

Texas Rangers - 1984

Batter	1	2	3	4	5	6	7	8	9	AB R H RBI BB SO LOB	TOP
Brett Butler, L (1, 8) X	0-0 G3	4-0 BB 3B BB		0-3 K		0-0 F6		4-0 G6-4-3 BB BB		3 1 0 0 2 1 0	<b>Cleveland Indians @ Texas Rangers</b> Arlington Stadium, Arlington, TX Tue Apr 03 1984, 7:05 PM EST Att. 21,537 - Unknown
Tony Bernazard, S (1, 4) X	0-0 6-3 1B	4-0 BB 3B BB		0-0 6-3		0-3 K		4-0 G6-4-3 BB		3 1 1 1 2 1 0	
Julio Franco, R (1, 6) X	0-0 6-3 1-2	0-0 BB 1B 3B		4-0 S BB		0-3 K 1B S		0-0 G6-4-3 1-2f 2-3 3-H		4 1 1 3 1 1 3	
Andre Thornton, R (1, 10) S S	0-3 K	0-0 BB 1B 1B		0-0 5-3 1-2		0-0 F4		4-0 BB		4 0 1 1 1 1 3	
Pat Tabler, R (1, 3) OBP: 1.000, SLG: 1.000		BB 1B				0-0 FC3-6 1B		0-0 5-3		4 2 4 0 0 0 0	
Mike Hargrove, L (7, 3)		BB 1B						1-H 2B 1B		1 0 0 0 0 0 2	
Brook Jacoby, R (1, 5) OBP: 0.400, SLG: 0.500		4-3 BB 1B				0-0 F8		0-0 6-3		4 2 1 1 1 0 3	
Ron Hassey, L (1, 2) OBP: 0.600, SLG: 0.600		0-0 BB 4-3 3B 1B		0-0 2-3 1B		0-0 FC3-6 1-2f		0-0 2B 1B		5 1 3 2 0 0 1	
George Ykovich, L (1, 9) OBP: 0.200, SLG: 0.600		0-0 4-3 1-2 2-3		0-0 F7		0-0 F8		0-0 3B		5 0 1 0 0 1 5	
Otis Nixon, S (1, 7) X	0-0 1-3	0-0 2-3		0-0 4-3		0-0 4-3		0-0 E5 BB BB G6-4-3		5 1 0 0 0 0 4	
<b>Inning Stats</b>	R: 0 H: 1 E: 0 LOB: 1 K: 1 BB: 0 S: 6 P: 6	R: 6 H: 5 E: 0 LOB: 2 K: 0 BB: 3 S: 8 P: 20	R: 0 H: 1 E: 0 LOB: 0 K: 0 BB: 0 S: 3 P: 3	R: 0 H: 0 E: 0 LOB: 1 K: 1 BB: 1 S: 5 P: 9	R: 0 H: 1 E: 0 LOB: 1 K: 0 BB: 0 S: 4 P: 4	R: 0 H: 0 E: 0 LOB: 0 K: 1 BB: 0 S: 5 P: 5	R: 2 H: 3 E: 0 LOB: 1 K: 2 BB: 0 S: 10 P: 10	R: 1 H: 0 E: 1 LOB: 2 K: 0 BB: 3 S: 3 P: 15	R: 0 H: 1 E: 0 LOB: 1 K: 0 BB: 0 S: 4 P: 4	1B: 9 SF: 0 2B: 2 SAC: 0 3B: 2 DP: 2 HR: 0 HBP: 0	WP: 1 PA: 45 PB: 0 SB: 2 CS: 0
<b>PITCHER</b>	IP WLS BF H R ER SO BB IBB HBP BLK WP HR S P ERA WHIP										
Charlie Hough, R (1, 1) ERA: 32.4	1.2 L 14 6 6 6 1 3 0 0 0 0 0 0 13 25 32.40 5.400										
Mike Mason, L (2, 1) ERA: 3.38	5.1 21 5 2 2 4 1 0 0 0 1 0 28 32 3.38 1.125										
Tom Henke, R (8, 1) ERA:	1.0 6 0 1 0 0 3 0 0 0 0 0 3 15 0.00 3.000										
Dave Tobik, R (9, 1) ERA:	1.0 4 1 0 0 0 0 0 0 0 0 0 4 4 0.00 1.000										

livebaseballscorecards.com

AB	38
R	9
H	12
RBI	8
BB	7
SO	5
LOB	21



Batter	1	2	3	4	5	6	7	8	9	AB	R	H	RBI	BB	SO	LOB
Wayne Tolleson, S (1, 4) X	0-0 G3 ①		0-0 G4-6-3 ②③			0-0 F6 ①		0-0 F6 ①		4	0	0	0	0	0	2
Buddy Bell, R (1, 5) X OBP: 0.500, SLG: 0.750	0-0 5-3 ②			0-0 6-3 ①		0-0 1B 1-2		0-0 1B 1-3 2B		4	1	2	0	0	0	0
George Wright, S (1, 8) X OBP: 0.250, SLG: 0.750	0-0 3B			0-0 G3 ②		0-0 F9 ②		0-0 1-3 ②		4	0	1	0	0	0	3
Larry Parrish, R (1, 10) X OBP: 0.500, SLG: 0.500	0-0 4-3 ③			0-0 1B		0-0 5-3 ③		0-0 1B ③		4	0	2	1	0	0	3
Gary Ward, R (1, 9) X		0-0 1-3 ①		0-0 G3 ③		4-0 BB BB BB BB		0-0 1-3 ③		3	0	0	0	1	0	2
Pete O'Brien, L (1, 3) X		4-0 BB BB BB BB		0-0 F8 ①		0-0 F9 ①		0-0 F7 ①		3	0	0	0	1	0	1
Bill Sample, R (1, 7) X		0-0 G5-4-3 ②③		0-0 F8 ②		0-0 F3 ②		0-0 F8 ②		4	0	0	0	0	0	2
Ned Yost, R (1, 2) X OBP: 0.500, SLG: 0.333			0-0 G4-6-3 ③		0-3 K ③		0-0 E5 ③		4-0 BB BB BB BB	3	0	1	0	1	1	1
Curtis Wilkerson, S (1, 6) X			0-0 F7 ①			0-0 1B 1B		0-0 G3 ③		4	0	1	0	0	0	4

<b>Inning Stats</b>	R: 0 E: 0 K: 0 S: 4	H: 1 LOB: 1 BB: 0 P: 4	R: 0 E: 0 K: 0 S: 2	H: 0 LOB: 0 BB: 1 P: 6	R: 0 E: 0 K: 0 S: 3	H: 1 LOB: 0 BB: 0 P: 3	R: 0 E: 0 K: 0 S: 4	H: 1 LOB: 1 BB: 0 P: 4	R: 0 E: 0 K: 1 S: 5	H: 0 LOB: 0 BB: 0 P: 5	R: 0 E: 0 K: 0 S: 5	H: 2 LOB: 2 BB: 0 P: 5	R: 0 E: 1 K: 0 S: 4	H: 0 LOB: 2 BB: 1 P: 8	R: 1 E: 0 K: 0 S: 5	H: 2 LOB: 1 BB: 0 P: 5	R: 0 E: 0 K: 0 S: 3	H: 0 LOB: 1 BB: 1 P: 7	1B: 5 2B: 1 3B: 1 HR: 0	SF: 0 SAC: 0 DP: 2 HBP: 0	WP: 0 PB: 0 SB: 0 CS: 0	PA: 36	
<b>PITCHER</b> Rick Sutcliffe, R (1, 1) ERA: 1.0	IP: 9.0	WLS: W	BF: 36	H: 7	R: 1	ER: 1	SO: 1	BB: 3	IBB: 0	HBP: 0	BLK: 0	WP: 0	HR: 0	S: 35	P: 47	ERA: 1.00	WHIP: 1.111						
<b>PITCHER</b>	IP	WLS	BF	H	R	ER	SO	BB	IBB	HBP	BLK	WP	HR	S	P	ERA	WHIP						


**BOTTOM**

**Cleveland Indians @ Texas Rangers**  
Arlington Stadium, Arlington, TX

Tue Apr 03 1984, 7:05 PM EST  
Att. 21,537 - Unknown

livebaseballscorecards.com

<b>AB</b>	<b>33</b>
<b>R</b>	<b>1</b>
<b>H</b>	<b>7</b>
<b>RBI</b>	<b>1</b>
<b>BB</b>	<b>3</b>
<b>SO</b>	<b>1</b>
<b>LOB</b>	<b>18</b>



Batter	1	2	3	4	5	6	7	8	9	AB R H RBI BB SO LOB	TOP											
<b>Brett Butler, L</b> (1, 8) OBP: 0.300, SLG: 0.125	0-0 1-3		0-0 F2	0-0 F7			0-0 S 1B	0-0 FC6-4		5 1 1 1 0 0 4												
<b>Tony Bernazard, S</b> (1, 4) OBP: 0.400, SLG: 0.143	0-3 K		0-0 1-3		4-0 S 1B BB		0-3 K	0-0 CS	0-3 K	4 1 0 0 1 3 2												
<b>Julio Franco, R</b> (1, 6) OBP: 0.375, SLG: 0.571 <b>Mike Fischlin, R</b> (6, 6)	0-0 6-3		0-0 4-3		0-0 S SF9 1B		0-0 5-3		0-0 F4	3 1 1 1 0 0 1 2 0 0 0 0 0 1												
<b>Andre Thornton, R</b> (1, 10) OBP: 0.500, SLG: 0.375		4-0 WP 1B BB		0-0 HBP 1B	0-0 6-3		0-0 3-H 1B		0-0 F8	4 1 2 1 1 0 1												
<b>Pat Tabler, R</b> (1, 3) OBP: 0.625, SLG: 0.667 <b>Mike Hargrove, L</b> (8, 3)		0-0 F9		1-0 1B 1B HBP	0-0 SF9		0-0 F6			2 1 0 1 0 0 2 0 0 0 0 0 0 0												
<b>Brook Jacoby, R</b> (1, 5) OBP: 0.333, SLG: 0.375		0-0 WP 1B		0-0 F8	0-3 K			0-0 5-3		4 0 1 0 0 1 2												
<b>Ron Hassey, L</b> (1, 2) OBP: 0.667, SLG: 0.778		0-0 F5		0-0 1B 1B		0-0 L3-6 2B		0-0 E BB FC6-4 1B		4 2 3 1 0 0 2												
<b>George Vukovich, L</b> (1, 9) OBP: 0.333, SLG: 0.500		0-0 F7		0-0 FC1-4 1B		0-0 L3-6		4-0 FC6-4 E BB		3 0 1 2 1 0 3												
<b>Otis Nixon, S</b> (1, 7) OBP: 0.111, SLG: 0.111			0-0 1-3 S 1B	0-0 FC1-4		0-0 F3		0-0 E6 FC6-4		4 0 1 0 0 0 3												
<b>Inning Stats</b>	R: 0 E: 0 K: 1 S: 5	H: 0 LOB: 0 BB: 0 P: 5	R: 0 E: 0 K: 0 S: 4	H: 1 LOB: 2 BB: 1 P: 8	R: 0 E: 0 K: 0 S: 4	H: 1 LOB: 1 BB: 0 P: 4	R: 3 E: 0 K: 0 S: 6	H: 3 LOB: 1 BB: 0 P: 7	R: 2 E: 0 K: 1 S: 6	H: 1 LOB: 0 BB: 1 P: 10	R: 0 E: 0 K: 0 S: 3	H: 1 LOB: 0 BB: 0 P: 3	R: 1 E: 0 K: 1 S: 7	H: 2 LOB: 1 BB: 0 P: 7	R: 1 E: 1 K: 0 S: 4	H: 1 LOB: 1 BB: 1 P: 8	R: 0 E: 0 K: 1 S: 5	H: 0 LOB: 0 BB: 0 P: 5	1B: 9 2B: 2 3B: 0 HR: 0	SF: 1 SAC: 0 DP: 1 HBP: 1	WP: 1 PB: 0 SB: 6 CS: 1	PA: 41
<b>PITCHER</b>	IP WLS BF H R ER SO BB IBB HBP BLK WP HR S P ERA WHIP																					
<b>Dave Stewart, R</b> (1, 1) ERA: 11.25	4.0 L 21 6 5 5 1 2 0 0 1 0 1 0 20 29 11.25 2.000																					
<b>Dave Schmidt, R</b> (5, 1) ERA: 3.0	3.0 11 3 1 1 2 0 0 0 0 0 0 0 15 15 3.00 1.000																					
<b>Odell Jones, R</b> (8, 1) ERA:	2.0 8 1 1 0 1 1 0 0 0 0 0 0 9 13 0.00 1.000																					

**Cleveland Indians @ Texas Rangers**  
Arlington Stadium, Arlington, TX  
Thu Apr 05 1984, 7:05 PM EST  
Att. 9,032 - Unknown

[livebaseballscorecards.com](http://livebaseballscorecards.com)

<b>AB</b>	35
<b>R</b>	7
<b>H</b>	10
<b>RBI</b>	7
<b>BB</b>	3
<b>SO</b>	4
<b>LOB</b>	21



BOTTOM

Cleveland Indians @ Texas Rangers  
Arlington Stadium, Arlington, TX  
Thu Apr 05 1984, 7:05 PM EST  
Att. 9,032 - Unknown

livebaseballscorecards.com

AB 31  
R 3  
H 4  
RBI 3  
BB 4  
SO 7  
LOB 10



WP: 1 PA: 35  
PB: 0  
SB: 0  
CS: 0

AB R H RBI BB SO LOB

3 0 0 0 1 0 1

4 0 0 0 0 0 3

4 0 0 0 0 1 1

4 0 0 0 0 2 1

2 1 1 1 1 0 0

1 0 0 0 0 0 0

2 0 0 0 1 1 1

1 0 0 0 0 0 0

4 1 2 0 0 2 2

4 1 1 2 0 0 1

2 0 0 0 1 1 0

1B: 2 SF: 0  
2B: 1 SAC: 0  
3B: 0 DP: 2  
HR: 2 HBP: 0

Batter	1	2	3	4	5	6	7	8	9
Wayne Tolleson, S (1, 4) BBB	4-0 FC5-4 BB		x 0-0 F7		x 0-0 E6		x 0-0 F5		
Buddy Bell, R (1, 5) OBP: 0.250, SLG: 0.375	0-0 FC5-4 1-2f			x 0-0 1-3	x 0-0 L6			x 0-0 F9	
George Wright, S (1, 8) OBP: 0.125, SLG: 0.375	0-3 K			x 0-0 5-3		x 0-0 5-3		x 0-0 F8	
Larry Parrish, R (1, 10) OBP: 0.250, SLG: 0.250	0-3 K			x 0-0 F7		x 0-0 6-3		x 0-3 K	
Gary Ward, R (1, 9) OBP: 0.429, SLG: 0.800 Mickey Rivers, L (6, PR) (7, 9)		x 0-0 E6 G6-4-3			x 0-0 HR			x 0-0 5-3	
Dave Hostetter, R (1, 3) Pete O'Brien, L (9, PH)		x 0-0 G6-4-3 1-2f			x 0-3 K			x 0-0 F3	
Bill Sample, R (1, 7) OBP: 0.250, SLG: 0.250		x 0-3 K			x 0-0 HR 1B			x 0-0 1B	
Ned Yost, R (1, 2) OBP: 0.375, SLG: 0.714			x 0-0 5-3		x 0-0 HR 1-H		x 0-0 F7		x 0-0 4-3
Curtis Wilkerson, S (1, 6) OBP: 0.286, SLG: 0.167			x 0-3 K		x 4-0 L6 WP BB		x 0-0 4-3		

Inning Stats	R: 0	H: 0	E: 0	K: 2	S: 7	LOB: 1	BB: 1	P: 11
	R: 0	H: 0	E: 1	K: 1	S: 5 <td>LOB: 0</td> <td>BB: 0</td> <td>P: 5 </td>	LOB: 0	BB: 0	P: 5
	R: 0	H: 0	E: 0	K: 1	S: 5 <td>LOB: 0</td> <td>BB: 0</td> <td>P: 5 </td>	LOB: 0	BB: 0	P: 5
	R: 0	H: 0	E: 0	K: 0	S: 3 <td>LOB: 0</td> <td>BB: 0</td> <td>P: 3 </td>	LOB: 0	BB: 0	P: 3
	R: 3	H: 3	E: 1	K: 1	S: 8 <td>LOB: 1</td> <td>BB: 1</td> <td>P: 12 </td>	LOB: 1	BB: 1	P: 12
	R: 0	H: 0	E: 0	K: 1	S: 5 <td>LOB: 2</td> <td>BB: 2</td> <td>P: 13 </td>	LOB: 2	BB: 2	P: 13
	R: 0	H: 0	E: 0	K: 0	S: 3 <td>LOB: 0</td> <td>BB: 0</td> <td>P: 3 </td>	LOB: 0	BB: 0	P: 3
	R: 0	H: 1	E: 0	K: 0	S: 4 <td>LOB: 1</td> <td>BB: 0</td> <td>P: 4 </td>	LOB: 1	BB: 0	P: 4

PITCHER	IP	WLS	BF	H	R	ER	SO	BB	IBB	HBP	BLK	WP	HR	S	P	ERA	WHIP
Neal Heaton, L (1, 1) ERA: 4.76	5.2	W	24	3	3	3	5	4	0	0	0	1	2	30	46	4.76	1.235
Dan Spillner, R (6, 1) ERA:	3.1	S	11	1	0	0	2	0	0	0	0	0	0	15	15	0.00	0.300



Batter	1	2	3	4	5	6	7	8	9	AB	R	H	RBI	BB	SO	LOB
Wayne Tolleson, S (1, 4) X	0-0 F7 ①		0-3 K ① X	0-0 1-3 ②			0-0 4-3 ②	0-0 CS ③		4	0	0	0	0	1	1
Buddy Bell, R (1, 5) X OBP: 0.417, SLG: 0.700	0-0 HR		4-0 1B BB	0-0 5-3 ③			4-0 1B BB			2	2	1	1	2	0	0
George Wright, S (1, 8) X OBP: 0.250, SLG: 0.667	0-0 HR		0-0 E3 1B 1B SF7 ①			0-0 F7 ①	0-0 BB 1B ①			4	2	2	1	0	0	2
Larry Parrish, R (1, 9) X OBP: 0.333, SLG: 0.273	0-0 4-3 ②		0-0 SF7 1B 1B ②			0-0 5-3 ②	4-0 1B BB ②			3	1	1	2	1	0	0
Bob Jones, L (1, 7) X OBP: 0.333, SLG: 0.333	0-0 F6 ③		0-0 1B 1B ③			0-0 G3 ③	0-0 4-3 ③			3	0	1	0	0	0	0
Bill Sample, R (7, PH) (8, 7)										1	0	0	0	0	0	3
Pete O'Brien, L (1, 3) X OBP: 0.222, SLG: 0.286		0-0 4-3 ① X	0-0 SF7 ②			0-0 F9 ①		0-0 SH3 E 2B ①		3	1	1	1	0	0	0
Mickey Rivers, L (1, 10) X OBP: 0.250, SLG: 0.250		0-0 F9 ② X	0-0 1B ②			0-0 F8 ②		0-0 SH3 ②		3	0	1	1	0	0	0
Ned Yost, R (1, 2) X OBP: 0.250, SLG: 0.455		0-0 F6 ③ X	0-0 F8 ③			0-0 F4 ③		0-3 K ②		4	0	0	0	0	1	3
Curtis Wilkerson, S (1, 6) X OBP: 0.273, SLG: 0.111			4-0 E S 1B BB ①	0-0 1-3 ①			0-3 K ① X	0-0 E6 CS ①		3	1	0	0	1	1	0

Inning Stats	R: 2	H: 2	E: 0	LOB: 0	K: 0	S: 5	P: 5	R: 0	H: 0	E: 0	LOB: 0	K: 0	S: 3	R: 4	H: 3	E: 1	LOB: 2	K: 1	S: 9	R: 0	H: 0	E: 0	LOB: 0	K: 0	S: 3	R: 0	H: 0	E: 0	LOB: 0	K: 0	S: 3	R: 0	H: 0	E: 0	LOB: 0	K: 1	S: 6	R: 1	H: 1	E: 1	LOB: 0	K: 1	S: 6	1B: 4	SF: 1	2B: 1	SAC: 1	3B: 0	DP: 0	HR: 2	HBP: 0	WP: 0	PA: 37
PITCHER	IP	WLS	BF	H	R	ER	SO	BB	IBB	HBP	BLK	WP	HR	S	P	ERA	WHIP																																				
John Montefusco, R (1, 1) ERA: 5.4	6.2		31	6	6	4	2	4	0	0	0	0	0	31	47	5.40	1.500																																				
Dale Murray, R (7, 1) ERA:	0.1	L	2	1	1	0	0	0	0	0	0	0	0	2	2	0.00	3.000																																				
Jay Howell, R (8, 1) ERA:	1.0		3	0	0	0	1	0	0	0	0	0	0	5	5	0.00	0.000																																				

BOTTOM

New York Yankees @ Texas Rangers  
 Arlington Stadium, Arlington, TX  
 Fri Apr 06 1984, 7:05 PM EST  
 Att. 14,038 - Unknown

livebaseballscorecards.com

AB	30
R	7
H	7
RBI	6
BB	4
SO	3
LOB	9



Batter	1	2	3	4	5	6	7	8	9	AB R H RBI BB SO LOB	TOP						
Omar Moreno, L (1, 8) OBP: 0.150, SLG: 0.150	0-3 K		0-3 K	0-0 F7						3 0 0 0 0 2 2							
Willie Randolph, R (1, 4) OBP: 0.300, SLG: 0.235	0-3 K		0-0 6-3	0-0 F8						3 0 0 0 0 1 2							
Don Mattingly, L (1, 7) OBP: 0.500, SLG: 0.571	0-0 F7			0-0 2B	0-0 2B					3 2 2 0 0 0 0							
Don Baylor, R (1, 10) OBP: 0.100, SLG: 0.150		0-0 F3		0-0 F3	0-0 4-3					3 0 1 0 0 0 1							
Dave Winfield, R (1, 9) OBP: 0.474, SLG: 0.842		0-0 1B		0-0 2B	0-0 F3					3 1 2 0 0 0 2							
Ken Griffey, L (1, 3) OBP: 0.556, SLG: 0.500		4-0 BB		0-0 1B	0-0 4-3					2 1 1 3 1 0 1							
Roy Smalley, S (1, 5) OBP: 0.500, SLG: 0.750		0-0 F8		0-0 1B	0-3 K					3 1 1 1 0 1 3							
Butch Wynegar, S (1, 2) OBP: 0.571, SLG: 0.667		0-3 K		4-0 BB						1 0 0 0 1 1 2							
Tim Foli, R (1, 6) OBP: 0.143, SLG: 0.143			0-0 F9	0-0 E4						2 0 0 0 0 0 1							
<b>Inning Stats</b>	R: 0 E: 0 K: 2 S: 7	H: 0 LOB: 0 BB: 0 P: 7	R: 0 E: 0 K: 1 S: 6	H: 1 LOB: 2 BB: 1 P: 10	R: 0 E: 0 K: 1 S: 5	H: 0 LOB: 0 BB: 0 P: 5	R: 4 E: 1 K: 0 S: 8	H: 4 LOB: 2 BB: 1 P: 12	R: 1 E: 0 K: 1 S: 7	H: 2 LOB: 1 BB: 0 P: 7	1B: 4 2B: 3 3B: 0 HR: 0	SF: 0 SAC: 0 DP: 0 HBP: 0	WP: 0 PB: 0 SB: 3 CS: 0	PA: 25			
<b>PITCHER</b> Danny Darwin, R (1, 1) ERA: 8.31 Mike Mason, L (5, 1) ERA: 3.0	IP 4.1 0.2	WLS 0 W	BF 23 2	H 7 0	R 5 0	ER 4 0	SO 4 1	BB 2 0	IBB 0 0	HBP 0 0	BLK 0 0	WP 0 0	HR 0 4	S 29 4	P 37 4	ERA 8.31 0.00	WHIP 2.077 0.000

**New York Yankees @ Texas Rangers**  
Arlington Stadium, Arlington, TX  
Sat Apr 07 1984, 4:33 AM EST  
Att. 12,181 - Unknown

[livebaseballscorecards.com](http://livebaseballscorecards.com)

**AB 23**  
**R 5**  
**H 7**  
**RBI 4**  
**BB 2**  
**SO 5**  
**LOB 14**





Batter	1	2	3	4	5	6	7	8	9	AB R H RBI BB SO LOB
--------	---	---	---	---	---	---	---	---	---	----------------------

<b>Bill Sample, R</b> <small>OBP: 0.250, SLG: 0.417</small> <small>(1, 7)</small>	0-0 <b>4-3</b>	0-0 <b>3B</b>		0-0 <b>F9</b>						3 0 1 1 0 0 0
<b>Buddy Bell, R</b> <small>OBP: 0.467, SLG: 0.636</small> <small>(1, 5)</small>	4-0 <b>1B</b> <b>2B</b> <b>BB</b>	0-0 <b>1-3</b>		4-0 <b>FC5-4</b> <b>BB</b>						1 1 0 0 2 0 1
<b>George Wright, S</b> <small>OBP: 0.333, SLG: 0.667</small> <small>(1, 8)</small>	0-0 <b>2B</b> <b>1-2</b> <b>1B</b>		0-0 <b>1-3</b> <b>HR</b> <b>1B</b>	0-0 <b>FC5-4</b> <b>CS</b> <b>1-2f</b>						3 1 2 0 0 0 1
<b>Larry Parrish, R</b> <small>OBP: 0.400, SLG: 0.429</small> <small>(1, 9)</small>	0-0 <b>1-3</b> <b>2-H</b> <b>2B</b>		0-0 <b>1-3</b>	0-0 <b>CS</b> <b>1-2</b>	0-0 <b>G3</b> <b>1B</b> <b>2B</b> <b>1B</b>					3 1 2 1 0 0 1
<b>Gary Ward, R</b> <small>OBP: 0.400, SLG: 0.625</small> <small>(1, 10)</small>	0-0 <b>6-3</b>		0-0 <b>E5</b> <b>HR</b>		0-0 <b>G3</b> <b>2B</b> <b>1B</b>					3 2 1 0 0 0 3
<b>Pete O'Brien, L</b> <small>OBP: 0.250, SLG: 0.600</small> <small>(1, 3)</small>	0-0 <b>G3</b>		0-0 <b>1-H</b> <b>2-H</b> <b>HR</b>		0-0 <b>G3</b> <b>1-2</b> <b>2-3</b>					3 1 1 3 0 0 4
<b>Ned Yost, R</b> <small>OBP: 0.267, SLG: 0.385</small> <small>(1, 2)</small>		0-3 <b>K</b>	0-0 <b>F8</b>		4-0 <b>2B</b> <b>BB</b>					2 1 0 0 1 1 0
<b>Wayne Tolleson, S</b> <small>OBP: 0.267, SLG: 0.286</small> <small>(1, 4)</small>		0-0 <b>G3</b> <b>S</b> <b>3B</b> <b>1B</b>	0-0 <b>1B</b>		0-0 <b>1-H</b> <b>2-H</b> <b>3-H</b> <b>2B</b>					3 1 3 3 0 0 0
<b>Curtis Wilkerson, S</b> <small>OBP: 0.231, SLG: 0.091</small> <small>(1, 6)</small>		0-0 <b>G3</b> <b>1-3</b>	0-0 <b>5-3</b>							2 0 0 0 0 0 2

Inning Stats	R: 1 H: 2 E: 0 LOB: 2 K: 0 BB: 1 S: 5 P: 9	R: 1 H: 2 E: 0 LOB: 1 K: 1 BB: 0 S: 7 P: 7	R: 3 H: 3 E: 1 LOB: 1 K: 0 BB: 0 S: 7 P: 7	R: 0 H: 0 E: 0 LOB: 0 K: 0 BB: 1 S: 2 P: 6	R: 3 H: 3 E: 0 LOB: 1 K: 0 BB: 1 S: 4 P: 8	1B: 6 SF: 0 2B: 2 SAC: 0 3B: 1 DP: 0 HR: 1 HBP: 0
--------------	---	---	---	---	---	--

PITCHER	IP	WLS	BF	H	R	ER	SO	BB	IBB	HBP	BLK	WP	HR	S	P	ERA	WHIP
<b>Ray Fontenot, L</b> <small>ERA: 12.46</small> <small>(1, 1)</small>	4.1	L	24	9	7	6	1	2	0	0	0	0	1	24	32	12.46	2.538
<b>Jay Howell, R</b> <small>ERA: 2.25</small> <small>(5, 1)</small>	0.0		2	1	1	1	0	1	0	0	0	0	0	1	5	∞	∞


**BOTTOM**

**New York Yankees @ Texas Rangers**  
 Arlington Stadium, Arlington, TX  
 Sat Apr 07 1984, 4:33 AM EST  
 Att. 12,181 - Unknown

<b>AB</b>	<b>23</b>
<b>R</b>	<b>8</b>
<b>H</b>	<b>10</b>
<b>RBI</b>	<b>8</b>
<b>BB</b>	<b>3</b>
<b>SO</b>	<b>1</b>
<b>LOB</b>	<b>12</b>



WP: 0 PA: 27 PB: 0 SB: 1 CS: 1
---

Batter	1	2	3	4	5	6	7	8	9	10	11	12	13	AB R H RBI BB SO LOB	TOP														
Omar Moreno, L (1, 8) OBP: 0.185, SLG: 0.222	0-3 K		0-0 6-3		0-0 F8			0-0 1B 1B 2B	0-3 K		0-0 F4		0-0 S 2B 1B	7 2 2 0 0 2 3	<p><b>New York Yankees @ Texas Rangers</b> Arlington Stadium, Arlington, TX</p> <p>Sun Apr 08 1984, 4:33 AM EST Att. 21,409 - Unknown</p> <p>livebaseballscorecards.com</p> <table border="1"> <tr><td>AB</td><td>50</td></tr> <tr><td>R</td><td>4</td></tr> <tr><td>H</td><td>14</td></tr> <tr><td>RBI</td><td>4</td></tr> <tr><td>BB</td><td>6</td></tr> <tr><td>SO</td><td>6</td></tr> <tr><td>LOB</td><td>27</td></tr> </table> 	AB	50	R	4	H	14	RBI	4	BB	6	SO	6	LOB	27
AB	50																												
R	4																												
H	14																												
RBI	4																												
BB	6																												
SO	6																												
LOB	27																												
Willie Randolph, R (1, 4) OBP: 0.407, SLG: 0.333	4-0 PB 1B BB		0-0		0-0 F9			0-0 1B SF8 1B		0-3 K			4-0 2B 1-2 BB	4 2 2 0 3 1 1															
Don Mattingly, L (1, 7) OBP: 0.533, SLG: 0.714	0-0 1-H 1B		0-0 F2					0-0 1-3 3-H 1B		0-0			0-0 1-3 2-H 2B	7 0 4 3 0 0 4															
Don Baylor, R (1, 10) OBP: 0.074, SLG: 0.115	0-0 F7		0-0 1-3					0-0 SF8		0-0 F8			0-0 G3	6 0 0 1 0 0 5															
Dave Winfield, R (1, 9) OBP: 0.400, SLG: 0.667	0-0 1-3				0-0 1-3			0-0 F8		4-0 FC6-4 IBB			0-3 K	5 0 0 0 1 1 2															
Ken Griffey, L (1, 3) OBP: 0.542, SLG: 0.474		0-0 4-3			0-0 F5 1B			0-0 F8		0-0 FC6-4			0-0 1B	5 0 2 0 1 0 2															
Roy Smalley, S (1, 5) OBP: 0.500, SLG: 0.556		0-0 S 1B			0-0 F5 1-2			4-0 BB		0-3 K			0-0 SH1-4 E 1B	5 0 2 0 1 1 4															
Butch Wynegar, S (1, 2) OBP: 0.385, SLG: 0.417		0-0 F5 1-2						0-0 F7		0-0 4-3			0-0 E4 SH1-4	6 0 1 0 0 0 3															
Tim Foli, R (1, 6) OBP: 0.158, SLG: 0.158		0-0 6-3						0-3 K		0-0 5-3			0-0 SH1-4 1-2 2-3	5 0 1 0 0 1 3															
<b>Inning Stats</b>	R: 1 E: 0 K: 1 S: 6	H: 1 LOB: 1 BB: 1 P: 10	R: 0 E: 0 K: 0 S: 4	H: 1 LOB: 1 BB: 0 P: 4	R: 0 E: 0 K: 0 S: 4	H: 1 LOB: 1 BB: 0 P: 4	R: 0 E: 0 K: 0 S: 3	H: 1 LOB: 0 BB: 0 P: 3	R: 0 E: 0 K: 1 S: 5	H: 0 LOB: 1 BB: 1 P: 9	R: 2 E: 0 K: 1 S: 8	H: 3 LOB: 2 BB: 1 P: 12	R: 0 E: 0 K: 1 S: 5	H: 0 LOB: 0 BB: 0 P: 5	R: 0 E: 0 K: 1 S: 6	H: 1 LOB: 2 BB: 1 P: 10	R: 0 E: 0 K: 1 S: 6	H: 1 LOB: 1 BB: 0 P: 6	R: 1 E: 0 K: 0 S: 5	H: 3 LOB: 2 BB: 1 P: 9	1B: 10 2B: 4 3B: 0 HR: 0	SF: 1 SAC: 1 DP: 1 HBP: 0	WP: 0 PB: 1 SB: 2 CS: 0	PA: 58					
<b>PITCHER</b>	IP WLS BF H R ER SO BB IBB HBP BLK WP HR S P ERA WHIP																												
Charlie Hough, R (1, 1) ERA: 6.75	9.0	L	37	8	3	2	4	3	0	0	0	0	0	0	0	2.00	1.222												
Dave Tobik, R (10, 1) ERA: 1.35	3.2	L	19	5	1	1	2	1	2	0	0	0	0	0	20	2.46	1.636												
Odell Jones, R (13, 1) ERA:	0.1		2	1	0	0	0	0	0	0	0	0	0	2	2	0.00	3.000												

Batter	1	2	3	4	5	6	7	8	9	10	11	12	13	AB R H RBI BB SO LOB
Bill Sample, R OBP: 0.222, SLG: 0.333 (1, 7)	0-0 G6-4-3 1B		0-0 3-1		0-0 F8		0-0 5-3		0-3 K		0-0 4-3			6 0 1 0 0 1 6
Buddy Bell, R OBP: 0.476, SLG: 0.563 (1, 5)	0-0 G6-4-3 1-2f			0-0 5-3		4-0 1B BB		0-0 1B		0-0 FC1-6 1B		0-0 F6		5 0 2 0 1 0 1
George Wright, S OBP: 0.286, SLG: 0.524 (1, 8)	0-3 K			0-0 5-3		0-3 K		0-0 F7		0-0 FC1-6 1-2f		0-0 1B		6 0 1 0 0 2 3
Larry Parrish, R OBP: 0.381, SLG: 0.550 (1, 9)		0-0 HR		0-0 5-3		0-0 1-2 1B		0-3 K		0-0 F9		0-3 K		6 1 2 1 0 2 3
Gary Ward, R OBP: 0.313, SLG: 0.385 (1, 10)		0-0 F9			4-0 HR BB		0-0 F7		0-0 F9		0-0 F8		0-3 K	5 1 0 0 1 1 5
Pete O'Brien, L OBP: 0.250, SLG: 0.462 (1, 3)		0-0 F8			0-0 F7		0-0 F6		4-0 FC3-6 BB		0-3 K		0-0 FC6-4 1B	3 0 0 0 1 0 3 2 0 1 0 0 1 0
Bill Stein, R OBP: 0.500, SLG: 0.500 (11, PH) (12, 3)		0-0 F8			0-0 F7		0-0 F6		0-0 FC3-6 BB		0-0 E6 1B		0-0 FC6-4 PO 1-2f	6 1 1 2 0 0 2
Ned Yost, R OBP: 0.238, SLG: 0.474 (1, 2)		0-0 F8			0-0 HR		0-0 F7		0-0 FC3-6 E 1-2f 6-3		0-0 E6 1B		0-0 FC6-4 PO 1-2f 4-3	6 1 1 2 0 0 2
Wayne Tolleson, S OBP: 0.333, SLG: 0.400 (1, 4)			0-0 5-3		0-0 5-3 2B		0-0 1B		0-0 6-3		0-0 1B		0-0 4-3	6 0 3 0 0 0 2
Curtis Wilkerson, S OBP: 0.176, SLG: 0.067 (1, 6)			0-3 K		0-0 5-3		0-0 K		0-0 E6		0-3 K		0-0 PO	4 0 0 0 0 2 3 1 0 0 0 0 1 2 0 0 0 0 0 0 0 0 0 0 0 0 0 0
Dave Hostetler, R (11, PH)														
Jim Anderson, R (12, 6)														
Bob Jones, L OBP: 0.333, SLG: 0.333 (13, PH)														

Inning Stats	R: 0	H: 1	E: 0	LOB: 0	K: 1	BB: 0	S: 5	P: 5	R: 1	H: 1	E: 0	LOB: 0	K: 0	BB: 0	S: 4	P: 4	R: 0	H: 0	E: 0	LOB: 0	K: 1	BB: 0	S: 5	P: 5	R: 0	H: 0	E: 0	LOB: 0	K: 0	BB: 0	S: 3	P: 3	R: 2	H: 2	E: 0	LOB: 1	K: 0	BB: 1	S: 5	P: 9	R: 0	H: 1	E: 0	LOB: 2	K: 1	BB: 1	S: 6	P: 10	R: 0	H: 1	E: 0	LOB: 1	K: 1	BB: 0	S: 6	P: 6	R: 0	H: 1	E: 0	LOB: 1	K: 1	BB: 0	S: 6	P: 6	R: 0	H: 0	E: 1	LOB: 2	K: 1	BB: 1	S: 6	P: 10	R: 0	H: 1	E: 0	LOB: 1	K: 0	BB: 0	S: 4	P: 4	R: 0	H: 1	E: 1	LOB: 2	K: 2	BB: 0	S: 9	P: 9	R: 0	H: 1	E: 0	LOB: 1	K: 2	BB: 0	S: 8	P: 8	R: 0	H: 1	E: 0	LOB: 1	K: 0	BB: 0	S: 3	P: 3	R: 0	H: 1	E: 0	LOB: 0	K: 0	BB: 0	S: 3	P: 3	1B: 8	SF: 0	2B: 1	SAC: 0	3B: 0	DP: 1	HR: 2	HBP: 0	WP: 0	PA: 54
--------------	------	------	------	--------	------	-------	------	------	------	------	------	--------	------	-------	------	------	------	------	------	--------	------	-------	------	------	------	------	------	--------	------	-------	------	------	------	------	------	--------	------	-------	------	------	------	------	------	--------	------	-------	------	-------	------	------	------	--------	------	-------	------	------	------	------	------	--------	------	-------	------	------	------	------	------	--------	------	-------	------	-------	------	------	------	--------	------	-------	------	------	------	------	------	--------	------	-------	------	------	------	------	------	--------	------	-------	------	------	------	------	------	--------	------	-------	------	------	------	------	------	--------	------	-------	------	------	-------	-------	-------	--------	-------	-------	-------	--------	-------	--------

PITCHER	IP	WLS	BF	H	R	ER	SO	BB	IBB	HBP	BLK	WP	HR	S	P	ERA	WHIP
Ron Guidry, L ERA: 4.5 (1, 1)	7.0		28	6	3	3	4	2	0	0	0	0	2	34	42	3.86	1.143
Jose Rijo, R ERA: 1.23 (8, 1)	2.0		9	1	0	0	2	1	0	0	0	0	0	12	16	0.00	1.000
Dave Righetti, L ERA: (10, 1)	2.0		9	2	0	0	2	0	0	0	0	0	0	13	13	0.00	1.000
Dale Murray, R ERA: (12, 1)	2.0	W	7	2	0	0	2	0	0	0	0	0	0	11	11	0.00	1.000


**BOTTOM**

**New York Yankees @ Texas Rangers**  
Arlington Stadium, Arlington, TX

Sun Apr 08 1984, 4:33 AM EST  
Att: 21,409 - Unknown

livebaseballscorecards.com

AB	50
R	3
H	11
RBI	3
BB	3
SO	10
LOB	30



Batter	1	2	3	4	5	6	7	8	9	AB R H RBI BB SO LOB	TOP									
Bill Sample, R (1, 7) OBP: 0.182, SLG: 0.273	0-0 F7		0-0 F8		0-0 F4			0-3 K		4 0 0 0 0 1 0										
Buddy Bell, R (1, 5) OBP: 0.440, SLG: 0.500	0-0 F3 1B		0-3 K			0-0 6-3		0-0 F7		4 1 1 0 0 1 0										
George Wright, S (1, 8) OBP: 0.240, SLG: 0.440	0-0 F3 1-2			0-0 F4		0-0 1-3		0-0 F7		4 0 0 0 0 0 1										
Larry Parrish, R (1, 10) OBP: 0.360, SLG: 0.500	0-0 2-H 1B			0-0 4-3		0-0 6-3			0-0 5-3	4 0 1 1 0 0 0										
Gary Ward, R (1, 9) OBP: 0.400, SLG: 0.438	0-3 K			4-0 BB BB			0-0 4-3 1B		0-0 1B	3 0 2 0 1 1 1										
Pete O'Brien, L (1, 3) OBP: 0.250, SLG: 0.375		0-3 K		4-0 1-2 BB			0-0 F7		0-0 F9	3 0 0 0 1 1 2										
Ned Yost, R (1, 2) OBP: 0.208, SLG: 0.409		0-0 F7		0-3 K			0-0 4-3 1-2		0-0 F3	3 0 0 0 0 1 3										
Marv Foley, L (8, 2)										1 0 0 0 0 0 1										
Wayne Tolleson, S (1, 4) OBP: 0.333, SLG: 0.364		0-3 K			0-0 1-3		4-0 BB			2 0 0 0 1 1 0										
Curtis Wilkerson, S (1, 6) OBP: 0.158, SLG: 0.059			0-3 K			0-0 F5		0-0 4-3		2 0 0 0 0 1 0										
Bob Jones, L (7, PH) OBP: 0.250, SLG: 0.250										1 0 0 0 0 0 2										
Jim Anderson, R (7, 6)										0 0 0 0 0 0 0										
<b>Inning Stats</b>	R: 1 E: 0 K: 1 S: 7	H: 2 LOB: 1 BB: 0 P: 7	R: 0 E: 0 K: 2 S: 7	H: 0 LOB: 0 BB: 0 P: 7	R: 0 E: 0 K: 2 S: 7	H: 0 LOB: 2 BB: 2 P: 13	R: 0 E: 0 K: 1 S: 5	H: 0 LOB: 0 BB: 0 P: 3	R: 0 E: 0 K: 0 S: 3	H: 0 LOB: 0 BB: 0 P: 3	R: 0 E: 0 K: 0 S: 4	H: 1 LOB: 2 BB: 1 P: 8	R: 0 E: 0 K: 1 S: 5	H: 0 LOB: 0 BB: 0 P: 5	R: 0 E: 0 K: 0 S: 4	H: 1 LOB: 1 BB: 0 P: 4	1B: 4 2B: 0 3B: 0 HR: 0	SF: 0 SAC: 0 DP: 0 HBP: 0	WP: 0 PB: 0 SB: 0 CS: 0	PA: 34
<b>PITCHER</b> Dan Petry, R (1, 1) ERA: 1.69	IP 9.0 WLS W BF 34 H 4 R 1 ER 1 SO 7 BB 3 IBB 0 HBP 0 BLK 0 WP 0 HR 0 S 45 P 57 ERA 1.00 WHIP 0.778																			
<b>PITCHER</b>	IP WLS BF H R ER SO BB IBB HBP BLK WP HR S P ERA WHIP																			

Texas Rangers @ Detroit Tigers  
Tiger Stadium, Detroit, MI  
Tue Apr 10 1984, 3:33 AM EST  
Att: 51,238 - Unknown

livebaseballscorecards.com

AB 31  
R 1  
H 4  
RBI 1  
BB 3  
SO 7  
LOB 10



Batter	1	2	3	4	5	6	7	8	9	AB	R	H	RBI	BB	SO	LOB
Lou Whitaker, L OBP: 0.296, SLG: 0.208 (1, 4)										3	1	0	0	1	0	5
Alan Trammell, R OBP: 0.481, SLG: 0.652 (1, 6)										3	1	1	0	1	0	0
Darrell Evans, L OBP: 0.381, SLG: 0.667 (1, 10)										4	1	1	3	0	0	1
Lance Parrish, R OBP: 0.240, SLG: 0.095 (1, 2)										4	0	0	0	0	2	0
Kirk Gibson, L OBP: 0.391, SLG: 0.632 (1, 9)										4	1	1	0	0	1	0
Larry Herndon, R OBP: 0.348, SLG: 0.176 (1, 7)										2	1	1	0	2	0	0
Dave Bergman, L OBP: 0.200, SLG: 0.267 (1, 3)										4	0	1	1	0	1	3
Chet Lemon, R OBP: 0.417, SLG: 0.762 (1, 8)										2	0	0	0	1	0	2
Howard Johnson, S OBP: 0.615, SLG: 0.556 (1, 5)										1	0	0	1	2	1	0
Tom Brookens, R (9, 5)										0	0	0	0	0	0	0

Inning Stats	R: 4	H: 2	E: 0	LOB: 3	K: 0	S: 5	P: 25	R: 0	H: 0	E: 0	LOB: 0	K: 1	S: 5	R: 0	H: 2	E: 0	LOB: 0	K: 1	S: 6	R: 0	H: 0	E: 0	LOB: 0	K: 1	S: 5	R: 0	H: 0	E: 0	LOB: 0	K: 0	S: 3	R: 0	H: 1	E: 0	LOB: 0	K: 1	S: 5	R: 0	H: 0	E: 0	LOB: 2	K: 0	S: 3	R: 0	H: 0	E: 0	LOB: 0	K: 1	S: 5	R: 0	H: 0	E: 0	LOB: 1	K: 1	S: 5	R: 0	H: 0	E: 0	LOB: 1	K: 1	S: 9
--------------	------	------	------	--------	------	------	-------	------	------	------	--------	------	------	------	------	------	--------	------	------	------	------	------	--------	------	------	------	------	------	--------	------	------	------	------	------	--------	------	------	------	------	------	--------	------	------	------	------	------	--------	------	------	------	------	------	--------	------	------	------	------	------	--------	------	------


PITCHER	IP	WLS	BF	H	R	ER	SO	BB	IBB	HBP	BLK	WP	HR	S	P	ERA	WHIP
Dave Stewart, R ERA: 17.36 (1, 1)	0.2	L	9	2	4	4	0	5	0	0	0	0	1	4	24	54.00	10.500
Dave Schmidt, R ERA: 2.45 (1, 1)	4.1		14	2	1	1	3	0	0	0	0	0	0	20	20	2.08	0.462
Tom Henke, R ERA: 8.1 (6, 1)	2.0		8	1	0	0	1	1	0	1	0	1	0	8	13	0.00	1.000
Jim Bibby, R ERA: (8, 1)	1.0		4	0	0	0	1	1	0	0	0	0	0	5	9	0.00	1.000

**BOTTOM**

**Texas Rangers @ Detroit Tigers**  
Tiger Stadium, Detroit, MI  
Tue Apr 10 1984, 3:33 AM EST  
Att. 51,238 - Unknown

livebaseballscorecards.com

AB	27
R	5
H	5
RBI	5
BB	7
SO	5
LOB	11



WP	HR	S	P	ERA	WHIP							
1B: 3	SF: 0	2B: 1	SAC: 0	3B: 0	DP: 0	HR: 1	HBP: 1	WP: 1	PA: 35	PB: 1	SB: 1	CS: 2

**Texas Rangers @ Detroit Tigers**  
 Tiger Stadium, Detroit, MI  
 Thu Apr 12 1984, 3:33 AM EST  
 Att. 19,154 - Unknown

[livebaseballscorecards.com](http://livebaseballscorecards.com)

<b>AB</b>	37
<b>R</b>	4
<b>H</b>	10
<b>RBI</b>	3
<b>BB</b>	3
<b>SO</b>	2
<b>LOB</b>	19



WP: 1	PA: 41
PB: 1	
SB: 1	
CS: 1	

AB	R	H	RBI	BB	SO	LOB
4	1	2	0	0	0	2
1	0	0	0	0	0	0
3	0	0	0	2	0	3
5	0	3	1	0	0	1
5	0	0	0	0	0	7
4	1	1	0	0	1	2
4	1	2	2	0	0	2
3	0	0	0	1	1	1
4	1	1	0	0	0	1
4	0	1	0	0	0	0
1B: 8	SF: 0					
2B: 1	SAC: 0					
3B: 0	DP: 0					
HR: 1	HBP: 0					

Batter	1	2	3	4	5	6	7	8	9										
Mickey Rivers, L (1, 7) OBP: 0.375, SLG: 0.375 Dave Hostetter, R (9, PH)	0-0 WP 1B		0-0 E S 1B		0-0 F3		0-0 FC6-4 PB 1-2f		0-0 5-3										
Buddy Bell, R (1, 5) OBP: 0.433, SLG: 0.435	0-0 F8		0-0 E1 1B 1-3			4-0 1B BB	0-0 F9 1-2 3-H		4-0 1B BB										
George Wright, S (1, 8) OBP: 0.300, SLG: 0.467	0-0 F5 1-2		0-0 FC6-4 1B 1-2 3-H			0-0 1B 1-2		0-0 F3 1-2	0-0 FC6-4 1B 1-2										
Larry Parrish, R (1, 10) OBP: 0.300, SLG: 0.414	0-0 F3		0-0 FC6-4 1-2f			0-0 F7		0-0 F9 1-2f	0-0 FC6-4 1-2f										
Gary Ward, R (1, 9) OBP: 0.375, SLG: 0.400		0-3 K		0-0 5-3		0-0 F8		0-0 HR 1B											
Bob Jones, L (1, 3) OBP: 0.375, SLG: 0.750		0-0 CS 1B		0-0 F5		0-0 1-3		0-0 HR 1-H											
Marv Foley, L (1, 2)		0-0 F8		0-0 4-3			0-3 K	4-0 BB											
Wayne Tolleson, S (1, 4) OBP: 0.321, SLG: 0.385		0-0 CS 1-2	0-0 4-3		0-0 F8		0-0 1B PB 2B	0-0 F8											
Curtis Wilkerson, S (1, 6) OBP: 0.174, SLG: 0.095			0-0 4-3		0-0 F7		0-0 FC6-4 1B 2-3	0-0 F8											
<b>Inning Stats</b>	R: 0 H: 1 E: 0 LOB: 1 K: 0 BB: 0 S: 4 P: 4	R: 0 H: 1 E: 0 LOB: 0 K: 1 BB: 0 S: 5 P: 5	R: 1 H: 2 E: 1 LOB: 2 K: 0 BB: 0 S: 6 P: 6	R: 0 H: 0 E: 0 LOB: 0 K: 0 BB: 0 S: 3 P: 3	R: 0 H: 0 E: 0 LOB: 0 K: 0 BB: 0 S: 3 P: 3	R: 0 H: 1 E: 0 LOB: 2 K: 0 BB: 1 S: 4 P: 8	R: 1 H: 2 E: 0 LOB: 1 K: 1 BB: 0 S: 7 P: 7	R: 2 H: 2 E: 0 LOB: 1 K: 0 BB: 1 S: 5 P: 9	R: 0 H: 1 E: 0 LOB: 2 K: 0 BB: 1 S: 4 P: 8										
<b>PITCHER</b>	IP WLS BF H R ER SO BB IBB HBP BLK WP HR S P ERA WHIP																		
Jack Morris, R (1, 1) ERA: 0.39	7.0 W 29 7 2 0 2 1 0 0 0 1 0 32 36 0.00 1.143																		
Aurelio Lopez, R (8, 1) ERA: 4.5	1.0 6 2 2 2 0 1 0 0 0 0 1 5 9 18.00 3.000																		
Willie Hernandez, L (9, 1) ERA: 1.29	1.0 5 1 0 0 0 1 0 0 0 0 0 4 8 0.00 2.000																		

Batter	1	2	3	4	5	6	7	8	9	AB R H RBI BB SO LOB
Lou Whitaker, L OBP: 0.313, SLG: 0.321 (1, 4)	0-0 F8	4-0 HBP BB		0-3 K		0-0 4-3	0-0 HR			4 1 1 1 1 1 0
Alan Trammell, R OBP: 0.531, SLG: 0.769 (1, 6)	4-0 1B BB	H 1-0 HBP		0-0 S 1B		0-0 HR	0-0 4-3			3 3 2 1 1 0 0
Barbaro Garbey, R OBP: 0.455, SLG: 0.600 (1, 3)	0-0 1B 1-3 1B	0-3 K		4-0 1B 1-2 BB		0-0 E HR 1B		4-0 BB 1B SF7 BB		3 2 2 0 1 1 2 0 1 0 0 1 0 0
Dave Bergman, L OBP: 0.250, SLG: 0.267 (7, 3)										
Lance Parrish, R OBP: 0.267, SLG: 0.154 (1, 2)	0-0 F8	0-0 5-3		0-0 FC6-4 1B		0-0 F6		0-0 BB 1B		5 0 2 1 0 0 5 0 0 0 0 0 0 0
Dwight Lowry, L (9, 2)										
Larry Herndon, R OBP: 0.357, SLG: 0.190 (1, 7)	0-0 1B 1-3 3-H 1B		0-0 F8	0-0 FC6-4 1-2f		0-0 E6 HR		4-0 1-2 2-3 BB		4 1 1 1 1 0 3
Chet Lemon, R OBP: 0.414, SLG: 0.800 (1, 8)	4-0 1B 1-2 BB		0-0 5-3		0-0 5-3	0-0 HR		0-0 F6		4 1 1 3 1 0 3
Rod Allen, R OBP: 0.300, SLG: 0.400 (1, 10)	0-0 1B		0-0 2B		0-3 K	0-0 6-3		0-0 SF7		4 0 2 1 0 1 0 0 0 0 1 0 0 0
Darrell Evans, L (8, PH)										
Kirk Gibson, L OBP: 0.357, SLG: 0.542 (1, 9)	0-3 K		0-3 K		0-0 1B		0-3 K	0-0 4-3		5 0 1 0 0 3 6
Tom Brookens, R (1, 5)		0-0 F9		0-0 F9	0-0 F4		0-0 6-3			4 0 0 0 0 0 1

Inning Stats	R: 2	H: 3	E: 0	K: 1	S: 8	LOB: 3	BB: 2	P: 16	R: 0	H: 0	E: 0	K: 1	S: 5	LOB: 2	BB: 1	P: 10	R: 0	H: 1	E: 0	K: 1	S: 6	LOB: 1	BB: 0	P: 6	R: 1	H: 2	E: 0	K: 1	S: 7	LOB: 2	BB: 1	P: 11	R: 0	H: 1	E: 0	K: 1	S: 6	LOB: 1	BB: 0	P: 6	R: 4	H: 3	E: 1	K: 0	S: 7	LOB: 0	BB: 0	P: 7	R: 1	H: 1	E: 0	K: 1	S: 6	LOB: 0	BB: 0	P: 6	R: 1	H: 1	E: 0	K: 0	S: 4	LOB: 2	BB: 2	P: 12	1B: 8	2B: 1	3B: 0	HR: 3	SF: 1	SAC: 0	DP: 0	HBP: 1	WP: 0	PB: 0	SB: 1	CS: 0	PA: 44
PITCHER	IP	WLS	BF	H	R	ER	SO	BB	IBB	HBP	BLK	WP	HR	S	P	ERA	WHIP																																																												
Frank Tanana, L (1, 1)	6.0	L	34	10	7	4	5	4	0	1	0	0	0	39	56	6.00	2.333																																																												
Odell Jones, R (7, 1)	1.0		7	2	2	2	1	2	0	0	0	0	0	7	15	18.00	4.000																																																												
Tom Henke, R (8, 1)	1.0		3	0	0	0	0	0	0	0	0	0	0	3	3	0.00	0.000																																																												

BOTTOM

Texas Rangers @ Detroit Tigers  
Tiger Stadium, Detroit, MI  
Thu Apr 12 1984, 3:33 AM EST  
Att. 19,154 - Unknown

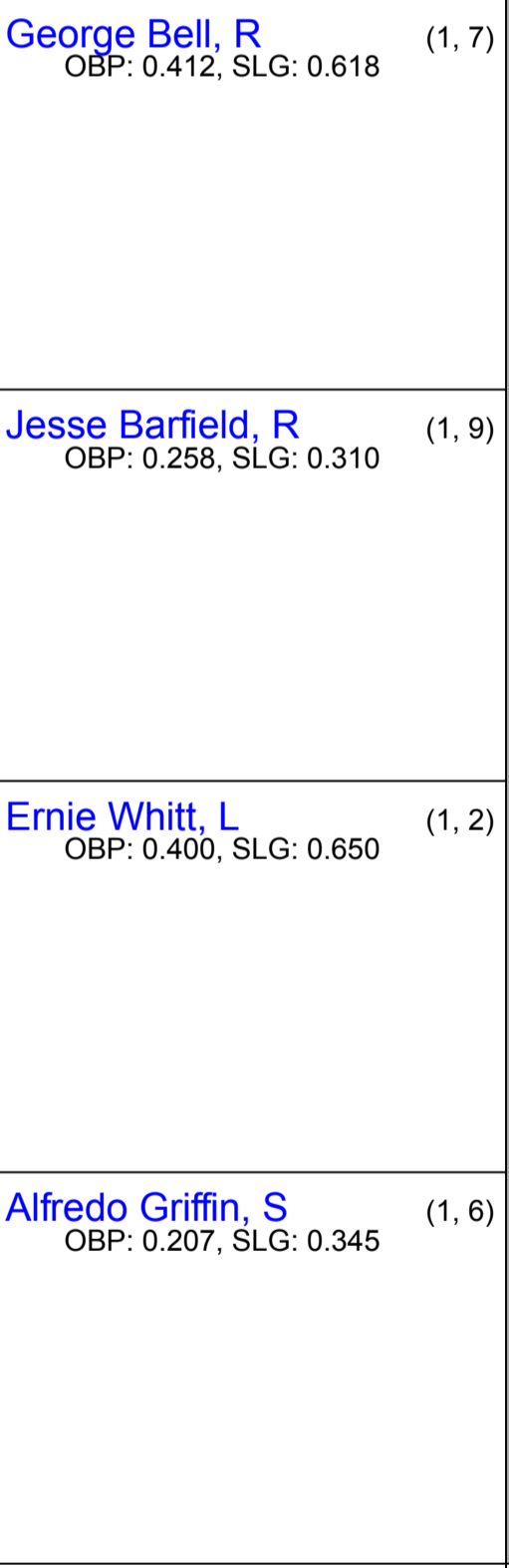
livebaseballscores.com

AB	36
R	9
H	12
RBI	9
BB	6
SO	6
LOB	20



Batter 1 2 3 4 5 6 7 8 9 AB R H RBI BB SO LOB TOP

Damaso Garcia, R (1, 4) OBP: 0.410, SLG: 0.486  
Garth Iorg, R (1, 5)  
Lloyd Moseby, L (1, 8) OBP: 0.361, SLG: 0.531  
Willie Upshaw, L (1, 3) OBP: 0.520, SLG: 0.737  
Cliff Johnson, R (1, 10) OBP: 0.375, SLG: 0.480  
Dave Collins, S (8, PR) OBP: 0.421, SLG: 0.389  
George Bell, R (1, 7) OBP: 0.412, SLG: 0.618  
Jesse Barfield, R (1, 9) OBP: 0.258, SLG: 0.310  
Ernie Whitt, L (1, 2) OBP: 0.400, SLG: 0.650  
Alfredo Griffin, S (1, 6) OBP: 0.207, SLG: 0.345



Inning Stats  
R: 0 H: 1 E: 0 LOB: 2 K: 1 BB: 1 S: 6 P: 10  
R: 0 H: 0 E: 0 LOB: 0 K: 0 BB: 0 S: 3 P: 3  
R: 1 H: 2 E: 0 LOB: 1 K: 0 BB: 0 S: 5 P: 5  
R: 0 H: 1 E: 0 LOB: 0 K: 0 BB: 0 S: 3 P: 3  
R: 1 H: 2 E: 0 LOB: 1 K: 1 BB: 0 S: 7 P: 7  
R: 0 H: 0 E: 0 LOB: 2 K: 1 BB: 2 S: 5 P: 13  
R: 0 H: 1 E: 1 LOB: 1 K: 0 BB: 0 S: 4 P: 4  
R: 0 H: 1 E: 0 LOB: 3 K: 0 BB: 2 S: 4 P: 12  
R: 1 H: 1 E: 1 LOB: 2 K: 0 BB: 1 S: 5 P: 9

1B  
K  
BB  
F5  
5-3  
F4  
F7  
F9  
HR

1B  
K  
BB  
F5  
5-3  
F4  
F7  
F9  
HR

1-3  
6-3  
S  
F8  
F8  
5-3  
5-3  
G5-4-3  
G5-4-3  
SH3-4  
SH3-4

1B  
K  
F7  
F8  
5-3  
5-3  
5-3  
5-3  
G5-4-3  
K  
SH3-4

1B  
K  
F7  
F8  
5-3  
5-3  
5-3  
5-3  
G5-4-3  
K  
SH3-4

1B  
K  
F7  
F8  
5-3  
5-3  
5-3  
5-3  
G5-4-3  
K  
SH3-4

1B  
F8  
F8  
5-3  
5-3  
5-3  
5-3  
G5-4-3  
K  
SH3-4

1B  
F8  
F8  
5-3  
5-3  
5-3  
5-3  
G5-4-3  
K  
SH3-4

1B  
SH1-4  
3-1  
1B  
1B  
FC3-6  
FC3-6  
BB  
BB  
1B  
BB  
4-3

1B  
SH1-4  
3-1  
1B  
1B  
FC3-6  
FC3-6  
BB  
BB  
1B  
BB  
4-3

5 1 3 1 0 0 0  
4 0 0 0 0 2 3  
4 0 1 0 1 0 3  
3 0 0 0 2 0 3  
3 0 0 0 1 0 3  
1 0 1 1 0 0 0  
5 0 1 0 0 0 4  
3 0 1 0 1 0 1  
3 1 1 0 1 1 2  
3 1 1 1 0 0 3

AB 34  
R 3  
H 9  
RBI 3  
BB 6  
SO 3  
LOB 22  
WP: 0 PA: 42  
PB: 0  
SB: 3  
CS: 0

Toronto Blue Jays @ Texas Rangers  
Arlington Stadium, Arlington, TX  
Fri Apr 13 1984, 7:05 PM EST  
Att: 10,515 - Unknown



PITCHER  
Danny Darwin, R (1, 1) IP 7.2 WLS BF H R ER SO BB IBB HBP BLK WP HR S P ERA WHIP  
Dave Tobik, R (8, 1) 1.1 L 8 1 1 0 0 1 1 0 0 0 0 6 14 0.00 1.500



Batter	1	2	3	4	5	6	7	8	9	AB	R	H	RBI	BB	SO	LOB
Mickey Rivers, L OBP: 0.250, SLG: 0.250 (1, 7)	0-0 4-3		0-0 F7	0-0 6-3			0-0 F7			4	0	0	0	0	0	3
Gary Ward, R OBP: 0.357, SLG: 0.348 (1, 9)	4-0 1B BB		0-3 K			0-0 F9	0-0 6-3			3	1	0	0	1	1	0
George Wright, S OBP: 0.294, SLG: 0.441 (1, 8)	0-0 F7 1B 1-3		0-0 F8			0-3 K	0-0 1-3			4	0	1	0	0	1	0
Buddy Bell, R OBP: 0.471, SLG: 0.500 (1, 5)	0-0 1-2 3-H 1B			4-0 BB 1B BB		0-0 2B		0-0 F9		3	1	2	1	1	0	0
Larry Parrish, R OBP: 0.324, SLG: 0.424 (1, 10)	0-0 F7 2-3			0-0 BB BB 1B		0-0 F7		0-0 G4-6-3 1B		4	0	2	0	0	0	3
Pete O'Brien, L OBP: 0.250, SLG: 0.350 (1, 3)	0-0 F8			0-0 F5			0-0 5-3 1B	0-0 G4-6-3		4	0	1	0	0	0	5
Ned Yost, R OBP: 0.179, SLG: 0.346 (1, 2)		0-3 K		0-0 F9			0-0 5-3	0-3 K		4	0	0	0	0	2	3
Wayne Tolleson, S OBP: 0.344, SLG: 0.379 (1, 4)		0-0 2-3		4-0 BB BB		0-0 F8		0-0 G5-4-3 1B		3	0	1	0	1	0	1
Curtis Wilkerson, S OBP: 0.192, SLG: 0.087 (1, 6)		0-0 G3		4-0 BB BB		0-3 K		0-0 G5-4-3		2	0	0	1	1	1	1
Bob Jones, L OBP: 0.375, SLG: 0.750 (9, PH)				1-2 2-3 3-H BB				1-2f		0	0	0	0	0	0	0
Bill Stein, R OBP: 0.333, SLG: 0.333 (9, PH)										1	0	0	0	0	0	1

Inning Stats	R: 1	H: 2	E: 0	K: 0	S: 5	H: 2	LOB: 2	BB: 1	P: 9	R: 0	H: 0	E: 0	K: 1	S: 5	H: 0	LOB: 0	BB: 0	P: 5	R: 0	H: 0	E: 0	K: 1	S: 5	R: 1	H: 1	E: 0	K: 0	S: 4	H: 1	LOB: 3	BB: 3	P: 16	R: 0	H: 1	E: 0	K: 1	S: 6	H: 1	LOB: 1	BB: 0	P: 6	R: 0	H: 0	E: 0	K: 0	S: 3	H: 1	LOB: 0	BB: 0	P: 3	R: 0	H: 1	E: 0	K: 0	S: 5	H: 1	LOB: 0	BB: 0	P: 5	1B: 6	SF: 0	2B: 1	SAC: 0	3B: 0	DP: 2	HR: 0	HBP: 0	WP: 0	PA: 36
--------------	------	------	------	------	------	------	--------	-------	------	------	------	------	------	------	------	--------	-------	------	------	------	------	------	------	------	------	------	------	------	------	--------	-------	-------	------	------	------	------	------	------	--------	-------	------	------	------	------	------	------	------	--------	-------	------	------	------	------	------	------	------	--------	-------	------	-------	-------	-------	--------	-------	-------	-------	--------	-------	--------

PITCHER	IP	WLS	BF	H	R	ER	SO	BB	IBB	HBP	BLK	WP	HR	S	P	ERA	WHIP
Dave Stieb, R ERA: 1.93 (1, 1)	7.0		30	5	2	2	4	4	0	0	0	0	0	34	50	2.57	1.286
Dennis Lamp, R ERA: 4.76 (8, 1)	1.1	W	5	2	0	0	1	0	0	0	0	0	0	7	7	0.00	1.500
Jimmy Key, L ERA: (9, 1)	0.2	S	1	0	0	0	0	0	0	0	0	0	0	1	1	0.00	0.000


BOTTOM

Toronto Blue Jays @ Texas Rangers  
Arlington Stadium, Arlington, TX  
Fri Apr 13 1984, 7:05 PM EST  
Att. 10,515 - Unknown

AB	32
R	2
H	7
RBI	2
BB	4
SO	5
LOB	17



WP: 0	PA: 36
PB: 0	
SB: 0	
CS: 0	

Batter	1	2	3	4	5	6	7	8	9	AB R H RBI BB SO LOB	TOP																								
Damaso Garcia, R (1, 4) OBP: 0.372, SLG: 0.439	0-0 4-3			0-0 F2		0-0 F4		0-3 K		4 0 0 0 0 1 1	<p>Toronto Blue Jays @ Texas Rangers Arlington Stadium, Arlington, TX</p> <p>Sat Apr 14 1984, 4:33 AM EST Att. 9,852 - Unknown</p> <p>livebaseballscorecards.com</p> <table border="0"> <tr><td>AB</td><td>32</td></tr> <tr><td>R</td><td>2</td></tr> <tr><td>H</td><td>7</td></tr> <tr><td>RBI</td><td>1</td></tr> <tr><td>BB</td><td>2</td></tr> <tr><td>SO</td><td>5</td></tr> <tr><td>LOB</td><td>14</td></tr> </table> 	AB	32	R	2	H	7	RBI	1	BB	2	SO	5	LOB	14										
AB	32																																		
R	2																																		
H	7																																		
RBI	1																																		
BB	2																																		
SO	5																																		
LOB	14																																		
Dave Collins, S (1, 7) OBP: 0.435, SLG: 0.409	0-0 4-3			0-0 3-1 1B		0-0 1-3 1B		0-0 F7		4 0 2 0 0 0 0																									
Lloyd Moseby, L (1, 8) OBP: 0.325, SLG: 0.472	0-0 F5			0-0 3-1 1-2		0-0 4-3 3-H		0-3 K		4 0 0 0 0 1 2																									
Willie Upshaw, L (1, 3) OBP: 0.517, SLG: 0.783		0-0 5-3			0-0 2B		0-0 1B 2B		0-0 F7	4 1 2 0 0 0 0																									
Cliff Johnson, R (1, 10) OBP: 0.361, SLG: 0.429		0-3 K			4-0 4-3 BB		0-3 K		0-0 4-3	3 0 0 0 1 2 1																									
George Bell, R (1, 9) OBP: 0.395, SLG: 0.605		0-3 K			0-0 F7		0-0 5-3		0-0 2B	4 0 1 0 0 1 3																									
Ernie Whitt, L (1, 2) OBP: 0.379, SLG: 0.583			0-0 E3 G1-6-3		0-0 4-3 1-2f		0-0 2B 1B 2-H		0-0 1-3	4 0 1 1 0 0 3																									
Garth Iorg, R (1, 5) OBP: 0.059, SLG: 0.118			0-0 F9			0-0 4-3		0-0 1-3 2B		3 0 1 0 0 0 1																									
Alfredo Griffin, S (1, 6) OBP: 0.219, SLG: 0.323			0-0 G1-6-3 1-2f			4-0 1B BB		0-0 4-3		2 1 0 0 1 0 3																									
<b>Inning Stats</b>	R: 0 E: 0 K: 0 S: 3	H: 0 LOB: 0 BB: 0 P: 3	R: 0 E: 0 K: 2 S: 7	H: 0 LOB: 0 BB: 0 P: 7	R: 0 E: 1 K: 0 S: 3	H: 0 LOB: 0 BB: 0 P: 3	R: 0 E: 0 K: 0 S: 3	H: 1 LOB: 0 BB: 0 P: 3	R: 0 E: 0 K: 0 S: 3	H: 1 LOB: 1 BB: 1 P: 7	R: 1 E: 0 K: 0 S: 4	H: 1 LOB: 1 BB: 1 P: 8	R: 1 E: 0 K: 1 S: 8	H: 3 LOB: 2 BB: 0 P: 8	R: 0 E: 0 K: 2 S: 7	H: 0 LOB: 0 BB: 0 P: 7	R: 0 E: 0 K: 0 S: 4	H: 1 LOB: 1 BB: 0 P: 4	1B: 3 2B: 5 3B: 0 HR: 0	SF: 0 SAC: 0 DP: 2 HBP: 0	WP: 0 PB: 0 SB: 1 CS: 0	PA: 34													
<b>PITCHER</b> Charlie Hough, R (1, 1) ERA: 4.58	IP 9.0	WLS W	BF 34	H 7	R 2	ER 2	SO 5	BB 2	IBB 0	HBP 0	BLK 0	WP 0	HR 0	S 42	P 50	ERA 2.00	WHIP 1.000	<b>PITCHER</b>	IP 9.0	WLS W	BF 34	H 7	R 2	ER 2	SO 5	BB 2	IBB 0	HBP 0	BLK 0	WP 0	HR 0	S 42	P 50	ERA 2.00	WHIP 1.000

Batter	1	2	3	4	5	6	7	8	9	AB	R	H	RBI	BB	SO	LOB
Mickey Rivers, L OBP: 0.235, SLG: 0.235 (1, 10)	0-0 4-3	0-0 4-3		0-0 1B		0-0 G3	0-3 K			5	0	1	0	0	1	4
Gary Ward, R OBP: 0.394, SLG: 0.346 (1, 7)	4-0 3B	4-0 BB		0-0 1B		0-0 1-3		0-0 F8		3	1	1	0	2	0	0
George Wright, S OBP: 0.256, SLG: 0.385 (1, 8)	0-3 K	0-0 G3		0-0 F9		0-0 6-3		0-3 K		5	0	0	0	0	2	5
Buddy Bell, R OBP: 0.513, SLG: 0.645 (1, 5)	0-0 2B		0-0 FC4-5		0-0 2B		0-0 6-3	0-0 F8		5	3	4	1	0	0	0
Larry Parrish, R OBP: 0.342, SLG: 0.459 (1, 9)	0-0 PB		0-0 FC4-5		0-0 2B		0-0 6-3			4	0	2	1	0	0	2
Pete O'Brien, L OBP: 0.286, SLG: 0.391 (1, 3)	0-0 G3		0-0 FC3-6		0-0 2B		4-0 1B			3	1	1	1	1	0	2
Ned Yost, R OBP: 0.188, SLG: 0.333 (1, 2)		0-0 6-3		0-0 F7		0-3 K		0-0 BB		4	0	1	1	0	1	3
Wayne Tolleson, S OBP: 0.361, SLG: 0.375 (1, 4)		0-0 4-3		0-0 1B		0-0 1-3		4-0 1B		3	1	1	0	1	0	2
Curtis Wilkerson, S OBP: 0.207, SLG: 0.115 (1, 6)		0-0 PB		0-0 1B		0-0 F7		0-0 SF7		3	0	1	0	0	0	2
Bob Jones, L OBP: 0.333, SLG: 0.750 (7, PH)		0-0 PB		0-0 4-3		0-0 F7				0	0	0	1	0	0	0
Jim Anderson, R (8, 6)		1-2 1B								0	0	0	0	0	0	0

Inning Stats	R: 2	H: 2	E: 0	K: 1	S: 7	L: 1	LOB: 1	BB: 1	P: 11	R: 1	H: 2	E: 0	K: 0	S: 5	L: 0	LOB: 2	BB: 1	P: 9	R: 0	H: 1	E: 0	K: 0	S: 4	L: 0	LOB: 1	BB: 0	P: 4	R: 0	H: 2	E: 0	K: 0	S: 5	L: 0	LOB: 2	BB: 0	P: 5	R: 1	H: 3	E: 0	K: 1	S: 8	L: 0	LOB: 2	BB: 0	P: 8	R: 0	H: 0	E: 0	K: 0	S: 3	L: 0	LOB: 0	BB: 0	P: 3	R: 2	H: 2	E: 0	K: 1	S: 7	L: 0	LOB: 2	BB: 2	P: 15	R: 0	H: 0	E: 0	K: 1	S: 5	L: 0	LOB: 0	BB: 0	P: 5
--------------	------	------	------	------	------	------	--------	-------	-------	------	------	------	------	------	------	--------	-------	------	------	------	------	------	------	------	--------	-------	------	------	------	------	------	------	------	--------	-------	------	------	------	------	------	------	------	--------	-------	------	------	------	------	------	------	------	--------	-------	------	------	------	------	------	------	------	--------	-------	-------	------	------	------	------	------	------	--------	-------	------

PITCHER	IP	WLS	BF	H	R	ER	SO	BB	IBB	HBP	BLK	WP	HR	S	P	ERA	WHIP
Jim Clancy, R ERA: 2.41 (1, 1)	4.0	L	21	7	3	2	1	2	0	0	0	0	0	21	29	4.50	2.250
Jim Gott, R ERA: 11.57 (5, 1)	2.1		14	5	3	3	1	1	1	0	0	0	0	14	22	11.57	2.571
Roy Lee Jackson, R ERA: 4.26 (7, 1)	0.2		2	0	0	0	1	0	0	0	0	0	0	4	4	0.00	0.000
Doyle Alexander, R ERA: 8.44 (8, 1)	1.0		3	0	0	0	1	0	0	0	0	0	0	5	5	0.00	0.000

**BOTTOM**

**Toronto Blue Jays @ Texas Rangers**  
Arlington Stadium, Arlington, TX

Sat Apr 14 1984, 4:33 AM EST  
Att. 9,852 - Unknown

AB	35
R	6
H	12
RBI	5
BB	4
SO	4
LOB	20



WP	PA	ERA	WHIP
0	40		

Batter	1	2	3	4	5	6	7	8	9	AB R H RBI BB SO LOB	TOP											
<b>Damaso Garcia, R</b> (1, 4) OBP: 0.383, SLG: 0.467	0-0 1-3 1B		0-0 4-3		0-0 2B			0-0 F4		4 0 2 0 0 0 0												
<b>Dave Collins, S</b> (1, 7) OBP: 0.370, SLG: 0.346	0-0 1-3 1-2f		0-0 4-3		0-0 F7			0-0 F7		4 0 0 0 0 0 2												
<b>Lloyd Moseby, L</b> (1, 8) OBP: 0.295, SLG: 0.425	0-3 K				0-0 F7			0-0 4-3		4 0 0 0 0 1 0												
<b>Willie Upshaw, L</b> (1, 3) OBP: 0.515, SLG: 0.852					0-0 F5			0-0 F8		4 1 2 1 0 0 0												
<b>Cliff Johnson, R</b> (1, 10) OBP: 0.375, SLG: 0.531					0-0 F8			0-0 5-3		4 1 2 1 0 0 0												
<b>George Bell, R</b> (1, 9) OBP: 0.405, SLG: 0.610					0-0 1-2 1B			0-0 6-3		3 0 1 0 1 0 2												
<b>Ernie Whitt, L</b> (1, 2) OBP: 0.364, SLG: 0.519					0-3 K			0-0 6-3		3 0 0 0 1 1 3												
<b>Rance Mulliniks, L</b> (1, 5) OBP: 0.370, SLG: 0.333					0-0 F7			0-3 K		4 0 0 0 0 1 3												
<b>Garth Iorg, R</b> (9, 5) OBP: 0.059, SLG: 0.118										0 0 0 0 0 0 0												
<b>Alfredo Griffin, S</b> (1, 6) OBP: 0.200, SLG: 0.294					0-0 F9			0-0 G3		3 0 0 0 0 0 0												
<b>Inning Stats</b>	R: 0 E: 0 K: 1 S: 5	H: 1 LOB: 0 BB: 0 P: 5	R: 0 E: 0 K: 0 S: 3	H: 0 LOB: 2 BB: 2 P: 11	R: 0 E: 0 K: 0 S: 3	H: 0 LOB: 0 BB: 0 P: 3	R: 0 E: 0 K: 1 S: 7	H: 2 LOB: 2 BB: 0 P: 7	R: 0 E: 0 K: 0 S: 4	H: 1 LOB: 1 BB: 0 P: 4	R: 0 E: 0 K: 0 S: 3	H: 0 LOB: 0 BB: 0 P: 3	R: 0 E: 0 K: 1 S: 5	H: 0 LOB: 0 BB: 0 P: 5	R: 0 E: 0 K: 0 S: 3	H: 0 LOB: 0 BB: 0 P: 3	R: 2 E: 0 K: 0 S: 6	H: 3 LOB: 1 BB: 0 P: 6	1B: 3 2B: 3 3B: 0 HR: 2	SF: 0 SAC: 0 DP: 1 HBP: 0	WP: 0 PB: 0 SB: 1 CS: 0	PA: 35
<b>PITCHER</b>	IP WLS BF H R ER SO BB IBB HBP BLK WP HR S P ERA WHIP																					
<b>Dave Stewart, R</b> (1, 1) ERA: 7.62	8.1 L 33 7 2 2 3 2 0 0 0 0 0 2 37 45 2.16 1.080																					
<b>Dave Tobik, R</b> (9, 1) ERA: 1.04	0.2 2 0 0 0 0 0 0 0 0 0 0 0 2 2 0.00 0.000																					

Toronto Blue Jays @ Texas Rangers  
Arlington Stadium, Arlington, TX  
Sun Apr 15 1984, 4:33 AM EST  
Att. 12,583 - Unknown

livebaseballscorecards.com

AB	33
R	2
H	7
RBI	2
BB	2
SO	3
LOB	10



Batter	1	2	3	4	5	6	7	8	9	AB R H RBI BB SO LOB
Wayne Tolleson, S (1, 4) OBP: 0.400, SLG: 0.400	4-0 BB G4-6-3		0-0 1B		0-0 6-3			0-0 1B		3 1 2 0 1 0 1
Gary Ward, R (1, 9) OBP: 0.351, SLG: 0.300	0-0 G4-6-3 1-2f		0-0 F9				0-0 F9	0-0 4-3		4 0 0 0 0 0 3
George Wright, S (1, 8) OBP: 0.256, SLG: 0.372	0-3 K		0-0 4-3				0-0 F9	0-0 1B		4 0 1 1 0 1 1
Buddy Bell, R (1, 5) OBP: 0.488, SLG: 0.600		0-0 F8		0-0 F5			0-0 1B	0-0 F8		4 0 1 0 0 0 1
Larry Parrish, R (1, 10) OBP: 0.333, SLG: 0.439		0-0 BB 1B		0-0 1-3			0-0 F7	0-0 F8		4 0 1 0 0 0 1
Bob Jones, L (1, 7) OBP: 0.308, SLG: 0.545		4-0 1-2 BB		0-0 F7			0-0 F8	0-0 1-3		3 0 0 0 1 0 0
Pete O'Brien, L (1, 3) OBP: 0.281, SLG: 0.346		0-3 K		4-0 SH5-4 BB			0-0 4-3	0-0 4-3		3 0 0 0 1 1 2
Ned Yost, R (1, 2) OBP: 0.176, SLG: 0.313		0-3 K		0-0 SH5-4			0-0 F6			2 0 0 0 0 1 2
Curtis Wilkerson, S (1, 6) OBP: 0.188, SLG: 0.103			0-0 G3		0-0 F8			0-0 F8		3 0 0 0 0 0 1

Inning Stats	R: 0	H: 0	E: 0	K: 1	S: 4	LOB: 0	BB: 1	P: 8	R: 0	H: 1	E: 0	K: 2	S: 8	LOB: 2	BB: 1	P: 12	R: 0	H: 1	E: 0	K: 0	S: 4	LOB: 1	BB: 0	P: 4	R: 0	H: 0	E: 0	K: 0	S: 3	LOB: 0	BB: 0	P: 3	R: 0	H: 1	E: 0	K: 0	S: 4	LOB: 1	BB: 0	P: 4	R: 0	H: 0	E: 0	K: 0	S: 3	LOB: 0	BB: 0	P: 3	R: 1	H: 2	E: 0	K: 0	S: 5	LOB: 1	BB: 0	P: 5	R: 0	H: 0	E: 0	K: 0	S: 3	LOB: 0	BB: 0	P: 3	R: 0	H: 0	E: 0	K: 0	S: 3	LOB: 0	BB: 0	P: 3
1B: 5	SF: 0	2B: 0	SAC: 1	3B: 0	DP: 1	HR: 0	HBP: 0	WP: 0	PA: 34	WP: 0	PA: 34	ERA	WHIP	ERA	WHIP																																																									

PITCHER	IP	WLS	BF	H	R	ER	SO	BB	IBB	HBP	BLK	WP	HR	S	P	ERA	WHIP
Luis Leal, R (1, 1) ERA: 2.33	7.2		30	5	1	1	3	3	0	0	0	0	0	33	45	1.17	1.043
Dennis Lamp, R (8, 1) ERA: 3.86	1.1	W	4	0	0	0	0	0	0	0	0	0	0	4	4	0.00	0.000

**BOTTOM**

**Toronto Blue Jays @ Texas Rangers**  
Arlington Stadium, Arlington, TX  
Sun Apr 15 1984, 4:33 AM EST  
Att. 12,583 - Unknown

livebaseballscorecards.com

<b>AB</b>	<b>30</b>
<b>R</b>	<b>1</b>
<b>H</b>	<b>5</b>
<b>RBI</b>	<b>1</b>
<b>BB</b>	<b>3</b>
<b>SO</b>	<b>3</b>
<b>LOB</b>	<b>12</b>



Batter	1	2	3	4	5	6	7	8	9	AB R H RBI BB SO LOB	TOP											
Mickey Rivers, L (1, 10) OBP: 0.182, SLG: 0.182	0-0 E4 6-3		0-0 F9		0-0 4-3	0-0 F9		0-0 F7		5 1 0 0 0 0 1												
Pete O'Brien, L (1, 3) OBP: 0.324, SLG: 0.484	0-0 E3 1-3		0-0 HR		0-0 1B 1B	0-0 F5		0-0 1B		5 2 3 1 0 0 2												
George Wright, S (1, 8) OBP: 0.271, SLG: 0.417	0-0 F3		0-0 4-3		0-0 1B 2B		0-0 1B 2B	0-0 F7		5 2 2 0 0 0 3												
Buddy Bell, R (1, 5) OBP: 0.479, SLG: 0.564	0-0 6-3		0-0 F8		4-0 1B SF8 IBB		0-0 G4-6-3 2B 1B		0-0 F6	4 2 1 2 1 0 1												
Larry Parrish, R (1, 9) OBP: 0.340, SLG: 0.422	0-3 K			0-0 F8	0-0 SF8 1B		4-0 G4-6-3 BB	0-3 K	0-3 K	4 0 1 2 1 2 1												
Bill Sample, R (1, 7) OBP: 0.185, SLG: 0.269		0-3 K		0-0 1B SF8 1B	0-0 SF8		0-0 G4-6-3	0-0 5-3		4 1 1 1 0 1 2												
Ned Yost, R (1, 2) OBP: 0.211, SLG: 0.361		0-3 K		0-0 1B	0-0 1-3		0-0 2B			4 0 2 1 0 1 1												
Wayne Tolleson, S (1, 4) OBP: 0.409, SLG: 0.447		0-0 2B		0-0 SF8		0-0 F9 SH2-4 1B	0-0 F7			3 0 2 1 0 0 1												
Curtis Wilkerson, S (1, 6) OBP: 0.171, SLG: 0.094		0-0 F7		0-0 1-3		0-0 SH2-4		0-0 F8		3 0 0 0 0 0 2												
<b>Inning Stats</b>	R: 1 E: 2 K: 1 S: 7	H: 0 LOB: 1 BB: 0 P: 7	R: 0 E: 0 K: 2 S: 8	H: 1 LOB: 1 BB: 0 P: 8	R: 1 E: 0 K: 0 S: 4	H: 1 LOB: 0 BB: 0 P: 4	R: 1 E: 0 K: 0 S: 5	H: 2 LOB: 1 BB: 0 P: 5	R: 3 E: 0 K: 0 S: 6	H: 3 LOB: 1 BB: 1 P: 10	R: 0 E: 0 K: 0 S: 4	H: 1 LOB: 1 BB: 0 P: 4	R: 2 E: 0 K: 0 S: 5	H: 3 LOB: 1 BB: 1 P: 9	R: 0 E: 0 K: 0 S: 4	H: 1 LOB: 1 BB: 0 P: 4	R: 0 E: 0 K: 1 S: 5	H: 0 LOB: 0 BB: 0 P: 5	1B: 7 2B: 4 3B: 0 HR: 1	SF: 2 SAC: 1 DP: 1 HBP: 0	WP: 0 PB: 0 SB: 0 CS: 0	PA: 42
<b>PITCHER</b>	IP WLS BF H R ER SO BB IBB HBP BLK WP HR S P ERA WHIP																					
Dennis Eckersley, R (1, 1) ERA: 6.75	6.0 L 31 10 8 7 3 0 1 0 0 0 0 1 36 40 10.50 1.667																					
Al Nipper, R (7, 1) ERA: 3.52	3.0 11 2 0 0 1 1 0 0 0 0 0 0 12 16 0.00 1.000																					

Texas Rangers @ Boston Red Sox  
Fenway Park, Boston, MA  
Tue Apr 17 1984, 6:05 PM EST  
Att: 13,293 - Unknown

livebaseballscorecards.com

AB	37
R	8
H	12
RBI	8
BB	2
SO	4
LOB	14




Batter	1	2	3	4	5	6	7	8	9	AB R H RBI BB SO LOB
Jerry Remy, L (1, 4) OBP: 0.390, SLG: 0.463	0-0 F8	0-0 2B			0-0 1-3		0-3 K		0-3 K	5 0 1 2 0 2 0
Dwight Evans, R (1, 9) OBP: 0.356, SLG: 0.371	4-0 1B BB	0-3 K			0-0 6-3		0-0 6-3		4-0 1B BB	3 1 0 0 2 1 1
Wade Boggs, L (1, 5) OBP: 0.409, SLG: 0.242	0-3 K				0-0 4-3			4-0 1B BB	0-0 E5 1B	4 1 1 0 1 1 2
Jim Rice, R (1, 7) OBP: 0.233, SLG: 0.195	0-0 1B				0-0 FC4-6			0-0 F4	0-0 1B	4 0 2 1 1 0 2
Mike Easler, L (1, 3) OBP: 0.390, SLG: 0.486	0-0 F7				0-3 K			4-0 1B BB	0-3 K	4 0 0 0 1 2 6
Tony Armas, R (1, 10) OBP: 0.275, SLG: 0.405					0-0 F9			0-0 F4		4 0 1 0 0 0 4
Reid Nichols, R (1, 8) OBP: 0.800, SLG: 1.000					0-3 K			0-0 1B		3 1 2 1 0 1 0
Glenn Hoffman, R (1, 6) OBP: 0.143, SLG: 0.150					0-0 F4			0-0 F7		3 1 0 0 0 0 4
Rick Miller, L (8, PH) OBP: 0.250, SLG: 0.286					0-0 FC2-5 2B			0-0 F7		1 0 0 0 0 0 2
Jackie Gutierrez, R (9, 6) OBP: 0.286, SLG: 0.167					1-2 2-3 2B			0-0 F7		0 0 0 0 0 0 0
Gary Allenson, R (1, 2) OBP: 0.111, SLG: 0.111					0-0 F3					3 0 0 0 0 0 2
Rich Gedman, L (9, PH) OBP: 0.241, SLG: 0.296										1 0 0 0 0 0 0

Inning Stats	R: 0	H: 1	E: 0	K: 1	S: 6	LOB: 2	BB: 1	P: 10	R: 2	H: 2	E: 0	K: 1	S: 7	LOB: 1	BB: 0	P: 8	R: 0	H: 1	E: 0	K: 1	S: 6	LOB: 1	BB: 0	P: 6	R: 0	H: 0	E: 0	K: 0	S: 5	LOB: 0	BB: 0	P: 5	R: 0	H: 1	E: 0	K: 0	S: 4	LOB: 2	BB: 1	P: 8	R: 0	H: 0	E: 0	K: 1	S: 5	LOB: 0	BB: 0	P: 5	R: 1	H: 1	E: 0	K: 0	S: 4	LOB: 2	BB: 2	P: 12	R: 1	H: 1	E: 1	K: 2	S: 9	LOB: 2	BB: 1	P: 13	1B: 6	SF: 0	2B: 1	SAC: 0	3B: 0	DP: 0	HR: 0	HBP: 1	WP: 1	PA: 41
PITCHER	IP	WLS	BF	H	R	ER	SO	BB	IBB	HBP	BLK	WP	HR	S	P	ERA	WHIP																																																									
Frank Tanana, L (1, 1) ERA: 4.12	7.0		29	5	2	2	5	2	0	1	0	0	0	36	45	2.57	1.000																																																									
Tom Henke, R (8, 1) ERA: 7.71	0.1		3	0	1	1	0	2	0	0	1	1	0	1	9	27.00	6.000																																																									
Odell Jones, R (8, 1) ERA: 3.6	1.2		9	2	1	0	2	1	0	0	0	0	0	12	16	0.00	1.800																																																									

**TEXAS RANGERS @ BOSTON RED SOX**  
**Fenway Park, Boston, MA**  
 Tue Apr 17 1984, 6:05 PM EST  
 Att. 13,293 - Unknown

AB	35
R	4
H	7
RBI	4
BB	5
SO	7
LOB	23



Batter	1	2	3	4	5	6	7	8	9	AB R H RBI BB SO LOB	TOP	
Bill Sample, R (1, 7) OBP: 0.219, SLG: 0.387	0-3 K		0-0 HR	0-0 CS	0-0 F9		0-0 4-3		0-0 G4-6-3 1B	5 1 2 1 0 1 0		
Gary Ward, R (1, 9) OBP: 0.357, SLG: 0.294	4-0 CS BB		0-0 4-3		0-0 1B 1B		0-0 6-3		0-0 G4-6-3 1-2f	4 0 1 0 1 0 2		
George Wright, S (1, 8) OBP: 0.250, SLG: 0.385	0-3 K			0-0 1-3	0-0 F8			0-0 4-3		4 0 0 0 0 1 2		
Buddy Bell, R (1, 5) OBP: 0.481, SLG: 0.548		0-0 F9		4-0 1B 1B BB	0-0 1-2 1B			0-0 5-3		3 1 1 0 1 0 0		
Larry Parrish, R (1, 10) OBP: 0.373, SLG: 0.458		4-0 BB		0-0 1-3 1B 1B	0-0 F3			0-0 2B		3 1 2 0 1 0 2		
Dave Hostetter, R (1, 3) Pete O'Brien, L (5, 3) OBP: 0.333, SLG: 0.469		0-0 F8		4-0 FC4-6 1B BB		0-3 K		4-0 IBB		1 1 0 0 1 0 1 1 0 0 0 1 1 0		
Ned Yost, R (1, 2) OBP: 0.214, SLG: 0.350		0-0 F7		0-0 1-2 2-H 3-H 1B	0-0 FC4-6 1B	0-0 6-3		0-0 G3		4 0 1 2 0 0 3		
Wayne Tolleson, S (1, 4) OBP: 0.375, SLG: 0.405			0-0 4-3	0-0 FC4-6 1B	0-0 F7				0-0 4-3	4 0 0 0 0 0 2		
Curtis Wilkerson, S (1, 6) OBP: 0.231, SLG: 0.194			0-0 CS 2B	0-0 CS 1B		0-3 K			0-0 1B 1B	4 0 3 1 0 1 0		
<b>Inning Stats</b>	R: 0 E: 0 K: 2 S: 6 H: 0 LOB: 0 BB: 1 P: 10	R: 0 E: 0 K: 0 S: 3 H: 0 LOB: 1 BB: 1 P: 7	R: 1 E: 0 K: 0 S: 4 H: 2 LOB: 0 BB: 0 P: 4	R: 3 E: 0 K: 0 S: 5 H: 3 LOB: 1 BB: 2 P: 13	R: 0 E: 0 K: 0 S: 5 H: 2 LOB: 2 BB: 0 P: 5	R: 0 E: 0 K: 1 S: 5 H: 0 LOB: 0 BB: 0 P: 5	R: 0 E: 0 K: 1 S: 5 H: 0 LOB: 0 BB: 0 P: 5	R: 0 E: 0 K: 0 S: 4 H: 1 LOB: 2 BB: 1 P: 8	R: 0 E: 0 K: 0 S: 4 H: 2 LOB: 1 BB: 0 P: 4	1B: 7 2B: 2 3B: 0 HR: 1 SF: 0 SAC: 0 DP: 1 HBP: 0	WP: 0 PB: 0 SB: 0 CS: 3 PA: 39	
<b>PITCHER</b>	IP WLS BF H R ER SO BB IBB HBP BLK WP HR S P ERA WHIP											
Bob Ojeda, L (1, 1) ERA: 5.4	3.1 L 16 4 4 4 2 4 0 0 0 0 1 16 32 10.80 2.400											
Bob Stanley, R (4, 1) ERA: 3.38	5.2 22 6 0 0 2 0 1 0 0 0 0 25 29 0.00 1.059											

Texas Rangers @ Boston Red Sox  
 Fenway Park, Boston, MA  
 Wed Apr 18 1984, 6:05 PM EST  
 Att: 12,052 - Unknown

livebaseballscorecards.com

AB	33
R	4
H	10
RBI	4
BB	5
SO	4
LOB	12





Batter	1	2	3	4	5	6	7	8	9	AB R H RBI BB SO LOB
Jerry Remy, L (1, 4) OBP: 0.378, SLG: 0.444	0-0 1B	0-0 G4-6-3 1-2f			0-3 K			0-0 1-3		4 0 1 0 0 1 1
Dwight Evans, R (1, 9) OBP: 0.347, SLG: 0.359	0-3 K		0-3 K		0-0 F8			0-0 1B 1B		4 0 1 0 0 2 1
Wade Boggs, L (1, 5) OBP: 0.417, SLG: 0.270	0-0 F7 1-2		0-0 1B		0-0 F6			0-0 G6-4-3 1B		4 0 2 0 0 0 1
Jim Rice, R (1, 7) OBP: 0.213, SLG: 0.178	0-0 6-3		0-3 K		0-0 F8			0-0 G6-4-3 1-2f		4 0 0 0 0 1 4
Mike Easler, L (1, 3) Marty Barrett, R (9, PR) OBP: 0.422, SLG: 0.500		0-0 1B G3 1B	0-3 K		0-0 FC6-4 1B			4-0 4-3 6-3 BB		3 1 2 0 1 1 1 0 0 0 0 0 0 0
Tony Armas, R (1, 10) OBP: 0.273, SLG: 0.390		0-0 3B 1B		0-0 F2	0-0 FC6-4 1-2f			0-0 6-3		4 1 1 0 0 0 2
Rich Gedman, L (1, 2) OBP: 0.212, SLG: 0.258		0-0 G3		0-0 G3			0-0 5-3	0-0 4-3		4 0 0 1 0 0 2
Reid Nichols, R (1, 8) OBP: 0.667, SLG: 1.000		0-0 1B 3B		0-3 K			0-3 K	4-0 IBB		3 1 1 1 1 2 0
Glenn Hoffman, R (1, 6) Rick Miller, L (7, PH) Jackie Gutierrez, R (8, 6) OBP: 0.174, SLG: 0.182 OBP: 0.222, SLG: 0.250 OBP: 0.250, SLG: 0.143		0-0 G4-6-3 1B		0-0 F8			0-0 5-3	0-0 1-3		2 0 1 1 0 0 0 1 0 0 0 0 0 0 1 0 0 0 0 0 3

Inning Stats	R: 0 E: 0 K: 1 S: 6	H: 1 LOB: 1 BB: 0 P: 6	R: 3 E: 0 K: 0 S: 6	H: 4 LOB: 0 BB: 0 P: 6	R: 0 E: 0 K: 3 S: 10	H: 1 LOB: 1 BB: 0 P: 10	R: 0 E: 0 K: 1 S: 5	H: 0 LOB: 0 BB: 0 P: 5	R: 0 E: 0 K: 1 S: 5	H: 1 LOB: 1 BB: 0 P: 4	R: 0 E: 0 K: 1 S: 5	H: 0 LOB: 0 BB: 0 P: 5	R: 0 E: 0 K: 0 S: 4	H: 2 LOB: 1 BB: 0 P: 4	R: 0 E: 0 K: 0 S: 3	H: 0 LOB: 3 BB: 2 P: 11	1B: 8 2B: 0 3B: 1 HR: 0	SF: 0 SAC: 0 DP: 2 HBP: 0	WP: 0 PB: 0 SB: 1 CS: 0	PA: 36
--------------	------------------------------	---------------------------------	------------------------------	---------------------------------	-------------------------------	----------------------------------	------------------------------	---------------------------------	------------------------------	---------------------------------	------------------------------	---------------------------------	------------------------------	---------------------------------	------------------------------	----------------------------------	----------------------------------	------------------------------------	----------------------------------	--------

PITCHER	IP	WLS	BF	H	R	ER	SO	BB	IBB	HBP	BLK	WP	HR	S	P	ERA	WHIP
Danny Darwin, R (1, 1) ERA: 4.05	8.0	W	31	9	3	3	7	0	0	0	0	0	0	45	45	3.38	1.125
Dave Tobik, R (9, 1) ERA: 0.93	1.0	S	5	0	0	0	0	1	1	0	0	0	0	3	11	0.00	1.000

**BOTTOM**

**Texas Rangers @ Boston Red Sox**  
**Fenway Park, Boston, MA**  
 Wed Apr 18 1984, 6:05 PM EST  
 Att. 12,052 - Unknown

[livebaseballscorecards.com](http://livebaseballscorecards.com)

<b>AB</b>	<b>34</b>
<b>R</b>	<b>3</b>
<b>H</b>	<b>9</b>
<b>RBI</b>	<b>3</b>
<b>BB</b>	<b>2</b>
<b>SO</b>	<b>7</b>
<b>LOB</b>	<b>15</b>



Batter	1	2	3	4	5	6	7	8	9	AB R H RBI BB SO LOB	TOP											
<b>Bill Sample, R</b> (1, 7) OBP: 0.243, SLG: 0.371	0-0 5-3			4-0 G5-4-3 BB	0-0 F8		0-0 F1		0-0 G3 1B	4 0 1 1 1 0 1												
<b>Gary Ward, R</b> (1, 9) OBP: 0.319, SLG: 0.256	0-0 F9			0-0 F8	0-0 F9			0-0 F4	0-3 K	5 0 0 0 0 1 5												
<b>George Wright, S</b> (1, 8) OBP: 0.246, SLG: 0.368	0-0 F8			0-0 G5-4-3 1-2f		0-0 G1-6-3 1B		0-0 F6	0-0 G3	5 0 1 1 0 0 3												
<b>Buddy Bell, R</b> (1, 5) OBP: 0.491, SLG: 0.596		0-0 G3-6 1B			0-0 1B 2B	0-0 G1-6-3 1-2f		0-0 2B	0-0 F8	5 1 3 0 0 0 3												
<b>Larry Parrish, R</b> (1, 10) OBP: 0.382, SLG: 0.471		0-0 G3-6 1-2f			4-0 1B BB	0-0 WP 2B		0-0 F7		3 1 1 0 1 0 2												
<b>Pete O'Brien, L</b> (1, 3) OBP: 0.372, SLG: 0.486		0-0 F9			0-0 1B SH 1B	4-0 WP IBB			0-0 1B 1B BB 1B	3 2 2 1 1 0 0												
<b>Ned Yost, R</b> (1, 2) OBP: 0.222, SLG: 0.349			0-0 F9		0-0 SH 4-3 1B	0-3 K			0-0 BB 1B 1B 1B	3 1 1 1 0 1 2												
<b>Mickey Rivers, L</b> (9, PH) OBP: 0.217, SLG: 0.217					1-2 2-H	1-2 2-3				1 1 1 0 0 0 0												
<b>Marv Foley, L</b> (9, 2)										0 0 0 0 0 0 0												
<b>Wayne Tolleson, S</b> (1, 4) OBP: 0.373, SLG: 0.400			0-0 F8		0-0 SH 4-3		0-0 F9		0-0 1B BB 1B	3 1 1 0 0 0 0												
<b>Curtis Wilkerson, S</b> (1, 6) OBP: 0.214, SLG: 0.179					1-3 2-H				1-2 2-3 G3 1B	3 1 1 0 0 0 0												
<b>Bob Jones, L</b> (9, PH) OBP: 0.357, SLG: 0.545			0-0 G3		0-0 4-3		0-0 3-1		4-0 G3 1B BB	3 0 0 1 0 0 1												
<b>Jim Anderson, R</b> (9, 6)					2-3 3-H				1-2 2-3 3-H	0 0 0 1 1 0 0												
										0 0 0 0 0 0 0												
<b>Inning Stats</b>	R: 0 E: 0 K: 0 S: 3	H: 0 LOB: 0 BB: 0 P: 3	R: 0 E: 0 K: 0 S: 3	H: 1 LOB: 0 BB: 0 P: 3	R: 0 E: 0 K: 0 S: 3	H: 0 LOB: 0 BB: 0 P: 3	R: 0 E: 0 K: 0 S: 2	H: 0 LOB: 0 BB: 1 P: 6	R: 4 E: 1 K: 0 S: 7	H: 3 LOB: 1 BB: 1 P: 11	R: 0 E: 0 K: 1 S: 6	H: 2 LOB: 2 BB: 1 P: 10	R: 0 E: 0 K: 0 S: 3	H: 0 LOB: 0 BB: 0 P: 3	R: 0 E: 0 K: 0 S: 4	H: 1 LOB: 1 BB: 0 P: 4	R: 3 E: 0 K: 1 S: 9	H: 4 LOB: 2 BB: 1 P: 13	1B: 8 2B: 3 3B: 0 HR: 0	SF: 0 SAC: 1 DP: 3 HBP: 0	WP: 1 PB: 0 SB: 0 CS: 0	PA: 40
<b>PITCHER</b>	IP WLS BF H R ER SO BB IBB HBP BLK WP HR S P ERA WHIP																					
<b>Oil Can Boyd, R</b> (1, 1) ERA: 3.94	8.0 L 33 8 5 4 1 2 1 0 0 0 1 0 32 44 4.50 1.250																					
<b>Mark Clear, R</b> (9, 1) ERA: 8.44	1.0 7 3 2 2 1 1 0 0 0 0 0 0 8 12 18.00 4.000																					

**Texas Rangers @ Boston Red Sox**  
**Fenway Park, Boston, MA**  
 Thu Apr 19 1984, 3:33 AM EST  
 Att: 10,926 - Unknown

[livebaseballscorecards.com](http://livebaseballscorecards.com)

<b>AB</b>	<b>35</b>
<b>R</b>	<b>7</b>
<b>H</b>	<b>11</b>
<b>RBI</b>	<b>6</b>
<b>BB</b>	<b>4</b>
<b>SO</b>	<b>2</b>
<b>LOB</b>	<b>17</b>



**BOTTOM**

**Texas Rangers @ Boston Red Sox**  
**Fenway Park, Boston, MA**  
 Thu Apr 19 1984, 3:33 AM EST  
 Att. 10,926 - Unknown

[livebaseballscorecards.com](http://livebaseballscorecards.com)

<b>AB</b>	<b>33</b>
<b>R</b>	<b>4</b>
<b>H</b>	<b>6</b>
<b>RBI</b>	<b>3</b>
<b>BB</b>	<b>3</b>
<b>SO</b>	<b>8</b>
<b>LOB</b>	<b>8</b>



WP: 1	PA: 36
PB: 2	
SB: 0	
CS: 0	

AB R H RBI BB SO LOB

4	0	0	0	0	1	0
3	1	1	0	1	1	0
3	0	2	1	1	0	1
4	0	0	0	0	1	4
3	0	0	0	1	1	1
4	2	2	2	0	1	2
4	0	0	0	0	0	0
4	1	1	0	0	1	0
3	0	0	0	0	2	0
1	0	0	0	0	0	0

Batter	1	2	3	4	5	6	7	8	9
<b>Jerry Remy, L</b> (1, 4) OBP: 0.347, SLG: 0.408	0-0 F8		0-0 4-3		0-3 K		0-0 4-3		
<b>Dwight Evans, R</b> (1, 9) OBP: 0.358, SLG: 0.381	0-3 K		0-0 2B		4-0 FC6-4 BB			0-0 F5	
<b>Wade Boggs, L</b> (1, 5) OBP: 0.442, SLG: 0.325	4-0 BB		0-0 2B		0-0 F8			0-0 BB 1B	
<b>Jim Rice, R</b> (1, 7) OBP: 0.196, SLG: 0.163	0-0 F4		0-3 K		0-0 FC6-4			0-0 F9	
<b>Mike Easler, L</b> (1, 3) OBP: 0.408, SLG: 0.463		0-0 4-3	0-0 3-1		0-3 K			4-0 FC6-4 BB	
<b>Tony Armas, R</b> (1, 10) OBP: 0.292, SLG: 0.533		0-0 HR		0-0 HR	0-3 K			0-0 FC6-4	
<b>Rich Gedman, L</b> (1, 2) OBP: 0.189, SLG: 0.229		0-0 F8		0-0 G3	0-0 G3			0-0 F8	
<b>Reid Nichols, R</b> (1, 8) OBP: 0.538, SLG: 0.818		0-0 2B		0-0 6-3			0-0 5-3	0-3 K	
<b>Glenn Hoffman, R</b> (1, 6) OBP: 0.154, SLG: 0.160		0-3 K		0-3 K			0-0 5-3	0-0 F8	
<b>Rick Miller, L</b> (9, PH) OBP: 0.200, SLG: 0.222									

Inning Stats	R: 0	H: 0	E: 0	K: 1	S: 5	R: 2	H: 2	E: 0	K: 1	S: 7	R: 1	H: 1	E: 0	K: 1	S: 6	R: 0	H: 0	E: 0	K: 2	S: 7	R: 0	H: 0	E: 0	K: 0	S: 3	R: 0	H: 1	E: 0	K: 1	S: 5	R: 0	H: 0	E: 0	K: 1	S: 5	1B: 1	2B: 3	3B: 0	HR: 2	SF: 0	SAC: 0	DP: 0	HBP: 0	WP: 1	PB: 2	SB: 0	CS: 0	PA: 36
--------------	------	------	------	------	------	------	------	------	------	------	------	------	------	------	------	------	------	------	------	------	------	------	------	------	------	------	------	------	------	------	------	------	------	------	------	-------	-------	-------	-------	-------	--------	-------	--------	-------	-------	-------	-------	--------

PITCHER	IP	WLS	BF	H	R	ER	SO	BB	IBB	HBP	BLK	WP	HR	S	P	ERA	WHIP
<b>Charlie Hough, R</b> (1, 1) ERA: 4.39	7.0		28	5	4	3	7	2	0	0	0	1	2	40	48	3.86	1.000
<b>Odell Jones, R</b> (8, 1) ERA: 2.57	2.0	W	8	1	0	0	1	1	0	0	0	0	0	9	13	0.00	1.000

PITCHER	IP	WLS	BF	H	R	ER	SO	BB	IBB	HBP	BLK	WP	HR	S	P	ERA	WHIP
---------	----	-----	----	---	---	----	----	----	-----	-----	-----	----	----	---	---	-----	------

Batter	1	2	3	4	5	6	7	8	9	AB R H RBI BB SO LOB	TOP											
Bill Sample, R (1, 7) OBP: 0.244, SLG: 0.359	0-0 5-3		0-0 F4			0-0 F4			0-0 1B	4 0 1 0 0 0 1	<b>Texas Rangers @ New York Yankees</b> Yankee Stadium, Bronx, NY Fri Apr 20 1984, 6:05 PM EST Att. 17,861 - Unknown  livebaseballscorecards.com  <b>AB 30</b> <b>R 1</b> <b>H 5</b> <b>RBI 1</b> <b>BB 0</b> <b>SO 7</b> <b>LOB 7</b>											
Gary Ward, R (1, 9) OBP: 0.314, SLG: 0.256	0-0 CS 1B		0-0 F9			0-0 5-3			0-0 F9	4 0 1 0 0 0 1												
George Wright, S (1, 8) OBP: 0.230, SLG: 0.344	0-3 K 1-2		0-3 K			0-0 F3			0-0 F7	4 0 0 0 0 2 2												
Buddy Bell, R (1, 5) OBP: 0.467, SLG: 0.560		0-0 F8			0-0 F7				0-0 F7	3 0 0 0 0 0 0												
Larry Parrish, R (1, 10) OBP: 0.397, SLG: 0.537		0-0 F9			0-0 L4-3 1B				0-0 HR	3 1 2 1 0 0 0												
Pete O'Brien, L (1, 3) OBP: 0.348, SLG: 0.447		0-0 F8			0-0 F9				0-0 F8	3 0 0 0 0 0 1												
Ned Yost, R (1, 2) OBP: 0.208, SLG: 0.326			0-0 5-3			0-0 L4-3 1-2			0-3 K	3 0 0 0 0 1 1												
Wayne Tolleson, S (1, 4) OBP: 0.370, SLG: 0.396			0-0 1B			0-3 K			0-3 K	3 0 1 0 0 2 0												
Curtis Wilkerson, S (1, 6) OBP: 0.205, SLG: 0.171			0-3 K			0-0 F9			0-3 K	2 0 0 0 0 1 1												
Bill Stein, R (9, PH) OBP: 0.250, SLG: 0.250										1 0 0 0 0 1 0												
<b>Inning Stats</b>	R: 0 E: 0 K: 1 S: 5	H: 1 LOB: 0 BB: 0 P: 5	R: 0 E: 0 K: 0 S: 3	H: 0 LOB: 0 BB: 0 P: 3	R: 0 E: 0 K: 1 S: 6	H: 1 LOB: 1 BB: 0 P: 6	R: 0 E: 0 K: 1 S: 5	H: 0 LOB: 0 BB: 0 P: 5	R: 0 E: 0 K: 0 S: 3	H: 0 LOB: 0 BB: 0 P: 3	R: 0 E: 0 K: 0 S: 5	H: 0 LOB: 0 BB: 0 P: 5	R: 0 E: 0 K: 0 S: 3	H: 0 LOB: 0 BB: 0 P: 3	R: 1 E: 0 K: 2 S: 8	H: 1 LOB: 0 BB: 0 P: 8	R: 0 E: 0 K: 1 S: 6	H: 1 LOB: 1 BB: 0 P: 6	1B: 4 2B: 1 3B: 0 HR: 1	SF: 0 SAC: 0 DP: 1 HBP: 0	WP: 0 PB: 0 SB: 0 CS: 1	PA: 30
<b>PITCHER</b> Ron Guidry, L (1, 1) ERA: 2.48	IP 9.0 WLS W BF 30 H 5 R 1 ER 1 SO 7 BB 0 IBB 0 HBP 0 BLK 0 WP 0 HR 1 S 44 P 44 ERA 1.00 WHIP 0.556											<b>PITCHER</b>	IP WLS BF H R ER SO BB IBB HBP BLK WP HR S P ERA WHIP									



BOTTOM

Texas Rangers @ New York Yankees  
Yankee Stadium, Bronx, NY  
Fri Apr 20 1984, 6:05 PM EST  
Att. 17,861 - Unknown

AB	32
R	4
H	8
RBI	4
BB	5
SO	3
LOB	22



WP:	1	PA:	38
PB:	0	SB:	2
CS:	0		

AB R H RBI BB SO LOB

4	2	2	1	1	0	0	
5	0	1	2	0	0	2	
3	0	1	0	1	1	1	
2	0	1	1	0	0	2	
1	0	0	0	0	1	0	
4	0	3	0	0	0	2	
3	0	0	0	1	0	4	
4	0	0	0	0	0	4	
3	1	0	0	1	0	4	
3	1	0	0	1	1	3	
1B:	7	SF:	1	WP:	1	PA:	38
2B:	1	SAC:	0	PB:	0	SB:	2
3B:	0	DP:	0	CS:	0		
HR:	0	HBP:	0				

Batter	1	2	3	4	5	6	7	8	9											
Willie Randolph, R OBP: 0.473, SLG: 0.477 (1, 4)	4-0 1B SF7 BB	0-0 1B S 1-2 2-H		0-0 2B		0-0 5-3		0-0 6-3												
Ken Griffey, L OBP: 0.370, SLG: 0.375 (1, 3)	0-0 F7	0-0 1B WP 1-1 2-H		0-0 4-3		0-0 5-3		0-0 4-3												
Steve Kemp, L OBP: 0.400, SLG: 0.250 (1, 7)	0-0 1B 1-3	4-0 1B WP 1-2		0-3 K		0-0 5-3														
Oscar Gamble, L OBP: 0.375, SLG: 0.200 Don Baylor, R OBP: 0.205, SLG: 0.300 (1, 10) (7, PH)	0-0 SF7 3-H	0-0 F7 1-2 2-3			0-0 1B FC6-2 1B		0-3 K													
Don Mattingly, L OBP: 0.425, SLG: 0.429 (1, 9)	0-0 1B 1-2	0-0 F8			0-0 1B E FC6-2 1B		0-0 BB 1B													
Toby Harrah, R OBP: 0.355, SLG: 0.333 (1, 5)	0-0 F9		0-0 6-3		0-0 FC6-2 E 1-2 3-H		4-0 BB FC4-6 BB													
Butch Wynegar, S OBP: 0.229, SLG: 0.265 (1, 2)		0-0 F6	0-0 1-3		0-0 F6		0-0 F7													
Andre Robertson, R OBP: 0.222, SLG: 0.125 (1, 6)		4-0 BB 1B BB	0-0 F9		0-0 E6 1-2 2-3		0-0 FC4-6 1-2f													
Omar Moreno, L OBP: 0.196, SLG: 0.200 (1, 8)		4-0 S 1B 1-2 BB		0-3 K	0-0 F6		0-0 6-3													
Inning Stats	R: 1 E: 0 K: 0 S: 5	H: 2 LOB: 2 BB: 1 P: 9	R: 3 E: 0 K: 0 S: 5	H: 2 LOB: 2 BB: 3 P: 17	R: 0 E: 0 K: 0 S: 3	H: 0 LOB: 0 BB: 0 P: 3	R: 0 E: 0 K: 2 S: 8	H: 1 LOB: 1 BB: 0 P: 8	R: 0 E: 0 K: 0 S: 6	H: 2 LOB: 3 BB: 0 P: 6	R: 0 E: 0 K: 0 S: 3	H: 0 LOB: 0 BB: 0 P: 3	R: 0 E: 0 K: 1 S: 6	H: 1 LOB: 2 BB: 1 P: 10	R: 0 E: 0 K: 0 S: 3	H: 0 LOB: 0 BB: 0 P: 3	1B: 7 2B: 1 3B: 0 HR: 0	SF: 1 SAC: 0 DP: 0 HBP: 0	WP: 1 PB: 0 SB: 2 CS: 0	PA: 38
PITCHER	IP WLS BF H R ER SO BB IBB HBP BLK WP HR S P ERA WHIP																			
Dave Stewart, R ERA: 7.5 Mike Mason, L ERA: 2.0	(1, 1) 5.0 L 27 7 4 4 2 4 4 0 0 0 1 0 27 43 7.20 2.200																			
	(6, 1) 3.0 11 1 0 0 1 1 0 0 0 0 0 12 16 0.00 0.667																			

Batter	1	2	3	4	5	6	7	8	9	AB R H RBI BB SO LOB	TOP		
Bill Sample, R (1, 7) X OBP: 0.244, SLG: 0.349	0-0 F9 ①		X 0-0 5-3 ①		X 0-0 F5 ②		X 0-0 1B ②			4 0 1 0 0 0 0	<p><b>Texas Rangers @ New York Yankees</b>  Yankee Stadium, Bronx, NY</p> <p>Sat Apr 21 1984, 3:33 AM EST  Att: 20,729 - Unknown</p> <p>livebaseballscorecards.com</p>		
Gary Ward, R (1, 9) X OBP: 0.291, SLG: 0.234	0-0 5-3 ②		X 0-0 4-3 ②		X 0-0 6-3 ③		X 0-0 F9 ②			4 0 0 0 0 0 1			
George Wright, S (1, 8) X OBP: 0.231, SLG: 0.338	0-0 1B ③		X 0-0 F5 ③		X 0-0 5-3 ①		X 0-3 K ③			4 0 1 0 0 1 1			
Buddy Bell, R (1, 5) X OBP: 0.453, SLG: 0.537	0-0 4-3 ③		X 0-0 1B FC3-2 1B ③		X 0-0 E6 FC5-4 ③		X 0-0 F9 ①			4 0 1 0 0 0 1			
Larry Parrish, R (1, 10) X OBP: 0.403, SLG: 0.526		BB BB BB BB	4-0 BB 1B BB ①		X 0-0 4-3 FC3-2 1B ②		X 0-0 FC5-4 WP 1B ②		X 0-0 F9 ②	3 1 1 0 1 0 1			
Pete O'Brien, L (1, 3) X OBP: 0.380, SLG: 0.463		X 0-0 BB 1B ①		X 0-0 FC3-2 4-3 1B ①		X 4-0 BB BB ①		X 0-0 CS 1B ①		3 0 2 0 1 0 2			
Ned Yost, R (1, 2) X OBP: 0.212, SLG: 0.320		X 0-0 F1 ①		X 0-0 4-3 ②		X 0-0 1B BB ②		X 0-0 CS ③	X 0-0 4-3 ①	4 0 1 1 0 0 4			
Wayne Tolleson, S (1, 4) X OBP: 0.362, SLG: 0.373		BB BB BB BB	4-0 L3 BB ①		X 0-0 5-3 ③		X 0-0 1B ③		X 0-3 K ②	3 0 0 0 1 1 4			
Jim Anderson, R (1, 6) X OBP: 0.212, SLG: 0.320		X 0-0 L3 ②		X 0-0 F9 ①		X 0-0 6-3 ①		X 0-0 6-3 ③		4 0 0 0 0 0 3			
<b>Inning Stats</b>	R: 0 H: 1 E: 0 LOB: 1 K: 0 BB: 0 S: 4 P: 4	R: 0 H: 1 E: 0 LOB: 2 K: 0 BB: 2 S: 3 P: 11	R: 0 H: 0 E: 0 LOB: 0 K: 0 BB: 0 S: 3 P: 3	R: 0 H: 2 E: 0 LOB: 2 K: 0 BB: 0 S: 5 P: 5	R: 0 H: 0 E: 0 LOB: 0 K: 0 BB: 0 S: 3 P: 3	R: 1 H: 1 E: 1 LOB: 2 K: 0 BB: 1 S: 5 P: 9	R: 0 H: 1 E: 0 LOB: 1 K: 1 BB: 0 S: 6 P: 6	R: 0 H: 1 E: 0 LOB: 0 K: 0 BB: 0 S: 3 P: 3	R: 0 H: 0 E: 0 LOB: 0 K: 1 BB: 0 S: 5 P: 5	1B: 7 SF: 0 2B: 1 SAC: 0 3B: 0 DP: 1 HR: 0 HBP: 0	WP: 1 PA: 37 PB: 0 SB: 0 CS: 1		
<b>PITCHER</b>	IP WLS BF H R ER SO BB IBB HBP BLK WP HR S P ERA WHIP											<b>PITCHER</b>	IP WLS BF H R ER SO BB IBB HBP BLK WP HR S P ERA WHIP
Ray Fontenot, L (1, 1) ERA: 4.42	7.0 L 30 6 1 0 1 3 0 0 0 1 0 29 41 0.00 1.286												
Dave Righetti, L (8, 1) ERA:	2.0 6 1 0 0 1 0 0 0 0 0 0 8 8 0.00 0.500												

**Texas Rangers @ New York Yankees**  
Yankee Stadium, Bronx, NY

Sat Apr 21 1984, 3:33 AM EST  
Att: 20,729 - Unknown

livebaseballscorecards.com

AB	33
R	1
H	7
RBI	1
BB	3
SO	2
LOB	17



Batter	1	2	3	4	5	6	7	8	9	AB	R	H	RBI	BB	SO	LOB
Willie Randolph, R (1, 4) OBP: 0.458, SLG: 0.447	0-0 1-3			0-0 F8		0-3 K		4-0 IBB		3	0	0	0	1	1	0
Ken Griffey, L (1, 3) OBP: 0.340, SLG: 0.341	0-0 F8			0-0 6-3		0-0 4-3		0-0 4-3		4	0	0	0	0	0	2
Lou Piniella, R (1, 9) OBP: 0.346, SLG: 0.440 Roy Smalley, S (7, PH) OBP: 0.400, SLG: 0.429 Omar Moreno, L (7, PR) OBP: 0.191, SLG: 0.196	0-0 6-3			0-0 1B			4-0 BB		0-0 G3	2	0	1	0	0	0	0
Don Baylor, R (1, 10) OBP: 0.188, SLG: 0.273		0-0 5-3		0-0 F8		0-0 F7		0-0 1-3		4	0	0	0	0	0	2
Don Mattingly, L (1, 7) OBP: 0.432, SLG: 0.421		4-0 BB			0-0 G3		0-0 F6		0-0 1B	3	0	1	0	1	0	2
Toby Harrah, R (1, 5) OBP: 0.353, SLG: 0.308 Oscar Gamble, L (9, PH) OBP: 0.333, SLG: 0.167		0-0 G3-6-3			4-0 BB		0-3 K		0-0 G3-4-3	2	0	0	0	1	1	3
Rick Cerone, R (1, 2) OBP: 0.250, SLG: 0.400			0-3 K		0-0 F9			0-0 6-3		3	0	1	0	0	1	1
Stan Javier, S (1, 8) OBP: 0.200, SLG: 0.200			0-0 1-3		0-0 F3			0-3 K		3	0	0	0	0	1	2
Andre Robertson, R (1, 6) OBP: 0.167, SLG: 0.091			0-0 G3			0-0 F7		0-0 6-3		3	0	0	0	0	0	1

**BOTTOM**

**Texas Rangers @ New York Yankees**  
 Yankee Stadium, Bronx, NY  
 Sat Apr 21 1984, 3:33 AM EST  
 Att. 20,729 - Unknown

AB	29
R	0
H	3
RBI	0
BB	4
SO	4
LOB	14



Inning Stats	R: 0	H: 0	E: 0	LOB: 0	K: 0	BB: 0	S: 3	P: 3	R: 0	H: 0	E: 0	LOB: 0	K: 0	BB: 1	S: 2	P: 6	R: 0	H: 0	E: 0	LOB: 0	K: 1	BB: 0	S: 5	P: 5	R: 0	H: 1	E: 0	LOB: 1	K: 0	BB: 0	S: 4	P: 4	R: 0	H: 0	E: 0	LOB: 1	K: 0	BB: 1	S: 3	P: 7	R: 0	H: 0	E: 0	LOB: 0	K: 1	BB: 0	S: 5	P: 5	R: 0	H: 0	E: 0	LOB: 2	K: 1	BB: 1	S: 6	P: 10	R: 0	H: 1	E: 0	LOB: 1	K: 0	BB: 0	S: 4	P: 4	1B: 3	SF: 0	2B: 0	SAC: 0	3B: 0	DP: 1	HR: 0	HBP: 0	WP: 1	PA: 33	PB: 0	SB: 1	CS: 0
--------------	------	------	------	--------	------	-------	------	------	------	------	------	--------	------	-------	------	------	------	------	------	--------	------	-------	------	------	------	------	------	--------	------	-------	------	------	------	------	------	--------	------	-------	------	------	------	------	------	--------	------	-------	------	------	------	------	------	--------	------	-------	------	-------	------	------	------	--------	------	-------	------	------	-------	-------	-------	--------	-------	-------	-------	--------	-------	--------	-------	-------	-------

PITCHER	IP	WLS	BF	H	R	ER	SO	BB	IBB	HBP	BLK	WP	HR	S	P	ERA	WHIP
Frank Tanana, L (1, 1) ERA: 2.93	8.0	W	29	2	0	0	4	3	1	0	0	1	0	33	49	0.00	0.625
Dave Tobik, R (9, 1) ERA: 0.84	1.0	S	4	1	0	0	0	0	0	0	0	0	0	4	4	0.00	1.000

PITCHER	IP	WLS	BF	H	R	ER	SO	BB	IBB	HBP	BLK	WP	HR	S	P	ERA	WHIP
---------	----	-----	----	---	---	----	----	----	-----	-----	-----	----	----	---	---	-----	------

Batter	1	2	3	4	5	6	7	8	9	AB R H RBI BB SO LOB	TOP																
Mickey Rivers, L (1, 10) OBP: 0.214, SLG: 0.214	0-0 4-3			0-0 1-3		0-3 K		0-0 FC1-5 1B	0-0 4-3	5 1 1 1 0 1 0	<b>Texas Rangers @ New York Yankees</b> Yankee Stadium, Bronx, NY Sun Apr 22 1984, 3:33 AM EST Att. 20,530 - Unknown <a href="http://livebaseballscorecards.com">livebaseballscorecards.com</a>																
Gary Ward, R (1, 7) OBP: 0.288, SLG: 0.220	0-0 F8			0-0 F9		4-0 5-3 BB		0-0 FC1-5 HBP 1B		3 1 0 0 1 0 2																	
George Wright, S (1, 8) OBP: 0.246, SLG: 0.338	0-3 K			4-0 1B BB		0-0 5-3		0-0 1B HBP		3 1 1 1 1 1 1																	
Buddy Bell, R (1, 5) OBP: 0.456, SLG: 0.526		0-3 K		0-0 1-2 1B		0-0 6-3		1-0 1B HBP		3 0 1 0 0 1 1																	
Larry Parrish, R (1, 9) OBP: 0.379, SLG: 0.492		0-0 6-3		0-3 K		0-0 6-3		0-3 K		4 0 0 0 0 2 5																	
Dave Hostetter, R (1, 3) Pete O'Brien, L (8, PH) OBP: 0.392, SLG: 0.476 (8, 3)		0-3 K		0-3 K		0-3 K		0-0 1-3 2-H 3-H 1B		3 0 0 0 0 3 0 1 0 1 2 0 0 0																	
Ned Yost, R (1, 2) OBP: 0.196, SLG: 0.296			0-0 5-3		0-0 F6		0-0 F7	0-0 F9		4 0 0 0 0 0 3																	
Wayne Tolleson, S (1, 4) OBP: 0.371, SLG: 0.382			0-3 K		0-0 1B			0-0 S 1B	0-0 F9	4 1 2 0 0 1 0																	
Jim Anderson, R (1, 6) Curtis Wilkerson, S (8, PR) OBP: 0.200, SLG: 0.167 (8, 6)			0-0 6-3		0-0 F7			4-0 FC1-5 1B BB	0-3 K	2 0 0 0 1 0 1 1 0 0 0 0 1 0																	
<b>Inning Stats</b>	R: 0 E: 0 K: 1 S: 5	H: 0 LOB: 0 BB: 0 P: 5	R: 0 E: 0 K: 2 S: 7	H: 0 LOB: 0 BB: 0 P: 7	R: 0 E: 0 K: 1 S: 5	H: 0 LOB: 0 BB: 0 P: 5	R: 0 E: 0 K: 1 S: 6	H: 1 LOB: 2 BB: 1 P: 10	R: 0 E: 0 K: 1 S: 6	H: 1 LOB: 1 BB: 0 P: 6		R: 0 E: 0 K: 1 S: 5	H: 0 LOB: 1 BB: 1 P: 9	R: 0 E: 0 K: 1 S: 5	H: 0 LOB: 0 BB: 0 P: 5	R: 4 E: 0 K: 1 S: 9	H: 4 LOB: 3 BB: 1 P: 14	R: 0 E: 0 K: 1 S: 5	H: 0 LOB: 0 BB: 0 P: 5	1B: 6 2B: 0 3B: 0 HR: 0	SF: 0 SAC: 0 DP: 0 HBP: 1	WP: 0 PB: 0 SB: 1 CS: 0	PA: 37				
<b>PITCHER</b>	IP WLS BF H R ER SO BB IBB HBP BLK WP HR S P ERA WHIP																										
Shane Rawley, L (1, 1) ERA: 5.4	7.0		25	2	0	0	8	2	0	0	0	0	0	39	47	0.00	0.571										
Jose Rijo, R (8, 1) ERA: 3.55	0.1	L	5	3	4	4	0	1	0	0	0	0	0	4	8	108.00	12.000										
Dale Murray, R (8, 1) ERA:	0.2		4	1	0	0	1	0	0	1	0	0	0	5	6	0.00	1.500										
Bob Shirley, L (9, 1) ERA: 10.29	1.0		3	0	0	0	1	0	0	0	0	0	0	5	5	0.00	0.000										






Batter	1	2	3	4	5	6	7	8	9	AB	R	H	RBI	BB	SO	LOB
Willie Randolph, R OBP: 0.429, SLG: 0.412 (1, 4)	0-0 F4		0-0 6-3		0-0 6-3		0-0 F9			4	0	0	0	0	0	3
Ken Griffey, L OBP: 0.333, SLG: 0.333 (1, 3)	0-0 1-3 BB 1B		0-0 F7		0-0 F7			0-0 F7		4	0	1	0	0	0	1
Steve Kemp, L OBP: 0.556, SLG: 0.333 (1, 7)	4-0 1-3 BB			0-0 2B 1B		0-3 K		4-0 P4-9 BB		2	0	1	0	2	1	0
Oscar Gamble, L OBP: 0.250, SLG: 0.111 (1, 10)	0-0 1-3			0-0 F3		0-0 4-3		0-0 P4-9		3	0	0	0	0	0	3
Don Baylor, R OBP: 0.184, SLG: 0.267 (8, PH)	1-2 2-3							1-2f		1	0	0	0	0	0	1
Don Mattingly, L OBP: 0.417, SLG: 0.429 (1, 9)	0-0 F7			0-0 1-3 2B		0-0 G3			0-0 F9	4	0	1	0	0	0	2
Roy Smalley, S OBP: 0.414, SLG: 0.417 (1, 5)		0-3 K		4-0 G4-6-3 BB			0-0 FC3-6 1B		0-0 F8	3	0	1	0	1	1	0
Butch Wynegar, S OBP: 0.231, SLG: 0.263 (1, 2)		0-0 G4-6-3 1B		0-0 G4-6-3 1-2f			0-0 F7		0-3 K	4	0	1	0	0	1	4
Andre Robertson, R OBP: 0.200, SLG: 0.143 (1, 6)		0-0 G4-6-3 1-2f				0-0 F9		0-0 FC3-6 1B		3	0	1	0	0	0	1
Omar Moreno, L OBP: 0.200, SLG: 0.204 (1, 8)			0-0 F8		0-0 6-3 S 1B		0-0 FC3-6 1-2f 2-3			3	0	1	0	0	0	2

Inning Stats	R: 0	H: 1	E: 0	LOB: 2	K: 0	BB: 1	S: 4	P: 8	R: 0	H: 1	E: 0	LOB: 0	K: 1	BB: 0	S: 5	P: 5	R: 0	H: 0	E: 0	LOB: 0	K: 0	BB: 0	S: 3	P: 3	R: 0	H: 2	E: 0	LOB: 2	K: 0	BB: 1	S: 4	P: 8	R: 0	H: 1	E: 0	LOB: 1	K: 0	BB: 0	S: 4	P: 4	R: 0	H: 0	E: 0	LOB: 0	K: 1	BB: 0	S: 5	P: 5	R: 0	H: 2	E: 0	LOB: 2	K: 0	BB: 0	S: 5	P: 5	R: 0	H: 0	E: 0	LOB: 0	K: 0	BB: 1	S: 2	P: 6	R: 0	H: 0	E: 0	LOB: 0	K: 1	BB: 0	S: 5	P: 5	1B: 6	SF: 0	2B: 2	SAC: 0	3B: 0	DP: 3	HR: 0	HBP: 0	WP: 0	PA: 34	PB: 0	SB: 1	CS: 0
--------------	------	------	------	--------	------	-------	------	------	------	------	------	--------	------	-------	------	------	------	------	------	--------	------	-------	------	------	------	------	------	--------	------	-------	------	------	------	------	------	--------	------	-------	------	------	------	------	------	--------	------	-------	------	------	------	------	------	--------	------	-------	------	------	------	------	------	--------	------	-------	------	------	------	------	------	--------	------	-------	------	------	-------	-------	-------	--------	-------	-------	-------	--------	-------	--------	-------	-------	-------

PITCHER	IP	WLS	BF	H	R	ER	SO	BB	IBB	HBP	BLK	WP	HR	S	P	ERA	WHIP
Danny Darwin, R ERA: 3.0 (1, 1)	7.0	W	28	7	0	0	2	2	0	0	0	0	0	30	38	0.00	1.286
Mike Mason, L ERA: 1.64 (8, 1)	2.0		6	0	0	0	1	1	0	0	0	0	0	7	11	0.00	0.500

**TEXAS RANGERS @ NEW YORK YANKEES**  
**Yankee Stadium, Bronx, NY**  
 Sun Apr 22 1984, 3:33 AM EST  
 Att. 20,530 - Unknown

AB	31
R	0
H	7
RBI	0
BB	3
SO	3
LOB	17



Batter	1	2	3	4	5	6	7	8	9	AB R H RBI BB SO LOB	TOP									
Mickey Rivers, L (1, 7) OBP: 0.250, SLG: 0.250	0-0 CS 1B			0-0 F8		0-0 F8		0-0 1-2 3-H 1B		4 0 2 1 0 0 1										
Gary Ward, R (1, 9) OBP: 0.286, SLG: 0.222	0-3 K 1-2			0-0 1B		0-0 G4-6-3 1-2f		0-0 4-3		4 0 1 0 0 1 4										
George Wright, S (1, 8) OBP: 0.233, SLG: 0.319	0-0 F5			0-0 F8			0-0 F5		0-0 F8	4 0 0 0 0 0 1										
Buddy Bell, R (1, 5) OBP: 0.444, SLG: 0.508		0-0 4-3		0-0 5-3			0-0 5-3		0-0 G4-6-3 1B	4 0 1 0 0 0 1										
Larry Parrish, R (1, 10) OBP: 0.357, SLG: 0.462		0-3 K			0-0 F9		0-3 K		0-0 G4-6-3 1-2f	4 0 0 0 0 2 1										
Pete O'Brien, L (1, 3) OBP: 0.407, SLG: 0.489		0-0 F7			0-0 1B			0-0 FC6-4 1B		3 0 2 0 0 0 0										
Ned Yost, R (1, 2) OBP: 0.186, SLG: 0.281			0-3 K		0-0 F2			0-0 FC6-4 1B 1-2f		3 1 0 0 0 1 2										
Wayne Tolleson, S (1, 4) OBP: 0.354, SLG: 0.362			0-0 4-3		0-0 F9			0-0 F7		3 0 0 0 0 0 2										
Curtis Wilkerson, S (1, 6) OBP: 0.213, SLG: 0.182			0-0 F7			0-0 G4-6-3 1B		0-0 1B 1-3		2 0 1 0 0 0 0										
Bob Jones, L (8, PH) OBP: 0.400, SLG: 0.583										1 0 1 0 0 0 0										
Jim Anderson, R (8, 6)										0 0 0 0 0 0 0										
<b>Inning Stats</b>	R: 0 E: 0 K: 1 S: 5	H: 1 LOB: 0 BB: 0 P: 5	R: 0 E: 0 K: 1 S: 5	H: 0 LOB: 0 BB: 0 P: 5	R: 0 E: 0 K: 1 S: 5	H: 0 LOB: 0 BB: 0 P: 5	R: 0 E: 0 K: 0 S: 4	H: 1 LOB: 1 BB: 0 P: 4	R: 0 E: 0 K: 0 S: 4	H: 1 LOB: 1 BB: 0 P: 4	R: 0 E: 0 K: 1 S: 5	H: 0 LOB: 0 BB: 0 P: 5	R: 1 E: 0 K: 0 S: 6	H: 3 LOB: 2 BB: 0 P: 6	R: 0 E: 0 K: 0 S: 3	H: 1 LOB: 0 BB: 0 P: 3	1B: 8 2B: 0 3B: 0 HR: 0	SF: 0 SAC: 0 DP: 2 HBP: 0	WP: 0 PB: 0 SB: 0 CS: 1	PA: 32
<b>PITCHER</b>	IP WLS BF H R ER SO BB IBB HBP BLK WP HR S P ERA WHIP																			
Rick Sutcliffe, R (1, 1) ERA: 2.52	7.2 W 27 6 1 1 4 0 0 0 0 0 0 0 35 35 1.17 0.783																			
Ernie Camacho, R (8, 1) ERA:	1.1 S 5 2 0 0 0 0 0 0 0 0 0 0 5 5 0.00 1.500																			

Texas Rangers @ Cleveland Indians  
Cleveland Municipal Stadium, Cleveland, OH  
Mon Apr 23 1984, 3:33 AM EST  
Att. 3,188 - Unknown

livebaseballscorecards.com

AB	32
R	1
H	8
RBI	1
BB	0
SO	4
LOB	12



Batter	1	2	3	4	5	6	7	8	9	AB R H RBI BB SO LOB	BOTTOM
--------	---	---	---	---	---	---	---	---	---	----------------------	--------

<b>Brett Butler, L</b> (1, 8) OBP: 0.357, SLG: 0.353	0-0 4-3		0-0 HBP S 1B		0-0 SH3-4		0-0 F9			3 0 1 0 0 0 0	<b>Texas Rangers @ Cleveland Indians</b> <b>Cleveland Municipal Stadium, Cleveland, OH</b> Mon Apr 23 1984, 3:33 AM EST Att. 3,188 - Unknown
<b>Tony Bernazard, S</b> (1, 4) OBP: 0.538, SLG: 0.487	0-0 1-3		4-0 HBP 1-2 BB		0-0 2B 3B		0-0 F7			3 1 1 1 1 0 0	
<b>Julio Franco, R</b> (1, 6) OBP: 0.346, SLG: 0.370	4-0 BB		1-0 1-2 2-3 HBP		0-0 7-5 2B		0-0 S 1B			2 1 2 1 1 0 0	
<b>Andre Thornton, R</b> (1, 10) OBP: 0.400, SLG: 0.595	0-0 F3		0-3 K		0-0 7-5 2-3f		0-0 1-H CS 1B			4 0 1 1 0 1 5	
<b>Pat Tabler, R</b> (1, 3) OBP: 0.386, SLG: 0.410		0-0 F9	0-0 F3			0-0 G4-6-3 BB 1B		0-0 F8		3 0 1 0 0 0 3	
<b>Mike Hargrove, L</b> (8, 3) OBP: 0.300, SLG: 0.125										1 0 0 0 0 0 1	
<b>Ron Hassey, L</b> (1, 2) OBP: 0.354, SLG: 0.356		0-0 2B		0-0 F8		4-0 BB BB BB BB 1-2 G4-6-3 BB		0-0 1-2 1B		3 0 2 0 1 0 0	
<b>Brook Jacoby, R</b> (1, 5) OBP: 0.280, SLG: 0.318		0-0 F2		0-0 4-3		0-0 G4-6-3		0-0 F7		4 0 0 0 0 0 4	
<b>George Vukovich, L</b> (1, 9) OBP: 0.308, SLG: 0.324		0-3 K		0-0 F8		0-0 1-2f 2-3 F8				3 0 0 0 0 1 2	
<b>Otis Nixon, S</b> (1, 7) OBP: 0.190, SLG: 0.105			0-0 G3		4-0 SH3-4 3B BB		0-0 F9			2 1 0 0 1 0 0	

<b>Inning Stats</b>	R: 0 E: 0 K: 0 S: 3	H: 0 LOB: 1 BB: 1 P: 7	R: 0 E: 0 K: 1 S: 6	H: 1 LOB: 1 BB: 0 P: 6	R: 0 E: 0 K: 1 S: 6	H: 1 LOB: 3 BB: 1 P: 11	R: 0 E: 0 K: 0 S: 3	H: 0 LOB: 0 BB: 0 P: 3	R: 2 E: 0 K: 0 S: 4	H: 2 LOB: 0 BB: 1 P: 8	R: 0 E: 0 K: 0 S: 3	H: 1 LOB: 1 BB: 1 P: 7	R: 0 E: 0 K: 0 S: 3	H: 0 LOB: 0 BB: 0 P: 3	R: 1 E: 0 K: 0 S: 5	H: 3 LOB: 1 BB: 0 P: 5	1B: 5 2B: 3 3B: 1 HR: 0	SF: 0 SAC: 1 DP: 2 HBP: 1	WP: 0 PB: 0 SB: 2 CS: 1	PA: 34
---------------------	------------------------------	---------------------------------	------------------------------	---------------------------------	------------------------------	----------------------------------	------------------------------	---------------------------------	------------------------------	---------------------------------	------------------------------	---------------------------------	------------------------------	---------------------------------	------------------------------	---------------------------------	----------------------------------	------------------------------------	----------------------------------	--------

<b>PITCHER</b> <b>Charlie Hough, R</b> (1, 1) ERA: 4.15	IP	WLS	BF	H	R	ER	SO	BB	IBB	HBP	BLK	WP	HR	S	P	ERA	WHIP												
	8.0	L	34	8	3	3	2	4	0	1	0	0	0	33	50	3.38	1.500												

[livebaseballscorecards.com](http://livebaseballscorecards.com)

<b>AB</b>	28
<b>R</b>	3
<b>H</b>	8
<b>RBI</b>	3
<b>BB</b>	4
<b>SO</b>	2
<b>LOB</b>	15



Batter	1	2	3	4	5	6	7	8	9	AB R H RBI BB SO LOB	TOP	
Lou Whitaker, L (1, 4) OBP: 0.375, SLG: 0.413	4-0 G4-1 1B BB		0-0 FC5-4 1B	0-0 1B			0-0 HR 1B			4 1 3 0 1 0 2		
Alan Trammell, R (1, 6) OBP: 0.493, SLG: 0.590	0-0 G4-1 1B		0-0 FC5-4 1B	0-0 F8			0-0 F8	0-0 4-3		5 0 1 0 0 0 3		
Darrell Evans, L (1, 3) OBP: 0.353, SLG: 0.522	0-0 G4-1 1B		0-0 1B				4-0 HR BB	0-0 4-3		4 1 1 0 1 1 2		
Dave Bergman, L (8, 3) OBP: 0.303, SLG: 0.241	1-2 2-3		1-2 1B				1-2 HR BB	0-0 4-3		0 0 0 0 0 0 0		
Lance Parrish, R (1, 2) OBP: 0.306, SLG: 0.466	0-3 K		0-3 K				0-0 HR	0-0 F3		5 1 1 3 0 3 4		
Kirk Gibson, L (1, 9) OBP: 0.373, SLG: 0.569	0-3 K		0-0 F7				0-0 FC6-2 1B	0-0 4-3		4 0 1 0 1 1 4		
Larry Herndon, R (1, 7) OBP: 0.339, SLG: 0.308		0-0 6-3		0-3 K			0-0 FC6-2 2B	0-0 F4		5 1 0 0 0 1 2		
Johnny Grubb, L (1, 10) OBP: 0.412, SLG: 0.462		0-0 HR		0-0 G3			0-0 1B 2B	0-0 1B 1B		3 1 1 1 0 1 0		
Barbaro Garbey, R (7, PH) OBP: 0.536, SLG: 0.654							1-H	S		2 2 2 1 0 0 0		
Chet Lemon, R (1, 8) OBP: 0.439, SLG: 0.672		0-0 6-3		4-0 HR BB			0-3 K	4-0 1B BB		3 1 1 1 2 1 0		
Howard Johnson, S (1, 5) OBP: 0.414, SLG: 0.458		0-3 K		0-0 HR			0-0 F7	0-0 1B		3 1 1 2 0 1 0		
Tom Brookens, R (7, PH) OBP: 0.219, SLG: 0.323				1-H			1-2 2-H			1 0 1 1 0 0 0		
<b>Inning Stats</b>	R: 0 H: 1 E: 0 LOB: 2 K: 2 BB: 1 S: 8 P: 12	R: 1 H: 1 E: 0 LOB: 0 K: 1 BB: 0 S: 6 P: 6	R: 0 H: 2 E: 0 LOB: 2 K: 1 BB: 0 S: 7 P: 7	R: 2 H: 2 E: 0 LOB: 1 K: 1 BB: 1 S: 7 P: 11	R: 0 H: 0 E: 0 LOB: 1 K: 2 BB: 1 S: 7 P: 11	R: 0 H: 0 E: 0 LOB: 0 K: 2 BB: 0 S: 7 P: 7	R: 5 H: 5 E: 0 LOB: 2 K: 0 BB: 2 S: 8 P: 16	R: 0 H: 0 E: 0 LOB: 0 K: 0 BB: 0 S: 3 P: 3	R: 1 H: 2 E: 0 LOB: 1 K: 0 BB: 0 S: 4 P: 4	1B: 9 SF: 0 2B: 1 SAC: 0 3B: 0 DP: 0 HR: 3 HBP: 0	WP: 0 PA: 44 PB: 0 SB: 3 CS: 0	
<b>PITCHER</b>	IP WLS BF H R ER SO BB IBB HBP BLK WP HR S P ERA WHIP											
Dave Stewart, R (1, 1) ERA: 8.14	6.1 L 32 9 7 7 9 4 0 0 0 0 0 3 46 62 9.95 2.053											
Mike Mason, L (7, 1) ERA: 2.31	0.2 5 2 1 1 0 1 0 0 0 0 0 0 4 8 13.50 4.500											
Jim Bibby, R (8, 1) ERA: 3.0	2.0 7 2 1 1 0 0 0 0 0 0 0 0 7 7 4.50 1.000											

Detroit Tigers @ Texas Rangers  
Arlington Stadium, Arlington, TX  
Wed Apr 25 1984, 7:05 PM EST  
Att: 25,883 - Unknown

livebaseballscorecards.com

AB 39  
R 9  
H 13  
RBI 9  
BB 5  
SO 9  
LOB 17



Batter	1	2	3	4	5	6	7	8	9	AB R H RBI BB SO LOB
Bill Sample, R (1, 7) OBP: 0.260, SLG: 0.340	0-0 1-3		0-0 5-3		4-0 CS BB			0-0 5-3	0-0 1-2 1B	4 0 1 0 1 0 1
Mickey Rivers, L (1, 10) OBP: 0.257, SLG: 0.257 Bill Stein, R (8, PH) OBP: 0.333, SLG: 0.333	0-0 F5			0-0 G5-4-3 1B	0-0 CS	0-0 E9		0-0 BB 2B 1B	0-0 F8	3 0 1 0 0 0 0 2 1 1 0 0 0 2
George Wright, S (1, 8) OBP: 0.234, SLG: 0.307	0-0 4-3			0-0 G5-4-3 1-2f		0-0 F8		4-0 BB 2B		3 1 0 0 1 0 2
Buddy Bell, R (1, 5) OBP: 0.447, SLG: 0.523		0-0 F9		0-0 1B		0-0 F7		0-0 1-H 2-H 2B		4 0 2 2 0 0 1
Larry Parrish, R (1, 9) OBP: 0.351, SLG: 0.449		0-0 CS 1B		0-0 F9		0-3 K		0-0 6-3		4 0 1 0 0 1 3
Pete O'Brien, L (1, 3) OBP: 0.397, SLG: 0.469		0-3 K 1-2			0-0 HR 1B		0-0 G3	0-0 6-3		4 1 1 0 0 1 2
Mary Foley, L (1, 2) OBP: 0.500, SLG: 0.833 Gary Ward, R (9, PH) OBP: 0.281, SLG: 0.218			4-0 G4-3 1B BB		0-0 1-H HR		0-0 1B		0-3 K	2 1 2 2 1 0 0 1 0 0 0 0 1 0
Wayne Tolleson, S (1, 4) OBP: 0.348, SLG: 0.355			0-0 G4-3 1B		0-0 F4		0-0 F8		0-3 K	4 0 1 0 0 1 1
Curtis Wilkerson, S (1, 6) OBP: 0.200, SLG: 0.170 Dave Hostetler, R (9, PH) OBP: 0.273, SLG: 0.111			0-0 G4-3 1-2f 2-3		0-0 4-3		0-3 K		0-0 1B 1B	3 0 0 0 0 1 3 1 0 1 0 0 0 0

Inning Stats	R: 0	H: 0	E: 0	K: 0	S: 3	R: 0	H: 1	E: 0	K: 1	S: 5	R: 0	H: 1	E: 0	K: 0	S: 3	R: 0	H: 2	E: 0	K: 0	S: 4	R: 2	H: 2	E: 0	K: 0	S: 4	R: 0	H: 0	E: 1	K: 1	S: 6	R: 0	H: 1	E: 0	K: 1	S: 6	R: 2	H: 2	E: 0	K: 0	S: 5	R: 0	H: 2	E: 0	K: 2	S: 9	R: 0	H: 2	E: 0	K: 2	S: 9	1B: 9	SF: 0	2B: 2	SAC: 0	3B: 0	DP: 3	HR: 1	HBP: 0	WP: 0	PA: 39
--------------	------	------	------	------	------	------	------	------	------	------	------	------	------	------	------	------	------	------	------	------	------	------	------	------	------	------	------	------	------	------	------	------	------	------	------	------	------	------	------	------	------	------	------	------	------	------	------	------	------	------	-------	-------	-------	--------	-------	-------	-------	--------	-------	--------

PITCHER	IP	WLS	BF	H	R	ER	SO	BB	IBB	HBP	BLK	WP	HR	S	P	ERA	WHIP
Milt Wilcox, R (1, 1) ERA: 4.15	6.0	W	23	6	2	2	2	2	0	0	0	0	1	25	33	3.00	1.333
Willie Hernandez, L (7, 1) ERA: 4.5	3.0	S	15	5	2	2	3	1	0	0	0	0	0	20	24	6.00	2.000

BOTTOM

Detroit Tigers @ Texas Rangers  
Arlington Stadium, Arlington, TX  
Wed Apr 25 1984, 7:05 PM EST  
Att. 25,883 - Unknown

livebaseballscorecards.com

AB	35
R	4
H	11
RBI	4
BB	3
SO	5
LOB	15



Batter	1	2	3	4	5	6	7	8	9	AB R H RBI BB SO LOB	TOP											
Lou Whitaker, L (1, 4) OBP: 0.377, SLG: 0.426	0-0 BLK 1B 2B	0-0 4-3		0-0 1B 1-3 1B		0-0 4-3		0-3 K 1-2		5 1 2 0 0 1 3												
Alan Trammell, R (1, 6) OBP: 0.513, SLG: 0.600	4-0 BLK 1B BB	0-0 F6		0-0 1-3 3-H 1B		0-0 CS 1B		0-0 FC5-4 1B		4 1 3 1 1 0 0												
Barbaro Garbey, R (1, 3) OBP: 0.515, SLG: 0.600	0-0 G5-4-3 1B 1-H 2-H		4-0 G6-4-3 BB	0-0 4-3		0-0 F7		0-0 FC5-4 5-3 1-2f		4 0 1 2 1 0 4												
Lance Parrish, R (1, 2) OBP: 0.299, SLG: 0.492	0-0 G5-4-3 1-2f		0-0 G6-4-3 1-2f		0-3 K		0-0 1-2 HR		0-0 5-3 1-2	5 1 1 1 0 1 3												
Larry Herndon, R (1, 7) OBP: 0.343, SLG: 0.351	0-0 2B 2B		0-0 1B 2B		0-0 F9		0-3 K		0-3 K	5 2 2 0 0 2 1												
Chet Lemon, R (1, 8) OBP: 0.443, SLG: 0.677	0-0 WP 1B 2B 2-H		0-0 1B		0-0 5-3			0-0 5-3		4 1 2 2 0 0 0												
Tom Brookens, R (1, 5) OBP: 0.222, SLG: 0.314	0-0 1B			0-0 F9		0-0 5-3		0-3 K		4 0 1 1 0 1 0												
Rod Allen, R (1, 10) OBP: 0.333, SLG: 0.350	0-0 5-3			4-0 1B 1B BB		4-0 BB		4-0 1B BB		1 1 0 0 1 0 1 0 0 0 0 2 0 0												
Darrell Evans, L (6, PH) OBP: 0.377, SLG: 0.522																						
Rusty Kuntz, R (1, 9) OBP: 0.182, SLG: 0.182			0-3 K		0-3 K		0-3 K		0-0 S 1B	2 0 0 0 0 2 1 2 0 1 0 0 1 1												
Kirk Gibson, L (6, PH) OBP: 0.377, SLG: 0.566																						
<b>Inning Stats</b>	R: 4 E: 0 K: 0 S: 7	H: 5 LOB: 1 BB: 1 P: 11	R: 0 E: 0 K: 1 S: 5	H: 0 LOB: 0 BB: 0 P: 5	R: 1 E: 0 K: 0 S: 3	H: 2 LOB: 1 BB: 1 P: 7	R: 1 E: 0 K: 1 S: 7	H: 2 LOB: 2 BB: 1 P: 11	R: 0 E: 0 K: 1 S: 5	H: 0 LOB: 0 BB: 0 P: 5	R: 0 E: 0 K: 1 S: 5	H: 0 LOB: 1 BB: 1 P: 9	R: 1 E: 0 K: 1 S: 6	H: 2 LOB: 0 BB: 0 P: 6	R: 0 E: 0 K: 2 S: 8	H: 1 LOB: 2 BB: 1 P: 12	R: 0 E: 0 K: 1 S: 6	H: 1 LOB: 1 BB: 0 P: 6	1B: 8 2B: 4 3B: 0 HR: 1	SF: 0 SAC: 0 DP: 2 HBP: 0	WP: 1 PB: 0 SB: 1 CS: 1	PA: 41
<b>PITCHER</b>	IP WLS BF H R ER SO BB IBB HBP BLK WP HR S P ERA WHIP																					
Frank Tanana, L (1, 1) ERA: 4.31	3.2 L 19 8 6 6 2 3 0 0 1 1 0 20 32 14.73 3.000																					
Dave Schmidt, R (4, 1) ERA: 2.53	3.1 13 3 1 1 3 1 0 0 0 0 1 18 22 2.70 1.200																					
Odell Jones, R (8, 1) ERA: 2.0	2.0 9 2 0 0 3 1 0 0 0 0 0 14 18 0.00 1.500																					

**Detroit Tigers @ Texas Rangers**  
 Arlington Stadium, Arlington, TX  
 Thu Apr 26 1984, 7:05 PM EST  
 Att: 13,559 - Unknown

livebaseballscorecards.com

**AB** 36  
**R** 7  
**H** 13  
**RBI** 7  
**BB** 5  
**SO** 8  
**LOB** 14



Batter	1	2	3	4	5	6	7	8	9	AB R H RBI BB SO LOB
Bill Sample, R OBP: 0.273, SLG: 0.346 (1, 7)	0-0 G3-6-1 1B	0-0 6-3			0-0 1-2 HR 1B		0-0 6-3		0-0 F8	5 1 2 0 0 0 0
Pete O'Brien, L OBP: 0.397, SLG: 0.519 (1, 3)	0-0 G3-6-1 1-2f		0-0 F8		0-0 1-H 2-H HR		0-0 1B 1B		0-0 3-1	5 1 2 3 0 0 1
Bob Jones, L OBP: 0.474, SLG: 0.813 (1, 9)	0-0 HR		0-0 6-3		0-0 G6-4-3 1B		0-0 1-2 1B			4 1 3 1 0 0 0
Buddy Bell, R OBP: 0.438, SLG: 0.507 (1, 5)	0-0 E 1B		0-3 K		0-0 G6-4-3 1-2f		0-0 F5			4 0 1 0 0 1 3
Larry Parrish, R OBP: 0.333, SLG: 0.425 (1, 10)	0-0 E5 1-2			0-0 6-3		0-3 K	0-3 K			4 0 0 0 0 2 3
George Wright, S OBP: 0.222, SLG: 0.291 (1, 8)	0-0 F8		0-0 4-3		0-0 F7		0-0 4-3			4 0 0 0 0 0 2
Mary Foley, L OBP: 0.500, SLG: 1.000 (1, 2)		0-0 HR		0-0 G3		4-0 1B BB		0-3 K		3 1 1 1 1 1 0
Wayne Tolleson, S OBP: 0.356, SLG: 0.364 (1, 4) (7, 6)		0-0 G3			0-0 FC3-6 1B	0-0 1-3 1B		0-0 G3		4 0 2 0 0 0 0
Curtis Wilkerson, S OBP: 0.192, SLG: 0.163 Bill Stein, R OBP: 0.286, SLG: 0.286 (6, PH) (7, 4) Mickey Rivers, L OBP: 0.250, SLG: 0.250 (9, PH)		0-0 1-3			0-0 FC3-6 1B 1-2f HR	0-0 6-3			0-0 4-3	2 1 0 0 0 0 1 1 0 0 0 0 0 2 1 0 0 0 0 0 0

Inning Stats	R: 1 E: 1 K: 0 S: 6	H: 3 LOB: 2 BB: 0 P: 6	R: 1 E: 0 K: 0 S: 4	H: 1 LOB: 0 BB: 0 P: 4	R: 0 E: 0 K: 1 S: 5	H: 0 LOB: 0 BB: 0 P: 5	R: 0 E: 0 K: 0 S: 3	H: 0 LOB: 0 BB: 0 P: 3	R: 3 E: 0 K: 0 S: 6	H: 4 LOB: 0 BB: 0 P: 6	R: 0 E: 0 K: 1 S: 6	H: 1 LOB: 2 BB: 1 P: 10	R: 0 E: 0 K: 1 S: 7	H: 2 LOB: 2 BB: 0 P: 7	R: 0 E: 0 K: 1 S: 5	H: 0 LOB: 0 BB: 0 P: 5	R: 0 E: 0 K: 0 S: 3	H: 0 LOB: 0 BB: 0 P: 3	1B: 8 2B: 0 3B: 0 HR: 3	SF: 0 SAC: 0 DP: 2 HBP: 0	WP: 0 PB: 0 SB: 0 CS: 0	PA: 38
--------------	------------------------------	---------------------------------	------------------------------	---------------------------------	------------------------------	---------------------------------	------------------------------	---------------------------------	------------------------------	---------------------------------	------------------------------	----------------------------------	------------------------------	---------------------------------	------------------------------	---------------------------------	------------------------------	---------------------------------	----------------------------------	------------------------------------	----------------------------------	--------

PITCHER	IP	WLS	BF	H	R	ER	SO	BB	IBB	HBP	BLK	WP	HR	S	P	ERA	WHIP
Dave Rozema, R ERA: 4.4 (1, 1)	4.1		20	7	5	5	1	0	0	0	0	0	3	22	22	10.38	1.615
Doug Bair, R ERA: 1.93 (5, 1)	2.0	W	10	4	0	0	1	1	0	0	0	0	0	11	15	0.00	2.500
Aurelio Lopez, R ERA: 1.84 (7, 1)	2.2	S	8	0	0	0	2	0	0	0	0	0	0	12	12	0.00	0.000

**BOTTOM**

**Detroit Tigers @ Texas Rangers**  
Arlington Stadium, Arlington, TX  
Thu Apr 26 1984, 7:05 PM EST  
Att. 13,559 - Unknown

[livebaseballscorecards.com](http://livebaseballscorecards.com)

<b>AB</b>	<b>37</b>
<b>R</b>	<b>5</b>
<b>H</b>	<b>11</b>
<b>RBI</b>	<b>5</b>
<b>BB</b>	<b>1</b>
<b>SO</b>	<b>4</b>
<b>LOB</b>	<b>12</b>



Batter	1	2	3	4	5	6	7	8	9	10	11	AB R H RBI BB SO LOB	TOP							
<b>Bill Sample, R</b> OBP: 0.267, SLG: 0.321 (1, 7)	0-0 5-3		0-0 1-3			0-3 K		0-0 4-3		4-0 1B BB		4 0 0 0 1 1 2								
<b>Gary Ward, R</b> OBP: 0.304, SLG: 0.237 (1, 9)	0-0 F3		0-3 K			0-0 2B 1B		4-0 BB S		0-0 1B 1-2 2-H		4 1 2 1 1 1 2								
<b>George Wright, S</b> OBP: 0.221, SLG: 0.298 (1, 8)	0-0 4-3			0-0 F7		0-0 1B 2B		0-3 K 1-2		0-0 F8		5 1 1 1 0 1 3								
<b>Buddy Bell, R</b> OBP: 0.435, SLG: 0.514 (1, 5)		0-0 F9		0-0 F4		0-0 1B		0-0 G3 2B		0-3 K		5 0 2 1 0 1 2								
<b>Larry Parrish, R</b> OBP: 0.325, SLG: 0.410 <b>Mickey Rivers, L</b> OBP: 0.250, SLG: 0.250 (11, PR)		0-0 6-3		0-0 4-3		0-0 F5		0-0 G3			0-0 1B 1B	5 0 1 0 0 0 2 0 0 0 0 0 0 0								
<b>Pete O'Brien, L</b> OBP: 0.379, SLG: 0.491 <b>Bill Stein, R</b> OBP: 0.333, SLG: 0.250 (9, PH) (9, 3) (11, 4)		0-0 4-3			0-0 4-3		0-0 F3		4-0 IBB G3-6-3		0-3 K	3 0 0 0 0 0 0 1 0 0 0 1 1 1								
<b>Ned Yost, R</b> OBP: 0.188, SLG: 0.262 (1, 2)			4-0 FC4-6 BB		0-0 6-3		0-0 F6		0-0 G3-6-3 1-2f		0-0 F7	4 0 0 0 1 0 3								
<b>Wayne Tolleson, S</b> OBP: 0.359, SLG: 0.357 (11, 6)			0-0 FC4-6 1-3 1-2f		0-0 6-3		0-0 6-3		4-0 BB FC3-6 BB		0-0 1B 1-2	4 0 1 0 1 0 1								
<b>Curtis Wilkerson, S</b> OBP: 0.179, SLG: 0.151 <b>Bob Jones, L</b> OBP: 0.450, SLG: 0.765 (11, PH) (11, 3)			0-0 E4 1-3 1-2			0-3 K		0-0 4-3		0-0 FC3-6 BB 1B	0-3 K	4 1 0 0 0 1 2 1 0 0 0 0 1 2								
<b>Inning Stats</b>	R: 0 E: 0 K: 0 S: 3	H: 0 LOB: 0 BB: 0 P: 3	R: 0 E: 0 K: 0 S: 3	H: 0 LOB: 0 BB: 0 P: 3	R: 0 E: 1 K: 1 S: 6	H: 0 LOB: 1 BB: 1 P: 10	R: 0 E: 0 K: 0 S: 3	H: 0 LOB: 0 BB: 0 P: 3	R: 0 E: 0 K: 0 S: 3	H: 0 LOB: 1 BB: 0 P: 3	R: 0 E: 0 K: 1 S: 5	H: 1 LOB: 1 BB: 1 P: 7	R: 1 E: 0 K: 1 S: 6	H: 1 LOB: 2 BB: 2 P: 14	R: 0 E: 0 K: 2 S: 9	H: 2 LOB: 2 BB: 0 P: 9	1B: 5 2B: 2 3B: 0 HR: 0	SF: 0 SAC: 0 DP: 1 HBP: 0	WP: 0 PB: 0 SB: 2 CS: 0	PA: 45
<b>PITCHER</b>	IP	WLS	BF	H	R	ER	SO	BB	IBB	HBP	BLK	WP	HR	S	P	ERA	WHIP			
<b>Mike Boddicker, R</b> ERA: 4.23 (1, 1)	8.1		32	4	2	2	4	2	0	0	0	0	0	38	46	2.16	0.720			
<b>Tippy Martinez, L</b> ERA: 7.07 (9, 1)	1.0		5	0	1	1	0	2	1	0	0	0	0	2	14	9.00	2.000			
<b>Sammy Stewart, R</b> ERA: 2.7 (10, 1)	1.2	W	8	3	0	0	3	0	0	0	0	0	0	14	14	0.00	1.800			

Texas Rangers @ Baltimore Orioles  
Memorial Stadium, Baltimore, MD  
Fri Apr 27 1984, 6:05 PM EST  
Att. 35,629 - Unknown

livebaseballscorecards.com

AB 40  
R 3  
H 7  
RBI 3  
BB 5  
SO 7  
LOB 20





Batter	1	2	3	4	5	6	7	8	9	10	11	AB R H RBI BB SO LOB
<b>Gary Roenicke, R</b> (1, 9) OBP: 0.321, SLG: 0.250	F9		5-3		F5			6-3		WP BB		4 0 0 0 1 0 1
<b>John Shelby, S</b> (1, 8) OBP: 0.257, SLG: 0.277	1B		F6			K		F3		K		5 1 1 0 0 2 2
<b>Cal Ripken Jr., R</b> (1, 6) OBP: 0.420, SLG: 0.709	F9		6-3			F8			G4-6-3 1B			5 1 2 0 0 0 1
<b>Eddie Murray, S</b> (1, 3) OBP: 0.375, SLG: 0.417	1B			F8		F5			G4-6-3 1-2f			4 0 1 1 1 0 1
<b>John Lowenstein, L</b> (1, 7) OBP: 0.367, SLG: 0.373	1B		1-3			F9			F9			5 0 2 1 0 0 0
<b>Ken Singleton, S</b> (1, 10) OBP: 0.280, SLG: 0.253	F8		K			1-3			1-3			4 0 0 0 0 1 2
<b>Wayne Gross, L</b> (1, 5) OBP: 0.458, SLG: 0.864		G4-6-3 1B				4-3			F3			4 0 2 0 0 0 0
<b>Todd Cruz, R</b> (10, PR) OBP: 0.255, SLG: 0.348										BB WP E 1B		0 1 0 0 0 0 0
<b>Rich Dauer, R</b> (1, 4) OBP: 0.300, SLG: 0.298			F9			6-3		F6		E6 WP BB		2 0 0 0 0 0 1
<b>Al Bumbry, L</b> (8, PH) OBP: 0.192, SLG: 0.130										1-2		1 0 0 0 0 0 0
<b>Floyd Rayford, R</b> (9, 2) OBP: 0.273, SLG: 0.364												1 0 0 0 0 0 1
<b>Rick Dempsey, R</b> (1, 2) OBP: 0.319, SLG: 0.381			G4-6-3							F7		2 0 1 0 0 0 1
<b>Jim Dwyer, L</b> (8, PH) OBP: 0.120, SLG: 0.217												1 1 1 1 0 0 0
<b>Lenn Sakata, R</b> (9, 4) OBP: 0.217, SLG: 0.182								HR				1 0 0 0 0 0 2

Inning Stats	R: 1	H: 3	R: 0	H: 1	R: 0	H: 0	R: 0	H: 0	R: 0	H: 1	R: 0	H: 0	R: 0	H: 0	R: 1	H: 1	R: 0	H: 1	R: 1	H: 1	R: 1	H: 2	1B: 9	SF: 0	WP: 2	PA: 41	
	E: 0	LOB: 2	E: 0	LOB: 0	E: 0	LOB: 0	E: 0	LOB: 1	E: 0	LOB: 0	E: 0	LOB: 0	E: 0	LOB: 0	E: 0	LOB: 0	E: 0	LOB: 0	E: 1	LOB: 3	E: 0	LOB: 2	2B: 0	SAC: 0	PB: 0		
	K: 0	BB: 0	K: 0	BB: 0	K: 0	BB: 0	K: 1	BB: 0	K: 0	BB: 0	K: 1	BB: 0	K: 0	BB: 0	K: 0	BB: 0	K: 0	BB: 0	K: 1	BB: 1	K: 0	BB: 1	3B: 0	DP: 2	SB: 1		
	S: 6	P: 6	S: 3	P: 3	S: 3	P: 3	S: 5	P: 5	S: 4	P: 4	S: 5	P: 5	S: 3	P: 3	S: 4	P: 4	S: 3	P: 3	S: 7	P: 11	S: 2	P: 6	HR: 1	HBP: 0	CS: 0		
<b>PITCHER</b>	IP	WLS	BF	H	R	ER	SO	BB	IBB	HBP	BLK	WP	HR	S	P	ERA	WHIP										
<b>Danny Darwin, R</b> (1, 1) ERA: 2.75	9.0		32	7	2	2	2	0	0	0	0	0	1	36	36	2.00	0.778										
<b>Dave Tobik, R</b> (10, 1) ERA: 1.54	1.0	L	9	3	2	1	1	1	1	0	0	2	0	9	17	9.00	4.000										

**TEXAS RANGERS @ BALTIMORE ORIOLES**  
**Memorial Stadium, Baltimore, MD**  
 Fri Apr 27 1984, 6:05 PM EST  
 Att. 35,629 - Unknown

AB	39
R	4
H	10
RBI	3
BB	2
SO	3
LOB	12



Batter	1	2	3	4	5	6	7	8	9	AB R H RBI BB SO LOB	TOP										
Bill Sample, R (1, 7) OBP: 0.281, SLG: 0.322	0-0 F6		0-0 1B		4-0 BB		0-0 F6			3 0 1 0 1 0 0											
Gary Ward, R (1, 9) OBP: 0.288, SLG: 0.222	0-0 5-3		0-3 K		0-0 F9		0-0 F9			4 0 0 0 0 1 3											
George Wright, S (1, 8) OBP: 0.211, SLG: 0.284	0-3 K			0-3 K		0-0 5-3		0-0 F8		4 0 0 0 0 2 0											
Buddy Bell, R (1, 5) OBP: 0.427, SLG: 0.500		0-0 5-3		0-0 1B		0-0 6-3		0-3 K		4 0 1 0 0 1 0											
Larry Parrish, R (1, 10) OBP: 0.333, SLG: 0.407		0-0 6-3		0-0 1B		4-0 BB		0-0 6-3		3 0 1 0 1 0 0											
Dave Hostetter, R (1, 3) OBP: 0.400, SLG: 0.500		0-0 HR		0-0 1B		0-0 BB		4-0 BB		3 1 2 1 1 0 2											
Ned Yost, R (1, 2) OBP: 0.176, SLG: 0.246		0-3 K		G4-6-3 1-2f		0-0 1B		0-0 BB		3 1 2 1 1 0 2											
Wayne Tolleson, S (1, 4) OBP: 0.354, SLG: 0.351			0-0 F9		0-0 F1		0-0 F5		0-3 K	4 0 0 0 0 2 3											
Curtis Wilkerson, S (1, 6) OBP: 0.169, SLG: 0.143			0-3 K		0-0 F2		0-0 F3		0-0 3-1	4 0 1 0 0 1 1											
<b>Inning Stats</b>	R: 0 E: 0 K: 1 S: 5	H: 0 LOB: 0 BB: 0 P: 5	R: 1 E: 0 K: 1 S: 6	H: 1 LOB: 0 BB: 0 P: 6	R: 0 E: 0 K: 2 S: 8	H: 1 LOB: 1 BB: 0 P: 8	R: 0 E: 0 K: 1 S: 6	H: 2 LOB: 1 BB: 0 P: 6	R: 0 E: 0 K: 1 S: 4	H: 1 LOB: 2 BB: 1 P: 8	R: 0 E: 0 K: 1 S: 5	H: 0 LOB: 0 BB: 0 P: 5	R: 0 E: 0 K: 1 S: 5	H: 0 LOB: 0 BB: 0 P: 5	R: 0 E: 0 K: 1 S: 5	H: 0 LOB: 1 BB: 1 P: 9	1B: 5 2B: 0 3B: 0 HR: 1	SF: 0 SAC: 0 DP: 1 HBP: 0	WP: 0 PB: 0 SB: 0 CS: 0	PA: 35	
<b>PITCHER</b> Scott McGregor, L (1, 1) ERA: 3.98 Sammy Stewart, R (8, 1) ERA: 2.35	IP 7.0	WLS W	BF 28	H 6	R 1	ER 1	SO 6	BB 2	IBB 0	HBP 0	BLK 0	WP 0	HR 1	S 38	P 46	ERA 1.29	WHIP 1.143				
<b>PITCHER</b>	IP	WLS	BF	H	R	ER	SO	BB	IBB	HBP	BLK	WP	HR	S	P	ERA	WHIP				

Texas Rangers @ Baltimore Orioles  
 Memorial Stadium, Baltimore, MD  
 Sat Apr 28 1984, 6:05 PM EST  
 Att. 22,124 - Unknown

livebaseballscorecards.com

AB	32
R	1
H	6
RBI	1
BB	3
SO	8
LOB	10



Batter	1	2	3	4	5	6	7	8	9
<b>Al Bumbry, L</b> OBP: 0.226, SLG: 0.179 (1, 8) (7, 7)	0-0 1B 1B	0-0 2B 1B	0-3 K			0-0 FC6-4 1-2f		0-0 F5	
<b>Jim Dwyer, L</b> OBP: 0.148, SLG: 0.240 <b>Gary Roenicke, R</b> OBP: 0.327, SLG: 0.244 (4, PH) (5, 9)	0-0 1B BB	0-0 F8		0-0 6-3		4-0 BB			
<b>Cal Ripken Jr., R</b> OBP: 0.424, SLG: 0.707 (1, 6)	4-0 1B BB	0-0 1B 2B		0-0 1-3		0-0 1-3			
<b>Eddie Murray, S</b> OBP: 0.380, SLG: 0.421 (1, 3)	0-0 2B 1B	0-0 BB 1B		0-0 F6		0-0 4-3			
<b>John Lowenstein, L</b> OBP: 0.371, SLG: 0.365 <b>Benny Ayala, R</b> OBP: 0.267, SLG: 0.286 (5, PH) (6, 7)	0-0 F6	0-0 BB BB		0-0 6-3		0-0 1-3			
<b>John Shelby, S</b> OBP: 0.254, SLG: 0.273 (7, 8)	0-0 BB 1B	1-2 BB							
<b>Ken Singleton, S</b> OBP: 0.267, SLG: 0.241 (1, 10)	0-0 F9	0-0 F9		0-3 K		0-0 4-3			
<b>Wayne Gross, L</b> OBP: 0.429, SLG: 0.760 (1, 5)	4-0 2B BB	0-0 G3		0-3 K				0-0 F9	
<b>Floyd Rayford, R</b> OBP: 0.267, SLG: 0.400 (1, 2)	0-0 2B		0-0 F3			0-0 5-3		0-0 5-3	
<b>Rich Dauer, R</b> OBP: 0.315, SLG: 0.320 (1, 4)	0-3 K		0-3 K			4-0 FC6-4 BB		0-0 2B	

AB	R	H	RBI	BB	SO	LOB
5	2	2	0	0	1	2
2	1	1	0	0	0	1
1	0	0	0	1	0	0
3	2	1	0	1	0	2
4	1	2	4	0	0	0
1	0	0	0	1	0	2
1	0	0	0	0	0	0
1	0	0	0	0	0	0
4	0	0	0	0	1	4
3	0	0	0	1	1	2
4	0	1	2	0	0	0
3	0	1	0	1	2	2

**Texas Rangers @ Baltimore Orioles**  
Memorial Stadium, Baltimore, MD

Sat Apr 28 1984, 6:05 PM EST  
Att. 22,124 - Unknown

AB	32
R	6
H	8
RBI	6
BB	5
SO	5
LOB	15



Inning Stats	R: 4	H: 4	E: 0	K: 1	S: 9	L: 14	BF: 14	H: 7	R: 6	ER: 6	SO: 1	BB: 3	IBB: 0	HBP: 0	BLK: 0	WP: 0	HR: 0	S: 13	P: 25	ERA: 40.50	WHIP: 7.500	
<b>Charlie Hough, R</b> ERA: 5.5 (1, 1)	1.1																					
<b>Mike Mason, L</b> ERA: 1.76 (2, 1)	3.2																					
<b>Jim Bibby, R</b> ERA: 1.5 (6, 1)	3.0																					

WP: 0	PA: 37
PB: 0	CS: 0
SB: 1	
CS: 0	

Batter	1	2	3	4	5	6	7	8	9	AB R H RBI BB SO LOB	TOP									
Mickey Rivers, L (1, 8) OBP: 0.250, SLG: 0.250	0-0 5-3		0-0 1-3 1B		0-0 6-3			0-0 F8		4 1 1 0 0 0 0										
Gary Ward, R (1, 9) OBP: 0.299, SLG: 0.227	0-0 5-3		0-0 1-3			0-0 4-3 WP 1B		4-0 S BB		3 0 1 1 1 0 1										
Bob Jones, L (1, 7) OBP: 0.417, SLG: 0.667	0-0 6-3		0-0 3-H 1B			0-0 4-3 1-3		0-0 F4		4 0 1 1 0 0 2										
Buddy Bell, R (1, 5) OBP: 0.409, SLG: 0.476		0-0 5-3	0-0 6-3			0-0 F8		0-0 F7 1-2		4 0 0 0 0 0 3										
Larry Parrish, R (1, 10) OBP: 0.341, SLG: 0.412		0-0 FC4-6 1B		0-0 6-3		0-0 6-3			0-0 S S 1B	4 0 2 0 0 0 1 0 0 0 0 0 0 0										
Bill Sample, R (9, PR) OBP: 0.281, SLG: 0.322																				
Pete O'Brien, L (1, 3) OBP: 0.371, SLG: 0.475		0-0 F7		0-0 F7			0-0 E1 F9 1B		0-3 K 1-2	4 0 1 0 0 1 2										
Mary Foley, L (1, 2) OBP: 0.400, SLG: 0.750		0-0 FC4-6 1-2f		0-0 1-3			0-0 F9		0-3 K	3 0 0 0 0 0 2 1 0 0 0 0 1 2										
Bill Stein, R (9, PH) OBP: 0.300, SLG: 0.222																				
Wayne Tolleson, S (1, 4) OBP: 0.349, SLG: 0.338			4-0 1B S 1-3 BB		0-0 6-3		0-0 B3-4		0-0 F9 2-3	3 1 0 0 1 0 3										
Jim Anderson, R (1, 6)			0-0 F9 1-2		0-0 F7		0-3 K			3 0 0 0 0 1 2										
<b>Inning Stats</b>	R: 0 E: 0 K: 0 S: 3	H: 0 LOB: 0 BB: 0 P: 3	R: 0 E: 0 K: 0 S: 4	H: 1 LOB: 1 BB: 0 P: 4	R: 2 E: 0 K: 0 S: 5	H: 2 LOB: 1 BB: 1 P: 9	R: 0 E: 0 K: 0 S: 3	H: 0 LOB: 0 BB: 0 P: 3	R: 0 E: 0 K: 0 S: 4	H: 1 LOB: 1 BB: 0 P: 4	R: 0 E: 1 K: 1 S: 6	H: 1 LOB: 1 BB: 0 P: 6	R: 0 E: 0 K: 0 S: 3	H: 0 LOB: 1 BB: 1 P: 7	R: 0 E: 0 K: 2 S: 8	H: 1 LOB: 2 BB: 0 P: 8	1B: 6 2B: 0 3B: 0 HR: 0	SF: 0 SAC: 0 DP: 0 HBP: 0	WP: 1 PB: 0 SB: 4 CS: 0	PA: 35
<b>PITCHER</b>	IP WLS BF H R ER SO BB IBB HBP BLK WP HR S P ERA WHIP																			
Storm Davis, R (1, 1) ERA: 1.64	8.0 W 32 6 2 2 1 2 2 0 0 0 1 0 32 40 2.25 1.000																			
Tippy Martinez, L (9, 1) ERA: 6.6	1.0 S 3 0 0 0 2 0 0 0 0 0 0 0 7 7 0.00 0.000																			

Texas Rangers @ Baltimore Orioles  
 Memorial Stadium, Baltimore, MD  
 Sun Apr 29 1984, 3:33 AM EDT  
 Att: 34,467 - Unknown

livebaseballscorecards.com

AB	33
R	2
H	6
RBI	2
BB	2
SO	3
LOB	18



Batter	1	2	3	4	5	6	7	8	9
<b>Al Bumbry, L</b> OBP: 0.200, SLG: 0.156 (1, 8) X	0-0 5-3		0-0 F1			0-0 1-3		0-0 4-3	
<b>Jim Dwyer, L</b> OBP: 0.194, SLG: 0.310 (1, 9) X	0-0 1B		0-0 F7			0-0 3B 2B		0-0 F9	
<b>Cal Ripken Jr., R</b> OBP: 0.421, SLG: 0.718 (1, 6) S S	0-3 K			0-0 F9		0-0 1B 3B			
<b>Eddie Murray, S</b> OBP: 0.379, SLG: 0.418 (1, 3) X	0-0 4-3			0-0 G3		0-0 G4-6-3 1B			
<b>John Lowenstein, L</b> OBP: 0.354, SLG: 0.345 (1, 7) X		0-0 F7		0-0 F9		0-0 G4-6-3 1-2f			
<b>Ken Singleton, S</b> OBP: 0.258, SLG: 0.232 (1, 10) S S		0-3 K			0-3 K		0-0 1-3		
<b>Wayne Gross, L</b> OBP: 0.452, SLG: 0.852 (1, 5) B B B B		4-0 BB			0-0 HR		0-3 K		
<b>Floyd Rayford, R</b> OBP: 0.222, SLG: 0.333 (1, 2) X		0-0 F8			0-3 K		0-3 K		
<b>Rich Dauer, R</b> OBP: 0.298, SLG: 0.302 (1, 4) X			0-0 F9		0-0 6-3			0-0 6-3	

Inning Stats	R: 0	H: 1	E: 0	K: 1	S: 6	R: 0	H: 0	E: 0	K: 1	S: 5	R: 0	H: 0	E: 0	K: 0	S: 3	R: 0	H: 0	E: 0	K: 0	S: 3	R: 1	H: 1	E: 0	K: 2	S: 8	R: 2	H: 3	E: 0	K: 0	S: 5	R: 0	H: 0	E: 0	K: 2	S: 7	R: 0	H: 0	E: 0	K: 0	S: 3
	0	1	0	1	6	0	0	0	1	5	0	0	0	0	3	0	0	0	0	0	0	1	1	0	2	8	0	3	0	0	5	0	0	0	0	7	0	0	0	3

PITCHER	IP	WLS	BF	H	R	ER	SO	BB	IBB	HBP	BLK	WP	HR	S	P	ERA	WHIP
<b>Dave Stewart, R</b> ERA: 7.42 (1, 1)	6.0	L	23	5	3	3	4	1	0	0	0	0	1	30	34	4.50	1.000
<b>Dave Schmidt, R</b> ERA: 2.13 (7, 1)	2.0		6	0	0	0	2	0	0	0	0	0	0	10	10	0.00	0.000

**BOTTOM**

**Texas Rangers @ Baltimore Orioles**  
Memorial Stadium, Baltimore, MD

Sun Apr 29 1984, 3:33 AM EDT  
Att. 34,467 - Unknown

livebaseballscorecards.com

<b>AB</b>	<b>28</b>
<b>R</b>	<b>3</b>
<b>H</b>	<b>5</b>
<b>RBI</b>	<b>3</b>
<b>BB</b>	<b>1</b>
<b>SO</b>	<b>6</b>
<b>LOB</b>	<b>4</b>



1B: 2	SF: 0	WP: 0	PA: 29
2B: 1	SAC: 0	PB: 0	
3B: 1	DP: 1	SB: 0	
HR: 1	HBP: 0	CS: 0	

Batter	1	2	3	4	5	6	7	8	9	AB R H RBI BB SO LOB	TOP											
Wayne Tolleson, S (1, 4) OBP: 0.341, SLG: 0.321	0-0 F5		0-0 6-3		0-0 F9		4-0 BB		0-0 4-3	4 0 0 0 1 0 2												
Gary Ward, R (1, 7) OBP: 0.309, SLG: 0.286 (6, 9)	0-3 K			0-0 HR		0-0 BB 1B SF8 1B	0-0 1-3			4 2 2 1 0 1 1												
Bob Jones, L (1, 9) OBP: 0.385, SLG: 0.609 Bill Sample, R (6, PH) OBP: 0.303, SLG: 0.333 (6, 7)	0-3 K			0-0 F9		0-0 SF8 BB 1-2 1B		4-0 G6-4-3 1B BB		2 0 0 0 0 1 0 1 0 1 0 1 0 0												
Buddy Bell, R (1, 5) OBP: 0.400, SLG: 0.464 Bill Stein, R (5, 5) OBP: 0.273, SLG: 0.200 Mickey Rivers, L (8, PH) OBP: 0.268, SLG: 0.268 Jim Anderson, R (8, 5)		0-0 4-3		0-0 F3		0-3 K		0-0 G6-4-3 1-2 1B BB		2 0 0 0 0 0 0 1 0 0 0 0 1 2 1 0 1 0 0 0 0 0 0 0 0 0 0 0												
Larry Parrish, R (1, 10) OBP: 0.347, SLG: 0.409		0-3 K		0-0 2B 1B		4-0 FC6-4 1-2 2-3 BB		0-0 G6-4-3 1-2f 2-3		3 1 1 0 1 1 2												
Pete O'Brien, L (1, 3) OBP: 0.365, SLG: 0.484		0-0 4-3		0-0 1-H 2B		0-0 SF8		0-0 F8		3 0 1 2 0 0 1												
George Wright, S (1, 8) OBP: 0.213, SLG: 0.293			0-0 F8		0-0 2B	0-0 FC6-4 1-2f		0-0 F8		4 0 1 0 0 0 2												
Mary Foley, L (1, 2) OBP: 0.388, SLG: 0.813			0-0 HR		0-0 F8		0-0 F9		0-0 4-3	4 1 1 1 0 0 1												
Curtis Wilkerson, S (1, 6) OBP: 0.161, SLG: 0.136 Dave Hostetler, R (9, PH) OBP: 0.438, SLG: 0.500			0-0 F8		0-0 4-3		0-3 K		4-0 BB	3 0 0 0 0 1 1 0 0 0 0 1 0 0												
<b>Inning Stats</b>	R: 0 E: 0 K: 2 S: 7	H: 0 LOB: 0 BB: 0 P: 7	R: 0 E: 0 K: 1 S: 5	H: 0 LOB: 0 BB: 0 P: 5	R: 1 E: 0 K: 0 S: 4	H: 1 LOB: 0 BB: 0 P: 4	R: 2 E: 0 K: 0 S: 5	H: 3 LOB: 1 BB: 0 P: 5	R: 0 E: 0 K: 0 S: 4	H: 1 LOB: 1 BB: 0 P: 4	R: 1 E: 0 K: 1 S: 7	H: 2 LOB: 2 BB: 1 P: 11	R: 0 E: 0 K: 1 S: 5	H: 0 LOB: 1 BB: 1 P: 9	R: 0 E: 0 K: 0 S: 3	H: 1 LOB: 1 BB: 1 P: 7	R: 0 E: 0 K: 0 S: 3	H: 0 LOB: 1 BB: 1 P: 7	1B: 4 2B: 2 3B: 0 HR: 2	SF: 1 SAC: 0 DP: 1 HBP: 0	WP: 0 PB: 0 SB: 0 CS: 0	PA: 37
<b>PITCHER</b>	IP WLS BF H R ER SO BB IBB HBP BLK WP HR S P ERA WHIP																					
Luis Leal, R (1, 1) ERA: 2.75	5.0 W 20 6 4 4 3 0 0 0 0 0 0 2 26 26 7.20 1.200																					
Jimmy Key, L (6, 1) ERA: 3.95	2.0 10 1 0 0 2 3 0 0 0 0 0 0 11 23 0.00 2.000																					
Dennis Lamp, R (8, 1) ERA: 3.21	2.0 S 7 1 0 0 0 1 0 0 0 0 0 0 6 10 0.00 1.000																					

Texas Rangers @ Toronto Blue Jays  
Exhibition Stadium, Toronto, ON  
Tue May 01 1984, 7:05 PM EDT  
Unknown

livebaseballscorecards.com

AB	32
R	4
H	8
RBI	4
BB	4
SO	5
LOB	12



Batter	1	2	3	4	5	6	7	8	9
Damaso Garcia, R OBP: 0.419, SLG: 0.505 (1, 4)	0-0 F9		0-0 F6		0-0 E E 1B	0-0 3-1		0-0 E9 1-H 2-H 1B	
Lloyd Moseby, L OBP: 0.337, SLG: 0.478 (1, 8)	0-0 F7			0-3 K	0-0 E S SF7		0-0 6-3	0-0 WP 1B	
Jesse Barfield, R OBP: 0.247, SLG: 0.391 (1, 9)	0-0 5-3			4-0 E 1B BB	0-0 F7		0-0 2B	0-0 WP 1-3	
George Bell, R OBP: 0.381, SLG: 0.554 (1, 7)		0-3 K		0-0 E 1-2 1B	0-0 E6 1-3 3B		0-3 K		
Cliff Johnson, R OBP: 0.361, SLG: 0.458 (1, 10)		0-0 2B		0-0 E 1-3 2-H 1B	0-0 SF7		0-0 4-3		
Willie Upshaw, L OBP: 0.466, SLG: 0.795 (1, 3)		0-3 K		0-0 E 2-3 3-H 1B	0-0 E4 1B	0-0 3B	0-0 WP S 1B 1B		
Garth Iorg, R OBP: 0.186, SLG: 0.238 (1, 5)		0-0 F7		0-0 1-2 3-H 1B	0-0 F8		0-3 K 1-2		
Buck Martinez, R OBP: 0.176, SLG: 0.290 (1, 2)			0-0 F7	0-3 K		0-0 F9	4-0 E 2-3 BB 1B		
Alfredo Griffin, S OBP: 0.209, SLG: 0.274 (1, 6)			0-0 F3	0-0 F3		0-0 1-3	0-0 E 1-2 3-H E 1B		

Inning Stats	R: 0	H: 0	E: 0	K: 0	S: 3	LOB: 0	BB: 0	P: 3	R: 0	H: 1	E: 0	K: 2	S: 8	LOB: 1	BB: 0	P: 8	R: 0	H: 0	E: 0	K: 0	S: 3	LOB: 0	BB: 0	P: 3	R: 3	H: 2	E: 2	K: 2	S: 11	LOB: 2	BB: 1	P: 15	R: 3	H: 2	E: 2	K: 0	S: 7	LOB: 1	BB: 0	P: 7	R: 0	H: 0	E: 0	K: 0	S: 3	LOB: 0	BB: 0	P: 3	R: 0	H: 1	E: 0	K: 1	S: 5	LOB: 0	BB: 0	P: 5	R: 4	H: 4	E: 1	K: 1	S: 8	LOB: 0	BB: 1	P: 12
--------------	------	------	------	------	------	--------	-------	------	------	------	------	------	------	--------	-------	------	------	------	------	------	------	--------	-------	------	------	------	------	------	-------	--------	-------	-------	------	------	------	------	------	--------	-------	------	------	------	------	------	------	--------	-------	------	------	------	------	------	------	--------	-------	------	------	------	------	------	------	--------	-------	-------

										PITCHER										PITCHER										PITCHER																								
										IP	WLS	BF	H	R	ER	SO	BB	IBB	HBP	BLK	WP	HR	S	P	ERA	WHIP											IP	WLS	BF	H	R	ER	SO	BB	IBB	HBP	BLK	WP	HR	S	P	ERA	WHIP	
Frank Tanana, L ERA: 3.72 (1, 1)										5.0	L	25	5	6	0	4	1	0	0	0	0	0	32	36	0.00	1.200											5.0	L	25	5	6	0	4	1	0	0	0	0	0	0	32	36	0.00	1.200
Dave Tobik, R ERA: 3.07 (6, 1)										3.0		14	5	4	3	2	1	0	0	0	2	0	16	20	9.00	2.000											3.0		14	5	4	3	2	1	0	0	0	2	0	16	20	9.00	2.000	

**BOTTOM**

**Texas Rangers @ Toronto Blue Jays**  
Exhibition Stadium, Toronto, ON

Tue May 01 1984, 7:05 PM EDT  
Unknown

AB	R	H	RBI	BB	SO	LOB
5	2	2	1	0	0	0
5	1	1	0	0	1	1
4	1	1	0	1	0	3
4	2	1	1	0	2	1
3	1	1	1	0	0	1
4	1	2	2	0	1	2
4	0	1	1	0	1	3
3	1	0	0	1	1	2
4	1	1	1	0	0	2

livebaseballscorecards.com

AB	36
R	10
H	10
RBI	7
BB	2
SO	6
LOB	15



1B: 7	SF: 1	WP: 2	PA: 39
2B: 2	SAC: 0	PB: 0	
3B: 1	DP: 0	SB: 2	
HR: 0	HBP: 0	CS: 0	

Batter	1	2	3	4	5	6	7	8	9	AB R H RBI BB SO LOB	TOP											
Bill Sample, R (1, 9) OBP: 0.300, SLG: 0.344	0-0 F4		0-0 1-3			0-0 2B			0-0 F6	4 0 1 0 0 0 0												
Gary Ward, R (1, 7) OBP: 0.306, SLG: 0.324	0-0 F8			0-0 6-3		0-0 F8			0-0 HR	4 1 1 1 0 0 1												
George Wright, S (1, 8) OBP: 0.235, SLG: 0.305	0-0 1B			4-0 CS BB			0-0 F9		0-0 2B BB 1B	3 1 2 0 1 0 0												
Buddy Bell, R (1, 5) OBP: 0.394, SLG: 0.466	0-0 F4			0-3 K 1-2			0-0 F9		0-0 BB 1B 2B	4 1 1 0 0 1 2												
Larry Parrish, R (1, 10) OBP: 0.343, SLG: 0.396		0-0 F8			0-0 F6		0-0 4-3		4-0 BB 1B IBB	3 1 0 0 1 0 0												
Pete O'Brien, L (1, 3) OBP: 0.346, SLG: 0.456		0-0 F9			0-0 6-3			0-0 6-3	0-0 F9	4 0 0 0 0 0 3												
Ned Yost, R (1, 2) OBP: 0.171, SLG: 0.239		0-3 K			0-0 5-3			0-3 K	4-0 BB 1B	2 0 0 0 0 1 0												
Mary Foley, L (8, PH) OBP: 0.381, SLG: 0.765								1-2 2-3 3-H	0-0 BB	1 0 0 1 1 1 0												
Jim Anderson, R (1, 6) Bob Jones, L (8, PH) Curtis Wilkerson, S (8, 6) OBP: 0.407, SLG: 0.625 OBP: 0.175, SLG: 0.150			0-0 6-3			0-0 F5		0-0 1B	0-0 1B	2 0 0 0 0 0 0 1 0 1 0 0 0 0 1 0 1 2 0 0 0												
Wayne Tolleson, S (1, 4) OBP: 0.326, SLG: 0.306		0-0 F4			0-0 4-3			0-0 F7	0-0 F9	4 0 0 0 0 0 3												
<b>Inning Stats</b>	R: 0 E: 0 K: 0 S: 4	H: 1 LOB: 1 BB: 0 P: 4	R: 0 E: 0 K: 1 S: 5	H: 0 LOB: 0 BB: 0 P: 5	R: 0 E: 0 K: 0 S: 3	H: 0 LOB: 0 BB: 0 P: 3	R: 0 E: 0 K: 1 S: 4	H: 0 LOB: 0 BB: 1 P: 8	R: 0 E: 0 K: 0 S: 3	H: 0 LOB: 0 BB: 0 P: 3	R: 0 E: 0 K: 0 S: 4	H: 1 LOB: 1 BB: 0 P: 4	R: 0 E: 0 K: 0 S: 3	H: 0 LOB: 0 BB: 0 P: 3	R: 0 E: 0 K: 1 S: 6	H: 1 LOB: 1 BB: 0 P: 6	R: 4 E: 0 K: 0 S: 7	H: 4 LOB: 2 BB: 2 P: 15	1B: 4 2B: 2 3B: 0 HR: 1	SF: 0 SAC: 0 DP: 0 HBP: 0	WP: 0 PB: 0 SB: 0 CS: 1	PA: 36
<b>PITCHER</b>	IP WLS BF H R ER SO BB IBB HBP BLK WP HR S P ERA WHIP																					
Doyle Alexander, R (1, 1) ERA: 3.71	8.1 L 32 6 4 4 3 1 1 0 0 0 1 36 44 4.32 0.840																					
Jimmy Key, L (9, 1) ERA: 3.77	0.2 4 1 0 0 0 1 0 0 0 0 0 3 7 0.00 3.000																					

Texas Rangers @ Toronto Blue Jays  
Exhibition Stadium, Toronto, ON  
Tue May 01 1984, 7:05 PM EDT  
Att. 13,159 - Unknown

livebaseballscorecards.com

AB	33
R	4
H	7
RBI	4
BB	3
SO	3
LOB	9





Batter	1	2	3	4	5	6	7	8	9	AB	R	H	RBI	BB	SO	LOB
Damaso Garcia, R (1, 4) OBP: 0.404, SLG: 0.485	0-0 F9		0-0 FC6-4			0-0 4-3		0-0 4-3		4	0	0	0	0	0	1
Dave Collins, S (1, 7) OBP: 0.343, SLG: 0.369	0-3 K		0-0 F7			0-0 4-3			0-0 F7	4	0	0	0	0	1	1
Lloyd Moseby, L (1, 8) OBP: 0.333, SLG: 0.468	0-0 F5			0-0 4-3			0-0 4-3		0-0 6-3 1B	4	0	1	0	0	0	0
Willie Upshaw, L (1, 3) OBP: 0.457, SLG: 0.766		0-0 F4		0-0 F6			0-0 1B 1B		0-0 6-3	4	1	1	0	0	0	1
George Bell, R (1, 9) OBP: 0.380, SLG: 0.547		0-0 4-3		0-0 5-3			0-0 1B 1B		0-0 5-3	3	0	1	0	0	0	0
Jesse Barfield, R (9, PH) OBP: 0.243, SLG: 0.386							0-3 1B 1-2			1	0	0	0	0	0	1
Cliff Johnson, R (1, 10) OBP: 0.347, SLG: 0.435		0-0 E7			0-0 F7		0-3 K			3	0	0	0	0	1	2
Rance Mulliniks, L (1, 5) OBP: 0.328, SLG: 0.345		0-3 K			0-0 F7		0-0 1B 1-3 2-H			3	0	1	1	0	1	1
Ernie Whitt, L (1, 2) OBP: 0.348, SLG: 0.370			0-0 F8		0-0 F4			0-0 4-3		3	0	0	0	0	0	0
Alfredo Griffin, S (1, 6) OBP: 0.213, SLG: 0.276			0-0 FC6-4 1B			0-0 5-3		0-0 F7		3	0	1	0	0	0	0

Inning Stats	R: 0	H: 0	E: 0	K: 1	S: 5	R: 0	H: 0	E: 1	K: 1	S: 6	R: 0	H: 1	E: 0	K: 0	S: 4	R: 0	H: 0	E: 0	K: 0	S: 3	R: 0	H: 0	E: 0	K: 0	S: 3	R: 1	H: 3	E: 0	K: 1	S: 7	R: 0	H: 0	E: 0	K: 0	S: 3	R: 0	H: 1	E: 0	K: 0	S: 4	1B: 5	SF: 0	2B: 0	3B: 0	HR: 0	WP: 0	PB: 0	SB: 0	CS: 0	PA: 32
<b>PITCHER</b> Danny Darwin, R (1, 1) ERA: 2.4	IP: 9.0	WLS: W	BF: 32	H: 5	R: 1	ER: 1	SO: 3	BB: 0	IBB: 0	HBP: 0	BLK: 0	WP: 0	HR: 0	S: 38	P: 38	ERA: 1.00	WHIP: 0.556															<b>PITCHER</b>	IP: 9.0	WLS: W	BF: 32	H: 5	R: 1	ER: 1	SO: 3	BB: 0	IBB: 0	HBP: 0	BLK: 0	WP: 0	HR: 0	S: 38	P: 38	ERA: 1.00	WHIP: 0.556	


**BOTTOM**

**Texas Rangers @ Toronto Blue Jays**  
Exhibition Stadium, Toronto, ON

Tue May 01 1984, 7:05 PM EDT  
Att. 13,159 - Unknown

[livebaseballscorecards.com](http://livebaseballscorecards.com)

<b>AB</b>	<b>32</b>
<b>R</b>	<b>1</b>
<b>H</b>	<b>5</b>
<b>RBI</b>	<b>1</b>
<b>BB</b>	<b>0</b>
<b>SO</b>	<b>3</b>
<b>LOB</b>	<b>7</b>



Batter	1	2	3	4	5	6	7	8	9	AB R H RBI BB SO LOB	TOP											
Bill Sample, R (1, 7) OBP: 0.333, SLG: 0.377	0-0 F3		0-0 1-H 1B		0-0 2-H 1B		0-0 2-3 3-H 1B		0-0 1-2 SH3-4 1B	5 0 4 3 0 0 0												
Wayne Tolleson, S (1, 4) OBP: 0.333, SLG: 0.315	0-0 5-3		0-3 K		0-0 1-2 1B		0-0 1-2 3-H 1B		0-0 1-2 2-3 SH3-4	4 0 2 1 0 1 1												
George Wright, S (1, 8) OBP: 0.225, SLG: 0.290	0-3 K			0-0 F3	0-0 F7		0-0 1-2f G4-3		0-0 3-H 6-3	5 0 0 1 0 1 5												
Larry Parrish, R (1, 10) OBP: 0.346, SLG: 0.406		0-0 4-3		0-0 2B		0-0 F8		0-0 1B G4-6-3 1B	0-3 K	5 1 2 0 0 1 1												
Gary Ward, R (1, 9) OBP: 0.303, SLG: 0.321		0-0 F9		0-0 F4		0-0 F8		0-0 G4-6-3 1B 1-2 1B		4 0 1 0 0 0 1												
Pete O'Brien, L (1, 3) OBP: 0.341, SLG: 0.444		0-0 4-3		0-3 K		0-0 F8		0-0 1-2 2-3 G4-6-3 1B		4 0 1 0 0 1 1												
Mary Foley, L (1, 5) OBP: 0.320, SLG: 0.619			0-3 K		0-0 F3		0-0 4-3	0-0 1-2f 2-3 3-H G4-6-3	0-0 2 G4-6-3	4 0 0 0 0 1 2												
Ned Yost, R (1, 2) OBP: 0.178, SLG: 0.243			0-0 1-3		0-0 F8		0-0 2B 1B		0-3 K	3 1 1 0 0 0 0												
Bob Jones, L (8, PH) OBP: 0.393, SLG: 0.600										1 0 0 0 0 1 1												
Jim Anderson, R (8, 5)										0 0 0 0 0 0 0												
Curtis Wilkerson, S (1, 6) OBP: 0.224, SLG: 0.222			0-0 S 1B		0-0 1B 2B		0-0 1B 2B		4-0 SH3-4 1B 6-3 BB	3 4 3 0 1 0 0												
<b>Inning Stats</b>	R: 0 E: 0 K: 1 S: 5	H: 0 LOB: 0 BB: 0 P: 5	R: 0 E: 0 K: 0 S: 3	H: 0 LOB: 0 BB: 0 P: 3	R: 1 E: 0 K: 2 S: 9	H: 2 LOB: 1 BB: 0 P: 9	R: 0 E: 0 K: 1 S: 6	H: 1 LOB: 1 BB: 0 P: 6	R: 1 E: 0 K: 0 S: 6	H: 3 LOB: 2 BB: 0 P: 6	R: 0 E: 0 K: 0 S: 3	H: 0 LOB: 0 BB: 0 P: 3	R: 2 E: 0 K: 0 S: 6	H: 4 LOB: 1 BB: 0 P: 6	R: 1 E: 0 K: 1 S: 7	H: 3 LOB: 1 BB: 0 P: 7	R: 1 E: 0 K: 1 S: 6	H: 1 LOB: 1 BB: 1 P: 10	1B: 11 2B: 3 3B: 0 HR: 0	SF: 0 SAC: 1 DP: 2 HBP: 0	WP: 0 PB: 0 SB: 1 CS: 0	PA: 40
<b>PITCHER</b>	IP WLS BF H R ER SO BB IBB HBP BLK WP HR S P ERA WHIP																					
Jim Clancy, R (1, 1) ERA: 3.02	6.1 W 29 10 4 4 4 0 0 0 0 0 0 0 37 37 5.68 1.579																					
Jim Gott, R (7, 1) ERA: 12.27	0.2 3 2 1 1 0 0 0 0 0 0 0 0 3 3 13.50 3.000																					
Roy Lee Jackson, R (8, 1) ERA: 2.25	1.0 3 1 0 0 1 0 0 0 0 0 0 0 5 5 0.00 1.000																					
Dennis Lamp, R (9, 1) ERA: 3.6	1.0 S 5 1 1 1 1 1 0 0 0 0 0 0 6 10 9.00 2.000																					

Texas Rangers @ Toronto Blue Jays  
Exhibition Stadium, Toronto, ON  
Wed May 02 1984, 7:05 PM EDT  
Att. 13,274 - Unknown

AB	38
R	6
H	14
RBI	5
BB	1
SO	6
LOB	12



WP: 0	PA: 40
PB: 0	
SB: 1	
CS: 0	

ERA	WHIP

**BOTTOM**

**Texas Rangers @ Toronto Blue Jays**  
 Exhibition Stadium, Toronto, ON  
 Wed May 02 1984, 7:05 PM EDT  
 Att. 13,274 - Unknown

livebaseballscorecards.com

<b>AB</b>	<b>33</b>
<b>R</b>	<b>7</b>
<b>H</b>	<b>10</b>
<b>RBI</b>	<b>7</b>
<b>BB</b>	<b>8</b>
<b>SO</b>	<b>6</b>
<b>LOB</b>	<b>19</b>



1B:	8	SF:	0	WP:	3	PA:	42
2B:	2	SAC:	1	PB:	2		
3B:	0	DP:	0	SB:	1		
HR:	0	HBP:	0	CS:	0		

AB	R	H	RBI	BB	SO	LOB	
4	0	0	0	1	1	1	
5	1	2	1	0	0	1	
3	2	1	0	2	0	1	
5	1	3	1	0	1	0	
2	1	0	1	2	1	3	
1	1	1	0	0	0	0	
1	0	0	2	2	1	1	
2	0	0	0	0	0	2	
3	0	0	0	0	1	7	
1	0	1	1	0	0	0	
4	1	2	1	0	1	2	
2	0	0	0	1	0	1	
1B:	8	SF:	0	WP:	3	PA:	42
2B:	2	SAC:	1	PB:	2		
3B:	0	DP:	0	SB:	1		
HR:	0	HBP:	0	CS:	0		

Batter	1	2	3	4	5	6	7	8	9										
<b>Damaso Garcia, R</b> (1, 4) OBP: 0.395, SLG: 0.467	0-0 4-3	0-0 FC4		0-0 F9	4-0 1B BB		0-3 K												
<b>Dave Collins, S</b> (1, 7) OBP: 0.347, SLG: 0.371	0-0 F7	0-0 4-3		0-0 WP S BB 1B	0-0 1B		0-0 F9												
<b>Lloyd Moseby, L</b> (1, 8) OBP: 0.345, SLG: 0.464	4-0 BB 1B BB		0-0 PB WP 2B 1B	4-0 BB 1B BB	0-0 G3		0-0 F7												
<b>Willie Upshaw, L</b> (1, 3) OBP: 0.464, SLG: 0.768	0-0 BB BB 1B		0-0 WP E 2B	0-0 BB 1B		0-0 3-1	0-3 K												
<b>Cliff Johnson, R</b> (1, 10) OBP: 0.354, SLG: 0.422	4-0 BB BB		0-0 E6 PB 1B	0-3 K	4-0 4-3 BB 2B		0-0 1B												
<b>Mitch Webster, S</b> (6, PR) OBP: 0.333, SLG: 0.500	1-2 2-3 BB		0-3 K	4-0 BB	0-0 4-3		0-0 F9												
<b>Rance Mulliniks, L</b> (1, 5) OBP: 0.344, SLG: 0.339	4-0 1-2 2-3 3-H BB		0-3 K	4-0 BB	0-0 4-3		0-0 F9												
<b>Garth Iorg, R</b> (6, PH) OBP: 0.178, SLG: 0.227	0-0 4-3		0-0 F7	0-3 K	0-0 SH1-3 1B		0-0 F9												
<b>Ernie Whitt, L</b> (1, 2) OBP: 0.333, SLG: 0.351			0-0 F7	0-3 K	0-0 SH1-3		0-0 F4												
<b>Buck Martinez, R</b> (6, PH) OBP: 0.200, SLG: 0.344			0-0 4-3	0-0 5-3															
<b>Jesse Barfield, R</b> (1, 9) OBP: 0.256, SLG: 0.392			0-3 K	0-0 1B															
<b>Alfredo Griffin, S</b> (1, 6) OBP: 0.217, SLG: 0.270			4-0 FC4 BB	0-0 5-3															
<b>Inning Stats</b>	R: 1 H: 1 E: 0 K: 4 S: 4 LOB: 3 BB: 3 P: 16	R: 0 H: 0 E: 0 K: 5 S: 5 LOB: 1 BB: 1 P: 9	R: 3 H: 3 E: 1 K: 1 S: 9 LOB: 1 BB: 0 P: 9	R: 1 H: 2 E: 0 K: 2 S: 9 LOB: 3 BB: 2 P: 17	R: 1 H: 2 E: 0 K: 4 S: 4 LOB: 1 BB: 1 P: 8	R: 1 H: 1 E: 0 K: 4 S: 4 LOB: 2 BB: 1 P: 8	R: 0 H: 0 E: 0 K: 1 S: 5 LOB: 0 BB: 0 P: 5	R: 0 H: 1 E: 0 K: 1 S: 6 LOB: 1 BB: 0 P: 6											
<b>PITCHER</b>	IP WLS L BF H R ER SO BB IBB HBP BLK WP HR S P ERA WHIP																		
<b>Charlie Hough, R</b> (1, 1) ERA: 5.82	2.2 L 17 4 4 3 2 4 4 0 0 0 2 0 17 33 10.12 3.000																		
<b>Jim Bibby, R</b> (3, 1) ERA: 2.45	1.1 8 2 1 1 2 2 0 0 0 1 0 10 18 6.75 3.000																		
<b>Ricky Wright, L</b> (5, 1) ERA: 9.0	2.0 10 3 2 2 0 2 0 0 0 0 0 8 16 9.00 2.500																		
<b>Odell Jones, R</b> (7, 1) ERA: 1.64	2.0 7 1 0 0 2 0 0 0 0 0 0 11 11 0.00 0.500																		

Batter	1	2	3	4	5	6	7	8	9	AB R H RBI BB SO LOB	TOP																
John Shelby, S (1, 8) OBP: 0.235, SLG: 0.250	0-3 K		0-0 BLK 1B			0-0 FC1-6 1-2f	0-0 F7			4 0 1 0 0 1 3																	
Rich Dauer, R (1, 4) OBP: 0.319, SLG: 0.328	0-3 K		0-0 5-3 1-2			0-0 F9		0-0 CS 1B		4 0 1 0 0 1 2																	
Cal Ripken Jr., R (1, 6) OBP: 0.404, SLG: 0.640	0-0 2B			0-3 K		0-0 F9		0-0 F3		4 0 1 0 0 1 2																	
Eddie Murray, S (1, 3) OBP: 0.395, SLG: 0.489	0-3 K			0-0 F7			0-0 F7	0-3 K 1-2		4 0 0 0 0 2 2																	
Gary Roenicke, R (1, 9) OBP: 0.328, SLG: 0.236		0-3 K		0-0 6-3		0-0 FC4-6 1B WP		4-0 G4-6-3 BB		3 1 1 0 1 1 0																	
Ken Singleton, S (1, 10) OBP: 0.259, SLG: 0.222		0-0 5-3		0-0 5-3		4-0 FC4-6 1-2 BB		0-0 G4-6-3 1-2f		3 0 0 0 1 0 1																	
Benny Ayala, R (1, 7) OBP: 0.208, SLG: 0.182		0-0 F4		0-0 6-3		0-0 FC4-6 1-2f 2-3 E		0-0 HBP 1B		2 0 0 0 0 0 0																	
John Lowenstein, L (7, PH) OBP: 0.351, SLG: 0.344										2 1 1 0 0 0 2																	
Floyd Rayford, R (1, 2) OBP: 0.250, SLG: 0.382			0-0 F6		0-3 K		0-0 E 1-2 3-H 1B	1-0 HBP 1-2		3 0 1 1 0 1 0																	
Todd Cruz, R (1, 5) OBP: 0.241, SLG: 0.316			0-3 K			0-0 FC1-6 1B	0-0 E7 1-3 2-H	0-0 F2		4 0 1 0 0 1 3																	
<b>Inning Stats</b>	R: 0 E: 0 K: 3 S: 10	H: 1 LOB: 1 BB: 0 P: 10	R: 0 E: 0 K: 1 S: 5	H: 0 LOB: 0 BB: 0 P: 5	R: 0 E: 0 K: 1 S: 6	H: 1 LOB: 1 BB: 0 P: 6	R: 0 E: 0 K: 1 S: 5	H: 0 LOB: 0 BB: 0 P: 5	R: 0 E: 0 K: 1 S: 5	H: 0 LOB: 0 BB: 0 P: 5	R: 0 E: 0 K: 0 S: 4	H: 1 LOB: 1 BB: 0 P: 4	R: 2 E: 1 K: 0 S: 6	H: 2 LOB: 2 BB: 1 P: 10	R: 0 E: 0 K: 1 S: 5	H: 1 LOB: 1 BB: 0 P: 5	R: 0 E: 0 K: 0 S: 3	H: 1 LOB: 2 BB: 1 P: 8	1B: 6 2B: 2 3B: 0 HR: 0	SF: 0 SAC: 0 DP: 2 HBP: 1	WP: 1 PB: 0 SB: 0 CS: 1	PA: 36					
<b>PITCHER</b>	IP WLS BF H R ER SO BB IBB HBP BLK WP HR S P ERA WHIP																										
Mike Mason, L (1, 1) ERA: 1.27	6.0		21	3	0	0	7	0	0	0	1	0	0	35	35	0.00	0.500										
Dave Schmidt, R (7, 1) ERA: 2.63	1.0	L	7	2	2	1	0	1	0	0	0	1	0	6	10	9.00	3.000										
Odell Jones, R (8, 1) ERA: 1.38	2.0		8	2	0	0	1	1	0	1	0	0	0	8	13	0.00	1.500										

**Baltimore Orioles @ Texas Rangers**  
Arlington Stadium, Arlington, TX  
Fri May 04 1984, 8:05 PM EDT  
Att. 14,199 - Unknown

[livebaseballscorecards.com](http://livebaseballscorecards.com)

**AB 33**  
**R 2**  
**H 7**  
**RBI 1**  
**BB 2**  
**SO 8**  
**LOB 15**



Batter	1	2	3	4	5	6	7	8	9	AB R H RBI BB SO LOB
Bill Sample, R (1, 7) OBP: 0.316, SLG: 0.356	0-0 6-3			0-0 F8		0-0 F9			0-0 F9	4 0 0 0 0 0 2
Gary Ward, R (1, 9) OBP: 0.290, SLG: 0.305	0-0 6-3			0-0 5-3			0-0 6-3		0-0 F3	4 0 0 0 0 0 1
George Wright, S (1, 8) OBP: 0.215, SLG: 0.279	0-0 4-3			0-0 4-3			0-0 2-3		0-0 6-3	4 0 0 0 0 0 1
Buddy Bell, R (1, 5) OBP: 0.394, SLG: 0.466		0-0 6-3			0-0 4-3		0-0 3-1			0 0 0 0 0 0 0
Jim Anderson, R (1, 5)										2 0 0 0 0 0 0
Mickey Rivers, L (7, PH) OBP: 0.262, SLG: 0.262										1 0 0 0 0 0 0
Bill Stein, R (8, 5) OBP: 0.273, SLG: 0.200										0 0 0 0 0 0 0
Larry Parrish, R (1, 10) OBP: 0.336, SLG: 0.394		0-0 4-3			0-0 F9			0-0 5-3		3 0 0 0 0 0 0
Pete O'Brien, L (1, 3) OBP: 0.341, SLG: 0.440		0-0 6-3			0-0 F9			0-0 BB 1B		3 0 1 0 0 0 0
Mary Foley, L (1, 2) OBP: 0.357, SLG: 0.609			0-0 1-6-3			0-0 CS-6-4 1B		4-0 BB BB BB		2 0 1 0 1 0 0
Wayne Tolleson, S (1, 4) OBP: 0.324, SLG: 0.304			0-0 G3			0-3 K		0-0 G4-3 BB 1-2f		3 0 0 0 0 1 3
Curtis Wilkerson, S (1, 6) OBP: 0.229, SLG: 0.242			0-0 3-1			0-0 FC5-6-4 1-2f			0-0 2B	3 0 1 0 0 0 1

Inning Stats	R: 0	H: 0	E: 0	LOB: 0	K: 0	S: 3	P: 3	R: 0	H: 0	E: 0	LOB: 0	K: 0	S: 3	P: 3	R: 0	H: 0	E: 0	LOB: 0	K: 0	S: 3	P: 3	R: 0	H: 0	E: 0	LOB: 0	K: 0	S: 3	P: 3	R: 0	H: 1	E: 0	LOB: 1	K: 1	S: 6	P: 6	R: 0	H: 0	E: 0	LOB: 0	K: 0	S: 3	P: 3	R: 0	H: 1	E: 0	LOB: 1	K: 0	S: 3	P: 7	R: 0	H: 1	E: 0	LOB: 1	K: 0	S: 4	P: 4	1B: 2	SF: 0	2B: 1	SAC: 0	3B: 0	DP: 1	HR: 0	HBP: 0	WP: 0	PA: 30
PITCHER Storm Davis, R (1, 1) ERA: 1.33	IP	WLS	BF	H	R	ER	SO	BB	IBB	HBP	BLK	WP	HR	S	P	ERA	WHIP																			IP	WLS	BF	H	R	ER	SO	BB	IBB	HBP	BLK	WP	HR	S	P	ERA	WHIP														


**BOTTOM**

**Baltimore Orioles @ Texas Rangers**  
Arlington Stadium, Arlington, TX

Fri May 04 1984, 8:05 PM EDT  
Att. 14,199 - Unknown

livebaseballscorecards.com

AB	29
R	0
H	3
RBI	0
BB	1
SO	1
LOB	8



Batter	1	2	3	4	5	6	7	8	9	AB R H RBI BB SO LOB	TOP
<b>Al Bumbry, L</b> (1, 8) <small>OBP: 0.217, SLG: 0.186</small> <b>John Shelby, S</b> (6, PH) <small>OBP: 0.253, SLG: 0.329</small> (6, 8)	0-0 <b>E6</b> 1-6-3 HR	0-0 <b>G3</b>		0-0 <b>G6-4-3</b> 1-2f		0-0 HR		0-0 1-H 3B		3 1 0 0 0 0 4 2 1 2 2 0 0 0	
<b>Rich Dauer, R</b> (1, 4) <small>OBP: 0.299, SLG: 0.306</small>	0-0 <b>1-6-3</b> 1-2	0-0 <b>F3</b>			0-3 <b>K</b>	0-0 <b>F9</b>		0-0 <b>F4</b>		5 0 0 0 0 1 4	
<b>Cal Ripken Jr., R</b> (1, 6) <small>OBP: 0.395, SLG: 0.629</small>	0-0 <b>F7</b>		0-3 <b>K</b>		0-0 <b>F6</b>		0-0 <b>F9</b> HR 2B	0-3 <b>K</b>		5 1 1 0 0 2 2	
<b>Eddie Murray, S</b> (1, 3) <small>OBP: 0.412, SLG: 0.535</small>	0-0 2-H HR		0-0 1B		0-0 1B 1B		0-0 <b>F9</b> 2-3	0-0 L1-3 1B		5 2 4 2 0 0 1	
<b>John Lowenstein, L</b> (1, 7) <small>OBP: 0.364, SLG: 0.373</small> <b>Benny Ayala, R</b> (7, PH) <small>OBP: 0.231, SLG: 0.333</small> (7, 7)	0-0 2B		0-0 <b>F9</b>		0-0 1B 1B		0-0 3-H HR	0-0 <b>L1-3</b> 1-2		3 0 2 0 0 0 1 2 1 1 2 0 0 1	
<b>Ken Singleton, S</b> (1, 10) <small>OBP: 0.257, SLG: 0.221</small>	0-0 <b>4-3</b>		0-0 <b>F1</b>		0-0 1-2 3-H 1B		0-0 <b>4-3</b>	0-0 <b>6-3</b>		5 0 1 1 0 0 2	
<b>Wayne Gross, L</b> (1, 5) <small>OBP: 0.465, SLG: 0.892</small>		0-0 1-3 1B 1B		0-0 <b>F1</b>	0-0 <b>4-3</b>		0-0 <b>F4</b>			4 0 1 0 0 0 2	
<b>Jim Dwyer, L</b> (1, 9) <small>OBP: 0.205, SLG: 0.297</small> <b>Gary Roenicke, R</b> (6, PH) <small>OBP: 0.333, SLG: 0.232</small> (6, 9)		0-0 1-2 1-3 1B		0-0 BB 1B		4-0 BB BB G4-6-3		0-0 <b>F8</b>		2 0 2 0 0 0 0 1 0 0 0 1 0 0	
<b>Rick Dempsey, R</b> (1, 2) <small>OBP: 0.333, SLG: 0.378</small>		0-0 <b>1-3</b> 1-2 2-3		4-0 BB BB BB BB G6-4-3		0-0 <b>G4-6-3</b> 1-2f		0-0 3B 1B		3 1 1 0 1 0 3	
<b>Inning Stats</b>	R: 2 H: 2 E: 1 LOB: 1 K: 0 BB: 0 S: 6 P: 6	R: 0 H: 2 E: 0 LOB: 2 K: 0 BB: 0 S: 5 P: 5	R: 0 H: 1 E: 0 LOB: 1 K: 1 BB: 0 S: 6 P: 6	R: 0 H: 1 E: 0 LOB: 1 K: 0 BB: 1 S: 3 P: 7	R: 1 H: 3 E: 0 LOB: 2 K: 1 BB: 0 S: 8 P: 8	R: 1 H: 1 E: 0 LOB: 0 K: 0 BB: 1 S: 3 P: 7	R: 2 H: 2 E: 0 LOB: 0 K: 0 BB: 0 S: 5 P: 5	R: 1 H: 2 E: 0 LOB: 1 K: 1 BB: 0 S: 7 P: 7	R: 0 H: 1 E: 0 LOB: 0 K: 0 BB: 0 S: 3 P: 3	1B: 9 SF: 0 2B: 3 SAC: 0 3B: 1 DP: 3 HR: 3 HBP: 0	WP: 0 PA: 42 PB: 0 SB: 0 CS: 0
<b>PITCHER</b> <b>Danny Darwin, R</b> (1, 1) <small>ERA: 2.34</small> <b>Ricky Wright, L</b> (6, 1) <small>ERA: 11.25</small> <b>Dave Schmidt, R</b> (8, 1) <small>ERA: 2.87</small>	IP WLS BF H R ER SO BB IBB HBP BLK WP HR S P ERA WHIP 5.0 0 25 9 3 1 2 1 0 0 0 0 1 28 32 1.80 2.000 2.0 L 9 3 3 3 0 1 0 0 0 0 0 2 8 12 13.50 2.000 2.0 8 3 1 1 1 1 0 0 0 0 0 0 10 10 4.50 1.500	<b>PITCHER</b> IP WLS BF H R ER SO BB IBB HBP BLK WP HR S P ERA WHIP									

**Baltimore Orioles @ Texas Rangers**  
 Arlington Stadium, Arlington, TX  
 Sat May 05 1984, 8:05 PM EDT  
 Att. 18,248 - Unknown

livebaseballscorecards.com

<b>AB</b>	<b>40</b>
<b>R</b>	<b>7</b>
<b>H</b>	<b>15</b>
<b>RBI</b>	<b>7</b>
<b>BB</b>	<b>2</b>
<b>SO</b>	<b>3</b>
<b>LOB</b>	<b>20</b>



BOTTOM

Baltimore Orioles @ Texas Rangers  
Arlington Stadium, Arlington, TX  
Sat May 05 1984, 8:05 PM EDT  
Att. 18,248 - Unknown

livebaseballscorecards.com

AB 36  
R 5  
H 10  
RBI 5  
BB 2  
SO 1  
LOB 10



WP: 0 PA: 38  
PB: 0  
SB: 1  
CS: 1

AB R H RBI BB SO LOB

5 0 1 0 0 0 0

5 1 2 0 0 0 1

2 1 1 1 2 0 0

4 0 0 0 0 0 4

4 2 2 2 0 0 0

3 0 2 1 0 0 0

1 0 0 0 0 0 0

4 1 1 0 0 0 2

4 0 1 1 0 1 2

3 0 0 0 0 0 1

1 0 0 0 0 0 0

1B: 6 SF: 0  
2B: 2 SAC: 0  
3B: 1 DP: 0  
HR: 1 HBP: 0

Batter	1	2	3	4	5	6	7	8	9
Mickey Rivers, L OBP: 0.255, SLG: 0.255 (1, 10)	0-0 F6		0-0 F8		0-0 G3		0-0 CS 1B		0-0 F4
Bill Sample, R OBP: 0.321, SLG: 0.372 (1, 7)	0-0 6-3		0-0 BB 1B		0-0 1B 2B		0-0 F9		0-0 F7
Gary Ward, R OBP: 0.309, SLG: 0.310 (1, 9)	0-0 F7		4-0 FC6-4 BB		0-0 HR 1B		4-0 1-2 BB		
Larry Parrish, R OBP: 0.324, SLG: 0.379 (1, 5)		0-0 F8	0-0 FC6-4		0-0 F7		0-0 4-3		
George Wright, S OBP: 0.225, SLG: 0.315 (1, 8)		0-0 3B 1B		0-0 F8	0-0 HR			0-0 6-3	
Dave Hostetter, R OBP: 0.474, SLG: 0.667 Pete O'Brien, L OBP: 0.337, SLG: 0.434 (1, 3) (6, 3)		0-0 1-H 3B		0-0 FC6-4 1B	0-0 6-3			0-0 6-3	
Ned Yost, R OBP: 0.182, SLG: 0.243 (1, 2)		0-0 5-3		0-0 FC6-4 2B	0-0 6-3			0-0 1B	
Wayne Tolleson, S OBP: 0.321, SLG: 0.313 (1, 4)		0-0 6-3		0-0 1-H 2B	0-0 4-3			0-3 S S K	
Curtis Wilkerson, S OBP: 0.219, SLG: 0.232 Mike Richardt, R (9, PH)			0-0 5-3	0-0 F9	0-0 F8				0-0 1-5-3

Inning Stats	R: 0	H: 0	E: 0	K: 0	S: 3	R: 1	H: 2	E: 0	K: 0	S: 5	R: 0	H: 1	E: 0	K: 0	S: 4	R: 1	H: 2	E: 0	K: 0	S: 5	R: 3	H: 3	E: 0	K: 0	S: 6	R: 0	H: 0	E: 0	K: 0	S: 3	R: 0	H: 1	E: 0	K: 1	S: 6	R: 0	H: 1	E: 0	K: 0	S: 3	R: 0	H: 0	E: 0	K: 0	S: 3
	LOB: 0	BB: 0	P: 3	LOB: 1	BB: 0	P: 5	LOB: 2	BB: 1	P: 8	LOB: 1	BB: 0	P: 5	LOB: 0	BB: 0	P: 6	LOB: 0	BB: 0	P: 3	LOB: 1	BB: 0	P: 6	LOB: 0	BB: 0	P: 7	LOB: 1	BB: 1	P: 6	LOB: 0	BB: 0	P: 6	LOB: 0	BB: 0	P: 6	LOB: 0	BB: 0	P: 6	LOB: 0	BB: 0	P: 3	LOB: 0	BB: 0	P: 3			

PITCHER	IP	WLS	BF	H	R	ER	SO	BB	IBB	HBP	BLK	WP	HR	S	P	ERA	WHIP
Mike Flanagan, L ERA: 4.89 (1, 1)	4.2		23	8	5	5	0	1	0	0	0	0	1	22	26	9.64	1.929
Dennis Martinez, R ERA: 2.7 (5, 1)	2.1	W	8	1	0	0	0	1	0	0	0	0	0	7	11	0.00	0.857
Tippy Martinez, L ERA: 5.49 (8, 1)	2.0	S	7	1	0	0	1	0	0	0	0	0	0	9	9	0.00	0.500

Batter	1	2	3	4	5	6	7	8	9	AB R H RBI BB SO LOB	TOP		
John Shelby, S (1, 8) OBP: 0.250, SLG: 0.322	0-0 F3	0-0 5-3		0-0 S 2-H 1B		0-0 FC3-2 1-2 2-3 3-H		0-3 K		5 0 1 1 0 1 6			
Rich Dauer, R (1, 4) OBP: 0.300, SLG: 0.307 John Lowenstein, L (6, PH) OBP: 0.359, SLG: 0.368 Lenn Sakata, R (6, 4) OBP: 0.222, SLG: 0.231	0-0 6-3		0-0 3B 1B	0-0 F9 1-2		0-3 K		0-0 F9	3 1 1 0 0 0 1 1 0 0 0 0 1 3 1 0 0 0 0 0 0				
Cal Ripken Jr., R (1, 6) OBP: 0.411, SLG: 0.691	0-0 F7		0-0 BLK 3B		0-0 FC3-6 1B		0-0 4-3 2B	0-0 HR	5 2 4 2 0 0 0				
Eddie Murray, S (1, 3) OBP: 0.403, SLG: 0.519		0-0 F6	0-3 K		0-0 FC3-6 G5-4-3 1-2f		0-0 4-3	0-0 HR 1B	5 0 1 0 0 1 3				
Gary Roenicke, R (1, 9) OBP: 0.324, SLG: 0.217		4-0 BB E SF BB	0-3 K		0-0 G5-4-3 1-2f		0-3 K	0-0 F9	4 1 0 0 1 2 3				
Ken Singleton, S (1, 10) OBP: 0.254, SLG: 0.220		0-0 E6 BB SF	0-0 G3			0-0 1B FC3-2 1B	0-3 K	0-0 4-3	5 1 1 0 0 1 3				
Benny Ayala, R (1, 7) OBP: 0.259, SLG: 0.333 Jim Dwyer, L (3, 9) OBP: 0.238, SLG: 0.325		4-0 5-3 1-2 2-3 SF BB		0-0 SH3 1B 1B		0-0 FC3-2 BB 1B		0-0 F7	0 0 0 0 1 0 0 3 1 2 0 0 0 0				
Todd Cruz, R (1, 5) OBP: 0.226, SLG: 0.300		0-0 SF 5-3 1-2 2-H 3-H		0-0 F8		0-0 F9		0-0 6-3	3 0 0 1 0 0 3				
Rick Dempsey, R (1, 2) OBP: 0.352, SLG: 0.383		0-0 5-3		0-0 SH3		4-0 FC3-2 BB		0-0 1B	2 0 1 0 1 0 2				
<b>Inning Stats</b>	R: 0 E: 0 K: 0 S: 3 H: 0 LOB: 0 BB: 0 P: 3	R: 2 E: 2 K: 0 S: 5 H: 0 LOB: 2 BB: 2 P: 13	R: 2 E: 0 K: 2 S: 9 H: 2 LOB: 0 BB: 0 P: 9	R: 1 E: 0 K: 0 S: 5 H: 2 LOB: 1 BB: 0 P: 5	R: 0 E: 0 K: 0 S: 3 H: 1 LOB: 0 BB: 0 P: 3	R: 0 E: 0 K: 1 S: 7 H: 2 LOB: 3 BB: 1 P: 11	R: 0 E: 0 K: 2 S: 8 H: 1 LOB: 1 BB: 0 P: 8	R: 0 E: 0 K: 1 S: 6 H: 1 LOB: 1 BB: 0 P: 6	R: 1 E: 0 K: 0 S: 5 H: 2 LOB: 1 BB: 0 P: 5	1B: 8 2B: 1 3B: 1 HR: 1 SF: 1 SAC: 1 DP: 1 HBP: 0	WP: 0 PB: 0 SB: 1 CS: 0 PA: 42		
<b>PITCHER</b>	IP WLS BF H R ER SO BB IBB HBP BLK WP HR S P ERA WHIP											<b>PITCHER</b>	IP WLS BF H R ER SO BB IBB HBP BLK WP HR S P ERA WHIP
Frank Tanana, L (1, 1) ERA: 3.96	2.1 L 13 2 4 2 1 2 0 0 0 0 0 0 13 21 7.71 1.714												
Jim Bibby, R (3, 1) ERA: 2.61	3.0 14 5 1 1 1 1 0 0 1 0 0 15 19 3.00 2.000												
Dave Tobik, R (6, 1) ERA: 2.95	3.2 15 4 1 1 4 0 0 0 0 0 1 23 23 2.46 1.091												

Baltimore Orioles @ Texas Rangers  
Arlington Stadium, Arlington, TX  
Sun May 06 1984, 4:33 AM EDT  
Att. 13,224 - Unknown

AB	37
R	6
H	11
RBI	4
BB	3
SO	6
LOB	24






Batter	1	2	3	4	5	6	7	8	9	AB R H RBI BB SO LOB
Mickey Rivers, L OBP: 0.275, SLG: 0.260 (1, 10) BBB	4-0 G6-3 BB		X 0-0 F9			X 0-0 G3-6-1 1B		X 0-0 G3		3 0 1 0 1 0 1
Wayne Tolleson, S OBP: 0.309, SLG: 0.300 (1, 4) X	0-0 G6-3 1-2f		X 0-0 1-3			X 0-0 G3-6-1 1-2f		S S S 0-3 K		4 0 0 0 0 1 2
Gary Ward, R OBP: 0.307, SLG: 0.307 (1, 9) X	0-0 G3		S S S 0-3 K			X 0-0 L4-3 1B		X 0-0 F9		4 0 1 0 0 1 0
Larry Parrish, R OBP: 0.313, SLG: 0.364 (1, 5) X		X 0-0 F8	X 0-0 6-3			X 0-0 L4-3 1-2		X 0-0 F7		4 0 0 0 0 0 1
George Wright, S OBP: 0.228, SLG: 0.309 (1, 8) X		X 0-0 F4		X 0-0 2-3		B B B B 4-0 1B BB				2 0 0 0 1 0 0
Pete O'Brien, L OBP: 0.337, SLG: 0.430 (1, 3) X		X 0-0 2-3		X 0-0 4-3		X 0-0 1-2 1B				3 0 1 0 0 0 0
Ned Yost, R OBP: 0.188, SLG: 0.286 (1, 2) X			X 0-0 G3		X 0-0 HR	S S S 0-3 K				3 1 1 1 0 1 2
Bob Jones, L OBP: 0.355, SLG: 0.536 (1, 7) X			X 0-0 4-3		X 0-0 3-1			X 0-0 3-4-1		3 0 0 0 0 0 0
Curtis Wilkerson, S OBP: 0.224, SLG: 0.250 (1, 6) X			X 0-0 2B		S S S 0-3 K			X 0-0 F8		3 0 1 0 0 1 0


Inning Stats	R: 0 E: 0 K: 0 S: 2	H: 0 LOB: 0 BB: 1 P: 6	R: 0 E: 0 K: 0 S: 3	H: 0 LOB: 0 BB: 0 P: 3	R: 0 E: 0 K: 0 S: 4	H: 1 LOB: 1 BB: 0 P: 4	R: 0 E: 0 K: 1 S: 5	H: 0 LOB: 0 BB: 0 P: 5	R: 1 E: 0 K: 0 S: 4	H: 1 LOB: 0 BB: 0 P: 4	R: 0 E: 0 K: 1 S: 5	H: 1 LOB: 0 BB: 0 P: 5	R: 0 E: 0 K: 1 S: 6	H: 2 LOB: 2 BB: 1 P: 10	R: 0 E: 0 K: 0 S: 3	H: 0 LOB: 0 BB: 0 P: 3	R: 0 E: 0 K: 1 S: 5	H: 0 LOB: 0 BB: 0 P: 5	1B: 3 2B: 2 3B: 0 HR: 1	SF: 0 SAC: 0 DP: 3 HBP: 0	WP: 0 PB: 0 SB: 0 CS: 0	PA: 31
PITCHER Mike Boddicker, R ERA: 2.76 (1, 1)	IP: 9.0 WLS: W BF: 31 H: 5 R: 1 ER: 1 SO: 4 BB: 2 IBB: 0 HBP: 0 BLK: 0 WP: 0 HR: 1 S: 37 P: 45 ERA: 1.00 WHIP: 0.778																					

**Baltimore Orioles @ Texas Rangers**  
Arlington Stadium, Arlington, TX

Sun May 06 1984, 4:33 AM EDT  
Att. 13,224 - Unknown

AB	29
R	1
H	5
RBI	1
BB	2
SO	4
LOB	6



Batter	1	2	3	4	5	6	7	8	9	AB R H RBI BB SO LOB	TOP
Marty Barrett, R (1, 4) OBP: 0.375, SLG: 0.409 Jerry Remy, L (9, PH) OBP: 0.302, SLG: 0.290	0-0 F8		0-0 6-3		0-0 5-3		0-0 5-3		0-3 K	4 0 0 0 0 0 0 1 0 0 0 0 1 0	
Wade Boggs, L (1, 5) OBP: 0.480, SLG: 0.386	0-0 BB PB 1B		0-0 F9 2B		0-0 F9 1B		0-0 S 1B			4 1 3 0 0 0 0	
Dwight Evans, R (1, 9) OBP: 0.357, SLG: 0.417	4-0 PB 1-2 BB		4-0 BB		0-0 HR		0-0 6-3 1-2			2 1 1 1 2 0 1	
Jim Rice, R (1, 7) OBP: 0.255, SLG: 0.337	0-0 5-3 1-3 2-H		0-0 F9 2-3		0-0 HR		0-0 4-3			4 1 1 1 0 0 4	
Mike Easler, L (1, 3) OBP: 0.375, SLG: 0.495	0-3 K		0-0 F7		0-0 4-3			0-0 F8		4 0 0 0 0 1 3	
Tony Armas, R (1, 10) OBP: 0.308, SLG: 0.505		0-0 F8		4-0 FC3-6 BB		0-0 F7		0-0 F6		3 0 0 0 1 0 0	
Rich Gedman, L (1, 2) OBP: 0.345, SLG: 0.532 Ed Jurak, R (8, PR) OBP: 0.385, SLG: 0.545 Jeff Newman, R (8, 2) OBP: 0.375, SLG: 0.333				0-0 FC3-6 1-2f		0-3 K		4-0 CS BB		3 0 1 0 1 1 1 0 0 0 0 0 0 0 0 0 0 0 0 0 0	AB 33 R 3 H 7 RBI 2 BB 4 SO 6 LOB 14
Reid Nichols, R (1, 8) OBP: 0.329, SLG: 0.329		0-3 K		0-3 K		0-0 S 1B		0-0 CS 1-2	0-0 F7	4 0 1 0 0 2 2	
Glenn Hoffman, R (1, 6) OBP: 0.208, SLG: 0.239 Rick Miller, L (9, PH) OBP: 0.238, SLG: 0.176		0-0 F2		0-0 F3		0-3 K		0-0 F9		3 0 0 0 0 1 3 1 0 0 0 0 0 0	
Inning Stats	R: 1 H: 1 E: 0 LOB: 1 K: 1 BB: 1 S: 6 P: 10	R: 0 H: 1 E: 0 LOB: 1 K: 1 BB: 0 S: 6 P: 6	R: 0 H: 1 E: 0 LOB: 2 K: 0 BB: 1 S: 4 P: 8	R: 0 H: 0 E: 0 LOB: 1 K: 1 BB: 1 S: 5 P: 9	R: 2 H: 2 E: 0 LOB: 0 K: 0 BB: 0 S: 5 P: 5	R: 0 H: 1 E: 0 LOB: 1 K: 2 BB: 0 S: 8 P: 8	R: 0 H: 1 E: 0 LOB: 1 K: 0 BB: 0 S: 4 P: 4	R: 0 H: 0 E: 0 LOB: 1 K: 0 BB: 1 S: 2 P: 6	R: 0 H: 0 E: 0 LOB: 0 K: 1 BB: 0 S: 5 P: 5	1B: 4 SF: 0 2B: 1 SAC: 0 3B: 0 DP: 0 HR: 2 HBP: 0	WP: 0 PA: 38 PB: 2 SB: 2 CS: 1
PITCHER Charlie Hough, R (1, 1) ERA: 5.21 Odell Jones, R (9, 1) ERA: 1.29	IP WLS BF H R ER SO BB IBB HBP BLK WP HR S P ERA WHIP	8.0 W 34 7 3 2 5 4 0 0 0 0 2 40 56 2.25 1.375	1.0 S 3 0 0 0 1 0 0 0 0 0 0 0 5 5 0.00 0.000								

**Boston Red Sox @ Texas Rangers**  
Arlington Stadium, Arlington, TX  
Tue May 08 1984, 8:05 PM EDT  
Att. 8,616 - Unknown

[livebaseballscorecards.com](http://livebaseballscorecards.com)

Batter	1	2	3	4	5	6	7	8	9	AB R H RBI BB SO LOB
Mickey Rivers, L (1, 10) OBP: 0.291, SLG: 0.296	G3 ①		1B		G3 1B 2B ①-3 2-H		6-3 ②			4 0 2 1 0 0 0
Pete O'Brien, L (1, 3) OBP: 0.323, SLG: 0.410	F7 ②		F9 ②		G3 ②		G3 ③			4 0 0 1 0 0 2
Gary Ward, R (1, 9) OBP: 0.295, SLG: 0.293	6-3 ③		K ③		K ③			6-3 ①		4 0 0 0 0 2 2
Larry Parrish, R (1, 5) OBP: 0.303, SLG: 0.351		5-3 ①		F8 ①		F8 ①		6-3 ②		4 0 0 0 0 0 0
George Wright, S (1, 8) OBP: 0.229, SLG: 0.307		HBP BLK G1-2-3 1B		4-3 ②		4-3 ②		4-3 ③		4 0 1 0 0 0 0
Bob Jones, L (1, 7) OBP: 0.382, SLG: 0.533		BB BB	4-0	4-3 ③		HR 1B				2 1 1 0 1 0 0
Mary Foley, L (1, 2) OBP: 0.387, SLG: 0.720		H	1-0		G3 ①	HR 1B				2 1 1 2 0 0 0
Wayne Tolleson, S (1, 4) OBP: 0.310, SLG: 0.301			1-2 2-3 HBP		G1-2-3 ② ③	1B 2B 1B	1-3 ③			3 1 1 0 0 0 3
Curtis Wilkerson, S (1, 6) OBP: 0.228, SLG: 0.253			4-3 ①		4-3 ①	2B 1B G3 1B	1-3 ①			3 1 1 0 0 0 0

Inning Stats	R: 0	H: 0	E: 0	K: 0	S: 3	R: 0	H: 1	E: 0	K: 0	S: 3	R: 0	H: 1	E: 0	K: 1	S: 6	R: 0	H: 0	E: 0	K: 0	S: 3	R: 2	H: 3	E: 0	K: 1	S: 8	R: 2	H: 2	E: 0	K: 0	S: 5	R: 0	H: 0	E: 0	K: 0	S: 3	R: 0	H: 0	E: 0	K: 0	S: 3	1B: 5	SF: 0	2B: 1	SAC: 0	3B: 0	DP: 1	HR: 1	HBP: 1	WP: 0	PA: 32
PITCHER	IP	WLS	BF	H	R	ER	SO	BB	IBB	HBP	BLK	WP	HR	S	P	ERA	WHIP											IP	WLS	BF	H	R	ER	SO	BB	IBB	HBP	BLK	WP	HR	S	P	ERA	WHIP						
Mike Brown, R (1, 1) ERA: 5.4	5.2	L	25	7	4	4	2	1	0	1	1	0	1	27	32	6.35	1.412																																	
Bob Stanley, R (6, 1) ERA: 3.33	2.1		7	0	0	0	0	0	0	0	0	0	0	7	7	0.00	0.000																																	

**BOTTOM**

**Boston Red Sox @ Texas Rangers**  
Arlington Stadium, Arlington, TX

Tue May 08 1984, 8:05 PM EDT  
Att. 8,616 - Unknown

livebaseballscorecards.com

<b>AB</b>	<b>30</b>
<b>R</b>	<b>4</b>
<b>H</b>	<b>7</b>
<b>RBI</b>	<b>4</b>
<b>BB</b>	<b>1</b>
<b>SO</b>	<b>2</b>
<b>LOB</b>	<b>7</b>



Batter	1	2	3	4	5	6	7	8	9	AB R H RBI BB SO LOB	TOP											
Marty Barrett, R (1, 4) OBP: 0.393, SLG: 0.440	0-0 L4-3 1B		0-0 S 1B		0-0 SF7 2-H			0-0 1-3		3 1 2 1 0 0 0	<b>Boston Red Sox @ Texas Rangers</b> Arlington Stadium, Arlington, TX Wed May 09 1984, 8:05 PM EDT Att. 9,341 - Unknown											
Wade Boggs, L (1, 5) OBP: 0.470, SLG: 0.389	0-0 L4-3 1-2		4-0 1B 1-2 BB		4-0 FC6-4 BB			0-0 BB 1B		2 0 1 0 2 0 1												
Dwight Evans, R (1, 9) OBP: 0.353, SLG: 0.411	0-0 1-3		0-0 1-3 2-H 1B		0-0 FC6-4 1-2f			0-0 F7		4 0 1 1 0 0 2												
Jim Rice, R (1, 7) OBP: 0.263, SLG: 0.343		0-0 G3 1B	0-3 K					0-0 5-3		4 0 2 0 0 1 2												
Mike Easler, L (1, 3) OBP: 0.371, SLG: 0.481		0-0 G3 1-2		0-3 K				0-3 K		3 0 0 0 1 2 1												
Tony Armas, R (1, 10) OBP: 0.298, SLG: 0.487		0-3 K		0-3 K				0-0 6-3		4 0 0 0 0 3 4												
Reid Nichols, R (1, 8) OBP: 0.313, SLG: 0.311		0-0 6-3		0-3 K				0-0 5-3		4 0 0 0 0 1 1												
Gary Allenson, R (1, 2) OBP: 0.200, SLG: 0.111			0-0 F6		0-0 F3			0-0 G5-4-3 1B		4 0 1 0 0 0 0												
Glenn Hoffman, R (1, 6) OBP: 0.212, SLG: 0.260			0-0 5-3		0-0 WP SF7 2B			0-0 G5-4-3 1-2f		4 1 1 0 0 1 1												
<b>Inning Stats</b>	R: 0 E: 0 K: 0 S: 3	H: 1 LOB: 0 BB: 0 P: 3	R: 0 E: 0 K: 1 S: 6	H: 1 LOB: 1 BB: 0 P: 6	R: 1 E: 0 K: 1 S: 7	H: 2 LOB: 2 BB: 1 P: 11	R: 0 E: 0 K: 3 S: 9	H: 0 LOB: 0 BB: 0 P: 9	R: 1 E: 0 K: 0 S: 4	H: 1 LOB: 1 BB: 1 P: 8	R: 0 E: 0 K: 1 S: 5	H: 0 LOB: 0 BB: 0 P: 5	R: 0 E: 0 K: 0 S: 3	H: 1 LOB: 0 BB: 0 P: 3	R: 0 E: 0 K: 1 S: 7	H: 2 LOB: 3 BB: 1 P: 11	R: 0 E: 0 K: 1 S: 5	H: 0 LOB: 0 BB: 0 P: 5	1B: 7 2B: 2 3B: 0 HR: 0	SF: 1 SAC: 0 DP: 2 HBP: 0	WP: 1 PB: 0 SB: 1 CS: 0	PA: 36
<b>PITCHER</b>	IP WLS BF H R ER SO BB IBB HBP BLK WP HR S P ERA WHIP																					
Mike Mason, L (1, 1) ERA: 1.55	7.2 L 32 8 2 2 6 3 0 0 0 1 0 41 53 2.35 1.435																					
Dave Tobik, R (8, 1) ERA: 2.75	1.1 4 0 0 0 2 0 0 0 0 0 0 0 8 8 0.00 0.000																					

<b>AB</b>	32
<b>R</b>	2
<b>H</b>	8
<b>RBI</b>	2
<b>BB</b>	3
<b>SO</b>	8
<b>LOB</b>	12



livebaseballscorecards.com

Batter	1	2	3	4	5	6	7	8	9	AB	R	H	RBI	BB	SO	LOB
<b>Bill Sample, R</b> (1, 7) <small>OBP: 0.307, SLG: 0.354</small> <b>Curtis Wilkerson, S</b> (9, 6) <small>OBP: 0.228, SLG: 0.253</small>	0-0 <b>F7</b> 		0-0 <b>5-3</b> 			0-0 <b>F4</b> 		0-3 <b>K</b> 		4	0	0	0	0	1	2
<b>Mike Richardt, R</b> (1, 4) <small>OBP: 0.250, SLG: 0.250</small> <b>Mary Foley, L</b> (9, 2) <small>OBP: 0.406, SLG: 0.731</small>	0-0 <b>5-3</b> 			0-0  <b>1B</b>		0-0 <b>F9</b> 			0-0  <b>1B</b>	3	0	1	0	0	0	1
<b>Gary Ward, R</b> (1, 9) <small>OBP: 0.294, SLG: 0.292</small>	0-0 <b>F9</b> 			0-3 <b>K</b> 		0-0  <b>1B</b>			0-0 <b>F3</b> 	4	0	1	0	0	1	2
<b>Larry Parrish, R</b> (1, 5) <small>OBP: 0.301, SLG: 0.342</small>		4-0  <b>BB</b>		0-3 <b>K</b> 		0-0 <b>5-3</b> 			0-0  <b>G5-4-3</b>	3	0	0	0	1	1	3
<b>George Wright, S</b> (1, 8) <small>OBP: 0.231, SLG: 0.308</small>		0-0 <b>F2</b> 			0-0  <b>1B</b>			0-0 <b>F6</b> 		3	0	1	0	0	0	1
<b>Dave Hostetler, R</b> (1, 10) <small>OBP: 0.455, SLG: 0.611</small>		0-3 <b>K</b> 			0-0  <b>1B</b>			0-3 <b>K</b> 		3	0	1	0	0	2	1
<b>Pete O'Brien, L</b> (1, 3) <small>OBP: 0.313, SLG: 0.395</small>		0-0 <b>F3</b> 			0-3 <b>K</b> 			0-0 <b>6-3</b> 		3	0	0	0	0	1	3
<b>Ned Yost, R</b> (1, 2) <small>OBP: 0.183, SLG: 0.278</small> <b>Mickey Rivers, L</b> (8, PH) <small>OBP: 0.286, SLG: 0.291</small>			0-0 <b>6-3</b> 			0-0 <b>L1-3</b> 		0-3 <b>K</b> 		2	0	0	0	0	0	2
<b>Wayne Tolleson, S</b> (1, 6) <small>OBP: 0.319, SLG: 0.305</small>			4-0  <b>BB</b>			0-0  <b>1B</b>		0-3 <b>K</b> 		2	0	1	0	1	1	0

Inning Stats	R: 0	H: 0	E: 0	K: 0	S: 3	R: 0	H: 0	E: 0	K: 1	S: 5	R: 0	H: 1	E: 0	K: 2	S: 7	R: 0	H: 2	E: 0	K: 1	S: 6	R: 0	H: 2	E: 0	K: 0	S: 5	R: 0	H: 0	E: 0	K: 3	S: 9	R: 0	H: 0	E: 0	K: 0	S: 3	R: 0	H: 1	E: 0	K: 0	S: 3	1B: 6	SF: 0	2B: 2	SAC: 0	3B: 0	DP: 3	HR: 0	HBP: 0	WP: 0	PA: 31
--------------	------	------	------	------	------	------	------	------	------	------	------	------	------	------	------	------	------	------	------	------	------	------	------	------	------	------	------	------	------	------	------	------	------	------	------	------	------	------	------	------	-------	-------	-------	--------	-------	-------	-------	--------	-------	--------

PITCHER	IP	WLS	BF	H	R	ER	SO	BB	IBB	HBP	BLK	WP	HR	S	P	ERA	WHIP
<b>Bob Ojeda, L</b> (1, 1) <small>ERA: 3.25</small>	7.0	W	25	5	0	0	5	2	0	0	0	0	0	33	41	0.00	1.000
<b>Bob Stanley, R</b> (8, 1) <small>ERA: 3.1</small>	2.0	S	6	1	0	0	3	0	0	0	0	0	0	12	12	0.00	0.500

**BOTTOM**

**Boston Red Sox @ Texas Rangers**  
 Arlington Stadium, Arlington, TX

Wed May 09 1984, 8:05 PM EDT  
 Att. 9,341 - Unknown

<b>AB</b>	<b>29</b>
<b>R</b>	<b>0</b>
<b>H</b>	<b>6</b>
<b>RBI</b>	<b>0</b>
<b>BB</b>	<b>2</b>
<b>SO</b>	<b>8</b>
<b>LOB</b>	<b>15</b>

WP	PA	ERA	WHIP
0	31		

Batter	1	2	3	4	5	6	7	8	9	AB R H RBI BB SO LOB	TOP
<b>Bill Sample, R</b> (1, 7) <small>OBP: 0.323, SLG: 0.360</small>	0-0 <b>E5</b> <small>G4-6-3</small>	0-0 <b>4-3</b>			0-0 <small>1-2</small> <b>FC4-6</b> <b>1B</b>		0-0 <small>2-H</small> <b>S</b> <b>1B</b>		4-0 <small>1-2 2-3</small> <b>1B</b> <b>BB</b>	4 0 2 1 1 0 2	
<b>Mickey Rivers, L</b> (1, 10) <small>OBP: 0.279, SLG: 0.283</small>	0-0 <b>G4-6-3</b> <small>1-2f</small>		0-0 <b>4-3</b>		0-0 <small>1-2f 2-3</small> <b>FC4-6</b> <small>4-3</small>		0-0 <b>F7</b>	0-0 <small>1-3 2-H 3-H</small> <b>1B</b>	5 0 1 2 0 0 4		
<b>George Wright, S</b> (1, 8) <small>OBP: 0.230, SLG: 0.298</small>	0-3 <b>K</b>		4-0 <small>BBB</small> <b>FC5-4</b> <b>BB</b>		0-0 <small>1-2f</small> <b>4-3</b>			0-0 <b>F8</b>	0-3 <b>K</b>	4 0 0 0 1 2 3	
<b>Larry Parrish, R</b> (1, 5) <small>OBP: 0.291, SLG: 0.331</small> <b>Jim Anderson, R</b> (8, 5)		0-0 <b>E5</b> <small>CS</small>	0-0 <small>1-2f</small> <b>FC5-4</b> <small>FC4-6</small>			0-3 <b>K</b>		0-0 <b>F8</b>		4 0 0 0 0 1 1 0 0 0 0 0 0 0	
<b>Pete O'Brien, L</b> (1, 3) <small>OBP: 0.320, SLG: 0.422</small>		0-0 <small>1-2</small> <b>1B</b> <b>3B</b>	0-0 <small>1-2f</small> <b>FC4-6</b>			0-0 <small>G5-4-3</small> <b>1B</b>		0-0 <b>1-3</b>		4 1 2 0 0 0 1	
<b>Gary Ward, R</b> (1, 9) <small>OBP: 0.301, SLG: 0.286</small>		4-0 <small>BBB</small> <b>BB</b> <b>1B</b> <b>BB</b>		0-3 <small>SSS</small> <b>K</b>		0-0 <small>1-2f</small> <b>G5-4-3</b>			4-0 <small>BBB</small> <b>4-3</b> <b>1B</b> <b>BB</b>	2 2 0 0 2 1 1	
<b>Mary Foley, L</b> (1, 2) <small>OBP: 0.389, SLG: 0.655</small>		4-0 <small>BBB</small> <b>1B</b> <small>1-2</small> <b>BB</b>		0-3 <small>SSS</small> <b>K</b>			0-0 <b>F4</b>		0-0 <small>1-2</small> <b>4-3</b>	3 0 0 0 1 1 1	<b>AB</b> 32 <b>R</b> 6 <b>H</b> 8 <b>RBI</b> 6 <b>BB</b> 6 <b>SO</b> 7 <b>LOB</b> 17
<b>Wayne Tolleson, S</b> (1, 4) <small>OBP: 0.325, SLG: 0.306</small> <small>(9, 6)</small>		0-3 <b>K</b>		0-0 <b>4-3</b>			0-0 <small>BB</small> <b>1B</b> <b>1B</b>		1-0 <small>H</small> <b>BB</b> <b>1B</b> <b>HBP</b>	3 2 1 0 0 1 3	
<b>Curtis Wilkerson, S</b> (1, 6) <small>OBP: 0.244, SLG: 0.260</small> <b>Bob Jones, L</b> (9, PH) <small>OBP: 0.400, SLG: 0.548</small> <b>Mike Richardt, R</b> (9, 4) <small>OBP: 0.250, SLG: 0.250</small>		0-0 <small>1-3 2-H 3-H</small> <b>1B</b>			4-0 <small>BBB</small> <b>FC4-6</b> <b>1B</b> <b>BB</b>		0-3 <small>BB</small> <b>K</b>	0-0 <small>1-2 2-H</small> <b>1B</b> <b>1B</b>	2 0 1 2 1 1 1 1 1 1 1 0 0 0 0 0 0 0 0 0 0		
<b>Inning Stats</b>	R: 0 H: 0 E: 1 LOB: 0 K: 1 BB: 0 S: 5 P: 5	R: 2 H: 2 E: 1 LOB: 2 K: 1 BB: 2 S: 7 P: 15	R: 0 H: 0 E: 0 LOB: 1 K: 0 BB: 1 S: 3 P: 7	R: 0 H: 0 E: 0 LOB: 0 K: 2 BB: 0 S: 7 P: 7	R: 0 H: 1 E: 0 LOB: 1 K: 0 BB: 1 S: 3 P: 7	R: 0 H: 1 E: 0 LOB: 0 K: 1 BB: 0 S: 5 P: 5	R: 1 H: 2 E: 0 LOB: 1 K: 1 BB: 0 S: 7 P: 7	R: 0 H: 0 E: 0 LOB: 0 K: 0 BB: 0 S: 3 P: 3	R: 3 H: 2 E: 0 LOB: 1 K: 1 BB: 2 S: 6 P: 15	1B: 7 SF: 0 2B: 1 SAC: 0 3B: 1 DP: 3 HR: 0 HBP: 1	WP: 0 PA: 39 PB: 0 SB: 2 CS: 1
<b>PITCHER</b> <b>Richard Dotson, R</b> (1, 1) <small>ERA: 2.93</small> <b>Salome Barojas, R</b> (9, 1) <small>ERA: 4.96</small>	IP WLS BF H R ER SO BB IBB HBP BLK WP HR S P ERA WHIP 8.1 35 6 5 5 6 5 0 1 0 0 0 0 41 62 5.40 1.320 0.2 W 4 2 1 1 1 1 1 0 0 0 0 0 0 5 9 13.50 4.500	<b>PITCHER</b> IP WLS BF H R ER SO BB IBB HBP BLK WP HR S P ERA WHIP									

**Texas Rangers @ Chicago White Sox**  
 Comiskey Park, Chicago, IL  
 Thu May 10 1984, 8:05 PM EDT  
 Att. 14,611 - Unknown

[livebaseballscorecards.com](http://livebaseballscorecards.com)



Batter	1	2	3	4	5	6	7	8	9	AB	R	H	RBI	BB	SO	LOB
Rudy Law, L (1, 8) OBP: 0.420, SLG: 0.495 Dave Stegman, R (4, PR) OBP: 0.250, SLG: 0.275 (5, 8)	0-0 1B 3B	0-0 F4		0-0 2B		0-0 4-3		0-0 E1 1-2		3	1	2	0	0	0	0
Vance Law, R (1, 5) OBP: 0.250, SLG: 0.365	0-0 6-3		0-0 3B 2B	4-0 BB			0-0 1B	0-0 F9		4	1	2	0	1	0	3
Greg Walker, L (1, 3) OBP: 0.367, SLG: 0.564 Mike Squires, L (8, 3) OBP: 0.273, SLG: 0.250	0-0 1B 1B		0-0 SF7 3B	0-3 K			0-3 K		0-0 F8	4	1	2	2	0	2	3
Greg Luzinski, R (1, 10) OBP: 0.348, SLG: 0.234	0-0 1-3 1B		0-3 K			0-0 6-3		0-3 K	0-3 K	5	0	1	0	0	3	2
Harold Baines, L (1, 9) OBP: 0.232, SLG: 0.281	0-0 F4		0-0 SF7			0-0 F7		0-0 F8	0-0 2B	4	1	1	1	0	0	3
Tom Paciorek, R (1, 7) OBP: 0.381, SLG: 0.425	0-3 K		0-0 1B			0-0 5-3			0-0 F8 1B 1-6-3	5	2	3	1	0	1	2
Scott Fletcher, R (1, 6) OBP: 0.361, SLG: 0.319 Jerry Hairston, S (9, PH) OBP: 0.280, SLG: 0.522		0-0 F8	0-0 1-3			0-0 1-3 1B		0-0 1-6-3	0-0 HR	4	0	1	0	0	0	2
Marc Hill, R (1, 2) OBP: 0.341, SLG: 0.452		0-0 HR		0-0 F6		0-0 F8		0-0 F8		4	1	1	1	0	0	2
Julio Cruz, S (1, 4) OBP: 0.290, SLG: 0.289		0-0 F7		0-0 4-3		0-0 1-3		0-0 E 1B		4	0	1	1	0	0	1

Inning Stats	R: 1	H: 3	E: 0	LOB: 2	K: 1	S: 8	P: 8	R: 1	H: 1	E: 0	LOB: 0	K: 0	S: 4	R: 2	H: 3	E: 0	LOB: 1	K: 1	S: 8	R: 0	H: 1	E: 0	LOB: 2	K: 1	S: 6	R: 0	H: 0	E: 0	LOB: 0	K: 0	S: 3	R: 0	H: 1	E: 0	LOB: 1	K: 2	S: 8	R: 1	H: 2	E: 1	LOB: 2	K: 0	S: 6	R: 3	H: 3	E: 0	LOB: 0	K: 1	S: 7	1B: 7	SF: 1	2B: 4	SAC: 0	3B: 2	DP: 0	HR: 2	HBP: 0	WP: 0	PA: 43
--------------	------	------	------	--------	------	------	------	------	------	------	--------	------	------	------	------	------	--------	------	------	------	------	------	--------	------	------	------	------	------	--------	------	------	------	------	------	--------	------	------	------	------	------	--------	------	------	------	------	------	--------	------	------	-------	-------	-------	--------	-------	-------	-------	--------	-------	--------

PITCHER	IP	WLS	BF	H	R	ER	SO	BB	IBB	HBP	BLK	WP	HR	S	P	ERA	WHIP
Danny Darwin, R (1, 1) ERA: 2.79	8.0		38	12	5	5	5	1	0	0	0	0	1	47	51	5.62	1.625
Odell Jones, R (9, 1) ERA: 3.07	0.2	L	5	3	3	3	1	0	0	0	0	0	1	7	7	40.50	4.500

**BOTTOM**

**Texas Rangers @ Chicago White Sox**  
Comiskey Park, Chicago, IL

Thu May 10 1984, 8:05 PM EDT  
Att. 14,611 - Unknown

<b>AB</b>	<b>41</b>
<b>R</b>	<b>8</b>
<b>H</b>	<b>15</b>
<b>RBI</b>	<b>8</b>
<b>BB</b>	<b>1</b>
<b>SO</b>	<b>6</b>
<b>LOB</b>	<b>20</b>



PITCHER	IP	WLS	BF	H	R	ER	SO	BB	IBB	HBP	BLK	WP	HR	S	P	ERA	WHIP
---------	----	-----	----	---	---	----	----	----	-----	-----	-----	----	----	---	---	-----	------

Batter	1	2	3	4	5	6	7	8	9	AB R H RBI BB SO LOB	TOP
<b>Bill Sample, R</b> <small>OBP: 0.320, SLG: 0.360</small> (1, 7) X (2, 8)	0-0  2B HR 1B	0-0 4-3			0-0 SF7 3-H 1-2			0-0 F2		3 1 1 1 0 0 0	
<b>Pete O'Brien, L</b> <small>OBP: 0.317, SLG: 0.426</small> (1, 3) X	0-0  1-3 HR 2B		0-0 4-3		0-0 5-3			0-0 4-3		4 1 1 0 0 0 1	
<b>George Wright, S</b> <small>OBP: 0.236, SLG: 0.298</small> <b>Mickey Rivers, L</b> <small>OBP: 0.266, SLG: 0.270</small> (1, 8) B (2, 7) B	4-0  HR BB		0-0 1-3			0-3 K2-3		0-0 3-1		0 1 0 0 1 0 0 3 0 0 0 0 1 0	
<b>Larry Parrish, R</b> <small>OBP: 0.305, SLG: 0.402</small> (1, 5) X	0-0  1-H 2-H 3-H HR		0-3 K		0-0 G1-4-3 2B			0-0  HR		4 2 3 5 0 1 0	
<b>Gary Ward, R</b> <small>OBP: 0.291, SLG: 0.275</small> (1, 9) S	0-3 K			0-0 F9		0-0 G1-4-3 2-3		0-0 E4 G5-4-3		4 0 0 0 0 1 1	
<b>Dave Hostetter, R</b> <small>OBP: 0.385, SLG: 0.500</small> (1, 10) S	0-3 K		0-3 K		0-0 6-3			0-0 F3		4 0 0 0 0 2 2	
<b>Ned Yost, R</b> <small>OBP: 0.174, SLG: 0.265</small> (1, 2) X	0-0 4-3		0-0 F8			0-3 K		0-0 G5-4-3 1-2		4 0 0 0 0 1 1	
<b>Wayne Tolleson, S</b> <small>OBP: 0.317, SLG: 0.297</small> (1, 4) X		0-0 F9			0-0 E5 1B SF7		0-0 6-3			3 1 0 0 0 0 0	
<b>Curtis Wilkerson, S</b> <small>OBP: 0.247, SLG: 0.263</small> (1, 6) X		0-0 F9			0-0  CS 1B		0-0 1-3			3 0 1 0 0 0 0	
<b>Inning Stats</b>	R: 4 H: 3 E: 0 LOB: 0 K: 2 BB: 1 S: 10 P: 14	R: 0 H: 0 E: 0 LOB: 0 K: 0 BB: 0 S: 3 P: 3	R: 0 H: 0 E: 0 LOB: 0 K: 1 BB: 0 S: 5 P: 5	R: 0 H: 0 E: 0 LOB: 0 K: 1 BB: 0 S: 5 P: 5	R: 1 H: 1 E: 1 LOB: 0 K: 0 BB: 0 S: 4 P: 4	R: 0 H: 1 E: 0 LOB: 1 K: 1 BB: 0 S: 6 P: 6	R: 0 H: 0 E: 0 LOB: 0 K: 1 BB: 0 S: 5 P: 5	R: 0 H: 0 E: 0 LOB: 0 K: 0 BB: 0 S: 3 P: 3	R: 1 H: 1 E: 1 LOB: 0 K: 0 BB: 0 S: 4 P: 4	1B: 2 SF: 1 2B: 2 SAC: 0 3B: 0 DP: 1 HR: 2 HBP: 0	WP: 0 PA: 34 PB: 0 SB: 0 CS: 1
<b>PITCHER</b> <b>Floyd Bannister, L</b> <small>OBP: 0.247, SLG: 0.263</small> (1, 1) ERA: 4.78	IP WLS BF H R ER SO BB IBB HBP BLK WP HR S P ERA WHIP 9.0 L 34 6 6 5 6 1 0 0 0 0 2 45 49 5.00 0.778										

**Texas Rangers @ Chicago White Sox**  
 Comiskey Park, Chicago, IL  
 Fri May 11 1984, 8:05 PM EDT  
 Att. 28,349 - Unknown

[livebaseballscorecards.com](http://livebaseballscorecards.com)

AB	32
R	6
H	6
RBI	6
BB	1
SO	6
LOB	5





Batter	1	2	3	4	5	6	7	8	9	AB R H RBI BB SO LOB
Jerry Dybzinski, R (1, 6) OBP: 0.400, SLG: 0.462	0-0 5-3	0-0 1-3			0-0 5-3			0-0 3-1		4 0 0 0 0 0 1
Carlton Fisk, R (1, 2) OBP: 0.274, SLG: 0.349	0-3 K		0-0 F6		0-0 F4			0-3 K		4 0 0 0 0 2 0
Tom Paciorek, R (1, 9) OBP: 0.376, SLG: 0.440	0-0 3B		0-0 5-3		0-3 K			0-0 1-3		4 0 1 0 0 1 0
Greg Luzinski, R (1, 10) OBP: 0.353, SLG: 0.268	4-0 BB BB		0-0 HR		0-0 F9			0-3 K		3 1 1 1 1 1 0
Ron Kittle, R (1, 7) OBP: 0.310, SLG: 0.489	4-0 1-2 BB		0-3 K		0-0 F9			0-3 K		3 0 0 0 1 2 0
Vance Law, R (1, 5) OBP: 0.250, SLG: 0.360	0-0 F8			0-0 F8			0-0 6-3			4 0 1 0 0 0 3
Greg Walker, L (1, 3) OBP: 0.344, SLG: 0.525		0-3 K			0-0 F7			0-0 F9		4 0 0 0 0 2 1
Dave Stegman, R (1, 8) OBP: 0.279, SLG: 0.286		0-0 1B			4-0 BB			0-3 K		2 0 1 0 1 1 0
Julio Cruz, S (1, 4) OBP: 0.281, SLG: 0.279		0-0 F9			0-0 3-1			0-0 6-3		3 0 0 0 0 0 2

Inning Stats	R: 0	H: 1	E: 0	K: 1	S: 6	LOB: 3	BB: 2	P: 14
	R: 0	H: 1	E: 0	K: 1	S: 6	LOB: 1	BB: 0	P: 6
	R: 1	H: 1	E: 0	K: 1	S: 6	LOB: 0	BB: 0	P: 6
	R: 0	H: 0	E: 0	K: 0	S: 3	LOB: 1	BB: 1	P: 7
	R: 0	H: 0	E: 0	K: 1	S: 5	LOB: 0	BB: 0	P: 5
	R: 0	H: 0	E: 0	K: 0	S: 3	LOB: 0	BB: 0	P: 3
	R: 0	H: 0	E: 0	K: 1	S: 5	LOB: 0	BB: 0	P: 5
	R: 0	H: 0	E: 0	K: 1	S: 5	LOB: 0	BB: 0	P: 5
	R: 0	H: 1	E: 0	K: 3	S: 10	LOB: 1	BB: 0	P: 10

PITCHER	IP	WLS	BF	H	R	ER	SO	BB	IBB	HBP	BLK	WP	HR	S	P	ERA	WHIP
Frank Tanana, L (1, 1) ERA: 3.4	9.0	W	34	4	1	1	9	3	0	0	0	0	1	49	61	1.00	0.778

**BOTTOM**

**Texas Rangers @ Chicago White Sox**  
Comiskey Park, Chicago, IL

Fri May 11 1984, 8:05 PM EDT  
Att. 28,349 - Unknown

livebaseballscorecards.com

AB	31
R	1
H	4
RBI	1
BB	3
SO	9
LOB	7



WP	PA	ERA	WHIP
0	34		

Batter	1	2	3	4	5	6	7	8	9	AB R H RBI BB SO LOB	TOP		
Bill Sample, R OBP: 0.324, SLG: 0.366 (1, 8) X	0-0 1B E 1B	0-0 5-3		0-0 F7		0-0 BB 1B		0-0 SF8		4 1 2 1 0 0 1			
Mickey Rivers, L OBP: 0.290, SLG: 0.284 (1, 7) X	0-0 F6	0-0 1B		0-0 1-3		4-0 1-2 G6-3 BB		0-0 3-H FC6-4 1B		4 0 2 0 1 0 2			
Buddy Bell, R OBP: 0.394, SLG: 0.462 (1, 5) X	0-0 FC3-6 1-3 E 1B	0-3 K		0-0 BB 1B		0-0 1-2f G6-3		0-0 1-2f FC6-4		5 1 2 0 0 1 5			
Larry Parrish, R OBP: 0.301, SLG: 0.389 (1, 10) X	0-0 E4 1-2 3-H FC3-6		0-0 5-3	4-0 1-2 BB		0-0 6-3		0-0 6-3		4 0 0 1 1 0 1			
Pete O'Brien, L OBP: 0.303, SLG: 0.404 (1, 3) X	0-0 FC3-6 1B 1-2f 2-3		0-0 F8	0-0 F5		0-0 F4		0-0 F4		5 0 0 0 0 0 4			
Gary Ward, R OBP: 0.295, SLG: 0.280 (1, 9) X	0-0 BB 1-3 3-H 1B		0-0 HR 1B		0-3 K		0-0 5-3		0-0 F8		5 1 2 1 0 1 0		
Mary Foley, L OBP: 0.425, SLG: 0.781 (1, 2) B B B	4-0 1-2 BB		0-0 1-H HR		0-0 F8		0-0 SH1-3 SF8 2B			3 2 2 2 1 0 0			
Wayne Tolleson, S OBP: 0.310, SLG: 0.289 (1, 4) S S S	0-3 K		0-0 4-3		0-0 F7		0-0 SH1-3			3 0 0 0 0 1 3			
Curtis Wilkerson, S OBP: 0.258, SLG: 0.265 (1, 6) X		0-0 F8		0-0 1-3 E 1B		0-0 F8		4-0 BB 1B		3 1 1 0 1 0 0			
<b>Inning Stats</b>	R: 2 E: 1 K: 1 S: 9 H: 3 LOB: 3 BB: 1 P: 13	R: 0 E: 0 K: 1 S: 6 H: 1 LOB: 1 BB: 0 P: 6	R: 2 E: 0 K: 0 S: 5 H: 2 LOB: 0 BB: 0 P: 5	R: 1 E: 1 K: 0 S: 5 H: 2 LOB: 2 BB: 1 P: 9	R: 0 E: 0 K: 1 S: 5 H: 0 LOB: 0 BB: 0 P: 5	R: 0 E: 0 K: 0 S: 3 H: 1 LOB: 1 BB: 1 P: 7	R: 0 E: 0 K: 0 S: 3 H: 0 LOB: 0 BB: 0 P: 3	R: 1 E: 0 K: 0 S: 5 H: 2 LOB: 2 BB: 1 P: 9	R: 0 E: 0 K: 0 S: 3 H: 0 LOB: 0 BB: 0 P: 3	1B: 9 2B: 1 3B: 0 HR: 1 SF: 1 SAC: 1 DP: 1 HBP: 0	WP: 0 PB: 0 SB: 0 CS: 0 PA: 42		
<b>PITCHER</b>	IP WLS BF H R ER SO BB IBB HBP BLK WP HR S P ERA WHIP											<b>PITCHER</b>	IP WLS BF H R ER SO BB IBB HBP BLK WP HR S P ERA WHIP
LaMarr Hoyt, R ERA: 3.63 (1, 1)	3.2 L 22 8 5 4 2 2 0 0 0 0 0 1 24 32 9.82 2.727												
Jim Siwy, R ERA: 2.08 (4, 1)	4.1 17 3 1 1 1 2 0 0 0 0 0 0 17 25 2.08 1.154												
Ron Reed, R ERA: 4.79 (9, 1)	1.0 3 0 0 0 0 0 0 0 0 0 0 0 3 3 0.00 0.000												

**Texas Rangers @ Chicago White Sox**  
 Comiskey Park, Chicago, IL  
 Sat May 12 1984, 4:33 AM EDT  
 Att: 31,676 - Unknown

livebaseballscorecards.com

**AB 36**  
**R 6**  
**H 11**  
**RBI 5**  
**BB 4**  
**SO 3**  
**LOB 16**



BOTTOM

Texas Rangers @ Chicago White Sox  
Comiskey Park, Chicago, IL  
Sat May 12 1984, 4:33 AM EDT  
Att. 31,676 - Unknown

livebaseballscorecards.com

AB 30  
R 4  
H 7  
RBI 4  
BB 8  
SO 6  
LOB 13



WP: 1 PA: 38  
PB: 0  
SB: 0  
CS: 0

AB R H RBI BB SO LOB

3 1 0 0 2 0 3

5 0 0 0 0 1 5

4 1 2 1 0 0 0

4 1 3 1 0 0 0

3 1 1 2 1 0 1

4 0 0 0 0 3 3

3 0 0 0 1 0 1

0 0 0 0 3 0 0

1 0 1 0 0 0 0

0 0 0 0 0 0 0

1B: 5 SF: 0  
2B: 0 SAC: 0  
3B: 0 DP: 3  
HR: 2 HBP: 0

Batter	1	2	3	4	5	6	7	8	9
Jerry Hairston, S OBP: 0.300, SLG: 0.462 (1, 8)	4-0 1B BB	4-0 G5-4-3 1-2 2-3 BB		0-0 1-3			0-0 G6-4-3 1-2f		0-0 G4-6-3 1-2f
Carlton Fisk, R OBP: 0.260, SLG: 0.330 (1, 2)	0-0 F2	0-0 G5-4-3 1-2f			0-3 K		0-0 3-1		0-0 F8
Greg Walker, L OBP: 0.353, SLG: 0.571 (1, 10)	0-0 1B 1-2 1B		0-0 4-3		0-0 HR			0-0 4-3	
Tom Paciorek, R OBP: 0.390, SLG: 0.453 (1, 3)	0-0 1B 1-3 2-H		0-0 WP 1B		0-0 F8			0-0 HR 1B	
Harold Baines, L OBP: 0.240, SLG: 0.308 (1, 9)	4-0 FC6-4 BB		0-0 F8		0-0 F8			0-0 1-H HR	
Ron Kittle, R OBP: 0.298, SLG: 0.467 (1, 7)	0-0 FC6-4 1-2f		0-3 K		0-3 K		0-3 K	0-3 K	
Vance Law, R OBP: 0.243, SLG: 0.350 (8, PH)		0-3 K		0-3 K		0-0 4-3		4-0 BB	
Mike Squires, L OBP: 0.304, SLG: 0.250 (9, 5)									
Scott Fletcher, R OBP: 0.357, SLG: 0.309 (1, 4)		4-0 BB BB BB		0-0 6-3		0-0 6-3		0-0 4-3	
Jerry Dybzinski, R OBP: 0.455, SLG: 0.462 (9, PH)		4-0 BB BB BB		4-0 BB			4-0 G6-4-3 BB		0-0 G4-6-3 1B
Rudy Law, L OBP: 0.425, SLG: 0.500 (9, PR)		1-2 BB BB							
Julio Cruz, S OBP: 0.281, SLG: 0.279 (9, PR)									

Inning Stats	R: 1	H: 2	E: 0	K: 0	S: 4	H: 2	LOB: 2	BB: 2	P: 12	R: 0	H: 0	E: 0	K: 1	S: 4	H: 0	LOB: 2	BB: 3	P: 16	R: 0	H: 1	E: 0	K: 1	S: 6	H: 1	LOB: 1	BB: 0	P: 6	R: 0	H: 0	E: 0	K: 1	S: 5	H: 0	LOB: 0	BB: 0	P: 6	R: 1	H: 1	E: 0	K: 1	S: 6	H: 0	LOB: 0	BB: 0	P: 5	R: 0	H: 0	E: 0	K: 0	S: 2	H: 0	LOB: 0	BB: 1	P: 6	R: 2	H: 2	E: 0	K: 1	S: 7	H: 2	LOB: 1	BB: 1	P: 11	R: 0	H: 1	E: 0	K: 0	S: 3	H: 1	LOB: 1	BB: 0	P: 3	1B: 5	SF: 0	2B: 0	SAC: 0	3B: 0	DP: 3	HR: 2	HBP: 0	WP: 1	PA: 38
--------------	------	------	------	------	------	------	--------	-------	-------	------	------	------	------	------	------	--------	-------	-------	------	------	------	------	------	------	--------	-------	------	------	------	------	------	------	------	--------	-------	------	------	------	------	------	------	------	--------	-------	------	------	------	------	------	------	------	--------	-------	------	------	------	------	------	------	------	--------	-------	-------	------	------	------	------	------	------	--------	-------	------	-------	-------	-------	--------	-------	-------	-------	--------	-------	--------

PITCHER	IP	WLS	BF	H	R	ER	SO	BB	IBB	HBP	BLK	WP	HR	S	P	ERA	WHIP
Dave Stewart, R ERA: 6.88 (1, 1)	5.0	W	23	4	2	2	4	6	0	0	0	1	1	25	49	3.60	2.000
Jim Bibby, R ERA: 3.38 (6, 1)	3.0		12	2	2	2	2	2	0	0	0	0	1	14	22	6.00	1.333
Dave Tobik, R ERA: 2.61 (9, 1)	1.0	S	3	1	0	0	0	0	0	0	0	0	0	3	3	0.00	1.000

Batter	1	2	3	4	5	6	7	8	9	AB R H RBI BB SO LOB	TOP											
Bill Sample, R (1, 8) OBP: 0.321, SLG: 0.361	0-0 6-3		0-0 F8		0-0 1-3 2-H 1B		0-3 K			4 0 1 1 0 1 2												
Mickey Rivers, L (1, 7) OBP: 0.288, SLG: 0.282	0-0 1B		0-0 F6		0-0 F5			0-0 1-3		4 0 1 0 0 0 2												
Buddy Bell, R (1, 5) OBP: 0.389, SLG: 0.454	0-0 F7			0-3 K		0-0 F9		0-0 1-6-3 1B		4 0 1 0 0 1 1												
Larry Parrish, R (1, 10) OBP: 0.293, SLG: 0.377	0-0 F7			0-0 F9		0-3 K		0-0 1-6-3 1-2		4 0 0 0 0 1 2												
Pete O'Brien, L (1, 3) OBP: 0.292, SLG: 0.388		0-0 4-3		0-0 6-3		0-0 4-3		0-0 F3		4 0 0 0 0 0 1												
Gary Ward, R (1, 9) OBP: 0.286, SLG: 0.270		0-3 K			0-0 6-3		0-0 6-3		0-3 K	4 0 0 0 0 2 0												
Ned Yost, R (1, 2) OBP: 0.189, SLG: 0.276		0-0 1B			0-0 1B 1B		0-0 F9		0-3 K	4 1 2 0 0 1 0												
Wayne Tolleson, S (1, 4) OBP: 0.315, SLG: 0.297		0-0 B5-3			0-0 1B 1-2 1B		0-0 1B 1B		0-0 F7	4 0 2 0 0 0 1												
Curtis Wilkerson, S (1, 6) OBP: 0.261, SLG: 0.267			0-0 F7		0-3 K		0-0 1-2 1B			3 0 1 0 0 1 2												
<b>Inning Stats</b>	R: 0 E: 0 K: 0 S: 4	H: 1 LOB: 1 BB: 0 P: 4	R: 0 E: 0 K: 1 S: 6	H: 1 LOB: 1 BB: 0 P: 6	R: 0 E: 0 K: 0 S: 3	H: 0 LOB: 0 BB: 0 P: 3	R: 0 E: 0 K: 1 S: 5	H: 0 LOB: 0 BB: 0 P: 5	R: 1 E: 0 K: 1 S: 8	H: 3 LOB: 2 BB: 0 P: 8	R: 0 E: 0 K: 1 S: 5	H: 0 LOB: 0 BB: 0 P: 5	R: 0 E: 0 K: 1 S: 7	H: 2 LOB: 2 BB: 0 P: 7	R: 0 E: 0 K: 0 S: 4	H: 1 LOB: 1 BB: 0 P: 4	R: 0 E: 0 K: 2 S: 7	H: 0 LOB: 0 BB: 0 P: 7	1B: 8 2B: 0 3B: 0 HR: 0	SF: 0 SAC: 0 DP: 0 HBP: 0	WP: 0 PB: 0 SB: 0 CS: 0	PA: 35
<b>PITCHER</b>	IP WLS BF H R ER SO BB IBB HBP BLK WP HR S P ERA WHIP																					
Britt Burns, L (1, 1) ERA: 4.98	5.0 W 20 5 1 1 3 0 0 0 0 0 0 0 26 26 1.80 1.000																					
Salome Barojas, R (6, 1) ERA: 4.42	2.0 8 2 0 0 2 0 0 0 0 0 0 0 12 12 0.00 1.000																					
Juan Agosto, L (8, 1) ERA: 2.51	1.0 4 1 0 0 0 0 0 0 0 0 0 0 4 4 0.00 1.000																					
Al Jones, R (9, 1) ERA:	1.0 3 0 0 0 2 0 0 0 0 0 0 0 7 7 0.00 0.000																					

Texas Rangers @ Chicago White Sox  
Comiskey Park, Chicago, IL  
Sun May 13 1984, 8:05 PM EDT  
Att: 21,768 - Unknown

livebaseballscorecards.com

AB	35
R	1
H	8
RBI	1
BB	0
SO	7
LOB	11



Batter	1	2	3	4	5	6	7	8	9
Daryl Boston, L (1, 8) OBP: 0.600, SLG: 1.000	0-0 SF8 3B	0-0 E 1B		0-0 S 2B 1B		0-3 K		0-0 5-3	
Jerry Hairston, S (1, 10) OBP: 0.314, SLG: 0.500	0-0 SF8 3-H	0-0 SF8 3-H		0-0 1-H 2B		4-0 1B BB		0-0 5-3	
Greg Walker, L (1, 3) Mike Squires, L (7, 3) OBP: 0.347, SLG: 0.597 OBP: 0.333, SLG: 0.286	0-0 HR	0-0 3-1 1-2		0-0 F3		0-0 4-3 1-2		0-0 1B	
Tom Paciorek, R (1, 7) OBP: 0.391, SLG: 0.444	4-0 PB BB		0-0 6-3		0-0 F8	0-0 1B 2-H 1B		0-0 5-3	
Harold Baines, L (1, 9) Dave Stegman, R (9, 9) OBP: 0.248, SLG: 0.314 OBP: 0.279, SLG: 0.286	0-0 F4 1-2		0-0 G4-6-3 1B		0-3 K	0-0 1B			
Marc Hill, R (1, 2) OBP: 0.333, SLG: 0.422	0-0 F9 2-3		0-0 G4-6-3 1-2		4-0 1B BB	0-0 F8			
Scott Fletcher, R (1, 6) OBP: 0.353, SLG: 0.299		0-3 K		0-0 F4	4-0 1B BB		0-0 6-3		
Jerry Dybzinski, R (1, 5) OBP: 0.459, SLG: 0.500		0-0 1B 2B		0-3 K	0-0 1-2 2-H 1B		0-3 K		
Julio Cruz, S (1, 4) OBP: 0.290, SLG: 0.303		4-0 1B SF8 BB		0-0 1B 3B	0-0 1-3		0-0 6-3		

Inning Stats	R: 2 E: 0 K: 0 S: 5	H: 2 LOB: 1 BB: 1 P: 9	R: 2 E: 1 K: 1 S: 7	H: 2 LOB: 1 BB: 1 P: 11	R: 0 E: 0 K: 0 S: 3	H: 1 LOB: 0 BB: 0 P: 3	R: 2 E: 0 K: 1 S: 8	H: 3 LOB: 1 BB: 0 P: 8	R: 1 E: 0 K: 1 S: 6	H: 1 LOB: 2 BB: 2 P: 14	R: 1 E: 0 K: 1 S: 7	H: 2 LOB: 2 BB: 1 P: 11	R: 0 E: 0 K: 1 S: 5	H: 0 LOB: 0 BB: 0 P: 5	R: 0 E: 0 K: 0 S: 4	H: 1 LOB: 1 BB: 0 P: 4
1B: 7 2B: 2 3B: 2 HR: 1	SF: 2 SAC: 0 DP: 1 HBP: 0	WP: 0 PB: 2 SB: 1 CS: 0	PA: 40													

PITCHER	IP	WLS	BF	H	R	ER	SO	BB	IBB	HBP	BLK	WP	HR	S	P	ERA	WHIP
Charlie Hough, R (1, 1) ERA: 5.86	4.0	L	21	8	6	6	2	2	0	0	0	0	1	23	31	13.50	2.500
Ricky Wright, L (5, 1) ERA: 10.5	2.0		12	3	2	2	2	3	0	0	0	0	0	13	25	9.00	3.000
Dave Schmidt, R (7, 1) ERA: 2.55	2.0		7	1	0	0	1	0	0	0	0	0	0	9	9	0.00	0.500

BOTTOM

Texas Rangers @ Chicago White Sox  
Comiskey Park, Chicago, IL  
Sun May 13 1984, 8:05 PM EDT  
Att. 21,768 - Unknown

livebaseballscorecards.com

AB	33
R	8
H	12
RBI	8
BB	5
SO	5
LOB	11



Batter	1	2	3	4	5	6	7	8	9	AB R H RBI BB SO LOB	TOP
Bill Sample, R (1, 7) OBP: 0.327, SLG: 0.366	0-0 CS 1B		0-0 F8			0-0 1B 6-3 1B		0-3 K		4 1 2 0 0 1 0	
Gary Ward, R (1, 9) OBP: 0.292, SLG: 0.278	0-0 5-3 1-2			0-0 F8 BB SF7-4-3 1B		0-0 6-3 1-2		0-0 1B		4 1 2 0 0 0 2	
Buddy Bell, R (1, 5) OBP: 0.402, SLG: 0.460	0-0 1B			4-0 1-2 BB SF7-4-3 BB		0-0 2-3 1B 1B		0-0 F9		3 0 2 0 1 0 1	
Larry Parrish, R (1, 10) OBP: 0.285, SLG: 0.366	0-0 F5			0-0 F8 2-3		0-0 F8		0-3 K		4 0 0 0 0 1 6	
Pete O'Brien, L (1, 3) OBP: 0.291, SLG: 0.387		0-3 K		0-0 SF7-4-3 1-2 3-H		0-0 1-2 3-H 1B		0-0 F5		3 0 1 2 0 1 0	
George Wright, S (1, 8) OBP: 0.229, SLG: 0.288		0-0 2-3			0-0 6-3	0-0 F5		0-0 4-3		4 0 0 0 0 0 2	
Mary Foley, L (1, 2) OBP: 0.386, SLG: 0.694		0-3 K			0-0 F4		0-0 3-1		0-0 F9	4 0 0 0 0 1 0	
Wayne Tolleson, S (1, 4) OBP: 0.316, SLG: 0.306			0-0 2-3		0-0 2B		0-0 F7			3 0 1 0 0 0 0	
Curtis Wilkerson, S (1, 6) OBP: 0.253, SLG: 0.258			0-3 K		0-0 6-3		0-0 5-3			3 0 0 0 0 1 1	
<b>Inning Stats</b>	R: 0 H: 2 E: 0 LOB: 1 K: 0 BB: 0 S: 4 P: 4	R: 0 H: 0 E: 0 LOB: 0 K: 2 BB: 0 S: 7 P: 7	R: 0 H: 0 E: 0 LOB: 0 K: 1 BB: 0 S: 5 P: 5	R: 1 H: 1 E: 0 LOB: 0 K: 0 BB: 1 S: 3 P: 7	R: 0 H: 1 E: 0 LOB: 1 K: 0 BB: 0 S: 4 P: 4	R: 1 H: 3 E: 0 LOB: 2 K: 0 BB: 0 S: 6 P: 6	R: 0 H: 0 E: 0 LOB: 0 K: 0 BB: 0 S: 3 P: 3	R: 0 H: 1 E: 0 LOB: 1 K: 2 BB: 0 S: 8 P: 8	R: 0 H: 0 E: 0 LOB: 0 K: 0 BB: 0 S: 3 P: 3	1B: 7 SF: 1 2B: 2 SAC: 0 3B: 0 DP: 1 HR: 0 HBP: 0	WP: 0 PA: 34 PB: 0 SB: 0 CS: 1
<b>PITCHER</b>	IP WLS BF H R ER SO BB IBB HBP BLK WP HR S P ERA WHIP										
Don Sutton, R (1, 1) ERA: 2.73	7.0 W 27 7 2 2 3 1 0 0 0 0 0 0 32 36 2.57 1.143										
Rollie Fingers, R (8, 1) ERA: 1.02	2.0 S 7 1 0 0 2 0 0 0 0 0 0 0 11 11 0.00 0.500										

Texas Rangers @ Milwaukee Brewers  
Milwaukee County Stadium, Milwaukee, WI  
Tue May 15 1984, 8:05 PM EDT  
Att. 9,104 - Unknown

livebaseballscorecards.com

AB	32
R	2
H	8
RBI	2
BB	1
SO	5
LOB	12



Batter	1	2	3	4	5	6	7	8	9	AB	R	H	RBI	BB	SO	LOB
Ed Romero, R OBP: 0.286, SLG: 0.242 (1, 5)	0-0 F4			0-0 F7		0-0 F4		0-0 F7		4	0	0	0	0	0	1
Jim Sundberg, R OBP: 0.350, SLG: 0.435 (1, 2)	0-0 6-3			0-0 F9		0-0 F7		0-3 K		4	0	0	0	0	1	1
Robin Yount, R OBP: 0.380, SLG: 0.406 (1, 6)	0-3 K			0-0 5-3			0-0 BB 1B 2B 1B	0-0 F8		4	1	1	0	0	1	0
Cecil Cooper, L OBP: 0.340, SLG: 0.323 (1, 10)		0-3 K			0-0 F9		0-0 F7			3	0	0	0	0	1	1
Ted Simmons, S OBP: 0.268, SLG: 0.266 (1, 3)		0-0 L4 2B			0-0 FC1-4 1B		0-0 BB 2B 1B			3	1	3	0	0	0	0
Mark Brouhard, R OBP: 0.387, SLG: 0.527 (1, 7)		0-0 L4			0-0 FC1-4		0-0 F9			3	0	0	0	0	0	4
Bobby Clark, R OBP: 0.333, SLG: 0.190 (1, 8)			0-0 F9		0-0 5-3		4-0 BB 2B WP BB			2	1	0	0	1	0	1
Charlie Moore, R OBP: 0.263, SLG: 0.299 (1, 9)			0-0 1-3			0-0 4-3	0-0 WP 2B			2	0	0	0	0	0	0
Ben Oglivie, L OBP: 0.373, SLG: 0.440 (7, PH)							1-3 2-H 3-H			1	0	1	2	0	0	0
Dion James, L OBP: 0.340, SLG: 0.308 (7, PR)							2-3 3-H			0	0	0	0	0	0	0
Jim Gantner, L OBP: 0.346, SLG: 0.354 (1, 4)			0-0 4-3			0-0 1B	0-0 F7			3	0	1	0	0	0	1

Inning Stats	R: 0	H: 0	E: 0	K: 1	S: 5	R: 0	H: 1	E: 0	K: 1	S: 5	R: 0	H: 0	E: 0	K: 0	S: 3	R: 0	H: 0	E: 0	K: 0	S: 3	R: 0	H: 1	E: 0	K: 0	S: 4	R: 0	H: 1	E: 0	K: 0	S: 4	R: 3	H: 3	E: 0	K: 0	S: 6	R: 0	H: 0	E: 0	K: 1	S: 5
	LOB: 0	BB: 0	P: 5			LOB: 0	BB: 0	P: 5			LOB: 0	BB: 0	P: 3			LOB: 1	BB: 0	P: 4			LOB: 2	BB: 1	P: 10			LOB: 0	BB: 0	P: 5			1B: 4	SF: 0	2B: 3	SAC: 0	3B: 0	DP: 1	HR: 0	HBP: 0		

PITCHER	IP	WLS	BF	H	R	ER	SO	BB	IBB	HBP	BLK	WP	HR	S	P	ERA	WHIP
Mike Mason, L ERA: 2.02 (1, 1)	6.2	L	25	5	3	3	2	1	0	0	0	0	0	28	32	4.05	0.900
Dave Tobik, R ERA: 2.45 (7, 1)	1.1		5	1	0	0	1	0	0	0	0	1	0	7	7	0.00	0.750

**BOTTOM**

**Texas Rangers @ Milwaukee Brewers**  
Milwaukee County Stadium, Milwaukee, WI

Tue May 15 1984, 8:05 PM EDT  
Att. 9,104 - Unknown

livebaseballscorecards.com

AB	29
R	3
H	6
RBI	2
BB	1
SO	3
LOB	9



WP	PA	ERA	WHIP
1	30		

Batter	1	2	3	4	5	6	7	8	9	AB R H RBI BB SO LOB	TOP
Bill Sample, R OBP: 0.333, SLG: 0.371 (1, 8) X	0-0 1B 1B		0-0 1B		0-3 K		0-0 8-4 2-3f			4 1 2 0 0 1 3	
Mickey Rivers, L OBP: 0.286, SLG: 0.280 (1, 7) X	0-0 1B 1-2 1B		0-0 F6		0-0 F8			0-0 F6		4 0 1 0 0 0 2	
Gary Ward, R OBP: 0.284, SLG: 0.269 (1, 9) X	0-0 F9		0-0 F4			0-0 4-3		0-0 F2		4 0 0 0 0 0 3	
Buddy Bell, R OBP: 0.397, SLG: 0.452 (1, 5) X	0-0 G1-6-3 1-3 2-H 1B			0-3 K		0-3 K		0-0 F8		4 0 1 1 0 2 0	
Larry Parrish, R OBP: 0.284, SLG: 0.362 (1, 10) X	0-0 G1-6-3 1-2f			0-0 F2		0-0 1B			0-3 K	4 0 1 0 0 1 2	
Pete O'Brien, L OBP: 0.269, SLG: 0.382 (1, 3)		0-3 K		0-0 1B		0-0 F8			0-0 6-3	4 0 1 0 0 1 1	
Ned Yost, R OBP: 0.181, SLG: 0.264 (1, 2)		0-3 K		0-0 F2			0-0 F5		0-0 F7	4 0 0 0 0 1 1	
Wayne Tolleson, S OBP: 0.316, SLG: 0.301 (1, 4)		0-0 F8			0-3 K		4-0 8-4 1B BB			2 0 0 0 1 1 0	
Curtis Wilkerson, S OBP: 0.265, SLG: 0.272 (1, 6)			0-0 4-3		0-0 1B		0-0 1-2 1B			3 0 2 0 0 0 0	
<b>Inning Stats</b>	R: 1 E: 0 K: 0 S: 5 H: 3 LOB: 1 BB: 0 P: 5	R: 0 E: 0 K: 2 S: 7 H: 0 LOB: 0 BB: 0 P: 7	R: 0 E: 0 K: 0 S: 4 H: 1 LOB: 1 BB: 0 P: 4	R: 0 E: 0 K: 1 S: 6 H: 1 LOB: 1 BB: 0 P: 6	R: 0 E: 0 K: 2 S: 8 H: 1 LOB: 1 BB: 0 P: 8	R: 0 E: 0 K: 1 S: 6 H: 1 LOB: 1 BB: 0 P: 6	R: 0 E: 0 K: 0 S: 3 H: 1 LOB: 1 BB: 1 P: 7	R: 0 E: 0 K: 0 S: 3 H: 0 LOB: 0 BB: 0 P: 3	R: 0 E: 0 K: 1 S: 5 H: 0 LOB: 0 BB: 0 P: 5	1B: 8 2B: 1 3B: 0 HR: 0 SF: 0 SAC: 0 DP: 2 HBP: 0	WP: 0 PB: 0 SB: 0 CS: 0 PA: 34
<b>PITCHER</b> Chuck Porter, R ERA: 1.6 (1, 1)	IP: 9.0 WLS: W BF: 34 H: 8 R: 1 ER: 1 SO: 7 BB: 1 IBB: 0 HBP: 0 BLK: 0 WP: 0 HR: 0 S: 47 P: 51 ERA: 1.00 WHIP: 1.000										

Texas Rangers @ Milwaukee Brewers  
Milwaukee County Stadium, Milwaukee, WI

Wed May 16 1984, 8:05 PM EDT  
Att: 10,095 - Unknown

livebaseballscorecards.com

AB	33
R	1
H	8
RBI	1
BB	1
SO	7
LOB	12





Batter	1	2	3	4	5	6	7	8	9	AB	R	H	RBI	BB	SO	LOB
Dion James, L OBP: 0.353, SLG: 0.310 (1, 9)	0-0 4-3	0-0 E3 1B		0-3 K			4-0 S BB			3	1	1	1	1	1	0
Jim Gantner, L OBP: 0.343, SLG: 0.351 (1, 4)	0-0 4-3	0-0 1B 1B			0-0 F6		0-0 F7			4	0	1	2	0	0	1
Robin Yount, R OBP: 0.383, SLG: 0.409 (1, 6)	0-0 F9	0-0 FC6-4 1B			0-0 1B 1B		0-0 F9			4	0	2	0	0	0	1
Cecil Cooper, L OBP: 0.346, SLG: 0.330 (1, 3)		FC4-6 1B			0-0 1B		0-0 G3-6-3 1B		0-0 F7	4	0	2	0	0	0	2
Ted Simmons, S OBP: 0.267, SLG: 0.285 (1, 10)		FC4-6 2B	0-0 G3		0-0 G3-6-3				0-0 F7	4	1	1	0	0	0	3
Roy Howell, L OBP: 0.351, SLG: 0.344 (1, 5)		4-0 2B	0-0 F7			0-0 F7		0-0 F9	3	1	0	0	1	0	1	
Randy Ready, R OBP: 0.356, SLG: 0.442 (9, 5)		BB							0	0	0	0	0	0	0	
Mark Brouhard, R OBP: 0.364, SLG: 0.492 (1, 7)		0-0 F7	0-0 6-3			0-0 5-3		0-0 F8	4	0	0	0	0	0	3	
Jim Sundberg, R OBP: 0.349, SLG: 0.442 (1, 2)		0-0 E 2B		0-0 6-3		0-0 F8			3	1	1	2	0	0	0	
Rick Manning, L OBP: 0.348, SLG: 0.459 (1, 8)		4-0 E 1B		0-0 F8			0-0 CS 1B			2	1	1	0	1	0	0

Inning Stats	R: 0	H: 0	E: 0	K: 0	S: 3	H: 0	LOB: 0	BB: 0	P: 3	R: 5	H: 5	E: 2	K: 0	S: 8	H: 0	LOB: 2	BB: 2	P: 16	R: 0	H: 2	E: 0	K: 0	S: 4	H: 0	LOB: 0	BB: 0	P: 4	R: 0	H: 1	E: 0	K: 0	S: 3	H: 1	LOB: 1	BB: 1	P: 7	R: 0	H: 1	E: 0	K: 0	S: 4	H: 1	LOB: 1	BB: 0	P: 4	1B: 8	SF: 0	2B: 1	SAC: 0	3B: 0	DP: 1	HR: 0	HBP: 0	WP: 0	PA: 34
--------------	------	------	------	------	------	------	--------	-------	------	------	------	------	------	------	------	--------	-------	-------	------	------	------	------	------	------	--------	-------	------	------	------	------	------	------	------	--------	-------	------	------	------	------	------	------	------	--------	-------	------	-------	-------	-------	--------	-------	-------	-------	--------	-------	--------

PITCHER	IP	WLS	BF	H	R	ER	SO	BB	IBB	HBP	BLK	WP	HR	S	P	ERA	WHIP
Danny Darwin, R ERA: 3.18 (1, 1)	7.0	L	30	8	5	5	1	3	0	0	0	0	0	29	41	6.43	1.571
Odell Jones, R ERA: 2.87 (8, 1)	1.0		4	1	0	0	0	0	0	0	0	0	0	4	4	0.00	1.000

**TEXAS RANGERS @ MILWAUKEE BREWERS**  
**Milwaukee County Stadium, Milwaukee, WI**  
 Wed May 16 1984, 8:05 PM EDT  
 Att. 10,095 - Unknown

<b>AB</b>	<b>31</b>
<b>R</b>	<b>5</b>
<b>H</b>	<b>9</b>
<b>RBI</b>	<b>5</b>
<b>BB</b>	<b>3</b>
<b>SO</b>	<b>1</b>
<b>LOB</b>	<b>11</b>



Batter	1	2	3	4	5	6	7	8	9	AB R H RBI BB SO LOB	TOP		
Mickey Rivers, L (1, 8) OBP: 0.300, SLG: 0.295 Bill Sample, R (7, PH) OBP: 0.330, SLG: 0.368 (7, 8)	0-0 5-3		0-0 FC4-6 1B			0-0 5-3 1B	0-0 FC5-2			3 0 2 0 0 0 0 1 0 0 0 0 0 1			
Curtis Wilkerson, S (1, 6) OBP: 0.255, SLG: 0.260 (7, 4)	0-0 1-3		0-0 FC4-6 1-2f			0-0 5-3 1-2	0-0 5-3			4 0 0 0 0 0 3			
Gary Ward, R (1, 9) OBP: 0.275, SLG: 0.260	0-0 6-3			0-0 6-3		0-3 K		0-0 6-3		4 0 0 0 0 1 1			
Mary Foley, L (1, 10) OBP: 0.375, SLG: 0.650		0-0 G3		0-0 F8			0-0 1B 1B	0-0 G3		4 1 1 0 0 0 0			
Buddy Bell, R (1, 5) OBP: 0.400, SLG: 0.449		4-0 FC4-6 BB		0-0 4-3			0-0 1-2 1B E 1B	0-0 F8		3 1 1 0 1 0 0			
Bob Jones, L (1, 7) OBP: 0.385, SLG: 0.514		0-0 FC4-6 1-2f FC4-6		0-0 F8			0-0 1B FC5-2 1B	0-3 K		4 0 1 1 0 1 1			
Pete O'Brien, L (1, 3) OBP: 0.280, SLG: 0.368		0-0 FC4-6 1-2f		0-0 6-3			0-0 6-3			4 0 0 0 0 0 2			
Ned Yost, R (1, 2) OBP: 0.184, SLG: 0.263			0-0 5-3		0-0 5-3		0-0 2-3 E 1B	0-0 F3		4 1 1 0 0 0 0			
Wayne Tolleson, S (1, 4) OBP: 0.317, SLG: 0.296 Jim Anderson, R (7, 6)			0-0 4-3		0-0 F7		4-0 1-2 E BB			2 1 0 0 1 0 0 0 0 0 0 0 0 0			
<b>Inning Stats</b>	R: 0 H: 0 E: 0 LOB: 0 K: 0 BB: 0 S: 3 P: 3	R: 0 H: 0 E: 0 LOB: 1 K: 0 BB: 1 S: 3 P: 7	R: 0 H: 1 E: 0 LOB: 1 K: 0 BB: 0 S: 4 P: 4	R: 0 H: 0 E: 0 LOB: 0 K: 0 BB: 0 S: 3 P: 3	R: 0 H: 0 E: 0 LOB: 0 K: 0 BB: 0 S: 3 P: 3	R: 0 H: 1 E: 0 LOB: 1 K: 1 BB: 0 S: 6 P: 6	R: 4 H: 4 E: 2 LOB: 1 K: 0 BB: 1 S: 7 P: 11	R: 0 H: 0 E: 0 LOB: 0 K: 0 BB: 0 S: 3 P: 3	R: 0 H: 0 E: 0 LOB: 0 K: 1 BB: 0 S: 5 P: 5	1B: 6 SF: 0 2B: 0 SAC: 0 3B: 0 DP: 0 HR: 0 HBP: 0	WP: 0 PA: 35 PB: 0 SB: 0 CS: 0		
<b>PITCHER</b>	IP WLS BF H R ER SO BB IBB HBP BLK WP HR S P ERA WHIP											<b>PITCHER</b>	IP WLS BF H R ER SO BB IBB HBP BLK WP HR S P ERA WHIP
Moose Haas, R (1, 1) ERA: 4.14	6.1 L 27 6 4 2 1 2 0 0 0 0 0 0 27 35 2.84 1.263												
Rick Waits, L (7, 1) ERA:	2.2 8 0 0 0 1 0 0 0 0 0 0 0 10 10 0.00 0.000												

Texas Rangers @ Milwaukee Brewers  
Milwaukee County Stadium, Milwaukee, WI  
Thu May 17 1984, 4:33 AM EDT  
Att: 21,461 - Unknown

livebaseballscorecards.com

AB	33
R	4
H	6
RBI	1
BB	2
SO	2
LOB	8




Batter	1	2	3	4	5	6	7	8	9	AB	R	H	RBI	BB	SO	LOB
Randy Ready, R OBP: 0.340, SLG: 0.420 (1, 5)	0-0 F8		0-0 F7		0-0 6-3			0-0 F8		4	0	0	0	0	0	3
Ed Romero, R OBP: 0.282, SLG: 0.243 (1, 4)	0-0 G6-4-3 1B		0-0 F8		0-0 5-3			0-0 6-3		4	0	1	0	0	0	3
Robin Yount, R OBP: 0.380, SLG: 0.404 (1, 6)	0-0 G6-4-3 1-2f		0-0 F8				0-0 E6 4-3 S	0-0 2B 1B		4	0	1	0	0	0	3
Cecil Cooper, L OBP: 0.361, SLG: 0.350 (1, 3)		H 1-0 HBP		X 0-0 FC6-4 1B		S S 0-3 K		X 0-0 1-3 2B		3	0	2	0	0	1	1
Ted Simmons, S OBP: 0.259, SLG: 0.276 (1, 10)		0-3 K		X 0-0 FC6-4 G6-4-3 1-2f		X 0-0 4-3 2-3		X 0-0 F2		4	0	0	0	0	1	5
Mark Brouhard, R OBP: 0.343, SLG: 0.460 (1, 7)		0-3 K		X 0-0 G6-4-3 1-2f		X 0-0 4-3		X 0-0 5-3		4	0	0	0	0	1	3
Jim Sundberg, R OBP: 0.336, SLG: 0.424 (1, 2)		X 0-0 5-3			X 0-0 G2		X 0-0 F8	X 0-0 6-3		4	0	0	0	0	0	1
Bobby Clark, R OBP: 0.323, SLG: 0.200 (1, 8)			X 0-0 1B 1B		X 0-0 E5 1B		S S 0-3 K	S S 0-3 K		4	1	1	0	0	2	0
Charlie Moore, R OBP: 0.276, SLG: 0.311 (1, 9)			X 0-0 1-2 1B		X 0-0 2-H 6-3 1B		X 0-0 5-3			3	0	2	1	0	0	0

Inning Stats	R: 0 E: 0 K: 0 S: 3	H: 1 LOB: 0 BB: 0 P: 3	R: 0 E: 0 K: 2 S: 7	H: 0 LOB: 1 BB: 0 P: 8	R: 0 E: 0 K: 0 S: 5	H: 2 LOB: 2 BB: 0 P: 5	R: 0 E: 0 K: 0 S: 3	H: 1 LOB: 0 BB: 0 P: 3	R: 1 E: 1 K: 0 S: 5	H: 1 LOB: 1 BB: 0 P: 5	R: 0 E: 1 K: 1 S: 6	H: 0 LOB: 1 BB: 0 P: 6	R: 0 E: 0 K: 1 S: 5	H: 0 LOB: 0 BB: 0 P: 5	R: 0 E: 0 K: 0 S: 5	H: 2 LOB: 2 BB: 0 P: 5	R: 0 E: 0 K: 1 S: 5	H: 0 LOB: 0 BB: 0 P: 5	1B: 6 2B: 1 3B: 0 HR: 0	SF: 0 SAC: 0 DP: 2 HBP: 1	WP: 0 PB: 0 SB: 1 CS: 0	PA: 35
--------------	------------------------------	---------------------------------	------------------------------	---------------------------------	------------------------------	---------------------------------	------------------------------	---------------------------------	------------------------------	---------------------------------	------------------------------	---------------------------------	------------------------------	---------------------------------	------------------------------	---------------------------------	------------------------------	---------------------------------	----------------------------------	------------------------------------	----------------------------------	--------

PITCHER	Frank Tanana, L ERA: 2.86 (1, 1)	IP: 9.0 WLS: W BF: 35 H: 7 R: 1 ER: 0 SO: 5 BB: 0 IBB: 0 HBP: 1 BLK: 0 WP: 0 HR: 0 S: 44 P: 45 ERA: 0.00 WHIP: 0.778	PITCHER		IP: 9.0 WLS: W BF: 35 H: 7 R: 1 ER: 0 SO: 5 BB: 0 IBB: 0 HBP: 1 BLK: 0 WP: 0 HR: 0 S: 44 P: 45 ERA: 0.00 WHIP: 0.778
---------	-------------------------------------	--	---------	--	--

**TEXAS RANGERS @ MILWAUKEE BREWERS**  
**Milwaukee County Stadium, Milwaukee, WI**  
 Thu May 17 1984, 4:33 AM EDT  
 Att. 21,461 - Unknown

AB	34
R	1
H	7
RBI	1
BB	0
SO	5
LOB	19



WP: 0	PA: 35
ERA	WHIP

Batter	1	2	3	4	5	6	7	8	9	AB R H RBI BB SO LOB	TOP
<b>Bill Sample, R</b> (1, 7) OBP: 0.328, SLG: 0.364	0-0 4-3		0-0 F7		0-0 F6			0-0 HR 1B		4 1 1 0 0 0 2	
<b>Gary Ward, R</b> (1, 9) OBP: 0.282, SLG: 0.291	0-0 1B		0-0 FC6-4		0-0 PO	0-0 F8		0-0 HR		4 1 2 2 0 0 1	
<b>George Wright, S</b> (1, 8) OBP: 0.230, SLG: 0.287	0-0 F7			0-0 F6		0-0 F3		0-0 1B		4 0 1 0 0 0 1	
<b>Buddy Bell, R</b> (1, 5) OBP: 0.395, SLG: 0.441	0-0 F8			0-0 BB 1B 1B		0-0 5-3		0-0 F8		4 0 1 0 0 0 2	
<b>Larry Parrish, R</b> (1, 10) OBP: 0.283, SLG: 0.359		0-0 F8		0-0 BB 1B		0-0 F9		0-3 K		4 0 1 0 0 1 1	
<b>Dave Hostetler, R</b> (1, 3) OBP: 0.414, SLG: 0.500 <b>Pete O'Brien, L</b> (7, PR) OBP: 0.278, SLG: 0.365		0-3 K		4-0 G4-6-3 BB					0-0 3-1	2 0 1 0 1 1 0 1 0 0 0 0 0 0	
<b>Ned Yost, R</b> (1, 2) OBP: 0.176, SLG: 0.253		0-0 4-3		0-0 G4-6-3		0-0 6-3 1B			0-3 K	4 0 0 0 0 1 4	
<b>Jim Anderson, R</b> (1, 6)			0-0 4-3		0-0 F9		0-3 K		0-0 E6	4 0 0 0 0 1 2	
<b>Curtis Wilkerson, S</b> (1, 4) OBP: 0.264, SLG: 0.270			0-0 FC6-4 1B		0-0 PO 1B			0-0 4-3	0-0 G3	4 0 2 0 0 0 1	

<b>Inning Stats</b>	R: 0 H: 1 E: 0 LOB: 1 K: 0 BB: 0 S: 4 P: 4	R: 0 H: 0 E: 0 LOB: 0 K: 1 BB: 0 S: 5 P: 5	R: 0 H: 1 E: 0 LOB: 1 K: 0 BB: 0 S: 4 P: 4	R: 0 H: 2 E: 0 LOB: 2 K: 0 BB: 1 S: 4 P: 8	R: 0 H: 1 E: 0 LOB: 0 K: 0 BB: 0 S: 3 P: 3	R: 0 H: 0 E: 0 LOB: 0 K: 0 BB: 0 S: 3 P: 3	R: 0 H: 1 E: 0 LOB: 2 K: 1 BB: 0 S: 6 P: 6	R: 2 H: 3 E: 0 LOB: 1 K: 1 BB: 0 S: 8 P: 8	R: 0 H: 0 E: 1 LOB: 1 K: 1 BB: 0 S: 6 P: 6	1B: 8 SF: 0 2B: 0 SAC: 0 3B: 0 DP: 1 HR: 1 HBP: 0	WP: 0 PA: 37 PB: 0 SB: 0 CS: 0
---------------------	--	--	--	--	--	--	--	--	--	---	--------------------------------

Batter	PITCHER	IP	WLS	BF	H	R	ER	SO	BB	IBB	HBP	BLK	WP	HR	S	P	ERA	WHIP
<b>Bud Black, L</b> (1, 1) ERA: 3.31	<b>Dan Quisenberry, R</b> (8, 1) ERA: 2.43	7.1	L	30	9	2	2	2	1	0	0	0	0	1	33	37	2.46	1.364
		1.2		6	0	0	0	2	0	0	0	0	0	0	10	10	0.00	0.000

**Texas Rangers @ Kansas City Royals**  
**Royals Stadium, Kansas City, MO**  
 Fri May 18 1984, 8:05 PM EDT  
 Att: 27,573 - Unknown

<b>AB</b>	<b>35</b>
<b>R</b>	<b>2</b>
<b>H</b>	<b>9</b>
<b>RBI</b>	<b>2</b>
<b>BB</b>	<b>1</b>
<b>SO</b>	<b>4</b>
<b>LOB</b>	<b>14</b>



Batter	1	2	3	4	5	6	7	8	9	AB	R	H	RBI	BB	SO	LOB
Willie Wilson, S OBP: 0.300, SLG: 0.125 (1, 8)	0-0 G3		0-0 F7		0-0 F7		0-0 F9		0-0 FC6-4	5	0	0	0	0	0	2
Pat Sheridan, L OBP: 0.341, SLG: 0.444 (1, 9)	0-0 F9		4-0 1B BB		0-0 S 1B			0-0 G3		3	0	1	0	1	0	0
George Brett, L OBP: 1.000, SLG: 1.333 (1, 5) Greg Pryor, R OBP: 0.267, SLG: 0.330 (8, PR) (9, 5)	0-0 1B 2B		0-0 1-3 1B		4-0 1-2 IBB			0-0 1B		3	1	3	0	1	0	0
Hal McRae, R OBP: 0.340, SLG: 0.370 (1, 10)	0-0 2-H 1B		0-0 F3		0-0 F8			0-3 K		0	0	0	0	0	0	0
Jorge Orta, L OBP: 0.336, SLG: 0.476 (1, 7)	0-0 4-3		0-0 F5		0-0 F7			0-3 K		4	0	1	1	0	1	5
Dane Iorg, L OBP: 0.188, SLG: 0.217 (1, 3)		0-0 5-3 1B		0-0 4-3		0-0 F7			0-3 K	4	0	1	0	0	1	0
Frank White, R OBP: 0.344, SLG: 0.475 (1, 4)		0-0 F8		0-0 F6		0-0 6-3			0-0 4-3	4	0	0	0	0	0	1
John Wathan, R OBP: 0.234, SLG: 0.167 (1, 2)		0-0 5-3 1-2		0-0 F7			0-0 F8		0-0 S 1B	4	0	1	0	0	0	1
U L Washington, S OBP: 0.236, SLG: 0.188 (1, 6) Darryl Motley, R OBP: 0.307, SLG: 0.402 (9, PH)		0-0 3-1		0-0 6-3			0-0 F7		4-0 1-2 BB FC6-4 BB	3	0	0	0	0	0	1

Inning Stats	R: 1	H: 2	E: 0	K: 0	S: 5	LOB: 1	BB: 0	P: 5	R: 0	H: 1	E: 0	K: 0	S: 4	LOB: 1	BB: 0	P: 4	R: 0	H: 1	E: 0	K: 0	S: 3	LOB: 2	BB: 1	P: 8	R: 0	H: 0	E: 0	K: 0	S: 3	LOB: 0	BB: 0	P: 3	R: 0	H: 1	E: 0	K: 0	S: 4	LOB: 2	BB: 1	P: 8	R: 0	H: 0	E: 0	K: 0	S: 3	LOB: 0	BB: 0	P: 3	R: 0	H: 0	E: 0	K: 0	S: 3	LOB: 0	BB: 0	P: 3	R: 0	H: 1	E: 0	K: 2	S: 8	LOB: 1	BB: 0	P: 8	R: 0	H: 1	E: 0	K: 1	S: 6	LOB: 2	BB: 1	P: 10	1B: 6	SF: 0	2B: 1	SAC: 0	3B: 0	DP: 0	HR: 0	HBP: 0	WP: 0	PA: 37
PITCHER	IP	WLS	BF	H	R	ER	SO	BB	IBB	HBP	BLK	WP	HR	S	P	ERA	WHIP																																																																	
Dave Stewart, R ERA: 5.95 (1, 1)	7.0	W	28	5	1	1	0	1	1	0	0	0	0	26	34	1.29	0.857																																																																	
Dave Schmidt, R ERA: 2.29 (8, 1)	2.0	S	9	2	0	0	3	1	0	0	0	0	0	14	18	0.00	1.500																																																																	

**TEXAS RANGERS @ KANSAS CITY ROYALS**  
**ROYALS STADIUM, KANSAS CITY, MO**  
 Fri May 18 1984, 8:05 PM EDT  
 Att. 27,573 - Unknown

[livebaseballscorecards.com](http://livebaseballscorecards.com)

AB	34
R	1
H	7
RBI	1
BB	3
SO	3
LOB	14



Batter	1	2	3	4	5	6	7	8	9	AB R H RBI BB SO LOB	TOP
Bill Sample, R (1, 7) OBP: 0.325, SLG: 0.360	0-0 4-3		0-3 K		0-0 1B			0-0 F8		4 0 1 0 0 1 1	
Mickey Rivers, L (1, 10) OBP: 0.298, SLG: 0.284	4-0 1B BB		0-0 F7		0-0 4-3			0-0 1-3		3 1 0 0 1 0 2	
Gary Ward, R (1, 9) OBP: 0.301, SLG: 0.308	0-0 1B		0-0 FC6-4 1B			4-0 G4-6-3 BB		0-0 WP 1B		3 0 3 2 1 0 0	
Buddy Bell, R (1, 5) OBP: 0.391, SLG: 0.435	0-0 1B		0-0 FC6-4			0-0 G4-6-3		0-0 F7		4 0 1 0 0 0 3	
Pete O'Brien, L (1, 3) OBP: 0.276, SLG: 0.362	0-0 G4-6-3			0-3 K		0-0 1B			0-0 FC4-6 1B	1 0 0 0 0 0 2	
Bob Jones, L (2, 3) OBP: 0.405, SLG: 0.526										3 0 2 0 0 1 0	
George Wright, S (1, 8) OBP: 0.223, SLG: 0.278		0-0 6-3		0-0 F6		0-0 1-3			0-0 FC4-6	4 0 0 0 0 0 2	
Mary Foley, L (1, 2) OBP: 0.346, SLG: 0.591		0-0 4-3		0-0 G1-6-3			0-0 3-1		0-0 F8	4 0 0 0 0 0 1	
Jim Anderson, R (1, 6) Mike Richardt, R (9, PH) OBP: 0.200, SLG: 0.200		0-0 F8				0-0 G5-6-3		0-0 F8	0-0 F3	3 0 0 0 0 0 0 1 0 0 0 0 0 1	AB 33 R 2 H 8 RBI 2 BB 2 SO 2 LOB 12
Curtis Wilkerson, S (1, 4) OBP: 0.266, SLG: 0.272			0-0 S 1B		0-0 4-3		0-0 1-3			3 1 1 0 0 0 0	
Inning Stats	R: 1 H: 2 E: 1 LOB: 1 K: 0 BB: 1 S: 4 P: 8	R: 0 H: 0 E: 0 LOB: 0 K: 0 BB: 0 S: 3 P: 3	R: 1 H: 2 E: 0 LOB: 1 K: 1 BB: 0 S: 7 P: 7	R: 0 H: 0 E: 0 LOB: 0 K: 1 BB: 0 S: 5 P: 5	R: 0 H: 1 E: 0 LOB: 1 K: 0 BB: 0 S: 4 P: 4	R: 0 H: 1 E: 0 LOB: 1 K: 0 BB: 1 S: 3 P: 7	R: 0 H: 0 E: 0 LOB: 0 K: 0 BB: 0 S: 3 P: 3	R: 0 H: 1 E: 0 LOB: 1 K: 0 BB: 0 S: 4 P: 4	R: 0 H: 1 E: 0 LOB: 1 K: 0 BB: 0 S: 4 P: 4	1B: 8 SF: 0 2B: 0 SAC: 0 3B: 0 DP: 2 HR: 0 HBP: 0	WP: 1 PA: 35 PB: 0 SB: 1 CS: 0
PITCHER	IP WLS BF H R ER SO BB IBB HBP BLK WP HR S P ERA WHIP										
Mark Gubicza, R (1, 1) ERA: 2.25	8.0 W 31 7 2 2 2 2 2 0 0 0 1 0 33 41 2.25 1.125										
Joe Beckwith, R (9, 1) ERA: 3.78	1.0 4 1 0 0 0 0 0 0 0 0 0 0 4 4 0.00 1.000										

Texas Rangers @ Kansas City Royals  
 Royals Stadium, Kansas City, MO  
 Sat May 19 1984, 8:05 PM EDT  
 Att: 19,518 - Unknown

livebaseballscorecards.com



Batter	1	2	3	4	5	6	7	8	9
Willie Wilson, S OBP: 0.333, SLG: 0.167 (1, 8)	0-0 4-3		0-0 E5 G3 1B	4-0 HR BB		0-0 5-3		0-3 K	
Pat Sheridan, L OBP: 0.346, SLG: 0.471 (1, 9)	0-0 S 1B		0-0 G3	0-0 HR		0-0 4-3			
George Brett, L OBP: 0.625, SLG: 0.714 (1, 5) Greg Pryor, R OBP: 0.267, SLG: 0.330 (9, 5)	0-3 K		0-0 F8	0-0 1B		0-0 F3			
Jorge Orta, L OBP: 0.325, SLG: 0.458 (1, 10)	0-0 G3			G3 F5		0-3 K			
Dane Iorg, L OBP: 0.212, SLG: 0.240 (1, 3)		0-0 1B		0-0 4-3	0-0 1B 1B 1B		0-0 4-3		
Darryl Motley, R OBP: 0.314, SLG: 0.406 (1, 7)		0-0 F9		0-0 BB HBP 1B 1B	0-0 1-2 1B		0-3 K		
Frank White, R OBP: 0.356, SLG: 0.488 (1, 4)		0-0 F2		1-0 BB 1-2 1B HBP	0-0 1-2 2-3 1B		0-0 2B		
John Wathan, R OBP: 0.235, SLG: 0.156 (1, 2)		0-3 K		4-0 BB 1B 1-2 2-3 HR BB	0-3 K		0-0 6-3		
Onix Concepcion, R OBP: 0.197, SLG: 0.225 (1, 6)			0-0 5-3	0-0 HR BB 1B	0-0 G4-6-3		0-0 F8		

Inning Stats	R: 0	H: 1	E: 0	LOB: 1	K: 1	P: 6	R: 0	H: 1	E: 0	LOB: 1	K: 1	P: 6	R: 0	H: 1	E: 1	LOB: 1	K: 0	P: 4	R: 6	H: 4	E: 0	LOB: 1	K: 0	P: 7	R: 0	H: 3	E: 0	LOB: 2	K: 1	P: 7	R: 0	H: 0	E: 0	LOB: 0	K: 2	P: 7	R: 0	H: 1	E: 0	LOB: 1	K: 1	P: 6		
	S: 6	BB: 0	S: 6	BB: 0	S: 6	BB: 0	S: 6	BB: 0	S: 6	BB: 0	S: 6	BB: 0	S: 6	BB: 0	S: 6	BB: 0	S: 6	BB: 0	S: 7	BB: 2	S: 7	BB: 0	S: 7	BB: 0	S: 7	BB: 0	S: 7	BB: 0	S: 7	BB: 0	S: 7	BB: 0	S: 7	BB: 0	S: 7	BB: 0	S: 7	BB: 0	S: 7	BB: 0	S: 7	BB: 0	S: 7	BB: 0

PITCHER	IP	WLS	BF	H	R	ER	SO	BB	IBB	HBP	BLK	WP	HR	S	P	ERA	WHIP
Charlie Hough, R ERA: 6.42 (1, 1)	4.0	L	25	10	6	6	2	2	0	1	0	0	1	26	35	13.50	3.000
Dave Tobik, R ERA: 2.08 (5, 1)	4.0		12	1	0	0	4	0	0	0	0	0	0	20	20	0.00	0.250

**AB R H RBI BB SO LOB**

**4 1 1 0 1 1 1**

**4 1 2 4 0 0 1**

**4 0 1 0 0 1 2**

**0 0 0 0 0 0 0**

**4 0 0 0 0 1 2**

**4 0 2 0 0 0 0**

**4 1 2 0 0 1 1**

**3 1 2 0 0 0 1**

**3 1 0 0 1 2 5**

**4 1 1 2 0 0 4**

**AB 34**

**R 6**

**H 11**

**RBI 6**

**BB 2**

**SO 6**

**LOB 17**

**WP: 0 PA: 37**

**PB: 0**

**SB: 1**

**CS: 0**

**1B: 9 SF: 0**

**2B: 1 SAC: 0**

**3B: 0 DP: 1**

**HR: 1 HBP: 1**

**WP: 0 PA: 37**


**ERA WHIP**

**Texas Rangers @ Kansas City Royals**

**Royals Stadium, Kansas City, MO**

**Sat May 19 1984, 8:05 PM EDT**

**Att. 19,518 - Unknown**



[livebaseballscorecards.com](http://livebaseballscorecards.com)

Batter	1	2	3	4	5	6	7	8	9	AB R H RBI BB SO LOB	TOP	
<b>Bill Sample, R</b> (1, 7) OBP: 0.323, SLG: 0.350 (6, 8)	4-0 		0-0 F8 		0-0 F7 		0-0 E6 			3 1 0 0 1 0 1		
<b>Pete O'Brien, L</b> (1, 3) OBP: 0.275, SLG: 0.358	0-0 		0-0 F8 			0-0 E6 	0-0 3-1 			4 1 1 0 0 0 1		
<b>Gary Ward, R</b> (1, 9) OBP: 0.293, SLG: 0.299	0-3 K 		0-0 6-3 			0-0 FC5-4 		0-0 4-3 		4 0 0 0 0 1 3		
<b>Buddy Bell, R</b> (1, 5) OBP: 0.394, SLG: 0.445	0-0 			0-0 4-3 		0-0 		0-0 F9 		4 0 2 2 0 0 0		
<b>Bob Jones, L</b> (1, 10) OBP: 0.370, SLG: 0.476	0-0 1-3 			0-0 1-3 		0-0 F7 		0-0 F9 		4 0 0 0 0 0 3		
<b>George Wright, S</b> (1, 8) OBP: 0.220, SLG: 0.274 <b>Mickey Rivers, L</b> (6, PH) OBP: 0.291, SLG: 0.277 (6, 7)	0-0 4-3 			0-3 K 		0-0 F8 		0-0 F8 		2 0 0 0 0 1 1 2 0 0 0 0 0 2		
<b>Ned Yost, R</b> (1, 2) OBP: 0.170, SLG: 0.243		0-0 6-3 			0-0 F7 		0-0 6-3 		0-0 F7 	4 0 0 0 0 0 0		
<b>Mike Richardt, R</b> (1, 4) OBP: 0.222, SLG: 0.125		0-0 F8 			4-0 		0-3 K 		0-0 1-3 	3 0 0 0 1 1 0		
<b>Curtis Wilkerson, S</b> (1, 6) OBP: 0.268, SLG: 0.274		0-0 3-1 			0-0 6-3 		0-0 			3 1 1 0 0 0 1		
<b>Inning Stats</b>	R: 2 H: 2 E: 1 LOB: 1 K: 1 BB: 1 S: 7 P: 11	R: 0 H: 0 E: 0 LOB: 0 K: 0 BB: 0 S: 3 P: 3	R: 0 H: 0 E: 0 LOB: 0 K: 0 BB: 0 S: 3 P: 3	R: 0 H: 0 E: 0 LOB: 0 K: 1 BB: 0 S: 5 P: 5	R: 0 H: 0 E: 0 LOB: 1 K: 0 BB: 1 S: 3 P: 7	R: 0 H: 1 E: 1 LOB: 2 K: 0 BB: 0 S: 5 P: 5	R: 1 H: 1 E: 1 LOB: 1 K: 1 BB: 0 S: 7 P: 7	R: 0 H: 0 E: 0 LOB: 0 K: 0 BB: 0 S: 3 P: 3	R: 0 H: 0 E: 0 LOB: 0 K: 0 BB: 0 S: 3 P: 3	1B: 3 SF: 0 2B: 1 SAC: 0 3B: 0 DP: 0 HR: 0 HBP: 0	WP: 0 PA: 35 PB: 0 SB: 2 CS: 0	
<b>PITCHER</b> <b>Bret Saberhagen, R</b> (1, 1) ERA: 2.15 <b>Dan Quisenberry, R</b> (9, 1) ERA: 2.35	IP WLS BF H R ER SO BB IBB HBP BLK WP HR S P ERA WHIP 8.0 L 32 4 3 1 3 2 0 0 0 0 0 0 36 44 1.12 0.750 1.0 3 0 0 0 0 0 0 0 0 0 0 0 3 3 0.00 0.000											<b>PITCHER</b> IP WLS BF H R ER SO BB IBB HBP BLK WP HR S P ERA WHIP

**Texas Rangers @ Kansas City Royals**  
 Royals Stadium, Kansas City, MO  
 Sun May 20 1984, 4:33 AM EDT  
 Att. 23,118 - Unknown

livebaseballscorecards.com

AB	33
R	3
H	4
RBI	2
BB	2
SO	3
LOB	12





Batter	1	2	3	4	5	6	7	8	9	AB	R	H	RBI	BB	SO	LOB
Willie Wilson, S OBP: 0.368, SLG: 0.200 (1, 8) BBB	4-0 1B SF8 BB		0-0 G6-4-3 1B		0-0 4-3		0-0 F3			3	1	1	0	1	0	2
Darryl Motley, R OBP: 0.312, SLG: 0.400 (1, 9) SSS	0-3 K		0-0 G6-4-3 1-2f			0-0 1B SF7 1B		0-0 6-3		4	1	1	0	0	1	2
George Brett, L OBP: 0.583, SLG: 0.636 (1, 5) X	0-0 1-3 1B		0-0 4-3			0-0 1-3 SF7 1B		0-0 F9		4	0	2	0	0	0	0
Hal McRae, R OBP: 0.331, SLG: 0.364 (1, 10) X	0-0 SF8			0-0 F8		0-0 1-2 SF7		0-0 F5		2	0	0	2	0	0	0
Leon Roberts, R OBP: 0.333, SLG: 0.471 (1, 7) BBB	4-0 BB			0-0 G5-4-3 1B		0-0 F6			0-0 5-3	3	0	1	0	1	0	1
Steve Balboni, R OBP: 0.315, SLG: 0.357 (1, 3) X	0-0 F9			0-0 G5-4-3 1-2f		0-3 K			0-0 1-3	4	0	0	0	0	1	4
Don Slaught, R OBP: 0.221, SLG: 0.213 (1, 2) X		0-0 1-3			0-0 F7		0-0 FC1-6 1B		0-0 1-3	4	0	1	0	0	0	0
Onix Concepcion, R OBP: 0.203, SLG: 0.219 (1, 4) (8, 6) X		0-0 F9			1-0 HBP		0-0 FC1-6 1-2f			2	0	0	0	0	0	1
U L Washington, S OBP: 0.228, SLG: 0.180 (1, 6) Frank White, R OBP: 0.353, SLG: 0.484 (7, PH) (8, 4) SSS		0-3 K			0-0 F9		0-0 F7 1-2			2	0	0	0	0	1	1
										1	0	0	0	0	0	1

Inning Stats	R: 1	H: 1	E: 0	K: 1	S: 6	LOB: 2	BB: 2	P: 14	R: 0	H: 0	E: 0	K: 1	S: 5	LOB: 0	BB: 0	P: 5	R: 0	H: 1	E: 0	K: 0	S: 3	LOB: 0	BB: 0	P: 3	R: 0	H: 1	E: 0	K: 0	S: 3	LOB: 1	BB: 0	P: 4	R: 1	H: 2	E: 0	K: 1	S: 7	LOB: 1	BB: 0	P: 7	R: 0	H: 1	E: 0	K: 0	S: 4	LOB: 1	BB: 0	P: 4	R: 0	H: 0	E: 0	K: 0	S: 3	LOB: 0	BB: 0	P: 3	R: 0	H: 0	E: 0	K: 0	S: 3	LOB: 0	BB: 0	P: 3
PITCHER Mike Mason, L ERA: 2.01 (1, 1)	IP	WLS	BF	H	R	ER	SO	BB	IBB	HBP	BLK	WP	HR	S	P	ERA	WHIP	IP	WLS	BF	H	R	ER	SO	BB	IBB	HBP	BLK	WP	HR	S	P	ERA	WHIP	IP	WLS	BF	H	R	ER	SO	BB	IBB	HBP	BLK	WP	HR	S	P	ERA	WHIP													


**BOTTOM**

**Texas Rangers @ Kansas City Royals**  
Royals Stadium, Kansas City, MO

Sun May 20 1984, 4:33 AM EDT  
Att. 23,118 - Unknown

AB	29
R	2
H	6
RBI	2
BB	2
SO	3
LOB	12

livebaseballscorecards.com



WP: 0	PA: 34
PB: 0	
SB: 1	
CS: 0	

Milwaukee Brewers @ Texas Rangers  
 Arlington Stadium, Arlington, TX  
 Tue May 22 1984, 8:05 PM EDT  
 Att. 12,167 - Unknown

AB	39
R	7
H	17
RBI	7
BB	2
SO	1
LOB	21



AB R H RBI BB SO LOB

5	2	3	1	0	0	1
5	1	3	0	0	0	2
5	2	4	5	0	0	1
5	0	1	0	0	0	5
4	0	2	1	1	0	1
3	0	1	0	1	0	2
4	0	1	0	0	0	4
1	0	0	0	0	0	2
4	1	1	0	0	1	3
3	1	1	0	0	0	0

1B:	12	SF:	0
2B:	3	SAC:	1
3B:	0	DP:	4
HR:	2	HBP:	1

WP:	0	PA:	43
PB:	0		
SB:	0		
CS:	0		

Batter	1	2	3	4	5	6	7	8	9
Rick Manning, L (1, 8) OBP: 0.362, SLG: 0.479	0-0 G3		0-0 1-3		0-0 2-3 1B		0-0 HR		0-0 1B 2B
Robin Yount, R (1, 6) OBP: 0.400, SLG: 0.434	0-0 G3-6-1 1B		0-0 2-3 1B		0-0 F8		0-0 F6		0-0 1-2 2B 1B
Cecil Cooper, L (1, 3) OBP: 0.352, SLG: 0.376	0-0 G3-6-1 1-2f		0-0 1-2 3-H 1B		0-0 1-2 3-H 1B		0-0 G3-6-3 1B		0-0 5-3 1-H 2-H 2B 2B
Ben Oglivie, L (1, 7) OBP: 0.370, SLG: 0.410		0-0 F9 4-3 1B	0-0 F8		0-0 G3-6-3 1-2f		0-0 F8		0-0 5-3 2-3
Jim Gantner, L (1, 4) OBP: 0.353, SLG: 0.370		0-0 4-3 1-2		4-0 G3 HBP BB		0-0 G6-3 1B		0-0 F7	0-0 3-H 2B
Ted Simmons, S (1, 10) OBP: 0.270, SLG: 0.282		0-0 F9 2-3		1-0 G3 HBP		0-0 G6-3 1-2f		0-0 FC3-6 1B	4-0 BB
Roy Howell, L (1, 5) OBP: 0.354, SLG: 0.372		0-0 6-3		0-0 G3 1-2f 2-3		0-0 1B		0-0 FC3-6 1-2f	0-0 F3
Randy Ready, R (8, 5) OBP: 0.330, SLG: 0.414									
Jim Sundberg, R (1, 2) OBP: 0.325, SLG: 0.404			0-0 1B SH2-3 1B	0-0 6-3		0-3 K		0-0 F9	
Dion James, L (1, 9) OBP: 0.333, SLG: 0.314			0-0 SH2-3 1-2		0-0 1B 2B		0-0 F6		0-0 6-3

Inning Stats	R: 0	H: 1	E: 0	K: 0	S: 3	P: 3	R: 0	H: 1	E: 0	K: 0	S: 4	P: 4	R: 1	H: 3	E: 0	K: 0	S: 6	R: 0	H: 0	E: 0	K: 0	S: 2	P: 7	R: 1	H: 3	E: 0	K: 0	S: 5	P: 5	R: 0	H: 2	E: 0	K: 1	S: 6	P: 6	R: 2	H: 2	E: 0	K: 0	S: 5	P: 5	R: 0	H: 1	E: 0	K: 0	S: 4	P: 4	R: 3	H: 4	E: 0	K: 0	S: 7	P: 11
--------------	------	------	------	------	------	------	------	------	------	------	------	------	------	------	------	------	------	------	------	------	------	------	------	------	------	------	------	------	------	------	------	------	------	------	------	------	------	------	------	------	------	------	------	------	------	------	------	------	------	------	------	------	-------

PITCHER	IP	WLS	BF	H	R	ER	SO	BB	IBB	HBP	BLK	WP	HR	S	P	ERA	WHIP
Danny Darwin, R (1, 1) ERA: 3.38	7.0	L	31	12	4	4	1	1	0	1	0	0	2	31	36	5.14	1.857
Jim Bibby, R (8, 1) ERA: 4.7	2.0		12	5	3	3	0	1	0	0	0	0	0	11	15	13.50	3.000

PITCHER	IP	WLS	BF	H	R	ER	SO	BB	IBB	HBP	BLK	WP	HR	S	P	ERA	WHIP
---------	----	-----	----	---	---	----	----	----	-----	-----	-----	----	----	---	---	-----	------

Batter	1	2	3	4	5	6	7	8	9	AB R H RBI BB SO LOB
Bill Sample, R (1, 8) OBP: 0.333, SLG: 0.369	0-0 F6		0-0 1B 2B		0-0 WP 1B		0-0 F4		0-0 1-2 1B	5 1 3 0 0 0 2
Mickey Rivers, L (1, 7) OBP: 0.297, SLG: 0.284	0-0 1B		0-0 F9 2-H 1B		0-0 F9		0-0 4-3		0-0 5-3	5 0 2 1 0 0 5
Gary Ward, R (1, 9) OBP: 0.286, SLG: 0.290	0-0 F3		0-0 F9 2-3		0-0 F7 1-2			0-3 K		4 0 0 0 0 1 3
Buddy Bell, R (1, 5) OBP: 0.382, SLG: 0.431	0-0 F9		0-0 F9		0-0 F8			0-0 F7		4 0 0 0 0 0 2
Larry Parrish, R (1, 10) OBP: 0.288, SLG: 0.363		0-0 F7		0-0 F7		0-0 CS 1B		0-0 1B		4 0 2 0 0 0 0
Mary Foley, L (1, 2) OBP: 0.321, SLG: 0.542		0-0 F1		0-3 K		0-3 K 1-2		0-3 K		4 0 0 0 0 3 2
Pete O'Brien, L (1, 3) OBP: 0.296, SLG: 0.387		0-0 2B		0-0 1B			0-0 FC4-6 1B 1B		0-0 1B 1B	4 0 4 0 0 0 0
Jim Anderson, R (1, 6) OBP: 0.080, SLG: 0.042		0-3 K		0-0 4-3			0-0 FC4-6 1-2 1B		0-3 K	4 0 1 0 0 2 3
Curtis Wilkerson, S (1, 4) OBP: 0.263, SLG: 0.269			0-0 4-3		0-0 F7		0-0 FC4-6 1-2 2-3		0-0 F8	2 0 0 0 0 0 0
Dave Hostetler, R (7, PH) OBP: 0.400, SLG: 0.480										1 0 0 0 0 0 2
George Wright, S (7, PR) OBP: 0.220, SLG: 0.274										0 0 0 0 0 0 0
Mike Richardt, R (8, 4) OBP: 0.200, SLG: 0.111										1 0 0 0 0 0 1

Inning Stats	R: 0	H: 1	E: 0	LOB: 1	K: 0	BB: 0	S: 4	P: 4	R: 0	H: 1	E: 0	LOB: 1	K: 1	BB: 0	S: 6	P: 6	R: 1	H: 2	E: 0	LOB: 1	K: 0	BB: 0	S: 5	P: 5	R: 0	H: 1	E: 0	LOB: 1	K: 1	BB: 0	S: 6	P: 6	R: 0	H: 1	E: 0	LOB: 1	K: 0	BB: 0	S: 4	P: 4	R: 0	H: 1	E: 0	LOB: 1	K: 1	BB: 0	S: 5	P: 5	R: 0	H: 2	E: 0	LOB: 2	K: 0	BB: 0	S: 5	P: 5	R: 0	H: 1	E: 0	LOB: 1	K: 2	BB: 0	S: 8	P: 8	R: 0	H: 2	E: 0	LOB: 2	K: 1	BB: 0	S: 7	P: 7	1B: 10	SF: 0	2B: 3	SAC: 0	3B: 0	DP: 1	HR: 0	HBP: 0	WP: 1	PA: 38
--------------	------	------	------	--------	------	-------	------	------	------	------	------	--------	------	-------	------	------	------	------	------	--------	------	-------	------	------	------	------	------	--------	------	-------	------	------	------	------	------	--------	------	-------	------	------	------	------	------	--------	------	-------	------	------	------	------	------	--------	------	-------	------	------	------	------	------	--------	------	-------	------	------	------	------	------	--------	------	-------	------	------	--------	-------	-------	--------	-------	-------	-------	--------	-------	--------

PITCHER	IP	WLS	BF	H	R	ER	SO	BB	IBB	HBP	BLK	WP	HR	S	P	ERA	WHIP
Chuck Porter, R (1, 1) ERA: 1.59	6.0	W	24	7	1	1	3	0	0	0	0	1	0	30	30	1.50	1.167
Rick Waits, L (7, 1) ERA:	3.0	S	14	5	0	0	3	0	0	0	0	0	0	20	20	0.00	1.667

**BOTTOM**

**Milwaukee Brewers @ Texas Rangers**  
Arlington Stadium, Arlington, TX  
Tue May 22 1984, 8:05 PM EDT  
Att. 12,167 - Unknown

livebaseballscorecards.com

<b>AB</b>	<b>38</b>
<b>R</b>	<b>1</b>
<b>H</b>	<b>12</b>
<b>RBI</b>	<b>1</b>
<b>BB</b>	<b>0</b>
<b>SO</b>	<b>6</b>
<b>LOB</b>	<b>20</b>



Batter	1	2	3	4	5	6	7	8	9	AB R H RBI BB SO LOB	TOP
Ed Romero, R (1, 5) OBP: 0.279, SLG: 0.244	0-0 1B		0-0 F5		0-0 F8			0-0 F7		4 0 1 0 0 0 0	<b>Milwaukee Brewers @ Texas Rangers</b> Arlington Stadium, Arlington, TX Wed May 23 1984, 8:05 PM EDT Att: 13,712 - Unknown <a href="http://livebaseballscorecards.com">livebaseballscorecards.com</a>
Jim Sundberg, R (1, 2) OBP: 0.323, SLG: 0.398	0-0 F9		0-0 E 1B 1B		0-3 K			0-0 F8		4 0 1 0 0 1 1	
Cecil Cooper, L (1, 3) OBP: 0.349, SLG: 0.372	0-0 F9		0-0 E 1B 1-2		0-0 1-3			0-0 F6		4 0 1 0 0 0 1	
Robin Yount, R (1, 6) OBP: 0.397, SLG: 0.429	0-0 F7		0-0 E5 1-2 2-3		0-0 6-3			0-0 4-3 WP 1B		4 1 1 0 0 0 3	
Ted Simmons, S (1, 10) OBP: 0.263, SLG: 0.274		0-0 5-3	0-0 F8		0-0 F7			0-0 4-3		4 0 0 0 0 0 4	
Ben Oglivie, L (1, 7) OBP: 0.374, SLG: 0.413		0-3 K		0-0 1B	0-3 K			0-0 1B		4 0 2 1 0 2 0	
Mark Brouhard, R (1, 9) OBP: 0.321, SLG: 0.437		0-0 2B		0-0 6-3	0-0 F3			0-0 F8		4 0 1 0 0 0 1	
Bobby Clark, R (1, 8) OBP: 0.342, SLG: 0.226		0-0 5-3		4-0 BB	0-0 5-3			0-0 F5		3 0 0 0 1 0 2	
Jim Gantner, L (1, 4) OBP: 0.346, SLG: 0.362			0-0 3-1	0-0 G1	0-0 5-3					3 0 0 0 0 0 1	
<b>Inning Stats</b>	R: 0 H: 1 E: 0 LOB: 1 K: 0 BB: 0 S: 4 P: 4	R: 0 H: 1 E: 0 LOB: 1 K: 1 BB: 0 S: 6 P: 6	R: 0 H: 2 E: 1 LOB: 3 K: 0 BB: 0 S: 6 P: 6	R: 0 H: 1 E: 0 LOB: 1 K: 0 BB: 1 S: 3 P: 7	R: 0 H: 0 E: 0 LOB: 0 K: 1 BB: 0 S: 5 P: 5	R: 0 H: 0 E: 0 LOB: 0 K: 1 BB: 0 S: 5 P: 5	R: 0 H: 0 E: 0 LOB: 0 K: 0 BB: 0 S: 3 P: 3	R: 0 H: 0 E: 0 LOB: 0 K: 0 BB: 0 S: 3 P: 3	R: 1 H: 2 E: 0 LOB: 1 K: 0 BB: 0 S: 5 P: 5	1B: 6 SF: 0 2B: 1 SAC: 0 3B: 0 DP: 0 HR: 0 HBP: 0	WP: 1 PA: 35 PB: 0 SB: 0 CS: 0
<b>PITCHER</b> Frank Tanana, L (1, 1) ERA: 2.6	IP WLS BF H R ER SO BB IBB HBP BLK WP HR S P ERA WHIP										

<b>AB</b>	34
<b>R</b>	1
<b>H</b>	7
<b>RBI</b>	1
<b>BB</b>	1
<b>SO</b>	3
<b>LOB</b>	13





Batter	1	2	3	4	5	6	7	8	9	AB R H RBI BB SO LOB	TOP		
<b>Rick Manning, L</b> (1, 8) OBP: 0.367, SLG: 0.475	0-0 E4 F9 S 4-3	4-0 BB		0-0 F8			0-0 CS 1B			3 1 1 0 1 0 1			
<b>Robin Yount, R</b> (1, 6) OBP: 0.393, SLG: 0.425	0-0 F9 1-3	0-0 F8			0-0 F8		0-0 1-2 1B			4 0 1 0 0 0 3			
<b>Cecil Cooper, L</b> (1, 3) OBP: 0.338, SLG: 0.360	0-0 4-3		0-0 F2		0-0 6-3		0-0 4-3			4 0 0 1 0 0 1			
<b>Ben Oglivie, L</b> (1, 7) OBP: 0.370, SLG: 0.402	4-0 3-H E BB		0-3 K		0-0 6-3		0-0 G3			3 0 0 0 1 1 0			
<b>Jim Gantner, L</b> (1, 4) OBP: 0.338, SLG: 0.353	0-0 E4 1-2		0-0 F7		0-0 F7		0-0 F7			4 0 0 0 0 0 1			
<b>Ted Simmons, S</b> (1, 10) OBP: 0.256, SLG: 0.267	0-3 K		0-0 4-3		0-3 K		0-0 F9			4 0 0 0 0 2 2			
<b>Roy Howell, L</b> (1, 5) OBP: 0.365, SLG: 0.447		0-0 BB 1B		0-0 4-3		0-0 HR		0-0 4-3		4 1 2 1 0 0 0			
<b>Jim Sundberg, R</b> (1, 2) OBP: 0.320, SLG: 0.393		0-0 F6		0-0 2B 1B		0-3 K		0-0 F4		4 1 1 0 0 1 1			
<b>Dion James, L</b> (1, 9) OBP: 0.328, SLG: 0.327		0-0 F7		0-0 1-H 2B		0-0 6-3		0-0 4-3		4 0 1 1 0 0 1			
<b>Inning Stats</b>	R: 1 E: 2 K: 1 S: 7 H: 0 LOB: 2 BB: 1 P: 11	R: 0 E: 0 K: 0 S: 4 H: 1 LOB: 2 BB: 1 P: 8	R: 0 E: 0 K: 1 S: 5 H: 0 LOB: 0 BB: 0 P: 5	R: 1 E: 0 K: 0 S: 5 H: 2 LOB: 1 BB: 0 P: 5	R: 0 E: 0 K: 0 S: 3 H: 0 LOB: 0 BB: 0 P: 3	R: 1 E: 0 K: 2 S: 8 H: 1 LOB: 0 BB: 0 P: 8	R: 0 E: 0 K: 0 S: 4 H: 2 LOB: 1 BB: 0 P: 4	R: 0 E: 0 K: 0 S: 3 H: 0 LOB: 0 BB: 0 P: 3	R: 0 E: 0 K: 0 S: 3 H: 0 LOB: 0 BB: 0 P: 3	1B: 4 2B: 1 3B: 0 HR: 1 SF: 0 SAC: 0 DP: 0 HBP: 0	WP: 0 PB: 0 SB: 1 CS: 1 PA: 36		
<b>PITCHER</b>	IP WLS BF H R ER SO BB IBB HBP BLK WP HR S P ERA WHIP											<b>PITCHER</b>	IP WLS BF H R ER SO BB IBB HBP BLK WP HR S P ERA WHIP
<b>Dave Stewart, R</b> (1, 1) ERA: 5.36	8.0 W 33 6 3 2 4 2 0 0 0 0 0 1 39 47 2.25 1.000												
<b>Dave Schmidt, R</b> (9, 1) ERA: 2.18	1.0 S 3 0 0 0 0 0 0 0 0 0 0 0 3 3 0.00 0.000												

**Milwaukee Brewers @ Texas Rangers**  
Arlington Stadium, Arlington, TX  
Thu May 24 1984, 8:05 PM EDT  
Att: 10,008 - Unknown

[livebaseballscorecards.com](http://livebaseballscorecards.com)

**AB 34**  
**R 3**  
**H 6**  
**RBI 3**  
**BB 2**  
**SO 4**  
**LOB 10**



Batter	1	2	3	4	5	6	7	8	9	AB	R	H	RBI	BB	SO	LOB
--------	---	---	---	---	---	---	---	---	---	----	---	---	-----	----	----	-----

<b>Bill Sample, R</b> <small>(1, 8)            OBP: 0.340, SLG: 0.380</small>										3	2	2	0	1	0	2
<b>Gary Ward, R</b> <small>(1, 7)            OBP: 0.294, SLG: 0.306</small>										4	1	2	0	0	0	2
<b>Buddy Bell, R</b> <small>(1, 5)            OBP: 0.382, SLG: 0.446</small>										4	0	1	1	0	0	4
<b>Larry Parrish, R</b> <small>(1, 9)            OBP: 0.287, SLG: 0.364</small>										4	0	1	1	0	1	2
<b>Pete O'Brien, L</b> <small>(1, 3)            OBP: 0.308, SLG: 0.412</small>										3	0	1	1	0	0	1
<b>Dave Hostetler, R</b> <small>(1, 10)            OBP: 0.382, SLG: 0.552</small>										4	1	1	1	0	1	2
<b>Ned Yost, R</b> <small>(1, 2)            OBP: 0.186, SLG: 0.255</small>										3	0	2	0	0	0	0
<b>Jim Anderson, R</b> <small>(1, 6)            OBP: 0.133, SLG: 0.103</small>										2	0	1	0	0	0	1
<b>Curtis Wilkerson, S</b> <small>(1, 4)            OBP: 0.273, SLG: 0.278</small>										3	0	1	0	0	0	1

Inning Stats	R: 2	H: 2	E: 0	K: 1	S: 7	LOB: 1	BB: 1	P: 11	R: 0	H: 1	E: 0	K: 0	S: 3	LOB: 0	BB: 0	P: 3	R: 1	H: 2	E: 0	K: 1	S: 7	LOB: 1	BB: 0	P: 7	R: 1	H: 3	E: 0	K: 0	S: 5	LOB: 1	BB: 0	P: 5	R: 0	H: 1	E: 0	K: 0	S: 3	LOB: 0	BB: 0	P: 3	R: 0	H: 1	E: 0	K: 0	S: 4	LOB: 1	BB: 0	P: 4	R: 0	H: 1	E: 0	K: 0	S: 4	LOB: 1	BB: 0	P: 4	R: 0	H: 1	E: 0	K: 0	S: 3	LOB: 0	BB: 0	P: 3
--------------	------	------	------	------	------	--------	-------	-------	------	------	------	------	------	--------	-------	------	------	------	------	------	------	--------	-------	------	------	------	------	------	------	--------	-------	------	------	------	------	------	------	--------	-------	------	------	------	------	------	------	--------	-------	------	------	------	------	------	------	--------	-------	------	------	------	------	------	------	--------	-------	------

PITCHER	IP	WLS	BF	H	R	ER	SO	BB	IBB	HBP	BLK	WP	HR	S	P	ERA	WHIP
Mike Caldwell, L <small>ERA: 3.6</small>	(1, 1)	6.0	L	26	10	4	4	2	1	0	0	0	1	29	33	6.00	1.833
Pete Ladd, R <small>ERA: 5.6</small>	(7, 1)	2.0		7	2	0	0	0	0	0	0	0	0	7	7	0.00	1.000

**BOTTOM**

**Milwaukee Brewers @ Texas Rangers**  
 Arlington Stadium, Arlington, TX  
 Thu May 24 1984, 8:05 PM EDT  
 Att. 10,008 - Unknown

AB	30
R	4
H	12
RBI	4
BB	1
SO	2
LOB	15



WP	PA	3B	DP	CS
0	33	0	4	1

PITCHER	IP	WLS	BF	H	R	ER	SO	BB	IBB	HBP	BLK	WP	HR	S	P	ERA	WHIP
---------	----	-----	----	---	---	----	----	----	-----	-----	-----	----	----	---	---	-----	------

Batter	1	2	3	4	5	6	7	8	9	AB R H RBI BB SO LOB	TOP											
Rudy Law, L (1, 8) OBP: 0.411, SLG: 0.483 Dave Stegman, R (7, 8) OBP: 0.296, SLG: 0.392	0-3 K	0-0 F3			0-0 F8		0-0 F6			4 0 0 0 0 1 3 0 0 0 0 0 0 0												
Jerry Dybzinski, R (1, 6) OBP: 0.408, SLG: 0.415	0-0 1-3 1B		4-0 BLK BB		0-0 6-3		0-3 K2-3			3 0 1 0 1 1 0												
Harold Baines, L (1, 9) OBP: 0.240, SLG: 0.327 Jerry Hairston, S (6, 9) OBP: 0.302, SLG: 0.429	0-0 1-3 1-2		0-3 K		0-0 6-3			0-3 K		3 0 0 0 0 1 2 1 0 0 0 0 1 0												
Tom Paciorek, R (1, 3) OBP: 0.351, SLG: 0.373 Mike Squires, L (6, 3) OBP: 0.300, SLG: 0.259	0-3 K		0-0 F7		4-0 FC5 1B BB			0-0 1-3		2 0 0 0 1 1 2 1 0 0 0 0 0 0												
Greg Walker, L (1, 10) OBP: 0.326, SLG: 0.517		0-0 BB S 1B	0-0 4-3		0-0 FC5 1B			0-0 F4		4 0 2 0 0 0 1												
Ron Kittle, R (1, 7) OBP: 0.312, SLG: 0.444		0-3 K		0-0 F7		0-0 F4			0-3 K	4 0 0 0 0 2 3												
Vance Law, R (1, 5) OBP: 0.239, SLG: 0.318		0-3 K		0-0 F9		0-0 FC5 1-2 2-3f			0-0 5-3	4 0 0 0 0 1 3												
Marc Hill, R (1, 2) OBP: 0.345, SLG: 0.396 Joel Skinner, R (6, 2)		4-0 BB BB		0-0 E5 FC6-4		0-0 1-3			0-3 K	2 0 0 0 1 0 2 1 0 0 0 0 1 0												
Julio Cruz, S (1, 4) OBP: 0.285, SLG: 0.336 Scott Fletcher, R (6, 4) OBP: 0.351, SLG: 0.299		4-0 1-2 2-3 BB		0-0 FC6-4 1-2f			0-0 1-3			1 0 0 0 1 0 1 1 0 0 0 0 0 0												
<b>Inning Stats</b>	R: 0 E: 0 K: 2 S: 8	H: 1 LOB: 1 BB: 0 P: 8	R: 0 E: 0 K: 2 S: 8	H: 1 LOB: 3 BB: 2 P: 16	R: 0 E: 0 K: 1 S: 5	H: 0 LOB: 1 BB: 1 P: 9	R: 0 E: 1 K: 0 S: 4	H: 0 LOB: 1 BB: 0 P: 4	R: 0 E: 0 K: 0 S: 3	H: 0 LOB: 0 BB: 0 P: 3	R: 0 E: 0 K: 0 S: 4	H: 1 LOB: 2 BB: 1 P: 8	R: 0 E: 0 K: 1 S: 5	H: 0 LOB: 0 BB: 0 P: 5	R: 0 E: 0 K: 1 S: 5	H: 0 LOB: 0 BB: 0 P: 5	R: 0 E: 0 K: 2 S: 7	H: 0 LOB: 0 BB: 0 P: 7	1B: 3 2B: 0 3B: 0 HR: 0	SF: 0 SAC: 0 DP: 0 HBP: 0	WP: 0 PB: 0 SB: 1 CS: 0	PA: 35
<b>PITCHER</b> Charlie Hough, R (1, 1) ERA: 5.51	IP: 9.0 WLS: W BF: 35 H: 3 R: 0 ER: 0 SO: 9 BB: 4 IBB: 0 HBP: 0 BLK: 1 WP: 0 HR: 0 S: 49 P: 65 ERA: 0.00 WHIP: 0.778																				<b>PITCHER</b> IP: WLS: BF: H: R: ER: SO: BB: IBB: HBP: BLK: WP: HR: S: P: ERA: WHIP	

Chicago White Sox @ Texas Rangers  
Arlington Stadium, Arlington, TX  
Fri May 25 1984, 8:05 PM EDT  
Att. 13,512 - Unknown

livebaseballscorecards.com

AB	31
R	0
H	3
RBI	0
BB	4
SO	9
LOB	17





Batter	1	2	3	4	5	6	7	8	9
Bill Sample, R (1, 8) OBP: 0.342, SLG: 0.383	0-3 K	4-0 BB	0-0 1B 2B		0-0 6-3			0-0 6-3	
Mickey Rivers, L (1, 7) OBP: 0.323, SLG: 0.305 Bob Jones, L (5, PR) OBP: 0.383, SLG: 0.488 (6, 7)	0-0 4-3	0-3 K	0-0 1B		0-0 1B			0-0 4-3 1B	
Gary Ward, R (1, 9) OBP: 0.286, SLG: 0.296	0-3 K		5-3		0-0 F8			0-0 4-3	
Buddy Bell, R (1, 5) OBP: 0.383, SLG: 0.452		0-0 2B 1B	0-0 HR 2B		0-0 F6			0-0 6-3	
Larry Parrish, R (1, 10) OBP: 0.292, SLG: 0.392		0-0 1B 2B	0-0 HR		0-0 F6				
Pete O'Brien, L (1, 3) OBP: 0.306, SLG: 0.415		0-0 F7	0-0 E 2B		0-3 K			0-3 K	
Mary Foley, L (1, 2) OBP: 0.350, SLG: 0.569		0-0 BB 1B 1B	4-0 E 1B IBB		0-0 E 2B			0-0 4-3	
Jim Anderson, R (1, 6) OBP: 0.118, SLG: 0.091		0-3 K	0-0 E6 1B 2B		0-0 F3			0-0 4-3	
Curtis Wilkerson, S (1, 4) OBP: 0.288, SLG: 0.294		0-0 BB 1B	0-0 2B 1B 1B		0-0 E9 1B 1B			0-3 K	

Inning Stats	R: 0 E: 0 K: 2 S: 7	H: 0 LOB: 0 BB: 0 P: 7	R: 2 E: 0 K: 2 S: 11	H: 4 LOB: 3 BB: 1 P: 15	R: 7 E: 1 K: 0 S: 9	H: 6 LOB: 0 BB: 1 P: 13	R: 0 E: 0 K: 1 S: 5	H: 0 LOB: 0 BB: 0 P: 5	R: 2 E: 1 K: 0 S: 6	H: 3 LOB: 1 BB: 0 P: 6	R: 0 E: 0 K: 1 S: 5	H: 0 LOB: 0 BB: 0 P: 5	R: 0 E: 0 K: 1 S: 5	R: 0 E: 0 K: 0 S: 4	H: 1 LOB: 1 BB: 0 P: 4
1B: 8 2B: 5 3B: 0 HR: 1	SF: 0 SAC: 0 DP: 1 HBP: 0	WP: 0 PA: 40													

PITCHER	IP	WLS	BF	H	R	ER	SO	BB	IBB	HBP	BLK	WP	HR	S	P	ERA	WHIP
Tom Seaver, R (1, 1) ERA: 4.73	2.1	L	18	8	8	8	4	1	1	0	0	0	1	24	32	30.86	3.857
Salome Barojas, R (3, 1) ERA: 4.34	2.2		12	5	3	1	1	0	0	0	0	0	0	14	14	3.38	1.875
Ron Reed, R (6, 1) ERA: 3.62	1.0		3	0	0	0	1	0	0	0	0	0	0	5	5	0.00	0.000
Juan Agosto, L (7, 1) ERA: 2.3	1.0		3	0	0	0	1	0	0	0	0	0	0	5	5	0.00	0.000
Al Jones, R (8, 1) ERA:	1.0		4	1	0	0	0	0	0	0	0	0	0	4	4	0.00	1.000

BOTTOM

Chicago White Sox @ Texas Rangers  
Arlington Stadium, Arlington, TX  
Fri May 25 1984, 8:05 PM EDT  
Att. 13,512 - Unknown

livebaseballscorecards.com

AB	38
R	11
H	14
RBI	10
BB	2
SO	7
LOB	12



Batter	1	2	3	4	5	6	7	8	9	AB R H RBI BB SO LOB	TOP	
Dave Stegman, R (1, 8) OBP: 0.281, SLG: 0.370 Rudy Law, L (7, PH) OBP: 0.420, SLG: 0.500 (7, 8)	0-0 F5		0-0 F8		0-0 3-1		0-0 PB 1-2 1B		0-0 1-3 2B	3 0 0 0 0 0 0 2 0 2 0 0 0 0		
Scott Fletcher, R (1, 6) OBP: 0.348, SLG: 0.292 Jerry Hairston, S (9, PH) OBP: 0.318, SLG: 0.429 Jerry Dybzinski, R (9, 6) OBP: 0.408, SLG: 0.415	4-0 BB		0-0 4-3		0-3 K		0-0 F8		4-0 IBB	3 0 0 0 1 1 2 0 0 0 0 1 0 0 0 0 0 0 0 0 0		
Tom Pacionek, R (1, 3) OBP: 0.349, SLG: 0.370 Mike Squires, L (7, 3) OBP: 0.290, SLG: 0.250	0-0 F8			0-0 F9		0-0 HR 1B	0-3 K 1-2 2-3		0-0 F6	4 1 1 0 0 1 3 1 0 0 0 0 0 3		
Greg Luzinski, R (1, 10) OBP: 0.354, SLG: 0.295 Greg Walker, L (8, PR) OBP: 0.323, SLG: 0.511	0-0 F8			0-0 5-3		0-0 F7		0-0 S 1B	0-0 F7	4 0 1 0 0 0 2 1 0 0 0 0 0 3		
Ron Kittle, R (1, 7) OBP: 0.317, SLG: 0.492		0-3 K		0-0 HR		0-0 HR 1-H		0-3 K 1-2		4 2 2 3 0 2 1		
Harold Baines, L (1, 9) OBP: 0.246, SLG: 0.327		0-0 1B		4-0 HR BB		0-0 4-3		0-0 F7		3 1 1 0 1 0 2		
Vance Law, R (1, 5) OBP: 0.240, SLG: 0.338		0-0 F7		0-0 HR 1-H		0-3 K		0-0 F3		4 1 1 2 0 1 3		
Joel Skinner, R (1, 2) OBP: 0.400, SLG: 0.250		0-3 K		0-0 4-3			4-0 PB 1B BB		0-0 2B 1B	3 0 1 0 1 1 1		
Julio Cruz, S (1, 4) OBP: 0.277, SLG: 0.326			0-0 F6		0-0 F8		0-3 K		0-0 F6	4 0 0 0 0 1 2		
<b>Inning Stats</b>	R: 0 E: 0 K: 0 S: 3 H: 0 LOB: 1 BB: 1 P: 7	R: 0 E: 0 K: 2 S: 8 H: 1 LOB: 1 BB: 0 P: 8	R: 0 E: 0 K: 0 S: 3 H: 0 LOB: 0 BB: 0 P: 3	R: 3 E: 0 K: 0 S: 5 H: 2 LOB: 0 BB: 1 P: 9	R: 0 E: 0 K: 1 S: 5 H: 0 LOB: 0 BB: 0 P: 5	R: 2 E: 0 K: 1 S: 7 H: 2 LOB: 0 BB: 0 P: 7	R: 0 E: 0 K: 2 S: 8 H: 1 LOB: 2 BB: 1 P: 12	R: 0 E: 0 K: 1 S: 6 H: 1 LOB: 2 BB: 0 P: 6	R: 0 E: 0 K: 0 S: 5 H: 2 LOB: 3 BB: 1 P: 9	1B: 5 2B: 1 3B: 0 HR: 3 SF: 0 SAC: 0 DP: 0 HBP: 0	WP: 0 PB: 1 SB: 1 CS: 0 PA: 40	
<b>PITCHER</b>	IP WLS BF H R ER SO BB IBB HBP BLK WP HR S P ERA WHIP											
Mike Mason, L (1, 1) ERA: 2.66	6.0 L 25 5 5 5 4 2 0 0 0 0 0 3 31 39 7.50 1.167											
Dave Tobik, R (7, 1) ERA: 1.93	2.0 9 2 0 0 3 1 0 0 0 0 0 0 14 18 0.00 1.500											
Jim Bibby, R (9, 1) ERA: 4.41	1.0 6 2 0 0 0 0 0 1 0 0 0 0 5 9 0.00 2.000											

Chicago White Sox @ Texas Rangers  
Arlington Stadium, Arlington, TX  
Sat May 26 1984, 8:05 PM EDT  
Att. 21,978 - Unknown

livebaseballscorecards.com

AB	36
R	5
H	9
RBI	5
BB	4
SO	7
LOB	22




Batter	1	2	3	4	5	6	7	8	9	AB R H RBI BB SO LOB
Bill Sample, R (1, 8) OBP: 0.340, SLG: 0.380	0-3 K ①		0-0 F8 ②		0-0 F5 ③			0-0 1B ④		4 0 1 0 0 1 2
Wayne Tolleson, S (1, 4) OBP: 0.315, SLG: 0.289	0-3 K ②		0-3 K ③			4-0 FC6-4 BB ④		0-0 8-6-4-3 ⑤		3 0 0 0 1 2 1
Gary Ward, R (1, 7) OBP: 0.279, SLG: 0.288	0-3 K ③			0-0 F8 ①		0-0 FC6-4 BB ②			0-0 6-3 ①	4 0 0 0 0 1 1
Buddy Bell, R (1, 5) OBP: 0.379, SLG: 0.442		0-0 F6 ①		0-0 6-3 ②		4-0 G6-4-3 BB ③			0-0 F3 ②	3 0 0 0 1 0 0
Larry Parrish, R (1, 10) OBP: 0.291, SLG: 0.395		0-0 1B 2B ③		0-0 6-3 ③		0-0 G6-4-3 ⑤			0-3 K ③	4 1 1 0 0 1 2
Pete O'Brien, L (1, 3) OBP: 0.313, SLG: 0.428			0-0 1B ②		0-0 FC5-4 2B ①			0-0 F7 ①		3 0 2 1 0 0 0
Bob Jones, L (1, 9) OBP: 0.360, SLG: 0.457		0-0 4-3 ②		0-3 K ①		0-3 K ②		0-3 K ③		3 0 0 0 0 2 2
Mary Foley, L (1, 2) OBP: 0.349, SLG: 0.547		0-3 K ③		4-0 FC5-4 BB ④						2 0 0 0 1 2 1
Curtis Wilkerson, S (1, 6) OBP: 0.281, SLG: 0.287			0-3 K ①		0-0 FC5-4 ②			0-0 F6 ①		3 0 0 0 0 1 2

Inning Stats	R: 0	H: 0	E: 0	K: 3	S: 9	R: 1	H: 2	E: 0	K: 1	S: 7	R: 0	H: 0	E: 0	K: 2	S: 7	R: 0	H: 0	E: 0	K: 0	S: 3	R: 0	H: 1	E: 0	K: 1	S: 6	R: 0	H: 0	E: 0	K: 2	S: 7	R: 0	H: 1	E: 0	K: 0	S: 3	R: 0	H: 0	E: 0	K: 1	S: 5	1B: 2	2B: 3	3B: 0	HR: 0	SF: 0	SAC: 0	DP: 2	HBP: 0	WP: 0	PB: 0	SB: 0	CS: 0	PA: 32
PITCHER Richard Dotson, R (1, 1) ERA: 2.3	IP	WLS	BF	H	R	ER	SO	BB	IBB	HBP	BLK	WP	HR	S	P	ERA	WHIP																																				

**Chicago White Sox @ Texas Rangers**  
Arlington Stadium, Arlington, TX

Sat May 26 1984, 8:05 PM EDT  
Att. 21,978 - Unknown

<b>AB</b>	<b>29</b>
<b>R</b>	<b>1</b>
<b>H</b>	<b>4</b>
<b>RBI</b>	<b>1</b>
<b>BB</b>	<b>3</b>
<b>SO</b>	<b>10</b>
<b>LOB</b>	<b>11</b>



**Chicago White Sox @ Texas Rangers**  
 Arlington Stadium, Arlington, TX  
 Sun May 27 1984, 4:33 AM EDT  
 Att. 17,298 - Unknown

AB	37
R	3
H	10
RBI	3
BB	1
SO	3
LOB	16



AB	R	H	RBI	BB	SO	LOB
5	0	0	0	0	0	1
5	1	2	2	0	0	0
4	0	2	0	0	0	1
4	0	1	0	0	0	2
4	0	1	0	0	0	2
2	0	0	0	1	0	3
1	0	1	0	0	0	0
2	0	1	0	0	0	0
2	1	1	0	0	1	2
2	0	0	0	0	0	2
2	1	1	1	0	0	2
4	0	0	0	0	2	1
1B: 7	SF: 0	2B: 2	SAC: 0	3B: 0	DP: 0	HR: 1
WP: 0	PA: 38	PB: 0	SB: 1	CS: 0		

Batter	1	2	3	4	5	6	7	8	9										
<b>Rudy Law, L</b> (1, 8) OBP: 0.404, SLG: 0.480	0-0 F9		0-0 F5			0-0 F3	0-0 F8		0-0 F3										
<b>Vance Law, R</b> (1, 5) OBP: 0.245, SLG: 0.362	0-0 F4		0-0 G3			HR	2-3 1B		0-0 6-3										
<b>Harold Baines, L</b> (1, 9) OBP: 0.251, SLG: 0.331	0-0 F7			0-0 FC6-4 1B		2B 1B	4-3												
<b>Greg Luzinski, R</b> (1, 10) OBP: 0.352, SLG: 0.294		0-0 F8		0-0 F6		0-0 F5		0-0 1B 1B											
<b>Greg Walker, L</b> (1, 3) OBP: 0.320, SLG: 0.511		0-0 4-3		0-0 FC6-4 1-2f		0-0 2B		0-0 F6											
<b>Ron Kittle, R</b> (1, 7) OBP: 0.318, SLG: 0.485		4-0 1B BB		0-0 F3		0-0 6-3		0-0 1-3 1B											
<b>Joel Skinner, R</b> (7, 2) OBP: 0.500, SLG: 0.400																			
<b>Marc Hill, R</b> (1, 2) OBP: 0.350, SLG: 0.400		0-0 1-3 1B				0-0 F8		0-3 1B 2B											
<b>Jerry Hairston, S</b> (7, PH) OBP: 0.326, SLG: 0.459																			
<b>Scott Fletcher, R</b> (1, 6) OBP: 0.344, SLG: 0.288		0-0 5-3				0-0 F3		0-0 F8											
<b>Mike Squires, L</b> (7, PH) OBP: 0.303, SLG: 0.267																			
<b>Julio Cruz, S</b> (1, 4) OBP: 0.269, SLG: 0.316			0-0 F7		0-3 K		0-0 B1		0-3 K										
<b>Inning Stats</b>	R: 0 E: 0 K: 0 S: 3	H: 0 LOB: 0 BB: 0 P: 3	R: 0 E: 0 K: 0 S: 4	H: 1 LOB: 2 BB: 1 P: 8	R: 0 E: 0 K: 0 S: 3	H: 0 LOB: 0 BB: 0 P: 3	R: 0 E: 0 K: 0 S: 4	H: 1 LOB: 1 BB: 0 P: 4	R: 0 E: 0 K: 1 S: 5	H: 0 LOB: 0 BB: 0 P: 5	R: 1 E: 0 K: 0 S: 6	H: 3 LOB: 2 BB: 0 P: 6	R: 2 E: 0 K: 0 S: 6	H: 3 LOB: 1 BB: 0 P: 6	R: 0 E: 0 K: 1 S: 7	H: 2 LOB: 2 BB: 0 P: 7	R: 0 E: 0 K: 1 S: 5	H: 0 LOB: 0 BB: 0 P: 5	
<b>PITCHER</b>	IP WLS BF H R ER SO BB IBB HBP BLK WP HR S P ERA WHIP																		
<b>Danny Darwin, R</b> (1, 1) ERA: 3.42	7.0 W 30 8 3 3 1 1 0 0 0 0 1 31 35 3.86 1.286																		
<b>Odell Jones, R</b> (8, 1) ERA: 2.55	2.0 8 2 0 0 0 2 0 0 0 0 0 0 12 12 0.00 1.000																		

livebaseballscorecards.com

Batter	1	2	3	4	5	6	7	8	9
Bill Sample, R OBP: 0.342, SLG: 0.394 (1, 8)	0-0 1-6-3 SF9 2B		0-3 K		0-0 SH1-4 HR 2B	0-0 4-3		0-0 F8	
Gary Ward, R OBP: 0.288, SLG: 0.294 (1, 7)	0-0 1-6-3 2-3		0-0 6-3		4-0 SH1-4 HR BB	0-0 1B FC1-6 1B		0-0 1B 2B 1B	
Buddy Bell, R OBP: 0.389, SLG: 0.454 (1, 5)	0-0 SF9		0-0 1B		0-0 SH1-4 1-2 2-3	0-0 FC1-6 1B		0-0 2B 1B	
Larry Parrish, R OBP: 0.288, SLG: 0.407 (1, 9)	0-0 F9		0-0 1-3		0-0 HR 2-H 3-H	0-0 FC1-6 1-2f		0-3 K	
Pete O'Brien, L OBP: 0.323, SLG: 0.437 (1, 3)		4-0 HR BB		0-0 F4	0-0 BB FC6-4 1B	0-0 4-3		0-0 2B 1-H 2-H	
Dave Hostetler, R OBP: 0.436, SLG: 0.688 (1, 10)		0-0 HR 1-H		4-0 BB BB	4-0 FC6-4 BB 1-2		0-3 K	0-0 2B 2-H	
Ned Yost, R OBP: 0.195, SLG: 0.248 (1, 2)		0-0 6-3		4-0 FC4-6 BB 1-2	4-0 FC6-4 BB 1-2 2-3		0-0 4-3	0-3 K	
Jim Anderson, R OBP: 0.132, SLG: 0.083 (1, 6)		0-0 F9		0-0 F7	0-0 FC6-4 1-2f 2-3 3-H		4-0 BB		
Wayne Tolleson, S OBP: 0.306, SLG: 0.280 (1, 4)		0-3 K		0-0 FC4-6 1-2f	0-3 K		0-3 K		

Inning Stats	R: 1	H: 1	E: 0	LOB: 0	K: 0	P: 4	R: 2	H: 1	E: 0	LOB: 0	K: 1	P: 10	R: 0	H: 1	E: 0	LOB: 1	K: 1	P: 6	R: 0	H: 0	E: 0	LOB: 2	K: 0	P: 11	R: 4	H: 3	E: 0	LOB: 2	K: 1	P: 20	R: 1	H: 2	E: 0	LOB: 1	K: 0	P: 5	R: 0	H: 0	E: 0	LOB: 1	K: 2	P: 11	R: 3	H: 4	E: 0	LOB: 1	K: 2	P: 11										
	S: 4	BB: 4	S: 6	BB: 1	S: 6	BB: 0	S: 3	BB: 2	S: 8	BB: 0	S: 7	BB: 1	S: 11	BB: 6	SF: 1	SAC: 1	DP: 0	HBP: 0	WP: 0	HR: 1	S: 20	P: 36	ERA: 11.25	WHIP: 2.000	IP: 4.0	WLS: L	BF: 20	H: 4	R: 5	ER: 5	SO: 2	BB: 4	IBB: 0	HBP: 0	BLK: 0	WP: 0	HR: 1	S: 20	P: 36	ERA: 11.25	WHIP: 2.000	IP: 4.0	WLS: L	BF: 20	H: 4	R: 5	ER: 5	SO: 2	BB: 4	IBB: 0	HBP: 0	BLK: 0	WP: 0	HR: 1	S: 20	P: 36	ERA: 11.25	WHIP: 2.000

PITCHER	IP	WLS	BF	H	R	ER	SO	BB	IBB	HBP	BLK	WP	HR	S	P	ERA	WHIP
Floyd Bannister, L ERA: 5.43 (1, 1)	4.0	L	20	4	5	5	2	4	0	0	0	0	1	20	36	11.25	2.000
Salome Barojas, R ERA: 4.94 (5, 1)	2.0		12	4	3	3	1	2	0	0	0	0	1	12	20	13.50	3.000
Ron Reed, R ERA: 3.49 (7, 1)	1.0		4	0	0	0	2	1	0	0	0	0	0	7	11	0.00	1.000
Al Jones, R ERA: 2.89 (8, 1)	1.0		7	4	3	3	2	0	0	0	0	0	0	11	11	27.00	4.000


**BOTTOM**

**Chicago White Sox @ Texas Rangers**  
Arlington Stadium, Arlington, TX

Sun May 27 1984, 4:33 AM EDT  
Att. 17,298 - Unknown

AB	R	H	RBI	BB	SO	LOB
5	2	2	0	0	1	0
4	3	2	0	1	0	1
3	1	3	1	0	0	0
5	1	1	4	0	1	4
4	3	2	2	1	0	1
3	1	2	3	2	1	0
3	0	0	0	2	1	1
3	0	0	1	1	0	4
4	0	0	0	0	3	5

AB	34
R	11
H	12
RBI	11
BB	7
SO	7
LOB	16



1B:	6	SF:	1	WP:	0	PA:	43
2B:	4	SAC:	1	PB:	0		
3B:	0	DP:	0	SB:	0		
HR:	2	HBP:	0	CS:	0		

PITCHER	IP	WLS	BF	H	R	ER	SO	BB	IBB	HBP	BLK	WP	HR	S	P	ERA	WHIP
Floyd Bannister, L ERA: 5.43 (1, 1)	4.0	L	20	4	5	5	2	4	0	0	0	0	1	20	36	11.25	2.000
Salome Barojas, R ERA: 4.94 (5, 1)	2.0		12	4	3	3	1	2	0	0	0	0	1	12	20	13.50	3.000
Ron Reed, R ERA: 3.49 (7, 1)	1.0		4	0	0	0	2	1	0	0	0	0	0	7	11	0.00	1.000
Al Jones, R ERA: 2.89 (8, 1)	1.0		7	4	3	3	2	0	0	0	0	0	0	11	11	27.00	4.000

Batter	1	2	3	4	5	6	7	8	9	AB R H RBI BB SO LOB	TOP											
Willie Wilson, S (1, 8) OBP: 0.353, SLG: 0.295	0-0 6-3		0-3 K			0-0 5-3	0-0 2B		0-0 4-3	5 0 1 1 0 1 1												
Darryl Motley, R (1, 7) OBP: 0.341, SLG: 0.461	0-0 6-3			0-0 6-3		E5 2B	4-0 BB		0-0 1B	4 1 1 1 1 0 0												
George Brett, L (1, 5) OBP: 0.429, SLG: 0.595 Greg Pryor, R (9, PR) OBP: 0.267, SLG: 0.330	0-3 K			0-0 G3		1-H 2B	0-3 K		0-0 1B	5 0 2 1 0 2 2 0 0 0 0 0 0 0												
Hal McRae, R (1, 10) OBP: 0.320, SLG: 0.338		0-0 F4		4-0 BB		0-0 5-3		0-0 F8	0-0 F4	4 0 0 0 1 0 3												
Frank White, R (1, 4) OBP: 0.337, SLG: 0.457				0-3 K				0-0 F2	0-0 1-3	5 1 2 1 0 1 3												
Steve Balboni, R (1, 3) OBP: 0.320, SLG: 0.404					0-0 6-3			0-0 HR		4 1 2 1 0 0 1												
Lynn Jones, R (1, 9) OBP: 0.200, SLG: 0.200					0-0 5-3			0-0 HR		4 1 1 0 0 0 2												
Don Slaught, R (1, 2) OBP: 0.222, SLG: 0.226					0-0 5-3			0-0 1B		4 1 1 0 0 0 1												
Onix Concepcion, R (1, 6) OBP: 0.225, SLG: 0.242					0-0 F7			0-0 4-3		4 1 1 0 0 0 1												
					0-0 6-3			0-0 1B		3 1 1 1 0 1 0												
<b>Inning Stats</b>	R: 0 E: 0 K: 1 S: 5	H: 0 LOB: 0 BB: 0 P: 5	R: 0 E: 0 K: 0 S: 4	H: 1 LOB: 1 BB: 0 P: 4	R: 0 E: 0 K: 1 S: 5	H: 0 LOB: 0 BB: 0 P: 5	R: 0 E: 0 K: 1 S: 5	H: 0 LOB: 1 BB: 1 P: 9	R: 0 E: 0 K: 0 S: 3	H: 0 LOB: 0 BB: 0 P: 3	R: 1 E: 1 K: 1 S: 7	H: 1 LOB: 1 BB: 0 P: 7	R: 3 E: 0 K: 1 S: 9	H: 4 LOB: 2 BB: 1 P: 13	R: 1 E: 0 K: 0 S: 5	H: 2 LOB: 1 BB: 0 P: 5	R: 1 E: 0 K: 0 S: 6	H: 3 LOB: 2 BB: 0 P: 6	1B: 6 2B: 3 3B: 0 HR: 2	SF: 0 SAC: 1 DP: 0 HBP: 0	WP: 0 PB: 1 SB: 2 CS: 0	PA: 41
<b>PITCHER</b>	IP WLS BF H R ER SO BB IBB HBP BLK WP HR S P ERA WHIP																					
Frank Tanana, L (1, 1) ERA: 2.72	7.0 L 30 6 4 3 5 2 0 0 0 0 0 1 38 46 3.86 1.143																					
Dave Tobik, R (8, 1) ERA: 2.17	1.0 5 2 1 1 0 0 0 0 0 0 0 1 5 5 9.00 2.000																					
Ricky Wright, L (9, 1) ERA: 10.29	1.0 6 3 1 1 0 0 0 0 0 0 0 0 6 6 9.00 3.000																					

**Kansas City Royals @ Texas Rangers**  
 Arlington Stadium, Arlington, TX  
 Mon May 28 1984, 8:05 PM EDT  
 Att. 15,640 - Unknown

[livebaseballscorecards.com](http://livebaseballscorecards.com)

AB	38
R	6
H	11
RBI	6
BB	2
SO	5
LOB	13



Batter	1	2	3	4	5	6	7	8	9	AB	R	H	RBI	BB	SO	LOB
--------	---	---	---	---	---	---	---	---	---	----	---	---	-----	----	----	-----

<b>Bill Sample, R</b> (1, 8) OBP: 0.340, SLG: 0.390	0-0 			0-0 	0-0 		0-0 			4	0	1	0	0	0	2
<b>Gary Ward, R</b> (1, 7) OBP: 0.287, SLG: 0.293	0-0 			0-0 		0-0 		0-0 		4	0	1	0	0	0	1
<b>Buddy Bell, R</b> (1, 5) OBP: 0.385, SLG: 0.455	0-0 			0-0 		0-0 		0-0 		4	1	1	0	0	0	1
<b>Larry Parrish, R</b> (1, 9) OBP: 0.293, SLG: 0.406		0-0 		4-0 		0-0 		0-0 		3	0	1	0	1	0	1
<b>Pete O'Brien, L</b> (1, 3) OBP: 0.327, SLG: 0.434		0-0 		0-0 		4-0 			0-0 	3	0	1	1	1	0	0
<b>Dave Hostetler, R</b> (1, 10) OBP: 0.395, SLG: 0.611		0-0 		0-0 		0-3 		0-3 	0-3 	4	0	0	0	0	2	4
<b>Ned Yost, R</b> (1, 2) OBP: 0.189, SLG: 0.239			0-0 		0-3 		0-0 		0-0 	4	0	0	0	0	1	0
<b>Wayne Tolleson, S</b> (1, 4) OBP: 0.313, SLG: 0.284 (8, 6)			0-0 		1-0 		0-0 			2	0	1	0	0	0	0
<b>Curtis Wilkerson, S</b> (1, 6) OBP: 0.277, SLG: 0.282 <b>Alan Bannister, R</b> (7, PH) OBP: 0.261, SLG: 0.286 (8, 4)			0-0 		0-3 		0-0 			2	0	0	0	0	1	1

<b>Inning Stats</b>	R: 0 H: 0 E: 0 LOB: 0 K: 0 BB: 0 S: 3 P: 3	R: 0 H: 0 E: 0 LOB: 0 K: 0 BB: 0 S: 3 P: 3	R: 0 H: 0 E: 0 LOB: 0 K: 0 BB: 0 S: 3 P: 3	R: 1 H: 3 E: 0 LOB: 2 K: 0 BB: 1 S: 5 P: 9	R: 0 H: 0 E: 0 LOB: 1 K: 2 BB: 0 S: 7 P: 8	R: 0 H: 1 E: 0 LOB: 2 K: 1 BB: 1 S: 6 P: 10	R: 0 H: 1 E: 0 LOB: 1 K: 0 BB: 0 S: 4 P: 4	R: 0 H: 1 E: 0 LOB: 0 K: 0 BB: 0 S: 3 P: 3	R: 0 H: 0 E: 0 LOB: 0 K: 1 BB: 0 S: 5 P: 5	1B: 5 SF: 0 2B: 1 SAC: 0 3B: 0 DP: 2 HR: 0 HBP: 1	WP: 0 PA: 34 PB: 0 SB: 1 CS: 0
---------------------	---	---	---	---	---	--	---	---	---	--	---

PITCHER	IP	WLS	BF	H	R	ER	SO	BB	IBB	HBP	BLK	WP	HR	S	P	ERA	WHIP
<b>Larry Gura, L</b> (1, 1) ERA: 3.59	9.0	W	34	6	1	1	4	2	0	1	0	0	0	39	48	1.00	0.889

**BOTTOM**

**Kansas City Royals @ Texas Rangers**  
 Arlington Stadium, Arlington, TX  
 Mon May 28 1984, 8:05 PM EDT  
 Att. 15,640 - Unknown

[livebaseballscorecards.com](http://livebaseballscorecards.com)

<b>AB</b>	31
<b>R</b>	1
<b>H</b>	6
<b>RBI</b>	1
<b>BB</b>	2
<b>SO</b>	4
<b>LOB</b>	11



Batter	1	2	3	4	5	6	7	8	9	10	AB	R	H	RBI	BB	SO	LOB	TOP								
Willie Wilson, S OBP: 0.333, SLG: 0.280 (1, 8) X	0-0 5-3		0-0 6-3			0-0 4-3	0-3 K		0-0 S 1B	0-0 1-3	6	0	1	0	0	1	4									
Pat Sheridan, L OBP: 0.387, SLG: 0.493 (1, 9) S	0-3 K			0-0 9-3 1B		0-0 S 1B	0-0 1B		0-0 3-1 1-2		5	1	3	0	0	1	1									
George Brett, L OBP: 0.426, SLG: 0.561 (1, 5) S	0-3 K			0-0 1-2f 9-3		4-0 1-2 2B BB	0-0 4-3			0-0 1B 1B	4	2	1	0	1	1	2									
Greg Pryor, R OBP: 0.267, SLG: 0.330 (10, 5) S											0	0	0	0	0	0	0									
Dane Iorg, L OBP: 0.258, SLG: 0.375 (1, 10) S		0-0 F5		0-0 G3		0-0 PB 1B 2B 1H 2H		0-0 4-3 2B		0-0 1B 1B	5	2	3	2	0	0	0									
Frank White, R OBP: 0.345, SLG: 0.465 (1, 4) S		0-3 K			0-0 HR 2B	0-0 BB 1B		0-0 4-3		4-0 1B IBB	4	1	2	1	1	1	1									
Darryl Motley, R OBP: 0.350, SLG: 0.485 (1, 7) S		0-0 5-3			0-0 2H HR	4-0 1-2 BB		0-3 K		0-0 S 1B	4	1	2	4	1	1	1									
Steve Balboni, R OBP: 0.310, SLG: 0.390 (1, 3) S			0-0 F3		0-0 F7	0-3 K		0-3 K		0-3 K	5	0	0	0	0	3	5									
Don Slaught, R OBP: 0.221, SLG: 0.216 (1, 2) S		0-3 K		0-3 K		0-0 F6			0-0 6-3	4-0 IBB	4	0	0	0	1	2	2									
Onix Concepcion, R OBP: 0.236, SLG: 0.253 (1, 6) S			0-0 F3		0-0 1-3		0-0 F7		0-0 CS 1B	0-0 F5	4	0	2	0	0	0	0									
Jorge Orta, L OBP: 0.325, SLG: 0.450 (10, PH) S											1	0	0	0	0	0	3									
U L Washington, S OBP: 0.228, SLG: 0.180 (10, 6) S											0	0	0	0	0	0	0									
<b>Inning Stats</b>	R: 0 E: 0 K: 2 S: 7	H: 0 LOB: 0 BB: 0 P: 7	R: 0 E: 0 K: 1 S: 5	H: 0 LOB: 0 BB: 0 P: 5	R: 0 E: 0 K: 1 S: 6	H: 1 LOB: 1 BB: 0 P: 6	R: 0 E: 0 K: 0 S: 3	H: 1 LOB: 0 BB: 0 P: 3	R: 2 E: 0 K: 1 S: 7	H: 2 LOB: 0 BB: 0 P: 7	R: 3 E: 0 K: 1 S: 8	H: 3 LOB: 2 BB: 2 P: 16	R: 0 E: 0 K: 1 S: 6	H: 1 LOB: 1 BB: 0 P: 6	R: 0 E: 0 K: 2 S: 8	H: 1 LOB: 1 BB: 0 P: 8	R: 0 E: 0 K: 0 S: 4	H: 2 LOB: 1 BB: 0 P: 4	R: 2 E: 0 K: 1 S: 8	H: 3 LOB: 3 BB: 2 P: 16	1B: 10 2B: 4 3B: 0 HR: 1	SF: 0 SAC: 0 DP: 1 HBP: 0	WP: 0 PB: 1 SB: 3 CS: 1	PA: 46		
<b>PITCHER</b> Dave Stewart, R ERA: 5.4 (1, 1)	IP: 8.0	WLS: 34	H: 9	R: 5	ER: 5	SO: 9	BB: 2	IBB: 0	HBP: 0	BLK: 0	WP: 0	HR: 1	S: 50	P: 58	ERA: 5.62	WHIP: 1.375										
<b>PITCHER</b> Dave Schmidt, R ERA: 2.78 (9, 1)	IP: 2.0	L: 12	H: 5	R: 2	ER: 2	SO: 1	BB: 0	IBB: 2	HBP: 0	BLK: 0	WP: 0	HR: 0	S: 12	P: 20	ERA: 9.00	WHIP: 2.500										

Kansas City Royals @ Texas Rangers  
Arlington Stadium, Arlington, TX  
Tue May 29 1984, 8:05 PM EDT  
Att: 9,982 - Unknown

livebaseballscorecards.com

AB	42
R	7
H	14
RBI	7
BB	4
SO	10
LOB	19





**Kansas City Royals @ Texas Rangers**  
 Arlington Stadium, Arlington, TX  
 Tue May 29 1984, 8:05 PM EDT  
 Att. 9,982 - Unknown

[livebaseballscorecards.com](http://livebaseballscorecards.com)

<b>AB</b>	<b>38</b>
<b>R</b>	<b>5</b>
<b>H</b>	<b>10</b>
<b>RBI</b>	<b>4</b>
<b>BB</b>	<b>1</b>
<b>SO</b>	<b>2</b>
<b>LOB</b>	<b>12</b>



WP: 0	PA: 40
PB: 0	
SB: 0	
CS: 0	

AB	R	H	RBI	BB	SO	LOB
5	1	2	0	0	1	0
5	2	2	0	0	0	1
5	0	0	0	0	1	4
4	1	1	1	0	0	1
3	1	3	2	1	0	0
4	0	1	0	0	0	2
3	0	1	1	0	0	1
1	0	0	0	0	0	0
3	0	0	0	0	0	2
1	0	0	0	0	0	0
3	0	0	0	0	0	1
1	0	0	0	0	0	0
1B: 9	SF: 0					
2B: 2	SAC: 0					
3B: 0	DP: 1					
HR: 0	HBP: 0					

Batter	1	2	3	4	5	6	7	8	9	10
<b>Bill Sample, R</b> OBP: 0.341, SLG: 0.391 (1, 8)	0-0 F9 4-3 1B		0-3 K		0-0 6-3			0-0 1B 1B		0-0 5-3
<b>Wayne Tolleson, S</b> OBP: 0.316, SLG: 0.288 (1, 4)	0-0 4-3 1-2		0-0 PO 1B			0-0 E6 E		0-0 1-2 1B 1B		0-0 4-3
<b>Gary Ward, R</b> OBP: 0.280, SLG: 0.284 (1, 7)	0-0 F9 2-3		0-0 F9			0-0 5-3 2-H		0-0 F7		0-3 K
<b>Buddy Bell, R</b> OBP: 0.382, SLG: 0.450 (1, 5)	0-0 6-3		0-0 PO 1-2	0-0 F9		0-0 F9		0-0 1-2 2-H 2B 1B		
<b>Larry Parrish, R</b> OBP: 0.308, SLG: 0.422 (1, 9)		0-0 1B 1B		0-0 1B		4-0 BB		0-0 1-H 2-H 2B		
<b>Pete O'Brien, L</b> OBP: 0.325, SLG: 0.430 (1, 3)		0-0 1B 1-2 9-2 1B		0-0 F5		0-0 4-3		0-0 4-3		
<b>Dave Hostetter, R</b> OBP: 0.391, SLG: 0.590 (1, 10)		0-0 1-3 2-H 1B		0-0 F9			0-0 F8		0-0 F8	
<b>Mickey Rivers, L</b> OBP: 0.320, SLG: 0.302 (9, PH)										
<b>Ned Yost, R</b> OBP: 0.184, SLG: 0.233 (1, 2)		0-0 9-2			0-0 6-3		0-0 F4		0-0 6-3	
<b>Bob Jones, L</b> OBP: 0.353, SLG: 0.447 (9, PH)										
<b>Jim Anderson, R</b> OBP: 0.132, SLG: 0.083 (10, 6)		0-0 2-3 3-HF			0-0 F8		0-0 F7		0-0 F9	
<b>Curtis Wilkerson, S</b> OBP: 0.271, SLG: 0.276 (1, 6)										
<b>Mary Foley, L</b> OBP: 0.344, SLG: 0.537 (9, PH) (10, 2)		0-0 4-3								

Inning Stats	R: 0	H: 1	E: 0	K: 0	S: 4	H: 3	LOB: 1	BB: 0	P: 5	R: 0	H: 1	E: 0	K: 1	S: 5	R: 0	H: 1	E: 0	K: 0	S: 4	R: 0	H: 0	E: 0	K: 0	S: 3	R: 1	H: 0	E: 2	K: 0	S: 4	R: 0	H: 0	E: 0	K: 0	S: 3	R: 3	H: 4	E: 0	K: 0	S: 6	R: 0	H: 0	E: 0	K: 0	S: 3	R: 0	H: 0	E: 0	K: 1	S: 5	1B: 9	SF: 0	2B: 2	SAC: 0	3B: 0	DP: 1	HR: 0	HBP: 0	WP: 0	PA: 40
<b>PITCHER</b>	IP	WLS	BF	H	R	ER	SO	BB	IBB	HBP	BLK	WP	HR	S	P	ERA	WHIP																																										
<b>Bud Black, L</b> ERA: 2.99 (1, 1)	7.0		29	8	4	3	1	1	0	0	0	0	0	30	34	3.86	1.286																																										
<b>Dan Quisenberry, R</b> ERA: 1.99 (8, 1)	3.0	W	10	2	1	1	1	0	0	0	0	0	0	12	12	3.00	0.667																																										

Batter	1	2	3	4	5	6	7	8	9	AB R H RBI BB SO LOB	TOP											
Willie Wilson, S (1, 8) OBP: 0.344, SLG: 0.296	0-0 1-3		0-0 1-3 3-H 1B		0-0 G3-6			0-0 3-1 SF9 1B		4 1 2 1 0 0 1	<b>Kansas City Royals @ Texas Rangers</b> Arlington Stadium, Arlington, TX Wed May 30 1984, 8:05 PM EDT Att: 11,282 - Unknown											
Pat Sheridan, L (1, 9) OBP: 0.390, SLG: 0.500	0-0 4-3		0-0 F3		0-0 2B		0-0 SF9 3-1 1B		4 0 2 0 0 0 2													
George Brett, L (1, 5) OBP: 0.392, SLG: 0.511	0-0 F9		0-0 4-3		0-0 4-3		0-0 3-1		4 0 0 0 0 0 5													
Dane Iorg, L (1, 3) OBP: 0.257, SLG: 0.373		0-0 F4		0-0 E3 2B SF8		0-0 G6-3 1B	0-0 SF9		3 1 1 1 0 0 0													
Jorge Orta, L (1, 10) OBP: 0.314, SLG: 0.434		0-0 F6		0-0 F9		0-0 G6-3	0-0 1-3		4 0 0 0 0 0 3													
Frank White, R (1, 4) OBP: 0.343, SLG: 0.465		0-3 K		0-0 2B		0-3 K2-3		0-0 1-3	4 0 1 0 0 2 0													
Darryl Motley, R (1, 7) OBP: 0.347, SLG: 0.481			0-0 FC4-6 1B S	0-0 SF8		0-0 1-3		0-0 6-3	3 1 1 1 0 0 0													
John Wathan, R (1, 2) OBP: 0.273, SLG: 0.275		4-0 BB BB BB	4-0 FC4-6 BB	0-0 6-3		0-3 K		0-0 F4	3 0 0 0 1 1 1													
Onix Concepcion, R (1, 6) OBP: 0.239, SLG: 0.255			0-0 FC4-6 1B		0-0 G3-6 1B		0-0 6-3		3 0 1 0 0 0 2													
<b>Inning Stats</b>	R: 0 E: 0 K: 0 S: 3	H: 0 LOB: 0 BB: 0 P: 3	R: 0 E: 0 K: 1 S: 5	H: 0 LOB: 0 BB: 0 P: 5	R: 1 E: 0 K: 0 S: 5	H: 2 LOB: 2 BB: 1 P: 9	R: 1 E: 1 K: 0 S: 5	H: 1 LOB: 1 BB: 0 P: 5	R: 0 E: 0 K: 1 S: 4	H: 2 LOB: 1 BB: 0 P: 4	R: 0 E: 0 K: 1 S: 5	H: 1 LOB: 0 BB: 0 P: 5	R: 0 E: 0 K: 1 S: 5	H: 0 LOB: 0 BB: 0 P: 5	R: 1 E: 0 K: 0 S: 5	H: 2 LOB: 1 BB: 0 P: 5	R: 0 E: 0 K: 0 S: 3	H: 0 LOB: 0 BB: 0 P: 3	1B: 6 2B: 2 3B: 0 HR: 0	SF: 2 SAC: 0 DP: 2 HBP: 0	WP: 0 PB: 0 SB: 1 CS: 0	PA: 35
<b>PITCHER</b> Charlie Hough, R (1, 1) ERA: 5.08	IP 9.0	WLS W	BF 35	H 8	R 3	ER 2	SO 3	BB 1	IBB 0	HBP 0	BLK 0	WP 0	HR 0	S 40	P 44	ERA 2.00	WHIP 1.000					

livebaseballscorecards.com

<b>AB</b>	32
<b>R</b>	3
<b>H</b>	8
<b>RBI</b>	3
<b>BB</b>	1
<b>SO</b>	3
<b>LOB</b>	14



Batter	1	2	3	4	5	6	7	8	9	AB	R	H	RBI	BB	SO	LOB
Bill Sample, R (1, 8) OBP: 0.345, SLG: 0.394	0-0 6-3 ①		0-0 HR 1B 2-H		0-0 1B 1B G6-3	0-0 FC6-4 1B 1-2f 2-3				4	2	2	0	0	0	2
Mickey Rivers, L (1, 10) OBP: 0.330, SLG: 0.343 Alan Bannister, R (6, PH) OBP: 0.292, SLG: 0.318	0-0 F3		0-0 HR 1-H		0-0 1B G6-3	0-0 FC5-4 1B 1-2 3-H				3	1	2	2	0	0	0
Buddy Bell, R (1, 5) OBP: 0.373, SLG: 0.438	0-0 F9		0-0 6-3 ②		0-0 G6-3 1-2f 2-3 3-H	0-0 FC5-4 ③				4	0	0	0	0	0	4
Larry Parrish, R (1, 9) OBP: 0.312, SLG: 0.424		0-0 6-3 ①	0-0 F8 ③		0-0 1B 1B 3-H		0-0 G4-6-3 1B			4	1	2	1	0	0	0
Pete O'Brien, L (1, 3) OBP: 0.323, SLG: 0.425		0-0 6-3 ②		0-0 F6 ①	0-0 1B 1B 1-2		0-0 G4-6-3 ① ②			4	0	1	0	0	0	1
Gary Ward, R (1, 7) OBP: 0.284, SLG: 0.289		0-0 1B		0-0 5-3 ②	0-0 1B ③		0-0 6-3 ③			4	0	2	1	0	0	0
Mary Foley, L (1, 2) OBP: 0.338, SLG: 0.509		0-0 F8 ③		4-0 BB BB BB	0-0 BB ③		0-0 F3 ①		0-0 F1 ①	3	0	0	0	1	0	1
Wayne Tolleson, S (1, 4) OBP: 0.321, SLG: 0.289			4-0 SH1-3 1B BB		0-0 F7 ③		0-0 FC6-4 1B 1B		0-0 F7 ②	3	2	1	0	1	0	1
Curtis Wilkerson, S (1, 6) OBP: 0.279, SLG: 0.285			0-0 SH1-3 1-2		0-0 1B 1B G6-3		0-0 FC6-4 1B		0-0 6-3 ③	3	1	2	0	0	0	0

Inning Stats	R: 0	H: 0	E: 0	K: 0	S: 3	LOB: 0	BB: 0	P: 3	R: 0	H: 1	E: 0	K: 0	S: 4	LOB: 1	BB: 0	P: 4	R: 3	H: 2	E: 0	K: 0	S: 5	LOB: 0	BB: 1	P: 9	R: 0	H: 0	E: 0	K: 0	S: 3	LOB: 1	BB: 1	P: 7	R: 3	H: 6	E: 0	K: 0	S: 7	LOB: 2	BB: 0	P: 7	R: 1	H: 3	E: 0	K: 0	S: 6	LOB: 2	BB: 0	P: 6	R: 0	H: 1	E: 0	K: 0	S: 3	LOB: 0	BB: 0	P: 3	R: 0	H: 0	E: 0	K: 0	S: 3	LOB: 0	BB: 0	P: 3
1B: 12	SF: 0	2B: 0	SAC: 1	3B: 0	DP: 2	HR: 1	HBP: 0	WP: 0	PA: 36	WP: 0	PA: 36	SB: 0	CS: 0																																																			

PITCHER	IP	WLS	BF	H	R	ER	SO	BB	IBB	HBP	BLK	WP	HR	S	P	ERA	WHIP
Bret Saberhagen, R (1, 1) ERA: 3.56	4.2	L	22	7	6	6	0	2	0	0	0	0	1	20	28	11.57	1.929
Danny Jackson, L (5, 1) ERA: 4.5	3.1		14	6	1	1	0	0	0	0	0	0	0	14	14	2.70	1.800

**BOTTOM**

**Kansas City Royals @ Texas Rangers**  
Arlington Stadium, Arlington, TX

Wed May 30 1984, 8:05 PM EDT  
Att. 11,282 - Unknown

<b>AB</b>	<b>33</b>
<b>R</b>	<b>7</b>
<b>H</b>	<b>13</b>
<b>RBI</b>	<b>5</b>
<b>BB</b>	<b>2</b>
<b>SO</b>	<b>0</b>
<b>LOB</b>	<b>9</b>



Batter 1 2 3 4 5 6 7 8 9 AB R H RBI BB SO LOB TOP

Jack Perconte, L (1, 4) OBP: 0.326, SLG: 0.321	4-0 1B SF9 BB		X 0-0 FC E 2B	X 0-0 3-1		X 0-0 F7		X 0-0 SH1-3 2-3	3 2 1 0 1 0 3
Phil Bradley, R (1, 8) OBP: 0.356, SLG: 0.275	0-0 FC3-6 1-3 1B		X 0-0 FC S 4-3 2-3			X 0-0 F3	X 0-0 5-3	X 0-0 CS 1B 3-H	5 1 2 1 0 0 1
Alvin Davis, L (1, 3) OBP: 0.453, SLG: 0.655	0-0 SF9 3-H		X 0-0 4-3 1-H 3-H			X 0-0 FC5-4 1B	X 0-0 F8	X 0-0 F6 1-2	4 0 1 2 0 0 1
Al Cowens, R (1, 9) OBP: 0.294, SLG: 0.418	0-0 FC3-6 1-2f		X 0-0 F6 3-H			X 0-0 FC5-4 1-2f	X 0-0 F6	X 0-0 CS 1-2	4 0 0 0 0 0 2
Steve Henderson, R (1, 7) OBP: 0.347, SLG: 0.369	0-3 K		X 0-0 1B			X 0-0 F3	X 0-0 6-3		4 0 1 0 0 1 2 0 0 0 0 0 0 0
Barry Bonnell, R (8, 7) OBP: 0.317, SLG: 0.374									
Ken Phelps, L (1, 10) OBP: 0.413, SLG: 0.816		X 0-0 F8	X 0-0 1-3			B B B B 4-0 1B BB	X 0-0 HR		3 1 1 1 1 0 1
Bill Nahorodny, R (1, 2) OBP: 0.250, SLG: 0.100		0-3 K		X 0-0 F3		X 0-0 F7	H 1-0 CS HBP		3 0 0 0 0 1 1
Domingo Ramos, R (1, 5) OBP: 0.120, SLG: 0.160		X 0-0 S 1B		X 0-0 2B		S S S S 0-3 K	X 0-0 F9		4 0 2 0 0 1 2
Spike Owen, S (1, 6) OBP: 0.348, SLG: 0.406		0-3 K 1-2	X 0-0 5-3			X 0-0 1B	X 0-0 CS 1-2	X 0-0 SH1-3 1B 2B	4 1 2 0 0 1 2

Seattle Mariners @ Texas Rangers  
Arlington Stadium, Arlington, TX

Fri Jun 01 1984, 8:05 PM EDT  
Att: 12,556 - Unknown

livebaseballscorecards.com

AB	34
R	5
H	10
RBI	4
BB	2
SO	4
LOB	15



Inning Stats	R: 1 E: 0 K: 1 S: 6	H: 1 LOB: 1 BB: 1 P: 10	R: 0 E: 0 K: 2 S: 8	H: 1 LOB: 1 BB: 0 P: 8	R: 2 E: 0 K: 0 S: 6	H: 2 LOB: 1 BB: 0 P: 6	R: 0 E: 0 K: 0 S: 4	H: 1 LOB: 1 BB: 0 P: 4	R: 0 E: 0 K: 0 S: 4	H: 1 LOB: 1 BB: 0 P: 4	R: 0 E: 0 K: 1 S: 6	H: 1 LOB: 2 BB: 1 P: 10	R: 0 E: 0 K: 0 S: 3	H: 0 LOB: 0 BB: 0 P: 3	R: 1 E: 0 K: 0 S: 3	H: 1 LOB: 0 BB: 0 P: 4	R: 1 E: 0 K: 0 S: 4	H: 2 LOB: 0 BB: 0 P: 4	1B: 6 2B: 3 3B: 0 HR: 1	SF: 1 SAC: 1 DP: 0 HBP: 1	WP: 0 PB: 0 SB: 3 CS: 2	PA: 41
--------------	------------------------------	----------------------------------	------------------------------	---------------------------------	------------------------------	---------------------------------	------------------------------	---------------------------------	------------------------------	---------------------------------	------------------------------	----------------------------------	------------------------------	---------------------------------	------------------------------	---------------------------------	------------------------------	---------------------------------	----------------------------------	------------------------------------	----------------------------------	--------

PITCHER	IP	WLS	BF	H	R	ER	SO	BB	IBB	HBP	BLK	WP	HR	S	P	ERA	WHIP
Mike Mason, L (1, 1) ERA: 2.91	5.0		23	6	3	3	3	1	0	0	0	0	0	28	32	5.40	1.400
Dave Tobik, R (6, 1) ERA: 2.53	3.0	L	13	3	2	2	1	1	0	1	0	0	1	13	18	6.00	1.333
Odell Jones, R (9, 1) ERA: 2.41	1.0		3	1	0	0	0	0	0	0	0	0	0	3	3	0.00	1.000



Batter	1	2	3	4	5	6	7	8	9	AB R H RBI BB SO LOB	TOP																										
Jack Perconte, L (1, 4) OBP: 0.321, SLG: 0.317	0-0 F6		0-0 1B 1B	0-0 F9		0-0 6-3		0-3 K	0-0 4-3	6 1 1 0 0 1 5																											
Phil Bradley, R (1, 8) OBP: 0.358, SLG: 0.274	0-3 K		0-0 1B 1B		0-0 F9		0-3 K		4-0 1B BB	4 2 1 0 1 2 0																											
Alvin Davis, L (1, 3) OBP: 0.451, SLG: 0.667	0-3 K		0-0 1B S 1B		0-0 F9		0-0 HR		0-0 F7	5 1 2 3 0 1 1																											
Ken Phelps, L (1, 10) OBP: 0.392, SLG: 0.738		0-3 K	4-0 1B BB		0-0 F7		0-3 K		0-0 3-1	4 0 0 0 1 2 1																											
Al Cowens, R (1, 9) OBP: 0.310, SLG: 0.437		0-0 4-3	0-0 FC6-4 1B			0-0 HBP 2B 1B		0-0 1B 2B	0-0 1B 1B	5 3 4 2 0 0 0																											
Steve Henderson, R (1, 7) OBP: 0.350, SLG: 0.371		0-3 K	0-0 FC6-4 1B			0-0 F7		0-0 1B	0-0 1B 1B	5 1 2 1 0 1 4																											
Barry Bonnell, R (9, 7) OBP: 0.317, SLG: 0.374			1-2 2-3 3-H			2-H 1B		1-3 E 1B		0 0 0 0 0 0 0																											
Larry Milbourne, S (1, 5) OBP: 0.338, SLG: 0.262			0-0 F8	0-0 3-1		0-0 F4		0-3 K	0-0 E 1B 1B	5 1 1 1 0 1 2																											
Domingo Ramos, R (9, 5) OBP: 0.120, SLG: 0.160									1-3 3-H 1B	0 0 0 0 0 0 0																											
Bill Nahorodny, R (1, 2) OBP: 0.267, SLG: 0.083			0-0 4-3	0-3 K		H 1-0 2B HBP		0-3 K	0-0 E5 1B	2 0 0 0 0 1 0																											
Pat Putnam, L (8, PH) OBP: 0.246, SLG: 0.255									1-3 3-H 1B	1 0 0 0 0 1 0																											
Bob Kearney, R (8, 2) OBP: 0.280, SLG: 0.408									0-0 1B	1 0 0 0 0 0 1																											
Spike Owen, S (1, 6) OBP: 0.360, SLG: 0.426			4-0 1B 1B BB	0-0 2B		X 0-0 1-3 2-H 2B		0-3 K	0-0 1B	4 1 3 2 1 1 0																											
<b>Inning Stats</b>	R: 0 E: 0 K: 2 S: 7	H: 0 LOB: 0 BB: 0 P: 7	R: 0 E: 0 K: 2 S: 7	H: 0 LOB: 0 BB: 0 P: 7	R: 3 E: 0 K: 0 S: 7	H: 4 LOB: 3 BB: 2 P: 15	R: 0 E: 0 K: 1 S: 6	H: 1 LOB: 1 BB: 0 P: 6	R: 0 E: 0 K: 0 S: 3	H: 0 LOB: 0 BB: 0 P: 3	R: 1 E: 0 K: 0 S: 5	H: 2 LOB: 2 BB: 0 P: 6	R: 2 E: 0 K: 3 S: 12	H: 3 LOB: 1 BB: 0 P: 12	R: 0 E: 0 K: 3 S: 9	H: 0 LOB: 0 BB: 0 P: 9	R: 4 E: 1 K: 0 S: 8	H: 4 LOB: 2 BB: 1 P: 12	1B: 10 2B: 3 3B: 0 HR: 1	SF: 0 SAC: 0 DP: 0 HBP: 1	WP: 0 PB: 0 SB: 1 CS: 0	PA: 46															
<b>PITCHER</b>	IP WLS BF H R ER SO BB IBB HBP BLK WP HR S P ERA WHIP																				<b>PITCHER</b>	IP WLS BF H R ER SO BB IBB HBP BLK WP HR S P ERA WHIP															
Danny Darwin, R (1, 1) ERA: 3.69	6.1		30	8	5	5	6	2	0	1	0	0	1	39	48	7.11	1.579																				
Joey McLaughlin, R (7, 1) ERA: 3.65	1.2		8	2	2	2	5	1	0	0	0	0	0	17	21	10.80	1.800																				
Dave Schmidt, R (9, 1) ERA: 3.04	1.0	L	8	4	3	1	0	0	0	0	0	0	0	8	8	9.00	4.000																				

Seattle Mariners @ Texas Rangers  
Arlington Stadium, Arlington, TX  
Sat Jun 02 1984, 8:05 PM EDT  
Att: 17,807 - Unknown

livebaseballscorecards.com

AB 42  
R 10  
H 14  
RBI 9  
BB 3  
SO 11  
LOB 14



Batter	1	2	3	4	5	6	7	8	9	AB	R	H	RBI	BB	SO	LOB
Bill Sample, R OBP: 0.348, SLG: 0.412 (1, 8)	0-0 E S 1B	0-0 1-H 3-H 2B		0-0 1-2 1-3	0-3 K		0-0 F4			5	0	2	2	0	1	4
Gary Ward, R OBP: 0.281, SLG: 0.286 (1, 7)	0-0 F9		0-0 1B 1B	0-3 K		0-3 K		0-3 K		5	1	1	0	0	3	2
Buddy Bell, R OBP: 0.382, SLG: 0.441 (1, 5)	0-0 F8		0-0 BB 1B SF9 1B	0-0 2B 1B		4-0 CS BB		0-0 1B		4	1	3	1	1	0	1
Larry Parrish, R OBP: 0.318, SLG: 0.424 (1, 9)	0-0 G3		0-0 SF9 BB 1B	0-0 1-2 2-H 2B		4-0 BB BB		0-3 K		4	0	2	1	1	1	2
Dave Hostetter, R OBP: 0.400, SLG: 0.561 (1, 10)		4-0 BB BB BB BB 1B BB	4-0 1-2 2-3 BB	0-3 K		0-3 K		0-0 4-3		2	1	0	0	2	2	3
Bob Jones, L OBP: 0.340, SLG: 0.429 (8, PH)										1	0	0	0	0	0	1
Alan Bannister, R OBP: 0.357, SLG: 0.304 (1, 4)		4-0 BB BB BB BB 1B G3 2B BB	0-0 F5		4-0 1B SF8 BB		4-0 1B BB		0-0 4-3	1	2	0	0	3	0	3
Wayne Tolleson, S OBP: 0.311, SLG: 0.279 (7, PR) (8, 4)										1	0	0	0	0	0	0
Pete O'Brien, L OBP: 0.328, SLG: 0.422 (1, 3)		0-0 G3	0-0 SF9		0-0 6-3 SF8 1B		0-0 F7		0-0 1B	4	0	2	1	0	0	3
Donnie Scott, S OBP: 0.200, SLG: 0.250 (1, 2)		0-0 2B 1B	0-0 3-1		0-0 SF8		0-0 F6		0-0 F9	4	1	1	2	0	0	4
Curtis Wilkerson, S OBP: 0.284, SLG: 0.289 (1, 6)		0-3 K		0-0 1B		0-0 6-3		0-0 1B		4	1	2	0	0	1	3
Mary Foley, L OBP: 0.333, SLG: 0.492 (9, PH)				0-0 1B 1B		0-0 6-3		0-0 1B		1	0	0	0	0	0	1

Inning Stats	R: 0	H: 1	E: 0	LOB: 1	K: 0	BB: 0	S: 4	P: 4
	R: 3	H: 2	E: 0	LOB: 1	K: 1	BB: 2	S: 6	P: 14
	R: 2	H: 3	E: 0	LOB: 2	K: 0	BB: 1	S: 6	P: 10
	R: 1	H: 3	E: 0	LOB: 2	K: 2	BB: 0	S: 10	P: 10
	R: 1	H: 1	E: 0	LOB: 1	K: 1	BB: 1	S: 6	P: 10
	R: 0	H: 0	E: 0	LOB: 1	K: 2	BB: 2	S: 6	P: 14
	R: 0	H: 1	E: 0	LOB: 2	K: 0	BB: 1	S: 4	P: 8
	R: 0	H: 1	E: 0	LOB: 1	K: 2	BB: 0	S: 8	P: 8
	R: 0	H: 1	E: 0	LOB: 1	K: 0	BB: 0	S: 4	P: 4
	R: 0	H: 1	E: 0	LOB: 1	K: 0	BB: 0	S: 4	P: 4


PITCHER	IP	WLS	BF	H	R	ER	SO	BB	IBB	HBP	BLK	WP	HR	S	P	ERA	WHIP
Matt Young, L ERA: 6.09 (1, 1)	2.0		14	6	5	5	1	3	0	0	0	0	0	13	25	22.50	4.500
Roy Thomas, R ERA: 4.89 (3, 1)	4.0		19	4	2	2	5	4	0	0	0	0	0	25	41	4.50	2.000
Bob Stoddard, R ERA: 4.65 (7, 1)	2.0	W	8	2	0	0	2	0	0	0	0	0	0	12	12	0.00	1.000
Mike Stanton, R ERA: 3.7 (9, 1)	1.0	S	4	1	0	0	0	0	0	0	0	0	0	4	4	0.00	1.000

**BOTTOM**

**Seattle Mariners @ Texas Rangers**  
Arlington Stadium, Arlington, TX

Sat Jun 02 1984, 8:05 PM EDT  
Att. 17,807 - Unknown

AB	36
R	7
H	13
RBI	7
BB	7
SO	8
LOB	27



WP	PA	ERA	WHIP
0	45		
0			
2			
1			

Seattle Mariners @ Texas Rangers  
 Arlington Stadium, Arlington, TX  
 Sun Jun 03 1984, 8:05 PM EDT  
 Att. 12,652 - Unknown

AB	38
R	10
H	13
RBI	9
BB	3
SO	3
LOB	7



WP	1	PA	41
PB	0		
SB	2		
CS	0		

AB R H RBI BB SO LOB

Batter	1	2	3	4	5	6	7	8	9
<b>Jack Perconte, L</b> (1, 4) OBP: 0.323, SLG: 0.319	0-0 5-3	0-0 BLK S 1-3 3-H 1B		0-0 6-3			0-0 F3		0-0 2B 1B
<b>Phil Bradley, R</b> (1, 8) OBP: 0.351, SLG: 0.280	0-0 F7	0-0 F3 1-3 3-H			0-0 6-3			0-0 5-3	0-0 1B 2B
<b>Alvin Davis, L</b> (1, 10) OBP: 0.450, SLG: 0.656	0-0 1B		0-0 4-3		4-0 BB BB BB			0-0 4-3	0-3 K 2
<b>Al Cowens, R</b> (1, 9) OBP: 0.312, SLG: 0.442	0-0 F8		0-0 4-3		0-0 G5-4-3 BB			0-0 2B	0-0 1B
<b>Steve Henderson, R</b> (1, 7) OBP: 0.346, SLG: 0.366		0-0 5-3	0-0 HR 1B			0-0 F7		0-0 F8	0-3 K 3
<b>Barry Bonnell, R</b> (8, 7) OBP: 0.315, SLG: 0.372									
<b>Ken Phelps, L</b> (1, 3) OBP: 0.418, SLG: 0.800		4-0 2B 1B BB	0-0 1-H HR			0-0 1B			0-0 4-3
<b>Bob Kearney, R</b> (1, 2) OBP: 0.286, SLG: 0.416		0-0 1-3 1B 2B	0-0 5-3			0-3 K 3			0-0 E 1B 1B
<b>Domingo Ramos, R</b> (1, 5) OBP: 0.138, SLG: 0.172		0-0 WP 1B 1B 2-H 3-H		0-0 6-3			0-0 F6		0-0 E6 1B 1B 1-2
<b>Spike Owen, S</b> (1, 6) OBP: 0.363, SLG: 0.424		4-0 1B S BB 2-3		0-0 5-3			0-0 F9		0-0 1B 2B 1B 1-3 2-H

Inning Stats	R: 0	H: 1	E: 0	LOB: 1	K: 0	BB: 0	S: 4	P: 4	R: 3	H: 3	E: 0	LOB: 1	K: 0	BB: 2	S: 5	P: 13	R: 2	H: 2	E: 0	LOB: 0	K: 0	BB: 0	S: 5	P: 5	R: 0	H: 0	E: 0	LOB: 0	K: 0	BB: 1	S: 2	P: 6	R: 0	H: 1	E: 0	LOB: 0	K: 1	BB: 0	S: 5	P: 5	R: 0	H: 0	E: 0	LOB: 0	K: 0	BB: 0	S: 3	P: 3	R: 0	H: 0	E: 0	LOB: 1	K: 0	BB: 0	S: 4	P: 4	R: 5	H: 5	E: 1	LOB: 1	K: 2	BB: 0	S: 13	P: 13	R: 0	H: 1	E: 0	LOB: 1	K: 0	BB: 0	S: 4	P: 4	R: 5	H: 5	E: 1	LOB: 1	K: 2	BB: 0	S: 13	P: 13	1B: 9	SF: 0	2B: 3	SAC: 0	3B: 0	DP: 1	HR: 1	HBP: 0	WP: 1	PA: 41
--------------	------	------	------	--------	------	-------	------	------	------	------	------	--------	------	-------	------	-------	------	------	------	--------	------	-------	------	------	------	------	------	--------	------	-------	------	------	------	------	------	--------	------	-------	------	------	------	------	------	--------	------	-------	------	------	------	------	------	--------	------	-------	------	------	------	------	------	--------	------	-------	-------	-------	------	------	------	--------	------	-------	------	------	------	------	------	--------	------	-------	-------	-------	-------	-------	-------	--------	-------	-------	-------	--------	-------	--------

PITCHER	IP	WLS	BF	H	R	ER	SO	BB	IBB	HBP	BLK	WP	HR	S	P	ERA	WHIP
<b>Frank Tanana, L</b> (1, 1) ERA: 3.02	7.2	L	31	8	5	5	1	3	0	0	1	1	1	30	42	5.87	1.435
<b>Dave Schmidt, R</b> (8, 1) ERA: 3.96	1.1		10	5	5	3	2	0	0	0	0	0	0	14	14	20.25	3.750

PITCHER	IP	WLS	BF	H	R	ER	SO	BB	IBB	HBP	BLK	WP	HR	S	P	ERA	WHIP
---------	----	-----	----	---	---	----	----	----	-----	-----	-----	----	----	---	---	-----	------



Batter	1	2	3	4	5	6	7	8	9	AB R H RBI BB SO LOB
Bill Sample, R OBP: 0.339, SLG: 0.400 (1, 8)	0-0 5-3		0-0 F7		0-0 F7		0-0 F9		0-0 E4 G3	5 0 0 0 0 0 2
Mickey Rivers, L OBP: 0.321, SLG: 0.333 (1, 7)	0-0 3-1		0-0 F9			0-0 F3	0-0 FC6-4 1B		0-0 G3 2-3	5 0 1 1 0 0 1
Buddy Bell, R OBP: 0.383, SLG: 0.436 (1, 5)	0-0 1B 1B		0-0 6-3			4-0 HR BB	0-0 FC6-4 1-2f		0-0 F8	4 1 1 0 1 0 2
Larry Parrish, R OBP: 0.327, SLG: 0.447 (1, 10)	0-0 1-2 1B			0-0 6-3		0-0 HR		0-0 G3 1B		4 2 3 2 0 0 0
Pete O'Brien, L OBP: 0.326, SLG: 0.418 (1, 3)	0-0 4-3			0-0 4-3		0-0 4-3 1B		0-0 G3		4 0 1 0 0 0 3
George Wright, S OBP: 0.235, SLG: 0.282 (1, 9)		0-0 4-3		0-0 6-3		0-0 4-3 1-2		0-0 2-H 1B		4 0 1 1 0 0 1
Donnie Scott, S OBP: 0.111, SLG: 0.125 (1, 2)		0-0 F8			0-0 F7	0-0 F8		0-0 F7		4 0 0 0 0 0 2
Wayne Tolleson, S OBP: 0.315, SLG: 0.285 (1, 4)		0-0 E S 1B			0-0 4-3		0-0 S 1B	0-0 F7		4 1 2 0 0 0 1
Curtis Wilkerson, S OBP: 0.285, SLG: 0.290 (1, 6)		0-0 3-1			0-0 1B		0-0 F7		0-3 K	3 0 1 0 0 0 2
Alan Bannister, R OBP: 0.345, SLG: 0.292 (9, PH)										1 0 0 0 0 1 0

Inning Stats	R: 0 E: 0 K: 0 S: 5	H: 2 LOB: 2 BB: 0 P: 5	R: 0 E: 0 K: 0 S: 4	H: 1 LOB: 1 BB: 0 P: 4	R: 0 E: 0 K: 0 S: 3	H: 0 LOB: 0 BB: 0 P: 3	R: 0 E: 0 K: 0 S: 3	H: 0 LOB: 0 BB: 0 P: 3	R: 0 E: 0 K: 0 S: 4	H: 1 LOB: 1 BB: 0 P: 4	R: 2 E: 0 K: 0 S: 5	H: 2 LOB: 1 BB: 1 P: 9	R: 1 E: 0 K: 0 S: 5	H: 2 LOB: 1 BB: 0 P: 5	R: 1 E: 0 K: 0 S: 5	H: 2 LOB: 1 BB: 0 P: 5	R: 0 E: 1 K: 1 S: 6	H: 0 LOB: 1 BB: 0 P: 6	1B: 9 2B: 0 3B: 0 HR: 1	SF: 0 SAC: 0 DP: 0 HBP: 0
--------------	------------------------------	---------------------------------	------------------------------	---------------------------------	------------------------------	---------------------------------	------------------------------	---------------------------------	------------------------------	---------------------------------	------------------------------	---------------------------------	------------------------------	---------------------------------	------------------------------	---------------------------------	------------------------------	---------------------------------	----------------------------------	------------------------------------


PITCHER	IP	WLS	BF	H	R	ER	SO	BB	IBB	HBP	BLK	WP	HR	S	P	ERA	WHIP
Jim Beattie, R ERA: 3.31 (1, 1)	5.2	W	24	6	2	2	0	1	0	0	0	0	1	23	27	3.18	1.235
Bob Stoddard, R ERA: 4.7 (6, 1)	1.1		6	2	1	1	0	0	0	0	0	0	0	6	6	6.75	1.500
Dave Beard, R ERA: 3.76 (8, 1)	2.0	S	9	2	1	1	1	0	0	0	0	0	0	11	11	4.50	1.000

**BOTTOM**

**Seattle Mariners @ Texas Rangers**  
Arlington Stadium, Arlington, TX

Sun Jun 03 1984, 8:05 PM EDT  
Att. 12,652 - Unknown

AB	38
R	4
H	10
RBI	4
BB	1
SO	1
LOB	14



WP	PA	ERA	WHIP
0	39		
0			
2			
0			

livebaseballscores.com

Batter	1	2	3	4	5	6	7	8	9	AB R H RBI BB SO LOB	TOP											
Bill Sample, R (1, 8) OBP: 0.335, SLG: 0.400	0-0 6-3		0-0 G1-2-3		0-0 F5		0-0 E 1-H 2B		0-0 F7	5 0 1 1 0 0 3												
Mickey Rivers, L (1, 10) OBP: 0.325, SLG: 0.336	0-0 BB 1B		0-0 2-H 1B		0-0 F9		0-0 2-3		0-3 K	5 0 2 0 0 1 3												
Pete O'Brien, L (1, 3) (8, 9) OBP: 0.319, SLG: 0.408	0-0 F8		0-0 4-3				0-0 G3		0-0 4-3	4 0 0 0 0 0 4												
Buddy Bell, R (1, 5) OBP: 0.380, SLG: 0.429	4-0 1-2 BB				0-0 F8		0-0 F8		0-0 5-3	3 0 0 0 1 0 0												
Gary Ward, R (1, 7) OBP: 0.276, SLG: 0.280	0-0 4-3				0-0 F7		0-0 F9		0-0 E6 FC5-4	4 0 0 0 0 0 2												
Bob Jones, L (1, 9) Alan Bannister, R (8, PH) OBP: 0.333, SLG: 0.280		0-0 4-3		0-0 4-3			0-0 F4		0-0 FC5-4 1B 1-2f	3 0 0 0 0 0 0 1 0 0 0 0 0 1												
Donnie Scott, S (1, 2) OBP: 0.385, SLG: 0.583		0-0 G4-6-3 1B			0-0 4-3 2B		0-0 1B 2B		0-0 1-3 1B	4 1 4 0 0 0 0												
Wayne Tolleson, S (1, 4) Dave Hostetler, R (8, PH) Mary Foley, L (8, PH) OBP: 0.400, SLG: 0.561		0-0 G4-6-3 1-2f			0-0 4-3 2-3		0-3 K		0-0 F5	3 0 0 0 0 1 3 0 0 0 0 0 0 0 1 0 0 0 0 0 2												
Curtis Wilkerson, S (1, 6) OBP: 0.291, SLG: 0.296			0-0 G1-2-3 1B 1B		0-0 E1 S		0-0 E 2-H 2B 1B		0-0 6-3	4 1 2 1 0 0 1												
<b>Inning Stats</b>	R: 0 E: 0 K: 0 S: 4	H: 1 LOB: 2 BB: 1 P: 8	R: 0 E: 0 K: 0 S: 3	H: 1 LOB: 0 BB: 0 P: 3	R: 0 E: 0 K: 0 S: 4	H: 2 LOB: 1 BB: 0 P: 4	R: 0 E: 0 K: 0 S: 3	H: 0 LOB: 0 BB: 0 P: 3	R: 0 E: 1 K: 0 S: 5	H: 1 LOB: 2 BB: 0 P: 5	R: 0 E: 0 K: 0 S: 3	H: 0 LOB: 0 BB: 0 P: 3	R: 2 E: 1 K: 1 S: 9	H: 3 LOB: 2 BB: 0 P: 9	R: 0 E: 1 K: 1 S: 5	H: 1 LOB: 2 BB: 0 P: 5	R: 0 E: 0 K: 1 S: 5	H: 0 LOB: 0 BB: 0 P: 5	1B: 6 2B: 3 3B: 0 HR: 0	SF: 0 SAC: 0 DP: 1 HBP: 0	WP: 0 PB: 0 SB: 2 CS: 0	PA: 38
<b>PITCHER</b>	IP WLS BF H R ER SO BB IBB HBP BLK WP HR S P ERA WHIP																					
John Butcher, R (1, 1) ERA: 2.57	6.2 W 29 8 2 2 1 1 0 0 0 0 0 0 30 34 2.70 1.350																					
Pete Filson, L (7, 1) ERA: 3.27	1.0 5 1 0 0 0 0 0 0 0 0 0 0 5 5 0.00 1.000																					
Ron Davis, R (8, 1) ERA: 6.67	1.1 S 4 0 0 0 1 0 0 0 0 0 0 0 6 6 0.00 0.000																					

Texas Rangers @ Minnesota Twins  
 Hubert H. Humphrey Metrodome, Minneapolis, MN  
 Mon Jun 04 1984, 8:05 PM EDT  
 Att. 6,741 - Unknown

livebaseballscorecards.com

AB	37
R	2
H	9
RBI	2
BB	1
SO	2
LOB	19



Batter	1	2	3	4	5	6	7	8	9	AB	R	H	RBI	BB	SO	LOB
Kirby Puckett, R OBP: 0.407, SLG: 0.404 (1, 8)	F8		F9 1B 2-H				F8			4	1	2	1	0	0	0
Mickey Hatcher, R OBP: 0.322, SLG: 0.396 (1, 7)	6-3		F9 1B 2-3				K			4	0	0	0	0	1	2
Kent Hrbek, L OBP: 0.407, SLG: 0.470 (1, 3)	FC6-4 1B		1B 1B 3-H				F7			3	1	2	1	1	0	0
Dave Engle, R OBP: 0.385, SLG: 0.425 (1, 2)	FC6-4 1-2f		1-2 1B				K			4	1	2	0	0	1	1
Randy Bush, L OBP: 0.293, SLG: 0.441 (1, 10)		F7	F4				HR			3	2	1	3	1	0	2
Tom Brunansky, R OBP: 0.327, SLG: 0.384 (1, 9)		K					F7			1	0	0	0	0	1	0
Mike Hart, L OBP: 0.200, SLG: 0.200 (4, 9)										3	0	0	0	0	1	1
Gary Gaetti, R OBP: 0.338, SLG: 0.398 (1, 5)		F8								4	0	3	1	0	0	0
Tim Teufel, R OBP: 0.353, SLG: 0.402 (1, 4)			2B FC3-5-6-5		6-3 2B		G6-4-3 1B			4	0	1	0	0	0	3
Houston Jimenez, R OBP: 0.262, SLG: 0.296 (1, 6)			FC3-5-6-5 1B 2-3		F7		6-3			3	1	0	0	0	0	2

Inning Stats	R: 0	H: 1	E: 0	K: 0	S: 4	LOB: 1	BB: 0	P: 4	R: 0	H: 0	E: 0	K: 1	S: 5	LOB: 0	BB: 0	P: 5	R: 2	H: 4	E: 0	K: 0	S: 7	LOB: 2	BB: 0	P: 7	R: 0	H: 1	E: 0	K: 1	S: 6	LOB: 1	BB: 0	P: 6	R: 3	H: 3	E: 0	K: 0	S: 5	LOB: 0	BB: 1	P: 9	R: 0	H: 1	E: 0	K: 0	S: 3	LOB: 0	BB: 0	P: 3	R: 0	H: 0	E: 0	K: 1	S: 5	LOB: 0	BB: 0	P: 5	R: 1	H: 1	E: 0	K: 1	S: 6	LOB: 1	BB: 1	P: 10
--------------	------	------	------	------	------	--------	-------	------	------	------	------	------	------	--------	-------	------	------	------	------	------	------	--------	-------	------	------	------	------	------	------	--------	-------	------	------	------	------	------	------	--------	-------	------	------	------	------	------	------	--------	-------	------	------	------	------	------	------	--------	-------	------	------	------	------	------	------	--------	-------	-------

PITCHER	IP	WLS	BF	H	R	ER	SO	BB	IBB	HBP	BLK	WP	HR	S	P	ERA	WHIP
Dave Stewart, R ERA: 5.59 (1, 1)	7.2	L	34	11	6	6	4	2	0	0	0	0	1	40	48	7.04	1.696
Odell Jones, R ERA: 2.37 (8, 1)	0.1		1	0	0	0	0	0	0	0	0	0	0	1	1	0.00	0.000


**BOTTOM**

**Texas Rangers @ Minnesota Twins**  
 Hubert H. Humphrey Metrodome, Minneapolis, MN

Mon Jun 04 1984, 8:05 PM EDT  
 Att. 6,741 - Unknown

livebaseballscorecards.com

AB	33
R	6
H	11
RBI	6
BB	2
SO	4
LOB	11



WP: 0	PA: 35
PB: 0	SB: 0
CS: 1	

Batter	1	2	3	4	5	6	7	8	9	AB R H RBI BB SO LOB	TOP	
Bill Sample, R (1, 8) OBP: 0.328, SLG: 0.391	0-0 F5		0-0 FC4-6 E		0-0 F9		0-0 F9			4 1 0 0 0 0 3		
Alan Bannister, R (1, 4) Wayne Tolleson, S (8, PR) OBP: 0.353, SLG: 0.414 OBP: 0.310, SLG: 0.279	0-3 K		0-0 F7			0-0 HR		0-0 S 4-3 1B		4 1 2 1 0 1 1 0 0 0 0 0 0 0		
Buddy Bell, R (1, 5) OBP: 0.382, SLG: 0.427	4-0 BB		0-0 E7 1B			0-0 F9		0-0 4-3 1-2		3 0 1 1 1 0 1		
Larry Parrish, R (1, 9) OBP: 0.325, SLG: 0.440	0-3 K		0-0 5-3			0-3 K		4-0 G1-4-3 IBB		3 0 0 0 1 2 2		
Gary Ward, R (1, 7) OBP: 0.275, SLG: 0.284		0-3 K		0-0 F9		0-0 2B		0-0 G1-4-3 1-2f 2-3		4 0 1 0 0 1 2		
Dave Hostetler, R (1, 10) Mickey Rivers, L (9, PH) OBP: 0.377, SLG: 0.523 OBP: 0.322, SLG: 0.333		0-0 6-3		0-0 5-3			0-3 K		0-0 F9	3 0 0 0 0 1 0 1 0 0 0 0 0 0		
Pete O'Brien, L (1, 3) OBP: 0.328, SLG: 0.413		0-0 1B		0-0 F7			0-0 2B 1B		4-0 G4-6-3 BB	3 0 2 0 1 0 0		
Ned Yost, R (1, 2) OBP: 0.178, SLG: 0.226		0-0 F8			0-3 K		0-0 F9		0-0 G4-6-3 1-2f	4 0 0 0 0 1 3		
Curtis Wilkerson, S (1, 6) OBP: 0.298, SLG: 0.310			0-0 FC4-6 1B		0-0 F8		0-0 1-3 2B			3 0 2 0 0 0 0		
<b>Inning Stats</b>	R: 0 H: 0 E: 0 LOB: 1 K: 2 BB: 1 S: 7 P: 11	R: 0 H: 1 E: 0 LOB: 1 K: 1 BB: 0 S: 6 P: 6	R: 1 H: 2 E: 1 LOB: 1 K: 0 BB: 0 S: 5 P: 5	R: 0 H: 0 E: 0 LOB: 0 K: 0 BB: 0 S: 3 P: 3	R: 0 H: 0 E: 0 LOB: 0 K: 1 BB: 0 S: 5 P: 5	R: 1 H: 2 E: 0 LOB: 1 K: 1 BB: 0 S: 6 P: 6	R: 0 H: 2 E: 0 LOB: 2 K: 1 BB: 0 S: 7 P: 7	R: 0 H: 1 E: 0 LOB: 2 K: 0 BB: 1 S: 3 P: 7	R: 0 H: 0 E: 0 LOB: 0 K: 0 BB: 1 S: 2 P: 6	1B: 5 SF: 0 2B: 2 SAC: 0 3B: 0 DP: 2 HR: 1 HBP: 0	WP: 0 PA: 35 PB: 0 SB: 2 CS: 0	
<b>PITCHER</b>	IP WLS BF H R ER SO BB IBB HBP BLK WP HR S P ERA WHIP											
Ed Hodge, L (1, 1) ERA: 4.01	7.1 L 31 8 2 2 6 1 1 0 0 0 1 41 49 2.46 1.227											
Mike Walters, R (8, 1) ERA: 1.35	1.2 4 0 0 0 0 1 0 0 0 0 0 3 7 0.00 0.600											

Texas Rangers @ Minnesota Twins  
 Hubert H. Humphrey Metrodome, Minneapolis, MN  
 Tue Jun 05 1984, 8:05 PM EDT  
 Att. 7,762 - Unknown

livebaseballscorecards.com

AB	32
R	2
H	8
RBI	2
BB	3
SO	6
LOB	12





Batter	1	2	3	4	5	6	7	8	9	AB R H RBI BB SO LOB	TOP										
Bill Sample, R (1, 8) OBP: 0.327, SLG: 0.388	0-0 F9		0-0 F5		0-0 F8			0-0 1B		4 0 1 0 0 0 1											
Wayne Tolleson, S (1, 4) OBP: 0.303, SLG: 0.272	0-0 4-3		0-3 K		0-0 5-3			0-0 F8		4 0 0 0 0 1 1											
Mickey Rivers, L (1, 10) OBP: 0.319, SLG: 0.330	0-0 F7		0-0 1B BB 1B		0-0 F8			0-0 4-3		4 1 1 0 0 0 0											
Buddy Bell, R (1, 5) OBP: 0.379, SLG: 0.423		0-0 5-3		0-0 BB 1B 1B		0-0 5-3		0-0 F7		4 0 1 0 0 0 0											
Larry Parrish, R (1, 9) OBP: 0.329, SLG: 0.441		0-0 F4		0-0 BB 1B		0-0 8-3 1B		0-3 K		4 0 2 0 0 1 0											
Pete O'Brien, L (1, 3) OBP: 0.328, SLG: 0.408		0-0 F7		4-0 BB		0-0 8-3		0-0 K		2 0 0 1 1 0 1											
Gary Ward, R (1, 7) OBP: 0.271, SLG: 0.280			0-0 F8		0-0 G6-4-3		0-0 1-3			3 0 0 0 0 0 3											
Donnie Scott, S (1, 2) OBP: 0.375, SLG: 0.500			4-0 BB		0-0 F7			0-0 3-1		2 0 0 0 1 0 0											
Curtis Wilkerson, S (1, 6) OBP: 0.292, SLG: 0.304			0-0 F7		0-0 4-3			0-0 G3		3 0 0 0 0 0 1											
<b>Inning Stats</b>	R: 0 E: 0 K: 0 S: 3	H: 0 LOB: 0 BB: 0 P: 3	R: 0 E: 0 K: 0 S: 3	H: 0 LOB: 0 BB: 0 P: 3	R: 0 E: 0 K: 0 S: 3	H: 0 LOB: 1 BB: 1 P: 7	R: 1 E: 0 K: 1 S: 7	H: 3 LOB: 2 BB: 1 P: 11	R: 0 E: 0 K: 0 S: 3	H: 0 LOB: 0 BB: 0 P: 3	R: 0 E: 0 K: 0 S: 3	H: 1 LOB: 0 BB: 0 P: 3	R: 0 E: 0 K: 0 S: 4	H: 1 LOB: 1 BB: 0 P: 4	R: 0 E: 0 K: 1 S: 5	H: 0 LOB: 0 BB: 0 P: 5	1B: 5 2B: 1 3B: 0 HR: 0	SF: 0 SAC: 0 DP: 2 HBP: 0	WP: 0 PB: 0 SB: 0 CS: 0	PA: 32	
<b>PITCHER</b> Mike Smithson, R (1, 1) ERA: 3.51	IP: 9.0 WLS: W BF: 32 H: 5 R: 1 ER: 1 SO: 2 BB: 2 IBB: 0 HBP: 0 BLK: 0 WP: 0 HR: 0 S: 34 P: 42 ERA: 1.00 WHIP: 0.778																			<b>PITCHER</b>	IP: 9.0 WLS: W BF: 32 H: 5 R: 1 ER: 1 SO: 2 BB: 2 IBB: 0 HBP: 0 BLK: 0 WP: 0 HR: 0 S: 34 P: 42 ERA: 1.00 WHIP: 0.778

Texas Rangers @ Minnesota Twins  
 Hubert H. Humphrey Metrodome, Minneapolis, MN  
 Wed Jun 06 1984, 8:05 PM EDT  
 Att. 7,279 - Unknown

livebaseballscorecards.com

AB	30
R	1
H	5
RBI	1
BB	2
SO	2
LOB	7



Batter	1	2	3	4	5	6	7	8	9
Kirby Puckett, R OBP: 0.384, SLG: 0.392 (1, 8)	0-0 5-3		0-0 5-3		0-0 FC6-4			0-0 4-3	
Tim Teufel, R OBP: 0.354, SLG: 0.410 (1, 4)	0-3 K		0-0 1B			0-0 G3 1B 2B		0-0 5-3	
Dave Engle, R OBP: 0.364, SLG: 0.401 (1, 2)	0-0 5-3		0-3 K			0-0 6-3		0-0 5-3	
Kent Hrbek, L OBP: 0.393, SLG: 0.451 (1, 3)		0-3 K		0-0 4-3		0-0 G3			
Tom Brunansky, R OBP: 0.326, SLG: 0.381 (1, 10)		0-3 K		0-0 E6		0-0 1B			
Mickey Hatcher, R OBP: 0.321, SLG: 0.397 (1, 7)		0-0 1B		0-0 G6-4-3		0-0 F9			
Gary Gaetti, R OBP: 0.341, SLG: 0.390 (1, 5)		0-0 FC5-4		0-3 K			0-0 F9		
Dave Meier, R OBP: 0.311, SLG: 0.286 (1, 9)			0-0 5-3		0-0 F7		0-0 6-3		
Houston Jimenez, R OBP: 0.269, SLG: 0.301 (1, 6)			0-0 1B		0-0 1B		0-0 6-3		

Inning Stats	R: 0	H: 0	E: 0	K: 1	S: 5	R: 0	H: 1	E: 0	K: 2	S: 8	R: 1	H: 2	E: 0	K: 1	S: 7	R: 0	H: 0	E: 1	K: 0	S: 3	R: 0	H: 1	E: 0	K: 1	S: 6	R: 1	H: 2	E: 0	K: 0	S: 5	R: 0	H: 0	E: 0	K: 0	S: 3	R: 0	H: 0	E: 0	K: 0	S: 3	R: 0	H: 0	E: 0	K: 0	S: 3					
	0	0	0	1	5	0	1	0	2	8	1	2	0	1	7	0	0	1	0	3	0	1	0	1	6	0	2	0	1	5	0	0	0	3	0	0	0	0	0	0	0	0	0	0	0	0	0	0	0	0

PITCHER	IP	WLS	BF	H	R	ER	SO	BB	IBB	HBP	BLK	WP	HR	S	P	ERA	WHIP
Mike Mason, L ERA: 2.83 (1, 1)	8.0	L	30	6	2	2	5	0	0	0	0	0	0	40	40	2.25	0.750

**BOTTOM**

AB	R	H	RBI	BB	SO	LOB
4	0	0	0	0	0	2
4	1	2	1	0	1	0
4	0	0	0	0	1	2
3	0	0	0	0	1	1
3	0	1	1	0	1	0
3	0	1	0	0	0	2
3	0	0	0	0	1	1
3	0	0	0	0	0	0
3	1	2	0	0	0	0

<b>AB</b>	<b>30</b>
<b>R</b>	<b>2</b>
<b>H</b>	<b>6</b>
<b>RBI</b>	<b>2</b>
<b>BB</b>	<b>0</b>
<b>SO</b>	<b>5</b>
<b>LOB</b>	<b>8</b>



WP	PA	ERA	WHIP
0	30		

**Texas Rangers @ Minnesota Twins**  
 Hubert H. Humphrey Metrodome, Minneapolis, MN  
 Wed Jun 06 1984, 8:05 PM EDT  
 Att. 7,279 - Unknown

[livebaseballscorecards.com](http://livebaseballscorecards.com)

Batter	1	2	3	4	5	6	7	8	9	AB R H RBI BB SO LOB	TOP	
<b>Bill Sample, R</b> (1, 8) <small>OBP: 0.328, SLG: 0.404</small>	0-0  <b>HR</b>		0-0  <b>F8</b>		0-0  <b>1B</b>		0-3  <b>K</b>		0-0  <b>F8</b>	5 1 2 1 0 1 3		
<b>Mickey Rivers, L</b> (1, 10) <small>OBP: 0.325, SLG: 0.336</small>	0-0  <b>G6-4-3</b> <b>1B</b>		0-0  <b>4-3</b>		0-0  <b>F8</b>		0-0  <b>SF8</b> <b>1B</b>		0-0  <b>1B</b>	4 0 2 2 0 0 1		
<b>Buddy Bell, R</b> (1, 5) <small>OBP: 0.372, SLG: 0.416</small>	0-0  <b>F7</b>		0-0  <b>6-3</b>		0-0  <b>F7</b>		0-0  <b>SF8</b>		0-0  <b>1B</b>	3 0 0 1 0 0 2		
<b>Larry Parrish, R</b> (1, 9) <small>OBP: 0.327, SLG: 0.437</small>	0-0  <b>G6-4-3</b> <b>1-2f</b>			0-0  <b>5-3</b>		0-0  <b>G3-6-3</b> <b>1B</b>		0-0  <b>F7</b>		4 0 1 0 0 0 2		
<b>Pete O'Brien, L</b> (1, 3) <small>OBP: 0.327, SLG: 0.404</small>		0-0  <b>F9</b>		0-0  <b>1B</b> <b>1B</b>		0-0  <b>G3-6-3</b> <b>1-2f</b>		0-0  <b>6-3</b>		4 0 1 0 0 0 1		
<b>Gary Ward, R</b> (1, 7) <small>OBP: 0.271, SLG: 0.279</small>		0-0  <b>1B</b> <b>1B</b>		0-0  <b>F9</b>		0-0  <b>F8</b>		0-0  <b>F8</b>		4 0 1 0 0 0 1		
<b>Donnie Scott, S</b> (1, 2) <small>OBP: 0.400, SLG: 0.500</small>		0-0  <b>F7</b>		0-0  <b>1B</b> <b>1-2</b> <b>1B</b>		0-0  <b>1B</b>		0-0  <b>1B</b> <b>1B</b>		4 1 2 0 0 1 1		
<b>Wayne Tolleson, S</b> (1, 4) <small>OBP: 0.313, SLG: 0.284</small>		0-0  <b>FC4-6</b> <b>1-2</b> <b>1B</b>		0-0  <b>1B</b> <b>1-2</b> <b>2-H</b> <b>1B</b>		0-0  <b>1B</b>		0-0  <b>1B</b> <b>1B</b>		4 1 3 0 0 0 0		
<b>Curtis Wilkerson, S</b> (1, 6) <small>OBP: 0.291, SLG: 0.303</small>		0-0  <b>FC4-6</b> <b>1-2f</b>		0-0  <b>F8</b>		0-0  <b>1B</b> <b>1-2</b> <b>2-3</b> <b>SF8</b> <b>1B</b>		0-0  <b>F7</b>		4 1 1 0 0 0 2		
<b>Inning Stats</b>	R: 1 H: 2 E: 0 LOB: 0 K: 0 BB: 0 S: 4 P: 4	R: 0 H: 2 E: 0 LOB: 2 K: 0 BB: 0 S: 5 P: 5	R: 0 H: 0 E: 0 LOB: 0 K: 0 BB: 0 S: 3 P: 3	R: 0 H: 3 E: 0 LOB: 2 K: 0 BB: 0 S: 5 P: 5	R: 0 H: 1 E: 0 LOB: 1 K: 0 BB: 0 S: 4 P: 4	R: 0 H: 1 E: 0 LOB: 0 K: 0 BB: 0 S: 3 P: 3	R: 3 H: 4 E: 0 LOB: 1 K: 1 BB: 0 S: 9 P: 9	R: 0 H: 0 E: 0 LOB: 0 K: 1 BB: 0 S: 5 P: 5	R: 0 H: 0 E: 0 LOB: 0 K: 0 BB: 0 S: 3 P: 3	1B: 12 SF: 1 2B: 0 SAC: 0 3B: 0 DP: 2 HR: 1 HBP: 0	WP: 0 PA: 37 PB: 0 SB: 0 CS: 0	
<b>PITCHER</b> <b>Ken Schrom, R</b> (1, 1) <small>ERA: 3.55</small> <b>Ron Davis, R</b> (7, 1) <small>ERA: 6.0</small>	IP WLS BF H R ER SO BB IBB HBP BLK WP HR S P ERA WHIP 6.0 0 27 12 4 4 0 0 0 0 0 0 1 27 27 6.00 2.000											<b>PITCHER</b> IP WLS BF H R ER SO BB IBB HBP BLK WP HR S P ERA WHIP 3.0 1 10 1 0 0 2 0 0 0 0 0 0 14 14 0.00 0.333

**Texas Rangers @ Minnesota Twins**  
 Hubert H. Humphrey Metrodome, Minneapolis, MN  
 Thu Jun 07 1984, 4:33 AM EDT  
 Att. 8,628 - Unknown

[livebaseballscorecards.com](http://livebaseballscorecards.com)

<b>AB</b>	36
<b>R</b>	4
<b>H</b>	13
<b>RBI</b>	4
<b>BB</b>	0
<b>SO</b>	2
<b>LOB</b>	13






Batter	1	2	3	4	5	6	7	8	9	AB	R	H	RBI	BB	SO	LOB
Kirby Puckett, R OBP: 0.379, SLG: 0.386 (1, 8)	0-0 F9		0-0 F1		0-0 2-3		0-0 2B			4	1	1	0	0	0	0
Tim Teufel, R OBP: 0.360, SLG: 0.419 (1, 4)	0-0 F7		4-0 BB		0-0 1B		0-0 1B			3	1	2	1	1	0	0
Kent Hrbek, L OBP: 0.390, SLG: 0.446 (1, 3)	0-0 F5		0-0 G3		0-0 G4-1		0-0 G4-6-3			4	0	1	1	0	0	2
Dave Engle, R OBP: 0.361, SLG: 0.397 (1, 2)		0-0 F9		0-0 2B		0-0 F8	0-0 G4-6-3			4	1	1	0	0	0	1
Randy Bush, L OBP: 0.290, SLG: 0.445 (1, 10)		0-0 F7		0-0 FC3-2		0-0 1B		0-0 4-3		4	1	2	0	0	0	0
Mickey Hatcher, R OBP: 0.324, SLG: 0.399 (1, 7)		0-0 BB		0-0 FC3-2		0-0 1B	0-0 SF8	0-0 5-3		4	1	2	1	0	0	2
Gary Gaetti, R OBP: 0.344, SLG: 0.389 (1, 5)		4-0 BB		0-0 6-3		0-0 CS	0-0 1B	0-3 K		3	0	1	1	1	1	1
Mike Hart, L OBP: 0.192, SLG: 0.167 (1, 9)		0-0 F6		0-0 6-3		0-0 SF8				2	0	0	1	0	0	3
Houston Jimenez, R OBP: 0.264, SLG: 0.295 (1, 6)			0-0 F6		0-0 4-3	0-0 CS	0-3 K			2	0	0	0	0	0	0
Ron Washington, R OBP: 0.310, SLG: 0.385 (7, PH)										1	0	0	0	0	1	0

Inning Stats	R: 0	H: 0	E: 0	K: 0	S: 3	R: 0	H: 1	E: 0	K: 0	S: 4	R: 0	H: 0	E: 0	K: 0	S: 3	R: 1	H: 2	E: 0	K: 0	S: 5	R: 0	H: 1	E: 0	K: 0	S: 4	R: 2	H: 3	E: 0	K: 0	S: 5	R: 2	H: 3	E: 0	K: 1	S: 7	R: 0	H: 0	E: 0	K: 1	S: 5
	LOB: 0	BB: 0	P: 3	LOB: 2	BB: 1	P: 8	LOB: 1	BB: 1	P: 7	LOB: 1	BB: 0	P: 5	LOB: 0	BB: 0	P: 4	LOB: 0	BB: 0	P: 5	LOB: 0	BB: 0	LOB: 0	BB: 0	P: 5	LOB: 0	BB: 0	LOB: 0	BB: 0	P: 5	LOB: 0	BB: 0	LOB: 0	BB: 0	P: 5	LOB: 0	BB: 0	LOB: 0	BB: 0	P: 5		

PITCHER	IP	WLS	BF	H	R	ER	SO	BB	IBB	HBP	BLK	WP	HR	S	P	ERA	WHIP
Danny Darwin, R ERA: 3.93 (1, 1)	6.1	L	30	10	5	5	1	2	0	0	0	0	0	30	38	7.11	1.895
Dave Schmidt, R ERA: 3.71 (7, 1)	1.2		4	0	0	0	1	0	0	0	0	0	0	6	6	0.00	0.000

**TEXAS RANGERS @ MINNESOTA TWINS**  
 Hubert H. Humphrey Metrodome, Minneapolis, MN  
 Thu Jun 07 1984, 4:33 AM EDT  
 Att. 8,628 - Unknown

AB	31
R	5
H	10
RBI	5
BB	2
SO	2
LOB	9



WP	HR	S	P	ERA	WHIP
0	0	1	2	0.00	0.000

Batter	1	2	3	4	5	6	7	8	9	AB R H RBI BB SO LOB	TOP											
Rickey Henderson, R OBP: 0.393, SLG: 0.425 (1, 7)	0-0 CS 2B		0-0 2-H HR		0-0 CS 1B			0-0 1B SF9 1B	0-0 F6	5 2 4 2 0 0 0												
Dwayne Murphy, L OBP: 0.346, SLG: 0.461 (1, 8)	0-3 K 2-3		0-0 F8		0-0 CS 1-2	0-0 F9		0-0 BB SF8 1B		4 1 1 0 0 1 1												
Davey Lopes, R OBP: 0.346, SLG: 0.386 (1, 4)	0-3 K		0-0 F7			0-0 S 2B		4-0 SF8 BB 1-2		3 0 1 0 1 1 0												
Carney Lansford, R OBP: 0.343, SLG: 0.405 (1, 5)		0-0 F3		0-0 F4		0-0 4-3		0-0 SF9		3 0 0 1 0 0 1												
Jeff Burroughs, R OBP: 0.405, SLG: 0.364 (1, 10)		4-0 BB		0-3 K		4-0 BB		4-0 1-2 2-3 BB		1 0 0 0 3 1 0												
Mike Davis, L OBP: 0.267, SLG: 0.355 (1, 9)		0-3 K		0-0 2B		0-3 K 2-3		0-0 SF8		3 0 1 1 0 2 3												
Mike Heath, R OBP: 0.313, SLG: 0.388 (1, 2)		0-0 F8		0-0 F4			0-0 F2	0-3 K		3 0 0 0 0 0 2												
Joe Morgan, L (8, PH) OBP: 0.397, SLG: 0.396										1 0 0 0 0 1 2												
Jim Essian, R (8, 2) OBP: 0.283, SLG: 0.256										0 0 0 0 0 0 0												
Bruce Bochte, L (1, 3) OBP: 0.326, SLG: 0.350			0-0 WP SH1-3 HR 1B		0-0 4-3		0-0 4-3		0-0 5-3	4 1 1 0 0 0 0												
Tony Phillips, S (1, 6) OBP: 0.313, SLG: 0.333			0-0 SH1-3		0-0 F7		0-0 F7		0-0 F5	2 0 0 0 0 0 0												
Garry Hancock, L (9, PH) OBP: 0.233, SLG: 0.233			1-2							1 0 0 0 0 0 0												
<b>Inning Stats</b>	R: 0 E: 0 K: 2 S: 7	H: 1 LOB: 0 BB: 0 P: 7	R: 0 E: 0 K: 1 S: 5	H: 0 LOB: 1 BB: 1 P: 9	R: 2 E: 0 K: 0 S: 5	H: 2 LOB: 0 BB: 0 P: 5	R: 0 E: 0 K: 1 S: 6	H: 1 LOB: 1 BB: 0 P: 6	R: 0 E: 0 K: 0 S: 3	H: 0 LOB: 0 BB: 0 P: 3	R: 0 E: 0 K: 1 S: 6	H: 1 LOB: 2 BB: 1 P: 10	R: 0 E: 0 K: 0 S: 3	H: 0 LOB: 0 BB: 0 P: 3	R: 2 E: 0 K: 1 S: 7	H: 2 LOB: 2 BB: 2 P: 15	R: 0 E: 0 K: 0 S: 3	H: 0 LOB: 0 BB: 0 P: 3	1B: 4 2B: 4 3B: 0 HR: 1	SF: 2 SAC: 1 DP: 1 HBP: 0	WP: 1 PB: 0 SB: 1 CS: 2	PA: 38
<b>PITCHER</b>	IP WLS BF H R ER SO BB IBB HBP BLK WP HR S P ERA WHIP												<b>PITCHER</b>	IP WLS BF H R ER SO BB IBB HBP BLK WP HR S P ERA WHIP								
Frank Tanana, L (1, 1) ERA: 3.19	7.0 W 30 8 4 4 5 3 0 0 0 1 1 37 49 5.14 1.571																					
Odell Jones, R (8, 1) ERA: 2.14	2.0 7 0 0 0 1 1 0 0 0 0 0 8 12 0.00 0.500																					

Oakland Athletics @ Texas Rangers  
Arlington Stadium, Arlington, TX  
Fri Jun 08 1984, 8:05 PM EDT  
Att. 11,140 - Unknown

livebaseballscorecards.com

<b>AB</b>	<b>30</b>
<b>R</b>	<b>4</b>
<b>H</b>	<b>8</b>
<b>RBI</b>	<b>4</b>
<b>BB</b>	<b>4</b>
<b>SO</b>	<b>6</b>
<b>LOB</b>	<b>9</b>



Batter	1	2	3	4	5	6	7	8	9	AB	R	H	RBI	BB	SO	LOB	BOTTOM			
<b>Bill Sample, R</b> OBP: 0.330, SLG: 0.398 (1, 8) BBB	4-0 CS 1B BB	0-0 F3		0-0 F8		4-0 F8 BB 1B BB	0-0 F6			3	1	0	0	2	0	3				
<b>Mickey Rivers, L</b> OBP: 0.336, SLG: 0.341 (1, 10) X	0-0 E 1-2 2B 1B	0-0 F6			0-0 BB 1B 1B	4-0 1B 1-2 2B BB		0-0 F8		4	3	2	0	1	0	1				
<b>Buddy Bell, R</b> OBP: 0.368, SLG: 0.410 (1, 5) X	0-0 F9 2-3		0-0 F7		0-0 BB 1-2 1B	0-0 F8 2-3		0-0 F7		5	1	1	0	0	0	4				
<b>Larry Parrish, R</b> OBP: 0.329, SLG: 0.433 (1, 9) X	0-0 E6 1-2 2B		0-0 5-3		4-0 FC1-5 1-2 2-3 BB	0-0 2B 1B		0-3 K		4	2	1	1	1	1	1				
<b>Pete O'Brien, L</b> OBP: 0.335, SLG: 0.423 (1, 3) X	0-0 1-H 2-H 2B		0-0 F7		0-0 FC1-5 1-2 2-H 3-H 1B	0-0 2B				4	0	3	6	0	0	0				
<b>Gary Ward, R</b> OBP: 0.275, SLG: 0.276 (1, 7) BBB	4-0 BB			4-0 HBP BB	0-0 FC1-5 1-2 2-3f	0-0 6-3				2	0	0	0	2	0	3				
<b>Donnie Scott, S</b> OBP: 0.375, SLG: 0.500 (1, 2) X	0-0 F9			0-0 F8	0-0 F8		0-0 WP SF8 2B			4	1	1	0	0	0	5				
<b>Wayne Tolleson, S</b> OBP: 0.311, SLG: 0.295 (1, 4) X		0-0 3B		0-0 F8	0-0 F9		0-0 1-3			4	0	1	0	0	0	4				
<b>Curtis Wilkerson, S</b> OBP: 0.290, SLG: 0.299 (1, 6) X		0-0 4-3		1-0 HBP		0-3 K	0-0 SF8			2	0	0	1	0	1	1				
<b>Inning Stats</b>	R: 2 E: 1 K: 0 S: 5	H: 2 LOB: 2 BB: 2 P: 13	R: 0 E: 0 K: 0 S: 4	H: 1 LOB: 1 BB: 0 P: 4	R: 0 E: 0 K: 0 S: 3	H: 0 LOB: 0 BB: 0 P: 3	R: 0 E: 0 K: 0 S: 3	H: 0 LOB: 2 BB: 1 P: 8	R: 2 E: 0 K: 1 S: 6	H: 3 LOB: 2 BB: 1 P: 10	R: 3 E: 0 K: 1 S: 7	H: 2 LOB: 1 BB: 2 P: 15	R: 1 E: 0 K: 0 S: 4	H: 1 LOB: 0 BB: 0 P: 4	R: 0 E: 0 K: 1 S: 5	H: 0 LOB: 0 BB: 0 P: 5	1B: 5 2B: 3 3B: 1 HR: 0	SF: 1 SAC: 0 DP: 0 HBP: 1	WP: 1 PB: 0 SB: 0 CS: 1	PA: 40 ERA WHIP
<b>PITCHER</b>	IP WLS BF H R ER SO	IP WLS BF H R ER SO	IP WLS BF H R ER SO	IP WLS BF H R ER SO	IP WLS BF H R ER SO	IP WLS BF H R ER SO	IP WLS BF H R ER SO	IP WLS BF H R ER SO	IP WLS BF H R ER SO	IP WLS BF H R ER SO	IP WLS BF H R ER SO	IP WLS BF H R ER SO	IP WLS BF H R ER SO	IP WLS BF H R ER SO	IP WLS BF H R ER SO	IP WLS BF H R ER SO	ERA WHIP	ERA WHIP		
<b>Ray Burris, R</b> ERA: 2.34 (1, 1)	5.1 L	29	6	6	4	1	6	6	6	6.75	2.250									
<b>Keith Atherton, R</b> ERA: 3.23 (6, 1)	0.2	4	2	1	1	0	0	0	0	13.50	3.000									
<b>Mike Warren, R</b> ERA: 5.01 (7, 1)	2.0	7	1	1	1	1	0	0	0	4.50	0.500									

Oakland Athletics @ Texas Rangers

Arlington Stadium, Arlington, TX

Fri Jun 08 1984, 8:05 PM EDT  
Att. 11,140 - Unknown

livebaseballscorecards.com

AB	32
R	8
H	9
RBI	8
BB	6
SO	2
LOB	22



Batter	1	2	3	4	5	6	7	8	9	10	11	12	AB R H RBI BB SO LOB	TOP																
Rickey Henderson, R OBP: 0.388, SLG: 0.417 (1, 7) (2, 8)	K	F8		PO	E4		1B		6-3		FC6-4		6 1 1 0 0 1 1																	
Dwayne Murphy, L OBP: 0.350, SLG: 0.464 Bill Almon, R OBP: 0.204, SLG: 0.196 Garry Hancock, L OBP: 0.250, SLG: 0.250 (1, 8) (2, 7) (10, PH) (10, 7)	WP BB 1B		5-3		F4		F1			F9		BB SH3-4 1B	1 1 1 0 0 0 0 3 0 0 0 0 0 2 2 0 1 0 0 0 0																	
Joe Morgan, L OBP: 0.397, SLG: 0.388 Mark Wagner, R OBP: 0.200, SLG: 0.154 (1, 4) (10, PR) (10, 4)	1B WP FC6-4 BB				F2		F5			E6 BB		SH3-4	3 1 0 0 2 0 2 0 0 0 0 0 0 0																	
Carney Lansford, R OBP: 0.347, SLG: 0.410 (1, 5)	FC6-4 BB 1-3 2-H 1B		F3				F9			F8		BB IBB	5 0 2 1 1 0 4																	
Davey Lopes, R OBP: 0.345, SLG: 0.375 (1, 10)	FC6-4 1-2 BB		F5		F2			6-3		BB		F7	4 0 0 0 2 0 4																	
Mike Davis, L OBP: 0.263, SLG: 0.344 (1, 9)	FC6-4 1-2 2-3 3-H S			F4		4-3		F8		G3		BB	5 0 0 1 1 0 4																	
Bruce Bochte, L OBP: 0.321, SLG: 0.339 (1, 3)	F6 1-2			1B BB		6-3		K				4-3	5 0 0 0 1 2 5	AB 42 R 3 H 6 RBI 2 BB 9 SO 7 LOB 23																
Mike Heath, R OBP: 0.304, SLG: 0.376 (1, 2)		K		K		6-3			K		F7		5 0 0 0 0 3 1																	
Tony Phillips, S OBP: 0.324, SLG: 0.333 (1, 6)		K		PO 1B			1B BB		4-3		FC6-4 BB		3 0 1 0 2 1 0																	
<b>Inning Stats</b>	R: 2 E: 0 K: 1 S: 7	H: 2 LOB: 2 BB: 2 P: 15	R: 0 E: 0 K: 2 S: 7	H: 0 LOB: 0 BB: 0 P: 7	R: 0 E: 0 K: 0 S: 3	H: 0 LOB: 1 BB: 1 P: 7	R: 0 E: 0 K: 1 S: 5	H: 1 LOB: 1 BB: 1 P: 9	R: 1 E: 2 K: 0 S: 5	H: 1 LOB: 1 BB: 0 P: 5	R: 0 E: 0 K: 0 S: 3	H: 0 LOB: 0 BB: 0 P: 5	R: 0 E: 1 K: 1 S: 4	H: 0 LOB: 2 BB: 1 P: 8	R: 0 E: 0 K: 1 S: 5	H: 0 LOB: 0 BB: 0 P: 5	R: 0 E: 1 K: 1 S: 4	H: 0 LOB: 1 BB: 1 P: 9	R: 0 E: 0 K: 0 S: 4	H: 1 LOB: 3 BB: 2 P: 12	1B: 5 2B: 1 3B: 0 HR: 0	SF: 0 SAC: 1 DP: 0 HBP: 0	WP: 1 PB: 0 SB: 1 CS: 0	PA: 53						
<b>PITCHER</b>	IP WLS BF H R ER SO BB IBB HBP BLK WP HR S P ERA WHIP																													
Dave Stewart, R ERA: 5.11 (1, 1)	9.2	41	5	3	2	6	6	0	0	0	1	0	47	71	1.86	1.138														
Dave Schmidt, R ERA: 3.41 (10, 1)	2.1	11	1	0	0	1	2	1	0	0	0	0	10	22	0.00	1.286														

Oakland Athletics @ Texas Rangers  
Arlington Stadium, Arlington, TX  
Sat Jun 09 1984, 8:05 PM EDT  
Att. 17,856 - Unknown

livebaseballscorecards.com



Batter	1	2	3	4	5	6	7	8	9	10	11	12	AB	R	H	RBI	BB	SO	LOB	
<b>Bill Sample, R</b> OBP: 0.321, SLG: 0.386 (1, 8) X	0-0 G3		0-0 G6-4-3	0-0 FC6-4			0-3 K		0-0 F7			0-0 1-3	6	0	0	0	0	1	4	
<b>Wayne Tolleson, S</b> OBP: 0.312, SLG: 0.292 (1, 4) X	0-0 F9		4-0 FC6-4 BB		0-0 5-3		0-0 4-3			0-0 F6		0-0 HBP 1B SF7 1B	5	1	1	0	1	0	0	
<b>Buddy Bell, R</b> OBP: 0.362, SLG: 0.402 (1, 5) X	0-0 F5		0-0 FC6-4		0-0 6-3			0-0 5-3		0-0 F4		0-0 HBP 1B	6	0	1	0	0	0	2	
<b>Larry Parrish, R</b> OBP: 0.333, SLG: 0.438 (1, 9)		0-0 6-3		0-0 E5 1B		0-0 1B		0-0 5-3		0-0 2B		1-0 HBP	5	1	2	0	0	0	0	
<b>Pete O'Brien, L</b> OBP: 0.345, SLG: 0.427 (1, 3)		4-0 G1-6-3 BB		0-0 HBP 1B		0-0 G3		0-0 1B		4-0 1B		0-0 SF7	3	0	2	1	2	0	1	
<b>Gary Ward, R</b> OBP: 0.278, SLG: 0.279 (1, 7)		0-0 G1-6-3		0-0 HBP 1B			0-0 F9		0-0 1B		0-0 F9		3-H	5	1	2	1	0	0	3
<b>George Wright, S</b> OBP: 0.245, SLG: 0.287 (1, 10)			0-0 SH E 1B	1-0 HBP 1B			0-0 4-3		0-3 K		0-0 F7			1	1	1	0	0	0	0
<b>Alan Bannister, R</b> OBP: 0.343, SLG: 0.400 (4, PR)				1-2 2-3 HBP										1	0	0	0	0	0	0
<b>Bob Jones, L</b> OBP: 0.310, SLG: 0.389 (8, PH)														2	0	0	0	0	1	2
<b>Donnie Scott, S</b> OBP: 0.379, SLG: 0.481 (1, 2)			0-0 G6-4-3 E 1B	0-0 FC6-4 1B			0-0 6-3		0-3 K		0-0 F8			5	0	2	1	0	1	0
<b>Curtis Wilkerson, S</b> OBP: 0.283, SLG: 0.291 (1, 6)			0-0 SH G6-4-3	0-3 K			0-0 4-3		0-3 K		0-0 F8			4	0	0	0	0	2	2

Inning Stats	R: 0	H: 0	E: 0	K: 0	S: 3	LOB: 0	BB: 0	P: 3	R: 0	H: 0	E: 0	K: 0	S: 2	LOB: 0	BB: 1	P: 6	R: 1	H: 2	E: 1	K: 0	S: 5	LOB: 2	BB: 1	P: 9	R: 2	H: 3	E: 1	K: 1	S: 8	LOB: 2	BB: 0	P: 9	R: 0	H: 1	E: 0	K: 0	S: 4	LOB: 1	BB: 0	P: 4	R: 0	H: 0	E: 0	K: 0	S: 3	LOB: 0	BB: 0	P: 3	R: 0	H: 0	E: 0	K: 1	S: 5	LOB: 0	BB: 0	P: 5	R: 0	H: 2	E: 0	K: 1	S: 7	LOB: 2	BB: 0	P: 7	R: 0	H: 0	E: 0	K: 2	S: 7	LOB: 0	BB: 0	P: 7	R: 0	H: 1	E: 0	K: 0	S: 3	LOB: 2	BB: 1	P: 8	R: 0	H: 0	E: 0	K: 0	S: 3	LOB: 0	BB: 0	P: 3	R: 1	H: 2	E: 0	K: 0	S: 4	LOB: 2	BB: 0	P: 5	R: 1	H: 2	E: 0	K: 0	S: 4	LOB: 2	BB: 0	P: 5	1B: 10	2B: 1	3B: 0	HR: 0	SF: 1	SAC: 1	DP: 2	HBP: 2	WP: 0	PA: 50
--------------	------	------	------	------	------	--------	-------	------	------	------	------	------	------	--------	-------	------	------	------	------	------	------	--------	-------	------	------	------	------	------	------	--------	-------	------	------	------	------	------	------	--------	-------	------	------	------	------	------	------	--------	-------	------	------	------	------	------	------	--------	-------	------	------	------	------	------	------	--------	-------	------	------	------	------	------	------	--------	-------	------	------	------	------	------	------	--------	-------	------	------	------	------	------	------	--------	-------	------	------	------	------	------	------	--------	-------	------	------	------	------	------	------	--------	-------	------	--------	-------	-------	-------	-------	--------	-------	--------	-------	--------

PITCHER	IP	WLS	BF	H	R	ER	SO	BB	IBB	HBP	BLK	WP	HR	S	P	ERA	WHIP
<b>Chris Codioli, R</b> ERA: 7.82 (1, 1)	3.1		17	5	3	2	0	2	0	1	0	0	0	14	23	5.40	2.100
<b>Lary Sorensen, R</b> ERA: 5.12 (4, 1)	4.1		16	3	0	0	2	0	0	0	0	0	0	20	20	0.00	0.692
<b>Bill Caudill, R</b> ERA: 2.7 (8, 1)	2.1		9	1	0	0	3	0	1	0	0	0	0	14	18	0.00	0.429
<b>Keith Atherton, R</b> ERA: 3.31 (11, 1)	1.2	L	8	2	1	1	0	0	0	1	0	0	0	7	8	5.40	1.200

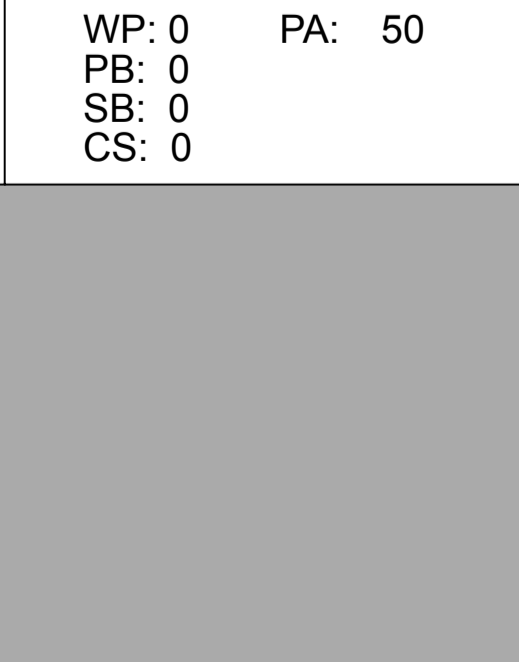
**BOTTOM**

**Oakland Athletics @ Texas Rangers**  
Arlington Stadium, Arlington, TX

Sat Jun 09 1984, 8:05 PM EDT  
Att: 17,856 - Unknown

[livebaseballscorecards.com](http://livebaseballscorecards.com)

AB	43
R	4
H	11
RBI	3
BB	3
SO	5
LOB	14



Batter	1	2	3	4	5	6	7	8	9	AB R H RBI BB SO LOB	TOP											
Rickey Henderson, R OBP: 0.385, SLG: 0.419 (1, 7)	0-3 K		0-0 F9		0-0 PB 2B		0-0 FC6-4 CS			4 0 1 0 0 1 1												
Dwayne Murphy, L OBP: 0.348, SLG: 0.459 (1, 8)	0-0 4-3		0-0 BB 1B		0-3 K		0-0 4-3			4 0 1 0 0 1 2												
Joe Morgan, L OBP: 0.399, SLG: 0.387 (1, 4)	0-0 F4		4-0 BB		0-0 1B			0-0 F9		3 0 1 0 1 0 0												
Carney Lansford, R OBP: 0.346, SLG: 0.407 (1, 5)		0-0 CS 1B	0-3 K		0-0 F4			0-0 F8		4 0 1 0 0 1 4												
Jeff Burroughs, R OBP: 0.413, SLG: 0.343 (1, 10)		4-0 1B BB		0-3 K		0-0 F5		4-0 BB		2 0 0 0 2 1 0												
Davey Lopes, R OBP: 0.345, SLG: 0.375 (8, PR)		0-0 F5		0-0 G3		0-3 K		0-0 4-3		0 0 0 0 0 0 0												
Mike Davis, L OBP: 0.257, SLG: 0.335 (1, 9)		0-0 F5		0-0 G3		0-3 K		0-0 4-3		4 0 0 0 0 1 2												
Bruce Bochte, L OBP: 0.325, SLG: 0.339 (1, 3)		0-0 1B		4-0 BB		0-0 3-1			0-0 F9	3 0 1 0 1 0 0	AB 32											
Mike Heath, R OBP: 0.303, SLG: 0.379 (1, 2)		0-0 1-3		0-0 F8			0-0 1B 2B		0-0 5-3	4 1 1 0 0 0 3	R 1											
Tony Phillips, S OBP: 0.321, SLG: 0.331 (1, 6)			0-3 K		0-3 K		0-0 FC6-4 1B		0-0 1-3	4 0 1 1 0 2 0	H 7											
											RBI 1											
											BB 4											
											SO 7											
											LOB 12											
<b>Inning Stats</b>	R: 0 E: 0 K: 1 S: 5	H: 0 LOB: 0 BB: 0 P: 5	R: 0 E: 0 K: 0 S: 4	H: 2 LOB: 2 BB: 1 P: 8	R: 0 E: 0 K: 2 S: 8	H: 1 LOB: 2 BB: 1 P: 12	R: 0 E: 0 K: 1 S: 5	H: 0 LOB: 1 BB: 1 P: 9	R: 0 E: 0 K: 2 S: 9	H: 2 LOB: 2 BB: 0 P: 9	R: 0 E: 0 K: 1 S: 5	H: 0 LOB: 0 BB: 0 P: 5	R: 1 E: 0 K: 0 S: 4	H: 2 LOB: 0 BB: 0 P: 4	R: 0 E: 0 K: 0 S: 3	H: 0 LOB: 1 BB: 1 P: 7	R: 0 E: 0 K: 0 S: 3	H: 0 LOB: 0 BB: 0 P: 3	1B: 5 2B: 2 3B: 0 HR: 0	SF: 0 SAC: 0 DP: 0 HBP: 0	WP: 0 PB: 1 SB: 0 CS: 2	PA: 36
<b>PITCHER</b> Charlie Hough, R ERA: 4.27 (1, 1)	IP 9.0 WLS W BF 36 H 7 R 1 ER 1 SO 7 BB 4 IBB 0 HBP 0 BLK 0 WP 0 HR 0 S 46 P 62 ERA 1.00 WHIP 1.222											<b>PITCHER</b>	IP WLS BF H R ER SO BB IBB HBP BLK WP HR S P ERA WHIP									

Oakland Athletics @ Texas Rangers  
Arlington Stadium, Arlington, TX  
Sun Jun 10 1984, 8:05 PM EDT  
Att: 10,382 - Unknown

livebaseballscorecards.com



Batter	1	2	3	4	5	6	7	8	9
Bill Sample, R OBP: 0.324, SLG: 0.382 (1, 8)	4-0 BB 6-3		0-0 F8		4-0 BB G6-4-3		0-0 F7		
Wayne Tolleson, S OBP: 0.306, SLG: 0.286 (1, 4)	0-0 6-3 1-2		0-0 F9		0-0 G6-4-3 1-2f			0-0 F5	
Buddy Bell, R OBP: 0.364, SLG: 0.398 (1, 5)	4-0 BB G6-4-3		4-0 BB 1-2		0-0 F4			0-0 5-3	
Larry Parrish, R OBP: 0.336, SLG: 0.467 (1, 9)	0-0 G6-4-3 1-2f		0-0 F3		0-0 HR			0-0 HR	
Pete O'Brien, L OBP: 0.352, SLG: 0.444 (1, 3)		4-0 WP BB		0-0 F7		0-0 HR		4-0 BB	
Gary Ward, R OBP: 0.278, SLG: 0.275 (1, 7)		0-3 K		4-0 BB		0-0 F8		0-0 F8	
Dave Hostetter, R OBP: 0.375, SLG: 0.500 (1, 10)		4-0 BB G5-4-3		0-0 F9		0-3 K			
Ned Yost, R OBP: 0.182, SLG: 0.228 (1, 2)		0-0 G5-4-3 1-2f		0-3 K			0-0 CS 1B		
Jim Anderson, R OBP: 0.143, SLG: 0.100 (1, 6)			0-0 BB 1B		0-0 5-3		0-0 F8 1-2		

Inning Stats	R: 0	H: 0	E: 0	K: 0	S: 2	R: 0	H: 0	E: 0	K: 1	S: 4	R: 0	H: 1	E: 0	K: 0	S: 4	R: 0	H: 0	E: 0	K: 0	S: 5	R: 2	H: 2	E: 0	K: 1	S: 7	R: 0	H: 1	E: 0	K: 0	S: 3	R: 1	H: 1	E: 0	K: 0	S: 4
	LOB: 1	BB: 2	P: 10	LOB: 1	BB: 2	P: 12	LOB: 2	BB: 1	P: 8	LOB: 1	BB: 1	P: 9	LOB: 0	BB: 1	P: 6	LOB: 0	BB: 0	P: 7	LOB: 0	BB: 0	P: 3	LOB: 1	BB: 1	P: 8	LOB: 0	BB: 0	P: 8	LOB: 0	BB: 0	P: 8	SF: 0	SAC: 0	DP: 3	HBP: 0	

PITCHER	IP	WLS	BF	H	R	ER	SO	BB	IBB	HBP	BLK	WP	HR	S	P	ERA	WHIP
Bill Krueger, L ERA: 3.72 (1, 1)	6.0	L	26	4	2	2	3	7	0	0	0	1	2	25	53	3.00	1.833
Jeff Jones, R ERA: 1.72 (7, 1)	2.0		7	1	1	1	0	1	0	0	0	0	1	6	10	4.50	1.000

**BOTTOM**

**Oakland Athletics @ Texas Rangers**  
Arlington Stadium, Arlington, TX

Sun Jun 10 1984, 8:05 PM EDT  
Att. 10,382 - Unknown

AB	R	H	RBI	BB	SO	LOB
2	0	0	0	2	0	1
4	0	0	0	0	0	3
2	0	0	0	2	0	0
4	2	2	2	0	0	4
2	1	1	1	2	0	0
3	0	0	0	1	1	2
2	0	0	0	1	1	1
3	0	1	0	0	1	3
3	0	1	0	0	0	1

AB	25
R	3
H	5
RBI	3
BB	8
SO	3
LOB	15

livebaseballscorecards.com

WP	PA
1	33



Batter	1	2	3	4	5	6	7	8	9	AB R H RBI BB SO LOB	TOP	
Rickey Henderson, R OBP: 0.382, SLG: 0.411 (1, 7) BB	4-0 HR BB	0-0 6-3		0-0 6-3 1-2 2-3			0-0 F3		0-0 F9	4 1 0 0 1 0 2		
Joe Morgan, L OBP: 0.401, SLG: 0.396 (1, 4) X	0-0 F7		0-0 SH1-3 1B 2B	0-0 F8			0-0 F8 1B			4 1 2 0 0 0 3		
Davey Lopes, R OBP: 0.345, SLG: 0.395 (1, 8) X	0-0 HR 1-H		0-0 SH1-3 2-3		0-0 5-3		0-0 F8			3 1 1 2 0 0 1		
Carney Lansford, R OBP: 0.352, SLG: 0.413 (1, 5) X	0-0 1B 1B		0-0 1B 3-H	0-0 1B CS	0-0 5-3		0-0 5-3 1-2			4 0 3 1 0 0 1		
Jeff Burroughs, R OBP: 0.388, SLG: 0.316 (1, 10) Garry Hancock, L OBP: 0.242, SLG: 0.242 (8, PH) SS	0-3 K		0-3 K	0-3 K 1-2	0-3 K			0-0 4-3		3 0 0 0 0 3 3 1 0 0 0 0 0 0		
Bill Almon, R OBP: 0.211, SLG: 0.204 (1, 3) Bruce Bochte, L OBP: 0.323, SLG: 0.337 (8, 3) X	0-0 1B 1-2		0-3 K			0-0 F5		0-0 4-3		3 0 1 0 0 1 1 1 0 0 0 0 0 0		
Mike Davis, L OBP: 0.251, SLG: 0.327 (1, 9) SS	0-3 K			0-0 1-3		0-0 F7		0-3 K		4 0 0 0 0 2 2		
Jim Essian, R OBP: 0.306, SLG: 0.293 (1, 2) Mike Heath, R OBP: 0.301, SLG: 0.377 (9, PH) X		0-0 F4		0-0 6-3 2B		4-0 BB		0-0 5-3		2 0 1 0 1 0 0 1 0 0 0 0 0 0		
Tony Phillips, S OBP: 0.319, SLG: 0.323 (1, 6) X		0-0 F7		4-0 BB 6-3		0-0 5-3		0-0 5-3		3 0 0 0 1 0 1		
Inning Stats	R: 2 H: 3 E: 0 LOB: 2 K: 2 BB: 1 S: 10 P: 14	R: 0 H: 0 E: 0 LOB: 0 K: 0 BB: 0 S: 3 P: 3	R: 1 H: 2 E: 0 LOB: 1 K: 2 BB: 0 S: 9 P: 9	R: 0 H: 1 E: 0 LOB: 2 K: 0 BB: 1 S: 4 P: 8	R: 0 H: 1 E: 0 LOB: 1 K: 1 BB: 0 S: 5 P: 5	R: 0 H: 0 E: 0 LOB: 1 K: 0 BB: 1 S: 3 P: 7	R: 0 H: 1 E: 0 LOB: 1 K: 0 BB: 0 S: 4 P: 4	R: 0 H: 0 E: 0 LOB: 0 K: 1 BB: 0 S: 5 P: 5	R: 0 H: 0 E: 0 LOB: 0 K: 0 BB: 0 S: 3 P: 3	1B: 5 SF: 0 2B: 3 SAC: 1 3B: 0 DP: 1 HR: 1 HBP: 0	WP: 0 PA: 37 PB: 0 SB: 1 CS: 1	
PITCHER Mike Mason, L ERA: 2.96 (1, 1) Dave Tobik, R ERA: 2.34 (7, 1)	IP WLS BF H R ER SO BB IBB HBP BLK WP HR S P ERA WHIP											PITCHER IP WLS BF H R ER SO BB IBB HBP BLK WP HR S P ERA WHIP

Oakland Athletics @ Texas Rangers  
Arlington Stadium, Arlington, TX  
Mon Jun 11 1984, 8:05 PM EDT  
Att. 18,171 - Unknown

livebaseballscorecards.com

AB	33
R	3
H	8
RBI	3
BB	3
SO	6
LOB	14





Batter	1	2	3	4	5	6	7	8	9	AB	R	H	RBI	BB	SO	LOB	BOTTOM
<b>Bill Sample, R</b> OBP: 0.321, SLG: 0.382 (1, 8) SS	0-3 K		0-0 4-3		0-0 F5		0-0 SH2-4 1B 2B	0-0 F4		5	1	1	0	0	1	3	<b>Oakland Athletics @ Texas Rangers</b> <b>Arlington Stadium, Arlington, TX</b> <b>Mon Jun 11 1984, 8:05 PM EDT</b> <b>Att. 18,171 - Unknown</b>  <a href="http://livebaseballscorecards.com">livebaseballscorecards.com</a>
<b>Mickey Rivers, L</b> OBP: 0.328, SLG: 0.333 (1, 10) X	0-0 F9		0-0 F6		0-0 FC4-6		0-0 SH2-4 2-3			3	0	0	0	0	0	2	
<b>Buddy Bell, R</b> OBP: 0.362, SLG: 0.395 (1, 5) X	0-0 2B 1B		0-0 F8		0-0 6-3		0-0 5-3			4	1	1	0	0	0	3	
<b>Larry Parrish, R</b> OBP: 0.343, SLG: 0.474 (1, 9) X	0-0 2B			0-3 K		4-0 HR BB	0-0 WP 1B 1B			3	2	2	2	1	1	0	
<b>Pete O'Brien, L</b> OBP: 0.360, SLG: 0.471 (1, 3) X	0-0 3-1			0-0 2B		0-0 HR	0-0 1B WP 1B			4	1	3	2	0	0	1	
<b>Gary Ward, R</b> OBP: 0.281, SLG: 0.280 (1, 7) X		0-0 5-3		0-0 F7		0-0 G1-6-3 1B	0-0 1B WP 1B			4	0	2	1	0	0	1	
<b>Donnie Scott, S</b> OBP: 0.333, SLG: 0.419 (1, 2) SS		0-3 K		0-0 5-3		0-0 G1-6-3 1B	0-0 F8			4	0	0	0	0	1	4	
<b>Wayne Tolleson, S</b> OBP: 0.310, SLG: 0.282 (1, 4) SS		0-3 K			4-0 1B S BB	4-0 S BB	0-0 F7			2	1	0	0	2	1	0	
<b>Curtis Wilkerson, S</b> OBP: 0.294, SLG: 0.302 (1, 6) X			0-0 4-3 S 1B		0-0 FC4-6 1B	0-0 4-3 1-2	0-0 CS 1B			4	0	3	1	0	0	1	

<b>Inning Stats</b>	R: 1 E: 0 K: 1 S: 7	H: 2 LOB: 1 BB: 0 P: 7	R: 0 E: 0 K: 2 S: 7	H: 0 LOB: 0 BB: 0 P: 7	R: 0 E: 0 K: 0 S: 4	H: 1 LOB: 1 BB: 0 P: 4	R: 0 E: 0 K: 1 S: 6	H: 1 LOB: 1 BB: 0 P: 6	R: 1 E: 0 K: 0 S: 4	H: 2 LOB: 1 BB: 2 P: 8	R: 2 E: 0 K: 0 S: 4	H: 2 LOB: 1 BB: 2 P: 12	R: 2 E: 0 K: 0 S: 7	H: 4 LOB: 2 BB: 0 P: 7	R: 0 E: 0 K: 0 S: 3	H: 1 LOB: 0 BB: 0 P: 3	1B: 8 2B: 3 3B: 0 HR: 1	SF: 0 SAC: 1 DP: 1 HBP: 0	WP: 1 PB: 0 SB: 3 CS: 1	PA: 37 ERA WHIP
<b>PITCHER</b>	IP WLS BF H R ER SO BB IBB HBP BLK WP HR S P ERA WHIP																ERA WHIP			
<b>Steve McCatty, R</b> ERA: 4.26 (1, 1)	5.0 L 23 6 4 4 4 2 0 0 0 0 0 1 29 37 7.20 1.600																			
<b>Lary Sorensen, R</b> ERA: 5.24 (6, 1)	1.2 9 4 2 2 0 1 0 0 0 0 0 0 8 12 10.80 3.000																			
<b>Jeff Jones, R</b> ERA: 1.69 (7, 1)	0.1 2 1 0 0 0 0 0 0 0 0 0 0 2 2 0.00 3.000																			
<b>Mike Warren, R</b> ERA: 4.93 (8, 1)	1.0 3 1 0 0 0 0 0 0 0 0 0 0 3 3 0.00 1.000																			



Batter	1	2	3	4	5	6	7	8	9	AB R H RBI BB SO LOB	TOP
Kirby Puckett, R OBP: 0.352, SLG: 0.353 (1, 8) X	0-0 F8 ①		0-0 FC5-4 1B ①		0-0 G4-6-3 1-2f ②③			0-0 FC6-4 G6-4-3 1-2f ①		4 0 1 0 0 0 3	
Tim Teufel, R OBP: 0.362, SLG: 0.412 (1, 4) X	0-0 F4 ②		0-0 FC5-4 1-2f ③			0-0 F4 ①		0-0 G6-4-3 1-2f ②③		4 0 0 0 0 0 3	
Kent Hrbek, L OBP: 0.392, SLG: 0.461 (1, 3) X	0-0 F8 ③			0-0 G3 ①		0-0 HR ②			4-0 FC4-6 BB ①	3 1 1 1 1 0 0	
Dave Engle, R OBP: 0.364, SLG: 0.405 (1, 2) X		0-0 1-3 ①		0-0 F8 ②		0-0 1-3 ②			0-0 F9 ①	4 0 0 0 0 0 1	
Randy Bush, L OBP: 0.293, SLG: 0.427 (1, 10) X		0-0 F6 ②		0-0 F7 ③		0-0 F9 ③			0-0 FC4-6 1-2f ②	4 0 0 0 0 0 1	
Tom Brunansky, R OBP: 0.332, SLG: 0.411 (1, 9) X		0-3 K ③			0-0 HR ①		0-0 F3 ①		0-0 F7 ③	4 1 1 1 0 1 1	
Mickey Hatcher, R OBP: 0.336, SLG: 0.405 (1, 7) X			0-0 F9 ①		0-0 F9 ①		0-0 F7 ②			3 0 0 0 0 0 0	
Gary Gaetti, R OBP: 0.337, SLG: 0.373 (1, 5) X			0-0 1B 1B ①		0-0 1B 1B ①		0-3 K ③			3 0 2 0 0 1 0	
Ron Washington, R OBP: 0.302, SLG: 0.360 (1, 6) X			0-3 K ②		0-0 G4-6-3 1B ②			0-0 FC6-4 1B ①		3 0 2 0 0 1 1	
<b>Inning Stats</b>	R: 0 H: 0 E: 0 LOB: 0 K: 0 BB: 0 S: 3 P: 3	R: 0 H: 0 E: 0 LOB: 0 K: 1 BB: 0 S: 5 P: 5	R: 0 H: 2 E: 0 LOB: 2 K: 1 BB: 0 S: 7 P: 7	R: 0 H: 0 E: 0 LOB: 0 K: 0 BB: 0 S: 3 P: 3	R: 1 H: 3 E: 0 LOB: 1 K: 0 BB: 0 S: 5 P: 5	R: 1 H: 1 E: 0 LOB: 0 K: 0 BB: 0 S: 4 P: 4	R: 0 H: 0 E: 0 LOB: 0 K: 1 BB: 0 S: 5 P: 5	R: 0 H: 1 E: 0 LOB: 0 K: 0 BB: 0 S: 3 P: 3	R: 0 H: 0 E: 0 LOB: 1 K: 0 BB: 1 S: 3 P: 7	1B: 5 SF: 0 2B: 0 SAC: 0 3B: 0 DP: 2 HR: 2 HBP: 0	WP: 0 PA: 33 PB: 0 SB: 0 CS: 0
<b>PITCHER</b>	IP WLS BF H R ER SO BB IBB HBP BLK WP HR S P ERA WHIP										
Danny Darwin, R ERA: 3.83 (1, 1)	7.0 W 26 6 2 2 3 0 0 0 0 0 0 2 32 32 2.57 0.857										
Odell Jones, R ERA: 1.96 (8, 1)	2.0 7 1 0 0 0 1 0 0 0 0 0 0 6 10 0.00 1.000										

Minnesota Twins @ Texas Rangers  
Arlington Stadium, Arlington, TX  
Tue Jun 12 1984, 8:05 PM EDT  
Att. 12,115 - Unknown

livebaseballscorecards.com

AB 32  
R 2  
H 7  
RBI 2  
BB 1  
SO 3  
LOB 10



Batter	1	2	3	4	5	6	7	8	9	AB	R	H	RBI	BB	SO	LOB
Bill Sample, R OBP: 0.314, SLG: 0.373 (1, 8)	0-0 6-3	0-0 E5 4-3 2B		0-0 F9		0-0 5-3		0-3 K		5	1	0	0	0	1	3
Mickey Rivers, L OBP: 0.333, SLG: 0.338 (1, 10)	0-0 F9	0-0 4-3 1-2 2-3 3-H		0-0 S 1B			0-0 5-3 HR 1B			4	1	2	1	0	0	2
Buddy Bell, R OBP: 0.365, SLG: 0.402 (1, 5)	0-0 HBP 1B	0-0 2B		0-0 5-3			0-0 5-3			4	0	2	2	0	0	2
Jim Anderson, R OBP: 0.143, SLG: 0.100 (9, 5)		2-H 3-H		1-2			1-2			0	0	0	0	0	0	0
Larry Parrish, R OBP: 0.346, SLG: 0.486 (1, 9)	1-0 1-2 HBP	0-0 F7			0-0 6-3		0-0 2-H HR			3	1	1	2	0	0	1
Bob Jones, L OBP: 0.290, SLG: 0.362 (1, 3)	0-0 4-3		0-0 6-3		0-0 4-3		0-0 F9			4	0	0	0	0	0	2
Gary Ward, R OBP: 0.285, SLG: 0.284 (1, 7)		0-3 K	0-0 6-3 1B		0-0 1B		0-3 K			4	0	2	0	0	2	0
Donnie Scott, S OBP: 0.324, SLG: 0.400 (1, 2)		0-0 2B 1B 1B	0-0 6-3		0-0 F8			0-0 F9		4	1	1	0	0	0	2
Wayne Tolleson, S OBP: 0.313, SLG: 0.293 (1, 4)		0-0 1B 4-3 2B	0-0 4-3			0-0 CS 1B		0-0 F8		4	1	2	0	0	0	1
Curtis Wilkerson, S OBP: 0.299, SLG: 0.303 (1, 6)		0-0 4-3 2B 1B		0-0 4-3		0-0 4-3		4-0 BB BB BB		3	1	1	1	1	0	1

Inning Stats	R: 0	H: 1	E: 0	LOB: 2	K: 0	BB: 0	S: 4	P: 5	R: 4	H: 4	E: 1	LOB: 1	K: 1	BB: 0	S: 10	P: 10	R: 0	H: 1	E: 0	LOB: 1	K: 0	BB: 0	S: 4	P: 4	R: 0	H: 1	E: 0	LOB: 1	K: 0	BB: 0	S: 4	P: 4	R: 0	H: 1	E: 0	LOB: 0	K: 0	BB: 0	S: 3	P: 3	R: 2	H: 2	E: 0	LOB: 0	K: 1	BB: 0	S: 7	P: 7	R: 0	H: 0	E: 0	LOB: 1	K: 1	BB: 1	S: 5	P: 9	1B: 8	SF: 0	2B: 2	SAC: 0	3B: 0	DP: 0	HR: 1	HBP: 1	WP: 0	PA: 37
--------------	------	------	------	--------	------	-------	------	------	------	------	------	--------	------	-------	-------	-------	------	------	------	--------	------	-------	------	------	------	------	------	--------	------	-------	------	------	------	------	------	--------	------	-------	------	------	------	------	------	--------	------	-------	------	------	------	------	------	--------	------	-------	------	------	-------	-------	-------	--------	-------	-------	-------	--------	-------	--------

PITCHER	IP	WLS	BF	H	R	ER	SO	BB	IBB	HBP	BLK	WP	HR	S	P	ERA	WHIP
Mike Smithson, R ERA: 3.54 (1, 1)	7.0	L	33	11	6	3	2	0	0	1	0	0	1	36	37	3.86	1.571
Len Whitehouse, L ERA: 2.89 (8, 1)	1.0		4	0	0	0	1	1	0	0	0	0	0	5	9	0.00	1.000

**BOTTOM**

**Minnesota Twins @ Texas Rangers**  
Arlington Stadium, Arlington, TX  
Tue Jun 12 1984, 8:05 PM EDT  
Att. 12,115 - Unknown

[livebaseballscorecards.com](http://livebaseballscorecards.com)

<b>AB</b>	<b>35</b>
<b>R</b>	<b>6</b>
<b>H</b>	<b>11</b>
<b>RBI</b>	<b>6</b>
<b>BB</b>	<b>1</b>
<b>SO</b>	<b>3</b>
<b>LOB</b>	<b>14</b>



Batter	1	2	3	4	5	6	7	8	9	AB R H RBI BB SO LOB	TOP																				
Kirby Puckett, R OBP: 0.349, SLG: 0.350 (1, 8) X	0-0 6-3 1B		0-0 4-3			0-0 6-3			0-0 1B 1B	4 0 1 0 0 0 1																					
Tim Teufel, R OBP: 0.364, SLG: 0.414 (1, 4) X	0-0 G5-4-3 1B			0-0 F7		0-3 K			0-0 1-2 1B	4 0 2 0 0 1 0																					
Dave Engle, R OBP: 0.362, SLG: 0.398 (1, 2) X	0-0 G5-4-3 1-2f			4-0 G6-3 BB			0-0 F7		0-0 G6-4 1-2f	3 0 0 0 1 0 3																					
Kent Hrbek, L OBP: 0.385, SLG: 0.451 (1, 3)		0-3 K		0-0 G6-3 1-2f			0-0 3-1		0-0 F9	4 0 0 0 0 1 2																					
Tom Brunansky, R OBP: 0.328, SLG: 0.406 (1, 9)		0-0 F7			0-0 F7		0-0 F8			3 0 0 0 0 0 0																					
Mickey Hatcher, R OBP: 0.336, SLG: 0.401 (1, 10)		0-0 6-3			4-0 WP BB			0-0 6-3		2 0 0 0 1 0 0																					
Gary Gaetti, R OBP: 0.333, SLG: 0.368 (1, 5)			0-3 K		0-0 F4 1-2			0-3 K		3 0 0 0 0 2 1																					
Dave Meier, R OBP: 0.333, SLG: 0.308 (1, 7)			0-3 K		0-0 F3			0-0 WP 1B		3 0 1 0 0 1 1																					
Ron Washington, R OBP: 0.304, SLG: 0.377 (1, 6)			0-0 2B			0-0 6-3		0-0 5-3 1-2		3 0 1 0 0 0 1																					
<b>Inning Stats</b>	R: 0 E: 0 K: 0 S: 3	H: 1 LOB: 0 BB: 0 P: 3	R: 0 E: 0 K: 1 S: 5	H: 0 LOB: 0 BB: 0 P: 5	R: 0 E: 0 K: 2 S: 8	H: 1 LOB: 1 BB: 0 P: 8	R: 0 E: 0 K: 0 S: 2	H: 0 LOB: 0 BB: 1 P: 6	R: 0 E: 0 K: 0 S: 3	H: 0 LOB: 1 BB: 1 P: 7	R: 0 E: 0 K: 1 S: 5	H: 0 LOB: 0 BB: 0 P: 5	R: 0 E: 0 K: 0 S: 3	H: 0 LOB: 0 BB: 0 P: 3	R: 0 E: 0 K: 1 S: 6	H: 1 LOB: 1 BB: 0 P: 6	R: 0 E: 0 K: 0 S: 4	H: 2 LOB: 1 BB: 0 P: 4	1B: 4 2B: 1 3B: 0 HR: 0	SF: 0 SAC: 0 DP: 3 HBP: 0	WP: 2 PB: 0 SB: 0 CS: 0	PA: 31									
<b>PITCHER</b> Frank Tanana, L ERA: 2.9 (1, 1)	IP 9.0	WLS W	BF 31	H 5	R 0	ER 0	SO 5	BB 2	IBB 0	HBP 0	BLK 0	WP 2	HR 0	S 39	P 47	ERA 0.00	WHIP 0.778														
											<b>PITCHER</b>	IP	WLS	BF	H	R	ER	SO	BB	IBB	HBP	BLK	WP	HR	S	P	ERA	WHIP			

Minnesota Twins @ Texas Rangers  
Arlington Stadium, Arlington, TX  
Wed Jun 13 1984, 8:05 PM EDT  
Att. 9,464 - Unknown

livebaseballscorecards.com

AB 29  
R 0  
H 5  
RBI 0  
BB 2  
SO 5  
LOB 9




Batter	1	2	3	4	5	6	7	8	9	AB	R	H	RBI	BB	SO	LOB
<b>Bill Sample, R</b> OBP: 0.309, SLG: 0.366 (1, 8) X	0-0 F8 ①			X 0-0 6-3 ①		X 0-0 F8 ① X	0-0 4-3 ②			4	0	0	0	0	0	1
<b>Mickey Rivers, L</b> OBP: 0.338, SLG: 0.351 (1, 10) X	0-0 G5-4-3 1B			X 0-0 3-1 ②		X 0-0 2B ① X	0-0 F8 ③			4	1	2	0	0	0	0
<b>Buddy Bell, R</b> OBP: 0.363, SLG: 0.396 (1, 5) X	0-0 G5-4-3 1-2f			X 0-0 6-3 ③		X 4-0 2B ① X		X 0-0 5-3 ①		3	1	0	0	1	0	1
<b>Larry Parrish, R</b> OBP: 0.344, SLG: 0.486 (1, 9) X		X 0-0 F8 ①			X 0-0 1-3 ① X	0-0 BB ①		X 0-0 F8 ②		4	0	1	3	0	0	0
<b>Bob Jones, L</b> OBP: 0.303, SLG: 0.350 (1, 3) X		X 0-0 6-3 ②			B 4-0 S ①	B 4-0 BB ①		S 0-3 K ③		2	0	0	0	2	1	0
<b>Gary Ward, R</b> OBP: 0.282, SLG: 0.280 (1, 7) X		X 0-0 F9 ③			X 0-0 F6 ② S ①	0-3 K ②				3	0	0	0	0	1	3
<b>Donnie Scott, S</b> OBP: 0.350, SLG: 0.389 (1, 2) X			X 0-0 F8 ①		B 4-0 BB ①	B 4-0 BB ①				1	0	0	0	2	0	0
<b>Wayne Tolleson, S</b> OBP: 0.309, SLG: 0.288 (1, 4) X			X 0-0 4-3 ②		X 0-0 BB ③ X	0-0 1-2 2-3 BB ③				3	0	0	0	0	0	5
<b>Curtis Wilkerson, S</b> OBP: 0.299, SLG: 0.304 (1, 6) X			X 0-0 6-3 ③		X 0-0 2B ① X	0-0 2B ①		X 0-0 4-3 ①		3	1	1	0	0	0	0

<b>Inning Stats</b>	R: 0 E: 0 K: 0 S: 3	H: 1 LOB: 0 BB: 0 P: 3	R: 0 E: 0 K: 0 S: 3	H: 0 LOB: 0 BB: 0 P: 3	R: 0 E: 0 K: 0 S: 3	H: 0 LOB: 0 BB: 0 P: 3	R: 0 E: 0 K: 0 S: 3	H: 0 LOB: 2 BB: 2 P: 11	R: 3 E: 0 K: 1 S: 8	H: 3 LOB: 3 BB: 3 P: 20	R: 0 E: 0 K: 0 S: 3	H: 0 LOB: 0 BB: 0 P: 3	R: 0 E: 0 K: 1 S: 5	H: 0 LOB: 0 BB: 0 P: 5	1B: 2 2B: 2 3B: 0 HR: 0	SF: 0 SAC: 0 DP: 1 HBP: 0	WP: 0 PB: 0 SB: 1 CS: 0	PA: 32
<b>PITCHER</b> <b>Ken Schrom, R</b> ERA: 3.48 (1, 1)	IP: 8.0 WLS: L BF: 32 H: 4 R: 3 ER: 3 SO: 2 BB: 4 IBB: 1 HBP: 0 BLK: 0 WP: 0 HR: 0 S: 31 P: 51 ERA: 3.38 WHIP: 1.000								<b>PITCHER</b>									

**MINNESOTA TWINS @ TEXAS RANGERS**  
Arlington Stadium, Arlington, TX  
Wed Jun 13 1984, 8:05 PM EDT  
Att. 9,464 - Unknown

<b>AB</b>	<b>27</b>
<b>R</b>	<b>3</b>
<b>H</b>	<b>4</b>
<b>RBI</b>	<b>3</b>
<b>BB</b>	<b>5</b>
<b>SO</b>	<b>2</b>
<b>LOB</b>	<b>10</b>



WP: 0	PA: 32
PB: 0	
SB: 1	
CS: 0	

[livebaseballscorecards.com](http://livebaseballscorecards.com)

Batter	1	2	3	4	5	6	7	8	9	AB R H RBI BB SO LOB	TOP
Kirby Puckett, R (1, 8) OBP: 0.344, SLG: 0.344	0-0 4-3		0-0 F8		0-0 6-3		0-0 FC5-4 1B		0-0 FC6-4 S	5 0 1 0 0 0 1	
Tim Teufel, R (1, 4) OBP: 0.369, SLG: 0.424	0-0 2B		0-0 2B		0-3 K		0-0 FC5-4 1B		4-0 IBB	4 1 2 1 1 1 1	
Kent Hrbek, L (1, 3) OBP: 0.385, SLG: 0.455	0-0 F3		0-0 2B		0-0 F8		0-0 1B		0-0 F8	5 0 2 1 0 0 3	
Dave Engle, R (1, 2) OBP: 0.354, SLG: 0.388	0-0 6-3		0-0 F6		0-0 5-3		0-0 F3			4 0 0 0 0 0 4	
Randy Bush, L (1, 10) OBP: 0.285, SLG: 0.413		0-0 F9	0-0 F9		0-0 4-3			0-0 3-1		4 0 0 0 0 0 1	
Tom Brunansky, R (1, 9) OBP: 0.331, SLG: 0.421		0-0 1B		0-0 F4		0-0 HR		0-0 5-3		4 1 2 1 0 0 0	
Mickey Hatcher, R (1, 7) OBP: 0.335, SLG: 0.398 Dave Meier, R (8, 7) OBP: 0.333, SLG: 0.308		0-0 1B		0-0 F3		0-0 F9		0-0 F9		4 0 1 0 0 0 0 0 0 0 0 0 0 0	
Gary Gaetti, R (1, 5) OBP: 0.336, SLG: 0.368		0-0 5-3		0-0 1B		4-0 1B FC5-4 BB			0-0 F5	3 1 1 0 1 0 2	
Ron Washington, R (1, 6) OBP: 0.300, SLG: 0.368		0-3 K		0-0 F5		0-0 F3		0-0 FC6-4 1B		4 0 1 0 0 1 4	
<b>Inning Stats</b>	R: 0 E: 0 K: 0 S: 4 H: 1 LOB: 1 BB: 0 P: 4	R: 0 E: 0 K: 1 S: 7 H: 2 LOB: 2 BB: 0 P: 7	R: 1 E: 0 K: 0 S: 5 H: 2 LOB: 1 BB: 0 P: 5	R: 0 E: 0 K: 0 S: 4 H: 1 LOB: 1 BB: 0 P: 4	R: 0 E: 0 K: 1 S: 5 H: 0 LOB: 0 BB: 0 P: 5	R: 1 E: 0 K: 0 S: 4 H: 1 LOB: 0 BB: 0 P: 4	R: 1 E: 0 K: 0 S: 5 H: 2 LOB: 2 BB: 1 P: 9	R: 0 E: 0 K: 0 S: 3 H: 0 LOB: 0 BB: 0 P: 3	R: 0 E: 0 K: 0 S: 4 H: 1 LOB: 2 BB: 1 P: 8	1B: 6 2B: 3 3B: 0 HR: 1 SF: 0 SAC: 0 DP: 0 HBP: 0	WP: 0 PB: 0 SB: 1 CS: 0 PA: 39
<b>PITCHER</b> Dave Stewart, R (1, 1) ERA: 4.89	IP 9.0 WLS L BF 39 H 10 R 3 ER 3 SO 2 BB 1 IBB 1 HBP 0 BLK 0 WP 0 HR 1 S 41 P 49 ERA 3.00 WHIP 1.222	<b>PITCHER</b> IP WLS BF H R ER SO BB IBB HBP BLK WP HR S P ERA WHIP									

Minnesota Twins @ Texas Rangers  
Arlington Stadium, Arlington, TX  
Thu Jun 14 1984, 8:05 PM EDT  
Att: 11,760 - Unknown

livebaseballscorecards.com

AB 37  
R 3  
H 10  
RBI 3  
BB 2  
SO 2  
LOB 16





Batter	1	2	3	4	5	6	7	8	9	10	AB R H RBI BB SO LOB
Bill Sample, R (1, 8) OBP: 0.305, SLG: 0.374	0-0 1-3		0-3 K		0-0 1-H HR		0-0 5-3			0-0 F2	5 1 1 2 0 1 0
Gary Ward, R (1, 7) OBP: 0.279, SLG: 0.279	0-3 K		0-3 K		0-0 1-3			4-0 1B SF7 BB		0-0 6-3	4 1 0 0 1 2 0
Buddy Bell, R (1, 5) OBP: 0.363, SLG: 0.389	4-0 BB		0-3 K			4-0 1B BB		0-0 1-3 1B G4-6-3			2 0 1 0 2 1 0
Larry Parrish, R (1, 9) OBP: 0.337, SLG: 0.476	0-3 K			0-3 K		0-3 K		0-0 SF7			3 0 0 1 0 3 2
Pete O'Brien, L (1, 3) OBP: 0.362, SLG: 0.469		4-0 BB BB		0-0 F8		0-0 1-2 1B		0-0 3-H 1-2f G4-6-3			3 0 1 0 1 0 1
Dave Hostetter, R (1, 10) OBP: 0.355, SLG: 0.462 Mickey Rivers, L (9, PH) OBP: 0.333, SLG: 0.346		0-0 E5		0-3 K		0-0 F8			0-0 1-3		3 0 0 0 0 1 3 1 0 0 0 0 0 0
Donnie Scott, S (1, 2) OBP: 0.318, SLG: 0.350		0-3 K			0-3 K	0-0 1-3			0-0 F5		4 0 0 0 0 2 4
Wayne Tolleson, S (1, 4) OBP: 0.303, SLG: 0.283		0-3 K			0-0 6-3		0-0 5-3		0-3 K		4 0 0 0 0 2 2
Curtis Wilkerson, S (1, 6) OBP: 0.293, SLG: 0.297		0-3 K			0-0 HR 1B		0-0 6-3			0-3 K	4 1 1 0 0 2 2

Inning Stats	R: 0 E: 0 K: 2 S: 7	H: 0 LOB: 1 BB: 1 P: 11	R: 0 E: 1 K: 3 S: 10	H: 0 LOB: 2 BB: 1 P: 14	R: 0 E: 0 K: 3 S: 9	H: 0 LOB: 0 BB: 0 P: 9	R: 0 E: 0 K: 2 S: 7	H: 0 LOB: 0 BB: 0 P: 7	R: 2 E: 0 K: 1 S: 7	H: 2 LOB: 0 BB: 0 P: 7	R: 0 E: 0 K: 1 S: 6	H: 1 LOB: 2 BB: 1 P: 10	R: 0 E: 0 K: 0 S: 3	H: 0 LOB: 0 BB: 0 P: 3	R: 1 E: 0 K: 0 S: 3	H: 1 LOB: 0 BB: 1 P: 7	R: 0 E: 0 K: 1 S: 5	H: 0 LOB: 0 BB: 0 P: 5	R: 0 E: 0 K: 1 S: 5	H: 0 LOB: 0 BB: 0 P: 5	1B: 3 2B: 0 3B: 0 HR: 1	SF: 1 SAC: 0 DP: 1 HBP: 0	WP: 0 PB: 0 SB: 0 CS: 0	PA: 38
--------------	------------------------------	----------------------------------	-------------------------------	----------------------------------	------------------------------	---------------------------------	------------------------------	---------------------------------	------------------------------	---------------------------------	------------------------------	----------------------------------	------------------------------	---------------------------------	------------------------------	---------------------------------	------------------------------	---------------------------------	------------------------------	---------------------------------	----------------------------------	------------------------------------	----------------------------------	--------

PITCHER	IP	WLS	BF	H	R	ER	SO	BB	IBB	HBP	BLK	WP	HR	S	P	ERA	WHIP
Mark Langston, L (1, 1) ERA: 4.28	8.0		32	4	3	3	12	4	0	0	0	0	1	52	68	3.38	1.000
Ed Nunez, R (9, 1) ERA: 1.35	2.0	W	6	0	0	0	2	0	0	0	0	0	0	10	10	0.00	0.000

Texas Rangers @ Seattle Mariners  
The Kingdom, Seattle, WA  
Fri Jun 15 1984, 10:05 PM EDT  
Att: 8,335 - Unknown

livebaseballscorecards.com

AB	33
R	3
H	4
RBI	3
BB	4
SO	14
LOB	14





**BOTTOM**

**Texas Rangers @ Seattle Mariners**  
 The Kingdome, Seattle, WA  
 Fri Jun 15 1984, 10:05 PM EDT  
 Att. 8,335 - Unknown

[livebaseballscorecards.com](http://livebaseballscorecards.com)

<b>AB</b>	<b>35</b>
<b>R</b>	<b>4</b>
<b>H</b>	<b>11</b>
<b>RBI</b>	<b>4</b>
<b>BB</b>	<b>4</b>
<b>SO</b>	<b>2</b>
<b>LOB</b>	<b>9</b>



<b>WP:</b> 0	<b>PA:</b> 42
<b>PB:</b> 1	
<b>SB:</b> 0	
<b>CS:</b> 1	

AB	R	H	RBI	BB	SO	LOB
5	1	2	0	0	0	0

4	0	1	0	0	0	1
---	---	---	---	---	---	---

3	0	1	0	2	0	0
---	---	---	---	---	---	---

3	0	1	0	0	0	1
0	1	0	0	0	0	0
1	0	0	0	1	0	2

5	0	2	1	0	1	1
---	---	---	---	---	---	---

4	1	2	1	0	1	1
---	---	---	---	---	---	---

3	0	1	0	1	0	0
---	---	---	---	---	---	---

3	1	1	2	0	0	2
---	---	---	---	---	---	---

4	0	0	0	0	0	1
---	---	---	---	---	---	---

1B:	9	SF:	1
2B:	1	SAC:	1
3B:	0	DP:	1
HR:	1	HBP:	0

Batter	1	2	3	4	5	6	7	8	9	10
Jack Perconte, L (1, 4) OBP: 0.340, SLG: 0.332	F8		1B			6-3		4-3		BB SH5-4 1B
Larry Milbourne, S (1, 5) OBP: 0.363, SLG: 0.347	F7		F6			4-3		BB 1B		SH5-4
Alvin Davis, L (1, 3) OBP: 0.428, SLG: 0.600	4-3			G4-6-3 1B			5-3	BB 1-2 BB		1B BB IBB
Ken Phelps, L (1, 10) OBP: 0.397, SLG: 0.694 Darnell Coles, R (7, PR) OBP: 0.307, SLG: 0.245 Pat Putnam, L (8, PH) OBP: 0.256, SLG: 0.254		F9	G4-6-3 1-2f				PB 1B 1B	3-1		1B BB 1-2 2-3
Al Cowens, R (1, 9) OBP: 0.315, SLG: 0.425		CS 1B		5-3			K		F3	1-2 2-3 3-H 1B
Barry Bonnell, R (1, 7) OBP: 0.350, SLG: 0.434		F7			K2-3		BB 1B			2B SF8 1B
Dave Henderson, R (1, 8) OBP: 0.242, SLG: 0.245		CS 1-2	F8		5-3		BB 1-2 BB			1-3 2B
Bob Kearney, R (1, 2) OBP: 0.271, SLG: 0.401					4-3		F5			SF8
Spike Owen, S (1, 6) OBP: 0.345, SLG: 0.394			F9				F5		F8	F7

Inning Stats	R: 0	H: 0	E: 0	K: 0	S: 3	R: 0	H: 1	E: 0	K: 0	S: 3	R: 1	H: 2	E: 0	K: 0	S: 5	R: 0	H: 1	E: 0	K: 0	S: 3	R: 0	H: 0	E: 0	K: 1	S: 5	R: 0	H: 0	E: 0	K: 0	S: 3	R: 1	H: 2	E: 0	K: 1	S: 7	R: 0	H: 1	E: 0	K: 0	S: 4	R: 1	H: 2	E: 0	K: 0	S: 5	R: 1	H: 2	E: 0	K: 0	S: 3	1B: 9	SF: 1	2B: 1	SAC: 1	3B: 0	DP: 1	HR: 1	HBP: 0	WP: 0	PA: 42
--------------	------	------	------	------	------	------	------	------	------	------	------	------	------	------	------	------	------	------	------	------	------	------	------	------	------	------	------	------	------	------	------	------	------	------	------	------	------	------	------	------	------	------	------	------	------	------	------	------	------	------	-------	-------	-------	--------	-------	-------	-------	--------	-------	--------

PITCHER	IP	WLS	BF	H	R	ER	SO	BB	IBB	HBP	BLK	WP	HR	S	P	ERA	WHIP
Charlie Hough, R (1, 1) ERA: 4.01	8.0		31	7	2	1	2	2	0	0	0	0	1	33	41	1.12	1.125
Joey McLaughlin, R (9, 1) ERA: 4.61	1.1	L	10	4	2	2	0	1	1	0	0	0	0	8	16	13.50	3.750

Batter	1	2	3	4	5	6	7	8	9	AB R H RBI BB SO LOB	TOP	
Bill Sample, R OBP: 0.309, SLG: 0.373 (1, 8) X	0-0 F8		4-0 BB			0-0 SH1-3		0-0 1B HR 6-3 1B	0-0 F3	3 1 1 0 1 0 0		
Alan Bannister, R OBP: 0.349, SLG: 0.389 Curtis Wilkerson, S OBP: 0.292, SLG: 0.295 (1, 4) X (8, 6)	0-0 6-3		0-0 8-2			4-0 1B BB		0-0 6-3	0-0 F8	3 1 0 0 1 0 3 1 0 0 0 0 0 0		
Buddy Bell, R OBP: 0.361, SLG: 0.389 (1, 5) X	0-0 F3				0-0 F8	0-0 SF8		0-0 HR 1B		3 1 1 1 0 0 0		
Larry Parrish, R OBP: 0.340, SLG: 0.489 (1, 9) X		0-0 F5			0-0 F8	0-0 1B 1B		0-0 HR		4 1 2 3 0 0 0		
Pete O'Brien, L OBP: 0.365, SLG: 0.475 (1, 3) X		0-3 K			0-0 F8	0-0 1B 1B		0-0 WP 2B		4 0 2 1 0 1 0		
Gary Ward, R OBP: 0.287, SLG: 0.284 (1, 7) X		4-0 BB			0-0 G5-4-3 1B	0-0 1B		0-3 K		3 0 2 0 1 1 1		
Dave Hostetter, R OBP: 0.348, SLG: 0.436 (1, 10) X		0-3 K			0-0 G5-4-3 1B	0-0 1B		0-3 BB		3 0 0 0 1 1 2		
Donnie Scott, S OBP: 0.313, SLG: 0.364 (1, 2) X			0-0 SH1-3 8-2 2B		0-0 F2			0-0 F8		4 0 1 0 0 0 2		
Wayne Tolleson, S OBP: 0.304, SLG: 0.289 (1, 6) X (8, 4)			0-0 SH1-3		0-0 SH1-3 SF8 2B			0-0 F8	0-0 F8	3 1 1 0 0 0 0		
<b>Inning Stats</b>	R: 0 H: 0 E: 0 LOB: 0 K: 0 BB: 0 S: 3 P: 3	R: 0 H: 0 E: 0 LOB: 1 K: 2 BB: 1 S: 7 P: 11	R: 0 H: 1 E: 0 LOB: 1 K: 0 BB: 1 S: 3 P: 7	R: 0 H: 0 E: 0 LOB: 0 K: 0 BB: 0 S: 3 P: 3	R: 0 H: 1 E: 0 LOB: 0 K: 0 BB: 0 S: 3 P: 3	R: 2 H: 4 E: 0 LOB: 2 K: 0 BB: 1 S: 6 P: 10	R: 0 H: 0 E: 0 LOB: 0 K: 0 BB: 0 S: 3 P: 3	R: 3 H: 4 E: 0 LOB: 2 K: 1 BB: 1 S: 9 P: 13	R: 0 H: 0 E: 0 LOB: 0 K: 0 BB: 0 S: 3 P: 3	1B: 6 SF: 1 2B: 4 SAC: 2 3B: 0 DP: 2 HR: 1 HBP: 0	WP: 1 PA: 38 PB: 0 SB: 0 CS: 0	
<b>PITCHER</b> Ed Vande Berg, L ERA: 3.42 Bob Stoddard, R ERA: 4.31	IP WLS BF H R ER SO BB IBB HBP BLK WP HR S P ERA WHIP											
(1, 1)	7.1 L 31 9 5 5 2 3 0 0 0 0 0 1 32 44 6.14 1.636											
(8, 1)	1.2 7 1 0 0 1 1 0 0 0 0 1 0 8 12 0.00 1.200											

Texas Rangers @ Seattle Mariners  
The Kingdome, Seattle, WA  
Sat Jun 16 1984, 10:05 PM EDT  
Att. 14,583 - Unknown

livebaseballscores.com

AB	31
R	5
H	10
RBI	5
BB	4
SO	3
LOB	8



Batter	1	2	3	4	5	6	7	8	9	AB R H RBI BB SO LOB
Jack Perconte, L (1, 4) OBP: 0.338, SLG: 0.331	0-0 F8		0-0 4-3			0-0 G4-6-3 1B		0-0 4-3		4 0 1 0 0 0 0
Domingo Ramos, R (1, 5) OBP: 0.195, SLG: 0.200	0-0 1-3		0-0 6-3			0-0 G4-6-3 1-2f		0-0 6-3		4 0 0 0 0 0 1
Alvin Davis, L (1, 3) OBP: 0.425, SLG: 0.591	4-0 E S BB			0-0 F5		0-3 K		0-0 F8		3 0 0 0 1 1 0
Al Cowens, R (1, 9) OBP: 0.318, SLG: 0.436	0-0 6-3 1-3			0-0 F7 1B			0-0 4-3 3B	0-0 4-3		4 1 2 0 0 0 1
Barry Bonnell, R (1, 7) OBP: 0.343, SLG: 0.425		0-0 5-3		0-0 F7 1-2			0-0 4-3	0-3 K		4 0 0 1 0 1 1
Ken Phelps, L (1, 10) OBP: 0.395, SLG: 0.677		0-0 5-3 1B			0-0 F4		0-3 K 3-H			3 0 1 0 0 1 0
Bob Kearney, R (1, 2) OBP: 0.267, SLG: 0.395		0-0 5-3 1-2			0-0 F9			E5		3 0 0 0 0 0 1
Dave Henderson, R (1, 8) OBP: 0.244, SLG: 0.257		0-0 6-3						5-3		3 0 1 0 0 0 2
Spike Owen, S (1, 6) OBP: 0.340, SLG: 0.389			0-0 F5			0-0 F3		6-3		3 0 0 0 0 0 1

Inning Stats	R: 0	H: 0	E: 0	K: 0	S: 3	LOB: 1	BB: 1	P: 7	R: 0	H: 1	E: 0	K: 0	S: 4	LOB: 1	BB: 0	P: 4	R: 0	H: 0	E: 0	K: 0	S: 3	LOB: 0	BB: 0	P: 3	R: 0	H: 1	E: 0	K: 0	S: 3	LOB: 0	BB: 0	P: 3	R: 0	H: 1	E: 0	K: 1	S: 5	LOB: 0	BB: 0	P: 5	R: 1	H: 1	E: 1	K: 1	S: 7	LOB: 1	BB: 0	P: 7	R: 0	H: 0	E: 0	K: 0	S: 3	LOB: 0	BB: 0	P: 3	R: 0	H: 0	E: 0	K: 1	S: 5	LOB: 0	BB: 0	P: 5	1B: 3	2B: 1	3B: 1	HR: 0	SF: 0	SAC: 0	DP: 1	HBP: 0	WP: 0	PB: 0	SB: 1	CS: 0	PA: 32
PITCHER Mike Mason, L (1, 1) ERA: 2.73	IP	WLS	BF	H	R	ER	SO	BB	IBB	HBP	BLK	WP	HR	S	P	ERA	WHIP	IP	WLS	BF	H	R	ER	SO	BB	IBB	HBP	BLK	WP	HR	S	P	ERA	WHIP	IP	WLS	BF	H	R	ER	SO	BB	IBB	HBP	BLK	WP	HR	S	P	ERA	WHIP																										

**BOTTOM**

**Texas Rangers @ Seattle Mariners**  
 The Kingdome, Seattle, WA  
 Sat Jun 16 1984, 10:05 PM EDT  
 Att. 14,583 - Unknown

[livebaseballscorecards.com](http://livebaseballscorecards.com)

<b>AB</b>	<b>31</b>
<b>R</b>	<b>1</b>
<b>H</b>	<b>5</b>
<b>RBI</b>	<b>1</b>
<b>BB</b>	<b>1</b>
<b>SO</b>	<b>3</b>
<b>LOB</b>	<b>7</b>



Texas Rangers @ Seattle Mariners  
 The Kingdome, Seattle, WA  
 Sun Jun 17 1984, 6:33 AM EDT  
 Att. 8,714 - Unknown

livebaseballscorecards.com

AB	33
R	2
H	12
RBI	2
BB	4
SO	6
LOB	23



WP:	0	PA:	40
PB:	1		
SB:	1		
CS:	0		

AB R H RBI BB SO LOB

5	0	1	0	0	1	2
---	---	---	---	---	---	---

3	0	1	0	2	0	1
---	---	---	---	---	---	---

4	1	2	0	0	0	3
---	---	---	---	---	---	---

4	0	2	1	0	2	3
---	---	---	---	---	---	---

3	0	1	0	1	1	3
---	---	---	---	---	---	---

4	1	2	0	0	0	4
---	---	---	---	---	---	---

3	0	0	0	1	0	4
---	---	---	---	---	---	---

3	0	1	0	0	1	2
---	---	---	---	---	---	---

4	0	2	1	0	1	1
---	---	---	---	---	---	---

1B:	9	SF:	0
2B:	3	SAC:	1
3B:	0	DP:	3
HR:	0	HBP:	1

Batter	1	2	3	4	5	6	7	8	9		
Mickey Rivers, L (1, 10) OBP: 0.329, SLG: 0.340	0-0 F7	0-0 4-3		0-0 PO	0-3 K		0-0 G6-4-3 1B		0-0 F9		
Alan Bannister, R (1, 8) OBP: 0.375, SLG: 0.385	0-0 HBP 1B		0-0 1-3		4-0 G4-6-3 BB		0-0 G6-4-3 1-2f		4-0 FC6-4 BB		
Buddy Bell, R (1, 5) OBP: 0.366, SLG: 0.395	1-0 1-2 HBP		0-0 2B		0-0 G4-6-3 1-2f			0-0 2B FC1-2 1B	0-0 FC6-4 1-2f		
Larry Parrish, R (1, 9) OBP: 0.342, SLG: 0.494	0-3 K		0-0 2B			0-0 FC4-6 1B		0-3 K			
Pete O'Brien, L (1, 3) OBP: 0.367, SLG: 0.478	0-0 3-1		4-0 G4-6-3 IBB			0-3 K		0-0 FC1-2 2B			
Gary Ward, R (1, 7) OBP: 0.290, SLG: 0.288		0-0 SH1-3 PB 4-3 1B		0-0 G4-6-3 1-2f		0-0 FC4-6 1B		0-0 FC1-2 2-3 3-H			
Donnie Scott, S (1, 2) OBP: 0.308, SLG: 0.340		4-0 4-3 SH1-3 BB		0-0 F8		0-0 FC4-6 1-2f 2-3		0-0 F5			
Wayne Tolleson, S (1, 4) OBP: 0.304, SLG: 0.289		0-0 SH1-3 1-2 2-3		0-0 1B		0-3 K			0-0 F7		
Curtis Wilkerson, S (1, 6) OBP: 0.296, SLG: 0.300		0-0 4-3 2-3 3-H		0-0 PO 1B			0-3 K		0-0 E S 1B		
Inning Stats	R: 0 E: 0 K: 1 S: 6 H: 1 LOB: 2 BB: 0 P: 7	R: 1 E: 0 K: 0 S: 4 H: 1 LOB: 1 BB: 1 P: 8	R: 1 E: 0 K: 0 S: 4 H: 2 LOB: 1 BB: 1 P: 8	R: 0 E: 0 K: 0 S: 3 H: 2 LOB: 0 BB: 0 P: 3	R: 0 E: 0 K: 1 S: 4 H: 0 LOB: 0 BB: 1 P: 8	R: 0 E: 0 K: 2 S: 9 H: 2 LOB: 2 BB: 0 P: 9	R: 0 E: 0 K: 1 S: 5 H: 1 LOB: 0 BB: 0 P: 5	R: 0 E: 0 K: 1 S: 7 H: 2 LOB: 2 BB: 0 P: 7	R: 0 E: 0 K: 0 S: 4 H: 1 LOB: 2 BB: 1 P: 8	1B: 9 2B: 3 3B: 0 HR: 0 SF: 0 SAC: 1 DP: 3 HBP: 1	WP: 0 PA: 40 PB: 1 SB: 1 CS: 0
PITCHER	IP WLS BF H R ER SO BB IBB HBP BLK WP HR S P ERA WHIP					PITCHER	IP WLS BF H R ER SO BB IBB HBP BLK WP HR S P ERA WHIP				
Mike Moore, R (1, 1) ERA: 3.3	7.1 32 11 2 2 6 2 1 1 0 0 0 40 53 2.46 1.773					Mike Stanton, R (8, 1) ERA: 2.78	1.2 7 1 0 0 0 1 0 0 0 0 0 6 10 0.00 1.200				

Batter	1	2	3	4	5	6	7	8	9	AB R H RBI BB SO LOB
Jack Perconte, L (1, 4) OBP: 0.339, SLG: 0.332	0-0 CS 1B			0-0 F9	0-3 K		0-0 6-3		0-0 SH1-4 HR 1B	5 1 2 0 0 1 2
Larry Milbourne, S (1, 5) OBP: 0.368, SLG: 0.352	0-0 F8			0-0 1B	0-0 1B		0-3 K		0-0 SH1-4 1-2	4 0 2 1 0 1 1
Alvin Davis, L (1, 10) OBP: 0.429, SLG: 0.589	0-3 K 1-2			0-0 1B	0-3 K		0-0 E 1B		4-0 HR IBB	4 1 2 0 1 2 3
Al Cowens, R (1, 9) OBP: 0.316, SLG: 0.444		0-0 5-3		0-3 K		0-0 F8	0-0 E3		0-0 HR 1-H 2-H	5 1 1 3 0 1 3
Pat Putnam, L (1, 3) OBP: 0.255, SLG: 0.262		0-0 F7		0-0 F8		0-0 1B 2B	0-0 4-3			4 0 1 0 0 0 4
Al Chambers, L (1, 7) OBP: 0.400, SLG: 0.600 Phil Bradley, R (8, PR) OBP: 0.351, SLG: 0.289 (9, 7)		0-0 F9			0-0 1B 5-3 2B	0-0 F5		0-0 S 1B		4 1 2 0 0 0 1 0 0 0 0 0 0 0
Dave Henderson, R (1, 8) OBP: 0.252, SLG: 0.265			0-0 1-3		0-0 1B 5-3 1B	0-0 BB 1B		0-0 F5		4 1 2 0 0 0 1
Bob Kearney, R (1, 2) OBP: 0.266, SLG: 0.389			0-3 K		0-0 5-3 1-2 3-H	4-0 BB		0-0 F9		3 0 0 1 1 1 2
Spike Owen, S (1, 6) OBP: 0.339, SLG: 0.386			0-0 F3		0-0 1B 1B	0-0 4-3		0-0 F7		4 0 1 0 0 0 4

Inning Stats	R: 0 E: 0 K: 1 S: 5	H: 1 LOB: 0 BB: 0 P: 5	R: 0 E: 0 K: 0 S: 3	H: 0 LOB: 0 BB: 0 P: 3	R: 0 E: 0 K: 1 S: 5	H: 0 LOB: 0 BB: 0 P: 5	R: 0 E: 0 K: 1 S: 7	H: 2 LOB: 2 BB: 0 P: 7	R: 2 E: 0 K: 2 S: 11	H: 4 LOB: 2 BB: 0 P: 11	R: 0 E: 0 K: 0 S: 5	H: 2 LOB: 3 BB: 1 P: 9	R: 0 E: 1 K: 1 S: 7	H: 1 LOB: 2 BB: 0 P: 7	R: 0 E: 0 K: 0 S: 4	H: 1 LOB: 2 BB: 0 P: 4	R: 3 E: 0 K: 0 S: 3	H: 2 LOB: 0 BB: 1 P: 7	1B: 10 2B: 2 3B: 0 HR: 1	SF: 0 SAC: 1 DP: 0 HBP: 0
--------------	------------------------------	---------------------------------	------------------------------	---------------------------------	------------------------------	---------------------------------	------------------------------	---------------------------------	-------------------------------	----------------------------------	------------------------------	---------------------------------	------------------------------	---------------------------------	------------------------------	---------------------------------	------------------------------	---------------------------------	-----------------------------------	------------------------------------

PITCHER	IP	WLS	BF	H	R	ER	SO	BB	IBB	HBP	BLK	WP	HR	S	P	ERA	WHIP
Danny Darwin, R (1, 1) ERA: 3.8	5.2		25	9	2	2	5	0	0	0	0	0	0	35	35	3.18	1.588
Dave Tobik, R (6, 1) ERA: 2.19	2.1		11	2	0	0	1	1	0	0	0	0	0	12	16	0.00	1.286
Odell Jones, R (9, 1) ERA: 3.09	0.1	L	4	2	3	3	0	0	1	0	0	0	1	3	7	81.00	6.000

**BOTTOM**

**Texas Rangers @ Seattle Mariners**  
The Kingdome, Seattle, WA

Sun Jun 17 1984, 6:33 AM EDT  
Att. 8,714 - Unknown

AB 37  
R 5  
H 13  
RBI 5  
BB 2  
SO 6  
LOB 21



WP	HR	S	P	ERA	WHIP
0	0	0	0	0	0

Batter	1	2	3	4	5	6	7	8	9	AB R H RBI BB SO LOB	TOP																
Bill Sample, R OBP: 0.306, SLG: 0.367 (1, 8) X	0-0 F8 BB	4-0 G5-4-3 BB		0-0 F8		0-0 F8			0-0 F9	4 0 0 0 1 0 0																	
Gary Ward, R OBP: 0.296, SLG: 0.304 (1, 7) X	0-0 2B 1B	0-0 G5-4-3 1-2f		0-0 HR			4-0 BB BB		0-0 F8	4 2 2 1 1 0 1																	
Buddy Bell, R OBP: 0.366, SLG: 0.399 Bill Stein, R OBP: 0.231, SLG: 0.167 (1, 5) X (7, PH) (7, 5)	0-0 1B WP 1-3 2B	0-0 6-3		0-3 K			0-0 F9		0-0 E1	3 1 1 0 0 1 0 2 0 0 0 0 0 1																	
Larry Parrish, R OBP: 0.344, SLG: 0.496 (1, 9) X	0-0 WP 1B 2-3 3-H		0-0 WP SF8 2B		0-3 K		0-0 F6		0-0 E5	5 2 2 1 0 1 2																	
Pete O'Brien, L OBP: 0.368, SLG: 0.471 (1, 3) B B B B	4-0 1B BB 1-2 3-H		0-0 6-3		0-0 1-3		4-0 BB BB		0-0 F8	3 0 0 0 2 0 3																	
Alan Bannister, R OBP: 0.390, SLG: 0.400 Mary Foley, L OBP: 0.333, SLG: 0.484 (1, 10) X (5, PH)	0-0 1B 1-3 2-H		0-0 SF8		0-0 1B		0-0 1-3			1 1 1 2 0 0 0 2 0 1 0 0 0 2																	
Ned Yost, R OBP: 0.187, SLG: 0.231 (1, 2) X	0-0 FC5 BB 2-H 1B		0-0 1B		0-0 F7			0-3 K		4 0 2 1 0 1 1	AB 35 R 6 H 9 RBI 5 BB 5 SO 4 LOB 13																
Wayne Tolleson, S OBP: 0.303, SLG: 0.285 (1, 4) B B B B	4-0 1-2 BB		0-0 4-3			0-0 4-3		0-0 F7		3 0 0 0 1 0 1																	
Curtis Wilkerson, S OBP: 0.290, SLG: 0.293 (1, 6) X	0-0 FC5 2-3f			0-3 K		0-0 4-3		0-0 4-3		4 0 0 0 0 1 2																	
Inning Stats	R: 4 E: 0 K: 0 S: 7	H: 5 LOB: 2 BB: 2 P: 15	R: 0 E: 0 K: 0 S: 2	H: 0 LOB: 0 BB: 1 P: 6	R: 1 E: 0 K: 2 S: 5	H: 2 LOB: 1 BB: 0 P: 5	R: 1 E: 0 K: 2 S: 8	H: 1 LOB: 0 BB: 0 P: 8	R: 0 E: 0 K: 1 S: 6	H: 1 LOB: 1 BB: 0 P: 6	R: 0 E: 0 K: 0 S: 3	H: 0 LOB: 0 BB: 0 P: 3	R: 0 E: 0 K: 0 S: 3	H: 0 LOB: 2 BB: 2 P: 11	R: 0 E: 0 K: 1 S: 5	H: 0 LOB: 0 BB: 0 P: 5	R: 0 E: 2 K: 0 S: 5	H: 0 LOB: 2 BB: 0 P: 5	1B: 6 2B: 2 3B: 0 HR: 1	SF: 1 SAC: 0 DP: 1 HBP: 0	WP: 2 PB: 0 SB: 0 CS: 0	PA: 41					
PITCHER	IP	WLS	BF	H	R	ER	SO	BB	IBB	HBP	BLK	WP	HR	S	P	ERA	WHIP										
Tommy John, L ERA: 3.45 (1, 1)	2.2	L	16	7	5	5	0	3	0	0	0	2	0	13	25	16.88	3.750										
Curt Kaufman, R ERA: 3.16 (3, 1)	5.1		20	2	1	1	4	2	0	0	0	0	1	26	34	1.69	0.750										
Don Aase, R ERA: (9, 1)	1.0		5	0	0	0	0	0	0	0	0	0	0	5	5	0.00	0.000										

Texas Rangers @ California Angels  
Anaheim Stadium, Anaheim, CA  
Mon Jun 18 1984, 10:05 PM EDT  
Att. 21,817 - Unknown

livebaseballscorecards.com



Batter	1	2	3	4	5	6	7	8	9	AB	R	H	RBI	BB	SO	LOB
Gary Pettis, S (1, 8) OBP: 0.330, SLG: 0.318 Rob Wilfong, L (9, PH) OBP: 0.336, SLG: 0.422	0-0 F1			0-0 BLK BB 1B	0-0 6-3			0-0 1-3	0-0 1B	4	0	1	0	0	0	1
Juan Beniquez, R (1, 7) OBP: 0.386, SLG: 0.485	0-0 6-3			0-0 F8			0-0 5-3	4-0 1B BB	0-3 K	4	1	0	0	1	1	3
Mike Brown, R (1, 9) OBP: 0.342, SLG: 0.433	0-3 K			4-0 1-2 BB			0-3 K	0-0 1-3 1B		3	0	1	0	1	2	0
Doug DeCinces, R (1, 5) OBP: 0.315, SLG: 0.438		0-0 6-3		0-3 1-2 2-3 K			0-0 5-3	0-0 1-2 3-H 1B		4	0	1	1	0	1	2
Brian Downing, R (1, 10) OBP: 0.335, SLG: 0.381		0-0 F8		4-0 BB			0-0 F8	0-3 K		3	0	0	0	1	1	2
Ron Jackson, R (1, 3) OBP: 0.260, SLG: 0.227 Rod Carew, L (9, PH) OBP: 0.369, SLG: 0.370		0-3 K		0-0 F9			0-0 F8	0-3 K		3	0	0	0	0	1	3
Bobby Grich, R (1, 4) OBP: 0.357, SLG: 0.427			0-0 F4				0-0 FC6-4 1B	0-0 FC3-6 E 1B		4	1	2	0	0	0	0
Bob Boone, R (1, 2) OBP: 0.229, SLG: 0.267 Jerry Narron, L (9, PH) OBP: 0.300, SLG: 0.362			0-0 5-3				0-0 FC6-4 1-2f	0-0 E6 FC3-6		3	0	0	0	0	0	1
Dick Schofield, R (1, 6) OBP: 0.267, SLG: 0.306 Reggie Jackson, L (9, PH) OBP: 0.301, SLG: 0.433			0-0 6-3				0-0 1B	0-0 FC3-6 1B 1-2f 2-3		1	0	0	0	0	0	2

Inning Stats	R: 0	H: 0	E: 0	K: 1	S: 5	R: 0	H: 0	E: 0	K: 1	S: 5	R: 0	H: 0	E: 0	K: 0	S: 3	R: 0	H: 1	E: 0	K: 0	S: 6	R: 0	H: 0	E: 0	K: 1	S: 4	R: 0	H: 0	E: 0	K: 1	S: 5	R: 0	H: 1	E: 0	K: 0	S: 4	R: 1	H: 2	E: 0	K: 1	S: 7	R: 1	H: 2	E: 1	K: 2	S: 10	1B: 7	2B: 0	3B: 0	HR: 0	SF: 0	SAC: 0	DP: 0	HBP: 0	WP: 0	PB: 0	SB: 0	CS: 0	PA: 38
--------------	------	------	------	------	------	------	------	------	------	------	------	------	------	------	------	------	------	------	------	------	------	------	------	------	------	------	------	------	------	------	------	------	------	------	------	------	------	------	------	------	------	------	------	------	-------	-------	-------	-------	-------	-------	--------	-------	--------	-------	-------	-------	-------	--------

PITCHER	IP	WLS	BF	H	R	ER	SO	BB	IBB	HBP	BLK	WP	HR	S	P	ERA	WHIP
Frank Tanana, L (1, 1) ERA: 2.76	8.0	W	32	5	1	1	5	3	0	0	1	0	0	39	51	1.12	1.000
Dave Schmidt, R (9, 1) ERA: 3.3	1.0		6	2	1	0	2	0	0	0	0	0	0	10	10	0.00	2.000

**BOTTOM**

**Texas Rangers @ California Angels**  
**Anaheim Stadium, Anaheim, CA**  
 Mon Jun 18 1984, 10:05 PM EDT  
 Att. 21,817 - Unknown

livebaseballscorecards.com

<b>AB</b>	<b>35</b>
<b>R</b>	<b>2</b>
<b>H</b>	<b>7</b>
<b>RBI</b>	<b>2</b>
<b>BB</b>	<b>3</b>
<b>SO</b>	<b>7</b>
<b>LOB</b>	<b>15</b>



Batter	1	2	3	4	5	6	7	8	9	AB R H RBI BB SO LOB	TOP											
Mickey Rivers, L (1, 10) OBP: 0.318, SLG: 0.329	0-0 F9		0-0 F3		0-0 G3	0-0 F7		0-0 6-3		5 0 0 0 0 0 3												
Buddy Bell, R (1, 5) OBP: 0.371, SLG: 0.401	0-0 2B 3-1 1B		0-3 K		0-0 BB 1B		4-0 1B 1B BB	0-0 4-3		4 2 2 0 1 1 1												
Pete O'Brien, L (1, 3) OBP: 0.369, SLG: 0.474	0-0 3-1 1-3 2B		0-0 4-3		0-0 F8		0-0 S 1B 1B	0-0 F7		5 0 2 0 0 0 1												
Larry Parrish, R (1, 9) OBP: 0.352, SLG: 0.496	4-0 3-1 IBB			4-0 5-3 HR BB	4-0 1-2 BB		0-0 S 1B	0-0 F7		2 1 1 1 3 0 0												
Donnie Scott, S (1, 2) OBP: 0.298, SLG: 0.327	0-0 3-1			0-0 5-3	0-0 F7		0-0 F5	0-0 1B		5 0 1 1 0 0 7												
Gary Ward, R (1, 7) OBP: 0.298, SLG: 0.315	0-0 G3			0-0 2-H HR		0-0 F9	4-0 G5-4-3 IBB	0-0 4-3		4 1 1 2 1 0 3												
Bill Sample, R (1, 8) OBP: 0.306, SLG: 0.365		0-0 F9		0-0 6-3		0-0 1B 1B	0-0 G5-4-3			4 0 1 0 0 0 3												
Wayne Tolleson, S (1, 4) OBP: 0.307, SLG: 0.289		0-0 6-3		0-0 1B		0-0 F8		0-0 6-3 SH3-4 1B		4 0 2 0 0 0 1												
Curtis Wilkerson, S (1, 6) OBP: 0.291, SLG: 0.294		0-0 5-3		0-0 4-3		0-0 1B		0-0 SH3-4		3 0 1 0 0 0 1												
<b>Inning Stats</b>	R: 1 E: 0 K: 0 S: 5	H: 2 LOB: 2 BB: 1 P: 9	R: 0 E: 0 K: 0 S: 3	H: 0 LOB: 0 BB: 0 P: 3	R: 0 E: 0 K: 1 S: 5	H: 0 LOB: 0 BB: 0 P: 5	R: 2 E: 0 K: 0 S: 5	H: 2 LOB: 1 BB: 1 P: 9	R: 0 E: 0 K: 0 S: 4	H: 1 LOB: 2 BB: 1 P: 8	R: 0 E: 0 K: 0 S: 5	H: 2 LOB: 2 BB: 0 P: 5	R: 1 E: 0 K: 0 S: 4	H: 2 LOB: 2 BB: 2 P: 12	R: 0 E: 0 K: 0 S: 4	H: 1 LOB: 1 BB: 0 P: 4	R: 0 E: 0 K: 0 S: 4	H: 1 LOB: 1 BB: 0 P: 4	1B: 9 2B: 1 3B: 0 HR: 1	SF: 0 SAC: 1 DP: 1 HBP: 0	WP: 0 PB: 0 SB: 2 CS: 0	PA: 42
<b>PITCHER</b>	IP WLS BF H R ER SO BB IBB HBP BLK WP HR S P ERA WHIP																					
Ron Romanick, R (1, 1) ERA: 4.47	6.0 L 30 8 4 4 1 3 1 0 0 0 1 28 44 6.00 1.833																					
Luis Sanchez, R (7, 1) ERA: 1.63	3.0 12 3 0 0 0 0 0 1 0 0 0 0 11 15 0.00 1.000																					

Texas Rangers @ California Angels  
Anaheim Stadium, Anaheim, CA

Tue Jun 19 1984, 10:05 PM EDT  
Att. 24,625 - Unknown

livebaseballscorecards.com

AB 36  
R 4  
H 11  
RBI 4  
BB 5  
SO 1  
LOB 20





Batter	1	2	3	4	5	6	7	8	9	AB	R	H	RBI	BB	SO	LOB
Gary Pettis, S OBP: 0.325, SLG: 0.311 (1, 8)	0-3 K			0-0 4-3		0-0 E6		0-0 6-3		4	0	0	0	0	1	0
Rod Carew, L OBP: 0.373, SLG: 0.368 Rob Wilfong, L OBP: 0.333, SLG: 0.419 (1, 3) (8, 4)	4-0 G5-4-3 BB			0-0 F7		4-0 L1-3 BB		0-0 F9		1	0	0	0	2	0	0
Juan Beniquez, R OBP: 0.369, SLG: 0.493 Mike Brown, R OBP: 0.342, SLG: 0.433 (1, 9) (9, 9)	0-0 G5-4-3 1-2f			0-0 2B		0-0 L1-3 1-2		0-0 FC6-4 1B		4	0	2	0	0	0	3
Doug DeCinces, R OBP: 0.310, SLG: 0.430 (1, 5)		0-0 F5		0-3 K		0-0 F3		0-0 FC6-4 1-2f		4	0	0	0	0	1	3
Reggie Jackson, L OBP: 0.300, SLG: 0.443 (1, 10)		0-3 K			0-0 HR		0-0 G3		0-0 F8	4	1	1	1	0	1	0
Brian Downing, R OBP: 0.341, SLG: 0.398 (1, 7)		0-0 5-3			0-0 FC5-4 1B		0-0 HR		4-0 BB	3	1	2	1	1	0	0
Bobby Grich, R OBP: 0.346, SLG: 0.412 (1, 4) (8, 3)			0-0 5-3		0-0 F7		0-0 F9		0-0 F7	4	0	0	0	0	0	2
Bob Boone, R OBP: 0.225, SLG: 0.263 Jerry Narron, L OBP: 0.295, SLG: 0.356 (1, 2) (9, PH)			0-0 F7		0-0 FC5-4 1-2f		0-0 E5		0-0 F5	3	0	0	0	0	0	1
Dick Schofield, R OBP: 0.263, SLG: 0.301 (1, 6)			0-3 K		0-0 5-3		0-0 F4			1	0	0	0	0	1	2

Inning Stats	R: 0	H: 0	E: 0	LOB: 0	K: 1	BB: 1	S: 4	P: 8	R: 0	H: 0	E: 0	LOB: 0	K: 1	BB: 0	S: 5	P: 5	R: 0	H: 1	E: 0	LOB: 1	K: 1	BB: 0	S: 6	P: 6	R: 1	H: 2	E: 0	LOB: 1	K: 0	BB: 0	S: 5	P: 5	R: 0	H: 0	E: 1	LOB: 1	K: 0	BB: 1	S: 3	P: 7	R: 1	H: 1	E: 1	LOB: 1	K: 0	BB: 0	S: 5	P: 5	R: 0	H: 1	E: 0	LOB: 1	K: 0	BB: 0	S: 4	P: 4	R: 0	H: 0	E: 0	LOB: 1	K: 0	BB: 1	S: 3	P: 7	1B: 2	SF: 0	2B: 2	SAC: 0	3B: 0	DP: 2	HR: 2	HBP: 0	WP: 0	PA: 35
PITCHER	IP	WLS	BF	H	R	ER	SO	BB	IBB	HBP	BLK	WP	HR	S	P	ERA	WHIP																																																									
Dave Stewart, R ERA: 4.65 (1, 1)	8.1	W	33	5	2	2	4	3	0	0	0	0	0	38	50	2.16	0.960																																																									
Odell Jones, R ERA: 3.0 (9, 1)	0.2	S	2	0	0	0	0	0	0	0	0	0	0	2	2	0.00	0.000																																																									

BOTTOM

Texas Rangers @ California Angels  
Anaheim Stadium, Anaheim, CA  
Tue Jun 19 1984, 10:05 PM EDT  
Att. 24,625 - Unknown

livebaseballscorecards.com

AB	32
R	2
H	5
RBI	2
BB	3
SO	4
LOB	12



Batter	1	2	3	4	5	6	7	8	9	AB R H RBI BB SO LOB	TOP	
Bill Sample, R (1, 8) OBP: 0.305, SLG: 0.364	0-0 1B G6-4-3 1B		0-0 F7			0-0 G4-6-3 1-2f		0-0 SF7 3-H		3 1 1 1 0 0 1		
Buddy Bell, R (1, 5) OBP: 0.369, SLG: 0.398	0-0 1-3 G6-4-3 1B		0-0 F8			0-0 L5		0-0 F9		4 0 1 0 0 0 2		
Gary Ward, R (1, 7) OBP: 0.294, SLG: 0.310	0-0 G6-4-3 1-2f 3-H		0-0 6-3			0-0 6-3		0-0 L1		4 0 0 0 0 0 1		
Larry Parrish, R (1, 9) OBP: 0.354, SLG: 0.508	0-0 CS 1B		0-0 6-3			0-0 L4		0-0 HR		4 1 2 1 0 0 0		
Alan Bannister, R (1, 10) OBP: 0.370, SLG: 0.386	0-0 CS 1-2	0-0 G6-3 1B				0-0 5-3		0-0 6-3		4 0 1 0 0 0 0		
Pete O'Brien, L (1, 3) OBP: 0.367, SLG: 0.474		0-0 G6-3 1-2f				0-0 E4		0-0 SH SF7 2B		4 1 1 0 0 0 1		
Ned Yost, R (1, 2) OBP: 0.184, SLG: 0.228		0-0 F8				0-0 F9		0-0 SH 1-3 2-3		2 0 0 0 0 0 1		
Wayne Tolleson, S (1, 4) (8, 6) OBP: 0.303, SLG: 0.285			0-0 F5			0-0 4-3		0-0 1-3 1-2		3 0 0 0 0 0 3		
Jim Anderson, R (1, 6) OBP: 0.159, SLG: 0.098 Bill Stein, R (8, PH) OBP: 0.286, SLG: 0.167 (8, 4)			0-0 6-3			4-0 BB G4-6-3 BB		4-0 IBB		1 0 0 0 1 0 0 0 0 0 0 1 0 0		
<b>Inning Stats</b>	R: 1 E: 0 K: 0 S: 4 H: 3 LOB: 0 BB: 0 P: 4	R: 0 E: 0 K: 0 S: 3 H: 1 LOB: 0 BB: 0 P: 3	R: 0 E: 0 K: 0 S: 3 H: 0 LOB: 0 BB: 0 P: 3	R: 0 E: 0 K: 0 S: 3 H: 0 LOB: 0 BB: 0 P: 3	R: 0 E: 1 K: 0 S: 4 H: 0 LOB: 1 BB: 0 P: 4	R: 0 E: 0 K: 0 S: 2 H: 0 LOB: 0 BB: 1 P: 6	R: 0 E: 0 K: 0 S: 3 H: 0 LOB: 0 BB: 0 P: 3	R: 1 E: 1 K: 0 S: 5 H: 1 LOB: 2 BB: 1 P: 9	R: 1 E: 0 K: 0 S: 4 H: 1 LOB: 0 BB: 0 P: 4	1B: 4 2B: 1 3B: 0 HR: 1 SF: 1 SAC: 1 DP: 3 HBP: 0	WP: 0 PB: 0 SB: 0 CS: 1 PA: 34	
<b>PITCHER</b> Geoff Zahn, L (1, 1) ERA: 1.91	IP 9.0 WLS L BF 33 H 6 R 3 ER 2 SO 0 BB 1 IBB 1 HBP 0 BLK 0 WP 0 HR 1 S 31 P 39 ERA 2.00 WHIP 0.778											<b>PITCHER</b> IP WLS BF H R ER SO BB IBB HBP BLK WP HR S P ERA WHIP

Texas Rangers @ California Angels  
Anaheim Stadium, Anaheim, CA  
Wed Jun 20 1984, 10:05 PM EDT  
Att. 27,215 - Unknown

livebaseballscorecards.com

AB 29  
R 3  
H 6  
RBI 2  
BB 2  
SO 0  
LOB 9



Batter	1	2	3	4	5	6	7	8	9	AB R H RBI BB SO LOB
<b>Gary Pettis, S</b> OBP: 0.323, SLG: 0.310 (1, 8) X	0-0 BB S SF8 1B		0-3 K			0-3 K	0-0 G3			4 1 1 0 0 2 2
<b>Rob Wilfong, L</b> OBP: 0.331, SLG: 0.410 (1, 4) BBBB	4-0 SF8 BB 1-2 BB		0-0 6-3			0-0 F8		0-0 4-3		3 0 0 0 1 0 0
<b>Mike Brown, R</b> OBP: 0.338, SLG: 0.423 (1, 9) X	0-0 F8		0-0 F7			0-0 E 1B		0-3 K		4 1 1 0 0 1 2
<b>Reggie Jackson, L</b> OBP: 0.304, SLG: 0.447 (1, 10) BBBB	4-0 S 1-2 BB 2-3			0-3 K		0-0 E6 1-H 2B		0-0 F8		3 0 1 1 1 1 0
<b>Brian Downing, R</b> OBP: 0.336, SLG: 0.393 (1, 7) X	0-0 SF8			0-0 6-3		0-0 F9			0-0 G3	3 0 0 1 0 0 1
<b>Bobby Grich, R</b> OBP: 0.343, SLG: 0.415 (1, 3) SSS	0-3 K 1-2			0-0 F5			0-0 WP 2B		0-3 K	4 0 1 0 0 2 2
<b>Ron Jackson, R</b> OBP: 0.250, SLG: 0.217 (1, 5) X		0-0 5-3			0-0 5-3		0-3 K		0-0 6-3	3 0 0 0 0 1 1
<b>Doug DeCinces, R</b> OBP: 0.309, SLG: 0.429 (9, 5) X							2-3 FC3 IBB			1 0 0 0 0 0 0
<b>Jerry Narron, L</b> OBP: 0.297, SLG: 0.344 (1, 2) X			0-0 F9		0-0 F7					2 0 0 0 1 0 0
<b>Dick Schofield, R</b> OBP: 0.259, SLG: 0.296 (1, 6) X			0-0 F5		0-0 F6		0-0 FC3 1-2f			3 0 0 0 0 0 2

Inning Stats	R: 1	H: 1	E: 0	K: 1	S: 6	LOB: 2	BB: 2	P: 14	R: 0	H: 0	E: 0	K: 0	S: 3	LOB: 0	BB: 0	P: 3	R: 0	H: 0	E: 0	K: 1	S: 5	LOB: 0	BB: 0	P: 5	R: 0	H: 0	E: 0	K: 1	S: 5	LOB: 0	BB: 0	P: 3	R: 0	H: 2	E: 1	K: 1	S: 7	LOB: 1	BB: 0	P: 7	R: 0	H: 1	E: 0	K: 1	S: 6	LOB: 2	BB: 1	P: 10	R: 0	H: 0	E: 0	K: 1	S: 5	LOB: 0	BB: 0	P: 5	R: 0	H: 0	E: 0	K: 1	S: 5	LOB: 0	BB: 0	P: 5
<b>Charlie Hough, R</b> ERA: 3.85 (1, 1)	IP	WLS	BF	H	R	ER	SO	BB	IBB	HBP	BLK	WP	HR	S	P	ERA	WHIP	IP	WLS	BF	H	R	ER	SO	BB	IBB	HBP	BLK	WP	HR	S	P	ERA	WHIP	IP	WLS	BF	H	R	ER	SO	BB	IBB	HBP	BLK	WP	HR	S	P	ERA	WHIP													

**BOTTOM**

**Texas Rangers @ California Angels**  
Anaheim Stadium, Anaheim, CA  
Wed Jun 20 1984, 10:05 PM EDT  
Att. 27,215 - Unknown

livebaseballscorecards.com

<b>AB</b>	<b>30</b>
<b>R</b>	<b>2</b>
<b>H</b>	<b>4</b>
<b>RBI</b>	<b>2</b>
<b>BB</b>	<b>3</b>
<b>SO</b>	<b>7</b>
<b>LOB</b>	<b>10</b>



WP: 1	PA: 34
PB: 0	SB: 2
CS: 0	

Batter	1	2	3	4	5	6	7	8	9	AB R H RBI BB SO LOB	TOP	
Mickey Rivers, L (1, 10) OBP: 0.314, SLG: 0.331	0-0 1B 2B		0-0 6-3	0-0 4-3			0-0 F8		0-0 6-3	5 1 1 0 0 0 4		
Buddy Bell, R (1, 5) OBP: 0.363, SLG: 0.391	0-0 6-3		0-0 F9			0-0 6-3	0-0 F8			4 0 0 0 0 0 2		
Pete O'Brien, L (1, 3) OBP: 0.369, SLG: 0.472	0-0 2B 1B		4-0 BB			0-0 3-1		0-0 F8		3 0 1 1 1 0 0		
Larry Parrish, R (1, 9) OBP: 0.353, SLG: 0.508	0-0 1-H E 2B		0-0 F2			0-3 K	0-3 K			4 1 1 0 0 2 1		
Gary Ward, R (1, 7) OBP: 0.293, SLG: 0.309	0-0 E5 3-H			0-0 1B 1B		0-0 6-3		0-0 6-3		4 1 1 0 0 0 0		
Donnie Scott, S (1, 2) OBP: 0.295, SLG: 0.321	0-0 F9			0-0 1B 1-3 G4-6-3 1B		0-0 F8		0-0 F7		4 1 1 0 0 0 1		
Bill Sample, R (1, 8) OBP: 0.308, SLG: 0.367		0-0 CS 1B		0-0 1-3 3-H G4-6-3 1B		0-3 K		0-0 F8		4 0 2 1 0 1 0		
Wayne Tolleson, S (1, 4) OBP: 0.306, SLG: 0.289		0-0 F7		0-0 1-2f 3-H G4-6-3			0-0 CS 1B		0-0 S 1B	4 0 2 0 0 0 2		
Curtis Wilkerson, S (1, 6) OBP: 0.305, SLG: 0.311		0-0 1-2 1B		0-0 2B			0-0 1-2 1B		4-0 BB	3 0 3 0 1 0 0		
<b>Inning Stats</b>	R: 2 H: 3 E: 1 LOB: 1 K: 0 BB: 0 S: 6 P: 6	R: 0 H: 2 E: 0 LOB: 1 K: 0 BB: 0 S: 3 P: 3	R: 0 H: 0 E: 0 LOB: 1 K: 0 BB: 1 S: 3 P: 7	R: 2 H: 4 E: 0 LOB: 1 K: 0 BB: 0 S: 6 P: 6	R: 0 H: 0 E: 0 LOB: 0 K: 1 BB: 0 S: 5 P: 5	R: 0 H: 0 E: 0 LOB: 0 K: 1 BB: 0 S: 5 P: 5	R: 0 H: 2 E: 0 LOB: 1 K: 0 BB: 0 S: 4 P: 4	R: 0 H: 0 E: 0 LOB: 0 K: 1 BB: 0 S: 5 P: 5	R: 0 H: 1 E: 0 LOB: 2 K: 0 BB: 1 S: 4 P: 8	1B: 9 SF: 0 2B: 3 SAC: 0 3B: 0 DP: 1 HR: 0 HBP: 0	WP: 0 PA: 37 PB: 0 SB: 1 CS: 2	
<b>PITCHER</b>	IP WLS BF H R ER SO BB IBB HBP BLK WP HR S P ERA WHIP											
Steve McCatty, R (1, 1) ERA: 4.25	3.0 L 16 8 4 3 0 1 0 0 0 0 0 0 15 19 9.00 3.000											
Jeff Jones, R (4, 1) ERA: 2.1	6.0 21 4 0 0 3 1 0 0 0 0 0 0 26 30 0.00 0.833											

Texas Rangers @ Oakland Athletics  
Oakland-Alameda County Coliseum, Oakland, CA

Fri Jun 22 1984, 7:05 PM PDT  
Att: 12,502 - Unknown

livebaseballscorecards.com

AB	35
R	4
H	12
RBI	2
BB	2
SO	3
LOB	10



Batter	1	2	3	4	5	6	7	8	9	AB R H RBI BB SO LOB
Rickey Henderson, R (1, 7) OBP: 0.395, SLG: 0.437	0-0 4-3		0-0 5-3			0-0 E S 1B		0-0 6-3		4 0 1 0 0 0 1
Dwayne Murphy, L (1, 8) OBP: 0.341, SLG: 0.450	0-0 G3			0-3 K		0-3 K			0-0 1B 1B	4 0 1 0 0 2 1
Joe Morgan, L (1, 4) OBP: 0.386, SLG: 0.383	0-0 F7			0-0 6-3		0-3 K			0-0 1-3 1B	4 0 1 0 0 1 1
Dave Kingman, R (1, 10) OBP: 0.304, SLG: 0.558		0-0 F4		4-0 BB		0-3 K			0-3 K	3 0 0 0 1 2 2
Carney Lansford, R (1, 5) OBP: 0.342, SLG: 0.414		0-0 S 1B		0-0 F4		0-0 5-3			0-3 K	4 0 1 0 0 1 3
Davey Lopes, R (1, 9) OBP: 0.352, SLG: 0.413			0-3 K		0-0 6-3		0-0 F9		0-0 F7	4 0 0 0 0 1 3
Bruce Bochte, L (1, 3) OBP: 0.332, SLG: 0.338		0-0 F8 1-2			0-0 B1-3			0-0 F7		3 0 0 0 0 0 1
Jim Essian, R (1, 2) OBP: 0.293, SLG: 0.313			0-0 5-3		0-0 F7			0-0 4-3 1B		3 0 1 0 0 0 0
Tony Phillips, S (1, 6) OBP: 0.307, SLG: 0.303			0-0 F8			0-0 F9		0-0 4-3		3 0 0 0 0 0 1

Inning Stats	R: 0	H: 0	E: 0	K: 0	S: 3	H: 0	LOB: 0	BB: 0	P: 3	R: 0	H: 1	E: 0	K: 1	S: 6	H: 0	LOB: 1	BB: 0	P: 6	R: 0	H: 0	E: 0	K: 0	S: 3	H: 0	LOB: 0	BB: 0	P: 3	R: 0	H: 0	E: 0	K: 1	S: 5	H: 0	LOB: 1	BB: 1	P: 9	R: 0	H: 0	E: 0	K: 0	S: 3	H: 0	LOB: 0	BB: 0	P: 3	R: 0	H: 1	E: 0	K: 2	S: 8	H: 1	LOB: 1	BB: 0	P: 8	R: 0	H: 0	E: 0	K: 1	S: 5	H: 0	LOB: 0	BB: 0	P: 5	R: 0	H: 1	E: 0	K: 0	S: 4	H: 1	LOB: 1	BB: 0	P: 4	R: 0	H: 2	E: 0	K: 2	S: 9	H: 2	LOB: 2	BB: 0	P: 9	1B: 5	SF: 0	2B: 0	SAC: 0	3B: 0	DP: 0	HR: 0	HBP: 0	WP: 0	PA: 33
--------------	------	------	------	------	------	------	--------	-------	------	------	------	------	------	------	------	--------	-------	------	------	------	------	------	------	------	--------	-------	------	------	------	------	------	------	------	--------	-------	------	------	------	------	------	------	------	--------	-------	------	------	------	------	------	------	------	--------	-------	------	------	------	------	------	------	------	--------	-------	------	------	------	------	------	------	------	--------	-------	------	------	------	------	------	------	------	--------	-------	------	-------	-------	-------	--------	-------	-------	-------	--------	-------	--------

PITCHER	IP	WLS	BF	H	R	ER	SO	BB	IBB	HBP	BLK	WP	HR	S	P	ERA	WHIP
Mike Mason, L (1, 1) ERA: 2.48	8.0	W	30	5	0	0	5	1	0	0	0	0	0	39	43	0.00	0.750
Dave Tobik, R (9, 1) ERA: 2.13	1.0	S	3	0	0	0	2	0	0	0	0	0	0	7	7	0.00	0.000

**TEXAS RANGERS @ OAKLAND ATHLETICS**  
**Oakland-Alameda County Coliseum, Oakland, CA**  
 Fri Jun 22 1984, 7:05 PM PDT  
 Att. 12,502 - Unknown

[livebaseballscores.com](http://livebaseballscores.com)

AB	32
R	0
H	5
RBI	0
BB	1
SO	7
LOB	13



Batter	1	2	3	4	5	6	7	8	9	AB R H RBI BB SO LOB	TOP											
Bill Sample, R (1, 8) OBP: 0.303, SLG: 0.361	0-0 F9			0-0 6-3		0-0 F9			0-0 4-3	4 0 0 0 0 0 1												
Buddy Bell, R (1, 5) OBP: 0.357, SLG: 0.385	0-0 F9			0-0 F3		0-0 F9			0-0 E6	4 0 0 0 0 0 1												
Pete O'Brien, L (1, 3) OBP: 0.363, SLG: 0.464	0-3 K			0-0 F8			0-0 1-3		0-0 F8	4 0 0 0 0 1 1												
Larry Parrish, R (1, 9) OBP: 0.349, SLG: 0.502		0-0 5-3			0-0 F4		0-3 K			3 0 0 0 0 1 0												
Gary Ward, R (1, 7) OBP: 0.290, SLG: 0.306		0-0 F9			0-3 K		0-0 F7			3 0 0 0 0 1 0												
Alan Bannister, R (1, 10) OBP: 0.368, SLG: 0.447		0-0 F7			0-0 HR			0-0 F5		3 1 1 1 0 0 0												
Ned Yost, R (1, 2) OBP: 0.189, SLG: 0.226			4-0 BB		0-0 F9			0-0 F3		1 0 0 0 1 0 0												
Dave Hostetter, R (8, PH) OBP: 0.343, SLG: 0.429				CS BB						1 0 0 0 0 0 0												
Donnie Scott, S (8, 2) OBP: 0.295, SLG: 0.321										0 0 0 0 0 0 0												
Wayne Tolleson, S (1, 4) OBP: 0.306, SLG: 0.286			0-3 K	1-2		4-0 FC4-6 BB		0-0 5-3		2 0 0 0 1 1 1												
Curtis Wilkerson, S (1, 6) OBP: 0.300, SLG: 0.306			0-3 K			0-0 FC4-6			0-0 6-3	3 0 0 0 0 1 1												
<b>Inning Stats</b>	R: 0 E: 0 K: 1 S: 5	H: 0 LOB: 0 BB: 0 P: 5	R: 0 E: 0 K: 0 S: 3	H: 0 LOB: 0 BB: 0 P: 3	R: 0 E: 0 K: 2 S: 6	H: 0 LOB: 1 BB: 1 P: 10	R: 0 E: 0 K: 0 S: 3	H: 0 LOB: 0 BB: 0 P: 3	R: 1 E: 0 K: 1 S: 6	H: 1 LOB: 0 BB: 0 P: 6	R: 0 E: 0 K: 0 S: 3	H: 0 LOB: 1 BB: 1 P: 7	R: 0 E: 0 K: 1 S: 5	H: 0 LOB: 0 BB: 0 P: 5	R: 0 E: 0 K: 0 S: 3	H: 0 LOB: 0 BB: 0 P: 3	R: 0 E: 1 K: 0 S: 4	H: 0 LOB: 1 BB: 0 P: 4	1B: 0 2B: 0 3B: 0 HR: 1	SF: 0 SAC: 0 DP: 0 HBP: 0	WP: 0 PB: 0 SB: 0 CS: 1	PA: 30
<b>PITCHER</b>	IP WLS BF H R ER SO BB IBB HBP BLK WP HR S P ERA WHIP																					
Tim Conroy, L (1, 1) ERA: 5.65	8.0 W 26 1 1 1 5 2 0 0 0 0 0 1 34 42 1.12 0.375																					
Bill Caudill, R (9, 1) ERA: 2.43	1.0 4 0 0 0 0 0 0 0 0 0 0 0 4 4 0.00 0.000																					

Texas Rangers @ Oakland Athletics  
Oakland-Alameda County Coliseum, Oakland, CA

Sat Jun 23 1984, 3:33 AM PDT  
Att. 14,846 - Unknown

livebaseballscorecards.com

AB	28
R	1
H	1
RBI	1
BB	2
SO	5
LOB	5



Batter	1	2	3	4	5	6	7	8	9	AB	R	H	RBI	BB	SO	LOB
Rickey Henderson, R OBP: 0.393, SLG: 0.432 (1, 7)	0-0 F8		4-0 SF9 BB		0-0 F8			0-0 G3		3	1	0	0	1	0	1
Dwayne Murphy, L OBP: 0.340, SLG: 0.460 (1, 8)	0-3 K		0-3 K		0-0 F6			0-0 HR		4	1	1	1	0	2	2
Joe Morgan, L OBP: 0.384, SLG: 0.382 (1, 4)	0-0 6-3		0-0 SF9			0-0 PB 6-3 1B		0-0 3-1		3	0	1	1	0	0	0
Dave Kingman, R OBP: 0.303, SLG: 0.552 (1, 10)		0-0 5-3 1B	0-0 F2			0-0 F4		0-0 6-3		4	1	1	0	0	0	1
Carney Lansford, R OBP: 0.338, SLG: 0.409 (1, 5)		0-0 5-3		0-3 K		0-0 6-3				3	0	0	0	0	1	2
Bruce Bochte, L OBP: 0.336, SLG: 0.343 (1, 3)		0-0 HR 1B		0-0 G4-6-3 1B		0-0 F7				3	1	2	1	0	0	1
Mike Davis, L OBP: 0.255, SLG: 0.344 (1, 9)		0-0 1-H HR		0-0 G4-6-3			0-0 G3			3	1	1	2	0	0	1
Jim Essian, R OBP: 0.295, SLG: 0.313 (1, 2)		0-0 5-3			0-0 1B		0-0 F6			3	0	1	0	0	0	0
Tony Phillips, S OBP: 0.302, SLG: 0.298 (1, 6)		0-3 K			0-0 B3		0-0 4-3			3	0	0	0	0	1	1

Inning Stats	R: 0	H: 0	E: 0	K: 1	S: 5	R: 3	H: 3	E: 0	K: 1	S: 8	R: 1	H: 0	E: 0	K: 1	S: 5	R: 0	H: 1	E: 0	K: 1	S: 5	R: 0	H: 1	E: 0	K: 0	S: 4	R: 0	H: 1	E: 0	K: 0	S: 3	R: 1	H: 1	E: 0	K: 0	S: 4
	LOB: 0	BB: 0	P: 5			LOB: 0	BB: 0	P: 8			LOB: 0	BB: 1	P: 9			LOB: 1	BB: 0	P: 4			LOB: 1	BB: 0	P: 4			LOB: 0	BB: 0	P: 3	LOB: 0	BB: 0	P: 4				

PITCHER	IP	WLS	BF	H	R	ER	SO	BB	IBB	HBP	BLK	WP	HR	S	P	ERA	WHIP
Danny Darwin, R ERA: 3.92 (1, 1)	6.0	L	24	6	4	4	4	1	0	0	0	0	1	31	35	6.00	1.167
Dave Schmidt, R ERA: 3.38 (7, 1)	2.0		7	1	1	1	0	0	0	0	0	0	1	7	7	4.50	0.500

**BOTTOM**

**Texas Rangers @ Oakland Athletics**  
Oakland-Alameda County Coliseum, Oakland, CA

livebaseballscorecards.com

<b>AB</b>	<b>29</b>
<b>R</b>	<b>5</b>
<b>H</b>	<b>7</b>
<b>RBI</b>	<b>5</b>
<b>BB</b>	<b>1</b>
<b>SO</b>	<b>4</b>
<b>LOB</b>	<b>9</b>



WP	PA	ERA	WHIP
0	31		

Sat Jun 23 1984, 3:33 AM PDT  
Att. 14,846 - Unknown

Batter	1	2	3	4	5	6	7	8	9	AB R H RBI BB SO LOB	TOP											
Mickey Rivers, L (1, 10) OBP: 0.313, SLG: 0.329	0-0 F2		0-0 F4		0-0 FC5-4 1B			0-0 F9		4 0 1 0 0 0 0												
Buddy Bell, R (1, 5) OBP: 0.352, SLG: 0.378	0-0 1-3		0-0 F7		0-0 FC5-4 1-2f			0-3 K		4 0 0 0 0 1 1												
Pete O'Brien, L (1, 3) OBP: 0.369, SLG: 0.496	0-0 HR			0-0 E BB 1B	0-3 K			0-0 HR		4 2 3 2 0 1 1												
Larry Parrish, R (1, 9) OBP: 0.348, SLG: 0.496	0-0 F7			0-0 F8		4-0 G5-4-3 BB		0-3 K		3 0 0 0 1 1 1												
Gary Ward, R (1, 7) OBP: 0.289, SLG: 0.302		0-0 F8		4-0 E BB 1-2		0-0 G5-4-3 1-2f		0-0 F8		3 0 0 0 1 0 1												
Donnie Scott, S (1, 2) OBP: 0.308, SLG: 0.322		0-0 FC5-4 1B		0-3 K		0-0 F5		4-0 1B BB		3 0 1 0 1 1 2												
Bill Sample, R (1, 8) OBP: 0.302, SLG: 0.359		0-0 F7		0-0 E6 FC5-4 1-2 2-3			0-0 6-3		0-0 1-2 1B	4 0 1 0 0 0 3	AB 33 R 2 H 6 RBI 2 BB 3 SO 5 LOB 17											
Wayne Tolleson, S (1, 4) OBP: 0.303, SLG: 0.282		0-0 FC5-4		0-0 FC5-4			0-0 F7		0-0 F4	3 0 0 0 0 0 4												
Mary Foley, L (9, PH) OBP: 0.329, SLG: 0.477										1 0 0 0 0 0 2												
Bill Stein, R (9, 4) OBP: 0.286, SLG: 0.167										0 0 0 0 0 0 0												
Curtis Wilkerson, S (1, 6) OBP: 0.296, SLG: 0.301			0-0 F7						0-3 K	3 0 0 0 0 0 0												
Bob Jones, L (9, PH) OBP: 0.299, SLG: 0.344										1 0 0 0 0 1 2												
Jim Anderson, R (9, 6) OBP: 0.159, SLG: 0.098										0 0 0 0 0 0 0												
<b>Inning Stats</b>	R: 1 E: 0 K: 0 S: 4	H: 1 LOB: 0 BB: 0 P: 4	R: 0 E: 0 K: 0 S: 4	H: 1 LOB: 1 BB: 0 P: 4	R: 0 E: 0 K: 0 S: 3	H: 0 LOB: 0 BB: 0 P: 3	R: 0 E: 1 K: 1 S: 7	H: 1 LOB: 3 BB: 1 P: 11	R: 0 E: 0 K: 1 S: 6	H: 1 LOB: 1 BB: 0 P: 6	R: 0 E: 0 K: 0 S: 2	H: 0 LOB: 0 BB: 1 P: 6	R: 0 E: 0 K: 0 S: 3	H: 0 LOB: 0 BB: 0 P: 3	R: 1 E: 0 K: 2 S: 8	H: 1 LOB: 0 BB: 0 P: 8	R: 0 E: 0 K: 1 S: 6	H: 1 LOB: 2 BB: 1 P: 10	1B: 4 2B: 0 3B: 0 HR: 2	SF: 0 SAC: 0 DP: 1 HBP: 0	WP: 0 PB: 0 SB: 0 CS: 0	PA: 36
<b>PITCHER</b>	IP WLS BF H R ER SO BB IBB HBP BLK WP HR S P ERA WHIP												IP WLS BF H R ER SO BB IBB HBP BLK WP HR S P ERA WHIP									
Ray Burris, R (1, 1) ERA: 2.19	7.0 0 27 4 1 1 2 2 0 0 0 0 1 29 37 1.29 0.857																					
Bill Caudill, R (8, 1) ERA: 2.54	2.0 W 9 2 1 1 3 1 0 0 0 0 0 1 14 18 4.50 1.500																					

Texas Rangers @ Oakland Athletics  
Oakland-Alameda County Coliseum, Oakland, CA

Sun Jun 24 1984, 7:05 PM PDT  
Att: 26,450 - Unknown

livebaseballscorecards.com





Batter	1	2	3	4	5	6	7	8	9	AB	R	H	RBI	BB	SO	LOB
--------	---	---	---	---	---	---	---	---	---	----	---	---	-----	----	----	-----

Rickey Henderson, R (1, 7) OBP: 0.390, SLG: 0.439	0-0 6-3		0-0 F7			0-0 F8	0-0 6-3		0-0 HR	5	1	1	2	0	0	1
Dwayne Murphy, L (1, 8) OBP: 0.342, SLG: 0.456	0-0 1-3		0-0 F7			4-0 1B	4-0 BB			2	1	0	0	2	0	0
Joe Morgan, L (1, 4) OBP: 0.381, SLG: 0.395	0-0 HR		0-0 F7			0-0 F7	0-3 K			4	1	1	1	0	1	3
Dave Kingman, R (1, 10) OBP: 0.307, SLG: 0.551 Bill Almon, R (8, PR) OBP: 0.200, SLG: 0.193	0-3 K			0-3 K		0-0 1B		0-0 1-3		4	0	2	1	0	2	0
Carney Lansford, R (1, 5) OBP: 0.340, SLG: 0.410		0-0 1B		0-0 F3		0-0 BB		0-0 1-3		4	0	2	0	0	0	1
Davey Lopes, R (1, 9) OBP: 0.350, SLG: 0.406 Mike Davis, L (9, 9) OBP: 0.255, SLG: 0.344		0-0 F5		0-3 K		4-0 BB		0-0 5-3		3	0	0	0	1	1	2
Bruce Bochte, L (1, 3) OBP: 0.331, SLG: 0.337		0-0 F8			0-3 K				0-0 6-3	4	0	0	0	0	2	4
Jim Essian, R (1, 2) OBP: 0.329, SLG: 0.333		0-0 FC6-4			4-0 BB		4-0 SH3-4		0-0 FC3-6	2	0	2	0	2	0	0
Tony Phillips, S (1, 6) OBP: 0.299, SLG: 0.294 Garry Hancock, L (9, PH) OBP: 0.211, SLG: 0.211		0-0 FC6-4			0-0 G6-4-3		0-0 SH3-4		0-0 FC3-6	2	0	0	0	0	0	3

Inning Stats	R: 1	H: 1	E: 0	K: 1	S: 6	LOB: 0	BB: 0	P: 6	R: 0	H: 2	E: 0	K: 0	S: 5	LOB: 2	BB: 0	P: 5	R: 0	H: 0	E: 0	K: 0	S: 3	LOB: 0	BB: 0	P: 3	R: 0	H: 0	E: 0	K: 2	S: 7	LOB: 0	BB: 0	P: 7	R: 0	H: 0	E: 0	K: 1	S: 4	LOB: 0	BB: 1	P: 8	R: 1	H: 2	E: 0	K: 1	S: 7	LOB: 3	BB: 2	P: 15	R: 0	H: 0	E: 0	K: 1	S: 5	LOB: 2	BB: 2	P: 13	R: 0	H: 1	E: 0	K: 0	S: 3	LOB: 1	BB: 0	P: 3	R: 2	H: 2	E: 0	K: 0	S: 4	LOB: 0	BB: 0	P: 4	1B: 6	SF: 0	2B: 1	SAC: 1	3B: 0	DP: 2	HR: 2	HBP: 0	WP: 0	PA: 37
--------------	------	------	------	------	------	--------	-------	------	------	------	------	------	------	--------	-------	------	------	------	------	------	------	--------	-------	------	------	------	------	------	------	--------	-------	------	------	------	------	------	------	--------	-------	------	------	------	------	------	------	--------	-------	-------	------	------	------	------	------	--------	-------	-------	------	------	------	------	------	--------	-------	------	------	------	------	------	------	--------	-------	------	-------	-------	-------	--------	-------	-------	-------	--------	-------	--------

PITCHER	IP	WLS	BF	H	R	ER	SO	BB	IBB	HBP	BLK	WP	HR	S	P	ERA	WHIP
Frank Tanana, L (1, 1) ERA: 2.72	8.0		33	6	2	2	6	5	0	0	0	0	1	40	60	2.25	1.375
Dave Tobik, R (9, 1) ERA: 2.56	0.2	L	4	2	2	2	0	0	0	0	0	0	1	4	4	27.00	3.000


**BOTTOM**

**Texas Rangers @ Oakland Athletics**  
**Oakland-Alameda County Coliseum, Oakland, CA**  
 Sun Jun 24 1984, 7:05 PM PDT  
 Att. 26,450 - Unknown

AB	31
R	4
H	8
RBI	4
BB	5
SO	6
LOB	15



PITCHER	IP	WLS	BF	H	R	ER	SO	BB	IBB	HBP	BLK	WP	HR	S	P	ERA	WHIP
---------	----	-----	----	---	---	----	----	----	-----	-----	-----	----	----	---	---	-----	------

Batter	1	2	3	4	5	6	7	8	9	10	11	AB R H RBI BB SO LOB	TOP
<b>Gary Pettis, S</b> (1, 8) OBP: 0.335, SLG: 0.326	0-0 F8 S FC5-2-5 1B		0-0 2B 1B		4-0 SH1 BB	0-0 1B 1B		0-0 4-3			0-0 FC2-6 G6-3	5 1 3 1 1 0 2	
<b>Rod Carew, L</b> (1, 3) OBP: 0.382, SLG: 0.381	4-0 FC5-2-5 BB		0-0 F9 2B		0-0 SH1	0-0 1B				0-0 6-3 SH2-4 1B	0-0 G6-3	4 0 3 3 1 0 1	
<b>Fred Lynn, L</b> (1, 9) OBP: 0.349, SLG: 0.440	0-0 F8		0-0 F9		0-0 F3	0-0 F8				0-0 SH2-4		4 0 0 0 0 0 8	
<b>Doug DeCinces, R</b> (1, 5) OBP: 0.300, SLG: 0.434	0-0 FC5-2-5		0-0 5-3		0-0 F5		0-3 K			0-0 6-3		5 0 0 0 0 1 6	
<b>Reggie Jackson, L</b> (1, 10) OBP: 0.303, SLG: 0.435	0-0 F7		0-0 4-3			0-0 FC 1B 2B	0-0 F9			0-3 K		5 1 1 0 0 1 4	
<b>Brian Downing, R</b> (1, 7) OBP: 0.336, SLG: 0.392		0-0 F9		0-0 F3		0-0 FC 1B BB 1B	0-0 6-3			0-0 4-3		5 1 0 0 0 0 1	
<b>Rob Wilfong, L</b> (1, 4) OBP: 0.340, SLG: 0.408		0-0 G3		4-0 G3-6-3 BB		4-0 1B 1B BB		0-0 SH1-3 1B		0-0 F7		3 0 1 0 2 0 0	AB 39 R 4 H 10 RBI 4 BB 5 SO 4 LOB 30
<b>Jerry Narron, L</b> (1, 2) OBP: 0.279, SLG: 0.323		0-0 4-3		0-0 G3-6-3		0-0 F7		0-0 SH1-3		0-3 K		4 0 0 0 0 1 4	
<b>Dick Schofield, R</b> (1, 6) OBP: 0.260, SLG: 0.297			4-0 1B 2B BB		0-0 SH1 BB 1B	0-0 F4		0-3 K			0-0 FC2-6 1B	2 1 1 0 1 0 3 1 0 0 0 0 1 1 1 0 1 0 0 0 0	
<b>Mike Brown, R</b> (8, PH) OBP: 0.333, SLG: 0.417													
<b>Rob Picciolo, R</b> (8, 6) OBP: 0.277, SLG: 0.340													
<b>Inning Stats</b>	R: 0 H: 1 E: 0 LOB: 2 K: 0 BB: 1 S: 4 P: 8	R: 0 H: 0 E: 0 LOB: 0 K: 0 BB: 0 S: 3 P: 3	R: 2 H: 2 E: 0 LOB: 1 K: 0 BB: 1 S: 5 P: 9	R: 0 H: 0 E: 0 LOB: 0 K: 0 BB: 1 S: 2 P: 6	R: 0 H: 1 E: 0 LOB: 2 K: 0 BB: 1 S: 4 P: 8	R: 2 H: 3 E: 0 LOB: 3 K: 0 BB: 1 S: 7 P: 11	R: 0 H: 0 E: 0 LOB: 0 K: 1 BB: 0 S: 5 P: 5	R: 0 H: 1 E: 0 LOB: 1 K: 1 BB: 0 S: 6 P: 6	R: 0 H: 1 E: 0 LOB: 1 K: 1 BB: 0 S: 6 P: 6	R: 0 H: 0 E: 0 LOB: 0 K: 1 BB: 0 S: 5 P: 5	R: 0 H: 1 E: 0 LOB: 0 K: 0 BB: 0 S: 3 P: 3	1B: 8 SF: 0 2B: 2 SAC: 3 3B: 0 DP: 2 HR: 0 HBP: 0	WP: 0 PA: 47 PB: 0 SB: 1 CS: 0
<b>PITCHER</b>	IP WLS BF H R ER SO BB IBB HBP BLK WP HR S P ERA WHIP												
<b>Dave Stewart, R</b> (1, 1) ERA: 4.78	5.0 24 5 4 4 0 4 0 0 0 0 0 20 36 7.20 1.800												
<b>Joey McLaughlin, R</b> (6, 1) ERA: 4.02	2.0 9 2 0 0 1 1 0 0 0 0 0 10 14 0.00 1.500												
<b>Dave Schmidt, R</b> (8, 1) ERA: 3.0	4.0 W 14 3 0 0 3 0 0 0 0 0 0 20 20 0.00 0.750												

California Angels @ Texas Rangers  
Arlington Stadium, Arlington, TX  
Mon Jun 25 1984, 8:05 PM EDT  
Att. 16,387 - Unknown

livebaseballscorecards.com


Batter	1	2	3	4	5	6	7	8	9	10	11	AB R H RBI BB SO LOB	BOTTOM											
<b>Bill Sample, R</b> OBP: 0.303, SLG: 0.358 (1, 8)	G3	F8		F8		1B		1B		4-3		6 0 2 0 0 0 3	<b>California Angels @ Texas Rangers</b> Arlington Stadium, Arlington, TX Mon Jun 25 1984, 8:05 PM EDT Att. 16,387 - Unknown											
<b>Gary Ward, R</b> OBP: 0.290, SLG: 0.307 (1, 7) (11, 9)	6-3		4-3	2B		F8		K			6-3 1B	6 2 2 1 0 1 3												
<b>Buddy Bell, R</b> OBP: 0.359, SLG: 0.403 (1, 5)	1B		3B	2B				K			6-3	5 2 3 1 1 1 2												
<b>Larry Parrish, R</b> OBP: 0.354, SLG: 0.500 (1, 10) (11, 10)	BB		1B	2B				HR			1B	4 0 2 1 2 0 0												
<b>Pete O'Brien, L</b> OBP: 0.376, SLG: 0.500 (1, 3)	F6		1B			F8		1B			1B	6 0 4 1 0 0 2												
<b>Alan Bannister, R</b> OBP: 0.371, SLG: 0.431 (1, 9) (11, 4)			F8			K		1B		F6		4 0 1 0 1 1 3												
<b>Ned Yost, R</b> OBP: 0.185, SLG: 0.221 (1, 2)		F5	FC6			F9		K		K		3 0 0 0 0 0 3												
<b>Mary Foley, L</b> OBP: 0.325, SLG: 0.470 (7, PH)												1 0 0 0 0 1 2												
<b>Donnie Scott, S</b> OBP: 0.303, SLG: 0.317 (8, 2)			1-2f									1 0 0 0 0 1 1												
<b>Wayne Tolleson, S</b> OBP: 0.298, SLG: 0.277 (1, 4)		E4		4-3		K		G3		4-3		4 0 0 0 0 1 3												
<b>Mickey Rivers, L</b> OBP: 0.311, SLG: 0.327 (10, PH) (11, 7)												1 0 0 0 0 0 0												
<b>Curtis Wilkerson, S</b> OBP: 0.299, SLG: 0.303 (1, 6)		K		2B		F9		CS		K		5 1 2 0 0 2 2												
<b>Inning Stats</b>	R: 0 E: 0 K: 0 S: 4	H: 1 LOB: 2 BB: 1 P: 8	R: 0 E: 1 K: 1 S: 6	H: 0 LOB: 2 BB: 1 P: 10	R: 1 E: 0 K: 0 S: 5	H: 2 LOB: 2 BB: 1 P: 9	R: 2 E: 0 K: 0 S: 5	H: 3 LOB: 2 BB: 1 P: 9	R: 0 E: 0 K: 1 S: 5	H: 0 LOB: 0 BB: 0 P: 5	R: 0 E: 0 K: 1 S: 6	H: 1 LOB: 1 BB: 0 P: 6	R: 1 E: 0 K: 1 S: 8	H: 3 LOB: 2 BB: 0 P: 8	R: 0 E: 0 K: 2 S: 8	H: 2 LOB: 1 BB: 0 P: 8	R: 0 E: 0 K: 1 S: 6	H: 1 LOB: 1 BB: 0 P: 6	R: 0 E: 0 K: 1 S: 5	H: 0 LOB: 0 BB: 0 P: 5	R: 1 E: 0 K: 0 S: 4	H: 3 LOB: 2 BB: 0 P: 4	1B: 12 SF: 0 2B: 2 SAC: 0 3B: 1 DP: 0 HR: 1 HBP: 0	WP: 1 PA: 50 PB: 0 SB: 1 CS: 1
<b>PITCHER</b>	IP	WLS	BF	H	R	ER	SO	BB	IBB	HBP	BLK	WP	HR	S	P	ERA	WHIP							
<b>Geoff Zahn, L</b> (1, 1) ERA: 2.06	6.0		29	7	3	3	3	4	0	0	0	1	0	31	47	4.50	1.833							
<b>Luis Sanchez, R</b> (7, 1) ERA: 1.81	4.0		17	6	1	1	5	0	0	0	0	0	1	27	27	2.25	1.500							
<b>Doug Corbett, R</b> (11, 1) ERA: 2.59	0.1	L	4	3	1	1	0	0	0	0	0	0	0	4	4	27.00	9.000							

<b>AB</b>	46
<b>R</b>	5
<b>H</b>	16
<b>RBI</b>	4
<b>BB</b>	4
<b>SO</b>	8
<b>LOB</b>	24



WP: 1	PA: 50
PB: 0	
SB: 1	
CS: 1	

[livebaseballscorecards.com](http://livebaseballscorecards.com)

Batter	1	2	3	4	5	6	7	8	9	10	11	12	13	14	AB R H RBI BB SO LOB	TOP																
Gary Pettis, S OBP: 0.335, SLG: 0.323 (1, 8)	0-3 K		0-3 K		0-0 G3		0-0 4-3		0-0 1B			0-0 SH1-4		4-0 1B	5 1 1 1 1 2 3																	
Rod Carew, L OBP: 0.379, SLG: 0.377 (1, 3)	0-0 F2 1B		0-0 FC1-6		0-0 F8		0-3 K		0-0 G3			0-0 3-1		0-0 1B	7 0 2 1 0 1 5																	
Fred Lynn, L OBP: 0.340, SLG: 0.427 (1, 9)	0-0 F2		0-0 4-3		0-0 6-3				0-0 4-3			0-0 3-1		0-0 9-4-6	7 0 0 0 0 0 5																	
Doug DeCinces, R OBP: 0.300, SLG: 0.431 (1, 5)	0-3 K			0-0 1B 1B		0-0 F8		0-0 1B 1B		0-3 K			0-0 F8		6 1 2 0 0 2 1																	
Reggie Jackson, L OBP: 0.308, SLG: 0.436 (1, 10)		0-0 F8		0-0 1B 1B		0-0 F9		0-0 1B G5-4-3		0-0 4-3			0-0 FC1-6 HBP 1B		6 0 3 0 0 0 0																	
Brian Downing, R OBP: 0.336, SLG: 0.388 Mike Brown, R OBP: 0.333, SLG: 0.417 (13, 7)		0-0 6-3		0-0 F3		0-0 1B		0-0 G5-4-3 1B			0-3 K		1-0 FC1-6 HBP		5 0 1 0 0 1 4 0 0 0 0 0 0 0																	
Rob Wilfong, L OBP: 0.339, SLG: 0.405 (1, 4)		0-3 K		0-0 1B		0-0 6-3		0-0 FC3-6 1B		0-3 K		0-0 FC1-6		0-0 1B	6 0 2 1 0 2 3	AB 53 R 3 H 14 RBI 3 BB 2 SO 9 LOB 29																
Bob Boone, R OBP: 0.223, SLG: 0.258 (1, 2)			0-0 FC1-6 2B		0-0 F4		0-0 F7		0-0 F7		0-0 F7		0-0 5-3		6 0 1 0 0 0 5																	
Dick Schofield, R OBP: 0.265, SLG: 0.299 Jerry Narron, L OBP: 0.275, SLG: 0.318 Rob Picciolo, R OBP: 0.286, SLG: 0.347 (9, 6)			4-0 FC1-6 BB		0-3 K		0-0 4-3 1B		0-0 FC3-6 1B			0-0 3-1 SH1-4 1B		0-0 6-3	2 0 1 0 1 1 2 1 0 0 0 0 0 1 2 1 1 0 0 0 0																	
<b>Inning Stats</b>	R: 0 E: 0 K: 2 S: 8	H: 1 LOB: 1 BB: 0 P: 8	R: 0 E: 0 K: 1 S: 5	H: 0 LOB: 0 BB: 0 P: 5	R: 0 E: 0 K: 1 S: 6	H: 1 LOB: 2 BB: 1 P: 10	R: 1 E: 0 K: 1 S: 8	H: 3 LOB: 2 BB: 0 P: 8	R: 0 E: 0 K: 0 S: 3	H: 0 LOB: 0 BB: 0 P: 3	R: 0 E: 0 K: 0 S: 4	H: 1 LOB: 1 BB: 0 P: 4	R: 0 E: 0 K: 1 S: 6	H: 1 LOB: 1 BB: 0 P: 6	R: 0 E: 0 K: 0 S: 4	H: 2 LOB: 1 BB: 0 P: 4	R: 1 E: 1 K: 0 S: 5	H: 2 LOB: 1 BB: 0 P: 5	R: 0 E: 0 K: 1 S: 5	H: 0 LOB: 0 BB: 0 P: 5	R: 0 E: 0 K: 2 S: 7	H: 0 LOB: 0 BB: 0 P: 7	R: 0 E: 0 K: 0 S: 4	H: 1 LOB: 1 BB: 0 P: 4	R: 0 E: 0 K: 0 S: 4	H: 1 LOB: 2 BB: 0 P: 5	R: 1 E: 0 K: 0 S: 3	H: 1 LOB: 0 BB: 1 P: 7	1B: 13 2B: 2 3B: 0 HR: 0	SF: 0 SAC: 1 DP: 2 HBP: 1	WP: 0 PB: 0 SB: 1 CS: 0	PA: 57
<b>PITCHER</b>																																
Charlie Hough, R ERA: 3.56 (1, 1)	IP: 11.0	WLS: 44	BF: 11	H: 2	R: 1	ER: 9	SO: 1	BB: 0	IBB: 0	HBP: 0	BLK: 0	WP: 0	HR: 0	S: 61	P: 65	ERA: 0.82	WHIP: 1.091															
Odell Jones, R ERA: 3.0 (12, 1)	IP: 3.0	L: 13	BF: 3	H: 1	R: 1	ER: 0	SO: 1	BB: 0	IBB: 0	HBP: 1	BLK: 0	WP: 0	HR: 0	S: 11	P: 16	3.00	1.333															

California Angels @ Texas Rangers  
Arlington Stadium, Arlington, TX  
Tue Jun 26 1984, 8:05 PM EDT  
Att. 19,010 - Unknown

livebaseballscorecards.com

Batter	1	2	3	4	5	6	7	8	9	10	11	12	13	14	AB	R	H	RBI	BB	SO	LOB	BOTTOM
Mickey Rivers, L OBP: 0.305, SLG: 0.317	4-0 G6-4-3 1B 2B BB		x 0-0 F7		x 0-0 F8		x 0-0 3-1			0-3 K		0-3 K2-3			5	1	0	0	1	2	3	<p><b>California Angels @ Texas Rangers</b> Arlington Stadium, Arlington, TX Tue Jun 26 1984, 8:05 PM EDT Att. 19,010 - Unknown</p>
Gary Ward, R OBP: 0.288, SLG: 0.303	0-0 G6-4-3 1B		x 0-0 F4		0-0 CS	0-0 6-3		x 0-0 6-3		0-3 K		0-3 K			6	0	1	0	0	2	0	
Buddy Bell, R OBP: 0.355, SLG: 0.398	0-0 G6-4-3 1-2 2-3			x 0-0 F8		0-0 1B		x 0-0 F8		0-3 K			0-3 K		6	0	1	0	0	2	2	
Larry Parrish, R OBP: 0.355, SLG: 0.500	0-0			0-3 K		0-0 F7		x 0-0 E4			1-0 1B K2-5-2 HBP		x 0-0		4	0	1	1	0	1	1	
Alan Bannister, R OBP: 0.371, SLG: 0.431															0	0	0	0	0	0	0	
Bob Jones, L OBP: 0.309, SLG: 0.355	3-H 2B														1	0	1	0	0	0	0	
Pete O'Brien, L OBP: 0.371, SLG: 0.492	0-0 F4		x 0-0 F4		x 0-0 1B		x 0-0 F8		x 0-0 4-3		x 0-0 F5		x 0-0 F8		6	0	1	0	0	0	5	
Donnie Scott, S OBP: 0.306, SLG: 0.318		x 0-0 F7		x 0-0 1-3			x 0-0 F8		x 0-0 G6-4-3 1B		x 0-0 1-3 1B		x 0-3 K		6	0	2	0	0	1	2	
Bill Sample, R OBP: 0.311, SLG: 0.367		x 0-0 G4-6-3 1B			x 0-0 SH1-3 1B 2B		x 0-0 1B		x 0-0 G6-4-3 1-2 1B		x 4-0 1-2 1B		x 0-3 K		5	1	3	0	1	1	1	
Wayne Tolleson, S OBP: 0.298, SLG: 0.278		x 0-0 G4-6-3			x 0-0 SH1-3		x 0-0 F7		x 0-0 1B		x 0-3 K2-5-2		x 0-3 K		3	0	1	0	0	0	2	
Mary Foley, L OBP: 0.321, SLG: 0.463															1	0	0	0	0	1	3	
Jim Anderson, R OBP: 0.159, SLG: 0.098															0	0	0	0	0	0	0	
Dave Hostetter, R OBP: 0.338, SLG: 0.421															1	0	0	0	0	1	0	
Curtis Wilkerson, S OBP: 0.300, SLG: 0.304			x 0-0 4-3		x 0-0 CS 1B		x 0-0 1-2 1B		x 0-0 1-3		x 0-3 K		x 0-0 6-3		6	0	2	1	0	1	1	

Inning Stats	R: 1	H: 2	E: 0	LOB: 1	K: 0	S: 4	R: 0	H: 1	E: 0	LOB: 0	K: 0	S: 3	R: 0	H: 0	E: 0	LOB: 0	K: 0	S: 3	R: 0	H: 1	E: 0	LOB: 1	K: 1	S: 6	R: 1	H: 2	E: 0	LOB: 0	K: 0	S: 4	R: 0	H: 1	E: 0	LOB: 1	K: 0	S: 4	R: 0	H: 2	E: 0	LOB: 1	K: 0	S: 5	R: 0	H: 0	E: 1	LOB: 0	K: 0	S: 4	R: 0	H: 2	E: 0	LOB: 2	K: 0	S: 9	R: 0	H: 0	E: 0	LOB: 0	K: 3	S: 9	R: 0	H: 1	E: 0	LOB: 3	K: 1	S: 5	R: 0	H: 0	E: 0	LOB: 0	K: 2	S: 9	R: 0	H: 1	E: 0	LOB: 1	K: 2	S: 8	R: 0	H: 0	E: 0	LOB: 0	K: 2	S: 7	R: 0	H: 0	E: 0	LOB: 0	K: 0	S: 7	1B: 11	SF: 0	2B: 3	SAC: 1	3B: 0	DP: 4	HR: 0	HBP: 1	WP: 0	PA: 55
PITCHER	IP	WLS	BF	H	R	ER	SO	BB	IBB	HBP	BLK	WP	HR	S	P	ERA	WHIP																																																																																			
Jim Slaton, R ERA: 5.76	(1, 1)	7.0	28	9	2	2	1	1	0	0	0	0	0	0	33	2.57	1.429																																																																																			
Don Aase, R ERA:	(8, 1)	3.0	11	2	0	0	3	0	0	0	0	0	0	17	17	0.00	0.667																																																																																			
Bruce Kison, R ERA: 1.5	(11, 1)	4.0	15	2	0	0	8	0	1	1	0	0	0	29	34	0.00	0.500																																																																																			



Batter	1	2	3	4	5	6	7	8	9	AB R H RBI BB SO LOB	TOP									
<b>Gary Pettis, S</b> (1, 8) OBP: 0.330, SLG: 0.317	0-3 K			0-0 4-3			0-3 K	0-3 K		4 0 0 0 0 3 1										
<b>Dick Schofield, R</b> (1, 6) OBP: 0.265, SLG: 0.303	0-0 F7			0-3 K			0-0 6-3 1B 2B		0-0 5-3	4 1 1 0 0 1 0										
<b>Mike Brown, R</b> (1, 9) OBP: 0.329, SLG: 0.434 <b>Fred Lynn, L</b> (9, 9) OBP: 0.340, SLG: 0.427	0-3 K			0-0 6-3			0-0 6-3 2-3		0-0 SF8 3B	4 1 1 0 0 1 1 0 0 0 0 0 0 0										
<b>Doug DeCinces, R</b> (1, 5) OBP: 0.303, SLG: 0.430		0-0 F3			0-0 F9		0-0 HBP 1B		4-0 1B IBB	3 0 1 1 1 0 0										
<b>Brian Downing, R</b> (1, 7) OBP: 0.334, SLG: 0.385		0-0 5-3			0-0 F8		1-0 HBP		0-0 SF8	2 0 0 1 0 0 0										
<b>Reggie Jackson, L</b> (1, 10) OBP: 0.307, SLG: 0.433		0-3 K			0-3 K		0-3 K		0-0 1-3 1B	4 0 1 0 0 3 2										
<b>Bobby Grich, R</b> (1, 4) OBP: 0.327, SLG: 0.406			0-0 5-3			0-3 K		0-0 E6 SH3-4	0-3 K	4 0 0 0 0 2 2										
<b>Ron Jackson, R</b> (1, 3) OBP: 0.239, SLG: 0.213			0-0 5-3			0-0 6-3		0-0 SH3-4		2 0 0 0 0 0 0										
<b>Bob Boone, R</b> (1, 2) OBP: 0.220, SLG: 0.255			0-0 5-3			0-0 F8		0-0 F4		3 0 0 0 0 0 1										
<b>Inning Stats</b>	R: 0 E: 0 K: 2 S: 7	H: 0 LOB: 0 BB: 0 P: 7	R: 0 E: 0 K: 1 S: 5	H: 0 LOB: 0 BB: 0 P: 5	R: 0 E: 0 K: 0 S: 3	H: 0 LOB: 0 BB: 0 P: 3	R: 0 E: 0 K: 1 S: 5	H: 0 LOB: 0 BB: 0 P: 5	R: 0 E: 0 K: 1 S: 5	H: 0 LOB: 0 BB: 0 P: 5	R: 1 E: 0 K: 2 S: 9	H: 2 LOB: 2 BB: 0 P: 10	R: 0 E: 1 K: 1 S: 6	H: 0 LOB: 1 BB: 0 P: 6	R: 1 E: 0 K: 1 S: 7	H: 2 LOB: 2 BB: 1 P: 11	1B: 2 2B: 1 3B: 1 HR: 0	SF: 1 SAC: 1 DP: 0 HBP: 1	WP: 0 PB: 0 SB: 0 CS: 0	PA: 34
<b>PITCHER</b>	IP WLS BF H R ER SO BB IBB HBP BLK WP HR S P ERA WHIP																			
<b>Mike Mason, L</b> (1, 1) ERA: 2.45	8.1 L 31 3 2 2 9 0 1 1 0 0 0 0 47 52 2.16 0.360																			
<b>Tom Henke, R</b> (9, 1) ERA: 6.75	0.2 3 1 0 0 1 0 0 0 0 0 0 0 5 5 0.00 1.500																			

California Angels @ Texas Rangers  
Arlington Stadium, Arlington, TX  
Wed Jun 27 1984, 8:05 PM EDT  
Att. 18,988 - Unknown

AB	30
R	2
H	4
RBI	2
BB	1
SO	10
LOB	7



Batter	1	2	3	4	5	6	7	8	9	AB R H RBI BB SO LOB
Bill Sample, R <small>OBP: 0.310, SLG: 0.369</small> (1, 8)	0-0 5-3 ①		0-0 1-H 2B		0-0 5-3 ③			0-0 FC6-4 1-2f ②		4 0 1 1 0 0 1
Gary Ward, R <small>OBP: 0.287, SLG: 0.300</small> (1, 7)	0-0 5-3 ②		0-0 6-3 ①			0-0 F4 ①		4-0 1-2 BB BBB		3 0 0 0 1 0 1
Pete O'Brien, L <small>OBP: 0.369, SLG: 0.488</small> (1, 3)	0-0 BB 1B		0-3 K ②			0-3 K ②		0-0 1-3 ③		4 0 1 0 0 2 3
Larry Parrish, R <small>OBP: 0.354, SLG: 0.494</small> (1, 10)	4-0 1-2 BB		0-0 1-3 ③			0-0 6-3 ③			0-3 K ①	3 0 0 0 1 1 1
Buddy Bell, R <small>OBP: 0.353, SLG: 0.393</small> (1, 5)	0-0 F3			0-0 5-3 ①			0-3 K ①		4-0 2B BB BBB	3 0 0 0 1 1 2
Bob Jones, L <small>OBP: 0.306, SLG: 0.364</small> (1, 9)		0-3 K ①		0-0 F8 ②			0-0 F9 ②		0-0 1-3 2B	4 0 1 0 0 1 0
Donnie Scott, S <small>OBP: 0.303, SLG: 0.304</small> (1, 2)		0-3 K ②		0-3 K ③			0-3 K ③		4-0 IBB	3 0 0 0 1 3 0
Wayne Tolleson, S <small>OBP: 0.294, SLG: 0.274</small> Mary Foley, L <small>OBP: 0.316, SLG: 0.456</small> (9, PH)		0-0 6-3 ③			0-0 6-3 ①			0-0 F7 ①	0-3 K ②	3 0 0 0 0 0 0 1 0 0 0 0 1 3
Curtis Wilkerson, S <small>OBP: 0.303, SLG: 0.308</small> (1, 6)			0-0 2B 1B		0-3 K ②			0-0 FC6-4 1B	0-0 F5	4 1 2 0 0 1 3

Inning Stats		R: 0 E: 0 K: 0 S: 4	H: 1 LOB: 2 BB: 1 P: 8	R: 0 E: 0 K: 2 S: 7	H: 0 LOB: 0 BB: 0 P: 7	R: 1 E: 0 K: 1 S: 7	H: 2 LOB: 1 BB: 0 P: 7	R: 0 E: 0 K: 1 S: 5	H: 0 LOB: 0 BB: 0 P: 5	R: 0 E: 0 K: 1 S: 5	H: 0 LOB: 0 BB: 0 P: 5	R: 0 E: 0 K: 2 S: 7	H: 0 LOB: 0 BB: 0 P: 7	R: 0 E: 0 K: 0 S: 4	H: 1 LOB: 2 BB: 1 P: 8	R: 0 E: 0 K: 2 S: 8	H: 1 LOB: 3 BB: 2 P: 16	1B: 3 2B: 2 3B: 0 HR: 0	SF: 0 SAC: 0 DP: 0 HBP: 0	WP: 0 PB: 0 SB: 1 CS: 0	PA: 36
PITCHER		IP	WLS	BF	H	R	ER	SO	BB	IBB	HBP	BLK	WP	HR	S	P	ERA	WHIP			
Mike Witt, R <small>ERA: 3.82</small> (1, 1)	8.1	W	33	5	1	1	9		3	0	0	0	0	0	48	60	1.08	0.960			
Luis Sanchez, R <small>ERA: 1.79</small> (9, 1)	0.2	S	3	0	0	0	1		0	1	0	0	0	0	4	8	0.00	0.000			


**BOTTOM**

**California Angels @ Texas Rangers**  
Arlington Stadium, Arlington, TX

Wed Jun 27 1984, 8:05 PM EDT  
Att. 18,988 - Unknown

[livebaseballscorecards.com](http://livebaseballscorecards.com)

AB	32
R	1
H	5
RBI	1
BB	4
SO	10
LOB	14



Batter	1	2	3	4	5	6	7	8	9	AB R H RBI BB SO LOB	TOP											
Curtis Wilkerson, S OBP: 0.301, SLG: 0.306 (1, 6)	4-3 K			2B 1B	FC6-5-4-1 WP S		5-3			5 1 1 0 0 1 4												
Mickey Rivers, L OBP: 0.304, SLG: 0.321 (1, 10) Bill Stein, R OBP: 0.267, SLG: 0.154 (8, PH)	E3 1B FC	4-3		1B 2B	F7			6-3		4 2 1 1 0 0 1 1 0 0 0 0 0 0												
Buddy Bell, R OBP: 0.358, SLG: 0.395 (1, 5)	FC 1B	F9		1B G6-4-3		4-3		9-3 BB		4 2 2 2 1 0 0												
Larry Parrish, R OBP: 0.351, SLG: 0.489 (1, 9)	FC 1B	6-3		G6-4-3 BB 1B		6-3		9-3		5 1 1 1 0 0 2												
Pete O'Brien, L OBP: 0.370, SLG: 0.484 (1, 3)	1B FC3-6 1B		4-3	G6-4-3 BB		6-3		F9		4 1 1 1 1 0 0												
Bob Jones, L OBP: 0.324, SLG: 0.397 (1, 7) Gary Ward, R OBP: 0.288, SLG: 0.308 (4, PH) (4, 7)	FC3-6 BB E 1B			G6-4-3 2B			2B 3B	6-3		2 1 2 1 0 0 0 3 1 1 0 0 0 2												
Bill Sample, R OBP: 0.308, SLG: 0.363 (1, 8)	FC3-6 BB		G3	6-3			5-3	F2		4 0 0 0 1 0 3												
Donnie Scott, S OBP: 0.313, SLG: 0.329 (1, 2)	FC3-6 E		F7		FC6-5-4 SH2-3 1B			F8 2B		4 0 2 2 0 0 3												
Wayne Tolleson, S OBP: 0.295, SLG: 0.275 (1, 4)	E4			1B 2B 1B				F8		3 1 1 0 0 0 2												
<b>Inning Stats</b>	R: 5 E: 2 K: 1 S: 11	H: 3 LOB: 2 BB: 1 P: 15	R: 0 E: 0 K: 0 S: 3	H: 0 LOB: 0 BB: 0 P: 3	R: 0 E: 0 K: 0 S: 4	H: 1 LOB: 1 BB: 0 P: 4	R: 4 E: 0 K: 0 S: 7	H: 5 LOB: 1 BB: 1 P: 11	R: 0 E: 0 K: 0 S: 4	H: 1 LOB: 1 BB: 0 P: 4	R: 0 E: 0 K: 0 S: 3	H: 0 LOB: 0 BB: 0 P: 3	R: 1 E: 0 K: 0 S: 5	H: 2 LOB: 1 BB: 0 P: 5	R: 0 E: 0 K: 0 S: 2	H: 0 LOB: 0 BB: 1 P: 6	R: 0 E: 0 K: 0 S: 3	H: 0 LOB: 0 BB: 0 P: 3	1B: 8 2B: 4 3B: 1 HR: 0	SF: 0 SAC: 1 DP: 2 HBP: 0	WP: 1 PB: 0 SB: 2 CS: 0	PA: 43
<b>PITCHER</b>	IP WLS BF H R ER SO BB IBB HBP BLK WP HR S P ERA WHIP																					
Don Schulze, R ERA: 15.0 (1, 1)	3.0 L 21 8 9 6 1 1 0 0 0 0 0 0 22 26 18.00 3.000																					
Jamie Easterly, L ERA: 2.57 (4, 1)	5.0 19 4 1 1 0 2 0 0 0 1 0 17 25 1.80 1.200																					
Luis Aponte, R ERA: 3.63 (9, 1)	1.0 3 0 0 0 0 0 0 0 0 0 0 3 3 0.00 0.000																					

Texas Rangers @ Cleveland Indians  
Cleveland Municipal Stadium, Cleveland, OH  
Thu Jun 28 1984, 7:05 PM EDT  
Unknown

livebaseballscorecards.com

AB	39
R	10
H	12
RBI	8
BB	3
SO	1
LOB	17





Batter	1	2	3	4	5	6	7	8	9	AB	R	H	RBI	BB	SO	LOB
<b>Brett Butler, L</b> OBP: 0.372, SLG: 0.325 (1, 8)	0-3 K	0-0 G4-6-3 2-H 1B		0-0 1-3		0-0 CS 1-2	0-0 6-3		0-0 1-2 1B	5	0	2	1	0	1	0
<b>Julio Franco, R</b> OBP: 0.310, SLG: 0.306 (1, 6)	0-0 5-3	0-0 G4-6-3 1-2f		0-0 G3			0-0 G3-6-3 1B		0-0 F3	5	0	1	0	0	0	3
<b>Mike Hargrove, L</b> OBP: 0.403, SLG: 0.395 (1, 3)	0-0 2B		0-0 4-3	0-0 F3			0-0 G3-6-3 1-2f			4	1	1	0	0	0	1
<b>Andre Thornton, R</b> OBP: 0.358, SLG: 0.485 (1, 10)	0-0 WP 1B 2-H 2B		0-0 F7		0-0 F7			0-0 F8		4	1	1	1	0	0	0
<b>Mel Hall, L</b> OBP: 0.352, SLG: 0.478 (1, 7)	4-0 1B 2-3 E BB		0-0 2B		0-3 K2-3			4-0 G3-6 BB		2	2	1	0	2	1	0
<b>Jerry Willard, L</b> OBP: 0.326, SLG: 0.382 (1, 2)	0-0 E8 1-H 3-H 1B		0-0 1B		0-0 G3			0-0 G3-6 1-2f		4	1	2	2	0	0	1
<b>George Vukovich, L</b> OBP: 0.343, SLG: 0.401 (1, 9)	0-0 F5		0-0 1B			0-0 FC9-6 1B			0-0 6-3	4	0	2	1	0	0	1
<b>Brook Jacoby, R</b> OBP: 0.300, SLG: 0.344 (1, 5)		0-0 1B 2B	0-0 1-3 1B		0-3 K			0-0 6-3		4	1	2	0	0	1	1
<b>Tony Bernazard, S</b> OBP: 0.313, SLG: 0.275 <b>Broderick Perkins, L</b> OBP: 0.375, SLG: 0.280 (9, PH)		0-3 K	0-3 K		0-0 FC9-6 CS 1-2f			4-0 1B BB		3	0	0	0	0	2	4

Inning Stats	R: 3	H: 3	E: 1	K: 1	S: 8	LOB: 1	BB: 1	P: 12	R: 1	H: 2	E: 0	K: 1	S: 6	LOB: 0	BB: 0	P: 6	R: 2	H: 4	E: 0	K: 1	S: 9	LOB: 2	BB: 0	P: 9	R: 0	H: 0	E: 0	K: 0	S: 3	LOB: 0	BB: 0	P: 3	R: 0	H: 1	E: 0	K: 1	S: 5	LOB: 0	BB: 0	P: 5	R: 0	H: 1	E: 0	K: 0	S: 3	LOB: 0	BB: 0	P: 3	R: 0	H: 0	E: 0	K: 0	S: 2	LOB: 0	BB: 1	P: 6	R: 0	H: 1	E: 0	K: 0	S: 4	LOB: 2	BB: 1	P: 8	1B: 8	SF: 0	3B: 0	HR: 0
--------------	------	------	------	------	------	--------	-------	-------	------	------	------	------	------	--------	-------	------	------	------	------	------	------	--------	-------	------	------	------	------	------	------	--------	-------	------	------	------	------	------	------	--------	-------	------	------	------	------	------	------	--------	-------	------	------	------	------	------	------	--------	-------	------	------	------	------	------	------	--------	-------	------	-------	-------	-------	-------

PITCHER	IP	WLS	BF	H	R	ER	SO	BB	IBB	HBP	BLK	WP	HR	S	P	ERA	WHIP
<b>Danny Darwin, R</b> ERA: 4.21 (1, 1)	3.0		18	9	6	5	3	1	0	0	0	1	0	23	27	15.00	3.333
<b>Dave Schmidt, R</b> ERA: 2.63 (4, 1)	5.0	W	15	2	0	0	2	1	0	0	0	0	0	18	22	0.00	0.600
<b>Joey McLaughlin, R</b> ERA: 3.78 (9, 1)	1.0		5	1	0	0	0	1	0	0	0	0	0	4	8	0.00	2.000

**BOTTOM**

**Texas Rangers @ Cleveland Indians**  
Cleveland Municipal Stadium, Cleveland, OH  
Thu Jun 28 1984, 7:05 PM EDT  
Unknown

livebaseballscores.com

<b>AB</b>	<b>35</b>
<b>R</b>	<b>6</b>
<b>H</b>	<b>12</b>
<b>RBI</b>	<b>5</b>
<b>BB</b>	<b>3</b>
<b>SO</b>	<b>5</b>
<b>LOB</b>	<b>11</b>



WP	PA	ERA	WHIP
1	39		
0			
0			
0			
1			
0			

Batter	1	2	3	4	5	6	7	8	9	AB R H RBI BB SO LOB	TOP									
<b>Curtis Wilkerson, S</b> (1, 6) OBP: 0.296, SLG: 0.300	0-0 G3		0-0 F7			0-0 4-3		0-0 5-3		4 0 0 0 0 0 0										
<b>Mickey Rivers, L</b> (1, 7) OBP: 0.309, SLG: 0.325	0-0 G5-4-3 1B			0-0 1B		0-0 F7			0-0 6-3	4 0 2 0 0 0 0										
<b>Buddy Bell, R</b> (1, 5) OBP: 0.360, SLG: 0.396	0-0 G5-4-3 1-2f			0-3 K			0-0 HR 1B		0-0 4-3 1B	4 1 2 0 0 1 2										
<b>Pete O'Brien, L</b> (1, 3) OBP: 0.365, SLG: 0.476		0-0 F4		0-0 F4		0-0 F6		0-0 4-3	0-0 4-3	4 0 0 0 0 0 3										
<b>Larry Parrish, R</b> (1, 10) OBP: 0.350, SLG: 0.486		0-0 1B		0-0 F8		0-0 F3		0-0 F9	0-0 F9	4 0 1 0 0 0 3										
<b>Bob Jones, L</b> (1, 9) OBP: 0.325, SLG: 0.437		0-3 K		0-0 F7		0-0 HR				3 1 1 2 0 1 1										
<b>Gary Ward, R</b> (1, 8) OBP: 0.285, SLG: 0.304		0-0 F7		0-3 K		0-3 K				3 0 0 0 0 2 1										
<b>Donnie Scott, S</b> (1, 2) OBP: 0.301, SLG: 0.316			0-3 K		0-0 F9		0-0 5-3			3 0 0 0 0 1 0										
<b>Wayne Tolleson, S</b> (1, 4) OBP: 0.291, SLG: 0.272			0-0 F9		0-0 F7		0-3 K			3 0 0 0 0 1 0										
<b>Inning Stats</b>	R: 0 E: 0 K: 0 S: 3	H: 1 LOB: 0 BB: 0 P: 3	R: 0 E: 0 K: 1 S: 6	H: 1 LOB: 1 BB: 0 P: 6	R: 0 E: 0 K: 1 S: 5	H: 0 LOB: 0 BB: 0 P: 5	R: 0 E: 0 K: 1 S: 6	H: 1 LOB: 1 BB: 0 P: 6	R: 0 E: 0 K: 1 S: 5	H: 0 LOB: 0 BB: 0 P: 5	R: 2 E: 0 K: 1 S: 7	H: 2 LOB: 0 BB: 0 P: 7	R: 0 E: 0 K: 1 S: 5	H: 0 LOB: 0 BB: 0 P: 5	R: 0 E: 0 K: 0 S: 4	H: 1 LOB: 1 BB: 0 P: 4	1B: 5 2B: 0 3B: 0 HR: 1	SF: 0 SAC: 0 DP: 1 HBP: 0	WP: 0 PB: 0 SB: 0 CS: 0	PA: 32
<b>PITCHER</b>	IP WLS BF H R ER SO BB IBB HBP BLK WP HR S P ERA WHIP																			
<b>Roy Smith, R</b> (1, 1) ERA: 3.95	7.0 W 25 5 2 2 5 0 0 0 0 0 1 35 35 2.57 0.714																			
<b>Ernie Camacho, R</b> (8, 1) ERA: 2.03	2.0 S 7 1 0 0 1 0 0 0 0 0 0 9 9 0.00 0.500																			

Texas Rangers @ Cleveland Indians  
Cleveland Municipal Stadium, Cleveland, OH

Thu Jun 28 1984, 7:05 PM EDT  
Att. 7,958 - Unknown

livebaseballscorecards.com

AB	32
R	2
H	6
RBI	2
BB	0
SO	6
LOB	10



Batter	1	2	3	4	5	6	7	8	9	AB	R	H	RBI	BB	SO	LOB	
Joe Carter, R OBP: 0.222, SLG: 0.556 Mel Hall, L OBP: 0.350, SLG: 0.475 (1, 8) (7, PH) (8, 7)	0-0 HR	0-0 F4			0-0 6-3		0-0 FC3-6 1B 1-2f 2-3			3	1	1	1	0	0	0	
Julio Franco, R OBP: 0.310, SLG: 0.305 (1, 6)	0-0 F9	0-3 K			0-0 1-3		0-0 1B 1-2 3-H			4	0	1	1	0	1	0	
Mike Hargrove, L OBP: 0.400, SLG: 0.392 (1, 3)	0-0 HR 1B			0-0 G3		0-3 K	0-3 K			4	1	1	0	0	2	2	
Andre Thornton, R OBP: 0.360, SLG: 0.496 (1, 10)	0-0 HR 1-H			0-3 K		0-0 6-3		0-0 HR 1B		4	2	2	2	0	1	0	
Carmen Castillo, R OBP: 0.333, SLG: 0.524 (1, 9)	0-0 1B 3B			0-0 5-3		0-0 5-3		0-0 HR 1-H		4	2	2	2	0	0	0	
Pat Tabler, R OBP: 0.370, SLG: 0.354 Brett Butler, L OBP: 0.371, SLG: 0.324 (1, 7) (8, 8)	0-0 1B 3-H			0-0 5-3 1B		0-0 F8		0-0 F8		3	0	2	1	0	0	0	
Brook Jacoby, R OBP: 0.296, SLG: 0.338 (1, 5)	0-0 F4			0-0 F8 1B		0-0 F8		0-0 6-3		4	0	0	0	0	0	2	
Chris Bando, S OBP: 0.385, SLG: 0.625 (1, 2)	0-3 K			0-0 5-3 1-2		0-0 5-3		4-0 FC3-6 1B WP BB	4-0 FC6 BB	2	1	0	0	2	1	2	
Mike Fischlin, R OBP: 0.273, SLG: 0.111 (1, 4)				0-0 1-3		0-0 F7		4-0 FC3-6 BB 1-2	0-0 FC6 1-2f	3	0	0	0	1	0	2	
Inning Stats	R: 4 E: 0 K: 1 S: 10	H: 5 LOB: 1 BB: 0 P: 10	R: 0 E: 0 K: 1 S: 5	H: 0 LOB: 0 BB: 0 P: 5	R: 0 E: 0 K: 1 S: 5	H: 0 LOB: 0 BB: 0 P: 5	R: 0 E: 0 K: 1 S: 5	H: 0 LOB: 0 BB: 0 P: 5	R: 0 E: 0 K: 1 S: 3	H: 0 LOB: 0 BB: 0 P: 3	R: 1 E: 0 K: 1 S: 6	H: 1 LOB: 2 BB: 2 P: 14	R: 2 E: 0 K: 0 S: 5	H: 2 LOB: 1 BB: 1 P: 9	1B: 5 2B: 0 3B: 1 HR: 3	SF: 0 SAC: 0 DP: 0 HBP: 0	
PITCHER Frank Tanana, L ERA: 2.96 Dave Tobik, R ERA: 2.9	IP 6.1 1.2	WLS L	BF 27	H 6	R 5	ER 5	SO 4	BB 2	IBB 0	HBP 0	BLK 0	WP 1	HR 2	S 33	P 41	ERA 7.11	WHIP 1.263
				H 3	R 2	ER 2	SO 1	BB 1	IBB 0	HBP 0	BLK 0	WP 0	HR 1	S 10	P 14	ERA 10.80	WHIP 2.400

**BOTTOM**

**Texas Rangers @ Cleveland Indians**  
Cleveland Municipal Stadium, Cleveland, OH  
Thu Jun 28 1984, 7:05 PM EDT  
Att. 7,958 - Unknown

AB	33
R	7
H	9
RBI	7
BB	3
SO	5
LOB	10



WP: 1	PA: 36
PB: 0	
SB: 0	
CS: 0	

Batter	1	2	3	4	5	6	7	8	9	10	11	12	13	AB R H RBI BB SO LOB	TOP																		
Curtis Wilkerson, S OBP: 0.298, SLG: 0.300 (1, 6)	4-3		E4	FC6-4	5-3		BLK 1B		BLK 1B		4-0 BB		5-3	7 0 2 2 1 0 3																			
Mickey Rivers, L OBP: 0.298, SLG: 0.314 Dave Hostetter, R OBP: 0.333, SLG: 0.414 (1, 10) (11, PH)	F7		F9		F5		F5		F7		0-3 K			6 0 0 0 0 0 4 1 0 0 0 0 1 1																			
Buddy Bell, R OBP: 0.371, SLG: 0.415 (1, 5)	1B		F8											5 3 4 1 2 0 1																			
Pete O'Brien, L OBP: 0.366, SLG: 0.482 (1, 3)	3-1													5 1 1 1 2 0 5																			
Larry Parrish, R OBP: 0.351, SLG: 0.488 (1, 9)														7 3 3 1 0 0 2																			
Bob Jones, L OBP: 0.333, SLG: 0.429 (1, 7)														6 2 2 1 0 0 3																			
Gary Ward, R OBP: 0.285, SLG: 0.304 (1, 8)														7 1 2 2 0 1 3																			
Bill Stein, R OBP: 0.235, SLG: 0.133 Marv Foley, L OBP: 0.325, SLG: 0.464 Wayne Tolleson, S OBP: 0.287, SLG: 0.267 (1, 4) (5, PH) (5, 4)														2 0 0 0 0 1 4 1 1 1 1 0 0 0 4 0 0 0 0 1 1																			
Donnie Scott, S OBP: 0.311, SLG: 0.329 (1, 2)														6 1 2 1 1 0 0																			
<b>Inning Stats</b>	R: 0 E: 0 K: 0 S: 4	H: 1 LOB: 1 BB: 0 P: 4	R: 0 E: 0 K: 0 S: 3	H: 0 LOB: 1 BB: 0 P: 4	R: 0 E: 1 K: 0 S: 4	H: 0 LOB: 1 BB: 0 P: 4	R: 2 E: 2 K: 1 S: 9	H: 3 LOB: 2 BB: 0 P: 9	R: 6 E: 0 K: 0 S: 9	H: 6 LOB: 1 BB: 1 P: 13	R: 2 E: 0 K: 0 S: 5	H: 2 LOB: 1 BB: 1 P: 9	R: 0 E: 0 K: 0 S: 3	H: 0 LOB: 0 BB: 0 P: 3	R: 1 E: 0 K: 1 S: 7	H: 2 LOB: 2 BB: 1 P: 11	R: 0 E: 0 K: 1 S: 5	H: 0 LOB: 0 BB: 0 P: 5	R: 0 E: 0 K: 1 S: 5	H: 0 LOB: 1 BB: 1 P: 9	R: 1 E: 0 K: 0 S: 4	H: 2 LOB: 1 BB: 1 P: 8	R: 0 E: 0 K: 0 S: 3	H: 0 LOB: 0 BB: 0 P: 3	R: 0 E: 0 K: 0 S: 3	H: 0 LOB: 0 BB: 0 P: 3	1B: 13 2B: 3 3B: 0 HR: 2	SF: 0 SAC: 0 DP: 1 HBP: 1	WP: 1 PB: 1 SB: 0 CS: 0	PA: 64			
<b>PITCHER</b>	IP WLS BF H R ER SO BB IBB HBP BLK WP HR S P ERA WHIP	4.1 0.0 1.0 2.2 2.0	25 2 6 10 9	9 1 2 1 2	7 0 3 0 1	5 0 0 0 2	1 0 0 0 0	0 0 0 0 0	1 0 0 1 0	0 0 0 0 0	1 0 0 1 0	0 0 0 0 0	0 0 0 0 0	0 0 0 0 0	0 0 0 0 0	0 0 0 0 0	0 0 0 0 0	0 0 0 0 0	0 0 0 0 0	0 0 0 0 0	0 0 0 0 0	0 0 0 0 0	0 0 0 0 0	0 0 0 0 0	0 0 0 0 0	0 0 0 0 0	0 0 0 0 0	10.38 ∞ 18.00 0.00 4.50	2.077 ∞ 3.000 0.750 1.000				
<b>PITCHER</b>	IP WLS BF H R ER SO BB IBB HBP BLK WP HR S P ERA WHIP	3.0	12	2	1	1	1	1	1	2	0	0	0	0	0	0	0	0	0	0	0	0	0	0	0	0	0	0	0	2.65	1.333		

Texas Rangers @ Cleveland Indians  
Cleveland Municipal Stadium, Cleveland, OH

Fri Jun 29 1984, 7:05 PM EDT  
Att: 9,459 - Unknown

livebaseballscorecards.com

AB	57
R	12
H	17
RBI	10
BB	6
SO	4
LOB	27



Batter	1	2	3	4	5	6	7	8	9	10	11	12	13	AB R H RBI BB SO LOB
<b>Brett Butler, L</b> OBP: 0.372, SLG: 0.327 (1, 8)	0-0 F7		0-0 3-1		0-0 HR 2B	4-0 6-3 BB		0-0 2B HR 1B		0-0 6-3		0-0 FC1-6 1B S WP		6 3 2 0 1 0 1
<b>Julio Franco, R</b> OBP: 0.315, SLG: 0.314 (1, 6)	4-0 G3 E BB		0-0 4-3		0-0 F9	0-0 6-3		0-0 HR 2B		0-0 WP 2B		4-0 WP 1B G5-2-3 BB		5 1 2 1 2 0 3
<b>Mike Hargrove, L</b> OBP: 0.403, SLG: 0.406 <b>Pat Tabler, R</b> OBP: 0.373, SLG: 0.357 (1, 3) (10, PR) (11, 3) (13, 4)	0-0 G3			0-0 F9	4-0 HR BB	0-3 K		0-0 HR		4-0 WP 1BB		0-0 G5-2-3 WP 1B		4 2 1 3 2 1 3 1 0 1 0 0 0 0
<b>Andre Thornton, R</b> OBP: 0.364, SLG: 0.518 (1, 10)	0-0 5-3			0-0 HR	0-0 HR	0-0 F5		0-0 1B		0-0 F7		4-0 G5-2-3 BB		6 2 3 4 1 0 5
<b>Mel Hall, L</b> OBP: 0.353, SLG: 0.486 (1, 7)		0-0 1B SF8 1B		4-0 1B WP BB	0-0 HR		0-0 4-3	0-0 F4		0-0 F9		0-0 G5-2-3		6 2 2 1 1 0 6
<b>Jerry Willard, L</b> OBP: 0.338, SLG: 0.414 <b>Joe Carter, R</b> OBP: 0.222, SLG: 0.556 (1, 2) (13, PR)		0-0 G6-4-3 1B		0-0 1B	0-0 HR		0-3 K2-3	0-0 F8			0-3 K		4-0 1B BB	6 1 3 1 1 2 1 0 1 0 0 0 0 0
<b>George Vukovich, L</b> OBP: 0.341, SLG: 0.399 (1, 9)		0-0 SF8		0-3 K	0-0 1B		0-3 K		0-0 4-3		0-0 F7		0-0 1B 1B	6 0 2 1 0 2 2
<b>Brook Jacoby, R</b> OBP: 0.296, SLG: 0.335 (1, 5)		0-0 G6-4-3		0-0 F9	0-0 F7			4-0 1B 2B BB		0-0 6-3		0-0 6-3	0-0 1B	6 1 1 1 1 0 4
<b>Tony Bernazard, S</b> OBP: 0.313, SLG: 0.273 <b>Broderick Perkins, L</b> OBP: 0.364, SLG: 0.269 <b>Mike Fishlin, R</b> OBP: 0.265, SLG: 0.107 <b>Carmen Castillo, R</b> OBP: 0.339, SLG: 0.528 <b>Chris Bando, S</b> OBP: 0.385, SLG: 0.625 (1, 4) (8, PH) (9, 4) (12, PH) (13, 3)			0-0 F3		0-3 K	4-0 6-3 BB BB		0-3 K		0-3 K		0-0 FC1-6 1B		2 0 0 0 1 1 0 1 0 0 0 0 1 1 1 0 0 0 0 1 0 1 0 1 0 0 0 0 0 0 0 0 0 0 0

Inning Stats	R: 0	H: 0	R: 1	H: 2	R: 0	H: 0	R: 1	H: 2	R: 5	H: 5	R: 0	H: 0	R: 0	H: 0	R: 0	H: 1	R: 0	H: 0	R: 1	H: 2	R: 1	H: 2	R: 0	H: 2	R: 1	H: 2	1B: 10	SF: 1	WP: 3	PA: 62
E: 1	LOB: 1	E: 0	LOB: 0	E: 0	LOB: 0	E: 0	LOB: 2	E: 0	LOB: 0	E: 0	LOB: 0	E: 0	LOB: 0	E: 0	LOB: 0	E: 0	LOB: 3	E: 0	LOB: 0	E: 0	LOB: 2	E: 0	LOB: 2	E: 0	LOB: 2	2B: 3	SAC: 0	PB: 0		
K: 0	BB: 1	K: 0	BB: 0	K: 0	BB: 0	K: 1	BB: 1	K: 1	BB: 0	K: 1	BB: 0	K: 1	BB: 0	K: 1	BB: 1	K: 0	BB: 1	K: 1	BB: 0	K: 0	BB: 1	K: 0	BB: 1	K: 0	BB: 1	3B: 0	DP: 2	SB: 1		
S: 3	P: 7	S: 4	P: 4	S: 3	P: 3	S: 7	P: 11	S: 10	P: 14	S: 5	P: 13	S: 5	P: 7	S: 9	P: 13	S: 4	P: 8	S: 5	P: 5	S: 4	P: 12	S: 2	P: 6	S: 2	P: 6	HR: 5	HBP: 0	CS: 0		


PITCHER	IP	WLS	BF	H	R	ER	SO	BB	IBB	HBP	BLK	WP	HR	S	P	ERA	WHIP
<b>Dave Stewart, R</b> ERA: 5.17 (1, 1)	4.2		24	8	7	7	2	3	0	0	0	1	4	25	37	13.50	2.357
<b>Tom Henke, R</b> ERA: 7.88 (5, 1)	2.2		14	3	3	3	4	3	0	0	0	0	0	19	31	10.12	2.250
<b>Odell Jones, R</b> ERA: 3.13 (8, 1)	4.2		21	5	2	2	2	2	1	0	0	2	1	22	34	3.86	1.500
<b>Dave Tobik, R</b> ERA: 3.12 (13, 1)	0.0	L	3	2	1	1	0	1	0	0	0	0	0	2	6	∞	∞

**TEXAS RANGERS @ CLEVELAND INDIANS**  
Cleveland Municipal Stadium, Cleveland, OH

Fri Jun 29 1984, 7:05 PM EDT  
Att. 9,459 - Unknown

livebaseballscorecards.com

**AB 51**  
**R 13**  
**H 18**  
**RBI 12**  
**BB 10**  
**SO 8**  
**LOB 26**



Batter	1	2	3	4	5	6	7	8	9	AB R H RBI BB SO LOB	TOP	
Curtis Wilkerson, S (1, 6) OBP: 0.296, SLG: 0.297	0-0 G3 SH2-3 1B	0-0 G4-3 1-2f		0-0 4-3			0-0 6-3 1-2		0-0 4-3	5 1 1 0 0 0 5		
Mickey Rivers, L (1, 7) OBP: 0.303, SLG: 0.324	0-0 SH2-3 1-2		0-0 SH1-3 1B 2B		0-0 CS 1B		0-0 F7		0-0 F9	4 1 2 0 0 0 1		
Buddy Bell, R (1, 5) OBP: 0.370, SLG: 0.410	0-0 G3 2-3		0-0 SH1-3 2-3		0-0 F9 1-2		4-0 BB		0-3 K	3 0 0 0 1 1 2		
Larry Parrish, R (1, 10) OBP: 0.353, SLG: 0.488	0-0 BB 1B		0-0 8-3 1B		0-0 3-1		0-0 1-3			4 0 2 2 0 0 2		
Pete O'Brien, L (1, 3) OBP: 0.365, SLG: 0.477	4-0 FC6-4 BB		0-0 8-3 1-2f		0-0 F7		0-0 F8		0-0 F8	3 0 0 0 1 0 1		
Gary Ward, R (1, 8) OBP: 0.288, SLG: 0.307	0-0 FC6-4 1-2f		0-0 1B 1B		0-0 F8		0-0 F8		0-0 FC3-6 1B	4 0 2 0 0 0 2		
Bob Jones, L (1, 9) OBP: 0.330, SLG: 0.420		0-0 6-3		0-0 F9		0-0 1B		0-0 FC3-6 1B		4 0 1 0 0 0 2		
Bill Stein, R (1, 4) OBP: 0.333, SLG: 0.263		0-0 1B		0-0 1B		0-0 F9		0-0 1B		4 0 3 0 0 0 1		
Wayne Tolleson, S (9, 4) OBP: 0.287, SLG: 0.267		0-0 1B		1-2 1B		0-0 F9		1-2 1B		0 0 0 0 0 0 0		
Ned Yost, R (1, 2) OBP: 0.187, SLG: 0.222		0-0 G4-3 1B		0-0 F8		0-0 E3 6-3		0-0 F4		4 0 1 0 0 0 4		
<b>Inning Stats</b>	R: 1 H: 2 E: 0 LOB: 2 K: 0 BB: 1 S: 5 P: 9	R: 0 H: 2 E: 0 LOB: 1 K: 0 BB: 0 S: 4 P: 4	R: 1 H: 2 E: 0 LOB: 0 K: 0 BB: 0 S: 4 P: 4	R: 0 H: 2 E: 0 LOB: 2 K: 0 BB: 0 S: 5 P: 5	R: 0 H: 1 E: 0 LOB: 0 K: 0 BB: 0 S: 3 P: 3	R: 0 H: 1 E: 0 LOB: 1 K: 0 BB: 0 S: 4 P: 4	R: 0 H: 0 E: 1 LOB: 2 K: 0 BB: 1 S: 4 P: 8	R: 0 H: 2 E: 0 LOB: 2 K: 0 BB: 0 S: 5 P: 5	R: 0 H: 0 E: 0 LOB: 0 K: 1 BB: 0 S: 5 P: 5	1B: 11 SF: 0 2B: 2 SAC: 2 3B: 0 DP: 2 HR: 0 HBP: 0	WP: 0 PA: 39 PB: 0 SB: 0 CS: 1	
<b>PITCHER</b>	IP WLS BF H R ER SO BB IBB HBP BLK WP HR S P ERA WHIP											
Steve Comer, R (1, 1) ERA: 5.16	7.2 L 35 12 2 2 0 2 2 0 0 0 0 0 33 41 2.35 1.826											
Tom Waddell, R (8, 1) ERA: 3.4	1.1 4 0 0 0 1 0 0 0 0 0 0 0 6 6 0.00 0.000											

Texas Rangers @ Cleveland Indians  
Cleveland Municipal Stadium, Cleveland, OH

Sat Jun 30 1984, 7:05 PM EDT  
Att: 25,500 - Unknown

livebaseballscorecards.com

AB	35
R	2
H	12
RBI	2
BB	2
SO	1
LOB	20



Batter	1	2	3	4	5	6	7	8	9	AB	R	H	RBI	BB	SO	LOB
<b>Brett Butler, L</b> (1, 8) OBP: 0.370, SLG: 0.325	0-3 <b>K</b>		0-0 <b>F8</b>			0-0 <b>1B</b> <b>PB</b> 6-3 <b>1B</b>	0-0 <b>F2</b>		0-0 <b>F9</b>	5	1	1	0	0	1	4
<b>Julio Franco, R</b> (1, 6) OBP: 0.320, SLG: 0.316	4-0 <b>CS</b> <b>BB</b>			0-0 <b>F8</b>		0-0 <b>5-3</b> <b>6-3</b> 1-3 <b>1B</b>		0-0 <b>SH1-4</b> <b>1B</b>	0-0 <b>6-3</b>	4	0	2	0	1	0	2
<b>Mike Hargrove, L</b> (1, 3) OBP: 0.397, SLG: 0.399	0-0 <b>F5</b> 1-2			0-3 <b>K</b>		0-0 <b>6-3</b> 1-2 3-H		0-0 <b>SH1-4</b> 1-2		3	0	0	1	0	1	2
<b>Andre Thornton, R</b> (1, 10) OBP: 0.360, SLG: 0.511		0-3 <b>K</b>		0-0 <b>F7</b>		0-0 <b>5-3</b> 2-3		0-3 <b>K</b>		4	0	0	0	0	2	2
<b>Mel Hall, L</b> (1, 7) OBP: 0.355, SLG: 0.484		0-0 <b>1B</b>			0-3 <b>K</b>	0-0 <b>F4</b>		4-0 <b>IBB</b>		3	0	1	0	1	1	1
<b>Jerry Willard, L</b> (1, 2) OBP: 0.336, SLG: 0.408		0-0 <b>F9</b>			0-0 <b>1B</b> <b>1B</b>		0-3 <b>K</b>	0-3 <b>K</b>		4	0	1	0	0	2	3
<b>George Vukovich, L</b> (1, 9) OBP: 0.339, SLG: 0.396		0-0 <b>4-3</b>			0-0 <b>F9</b>		0-0 <b>BB</b> <b>1B</b>		0-0 <b>E6</b> <b>F9</b> <b>BB</b>	4	0	1	0	0	0	2
<b>Brook Jacoby, R</b> (1, 5) OBP: 0.295, SLG: 0.333			0-3 <b>K</b>		0-0 <b>1-2</b> <b>1B</b>		0-0 <b>F3</b>		0-0 <b>F2</b>	4	0	1	0	0	1	2
<b>Mike Fischlin, R</b> (1, 4) OBP: 0.250, SLG: 0.100			0-0 <b>4-3</b>		0-0 <b>F2</b>		4-0 <b>BB</b>		4-0 <b>BB</b>	2	0	0	0	0	0	2
<b>Pat Tabler, R</b> (7, PH) OBP: 0.376, SLG: 0.357										0	0	0	0	1	0	0
<b>Tony Bernazard, S</b> (8, 4) OBP: 0.313, SLG: 0.273										0	0	0	0	0	0	0
<b>Carmen Castillo, R</b> (9, PH) OBP: 0.344, SLG: 0.528									1-2 <b>BB</b>	0	0	0	0	1	0	0


Inning Stats	R: 0	H: 0	E: 0	K: 1	S: 4	P: 8	R: 0	H: 1	E: 0	K: 1	S: 6	R: 0	H: 0	E: 0	K: 1	S: 5	R: 0	H: 0	E: 0	K: 1	S: 5	R: 0	H: 2	E: 0	K: 1	S: 7	R: 1	H: 2	E: 0	K: 0	S: 5	R: 0	H: 1	E: 0	K: 2	S: 8	R: 0	H: 1	E: 0	K: 2	S: 8	R: 0	H: 0	E: 1	K: 0	S: 4	1B: 7	2B: 0	3B: 0	HR: 0	SF: 0	SAC: 1	DP: 0	HBP: 0	WP: 0	PB: 1	SB: 0	CS: 1	PA: 38
<b>Charlie Hough, R</b> (1, 1) ERA: 3.38	IP	WLS	BF	H	R	ER	SO	BB	IBB	HBP	BLK	WP	HR	S	P	ERA	WHIP	IP	WLS	BF	H	R	ER	SO	BB	IBB	HBP	BLK	WP	HR	S	P	ERA	WHIP	IP	WLS	BF	H	R	ER	SO	BB	IBB	HBP	BLK	WP	HR	S	P	ERA	WHIP								

**TEXAS RANGERS @ CLEVELAND INDIANS**  
 CLEVELAND MUNICIPAL STADIUM, CLEVELAND, OH

Sat Jun 30 1984, 7:05 PM EDT  
 Att. 25,500 - Unknown

livebaseballscorecards.com

<b>AB</b>	<b>33</b>
<b>R</b>	<b>1</b>
<b>H</b>	<b>7</b>
<b>RBI</b>	<b>1</b>
<b>BB</b>	<b>4</b>
<b>SO</b>	<b>8</b>
<b>LOB</b>	<b>20</b>



Texas Rangers @ Cleveland Indians  
Cleveland Municipal Stadium, Cleveland, OH

Sun Jul 01 1984, 3:33 AM EDT  
Att. 9,001 - Unknown

livebaseballscorecards.com

AB	39
R	5
H	13
RBI	5
BB	3
SO	2
LOB	16



WP:	0	PA:	43
PB:	0		
SB:	0		
CS:	0		

AB	R	H	RBI	BB	SO	LOB
5	2	1	0	0	0	1
5	0	2	1	0	0	0
2	1	2	1	1	0	0
2	1	1	0	0	0	1
5	0	1	1	0	0	4
4	1	2	1	1	0	1
4	0	0	1	0	1	1
3	0	0	0	0	1	1
2	0	1	0	0	0	2
3	0	2	0	1	0	0
2	0	0	0	0	0	3
2	0	1	0	0	0	2
1B:	9	SF:	1			
2B:	2	SAC:	0			
3B:	0	DP:	0			
HR:	2	HBP:	0			

Batter	1	2	3	4	5	6	7	8	9								
Curtis Wilkerson, S (1, 6) OBP: 0.294, SLG: 0.295	0-0 F8		0-0 4-3		0-0 F5		0-0 FC3-6 2B		0-0 1B FC6-5 1B								
Tom Dunbar, L (1, 9) OBP: 0.400, SLG: 0.600	0-0 F8		0-0 F7		0-0 F5		0-0 2B		0-0 1B FC6-5 1B								
Buddy Bell, R (1, 5) OBP: 0.376, SLG: 0.430			4-0		0-0		0-0		0-0								
Jim Anderson, R (6, 5) OBP: 0.174, SLG: 0.116			BB		2B		5-3		0-0 1B BB FC6-5 SF8								
Larry Parrish, R (1, 10) OBP: 0.351, SLG: 0.483	0-0 1B		0-0 4-3		0-0 F4			0-0 F8	0-0 1B FC6-5 SF8 BB								
Pete O'Brien, L (1, 3) OBP: 0.369, SLG: 0.488	0-0 F4			0-0 1B FC3-6		0-0 G3		0-0 HR	0-0 1B BB								
Bob Jones, L (1, 7) OBP: 0.312, SLG: 0.400		0-0 4-3		0-0 1B FC3-6 BB		0-0 3-1		0-3 K	0-0 1B SF8 BB								
Gary Ward, R (1, 8) OBP: 0.285, SLG: 0.303		0-3 K		0-0 F9		0-0 F8		0-0 1B	0-0 1B 5-3								
Wayne Tolleson, S (6, 8) OBP: 0.288, SLG: 0.269																	
Bill Stein, R (1, 4) OBP: 0.400, SLG: 0.318		0-0 1B		4-0 1B BB		0-0 F7		0-0 1B									
Donnie Scott, S (1, 2) OBP: 0.304, SLG: 0.321		0-0 F9		0-0 4-3		0-0	0-0 1B FC3-6	0-0 F8									
Mary Foley, L (7, PH) OBP: 0.329, SLG: 0.465																	
Inning Stats	R: 1 E: 0 K: 0 S: 5	H: 2 LOB: 1 BB: 0 P: 5	R: 0 E: 0 K: 1 S: 6	H: 1 LOB: 1 BB: 0 P: 6	R: 0 E: 0 K: 0 S: 3	H: 0 LOB: 1 BB: 1 P: 7	R: 0 E: 0 K: 0 S: 4	H: 1 LOB: 2 BB: 1 P: 8	R: 0 E: 0 K: 0 S: 3	H: 0 LOB: 0 BB: 0 P: 3	R: 1 E: 0 K: 0 S: 5	H: 2 LOB: 1 BB: 0 P: 5	R: 1 E: 0 K: 1 S: 8	H: 3 LOB: 2 BB: 0 P: 8	R: 2 E: 0 K: 0 S: 6	H: 3 LOB: 2 BB: 1 P: 10	
PITCHER	IP	WLS	BF	H	R	ER	SO	BB	IBB	HBP	BLK	WP	HR	S	P	ERA	WHIP
Don Schulze, R (1, 1) ERA: 8.31	7.0	W	30	7	2	2	1	2	0	0	0	0	1	30	38	2.57	1.286
Luis Aponte, R (8, 1) ERA: 3.92	1.1		11	6	3	3	1	1	0	0	0	0	1	12	16	20.25	5.250
Mike Jeffcoat, L (9, 1) ERA: 1.66	0.2		2	0	0	0	0	0	0	0	0	0	0	2	2	0.00	0.000



Batter	1	2	3	4	5	6	7	8	9	AB	R	H	RBI	BB	SO	LOB
Tony Bernazard, S OBP: 0.316, SLG: 0.275 (1, 4)	4-0 1B BB	0-0 SH1-4		0-0 SF8	0-0 G3-6		0-0 3B 1B			2	2	1	2	1	0	1
Julio Franco, R OBP: 0.322, SLG: 0.322 Mike Fischlin, R OBP: 0.270, SLG: 0.194 (7, PH) (8, 6)	0-0 1B FC5-4 1B	0-0 F9		0-0 HR 2B	0-0 4-3		0-0 1B 3B			4	2	2	1	0	0	1
Mike Hargrove, L OBP: 0.393, SLG: 0.393 (1, 3)	0-0 F7		0-0 G3	0-3 K		0-0 5-3	0-0 1B			5	0	1	1	0	1	4
Andre Thornton, R OBP: 0.368, SLG: 0.512 Broderick Perkins, L OBP: 0.343, SLG: 0.250 (6, PH)	0-0 FC5-4 1B		4-0 FC6-4 BB	4-0 HR BB		0-0 F9	0-0 F6			1	1	1	1	2	0	0
Carmen Castillo, R OBP: 0.346, SLG: 0.545 (1, 9)	0-0 FC5-4 FC6-4 1B		0-0 FC6-4	0-0 HR		4-0 1B BB	0-3 K			4	1	1	5	1	1	3
Pat Tabler, R OBP: 0.375, SLG: 0.361 Brett Butler, L OBP: 0.371, SLG: 0.326 (5, 8)	0-0 FC6-4		0-3 K	0-0 2B		0-0 1B		0-3 K		3	0	1	0	0	1	2
Mel Hall, L OBP: 0.352, SLG: 0.477 (5, 7)		0-0 4-3		0-0 1B SF8 1B F4		0-0 3-1		0-0 F9		5	1	1	0	0	0	3
Brook Jacoby, R OBP: 0.300, SLG: 0.336 (1, 5)		0-0 SH1-4 1B		4-0 SF8 1B 2B BB	0-0 1B G3-6 1B		0-3 K	0-0 4-3		4	3	2	0	1	1	0
Chris Bando, S OBP: 0.433, SLG: 0.630 (1, 2)		0-0 E4 SH1-4 1B		0-0 2B HR 1B	0-0 1B G3-6 1B		4-0 1B 3B BB			3	2	2	0	1	0	1

Inning Stats	R: 2	H: 2	E: 0	K: 0	S: 5	LOB: 1	BB: 1	P: 9	R: 1	H: 1	E: 1	K: 0	S: 5	LOB: 1	BB: 0	P: 5	R: 0	H: 0	E: 0	K: 1	S: 5	LOB: 1	BB: 1	P: 9	R: 6	H: 5	E: 0	K: 1	S: 10	LOB: 1	BB: 2	P: 18	R: 1	H: 2	E: 0	K: 0	S: 4	LOB: 0	BB: 0	P: 4	R: 0	H: 1	E: 0	K: 0	S: 4	LOB: 2	BB: 1	P: 8	R: 3	H: 3	E: 0	K: 2	S: 10	LOB: 1	BB: 1	P: 14	R: 0	H: 0	E: 0	K: 1	S: 5	LOB: 0	BB: 0	P: 5
--------------	------	------	------	------	------	--------	-------	------	------	------	------	------	------	--------	-------	------	------	------	------	------	------	--------	-------	------	------	------	------	------	-------	--------	-------	-------	------	------	------	------	------	--------	-------	------	------	------	------	------	------	--------	-------	------	------	------	------	------	-------	--------	-------	-------	------	------	------	------	------	--------	-------	------

PITCHER	IP	WLS	BF	H	R	ER	SO	BB	IBB	HBP	BLK	WP	HR	S	P	ERA	WHIP
Mike Mason, L ERA: 2.91 (1, 1)	3.2	L	21	6	7	6	2	3	0	0	0	0	0	22	34	14.73	2.455
Joey McLaughlin, R ERA: 4.76 (4, 1)	0.1		4	2	2	2	0	1	0	0	0	0	1	3	7	54.00	9.000
Tom Henke, R ERA: 7.2 (5, 1)	2.0		9	3	1	1	0	1	0	0	0	0	0	8	12	4.50	2.000
Dave Tobik, R ERA: 3.61 (7, 1)	2.0		10	3	3	3	3	1	0	0	0	0	0	15	19	13.50	2.000

**BOTTOM**

**Texas Rangers @ Cleveland Indians**  
Cleveland Municipal Stadium, Cleveland, OH

Sun Jul 01 1984, 3:33 AM EDT  
Att: 9,001 - Unknown

AB	36
R	13
H	14
RBI	12
BB	6
SO	5
LOB	16



WP	HR	S	P	ERA	WHIP
0	0	0	44		

**New York Yankees @ Texas Rangers**  
 Arlington Stadium, Arlington, TX

Mon Jul 02 1984, 8:05 PM EDT  
 Att. 18,142 - Unknown

AB	35
R	6
H	10
RBI	6
BB	2
SO	2
LOB	13



WP:	0	PA:	39
PB:	0		
SB:	0		
CS:	1		

Batter	1	2	3	4	5	6	7	8	9	AB R H RBI BB SO LOB
<b>Willie Randolph, R</b> (1, 4) OBP: 0.386, SLG: 0.365	0-0 1B 1B	0-0 5-3 1-2 2-3		0-0 1-2 1B			0-0 F9 ①		0-0 F6 ②	5 1 2 0 0 0 2
<b>Butch Wynegar, S</b> (1, 2) OBP: 0.350, SLG: 0.374	0-0 1-3 1B 1B	0-0 F3 ③		0-0 F5 ②			0-0 F3 ②		0-0 4-3 ③	5 0 1 0 0 0 4
<b>Don Mattingly, L</b> (1, 3) OBP: 0.376, SLG: 0.537	0-0 1-2 3-H 1B 1B		0-0 F9 ①	0-0 F3 ③			0-3 K ③			4 1 1 1 0 1 2
<b>Don Baylor, R</b> (1, 10) OBP: 0.343, SLG: 0.517	0-0 1-3 2-H 1B 1B		4-0 HR BB		0-0 F7 ①			0-0 F8 G3 2B		3 2 2 0 1 0 0
<b>Dave Winfield, R</b> (1, 9) OBP: 0.399, SLG: 0.566	0-0 2-3 3-H 1B		0-0 1-H HR		0-0 F8 ②			0-0 F8 2-3		4 1 2 3 0 0 1
<b>Steve Kemp, L</b> (1, 7) OBP: 0.381, SLG: 0.423	0-0 1-2 CS	0-0 HR	0-0 F5 ②		0-0 F5 ③			4-0 E BB		3 1 1 1 1 0 0
<b>Ken Griffey, L</b> (1, 8) OBP: 0.306, SLG: 0.307		0-0 5-3 2B	0-0 4-3 ③			0-0 F8 ①		0-0 G3 1-2 3-H		4 0 1 1 0 0 1
<b>Bobby Meacham, S</b> (1, 6) OBP: 0.250, SLG: 0.283		0-0 F5 ①		0-0 4-3 ①		0-0 F9 ②		0-0 F7 ③		3 0 0 0 0 0 1
<b>Oscar Gamble, L</b> (8, PH) OBP: 0.310, SLG: 0.313										1 0 0 0 0 0 1
<b>Toby Harrah, R</b> (8, 5) OBP: 0.294, SLG: 0.262										0 0 0 0 0 0 0
<b>Tim Foli, R</b> (1, 5) OBP: 0.198, SLG: 0.217		0-0 E4 5-3		1-0 1B HBP		0-3 K ③			0-0 3-1 ①	2 0 0 0 0 1 1
<b>Roy Smalley, S</b> (9, PH) OBP: 0.286, SLG: 0.390										1 0 0 0 0 0 0

Inning Stats	R: 2	H: 5	E: 0	LOB: 0	K: 0	S: 5	P: 5	R: 1	H: 2	E: 1	LOB: 2	K: 0	BB: 0	S: 6	P: 6	R: 2	H: 1	E: 0	LOB: 0	K: 0	BB: 1	S: 4	P: 8	R: 0	H: 1	E: 0	LOB: 2	K: 0	BB: 0	S: 4	P: 5	R: 0	H: 0	E: 0	LOB: 0	K: 0	BB: 0	S: 3	P: 3	R: 0	H: 0	E: 0	LOB: 0	K: 1	BB: 0	S: 5	P: 5	R: 0	H: 0	E: 0	LOB: 0	K: 1	BB: 0	S: 5	P: 5	R: 1	H: 1	E: 1	LOB: 1	K: 0	BB: 1	S: 4	P: 8	R: 0	H: 0	E: 0	LOB: 0	K: 0	BB: 0	S: 3	P: 3	1B: 6	SF: 0	2B: 2	SAC: 0	3B: 0	DP: 0	HR: 2	HBP: 1	WP: 0	PA: 39
--------------	------	------	------	--------	------	------	------	------	------	------	--------	------	-------	------	------	------	------	------	--------	------	-------	------	------	------	------	------	--------	------	-------	------	------	------	------	------	--------	------	-------	------	------	------	------	------	--------	------	-------	------	------	------	------	------	--------	------	-------	------	------	------	------	------	--------	------	-------	------	------	------	------	------	--------	------	-------	------	------	-------	-------	-------	--------	-------	-------	-------	--------	-------	--------

PITCHER	IP	WLS	BF	H	R	ER	SO	BB	IBB	HBP	BLK	WP	HR	S	P	ERA	WHIP
<b>Danny Darwin, R</b> (1, 1) ERA: 4.49	3.0		16	8	5	5	0	1	0	0	0	0	2	15	19	15.00	3.000
<b>Dickie Noles, R</b> (4, 1) ERA: 4.75	4.1	W	16	2	1	0	2	0	0	1	0	0	0	19	20	0.00	0.462
<b>Dave Schmidt, R</b> (8, 1) ERA: 2.53	1.2	S	6	0	0	0	0	1	0	0	0	0	0	5	9	0.00	0.600

PITCHER	IP	WLS	BF	H	R	ER	SO	BB	IBB	HBP	BLK	WP	HR	S	P	ERA	WHIP
---------	----	-----	----	---	---	----	----	----	-----	-----	-----	----	----	---	---	-----	------

BOTTOM

New York Yankees @ Texas Rangers  
Arlington Stadium, Arlington, TX  
Mon Jul 02 1984, 8:05 PM EDT  
Att. 18,142 - Unknown

livebaseballscorecards.com

AB 32  
R 7  
H 9  
RBI 6  
BB 5  
SO 4  
LOB 16



WP: 0 PA: 38  
PB: 0  
SB: 0  
CS: 1

AB	R	H	RBI	BB	SO	LOB
4	1	0	0	1	1	3
4	0	1	2	0	0	2
3	1	1	0	1	0	0
4	0	0	0	0	1	3
3	2	2	1	1	0	0
1	1	1	0	1	0	0
1	1	0	0	1	0	1
4	0	1	2	0	1	4
4	0	1	0	0	1	1
4	1	2	1	0	0	2
1B: 6	SF: 0	WP: 0	PA: 38	2B: 2	SAC: 0	PB: 0
3B: 1	DP: 1	SB: 0		HR: 0	HBP: 0	CS: 1

Batter	1	2	3	4	5	6	7	8	9
Curtis Wilkerson, S (1, 6) OBP: 0.292, SLG: 0.290	0-3 K		4-0 3B BB	0-0 FC3-2-5		0-0 6-3		0-0 FC5-4	
Gary Ward, R (1, 7) OBP: 0.284, SLG: 0.310	0-0 F2		0-0 3B	0-0 F5		0-0 F9		0-0 CS	
Buddy Bell, R (1, 5) OBP: 0.377, SLG: 0.432	0-0 F5		4-0 G3-6-3 BB		0-0 1B 2B	0-0 4-3			
Larry Parrish, R (1, 9) OBP: 0.347, SLG: 0.477		0-0 F9	0-0 G3-6-3		0-3 K		0-0 6-3		
Pete O'Brien, L (1, 3) OBP: 0.374, SLG: 0.490		0-0 4-3		0-0 1B 1B E	0-0 2B 1B		4-0 FC4 BB		
Bill Stein, R (1, 10) OBP: 0.444, SLG: 0.348		4-0 BB		0-0 1B E	4-0 2B BB		0-0 FC4		
Tom Dunbar, L (5, PH) OBP: 0.429, SLG: 0.500				1-2 1B	1-2 BB		1-2 BB		
Bill Sample, R (1, 8) OBP: 0.307, SLG: 0.365	0-0 F2			0-3 K	0-0 2B		0-0 4-3		
Donnie Scott, S (1, 2) OBP: 0.302, SLG: 0.318			0-0 F3	0-0 E	0-3 K		0-0 F4		
Wayne Tolleson, S (1, 4) OBP: 0.292, SLG: 0.273			0-0 3B BB	0-0 E4	0-0 F7		0-0 FC5-4		

Inning	R	H	E	K	S	P	BB	SO	LOB
1	0	0	0	1	5		0	0	5
2	0	0	0	0	3		0	0	7
3	2	2	0	0	4		0	0	12
4	2	3	1	1	9		0	0	9
5	3	3	0	2	10		0	0	14
6	0	0	0	0	3		0	0	3
7	0	0	0	0	7		0	0	7
8	0	1	0	0	3		0	0	3
9	0	0	0	0	3		0	0	3

PITCHER	IP	WLS	BF	H	R	ER	SO	BB	IBB	HBP	BLK	WP	HR	S	P	ERA	WHIP
Dennis Rasmussen, L (1, 1) ERA: 6.32	3.0		15	4	4	3	1	3	0	0	0	0	0	14	26	9.00	2.333
Jose Rijo, R (4, 1) ERA: 4.85	3.0	L	15	4	3	3	3	1	0	0	0	0	0	20	24	9.00	1.667
Ray Fontenot, L (7, 1) ERA: 4.83	1.0		4	0	0	0	0	1	0	0	0	0	0	3	7	0.00	1.000
Dave Righetti, L (8, 1) ERA: 1.5	1.0		3	1	0	0	0	0	0	0	0	0	0	3	3	0.00	1.000

Batter	1	2	3	4	5	6	7	8	9	AB R H RBI BB SO LOB	TOP
Willie Randolph, R OBP: 0.383, SLG: 0.362 (1, 4) X	0-0 6-3		0-0 FC5-4 1B		0-0 5-3		0-0 6-3		0-0 F9	5 0 1 0 0 0 0	
Tim Foli, R OBP: 0.198, SLG: 0.216 (1, 5) X	0-0 6-3		0-0 F7			0-0 BB 1B 1B	0-0 1-3		0-0 6-3	5 1 1 0 0 0 1	
Dave Winfield, R OBP: 0.400, SLG: 0.565 (1, 9) X	0-0 1B		0-3 K			0-0 F7	0-0 HR 1B			4 1 2 0 0 1 2	
Don Baylor, R OBP: 0.345, SLG: 0.528 (1, 10) S S S	0-3 K		0-0 FC5-4 1-2f			0-0 BB 1B 1B	0-0 1-H HR			4 2 2 2 0 1 2	
Brian Dayett, R OBP: 0.200, SLG: 0.417 (1, 7) X		0-0 4-3		0-0 6-3		0-0 F8	0-0 F8			4 0 0 0 0 0 2	
Don Mattingly, L OBP: 0.378, SLG: 0.534 (1, 3) X		0-0 2B 1B		0-3 K		4-0 BB BB BB 1-2 2-3 1B BB		0-0 F7		3 1 1 0 1 1 0	
Ken Griffey, L OBP: 0.310, SLG: 0.316 (1, 8) X		0-0 1-3 2B		0-0 4-3		0-0 1B 1-2 2-H 3-H 1B		0-0 4-3		4 0 2 2 0 0 0	
Mike O'Berry, R OBP: 0.294, SLG: 0.313 (1, 2) X		0-0 F6			0-0 6-3	0-0 1-3 2-H 1B		0-0 F8		4 0 1 1 0 0 2	
Bobby Meacham, S OBP: 0.233, SLG: 0.263 (1, 6) S S S		0-3 K		0-0 F6		0-0 3-1		0-0 4-3		4 0 0 0 0 1 4	
<b>Inning Stats</b>	R: 0 E: 0 K: 1 S: 6 H: 1 LOB: 1 BB: 0 P: 6	R: 0 E: 0 K: 1 S: 7 H: 2 LOB: 2 BB: 0 P: 7	R: 0 E: 0 K: 1 S: 6 H: 1 LOB: 1 BB: 0 P: 6	R: 0 E: 0 K: 1 S: 5 H: 0 LOB: 0 BB: 0 P: 5	R: 0 E: 0 K: 0 S: 3 H: 0 LOB: 0 BB: 0 P: 3	R: 3 E: 0 K: 0 S: 7 H: 4 LOB: 2 BB: 1 P: 11	R: 2 E: 0 K: 0 S: 5 H: 2 LOB: 0 BB: 0 P: 5	R: 0 E: 0 K: 0 S: 3 H: 0 LOB: 0 BB: 0 P: 3	R: 0 E: 0 K: 0 S: 3 H: 0 LOB: 0 BB: 0 P: 3	1B: 8 2B: 1 3B: 0 HR: 1 SF: 0 SAC: 0 DP: 0 HBP: 0	WP: 0 PB: 0 SB: 0 CS: 0 PA: 38
<b>PITCHER</b> Frank Tanana, L ERA: 3.03 (1, 1)	IP: 6.0 WLS: L BF: 27 H: 8 R: 3 ER: 3 SO: 4 BB: 1 IBB: 0 HBP: 0 BLK: 0 WP: 0 HR: 0 S: 34 P: 38 ERA: 4.50 WHIP: 1.500										
<b>PITCHER</b> Odell Jones, R ERA: 3.38 (7, 1)	IP: 3.0 WLS: BF: 11 H: 2 R: 2 ER: 2 SO: 0 BB: 0 IBB: 0 HBP: 0 BLK: 0 WP: 0 HR: 1 S: 11 P: 11 ERA: 6.00 WHIP: 0.667										

**New York Yankees @ Texas Rangers**  
Arlington Stadium, Arlington, TX  
Tue Jul 03 1984, 8:05 PM EDT  
Att: 21,272 - Unknown

livebaseballscorecards.com

AB	37
R	5
H	10
RBI	5
BB	1
SO	4
LOB	13



Batter	1	2	3	4	5	6	7	8	9	AB	R	H	RBI	BB	SO	LOB
Curtis Wilkerson, S (1, 6) OBP: 0.288, SLG: 0.286	0-0 4-3			0-0 6-3		0-0 B1-3	0-0 5-3			4	0	0	0	0	0	1
Tom Dunbar, L (1, 9) OBP: 0.364, SLG: 0.400	0-0 1-3			0-3 K		0-0 2B 1B		0-0 F6		4	1	1	0	0	1	0
Buddy Bell, R (1, 5) OBP: 0.376, SLG: 0.433	0-3 K			0-3 K		0-0 2B		0-0 F8		4	0	1	1	0	2	0
Larry Parrish, R (1, 10) OBP: 0.342, SLG: 0.470		0-0 6-3			0-0 F6	0-0 F7		0-0 6-3		4	0	0	0	0	0	1
Pete O'Brien, L (1, 3) OBP: 0.372, SLG: 0.485		0-0 F3			0-0 F6		4-0 HR BB		0-0 F8	3	1	0	0	1	0	0
Gary Ward, R (1, 8) (8, 7) OBP: 0.290, SLG: 0.333		0-3 K			0-0 HR		0-0 HR		4-0 BB	3	2	2	3	1	1	0
Bob Jones, L (1, 7) OBP: 0.316, SLG: 0.402			0-0 F7		0-0 1B		0-0 SH3-4 1B		0-0 F7	2	0	1	0	0	0	0
Bill Sample, R (7, PH) (8, 8) OBP: 0.308, SLG: 0.366					0-0 1B		0-0 SH3-4		0-3 K	2	0	1	0	0	0	1
Donnie Scott, S (1, 2) OBP: 0.306, SLG: 0.322				0-0 G6-4-3 1B		0-0 F9		0-0 SH3-4		1	0	0	0	0	1	1
Bill Stein, R (9, PH) OBP: 0.429, SLG: 0.333																
Wayne Tolleson, S (1, 4) OBP: 0.288, SLG: 0.269			0-0 G6-4-3			0-0 F8	0-0 5-3			3	0	0	0	0	0	2

**BOTTOM**

**New York Yankees @ Texas Rangers**  
Arlington Stadium, Arlington, TX  
Tue Jul 03 1984, 8:05 PM EDT  
Att. 21,272 - Unknown

livebaseballscorecards.com

<b>AB</b>	<b>32</b>
<b>R</b>	<b>4</b>
<b>H</b>	<b>7</b>
<b>RBI</b>	<b>4</b>
<b>BB</b>	<b>2</b>
<b>SO</b>	<b>5</b>
<b>LOB</b>	<b>7</b>



Inning Stats	R: 0	H: 0	E: 0	K: 1	S: 5	R: 0	H: 0	E: 0	K: 1	S: 5	R: 0	H: 1	E: 0	K: 0	S: 3	R: 0	H: 0	E: 0	K: 2	S: 7	R: 1	H: 2	E: 0	K: 0	S: 5	R: 1	H: 2	E: 0	K: 0	S: 5	R: 2	H: 2	E: 0	K: 0	S: 5	R: 0	H: 0	E: 0	K: 0	S: 3	R: 0	H: 0	E: 0	K: 1	S: 5	R: 0	H: 0	E: 0	K: 1	S: 9	1B: 4	SF: 0	2B: 1	SAC: 1	3B: 0	DP: 1	HR: 2	HBP: 0	WP: 0	PA: 35
--------------	------	------	------	------	------	------	------	------	------	------	------	------	------	------	------	------	------	------	------	------	------	------	------	------	------	------	------	------	------	------	------	------	------	------	------	------	------	------	------	------	------	------	------	------	------	------	------	------	------	------	-------	-------	-------	--------	-------	-------	-------	--------	-------	--------

PITCHER	IP	WLS	BF	H	R	ER	SO	BB	IBB	HBP	BLK	WP	HR	S	P	ERA	WHIP
Marty Bystrom, R (1, 1) ERA: 4.88	6.0	W	22	5	2	2	4	0	0	0	0	0	1	30	30	3.00	0.833
Ray Fontenot, L (7, 1) ERA: 4.94	2.0		9	2	2	2	0	1	0	0	0	0	1	8	12	9.00	1.500
Dave Righetti, L (9, 1) ERA: 1.47	1.0	S	4	0	0	0	1	1	0	0	0	0	0	5	9	0.00	1.000

**New York Yankees @ Texas Rangers**  
 Arlington Stadium, Arlington, TX

Wed Jul 04 1984, 8:05 PM EDT  
 Att: 39,240 - Unknown

<b>AB</b>	<b>33</b>
<b>R</b>	<b>5</b>
<b>H</b>	<b>8</b>
<b>RBI</b>	<b>5</b>
<b>BB</b>	<b>2</b>
<b>SO</b>	<b>3</b>
<b>LOB</b>	<b>17</b>



WP: 1	PA: 39
PB: 0	
SB: 1	
CS: 0	

Batter	1	2	3	4	5	6	7	8	9	AB R H RBI BB SO LOB
<b>Willie Randolph, R</b> (1, 4) OBP: 0.383, SLG: 0.363	0-0 F9		0-0 F9 1B	0-0 5-3			0-0 1-3		0-0 SH3 1B	5 1 2 1 0 0 0
<b>Butch Wynegar, S</b> (1, 2) OBP: 0.348, SLG: 0.372	0-0 WP 1B		0-0 F9 1-3		0-0 F8		0-0 F9		0-0 SH3 1-2 3-H	4 0 1 1 0 0 1
<b>Don Mattingly, L</b> (1, 3) OBP: 0.378, SLG: 0.532	0-3 K 1-2		0-0 BB HBP 1B 3-H		0-0 F6			0-0 6-3 1B	0-0 6-3	5 0 2 1 0 1 2
<b>Don Baylor, R</b> (1, 10) OBP: 0.344, SLG: 0.522	0-0 6-3		1-0 BB HBP 1-2		0-0 G3			0-0 F8		3 0 0 0 0 0 2
<b>Dave Winfield, R</b> (1, 9) OBP: 0.401, SLG: 0.561		4-0 E SF8 BB	4-0 1-2 2-3 BB			0-3 K		0-0 6-3 1-2		2 1 0 0 2 1 1
<b>Steve Kemp, L</b> (1, 7) OBP: 0.379, SLG: 0.435		0-0 6-3	0-0 F5			0-0 HR		0-3 K		4 1 1 1 0 1 5
<b>Brian Dayett, R</b> (9, 7) OBP: 0.200, SLG: 0.417		1-3								0 0 0 0 0 0 0
<b>Ken Griffey, L</b> (1, 8) OBP: 0.309, SLG: 0.317		0-0 SF8 3-H	0-0 4-3			0-0 F9			0-0 SH 1B 1B	3 1 1 1 0 0 3
<b>Bobby Meacham, S</b> (1, 6) OBP: 0.238, SLG: 0.267		0-0 1B		0-0 1-3		0-0 F7			0-0 SH 1B SH3	3 1 1 0 0 0 0
<b>Tim Foli, R</b> (1, 5) OBP: 0.189, SLG: 0.207		0-0 F4		0-0 6-3			0-0 F9		0-0 F7	4 0 0 0 0 0 3

Inning Stats	R: 0	H: 1	E: 0	K: 1	S: 6	P: 6	R: 1	H: 1	E: 1	K: 0	S: 4	P: 8	R: 1	H: 2	E: 0	K: 0	S: 5	P: 10	R: 0	H: 0	E: 0	K: 0	S: 3	P: 3	R: 0	H: 0	E: 0	K: 0	S: 3	P: 3	R: 1	H: 1	E: 0	K: 1	S: 6	P: 6	R: 0	H: 0	E: 0	K: 0	S: 3	P: 3	R: 0	H: 1	E: 0	K: 1	S: 6	P: 6	R: 2	H: 2	E: 0	K: 0	S: 6	P: 6	R: 0	H: 2	E: 0	K: 0	S: 6	P: 6	R: 0	H: 1	E: 0	K: 1	S: 6	P: 6	R: 0	H: 2	E: 0	K: 0	S: 6	P: 6	1B: 7	SF: 1	2B: 0	SAC: 2	3B: 0	DP: 0	HR: 1	HBP: 1	WP: 1	PA: 39
--------------	------	------	------	------	------	------	------	------	------	------	------	------	------	------	------	------	------	-------	------	------	------	------	------	------	------	------	------	------	------	------	------	------	------	------	------	------	------	------	------	------	------	------	------	------	------	------	------	------	------	------	------	------	------	------	------	------	------	------	------	------	------	------	------	------	------	------	------	------	------	------	------	------	-------	-------	-------	--------	-------	-------	-------	--------	-------	--------

PITCHER	IP	WLS	BF	H	R	ER	SO	BB	IBB	HBP	BLK	WP	HR	S	P	ERA	WHIP
<b>Dave Stewart, R</b> (1, 1) ERA: 5.11	8.1	L	37	8	5	4	3	2	0	1	0	1	1	40	49	4.32	1.200
<b>Dave Schmidt, R</b> (9, 1) ERA: 2.49	0.2		2	0	0	0	0	0	0	0	0	0	0	2	2	0.00	0.000

Batter	1	2	3	4	5	6	7	8	9	AB	R	H	RBI	BB	SO	LOB
Curtis Wilkerson, S OBP: 0.287, SLG: 0.285 (1, 6)	0-0 F8		0-0 F7		0-3 K			0-0 L6-3 1B		4	0	1	0	0	1	0
Mickey Rivers, L OBP: 0.296, SLG: 0.317 (1, 10)	0-0 1-3		0-0 F4		0-0 3-1			0-0 L6-3 1-2		4	0	0	0	0	0	1
Buddy Bell, R OBP: 0.374, SLG: 0.429 (1, 5)	4-0 BB		0-3 K2-3					0-0 F4		3	0	0	0	1	1	0
Larry Parrish, R OBP: 0.341, SLG: 0.467 (1, 9)	0-0 F8			0-3 K PB 1B				0-0 1B 1B		4	0	1	0	0	1	1
Pete O'Brien, L OBP: 0.370, SLG: 0.481 (1, 3)		0-0 5-3		0-0 F8				0-0 G5-4-3 1B		4	0	1	0	0	0	1
Gary Ward, R OBP: 0.293, SLG: 0.336 (1, 7)		0-0 1B 1B		0-0 1-2 1B				0-0 G5-4-3 1-2f		4	0	2	0	0	1	2
Bill Sample, R OBP: 0.305, SLG: 0.362 (1, 8)		0-0 F7		0-0 F8				0-3 K		3	0	0	0	0	1	3
Donnie Scott, S OBP: 0.307, SLG: 0.323 (1, 2)		0-0 1-3 1B		0-3 K 1-2 2-3				0-0 F9		3	0	1	0	0	1	2
Wayne Tolleson, S OBP: 0.285, SLG: 0.266 (1, 4)		0-0 4-3			0-0 F8			0-0 4-3		3	0	0	0	0	0	2

**BOTTOM**

**New York Yankees @ Texas Rangers**  
Arlington Stadium, Arlington, TX  
Wed Jul 04 1984, 8:05 PM EDT  
Att. 39,240 - Unknown

[livebaseballscorecards.com](http://livebaseballscorecards.com)

<b>AB</b>	<b>32</b>
<b>R</b>	<b>0</b>
<b>H</b>	<b>6</b>
<b>RBI</b>	<b>0</b>
<b>BB</b>	<b>1</b>
<b>SO</b>	<b>6</b>
<b>LOB</b>	<b>12</b>



Inning Stats	R: 0	H: 0	E: 0	K: 0	S: 3	R: 0	H: 2	E: 0	K: 0	S: 5	R: 0	H: 0	E: 0	K: 1	S: 5	R: 0	H: 1	E: 0	K: 2	S: 9	R: 0	H: 0	E: 0	K: 1	S: 5	R: 0	H: 2	E: 0	K: 0	S: 4	R: 0	H: 0	E: 0	K: 1	S: 5	R: 0	H: 1	E: 0	K: 0	S: 3	R: 0	H: 0	E: 0	K: 1	S: 5	1B: 6	SF: 0	2B: 1	SAC: 0	3B: 0	DP: 2	HR: 0	HBP: 0	WP: 0	PA: 33
--------------	------	------	------	------	------	------	------	------	------	------	------	------	------	------	------	------	------	------	------	------	------	------	------	------	------	------	------	------	------	------	------	------	------	------	------	------	------	------	------	------	------	------	------	------	------	-------	-------	-------	--------	-------	-------	-------	--------	-------	--------

PITCHER	IP	WLS	BF	H	R	ER	SO	BB	IBB	HBP	BLK	WP	HR	S	P	ERA	WHIP
Phil Niekro, R ERA: 1.84	(1, 1)	8.0	30	6	0	0	5	1	0	0	0	0	0	39	43	0.00	0.875
Jay Howell, R ERA: 3.12	(9, 1)	1.0	3	0	0	0	1	0	0	0	0	0	0	5	5	0.00	0.000

Batter	1	2	3	4	5	6	7	8	9	AB R H RBI BB SO LOB	TOP																						
Lou Whitaker, L (1, 4) OBP: 0.371, SLG: 0.391	0-3 K		4-0 BB		0-0 B3			0-0 G3	0-0 HR	4 1 1 2 1 1 1																							
Alan Trammell, R (1, 6) OBP: 0.376, SLG: 0.470	0-3 K		0-0 F7		0-0 2B			0-0 6-3	0-0 HR	5 1 2 2 0 1 1																							
Kirk Gibson, L (1, 9) OBP: 0.348, SLG: 0.498	4-0 WP 1B BB		0-3 K		0-0 F8			1-0 HBP	0-0 HR	3 1 1 3 1 1 2																							
Lance Parrish, R (1, 2) OBP: 0.292, SLG: 0.463	0-0 WP 1-2 1B		0-3 K		0-0 F7			0-0 F5	0-3 K	5 0 1 0 0 2 3																							
Darrell Evans, L (1, 10) OBP: 0.365, SLG: 0.361	0-0 6-3 1-2 2-3			0-0 G6-4-3 1B		0-0 6-3		0-0 F5	0-0 F5	4 0 1 0 0 0 2																							
Chet Lemon, R (1, 8) OBP: 0.375, SLG: 0.532		0-0 F7		0-0 G6-4-3 1-2f		0-0 F7		0-0 BB 1B 1B	0-0 BB 1B 1B	4 1 1 0 0 0 1																							
Larry Herndon, R (1, 7) OBP: 0.310, SLG: 0.331		0-0 FC6 1B		0-0 F4		0-3 K		0-0 BB 1-2 1B 1B	0-0 BB 1-2 1B 1B	4 1 2 0 0 1 0																							
Dave Bergman, L (1, 3) OBP: 0.356, SLG: 0.383		0-0 FC6 1-2f		0-0 F8		0-0 F5		0-3 K	0-3 K	4 0 0 0 0 1 3																							
Howard Johnson, S (1, 5) OBP: 0.368, SLG: 0.471		0-0 G3		0-0 F6		0-0 F6		4-0 BB BB BB	4-0 BB BB BB	3 1 1 0 0 0 1																							
Johnny Grubb, L (9, PH) OBP: 0.402, SLG: 0.457								1-2 2-3 1B BB	1-2 2-3 1B BB	0 0 0 0 1 0 0																							
Tom Brookens, R (9, PR) OBP: 0.279, SLG: 0.328										0 1 0 0 0 0 0																							
<b>Inning Stats</b>	R: 0 E: 0 K: 2 S: 8	H: 1 LOB: 2 BB: 1 P: 12	R: 0 E: 0 K: 0 S: 4	H: 1 LOB: 1 BB: 0 P: 4	R: 0 E: 0 K: 2 S: 7	H: 0 LOB: 1 BB: 1 P: 11	R: 0 E: 0 K: 0 S: 3	H: 1 LOB: 0 BB: 0 P: 3	R: 1 E: 0 K: 0 S: 5	H: 2 LOB: 1 BB: 0 P: 5	R: 0 E: 0 K: 0 S: 3	H: 0 LOB: 0 BB: 0 P: 3	R: 0 E: 0 K: 1 S: 5	H: 0 LOB: 0 BB: 0 P: 5	R: 0 E: 0 K: 0 S: 3	H: 0 LOB: 1 BB: 0 P: 4	R: 6 E: 0 K: 2 S: 12	H: 5 LOB: 1 BB: 1 P: 16	1B: 8 2B: 1 3B: 0 HR: 1	SF: 0 SAC: 0 DP: 1 HBP: 1	WP: 1 PB: 0 SB: 0 CS: 0	PA: 40											
<b>PITCHER</b> Charlie Hough, R (1, 1) ERA: 3.62	IP 9.0	WLS L	BF 40	H 10	R 7	ER 7	SO 7	BB 3	IBB 0	HBP 1	BLK 0	WP 1	HR 1	S 50	P 63	ERA 7.00	WHIP 1.444																
											<b>PITCHER</b>	IP	WLS	BF	H	R	ER	SO	BB	IBB	HBP	BLK	WP	HR	S	P	ERA	WHIP					

**Detroit Tigers @ Texas Rangers**  
 Arlington Stadium, Arlington, TX  
 Thu Jul 05 1984, 8:05 PM EDT  
 Att: 15,151 - Unknown

livebaseballscorecards.com

**AB** 36  
**R** 7  
**H** 10  
**RBI** 7  
**BB** 3  
**SO** 7  
**LOB** 14







Batter	1	2	3	4	5	6	7	8	9	AB R H RBI BB SO LOB	TOP											
Tom Brookens, R (1, 4) OBP: 0.271, SLG: 0.318 Lou Whitaker, L (9, PH) OBP: 0.373, SLG: 0.393	0-0 ① 1-3		0-0 ② FC4-6 S 1-2f		0-0 ② 5-3		0-0 ③ F8		0-0 2B 1B	4 0 0 0 0 0 4 1 0 1 0 0 0 0												
Alan Trammell, R (1, 6) OBP: 0.376, SLG: 0.470	0-3 ② K		0-0 ③ 6-3		0-0 ③ F9			4-0 FC5-4 BB	0-0 1-3 2B	4 0 1 0 1 1 2												
Barbaro Garbey, R (1, 10) OBP: 0.321, SLG: 0.381 Johnny Grubb, L (8, PH) OBP: 0.404, SLG: 0.451 Doug Baker, S (9, PR)	0-0 ③ F9			0-0 ① 5-3		0-0 ① 4-3		0-3 ① K	4-0 FC5-4 IBB	3 0 0 0 0 0 0 1 0 0 0 1 1 1 0 0 0 0 0 0 0												
Lance Parrish, R (1, 2) OBP: 0.291, SLG: 0.456		4-0 FC6-4 BB		0-3 ② K		0-0 ② 6-3		0-0 ② FC5-4 1B HR	0-0 ③ FC5-4 1-2f	4 1 0 0 1 1 4												
Chet Lemon, R (1, 8) OBP: 0.376, SLG: 0.539		0-0 ① FC6-4 WP 1-2f		0-0 3B		0-0 ③ F6		0-0 1-2 HR 1B		4 1 2 0 0 0 1												
Darrell Evans, L (1, 3) OBP: 0.371, SLG: 0.379		0-0 ② 5-3 1-2		4-0 3B BB			0-0 1B 1B	0-0 1-H 2-H HR		3 1 2 3 1 0 1												
Larry Herndon, R (1, 7) OBP: 0.306, SLG: 0.325		0-0 ③ 6-3		0-0 ③ F8			0-0 ① F9	0-0 ③ 6-3		4 0 0 0 0 0 4												
Kirk Gibson, L (1, 9) OBP: 0.350, SLG: 0.496			4-0 FC4-6 BB		0-0 5-3 1B		0-0 ② F6		0-0 ① F8	3 0 1 0 1 0 1												
Howard Johnson, S (1, 5) OBP: 0.365, SLG: 0.465			0-0 ① F8		0-3 ① K		0-0 1-2 1B		0-0 ② F4	4 0 1 0 0 1 2												
<b>Inning Stats</b>	R: 0 E: 0 K: 1 S: 5	H: 0 LOB: 0 BB: 0 P: 5	R: 0 E: 0 K: 0 S: 3	H: 0 LOB: 1 BB: 1 P: 7	R: 0 E: 0 K: 0 S: 3	H: 0 LOB: 1 BB: 1 P: 7	R: 0 E: 0 K: 1 S: 6	H: 1 LOB: 2 BB: 1 P: 10	R: 0 E: 0 K: 1 S: 6	H: 1 LOB: 1 BB: 0 P: 6	R: 0 E: 0 K: 0 S: 3	H: 0 LOB: 0 BB: 0 P: 3	R: 0 E: 0 K: 0 S: 5	H: 2 LOB: 2 BB: 0 P: 5	R: 3 E: 0 K: 1 S: 7	H: 2 LOB: 0 BB: 1 P: 11	R: 0 E: 0 K: 0 S: 5	H: 2 LOB: 3 BB: 1 P: 9	1B: 5 2B: 1 3B: 1 HR: 1	SF: 0 SAC: 0 DP: 0 HBP: 0	WP: 1 PB: 0 SB: 1 CS: 0	PA: 40
<b>PITCHER</b>	IP WLS BF H R ER SO BB IBB HBP BLK WP HR S P ERA WHIP																					
Mike Mason, L (1, 1) ERA: 2.72	7.0 W 28 4 0 0 3 3 0 0 0 1 0 31 43 0.00 1.000																					
Dickie Noles, R (8, 1) ERA: 5.08	1.2 9 3 3 3 1 1 0 0 0 0 1 10 14 16.20 2.400																					
Dave Schmidt, R (9, 1) ERA: 2.47	0.1 S 3 1 0 0 0 0 0 1 0 0 0 2 6 0.00 3.000																					

**Detroit Tigers @ Texas Rangers**  
 Arlington Stadium, Arlington, TX  
 Fri Jul 06 1984, 8:05 PM EDT  
 Att. 22,378 - Unknown

[livebaseballscorecards.com](http://livebaseballscorecards.com)

<b>AB</b>	35
<b>R</b>	3
<b>H</b>	8
<b>RBI</b>	3
<b>BB</b>	5
<b>SO</b>	4
<b>LOB</b>	20



Batter	1	2	3	4	5	6	7	8	9
Tom Dunbar, L (1, 7) OBP: 0.375, SLG: 0.400	0-0 4-3		0-0 1B 2B 1B	0-0 1-2 1B		0-3 K		0-0 G6-3 1-2f	
Mickey Rivers, L (1, 10) OBP: 0.295, SLG: 0.316	0-0 1-3		0-0 2B BLK 1B	0-0 F3			0-0 G1		
Buddy Bell, R (1, 5) OBP: 0.374, SLG: 0.431	0-0 F9		0-0 BLK 2B	0-3 K			0-0 F9		
Larry Parrish, R (1, 9) OBP: 0.345, SLG: 0.481		0-0 WP 1B	0-3 K		0-0 HR		0-0 2B 2B		
Pete O'Brien, L (1, 3) OBP: 0.373, SLG: 0.480	0-0 F7		4-0 BB BB	2-3 3-H BB BB	0-0 CS 1B		0-0 2B 2B		
Gary Ward, R (1, 8) OBP: 0.298, SLG: 0.339	0-3 K		4-0 BB BB	1-2 BB	0-3 K		4-0 BB BB		
Donnie Scott, S (1, 2) OBP: 0.303, SLG: 0.317	0-0 F8		0-0 F8		0-0 F6		0-0 F7		
Wayne Tolleson, S (1, 4) OBP: 0.281, SLG: 0.259			0-0 F7	0-3 K		0-0 F8		0-0 6-3	
Curtis Wilkerson, S (1, 6) OBP: 0.297, SLG: 0.293			0-0 1B 2B 1B	0-0 1B		0-3 K		0-0 G6-3 1B	

AB	R	H	RBI	BB	SO	LOB
5	1	2	0	0	1	1
4	1	1	0	0	0	2
4	0	1	2	0	1	2
4	2	3	1	0	1	2
3	0	2	1	1	0	1
2	0	0	0	2	2	2
4	0	0	0	0	0	6
4	0	0	0	0	1	0
4	1	3	0	0	1	0

**BOTTOM**

**Detroit Tigers @ Texas Rangers**  
Arlington Stadium, Arlington, TX  
Fri Jul 06 1984, 8:05 PM EDT  
Att. 22,378 - Unknown

[livebaseballscorecards.com](http://livebaseballscorecards.com)

<b>AB</b>	<b>34</b>
<b>R</b>	<b>5</b>
<b>H</b>	<b>12</b>
<b>RBI</b>	<b>4</b>
<b>BB</b>	<b>3</b>
<b>SO</b>	<b>7</b>
<b>LOB</b>	<b>16</b>



1B: 8	SF: 0	WP: 1	PA: 37
2B: 4	SAC: 0	PB: 0	
3B: 0	DP: 2	SB: 0	
HR: 1	HBP: 0	CS: 1	

Inning Stats		R: 0	H: 0	E: 0	K: 0	S: 3	R: 0	H: 1	E: 0	K: 1	S: 6	R: 3	H: 4	E: 0	K: 1	S: 9	R: 0	H: 2	E: 0	K: 2	S: 9	R: 1	H: 2	E: 0	K: 1	S: 6	R: 0	H: 0	E: 0	K: 2	S: 7	R: 1	H: 2	E: 0	K: 0	S: 5	R: 0	H: 1	E: 0	K: 0	S: 3
PITCHER		IP	WLS	BF	H	R	ER	SO	BB	IBB	HBP	BLK	WP	HR	S	P	ERA	WHIP	PITCHER		IP	WLS	BF	H	R	ER	SO	BB	IBB	HBP	BLK	WP	HR	S	P	ERA	WHIP				
Juan Berenguer, R (1, 1) ERA: 4.09	2.2	L	15	5	3	3	2	2	2	0	0	1	1	0	17	25	10.12	2.625	Juan Berenguer, R (1, 1)	2.2	L	15	5	3	3	2	2	2	0	0	1	1	0	17	25	10.12	2.625				
Sid Monge, L (3, 1) ERA: 3.9	1.0		5	2	0	0	1	0	0	0	0	0	0	0	7	7	0.00	2.000	Sid Monge, L (3, 1)	1.0		5	2	0	0	1	0	0	0	0	0	7	7	0.00	2.000						
Aurelio Lopez, R (4, 1) ERA: 2.95	4.1		17	5	2	2	4	1	0	0	0	0	0	1	24	28	4.15	1.385	Aurelio Lopez, R (4, 1)	4.1		17	5	2	2	4	1	0	0	0	1	24	28	4.15	1.385						





Batter	1	2	3	4	5	6	7	8	9	AB	R	H	RBI	BB	SO	LOB	TOP								
Tom Brookens, R (1, 4) OBP: 0.273, SLG: 0.318 Lou Whitaker, L (7, PH) OBP: 0.371, SLG: 0.389 (7, 4)	0-3 K			0-0 BB 1B 1B	0-0 6-3		0-0 F8	0-0 F9		3	1	1	0	0	1	1									
Alan Trammell, R (1, 6) OBP: 0.376, SLG: 0.466 Doug Baker, S (6, 6) Dave Bergman, L (8, PH) OBP: 0.351, SLG: 0.371 (8, 3)	0-0 1-3			0-0 BB 1B	0-0 F9		0-0 F7	0-0 F8		3	1	1	0	0	0	1									
Kirk Gibson, L (1, 9) OBP: 0.349, SLG: 0.483	0-3 K			0-3 K		1-0 1B E HBP	0-0 E6 1B 2B		4-0 FC6-4 BB	3	2	0	0	1	2	2									
Lance Parrish, R (1, 10) OBP: 0.294, SLG: 0.463 (8, 2)		0-0 6-3		4-0 F8 1B BB		0-0 F7	0-0 2B 1B		0-3 K	4	0	1	0	1	1	2									
Chet Lemon, R (1, 8) OBP: 0.377, SLG: 0.540		0-0 F8		0-0 1B		0-0 F9	0-0 2B		0-0 FC6-4 1-2f	5	0	2	3	0	0	2									
Larry Herndon, R (1, 7) OBP: 0.301, SLG: 0.320 Ruppert Jones, L (7, PH) OBP: 0.333, SLG: 0.615 (7, 7)		0-0 F7		0-0 F8		0-0 E HR 1B	0-0 BB		0-3 K	3	1	1	0	0	0	2									
Barbaro Garbey, R (1, 3) OBP: 0.316, SLG: 0.375 Darrell Evans, L (7, PH) OBP: 0.366, SLG: 0.370 (7, 3) (8, 5)			0-0 F8	0-0 F9		0-0 E4 HR	0-0 F9			3	1	0	0	0	0	3	AB 38								
Howard Johnson, S (1, 5) OBP: 0.366, SLG: 0.476 (8, 6)			0-0 4-3		0-0 6-3 1B	0-0 1H 2H HR		0-0 F8		4	1	2	3	0	0	0	R 7								
Marty Castillo, R (1, 2) OBP: 0.214, SLG: 0.194 Johnny Grubb, L (8, PH) OBP: 0.410, SLG: 0.458 Aurelio Lopez, R (8, 1)			0-3 K		0-3 K	0-0 5-3		0-0 1B		3	0	0	0	0	2	1	H 9								
Inning Stats	R: 0 E: 0 K: 2 S: 7	H: 0 LOB: 0 BB: 0 P: 7	R: 0 E: 0 K: 0 S: 3	H: 0 LOB: 0 BB: 0 P: 3	R: 0 E: 0 K: 1 S: 5	H: 0 LOB: 0 BB: 0 P: 5	R: 2 E: 0 K: 1 S: 8	H: 3 LOB: 2 BB: 1 P: 12	R: 0 E: 0 K: 1 S: 6	H: 1 LOB: 1 BB: 0 P: 6	R: 4 E: 1 K: 0 S: 6	H: 2 LOB: 0 BB: 0 P: 7	R: 1 E: 1 K: 0 S: 6	H: 2 LOB: 3 BB: 1 P: 10	R: 0 E: 0 K: 0 S: 4	H: 1 LOB: 1 BB: 0 P: 4	R: 0 E: 0 K: 2 S: 7	H: 0 LOB: 1 BB: 1 P: 11	1B: 7 2B: 1 3B: 0 HR: 1	SF: 0 SAC: 0 DP: 0 HBP: 1	WP: 0 PB: 0 SB: 0 CS: 0	PA: 42			
PITCHER	IP	WLS	BF	H	R	ER	SO	BB	IBB	HBP	BLK	WP	HR	S	P	ERA	WHIP								
Frank Tanana, L (1, 1) ERA: 3.03	6.0	W	27	6	6	2	5	1	0	1	0	0	1	35	40	3.00	1.167								
Odell Jones, R (7, 1) ERA: 3.03	2.0		11	3	1	0	0	1	0	0	0	0	0	10	14	0.00	2.000								
Dave Schmidt, R (9, 1) ERA: 2.42	1.0	S	4	0	0	0	2	1	0	0	0	0	0	7	11	0.00	1.000								

**Detroit Tigers @ Texas Rangers**  
 Arlington Stadium, Arlington, TX  
 Sun Jul 08 1984, 8:05 PM EDT  
 Att: 16,010 - Unknown

[livebaseballscorecards.com](http://livebaseballscorecards.com)



Batter	1	2	3	4	5	6	7	8	9
<b>Curtis Wilkerson, S</b> OBP: 0.306, SLG: 0.303 (1, 6)	0-0 4-3		0-0 B1-3	0-0 2B 1B		0-0 G3		0-0 1B 2B	
<b>Pete O'Brien, L</b> OBP: 0.373, SLG: 0.476 (1, 3)	0-0 F8		0-0 2B 1B	0-0 F5		0-3 K		4-0 1B BB	
<b>Buddy Bell, R</b> OBP: 0.372, SLG: 0.430 (1, 5)	0-0 F7		0-0 6-3 1B 2B	0-0 F5		0-0 E3		0-0 1-3 2-H 1B	
<b>Larry Parrish, R</b> OBP: 0.348, SLG: 0.489 (1, 9)		0-0 1B 2B	0-0 6-3	0-0 1-H 2B		0-0 F7			
<b>Bob Jones, L</b> OBP: 0.330, SLG: 0.404 (1, 10)		0-0 1B 1B 1B	0-0 1B 1B	0-0 F7		0-3 K			
<b>Gary Ward, R</b> OBP: 0.299, SLG: 0.335 (1, 8) (9, 7)		0-0 F3	0-0 1-H 2B 1B		0-0 F8		0-0 4-3		
<b>Tom Dunbar, L</b> OBP: 0.375, SLG: 0.435 (1, 7)		0-0 1B 1B	0-0 1-H 1B 2B		0-0 F7		0-0 F8		
<b>Bill Sample, R</b> OBP: 0.296, SLG: 0.351 (9, 8)		0-0 1-3 1B 1B	0-0 1-H 1B 2B						
<b>Donnie Scott, S</b> OBP: 0.319, SLG: 0.333 (1, 2)		0-0 G5-4-3 1B	0-0 FC4-6 1B		0-0 1B			0-0 4-3	
<b>Wayne Tolleson, S</b> OBP: 0.279, SLG: 0.255 (1, 4)		0-0 G5-4-3 1-2f	0-0 FC4-6 1-2f		0-0 F5			0-0 F8	

Inning Stats	R: 0	H: 0	E: 0	K: 0	S: 3	LOB: 0	BB: 0	P: 3	R: 2	H: 4	E: 0	K: 0	S: 6	LOB: 1	BB: 0	P: 6	R: 5	H: 6	E: 0	K: 0	S: 9	LOB: 1	BB: 0	P: 9	R: 1	H: 2	E: 0	K: 0	S: 5	LOB: 1	BB: 0	P: 5	R: 0	H: 1	E: 0	K: 0	S: 4	LOB: 1	BB: 0	P: 4	R: 0	H: 0	E: 1	K: 1	S: 6	LOB: 1	BB: 0	P: 6	R: 0	H: 0	E: 0	K: 1	S: 5	LOB: 0	BB: 0	P: 5	R: 1	H: 2	E: 0	K: 0	S: 4	LOB: 2	BB: 1	P: 8
--------------	------	------	------	------	------	--------	-------	------	------	------	------	------	------	--------	-------	------	------	------	------	------	------	--------	-------	------	------	------	------	------	------	--------	-------	------	------	------	------	------	------	--------	-------	------	------	------	------	------	------	--------	-------	------	------	------	------	------	------	--------	-------	------	------	------	------	------	------	--------	-------	------

PITCHER	IP	WLS	BF	H	R	ER	SO	BB	IBB	HBP	BLK	WP	HR	S	P	ERA	WHIP
<b>Doug Bair, R</b> ERA: 3.5 (1, 1)	2.2	L	15	8	6	6	0	0	0	0	0	0	0	15	15	20.25	3.000
<b>Juan Berenguer, R</b> ERA: 4.15 (3, 1)	3.1		16	5	2	2	1	0	0	0	0	0	0	18	18	5.40	1.500
<b>Aurelio Lopez, R</b> ERA: 2.99 (7, 1)	2.0		8	2	1	1	1	1	0	0	0	0	0	9	13	4.50	1.500
<b>Aurelio Lopez, R</b> ERA: 2.99 (8, 1)	2.0		8	2	1	1	1	1	0	0	0	0	0	9	13	4.50	1.500

**BOTTOM**

**Detroit Tigers @ Texas Rangers**  
Arlington Stadium, Arlington, TX

Sun Jul 08 1984, 8:05 PM EDT  
Att. 16,010 - Unknown

AB	R	H	RBI	BB	SO	LOB
5	2	2	0	0	0	0
4	1	1	0	1	1	1
5	1	2	2	0	0	1
4	1	2	1	0	0	2
4	2	2	2	0	1	1
4	1	1	1	0	0	1
4	1	2	1	0	0	0
0	0	0	0	0	0	0
4	0	3	2	0	0	0
4	0	0	0	0	0	4


<b>AB</b>	<b>38</b>
<b>R</b>	<b>9</b>
<b>H</b>	<b>15</b>
<b>RBI</b>	<b>9</b>
<b>BB</b>	<b>1</b>
<b>SO</b>	<b>2</b>
<b>LOB</b>	<b>10</b>

livebaseballscorecards.com

1B: 10	SF: 0	WP: 0	PA: 39
2B: 5	SAC: 0	PB: 0	
3B: 0	DP: 1	SB: 0	
HR: 0	HBP: 0	CS: 0	



Batter	1	2	3	4	5	6	7	8	9	AB R H RBI BB SO LOB
<b>Brett Butler, L</b> (1, 8) OBP: 0.365, SLG: 0.329	0-0 F9			0-0 F7		0-3 K		0-0 1-3		4 0 0 0 0 1 2
<b>Tony Bernazard, S</b> (1, 4) OBP: 0.308, SLG: 0.264	0-0 F3			0-3 K			0-0 4-3		0-0 F2	4 0 0 0 0 1 0
<b>Julio Franco, R</b> (1, 6) OBP: 0.329, SLG: 0.340	0-3 K			0-0 F8			0-0 F3		0-0 FC5-4 1B	4 0 1 0 0 1 0
<b>Andre Thornton, R</b> (1, 10) OBP: 0.373, SLG: 0.525		0-0 F7			0-0 5-3		0-0 F3		0-0 FC5-4 1-2f	4 0 0 0 0 0 1
<b>Mel Hall, L</b> (1, 7) OBP: 0.339, SLG: 0.455		0-0 G5-4-3 1B			0-0 1-3			0-0 1-3	0-3 K	4 0 1 0 0 1 1
<b>Pat Tabler, R</b> (1, 3) OBP: 0.369, SLG: 0.371		0-0 G5-4-3 1-2f			0-0 F8			0-0 2B SF8 2B		3 1 1 0 0 0 1
<b>George Vukovich, L</b> (1, 9) OBP: 0.344, SLG: 0.414			0-0 4-3			4-0 PB G3 BB		0-0 2-3 2B		2 1 1 0 1 0 0
<b>Jerry Willard, L</b> (1, 2) OBP: 0.325, SLG: 0.400			0-0 F2			0-0 1-H G3		4-0 BB		2 0 0 1 1 0 0
<b>Brook Jacoby, R</b> (1, 5) OBP: 0.303, SLG: 0.340			0-0 F8			0-0 F9		0-0 3-H SF8		2 0 0 1 0 0 0

TOP	
<b>Cleveland Indians @ Texas Rangers</b> Arlington Stadium, Arlington, TX Thu Jul 12 1984, 8:05 PM EDT Att: 19,171 - Unknown	
AB 29 R 2 H 4 RBI 2 BB 2 SO 4 LOB 5	
	
WP: 0 PA: 32 PB: 2 SB: 0 CS: 0 1B: 2 SF: 1 2B: 2 SAC: 0 3B: 0 DP: 1 HR: 0 HBP: 0	

Inning Stats	R: 0	H: 0	E: 0	K: 1	S: 5	P: 5	R: 0	H: 1	E: 0	K: 0	S: 3	P: 3	R: 0	H: 0	E: 0	K: 0	S: 3	P: 3	R: 0	H: 0	E: 0	K: 1	S: 5	P: 5	R: 0	H: 0	E: 0	K: 0	S: 3	P: 3	R: 1	H: 0	E: 0	K: 1	S: 5	P: 9	R: 0	H: 0	E: 0	K: 0	S: 3	P: 3	R: 1	H: 2	E: 0	K: 0	S: 5	P: 9	R: 0	H: 1	E: 0	K: 1	S: 6	P: 6						
<b>Charlie Hough, R</b> (1, 1) ERA: 3.46	IP 9.0	WLS W	BF 32	H 4	R 2	ER 1	SO 4	BB 2	IBB 0	HBP 0	BLK 0	WP 0	HR 0	S 38	P 46	ERA 1.00	WHIP 0.667																																											
																										<b>PITCHER</b>	IP	WLS	BF	H	R	ER	SO	BB	IBB	HBP	BLK	WP	HR	S	P	ERA	WHIP																	



Batter	1	2	3	4	5	6	7	8	9	AB	R	H	RBI	BB	SO	LOB
Bill Sample, R OBP: 0.298, SLG: 0.347 (1, 7) BB (6, 8)	4-0 1B 2B BB		0-0 F9	0-0 F3		4-0 1B SF8 BB		0-0 4-3		3	2	0	0	2	0	2
Wayne Tolleson, S OBP: 0.288, SLG: 0.262 (1, 4)	0-0 2B 1B		4-0 S FC6-4 BB	0-0 E 1-2 1B		0-0 1-3 1B		0-0 6-3		4	2	3	1	1	0	0
Buddy Bell, R OBP: 0.375, SLG: 0.435 (1, 5)	0-0 6-3 2B		4-0 FC6-4 BB	0-0 E2 1B		0-0 SF8		0-0 F4		3	0	2	4	1	0	0
Larry Parrish, R OBP: 0.346, SLG: 0.485 (1, 9)	0-0 6-3 2-3		4-0 FC6-4 BB	0-3 K		0-0 F9				3	0	0	0	1	1	4
Gary Ward, R OBP: 0.298, SLG: 0.333 Tom Dunbar, L OBP: 0.423, SLG: 0.480 (1, 8) (5, PH) (6, 7)	0-0 5-3		0-0 FC6-4		0-0 S 1B		0-0 FC4-6 HBP 1B			2	0	0	1	0	0	3
Pete O'Brien, L OBP: 0.372, SLG: 0.472 (1, 3)	0-0 3-1		0-0 F9		0-0 G6-4-3 1B		0-0 F7			2	1	2	0	0	0	0
George Wright, S OBP: 0.252, SLG: 0.295 (1, 10)		0-0 F8		0-0 1B 2B		0-0 F7		1-0 FC4-6 HBP		4	0	1	1	0	0	4
Donnie Scott, S OBP: 0.316, SLG: 0.330 (1, 2)		0-0 F8		0-0 1B 1B		0-0 G6-4-3		0-0 FC4-6		3	1	1	0	0	0	1
Curtis Wilkerson, S OBP: 0.301, SLG: 0.299 (1, 6)		0-0 F8		0-0 F5		0-3 K		0-0 F6		4	1	1	0	0	0	3

Inning Stats	R: 2	H: 2	E: 0	K: 0	S: 5	LOB: 1	BB: 1	P: 9	R: 0	H: 0	E: 0	K: 0	S: 3	LOB: 0	BB: 0	P: 3	R: 1	H: 0	E: 0	K: 0	S: 3	LOB: 2	BB: 3	P: 15	R: 2	H: 4	E: 1	K: 1	S: 9	LOB: 2	BB: 0	P: 9	R: 1	H: 2	E: 0	K: 0	S: 4	LOB: 0	BB: 0	P: 4	R: 1	H: 1	E: 0	K: 1	S: 6	LOB: 1	BB: 1	P: 10	R: 0	H: 1	E: 0	K: 0	S: 4	LOB: 2	BB: 0	P: 5	R: 0	H: 0	E: 0	K: 0	S: 3	LOB: 0	BB: 0	P: 3
--------------	------	------	------	------	------	--------	-------	------	------	------	------	------	------	--------	-------	------	------	------	------	------	------	--------	-------	-------	------	------	------	------	------	--------	-------	------	------	------	------	------	------	--------	-------	------	------	------	------	------	------	--------	-------	-------	------	------	------	------	------	--------	-------	------	------	------	------	------	------	--------	-------	------

PITCHER																	1B: 8	SF: 1	WP: 0	PA: 39
IP	WLS	BF	H	R	ER	SO	BB	IBB	HBP	BLK	WP	HR	S	P	ERA	WHIP	2B: 2	SAC: 0	PB: 0	
Neal Heaton, L ERA: 4.86 (1, 1)	3.2	L	20	5	5	5	0	4	0	0	0	0	16	32	12.27	2.455	0	0	0	
Don Schulze, R ERA: 10.13 (4, 1)	1.1		6	3	1	1	0	0	0	0	0	0	8	8	6.75	2.250	0	0	0	
Steve Comer, R ERA: 5.66 (6, 1)	2.0		10	2	1	1	1	0	1	0	0	0	10	15	4.50	1.500	0	0	0	
Tom Waddell, R ERA: 3.6 (8, 1)	1.0		3	0	0	0	0	0	0	0	0	0	3	3	0.00	0.000	0	0	0	


**BOTTOM**

**Cleveland Indians @ Texas Rangers**  
Arlington Stadium, Arlington, TX

Thu Jul 12 1984, 8:05 PM EDT  
Att. 19,171 - Unknown

livebaseballscorecards.com

AB	32
R	7
H	10
RBI	7
BB	5
SO	2
LOB	21



Batter	1	2	3	4	5	6	7	8	9	AB R H RBI BB SO LOB	TOP									
<b>Brett Butler, L</b> (1, 8) OBP: 0.361, SLG: 0.325	0-0 5-3		0-0 4-3		0-0 F7			0-0 6-3		4 0 0 0 0 0 0	<b>Cleveland Indians @ Texas Rangers</b> Arlington Stadium, Arlington, TX Fri Jul 13 1984, 8:05 PM EDT Att. 14,710 - Unknown									
<b>Julio Franco, R</b> (1, 6) OBP: 0.328, SLG: 0.342	0-0 F4		0-3 K			0-0 6-3		0-0 WP 3B 2B		4 1 1 0 0 1 0										
<b>Mike Hargrove, L</b> (1, 3) OBP: 0.391, SLG: 0.393	4-0 BB			0-0 3-1		0-0 1B		0-0 1B 3B		3 1 2 1 1 0 0										
<b>Andre Thornton, R</b> (1, 10) OBP: 0.372, SLG: 0.522	0-0 F8			0-3 K		0-0 F5		0-0 1B		4 0 1 1 0 1 2										
<b>Carmen Castillo, R</b> (1, 9) OBP: 0.351, SLG: 0.527		0-3 K		0-0 5-3		0-3 K		0-3 K		3 0 0 0 0 2 1										
<b>Mel Hall, L</b> (7, 7) OBP: 0.337, SLG: 0.452										1 0 0 0 0 1 1										
<b>Pat Tabler, R</b> (1, 7) OBP: 0.376, SLG: 0.393		0-0 FC4-6 1B			0-0 HR		0-0 G4-6-3 1B		0-0 1B 2B	3 1 3 1 0 0 0										
<b>George Vukovich, L</b> (7, 9) OBP: 0.347, SLG: 0.421										1 1 1 0 0 0 0										
<b>Brook Jacoby, R</b> (1, 5) OBP: 0.306, SLG: 0.352		0-0 FC4-6 1-2f			0-0 HR		0-0 G4-6-3 1-2f		0-0 G4-6-3 2-H 1B	4 1 2 2 0 0 2										
<b>Chris Bando, S</b> (1, 2) OBP: 0.383, SLG: 0.615		0-0 F7			0-0 F7		0-0 4-3		0-0 G4-6-3 1-2f	4 0 0 0 0 0 2										
<b>Tony Bernazard, S</b> (1, 4) OBP: 0.305, SLG: 0.260			0-0 5-3		0-0 F8			0-0 G3	0-0 F9	4 0 0 0 0 0 0										
<b>Inning Stats</b>	R: 0 E: 0 K: 0 S: 3	H: 0 LOB: 1 BB: 1 P: 7	R: 0 E: 0 K: 1 S: 6	H: 1 LOB: 1 BB: 0 P: 6	R: 0 E: 0 K: 1 S: 5	H: 0 LOB: 0 BB: 0 P: 5	R: 0 E: 0 K: 1 S: 5	H: 0 LOB: 0 BB: 0 P: 5	R: 2 E: 0 K: 0 S: 6	H: 1 LOB: 1 BB: 0 P: 6	R: 0 E: 0 K: 0 S: 3	H: 1 LOB: 0 BB: 0 P: 3	R: 2 E: 0 K: 1 S: 8	H: 3 LOB: 1 BB: 0 P: 8	R: 1 E: 0 K: 0 S: 4	H: 2 LOB: 0 BB: 0 P: 4	1B: 5 2B: 2 3B: 1 HR: 2	SF: 0 SAC: 0 DP: 2 HBP: 0	WP: 1 PB: 0 SB: 0 CS: 0	PA: 36
<b>PITCHER</b>	IP WLS BF H R ER SO BB IBB HBP BLK WP HR S P ERA WHIP																			
<b>Mike Mason, L</b> (1, 1) ERA: 2.73	6.0 L 23 4 2 2 4 1 0 0 0 0 0 2 30 34 3.00 0.833																			
<b>Odell Jones, R</b> (7, 1) ERA: 3.46	3.0 13 6 3 3 1 0 0 0 0 1 0 15 15 9.00 2.000																			

livebaseballscorecards.com

<b>AB</b>	35
<b>R</b>	5
<b>H</b>	10
<b>RBI</b>	5
<b>BB</b>	1
<b>SO</b>	5
<b>LOB</b>	8



Batter	1	2	3	4	5	6	7	8	9	AB R H RBI BB SO LOB
<b>Bill Sample, R</b> OBP: 0.297, SLG: 0.344 (1, 8) BBB	4-0 6-3 BB		X 0-0 3-1 1-3		X 0-0 F4			X 0-0 F9		3 0 0 0 1 0 1
<b>Curtis Wilkerson, S</b> OBP: 0.297, SLG: 0.294 (1, 6) X	0-0 6-3 1-2		X 0-0 1-3		X 0-0 4-3			X 0-0 G3		4 0 0 0 0 0 2
<b>Buddy Bell, R</b> OBP: 0.374, SLG: 0.431 (1, 5) BBB	4-0 BB		X 0-0 6-3		X 0-0 4-3			S S S 0-3 K		3 0 0 0 1 1 1
<b>Larry Parrish, R</b> OBP: 0.345, SLG: 0.482 (1, 9) X	0-0 F9			X 0-0 SH2-4 BB 1B		X 0-0 4-3		X 0-0 6-3		4 0 1 0 0 0 2
<b>Pete O'Brien, L</b> OBP: 0.370, SLG: 0.468 (1, 3) X	0-0 4-3			BBB 4-0 SH2-4 BB 1-2		X 0-0 G3		X 0-0 F7		3 0 0 0 1 0 2
<b>George Wright, S</b> OBP: 0.247, SLG: 0.289 (1, 10) SS		0-3 K		X 0-0 SH2-4 1-2 2-3		X 0-0 F3		X 0-0 4-3		3 0 0 0 0 1 0
<b>Tom Dunbar, L</b> OBP: 0.414, SLG: 0.444 (1, 7) X		0-0 F8		4-0 IBB			0-3 K			2 0 0 0 1 1 0
<b>Donnie Scott, S</b> OBP: 0.308, SLG: 0.321 (1, 2) X		0-0 4-3		0-3 K		X 0-0 4-3		X 0-0 4-3		3 0 0 0 0 1 3
<b>Wayne Tolleson, S</b> OBP: 0.289, SLG: 0.260 (1, 4) BBB			4-0 3-1 S BB	X 0-0 4-3			0-3 K			2 0 0 0 1 1 3

<b>Inning Stats</b>	R: 0 E: 0 K: 0 S: 3	H: 0 LOB: 2 BB: 2 P: 11	R: 0 E: 0 K: 1 S: 5	H: 0 LOB: 0 BB: 0 P: 5	R: 0 E: 0 K: 0 S: 3	H: 0 LOB: 1 BB: 1 P: 7	R: 0 E: 0 K: 1 S: 6	H: 1 LOB: 3 BB: 2 P: 14	R: 0 E: 0 K: 0 S: 3	H: 0 LOB: 0 BB: 0 P: 3	R: 0 E: 0 K: 2 S: 7	H: 0 LOB: 0 BB: 0 P: 7	R: 0 E: 0 K: 1 S: 5	H: 0 LOB: 0 BB: 0 P: 5	R: 0 E: 0 K: 0 S: 3	H: 0 LOB: 0 BB: 0 P: 3	1B: 1 2B: 0 3B: 0 HR: 0	SF: 0 SAC: 1 DP: 0 HBP: 0	WP: 0 PB: 0 SB: 1 CS: 0	PA: 33	
<b>PITCHER</b> <b>Bert Blyleven, R</b> ERA: 3.27 (1, 1)	IP 9.0	WLS W	BF 33	H 1	R 0	ER 0	SO 5	BB 4	IBB 1	HBP 0	BLK 0	WP 0	HR 0	S 38	P 58	ERA 0.00	WHIP 0.556				
<b>PITCHER</b>																					
IP WLS BF H R ER SO BB IBB HBP BLK WP HR S P ERA WHIP																					

**BOTTOM**

**Cleveland Indians @ Texas Rangers**  
Arlington Stadium, Arlington, TX

Fri Jul 13 1984, 8:05 PM EDT  
Att. 14,710 - Unknown

<b>AB</b>	<b>27</b>
<b>R</b>	<b>0</b>
<b>H</b>	<b>1</b>
<b>RBI</b>	<b>0</b>
<b>BB</b>	<b>5</b>
<b>SO</b>	<b>5</b>
<b>LOB</b>	<b>14</b>



livebaseballscorecards.com

Batter	1	2	3	4	5	6	7	8	9	AB R H RBI BB SO LOB	TOP														
<b>Brett Butler, L</b> (1, 8) OBP: 0.364, SLG: 0.325	0-0 1B E 1B	0-0 F2		4-0 1B BB	4-0 BB			0-0 F8		3 1 1 0 2 0 0															
<b>Julio Franco, R</b> (1, 6) OBP: 0.329, SLG: 0.343	0-0 1B E 1B	0-0 F4		0-0 BB 1B	0-0 1-3			0-0 F8		5 1 2 1 0 0 3															
<b>Mike Hargrove, L</b> (1, 3) OBP: 0.395, SLG: 0.399	0-0 F9 1-H 3-H FC4-6 2B		0-0 1B 1B	4-0 1B BB			0-0 F5		0-0 4-3	4 1 2 1 1 0 0															
<b>Andre Thornton, R</b> (1, 10) OBP: 0.370, SLG: 0.517	0-0 F9		0-0 1B	0-0 F5			0-3 K		0-0 F9	5 0 1 0 0 1 3															
<b>Mel Hall, L</b> (1, 7) OBP: 0.339, SLG: 0.449	4-0 FC4-6 BB		0-0 F8		0-3 K		0-0 G3		0-0 1B 1B	4 0 1 0 1 1 2															
<b>George Vukovich, L</b> (1, 9) OBP: 0.348, SLG: 0.420	0-0 FC4-6 1B		0-0 F4		0-0 E7 1B 1B		0-0 F7		0-0 1B 1B	5 1 2 1 0 0 3															
<b>Jerry Willard, L</b> (1, 2) OBP: 0.321, SLG: 0.393	0-0 1B		0-0 4-3		0-3 K		0-3 K		0-0 G3	5 0 1 0 0 2 5															
<b>Brook Jacoby, R</b> (1, 5) OBP: 0.308, SLG: 0.354	0-0 6-3			0-0 1B 1B	0-0 BB 1B		0-0 F4			4 1 2 1 0 0 2															
<b>Tony Bernazard, S</b> (1, 4) OBP: 0.304, SLG: 0.258		0-0 F8		0-3 K	4-0 BB 1B			0-0 F7		3 0 0 0 1 1 1															
<b>Mike Fischlin, R</b> (8, 4) OBP: 0.267, SLG: 0.333				0-3 K	1-2 BB BB					0 0 0 0 0 0 0															
<b>Inning Stats</b>	R: 3 E: 1 K: 0 S: 7	H: 4 LOB: 2 BB: 1 P: 11	R: 0 E: 0 K: 0 S: 3	H: 0 LOB: 0 BB: 0 P: 3	R: 0 E: 0 K: 0 S: 5	H: 2 LOB: 2 BB: 0 P: 5	R: 1 E: 0 K: 1 S: 6	H: 2 LOB: 2 BB: 2 P: 14	R: 1 E: 1 K: 2 S: 9	H: 2 LOB: 3 BB: 2 P: 17	R: 0 E: 0 K: 1 S: 5	H: 0 LOB: 0 BB: 0 P: 5	R: 0 E: 0 K: 1 S: 5	H: 0 LOB: 0 BB: 0 P: 5	R: 0 E: 0 K: 0 S: 3	H: 0 LOB: 0 BB: 0 P: 3	R: 0 E: 0 K: 0 S: 5	H: 2 LOB: 2 BB: 0 P: 5	1B: 11 2B: 1 3B: 0 HR: 0	SF: 0 SAC: 0 DP: 0 HBP: 0	WP: 0 PB: 0 SB: 0 CS: 0	PA: 43			
<b>PITCHER</b>	IP	WLS	BF	H	R	ER	SO	BB	IBB	HBP	BLK	WP	HR	S	P	ERA	WHIP								
<b>Dave Stewart, R</b> (1, 1) ERA: 5.26	3.2	L	21	8	4	4	1	3	0	0	0	0	0	20	32	9.82	3.000								
<b>Danny Darwin, R</b> (4, 1) ERA: 4.54	5.0		21	4	1	1	4	2	0	0	0	0	0	27	35	1.80	1.200								
<b>Dave Schmidt, R</b> (9, 1) ERA: 2.4	0.1		1	0	0	0	0	0	0	0	0	0	0	1	1	0.00	0.000								

**Cleveland Indians @ Texas Rangers**  
Arlington Stadium, Arlington, TX  
Sat Jul 14 1984, 8:05 PM EDT  
Att: 20,647 - Unknown

[livebaseballscorecards.com](http://livebaseballscorecards.com)

<b>AB</b>	<b>38</b>
<b>R</b>	<b>5</b>
<b>H</b>	<b>12</b>
<b>RBI</b>	<b>4</b>
<b>BB</b>	<b>5</b>
<b>SO</b>	<b>5</b>
<b>LOB</b>	<b>19</b>



Batter	1	2	3	4	5	6	7	8	9	AB R H RBI BB SO LOB
Tom Dunbar, L (1, 7) OBP: 0.424, SLG: 0.462	0-0 4-3 		0-0 			0-0 G3 		0-0 		4 0 2 0 0 0 0
Wayne Tolleson, S (1, 4) OBP: 0.288, SLG: 0.260	0-0 4-3 		0-0 			0-0 4-3 		0-0 		4 0 1 0 0 0 1
Buddy Bell, R (1, 5) OBP: 0.375, SLG: 0.428	4-0 		0-0 6-3 			4-0 		0-0 		2 0 0 0 2 0 3
Larry Parrish, R (1, 10) OBP: 0.344, SLG: 0.482	0-3 			0-0 6-3 		0-0 		0-0 		4 0 1 0 0 1 1
Pete O'Brien, L (1, 3) OBP: 0.369, SLG: 0.465		0-0 4-3 		0-3 		0-0 		0-0 		4 0 1 0 0 1 2
George Wright, S (1, 8) OBP: 0.241, SLG: 0.281		0-0 G3 		0-0 F5 		0-0 		0-0 		4 0 0 0 0 0 1
Bob Jones, L (1, 9) OBP: 0.321, SLG: 0.392		0-0 G3 			0-3 		0-0 		0-0 	3 0 0 0 0 1 0
Mickey Rivers, L (9, PH) OBP: 0.294, SLG: 0.314										1 0 0 0 0 0 1
Donnie Scott, S (1, 2) OBP: 0.301, SLG: 0.313			0-0 		0-0 		0-0 			3 0 0 0 0 0 1
Curtis Wilkerson, S (1, 6) OBP: 0.294, SLG: 0.291			0-3 		0-0 			0-0 		3 0 0 0 0 1 1

BOTTOM	
<p><b>Cleveland Indians @ Texas Rangers</b>  Arlington Stadium, Arlington, TX  Sat Jul 14 1984, 8:05 PM EDT  Att. 20,647 - Unknown</p>	
<b>AB 32</b> <b>R 0</b> <b>H 5</b> <b>RBI 0</b> <b>BB 2</b> <b>SO 4</b> <b>LOB 11</b>	
<b>1B: 4</b> <b>SF: 0</b> <b>2B: 1</b> <b>SAC: 0</b> <b>3B: 0</b> <b>DP: 1</b> <b>HR: 0</b> <b>HBP: 0</b>	<b>WP: 0</b> <b>PA: 34</b> <b>PB: 1</b> <b>SB: 0</b> <b>CS: 0</b>

Inning Stats		R: 0	H: 0	R: 0	H: 0	R: 0	H: 2	R: 0	H: 0	R: 0	H: 0	R: 0	H: 1	R: 0	H: 0	R: 0	H: 1	R: 0	H: 1	1B: 4	SF: 0	WP: 0	PA: 34
		E: 0	LOB: 1	E: 0	LOB: 0	E: 0	LOB: 2	E: 0	LOB: 0	E: 0	LOB: 0	E: 0	LOB: 2	E: 0	LOB: 0	E: 0	LOB: 1	E: 0	LOB: 1	2B: 1	SAC: 0	PB: 1	
		K: 1	BB: 1	K: 0	BB: 0	K: 1	BB: 0	K: 1	BB: 0	K: 0	BB: 0	K: 0	BB: 1	K: 0	BB: 0	K: 0	BB: 0	K: 0	BB: 0	3B: 0	DP: 1	SB: 0	
		S: 5	P: 9	S: 3	P: 3	S: 7	P: 7	S: 5	P: 5	S: 5	P: 5	S: 5	P: 8	S: 3	P: 3	S: 4	P: 4	S: 4	P: 4	HR: 0	HBP: 0	CS: 0	
<b>PITCHER</b>		<b>IP</b>	<b>WLS</b>	<b>BF</b>	<b>H</b>	<b>R</b>	<b>ER</b>	<b>SO</b>	<b>BB</b>	<b>IBB</b>	<b>HBP</b>	<b>BLK</b>	<b>WP</b>	<b>HR</b>	<b>S</b>	<b>P</b>	<b>ERA</b>	<b>WHIP</b>					
Steve Farr, R (1, 1) ERA: 4.42	8.1	W	32	5	0	0	4	4	2	0	0	0	0	0	38	46	0.00	0.840					
Ernie Camacho, R (9, 1) ERA: 1.97	0.2		2	0	0	0	0	0	0	0	0	0	0	0	2	2	0.00	0.000					

Batter	1	2	3	4	5	6	7	8	9	10	11	AB R H RBI BB SO LOB	TOP														
<b>Brett Butler, L</b> (1, 8) OBP: 0.365, SLG: 0.329	0-0 1-3	0-3 K		0-0 2B		0-3 K			0-0 FC5-4 1B		0-0 SH5-3	5 0 2 0 0 2 2	<b>Cleveland Indians @ Texas Rangers</b> Arlington Stadium, Arlington, TX Sun Jul 15 1984, 8:05 PM EDT Att. 11,390 - Unknown														
<b>Julio Franco, R</b> (1, 6) OBP: 0.329, SLG: 0.339	4-0 PB BB	4-0 IBB		0-0 F8			0-0 F9		0-0 FC5-4		0-0 F6	4 0 0 0 2 0 4															
<b>Mike Hargrove, L</b> (1, 3) OBP: 0.394, SLG: 0.395	0-3 K	0-3 K			0-0 5-3 1B 1B		4-0 CS BB		0-0 F7		0-0 3-1	5 1 1 0 1 2 7															
<b>Andre Thornton, R</b> (1, 10) OBP: 0.370, SLG: 0.515	0-0 6-3		0-0 F8		0-0 1B 5-3 1-5 1B		0-3 K			0-0 G4-6-3 1B		5 0 2 0 0 1 2															
<b>Carmen Castillo, R</b> (1, 9) OBP: 0.344, SLG: 0.515		0-3 K	0-0 F3		0-0 5-3			0-0 6-3		0-0 G4-6-3		3 0 0 0 0 1 2															
<b>Mel Hall, L</b> (6, 7) OBP: 0.336, SLG: 0.445				0-0 F9						0-0 1-2f		2 0 0 0 0 0 1															
<b>Pat Tabler, R</b> (1, 7) OBP: 0.380, SLG: 0.394		4-0 1B 2B 1B BB		0-0 F9				0-0 G4-1		0-0 FC6-4 1B		2 1 1 1 1 0 0															
<b>George Vukovich, L</b> (6, 9) OBP: 0.349, SLG: 0.421					0-0 2-3 3-H 1B							2 0 1 0 0 0 0															
<b>Brook Jacoby, R</b> (1, 5) OBP: 0.309, SLG: 0.364		0-0 1B 2B 1B		0-0 HR		0-0 1-5		0-0 5-3		0-0 FC6-4		5 2 2 1 0 0 3															
<b>Chris Bando, S</b> (1, 2) OBP: 0.410, SLG: 0.667		0-0 2B 1B		0-0 1-3			0-0 4-3		0-0 FC5-4 SH1-4 1B		0-0 HR	5 1 3 1 0 0 0															
<b>Mike Fischlin, R</b> (1, 4) OBP: 0.286, SLG: 0.372		0-0 2B		0-3 K			0-0 F7		0-0 SH1-4		0-0 SH5-3 1B	4 0 2 2 0 1 0															
<b>Inning Stats</b>	R: 0 E: 0 K: 1 S: 5	H: 0 LOB: 1 BB: 1 P: 9	R: 2 E: 0 K: 3 S: 12	H: 3 LOB: 3 BB: 2 P: 20	R: 0 E: 0 K: 0 S: 3	H: 0 LOB: 0 BB: 0 P: 3	R: 1 E: 0 K: 1 S: 7	H: 2 LOB: 1 BB: 0 P: 7	R: 1 E: 0 K: 0 S: 5	H: 3 LOB: 1 BB: 0 P: 5	R: 0 E: 0 K: 1 S: 5	H: 0 LOB: 0 BB: 0 P: 5	R: 0 E: 0 K: 1 S: 4	H: 0 LOB: 1 BB: 1 P: 8	R: 0 E: 0 K: 0 S: 3	H: 0 LOB: 0 BB: 0 P: 3	R: 0 E: 0 K: 0 S: 5	H: 2 LOB: 2 BB: 0 P: 5	R: 0 E: 0 K: 0 S: 4	H: 2 LOB: 1 BB: 0 P: 4	R: 1 E: 0 K: 0 S: 5	H: 2 LOB: 1 BB: 0 P: 5	1B: 10 2B: 4 3B: 0 HR: 2	SF: 0 SAC: 2 DP: 3 HBP: 0	WP: 0 PB: 1 SB: 0 CS: 1	PA: 48	
<b>PITCHER</b>	IP	WLS	BF	H	R	ER	SO	BB	IBB	HBP	BLK	WP	HR	S	P	ERA	WHIP										
<b>Frank Tanana, L</b> (1, 1) ERA: 3.2	4.1		24	8	4	4	5	2	1	0	0	0	1	31	43	8.31	2.308										
<b>Joey McLaughlin, R</b> (5, 1) ERA: 3.91	2.2		7	0	0	0	2	1	0	0	0	0	0	10	14	0.00	0.375										
<b>Odell Jones, R</b> (8, 1) ERA: 3.38	3.2	L	16	6	1	1	0	0	0	0	0	0	1	16	16	2.46	1.636										
<b>Dave Schmidt, R</b> (11, 1) ERA: 2.38	0.1		1	0	0	0	0	0	0	0	0	0	0	1	1	0.00	0.000										

AB	42
R	5
H	14
RBI	5
BB	4
SO	7
LOB	21



livebaseballscorecards.com

BOTTOM

Cleveland Indians @ Texas Rangers  
Arlington Stadium, Arlington, TX

Sun Jul 15 1984, 8:05 PM EDT  
Att. 11,390 - Unknown

livebaseballscores.com

AB	42
R	4
H	9
RBI	4
BB	4
SO	11
LOB	25



WP	0	PA	47
PB	0		
SB	1		
CS	0		

Batter	1	2	3	4	5	6	7	8	9	10	11	AB	R	H	RBI	BB	SO	LOB
Tom Dunbar, L OBP: 0.410, SLG: 0.400 (1, 10)	4-3		G3-6-3 BB		E6 HR		F7		4-3		BB 4-0 1-2 BB	4	1	0	0	2	0	2
Pete O'Brien, L OBP: 0.374, SLG: 0.482 (1, 3)	BB 1B		G3-6-3 1-2f		1-H 2-H HR			2B		1-3 1B	BB 0-0 3	6	1	4	3	0	0	3
Buddy Bell, R OBP: 0.373, SLG: 0.423 (1, 5)	1-2 BB		5-3		F6			K		1-3 1-2		4	0	0	0	1	1	2
Larry Parrish, R OBP: 0.345, SLG: 0.479 (1, 9)	K				F9 1B			K		4-0 IBB		4	0	1	0	1	2	3
George Wright, S OBP: 0.234, SLG: 0.272 (1, 8)	F8				F9 1-2			K		0-0 F8		5	0	0	0	0	1	6
Gary Ward, R OBP: 0.296, SLG: 0.331 (1, 7)		S 1B			K			K		0-0 E6 SH5-4 1B		5	1	1	0	0	2	3
Donnie Scott, S OBP: 0.291, SLG: 0.303 (1, 2)		K			K			F2		0-0 SH5-4		4	0	0	0	0	2	2
Curtis Wilkerson, S OBP: 0.291, SLG: 0.288 (1, 6)			F7		K			F9		0-0 1-2 SH5-4 1B		3	0	0	0	0	1	1
Mickey Rivers, L OBP: 0.297, SLG: 0.317 (9, PH)											BB 1B	1	0	1	1	0	0	0
Bill Stein, R OBP: 0.424, SLG: 0.345 (10, 4)												1	0	1	0	0	0	0
Wayne Tolleson, S OBP: 0.289, SLG: 0.265 (1, 4)												3	1	1	0	0	1	1
Mary Foley, L OBP: 0.325, SLG: 0.458 (9, PH)	4-3											1	0	0	0	0	0	1
Jim Anderson, R OBP: 0.174, SLG: 0.116 (10, 6)												0	0	0	0	0	0	0
Bill Sample, R OBP: 0.297, SLG: 0.342 (11, PH)	1-2				HR 2B							1	0	0	0	0	1	1

R: 0	H: 1	R: 0	H: 1	R: 0	H: 0	R: 0	H: 1	R: 3	H: 2	R: 0	H: 0	R: 0	H: 0	R: 0	H: 1	R: 1	H: 1	R: 0	H: 1	R: 0	H: 1	R: 0	H: 1	R: 0	H: 1	R: 0	H: 1	1B: 6	SF: 0	WP: 0	PA: 47
E: 0	LOB: 2	E: 0	LOB: 1	E: 0	LOB: 0	E: 0	LOB: 1	E: 1	LOB: 0	E: 0	LOB: 0	E: 0	LOB: 0	E: 0	LOB: 0	E: 1	LOB: 1	E: 0	LOB: 2	E: 0	LOB: 2	E: 0	LOB: 2	E: 0	LOB: 1	E: 0	LOB: 0	2B: 2	SAC: 1	PB: 0	
K: 1	BB: 1	K: 1	BB: 0	K: 0	BB: 1	K: 0	BB: 1	K: 1	BB: 0	K: 1	BB: 0	K: 1	BB: 0	K: 3	BB: 0	K: 0	BB: 0	K: 0	BB: 1	K: 1	BB: 1	K: 1	BB: 1	K: 0	BB: 1	K: 0	BB: 0	3B: 0	DP: 1	SB: 1	
S: 6	P: 10	S: 6	P: 6	S: 2	P: 6	S: 8	P: 8	S: 8	P: 8	S: 5	P: 5	S: 5	P: 5	S: 10	P: 10	S: 5	P: 5	S: 4	P: 8	S: 6	P: 10	S: 6	P: 10	S: 6	P: 10	S: 6	P: 10	HR: 1	HBP: 0	CS: 0	

PITCHER	IP	WLS	BF	H	R	ER	SO	BB	IBB	HBP	BLK	WP	HR	S	P	ERA	WHIP
Roy Smith, R ERA: 4.08 (1, 1)	5.0		22	5	3	2	5	2	0	0	0	0	1	30	38	3.60	1.400
Tom Waddell, R ERA: 3.45 (6, 1)	2.0		7	1	0	0	2	0	0	0	0	0	0	11	11	0.00	0.500
Ernie Camacho, R ERA: 1.86 (8, 1)	3.0	W	13	2	1	0	3	0	1	0	0	0	0	18	22	0.00	0.667
Mike Jeffcoat, L ERA: 2.25 (11, 1)	0.2		4	1	0	0	1	1	0	0	0	0	0	5	9	0.00	3.000
Jamie Easterly, L ERA: 3.42 (11, 1)	0.1	S	1	0	0	0	0	0	0	0	0	0	0	1	1	0.00	0.000

PITCHER	IP	WLS	BF	H	R	ER	SO	BB	IBB	HBP	BLK	WP	HR	S	P	ERA	WHIP
Roy Smith, R ERA: 4.08 (1, 1)	5.0		22	5	3	2	5	2	0	0	0	0	1	30	38	3.60	1.400
Tom Waddell, R ERA: 3.45 (6, 1)	2.0		7	1	0	0	2	0	0	0	0	0	0	11	11	0.00	0.500
Ernie Camacho, R ERA: 1.86 (8, 1)	3.0	W	13	2	1	0	3	0	1	0	0	0	0	18	22	0.00	0.667
Mike Jeffcoat, L ERA: 2.25 (11, 1)	0.2		4	1	0	0	1	1	0	0	0	0	0	5	9	0.00	3.000
Jamie Easterly, L ERA: 3.42 (11, 1)	0.1	S	1	0	0	0	0	0	0	0	0	0	0	1	1	0.00	0.000

Batter 1 2 3 4 5 6 7 8 9 AB R H RBI BB SO LOB TOP

Main table containing batter statistics, pitch counts, and play diagrams for each batter across 9 innings. Includes names like Wayne Tolleson, Mickey Rivers, Buddy Bell, etc.

Inning Stats table with columns for R, H, E, K, S, P and rows for each of the 9 innings.

Pitcher statistics table for the first half of the game, listing names like Joe Cowley, Bob Shirley, Dave Righetti, and Mike Armstrong.

Pitcher statistics table for the second half of the game, listing names like Joe Cowley, Bob Shirley, Dave Righetti, and Mike Armstrong.

Texas Rangers @ New York Yankees
Yankee Stadium, Bronx, NY
Mon Jul 16 1984, 7:05 PM EDT
Att. 15,132 - Unknown

Summary statistics table: AB 36, R 8, H 10, RBI 8, BB 4, SO 8, LOB 15





BOTTOM

Texas Rangers @ New York Yankees  
Yankee Stadium, Bronx, NY  
Mon Jul 16 1984, 7:05 PM EDT  
Att. 15,132 - Unknown

livebaseballscorecards.com

AB	39
R	9
H	12
RBI	8
BB	3
SO	5
LOB	17



WP:	1	PA:	42
PB:	1		
SB:	1		
CS:	0		

AB R H RBI BB SO LOB

4 3 1 0 1 0 2

4 1 0 0 1 1 2

5 2 4 2 0 0 0

5 2 1 4 0 0 3

2 0 0 0 0 0 0

3 0 0 0 1 0 2

4 0 2 0 0 0 1

4 1 1 0 0 2 4

1B:	8	SF:	0
2B:	2	SAC:	0
3B:	1	DP:	1
HR:	1	HBP:	0

Batter	1	2	3	4	5	6	7	8	9
Willie Randolph, R OBP: 0.383, SLG: 0.365 (1, 4)	4-0 1B S HR BB	0-0 E1 G3 1B		0-0 6-3		0-0 F3			0-0 E4 PB 1B
Butch Wynegar, S OBP: 0.340, SLG: 0.362 (1, 2)	4-0 1B HR BB	0-0 G3			0-3 K		0-0 G3		0-0 F9 1-2
Don Mattingly, L OBP: 0.375, SLG: 0.515 (1, 3)	0-0 1-2 HR 1B	0-0 G4-6-3 1B			0-0 2B		0-0 F8		0-0 E 1B 2-H
Dave Winfield, R OBP: 0.399, SLG: 0.545 (1, 9)	0-0 HR	0-0 G4-6-3 1-2f			0-0 5-3		0-0 4-3		0-0 E4 1B 1-2
Oscar Gamble, L OBP: 0.311, SLG: 0.434 Ken Griffey, L OBP: 0.323, SLG: 0.329 (1, 10) (5, PH)	0-0 E3 1B		0-0 6-3		0-0 F7				0-0 1B 1-3 2-H
Steve Kemp, L OBP: 0.381, SLG: 0.434 Brian Dayett, R OBP: 0.225, SLG: 0.368 Roy Smalley, S OBP: 0.290, SLG: 0.393 (1, 7) (9, 7) (9, PH)	0-3 K		0-0 6-3		0-0 6-3		0-3 K		0-0 1B 1-2 3-H
Mike Pagliarulo, L OBP: 0.364, SLG: 0.550 (1, 5)	0-0 F7		0-0 F8		4-0 2B BB		0-0 F7		
Bobby Meacham, S OBP: 0.297, SLG: 0.385 (1, 6)	0-0 1-3 1B			0-0 4-3		0-0 1-3 2B		0-0 F7	
Omar Moreno, L OBP: 0.279, SLG: 0.360 (1, 8)	0-3 K			0-0 4-3		0-3 K		0-0 WP 3B	

Inning Stats	R: 4	H: 3	E: 1	K: 2	S: 11	LOB: 2	BB: 2	P: 19
	R: 1	H: 2	E: 1	K: 0	S: 4	LOB: 0	BB: 0	P: 4
	R: 0	H: 0	E: 0	K: 0	S: 3	LOB: 0	BB: 0	P: 3
	R: 0	H: 0	E: 0	K: 0	S: 3	LOB: 0	BB: 0	P: 3
	R: 0	H: 1	E: 0	K: 1	S: 6	LOB: 1	BB: 0	P: 6
	R: 0	H: 1	E: 0	K: 1	S: 6	LOB: 2	BB: 1	P: 10
	R: 0	H: 0	E: 0	K: 0	S: 3	LOB: 0	BB: 0	P: 3
	R: 0	H: 1	E: 0	K: 1	S: 6	LOB: 1	BB: 0	P: 6
	R: 4	H: 4	E: 2	K: 0	S: 7	LOB: 2	BB: 0	P: 7

PITCHER	IP	WLS	BF	H	R	ER	SO	BB	IBB	HBP	BLK	WP	HR	S	P	ERA	WHIP
Dickie Noles, R ERA: 5.15 (1, 1)	8.0		35	8	5	5	5	3	0	0	0	0	1	42	54	5.62	1.375
Dave Schmidt, R ERA: 2.56 (9, 1)	0.1	L	7	4	4	1	0	0	0	0	0	1	0	7	7	27.00	12.000

Batter	1	2	3	4	5	6	7	8	9	AB R H RBI BB SO LOB	TOP											
Bill Sample, R (1, 8) OBP: 0.296, SLG: 0.341	0-3 K	0-0 6-3		0-3 K		0-0 5-3		0-0 1B BB G5-2-3 1B	0-0 F8	6 0 1 0 0 2 3												
Mickey Rivers, L (1, 10) OBP: 0.307, SLG: 0.343	0-0 1B 1B		0-0 6-3		0-0 2B	0-0 F3		4-0 G5-2-3 1B 1-2 2-3 BB BB	0-0 E1	5 2 2 0 1 0 1												
Pete O'Brien, L (1, 3) OBP: 0.377, SLG: 0.484	0-0 1B SF7 1B		0-0 F2		0-0 PB S HR 1B	0-0 F7		0-0 BB G5-2-3 1-2 2-3 3-H 1B	0-3 K	6 2 3 1 0 1 2												
Larry Parrish, R (1, 9) OBP: 0.347, SLG: 0.486	0-0 BB 1-3 2-H 1B		0-0		0-3 K		0-0 HR	0-0 G5-2-3 1-2 2-3 3-H		5 1 3 2 0 1 4												
Buddy Bell, R (1, 5) OBP: 0.376, SLG: 0.434	0-0 SF7 3-H		0-0 6-3		4-0 1-2 HR BB		0-0 F9 1B 2B	4-0 BB BB		2 2 1 1 2 0 1												
Tom Dunbar, L (1, 7) OBP: 0.419, SLG: 0.474	4-0 FC5-4 1-2 BB			0-0 F6		0-0 1-H 2-H HR	0-0 F9 2-3	4-0 FC5-4 1-2 2-3 3-H BB		2 1 1 3 1 0 0												
Gary Ward, R (7, PH) OBP: 0.296, SLG: 0.328										1 0 0 1 1 0 1												
Bill Stein, R (1, 4) OBP: 0.436, SLG: 0.382	0-0 FC5-4 1-2f			0-0 6-3		4-0 BB	0-0 G4-3 1B	0-0 FC5-4		4 0 1 1 1 0 5												
Donnie Scott, S (1, 2) OBP: 0.295, SLG: 0.331		0-3 K2-3		0-0 1B 1B		0-0 1-3		0-0 G4-3 1-2f	0-0 HR	5 1 2 1 0 1 2												
Curtis Wilkerson, S (1, 6) OBP: 0.295, SLG: 0.292		0-0 4-3		0-0 1-2 1B		0-0 5-3 1B		0-0 BB 1B 1B	0-0 F5	5 1 3 0 0 0 0												
<b>Inning Stats</b>	R: 2 E: 0 K: 1 S: 8	H: 3 LOB: 2 BB: 1 P: 12	R: 0 E: 0 K: 1 S: 5	H: 0 LOB: 0 BB: 0 P: 5	R: 0 E: 0 K: 0 S: 4	H: 1 LOB: 1 BB: 0 P: 4	R: 0 E: 0 K: 1 S: 7	H: 2 LOB: 2 BB: 0 P: 7	R: 3 E: 0 K: 1 S: 7	H: 3 LOB: 1 BB: 2 P: 15	R: 0 E: 0 K: 0 S: 4	H: 1 LOB: 1 BB: 0 P: 4	R: 2 E: 0 K: 0 S: 5	H: 3 LOB: 0 BB: 0 P: 5	R: 2 E: 0 K: 0 S: 5	H: 3 LOB: 3 BB: 3 P: 17	R: 1 E: 1 K: 1 S: 7	H: 1 LOB: 1 BB: 0 P: 7	1B: 12 2B: 2 3B: 0 HR: 3	SF: 1 SAC: 0 DP: 2 HBP: 0	WP: 0 PB: 1 SB: 1 CS: 0	PA: 48
<b>PITCHER</b>	IP WLS BF H R ER SO BB IBB HBP BLK WP HR S P ERA WHIP																					
Phil Niekro, R (1, 1) ERA: 2.23	6.0 L 32 12 7 7 4 3 0 0 0 0 0 2 37 49 10.50 2.500																					
Bob Shirley, L (7, 1) ERA: 4.68	1.0 7 4 2 2 0 1 0 0 0 0 0 0 6 10 18.00 5.000																					
Mike Armstrong, R (8, 1) ERA: 6.57	2.0 9 1 1 1 1 2 0 0 0 0 0 1 9 17 4.50 1.500																					

Texas Rangers @ New York Yankees  
Yankee Stadium, Bronx, NY  
Tue Jul 17 1984, 7:05 PM EDT  
Att. 20,312 - Unknown

livebaseballscorecards.com

AB 41  
R 10  
H 17  
RBI 10  
BB 6  
SO 5  
LOB 19




Batter	1	2	3	4	5	6	7	8	9	AB	R	H	RBI	BB	SO	LOB
Willie Randolph, R (1, 4) OBP: 0.381, SLG: 0.364	0-3 K ①		0-0 1B 1B		0-0 F9 ③			0-0 5-3 ①		4	0	1	0	0	1	0
Butch Wynegar, S (1, 2) OBP: 0.339, SLG: 0.360	0-0 F8 ②		0-0 G4-3-6 1B ②			0-0 F2 ①		0-0 6-3 ②		4	0	1	0	0	0	0
Don Mattingly, L (1, 9) OBP: 0.374, SLG: 0.515	0-0 F6 ③		0-0 G4-3-6 ② ③			0-0 4-3 ②		0-0 1B 2B		4	1	1	0	0	0	2
Don Baylor, R (1, 10) OBP: 0.345, SLG: 0.518		0-0 F7 ①		0-0 1B 2B		0-0 1-3 ③		0-0 1B		4	1	2	1	0	0	0
Steve Kemp, L (1, 7) OBP: 0.383, SLG: 0.435		0-0 HR 1B		0-3 K ①			0-0 FC4-6 1B	0-3 K2-3 ③		4	1	2	0	0	2	2
Ken Griffey, L (1, 3) OBP: 0.326, SLG: 0.345		0-0 HR 1B		0-0 3-1 1B			0-0 F7 ①		0-0 1-3 ①	4	1	2	3	0	0	1
Mike Pagliarulo, L (1, 5) OBP: 0.308, SLG: 0.458		0-3 K ②		0-0 3-1 ② ③			0-0 FC4-6 1B ②		0-0 F7 ②	4	0	0	0	0	1	2
Bobby Meacham, S (1, 6) OBP: 0.295, SLG: 0.380		0-0 1-3 ③			0-3 K ①		0-0 1B ②		0-0 F8 ③	4	0	1	0	0	1	0
Omar Moreno, L (1, 8) OBP: 0.274, SLG: 0.353			0-0 F4 ①			0-0 F6 ②		0-0 F8 ③		3	0	0	0	0	0	2


Inning Stats	R: 0	H: 0	E: 0	K: 1	S: 5	R: 2	H: 2	E: 0	K: 1	S: 7	R: 0	H: 2	E: 0	K: 0	S: 4	R: 1	H: 2	E: 0	K: 1	S: 6	R: 0	H: 0	E: 0	K: 1	S: 5	R: 0	H: 0	E: 0	K: 0	S: 3	R: 0	H: 2	E: 0	K: 0	S: 5	R: 1	H: 2	E: 0	K: 1	S: 7	R: 0	H: 0	E: 0	K: 0	S: 3	1B: 7	2B: 2	3B: 0	HR: 1	SF: 0	SAC: 0	DP: 1	HBP: 0	WP: 0	PB: 0	SB: 0	CS: 0	PA: 35
--------------	------	------	------	------	------	------	------	------	------	------	------	------	------	------	------	------	------	------	------	------	------	------	------	------	------	------	------	------	------	------	------	------	------	------	------	------	------	------	------	------	------	------	------	------	------	-------	-------	-------	-------	-------	--------	-------	--------	-------	-------	-------	-------	--------

PITCHER	IP	WLS	BF	H	R	ER	SO	BB	IBB	HBP	BLK	WP	HR	S	P	ERA	WHIP
Charlie Hough, R (1, 1) ERA: 3.49	9.0	W	35	10	4	4	5	0	0	0	0	0	1	45	45	4.00	1.111

**TEXAS RANGERS @ NEW YORK YANKEES**  
 Yankee Stadium, Bronx, NY  
 Tue Jul 17 1984, 7:05 PM EDT  
 Att. 20,312 - Unknown

AB	35
R	4
H	10
RBI	4
BB	0
SO	5
LOB	9



Batter	1	2	3	4	5	6	7	8	9	AB R H RBI BB SO LOB	TOP														
Bill Sample, R (1, 8) OBP: 0.293, SLG: 0.337	0-0 F9		0-0 F4			0-0 FC6-4 1B		0-0 F7		4 0 0 0 0 0 2	<p><b>Texas Rangers @ New York Yankees</b>            Yankee Stadium, Bronx, NY</p> <p>Wed Jul 18 1984, 3:33 AM EDT            Att: 20,470 - Unknown</p> <p>livebaseballscorecards.com</p> <table> <tr><td>AB</td><td>33</td></tr> <tr><td>R</td><td>1</td></tr> <tr><td>H</td><td>6</td></tr> <tr><td>RBI</td><td>1</td></tr> <tr><td>BB</td><td>1</td></tr> <tr><td>SO</td><td>4</td></tr> <tr><td>LOB</td><td>11</td></tr> </table> 	AB	33	R	1	H	6	RBI	1	BB	1	SO	4	LOB	11
AB	33																								
R	1																								
H	6																								
RBI	1																								
BB	1																								
SO	4																								
LOB	11																								
Gary Ward, R (1, 7) OBP: 0.293, SLG: 0.324	0-0 F4		0-0 6-3			0-3 K		0-0 F8		4 0 0 0 0 1 2															
Buddy Bell, R (1, 5) OBP: 0.378, SLG: 0.441	0-0 3B			0-0 5-3		0-0 1B		0-0 FC6-4		4 0 2 0 0 0 1															
Larry Parrish, R (1, 9) OBP: 0.343, SLG: 0.480	0-0 F7			0-0 F9		0-0 5-3			0-0 5-3	4 0 0 0 0 0 3															
Bill Stein, R (1, 10) OBP: 0.405, SLG: 0.351		0-0 6-3		0-0 F9		0-3 K			0-3 K	3 0 0 0 0 1 0															
Mickey Rivers, L (9, PH) OBP: 0.306, SLG: 0.342										1 0 0 0 0 1 0															
Pete O'Brien, L (1, 3) OBP: 0.375, SLG: 0.481		0-0 6-3			0-0 F7		0-0 4-3		0-0 1B	4 0 1 0 0 0 0															
Ned Yost, R (1, 2) OBP: 0.197, SLG: 0.252		0-0 HR			0-0 E5 L5-3		0-0 1B		0-0 F5	3 1 2 1 0 0 0															
Mary Foley, L (9, PH) OBP: 0.322, SLG: 0.446										1 0 0 0 0 0 1															
Wayne Tolleson, S (1, 4) OBP: 0.291, SLG: 0.263		0-3 K			0-0 L5-3		0-0 F8			3 0 0 0 0 1 2															
Curtis Wilkerson, S (1, 6) OBP: 0.299, SLG: 0.294			0-0 F8			4-0 FC6-4 BB		0-0 FC6-4 1B		2 0 1 0 1 0 0															
<b>Inning Stats</b>	R: 0 E: 0 K: 0 S: 4	H: 1 LOB: 1 BB: 0 P: 4	R: 1 E: 0 K: 1 S: 6	H: 1 LOB: 0 BB: 0 P: 6	R: 0 E: 0 K: 0 S: 3	H: 0 LOB: 0 BB: 0 P: 3	R: 0 E: 1 K: 0 S: 3	H: 0 LOB: 0 BB: 0 P: 3	R: 0 E: 0 K: 1 S: 6	H: 1 LOB: 2 BB: 1 P: 10	R: 0 E: 0 K: 1 S: 6	H: 1 LOB: 1 BB: 0 P: 6	R: 0 E: 0 K: 0 S: 4	H: 1 LOB: 1 BB: 0 P: 4	R: 0 E: 0 K: 1 S: 6	H: 1 LOB: 1 BB: 0 P: 6	1B: 4 2B: 1 3B: 1 HR: 1	SF: 0 SAC: 0 DP: 1 HBP: 0	WP: 0 PB: 0 SB: 0 CS: 0	PA: 34					
<b>PITCHER</b>	IP WLS BF H R ER SO BB IBB HBP BLK WP HR S P ERA WHIP																								
Ron Guidry, L (1, 1) ERA: 4.05	8.0 W 30 5 1 1 3 1 0 0 0 0 0 1 35 39 1.12 0.750																								
Jay Howell, R (9, 1) ERA: 2.84	1.0 S 4 1 0 0 1 0 0 0 0 0 0 0 6 6 0.00 1.000																								

Batter	1	2	3	4	5	6	7	8	9	AB	R	H	RBI	BB	SO	LOB	BOTTOM																					
<b>Bobby Meacham, S</b> (1, 6) OBP: 0.294, SLG: 0.375	0-0 6-3 1		0-0 8-3 2 1-2f		0-0 E8 1B 1-H 2-H		0-3 K 3			4	0	1	1	0	1	3																						
<b>Tim Foli, R</b> (1, 4) OBP: 0.213, SLG: 0.248	0-0 F8 2			0-0 5-3 1	0-0 F8 3			0-0 F7 1		4	0	0	0	0	0	1																						
<b>Dave Winfield, R</b> (1, 9) OBP: 0.398, SLG: 0.542	0-0 1B 3			0-0 F7 2		0-0 5-3 1		0-0 4-3 2		4	0	1	0	0	0	0																						
<b>Don Baylor, R</b> (1, 10) OBP: 0.347, SLG: 0.527		4-0 BB FC4-6 BB		0-0 HR 3		0-0 5-3 2		0-0 F9 3		3	1	1	1	1	0	0																						
<b>Roy Smalley, S</b> (1, 5) OBP: 0.286, SLG: 0.388 <b>Mike Pagliarulo, L</b> (8, 5) OBP: 0.308, SLG: 0.458		0-0 F8 1		0-0 6-3 3		0-0 F9 3				3	0	0	0	0	0	1																						
<b>Don Mattingly, L</b> (1, 3) OBP: 0.374, SLG: 0.516		0-0 FC4-6 1-2f			0-0 4-3 1		0-0 1B 2B			3	0	1	0	0	0	1																						
<b>Brian Dayett, R</b> (1, 7) OBP: 0.256, SLG: 0.390		0-0 F3 3			0-0 1B BB 1B		0-0 1B 2-3			3	1	2	0	0	0	1		<b>AB 29</b>																				
<b>Rick Cerone, R</b> (1, 2) OBP: 0.277, SLG: 0.318			0-0 8-3 1B 3		0-0 F3 2		0-0 F2 1			3	0	1	0	0	0	3		<b>R 3</b>																				
<b>Omar Moreno, L</b> (1, 8) OBP: 0.275, SLG: 0.349			0-0 F8 1		4-0 1B E BB 1-2		0-3 K 2			2	1	0	0	1	1	3		<b>H 7</b>																				
<b>Inning Stats</b>	R: 0 E: 0 K: 0 S: 3	H: 1 LOB: 1 BB: 0 P: 3	R: 0 E: 0 K: 0 S: 3	H: 0 LOB: 1 BB: 1 P: 7	R: 0 E: 0 K: 0 S: 3	H: 1 LOB: 0 BB: 0 P: 3	R: 1 E: 0 K: 0 S: 4	H: 1 LOB: 0 BB: 0 P: 4	R: 2 E: 1 K: 0 S: 5	H: 2 LOB: 1 BB: 1 P: 9	R: 0 E: 0 K: 0 S: 3	H: 0 LOB: 0 BB: 0 P: 3	R: 0 E: 0 K: 2 S: 9	H: 2 LOB: 2 BB: 0 P: 9	R: 0 E: 0 K: 0 S: 3	H: 0 LOB: 0 BB: 0 P: 3					1B: 5 2B: 2 3B: 0 HR: 1	SF: 0 SAC: 0 DP: 1 HBP: 0	WP: 0 PB: 0 SB: 0 CS: 0	PA: 31														
<b>PITCHER</b>	IP	WLS	BF	H	R	ER	SO	BB	IBB	HBP	BLK	WP	HR	S	P	ERA	WHIP																					
<b>Mike Mason, L</b> (1, 1) ERA: 2.75	6.0	L	25	7	3	2	0	2	0	0	0	0	0	23	31	3.00	1.500																					
<b>Danny Darwin, R</b> (7, 1) ERA: 4.46	2.0		6	0	0	0	2	0	0	0	0	0	0	10	10	0.00	0.000																					

Texas Rangers @ New York Yankees  
 Yankee Stadium, Bronx, NY  
 Wed Jul 18 1984, 3:33 AM EDT  
 Att. 20,470 - Unknown

livebaseballscorecards.com



Batter	1	2	3	4	5	6	7	8	9	AB R H RBI BB SO LOB	TOP		
Gary Ward, R OBP: 0.292, SLG: 0.323 (1, 8)	0-3 K		0-3 K			0-0 3-1		0-0 1B 1B 1B		4 1 1 0 0 2 0			
Mickey Rivers, L OBP: 0.310, SLG: 0.345 (1, 7)	0-0 FC4-6 1B			0-0 F7		0-0 3-1		0-0 1B 1B		4 0 2 0 0 0 0			
Buddy Bell, R OBP: 0.379, SLG: 0.441 (1, 5)	0-0 F8			0-0 F4			0-0 1B 1B	0-0 1-2 1B		4 1 2 1 0 0 1			
Larry Parrish, R OBP: 0.342, SLG: 0.480 (1, 9)	0-0 FC4-6 1-2f			0-0 2B			0-0 F2 1B	0-0 F2 1B		4 0 1 0 0 0 4			
Pete O'Brien, L OBP: 0.371, SLG: 0.475 (1, 3)		0-0 F8		0-0 G3			0-0 F8 1B	0-3 K		4 0 0 0 0 1 4			
Tom Dunbar, L OBP: 0.447, SLG: 0.500 (1, 10)		0-0 F6			0-0 G3-6-3 1B		0-0 1B 1B	0-0 4-3 1B		4 0 3 0 0 0 0			
Donnie Scott, S OBP: 0.294, SLG: 0.328 (1, 2)		0-3 K		0-0 G3-6-3 1-2f		0-0 FC6-4 1B		0-0 4-3 1-2f		4 0 1 1 0 1 2			
Curtis Wilkerson, S OBP: 0.295, SLG: 0.290 (1, 6)			0-0 4-3		0-3 K		0-0 FC6-4 1-2f	0-3 K		4 0 0 0 0 2 2			
Wayne Tolleson, S OBP: 0.288, SLG: 0.260 (1, 4)			0-3 K			0-3 K		0-3 K		3 0 0 0 0 3 0			
<b>Inning Stats</b>	R: 0 E: 0 K: 1 S: 6 H: 1 LOB: 1 BB: 0 P: 6	R: 0 E: 0 K: 1 S: 5 H: 0 LOB: 0 BB: 0 P: 5	R: 0 E: 0 K: 2 S: 7 H: 0 LOB: 0 BB: 0 P: 7	R: 0 E: 0 K: 0 S: 4 H: 1 LOB: 1 BB: 0 P: 4	R: 0 E: 0 K: 1 S: 5 H: 1 LOB: 0 BB: 0 P: 5	R: 0 E: 0 K: 1 S: 5 H: 0 LOB: 0 BB: 0 P: 5	R: 1 E: 0 K: 0 S: 6 H: 3 LOB: 2 BB: 0 P: 6	R: 1 E: 0 K: 2 S: 10 H: 3 LOB: 2 BB: 0 P: 10	R: 0 E: 0 K: 1 S: 5 H: 1 LOB: 0 BB: 0 P: 5	1B: 9 2B: 2 3B: 0 HR: 0 SF: 0 SAC: 0 DP: 2 HBP: 0	WP: 0 PB: 0 SB: 0 CS: 0 PA: 35		
<b>PITCHER</b>	IP WLS BF H R ER SO BB IBB HBP BLK WP HR S P ERA WHIP											<b>PITCHER</b>	IP WLS BF H R ER SO BB IBB HBP BLK WP HR S P ERA WHIP
Milt Wilcox, R ERA: 4.42 (1, 1)	7.1 W 29 8 2 2 7 0 0 0 0 0 0 0 43 43 2.46 1.091												
Willie Hernandez, L ERA: 2.06 (8, 1)	0.2 3 1 0 0 1 0 0 0 0 0 0 0 5 5 0.00 1.500												
Aurelio Lopez, R ERA: 2.83 (9, 1)	1.0 3 1 0 0 1 0 0 0 0 0 0 0 5 5 0.00 1.000												

Texas Rangers @ Detroit Tigers  
Tiger Stadium, Detroit, MI  
Thu Jul 19 1984, 7:05 PM EDT  
Att: 26,908 - Unknown

livebaseballscorecards.com

AB 35  
R 2  
H 10  
RBI 2  
BB 0  
SO 9  
LOB 13



Batter	1	2	3	4	5	6	7	8	9	AB	R	H	RBI	BB	SO	LOB	
Lou Whitaker, L (1, 4) OBP: 0.379, SLG: 0.409	0-0 2B 1B	0-0 2B PB 1B		0-0 4-3		0-0 F4		0-0 6-3 HR 1B		5	2	3	0	0	0	0	
Ruppert Jones, L (1, 8) OBP: 0.350, SLG: 0.581 (7, 7)	0-0 1-3 2B	0-0 PB WP 2B		4-0 L5-3-4 BB BB		0-0 HR 1B		0-0 1-2 HR 1B		4	3	4	1	1	0	0	
Kirk Gibson, L (1, 9) OBP: 0.349, SLG: 0.498	0-0 F2	4-0 2-H 3-H BB		4-0 1-2 BB		0-0 1-H HR		0-0 6-3		3	1	1	2	2	0	4	
Lance Parrish, R (1, 2) OBP: 0.298, SLG: 0.475	0-0 F5	0-0 F3		0-0 L5-3-4 2-3		0-0 F7		0-0 2-H 3-H HR		5	1	1	3	0	0	5	
Darrell Evans, L (1, 10) OBP: 0.362, SLG: 0.380	4-0 BB		0-0 G3		4-0 1B 4-3 BB		0-0 F9		0-0 G3		3	1	0	0	2	0	
Johnny Grubb, L (1, 7) OBP: 0.432, SLG: 0.505 Rusty Kuntz, R (7, 8) OBP: 0.412, SLG: 0.459	0-0 4-3		0-0 BB 1B		0-0 4-3 1B 1-2 B1-5 1B		4-0 1B G3-2 BB		0-0 6-3		3	0	2	0	0	3	
Howard Johnson, S (1, 5) OBP: 0.350, SLG: 0.449		0-0 F5	4-0 BB FC6-4 BB		0-0 1-2 2-3 4-3 1B		0-0 1-3 G3-2 1B				3	0	2	0	1	0	
Dave Bergman, L (1, 3) OBP: 0.351, SLG: 0.388		0-0 F8	0-0 F8		0-0 4-3		0-0 G3-2				4	0	0	1	0	6	
Doug Baker, S (1, 6) OBP: 0.121, SLG: 0.065		4-0 2B BB	0-0 FC6-4		0-0 1-2 3-H B1-5		0-0 1-3				3	1	0	0	1	5	
<b>Inning Stats</b>	R: 0 E: 0 K: 5	H: 2 LOB: 3 BB: 1 P: 9	R: 3 E: 0 K: 5	H: 2 LOB: 1 BB: 2 P: 13	R: 0 E: 0 K: 4	H: 1 LOB: 2 BB: 1 P: 8	R: 0 E: 0 K: 2	H: 0 LOB: 1 BB: 2 P: 10	R: 1 E: 0 K: 4	H: 2 LOB: 1 BB: 1 P: 8	R: 2 E: 0 K: 5	H: 2 LOB: 0 BB: 0 P: 5	R: 0 E: 0 K: 3	H: 1 LOB: 1 BB: 1 P: 7	R: 3 E: 0 K: 6	H: 3 LOB: 0 BB: 0 P: 6	
<b>PITCHER</b>	IP WLS BF H R ER SO	IP WLS BF H R ER SO	IP WLS BF H R ER SO	IP WLS BF H R ER SO	IP WLS BF H R ER SO	IP WLS BF H R ER SO	IP WLS BF H R ER SO	IP WLS BF H R ER SO	IP WLS BF H R ER SO	IP WLS BF H R ER SO	IP WLS BF H R ER SO	IP WLS BF H R ER SO	IP WLS BF H R ER SO	IP WLS BF H R ER SO	IP WLS BF H R ER SO	IP WLS BF H R ER SO	
Dave Stewart, R (1, 1) ERA: 5.31	4.0	L	25	7	4	3	0	7	1	0	18	46	6.75	3.500			
Odell Jones, R (5, 1) ERA: 3.54	3.0		11	3	2	2	0	1	0	0	10	14	6.00	1.333			
Joey McLaughlin, R (8, 1) ERA: 4.88	1.0		6	3	3	3	0	0	0	0	6	6	27.00	3.000			

**BOTTOM**

**Texas Rangers @ Detroit Tigers**  
Tiger Stadium, Detroit, MI  
Thu Jul 19 1984, 7:05 PM EDT  
Att. 26,908 - Unknown

livebaseballscorecards.com

<b>AB</b>	<b>34</b>
<b>R</b>	<b>9</b>
<b>H</b>	<b>13</b>
<b>RBI</b>	<b>7</b>
<b>BB</b>	<b>8</b>
<b>SO</b>	<b>0</b>
<b>LOB</b>	<b>23</b>



WP: 1	PA: 42
PB: 1	
SB: 0	
CS: 0	

Batter	1	2	3	4	5	6	7	8	9	AB R H RBI BB SO LOB	TOP											
Tom Dunbar, L (1, 7) OBP: 0.431, SLG: 0.478	0-0 4-3		0-0 FC6-4 1B		0-0 F4			0-0 F8		4 0 1 0 0 0 0												
Gary Ward, R (1, 8) OBP: 0.289, SLG: 0.320	0-0 5-3		0-0 FC6-4		0-0 6-3			0-3 K		4 0 0 0 0 1 1												
Pete O'Brien, L (1, 3) OBP: 0.370, SLG: 0.472	0-0 4-3		0-0 F2					0-0 G3		4 0 1 0 0 0 1												
Larry Parrish, R (1, 10) OBP: 0.341, SLG: 0.478		0-0 FC6-4 1B		0-0 6-3				0-3 K		4 0 1 0 0 2 1												
Buddy Bell, R (1, 5) OBP: 0.380, SLG: 0.445		0-0 FC6-4 1B		0-0 1B 2B				0-0 F6		4 1 2 0 0 0 1												
Mary Foley, L (1, 2) OBP: 0.311, SLG: 0.429		0-0 F9		0-3 K				0-0 F7		3 0 0 0 0 1 4												
Bill Sample, R (9, PH) OBP: 0.292, SLG: 0.336										1 0 0 0 0 0 0												
George Wright, S (1, 9) OBP: 0.230, SLG: 0.267		0-0 FC6-4		0-0 1B				0-0 G3		3 0 1 1 0 0 2												
Bill Stein, R (1, 4) OBP: 0.378, SLG: 0.325		0-0 6-3		0-0 F9				0-0 F9		3 0 0 0 0 0 3												
Curtis Wilkerson, S (1, 6) OBP: 0.292, SLG: 0.287			0-0 F8		0-3 K			0-0 1-3		3 0 0 0 0 1 0												
<b>Inning Stats</b>	R: 0 E: 0 K: 0 S: 3	H: 0 LOB: 0 BB: 0 P: 3	R: 0 E: 0 K: 0 S: 5	H: 2 LOB: 2 BB: 0 P: 5	R: 0 E: 0 K: 0 S: 4	H: 1 LOB: 1 BB: 0 P: 4	R: 1 E: 0 K: 1 S: 7	H: 2 LOB: 1 BB: 0 P: 7	R: 0 E: 0 K: 1 S: 5	H: 0 LOB: 0 BB: 0 P: 5	R: 0 E: 0 K: 0 S: 6	H: 1 LOB: 1 BB: 0 P: 6	R: 0 E: 0 K: 0 S: 3	H: 0 LOB: 0 BB: 0 P: 3	R: 0 E: 0 K: 1 S: 5	H: 0 LOB: 0 BB: 0 P: 5	R: 0 E: 0 K: 1 S: 5	H: 0 LOB: 0 BB: 0 P: 5	1B: 5 2B: 1 3B: 0 HR: 0	SF: 0 SAC: 0 DP: 0 HBP: 0	WP: 0 PB: 0 SB: 0 CS: 0	PA: 33
<b>PITCHER</b>	IP WLS BF H R ER SO BB IBB HBP BLK WP HR S P ERA WHIP																					
Dave Rozema, R (1, 1) ERA: 2.97	8.0 W 30 6 1 1 4 0 0 0 0 0 0 38 38 1.12 0.750																					
Willie Hernandez, L (9, 1) ERA: 2.04	1.0 S 3 0 0 0 1 0 0 0 0 0 0 5 5 0.00 0.000																					

Texas Rangers @ Detroit Tigers  
Tiger Stadium, Detroit, MI  
Fri Jul 20 1984, 7:05 PM EDT  
Att: 39,484 - Unknown

livebaseballscorecards.com

AB 33  
R 1  
H 6  
RBI 1  
BB 0  
SO 5  
LOB 13







Batter	1	2	3	4	5	6	7	8	9	AB R H RBI BB SO LOB	TOP																																								
Mickey Rivers, L (1, 7) OBP: 0.308, SLG: 0.353 Ned Yost, R (9, PH) OBP: 0.196, SLG: 0.250	0-0 6-3		0-0 1-H 3-H HR 3B	0-3 K			0-0 E8 6-3 1-2 S		0-0 F8	4 1 1 2 0 1 2 1 0 0 0 0 0 0																																									
Pete O'Brien, L (1, 3) OBP: 0.368, SLG: 0.477	0-0 4-3		0-0 3-H HR		0-3 K		0-3 K		0-3 K	5 1 1 2 0 3 2																																									
Buddy Bell, R (1, 5) OBP: 0.379, SLG: 0.443	0-0 6-3		0-0 E 4-3 1B		0-0 F9		0-0 6-3		1-3 2-H	4 1 1 1 0 0 1																																									
Larry Parrish, R (1, 9) OBP: 0.338, SLG: 0.473		0-0 F9	0-0 E6 4-3 1-3		0-0 F8		0-3 K			4 0 0 0 0 1 2																																									
Tom Dunbar, L (1, 10) OBP: 0.407, SLG: 0.449 Bill Sample, R (8, PH) OBP: 0.291, SLG: 0.334		0-0 F7	0-0 4-3 2-3 3-H			0-0 F8		0-0 F6		3 0 0 1 0 0 1 1 0 0 0 0 0 0																																									
Mary Foley, L (1, 2) OBP: 0.312, SLG: 0.425 Gary Ward, R (8, PH) OBP: 0.288, SLG: 0.319 Donnie Scott, S (8, 2) OBP: 0.294, SLG: 0.328		0-0 F8	0-0 4-3			0-0 1B		0-0 F6		3 0 1 0 0 0 1 1 0 0 0 0 0 0 0 0 0 0 0 0 0																																									
George Wright, S (1, 8) OBP: 0.230, SLG: 0.266			0-0 4-3	0-0 5-3		0-3 K		0-0 1B		4 0 1 0 0 1 1																																									
Curtis Wilkerson, S (1, 6) OBP: 0.292, SLG: 0.286			0-0 1B 3B 1B	0-0 F7		0-0 F4		0-0 1-3		4 1 1 0 0 0 2																																									
Wayne Tolleson, S (1, 4) OBP: 0.294, SLG: 0.267			0-0 1-3 3B 1B	0-0 E9 WP			0-0 S E 6-3 1B		0-0 F8	4 2 3 0 0 0 0																																									
<b>Inning Stats</b>	R: 0 E: 0 K: 0 S: 3	H: 0 LOB: 0 BB: 0 P: 3	R: 0 E: 0 K: 0 S: 3	H: 0 LOB: 0 BB: 0 P: 3	R: 5 E: 1 K: 0 S: 9	H: 5 LOB: 1 BB: 0 P: 9	R: 0 E: 1 K: 1 S: 6	H: 1 LOB: 1 BB: 0 P: 6	R: 0 E: 0 K: 1 S: 5	H: 0 LOB: 0 BB: 0 P: 5	R: 0 E: 0 K: 1 S: 6	H: 1 LOB: 1 BB: 0 P: 6	R: 1 E: 1 K: 2 S: 9	H: 1 LOB: 1 BB: 0 P: 9	R: 0 E: 0 K: 0 S: 4	H: 1 LOB: 1 BB: 0 P: 4	R: 0 E: 0 K: 1 S: 5	H: 0 LOB: 0 BB: 0 P: 5	1B: 7 2B: 0 3B: 1 HR: 1	SF: 0 SAC: 0 DP: 0 HBP: 0	WP: 1 PB: 0 SB: 2 CS: 0	PA: 38																													
<b>PITCHER</b>	IP	WLS	BF	H	R	ER	SO	BB	IBB	HBP	BLK	WP	HR	S	P	ERA	WHIP	<b>PITCHER</b>										IP	WLS	BF	H	R	ER	SO	BB	IBB	HBP	BLK	WP	HR	S	P	ERA	WHIP							
Glenn Abbott, R (1, 1) ERA: 5.45	2.1		13	5	5	4	0	0	0	0	0	0	1	13	13	15.43	2.143																																		
Sid Monge, L (3, 1) ERA: 3.34	4.0	W	16	3	1	0	4	0	0	0	0	1	0	24	24	0.00	0.750																																		
Doug Bair, R (7, 1) ERA: 3.17	0.2		2	0	0	0	1	0	0	0	0	0	0	4	4	0.00	0.000																																		
Willie Hernandez, L (8, 1) ERA: 1.99	2.0	S	7	1	0	0	1	0	0	0	0	0	0	9	9	0.00	0.500																																		

Texas Rangers @ Detroit Tigers  
Tiger Stadium, Detroit, MI  
Sat Jul 21 1984, 7:05 PM EDT  
Att: 46,219 - Unknown

livebaseballscorecards.com

AB 38  
R 6  
H 9  
RBI 6  
BB 0  
SO 6  
LOB 12



Batter	1	2	3	4	5	6	7	8	9
Lou Whitaker, L OBP: 0.372, SLG: 0.401 (1, 4)	0-0 4-3	0-0 F7			0-3 K	0-3 K			
Ruppert Jones, L OBP: 0.357, SLG: 0.577 (1, 7)	0-0 FC4-6 1B		0-0 4-3		0-0 BB 1-H 2B 1B	0-0 G3			
Kirk Gibson, L OBP: 0.351, SLG: 0.495 (1, 9)	0-0 FC4-6 1-2f S		4-0 7-6-3 BB		4-0 1-2 2B BB		0-3 K		
Lance Parrish, R OBP: 0.292, SLG: 0.464 (1, 2)	0-0 5-3 1-2		0-0 7-6-3 1-2f		0-0 F7		0-3 K		
Darrell Evans, L OBP: 0.367, SLG: 0.381 (1, 10)		4-0 1B 1B BB		0-3 K	4-0 1-2 2-3 2B 1B BB		0-0 F5		
Chet Lemon, R OBP: 0.390, SLG: 0.557 (1, 8)		0-0 F6		0-0 FC3-6 1B	0-0 1-3 2-H 3-H 1B 2B		0-0 F3		
Howard Johnson, S OBP: 0.352, SLG: 0.448 (1, 5)		0-0 1B E 1B		0-0 FC3-6 1-2f S 1B	0-0 2-H 3-H S 1B		0-0 F8		
Dave Bergman, L OBP: 0.354, SLG: 0.391 (1, 3)		0-0 E 1B		0-0 3-4-1 1-2	0-3 K		0-0 1B		
Tom Brookens, R OBP: 0.272, SLG: 0.336 (1, 6)		0-0 F9 1-2 3-H			4-0 1B WP BB		0-3 K		

Inning Stats	R: 0	H: 1	E: 0	LOB: 1	K: 0	BB: 0	S: 4	P: 4
	R: 2	H: 2	E: 1	LOB: 1	K: 0	BB: 1	S: 5	P: 9
	R: 0	H: 0	E: 0	LOB: 0	K: 0	BB: 1	S: 2	P: 6
	R: 0	H: 1	E: 0	LOB: 1	K: 1	BB: 0	S: 6	P: 6
	R: 5	H: 3	E: 0	LOB: 1	K: 2	BB: 3	S: 10	P: 22
	R: 0	H: 0	E: 0	LOB: 0	K: 1	BB: 0	S: 5	P: 5
	R: 0	H: 0	E: 0	LOB: 0	K: 2	BB: 0	S: 7	P: 7
	R: 0	H: 1	E: 0	LOB: 1	K: 1	BB: 0	S: 6	P: 6

PITCHER	IP	WLS	BF	H	R	ER	SO	BB	IBB	HBP	BLK	WP	HR	S	P	ERA	WHIP
Dickie Noles, R ERA: 5.58 (1, 1)	4.2	L	24	6	7	6	2	5	0	0	1	1	0	23	43	11.57	2.357
Danny Darwin, R ERA: 4.35 (5, 1)	3.1		12	2	0	0	5	0	0	0	0	0	0	22	22	0.00	0.600

**AB R H RBI BB SO LOB**

**4 0 0 0 0 2 2**

**4 1 2 1 0 0 0**

**2 1 0 0 2 1 1**

**4 0 0 0 0 1 4**

**2 2 0 0 2 1 0**

**4 1 2 2 0 0 1**

**4 1 2 2 0 0 1**

**4 0 2 1 0 1 2**

**3 1 0 0 1 1 2**

**AB 31**

**R 7**

**H 8**

**RBI 6**

**BB 5**

**SO 7**

**LOB 13**

**WP: 1 PA: 36**

**PB: 0**

**SB: 3**

**CS: 0**

**1B: 7 SF: 0**

**2B: 2 SAC: 0**

**3B: 0 DP: 1**

**HR: 0 HBP: 0**

**Texas Rangers @ Detroit Tigers**

**Tiger Stadium, Detroit, MI**

**Sat Jul 21 1984, 7:05 PM EDT**

**Att. 46,219 - Unknown**



livebaseballscorecards.com

Batter	1	2	3	4	5	6	7	8	9	AB R H RBI BB SO LOB	TOP									
Mickey Rivers, L (1, 7) OBP: 0.307, SLG: 0.351	0-3 K			x 0-0 F9			x 0-0 1B		x 0-0 F6	4 0 1 0 0 1 1										
Curtis Wilkerson, S (1, 6) OBP: 0.292, SLG: 0.287 Mary Foley, L (9, PH) OBP: 0.309, SLG: 0.420	0-0 CS 1B			x 0-0 5-3			x 0-3 K		x 0-0 F6	3 0 1 0 0 1 1 1 0 0 0 0 0 1										
Pete O'Brien, L (1, 3) OBP: 0.366, SLG: 0.475	0-0 F8 1-2			x 0-0 6-3			x 0-0 1B		x 0-0 F6	4 0 1 0 0 0 2										
Larry Parrish, R (1, 10) OBP: 0.338, SLG: 0.471		x 0-0 K2-3-2 1B			x 0-0 F8		x 0-3 K			3 0 1 0 0 1 2										
Buddy Bell, R (1, 5) OBP: 0.376, SLG: 0.439		0-3 K2-3-2 1-1			x 0-0 F8		x 0-3 K			3 0 0 0 0 2 3										
Gary Ward, R (1, 8) OBP: 0.286, SLG: 0.316		0-3 K			x 0-0 F3			x 0-0 F3		3 0 0 0 0 1 0										
George Wright, S (1, 9) OBP: 0.227, SLG: 0.262			x 0-0 F8			x 0-0 3-1		x 0-0 F3		3 0 0 0 0 0 0										
Donnie Scott, S (1, 2) OBP: 0.288, SLG: 0.321			x 0-0 F8			x 0-3 K		x 0-3 K		3 0 0 0 0 2 0										
Wayne Tolleson, S (1, 4) OBP: 0.294, SLG: 0.265			x 0-0 F7			x 0-0 F8		BB BB BB 4-0 BB		2 0 0 0 1 0 0										
<b>Inning Stats</b>	R: 0 E: 0 K: 1 S: 5	H: 1 LOB: 0 BB: 0 P: 5	R: 0 E: 0 K: 2 S: 7	H: 1 LOB: 0 BB: 0 P: 7	R: 0 E: 0 K: 0 S: 3	H: 0 LOB: 0 BB: 0 P: 3	R: 0 E: 0 K: 0 S: 3	H: 0 LOB: 0 BB: 0 P: 3	R: 0 E: 0 K: 1 S: 5	H: 0 LOB: 0 BB: 0 P: 5	R: 0 E: 0 K: 3 S: 11	H: 2 LOB: 2 BB: 0 P: 11	R: 0 E: 0 K: 1 S: 5	H: 0 LOB: 0 BB: 0 P: 5	R: 0 E: 0 K: 0 S: 3	H: 0 LOB: 1 BB: 1 P: 7	1B: 4 2B: 1 3B: 0 HR: 0	SF: 0 SAC: 0 DP: 1 HBP: 0	WP: 0 PB: 0 SB: 0 CS: 1	PA: 30
<b>PITCHER</b>	IP WLS BF H R ER SO BB IBB HBP BLK WP HR S P ERA WHIP																			
Dan Petry, R (1, 1) ERA: 3.0	8.2 W 29 4 0 0 8 1 0 0 0 0 0 0 44 48 0.00 0.577																			
Willie Hernandez, L (9, 1) ERA: 1.98	0.1 S 1 0 0 0 0 0 0 0 0 0 0 0 1 1 0.00 0.000																			

Texas Rangers @ Detroit Tigers  
Tiger Stadium, Detroit, MI  
Sun Jul 22 1984, 3:33 AM EDT  
Att: 37,846 - Unknown

livebaseballscorecards.com

AB 29  
R 0  
H 4  
RBI 0  
BB 1  
SO 8  
LOB 10



Batter	1	2	3	4	5	6	7	8	9
<b>Dave Bergman, L</b> (1, 3) OBP: 0.358, SLG: 0.409	0-0 HR		4-0 1B BLK WP BB		0-0 F8			0-0 F8	
<b>Ruppert Jones, L</b> (1, 7) OBP: 0.352, SLG: 0.556	0-0 F7		4-0 WP 1B 1-2 BB		0-0 5-3			0-3 K	
<b>Kirk Gibson, L</b> (1, 9) OBP: 0.350, SLG: 0.492	0-3 K		0-0 WP 1-2 2-3 1B		0-0 F3			0-3 K	
<b>Lance Parrish, R</b> (1, 2) OBP: 0.289, SLG: 0.460	0-0 1-3		0-3 K		0-0 4-3				
<b>Darrell Evans, L</b> (1, 10) OBP: 0.363, SLG: 0.376		0-0 1-3	0-3 K		0-3 K				
<b>Chet Lemon, R</b> (1, 8) OBP: 0.390, SLG: 0.553		4-0 BB		0-0 F6			0-3 K		
<b>Howard Johnson, S</b> (1, 5) OBP: 0.348, SLG: 0.442		0-0 F5		0-0 F4			0-0 F6		
<b>Tom Brookens, R</b> (1, 4) OBP: 0.273, SLG: 0.336		0-0 1-3		0-0 F7			0-0 1B		
<b>Doug Baker, S</b> (1, 6) OBP: 0.111, SLG: 0.059			0-0 4-3		0-0 1-3		0-3 K		

Inning Stats	R: 1	H: 1	E: 0	K: 1	S: 6	LOB: 0	BB: 0	P: 6
	R: 0	H: 0	E: 0	K: 0	S: 3	LOB: 1	BB: 1	P: 7
	R: 1	H: 1	E: 0	K: 2	S: 8	LOB: 2	BB: 2	P: 16
	R: 0	H: 0	E: 0	K: 0	S: 3	LOB: 0	BB: 0	P: 3
	R: 0	H: 0	E: 0	K: 0	S: 3	LOB: 0	BB: 0	P: 3
	R: 0	H: 0	E: 0	K: 1	S: 5	LOB: 0	BB: 0	P: 5
	R: 0	H: 1	E: 0	K: 2	S: 8	LOB: 1	BB: 0	P: 8
	R: 0	H: 0	E: 0	K: 2	S: 7	LOB: 0	BB: 0	P: 7

PITCHER	IP	WLS	BF	H	R	ER	SO	BB	IBB	HBP	BLK	WP	HR	S	P	ERA	WHIP
<b>Charlie Hough, R</b> (1, 1) ERA: 3.43	8.0	L	30	3	2	2	8	3	0	0	1	1	1	43	55	2.25	0.750

**BOTTOM**

AB	R	H	RBI	BB	SO	LOB
3	2	1	1	1	0	0
3	0	0	0	1	1	0
4	0	1	0	0	2	0
3	0	0	0	0	1	3
3	0	0	0	0	2	2
2	0	0	0	1	1	0
3	0	0	0	0	0	1
3	0	1	0	0	0	1
3	0	0	0	0	1	1

<b>AB</b>	27
<b>R</b>	2
<b>H</b>	3
<b>RBI</b>	1
<b>BB</b>	3
<b>SO</b>	8
<b>LOB</b>	8



WP	HR	S	P	ERA	WHIP
1	1	43	55	2.25	0.750

**Texas Rangers @ Detroit Tigers**  
**Tiger Stadium, Detroit, MI**  
 Sun Jul 22 1984, 3:33 AM EDT  
 Att. 37,846 - Unknown

[livebaseballscorecards.com](http://livebaseballscorecards.com)

Batter	1	2	3	4	5	6	7	8	9	AB	R	H	RBI	BB	SO	LOB	TOP		
Floyd Rayford, R (1, 5) OBP: 0.331, SLG: 0.417 Lenn Sakata, R (7, 4) OBP: 0.214, SLG: 0.214	0-0 G2-6-3 1B	0-0 6-3		0-3 K		0-3 K	0-0 F9		0-0 5-3	5	0	1	0	0	2	4			
John Shelby, S (1, 8) OBP: 0.225, SLG: 0.287	0-0 G2-6-3 1-2f		0-0 F8	4-0 1B 2B BB		0-3 K		0-0 5-3		4	1	0	0	1	1	1			
Cal Ripken Jr., R (1, 6) OBP: 0.379, SLG: 0.540	0-0 3B		0-0 HR 2B	0-0 2B 1B 1-2 2-H		0-0 F9		4-0 FC3-6 BB		4	1	3	1	1	0	0			
Eddie Murray, S (1, 3) OBP: 0.411, SLG: 0.523	0-3 K		4-0 HR IBB	0-0 2B 1-3 2-H		0-0 WP 1B 1B		0-0 FC3-6 1-2f		4	2	2	1	1	1	2			
Gary Roenicke, R (1, 7) OBP: 0.335, SLG: 0.353 John Lowenstein, L (7, PH) OBP: 0.329, SLG: 0.385		0-0 5-3	0-0 HR 1-H 2-H	0-0 G3		0-0 WP 1B 1B		0-0 F6		3	1	1	3	0	0	2			
Benny Ayala, R (1, 10) OBP: 0.232, SLG: 0.293 Ken Singleton, S (5, PH) OBP: 0.284, SLG: 0.268		0-0 1B E 1B	0-0 6-3	0-3 K		0-3 K		0-0 6-3		2	1	1	0	0	0	0			
Mike Young, S (1, 9) OBP: 0.327, SLG: 0.397		0-0 E5 1B 1-2	0-0 F7	0-0 FC6 1B		4-0 WP 1B BB		0-3 K		4	1	1	0	1	1	1			
Rich Dauer, R (1, 4) OBP: 0.292, SLG: 0.333 Wayne Gross, L (7, PH) OBP: 0.365, SLG: 0.466		0-0 F7		4-0 5-3 1B BB		0-3 K		4-0 1B BB		2	1	0	0	1	0	3			
Rick Dempsey, R (1, 2) OBP: 0.317, SLG: 0.322		0-0 1B 1-3 2-H		0-0 5-3 1-2		0-0 FC6 1-2f		0-0 1B 2-H 3-H		5	0	3	3	0	0	2			
<b>Inning Stats</b>	R: 0 E: 0 K: 1 S: 6 H: 2 LOB: 1 BB: 0 P: 6	R: 1 E: 1 K: 0 S: 6 H: 2 LOB: 2 BB: 0 P: 6	R: 3 E: 0 K: 0 S: 5 H: 2 LOB: 0 BB: 1 P: 9	R: 2 E: 0 K: 1 S: 7 H: 2 LOB: 2 BB: 2 P: 15	R: 0 E: 0 K: 1 S: 6 H: 1 LOB: 1 BB: 0 P: 6	R: 0 E: 0 K: 2 S: 7 H: 0 LOB: 0 BB: 0 P: 7	R: 3 E: 0 K: 2 S: 10 H: 3 LOB: 1 BB: 1 P: 14	R: 0 E: 0 K: 0 S: 3 H: 0 LOB: 1 BB: 1 P: 7	R: 0 E: 0 K: 1 S: 6 H: 1 LOB: 2 BB: 1 P: 10	1B: 9 2B: 2 3B: 1 HR: 1 SF: 0 SAC: 0 DP: 1 HBP: 0	WP: 1 PB: 0 SB: 0 CS: 0 PA: 46								
<b>PITCHER</b>	IP WLS BF H R ER SO BB IBB HBP BLK WP HR S P ERA WHIP																	<b>PITCHER</b>	IP WLS BF H R ER SO BB IBB HBP BLK WP HR S P ERA WHIP
Mike Mason, L (1, 1) ERA: 3.02	4.0 L 23 8 6 5 2 2 1 0 0 0 1 24 36 11.25 2.500																		
Dave Stewart, R (5, 1) ERA: 5.4	3.0 14 4 3 3 5 1 0 0 0 0 0 0 23 27 9.00 1.667																		
Dave Schmidt, R (8, 1) ERA: 2.45	2.0 9 1 0 0 1 2 0 0 0 0 0 0 9 17 0.00 1.500																		

**Baltimore Orioles @ Texas Rangers**  
Arlington Stadium, Arlington, TX  
Mon Jul 23 1984, 8:05 PM EDT  
Att: 14,983 - Unknown

[livebaseballscorecards.com](http://livebaseballscorecards.com)

<b>AB</b>	40
<b>R</b>	9
<b>H</b>	13
<b>RBI</b>	8
<b>BB</b>	6
<b>SO</b>	8
<b>LOB</b>	22



Batter	1	2	3	4	5	6	7	8	9	AB	R	H	RBI	BB	SO	LOB
Tom Dunbar, L (1, 7) OBP: 0.414, SLG: 0.509 Bill Sample, R (8, PH) OBP: 0.290, SLG: 0.333 (9, 7)	0-3 K		0-0 FC5-2 1B		0-0 F2		0-0 HR	0-0 FC6-4		4	1	2	1	0	1	0
Gary Ward, R (1, 8) OBP: 0.285, SLG: 0.317	0-0 F4		0-0 FC5-2 1B		0-0 F7		0-0 F7		0-0 F8 2B	5	0	1	0	0	0	2
Buddy Bell, R (1, 5) OBP: 0.374, SLG: 0.435	0-0 6-3		0-0 F5			0-0 HR 1B	0-0 4-3		0-0 F8 2B	5	1	1	0	0	0	3
Larry Parrish, R (1, 10) OBP: 0.341, SLG: 0.484		0-0 G3 2B		0-0 1B 1B		0-0 F3		0-0 HR	0-0 5-3	5	1	3	1	0	0	2
Pete O'Brien, L (1, 3) OBP: 0.361, SLG: 0.468		0-0 G3		0-0 F7		0-0 F9		0-0 G3	0-3 K	5	0	0	0	0	1	4
George Wright, S (1, 9) OBP: 0.232, SLG: 0.284		0-0 G3		0-3 K		0-0 HR		0-0 BB FC6-4 1B		4	2	2	2	0	1	2
Jeff Kunkel, R (1, 6) OBP: 0.750, SLG: 0.750		0-3 K		0-0 1B		0-0 WP S 1B		0-0 FC6-4 BB 1B		4	0	3	0	0	1	1
Donnie Scott, S (1, 2) OBP: 0.287, SLG: 0.313			0-0 F7		0-0 F8		0-3 K	4-0 FC6-4 BB		3	0	0	0	1	1	3
Curtis Wilkerson, S (1, 4) OBP: 0.292, SLG: 0.286			0-0 1B FC5-2 1B		0-0 6-3		0-0 6-3	0-0 FC6-4		4	0	1	1	0	0	2

Inning Stats	R: 0	H: 0	E: 0	K: 1	S: 5	LOB: 0	BB: 0	P: 5	R: 0	H: 1	E: 0	K: 1	S: 6	LOB: 1	BB: 0	P: 6	R: 0	H: 2	E: 0	K: 0	S: 5	LOB: 2	BB: 0	P: 5	R: 0	H: 2	E: 0	K: 1	S: 7	LOB: 0	BB: 0	P: 3	R: 2	H: 3	E: 0	K: 1	S: 8	LOB: 1	BB: 0	P: 8	R: 1	H: 1	E: 0	K: 0	S: 4	LOB: 0	BB: 0	P: 4	R: 2	H: 3	E: 0	K: 0	S: 6	LOB: 2	BB: 1	P: 10	R: 0	H: 1	E: 0	K: 1	S: 6	LOB: 1	BB: 0	P: 6	1B: 8	SF: 0	2B: 2	SAC: 0	3B: 0	DP: 0	HR: 3	HBP: 0	WP: 1	PA: 41
PITCHER	IP	WLS	BF	H	R	ER	SO	BB	IBB	HBP	BLK	WP	HR	S	P	ERA	WHIP																																																									
Mike Boddicker, R (1, 1) ERA: 3.03	7.1	W	35	12	5	5	4	1	0	0	0	1	3	42	46	6.14	1.773																																																									
Tippy Martinez, L (8, 1) ERA: 3.52	1.2	S	6	1	0	0	1	0	0	0	0	0	0	8	8	0.00	0.600																																																									


**BOTTOM**

**Baltimore Orioles @ Texas Rangers**  
Arlington Stadium, Arlington, TX

Mon Jul 23 1984, 8:05 PM EDT  
Att. 14,983 - Unknown

livebaseballscorecards.com

AB	40
R	5
H	13
RBI	5
BB	1
SO	5
LOB	21



Batter	1	2	3	4	5	6	7	8	9	AB R H RBI BB SO LOB	TOP							
Al Bumbry, L (1, 8) OBP: 0.285, SLG: 0.285	0-0 F7		0-0 6-3			0-0 F7		0-0 3-1		4 0 0 0 0 0 2								
Dan Ford, R (1, 9) OBP: 0.344, SLG: 0.531 John Shelby, S (9, PR) OBP: 0.223, SLG: 0.287	0-0 F9		0-0 2B			0-0 F4		0-0 E6	4 0 1 2 0 0 0 0 0 0 0 0 0 0									
Cal Ripken Jr., R (1, 6) OBP: 0.376, SLG: 0.535	0-0 F9		0-3 K			0-0 F7		0-0 G4-6-3	4 0 0 0 0 1 2									
Eddie Murray, S (1, 3) OBP: 0.409, SLG: 0.520		0-0 G4-6-3 1B				0-0 F9		0-0 F8	4 0 1 0 0 0 1									
John Lowenstein, L (1, 10) OBP: 0.329, SLG: 0.382		0-0 F8				0-0 F7		4-0 BB	2 0 0 0 1 0 1									
Wayne Gross, L (1, 5) OBP: 0.360, SLG: 0.459		0-0 G4-6-3				0-0 F6		0-0 F4	3 0 0 0 0 0 2									
Gary Roenicke, R (1, 7) OBP: 0.335, SLG: 0.353			0-0 6-3 2B 1B			0-0 5-3		0-0 F7	3 1 1 0 0 0 1									
Lenn Sakata, R (1, 4) OBP: 0.217, SLG: 0.218			0-0 6-3 2B 1B			0-0 F8		0-0 F9	3 1 1 0 0 0 0									
Rick Dempsey, R (1, 2) OBP: 0.312, SLG: 0.317			0-3 K			0-0 F8		0-0 6-3	3 0 0 0 0 1 2									
<b>Inning Stats</b>	R: 0 E: 0 K: 0 S: 3	H: 0 LOB: 0 BB: 0 P: 3	R: 0 E: 0 K: 0 S: 3	H: 1 LOB: 0 BB: 0 P: 3	R: 2 E: 0 K: 2 S: 10	H: 3 LOB: 1 BB: 0 P: 10	R: 0 E: 0 K: 0 S: 3	H: 0 LOB: 0 BB: 0 P: 3	R: 0 E: 0 K: 0 S: 3	H: 0 LOB: 1 BB: 1 P: 7	R: 0 E: 0 K: 0 S: 3	H: 0 LOB: 0 BB: 0 P: 3	R: 0 E: 1 K: 0 S: 3	H: 0 LOB: 1 BB: 0 P: 3	1B: 3 2B: 1 3B: 0 HR: 0	SF: 0 SAC: 0 DP: 2 HBP: 0	WP: 0 PB: 0 SB: 0 CS: 0	PA: 31
<b>PITCHER</b> Danny Darwin, R (1, 1) ERA: 4.2	IP: 9.0 WLS: W BF: 31 H: 4 R: 2 ER: 2 SO: 2 BB: 1 IBB: 0 HBP: 0 BLK: 0 WP: 0 HR: 0 S: 34 P: 38 ERA: 2.00 WHIP: 0.556											<b>PITCHER</b>	IP: WLS: BF: H: R: ER: SO: BB: IBB: HBP: BLK: WP: HR: S: P: ERA: WHIP:					

**Baltimore Orioles @ Texas Rangers**  
 Arlington Stadium, Arlington, TX  
 Tue Jul 24 1984, 8:05 PM EDT  
 Att. 15,451 - Unknown

AB	30
R	2
H	4
RBI	2
BB	1
SO	2
LOB	11





Batter	1	2	3	4	5	6	7	8	9	AB	R	H	RBI	BB	SO	LOB
<b>Bill Sample, R</b> OBP: 0.287, SLG: 0.329 (1, 7)	0-3 K	0-3 K		0-0 F7			0-0 F7			4	0	0	0	0	2	3
<b>Gary Ward, R</b> OBP: 0.290, SLG: 0.322 (1, 8)	0-0 FC5-4 1B		0-0 FC4-6 1B	0-0 FC5-4 1-2f			0-0 G1-6-3 1B			4	0	3	0	0	0	1
<b>Buddy Bell, R</b> OBP: 0.370, SLG: 0.430 (1, 5)	0-0 F8		0-0 FC4-6 2B 1-2f 1B		0-0 5-3		0-0 G1-6-3 1-2f			4	1	0	0	0	0	3
<b>Larry Parrish, R</b> OBP: 0.340, SLG: 0.484 (1, 10)	0-0 FC5-4 1-2f		0-0 1B SF9 2B		0-0 F2		0-0 F7			4	1	1	0	0	0	1
<b>Pete O'Brien, L</b> OBP: 0.360, SLG: 0.465 (1, 3)		0-0 F9	0-0 SF9 1B 2-3 3-H		0-0 4-3		0-0 F9			4	0	1	1	0	0	0
<b>George Wright, S</b> OBP: 0.233, SLG: 0.291 (1, 9)		0-0 1B 2B	0-0 SF9		0-0 F7		0-0 5-3			3	1	1	1	0	0	0
<b>Tom Dunbar, L</b> OBP: 0.414, SLG: 0.509 (9, 9)			0-0 1-2 3-H							0	0	0	0	0	0	0
<b>Jeff Kunkel, R</b> OBP: 0.571, SLG: 0.571 (1, 6)		0-0 F9	0-3 K			0-0 6-3 1B				3	0	1	0	0	1	2
<b>Ned Yost, R</b> OBP: 0.199, SLG: 0.252 (1, 2)		0-0 1B 2-H		0-3 K2-3		0-0 6-3				3	0	1	1	0	1	1
<b>Curtis Wilkerson, S</b> OBP: 0.295, SLG: 0.290 (1, 4)		0-0 1B		0-0 FC5-4 1B		0-0 F9				3	0	2	0	0	0	1


Inning Stats	R: 0	H: 1	E: 0	K: 1	S: 6	LOB: 1	BB: 0	P: 6	R: 1	H: 3	E: 0	K: 1	S: 8	LOB: 2	BB: 0	P: 8	R: 2	H: 3	E: 0	K: 1	S: 8	LOB: 1	BB: 0	P: 8	R: 0	H: 1	E: 0	K: 1	S: 6	LOB: 1	BB: 0	P: 6	R: 0	H: 0	E: 0	K: 0	S: 3	LOB: 0	BB: 0	P: 3	R: 0	H: 1	E: 0	K: 0	S: 4	LOB: 1	BB: 0	P: 4	R: 0	H: 1	E: 0	K: 0	S: 3	LOB: 0	BB: 0	P: 3	R: 0	H: 0	E: 0	K: 0	S: 3	LOB: 0	BB: 0	P: 3
<b>Mike Flanagan, L</b> ERA: 3.33 (1, 1)	IP	WLS	BF	H	R	ER	SO	BB	IBB	HBP	BLK	WP	HR	S	P	ERA	WHIP	IP	WLS	BF	H	R	ER	SO	BB	IBB	HBP	BLK	WP	HR	S	P	ERA	WHIP	IP	WLS	BF	H	R	ER	SO	BB	IBB	HBP	BLK	WP	HR	S	P	ERA	WHIP													

**BOTTOM**

**Baltimore Orioles @ Texas Rangers**  
Arlington Stadium, Arlington, TX

Tue Jul 24 1984, 8:05 PM EDT  
Att. 15,451 - Unknown

AB	32
R	3
H	10
RBI	3
BB	0
SO	4
LOB	12



1B: 8	SF: 1	WP: 0	PA: 33
2B: 2	SAC: 0	PB: 0	
3B: 0	DP: 1	SB: 0	
HR: 0	HBP: 0	CS: 0	

**Baltimore Orioles @ Texas Rangers**  
 Arlington Stadium, Arlington, TX  
 Wed Jul 25 1984, 8:05 PM EDT  
 Att. 14,333 - Unknown

livebaseballscorecards.com

AB	36
R	3
H	6
RBI	3
BB	6
SO	4
LOB	22



WP:	0	PA:	43
PB:	0		
SB:	1		
CS:	0		

Batter	1	2	3	4	5	6	7	8	9	AB	R	H	RBI	BB	SO	LOB
Rich Dauer, R (1, 4) OBP: 0.288, SLG: 0.328 John Lowenstein, L (8, PH) OBP: 0.328, SLG: 0.380 (8, 7)	0-0 F8	0-0 G3		0-0 F7			0-0 5-3	0-0 FC		4	0	0	0	0	0	2
Dan Ford, R (1, 9) OBP: 0.324, SLG: 0.472 Lenn Sakata, R (8, 4) OBP: 0.217, SLG: 0.218	4-0 2B BB		0-0 6-3		0-3 K		0-0 F8	0-0 F8		4	0	0	0	1	1	2
Cal Ripken Jr., R (1, 6) OBP: 0.374, SLG: 0.530	0-0 F7		0-0 FC6-4 1B		0-0 3-1		0-0 E5 HR	0-0 4-3		5	1	1	0	0	0	3
Eddie Murray, S (1, 3) OBP: 0.409, SLG: 0.529	0-0 1-3 2B		0-0 FC6-4 BB		0-3 K		0-0 1-H HR		0-0 4-3	5	1	2	2	0	1	1
Gary Roenicke, R (1, 8) OBP: 0.345, SLG: 0.354	4-0 BB		4-0 1-2 BB		4-0 1B BB		0-0 FC6-4 1B		0-0 4-3	2	0	1	0	3	0	0
Benny Ayala, R (1, 10) OBP: 0.221, SLG: 0.278 Ken Singleton, S (9, PH) OBP: 0.286, SLG: 0.268	0-3 K		0-0 6-3		0-0 F8		0-0 FC6-4		4-0 BB	4	0	0	0	0	1	7
Mike Young, S (1, 7) OBP: 0.320, SLG: 0.387 (8, 9)		0-0 5-3		0-0 6-3		0-3 K		0-0 F8	0-0 F4	5	0	0	0	0	1	2
Todd Cruz, R (1, 5) OBP: 0.280, SLG: 0.319		1-0 HBP		0-0 F6		0-0 1-2 1B		0-0 E S FC 1B		3	1	2	0	0	0	0
Rick Dempsey, R (1, 2) OBP: 0.311, SLG: 0.311		0-0 F8		4-0 BB		0-0 5-3		0-0 E6 F8 FC		3	0	0	0	1	0	4

Inning Stats	R: 0 E: 0 K: 1 S: 6	H: 1 LOB: 3 BB: 2 P: 14	R: 0 E: 0 K: 0 S: 3	H: 0 LOB: 1 BB: 0 P: 4	R: 0 E: 0 K: 0 S: 4	H: 1 LOB: 2 BB: 1 P: 8	R: 0 E: 0 K: 0 S: 3	H: 0 LOB: 1 BB: 1 P: 7	R: 0 E: 0 K: 2 S: 7	H: 0 LOB: 0 BB: 0 P: 7	R: 0 E: 0 K: 1 S: 6	H: 1 LOB: 2 BB: 1 P: 10	R: 2 E: 1 K: 0 S: 6	H: 2 LOB: 1 BB: 0 P: 6	R: 1 E: 1 K: 0 S: 6	H: 1 LOB: 2 BB: 0 P: 6	R: 0 E: 0 K: 0 S: 3	H: 0 LOB: 1 BB: 1 P: 7	1B: 4 2B: 1 3B: 0 HR: 1	SF: 0 SAC: 0 DP: 0 HBP: 1	WP: 0 PB: 0 SB: 1 CS: 0	PA: 43
--------------	------------------------------	----------------------------------	------------------------------	---------------------------------	------------------------------	---------------------------------	------------------------------	---------------------------------	------------------------------	---------------------------------	------------------------------	----------------------------------	------------------------------	---------------------------------	------------------------------	---------------------------------	------------------------------	---------------------------------	----------------------------------	------------------------------------	----------------------------------	--------

PITCHER	IP	WLS	BF	H	R	ER	SO	BB	IBB	HBP	BLK	WP	HR	S	P	ERA	WHIP
Frank Tanana, L (1, 1) ERA: 3.06	7.0	L	33	5	2	0	4	5	0	1	0	0	1	35	56	0.00	1.429
Dickie Noles, R (8, 1) ERA: 5.43	2.0		10	1	1	0	0	1	0	0	0	0	0	9	13	0.00	1.000

Batter	1	2	3	4	5	6	7	8	9	AB	R	H	RBI	BB	SO	LOB	BOTTOM
--------	---	---	---	---	---	---	---	---	---	----	---	---	-----	----	----	-----	--------

<b>Tom Dunbar, L</b> (1, 9) OBP: 0.387, SLG: 0.474 <b>Donnie Scott, S</b> (9, 2) OBP: 0.287, SLG: 0.313	0-3 K		0-0 1-3			0-3 K		0-0 F9		4	0	0	0	0	2	0	
<b>Gary Ward, R</b> (1, 8) OBP: 0.292, SLG: 0.327	0-0 F9					0-0 F8		0-0 1B		4	0	2	0	0	0	0	
<b>Buddy Bell, R</b> (1, 5) OBP: 0.370, SLG: 0.429 <b>Wayne Tolleson, S</b> (8, 5) OBP: 0.293, SLG: 0.264	0-0 5-3					0-0 2-3 1B		0-0 1-3		3	0	1	0	0	1	0	
<b>Larry Parrish, R</b> (1, 10) OBP: 0.337, SLG: 0.479		0-0 F9				0-3 K		0-3 K		4	0	0	0	0	3	2	
<b>Pete O'Brien, L</b> (1, 3) OBP: 0.359, SLG: 0.461		4-0 FC6-4 BB				0-3 K		0-0 F7		3	0	0	0	1	1	2	
<b>Bill Sample, R</b> (1, 7) OBP: 0.286, SLG: 0.328		0-0 FC6-4 1-2f				0-0 5-3		0-0 1B		4	0	1	0	0	0	3	
<b>Jeff Kunkel, R</b> (1, 6) OBP: 0.400, SLG: 0.400		0-3 K				0-0 4-3		0-0 F8		3	0	0	0	0	1	2	
<b>Ned Yost, R</b> (1, 2) OBP: 0.196, SLG: 0.248 <b>Mickey Rivers, L</b> (8, PH) OBP: 0.311, SLG: 0.368 (9, 9)		0-3 K				0-0 F3		0-0 HR		2	0	0	0	0	1	0	
<b>Curtis Wilkerson, S</b> (1, 4) OBP: 0.292, SLG: 0.287		0-0 5-3				0-3 K		0-0 4-3		1	1	1	1	0	0	0	

BATTER	AB	R	H	RBI	BB	SO	LOB
Tom Dunbar	4	0	0	0	0	2	0
Donnie Scott	0	0	0	0	0	0	0
Gary Ward	4	0	2	0	0	0	0
Buddy Bell	3	0	1	0	0	1	0
Wayne Tolleson	1	0	0	0	0	0	1
Larry Parrish	4	0	0	0	0	3	2
Pete O'Brien	3	0	0	0	1	1	2
Bill Sample	4	0	1	0	0	0	3
Jeff Kunkel	3	0	0	0	0	1	2
Ned Yost	2	0	0	0	0	1	0
Mickey Rivers	1	1	1	1	0	0	0
Curtis Wilkerson	3	0	0	0	0	1	0

AB	32
R	1
H	5
RBI	1
BB	1
SO	10
LOB	10



WP	PA	ERA	WHIP
0	33	1.17	0.652

Inning Stats														Pitcher																								
R	H	E	K	S	WLS	BF	H	R	ER	SO	BB	IBB	HBP	BLK	WP	HR	S	P	ERA	WHIP	IP	WLS	BF	H	R	ER	SO	BB	IBB	HBP	BLK	WP	HR	S	P	ERA	WHIP	
0	0	0	1	5	7.2	28	4	1	1	9	1	0	0	0	0	1	45	49	1.17	0.652	7.2	1	28	4	1	1	9	1	0	0	0	0	0	1	45	49	1.17	0.652
0	0	0	1	5	1.1	5	1	0	0	1	0	0	0	0	0	0	7	7	0.00	0.750	1.1	0	5	1	0	0	1	0	0	0	0	0	0	1	7	7	0.00	0.750

WP: 0	PA: 33
PB: 0	SB: 0
CS: 0	

Baltimore Orioles @ Texas Rangers  
Arlington Stadium, Arlington, TX  
Wed Jul 25 1984, 8:05 PM EDT  
Att. 14,333 - Unknown

Batter	1	2	3	4	5	6	7	8	9	AB R H RBI BB SO LOB	TOP																						
Tom Dunbar, L (1, 9) OBP: 0.358, SLG: 0.435	0-3 K		0-3 K		0-0 6-3		0-0 F8		0-0 FC6-4	5 0 0 0 0 2 1																							
Pete O'Brien, L (1, 3) OBP: 0.360, SLG: 0.472	0-0 4-3		0-0 2B		0-3 K		0-0 HR		0-0 F8	5 2 2 1 0 1 1																							
Buddy Bell, R (1, 5) OBP: 0.371, SLG: 0.431	4-0 E BB		0-0 F8 2B		0-3 K		0-0 F8			3 0 1 1 1 1 0																							
Larry Parrish, R (1, 10) OBP: 0.336, SLG: 0.482	0-0 E9		0-0 F8		0-0 5-3		0-0 FC4-5-2-5 3B			4 0 1 0 0 0 2																							
Mickey Rivers, L (1, 7) OBP: 0.311, SLG: 0.367	0-0 F6		0-0 F5		0-0 3B 1B		0-0 5-3			3 1 1 0 0 0 3																							
Bill Sample, R (7, 7) OBP: 0.285, SLG: 0.327										1 0 0 0 0 0 1																							
Gary Ward, R (1, 8) OBP: 0.294, SLG: 0.337		0-3 K		0-0 2B		0-0 SF7 3B		0-0 FC4-5-2-5		4 1 2 1 0 1 1																							
Jeff Kunkel, R (1, 6) OBP: 0.357, SLG: 0.538		0-0 3B		0-0 6-3		0-0 SF7		0-0 F8		3 0 1 1 0 0 2																							
Donnie Scott, S (1, 2) OBP: 0.279, SLG: 0.304		0-3 K		0-3 K		0-3 K			0-0 F5	4 0 0 0 0 3 2																							
Curtis Wilkerson, S (1, 4) OBP: 0.292, SLG: 0.284		0-0 F7		0-0 6-3		0-0 6-3			4-0 FC6-4 BB	3 0 0 0 1 0 2																							
<b>Inning Stats</b>	R: 0 E: 1 K: 1 S: 6	H: 0 LOB: 2 BB: 1 P: 10	R: 0 E: 0 K: 2 S: 8	H: 1 LOB: 1 BB: 0 P: 8	R: 1 E: 0 K: 1 S: 7	H: 2 LOB: 1 BB: 0 P: 7	R: 0 E: 0 K: 1 S: 6	H: 1 LOB: 1 BB: 0 P: 6	R: 0 E: 0 K: 2 S: 7	H: 0 LOB: 0 BB: 0 P: 7	R: 2 E: 0 K: 1 S: 7	H: 2 LOB: 0 BB: 0 P: 7	R: 1 E: 0 K: 0 S: 4	H: 1 LOB: 0 BB: 0 P: 4	R: 0 E: 0 K: 0 S: 4	H: 1 LOB: 1 BB: 0 P: 4	R: 0 E: 0 K: 0 S: 3	H: 0 LOB: 1 BB: 1 P: 7	1B: 1 2B: 3 3B: 3 HR: 1	SF: 1 SAC: 0 DP: 0 HBP: 0	WP: 0 PB: 0 SB: 0 CS: 0	PA: 38											
<b>PITCHER</b> Doyle Alexander, R (1, 1) ERA: 3.51	IP 9.0	WLS L	BF 38	H 8	R 4	ER 4	SO 8	BB 2	IBB 0	HBP 0	BLK 0	WP 0	HR 1	S 52	P 60	ERA 4.00	WHIP 1.111																
											<b>PITCHER</b>	IP	WLS	BF	H	R	ER	SO	BB	IBB	HBP	BLK	WP	HR	S	P	ERA	WHIP					

Texas Rangers @ Toronto Blue Jays  
Exhibition Stadium, Toronto, ON  
Fri Jul 27 1984, 7:05 PM EDT  
Att. 26,269 - Unknown

livebaseballscorecards.com

AB	35
R	4
H	8
RBI	4
BB	2
SO	8
LOB	15



Batter	1	2	3	4	5	6	7	8	9	AB	R	H	RBI	BB	SO	LOB
<b>Dave Collins, S</b> (1, 7) OBP: 0.361, SLG: 0.476	0-0 F8		0-0 1B		0-0 F7		0-0 4-3 2B			4	0	2	0	0	0	0
<b>Tony Fernandez, S</b> (1, 6) OBP: 0.263, SLG: 0.276	0-0 F2		0-3 K		4-0 1B		0-0 4-3			3	0	0	0	1	1	3
<b>Lloyd Moseby, L</b> (1, 8) OBP: 0.367, SLG: 0.513	4-0 BB		0-0 1B		0-0 1B		0-0 F5			3	0	2	1	1	0	1
<b>Willie Upshaw, L</b> (1, 3) OBP: 0.389, SLG: 0.531	0-0 F8		0-0 4-3		0-3 K			0-0 1B		4	0	1	0	0	1	5
<b>Willie Aikens, L</b> (1, 10) OBP: 0.317, SLG: 0.390		0-0 F5		0-0 6-3		0-0 1B		0-0 G4-6-3		4	0	1	0	0	0	1
<b>George Bell, R</b> (1, 9) OBP: 0.327, SLG: 0.463		0-0 5-3		0-0 F8		0-0 G5-4-3		0-0 F7		4	0	0	0	0	0	1
<b>Rance Mulliniks, L</b> (1, 5) OBP: 0.384, SLG: 0.419		0-0 1B		1-0 HBP		0-0 F4			0-3 K2-3	3	0	1	0	0	1	0
<b>Ernie Whitt, L</b> (1, 2) OBP: 0.343, SLG: 0.393		0-0 F9		0-0 G3			0-0 HR		0-3 K	4	1	1	1	0	1	2
<b>Alfredo Griffin, S</b> (1, 4) OBP: 0.262, SLG: 0.321			0-0 1B		0-3 K		0-0 1-3		0-3 K	4	1	1	0	0	2	0

Inning Stats	R: 0	H: 0	E: 0	K: 0	S: 3	R: 0	H: 1	E: 0	K: 0	S: 4	R: 1	H: 3	E: 0	K: 1	S: 7	R: 0	H: 0	E: 0	K: 0	S: 3	R: 0	H: 1	E: 0	K: 2	S: 8	R: 0	H: 1	E: 0	K: 0	S: 3	R: 1	H: 2	E: 0	K: 0	S: 5	R: 0	H: 1	E: 0	K: 0	S: 3	R: 0	H: 0	E: 0	K: 3	S: 9	R: 0	H: 0	E: 0	K: 3	S: 9	1B: 7	2B: 1	3B: 0	HR: 1	SF: 0	SAC: 0	DP: 2	HBP: 1	WP: 0	PA: 36
--------------	------	------	------	------	------	------	------	------	------	------	------	------	------	------	------	------	------	------	------	------	------	------	------	------	------	------	------	------	------	------	------	------	------	------	------	------	------	------	------	------	------	------	------	------	------	------	------	------	------	------	-------	-------	-------	-------	-------	--------	-------	--------	-------	--------

PITCHER	IP	WLS	BF	H	R	ER	SO	BB	IBB	HBP	BLK	WP	HR	S	P	ERA	WHIP
<b>Charlie Hough, R</b> (1, 1) ERA: 3.36	9.0	W	36	9	2	2	6	2	0	1	0	0	1	45	54	2.00	1.222


**BOTTOM**

**Texas Rangers @ Toronto Blue Jays**  
Exhibition Stadium, Toronto, ON

Fri Jul 27 1984, 7:05 PM EDT  
Att. 26,269 - Unknown

livebaseballscorecards.com

<b>AB</b>	<b>33</b>
<b>R</b>	<b>2</b>
<b>H</b>	<b>9</b>
<b>RBI</b>	<b>2</b>
<b>BB</b>	<b>2</b>
<b>SO</b>	<b>6</b>
<b>LOB</b>	<b>13</b>



Batter	1	2	3	4	5	6	7	8	9	AB R H RBI BB SO LOB	TOP																	
Tom Dunbar, L (1, 7) OBP: 0.347, SLG: 0.418 Bill Sample, R (8, PR) OBP: 0.285, SLG: 0.327 (8, 7)	0-3 K	0-0 F8		0-0 F5		0-0 F8		0-0 E BB 1B		5 0 1 0 0 1 2 0 0 0 0 0 0 0																		
Pete O'Brien, L (1, 3)	0-0 HR	0-3 K		0-0 CS 1B			4-0 1B BB	0-0 F9		4 2 2 1 1 1 2																		
Buddy Bell, R (1, 5) OBP: 0.374, SLG: 0.431	0-0 5-3			0-0 HR BB		0-0 F9		0-0 1B 1B	4-0 E BB	3 2 1 0 2 0 1																		
Larry Parrish, R (1, 9) OBP: 0.339, SLG: 0.491	0-0 BB BB 1B			0-0 1-H HR		0-3 K		0-0 1B 1B	0-0 E5	5 1 3 3 0 1 2																		
Mary Foley, L (1, 10) OBP: 0.323, SLG: 0.424	4-0 BB 1-2 BB			0-0 BB 1B		0-0 F7		0-0 1-2 1B	0-3 K	4 0 2 1 1 1 3																		
Gary Ward, R (1, 8) OBP: 0.293, SLG: 0.333	4-0 1-2 2-3 BB			0-0 F8		0-0 F8		0-0 3-H 1B		4 0 0 0 1 0 3																		
Jeff Kunkel, R (1, 6) OBP: 0.316, SLG: 0.444	0-3 K			0-3 K		0-3 K		0-3 K	0-0 6-3	4 0 0 0 1 0 3																		
Donnie Scott, S (1, 2) OBP: 0.287, SLG: 0.302 Mickey Rivers, L (7, PH) OBP: 0.309, SLG: 0.366 Ned Yost, R (7, 2) OBP: 0.195, SLG: 0.247				4-0 F8 SH1-4 BB		0-0 4-3		0-3 K	0-0 5-3 1B	5 0 1 0 0 4 6 1 0 0 0 2 0 0 1 0 0 0 0 1 2 1 0 0 0 0 0 1	AB 37 R 5 H 11 RBI 5 BB 7 SO 10 LOB 25																	
Curtis Wilkerson, S (1, 4) OBP: 0.291, SLG: 0.284		0-0 SH1-4		0-0 6-3		0-0 1B		0-0 4-3	0-3 K	4 0 1 0 0 1 3																		
Inning Stats	R: 1 E: 0 K: 2 S: 9	H: 2 LOB: 3 BB: 2 P: 17	R: 0 E: 0 K: 1 S: 5	H: 0 LOB: 1 BB: 1 P: 9	R: 2 E: 0 K: 1 S: 7	H: 2 LOB: 2 BB: 2 P: 15	R: 0 E: 0 K: 0 S: 3	H: 1 LOB: 0 BB: 0 P: 3	R: 0 E: 0 K: 1 S: 5	H: 0 LOB: 0 BB: 0 P: 5	R: 0 E: 0 K: 1 S: 6	H: 1 LOB: 1 BB: 0 P: 6	R: 2 E: 0 K: 2 S: 10	H: 3 LOB: 2 BB: 1 P: 14	R: 0 E: 1 K: 1 S: 7	H: 1 LOB: 3 BB: 1 P: 11	R: 0 E: 0 K: 1 S: 6	H: 1 LOB: 1 BB: 0 P: 6	1B: 9 2B: 0 3B: 0 HR: 2	SF: 0 SAC: 1 DP: 0 HBP: 0	WP: 0 PB: 0 SB: 1 CS: 1	PA: 45						
PITCHER	IP WLS BF H R ER SO BB IBB HBP BLK WP HR S P ERA WHIP																											
Luis Leal, R (1, 1) ERA: 3.17	2.2		17	4	3	3	4	5	0	0	0	0	0	2	20	40	10.12	3.375										
Jim Acker, R (3, 1) ERA: 4.62	2.1		7	1	0	0	1	0	0	0	0	0	0	0	9	9	0.00	0.429										
Roy Lee Jackson, R (6, 1) ERA: 3.45	1.0	L	6	2	2	2	1	1	0	0	0	0	0	0	7	11	18.00	3.000										
Jim Gott, R (7, 1) ERA: 4.32	3.0		15	4	0	0	4	1	0	0	0	0	0	0	22	26	0.00	1.667										

Texas Rangers @ Toronto Blue Jays  
Exhibition Stadium, Toronto, ON  
Sat Jul 28 1984, 7:05 PM EDT  
Att. 28,330 - Unknown

livebaseballscorecards.com



**BOTTOM**

**Texas Rangers @ Toronto Blue Jays**  
 Exhibition Stadium, Toronto, ON

Sat Jul 28 1984, 7:05 PM EDT  
 Att. 28,330 - Unknown

[livebaseballscores.com](http://livebaseballscores.com)

<b>AB</b>	<b>36</b>
<b>R</b>	<b>4</b>
<b>H</b>	<b>10</b>
<b>RBI</b>	<b>4</b>
<b>BB</b>	<b>2</b>
<b>SO</b>	<b>5</b>
<b>LOB</b>	<b>13</b>



AB	R	H	RBI	BB	SO	LOB
5	0	1	0	0	1	0
5	1	2	0	0	1	3
4	0	0	0	0	1	2
4	1	2	2	0	1	0
2	0	0	0	0	0	1
2	0	2	0	0	0	0
0	0	0	0	0	0	0
4	0	1	0	0	1	1
1	1	1	0	1	0	0
2	0	0	0	0	0	3
2	1	1	2	1	0	0
1	0	0	0	0	0	1
3	0	0	0	0	0	2
1	0	0	0	0	0	0

WP: 0	PA: 38
PB: 0	
SB: 2	
CS: 0	

Batter	1	2	3	4	5	6	7	8	9
<b>Damaso Garcia, R</b> (1, 4) OBP: 0.328, SLG: 0.410	0-3 K (1) X	0-0 1B (1-2 2-3)		0-0 F9 (2)		0-0 6-3 (3)			0-0 5-3 (2)
<b>Dave Collins, S</b> (1, 7) OBP: 0.361, SLG: 0.474	0-0 2B S	0-0 F6 (3)		0-0 1B S			0-0 1-4-3 (1)		0-3 K (3)
<b>Lloyd Moseby, L</b> (1, 8) OBP: 0.364, SLG: 0.508	0-3 K (2)		0-0 F9 (1) X	0-0 4-3 (3)			0-0 F7 (2)		
<b>Willie Upshaw, L</b> (1, 3) OBP: 0.370, SLG: 0.542	0-0 2B 2-H		0-0 HR		0-3 K (1)		0-0 F5 (3)		
<b>Willie Aikens, L</b> (1, 10) OBP: 0.313, SLG: 0.385	0-0 4-3 (3)		0-0 G3 (2)		0-0 1B			0-0 FC3-8	
<b>Cliff Johnson, R</b> (5, PH) OBP: 0.390, SLG: 0.507					0-0 1B				
<b>Tony Fernandez, S</b> (8, PR) OBP: 0.263, SLG: 0.276									
<b>George Bell, R</b> (1, 9) OBP: 0.326, SLG: 0.460		0-0 F6 (1) S	0-3 K (3)		0-0 1B G4-6-3			0-0 F7 (1)	
<b>Rance Mulliniks, L</b> (1, 5) OBP: 0.389, SLG: 0.421		4-0 1B BB		0-0 HR 1B		0-0 G4-6-3 (2) (3)		0-0 FC3-6	
<b>Garth Iorg, R</b> (5, PH) OBP: 0.253, SLG: 0.297								0-0 FC5-4	
<b>Ernie Whitt, L</b> (1, 2) OBP: 0.348, SLG: 0.411		4-0 1B BB		0-0 HR 1-H		0-0 F7 (1)		0-0 FC5-4 (3)	
<b>Buck Martinez, R</b> (8, PH) OBP: 0.281, SLG: 0.318									
<b>Alfredo Griffin, S</b> (1, 6) OBP: 0.259, SLG: 0.317		0-0 F7 (2)		0-0 F6 (1)		0-0 F8 (2)			0-0 1-5-3 (1)
<b>Jesse Barfield, R</b> (9, PH) OBP: 0.339, SLG: 0.502									

Inning	R	H	E	K	S	P	R	H	E	K	S	P	R	H	E	K	S	P	R	H	E	K	S	P	R	H	E	K	S	P	R	H	E	K	S	P			
1	1	2	0	2	9		0	1	0	4	6		0	1	0	1	6		0	0	0	3		0	0	0	0	0	0	0	0	0	0	0	0	0	0		
2	0	1	0	0			0	3	0	0			0	0	0	0			0	0	0	0		0	0	0	0	0	0	0	0	0	0	0	0	0	0	0	
3	1	1	0	1			0	0	0	0			0	0	0	0			0	0	0	0		0	0	0	0	0	0	0	0	0	0	0	0	0	0	0	0
4	2	3	0	0			2	1	0	0			0	0	0	0			0	0	0	0		0	0	0	0	0	0	0	0	0	0	0	0	0	0	0	0
5	0	2	0	1			0	1	0	0			0	0	0	0			0	0	0	0		0	0	0	0	0	0	0	0	0	0	0	0	0	0	0	0
6	0	0	0	0			0	0	0	0			0	0	0	0			0	0	0	0		0	0	0	0	0	0	0	0	0	0	0	0	0	0	0	0
7	0	0	0	0			0	0	0	0			0	0	0	0			0	0	0	0		0	0	0	0	0	0	0	0	0	0	0	0	0	0	0	0
8	0	1	0	0			0	1	0	0			0	0	0	0			0	0	0	0		0	0	0	0	0	0	0	0	0	0	0	0	0	0	0	0
9	0	0	0	0			0	0	0	0			0	0	0	0			0	0	0	0		0	0	0	0	0	0	0	0	0	0	0	0	0	0	0	0

PITCHER	IP	WLS	BF	H	R	ER	SO	BB	IBB	HBP	BLK	WP	HR	S	P	ERA	WHIP
<b>Dickie Noles, R</b> (1, 1) ERA: 5.62	4.0		21	7	4	4	3	2	0	0	0	0	2	25	33	9.00	2.250
<b>Mike Mason, L</b> (5, 1) ERA: 2.92	4.1	W	15	3	0	0	1	0	0	0	0	0	0	17	17	0.00	0.692
<b>Dave Schmidt, R</b> (9, 1) ERA: 2.42	0.2	S	2	0	0	0	1	0	0	0	0	0	0	4	4	0.00	0.000

Batter	1	2	3	4	5	6	7	8	9	AB R H RBI BB SO LOB	TOP									
Tom Dunbar, L (1, 9) OBP: 0.342, SLG: 0.408	0-0 6-3		0-0 F6			0-0 G3		0-0 FC6-4 1B		4 0 1 1 0 0 0										
Mickey Rivers, L (1, 7) OBP: 0.308, SLG: 0.368	0-0 2B		0-3 K			0-0 F8		0-0 FC6-4		4 1 1 0 0 1 2										
Buddy Bell, R (1, 5) OBP: 0.375, SLG: 0.434	0-0 2B				0-0 F8		0-0 F8		0-0 BB 1B	4 0 2 1 0 0 0										
Larry Parrish, R (1, 10) OBP: 0.338, SLG: 0.487	0-0 F8				0-0 5-3		0-0 F7		4-0 BB	3 0 0 0 1 0 1										
Pete O'Brien, L (1, 3) OBP: 0.359, SLG: 0.475	0-0 G3				0-0 4-1		0-0 G3		0-0 F8	4 0 0 0 0 0 3										
Mary Foley, L (1, 2) OBP: 0.311, SLG: 0.404		0-0 F9			0-0 G3		0-3 K	0-0 F5		4 0 0 0 0 1 2										
Gary Ward, R (1, 8) OBP: 0.293, SLG: 0.332		0-3 K			0-0 6-3		0-0 1B 1B	0-0 F9		4 1 1 0 0 1 2										
Jeff Kunkel, R (1, 6) OBP: 0.318, SLG: 0.400		1-0 CS HBP			0-0 F7		0-0 F8			2 0 0 0 0 0 1										
Curtis Wilkerson, S (1, 4) OBP: 0.292, SLG: 0.284		0-0 CS	0-0 1-3			0-0 F1		0-0 1B 1B		3 0 1 0 0 0 0										
<b>Inning Stats</b>	R: 1 E: 0 K: 0 S: 5	H: 2 LOB: 1 BB: 0 P: 5	R: 0 E: 0 K: 1 S: 4	H: 0 LOB: 0 BB: 0 P: 5	R: 0 E: 0 K: 1 S: 5	H: 0 LOB: 0 BB: 0 P: 5	R: 0 E: 0 K: 0 S: 3	H: 0 LOB: 0 BB: 0 P: 3	R: 0 E: 0 K: 0 S: 3	H: 0 LOB: 0 BB: 0 P: 3	R: 0 E: 0 K: 0 S: 3	H: 0 LOB: 0 BB: 0 P: 3	R: 1 E: 0 K: 1 S: 8	H: 3 LOB: 2 BB: 0 P: 8	R: 0 E: 0 K: 0 S: 4	H: 1 LOB: 2 BB: 1 P: 8	1B: 4 2B: 2 3B: 0 HR: 0	SF: 0 SAC: 0 DP: 0 HBP: 1	WP: 0 PB: 0 SB: 0 CS: 1	PA: 35
<b>PITCHER</b> Dave Stieb, R (1, 1) ERA: 2.37	IP: 9.0 WLS: W BF: 34 H: 6 R: 2 ER: 2 SO: 3 BB: 1 IBB: 0 HBP: 1 BLK: 0 WP: 0 HR: 0 S: 38 P: 43 ERA: 2.00 WHIP: 0.778																			

Texas Rangers @ Toronto Blue Jays  
Exhibition Stadium, Toronto, ON  
Sun Jul 29 1984, 3:33 AM EDT  
Att: 30,143 - Unknown

livebaseballscorecards.com

AB	32
R	2
H	6
RBI	2
BB	1
SO	3
LOB	11







Batter	1	2	3	4	5	6	7	8	9	AB R H RBI BB SO LOB	TOP											
<b>Curtis Wilkerson, S</b> (1, 4) OBP: 0.290, SLG: 0.283	0-0 6-3	0-0 5-3		0-0 F9			0-0 6-3		0-0 1-3 2-H 1B	5 0 1 1 0 0 1												
<b>Gary Ward, R</b> (1, 8) OBP: 0.289, SLG: 0.328	0-0 L9		0-0 4-3		0-0 F9		0-0 F3		0-0 L3	5 0 0 0 0 0 2												
<b>Buddy Bell, R</b> (1, 5) OBP: 0.374, SLG: 0.431	4-0 FC6-4 BB		0-0 L7		0-0 F8			0-0 F6		3 0 0 0 1 0 0												
<b>Larry Parrish, R</b> (1, 9) OBP: 0.337, SLG: 0.492	0-0 FC6-4 1-2f		0-0 HR		0-3 K			0-0 F6		4 1 1 1 0 1 1												
<b>Pete O'Brien, L</b> (1, 3) OBP: 0.360, SLG: 0.474		0-0 L4	4-0 BB BB			0-0 CS 1B		0-3 K		3 0 1 0 1 1 0												
<b>Alan Bannister, R</b> (1, 10) OBP: 0.394, SLG: 0.444		0-0 1B HR 1B	0-0 F9		4-0 BB BB BB 1-2	0-0 WP BB		0-0 1B 1B		3 2 2 0 1 0 1												
<b>Bill Sample, R</b> (1, 7) OBP: 0.288, SLG: 0.329		0-0 F9		0-0 1B		0-0 F8		0-0 1B 1-2 1B		4 0 2 0 0 0 2												
<b>Jeff Kunkel, R</b> (1, 6) OBP: 0.308, SLG: 0.375		0-0 HR 1B		0-0 F3		0-3 K 1-2		0-0 F9		4 1 1 0 0 1 4												
<b>Ned Yost, R</b> (1, 2) OBP: 0.196, SLG: 0.265		0-0 HR 1-H 3-H		0-0 F2		0-0 5-3		0-0 F7		4 1 1 3 0 0 3												
<b>Inning Stats</b>	R: 0 E: 0 K: 0 S: 3	H: 0 LOB: 1 BB: 1 P: 7	R: 3 E: 0 K: 0 S: 6	H: 3 LOB: 0 BB: 0 P: 6	R: 1 E: 0 K: 0 S: 4	H: 1 LOB: 1 BB: 1 P: 8	R: 0 E: 0 K: 0 S: 4	H: 1 LOB: 1 BB: 0 P: 4	R: 0 E: 0 K: 1 S: 5	H: 0 LOB: 0 BB: 0 P: 5	R: 0 E: 0 K: 1 S: 5	H: 1 LOB: 1 BB: 1 P: 9	R: 0 E: 0 K: 0 S: 3	H: 0 LOB: 0 BB: 0 P: 3	R: 0 E: 0 K: 1 S: 5	H: 0 LOB: 0 BB: 0 P: 5	R: 1 E: 0 K: 0 S: 6	H: 3 LOB: 2 BB: 0 P: 6	1B: 7 2B: 0 3B: 0 HR: 2	SF: 0 SAC: 0 DP: 0 HBP: 0	WP: 1 PB: 0 SB: 0 CS: 1	PA: 38
<b>PITCHER</b>	IP WLS BF H R ER SO BB IBB HBP BLK WP HR S P ERA WHIP																					
<b>Mike Flanagan, L</b> (1, 1) ERA: 3.43	6.0 L 26 6 4 4 2 3 0 0 0 1 2 27 39 6.00 1.500																					
<b>Tom Underwood, L</b> (7, 1) ERA: 3.78	3.0 12 3 1 1 1 0 0 0 0 0 0 14 14 3.00 1.000																					

**Texas Rangers @ Baltimore Orioles**  
**Memorial Stadium, Baltimore, MD**  
 Mon Jul 30 1984, 7:05 PM EDT  
 Att. 22,529 - Unknown

[livebaseballscorecards.com](http://livebaseballscorecards.com)

**AB 35**  
**R 5**  
**H 9**  
**RBI 5**  
**BB 3**  
**SO 3**  
**LOB 14**




Batter	1	2	3	4	5	6	7	8	9	AB	R	H	RBI	BB	SO	LOB
Floyd Rayford, R OBP: 0.332, SLG: 0.418 (1, 2) X	0-0 4-3 ①		0-3 K ③			0-0 F8 ①		0-0 F5 ②		4	0	0	0	0	1	2
Dan Ford, R OBP: 0.278, SLG: 0.365 (1, 9) X	0-0 5-3 ②			0-0 F7 ①		0-0 F7 ②		0-0 1B		4	0	1	1	0	0	1
Cal Ripken Jr., R OBP: 0.362, SLG: 0.529 (1, 6) B B B	4-0 BLK BB			0-0 F7 ②		4-0 1-2 BB		0-0 F3 ③		2	0	0	0	2	0	2
Eddie Murray, S OBP: 0.408, SLG: 0.521 (1, 3) X	0-0 5-3 ③			0-0 F3 ③		0-0 F7 ③			0-0 6-3 ①	4	0	0	0	0	0	3
Gary Roenicke, R OBP: 0.339, SLG: 0.377 (1, 8) X		0-0 F4 ①			0-0 L7 ①		0-0 F7 ①		0-0 F7 ②	4	0	0	0	0	0	0
Benny Ayala, R OBP: 0.228, SLG: 0.286 (1, 10) S S S		0-3 K ②		0-0 5-3 ②		0-0 F7 ②		0-0 F8 ③	4	0	0	0	0	1	0	
Mike Young, S OBP: 0.323, SLG: 0.385 (1, 7) X		0-0 F4 ③		0-0 1B		0-0 G3 ③				3	0	1	0	0	0	0
Rich Dauer, R OBP: 0.291, SLG: 0.342 (1, 4) X			0-0 3-1 ①		0-0 5-3 ③			0-0 1B 2B	3	0	1	0	0	0	1	
Lenn Sakata, R OBP: 0.220, SLG: 0.221 (8, PR) (9, 4) X									0	1	0	0	0	0	0	
Todd Cruz, R OBP: 0.258, SLG: 0.320 (1, 5) X			0-0 F7 ②			0-0 WP 1B		0-3 K ①	3	0	1	0	0	1	1	

<b>Inning Stats</b>	R: 0 E: 0 K: 0 S: 3	H: 0 LOB: 1 BB: 1 P: 7	R: 0 E: 0 K: 1 S: 5	H: 0 LOB: 0 BB: 0 P: 5	R: 0 E: 0 K: 1 S: 5	H: 0 LOB: 0 BB: 0 P: 5	R: 0 E: 0 K: 0 S: 3	H: 0 LOB: 0 BB: 0 P: 3	R: 0 E: 0 K: 0 S: 4	H: 1 LOB: 1 BB: 0 P: 4	R: 0 E: 0 K: 0 S: 4	H: 1 LOB: 2 BB: 1 P: 8	R: 0 E: 0 K: 0 S: 3	H: 0 LOB: 0 BB: 0 P: 3	R: 1 E: 0 K: 1 S: 7	H: 2 LOB: 2 BB: 0 P: 7	R: 0 E: 0 K: 0 S: 3	H: 0 LOB: 0 BB: 0 P: 3	1B: 3 2B: 1 3B: 0 HR: 0	SF: 0 SAC: 0 DP: 0 HBP: 0	WP: 1 PB: 0 SB: 0 CS: 0	PA: 33												
<b>PITCHER</b> Frank Tanana, L ERA: 2.94 (1, 1)	IP 9.0	WLS W	BF 33	H 4	R 1	ER 1	SO 3	BB 2	IBB 0	HBP 0	BLK 1	WP 1	HR 0	S 37	P 45	ERA 1.00	WHIP 0.667																	
																	<b>PITCHER</b>	IP	WLS	BF	H	R	ER	SO	BB	IBB	HBP	BLK	WP	HR	S	P	ERA	WHIP

**TEXAS RANGERS @ BALTIMORE ORIOLES**  
**Memorial Stadium, Baltimore, MD**  
 Mon Jul 30 1984, 7:05 PM EDT  
 Att. 22,529 - Unknown

<b>AB</b>	<b>31</b>
<b>R</b>	<b>1</b>
<b>H</b>	<b>4</b>
<b>RBI</b>	<b>1</b>
<b>BB</b>	<b>2</b>
<b>SO</b>	<b>3</b>
<b>LOB</b>	<b>10</b>





Batter	1	2	3	4	5	6	7	8	9	AB	R	H	RBI	BB	SO	LOB
Al Bumbry, L OBP: 0.290, SLG: 0.291 John Shelby, S OBP: 0.229, SLG: 0.290	0-0 F8	0-0 F7			4-0 2B 1B	4-0 S BB		0-0 1B		2	1	0	0	1	0	2
Dan Ford, R OBP: 0.259, SLG: 0.339 Mike Young, S OBP: 0.322, SLG: 0.383	0-3 K		0-3 K		0-3 K	0-3 K		0-0 F7		4	0	0	0	0	4	4
Cal Ripken Jr., R OBP: 0.385, SLG: 0.530	4-0 BB		0-0 6-3		0-0 1B 2B	4-0 BB		0-0 6-3		3	1	1	1	2	0	2
Eddie Murray, S OBP: 0.408, SLG: 0.521	0-0 L7		0-0 F8		4-0 S 1B IBB	0-3 K			0-0 1B 2B	4	1	1	0	1	1	4
John Lowenstein, L OBP: 0.322, SLG: 0.375 Benny Ayala, R OBP: 0.237, SLG: 0.294 Ken Singleton, S OBP: 0.288, SLG: 0.271 Todd Cruz, R OBP: 0.258, SLG: 0.320		0-0 2B 1B		0-0 4-3	0-0 S 1B		0-0 F7		0-0 SH2-4 1B	2	1	1	0	0	0	0
Wayne Gross, L OBP: 0.348, SLG: 0.439 Floyd Rayford, R OBP: 0.328, SLG: 0.413		0-0 F6		0-3 K	0-3 K		0-3 K		0-0 SH2-4	2	0	0	0	0	1	1
Gary Roenicke, R OBP: 0.340, SLG: 0.389		4-0 2B BB		0-0 HR	0-0 6-3		0-0 6-3		0-0 F5	4	1	1	1	1	0	4
Rich Dauer, R OBP: 0.294, SLG: 0.348 Lenn Sakata, R OBP: 0.218, SLG: 0.219		0-0 2B		0-0 5-3		0-0 5-3		0-0 1B 1B	0-0 F8	4	0	2	1	0	0	0
Rick Dempsey, R OBP: 0.312, SLG: 0.306		0-3 K			1-0 2B HBP	4-0 S BB BB		0-3 K		2	1	0	0	1	2	3

Inning Stats	R: 0	H: 0	E: 0	K: 1	S: 5	H: 0	LOB: 1	BB: 1	P: 9	R: 1	H: 2	E: 0	K: 1	S: 7	H: 0	LOB: 0	BB: 0	P: 5	R: 0	H: 0	E: 0	K: 1	S: 5	H: 0	LOB: 0	BB: 0	P: 5	R: 3	H: 2	E: 0	K: 2	S: 9	H: 0	LOB: 3	BB: 3	P: 19	R: 0	H: 0	E: 0	K: 1	S: 5	H: 2	LOB: 2	BB: 0	P: 7	R: 1	H: 2	E: 0	K: 0	S: 5	H: 2	LOB: 2	BB: 0	P: 5	1B: 5	SF: 0	2B: 3	SAC: 1	3B: 0	DP: 0	HR: 1	HBP: 1	WP: 0	PA: 44
--------------	------	------	------	------	------	------	--------	-------	------	------	------	------	------	------	------	--------	-------	------	------	------	------	------	------	------	--------	-------	------	------	------	------	------	------	------	--------	-------	-------	------	------	------	------	------	------	--------	-------	------	------	------	------	------	------	------	--------	-------	------	-------	-------	-------	--------	-------	-------	-------	--------	-------	--------

PITCHER	IP	WLS	BF	H	R	ER	SO	BB	IBB	HBP	BLK	WP	HR	S	P	ERA	WHIP
Dave Stewart, R ERA: 5.57	(1, 1)	4.1		4	5	5	5	3	1	1	0	0	1	27	44	10.38	1.615
Mike Mason, L ERA: 2.89	(5, 1)	1.1	7	1	0	0	2	2	0	0	0	0	0	9	17	0.00	2.250
Odell Jones, R ERA: 3.55	(6, 1)	2.1	W	12	4	1	3	1	0	0	0	0	0	17	21	3.86	2.143
Dave Schmidt, R ERA: 2.34	(9, 1)	1.0	S	3	0	0	0	0	0	0	0	0	0	3	3	0.00	0.000

BOTTOM

Texas Rangers @ Baltimore Orioles  
Memorial Stadium, Baltimore, MD

Tue Jul 31 1984, 7:05 PM EDT  
Att. 30,107 - Unknown

livebaseballscorecards.com

AB	35
R	6
H	9
RBI	6
BB	7
SO	10
LOB	26



Batter	1	2	3	4	5	6	7	8	9	AB R H RBI BB SO LOB	TOP									
Alan Bannister, R (1, 7) OBP: 0.389, SLG: 0.424	1-0 WP HBP	0-0 F8			0-3 K		0-0 F7		0-0 FC6-4 1B	4 0 1 0 0 1 4										
Gary Ward, R (1, 8) OBP: 0.290, SLG: 0.336	0-3 K		0-3 K			0-0 F9		0-0 FC6-4 BB 1B	0-0 FC6-4	5 1 1 0 0 2 3										
Buddy Bell, R (1, 5) OBP: 0.374, SLG: 0.426	0-3 K		0-0 F6			0-0 5-3		4-0 FC6-4 BB 1B	1-2 FC6-4 BB	3 0 0 0 1 1 1										
Larry Parrish, R (1, 9) OBP: 0.338, SLG: 0.496	0-0 5-3		0-0 5-3			0-0 1B		0-0 FC6-4 F9 WP	1-2f 2-3	4 0 1 0 0 0 3										
Pete O'Brien, L (1, 3) OBP: 0.356, SLG: 0.474		0-0 E4 1B 1B		0-3 K		0-3 K		0-0 F9	1-3 3-H	4 1 0 0 0 2 2										
Mickey Rivers, L (1, 10) OBP: 0.312, SLG: 0.371		0-0 FC6-4 1B		0-0 F3			0-0 G5-4-3 1B	0-0 F2		4 0 2 0 0 0 1										
Jeff Kunkel, R (1, 6) OBP: 0.265, SLG: 0.406		0-0 FC6-4 1B		0-0 F7			0-0 G5-4-3		0-0 L7	4 0 0 0 0 0 3										
Donnie Scott, S (1, 2) OBP: 0.299, SLG: 0.305		0-0 FC5-2-5 1B		0-0 L6		0-0 L6	4-0 1B BB	4-0 FC6-4 BB		2 0 1 1 2 0 0										
Curtis Wilkerson, S (1, 4) OBP: 0.288, SLG: 0.281		0-0 FC5-2-5		0-0 5-3			0-0 1B		0-0 FC6-4	2 0 0 0 0 0 2										
Wayne Tolleson, S (7, PH) OBP: 0.295, SLG: 0.266 (7, 4)		1-2 3-H					1-2 1B		1-2f	2 0 1 0 0 0 1										
<b>Inning Stats</b>	R: 0 E: 0 K: 2 S: 7	H: 0 LOB: 1 BB: 0 P: 8	R: 1 E: 1 K: 0 S: 6	H: 2 LOB: 2 BB: 0 P: 6	R: 0 E: 0 K: 1 S: 5	H: 0 LOB: 0 BB: 0 P: 5	R: 0 E: 0 K: 1 S: 5	H: 0 LOB: 0 BB: 0 P: 5	R: 0 E: 0 K: 1 S: 6	H: 1 LOB: 1 BB: 0 P: 6	R: 0 E: 0 K: 0 S: 4	H: 2 LOB: 2 BB: 1 P: 8	R: 1 E: 0 K: 0 S: 4	H: 1 LOB: 1 BB: 1 P: 8	R: 0 E: 0 K: 0 S: 4	H: 1 LOB: 2 BB: 1 P: 8	1B: 7 2B: 0 3B: 0 HR: 0	SF: 0 SAC: 0 DP: 1 HBP: 1	WP: 2 PB: 0 SB: 0 CS: 0	PA: 38
<b>PITCHER</b> Storm Davis, R (1, 1) ERA: 2.43	IP: 9.0 WLS: W BF: 38 H: 7 R: 2 ER: 1 SO: 6 BB: 3 IBB: 0 HBP: 1 BLK: 0 WP: 2 HR: 0 S: 46 P: 59 ERA: 1.00 WHIP: 1.111											<b>PITCHER</b>	IP: 9.0 WLS: W BF: 38 H: 7 R: 2 ER: 1 SO: 6 BB: 3 IBB: 0 HBP: 1 BLK: 0 WP: 2 HR: 0 S: 46 P: 59 ERA: 1.00 WHIP: 1.111							

Texas Rangers @ Baltimore Orioles  
 Memorial Stadium, Baltimore, MD  
 Wed Aug 01 1984, 7:05 PM EDT  
 Att: 16,721 - Unknown

livebaseballscorecards.com

AB	34
R	2
H	7
RBI	1
BB	3
SO	6
LOB	20



Batter	1	2	3	4	5	6	7	8	9
<b>Al Bumbry, L</b> OBP: 0.292, SLG: 0.290 (1, 8)	0-0 F8		0-0 HR 1B	0-0 F3		4-0 FC3-6 BB		0-0 FC3-2-5-4	
<b>John Lowenstein, L</b> OBP: 0.320, SLG: 0.372 (1, 7) <b>Mike Young, S</b> OBP: 0.319, SLG: 0.379 (4, PH) (5, 9)	0-3 K		0-3 K	0-0 F5		0-0 FC3-6			
<b>Cal Ripken Jr., R</b> OBP: 0.386, SLG: 0.540 (1, 6)	0-0 6-3		0-0 HR		0-0 3B 2B				
<b>Eddie Murray, S</b> OBP: 0.411, SLG: 0.530 (1, 3)		4-0 BB BB	0-0 HR 2B		0-0 3B		0-3 K		
<b>Wayne Gross, L</b> OBP: 0.347, SLG: 0.450 (1, 5)		0-0 F7	0-0 HR		0-3 K		0-0 F6		
<b>Ken Singleton, S</b> OBP: 0.284, SLG: 0.266 (1, 10)		0-0 F9	0-0 6-3		0-0 L6		0-0 F8		
<b>Gary Roenicke, R</b> OBP: 0.347, SLG: 0.394 (5, 7)		4-0 BB 1-2	4-0 FC5-4 BB		0-0 5-3		0-0 F9 FC3-2-5-4 2B		
<b>Floyd Rayford, R</b> OBP: 0.327, SLG: 0.407 (1, 2)		0-3 K	0-0 FC5-4		4-0 BB E BB		0-0 F9		
<b>Rich Dauer, R</b> OBP: 0.297, SLG: 0.352 (1, 4)			0-0 1B 2B	0-0 L1		0-0 F8		4-0 FC3-2-5-4 BB	

AB	R	H	RBI	BB	SO	LOB
4	1	1	1	1	0	2
2	0	0	0	0	2	1
2	0	0	0	0	0	1
4	2	2	2	0	1	1
3	1	2	1	1	1	0
4	1	1	2	0	1	2
4	0	0	0	0	0	2
2	0	1	0	2	0	1
3	1	0	0	1	1	4
3	1	1	0	1	0	1

BOTTOM	
<b>AB</b>	<b>31</b>
<b>R</b>	<b>7</b>
<b>H</b>	<b>8</b>
<b>RBI</b>	<b>6</b>
<b>BB</b>	<b>6</b>
<b>SO</b>	<b>6</b>
<b>LOB</b>	<b>15</b>

**Texas Rangers @ Baltimore Orioles**  
**Memorial Stadium, Baltimore, MD**  
 Wed Aug 01 1984, 7:05 PM EDT  
 Att. 16,721 - Unknown

[livebaseballscorecards.com](http://livebaseballscorecards.com)



Inning Stats		R: 0	H: 0	E: 0	K: 1	S: 5	R: 0	H: 0	E: 0	K: 1	S: 5	R: 5	H: 5	E: 0	K: 1	S: 10	R: 0	H: 0	E: 0	K: 0	S: 3	R: 1	H: 2	E: 0	K: 1	S: 7	R: 1	H: 0	E: 1	K: 1	S: 5	R: 0	H: 0	E: 0	K: 1	S: 5	R: 0	H: 1	E: 0	K: 0	S: 3	R: 3	H: 1	E: 0	K: 0	S: 7	
<b>PITCHER</b>	<b>IP</b>	<b>WLS</b>	<b>BF</b>	<b>H</b>	<b>R</b>	<b>ER</b>	<b>SO</b>	<b>BB</b>	<b>IBB</b>	<b>HBP</b>	<b>BLK</b>	<b>WP</b>	<b>HR</b>	<b>S</b>	<b>P</b>	<b>ERA</b>	<b>WHIP</b>	<b>PITCHER</b>	<b>IP</b>	<b>WLS</b>	<b>BF</b>	<b>H</b>	<b>R</b>	<b>ER</b>	<b>SO</b>	<b>BB</b>	<b>IBB</b>	<b>HBP</b>	<b>BLK</b>	<b>WP</b>	<b>HR</b>	<b>S</b>	<b>P</b>	<b>ERA</b>	<b>WHIP</b>												
<b>Charlie Hough, R</b> ERA: 3.56 (1, 1)	2.2	L	16	5	5	5	3	3	0	0	0	0	2	19	31	16.88	3.000																														
<b>Joey McLaughlin, R</b> ERA: 4.61 (3, 1)	3.1		14	2	2	1	2	2	0	0	0	0	0	16	24	2.70	1.200																														
<b>Dickie Noles, R</b> ERA: 5.47 (7, 1)	2.0		7	1	0	0	1	1	0	0	0	0	0	8	12	0.00	1.000																														

1B:	2B:	3B:	HR:	SF:	SAC:	DP:	HBP:	WP:	PA:
1	5	1	2	0	0	1	0	0	37

Batter	1	2	3	4	5	6	7	8	9	10	AB R H RBI BB SO LOB	TOP													
Alan Bannister, R OBP: 0.364, SLG: 0.391 (1, 10)	0-3 K		0-0 F4		0-3 K		0-0 5-4-3		0-3 K		5 0 0 0 0 3 2														
Gary Ward, R OBP: 0.291, SLG: 0.335 (1, 8)	0-0 5-3			4-0 2B 2B BB	0-0 F9		0-3 K		0-0 E	1B 1B	4 2 1 0 1 1 2														
Buddy Bell, R OBP: 0.376, SLG: 0.430 (1, 5)	0-0 F3			0-0 2B 1-3 4-3 2B	0-3 K			4-0 FC5-4 BB	0-0 E5	1B	4 1 2 0 1 1 1														
Larry Parrish, R OBP: 0.336, SLG: 0.495 (1, 9) (10, 7)		0-0 6-3		0-0 4-3 1B 2B		0-0 F7		0-0 FC5-4 1B	0-0 E4	FC1-6	5 1 1 1 0 0 2														
Pete O'Brien, L OBP: 0.354, SLG: 0.471 (1, 3)		0-0 F7		0-0 4-3 1B		0-0 F8 CS 1B		0-0 F9	0-0 FC1-6	G6-4-3	5 0 1 1 0 0 4														
Bill Sample, R OBP: 0.287, SLG: 0.327 (1, 7) (10, 9)		0-0 1B		0-3 K		0-0 F8		0-0 1-2 1B	0-0 G6-4-3		5 0 2 0 0 1 4														
Jeff Kunkel, R OBP: 0.263, SLG: 0.389 (1, 6)		0-3 K		0-0 1B		0-0 F7		0-3 K2-3			4 0 1 1 0 2 4														
Ned Yost, R OBP: 0.189, SLG: 0.254 Mickey Rivers, L OBP: 0.310, SLG: 0.369 Donnie Scott, S OBP: 0.299, SLG: 0.305 (1, 2) (9, PH) (9, 2)			0-0 6-3		0-0 F8		0-0 F2		0-0 5-3		3 0 0 0 0 0 1 1 0 0 0 0 0 0 0 0 0 0 0 0 0														
Curtis Wilkerson, S OBP: 0.288, SLG: 0.278 (1, 4)		0-3 K		0-0 E6		4-0 5-4-3 BB		0-3 K			3 0 0 0 0 1 2 0														
<b>Inning Stats</b>	R: 0 E: 0 K: 1 S: 5	H: 0 LOB: 0 BB: 0 P: 5	R: 0 E: 0 K: 1 S: 6	H: 1 LOB: 1 BB: 0 P: 6	R: 0 E: 0 K: 1 S: 5	H: 0 LOB: 0 BB: 0 P: 5	R: 3 E: 0 K: 1 S: 8	H: 3 LOB: 1 BB: 1 P: 12	R: 0 E: 1 K: 2 S: 8	H: 0 LOB: 1 BB: 0 P: 8	R: 0 E: 0 K: 1 S: 5	H: 0 LOB: 1 BB: 1 P: 9	R: 0 E: 0 K: 1 S: 6	H: 1 LOB: 2 BB: 1 P: 10	R: 0 E: 0 K: 2 S: 7	H: 0 LOB: 0 BB: 0 P: 7	R: 1 E: 2 K: 0 S: 5	H: 2 LOB: 1 BB: 0 P: 5	1B: 6 2B: 2 3B: 0 HR: 0	SF: 0 SAC: 0 DP: 1 HBP: 0	WP: 0 PB: 0 SB: 0 CS: 1	PA: 42			
<b>PITCHER</b> Bruce Hurst, L ERA: 2.93 Bob Stanley, R ERA: 3.4	IP 8.0	WLS L	BF 34	H 6	R 3	ER 3	SO 8	BB 3	IBB 0	HBP 0	BLK 0	WP 0	HR 0	S 47	P 59	ERA 3.38	WHIP 1.125								
	IP 2.0	WLS L	BF 8	H 2	R 1	ER 0	SO 2	BB 0	IBB 0	HBP 0	BLK 0	WP 0	HR 0	S 12	P 12	ERA 0.00	WHIP 1.000								

Texas Rangers @ Boston Red Sox  
 Fenway Park, Boston, MA  
 Fri Aug 03 1984, 7:05 PM EDT  
 Att. 24,615 - Unknown


livebaseballscores.com

AB 39  
 R 4  
 H 8  
 RBI 3  
 BB 3  
 SO 10  
 LOB 20





Batter	1	2	3	4	5	6	7	8	9	10	AB	R	H	RBI	BB	SO	LOB
Wade Boggs, L (1, 5) OBP: 0.392, SLG: 0.375	0-3 K		0-0 F8			0-0 F7		0-0 HR 1B	0-0 FC6-4 1B		5	1	2	0	0	1	0
Dwight Evans, R (1, 9) OBP: 0.384, SLG: 0.513	0-0 F9			0-0 F7		0-0 6-3		0-3 K	0-0 F9		5	0	0	0	0	1	2
Jim Rice, R (1, 7) OBP: 0.320, SLG: 0.461	0-3 K			0-0 F9		0-0 1B 1B 1B		0-0 F9	0-0 FC6-4 1-2f		5	0	1	0	0	1	2
Tony Armas, R (1, 8) OBP: 0.310, SLG: 0.546		0-3 K		0-0 F6		0-0 1B 1B		0-0 HR		0-3 K	5	1	2	2	0	2	0
Mike Easler, L (1, 10) OBP: 0.373, SLG: 0.520		0-3 K			0-0 F9	0-0 1B 1B		0-0 2B 1B		0-0 G3	5	0	2	0	0	1	0
Bill Buckner, L (1, 3) OBP: 0.324, SLG: 0.393		0-0 2B		0-0 F6	0-0 F8			0-0 2B		0-0 1B	5	0	3	0	0	0	3
Rich Gedman, L (1, 2) OBP: 0.295, SLG: 0.453		0-0 F4			0-0 1B 2B		0-0 F7	4-0 1B		0-0 F6	4	1	1	0	1	0	2
Marty Barrett, R (1, 4) OBP: 0.359, SLG: 0.346			0-0 F9		0-0 1B		0-0 F9	0-3 K			3	0	1	1	0	0	0
Rick Miller, L (8, PH) OBP: 0.352, SLG: 0.329					2-H 1B		0-3 K				1	0	0	0	0	1	3
Ed Jurak, R (9, 4) OBP: 0.323, SLG: 0.379											0	0	0	0	0	0	0
Jackie Gutierrez, R (1, 6) OBP: 0.267, SLG: 0.295			0-3 K		0-0 F4		0-3 K		0-0 6-3		4	0	0	0	0	2	1

BOTTOM	
<p>Texas Rangers @ Boston Red Sox  Fenway Park, Boston, MA  Fri Aug 03 1984, 7:05 PM EDT  Att: 24,615 - Unknown</p>	
<b>AB</b> 42 <b>R</b> 3 <b>H</b> 12 <b>RBI</b> 3 <b>BB</b> 1 <b>SO</b> 9 <b>LOB</b> 13	

Inning Stats	R: 0	H: 0	E: 0	K: 2	S: 7	P: 7	R: 0	H: 1	E: 0	K: 2	S: 8	P: 8	R: 0	H: 0	E: 0	K: 1	S: 5	R: 0	H: 0	E: 0	K: 0	S: 3	P: 3	R: 1	H: 2	E: 0	K: 0	S: 5	P: 5	R: 0	H: 3	E: 0	K: 0	S: 6	P: 6	R: 0	H: 0	E: 0	K: 1	S: 5	P: 5	R: 2	H: 4	E: 0	K: 2	S: 11	P: 15	R: 0	H: 1	E: 0	K: 0	S: 4	P: 4	R: 0	H: 1	E: 0	K: 1	S: 6	P: 6	1B: 8	SF: 0	2B: 3	SAC: 0	3B: 0	DP: 0	HR: 1	HBP: 0	WP: 0	PA: 43
<b>PITCHER</b> <b>Danny Darwin, R</b> (1, 1) ERA: 4.2 <b>Dave Schmidt, R</b> (8, 1) ERA: 2.24	IP	WLS	BF	H	R	ER	SO	BB	IBB	HBP	BLK	WP	HR	S	P	ERA	WHIP																																																				

Batter	1	2	3	4	5	6	7	8	9	AB R H RBI BB SO LOB	TOP									
Tom Dunbar, L (1, 9) OBP: 0.325, SLG: 0.387	0-0 F6		0-0 5-3		0-0 F5			0-3 K		4 0 0 0 0 1 0										
Gary Ward, R (1, 8) OBP: 0.296, SLG: 0.342	0-0 2B E 1B		0-0 1B 2B			0-0 G5-4-3 1B		0-3 K	4 2 3 0 0 1 0											
Buddy Bell, R (1, 5) OBP: 0.375, SLG: 0.428	0-3 K		0-0 2-H 1B			0-0 G5-4-3 1-2f		0-3 K	4 0 1 1 0 2 2											
Larry Parrish, R (1, 10) OBP: 0.336, SLG: 0.495	0-0 E8 1-H 2B		0-3 K			0-0 F2		0-0 F9	4 0 1 0 0 1 1											
Pete O'Brien, L (1, 3) OBP: 0.352, SLG: 0.467	0-0 F9			0-3 K			0-0 F7		3 0 0 0 0 1 1											
Mickey Rivers, L (1, 7) OBP: 0.306, SLG: 0.364		0-0 4-3		0-0 F5			0-0 1-3		3 0 0 0 0 0 0											
Jeff Kunkel, R (1, 6) OBP: 0.268, SLG: 0.385		0-0 5-3		0-3 K			0-0 CS 1B		3 0 1 0 0 1 0											
Donnie Scott, S (1, 2) OBP: 0.299, SLG: 0.301		0-3 K			0-0 F5		0-0 CS 1-2	4-0 G4-3 BB	2 0 0 0 1 1 0											
Wayne Tolleson, S (1, 4) OBP: 0.292, SLG: 0.263			0-0 6-3		0-0 4-3			0-0 G4-3 1-2f	3 0 0 0 0 0 1											
<b>Inning Stats</b>	R: 1 E: 1 K: 1 S: 7	H: 2 LOB: 1 BB: 0 P: 7	R: 0 E: 0 K: 1 S: 5	H: 0 LOB: 0 BB: 0 P: 5	R: 1 E: 0 K: 1 S: 7	H: 2 LOB: 1 BB: 0 P: 7	R: 0 E: 0 K: 2 S: 7	H: 0 LOB: 0 BB: 0 P: 7	R: 0 E: 0 K: 0 S: 3	H: 1 LOB: 0 BB: 0 P: 3	R: 0 E: 0 K: 0 S: 3	H: 1 LOB: 0 BB: 0 P: 3	R: 0 E: 0 K: 1 S: 4	H: 0 LOB: 0 BB: 1 P: 8	R: 0 E: 0 K: 2 S: 7	H: 0 LOB: 0 BB: 0 P: 7	1B: 4 2B: 2 3B: 0 HR: 0	SF: 0 SAC: 0 DP: 2 HBP: 0	WP: 0 PB: 0 SB: 0 CS: 1	PA: 32
<b>PITCHER</b> Oil Can Boyd, R (1, 1) ERA: 4.69	IP: 9.0 WLS: W BF: 31 H: 6 R: 2 ER: 1 SO: 8 BB: 1 IBB: 0 HBP: 0 BLK: 0 WP: 0 HR: 0 S: 46 P: 50 ERA: 1.00 WHIP: 0.778																			

Texas Rangers @ Boston Red Sox  
Fenway Park, Boston, MA  
Sat Aug 04 1984, 3:33 AM EDT  
Att: 27,515 - Unknown

livebaseballscorecards.com

AB	30
R	2
H	6
RBI	1
BB	1
SO	8
LOB	5



Batter	1	2	3	4	5	6	7	8	9	AB R H RBI BB SO LOB
Wade Boggs, L (1, 5) OBP: 0.395, SLG: 0.385	4-0 HR BB		0-0 HR		0-0 F3		0-0 E 1B 1B			3 3 2 1 1 0 0
Dwight Evans, R (1, 9) OBP: 0.389, SLG: 0.527	0-0 1-H HR		0-0 2B		4-0 FC5-4 BB		0-0 WP 1-2 1B			3 1 3 2 1 0 0
Jim Rice, R (1, 7) OBP: 0.317, SLG: 0.457	0-0 4-3		0-0 5-3		0-0 FC5-4 1-2f		0-3 K			4 0 0 0 0 1 4
Tony Armas, R (1, 8) OBP: 0.309, SLG: 0.542	0-0 5-3		4-0 IBB		0-0 1-3		0-3 K			3 0 0 0 1 1 3
Mike Easler, L (1, 10) OBP: 0.370, SLG: 0.515	0-3 K		0-0 F7		0-3 K		0-3 K 1-3 2-H			4 0 0 0 0 3 3
Bill Buckner, L (1, 3) OBP: 0.323, SLG: 0.388		0-0 G3		0-0 4-3		4-0 1B WP BB		0-0 F8		3 0 0 0 1 0 0
Marty Barrett, R (1, 4) OBP: 0.358, SLG: 0.344		0-0 F3		0-0 5-3		0-0 1-3 1B		0-3 K		4 0 1 0 0 1 0
Gary Allenson, R (1, 2) OBP: 0.282, SLG: 0.246		0-0 F7		0-0 F6		0-3 K		0-3 K		4 0 0 0 0 2 2
Jackie Gutierrez, R (1, 6) OBP: 0.268, SLG: 0.306			0-0 6-3		0-0 HR		0-0 F7			3 1 1 1 0 0 2

Inning Stats	R: 2 E: 0 K: 1 S: 6	H: 1 LOB: 0 BB: 1 P: 10	R: 0 E: 0 K: 0 S: 3	H: 0 LOB: 0 BB: 0 P: 3	R: 1 E: 0 K: 0 S: 5	H: 2 LOB: 2 BB: 1 P: 9	R: 0 E: 0 K: 0 S: 3	H: 0 LOB: 0 BB: 0 P: 3	R: 1 E: 0 K: 0 S: 4	H: 1 LOB: 1 BB: 1 P: 8	R: 0 E: 0 K: 2 S: 8	H: 1 LOB: 2 BB: 1 P: 12	R: 1 E: 0 K: 3 S: 11	H: 2 LOB: 1 BB: 0 P: 11	R: 0 E: 0 K: 2 S: 7	H: 0 LOB: 0 BB: 0 P: 7	1B: 3 2B: 1 3B: 0 HR: 3	SF: 0 SAC: 0 DP: 0 HBP: 0	WP: 3 PB: 0 SB: 0 CS: 0	PA: 35
--------------	------------------------------	----------------------------------	------------------------------	---------------------------------	------------------------------	---------------------------------	------------------------------	---------------------------------	------------------------------	---------------------------------	------------------------------	----------------------------------	-------------------------------	----------------------------------	------------------------------	---------------------------------	----------------------------------	------------------------------------	----------------------------------	--------

PITCHER	IP	WLS	BF	H	R	ER	SO	BB	IBB	HBP	BLK	WP	HR	S	P	ERA	WHIP
Frank Tanana, L (1, 1) ERA: 3.06	5.2	L	26	5	4	4	3	3	1	0	0	1	3	28	44	6.35	1.412
Dickie Noles, R (6, 1) ERA: 5.31	2.1		9	2	1	0	5	0	0	0	0	1	0	19	19	0.00	0.857

**BOTTOM**

**Texas Rangers @ Boston Red Sox**  
 Fenway Park, Boston, MA  
 Sat Aug 04 1984, 3:33 AM EDT  
 Att. 27,515 - Unknown

[livebaseballscorecards.com](http://livebaseballscorecards.com)

<b>AB</b>	<b>31</b>
<b>R</b>	<b>5</b>
<b>H</b>	<b>7</b>
<b>RBI</b>	<b>4</b>
<b>BB</b>	<b>4</b>
<b>SO</b>	<b>8</b>
<b>LOB</b>	<b>14</b>



Batter	1	2	3	4	5	6	7	8	9	AB R H RBI BB SO LOB	TOP											
Bill Sample, R (1, 9) OBP: 0.287, SLG: 0.329	0-0 2B		0-0 6-3			0-0 F9		0-0 5-3		4 0 1 0 0 0 0												
Gary Ward, R (1, 8) OBP: 0.295, SLG: 0.341	0-0 1-3			0-3 K		0-0 5-3			0-0 2B 1B	4 1 1 0 0 1 1												
Buddy Bell, R (1, 5) OBP: 0.374, SLG: 0.429	0-0 F5			0-0 5-3		0-0 F5			0-0 1B 1-3 2B	4 0 1 0 0 0 1												
Larry Parrish, R (1, 7) OBP: 0.333, SLG: 0.490	0-0 5-3			0-0 F5			0-0 F3		0-3 K	4 0 0 0 0 1 3												
Pete O'Brien, L (1, 3) OBP: 0.353, SLG: 0.475		0-3 K			0-0 HR		0-0 3-1		0-0 1B	4 1 2 2 0 1 0												
George Wright, S (1, 10) OBP: 0.233, SLG: 0.290		0-0 F6			0-3 K		0-0 1B		0-3 K	4 0 1 0 0 2 2												
Jeff Kunkel, R (1, 6) OBP: 0.250, SLG: 0.357		0-0 5-3			0-0 4-3		0-0 5-3		0-3 K	3 0 0 0 0 0 1												
Curtis Wilkerson, S (8, 6) OBP: 0.288, SLG: 0.278										0 0 0 0 0 0 0												
Mary Foley, L (9, PH) OBP: 0.299, SLG: 0.387										1 0 0 0 0 1 2												
Alan Bannister, R (1, 4) OBP: 0.363, SLG: 0.379			0-0 F5		4-0 BB			0-0 6-3		2 0 0 0 1 0 0												
Donnie Scott, S (1, 2) OBP: 0.296, SLG: 0.297			0-0 6-3		0-0 G3			0-0 1-4-3		2 0 0 0 0 0 1												
Mickey Rivers, L (8, PH) OBP: 0.305, SLG: 0.362										1 0 0 0 0 0 0												
Ned Yost, R (8, 2) OBP: 0.189, SLG: 0.254										0 0 0 0 0 0 0												
<b>Inning Stats</b>	R: 0 E: 0 K: 0 S: 4	H: 1 LOB: 1 BB: 0 P: 4	R: 0 E: 0 K: 1 S: 5	H: 0 LOB: 0 BB: 0 P: 5	R: 0 E: 0 K: 0 S: 3	H: 0 LOB: 0 BB: 0 P: 3	R: 0 E: 0 K: 1 S: 5	H: 0 LOB: 0 BB: 0 P: 5	R: 1 E: 0 K: 1 S: 6	H: 1 LOB: 1 BB: 1 P: 10	R: 0 E: 0 K: 0 S: 3	H: 0 LOB: 0 BB: 0 P: 3	R: 0 E: 0 K: 0 S: 4	H: 1 LOB: 1 BB: 0 P: 4	R: 0 E: 0 K: 0 S: 3	H: 0 LOB: 0 BB: 0 P: 3	R: 1 E: 0 K: 3 S: 12	H: 3 LOB: 2 BB: 0 P: 12	1B: 3 2B: 2 3B: 0 HR: 1	SF: 0 SAC: 0 DP: 0 HBP: 0	WP: 0 PB: 0 SB: 0 CS: 0	PA: 34
<b>PITCHER</b>	IP WLS BF H R ER SO BB IBB HBP BLK WP HR S P ERA WHIP																					
Al Nipper, R (1, 1) ERA: 3.84	8.0 W 30 5 2 2 3 1 0 0 0 0 1 35 39 2.25 0.750																					
Mark Clear, R (9, 1) ERA: 3.6	1.0 S 4 1 0 0 3 0 0 0 0 0 0 10 10 0.00 1.000																					

Texas Rangers @ Boston Red Sox  
 Fenway Park, Boston, MA  
 Sun Aug 05 1984, 3:33 AM EDT  
 Att: 23,190 - Unknown

livebaseballscorecards.com

AB	33
R	2
H	6
RBI	2
BB	1
SO	6
LOB	11



Batter	1	2	3	4	5	6	7	8	9
Wade Boggs, L OBP: 0.395, SLG: 0.384 (1, 5)	0-0 F9		0-0 CS 1B	0-0 F7		4-0 BB 1-2 1B BB		0-0 FC5-4 1-2f	
Dwight Evans, R OBP: 0.391, SLG: 0.526 (1, 9)	0-0 F8		0-0 5-3 1-2		0-0 E 1B	0-0 1-2 2-3 1B		4-0 BB	
Jim Rice, R OBP: 0.318, SLG: 0.458 (1, 7)	0-0 FC6-4 1B		0-0 1B 2B		0-0 F7	0-0 6-3		0-0 5-3	
Tony Armas, R OBP: 0.311, SLG: 0.549 (1, 8)	0-0 FC6-4 1-2f		0-0 2B 1B		0-3 K		0-0 HR		
Mike Easler, L OBP: 0.371, SLG: 0.517 (1, 10)		0-0 FC3-6 BB 1B	0-0 2B		0-0 E6 1-3		0-3 K		
Bill Buckner, L OBP: 0.322, SLG: 0.384 (1, 3)		4-0 FC3-6 BB 1-2	0-3 K		0-0 F8		0-0 4-3		
Rich Gedman, L OBP: 0.294, SLG: 0.461 (1, 2)		0-0 FC3-6 FC4-6 1-2f 2-3		0-0 HR		0-0 3-1	0-0 F5		
Marty Barrett, R OBP: 0.360, SLG: 0.344 (1, 4)		0-3 K		0-0 F7		4-0 FC5-4 BB	0-0 FC5-4 1B		
Jackie Gutierrez, R OBP: 0.264, SLG: 0.302 (1, 6)		0-0 FC4-6 1-2f		0-3 K		0-0 FC5-4 1B S 1-2f	0-0 F3		

Inning Stats	R: 0	H: 1	E: 0	LOB: 1	K: 0	BB: 0	S: 4	P: 4
	R: 0	H: 1	E: 0	LOB: 2	K: 1	BB: 1	S: 6	P: 10
	R: 2	H: 4	E: 0	LOB: 1	K: 1	BB: 0	S: 8	P: 8
	R: 1	H: 1	E: 0	LOB: 0	K: 1	BB: 0	S: 6	P: 6
	R: 0	H: 1	E: 1	LOB: 2	K: 1	BB: 0	S: 7	P: 7
	R: 0	H: 1	E: 0	LOB: 3	K: 0	BB: 2	S: 4	P: 12
	R: 1	H: 1	E: 0	LOB: 0	K: 1	BB: 0	S: 6	P: 6
	R: 0	H: 1	E: 1	LOB: 2	K: 0	BB: 1	S: 4	P: 8

PITCHER	IP	WLS	BF	H	R	ER	SO	BB	IBB	HBP	BLK	WP	HR	S	P	ERA	WHIP
Charlie Hough, R ERA: 3.61 (1, 1)	7.2	L	38	11	4	4	5	4	0	0	0	0	2	44	60	4.70	1.957
Odell Jones, R ERA: 3.53 (8, 1)	0.1		1	0	0	0	0	0	0	0	0	0	1	1	1	0.00	0.000

**AB R H RBI BB SO LOB**

**4 0 1 0 1 0 1**

**4 0 2 0 1 0 1**

**5 1 2 0 0 0 6**

**4 2 2 2 0 1 2**

**4 0 2 1 0 1 1**

**3 0 0 0 1 1 3**

**4 1 1 1 0 0 2**

**3 0 1 0 1 1 2**

**4 0 0 0 0 1 4**

**AB 35**

**R 4**

**H 11**

**RBI 4**

**BB 4**

**SO 5**

**LOB 22**



**WP: 0 PA: 39**

**PB: 0**

**SB: 1**

**CS: 1**

**1B: 7 SF: 0**

**2B: 2 SAC: 0**

**3B: 0 DP: 0**

**HR: 2 HBP: 0**

**ERA WHIP**

**WP: 0 PA: 39**

**ERA WHIP**

**Texas Rangers @ Boston Red Sox**

**Fenway Park, Boston, MA**

**Sun Aug 05 1984, 3:33 AM EDT**

**Att. 23,190 - Unknown**

[livebaseballscorecards.com](http://livebaseballscorecards.com)

Batter	1	2	3	4	5	6	7	8	9	AB R H RBI BB SO LOB	TOP															
<b>Damaso Garcia, R</b> (1, 4) OBP: 0.323, SLG: 0.399	0-0 F8		0-0 4-3		0-0 4-3			0-0 5-3		4 0 0 0 0 0 1	<b>Toronto Blue Jays @ Texas Rangers</b> Arlington Stadium, Arlington, TX Mon Aug 06 1984, 8:05 PM EDT Att: 11,540 - Unknown <a href="http://livebaseballscorecards.com">livebaseballscorecards.com</a>															
<b>Dave Collins, S</b> (1, 7) OBP: 0.363, SLG: 0.469	0-0 4-3		0-0 CS 1B			0-0 WP S 1B		0-0 F8		4 0 2 1 0 0 0																
<b>Lloyd Moseby, L</b> (1, 8) OBP: 0.360, SLG: 0.496	0-0 6-3		0-0 CS 1-2	0-0 4-3		4-0 1-3 BB		0-0 4-3		3 0 0 0 1 0 0																
<b>Willie Upshaw, L</b> (1, 3) OBP: 0.366, SLG: 0.526		0-0 F8		0-0 HR 2B		0-0 1-3 1-2		0-0 6-3		4 1 1 0 0 0 2																
<b>Willie Aikens, L</b> (1, 10) OBP: 0.303, SLG: 0.382 <b>Cliff Johnson, R</b> (9, PH) OBP: 0.389, SLG: 0.517		0-3 K		0-3 K		0-3 K		0-0 4-3		3 0 0 0 0 3 3 1 0 0 0 0 0 0																
<b>George Bell, R</b> (1, 9) OBP: 0.332, SLG: 0.484		0-0 2B		0-0 HR		0-0 6-3		0-3 K		4 1 2 2 0 1 2																
<b>Ernie Whitt, L</b> (1, 2) OBP: 0.348, SLG: 0.423			0-0 E4 1B 1B		0-3 K		0-3 K			3 1 1 0 0 2 0																
<b>Tony Fernandez, S</b> (1, 5) OBP: 0.283, SLG: 0.340			0-0 4-3 SH1-3 1B 1B		0-0 F8		0-0 4-3			3 1 1 1 0 0 0																
<b>Alfredo Griffin, S</b> (1, 6) OBP: 0.251, SLG: 0.311			0-0 SH1-3		0-0 4-3		0-0 3-1			2 0 0 0 0 0 0																
<b>Inning Stats</b>	R: 0 E: 0 K: 0 S: 3	H: 0 LOB: 0 BB: 0 P: 3	R: 0 E: 0 K: 1 S: 5	H: 1 LOB: 1 BB: 0 P: 5	R: 2 E: 1 K: 0 S: 5	H: 3 LOB: 0 BB: 0 P: 5	R: 2 E: 0 K: 2 S: 9	H: 2 LOB: 0 BB: 0 P: 9	R: 0 E: 0 K: 1 S: 3	H: 0 LOB: 0 BB: 0 P: 3	R: 0 E: 0 K: 1 S: 6	H: 1 LOB: 2 BB: 1 P: 10	R: 0 E: 0 K: 1 S: 5	H: 0 LOB: 0 BB: 0 P: 5	R: 0 E: 0 K: 0 S: 3	H: 0 LOB: 0 BB: 0 P: 3	R: 0 E: 0 K: 1 S: 5	H: 0 LOB: 0 BB: 0 P: 5	R: 0 E: 0 K: 1 S: 5	H: 0 LOB: 0 BB: 0 P: 5	1B: 4 2B: 2 3B: 0 HR: 1	SF: 0 SAC: 1 DP: 0 HBP: 0	WP: 1 PB: 0 SB: 1 CS: 1	PA: 34		
<b>PITCHER</b>	IP WLS BF H R ER SO BB IBB HBP BLK WP HR S P ERA WHIP																									
<b>Dave Stewart, R</b> (1, 1) ERA: 5.51	8.0	30	7	4	4	5	1	0	0	0	1	1	39	43	4.50	1.000										
<b>Mike Mason, L</b> (9, 1) ERA: 2.87	1.0	W	3	0	0	0	1	0	0	0	0	0	5	5	0.00	0.000										



Batter	1	2	3	4	5	6	7	8	9	AB R H RBI BB SO LOB
Bill Sample, R (1, 7) OBP: 0.288, SLG: 0.330	0-0 3-1 1B 5-3 1B		0-0 5-3		0-0 1-2 1B		0-0 F1		0-0 F2	5 1 2 0 0 0 1
Gary Ward, R (1, 8) OBP: 0.296, SLG: 0.340	0-0 3-1 1B		0-0 5-3		0-0 F4		0-0 6-3	BB BB BB BB	4-0 1B BB	4 0 1 0 1 0 2
Buddy Bell, R (1, 5) OBP: 0.374, SLG: 0.428	0-0 3-1 1-2 2-3			0-0 F8		0-0 BB 1B BB		0-0 5-3	0-0 1-2 2-H 1B	5 1 2 1 0 0 2
Larry Parrish, R (1, 9) OBP: 0.334, SLG: 0.488	0-0 5-3			4-0 BB		4-0 BB 1B BB		0-0 5-3		2 1 0 1 2 0 1
Pete O'Brien, L (1, 3) OBP: 0.352, SLG: 0.472	0-0 3-H G3			0-0 F5		4-0 BB 1B BB		0-0 F2		3 0 0 0 1 0 2
George Wright, S (1, 10) OBP: 0.239, SLG: 0.310		0-0 4-3		0-0 1-3		0-0 1-2 2-H 3-H 1B		0-0 HR		4 1 2 3 0 0 1
Jeff Kunkel, R (1, 6) OBP: 0.229, SLG: 0.326		0-0 5-3			0-3 K	0-3 K		0-0 F8		4 0 0 0 0 2 2
Donnie Scott, S (1, 2) OBP: 0.296, SLG: 0.297		0-0 6-3			0-0 FC3-6 1B	0-0 F9			0-0 SH1-4 1B	3 0 1 0 0 0 2 1 1 1 0 0 0 0
Mickey Rivers, L (9, PH) OBP: 0.308, SLG: 0.365										
Curtis Wilkerson, S (1, 4) OBP: 0.285, SLG: 0.276			0-0 4-3		0-0 FC3-6 1B	0-0 1-3			0-0 SH1-4	3 0 0 0 0 0 3

**BOTTOM**

**Toronto Blue Jays @ Texas Rangers**  
Arlington Stadium, Arlington, TX


Mon Aug 06 1984, 8:05 PM EDT  
Att. 11,540 - Unknown

livebaseballscorecards.com

AB	34
R	5
H	9
RBI	5
BB	4
SO	2
LOB	16




Inning Stats	R: 1	H: 2	E: 0	K: 0	S: 5	H: 2	LOB: 1	BB: 0	P: 5	R: 0	H: 0	E: 0	K: 0	S: 3	R: 0	H: 0	E: 0	K: 0	S: 3	R: 0	H: 0	E: 0	K: 0	S: 3	R: 0	H: 0	E: 0	K: 1	S: 7	R: 2	H: 2	E: 0	K: 1	S: 7	R: 0	H: 0	E: 0	K: 0	S: 3	R: 1	H: 1	E: 0	K: 0	S: 4	R: 1	H: 2	E: 0	K: 0	S: 4	1B: 8	2B: 0	3B: 0	HR: 1	SF: 0	SAC: 1	DP: 0	HBP: 0	WP: 0	PA: 39
<b>PITCHER</b>	IP	WLS	BF	H	R	ER	SO	BB	IBB	HBP	BLK	WP	HR	S	P	ERA	WHIP																																										
Luis Leal, R (1, 1) ERA: 3.13	6.1		28	6	3	3	2	3	0	0	0	0	0	29	41	4.26	1.421																																										
Roy Lee Jackson, R (7, 1) ERA: 3.63	2.0	L	8	2	2	2	0	0	0	0	0	0	1	8	8	9.00	1.000																																										
Jim Gott, R (9, 1) ERA: 4.19	0.1		3	1	0	0	0	1	0	0	0	0	0	2	6	0.00	6.000																																										

Batter	1	2	3	4	5	6	7	8	9	10	AB R H RBI BB SO LOB	TOP													
Damaso Garcia, R (1, 4) OBP: 0.324, SLG: 0.397	0-0 F9		0-0 S 1B		4-0 S 1B 2B BB		0-0 4-3	0-0 6-3		0-0 F3	5 1 1 0 1 0 2	<p><b>Toronto Blue Jays @ Texas Rangers</b> Arlington Stadium, Arlington, TX</p> <p>Tue Aug 07 1984, 8:05 PM EDT Att. 10,313 - Unknown</p> <p>livebaseballscorecards.com</p> <p><b>AB 40</b> <b>R 6</b> <b>H 11</b> <b>RBI 6</b> <b>BB 4</b> <b>SO 2</b> <b>LOB 20</b></p> 													
Dave Collins, S (1, 7) OBP: 0.367, SLG: 0.469	0-0 E9 6-3 1B		0-0 F8		0-0 S 2B 1B		0-0 F8		4-0 S BB		4 2 2 0 1 0 1														
Lloyd Moseby, L (1, 8) OBP: 0.361, SLG: 0.494	0-0 6-3		4-0 1-2 BB		0-0 F8		0-0 1B 2B 1B		0-0 F5		4 1 1 1 1 0 3														
Willie Upshaw, L (1, 3) OBP: 0.367, SLG: 0.526	0-0 3-H F7		0-0 4-3		0-0 1-H 2-H 2B		4-0 1-2 2B BB		0-0 F9		4 1 1 2 1 0 3														
George Bell, R (1, 9) OBP: 0.335, SLG: 0.483		1-0 FC3-6 HBP		0-0 F7		1-0 HBP		0-0 2B 1-2 2-3 1B	0-0 F5		3 0 1 0 0 0 1														
Cliff Johnson, R (1, 10) OBP: 0.389, SLG: 0.532		0-0 F7		0-0 HR		0-0 F8		0-0 1-3 2-H 3-H 2B		0-0 F8	5 1 2 3 0 0 3														
Ernie Whitt, L (1, 2) OBP: 0.342, SLG: 0.414		0-0 FC3-6		0-0 5-3		0-0 F2	0-0 4-3			0-0 1B	4 0 0 0 0 0 3														
Jesse Barfield, R (10, PH) OBP: 0.340, SLG: 0.489		1-2 FC3-6								1B	1 0 1 0 0 0 0														
Buck Martinez, R (10, 2) OBP: 0.276, SLG: 0.327										1B	0 0 0 0 0 0 0														
Tony Fernandez, S (1, 5) (8, 6) OBP: 0.288, SLG: 0.343		0-0 F7		0-0 1-3		0-0 CS 1B		0-0 F8		0-0 1-2 1B	5 0 2 0 0 0 1														
Alfredo Griffin, S (1, 6) OBP: 0.248, SLG: 0.308			0-3 K		0-0 4-3		0-3 1-2 K		0-0 F3		3 0 0 0 0 2 1														
Garth Iorg, R (8, PH) (8, 5) OBP: 0.251, SLG: 0.291										0-0 F8	2 0 0 0 0 0 2														
<b>Inning Stats</b>	R: 1 E: 1 K: 0 S: 4	H: 1 LOB: 0 BB: 0 P: 4	R: 0 E: 1 K: 0 S: 3	H: 0 LOB: 1 BB: 0 P: 4	R: 0 E: 0 K: 1 S: 6	H: 1 LOB: 2 BB: 1 P: 10	R: 1 E: 0 K: 0 S: 4	H: 1 LOB: 0 BB: 0 P: 4	R: 2 E: 0 K: 0 S: 5	H: 2 LOB: 2 BB: 1 P: 10	R: 0 E: 0 K: 1 S: 5	H: 1 LOB: 0 BB: 0 P: 5	R: 2 E: 0 K: 0 S: 6	H: 3 LOB: 2 BB: 1 P: 10	R: 0 E: 0 K: 0 S: 3	H: 0 LOB: 0 BB: 0 P: 3	R: 0 E: 0 K: 0 S: 3	H: 0 LOB: 1 BB: 1 P: 7	R: 0 E: 0 K: 0 S: 5	H: 2 LOB: 2 BB: 0 P: 5	1B: 8 2B: 2 3B: 0 HR: 1	SF: 0 SAC: 0 DP: 0 HBP: 2	WP: 0 PB: 0 SB: 4 CS: 1	PA: 46	
<b>PITCHER</b>	IP WLS BF H R ER SO BB IBB HBP BLK WP HR S P ERA WHIP																								
Dickie Noles, R (1, 1) ERA: 5.31	5.0																								
Odell Jones, R (6, 1) ERA: 3.74	2.0		10	4	2	2	1	1	0	0	0	0	0	0	11	15	9.00	2.500							
Mike Mason, L (8, 1) ERA: 2.81	2.2		11	2	0	0	0	1	0	0	0	0	0	0	10	14	0.00	1.125							
Dave Schmidt, R (10, 1) ERA: 2.22	0.1	W	1	0	0	0	0	0	0	0	0	0	0	0	1	1	0.00	0.000							



Batter	1	2	3	4	5	6	7	8	9	10	AB	R	H	RBI	BB	SO	LOB	BOTTOM
Bill Sample, R OBP: 0.284, SLG: 0.326 (1, 7) X	0-0 F4 ①		X 0-0 6-3 ③	0-3 K ③			X 0-0 F9 1-2 ①		X 0-3 K ③		5	0	0	0	0	2	3	
Gary Ward, R OBP: 0.302, SLG: 0.352 (1, 8) S	0-3 K2-3 ②			4-0 2B HR BB ②	0-0 E8 2B ②		X 0-0 2-3 1B		X 0-0 1B 3B	4	2	3	0	1	1	0		
Buddy Bell, R OBP: 0.375, SLG: 0.430 (1, 5) X	0-0 6-3 ③		X 0-0 1-3 HR 2B ③	0-0 5-3 ①			X 0-0 SF8 3-H ②		X 4-0 1B IBB IBB	3	1	1	1	1	0	1		
Larry Parrish, R OBP: 0.335, SLG: 0.493 (1, 9) S		0-3 K ①		X 0-0 2-H 3-H HR ②	0-0 F4 ②		X 0-0 5-3 ③		X 4-0 1B IBB 1-2	4	1	1	3	1	1	2		
Pete O'Brien, L OBP: 0.348, SLG: 0.465 (1, 3) X	0-0 4-3 ②		X 0-0 G3 ①	0-0 6-3 ③			X 0-0 F7 ①		X 0-0 F2 ①	5	0	0	0	0	0	4		
George Wright, S OBP: 0.243, SLG: 0.309 (1, 10) X	0-0 4-3 ③		X 4-0 1B SH1-3 BB	0-0 F4 ①			X 0-0 6-3 ②		X 0-0 1-2 2-3 3-H 1B	4	1	1	1	1	0	0		
Jeff Kunkel, R OBP: 0.231, SLG: 0.320 (1, 6) S		0-3 K ①	X 0-0 1-3 1B 1B ②	0-0 F4 ②			X 0-3 K ③		4	1	1	0	0	2	0			
Donnie Scott, S OBP: 0.299, SLG: 0.295 (1, 2) Alan Bannister, R OBP: 0.358, SLG: 0.373 (9, PH) Ned Yost, R OBP: 0.189, SLG: 0.254 (10, 2)		4-0 1-3 BB ②	X 0-0 SH1-3 ②	0-0 3-1 ③			X 0-0 F8 ①		X 0-0 F6 ②	1	0	0	1	1	0	0		
Curtis Wilkerson, S OBP: 0.288, SLG: 0.279 (1, 4) X		0-0 1-3 ②	X 0-0 1-2 2-H 1B ③	0-0 1B ②			X 0-0 1B WP SF8 1B			4	1	2	1	0	0	1		

<b>Inning Stats</b> R: 0 H: 0 R: 0 H: 0 R: 0 H: 0 R: 5 H: 4 R: 0 H: 1 R: 0 H: 0 R: 1 H: 2 R: 0 H: 0 R: 0 H: 2 E: 0 LOB: 0 E: 0 LOB: 0 E: 0 LOB: 1 E: 0 LOB: 1 E: 0 LOB: 0 E: 0 LOB: 1 E: 0 LOB: 0 E: 0 LOB: 3 K: 1 BB: 0 K: 1 BB: 0 K: 1 BB: 1 K: 0 BB: 0 K: 0 BB: 0 K: 0 BB: 0 K: 1 BB: 0 K: 0 BB: 2 S: 5 P: 5 S: 5 P: 5 S: 5 P: 9 S: 4 P: 4 S: 3 P: 3 S: 5 P: 5 S: 5 P: 5 S: 3 P: 11												<b>AB 35</b> <b>R 7</b> <b>H 9</b> <b>RBI 7</b> <b>BB 5</b> <b>SO 6</b> <b>LOB 11</b>			 <b>WP: 1 PA: 42</b>	
<b>PITCHER</b>																
Dave Stieb, R (1, 1) IP 7.0 WLS 31 BF 31 H 6 R 6 ER 6 SO 4 BB 3 IBB 0 HBP 0 BLK 0 WP 1 HR 1 S 36 P 48 ERA 7.71 WHIP 1.429 Jimmy Key, L (8, 1) 2.0 6 0 0 0 2 0 0 0 0 0 0 0 10 10 0.00 0.000 Dennis Lamp, R (10, 1) 0.1 L 5 2 1 1 0 0 2 0 0 0 0 0 3 11 27.00 6.000																

Toronto Blue Jays @ Texas Rangers  
 Arlington Stadium, Arlington, TX  
 Tue Aug 07 1984, 8:05 PM EDT  
 Att: 10,313 - Unknown  
 livebaseballscores.com

Batter	1	2	3	4	5	6	7	8	9	AB R H RBI BB SO LOB	TOP
Damaso Garcia, R (1, 4) OBP: 0.325, SLG: 0.398	0-0 F8		0-0 2B	0-0 1B		0-0 SH1-4	0-0 6-3			4 1 2 0 0 0 1	
Dave Collins, S (1, 7) OBP: 0.372, SLG: 0.480 Rick Leach, L (8, PH) OBP: 0.333, SLG: 0.421	0-0 2B		0-0 2B	0-0 F8		0-0 1B		0-3 K		4 0 3 3 0 0 2 1 0 0 0 0 1 0	
Lloyd Moseby, L (1, 8) OBP: 0.363, SLG: 0.493	0-0 F7		4-0 1B		0-0 1B	4-0 1B		0-3 K		3 1 1 0 2 1 1	
Willie Upshaw, L (1, 3) OBP: 0.367, SLG: 0.523	1-0 HBP		0-0 1B		0-0 1B	0-0 1B		0-0 G3		4 0 1 1 0 0 3	
George Bell, R (1, 9) OBP: 0.331, SLG: 0.477	0-0 F5		0-0 F8		0-0 F7		0-3 K		0-0 F8	5 0 0 0 0 1 4	
Cliff Johnson, R (1, 10) OBP: 0.387, SLG: 0.527 Willie Aikens, L (9, PH) OBP: 0.302, SLG: 0.380		0-0 F5		0-0 F6		0-0 1B		0-0 6-3	0-3 K	4 0 1 0 0 0 0 1 0 0 0 0 1 0	
Ernie Whitt, L (1, 2) OBP: 0.343, SLG: 0.426		0-0 F3		0-0 HR		0-0 4-3		4-0 HR	0-0 F4	4 2 1 1 1 0 2	
Tony Fernandez, S (1, 5) OBP: 0.304, SLG: 0.387		0-0 G3		0-0 1B		0-0 1B		0-0 HR		4 2 3 2 0 0 0	
Alfredo Griffin, S (1, 6) OBP: 0.249, SLG: 0.308			0-0 F4		0-0 F8		0-1 1B		0-0 1B	3 1 1 0 0 0 1	
<b>Inning Stats</b>	R: 0 E: 0 K: 0 S: 4 H: 1 LOB: 2 BB: 0 P: 5	R: 0 E: 0 K: 0 S: 3 H: 0 LOB: 0 BB: 0 P: 3	R: 2 E: 0 K: 0 S: 5 H: 3 LOB: 1 BB: 1 P: 9	R: 1 E: 0 K: 0 S: 6 H: 3 LOB: 2 BB: 0 P: 6	R: 0 E: 0 K: 0 S: 5 H: 2 LOB: 2 BB: 0 P: 5	R: 2 E: 1 K: 0 S: 5 H: 2 LOB: 1 BB: 1 P: 9	R: 2 E: 0 K: 1 S: 7 H: 2 LOB: 1 BB: 1 P: 11	R: 0 E: 0 K: 2 S: 7 H: 0 LOB: 0 BB: 0 P: 7	R: 0 E: 0 K: 1 S: 5 H: 0 LOB: 0 BB: 0 P: 5	1B: 9 2B: 2 3B: 0 HR: 2 SF: 0 SAC: 1 DP: 1 HBP: 1	WP: 0 PB: 0 SB: 2 CS: 1 PA: 43
<b>PITCHER</b>	IP WLS BF H R ER SO BB IBB HBP BLK WP HR S P ERA WHIP	IP WLS BF H R ER SO BB IBB HBP BLK WP HR S P ERA WHIP	IP WLS BF H R ER SO BB IBB HBP BLK WP HR S P ERA WHIP	IP WLS BF H R ER SO BB IBB HBP BLK WP HR S P ERA WHIP	IP WLS BF H R ER SO BB IBB HBP BLK WP HR S P ERA WHIP	IP WLS BF H R ER SO BB IBB HBP BLK WP HR S P ERA WHIP	IP WLS BF H R ER SO BB IBB HBP BLK WP HR S P ERA WHIP	IP WLS BF H R ER SO BB IBB HBP BLK WP HR S P ERA WHIP	IP WLS BF H R ER SO BB IBB HBP BLK WP HR S P ERA WHIP		
Danny Darwin, R (1, 1) ERA: 4.25	4.2 L										
Odell Jones, R (5, 1) ERA: 3.81	1.1										
Joey McLaughlin, R (7, 1) ERA: 4.75	3.0										

Toronto Blue Jays @ Texas Rangers  
Arlington Stadium, Arlington, TX  
Wed Aug 08 1984, 8:05 PM EDT  
Att. 9,696 - Unknown

livebaseballscorecards.com

AB	37
R	7
H	13
RBI	7
BB	3
SO	4
LOB	14



Batter	1	2	3	4	5	6	7	8	9	AB	R	H	RBI	BB	SO	LOB
Bill Sample, R (1, 7) OBP: 0.286, SLG: 0.328	0-0 F8		0-0 FC5-4 1B		0-0 1-3			0-0 G5-4-3 1B		4	0	2	0	0	0	0
Gary Ward, R (1, 8) OBP: 0.299, SLG: 0.348	0-0 F8		0-0 FC5-4 FC4 1-2f 3-H			0-0 F7		0-3 K		4	0	0	1	0	1	2
Buddy Bell, R (1, 5) OBP: 0.371, SLG: 0.426	0-0 F8		0-0 F4			0-0 F8		0-0 G5-4-3 1-2f		4	0	0	0	0	0	2
Larry Parrish, R (1, 9) OBP: 0.336, SLG: 0.495		0-3 K	0-0 FC4 1-2f			0-0 1B			0-0 4-3 SF7 2B	4	1	2	0	0	1	1
Pete O'Brien, L (1, 3) OBP: 0.347, SLG: 0.463		0-0 FC4-6 1B		0-0 F9		0-0 F9			0-0 4-3	4	0	1	0	0	0	2
George Wright, S (1, 10) OBP: 0.248, SLG: 0.320		0-0 FC4-6 1B		0-3 K			0-0 4-3 2B		0-0 SF7	3	0	2	1	0	1	0
Jeff Kunkel, R (1, 6) OBP: 0.214, SLG: 0.296		0-0 FC4-6 1-2f 2-3		0-3 K			0-3 K		0-0 F9	4	0	0	0	0	2	3
Donnie Scott, S (1, 2) OBP: 0.293, SLG: 0.289		0-3 K			0-0 F7		0-0 4-3		0-0 2-3	3	0	0	0	0	1	3
Curtis Wilkerson, S (1, 4) OBP: 0.288, SLG: 0.279			0-0 1B FC5-4 1B			0-0 F8		0-0 F7		3	1	1	0	0	0	1

**BOTTOM**

**Toronto Blue Jays @ Texas Rangers**  
Arlington Stadium, Arlington, TX  
Wed Aug 08 1984, 8:05 PM EDT  
Att. 9,696 - Unknown

[livebaseballscorecards.com](http://livebaseballscorecards.com)

<b>AB</b>	<b>33</b>
<b>R</b>	<b>2</b>
<b>H</b>	<b>8</b>
<b>RBI</b>	<b>2</b>
<b>BB</b>	<b>0</b>
<b>SO</b>	<b>6</b>
<b>LOB</b>	<b>14</b>



Inning Stats	R: 0	H: 0	E: 0	K: 0	S: 3	R: 0	H: 2	E: 0	K: 2	S: 9	R: 1	H: 2	E: 0	K: 0	S: 5	R: 0	H: 0	E: 0	K: 2	S: 7	R: 0	H: 0	E: 0	K: 0	S: 3	R: 0	H: 1	E: 0	K: 1	S: 6	R: 0	H: 1	E: 0	K: 1	S: 5	R: 1	H: 1	E: 0	K: 0	S: 4	1B: 6	SF: 1	2B: 2	3B: 0	HR: 0	WP: 0	PB: 0	SB: 1	CS: 0	PA: 34
--------------	------	------	------	------	------	------	------	------	------	------	------	------	------	------	------	------	------	------	------	------	------	------	------	------	------	------	------	------	------	------	------	------	------	------	------	------	------	------	------	------	-------	-------	-------	-------	-------	-------	-------	-------	-------	--------

PITCHER	IP	WLS	BF	H	R	ER	SO	BB	IBB	HBP	BLK	WP	HR	S	P	ERA	WHIP
Jim Clancy, R (1, 1) ERA: 4.89	8.0	W	30	7	1	1	6	0	0	0	0	0	0	42	42	1.12	0.875
Jim Gott, R (9, 1) ERA: 4.25	1.0		4	1	1	1	0	0	0	0	0	0	0	4	4	9.00	1.000

Batter	1	2	3	4	5	6	7	8	9	AB R H RBI BB SO LOB	TOP	
Wade Boggs, L (1, 5) OBP: 0.396, SLG: 0.407	0-0 L4		0-3 K	0-0 F7			0-0 F7			4 0 0 0 0 1 1		
Dwight Evans, R (1, 9) OBP: 0.385, SLG: 0.524	4-0 BB E BB		0-3 K	0-0 5-3			0-0 5-3			3 0 0 0 1 1 1		
Jim Rice, R (1, 7) OBP: 0.318, SLG: 0.464	0-0 F4		0-0 1B		0-0 F3			0-0 F7		4 0 1 0 0 0 1		
Tony Armas, R (1, 8) OBP: 0.309, SLG: 0.544	0-0 E5 BB		0-0 F4		0-0 4-3			0-0 F7		4 0 0 0 0 0 2		
Mike Easler, L (1, 10) OBP: 0.375, SLG: 0.513	4-0 1-2 2-3 BB			0-0 F8 BB HR 1B	0-0 F3			0-0 1B		3 1 2 0 1 0 0		
Bill Buckner, L (1, 3) OBP: 0.324, SLG: 0.413	0-0 F5		4-0 1-2 HR BB		0-0 3-1			0-3 K		3 1 0 0 1 1 4		
Marty Barrett, R (1, 4) OBP: 0.360, SLG: 0.347		0-0 4-3	0-0 F8		0-0 5-3			0-0 F7		4 0 0 0 0 0 2		
Gary Allenson, R (1, 2) OBP: 0.280, SLG: 0.290		0-0 F8	0-0 1-H 3-H HR		0-0 F7			0-0 F8		4 1 1 3 0 0 0		
Jackie Gutierrez, R (1, 6) OBP: 0.274, SLG: 0.306 Reid Nichols, R (9, PH) OBP: 0.325, SLG: 0.336		0-0 1-3	0-0 S 1B		0-0 F8			0-3 K		3 0 1 0 0 0 0 1 0 0 0 0 1 0		
<b>Inning Stats</b>	R: 0 H: 0 E: 1 LOB: 3 K: 0 BB: 2 S: 4 P: 12	R: 0 H: 0 E: 0 LOB: 0 K: 0 BB: 0 S: 3 P: 3	R: 0 H: 1 E: 0 LOB: 1 K: 2 BB: 0 S: 8 P: 8	R: 3 H: 3 E: 0 LOB: 1 K: 0 BB: 1 S: 6 P: 10	R: 0 H: 0 E: 0 LOB: 0 K: 0 BB: 0 S: 3 P: 3	R: 0 H: 0 E: 0 LOB: 0 K: 0 BB: 0 S: 3 P: 3	R: 0 H: 0 E: 0 LOB: 0 K: 0 BB: 0 S: 3 P: 3	R: 0 H: 1 E: 0 LOB: 1 K: 1 BB: 0 S: 6 P: 6	R: 0 H: 0 E: 0 LOB: 0 K: 1 BB: 0 S: 5 P: 5	1B: 4 SF: 0 2B: 0 SAC: 0 3B: 0 DP: 0 HR: 1 HBP: 0	WP: 0 PA: 36 PB: 0 SB: 1 CS: 0	
<b>PITCHER</b> Frank Tanana, L (1, 1) ERA: 3.06	IP WLS BF H R ER SO BB IBB HBP BLK WP HR S P ERA WHIP	9.0 W 36 5 3 3 4 3 0 0 0 0 0 1 41 53 3.00 0.889										

**Boston Red Sox @ Texas Rangers**  
Arlington Stadium, Arlington, TX  
Thu Aug 09 1984, 8:05 PM EDT  
Att: 10,294 - Unknown

livebaseballscorecards.com

<b>AB</b>	33
<b>R</b>	3
<b>H</b>	5
<b>RBI</b>	3
<b>BB</b>	3
<b>SO</b>	4
<b>LOB</b>	11



Batter	1	2	3	4	5	6	7	8	9	AB	R	H	RBI	BB	SO	LOB
Bill Sample, R (1, 7) OBP: 0.286, SLG: 0.327	0-0 5-3		0-0 6-3		0-0 F4		0-0 2B 1B			4	1	1	0	0	0	0
Gary Ward, R (1, 8) OBP: 0.301, SLG: 0.350	4-0 G6-4-3 BB		0-3 K		0-0 F3		0-0 1-H 2-H 1B 2B			3	1	1	2	1	1	0
Buddy Bell, R (1, 5) OBP: 0.370, SLG: 0.424	0-0 G6-4-3 1-2f		0-0 5-3			0-3 K	0-0 2-H 1B			4	0	1	1	0	1	1
Larry Parrish, R (1, 9) OBP: 0.335, SLG: 0.492		0-3 K		4-0 2B BB		0-0 F7	0-3 K			3	1	0	0	1	2	2
Pete O'Brien, L (1, 3) OBP: 0.351, SLG: 0.476		0-0 1B 1B		0-0 6-3 1-H 2B		0-0 F8		0-0 HR		4	2	3	2	0	0	0
George Wright, S (1, 10) OBP: 0.252, SLG: 0.323		0-0 1B 1B		0-3 K		0-0 SH1-4 1B	0-0 6-3			4	1	2	0	0	1	1
Jeff Kunkel, R (1, 6) OBP: 0.214, SLG: 0.296		0-0 1B		0-0 6-3		0-0 SH1-4	0-0 6-3			0	0	0	0	0	0	0
Mickey Rivers, L (2, PH) OBP: 0.311, SLG: 0.368		1-3 2-H 1B		0-0 2-3		0-0 1-2				1	0	1	1	0	0	0
Wayne Tolleson, S (3, 4) OBP: 0.290, SLG: 0.261		0-0 F5		0-0 F3		0-0 2B 1B	0-0 F8			2	0	0	0	0	0	3
Ned Yost, R (1, 2) OBP: 0.186, SLG: 0.251		0-0 F5		0-0 F3		0-0 2B 1B				1	0	1	1	0	0	0
Mary Foley, L (7, PH) OBP: 0.306, SLG: 0.394		0-0 F5		0-0 F3		0-0 2B 1B				1	1	0	0	0	0	0
Donnie Scott, S (7, PR) OBP: 0.292, SLG: 0.288		0-0 F5		0-0 F3		0-0 2B 1B				1	1	0	0	0	0	0
(8, 2)																
Curtis Wilkerson, S (1, 4) OBP: 0.286, SLG: 0.277		0-0 6-3			0-0 F7		0-3 K			3	0	0	0	0	1	3
(3, 6)																

Inning Stats	R: 0	H: 0	E: 0	LOB: 0	K: 0	BB: 1	S: 2	P: 6	R: 1	H: 3	E: 0	LOB: 2	K: 1	BB: 0	S: 8	P: 8	R: 0	H: 0	E: 0	LOB: 0	K: 1	BB: 0	S: 5	P: 5	R: 1	H: 1	E: 0	LOB: 1	K: 1	BB: 1	S: 6	P: 10	R: 0	H: 0	E: 0	LOB: 0	K: 0	BB: 0	S: 3	P: 3	R: 0	H: 0	E: 0	LOB: 0	K: 1	BB: 0	S: 5	P: 5	R: 4	H: 5	E: 0	LOB: 2	K: 2	BB: 0	S: 12	P: 12	R: 1	H: 1	E: 0	LOB: 0	K: 0	BB: 0	S: 4	P: 4	1B: 7	SF: 0	2B: 2	SAC: 1	3B: 0	DP: 1	HR: 1	HBP: 0	WP: 0	PA: 35
--------------	------	------	------	--------	------	-------	------	------	------	------	------	--------	------	-------	------	------	------	------	------	--------	------	-------	------	------	------	------	------	--------	------	-------	------	-------	------	------	------	--------	------	-------	------	------	------	------	------	--------	------	-------	------	------	------	------	------	--------	------	-------	-------	-------	------	------	------	--------	------	-------	------	------	-------	-------	-------	--------	-------	-------	-------	--------	-------	--------

PITCHER	IP	WLS	BF	H	R	ER	SO	BB	IBB	HBP	BLK	WP	HR	S	P	ERA	WHIP
Al Nipper, R (1, 1) ERA: 3.95	6.1	L	26	6	4	4	4	2	0	0	0	0	0	32	40	5.68	1.263
Mark Clear, R (7, 1) ERA: 3.65	0.2		5	3	2	2	2	0	0	0	0	0	0	9	9	27.00	4.500
Charlie Mitchell, R (8, 1) ERA: 9.0	1.0		4	1	1	1	0	0	0	0	0	0	1	4	4	9.00	1.000

**BOTTOM**

**Boston Red Sox @ Texas Rangers**  
Arlington Stadium, Arlington, TX

Thu Aug 09 1984, 8:05 PM EDT  
Att. 10,294 - Unknown

livebaseballscorecards.com

AB	32
R	7
H	10
RBI	7
BB	2
SO	6
LOB	11



Batter	1	2	3	4	5	6	7	8	9	AB R H RBI BB SO LOB	TOP									
Wade Boggs, L (1, 5) OBP: 0.394, SLG: 0.404	0-0 F3		0-0 3-5-2		0-0 F9			0-0 FC5-4 1B	0-0 F8	5 1 1 0 0 0 2	<p><b>Boston Red Sox @ Texas Rangers</b> Arlington Stadium, Arlington, TX</p> <p>Fri Aug 10 1984, 8:05 PM EDT Att. 12,677 - Unknown</p> <p>livebaseballscorecards.com</p>									
Dwight Evans, R (1, 9) OBP: 0.382, SLG: 0.519	0-0 5-3		0-0 F3		0-0 F7			0-0 E6 FC5-4		4 0 0 0 0 0 2										
Jim Rice, R (1, 7) OBP: 0.316, SLG: 0.460	0-0 6-3			0-0 F4	0-0 5-3			0-0 FC5-4 1B		4 1 0 1 0 0 1										
Tony Armas, R (1, 8) OBP: 0.311, SLG: 0.549		4-0 F9 SH1-3 BB		0-0 HR		0-0 5-3		0-0 4-3		3 1 1 1 1 0 1										
Mike Easler, L (1, 10) OBP: 0.377, SLG: 0.517		0-0 SH1-3		0-0 1B 3B		0-3 K		4-0 1B BB		2 1 1 0 1 1 0										
Bill Buckner, L (1, 3) OBP: 0.326, SLG: 0.414		0-0 F9		0-0 4-3 1B		0-0 F6		0-0 1-3 2-H 1B		4 0 2 2 0 0 1										
Rich Gedman, L (1, 2) OBP: 0.299, SLG: 0.478		0-0 4-3		0-0 4-3		0-0 4-3		0-0 1-3 1-3		4 0 0 0 0 0 4										
Marty Barrett, R (1, 4) OBP: 0.364, SLG: 0.351			0-0 1B 3-5-2 2B	4-0 FC6-4 BB		4-0 7-4 PB BB		0-0 F8		2 0 1 0 2 0 0										
Jackie Gutierrez, R (1, 6) OBP: 0.275, SLG: 0.306 Rick Miller, L (9, PH) OBP: 0.347, SLG: 0.325			0-0 3-5-2 1B	0-0 FC6-4		0-0 7-4		0-0 4-3		3 0 1 0 0 0 3 1 0 0 0 0 0 0										
<b>Inning Stats</b>	R: 0 E: 0 K: 0 S: 3	H: 0 LOB: 0 BB: 0 P: 3	R: 0 E: 0 K: 0 S: 3	H: 0 LOB: 1 BB: 1 P: 7	R: 0 E: 0 K: 0 S: 4	H: 2 LOB: 1 BB: 0 P: 4	R: 2 E: 0 K: 0 S: 6	H: 3 LOB: 2 BB: 1 P: 10	R: 0 E: 0 K: 1 S: 5	H: 0 LOB: 0 BB: 0 P: 5	R: 0 E: 0 K: 0 S: 2	H: 0 LOB: 0 BB: 1 P: 6	R: 2 E: 1 K: 0 S: 6	H: 2 LOB: 2 BB: 1 P: 10	R: 0 E: 0 K: 0 S: 3	H: 0 LOB: 0 BB: 0 P: 3	1B: 4 2B: 3 3B: 1 HR: 1	SF: 0 SAC: 1 DP: 2 HBP: 0	WP: 0 PB: 1 SB: 0 CS: 0	PA: 37
<b>PITCHER</b> Charlie Hough, R (1, 1) ERA: 3.53	IP: 9.0 WLS: W BF: 37 H: 7 R: 4 ER: 2 SO: 1 BB: 4 IBB: 0 HBP: 0 BLK: 0 WP: 0 HR: 1 S: 35 P: 51 ERA: 2.00 WHIP: 1.222																			



Batter	1	2	3	4	5	6	7	8	9
Bill Sample, R OBP: 0.288, SLG: 0.328 (1, 7)	0-0 F8 BB FC6-4 1B		0-0 FC4-6 6-3 1B	0-0 1B 1B		0-0 4-3		0-0 6-3	
Gary Ward, R OBP: 0.301, SLG: 0.348 (1, 8)	4-0 FC6-4 1B BB		0-0 6-3	0-0 F9		0-0 F3			
Buddy Bell, R OBP: 0.371, SLG: 0.425 (1, 5)	0-0 F8		0-0 1B 1B	0-0 1B 2-1 1B		0-0 F9			
Larry Parrish, R OBP: 0.337, SLG: 0.492 (1, 9)	0-0 FC6-4 1-2f		0-0 1B	0-0 1B		0-0 F4			
Pete O'Brien, L OBP: 0.350, SLG: 0.474 (1, 3)	0-0 F8		0-0 G3	0-0 2-1	0-0 2B SF7 1B		0-0 4-3		
George Wright, S OBP: 0.257, SLG: 0.332 (1, 10)		0-3 K		0-3 K	0-0 1-3 2B		0-0 1B		
Donnie Scott, S OBP: 0.291, SLG: 0.295 (1, 2)		0-0 F7		0-0 3B 2B	0-0 SF7		0-0 G3		
Wayne Tolleson, S OBP: 0.290, SLG: 0.268 (1, 4)		0-3 K		0-0 SH 3B	0-3 K		0-0 4-3		
Curtis Wilkerson, S OBP: 0.286, SLG: 0.277 (1, 6)			0-0 FC4-6 1B	0-0 SH 1B 1B	0-0 4-3		0-0 3-1		

Inning Stats	R: 1	H: 1	E: 0	K: 0	S: 4	R: 0	H: 0	E: 0	K: 2	S: 7	R: 0	H: 3	E: 0	K: 0	S: 6	R: 4	H: 5	E: 1	K: 1	S: 10	R: 1	H: 2	E: 0	K: 1	S: 7	R: 0	H: 0	E: 0	K: 0	S: 3	R: 0	H: 1	E: 0	K: 0	S: 4	R: 0	H: 0	E: 0	K: 0	S: 3
	LOB: 1	BB: 1	P: 8	LOB: 0	BB: 0	P: 7	LOB: 1	BB: 0	P: 6	LOB: 2	BB: 0	P: 10	LOB: 1	BB: 0	P: 7	LOB: 1	BB: 0	P: 3	LOB: 1	BB: 0	P: 4	LOB: 0	BB: 0	P: 3	LOB: 0	BB: 0	P: 3	LOB: 0	BB: 0	P: 3	LOB: 0	BB: 0	P: 3	LOB: 0	BB: 0	P: 3	LOB: 0	BB: 0	P: 3	

PITCHER	IP	WLS	BF	H	R	ER	SO	BB	IBB	HBP	BLK	WP	HR	S	P	ERA	WHIP
Bob Ojeda, L ERA: 4.38 (1, 1)	3.2	L	21	8	7	5	3	1	0	0	0	0	0	26	30	12.27	2.455
Steve Crawford, R ERA: 3.18 (4, 1)	4.1		17	4	1	1	1	0	0	0	0	0	0	18	18	2.08	0.923

**BOTTOM**

**Boston Red Sox @ Texas Rangers**  
Arlington Stadium, Arlington, TX

Fri Aug 10 1984, 8:05 PM EDT  
Att. 12,677 - Unknown

AB	34
R	8
H	12
RBI	8
BB	1
SO	4
LOB	12



1B	2B	3B	HR	SF	SAC	DP	HBP	WP	PA
9	2	1	0	1	0	0	0	0	37

Batter	1	2	3	4	5	6	7	8	9	AB R H RBI BB SO LOB	TOP
Wade Boggs, L (1, 5) OBP: 0.394, SLG: 0.409	0-0 G5-4-3 2B		0-3 K		0-3 K		0-0 1B G6-4-3 2B		0-0 L5	5 1 2 1 0 2 1	
Dwight Evans, R (1, 9) OBP: 0.384, SLG: 0.526	1-0 G5-4-3 HBP		0-3 K		0-0 HR		0-0 2B G6-4-3 1B		0-0 6-3	4 1 2 2 0 1 1	
Jim Rice, R (1, 7) OBP: 0.315, SLG: 0.458	0-0 G5-4-3 1-2f 2-3		0-0 1B 1B		0-3 K		0-0 G6-4-3 1-2f 3-H		0-0 L4	4 0 1 0 0 1 3	
Tony Armas, R (1, 8) OBP: 0.310, SLG: 0.546	0-3 K		0-0 1B		0-3 K		0-0 L4			4 0 1 0 0 2 1	
Mike Easler, L (1, 10) OBP: 0.374, SLG: 0.512		0-0 6-3	0-0 G3			0-0 L4		0-0 4-3		4 0 0 0 0 0 2	
Bill Buckner, L (1, 3) OBP: 0.325, SLG: 0.412		0-0 F9 1B 1B		0-0 F8		0-0 4-3		0-0 F7		4 0 1 0 0 0 0	
Rich Gedman, L (1, 2) OBP: 0.299, SLG: 0.475		0-0 FC6-4 1B		0-0 5-3		0-0 F8		0-3 K		4 0 1 0 0 1 0	
Marty Barrett, R (1, 4) OBP: 0.369, SLG: 0.366		0-0 F9		0-0 HR		0-0 BB 2B 1B		0-0 SH1-4 1B		4 2 3 1 0 0 2	
Jackie Gutierrez, R (1, 6) OBP: 0.275, SLG: 0.304		0-0 FC6-4 1-2f		0-0 6-3		4-0 BB 2B 1B BB		0-0 SH1-4		2 1 0 0 1 0 2	
<b>Inning Stats</b>	R: 0 H: 1 E: 0 LOB: 1 K: 1 BB: 0 S: 5 P: 6	R: 0 H: 2 E: 0 LOB: 2 K: 0 BB: 0 S: 5 P: 5	R: 0 H: 2 E: 0 LOB: 2 K: 2 BB: 0 S: 9 P: 9	R: 1 H: 1 E: 0 LOB: 0 K: 0 BB: 0 S: 4 P: 4	R: 1 H: 1 E: 0 LOB: 0 K: 3 BB: 0 S: 10 P: 10	R: 0 H: 0 E: 0 LOB: 0 K: 0 BB: 0 S: 3 P: 3	R: 3 H: 3 E: 0 LOB: 0 K: 0 BB: 1 S: 5 P: 9	R: 0 H: 0 E: 0 LOB: 0 K: 1 BB: 0 S: 5 P: 5	R: 0 H: 1 E: 0 LOB: 1 K: 0 BB: 0 S: 4 P: 4	1B: 7 SF: 0 2B: 2 SAC: 1 3B: 0 DP: 2 HR: 2 HBP: 1	WP: 0 PA: 38 PB: 0 SB: 0 CS: 0
<b>PITCHER</b> Dave Stewart, R (1, 1) ERA: 5.59 Mike Mason, L (7, 1) ERA: 2.75	IP WLS BF H R ER SO BB IBB HBP BLK WP HR S P ERA WHIP										
	6.0 L 28 9 5 5 6 1 0 1 0 0 2 38 43 7.50 1.667										
	3.0 10 2 0 0 1 0 0 0 0 0 0 12 12 0.00 0.667										

**Boston Red Sox @ Texas Rangers**  
Arlington Stadium, Arlington, TX  
Sat Aug 11 1984, 8:05 PM EDT  
Att: 17,749 - Unknown

[livebaseballscorecards.com](http://livebaseballscorecards.com)

**AB 35**  
**R 5**  
**H 11**  
**RBI 4**  
**BB 1**  
**SO 7**  
**LOB 12**





Batter	1	2	3	4	5	6	7	8	9	AB R H RBI BB SO LOB
Bill Sample, R OBP: 0.284, SLG: 0.323 (1, 7)	0-0 4-3		0-0 5-3		0-0 4-3		0-0 FC5-4		0-0 1-3	5 0 0 0 0 0 1
Gary Ward, R OBP: 0.306, SLG: 0.359 (1, 8)	0-0 HR		4-0 4-3 BB			0-0 6-3 1B 1B	0-0 F9		0-0 FC5-4 1B	4 2 3 1 1 0 1
Buddy Bell, R OBP: 0.370, SLG: 0.422 (1, 5)	0-0 F9		0-0 4-3			0-0 6-3 1B 1B		0-0 F9	0-0 FC5-4	5 1 1 0 0 0 2
Larry Parrish, R OBP: 0.338, SLG: 0.492 (1, 9)	0-0 PB BB 1B		0-3 K			0-0 6-3		0-0 1B 1B		4 1 2 0 0 1 3
Pete O'Brien, L OBP: 0.353, SLG: 0.474 (1, 3)	4-0 PB BB			0-0 F6		4-0 1B IBB		0-0 1B 1B		2 0 1 0 2 0 0
George Wright, S OBP: 0.261, SLG: 0.335 (1, 10)	0-0 6-3			0-3 K		0-0 1B		0-0 1B 1B		4 0 2 3 0 1 2
Donnie Scott, S OBP: 0.286, SLG: 0.289 (1, 2)		0-3 K		0-0 4-3		0-3 K		0-0 F8		3 0 0 0 0 2 1
Mary Foley, L OBP: 0.303, SLG: 0.389 (8, PH) (9, 2)										1 0 0 0 0 0 2
Wayne Tolleson, S OBP: 0.287, SLG: 0.265 (1, 4)		0-0 5-3			0-3 K		0-0 1-3		0-0 F9	3 0 0 0 0 1 0
Bob Jones, L OBP: 0.318, SLG: 0.388 (8, PH)										1 0 0 0 0 0 2
Jeff Kunkel, R OBP: 0.214, SLG: 0.296 (9, 6)										0 0 0 0 0 0 0
Curtis Wilkerson, S OBP: 0.286, SLG: 0.277 (1, 6) (9, 4)		0-3 K			0-0 B1-3		0-0 FC5-4 1B		0-0 1-3	4 0 1 0 0 1 0

Inning Stats	R: 1 E: 0 K: 0 S: 5	H: 2 LOB: 2 BB: 1 P: 9	R: 0 E: 0 K: 2 S: 7	H: 0 LOB: 0 BB: 0 P: 7	R: 0 E: 0 K: 1 S: 5	H: 0 LOB: 1 BB: 1 P: 9	R: 0 E: 0 K: 1 S: 5	H: 0 LOB: 0 BB: 0 P: 5	R: 0 E: 0 K: 1 S: 5	H: 0 LOB: 0 BB: 0 P: 5	R: 2 E: 0 K: 1 S: 7	H: 3 LOB: 1 BB: 1 P: 11	R: 0 E: 0 K: 0 S: 4	H: 1 LOB: 1 BB: 0 P: 4	R: 1 E: 0 K: 0 S: 6	H: 3 LOB: 2 BB: 0 P: 6	R: 0 E: 0 K: 0 S: 4	H: 1 LOB: 1 BB: 0 P: 4	1B: 9 2B: 0 3B: 0 HR: 1	SF: 0 SAC: 0 DP: 0 HBP: 0
--------------	------------------------------	---------------------------------	------------------------------	---------------------------------	------------------------------	---------------------------------	------------------------------	---------------------------------	------------------------------	---------------------------------	------------------------------	----------------------------------	------------------------------	---------------------------------	------------------------------	---------------------------------	------------------------------	---------------------------------	----------------------------------	------------------------------------

PITCHER	IP	WLS	BF	H	R	ER	SO	BB	IBB	HBP	BLK	WP	HR	S	P	ERA	WHIP
Roger Clemens, R ERA: 4.8 (1, 1)	7.1	W	31	7	4	4	6	2	1	0	0	0	1	40	52	4.91	1.227
Bob Stanley, R ERA: 3.23 (8, 1)	1.2	S	8	3	0	0	0	0	0	0	0	0	0	8	8	0.00	1.800

**BOTTOM**

**Boston Red Sox @ Texas Rangers**  
Arlington Stadium, Arlington, TX

Sat Aug 11 1984, 8:05 PM EDT  
Att. 17,749 - Unknown

AB	36
R	4
H	10
RBI	4
BB	3
SO	6
LOB	14



WP	PA	ERA	WHIP
0	39		

Batter	1	2	3	4	5	6	7	8	9	10	11	AB R H RBI BB SO LOB	TOP																																																			
Wade Boggs, L OBP: 0.395, SLG: 0.411 (1, 5) X	0-0 1B		0-3 1-2 K		0-0 2B		0-0 F8		0-0 4-3		4-0 1-3 FC6-4 IBB	5 0 2 0 1 1 1																																																				
Dwight Evans, R OBP: 0.382, SLG: 0.522 (1, 9) S	0-3 K		0-0 5-3		0-0 6-3			0-0 F7	0-0 1B		0-0 SF9	5 0 1 1 0 1 3																																																				
Jim Rice, R OBP: 0.317, SLG: 0.459 (1, 7) S	0-3 K		0-0 6-3			0-0 BB 1B		0-0 BB 1B	0-0 1B		3-H 0-0 FC6-4 1-2f	6 1 3 0 0 1 3																																																				
Tony Armas, R OBP: 0.309, SLG: 0.542 (1, 8) S	0-3 K			0-0 F2		0-3 K		4-0 1B BB	0-0 F4			4 1 0 0 1 2 4																																																				
Mike Easler, L OBP: 0.376, SLG: 0.512 (1, 10) X		0-0 F7		0-0 1B		4-0 1-2 BB		0-0 1B		0-3 K		4 0 2 1 1 1 0																																																				
Bill Buckner, L OBP: 0.323, SLG: 0.409 (1, 3) X		0-0 F9		0-3 K		0-0 F9		0-0 1-3 2-H 1B		0-0 G3		5 0 1 1 0 1 3																																																				
Rich Gedman, L OBP: 0.297, SLG: 0.469 (1, 2) B		4-0 PB BB		0-0 F8		0-0 6-3		0-0 1-2 3-H 0-3 K		0-3 K		4 0 0 0 1 2 5																																																				
Marty Barrett, R OBP: 0.370, SLG: 0.365 (1, 4) X		0-0 F5			1-0 G4-6-3 HBP		0-3 K	0-3 K			0-3 K	1 0 0 0 0 0 1																																																				
Ed Jurak, R OBP: 0.318, SLG: 0.373 (5, 4)												1 0 0 0 0 1 0																																																				
Rick Miller, L OBP: 0.344, SLG: 0.321 (8, PH)												1 0 0 0 0 1 2																																																				
Glenn Hoffman, R OBP: 0.243, SLG: 0.257 (8, 4)												1 0 0 0 0 1 0																																																				
Jackie Gutierrez, R OBP: 0.277, SLG: 0.306 (1, 6) X			0-0 S 1B		0-0 G4-6-3 1-2f		0-0 4-3		0-0 B2-3		0-0 E S SF9 1B	5 1 2 0 0 0 1																																																				
<b>Inning Stats</b>	R: 0 H: 1 E: 0 LOB: 1 K: 3 BB: 0 S: 10 P: 10	R: 0 H: 0 E: 0 LOB: 1 K: 0 BB: 1 S: 3 P: 7	R: 0 H: 1 E: 0 LOB: 1 K: 1 BB: 0 S: 6 P: 6	R: 0 H: 1 E: 0 LOB: 1 K: 1 BB: 0 S: 6 P: 6	R: 0 H: 1 E: 0 LOB: 1 K: 0 BB: 0 S: 3 P: 4	R: 0 H: 1 E: 0 LOB: 2 K: 1 BB: 1 S: 6 P: 10	R: 0 H: 0 E: 0 LOB: 0 K: 1 BB: 0 S: 5 P: 5	R: 2 H: 3 E: 0 LOB: 2 K: 2 BB: 1 S: 10 P: 14	R: 0 H: 2 E: 0 LOB: 2 K: 0 BB: 0 S: 5 P: 5	R: 0 H: 0 E: 0 LOB: 0 K: 2 BB: 0 S: 7 P: 7	R: 1 H: 1 E: 0 LOB: 1 K: 1 BB: 1 S: 6 P: 10	1B: 10 SF: 1 2B: 1 SAC: 0 3B: 0 DP: 1 HR: 0 HBP: 1	WP: 0 PA: 48 PB: 1 SB: 2 CS: 0																																																			
<b>PITCHER</b>	<table border="1"> <thead> <tr> <th>IP</th> <th>WLS</th> <th>BF</th> <th>H</th> <th>R</th> <th>ER</th> <th>SO</th> <th>BB</th> <th>IBB</th> <th>HBP</th> <th>BLK</th> <th>WP</th> <th>HR</th> <th>S</th> <th>P</th> <th>ERA</th> <th>WHIP</th> </tr> </thead> <tbody> <tr> <td>Dickie Noles, R ERA: 5.09 (1, 1)</td> <td>7.1</td> <td>32</td> <td>7</td> <td>2</td> <td>2</td> <td>7</td> <td>3</td> <td>0</td> <td>1</td> <td>0</td> <td>0</td> <td>0</td> <td>42</td> <td>55</td> <td>2.46</td> <td>1.364</td> </tr> <tr> <td>Dave Schmidt, R ERA: 2.08 (8, 1)</td> <td>3.2</td> <td>16</td> <td>4</td> <td>1</td> <td>0</td> <td>5</td> <td>0</td> <td>1</td> <td>0</td> <td>0</td> <td>0</td> <td>0</td> <td>25</td> <td>29</td> <td>0.00</td> <td>1.091</td> </tr> </tbody> </table>													IP	WLS	BF	H	R	ER	SO	BB	IBB	HBP	BLK	WP	HR	S	P	ERA	WHIP	Dickie Noles, R ERA: 5.09 (1, 1)	7.1	32	7	2	2	7	3	0	1	0	0	0	42	55	2.46	1.364	Dave Schmidt, R ERA: 2.08 (8, 1)	3.2	16	4	1	0	5	0	1	0	0	0	0	25	29	0.00	1.091
IP	WLS	BF	H	R	ER	SO	BB	IBB	HBP	BLK	WP	HR	S	P	ERA	WHIP																																																
Dickie Noles, R ERA: 5.09 (1, 1)	7.1	32	7	2	2	7	3	0	1	0	0	0	42	55	2.46	1.364																																																
Dave Schmidt, R ERA: 2.08 (8, 1)	3.2	16	4	1	0	5	0	1	0	0	0	0	25	29	0.00	1.091																																																

**Boston Red Sox @ Texas Rangers**  
Arlington Stadium, Arlington, TX  
Sun Aug 12 1984, 8:05 PM EDT  
Att. 10,949 - Unknown

livebaseballscorecards.com

<b>AB</b>	<b>42</b>
<b>R</b>	<b>3</b>
<b>H</b>	<b>11</b>
<b>RBI</b>	<b>3</b>
<b>BB</b>	<b>4</b>
<b>SO</b>	<b>12</b>
<b>LOB</b>	<b>23</b>



Batter	1	2	3	4	5	6	7	8	9	10	11	AB	R	H	RBI	BB	SO	LOB	BOTTOM					
Bill Sample, R OBP: 0.287, SLG: 0.331 (1, 7)	0-3 K		X 0-0 HR	X 0-0 F3		X 0-0 F9		B 4-0 BB		B 4-0 WP BB		4	1	1	1	2	1	2						
Gary Ward, R OBP: 0.311, SLG: 0.370 (1, 8)	0-0 HR		B 4-0 1B BB		X 0-0 6-3 2B		X 0-0 6-3		X 0-0 6-3		B 4-0 1-3 BB		4	1	2	1	2	0	2					
Buddy Bell, R OBP: 0.371, SLG: 0.422 (1, 5)	0-0 6-3		X 0-0 G5-3 1B		X 0-0 6-3		X 0-0 BB 1B		X 0-0 F3		B 4-0 1-2 BB		5	0	2	0	1	0	1					
Larry Parrish, R OBP: 0.340, SLG: 0.491 (1, 9)	0-0 FC5 BB 1B		S 0-3 K		X 4-0 FC3-2 IBB		X 0-0 F6		X 0-0 FC6-4 BB 1B		X 0-0 F8		5	0	2	0	1	1	6					
Pete O'Brien, L OBP: 0.357, SLG: 0.473 (1, 3)	4-0 BB		X 0-0 1-2 2-3 1B		X 0-0 FC3-2		X 4-0 BB		B 4-0 FC6-4 BB		S 0-3 K		3	0	1	0	3	1	2					
George Wright, S OBP: 0.254, SLG: 0.325 (1, 10)	0-0 FC5 2-3f		X 0-0 G5-3 2-3f		S 0-3 K		X 0-0 2-3		X 0-0 FC6-4 1-2f 2-3		X 0-0 F6		6	0	0	0	0	1	11					
Ned Yost, R OBP: 0.183, SLG: 0.247 (1, 2)		S 0-3 K		S 0-3 K		X 0-0 6-3		X 0-0 F8		X 0-0 F8		B 4-0 BB		3	0	0	0	0	2	0				
Alan Bannister, R OBP: 0.354, SLG: 0.368 (8, PH)														1	0	0	0	0	0	0				
Donnie Scott, S OBP: 0.286, SLG: 0.289 (9, 2)														0	0	0	0	0	0	0				
Mickey Rivers, L OBP: 0.310, SLG: 0.366 (9, PH)														1	0	0	0	0	0	2				
Mary Foley, L OBP: 0.309, SLG: 0.389 (10, 2)														0	0	0	0	1	0	0				
Jeff Kunkel, R OBP: 0.210, SLG: 0.283 (1, 6)		X 0-0 G6-3 1B		X 0-0 4-3		S 0-3 K		X 0-0 E5 SH5-3		X 0-0 F9		S 0-3 K		6	0	1	0	0	2	1				
Curtis Wilkerson, S OBP: 0.288, SLG: 0.279 (1, 4)		X 0-0 G6-3 1-2f		X 0-0 1B		X 0-0 1B		X 0-0 SH5-3 1-2		X 0-0 F7				4	0	2	0	0	0	1				
<b>Inning Stats</b>	R: 1 E: 0 K: 1 S: 7	H: 2 LOB: 2 BB: 1 P: 11	R: 0 E: 0 K: 1 S: 5	H: 1 LOB: 0 BB: 0 P: 5	R: 1 E: 0 K: 1 S: 7	H: 3 LOB: 2 BB: 1 P: 11	R: 0 E: 0 K: 1 S: 6	H: 1 LOB: 1 BB: 0 P: 6	R: 0 E: 0 K: 1 S: 6	H: 1 LOB: 2 BB: 1 P: 10	R: 0 E: 0 K: 0 S: 4	H: 1 LOB: 2 BB: 1 P: 8	R: 0 E: 1 K: 0 S: 4	H: 0 LOB: 2 BB: 1 P: 8	R: 0 E: 0 K: 0 S: 4	H: 1 LOB: 2 BB: 1 P: 8	R: 0 E: 0 K: 0 S: 3	H: 0 LOB: 3 BB: 3 P: 15	R: 0 E: 0 K: 2 S: 7	H: 0 LOB: 1 BB: 1 P: 11	1B: 8 2B: 1 3B: 0 HR: 2	SF: 0 SAC: 1 DP: 2 HBP: 0	WP: 1 PB: 0 SB: 2 CS: 0	PA: 53
<b>PITCHER</b>	IP	WLS	BF	H	R	ER	SO	BB	IBB	HBP	BLK	WP	HR	S	P	ERA	WHIP							
Bruce Hurst, L ERA: 3.16 (1, 1)	7.2		36	10	2	2	6	3	1	0	0	0	2	44	60	2.35	1.696							
Mark Clear, R ERA: 3.48 (8, 1)	2.1	W	13	1	0	0	0	5	0	0	0	1	0	8	28	0.00	2.571							
John Henry Johnson, L ERA: 4.5 (11, 1)	1.0	S	4	0	0	0	2	1	0	0	0	0	0	7	11	0.00	1.000							

**Boston Red Sox @ Texas Rangers**  
Arlington Stadium, Arlington, TX  
Sun Aug 12 1984, 8:05 PM EDT  
Att. 10,949 - Unknown

AB	42
R	2
H	11
RBI	2
BB	10
SO	8
LOB	28



1B	8	SF	0
2B	1	SAC	1
3B	0	DP	2
HR	2	HBP	0



Batter	1	2	3	4	5	6	7	8	9	AB	R	H	RBI	BB	SO	LOB
--------	---	---	---	---	---	---	---	---	---	----	---	---	-----	----	----	-----

<b>Rudy Law, L</b> OBP: 0.319, SLG: 0.348 (1, 8)	0-0 SH5-3 G5-6-3 2B		0-0 F8		0-0 3-1			0-0 1B 2B		4	2	2	0	0	0	1
<b>Carlton Fisk, R</b> OBP: 0.301, SLG: 0.469 (1, 2)	0-0 SH5-3 2-3		0-0 4-3			0-0 F8		0-0 F7 1B 1B		3	1	1	0	0	0	1
<b>Tom Paciorek, R</b> OBP: 0.317, SLG: 0.354 (1, 9)	0-0 G5-6-3 3-H			0-0 F5		0-0 6-3		0-0 F7 2-3		4	0	0	1	0	0	1
<b>Greg Luzinski, R</b> OBP: 0.341, SLG: 0.378 (1, 10)	0-3 K			0-0 F9		4-0 BB BB		0-0 BB 1B		3	0	1	1	1	1	0
<b>Mike Squires, L</b> OBP: 0.234, SLG: 0.194 (8, PR) (9, 3)										0	0	0	0	0	0	0
<b>Greg Walker, L</b> OBP: 0.311, SLG: 0.490 (1, 3)		0-0 HR		4-0 BB		0-0 F6		4-0 BB BB		2	1	1	1	2	0	1
<b>Ron Reed, R</b> (9, 1)										0	0	0	0	0	0	0
<b>Juan Agosto, L</b> (9, 1)										0	0	0	0	0	0	0
<b>Ron Kittle, R</b> OBP: 0.300, SLG: 0.459 (1, 7)	0-3 K		0-0 F8					0-0 F7	0-0 F8	4	0	0	0	0	1	3
<b>Roy Smalley, S</b> OBP: 0.286, SLG: 0.367 (1, 5)		0-0 F5				0-0 HR		0-3 K	0-0 F3	3	1	1	1	0	1	0
<b>Julio Cruz, S</b> OBP: 0.263, SLG: 0.284 (8, 4)										1	0	0	0	0	0	2
<b>Vance Law, R</b> OBP: 0.300, SLG: 0.410 (1, 4) (8, 5)		0-0 F8				0-0 F8		0-0 1B		3	0	1	0	0	0	0
<b>Jerry Dybzinski, R</b> OBP: 0.339, SLG: 0.323 (1, 6)			0-0 CS 1B			0-0 5-3		0-0 F6		3	0	1	0	0	0	1

Inning Stats	R: 1	H: 1	E: 0	LOB: 0	K: 1	BB: 0	S: 6	P: 6	R: 1	H: 1	E: 0	LOB: 0	K: 1	BB: 0	S: 6	P: 6	R: 0	H: 1	E: 0	LOB: 0	K: 0	BB: 0	S: 3	P: 3	R: 0	H: 0	E: 0	LOB: 1	K: 0	BB: 1	S: 3	P: 7	R: 1	H: 1	E: 0	LOB: 0	K: 0	BB: 0	S: 4	P: 4	R: 0	H: 0	E: 0	LOB: 1	K: 0	BB: 1	S: 3	P: 7	R: 0	H: 1	E: 0	LOB: 1	K: 1	BB: 0	S: 6	P: 6	R: 2	H: 3	E: 0	LOB: 2	K: 0	BB: 1	S: 6	P: 10	1B: 4	SF: 0	2B: 2	SAC: 1	3B: 0	DP: 0	HR: 2	HBP: 0	WP: 0	PA: 34
--------------	------	------	------	--------	------	-------	------	------	------	------	------	--------	------	-------	------	------	------	------	------	--------	------	-------	------	------	------	------	------	--------	------	-------	------	------	------	------	------	--------	------	-------	------	------	------	------	------	--------	------	-------	------	------	------	------	------	--------	------	-------	------	------	------	------	------	--------	------	-------	------	-------	-------	-------	-------	--------	-------	-------	-------	--------	-------	--------

PITCHER	IP	WLS	BF	H	R	ER	SO	BB	IBB	HBP	BLK	WP	HR	S	P	ERA	WHIP
<b>Danny Darwin, R</b> ERA: 4.33 (1, 1)	7.1	L	31	8	5	5	3	2	0	0	0	0	2	35	43	6.14	1.364
<b>Mike Mason, L</b> ERA: 2.73 (8, 1)	0.2		3	0	0	0	0	1	0	0	0	0	0	2	6	0.00	1.500

**BOTTOM**

**Texas Rangers @ Chicago White Sox**  
Comiskey Park, Chicago, IL  
Mon Aug 13 1984, 8:05 PM EDT  
Att. 28,922 - Unknown

livebaseballscores.com

<b>AB</b>	<b>30</b>
<b>R</b>	<b>5</b>
<b>H</b>	<b>8</b>
<b>RBI</b>	<b>4</b>
<b>BB</b>	<b>3</b>
<b>SO</b>	<b>3</b>
<b>LOB</b>	<b>10</b>



Batter	1	2	3	4	5	6	7	8	9	AB R H RBI BB SO LOB	TOP									
Bill Sample, R (1, 7) OBP: 0.286, SLG: 0.326	0-0 1-3		0-0 3B 1B		0-0 F8		0-0 4-3	4-0 G1-4-3 BB		4 1 1 0 1 0 0										
Gary Ward, R (1, 8) OBP: 0.316, SLG: 0.388	0-0 HR		0-0 SF8 3B		0-0 1B S 1B		0-0 4-3 1B	0-0 G1-4-3 1-2f		5 4 4 2 0 0 2										
Buddy Bell, R (1, 5) OBP: 0.373, SLG: 0.422	4-0 BB		0-0 SF8		0-0 1B 1-3 1B		0-0 4-3 1-2			3 0 1 1 1 0 1										
Larry Parrish, R (1, 9) OBP: 0.342, SLG: 0.491	0-0 F8		0-0 5-3		0-0 1-2 3-H 1B		4-0 1B HR BB			4 1 1 1 1 0 1										
Pete O'Brien, L (1, 3) OBP: 0.357, SLG: 0.469	0-3 K			0-0 SH1-4 6-3 1B	0-0 F9		0-0 1-3 2-H HR 1B			5 2 2 1 0 1 3										
George Wright, S (1, 10) OBP: 0.253, SLG: 0.335		0-0 4-3		0-0 SH1-4 1-2 1B	0-3 K		0-0 1-H 3-H HR			5 1 2 3 0 1 3										
Jeff Kunkel, R (1, 6) OBP: 0.194, SLG: 0.262				0-0 SH1-4		0-0 F7	0-0 4-3			3 0 0 0 0 0 0										
Ned Yost, R (1, 2) OBP: 0.177, SLG: 0.239				0-0 6-3		0-0 F7				4 0 0 1 0 0 1										
Curtis Wilkerson, S (1, 4) OBP: 0.285, SLG: 0.277			0-0 4-3	0-0 4-3		0-0 F7		0-0 BB 1B		4 0 1 0 0 0 1										
<b>Inning Stats</b>	R: 1 E: 0 K: 1 S: 6	H: 1 LOB: 1 BB: 1 P: 10	R: 0 E: 0 K: 0 S: 3	H: 0 LOB: 0 BB: 0 P: 3	R: 2 E: 0 K: 0 S: 5	H: 2 LOB: 1 BB: 0 P: 5	R: 1 E: 0 K: 1 S: 8	H: 3 LOB: 2 BB: 0 P: 8	R: 0 E: 0 K: 0 S: 3	H: 0 LOB: 0 BB: 0 P: 3	R: 4 E: 0 K: 0 S: 6	H: 3 LOB: 0 BB: 1 P: 10	R: 0 E: 0 K: 0 S: 3	H: 1 LOB: 1 BB: 1 P: 7	R: 0 E: 1 K: 0 S: 4	H: 0 LOB: 1 BB: 0 P: 4	1B: 9 2B: 0 3B: 1 HR: 2	SF: 1 SAC: 1 DP: 1 HBP: 0	WP: 0 PB: 0 SB: 1 CS: 0	PA: 42
<b>PITCHER</b>	IP WLS BF H R ER SO BB IBB HBP BLK WP HR S P ERA WHIP																			
Tom Seaver, R (1, 1) ERA: 4.21	4.1 L 22 8 5 5 1 1 0 0 0 0 1 23 27 10.38 2.077																			
Dan Spillner, R (5, 1) ERA: 4.85	2.1 9 1 2 2 1 1 0 0 0 0 0 10 14 7.71 0.857																			
Jerry Don Gleaton, L (7, 1) ERA: 3.44	0.1 3 2 2 2 0 0 0 0 0 0 1 3 3 54.00 6.000																			
Gene Nelson, R (8, 1) ERA: 4.2	2.0 8 1 0 0 0 1 0 0 0 0 0 7 11 0.00 1.000																			

**Texas Rangers @ Chicago White Sox**  
 Comiskey Park, Chicago, IL  
 Tue Aug 14 1984, 8:05 PM EDT  
 Att: 31,318 - Unknown

[livebaseballscorecards.com](http://livebaseballscorecards.com)

**AB 37**  
**R 9**  
**H 12**  
**RBI 9**  
**BB 3**  
**SO 2**  
**LOB 12**





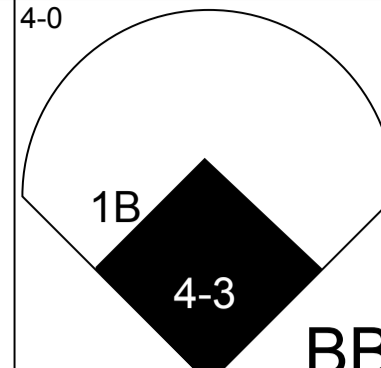
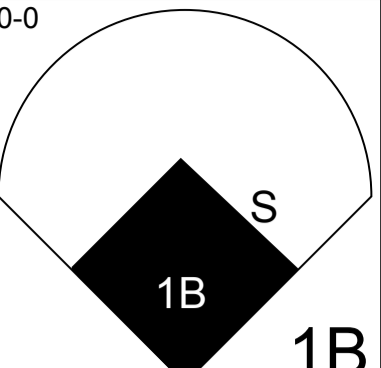
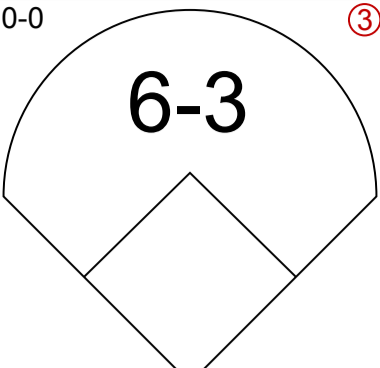
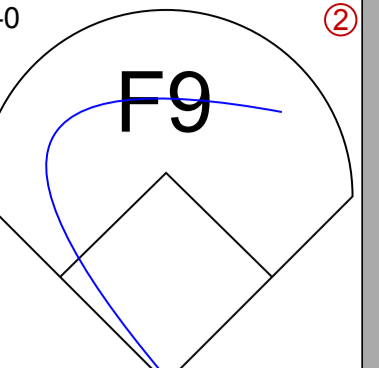
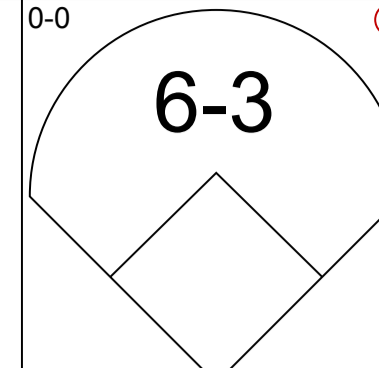

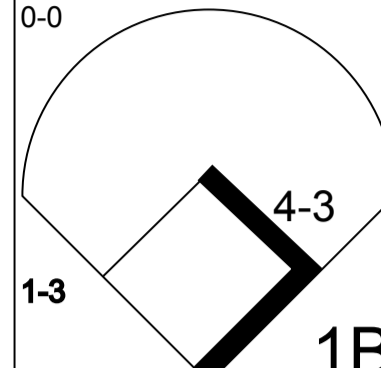
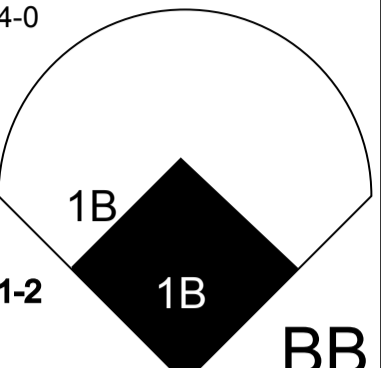
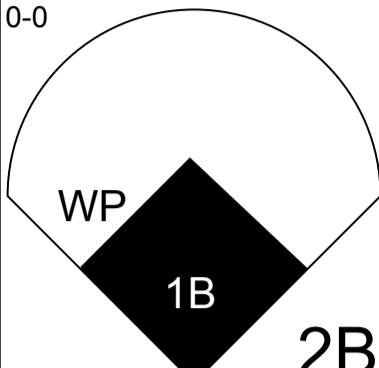
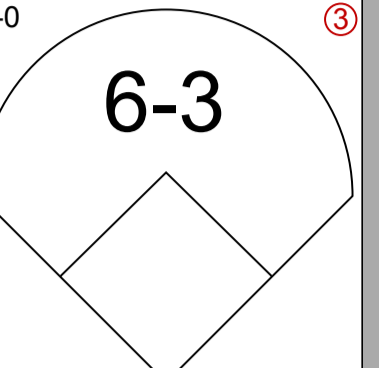
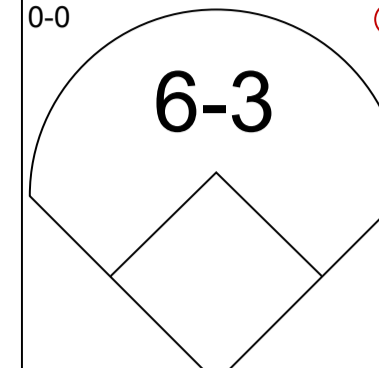

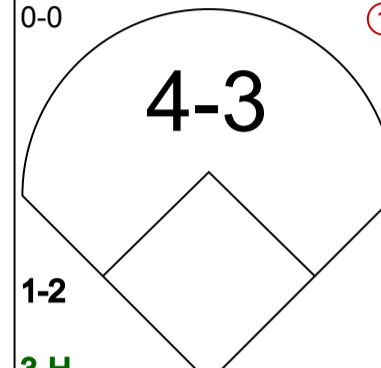
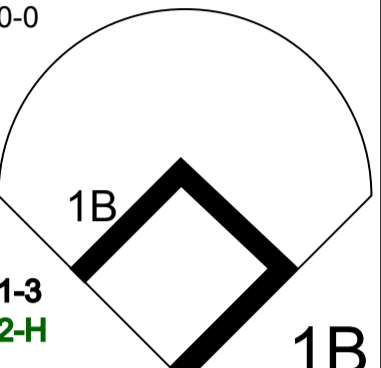
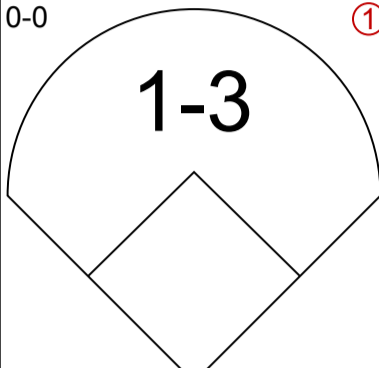
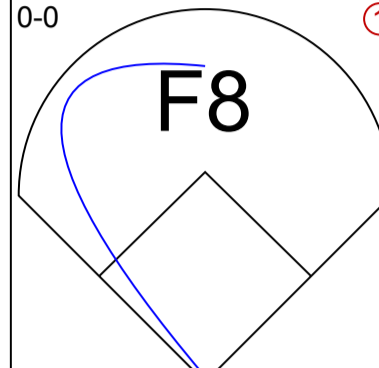
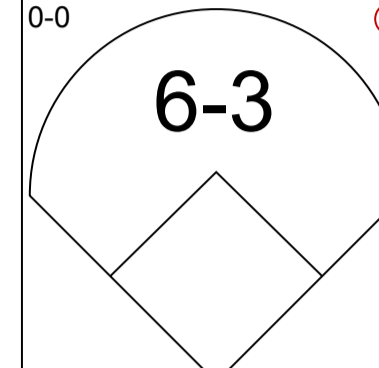

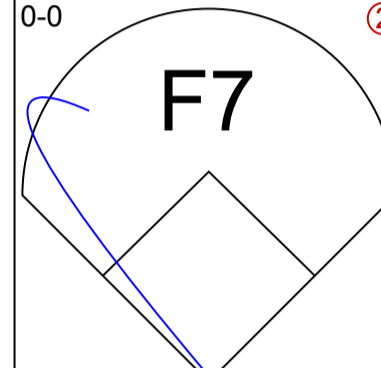
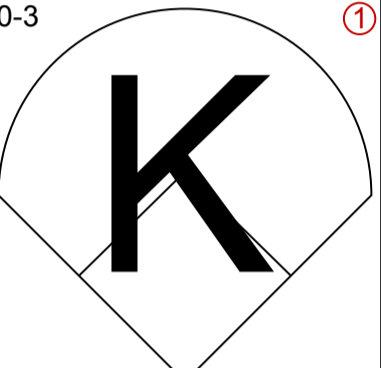
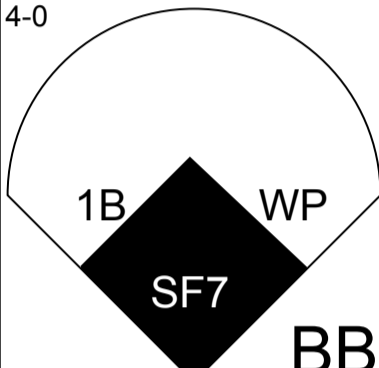
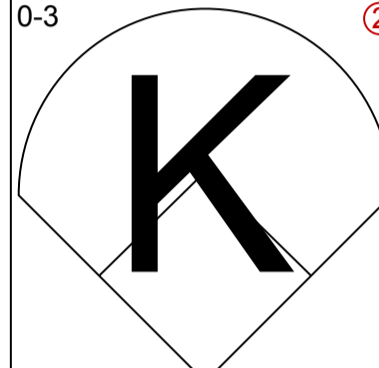
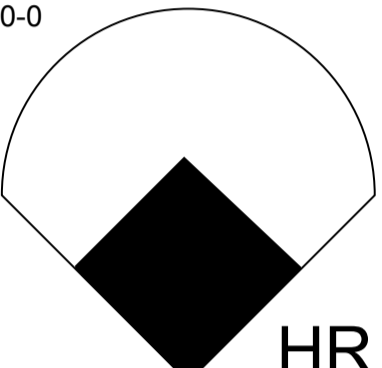

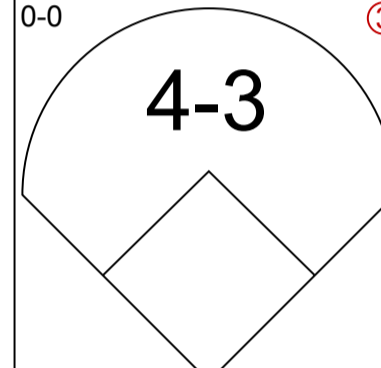
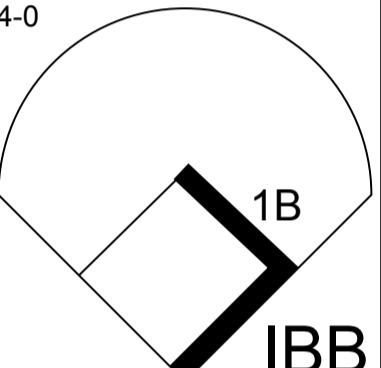
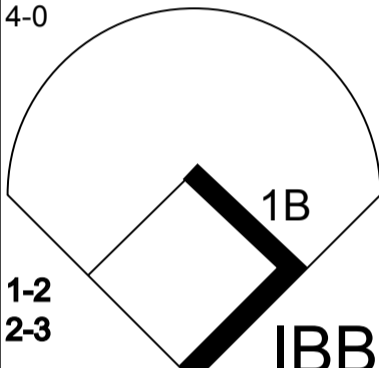
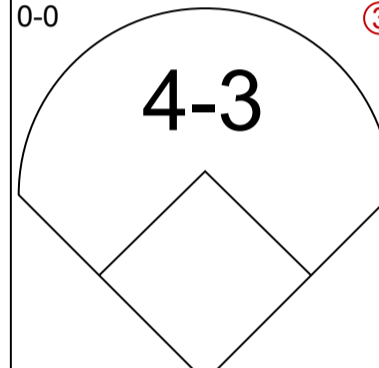
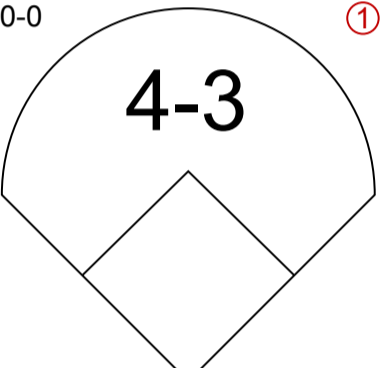

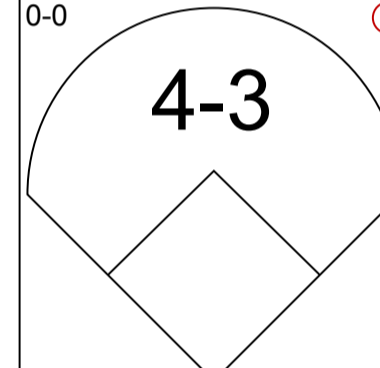
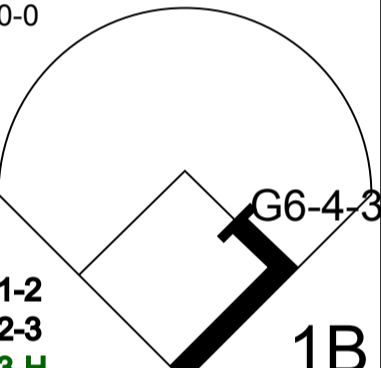
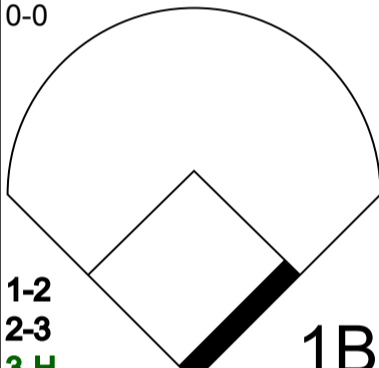
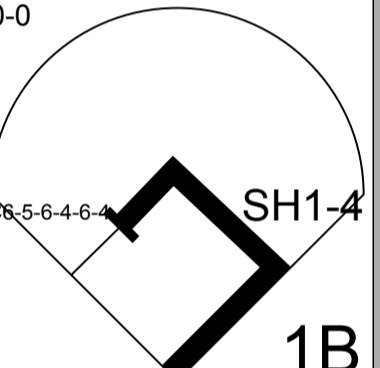
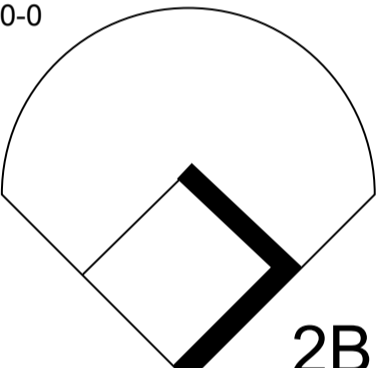

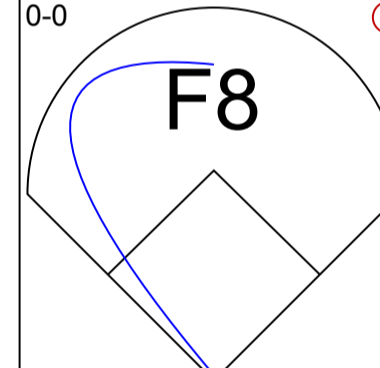
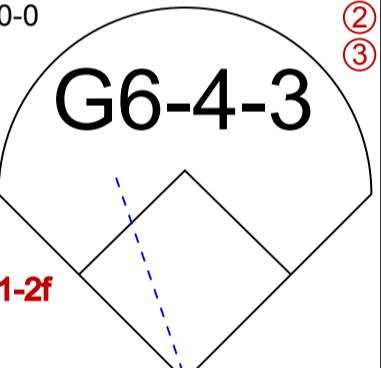
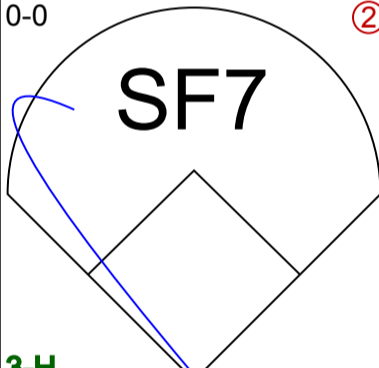
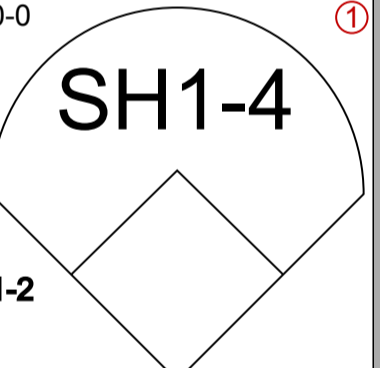
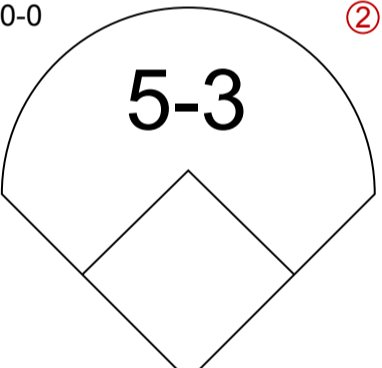
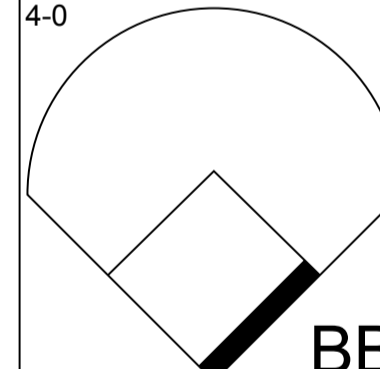
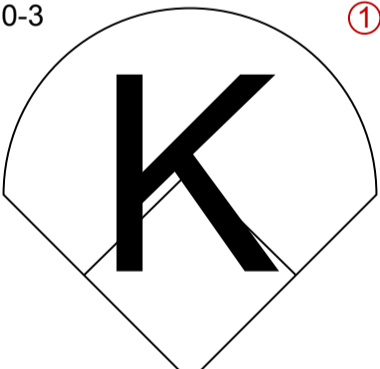
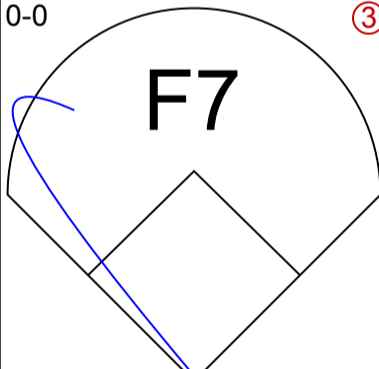
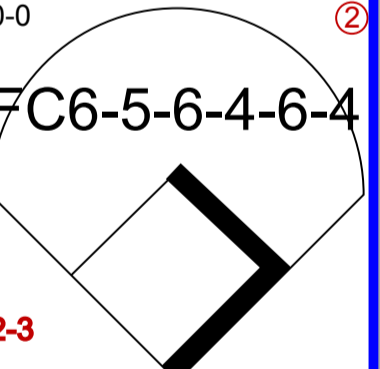
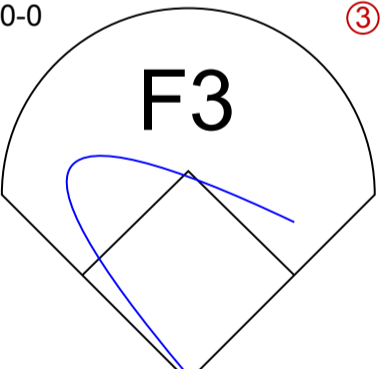

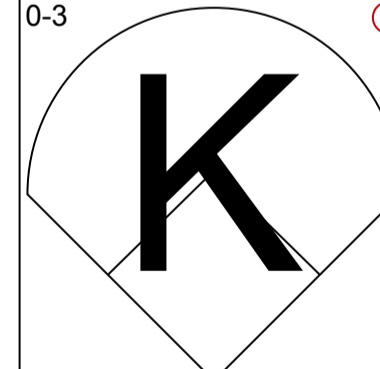
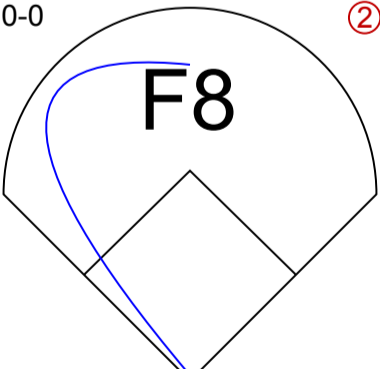
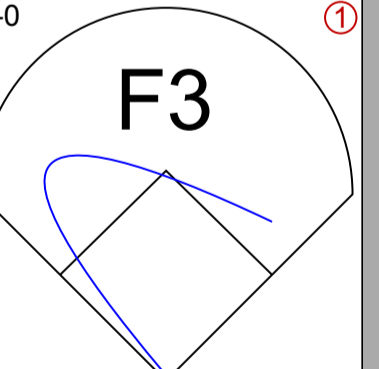
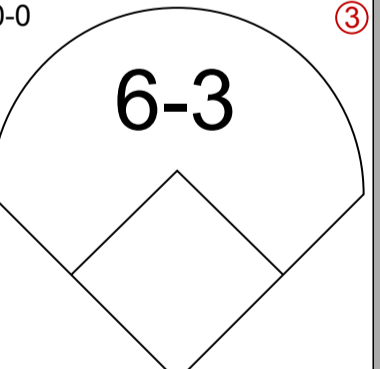
Batter	1	2	3	4	5	6	7	8	9	AB	R	H	RBI	BB	SO	LOB
Rudy Law, L (1, 8) OBP: 0.318, SLG: 0.347 Roy Smalley, S (9, PH) OBP: 0.285, SLG: 0.365	0-0 F6		0-3 K		0-0 1B SF8 1B	0-3 K			0-0 F4	4	1	1	0	0	2	1
Carlton Fisk, R (1, 2) OBP: 0.303, SLG: 0.471	0-0 FC3-6 1B		0-0 F5		0-0 SF8					3	0	2	1	0	0	1
Harold Baines, L (1, 9) OBP: 0.357, SLG: 0.536	0-0 FC3-6 WP 1-2f				0-0 1B 3B	0-0 E 1B			0-0 G6-4-3 1B 1-2f	4	1	2	0	0	0	2
Greg Luzinski, R (1, 10) OBP: 0.340, SLG: 0.376	0-0 F3				0-0 F4	0-0 E 1B			0-0 F4	4	0	1	1	0	0	2
Tom Paciorek, R (1, 3) OBP: 0.316, SLG: 0.352		0-3 K			0-0 1B 1-3 1B	0-0 F5			0-0 F8	4	0	1	1	0	1	2
Ron Kittle, R (1, 7) OBP: 0.297, SLG: 0.454		0-0 F7			0-0 1-3	0-0 E5			0-0 F3	4	0	0	0	0	0	3
Vance Law, R (1, 5) OBP: 0.300, SLG: 0.409		0-0 F5			0-0 2-3 1B	0-0 5-3			0-0 F8	4	0	1	0	0	0	3
Jerry Dybzinski, R (1, 6) OBP: 0.330, SLG: 0.313 Jerry Hairston, S (9, PH) OBP: 0.407, SLG: 0.481			0-0 F3		0-0 5-3				0-0 F3	3	0	0	0	0	0	2
Julio Cruz, S (1, 4) OBP: 0.266, SLG: 0.290			0-0			0-0 F7			0-0 F3	1	0	0	0	0	0	0
			0-0		0-0 1B SF8 2B	0-0 F8			0-3 K	4	1	2	0	0	1	0

<b>Inning Stats</b>	R: 0 E: 1 K: 0 S: 4	H: 1 LOB: 1 BB: 0 P: 4	R: 0 E: 0 K: 1 S: 5	H: 0 LOB: 0 BB: 0 P: 5	R: 0 E: 0 K: 1 S: 6	H: 1 LOB: 1 BB: 0 P: 6	R: 1 E: 0 K: 0 S: 6	H: 3 LOB: 2 BB: 0 P: 6	R: 2 E: 1 K: 0 S: 8	H: 4 LOB: 3 BB: 0 P: 8	R: 0 E: 0 K: 1 S: 5	H: 0 LOB: 0 BB: 0 P: 5	R: 0 E: 0 K: 0 S: 3	H: 1 LOB: 0 BB: 0 P: 3	R: 0 E: 0 K: 0 S: 3	H: 0 LOB: 0 BB: 0 P: 3	R: 0 E: 0 K: 1 S: 5	H: 0 LOB: 0 BB: 0 P: 5	1B: 8 2B: 1 3B: 1 HR: 0	SF: 1 SAC: 0 DP: 1 HBP: 0	WP: 1 PB: 0 SB: 0 CS: 0	PA: 37						
<b>PITCHER</b> Frank Tanana, L (1, 1) ERA: 3.05	IP 9.0	WLS W	BF 37	H 10	R 3	ER 3	SO 4	BB 0	IBB 0	HBP 0	BLK 0	WP 1	HR 0	S 45	P 45	ERA 3.00	WHIP 1.111											
											<b>PITCHER</b>	IP	WLS	BF	H	R	ER	SO	BB	IBB	HBP	BLK	WP	HR	S	P	ERA	WHIP

**TEXAS RANGERS @ CHICAGO WHITE SOX**  
 Comiskey Park, Chicago, IL  
 Tue Aug 14 1984, 8:05 PM EDT  
 Att. 31,318 - Unknown

<b>AB</b>	<b>36</b>
<b>R</b>	<b>3</b>
<b>H</b>	<b>10</b>
<b>RBI</b>	<b>3</b>
<b>BB</b>	<b>0</b>
<b>SO</b>	<b>4</b>
<b>LOB</b>	<b>16</b>



Batter	1	2	3	4	5	6	7	8	9	10	AB R H RBI BB SO LOB	TOP												
Bill Sample, R OBP: 0.287, SLG: 0.325 (1, 7) 	4-0 		X 0-0 	X 0-0 6-3 		X 0-0 		X 0-0 			4 2 1 0 1 0 0													
Gary Ward, R OBP: 0.319, SLG: 0.391 (1, 8) 	0-0 		B 4-0 		X 0-0 	X 0-0 6-3 		X 0-0 			4 2 2 0 1 0 0													
Buddy Bell, R OBP: 0.371, SLG: 0.419 (1, 5) 	0-0 4-3 		X 0-0 		X 0-0 1-3 	X 0-0 		X 0-0 			5 0 1 2 0 0 2													
Larry Parrish, R OBP: 0.343, SLG: 0.496 (1, 9) 	0-0 		S 0-3 		B 4-0 	S 0-3 			X 0-0 		4 2 1 1 1 2 3													
Pete O'Brien, L OBP: 0.357, SLG: 0.465 (1, 3) 	0-0 4-3 		4-0 		4-0 	X 0-0 			X 0-0 		3 0 0 0 2 0 1													
George Wright, S OBP: 0.265, SLG: 0.350 (1, 10) 		X 0-0 4-3 	X 0-0 		X 0-0 			X 0-0 		X 0-0 		5 0 4 2 0 0 0												
Jeff Kunkel, R OBP: 0.183, SLG: 0.250 (1, 6) 		X 0-0 	X 0-0 		X 0-0 			X 0-0 		X 0-0 		3 0 0 1 0 0 4												
Donnie Scott, S OBP: 0.283, SLG: 0.282 Mickey Rivers, L OBP: 0.308, SLG: 0.365 Ned Yost, R OBP: 0.176, SLG: 0.238 (1, 2) (8, PH) (8, 2)		B 4-0 	S 0-3 		X 0-0 			X 0-0 		X 0-0 		2 0 0 0 1 1 2 1 0 0 0 0 0 1 1 0 0 0 0 0 1												
Curtis Wilkerson, S OBP: 0.282, SLG: 0.274 (1, 4) 		S 0-3 		X 0-0 		X 0-0 		X 0-0 			4 0 0 0 0 1 2													
<b>Inning Stats</b>	R: 1 E: 0 K: 0 S: 4	H: 1 LOB: 1 BB: 1 P: 8	R: 0 E: 0 K: 1 S: 5	H: 0 LOB: 1 BB: 1 P: 9	R: 2 E: 0 K: 1 S: 7	H: 3 LOB: 2 BB: 2 P: 15	R: 0 E: 0 K: 1 S: 5	H: 0 LOB: 0 BB: 0 P: 5	R: 2 E: 0 K: 0 S: 5	H: 2 LOB: 2 BB: 2 P: 13	R: 0 E: 0 K: 1 S: 3	H: 0 LOB: 0 BB: 0 P: 3	R: 0 E: 0 K: 1 S: 5	H: 0 LOB: 0 BB: 0 P: 5	R: 0 E: 0 K: 0 S: 4	H: 1 LOB: 1 BB: 0 P: 4	R: 0 E: 0 K: 0 S: 3	H: 0 LOB: 0 BB: 0 P: 3	R: 1 E: 0 K: 0 S: 5	H: 2 LOB: 1 BB: 0 P: 5	1B: 6 2B: 2 3B: 0 HR: 1	SF: 1 SAC: 1 DP: 1 HBP: 0	WP: 1 PB: 0 SB: 1 CS: 0	PA: 44
<b>PITCHER</b> Richard Dotson, R ERA: 3.59 (1, 1)	IP 10.0 WLS L BF 44 H 9 R 6 ER 6 SO 4 BB 4 IBB 2 HBP 0 BLK 0 WP 1 HR 1 S 46 P 70 ERA 5.40 WHIP 1.300											<b>PITCHER</b> IP WLS BF H R ER SO BB IBB HBP BLK WP HR S P ERA WHIP												

Texas Rangers @ Chicago White Sox  
Comiskey Park, Chicago, IL  
Wed Aug 15 1984, 8:05 PM EDT  
Att. 28,982 - Unknown

livebaseballscorecards.com

AB 36  
R 6  
H 9  
RBI 6  
BB 6  
SO 4  
LOB 16





Batter	1	2	3	4	5	6	7	8	9	10	AB R H RBI BB SO LOB
Rudy Law, L OBP: 0.319, SLG: 0.346 (1, 8)	0-0 FC5-4 1B		0-0 4-3		1-0 HBP		0-0 6-3		0-0 G6-3 1-2f		4 0 1 0 0 0 1
Carlton Fisk, R OBP: 0.305, SLG: 0.481 (1, 2)	0-0 FC5-4 1-2f HR		0-0 HR		0-0 5-3		0-0 4-3			0-0 5-3 1B 1B	5 2 2 1 0 0 2
Harold Baines, L OBP: 0.364, SLG: 0.552 (1, 9)	0-0 1-H HR		4-0 BB			0-0 HR 3B		0-0 1B 1B		0-0 1-2 5-3 1B	4 2 4 2 1 0 0
Greg Walker, L OBP: 0.310, SLG: 0.495 (1, 10)	0-3 K		0-3 K			0-0 HR		0-0 F9		0-0 F8	5 1 1 2 0 2 4
Jerry Hairston, S OBP: 0.407, SLG: 0.473 (1, 7)	1-0 CS HBP				0-0 F8		0-0 4-3		0-0 1-2 FC6-4 1B	0-0 5-3	4 0 1 0 0 0 2
Roy Smalley, S OBP: 0.281, SLG: 0.360 (1, 5)	0-0 CS	0-0 4-3			0-0 F9		0-0 F3		0-3 K	0-0 F9	4 0 0 0 0 1 2 0 0 0 0 0 0 0 1 0 0 0 0 0 2
Julio Cruz, S OBP: 0.266, SLG: 0.290 (9, 4)											
Mike Squires, L OBP: 0.231, SLG: 0.192 (10, PH)	1-2										
Tom Paciorek, R OBP: 0.315, SLG: 0.348 (1, 3)					0-3 K		4-0 BB		0-0 FC6-4 1-2f		3 0 0 0 1 1 2
Vance Law, R OBP: 0.297, SLG: 0.404 (1, 4) (9, 5)		0-0 6-3			0-0 1-3		0-0 F9		0-3 K		4 0 0 0 0 1 1
Jerry Dybzinski, R OBP: 0.322, SLG: 0.304 (1, 6)			0-0 1-3		0-0 F8		0-0 6-3		0-0 E5 G6-3		3 0 0 0 0 0 0 1 0 0 0 0 0 0 0 0 0 0 0 0 0
Greg Luzinski, R OBP: 0.339, SLG: 0.375 (9, PH)											
Scott Fletcher, R OBP: 0.328, SLG: 0.302 (9, PR) (10, 6)											

BOTTOM	
<b>Texas Rangers @ Chicago White Sox</b> Comiskey Park, Chicago, IL Wed Aug 15 1984, 8:05 PM EDT Att: 28,982 - Unknown	
<b>AB 38</b>	
<b>R 5</b>	
<b>H 9</b>	
<b>RBI 5</b>	
<b>BB 2</b>	
<b>SO 5</b>	
<b>LOB 16</b>	
	
<b>WP: 0 PA: 43</b>	
<b>PB: 0</b>	
<b>SB: 0</b>	
<b>CS: 1</b>	

Inning Stats	R: 2	H: 2	E: 0	K: 1	S: 6	P: 7	R: 0	H: 0	E: 0	K: 0	S: 3	P: 3	R: 1	H: 1	E: 0	K: 1	S: 6	P: 10	R: 0	H: 0	E: 0	K: 1	S: 5	P: 5	R: 0	H: 0	E: 0	K: 0	S: 3	P: 4	R: 2	H: 2	E: 0	K: 0	S: 5	P: 9	R: 0	H: 0	E: 0	K: 0	S: 3	P: 3	R: 0	H: 2	E: 0	K: 1	S: 7	P: 7	R: 0	H: 0	E: 1	K: 1	S: 5	P: 5	R: 0	H: 2	E: 0	K: 0	S: 5	P: 5	1B: 5	SF: 0	2B: 0	SAC: 0	3B: 1	DP: 1	HR: 3	HBP: 2	WP: 0	PA: 43
<b>PITCHER</b>																																																																						
Charlie Hough, R ERA: 3.6 (1, 1)	IP: 9.0	WLS: W	BF: 39	H: 9	R: 5	ER: 5	SO: 5	BB: 2	IBB: 0	HBP: 2	BLK: 0	WP: 0	HR: 3	S: 45	P: 55	ERA: 5.00	WHIP: 1.222																																																					
Dave Schmidt, R ERA: 2.04 (10, 1)	IP: 1.0	WLS: S	BF: 3	H: 0	R: 0	ER: 0	SO: 0	BB: 0	IBB: 0	HBP: 0	BLK: 0	WP: 0	HR: 0	S: 3	P: 3	ERA: 0.00	WHIP: 0.000																																																					

Batter	1	2	3	4	5	6	7	8	9	AB R H RBI BB SO LOB	TOP		
Willie Wilson, S (1, 8) OBP: 0.357, SLG: 0.375	0-0 4-3		0-0 6-3		0-0 1B	0-0 1B			0-3 K	5 1 2 0 0 1 0			
Lynn Jones, R (1, 9) OBP: 0.333, SLG: 0.357	0-0 1B 1B 1B		0-0 1B		0-0 1B	0-0 5-3			0-3 K	5 0 3 1 0 1 1			
George Brett, L (1, 5) OBP: 0.345, SLG: 0.467 Greg Pryor, R (9, 5) OBP: 0.292, SLG: 0.362	0-0 1B 1B		0-0 4-3		0-3 K		0-0 F8			4 0 1 0 0 1 2 0 0 0 0 0 0 0			
Hal McRae, R (1, 10) OBP: 0.358, SLG: 0.380	0-0 1B			0-0 6-3		0-0 2B 4-3 HR 1B		0-3 K		4 1 2 0 0 1 0			
Darryl Motley, R (1, 7) OBP: 0.332, SLG: 0.442	0-0 G5-4-3			0-0 6-3		0-0 4-3		0-3 K		4 0 0 0 0 1 4			
Frank White, R (1, 4) OBP: 0.309, SLG: 0.434		0-0 F7		0-3 K		0-0 2B HR 2B		0-0 F8		4 1 1 0 0 1 0			
Steve Balboni, R (1, 3) OBP: 0.321, SLG: 0.483 John Wathan, R (8, 3) OBP: 0.294, SLG: 0.286		0-3 K			0-0 HR	4-0 HR IBB		0-0 F8		3 2 1 1 1 1 0 0 0 0 0 0 0 0			
Don Slaught, R (1, 2) OBP: 0.318, SLG: 0.410		0-0 5-3			0-0 6-3	0-0 1B HR		0-0 6-3		4 1 1 4 0 0 0			
Buddy Biancalana, S (1, 6) OBP: 0.209, SLG: 0.273			0-3 K		0-0 F7	0-0 6-3			0-3 K	4 0 0 0 0 2 0			
<b>Inning Stats</b>	R: 0 H: 3 E: 0 LOB: 2 K: 0 BB: 0 S: 5 P: 5	R: 0 H: 0 E: 0 LOB: 0 K: 1 BB: 0 S: 5 P: 5	R: 0 H: 1 E: 0 LOB: 1 K: 1 BB: 0 S: 6 P: 6	R: 0 H: 0 E: 0 LOB: 0 K: 1 BB: 0 S: 5 P: 5	R: 2 H: 3 E: 0 LOB: 1 K: 1 BB: 0 S: 8 P: 8	R: 4 H: 4 E: 0 LOB: 1 K: 0 BB: 1 S: 7 P: 11	R: 0 H: 0 E: 0 LOB: 0 K: 2 BB: 0 S: 7 P: 7	R: 0 H: 0 E: 0 LOB: 0 K: 0 BB: 0 S: 3 P: 3	R: 0 H: 0 E: 0 LOB: 0 K: 3 BB: 0 S: 9 P: 9	1B: 8 SF: 0 2B: 1 SAC: 0 3B: 0 DP: 1 HR: 2 HBP: 0	WP: 0 PA: 38 PB: 0 SB: 1 CS: 0		
<b>PITCHER</b>	IP WLS BF H R ER SO BB IBB HBP BLK WP HR S P ERA WHIP											<b>PITCHER</b>	IP WLS BF H R ER SO BB IBB HBP BLK WP HR S P ERA WHIP
Mike Mason, L (1, 1) ERA: 3.0	6.0 L 29 11 6 6 4 0 0 0 0 0 0 2 36 40 9.00 1.833												
Dave Stewart, R (7, 1) ERA: 5.51	2.0 6 0 0 0 2 0 0 0 0 0 0 0 10 10 0.00 0.000												
Tom Henke, R (9, 1) ERA: 6.55	1.0 3 0 0 0 3 0 0 0 0 0 0 0 9 9 0.00 0.000												

**Kansas City Royals @ Texas Rangers**  
 Arlington Stadium, Arlington, TX  
 Thu Aug 16 1984, 8:05 PM EDT  
 Att. 9,521 - Unknown

[livebaseballscorecards.com](http://livebaseballscorecards.com)

**AB** 37  
**R** 6  
**H** 11  
**RBI** 6  
**BB** 1  
**SO** 9  
**LOB** 7



Batter	1	2	3	4	5	6	7	8	9	AB	R	H	RBI	BB	SO	LOB
Bill Sample, R (1, 7) OBP: 0.292, SLG: 0.330	0-0 F9			0-0 1B		0-0 1B		0-0 1B		4	2	3	0	0	0	0
Gary Ward, R (1, 8) OBP: 0.316, SLG: 0.388	0-3 K			0-0 1B		0-0 1B		0-0 1B		4	0	0	1	0	1	3
Buddy Bell, R (1, 5) OBP: 0.372, SLG: 0.420	0-3 K			0-0 1B		0-0 1B		0-0 1B		4	0	2	2	0	1	1
Larry Parrish, R (1, 9) OBP: 0.340, SLG: 0.491		0-0 1-3		0-0 1B		0-0 1B			0-0 4-3	4	0	0	0	0	0	2
Pete O'Brien, L (1, 3) OBP: 0.357, SLG: 0.463		0-0 F8			0-0 F8				0-0 G1	4	0	1	0	0	0	0
George Wright, S (1, 10) OBP: 0.260, SLG: 0.343		0-0 5-3			0-0 6-3			0-0 FC4-6	0-0 F9	4	0	0	0	0	0	1
Donnie Scott, S (1, 2) OBP: 0.279, SLG: 0.277			0-0 4-3		0-0 4-3			0-0 F8		3	0	0	0	0	0	1
Jeff Kunkel, R (1, 6) OBP: 0.178, SLG: 0.243			0-0 5-3			0-3 K		0-0 F8		2	0	0	0	0	1	0
Bob Jones, L (7, PH) OBP: 0.315, SLG: 0.384										1	0	0	0	0	0	1
Wayne Tolleson, S (8, 4) OBP: 0.287, SLG: 0.265										0	0	0	0	0	0	0
Curtis Wilkerson, S (1, 4) OBP: 0.283, SLG: 0.272			0-0 4-3			4-0 1B		0-0 F7		2	1	0	0	1	0	0

Inning Stats	R: 0	H: 0	E: 0	LOB: 0	K: 2	BB: 0	S: 7	R: 0	H: 0	E: 0	LOB: 0	K: 0	BB: 0	S: 3	R: 0	H: 0	E: 0	LOB: 0	K: 0	BB: 0	S: 3	R: 1	H: 2	E: 0	LOB: 0	K: 0	BB: 0	S: 4	R: 0	H: 0	E: 0	LOB: 0	K: 0	BB: 0	S: 3	R: 2	H: 2	E: 1	LOB: 1	K: 1	BB: 1	S: 7	R: 0	H: 1	E: 0	LOB: 1	K: 0	BB: 0	S: 4	R: 0	H: 1	E: 0	LOB: 1	K: 0	BB: 0	S: 4	R: 0	H: 0	E: 0	LOB: 0	K: 0	BB: 0	S: 3	1B: 6	SF: 0	2B: 0	SAC: 0	3B: 0	DP: 1	HR: 0	HBP: 0	WP: 0	PA: 33
--------------	------	------	------	--------	------	-------	------	------	------	------	--------	------	-------	------	------	------	------	--------	------	-------	------	------	------	------	--------	------	-------	------	------	------	------	--------	------	-------	------	------	------	------	--------	------	-------	------	------	------	------	--------	------	-------	------	------	------	------	--------	------	-------	------	------	------	------	--------	------	-------	------	-------	-------	-------	--------	-------	-------	-------	--------	-------	--------

PITCHER	IP	WLS	BF	H	R	ER	SO	BB	IBB	HBP	BLK	WP	HR	S	P	ERA	WHIP
Charlie Leibrandt, L (1, 1) ERA: 3.28	6.0	W	23	5	3	3	3	1	0	0	0	0	0	28	32	4.50	1.000
Mark Huismann, R (7, 1) ERA: 5.12	1.0		3	0	0	0	0	0	0	0	0	0	0	3	3	0.00	0.000
Dan Quisenberry, R (8, 1) ERA: 2.6	2.0	S	7	1	0	0	0	0	0	0	0	0	0	7	7	0.00	0.500

**BOTTOM**

**Kansas City Royals @ Texas Rangers**  
Arlington Stadium, Arlington, TX

Thu Aug 16 1984, 8:05 PM EDT  
Att. 9,521 - Unknown

AB	32
R	3
H	6
RBI	3
BB	1
SO	3
LOB	9



PITCHER	IP	WLS	BF	H	R	ER	SO	BB	IBB	HBP	BLK	WP	HR	S	P	ERA	WHIP
---------	----	-----	----	---	---	----	----	----	-----	-----	-----	----	----	---	---	-----	------



BOTTOM

Kansas City Royals @ Texas Rangers  
Arlington Stadium, Arlington, TX  
Fri Aug 17 1984, 8:05 PM EDT  
Att. 17,799 - Unknown

livebaseballscorecards.com

AB	38
R	8
H	14
RBI	8
BB	2
SO	4
LOB	17



WP:	0	PA:	42
PB:	0	SB:	1
CS:	1		

AB R H RBI BB SO LOB

5	2	2	0	0	0	0
4	2	3	0	1	1	0
5	1	2	1	0	1	3
4	1	2	2	0	0	2
5	1	2	3	0	0	3
4	0	1	1	0	2	2
3	0	1	0	1	0	1
0	0	0	0	0	0	0
3	1	1	1	0	0	4
1	0	0	0	0	0	1
0	0	0	0	0	0	0
4	0	0	0	0	0	1
1B:	9	SF:	1			
2B:	3	SAC:	0			
3B:	0	DP:	0			
HR:	2	HBP:	0			

Batter	1	2	3	4	5	6	7	8	9
Bill Sample, R (1, 7) OBP: 0.293, SLG: 0.331	0-0 E 1B 4-3 1B	0-0 F4		0-0 F9			0-0 5-3		0-0 1B SF8 1B
Gary Ward, R (1, 8) OBP: 0.321, SLG: 0.391	0-0 E7 1B 4-3 1B	0-3 K		0-0 CS 1B			4-0 1B BB		0-0 1-3 HR 1B
Buddy Bell, R (1, 5) OBP: 0.372, SLG: 0.422	0-0 4-3		0-0 2B 2B	0-0 CS 1-2	0-3 K		0-0 1-2 1B		0-0 F4
Larry Parrish, R (1, 9) OBP: 0.341, SLG: 0.494	0-0 BB 1B 2-3 1B		0-0 F8 2B 2B		0-0 L3		0-0 F9		0-0 SF8
Pete O'Brien, L (1, 3) OBP: 0.357, SLG: 0.470	0-0 BB 1B 1-2 3-H 1B		0-0 F8		0-0 4-3		0-0 F6		0-0 3-H 1-H HR
George Wright, S (1, 10) OBP: 0.260, SLG: 0.346	0-3 K		0-0 F8 2B 3-H		0-3 K		0-0 F8		
Donnie Scott, S (1, 2) OBP: 0.283, SLG: 0.278	4-0 1B 2-3 BB		0-0 F8		0-0 4-3		0-0 1B		
Wayne Tolleson, S (8, PR) OBP: 0.287, SLG: 0.265			0-0 F8		0-0 4-3		0-0 F9		
Jeff Kunkel, R (1, 6) OBP: 0.184, SLG: 0.288	0-0 F5		0-0 F9		0-0 HR		0-0 F9		
Mickey Rivers, L (8, PH) OBP: 0.307, SLG: 0.363									
Ned Yost, R (9, 2) OBP: 0.176, SLG: 0.238									
Curtis Wilkerson, S (1, 4) OBP: 0.280, SLG: 0.269		0-0 F7		0-0 4-3		0-0 4-3		0-0 4-3	

Inning Stats	R: 2	H: 4	LOB: 3	K: 1	P: 13	R: 0	H: 0	LOB: 0	K: 1	P: 5	R: 0	H: 3	LOB: 1	K: 0	P: 6	R: 0	H: 1	LOB: 0	K: 0	P: 3	R: 0	H: 0	LOB: 0	K: 1	P: 5	R: 1	H: 1	LOB: 0	K: 1	P: 6	R: 0	H: 1	LOB: 2	K: 0	P: 8	R: 0	H: 1	LOB: 1	K: 0	P: 4	R: 3	H: 3	LOB: 0	K: 0	P: 5	1B: 9	SF: 1	2B: 3	SAC: 0	3B: 0	DP: 0	HR: 2	HBP: 0	WP: 0	PA: 42
--------------	------	------	--------	------	-------	------	------	--------	------	------	------	------	--------	------	------	------	------	--------	------	------	------	------	--------	------	------	------	------	--------	------	------	------	------	--------	------	------	------	------	--------	------	------	------	------	--------	------	------	-------	-------	-------	--------	-------	-------	-------	--------	-------	--------

PITCHER	IP	WLS	BF	H	R	ER	SO	BB	IBB	HBP	BLK	WP	HR	S	P	ERA	WHIP
Bret Saberhagen, R (1, 1) ERA: 3.54	2.1		15	7	4	4	2	1	0	0	0	0	0	18	22	15.43	3.429
Frank Wills, R (3, 1) ERA: 5.4	4.2		17	3	1	1	2	1	0	0	0	0	1	20	24	1.93	0.857
Dan Quisenberry, R (8, 1) ERA: 2.84	1.2	L	9	4	3	3	0	0	0	0	0	0	1	9	9	16.20	2.400

Batter	1	2	3	4	5	6	7	8	9	AB R H RBI BB SO LOB	TOP	
Willie Wilson, S (1, 8) OBP: 0.355, SLG: 0.374	4-0 1B BB		0-0 5-3		0-0 F7		0-0 F8		0-3 K	4 0 0 0 1 1 3		
Pat Sheridan, L (1, 9) OBP: 0.339, SLG: 0.413	0-0 F8		0-0 1B		0-0 E4 WP			0-3 K	4-0 BB BB BB BB	4 0 1 1 1 1 2		
George Brett, L (1, 5) OBP: 0.341, SLG: 0.463	0-0 1-2 1B		0-3 K		0-0 SF8			0-0 F9	0-0 1-3	4 0 1 1 0 1 2 0 0 0 0 0 0 0		
Greg Pryor, R (9, 5) OBP: 0.295, SLG: 0.363					1-2 2-H							
Jorge Orta, L (1, 10) OBP: 0.331, SLG: 0.445	0-0 F7			0-0 3-1	0-3 K			0-0 1B		4 0 1 0 0 1 3		
Darryl Motley, R (1, 7) OBP: 0.328, SLG: 0.438	0-0 F2			0-3 K		0-3 K		0-0 F8		4 0 0 0 0 2 3		
Steve Balboni, R (1, 3) OBP: 0.322, SLG: 0.475		0-3 K		4-0 BB		0-3 K			4-0 1B 6-3 BB	2 0 0 0 2 2 0 0 1 0 0 0 0 0		
John Wathan, R (9, PR) OBP: 0.294, SLG: 0.286												
Frank White, R (1, 4) OBP: 0.308, SLG: 0.432		0-0 4-3		0-3 K		0-3 K			0-0 1-3 HR 1B	4 1 1 0 0 2 1	AB 34 R 5 H 7 RBI 5 BB 4 SO 13 LOB 15	
Don Slaught, R (1, 2) OBP: 0.318, SLG: 0.411		0-3 K			0-0 1B E 2B		0-3 K2-3		0-0 6-3	4 1 1 1 0 2 1		
Buddy Biancalana, S (1, 6) OBP: 0.213, SLG: 0.311			0-0 4-3		0-0 WP E SF8 1B		0-3 K		0-0 2-H HR	4 2 2 2 0 1 0		
<b>Inning Stats</b>	R: 0 H: 1 E: 0 LOB: 2 K: 0 BB: 1 S: 4 P: 8	R: 0 H: 0 E: 0 LOB: 0 K: 2 BB: 0 S: 7 P: 7	R: 0 H: 1 E: 0 LOB: 1 K: 1 BB: 0 S: 6 P: 6	R: 0 H: 0 E: 0 LOB: 1 K: 2 BB: 1 S: 7 P: 11	R: 2 H: 2 E: 1 LOB: 1 K: 1 BB: 0 S: 8 P: 8	R: 0 H: 0 E: 0 LOB: 0 K: 3 BB: 0 S: 9 P: 9	R: 0 H: 0 E: 0 LOB: 0 K: 2 BB: 0 S: 7 P: 7	R: 0 H: 1 E: 0 LOB: 1 K: 1 BB: 0 S: 6 P: 6	R: 3 H: 2 E: 0 LOB: 1 K: 1 BB: 2 S: 7 P: 15	1B: 5 SF: 1 2B: 1 SAC: 0 3B: 0 DP: 0 HR: 1 HBP: 0	WP: 1 PA: 39 PB: 0 SB: 0 CS: 0	
<b>PITCHER</b>	IP WLS BF H R ER SO BB IBB HBP BLK WP HR S P ERA WHIP											
Danny Darwin, R (1, 1) ERA: 4.28	4.0 L 18 4 2 1 5 2 0 0 0 0 0 0 26 34 2.25 1.500											
Dave Stewart, R (5, 1) ERA: 5.51	5.0 21 3 3 3 8 2 0 0 0 1 1 35 43 5.40 1.000											

**Kansas City Royals @ Texas Rangers**  
Arlington Stadium, Arlington, TX  
Sat Aug 18 1984, 8:05 PM EDT  
Att: 23,351 - Unknown

livebaseballscorecards.com



Batter	1	2	3	4	5	6	7	8	9	AB	R	H	RBI	BB	SO	LOB
Bill Sample, R (1, 7) OBP: 0.289, SLG: 0.326	0-0 6-3		0-0 F8		0-0 5-3			0-0 F7	0-0 F7	5	0	0	0	0	0	1
Gary Ward, R (1, 8) OBP: 0.318, SLG: 0.387	0-0 F9		0-0 F9		0-3 K			0-0 F9		4	0	0	0	0	1	0
Buddy Bell, R (1, 5) OBP: 0.371, SLG: 0.423	0-0 F8		0-0 2B			0-0 5-3		0-0 6-3		4	0	1	0	0	0	0
Larry Parrish, R (1, 9) OBP: 0.342, SLG: 0.496		0-0 CI 1B FC5-2 1B	0-3 K			0-0 F5			0-0 2B 2B	4	1	2	0	0	1	1
Pete O'Brien, L (1, 3) OBP: 0.358, SLG: 0.472		0-0 FC5-2 CI 1-2 1B		0-0 4-3		0-0 F5			0-0 2B 2B	4	1	2	1	0	0	0
George Wright, S (1, 10) OBP: 0.265, SLG: 0.363		0-1 CI FC5-2 1-2 2-3		0-0 FC1-6 1B			0-0 HR		0-0 F6	3	1	2	1	0	0	1
Ned Yost, R (1, 2) OBP: 0.173, SLG: 0.232		0-3 K		0-0 FC1-6 1-2f			0-0 F9		0-0 F7	4	0	0	0	0	1	5
Jeff Kunkel, R (1, 6) OBP: 0.188, SLG: 0.299		0-0 FC5-2 1-2 2-3 3-Hf		0-0 1-3			0-3 K		0-0 1B 2B	4	1	1	1	0	1	4
Wayne Tolleson, S (1, 4) OBP: 0.285, SLG: 0.263		0-0 F1			0-0 5-3			0-3 K	0-0 1B 2B	2	0	0	0	0	0	3
Alan Bannister, R (7, PH) OBP: 0.365, SLG: 0.380										1	0	0	0	0	1	0
Bob Jones, L (9, PH) OBP: 0.321, SLG: 0.390										1	0	1	1	0	0	0
Curtis Wilkerson, S (9, PR) OBP: 0.280, SLG: 0.269										0	0	0	0	0	0	0

Inning Stats	R: 0	H: 0	E: 0	K: 0	S: 3	R: 0	H: 2	E: 1	K: 1	S: 8	R: 0	H: 1	E: 0	K: 1	S: 6	R: 0	H: 1	E: 0	K: 0	S: 4	R: 0	H: 0	E: 0	K: 1	S: 5	R: 0	H: 0	E: 0	K: 0	S: 3	R: 1	H: 1	E: 0	K: 2	S: 8	R: 0	H: 0	E: 0	K: 0	S: 3	R: 0	H: 0	E: 0	K: 0	S: 3	R: 3	H: 4	E: 0	K: 0	S: 7	1B: 4	SF: 0	2B: 4	SAC: 0	3B: 0	DP: 0	HR: 1	HBP: 0	WP: 0	PA: 37
PITCHER	IP	WLS	BF	H	R	ER	SO	BB	IBB	HBP	BLK	WP	HR	S	P	ERA	WHIP																																											
Bud Black, L (1, 1) ERA: 3.5	8.2	W	35	8	4	4	5	0	0	0	0	0	1	45	45	4.15	0.923																																											
Mark Huismann, R (9, 1) ERA: 5.08	0.1	S	2	1	0	0	0	0	0	0	0	0	0	2	2	0.00	3.000																																											

BOTTOM

Kansas City Royals @ Texas Rangers  
Arlington Stadium, Arlington, TX  
Sat Aug 18 1984, 8:05 PM EDT  
Att. 23,351 - Unknown

livebaseballscorecards.com

AB	36
R	4
H	9
RBI	4
BB	0
SO	5
LOB	15



Batter	1	2	3	4	5	6	7	8	9	AB R H RBI BB SO LOB	TOP									
Willie Wilson, S (1, 8) OBP: 0.353, SLG: 0.372	0-0 F8		0-0 1-3			0-0 F9	0-0 1B		0-0 G4-3	5 0 1 0 0 0 2										
Lynn Jones, R (1, 9) OBP: 0.327, SLG: 0.348	0-0 F8		0-0 6-3			0-0 F8	0-0 1B			4 0 1 0 0 0 1										
George Brett, L (1, 5) OBP: 0.342, SLG: 0.464	0-0 1B			0-0 F8		0-0 1B	0-0 F9			4 0 2 0 0 0 2										
Hal McRae, R (1, 10) OBP: 0.360, SLG: 0.382	0-0 1B			0-0 F9		0-0 4-3		0-0 1B		4 0 2 0 0 0 2										
Darryl Motley, R (1, 7) OBP: 0.328, SLG: 0.444	0-0 G1			0-0 6-3			0-0 HR	0-3 K		4 1 1 1 0 1 3										
Frank White, R (1, 4) OBP: 0.307, SLG: 0.439		0-0 5-3			0-0 F5		0-0 HR	0-0 G1-6-3		4 1 1 1 0 0 1										
Steve Balboni, R (1, 3) OBP: 0.323, SLG: 0.494		0-3 K			0-0 5-3		0-0 HR		0-0 HR	4 2 2 2 0 1 0										
Don Slaught, R (1, 2) OBP: 0.314, SLG: 0.405		0-0 6-3			0-0 6-3		0-0 5-3		0-0 6-3	4 0 0 0 0 0 0										
Buddy Biancalana, S (1, 6) OBP: 0.218, SLG: 0.312 Jorge Orta, L (9, PH) OBP: 0.333, SLG: 0.447			0-0 1-3			0-0 1B	0-0 F4		0-0 1B	3 0 1 0 0 0 0 1 0 1 0 0 0 0										
<b>Inning Stats</b>	R: 0 E: 0 K: 0 S: 5	H: 2 LOB: 2 BB: 0 P: 5	R: 0 E: 0 K: 1 S: 5	H: 0 LOB: 0 BB: 0 P: 5	R: 0 E: 0 K: 0 S: 3	H: 0 LOB: 0 BB: 0 P: 3	R: 0 E: 0 K: 0 S: 3	H: 0 LOB: 0 BB: 0 P: 3	R: 0 E: 0 K: 1 S: 5	H: 2 LOB: 2 BB: 0 P: 5	R: 3 E: 0 K: 0 S: 8	H: 5 LOB: 2 BB: 0 P: 8	R: 0 E: 0 K: 1 S: 5	H: 1 LOB: 0 BB: 0 P: 5	R: 1 E: 0 K: 0 S: 4	H: 2 LOB: 0 BB: 0 P: 4	1B: 8 2B: 0 3B: 0 HR: 4	SF: 0 SAC: 0 DP: 2 HBP: 0	WP: 0 PB: 0 SB: 0 CS: 0	PA: 37
<b>PITCHER</b>	IP WLS BF H R ER SO BB IBB HBP BLK WP HR S P ERA WHIP																			
Frank Tanana, L (1, 1) ERA: 3.09	6.2 W 29 9 3 3 1 0 0 0 0 0 3 31 31 4.05 1.350																			
Dave Schmidt, R (7, 1) ERA: 2.08	2.1 S 8 3 1 1 1 0 0 0 0 0 1 10 10 3.86 1.286																			

**Kansas City Royals @ Texas Rangers**  
 Arlington Stadium, Arlington, TX  
 Sun Aug 19 1984, 8:05 PM EDT  
 Att: 10,343 - Unknown

livebaseballscorecards.com

AB	37
R	4
H	12
RBI	4
BB	0
SO	2
LOB	11





Batter	1	2	3	4	5	6	7	8	9
Bill Sample, R (1, 7) OBP: 0.291, SLG: 0.330	0-0 1B		0-0 5-3	0-0 E5 BB		0-0 2B		0-0 1-3	
Gary Ward, R (1, 8) OBP: 0.321, SLG: 0.393	0-0 F8		0-0 3B	4-0 BB 1-2 2-3 BB		0-0 5-3		0-0 1B	
Buddy Bell, R (1, 5) OBP: 0.372, SLG: 0.423 Jeff Kunkel, R (4, 6) OBP: 0.181, SLG: 0.288	0-0 4-3 1B		0-0 5-3	0-3 K		0-0 6-3		0-0 F9	
Larry Parrish, R (1, 9) OBP: 0.341, SLG: 0.496	0-0 4-3 1-2f			0-0 F8 1B 2B	0-3 K	0-3 K			
Pete O'Brien, L (1, 3) OBP: 0.359, SLG: 0.471		0-3 K		0-0 F8 2-3	4-0 HR BB		0-0 1B		
George Wright, S (1, 10) OBP: 0.269, SLG: 0.375		0-0 F7		4-0 BB 1B BB	0-0 HR		0-3 K		
Alan Bannister, R (1, 4) OBP: 0.348, SLG: 0.360		0-0 F9		0-3 K	0-0 F7		0-0 F8		
Curtis Wilkerson, S (1, 6) OBP: 0.282, SLG: 0.270			0-0 F9	4-0 E 1B 1-2 BB BB	0-0 1B		0-3 K		
Ned Yost, R (1, 2) OBP: 0.179, SLG: 0.238			0-0 5-3 3B 1B	0-0 BB E 1B	0-3 K		0-0 F3		

Inning Stats	R: 0 E: 0 K: 0 S: 4	H: 2 LOB: 1 BB: 0 P: 4	R: 0 E: 0 K: 1 S: 5	H: 0 LOB: 0 BB: 0 P: 5	R: 1 E: 0 K: 0 S: 5	H: 2 LOB: 1 BB: 0 P: 5	R: 3 E: 1 K: 2 S: 10	H: 2 LOB: 3 BB: 3 P: 22	R: 2 E: 0 K: 2 S: 9	H: 2 LOB: 1 BB: 1 P: 13	R: 0 E: 0 K: 1 S: 6	H: 1 LOB: 1 BB: 0 P: 6	R: 0 E: 0 K: 2 S: 8	H: 1 LOB: 1 BB: 0 P: 8	R: 0 E: 0 K: 0 S: 4	H: 1 LOB: 1 BB: 0 P: 4
1B: 7 2B: 3 3B: 1 HR: 1	SF: 0 SAC: 0 DP: 1 HBP: 0	WP: 0 PB: 0 SB: 0 CS: 0														

PITCHER	IP	WLS	BF	H	R	ER	SO	BB	IBB	HBP	BLK	WP	HR	S	P	ERA	WHIP
Larry Gura, L (1, 1) ERA: 5.28	3.2	L	20	6	4	3	2	3	0	0	0	0	0	21	33	7.36	2.455
Mark Huisman, R (4, 1) ERA: 5.1	3.1		15	4	2	2	6	1	0	0	0	0	1	26	30	5.40	1.500
Mike Jones, L (8, 1) ERA: 5.16	1.0		4	1	0	0	0	0	0	0	0	0	0	4	4	0.00	1.000

AB R H RBI BB SO LOB

5	0	2	0	0	0	3
4	0	2	2	1	0	2
2	0	1	0	0	0	1
3	0	0	0	0	1	5
4	1	1	0	0	2	3
3	1	1	0	1	1	1
3	2	1	2	1	1	1
4	0	0	0	0	1	3
3	1	1	0	1	1	1
4	1	2	2	0	1	1

AB	35
R	6
H	11
RBI	6
BB	4
SO	8
LOB	21
WP: 0	PA: 39
PB: 0	
SB: 0	
CS: 0	

**Kansas City Royals @ Texas Rangers**  
Arlington Stadium, Arlington, TX  
Sun Aug 19 1984, 8:05 PM EDT  
Att. 10,343 - Unknown

livebaseballscorecards.com



Chicago White Sox @ Texas Rangers  
 Arlington Stadium, Arlington, TX  
 Mon Aug 20 1984, 8:05 PM EDT  
 Att. 8,653 - Unknown

livebaseballscorecards.com

AB	39
R	7
H	12
RBI	6
BB	3
SO	8
LOB	20



WP	1	PA	43
PB	0		
SB	4		
CS	0		

AB R H RBI BB SO LOB

4	1	1	0	1	1	2
5	1	1	0	0	1	5
3	1	2	1	2	0	3
5	1	1	3	0	1	4
0	0	0	0	0	0	0
5	0	0	0	0	1	1
4	0	0	0	0	3	1
5	1	1	0	0	0	2
4	1	3	0	0	0	1
4	1	3	2	0	1	1

Batter	1	2	3	4	5	6	7	8	9
Rudy Law, L (1, 8) OBP: 0.324, SLG: 0.353	0-0 6-3 S 1B		0-3 K	4-0 BB		0-0 G3		0-0 F7	
Carlton Fisk, R (1, 2) OBP: 0.298, SLG: 0.471	0-0 6-3 1-3		0-0 HR 2B	0-3 K		0-0 F7		0-0 F7	
Harold Baines, L (1, 9) OBP: 0.364, SLG: 0.556	0-0 3-H 1B		4-0 HR IBB	0-0 G1-2-3		0-0 1B		4-0 S IBB	
Greg Walker, L (1, 3) Mike Squires, L (8, 3) OBP: 0.313, SLG: 0.508 OBP: 0.241, SLG: 0.203	0-0 F9		0-0 1-H 2-H HR		0-0 F8	0-0 4-3		0-3 K	
Jerry Hairston, S (1, 10) OBP: 0.383, SLG: 0.427	0-0 F8		0-0 F6		0-3 K		0-0 E3 FC5-4	0-0 4-3	
Ron Kittle, R (1, 7) OBP: 0.297, SLG: 0.461		0-3 K	0-3 K		1-0 FC6-4 HBP		0-0 FC5-4 FC4 1-2f	0-3 K	
Vance Law, R (1, 5) OBP: 0.301, SLG: 0.409		0-0 F4		0-0 1B 2B 1B	0-0 FC6-4 1-2f		0-0 F8	0-0 F9	
Jerry Dybzinski, R (1, 6) OBP: 0.336, SLG: 0.321		0-0 1B		0-0 2B 1-3 G1-2-3 1B		0-0 E2 2B 1B	0-0 FC4 1-2f		
Julio Cruz, S (1, 4) OBP: 0.269, SLG: 0.297		0-3 K		0-0 1-3 3-H 2B		0-0 G3 WP 2B		0-0 S S 1B	

Inning Stats	R: 1	H: 2	E: 0	K: 0	S: 5	H: 1	LOB: 1	BB: 0	P: 5	R: 0	H: 1	E: 0	K: 2	S: 8	H: 2	LOB: 0	BB: 1	P: 8	R: 3	H: 2	E: 0	K: 2	S: 9	H: 3	LOB: 2	BB: 1	P: 11	R: 0	H: 0	E: 0	K: 1	S: 5	H: 3	LOB: 1	BB: 0	P: 6	R: 2	H: 3	E: 1	K: 0	S: 6	H: 1	LOB: 2	BB: 1	P: 10	R: 0	H: 1	E: 0	K: 1	S: 5	H: 0	LOB: 0	BB: 0	P: 5
1B: 8	SF: 0	2B: 3	SAC: 0	3B: 0	DP: 1	HR: 1	HBP: 1	WP: 1	PA: 43																																													

PITCHER	IP	WLS	BF	H	R	ER	SO	BB	IBB	HBP	BLK	WP	HR	S	P	ERA	WHIP
Charlie Hough, R (1, 1) ERA: 3.81	5.2	L	30	11	7	7	6	1	1	1	0	1	1	39	48	11.12	2.118
Joey McLaughlin, R (6, 1) ERA: 4.72	1.1		5	0	0	0	0	0	0	0	0	0	0	5	5	0.00	0.000
Odell Jones, R (8, 1) ERA: 3.67	2.0		8	1	0	0	2	0	1	0	0	0	0	11	15	0.00	0.500

Batter	1	2	3	4	5	6	7	8	9	AB	R	H	RBI	BB	SO	LOB
Bill Sample, R OBP: 0.294, SLG: 0.336 (1, 7)	0-0 2B SF9 1B	0-0 1-3		0-0 FC4-6 1B		0-0 F9		0-0 SH1-3 2B		5	1	3	0	0	0	1
Mickey Rivers, L OBP: 0.309, SLG: 0.372 (1, 10)	0-0 SF9 1-3 2B		0-0 1B 1B 2B	0-0 FC4-6 1-2f			0-0 F7	0-0 E1 SH1-3		5	1	2	0	0	0	2
Gary Ward, R OBP: 0.323, SLG: 0.395 (1, 8)	0-0 SF9 2-3 3-H		0-0 1B FC5-2 1B		0-0 F9		0-0 E BB 1B	0-0 SH1-3 1-2 2-3		3	1	2	1	0	0	0
Larry Parrish, R OBP: 0.344, SLG: 0.496 (1, 5)	0-3 K		0-0 FC4-6 1-3 3-H 1B		0-0 FC4-6 BB 1B		4-0 1-2 1B BB	0-0 1-3		4	1	2	1	1	1	3
Pete O'Brien, L OBP: 0.360, SLG: 0.468 (1, 3)	4-0 BB		0-0 FC5-2 FC4-6 1-2 3-H 1B		4-0 FC4-6 BB		0-0 E6 1B SF7	0-3 K		3	1	0	0	2	1	6
George Wright, S OBP: 0.267, SLG: 0.371 (1, 9)	0-0 F3		0-0 FC4-6 1-2f 2-3		0-0 FC4-6 1-2f 2-3		0-0 1B 1B	0-3 4-3		5	0	1	2	0	0	6
Donnie Scott, S OBP: 0.279, SLG: 0.273 (1, 2)		0-0 F7		0-3 K		0-3 K		0-0 F3		3	0	0	0	0	2	4
Mary Foley, L OBP: 0.304, SLG: 0.385 (7, PH) (8, 2)								0-0 SF7		1	0	0	1	0	0	0
Curtis Wilkerson, S OBP: 0.281, SLG: 0.269 (1, 4)		0-0 4-3		0-0 F8		0-0 6-3		0-0 4-3		5	0	1	0	0	0	0
Jeff Kunkel, R OBP: 0.184, SLG: 0.298 (1, 6)		0-0 2B		0-0 4-3		0-0 5-3		0-3 K		4	0	1	0	0	1	2

Inning Stats	R: 1	H: 2	E: 0	K: 1	S: 7	LOB: 2	BB: 1	P: 11	R: 0	H: 1	E: 0	K: 0	S: 4	LOB: 1	BB: 0	P: 4	R: 1	H: 3	E: 0	K: 1	S: 8	LOB: 2	BB: 0	P: 8	R: 0	H: 1	E: 0	K: 0	S: 4	LOB: 0	BB: 0	P: 4	R: 0	H: 0	E: 0	K: 0	S: 3	LOB: 0	BB: 0	P: 3	R: 3	H: 3	E: 1	K: 1	S: 9	LOB: 2	BB: 1	P: 13	R: 0	H: 1	E: 1	K: 1	S: 7	LOB: 2	BB: 0	P: 7	R: 0	H: 0	E: 0	K: 0	S: 3	LOB: 0	BB: 0	P: 3	1B: 8	SF: 2	2B: 4	SAC: 1	3B: 0	DP: 0	HR: 0	HBP: 0	WP: 0	PA: 44
--------------	------	------	------	------	------	--------	-------	-------	------	------	------	------	------	--------	-------	------	------	------	------	------	------	--------	-------	------	------	------	------	------	------	--------	-------	------	------	------	------	------	------	--------	-------	------	------	------	------	------	------	--------	-------	-------	------	------	------	------	------	--------	-------	------	------	------	------	------	------	--------	-------	------	-------	-------	-------	--------	-------	-------	-------	--------	-------	--------

PITCHER	IP	WLS	BF	H	R	ER	SO	BB	IBB	HBP	BLK	WP	HR	S	P	ERA	WHIP
Richard Dotson, R ERA: 3.6 (1, 1)	7.0	W	37	12	5	3	4	3	0	0	0	0	0	42	54	3.86	2.143
Britt Burns, L ERA: 4.91 (8, 1)	0.0		1	0	0	0	0	0	0	0	0	0	0	1	1	∞	∞
Ron Reed, R ERA: 3.6 (8, 1)	2.0	S	6	0	0	0	1	0	0	0	0	0	0	8	8	0.00	0.000


**BOTTOM**

**Chicago White Sox @ Texas Rangers**  
Arlington Stadium, Arlington, TX

Mon Aug 20 1984, 8:05 PM EDT  
Att. 8,653 - Unknown

livebaseballscorecards.com

AB	38
R	5
H	12
RBI	5
BB	3
SO	5
LOB	24



Chicago White Sox @ Texas Rangers  
 Arlington Stadium, Arlington, TX  
 Tue Aug 21 1984, 8:05 PM EDT  
 Att. 14,104 - Unknown

AB	36
R	3
H	9
RBI	3
BB	3
SO	6
LOB	15



AB R H RBI BB SO LOB

5	1	2	0	0	0	1
5	1	1	0	0	1	2
3	0	0	1	1	1	1
5	0	1	1	0	2	2
3	1	2	0	1	0	1
3	0	0	0	1	0	2
4	0	1	1	0	0	1
3	0	0	0	0	1	3
1	0	1	0	0	0	0
0	0	0	0	0	0	0
4	0	1	0	0	1	2

Batter	1	2	3	4	5	6	7	8	9	10
Rudy Law, L (1, 8) OBP: 0.325, SLG: 0.356	0-0 F8 SF8 2B		0-0 F4		0-0 F8			0-0 FC1-6 1B		0-0 4-3
Carlton Fisk, R (1, 2) OBP: 0.296, SLG: 0.470	0-0 F8 2-3		0-3 K			0-0 F4		0-0 FC1-6 1B		0-0
Harold Baines, L (1, 9) OBP: 0.362, SLG: 0.552	0-0 SF8 3-H			0-0 3-1		0-3 K		0-0 F6		4-0 IBB
Greg Luzinski, R (1, 10) OBP: 0.337, SLG: 0.371	0-0 5-3			0-3 K		0-0 F9		0-0 1B		0-3 K
Ron Kittle, R (1, 7) OBP: 0.301, SLG: 0.463		4-0 FC5-4 BB		0-0 1B			0-0 BB 1B	0-0 F3		
Tom Paciorek, R (1, 3) OBP: 0.313, SLG: 0.343		0-0 FC5-4 1-2f		0-0 F9			4-0 1B BB		0-0 F5	
Vance Law, R (1, 5) OBP: 0.301, SLG: 0.407		0-0 F3		0-0 4-3			0-0 3-2-6 1B	0-0 F8		
Scott Fletcher, R (1, 6) OBP: 0.319, SLG: 0.292		0-0 F3		0-0 F7			0-3 K	0-0 CS 1B		
Jerry Hairston, S (9, PH) OBP: 0.387, SLG: 0.432										
Jerry Dybzinski, R (9, PR) OBP: 0.336, SLG: 0.321										
Julio Cruz, S (1, 4) OBP: 0.269, SLG: 0.296			0-3 K		0-0 1B		0-0 8-2-6 1-2f	0-0 CS		0-0 6-3

Inning Stats	R: 1 E: 0 K: 0 S: 4	H: 1 LOB: 0 BB: 0 P: 4	R: 0 E: 0 K: 0 S: 3	H: 0 LOB: 1 BB: 1 P: 7	R: 0 E: 0 K: 2 S: 7	H: 0 LOB: 0 BB: 0 P: 7	R: 0 E: 0 K: 1 S: 6	H: 1 LOB: 1 BB: 0 P: 6	R: 0 E: 0 K: 0 S: 4	H: 1 LOB: 1 BB: 0 P: 4	R: 0 E: 0 K: 1 S: 5	H: 0 LOB: 0 BB: 0 P: 5	R: 1 E: 0 K: 1 S: 6	H: 2 LOB: 1 BB: 1 P: 10	R: 1 E: 0 K: 0 S: 5	H: 2 LOB: 1 BB: 0 P: 5	R: 0 E: 0 K: 0 S: 3	H: 1 LOB: 1 BB: 0 P: 3	R: 0 E: 0 K: 1 S: 6	H: 1 LOB: 2 BB: 1 P: 10	R: 0 E: 0 K: 1 S: 6	H: 1 LOB: 2 BB: 1 P: 10	1B: 7 2B: 3 3B: 0 HR: 0	SF: 1 SAC: 0 DP: 1 HBP: 0	WP: 0 PB: 0 SB: 1 CS: 1	PA: 41
--------------	------------------------------	---------------------------------	------------------------------	---------------------------------	------------------------------	---------------------------------	------------------------------	---------------------------------	------------------------------	---------------------------------	------------------------------	---------------------------------	------------------------------	----------------------------------	------------------------------	---------------------------------	------------------------------	---------------------------------	------------------------------	----------------------------------	------------------------------	----------------------------------	----------------------------------	------------------------------------	----------------------------------	--------


PITCHER	IP	WLS	BF	H	R	ER	SO	BB	IBB	HBP	BLK	WP	HR	S	P	ERA	WHIP
Mike Mason, L (1, 1) ERA: 3.02	8.0		32	7	3	3	5	2	0	0	0	0	0	40	48	3.38	1.125
Tom Henke, R (9, 1) ERA: 5.28	2.0	W	8	2	0	0	1	0	1	0	0	0	0	9	13	0.00	1.000

Batter	1	2	3	4	5	6	7	8	9	10	AB	R	H	RBI	BB	SO	LOB
Bill Sample, R OBP: 0.292, SLG: 0.333 (1, 7)	0-0 5-3		0-0 6-3			0-0 F7			0-0 F6		4	0	0	0	0	0	0
Mickey Rivers, L OBP: 0.308, SLG: 0.370 (1, 10)	0-0 HR 1B		0-0 F6			0-3 K			0-0 F9		4	1	1	0	0	1	0
Gary Ward, R OBP: 0.322, SLG: 0.400 (1, 8)	0-0 1-H HR			0-3 K				0-0 F4	0-3 K		4	1	1	2	0	2	0
Larry Parrish, R OBP: 0.345, SLG: 0.496 (1, 5)	0-0 6-3			0-0 G4-6-3 1B				0-0 F9		0-0 SH1 1B	4	1	2	0	0	0	0
Pete O'Brien, L OBP: 0.358, SLG: 0.465 (1, 3)	0-0 4-3			0-0 G4-6-3 1-2f				0-0 F9		0-0 SH1 1-2	3	0	0	0	0	0	1
George Wright, S OBP: 0.263, SLG: 0.365 (1, 9)		0-0 F8			0-0 4-3				0-0 F3	0-0 F3	4	0	0	0	0	0	1
Mary Foley, L OBP: 0.304, SLG: 0.414 (1, 2)		0-0 F9				0-0 F9			0-0 HR	4-0 1B IBB	3	1	1	1	0	0	0
Buddy Bell, R OBP: 0.373, SLG: 0.423 (10, PH)											0	0	0	0	1	0	0
Donnie Scott, S OBP: 0.279, SLG: 0.273 (10, PR)											0	0	0	0	0	0	0
Curtis Wilkerson, S OBP: 0.279, SLG: 0.267 (1, 4)		0-0 F7				0-0 B1-3			0-3 K	0-0 1-2 2-H 1B	3	0	0	0	0	1	0
Alan Bannister, R OBP: 0.356, SLG: 0.368 (10, PH)											1	0	1	1	0	0	0
Jeff Kunkel, R OBP: 0.178, SLG: 0.287 (1, 6)			0-0 F9						0-0 F4		3	0	0	0	0	0	0

**Chicago White Sox @ Texas Rangers**  
Arlington Stadium, Arlington, TX  
Tue Aug 21 1984, 8:05 PM EDT  
Att: 14,104 - Unknown

livebaseballscorecards.com

AB	33
R	4
H	6
RBI	4
BB	1
SO	4
LOB	2



Inning Stats	R: 2	H: 2	E: 0	K: 0	S: 5	P: 5	R: 0	H: 0	E: 0	K: 0	S: 3	P: 3	R: 0	H: 0	E: 0	K: 0	S: 3	P: 3	R: 0	H: 1	E: 0	K: 1	S: 5	P: 5	R: 0	H: 0	E: 0	K: 0	S: 3	P: 3	R: 0	H: 0	E: 0	K: 1	S: 5	P: 5	R: 1	H: 1	E: 0	K: 1	S: 6	P: 6	R: 0	H: 0	E: 0	K: 1	S: 5	P: 5	R: 0	H: 0	E: 0	K: 0	S: 4	P: 8	1B: 4	2B: 0	3B: 0	HR: 2	SF: 0	SAC: 1	DP: 1	HBP: 0	WP: 0	PA: 35
PITCHER	IP	WLS	BF	H	R	ER	SO	BB	IBB	HBP	BLK	WP	HR	S	P	ERA	WHIP																																															
Gene Nelson, R ERA: 4.08 (1, 1)	8.0		27	4	3	3	3	0	0	0	0	0	2	33	33	3.38	0.500																																															
Bert Roberge, R ERA: 4.39 (9, 1)	1.0	L	4	1	1	1	1	0	0	0	0	0	0	6	6	9.00	1.000																																															
Juan Agosto, L ERA: 2.77 (10, 1)	0.2		4	1	0	0	0	0	1	0	0	0	0	3	7	0.00	1.500																																															

Batter	1	2	3	4	5	6	7	8	9	AB R H RBI BB SO LOB	TOP							
Rudy Law, L (1, 8) OBP: 0.324, SLG: 0.353	4-0 BB E S BB		0-0 F7		0-0 F3			0-0 E6		3 0 0 0 1 0 1								
Carlton Fisk, R (1, 2) OBP: 0.292, SLG: 0.463	0-0 F4		0-0 F6		0-0 F9			0-3 K		4 0 0 0 0 1 3								
Harold Baines, L (1, 9) OBP: 0.361, SLG: 0.549	0-3 K		0-0 1B					0-0 F9		4 0 1 0 0 1 2								
Greg Walker, L (1, 3) OBP: 0.312, SLG: 0.505	0-0 F3		0-0 1B					0-0 F9		4 0 1 1 0 0 1								
Jerry Hairston, S (1, 10) OBP: 0.384, SLG: 0.422		4-0 BB	0-0 F8					0-3 K		3 0 0 0 1 1 2								
Tom Paciorek, R (1, 7) OBP: 0.309, SLG: 0.338		0-0 F4		0-0 F8				0-3 K		4 0 0 0 0 2 1								
Vance Law, R (1, 5) OBP: 0.299, SLG: 0.404		0-0 F8		0-0 F9				0-0 6-3		3 0 0 0 0 0 1								
Scott Fletcher, R (1, 6) OBP: 0.317, SLG: 0.291		0-0 F3		0-0 F9				0-3 K		2 0 0 0 0 0 1								
Roy Smalley, S (7, PH) OBP: 0.281, SLG: 0.355										1 0 0 0 0 1 0								
Julio Cruz, S (1, 4) OBP: 0.269, SLG: 0.294			4-0 1B		0-0 B1-3			0-0 3-1		2 1 0 0 1 0 0								
<b>Inning Stats</b>	R: 0 E: 0 K: 1 S: 5	H: 0 LOB: 1 BB: 1 P: 9	R: 0 E: 0 K: 0 S: 3	H: 0 LOB: 1 BB: 1 P: 7	R: 1 E: 0 K: 0 S: 5	H: 2 LOB: 2 BB: 1 P: 9	R: 0 E: 0 K: 0 S: 3	H: 0 LOB: 0 BB: 0 P: 3	R: 0 E: 0 K: 2 S: 7	H: 0 LOB: 0 BB: 0 P: 7	R: 0 E: 1 K: 1 S: 6	H: 0 LOB: 1 BB: 0 P: 6	R: 0 E: 0 K: 2 S: 7	H: 0 LOB: 0 BB: 0 P: 7	1B: 2 2B: 0 3B: 0 HR: 0	SF: 0 SAC: 0 DP: 0 HBP: 0	WP: 0 PB: 0 SB: 1 CS: 0	PA: 33
<b>PITCHER</b>	IP WLS BF H R ER SO BB IBB HBP BLK WP HR S P ERA WHIP																	
Danny Darwin, R (1, 1) ERA: 4.15	7.1 W 28 2 1 1 3 3 0 0 0 0 0 0 31 43 1.23 0.682																	
Dave Schmidt, R (8, 1) ERA: 2.02	1.2 S 5 0 0 0 3 0 0 0 0 0 0 0 11 11 0.00 0.000																	

Chicago White Sox @ Texas Rangers  
Arlington Stadium, Arlington, TX  
Wed Aug 22 1984, 8:05 PM EDT  
Att: 10,635 - Unknown

livebaseballscorecards.com

AB	30
R	1
H	2
RBI	1
BB	3
SO	6
LOB	12



Batter	1	2	3	4	5	6	7	8	9
Bill Sample, R OBP: 0.289, SLG: 0.329 (1, 7)	0-0 4-3		0-0 FC6-4 1B		0-0 F4		0-0 F2		
Mickey Rivers, L OBP: 0.315, SLG: 0.389 (1, 10)	0-0 HR		0-0 2B 1B		0-0 1B			0-0 F7	
Gary Ward, R OBP: 0.321, SLG: 0.401 (1, 8)	0-0 F9		0-0 2B		0-3 K			0-0 F8	
Larry Parrish, R OBP: 0.342, SLG: 0.492 (1, 5)	0-3 K		0-3 K			0-0 6-3		0-0 6-3	
Pete O'Brien, L OBP: 0.355, SLG: 0.462 (1, 3)		0-0 F8	0-0 3-1			0-0 5-3			
George Wright, S OBP: 0.264, SLG: 0.373 (1, 9)		0-0 3B		0-0 F8		0-0 6-3			
Donnie Scott, S OBP: 0.275, SLG: 0.269 (1, 2)		0-3 K		0-0 3-1			0-0 4-3		
Alan Bannister, R OBP: 0.344, SLG: 0.354 (1, 4) Curtis Wilkerson, S OBP: 0.279, SLG: 0.267 (8, 4)		0-3 K		0-0 F7			0-0 F6		
Jeff Kunkel, R OBP: 0.204, SLG: 0.333 (1, 6)			0-0 FC6-4 1B		0-0 CS 1B		0-0 3B		

Inning Stats	R: 1	H: 1	E: 0	LOB: 0	K: 1	BB: 0	S: 6	P: 6
	R: 0	H: 1	E: 0	LOB: 1	K: 2	BB: 0	S: 8	P: 8
	R: 2	H: 3	E: 0	LOB: 1	K: 1	BB: 0	S: 8	P: 8
	R: 0	H: 0	E: 0	LOB: 0	K: 0	BB: 0	S: 3	P: 3
	R: 0	H: 2	E: 0	LOB: 1	K: 1	BB: 0	S: 6	P: 6
	R: 0	H: 0	E: 0	LOB: 0	K: 0	BB: 0	S: 3	P: 3
	R: 0	H: 1	E: 0	LOB: 1	K: 0	BB: 0	S: 4	P: 4
	R: 0	H: 0	E: 0	LOB: 0	K: 0	BB: 0	S: 3	P: 3

PITCHER	IP	WLS	BF	H	R	ER	SO	BB	IBB	HBP	BLK	WP	HR	S	P	ERA	WHIP
LaMarr Hoyt, R ERA: 4.47 (1, 1)	8.0	L	31	8	3	3	5	0	0	0	0	0	1	41	41	3.38	1.000

**BOTTOM**

AB	R	H	RBI	BB	SO	LOB
4	1	0	0	0	0	3
4	2	3	2	0	0	0
4	0	1	1	0	1	1
4	0	0	0	0	2	1
3	0	0	0	0	0	1
3	0	1	0	0	0	0
3	0	0	0	0	1	1
3	0	0	0	0	0	0
3	0	3	0	0	0	0

<b>AB</b>	<b>31</b>
<b>R</b>	<b>3</b>
<b>H</b>	<b>8</b>
<b>RBI</b>	<b>3</b>
<b>BB</b>	<b>0</b>
<b>SO</b>	<b>5</b>
<b>LOB</b>	<b>8</b>



WP	PA
0	31
0	0
1	1
0	0
1	0

**Chicago White Sox @ Texas Rangers**  
**Arlington Stadium, Arlington, TX**  
 Wed Aug 22 1984, 8:05 PM EDT  
 Att. 10,635 - Unknown

[livebaseballscorecards.com](http://livebaseballscorecards.com)

Batter	1	2	3	4	5	6	7	8	9	AB R H RBI BB SO LOB	TOP														
Bill Sample, R (1, 7) OBP: 0.293, SLG: 0.333	0-0 5-3		0-0 1B 2B	4-0 2B BB		0-0 1-2 HR 1B		0-0 F6		4 3 2 1 1 0 0															
Gary Ward, R (1, 8) OBP: 0.326, SLG: 0.414	0-0 G1-4-3 1B		0-0 2B 1B	1-2 2B		0-0 1-2 HR		0-3 K		5 2 4 6 0 1 0															
Buddy Bell, R (1, 5) Wayne Tolleson, S (6, 5) OBP: 0.372, SLG: 0.424 OBP: 0.284, SLG: 0.262	0-0 G1-4-3 1-2f		0-0 1-2 2B	0-0 F8		0-0 F8		0-0 2-3		4 0 1 2 0 0 2 1 0 0 0 0 0 0															
Larry Parrish, R (1, 10) OBP: 0.341, SLG: 0.488		0-0 F9	1-0 HBP		0-0 G3		0-0 5-3		0-0 F9	4 0 0 0 0 0 0															
Pete O'Brien, L (1, 3) OBP: 0.354, SLG: 0.461		0-0 F7	0-0 F7		0-0 F7		0-0 1B 2B		0-0 E4 1B	5 1 1 0 0 0 2															
George Wright, S (1, 9) OBP: 0.263, SLG: 0.370		0-0 4-3		0-3 K		0-0 F8		0-0 1B 1B		5 0 1 1 0 1 1															
Ned Yost, R (1, 2) OBP: 0.185, SLG: 0.242			0-3 K	0-0 6-3		0-0 F6		0-0 1-2 1B		5 0 2 0 0 1 0															
Curtis Wilkerson, S (1, 4) OBP: 0.278, SLG: 0.264			0-0 1-3	4-0 1B 2B BB		0-0 F7		0-0 F7		4 1 0 0 1 0 4															
Jeff Kunkel, R (1, 6) OBP: 0.227, SLG: 0.351			0-0 S 2B 1B	0-0 1-3 2B 1B		0-0 1B HR 1B		0-3 K		4 3 3 0 0 1 2															
Inning Stats	R: 0 E: 0 K: 0 S: 3	H: 1 LOB: 0 BB: 0 P: 3	R: 0 E: 0 K: 0 S: 3	H: 0 LOB: 0 BB: 0 P: 3	R: 3 E: 0 K: 1 S: 9	H: 4 LOB: 2 BB: 0 P: 10	R: 3 E: 0 K: 1 S: 7	H: 2 LOB: 1 BB: 2 P: 15	R: 0 E: 0 K: 0 S: 3	H: 0 LOB: 0 BB: 0 P: 3	R: 3 E: 0 K: 0 S: 6	H: 3 LOB: 0 BB: 0 P: 6	R: 1 E: 0 K: 1 S: 8	H: 3 LOB: 2 BB: 0 P: 8	R: 0 E: 0 K: 1 S: 5	H: 0 LOB: 0 BB: 0 P: 5	R: 0 E: 1 K: 0 S: 5	H: 1 LOB: 2 BB: 0 P: 5	1B: 9 2B: 4 3B: 0 HR: 1	SF: 0 SAC: 0 DP: 1 HBP: 1	WP: 0 PB: 0 SB: 1 CS: 0	PA: 44			
PITCHER	IP	WLS	BF	H	R	ER	SO	BB	IBB	HBP	BLK	WP	HR	S	P	ERA	WHIP								
Andy Beene, R (1, 1) ERA: 11.09	3.2	L	20	7	6	6	2	2	0	1	0	0	0	21	30	14.73	2.455								
Pete Ladd, R (4, 1) ERA: 5.38	4.1		19	6	4	4	2	0	0	0	0	0	1	23	23	8.31	1.385								
Rick Waits, L (9, 1) ERA: 2.3	1.0		5	1	0	0	0	0	0	0	0	0	0	5	5	0.00	1.000								

Texas Rangers @ Milwaukee Brewers  
Milwaukee County Stadium, Milwaukee, WI

Fri Aug 24 1984, 8:05 PM EDT  
Att: 22,672 - Unknown

livebaseballscorecards.com

AB	41
R	10
H	14
RBI	10
BB	2
SO	4
LOB	11





Batter	1	2	3	4	5	6	7	8	9	AB R H RBI BB SO LOB
<b>Ed Romero, R</b> OBP: 0.311, SLG: 0.301 (1, 5) X	0-0 3-1 F8 X	0-0 F8 2			X 0-0 5-3 F6 X	0-0 F6 3			X 0-0 F6 1	5 0 0 0 0 0 3
<b>Jim Gantner, L</b> OBP: 0.323, SLG: 0.362 (1, 4) BB BB BB	4-0 1B 1B E BB X	0-0 G3 3			X 0-0 F7 2			X 0-0 1-5-3 1	X 0-0 6-3 2	4 1 0 0 1 0 1
<b>Robin Yount, R</b> OBP: 0.361, SLG: 0.420 (1, 6) <b>Dion James, L</b> OBP: 0.320, SLG: 0.365 (9, 9) X	0-0 1B 1-2 E 1B X		X 0-0 F3 1		X 0-0 1B 1B X			X 0-0 F6 2	X 0-0 4-3 3	4 1 2 0 0 0 0 1 0 0 0 0 0 0
<b>Cecil Cooper, L</b> OBP: 0.300, SLG: 0.373 (1, 3) X	0-0 E 1-2 2-3 4-3 1B X		0-3 K 2		X 0-0 1B FC4-6 1-3 1B X			X 0-0 3B X		4 1 3 0 0 1 0
<b>Ted Simmons, S</b> OBP: 0.269, SLG: 0.303 (1, 10) X	0-0 E6 1-3 2-H 3-H X		0-0 F6 3		X 0-0 FC4-6 1-2 X			X 0-0 F6 3		4 0 0 1 0 0 4
<b>Mark Brouhard, R</b> OBP: 0.315, SLG: 0.373 (1, 7) X	0-0 4-3 3-H X		0-3 K 1		X 0-0 F8 1			X 0-0 F9 1		4 0 0 1 0 1 1
<b>Bobby Clark, R</b> OBP: 0.357, SLG: 0.396 (1, 8) X	0-0 5-3 3-H X		0-0 F7 2		X 0-0 1B 1B X			X 0-0 1B WP 1B X		4 0 2 0 0 0 1
<b>Bill Schroeder, R</b> OBP: 0.274, SLG: 0.449 (1, 2) <b>Willie Lozado, R</b> OBP: 0.421, SLG: 0.448 (9, 6) X		0-0 F9 1		X 0-0 1B X			X 0-0 1B 1-2 1B X	X 0-3 K 2		4 0 2 0 0 1 1 0 0 0 0 0 0 0
<b>Charlie Moore, R</b> OBP: 0.272, SLG: 0.302 (1, 9) (9, 2) X		0-0 1B X		X 0-0 F6 3			X 0-0 F9 2	X 0-0 F9 3		4 0 1 0 0 0 4

**BOTTOM**

**Texas Rangers @ Milwaukee Brewers**  
Milwaukee County Stadium, Milwaukee, WI

Fri Aug 24 1984, 8:05 PM EDT  
Att. 22,672 - Unknown

AB	38
R	3
H	10
RBI	2
BB	1
SO	3
LOB	15



Inning Stats	R: 3	H: 2	E: 1	K: 0	S: 6	H: 2	LOB: 1	BB: 1	P: 10	R: 0	H: 1	E: 0	K: 0	S: 4	R: 0	H: 0	E: 0	K: 1	S: 5	R: 0	H: 1	E: 0	K: 1	S: 6	R: 0	H: 2	E: 0	K: 0	S: 5	R: 0	H: 2	E: 0	K: 0	S: 5	R: 0	H: 1	E: 0	K: 0	S: 4	R: 0	H: 1	E: 0	K: 1	S: 6	R: 0	H: 2	E: 0	K: 0	S: 5	R: 0	H: 1	E: 0	K: 0	S: 6	R: 0	H: 2	E: 0	K: 0	S: 5	R: 0	H: 1	E: 0	K: 0	S: 6	R: 0	H: 0	E: 0	K: 0	S: 3	1B: 9	2B: 0	3B: 1	HR: 0	SF: 0	SAC: 0	DP: 0	HBP: 0	WP: 1	PB: 0	SB: 0	CS: 0	PA: 39
--------------	------	------	------	------	------	------	--------	-------	-------	------	------	------	------	------	------	------	------	------	------	------	------	------	------	------	------	------	------	------	------	------	------	------	------	------	------	------	------	------	------	------	------	------	------	------	------	------	------	------	------	------	------	------	------	------	------	------	------	------	------	------	------	------	------	------	------	------	------	------	------	-------	-------	-------	-------	-------	--------	-------	--------	-------	-------	-------	-------	--------

PITCHER	IP	WLS	BF	H	R	ER	SO	BB	IBB	HBP	BLK	WP	HR	S	P	ERA	WHIP
<b>Frank Tanana, L</b> ERA: 3.03 (1, 1)	7.0	W	32	9	3	1	2	1	0	0	0	0	0	35	39	1.29	1.429
<b>Dave Stewart, R</b> ERA: 5.44 (8, 1)	2.0		7	1	0	0	1	0	0	0	0	1	0	9	9	0.00	0.500

livebaseballscores.com

Batter	1	2	3	4	5	6	7	8	9	AB R H RBI BB SO LOB	TOP											
Bill Sample, R (1, 7) OBP: 0.294, SLG: 0.334	0-0 F3		0-0 HR 1B		0-3 K			0-0 2B 1B	0-0 FC4-6 S 1B	5 2 2 0 0 1 1												
Gary Ward, R (1, 8) OBP: 0.329, SLG: 0.424	0-0 F8		0-0 HR 1-H		0-0 F8			0-0 HR 2B	0-0 S 1B	5 2 3 3 0 0 0												
Buddy Bell, R (1, 5) OBP: 0.368, SLG: 0.419	0-0 6-3		0-0 6-3				0-0 F5	0-0 F8	0-0 6-3	5 0 0 0 0 0 3												
Larry Parrish, R (1, 10) OBP: 0.340, SLG: 0.492		0-3 K	0-3 K				0-0 6-3	0-0 HR 2-H		4 1 1 2 0 2 0												
Pete O'Brien, L (1, 3) OBP: 0.351, SLG: 0.457		0-0 4-3		0-0 5-3			0-0 F9	0-0 4-3		4 0 0 0 0 0 0												
George Wright, S (1, 9) OBP: 0.274, SLG: 0.392		0-0 1B 1B		0-0 2B			0-0 HR	4-0 FC6-4 BB		3 1 3 1 1 0 0												
Donnie Scott, S (1, 2) OBP: 0.276, SLG: 0.270		0-0 1B		0-3 K			0-3 K	0-0 FC6-4		3 0 1 0 0 2 1												
Alan Bannister, R (8, PH) OBP: 0.340, SLG: 0.350		1-3 1B		0-0 K				1-2f		1 0 0 0 0 0 1	AB 38 R 6 H 11 RBI 6 BB 1 SO 7 LOB 9											
Curtis Wilkerson, S (1, 4) OBP: 0.275, SLG: 0.261		0-3 K		0-0 4-3			0-0 F5		0-0 6-3	4 0 0 0 0 1 3												
Jeff Kunkel, R (1, 6) OBP: 0.220, SLG: 0.340			0-0 F8		0-0 6-3		0-3 K		0-0 FC4-6 1B	3 0 0 0 0 1 0												
Ned Yost, R (8, 2) OBP: 0.189, SLG: 0.246										1 0 1 0 0 0 0												
<b>Inning Stats</b>	R: 0 E: 0 K: 0 S: 3	H: 0 LOB: 0 BB: 0 P: 3	R: 0 E: 0 K: 2 S: 9	H: 2 LOB: 2 BB: 0 P: 9	R: 2 E: 0 K: 1 S: 7	H: 2 LOB: 0 BB: 0 P: 7	R: 0 E: 0 K: 1 S: 6	H: 1 LOB: 1 BB: 0 P: 6	R: 0 E: 0 K: 1 S: 5	H: 0 LOB: 0 BB: 0 P: 5	R: 0 E: 0 K: 0 S: 3	H: 0 LOB: 0 BB: 0 P: 3	R: 1 E: 0 K: 2 S: 8	H: 1 LOB: 0 BB: 0 P: 8	R: 3 E: 0 K: 0 S: 6	H: 3 LOB: 1 BB: 1 P: 10	R: 0 E: 0 K: 0 S: 5	H: 2 LOB: 2 BB: 0 P: 5	1B: 6 2B: 2 3B: 0 HR: 3	SF: 0 SAC: 0 DP: 0 HBP: 0	WP: 0 PB: 0 SB: 2 CS: 0	PA: 39
<b>PITCHER</b>	IP WLS BF H R ER SO BB IBB HBP BLK WP HR S P ERA WHIP																					
Don Sutton, R (1, 1) ERA: 3.81	7.1 W 31 9 6 6 7 0 0 0 0 0 0 3 45 45 7.36 1.227																					
Rick Waits, L (8, 1) ERA: 2.25	1.1 7 2 0 0 0 1 0 0 0 0 0 0 6 10 0.00 2.250																					
Jack Lazorko, R (9, 1) ERA: 3.42	0.1 S 1 0 0 0 0 0 0 0 0 0 0 0 1 1 0.00 0.000																					

Texas Rangers @ Milwaukee Brewers  
Milwaukee County Stadium, Milwaukee, WI  
Sat Aug 25 1984, 8:05 PM EDT  
Att: 28,865 - Unknown

livebaseballscorecards.com



Batter	1	2	3	4	5	6	7	8	9	AB	R	H	RBI	BB	SO	LOB
Rick Manning, L OBP: 0.311, SLG: 0.361 (1, 8) X	0-0 F9 1B	0-0 F7 1B			0-0 F8 1B		0-0 5-3 1B			4	0	0	0	0	0	0
Jim Gantner, L OBP: 0.324, SLG: 0.365 (1, 4) X	0-0 BB E 1B		0-0 6-3 1B		0-3 K 2B		0-0 PB PB 2B			4	2	2	0	0	1	0
Robin Yount, R OBP: 0.362, SLG: 0.421 (1, 6) B B B	4-0 FC3-6 1-2 BB 1B		0-3 K 2B		0-0 WP 2B		0-0 6-3 2-3 2B			3	0	1	0	1	1	1
Cecil Cooper, L OBP: 0.300, SLG: 0.371 (1, 3) X	0-0 FC3-6 HR 1-2f 2-H		0-0 G3 1B		1-0 HBP 2-3 1B		0-0 F7 3-H 1B			3	1	0	0	0	0	1
Ben Oglivie, L OBP: 0.321, SLG: 0.376 (1, 7) X	0-0 HR 2-H 1B			4-0 BB 1B FC5-4 1B	0-0 F8 1B		0-3 K 1B			3	2	1	2	1	1	2
Ted Simmons, S OBP: 0.269, SLG: 0.303 (1, 10) X	0-0 4-3 1B		0-0 FC5-4 1-3 1B		0-3 K 1B		0-0 F7 1B			4	0	1	0	0	1	0
Dion James, L OBP: 0.319, SLG: 0.364 (1, 9) X		0-0 4-3 1B		0-0 FC5-4 1-2f 3-H 1B	0-3 K 1B		0-0 1B 1B			4	0	1	1	0	1	1
Bill Schroeder, R OBP: 0.286, SLG: 0.494 (1, 2) X		0-0 HR 1B		0-0 1B 1-2 1B	0-0 HR 1B		0-0 F5 1B			4	2	3	2	0	0	1
Ed Romero, R OBP: 0.308, SLG: 0.298 (1, 5) X		0-0 6-3 1B		0-3 K 1B	0-0 5-3 1B					3	0	0	0	0	1	1

Inning Stats	R: 3	H: 2	E: 1	LOB: 0	K: 0	BB: 1	S: 5	P: 9	R: 1	H: 1	E: 0	LOB: 0	K: 0	BB: 0	S: 4	P: 4	R: 0	H: 0	E: 0	LOB: 0	K: 1	BB: 0	S: 5	P: 5	R: 1	H: 2	E: 0	LOB: 1	K: 1	BB: 1	S: 6	P: 10	R: 0	H: 1	E: 0	LOB: 2	K: 1	BB: 0	S: 6	P: 7	R: 1	H: 1	E: 0	LOB: 0	K: 2	BB: 0	S: 8	P: 8	R: 1	H: 1	E: 0	LOB: 0	K: 0	BB: 0	S: 4	P: 4	R: 0	H: 1	E: 0	LOB: 1	K: 1	BB: 0	S: 6	P: 6
--------------	------	------	------	--------	------	-------	------	------	------	------	------	--------	------	-------	------	------	------	------	------	--------	------	-------	------	------	------	------	------	--------	------	-------	------	-------	------	------	------	--------	------	-------	------	------	------	------	------	--------	------	-------	------	------	------	------	------	--------	------	-------	------	------	------	------	------	--------	------	-------	------	------

PITCHER	IP	WLS	BF	H	R	ER	SO	BB	IBB	HBP	BLK	WP	HR	S	P	ERA	WHIP
Charlie Hough, R ERA: 3.94 (1, 1)	7.0	L	31	8	7	6	5	2	0	1	0	1	3	38	47	7.71	1.429
Tom Henke, R ERA: 4.96 (8, 1)	1.0		4	1	0	0	1	0	0	0	0	0	0	6	6	0.00	1.000

**BOTTOM**

**Texas Rangers @ Milwaukee Brewers**  
Milwaukee County Stadium, Milwaukee, WI

Sat Aug 25 1984, 8:05 PM EDT  
Att. 28,865 - Unknown

livebaseballscorecards.com

AB	32
R	7
H	9
RBI	5
BB	2
SO	6
LOB	7



1B:	4	SF:	0	WP:	1	PA:	35
2B:	2	SAC:	0	PB:	2	SB:	0
3B:	0	DP:	0	CS:	0		
HR:	3	HBP:	1				

Batter	1	2	3	4	5	6	7	8	9	AB R H RBI BB SO LOB	TOP											
Bill Sample, R (1, 7) OBP: 0.293, SLG: 0.333	0-3 K		0-0 1-3		0-0 CS	0-0 5-3	0-0 1B			4 0 1 1 0 1 1												
Gary Ward, R (1, 8) OBP: 0.328, SLG: 0.423	0-0 F8		0-3 K			0-0 1B		0-0 5-3		4 0 1 0 0 1 0												
Buddy Bell, R (1, 5) OBP: 0.367, SLG: 0.417	0-0 6-3			0-0 F8		0-3 K		0-0 1B		4 0 1 0 0 1 1												
Larry Parrish, R (1, 10) OBP: 0.340, SLG: 0.490		0-0 6-3		0-0 FC4-6 1B		0-0 4-3		0-0 F9		4 0 1 0 0 0 2												
Pete O'Brien, L (1, 3) OBP: 0.352, SLG: 0.457		0-0 4-3		0-0 FC4-6 1-2f		0-0 FC1-2 1B		0-0 1-2 1B		4 0 2 0 0 0 1												
George Wright, S (1, 9) OBP: 0.277, SLG: 0.398		0-0 2B		0-0 F9 1-2		0-0 1-2 E 1B		0-0 5-3		4 1 2 0 0 0 3												
Mary Foley, L (1, 2) OBP: 0.305, SLG: 0.412		0-3 K			0-0 3-1		0-0 1-2 2-3 E 1B		0-3 K	3 1 1 0 0 1 1 1 0 0 0 0 1 0	AB 35 R 3 H 11 RBI 1 BB 0 SO 6 LOB 15											
Ned Yost, R (9, PH) OBP: 0.188, SLG: 0.245																						
Curtis Wilkerson, S (1, 6) OBP: 0.279, SLG: 0.265			0-0 1-3 SH1-3 WP 1B		0-0 FC4 1B		0-0 F9		0-0 F7	2 1 2 0 0 0 0 1 0 0 0 0 0 3 1 0 0 0 0 0 0												
Mickey Rivers, L (7, PH) OBP: 0.314, SLG: 0.387																						
Alan Bannister, R (7, 4) OBP: 0.337, SLG: 0.346																						
Wayne Tolleson, S (1, 4) OBP: 0.284, SLG: 0.261			0-0 SH1-3		0-0 FC4		0-0 FC1-2 1-3 2-H 3-H 1B		0-3 K	1 0 0 0 0 0 1 1 0 0 0 0 0 2 1 0 0 0 0 1 0												
Bob Jones, L (7, PH) OBP: 0.318, SLG: 0.386																						
Jeff Kunkel, R (7, 6) OBP: 0.218, SLG: 0.337																						
<b>Inning Stats</b>	R: 0 E: 0 K: 1 S: 5	H: 0 LOB: 0 BB: 0 P: 5	R: 0 E: 0 K: 1 S: 6	H: 1 LOB: 1 BB: 0 P: 6	R: 1 E: 0 K: 1 S: 6	H: 1 LOB: 0 BB: 0 P: 6	R: 0 E: 0 K: 0 S: 4	H: 1 LOB: 1 BB: 0 P: 4	R: 0 E: 0 K: 0 S: 3	H: 1 LOB: 0 BB: 0 P: 3	R: 0 E: 0 K: 1 S: 6	H: 1 LOB: 1 BB: 0 P: 6	R: 2 E: 1 K: 0 S: 6	H: 4 LOB: 2 BB: 0 P: 6	R: 0 E: 0 K: 0 S: 5	H: 2 LOB: 2 BB: 0 P: 5	R: 0 E: 0 K: 2 S: 7	H: 0 LOB: 0 BB: 0 P: 7	1B: 10 2B: 1 3B: 0 HR: 0	SF: 0 SAC: 1 DP: 0 HBP: 0	WP: 1 PB: 0 SB: 1 CS: 1	PA: 37
<b>PITCHER</b>	IP WLS BF H R ER SO BB IBB HBP BLK WP HR S P ERA WHIP																					
Moose Haas, R (1, 1) ERA: 3.99	7.2 W 32 11 3 2 4 0 0 0 0 1 0 40 40 2.35 1.435																					
Ray Searge, L (8, 1) ERA: 2.31	1.1 S 4 0 0 0 2 0 0 0 0 0 0 0 8 8 0.00 0.000																					

Texas Rangers @ Milwaukee Brewers  
Milwaukee County Stadium, Milwaukee, WI  
Sun Aug 26 1984, 4:33 AM EDT  
Att: 20,619 - Unknown

livebaseballscorecards.com



Batter	1	2	3	4	5	6	7	8	9	AB	R	H	RBI	BB	SO	LOB
Ed Romero, R OBP: 0.304, SLG: 0.293 (1, 5)	0-0 F7			0-0 F7	0-0 6-3			0-0 6-3		4	0	0	0	0	0	0
Jim Gantner, L OBP: 0.326, SLG: 0.365 (1, 4)	0-0 F7			0-0 6-3 1B		0-0 4-3		4-0 1-3 1B BB		3	2	1	0	1	0	0
Robin Yount, R OBP: 0.363, SLG: 0.422 (1, 6)	0-0 F3			0-0 6-3		0-0 E SF7 1B		0-0 1-2 1B 1B		4	2	2	0	0	0	1
Cecil Cooper, L OBP: 0.304, SLG: 0.374 (1, 3)		0-0 CS 1B		0-0 2B 1B		0-0 E9 1B		0-0 1-3 1B		4	1	3	1	0	0	2
Mark Brouhard, R OBP: 0.315, SLG: 0.380 (1, 10)		0-3 K		0-0 1-H 2B		0-0 SF7		0-0 2-H 3-H 1B		2	0	1	2	0	1	1
Ted Simmons, S OBP: 0.270, SLG: 0.304 (8, PH)		1-2 K		1-H 2B		3-H K		2-H 3-H 1B		1	0	1	2	0	0	0
Ben Oglivie, L OBP: 0.318, SLG: 0.372 (1, 7)		0-0 F9		0-0 G3		0-3 K		0-0 F6		4	0	0	0	0	1	3
Bobby Clark, R OBP: 0.350, SLG: 0.388 (1, 8)			0-3 K		0-0 6-3		0-3 K			2	0	0	0	0	1	0
Rick Manning, L OBP: 0.310, SLG: 0.360 (7, PH)			0-3 K		0-0 HR		0-0 F7			1	0	0	0	0	1	0
Bill Schroeder, R OBP: 0.288, SLG: 0.512 (1, 2)			0-3 K		0-0 F5		0-0 F8			2	1	1	1	0	1	0
Dion James, L OBP: 0.318, SLG: 0.362 (7, 9)			0-0 F7		0-0 F5		0-0 F8			1	0	0	0	0	0	0
Charlie Moore, R OBP: 0.267, SLG: 0.297 (1, 9)			0-0 F7		0-0 F5		0-0 F8			3	0	0	0	0	0	0

Inning Stats	R: 0	H: 0	E: 0	K: 0	S: 3	R: 0	H: 1	E: 0	K: 1	S: 5	R: 0	H: 0	E: 0	K: 2	S: 7	R: 2	H: 3	E: 0	K: 0	S: 6	R: 1	H: 1	E: 0	K: 0	S: 4	R: 1	H: 2	E: 1	K: 1	S: 7	R: 0	H: 0	E: 0	K: 1	S: 5	R: 2	H: 2	E: 0	K: 0	S: 5
	0	0	0	0	3	0	1	0	1	5	0	0	0	2	7	0	3	0	0	6	0	1	0	0	4	0	2	1	0	1	7	0	0	0	5	2	2	0	9	

PITCHER	IP	WLS	BF	H	R	ER	SO	BB	IBB	HBP	BLK	WP	HR	S	P	ERA	WHIP
Mike Mason, L ERA: 3.08 (1, 1)	6.0	L	24	7	4	3	4	0	0	0	0	0	1	32	32	4.50	1.167
Tom Henke, R ERA: 5.6 (7, 1)	1.1		6	1	2	2	1	1	0	0	0	0	0	7	11	13.50	1.500
Dave Schmidt, R ERA: 2.0 (8, 1)	0.2		3	1	0	0	0	0	0	0	0	0	0	3	3	0.00	1.500

**BOTTOM**

**Texas Rangers @ Milwaukee Brewers**  
Milwaukee County Stadium, Milwaukee, WI

Sun Aug 26 1984, 4:33 AM EDT  
Att. 20,619 - Unknown

livebaseballscorecards.com

AB	31
R	6
H	9
RBI	6
BB	1
SO	5
LOB	7



WP	PA	3B	DP	CS
0	33	0	1	1

Batter	1	2	3	4	5	6	7	8	9	AB R H RBI BB SO LOB	TOP	
Bill Sample, R (1, 7) OBP: 0.295, SLG: 0.334	0-0 5-3		0-0 6-3		0-0 2B 1B	0-0 F4			0-0 1-2 1B	5 1 2 0 0 0 0		
Gary Ward, R (1, 8) OBP: 0.329, SLG: 0.423	0-0 5-3		0-0 CS 1B		0-0 1-2 2B 1B			0-0 F9	0-0 L6-4	5 1 2 0 0 0 2		
Buddy Bell, R (1, 5) Wayne Tolleson, S (8, 5) OBP: 0.368, SLG: 0.420 OBP: 0.284, SLG: 0.261	0-0 FC4-6 1B		0-0 6-3		0-0 1-1 2-H 1B 2B			0-0 F8		4 1 2 2 0 0 1 0 0 0 0 0 0 0		
Larry Parrish, R (1, 10) OBP: 0.339, SLG: 0.488	0-0 FC4-6 1-2f				0-0 F8			0-0 5-3		4 0 1 1 0 0 1		
Pete O'Brien, L (1, 3) OBP: 0.351, SLG: 0.462					0-0 F7			0-0 5-3		4 1 1 1 0 1 1		
George Wright, S (1, 9) OBP: 0.277, SLG: 0.393					4-0 1B 1B BB			0-0 F7		3 1 0 0 1 0 1		
Donnie Scott, S (1, 2) OBP: 0.275, SLG: 0.269					0-0 1-2 1B 1B			0-0 F8		4 0 1 0 0 1 1		
Curtis Wilkerson, S (1, 4) OBP: 0.281, SLG: 0.268					0-0 1-2 2-H 1B			0-0 F8	0-0 L6-4 1B 1B	4 0 2 1 0 0 0		
Jeff Kunkel, R (1, 6) OBP: 0.219, SLG: 0.363					0-0 F3			0-0 6-3	0-0 F4	4 1 1 1 0 0 3		
<b>Inning Stats</b>	R: 0 E: 0 K: 0 S: 4 H: 1 LOB: 1 BB: 0 P: 4	R: 1 E: 0 K: 1 S: 6 H: 1 LOB: 0 BB: 0 P: 6	R: 1 E: 0 K: 0 S: 4 H: 2 LOB: 0 BB: 0 P: 4	R: 1 E: 0 K: 0 S: 5 H: 2 LOB: 2 BB: 1 P: 9	R: 3 E: 0 K: 1 S: 9 H: 4 LOB: 1 BB: 0 P: 9	R: 0 E: 0 K: 0 S: 3 H: 0 LOB: 0 BB: 0 P: 3	R: 0 E: 0 K: 0 S: 3 H: 0 LOB: 0 BB: 0 P: 3	R: 0 E: 0 K: 0 S: 3 H: 0 LOB: 0 BB: 0 P: 3	R: 0 E: 0 K: 0 S: 4 H: 2 LOB: 1 BB: 0 P: 4	1B: 9 2B: 2 3B: 0 HR: 2 SF: 0 SAC: 0 DP: 1 HBP: 0	WP: 0 PB: 0 SB: 0 CS: 1 PA: 38	
<b>PITCHER</b>	IP WLS BF H R ER SO BB IBB HBP BLK WP HR S P ERA WHIP											
Frank Wills, R (1, 1) ERA: 6.49	4.0 L 21 9 6 6 1 1 0 0 0 0 0 2 22 26 13.50 2.500											
Mike Jones, L (5, 1) ERA: 4.4	5.0 17 3 0 0 1 0 0 0 0 0 0 19 19 0.00 0.600											

Texas Rangers @ Kansas City Royals  
Royals Stadium, Kansas City, MO  
Tue Aug 28 1984, 8:05 PM EDT  
Att: 15,545 - Unknown

livebaseballscorecards.com

AB	37
R	6
H	12
RBI	6
BB	1
SO	2
LOB	10



Batter	1	2	3	4	5	6	7	8	9	AB R H RBI BB SO LOB
Willie Wilson, S OBP: 0.356, SLG: 0.376 (1, 8)	0-0 F8		0-3 K			0-0 F8		0-0 4-3		4 0 0 0 0 1 1
Pat Sheridan, L OBP: 0.342, SLG: 0.408 (1, 9)	0-3 K			0-0 4-3		4-0 FC6-4 BB		0-0 5-3		3 0 0 0 1 1 0
Darryl Motley, R OBP: 0.325, SLG: 0.451 (1, 7)	0-0 F3			0-3 K		0-0 FC6-4 1B		0-0 4-3		4 0 0 0 0 1 1
Jorge Orta, L OBP: 0.339, SLG: 0.456 (1, 10)		0-0 G4-3 1B		0-0 2B		0-0 FC5-4 1B		0-0 BB 1B 1B		4 0 4 0 0 0 0
Frank White, R OBP: 0.310, SLG: 0.442 (1, 4)		0-0 G4-3		0-0 F8		0-0 FC5-4		0-0 BB 1B		4 0 1 0 0 0 4
Don Slaught, R OBP: 0.303, SLG: 0.387 (1, 2)		0-0 F3		0-0 6-3		0-3 K		0-3 K		4 0 0 0 0 2 2
Steve Balboni, R OBP: 0.307, SLG: 0.461 (1, 3)			0-0 G1-6-3 1B		0-0 F6	0-3 K		4-0 BB BB BB		3 0 1 0 0 1 0
Dane Iorg, L OBP: 0.279, SLG: 0.390 (9, 3)								1-2 2-3 BB		0 0 0 0 1 0 0
Greg Pryor, R OBP: 0.293, SLG: 0.379 (1, 5)			0-0 G1-6-3		0-0 WP 1B	0-3 K		0-0 4-3		4 0 1 0 0 1 4
Buddy Biancalana, S OBP: 0.236, SLG: 0.327 (1, 6)			0-0 1B		0-3 K			0-3 K		3 0 1 0 0 2 1

Inning Stats	R: 0	H: 0	E: 0	K: 1	S: 5	R: 0	H: 1	E: 0	K: 0	S: 3	R: 0	H: 2	E: 0	K: 1	S: 6	R: 0	H: 1	E: 0	K: 1	S: 6	R: 0	H: 1	E: 0	K: 0	S: 4	R: 0	H: 0	E: 0	K: 3	S: 9	R: 0	H: 0	E: 0	K: 1	S: 5	R: 0	H: 2	E: 0	K: 1	S: 7	1B: 7	SF: 0	2B: 1	SAC: 0	3B: 0	DP: 2	HR: 0	HBP: 0	WP: 1	PA: 35
	0	0	0	1	5	0	1	0	0	3	0	2	0	1	6	0	1	0	0	1	6	0	1	0	0	4	0	0	0	9	0	0	0	1	5	0	2	0	3	7	0	1	0	0	0	0	0	1	35	

PITCHER	IP	WLS	BF	H	R	ER	SO	BB	IBB	HBP	BLK	WP	HR	S	P	ERA	WHIP	PITCHER	IP	WLS	BF	H	R	ER	SO	BB	IBB	HBP	BLK	WP	HR	S	P	ERA	WHIP														
Danny Darwin, R ERA: 3.95 (1, 1)	9.0	W	35	8	0	0	9	2	0	0	0	1	0	51	59	0.00	1.111																																

BOTTOM

Texas Rangers @ Kansas City Royals  
 Royals Stadium, Kansas City, MO  
 Tue Aug 28 1984, 8:05 PM EDT  
 Att. 15,545 - Unknown

livebaseballscorecards.com

AB	33
R	0
H	8
RBI	0
BB	2
SO	9
LOB	13



Batter	1	2	3	4	5	6	7	8	9	AB R H RBI BB SO LOB	TOP	
Bill Sample, R (1, 7) x OBP: 0.292, SLG: 0.331	0-0 F8		x 0-0 F6		x 0-0 5-3			x 0-0 4-3		4 0 0 0 0 0 0		
Gary Ward, R (1, 8) x OBP: 0.330, SLG: 0.429	0-0 HR		x 0-0 FC6-4 1B			x 0-0 6-3		0-3 K	4 1 2 1 0 1 0			
Buddy Bell, R (1, 5) x OBP: 0.369, SLG: 0.421	0-0 1B 1B		x 0-0 FC6-4 1-2f			x 0-0 G6-4-3 1B		0-3 K	4 0 2 0 0 1 1			
Larry Parrish, R (1, 10) x OBP: 0.340, SLG: 0.490	0-0 G4-6-3 1B			x 0-0 4-3 2B		x 0-0 G6-4-3 1-2f		0-0 F4	4 0 2 0 0 0 1			
Pete O'Brien, L (1, 3) x OBP: 0.349, SLG: 0.459	0-0 G4-6-3 1-2f			x 0-0 4-3 2-3			x 0-0 F5		3 0 0 0 0 0 3			
George Wright, S (1, 9) x OBP: 0.274, SLG: 0.389		x 0-0 F4		0-3 K			x 0-0 F7		3 0 0 0 0 1 1			
Ned Yost, R (1, 2) x OBP: 0.185, SLG: 0.241		x 0-0 6-3		0-3 K			x 0-0 3-1		3 0 0 0 0 1 1			
Curtis Wilkerson, S (1, 4) x OBP: 0.279, SLG: 0.266		x 0-0 6-3			0-3 K			x 0-0 5-3	3 0 0 0 0 1 0			
Jeff Kunkel, R (1, 6) x OBP: 0.213, SLG: 0.352			x 0-0 6-3		x 0-0 5-3			x 0-0 6-3	3 0 0 0 0 0 0			
<b>Inning Stats</b>	R: 1 H: 3 E: 0 LOB: 1 K: 0 BB: 0 S: 5 P: 5	R: 0 H: 0 E: 0 LOB: 0 K: 0 BB: 0 S: 3 P: 3	R: 0 H: 1 E: 0 LOB: 1 K: 0 BB: 0 S: 4 P: 4	R: 0 H: 1 E: 0 LOB: 1 K: 2 BB: 0 S: 8 P: 8	R: 0 H: 0 E: 0 LOB: 0 K: 1 BB: 0 S: 5 P: 5	R: 0 H: 1 E: 0 LOB: 0 K: 0 BB: 0 S: 3 P: 3	R: 0 H: 0 E: 0 LOB: 0 K: 0 BB: 0 S: 3 P: 3	R: 0 H: 0 E: 0 LOB: 0 K: 2 BB: 0 S: 7 P: 7	1B: 4 SF: 0 2B: 1 SAC: 0 3B: 0 DP: 2 HR: 1 HBP: 0	WP: 0 PA: 31 PB: 0 SB: 0 CS: 0		
<b>PITCHER</b> Bud Black, L (1, 1) ERA: 3.34	IP WLS BF H R ER SO BB IBB HBP BLK WP HR S P ERA WHIP	9.0 W 31 6 1 1 5 0 0 0 0 0 1 41 41 1.00 0.667										

Texas Rangers @ Kansas City Royals  
Royals Stadium, Kansas City, MO  
Wed Aug 29 1984, 8:05 PM EDT  
Att: 15,887 - Unknown

livebaseballscorecards.com

AB	31
R	1
H	6
RBI	1
BB	0
SO	5
LOB	7





Batter	1	2	3	4	5	6	7	8	9	AB	R	H	RBI	BB	SO	LOB
Willie Wilson, S OBP: 0.353, SLG: 0.373 (1, 8) X	0-0 1-3 (1) X	0-0 6-3 (2)			0-0 F8 (1) X		0-0 F8 (3) X			4	0	0	1	0	0	1
Lynn Jones, R OBP: 0.355, SLG: 0.379 (1, 9) X	0-0 F8 (2) X	0-0 5-3 (3)			0-0 FC6-4 1B			0-0 1B 1B		4	0	2	0	0	0	1
Darryl Motley, R OBP: 0.327, SLG: 0.450 (1, 7) B B B B	4-0 3B BB		0-0 F4 (1) X		0-0 F7 (2) X			0-0 1B 1B		3	1	1	0	1	0	1
Hal McRae, R OBP: 0.357, SLG: 0.401 (1, 10) X	0-0 3B 1-H		0-0 HR		0-0 FC6-4 1-2f			0-3 K S S S S (1)		4	1	2	2	0	1	3
Frank White, R OBP: 0.307, SLG: 0.437 (1, 4) X	0-0 6-3 (3)		0-0 5-3 (2)		0-0 F7 (1) X			0-0 F7 (2) X		4	0	0	0	0	0	3
Don Slaught, R OBP: 0.302, SLG: 0.385 (1, 2) X		0-0 6-3 (1) X	0-0 5-3 (3)		0-3 K S S S S (2)			0-0 1B 1-2 2-H (3)		4	0	1	0	0	1	0
Greg Pryor, R OBP: 0.294, SLG: 0.378 (1, 5) X		0-0 3B 1B		0-0 4-3 (1) X		0-0 1-3 (3) X				3	1	1	0	0	0	0
John Wathan, R OBP: 0.286, SLG: 0.291 (1, 3) X		0-0 6-3 3B 1-H		0-0 5-3 (2) X			0-0 5-3 (1) X			3	1	1	1	0	0	0
Buddy Biancalana, S OBP: 0.239, SLG: 0.321 (1, 6) B B B B		4-0 6-3 BB		0-0 6-3 (3) X			0-0 F9 (2) X			2	0	0	0	1	0	0

**BOTTOM**

**Texas Rangers @ Kansas City Royals**  
Royals Stadium, Kansas City, MO

Wed Aug 29 1984, 8:05 PM EDT  
Att. 15,887 - Unknown

[livebaseballscorecards.com](http://livebaseballscorecards.com)

<b>AB</b>	<b>31</b>
<b>R</b>	<b>4</b>
<b>H</b>	<b>8</b>
<b>RBI</b>	<b>4</b>
<b>BB</b>	<b>2</b>
<b>SO</b>	<b>2</b>
<b>LOB</b>	<b>9</b>



Inning Stats	R: 1	H: 1	E: 0	K: 0	S: 4	LOB: 1	P: 8
	R: 2	H: 2	E: 0	K: 0	S: 5	LOB: 1	P: 9
	R: 1	H: 1	E: 0	K: 0	S: 4	LOB: 0	P: 4
	R: 0	H: 0	E: 0	K: 0	S: 3	LOB: 0	P: 3
	R: 0	H: 1	E: 0	K: 0	S: 4	LOB: 1	P: 4
	R: 0	H: 0	E: 0	K: 1	S: 5	LOB: 0	P: 5
	R: 0	H: 0	E: 0	K: 0	S: 3	LOB: 0	P: 3
	R: 0	H: 3	E: 0	K: 1	S: 7	LOB: 2	P: 7

WP: 0	PA: 33
PB: 0	
SB: 0	
CS: 0	

PITCHER	IP	WLS	BF	H	R	ER	SO	BB	IBB	HBP	BLK	WP	HR	S	P	ERA	WHIP
Frank Tanana, L ERA: 3.1 (1, 1)	7.0	L	30	7	4	4	1	2	0	0	0	0	1	30	38	5.14	1.286
Dave Schmidt, R ERA: 1.97 (8, 1)	1.0		3	1	0	0	1	0	0	0	0	0	0	5	5	0.00	1.000

Batter	1	2	3	4	5	6	7	8	9	AB R H RBI BB SO LOB
Bill Sample, R (1, 7) OBP: 0.294, SLG: 0.331	4-0 E S 1B BB		0-0 S 1B		0-3 K		0-0 6-3			3 2 1 0 1 1 1
Gary Ward, R (1, 8) OBP: 0.328, SLG: 0.426	0-3 K 1-3		0-3 K 1-2			0-0 6-3		0-0 F7		4 0 0 0 0 2 2
Buddy Bell, R (1, 5) OBP: 0.369, SLG: 0.420	0-0 3B 1B		0-0 5-3			0-0 F8		0-0 F9		4 1 1 1 0 0 1
Larry Parrish, R (1, 10) OBP: 0.341, SLG: 0.490	0-3 K 3-H		0-0 K 2-H			0-0 1B		0-0 4-3		4 0 2 1 0 1 1
Pete O'Brien, L (1, 3) OBP: 0.352, SLG: 0.465	0-0 3B 1-H			4-0 G4-6-3 BB		0-0 G3		0-0 1B		3 0 2 1 1 0 1
George Wright, S (1, 9) OBP: 0.273, SLG: 0.394	0-0 1-3			0-0 G4-6-3 1-2f			0-0 1B 3B		0-0 F7	4 1 1 0 0 0 3
Donnie Scott, S (1, 2) OBP: 0.275, SLG: 0.269		0-0 F7		0-0 F7			0-0 CS 1B		0-3 K	4 0 1 1 0 1 1
Curtis Wilkerson, S (1, 4) OBP: 0.276, SLG: 0.263		0-0 4-3			0-0 4-3		0-0 F6		0-0 G3	4 0 0 0 0 0 2
Jeff Kunkel, R (1, 6) OBP: 0.216, SLG: 0.352			0-3 K		0-0 F8		0-0 1B			3 0 1 0 0 1 0

Inning Stats	R: 2 E: 0 K: 2 S: 9	H: 2 LOB: 1 BB: 1 P: 13	R: 0 E: 0 K: 1 S: 5	H: 0 LOB: 0 BB: 0 P: 5	R: 1 E: 0 K: 1 S: 6	H: 2 LOB: 1 BB: 1 P: 6	R: 0 E: 0 K: 0 S: 2	H: 0 LOB: 0 BB: 1 P: 6	R: 0 E: 0 K: 1 S: 5	H: 0 LOB: 0 BB: 0 P: 5	R: 0 E: 0 K: 0 S: 4	H: 1 LOB: 1 BB: 0 P: 4	R: 1 E: 0 K: 0 S: 5	H: 3 LOB: 1 BB: 0 P: 5	R: 0 E: 0 K: 0 S: 3	H: 0 LOB: 0 BB: 0 P: 3	R: 0 E: 0 K: 1 S: 6	H: 1 LOB: 1 BB: 0 P: 6	1B: 7 2B: 0 3B: 2 HR: 0	SF: 0 SAC: 0 DP: 1 HBP: 0
--------------	------------------------------	----------------------------------	------------------------------	---------------------------------	------------------------------	---------------------------------	------------------------------	---------------------------------	------------------------------	---------------------------------	------------------------------	---------------------------------	------------------------------	---------------------------------	------------------------------	---------------------------------	------------------------------	---------------------------------	----------------------------------	------------------------------------

PITCHER	IP	WLS	BF	H	R	ER	SO	BB	IBB	HBP	BLK	WP	HR	S	P	ERA	WHIP
Mark Gubicza, R (1, 1) ERA: 3.83	7.0	L	28	8	4	4	5	2	0	0	0	0	0	36	44	5.14	1.429
Mark Huismann, R (8, 1) ERA: 4.52	2.0		7	1	0	0	1	0	0	0	0	0	0	9	9	0.00	0.500


**TOP**

**Texas Rangers @ Kansas City Royals**  
Royals Stadium, Kansas City, MO

Thu Aug 30 1984, 8:05 PM EDT  
Att: 19,163 - Unknown

[livebaseballscorecards.com](http://livebaseballscorecards.com)

<b>AB</b>	<b>33</b>
<b>R</b>	<b>4</b>
<b>H</b>	<b>9</b>
<b>RBI</b>	<b>4</b>
<b>BB</b>	<b>2</b>
<b>SO</b>	<b>6</b>
<b>LOB</b>	<b>12</b>



<b>WP</b> : 0	<b>PA</b> : 35
<b>PB</b> : 0	
<b>SB</b> : 2	
<b>CS</b> : 1	

Batter	1	2	3	4	5	6	7	8	9	AB	R	H	RBI	BB	SO	LOB	BOTTOM										
<b>Willie Wilson, S</b> (1, 8) OBP: 0.356, SLG: 0.385 										5	0	3	1	0	0	2											
<b>Pat Sheridan, L</b> (1, 9) OBP: 0.344, SLG: 0.407 										1	1	0	0	1	0	1											
<b>Dane Iorg, L</b> (1, 3) OBP: 0.275, SLG: 0.383 										4	0	0	0	0	0	5											
<b>Jorge Orta, L</b> (1, 10) OBP: 0.341, SLG: 0.463 										4	1	2	1	0	1	3											
<b>Darryl Motley, R</b> (1, 7) OBP: 0.324, SLG: 0.446 										4	0	0	0	0	0	1											
<b>Frank White, R</b> (1, 4) OBP: 0.309, SLG: 0.438 										4	0	2	0	0	0	1											
<b>Don Slaught, R</b> (1, 2) OBP: 0.302, SLG: 0.383 										4	0	1	0	0	1	2											
<b>Greg Pryor, R</b> (1, 5) OBP: 0.293, SLG: 0.373 										3	0	0	0	1	0	1											
<b>Buddy Biancalana, S</b> (1, 6) OBP: 0.243, SLG: 0.318 <b>Hal McRae, R</b> (7, PH) OBP: 0.356, SLG: 0.400 <b>Bucky Dent, R</b> (8, 6) OBP: 0.400, SLG: 0.250 <b>George Brett, L</b> (9, PH) OBP: 0.342, SLG: 0.462 										1	1	0	0	1	1	0											
<b>Inning Stats</b> R: 0 H: 1 E: 0 K: 1 S: 5 H: 1 LOB: 1 BB: 0 P: 6 R: 0 H: 1 E: 0 K: 0 S: 3 H: 1 LOB: 0 BB: 0 P: 3 R: 1 H: 1 E: 0 K: 0 S: 4 LOB: 2 BB: 2 P: 12 R: 0 H: 1 E: 1 K: 0 S: 3 LOB: 0 BB: 0 P: 3 R: 0 H: 1 E: 0 K: 1 S: 6 LOB: 1 BB: 0 P: 6 R: 0 H: 1 E: 0 K: 0 S: 4 LOB: 1 BB: 0 P: 4 R: 0 H: 0 E: 0 K: 1 S: 5 LOB: 1 BB: 1 P: 9 R: 2 H: 1 E: 1 K: 0 S: 5 LOB: 0 BB: 0 P: 5 R: 0 H: 1 E: 0 K: 1 S: 6 LOB: 1 BB: 0 P: 6 1B: 5 2B: 0 3B: 3 HR: 0 SF: 0 SAC: 0 DP: 3 HBP: 1 WP: 1 PB: 2 SB: 0 CS: 0 PA: 37																											
<b>PITCHER</b> <b>Charlie Hough, R</b> (1, 1) ERA: 3.87 <b>Dave Schmidt, R</b> (9, 1) ERA: 1.94	IP	WLS	BF	H	R	ER	SO	BB	IBB	HBP	BLK	WP	HR	S	P	ERA	WHIP										
	8.0	W	33	7	3	2	3	3	0	1	0	1	0	35	48	2.25	1.250										
	1.0	S	4	1	0	0	1	0	0	0	0	0	0	6	6	0.00	1.000										

**Texas Rangers @ Kansas City Royals**  
 Royals Stadium, Kansas City, MO

Thu Aug 30 1984, 8:05 PM EDT  
 Att. 19,163 - Unknown

[livebaseballscorecards.com](http://livebaseballscorecards.com)

<b>AB</b>	<b>32</b>
<b>R</b>	<b>3</b>
<b>H</b>	<b>8</b>
<b>RBI</b>	<b>2</b>
<b>BB</b>	<b>3</b>
<b>SO</b>	<b>4</b>
<b>LOB</b>	<b>18</b>



Batter	1	2	3	4	5	6	7	8	9	AB R H RBI BB SO LOB	TOP																									
Ed Romero, R (1, 5) OBP: 0.296, SLG: 0.280	0-0 F8		0-3 K		4-0 BB	0-0 F8			0-0 F6	4 0 0 0 1 1 1																										
Jim Gantner, L (1, 4) OBP: 0.327, SLG: 0.364	0-0 G6-4-3 1B			0-0 FC5-4 1B	0-0 G3		0-0 F7		0-0 F7	5 0 2 0 0 0 1																										
Robin Yount, R (1, 6) OBP: 0.364, SLG: 0.424	0-0 G6-4-3 1-2f			0-0 FC5-4 1B		4-0 2B SF8 BB	0-0 1B		0-0 F9	4 2 1 0 1 0 2																										
Cecil Cooper, L (1, 3) OBP: 0.307, SLG: 0.377		0-3 K		0-0 1B	0-0 1B	0-0 2B	0-3 K			4 1 2 0 0 2 1																										
Mark Brouhard, R (1, 7) OBP: 0.321, SLG: 0.405		0-0 5-3		0-0 1B	0-0 1B	0-0 SF8	0-0 F8			3 0 1 2 0 0 1																										
Dion James, L (8, 9) OBP: 0.319, SLG: 0.357				1-2 1B		3-H 1B				0 0 0 0 0 0 0																										
Ted Simmons, S (1, 10) OBP: 0.271, SLG: 0.304		0-0 5-3		0-3 K		0-0 WP	0-0 F8			4 1 1 1 0 1 2																										
Bill Schroeder, R (1, 2) OBP: 0.299, SLG: 0.530			0-0 HR		0-0 F7	4-0 WP	4-0 4-3 BB			2 2 1 1 2 0 2																										
Rick Manning, L (8, PR) OBP: 0.312, SLG: 0.360						E IBB				0 0 0 0 0 0 0	AB 33 R 6 H 8 RBI 4 BB 5 SO 4 LOB 14																									
Bobby Clark, R (1, 8) OBP: 0.346, SLG: 0.387			0-0 F3		0-0 F3	4-0 E2 G3 BB	0-0 4-3		0-0 4-3	3 0 0 0 1 0 1																										
Charlie Moore, R (1, 9) OBP: 0.272, SLG: 0.311			0-0 5-3		0-0 5-3	0-0 G3	0-0 G3		0-0 G3	4 0 0 0 0 0 3																										
Inning Stats	R: 0 E: 0 K: 0 S: 3	H: 1 LOB: 0 BB: 0 P: 3	R: 0 E: 0 K: 1 S: 5	H: 0 LOB: 0 BB: 0 P: 5	R: 1 E: 0 K: 1 S: 6	H: 1 LOB: 0 BB: 0 P: 6	R: 1 E: 0 K: 1 S: 8	H: 3 LOB: 2 BB: 0 P: 8	R: 0 E: 0 K: 0 S: 3	H: 0 LOB: 1 BB: 1 P: 7	R: 4 E: 1 K: 0 S: 5	H: 2 LOB: 1 BB: 3 P: 17	R: 0 E: 0 K: 1 S: 6	H: 1 LOB: 1 BB: 0 P: 6	R: 0 E: 0 K: 0 S: 3	H: 0 LOB: 2 BB: 1 P: 7	R: 0 E: 0 K: 0 S: 3	H: 0 LOB: 0 BB: 0 P: 3	1B: 5 2B: 2 3B: 0 HR: 1	SF: 1 SAC: 0 DP: 1 HBP: 0	WP: 2 PB: 0 SB: 0 CS: 0	PA: 39														
PITCHER	IP WLS BF H R ER SO BB IBB HBP BLK WP HR S P ERA WHIP																																			
Mike Mason, L (1, 1) ERA: 3.31	5.1		26	7	6	6	3	3	1	0	0	1	1	28	44	10.12	1.875																			
Tom Henke, R (6, 1) ERA: 5.4	0.2		2	0	0	0	0	0	0	0	0	0	0	2	2	0.00	0.000																			
Dickie Noles, R (7, 1) ERA: 5.1	2.0		8	1	0	0	1	1	0	0	0	0	0	9	13	0.00	1.000																			
Joey McLaughlin, R (9, 1) ERA: 4.58	1.0	W	3	0	0	0	0	0	0	0	0	0	0	3	3	0.00	0.000																			

Milwaukee Brewers @ Texas Rangers  
Arlington Stadium, Arlington, TX  
Fri Aug 31 1984, 8:05 PM EDT  
Att. 9,404 - Unknown

livebaseballscorecards.com



Batter	1	2	3	4	5	6	7	8	9	AB	R	H	RBI	BB	SO	LOB
Mickey Rivers, L (1, 7) OBP: 0.312, SLG: 0.383	0-0 4-3		0-0 3-1		0-0 4-3			0-0 1-2 G4-6-3 1B	0-0 F5	5	0	1	0	0	0	3
Gary Ward, R (1, 8) OBP: 0.326, SLG: 0.426	0-0 5-3			0-0 1B 2B		0-0 6-3		0-0 1-2f 2-3 G4-6-3	0-0 E6 HR	5	2	1	0	0	0	4
Buddy Bell, R (1, 5) OBP: 0.369, SLG: 0.425	0-0 F7			0-0 F9		0-0 3-4-1		4-0 BB FC5-4	0-0 HR	4	1	1	4	1	0	1
Larry Parrish, R (1, 10) OBP: 0.341, SLG: 0.488		0-3 K		0-0 1B		0-0 4-3		0-0 1-2f FC5-4		4	0	1	1	0	1	2
Pete O'Brien, L (1, 3) OBP: 0.354, SLG: 0.465		0-0 6-3		0-0 F7			0-0 FC6-4 1B		0-0 1B 1B	4	1	2	0	0	0	1
George Wright, S (1, 9) OBP: 0.276, SLG: 0.396		0-0 1B		0-0 F8			0-0 1-2f FC6-4		0-0 1-2 1B 1B	4	1	2	0	0	0	2
Donnie Scott, S (1, 2) OBP: 0.271, SLG: 0.265		0-0 G3			0-0 4-1		0-0 F7		0-0 E 1B HR 1B	3	0	0	0	0	0	2
Mary Foley, L (9, PH) OBP: 0.311, SLG: 0.417									1-2 2-3	1	1	1	0	0	0	0
Jeff Kunkel, R (1, 6) OBP: 0.219, SLG: 0.351			0-0 F8		0-0 FC4 1B		0-3 K		0-0 1-2 2-H 3-H HR 1B	3	0	1	0	0	1	1
Bill Sample, R (9, PH) OBP: 0.295, SLG: 0.333									1-2 2-3	1	1	1	2	0	0	0
Curtis Wilkerson, S (1, 4) OBP: 0.277, SLG: 0.263			0-0 4-3		0-0 FC4			0-0 G4-6-3 1B	0-3 K	3	0	1	0	0	0	1
Alan Bannister, R (9, PH) OBP: 0.333, SLG: 0.341					1-2f					1	0	0	0	0	1	2

Inning Stats	R: 0	H: 0	E: 0	LOB: 0	K: 0	S: 3	R: 0	H: 1	E: 0	LOB: 1	K: 1	S: 6	R: 0	H: 0	E: 0	LOB: 0	K: 0	S: 3	R: 1	H: 2	E: 0	LOB: 1	K: 0	S: 5	R: 0	H: 1	E: 0	LOB: 1	K: 0	S: 4	R: 0	H: 0	E: 0	LOB: 0	K: 0	S: 3	R: 0	H: 1	E: 0	LOB: 1	K: 1	S: 6	R: 0	H: 2	E: 0	LOB: 2	K: 0	S: 4	R: 6	H: 5	E: 1	LOB: 0	K: 1	S: 10	1B: 10	SF: 0	2B: 1	SAC: 0	3B: 0	DP: 1	HR: 1	HBP: 0	WP: 0	PA: 39
--------------	------	------	------	--------	------	------	------	------	------	--------	------	------	------	------	------	--------	------	------	------	------	------	--------	------	------	------	------	------	--------	------	------	------	------	------	--------	------	------	------	------	------	--------	------	------	------	------	------	--------	------	------	------	------	------	--------	------	-------	--------	-------	-------	--------	-------	-------	-------	--------	-------	--------


PITCHER	IP	WLS	BF	H	R	ER	SO	BB	IBB	HBP	BLK	WP	HR	S	P	ERA	WHIP
Moose Haas, R (1, 1) ERA: 3.92	5.0		19	4	1	1	1	0	0	0	0	0	0	21	21	1.80	0.800
Jack Lazorko, R (6, 1) ERA: 4.05	3.0		14	5	2	2	1	1	0	0	0	0	0	15	19	6.00	2.000
Rick Waits, L (9, 1) ERA: 2.66	0.0		2	2	0	0	0	0	0	0	0	0	0	2	2	∞	∞
Pete Ladd, R (9, 1) ERA: 5.34	0.2	L	4	1	4	0	1	0	0	0	0	0	0	1	6	0.00	1.500

**BOTTOM**

**Milwaukee Brewers @ Texas Rangers**  
Arlington Stadium, Arlington, TX

Fri Aug 31 1984, 8:05 PM EDT  
Att. 9,404 - Unknown

AB	38
R	7
H	12
RBI	7
BB	1
SO	3
LOB	19



PITCHER	IP	WLS	BF	H	R	ER	SO	BB	IBB	HBP	BLK	WP	HR	S	P	ERA	WHIP
---------	----	-----	----	---	---	----	----	----	-----	-----	-----	----	----	---	---	-----	------

Batter	1	2	3	4	5	6	7	8	9	AB R H RBI BB SO LOB	TOP											
Dion James, L (1, 9) OBP: 0.329, SLG: 0.365	0-0 G4-6-3 1B	4-0 S BB		0-0 1-3 1B		0-0 1-2 2-H 1B		0-0 2-H 1B		4 0 4 2 1 0 0												
Jim Gantner, L (1, 4) OBP: 0.325, SLG: 0.362	0-0 G4-6-3 1-2f	0-0 4-3		0-0 4-3		0-3 K		0-0 FC6-4 1B		5 0 1 0 0 1 6												
Robin Yount, R (1, 6) OBP: 0.364, SLG: 0.422	4-0 2B 1B BB		0-0 F8		0-0 1-3		0-0 1B	0-0 FC6-4 1-2f		4 1 1 0 1 0 2												
Cecil Cooper, L (1, 3) OBP: 0.306, SLG: 0.377	0-0 1-3 1B 2B		0-3 K		0-3 K		0-3 K	0-0 F9		5 1 1 0 0 3 1												
Ben Oglivie, L (1, 7) OBP: 0.316, SLG: 0.367	0-0 E 1B 1B 2-H 3-H		4-0 BB		0-3 K		0-0 F6	0-0 L3		4 0 1 2 1 1 1												
Ted Simmons, S (1, 10) OBP: 0.271, SLG: 0.303	0-0 E9 1-3 1B		0-0 F9		0-0 G3		0-0 6-3	0-0 F9		5 0 1 0 0 0 2												
Bill Schroeder, R (1, 2) OBP: 0.292, SLG: 0.518	0-3 K		0-0 5-3		0-0 L3		0-0 F8			4 0 0 0 0 1 2												
Ed Romero, R (1, 5) OBP: 0.299, SLG: 0.284		0-0 6-3		0-0 CS 1B		0-0 1B 1B		0-0 6-3		4 1 2 0 0 0 0												
Rick Manning, L (1, 8) OBP: 0.316, SLG: 0.368		0-0 F5		0-0 1B 1B 1-2		0-0 1B 1B		0-0 1B 2B		4 1 3 0 0 0 0												
<b>Inning Stats</b>	R: 2 E: 1 K: 1 S: 8	H: 4 LOB: 2 BB: 1 P: 12	R: 0 E: 0 K: 0 S: 3	H: 0 LOB: 1 BB: 1 P: 7	R: 0 E: 0 K: 1 S: 5	H: 0 LOB: 1 BB: 1 P: 9	R: 0 E: 0 K: 0 S: 5	H: 3 LOB: 2 BB: 0 P: 5	R: 0 E: 0 K: 2 S: 7	H: 0 LOB: 0 BB: 0 P: 7	R: 1 E: 0 K: 1 S: 8	H: 3 LOB: 2 BB: 0 P: 8	R: 0 E: 0 K: 1 S: 6	H: 1 LOB: 1 BB: 0 P: 6	R: 1 E: 0 K: 0 S: 6	H: 3 LOB: 2 BB: 0 P: 6	R: 0 E: 0 K: 0 S: 3	H: 0 LOB: 0 BB: 0 P: 3	1B: 12 2B: 2 3B: 0 HR: 0	SF: 0 SAC: 0 DP: 1 HBP: 0	WP: 0 PB: 0 SB: 1 CS: 1	PA: 42
<b>PITCHER</b>	IP WLS BF H R ER SO BB IBB HBP BLK WP HR S P ERA WHIP																				<b>PITCHER</b>	IP WLS BF H R ER SO BB IBB HBP BLK WP HR S P ERA WHIP
Dave Stewart, R (1, 1) ERA: 5.4	6.0 W 29 10 3 3 5 3 0 0 0 0 0 0 36 48 4.50 2.167																					
Tom Henke, R (7, 1) ERA: 5.4	1.2 S 9 4 1 1 1 0 0 0 0 0 0 11 11 5.40 2.400																					
Dave Schmidt, R (8, 1) ERA: 1.9	1.1 S 4 0 0 0 0 0 0 0 0 0 0 4 4 0.00 0.000																					

Milwaukee Brewers @ Texas Rangers  
Arlington Stadium, Arlington, TX  
Sat Sep 01 1984, 8:05 PM EDT  
Att: 14,909 - Unknown

livebaseballscorecards.com

AB	39
R	4
H	14
RBI	4
BB	3
SO	6
LOB	14



Batter	1	2	3	4	5	6	7	8	9
Bill Sample, R OBP: 0.294, SLG: 0.333 (1, 7) X	0-0 F8 ①		0-0 1B 2B		0-0 F4 ① X	0-0 4-3 ③		0-0 F5 ③	
Gary Ward, R OBP: 0.330, SLG: 0.430 (1, 8) X	0-0 FC5-4 1B		0-0 HR 1B		0-0 3B 2B		0-0 F9 ①		
Buddy Bell, R OBP: 0.372, SLG: 0.438 (1, 5) X	0-0 FC5-4 1-2f ②		0-0 HR 1B		0-0 SF9 3B		0-0 FC4-6 1B		
Larry Parrish, R OBP: 0.338, SLG: 0.485 (1, 10) X	0-0 2-3 ③		0-0 5-3 ③		0-0 SF9 3-H ②		0-0 F8 ②		
Pete O'Brien, L OBP: 0.351, SLG: 0.461 (1, 3) X		0-3 K ①		0-0 F9 ① X	0-0 F7 ③		0-0 FC4-6 1-2f ③		
George Wright, S OBP: 0.276, SLG: 0.397 (1, 9) X		0-0 F8 ②		0-3 K ②		0-0 6-3 ①		0-0 SH2-3 1B 2B	
Donnie Scott, S OBP: 0.271, SLG: 0.266 (1, 2) X		0-0 5-3 ③		0-0 E5		0-0 FC6-4 1B		0-0 SH2-3 2-3 ①	
Jeff Kunkel, R OBP: 0.212, SLG: 0.339 (1, 6) X			0-0 F3 ① X	0-0 F7 ③		0-0 FC6-4 2B E ②		0-0 5-3 ②	
Curtis Wilkerson, S OBP: 0.281, SLG: 0.271 (1, 4) X			0-0 1-3 ②		0-0 2B 3B 1B	0-0 E7 1-H 2B		0-0 3-H 1B	

Inning Stats	R: 0	H: 1	E: 0	K: 0	S: 4	LOB: 1	BB: 0	P: 4
	R: 0	H: 0	E: 0	K: 1	S: 5	LOB: 0	BB: 0	P: 5
	R: 3	H: 3	E: 0	K: 0	S: 6	LOB: 0	BB: 0	P: 6
	R: 0	H: 0	E: 1	K: 1	S: 6	LOB: 1	BB: 0	P: 6
	R: 3	H: 3	E: 0	K: 0	S: 6	LOB: 0	BB: 0	P: 6
	R: 1	H: 2	E: 1	K: 0	S: 5	LOB: 1	BB: 0	P: 5
	R: 0	H: 1	E: 0	K: 0	S: 4	LOB: 1	BB: 0	P: 4
	R: 1	H: 2	E: 0	K: 0	S: 5	LOB: 1	BB: 0	P: 5

PITCHER	IP	WLS	BF	H	R	ER	SO	BB	IBB	HBP	BLK	WP	HR	S	P	ERA	WHIP
Mike Caldwell, L ERA: 4.75 (1, 1)	4.1	L	21	7	6	6	2	0	0	0	0	0	1	25	25	12.46	1.615
Tom Tellmann, R ERA: 2.64 (5, 1)	3.2		16	5	2	1	0	0	0	0	0	0	0	16	16	2.46	1.364

**BOTTOM**

**Milwaukee Brewers @ Texas Rangers**  
Arlington Stadium, Arlington, TX

Sat Sep 01 1984, 8:05 PM EDT  
Att. 14,909 - Unknown

AB	R	H	RBI	BB	SO	LOB
5	1	1	0	0	0	3
4	2	3	1	0	0	0
4	2	3	4	0	0	1
3	0	0	1	0	0	2
4	0	0	0	0	1	1
4	1	1	0	0	1	0
3	0	1	0	0	0	0
4	1	0	0	0	0	3
4	1	3	1	0	0	0

AB	35
R	8
H	12
RBI	7
BB	0
SO	2
LOB	10

WP: 0 PA: 37  
PB: 0  
SB: 0  
CS: 0



1B	SF	2B	SAC	3B	DP	HR	HBP
6	1	4	1	1	0	1	0

Batter	1	2	3	4	5	6	7	8	9	AB R H RBI BB SO LOB	TOP		
Jack Perconte, L (1, 4) OBP: 0.360, SLG: 0.350	0-0 G3 1B		0-0 6-3		0-0 G3		0-3 K		0-0 2B 1B	5 2 2 0 0 1 0			
Spike Owen, S (1, 6) OBP: 0.315, SLG: 0.342	0-0 G3 1-3			0-0 5-3	0-0 5-3			0-0 F4 1-H	0-0 2B	5 0 1 1 0 0 1			
Alvin Davis, L (1, 3) OBP: 0.392, SLG: 0.488	0-0 G3 3-H			0-0 3-1	0-0 G3			0-0 1B 2B 1B	4-0 BB BB	4 1 1 1 1 0 0			
Ken Phelps, L (1, 10) OBP: 0.391, SLG: 0.578	0-0 F1			4-0 1B BB E BB		0-0 4-3		0-0 2B 1-2 1B	4-0 FC5-4 BB	3 1 1 0 2 0 0			
Al Cowens, R (1, 8) (8, 9) OBP: 0.305, SLG: 0.435		0-0 5-3		4-0 1-2 1B BB E		0-0 L6		0-0 1-3 2-H 2B	0-0 FC5-4 1-2f	4 1 1 1 1 0 3			
Steve Henderson, R (1, 7) John Moses, S (8, 8) OBP: 0.354, SLG: 0.431		0-0 F7		0-0 1-2 2-H 1B BB E		4-0 BB		0-0 F6		3 1 1 0 1 0 2 0 0 0 0 0 0 0			
Barry Bonnell, R (1, 9) (8, 7) OBP: 0.303, SLG: 0.364		0-3 K		0-0 1-3 2-H E 1B		0-0 3-1		0-0 1-3		4 1 1 1 0 1 3			
Jim Presley, R (1, 5) OBP: 0.253, SLG: 0.405			0-3 K	0-0 1-H 3-H E6 1B			0-0 G5-4-3 1B		0-0 F8	4 0 2 1 0 1 0			
Bob Kearney, R (1, 2) OBP: 0.269, SLG: 0.345			0-0 F8	0-0 F2			0-0 1-2f G5-4-3		0-0 5-3	4 0 0 0 0 0 2			
<b>Inning Stats</b>	R: 1 E: 0 K: 0 S: 4 H: 1 LOB: 0 BB: 0 P: 4	R: 0 E: 0 K: 1 S: 5 H: 0 LOB: 0 BB: 0 P: 5	R: 0 E: 0 K: 1 S: 5 H: 0 LOB: 0 BB: 0 P: 5	R: 4 E: 2 K: 0 S: 6 H: 3 LOB: 1 BB: 2 P: 14	R: 0 E: 0 K: 0 S: 3 H: 0 LOB: 0 BB: 0 P: 3	R: 0 E: 0 K: 0 S: 3 H: 0 LOB: 1 BB: 1 P: 7	R: 0 E: 0 K: 1 S: 5 H: 1 LOB: 0 BB: 0 P: 5	R: 1 E: 0 K: 0 S: 6 H: 3 LOB: 2 BB: 0 P: 6	R: 1 E: 0 K: 0 S: 5 H: 2 LOB: 3 BB: 2 P: 13	1B: 8 2B: 2 3B: 0 HR: 0 SF: 0 SAC: 0 DP: 1 HBP: 0	WP: 0 PB: 0 SB: 0 CS: 0 PA: 41		
<b>PITCHER</b>	IP WLS BF H R ER SO BB IBB HBP BLK WP HR S P ERA WHIP											<b>PITCHER</b>	IP WLS BF H R ER SO BB IBB HBP BLK WP HR S P ERA WHIP
Frank Tanana, L (1, 1) ERA: 3.08	7.1 L 31 7 6 2 3 3 0 0 0 0 0 0 34 46 2.46 1.364												
Tom Henke, R (8, 1) ERA: 5.4	1.2 10 3 1 1 0 2 0 0 0 0 0 0 8 16 5.40 3.000												

Seattle Mariners @ Texas Rangers  
Arlington Stadium, Arlington, TX  
Mon Sep 03 1984, 8:05 PM EDT  
Att. 6,688 - Unknown

livebaseballscorecards.com

AB	36
R	7
H	10
RBI	5
BB	5
SO	3
LOB	11





Batter	1	2	3	4	5	6	7	8	9	AB	R	H	RBI	BB	SO	LOB
Bill Sample, R (1, 7) OBP: 0.293, SLG: 0.332	0-0 S 2B 1B		0-0 F6 1B		0-0 F6 1B		0-0 6-3 1B	0-0 F9 1B		5	1	1	0	0	0	3
Gary Ward, R (1, 8) OBP: 0.328, SLG: 0.430	0-0 1-H 1B 2B		0-0 F7 1B		0-0 FC5-4 1B		0-3 K 1B		0-0 F3 1B	5	1	1	1	0	1	1
Buddy Bell, R (1, 5) OBP: 0.376, SLG: 0.443	0-0 G4-6-3 2-H 1B		4-0 1B BB		0-0 1-2 1B		0-0 2B		0-3 K 1B	4	0	3	1	1	1	0
Larry Parrish, R (1, 10) OBP: 0.339, SLG: 0.484	0-0 G4-6-3 1-2f		0-0 1-2 1B		0-3 K 1B		4-0 BB		0-0 6-3	4	0	1	0	1	1	3
Pete O'Brien, L (1, 3) OBP: 0.352, SLG: 0.460	4-0 BB		0-0 F8 1B		0-0 5-3 2B 1B		0-3 K 1B			3	1	1	0	1	1	4
George Wright, S (1, 9) OBP: 0.272, SLG: 0.392	0-3 K		0-0 F6 1B		0-0 5-3 1-2 1B		0-3 K 1B		0-3 K 1B	4	0	0	0	0	2	2
Ned Yost, R (1, 2) OBP: 0.191, SLG: 0.256		0-0 5-3	0-0 F8 1B		0-0 F8 1B		0-0 1-3 2-H 2B		0-0 2B	4	0	2	1	0	0	0
Jeff Kunkel, R (1, 6) OBP: 0.208, SLG: 0.333		0-3 K	0-3 K		0-3 K		0-0 1-3 2-3 BB		4-0 BB	2	0	0	0	0	2	0
Bill Stein, R (6, PH) OBP: 0.370, SLG: 0.317										1	0	0	0	0	0	1
Wayne Tolleson, S (7, 4) OBP: 0.286, SLG: 0.261										0	0	0	0	1	0	0
Curtis Wilkerson, S (1, 4) OBP: 0.281, SLG: 0.269		0-0 F3	0-0 F3		4-0 FC5-4 BB		0-0 F8		0-0 L6	2	0	0	0	1	0	1
Bob Jones, L (8, PH) OBP: 0.315, SLG: 0.382										1	0	0	0	0	0	2
Alan Bannister, R (9, 4) OBP: 0.333, SLG: 0.341										0	0	0	0	0	0	0

Inning Stats	R: 2	H: 3	E: 0	K: 1	S: 7	H: 3	LOB: 1	BB: 1	P: 11	R: 0	H: 0	E: 0	K: 1	S: 5	H: 0	LOB: 0	BB: 0	P: 5	R: 0	H: 1	E: 0	K: 0	S: 4	H: 0	LOB: 2	BB: 1	P: 8	R: 0	H: 0	E: 0	K: 1	S: 5	H: 1	LOB: 2	BB: 1	P: 10	R: 1	H: 2	E: 0	K: 0	S: 5	H: 2	LOB: 1	BB: 0	P: 5	R: 0	H: 1	E: 0	K: 2	S: 8	H: 1	LOB: 2	BB: 1	P: 12	R: 0	H: 1	E: 0	K: 1	S: 6	H: 1	LOB: 2	BB: 1	P: 10	R: 0	H: 0	E: 0	K: 1	S: 5	H: 0	LOB: 0	BB: 0	P: 5
1B: 5	SF: 0	2B: 4	SAC: 0	3B: 0	DP: 1	HR: 0	HBP: 0	WP: 0	PA: 40	1B: 5	SF: 0	2B: 4	SAC: 0	3B: 0	DP: 1	HR: 0	HBP: 0	WP: 0	PA: 40	1B: 5	SF: 0	2B: 4	SAC: 0	3B: 0	DP: 1	HR: 0	HBP: 0	WP: 0	PA: 40	1B: 5	SF: 0	2B: 4	SAC: 0	3B: 0	DP: 1	HR: 0	HBP: 0	WP: 0	PA: 40	1B: 5	SF: 0	2B: 4	SAC: 0	3B: 0	DP: 1	HR: 0	HBP: 0	WP: 0	PA: 40																							

PITCHER	IP	WLS	BF	H	R	ER	SO	BB	IBB	HBP	BLK	WP	HR	S	P	ERA	WHIP
Mark Langston, L (1, 1) ERA: 3.21	7.1	W	35	9	3	3	7	5	0	0	0	0	0	44	64	3.68	1.909
Ed Nunez, R (8, 1) ERA: 2.91	1.2	S	5	0	0	0	1	0	0	0	0	0	0	7	7	0.00	0.000

**Seattle Mariners @ Texas Rangers**  
**Arlington Stadium, Arlington, TX**  
 Mon Sep 03 1984, 8:05 PM EDT  
 Att. 6,688 - Unknown

AB	35
R	3
H	9
RBI	3
BB	5
SO	8
LOB	17



WP	PA	ERA	WHIP
0	40		

livebaseballscorecards.com

Batter	1	2	3	4	5	6	7	8	9	10	11	12	13	AB R H RBI BB SO LOB	TOP															
Jack Perconte, L (1, 4) OBP: 0.358, SLG: 0.348	0-0 SH1-3 1B		0-0 4-3		0-3 K			0-0 F8		0-0 5-3		0-3 K		6 1 1 0 0 2 3																
Spike Owen, S (1, 6) OBP: 0.317, SLG: 0.345	0-0 SH1-3		0-1 C1 2B E		0-0 WP 2B			0-0 F9		0-0 G3		0-0 1-3 WP 2B 1B		4 2 2 0 0 0 0																
Alvin Davis, L (1, 3) OBP: 0.392, SLG: 0.489	0-0 FC6-4 1B		0-0 E7 1-H 2B		0-3 K 2-3			0-0 F8		0-0 F9		0-0 1-3		6 0 2 1 0 1 2																
Ken Phelps, L (1, 10) OBP: 0.390, SLG: 0.569	0-0 F7		0-0 F6					0-0 G3		0-0 F8		4-0 BB BB		4 1 0 0 2 0 2																
Al Cowens, R (1, 9) OBP: 0.305, SLG: 0.434	0-0 FC6-4 1-2f		0-0 5-3					0-0 5-3		0-0 5-3		4-0 BB BB		5 1 1 1 1 0 2																
Steve Henderson, R (1, 7) OBP: 0.352, SLG: 0.440		0-0 HR		0-0 5-3				0-0 5-3		0-0 F8		0-3 K2-3		4 1 1 1 0 0 0																
Phil Bradley, R (9, 7) OBP: 0.361, SLG: 0.340												0-0 SH4-3 2B		1 0 0 1 0 1 2																
Jim Presley, R (1, 5) OBP: 0.258, SLG: 0.407		0-0 G5-4-3 1B		0-3 K				0-0 5-3		0-0 SH1-4 1B		0-3 K		4 0 2 0 0 1 0																
Darnell Coles, R (10, PR) OBP: 0.296, SLG: 0.237												0-0 1B		2 0 1 1 0 1 0																
Bob Kearney, R (1, 2) OBP: 0.267, SLG: 0.342		0-0 G5-4-3		0-0 F7				0-0 F7		0-0 SH1-4		0-0 G3 2B		3 0 0 0 0 0 1																
Orlando Mercado, R (12, PH) OBP: 0.259, SLG: 0.286		0-0 1-2f								1-2		0-0 1-3		2 0 1 0 0 0 1																
John Moses, S (1, 8)		0-0 B2						0-0 4-3		0-0 4-3		0-0 G3		5 0 0 0 0 0 3																
<b>Inning Stats</b>	R: 1 E: 0 S: 5	H: 2 LOB: 1 BB: 0 P: 5	R: 1 E: 0 K: 0 S: 4	H: 2 LOB: 0 BB: 0 P: 4	R: 1 E: 2 K: 0 S: 5	H: 1 LOB: 1 BB: 0 P: 5	R: 0 E: 0 K: 1 S: 5	H: 0 LOB: 0 BB: 0 P: 5	R: 0 E: 0 K: 2 S: 8	H: 1 LOB: 1 BB: 0 P: 8	R: 0 E: 0 K: 0 S: 3	H: 0 LOB: 0 BB: 0 P: 3	R: 0 E: 0 K: 0 S: 3	H: 0 LOB: 0 BB: 0 P: 3	R: 0 E: 0 K: 0 S: 4	H: 1 LOB: 2 BB: 0 P: 4	R: 0 E: 0 K: 1 S: 8	H: 0 LOB: 2 BB: 2 P: 13	R: 0 E: 0 K: 2 S: 8	H: 1 LOB: 1 BB: 0 P: 8	R: 3 E: 0 K: 0 S: 6	H: 3 LOB: 1 BB: 1 P: 10	1B: 6 2B: 4 3B: 0 HR: 1	SF: 0 SAC: 3 DP: 1 HBP: 0	WP: 2 PB: 0 SB: 0 CS: 0	PA: 53				
<b>PITCHER</b>	IP WLS BF H R ER SO BB IBB HBP BLK WP HR S P ERA WHIP														IP WLS BF H R ER SO BB IBB HBP BLK WP HR S P ERA WHIP															
Charlie Hough, R (1, 1) ERA: 3.77	11.0	L	42	4	3	3	2	0	1	0	0	1	0	14	18	13.50	2.000													
Dave Schmidt, R (12, 1) ERA: 2.24	2.0	L	11	4	3	3	2	0	1	0	0	1	0	14	18	13.50	2.000													

Seattle Mariners @ Texas Rangers  
Arlington Stadium, Arlington, TX  
Tue Sep 04 1984, 8:05 PM EDT  
Att: 7,016 - Unknown

livebaseballscorecards.com

AB	46
R	6
H	11
RBI	5
BB	3
SO	6
LOB	16



Batter	1	2	3	4	5	6	7	8	9	10	11	12	13	AB R H RBI BB SO LOB
Bill Sample, R OBP: 0.292, SLG: 0.337 (1, 7)	0-0 HR		0-0 6-3		0-3 K			0-0 5-3		0-0 SH1-4		0-3 K		5 1 1 1 0 2 2
Gary Ward, R OBP: 0.325, SLG: 0.425 (1, 8)	0-0 F7			0-0 F8	0-0 G5-4-3			0-0 6-3		0-0 5-3		0-0 F8		6 0 0 0 0 0 3
Buddy Bell, R OBP: 0.375, SLG: 0.439 (1, 5)	0-0 F9			4-0 1B BB				0-3 K		4-0 HBP BB		0-0 1-3		4 1 0 0 2 1 0
Larry Parrish, R OBP: 0.342, SLG: 0.484 (1, 10)	0-3 K			0-0 1B 1-2 FC3-2-5 1B				0-0 1B		1-0 HBP		0-0 HBP		4 0 2 0 1 1 0
Pete O'Brien, L OBP: 0.352, SLG: 0.461 (1, 3)		0-0 F7		0-0 1B FC3-2-5				0-0 F7		0-0 4-3		0-0 4-3		6 0 2 1 0 0 4
George Wright, S OBP: 0.274, SLG: 0.394 (1, 9)		0-0 4-3		0-0 FC3-2-5 1-3 1B				0-0 4-3		0-0 WP 1B 2B		0-0 BLK 1B 1B		6 1 2 0 0 0 5
Donnie Scott, S OBP: 0.268, SLG: 0.262 (1, 2)		0-3 K		0-0 4-3				0-0 F7		0-0 1B 2H		0-3 K		3 0 0 0 0 1 2
Mickey Rivers, L OBP: 0.314, SLG: 0.386 (9, PH)								0-3 K		0-0 1B		0-3 K		1 0 1 1 0 0 0
Jim Anderson, R OBP: 0.167, SLG: 0.111 (10, 6)								0-0 K		0-0 1B		0-0 K		1 0 0 0 0 1 1
Alan Bannister, R OBP: 0.330, SLG: 0.337 (13, PH)								0-0 K		0-0 1B		0-0 K		1 0 0 0 0 1 2
Curtis Wilkerson, S OBP: 0.282, SLG: 0.270 (1, 6)			0-0 4-3		0-0 1B			0-3 K		0-0 1B		0-3 K		3 0 1 0 0 1 0
Bob Jones, L OBP: 0.313, SLG: 0.379 (9, PH)								0-3 K		0-0 1B		0-0 4-3		1 0 0 0 0 0 1
Ned Yost, R OBP: 0.191, SLG: 0.256 (10, 2)								0-0 K		0-0 1B		0-0 4-3		0 0 0 0 0 0 0
Kevin Buckley, R OBP: 0.191, SLG: 0.256 (11, PH)								0-0 K		0-0 1B		0-0 4-3		1 0 0 0 0 1 1
Marv Foley, L OBP: 0.308, SLG: 0.413 (12, 2)								0-0 K		0-0 1B		0-0 4-3		1 0 0 0 0 0 2
Wayne Tolleson, S OBP: 0.290, SLG: 0.267 (1, 4)			0-0 6-3		0-0 1B			0-0 B3		0-0 1B		0-0 1B		5 0 3 0 0 0 0

BOTTOM	
AB	48
R	3
H	12
RBI	3
BB	3
SO	9
LOB	23

PITCHER	
Jim Beattie, R ERA: 3.68 (1, 1)	IP: 9.0, WLS: 35, BF: 8, R: 3, ER: 3, SO: 5, BB: 1, IBB: 0, HBP: 0, BLK: 0, WP: 1, HR: 1, S: 44, P: 48, ERA: 3.00, WHIP: 1.000
Dave Beard, R ERA: 5.16 (10, 1)	0.2, 4, 1, 0, 0, 0, 1, 0, 0, 0, 0, 0, 3, 7, 0.00, 3.000
Ed Nunez, R ERA: 2.91 (10, 1)	0.0, 1, 0, 0, 0, 0, 0, 0, 0, 1, 0, 0, 0, 1, ∞, ∞
Ed Vande Berg, L ERA: 4.86 (10, 1)	1.1, 5, 2, 0, 0, 2, 0, 0, 0, 1, 0, 0, 9, 9, 0.00, 1.500
Bob Stoddard, R ERA: 4.78 (12, 1)	1.0, W, 5, 1, 0, 0, 1, 1, 0, 0, 0, 0, 6, 10, 0.00, 2.000
PITCHER	
Dave Geisel, L ERA: 4.62 (13, 1)	IP: 1.0, WLS: 3, BF: 0, H: 0, R: 0, ER: 0, SO: 1, BB: 0, IBB: 0, HBP: 0, BLK: 0, WP: 0, HR: 0, S: 5, P: 5, ERA: 0.00, WHIP: 0.000

Seattle Mariners @ Texas Rangers  
Arlington Stadium, Arlington, TX  
Tue Sep 04 1984, 8:05 PM EDT  
Att. 7,016 - Unknown



Seattle Mariners @ Texas Rangers  
 Arlington Stadium, Arlington, TX  
 Wed Sep 05 1984, 8:05 PM EDT  
 Att: 7,291 - Unknown

livebaseballscorecards.com

AB	37
R	6
H	10
RBI	6
BB	4
SO	7
LOB	16



WP:	0	PA:	43
PB:	0		
SB:	0		
CS:	1		

Batter	1	2	3	4	5	6	7	8	9	10	AB	R	H	RBI	BB	SO	LOB
Jack Perconte, L (1, 4) OBP: 0.357, SLG: 0.346	F9		CS 1B	FC6-4		5-3			4-3		5	0	1	0	0	0	2
Phil Bradley, R (1, 8) OBP: 0.365, SLG: 0.350	F9		1B BB			F8 1B 1B			4-3	SF8 3B	4	2	2	0	1	0	0
Alvin Davis, L (1, 3) OBP: 0.392, SLG: 0.489	L3		1B			F8 1B 1B		K		SF8	4	0	2	1	0	1	0
Ken Phelps, L (1, 10) OBP: 0.387, SLG: 0.560		3B BB	F4			F8		K		F5	4	1	0	0	1	1	4
Al Cowens, R (1, 9) OBP: 0.308, SLG: 0.439		1B 3B	K			1B		1-3		2B BB	4	2	2	2	1	1	2
Steve Henderson, R (1, 7) OBP: 0.356, SLG: 0.444 John Moses, S (10, PR) (10, 7)		FC4-6 1B		FC6-4 BB		F7		K		2B	4	0	2	2	1	1	1
Jim Presley, R (1, 5) OBP: 0.257, SLG: 0.418		K		FC6-4 HBP		HR		F8		F8	5	1	1	1	0	1	3
Orlando Mercado, R (1, 2) OBP: 0.265, SLG: 0.282 Bob Kearney, R (6, PH) (6, 2)		F7		FC6-4 HBP		K2-3			6-3		1	0	0	0	0	0	1
Spike Owen, S (1, 6) OBP: 0.314, SLG: 0.342		FC4-6		K		F8			F7		2	0	0	0	0	1	0
											4	0	0	0	0	1	3

Inning Stats	R: 0	H: 0	E: 0	K: 0	S: 3	P: 3	R: 2	H: 2	E: 0	K: 1	S: 7	P: 11	R: 0	H: 2	E: 0	K: 1	S: 6	P: 10	R: 0	H: 0	E: 0	K: 1	S: 5	P: 10	R: 1	H: 3	E: 0	K: 0	S: 5	P: 5	R: 1	H: 1	E: 0	K: 1	S: 6	P: 6	R: 0	H: 0	E: 0	K: 2	S: 7	P: 7	R: 0	H: 0	E: 0	K: 1	S: 5	P: 5	R: 0	H: 0	E: 0	K: 0	S: 3	P: 3	R: 2	H: 2	E: 0	K: 0	S: 5	P: 9	1B: 6	2B: 1	3B: 2	HR: 1	SF: 1	SAC: 0	DP: 0	HBP: 1	WP: 0	PA: 43
PITCHER	IP	WLS	BF	H	R	ER	SO	BB	IBB	HBP	BLK	WP	HR	S	P	ERA	WHIP																																																					
Danny Danwin, R (1, 1) ERA: 3.99	5.0		24	7	3	3	3	3	0	1	0	0	0	26	39	5.40	2.000																																																					
Dave Stewart, R (6, 1) ERA: 5.41	4.2	L	18	3	3	3	4	1	0	0	0	0	1	25	29	5.79	0.857																																																					
Tom Henke, R (10, 1) ERA: 5.32	0.1		1	0	0	0	0	0	0	0	0	0	0	1	1	0.00	0.000																																																					

Batter	1	2	3	4	5	6	7	8	9	10	AB R H RBI BB SO LOB
Mickey Rivers, L (1, 7) OBP: 0.314, SLG: 0.385 Bill Sample, R (7, PH) OBP: 0.291, SLG: 0.336 (8, 7)	0-0 E 1B 6-3 1B	0-0 FC4-6 1B 1-2f		0-0 F6			0-0 F9			0-0 5-3	3 1 1 0 0 0 1 2 0 0 0 0 0 0
Gary Ward, R (1, 8) OBP: 0.326, SLG: 0.425	0-0 E7 1B FC4-6 1B	0-0 1B		0-0 F8			0-0 L3			0-3 K	5 1 2 0 0 1 0
Buddy Bell, R (1, 5) OBP: 0.374, SLG: 0.437	0-0 6-3	0-0 F7			0-0 F7		0-0 5-3			0-0 1B 1B	5 1 1 1 0 0 3
Larry Parrish, R (1, 10) OBP: 0.346, SLG: 0.485 Jeff Kunkel, R (10, PR) OBP: 0.208, SLG: 0.333	0-0 FC4-6 1B 2-3		4-0 1B SF8 BB		1-0 1B HBP			0-3 K		0-0 1B 1-2 1B	3 1 2 0 1 1 0 0 0 0 0 0 0 0
Pete O'Brien, L (1, 3) OBP: 0.354, SLG: 0.462	0-0 FC4-6 1B 1-2f 2B		0-0 4-3 1B		0-0 1B			0-3 K		0-0 FC5-4 1B	5 1 3 2 0 1 1
George Wright, S (1, 9) OBP: 0.272, SLG: 0.395	0-0 1B 2B		0-0 SF8		0-0 F8			0-0 5-3		0-0 FC5-4	4 0 1 2 0 0 3
Donnie Scott, S (1, 2) OBP: 0.264, SLG: 0.258 Dave Hostetler, R (9, PH) OBP: 0.329, SLG: 0.407 Ned Yost, R (10, 2) OBP: 0.191, SLG: 0.256	0-0 F6		0-0 4-3		0-0 1-2		0-0 F8			0-3 K	3 0 0 0 0 0 2 1 0 0 0 0 1 0 0 0 0 0 0 0 0
Wayne Tolleson, S (1, 4) OBP: 0.290, SLG: 0.267		0-0 1B 1B	0-0 4-3		0-0 6-3					0-0 4-3	4 0 1 0 0 0 1
Curtis Wilkerson, S (1, 6) OBP: 0.282, SLG: 0.270		0-0 1B FC4-6 1B		0-0 F6		0-0 5-3				0-0 6-3	4 0 1 0 0 0 0

Inning Stats	R: 3 E: 1 K: 0 S: 7	H: 4 LOB: 1 BB: 0 P: 7	R: 0 E: 0 K: 0 S: 5	H: 3 LOB: 2 BB: 0 P: 5	R: 1 E: 0 K: 0 S: 4	H: 1 LOB: 1 BB: 1 P: 8	R: 0 E: 0 K: 0 S: 3	H: 0 LOB: 0 BB: 0 P: 3	R: 0 E: 0 K: 0 S: 3	H: 1 LOB: 1 BB: 0 P: 4	R: 0 E: 0 K: 0 S: 3	H: 0 LOB: 0 BB: 0 P: 3	R: 0 E: 0 K: 2 S: 7	H: 0 LOB: 0 BB: 0 P: 7	R: 0 E: 0 K: 1 S: 5	H: 0 LOB: 0 BB: 0 P: 5	R: 1 E: 0 K: 1 S: 8	H: 3 LOB: 2 BB: 0 P: 8	1B: 11 2B: 1 3B: 0 HR: 0	SF: 1 SAC: 0 DP: 0 HBP: 1	WP: 0 PB: 0 SB: 1 CS: 0	PA: 42
--------------	------------------------------	---------------------------------	------------------------------	---------------------------------	------------------------------	---------------------------------	------------------------------	---------------------------------	------------------------------	---------------------------------	------------------------------	---------------------------------	------------------------------	---------------------------------	------------------------------	---------------------------------	------------------------------	---------------------------------	-----------------------------------	------------------------------------	----------------------------------	--------

PITCHER	IP	WLS	BF	H	R	ER	SO	BB	IBB	HBP	BLK	WP	HR	S	P	ERA	WHIP
Salome Barojas, R (1, 1) ERA: 4.23	4.2		23	9	4	4	0	1	0	1	0	0	0	21	26	7.71	2.143
Paul Mirabella, L (5, 1) ERA: 4.34	4.1	W	13	0	0	0	3	0	0	0	0	0	0	19	19	0.00	0.000
Dave Beard, R (10, 1) ERA: 5.24	0.2		4	2	1	1	1	0	0	0	0	0	0	6	6	13.50	3.000
Dave Geisel, L (10, 1) ERA: 4.58	0.1	S	2	1	0	0	0	0	0	0	0	0	0	2	2	0.00	3.000

**BOTTOM**

**Seattle Mariners @ Texas Rangers**  
Arlington Stadium, Arlington, TX

Wed Sep 05 1984, 8:05 PM EDT  
Att. 7,291 - Unknown

livebaseballscorecards.com

AB	39
R	5
H	12
RBI	5
BB	1
SO	4
LOB	11



Batter	1	2	3	4	5	6	7	8	9	AB R H RBI BB SO LOB	TOP									
Bill Sample, R (1, 7) OBP: 0.292, SLG: 0.338	0-0 F4		0-0 F3			0-0 1B 1B		0-0 2B 2B	0-0 FC6-4	5 1 2 1 0 0 2										
Gary Ward, R (1, 8) OBP: 0.325, SLG: 0.423	0-0 2B 1B		0-0 F8			0-0 F4		0-3 K		4 1 1 0 0 1 2										
Buddy Bell, R (1, 5) OBP: 0.375, SLG: 0.439	0-0 1B 1-3 2B		0-0 F8			0-0 1-2 1B		0-0 6-3		4 0 2 0 0 0 1										
Larry Parrish, R (1, 10) OBP: 0.347, SLG: 0.487	0-0 2-3 3-H 1B			0-3 K		0-3 K		0-0 2B		4 0 2 2 0 2 2										
Pete O'Brien, L (1, 3) OBP: 0.352, SLG: 0.458	0-0 F9			0-0 F8		0-0 F8		0-3 K		4 0 0 0 0 1 4										
George Wright, S (1, 9) OBP: 0.269, SLG: 0.390		0-0 E5		0-3 K		0-3 K		0-3 K		4 0 0 0 0 3 0										
Ned Yost, R (1, 2) OBP: 0.193, SLG: 0.257 Kevin Buckley, R (9, PH)		0-3 K			0-0 FC4 1B		0-0 F1		0-3 K	3 0 1 0 0 1 1 1 0 0 0 0 1 0										
Jeff Kunkel, R (1, 6) OBP: 0.203, SLG: 0.325 Dave Hostetter, R (9, PH)		0-3 K			0-0 FC4 G6-4-3		0-0 4-3		0-0 1B 1B	3 0 0 0 0 1 2 1 0 1 0 0 0 0										
Curtis Wilkerson, S (1, 4) OBP: 0.283, SLG: 0.274		0-3 K			0-0 G6-4-3			0-0 2B 2B	0-0 FC6-4 1B	4 1 2 0 0 1 2										
<b>Inning Stats</b>	R: 1 E: 0 K: 0 S: 5	H: 3 LOB: 1 BB: 0 P: 5	R: 0 E: 1 K: 3 S: 10	H: 0 LOB: 1 BB: 0 P: 10	R: 0 E: 0 K: 2 S: 7	H: 0 LOB: 0 BB: 0 P: 7	R: 0 E: 0 K: 2 S: 3	H: 1 LOB: 0 BB: 0 P: 3	R: 0 E: 0 K: 1 S: 7	H: 2 LOB: 2 BB: 0 P: 7	R: 0 E: 0 K: 1 S: 5	H: 0 LOB: 0 BB: 0 P: 5	R: 2 E: 0 K: 2 S: 10	H: 3 LOB: 1 BB: 0 P: 10	R: 0 E: 0 K: 2 S: 9	H: 2 LOB: 2 BB: 0 P: 9	1B: 7 2B: 4 3B: 0 HR: 0	SF: 0 SAC: 0 DP: 1 HBP: 0	WP: 0 PB: 0 SB: 0 CS: 0	PA: 37
<b>PITCHER</b>	IP WLS BF H R ER SO BB IBB HBP BLK WP HR S P ERA WHIP																			
Frank Viola, L (1, 1) ERA: 3.2	8.2 W 36 11 3 3 11 0 0 0 0 0 0 58 58 3.12 1.269																			
Rick Lysander, R (9, 1) ERA: 3.75	0.1 S 1 0 0 0 0 0 0 0 0 0 0 0 1 1 0.00 0.000																			

Texas Rangers @ Minnesota Twins  
 Hubert H. Humphrey Metrodome, Minneapolis, MN  
 Fri Sep 07 1984, 8:05 PM EDT  
 Att. 14,180 - Unknown

livebaseballscorecards.com

AB 37  
 R 3  
 H 11  
 RBI 3  
 BB 0  
 SO 11  
 LOB 16



Batter	1	2	3	4	5	6	7	8	9
Kirby Puckett, R OBP: 0.319, SLG: 0.331 (1, 8)	0-0 4-3		0-0 F9		0-3 K		0-0 3B 2B	0-0 FC6	
Tim Teufel, R OBP: 0.362, SLG: 0.420 (1, 4)	4-0 FC4-6 BB			0-0 HR		0-0 HR 1B	0-0 1B 3B		
Mickey Hatcher, R OBP: 0.346, SLG: 0.401 (1, 10)	0-0 FC4-6 1-2f		0-0 F9		0-0 F4		0-0 G4-6-3 1B		
Kent Hrbek, L OBP: 0.385, SLG: 0.511 (1, 3)	0-0 G1-4-3		0-3 K		4-0 HR BB		0-0 G4-6-3 1-2f		
Tom Brunansky, R OBP: 0.327, SLG: 0.475 (1, 9)		0-0 6-3		0-3 K		0-0 HR 1-H 2-H		4-0 SH5-4 BB	
Gary Gaetti, R OBP: 0.317, SLG: 0.354 (1, 5)		0-0 5-3			4-0 FC6-4 BB		0-0 G3	4-0 SH5-4 BB	
Dave Meier, R OBP: 0.269, SLG: 0.299 (1, 7)		0-0 F9			0-0 FC6-4 1B 1-2f		0-0 5-3	0-0 SH5-4 1-2 2-3	
Chris Speier, R OBP: 0.231, SLG: 0.286 (1, 6)			0-3 K		0-0 1B		4-0 2B 3B BB	0-3 K	
Tim Laudner, R OBP: 0.232, SLG: 0.350 (1, 2)			0-3 K		0-0 F7		0-3 K	4-0 FC6 BB	
Randy Bush, L OBP: 0.299, SLG: 0.389 (8, PH)									
Jeff Reed, L OBP: 0.238, SLG: 0.316 (9, 2)									

Inning Stats	R: 0 E: 0 K: 0 S: 3	H: 0 LOB: 1 BB: 1 P: 7	R: 0 E: 0 K: 0 S: 3	H: 0 LOB: 0 BB: 0 P: 3	R: 0 E: 0 K: 2 S: 7	H: 0 LOB: 0 BB: 0 P: 7	R: 1 E: 0 K: 2 S: 8	H: 1 LOB: 0 BB: 0 P: 8	R: 0 E: 0 K: 1 S: 6	H: 1 LOB: 2 BB: 1 P: 10	R: 3 E: 0 K: 0 S: 5	H: 2 LOB: 0 BB: 1 P: 9	R: 3 E: 0 K: 1 S: 7	H: 3 LOB: 0 BB: 1 P: 11	R: 0 E: 0 K: 1 S: 5	H: 0 LOB: 3 BB: 3 P: 17
--------------	------------------------------	---------------------------------	------------------------------	---------------------------------	------------------------------	---------------------------------	------------------------------	---------------------------------	------------------------------	----------------------------------	------------------------------	---------------------------------	------------------------------	----------------------------------	------------------------------	----------------------------------

PITCHER															PITCHER																		
IP	WLS	BF	H	R	ER	SO	BB	IBB	HBP	BLK	WP	HR	S	P	ERA	WHIP	IP	WLS	BF	H	R	ER	SO	BB	IBB	HBP	BLK	WP	HR	S	P	ERA	WHIP
Mike Mason, L ERA: 3.41 (1, 1)	6.0	L	25	4	4	4	5	3	0	0	0	2	32	44	6.00	1.167																	
Tom Henke, R ERA: 6.45 (7, 1)	0.1		5	3	3	1	1	0	0	0	0	0	6	10	81.00	12.000																	
Ricky Wright, L ERA: 9.39 (7, 1)	0.2		1	0	0	0	0	0	0	0	0	0	1	1	0.00	0.000																	
Dwayne Henry, R ERA: (8, 1)	1.0		6	0	0	0	1	3	0	0	0	0	5	17	0.00	3.000																	

AB R H RBI BB SO LOB

5	1	1	0	0	1	5
3	3	3	3	1	0	0
4	0	1	1	0	0	2
3	1	0	0	1	1	2
3	1	1	3	1	1	0
2	0	0	0	2	0	0
3	0	0	0	0	0	1
3	1	1	0	1	2	2
3	0	0	0	0	2	3
0	0	0	0	1	0	0
0	0	0	0	0	0	0

1B: 3	SF: 0	WP: 0	PA: 37
2B: 1	SAC: 1	PB: 0	
3B: 1	DP: 1	SB: 0	
HR: 2	HBP: 0	CS: 0	

**Texas Rangers @ Minnesota Twins**  
 Hubert H. Humphrey Metrodome, Minneapolis, MN  
 Fri Sep 07 1984, 8:05 PM EDT  
 Att. 14,180 - Unknown

livebaseballscorecards.com

AB	29
R	7
H	7
RBI	7
BB	7
SO	7
LOB	15



Batter	1	2	3	4	5	6	7	8	9	AB R H RBI BB SO LOB	TOP	
Mickey Rivers, L (1, 10) OBP: 0.321, SLG: 0.391	0-0 E 2B 1B		0-0 CS 1B		0-3 K		0-0 1B 1B			4 1 3 0 0 1 0		
Gary Ward, R (1, 8) OBP: 0.324, SLG: 0.422	0-0 E6 2B		0-0 F3		0-0 F1		0-0 1-2 1B			4 1 1 0 0 0 2		
Buddy Bell, R (1, 5) OBP: 0.374, SLG: 0.440	0-0 F8 SF8 2B		0-3 K		0-0 F7		0-0 F8			4 1 1 2 0 1 3		
Larry Parrish, R (1, 9) OBP: 0.347, SLG: 0.485	0-0 F8			0-0 G3-6-1 1B		0-0 F3		0-3 K		4 0 1 0 0 1 1		
Pete O'Brien, L (1, 3) OBP: 0.351, SLG: 0.457	0-0 SF8			0-0 G3-6-1 1-2f		4-0 BB		0-0 4-3		2 0 0 1 1 0 1		
Bill Sample, R (1, 7) OBP: 0.292, SLG: 0.338	0-0 5-3			0-0 1B 1B		0-0 F8		0-0 F8		4 0 1 0 0 0 1		
Jeff Kunkel, R (1, 6) OBP: 0.208, SLG: 0.328		0-0 5-3		0-0		0-0 F8		0-0 F8		2 0 1 0 0 0 0		
Bob Jones, L (7, PH) OBP: 0.310, SLG: 0.375				0-0						1 0 0 0 0 0 0		
Wayne Tolleson, S (7, 4) OBP: 0.290, SLG: 0.267				1-3 1B						0 0 0 0 0 0 0		
Tom Dunbar, L (9, PH) OBP: 0.321, SLG: 0.382										1 0 0 0 0 0 0		
Ned Yost, R (1, 2) OBP: 0.191, SLG: 0.254		0-0 F8		0-0 6-3		0-3 K		0-0 G3		3 0 0 0 0 1 2		
George Wright, S (9, PH) OBP: 0.268, SLG: 0.389										1 0 0 0 0 0 0		
Curtis Wilkerson, S (1, 4) OBP: 0.284, SLG: 0.281		0-0 G3				0-0 F6		0-3 K		3 1 1 1 0 0 0		
Mary Foley, L (9, PH) OBP: 0.306, SLG: 0.410							HR			1 0 0 0 0 1 0		
<b>Inning Stats</b>	R: 3 E: 1 K: 0 S: 6 H: 2 LOB: 0 BB: 0 P: 6	R: 0 E: 0 K: 0 S: 3 H: 0 LOB: 0 BB: 0 P: 3	R: 0 E: 0 K: 1 S: 5 H: 1 LOB: 0 BB: 0 P: 5	R: 0 E: 0 K: 0 S: 5 H: 3 LOB: 2 BB: 0 P: 5	R: 0 E: 0 K: 1 S: 5 H: 0 LOB: 0 BB: 0 P: 5	R: 0 E: 0 K: 1 S: 3 H: 0 LOB: 1 BB: 1 P: 7	R: 1 E: 0 K: 1 S: 8 H: 3 LOB: 2 BB: 0 P: 8	R: 0 E: 0 K: 1 S: 5 H: 0 LOB: 0 BB: 0 P: 5	R: 0 E: 0 K: 1 S: 5 H: 0 LOB: 0 BB: 0 P: 5	1B: 7 2B: 1 3B: 0 HR: 1 SF: 1 SAC: 0 DP: 1 HBP: 0	WP: 0 PB: 0 SB: 0 CS: 1 PA: 36	
<b>PITCHER</b> John Butcher, R (1, 1) ERA: 3.12	IP WLS BF H R ER SO BB IBB HBP BLK WP HR S P ERA WHIP	9.0 W 36 9 4 2 5 1 0 0 0 0 0 1 45 49 2.00 1.111										

Texas Rangers @ Minnesota Twins  
 Hubert H. Humphrey Metrodome, Minneapolis, MN  
 Sat Sep 08 1984, 4:33 AM EDT  
 Att. 14,456 - Unknown

livebaseballscorecards.com

AB	34
R	4
H	9
RBI	4
BB	1
SO	5
LOB	10





Batter	1	2	3	4	5	6	7	8	9
Kirby Puckett, R OBP: 0.320, SLG: 0.332 (1, 8)	0-0 6-3	0-0 1-3			0-0 F9		0-0 HR	0-0 2-H 1B	
Tim Teufel, R OBP: 0.362, SLG: 0.419 (1, 4)	0-0 3-4-1 1B		0-3 K		0-0 F2		0-3 K		
Mickey Hatcher, R OBP: 0.347, SLG: 0.408 (1, 7)	0-0 3-4-1 1B		0-0 F3			0-0 4-3	0-0 1-H 2-H HR		
Kent Hrbek, L OBP: 0.386, SLG: 0.512 (1, 3)	0-0 3-4-1		0-3 K			0-0 2B	4-0 BB		
Tom Brunansky, R OBP: 0.328, SLG: 0.473 (1, 9)	4-0 BB			0-0 F8		4-0 BB	0-0 F6		
Gary Gaetti, R OBP: 0.315, SLG: 0.352 (1, 5)	0-3 K			0-0 6-3		0-3 K		0-0 6-3	
Dave Engle, R OBP: 0.312, SLG: 0.358 (1, 10)		0-0 F6		0-0 F7		0-3 K2-3		0-0 F7	
Pat Putnam, L OBP: 0.235, SLG: 0.262 (8, PH)									
Chris Speier, R OBP: 0.227, SLG: 0.280 (1, 6)		0-3 K			0-0 6-3		0-0 F8	0-0 2B 1B	
Randy Bush, L OBP: 0.301, SLG: 0.391 (8, PH)									
Houston Jimenez, R OBP: 0.240, SLG: 0.247 (9, 6)									
Tim Laudner, R OBP: 0.247, SLG: 0.388 (1, 2)		0-0 HR			0-0 F9 2B		0-0 HR 1B	0-0 1-H 1B 2B	

AB	R	H	RBI	BB	SO	LOB
5	1	2	0	0	0	1
4	0	1	0	0	2	3
4	1	2	3	0	0	0
3	0	1	0	1	1	2
2	0	0	0	2	0	1
4	0	0	0	0	2	5
3	0	0	0	0	1	2
1	0	0	0	0	0	0
3	0	0	0	0	1	0
1	1	1	0	0	0	0
0	0	0	0	0	0	0
4	2	4	2	0	0	0

**BOTTOM**

**Texas Rangers @ Minnesota Twins**  
 Hubert H. Humphrey Metrodome, Minneapolis, MN  
 Sat Sep 08 1984, 4:33 AM EDT  
 Att. 14,456 - Unknown

[livebaseballscorecards.com](http://livebaseballscorecards.com)

<b>AB</b>	<b>34</b>
<b>R</b>	<b>5</b>
<b>H</b>	<b>11</b>
<b>RBI</b>	<b>5</b>
<b>BB</b>	<b>3</b>
<b>SO</b>	<b>7</b>
<b>LOB</b>	<b>14</b>



1B: 6	SF: 0	WP: 0	PA: 37
2B: 3	SAC: 0	PB: 0	
3B: 0	DP: 0	SB: 0	
HR: 2	HBP: 0	CS: 0	

Inning Stats	R: 0	H: 2	E: 0	K: 1	S: 7	H: 2	LOB: 3	BB: 1	P: 11	R: 1	H: 1	E: 0	K: 1	S: 6	H: 0	LOB: 0	BB: 0	P: 6	R: 0	H: 0	E: 0	K: 2	S: 7	H: 0	LOB: 0	BB: 0	P: 7	R: 0	H: 0	E: 0	K: 0	S: 3	H: 0	LOB: 0	BB: 0	P: 3	R: 0	H: 1	E: 0	K: 0	S: 4	H: 1	LOB: 1	BB: 0	P: 4	R: 0	H: 1	E: 0	K: 2	S: 8	H: 1	LOB: 2	BB: 1	P: 12	R: 3	H: 3	E: 0	K: 1	S: 8	H: 3	LOB: 1	BB: 1	P: 12	R: 1	H: 3	E: 0	K: 0	S: 5	H: 3	LOB: 2	BB: 0	P: 5
<b>PITCHER</b>	<b>IP</b>	<b>WLS</b>	<b>BF</b>	<b>H</b>	<b>R</b>	<b>ER</b>	<b>SO</b>	<b>BB</b>	<b>IBB</b>	<b>HBP</b>	<b>BLK</b>	<b>WP</b>	<b>HR</b>	<b>S</b>	<b>P</b>	<b>ERA</b>	<b>WHIP</b>																																																							
Frank Tanana, L ERA: 3.15 (1, 1)	6.2		31	8	4	4	7	3	0	0	0	0	2	42	54	5.40	1.650																																																							
Dickie Noles, R ERA: 5.13 (7, 1)	1.1	L	6	3	1	1	0	0	0	0	0	0	0	6	6	6.75	2.250																																																							
<b>PITCHER</b>	<b>IP</b>	<b>WLS</b>	<b>BF</b>	<b>H</b>	<b>R</b>	<b>ER</b>	<b>SO</b>	<b>BB</b>	<b>IBB</b>	<b>HBP</b>	<b>BLK</b>	<b>WP</b>	<b>HR</b>	<b>S</b>	<b>P</b>	<b>ERA</b>	<b>WHIP</b>																																																							

Batter	1	2	3	4	5	6	7	8	9	AB R H RBI BB SO LOB	TOP											
Mickey Rivers, L (1, 10) OBP: 0.315, SLG: 0.383	0-0 F7		0-0 4-3		0-0 F2	0-0 F4			0-3 K	5 0 0 0 0 1 0												
Gary Ward, R (1, 7) OBP: 0.329, SLG: 0.430	4-0 FC6-4 BB			0-0 E WP 1B	0-0 HR		0-0 F7		0-0 FC5-4 1B	4 2 3 1 1 0 0												
Buddy Bell, R (1, 5) OBP: 0.374, SLG: 0.445	0-0 FC6-4 1-2f			0-0 E5 WP 1B	0-0 1B 2B 1B		0-0 HR		0-0 F6	5 3 2 1 0 0 3												
Larry Parrish, R (1, 9) OBP: 0.345, SLG: 0.482	0-0 F9			0-3 K 1-3 3-H	0-0 2B 1B		0-0 5-3		0-0 FC5-4 1-2f	5 1 1 0 0 1 3												
Pete O'Brien, L (1, 3) OBP: 0.350, SLG: 0.455		0-0 F5		0-0 1B HR 1B	0-0 F8		0-0 4-3			4 1 1 1 0 0 2												
George Wright, S (1, 8) OBP: 0.271, SLG: 0.393		0-0 G3		0-0 1-2 HR 1B	0-0 WP 1-H 2-H 2B			0-0 F9		4 1 2 2 0 0 0												
Donnie Scott, S (1, 2) OBP: 0.268, SLG: 0.274		0-0 F9		0-0 1-H 2-H HR	0-0 5-3			4-0 BB		3 1 1 3 1 0 1												
Wayne Tolleson, S (1, 4) OBP: 0.287, SLG: 0.263			0-3 K	0-0 5-3		0-0 F7		0-0 F6		4 0 0 0 0 1 1												
Curtis Wilkerson, S (1, 6) OBP: 0.281, SLG: 0.279			0-0 3-1	0-0 F7		0-0 5-3		0-0 F9		4 0 0 0 0 0 1												
<b>Inning Stats</b>	R: 0 E: 0 K: 0 S: 3	H: 0 LOB: 1 BB: 1 P: 7	R: 0 E: 0 K: 0 S: 3	H: 0 LOB: 0 BB: 0 P: 3	R: 0 E: 0 K: 1 S: 5	H: 0 LOB: 0 BB: 0 P: 5	R: 5 E: 1 K: 1 S: 10	H: 4 LOB: 0 BB: 0 P: 10	R: 3 E: 0 K: 0 S: 7	H: 4 LOB: 1 BB: 0 P: 7	R: 0 E: 0 K: 0 S: 3	H: 0 LOB: 0 BB: 0 P: 3	R: 1 E: 0 K: 0 S: 4	H: 1 LOB: 0 BB: 0 P: 4	R: 0 E: 0 K: 0 S: 3	H: 0 LOB: 1 BB: 1 P: 7	R: 0 E: 0 K: 1 S: 6	H: 1 LOB: 1 BB: 0 P: 6	1B: 6 2B: 1 3B: 0 HR: 3	SF: 0 SAC: 0 DP: 0 HBP: 0	WP: 3 PB: 0 SB: 0 CS: 0	PA: 40
<b>PITCHER</b>	IP WLS BF H R ER SO BB IBB HBP BLK WP HR S P ERA WHIP																					
Ken Schrom, R (1, 1) ERA: 4.07	4.1 L 21 6 7 6 2 1 0 0 0 0 1 2 24 28 12.46 1.615																					
Ed Hodge, L (5, 1) ERA: 4.52	0.2 4 2 1 1 0 0 0 0 0 0 1 0 4 4 13.50 3.000																					
Jack O'Connor, L (6, 1) ERA: 3.0	3.0 11 1 1 1 0 1 0 0 0 0 1 10 14 3.00 0.667																					
Bobby Castillo, R (9, 1) ERA: 2.11	1.0 4 1 0 0 0 1 0 0 0 0 0 0 6 6 0.00 1.000																					

Texas Rangers @ Minnesota Twins  
 Hubert H. Humphrey Metrodome, Minneapolis, MN  
 Sun Sep 09 1984, 4:33 AM EDT  
 Att. 13,458 - Unknown

livebaseballscorecards.com

AB	38
R	9
H	10
RBI	8
BB	2
SO	3
LOB	11



Batter	1	2	3	4	5	6	7	8	9	AB R H RBI BB SO LOB
Kirby Puckett, R OBP: 0.319, SLG: 0.330 (1, 8) X	0-0 5-3		0-0 PB 1-3 1B		0-0 F7	0-0 F4			0-0 F9	5 0 1 0 0 0 4
Tim Teufel, R OBP: 0.360, SLG: 0.416 (1, 4) X	0-0 F7		0-3 K		0-0 HR 1B	0-3 K			0-0 5-3	5 1 1 0 0 2 4
Mickey Hatcher, R OBP: 0.346, SLG: 0.408 (1, 7) X	0-0 PB 2B		0-0 1-3		0-3 K			0-0 F7	0-0 6-3	5 0 1 0 0 1 3
Kent Hrbek, L OBP: 0.389, SLG: 0.519 (1, 3) X	0-0 F8		4-0 BB		0-0 HR			0-0 BB 1B		3 1 2 3 1 0 1
Pat Putnam, L OBP: 0.241, SLG: 0.259 (1, 10) X		4-0 WP 1B BB	0-3 K		0-0 4-3			4-0 G5-4-3 BB		2 0 0 0 2 1 2
Tom Brunansky, R OBP: 0.326, SLG: 0.470 (1, 9) X		0-0 F3		0-3 K		0-0 F7		0-0 G5-4-3		4 0 0 0 0 1 3
Gary Gaetti, R OBP: 0.318, SLG: 0.357 (1, 5) X		0-0 WP 1-2 1B		0-0 F5		0-0 1B 2B		0-0 G4-6-3 1B		4 0 3 0 0 0 0
Chris Speier, R OBP: 0.222, SLG: 0.274 (1, 6) X		0-3 K		0-3 K		0-0 E5 1B		0-0 G4-6-3		4 0 0 0 0 2 4
Tim Laudner, R OBP: 0.251, SLG: 0.387 (1, 2) X		0-3 K		4-0 E PB HR BB		0-0 1-2 2-3 1B		0-0 F8		3 1 1 0 1 1 2

<b>Inning Stats</b>	R: 0 E: 0 K: 0 S: 4	H: 1 LOB: 1 BB: 0 P: 4	R: 0 E: 0 K: 2 S: 8	H: 1 LOB: 2 BB: 1 P: 12	R: 0 E: 0 K: 2 S: 8	H: 1 LOB: 2 BB: 1 P: 12	R: 0 E: 0 K: 2 S: 7	H: 0 LOB: 0 BB: 0 P: 7	R: 3 E: 1 K: 1 S: 7	H: 2 LOB: 0 BB: 1 P: 11	R: 0 E: 1 K: 1 S: 8	H: 2 LOB: 3 BB: 0 P: 8	R: 0 E: 0 K: 0 S: 3	H: 1 LOB: 1 BB: 1 P: 7	R: 0 E: 0 K: 0 S: 3	H: 1 LOB: 0 BB: 0 P: 3	R: 0 E: 0 K: 0 S: 3	H: 0 LOB: 0 BB: 0 P: 3	1B: 6 2B: 2 3B: 0 HR: 1	SF: 0 SAC: 0 DP: 2 HBP: 0	WP: 1 PB: 3 SB: 0 CS: 0	PA: 39
---------------------	------------------------------	---------------------------------	------------------------------	----------------------------------	------------------------------	----------------------------------	------------------------------	---------------------------------	------------------------------	----------------------------------	------------------------------	---------------------------------	------------------------------	---------------------------------	------------------------------	---------------------------------	------------------------------	---------------------------------	----------------------------------	------------------------------------	----------------------------------	--------

<b>PITCHER</b> Charlie Hough, R ERA: 3.74 (1, 1)	IP 9.0	WLS W	BF 39	H 9	R 3	ER 3	SO 8	BB 4	IBB 0	HBP 0	BLK 0	WP 1	HR 1	S 51	P 67	ERA 3.00	WHIP 1.444	<b>PITCHER</b>	IP 9.0	WLS W	BF 39	H 9	R 3	ER 3	SO 8	BB 4	IBB 0	HBP 0	BLK 0	WP 1	HR 1	S 51	P 67	ERA 3.00	WHIP 1.444
--	-----------	----------	----------	--------	--------	---------	---------	---------	----------	----------	----------	---------	---------	---------	---------	-------------	---------------	----------------	-----------	----------	----------	--------	--------	---------	---------	---------	----------	----------	----------	---------	---------	---------	---------	-------------	---------------

**BOTTOM**


**Texas Rangers @ Minnesota Twins**

Hubert H. Humphrey Metrodome, Minneapolis, MN

Sun Sep 09 1984, 4:33 AM EDT  
Att. 13,458 - Unknown

livebaseballscorecards.com

<b>AB</b>	<b>35</b>
<b>R</b>	<b>3</b>
<b>H</b>	<b>9</b>
<b>RBI</b>	<b>3</b>
<b>BB</b>	<b>4</b>
<b>SO</b>	<b>8</b>
<b>LOB</b>	<b>23</b>



Batter	1	2	3	4	5	6	7	8	9	AB R H RBI BB SO LOB	TOP																										
<b>Mickey Rivers, L</b> OBP: 0.313, SLG: 0.380 (1, 10) X	0-0 G3 (1)		0-0 F9 (3)		0-0 F9 (2)		0-0 F5 (2)		0-0 1B	5 0 1 0 0 0 0																											
<b>Gary Ward, R</b> OBP: 0.333, SLG: 0.436 (1, 7) BB	4-0 BB			0-0 2B 3B	0-0 WP 1B		0-0 S 1B		0-0 1-3 (3)	4 2 3 0 1 0 1																											
<b>Buddy Bell, R</b> OBP: 0.377, SLG: 0.449 (1, 5) X	0-0 F9 (2)			0-0 G3 1B 2B	0-0 1-H 1B		4-0 1-2 BB			3 1 2 2 1 0 1																											
<b>Bob Jones, L</b> OBP: 0.299, SLG: 0.361 (1, 9) X	0-0 F5 (3)			0-0 G3 (1) 2-3		0-0 F8 (1)	0-0 4-3 (3)			4 0 0 0 0 0 4																											
<b>Pete O'Brien, L</b> OBP: 0.351, SLG: 0.454 (1, 3) S/S		0-3 K (1)		0-0 1B (1) 3-H		4-0 BB BB		0-0 F8 (1)		3 0 1 1 1 1 0																											
<b>George Wright, S</b> OBP: 0.271, SLG: 0.392 (1, 8) X		0-0 F6 (2)		0-0 1-2 1B		0-0 F9 (2)		0-0 6-3 (2)		4 0 1 0 0 0 1																											
<b>Donnie Scott, S</b> OBP: 0.268, SLG: 0.270 (1, 2) X		0-0 F8 (3)		0-0 F9 (2)		4-0 1-2 BB		0-0 1-3 (3)		3 0 0 0 1 0 2																											
<b>Wayne Tolleson, S</b> OBP: 0.284, SLG: 0.261 (1, 4) X			0-0 6-3 (1)	0-3 K (3)		0-3 K (3)		0-0 F8 (1)		3 0 0 0 0 2 4																											
<b>Tom Dunbar, L</b> OBP: 0.317, SLG: 0.377 (9, PH) S/S										1 0 0 0 0 0 0																											
<b>Curtis Wilkerson, S</b> OBP: 0.279, SLG: 0.277 (1, 6) X			0-0 4-3 (2)		0-0 F8 (1)		0-0 F8 (1)		0-3 K (2)	3 0 0 0 0 0 0																											
<b>Mary Foley, L</b> OBP: 0.303, SLG: 0.406 (9, PH) S/S										1 0 0 0 0 1 0																											
<b>Inning Stats</b>	R: 0 E: 0 K: 0 S: 3	H: 0 LOB: 1 BB: 1 P: 7	R: 0 E: 0 K: 1 S: 5	H: 0 LOB: 0 BB: 0 P: 5	R: 0 E: 0 K: 0 S: 3	H: 0 LOB: 0 BB: 0 P: 3	R: 2 E: 0 K: 1 S: 9	H: 4 LOB: 2 BB: 0 P: 9	R: 1 E: 0 K: 0 S: 4	H: 2 LOB: 1 BB: 0 P: 4	R: 0 E: 0 K: 1 S: 5	H: 0 LOB: 2 BB: 2 P: 13	R: 0 E: 0 K: 0 S: 4	H: 1 LOB: 2 BB: 1 P: 8	R: 0 E: 0 K: 0 S: 3	H: 0 LOB: 0 BB: 0 P: 3	R: 0 E: 0 K: 1 S: 6	H: 1 LOB: 1 BB: 0 P: 6	1B: 6 2B: 1 3B: 1 HR: 0	SF: 0 SAC: 0 DP: 0 HBP: 0	WP: 1 PB: 0 SB: 1 CS: 0	PA: 38															
<b>PITCHER</b> <b>Jim Beattie, R</b> ERA: 3.65 (1, 1)	IP 9.0	WLS W	BF 38	H 8	R 3	ER 3	SO 4	BB 4	IBB 0	HBP 0	BLK 0	WP 1	HR 0	S 42	P 58	ERA 3.00	WHIP 1.333																				
<b>PITCHER</b>																		IP	WLS	BF	H	R	ER	SO	BB	IBB	HBP	BLK	WP	HR	S	P	ERA	WHIP			

Texas Rangers @ Seattle Mariners  
The Kingdome, Seattle, WA  
Mon Sep 10 1984, 10:05 PM EDT  
Att. 4,509 - Unknown

livebaseballscorecards.com

AB	34
R	3
H	8
RBI	3
BB	4
SO	4
LOB	13



Batter	1	2	3	4	5	6	7	8	9	AB	R	H	RBI	BB	SO	LOB
Jack Perconte, L (1, 4) OBP: 0.355, SLG: 0.344	0-0 F5		0-0 F9		0-0 FC4 1B		0-0 FC6 1B			4	0	2	1	0	0	0
Spike Owen, S (1, 6) OBP: 0.311, SLG: 0.337	0-0 F7			0-3 K	0-0 FC4 1-2f		0-0 FC6 HR			4	1	0	1	0	1	2
Alvin Davis, L (1, 3) OBP: 0.388, SLG: 0.487	0-0 F9			0-0 F7		0-0 G3	0-0 HR			4	1	1	2	0	0	0
Ken Phelps, L (1, 10) OBP: 0.382, SLG: 0.548		0-3 K		0-0 FC6-4 1B	0-0 K	0-0 K	0-0 F8			4	0	1	0	0	2	0
Steve Henderson, R (1, 7) OBP: 0.357, SLG: 0.444		4-0 BB		0-0 FC6-4 1-2f		0-0 1B		0-0 SH3-4 SF7 2B		2	1	1	0	1	0	1
Dave Henderson, R (8, 8) OBP: 0.314, SLG: 0.470										1	1	1	0	0	0	0
Phil Bradley, R (1, 9) OBP: 0.364, SLG: 0.347		0-0 F7			0-0 2B 1B	0-0 1B		0-0 SH3-4		3	1	2	1	0	0	1
Jim Presley, R (1, 5) OBP: 0.257, SLG: 0.444		0-0 F9			0-0 PB 1B 2B	0-0 F8		0-0 SF7		3	1	1	2	0	0	2
Bob Kearney, R (1, 2) OBP: 0.258, SLG: 0.329			0-0 6-3		0-0 5-3		0-0 F8	0-3 K		4	0	0	0	0	1	1
John Moses, S (1, 8) OBP: 0.267, SLG: 0.267			0-0 F8		0-0 G3		0-0 1B FC6 1B			3	1	1	0	0	0	1

Inning Stats	R: 0	H: 0	E: 0	K: 0	S: 3	R: 0	H: 0	E: 0	K: 1	S: 5	R: 0	H: 0	E: 0	K: 0	S: 3	R: 0	H: 1	E: 0	K: 1	S: 6	R: 2	H: 3	E: 0	K: 0	S: 6	R: 1	H: 2	E: 0	K: 1	S: 7	R: 3	H: 3	E: 0	K: 0	S: 6	R: 1	H: 1	E: 0	K: 1	S: 6	
	LOB: 0	BB: 0	P: 3	LOB: 1	BB: 1	P: 9	LOB: 0	BB: 0	P: 3	LOB: 1	BB: 0	P: 6	LOB: 1	BB: 0	P: 6	LOB: 1	BB: 0	P: 7	LOB: 0	BB: 0	P: 6	LOB: 0	BB: 0	P: 6	LOB: 1	BB: 0	LOB: 1	BB: 0	P: 6	LOB: 0	BB: 0	P: 6	LOB: 0	BB: 0	P: 6	LOB: 0	BB: 0	P: 6	LOB: 0	BB: 0	P: 6


PITCHER	IP	WLS	BF	H	R	ER	SO	BB	IBB	HBP	BLK	WP	HR	S	P	ERA	WHIP
Danny Darwin, R (1, 1) ERA: 4.12	7.0	L	31	9	6	6	3	1	0	0	0	0	1	36	40	7.71	1.429
Tom Henke, R (8, 1) ERA: 6.56	1.0		4	1	1	1	1	0	0	0	0	0	0	6	6	9.00	1.000

**TEXAS RANGERS @ SEATTLE MARINERS**  
The Kingdome, Seattle, WA  
Mon Sep 10 1984, 10:05 PM EDT  
Att. 4,509 - Unknown

AB	32
R	7
H	10
RBI	7
BB	1
SO	4
LOB	8



WP	HR	S	P	ERA	WHIP
0	1	0	35	0	0

Batter	1	2	3	4	5	6	7	8	9	AB R H RBI BB SO LOB	TOP																
Bill Sample, R (1, 7) OBP: 0.291, SLG: 0.335	0-0 F8		0-0 6-3			4-0 CS 4-3 BB		0-0 FC6-4 1B	0-0 F7	4 1 0 0 1 0 2	<p><b>Texas Rangers @ Seattle Mariners</b> The Kingdome, Seattle, WA Tue Sep 11 1984, 10:05 PM EDT Att. 3,782 - Unknown</p> <p>livebaseballscorecards.com</p> <table border="1"> <tr><td>AB</td><td>32</td></tr> <tr><td>R</td><td>3</td></tr> <tr><td>H</td><td>7</td></tr> <tr><td>RBI</td><td>3</td></tr> <tr><td>BB</td><td>5</td></tr> <tr><td>SO</td><td>8</td></tr> <tr><td>LOB</td><td>9</td></tr> </table> 	AB	32	R	3	H	7	RBI	3	BB	5	SO	8	LOB	9		
AB	32																										
R	3																										
H	7																										
RBI	3																										
BB	5																										
SO	8																										
LOB	9																										
Gary Ward, R (1, 8) OBP: 0.330, SLG: 0.433	0-0 F9		0-3 K			0-0 4-3		0-3 K		4 0 0 0 0 2 2																	
Buddy Bell, R (1, 5) OBP: 0.377, SLG: 0.449	0-3 K				0-3 K	0-0 1B		0-0 BB 1B 1B		4 1 2 1 0 2 0																	
Larry Parrish, R (1, 10) OBP: 0.345, SLG: 0.481		0-0 5-3			0-3 K	0-3 K		0-0 BB 1B 1B		4 0 1 0 0 2 1																	
Pete O'Brien, L (1, 3) OBP: 0.352, SLG: 0.453		0-0 4-3 1B			0-0 4-3		0-0 G3	4-0 1B BB		3 0 1 0 1 0 0																	
George Wright, S (1, 9) OBP: 0.271, SLG: 0.390		0-0 4-3			0-0 F6		0-3 K	0-0 1B		4 0 1 1 0 1 1																	
Donnie Scott, S (1, 2) OBP: 0.272, SLG: 0.285		4-0 BB			0-0 4-3		0-0 HR		0-0 F4	3 1 1 1 1 0 0																	
Curtis Wilkerson, S (1, 4) OBP: 0.279, SLG: 0.275		0-0 F4			4-0 BB		0-3 K		0-0 F8	3 0 0 0 1 1 2																	
Jeff Kunkel, R (1, 6) OBP: 0.205, SLG: 0.323			0-0 6-3		0-0 F3			0-0 FC6-4 1B	4-0 BB	2 0 0 0 0 0 1																	
Mickey Rivers, L (8, PH) OBP: 0.315, SLG: 0.382										1 0 1 0 0 0 0																	
Jim Anderson, R (8, 6) OBP: 0.184, SLG: 0.111										0 0 0 0 1 0 0																	
<b>Inning Stats</b>	R: 0 E: 0 K: 1 S: 5	H: 0 LOB: 0 BB: 0 P: 5	R: 0 E: 0 K: 0 S: 4	H: 1 LOB: 2 BB: 1 P: 8	R: 0 E: 0 K: 1 S: 5	H: 0 LOB: 0 BB: 0 P: 5	R: 0 E: 0 K: 2 S: 7	H: 0 LOB: 0 BB: 0 P: 7	R: 0 E: 0 K: 1 S: 3	H: 0 LOB: 1 BB: 1 P: 7	R: 0 E: 0 K: 1 S: 5	H: 1 LOB: 1 BB: 1 P: 9	R: 1 E: 0 K: 2 S: 8	H: 1 LOB: 0 BB: 0 P: 8	R: 2 E: 0 K: 1 S: 8	H: 4 LOB: 2 BB: 1 P: 12	R: 0 E: 0 K: 0 S: 3	H: 0 LOB: 1 BB: 1 P: 7	1B: 6 2B: 0 3B: 0 HR: 1	SF: 0 SAC: 0 DP: 0 HBP: 0	WP: 0 PB: 0 SB: 1 CS: 1	PA: 37					
<b>PITCHER</b>	IP WLS BF H R ER SO BB IBB HBP BLK WP HR S P ERA WHIP																										
Salome Barojas, R (1, 1) ERA: 4.06	7.0		26	3	1	1	7	3	0	0	0	0	1	37	49	1.29	0.857										
Ed Nunez, R (8, 1) ERA: 3.36	0.2		5	3	2	2	1	0	0	0	0	0	0	7	7	27.00	4.500										
Ed Vande Berg, L (8, 1) ERA: 4.81	1.0		5	1	0	0	0	2	0	0	0	0	0	3	11	0.00	3.000										
Karl Best, R (9, 1) ERA:	0.1	W	1	0	0	0	0	0	0	0	0	0	0	1	1	0.00	0.000										

Batter	1	2	3	4	5	6	7	8	9	AB	R	H	RBI	BB	SO	LOB
Jack Perconte, L (1, 4) OBP: 0.353, SLG: 0.343	0-0 6-3	0-0 E6 1B		0-0 5-3		0-0 G3		0-0 F6		5	0	1	0	0	0	5
Spike Owen, S (1, 6) OBP: 0.312, SLG: 0.337	0-3 K	4-0 BB			0-0 BB 1B	0-0 F8		0-3 K		3	0	1	0	1	1	2
Al Cowens, R (8, PH) OBP: 0.311, SLG: 0.444										1	0	0	0	0	1	2
Alvin Davis, L (1, 3) OBP: 0.390, SLG: 0.488	0-0	0-0 F5			4-0 BB		0-0 4-3		1-0 SH1-4 BB HBP	3	0	1	0	1	0	3
Domingo Ramos, R (9, PR) OBP: 0.241, SLG: 0.227										0	1	0	0	0	0	0
Ken Phelps, L (1, 10) OBP: 0.382, SLG: 0.544	0-3 K		0-3 K		0-0 F5		0-0 PB 1B		4-0 WP SH1-4 1B BB	4	0	1	0	1	2	3
Darnell Coles, R (9, PR) OBP: 0.296, SLG: 0.237										0	1	0	0	0	0	0
Steve Henderson, R (1, 7) OBP: 0.353, SLG: 0.438		0-3 K	0-0 6-3		0-0 F9		0-3 K		0-0 SH1-4	4	0	0	0	0	2	3
Dave Henderson, R (8, 8) OBP: 0.314, SLG: 0.470										0	0	0	0	0	0	0
Phil Bradley, R (1, 9) OBP: 0.365, SLG: 0.343		4-0 1B BB	0-3 K		0-3 K		0-3 K		4-0 1B WP IBB	3	1	0	0	2	3	3
Jim Presley, R (1, 5) OBP: 0.256, SLG: 0.435		0-0 F9		0-0 F8		0-3 K		0-0 5-3	4-0 1B IBB	4	0	0	0	1	1	1
Bob Kearney, R (1, 2) OBP: 0.262, SLG: 0.333		0-0 1B E 1B		0-0 F8		0-0 G3 BB 1B		0-0 1B	0-0 F2	4	1	3	0	0	0	0
Harold Reynolds, S (8, PR)										0	0	0	0	0	0	0
Dave Valle, R (9, 2)										1	0	0	0	0	0	3
John Moses, S (1, 8) OBP: 0.389, SLG: 0.412		0-0 E 1B		0-0		4-0 G3 BB		0-0 1B	0-0	2	0	2	1	1	0	0
Al Chambers, L (8, PH) OBP: 0.260, SLG: 0.313										1	0	1	0	0	0	0
Danny Tartabull, R (9, 6) OBP: 1.000, SLG: 1.000		1-2 3-H 1B				1-2 BB		1-2 1B	1-2 2-3 3-H 1B	1	0	1	1	0	0	0

Inning Stats	R: 0	H: 1	E: 0	K: 2	S: 8	H: 1	LOB: 1	BB: 0	P: 8	R: 2	H: 3	E: 1	K: 1	S: 8	R: 0	H: 0	E: 0	K: 2	S: 7	R: 0	H: 1	E: 0	K: 1	S: 6	R: 0	H: 1	E: 0	K: 2	S: 8	R: 0	H: 2	E: 0	K: 1	S: 7	R: 2	H: 1	E: 0	K: 0	S: 3	R: 0	H: 1	E: 0	K: 0	S: 3	1B: 9	2B: 2	3B: 0	HR: 0	SF: 0	SAC: 1	DP: 0	HBP: 1	WP: 1	PB: 1	SB: 0	CS: 0	PA: 45
--------------	------	------	------	------	------	------	--------	-------	------	------	------	------	------	------	------	------	------	------	------	------	------	------	------	------	------	------	------	------	------	------	------	------	------	------	------	------	------	------	------	------	------	------	------	------	-------	-------	-------	-------	-------	--------	-------	--------	-------	-------	-------	-------	--------

PITCHER	IP	WLS	BF	H	R	ER	SO	BB	IBB	HBP	BLK	WP	HR	S	P	ERA	WHIP
Dave Stewart, R (1, 1) ERA: 5.32	6.0		29	7	2	2	7	4	0	0	0	0	0	39	55	3.00	1.833
Dickie Noles, R (7, 1) ERA: 5.2	2.0	L	11	3	2	2	3	1	0	1	0	0	0	15	20	9.00	2.000
Dave Schmidt, R (9, 1) ERA: 2.22	0.2		5	1	0	0	0	0	2	0	0	1	0	3	11	0.00	1.500

**BOTTOM**

**Texas Rangers @ Seattle Mariners**  
The Kingdome, Seattle, WA  
Tue Sep 11 1984, 10:05 PM EDT  
Att. 3,782 - Unknown

livebaseballscores.com

**AB 36**  
**R 4**  
**H 11**  
**RBI 2**  
**BB 7**  
**SO 10**  
**LOB 25**



Batter	1	2	3	4	5	6	7	8	9	AB R H RBI BB SO LOB	TOP											
Bill Sample, R (1, 7) OBP: 0.290, SLG: 0.333	0-3 K		0-0 6-3	0-0 SF8			0-0 6-3	4-0 BB		3 0 0 1 1 1 0												
Gary Ward, R (1, 8) OBP: 0.331, SLG: 0.432	0-3 K		0-0 F5	0-0 FC5-4 1B			4-0 HBP HR BB	0-0 F9		4 1 1 1 1 1 2												
Buddy Bell, R (1, 5) Wayne Tolleson, S (8, 5) OBP: 0.380, SLG: 0.455 OBP: 0.286, SLG: 0.263	0-0 HR		4-0 FC5-4 BB	0-0 FC5-4 1-2f			1-0 HR HBP		0-0 4-3 1B	2 2 1 1 1 0 2 1 1 1 0 0 0 0												
Larry Parrish, R (1, 10) OBP: 0.342, SLG: 0.476	0-0 F9		0-0 FC5-4		0-0 6-3		0-0 F6		0-0 F9	5 0 0 0 0 0 4												
Dave Hostetter, R (1, 3) Bob Jones, L (7, PH) OBP: 0.351, SLG: 0.429 OBP: 0.303, SLG: 0.391			0-0 4-3 1B	0-0 1B E 1B		0-0 F9	0-0 1-H 2-H HR		0-0 4-3	3 1 2 0 0 0 0 2 1 1 3 0 0 1												
George Wright, S (1, 9) OBP: 0.269, SLG: 0.387			0-0 F8	0-0 E4 1B SF8		0-0 6-3			0-0 1B 1B	5 1 1 1 0 0 2												
Alan Bannister, R (1, 4) OBP: 0.353, SLG: 0.364			0-0 4-3 1B	0-0 1B E 1B		0-3 K		0-0 6-3 4-3 1B	0-0 1B	5 1 4 0 0 1 0												
Ned Yost, R (1, 2) OBP: 0.186, SLG: 0.248			0-0 4-3	0-3 K		0-3 K		0-0 4-3	0-3 K	5 0 0 0 0 3 8												
Curtis Wilkerson, S (1, 6) OBP: 0.277, SLG: 0.273			0-0 G3	0-0 E6 1B		0-0 F9		0-0 6-3		4 0 0 1 0 0 5												
Inning Stats	R: 1 E: 0 K: 2 S: 8	H: 1 LOB: 0 BB: 0 P: 8	R: 0 E: 0 K: 0 S: 5	H: 2 LOB: 2 BB: 0 P: 5	R: 0 E: 0 K: 0 S: 3	H: 0 LOB: 1 BB: 1 P: 7	R: 3 E: 2 K: 1 S: 10	H: 3 LOB: 2 BB: 0 P: 10	R: 0 E: 0 K: 0 S: 3	H: 0 LOB: 0 BB: 0 P: 3	R: 0 E: 0 K: 2 S: 7	H: 0 LOB: 0 BB: 0 P: 7	R: 3 E: 0 K: 0 S: 4	H: 1 LOB: 0 BB: 1 P: 9	R: 0 E: 0 K: 0 S: 4	H: 1 LOB: 2 BB: 1 P: 8	R: 1 E: 0 K: 1 S: 8	H: 3 LOB: 2 BB: 0 P: 8	1B: 9 2B: 0 3B: 0 HR: 2	SF: 1 SAC: 0 DP: 0 HBP: 1	WP: 0 PB: 0 SB: 0 CS: 0	PA: 44
PITCHER	IP WLS BF H R ER SO BB IBB HBP BLK WP HR S P ERA WHIP																					
Matt Young, L (1, 1) ERA: 6.98	6.0 L 27 6 4 1 5 1 0 0 0 0 0 1 36 40 1.50 1.167																					
Bob Stoddard, R (7, 1) ERA: 5.07	1.0 6 1 3 3 0 1 0 1 0 0 0 1 4 9 27.00 2.000																					
Lee Guetterman, L (8, 1) ERA: 5.4	1.2 10 4 1 1 0 1 0 0 0 0 0 0 9 13 5.40 3.000																					
Karl Best, R (9, 1) ERA:	0.1 1 0 0 0 1 0 0 0 0 0 0 0 3 3 0.00 0.000																					

Texas Rangers @ Seattle Mariners  
The Kingdome, Seattle, WA  
Wed Sep 12 1984, 10:05 PM EDT  
Att. 3,979 - Unknown

livebaseballscorecards.com

AB	39
R	8
H	11
RBI	8
BB	3
SO	6
LOB	24





Batter	1	2	3	4	5	6	7	8	9	AB R H RBI BB SO LOB
--------	---	---	---	---	---	---	---	---	---	----------------------

<b>Jack Perconte, L</b> (1, 4) <small>OBP: 0.354, SLG: 0.343</small>	0-0 SH5-3 1B		0-0 F2		0-0 6-3		4-0 BB			3 1 1 0 1 0 0
<b>Phil Bradley, R</b> (1, 8) <small>OBP: 0.361, SLG: 0.340</small>	0-0 SH5-3 1-2		0-0 4-3		0-0 6-3		0-3 K			3 0 0 0 0 1 1
<b>Alvin Davis, L</b> (1, 3) <small>OBP: 0.391, SLG: 0.487</small>	0-0 BB 2-H 1B		0-0 F7			4-0 BB 1B		0-0 F8		3 0 1 1 1 0 0
<b>Al Cowens, R</b> (1, 9) <small>OBP: 0.313, SLG: 0.443</small>	4-0 1-2 BB			0-0 G5-4-3 1B		0-3 K		0-0 F5		3 0 1 0 1 1 1
<b>Steve Henderson, R</b> (1, 7) <small>OBP: 0.349, SLG: 0.432</small>	0-0 F4			0-0 G5-4-3 1-2 1B		0-0 F5		0-3 K		4 0 0 0 0 1 4
<b>Dave Henderson, R</b> (1, 10) <small>OBP: 0.316, SLG: 0.471</small>	0-0 G3			0-0 1B 1B		0-0 1-2 1B		0-0 F8		4 0 2 0 0 0 2
<b>Jim Presley, R</b> (1, 5) <small>OBP: 0.256, SLG: 0.431</small>		0-0 F8		0-0 1-2 1B		0-3 K		0-0 F8		4 0 1 0 0 1 2
<b>Danny Tartabull, R</b> (1, 6) <small>OBP: 0.200, SLG: 0.200</small>		0-0 F9		0-0 1-3			0-0 6-3	0-3 K		4 0 0 0 0 1 2
<b>Dave Valle, R</b> (1, 2) 		0-3 K				0-0 F4		0-0 F4		3 0 0 0 0 1 0

**BOTTOM**

**Texas Rangers @ Seattle Mariners**  
 The Kingdome, Seattle, WA  
 Wed Sep 12 1984, 10:05 PM EDT  
 Att. 3,979 - Unknown

[livebaseballscores.com](http://livebaseballscores.com)

<b>AB</b>	<b>31</b>
<b>R</b>	<b>1</b>
<b>H</b>	<b>6</b>
<b>RBI</b>	<b>1</b>
<b>BB</b>	<b>3</b>
<b>SO</b>	<b>6</b>
<b>LOB</b>	<b>12</b>



Inning Stats	R: 1	H: 2	E: 0	K: 0	S: 5	LOB: 2	BB: 1	P: 9	R: 0	H: 0	E: 0	K: 1	S: 5	LOB: 0	BB: 0	P: 5	R: 0	H: 3	E: 0	K: 0	S: 5	LOB: 2	BB: 0	P: 5	R: 0	H: 0	E: 0	K: 2	S: 8	LOB: 2	BB: 1	P: 12	R: 0	H: 0	E: 0	K: 1	S: 5	LOB: 1	BB: 1	P: 9	R: 0	H: 0	E: 0	K: 1	S: 5	LOB: 0	BB: 0	P: 5	R: 0	H: 0	E: 0	K: 1	S: 5	LOB: 0	BB: 0	P: 5
<b>1B: 6</b>	<b>SF: 0</b>	<b>2B: 0</b>	<b>SAC: 1</b>	<b>3B: 0</b>	<b>DP: 1</b>	<b>HR: 0</b>	<b>HBP: 0</b>	<b>WP: 0</b>	<b>PA: 35</b>	<b>PB: 0</b>	<b>SB: 0</b>	<b>CS: 0</b>	<b>ERA</b>	<b>1.00</b>	<b>WHIP</b>	<b>1.000</b>	<b>ERA</b>	<b>1.00</b>	<b>WHIP</b>	<b>1.000</b>	<b>ERA</b>	<b>1.00</b>	<b>WHIP</b>	<b>1.000</b>	<b>ERA</b>	<b>1.00</b>	<b>WHIP</b>	<b>1.000</b>	<b>ERA</b>	<b>1.00</b>	<b>WHIP</b>	<b>1.000</b>	<b>ERA</b>	<b>1.00</b>	<b>WHIP</b>	<b>1.000</b>	<b>ERA</b>	<b>1.00</b>	<b>WHIP</b>	<b>1.000</b>	<b>ERA</b>	<b>1.00</b>	<b>WHIP</b>	<b>1.000</b>												

**PITCHER**  
**Mike Mason, L** (1, 1)  
ERA: 3.29

**PITCHER**  
**IP** 9.0  
**WLS** 0  
**BF** 35  
**H** 6  
**R** 1  
**ER** 1  
**SO** 6  
**BB** 3  
**IBB** 0  
**HBP** 0  
**BLK** 0  
**WP** 0  
**HR** 0  
**S** 44  
**P** 56  
**ERA** 1.00  
**WHIP** 1.000

Texas Rangers @ Seattle Mariners  
 The Kingdome, Seattle, WA  
 Thu Sep 13 1984, 10:05 PM EDT  
 Att. 4,102 - Unknown

livebaseballscorecards.com



Batter	1	2	3	4	5	6	7	8	9	AB R H RBI BB SO LOB	TOP											
Alan Bannister, R (1, 4) OBP: 0.364, SLG: 0.363 Jim Anderson, R (8, 5) OBP: 0.184, SLG: 0.111	0-0 		0-0 4-3 	0-3 K 		4-0 1B HR BB 	4-0 L4-3 BB 			3 2 1 0 2 1 0 0 0 0 0 0 0 0												
Mickey Rivers, L (1, 7) OBP: 0.320, SLG: 0.390	0-3 K 		0-0 S 1B 	0-0 		0-0 HR 1B 	0-0 L4-3 			5 2 3 1 0 1 4												
Gary Ward, R (1, 10) OBP: 0.333, SLG: 0.437	4-0 1B BB 		4-0 1B BB 	0-0 F8 		0-0 HR 		0-0 F9 		3 2 1 3 2 0 1												
Larry Parrish, R (1, 5) OBP: 0.342, SLG: 0.475 (8, 9)	0-3 K 		0-0 F8 1B BB 		0-3 K 	0-0 1B 		0-3 K 		5 1 2 1 0 3 2												
Bob Jones, L (1, 3) OBP: 0.306, SLG: 0.391	0-0 FC4 1B 		0-0 1B 1B 		0-0 3-1 	0-0 F8 		0-0 G3 		5 0 2 2 0 0 1												
George Wright, S (1, 8) OBP: 0.268, SLG: 0.387	0-0 FC4 		0-0 F8 		0-0 4-3 		0-0 1B SF7 2B 		0-0 F8 		5 1 1 0 0 0 4											
Tom Dunbar, L (1, 9) OBP: 0.326, SLG: 0.375 Wayne Tolleson, S (8, 4) OBP: 0.285, SLG: 0.262		0-0 G3 	0-0 1B 			0-3 K 	4-0 BB 1B BB 		0-3 K 		3 0 1 1 1 1 0 1 0 0 0 0 1 0	AB 39 R 9 H 14 RBI 9 BB 5 SO 10 LOB 15										
Ned Yost, R (1, 2) OBP: 0.191, SLG: 0.251		0-3 K 	0-0 4-3 			0-3 K 	0-0 BB 1B 		0-0 		5 0 2 0 0 2 2											
Curtis Wilkerson, S (1, 6) OBP: 0.276, SLG: 0.275		0-0 F8 		0-0 4-3 		0-0 1B 2B 	0-0 SF7 		0-3 K 		4 1 1 1 0 1 1											
Inning Stats	R: 1 E: 0 K: 2 S: 9	H: 2 LOB: 2 BB: 1 P: 13	R: 0 E: 0 K: 1 S: 5	H: 0 LOB: 0 BB: 0 P: 5	R: 3 E: 0 K: 0 S: 7	H: 4 LOB: 2 BB: 1 P: 11	R: 0 E: 0 K: 1 S: 6	H: 1 LOB: 1 BB: 0 P: 6	R: 0 E: 0 K: 1 S: 5	H: 0 LOB: 0 BB: 0 P: 5	R: 4 E: 0 K: 2 S: 11	H: 4 LOB: 1 BB: 1 P: 15	R: 1 E: 0 K: 0 S: 4	H: 2 LOB: 2 BB: 2 P: 12	R: 0 E: 0 K: 1 S: 5	H: 0 LOB: 0 BB: 0 P: 5	R: 0 E: 0 K: 2 S: 8	H: 1 LOB: 1 BB: 0 P: 8	1B: 10 2B: 4 3B: 0 HR: 1	SF: 1 SAC: 0 DP: 1 HBP: 0	WP: 0 PB: 0 SB: 2 CS: 0	PA: 45
PITCHER	IP WLS BF H R ER SO BB IBB HBP BLK WP HR S P ERA WHIP																					
Mike Moore, R (1, 1) ERA: 5.13	5.2 L 30 10 8 8 7 3 0 0 0 0 0 1 41 53 12.71 2.294																					
Karl Best, R (6, 1) ERA:	0.1 2 1 0 0 0 0 0 0 0 0 0 0 2 2 0.00 3.000																					
Paul Mirabella, L (7, 1) ERA: 4.34	2.0 9 2 1 1 1 2 0 0 0 0 0 0 9 17 4.50 2.000																					
Dave Geisel, L (9, 1) ERA: 4.46	1.0 4 1 0 0 0 2 0 0 0 0 0 0 8 8 0.00 1.000																					

Batter	1	2	3	4	5	6	7	8	9	AB	R	H	RBI	BB	SO	LOB
Harold Reynolds, S (1, 4) OBP: 0.750, SLG: 0.667 Al Chambers, L (8, PH) OBP: 0.275, SLG: 0.313 Jack Perconte, L (9, 4) OBP: 0.354, SLG: 0.343	1-0 CS HBP		0-3 K			0-0 4-3 1B 4-3 1B	0-0 2B 1B	4-0 1-2 BB		3	2	2	0	0	1	1
Phil Bradley, R (1, 8) OBP: 0.362, SLG: 0.344	0-0 F8		0-0 6-3			0-0 4-3 1B 1-2	0-0 1-H 2B	0-0 F9		5	0	2	1	0	0	4
Alvin Davis, L (1, 3) OBP: 0.391, SLG: 0.489	0-3 K 1-2			0-0 F7		0-0 4-3 1-2 2-3	4-0 FC6-4 BB	0-0 1B 3B		4	1	1	0	1	1	3
Al Cowens, R (1, 9) OBP: 0.312, SLG: 0.441		0-3 K		0-0 5-3		0-0 4-3 2-3 3-H	0-0 FC6-4 1-2f	0-0 1B 1B		5	0	1	2	0	1	3
Dave Henderson, R (1, 10) OBP: 0.320, SLG: 0.474		4-0 1-3 BB		0-0 1-3		0-0 F8		0-0 2B 2B	0-0 1-3 1B	4	1	2	0	1	0	1
Darnell Coles, R (1, 7) OBP: 0.295, SLG: 0.231 Ken Phelps, L (9, PH) OBP: 0.381, SLG: 0.542		0-0 1-3		0-3 K		0-0 F8	4-0 FC5-4 BB	0-0 F5	0-3 K	3	0	0	0	1	1	2
Jim Presley, R (1, 5) OBP: 0.255, SLG: 0.431		0-0 5-3		0-0 F7		0-0 FC5-4 1-2f HR	0-0 2B 2B	0-3 K		5	2	1	1	0	1	3
Bob Kearney, R (1, 2) OBP: 0.267, SLG: 0.347			0-0 5-3 2B		0-0 FC6-4 1B	0-0 FC6-4 1-H HR	0-0 4-3 2B			4	1	3	2	0	0	1
Spike Owen, S (1, 6) OBP: 0.311, SLG: 0.337			0-0 5-3 2-3		0-0 FC6-4 1-2f	0-0 5-3	0-0 BB 1B			4	0	1	1	0	0	2

Inning Stats	R: 0	H: 0	E: 0	K: 1	S: 4	LOB: 0	BB: 0	P: 5	R: 0	H: 0	E: 0	K: 1	S: 5	LOB: 1	BB: 1	P: 9	R: 0	H: 1	E: 0	K: 1	S: 6	LOB: 1	BB: 0	P: 6	R: 0	H: 0	E: 0	K: 0	S: 3	LOB: 0	BB: 0	P: 3	R: 0	H: 1	E: 0	K: 1	S: 6	LOB: 1	BB: 0	P: 6	R: 1	H: 2	E: 0	K: 0	S: 5	LOB: 1	BB: 0	P: 5	R: 3	H: 3	E: 0	K: 0	S: 6	LOB: 2	BB: 2	P: 14	R: 2	H: 3	E: 0	K: 0	S: 6	LOB: 2	BB: 1	P: 10	R: 1	H: 3	E: 0	K: 2	S: 9	LOB: 1	BB: 0	P: 9	1B: 7	2B: 4	3B: 1	SF: 0	SAC: 0	DP: 0	HBP: 1	WP: 0	PA: 43
--------------	------	------	------	------	------	--------	-------	------	------	------	------	------	------	--------	-------	------	------	------	------	------	------	--------	-------	------	------	------	------	------	------	--------	-------	------	------	------	------	------	------	--------	-------	------	------	------	------	------	------	--------	-------	------	------	------	------	------	------	--------	-------	-------	------	------	------	------	------	--------	-------	-------	------	------	------	------	------	--------	-------	------	-------	-------	-------	-------	--------	-------	--------	-------	--------

PITCHER	IP	WLS	BF	H	R	ER	SO	BB	IBB	HBP	BLK	WP	HR	S	P	ERA	WHIP
Frank Tanana, L (1, 1) ERA: 3.21	7.0	W	31	7	4	4	4	3	0	1	0	0	1	35	48	5.14	1.429
Dave Schmidt, R (8, 1) ERA: 2.56	1.1		10	6	3	3	0	1	0	0	0	0	0	9	13	20.25	5.250
Tom Henke, R (9, 1) ERA: 6.38	0.2	S	2	0	0	0	2	0	0	0	0	0	0	6	6	0.00	0.000

**TEXAS RANGERS @ SEATTLE MARINERS**  
The Kingdom, Seattle, WA  
Thu Sep 13 1984, 10:05 PM EDT  
Att. 4,102 - Unknown

AB	38
R	7
H	13
RBI	7
BB	4
SO	6
LOB	21



Minnesota Twins @ Texas Rangers  
 Arlington Stadium, Arlington, TX

Fri Sep 14 1984, 8:05 PM EDT  
 Att. 9,960 - Unknown

livebaseballscorecards.com

AB	33
R	2
H	7
RBI	1
BB	2
SO	7
LOB	16



AB	R	H	RBI	BB	SO	LOB
4	0	0	0	0	1	0
4	1	1	0	0	0	0
1	0	1	0	0	0	0
3	0	0	0	0	0	0
2	1	0	1	2	0	1
4	0	2	0	0	1	2
4	0	2	0	0	1	2
3	0	1	0	0	1	2
1	0	0	0	0	0	2
4	0	0	0	0	2	5
3	0	0	0	0	1	2
0	0	0	0	0	0	0

Batter	1	2	3	4	5	6	7	8	9													
Kirby Puckett, R OBP: 0.316, SLG: 0.327 (1, 8)	0-0 5-3		0-0 F8		0-3 K			0-0 F9														
Mickey Hatcher, R OBP: 0.348, SLG: 0.407 (1, 7)	0-0 1B FC4-6 1B		0-0 E6			0-0 6-3		0-0 F2														
Kent Hrbek, L OBP: 0.391, SLG: 0.522 Randy Bush, L OBP: 0.303, SLG: 0.391 (1, 3) (4, PH) (4, 3)	0-0 FC4-6 1-3 1B			0-0 F4		0-0 F9		0-0 F8														
Pat Putnam, L OBP: 0.245, SLG: 0.254 (1, 10)	0-0 FC4-6 1-2f 3-H			4-0 1B FC6-4 BB		0-0 1-3			4-0 FC6-4 BB													
Tom Brunansky, R OBP: 0.326, SLG: 0.476 (1, 9)	0-3 K			0-0 FC6-4 1-2 1B			0-0 1B 1B		0-0 FC6-4 1B 1-2f													
Tim Teufel, R OBP: 0.360, SLG: 0.419 (1, 4)		0-0 CS 1B		0-0 FC6-4 1-2f 2-H PB			0-3 K		0-0 1-2 1B													
Gary Gaetti, R OBP: 0.318, SLG: 0.358 Greg Gagne, R (9, PH) (1, 5)		0-0 F8		0-3 K			0-0 1-2 1B		0-0 F7													
Tim Laudner, R OBP: 0.241, SLG: 0.366 (1, 2)		0-3 K			0-3 K		0-0 F8		0-0 F6													
Chris Speier, R OBP: 0.221, SLG: 0.270 Alvaro Espinoza, R (7, 6) (1, 6)		0-0 CS 1-2	0-0 6-3		0-3 K		0-0 5-3															
<b>Inning Stats</b>	R: 1 E: 0 K: 1 S: 7	H: 2 LOB: 1 BB: 0 P: 7	R: 0 E: 0 K: 1 S: 5	H: 1 LOB: 0 BB: 0 P: 5	R: 0 E: 1 K: 0 S: 3	H: 0 LOB: 1 BB: 0 P: 3	R: 1 E: 1 K: 1 S: 6	H: 1 LOB: 1 BB: 1 P: 10	R: 0 E: 0 K: 3 S: 9	H: 0 LOB: 0 BB: 0 P: 9	R: 0 E: 0 K: 0 S: 3	H: 0 LOB: 0 BB: 0 P: 3	R: 0 E: 0 K: 1 S: 7	H: 2 LOB: 2 BB: 0 P: 7	R: 0 E: 0 K: 0 S: 3	H: 0 LOB: 0 BB: 0 P: 3	R: 0 E: 0 K: 0 S: 4	H: 1 LOB: 2 BB: 1 P: 8	1B: 7 2B: 0 3B: 0 HR: 0	SF: 0 SAC: 0 DP: 0 HBP: 0	WP: 0 PB: 1 SB: 0 CS: 1	PA: 36
<b>PITCHER</b> Charlie Hough, R ERA: 3.64 (1, 1)	IP: 9.0 WLS: W BF: 35 H: 7 R: 2 ER: 1 SO: 7 BB: 2 IBB: 0 HBP: 0 BLK: 0 WP: 0 HR: 0 S: 47 P: 55 ERA: 1.00 WHIP: 1.000																				<b>PITCHER</b>	IP: 0.0 WLS: 0 BF: 0 H: 0 R: 0 ER: 0 SO: 0 BB: 0 IBB: 0 HBP: 0 BLK: 0 WP: 0 HR: 0 S: 0 P: 0 ERA: 0.00 WHIP: 0.000

Batter	1	2	3	4	5	6	7	8	9
<b>Alan Bannister, R</b> OBP: 0.366, SLG: 0.365 (1, 4)	0-0 HR 1B	0-0 1B 1B 3-H	0-0 6-3			0-0 F2		0-0 F7	
<b>Gary Ward, R</b> OBP: 0.336, SLG: 0.443 (1, 10)	0-0 HR 1B 1-H	0-0 1B E 1B 1-2			0-0 1-3		4-0 HR BB 1B	0-0 F9	
<b>Buddy Bell, R</b> OBP: 0.381, SLG: 0.456 (1, 5)	0-0 FC3-6 BB 1B	0-3 K			0-0 F7		0-0 HR 1B 1-3		
<b>Larry Parrish, R</b> OBP: 0.343, SLG: 0.481 (1, 9)	0-0 F4	0-0 E9 2B 1B 1-H 2-H			0-0 F6		0-0 HR		
<b>Bob Jones, L</b> OBP: 0.320, SLG: 0.407 (1, 3)	4-0 FC3-6 BB 1-2	0-0 2B			0-0 F8		0-0 G6-4-3 1B		
<b>George Wright, S</b> OBP: 0.265, SLG: 0.382 (1, 8)	0-0 FC3-6 1-2f 2-3	0-0 F5			0-0 4-3		0-3 K		
<b>Bill Sample, R</b> OBP: 0.288, SLG: 0.330 (1, 7)	0-0 F8		0-0 5-3		0-0 F4		0-0 G6-4-3 1-2f		
<b>Donnie Scott, S</b> OBP: 0.276, SLG: 0.290 (1, 2)		0-0 SH3 1B 2B			0-0 F8		0-0 6-3 BB	4-0 BB	
<b>Curtis Wilkerson, S</b> OBP: 0.276, SLG: 0.275 (1, 6)		0-0 SH3 2-3			0-0	0-0 6-3		0-0 F7	

**BOTTOM**

AB	R	H	RBI	BB	SO	LOB
5	2	2	1	0	0	2
4	3	2	2	1	0	1
4	1	2	0	0	1	2
4	2	2	4	0	0	1
3	0	2	1	1	0	0
4	0	0	0	0	1	4
4	0	0	0	0	0	3
3	1	1	0	1	0	0
3	0	1	0	0	0	1

**Minnesota Twins @ Texas Rangers**  
Arlington Stadium, Arlington, TX  
Fri Sep 14 1984, 8:05 PM EDT  
Att. 9,960 - Unknown

<b>AB</b>	<b>34</b>
<b>R</b>	<b>9</b>
<b>H</b>	<b>12</b>
<b>RBI</b>	<b>8</b>
<b>BB</b>	<b>3</b>
<b>SO</b>	<b>2</b>
<b>LOB</b>	<b>14</b>



Inning Stats		R: 2	H: 3	E: 0	K: 0	S: 6	LOB: 2	BB: 1	P: 10	R: 4	H: 5	E: 1	K: 1	S: 10	LOB: 1	BB: 0	P: 10	R: 0	H: 1	E: 0	K: 0	S: 4	LOB: 1	BB: 0	P: 4	R: 0	H: 0	E: 0	K: 0	S: 3	LOB: 0	BB: 0	P: 3	R: 0	H: 0	E: 0	K: 0	S: 3	LOB: 0	BB: 0	P: 3	R: 3	H: 3	E: 0	K: 1	S: 7	LOB: 0	BB: 1	P: 11	R: 0	H: 0	E: 0	K: 0	S: 3	LOB: 1	BB: 1	P: 7
--------------	--	------	------	------	------	------	--------	-------	-------	------	------	------	------	-------	--------	-------	-------	------	------	------	------	------	--------	-------	------	------	------	------	------	------	--------	-------	------	------	------	------	------	------	--------	-------	------	------	------	------	------	------	--------	-------	-------	------	------	------	------	------	--------	-------	------

PITCHER	IP	WLS	BF	H	R	ER	SO	BB	IBB	HBP	BLK	WP	HR	S	P	ERA	WHIP
<b>Albert Williams, R</b> ERA: 5.59 (1, 1)	0.1	L	5	3	2	2	0	1	0	0	0	0	1	4	8	54.00	12.000
<b>Ken Schrom, R</b> ERA: 4.33 (1, 1)	5.2		27	9	7	6	1	1	0	0	0	0	1	28	32	9.53	1.765
<b>Bobby Castillo, R</b> ERA: 1.93 (7, 1)	2.0		6	0	0	0	1	1	0	0	0	0	0	7	11	0.00	0.500

WP	HR	S	P	ERA	WHIP
0	0	0	0	0	0
0	0	0	0	0	0
0	0	0	0	0	0
0	0	0	0	0	0

Batter	1	2	3	4	5	6	7	8	9	AB R H RBI BB SO LOB	TOP																			
Kirby Puckett, R OBP: 0.313, SLG: 0.324 (1, 8) X	0-0 G3		0-0 4-3	0-0 4-3		0-3 K			0-0 F9	5 0 0 0 0 1 4																				
Mickey Hatcher, R OBP: 0.349, SLG: 0.408 (1, 7) X	0-0 BB 1B		0-0 G3 1B		0-0 6-3			0-0 F6		4 1 2 0 0 0 0																				
Kent Hrbek, L OBP: 0.391, SLG: 0.521 (1, 3) BBB	4-0 1-2 BB		0-0 G3		0-0 1B			0-0 F8		3 0 1 0 1 0 1																				
Pat Putnam, L OBP: 0.245, SLG: 0.254 (1, 10) X	0-0 F9		0-0 1B		0-0 F7			0-3 K		4 0 1 1 0 1 3																				
Tom Brunansky, R OBP: 0.323, SLG: 0.473 (1, 9) X	0-0 F7		0-0 F2		0-0 L5			0-3 K		4 0 0 0 0 1 4																				
Gary Gaetti, R OBP: 0.316, SLG: 0.355 (1, 5)		0-0 F3		0-0 1-3		0-0 6-3		0-0 F3		4 0 0 0 0 0 0																				
Tim Teufel, R OBP: 0.358, SLG: 0.416 (1, 4)		0-3 K		0-0 F7		0-0 F8		0-3 K		4 0 0 0 0 2 0																				
Chris Speier, R OBP: 0.232, SLG: 0.276 (1, 6)		4-0 BB		0-0 E 1B		0-0 1B 1B			0-0 F9	3 0 2 0 1 0 0																				
Tim Laudner, R OBP: 0.246, SLG: 0.368 (1, 2)		0-3 K		0-0 E8 1B		0-0 1B			0-0 F4	4 0 2 0 0 1 1																				
<b>Inning Stats</b>	R: 0 E: 0 K: 0 S: 4	H: 1 LOB: 2 BB: 1 P: 8	R: 0 E: 0 K: 2 S: 7	H: 0 LOB: 1 BB: 1 P: 11	R: 1 E: 0 K: 0 S: 5	H: 2 LOB: 1 BB: 0 P: 5	R: 0 E: 1 K: 0 S: 5	H: 2 LOB: 2 BB: 0 P: 5	R: 0 E: 0 K: 1 S: 7	H: 2 LOB: 2 BB: 0 P: 7	R: 0 E: 0 K: 1 S: 5	H: 0 LOB: 0 BB: 0 P: 5	R: 0 E: 0 K: 2 S: 7	H: 0 LOB: 0 BB: 0 P: 7	R: 0 E: 0 K: 0 S: 3	H: 0 LOB: 0 BB: 0 P: 3	1B: 8 2B: 0 3B: 0 HR: 0	SF: 0 SAC: 0 DP: 0 HBP: 0	WP: 0 PB: 0 SB: 0 CS: 0	PA: 37										
<b>PITCHER</b> Danny Darwin, R ERA: 3.99 (1, 1)	IP 9.0	WLS L	BF 37	H 8	R 1	ER 1	SO 6	BB 2	IBB 0	HBP 0	BLK 0	WP 0	HR 0	S 47	P 55	ERA 1.00	WHIP 1.111													
											<b>PITCHER</b>	IP	WLS	BF	H	R	ER	SO	BB	IBB	HBP	BLK	WP	HR	S	P	ERA	WHIP		

Minnesota Twins @ Texas Rangers  
Arlington Stadium, Arlington, TX  
Sat Sep 15 1984, 8:05 PM EDT  
Att. 10,365 - Unknown

livebaseballscorecards.com

AB 35  
R 1  
H 8  
RBI 1  
BB 2  
SO 6  
LOB 13



Batter	1	2	3	4	5	6	7	8	9	AB	R	H	RBI	BB	SO	LOB
Mickey Rivers, L (1, 7) OBP: 0.316, SLG: 0.384	0-0 F7		0-3 K		0-0 F7		0-0 F5			4	0	0	0	0	1	4
Gary Ward, R (1, 8) OBP: 0.337, SLG: 0.442	0-0 4-3		4-0 BB		0-0 1-2 1B		0-0 4-3			3	0	1	0	1	0	1
Buddy Bell, R (1, 5) OBP: 0.378, SLG: 0.452	0-0 5-3		0-3 K		0-0 F9			0-0 F7		4	0	0	0	0	1	5
Larry Parrish, R (1, 10) OBP: 0.341, SLG: 0.478		0-0 6-3		0-0 F4		0-0 5-3		0-3 K		4	0	0	0	0	1	0
Bob Jones, L (1, 3) OBP: 0.318, SLG: 0.403		0-0 F8		4-0 BB		0-3 K		0-3 K		1	0	0	0	0	0	0
Dave Hostetter, R (4, 3) OBP: 0.351, SLG: 0.415										2	0	0	0	1	2	0
Tom Dunbar, L (1, 9) OBP: 0.333, SLG: 0.381		0-0 PO 1B		0-0 F8		0-0 1B			0-0 F7	4	0	2	0	0	0	1
Alan Bannister, R (1, 4) OBP: 0.362, SLG: 0.360	0-0 PO 1-2		0-0 SH1-3 1B		0-0 F7		0-0 F9		0-0 6-3	4	0	1	0	0	0	2
Donnie Scott, S (1, 2) OBP: 0.281, SLG: 0.296			0-0 SH1-3 1B		0-0 F9		0-0 SH1-3 1B		0-0 4-3	3	0	2	0	0	0	0
George Wright, S (9, PH) OBP: 0.265, SLG: 0.381			1-2 SH1-3 1B							1	0	0	0	0	0	0
Curtis Wilkerson, S (1, 6) OBP: 0.276, SLG: 0.274			0-0 SH1-3 1-2 2-3		0-0 E3 1B		0-0 SH1-3 1-2			1	0	0	0	0	0	0

Inning Stats	R: 0	H: 0	E: 0	K: 0	S: 3	R: 0	H: 1	E: 0	K: 0	S: 3	R: 0	H: 2	E: 0	K: 2	S: 9	R: 0	H: 0	E: 0	K: 0	S: 3	R: 0	H: 1	E: 1	K: 0	S: 5	R: 0	H: 1	E: 0	K: 1	S: 6	R: 0	H: 1	E: 0	K: 0	S: 4	R: 0	H: 0	E: 0	K: 2	S: 7	R: 0	H: 0	E: 0	K: 0	S: 3	R: 0	H: 0	E: 0	K: 0	S: 3	1B: 6	2B: 0	3B: 0	HR: 0	SF: 0	SAC: 2	DP: 0	HBP: 0	WP: 0	PB: 0	SB: 0	CS: 0	PA: 36
PITCHER Mike Smithson, R (1, 1) ERA: 3.63	IP: 9.0	WLS: W	BF: 35	H: 6	R: 0	ER: 0	SO: 5	BB: 2	IBB: 0	HBP: 0	BLK: 0	WP: 0	HR: 0	S: 43	P: 51	ERA: 0.00	WHIP: 0.889																																														

**BOTTOM**

**Minnesota Twins @ Texas Rangers**  
Arlington Stadium, Arlington, TX  
Sat Sep 15 1984, 8:05 PM EDT  
Att. 10,365 - Unknown

[livebaseballscorecards.com](http://livebaseballscorecards.com)

<b>AB</b>	<b>31</b>
<b>R</b>	<b>0</b>
<b>H</b>	<b>6</b>
<b>RBI</b>	<b>0</b>
<b>BB</b>	<b>2</b>
<b>SO</b>	<b>5</b>
<b>LOB</b>	<b>13</b>



Batter	1	2	3	4	5	6	7	8	9	AB R H RBI BB SO LOB	TOP											
Kirby Puckett, R (1, 8) OBP: 0.312, SLG: 0.323	0-0 4-3		0-0 5-3		0-0 4-3 1B		0-0 F8		0-0 F8	5 0 1 0 0 0 1												
Mickey Hatcher, R (1, 7) OBP: 0.347, SLG: 0.405	0-0 1-3		0-0 6-3		0-0 4-3 1-2			0-0 F8		4 0 0 0 0 0 1												
Kent Hrbek, L (1, 3) OBP: 0.392, SLG: 0.524	0-0 2B		0-0 F7		0-0 F5			0-0 4-1 E 2B		4 1 2 0 0 0 1												
Pat Putnam, L (1, 10) OBP: 0.240, SLG: 0.249	0-3 K			0-3 K		0-3 K		0-0 4-1 2-3		4 0 0 0 0 3 2												
Tom Brunansky, R (1, 9) OBP: 0.325, SLG: 0.474		0-0 F7		0-0 2B		0-0 6-3		4-0 E BB		3 0 1 0 1 0 0												
Gary Gaetti, R (1, 5) OBP: 0.316, SLG: 0.354		0-0 WP 1B		0-0 F8		0-0 F9		0-0 E5 1-2 3-H		4 1 1 0 0 0 2												
Tim Teufel, R (1, 4) OBP: 0.358, SLG: 0.415		0-3 K 1-2		4-0 BB			0-0 4-3 SH3-4 1B	0-3 K		3 0 1 0 1 2 3												
Chris Speier, R (1, 6) OBP: 0.234, SLG: 0.277		0-0 1B 2-H		0-0 F9			0-0 SH3-4 1-2		0-0 F3	3 0 1 1 0 0 2												
Tim Laudner, R (1, 2) OBP: 0.242, SLG: 0.362		0-0 3-1			0-3 K		0-0 4-3 2-3		0-3 K	4 0 0 0 0 2 2												
<b>Inning Stats</b>	R: 0 E: 0 K: 1 S: 6	H: 1 LOB: 1 BB: 0 P: 6	R: 1 E: 0 K: 1 S: 7	H: 2 LOB: 1 BB: 0 P: 7	R: 0 E: 0 K: 0 S: 3	H: 0 LOB: 0 BB: 0 P: 3	R: 0 E: 0 K: 1 S: 6	H: 1 LOB: 2 BB: 1 P: 10	R: 0 E: 0 K: 1 S: 6	H: 1 LOB: 1 BB: 0 P: 6	R: 0 E: 0 K: 0 S: 5	H: 0 LOB: 0 BB: 0 P: 5	R: 0 E: 0 K: 0 S: 4	H: 1 LOB: 1 BB: 0 P: 4	R: 1 E: 1 K: 1 S: 7	H: 1 LOB: 2 BB: 1 P: 11	R: 0 E: 0 K: 1 S: 5	H: 0 LOB: 0 BB: 0 P: 5	1B: 4 2B: 3 3B: 0 HR: 0	SF: 0 SAC: 1 DP: 0 HBP: 0	WP: 1 PB: 0 SB: 0 CS: 0	PA: 37
<b>PITCHER</b>	IP WLS BF H R ER SO BB IBB HBP BLK WP HR S P ERA WHIP																					
Dave Stewart, R (1, 1) ERA: 5.14	7.2 L 32 7 2 1 5 2 0 0 0 1 0 40 48 1.17 1.174																					
Tom Henke, R (8, 1) ERA: 6.04	1.1 5 0 0 0 2 0 0 0 0 0 0 9 9 0.00 0.000																					

Minnesota Twins @ Texas Rangers  
Arlington Stadium, Arlington, TX  
Sun Sep 16 1984, 4:33 AM EDT  
Att. 8,682 - Unknown

livebaseballscorecards.com

AB	34
R	2
H	7
RBI	1
BB	2
SO	7
LOB	14





Batter	1	2	3	4	5	6	7	8	9	AB R H RBI BB SO LOB
Alan Bannister, R (1, 4) OBP: 0.367, SLG: 0.359	4-0 G4-6-3 BB		0-0 F8			0-0 5-3		0-0 1B 1B		3 0 1 0 1 0 2
Gary Ward, R (1, 8) OBP: 0.336, SLG: 0.440	0-0 G4-6-3 1-2f		0-3 K			4-0 G5-4-3 BB		0-0 F8		3 0 0 0 1 1 4
Buddy Bell, R (1, 5) OBP: 0.377, SLG: 0.450	0-0 F8					0-0 G5-4-3 1-2f		0-0 1-3 1B		4 0 1 0 0 0 1
Larry Parrish, R (1, 10) OBP: 0.340, SLG: 0.475		0-0 4-3		0-3 K			4-0 FC1-5 1B BB	0-3 K		3 0 0 0 1 2 2
George Wright, S (1, 9) OBP: 0.264, SLG: 0.380		0-0 F8		0-0 F2			0-0 FC1-5 1-2 1B	0-0 E4 FC4-6		4 0 1 0 0 0 0
Dave Hostetter, R (1, 3) OBP: 0.342, SLG: 0.403		0-3 K				0-0 F9		0-0 FC4-6		2 0 0 0 0 1 0
Bill Stein, R (7, PH) OBP: 0.362, SLG: 0.310							0-0 FC1-5			1 0 0 0 0 0 2
Mickey Rivers, L (9, PH) OBP: 0.315, SLG: 0.383							1-2 2-3f	1-2f		1 0 0 0 0 0 1
Bill Sample, R (1, 7) OBP: 0.286, SLG: 0.328			0-0 F6			0-0 G3		0-0 F5		3 0 0 0 0 1 2
Bob Jones, L (9, PH) OBP: 0.315, SLG: 0.400							0-3 K			1 0 0 0 0 0 1
Ned Yost, R (1, 2) OBP: 0.197, SLG: 0.261			0-0 HBP 1B			0-0 2B		0-0 F8		3 0 2 0 0 0 2
Mary Foley, L (9, PH) OBP: 0.301, SLG: 0.402										1 0 0 0 0 0 1
Curtis Wilkerson, S (1, 6) OBP: 0.276, SLG: 0.273			1-0 HBP			0-3 K		0-0 F7		2 0 0 0 0 1 1

Inning Stats	R: 0	H: 0	E: 0	K: 0	S: 2	R: 0	H: 0	E: 0	K: 1	S: 5	R: 0	H: 1	E: 0	K: 1	S: 6	R: 0	H: 0	E: 0	K: 1	S: 5	R: 0	H: 1	E: 0	K: 1	S: 6	R: 0	H: 0	E: 0	K: 0	S: 2	R: 0	H: 1	E: 0	K: 1	S: 6	R: 0	H: 2	E: 0	K: 1	S: 7	R: 0	H: 0	E: 1	K: 0	S: 4	1B: 4	SF: 0	2B: 1	3B: 0	HR: 0	WP: 0	PB: 0	SB: 0	CS: 0	PA: 35
--------------	------	------	------	------	------	------	------	------	------	------	------	------	------	------	------	------	------	------	------	------	------	------	------	------	------	------	------	------	------	------	------	------	------	------	------	------	------	------	------	------	------	------	------	------	------	-------	-------	-------	-------	-------	-------	-------	-------	-------	--------

PITCHER	IP	WLS	BF	H	R	ER	SO	BB	IBB	HBP	BLK	WP	HR	S	P	ERA	WHIP
Frank Viola, L (1, 1) ERA: 3.01	7.2	W	30	5	0	0	5	3	0	1	0	0	0	36	49	0.00	1.043
Ron Davis, R (8, 1) ERA: 4.74	1.1	S	5	0	0	0	1	0	0	0	0	0	0	7	7	0.00	0.000

BOTTOM

Minnesota Twins @ Texas Rangers  
Arlington Stadium, Arlington, TX  
Sun Sep 16 1984, 4:33 AM EDT  
Att. 8,682 - Unknown

livebaseballscorecards.com

AB	31
R	0
H	5
RBI	0
BB	3
SO	6
LOB	19



Batter	1	2	3	4	5	6	7	8	9	AB R H RBI BB SO LOB	TOP											
Bill Sample, R (1, 10) OBP: 0.286, SLG: 0.326	0-0 F6			4-0 G6-4-3 BB		0-0 FC6-4 2B		0-0 F4		3 1 0 0 1 0 1												
Gary Ward, R (1, 7) OBP: 0.337, SLG: 0.442	0-0 6-3			0-0 G6-4-3 1-2f		0-0 2B			0-0 1B 1B	4 1 2 1 0 0 1												
Buddy Bell, R (1, 5) OBP: 0.376, SLG: 0.449	0-0 F8			0-0 5-3		0-0 6-3			0-0 1B 1-2 BB 1B	4 1 1 0 0 0 1												
Larry Parrish, R (1, 9) OBP: 0.340, SLG: 0.473		0-3 K			0-0 1B		0-0 1-3		0-3 K	4 0 1 0 0 2 2												
George Wright, S (1, 8) OBP: 0.264, SLG: 0.378		0-0 5-3			0-0 F7 1-2		0-0 F8		0-0 BB BB 1B	4 0 1 1 0 0 1												
Dave Hostetter, R (1, 3) OBP: 0.341, SLG: 0.400		0-0 6-3			0-0 F8		0-0 1B		4-0 BB BB 1-2 BB BB	3 0 1 0 0 0 1 0 0 0 0 1 0 0 0 0 0 0 0 0 0												
Bob Jones, L (9, PH) OBP: 0.321, SLG: 0.400																						
Wayne Tolleson, S (9, PR) OBP: 0.285, SLG: 0.262																						
Alan Bannister, R (1, 4) OBP: 0.366, SLG: 0.352				4-0 G4-6-3 BB		0-0 F9		0-0 F4		4-0 BB BB 1-2 2-3 3-H BB	2 0 0 0 1 0 2 0 0 0 1 1 0 0 0 0 0 0 0 0 0											
Mary Foley, L (9, PH) OBP: 0.306, SLG: 0.402																						
Jeff Kunkel, R (9, PR) OBP: 0.205, SLG: 0.323																						
Ned Yost, R (1, 2) OBP: 0.195, SLG: 0.258				0-0 F9		0-0 F7		0-0 F8		0-0 F4	3 0 0 0 0 0 1 1 0 0 0 0 0 3											
Mickey Rivers, L (9, PH) OBP: 0.314, SLG: 0.382																						
Curtis Wilkerson, S (1, 6) OBP: 0.277, SLG: 0.274				0-0 G4-6-3 1-2f		0-0 FC6-4 1B		0-0 5-3		0-0 F5	3 0 1 0 0 0 1 1 0 0 0 0 0 3											
Tom Dunbar, L (9, PH) OBP: 0.330, SLG: 0.376																						
<b>Inning Stats</b>	R: 0 E: 0 K: 0 S: 3	H: 0 LOB: 0 BB: 0 P: 3	R: 0 E: 0 K: 1 S: 5	H: 0 LOB: 0 BB: 0 P: 5	R: 0 E: 0 K: 0 S: 2	H: 0 LOB: 0 BB: 1 P: 6	R: 0 E: 0 K: 0 S: 2	H: 0 LOB: 0 BB: 1 P: 6	R: 0 E: 0 K: 0 S: 4	H: 1 LOB: 1 BB: 0 P: 4	R: 1 E: 0 K: 0 S: 5	H: 2 LOB: 1 BB: 0 P: 5	R: 0 E: 0 K: 0 S: 4	H: 1 LOB: 1 BB: 0 P: 4	R: 0 E: 0 K: 0 S: 3	H: 0 LOB: 0 BB: 0 P: 3	R: 2 E: 0 K: 1 S: 8	H: 3 LOB: 3 BB: 2 P: 16	1B: 6 2B: 1 3B: 0 HR: 0	SF: 0 SAC: 0 DP: 2 HBP: 0	WP: 0 PB: 0 SB: 1 CS: 0	PA: 36
<b>PITCHER</b>	IP WLS BF H R ER SO BB IBB HBP BLK WP HR S P ERA WHIP																					
Bill Krueger, L (1, 1) ERA: 4.96	8.0 W 30 6 3 3 1 2 0 0 0 0 0 0 30 38 3.38 1.000																					
Bill Caudill, R (9, 1) ERA: 2.97	1.0 S 6 1 0 0 1 2 0 0 0 0 0 0 6 14 0.00 3.000																					

Texas Rangers @ Oakland Athletics  
Oakland-Alameda County Coliseum, Oakland, CA

Mon Sep 17 1984, 7:05 PM PDT  
Att. 7,507 - Unknown

AB	32
R	3
H	7
RBI	3
BB	4
SO	2
LOB	17



WP: 0	PA: 36
PB: 0	
SB: 1	
CS: 0	



Batter	1	2	3	4	5	6	7	8	9	AB R H RBI BB SO LOB	TOP									
Mickey Rivers, L (1, 10) OBP: 0.315, SLG: 0.382	0-0 F6		0-0 1B			0-0 5-3		0-0 1B SF9 1B	0-0 F7	5 1 2 0 0 0 1										
Tom Dunbar, L (1, 9) OBP: 0.316, SLG: 0.360	0-0 1-3		0-0 F6			0-0 4-3		0-0 F7		4 0 0 0 0 0 2										
Gary Ward, R (1, 7) OBP: 0.338, SLG: 0.442	0-0 6-3			0-0 6-3		0-0 1B		0-0 1B 1-3 1B		4 0 2 0 0 0 0										
Buddy Bell, R (1, 5) OBP: 0.374, SLG: 0.446		0-3 K		0-3 K		0-0 6-3		0-0 SF9		3 0 0 1 0 2 1										
Bob Jones, L (1, 3) OBP: 0.326, SLG: 0.411		0-0 F8		0-0 F7			0-0 1B FC3-6 2B	0-0 1-2 1B		4 1 2 0 0 0 0										
George Wright, S (1, 8) OBP: 0.267, SLG: 0.382		0-0 2B			0-0 G3		0-0 FC3-6 2-3 1B	0-0 4-3		4 0 2 0 0 0 2										
Ned Yost, R (1, 2) OBP: 0.197, SLG: 0.259		0-3 K			0-0 1B		0-0 FC3-6 1-2f FC6-4		0-3 K	3 0 1 1 0 1 2 1 0 0 0 0 1 0										
Bill Sample, R (9, PH) OBP: 0.285, SLG: 0.325																				
Curtis Wilkerson, S (1, 6) OBP: 0.275, SLG: 0.272			0-3 K		0-3 K		0-0 F9		0-0 3B	2 0 0 0 0 2 1 1 0 0 0 0 0 1 1 0 1 0 0 0 0										
Mary Foley, L (7, PH) OBP: 0.304, SLG: 0.398																				
Jeff Kunkel, R (7, 6) OBP: 0.211, SLG: 0.344																				
Wayne Tolleson, S (1, 4) OBP: 0.284, SLG: 0.261			0-0 4-3		0-0 4-3		0-0 FC6-4 1-2f		0-3 K	2 0 0 0 0 0 1 1 0 0 0 0 0 1 0 0 0 0 0 0 0 1 0 0 0 0 1 1										
Larry Parrish, R (7, PH) OBP: 0.339, SLG: 0.473																				
Jim Anderson, R (7, 4) OBP: 0.184, SLG: 0.111																				
Alan Bannister, R (9, PH) OBP: 0.363, SLG: 0.349																				
<b>Inning Stats</b>	R: 0 E: 0 K: 0 S: 3	H: 0 LOB: 0 BB: 0 P: 3	R: 0 E: 0 K: 2 S: 8	H: 1 LOB: 1 BB: 0 P: 8	R: 0 E: 0 K: 1 S: 6	H: 1 LOB: 1 BB: 0 P: 6	R: 0 E: 0 K: 1 S: 6	H: 1 LOB: 1 BB: 0 P: 6	R: 0 E: 0 K: 0 S: 4	H: 1 LOB: 1 BB: 0 P: 4	R: 1 E: 0 K: 0 S: 5	H: 2 LOB: 1 BB: 0 P: 5	R: 1 E: 0 K: 0 S: 6	H: 3 LOB: 2 BB: 0 P: 6	R: 0 E: 0 K: 2 S: 8	H: 1 LOB: 1 BB: 0 P: 8	1B: 7 2B: 2 3B: 1 HR: 0	SF: 1 SAC: 0 DP: 0 HBP: 0	WP: 0 PB: 0 SB: 0 CS: 0	PA: 37
<b>PITCHER</b>	IP WLS BF H R ER SO BB IBB HBP BLK WP HR S P ERA WHIP																			
Chris Codiroli, R (1, 1) ERA: 6.69	7.1 W 29 7 2 2 5 0 0 0 0 0 0 0 39 39 2.46 0.955																			
Bill Caudill, R (8, 1) ERA: 2.91	1.2 S 8 3 0 0 2 0 0 0 0 0 0 0 12 12 0.00 1.800																			

Texas Rangers @ Oakland Athletics  
Oakland-Alameda County Coliseum, Oakland, CA

Tue Sep 18 1984, 7:05 PM PDT  
Att. 8,473 - Unknown

livebaseballscorecards.com

AB 36  
R 2  
H 10  
RBI 2  
BB 0  
SO 7  
LOB 13



Batter	1	2	3	4	5	6	7	8	9
Rickey Henderson, R (1, 7) OBP: 0.392, SLG: 0.449	0-0 5-3		4-0 1B 1-2 BB	0-0 F9			0-0 F8 2-3		
Carney Lansford, R (1, 5) OBP: 0.344, SLG: 0.438	0-0 6-3		0-0 1-3 2-H 1B		0-0 FC5-6 1B		0-0 6-3		
Dwayne Murphy, L (1, 8) OBP: 0.344, SLG: 0.463	0-0 4-3		4-0 BB		0-0 FC5-6 1-2f		0-0 4-3		
Dave Kingman, R (1, 10) OBP: 0.322, SLG: 0.519		0-0 F2	0-0 F5		0-3 K		0-0 F7		
Mike Heath, R (1, 9) OBP: 0.284, SLG: 0.405		0-3 K		0-0 4-3	0-0 5-3		0-0 HR		
Bill Almon, R (1, 3) OBP: 0.240, SLG: 0.354		0-0 F4		0-0 CS SF8 2B		0-0 1-3	0-0 F5		
Mickey Tettleton, S (1, 2) OBP: 0.311, SLG: 0.288			0-0 5-3	0-0 2-H SF8		0-0 F7	0-0 HR		
Steve Kiefer, R (1, 6) OBP: 0.269, SLG: 0.348			0-0 5-3	0-0 S 2B 1B		0-0 1-3	0-3 K		
Tony Phillips, S (1, 4) OBP: 0.321, SLG: 0.348			0-0 BB 1B 1B	0-0 1-H 2B		0-0 F8 2B			

Inning Stats	R: 0	H: 0	E: 0	K: 0	S: 3	LOB: 0	BB: 0	P: 3
	R: 0	H: 0	E: 0	K: 1	S: 5 <td>LOB: 0</td> <td>BB: 0</td> <td>P: 5 </td>	LOB: 0	BB: 0	P: 5
	R: 1	H: 2	E: 0	K: 0	S: 5 <td>LOB: 3</td> <td>BB: 2</td> <td>P: 13 </td>	LOB: 3	BB: 2	P: 13
	R: 2	H: 3	E: 0	K: 0	S: 6 <td>LOB: 1</td> <td>BB: 0</td> <td>P: 6 </td>	LOB: 1	BB: 0	P: 6
	R: 0	H: 1	E: 0	K: 1	S: 6 <td>LOB: 1</td> <td>BB: 0</td> <td>P: 6 </td>	LOB: 1	BB: 0	P: 6
	R: 0	H: 0	E: 0	K: 0	S: 3 <td>LOB: 0</td> <td>BB: 0</td> <td>P: 3 </td>	LOB: 0	BB: 0	P: 3
	R: 0	H: 1	E: 0	K: 0	S: 4 <td>LOB: 1</td> <td>BB: 0</td> <td>P: 4 </td>	LOB: 1	BB: 0	P: 4
	R: 2	H: 2	E: 0	K: 1	S: 7 <td>LOB: 0</td> <td>BB: 0</td> <td>P: 7 </td>	LOB: 0	BB: 0	P: 7

PITCHER	IP	WLS	BF	H	R	ER	SO	BB	IBB	HBP	BLK	WP	HR	S	P	ERA	WHIP
Frank Tanana, L (1, 1) ERA: 3.22	8.0	L	35	9	5	3	3	2	0	0	0	0	2	39	47	3.38	1.375

PITCHER	IP	WLS	BF	H	R	ER	SO	BB	IBB	HBP	BLK	WP	HR	S	P	ERA	WHIP

AB R H RBI BB SO LOB

3	0	0	0	1	0	2
4	0	2	1	0	0	1
3	0	0	0	1	0	2
4	0	0	0	0	1	4
4	1	1	1	0	1	1
4	1	1	0	0	0	0
3	1	1	2	0	0	0
4	1	1	0	0	1	0
3	1	3	1	0	0	0


WP: 0	PA: 35
PB: 0	SB: 1
CS: 1	

AB	32
R	5
H	9
RBI	5
BB	2
SO	3
LOB	10



Texas Rangers @ Oakland Athletics  
Oakland-Alameda County Coliseum, Oakland, CA  
Tue Sep 18 1984, 7:05 PM PDT  
Att. 8,473 - Unknown

livebaseballscorecards.com

Batter	1	2	3	4	5	6	7	8	9	AB R H RBI BB SO LOB	TOP
<b>Alan Bannister, R</b> (1, 4) <small>OBP: 0.375, SLG: 0.352</small> <b>Wayne Tolleson, S</b> (6, PR) <small>OBP: 0.283, SLG: 0.260</small>	0-0 <b>E6</b> FC5-4		0-0 <b>E</b> SF8 1B	4-0 BB BB BB BB 1-2 2-3 3-H <b>BB</b>		4-0 <b>1B</b> <b>1B</b> <b>BB</b>	0-0 <b>F8</b>			2 1 1 0 2 0 0 1 1 0 0 0 0 1	
<b>Gary Ward, R</b> (1, 10) <small>OBP: 0.337, SLG: 0.440</small>	0-0 <b>FC5-4</b> 5-3 1-2f		0-0 <b>E6</b> G6-4-3 1-3 3-H	0-0 <b>F9</b>		0-0 <b>1B</b> <b>2B</b> 1B		0-0 <b>6-3</b>		5 1 1 3 0 0 5	
<b>Buddy Bell, R</b> (1, 5) <small>OBP: 0.376, SLG: 0.449</small>	0-0 <b>5-3</b> 1-2		0-0 <b>SF8</b> 3-H		0-0 G5-4-3 <b>BB</b> <b>1B</b>	0-0 <b>2B</b> <b>1B</b>		0-0 <b>1B</b>		4 0 3 2 0 0 1	
<b>Larry Parrish, R</b> (1, 9) <small>OBP: 0.340, SLG: 0.473</small>	0-0 <b>F3</b>		0-0 <b>G6-4-3</b> 1-2f		4-0 <b>BB</b> <b>1B</b>	0-0 <b>2B</b>		0-0 <b>F9</b>		4 0 1 1 1 0 3	
<b>Dave Hostetter, R</b> (1, 3) <small>OBP: 0.329, SLG: 0.384</small> <b>Bob Jones, L</b> (6, PH) <small>OBP: 0.321, SLG: 0.405</small>		0-0 <b>4-3</b>		0-0 <b>F9</b>	0-0 G5-4-3 1-2f 2-3	0-3 <b>K</b>		0-0 <b>4-3</b>		3 0 0 0 0 0 2 2 0 0 0 0 1 4	
<b>George Wright, S</b> (1, 8) <small>OBP: 0.266, SLG: 0.378</small>		0-0 <b>F9</b>		4-0 <b>1B</b> <b>1B</b> <b>PB</b> <b>BB</b>	0-3 <b>K</b>	0-0 <b>F5</b>		0-0 <b>F7</b>		4 1 0 0 1 1 4	
<b>Bill Sample, R</b> (1, 7) <small>OBP: 0.288, SLG: 0.330</small>		0-0 <b>2B</b>		0-0 <b>PB</b> <b>1B</b> <b>1B</b>		0-0 <b>E7</b> SH5-4 <b>1B</b>	0-0 <b>SH1-4</b> <b>1B</b>		0-0 <b>F3</b>	5 1 3 0 0 0 0	<b>AB</b> 36 <b>R</b> 7 <b>H</b> 11 <b>RBI</b> 6 <b>BB</b> 5 <b>SO</b> 4 <b>LOB</b> 25
<b>Jeff Kunkel, R</b> (1, 6) <small>OBP: 0.220, SLG: 0.344</small>		0-3 <b>K</b>		0-0 <b>PB</b> <b>1B</b>	1-2 2-3	4-0 <b>SH5-4</b> <b>1B</b> <b>BB</b>	0-0 <b>SH1-4</b> <b>1B</b>		0-0 <b>F3</b>	3 1 1 0 1 1 1	
<b>Donnie Scott, S</b> (1, 2) <small>OBP: 0.282, SLG: 0.296</small>			0-0 <b>1B</b> <b>E</b> <b>1B</b>		0-0 <b>F6</b>	0-0 <b>SH5-4</b> 1-2 2-3	0-3 <b>K</b>			3 1 1 0 0 1 4	
<b>Inning Stats</b>	R: 0 H: 0 E: 1 LOB: 1 K: 0 BB: 0 S: 4 P: 4	R: 0 H: 1 E: 0 LOB: 1 K: 1 BB: 0 S: 6 P: 6	R: 2 H: 2 E: 1 LOB: 0 K: 0 BB: 0 S: 5 P: 5	R: 1 H: 2 E: 0 LOB: 3 K: 0 BB: 2 S: 5 P: 13	R: 0 H: 1 E: 0 LOB: 1 K: 1 BB: 1 S: 5 P: 9	R: 4 H: 3 E: 1 LOB: 3 K: 1 BB: 2 S: 9 P: 17	R: 0 H: 1 E: 0 LOB: 1 K: 1 BB: 0 S: 6 P: 6	R: 0 H: 1 E: 0 LOB: 1 K: 0 BB: 0 S: 4 P: 4	R: 0 H: 0 E: 0 LOB: 0 K: 0 BB: 0 S: 3 P: 3	1B: 9 SF: 1 2B: 2 SAC: 2 3B: 0 DP: 2 HR: 0 HBP: 0	WP: 0 PA: 44 PB: 1 SB: 0 CS: 0
<b>PITCHER</b> <b>Curt Young, L</b> (1, 1) <small>ERA: 4.25</small> <b>Mike Warren, R</b> (6, 1) <small>ERA: 4.78</small> <b>Steve McCatty, R</b> (8, 1) <small>ERA: 4.77</small>	IP WLS BF H R ER SO BB IBB HBP BLK WP HR S P ERA WHIP 5.1 0 29 7 7 5 2 5 0 0 0 0 0 0 28 48 8.44 2.250 1.2 0 8 3 0 0 2 0 0 0 0 0 0 0 12 12 0.00 1.800 2.0 W 7 1 0 0 0 0 0 0 0 0 0 0 0 7 7 0.00 0.500	<b>PITCHER</b> IP WLS BF H R ER SO BB IBB HBP BLK WP HR S P ERA WHIP									

**Texas Rangers @ Oakland Athletics**  
 Oakland-Alameda County Coliseum, Oakland, CA  
 Wed Sep 19 1984, 3:33 AM PDT  
 Att. 7,365 - Unknown

livebaseballscorecards.com

BOTTOM

Texas Rangers @ Oakland Athletics  
Oakland-Alameda County Coliseum, Oakland, CA

livebaseballscorecards.com

AB 40  
R 8  
H 15  
RBI 8  
BB 5  
SO 8  
LOB 18



WP: 0 PA: 45  
PB: 0  
SB: 2  
CS: 0

Wed Sep 19 1984, 3:33 AM PDT  
Att. 7,365 - Unknown

AB R H RBI BB SO LOB

3 1 0 0 2 1 1

5 0 2 2 0 0 1

4 0 0 1 0 1 1

5 0 3 0 0 0 0

4 2 2 0 1 1 1

3 0 1 1 0 0 2

3 1 2 2 2 0 0

4 0 1 0 0 1 5

1B: 13 SF: 0  
2B: 1 SAC: 0  
3B: 0 DP: 0  
HR: 1 HBP: 0

Batter	1	2	3	4	5	6	7	8	9
Rickey Henderson, R (1, 7) OBP: 0.392, SLG: 0.446	0-0 6-3		0-3 K		0-0 6-3		4-0 1B S G3 BB	4-0 1B	
Carney Lansford, R (1, 5) OBP: 0.345, SLG: 0.438	0-0 4-3		0-0 FC6-4		0-0 F8		0-0 1B 1-3	0-0 1-2 2-3	
Joe Morgan, L (1, 4) OBP: 0.360, SLG: 0.351 Tony Phillips, S (8, 4) OBP: 0.320, SLG: 0.347	0-3 K			0-0 F6	0-0 F2		0-0 G3	0-3 K	
Dave Kingman, R (1, 10) OBP: 0.324, SLG: 0.520 Steve Kiefer, R (9, PR) OBP: 0.269, SLG: 0.348		0-0 1B		0-0 5-3		0-0 F8	0-0 1B		0-0 BB S 1B
Dwayne Murphy, L (1, 8) OBP: 0.344, SLG: 0.468		0-0 F3		0-0 1B 1B		0-0 HR	0-3 K		0-3 K
Bruce Bochte, L (1, 3) OBP: 0.328, SLG: 0.339		0-0 F7		0-0 1B 1B		0-0 1B 2B		0-3 K	4-0 1B BB IBB
Jim Essian, R (1, 2) OBP: 0.346, SLG: 0.354 Dan Meyer, L (8, PH) OBP: 0.375, SLG: 0.625 Mickey Tettleton, S (9, 2) OBP: 0.306, SLG: 0.283		0-0 F7		0-0 1B 1-2 3-H		0-0 F7		0-0 BB BB 1B	0-3 K
Mike Davis, L (1, 9) OBP: 0.275, SLG: 0.352			0-0 F4	0-0 1B		0-0 1B	4-0 BB 1B	4-0 1B BB	4-0 1B BB
Donnie Hill, S (1, 6) OBP: 0.230, SLG: 0.285 Garry Hancock, L (9, PH) OBP: 0.218, SLG: 0.236			0-0 FC6-4 1B	0-0 F4		0-0 4-3		0-3 K	0-0 1-2 2-3 3-H

Inning Stats	R: 0	H: 0	E: 0	K: 1	S: 5	H: 0	LOB: 0	BB: 0	P: 5	R: 0	H: 1	E: 0	K: 0	S: 4	R: 0	H: 1	E: 0	K: 1	S: 6	R: 2	H: 4	E: 0	K: 0	S: 7	R: 0	H: 0	E: 0	K: 0	S: 3	R: 2	H: 3	E: 0	K: 0	S: 6	R: 1	H: 2	E: 0	K: 1	S: 6	R: 2	H: 2	E: 0	K: 3	S: 11	R: 1	H: 2	E: 0	K: 2	S: 8	R: 0	H: 2	E: 0	K: 0	S: 8
--------------	------	------	------	------	------	------	--------	-------	------	------	------	------	------	------	------	------	------	------	------	------	------	------	------	------	------	------	------	------	------	------	------	------	------	------	------	------	------	------	------	------	------	------	------	-------	------	------	------	------	------	------	------	------	------	------

PITCHER	IP	WLS	BF	H	R	ER	SO	BB	IBB	HBP	BLK	WP	HR	S	P	ERA	WHIP
Charlie Hough, R (1, 1) ERA: 3.7	6.0		27	9	4	4	2	0	0	0	0	0	1	31	31	6.00	1.500
Dickie Noles, R (7, 1) ERA: 5.37	1.2		10	3	3	3	3	3	0	0	0	0	0	13	25	16.20	3.600
Tom Henke, R (8, 1) ERA: 6.15	1.0	L	8	3	1	1	3	1	1	0	0	0	0	12	20	9.00	4.000

Batter	1	2	3	4	5	6	7	8	9	AB R H RBI BB SO LOB	TOP																
Mickey Rivers, L (1, 10) OBP: 0.321, SLG: 0.390	0-0 1-3		0-0 1-2 1B		0-0 1-H 1B 2B		0-0 1B			4 1 3 1 0 0 0																	
Gary Ward, R (1, 7) OBP: 0.337, SLG: 0.439	0-3 K		0-0 F9		0-0 2-H 1B		0-3 K			4 0 1 1 0 2 3																	
Buddy Bell, R (1, 5) OBP: 0.377, SLG: 0.447	0-0 F8				4-0 G5-4-3 BB		4-0 1-2 BB			2 0 0 0 2 0 1																	
Larry Parrish, R (1, 9) OBP: 0.338, SLG: 0.470		0-3 K			0-0 G5-4-3 1-2f		0-0 F9			4 0 0 0 0 1 3																	
Bob Jones, L (1, 3) OBP: 0.326, SLG: 0.403		0-0 G4-3 1B			4-0 HR BB		0-0 1-3			3 1 1 0 1 0 2																	
George Wright, S (1, 8) OBP: 0.266, SLG: 0.385		0-0 G4-3 1-2f			0-0 1-H HR		0-0 4-3			4 1 1 2 0 0 1																	
Donnie Scott, S (1, 2) OBP: 0.278, SLG: 0.292			0-0 F9		0-0 F8		0-0 4-3			3 0 0 0 0 0 0																	
Tom Dunbar, L (9, PH) OBP: 0.313, SLG: 0.356										1 0 0 0 0 0 0																	
Jeff Kunkel, R (1, 6) OBP: 0.213, SLG: 0.333			0-0 1-3				0-0 6-3			4 0 0 0 0 0 0																	
Curtis Wilkerson, S (1, 4) OBP: 0.278, SLG: 0.275			0-0				0-0 6-3			3 1 2 0 0 0 0																	
Mary Foley, L (9, PH) OBP: 0.302, SLG: 0.394			1B 1B				1B 2B 1B			1 0 0 0 0 1 0																	
<b>Inning Stats</b>	R: 0 E: 0 K: 1 S: 5	H: 0 LOB: 0 BB: 0 P: 5	R: 0 E: 0 K: 1 S: 5	H: 1 LOB: 0 BB: 0 P: 5	R: 0 E: 0 K: 0 S: 5	H: 2 LOB: 2 BB: 0 P: 5	R: 2 E: 0 K: 0 S: 3	H: 1 LOB: 0 BB: 2 P: 11	R: 2 E: 0 K: 0 S: 6	H: 3 LOB: 2 BB: 1 P: 10	R: 0 E: 0 K: 0 S: 3	H: 0 LOB: 0 BB: 0 P: 3	R: 0 E: 0 K: 1 S: 6	H: 1 LOB: 1 BB: 0 P: 6	R: 0 E: 0 K: 0 S: 3	H: 0 LOB: 0 BB: 0 P: 3	R: 0 E: 0 K: 1 S: 5	H: 0 LOB: 0 BB: 0 P: 5	1B: 6 2B: 1 3B: 0 HR: 1	SF: 0 SAC: 0 DP: 2 HBP: 0	WP: 0 PB: 0 SB: 0 CS: 0	PA: 36					
<b>PITCHER</b>	IP WLS BF H R ER SO BB IBB HBP BLK WP HR S P ERA WHIP																										
Ron Romanick, R (1, 1) ERA: 3.92	4.1		21	7	4	4	2	3	0	0	0	0	1	22	34	8.31	2.308										
Curt Kaufman, R (5, 1) ERA: 4.54	4.2	W	15	1	0	0	2	0	0	0	0	0	0	19	19	0.00	0.214										

Texas Rangers @ California Angels  
Anaheim Stadium, Anaheim, CA

Fri Sep 21 1984, 10:05 PM EDT  
Att: 27,479 - Unknown

livebaseballscorecards.com

AB 33  
R 4  
H 8  
RBI 4  
BB 3  
SO 4  
LOB 10






Batter	1	2	3	4	5	6	7	8	9	AB	R	H	RBI	BB	SO	LOB
Juan Beniquez, R OBP: 0.377, SLG: 0.463 (1, 9) (9, 7)	0-0 6-3 1B		0-0 G4-6-3 1B		0-0 E4 E		0-0 5-3			4	1	1	0	0	0	0
Rod Carew, L OBP: 0.373, SLG: 0.362 (1, 3) (9, 7)	0-0 1B		0-0 G4-6-3 1-2f		0-0 E1 1-H		0-0 F7			4	0	1	0	0	0	1
Fred Lynn, L OBP: 0.373, SLG: 0.491 (1, 8) (9, 9)	0-3 K		0-0 F6		0-0 F4		4-0 BB			3	0	0	0	1	1	2
Doug DeCinces, R OBP: 0.322, SLG: 0.430 (1, 5) (9, 7)	0-0 5-3			0-0 5-3		0-0 6-3	0-0 F8			4	0	0	0	0	0	2
Brian Downing, R OBP: 0.362, SLG: 0.464 Gary Pettis, S OBP: 0.328, SLG: 0.299 (1, 7) (8, PR) (9, 8)		0-0 1B 2B		0-0 2B		0-0 2B 1B	4-0 SH1-4 1B BB			3	2	3	0	1	0	0
Reggie Jackson, L OBP: 0.311, SLG: 0.410 (1, 10) (9, 7)		0-3 K		0-0 F3		0-3 K	0-0 SH1-4 1-2			3	0	0	0	0	2	3
Bobby Grich, R OBP: 0.363, SLG: 0.477 (1, 4) (9, 7)		0-0 2-H 1B		0-0 6-3		4-0 2B BB	0-0 2-H 1B			3	1	2	2	1	0	1
Bob Boone, R OBP: 0.247, SLG: 0.270 Jerry Narron, L OBP: 0.281, SLG: 0.340 (1, 2) (6, PH) (7, 2)		0-0 F3		0-0 F7		0-0 2B	0-0 4-3			2	0	0	0	0	0	1
Dick Schofield, R OBP: 0.259, SLG: 0.261 (1, 6) (9, 7)		0-3 K		0-0 F8		0-3 K				2	0	1	2	0	0	1

Inning Stats	R: 0	H: 1	E: 0	LOB: 1	K: 1	BB: 0	S: 6	P: 6	R: 1	H: 2	E: 0	LOB: 1	K: 2	BB: 0	S: 9	P: 9	R: 0	H: 1	E: 0	LOB: 0	K: 0	BB: 0	S: 3	P: 3	R: 0	H: 1	E: 0	LOB: 1	K: 0	BB: 0	S: 4	P: 4	R: 1	H: 0	E: 2	LOB: 1	K: 0	BB: 0	S: 5	P: 5	R: 2	H: 2	E: 0	LOB: 1	K: 2	BB: 1	S: 9	P: 13	R: 0	H: 0	E: 0	LOB: 1	K: 0	BB: 1	S: 3	P: 7	R: 1	H: 1	E: 0	LOB: 1	K: 0	BB: 1	S: 3	P: 7
--------------	------	------	------	--------	------	-------	------	------	------	------	------	--------	------	-------	------	------	------	------	------	--------	------	-------	------	------	------	------	------	--------	------	-------	------	------	------	------	------	--------	------	-------	------	------	------	------	------	--------	------	-------	------	-------	------	------	------	--------	------	-------	------	------	------	------	------	--------	------	-------	------	------

PITCHER	IP	WLS	BF	H	R	ER	SO	BB	IBB	HBP	BLK	WP	HR	S	P	ERA	WHIP
Danny Darwin, R ERA: 3.98 (1, 1)	7.0		31	7	4	3	5	2	0	0	0	0	0	39	47	3.86	1.286
Ricky Wright, L ERA: 9.35 (8, 1)	1.0	L	4	1	1	1	0	1	0	0	0	0	0	3	7	9.00	2.000

**TEXAS RANGERS @ CALIFORNIA ANGELS**  
**ANAHEIM STADIUM, ANAHEIM, CA**  
 Fri Sep 21 1984, 10:05 PM EDT  
 Att. 27,479 - Unknown

AB	31
R	5
H	8
RBI	4
BB	3
SO	5
LOB	13



WP	PA	ERA	WHIP
0	35		

Batter	1	2	3	4	5	6	7	8	9	AB R H RBI BB SO LOB	TOP																				
<b>Alan Bannister, R</b> (1, 4) <small>OBP: 0.388, SLG: 0.389</small> <b>Wayne Tolleson, S</b> (9, PR) <small>OBP: 0.283, SLG: 0.260</small> (9, 4)	0-0 1B G6-4-3 2B	0-0 F6		0-0 F7		0-0 HR 1B		0-0 HR 3B	4-0 S BB	5 3 3 0 1 0 2 0 0 0 0 0 0 0																					
<b>Gary Ward, R</b> (1, 7) <small>OBP: 0.340, SLG: 0.452</small>	0-0 2-3 1B G6-4-3		0-0 6-3	0-0 1B		0-0 1-H HR		0-0 3-H HR	0-3 1-2 K	6 2 4 4 0 1 1																					
<b>Buddy Bell, R</b> (1, 5) <small>OBP: 0.380, SLG: 0.454</small>	0-0 G6-4-3 1-2f 3-H		0-0 4-3 2B	0-0 5-3		0-0 3B		0-0 1B 1B	4-0 IBB	5 2 3 0 1 0 2																					
<b>Larry Parrish, R</b> (1, 9) <small>OBP: 0.336, SLG: 0.466</small>	0-0 4-3		0-0 4-3 2-3		0-3 K	0-3 K		0-0 1-3 1B 1B	0-3 K	6 1 1 0 0 3 4																					
<b>Dave Hostetter, R</b> (1, 3) <small>OBP: 0.333, SLG: 0.378</small> <b>Jim Anderson, R</b> (3, 6) <small>OBP: 0.176, SLG: 0.106</small> <b>Mary Foley, L</b> (8, PH) <small>OBP: 0.299, SLG: 0.391</small> (8, 2)		0-0 5-3	4-0 2B BB		0-0 6-3		0-0 F9	0-3 K		1 0 0 0 1 0 0 2 0 0 0 0 0 0 1 0 0 0 0 1 2																					
<b>George Wright, S</b> (1, 8) <small>OBP: 0.273, SLG: 0.392</small>		4-0 FC5-4 1B BB	0-0 1-3 2B		0-0 E4		0-0 4-3 1B	0-0 1-3 1B		4 1 3 2 1 0 0																					
<b>Kevin Buckley, R</b> (1, 10) <small>OBP: 0.333, SLG: 0.333</small> <b>Mickey Rivers, L</b> (3, PH) <small>OBP: 0.323, SLG: 0.390</small>		0-0 FC5-4 1B	0-0 3-H 2B		0-3 K		0-0 4-3	0-0 1-2 1B		1 0 1 0 0 0 0 3 0 1 1 1 1 2																					
<b>Jeff Kunkel, R</b> (1, 6) <small>OBP: 0.212, SLG: 0.331</small> <b>Bob Jones, L</b> (3, PH) <small>OBP: 0.317, SLG: 0.391</small> (3, 3)		0-0 FC5-4 1B	0-0 F7		0-0 F8		0-0 6-3	0-0 3-H F8		1 0 0 0 0 0 2 4 0 0 0 0 0 6																					
<b>Ned Yost, R</b> (1, 2) <small>OBP: 0.198, SLG: 0.260</small> <b>Tom Dunbar, L</b> (8, PH) <small>OBP: 0.309, SLG: 0.352</small> <b>Curtis Wilkerson, S</b> (8, 6) <small>OBP: 0.277, SLG: 0.274</small>		0-0 1-2 3-H 1B	0-0 5-3		0-0 F7		0-0 F5	0-0 5-3		3 0 1 1 0 0 0 1 0 0 0 0 0 0 1 0 0 0 0 0 0																					
<b>Inning Stats</b>	R: 1 E: 0 K: 0 S: 4	H: 2 LOB: 0 BB: 0 P: 4	R: 1 E: 0 K: 0 S: 5	H: 2 LOB: 2 BB: 1 P: 9	R: 1 E: 0 K: 0 S: 5	H: 2 LOB: 3 BB: 2 P: 13	R: 0 E: 0 K: 0 S: 4	H: 1 LOB: 1 BB: 0 P: 4	R: 0 E: 1 K: 2 S: 8	H: 0 LOB: 1 BB: 0 P: 8	R: 2 E: 0 K: 1 S: 8	H: 3 LOB: 1 BB: 0 P: 8	R: 0 E: 0 K: 0 S: 4	H: 1 LOB: 1 BB: 0 P: 4	R: 4 E: 0 K: 1 S: 11	H: 6 LOB: 2 BB: 0 P: 11	R: 0 E: 0 K: 2 S: 7	H: 0 LOB: 2 BB: 2 P: 15	1B: 10 2B: 3 3B: 2 HR: 2	SF: 0 SAC: 0 DP: 1 HBP: 0	WP: 0 PB: 0 SB: 1 CS: 0	PA: 49									
<b>PITCHER</b>	IP WLS BF H R ER SO BB IBB HBP BLK WP HR S P ERA WHIP																														
<b>Tommy John, L</b> (1, 1) <small>ERA: 4.58</small> <b>Bruce Kison, R</b> (3, 1) <small>ERA: 5.37</small> <b>Luis Sanchez, R</b> (7, 1) <small>ERA: 2.96</small> <b>Don Aase, R</b> (8, 1) <small>ERA: 1.56</small>	2.2		15	6	3	3	0	2	0	0	0	0	0	13	21	10.12	3.000														
	3.1		16	4	2	2	3	0	1	0	0	0	1	21	25	5.40	1.200														
	1.1	L	8	4	3	3	0	0	0	0	0	0	1	8	8	20.25	3.000														
	1.2		10	3	1	1	3	1	1	0	0	0	0	14	22	5.40	2.400														

Texas Rangers @ California Angels  
 Anaheim Stadium, Anaheim, CA  
 Sat Sep 22 1984, 10:05 PM EDT  
 Att: 23,240 - Unknown

livebaseballscorecards.com

AB	44
R	9
H	17
RBI	8
BB	5
SO	6
LOB	21



Batter	1	2	3	4	5	6	7	8	9	AB	R	H	RBI	BB	SO	LOB
Juan Beniquez, R OBP: 0.380, SLG: 0.465 (1, 9)	0-0 SH2-4 1B	0-0 1B		0-0 1B		0-0 5-3		0-0 5-3		5	1	3	0	0	0	1
Dick Schofield, R OBP: 0.259, SLG: 0.262 Rod Carew, L OBP: 0.374, SLG: 0.364 (1, 6)	0-0 SH2-4 1-2	0-0 F9		0-0 BB 1B		0-0 L1			0-0 1B SF9 1B	3	0	1	0	0	0	1
Fred Lynn, L OBP: 0.371, SLG: 0.487 (1, 8)	0-0 F2		0-0 F8	4-0 BB 1-2 BB		0-3 K			0-0 F7	4	0	0	0	1	1	2
Doug DeCinces, R OBP: 0.325, SLG: 0.436 Derrel Thomas, S OBP: 0.301, SLG: 0.305 (1, 5)	4-0 1B HR BB		0-0 HR	0-0 F2		0-3 K			0-0 BLK 1B	4	2	2	1	1	1	3
Brian Downing, R OBP: 0.364, SLG: 0.465 (1, 7)	0-0 HR 1B		0-0 5-3		0-0 BB 1B				0-0 SF9	3	1	2	2	1	0	0
Reggie Jackson, L OBP: 0.311, SLG: 0.422 (1, 10)	0-0 HR		0-0 HR		0-0 F7				0-3 K	5	2	2	4	0	1	3
Bobby Grich, R OBP: 0.365, SLG: 0.476 (1, 4)	0-3 K		0-3 K		4-0 BB 1-2 BB				0-0 1B	3	0	1	0	1	2	0
Darrell Miller, R OBP: 0.294, SLG: 0.226 Rob Wilfong, L OBP: 0.302, SLG: 0.372 (1, 3)		0-3 K		0-0 6-3		0-0 F5			0-0 F5	2	0	0	0	0	1	0
Bob Boone, R OBP: 0.246, SLG: 0.268 Jerry Narron, L OBP: 0.279, SLG: 0.338 (1, 2)		0-0 5-3		0-0 F9		0-0 F9			0-0 F9	3	0	0	0	0	0	2

Inning Stats	R: 4	H: 3	E: 0	K: 1	S: 8	LOB: 0	BB: 1	P: 12	R: 0	H: 1	E: 0	K: 1	S: 6	LOB: 1	BB: 0	P: 6	R: 2	H: 2	E: 0	K: 1	S: 7	LOB: 0	BB: 0	P: 7	R: 0	H: 2	E: 0	K: 0	S: 5	LOB: 3	BB: 1	P: 9	R: 0	H: 1	E: 0	K: 0	S: 4	LOB: 2	BB: 1	P: 8	R: 0	H: 0	E: 0	K: 1	S: 5	LOB: 0	BB: 0	P: 5	R: 0	H: 0	E: 0	K: 1	S: 4	LOB: 0	BB: 1	P: 8	R: 0	H: 1	E: 0	K: 0	S: 4	LOB: 1	BB: 0	P: 4	R: 1	H: 2	E: 0	K: 1	S: 7	LOB: 2	BB: 0	P: 7	1B: 9	SF: 1	3B: 0	HR: 3
--------------	------	------	------	------	------	--------	-------	-------	------	------	------	------	------	--------	-------	------	------	------	------	------	------	--------	-------	------	------	------	------	------	------	--------	-------	------	------	------	------	------	------	--------	-------	------	------	------	------	------	------	--------	-------	------	------	------	------	------	------	--------	-------	------	------	------	------	------	------	--------	-------	------	------	------	------	------	------	--------	-------	------	-------	-------	-------	-------

PITCHER	IP	WLS	BF	H	R	ER	SO	BB	IBB	HBP	BLK	WP	HR	S	P	ERA	WHIP
Mike Mason, L ERA: 3.61 (1, 1)	3.0		16	6	6	6	3	1	0	0	0	0	3	21	25	18.00	2.333
Dwayne Henry, R ERA: (4, 1)	2.0		11	3	0	0	0	2	0	0	0	0	0	9	17	0.00	2.500
Joey McLaughlin, R ERA: 4.42 (6, 1)	3.1	W	13	3	1	1	2	1	0	0	0	0	0	16	20	2.70	1.200
Tom Henke, R ERA: 6.0 (9, 1)	0.2	S	2	0	0	0	1	0	0	0	1	0	0	4	4	0.00	0.000

**BOTTOM**

**Texas Rangers @ California Angels**  
Anaheim Stadium, Anaheim, CA

Sat Sep 22 1984, 10:05 PM EDT  
Att. 23,240 - Unknown

AB	36
R	7
H	12
RBI	7
BB	4
SO	6
LOB	16



PITCHER	IP	WLS	BF	H	R	ER	SO	BB	IBB	HBP	BLK	WP	HR	S	P	ERA	WHIP
WP: 0	PA: 42	PB: 0	SB: 0	CS: 0	1B: 9	SF: 1	2B: 1	SAC: 1	3B: 0	DP: 1	HR: 3	HBP: 0					

Batter	1	2	3	4	5	6	7	8	9	10	AB R H RBI BB SO LOB	TOP
Alan Bannister, R OBP: 0.374, SLG: 0.373 (1, 4) X	0-0 F4		0-0 CS	0-0 5-3		0-0 F4		0-3 K		0-0 F8	5 0 0 0 0 1 4	
Mickey Rivers, L OBP: 0.322, SLG: 0.388 (1, 10) X	0-0 5-3			0-0 FC1-4 1B			0-0 4-3		0-0 1-3		4 0 1 0 0 0 0	
Gary Ward, R OBP: 0.338, SLG: 0.449 (1, 7) X (10, 9)	0-0 F9			0-0 FC1-4 FC4-6			0-0 F9		0-3 K		4 0 0 0 0 1 1	
Buddy Bell, R OBP: 0.379, SLG: 0.451 (1, 5) X		0-0 F4		0-0 FC4-6			4-0 BB		0-0 F8		3 0 0 0 1 0 1	
Larry Parrish, R OBP: 0.335, SLG: 0.467 Bill Sample, R OBP: 0.288, SLG: 0.330 (10, PR) (10, 7)		0-0 4-3			0-0 6-3		0-3 K			0-0 F9 1B 2B	4 0 1 0 0 1 1 0 1 0 0 0 0 0	
George Wright, S OBP: 0.270, SLG: 0.388 (1, 8) X		0-0 F7			0-0 F7			0-0 F6		0-0 F9	4 0 0 0 0 0 1	
Bob Jones, L OBP: 0.315, SLG: 0.382 (1, 3) X			0-0 F7		0-3 K			0-0 F2		4-0 1B IBB	3 0 0 0 1 1 0	
Donnie Scott, S OBP: 0.279, SLG: 0.297 Jeff Kunkel, R OBP: 0.212, SLG: 0.331 (8, PR) (8, 6)			0-0 F7			0-0 F7		0-0 1B 2B		0-3 K	3 0 1 0 0 0 0 0 1 0 0 0 0 0	
Bill Stein, R OBP: 0.354, SLG: 0.302 Jim Anderson, R OBP: 0.176, SLG: 0.106 (10, PH) (10, 6)											1 0 0 0 0 1 3 0 0 0 0 0 0 0	
Curtis Wilkerson, S OBP: 0.278, SLG: 0.275 Tom Dunbar, L OBP: 0.316, SLG: 0.359 Ned Yost, R OBP: 0.198, SLG: 0.260 Mary Foley, L OBP: 0.305, SLG: 0.396 (10, PH) (10, 2)							0-0 1-3		0-0 2-H 1B	0-0 1-2 3-H 1B	2 0 1 0 0 0 0 1 0 1 1 0 0 0 0 0 0 0 0 0 0 1 0 1 1 0 0 0	
<b>Inning Stats</b>	R: 0 H: 0 E: 0 LOB: 0 K: 0 BB: 0 S: 3 P: 3	R: 0 H: 0 E: 0 LOB: 0 K: 0 BB: 0 S: 3 P: 3	R: 0 H: 1 E: 0 LOB: 0 K: 0 BB: 0 S: 3 P: 3	R: 0 H: 1 E: 0 LOB: 1 K: 0 BB: 0 S: 4 P: 4	R: 0 H: 0 E: 0 LOB: 0 K: 1 BB: 0 S: 5 P: 5	R: 0 H: 0 E: 0 LOB: 0 K: 0 BB: 0 S: 3 P: 3	R: 0 H: 0 E: 0 LOB: 1 K: 1 BB: 1 S: 5 P: 9	R: 1 H: 2 E: 0 LOB: 2 K: 1 BB: 0 S: 7 P: 7	R: 0 H: 0 E: 0 LOB: 0 K: 1 BB: 0 S: 5 P: 5	R: 1 H: 2 E: 0 LOB: 2 K: 1 BB: 1 S: 7 P: 11	1B: 4 SF: 0 2B: 2 SAC: 0 3B: 0 DP: 0 HR: 0 HBP: 0	WP: 0 PA: 38 PB: 0 SB: 0 CS: 1
<b>PITCHER</b> Jim Slaton, R ERA: 4.95 (1, 1)	IP WLS BF H R ER SO BB IBB HBP BLK WP HR S P ERA WHIP											
	10.0 L 37 6 2 2 5 1 1 0 0 0 0 0 45 53 1.80 0.700											

Texas Rangers @ California Angels  
Anaheim Stadium, Anaheim, CA  
Sun Sep 23 1984, 6:33 AM EDT  
Att. 45,094 - Unknown

livebaseballscorecards.com

AB 35  
R 2  
H 6  
RBI 2  
BB 2  
SO 5  
LOB 11





Batter	1	2	3	4	5	6	7	8	9	AB R H RBI BB SO LOB	TOP																										
Rickey Henderson, R OBP: 0.398, SLG: 0.457 (1, 7)	4-0 S 2B BB	0-0 F9		0-0 S SF8 2B		0-3 K		0-0 E 1B	4-0 S 2B BB	4 4 2 1 2 1 2																											
Carney Lansford, R OBP: 0.345, SLG: 0.440 (1, 5)	0-0 F7 1-H 2B	0-0 FC6-4		0-0 SF8			0-0 F8 BB 1B	0-0 E6 3B	0-3 K	5 1 3 4 0 1 2																											
Dwayne Murphy, L OBP: 0.341, SLG: 0.466 Garry Hancock, L OBP: 0.228, SLG: 0.263 Keith Atherton, R (9, 1)	0-0 F7 2-3		0-0 1-3	0-0 F7			4-0 BB 1B	0-3 K	0-0 2B	4 0 0 0 1 1 1 1 0 1 1 0 0 0 0 0 0 0 0 0 0																											
Dave Kingman, R OBP: 0.325, SLG: 0.513 Mike Davis, L OBP: 0.277, SLG: 0.352 (8, PR) (9, 8)	0-0 L5		4-0 1B BB		0-0 5-3		0-0 F8 2-3	4-0 S 1B BB	4-0 G5-4-3 BB	3 0 0 0 2 0 3 0 1 0 0 1 0 0																											
Mike Heath, R OBP: 0.289, SLG: 0.402 (1, 9)	4-0 BB BB		0-3 K		0-0 CS 1B		4-0 1-2 BB	4-0 1B 1B BB	0-0 G5-4-3 1-2f	3 1 1 0 3 1 3																											
Bill Almon, R OBP: 0.252, SLG: 0.363 Bruce Bochte, L OBP: 0.327, SLG: 0.338 (7, PH) (7, 3)	4-0 1-2 BB		0-0 1-3 1B		0-0 F8		0-0 F5	0-0 1B 1B 1B		2 0 1 0 1 0 1 2 1 1 1 0 0 3																											
Mickey Tettleton, S OBP: 0.290, SLG: 0.267 Dan Meyer, L OBP: 0.368, SLG: 0.632 Jim Essian, R OBP: 0.344, SLG: 0.346 (7, PH) (7, 2)	0-3 K		0-3 K		0-0 CS 1-2	0-0 SH3-4 1B	0-0 F5	0-0 1B 1B 1B		3 0 1 0 0 2 5 1 0 0 0 0 0 3 1 0 1 1 0 0 0																											
Steve Kiefer, R OBP: 0.237, SLG: 0.343 Donnie Hill, S OBP: 0.234, SLG: 0.288 (8, PH) (8, 6)		0-0 F4		0-0 F2		0-0 SH3-4 1-2		4-3		2 0 0 0 0 0 0 2 0 1 1 0 0 0																											
Tony Phillips, S OBP: 0.324, SLG: 0.350 (1, 4)		0-0 FC6-4 1B		0-0 2B 1B		0-0 6-3				4 2 3 0 1 0 1																											
<b>Inning Stats</b>	R: 1 E: 0 K: 1 S: 6	H: 1 LOB: 3 BB: 3 P: 18	R: 0 E: 0 K: 0 S: 4	H: 1 LOB: 1 BB: 0 P: 4	R: 0 E: 0 K: 2 S: 8	H: 1 LOB: 2 BB: 1 P: 12	R: 2 E: 0 K: 0 S: 5	H: 2 LOB: 0 BB: 0 P: 5	R: 0 E: 0 K: 0 S: 3	H: 1 LOB: 0 BB: 0 P: 3	R: 0 E: 0 K: 1 S: 6	H: 1 LOB: 1 BB: 0 P: 6	R: 0 E: 0 K: 0 S: 4	H: 1 LOB: 3 BB: 2 P: 12	R: 6 E: 1 K: 1 S: 10	H: 6 LOB: 2 BB: 3 P: 22	R: 1 E: 0 K: 1 S: 5	H: 1 LOB: 1 BB: 2 P: 13	1B: 11 2B: 3 3B: 1 HR: 0	SF: 1 SAC: 1 DP: 1 HBP: 0	WP: 0 PB: 0 SB: 4 CS: 1	PA: 51															
<b>PITCHER</b>	IP WLS BF H R ER SO BB IBB HBP BLK WP HR S P ERA WHIP																																				
Frank Tanana, L ERA: 3.25 (1, 1)	6.0		28	7	3	3	4	4	0	0	0	0	0	0	32	48	4.50	1.833																			
Dickie Noles, R ERA: 5.35 (7, 1)	0.1		4	1	0	0	0	2	0	0	0	0	0	2	10	0.00	9.000																				
Dwayne Henry, R ERA: 8.31 (7, 1)	1.1	L	8	2	4	4	1	2	0	0	0	0	0	8	16	27.00	3.000																				
Tom Henke, R ERA: 6.59 (8, 1)	0.1		5	4	2	2	0	1	0	0	0	0	0	4	8	54.00	15.000																				
Odell Jones, R ERA: 3.77 (9, 1)	1.0		5	1	1	1	1	2	0	0	0	0	0	5	13	9.00	3.000																				

Oakland Athletics @ Texas Rangers  
Arlington Stadium, Arlington, TX  
Mon Sep 24 1984, 8:05 PM EDT  
Att. 6,455 - Unknown

livebaseballscorecards.com

AB	37
R	10
H	15
RBI	9
BB	11
SO	6
LOB	24



BOTTOM

Oakland Athletics @ Texas Rangers  
Arlington Stadium, Arlington, TX  
Mon Sep 24 1984, 8:05 PM EDT  
Att. 6,455 - Unknown

livebaseballscorecards.com

AB	39
R	6
H	14
RBI	6
BB	6
SO	4
LOB	24



WP:	0	PA:	45
PB:	0		
SB:	0		
CS:	0		

AB R H RBI BB SO LOB

4	2	3	1	1	0	0
4	0	2	2	1	0	5
5	1	3	3	0	1	3
5	0	2	0	0	1	5
5	0	1	0	0	0	3
4	0	0	0	0	0	1
1	0	0	0	0	0	1
2	1	1	0	1	0	0
1	1	0	0	0	1	0
1	0	0	0	0	0	1
4	0	1	0	0	0	3
0	0	0	0	1	0	0
2	1	1	0	2	1	0
1	0	0	0	0	0	2

Batter	1	2	3	4	5	6	7	8	9
Alan Bannister, R (1, 4) OBP: 0.389, SLG: 0.385	0-0 F8	0-0 G4-3 1B		4-0 G5-4-3 BB		0-0 1B 1B		0-0 1B 1B	
Gary Ward, R (1, 7) OBP: 0.340, SLG: 0.449	4-0 1B BB	0-0 G4-3		0-0 L5		0-0 1B 1B		0-0 1B 1B	
Buddy Bell, R (1, 5) OBP: 0.380, SLG: 0.458	0-3 K		0-0 HR	0-0 G5-4-3		0-0 1B		0-0 1B	
Larry Parrish, R (1, 9) OBP: 0.336, SLG: 0.466	0-0 1B		0-0 FC6-4 1B		0-3 K	0-0 G5-4-3		0-0 F7	
George Wright, S (1, 8) OBP: 0.269, SLG: 0.385	0-0 5-3		0-0 FC6-4 BLK		0-0 6-3		0-0 F7		0-0 BB 1B
Dave Hostetler, R (1, 3) OBP: 0.319, SLG: 0.359		0-0 5-3	0-0 6-3		0-0 4-3		0-0 F9		0-0 F6
Mickey Rivers, L (9, PH) OBP: 0.321, SLG: 0.387			1-2						
Kevin Buckley, R (1, 10) OBP: 0.500, SLG: 0.600		0-0 E6	4-0			0-0 1B 1B	0-3 K		0-0 F5
Wayne Tolleson, S (6, PR) OBP: 0.282, SLG: 0.259		BB 1B	BB			2B			
Tom Dunbar, L (9, PH) OBP: 0.313, SLG: 0.355		1B	BB						
Ned Yost, R (1, 2) OBP: 0.199, SLG: 0.260		0-0 1B BB	0-0 F3			0-0 F9		0-0 4-3	4-0 BB
Mary Foley, L (9, PH) OBP: 0.310, SLG: 0.396		1-2 1B							1-2 BB
Curtis Wilkerson, S (1, 6) OBP: 0.282, SLG: 0.276		4-0		4-0		0-0 1B 1B		0-3 K	0-0 F7
Bob Jones, L (9, PH) OBP: 0.313, SLG: 0.380		1-2 2-3 BB		BB BB		1B 1B			

Inning Stats	R: 0	H: 1	E: 0	K: 1	S: 6	LOB: 2	BB: 1	P: 10	R: 1	H: 2	E: 1	K: 0	S: 5	LOB: 2	BB: 1	P: 9	R: 1	H: 2	E: 0	K: 0	S: 5	LOB: 2	BB: 1	P: 9	R: 0	H: 0	E: 0	K: 1	S: 5	LOB: 0	BB: 0	P: 5	R: 3	H: 5	E: 0	K: 0	S: 7	LOB: 2	BB: 0	P: 7	R: 0	H: 0	E: 0	K: 1	S: 5	LOB: 0	BB: 0	P: 5	R: 1	H: 3	E: 0	K: 1	S: 8	LOB: 2	BB: 0	P: 8	R: 0	H: 1	E: 0	K: 0	S: 4	LOB: 2	BB: 1	P: 8	1B: 12	SF: 0	2B: 1	SAC: 0	3B: 0	DP: 3	HR: 1	HBP: 0	WP: 0	PA: 45
--------------	------	------	------	------	------	--------	-------	-------	------	------	------	------	------	--------	-------	------	------	------	------	------	------	--------	-------	------	------	------	------	------	------	--------	-------	------	------	------	------	------	------	--------	-------	------	------	------	------	------	------	--------	-------	------	------	------	------	------	------	--------	-------	------	------	------	------	------	------	--------	-------	------	--------	-------	-------	--------	-------	-------	-------	--------	-------	--------

PITCHER	IP	WLS	BF	H	R	ER	SO	BB	IBB	HBP	BLK	WP	HR	S	P	ERA	WHIP
Bill Krueger, L (1, 1) ERA: 4.96	5.1		27	7	4	3	2	5	0	0	1	0	1	26	46	5.06	2.250
Lary Sorensen, R (6, 1) ERA: 4.91	2.1	W	12	6	2	2	2	0	0	0	0	0	0	16	16	7.71	2.571
Keith Atherton, R (8, 1) ERA: 4.47	1.1	S	6	1	0	0	0	1	0	0	0	0	0	5	9	0.00	1.500
Keith Atherton, R (9, 1) ERA: 4.47	1.1	S	6	1	0	0	0	1	0	0	0	0	0	5	9	0.00	1.500

Batter	1	2	3	4	5	6	7	8	9	AB R H RBI BB SO LOB	TOP													
Rickey Henderson, R Bill Almon, R OBP: 0.397, SLG: 0.454 OBP: 0.251, SLG: 0.361	4-0 S 1B BB	0-0 6-3	0-0 FC6 1-2f			0-0 G3-6-3 1-2f			0-3 K	3 1 0 0 1 0 2 1 0 0 0 0 1 0														
Carney Lansford, R OBP: 0.344, SLG: 0.438	0-0 1-3 1-2	0-0 E5 1B 2B	0-0 F9			0-0 FC6-4 1B			0-0 6-3	5 1 1 0 0 0 2														
Dwayne Murphy, L OBP: 0.343, SLG: 0.467	0-0 1B 1B 2-H	0-0 2B 1B 1B			0-0 F7				0-0 1B 1B	5 2 3 1 0 0 1														
Dave Kingman, R Steve Kiefer, R OBP: 0.326, SLG: 0.514 OBP: 0.237, SLG: 0.343	0-0 F3	0-0 1B 2B			0-0 6-3				0-0 FC4-6 1B	5 1 2 1 0 1 1 0 0 0 0 0 0 0														
Bruce Bochte, L Mike Heath, R OBP: 0.328, SLG: 0.340 OBP: 0.289, SLG: 0.401	0-0 1B 1B 1-2	0-0 1B 2-H 3-H			0-0 F7				0-0 FC4-6 1-2f	4 1 2 2 0 1 0 1 0 0 0 0 0 2														
Mike Davis, L OBP: 0.277, SLG: 0.351	0-0 1B 1B 1-2 2-H	0-3 K			0-0 F9				0-0 F7	4 1 1 1 0 1 1														
Mickey Tettleton, S OBP: 0.288, SLG: 0.266	0-0 1B 1B 1-2 2-H	0-0 F8			0-0 4-3				0-0 G3	4 0 1 1 0 0 1														
Donnie Hill, S OBP: 0.234, SLG: 0.287	0-0 1B 1-3 2-H		0-0 4-3		0-0 F4				0-0 F7	4 0 1 1 0 0 0														
Tony Phillips, S OBP: 0.326, SLG: 0.352	0-0 F5		0-0 FC6 1B			0-0 G3-6-3 1B			0-0 F8	4 0 2 0 0 0 2														
<b>Inning Stats</b>	R: 4 E: 0 K: 0 S: 8	H: 5 LOB: 2 BB: 1 P: 12	R: 3 E: 1 K: 1 S: 9	H: 3 LOB: 1 BB: 0 P: 9	R: 0 E: 1 K: 0 S: 4	H: 1 LOB: 1 BB: 0 P: 4	R: 0 E: 0 K: 0 S: 3	H: 0 LOB: 0 BB: 0 P: 3	R: 0 E: 0 K: 0 S: 3	H: 0 LOB: 0 BB: 0 P: 3	R: 0 E: 0 K: 2 S: 7	H: 0 LOB: 0 BB: 0 P: 7	R: 0 E: 0 K: 0 S: 3	H: 0 LOB: 0 BB: 0 P: 3	R: 0 E: 0 K: 1 S: 7	H: 2 LOB: 2 BB: 0 P: 7	1B: 12 2B: 1 3B: 0 HR: 0	SF: 0 SAC: 0 DP: 1 HBP: 0	WP: 0 PB: 0 SB: 1 CS: 0	PA: 41				
<b>PITCHER</b>	IP WLS BF H R ER SO BB IBB HBP BLK WP HR S P ERA WHIP	IP WLS BF H R ER SO BB IBB HBP BLK WP HR S P ERA WHIP	IP WLS BF H R ER SO BB IBB HBP BLK WP HR S P ERA WHIP	IP WLS BF H R ER SO BB IBB HBP BLK WP HR S P ERA WHIP	IP WLS BF H R ER SO BB IBB HBP BLK WP HR S P ERA WHIP	IP WLS BF H R ER SO BB IBB HBP BLK WP HR S P ERA WHIP	IP WLS BF H R ER SO BB IBB HBP BLK WP HR S P ERA WHIP	IP WLS BF H R ER SO BB IBB HBP BLK WP HR S P ERA WHIP	IP WLS BF H R ER SO BB IBB HBP BLK WP HR S P ERA WHIP	IP WLS BF H R ER SO BB IBB HBP BLK WP HR S P ERA WHIP	IP WLS BF H R ER SO BB IBB HBP BLK WP HR S P ERA WHIP	IP WLS BF H R ER SO BB IBB HBP BLK WP HR S P ERA WHIP	IP WLS BF H R ER SO BB IBB HBP BLK WP HR S P ERA WHIP	IP WLS BF H R ER SO BB IBB HBP BLK WP HR S P ERA WHIP	IP WLS BF H R ER SO BB IBB HBP BLK WP HR S P ERA WHIP	IP WLS BF H R ER SO BB IBB HBP BLK WP HR S P ERA WHIP	IP WLS BF H R ER SO BB IBB HBP BLK WP HR S P ERA WHIP	IP WLS BF H R ER SO BB IBB HBP BLK WP HR S P ERA WHIP	IP WLS BF H R ER SO BB IBB HBP BLK WP HR S P ERA WHIP	IP WLS BF H R ER SO BB IBB HBP BLK WP HR S P ERA WHIP	IP WLS BF H R ER SO BB IBB HBP BLK WP HR S P ERA WHIP			
Charlie Hough, R ERA: 3.89	1.1 L	17 4 0 0 1 0 0 0 0 0 0 0 0 0 12 16 40.50 6.000	4.2 17 4 0 0 1 0 0 0 0 0 0 0 0 19 19 0.00 0.857	2.0 6 0 0 0 2 0 0 0 0 0 0 0 10 10 0.00 0.000	1.0 5 2 0 0 1 0 0 0 0 0 0 0 7 7 0.00 2.000																			
Joey McLaughlin, R ERA: 3.95																								
Odell Jones, R ERA: 3.64																								
Ricky Wright, L ERA: 8.38																								

Oakland Athletics @ Texas Rangers  
Arlington Stadium, Arlington, TX  
Tue Sep 25 1984, 8:05 PM EDT  
Att. 6,443 - Unknown

livebaseballscorecards.com

AB 40  
R 7  
H 13  
RBI 7  
BB 1  
SO 4  
LOB 12





Batter	1	2	3	4	5	6	7	8	9	AB R H RBI BB SO LOB
Alan Bannister, R (1, 5) OBP: 0.383, SLG: 0.378	0-0 F8		0-0 1B BB 1-2 1B		0-0 F8		0-0 F7		0-0 F8	5 0 1 0 0 0 2
Wayne Tolleson, S (1, 4) OBP: 0.282, SLG: 0.257 Tom Dunbar, L (9, PH) OBP: 0.310, SLG: 0.351	0-0 5-3		4-0 1B BB 1-2 2-3		0-0 F8			0-0 F9	0-3 K	3 0 0 0 1 0 0 1 0 0 0 0 1 0
Gary Ward, R (1, 7) OBP: 0.340, SLG: 0.449	0-0 F9		0-0 1B 1-2 2-3 3-H			0-0 5-3		0-0 BB 1B 2B 1B	0-3 K	5 1 2 1 0 1 0
Larry Parrish, R (1, 9) OBP: 0.337, SLG: 0.466		0-0 FC6-4 1B	0-3 K			0-3 K		0-0 BB 1B 2B		4 1 2 0 0 2 3
George Wright, S (1, 8) OBP: 0.269, SLG: 0.382		0-0 F7	0-3 K			0-0 F7		4-0 BB 1B 2B		3 1 0 0 1 1 4
Dave Hostetler, R (1, 3) OBP: 0.326, SLG: 0.378		0-0 FC6-4 1-2		0-3 K			0-0 BB 1B	0-0 WP 3-1 2B		4 1 2 3 0 1 1
Kevin Buckley, R (1, 10) OBP: 0.444, SLG: 0.429 Mickey Rivers, L (8, PH) OBP: 0.320, SLG: 0.385		0-3 K		0-3 K			4-0 BB 1-2 BB	0-0 3-1 2-H		2 0 0 0 1 2 1 1 0 0 1 0 0 0
Donnie Scott, S (1, 2) OBP: 0.278, SLG: 0.296			0-0 6-3	0-0 F8			0-3 K	0-0 1B		4 0 1 0 0 1 2
Jeff Kunkel, R (1, 6) OBP: 0.214, SLG: 0.331 Marv Foley, L (8, PH) OBP: 0.308, SLG: 0.393 Jim Anderson, R (9, 6) OBP: 0.176, SLG: 0.106			0-0 BB 1B 1B 1B		0-0 F7		0-0 F9	0-3 K		3 1 1 0 0 0 2 1 0 0 0 0 1 1 0 0 0 0 0 0 0

Inning Stats	R: 0	H: 0	E: 0	K: 3	S: 3	R: 0	H: 1	E: 0	K: 1	S: 6	R: 1	H: 3	E: 0	K: 2	S: 10	R: 0	H: 0	E: 0	K: 2	S: 7	R: 0	H: 0	E: 0	K: 3	S: 3	R: 0	H: 0	E: 0	K: 1	S: 5	R: 0	H: 1	E: 0	K: 1	S: 6	R: 4	H: 4	E: 0	K: 1	S: 9	R: 0	H: 0	E: 0	K: 2	S: 7	1B: 8	2B: 1	3B: 0	HR: 0	SF: 0	SAC: 0	DP: 0	HBP: 0	WP: 1	PB: 0	SB: 0	CS: 0	PA: 39
--------------	------	------	------	------	------	------	------	------	------	------	------	------	------	------	-------	------	------	------	------	------	------	------	------	------	------	------	------	------	------	------	------	------	------	------	------	------	------	------	------	------	------	------	------	------	------	-------	-------	-------	-------	-------	--------	-------	--------	-------	-------	-------	-------	--------

PITCHER	IP	WLS	BF	H	R	ER	SO	BB	IBB	HBP	BLK	WP	HR	S	P	ERA	WHIP
Curt Young, L (1, 1) ERA: 4.06	7.0		28	5	1	1	7	2	0	0	0	0	0	40	48	1.29	1.000
Tim Conroy, L (8, 1) ERA: 5.23	0.1		5	3	4	4	0	1	0	0	0	0	0	4	8	108.00	12.000
Steve McCatty, R (8, 1) ERA: 4.76	0.1		2	1	0	0	0	0	0	0	0	1	0	2	2	0.00	3.000
Bill Caudill, R (8, 1) ERA: 2.79	1.1	S	4	0	0	0	3	0	0	0	0	0	0	10	10	0.00	0.000

**BOTTOM**

**Oakland Athletics @ Texas Rangers**  
Arlington Stadium, Arlington, TX

Tue Sep 25 1984, 8:05 PM EDT  
Att. 6,443 - Unknown

livebaseballscorecards.com

<b>AB</b>	<b>36</b>
<b>R</b>	<b>5</b>
<b>H</b>	<b>9</b>
<b>RBI</b>	<b>5</b>
<b>BB</b>	<b>3</b>
<b>SO</b>	<b>10</b>
<b>LOB</b>	<b>16</b>



Batter	1	2	3	4	5	6	7	8	9	AB R H RBI BB SO LOB	TOP							
<b>Mike Davis, L</b> (1, 9) <small>OBP: 0.281, SLG: 0.355</small>	0-3 K	0-0 HR 1B <small>1-3 2-H 3-H</small>		0-0 1B		0-0 1B			0-0 F8	5 1 3 2 0 1 0								
<b>Carney Lansford, R</b> (1, 5) <small>OBP: 0.342, SLG: 0.436</small> <b>Tony Phillips, S</b> (4, 4) <small>OBP: 0.324, SLG: 0.350</small>	0-0 F3	0-0 F6		0-0 F4		0-3 K			0-0 F6	3 0 0 0 0 0 3 2 0 0 0 0 1 2								
<b>Dwayne Murphy, L</b> (1, 8) <small>OBP: 0.343, SLG: 0.471</small>	0-0 1-3	0-0 HR		0-0 F6					0-0 F6	4 1 1 3 0 0 1								
<b>Dave Kingman, R</b> (1, 10) <small>OBP: 0.325, SLG: 0.511</small>		BB F9			0-0 6-3				0-3 K	3 1 0 0 1 1 0								
<b>Bruce Bochte, L</b> (1, 3) <small>OBP: 0.328, SLG: 0.341</small>		1B 2B		0-0 F8		0-0 L3			0-0 F8	4 1 1 1 0 0 0								
<b>Mike Heath, R</b> (1, 7) <small>OBP: 0.289, SLG: 0.400</small>		E 1B 1B		0-0 F9		0-0 F4			0-0 G3	4 1 1 1 0 0 0								
<b>Mickey Tettleton, S</b> (1, 2) <small>OBP: 0.312, SLG: 0.284</small>		E 1B 1B		0-0 1B		4-0 1B BB			0-3 K	3 1 2 0 1 1 0								
<b>Donnie Hill, S</b> (1, 4) <small>OBP: 0.229, SLG: 0.280</small>		F8		0-0 1-3		0-3 K			0-0 F7	4 0 0 0 0 1 4								
<b>Steve Kiefer, R</b> (1, 6) <small>OBP: 0.214, SLG: 0.308</small>		E4 1B HR		0-0 6-3		0-0 F2			0-0 F8	4 1 0 0 0 0 3								
<b>Inning Stats</b>	R: 0 E: 0 K: 1 S: 5	H: 0 LOB: 0 BB: 0 P: 5	R: 7 E: 1 K: 0 S: 9	H: 5 LOB: 0 BB: 1 P: 13	R: 0 E: 0 K: 0 S: 4	H: 1 LOB: 1 BB: 0 P: 4	R: 0 E: 0 K: 0 S: 3	H: 0 LOB: 0 BB: 0 P: 3	R: 0 E: 0 K: 2 S: 8	H: 1 LOB: 2 BB: 1 P: 12	R: 0 E: 0 K: 1 S: 5	H: 0 LOB: 0 BB: 0 P: 5	R: 0 E: 0 K: 0 S: 3	H: 0 LOB: 0 BB: 0 P: 3	1B: 6 2B: 1 3B: 0 HR: 1	SF: 0 SAC: 0 DP: 0 HBP: 0	WP: 0 PB: 0 SB: 0 CS: 0	PA: 38
<b>PITCHER</b> <b>Danny Darwin, R</b> (1, 1) <small>ERA: 3.94</small>	IP: 9.0 WLS: L BF: 38 H: 8 R: 7 ER: 3 SO: 5 BB: 2 IBB: 0 HBP: 0 BLK: 0 WP: 0 HR: 1 S: 46 P: 54 ERA: 3.00 WHIP: 1.111								<b>PITCHER</b> <small>ERA: 3.94</small>									

**Oakland Athletics @ Texas Rangers**  
 Arlington Stadium, Arlington, TX  
 Wed Sep 26 1984, 8:05 PM EDT  
 Att. 6,232 - Unknown

<b>AB</b>	36
<b>R</b>	7
<b>H</b>	8
<b>RBI</b>	7
<b>BB</b>	2
<b>SO</b>	5
<b>LOB</b>	13



Batter	1	2	3	4	5	6	7	8	9	AB	R	H	RBI	BB	SO	LOB
Mickey Rivers, L (1, 10) OBP: 0.322, SLG: 0.389	0-0 G3		0-0 4-3		0-0 1B 1B 2B	0-0 E3		0-0 4-3 1B		5	1	2	2	0	0	2
Gary Ward, R (1, 7) OBP: 0.342, SLG: 0.449	0-3 K		0-3 K		0-0 1B 3B 1B	4-0 BB		0-0 4-3 1B		4	1	2	0	1	2	1
Buddy Bell, R (1, 5) OBP: 0.381, SLG: 0.458	0-0 1B		0-3 K		0-0 1B 3B 1B	0-3 K		0-0 B2		5	1	2	1	0	2	6
Larry Parrish, R (1, 9) OBP: 0.336, SLG: 0.466	0-3 K			0-0 F7 2B	0-3 K	0-3 K		0-0 4-3		5	0	1	0	0	3	8
George Wright, S (1, 8) OBP: 0.286, SLG: 0.385		0-0 G3		0-0 F7 2B	0-0 3B		0-0 F7	0-0 4-3		5	0	1	2	0	0	3
Bob Jones, L (1, 3) OBP: 0.310, SLG: 0.373		0-0 G5-3 BB 1B		0-0 L4	0-0 F1		0-0 F9		0-0 3-1	5	0	1	0	0	0	2
Alan Bannister, R (1, 4) OBP: 0.386, SLG: 0.372		4-0 BB BB		0-3 K	0-0 F8		4-0 1B BB		0-0 FC3-6 1B	2	0	0	0	2	1	2
Mary Foley, L (9, PH) OBP: 0.313, SLG: 0.398		1-2 BB								1	0	1	0	0	0	0
Jim Anderson, R (9, PR) OBP: 0.176, SLG: 0.106										0	0	0	0	0	0	0
Donnie Scott, S (1, 2) OBP: 0.281, SLG: 0.299		0-0 G5-3			0-0 1B 2B 1B	0-0 4-3		0-0 1B		5	1	2	0	0	0	3
Curtis Wilkerson, S (1, 6) OBP: 0.285, SLG: 0.282			0-0 4-3 2B		0-0 1B 2B 1B	0-0 E 1B		0-0 5-3		5	1	3	0	0	0	4

Inning Stats	R: 0	H: 1	E: 0	LOB: 1	K: 2	BB: 0	S: 8	R: 0	H: 1	E: 0	LOB: 1	K: 0	BB: 1	S: 3	R: 0	H: 1	E: 0	LOB: 1	K: 2	BB: 0	S: 8	R: 0	H: 1	E: 0	LOB: 1	K: 1	BB: 0	S: 6	R: 5	H: 6	E: 0	LOB: 1	K: 11	BB: 0	S: 11	R: 0	H: 1	E: 1	LOB: 3	K: 2	BB: 1	S: 9	R: 0	H: 1	E: 0	LOB: 2	K: 0	BB: 1	S: 4	R: 0	H: 2	E: 0	LOB: 2	K: 0	BB: 0	S: 5	R: 0	H: 1	E: 1	LOB: 2	K: 0	BB: 0	S: 4	1B: 11	SF: 0	2B: 3	SAC: 0	3B: 1	DP: 1	HR: 0	HBP: 0	WP: 0	PA: 45
--------------	------	------	------	--------	------	-------	------	------	------	------	--------	------	-------	------	------	------	------	--------	------	-------	------	------	------	------	--------	------	-------	------	------	------	------	--------	-------	-------	-------	------	------	------	--------	------	-------	------	------	------	------	--------	------	-------	------	------	------	------	--------	------	-------	------	------	------	------	--------	------	-------	------	--------	-------	-------	--------	-------	-------	-------	--------	-------	--------

PITCHER	IP	WLS	BF	H	R	ER	SO	BB	IBB	HBP	BLK	WP	HR	S	P	ERA	WHIP
Mike Warren, R (1, 1) ERA: 4.96	4.1		23	10	5	5	6	1	0	0	0	0	0	34	38	10.38	2.538
Dave Leiper, L (5, 1) ERA: 9.0	1.0	W	5	1	0	0	0	0	0	0	0	0	0	5	5	0.00	1.000
Keith Atherton, R (6, 1) ERA: 4.38	2.0		11	3	0	0	2	2	0	0	0	0	0	13	21	0.00	2.500
Bill Caudill, R (8, 1) ERA: 2.74	1.2	S	6	1	0	0	0	0	0	0	0	0	0	6	6	0.00	0.600

BOTTOM

Oakland Athletics @ Texas Rangers  
Arlington Stadium, Arlington, TX  
Wed Sep 26 1984, 8:05 PM EDT  
Att. 6,232 - Unknown

livebaseballscorecards.com

AB	42
R	5
H	15
RBI	5
BB	3
SO	8
LOB	31



Batter	1	2	3	4	5	6	7	8	9	AB R H RBI BB SO LOB	TOP																	
Dick Schofield, R (1, 6) OBP: 0.263, SLG: 0.263 Rob Wilfong, L (9, PH) OBP: 0.300, SLG: 0.370	0-0 G6-4-3 1B		4-0 1B BB		0-0 F7		0-0 E S 1B		0-0 G3	3 0 2 0 1 0 0 1 0 0 0 0 0 0																		
Daryl Sconiers, L (1, 3) OBP: 0.309, SLG: 0.355 Jerry Narron, L (7, 2) OBP: 0.280, SLG: 0.333	0-0 G6-4-3 1-2f		0-0 BB 1B		4-0 4-3 BB		4-0 FC6-4 BB			2 0 1 0 2 0 1 0 0 0 0 0 0 0																		
Fred Lynn, L (1, 8) OBP: 0.364, SLG: 0.474	0-3 K		0-3 K		0-0 4-3		0-3 K			4 0 0 0 0 3 5																		
Brian Downing, R (1, 7) OBP: 0.362, SLG: 0.461		0-0 FC4-6 1B	4-0 1-2 BB		0-0 F7		0-0 FC6-4 1-2f			3 0 1 0 1 0 3																		
Doug DeCinces, R (1, 5) OBP: 0.326, SLG: 0.433		0-0 F9	0-3 K		0-0 5-3		0-0 F9			4 0 0 0 0 1 4																		
Reggie Jackson, L (1, 10) OBP: 0.304, SLG: 0.412		0-0 FC4-6 BB 1-2f		0-0 HR		0-0 F7		0-3 K		4 1 1 1 0 1 1																		
Bobby Grich, R (1, 4) OBP: 0.361, SLG: 0.459		4-0 1-2 BB		0-0 6-3		4-0 BB		0-0 L6		2 0 0 0 2 0 0																		
Mike Brown, R (1, 9) OBP: 0.324, SLG: 0.471		0-0 5-3		0-0 G6-4-3 1B		0-0 4-3		0-0 F8		4 0 1 0 0 0 3																		
Bob Boone, R (1, 2) OBP: 0.239, SLG: 0.260 Rod Carew, L (7, PH) OBP: 0.367, SLG: 0.353 (7, 3)			0-0 6-3		0-0 G6-4-3 1-2f		0-0 5-3		0-0 1-3	2 0 0 0 0 0 1 2 0 0 0 0 0 0																		
<b>Inning Stats</b>	R: 0 H: 1 E: 0 LOB: 0 K: 1 BB: 0 S: 5 P: 5	R: 0 H: 1 E: 0 LOB: 2 K: 0 BB: 1 S: 4 P: 8	R: 0 H: 1 E: 0 LOB: 3 K: 2 BB: 2 S: 8 P: 16	R: 1 H: 2 E: 0 LOB: 0 K: 0 BB: 0 S: 4 P: 4	R: 0 H: 0 E: 0 LOB: 1 K: 0 BB: 1 S: 3 P: 7	R: 0 H: 0 E: 0 LOB: 1 K: 0 BB: 1 S: 3 P: 7	R: 0 H: 1 E: 0 LOB: 2 K: 1 BB: 1 S: 6 P: 10	R: 0 H: 0 E: 0 LOB: 0 K: 1 BB: 0 S: 5 P: 5	R: 0 H: 0 E: 0 LOB: 0 K: 0 BB: 0 S: 3 P: 3	1B: 5 SF: 0 2B: 0 SAC: 0 3B: 0 DP: 2 HR: 1 HBP: 0	WP: 0 PA: 37 PB: 0 SB: 1 CS: 0																	
<b>PITCHER</b>	IP WLS BF H R ER SO BB IBB HBP BLK WP HR S P ERA WHIP											<b>PITCHER</b>	IP WLS BF H R ER SO BB IBB HBP BLK WP HR S P ERA WHIP															
Ricky Wright, L (1, 1) ERA: 6.14	5.0	22	5	1	1	3	4	0	0	0	0	0	1	24	40	1.80	1.800											
Dickie Noles, R (6, 1) ERA: 5.15	4.0	W	15	1	0	0	2	2	0	0	0	0	0	17	25	0.00	0.750											

California Angels @ Texas Rangers  
Arlington Stadium, Arlington, TX  
Thu Sep 27 1984, 8:05 PM EDT  
Att. 6,761 - Unknown

livebaseballscorecards.com

AB 31  
R 1  
H 6  
RBI 1  
BB 6  
SO 5  
LOB 18



Batter	1	2	3	4	5	6	7	8	9	AB	R	H	RBI	BB	SO	LOB
Bill Sample, R (1, 7) OBP: 0.288, SLG: 0.330	0-0 F7		0-0 5-3		0-0 G4-3 1B		0-0 SH1-4			3	0	1	0	0	0	0
Gary Ward, R (1, 8) OBP: 0.343, SLG: 0.448	0-0 L4		0-0 L6		0-0 G4-3 1B		4-0 G5-4-3 IBB			3	0	1	0	1	0	0
Buddy Bell, R (1, 5) OBP: 0.380, SLG: 0.456	0-0 5-3		0-0 1B		0-0 G4-3 1-2f 2-3		0-0 G5-4-3 1-2f			4	0	1	0	0	0	4
Larry Parrish, R (1, 10) OBP: 0.337, SLG: 0.466		0-0 WP 1B	0-3 K		0-0 5-3			0-0 1B		4	0	2	0	0	1	2
George Wright, S (1, 9) OBP: 0.270, SLG: 0.386		0-0 WP 1B		0-0 2B SF8 1B		0-0 5-3		0-0 F9		4	1	2	0	0	0	1
Pete O'Brien, L (1, 3) OBP: 0.353, SLG: 0.456		0-0 F4		0-0 4-3 1-3 2B		0-0 6-3		0-0 FC5-4 1B		4	0	2	0	0	0	2
Ned Yost, R (1, 2) OBP: 0.200, SLG: 0.273		0-3 K		0-0 SF8		0-0 HR		0-3 K		3	1	1	2	0	2	4
Jeff Kunkel, R (1, 6) OBP: 0.217, SLG: 0.326		4-0 BB		0-0 4-3		0-0 1-3		0-0 FC5-4		2	0	0	0	1	0	1
Mickey Rivers, L (8, PH) OBP: 0.321, SLG: 0.388				2-3						1	0	0	0	0	0	2
Wayne Tolleson, S (9, 4) OBP: 0.282, SLG: 0.257								1-2f		0	0	0	0	0	0	0
Curtis Wilkerson, S (1, 4) OBP: 0.285, SLG: 0.282		0-3 K		0-0 G1				0-0 SH1-4 1B		3	0	1	0	0	1	4

Inning Stats	R: 0	H: 0	E: 0	K: 0	S: 3	H: 0	LOB: 0	BB: 0	P: 3	R: 0	H: 2	E: 0	K: 2	S: 9	H: 1	LOB: 1	BB: 1	P: 13	R: 0	H: 1	E: 0	K: 1	S: 6	R: 1	H: 2	E: 0	K: 0	S: 5	H: 2	LOB: 1	BB: 0	P: 5	R: 0	H: 2	E: 0	K: 0	S: 4	H: 1	LOB: 0	BB: 0	P: 4	R: 0	H: 1	E: 0	K: 0	S: 3	H: 1	LOB: 1	BB: 1	P: 7	R: 0	H: 2	E: 0	K: 1	S: 7	H: 2	LOB: 2	BB: 0	P: 7
1B: 9	SF: 1	WP: 1	PA: 35																																																								
2B: 1	SAC: 1	PB: 0																																																									
3B: 0	DP: 2	SB: 0																																																									
HR: 1	HBP: 0	CS: 0																																																									

PITCHER	IP	WLS	BF	H	R	ER	SO	BB	IBB	HBP	BLK	WP	HR	S	P	ERA	WHIP
Tommy John, L (1, 1) ERA: 4.52	6.1	L	28	9	2	2	3	1	0	0	0	1	1	33	37	2.84	1.579
Doug Corbett, R (7, 1) ERA: 2.12	0.2		2	0	0	0	0	0	1	0	0	0	0	1	5	0.00	0.000
Luis Sanchez, R (8, 1) ERA: 3.33	1.0		5	2	0	0	1	0	0	0	0	0	0	7	7	0.00	2.000

BOTTOM

California Angels @ Texas Rangers  
Arlington Stadium, Arlington, TX  
Thu Sep 27 1984, 8:05 PM EDT  
Att. 6,761 - Unknown

livebaseballscores.com

AB	31
R	2
H	11
RBI	2
BB	2
SO	4
LOB	20



Batter	1	2	3	4	5	6	7	8	9	AB R H RBI BB SO LOB	TOP									
<b>Gary Pettis, S</b> (1, 8) OBP: 0.331, SLG: 0.296	4-0 F9 S 1B BB	0-0 6-3			0-0 F5		0-0 S 1B		0-3 K	4 1 1 0 1 1 3										
<b>Rob Wilfong, L</b> (1, 5) OBP: 0.300, SLG: 0.366	0-0 F9 1-3		0-0 F8		0-0 F9		4-0 1-2 BB			3 0 0 0 1 0 2										
<b>Daryl Sconiers, L</b> (1, 3) OBP: 0.308, SLG: 0.353	0-0 1B 3-H 1B		0-0 4-3		0-0 F8		0-3 K			4 0 1 1 0 1 3										
<b>Brian Downing, R</b> (1, 7) OBP: 0.361, SLG: 0.460	0-0 1-3 G6-3 1B		0-0 F9		0-0 F7		0-0 F9			4 0 1 0 0 0 2										
<b>Reggie Jackson, L</b> (1, 10) OBP: 0.302, SLG: 0.409	0-0 G6-3 1-2f			0-3 K		0-3 K		0-0 4-3		4 0 0 0 0 2 2										
<b>Bobby Grich, R</b> (1, 4) OBP: 0.360, SLG: 0.457		0-0 6-3		0-0 F5		0-0 BB 1B		0-0 4-3		4 0 1 0 0 0 0										
<b>Jerry Narron, L</b> (1, 2) OBP: 0.286, SLG: 0.340			0-0 G3		0-0 2B		4-0 1-2 BB	0-0 F4		3 0 1 0 1 0 0										
<b>Mike Brown, R</b> (1, 9) OBP: 0.322, SLG: 0.471		0-0 2B		0-0 F3		0-0 F2		0-0 F8		4 0 1 0 0 0 3										
<b>Dick Schofield, R</b> (1, 6) OBP: 0.266, SLG: 0.266					0-0 2B			0-3 K		2 0 1 0 1 0 0										
<b>Fred Lynn, L</b> (9, PH) OBP: 0.364, SLG: 0.473							0-0 5-3			1 0 0 0 0 1 0										
<b>Inning Stats</b>	R: 1 E: 0 K: 0 S: 4	H: 2 LOB: 1 BB: 1 P: 8	R: 0 E: 0 K: 0 S: 4	H: 1 LOB: 2 BB: 1 P: 8	R: 0 E: 0 K: 1 S: 3	H: 0 LOB: 0 BB: 0 P: 3	R: 0 E: 0 K: 1 S: 6	H: 1 LOB: 1 BB: 0 P: 6	R: 0 E: 0 K: 0 S: 4	H: 1 LOB: 2 BB: 1 P: 10	R: 0 E: 0 K: 1 S: 6	H: 1 LOB: 2 BB: 1 P: 10	R: 0 E: 0 K: 0 S: 3	H: 0 LOB: 0 BB: 0 P: 3	R: 0 E: 0 K: 2 S: 7	H: 0 LOB: 0 BB: 0 P: 7	1B: 4 2B: 3 3B: 0 HR: 0	SF: 0 SAC: 0 DP: 1 HBP: 0	WP: 0 PB: 0 SB: 2 CS: 0	PA: 37
<b>PITCHER Dave Stewart, R</b> (1, 1) ERA: 4.73	IP: 9.0 WLS: W BF: 37 H: 7 R: 1 ER: 1 SO: 5 BB: 4 IBB: 0 HBP: 0 BLK: 0 WP: 0 HR: 0 S: 43 P: 59 ERA: 1.00 WHIP: 1.222											<b>PITCHER</b>	IP: 9.0 WLS: W BF: 37 H: 7 R: 1 ER: 1 SO: 5 BB: 4 IBB: 0 HBP: 0 BLK: 0 WP: 0 HR: 0 S: 43 P: 59 ERA: 1.00 WHIP: 1.222							

California Angels @ Texas Rangers  
Arlington Stadium, Arlington, TX  
Fri Sep 28 1984, 8:05 PM EDT  
Att. 7,050 - Unknown

livebaseballscorecards.com

AB 33  
R 1  
H 7  
RBI 1  
BB 4  
SO 5  
LOB 15



Batter	1	2	3	4	5	6	7	8	9	AB	R	H	RBI	BB	SO	LOB
Mickey Rivers, L OBP: 0.323, SLG: 0.390	0-0 5-3		4-0 CS BB		0-0 6-3		0-0 2B 2B			3	1	1	0	1	0	0
Gary Ward, R OBP: 0.344, SLG: 0.449	0-0 6-3		0-0 1B 1B		0-0 CS 1B		0-0 5-3			4	0	2	0	0	0	1
Buddy Bell, R OBP: 0.382, SLG: 0.458	0-0 F8		0-0 FC6-4 1B		0-0 CS	0-0 F8 BB SF8 1B	4-0 2B IBB			3	2	2	0	1	0	0
Larry Parrish, R OBP: 0.338, SLG: 0.467		0-0 F8	0-0 FC6-4			4-0 SF8 F8 BB	0-0 1B 2B			3	1	1	2	1	0	2
Pete O'Brien, L OBP: 0.353, SLG: 0.454		0-0 F8		0-0 F8		0-0 F8	0-0 1B			4	0	1	1	0	0	2
George Wright, S OBP: 0.275, SLG: 0.388		0-0 1B 1B		0-0 1B		4-0 FC6 IBB	0-3 K			3	0	2	0	1	1	1
Donnie Scott, S OBP: 0.282, SLG: 0.300		0-0 1B		0-0 F7		0-0 SF8		0-0 G3		2	0	1	0	0	0	1
Mary Foley, L OBP: 0.308, SLG: 0.395		0-0 1B		0-0 F8		0-0 FC6		0-0 F9		1	0	0	1	0	0	0
Curtis Wilkerson, S OBP: 0.283, SLG: 0.280		0-0 5-3		0-0 F8		0-0 FC6		0-0 F8		4	0	0	0	0	0	5
Wayne Tolleson, S OBP: 0.279, SLG: 0.254			0-0 1-3		0-0 5-3		0-0 4-3	0-0 F8		4	0	0	0	0	0	0

Inning Stats	R: 0	H: 0	E: 0	K: 0	S: 3	R: 0	H: 2	E: 0	K: 0	S: 5	R: 0	H: 2	E: 0	K: 0	S: 4	R: 0	H: 1	E: 0	K: 0	S: 4	R: 0	H: 1	E: 0	K: 0	S: 3	R: 1	H: 1	E: 0	K: 0	S: 4	R: 3	H: 3	E: 0	K: 1	S: 8	R: 0	H: 0	E: 0	K: 0	S: 3		
	LOB: 0	BB: 0	BB: 0	BB: 0	BB: 0	LOB: 2	BB: 0	LOB: 2	BB: 0	BB: 0	LOB: 1	BB: 0	LOB: 0	BB: 0	BB: 0	LOB: 2	BB: 2	LOB: 2	BB: 2	LOB: 2	BB: 2	LOB: 0	BB: 0	LOB: 0	BB: 0	LOB: 2	H: 3	LOB: 1	BB: 1	LOB: 1	H: 0	LOB: 0	BB: 0	LOB: 0	BB: 0	LOB: 0	BB: 0	LOB: 0	BB: 0	LOB: 0	BB: 0	LOB: 0

PITCHER	IP	WLS	BF	H	R	ER	SO	BB	IBB	HBP	BLK	WP	HR	S	P	ERA	WHIP
Jim Slaton, R ERA: 4.97	(1, 1)	6.2	L	31	9	4	4	0	2	2	0	0	0	27	43	5.40	1.650
John Curtis, L ERA: 4.4	(7, 1)	1.1		5	1	0	1	0	0	0	0	0	0	7	7	0.00	0.750

**BOTTOM**

**California Angels @ Texas Rangers**  
Arlington Stadium, Arlington, TX

Fri Sep 28 1984, 8:05 PM EDT  
Att. 7,050 - Unknown

AB	31
R	4
H	10
RBI	4
BB	4
SO	1
LOB	12



WP	PA	1B	SF	PB	SAC	SB	DP	CS	HR	HBP
0	37	8	1	0	0	0	0	2	0	0

WP	HR	S	P	ERA	WHIP
0	0	0	0	0.00	0.750

Batter	1	2	3	4	5	6	7	8	9	AB R H RBI BB SO LOB	TOP											
<b>Gary Pettis, S</b> (1, 8) OBP: 0.332, SLG: 0.300	0-0 5-3	0-0 G1-4-3			0-0 6-4 SH1-3 1B		0-0 2B		0-0 E5	5 0 2 0 0 0 3												
<b>Derrel Thomas, S</b> (1, 7) OBP: 0.299, SLG: 0.309	0-0 1B 3B		0-0 6-3		0-0 SH1-3		0-0 1-3		0-0 F7	4 1 1 0 0 0 3												
<b>Mike Brown, R</b> (1, 9) OBP: 0.325, SLG: 0.490	0-0 1B		0-3 K		0-0 6-4			0-0 HR	0-3 K	5 1 2 2 0 2 3												
<b>Doug DeCinces, R</b> (1, 5) OBP: 0.326, SLG: 0.431	0-0 F9		4-0 BB		0-0 F9			0-0 F2		3 0 0 0 1 0 1												
<b>Brian Downing, R</b> (1, 10) OBP: 0.362, SLG: 0.465	0-0 F9		0-3 K		0-0 1B			0-0 HR		4 1 2 1 0 1 2												
<b>Bobby Grich, R</b> (1, 4) OBP: 0.357, SLG: 0.452		0-0 E6 1B E		0-3 K		0-0 F8		0-0 6-3		4 1 0 0 0 1 1												
<b>Darrell Miller, R</b> (1, 3) OBP: 0.244, SLG: 0.171		0-3 K		0-3 K		0-0 F7		0-0 4-3		4 0 0 0 0 2 2												
<b>Bob Boone, R</b> (1, 2) OBP: 0.243, SLG: 0.264		0-0 E 1-2 1B		0-0 1B		0-3 K			0-0 FC1-6 1B	4 0 3 0 0 1 0												
<b>Dick Schofield, R</b> (1, 6) OBP: 0.264, SLG: 0.264		0-0 E6 G1-4-3 1-3 2-H		0-0 5-3		0-0 4-3			0-0 FC1-6 E	4 0 0 0 0 0 3												
<b>Inning Stats</b>	R: 1 E: 0 K: 0 S: 5	H: 2 LOB: 1 BB: 0 P: 5	R: 1 E: 2 K: 1 S: 7	H: 1 LOB: 1 BB: 0 P: 7	R: 0 E: 0 K: 2 S: 7	H: 0 LOB: 1 BB: 1 P: 11	R: 0 E: 0 K: 2 S: 8	H: 1 LOB: 1 BB: 0 P: 8	R: 0 E: 0 K: 1 S: 3	H: 1 LOB: 0 BB: 0 P: 3	R: 0 E: 0 K: 0 S: 4	H: 1 LOB: 1 BB: 0 P: 4	R: 0 E: 0 K: 1 S: 6	H: 1 LOB: 1 BB: 0 P: 6	R: 2 E: 0 K: 0 S: 5	H: 2 LOB: 0 BB: 0 P: 5	R: 0 E: 1 K: 1 S: 7	H: 1 LOB: 2 BB: 0 P: 7	1B: 6 2B: 2 3B: 1 HR: 2	SF: 0 SAC: 1 DP: 2 HBP: 0	WP: 0 PB: 0 SB: 0 CS: 0	PA: 39
<b>PITCHER</b>	IP WLS BF H R ER SO BB IBB HBP BLK WP HR S P ERA WHIP																					
<b>Frank Tanana, L</b> (1, 1) ERA: 3.25	8.0 L 34 9 4 3 6 1 0 0 0 0 0 2 45 49 3.38 1.250																					
<b>Tom Henke, R</b> (9, 1) ERA: 6.35	1.0 5 1 0 0 1 0 0 0 0 0 0 0 7 7 0.00 1.000																					

California Angels @ Texas Rangers  
Arlington Stadium, Arlington, TX  
Sat Sep 29 1984, 8:05 PM EDT  
Att. 8,951 - Unknown

[livebaseballscorecards.com](http://livebaseballscorecards.com)

AB 37  
R 4  
H 10  
RBI 3  
BB 1  
SO 7  
LOB 18





Batter	1	2	3	4	5	6	7	8	9	AB	R	H	RBI	BB	SO	LOB																		
Alan Bannister, R OBP: 0.389, SLG: 0.371 BBB	4-0 2B BB		X 0-0 FC5-4 1B	X 0-0 F8			X 0-0 F6			3	0	1	0	1	0	2																		
Bill Sample, R OBP: 0.286, SLG: 0.327 X	0-0 F9		X 0-0 F7			X 0-0 F8				4	0	0	0	0	0	2																		
Gary Ward, R OBP: 0.345, SLG: 0.449 X	0-0 F7		X 0-0 FC5-4 1-2 1B			X 0-0 G4-6-3 1B				4	0	2	0	0	0	1																		
Larry Parrish, R OBP: 0.337, SLG: 0.467 X	0-0 1-H 2B		X 0-0 FC5-4 1-2f 2-3			X 0-0 G4-6-3 1-2f				4	0	1	0	0	0	3																		
Pete O'Brien, L OBP: 0.350, SLG: 0.451 X		0-0 E4 1B	X 0-0 F7			X 0-0 G3				4	0	0	0	0	0	2																		
George Wright, S OBP: 0.275, SLG: 0.387 X		0-0 F7		X 0-0 F5		X 0-0 1B			0-3 K	4	0	1	0	0	1	1																		
Ned Yost, R OBP: 0.201, SLG: 0.273 X		0-0 F9		X 0-0 1B 1B		X 0-0 F9			0-0 5-3	4	0	1	0	0	0	2																		
Jeff Kunkel, R OBP: 0.218, SLG: 0.324 X		0-0 1-2 1B		X 0-0 F8		X 0-0 F4			0-0 F3	4	0	1	0	0	0	2																		
Curtis Wilkerson, S OBP: 0.283, SLG: 0.280 S.O.S.		0-3 K		X 0-0 1-2 1B		S.O.S. 0-3 K				3	0	1	0	0	2	2																		
<b>Inning Stats</b>	R: 0 E: 0 K: 0 S: 3	H: 1 LOB: 2 BB: 1 P: 7	R: 0 E: 1 K: 1 S: 7	H: 1 LOB: 2 BB: 0 P: 7	R: 0 E: 0 K: 0 S: 5	H: 2 LOB: 2 BB: 0 P: 5	R: 0 E: 0 K: 0 S: 5	H: 2 LOB: 2 BB: 0 P: 5	R: 0 E: 0 K: 0 S: 4	H: 1 LOB: 1 BB: 0 P: 4	R: 0 E: 0 K: 1 S: 5	H: 0 LOB: 0 BB: 0 P: 5	R: 0 E: 0 K: 0 S: 3	H: 0 LOB: 0 BB: 0 P: 3	R: 0 E: 0 K: 1 S: 5	H: 0 LOB: 0 BB: 0 P: 5	R: 0 E: 0 K: 1 S: 5	H: 0 LOB: 0 BB: 0 P: 5	1B: 7 2B: 1 3B: 0 HR: 0	SF: 0 SAC: 0 DP: 1 HBP: 0	WP: 0 PB: 0 SB: 0 CS: 0	PA: 35												
<b>PITCHER</b> Geoff Zahn, L ERA: 3.12 (1, 1)	IP 9.0	WLS W	BF 35	H 8	R 0	ER 0	SO 3	BB 1	IBB 0	HBP 0	BLK 0	WP 0	HR 0	S 40	P 44	ERA 0.00	WHIP 1.000																	
																	<b>PITCHER</b>	IP	WLS	BF	H	R	ER	SO	BB	IBB	HBP	BLK	WP	HR	S	P	ERA	WHIP

**BOTTOM**

**California Angels @ Texas Rangers**  
Arlington Stadium, Arlington, TX  
Sat Sep 29 1984, 8:05 PM EDT  
Att. 8,951 - Unknown

[livebaseballscorecards.com](http://livebaseballscorecards.com)

<b>AB</b>	<b>34</b>
<b>R</b>	<b>0</b>
<b>H</b>	<b>8</b>
<b>RBI</b>	<b>0</b>
<b>BB</b>	<b>1</b>
<b>SO</b>	<b>3</b>
<b>LOB</b>	<b>17</b>



Batter	1	2	3	4	5	6	7	8	9	AB R H RBI BB SO LOB	TOP											
Rob Wilfong, L (1, 4) OBP: 0.296, SLG: 0.362	0-0 B2-3		0-0 1-3			0-0 G3	0-0 1-3			4 0 0 0 0 0 4												
Daryl Sconiers, L (1, 3) OBP: 0.301, SLG: 0.344 Bobby Grich, R (8, 3) OBP: 0.357, SLG: 0.452	0-3 K		0-3 K			0-3 K		0-0 4-3		4 0 0 0 0 3 0 0 0 0 0 0 0 0												
Fred Lynn, L (1, 8) OBP: 0.366, SLG: 0.474	0-0 4-3		0-0 WP 1B			4-0 CS BB		0-0 G4-6-3 1B		3 0 2 0 1 0 0												
Doug DeCinces, R (1, 5) OBP: 0.327, SLG: 0.431		0-0 G5-4-3 1B		0-0 6-3		0-0 CS	0-0 4-3 PB FC 1B	0-0 G4-6-3		4 1 2 0 0 0 2												
Brian Downing, R (1, 7) OBP: 0.360, SLG: 0.462 Derrel Thomas, S (9, 7) OBP: 0.299, SLG: 0.309		0-0 G5-4-3		0-0 5-3			0-0 4-3		0-0 F8	4 0 0 0 0 0 3 0 0 0 0 0 0 0												
Reggie Jackson, L (1, 10) OBP: 0.300, SLG: 0.406		0-0 F8		0-0 G3			0-0 FC		0-0 F8	4 0 0 1 0 0 0												
Mike Brown, R (1, 9) OBP: 0.342, SLG: 0.520 Gary Pettis, S (9, PR) OBP: 0.332, SLG: 0.300			0-0 3B		4-0 FC6-4 BB		0-0 FC5-2 2B		0-0 CS 1B	3 0 3 0 1 0 0 0 0 0 0 0 0 0	AB 31 R 1 H 7 RBI 1 BB 3 SO 3 LOB 15											
Bob Boone, R (1, 2) OBP: 0.242, SLG: 0.262		0-0 6-3		0-0 F9			0-0 FC5-2 BB		0-0 CS	3 0 0 0 0 0 4												
Dick Schofield, R (1, 6) OBP: 0.264, SLG: 0.263		0-0 F6		0-0 FC6-4			4-0 BB BB			2 0 0 0 1 0 2												
<b>Inning Stats</b>	R: 0 E: 0 K: 1 S: 5	H: 0 LOB: 0 BB: 0 P: 5	R: 0 E: 0 K: 0 S: 3	H: 1 LOB: 0 BB: 0 P: 3	R: 0 E: 0 K: 0 S: 4	H: 1 LOB: 1 BB: 0 P: 4	R: 0 E: 0 K: 1 S: 6	H: 1 LOB: 1 BB: 0 P: 6	R: 0 E: 0 K: 0 S: 3	H: 0 LOB: 1 BB: 1 P: 7	R: 0 E: 0 K: 1 S: 4	H: 0 LOB: 0 BB: 1 P: 8	R: 1 E: 0 K: 0 S: 6	H: 2 LOB: 3 BB: 1 P: 10	R: 0 E: 0 K: 0 S: 3	H: 1 LOB: 0 BB: 0 P: 3	R: 0 E: 0 K: 0 S: 3	H: 1 LOB: 1 BB: 0 P: 3	1B: 5 2B: 1 3B: 1 HR: 0	SF: 0 SAC: 0 DP: 2 HBP: 0	WP: 1 PB: 1 SB: 0 CS: 2	PA: 36
<b>PITCHER</b> Charlie Hough, R (1, 1) ERA: 3.76	IP 9.0 WLS L BF 34 H 7 R 1 ER 0 SO 3 BB 3 IBB 0 HBP 0 BLK 0 WP 1 HR 0 S 37 P 49 ERA 0.00 WHIP 1.111											<b>PITCHER</b>	IP WLS BF H R ER SO BB IBB HBP BLK WP HR S P ERA WHIP									

California Angels @ Texas Rangers  
Arlington Stadium, Arlington, TX  
Sun Sep 30 1984, 4:33 AM EDT  
Att. 8,375 - Unknown

livebaseballscorecards.com



Batter	1	2	3	4	5	6	7	8	9	AB	R	H	RBI	BB	SO	LOB
Mickey Rivers, L (1, 10) OBP: 0.320, SLG: 0.387	0-3 K			0-0 3-1			0-3 K			3	0	0	0	0	2	0
Wayne Tolleson, S (1, 4) OBP: 0.276, SLG: 0.251	0-0 F7			0-0 6-3			0-0 4-3			3	0	0	0	0	0	0
Gary Ward, R (1, 7) OBP: 0.343, SLG: 0.447	0-0 4-3			0-0 F9			0-0 4-3			3	0	0	0	0	0	0
Larry Parrish, R (1, 5) OBP: 0.336, SLG: 0.465		0-0 6-3			0-0 5-3			0-0 F9		3	0	0	0	0	0	0
Pete O'Brien, L (1, 3) OBP: 0.348, SLG: 0.448		0-0 F8			0-0 4-3			0-3 K		3	0	0	0	0	1	0
George Wright, S (1, 8) OBP: 0.273, SLG: 0.384		0-3 K			0-3 K			0-3 K		3	0	0	0	0	3	0
Tom Dunbar, L (1, 9) OBP: 0.301, SLG: 0.340			0-3 K			0-0 4-3			0-3 K	3	0	0	0	0	2	0
Donnie Scott, S (1, 2) OBP: 0.280, SLG: 0.298			0-3 K			0-3 K			0-0 4-3	2	0	0	0	0	2	0
Bob Jones, L (9, PH) OBP: 0.308, SLG: 0.371										1	0	0	0	0	0	0
Curtis Wilkerson, S (1, 6) OBP: 0.282, SLG: 0.279			0-0 6-3			0-0 4-3			0-0 4-3	2	0	0	0	0	0	0
Mary Foley, L (9, PH) OBP: 0.306, SLG: 0.391										1	0	0	0	0	0	0

Inning Stats	R: 0	H: 0	R: 0	H: 0	R: 0	H: 0	R: 0	H: 0	R: 0	H: 0	R: 0	H: 0	R: 0	H: 0	R: 0	H: 0	R: 0	H: 0	1B: 0	SF: 0	WP: 0	PA: 27
	E: 0	LOB: 0	E: 0	LOB: 0	E: 0	LOB: 0	E: 0	LOB: 0	E: 0	LOB: 0	E: 0	LOB: 0	E: 0	LOB: 0	E: 0	LOB: 0	E: 0	LOB: 0	2B: 0	SAC: 0	PB: 0	
	K: 1	BB: 0	K: 1	BB: 0	K: 2	BB: 0	K: 1	BB: 0	K: 1	BB: 0	K: 2	BB: 0	K: 1	BB: 0	K: 2	BB: 0	K: 1	BB: 0	3B: 0	DP: 0	SB: 0	
	S: 5	P: 5	S: 5	P: 5	S: 7	P: 7	S: 3	P: 3	S: 5	P: 5	S: 5	P: 5	S: 5	P: 7	S: 5	P: 5	S: 5	P: 5	HR: 0	HBP: 0	CS: 0	

PITCHER	IP	WLS	BF	H	R	ER	SO	BB	IBB	HBP	BLK	WP	HR	S	P	ERA	WHIP	IP	WLS	BF	H	R	ER	SO	BB	IBB	HBP	BLK	WP	HR	S	P	ERA	WHIP	
Mike Witt, R (1, 1) ERA: 3.47	9.0	W	27	0	0	0	10	0	0	0	0	0	0	47	47	0.00	0.000																		

**BOTTOM**

**California Angels @ Texas Rangers**  
Arlington Stadium, Arlington, TX

Sun Sep 30 1984, 4:33 AM EDT  
Att. 8,375 - Unknown

livebaseballscorecards.com

AB	27
R	0
H	0
RBI	0
BB	0
SO	10
LOB	0

