

# Texas Rangers - 1984


Batter	1	2	3	4	5	6	7	8	9	AB	R	H	RBI	BB	SO	LOB	TOP			
Brett Butler, L (1,8) X	G3	BB 3B BB		K		F6		G6-4-3 BB 1-2 BB		3	1	0	0	2	1	0	<b>Cleveland Indians @ Texas Rangers</b> Arlington Stadium, Arlington, TX Tue Apr 03 1984, 7:05 PM EST Att: 21,537 - Unknown			
Tony Bemazard, S (1,4) X	6-3	BB 3B BB		6-3		K		G6-4-3 BB 1-2 2-3 BB		3	1	1	1	2	1	0				
Julio Franco, R (1,6) X	6-3	BB 3B BB		S BB				G6-4-3 BB 1-2 2-3 3-H		4	1	1	3	1	1	3				
Andre Thornton, R (1,10) X	K	BB 3B BB		5-3				F4		4	0	1	1	1	1	3				
Pat Tabler, R (1,3) X		BB 1B BB						5-3		4	2	4	0	0	0	0				
Mike Hargrove, L (7,3) X		BB 1B BB						5-3		1	0	0	0	0	0	2				
Brook Jacoby, R (1,5) X		BB 1B BB						5-3		4	2	1	1	1	0	3				
Ron Hassey, L (1,2) X		BB 3B BB						6-3		5	1	3	2	0	0	1				
George Vukovich, L (1,9) X	4-3	BB 3B BB		F7				F8		5	0	1	0	0	1	5				
Otis Nixon, S (1,7) X	1-3	BB 3B BB		2-3				E5 BB BB G6-4-3		5	1	0	0	0	0	4				
<b>Inning Stats</b>	R: 0 E: 0 K: 1 S: 6	H: 1 LOB: 1 BB: 0 P: 6	R: 6 E: 0 K: 0 S: 8	H: 5 LOB: 2 BB: 3 P: 20	R: 0 E: 0 K: 0 S: 3	H: 1 LOB: 0 BB: 0 P: 3	R: 0 E: 0 K: 1 S: 5	H: 0 LOB: 1 BB: 1 P: 9	R: 0 E: 0 K: 0 S: 4	H: 0 LOB: 1 BB: 0 P: 4	R: 2 E: 0 K: 2 S: 10	H: 3 LOB: 1 BB: 0 P: 10	R: 1 E: 1 K: 0 S: 3	H: 0 LOB: 2 BB: 3 P: 15	R: 0 E: 0 K: 0 S: 4	H: 1 LOB: 1 BB: 0 P: 4	1B: 9 2B: 2 3B: 2 HR: 0	SF: 0 SAC: 0 DP: 2 HBP: 0	WP: 1 PB: 0 CS: 0	PA: 45
<b>PITCHER</b>	IP WLS BF H R ER SO BB IBB HBP BLK WP HR S P ERA WHIP																			
Charlie Hough, R (1,1) ERA: 32.4	1.2 L 14 6 6 6 1 3 0 0 0 0 0 0 13 25 32.40 5.400																			
Mike Mason, L (2,1) ERA: 3.38	5.1 21 5 2 2 4 1 0 0 0 1 0 28 32 3.38 1.125																			
Tom Henke, R (8,1) ERA:	1.0 6 0 1 0 0 3 0 0 0 0 0 0 3 15 0.00 3.000																			
Dave Tobik, R (9,1) ERA:	1.0 4 1 0 0 0 0 0 0 0 0 0 0 4 4 0.00 1.000																			

Batter	1	2	3	4	5	6	7	8	9	AB	R	H	RBI	BB	SO	LOB	BOTTOM	
Wayne Tolleson, S (1,4) X	G3		G4-6-3			F6		F6		4	0	0	0	0	0	2	<b>Cleveland Indians @ Texas Rangers</b> Arlington Stadium, Arlington, TX Tue Apr 03 1984, 7:05 PM EST Att: 21,537 - Unknown	
Buddy Bell, R (1,5) X	5-3				6-3			1-3 1B 2B		4	1	2	0	0	0	0		
George Wright, S (1,8) X					G3			1-3		4	0	1	0	0	0	3		
Larry Parrish, R (1,10) X	4-3							2-3		4	0	2	1	0	0	3		
Gary Ward, R (1,9) X					G3			3-H 1B		3	0	0	0	1	0	2		
Pete O'Brien, L (1,3) X								1-3		3	0	0	0	1	0	1		
Bill Sample, R (1,7) X								G5-4-3 BB		4	0	0	0	0	0	2		
Ned Yost, R (1,2) X								G5-4-3 1B		3	0	1	0	1	1	1		
Curtis Wilkerson, S (1,6) X								F7		4	0	1	0	0	0	4		
<b>Inning Stats</b>	R: 0 E: 0 K: 0 S: 4	H: 1 LOB: 1 BB: 0 P: 4	R: 0 E: 0 K: 0 S: 2	H: 0 LOB: 0 BB: 1 P: 6	R: 0 E: 0 K: 0 S: 3	H: 1 LOB: 0 BB: 0 P: 3	R: 0 E: 0 K: 0 S: 4	H: 1 LOB: 1 BB: 0 P: 4	R: 0 E: 0 K: 1 S: 5	H: 0 LOB: 0 BB: 0 P: 5	R: 0 E: 0 K: 0 S: 5	H: 2 LOB: 2 BB: 0 P: 5	R: 0 E: 0 K: 0 S: 3	H: 0 LOB: 1 BB: 1 P: 7	1B: 5 2B: 1 3B: 1 HR: 0	SF: 0 SAC: 0 DP: 2 HBP: 0		WP: 0 PB: 0 CS: 0
<b>PITCHER</b>	IP WLS BF H R ER SO BB IBB HBP BLK WP HR S P ERA WHIP																	
Rick Sutcliffe, R (1,1) ERA: 1.0	9.0 W 36 7 1 1 1 3 0 0 0 0 0 0 35 47 1.00 1.111																	

AB 38  
R 9  
H 12  
RBI 8  
BB 7  
SO 5  
LOB 21



AB 33  
R 1  
H 7  
RBI 1  
BB 3  
SO 1  
LOB 18

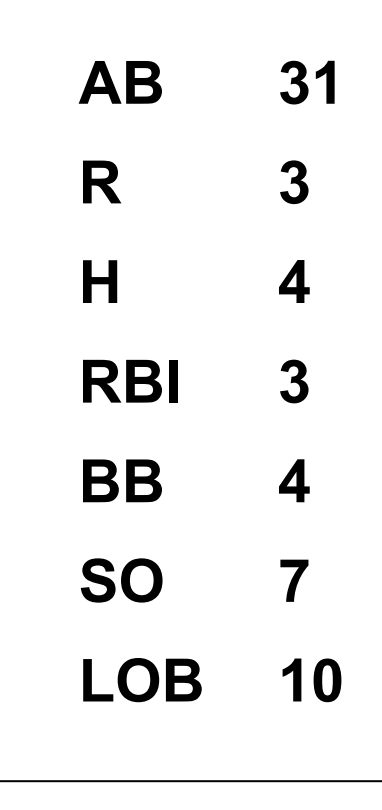




Batter	1	2	3	4	5	6	7	8	9	AB	R	H	RBI	BB	SO	LOB	TOP					
Brett Butler, L (1,8) OBP: 0.300, SLG: 0.125	1-3		F2	F7			FC6-4			5	1	1	1	0	0	4	<b>Cleveland Indians @ Texas Rangers</b> Arlington Stadium, Arlington, TX Thu Apr 05 1984, 7:05 PM EST Att: 9,032 - Unknown					
Tony Bernazard, S (1,4) OBP: 0.400, SLG: 0.143	K		1-3				K	CS	K	4	1	0	0	1	3	2						
Julio Franco, R (1,6) OBP: 0.375, SLG: 0.571 Mike Fischlin, R (6,6)	6-3		4-3				5-3		F4	3	1	1	1	0	0	1						
Andre Thornton, R (1,10) OBP: 0.500, SLG: 0.375		WP 1B BB							F8	4	1	2	1	1	0	1						
Pat Tabler, R (1,3) OBP: 0.625, SLG: 0.667 Mike Hargrove, L (8,3)	F9									2	1	0	1	0	0	2						
Brook Jacoby, R (1,5) OBP: 0.333, SLG: 0.375	WP 1B									4	0	1	0	0	1	2						
Ron Hassey, L (1,2) OBP: 0.667, SLG: 0.778	F5									4	2	3	1	0	0	2						
George Vukovich, L (1,9) OBP: 0.333, SLG: 0.500	F7									3	0	1	2	1	0	3						
Otis Nixon, S (1,7) OBP: 0.111, SLG: 0.111										4	0	1	0	0	0	3						
<b>Inning Stats</b>	R: 0 E: 0 K: 1 S: 5	H: 0 LOB: 0 BB: 0 P: 5	R: 0 E: 0 K: 0 S: 4	H: 1 LOB: 2 BB: 1 P: 8	R: 0 E: 0 K: 0 S: 4	H: 1 LOB: 1 BB: 0 P: 4	R: 3 E: 0 K: 0 S: 6	H: 3 LOB: 1 BB: 0 P: 7	R: 2 E: 0 K: 1 S: 6	H: 1 LOB: 0 BB: 1 P: 10	R: 0 E: 0 K: 0 S: 3	H: 1 LOB: 0 BB: 0 P: 3	R: 1 E: 0 K: 1 S: 7	H: 2 LOB: 1 BB: 0 P: 7	R: 1 E: 1 K: 0 S: 4	H: 1 LOB: 1 BB: 1 P: 8		R: 0 E: 0 K: 1 S: 5	H: 0 LOB: 0 BB: 0 P: 5	1B: 9 2B: 2 3B: 0 HR: 0	SF: 1 SAC: 0 DP: 1 HBP: 1	WP: 1 PB: 0 SB: 6 CS: 1
<b>PITCHER</b>	IP WLS BF H R ER SO BB IBB HBP BLK WP HR S P ERA WHIP																					
Dave Stewart, R (1,1) ERA: 11.25	4.0 L 21 6 5 5 1 2 0 0 1 0 1 0 20 29 11.25 2.000																					
Dave Schmidt, R (5,1) ERA: 3.0	3.0 11 3 1 1 2 0 0 0 0 0 0 0 15 15 3.00 1.000																					
Odell Jones, R (8,1) ERA:	2.0 8 1 1 0 1 1 0 0 0 0 0 0 9 13 0.00 1.000																					

Batter	1	2	3	4	5	6	7	8	9	AB	R	H	RBI	BB	SO	LOB	BOTTOM					
Wayne Tolleson, S (1,4)	FC5-4 BB		F7				F5			3	0	0	0	1	0	1	<b>Cleveland Indians @ Texas Rangers</b> Arlington Stadium, Arlington, TX Thu Apr 05 1984, 7:05 PM EST Att: 9,032 - Unknown					
Buddy Bell, R (1,5) OBP: 0.250, SLG: 0.375	FC5-4						L6		F9	4	0	0	0	0	0	3						
George Wright, S (1,8) OBP: 0.125, SLG: 0.375	K						5-3		F8	4	0	0	0	0	1	1						
Larry Parrish, R (1,10) OBP: 0.250, SLG: 0.250	K						F7		K	4	0	0	0	0	2	1						
Gary Ward, R (1,9) OBP: 0.429, SLG: 0.800 Mickey Rivers, L (6, PR) (7, 9)	E6								5-3	2	1	1	1	1	0	0						
Dave Hostetler, R (1,3) Pete O'Brien, L (9, PH)	G6-4-3								F3	2	0	0	0	1	1	1						
Bill Sample, R (1,7) OBP: 0.250, SLG: 0.250	K									4	1	2	0	0	2	2						
Ned Yost, R (1,2) OBP: 0.375, SLG: 0.714									4-3	4	1	1	2	0	0	1						
Curtis Wilkerson, S (1,6) OBP: 0.286, SLG: 0.167										2	0	0	0	1	1	0						
<b>Inning Stats</b>	R: 0 E: 0 K: 2 S: 7	H: 0 LOB: 1 BB: 1 P: 11	R: 0 E: 1 K: 1 S: 5	H: 0 LOB: 0 BB: 0 P: 5	R: 0 E: 0 K: 1 S: 5	H: 0 LOB: 0 BB: 0 P: 5	R: 3 E: 0 K: 1 S: 8	H: 3 LOB: 1 BB: 1 P: 12	R: 0 E: 0 K: 1 S: 5	H: 0 LOB: 2 BB: 2 P: 13	R: 0 E: 0 K: 0 S: 3	H: 0 LOB: 0 BB: 0 P: 3	R: 0 E: 0 K: 1 S: 5	H: 0 LOB: 0 BB: 0 P: 5	R: 0 E: 0 K: 0 S: 4	H: 1 LOB: 1 BB: 0 P: 4		R: 0 E: 0 K: 0 S: 5	H: 0 LOB: 0 BB: 0 P: 4	1B: 2 2B: 1 3B: 0 HR: 2	SF: 0 SAC: 0 DP: 2 HBP: 0	WP: 1 PB: 0 SB: 0 CS: 0
<b>PITCHER</b>	IP WLS BF H R ER SO BB IBB HBP BLK WP HR S P ERA WHIP																					
Neal Heaton, L (1,1) ERA: 4.76	5.2 W 24 3 3 3 5 4 0 0 0 0 1 2 30 46 4.76 1.235																					
Dan Spillner, R (6,1) ERA:	3.1 S 11 1 0 0 2 0 0 0 0 0 0 0 15 15 0.00 0.300																					

AB 35  
R 7  
H 10  
RBI 7  
BB 3  
SO 4  
LOB 21







Batter	1	2	3	4	5	6	7	8	9	AB	R	H	RBI	BB	SO	LOB	TOP					
Omar Moreno, L (1, 8) OBP: 0.176, SLG: 0.176	3-1		K				F7	F7		5	0	1	1	0	1	1	<b>New York Yankees @ Texas Rangers</b> Arlington Stadium, Arlington, TX Fri Apr 06 1984, 7:05 PM EST Att: 14,038 - Unknown					
Wille Randolph, R (1, 4) OBP: 0.353, SLG: 0.286	BB		F9				WP 1B	IBB		3	1	2	0	2	0	0						
Lou Piniella, R (1, 7) OBP: 0.091, SLG: 0.091 Don Mattingly, L (8, PH) OBP: 0.400, SLG: 0.250	F2		5-3				F4	K		4	0	1	1	0	0	3						
Don Baylor, R (1, 10) OBP: 0.059, SLG: 0.059	K						F7	6-3		5	0	0	0	0	2	2						
Dave Winfield, R (1, 9) OBP: 0.438, SLG: 0.875							F7			5	2	4	1	0	0	0						
Toby Harrah, R (1, 5) OBP: 0.313, SLG: 0.385	1-3						F7	E5		4	1	0	0	1	0	2						
Ken Griffey, L (1, 3) OBP: 0.533, SLG: 0.417							F8 1B	FC3-6		3	2	2	0	1	0	1						
Rick Cerone, R (1, 2) OBP: 0.300, SLG: 0.556 Butch Wynegar, S (8, PH) OBP: 0.600, SLG: 0.800							F7	F7		2	0	1	0	1	0	1						
Tim Lincecum, R (1, 6) OBP: 0.167, SLG: 0.167 Roy Smalley, S (8, PH) OBP: 1.000, SLG: 2.000 Bobby Meacham, S (8, 6)	G5-4-3						F8	K		3	0	0	0	0	1	5						
<b>Inning Stats</b>	R: 0 E: 0 K: 1 S: 5	H: 0 LOB: 1 BB: 1 P: 9	R: 0 E: 0 K: 0 S: 4	H: 2 LOB: 2 BB: 1 P: 8	R: 0 E: 0 K: 1 S: 5	H: 0 LOB: 0 BB: 0 P: 5	R: 0 E: 0 K: 0 S: 3	H: 0 LOB: 0 BB: 0 P: 3	R: 1 E: 0 K: 0 S: 6	H: 4 LOB: 2 BB: 0 P: 6	R: 1 E: 1 K: 1 S: 7	H: 1 LOB: 1 BB: 0 P: 7	R: 1 E: 0 K: 1 S: 7	H: 2 LOB: 1 BB: 0 P: 7	R: 3 E: 0 K: 2 S: 9	H: 2 LOB: 2 BB: 3 P: 21		R: 0 E: 0 K: 0 S: 3	H: 1 LOB: 0 BB: 0 P: 3	1B: 9 2B: 2 3B: 0 HR: 1	SF: 0 SAC: 0 DP: 2 HBP: 0	WP: 1 PB: 0 CS: 0
<b>PITCHER</b>	IP	WLS	BF	H	R	ER	SO	BB	IBB	HBP	BLK	WP	HR	S	P	ERA	WHIP					
Frank Tanana, L (1, 1) ERA: 4.05	6.2		30	9	3	3	4	2	0	0	0	1	1	36	44	4.05	1.650					
Tom Henke, R (7, 1) ERA: 20.25	0.1		4	1	3	3	0	2	0	0	0	0	0	2	10	81.00	9.000					
Dave Tobik, R (8, 1) ERA:	2.0	W	8	2	0	0	2	0	1	0	0	0	0	11	15	0.00	1.000					

Batter	1	2	3	4	5	6	7	8	9	AB	R	H	RBI	BB	SO	LOB	BOTTOM				
Wayne Tolleson, S (1, 4)	F7		K	1-3			4-3	CS		4	0	0	0	0	1	1	<b>New York Yankees @ Texas Rangers</b> Arlington Stadium, Arlington, TX Fri Apr 06 1984, 7:05 PM EST Att: 14,038 - Unknown				
Buddy Bell, R (1, 5) OBP: 0.417, SLG: 0.700	HR		E 1B	5-3			1B	BB		2	2	1	1	2	0	0					
George Wright, S (1, 8) OBP: 0.250, SLG: 0.667	HR		E3 1B	SF7 1B			F7	BB		4	2	2	1	0	0	2					
Larry Parrish, R (1, 9) OBP: 0.333, SLG: 0.273	4-3		SF7 1B	5-3			5-3	1B		3	1	1	2	1	0	0					
Bob Jones, L (1, 7) OBP: 0.333, SLG: 0.333 Bill Sample, R (7, PH) OBP: 0.222, SLG: 0.222	F6		SF7 1B	G3			G3	4-3		3	0	1	0	0	0	0					
Pete O'Brien, L (1, 3) OBP: 0.222, SLG: 0.286			SF7				F9	SH3 E		3	1	1	1	0	0	0					
Mickey Rivers, L (1, 10) OBP: 0.250, SLG: 0.250	F9		1B				F8	SH3		3	0	1	1	0	0	0					
Ned Yost, R (1, 2) OBP: 0.250, SLG: 0.455	F6		F8				F4	K		4	0	0	0	0	1	3					
Curtis Wilkerson, S (1, 6) OBP: 0.273, SLG: 0.111			E 1B	1-3			K	E6		3	1	0	0	1	1	0					
<b>Inning Stats</b>	R: 2 E: 0 K: 0 S: 5	H: 2 LOB: 0 BB: 0 P: 5	R: 0 E: 0 K: 0 S: 3	H: 0 LOB: 0 BB: 0 P: 3	R: 4 E: 1 K: 1 S: 9	H: 3 LOB: 2 BB: 2 P: 17	R: 0 E: 0 K: 0 S: 3	H: 0 LOB: 0 BB: 0 P: 3	R: 0 E: 0 K: 0 S: 3	H: 0 LOB: 0 BB: 0 P: 3	R: 0 E: 0 K: 1 S: 6	H: 1 LOB: 3 BB: 2 P: 14	R: 1 E: 1 K: 1 S: 6	H: 1 LOB: 0 BB: 0 P: 6	R: 0 E: 0 K: 0 S: 3	H: 0 LOB: 0 BB: 0 P: 3		1B: 4 2B: 1 3B: 0 HR: 2	SF: 1 SAC: 1 DP: 0 HBP: 0	WP: 0 PB: 0 CS: 1	PA: 37
<b>PITCHER</b>	IP	WLS	BF	H	R	ER	SO	BB	IBB	HBP	BLK	WP	HR	S	P	ERA	WHIP				
John Montefusco, R (1, 1) ERA: 5.4	6.2		31	6	6	4	2	4	0	0	0	0	2	31	47	5.40	1.500				
Dale Murray, R (7, 1) ERA:	0.1	L	2	1	1	0	0	0	0	0	0	0	0	2	2	0.00	3.000				
Jay Howell, R (8, 1) ERA:	1.0		3	0	0	0	1	0	0	0	0	0	0	5	5	0.00	0.000				



Batter	1	2	3	4	5	6	7	8	9	AB	R	H	RBI	BB	SO	LOB	TOP						
<b>Omar Moreno, L</b> (1, 8) OBP: 0.150, SLG: 0.150	0-3 K		0-3 K	0-0 F7						3	0	0	0	0	2	2	<p><b>New York Yankees @ Texas Rangers</b> Arlington Stadium, Arlington, TX Sat Apr 07 1984, 4:33 AM EST Att: 12,181 - Unknown</p> <p>livebaseballscores.com</p> <p><b>AB</b> 23 <b>R</b> 5 <b>H</b> 7 <b>RBI</b> 4 <b>BB</b> 2 <b>SO</b> 5 <b>LOB</b> 14</p> 						
<b>Wille Randolph, R</b> (1, 4) OBP: 0.300, SLG: 0.235	0-3 K		0-0 6-3	0-0 F8						3	0	0	0	0	1	2							
<b>Don Mattingly, L</b> (1, 7) OBP: 0.500, SLG: 0.571	0-0 F7			0-0 2B	0-0 2B			0-0 2B	0-0 4-3 1B	3	2	2	0	0	0	0							
<b>Don Baylor, R</b> (1, 10) OBP: 0.100, SLG: 0.150		0-0 F3		0-0 F3	0-0 4-3 2B					3	0	1	0	0	0	1							
<b>Dave Winfield, R</b> (1, 9) OBP: 0.474, SLG: 0.842		0-0 S 1B		0-0 2B	0-0 1B			0-0 F3		3	1	2	0	0	0	2							
<b>Ken Griffey, L</b> (1, 3) OBP: 0.556, SLG: 0.500		4-0 BB 1-2		0-0 1B	0-0 2B			0-0 4-3		2	1	1	3	1	0	1							
<b>Roy Smalley, S</b> (1, 5) OBP: 0.500, SLG: 0.750		0-0 F8		0-0 S 2H 1B	0-0 2B			0-0 K	0-0 2-3 3-H 6-3	3	1	1	1	0	1	3							
<b>Butch Wynegar, S</b> (1, 2) OBP: 0.571, SLG: 0.667		0-3 K		4-0 S 1-2 BB						1	0	0	0	1	1	2							
<b>Tim Foli, R</b> (1, 6) OBP: 0.143, SLG: 0.143			0-0 F9	0-0 E4						2	0	0	0	0	0	1							
<b>Inning Stats</b>	R: 0 E: 0 K: 2 S: 7	H: 0 LOB: 0 BB: 0 P: 7	R: 0 E: 0 K: 1 S: 6	H: 1 LOB: 2 BB: 1 P: 10	R: 0 E: 0 K: 1 S: 5	H: 0 LOB: 0 BB: 0 P: 5	R: 4 E: 1 K: 0 S: 8	H: 4 LOB: 2 BB: 1 P: 12	R: 1 E: 0 K: 1 S: 7	H: 2 LOB: 1 BB: 0 P: 7								1B: 4 2B: 3 3B: 0 HR: 0	SF: 0 SAC: 0 DP: 0 HBP: 0	WP: 0 PB: 0 SB: 3 CS: 0	PA: 25		
<b>PITCHER</b>	IP	WLS	BF	H	R	ER	SO	BB	IBB	HBP	BLK	WP	HR	S	P	ERA	WHIP						
<b>Danny Darwin, R</b> (1, 1) ERA: 8.31	4.1		23	7	5	4	4	2	0	0	0	0	0	29	37	8.31	2.077						
<b>Mike Mason, L</b> (5, 1) ERA: 3.0	0.2	W	2	0	0	0	1	0	0	0	0	0	0	4	4	0.00	0.000						

Batter	1	2	3	4	5	6	7	8	9	AB	R	H	RBI	BB	SO	LOB	BOTTOM						
<b>Bill Sample, R</b> (1, 7) OBP: 0.250, SLG: 0.417	0-0 4-3			0-0 F9						3	0	1	1	0	0	0	<p><b>New York Yankees @ Texas Rangers</b> Arlington Stadium, Arlington, TX Sat Apr 07 1984, 4:33 AM EST Att: 12,181 - Unknown</p> <p>livebaseballscores.com</p> <p><b>AB</b> 23 <b>R</b> 8 <b>H</b> 10 <b>RBI</b> 8 <b>BB</b> 3 <b>SO</b> 1 <b>LOB</b> 12</p> 						
<b>Buddy Bell, R</b> (1, 5) OBP: 0.497, SLG: 0.636	4-0 1B 2B BB	3-H 3B	0-0 1-3	4-0 FC5-4 BB						1	1	0	0	2	0	1							
<b>George Wright, S</b> (1, 8) OBP: 0.333, SLG: 0.667	0-0 2B 1-2 1B		0-0 HR 1-3 1B	0-0 FC5-4 CS						3	1	2	0	0	0	1							
<b>Larry Parrish, R</b> (1, 9) OBP: 0.400, SLG: 0.429	0-0 1-3 2H 2B		0-0 1-3	0-0 CS	0-0 G3 2B 1B					3	1	2	1	0	0	1							
<b>Gary Ward, R</b> (1, 10) OBP: 0.400, SLG: 0.625	0-0 6-3		0-0 E5 HR		0-0 G3 2B 1B					3	2	1	0	0	0	3							
<b>Pete O'Brien, L</b> (1, 3) OBP: 0.250, SLG: 0.600	0-0 G3		0-0 HR	0-0 G3						3	1	1	3	0	0	4							
<b>Ned Yost, R</b> (1, 2) OBP: 0.267, SLG: 0.385		0-3 K	0-0 F8		0-0 2B BB					2	1	0	0	1	1	0							
<b>Wayne Tolleson, S</b> (1, 4) OBP: 0.267, SLG: 0.286		0-0 G3 3B 1B		0-0 1B						3	1	3	3	0	0	0							
<b>Curtis Wilkerson, S</b> (1, 6) OBP: 0.231, SLG: 0.091		0-0 G3	0-0 5-3		0-0 2B					2	0	0	0	0	0	2							
<b>Inning Stats</b>	R: 1 E: 0 K: 0 S: 5	H: 2 LOB: 2 BB: 1 P: 9	R: 1 E: 0 K: 1 S: 7	H: 2 LOB: 1 BB: 0 P: 7	R: 3 E: 1 K: 0 S: 7	H: 3 LOB: 1 BB: 0 P: 7	R: 0 E: 0 K: 0 S: 2	H: 0 LOB: 1 BB: 1 P: 6	R: 3 E: 0 K: 0 S: 4	H: 3 LOB: 1 BB: 1 P: 8								1B: 6 2B: 2 3B: 1 HR: 1	SF: 0 SAC: 0 DP: 0 HBP: 0	WP: 0 PB: 0 SB: 1 CS: 1	PA: 27		
<b>PITCHER</b>	IP	WLS	BF	H	R	ER	SO	BB	IBB	HBP	BLK	WP	HR	S	P	ERA	WHIP						
<b>Ray Fontenot, L</b> (1, 1) ERA: 12.46	4.1	L	24	9	7	6	1	2	0	0	0	0	0	24	32	12.46	2.538						
<b>Jay Howell, R</b> (5, 1) ERA: 2.25	0.0		2	1	1	1	0	1	0	0	0	0	0	1	5	∞	∞						



Batter	1	2	3	4	5	6	7	8	9	10	11	12	13	AB	R	H	RBI	BB	SO	LOB	TOP					
Omar Moreno, L OBP: 0.165, SLG: 0.222 (1.8)			6-3		F8			1B 1B	K		F4		2B 1B	7	2	2	0	0	2	3						
Wille Randolph, R OBP: 0.407, SLG: 0.333 (1.4)	1B PB BB		2B		F9			1B SF8 1B		K			2B BB	4	2	2	0	3	1	1						
Don Mattingly, L OBP: 0.533, SLG: 0.714 (1.7)	1B 1-H		F2			G3		1B BB		2B			2B	7	0	4	3	0	0	4						
Don Baylor, R OBP: 0.074, SLG: 0.115 (1.10)	F7		1-3			F8		SF8 1B		F8			F7	6	0	0	1	0	0	5						
Dave Winfield, R OBP: 0.400, SLG: 0.667 (1.9)	1-3		1-3			5-3		F8		FC6-4 1BB		K		5	0	0	0	1	1	2						
Ken Griffey, L OBP: 0.542, SLG: 0.474 (1.3)		4-3						F8		FC6-4 1BB				5	0	2	0	1	0	2						
Roy Smalley, S OBP: 0.500, SLG: 0.556 (1.5)			F5										F7	5	0	2	0	1	1	4						
Butch Wynegar, S OBP: 0.385, SLG: 0.417 (1.2)		F5											E4 SH1-4 1B	6	0	1	0	0	0	3						
Tim Lincecum, R OBP: 0.158, SLG: 0.158 (1.6)			6-3					K					SH1-4 1B	5	0	1	0	0	1	3						
<b>Inning Stats</b>	R: 1 E: 0 K: 1 S: 6	H: 1 LOB: 1 BB: 1 P: 10	R: 0 E: 0 K: 0 S: 4	H: 1 LOB: 1 BB: 0 P: 4	R: 0 E: 0 K: 0 S: 3	H: 1 LOB: 1 BB: 0 P: 3	R: 0 E: 0 K: 0 S: 3	H: 0 LOB: 0 BB: 0 P: 3	R: 0 E: 0 K: 1 S: 5	H: 0 LOB: 1 BB: 1 P: 9	R: 2 E: 0 K: 1 S: 8	H: 3 LOB: 2 BB: 1 P: 12	R: 0 E: 0 K: 1 S: 6	H: 0 LOB: 0 BB: 0 P: 5	R: 0 E: 0 K: 1 S: 6	H: 1 LOB: 2 BB: 1 P: 10	R: 0 E: 0 K: 0 S: 6	H: 1 LOB: 1 BB: 0 P: 6	R: 0 E: 0 K: 0 S: 5	H: 3 LOB: 2 BB: 1 P: 9	1B: 10 2B: 4 3B: 0 HR: 0	SF: 1 SAC: 1 DP: 1 HBP: 0	W/P: 0 PB: 1 SB: 2 CS: 0	PA: 58		
<b>PITCHER</b>	IP WLS BF H R ER SO BB IBB HBP BLK WP HR S P ERA WHIP	9.0 3.2 0.1	37 L 2	8 5 1	3 1 0	4 2 0	0 1 0	0 2 0	0 0 0	42 20 2	54 32 0.00	2.00 2.46 3.000	1.222 1.636 3.000													

New York Yankees @ Texas Rangers  
Arlington Stadium, Arlington, TX  
Sun Apr 08 1984, 4:33 AM EST  
Att. 21,409 - Unknown

AB 50  
R 4  
H 14  
RBI 4  
BB 6  
SO 6  
LOB 27



Batter	1	2	3	4	5	6	7	8	9	10	11	12	13	AB	R	H	RBI	BB	SO	LOB	BOTTOM					
Bill Sample, R OBP: 0.223, SLG: 0.333 (1.7)	G6-4-3 1B		3-1					F8					4-3	6	0	1	0	0	1	6						
Buddy Bell, R OBP: 0.476, SLG: 0.563 (1.5)	G6-4-3 1-2				5-3			1B BB					F6	5	0	2	0	1	0	1						
George Wright, S OBP: 0.286, SLG: 0.524 (1.8)	K				5-3			F7					1B	6	0	1	0	0	2	3						
Larry Parrish, R OBP: 0.381, SLG: 0.550 (1.9)					5-3			K					K	6	1	2	1	0	2	3						
Gary Ward, R OBP: 0.313, SLG: 0.385 (1.10)		HR						1B					K	5	1	0	0	1	1	5						
Pete O'Brien, L OBP: 0.250, SLG: 0.462 Bill Stein, R OBP: 0.500, SLG: 0.500 (11, PH) (12, 3)					F8			HR BB					K	3	0	0	0	1	0	3						
Ned Yost, R OBP: 0.238, SLG: 0.474 (1.2)					F7			F6					1B	2	0	1	0	0	1	0						
Wayne Tolleson, S OBP: 0.333, SLG: 0.400 (1.4)					5-3			HR					FC6-4 1B	6	1	1	2	0	0	2						
Curtis Wilkerson, S OBP: 0.176, SLG: 0.067 Dave Hostetler, R OBP: 0.500, SLG: 0.500 (11, PH) (12, 6)					F8			F7					K	3	0	0	0	1	0	3						
Bob Jones, L OBP: 0.333, SLG: 0.333 (13, PH)					F7			HR					FC6-4 1B	6	1	1	2	0	0	2						
<b>Inning Stats</b>	R: 0 E: 0 K: 1 S: 5	H: 1 LOB: 0 BB: 0 P: 5	R: 1 E: 0 K: 0 S: 4	H: 1 LOB: 0 BB: 0 P: 4	R: 0 E: 0 K: 1 S: 5	H: 0 LOB: 0 BB: 0 P: 5	R: 0 E: 0 K: 0 S: 3	H: 0 LOB: 0 BB: 0 P: 3	R: 2 E: 0 K: 0 S: 5	H: 2 LOB: 1 BB: 1 P: 9	R: 0 E: 0 K: 1 S: 6	H: 1 LOB: 1 BB: 0 P: 6	R: 0 E: 0 K: 1 S: 6	H: 0 LOB: 2 BB: 1 P: 10	R: 0 E: 1 K: 2 S: 9	H: 1 LOB: 2 BB: 0 P: 9	R: 0 E: 0 K: 2 S: 8	H: 1 LOB: 1 BB: 0 P: 8	R: 0 E: 0 K: 0 S: 3	H: 1 LOB: 0 BB: 0 P: 3	1B: 8 2B: 1 3B: 0 HR: 2	SF: 0 SAC: 0 DP: 1 HBP: 0	W/P: 0 PB: 0 SB: 1 CS: 0	PA: 54		
<b>PITCHER</b>	IP WLS BF H R ER SO BB IBB HBP BLK WP HR S P ERA WHIP	7.0 2.0 2.0	28 9 9	6 1 2	3 0 0	3 0 2	4 0 2	0 0 0	0 0 0	12 13 11	16 0.00 1.000	3.86 0.00 0.00	1.143 1.000 1.000													

New York Yankees @ Texas Rangers  
Arlington Stadium, Arlington, TX  
Sun Apr 08 1984, 4:33 AM EST  
Att. 21,409 - Unknown

AB 50  
R 3  
H 11  
RBI 3  
BB 3  
SO 10  
LOB 30





Batter	1	2	3	4	5	6	7	8	9	AB	R	H	RBI	BB	SO	LOB	TOP
Bill Sample, R OBP: 0.182, SLG: 0.273 (1, 7)										4	0	0	0	0	1	0	
Buddy Bell, R OBP: 0.440, SLG: 0.500 (1, 5)	 1B									4	1	1	0	0	1	0	
George Wright, S OBP: 0.240, SLG: 0.440 (1, 8)	 1-2									4	0	0	0	0	0	1	
Larry Parrish, R OBP: 0.360, SLG: 0.500 (1, 10)	 1B									4	0	1	1	0	0	0	
Gary Ward, R OBP: 0.400, SLG: 0.438 (1, 9)				 BB			 1B		 1B	3	0	2	0	1	1	1	
Pete O'Brien, L OBP: 0.250, SLG: 0.375 (1, 3)				 BB						3	0	0	0	1	1	2	
Ned Yost, R OBP: 0.208, SLG: 0.409 Mary Foley, L (8, 2)										3	0	0	0	0	1	3	
Wayne Tolleson, S OBP: 0.333, SLG: 0.364 (1, 4)										2	0	0	0	1	1	0	
Curtis Wilkerson, S OBP: 0.158, SLG: 0.059 Bob Jones, L OBP: 0.250, SLG: 0.250 Jim Anderson, R (7, 6)										2	0	0	0	0	1	0	
										1	0	0	0	0	0	2	
										0	0	0	0	0	0	0	
<b>Inning Stats</b>	R: 1 E: 0 K: 1 S: 7	H: 2 LOB: 1 BB: 0 P: 7	R: 0 E: 0 K: 2 S: 7	H: 0 LOB: 0 BB: 0 P: 7	R: 0 E: 0 K: 1 S: 5	H: 0 LOB: 0 BB: 2 P: 13	R: 0 E: 0 K: 0 S: 3	H: 0 LOB: 0 BB: 0 P: 3	R: 0 E: 0 K: 0 S: 4	H: 1 LOB: 2 BB: 1 P: 8	R: 0 E: 0 K: 1 S: 5	H: 0 LOB: 0 BB: 0 P: 5	R: 0 E: 0 K: 0 S: 4	H: 1 LOB: 1 BB: 0 P: 4	1B: 4 2B: 0 3B: 0 HR: 0	SF: 0 SAC: 0 DP: 0 HBP: 0	WP: 0 PA: 34 PB: 0 SB: 0 CS: 0
<b>PITCHER</b> Dan Petry, R ERA: 1.69 (1, 1)	IP: 9.0 WLS: W BF: 34 H: 4 R: 1 ER: 1 SO: 7 BB: 3 IBB: 0 HBP: 0 BLK: 0 WP: 0 HR: 0 S: 45 P: 57 ERA: 1.00 WHIP: 0.778																

Texas Rangers @ Detroit Tigers  
Tiger Stadium, Detroit, MI  
Tue Apr 10 1984, 3:33 AM EST  
Att: 51,238 - Unknown

AB 31  
R 1  
H 4  
RBI 1  
BB 3  
SO 7  
LOB 10



Batter	1	2	3	4	5	6	7	8	9	AB	R	H	RBI	BB	SO	LOB	BOTTOM
Lou Whitaker, L OBP: 0.296, SLG: 0.208 (1, 4)	 BB									3	1	0	0	1	0	5	
Alan Trammell, R OBP: 0.481, SLG: 0.652 (1, 6)	 BB						 1B			3	1	1	0	1	0	0	
Darrell Evans, L OBP: 0.381, SLG: 0.667 (1, 10)	 2H									4	1	1	3	0	0	1	
Lance Parrish, R OBP: 0.240, SLG: 0.095 (1, 2)										4	0	0	0	0	2	0	
Kirk Gibson, L OBP: 0.391, SLG: 0.632 (1, 9)	 BB									4	1	1	0	0	1	0	
Larry Hemdon, R OBP: 0.348, SLG: 0.176 (1, 7)	 BB	 BB		 2B				 BB		2	1	1	0	2	0	0	
Dave Bergman, L OBP: 0.200, SLG: 0.267 (1, 3)			 1B							4	0	1	1	0	1	3	
Chet Lemon, R OBP: 0.417, SLG: 0.762 (1, 8)	 BB	 2-3			 HBP					2	0	0	0	1	0	2	
Howard Johnson, S OBP: 0.615, SLG: 0.556 Tom Brookens, R (9, 5)	 2-3				 BB					1	0	0	1	2	1	0	
										0	0	0	0	0	0	0	
<b>Inning Stats</b>	R: 4 E: 0 K: 0 S: 5	H: 2 LOB: 3 BB: 5 P: 25	R: 0 E: 0 K: 1 S: 5	H: 0 LOB: 0 BB: 0 P: 5	R: 1 E: 0 K: 1 S: 6	H: 2 LOB: 0 BB: 0 P: 6	R: 0 E: 0 K: 1 S: 5	H: 0 LOB: 0 BB: 0 P: 5	R: 0 E: 0 K: 0 S: 3	H: 0 LOB: 2 BB: 1 P: 8	R: 0 E: 0 K: 1 S: 5	H: 1 LOB: 0 BB: 0 P: 5	R: 0 E: 0 K: 1 S: 5	H: 0 LOB: 1 BB: 1 P: 9	1B: 3 2B: 1 3B: 0 HR: 1	SF: 0 SAC: 0 DP: 0 HBP: 1	WP: 1 PA: 35 PB: 1 SB: 1 CS: 2
<b>PITCHER</b> Dave Stewart, R ERA: 17.36 Dave Schmidt, R ERA: 2.45 Tom Henke, R ERA: 8.1 Jim Bibby, R ERA:	IP: 0.2 WLS: L BF: 9 H: 2 R: 4 ER: 4 SO: 4 BB: 5 IBB: 0 HBP: 0 BLK: 0 WP: 0 HR: 1 S: 4 P: 24 ERA: 54.00 WHIP: 10.500																

Texas Rangers @ Detroit Tigers  
Tiger Stadium, Detroit, MI  
Tue Apr 10 1984, 3:33 AM EST  
Att: 51,238 - Unknown

AB 27  
R 5  
H 5  
RBI 5  
BB 7  
SO 5  
LOB 11





Batter	1	2	3	4	5	6	7	8	9	AB	R	H	RBI	BB	SO	LOB	TOP					
Mickey Rivers, L OBP: 0.375, SLG: 0.375 Dave Hostetter, R (9, PH)	0-0 WP 1B		0-0 E S 1B		0-0 F3		0-0 FC6-4 PB		0-0 5-3	4	1	2	0	0	0	2						
Buddy Bell, R OBP: 0.433, SLG: 0.435	0-0 F8		0-0 E1 1B			4-0 1B BB	0-0 F9		4-0 1B BB	3	0	0	0	2	0	3						
George Wright, S OBP: 0.300, SLG: 0.467	0-0 F5		0-0 FC6-4 1B			0-0 1B		0-0 F3	0-0 FC6-4 1B	5	0	3	1	0	0	1						
Larry Parrish, R OBP: 0.300, SLG: 0.414	0-0 F3		0-0 FC6-4			0-0 F7		0-0 F9	0-0 FC6-4	5	0	0	0	0	0	7						
Gary Ward, R OBP: 0.375, SLG: 0.400		0-3 K			0-0 5-3		0-0 F8		0-0 HR 1B	4	1	1	0	0	1	2						
Bob Jones, L OBP: 0.375, SLG: 0.750		0-0 CS 1B			0-0 F5		0-0 1-3		0-0 HR	4	1	2	2	0	0	2						
Marv Foley, L		0-0 F8			0-0 4-3			0-3 K	4-0 BB	3	0	0	0	1	1	1	AB 37 R 4 H 10 RBI 3 BB 3 SO 2 LOB 19					
Wayne Tolleson, S OBP: 0.321, SLG: 0.385		0-0 CS	0-0 4-3		0-0 F8		0-0 1B PB 2B	0-0 F8		4	1	1	0	0	0	1						
Curtis Wilkerson, S OBP: 0.174, SLG: 0.095			0-0 4-3		0-0 F7		0-0 FC6-4 1B		0-0 F8	4	0	1	0	0	0	0						
<b>Inning Stats</b>	R: 0 E: 0 K: 0 S: 4	H: 1 LOB: 1 BB: 0 P: 4	R: 0 E: 0 K: 1 S: 5	H: 1 LOB: 0 BB: 0 P: 5	R: 1 E: 1 K: 0 S: 6	H: 2 LOB: 2 BB: 0 P: 6	R: 0 E: 0 K: 0 S: 3	H: 0 LOB: 0 BB: 0 P: 3	R: 0 E: 0 K: 0 S: 4	H: 1 LOB: 2 BB: 1 P: 8	R: 1 E: 0 K: 1 S: 7	H: 2 LOB: 1 BB: 0 P: 7	R: 2 E: 0 K: 0 S: 5	H: 2 LOB: 1 BB: 1 P: 9	R: 0 E: 0 K: 0 S: 4	H: 1 LOB: 2 BB: 1 P: 8	1B: 8 2B: 1 3B: 0 HR: 1	SF: 0 SAC: 0 DP: 0 HBP: 0	WP: 1 PB: 1 SB: 1 CS: 1	PA: 41		
<b>PITCHER</b>	IP WLS BF H R ER SO BB IBB HBP BLK WP HR S P ERA WHIP	7.0 W 29 7 2 0 2 1 0 0 0 1 0 32 36 0.00 1.143	1.0 6 2 2 2 0 1 0 0 0 0 1 5 9 18.00 3.000	1.0 5 1 0 0 0 1 0 0 0 0 0 4 8 0.00 2.000																		

Texas Rangers @ Detroit Tigers  
Tiger Stadium, Detroit, MI  
Thu Apr 12 1984, 3:33 AM EST  
Att: 19,154 - Unknown

AB 37  
R 4  
H 10  
RBI 3  
BB 3  
SO 2  
LOB 19



Batter	1	2	3	4	5	6	7	8	9	AB	R	H	RBI	BB	SO	LOB	BOTTOM					
Lou Whitaker, L OBP: 0.313, SLG: 0.321	0-0 F8	4-0 HBP BB		0-3 K		0-0 4-3	0-0 HR			4	1	1	1	1	1	0						
Alan Trammell, R OBP: 0.531, SLG: 0.769	4-0 1B BB	1-0 HBP		0-0 S 1B		0-0 HR	0-0 4-3			3	3	2	1	1	0	0						
Barbaro Garbey, R OBP: 0.455, SLG: 0.600 Dave Bergman, L OBP: 0.250, SLG: 0.267	0-0 1B 1-3 1B	0-3 K		4-0 1B 1-2 BB		0-0 HR 1B		4-0 BB 1B SF7 BB		3	2	2	0	1	1	2						
Lance Parrish, R OBP: 0.267, SLG: 0.154 Dwight Lowry, L	0-0 F8	0-0 5-3		0-0 FC6-4 1B		0-0 F6		0-0 BB 1B		5	0	2	1	0	0	5						
Larry Herndon, R OBP: 0.357, SLG: 0.190	0-0 1B BB 1-3 3-H 1B		0-0 F8	0-0 FC6-4		0-0 E6	1-3 HR	4-0 BB 1B BB	4-0 1-2 2-3 BB	4	1	1	1	1	0	3						
Chet Lemon, R OBP: 0.414, SLG: 0.800	4-0 1B 1-2 BB		0-0 5-3		0-0 5-3	0-0 HR		0-0 F6		4	1	1	3	1	0	3						
Rod Allen, R OBP: 0.300, SLG: 0.400 Darrell Evans, L OBP: 0.364, SLG: 0.667	0-0 1-2 2-3 3-H 1B		0-0 2B		0-3 K	0-0 6-3		0-0 SF7		4	0	2	1	0	1	0	AB 36 R 9 H 12 RBI 9 BB 6 SO 6 LOB 20					
Kirk Gibson, L OBP: 0.357, SLG: 0.542	0-3 K		0-3 K		0-0 1B		0-3 K	0-0 4-3		5	0	1	0	0	3	6						
Tom Brookens, R		0-0 F9		0-0 F9	0-0 F4		0-0 6-3			4	0	0	0	0	0	1						
<b>Inning Stats</b>	R: 2 E: 0 K: 1 S: 8	H: 3 LOB: 3 BB: 2 P: 16	R: 0 E: 0 K: 1 S: 5	H: 0 LOB: 1 BB: 1 P: 10	R: 0 E: 0 K: 1 S: 6	H: 1 LOB: 1 BB: 0 P: 6	R: 1 E: 0 K: 1 S: 7	H: 2 LOB: 2 BB: 1 P: 11	R: 0 E: 0 K: 1 S: 6	H: 1 LOB: 1 BB: 0 P: 6	R: 4 E: 1 K: 0 S: 7	H: 3 LOB: 0 BB: 0 P: 7	R: 1 E: 0 K: 0 S: 6	H: 1 LOB: 2 BB: 2 P: 12	R: 1 E: 0 K: 0 S: 4	H: 1 LOB: 2 BB: 2 P: 12	1B: 8 2B: 1 3B: 0 HR: 3	SF: 1 SAC: 0 DP: 0 HBP: 1	WP: 0 PB: 0 SB: 1 CS: 0	PA: 44		
<b>PITCHER</b>	IP WLS BF H R ER SO BB IBB HBP BLK WP HR S P ERA WHIP	6.0 L 34 10 7 4 5 4 0 1 0 0 1 7 15 6.00 2.333	1.0 7 2 2 2 1 2 0 0 0 0 0 1 7 15 18.00 4.000	1.0 3 0 0 0 0 0 0 0 0 0 0 0 3 3 0.00 0.000																		

Texas Rangers @ Detroit Tigers  
Tiger Stadium, Detroit, MI  
Thu Apr 12 1984, 3:33 AM EST  
Att: 19,154 - Unknown

AB 36  
R 9  
H 12  
RBI 9  
BB 6  
SO 6  
LOB 20










Batter	1	2	3	4	5	6	7	8	9	AB	R	H	RBI	BB	SO	LOB	TOP			
Damaso Garcia, R (1.4) OBP: 0.372, SLG: 0.439	0-0 4-3			0-0 F2		0-0 F4		0-3 K		4	0	0	0	0	1	1				
Dave Collins, S (1.7) OBP: 0.435, SLG: 0.409	0-0 4-3			0-0 3-1 1B		0-0 1B		0-0 F7		4	0	2	0	0	0	0				
Lloyd Moseby, L (1.8) OBP: 0.325, SLG: 0.472	0-0 F5			0-0 3-1 1-2		0-0 4-3 3-H		0-3 K		4	0	0	0	0	1	2				
Willie Upshaw, L (1.3) OBP: 0.517, SLG: 0.783		0-0 5-3			0-0 2B		0-0 1B 2B		0-0 F7	4	1	2	0	0	0	0				
Cliff Johnson, R (1.10) OBP: 0.361, SLG: 0.429		0-3 K			4-0 4-3 BB		0-3 K		0-0 4-3	3	0	0	0	1	2	1				
George Bell, R (1.9) OBP: 0.395, SLG: 0.605		0-3 K			0-0 F7		0-0 5-3		0-0 2B	4	0	1	0	0	1	3				
Ernie Whitt, L (1.2) OBP: 0.379, SLG: 0.583			0-0 E3 G1-6-3		0-0 4-3 1-2		0-0 2B 1B 2-H		0-0 1-3	4	0	1	1	0	0	3				
Garth Iorg, R (1.5) OBP: 0.059, SLG: 0.118			0-0 F9		0-0 4-3		0-0 2B			3	0	1	0	0	0	1				
Alfredo Griffin, S (1.6) OBP: 0.219, SLG: 0.323			0-0 G1-6-3 1-2		4-0 1B S BB		0-0 4-3			2	1	0	0	1	0	3				
<b>Inning Stats</b>	R: 0 E: 0 K: 0 S: 3	H: 0 LOB: 0 BB: 0 P: 3	R: 0 E: 0 K: 2 S: 7	H: 0 LOB: 0 BB: 0 P: 7	R: 0 E: 1 K: 0 S: 3	H: 0 LOB: 0 BB: 0 P: 3	R: 0 E: 0 K: 0 S: 3	H: 1 LOB: 1 BB: 1 P: 3	R: 0 E: 0 K: 0 S: 4	H: 1 LOB: 1 BB: 1 P: 8	R: 1 E: 0 K: 1 S: 8	H: 3 LOB: 2 BB: 0 P: 8	R: 0 E: 0 K: 2 S: 7	H: 0 LOB: 0 BB: 0 P: 7	R: 0 E: 0 K: 0 S: 4	H: 1 LOB: 1 BB: 0 P: 4	1B: 3 2B: 5 3B: 0 HR: 0	SF: 0 SAC: 0 DP: 2 HBP: 0	WP: 0 PB: 0 SB: 1 CS: 0	PA: 34
<b>PITCHER</b> Charlie Hough, R (1.1) ERA: 4.58	IP: 9.0 WLS: W BF: 34 H: 7 R: 2 ER: 2 SO: 5 BB: 2 IBB: 0 HBP: 0 BLK: 0 WP: 0 HR: 0 S: 42 P: 50 ERA: 2.00 WHIP: 1.000																			

Toronto Blue Jays @ Texas Rangers  
Arlington Stadium, Arlington, TX  
Sat Apr 14 1984, 4:33 AM EST  
Att: 9,852 - Unknown


AB	32
R	2
H	7
RBI	1
BB	2
SO	5
LOB	14



Batter	1	2	3	4	5	6	7	8	9	AB	R	H	RBI	BB	SO	LOB	BOTTOM			
Mickey Rivers, L (1.10) OBP: 0.235, SLG: 0.235	0-0 4-3	0-0 4-3		0-0 1B		0-0 G3	0-3 K			5	0	1	0	0	1	4				
Gary Ward, R (1.7) OBP: 0.394, SLG: 0.346	4-0 3B BB	4-0 2-3 3-H BB		0-0 1B		0-0 1-3		0-0 F8		3	1	1	0	2	0	0				
George Wright, S (1.8) OBP: 0.256, SLG: 0.385	0-3 K	0-3 G3		0-0 F9		0-0 6-3		0-3 K		5	0	0	0	0	2	5				
Buddy Bell, R (1.5) OBP: 0.513, SLG: 0.645	0-0 2B 3B 1-H		0-0 FC4-5 2B	0-0 1B 2B 1B		0-0 1B 1B	0-0 6-3 1B 1B	0-0 F8		5	3	4	1	0	0	0				
Larry Parrish, R (1.9) OBP: 0.342, SLG: 0.459	0-0 PB 2B 3-H		0-0 FC4-5 FC3-6 2-3	0-0 2B 1B		0-0 6-3				4	0	2	1	0	0	2				
Pete O'Brien, L (1.3) OBP: 0.286, SLG: 0.391	0-0 G3 2-3		0-0 FC3-6 1-2	0-0 2B		4-0 1B SF7 IBB				3	1	1	1	1	0	2				
Ned Yost, R (1.2) OBP: 0.188, SLG: 0.333		0-0 6-3	0-0 F7		0-0 K					4	0	1	1	0	1	3				
Wayne Tolleson, S (1.4) OBP: 0.361, SLG: 0.375		0-0 4-3 1B PB 1B		0-0 4-3	0-0 1-3		4-0 1B BB 1B			3	1	1	0	1	0	2				
Curtis Wilkerson, S (1.6) OBP: 0.207, SLG: 0.115		0-0 PB 4-3 1B		0-0 5-3		0-0 F7				3	0	1	0	0	0	2				
Bob Jones, L (7. Ph) OBP: 0.333, SLG: 0.750										0	0	0	1	0	0	0				
Jim Anderson, R (8.6) OBP: 0.333, SLG: 0.750										0	0	0	0	0	0	0				
<b>Inning Stats</b>	R: 2 E: 0 K: 1 S: 7	H: 2 LOB: 1 BB: 1 P: 11	R: 1 E: 0 K: 0 S: 5	H: 2 LOB: 2 BB: 1 P: 9	R: 0 E: 0 K: 0 S: 4	H: 1 LOB: 1 BB: 0 P: 4	R: 0 E: 0 K: 0 S: 5	H: 2 LOB: 2 BB: 0 P: 5	R: 1 E: 0 K: 1 S: 8	H: 3 LOB: 2 BB: 0 P: 8	R: 0 E: 0 K: 0 S: 3	H: 0 LOB: 0 BB: 0 P: 3	R: 2 E: 0 K: 1 S: 7	H: 2 LOB: 2 BB: 2 P: 15	R: 0 E: 0 K: 1 S: 5	H: 0 LOB: 0 BB: 0 P: 5	1B: 8 2B: 3 3B: 1 HR: 0	SF: 1 SAC: 0 DP: 0 HBP: 0	WP: 0 PB: 2 SB: 0 CS: 0	PA: 40
<b>PITCHER</b> Jim Clancy, R (1.1) ERA: 2.41	IP: 4.0 WLS: L BF: 21 H: 7 R: 3 ER: 3 SO: 1 BB: 1 IBB: 0 HBP: 0 BLK: 0 WP: 0 HR: 0 S: 21 P: 29 ERA: 4.50 WHIP: 2.250																			
Jim Golt, R (5.1) ERA: 11.57	2.1 14 5 3 3 1 1 1 0 0 0 0 0 14 22 11.57 2.571																			
Roy Lee Jackson, R (7.1) ERA: 4.26	0.2 2 0 0 0 1 0 0 0 0 0 0 0 4 4 0.00 0.000																			
Doyle Alexander, R (8.1) ERA: 8.44	1.0 3 0 0 0 1 0 0 0 0 0 0 0 5 5 0.00 0.000																			

Toronto Blue Jays @ Texas Rangers  
Arlington Stadium, Arlington, TX  
Sat Apr 14 1984, 4:33 AM EST  
Att: 9,852 - Unknown

AB	35
R	6
H	12
RBI	5
BB	4
SO	4
LOB	20













Batter	1	2	3	4	5	6	7	8	9	AB	R	H	RBI	BB	SO	LOB	TOP										
Bill Sample, R OBP: 0.219, SLG: 0.387 (1, 7)				CS	F9		4-3			5	1	2	1	0	1	0											
Gary Ward, R OBP: 0.357, SLG: 0.294 (1, 9)			4-3		1B		6-3			4	0	1	0	1	0	2											
George Wright, S OBP: 0.250, SLG: 0.385 (1, 8)				1-3	F8				4-3	4	0	0	0	0	1	2											
Buddy Bell, R OBP: 0.481, SLG: 0.548 (1, 5)					1B				5-3	3	1	1	0	1	0	0											
Larry Parrish, R OBP: 0.373, SLG: 0.458 (1, 10)					1B				F3	3	1	2	0	1	0	2											
Dave Hostetter, R (1, 3)					1B				2B	1	1	0	0	1	0	1											
Pete O'Brien, L OBP: 0.333, SLG: 0.469 (5, 3)				FC4-6	1B					1	0	0	0	1	1	0											
Ned Yost, R OBP: 0.214, SLG: 0.350 (1, 2)					1B				G3	4	0	1	2	0	0	3											
Wayne Tolleson, S OBP: 0.375, SLG: 0.405 (1, 4)			4-3	FC4-6	1B				4-3	4	0	0	0	0	0	2											
Curtis Wilkerson, S OBP: 0.231, SLG: 0.194 (1, 6)					1B				1B	4	0	3	1	0	1	0											
<b>Inning Stats</b>	R: 0 E: 0 K: 2 S: 6	H: 0 LOB: 0 BB: 1 P: 10	R: 0 E: 0 K: 0 S: 3	H: 0 LOB: 1 BB: 1 P: 7	R: 1 E: 0 K: 0 S: 4	H: 2 LOB: 0 BB: 0 P: 4	R: 3 E: 0 K: 0 S: 5	H: 3 LOB: 1 BB: 2 P: 13	R: 0 E: 0 K: 1 S: 5	H: 0 LOB: 0 BB: 0 P: 5	R: 0 E: 0 K: 1 S: 5	H: 0 LOB: 0 BB: 0 P: 5	R: 0 E: 0 K: 0 S: 4	H: 1 LOB: 2 BB: 0 P: 8	R: 0 E: 0 K: 0 S: 4	H: 2 LOB: 1 BB: 0 P: 4	1B: 7 2B: 2 3B: 0 HR: 1	SF: 0 SAC: 0 DP: 1 HBP: 0	WP: 0 PB: 0 SB: 0 CS: 3	PA: 39							
<b>PITCHER</b>	IP	WLS	BF	H	R	ER	SO	BB	IBB	HBP	BLK	WP	HR	S	P	ERA	WHIP										
Bob Ojeda, L ERA: 5.4 (1, 1)	3.1	L	16	4	4	4	2	4	0	0	0	0	1	16	32	10.80	2.400										
Bob Stanley, R ERA: 3.35 (4, 1)	5.2		22	6	0	0	2	0	1	0	0	0	0	25	29	0.00	1.059										

Texas Rangers @ Boston Red Sox  
Fenway Park, Boston, MA  
Wed Apr 18 1984, 6:05 PM EST  
Att: 12,052 - Unknown

AB	33
R	4
H	10
RBI	4
BB	5
SO	4
LOB	12



Batter	1	2	3	4	5	6	7	8	9	AB	R	H	RBI	BB	SO	LOB	BOTTOM										
Jerry Remy, L OBP: 0.378, SLG: 0.444 (1, 4)									1-3	4	0	1	0	0	1	1											
Dwight Evans, R OBP: 0.347, SLG: 0.359 (1, 9)									1B	4	0	1	0	0	2	1											
Wade Boggs, L OBP: 0.417, SLG: 0.270 (1, 5)					1B				1B	4	0	2	0	0	0	1											
Jim Rice, R OBP: 0.213, SLG: 0.178 (1, 7)	6-3								G6-4-3	4	0	0	0	0	1	4											
Mike Easter, L OBP: 0.422, SLG: 0.500 (1, 3)									4-3	3	1	2	0	1	1	1											
Marty Barrett, R (9, PR)									6-3	0	0	0	0	0	0	0											
Tony Armas, R OBP: 0.273, SLG: 0.390 (1, 10)					F2				6-3	4	1	1	0	0	0	2											
Rich Gedman, L OBP: 0.212, SLG: 0.258 (1, 2)					G3				4-3	4	0	0	1	0	0	2											
Reid Nichols, R OBP: 0.667, SLG: 1.000 (1, 8)									1B	3	1	1	1	1	2	0											
Glenn Hoffman, R OBP: 0.174, SLG: 0.182 (1, 6)									1-3	2	0	1	1	0	0	0											
Rick Miller, L OBP: 0.222, SLG: 0.250 (7, PH)									1-3	1	0	0	0	0	0	0											
Jackie Gutierrez, R OBP: 0.250, SLG: 0.143 (8, 6)									1-3	1	0	0	0	0	0	3											
<b>Inning Stats</b>	R: 0 E: 0 K: 1 S: 6	H: 1 LOB: 1 BB: 0 P: 6	R: 3 E: 0 K: 0 S: 6	H: 4 LOB: 0 BB: 0 P: 6	R: 0 E: 0 K: 3 S: 10	H: 1 LOB: 0 BB: 0 P: 10	R: 0 E: 0 K: 1 S: 5	H: 0 LOB: 0 BB: 0 P: 5	R: 0 E: 0 K: 1 S: 4	H: 0 LOB: 0 BB: 0 P: 4	R: 0 E: 0 K: 1 S: 5	H: 0 LOB: 0 BB: 0 P: 5	R: 0 E: 0 K: 0 S: 4	H: 2 LOB: 1 BB: 0 P: 4	R: 0 E: 0 K: 0 S: 3	H: 0 LOB: 3 BB: 2 P: 11	1B: 8 2B: 0 3B: 1 HR: 0	SF: 0 SAC: 0 DP: 2 HBP: 0	WP: 0 PB: 0 SB: 1 CS: 0	PA: 36							
<b>PITCHER</b>	IP	WLS	BF	H	R	ER	SO	BB	IBB	HBP	BLK	WP	HR	S	P	ERA	WHIP										
Danny Darwin, R ERA: 4.05 (1, 1)	8.0	W	31	9	3	3	7	0	0	0	0	0	0	45	45	3.38	1.125										
Dave Tobik, R ERA: 0.93 (9, 1)	1.0	S	5	0	0	0	0	1	1	0	0	0	0	3	11	0.00	1.000										

Texas Rangers @ Boston Red Sox  
Fenway Park, Boston, MA  
Wed Apr 18 1984, 6:05 PM EST  
Att: 12,052 - Unknown


AB	34
R	3
H	9
RBI	3
BB	2
SO	7
LOB	15










Batter	1	2	3	4	5	6	7	8	9	AB	R	H	RBI	BB	SO	LOB	TOP					
Bill Sample, R OBP: 0.244, SLG: 0.359 (1, 7)	5-3		F4			F4			1B	4	0	1	0	0	0	1	<p><b>Texas Rangers @ New York Yankees</b>            Yankee Stadium, Bronx, NY            Fri Apr 20 1984, 6:05 PM EST            Att: 17,861 - Unknown</p> <p>livebaseballscorecards.com</p> <p>AB 30 R 1 H 5 RBI 1 BB 0 SO 7 LOB 7</p> 					
Gary Ward, R OBP: 0.314, SLG: 0.256 (1, 9)	CS 1B					F9			F9	4	0	1	0	0	0	1						
George Wright, S OBP: 0.230, SLG: 0.344 (1, 8)	1-2 K								F7	4	0	0	0	0	2	2						
Buddy Bell, R OBP: 0.467, SLG: 0.560 (1, 5)						F7				3	0	0	0	0	0	0						
Larry Parrish, R OBP: 0.397, SLG: 0.537 (1, 10)									L4-3 1B	3	1	2	1	0	0	0						
Pete O'Brien, L OBP: 0.348, SLG: 0.447 (1, 3)						F9			F8	3	0	0	0	0	0	1						
Ned Yost, R OBP: 0.208, SLG: 0.326 (1, 2)						5-3			L4-3 1-2	3	0	0	0	0	1	1						
Wayne Tolleson, S OBP: 0.370, SLG: 0.396 (1, 4)									K	3	0	1	0	0	2	0						
Curtis Wilkerson, S OBP: 0.205, SLG: 0.171 (1, 6)										2	0	0	0	0	1	1						
Bill Stein, R OBP: 0.250, SLG: 0.250 (9, PH)									F9	1	0	0	0	0	1	0						
<b>Inning Stats</b>	R: 0 E: 0 K: 1 S: 5	H: 1 LOB: 0 BB: 0 P: 5	R: 0 E: 0 K: 0 S: 3	H: 0 LOB: 0 BB: 0 P: 3	R: 0 E: 0 K: 1 S: 6	H: 1 LOB: 1 BB: 0 P: 6	R: 0 E: 0 K: 1 S: 5	H: 0 LOB: 0 BB: 0 P: 5	R: 0 E: 0 K: 0 S: 3	H: 1 LOB: 0 BB: 0 P: 3	R: 0 E: 0 K: 1 S: 5	H: 0 LOB: 0 BB: 0 P: 5	R: 0 E: 0 K: 0 S: 3	H: 0 LOB: 0 BB: 0 P: 3	R: 1 E: 0 K: 2 S: 8	H: 1 LOB: 0 BB: 0 P: 8	R: 0 E: 0 K: 1 S: 6	H: 1 LOB: 1 BB: 0 P: 6	1B: 4 2B: 1 3B: 0 HR: 1	SF: 0 SAC: 0 DP: 1 HBP: 0	WP: 0 PB: 0 SB: 0 CS: 1	PA: 30
<b>PITCHER</b> Ron Guidry, L ERA: 2.48 (1, 1)	IP: 9.0 WLS: W BF: 30 H: 5 R: 1 ER: 1 SO: 7 BB: 0 IBB: 0 HBP: 0 BLK: 0 WP: 0 HR: 1 S: 44 P: 44 ERA: 1.00 WHIP: 0.556																					

Batter	1	2	3	4	5	6	7	8	9	AB	R	H	RBI	BB	SO	LOB	BOTTOM					
Willie Randolph, R OBP: 0.473, SLG: 0.477 (1, 4)	1B SF7 BB					5-3			6-3	4	2	2	1	1	0	0	<p><b>Texas Rangers @ New York Yankees</b>            Yankee Stadium, Bronx, NY            Fri Apr 20 1984, 6:05 PM EST            Att: 17,861 - Unknown</p> <p>livebaseballscorecards.com</p> <p>AB 32 R 4 H 8 RBI 4 BB 5 SO 3 LOB 22</p> 					
Ken Griffey, L OBP: 0.370, SLG: 0.375 (1, 3)	F7					5-3			4-3	5	0	1	2	0	0	2						
Steve Kemp, L OBP: 0.400, SLG: 0.250 (1, 7)	1B 1-3								5-3	3	0	1	0	1	1	1						
Oscar Gamble, L OBP: 0.375, SLG: 0.200 (1, 10)	SF7									2	0	1	1	0	0	2						
Don Baylor, R OBP: 0.205, SLG: 0.300 (7, PH)										1	0	0	0	0	1	0						
Don Mattingly, L OBP: 0.425, SLG: 0.429 (1, 9)	3-H 1-2 1B								F8	4	0	3	0	0	0	2						
Toby Harrah, R OBP: 0.355, SLG: 0.333 (1, 5)	F9									3	0	0	0	1	0	4						
Butch Wynegar, S OBP: 0.229, SLG: 0.265 (1, 2)										4	0	0	0	0	0	4						
Andre Robertson, R OBP: 0.222, SLG: 0.125 (1, 6)										3	1	0	0	1	0	4						
Omar Moreno, L OBP: 0.196, SLG: 0.200 (1, 8)										3	1	0	0	1	1	3						
<b>Inning Stats</b>	R: 1 E: 0 K: 0 S: 5	H: 2 LOB: 2 BB: 1 P: 9	R: 3 E: 0 K: 0 S: 5	H: 2 LOB: 3 BB: 3 P: 17	R: 0 E: 0 K: 0 S: 3	H: 0 LOB: 0 BB: 0 P: 3	R: 0 E: 0 K: 2 S: 8	H: 1 LOB: 1 BB: 0 P: 8	R: 0 E: 0 K: 0 S: 6	H: 2 LOB: 3 BB: 0 P: 6	R: 0 E: 0 K: 0 S: 3	H: 0 LOB: 0 BB: 0 P: 3	R: 0 E: 0 K: 1 S: 6	H: 1 LOB: 2 BB: 1 P: 10	R: 0 E: 0 K: 0 S: 3	H: 0 LOB: 0 BB: 0 P: 3	R: 0 E: 0 K: 0 S: 3	H: 0 LOB: 0 BB: 0 P: 3	1B: 7 2B: 1 3B: 0 HR: 0	SF: 1 SAC: 0 DP: 0 HBP: 0	WP: 1 PB: 0 SB: 2 CS: 0	PA: 38
<b>PITCHER</b> Dave Stewart, R ERA: 7.5 (1, 1)	IP: 5.0 WLS: L BF: 27 H: 7 R: 4 ER: 4 SO: 2 BB: 4 IBB: 0 HBP: 0 BLK: 0 WP: 1 HR: 0 S: 27 P: 43 ERA: 7.20 WHIP: 2.200																					
Mike Mason, L ERA: 2.0 (6, 1)	IP: 3.0 WLS: 11 BF: 1 H: 0 R: 0 ER: 0 SO: 1 BB: 1 IBB: 0 HBP: 0 BLK: 0 WP: 0 HR: 0 S: 12 P: 16 ERA: 0.00 WHIP: 0.667																					



Batter	1	2	3	4	5	6	7	8	9	AB	R	H	RBI	BB	SO	LOB	TOP			
Bill Sample, R OBP: 0.244, SLG: 0.349 (1, 7)										4	0	1	0	0	0	0	<p>Texas Rangers @ New York Yankees Yankee Stadium, Bronx, NY Sat Apr 21 1984, 3:33 AM EST Att: 20,729 - Unknown</p>			
Gary Ward, R OBP: 0.291, SLG: 0.234 (1, 9)										4	0	0	0	0	0	1				
George Wright, S OBP: 0.231, SLG: 0.338 (1, 8)										4	0	1	0	0	1	1				
Buddy Bell, R OBP: 0.453, SLG: 0.537 (1, 5)										4	0	1	0	0	0	1				
Larry Parrish, R OBP: 0.403, SLG: 0.526 (1, 10)										3	1	1	0	1	0	1				
Pete O'Brien, L OBP: 0.380, SLG: 0.463 (1, 3)										3	0	2	0	1	0	2				
Ned Yost, R OBP: 0.212, SLG: 0.320 (1, 2)										4	0	1	1	0	0	4				
Wayne Tolleson, S OBP: 0.362, SLG: 0.373 (1, 4)										3	0	0	0	1	1	4				
Jim Anderson, R (1, 6)										4	0	0	0	0	0	3				
<b>Inning Stats</b>	R: 0 E: 0 K: 0 S: 4	H: 1 LOB: 1 BB: 0 P: 4	R: 0 E: 0 K: 0 S: 3	H: 1 LOB: 2 BB: 2 P: 11	R: 0 E: 0 K: 0 S: 3	H: 0 LOB: 0 BB: 0 P: 3	R: 0 E: 0 K: 0 S: 5	H: 2 LOB: 2 BB: 0 P: 5	R: 0 E: 0 K: 0 S: 3	H: 0 LOB: 0 BB: 0 P: 3	R: 1 E: 1 K: 0 S: 5	H: 1 LOB: 2 BB: 1 P: 9	R: 0 E: 0 K: 0 S: 6	H: 1 LOB: 1 BB: 0 P: 6	R: 0 E: 0 K: 0 S: 3	H: 0 LOB: 0 BB: 0 P: 3	1B: 7 2B: 1 3B: 0 HR: 0	SF: 0 SAC: 0 DP: 1 HBP: 0	WP: 1 PB: 0 SB: 0 CS: 1	PA: 37
<b>PITCHER</b>	IP WLS BF H R ER SO BB IBB HBP BLK WP HR S P ERA WHIP																			
Ray Fontenot, L ERA: 4.42 (1, 1)	7.0 L 30 6 1 0 1 3 0 0 0 0 1 0 29 41 0.00 1.286																			
Dave Righetti, L ERA: (8, 1)	2.0 6 1 0 0 1 0 0 0 0 0 0 0 8 8 0.00 0.500																			

Batter	1	2	3	4	5	6	7	8	9	AB	R	H	RBI	BB	SO	LOB	BOTTOM					
Willie Randolph, R OBP: 0.458, SLG: 0.447 (1, 4)										3	0	0	0	1	1	0	<p>Texas Rangers @ New York Yankees Yankee Stadium, Bronx, NY Sat Apr 21 1984, 3:33 AM EST Att: 20,729 - Unknown</p>					
Ken Griffey, L OBP: 0.340, SLG: 0.341 (1, 3)										4	0	0	0	0	0	2						
Lou Piniella, R OBP: 0.346, SLG: 0.440 (1, 9)										2	0	1	0	0	0	0						
Roy Smalley, S OBP: 0.400, SLG: 0.429 (7, FH)										0	0	0	0	1	0	0						
Omar Moreno, L OBP: 0.191, SLG: 0.196 (7, PR)										1	0	0	0	0	0	0						
Don Baylor, R OBP: 0.188, SLG: 0.273 (1, 10)										4	0	0	0	0	0	2						
Don Mattingly, L OBP: 0.432, SLG: 0.421 (1, 7)										3	0	1	0	1	0	2						
Toby Harrah, R OBP: 0.353, SLG: 0.308 (1, 5)										2	0	0	0	1	1	3						
Oscar Gamble, L OBP: 0.333, SLG: 0.167 (8, FH)										1	0	0	0	0	0	1						
Rick Cerone, R OBP: 0.250, SLG: 0.400 (1, 2)										3	0	1	0	0	1	1						
Stan Javier, S OBP: 0.200, SLG: 0.200 (1, 8)										3	0	0	0	0	1	2						
Andre Robertson, R OBP: 0.167, SLG: 0.091 (1, 6)										3	0	0	0	0	0	1						
<b>Inning Stats</b>	R: 0 E: 0 K: 0 S: 3	H: 0 LOB: 0 BB: 0 P: 3	R: 0 E: 0 K: 0 S: 2	H: 0 LOB: 0 BB: 1 P: 6	R: 0 E: 0 K: 1 S: 5	H: 0 LOB: 0 BB: 0 P: 5	R: 0 E: 0 K: 0 S: 4	H: 1 LOB: 1 BB: 0 P: 4	R: 0 E: 0 K: 0 S: 3	H: 0 LOB: 0 BB: 1 P: 7	R: 0 E: 0 K: 1 S: 5	H: 0 LOB: 0 BB: 0 P: 5	R: 0 E: 0 K: 1 S: 5	H: 0 LOB: 2 BB: 1 P: 9	R: 0 E: 0 K: 1 S: 6	H: 1 LOB: 2 BB: 1 P: 10	R: 0 E: 0 K: 0 S: 4	H: 1 LOB: 1 BB: 0 P: 4	1B: 3 2B: 0 3B: 0 HR: 0	SF: 0 SAC: 0 DP: 1 HBP: 0	WP: 1 PB: 0 SB: 1 CS: 0	PA: 33
<b>PITCHER</b>	IP WLS BF H R ER SO BB IBB HBP BLK WP HR S P ERA WHIP																					
Frank Tanana, L ERA: 2.93 (1, 1)	8.0 W 29 2 0 0 4 3 1 0 0 0 1 0 33 49 0.00 0.625																					
Dave Tobik, R ERA: 0.64 (9, 1)	1.0 S 4 1 0 0 0 0 0 0 0 0 0 0 4 4 0.00 1.000																					



Batter	1	2	3	4	5	6	7	8	9	AB	R	H	RBI	BB	SO	LOB	TOP								
Mickey Rivers, L (1, 10) OBP: 0.214, SLG: 0.214	4-3			1-3		K		FC1-5 1B	4-3	5	1	1	1	0	1	0									
Gary Ward, R (1, 7) OBP: 0.286, SLG: 0.220	F8			F9		5-3 BB		FC1-5 HBP 1B		3	1	0	0	1	0	2									
George Wright, S (1, 8) OBP: 0.246, SLG: 0.338	K			1B BB		5-3		HBP 1B		3	1	1	1	1	1	1									
Buddy Bell, R (1, 5) OBP: 0.456, SLG: 0.526		K		1B		6-3		1B HBP		3	0	1	0	0	1	1									
Larry Parrish, R (1, 9) OBP: 0.379, SLG: 0.492		6-3		K			6-3	K		4	0	0	0	0	2	5									
Dave Hostetter, R (1, 3)																									
Pete O'Brien, L (8, PH) (8, 3)	K					K		1B		3	0	0	0	0	3	0									
Ned Yost, R (1, 2) OBP: 0.196, SLG: 0.296			5-3		F6		F7	F9		4	0	0	0	0	0	3									
Wayne Tolleson, S (1, 4) OBP: 0.371, SLG: 0.382			K					S 1B	F9	4	1	2	0	0	1	0									
Jim Anderson, R (1, 6)			6-3					FC1-5 1B	K	2	0	0	0	1	0	1									
Curtis Wilkerson, S (8, PR) (8, 6)					F7			BB		1	0	0	0	0	1	0									
<b>Inning Stats</b>	R: 0 E: 0 K: 1 S: 5	H: 0 LOB: 0 BB: 0 P: 5	R: 0 E: 0 K: 2 S: 7	H: 0 LOB: 0 BB: 0 P: 7	R: 0 E: 0 K: 1 S: 5	H: 0 LOB: 0 BB: 0 P: 5	R: 0 E: 0 K: 1 S: 6	H: 1 LOB: 2 BB: 1 P: 10	R: 0 E: 0 K: 1 S: 6	H: 1 LOB: 1 BB: 0 P: 6	R: 0 E: 0 K: 1 S: 5	H: 0 LOB: 1 BB: 1 P: 9	R: 0 E: 0 K: 1 S: 5	H: 0 LOB: 0 BB: 0 P: 5	R: 4 E: 0 K: 1 S: 9	H: 4 LOB: 3 BB: 1 P: 14	R: 0 E: 0 K: 1 S: 5	H: 0 LOB: 0 BB: 0 P: 5	1B: 6 2B: 0 3B: 0 HR: 0	SF: 0 SAC: 0 DP: 0 HBP: 1	WP: 0 PB: 0 SB: 1 CS: 0	PA: 37			
<b>PITCHER</b>	IP	WLS	BF	H	R	ER	SO	BB	IBB	HBP	BLK	WP	HR	S	P	ERA	WHIP								
Shane Rawley, L (1, 1) ERA: 5.4	7.0		25	2	0	0	8	2	0	0	0	0	0	39	47	0.00	0.571								
Jose Rijo, R (8, 1) ERA: 3.55	0.1	L	5	3	4	4	0	1	0	0	0	0	0	4	8	108.00	12.000								
Dale Murray, R (8, 1) ERA:	0.2		4	1	0	0	1	0	0	1	0	0	0	5	6	0.00	1.500								
Bob Shirley, L (9, 1) ERA: 10.29	1.0		3	0	0	0	1	0	0	0	0	0	0	5	5	0.00	0.000								

Texas Rangers @ New York Yankees  
Yankee Stadium, Bronx, NY  
Sun Apr 22 1984, 3:33 AM EST  
Att: 20,530 - Unknown


AB 33  
R 4  
H 6  
RBI 4  
BB 3  
SO 10  
LOB 13



Batter	1	2	3	4	5	6	7	8	9	AB	R	H	RBI	BB	SO	LOB	BOTTOM								
Willie Randolph, R (1, 4) OBP: 0.429, SLG: 0.412	F4		6-3		6-3		F9			4	0	0	0	0	0	3									
Ken Griffey, L (1, 3) OBP: 0.333, SLG: 0.333	1-3 BB 1B		F7		F7		F7			4	0	1	0	0	0	1									
Steve Kemp, L (1, 7) OBP: 0.596, SLG: 0.333	4-0 1-2 BB			2B 1B		K		P4-9 BB		2	0	1	0	2	1	0									
Oscar Gamble, L (1, 10) OBP: 0.250, SLG: 0.111	1-3			F3		4-3		P4-9		3	0	0	0	0	0	3									
Don Baylor, R (8, PH) OBP: 0.194, SLG: 0.267	1-2 2-3							1-2		1	0	0	0	0	0	1									
Don Mattingly, L (1, 9) OBP: 0.417, SLG: 0.429	F7			1-3 2B		G3			F9	4	0	1	0	0	0	2									
Roy Smalley, S (1, 5) OBP: 0.414, SLG: 0.417		K		G4-6-3 BB			FC3-6 1B		F8	3	0	1	0	1	1	0									
Butch Wynegar, S (1, 2) OBP: 0.231, SLG: 0.263		G4-6-3 1B		G4-6-3 1-2			F7		K	4	0	1	0	0	1	4									
Andre Robertson, R (1, 6) OBP: 0.200, SLG: 0.143		G4-6-3			F9		FC3-6 1B			3	0	1	0	0	0	1									
Omar Moreno, L (1, 8) OBP: 0.200, SLG: 0.204			F8			6-3 S 1B	FC3-6			3	0	1	0	0	0	2									
<b>Inning Stats</b>	R: 0 E: 0 K: 0 S: 4	H: 1 LOB: 2 BB: 1 P: 8	R: 0 E: 0 K: 1 S: 5	H: 1 LOB: 0 BB: 0 P: 5	R: 0 E: 0 K: 0 S: 3	H: 0 LOB: 0 BB: 0 P: 3	R: 0 E: 0 K: 0 S: 4	H: 2 LOB: 2 BB: 1 P: 8	R: 0 E: 0 K: 0 S: 4	H: 1 LOB: 1 BB: 0 P: 4	R: 0 E: 0 K: 1 S: 5	H: 0 LOB: 0 BB: 0 P: 5	R: 0 E: 0 K: 0 S: 2	H: 2 LOB: 2 BB: 0 P: 5	R: 0 E: 0 K: 0 S: 2	H: 0 LOB: 0 BB: 1 P: 6	R: 0 E: 0 K: 1 S: 5	H: 0 LOB: 0 BB: 0 P: 5	1B: 6 2B: 2 3B: 0 HR: 0	SF: 0 SAC: 0 DP: 3 HBP: 0	WP: 0 PB: 0 SB: 1 CS: 0	PA: 34			
<b>PITCHER</b>	IP	WLS	BF	H	R	ER	SO	BB	IBB	HBP	BLK	WP	HR	S	P	ERA	WHIP								
Danny Darwin, R (1, 1) ERA: 3.0	7.0		28	7	0	0	2	2	0	0	0	0	0	30	38	0.00	1.286								
Mike Mason, L (8, 1) ERA: 1.64	2.0		6	0	0	0	1	1	0	0	0	0	0	7	11	0.00	0.500								

Texas Rangers @ New York Yankees  
Yankee Stadium, Bronx, NY  
Sun Apr 22 1984, 3:33 AM EST  
Att: 20,530 - Unknown

AB 31  
R 0  
H 7  
RBI 0  
BB 3  
SO 3  
LOB 17





Batter	1	2	3	4	5	6	7	8	9	AB	R	H	RBI	BB	SO	LOB	TOP			
Mickey Rivers, L OBP: 0.250, SLG: 0.250										4	0	2	1	0	0	1	<b>Texas Rangers @ Cleveland Indians</b> Cleveland Municipal Stadium, Cleveland, OH Mon Apr 23 1984, 3:33 AM EST Att: 3,188 - Unknown			
Gary Ward, R OBP: 0.286, SLG: 0.222										4	0	1	0	0	1	4				
George Wright, S OBP: 0.233, SLG: 0.319											4	0	0	0	0	1				
Buddy Bell, R OBP: 0.444, SLG: 0.508											4	0	1	0	0	1				
Larry Parrish, R OBP: 0.357, SLG: 0.462											4	0	0	0	0	2		1		
Pete O'Brien, L OBP: 0.407, SLG: 0.489											3	0	2	0	0	0				
Ned Yost, R OBP: 0.186, SLG: 0.281										3	1	0	0	0	1	2				
Wayne Tolleson, S OBP: 0.354, SLG: 0.362										3	0	0	0	0	0	2				
Curtis Wilkerson, S OBP: 0.213, SLG: 0.182										2	0	1	0	0	0	0				
Bob Jones, L OBP: 0.400, SLG: 0.583										1	0	1	0	0	0	0				
Jim Anderson, R OBP: 0.400, SLG: 0.583										0	0	0	0	0	0	0				
<b>Inning Stats</b>	R: 0 E: 0 K: 1 S: 5	H: 1 LOB: 0 BB: 0 P: 5	R: 0 E: 0 K: 1 S: 5	H: 0 LOB: 0 BB: 0 P: 5	R: 0 E: 0 K: 1 S: 5	H: 0 LOB: 0 BB: 0 P: 5	R: 0 E: 0 K: 0 S: 4	H: 1 LOB: 1 BB: 0 P: 4	R: 0 E: 0 K: 0 S: 3	H: 1 LOB: 0 BB: 0 P: 3	R: 0 E: 0 K: 1 S: 5	H: 0 LOB: 0 BB: 0 P: 5	R: 1 E: 0 K: 0 S: 6	H: 3 LOB: 2 BB: 0 P: 6	R: 0 E: 0 K: 0 S: 3	H: 1 LOB: 0 BB: 0 P: 3	1B: 8 2B: 0 3B: 0 HR: 0	SF: 0 SAC: 0 DP: 2 HBP: 0	WP: 0 PB: 0 SB: 0 CS: 1	PA: 32
<b>PITCHER</b>	IP WLS BF H R ER SO BB IBB HBP BLK WP HR S P ERA WHIP																			
Rick Sutcliffe, R ERA: 2.52	(1, 1)	7.2 W 27 6 1 1 4 0 0 0 0 0 0 0 35 35 1.17 0.783																		
Ernie Camacho, R ERA:	(8, 1)	1.1 S 5 2 0 0 0 0 0 0 0 0 0 0 5 5 0.00 1.500																		

Batter	1	2	3	4	5	6	7	8	9	AB	R	H	RBI	BB	SO	LOB	BOTTOM			
Brett Butler, L OBP: 0.357, SLG: 0.353										3	0	1	0	0	0	0	<b>Texas Rangers @ Cleveland Indians</b> Cleveland Municipal Stadium, Cleveland, OH Mon Apr 23 1984, 3:33 AM EST Att: 3,188 - Unknown			
Tony Bemazzard, S OBP: 0.536, SLG: 0.487										3	1	1	1	1	0	0				
Julio Franco, R OBP: 0.346, SLG: 0.370										2	1	2	1	1	0	0				
Andre Thornton, R OBP: 0.400, SLG: 0.595										4	0	1	1	0	1	5				
Pat Tabler, R OBP: 0.386, SLG: 0.410										3	0	1	0	0	0	3				
Mike Hargrove, L OBP: 0.300, SLG: 0.125										1	0	0	0	0	0	1				
Ron Hassey, L OBP: 0.354, SLG: 0.356										3	0	2	0	1	0	0				
Brook Jacoby, R OBP: 0.280, SLG: 0.318										4	0	0	0	0	0	4				
George Vukovich, L OBP: 0.308, SLG: 0.324										3	0	0	0	0	1	2				
Otis Nixon, S OBP: 0.190, SLG: 0.105										2	1	0	0	1	0	0				
<b>Inning Stats</b>	R: 0 E: 0 K: 0 S: 3	H: 0 LOB: 1 BB: 1 P: 7	R: 0 E: 0 K: 1 S: 6	H: 1 LOB: 1 BB: 0 P: 6	R: 0 E: 0 K: 1 S: 6	H: 1 LOB: 3 BB: 1 P: 11	R: 0 E: 0 K: 0 S: 3	H: 0 LOB: 0 BB: 0 P: 3	R: 2 E: 0 K: 0 S: 4	H: 2 LOB: 0 BB: 1 P: 8	R: 0 E: 0 K: 0 S: 3	H: 1 LOB: 1 BB: 1 P: 7	R: 0 E: 0 K: 0 S: 3	H: 0 LOB: 0 BB: 0 P: 3	R: 1 E: 0 K: 0 S: 5	H: 3 LOB: 1 BB: 0 P: 5	1B: 5 2B: 3 3B: 1 HR: 0	SF: 0 SAC: 1 DP: 2 HBP: 1	WP: 0 PB: 0 SB: 2 CS: 1	PA: 34
<b>PITCHER</b>	IP WLS BF H R ER SO BB IBB HBP BLK WP HR S P ERA WHIP																			
Charlie Hough, R ERA: 4.15	(1, 1)	8.0 L 34 8 3 3 2 4 0 0 1 0 0 0 33 50 3.38 1.500																		



Batter	1	2	3	4	5	6	7	8	9	AB	R	H	RBI	BB	SO	LOB	TOP								
Lou Whitaker, L (1,4) OBP: 0.375, SLG: 0.413	G4-1 1B BB		FC5-4 1B	1B			1B			4	1	3	0	1	0	2									
Alan Trammell, R (1,6) OBP: 0.493, SLG: 0.590	G4-1 1B		FC5-4 1B	F8			F8	4-3		5	0	1	0	0	0	3									
Darrell Evans, L (1,3) Dave Bergman, L (6,3) OBP: 0.412, SLG: 0.522 OBP: 0.303, SLG: 0.241	G4-1		1B				HR	4-3		4	1	1	0	1	1	2									
Lance Parrish, R (1,2) OBP: 0.306, SLG: 0.466	K		K				HR	F3		5	1	1	3	0	3	4									
Kirk Gibson, L (1,9) OBP: 0.373, SLG: 0.569	K		F7				HR	4-3		4	0	1	0	1	1	4									
Larry Hemdon, R (1,7) OBP: 0.339, SLG: 0.308		6-3		K	4-3		FC6-2 2B	F4		5	1	0	0	0	1	2									
Johnny Grubb, L (1,10) Barbaro Garbey, R (7,PH) OBP: 0.412, SLG: 0.462 OBP: 0.536, SLG: 0.654	HR		G3				1B 2B	1B		3	1	1	1	0	1	0									
Chet Lemon, R (1,8) OBP: 0.439, SLG: 0.672	6-3		HR	BB			1B	1B		3	1	1	1	2	1	0									
Howard Johnson, S (1,5) Tom Brookens, R (7,PH) OBP: 0.414, SLG: 0.458 OBP: 0.219, SLG: 0.323	K		HR	HR			1B			3	1	1	2	0	1	0									
<b>Inning Stats</b>	R: 0 E: 0 K: 2 S: 8	H: 1 LOB: 2 BB: 1 P: 12	R: 1 E: 0 K: 1 S: 6	H: 1 LOB: 0 BB: 0 P: 6	R: 0 E: 0 K: 1 S: 7	H: 2 LOB: 2 BB: 0 P: 7	R: 2 E: 0 K: 1 S: 7	H: 2 LOB: 1 BB: 1 P: 11	R: 0 E: 0 K: 2 S: 7	H: 0 LOB: 1 BB: 1 P: 11	R: 0 E: 0 K: 2 S: 7	H: 0 LOB: 0 BB: 0 P: 7	R: 5 E: 0 K: 0 S: 8	H: 5 LOB: 2 BB: 2 P: 16	R: 0 E: 0 K: 0 S: 3	H: 0 LOB: 0 BB: 0 P: 3	R: 1 E: 0 K: 0 S: 4	H: 2 LOB: 1 BB: 0 P: 4	1B: 9 2B: 1 3B: 0 HR: 3	SF: 0 SAC: 0 DP: 0 HBP: 0	WP: 0 PB: 0 SB: 3 CS: 0	PA: 44			
<b>PITCHER</b>	IP	WLS	BF	H	R	ER	SO	BB	IBB	HBP	BLK	WP	HR	S	P	ERA	WHIP								
Dave Stewart, R (1,1) ERA: 8.14	6.1	L	32	9	7	7	9	4	0	0	0	0	3	46	62	9.95	2.053								
Mike Mason, L (7,1) ERA: 2.31	0.2		5	2	1	1	0	1	0	0	0	0	0	4	8	13.50	4.500								
Jim Bibby, R (8,1) ERA: 3.0	2.0		7	2	1	1	0	0	0	0	0	0	0	7	7	4.50	1.000								

**Detroit Tigers @ Texas Rangers**  
 Arlington Stadium, Arlington, TX  
 Wed Apr 25 1984, 7:05 PM EST  
 Att: 25,883 - Unknown

AB	39
R	9
H	13
RBI	9
BB	5
SO	9
LOB	17



Batter	1	2	3	4	5	6	7	8	9	AB	R	H	RBI	BB	SO	LOB	BOTTOM								
Bill Sample, R (1,7) OBP: 0.260, SLG: 0.340	1-3		5-3				CS	5-3	1B	4	0	1	0	1	0	1									
Mickey Rivers, L (1,10) Bill Stein, R (8,PH) OBP: 0.257, SLG: 0.257 OBP: 0.333, SLG: 0.333	F5		G5-4-3 1B	CS	E9		1B	BB	F8	3	0	1	0	0	0	0									
George Wright, S (1,8) OBP: 0.234, SLG: 0.307	4-3		G5-4-3	1B	F8		2B	BB		3	1	0	0	1	0	2									
Buddy Bell, R (1,5) OBP: 0.447, SLG: 0.523		F9		1B	F7		2B			4	0	2	2	0	0	1									
Larry Parrish, R (1,9) OBP: 0.351, SLG: 0.449		CS	F9		K		6-3			4	0	1	0	0	1	3									
Pete O'Brien, L (1,3) OBP: 0.397, SLG: 0.469	K		HR	1B	G3		6-3			4	1	1	0	0	1	2									
Mary Foley, L (1,2) Gary Ward, R (9,PH) OBP: 0.500, SLG: 0.833 OBP: 0.281, SLG: 0.218	G4-3 1B BB		G4-3 1B	HR			1B		K	2	1	2	2	1	0	0									
Wayne Tolleson, S (1,4) OBP: 0.348, SLG: 0.355			G4-3 1B		F4		F8		K	4	0	1	0	0	1	1									
Curtis Wilkerson, S (1,6) Dave Hostetter, R (9,PH) OBP: 0.200, SLG: 0.170 OBP: 0.273, SLG: 0.111	G4-3		G4-3		4-3		K		1B	3	0	0	0	0	1	3									
<b>Inning Stats</b>	R: 0 E: 0 K: 0 S: 3	H: 0 LOB: 0 BB: 0 P: 3	R: 0 E: 0 K: 1 S: 5	H: 1 LOB: 1 BB: 0 P: 5	R: 0 E: 0 K: 0 S: 3	H: 1 LOB: 1 BB: 1 P: 7	R: 0 E: 0 K: 0 S: 4	H: 2 LOB: 1 BB: 0 P: 4	R: 2 E: 0 K: 0 S: 4	H: 2 LOB: 0 BB: 1 P: 8	R: 0 E: 1 K: 1 S: 6	H: 0 LOB: 1 BB: 0 P: 6	R: 0 E: 0 K: 1 S: 6	H: 1 LOB: 1 BB: 0 P: 6	R: 2 E: 0 K: 0 S: 5	H: 2 LOB: 1 BB: 1 P: 9	R: 0 E: 0 K: 2 S: 9	H: 2 LOB: 2 BB: 0 P: 9	1B: 9 2B: 2 3B: 0 HR: 1	SF: 0 SAC: 0 DP: 3 HBP: 0	WP: 0 PB: 0 SB: 0 CS: 2	PA: 39			
<b>PITCHER</b>	IP	WLS	BF	H	R	ER	SO	BB	IBB	HBP	BLK	WP	HR	S	P	ERA	WHIP								
Milt Wilcox, R (1,1) ERA: 4.5	6.0	W	23	6	2	2	2	2	0	0	0	0	1	25	33	3.00	1.333								
Willie Hernandez, L (7,1) ERA: 4.5	3.0	S	15	5	2	2	3	1	0	0	0	0	0	20	24	6.00	2.000								

**Detroit Tigers @ Texas Rangers**  
 Arlington Stadium, Arlington, TX  
 Wed Apr 25 1984, 7:05 PM EST  
 Att: 25,883 - Unknown

AB	35
R	4
H	11
RBI	4
BB	3
SO	5
LOB	15










Batter	1	2	3	4	5	6	7	8	9	10	11	AB	R	H	RBI	BB	SO	LOB	TOP	
Bill Sample, R OBP: 0.267, SLG: 0.321 (1, 7)	5-3		1-3			K		4-3		BB		4	0	0	0	1	1	2		
Gary Ward, R OBP: 0.304, SLG: 0.237 (1, 9)	F3		K			2B		BB		BB		4	1	2	1	1	1	2		
George Wright, S OBP: 0.221, SLG: 0.298 (1, 8)	4-3			F7		1B		K		F8		5	1	1	1	0	1	3		
Buddy Bell, R OBP: 0.435, SLG: 0.514 (1, 5)		F9		F4		2B				K		5	0	2	1	0	1	2		
Larry Parrish, R OBP: 0.325, SLG: 0.410 (1, 10)		6-3				1B						5	0	1	0	0	0	2		
Mickey Rivers, L OBP: 0.250, SLG: 0.250 (11, PR)				4-3		F5						0	0	0	0	0	0	0		
Pete O'Brien, L OBP: 0.379, SLG: 0.491 (1, 3)												3	0	0	0	0	0	0		
Bill Stein, R OBP: 0.333, SLG: 0.250 (9, PH)		4-3										1	0	0	0	1	1	1		
Ned Yost, R OBP: 0.188, SLG: 0.262 (1, 2)												4	0	0	0	1	0	3		
Wayne Tolleson, S OBP: 0.359, SLG: 0.357 (1, 4)												4	0	1	0	1	0	1		
Curtis Wilkerson, S OBP: 0.175, SLG: 0.151 (1, 6)												4	1	0	0	0	1	2		
Bob Jones, L OBP: 0.450, SLG: 0.765 (11, PH)												1	0	0	0	0	1	2		
<b>Inning Stats</b>	R: 0 E: 0 K: 0 S: 3	H: 0 LOB: 0 BB: 0 P: 3	R: 0 E: 0 K: 0 S: 3	H: 0 LOB: 0 BB: 0 P: 3	R: 0 E: 1 K: 1 S: 6	H: 0 LOB: 2 BB: 1 P: 10	R: 0 E: 0 K: 0 S: 3	H: 0 LOB: 0 BB: 0 P: 3	R: 0 E: 0 K: 0 S: 3	H: 0 LOB: 0 BB: 0 P: 3	R: 0 E: 0 K: 1 S: 5	H: 1 LOB: 1 BB: 1 P: 7	R: 1 E: 0 K: 1 S: 6	H: 1 LOB: 2 BB: 2 P: 14	R: 0 E: 0 K: 2 S: 9	H: 2 LOB: 2 BB: 0 P: 9	1B: 5 2B: 2 3B: 0 HR: 0	SF: 0 SAC: 0 DP: 1 HBP: 0	WP: 0 PB: 0 SB: 2 CS: 0	PA: 45
<b>PITCHER</b>	IP ERA WLS BF H R ER SO BB IBB HBP BLK WP HR S P ERA WHIP	<b>PITCHER</b>										IP ERA WLS BF H R ER SO BB IBB HBP BLK WP HR S P ERA WHIP								
Mike Boddicker, R ERA: 4.23 (1, 1)	8.1	5	0	1	1	0	2	1	0	0	0	0	0	2	14	9.00	2.000			
Tippy Martinez, L ERA: 7.07 (9, 1)	1.0	W	8	3	0	0	3	0	0	0	0	0	0	0	14	0.00	1.800			
Sammy Stewart, R ERA: 2.7 (10, 1)	1.2																			

Texas Rangers @ Baltimore Orioles  
 Memorial Stadium, Baltimore, MD  
 Fri Apr 27 1984, 6:05 PM EST  
 Att: 35,629 - Unknown

AB	40
R	3
H	7
RBI	3
BB	5
SO	7
LOB	20



Batter	1	2	3	4	5	6	7	8	9	10	11	AB	R	H	RBI	BB	SO	LOB	BOTTOM			
Gary Roenicke, R OBP: 0.321, SLG: 0.250 (1, 9)	F9		5-3		F5			6-3		BB		4	0	0	0	1	0	1				
John Shelby, S OBP: 0.257, SLG: 0.277 (1, 8)												5	1	1	0	0	2	2				
Cal Ripken Jr., R OBP: 0.420, SLG: 0.709 (1, 6)												5	1	2	0	0	0	1				
Eddie Murray, S OBP: 0.375, SLG: 0.417 (1, 3)												4	0	1	1	1	0	1				
John Lowenstein, L OBP: 0.367, SLG: 0.373 (1, 7)												5	0	2	1	0	0	0				
Ken Singleton, S OBP: 0.280, SLG: 0.253 (1, 10)												4	0	0	0	0	1	2				
Wayne Gross, L OBP: 0.458, SLG: 0.864 (1, 5)												4	0	2	0	0	0	0				
Todd Cruz, R OBP: 0.255, SLG: 0.348 (10, PR)												0	1	0	0	0	0	0				
Rich Dauer, R OBP: 0.300, SLG: 0.298 (1, 4)												2	0	0	0	0	0	1				
Al Bumbry, L OBP: 0.192, SLG: 0.130 (8, PH)												1	0	0	0	0	0	0				
Floyd Rayford, R OBP: 0.273, SLG: 0.364 (9, 2)												1	0	0	0	0	0	1				
Rick Dempsey, R OBP: 0.319, SLG: 0.381 (1, 2)												2	0	1	0	0	0	1				
Jim Dwyer, L OBP: 0.120, SLG: 0.217 (8, PH)												1	1	1	1	0	0	0				
Lenn Sakata, R OBP: 0.217, SLG: 0.182 (9, 4)												1	0	0	0	0	0	2				
<b>Inning Stats</b>	R: 1 E: 0 K: 0 S: 6	H: 3 LOB: 2 BB: 0 P: 6	R: 0 E: 0 K: 0 S: 3	H: 1 LOB: 0 BB: 0 P: 3	R: 0 E: 0 K: 0 S: 3	H: 0 LOB: 0 BB: 0 P: 3	R: 0 E: 0 K: 1 S: 5	H: 0 LOB: 0 BB: 0 P: 5	R: 0 E: 0 K: 0 S: 5	H: 0 LOB: 0 BB: 0 P: 5	R: 1 E: 0 K: 0 S: 4	H: 1 LOB: 0 BB: 0 P: 4	R: 0 E: 0 K: 0 S: 3	H: 1 LOB: 1 BB: 0 P: 3	R: 1 E: 1 K: 1 S: 7	H: 1 LOB: 3 BB: 1 P: 11	R: 1 E: 0 K: 0 S: 2	H: 2 LOB: 2 BB: 1 P: 6	1B: 9 2B: 0 3B: 0 HR: 1	SF: 0 SAC: 0 DP: 2 HBP: 0	WP: 2 PB: 0 SB: 1 CS: 0	PA: 41
<b>PITCHER</b>	IP ERA WLS BF H R ER SO BB IBB HBP BLK WP HR S P ERA WHIP	<b>PITCHER</b>										IP ERA WLS BF H R ER SO BB IBB HBP BLK WP HR S P ERA WHIP										
Danny Darwin, R ERA: 2.75 (1, 1)	9.0	L	9	3	2	1	1	1	1	0	0	2	0	9	17	9.00	4.000					
Dave Tobik, R ERA: 1.54 (10, 1)	1.0																					

Texas Rangers @ Baltimore Orioles  
 Memorial Stadium, Baltimore, MD  
 Fri Apr 27 1984, 6:05 PM EST  
 Att: 35,629 - Unknown

AB	39
R	4
H	10
RBI	3
BB	2
SO	3
LOB	12



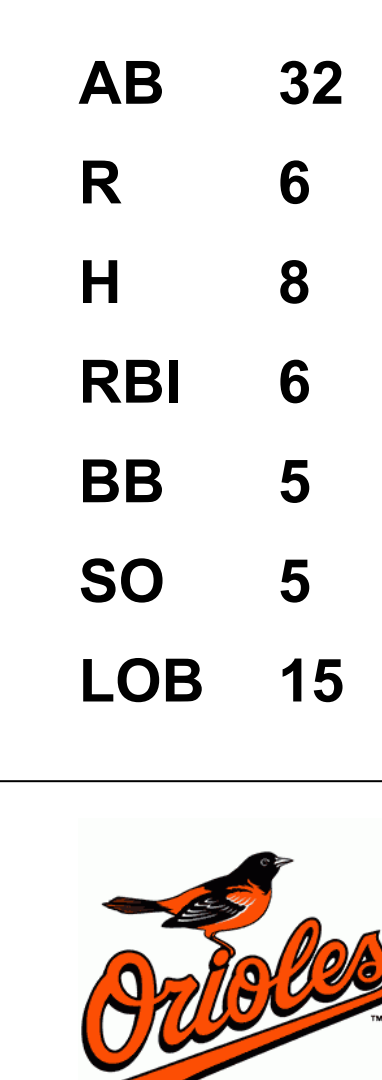


Batter	1	2	3	4	5	6	7	8	9	AB	R	H	RBI	BB	SO	LOB	TOP				
Bill Sample, R OBP: 0.281, SLG: 0.322 (1, 7)	F6		1B				F6			3	0	1	0	1	0	0	<b>Texas Rangers @ Baltimore Orioles</b> Memorial Stadium, Baltimore, MD Sat Apr 28 1984, 6:05 PM EST Att: 22,124 - Unknown				
Gary Ward, R OBP: 0.286, SLG: 0.222 (1, 9)	5-3		K				F9	F9		4	0	0	0	0	1	3					
George Wright, S OBP: 0.211, SLG: 0.284 (1, 8)	K							F8		4	0	0	0	0	2	0					
Buddy Bell, R OBP: 0.427, SLG: 0.500 (1, 5)		5-3								4	0	1	0	0	1	0					
Larry Parrish, R OBP: 0.333, SLG: 0.407 (1, 10)		6-3								3	0	1	0	1	0	0					
Dave Hostetter, R OBP: 0.400, SLG: 0.500 (1, 3)										3	1	2	1	1	0	2					
Ned Yost, R OBP: 0.176, SLG: 0.246 (1, 2)										4	0	0	0	0	2	3					
Wayne Tolleson, S OBP: 0.354, SLG: 0.351 (1, 4)										4	0	1	0	0	1	1					
Curtis Wilkerson, S OBP: 0.169, SLG: 0.143 (1, 6)										3	0	0	0	0	1	1					
<b>Inning Stats</b>	R: 0 E: 0 K: 1 S: 5	H: 0 LOB: 0 BB: 0 P: 5	R: 1 E: 0 K: 1 S: 6	H: 1 LOB: 0 BB: 0 P: 6	R: 0 E: 0 K: 2 S: 8	H: 1 LOB: 1 BB: 0 P: 8	R: 0 E: 0 K: 1 S: 6	H: 2 LOB: 1 BB: 0 P: 6	R: 0 E: 0 K: 0 S: 4	H: 1 LOB: 2 BB: 1 P: 8	R: 0 E: 0 K: 1 S: 5	H: 0 LOB: 0 BB: 0 P: 5	R: 0 E: 0 K: 1 S: 5	H: 0 LOB: 0 BB: 0 P: 5	R: 0 E: 0 K: 1 S: 5	H: 0 LOB: 1 BB: 1 P: 9	1B: 5 2B: 0 3B: 0 HR: 1	SF: 0 SAC: 0 DP: 1 HBP: 0	WP: 0 PB: 0 SB: 0 CS: 0	PA: 35	
<b>PITCHER</b>	IP	WLS	BF	H	R	ER	SO	BB	IBB	HBP	BLK	WP	HR	S	P	ERA	WHIP				
Scott McGregor, L ERA: 3.98 (1, 1)	7.0	W	28	6	1	1	6	2	0	0	0	0	1	38	46	1.29	1.143				
Sammy Stewart, R ERA: 2.35 (8, 1)	2.0		7	0	0	0	2	1	0	0	0	0	0	10	14	0.00	0.500				

AB	32
R	1
H	6
RBI	1
BB	3
SO	8
LOB	10



Batter	1	2	3	4	5	6	7	8	9	AB	R	H	RBI	BB	SO	LOB	BOTTOM				
Al Bumbry, L OBP: 0.226, SLG: 0.179 (1, 8)	1B	2B	K					F5		5	2	2	0	0	1	2	<b>Texas Rangers @ Baltimore Orioles</b> Memorial Stadium, Baltimore, MD Sat Apr 28 1984, 6:05 PM EST Att: 22,124 - Unknown				
Jim Dwyer, L OBP: 0.148, SLG: 0.240 (1, 9)	1B	1B								2	1	1	0	0	0	1					
Gary Roenicke, R OBP: 0.327, SLG: 0.244 (4, PH)	1B									1	0	0	0	1	0	0					
Cal Ripken Jr., R OBP: 0.424, SLG: 0.707 (1, 6)	2B	1B								3	2	1	0	1	0	2					
Eddie Murray, S OBP: 0.380, SLG: 0.421 (1, 3)	2B	1B								4	1	2	4	0	0	0					
John Lowenstein, L OBP: 0.371, SLG: 0.365 (1, 7)	F6									1	0	0	0	1	0	2					
Benny Ayala, R OBP: 0.267, SLG: 0.286 (5, PH)	F6									1	0	0	0	0	0	0					
John Shelby, S OBP: 0.254, SLG: 0.273 (7, 8)										1	0	0	0	0	0	0					
Ken Singleton, S OBP: 0.267, SLG: 0.241 (1, 10)	F9	F9								4	0	0	0	0	1	4					
Wayne Gross, L OBP: 0.429, SLG: 0.760 (1, 5)	2B	G3								3	0	0	0	1	1	2					
Floyd Rayford, R OBP: 0.267, SLG: 0.400 (1, 2)										4	0	1	2	0	0	0					
Rich Dauer, R OBP: 0.315, SLG: 0.320 (1, 4)	K									3	0	1	0	1	2	2					
<b>Inning Stats</b>	R: 4 E: 0 K: 1 S: 9	H: 4 LOB: 2 BB: 2 P: 17	R: 2 E: 0 K: 0 S: 6	H: 3 LOB: 2 BB: 1 P: 10	R: 0 E: 0 K: 2 S: 7	H: 0 LOB: 0 BB: 0 P: 7	R: 0 E: 0 K: 0 S: 3	H: 0 LOB: 0 BB: 0 P: 3	R: 0 E: 0 K: 2 S: 7	H: 0 LOB: 0 BB: 0 P: 7	R: 0 E: 0 K: 0 S: 3	H: 0 LOB: 2 BB: 2 P: 11	R: 0 E: 0 K: 0 S: 3	H: 0 LOB: 0 BB: 0 P: 3	R: 0 E: 0 K: 0 S: 4	H: 1 LOB: 1 BB: 0 P: 4	1B: 5 2B: 3 3B: 0 HR: 0	SF: 0 SAC: 0 DP: 0 HBP: 0	WP: 0 PB: 0 SB: 1 CS: 0	PA: 37	
<b>PITCHER</b>	IP	WLS	BF	H	R	ER	SO	BB	IBB	HBP	BLK	WP	HR	S	P	ERA	WHIP				
Charlie Hough, R ERA: 5.5 (1, 1)	1.1	L	14	7	6	6	1	3	0	0	0	0	0	13	25	40.50	7.500				
Mike Mason, L ERA: 1.75 (2, 1)	3.2		11	0	0	0	4	0	0	0	0	0	0	19	19	0.00	0.000				
Jim Bibby, R ERA: 1.5 (6, 1)	3.0		12	1	0	0	0	2	0	0	0	0	0	10	18	0.00	1.000				





Batter	1	2	3	4	5	6	7	8	9	AB	R	H	RBI	BB	SO	LOB	TOP			
Mickey Rivers, L OBP: 0.250, SLG: 0.250 (1, 8)	5-3		1-3 1B			6-3		F8		4	1	1	0	0	0	0				
Gary Ward, R OBP: 0.299, SLG: 0.227 (1, 9)	5-3		1-3			4-3 WP 1B		S BB		3	0	1	1	1	0	1				
Bob Jones, L OBP: 0.417, SLG: 0.667 (1, 7)	6-3		3-H 1B			4-3		F4		4	0	1	1	0	0	2				
Buddy Bell, R OBP: 0.409, SLG: 0.476 (1, 5)		5-3	6-3			F8		F7		4	0	0	0	0	0	3				
Larry Parrish, R OBP: 0.341, SLG: 0.412 Bill Sample, R OBP: 0.281, SLG: 0.322 (9, PR)		FC4-6 1B			6-3			S S 1B		4	0	2	0	0	0	0	1			
Pete O'Brien, L OBP: 0.371, SLG: 0.475 (1, 3)		F7			F7			1-2 K		4	0	1	0	0	0	1	2			
Mary Foley, L OBP: 0.400, SLG: 0.750 Bill Stein, R OBP: 0.300, SLG: 0.222 (9, PH)		FC4-6 1-2			1-3			F9		3	0	0	0	0	0	2				
Wayne Tolleson, S OBP: 0.349, SLG: 0.338 (1, 4)			4-0 1B 1-3 BB			6-3		B3-4		3	1	0	0	1	0	3				
Jim Anderson, R (1, 6)			F9 1-2			F7		K		3	0	0	0	0	1	2				
<b>Inning Stats</b>	R: 0 E: 0 K: 0 S: 3	H: 0 LOB: 0 BB: 0 P: 3	R: 0 E: 0 K: 0 S: 4	H: 1 LOB: 1 BB: 0 P: 4	R: 2 E: 0 K: 0 S: 5	H: 2 LOB: 1 BB: 1 P: 9	R: 0 E: 0 K: 0 S: 3	H: 0 LOB: 0 BB: 0 P: 3	R: 0 E: 0 K: 0 S: 4	H: 1 LOB: 1 BB: 0 P: 4	R: 0 E: 1 K: 1 S: 6	H: 1 LOB: 1 BB: 0 P: 6	R: 0 E: 0 K: 0 S: 3	H: 0 LOB: 1 BB: 1 P: 7	R: 0 E: 0 K: 2 S: 8	H: 1 LOB: 2 BB: 0 P: 8	1B: 6 2B: 0 3B: 0 HR: 0	SF: 0 SAC: 0 DP: 0 HBP: 0	WP: 1 PB: 0 SB: 4 CS: 0	PA: 35
<b>PITCHER</b>	IP	WLS	BF	H	R	ER	SO	BB	IBB	HBP	BLK	WP	HR	S	P	ERA	WHIP			
Storm Davis, R ERA: 1.64 (1, 1)	8.0	W	32	6	2	2	1	2	0	0	0	1	0	32	40	2.25	1.000			
Tippy Martinez, L ERA: 6.6 (9, 1)	1.0	S	3	0	0	0	2	0	0	0	0	0	0	7	7	0.00	0.000			

Texas Rangers @ Baltimore Orioles  
Memorial Stadium, Baltimore, MD  
Sun Apr 29 1984, 3:33 AM EDT  
Att: 34,467 - Unknown

AB	33
R	2
H	6
RBI	2
BB	2
SO	3
LOB	18



Batter	1	2	3	4	5	6	7	8	9	AB	R	H	RBI	BB	SO	LOB	BOTTOM			
Al Bumbry, L OBP: 0.200, SLG: 0.156 (1, 8)	5-3		F1			1-3		4-3		4	0	0	0	0	0	0				
Jim Dwyer, L OBP: 0.194, SLG: 0.310 (1, 9)			F7			3B 2B		F9		4	1	2	0	0	0	0				
Cal Ripken Jr., R OBP: 0.421, SLG: 0.718 (1, 6)	K					2H 1B 3B				3	1	1	1	0	1	1				
Eddie Murray, S OBP: 0.379, SLG: 0.418 (1, 3)	4-3					G3		G4-6-3 1B		3	0	1	1	0	0	1				
John Lowenstein, L OBP: 0.354, SLG: 0.345 (1, 7)			F7			F9		G4-6-3 1-2		3	0	0	0	0	0	1				
Ken Singleton, S OBP: 0.298, SLG: 0.232 (1, 10)			K			K		1-3		3	0	0	0	0	2	0				
Wayne Gross, L OBP: 0.452, SLG: 0.852 (1, 5)						HR		K		2	1	1	1	1	1	0				
Floyd Rayford, R OBP: 0.222, SLG: 0.333 (1, 2)			F8			K		K		3	0	0	0	0	2	1				
Rich Dauer, R OBP: 0.298, SLG: 0.302 (1, 4)			F9			6-3		6-3		3	0	0	0	0	0	0				
<b>Inning Stats</b>	R: 0 E: 0 K: 1 S: 6	H: 1 LOB: 1 BB: 0 P: 6	R: 0 E: 0 K: 1 S: 5	H: 0 LOB: 1 BB: 1 P: 9	R: 0 E: 0 K: 0 S: 3	H: 0 LOB: 0 BB: 0 P: 3	R: 0 E: 0 K: 0 S: 3	H: 0 LOB: 0 BB: 0 P: 3	R: 1 E: 0 K: 2 S: 8	H: 1 LOB: 0 BB: 0 P: 8	R: 2 E: 0 K: 0 S: 5	H: 3 LOB: 0 BB: 0 P: 5	R: 0 E: 0 K: 2 S: 7	H: 0 LOB: 0 BB: 0 P: 7	R: 0 E: 0 K: 0 S: 3	H: 0 LOB: 0 BB: 0 P: 3	1B: 2 2B: 1 3B: 1 HR: 1	SF: 0 SAC: 0 DP: 1 HBP: 0	WP: 0 PB: 0 SB: 0 CS: 0	PA: 29
<b>PITCHER</b>	IP	WLS	BF	H	R	ER	SO	BB	IBB	HBP	BLK	WP	HR	S	P	ERA	WHIP			
Dave Stewart, R ERA: 7.42 (1, 1)	6.0	L	23	5	3	3	4	1	0	0	0	0	1	30	34	4.50	1.000			
Dave Schmidt, R ERA: 2.13 (7, 1)	2.0		6	0	0	0	2	0	0	0	0	0	0	10	10	0.00	0.000			

Texas Rangers @ Baltimore Orioles  
Memorial Stadium, Baltimore, MD  
Sun Apr 29 1984, 3:33 AM EDT  
Att: 34,467 - Unknown

AB	28
R	3
H	5
RBI	3
BB	1
SO	6
LOB	4





Batter	1	2	3	4	5	6	7	8	9	AB	R	H	RBI	BB	SO	LOB	TOP					
Wayne Tolleson, S (1,4) OBP: 0.341, SLG: 0.321	F5		6-3		F9				4-3	4	0	0	0	1	0	2						
Gary Ward, R (1,7) OBP: 0.309, SLG: 0.286	K						1-3			4	2	2	1	0	1	1						
Bob Jones, L (1,9) OBP: 0.365, SLG: 0.609	K				F9					2	0	0	0	0	1	0						
Bill Sample, R (6,PH) OBP: 0.303, SLG: 0.333	K					SF8			G6-4-3	1	0	1	0	1	0	0						
Buddy Bell, R (1,5) OBP: 0.400, SLG: 0.464					F3					2	0	0	0	0	0	0						
Bill Stein, R (5,5) OBP: 0.273, SLG: 0.200		4-3								1	0	0	0	0	1	2						
Mickey Rivers, L (8,PH) OBP: 0.268, SLG: 0.268										1	0	1	0	0	0	0						
Jim Anderson, R (8,5)										0	0	0	0	0	0	0						
Larry Parrish, R (1,10) OBP: 0.347, SLG: 0.409	K								G6-4-3	3	1	1	0	1	1	2						
Pete O'Brien, L (1,3) OBP: 0.365, SLG: 0.484	4-3									3	0	1	2	0	0	1						
George Wright, S (1,8) OBP: 0.213, SLG: 0.293					F8				F8	4	0	1	0	0	0	2						
Mary Foley, L (1,2) OBP: 0.368, SLG: 0.813									4-3	4	1	1	1	0	0	1						
Curtis Wilkerson, S (1,6) OBP: 0.161, SLG: 0.136										3	0	0	0	0	1	1						
Dave Hostetter, R (9,PH) OBP: 0.458, SLG: 0.500					F8					0	0	0	0	1	0	0						
<b>Inning Stats</b>	R: 0 E: 0 K: 2 S: 7	H: 0 LOB: 0 BB: 0 P: 7	R: 0 E: 0 K: 1 S: 5	H: 0 LOB: 0 BB: 0 P: 5	R: 1 E: 0 K: 0 S: 4	H: 1 LOB: 0 BB: 0 P: 4	R: 2 E: 0 K: 0 S: 5	H: 3 LOB: 1 BB: 0 P: 5	R: 0 E: 0 K: 0 S: 4	H: 1 LOB: 1 BB: 0 P: 4	R: 1 E: 0 K: 1 S: 7	H: 2 LOB: 2 BB: 1 P: 11	R: 0 E: 0 K: 1 S: 5	H: 0 LOB: 1 BB: 1 P: 9	R: 0 E: 0 K: 0 S: 3	H: 1 LOB: 1 BB: 1 P: 7	R: 0 E: 0 K: 0 S: 3	H: 0 LOB: 1 BB: 1 P: 7	1B: 4 2B: 2 3B: 0 HR: 2	SF: 1 SAC: 0 DP: 1 HBP: 0	WP: 0 PB: 0 SB: 0 CS: 0	PA: 37
<b>PITCHER</b>	IP WLS BF H R ER SO BB IBB HBP BLK WP HR S P ERA WHIP																					
Luis Leal, R (1,1) ERA: 2.75	5.0 W 20 6 4 4 3 0 0 0 0 0 2 26 26 7.20 1.200																					
Jimmy Key, L (6,1) ERA: 3.95	2.0 10 1 0 0 2 3 0 0 0 0 0 11 23 0.00 2.000																					
Dennis Lamp, R (8,1) ERA: 3.21	2.0 S 7 1 0 0 0 1 0 0 0 0 0 6 10 0.00 1.000																					

Texas Rangers @ Toronto Blue Jays  
Exhibition Stadium, Toronto, ON  
Tue May 01 1984, 7:05 PM EDT  
Unknown

AB 32  
R 4  
H 8  
RBI 4  
BB 4  
SO 5  
LOB 12



Batter	1	2	3	4	5	6	7	8	9	AB	R	H	RBI	BB	SO	LOB	BOTTOM			
Damaso Garcia, R (1,4) OBP: 0.419, SLG: 0.505	F9		F6			3-1		E9		5	2	2	1	0	0	0				
Lloyd Moseby, L (1,8) OBP: 0.337, SLG: 0.478	F7									5	1	1	0	0	1	1				
Jesse Barfield, R (1,9) OBP: 0.247, SLG: 0.391	5-3									4	1	1	0	1	0	3				
George Bell, R (1,7) OBP: 0.381, SLG: 0.554										4	2	1	1	0	2	1				
Cliff Johnson, R (1,10) OBP: 0.361, SLG: 0.458										3	1	1	1	0	0	1				
Willie Upshaw, L (1,3) OBP: 0.466, SLG: 0.795	K									4	1	2	2	0	1	2				
Garth Iorg, R (1,5) OBP: 0.186, SLG: 0.238	F7									4	0	1	1	0	1	3				
Buck Martinez, R (1,2) OBP: 0.176, SLG: 0.290										3	1	0	0	1	1	2				
Alfredo Griffin, S (1,6) OBP: 0.209, SLG: 0.274										4	1	1	1	0	0	2				
<b>Inning Stats</b>	R: 0 E: 0 K: 0 S: 3	H: 0 LOB: 0 BB: 0 P: 3	R: 0 E: 0 K: 2 S: 8	H: 1 LOB: 1 BB: 0 P: 8	R: 0 E: 0 K: 0 S: 3	H: 0 LOB: 0 BB: 0 P: 3	R: 3 E: 2 K: 2 S: 11	H: 2 LOB: 2 BB: 1 P: 15	R: 3 E: 2 K: 0 S: 7	H: 2 LOB: 1 BB: 0 P: 7	R: 0 E: 0 K: 0 S: 3	H: 0 LOB: 0 BB: 0 P: 3	R: 0 E: 0 K: 1 S: 5	H: 1 LOB: 0 BB: 0 P: 5	R: 4 E: 1 K: 1 S: 8	H: 4 LOB: 0 BB: 1 P: 12	1B: 7 2B: 2 3B: 1 HR: 0	SF: 1 SAC: 0 DP: 0 HBP: 0	WP: 2 PB: 0 SB: 0 CS: 0	PA: 39
<b>PITCHER</b>	IP WLS BF H R ER SO BB IBB HBP BLK WP HR S P ERA WHIP																			
Frank Tanana, L (1,1) ERA: 3.72	5.0 L 25 5 4 3 2 1 0 0 0 0 2 0 16 20 9.00 2.000																			
Dave Tobik, R (6,1) ERA: 3.07	3.0 14 5 4 3 2 1 0 0 0 0 2 0 16 20 9.00 2.000																			

Texas Rangers @ Toronto Blue Jays  
Exhibition Stadium, Toronto, ON  
Tue May 01 1984, 7:05 PM EDT  
Unknown

AB 36  
R 10  
H 10  
RBI 7  
BB 2  
SO 6  
LOB 15





Batter	1	2	3	4	5	6	7	8	9	AB	R	H	RBI	BB	SO	LOB	TOP								
Bill Sample, R OBP: 0.300, SLG: 0.344 (1, 9)	F4		1-3						F6	4	0	1	0	0	0	0									
Gary Ward, R OBP: 0.306, SLG: 0.324 (1, 7)	F8								HR	4	1	1	1	0	0	1									
George Wright, S OBP: 0.235, SLG: 0.305 (1, 8)									2B BB	3	1	2	0	1	0	0									
Buddy Bell, R OBP: 0.394, SLG: 0.466 (1, 5)	F4								1B	4	1	1	0	0	1	2									
Larry Parrish, R OBP: 0.343, SLG: 0.396 (1, 10)									2B BB	3	1	0	0	1	0	0									
Pete O'Brien, L OBP: 0.346, SLG: 0.456 (1, 3)									1B IBB	4	0	0	0	0	0	3									
Ned Yost, R OBP: 0.171, SLG: 0.239 (8, PH)									BB	2	0	0	0	0	1	0									
Mary Foley, L OBP: 0.381, SLG: 0.765 (8, 2)	K								1B BB	1	0	0	1	1	1	0									
Jim Anderson, R OBP: 0.407, SLG: 0.625 (8, PH)									1-2 2-3 3-H	2	0	0	0	0	0	0									
Bob Jones, L OBP: 0.175, SLG: 0.150 (8, 6)									1-2 2-3 3-H	1	0	1	0	0	0	0									
Curtis Wilkerson, S OBP: 0.175, SLG: 0.150 (8, 6)									1B	1	0	1	2	0	0	0									
Wayne Tolleson, S OBP: 0.326, SLG: 0.306 (1, 4)									1B	4	0	0	0	0	0	3									
Inning Stats	R: 0 E: 0 K: 0 S: 4	H: 1 LOB: 1 BB: 0 P: 4	R: 0 E: 0 K: 1 S: 5	H: 0 LOB: 0 BB: 0 P: 5	R: 0 E: 0 K: 1 S: 3	H: 0 LOB: 0 BB: 1 P: 3	R: 0 E: 0 K: 1 S: 4	H: 0 LOB: 0 BB: 1 P: 8	R: 0 E: 0 K: 0 S: 3	H: 0 LOB: 0 BB: 0 P: 3	R: 0 E: 0 K: 0 S: 4	H: 1 LOB: 1 BB: 0 P: 4	R: 0 E: 0 K: 0 S: 3	H: 0 LOB: 0 BB: 0 P: 3	R: 0 E: 0 K: 1 S: 6	H: 1 LOB: 1 BB: 0 P: 6	R: 4 E: 0 K: 0 S: 7	H: 4 LOB: 2 BB: 2 P: 15	1B: 4 2B: 2 3B: 0 HR: 1	SF: 0 SAC: 0 DP: 0 HBP: 0	WP: 0 PB: 0 SB: 0 CS: 1	PA: 36			
PITCHER	IP	WLS	BF	H	R	ER	SO	BB	IBB	HBP	BLK	WP	HR	S	P	ERA	WHIP								
Doyle Alexander, R ERA: 3.71 (1, 1)	8.1	L	32	6	4	4	3	1	1	0	0	0	1	36	44	4.32	0.840								
Jimmy Key, L ERA: 3.77 (9, 1)	0.2		4	1	0	0	0	1	0	0	0	0	0	3	7	0.00	3.000								

Texas Rangers @ Toronto Blue Jays  
Exhibition Stadium, Toronto, ON  
Tue May 01 1984, 7:05 PM EDT  
Att: 13,159 - Unknown

AB 33  
R 4  
H 7  
RBI 4  
BB 3  
SO 3  
LOB 9



Batter	1	2	3	4	5	6	7	8	9	AB	R	H	RBI	BB	SO	LOB	BOTTOM								
Damaso Garcia, R OBP: 0.404, SLG: 0.485 (1, 4)	F9		FC6-4						4-3	4	0	0	0	0	0	1									
Dave Collins, S OBP: 0.343, SLG: 0.369 (1, 7)	K								F7	4	0	0	0	0	1	1									
Lloyd Moseby, L OBP: 0.333, SLG: 0.468 (1, 8)									6-3 1B	4	0	1	0	0	0	0									
Willie Upshaw, L OBP: 0.457, SLG: 0.766 (1, 3)									1B 1B	4	1	1	0	0	0	1									
George Bell, R OBP: 0.380, SLG: 0.547 (9, PH)									1-2 1B	3	0	1	0	0	0	0									
Jesse Barfield, R OBP: 0.243, SLG: 0.386 (9, PH)									1-2 1B	1	0	0	0	0	0	1									
Cliff Johnson, R OBP: 0.347, SLG: 0.435 (1, 10)									1-2 1B	3	0	0	0	0	1	2									
Rance Mulliniks, L OBP: 0.328, SLG: 0.345 (1, 5)									1-3 2-H	3	0	1	1	0	1	1									
Ernie Whitt, L OBP: 0.348, SLG: 0.370 (1, 2)									1-3 2-H	3	0	0	0	0	0	0									
Alfredo Griffin, S OBP: 0.213, SLG: 0.276 (1, 6)									FC6-4 1B	3	0	1	0	0	0	0									
Inning Stats	R: 0 E: 0 K: 1 S: 5	H: 0 LOB: 0 BB: 0 P: 5	R: 0 E: 1 K: 1 S: 6	H: 0 LOB: 1 BB: 0 P: 6	R: 0 E: 0 K: 0 S: 4	H: 1 LOB: 1 BB: 0 P: 4	R: 0 E: 0 K: 0 S: 3	H: 0 LOB: 0 BB: 0 P: 3	R: 0 E: 0 K: 0 S: 3	H: 0 LOB: 0 BB: 0 P: 3	R: 0 E: 0 K: 0 S: 3	H: 0 LOB: 0 BB: 0 P: 3	R: 1 E: 0 K: 1 S: 7	H: 3 LOB: 2 BB: 0 P: 7	R: 0 E: 0 K: 0 S: 3	H: 0 LOB: 0 BB: 0 P: 3	R: 0 E: 0 K: 0 S: 4	H: 1 LOB: 1 BB: 0 P: 4	1B: 5 2B: 0 3B: 0 HR: 0	SF: 0 SAC: 0 DP: 0 HBP: 0	WP: 0 PB: 0 SB: 0 CS: 0	PA: 32			
PITCHER	IP	WLS	BF	H	R	ER	SO	BB	IBB	HBP	BLK	WP	HR	S	P	ERA	WHIP								
Danny Darwin, R ERA: 2.4 (1, 1)	9.0	W	32	5	1	1	3	0	0	0	0	0	0	38	38	1.00	0.556								

Texas Rangers @ Toronto Blue Jays  
Exhibition Stadium, Toronto, ON  
Tue May 01 1984, 7:05 PM EDT  
Att: 13,159 - Unknown

AB 32  
R 1  
H 5  
RBI 1  
BB 0  
SO 3  
LOB 7





Batter	1	2	3	4	5	6	7	8	9	AB	R	H	RBI	BB	SO	LOB	TOP								
Bill Sample, R OBP: 0.333, SLG: 0.377 (1, 7)										5	0	4	3	0	0	0	<b>Texas Rangers @ Toronto Blue Jays</b> Exhibition Stadium, Toronto, ON Wed May 02 1984, 7:05 PM EDT Att: 13,274 - Unknown								
Wayne Tolleson, S OBP: 0.333, SLG: 0.315 (1, 4)									4	0	2	1	0	1	1										
George Wright, S OBP: 0.223, SLG: 0.290 (1, 8)									5	0	0	1	0	1	5										
Larry Parrish, R OBP: 0.346, SLG: 0.406 (1, 10)										5	1	2	0	0	1	1									
Gary Ward, R OBP: 0.303, SLG: 0.321 (1, 9)										4	0	1	0	0	0	1									
Pete O'Brien, L OBP: 0.341, SLG: 0.444 (1, 3)										4	0	1	0	0	1	1									
Mary Foley, L OBP: 0.320, SLG: 0.619 (8, 2)										4	0	0	0	0	1	2									
Ned Yost, R OBP: 0.178, SLG: 0.243 (8, PH)										3	1	1	0	0	0	0									
Bob Jones, L OBP: 0.393, SLG: 0.650 Jim Anderson, R (8, 5)										1	0	0	0	0	1	1									
0 0 0 0 0 0 0										0	0	0	0	0	0	0									
Curtis Wilkerson, S OBP: 0.224, SLG: 0.222 (1, 6)										3	4	3	0	1	0	0									
<b>Inning Stats</b>	R: 0 E: 0 K: 1 S: 5	H: 0 LOB: 0 BB: 0 P: 5	R: 0 E: 0 K: 0 S: 3	H: 0 LOB: 0 BB: 0 P: 3	R: 1 E: 0 K: 2 S: 9	H: 2 LOB: 1 BB: 0 P: 9	R: 0 E: 0 K: 1 S: 6	H: 1 LOB: 1 BB: 0 P: 6	R: 1 E: 0 K: 0 S: 6	H: 3 LOB: 2 BB: 0 P: 6	R: 0 E: 0 K: 0 S: 3	H: 0 LOB: 0 BB: 0 P: 3	R: 2 E: 0 K: 0 S: 6	H: 4 LOB: 1 BB: 0 P: 6	R: 1 E: 0 K: 1 S: 7	H: 3 LOB: 1 BB: 0 P: 7	R: 1 E: 0 K: 1 S: 6	H: 1 LOB: 1 BB: 1 P: 10	1B: 11 2B: 3 3B: 0 HR: 0	SF: 0 SAC: 1 DP: 2 HBP: 0	WP: 0 PB: 0 SB: 1 CS: 0	PA: 40			
<b>PITCHER</b>	IP	WLS	BF	H	R	ER	SO	BB	IBB	HBP	BLK	WP	HR	S	P	ERA	WHIP	<b>PITCHER</b>							
Jim Clancy, R ERA: 3.02 (1, 1)	6.1	W	29	10	4	4	4	0	0	0	0	0	0	37	37	5.68	1.579								
Jim Gott, R ERA: 12.27 (7, 1)	0.2		3	2	1	1	0	0	0	0	0	0	0	3	3	13.50	3.000								
Roy Lee Jackson, R ERA: 2.25 (8, 1)	1.0	S	3	1	0	0	1	0	0	0	0	0	0	5	5	0.00	1.000								
Dennis Lamp, R ERA: 3.6 (9, 1)	1.0		5	1	1	1	1	1	0	0	0	0	0	6	10	9.00	2.000								

Batter	1	2	3	4	5	6	7	8	9	AB	R	H	RBI	BB	SO	LOB	BOTTOM								
Damaso Garcia, R OBP: 0.395, SLG: 0.467 (1, 4)										4	0	0	0	1	1	1	<b>Texas Rangers @ Toronto Blue Jays</b> Exhibition Stadium, Toronto, ON Wed May 02 1984, 7:05 PM EDT Att: 13,274 - Unknown								
Dave Collins, S OBP: 0.347, SLG: 0.371 (1, 7)										5	1	2	1	0	0	1									
Lloyd Moseby, L OBP: 0.345, SLG: 0.464 (1, 8)										3	2	1	0	2	0	1									
Willie Upshaw, L OBP: 0.464, SLG: 0.768 (1, 3)										5	1	3	1	0	1	0									
Cliff Johnson, R OBP: 0.354, SLG: 0.422 Mitch Webster, S OBP: 0.333, SLG: 0.500 (6, PR)										2	1	0	1	2	1	3									
1 1 1 1 0 0 0 0										1	1	1	0	0	0	0									
Rance Mulliniks, L OBP: 0.344, SLG: 0.339 Garth Iorg, R OBP: 0.178, SLG: 0.227 (6, PH)										1	0	0	2	2	1	1									
1 2 0 0 0 0 0 2										2	0	0	0	0	0	2									
Ernie Whitt, L OBP: 0.333, SLG: 0.351 Buck Martinez, R OBP: 0.200, SLG: 0.344 (7, 2)										3	0	0	0	0	1	7									
1 0 1 1 1 0 0 0										1	0	1	1	0	0	0									
Jesse Barfield, R OBP: 0.256, SLG: 0.392 (1, 9)										4	1	2	1	0	1	2									
Alfredo Griffin, S OBP: 0.217, SLG: 0.270 (1, 6)										2	0	0	0	1	0	1									
<b>Inning Stats</b>	R: 1 E: 0 K: 0 S: 4	H: 1 LOB: 3 BB: 3 P: 16	R: 0 E: 0 K: 1 S: 5	H: 0 LOB: 1 BB: 1 P: 9	R: 3 E: 1 K: 1 S: 9	H: 3 LOB: 1 BB: 0 P: 9	R: 1 E: 0 K: 2 S: 9	H: 2 LOB: 3 BB: 2 P: 17	R: 1 E: 0 K: 0 S: 4	H: 2 LOB: 1 BB: 1 P: 8	R: 0 E: 0 K: 0 S: 5	H: 0 LOB: 0 BB: 0 P: 5	R: 0 E: 0 K: 1 S: 6	H: 1 LOB: 1 BB: 0 P: 6	R: 0 E: 0 K: 1 S: 6	H: 1 LOB: 1 BB: 0 P: 6	1B: 8 2B: 2 3B: 0 HR: 0	SF: 0 SAC: 1 DP: 0 HBP: 0	WP: 3 PB: 2 SB: 1 CS: 0	PA: 42					
<b>PITCHER</b>	IP	WLS	BF	H	R	ER	SO	BB	IBB	HBP	BLK	WP	HR	S	P	ERA	WHIP	<b>PITCHER</b>							
Charlie Hough, R ERA: 5.82 (1, 1)	2.2	L	17	4	4	3	2	4	0	0	0	1	0	10	18	6.75	3.000								
Jim Bibby, R ERA: 2.45 (3, 1)	1.1		8	2	1	1	2	2	0	0	0	0	0	8	16	9.00	2.500								
Ricky Wright, L ERA: 9.0 (5, 1)	2.0		10	3	2	2	0	2	0	0	0	0	0	11	11	0.00	0.500								
Odell Jones, R ERA: 1.84 (7, 1)	2.0		7	1	0	0	2	0	0	0	0	0	0	11	11	0.00	0.500								







Batter	1	2	3	4	5	6	7	8	9	AB	R	H	RBI	BB	SO	LOB	TOP								
<b>Al Bumby, L</b> OBP: 0.217, SLG: 0.186 <b>John Shelby, S</b> OBP: 0.253, SLG: 0.329										3	1	0	0	0	0	4									
<b>Rich Dauer, R</b> OBP: 0.299, SLG: 0.306										5	0	0	0	0	1	4									
<b>Cal Ripken Jr., R</b> OBP: 0.395, SLG: 0.629										5	1	1	0	0	2	2									
<b>Eddie Murray, S</b> OBP: 0.412, SLG: 0.535										5	2	4	2	0	0	1									
<b>John Lowenstein, L</b> OBP: 0.364, SLG: 0.373 <b>Benny Ayala, R</b> OBP: 0.231, SLG: 0.333										3	0	2	0	0	0	1									
<b>Ken Singleton, S</b> OBP: 0.257, SLG: 0.221										5	0	1	1	0	0	2									
<b>Wayne Gross, L</b> OBP: 0.405, SLG: 0.892										4	0	1	0	0	0	2									
<b>Jim Dwyer, L</b> OBP: 0.205, SLG: 0.297 <b>Gary Roenicke, R</b> OBP: 0.333, SLG: 0.232										2	0	2	0	0	0	0									
<b>Rick Dempsey, R</b> OBP: 0.333, SLG: 0.378										3	1	1	0	1	0	3									
<b>Inning Stats</b>	R: 2 E: 1 K: 0 S: 6	H: 2 LOB: 1 BB: 0 P: 6	R: 0 E: 0 K: 0 S: 5	H: 2 LOB: 2 BB: 0 P: 5	R: 0 E: 0 K: 1 S: 6	H: 1 LOB: 1 BB: 0 P: 6	R: 0 E: 0 K: 0 S: 3	H: 1 LOB: 1 BB: 1 P: 7	R: 1 E: 0 K: 1 S: 8	H: 3 LOB: 2 BB: 0 P: 8	R: 1 E: 0 K: 0 S: 3	H: 1 LOB: 0 BB: 1 P: 7	R: 2 E: 0 K: 0 S: 5	H: 2 LOB: 0 BB: 0 P: 5	R: 1 E: 0 K: 1 S: 7	H: 2 LOB: 1 BB: 0 P: 7	R: 0 E: 0 K: 0 S: 3	H: 1 LOB: 0 BB: 0 P: 3	1B: 9 2B: 3 3B: 1 HR: 3	SF: 0 SAC: 0 DP: 3 HBP: 0	WP: 0 PB: 0 SB: 0 CS: 0	PA: 42			
<b>PITCHER</b>	IP	WLS	BF	H	R	ER	SO	BB	IBB	HBP	BLK	WP	HR	S	P	ERA	WHIP								
<b>Danny Darwin, R</b> ERA: 2.34	5.0		25	9	3	1	2	1	0	0	0	0	1	28	32	1.80	2.000								
<b>Ricky Wright, L</b> ERA: 11.25	2.0	L	9	3	3	3	0	1	0	0	0	0	2	8	12	13.50	2.000								
<b>Dave Schmidt, R</b> ERA: 2.87	2.0		8	3	1	1	1	0	0	0	0	0	0	10	10	4.50	1.500								

Baltimore Orioles @ Texas Rangers  
Arlington Stadium, Arlington, TX  
Sat May 05 1984, 8:05 PM EDT  
Att: 18,248 - Unknown

AB 40  
R 7  
H 15  
RBI 7  
BB 2  
SO 3  
LOB 20



Batter	1	2	3	4	5	6	7	8	9	AB	R	H	RBI	BB	SO	LOB	BOTTOM								
<b>Mickey Rivers, L</b> OBP: 0.255, SLG: 0.255										5	0	1	0	0	0	0									
<b>Bill Sample, R</b> OBP: 0.321, SLG: 0.372										5	1	2	0	0	0	1									
<b>Gary Ward, R</b> OBP: 0.309, SLG: 0.310										2	1	1	1	2	0	0									
<b>Larry Parrish, R</b> OBP: 0.324, SLG: 0.379										4	0	0	0	0	0	4									
<b>George Wright, S</b> OBP: 0.225, SLG: 0.315										4	2	2	2	0	0	0									
<b>Dave Hostetler, R</b> OBP: 0.474, SLG: 0.667 <b>Pete O'Brien, L</b> OBP: 0.337, SLG: 0.434										3	0	2	1	0	0	0									
<b>Ned Yost, R</b> OBP: 0.182, SLG: 0.243										4	1	1	0	0	0	2									
<b>Wayne Tolleson, S</b> OBP: 0.321, SLG: 0.313										4	0	1	1	0	1	2									
<b>Curtis Wilkerson, S</b> OBP: 0.219, SLG: 0.232 <b>Mike Richardt, R</b> ERA: 5.49										3	0	0	0	0	0	1									
<b>Inning Stats</b>	R: 0 E: 0 K: 0 S: 3	H: 0 LOB: 0 BB: 0 P: 3	R: 1 E: 0 K: 0 S: 5	H: 2 LOB: 1 BB: 0 P: 5	R: 0 E: 0 K: 0 S: 4	H: 1 LOB: 2 BB: 1 P: 8	R: 1 E: 0 K: 0 S: 5	H: 2 LOB: 1 BB: 0 P: 5	R: 3 E: 0 K: 0 S: 6	H: 3 LOB: 0 BB: 0 P: 6	R: 0 E: 0 K: 0 S: 3	H: 0 LOB: 0 BB: 0 P: 3	R: 0 E: 0 K: 0 S: 3	H: 1 LOB: 1 BB: 1 P: 7	R: 0 E: 0 K: 1 S: 6	H: 1 LOB: 1 BB: 0 P: 6	R: 0 E: 0 K: 0 S: 3	H: 0 LOB: 0 BB: 0 P: 3	1B: 6 2B: 2 3B: 1 HR: 1	SF: 0 SAC: 0 DP: 0 HBP: 0	WP: 0 PB: 0 SB: 1 CS: 1	PA: 38			
<b>PITCHER</b>	IP	WLS	BF	H	R	ER	SO	BB	IBB	HBP	BLK	WP	HR	S	P	ERA	WHIP								
<b>Mike Flanagan, L</b> ERA: 4.89	4.2		23	8	1	0	0	1	0	0	0	0	0	7	11	0.00	0.857								
<b>Dennis Martinez, R</b> ERA: 2.7	2.1	W	8	1	0	0	0	1	0	0	0	0	0	7	11	0.00	0.857								
<b>Tippy Martinez, L</b> ERA: 5.49	2.0	S	7	1	0	0	1	0	0	0	0	0	0	9	9	0.00	0.500								

Baltimore Orioles @ Texas Rangers  
Arlington Stadium, Arlington, TX  
Sat May 05 1984, 8:05 PM EDT  
Att: 18,248 - Unknown

AB 36  
R 5  
H 10  
RBI 5  
BB 2  
SO 1  
LOB 10





Batter	1	2	3	4	5	6	7	8	9	AB	R	H	RBI	BB	SO	LOB	TOP				
<b>John Shelby, S</b> OBP: 0.250, SLG: 0.322 (1, 8)	F3	5-3				FC3-2		K		5	0	1	1	0	1	6					
<b>Rich Dauer, R</b> OBP: 0.300, SLG: 0.307 (1, 4)	6-3					K			F9	3	1	1	0	0	0	1					
<b>John Lowenstein, L</b> OBP: 0.359, SLG: 0.368 (6, FH)			3B	1B						1	0	0	0	0	1	3					
<b>Lenn Sakata, R</b> OBP: 0.222, SLG: 0.231 (6, 4)										1	0	0	0	0	0	0					
<b>Cal Ripken Jr., R</b> OBP: 0.411, SLG: 0.691 (1, 6)	F7									5	2	4	2	0	0	0					
<b>Eddie Murray, S</b> OBP: 0.403, SLG: 0.519 (1, 3)										5	0	1	0	0	1	3					
<b>Gary Roenicke, R</b> OBP: 0.324, SLG: 0.217 (3, 7)										4	1	0	0	1	2	3					
<b>Ken Singleton, S</b> OBP: 0.254, SLG: 0.220 (1, 10)										5	1	1	0	0	1	3					
<b>Benny Ayala, R</b> OBP: 0.259, SLG: 0.333 (1, 7)										0	0	0	0	1	0	0					
<b>Jim Dwyer, L</b> OBP: 0.238, SLG: 0.325 (3, 9)										3	1	2	0	0	0	0					
<b>Todd Cruz, R</b> OBP: 0.226, SLG: 0.300 (1, 5)										3	0	0	1	0	0	3					
<b>Rick Dempsey, R</b> OBP: 0.352, SLG: 0.383 (1, 2)										2	0	1	0	1	0	2					
<b>Inning Stats</b>	R: 0 E: 0 K: 0 S: 3	H: 0 LOB: 0 BB: 0 P: 3	R: 2 E: 2 K: 0 S: 5	H: 0 LOB: 2 BB: 2 P: 13	R: 2 E: 0 K: 2 S: 9	H: 2 LOB: 0 BB: 0 P: 9	R: 1 E: 0 K: 0 S: 5	H: 2 LOB: 1 BB: 0 P: 5	R: 0 E: 0 K: 1 S: 7	H: 2 LOB: 3 BB: 1 P: 11	R: 0 E: 0 K: 2 S: 8	H: 1 LOB: 1 BB: 0 P: 8	R: 0 E: 0 K: 1 S: 6	H: 1 LOB: 0 BB: 0 P: 6	R: 1 E: 0 K: 0 S: 5	H: 2 LOB: 1 BB: 0 P: 5	1B: 8 2B: 1 3B: 1 HR: 1	SF: 1 SAC: 1 DP: 1 HBP: 0	WP: 0 PB: 0 SB: 1 CS: 0	PA: 42	
<b>PITCHER</b>	IP	WLS	BF	H	R	ER	SO	BB	IBB	HBP	BLK	WP	HR	S	P	ERA	WHIP				
<b>Frank Tanana, L</b> ERA: 3.96 (1, 1)	2.1	L	13	2	4	2	1	2	0	0	0	0	0	13	21	7.71	1.714				
<b>Jim Blalock, R</b> ERA: 2.51 (3, 1)	3.0		14	5	1	1	1	1	0	0	1	0	0	15	19	3.00	2.000				
<b>Dave Tobik, R</b> ERA: 2.95 (6, 1)	3.2		15	4	1	1	4	0	0	0	0	0	1	23	23	2.46	1.091				

Baltimore Orioles @ Texas Rangers  
Arlington Stadium, Arlington, TX  
Sun May 06 1984, 4:33 AM EDT  
Att: 13,224 - Unknown

AB 37  
R 6  
H 11  
RBI 4  
BB 3  
SO 6  
LOB 24



Batter	1	2	3	4	5	6	7	8	9	AB	R	H	RBI	BB	SO	LOB	BOTTOM				
<b>Mickey Rivers, L</b> OBP: 0.275, SLG: 0.260 (1, 10)										3	0	1	0	1	0	1					
<b>Wayne Tolleson, S</b> OBP: 0.309, SLG: 0.300 (1, 4)										4	0	0	0	0	1	2					
<b>Gary Ward, R</b> OBP: 0.307, SLG: 0.307 (1, 9)										4	0	1	0	0	1	0					
<b>Larry Parrish, R</b> OBP: 0.313, SLG: 0.364 (1, 5)										4	0	0	0	0	0	1					
<b>George Wright, S</b> OBP: 0.228, SLG: 0.309 (1, 8)										2	0	0	0	1	0	0					
<b>Pete O'Brien, L</b> OBP: 0.337, SLG: 0.430 (1, 3)										3	0	1	0	0	0	0					
<b>Ned Yost, R</b> OBP: 0.188, SLG: 0.286 (1, 2)										3	1	1	1	0	1	2					
<b>Bob Jones, L</b> OBP: 0.355, SLG: 0.536 (1, 7)										3	0	0	0	0	0	0					
<b>Curtis Wilkerson, S</b> OBP: 0.224, SLG: 0.250 (1, 6)										3	0	1	0	0	1	0					
<b>Inning Stats</b>	R: 0 E: 0 K: 0 S: 2	H: 0 LOB: 1 BB: 0 P: 6	R: 0 E: 0 K: 0 S: 3	H: 0 LOB: 0 BB: 0 P: 3	R: 0 E: 0 K: 0 S: 4	H: 1 LOB: 1 BB: 0 P: 4	R: 0 E: 0 K: 1 S: 5	H: 0 LOB: 0 BB: 0 P: 5	R: 1 E: 0 K: 0 S: 4	H: 1 LOB: 0 BB: 0 P: 4	R: 0 E: 0 K: 1 S: 5	H: 1 LOB: 2 BB: 1 P: 10	R: 0 E: 0 K: 0 S: 3	H: 0 LOB: 0 BB: 0 P: 3	R: 0 E: 0 K: 1 S: 5	H: 0 LOB: 0 BB: 0 P: 5	1B: 3 2B: 2 3B: 0 HR: 1	SF: 0 SAC: 0 DP: 3 HBP: 0	WP: 0 PB: 0 SB: 0 CS: 0	PA: 31	
<b>PITCHER</b>	IP	WLS	BF	H	R	ER	SO	BB	IBB	HBP	BLK	WP	HR	S	P	ERA	WHIP				
<b>Mike Boddicker, R</b> ERA: 2.76 (1, 1)	9.0	W	31	5	1	1	4	2	0	0	0	0	1	37	45	1.00	0.778				

Baltimore Orioles @ Texas Rangers  
Arlington Stadium, Arlington, TX  
Sun May 06 1984, 4:33 AM EDT  
Att: 13,224 - Unknown

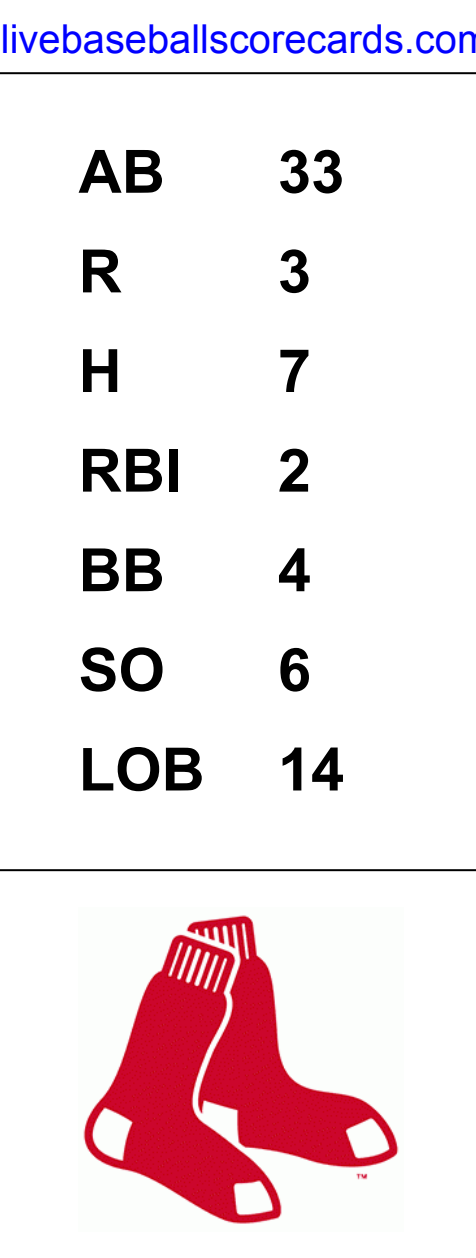
AB 29  
R 1  
H 5  
RBI 1  
BB 2  
SO 4  
LOB 6





Batter	1	2	3	4	5	6	7	8	9	AB	R	H	RBI	BB	SO	LOB	TOP				
Marty Barrett, R (1,4) OBP: 0.375, SLG: 0.409 Jerry Remy, L (9, PH) OBP: 0.302, SLG: 0.290	F8		6-3		5-3		5-3		K	4	0	0	0	0	0	0					
Wade Boogs, L (1,5) OBP: 0.386, SLG: 0.386	BB PB 1B		F9 2B		F9		S 1B			4	1	3	0	0	0	0					
Dwight Evans, R (1,9) OBP: 0.357, SLG: 0.417	PB 1-2 BB		BB BB		HR		6-3 1-2			2	1	1	1	2	0	1					
Jim Rice, R (1,7) OBP: 0.255, SLG: 0.337	5-3 1-3 2H		F9 2-3		HR		4-3			4	1	1	1	0	0	4					
Mike Easter, L (1,3) OBP: 0.375, SLG: 0.495	K		F7		4-3				F8	4	0	0	0	0	1	3					
Tony Armas, R (1,10) OBP: 0.308, SLG: 0.505			F8		FC3-6 BB		F7		F6	3	0	0	0	1	0	0					
Rich Gedman, L (1,2) OBP: 0.345, SLG: 0.532 Ed Jurak, R (8, PR) OBP: 0.385, SLG: 0.545 Jeff Newman, R (8,2) OBP: 0.375, SLG: 0.333			1B		FC3-6 1-2		K		CS BB	3	0	1	0	1	1	1	AB 33 R 3 H 7 RBI 2 BB 4 SO 6 LOB 14				
Reid Nichols, R (1,8) OBP: 0.329, SLG: 0.329			K		K		S 1B		CS 1-2	4	0	1	0	0	2	2					
Glenn Hoffman, R (1,6) OBP: 0.208, SLG: 0.239 Rick Miller, L (9, PH) OBP: 0.238, SLG: 0.176			F2		F3		K 1-2		F9	3	0	0	0	0	1	3					
<b>Inning Stats</b>	R: 1 E: 0 K: 1 S: 6	H: 1 LOB: 1 BB: 1 P: 10	R: 0 E: 0 K: 1 S: 6	H: 1 LOB: 1 BB: 0 P: 6	R: 0 E: 0 K: 0 S: 4	H: 1 LOB: 2 BB: 1 P: 8	R: 0 E: 0 K: 1 S: 5	H: 0 LOB: 1 BB: 1 P: 9	R: 2 E: 0 K: 0 S: 5	H: 2 LOB: 0 BB: 0 P: 5	R: 0 E: 0 K: 0 S: 4	H: 1 LOB: 1 BB: 0 P: 4	R: 0 E: 0 K: 0 S: 2	H: 0 LOB: 1 BB: 1 P: 6	R: 0 E: 0 K: 1 S: 5	H: 0 LOB: 0 BB: 0 P: 5	1B: 4 2B: 1 3B: 0 HR: 2	SF: 0 SAC: 0 DP: 0 HBP: 0	WP: 0 PB: 2 SB: 2 CS: 1	PA: 38	
<b>PITCHER</b>	IP WLS BF H R ER SO BB IBB HBP BLK WP HR S P ERA WHIP	8.0 W 34 7 3 2 5 4 0 0 0 0 2 40 56 2.25 1.375	1.0 S 3 0 0 0 1 0 0 0 0 0 0 5 5 0.00 0.000																		

**Boston Red Sox @ Texas Rangers**  
Arlington Stadium, Arlington, TX  
Tue May 08 1984, 8:05 PM EDT  
Att: 8,616 - Unknown



Batter	1	2	3	4	5	6	7	8	9	AB	R	H	RBI	BB	SO	LOB	BOTTOM				
Mickey Rivers, L (1,10) OBP: 0.291, SLG: 0.296	G3		1B		G3 1-3 2H 2B		6-3			4	0	2	1	0	0	0					
Pete O'Brien, L (1,3) OBP: 0.323, SLG: 0.410	F7		F9		G3		G3			4	0	0	1	0	0	2					
Gary Ward, R (1,9) OBP: 0.295, SLG: 0.293	6-3		K		K		6-3			4	0	0	0	0	2	2					
Larry Parrish, R (1,5) OBP: 0.303, SLG: 0.351			5-3		F8		F8		6-3	4	0	0	0	0	0	0					
George Wright, S (1,8) OBP: 0.229, SLG: 0.307			HBP BLK G1-2-3 1B		4-3		4-3		4-3	4	0	1	0	0	0	0					
Bob Jones, L (1,7) OBP: 0.382, SLG: 0.533			4-3		4-3		HR 1B			2	1	1	0	1	0	0					
Mary Foley, L (1,2) OBP: 0.387, SLG: 0.720			HBP BB		G3		HR 1B			2	1	1	2	0	0	0	AB 30 R 4 H 7 RBI 4 BB 1 SO 2 LOB 7				
Wayne Tolleson, S (1,4) OBP: 0.310, SLG: 0.301			G1-2-3		1B 2B 1B		1-3			3	1	1	0	0	0	3					
Curtis Wilkerson, S (1,6) OBP: 0.228, SLG: 0.253			4-3		2B G3 1B		1-3			3	1	1	0	0	0	0					
<b>Inning Stats</b>	R: 0 E: 0 K: 0 S: 3	H: 0 LOB: 0 BB: 0 P: 3	R: 0 E: 0 K: 0 S: 3	H: 1 LOB: 2 BB: 1 P: 8	R: 0 E: 0 K: 1 S: 6	H: 1 LOB: 1 BB: 0 P: 6	R: 0 E: 0 K: 0 S: 3	H: 0 LOB: 0 BB: 0 P: 3	R: 2 E: 0 K: 0 S: 8	H: 3 LOB: 1 BB: 0 P: 8	R: 2 E: 0 K: 0 S: 5	H: 2 LOB: 0 BB: 0 P: 5	R: 0 E: 0 K: 0 S: 3	H: 0 LOB: 0 BB: 0 P: 3	R: 0 E: 0 K: 0 S: 3	H: 0 LOB: 0 BB: 0 P: 3	1B: 5 2B: 1 3B: 0 HR: 1	SF: 0 SAC: 0 DP: 1 HBP: 1	WP: 0 PB: 0 SB: 0 CS: 0	PA: 32	
<b>PITCHER</b>	IP WLS BF H R ER SO BB IBB HBP BLK WP HR S P ERA WHIP	5.2 L 25 7 4 4 2 1 0 1 1 0 1 27 32 6.35 1.412	2.1 7 0 0 0 0 0 0 0 0 0 0 0 7 7 0.00 0.000																		

**Boston Red Sox @ Texas Rangers**  
Arlington Stadium, Arlington, TX  
Tue May 08 1984, 8:05 PM EDT  
Att: 8,616 - Unknown









Batter	1	2	3	4	5	6	7	8	9	AB	R	H	RBI	BB	SO	LOB	TOP								
Bill Sample, R OBP: 0.323, SLG: 0.360 (1, 7)										4	0	2	1	1	0	2	<b>Texas Rangers @ Chicago White Sox</b> Comiskey Park, Chicago, IL Thu May 10 1984, 8:05 PM EDT Att: 14,611 - Unknown								
Mickey Rivers, L OBP: 0.278, SLG: 0.283 (1, 10)										5	0	1	2	0	0	4									
George Wright, S OBP: 0.230, SLG: 0.298 (1, 8)										4	0	0	0	1	2	3									
Larry Parrish, R OBP: 0.291, SLG: 0.331 Jim Anderson, R (8, 5)										4	0	0	0	0	1	1									
Pete O'Brien, L OBP: 0.320, SLG: 0.422 (1, 3)										4	1	2	0	0	0	1									
Gary Ward, R OBP: 0.301, SLG: 0.286 (1, 9)										2	2	0	0	2	1	1									
Mary Foley, L OBP: 0.389, SLG: 0.655 (1, 2)										3	0	0	0	1	1	1									
Wayne Tolleson, S OBP: 0.325, SLG: 0.306 (9, 6)										3	2	1	0	0	1	3									
Curtis Wilkerson, S OBP: 0.244, SLG: 0.260 Bob Jones, L OBP: 0.460, SLG: 0.548 Mike Richardson, R OBP: 0.250, SLG: 0.250 (9, 4)										2	0	1	2	1	1	1									
<b>Inning Stats</b>	R: 0 E: 1 K: 1 S: 5	H: 0 LOB: 0 BB: 0 P: 5	R: 2 E: 1 K: 1 S: 7	H: 2 LOB: 2 BB: 2 P: 15	R: 0 E: 0 K: 0 S: 3	H: 0 LOB: 1 BB: 1 P: 7	R: 0 E: 0 K: 2 S: 7	H: 0 LOB: 0 BB: 0 P: 7	R: 0 E: 0 K: 0 S: 3	H: 1 LOB: 1 BB: 1 P: 7	R: 0 E: 0 K: 1 S: 5	H: 1 LOB: 0 BB: 0 P: 5	R: 1 E: 0 K: 1 S: 7	H: 2 LOB: 1 BB: 0 P: 7	R: 0 E: 0 K: 0 S: 3	H: 0 LOB: 0 BB: 0 P: 3	R: 3 E: 0 K: 1 S: 6	H: 2 LOB: 1 BB: 2 P: 15	1B: 7 2B: 1 3B: 1 HR: 0	SF: 0 SAC: 0 DP: 3 HBP: 1	WP: 0 PB: 0 SB: 2 CS: 1	PA: 39			
<b>PITCHER</b>	IP	WLS	BF	H	R	ER	SO	BB	IBB	HBP	BLK	WP	HR	S	P	ERA	WHIP								
Richard Dotson, R ERA: 2.93 Salome Barojas, R ERA: 4.96	(1, 1)	8.1	35	6	5	5	6	5	0	1	0	0	0	41	62	5.40	1.320								
(9, 1)	0.2	W	4	2	1	1	1	1	0	0	0	0	0	5	9	13.50	4.500								

Batter	1	2	3	4	5	6	7	8	9	AB	R	H	RBI	BB	SO	LOB	BOTTOM								
Rudy Law, L OBP: 0.420, SLG: 0.495 Dave Stegman, R OBP: 0.250, SLG: 0.275 (4, PR)										3	1	2	0	0	0	0	<b>Texas Rangers @ Chicago White Sox</b> Comiskey Park, Chicago, IL Thu May 10 1984, 8:05 PM EDT Att: 14,611 - Unknown								
Vance Law, R OBP: 0.250, SLG: 0.365 (1, 5)										4	1	2	0	1	0	3									
Greg Walker, L OBP: 0.367, SLG: 0.564 Mike Squires, L OBP: 0.273, SLG: 0.250 (8, 3)										4	1	2	2	0	2	3									
Greg Luzinski, R OBP: 0.348, SLG: 0.234 (1, 10)										5	0	1	0	0	3	2									
Harold Baines, L OBP: 0.232, SLG: 0.281 (1, 9)										4	1	1	1	0	0	3									
Tom Paciorek, R OBP: 0.381, SLG: 0.425 (1, 7)										5	2	3	1	0	1	2									
Scott Fletcher, R OBP: 0.361, SLG: 0.319 Jerry Hairston, S OBP: 0.280, SLG: 0.522 (9, PH)										4	0	1	0	0	0	2									
Marc Hill, R OBP: 0.341, SLG: 0.452 (1, 2)										4	1	1	1	0	0	2									
Julio Cruz, S OBP: 0.290, SLG: 0.289 (1, 4)										4	0	1	1	0	0	1									
<b>Inning Stats</b>	R: 1 E: 0 K: 1 S: 8	H: 3 LOB: 2 BB: 0 P: 8	R: 1 E: 0 K: 0 S: 4	H: 1 LOB: 0 BB: 0 P: 4	R: 2 E: 0 K: 1 S: 8	H: 3 LOB: 1 BB: 0 P: 8	R: 0 E: 0 K: 1 S: 6	H: 1 LOB: 2 BB: 1 P: 10	R: 0 E: 0 K: 0 S: 3	H: 0 LOB: 0 BB: 0 P: 3	R: 0 E: 0 K: 0 S: 4	H: 1 LOB: 1 BB: 0 P: 4	R: 0 E: 0 K: 2 S: 8	H: 1 LOB: 1 BB: 0 P: 8	R: 1 E: 1 K: 0 S: 6	H: 2 LOB: 2 BB: 0 P: 6	R: 3 E: 0 K: 1 S: 7	H: 3 LOB: 0 BB: 0 P: 7	1B: 7 2B: 4 3B: 2 HR: 2	SF: 1 SAC: 0 DP: 0 HBP: 0	WP: 0 PB: 0 SB: 0 CS: 0	PA: 43			
<b>PITCHER</b>	IP	WLS	BF	H	R	ER	SO	BB	IBB	HBP	BLK	WP	HR	S	P	ERA	WHIP								
Danny Darwin, R ERA: 2.79 Odell Jones, R ERA: 3.07	(1, 1)	8.0	38	12	5	5	5	1	0	0	0	0	1	47	51	5.62	1.625								
(9, 1)	0.2	L	5	3	3	3	1	0	0	0	0	0	1	7	7	40.50	4.500								

AB	32
R	6
H	8
RBI	6
BB	6
SO	7
LOB	17



AB	41
R	8
H	15
RBI	8
BB	1
SO	6
LOB	20





Batter	1	2	3	4	5	6	7	8	9	AB	R	H	RBI	BB	SO	LOB	TOP			
<b>Bill Sample, R</b> OBP: 0.320, SLG: 0.360 (1, 7)										3	1	1	1	0	0	0	<b>Texas Rangers @ Chicago White Sox</b> Comiskey Park, Chicago, IL Fri May 11 1984, 8:05 PM EDT Att: 28,349 - Unknown			
<b>Pete O'Brien, L</b> OBP: 0.317, SLG: 0.426 (1, 3)										4	1	1	0	0	0	1				
<b>George Wright, S</b> OBP: 0.236, SLG: 0.298 <b>Mickey Rivers, L</b> OBP: 0.266, SLG: 0.270 (2, 7)										0	1	0	0	1	0	0				
<b>Larry Parrish, R</b> OBP: 0.305, SLG: 0.402 (1, 5)										4	2	3	5	0	1	0				
<b>Gary Ward, R</b> OBP: 0.291, SLG: 0.275 (1, 9)										4	0	0	0	0	1	1				
<b>Dave Hostetler, R</b> OBP: 0.385, SLG: 0.500 (1, 10)										4	0	0	0	0	2	2				
<b>Ned Yost, R</b> OBP: 0.174, SLG: 0.265 (1, 2)										4	0	0	0	0	1	1				
<b>Wayne Tolleson, S</b> OBP: 0.317, SLG: 0.297 (1, 4)										3	1	0	0	0	0	0				
<b>Curtis Wilkerson, S</b> OBP: 0.247, SLG: 0.263 (1, 6)										3	0	1	0	0	0	0				
<b>Inning Stats</b>	R: 4 E: 0 K: 2 S: 10	H: 3 LOB: 0 BB: 1 P: 14	R: 0 E: 0 K: 0 S: 3	H: 0 LOB: 0 BB: 0 P: 3	R: 0 E: 0 K: 1 S: 5	H: 0 LOB: 0 BB: 0 P: 5	R: 0 E: 0 K: 1 S: 5	H: 0 LOB: 0 BB: 0 P: 5	R: 1 E: 1 K: 0 S: 4	H: 1 LOB: 0 BB: 0 P: 4	R: 0 E: 0 K: 1 S: 6	H: 0 LOB: 0 BB: 0 P: 6	R: 0 E: 0 K: 1 S: 5	H: 0 LOB: 0 BB: 0 P: 5	R: 1 E: 1 K: 0 S: 4	H: 1 LOB: 0 BB: 0 P: 4		1B: 2 2B: 2 3B: 0 HR: 2	SF: 1 SAC: 0 DP: 1 HBP: 0	WP: 0 PB: 0 SB: 0 CS: 1
<b>PITCHER</b> <b>Floyd Bannister, L</b> ERA: 4.78 (1, 1)	IP: 9.0 WLS: L BF: 34	H: 6 R: 6 ER: 5 SO: 6	BB: 1 IBB: 0 HBP: 0 BLK: 0	WP: 0 HR: 2 S: 45 P: 49	ERA: 5.00 WHIP: 0.778															

AB	32
R	6
H	6
RBI	6
BB	1
SO	6
LOB	5



Batter	1	2	3	4	5	6	7	8	9	AB	R	H	RBI	BB	SO	LOB	BOTTOM			
<b>Jerry Dybzinski, R</b> OBP: 0.400, SLG: 0.462 (1, 6)										4	0	0	0	0	0	1	<b>Texas Rangers @ Chicago White Sox</b> Comiskey Park, Chicago, IL Fri May 11 1984, 8:05 PM EDT Att: 28,349 - Unknown			
<b>Carlton Fisk, R</b> OBP: 0.274, SLG: 0.349 (1, 2)										4	0	0	0	0	2	0				
<b>Tom Paciorek, R</b> OBP: 0.376, SLG: 0.440 (1, 9)										4	0	1	0	0	1	0				
<b>Greg Luzinski, R</b> OBP: 0.353, SLG: 0.268 (1, 10)										3	1	1	1	1	1	0				
<b>Ron Kittle, R</b> OBP: 0.310, SLG: 0.489 (1, 7)										3	0	0	0	1	2	0				
<b>Vance Law, R</b> OBP: 0.250, SLG: 0.360 (1, 5)										4	0	1	0	0	0	3				
<b>Greg Walker, L</b> OBP: 0.344, SLG: 0.525 (1, 3)										4	0	0	0	0	2	1				
<b>Dave Stegman, R</b> OBP: 0.279, SLG: 0.286 (1, 8)										2	0	1	0	1	1	0				
<b>Julio Cruz, S</b> OBP: 0.281, SLG: 0.279 (1, 4)										3	0	0	0	0	0	2				
<b>Inning Stats</b>	R: 0 E: 0 K: 1 S: 6	H: 1 LOB: 3 BB: 2 P: 14	R: 0 E: 0 K: 1 S: 6	H: 1 LOB: 1 BB: 0 P: 6	R: 1 E: 0 K: 1 S: 6	H: 1 LOB: 0 BB: 0 P: 6	R: 0 E: 0 K: 0 S: 3	H: 0 LOB: 1 BB: 1 P: 7	R: 0 E: 0 K: 1 S: 5	H: 0 LOB: 0 BB: 0 P: 5	R: 0 E: 0 K: 1 S: 5	H: 0 LOB: 0 BB: 0 P: 5	R: 0 E: 0 K: 1 S: 5	H: 0 LOB: 0 BB: 0 P: 5	R: 0 E: 0 K: 3 S: 10	H: 1 LOB: 1 BB: 0 P: 10		1B: 2 2B: 0 3B: 1 HR: 1	SF: 0 SAC: 0 DP: 0 HBP: 0	WP: 0 PB: 0 SB: 0 CS: 0
<b>PITCHER</b> <b>Frank Tanana, L</b> ERA: 3.4 (1, 1)	IP: 9.0 WLS: W BF: 34	H: 4 R: 1 ER: 1 SO: 9	BB: 3 IBB: 0 HBP: 0 BLK: 0	WP: 0 HR: 1 S: 49 P: 61	ERA: 1.00 WHIP: 0.778															

AB	31
R	1
H	4
RBI	1
BB	3
SO	9
LOB	7





Batter	1	2	3	4	5	6	7	8	9	AB	R	H	RBI	BB	SO	LOB	TOP						
Bill Sample, R OBP: 0.324, SLG: 0.366 (1, 8)										4	1	2	1	0	0	1	<b>Texas Rangers @ Chicago White Sox</b> Comiskey Park, Chicago, IL Sat May 12 1984, 4:33 AM EDT Att: 31,676 - Unknown						
Mickey Rivers, L OBP: 0.290, SLG: 0.284 (1, 7)										4	0	2	0	1	0	2							
Buddy Bell, R OBP: 0.394, SLG: 0.462 (1, 5)										5	1	2	0	0	1	5							
Larry Parrish, R OBP: 0.301, SLG: 0.389 (1, 10)										4	0	0	1	1	0	1							
Pete O'Brien, L OBP: 0.303, SLG: 0.404 (1, 3)										5	0	0	0	0	0	4							
Gary Ward, R OBP: 0.295, SLG: 0.280 (1, 9)										5	1	2	1	0	1	0							
Mary Foley, L OBP: 0.425, SLG: 0.781 (1, 2)										3	2	2	2	1	0	0							
Wayne Tolleson, S OBP: 0.310, SLG: 0.289 (1, 4)										3	0	0	0	0	1	3							
Curtis Wilkerson, S OBP: 0.298, SLG: 0.265 (1, 6)										3	1	1	0	1	0	0							
<b>Inning Stats</b>	R: 2 E: 1 K: 1 S: 9	H: 3 LOB: 3 BB: 1 P: 13	R: 0 E: 0 K: 1 S: 6	H: 1 LOB: 1 BB: 0 P: 6	R: 2 E: 0 K: 0 S: 5	H: 2 LOB: 0 BB: 0 P: 5	R: 1 E: 1 K: 0 S: 5	H: 2 LOB: 2 BB: 1 P: 9	R: 0 E: 0 K: 1 S: 5	H: 0 LOB: 0 BB: 0 P: 5	R: 0 E: 0 K: 0 S: 3	H: 1 LOB: 1 BB: 1 P: 7	R: 0 E: 0 K: 0 S: 3	R: 1 E: 0 K: 0 S: 5	H: 2 LOB: 2 BB: 1 P: 9	R: 0 E: 0 K: 0 S: 3		1B: 9 2B: 1 3B: 0 HR: 1	SF: 1 SAC: 1 DP: 1 HBP: 0	WP: 0 PB: 0 SB: 0 CS: 0	PA: 42		
<b>PITCHER</b>	IP WLS BF H R ER SO BB IBB HBP BLK WP HR S P ERA WHIP	IP WLS BF H R ER SO BB IBB HBP BLK WP HR S P ERA WHIP	IP WLS BF H R ER SO BB IBB HBP BLK WP HR S P ERA WHIP	IP WLS BF H R ER SO BB IBB HBP BLK WP HR S P ERA WHIP	IP WLS BF H R ER SO BB IBB HBP BLK WP HR S P ERA WHIP	IP WLS BF H R ER SO BB IBB HBP BLK WP HR S P ERA WHIP	IP WLS BF H R ER SO BB IBB HBP BLK WP HR S P ERA WHIP	IP WLS BF H R ER SO BB IBB HBP BLK WP HR S P ERA WHIP	IP WLS BF H R ER SO BB IBB HBP BLK WP HR S P ERA WHIP	IP WLS BF H R ER SO BB IBB HBP BLK WP HR S P ERA WHIP	IP WLS BF H R ER SO BB IBB HBP BLK WP HR S P ERA WHIP	IP WLS BF H R ER SO BB IBB HBP BLK WP HR S P ERA WHIP	IP WLS BF H R ER SO BB IBB HBP BLK WP HR S P ERA WHIP	IP WLS BF H R ER SO BB IBB HBP BLK WP HR S P ERA WHIP	IP WLS BF H R ER SO BB IBB HBP BLK WP HR S P ERA WHIP	IP WLS BF H R ER SO BB IBB HBP BLK WP HR S P ERA WHIP	IP WLS BF H R ER SO BB IBB HBP BLK WP HR S P ERA WHIP	IP WLS BF H R ER SO BB IBB HBP BLK WP HR S P ERA WHIP	IP WLS BF H R ER SO BB IBB HBP BLK WP HR S P ERA WHIP	IP WLS BF H R ER SO BB IBB HBP BLK WP HR S P ERA WHIP	IP WLS BF H R ER SO BB IBB HBP BLK WP HR S P ERA WHIP	IP WLS BF H R ER SO BB IBB HBP BLK WP HR S P ERA WHIP	
LaMarr Hoyt, R ERA: 3.63 (1, 1)	3.2 L 22 8 5 4 2 2 0 0 0 0 1 24 32 9.82 2.727	4.1 17 3 1 1 1 2 0 0 0 0 0 0 17 25 2.08 1.154	1.0 3 0 0 0 0 0 0 0 0 0 0 0 3 3 0.00 0.000																				
Jim Siwy, R ERA: 2.98 (4, 1)																							
Ron Reed, R ERA: 4.79 (9, 1)																							

AB	36
R	6
H	11
RBI	5
BB	4
SO	3
LOB	16



Batter	1	2	3	4	5	6	7	8	9	AB	R	H	RBI	BB	SO	LOB	BOTTOM						
Jerry Hairston, S OBP: 0.300, SLG: 0.462 (1, 8)										3	1	0	0	2	0	3	<b>Texas Rangers @ Chicago White Sox</b> Comiskey Park, Chicago, IL Sat May 12 1984, 4:33 AM EDT Att: 31,676 - Unknown						
Carlton Fisk, R OBP: 0.280, SLG: 0.330 (1, 2)										5	0	0	0	0	1	5							
Greg Walker, L OBP: 0.353, SLG: 0.571 (1, 10)										4	1	2	1	0	0	0							
Tom Paciorek, R OBP: 0.390, SLG: 0.453 (1, 3)										4	1	3	1	0	0	0							
Harold Baines, L OBP: 0.240, SLG: 0.308 (1, 9)										3	1	1	2	1	0	1							
Ron Kittle, R OBP: 0.298, SLG: 0.467 (1, 7)										4	0	0	0	0	3	3							
Vance Law, R OBP: 0.243, SLG: 0.350 (1, 5)										3	0	0	0	0	2	0							
Mike Squires, L OBP: 0.425, SLG: 0.500 (6, PH) (9, 5)										0	0	0	0	1	0	0							
Scott Fletcher, R OBP: 0.357, SLG: 0.309 (1, 4)										3	0	0	0	1	0	1							
Jerry Dybzinski, R OBP: 0.455, SLG: 0.462 (1, 6)										0	0	0	0	3	0	0							
Rudy Law, L OBP: 0.425, SLG: 0.500 (9, PH)										1	0	1	0	0	0	0							
Julio Cruz, S OBP: 0.281, SLG: 0.279 (9, PR)										0	0	0	0	0	0	0							
<b>Inning Stats</b>	R: 1 E: 0 K: 0 S: 4	H: 2 LOB: 2 BB: 2 P: 12	R: 0 E: 0 K: 1 S: 4	H: 0 LOB: 2 BB: 3 P: 16	R: 0 E: 0 K: 1 S: 6	H: 1 LOB: 1 BB: 0 P: 6	R: 0 E: 0 K: 1 S: 5	H: 0 LOB: 1 BB: 1 P: 9	R: 1 E: 0 K: 1 S: 6	H: 1 LOB: 0 BB: 0 P: 6	R: 0 E: 0 K: 1 S: 2	H: 0 LOB: 0 BB: 1 P: 6	R: 0 E: 0 K: 1 S: 7	H: 2 LOB: 1 BB: 1 P: 11	R: 0 E: 0 K: 0 S: 3	H: 1 LOB: 1 BB: 0 P: 3	1B: 5 2B: 0 3B: 0 HR: 2	SF: 0 SAC: 0 DP: 3 HBP: 0	WP: 1 PB: 0 SB: 0 CS: 0	PA: 38			
<b>PITCHER</b>	IP WLS BF H R ER SO BB IBB HBP BLK WP HR S P ERA WHIP	IP WLS BF H R ER SO BB IBB HBP BLK WP HR S P ERA WHIP	IP WLS BF H R ER SO BB IBB HBP BLK WP HR S P ERA WHIP	IP WLS BF H R ER SO BB IBB HBP BLK WP HR S P ERA WHIP	IP WLS BF H R ER SO BB IBB HBP BLK WP HR S P ERA WHIP	IP WLS BF H R ER SO BB IBB HBP BLK WP HR S P ERA WHIP	IP WLS BF H R ER SO BB IBB HBP BLK WP HR S P ERA WHIP	IP WLS BF H R ER SO BB IBB HBP BLK WP HR S P ERA WHIP	IP WLS BF H R ER SO BB IBB HBP BLK WP HR S P ERA WHIP	IP WLS BF H R ER SO BB IBB HBP BLK WP HR S P ERA WHIP	IP WLS BF H R ER SO BB IBB HBP BLK WP HR S P ERA WHIP	IP WLS BF H R ER SO BB IBB HBP BLK WP HR S P ERA WHIP	IP WLS BF H R ER SO BB IBB HBP BLK WP HR S P ERA WHIP	IP WLS BF H R ER SO BB IBB HBP BLK WP HR S P ERA WHIP	IP WLS BF H R ER SO BB IBB HBP BLK WP HR S P ERA WHIP	IP WLS BF H R ER SO BB IBB HBP BLK WP HR S P ERA WHIP	IP WLS BF H R ER SO BB IBB HBP BLK WP HR S P ERA WHIP	IP WLS BF H R ER SO BB IBB HBP BLK WP HR S P ERA WHIP	IP WLS BF H R ER SO BB IBB HBP BLK WP HR S P ERA WHIP	IP WLS BF H R ER SO BB IBB HBP BLK WP HR S P ERA WHIP	IP WLS BF H R ER SO BB IBB HBP BLK WP HR S P ERA WHIP	IP WLS BF H R ER SO BB IBB HBP BLK WP HR S P ERA WHIP	
Dave Stewart, R ERA: 6.88 (1, 1)	5.0 W 23 4 2 2 2 2 0 0 0 0 1 14 22 6.00 1.333	3.0 12 2 2 2 2 2 0 0 0 0 0 1 14 22 6.00 1.333	1.0 S 3 1 0 0 0 0 0 0 0 0 0 3 3 0.00 1.000																				
Jim Bibby, R ERA: 3.38 (6, 1)																							
Dave Tobik, R ERA: 2.61 (9, 1)																							

AB	30
R	4
H	7
RBI	4
BB	8
SO	6
LOB	13

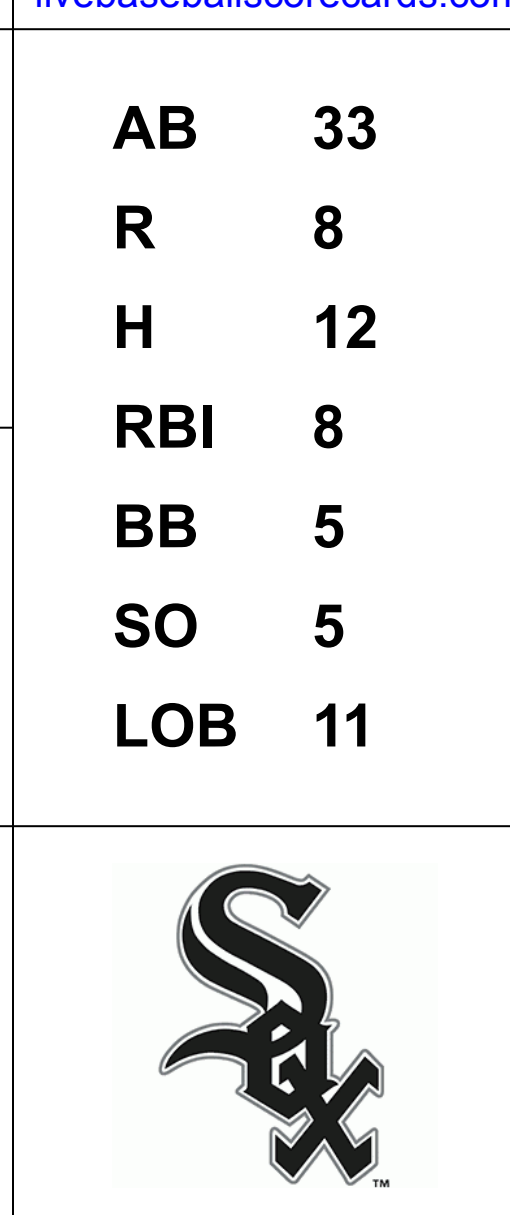




Batter	1	2	3	4	5	6	7	8	9	AB	R	H	RBI	BB	SO	LOB	TOP										
Bill Sample, R OBP: 0.321, SLG: 0.361 (1, 8)	0-0 6-3		0-0 F8		0-0 1-3 2-H 1B		0-3 K			4	0	1	1	0	1	2	<b>Texas Rangers @ Chicago White Sox</b> Comiskey Park, Chicago, IL Sun May 13, 1984, 8:05 PM EDT Att: 21,768 - Unknown										
Mickey Rivers, L OBP: 0.288, SLG: 0.282 (1, 7)	0-0 1B		0-0 F6		0-0 F5			0-0 1-3		4	0	1	0	0	0	2											
Buddy Bell, R OBP: 0.389, SLG: 0.454 (1, 5)	0-0 F7			0-3 K		0-0 F9		0-0 1-6-3 1B		4	0	1	0	0	1	1											
Larry Parrish, R OBP: 0.293, SLG: 0.377 (1, 10)	0-0 F7			0-0 F9		0-3 K		0-0 1-6-3		4	0	0	0	0	1	2											
Pete O'Brien, L OBP: 0.292, SLG: 0.388 (1, 3)		0-0 4-3		0-0 6-3				0-0 F3		4	0	0	0	0	0	1											
Gary Ward, R OBP: 0.286, SLG: 0.270 (1, 9)		0-3 K			0-0 6-3			0-3 K		4	0	0	0	0	2	0											
Ned Yost, R OBP: 0.189, SLG: 0.276 (1, 2)		0-0 1B			0-0 1B 1B			0-3 F9		4	1	2	0	0	1	0											
Wayne Tolleson, S OBP: 0.315, SLG: 0.297 (1, 4)		0-0 B5-3			0-0 1B 1-2 1B			0-0 F7		4	0	2	0	0	0	1											
Curtis Wilkerson, S OBP: 0.261, SLG: 0.267 (1, 6)			0-0 F7		0-3 K			0-0 1-2 1B		3	0	1	0	0	1	2											
<b>Inning Stats</b>	R: 0 E: 0 K: 0 S: 4	H: 1 LOB: 1 BB: 0 P: 4	R: 0 E: 0 K: 1 S: 6	H: 1 LOB: 1 BB: 0 P: 6	R: 0 E: 0 K: 0 S: 3	H: 0 LOB: 0 BB: 0 P: 3	R: 0 E: 0 K: 1 S: 5	H: 0 LOB: 0 BB: 0 P: 5	R: 1 E: 0 K: 1 S: 8	H: 3 LOB: 2 BB: 0 P: 8	R: 0 E: 0 K: 1 S: 5	H: 0 LOB: 0 BB: 0 P: 5	R: 0 E: 0 K: 2 S: 7	H: 2 LOB: 2 BB: 0 P: 7	R: 0 E: 0 K: 0 S: 4	H: 1 LOB: 1 BB: 0 P: 4	R: 0 E: 0 K: 2 S: 7	H: 0 LOB: 0 BB: 0 P: 7	1B: 8 2B: 0 3B: 0 HR: 0	SF: 0 SAC: 0 DP: 0 HBP: 0	WP: 0 PB: 0 SB: 0 CS: 0	PA: 35					
<b>PITCHER</b>	IP	WLS	BF	H	R	ER	SO	BB	IBB	HBP	BLK	WP	HR	S	P	ERA	WHIP										
Britt Burns, L ERA: 4.98 (1, 1)	5.0	W	20	5	1	1	3	0	0	0	0	0	0	26	26	1.80	1.000										
Salome Barojas, R ERA: 4.42 (6, 1)	2.0		8	2	0	0	2	0	0	0	0	0	0	12	12	0.00	1.000										
Juan Agosto, L ERA: 2.51 (8, 1)	1.0		4	1	0	0	0	0	0	0	0	0	0	4	4	0.00	1.000										
Al Jones, R ERA: (9, 1)	1.0		3	0	0	0	2	0	0	0	0	0	0	7	7	0.00	0.000										

Batter	1	2	3	4	5	6	7	8	9	AB	R	H	RBI	BB	SO	LOB	BOTTOM										
Daryl Boston, L OBP: 0.600, SLG: 1.000 (1, 8)	0-0 SF8 3B	0-0 1-3 2-H 1B		0-0 S 2B 1B		0-3 K		0-0 5-3		5	2	3	2	0	1	0	<b>Texas Rangers @ Chicago White Sox</b> Comiskey Park, Chicago, IL Sun May 13, 1984, 8:05 PM EDT Att: 21,768 - Unknown										
Jerry Hairston, S OBP: 0.314, SLG: 0.500 (1, 10)	0-0 SF8	0-0 SF8		0-0 3-H 1B		4-0 0-0 1B 4-3 BB		0-0 5-3		2	1	1	3	1	0	0											
Greg Walker, L OBP: 0.347, SLG: 0.597 (1, 3)	0-0 3-H HR	0-0 3-H 1-2		0-0 F3		0-0 4-3		0-0 1B		4	1	1	1	0	0	3											
Mike Squires, L OBP: 0.333, SLG: 0.286 (7, 3)						1-2 1B				1	0	1	0	0	0	0											
Tom Paciorek, R OBP: 0.391, SLG: 0.444 (1, 7)	4-0 PB PB BB		0-0 6-3		0-0 F8	0-0 2-H 1B		0-0 5-3		4	0	1	1	1	0	1											
Harold Baines, L OBP: 0.248, SLG: 0.314 (1, 9)	0-0 F4		0-0 G4-6-3 1B		0-3 K			0-0 1B		4	0	2	0	0	1	1											
Dave Stegman, R OBP: 0.279, SLG: 0.286 (9, 9)	1-2 1B					1-2 1B				0	0	0	0	0	0	0											
Marc Hill, R OBP: 0.333, SLG: 0.422 (1, 2)	0-0 F9		0-0 G4-6-3		4-0 BB 1B BB	0-0 F8				3	1	0	0	1	0	4											
Scott Fletcher, R OBP: 0.353, SLG: 0.299 (1, 6)		0-3 K		0-0 F4	4-0 1-2 BB		0-0 6-3			3	0	0	0	1	1	0											
Jerry Dybzinski, R OBP: 0.459, SLG: 0.500 (1, 5)		0-0 1B 2B		0-3 K	0-0 1-2 2-H 1B		0-3 K			4	1	2	1	0	2	0											
Julio Cruz, S OBP: 0.290, SLG: 0.303 (1, 4)		4-0 1B SF8 BB		0-0 1B 3B	0-0 1-3		0-0 6-3			3	2	1	0	1	0	2											
<b>Inning Stats</b>	R: 2 E: 0 K: 0 S: 5	H: 2 LOB: 1 BB: 1 P: 9	R: 2 E: 1 K: 1 S: 7	H: 2 LOB: 1 BB: 1 P: 11	R: 0 E: 0 K: 0 S: 3	H: 1 LOB: 0 BB: 0 P: 3	R: 2 E: 0 K: 1 S: 8	H: 3 LOB: 1 BB: 0 P: 8	R: 1 E: 0 K: 1 S: 6	H: 1 LOB: 2 BB: 2 P: 14	R: 1 E: 0 K: 1 S: 7	H: 2 LOB: 2 BB: 1 P: 11	R: 0 E: 0 K: 1 S: 5	H: 0 LOB: 0 BB: 0 P: 5	R: 0 E: 0 K: 0 S: 4	H: 1 LOB: 1 BB: 0 P: 4	1B: 7 2B: 2 3B: 2 HR: 1	SF: 2 SAC: 0 DP: 1 HBP: 0	WP: 0 PB: 2 SB: 1 CS: 0	PA: 40							
<b>PITCHER</b>	IP	WLS	BF	H	R	ER	SO	BB	IBB	HBP	BLK	WP	HR	S	P	ERA	WHIP										
Charlie Hough, R ERA: 5.86 (1, 1)	4.0	L	21	8	6	6	2	2	0	0	0	0	0	23	31	13.50	2.500										
Ricky Wright, L ERA: 10.5 (5, 1)	2.0		12	3	2	2	2	3	0	0	0	0	0	13	25	9.00	3.000										
Dave Schmidt, R ERA: 2.55 (7, 1)	2.0		7	1	0	0	1	0	0	0	0	0	0	9	9	0.00	0.500										

AB	35
R	1
H	8
RBI	1
BB	0
SO	7
LOB	11





Batter	1	2	3	4	5	6	7	8	9	AB	R	H	RBI	BB	SO	LOB	TOP					
Bill Sample, R OBP: 0.327, SLG: 0.366 (1, 7)										4	1	2	0	0	1	0	<b>Texas Rangers @ Milwaukee Brewers</b> Milwaukee County Stadium, Milwaukee, WI Tue May 15 1984, 8:05 PM EDT Att: 9,104 - Unknown					
Gary Ward, R OBP: 0.292, SLG: 0.278 (1, 9)										4	1	2	0	0	0	2						
Buddy Bell, R OBP: 0.402, SLG: 0.460 (1, 5)										3	0	2	0	1	0	1						
Larry Parrish, R OBP: 0.285, SLG: 0.366 (1, 10)										4	0	0	0	0	1	6						
Pete O'Brien, L OBP: 0.291, SLG: 0.387 (1, 3)										3	0	1	2	0	1	0						
George Wright, S OBP: 0.225, SLG: 0.288 (1, 8)										4	0	0	0	0	0	2						
Mary Foley, L OBP: 0.386, SLG: 0.694 (1, 2)										4	0	0	0	0	1	0						
Wayne Tolleson, S OBP: 0.316, SLG: 0.306 (1, 4)										3	0	1	0	0	0	0						
Curtis Wilkerson, S OBP: 0.253, SLG: 0.258 (1, 6)										3	0	0	0	0	1	1						
<b>Inning Stats</b>	R: 0 E: 0 K: 0 S: 4	H: 2 LOB: 1 BB: 0 P: 4	R: 0 E: 0 K: 2 S: 7	H: 0 LOB: 0 BB: 0 P: 7	R: 0 E: 0 K: 1 S: 5	H: 0 LOB: 0 BB: 0 P: 5	R: 1 E: 0 K: 0 S: 3	H: 1 LOB: 1 BB: 0 P: 7	R: 0 E: 0 K: 0 S: 4	H: 1 LOB: 1 BB: 0 P: 4	R: 1 E: 0 K: 0 S: 6	H: 3 LOB: 2 BB: 0 P: 6	R: 0 E: 0 K: 0 S: 3	H: 0 LOB: 0 BB: 0 P: 3	R: 0 E: 0 K: 2 S: 8	H: 1 LOB: 1 BB: 0 P: 8	R: 0 E: 0 K: 0 S: 3	H: 0 LOB: 0 BB: 0 P: 3	1B: 7 2B: 2 3B: 0 HR: 0	SF: 1 SAC: 0 DP: 1 HBP: 0	WP: 0 PB: 0 SB: 0 CS: 1	PA: 34
<b>PITCHER</b>	IP WLS BF H R ER SO BB IBB HBP BLK WP HR S P ERA WHIP																					
Don Sutton, R ERA: 2.73 (1, 1)	7.0 W 27	H 7 R 2 ER 2 SO 3	BB 1 IBB 0 HBP 0 BLK 0	WP 0 HR 0 S 32 P 36	ERA 2.57 WHIP 1.143																	
Rollie Fingers, R ERA: 1.02 (8, 1)	2.0 S 7	H 1 R 0 ER 0 SO 2	BB 0 IBB 0 HBP 0 BLK 0	WP 0 HR 0 S 11 P 11	ERA 0.00 WHIP 0.500																	

AB	32
R	2
H	8
RBI	2
BB	1
SO	5
LOB	12



Batter	1	2	3	4	5	6	7	8	9	AB	R	H	RBI	BB	SO	LOB	BOTTOM				
Ed Romero, R OBP: 0.286, SLG: 0.242 (1, 5)										4	0	0	0	0	0	1	<b>Texas Rangers @ Milwaukee Brewers</b> Milwaukee County Stadium, Milwaukee, WI Tue May 15 1984, 8:05 PM EDT Att: 9,104 - Unknown				
Jim Sundberg, R OBP: 0.350, SLG: 0.435 (1, 2)										4	0	0	0	0	1	1					
Robin Yount, R OBP: 0.380, SLG: 0.406 (1, 6)										4	1	1	0	0	1	0					
Cecil Cooper, L OBP: 0.340, SLG: 0.323 (1, 10)										3	0	0	0	0	1	1					
Ted Simmons, S OBP: 0.268, SLG: 0.286 (1, 3)										3	1	3	0	0	0	0					
Mark Brouhard, R OBP: 0.387, SLG: 0.527 (1, 7)										3	0	0	0	0	0	4					
Bobby Clark, R OBP: 0.333, SLG: 0.190 (1, 8)											2	1	0	0	1	0		1			
Charlie Moore, R OBP: 0.263, SLG: 0.299 (1, 9)										2	0	0	0	0	0	0					
Ben Oglivie, L OBP: 0.373, SLG: 0.440 (7, PH)										1	0	1	2	0	0	0					
Dion James, L OBP: 0.340, SLG: 0.308 (7, PR)										0	0	0	0	0	0	0					
Jim Gantner, L OBP: 0.346, SLG: 0.354 (1, 4)										3	0	1	0	0	0	1					
<b>Inning Stats</b>	R: 0 E: 0 K: 1 S: 5	H: 0 LOB: 0 BB: 0 P: 5	R: 0 E: 0 K: 1 S: 5	H: 1 LOB: 0 BB: 0 P: 5	R: 0 E: 0 K: 0 S: 3	H: 0 LOB: 0 BB: 0 P: 3	R: 0 E: 0 K: 0 S: 3	H: 0 LOB: 0 BB: 0 P: 3	R: 0 E: 0 K: 0 S: 4	H: 1 LOB: 1 BB: 0 P: 4	R: 0 E: 0 K: 0 S: 4	H: 1 LOB: 1 BB: 0 P: 4	R: 3 E: 0 K: 0 S: 6	H: 3 LOB: 2 BB: 1 P: 10	R: 0 E: 0 K: 1 S: 5	H: 0 LOB: 0 BB: 0 P: 5	1B: 4 2B: 3 3B: 0 HR: 0	SF: 0 SAC: 0 DP: 1 HBP: 0	WP: 1 PB: 0 SB: 0 CS: 0	PA: 30	
<b>PITCHER</b>	IP WLS BF H R ER SO BB IBB HBP BLK WP HR S P ERA WHIP																				
Mike Mason, L ERA: 2.02 (1, 1)	6.2 L 25	H 5 R 3 ER 3 SO 2	BB 1 IBB 0 HBP 0 BLK 0	WP 0 HR 0 S 28 P 32	ERA 4.05 WHIP 0.900																
Dave Tobik, R ERA: 2.45 (7, 1)	1.1 5	H 1 R 0 ER 0 SO 1	BB 0 IBB 0 HBP 0 BLK 0	WP 1 HR 0 S 7 P 7	ERA 0.00 WHIP 0.750																

AB	29
R	3
H	6
RBI	2
BB	1
SO	3
LOB	9





Batter	1	2	3	4	5	6	7	8	9	AB	R	H	RBI	BB	SO	LOB	TOP			
Bill Sample, R (1.8) OBP: 0.333, SLG: 0.371										4	1	2	0	0	1	3	<p><b>Texas Rangers @ Milwaukee Brewers</b> Milwaukee County Stadium, Milwaukee, WI Wed May 16 1984, 8:05 PM EDT Att: 10,095 - Unknown</p>			
Mickey Rivers, L (1.7) OBP: 0.286, SLG: 0.280										4	0	1	0	0	0	2				
Gary Ward, R (1.9) OBP: 0.284, SLG: 0.269										4	0	0	0	0	0	3				
Buddy Bell, R (1.5) OBP: 0.397, SLG: 0.452										4	0	1	1	0	2	0				
Larry Parrish, R (1.10) OBP: 0.284, SLG: 0.362										4	0	1	0	0	1	2				
Pete O'Brien, L (1.3) OBP: 0.289, SLG: 0.382										4	0	1	0	0	1	1				
Ned Yost, R (1.2) OBP: 0.181, SLG: 0.264										4	0	0	0	0	1	1				
Wayne Tolleson, S (1.4) OBP: 0.316, SLG: 0.301										2	0	0	0	1	1	0				
Curtis Wilkerson, S (1.6) OBP: 0.285, SLG: 0.272										3	0	2	0	0	0	0				
<b>Inning Stats</b>	R: 1 E: 0 K: 0 S: 5	H: 3 LOB: 1 BB: 0 P: 5	R: 0 E: 0 K: 2 S: 7	H: 0 LOB: 0 BB: 0 P: 7	R: 0 E: 0 K: 1 S: 4	H: 1 LOB: 1 BB: 0 P: 4	R: 0 E: 0 K: 1 S: 6	H: 1 LOB: 1 BB: 0 P: 6	R: 0 E: 0 K: 1 S: 8	H: 1 LOB: 1 BB: 0 P: 8	R: 0 E: 0 K: 0 S: 3	H: 1 LOB: 1 BB: 1 P: 7	R: 0 E: 0 K: 0 S: 3	H: 0 LOB: 0 BB: 0 P: 3	R: 0 E: 0 K: 1 S: 5	H: 0 LOB: 0 BB: 0 P: 5	1B: 8 2B: 1 3B: 0 HR: 0	SF: 0 SAC: 0 DP: 2 HBP: 0	WP: 0 PB: 0 SB: 0 CS: 0	PA: 34
<b>PITCHER</b> Chuck Porter, R (1.1) ERA: 1.6	IP: 9.0 WLS: W BF: 34 H: 8 R: 1 ER: 1 SO: 7 BB: 1 IBB: 0 HBP: 0 BLK: 0 WP: 0 HR: 0 S: 47 P: 51 ERA: 1.00 WHIP: 1.000															<b>PITCHER</b>				

Batter	1	2	3	4	5	6	7	8	9	AB	R	H	RBI	BB	SO	LOB	BOTTOM			
Dion James, L (1.9) OBP: 0.353, SLG: 0.310										3	1	1	1	1	1	0	<p><b>Texas Rangers @ Milwaukee Brewers</b> Milwaukee County Stadium, Milwaukee, WI Wed May 16 1984, 8:05 PM EDT Att: 10,095 - Unknown</p>			
Jim Gantner, L (1.4) OBP: 0.343, SLG: 0.351										4	0	1	2	0	0	1				
Robin Yount, R (1.6) OBP: 0.383, SLG: 0.409										4	0	2	0	0	0	1				
Cecil Cooper, L (1.3) OBP: 0.346, SLG: 0.330										4	0	2	0	0	0	2				
Ted Simmons, S (1.10) OBP: 0.267, SLG: 0.285										4	1	1	0	0	0	3				
Roy Howell, L (1.5) OBP: 0.351, SLG: 0.344										3	1	0	0	1	0	1				
Randy Ready, R (9.5) OBP: 0.356, SLG: 0.442										0	0	0	0	0	0	0				
Mark Brouhard, R (1.7) OBP: 0.364, SLG: 0.492										4	0	0	0	0	0	3				
Jim Sundberg, R (1.2) OBP: 0.349, SLG: 0.442										3	1	1	2	0	0	0				
Rick Manning, L (1.8) OBP: 0.348, SLG: 0.459										2	1	1	0	1	0	0				
<b>Inning Stats</b>	R: 0 E: 0 K: 0 S: 3	H: 0 LOB: 0 BB: 0 P: 3	R: 5 E: 2 K: 0 S: 8	H: 5 LOB: 2 BB: 2 P: 16	R: 0 E: 0 K: 0 S: 3	H: 0 LOB: 0 BB: 0 P: 3	R: 0 E: 0 K: 1 S: 5	H: 0 LOB: 0 BB: 0 P: 5	R: 0 E: 0 K: 0 S: 4	H: 2 LOB: 1 BB: 0 P: 4	R: 0 E: 0 K: 0 S: 3	H: 0 LOB: 0 BB: 0 P: 3	R: 0 E: 0 K: 0 S: 3	H: 1 LOB: 1 BB: 1 P: 7	R: 0 E: 0 K: 0 S: 4	H: 1 LOB: 1 BB: 0 P: 4	1B: 8 2B: 1 3B: 0 HR: 0	SF: 0 SAC: 0 DP: 1 HBP: 0	WP: 0 PB: 0 SB: 1 CS: 1	PA: 34
<b>PITCHER</b> Danny Darwin, R (1.1) ERA: 3.18 Odel Jones, R (8.1) ERA: 2.67	IP: 7.0 WLS: L BF: 30 H: 8 R: 5 ER: 5 SO: 1 BB: 3 IBB: 0 HBP: 0 BLK: 0 WP: 0 HR: 0 S: 29 P: 41 ERA: 6.43 WHIP: 1.571															<b>PITCHER</b>				



Batter	1	2	3	4	5	6	7	8	9	AB	R	H	RBI	BB	SO	LOB	TOP				
Mickey Rivers, L OBP: 0.300, SLG: 0.295 Bill Sample, R OBP: 0.330, SLG: 0.368	5-3		FC4-6 1B			5-3 1B	FC5-2			3	0	2	0	0	0	0					
Curtis Wilkerson, S OBP: 0.250, SLG: 0.290	1-3		FC4-6 1-2			5-3 1-2	5-3			4	0	0	0	0	0	3					
Gary Ward, R OBP: 0.275, SLG: 0.260	6-3			6-3		K		6-3		4	0	0	0	0	1	1					
Mary Foley, L OBP: 0.375, SLG: 0.650		G3		F8			1B 1B	G3		4	1	1	0	0	0	0					
Buddy Bell, R OBP: 0.400, SLG: 0.449		FC4-6 BB		4-3			1B E 1B	F8		3	1	1	0	1	0	0					
Bob Jones, L OBP: 0.385, SLG: 0.514		FC4-6 1-2			F8		E9 1B FC5-2 1B		K	4	0	1	1	0	1	1					
Pete O'Brien, L OBP: 0.280, SLG: 0.368		FC4-6 1-2		6-3			6-3		F8	4	0	0	0	0	0	2					
Ned Yost, R OBP: 0.184, SLG: 0.263			5-3		5-3		E BB 1B		F3	4	1	1	0	0	0	0					
Wayne Tolleson, S OBP: 0.317, SLG: 0.296 Jim Anderson, R (7, 6)			4-3			F7	E BB			2	1	0	0	1	0	0					
										0	0	0	0	0	0	0					
<b>Inning Stats</b>	R: 0 E: 0 K: 0 S: 3	H: 0 LOB: 0 BB: 0 P: 3	R: 0 E: 0 K: 0 S: 3	H: 0 LOB: 1 BB: 1 P: 7	R: 0 E: 0 K: 0 S: 4	H: 1 LOB: 1 BB: 0 P: 4	R: 0 E: 0 K: 0 S: 3	H: 0 LOB: 0 BB: 0 P: 3	R: 0 E: 0 K: 0 S: 6	H: 1 LOB: 1 BB: 0 P: 6	R: 4 E: 2 K: 0 S: 7	H: 4 LOB: 1 BB: 1 P: 11	R: 0 E: 0 K: 0 S: 3	H: 0 LOB: 0 BB: 0 P: 3	R: 0 E: 0 K: 1 S: 5	H: 0 LOB: 0 BB: 0 P: 5	1B: 6 2B: 0 3B: 0 HR: 0	SF: 0 SAC: 0 DP: 0 HBP: 0	WP: 0 PB: 0 SB: 0 CS: 0	PA: 35	
<b>PITCHER</b>	IP WLS BF H R ER SO BB IBB HBP BLK WP HR S P ERA WHIP	6.1 L 27 6 4 2 1 2 0 0 0 0 0 0 27 35 2.84 1.263	2.2 8 0 0 0 1 0 0 0 0 0 0 0 10 10 0.00 0.000																		

Texas Rangers @ Milwaukee Brewers  
Milwaukee County Stadium, Milwaukee, WI  
Thu May 17 1984, 4:33 AM EDT  
Att: 21,461 - Unknown


AB 33  
R 4  
H 6  
RBI 1  
BB 2  
SO 2  
LOB 8



Batter	1	2	3	4	5	6	7	8	9	AB	R	H	RBI	BB	SO	LOB	BOTTOM					
Randy Ready, R OBP: 0.340, SLG: 0.420	F8		F7		6-3			F8		4	0	0	0	0	0	3						
Ed Romero, R OBP: 0.282, SLG: 0.243	G6-4-3 1B		F8		5-3			6-3		4	0	1	0	0	0	3						
Robin Yount, R OBP: 0.380, SLG: 0.404	G6-4-3 1-2		F8			E6 4-3 S		2B 1B		4	0	1	0	0	0	3						
Cecil Cooper, L OBP: 0.361, SLG: 0.350		HBP		FC6-4 1B		K		2B 1B		3	0	2	0	0	1	1						
Ted Simmons, S OBP: 0.259, SLG: 0.276		K		FC6-4 G6-4-3 1-2		4-3		F2		4	0	0	0	0	1	5						
Mark Brouhard, R OBP: 0.343, SLG: 0.460		K		G6-4-3 1-2		4-3				4	0	0	0	0	1	3						
Jim Sundberg, R OBP: 0.336, SLG: 0.424			5-3		G2			F8		4	0	0	0	0	0	1						
Bobby Clark, R OBP: 0.323, SLG: 0.200			1B 1B		E5 1B			K		4	1	1	0	0	2	0						
Charlie Moore, R OBP: 0.276, SLG: 0.311			1-2 1B		6-3 1B			5-3		3	0	2	1	0	0	0						
<b>Inning Stats</b>	R: 0 E: 0 K: 0 S: 3	H: 1 LOB: 0 BB: 0 P: 3	R: 0 E: 0 K: 2 S: 7	H: 0 LOB: 1 BB: 0 P: 8	R: 0 E: 0 K: 0 S: 5	H: 2 LOB: 2 BB: 0 P: 5	R: 0 E: 0 K: 0 S: 3	H: 1 LOB: 0 BB: 0 P: 3	R: 1 E: 1 K: 0 S: 5	H: 1 LOB: 1 BB: 0 P: 5	R: 0 E: 0 K: 1 S: 6	H: 0 LOB: 0 BB: 0 P: 6	R: 0 E: 0 K: 1 S: 5	H: 0 LOB: 0 BB: 0 P: 5	R: 0 E: 0 K: 1 S: 5	H: 0 LOB: 2 BB: 0 P: 5	R: 0 E: 0 K: 1 S: 5	H: 0 LOB: 0 BB: 0 P: 5	1B: 6 2B: 1 3B: 0 HR: 0	SF: 0 SAC: 0 DP: 2 HBP: 1	WP: 0 PB: 0 SB: 1 CS: 0	PA: 35
<b>PITCHER</b>	IP WLS BF H R ER SO BB IBB HBP BLK WP HR S P ERA WHIP	9.0 W 35 7 1 0 5 0 0 1 0 0 0 44 45 0.00 0.778																				

Texas Rangers @ Milwaukee Brewers  
Milwaukee County Stadium, Milwaukee, WI  
Thu May 17 1984, 4:33 AM EDT  
Att: 21,461 - Unknown

AB 34  
R 1  
H 7  
RBI 1  
BB 0  
SO 5  
LOB 19





Batter	1	2	3	4	5	6	7	8	9	AB	R	H	RBI	BB	SO	LOB	TOP										
Bill Sample, R OBP: 0.328, SLG: 0.364 (1, 7)	0-0 4-3		0-0 F7		0-0 F6			0-0 HR 1B		4	1	1	0	0	0	2											
Gary Ward, R OBP: 0.282, SLG: 0.291 (1, 9)	0-0 1B		0-0 FC6-4 1-2		0-0 PO	0-0 F8 1-2		0-0 HR		4	1	2	2	0	0	1											
George Wright, S OBP: 0.230, SLG: 0.287 (1, 8)	0-0 F7			0-0 F6		0-0 F3		0-0 1B		4	0	1	0	0	0	1											
Buddy Bell, R OBP: 0.395, SLG: 0.441 (1, 5)	0-0 F8			0-0 BB 1B		0-0 5-3		0-0 F8		4	0	1	0	0	0	2											
Larry Parrish, R OBP: 0.283, SLG: 0.359 (1, 10)		0-0 F8		0-0 BB 1B			0-0 F9	0-3 K		4	0	1	0	0	1	1											
Dave Hostetler, R OBP: 0.414, SLG: 0.500 (7, PR)		0-3 K		4-0 BB 1B			0-0 6-3 1B		0-0 3-1	2	0	1	0	1	1	0											
Pete O'Brien, L OBP: 0.278, SLG: 0.365 (7, 3)				1-2 2-3 BB						1	0	0	0	0	0	0											
Ned Yost, R OBP: 0.176, SLG: 0.253 (1, 2)	0-0 4-3			0-0 G4-6-3 1-2			0-0 6-3 1-2		0-3 K	4	0	0	0	0	1	4											
Jim Anderson, R (1, 6)			0-0 4-3		0-0 F9		0-3 K		0-0 E6	4	0	0	0	0	1	2											
Curtis Wilkerson, S OBP: 0.264, SLG: 0.270 (1, 4)			0-0 FC6-4 1B		0-0 PO 1B			0-0 4-3	0-0 G3	4	0	2	0	0	0	1											
<b>Inning Stats</b>	R: 0 E: 0 K: 0 S: 4	H: 1 LOB: 1 BB: 0 P: 4	R: 0 E: 0 K: 1 S: 5	H: 0 LOB: 0 BB: 0 P: 5	R: 0 E: 0 K: 0 S: 4	H: 1 LOB: 1 BB: 0 P: 4	R: 0 E: 0 K: 0 S: 4	H: 2 LOB: 2 BB: 1 P: 8	R: 0 E: 0 K: 0 S: 3	H: 1 LOB: 0 BB: 0 P: 3	R: 0 E: 0 K: 1 S: 6	H: 1 LOB: 2 BB: 0 P: 6	R: 2 E: 0 K: 1 S: 8	H: 3 LOB: 1 BB: 0 P: 8	R: 0 E: 1 K: 1 S: 6	H: 0 LOB: 1 BB: 0 P: 6	1B: 8 2B: 0 3B: 0 HR: 1	SF: 0 SAC: 0 DP: 1 HBP: 0	WP: 0 PB: 0 SB: 0 CS: 0	PA: 37							
<b>PITCHER</b>	IP	WLS	BF	H	R	ER	SO	BB	IBB	HBP	BLK	WP	HR	S	P	ERA	WHIP										
Bud Black, L ERA: 3.31 (1, 1)	7.1	L	30	9	2	2	2	1	0	0	0	0	1	33	37	2.46	1.364										
Dan Quisenberry, R ERA: 2.43 (8, 1)	1.2		6	0	0	0	2	0	0	0	0	0	0	10	10	0.00	0.000										

Texas Rangers @ Kansas City Royals  
 Royals Stadium, Kansas City, MO  
 Fri May 18 1984, 8:05 PM EDT  
 Att: 27,573 - Unknown

AB 35  
 R 2  
 H 9  
 RBI 2  
 BB 1  
 SO 4  
 LOB 14



Batter	1	2	3	4	5	6	7	8	9	AB	R	H	RBI	BB	SO	LOB	BOTTOM										
Willie Wilson, S OBP: 0.300, SLG: 0.125 (1, 8)	0-0 G3		0-0 F7		0-0 F7		0-0 F9		0-0 FC6-4 1-2	5	0	0	0	0	0	2											
Pat Sheridan, L OBP: 0.341, SLG: 0.444 (1, 9)	0-0 F9		4-0 BB 1B		0-0 S 1B			0-0 G3		3	0	1	0	1	0	0											
George Brett, L OBP: 1.000, SLG: 1.333 (6, PR)	0-0 1B		0-0 1-3 1B		4-0 1-2 1B			0-0 1B		3	1	3	0	1	0	0											
Greg Pryor, R OBP: 0.267, SLG: 0.330 (9, 5)										0	0	0	0	0	0	0											
Hal McRae, R OBP: 0.340, SLG: 0.370 (1, 10)	0-0 2H 1B		0-0 F3		0-0 F8			0-3 K		4	0	1	1	0	1	5											
Jorge Orta, L OBP: 0.336, SLG: 0.476 (1, 7)	0-0 4-3		0-0 F5		0-0 F7			0-3 K		4	0	0	0	0	1	4											
Dane Iorg, L OBP: 0.188, SLG: 0.217 (1, 3)		0-0 5-3 1B		0-0 4-3		0-0 F7		0-3 K		4	0	1	0	0	1	0											
Frank White, R OBP: 0.344, SLG: 0.475 (1, 4)		0-0 F8		0-0 F6		0-0 6-3		0-0 4-3		4	0	0	0	0	0	1											
John Wathan, R OBP: 0.234, SLG: 0.167 (1, 2)		0-0 5-3		0-0 F7			0-0 F8		0-0 S 1B	4	0	1	0	0	0	1											
U L Washington, S OBP: 0.236, SLG: 0.188 (9, PH)		0-0 3-1			0-0 6-3			0-0 FC6-4 1-2 BB		3	0	0	0	0	0	1											
<b>Inning Stats</b>	R: 1 E: 0 K: 0 S: 5	H: 2 LOB: 1 BB: 0 P: 5	R: 0 E: 0 K: 0 S: 4	H: 1 LOB: 1 BB: 0 P: 4	R: 0 E: 0 K: 0 S: 4	H: 1 LOB: 2 BB: 1 P: 8	R: 0 E: 0 K: 0 S: 3	H: 0 LOB: 0 BB: 0 P: 3	R: 0 E: 0 K: 2 S: 8	H: 1 LOB: 1 BB: 0 P: 8	R: 0 E: 0 K: 1 S: 6	H: 1 LOB: 2 BB: 1 P: 10	1B: 6 2B: 1 3B: 0 HR: 0	SF: 0 SAC: 0 DP: 0 HBP: 0	WP: 0 PB: 0 SB: 2 CS: 0	PA: 37											
<b>PITCHER</b>	IP	WLS	BF	H	R	ER	SO	BB	IBB	HBP	BLK	WP	HR	S	P	ERA	WHIP										
Dave Stewart, R ERA: 5.95 (1, 1)	7.0	W	28	5	1	1	0	1	0	0	0	0	0	26	34	1.29	0.857										
Dave Schmidt, R ERA: 2.29 (8, 1)	2.0	S	9	2	0	0	3	1	0	0	0	0	0	14	18	0.00	1.500										

Texas Rangers @ Kansas City Royals  
 Royals Stadium, Kansas City, MO  
 Fri May 18 1984, 8:05 PM EDT  
 Att: 27,573 - Unknown

AB 34  
 R 1  
 H 7  
 RBI 1  
 BB 3  
 SO 3  
 LOB 14





Batter	1	2	3	4	5	6	7	8	9	AB	R	H	RBI	BB	SO	LOB	TOP		
Bill Sample, R OBP: 0.325, SLG: 0.360 (1, 7)	4-3		K		1B			F8		4	0	1	0	0	1	1	Texas Rangers @ Kansas City Royals Royals Stadium, Kansas City, MO Sat May 19 1984, 8:05 PM EDT Att: 19,518 - Unknown		
Mickey Rivers, L OBP: 0.298, SLG: 0.284 (1, 10)	1B		F7		4-3			1-3		3	1	0	0	1	0	2			
Gary Ward, R OBP: 0.301, SLG: 0.308 (1, 9)	1B		FC6-4		1B			WP		3	0	3	2	1	0	0			
Buddy Bell, R OBP: 0.391, SLG: 0.435 (1, 5)	1B		FC6-4		G4-6-3			F7		4	0	1	0	0	0	3			
Pete O'Brien, L OBP: 0.276, SLG: 0.362 Bob Jones, L OBP: 0.405, SLG: 0.526 (1, 3) (2, 3)	G4-6-3				K			FC4-6		1	0	0	0	0	0	2			
George Wright, S OBP: 0.223, SLG: 0.278 (1, 8)					F6			1B		4	0	0	0	0	0	2			
Mary Foley, L OBP: 0.346, SLG: 0.591 (1, 2)	4-3				G1-6-3			F8		4	0	0	0	0	0	1			
Jim Anderson, R Mike Richardt, R OBP: 0.200, SLG: 0.200 (9, PH) (1, 6)	F8				G5-6-3			F8		3	0	0	0	0	0	0			
Curtis Wilkerson, S OBP: 0.286, SLG: 0.272 (1, 4)					4-3			1-3		1	0	0	0	0	0	1			
Inning Stats	R: 1 E: 1 K: 0 S: 4	H: 2 LOB: 1 BB: 1 P: 8	R: 0 E: 0 K: 0 S: 3	H: 0 LOB: 0 BB: 0 P: 3	R: 1 E: 0 K: 1 S: 7	H: 2 LOB: 1 BB: 0 P: 7	R: 0 E: 0 K: 1 S: 5	H: 0 LOB: 0 BB: 0 P: 5	R: 0 E: 0 K: 0 S: 4	H: 1 LOB: 1 BB: 0 P: 4	R: 0 E: 0 K: 0 S: 3	H: 0 LOB: 0 BB: 0 P: 3	R: 0 E: 0 K: 0 S: 4	H: 1 LOB: 1 BB: 0 P: 4	R: 0 E: 0 K: 0 S: 4	H: 1 LOB: 1 BB: 0 P: 4		1B: 8 SF: 0 2B: 0 SAC: 0 3B: 0 DP: 2 HR: 0 HBP: 0	WP: 1 PA: 35 PB: 0 SB: 1 CS: 0
PITCHER	IP	WLS	BF	H	R	ER	SO	BB	IBB	HBP	BLK	WP	HR	S	P	ERA	WHIP		
Mark Gubicza, R ERA: 2.25 Joe Beckwith, R ERA: 3.75 (1, 1) (9, 1)	8.0	W	31	7	2	2	2	2	0	0	0	1	0	33	41	2.25	1.125		

Batter	1	2	3	4	5	6	7	8	9	AB	R	H	RBI	BB	SO	LOB	BOTTOM		
Willie Wilson, S OBP: 0.333, SLG: 0.167 (1, 8)	4-3		E5		HR			K		4	1	1	0	1	1	1	Texas Rangers @ Kansas City Royals Royals Stadium, Kansas City, MO Sat May 19 1984, 8:05 PM EDT Att: 19,518 - Unknown		
Pat Sheridan, L OBP: 0.346, SLG: 0.471 (1, 9)	1B		G3		HR			4-3		4	1	2	4	0	0	1			
George Brett, L OBP: 0.625, SLG: 0.714 Greg Pryor, R OBP: 0.267, SLG: 0.330 (1, 5) (9, 5)	K		F8		1B			F3		4	0	1	0	0	1	2			
Jorge Orta, L OBP: 0.325, SLG: 0.458 (1, 10)	G3				G3			K		4	0	0	0	0	1	2			
Dane Iorg, L OBP: 0.212, SLG: 0.240 (1, 3)					4-3			4-3		4	0	2	0	0	0	0			
Darryl Motley, R OBP: 0.314, SLG: 0.406 (1, 7)	1B				1B			4-3		4	1	2	0	0	1	1			
Frank White, R OBP: 0.356, SLG: 0.488 (1, 4)	F2				BB			K		3	1	2	0	0	0	1			
John Wathan, R OBP: 0.235, SLG: 0.156 (1, 2)	K				BB			6-3		3	1	0	0	1	2	5			
Onix Concepcion, R OBP: 0.197, SLG: 0.225 (1, 6)					5-3			F8		4	1	1	2	0	0	4			
Inning Stats	R: 0 E: 0 K: 1 S: 6	H: 1 LOB: 1 BB: 0 P: 6	R: 0 E: 0 K: 1 S: 6	H: 1 LOB: 1 BB: 0 P: 6	R: 0 E: 1 K: 0 S: 4	H: 1 LOB: 1 BB: 0 P: 4	R: 6 E: 0 K: 0 S: 7	H: 4 LOB: 1 BB: 2 P: 16	R: 0 E: 0 K: 1 S: 7	H: 3 LOB: 2 BB: 0 P: 7	R: 0 E: 0 K: 2 S: 7	H: 0 LOB: 0 BB: 0 P: 7	R: 0 E: 0 K: 1 S: 6	H: 1 LOB: 1 BB: 0 P: 6	R: 0 E: 0 K: 1 S: 6	H: 1 LOB: 1 BB: 0 P: 6		1B: 9 SF: 0 2B: 1 SAC: 0 3B: 0 DP: 1 HR: 1 HBP: 1	WP: 0 PA: 37 PB: 0 SB: 1 CS: 0
PITCHER	IP	WLS	BF	H	R	ER	SO	BB	IBB	HBP	BLK	WP	HR	S	P	ERA	WHIP		
Charlie Hough, R ERA: 6.42 Dave Tobik, R ERA: 2.05 (1, 1) (5, 1)	4.0	L	25	10	6	6	2	2	0	0	0	0	0	20	20	6.42	3.000		



Batter	1	2	3	4	5	6	7	8	9	AB	R	H	RBI	BB	SO	LOB	TOP										
Bill Sample, R OBP: 0.323, SLG: 0.350 (1, 7)										3	1	0	0	1	0	1	<b>Texas Rangers @ Kansas City Royals</b> Royals Stadium, Kansas City, MO Sun May 20 1984, 4:33 AM EDT Att: 23,118 - Unknown										
Pete O'Brien, L OBP: 0.275, SLG: 0.358 (1, 3)										4	1	1	0	0	0	1											
Gary Ward, R OBP: 0.293, SLG: 0.299 (1, 9)										4	0	0	0	0	1	3											
Buddy Bell, R OBP: 0.394, SLG: 0.445 (1, 5)										4	0	2	2	0	0	0											
Bob Jones, L OBP: 0.370, SLG: 0.476 (1, 10)										4	0	0	0	0	0	3											
George Wright, S OBP: 0.220, SLG: 0.274 Mickey Rivers, L OBP: 0.291, SLG: 0.277 (6, PH) (6, 7)										2	0	0	0	0	1	1											
Ned Yost, R OBP: 0.170, SLG: 0.243 (1, 2)										4	0	0	0	0	0	0											
Mike Richardt, R OBP: 0.222, SLG: 0.125 (1, 4)										3	0	0	0	1	1	0											
Curtis Wilkerson, S OBP: 0.288, SLG: 0.274 (1, 6)										3	1	1	0	0	0	1											
<b>Inning Stats</b>	R: 2 E: 1 K: 1 S: 7	H: 2 LOB: 1 BB: 1 P: 11	R: 0 E: 0 K: 0 S: 3	H: 0 LOB: 0 BB: 0 P: 3	R: 0 E: 0 K: 0 S: 3	H: 0 LOB: 0 BB: 0 P: 3	R: 0 E: 0 K: 1 S: 5	H: 0 LOB: 1 BB: 1 P: 7	R: 0 E: 0 K: 0 S: 3	H: 1 LOB: 2 BB: 0 P: 5	R: 1 E: 1 K: 1 S: 7	H: 1 LOB: 1 BB: 0 P: 7	R: 0 E: 0 K: 0 S: 3	H: 0 LOB: 0 BB: 0 P: 3	R: 0 E: 0 K: 0 S: 3	H: 0 LOB: 0 BB: 0 P: 3		1B: 3 2B: 1 3B: 0 HR: 0	SF: 0 SAC: 0 DP: 0 HBP: 0	WP: 0 PB: 0 SB: 2 CS: 0	PA: 35						
<b>PITCHER</b>	IP	WLS	BF	H	R	ER	SO	BB	IBB	HBP	BLK	WP	HR	S	P	ERA	WHIP										
Bret Saberhagen, R ERA: 2.15 Dan Quisenberry, R ERA: 2.35	(1, 1) (9, 1)	8.0 1.0	32 3	4 0	3 0	1 0	3 0	2 0	0 0	0 0	0 0	0 0	0 0	36 3	44 3	1.12 0.00	0.750 0.000										

Batter	1	2	3	4	5	6	7	8	9	AB	R	H	RBI	BB	SO	LOB	BOTTOM											
Willie Wilson, S OBP: 0.368, SLG: 0.200 (1, 8)										3	1	1	0	1	0	2	<b>Texas Rangers @ Kansas City Royals</b> Royals Stadium, Kansas City, MO Sun May 20 1984, 4:33 AM EDT Att: 23,118 - Unknown											
Darryl Motley, R OBP: 0.312, SLG: 0.400 (1, 9)										4	1	1	0	0	1	2												
George Brett, L OBP: 0.583, SLG: 0.636 (1, 5)										4	0	2	0	0	0	0												
Hal McRae, R OBP: 0.331, SLG: 0.364 (1, 10)										2	0	0	2	0	0	0												
Leon Roberts, R OBP: 0.333, SLG: 0.471 (1, 7)										3	0	1	0	1	0	1												
Steve Balboni, R OBP: 0.315, SLG: 0.357 (1, 3)										4	0	0	0	0	1	4												
Don Slaught, R OBP: 0.221, SLG: 0.213 (1, 2)										4	0	1	0	0	0	0												
Onix Concepcion, R OBP: 0.203, SLG: 0.219 (8, 6)										2	0	0	0	0	0	1												
U L Washington, S OBP: 0.228, SLG: 0.180 Frank White, R OBP: 0.353, SLG: 0.484 (7, PH) (8, 4)										2	0	0	0	0	1	1												
1	0	0	0	0	0	0	0	0	0	1	0	0	0	0	0	1												
<b>Inning Stats</b>	R: 1 E: 0 K: 1 S: 6	H: 1 LOB: 2 BB: 2 P: 14	R: 0 E: 0 K: 1 S: 5	H: 0 LOB: 0 BB: 0 P: 5	R: 0 E: 0 K: 0 S: 3	H: 1 LOB: 0 BB: 0 P: 3	R: 0 E: 0 K: 0 S: 3	H: 1 LOB: 1 BB: 0 P: 3	R: 0 E: 0 K: 0 S: 3	H: 0 LOB: 0 BB: 0 P: 4	R: 1 E: 0 K: 1 S: 7	H: 2 LOB: 1 BB: 0 P: 7	R: 0 E: 0 K: 0 S: 4	H: 1 LOB: 1 BB: 0 P: 4	R: 0 E: 0 K: 0 S: 3	H: 0 LOB: 0 BB: 0 P: 3	R: 0 E: 0 K: 0 S: 3	H: 0 LOB: 0 BB: 0 P: 3	1B: 6 2B: 0 3B: 0 HR: 0	SF: 2 SAC: 0 DP: 2 HBP: 1	WP: 0 PB: 0 SB: 1 CS: 0	PA: 34						
<b>PITCHER</b>	IP	WLS	BF	H	R	ER	SO	BB	IBB	HBP	BLK	WP	HR	S	P	ERA	WHIP											
Mike Mason, L ERA: 2.01	(1, 1)	9.0	W	34	6	2	2	3	2	0	1	0	0	0	37	46	2.00	0.889										



Batter	1	2	3	4	5	6	7	8	9	AB	R	H	RBI	BB	SO	LOB	TOP								
<b>Rick Manning, L</b> OBP: 0.362, SLG: 0.479 (1, 8)	G3		1-3														5 2 3 1 0 0 1								
<b>Robin Yount, R</b> OBP: 0.400, SLG: 0.434 (1, 6)	G3-6-1		1B														5 1 3 0 0 0 2								
<b>Cecil Cooper, L</b> OBP: 0.352, SLG: 0.376 (1, 3)	G3-6-1		1B														5 2 4 5 0 0 1								
<b>Ben Oglivie, L</b> OBP: 0.370, SLG: 0.410 (1, 7)			F8														5 0 1 0 0 0 5								
<b>Jim Gantner, L</b> OBP: 0.353, SLG: 0.370 (1, 4)																	4 0 2 1 1 0 1								
<b>Ted Simmons, S</b> OBP: 0.270, SLG: 0.282 (1, 10)																	3 0 1 0 1 0 2								
<b>Roy Howell, L</b> OBP: 0.354, SLG: 0.372 (1, 5)																	4 0 1 0 0 0 4								
<b>Randy Ready, R</b> OBP: 0.330, SLG: 0.414 (8, 5)																	1 0 0 0 0 0 2								
<b>Jim Sundberg, R</b> OBP: 0.325, SLG: 0.404 (1, 2)																	4 1 1 0 0 1 3								
<b>Dion James, L</b> OBP: 0.333, SLG: 0.314 (1, 9)																	3 1 1 0 0 0 0								
<b>Inning Stats</b>	R: 0 E: 0 K: 0 S: 3	H: 1 LOB: 0 BB: 0 P: 3	R: 0 E: 0 K: 0 S: 4	H: 1 LOB: 1 BB: 0 P: 4	R: 1 E: 0 K: 0 S: 6	H: 3 LOB: 2 BB: 0 P: 6	R: 0 E: 0 K: 0 S: 2	H: 0 LOB: 1 BB: 1 P: 7	R: 1 E: 0 K: 0 S: 5	H: 3 LOB: 1 BB: 0 P: 5	R: 0 E: 0 K: 1 S: 6	H: 2 LOB: 1 BB: 0 P: 6	R: 2 E: 0 K: 0 S: 5	H: 2 LOB: 0 BB: 0 P: 5	R: 0 E: 0 K: 0 S: 4	H: 1 LOB: 1 BB: 0 P: 4	R: 3 E: 0 K: 0 S: 7	H: 4 LOB: 2 BB: 1 P: 11	1B: 12 2B: 3 3B: 0 HR: 2	SF: 0 SAC: 1 DP: 4 HBP: 1	WP: 0 PB: 0 SB: 0 CS: 0	PA: 43			
<b>PITCHER</b>	IP	WLS	BF	H	R	ER	SO	BB	IBB	HBP	BLK	WP	HR	S	P	ERA	WHIP								
<b>Danny Darwin, R</b> ERA: 3.38 (1, 1)	7.0	L	31	12	4	4	1	1	0	1	0	0	2	31	36	5.14	1.857								
<b>Jim Bibby, R</b> ERA: 4.7 (8, 1)	2.0		12	5	3	3	0	1	0	0	0	0	0	11	15	13.50	3.000								

Milwaukee Brewers @ Texas Rangers  
Arlington Stadium, Arlington, TX  
Tue May 22 1984, 8:05 PM EDT  
Att: 12,167 - Unknown

AB 39  
R 7  
H 17  
RBI 7  
BB 2  
SO 1  
LOB 21



Batter	1	2	3	4	5	6	7	8	9	AB	R	H	RBI	BB	SO	LOB	BOTTOM								
<b>Bill Sample, R</b> OBP: 0.333, SLG: 0.369 (1, 8)	F6																5 1 3 0 0 0 2								
<b>Mickey Rivers, L</b> OBP: 0.297, SLG: 0.284 (1, 7)																	5 0 2 1 0 0 5								
<b>Gary Ward, R</b> OBP: 0.286, SLG: 0.290 (1, 9)																	4 0 0 0 0 1 3								
<b>Buddy Bell, R</b> OBP: 0.382, SLG: 0.431 (1, 5)																	4 0 0 0 0 0 2								
<b>Larry Parrish, R</b> OBP: 0.288, SLG: 0.363 (1, 10)																	4 0 2 0 0 0 0								
<b>Mary Foley, L</b> OBP: 0.321, SLG: 0.542 (1, 2)																	4 0 0 0 0 3 2								
<b>Pete O'Brien, L</b> OBP: 0.296, SLG: 0.387 (1, 3)																	4 0 4 0 0 0 0								
<b>Jim Anderson, R</b> OBP: 0.080, SLG: 0.042 (1, 6)																	4 0 1 0 0 2 3								
<b>Curtis Wilkerson, S</b> OBP: 0.283, SLG: 0.289 (7, PH)																	2 0 0 0 0 0 0								
<b>Dave Hostetter, R</b> OBP: 0.400, SLG: 0.480 (7, PH)																	1 0 0 0 0 0 2								
<b>George Wright, S</b> OBP: 0.230, SLG: 0.274 (7, PR)																	0 0 0 0 0 0 0								
<b>Mike Richardt, R</b> OBP: 0.200, SLG: 0.111 (8, 4)																	1 0 0 0 0 0 1								
<b>Inning Stats</b>	R: 0 E: 0 K: 0 S: 4	H: 1 LOB: 1 BB: 0 P: 4	R: 0 E: 0 K: 1 S: 6	H: 1 LOB: 0 BB: 0 P: 6	R: 1 E: 0 K: 0 S: 5	H: 2 LOB: 1 BB: 0 P: 5	R: 0 E: 0 K: 1 S: 6	H: 1 LOB: 1 BB: 0 P: 6	R: 0 E: 0 K: 1 S: 5	H: 1 LOB: 1 BB: 0 P: 5	R: 0 E: 0 K: 1 S: 5	H: 1 LOB: 1 BB: 0 P: 5	R: 0 E: 0 K: 2 S: 8	H: 1 LOB: 0 BB: 0 P: 8	R: 0 E: 0 K: 1 S: 7	H: 2 LOB: 2 BB: 0 P: 7	1B: 10 2B: 3 3B: 0 HR: 0	SF: 0 SAC: 0 DP: 1 HBP: 0	WP: 1 PB: 0 SB: 0 CS: 1	PA: 38					
<b>PITCHER</b>	IP	WLS	BF	H	R	ER	SO	BB	IBB	HBP	BLK	WP	HR	S	P	ERA	WHIP								
<b>Chuck Porter, R</b> ERA: 1.59 (1, 1)	6.0	W	24	7	1	1	3	0	0	0	0	0	0	30	30	1.50	1.167								
<b>Rick Waits, L</b> ERA: (7, 1)	3.0	S	14	5	0	0	3	0	0	0	0	0	0	20	20	0.00	1.667								

Milwaukee Brewers @ Texas Rangers  
Arlington Stadium, Arlington, TX  
Tue May 22 1984, 8:05 PM EDT  
Att: 12,167 - Unknown

AB 38  
R 1  
H 12  
RBI 1  
BB 0  
SO 6  
LOB 20





Batter	1	2	3	4	5	6	7	8	9	AB	R	H	RBI	BB	SO	LOB	TOP			
<b>Ed Romero, R</b> OBP: 0.279, SLG: 0.244 (1, 5)	0-0 1B		0-0 F5		0-0 F8			0-0 F7		4	0	1	0	0	0	0	<b>Milwaukee Brewers @ Texas Rangers</b> Arlington Stadium, Arlington, TX Wed May 23 1984, 8:05 PM EDT Att: 13,712 - Unknown			
<b>Jim Sundberg, R</b> OBP: 0.323, SLG: 0.398 (1, 2)	0-0 F9		0-0 1B		0-3 K			0-0 F8		4	0	1	0	0	1	1				
<b>Cecil Cooper, L</b> OBP: 0.349, SLG: 0.372 (1, 3)	0-0 F9		0-0 1B		0-0 1-3			0-0 F6		4	0	1	0	0	0	1				
<b>Robin Yount, R</b> OBP: 0.397, SLG: 0.429 (1, 6)	0-0 F7		0-0 E5		0-0 6-3			0-0 4-3 WP 1B		4	1	1	0	0	0	3				
<b>Ted Simmons, S</b> OBP: 0.263, SLG: 0.274 (1, 10)		0-0 5-3	0-0 F8		0-0 F7			0-0 4-3		4	0	0	0	0	0	4				
<b>Ben Oglivie, L</b> OBP: 0.374, SLG: 0.413 (1, 7)		0-3 K		0-0 1B		0-3 K		0-0 1B		4	0	2	1	0	2	0				
<b>Mark Brouhard, R</b> OBP: 0.321, SLG: 0.437 (1, 9)		0-0 2B		0-0 6-3			0-0 F3	0-0 F8		4	0	1	0	0	0	1				
<b>Bobby Clark, R</b> OBP: 0.342, SLG: 0.226 (1, 8)		0-0 5-3		4-0 BB			0-0 5-3	0-0 F5		3	0	0	0	1	0	2				
<b>Jim Gantner, L</b> OBP: 0.346, SLG: 0.362 (1, 4)			0-0 3-1		0-0 G1			0-0 5-3		3	0	0	0	0	0	1				
<b>Inning Stats</b>	R: 0 E: 0 K: 0 S: 4	H: 1 LOB: 1 BB: 0 P: 4	R: 0 E: 0 K: 1 S: 6	H: 1 LOB: 1 BB: 0 P: 6	R: 0 E: 1 K: 0 S: 6	H: 2 LOB: 3 BB: 0 P: 6	R: 0 E: 0 K: 0 S: 3	H: 1 LOB: 1 BB: 1 P: 7	R: 0 E: 0 K: 1 S: 5	H: 0 LOB: 0 BB: 0 P: 5	R: 0 E: 0 K: 0 S: 3	H: 0 LOB: 0 BB: 0 P: 3	R: 0 E: 0 K: 0 S: 3	H: 0 LOB: 0 BB: 0 P: 3	R: 1 E: 0 K: 0 S: 5	H: 2 LOB: 1 BB: 0 P: 5	1B: 6 2B: 1 3B: 0 HR: 0	SF: 0 SAC: 0 DP: 0 HBP: 0	WP: 1 PB: 0 SB: 0 CS: 0	PA: 35
<b>PITCHER</b> <b>Frank Tanana, L</b> ERA: 2.6 (1, 1)	IP: 9.0 WLS: W BF: 35 H: 7 R: 1 ER: 1 SO: 3 BB: 1 IBB: 0 HBP: 0 BLK: 0 WP: 1 HR: 0 S: 40 P: 44 ERA: 1.00 WHIP: 0.889															<b>PITCHER</b>				

Batter	1	2	3	4	5	6	7	8	9	AB	R	H	RBI	BB	SO	LOB	BOTTOM			
<b>Bill Sample, R</b> OBP: 0.328, SLG: 0.365 (1, 8)	0-0 5-3	0-0 SF9		0-0 SH1-3 2B 1B		0-0 F6		0-3 K		4	1	1	1	0	1	1	<b>Milwaukee Brewers @ Texas Rangers</b> Arlington Stadium, Arlington, TX Wed May 23 1984, 8:05 PM EDT Att: 13,712 - Unknown			
<b>Mickey Rivers, L</b> OBP: 0.316, SLG: 0.297 (1, 7)	0-0 2B 1B	0-0 FC6-4 1B		0-0 SH1-3		0-0 F6		4-0 G6-4-3 BB		3	1	2	0	1	0	0				
<b>Gary Ward, R</b> OBP: 0.289, SLG: 0.301 (1, 9)	0-0 F9 1B 2B	0-0 FC6-4		0-3 K		0-0 1B		0-0 G6-4-3		5	1	2	1	0	1	5				
<b>Buddy Bell, R</b> OBP: 0.386, SLG: 0.452 (1, 5)	0-0 F9		0-0 HR	4-0 2B IBB		0-0 5-3				3	2	1	1	1	0	2				
<b>Pete O'Brien, L</b> OBP: 0.309, SLG: 0.414 (1, 3)	0-0 FC5-4 1B		0-0 G3	0-0 1H 2H 2B		0-0 6-3 2B				4	0	3	3	0	0	0				
<b>Larry Parrish, R</b> OBP: 0.288, SLG: 0.360 (1, 10)	0-0 FC5-4		0-0 FC3-6 1B	0-0 F3		0-0 5-3				4	0	1	0	0	0	3				
<b>Ned Yost, R</b> OBP: 0.173, SLG: 0.243 (1, 2)		0-0 1B SF9 1B	0-0 FC3-6 1B	0-0 4-3		0-0 6-3				4	1	1	0	0	0	2				
<b>Jim Anderson, R</b> OBP: 0.107, SLG: 0.074 (1, 6)		0-0 SH1-3	0-0 1-3 1B	0-0 1-3		0-0 F9				3	0	1	0	0	0	1				
<b>Curtis Wilkerson, S</b> OBP: 0.271, SLG: 0.277 (1, 4)		0-0 1B 2-3 1B	0-0 K	0-0 F6		0-0 BB 1B				4	0	2	0	0	1	2				
<b>Inning Stats</b>	R: 2 E: 0 K: 0 S: 6	H: 3 LOB: 1 BB: 0 P: 6	R: 1 E: 0 K: 0 S: 6	H: 3 LOB: 2 BB: 0 P: 6	R: 1 E: 0 K: 1 S: 8	H: 3 LOB: 2 BB: 0 P: 8	R: 2 E: 0 K: 1 S: 7	H: 2 LOB: 1 BB: 1 P: 11	R: 0 E: 0 K: 0 S: 3	H: 0 LOB: 0 BB: 0 P: 3	R: 0 E: 0 K: 0 S: 4	H: 1 LOB: 1 BB: 0 P: 4	R: 0 E: 0 K: 0 S: 4	H: 1 LOB: 1 BB: 0 P: 4	R: 0 E: 0 K: 1 S: 5	H: 1 LOB: 1 BB: 1 P: 9	1B: 10 2B: 3 3B: 0 HR: 1	SF: 1 SAC: 2 DP: 1 HBP: 0	WP: 0 PB: 0 SB: 0 CS: 0	PA: 39
<b>PITCHER</b> <b>Moose Haas, R</b> ERA: 4.53 <b>Bob McClure, L</b> ERA: 4.15 <b>Bob Gibson, R</b> ERA: <b>Pete Ladd, R</b> ERA: 6.04	IP: 2.0 WLS: L BF: 13 H: 7 R: 4 ER: 3 SO: 0 BB: 0 IBB: 0 HBP: 0 BLK: 0 WP: 0 HR: 1 S: 13 P: 13 ERA: 13.50 WHIP: 3.500															<b>PITCHER</b>				

AB	34
R	1
H	7
RBI	1
BB	1
SO	3
LOB	13



AB	34
R	6
H	14
RBI	6
BB	2
SO	3
LOB	16





Batter	1	2	3	4	5	6	7	8	9	AB	R	H	RBI	BB	SO	LOB	TOP					
<b>Rick Manning, L</b> OBP: 0.367, SLG: 0.475	E4 F9 4-3	BB		F8			CS 1B			3	1	1	0	1	0	1	<b>Milwaukee Brewers @ Texas Rangers</b> Arlington Stadium, Arlington, TX Thu May 24 1984, 8:05 PM EDT Att: 10,008 - Unknown					
<b>Robin Yount, R</b> OBP: 0.393, SLG: 0.425	F9	F8			F8		1B			4	0	1	0	0	0	3						
<b>Cecil Cooper, L</b> OBP: 0.338, SLG: 0.360	4-3		F2		6-3		4-3			4	0	0	1	0	0	1						
<b>Ben Oglivie, L</b> OBP: 0.370, SLG: 0.402	E BB		K		6-3		G3			3	0	0	0	1	1	0						
<b>Jim Gantner, L</b> OBP: 0.338, SLG: 0.353	E4 1-2		F7			F7	F7			4	0	0	0	0	0	1						
<b>Ted Simmons, S</b> OBP: 0.256, SLG: 0.267	K		4-3		K		F9			4	0	0	0	0	2	2						
<b>Roy Howell, L</b> OBP: 0.365, SLG: 0.447		BB 1B	4-3		4-3		HR		4-3	4	1	2	1	0	0	0						
<b>Jim Sundberg, R</b> OBP: 0.320, SLG: 0.393	F6		2B 1B		K		F4		F4	4	1	1	0	0	1	1						
<b>Dion James, L</b> OBP: 0.328, SLG: 0.327	F7		1-H 2B		6-3		4-3		4-3	4	0	1	1	0	0	1						
<b>Inning Stats</b>	R: 1 E: 2 K: 1 S: 7	H: 0 LOB: 2 BB: 1 P: 11	R: 0 E: 0 K: 0 S: 4	H: 1 LOB: 2 BB: 1 P: 8	R: 0 E: 0 K: 1 S: 5	H: 0 LOB: 0 BB: 0 P: 5	R: 1 E: 0 K: 0 S: 5	H: 2 LOB: 1 BB: 0 P: 5	R: 0 E: 0 K: 0 S: 3	H: 0 LOB: 0 BB: 0 P: 3	R: 1 E: 0 K: 0 S: 8	H: 1 LOB: 0 BB: 0 P: 8	R: 0 E: 0 K: 0 S: 4	H: 2 LOB: 1 BB: 0 P: 4	R: 0 E: 0 K: 0 S: 3	H: 0 LOB: 0 BB: 0 P: 3	R: 0 E: 0 K: 0 S: 3	H: 0 LOB: 0 BB: 0 P: 3	1B: 4 2B: 1 3B: 0 HR: 1	SF: 0 SAC: 0 DP: 0 HBP: 0	WP: 0 PB: 0 SB: 1 CS: 1	PA: 36
<b>PITCHER</b>	IP	WLS	BF	H	R	ER	SO	BB	IBB	HBP	BLK	WP	HR	S	P	ERA	WHIP					
<b>Dave Stewart, R</b> ERA: 5.36	(1, 1)	8.0	W	33	6	3	2	4	2	0	0	0	0	1	39	47	2.25	1.000				
<b>Dave Schmidt, R</b> ERA: 2.18	(9, 1)	1.0	S	3	0	0	0	0	0	0	0	0	0	0	3	3	0.00	0.000				


Batter	1	2	3	4	5	6	7	8	9	AB	R	H	RBI	BB	SO	LOB	BOTTOM					
<b>Bill Sample, R</b> OBP: 0.340, SLG: 0.380	1B 2B BB		G3 1B 2B	L5			CS 1B			3	2	2	0	1	0	2	<b>Milwaukee Brewers @ Texas Rangers</b> Arlington Stadium, Arlington, TX Thu May 24 1984, 8:05 PM EDT Att: 10,008 - Unknown					
<b>Gary Ward, R</b> OBP: 0.294, SLG: 0.306	2B SF8 1B		G3		G6-4-3 1B		F3			4	1	2	0	0	0	2						
<b>Buddy Bell, R</b> OBP: 0.382, SLG: 0.446	F6		S 1B		F9		F8			4	0	1	1	0	0	4						
<b>Larry Parrish, R</b> OBP: 0.287, SLG: 0.364	2B		K		G6-4-3		5-3			4	0	1	1	0	1	2						
<b>Pete O'Brien, L</b> OBP: 0.308, SLG: 0.412	SF8		G3		F9		G4-3 1B			3	0	1	1	0	0	1						
<b>Dave Hostetler, R</b> OBP: 0.382, SLG: 0.552	K		HR		5-3		G4-3		G4-3	4	1	1	1	0	1	2						
<b>Ned Yost, R</b> OBP: 0.186, SLG: 0.255	6-3		1B SH1-3 1B		1B FC5-4 1B					3	0	2	0	0	0	0						
<b>Jim Anderson, R</b> OBP: 0.133, SLG: 0.103	G5-4-3 1B		SH1-3		FC5-4					2	0	1	0	0	0	1						
<b>Curtis Wilkerson, S</b> OBP: 0.273, SLG: 0.278	G5-4-3		L5 1B		F8					3	0	1	0	0	0	1						
<b>Inning Stats</b>	R: 2 E: 0 K: 1 S: 7	H: 2 LOB: 1 BB: 1 P: 11	R: 0 E: 0 K: 0 S: 3	H: 1 LOB: 0 BB: 0 P: 3	R: 1 E: 0 K: 1 S: 7	H: 2 LOB: 1 BB: 0 P: 7	R: 1 E: 0 K: 0 S: 5	H: 3 LOB: 1 BB: 0 P: 5	R: 0 E: 0 K: 0 S: 3	H: 1 LOB: 0 BB: 0 P: 3	R: 0 E: 0 K: 0 S: 4	H: 1 LOB: 1 BB: 0 P: 4	R: 0 E: 0 K: 0 S: 4	H: 1 LOB: 1 BB: 0 P: 4	R: 0 E: 0 K: 0 S: 3	H: 1 LOB: 0 BB: 0 P: 3	R: 0 E: 0 K: 0 S: 3	H: 1 LOB: 0 BB: 0 P: 3	1B: 9 2B: 3 3B: 0 HR: 1	SF: 1 SAC: 1 DP: 4 HBP: 0	WP: 0 PB: 0 SB: 1 CS: 1	PA: 33
<b>PITCHER</b>	IP	WLS	BF	H	R	ER	SO	BB	IBB	HBP	BLK	WP	HR	S	P	ERA	WHIP					
<b>Mike Caldwell, L</b> ERA: 3.6	(1, 1)	6.0	L	26	10	4	4	2	1	0	0	0	0	29	33	6.00	1.833					
<b>Pete Ladd, R</b> ERA: 5.6	(7, 1)	2.0		7	2	0	0	0	0	0	0	0	0	7	7	0.00	1.000					



Batter	1	2	3	4	5	6	7	8	9	AB	R	H	RBI	BB	SO	LOB	TOP			
Rudy Law, L OBP: 0.411, SLG: 0.483 Dave Stegman, R OBP: 0.296, SLG: 0.392	0-3 K	0-0 F3			0-0 F8		0-0 F6			4	0	0	0	0	1	3				
Jery Dyzinski, R OBP: 0.408, SLG: 0.415	0-0 1-3 1B		4-0 BLK BB		0-0 6-3		0-3 K2-3			3	0	1	0	1	1	0				
Harold Baines, L OBP: 0.249, SLG: 0.327 Jerry Hairston, S OBP: 0.302, SLG: 0.429	0-0 1-3 1-2		0-3 K		0-0 6-3			0-3 K		3	0	0	0	0	1	2				
Tom Paciorek, R OBP: 0.351, SLG: 0.373 Mike Squires, L OBP: 0.300, SLG: 0.259	0-3 K		0-0 F7		4-0 FC5 1B BB			0-0 1-3		2	0	0	0	1	1	2				
Greg Walker, L OBP: 0.326, SLG: 0.517		0-0 BB S 1B	0-0 4-3		0-0 FC5 1B			0-0 F4		4	0	2	0	0	0	1				
Ron Kittle, R OBP: 0.312, SLG: 0.444		0-3 K		0-0 F7		0-0 F4			0-3 K	4	0	0	0	0	2	3				
Vance Law, R OBP: 0.239, SLG: 0.318		0-3 K		0-0 F9		0-0 FC5			0-0 5-3	4	0	0	0	0	1	3				
Marc Hill, R OBP: 0.345, SLG: 0.396 Joel Skinner, R (6, 2)		4-0 BB BB	0-0 E5 FC6-4		0-0 1-3			0-3 K		2	0	0	0	1	0	2				
Julio Cruz, S OBP: 0.285, SLG: 0.336 Scott Fletcher, R OBP: 0.351, SLG: 0.299		4-0 1-2 2-3 BB	0-0 FC6-4		0-0 1-3					1	0	0	0	1	0	1				
<b>Inning Stats</b>	R: 0 E: 0 K: 2 S: 8	H: 1 LOB: 1 BB: 0 P: 8	R: 0 E: 0 K: 2 S: 8	H: 1 LOB: 2 BB: 2 P: 16	R: 0 E: 1 K: 1 S: 5	H: 0 LOB: 1 BB: 1 P: 9	R: 0 E: 1 K: 0 S: 4	H: 0 LOB: 1 BB: 0 P: 4	R: 0 E: 0 K: 0 S: 3	H: 0 LOB: 0 BB: 0 P: 3	R: 0 E: 0 K: 0 S: 4	H: 1 LOB: 2 BB: 1 P: 8	R: 0 E: 0 K: 1 S: 5	H: 0 LOB: 0 BB: 0 P: 5	R: 0 E: 0 K: 2 S: 7	H: 0 LOB: 0 BB: 0 P: 7	1B: 3 2B: 0 3B: 0 HR: 0	SF: 0 SAC: 0 DP: 0 HBP: 0	WP: 0 PB: 0 SB: 1 CS: 0	PA: 35
<b>PITCHER</b> Charlie Hough, R ERA: 5.51	IP: 9.0 WLS: W BF: 35 H: 3 R: 0 ER: 0 SO: 9 BB: 4 IBB: 0 HBP: 0 BLK: 1 WP: 0 HR: 0 S: 49 P: 65 ERA: 0.00 WHIP: 0.778																			

Chicago White Sox @ Texas Rangers  
Arlington Stadium, Arlington, TX  
Fri May 25 1984, 8:05 PM EDT  
Att: 13,512 - Unknown

AB 31  
R 0  
H 3  
RBI 0  
BB 4  
SO 9  
LOB 17



Batter	1	2	3	4	5	6	7	8	9	AB	R	H	RBI	BB	SO	LOB	BOTTOM			
Bill Sample, R OBP: 0.342, SLG: 0.383	0-3 K	4-0 1-2 2-3 BB	0-0 1-3 3-H 1B 2B		0-0 6-3			0-0 6-3		4	1	1	1	1	1	1				
Mickey Rivers, L OBP: 0.323, SLG: 0.305 Bob Jones, L OBP: 0.383, SLG: 0.488 (5, FR)	0-0 4-3	0-3 K	0-0 G4-3 1B		0-0 1B			0-0 4-3 1B		4	0	2	3	0	1	3				
Gary Ward, R OBP: 0.286, SLG: 0.296	0-3 K		5-3 G4-3		0-0 F8			0-0 4-3		5	0	0	0	0	1	3				
Buddy Bell, R OBP: 0.383, SLG: 0.452		0-0 2B 1B	0-0 HR 2B		0-0 F6		0-0 F9		0-0 6-3	5	2	2	0	0	0	1				
Larry Parrish, R OBP: 0.292, SLG: 0.392		0-0 1B 2B	0-0 HR		0-0 F6		0-0 F6			4	2	2	3	0	0	0				
Pete O'Brien, L OBP: 0.306, SLG: 0.415		0-0 F7	0-0 E 2B		0-3 K			0-3 K		4	1	1	0	0	2	1				
Mary Foley, L OBP: 0.350, SLG: 0.569		0-0 BB 1B 2H	4-0 E 1B IBB		0-0 E 2B		0-0 4-3			3	2	2	1	1	0	0				
Jim Anderson, R OBP: 0.118, SLG: 0.091		0-3 K	0-0 E6 1B 2B		0-0 F3		0-0 4-3			4	1	0	0	0	1	3				
Curtis Wilkerson, S OBP: 0.288, SLG: 0.294		0-0 BB 1B	0-0 2B 1B 1B		0-0 E9 1B		0-3 K			4	2	3	2	0	1	0				
<b>Inning Stats</b>	R: 0 E: 0 K: 2 S: 7	H: 0 LOB: 0 BB: 0 P: 7	R: 2 E: 0 K: 2 S: 11	H: 4 LOB: 3 BB: 1 P: 15	R: 7 E: 1 K: 0 S: 9	H: 6 LOB: 0 BB: 1 P: 13	R: 0 E: 0 K: 1 S: 5	H: 0 LOB: 0 BB: 0 P: 5	R: 2 E: 0 K: 0 S: 6	H: 3 LOB: 1 BB: 0 P: 6	R: 0 E: 0 K: 1 S: 5	H: 0 LOB: 0 BB: 0 P: 5	R: 0 E: 0 K: 1 S: 5	H: 1 LOB: 1 BB: 0 P: 4	R: 0 E: 0 K: 0 S: 4	H: 0 LOB: 0 BB: 0 P: 4	1B: 8 2B: 5 3B: 0 HR: 1	SF: 0 SAC: 0 DP: 1 HBP: 0	WP: 0 PB: 0 SB: 0 CS: 0	PA: 40
<b>PITCHER</b> Tom Seaver, R ERA: 4.73 Salome Barojas, R ERA: 4.34 Ron Reed, R ERA: 3.62 Juan Agosto, L ERA: 2.3 Al Jones, R ERA:	IP: 2.1 WLS: L BF: 18 H: 8 R: 8 ER: 8 SO: 4 BB: 1 IBB: 0 HBP: 0 BLK: 0 WP: 0 HR: 1 S: 24 P: 32 ERA: 30.86 WHIP: 3.857																			

Chicago White Sox @ Texas Rangers  
Arlington Stadium, Arlington, TX  
Fri May 25 1984, 8:05 PM EDT  
Att: 13,512 - Unknown

AB 38  
R 11  
H 14  
RBI 10  
BB 2  
SO 7  
LOB 12





Batter	1	2	3	4	5	6	7	8	9	AB	R	H	RBI	BB	SO	LOB	TOP					
Dave Stegman, R (1, 8) OBP: 0.281, SLG: 0.370 Rudy Law, L (7, PH) OBP: 0.420, SLG: 0.500 (7, 8)	F5		F8		3-1		PB 1B		2B	3	0	0	0	0	0	0						
Scott Fletcher, R (1, 6) OBP: 0.348, SLG: 0.292 Jerry Hairston, S (9, PH) OBP: 0.318, SLG: 0.429 Jerry Dybzinski, R (9, 6) OBP: 0.408, SLG: 0.415	BB		4-3		K		F8		IBB	3	0	0	0	1	1	2						
Tom Paciorek, R (1, 3) OBP: 0.349, SLG: 0.370 Mike Squires, L (7, 3) OBP: 0.290, SLG: 0.250	F8				F9		HR 1B		F6	4	1	1	0	0	1	3						
Greg Luzinski, R (1, 10) OBP: 0.354, SLG: 0.295 Greg Walker, L (8, PR) OBP: 0.323, SLG: 0.511	F8				5-3		F7		F7	4	0	1	0	0	0	2						
Ron Kittle, R (1, 7) OBP: 0.317, SLG: 0.492			K		HR		HR		K	4	2	2	3	0	2	1						
Harold Baines, L (1, 9) OBP: 0.246, SLG: 0.327					HR BB		4-3		F7	3	1	1	0	1	0	2						
Vance Law, R (1, 5) OBP: 0.240, SLG: 0.338			1B		HR BB				F3	4	1	1	2	0	1	3						
Joel Skinner, R (1, 2) OBP: 0.400, SLG: 0.250			K		HR					4	1	1	2	0	1	3						
Julio Cruz, S (1, 4) OBP: 0.277, SLG: 0.326					4-3				2B 1B	3	0	1	0	1	1	1						
Inning Stats	R: 0 E: 0 K: 0 S: 3	H: 0 LOB: 1 BB: 1 P: 7	R: 0 E: 0 K: 2 S: 8	H: 1 LOB: 1 BB: 0 P: 8	R: 0 E: 0 K: 0 S: 3	H: 0 LOB: 0 BB: 0 P: 3	R: 3 E: 0 K: 0 S: 5	H: 2 LOB: 0 BB: 1 P: 9	R: 0 E: 0 K: 1 S: 5	H: 0 LOB: 0 BB: 0 P: 5	R: 2 E: 0 K: 1 S: 7	H: 2 LOB: 2 BB: 1 P: 7	R: 0 E: 0 K: 2 S: 8	H: 1 LOB: 2 BB: 1 P: 12	R: 0 E: 0 K: 1 S: 6	H: 1 LOB: 2 BB: 1 P: 6	R: 0 E: 0 K: 0 S: 5	H: 2 LOB: 3 BB: 1 P: 9	1B: 5 2B: 1 3B: 0 HR: 3	SF: 0 SAC: 0 DP: 0 HBP: 0	WP: 0 PB: 1 CS: 1	PA: 40
PITCHER	IP	WLS	BF	H	R	ER	SO	BB	IBB	HBP	BLK	WP	HR	S	P	ERA	WHIP					
Mike Mason, L (1, 1) ERA: 2.66	6.0	L	25	5	5	5	4	2	0	0	0	0	3	31	39	7.50	1.167					
Dave Tobik, R (7, 1) ERA: 1.53	2.0		9	2	0	0	3	1	0	0	0	0	0	14	18	0.00	1.500					
Jim Bibby, R (9, 1) ERA: 4.41	1.0		6	2	0	0	0	0	1	0	0	0	0	5	9	0.00	2.000					

Chicago White Sox @ Texas Rangers  
Arlington Stadium, Arlington, TX  
Sat May 26 1984, 8:05 PM EDT  
Att: 21,978 - Unknown

livebaseballscorecards.com

AB	36
R	5
H	9
RBI	5
BB	4
SO	7
LOB	22



Batter	1	2	3	4	5	6	7	8	9	AB	R	H	RBI	BB	SO	LOB	BOTTOM					
Bill Sample, R (1, 8) OBP: 0.340, SLG: 0.380	K		F8		F5					4	0	1	0	0	1	2						
Wayne Tolleson, S (1, 4) OBP: 0.315, SLG: 0.289	K		K						8-6-4-3	3	0	0	0	1	2	1						
Gary Ward, R (1, 7) OBP: 0.279, SLG: 0.288	K				F8		FC6-4 BB		6-3	4	0	0	0	0	1	1						
Buddy Bell, R (1, 5) OBP: 0.379, SLG: 0.442			F6		6-3		FC6-4 BB		F3	3	0	0	0	1	0	0						
Larry Parrish, R (1, 10) OBP: 0.291, SLG: 0.395					6-3		G6-4-3 BB		K	4	1	1	0	0	1	2						
Pete O'Brien, L (1, 3) OBP: 0.313, SLG: 0.428							FC5-4 2B		F7	3	0	2	1	0	0	0						
Bob Jones, L (1, 9) OBP: 0.360, SLG: 0.457					4-3		K		K	3	0	0	0	0	2	2						
Mary Foley, L (1, 2) OBP: 0.349, SLG: 0.547			K				FC5-4 BB		K	2	0	0	0	1	2	1						
Curtis Wilkerson, S (1, 6) OBP: 0.281, SLG: 0.287			K				FC5-4 BB		F6	3	0	0	0	0	1	2						
Inning Stats	R: 0 E: 0 K: 3 S: 9	H: 0 LOB: 0 BB: 0 P: 9	R: 1 E: 0 K: 1 S: 7	H: 2 LOB: 1 BB: 0 P: 7	R: 0 E: 0 K: 2 S: 7	H: 0 LOB: 0 BB: 0 P: 7	R: 0 E: 0 K: 0 S: 3	H: 0 LOB: 0 BB: 0 P: 3	R: 0 E: 0 K: 0 S: 3	H: 0 LOB: 2 BB: 1 P: 10	R: 0 E: 0 K: 0 S: 2	H: 0 LOB: 1 BB: 2 P: 10	R: 0 E: 0 K: 2 S: 7	H: 0 LOB: 0 BB: 0 P: 7	R: 0 E: 0 K: 0 S: 3	H: 1 LOB: 0 BB: 0 P: 3	R: 0 E: 0 K: 1 S: 5	H: 0 LOB: 0 BB: 0 P: 5	1B: 2 2B: 3 3B: 0 HR: 0	SF: 0 SAC: 0 DP: 2 HBP: 0	WP: 0 PB: 0 SB: 0 CS: 0	PA: 32
PITCHER	IP	WLS	BF	H	R	ER	SO	BB	IBB	HBP	BLK	WP	HR	S	P	ERA	WHIP					
Richard Dotson, R (1, 1) ERA: 2.3	9.0	W	32	4	1	1	10	3	0	0	0	0	0	49	61	1.00	0.778					

Chicago White Sox @ Texas Rangers  
Arlington Stadium, Arlington, TX  
Sat May 26 1984, 8:05 PM EDT  
Att: 21,978 - Unknown

livebaseballscorecards.com

AB	29
R	1
H	4
RBI	1
BB	3
SO	10
LOB	11





Batter	1	2	3	4	5	6	7	8	9	AB	R	H	RBI	BB	SO	LOB	TOP								
Rudy Law, L OBP: 0.404, SLG: 0.480 (1, 8)	F9		F5			F3	F8		F3	5	0	0	0	0	0	1	<b>Chicago White Sox @ Texas Rangers</b> Arlington Stadium, Arlington, TX Sun May 27 1984, 4:33 AM EDT Att: 17,298 - Unknown								
Vance Law, R OBP: 0.245, SLG: 0.362 (1, 5) (7, 6)	F4		G3			HR	1B		6-3	5	1	2	2	0	0	0									
Harold Baines, L OBP: 0.251, SLG: 0.331 (1, 9)	F7			FC6-4 1B		2B 1B	4-3			4	0	2	0	0	0	1									
Greg Luzinski, R OBP: 0.352, SLG: 0.294 (1, 10)		F8		F6		F5		1B 1B		4	0	1	0	0	0	2									
Greg Walker, L OBP: 0.320, SLG: 0.511 (1, 3)		4-3		FC6-4 1-2		1-3 2B		F6		4	0	1	0	0	0	2									
Ron Kittle, R OBP: 0.318, SLG: 0.485 Joel Skinner, R OBP: 0.500, SLG: 0.400 (1, 7) (7, 2)	1B BB			F3		6-3		1-3 1B		2	0	0	0	1	0	3									
Marc Hill, R OBP: 0.318, SLG: 0.400 Jerry Hairston, S OBP: 0.326, SLG: 0.459 (7, PH) (7, 7)		1-3 1B			F8		1B 2B	K		2	1	1	0	0	1	2									
Scott Fletcher, R OBP: 0.344, SLG: 0.288 Mike Squires, L OBP: 0.303, SLG: 0.267 (1, 6) (7, PH) (7, 5)		5-3			F3		F8 1B 1B	F8		2	0	0	0	0	0	2									
Julio Cruz, S OBP: 0.269, SLG: 0.316 (1, 4)			F7		K		B1	K		4	0	0	0	0	2	1									
<b>Inning Stats</b>	R: 0 E: 0 K: 0 S: 3	H: 0 LOB: 0 BB: 0 P: 3	R: 0 E: 0 K: 0 S: 4	H: 1 LOB: 2 BB: 1 P: 8	R: 0 E: 0 K: 0 S: 3	H: 0 LOB: 0 BB: 0 P: 3	R: 0 E: 0 K: 0 S: 4	H: 1 LOB: 1 BB: 0 P: 4	R: 0 E: 0 K: 1 S: 5	H: 0 LOB: 0 BB: 0 P: 5	R: 1 E: 0 K: 0 S: 6	H: 3 LOB: 2 BB: 0 P: 6	R: 2 E: 0 K: 0 S: 6	H: 3 LOB: 1 BB: 0 P: 6	R: 0 E: 0 K: 1 S: 7	H: 2 LOB: 2 BB: 0 P: 7		R: 0 E: 0 K: 1 S: 5	H: 0 LOB: 0 BB: 0 P: 5	1B: 7 2B: 2 3B: 0 HR: 1	SF: 0 SAC: 0 DP: 0 HBP: 0	WP: 0 PB: 0 SB: 1 CS: 0	PA: 38		
<b>PITCHER</b>	IP	WLS	BF	H	R	ER	SO	BB	IBB	HBP	BLK	WP	HR	S	P	ERA	WHIP								
Danny Darwin, R ERA: 3.42 (1, 1)	7.0	W	30	8	3	3	1	1	0	0	0	0	1	31	35	3.86	1.286								
Odell Jones, R ERA: 2.55 (8, 1)	2.0		8	2	0	0	2	0	0	0	0	0	0	12	12	0.00	1.000								

Batter	1	2	3	4	5	6	7	8	9	AB	R	H	RBI	BB	SO	LOB	BOTTOM								
Bill Sample, R OBP: 0.342, SLG: 0.394 (1, 8)	1-6-3 SF9 2B		K			4-3		F8		5	2	2	0	0	1	0	<b>Chicago White Sox @ Texas Rangers</b> Arlington Stadium, Arlington, TX Sun May 27 1984, 4:33 AM EDT Att: 17,298 - Unknown								
Gary Ward, R OBP: 0.288, SLG: 0.294 (1, 7)	1-6-3		6-3		SH1-4 HR BB	1B FC1-6 1B		1B 2B 1B		4	3	2	0	1	0	1									
Buddy Bell, R OBP: 0.389, SLG: 0.454 (1, 5)	SF9				SH1-4	FC1-6 1B		2B 1B		3	1	3	1	0	0	0									
Larry Parrish, R OBP: 0.288, SLG: 0.407 (1, 9)	F9		1-3		HR	FC1-6		K		5	1	1	4	0	1	4									
Pete O'Brien, L OBP: 0.323, SLG: 0.437 (1, 3)		HR BB		F4	BB FC6-4 1B	4-3		2B 2B		4	3	2	2	1	0	1									
Dave Hostetter, R OBP: 0.436, SLG: 0.688 (1, 10)		HR		BB	FC6-4 BB		K	2B		3	1	2	3	2	1	0									
Ned Yost, R OBP: 0.195, SLG: 0.248 (1, 2)		6-3		BB	FC4-6 BB	FC6-4 BB	4-3	K		3	0	0	0	2	1	1									
Jim Anderson, R OBP: 0.132, SLG: 0.083 (1, 6)		F9		F7	FC6-4					3	0	0	1	1	0	4									
Wayne Tolleson, S OBP: 0.306, SLG: 0.280 (1, 4)		K		FC4-6	K		K			4	0	0	0	0	3	5									
<b>Inning Stats</b>	R: 1 E: 0 K: 0 S: 4	H: 1 LOB: 0 BB: 0 P: 4	R: 2 E: 0 K: 1 S: 6	H: 1 LOB: 1 BB: 1 P: 10	R: 0 E: 0 K: 1 S: 6	H: 1 LOB: 0 BB: 0 P: 6	R: 0 E: 0 K: 0 S: 3	H: 0 LOB: 2 BB: 2 P: 11	R: 4 E: 0 K: 1 S: 8	H: 3 LOB: 3 BB: 3 P: 20	R: 1 E: 0 K: 0 S: 5	H: 2 LOB: 1 BB: 0 P: 5	R: 0 E: 0 K: 2 S: 7	H: 0 LOB: 1 BB: 1 P: 11	R: 3 E: 0 K: 2 S: 11	H: 4 LOB: 1 BB: 0 P: 11		R: 0 E: 0 K: 2 S: 5	H: 0 LOB: 0 BB: 0 P: 5	1B: 6 2B: 4 3B: 0 HR: 2	SF: 1 SAC: 1 DP: 0 HBP: 0	WP: 0 PB: 0 SB: 0 CS: 0	PA: 43		
<b>PITCHER</b>	IP	WLS	BF	H	R	ER	SO	BB	IBB	HBP	BLK	WP	HR	S	P	ERA	WHIP								
Floyd Bannister, L ERA: 5.43 (1, 1)	4.0	L	20	4	5	5	2	4	0	0	0	0	0	20	36	11.25	2.000								
Salome Barojas, R ERA: 4.84 (5, 1)	2.0		12	4	3	3	1	2	0	0	0	0	1	12	20	13.50	3.000								
Ron Reed, R ERA: 3.49 (7, 1)	1.0		4	0	0	0	2	1	0	0	0	0	0	7	11	0.00	1.000								
Al Jones, R ERA: 2.89 (8, 1)	1.0		7	4	3	3	2	0	0	0	0	0	0	11	11	27.00	4.000								



Batter	1	2	3	4	5	6	7	8	9	AB	R	H	RBI	BB	SO	LOB	TOP								
Willie Wilson, S OBP: 0.353, SLG: 0.295 (1, 8)	0-0 6-3		0-3 K			0-0 5-3	0-0 2B		0-0 4-3	5	0	1	1	0	1	1	<b>Kansas City Royals @ Texas Rangers</b> Arlington Stadium, Arlington, TX Mon May 28 1984, 8:05 PM EDT Att: 15,640 - Unknown								
Darryl Motley, R OBP: 0.341, SLG: 0.461 (1, 7)	0-0 6-3			0-0 6-3		0-0 E5 2B	3-H 4-0 BB		0-0 1B	4	1	1	1	1	0	0									
George Brett, L OBP: 0.429, SLG: 0.595 Greg Pryor, R OBP: 0.267, SLG: 0.330 (9, PR) (9, 5)	0-3 K			0-0 G3		0-0 2B	0-3 K		0-0 1B	5	0	2	1	0	2	2									
Hal McRae, R OBP: 0.320, SLG: 0.338 (1, 10)		0-0 F4		4-0 BB		0-0 5-3		0-0 F8	0-0 F4	4	0	0	0	1	0	3									
Frank White, R OBP: 0.337, SLG: 0.457 (1, 4)		0-0 1B		0-3 K			0-0 HR	0-0 F2	0-0 1-3	5	1	2	1	0	1	3									
Steve Balboni, R OBP: 0.320, SLG: 0.404 (1, 3)		0-0 F7			0-0 6-3		0-0 1B	0-0 HR		4	1	2	1	0	0	1									
Lynn Jones, R OBP: 0.200, SLG: 0.200 (1, 9)		0-0 F7			0-0 5-3		0-0 FC5-4 2B	0-0 1B		4	1	1	0	0	0	2									
Don Slaught, R OBP: 0.222, SLG: 0.226 (1, 2)			0-0 F7		0-0 5-3		0-0 SH4 2B	0-0 4-3		4	1	1	0	0	0	1									
Onix Concepcion, R OBP: 0.225, SLG: 0.242 (1, 6)			0-0 6-3			0-3 K	0-0 SH4		0-0 PB 4-3 1B	3	1	1	1	0	1	0									
<b>Inning Stats</b>	R: 0 E: 0 K: 1 S: 5	H: 0 LOB: 0 BB: 0 P: 5	R: 0 E: 0 K: 0 S: 4	H: 1 LOB: 1 BB: 0 P: 4	R: 0 E: 0 K: 1 S: 5	H: 0 LOB: 0 BB: 0 P: 5	R: 0 E: 0 K: 1 S: 5	H: 0 LOB: 1 BB: 1 P: 9	R: 0 E: 0 K: 0 S: 3	H: 0 LOB: 0 BB: 0 P: 3	R: 1 E: 1 K: 1 S: 7	H: 1 LOB: 1 BB: 0 P: 7	R: 3 E: 0 K: 1 S: 9	H: 4 LOB: 2 BB: 1 P: 13	R: 1 E: 0 K: 0 S: 5	H: 2 LOB: 1 BB: 0 P: 5	R: 1 E: 0 K: 0 S: 6	H: 3 LOB: 2 BB: 0 P: 6	1B: 6 2B: 3 3B: 0 HR: 2	SF: 0 SAC: 1 DP: 0 HBP: 0	WP: 0 PB: 1 SB: 2 CS: 0	PA: 41			
<b>PITCHER</b>	IP	WLS	BF	H	R	ER	SO	BB	IBB	HBP	BLK	WP	HR	S	P	ERA	WHIP								
Frank Tanana, L ERA: 2.72 (1, 1)	7.0	L	30	6	4	3	5	2	0	0	0	0	1	38	46	3.86	1.143								
Dave Tobik, R ERA: 2.17 (8, 1)	1.0		5	2	1	1	0	0	0	0	0	0	1	5	5	9.00	2.000								
Ricky Wright, L ERA: 10.29 (9, 1)	1.0		6	3	1	1	0	0	0	0	0	0	0	6	6	9.00	3.000								

AB	38
R	6
H	11
RBI	6
BB	2
SO	5
LOB	13



Batter	1	2	3	4	5	6	7	8	9	AB	R	H	RBI	BB	SO	LOB	BOTTOM								
Bill Sample, R OBP: 0.340, SLG: 0.390 (1, 8)	0-0 F7			0-0 G5-4-3 1B	0-0 F6		0-0 F8			4	0	1	0	0	0	2	<b>Kansas City Royals @ Texas Rangers</b> Arlington Stadium, Arlington, TX Mon May 28 1984, 8:05 PM EDT Att: 15,640 - Unknown								
Gary Ward, R OBP: 0.287, SLG: 0.293 (1, 7)	0-0 F5			0-0 G5-4-3 1-2		0-0 F7		0-0 G6-4-3 1B		4	0	1	0	0	0	1									
Buddy Bell, R OBP: 0.385, SLG: 0.455 (1, 5)	0-0 1-3			0-0 1B 2B		0-0 4-3		0-0 F8		4	1	1	0	0	0	1									
Larry Parrish, R OBP: 0.293, SLG: 0.406 (1, 9)		0-0 F8		4-0 1B BB		0-0 BB 1B		0-0 G6-4-3 1-2		3	0	1	0	1	0	1									
Pete O'Brien, L OBP: 0.327, SLG: 0.434 (1, 3)		0-0 F8		0-0 1-3 2-H 1B		0-0 1-2 BB		0-0 F7		3	0	1	1	1	0	0									
Dave Hostetler, R OBP: 0.395, SLG: 0.611 (1, 10)		0-0 1-3		0-0 5-3		0-3 K		0-0 K		4	0	0	0	0	2	4									
Ned Yost, R OBP: 0.189, SLG: 0.239 (1, 2)			0-0 F3		0-3 K		0-0 F8		0-0 F7	4	0	0	0	0	1	0									
Wayne Tolleson, S OBP: 0.313, SLG: 0.284 (8, 6)			0-0 F8		1-0 HBP					2	0	1	0	0	0	0									
Curtis Wilkerson, S OBP: 0.277, SLG: 0.282 Alan Bannister, R OBP: 0.291, SLG: 0.296 (7, PH) (8, 4)			0-0 5-3		0-3 K		0-0 F9			2	0	0	0	0	1	1									
<b>Inning Stats</b>	R: 0 E: 0 K: 0 S: 3	H: 0 LOB: 0 BB: 0 P: 3	R: 0 E: 0 K: 0 S: 3	H: 0 LOB: 0 BB: 0 P: 3	R: 0 E: 0 K: 0 S: 3	H: 0 LOB: 0 BB: 0 P: 3	R: 1 E: 0 K: 2 S: 7	H: 3 LOB: 1 BB: 1 P: 9	R: 0 E: 0 K: 1 S: 6	H: 1 LOB: 2 BB: 1 P: 10	R: 0 E: 0 K: 0 S: 4	H: 1 LOB: 1 BB: 0 P: 4	R: 0 E: 0 K: 0 S: 3	H: 1 LOB: 0 BB: 0 P: 3	R: 0 E: 0 K: 1 S: 5	H: 0 LOB: 0 BB: 0 P: 5	1B: 5 2B: 1 3B: 0 HR: 0	SF: 0 SAC: 0 DP: 2 HBP: 1	WP: 0 PB: 0 SB: 1 CS: 0	PA: 34					
<b>PITCHER</b>	IP	WLS	BF	H	R	ER	SO	BB	IBB	HBP	BLK	WP	HR	S	P	ERA	WHIP								
Larry Gura, L ERA: 3.59 (1, 1)	9.0	W	34	6	1	1	4	2	0	1	0	0	0	39	48	1.00	0.889								





Batter	1	2	3	4	5	6	7	8	9	10	AB	R	H	RBI	BB	SO	LOB	TOP							
Willie Wilson, S (1, 8) OBP: 0.333, SLG: 0.280	5-3		6-3			4-3	K		1-2	1-3	6	0	1	0	0	1	4								
Pat Sheridan, L (1, 9) OBP: 0.387, SLG: 0.493	K		0-3	1B		0-0	0-3	1B	0-0		5	1	3	0	0	1	1								
George Brett, L (1, 5) OBP: 0.426, SLG: 0.561	K		0-3	9-3		0-0	0-0	0-0	0-0	1B	4	2	1	0	1	1	2								
Greg Pryor, R (10, 5) OBP: 0.267, SLG: 0.330	K		1-2	1-2		1-2	2B	BB		1B	0	0	0	0	0	0	0								
Dane Iorg, L (1, 10) OBP: 0.258, SLG: 0.375		F5		G3		0-0	1B	2B	4-3	1B	5	2	3	2	0	0	0								
Frank White, R (1, 4) OBP: 0.345, SLG: 0.465	K		0-3	HR		0-0	BB	1B	0-0	1B	4	1	2	1	1	1	1								
Darryl Motley, R (1, 7) OBP: 0.350, SLG: 0.485	5-3		0-0	HR		0-0	BB	1B	0-3	1B	4	1	2	4	1	1	1								
Steve Balboni, R (1, 3) OBP: 0.310, SLG: 0.390			0-0	HR		0-3	BB	1B	0-3	1B	5	0	0	0	0	3	5								
Don Slaught, R (1, 2) OBP: 0.221, SLG: 0.216			0-3	K		0-3	K	F6	0-0	1B	4	0	0	0	1	2	2								
Onix Concepcion, R (1, 6) OBP: 0.236, SLG: 0.253			0-0	1B		0-0	1-3	F7	0-0	F5	4	0	2	0	0	0	0								
Jorge Orta, L (10, PH) OBP: 0.325, SLG: 0.450						1-3			1-3		1	0	0	0	0	0	3								
U.L. Washington, S (10, 6) OBP: 0.228, SLG: 0.180									CS		0	0	0	0	0	0	0								
<b>Inning Stats</b>	R: 0 E: 0 K: 2 S: 7	H: 0 LOB: 0 BB: 0 P: 7	R: 0 E: 0 K: 1 S: 5	H: 0 LOB: 0 BB: 0 P: 5	R: 0 E: 0 K: 1 S: 6	H: 1 LOB: 1 BB: 0 P: 6	R: 0 E: 0 K: 0 S: 3	H: 1 LOB: 0 BB: 0 P: 3	R: 2 E: 0 K: 1 S: 7	H: 2 LOB: 0 BB: 0 P: 7	R: 3 E: 0 K: 1 S: 8	H: 3 LOB: 2 BB: 2 P: 16	R: 0 E: 0 K: 1 S: 6	H: 1 LOB: 1 BB: 0 P: 6	R: 0 E: 0 K: 0 S: 4	H: 2 LOB: 1 BB: 0 P: 4	R: 2 E: 0 K: 1 S: 8	H: 3 LOB: 3 BB: 2 P: 16	1B: 10 2B: 4 3B: 0 HR: 1	SF: 0 SAC: 0 DP: 1 HBP: 0	WP: 0 PB: 1 SB: 3 CS: 1	PA: 46			
<b>PITCHER</b>	IP 8.0	WLS 34	BF 9	H 5	R 5	ER 5	SO 9	BB 2	IBB 0	HBP 0	BLK 0	WP 0	HR 1	S 50	P 58	ERA 5.62	WHIP 1.375								
Dave Stewart, R (1, 1) ERA: 5.4																									
Dave Schmidt, R (9, 1) ERA: 2.78																									

Kansas City Royals @ Texas Rangers  
Arlington Stadium, Arlington, TX  
Tue May 29 1984, 8:05 PM EDT  
Att: 9,982 - Unknown

AB 42  
R 7  
H 14  
RBI 7  
BB 4  
SO 10  
LOB 19



Batter	1	2	3	4	5	6	7	8	9	10	AB	R	H	RBI	BB	SO	LOB	BOTTOM							
Bill Sample, R (1, 8) OBP: 0.341, SLG: 0.391	F9		K		6-3			1B		5-3	5	1	2	0	0	1	0								
Wayne Tolleson, S (1, 4) OBP: 0.316, SLG: 0.288	4-3		PO			E6		1B		4-3	5	2	2	0	0	0	1								
Gary Ward, R (1, 7) OBP: 0.280, SLG: 0.284	F9		F9			5-3		F7		K	5	0	0	0	0	1	4								
Buddy Bell, R (1, 5) OBP: 0.362, SLG: 0.450	6-3		PO		F9	F9		2B		1B	4	1	1	1	0	0	1								
Larry Parrish, R (1, 9) OBP: 0.308, SLG: 0.422		1B						1B			3	1	3	2	1	0	0								
Pete O'Brien, L (1, 3) OBP: 0.325, SLG: 0.430		1B			F5	4-3		2B		4-3	4	0	1	0	0	0	2								
Dave Hostetter, R (1, 10) OBP: 0.391, SLG: 0.590		1B			F9			1B			3	0	1	1	0	0	1								
Mickey Rivers, L (9, PH) OBP: 0.320, SLG: 0.302		1B			F9			1B			1	0	0	0	0	0	0								
Ned Yost, R (1, 2) OBP: 0.184, SLG: 0.233		9-2						2B			3	0	0	0	0	0	2								
Bob Jones, L (9, PH) OBP: 0.353, SLG: 0.447		9-2			6-3			1B		6-3	1	0	0	0	0	0	0								
Jim Anderson, R (10, 6) OBP: 0.132, SLG: 0.083		3-H						1B			0	0	0	0	0	0	0								
Curtis Wilkerson, S (1, 6) OBP: 0.271, SLG: 0.276		4-3						1B			3	0	0	0	0	0	1								
Mary Foley, L (9, PH) OBP: 0.344, SLG: 0.537		4-3			F8			1B			1	0	0	0	0	0	0								
<b>Inning Stats</b>	R: 0 E: 0 K: 0 S: 4	H: 1 LOB: 1 BB: 0 P: 4	R: 1 E: 0 K: 0 S: 5	H: 3 LOB: 1 BB: 0 P: 5	R: 0 E: 0 K: 1 S: 5	H: 1 LOB: 0 BB: 0 P: 5	R: 0 E: 0 K: 0 S: 4	H: 1 LOB: 1 BB: 0 P: 4	R: 0 E: 0 K: 0 S: 3	H: 0 LOB: 0 BB: 0 P: 3	R: 1 E: 2 K: 0 S: 4	H: 0 LOB: 1 BB: 1 P: 8	R: 0 E: 0 K: 0 S: 3	H: 0 LOB: 0 BB: 0 P: 3	R: 3 E: 0 K: 0 S: 6	H: 4 LOB: 0 BB: 0 P: 6	R: 0 E: 0 K: 0 S: 3	H: 0 LOB: 0 BB: 0 P: 3	R: 0 E: 0 K: 1 S: 5	H: 0 LOB: 0 BB: 0 P: 5	1B: 9 2B: 2 3B: 0 HR: 0	SF: 0 SAC: 0 DP: 1 HBP: 0	WP: 0 PB: 0 SB: 0 CS: 0	PA: 40	
<b>PITCHER</b>	IP 7.0	WLS 29	BF 8	H 4	R 4	ER 3	SO 1	BB 1	IBB 0	HBP 0	BLK 0	WP 0	HR 0	S 30	P 34	ERA 3.86	WHIP 1.286								
Bud Black, L (1, 1) ERA: 2.99																									
Dan Quisenberry, R (8, 1) ERA: 1.99																									

Kansas City Royals @ Texas Rangers  
Arlington Stadium, Arlington, TX  
Tue May 29 1984, 8:05 PM EDT  
Att: 9,982 - Unknown

AB 38  
R 5  
H 10  
RBI 4  
BB 1  
SO 2  
LOB 12





Batter	1	2	3	4	5	6	7	8	9	AB	R	H	RBI	BB	SO	LOB	TOP			
Willie Wilson, S (1, 8) OBP: 0.344, SLG: 0.296	1-3		1-3 3-H 1B		G3-6			3-1 1B SF9 1B		4	1	2	1	0	0	1				
Pat Sheridan, L (1, 9) OBP: 0.390, SLG: 0.500	4-3		F3					SF9 3-1 1B		4	0	2	0	0	0	2				
George Brett, L (1, 5) OBP: 0.392, SLG: 0.511	F9		4-3		4-3			3-1		4	0	0	0	0	0	5				
Dane Iorg, L (1, 3) OBP: 0.257, SLG: 0.373		F4		E3 2B SF8		G6-3 1B		SF9		3	1	1	1	0	0	0				
Jorge Orta, L (1, 10) OBP: 0.314, SLG: 0.434	F6		F9		F9	G6-3		1-3		4	0	0	0	0	0	3				
Frank White, R (1, 4) OBP: 0.343, SLG: 0.465	K					K2-3			1-3	4	0	1	0	0	2	0				
Darryl Motley, R (1, 7) OBP: 0.347, SLG: 0.481			FC4-6 1B	SF8			1-3		6-3	3	1	1	1	0	0	0				
John Wathan, R (1, 2) OBP: 0.273, SLG: 0.275			FC4-6 BB	6-3			K		F4	3	0	0	0	1	1	1				
Onix Concepcion, R (1, 6) OBP: 0.239, SLG: 0.255			FC4-6 1B			G3-6 1B		6-3		3	0	1	0	0	0	2				
<b>Inning Stats</b>	R: 0 E: 0 K: 0 S: 3	H: 0 LOB: 0 BB: 0 P: 3	R: 0 E: 0 K: 1 S: 5	H: 0 LOB: 0 BB: 0 P: 5	R: 1 E: 0 K: 0 S: 5	H: 2 LOB: 2 BB: 1 P: 9	R: 1 E: 1 K: 0 S: 5	H: 1 LOB: 1 BB: 0 P: 5	R: 0 E: 0 K: 1 S: 4	H: 2 LOB: 0 BB: 0 P: 4	R: 0 E: 0 K: 1 S: 5	H: 0 LOB: 0 BB: 0 P: 5	R: 1 E: 0 K: 0 S: 5	H: 2 LOB: 1 BB: 0 P: 5	R: 0 E: 0 K: 0 S: 3	H: 0 LOB: 0 BB: 0 P: 3	1B: 6 2B: 2 3B: 0 HR: 0	SF: 2 SAC: 0 DP: 2 HBP: 0	WP: 0 PB: 0 SB: 1 CS: 0	PA: 35
<b>PITCHER</b> Charlie Hough, R (1, 1) ERA: 5.08	IP: 9.0 WLS: W BF: 35 H: 8 R: 3 ER: 2 SO: 3 BB: 1 IBB: 0 HBP: 0 BLK: 0 WP: 0 HR: 0 S: 40 P: 44 ERA: 2.00 WHIP: 1.000																			

Kansas City Royals @ Texas Rangers  
Arlington Stadium, Arlington, TX  
Wed May 30 1984, 8:05 PM EDT  
Att: 11,282 - Unknown

AB 32  
R 3  
H 8  
RBI 3  
BB 1  
SO 3  
LOB 14



Batter	1	2	3	4	5	6	7	8	9	AB	R	H	RBI	BB	SO	LOB	BOTTOM			
Bill Sample, R (1, 8) OBP: 0.345, SLG: 0.394	6-3		HR 1B		G6-3 1B	FC6-4 1B				4	2	2	0	0	0	2				
Mickey Rivers, L (1, 10) OBP: 0.330, SLG: 0.343	F3				G6-3 1B	FC5-4 1B				3	1	2	2	0	0	0				
Alan Bannister, R (6, FH) OBP: 0.292, SLG: 0.318			HR		1-2 2-3 1B	3-H 1B				1	0	1	1	0	0	0				
Buddy Bell, R (1, 5) OBP: 0.373, SLG: 0.438	F9		6-3		G6-3	FC5-4				4	0	0	0	0	0	4				
Larry Parrish, R (1, 9) OBP: 0.312, SLG: 0.424	6-3		F8		1B	G4-6-3 1B				4	1	2	1	0	0	0				
Pete O'Brien, L (1, 3) OBP: 0.323, SLG: 0.425	6-3				1B	G4-6-3				4	0	1	0	0	0	1				
Gary Ward, R (1, 7) OBP: 0.294, SLG: 0.289			1B		5-3	6-3				4	0	2	1	0	0	0				
Mary Foley, L (1, 2) OBP: 0.336, SLG: 0.509	F8					F3		F1		3	0	0	0	1	0	1				
Wayne Tolleson, S (1, 4) OBP: 0.321, SLG: 0.289			SH1-3 1B		F7	FC6-4 1B		F7		3	2	1	0	1	0	1				
Curtis Wilkerson, S (1, 6) OBP: 0.279, SLG: 0.285			SH1-3			G6-3 1B		6-3		3	1	2	0	0	0	0				
<b>Inning Stats</b>	R: 0 E: 0 K: 0 S: 3	H: 0 LOB: 0 BB: 0 P: 3	R: 0 E: 0 K: 0 S: 4	H: 1 LOB: 1 BB: 0 P: 4	R: 3 E: 0 K: 0 S: 5	H: 2 LOB: 0 BB: 1 P: 9	R: 0 E: 0 K: 0 S: 3	H: 0 LOB: 1 BB: 1 P: 7	R: 3 E: 0 K: 0 S: 7	H: 6 LOB: 2 BB: 0 P: 7	R: 1 E: 0 K: 0 S: 6	H: 3 LOB: 0 BB: 0 P: 6	R: 0 E: 0 K: 0 S: 3	H: 1 LOB: 0 BB: 0 P: 3	R: 0 E: 0 K: 0 S: 3	H: 0 LOB: 0 BB: 0 P: 3	1B: 12 2B: 0 3B: 0 HR: 1	SF: 0 SAC: 1 DP: 2 HBP: 0	WP: 0 PB: 0 SB: 0 CS: 0	PA: 36
<b>PITCHER</b> Bret Saberhagen, R (1, 1) ERA: 3.56 Danny Jackson, L (5, 1) ERA: 4.5	IP: 4.2 WLS: L BF: 22 H: 7 R: 6 ER: 6 SO: 7 BB: 2 IBB: 0 HBP: 0 BLK: 0 WP: 0 HR: 1 S: 20 P: 28 ERA: 11.57 WHIP: 1.929																			

Kansas City Royals @ Texas Rangers  
Arlington Stadium, Arlington, TX  
Wed May 30 1984, 8:05 PM EDT  
Att: 11,282 - Unknown

AB 33  
R 7  
H 13  
RBI 5  
BB 2  
SO 0  
LOB 9









Batter	1	2	3	4	5	6	7	8	9	AB	R	H	RBI	BB	SO	LOB	TOP								
Jack Perconte, L (1,4) OBP: 0.321, SLG: 0.317	F6		F9	F9		6-3		K	4-3	6	1	1	0	0	1	5									
Phil Bradley, R (1,8) OBP: 0.356, SLG: 0.274	K		1B	1B		F9		K	3-1	4	2	1	0	1	2	0									
Alvin Davis, L (1,3) OBP: 0.451, SLG: 0.667	K		1B	S		F9		HR	F7	5	1	2	3	0	1	1									
Ken Phelps, L (1,10) OBP: 0.392, SLG: 0.738		K	1B	1B		F7		K	3-1	4	0	0	0	1	2	1									
Al Cowens, R (1,9) OBP: 0.310, SLG: 0.437		4-3	1B	FC6-4		HBP		1B	1B	5	3	4	2	0	0	0									
Steve Henderson, R (1,7) OBP: 0.350, SLG: 0.371			1B	FC6-4		F7		2B	1B	5	1	2	1	0	1	4									
Barry Bonnell, R (9,7) OBP: 0.317, SLG: 0.374	K		1B	1-2		F7		1B	E	0	0	0	0	0	0	0									
Larry Milbourne, S (1,5) OBP: 0.338, SLG: 0.282			F8	3-1		F4		K	E	5	1	1	1	0	1	2									
Domingo Ramos, R (9,5) OBP: 0.120, SLG: 0.160									1B	0	0	0	0	0	0	0									
Bill Nahorodny, R (1,2) OBP: 0.267, SLG: 0.083			4-3	K				K	E5	2	0	0	0	0	1	0									
Pat Putnam, L (8,PH) OBP: 0.246, SLG: 0.255									1B	1	0	0	0	0	1	0									
Bob Kearney, R (8,2) OBP: 0.280, SLG: 0.408									1B	1	0	0	0	0	0	1									
Spike Owen, S (1,6) OBP: 0.360, SLG: 0.426			1B	1B				K		4	1	3	2	1	1	0									
<b>Inning Stats</b>	R: 0 E: 0 K: 2 S: 7	H: 0 LOB: 0 BB: 0 P: 7	R: 0 E: 0 K: 2 S: 7	H: 0 LOB: 0 BB: 0 P: 7	R: 3 E: 0 K: 0 S: 7	H: 4 LOB: 3 BB: 2 P: 15	R: 0 E: 0 K: 1 S: 6	H: 1 LOB: 0 BB: 0 P: 6	R: 0 E: 0 K: 0 S: 3	H: 0 LOB: 0 BB: 0 P: 3	R: 1 E: 0 K: 0 S: 5	H: 2 LOB: 2 BB: 0 P: 6	R: 2 E: 0 K: 3 S: 12	H: 3 LOB: 1 BB: 0 P: 12	R: 0 E: 0 K: 3 S: 9	H: 0 LOB: 0 BB: 0 P: 9	R: 4 E: 1 K: 0 S: 8	H: 4 LOB: 2 BB: 1 P: 12	1B: 10 2B: 3 3B: 0 HR: 1	SF: 0 SAC: 0 DP: 0 HBP: 1	WP: 0 PB: 0 SB: 1 CS: 0	PA: 46			
<b>PITCHER</b>	IP	WLS	BF	H	R	ER	SO	BB	IBB	HBP	BLK	WP	HR	S	P	ERA	WHIP								
Danny Darwin, R (1,1) ERA: 3.89	6.1		30	8	5	5	6	2	0	1	0	0	1	39	48	7.11	1.579								
Joey McLaughlin, R (7,1) ERA: 3.95	1.2		8	2	2	2	5	1	0	0	0	0	0	17	21	10.80	1.800								
Dave Schmidt, R (9,1) ERA: 3.04	1.0	L	8	4	3	1	0	0	0	0	0	0	0	8	8	9.00	4.000								

Seattle Mariners @ Texas Rangers  
Arlington Stadium, Arlington, TX  
Sat Jun 02 1984, 8:05 PM EDT  
Att: 17,807 - Unknown

AB	42
R	10
H	14
RBI	9
BB	3
SO	11
LOB	14



Batter	1	2	3	4	5	6	7	8	9	AB	R	H	RBI	BB	SO	LOB	BOTTOM								
Bill Sample, R (1,8) OBP: 0.348, SLG: 0.412	E	1B		1-3	K		F4			5	0	2	2	0	1	4									
Gary Ward, R (1,7) OBP: 0.281, SLG: 0.286	F9		1B	K		K		K		5	1	1	0	0	3	2									
Buddy Bell, R (1,5) OBP: 0.382, SLG: 0.441	F8		1B	2B	1B	CS		1B		4	1	3	1	1	0	1									
Larry Parrish, R (1,9) OBP: 0.318, SLG: 0.424	G3		SF9	1B	2B	BB		K		4	0	2	1	1	1	2									
Dave Hostetler, R (1,10) OBP: 0.400, SLG: 0.561		G3	1B	1B	2B			4-3		2	1	0	0	2	2	3									
Bob Jones, L (8,PH) OBP: 0.340, SLG: 0.429		G3	1B	1B	2B			4-3		1	0	0	0	0	0	1									
Alan Bannister, R (1,4) OBP: 0.357, SLG: 0.304		G3	1B	1B	2B			4-3		1	2	0	0	3	0	3									
Wayne Tolleson, S (7,FR) OBP: 0.311, SLG: 0.279		1B	G3	1B	SF8			4-3		1	0	0	0	0	0	0									
Pete O'Brien, L (1,3) OBP: 0.328, SLG: 0.422		G3	SF9	1B	6-3		F7			4	0	2	1	0	0	3									
Donnie Scott, S (1,2) OBP: 0.200, SLG: 0.250		2B	1B	3-1	SF8		F6		F9	4	1	1	2	0	0	4									
Curtis Wilkerson, S (1,6) OBP: 0.284, SLG: 0.289		2B	1B	3-1	SF8		F6		F9	4	1	2	0	0	1	3									
Mary Foley, L (9,PH) OBP: 0.353, SLG: 0.492	K		1B	S	1B		6-3		4-3	1	0	0	0	0	0	1									
<b>Inning Stats</b>	R: 0 E: 0 K: 0 S: 4	H: 1 LOB: 1 BB: 0 P: 4	R: 3 E: 0 K: 1 S: 6	H: 2 LOB: 1 BB: 2 P: 14	R: 2 E: 0 K: 0 S: 6	H: 3 LOB: 2 BB: 1 P: 10	R: 1 E: 0 K: 2 S: 10	H: 3 LOB: 0 BB: 0 P: 10	R: 1 E: 0 K: 1 S: 6	H: 1 LOB: 1 BB: 1 P: 10	R: 0 E: 0 K: 2 S: 6	H: 0 LOB: 2 BB: 2 P: 14	R: 0 E: 0 K: 0 S: 4	H: 1 LOB: 2 BB: 1 P: 8	R: 0 E: 0 K: 2 S: 8	H: 1 LOB: 1 BB: 0 P: 8	R: 0 E: 0 K: 0 S: 4	H: 1 LOB: 1 BB: 0 P: 4	1B: 11 2B: 2 3B: 0 HR: 0	SF: 2 SAC: 0 DP: 0 HBP: 0	WP: 0 PB: 0 SB: 2 CS: 1	PA: 45			
<b>PITCHER</b>	IP	WLS	BF	H	R	ER	SO	BB	IBB	HBP	BLK	WP	HR	S	P	ERA	WHIP								
Matt Young, L (1,1) ERA: 6.09	2.0		14	6	5	5	1	3	0	0	0	0	0	13	25	22.50	4.500								
Roy Thomas, R (3,1) ERA: 4.89	4.0		19	4	2	2	5	4	0	0	0	0	0	25	41	4.50	2.000								
Bob Stoddard, R (7,1) ERA: 4.65	2.0	W	8	2	0	0	2	0	0	0	0	0	0	12	12	0.00	1.000								
Mike Stanton, R (9,1) ERA: 3.7	1.0	S	4	1	0	0	0	0	0	0	0	0	0	4	4	0.00	1.000								

Seattle Mariners @ Texas Rangers  
Arlington Stadium, Arlington, TX  
Sat Jun 02 1984, 8:05 PM EDT  
Att: 17,807 - Unknown

AB	36
R	7
H	13
RBI	7
BB	7
SO	8
LOB	27





Batter	1	2	3	4	5	6	7	8	9	AB	R	H	RBI	BB	SO	LOB	TOP																			
Jack Perconte, L (1,4) OBP: 0.323, SLG: 0.319	5-3	BLK S 1-3 3-H 1B		6-3			F3		2B 1B	5	1	2	2	0	0	0																				
Phil Bradley, R (1,8) OBP: 0.351, SLG: 0.280	F7	F3			6-3			5-3	1B 2B	5	1	1	2	0	0	1																				
Alvin Davis, L (1,10) OBP: 0.450, SLG: 0.656	1B		4-3		G5-4-3 BB			4-3	K	4	0	1	0	1	1	1																				
Al Cowens, R (1,9) OBP: 0.312, SLG: 0.442	F8		4-3		G5-4-3 1-2			2B	1B	5	0	2	1	0	0	2																				
Steve Henderson, R (1,7) OBP: 0.346, SLG: 0.366 Barry Bonnell, R (8,7) OBP: 0.315, SLG: 0.372		5-3	HR 1B				F7	F8	K	4	1	1	0	0	0	1																				
Ken Phelps, L (1,3) OBP: 0.418, SLG: 0.800		2B 1B BB	HR					4-3		3	2	2	2	1	0	0																				
Bob Kearney, R (1,2) OBP: 0.286, SLG: 0.416		1B 2B	5-3				K		1B	4	1	2	0	0	1	0																				
Domingo Ramos, R (1,5) OBP: 0.138, SLG: 0.172		WP 1B 1B		6-3			F6	E6 1B 1B		4	2	1	1	0	0	1																				
Spike Owen, S (1,6) OBP: 0.363, SLG: 0.424		2-3 1B BB		5-3			F9	1B 2B 1B		3	2	1	1	1	0	0																				
<b>Inning Stats</b>	R: 0 E: 0 K: 0 S: 4	H: 1 LOB: 1 BB: 0 P: 4	R: 3 E: 0 K: 0 S: 5	H: 3 LOB: 1 BB: 2 P: 13	R: 2 E: 0 K: 0 S: 5	H: 2 LOB: 0 BB: 0 P: 5	R: 0 E: 0 K: 0 S: 3	H: 0 LOB: 0 BB: 0 P: 3	R: 0 E: 0 K: 1 S: 5	H: 1 LOB: 0 BB: 0 P: 5	R: 0 E: 0 K: 0 S: 3	H: 0 LOB: 1 BB: 0 P: 4	R: 0 E: 0 K: 2 S: 13	H: 1 LOB: 1 BB: 0 P: 13	R: 5 E: 1 K: 2 S: 13	H: 5 LOB: 1 BB: 0 P: 13	1B: 9 2B: 3 3B: 0 HR: 1	SF: 0 SAC: 0 DP: 1 HBP: 0	WP: 1 PA: 41 PB: 0 SB: 2 CS: 0																	
<b>PITCHER</b>	IP	WLS	BF	H	R	ER	SO	BB	IBB	HBP	BLK	WP	HR	S	P	ERA	WHIP	<b>PITCHER</b>		IP	WLS	BF	H	R	ER	SO	BB	IBB	HBP	BLK	WP	HR	S	P	ERA	WHIP
Frank Tanana, L (1,1) ERA: 3.02	7.2	L	31	8	5	5	1	3	0	0	1	1	1	30	42	5.87	1.435																			
Dave Schmidt, R (8,1) ERA: 3.96	1.1		10	5	5	3	2	0	0	0	0	0	0	14	14	20.25	3.750																			

**Seattle Mariners @ Texas Rangers**  
Arlington Stadium, Arlington, TX  
Sun Jun 03 1984, 8:05 PM EDT  
Att: 12,652 - Unknown

livebaseballscorecards.com

AB 38  
R 10  
H 13  
RBI 9  
BB 3  
SO 3  
LOB 7



Batter	1	2	3	4	5	6	7	8	9	AB	R	H	RBI	BB	SO	LOB	BOTTOM																			
Bill Sample, R (1,8) OBP: 0.339, SLG: 0.400	5-3		F7		F7		F9		E4 G3	5	0	0	0	0	0	2																				
Mickey Rivers, L (1,7) OBP: 0.321, SLG: 0.333	3-1		F9			F3	FC6-4 1B		G3	5	0	1	1	0	0	1																				
Buddy Bell, R (1,5) OBP: 0.383, SLG: 0.436	1B		6-3			HR BB	FC6-4 1-2		F8	4	1	1	0	1	0	2																				
Larry Parrish, R (1,10) OBP: 0.327, SLG: 0.447	1B			6-3		HR		G3 1B		4	2	3	2	0	0	0																				
Pete O'Brien, L (1,3) OBP: 0.326, SLG: 0.418	4-3			4-3		4-3 1B		G3		4	0	1	0	0	0	3																				
George Wright, S (1,9) OBP: 0.235, SLG: 0.282		4-3		6-3		4-3		1B		4	0	1	1	0	0	1																				
Donnie Scott, S (1,2) OBP: 0.111, SLG: 0.125		F8				F7	F8	F7		4	0	0	0	0	0	2																				
Wayne Tolleson, S (1,4) OBP: 0.315, SLG: 0.285		E S 1B				4-3		F7		4	1	2	0	0	0	1																				
Curtis Wilkerson, S (1,6) OBP: 0.285, SLG: 0.290 Alan Bannister, R (8,PH) OBP: 0.345, SLG: 0.292		3-1				1B	F7		K	3	0	1	0	0	0	2																				
<b>Inning Stats</b>	R: 0 E: 0 K: 0 S: 5	H: 2 LOB: 2 BB: 0 P: 5	R: 0 E: 0 K: 0 S: 4	H: 1 LOB: 1 BB: 0 P: 4	R: 0 E: 0 K: 0 S: 3	H: 0 LOB: 0 BB: 0 P: 3	R: 0 E: 0 K: 0 S: 3	H: 0 LOB: 0 BB: 0 P: 3	R: 0 E: 0 K: 0 S: 4	H: 1 LOB: 1 BB: 0 P: 4	R: 2 E: 0 K: 0 S: 5	H: 2 LOB: 1 BB: 1 P: 9	R: 1 E: 0 K: 0 S: 5	H: 2 LOB: 1 BB: 0 P: 5	R: 1 E: 0 K: 0 S: 5	H: 2 LOB: 1 BB: 0 P: 5	R: 0 E: 1 K: 1 S: 6	H: 0 LOB: 1 BB: 0 P: 6	1B: 9 2B: 0 3B: 0 HR: 1	SF: 0 SAC: 0 DP: 0 HBP: 0	WP: 0 PA: 39 PB: 0 SB: 2 CS: 0															
<b>PITCHER</b>	IP	WLS	BF	H	R	ER	SO	BB	IBB	HBP	BLK	WP	HR	S	P	ERA	WHIP	<b>PITCHER</b>		IP	WLS	BF	H	R	ER	SO	BB	IBB	HBP	BLK	WP	HR	S	P	ERA	WHIP
Jim Beattie, R (1,1) ERA: 3.31	5.2	W	24	6	2	2	0	1	0	0	0	0	0	23	27	3.18	1.235																			
Bob Stoddard, R (6,1) ERA: 4.7	1.1		6	2	1	1	0	0	0	0	0	0	0	6	6	6.75	1.500																			
Dave Beard, R (8,1) ERA: 3.76	2.0	S	9	2	1	1	1	0	0	0	0	0	0	11	11	4.50	1.000																			

**Seattle Mariners @ Texas Rangers**  
Arlington Stadium, Arlington, TX  
Sun Jun 03 1984, 8:05 PM EDT  
Att: 12,652 - Unknown

livebaseballscorecards.com

AB 38  
R 4  
H 10  
RBI 4  
BB 1  
SO 1  
LOB 14





Batter	1	2	3	4	5	6	7	8	9	AB	R	H	RBI	BB	SO	LOB	TOP										
Bill Sample, R OBP: 0.335, SLG: 0.400 (1, 8)	6-3		G1-2-3		F5		E		F7	5	0	1	1	0	0	3	<b>Texas Rangers @ Minnesota Twins</b> Hubert H. Humphrey Metrodome, Minneapolis, MN Mon Jun 04 1984, 8:05 PM EDT Att: 6,741 - Unknown <a href="http://livebaseballscorecards.com">livebaseballscorecards.com</a>										
Mickey Rivers, L OBP: 0.325, SLG: 0.336 (1, 10)	BB		1-2		F9		1-H		K	5	0	2	0	0	1	3											
Pete O'Brien, L OBP: 0.319, SLG: 0.408 (1, 3) (8, 9)	F8		4-3		G3		2-3		4-3	4	0	0	0	0	0	4											
Buddy Bell, R OBP: 0.380, SLG: 0.429 (1, 5)	BB				F8				5-3	3	0	0	0	1	0	0											
Gary Ward, R OBP: 0.276, SLG: 0.280 (1, 7)	4-3				F7				E6	4	0	0	0	0	0	2											
Bob Jones, L OBP: 0.321, SLG: 0.404 Alan Bannister, R OBP: 0.333, SLG: 0.280 (8, 4) (8, 4)		4-3			4-3				F4	3	0	0	0	0	0	0											
Donnie Scott, S OBP: 0.385, SLG: 0.583 (1, 2)					4-3				FC5-4	1	0	0	0	0	0	1											
Wayne Tolleson, S OBP: 0.310, SLG: 0.279 Dave Hostetter, R OBP: 0.400, SLG: 0.561 Mary Foley, L OBP: 0.329, SLG: 0.484 (8, 3) (8, 3)		G4-6-3			4-3				F5	3	0	0	0	0	1	3											
Curtis Wilkerson, S OBP: 0.291, SLG: 0.296 (1, 6)					E1				6-3	4	1	2	1	0	0	1											
<b>Inning Stats</b>	R: 0 E: 0 K: 0 S: 4	H: 1 LOB: 2 BB: 1 P: 8	R: 0 E: 0 K: 0 S: 3	H: 1 LOB: 0 BB: 0 P: 3	R: 0 E: 0 K: 0 S: 4	H: 2 LOB: 1 BB: 0 P: 4	R: 0 E: 0 K: 0 S: 3	H: 0 LOB: 0 BB: 0 P: 3	R: 0 E: 1 K: 0 S: 5	H: 1 LOB: 2 BB: 0 P: 5	R: 0 E: 0 K: 0 S: 3	H: 0 LOB: 0 BB: 0 P: 3	R: 2 E: 1 K: 1 S: 9	H: 3 LOB: 2 BB: 0 P: 9	R: 0 E: 1 K: 0 S: 5	H: 1 LOB: 2 BB: 0 P: 5		R: 0 E: 0 K: 1 S: 5	H: 0 LOB: 0 BB: 0 P: 5	1B: 6 2B: 3 3B: 0 HR: 0	SF: 0 SAC: 0 DP: 1 HBP: 0	WP: 0 PB: 0 SB: 2 CS: 0	PA: 38				
<b>PITCHER</b>	IP	WLS	BF	H	R	ER	SO	BB	IBB	HBP	BLK	WP	HR	S	P	ERA	WHIP										
John Butcher, R ERA: 2.57 (1, 1)	6.2	W	29	8	2	2	1	1	0	0	0	0	0	30	34	2.70	1.350										
Pete Filson, L ERA: 3.27 (7, 1)	1.0		5	1	0	0	0	0	0	0	0	0	0	5	5	0.00	1.000										
Ron Davis, R ERA: 6.67 (8, 1)	1.1	S	4	0	0	0	1	0	0	0	0	0	0	6	6	0.00	0.000										

Batter	1	2	3	4	5	6	7	8	9	AB	R	H	RBI	BB	SO	LOB	BOTTOM										
Kirby Puckett, R OBP: 0.407, SLG: 0.404 (1, 8)	F8		F9		CS		F8			4	1	2	1	0	0	0	<b>Texas Rangers @ Minnesota Twins</b> Hubert H. Humphrey Metrodome, Minneapolis, MN Mon Jun 04 1984, 8:05 PM EDT Att: 6,741 - Unknown <a href="http://livebaseballscorecards.com">livebaseballscorecards.com</a>										
Mickey Hatcher, R OBP: 0.322, SLG: 0.396 (1, 7)	6-3		F9		1-2		K			4	0	0	0	0	1	2											
Kent Hrbek, L OBP: 0.407, SLG: 0.470 (1, 3)	FC6-4		1B		1B		F7			3	1	2	1	1	0	0											
Dave Engle, R OBP: 0.385, SLG: 0.425 (1, 2)	FC6-4		1B		1B		K			4	1	2	0	0	1	1											
Randy Bush, L OBP: 0.293, SLG: 0.441 (1, 10)		F7	F4		HR		K			3	2	1	3	1	0	2											
Tom Brunansky, R OBP: 0.327, SLG: 0.384 Mike Hart, L OBP: 0.200, SLG: 0.200 (1, 9) (4, 9)	K				HR		F7			1	0	0	0	0	1	0											
Gary Gaetti, R OBP: 0.336, SLG: 0.398 (1, 5)	F8									4	0	3	1	0	0	0											
Tim Teufel, R OBP: 0.353, SLG: 0.402 (1, 4)			FC3-5-6		6-3		G6-4-3		F5	4	0	1	0	0	0	3											
Houston Jimenez, R OBP: 0.262, SLG: 0.296 (1, 6)			FC3-5-6-5		F7		6-3			3	1	0	0	0	0	2											
<b>Inning Stats</b>	R: 0 E: 0 K: 0 S: 4	H: 1 LOB: 1 BB: 0 P: 4	R: 0 E: 0 K: 1 S: 5	H: 0 LOB: 0 BB: 0 P: 5	R: 2 E: 0 K: 0 S: 7	H: 4 LOB: 2 BB: 0 P: 7	R: 0 E: 0 K: 1 S: 6	H: 1 LOB: 1 BB: 0 P: 6	R: 3 E: 0 K: 0 S: 5	H: 3 LOB: 0 BB: 1 P: 9	R: 0 E: 0 K: 0 S: 3	H: 1 LOB: 0 BB: 0 P: 3	R: 0 E: 0 K: 1 S: 5	H: 0 LOB: 0 BB: 0 P: 5	R: 1 E: 0 K: 1 S: 6	H: 1 LOB: 1 BB: 1 P: 10		R: 0 E: 0 K: 1 S: 6	H: 1 LOB: 1 BB: 1 P: 10	1B: 7 2B: 2 3B: 1 HR: 1	SF: 0 SAC: 0 DP: 1 HBP: 0	WP: 0 PB: 0 SB: 0 CS: 1	PA: 35				
<b>PITCHER</b>	IP	WLS	BF	H	R	ER	SO	BB	IBB	HBP	BLK	WP	HR	S	P	ERA	WHIP										
Dave Stewart, R ERA: 5.59 (1, 1)	7.2	L	34	11	6	6	4	2	0	0	0	0	0	40	48	7.04	1.696										
Odell Jones, R ERA: 2.37 (8, 1)	0.1		1	0	0	0	0	0	0	0	0	0	0	1	1	0.00	0.000										



Batter	1	2	3	4	5	6	7	8	9	AB	R	H	RBI	BB	SO	LOB	TOP									
Bill Sample, R OBP: 0.328, SLG: 0.391 (1, 8)	F5		FC4-6 E		F9		F9			4	1	0	0	0	0	3	<b>Texas Rangers @ Minnesota Twins</b> Hubert H. Humphrey Metrodome, Minneapolis, MN Tue Jun 05 1984, 8:05 PM EDT Att: 7,762 - Unknown <a href="http://livebaseballscorecards.com">livebaseballscorecards.com</a>									
Alan Bannister, R OBP: 0.353, SLG: 0.414 Wayne Tolleson, S OBP: 0.310, SLG: 0.279 (8, FR) (8, 4)	K		F7			HR		S 4-3 1B		4	1	2	1	0	1	1										
Buddy Bell, R OBP: 0.382, SLG: 0.427 (1, 5)			E7 1B		F9			4-3		3	0	1	1	1	0	1										
Larry Parrish, R OBP: 0.325, SLG: 0.440 (1, 9)	K		5-3			K		G1-4-3 IBB		3	0	0	0	1	2	2										
Gary Ward, R OBP: 0.275, SLG: 0.284 (1, 7)		K			F9			G1-4-3 1B		4	0	1	0	0	1	2										
Dave Hostetter, R OBP: 0.377, SLG: 0.523 Mickey Rivers, L OBP: 0.322, SLG: 0.333 (9, PH)		6-3			5-3		K		F9	3	0	0	0	0	1	0										
Pete O'Brien, L OBP: 0.328, SLG: 0.413 (1, 3)					F7		2B 1B		G4-6-3 BB	3	0	2	0	1	0	0										
Ned Yost, R OBP: 0.178, SLG: 0.226 (1, 2)		F8			K		F9		G4-6-3	4	0	0	0	0	1	3										
Curtis Wilkerson, S OBP: 0.298, SLG: 0.310 (1, 6)					F8					3	0	2	0	0	0	0										
Inning Stats	R: 0 E: 0 K: 2 S: 7	H: 0 LOB: 1 BB: 1 P: 11	R: 0 E: 0 K: 1 S: 6	H: 1 LOB: 1 BB: 0 P: 6	R: 1 E: 1 K: 0 S: 5	H: 2 LOB: 1 BB: 0 P: 5	R: 0 E: 0 K: 0 S: 3	H: 0 LOB: 0 BB: 0 P: 3	R: 0 E: 0 K: 1 S: 5	H: 0 LOB: 0 BB: 0 P: 5	R: 1 E: 0 K: 1 S: 6	H: 2 LOB: 1 BB: 0 P: 6	R: 0 E: 0 K: 1 S: 7	H: 2 LOB: 2 BB: 0 P: 7	R: 0 E: 0 K: 0 S: 3	H: 1 LOB: 2 BB: 1 P: 7		R: 0 E: 0 K: 0 S: 2	H: 0 LOB: 0 BB: 1 P: 6	1B: 5 2B: 2 3B: 0 HR: 1	SF: 0 SAC: 0 DP: 2 HBP: 0	WP: 0 PB: 0 SB: 2 CS: 0	PA: 35			
PITCHER	IP	WLS	BF	H	R	ER	SO	BB	IBB	HBP	BLK	WP	HR	S	P	ERA	WHIP									
Ed Hodge, L ERA: 4.01 Mike Walters, R ERA: 1.35	(1, 1)	7.1	L	31	8	2	2	6	1	1	0	0	0	0	0	0	2.46	1.227								

Batter	1	2	3	4	5	6	7	8	9	AB	R	H	RBI	BB	SO	LOB	BOTTOM									
Kirby Puckett, R OBP: 0.400, SLG: 0.409 (1, 8)	K				G3		6-3			4	0	1	0	0	1	1	<b>Texas Rangers @ Minnesota Twins</b> Hubert H. Humphrey Metrodome, Minneapolis, MN Tue Jun 05 1984, 8:05 PM EDT Att: 7,762 - Unknown <a href="http://livebaseballscorecards.com">livebaseballscorecards.com</a>									
Mickey Hatcher, R OBP: 0.321, SLG: 0.398 (1, 7)			2B		F3		F1			4	0	1	0	0	0	2										
Kent Hrbek, L OBP: 0.399, SLG: 0.459 (1, 3)	F9		F3			K		3-1		4	0	0	0	0	1	2										
Dave Engle, R OBP: 0.374, SLG: 0.413 (1, 2)	F7				K		F5		F5	4	0	0	0	0	1	1										
Randy Bush, L OBP: 0.283, SLG: 0.425 (1, 10)		F5			K		E4 BB		K	4	0	0	0	0	2	0										
Mike Hart, L OBP: 0.217, SLG: 0.182 Tom Brunansky, R OBP: 0.326, SLG: 0.382 (9, PH)		G3			F8				F8	2	0	0	0	1	0	0										
Gary Gaetti, R OBP: 0.345, SLG: 0.396 (1, 5)						2B 1-3 BB			F6	1	1	0	0	3	0	0										
Tim Teufel, R OBP: 0.351, SLG: 0.404 (1, 4)		FC5-4 BB							5-3	4	0	1	0	0	1	4										
Houston Jimenez, R OBP: 0.257, SLG: 0.290 Ron Washington, R OBP: 0.317, SLG: 0.395 (7, PH) (8, 6)			G3						F9	2	0	0	1	0	0	1										
Inning Stats	R: 0 E: 0 K: 1 S: 6	H: 1 LOB: 1 BB: 0 P: 6	R: 0 E: 0 K: 0 S: 3	H: 0 LOB: 1 BB: 1 P: 7	R: 0 E: 0 K: 0 S: 4	H: 1 LOB: 1 BB: 0 P: 4	R: 0 E: 0 K: 2 S: 7	H: 0 LOB: 0 BB: 0 P: 7	R: 1 E: 0 K: 0 S: 4	H: 1 LOB: 1 BB: 1 P: 8	R: 0 E: 1 K: 2 S: 8	H: 0 LOB: 3 BB: 2 P: 16	R: 0 E: 0 K: 0 S: 3	H: 0 LOB: 0 BB: 0 P: 3	R: 0 E: 0 K: 1 S: 5	H: 0 LOB: 0 BB: 0 P: 5		R: 0 E: 0 K: 0 S: 3	H: 0 LOB: 0 BB: 0 P: 3	1B: 0 2B: 3 3B: 0 HR: 0	SF: 0 SAC: 0 DP: 0 HBP: 0	WP: 0 PB: 0 SB: 0 CS: 0	PA: 35			
PITCHER	IP	WLS	BF	H	R	ER	SO	BB	IBB	HBP	BLK	WP	HR	S	P	ERA	WHIP									
Charlie Hough, R ERA: 4.63	(1, 1)	9.0	W	35	3	1	1	6	4	0	0	0	0	0	0	0	1.00	0.778								



Batter	1	2	3	4	5	6	7	8	9	AB	R	H	RBI	BB	SO	LOB	TOP	
Bill Sample, R OBP: 0.327, SLG: 0.388 (1, 8)										4	0	1	0	0	0	1		
Wayne Tolleson, S OBP: 0.303, SLG: 0.272 (1, 4)										4	0	0	0	0	1	1		
Mickey Rivers, L OBP: 0.319, SLG: 0.330 (1, 10)										4	1	1	0	0	0	0		
Buddy Bell, R OBP: 0.379, SLG: 0.423 (1, 5)										4	0	1	0	0	0	0		
Larry Parrish, R OBP: 0.329, SLG: 0.441 (1, 9)										4	0	2	0	0	1	0		
Pete O'Brien, L OBP: 0.328, SLG: 0.408 (1, 3)										2	0	0	1	1	0	1		
Gary Ward, R OBP: 0.271, SLG: 0.280 (1, 7)										3	0	0	0	0	0	3		
Donnie Scott, S OBP: 0.375, SLG: 0.500 (1, 2)										2	0	0	0	1	0	0		
Curtis Wilkerson, S OBP: 0.292, SLG: 0.304 (1, 6)										3	0	0	0	0	0	1		
<b>Inning Stats</b>	R: 0 E: 0 K: 0 S: 3	H: 0 LOB: 0 BB: 0 P: 3	R: 0 E: 0 K: 0 S: 3	H: 0 LOB: 0 BB: 0 P: 3	R: 0 E: 0 K: 0 S: 3	H: 3 LOB: 2 BB: 1 P: 11	R: 0 E: 0 K: 0 S: 3	H: 0 LOB: 0 BB: 0 P: 3	R: 0 E: 0 K: 0 S: 3	H: 1 LOB: 0 BB: 0 P: 3	R: 0 E: 0 K: 1 S: 4	H: 1 LOB: 0 BB: 0 P: 4	R: 0 E: 0 K: 1 S: 5	H: 0 LOB: 0 BB: 0 P: 5	1B: 5 2B: 1 3B: 0 HR: 0	SF: 0 SAC: 0 DP: 2 HBP: 0	WP: 0 PB: 0 CS: 0	PA: 32
<b>PITCHER</b> Mike Smithson, R ERA: 3.51 (1, 1)	IP: 9.0 WLS: W BF: 32 H: 5 R: 1 ER: 1 SO: 2 BB: 2 IBB: 0 HBP: 0 BLK: 0 WP: 0 HR: 0 S: 34 P: 42 ERA: 1.00 WHIP: 0.778																	

Texas Rangers @ Minnesota Twins  
Hubert H. Humphrey Metrodome, Minneapolis, MN  
Wed Jun 06 1984, 8:05 PM EDT  
Att: 7,279 - Unknown

AB 30  
R 1  
H 5  
RBI 1  
BB 2  
SO 2  
LOB 7



Batter	1	2	3	4	5	6	7	8	9	AB	R	H	RBI	BB	SO	LOB	BOTTOM			
Kirby Puckett, R OBP: 0.384, SLG: 0.392 (1, 8)										4	0	0	0	0	0	2				
Tim Lincecum, R OBP: 0.354, SLG: 0.410 (1, 4)										4	1	2	1	0	1	0				
Dave Engle, R OBP: 0.364, SLG: 0.401 (1, 2)										4	0	0	0	0	1	2				
Kent Hrbek, L OBP: 0.393, SLG: 0.451 (1, 3)										3	0	0	0	0	1	1				
Tom Brunansky, R OBP: 0.326, SLG: 0.381 (1, 10)										3	0	1	1	0	1	0				
Mickey Hatcher, R OBP: 0.321, SLG: 0.397 (1, 7)										3	0	1	0	0	0	2				
Gary Gaetti, R OBP: 0.341, SLG: 0.390 (1, 5)										3	0	0	0	0	1	1				
Dave Meier, R OBP: 0.311, SLG: 0.286 (1, 9)										3	0	0	0	0	0	0				
Houston Jimenez, R OBP: 0.269, SLG: 0.301 (1, 6)										3	1	2	0	0	0	0				
<b>Inning Stats</b>	R: 0 E: 0 K: 1 S: 5	H: 1 LOB: 1 BB: 0 P: 8	R: 0 E: 0 K: 2 S: 8	H: 1 LOB: 0 BB: 0 P: 8	R: 1 E: 0 K: 1 S: 7	H: 2 LOB: 1 BB: 0 P: 7	R: 0 E: 1 K: 0 S: 3	H: 0 LOB: 0 BB: 0 P: 3	R: 0 E: 0 K: 1 S: 6	H: 1 LOB: 1 BB: 0 P: 6	R: 1 E: 0 K: 0 S: 5	H: 2 LOB: 1 BB: 0 P: 5	R: 0 E: 0 K: 0 S: 3	H: 0 LOB: 0 BB: 0 P: 3	R: 0 E: 0 K: 0 S: 3	H: 0 LOB: 0 BB: 0 P: 3	1B: 5 2B: 1 3B: 0 HR: 0	SF: 0 SAC: 0 DP: 1 HBP: 0	WP: 0 PB: 0 CS: 0	PA: 30
<b>PITCHER</b> Mike Mason, L ERA: 2.83 (1, 1)	IP: 8.0 WLS: L BF: 30 H: 6 R: 2 ER: 2 SO: 5 BB: 0 IBB: 0 HBP: 0 BLK: 0 WP: 0 HR: 0 S: 40 P: 40 ERA: 2.25 WHIP: 0.750																			

Texas Rangers @ Minnesota Twins  
Hubert H. Humphrey Metrodome, Minneapolis, MN  
Wed Jun 06 1984, 8:05 PM EDT  
Att: 7,279 - Unknown

AB 30  
R 2  
H 6  
RBI 2  
BB 0  
SO 5  
LOB 8





Batter	1	2	3	4	5	6	7	8	9	AB	R	H	RBI	BB	SO	LOB	TOP								
Bill Sample, R (1, 8) OBP: 0.328, SLG: 0.404										5	1	2	1	0	1	3	<b>Texas Rangers @ Minnesota Twins</b> Hubert H. Humphrey Metrodome, Minneapolis, MN Thu Jun 07 1984, 4:33 AM EDT Att: 8,628 - Unknown								
Mickey Rivers, L (1, 10) OBP: 0.325, SLG: 0.336										4	0	2	2	0	0	1									
Buddy Bell, R (1, 5) OBP: 0.372, SLG: 0.416										3	0	0	1	0	0	2									
Larry Parrish, R (1, 9) OBP: 0.327, SLG: 0.437										4	0	1	0	0	0	2									
Pete O'Brien, L (1, 3)										4	0	1	0	0	0	1									
Gary Ward, R (1, 7) OBP: 0.271, SLG: 0.279										4	0	1	0	0	0	1									
Donnie Scott, S (1, 2) OBP: 0.400, SLG: 0.500										4	1	2	0	0	1	1									
Wayne Tolleson, S (1, 4) OBP: 0.313, SLG: 0.284										4	1	3	0	0	0	0									
Curtis Wilkerson, S (1, 6) OBP: 0.291, SLG: 0.303										4	1	1	0	0	0	2									
<b>Inning Stats</b>	R: 1 E: 0 K: 0 S: 4	H: 2 LOB: 0 BB: 0 P: 4	R: 0 E: 0 K: 0 S: 5	H: 2 LOB: 2 BB: 0 P: 5	R: 0 E: 0 K: 0 S: 3	H: 0 LOB: 0 BB: 0 P: 3	R: 0 E: 0 K: 0 S: 5	H: 3 LOB: 2 BB: 0 P: 5	R: 0 E: 0 K: 0 S: 4	H: 1 LOB: 1 BB: 0 P: 4	R: 0 E: 0 K: 0 S: 3	H: 1 LOB: 0 BB: 0 P: 3	R: 3 E: 0 K: 1 S: 9	H: 4 LOB: 1 BB: 0 P: 9	R: 0 E: 0 K: 1 S: 5	H: 0 LOB: 0 BB: 0 P: 5	R: 0 E: 0 K: 0 S: 3	H: 0 LOB: 0 BB: 0 P: 3	1B: 12 2B: 0 3B: 0 HR: 1	SF: 1 SAC: 0 DP: 2 HBP: 0	WP: 0 PB: 0 SB: 0 CS: 0	PA: 37			
<b>PITCHER</b>	IP	WLS	BF	H	R	ER	SO	BB	IBB	HBP	BLK	WP	HR	S	P	ERA	WHIP								
Ken Schrom, R (1, 1) ERA: 3.55	6.0		27	12	4	4	0	0	0	0	0	0	1	27	27	6.00	2.000								
Ron Davis, R (7, 1) ERA: 6.0	3.0	W	10	1	0	0	2	0	0	0	0	0	0	14	14	0.00	0.333								

AB 36  
R 4  
H 13  
RBI 4  
BB 0  
SO 2  
LOB 13



Batter	1	2	3	4	5	6	7	8	9	AB	R	H	RBI	BB	SO	LOB	BOTTOM								
Kirby Puckett, R (1, 8) OBP: 0.379, SLG: 0.386										4	1	1	0	0	0	0	<b>Texas Rangers @ Minnesota Twins</b> Hubert H. Humphrey Metrodome, Minneapolis, MN Thu Jun 07 1984, 4:33 AM EDT Att: 8,628 - Unknown								
Tim Lincecum, R (1, 4) OBP: 0.360, SLG: 0.419										3	1	2	1	1	0	0									
Kent Hrbek, L (1, 3) OBP: 0.390, SLG: 0.446										4	0	1	1	0	0	2									
Dave Engle, R (1, 2) OBP: 0.361, SLG: 0.397										4	1	1	0	0	0	1									
Randy Bush, L (1, 10) OBP: 0.290, SLG: 0.445										4	1	2	0	0	0	0									
Mickey Hatcher, R (1, 7) OBP: 0.324, SLG: 0.399										4	1	2	1	0	0	2									
Gary Gaetti, R (1, 5) OBP: 0.344, SLG: 0.389										3	0	1	1	1	1	1									
Mike Hart, L (1, 9) OBP: 0.192, SLG: 0.167										2	0	0	1	0	0	3									
Houston Jimenez, R (1, 6) OBP: 0.264, SLG: 0.295										2	0	0	0	0	0	0									
Ron Washington, R (7, PH) OBP: 0.310, SLG: 0.385										1	0	0	0	0	1	0									
<b>Inning Stats</b>	R: 0 E: 0 K: 0 S: 3	H: 0 LOB: 0 BB: 0 P: 3	R: 0 E: 0 K: 0 S: 4	H: 1 LOB: 2 BB: 1 P: 8	R: 0 E: 0 K: 0 S: 3	H: 0 LOB: 1 BB: 1 P: 7	R: 1 E: 0 K: 0 S: 5	H: 2 LOB: 1 BB: 0 P: 5	R: 0 E: 0 K: 0 S: 4	H: 1 LOB: 1 BB: 0 P: 4	R: 2 E: 0 K: 0 S: 5	H: 3 LOB: 0 BB: 0 P: 5	R: 2 E: 0 K: 1 S: 7	H: 3 LOB: 0 BB: 0 P: 7	R: 0 E: 0 K: 1 S: 5	H: 0 LOB: 0 BB: 0 P: 5	1B: 7 2B: 3 3B: 0 HR: 0	SF: 1 SAC: 0 DP: 1 HBP: 0	WP: 0 PB: 0 SB: 0 CS: 1	PA: 35					
<b>PITCHER</b>	IP	WLS	BF	H	R	ER	SO	BB	IBB	HBP	BLK	WP	HR	S	P	ERA	WHIP								
Danny Darwin, R (1, 1) ERA: 3.93	6.1	L	30	10	5	5	1	0	0	0	0	0	0	30	38	7.11	1.895								
Dave Schmidt, R (7, 1) ERA: 3.71	1.2		4	0	0	0	1	0	0	0	0	0	0	6	6	0.00	0.000								

AB 31  
R 5  
H 10  
RBI 5  
BB 2  
SO 2  
LOB 9





Batter	1	2	3	4	5	6	7	8	9	AB	R	H	RBI	BB	SO	LOB	TOP				
Rickey Henderson, R OBP: 0.393, SLG: 0.425	0-0 CS 2B		0-0 2H HR		0-0 CS 1B			0-0 1B SF9 1B	0-0 F6	5	2	4	2	0	0	0					
Dwayne Murphy, L OBP: 0.346, SLG: 0.461	0-3 K		0-0 F8		0-0 CS	0-0 F9		0-0 BB SF8 1B		4	1	1	0	0	1	1					
Davey Lopes, R OBP: 0.346, SLG: 0.386	0-3 K		0-0 F7			0-0 S 2B		4-0 SF8 BB 1-2 BB		3	0	1	0	1	1	0					
Carney Lansford, R OBP: 0.343, SLG: 0.405		0-0 F3		0-0 F4		0-0 4-3		0-0 SF9		3	0	0	1	0	0	1					
Jeff Burroughs, R OBP: 0.405, SLG: 0.364	4-0 BB		0-0 BB		0-3 K	4-0 BB		4-0 3-H BB 1-2 2-3 BB		1	0	0	0	3	1	0					
Mike Davis, L OBP: 0.287, SLG: 0.355	0-3 K		0-0 K		0-0 2B	0-3 K		0-0 SF8		3	0	1	1	0	2	3					
Mike Heath, R Joe Morgan, L Jim Essian, R	0-0 F8		0-0 F4		0-0 F2		0-0 K			3	0	0	0	0	0	2	AB 30				
Bruce Bochte, L OBP: 0.326, SLG: 0.350			0-0 WP HR SH1-3 1B		0-0 4-3		0-0 4-3		0-0 5-3	4	1	1	0	0	0	0	R 4				
Tony Phillips, S Garry Hancock, L			0-0 SH1-3		0-0 F7		0-0 F7		0-0 F5	2	0	0	0	0	0	0	H 8				
<b>Inning Stats</b>	R: 0 E: 0 K: 2 S: 7	H: 1 LOB: 0 BB: 0 P: 7	R: 0 E: 0 K: 1 S: 5	H: 0 LOB: 1 BB: 1 P: 9	R: 2 E: 0 K: 0 S: 5	H: 2 LOB: 0 BB: 0 P: 5	R: 0 E: 0 K: 1 S: 6	H: 1 LOB: 1 BB: 0 P: 6	R: 0 E: 0 K: 1 S: 3	H: 1 LOB: 2 BB: 1 P: 10	R: 0 E: 0 K: 0 S: 3	H: 0 LOB: 0 BB: 0 P: 3	R: 2 E: 0 K: 1 S: 7	H: 2 LOB: 2 BB: 2 P: 15	R: 0 E: 0 K: 0 S: 3	H: 0 LOB: 0 BB: 0 P: 3	1B: 4 2B: 4 3B: 0 HR: 1	SF: 2 SAC: 1 DP: 1 HBP: 0	WP: 1 PB: 0 SB: 1 CS: 2	PA: 38	
<b>PITCHER</b>	IP	WLS	BF	H	R	ER	SO	BB	IBB	HBP	BLK	WP	HR	S	P	ERA	WHIP				
Frank Tanana, L ERA: 3.19	7.0	W	30	8	4	4	5	3	0	0	0	1	1	37	49	5.14	1.571				
Odell Jones, R ERA: 2.14	2.0		7	0	0	0	1	1	0	0	0	0	0	8	12	0.00	0.500				

Oakland Athletics @ Texas Rangers  
Arlington Stadium, Arlington, TX  
Fri Jun 08 1984, 8:05 PM EDT  
Att: 11,140 - Unknown



Batter	1	2	3	4	5	6	7	8	9	AB	R	H	RBI	BB	SO	LOB	BOTTOM				
Bill Sample, R OBP: 0.330, SLG: 0.398	4-0 CS 1B BB		0-0 F3		0-0 F8		4-0 F8 BB 1B BB		0-0 F6	3	1	0	0	2	0	3					
Mickey Rivers, L OBP: 0.336, SLG: 0.341	0-0 1-2 2B 1B		0-0 F6		0-0 BB 1B 1B	4-0 BB 1B 1B		0-0 F8		4	3	2	0	1	0	1					
Buddy Bell, R OBP: 0.368, SLG: 0.410	0-0 F9		0-0 F7		0-0 BB 1B	0-0 BB 1B	0-0 F8		0-0 F7	5	1	1	0	0	0	4					
Larry Parrish, R OBP: 0.329, SLG: 0.433	0-0 E6 2B		0-0 5-3		4-0 FC1-5 BB	0-0 FC1-5 BB	0-0 K			4	2	1	1	1	1	1					
Pete O'Brien, L OBP: 0.335, SLG: 0.423	0-0 1-H 2-H 2B		0-0 F7		0-0 FC1-5 1B	0-0 FC1-5 1B	0-0 2B			4	0	3	6	0	0	0					
Gary Ward, R OBP: 0.275, SLG: 0.276	4-0 BB			4-0 HBP BB	0-0 FC1-5	0-0 FC1-5	0-0 6-3			2	0	0	0	2	0	3					
Donnie Scott, S OBP: 0.375, SLG: 0.500	0-0 F9			0-0 F8	0-0 F8		0-0 WP SF8 2B			4	1	1	0	0	0	5	AB 32				
Wayne Tolleson, S OBP: 0.311, SLG: 0.295		0-0 3B		0-0 F8	0-0 F9		0-0 1-3			4	0	1	0	0	0	4	R 8				
Curtis Wilkerson, S OBP: 0.290, SLG: 0.299		0-0 4-3		1-0 HBP		0-3 K		0-0 SF8		2	0	0	1	0	1	1	H 9				
<b>Inning Stats</b>	R: 2 E: 1 K: 0 S: 5	H: 2 LOB: 2 BB: 2 P: 13	R: 0 E: 0 K: 0 S: 4	H: 1 LOB: 1 BB: 0 P: 4	R: 0 E: 0 K: 0 S: 3	H: 0 LOB: 0 BB: 0 P: 3	R: 0 E: 0 K: 0 S: 3	H: 0 LOB: 2 BB: 1 P: 8	R: 2 E: 0 K: 0 S: 6	H: 3 LOB: 2 BB: 1 P: 10	R: 3 E: 0 K: 1 S: 7	H: 2 LOB: 1 BB: 2 P: 15	R: 1 E: 0 K: 0 S: 4	H: 1 LOB: 0 BB: 0 P: 4	R: 0 E: 0 K: 1 S: 5	H: 0 LOB: 0 BB: 0 P: 5	1B: 5 2B: 3 3B: 1 HR: 0	SF: 1 SAC: 0 DP: 0 HBP: 1	WP: 1 PB: 0 SB: 0 CS: 1	PA: 40	
<b>PITCHER</b>	IP	WLS	BF	H	R	ER	SO	BB	IBB	HBP	BLK	WP	HR	S	P	ERA	WHIP				
Ray Burris, R ERA: 2.34	5.1	L	29	6	6	4	1	0	0	1	0	0	0	24	49	6.75	2.250				
Keith Ahernton, R ERA: 3.23	0.2		4	2	1	1	0	0	0	0	0	0	0	4	4	13.50	3.000				
Mike Warren, R ERA: 5.01	2.0		7	1	1	1	1	0	0	0	0	1	0	9	9	4.50	0.500				

Oakland Athletics @ Texas Rangers  
Arlington Stadium, Arlington, TX  
Fri Jun 08 1984, 8:05 PM EDT  
Att: 11,140 - Unknown









Batter	1	2	3	4	5	6	7	8	9	AB	R	H	RBI	BB	SO	LOB	TOP					
Rickey Henderson, R OBP: 0.385, SLG: 0.419	(1, 7) 0-3 K		(2) 0-0 F9		(2) 0-0 PB 2B		(1) 0-0 FC6-4 CS			4	0	1	0	0	1	1						
Dwayne Murphy, L OBP: 0.348, SLG: 0.459	(1, 8) 0-0 4-3		(2) 0-0 BB 1B		(2) 0-3 K		(2) 0-0 4-3			4	0	1	0	0	1	2						
Joe Morgan, L OBP: 0.399, SLG: 0.387	(1, 4) 0-0 F4		(3) 4-0 BB 1B		(3) 0-0 2-3 1B			(1) 0-0 F9		3	0	1	0	1	0	0						
Carney Lansford, R OBP: 0.346, SLG: 0.407		(1) 0-0 CS 1B	(3) 0-3 K		(3) 0-0 F4			(2) 0-0 F8		4	0	1	0	0	1	4						
Jeff Burroughs, R OBP: 0.413, SLG: 0.343	(1, 10) 4-0 BB 1B		(1) 0-0 BB 1B		(1) 0-3 K		(1) 0-0 F5		(1) 4-0 BB	2	0	0	0	2	1	0						
Davey Lopes, R OBP: 0.345, SLG: 0.375	(8, PR) 1-2 BB		(2) 0-0 BB		(2) 0-0 G3		(2) 0-3 K		(3) 0-0 4-3	0	0	0	0	0	0	0						
Mike Davis, L OBP: 0.257, SLG: 0.335	(1, 9) 0-0 F5		(2) 0-0 BB		(2) 0-0 G3		(2) 0-3 K		(3) 0-0 4-3	4	0	0	0	0	1	2						
Bruce Bochte, L OBP: 0.325, SLG: 0.339	(1, 3) 0-0 1-2 1B		(3) 0-0 BB		(3) 4-0 BB		(3) 0-0 3-1		(1) 0-0 F9	3	0	1	0	1	0	0						
Mike Heath, R OBP: 0.303, SLG: 0.379	(1, 2) 0-0 1-3		(3) 0-0 F8		(3) 0-0 F8		(3) 0-0 1B 2B		(2) 0-0 5-3	4	1	1	0	0	0	3						
Tony Phillips, S OBP: 0.321, SLG: 0.331	(1, 6) 0-0 K		(1) 0-3 K		(1) 0-3 K		(1) 0-0 FC6-4 1B		(3) 0-0 1-3	4	0	1	1	0	2	0						
<b>Inning Stats</b>	R: 0 E: 0 K: 1 S: 5	H: 0 LOB: 0 BB: 0 P: 5	R: 0 E: 0 K: 0 S: 4	H: 2 LOB: 2 BB: 1 P: 8	R: 0 E: 0 K: 2 S: 8	H: 1 LOB: 2 BB: 1 P: 12	R: 0 E: 0 K: 1 S: 5	H: 0 LOB: 1 BB: 1 P: 9	R: 0 E: 0 K: 2 S: 9	H: 2 LOB: 2 BB: 0 P: 9	R: 0 E: 0 K: 1 S: 5	H: 0 LOB: 0 BB: 0 P: 5	R: 1 E: 0 K: 0 S: 4	H: 2 LOB: 0 BB: 0 P: 4	R: 0 E: 0 K: 0 S: 3	H: 0 LOB: 1 BB: 1 P: 7	R: 0 E: 0 K: 0 S: 3	H: 0 LOB: 0 BB: 0 P: 3	1B: 5 2B: 2 3B: 0 HR: 0	SF: 0 SAC: 0 DP: 0 HBP: 0	WP: 0 PB: 1 SB: 0 CS: 2	PA: 36
<b>PITCHER</b> Charlie Hough, R ERA: 4.27	(1, 1) 9.0 WLS BF 36	H 7 R 1 ER 1 SO 7	BB 4 IBB 0 HBP 0 BLK 0	WP 0 HR 0 S 46 P 62	ERA 1.00 WHIP 1.222											<b>PITCHER</b>	IP WLS BF H R ER SO BB IBB HBP BLK WP HR S P ERA WHIP					

Oakland Athletics @ Texas Rangers  
Arlington Stadium, Arlington, TX  
Sun Jun 10 1984, 8:05 PM EDT  
Att: 10,382 - Unknown

AB	32
R	1
H	7
RBI	1
BB	4
SO	7
LOB	12



Batter	1	2	3	4	5	6	7	8	9	AB	R	H	RBI	BB	SO	LOB	BOTTOM					
Bill Sample, R OBP: 0.324, SLG: 0.382	(1, 8) 4-0 BB 6-3		(1) 0-0 F8		(1) 4-0 BB G6-4-3		(3) 0-0 F7			2	0	0	0	2	0	1						
Wayne Tolleson, S OBP: 0.306, SLG: 0.286	(1, 4) 0-0 6-3		(2) 0-0 F9		(2) 0-0 G6-4-3		(1) 0-0 F5			4	0	0	0	0	0	3						
Buddy Bell, R OBP: 0.364, SLG: 0.398	(1, 5) 4-0 BB G6-4-3		(3) 4-0 BB 1-2		(3) 0-0 F4		(2) 0-0 5-3			2	0	0	0	2	0	0						
Larry Parrish, R OBP: 0.336, SLG: 0.467	(1, 9) 0-0 G6-4-3		(3) 0-0 F3		(3) 0-0 HR		(2) 0-0 HR		(1) 0-0 BB	4	2	2	2	0	0	4						
Pete O'Brien, L OBP: 0.352, SLG: 0.444	(1, 3) 4-0 WP BB		(1) 0-0 F7		(1) 0-0 HR		(1) 4-0 BB			2	1	1	1	2	0	0						
Gary Ward, R OBP: 0.276, SLG: 0.275	(1, 7) 0-3 K		(1) 0-0 BB		(1) 4-0 BB		(2) 0-0 F8		(3) 0-0 F8	3	0	0	0	1	1	2						
Dave Hostetter, R OBP: 0.375, SLG: 0.500	(1, 10) 4-0 BB G5-4-3		(2) 0-0 F9		(2) 0-0 K		(3) 0-0 K			2	0	0	0	1	1	1						
Ned Yost, R OBP: 0.182, SLG: 0.228	(1, 2) 0-0 G5-4-3		(3) 0-0 K		(3) 0-0 K		(1) 0-0 CS 1B		(2) 0-0 F8	3	0	1	0	0	1	3						
Jim Anderson, R OBP: 0.143, SLG: 0.100	(1, 6) 0-0 BB 1B		(1) 0-0 BB		(1) 0-0 5-3		(1) 0-0 F8			3	0	1	0	0	0	1						
<b>Inning Stats</b>	R: 0 E: 0 K: 0 S: 2	H: 0 LOB: 1 BB: 2 P: 10	R: 0 E: 0 K: 1 S: 4	H: 0 LOB: 1 BB: 2 P: 12	R: 0 E: 0 K: 0 S: 4	H: 1 LOB: 2 BB: 1 P: 8	R: 0 E: 0 K: 1 S: 5	H: 0 LOB: 1 BB: 1 P: 9	R: 0 E: 0 K: 0 S: 2	H: 0 LOB: 0 BB: 1 P: 6	R: 2 E: 0 K: 1 S: 7	H: 2 LOB: 0 BB: 0 P: 7	R: 0 E: 0 K: 0 S: 3	H: 1 LOB: 0 BB: 0 P: 3	R: 1 E: 0 K: 0 S: 4	H: 1 LOB: 1 BB: 1 P: 8	R: 0 E: 0 K: 0 S: 3	H: 0 LOB: 0 BB: 0 P: 3	1B: 2 2B: 0 3B: 0 HR: 3	SF: 0 SAC: 0 DP: 3 HBP: 0	WP: 1 PB: 0 SB: 0 CS: 1	PA: 33
<b>PITCHER</b> Bill Krueger, L ERA: 3.72	(1, 1) 6.0 WLS BF 26	H 4 R 2 ER 2 SO 3	BB 7 IBB 0 HBP 0 BLK 0	WP 1 HR 2 S 25 P 53	ERA 3.00 WHIP 1.833											<b>PITCHER</b>	IP WLS BF H R ER SO BB IBB HBP BLK WP HR S P ERA WHIP					
Jeff Jones, R ERA: 1.72	(7, 1) 2.0 WLS BF 7	H 1 R 1 ER 1 SO 0	BB 1 IBB 0 HBP 0 BLK 0	WP 0 HR 1 S 6 P 10	ERA 4.50 WHIP 1.000																	

Oakland Athletics @ Texas Rangers  
Arlington Stadium, Arlington, TX  
Sun Jun 10 1984, 8:05 PM EDT  
Att: 10,382 - Unknown

AB	25
R	3
H	5
RBI	3
BB	8
SO	3
LOB	15









Batter	1	2	3	4	5	6	7	8	9	AB	R	H	RBI	BB	SO	LOB	TOP				
<b>Kirby Puckett, R</b> OBP: 0.352, SLG: 0.353 (1, 8)	F8		FC5-4 1B		G4-6-3			FC6-4 G6-4-3		4	0	1	0	0	0	3	<b>Minnesota Twins @ Texas Rangers</b> Arlington Stadium, Arlington, TX Tue Jun 12 1984, 8:05 PM EDT Att: 12,115 - Unknown				
<b>Tim Lincecum, R</b> OBP: 0.382, SLG: 0.412 (1, 4)	F4		FC5-4			F4		G6-4-3		4	0	0	0	0	3						
<b>Kent Hrbek, L</b> OBP: 0.392, SLG: 0.461 (1, 3)	F8			G3		HR		FC4-6 BB		3	1	1	1	1	0	0					
<b>Dave Engle, R</b> OBP: 0.364, SLG: 0.405 (1, 2)		1-3		F8		1-3		F9		4	0	0	0	0	1						
<b>Randy Bush, L</b> OBP: 0.293, SLG: 0.427 (1, 10)	F6			F7		F9		FC4-6		4	0	0	0	0	1						
<b>Tom Brunansky, R</b> OBP: 0.332, SLG: 0.411 (1, 9)	K				HR		F3	F7		4	1	1	1	0	1						
<b>Mickey Hatcher, R</b> OBP: 0.336, SLG: 0.405 (1, 7)			F9		F9		F7			3	0	0	0	0	0						
<b>Gary Gaetti, R</b> OBP: 0.337, SLG: 0.373 (1, 5)			1B	1B	1B		K			3	0	2	0	0	1	0					
<b>Ron Washington, R</b> OBP: 0.302, SLG: 0.360 (1, 6)			K		G4-6-3 1B			FC6-4 1B		3	0	2	0	0	1	1					
<b>Inning Stats</b>	R: 0 E: 0 K: 0 S: 3	H: 0 LOB: 0 BB: 0 P: 3	R: 0 E: 0 K: 1 S: 5	H: 0 LOB: 0 BB: 0 P: 5	R: 0 E: 0 K: 1 S: 7	H: 2 LOB: 2 BB: 0 P: 7	R: 0 E: 0 K: 0 S: 3	H: 0 LOB: 0 BB: 0 P: 3	R: 1 E: 0 K: 0 S: 5	H: 3 LOB: 1 BB: 0 P: 5	R: 1 E: 0 K: 0 S: 4	H: 1 LOB: 0 BB: 0 P: 4	R: 0 E: 0 K: 1 S: 5	H: 0 LOB: 0 BB: 0 P: 5	R: 0 E: 0 K: 0 S: 3	H: 1 LOB: 1 BB: 1 P: 7	1B: 5 2B: 0 3B: 0 HR: 2	SF: 0 SAC: 0 DP: 2 HBP: 0	WP: 0 PB: 0 CS: 0	PA: 33	
<b>PITCHER</b>	IP	WLS	BF	H	R	ER	SO	BB	IBB	HBP	BLK	WP	HR	S	P	ERA	WHIP				
<b>Danny Darwin, R</b> ERA: 3.83 (1, 1)	7.0	W	26	6	2	2	3	0	0	0	0	0	2	32	32	2.57	0.857				
<b>Odell Jones, R</b> ERA: 1.96 (8, 1)	2.0		7	1	0	0	0	1	0	0	0	0	0	6	10	0.00	1.000				

Batter	1	2	3	4	5	6	7	8	9	AB	R	H	RBI	BB	SO	LOB	BOTTOM				
<b>Bill Sample, R</b> OBP: 0.314, SLG: 0.373 (1, 8)	6-3	E5 4-3 2B		F9		5-3		K		5	1	0	0	0	1	3	<b>Minnesota Twins @ Texas Rangers</b> Arlington Stadium, Arlington, TX Tue Jun 12 1984, 8:05 PM EDT Att: 12,115 - Unknown				
<b>Mickey Rivers, L</b> OBP: 0.333, SLG: 0.338 (1, 10)	F9	4-3		S 1B			5-3 HR 1B			4	1	2	1	0	0	2					
<b>Buddy Bell, R</b> OBP: 0.365, SLG: 0.402 (1, 5)										4	0	2	2	0	0	2					
<b>Jim Anderson, R</b> OBP: 0.143, SLG: 0.100 (9, 5)	HBP 1B	HBP 2B								0	0	0	0	0	0	0					
<b>Larry Parrish, R</b> OBP: 0.346, SLG: 0.486 (1, 9)		F7								3	1	1	2	0	0	1					
<b>Bob Jones, L</b> OBP: 0.290, SLG: 0.362 (1, 3)	4-3			6-3		4-3		F9		4	0	0	0	0	0	2					
<b>Gary Ward, R</b> OBP: 0.285, SLG: 0.284 (1, 7)		K		6-3 1B		1B		K		4	0	2	0	0	2	0					
<b>Donnie Scott, S</b> OBP: 0.324, SLG: 0.490 (1, 2)		2B 1B		6-3		F8		F9		4	1	1	0	0	0	2					
<b>Wayne Tolleson, S</b> OBP: 0.313, SLG: 0.293 (1, 4)		1B 4-3 2B		4-3				F8		4	1	2	0	0	0	1					
<b>Curtis Wilkerson, S</b> OBP: 0.289, SLG: 0.303 (1, 6)		4-3 2B 1B		4-3		4-3		4-3 BB		3	1	1	1	1	0	1					
<b>Inning Stats</b>	R: 0 E: 0 K: 0 S: 4	H: 1 LOB: 2 BB: 0 P: 5	R: 4 E: 1 K: 1 S: 10	H: 4 LOB: 1 BB: 0 P: 10	R: 0 E: 0 K: 0 S: 4	H: 1 LOB: 1 BB: 0 P: 4	R: 0 E: 0 K: 0 S: 4	H: 1 LOB: 1 BB: 0 P: 4	R: 0 E: 0 K: 0 S: 3	H: 1 LOB: 0 BB: 0 P: 3	R: 2 E: 0 K: 1 S: 7	H: 2 LOB: 0 BB: 0 P: 7	R: 0 E: 0 K: 1 S: 5	H: 0 LOB: 1 BB: 1 P: 9	1B: 8 2B: 2 3B: 0 HR: 1	SF: 0 SAC: 0 DP: 0 HBP: 1	WP: 0 PB: 0 CS: 1	PA: 37			
<b>PITCHER</b>	IP	WLS	BF	H	R	ER	SO	BB	IBB	HBP	BLK	WP	HR	S	P	ERA	WHIP				
<b>Mike Smithson, R</b> ERA: 3.54 (1, 1)	7.0	L	33	11	6	3	2	0	0	1	0	0	1	36	37	3.86	1.571				
<b>Len Whitehouse, L</b> ERA: 2.69 (8, 1)	1.0		4	0	0	0	1	1	0	0	0	0	0	5	9	0.00	1.000				



Batter	1	2	3	4	5	6	7	8	9	AB	R	H	RBI	BB	SO	LOB	TOP
Kirby Puckett, R OBP: 0.349, SLG: 0.350	0-0 6-3		0-0 4-3			0-0 6-3			0-0 1B	4	0	1	0	0	0	1	
Tim Lincecum, R OBP: 0.384, SLG: 0.414	0-0 G5-4-3 1B			0-0 F7		0-3 K			0-0 G6-4 1B	4	0	2	0	0	1	0	
Dave Engle, R OBP: 0.362, SLG: 0.398	0-0 G5-4-3 1-2			4-0 G6-3 BB			0-0 F7		0-0 G6-4 1-2	3	0	0	0	1	0	3	
Kent Hrbek, L OBP: 0.385, SLG: 0.451		0-3 K		0-0 G6-3 1-2			0-0 3-1		0-0 F9	4	0	0	0	0	1	2	
Tom Brunansky, R OBP: 0.328, SLG: 0.406		0-0 F7			0-0 F7					3	0	0	0	0	0	0	
Mickey Hatcher, R OBP: 0.336, SLG: 0.401		0-0 6-3			4-0 WP BB				0-0 6-3	2	0	0	0	1	0	0	
Gary Gaetti, R OBP: 0.333, SLG: 0.368			0-3 K		0-0 F4 1-2				0-3 K	3	0	0	0	0	2	1	
Dave Meier, R OBP: 0.333, SLG: 0.308			0-3 K		0-0 F3				0-0 WP 1B	3	0	1	0	0	1	1	
Ron Washington, R OBP: 0.304, SLG: 0.377			0-0 2B			0-0 6-3			0-0 5-3 1-2	3	0	1	0	0	0	1	
<b>Inning Stats</b>	R: 0 E: 0 K: 0 S: 3	H: 1 LOB: 0 BB: 0 P: 3	R: 0 E: 0 K: 1 S: 5	H: 0 LOB: 0 BB: 0 P: 5	R: 0 E: 0 K: 2 S: 8	H: 1 LOB: 1 BB: 0 P: 8	R: 0 E: 0 K: 0 S: 2	H: 0 LOB: 1 BB: 1 P: 6	R: 0 E: 0 K: 0 S: 3	H: 0 LOB: 0 BB: 0 P: 3	R: 0 E: 0 K: 1 S: 6	H: 1 LOB: 1 BB: 0 P: 6	R: 0 E: 0 K: 0 S: 4	H: 2 LOB: 1 BB: 0 P: 4	1B: 4 2B: 1 3B: 0 HR: 0	SF: 0 SAC: 0 DP: 3 HBP: 0	WP: 2 PA: 31 CS: 0
<b>PITCHER</b> Frank Tanana, L ERA: 2.9	IP: 9.0 WLS: W BF: 31 H: 5 R: 0 ER: 0 SO: 5 BB: 2 IBB: 0 HBP: 0 BLK: 0 WP: 2 HR: 0 S: 39 P: 47 ERA: 0.00 WHIP: 0.778																

Minnesota Twins @ Texas Rangers  
Arlington Stadium, Arlington, TX  
Wed Jun 13 1984, 8:05 PM EDT  
Att: 9,464 - Unknown

AB 29  
R 0  
H 5  
RBI 0  
BB 2  
SO 5  
LOB 9



Batter	1	2	3	4	5	6	7	8	9	AB	R	H	RBI	BB	SO	LOB	BOTTOM
Bill Sample, R OBP: 0.309, SLG: 0.366	0-0 F8			0-0 6-3		0-0 F8	0-0 4-3			4	0	0	0	0	0	1	
Mickey Rivers, L OBP: 0.338, SLG: 0.351	0-0 G5-4-3 1B			0-0 3-1		0-0 2B	0-0 F8			4	1	2	0	0	0	0	
Buddy Bell, R OBP: 0.363, SLG: 0.396	0-0 G5-4-3 1-2			0-0 6-3		4-0 2B IBB			0-0 5-3	3	1	0	0	1	0	1	
Larry Parrish, R OBP: 0.344, SLG: 0.486		0-0 F8			0-0 1-3	0-0 BB 2B			0-0 F8	4	0	1	3	0	0	0	
Bob Jones, L OBP: 0.303, SLG: 0.350		0-0 6-3			4-0 S BB	4-0 BB BB			0-3 K	2	0	0	0	2	1	0	
Gary Ward, R OBP: 0.282, SLG: 0.280		0-0 F9			0-0 F6	0-3 K				3	0	0	0	0	1	3	
Donnie Scott, S OBP: 0.350, SLG: 0.389			0-0 F8		4-0 1-2 BB	4-0 1-2 2-3 BB				1	0	0	0	2	0	0	
Wayne Tolleson, S OBP: 0.309, SLG: 0.288			0-0 4-3		0-0 F7	0-0 5-3				3	0	0	0	0	0	5	
Curtis Wilkerson, S OBP: 0.299, SLG: 0.304			0-0 6-3			0-0 2B 2B 1B	0-0 4-3			3	1	1	0	0	0	0	
<b>Inning Stats</b>	R: 0 E: 0 K: 0 S: 3	H: 1 LOB: 0 BB: 0 P: 3	R: 0 E: 0 K: 0 S: 3	H: 0 LOB: 0 BB: 0 P: 3	R: 0 E: 0 K: 0 S: 3	H: 0 LOB: 0 BB: 0 P: 3	R: 0 E: 0 K: 0 S: 3	H: 0 LOB: 2 BB: 2 P: 11	R: 3 E: 0 K: 1 S: 8	H: 3 LOB: 3 BB: 3 P: 20	R: 0 E: 0 K: 0 S: 3	H: 0 LOB: 0 BB: 0 P: 3	R: 0 E: 0 K: 1 S: 5	H: 0 LOB: 0 BB: 0 P: 5	1B: 2 2B: 2 3B: 0 HR: 0	SF: 0 SAC: 0 DP: 1 HBP: 0	WP: 0 PA: 32 CS: 0
<b>PITCHER</b> Ken Schrom, R ERA: 3.48	IP: 8.0 WLS: L BF: 32 H: 4 R: 3 ER: 3 SO: 2 BB: 4 IBB: 1 HBP: 0 BLK: 0 WP: 0 HR: 0 S: 31 P: 51 ERA: 3.38 WHIP: 1.000																

Minnesota Twins @ Texas Rangers  
Arlington Stadium, Arlington, TX  
Wed Jun 13 1984, 8:05 PM EDT  
Att: 9,464 - Unknown

AB 27  
R 3  
H 4  
RBI 3  
BB 5  
SO 2  
LOB 10





Batter	1	2	3	4	5	6	7	8	9	AB	R	H	RBI	BB	SO	LOB	TOP					
Kirby Puckett, R OBP: 0.344, SLG: 0.344 (1, 8)	0-0 4-3		0-0 F8		0-0 6-3		0-0 FC5-4 1B		0-0 FC6-4	5	0	1	0	0	0	1						
Tim Lincecum, R OBP: 0.369, SLG: 0.424 (1, 4)	0-0 2B		0-0 2B		0-3 K		0-0 FC5-4 1B		4-0 IBB	4	1	2	1	1	1	1						
Kent Hrbek, L OBP: 0.385, SLG: 0.455 (1, 3)	0-0 F3		0-0 2B		0-0 F8		0-0 1B		0-0 F8	5	0	2	1	0	0	3						
Dave Engle, R OBP: 0.354, SLG: 0.388 (1, 2)	0-0 6-3		0-0 F6		0-0 5-3		0-0 F3			4	0	0	0	0	0	4						
Randy Bush, L OBP: 0.285, SLG: 0.413 (1, 10)		0-0 F9	0-0 F9		0-0 4-3		0-0 3-1			4	0	0	0	0	0	1						
Tom Brunansky, R OBP: 0.331, SLG: 0.421 (1, 9)		0-0 1B		0-0 F4		0-0 HR		0-0 5-3		4	1	2	1	0	0	0						
Mickey Hatcher, R OBP: 0.335, SLG: 0.398 Dave Meier, R OBP: 0.333, SLG: 0.308 (8, 7)		0-0 1B		0-0 F3		0-0 F9		0-0 F9		4	0	1	0	0	0	0						
Gary Gaetti, R OBP: 0.336, SLG: 0.368 (1, 5)		0-0 5-3		0-0 1B		4-0 1B FC5-4 BB		0-0 F5		3	1	1	0	1	0	2						
Ron Washington, R OBP: 0.300, SLG: 0.368 (1, 6)		0-3 K		0-0 F5		0-0 F3		0-0 FC6-4 1B		4	0	1	0	0	1	4						
<b>Inning Stats</b>	R: 0 E: 0 K: 0 S: 4	H: 1 LOB: 1 BB: 0 P: 4	R: 0 E: 0 K: 1 S: 7	H: 2 LOB: 2 BB: 0 P: 7	R: 1 E: 0 K: 0 S: 5	H: 2 LOB: 1 BB: 0 P: 5	R: 0 E: 0 K: 0 S: 4	H: 1 LOB: 0 BB: 0 P: 4	R: 0 E: 0 K: 1 S: 5	H: 0 LOB: 0 BB: 0 P: 5	R: 1 E: 0 K: 0 S: 4	H: 1 LOB: 0 BB: 0 P: 4	R: 1 E: 0 K: 0 S: 5	H: 2 LOB: 2 BB: 1 P: 9	R: 0 E: 0 K: 0 S: 3	H: 0 LOB: 0 BB: 0 P: 3	R: 0 E: 0 K: 0 S: 4	H: 1 LOB: 2 BB: 1 P: 8	1B: 6 2B: 3 3B: 0 HR: 1	SF: 0 SAC: 0 DP: 0 HBP: 0	WP: 0 PB: 0 SB: 1 CS: 0	PA: 39
<b>PITCHER</b> Dave Stewart, R ERA: 4.89 (1, 1)	IP: 9.0 WLS: L BF: 39 H: 10 R: 3 ER: 3 SO: 2 BB: 1 IBB: 1 HBP: 0 BLK: 0 WP: 0 HR: 1 S: 41 P: 49 ERA: 3.00 WHIP: 1.222															<b>PITCHER</b>						

Minnesota Twins @ Texas Rangers  
Arlington Stadium, Arlington, TX  
Thu Jun 14 1984, 8:05 PM EDT  
Att: 11,760 - Unknown

AB 37  
R 3  
H 10  
RBI 3  
BB 2  
SO 2  
LOB 16



Batter	1	2	3	4	5	6	7	8	9	AB	R	H	RBI	BB	SO	LOB	BOTTOM			
Bill Sample, R OBP: 0.308, SLG: 0.364 (1, 8)	0-0 6-3 1B		0-0 6-3		0-0 F3		0-0 F8		0-0 F8	4	1	1	0	0	0	0				
Alan Bannister, R OBP: 0.359, SLG: 0.424 (1, 3)	0-0 F3		0-0 F7		4-0 F8 S WP BB		0-0 2B			3	1	1	0	1	0	1				
Buddy Bell, R OBP: 0.357, SLG: 0.388 (1, 5)	0-0 6-3 1-2		0-0 F8		0-0 F8		0-0 F7			4	0	0	0	0	0	3				
Larry Parrish, R OBP: 0.343, SLG: 0.482 (1, 9)	0-0 1B		0-3 K		0-3 K		0-0 F9		0-0 F8	4	0	1	1	0	2	0				
Gary Ward, R OBP: 0.281, SLG: 0.284 (1, 7)		0-0 2B		0-3 K		0-0 F9		0-0 F8		4	0	1	0	0	1	0				
Dave Hostetter, R OBP: 0.373, SLG: 0.490 Mickey Rivers, L OBP: 0.336, SLG: 0.348 (7, FR)		0-0 F2		0-0 5-3		0-0 1B		0-3 K		3	0	1	0	0	0	1				
Ned Yost, R OBP: 0.178, SLG: 0.223 (1, 2)		0-0 F7		0-0 F8		0-3 K		0-0 K		3	0	0	0	0	1	2				
Wayne Tolleson, S OBP: 0.309, SLG: 0.289 (1, 4)		0-3 K		0-0 1B		0-0 F8		0-0 F8		3	0	1	0	0	1	2				
Curtis Wilkerson, S OBP: 0.294, SLG: 0.298 (1, 6)			0-0 6-3		0-0 F3		0-0 F4			3	0	0	0	0	0	1				
<b>Inning Stats</b>	R: 1 E: 0 K: 0 S: 4	H: 2 LOB: 1 BB: 0 P: 4	R: 0 E: 0 K: 1 S: 6	H: 1 LOB: 0 BB: 0 P: 6	R: 0 E: 0 K: 2 S: 7	H: 0 LOB: 0 BB: 0 P: 7	R: 0 E: 0 K: 0 S: 4	H: 1 LOB: 0 BB: 0 P: 4	R: 1 E: 0 K: 1 S: 5	H: 0 LOB: 0 BB: 1 P: 9	R: 0 E: 0 K: 1 S: 6	H: 1 LOB: 1 BB: 0 P: 6	R: 0 E: 0 K: 0 S: 4	H: 1 LOB: 1 BB: 0 P: 4	R: 0 E: 0 K: 1 S: 5	H: 0 LOB: 0 BB: 0 P: 5	1B: 4 2B: 2 3B: 0 HR: 0	SF: 0 SAC: 0 DP: 0 HBP: 0	WP: 1 PB: 0 SB: 1 CS: 0	PA: 33
<b>PITCHER</b> Frank Viola, L ERA: 3.21 Ron Davis, R ERA: 5.35 (8, 1)	IP: 1.1 WLS: S BF: 4 H: 0 R: 0 ER: 0 SO: 1 BB: 0 IBB: 0 HBP: 0 BLK: 0 WP: 0 HR: 0 S: 6 P: 6 ERA: 0.00 WHIP: 0.000															<b>PITCHER</b>				

Minnesota Twins @ Texas Rangers  
Arlington Stadium, Arlington, TX  
Thu Jun 14 1984, 8:05 PM EDT  
Att: 11,760 - Unknown

AB 32  
R 2  
H 6  
RBI 1  
BB 1  
SO 6  
LOB 10









Batter	1	2	3	4	5	6	7	8	9	AB	R	H	RBI	BB	SO	LOB	TOP			
Bill Sample, R OBP: 0.308, SLG: 0.373 (1, 8)										3	1	1	0	1	0	0				
Alan Bannister, R Curtis Wilkerson, S OBP: 0.349, SLG: 0.389 OBP: 0.292, SLG: 0.295 (1, 4) (8, 6)										3	1	0	0	1	0	3				
Buddy Bell, R OBP: 0.361, SLG: 0.389 (1, 5)										3	1	1	1	0	0	0				
Larry Parrish, R OBP: 0.340, SLG: 0.489 (1, 9)										4	1	2	3	0	0	0				
Pete O'Brien, L OBP: 0.365, SLG: 0.475 (1, 3)										4	0	2	1	0	1	0				
Gary Ward, R OBP: 0.287, SLG: 0.284 (1, 7)										3	0	2	0	1	1	1				
Dave Hostetter, R OBP: 0.348, SLG: 0.436 (1, 10)										3	0	0	0	1	1	2				
Donnie Scott, S OBP: 0.313, SLG: 0.364 (1, 2)										4	0	1	0	0	0	2				
Wayne Tolleson, S OBP: 0.304, SLG: 0.289 (8, 4)										3	1	1	0	0	0	0				
<b>Inning Stats</b>	R: 0 E: 0 K: 0 S: 3	H: 0 LOB: 0 BB: 0 P: 3	R: 0 E: 0 K: 2 S: 7	H: 0 LOB: 1 BB: 1 P: 11	R: 0 E: 0 K: 0 S: 3	H: 1 LOB: 1 BB: 1 P: 7	R: 0 E: 0 K: 0 S: 3	H: 0 LOB: 0 BB: 0 P: 3	R: 0 E: 0 K: 0 S: 6	H: 4 LOB: 2 BB: 1 P: 10	R: 0 E: 0 K: 0 S: 3	H: 0 LOB: 0 BB: 0 P: 3	R: 3 E: 0 K: 1 S: 9	H: 4 LOB: 2 BB: 1 P: 13	R: 0 E: 0 K: 0 S: 3	H: 0 LOB: 0 BB: 0 P: 3	1B: 6 2B: 4 3B: 0 HR: 1	SF: 1 SAC: 2 DP: 2 HBP: 0	WP: 1 PB: 0 SB: 0 CS: 0	PA: 38
<b>PITCHER</b>	IP WLS BF H R ER SO BB IBB HBP BLK WP HR S P ERA WHIP																			
Ed Vande Berg, L ERA: 3.42 Bob Stoddard, R ERA: 4.31 (1, 1) (8, 1)	7.1 L 31 9 5 5 2 3 0 0 0 0 1 32 44 6.14 1.636																			

Texas Rangers @ Seattle Mariners  
The Kingdome, Seattle, WA  
Sat Jun 16 1984, 10:05 PM EDT  
Att: 14,583 - Unknown

AB 31  
R 5  
H 10  
RBI 5  
BB 4  
SO 3  
LOB 8



Batter	1	2	3	4	5	6	7	8	9	AB	R	H	RBI	BB	SO	LOB	BOTTOM			
Jack Perconte, L OBP: 0.338, SLG: 0.331 (1, 4)										4	0	1	0	0	0	0				
Domingo Ramos, R OBP: 0.195, SLG: 0.200 (1, 5)										4	0	0	0	0	0	1				
Alvin Davis, L OBP: 0.425, SLG: 0.591 (1, 3)										3	0	0	0	1	1	0				
Al Cowens, R OBP: 0.318, SLG: 0.436 (1, 9)										4	1	2	0	0	0	1				
Barry Bonnell, R OBP: 0.343, SLG: 0.425 (1, 7)										4	0	0	1	0	1	1				
Ken Phelps, L OBP: 0.395, SLG: 0.677 (1, 10)										3	0	1	0	0	1	0				
Bob Kearney, R OBP: 0.287, SLG: 0.395 (1, 2)										3	0	0	0	0	0	1				
Dave Henderson, R OBP: 0.244, SLG: 0.257 (1, 8)										3	0	1	0	0	0	2				
Spike Owen, S OBP: 0.340, SLG: 0.389 (1, 6)										3	0	0	0	0	0	1				
<b>Inning Stats</b>	R: 0 E: 0 K: 0 S: 3	H: 0 LOB: 1 BB: 1 P: 7	R: 0 E: 0 K: 0 S: 4	H: 1 LOB: 0 BB: 0 P: 4	R: 0 E: 0 K: 0 S: 3	H: 0 LOB: 0 BB: 0 P: 3	R: 0 E: 0 K: 0 S: 3	H: 1 LOB: 0 BB: 0 P: 3	R: 0 E: 0 K: 1 S: 5	H: 1 LOB: 0 BB: 0 P: 5	R: 1 E: 1 K: 1 S: 7	H: 1 LOB: 1 BB: 0 P: 7	R: 0 E: 0 K: 0 S: 3	H: 0 LOB: 0 BB: 0 P: 3	R: 0 E: 0 K: 1 S: 5	H: 0 LOB: 0 BB: 0 P: 5	1B: 3 2B: 1 3B: 1 HR: 0	SF: 0 SAC: 0 DP: 1 HBP: 0	WP: 0 PB: 0 SB: 1 CS: 0	PA: 32
<b>PITCHER</b>	IP WLS BF H R ER SO BB IBB HBP BLK WP HR S P ERA WHIP																			
Mike Mason, L ERA: 2.73 (1, 1)	9.0 W 32 5 1 1 3 1 0 0 0 0 0 37 41 1.00 0.667																			

Texas Rangers @ Seattle Mariners  
The Kingdome, Seattle, WA  
Sat Jun 16 1984, 10:05 PM EDT  
Att: 14,583 - Unknown

AB 31  
R 1  
H 5  
RBI 1  
BB 1  
SO 3  
LOB 7






Batter	1	2	3	4	5	6	7	8	9	AB	R	H	RBI	BB	SO	LOB	TOP				
Mickey Rivers, L OBP: 0.328, SLG: 0.340 (1, 10)	F7	4-3		PO	K		G6-4-3 1B		F9	5	0	1	0	0	1	2					
Alan Bannister, R OBP: 0.375, SLG: 0.385 (1, 8)	HBP 1B		1-3		G4-6-3 BB		G6-4-3 1-2		FC6-4 BB	3	0	1	0	2	0	1					
Buddy Bell, R OBP: 0.366, SLG: 0.395 (1, 5)	1-2 HBP		2B		G4-6-3 1-2				FC6-4 1B	4	1	2	0	0	0	3					
Larry Parrish, R OBP: 0.342, SLG: 0.494 (1, 9)	K		2B				FC4-6 1B		K	4	0	2	1	0	2	3					
Pete O'Brien, L OBP: 0.367, SLG: 0.478 (1, 3)	3-1		2B		G4-6-3 IBB		K		FC1-2 2B	3	0	1	0	1	1	3					
Gary Ward, R OBP: 0.290, SLG: 0.288 (1, 7)		SH1-3 PB 4-3 1B	G4-6-3 1-2				FC4-6 1B		FC1-2 2-3 3H	4	1	2	0	0	0	4					
Donnie Scott, S OBP: 0.308, SLG: 0.340 (1, 2)	4-3 SH1-3 BB				F8		FC4-6 1-2 2-3		F5	3	0	0	0	1	0	4					
Wayne Tolleson, S OBP: 0.304, SLG: 0.289 (1, 4)	SH1-3 1-2 2-3						K		F7	3	0	1	0	0	1	2					
Curtis Wilkerson, S OBP: 0.296, SLG: 0.300 (1, 6)	4-3 2-3 3H						K		E S 1B	4	0	2	1	0	1	1					
<b>Inning Stats</b>	R: 0 E: 0 K: 1 S: 6	H: 1 LOB: 2 BB: 0 P: 7	R: 1 E: 0 K: 0 S: 4	H: 1 LOB: 1 BB: 1 P: 8	R: 1 E: 0 K: 0 S: 4	H: 2 LOB: 1 BB: 1 P: 8	R: 0 E: 0 K: 0 S: 3	H: 2 LOB: 0 BB: 0 P: 3	R: 0 E: 0 K: 2 S: 9	H: 2 LOB: 2 BB: 0 P: 9	R: 0 E: 0 K: 1 S: 5	H: 1 LOB: 0 BB: 0 P: 5	R: 0 E: 0 K: 1 S: 7	H: 2 LOB: 2 BB: 0 P: 7	R: 0 E: 0 K: 0 S: 4	H: 1 LOB: 2 BB: 1 P: 8	1B: 9 2B: 3 3B: 0 HR: 0	SF: 0 SAC: 1 DP: 3 HBP: 1	WP: 0 PB: 1 SB: 1 CS: 0	PA: 40	
<b>PITCHER</b>	IP	WLS	BF	H	R	ER	SO	BB	IBB	HBP	BLK	WP	HR	S	P	ERA	WHIP				
Mike Moore, R ERA: 3.3 (1, 1)	7.1		32	11	2	2	6	2	1	1	0	0	0	40	53	2.46	1.773				
Mike Stanton, R ERA: 2.75 (8, 1)	1.2	W	7	1	0	0	0	1	0	0	0	0	0	6	10	0.00	1.200				

Texas Rangers @ Seattle Mariners  
The Kingdome, Seattle, WA  
Sun Jun 17 1984, 6:33 AM EDT  
Att: 8,714 - Unknown

AB 33  
R 2  
H 12  
RBI 2  
BB 4  
SO 6  
LOB 23



Batter	1	2	3	4	5	6	7	8	9	AB	R	H	RBI	BB	SO	LOB	BOTTOM					
Jack Perconte, L OBP: 0.339, SLG: 0.332 (1, 4)	CS 1B			F9	K		6-3		SH1-4 HR 1B	5	1	2	0	0	1	2						
Larry Milbourne, S OBP: 0.368, SLG: 0.352 (1, 5)	F8			1B	1-3 2H 1B		K		SH1-4 1-2 1B	4	0	2	1	0	1	1						
Alvin Davis, L OBP: 0.429, SLG: 0.589 (1, 10)	K 1-2			1B	K		E 1B		HR IBB	4	1	2	0	1	2	3						
Al Cowens, R OBP: 0.316, SLG: 0.444 (1, 9)		5-3		K			F8		E3 1-3 HR	5	1	1	3	0	1	3						
Pat Putnam, L OBP: 0.255, SLG: 0.262 (1, 3)		F7		F8			1B 2B		4-3	4	0	1	0	0	0	4						
Al Chambers, L OBP: 0.400, SLG: 0.600 Phil Bradley, R OBP: 0.351, SLG: 0.289 (8, FR) (9, 7)		F9			1B 5-3 2B		F5		S 1B	4	1	2	0	0	0	1						
Dave Henderson, R OBP: 0.252, SLG: 0.265 (1, 8)			1-3		5-3 1B		BB 1B		F5	4	1	2	0	0	0	1						
Bob Kearney, R OBP: 0.266, SLG: 0.389 (1, 2)			K		5-3		BB 1B		F9	3	0	0	1	1	1	2						
Spike Owen, S OBP: 0.339, SLG: 0.386 (1, 6)			F3		1B		4-3		F7	4	0	1	0	0	0	4						
<b>Inning Stats</b>	R: 0 E: 0 K: 1 S: 5	H: 1 LOB: 0 BB: 0 P: 5	R: 0 E: 0 K: 0 S: 3	H: 0 LOB: 0 BB: 0 P: 3	R: 0 E: 0 K: 1 S: 5	H: 0 LOB: 0 BB: 0 P: 5	R: 0 E: 0 K: 1 S: 7	H: 2 LOB: 2 BB: 0 P: 7	R: 2 E: 0 K: 2 S: 11	H: 4 LOB: 2 BB: 0 P: 11	R: 0 E: 0 K: 0 S: 5	H: 2 LOB: 2 BB: 1 P: 9	R: 0 E: 1 K: 1 S: 7	H: 1 LOB: 0 BB: 0 P: 7	R: 0 E: 0 K: 0 S: 4	H: 1 LOB: 2 BB: 0 P: 4	R: 3 E: 0 K: 0 S: 3	H: 2 LOB: 0 BB: 1 P: 7	1B: 10 2B: 2 3B: 0 HR: 1	SF: 0 SAC: 1 DP: 0 HBP: 0	WP: 0 PB: 0 SB: 1 CS: 1	PA: 40
<b>PITCHER</b>	IP	WLS	BF	H	R	ER	SO	BB	IBB	HBP	BLK	WP	HR	S	P	ERA	WHIP					
Danny Darwin, R ERA: 3.8 (1, 1)	5.2		25	9	2	2	5	0	0	0	0	0	0	35	35	3.18	1.588					
Dave Tobik, R ERA: 2.19 (6, 1)	2.1		11	2	0	0	1	1	0	0	0	0	0	12	16	0.00	1.286					
Odele Jones, R ERA: 3.09 (9, 1)	0.1	L	4	2	3	3	0	0	1	0	0	0	1	3	7	81.00	6.000					

Texas Rangers @ Seattle Mariners  
The Kingdome, Seattle, WA  
Sun Jun 17 1984, 6:33 AM EDT  
Att: 8,714 - Unknown

AB 37  
R 5  
H 13  
RBI 5  
BB 2  
SO 6  
LOB 21






Batter	1	2	3	4	5	6	7	8	9	AB	R	H	RBI	BB	SO	LOB	TOP										
Bill Sample, R OBP: 0.306, SLG: 0.367 (1, 8)										4	0	0	0	1	0	0											
Gary Ward, R OBP: 0.296, SLG: 0.304 (1, 7)										4	2	2	1	1	0	1											
Buddy Bell, R OBP: 0.366, SLG: 0.399 Bill Stein, R OBP: 0.231, SLG: 0.167 (7, FH) (7, 5)										3	1	1	0	0	1	0											
Larry Parrish, R OBP: 0.344, SLG: 0.496 (1, 9)										5	2	2	1	0	1	2											
Pete O'Brien, L OBP: 0.368, SLG: 0.471 (1, 3)										3	0	0	0	2	0	3											
Alan Bannister, R OBP: 0.380, SLG: 0.400 Mary Foley, L OBP: 0.333, SLG: 0.484 (5, FH)										1	1	1	2	0	0	0											
Ned Yost, R OBP: 0.187, SLG: 0.231 (1, 2)										4	0	2	1	0	1	1											
Wayne Tolleson, S OBP: 0.303, SLG: 0.285 (1, 4)										3	0	0	0	1	0	1											
Curtis Wilkerson, S OBP: 0.290, SLG: 0.293 (1, 6)										4	0	0	0	0	1	2											
<b>Inning Stats</b>	R: 4 E: 0 K: 0 S: 7	H: 5 LOB: 2 BB: 2 P: 15	R: 0 E: 0 K: 0 S: 2	H: 0 LOB: 0 BB: 1 P: 6	R: 1 E: 0 K: 0 S: 5	H: 2 LOB: 1 BB: 0 P: 5	R: 1 E: 0 K: 2 S: 8	H: 1 LOB: 0 BB: 0 P: 8	R: 0 E: 0 K: 1 S: 6	H: 1 LOB: 1 BB: 0 P: 6	R: 0 E: 0 K: 0 S: 3	H: 0 LOB: 0 BB: 0 P: 3	R: 0 E: 0 K: 0 S: 3	H: 0 LOB: 2 BB: 2 P: 11	R: 0 E: 0 K: 1 S: 5	H: 0 LOB: 0 BB: 0 P: 5	R: 0 E: 2 K: 0 S: 5	H: 0 LOB: 0 BB: 0 P: 5	1B: 6 2B: 2 3B: 0 HR: 1	SF: 1 SAC: 0 DP: 1 HBP: 0	WP: 2 PB: 0 SB: 0 CS: 0	PA: 41					
<b>PITCHER</b>	IP	WLS	BF	H	R	ER	SO	BB	IBB	HBP	BLK	WP	HR	S	P	ERA	WHIP										
Tommy John, L ERA: 3.45 (1, 1)	2.2	L	16	7	5	5	0	3	0	0	0	2	0	13	25	16.88	3.750										
Curt Kauffman, R ERA: 3.16 (3, 1)	5.1		20	2	1	1	4	2	0	0	0	0	1	26	34	1.69	0.750										
Don Aase, R ERA: (9, 1)	1.0		5	0	0	0	0	0	0	0	0	0	0	5	5	0.00	0.000										

Texas Rangers @ California Angels  
Anaheim Stadium, Anaheim, CA  
Mon Jun 18 1984, 10:05 PM EDT  
Att: 21,817 - Unknown


AB	35
R	6
H	9
RBI	5
BB	5
SO	4
LOB	13



Batter	1	2	3	4	5	6	7	8	9	AB	R	H	RBI	BB	SO	LOB	BOTTOM										
Gary Pettis, S OBP: 0.330, SLG: 0.318 Rob Wilfong, L OBP: 0.336, SLG: 0.422 (9, FH)										4	0	1	0	0	0	1											
Juan Beniquez, R OBP: 0.386, SLG: 0.485 (1, 7)										4	1	0	0	1	1	3											
Mike Brown, R OBP: 0.342, SLG: 0.433 (1, 9)										3	0	1	0	1	2	0											
Doug DeCinces, R OBP: 0.315, SLG: 0.438 (1, 5)										4	0	1	1	0	1	2											
Brian Downing, R OBP: 0.335, SLG: 0.381 (1, 10)										3	0	0	0	1	1	2											
Ron Jackson, R OBP: 0.260, SLG: 0.227 Rod Carew, L OBP: 0.369, SLG: 0.370 (9, FH)										3	0	0	0	0	1	3											
Bobby Grich, R OBP: 0.357, SLG: 0.427 (1, 4)										4	1	2	0	0	0	0											
Bob Boone, R OBP: 0.229, SLG: 0.267 Jerry Naron, L OBP: 0.300, SLG: 0.362 (9, FH)										3	0	0	0	0	0	1											
Dick Schofield, R OBP: 0.267, SLG: 0.306 Reggie Jackson, L OBP: 0.301, SLG: 0.433 (9, FH)										3	0	1	0	0	0	0											
<b>Inning Stats</b>	R: 0 E: 0 K: 1 S: 5	H: 0 LOB: 0 BB: 0 P: 5	R: 0 E: 0 K: 1 S: 5	H: 0 LOB: 0 BB: 0 P: 5	R: 0 E: 0 K: 0 S: 3	H: 0 LOB: 0 BB: 0 P: 3	R: 0 E: 0 K: 1 S: 6	H: 1 LOB: 3 BB: 2 P: 14	R: 0 E: 0 K: 0 S: 4	H: 1 LOB: 1 BB: 0 P: 4	R: 0 E: 0 K: 1 S: 5	H: 0 LOB: 0 BB: 0 P: 5	R: 0 E: 0 K: 0 S: 4	H: 1 LOB: 1 BB: 0 P: 4	R: 1 E: 0 K: 1 S: 7	H: 2 LOB: 2 BB: 1 P: 11	R: 1 E: 1 K: 2 S: 10	H: 2 LOB: 2 BB: 0 P: 10	1B: 7 2B: 0 3B: 0 HR: 0	SF: 0 SAC: 0 DP: 0 HBP: 0	WP: 0 PB: 0 SB: 0 CS: 0	PA: 38					
<b>PITCHER</b>	IP	WLS	BF	H	R	ER	SO	BB	IBB	HBP	BLK	WP	HR	S	P	ERA	WHIP										
Frank Tanana, L ERA: 2.76 (1, 1)	8.0	W	32	5	1	1	5	3	0	0	1	0	0	39	51	1.12	1.000										
Dave Schmidt, R ERA: 3.3 (9, 1)	1.0		6	2	1	0	2	0	0	0	0	0	0	10	10	0.00	2.000										

Texas Rangers @ California Angels  
Anaheim Stadium, Anaheim, CA  
Mon Jun 18 1984, 10:05 PM EDT  
Att: 21,817 - Unknown

AB	35
R	2
H	7
RBI	2
BB	3
SO	7
LOB	15









Batter	1	2	3	4	5	6	7	8	9	AB	R	H	RBI	BB	SO	LOB	TOP			
Bill Sample, R OBP: 0.305, SLG: 0.364 (1, 8)										3	1	1	1	0	0	1	<p><b>Texas Rangers @ California Angels</b> Anaheim Stadium, Anaheim, CA Wed Jun 20 1984, 10:05 PM EDT Att: 27,215 - Unknown</p> <p>livebaseballscores.com</p>			
Buddy Bell, R OBP: 0.369, SLG: 0.398 (1, 5)										4	0	1	0	0	0	2				
Gary Ward, R OBP: 0.294, SLG: 0.310 (1, 7)										4	0	0	0	0	0	1				
Larry Parrish, R OBP: 0.354, SLG: 0.508 (1, 9)										4	1	2	1	0	0	0				
Alan Bannister, R OBP: 0.370, SLG: 0.386 (1, 10)										4	0	1	0	0	0	0				
Pete O'Brien, L OBP: 0.367, SLG: 0.474 (1, 3)										4	1	1	0	0	0	1				
Ned Yost, R OBP: 0.184, SLG: 0.228 (1, 2)										2	0	0	0	0	0	1				
Wayne Tolleson, S OBP: 0.303, SLG: 0.285 (8, 6)										3	0	0	0	0	0	3				
Jim Anderson, R OBP: 0.159, SLG: 0.098 (8, PH)										1	0	0	0	1	0	0				
Bill Stein, R OBP: 0.286, SLG: 0.167 (8, 4)										0	0	0	0	1	0	0				
<b>Inning Stats</b>	R: 1 E: 0 K: 0 S: 4	H: 3 LOB: 0 BB: 0 P: 4	R: 0 E: 0 K: 0 S: 3	H: 1 LOB: 0 BB: 0 P: 3	R: 0 E: 0 K: 0 S: 3	H: 0 LOB: 0 BB: 0 P: 3	R: 0 E: 0 K: 0 S: 3	H: 0 LOB: 0 BB: 0 P: 3	R: 0 E: 1 K: 0 S: 4	H: 0 LOB: 1 BB: 1 P: 4	R: 0 E: 0 K: 0 S: 3	H: 0 LOB: 0 BB: 0 P: 3	R: 0 E: 0 K: 0 S: 5	H: 1 LOB: 2 BB: 1 P: 9	R: 1 E: 0 K: 0 S: 4	H: 1 LOB: 0 BB: 0 P: 4	1B: 4 2B: 1 3B: 0 HR: 1	SF: 1 SAC: 1 DP: 3 HBP: 0	WP: 0 PB: 0 SB: 0 CS: 1	PA: 34
<b>PITCHER</b> Geoff Zahn, L ERA: 1.91 (1, 1)	IP: 9.0 WLS: L BF: 33 H: 6 R: 3 ER: 2 SO: 0 BB: 1 IBB: 1 HBP: 0 BLK: 0 WP: 0 HR: 1 S: 31 P: 39 ERA: 2.00 WHIP: 0.778															<b>PITCHER</b>				

Batter	1	2	3	4	5	6	7	8	9	AB	R	H	RBI	BB	SO	LOB	BOTTOM			
Gary Pettis, S OBP: 0.323, SLG: 0.310 (1, 8)										4	1	1	0	0	2	2	<p><b>Texas Rangers @ California Angels</b> Anaheim Stadium, Anaheim, CA Wed Jun 20 1984, 10:05 PM EDT Att: 27,215 - Unknown</p> <p>livebaseballscores.com</p>			
Rob Wilfong, L OBP: 0.331, SLG: 0.410 (1, 4)										3	0	0	0	1	0	0				
Mike Brown, R OBP: 0.338, SLG: 0.423 (1, 9)										4	1	1	0	0	1	2				
Reggie Jackson, L OBP: 0.304, SLG: 0.447 (1, 10)										3	0	1	1	1	1	0				
Brian Downing, R OBP: 0.336, SLG: 0.393 (1, 7)										3	0	0	1	0	0	1				
Bobby Grich, R OBP: 0.343, SLG: 0.415 (1, 3)										4	0	1	0	0	2	2				
Ron Jackson, R OBP: 0.250, SLG: 0.217 Doug DeCinces, R OBP: 0.309, SLG: 0.429 (9, 5)										3	0	0	0	0	1	1				
Jerry Narron, L OBP: 0.297, SLG: 0.344 (1, 2)										2	0	0	0	1	0	0				
Dick Schofield, R OBP: 0.259, SLG: 0.296 (1, 6)										3	0	0	0	0	0	2				
<b>Inning Stats</b>	R: 1 E: 0 K: 1 S: 6	H: 1 LOB: 2 BB: 2 P: 14	R: 0 E: 0 K: 0 S: 3	H: 0 LOB: 0 BB: 0 P: 3	R: 0 E: 0 K: 1 S: 5	H: 0 LOB: 0 BB: 0 P: 5	R: 0 E: 0 K: 1 S: 5	H: 0 LOB: 0 BB: 0 P: 5	R: 0 E: 1 K: 1 S: 7	H: 2 LOB: 1 BB: 1 P: 7	R: 0 E: 0 K: 1 S: 6	H: 1 LOB: 2 BB: 1 P: 10	R: 0 E: 0 K: 1 S: 5	H: 0 LOB: 0 BB: 0 P: 5	R: 0 E: 0 K: 1 S: 5	H: 0 LOB: 0 BB: 0 P: 5	1B: 2 2B: 2 3B: 0 HR: 0	SF: 1 SAC: 0 DP: 0 HBP: 0	WP: 1 PB: 0 SB: 2 CS: 0	PA: 34
<b>PITCHER</b> Charlie Hough, R ERA: 3.85 (1, 1)	IP: 9.0 WLS: W BF: 34 H: 4 R: 2 ER: 2 SO: 7 BB: 2 IBB: 1 HBP: 0 BLK: 0 WP: 1 HR: 0 S: 45 P: 57 ERA: 2.00 WHIP: 0.667															<b>PITCHER</b>				



Batter	1	2	3	4	5	6	7	8	9	AB	R	H	RBI	BB	SO	LOB	TOP		
Mickey Rivers, L OBP: 0.314, SLG: 0.331										5	1	1	0	0	0	4			
Buddy Bell, R OBP: 0.363, SLG: 0.391										4	0	0	0	0	0	2			
Pete O'Brien, L OBP: 0.369, SLG: 0.472										3	0	1	1	1	0	0			
Larry Parrish, R OBP: 0.353, SLG: 0.508										4	1	1	0	0	2	1			
Gary Ward, R OBP: 0.293, SLG: 0.309										4	1	1	0	0	0	0			
Donnie Scott, S OBP: 0.295, SLG: 0.321										4	1	1	0	0	0	1			
Bill Sample, R OBP: 0.308, SLG: 0.367										4	0	2	1	0	1	0			
Wayne Tolleson, S OBP: 0.306, SLG: 0.289										4	0	2	0	0	0	2			
Curtis Wilkerson, S OBP: 0.305, SLG: 0.311										3	0	3	0	1	0	0			
<b>Inning Stats</b>	R: 2 E: 1 K: 0 S: 6	H: 3 LOB: 1 BB: 0 P: 6	R: 0 E: 0 K: 0 S: 3	H: 2 LOB: 1 BB: 0 P: 3	R: 0 E: 0 K: 0 S: 3	H: 0 LOB: 1 BB: 1 P: 7	R: 2 E: 0 K: 0 S: 6	H: 4 LOB: 1 BB: 0 P: 6	R: 0 E: 0 K: 1 S: 5	H: 0 LOB: 0 BB: 0 P: 5	R: 0 E: 0 K: 0 S: 4	H: 2 LOB: 1 BB: 0 P: 4	R: 0 E: 0 K: 1 S: 5	H: 0 LOB: 0 BB: 0 P: 5	R: 0 E: 0 K: 0 S: 4	H: 1 LOB: 2 BB: 1 P: 8	1B: 9 2B: 3 3B: 0 HR: 0	SF: 0 SAC: 0 DP: 1 HBP: 0	WP: 0 PA: 37 PB: 0 SB: 1 CS: 2
<b>PITCHER</b>	IP WLS BF H R ER SO BB IBB HBP BLK WP HR S P ERA WHIP																		
Steve McCatty, R ERA: 4.25	(1, 1) 3.0 L 16 8 4 3 0 1 0 0 0 0 0 15 19 9.00 3.000																		
Jeff Jones, R ERA: 2.1	(4, 1) 6.0 21 4 0 0 3 1 0 0 0 0 0 26 30 0.00 0.833																		

Texas Rangers @ Oakland Athletics  
Oakland-Alameda County Coliseum, Oakland, CA  
Fri Jun 22 1984, 7:05 PM PDT  
Att: 12,502 - Unknown

AB	35
R	4
H	12
RBI	2
BB	2
SO	3
LOB	10



Batter	1	2	3	4	5	6	7	8	9	AB	R	H	RBI	BB	SO	LOB	BOTTOM		
Rickey Henderson, R OBP: 0.395, SLG: 0.437										4	0	1	0	0	0	1			
Dwayne Murphy, L OBP: 0.341, SLG: 0.450										4	0	1	0	0	2	1			
Joe Morgan, L OBP: 0.386, SLG: 0.383										4	0	1	0	0	1	1			
Dave Kingman, R OBP: 0.304, SLG: 0.558										3	0	0	0	1	2	2			
Carney Lansford, R OBP: 0.342, SLG: 0.414										4	0	1	0	0	1	3			
Davey Lopes, R OBP: 0.352, SLG: 0.413										4	0	0	0	0	1	3			
Bruce Bochte, L OBP: 0.332, SLG: 0.338										3	0	0	0	0	0	1			
Jim Essian, R OBP: 0.293, SLG: 0.313										3	0	1	0	0	0	0			
Tony Phillips, S OBP: 0.307, SLG: 0.303										3	0	0	0	0	0	1			
<b>Inning Stats</b>	R: 0 E: 0 K: 0 S: 3	H: 0 LOB: 0 BB: 0 P: 3	R: 0 E: 0 K: 1 S: 6	H: 1 LOB: 1 BB: 0 P: 6	R: 0 E: 0 K: 0 S: 3	H: 0 LOB: 0 BB: 0 P: 3	R: 0 E: 0 K: 1 S: 5	H: 0 LOB: 1 BB: 1 P: 9	R: 0 E: 0 K: 2 S: 8	H: 1 LOB: 1 BB: 0 P: 8	R: 0 E: 0 K: 1 S: 5	H: 0 LOB: 0 BB: 0 P: 5	R: 0 E: 0 K: 0 S: 4	H: 1 LOB: 1 BB: 0 P: 4	R: 0 E: 0 K: 2 S: 9	H: 2 LOB: 2 BB: 0 P: 9	1B: 5 2B: 0 3B: 0 HR: 0	SF: 0 SAC: 0 DP: 0 HBP: 0	WP: 0 PA: 33 PB: 0 SB: 2 CS: 0
<b>PITCHER</b>	IP WLS BF H R ER SO BB IBB HBP BLK WP HR S P ERA WHIP																		
Mike Mason, L ERA: 2.48	(1, 1) 8.0 W 30 5 0 0 5 1 0 0 0 0 0 39 43 0.00 0.750																		
Dave Tobik, R ERA: 2.13	(9, 1) 1.0 S 3 0 0 0 2 0 0 0 0 0 0 7 7 0.00 0.000																		

Texas Rangers @ Oakland Athletics  
Oakland-Alameda County Coliseum, Oakland, CA  
Fri Jun 22 1984, 7:05 PM PDT  
Att: 12,502 - Unknown

AB	32
R	0
H	5
RBI	0
BB	1
SO	7
LOB	13





Batter	1	2	3	4	5	6	7	8	9	AB	R	H	RBI	BB	SO	LOB	TOP		
Bill Sample, R (1, 8) OBP: 0.303, SLG: 0.361	F9			6-3		F9			4-3	4	0	0	0	0	0	1	<b>Texas Rangers @ Oakland Athletics</b> Oakland-Alameda County Coliseum, Oakland, CA Sat Jun 23 1984, 3:33 AM PDT Att: 14,846 - Unknown <a href="http://livebaseballscorecards.com">livebaseballscorecards.com</a>		
Buddy Bell, R (1, 5) OBP: 0.357, SLG: 0.385	F9			F3		F9			E6	4	0	0	0	0	0	1			
Pete O'Brien, L (1, 3) OBP: 0.363, SLG: 0.464	K			F8					F8	4	0	0	0	0	1	1			
Larry Parrish, R (1, 9) OBP: 0.349, SLG: 0.502		5-3			F4				K	3	0	0	0	0	1	0			
Gary Ward, R (1, 7) OBP: 0.290, SLG: 0.306		F9			K				F7	3	0	0	0	0	1	0			
Alan Bannister, R (1, 10) OBP: 0.368, SLG: 0.447		F7			HR				F5	3	1	1	1	0	0	0			
Ned Yost, R (1, 2) OBP: 0.189, SLG: 0.226					F9				F3	1	0	0	0	1	0	0			
Dave Hostetter, R (8, PH) OBP: 0.343, SLG: 0.429				CS						1	0	0	0	0	0	0			
Donnie Scott, S (8, 2) OBP: 0.295, SLG: 0.321				BB						0	0	0	0	0	0	0			
Wayne Tolleson, S (1, 4) OBP: 0.306, SLG: 0.286				K					5-3	2	0	0	0	1	1	1			
Curtis Wilkerson, S (1, 6) OBP: 0.300, SLG: 0.306				K					6-3	3	0	0	0	0	1	1			
<b>Inning Stats</b>	R: 0 E: 0 K: 1 S: 5	H: 0 LOB: 0 BB: 0 P: 5	R: 0 E: 0 K: 0 S: 3	H: 0 LOB: 0 BB: 0 P: 3	R: 0 E: 0 K: 2 S: 6	H: 0 LOB: 0 BB: 1 P: 10	R: 0 E: 0 K: 0 S: 3	H: 0 LOB: 0 BB: 0 P: 3	R: 1 E: 0 K: 1 S: 6	H: 1 LOB: 0 BB: 0 P: 6	R: 0 E: 0 K: 0 S: 3	H: 0 LOB: 0 BB: 0 P: 5	R: 0 E: 0 K: 0 S: 3	H: 0 LOB: 0 BB: 0 P: 3	R: 0 E: 1 K: 0 S: 4	H: 0 LOB: 1 BB: 0 P: 4	1B: 0 2B: 0 3B: 0 HR: 1	SF: 0 SAC: 0 DP: 0 HBP: 0	WP: 0 PA: 30 PB: 0 SB: 0 CS: 1
<b>PITCHER</b>	IP WLS BF H R ER SO BB IBB HBP BLK WP HR S P ERA WHIP																		
Tim Conroy, L (1, 1) ERA: 5.65	8.0 W 26 1 1 1 5 2 0 0 0 0 0 1 34 42 1.12 0.375																		
Bill Caudill, R (9, 1) ERA: 2.43	1.0 4 0 0 0 0 0 0 0 0 0 0 0 4 4 0.00 0.000																		

Batter	1	2	3	4	5	6	7	8	9	AB	R	H	RBI	BB	SO	LOB	BOTTOM		
Rickey Henderson, R (1, 7) OBP: 0.393, SLG: 0.432	F8				F8				G3	3	1	0	0	1	0	1	<b>Texas Rangers @ Oakland Athletics</b> Oakland-Alameda County Coliseum, Oakland, CA Sat Jun 23 1984, 3:33 AM PDT Att: 14,846 - Unknown <a href="http://livebaseballscorecards.com">livebaseballscorecards.com</a>		
Dwayne Murphy, L (1, 8) OBP: 0.340, SLG: 0.460	K			S	F6				HR	4	1	1	1	0	2	2			
Joe Morgan, L (1, 4) OBP: 0.384, SLG: 0.382	6-3			S	SF9				3-1	3	0	1	1	0	0	0			
Dave Kingman, R (1, 10) OBP: 0.303, SLG: 0.552				5-3	F2				6-3	4	1	1	0	0	0	1			
Carney Lansford, R (1, 5) OBP: 0.338, SLG: 0.409				1B					6-3	3	0	0	0	0	1	2			
Bruce Bochte, L (1, 3) OBP: 0.336, SLG: 0.343				K					6-3	3	1	2	1	0	0	1			
Mike Davis, L (1, 9) OBP: 0.255, SLG: 0.344				HR					G3	3	1	1	2	0	0	1			
Jim Essian, R (1, 2) OBP: 0.295, SLG: 0.313				G4-6-3					F6	3	0	1	0	0	0	0			
Tony Phillips, S (1, 6) OBP: 0.302, SLG: 0.298				1B					B3	3	0	0	0	0	1	1			
<b>Inning Stats</b>	R: 0 E: 0 K: 1 S: 5	H: 0 LOB: 0 BB: 0 P: 5	R: 3 E: 0 K: 1 S: 8	H: 3 LOB: 0 BB: 0 P: 8	R: 1 E: 0 K: 1 S: 5	H: 0 LOB: 0 BB: 1 P: 9	R: 0 E: 0 K: 1 S: 5	H: 1 LOB: 0 BB: 0 P: 5	R: 0 E: 0 K: 0 S: 4	H: 1 LOB: 1 BB: 0 P: 4	R: 0 E: 0 K: 0 S: 4	H: 0 LOB: 0 BB: 0 P: 3	R: 0 E: 0 K: 0 S: 4	H: 0 LOB: 0 BB: 0 P: 4	R: 1 E: 0 K: 0 S: 4	H: 1 LOB: 0 BB: 0 P: 4		1B: 5 2B: 0 3B: 0 HR: 2	SF: 1 SAC: 0 DP: 1 HBP: 0
<b>PITCHER</b>	IP WLS BF H R ER SO BB IBB HBP BLK WP HR S P ERA WHIP																		
Danny Darwin, R (1, 1) ERA: 3.92	6.0 L 24 6 4 4 4 1 0 0 0 0 0 1 31 35 6.00 1.167																		
Dave Schmidt, R (7, 1) ERA: 3.35	2.0 7 1 1 1 0 0 0 0 0 0 0 1 7 7 4.50 0.500																		



Batter	1	2	3	4	5	6	7	8	9	AB	R	H	RBI	BB	SO	LOB	TOP			
Mickey Rivers, L OBP: 0.313, SLG: 0.329 (1, 10)	F2		F4		FC5-4 1B			F9		4	0	1	0	0	0	0	<b>Texas Rangers @ Oakland Athletics</b> Oakland-Alameda County Coliseum, Oakland, CA Sun Jun 24 1984, 7:05 PM PDT Att: 26,450 - Unknown			
Buddy Bell, R OBP: 0.352, SLG: 0.378 (1, 5)	1-3		F7		FC5-4 1-2			K		4	0	0	0	0	1	1				
Pete O'Brien, L OBP: 0.369, SLG: 0.496 (1, 3)	HR			E BB 1B				HR		4	2	3	2	0	1	1				
Larry Parrish, R OBP: 0.348, SLG: 0.496 (1, 9)	F7			F8		G5-4-3 BB		K		3	0	0	0	1	1	1				
Gary Ward, R OBP: 0.289, SLG: 0.302 (1, 7)		F8		E BB 1-2		G5-4-3 BB		F8		3	0	0	0	1	0	1				
Donnie Scott, S OBP: 0.308, SLG: 0.322 (1, 2)				K		F5		1B BB		3	0	1	0	1	1	2				
Bill Sample, R OBP: 0.302, SLG: 0.359 (1, 8)				E6 FC5-4 1-2 2-3			6-3	1B		4	0	1	0	0	0	3				
Wayne Tolleson, S OBP: 0.303, SLG: 0.282 (9, PH)								F4		3	0	0	0	0	0	4				
Many Foley, L OBP: 0.320, SLG: 0.477 (9, 4)	FC5-4			FC5-4			F7			1	0	0	0	0	0	2				
Bill Stein, R OBP: 0.286, SLG: 0.167 (9, 4)	1-2			1-2				K		0	0	0	0	0	0	0				
Curtis Wilkerson, S OBP: 0.296, SLG: 0.301 (9, PH)			F7							3	0	0	0	0	0	0				
Bob Jones, L OBP: 0.259, SLG: 0.344 (9, 6)										1	0	0	0	0	1	2				
Jim Anderson, R OBP: 0.159, SLG: 0.098 (9, 6)										0	0	0	0	0	0	0				
<b>Inning Stats</b>	R: 1 E: 0 K: 0 S: 4	H: 1 LOB: 0 BB: 0 P: 4	R: 0 E: 0 K: 0 S: 4	H: 1 LOB: 1 BB: 0 P: 4	R: 0 E: 0 K: 0 S: 3	H: 0 LOB: 0 BB: 0 P: 3	R: 0 E: 1 K: 1 S: 7	H: 1 LOB: 3 BB: 1 P: 11	R: 0 E: 0 K: 1 S: 6	H: 0 LOB: 1 BB: 0 P: 6	R: 0 E: 0 K: 0 S: 3	H: 0 LOB: 0 BB: 0 P: 3	R: 1 E: 0 K: 2 S: 8	H: 1 LOB: 0 BB: 0 P: 8	R: 0 E: 0 K: 1 S: 6	H: 1 LOB: 2 BB: 1 P: 10	1B: 4 2B: 0 3B: 0 HR: 2	SF: 0 SAC: 0 DP: 1 HBP: 0	WP: 0 PB: 0 SB: 0 CS: 0	PA: 36
<b>PITCHER</b>	IP WLS BF H R ER SO BB IBB HBP BLK WP HR S P ERA WHIP	7.0 L 27 4 1 1 2 2 0 0 0 0 1 29 37 1.29 0.857	2.0 W 9 2 1 1 3 1 0 0 0 0 1 14 18 4.50 1.500																	

AB	33
R	2
H	6
RBI	2
BB	3
SO	5
LOB	17



Batter	1	2	3	4	5	6	7	8	9	AB	R	H	RBI	BB	SO	LOB	BOTTOM					
Rickey Henderson, R OBP: 0.390, SLG: 0.439 (1, 7)	6-3		F7			F8	6-3		HR	5	1	1	2	0	0	1	<b>Texas Rangers @ Oakland Athletics</b> Oakland-Alameda County Coliseum, Oakland, CA Sun Jun 24 1984, 7:05 PM PDT Att: 26,450 - Unknown					
Dwayne Murphy, L OBP: 0.342, SLG: 0.456 (1, 8)	1-3		F7			1B BB	BB			2	1	0	0	2	0	0						
Joe Morgan, L OBP: 0.381, SLG: 0.395 (1, 4)	HR		F7			F7	K			4	1	1	1	0	1	3						
Dave Kingman, R OBP: 0.307, SLG: 0.551 (9, PR)	K					1B 1-H	1B			4	0	2	1	0	2	0						
Bill Almon, R OBP: 0.200, SLG: 0.193 (9, PR)						1B 1-H	1B			0	0	0	0	0	0	0						
Carney Lansford, R OBP: 0.340, SLG: 0.410 (1, 5)						F3	1B			4	0	2	0	0	0	1						
Davey Lopes, R OBP: 0.350, SLG: 0.406 (9, 9)						K	1B			3	0	0	0	1	1	2						
Mike Davis, L OBP: 0.255, SLG: 0.344 (9, 9)						K	BB			0	0	0	0	0	0	0						
Bruce Bochte, L OBP: 0.331, SLG: 0.337 (1, 3)						K	BB			4	0	0	0	0	2	4						
Jim Essian, R OBP: 0.329, SLG: 0.333 (1, 2)						K	BB			2	0	2	0	2	0	0						
Tony Phillips, S OBP: 0.299, SLG: 0.294 (9, PH)						G6-4-3 1-2	SH3-4 BB			2	0	0	0	0	0	3						
Garry Hancock, L OBP: 0.211, SLG: 0.211 (9, PH)	FC6-4					G6-4-3 1-2	SH3-4			1	1	0	0	0	0	1						
<b>Inning Stats</b>	R: 1 E: 0 K: 1 S: 6	H: 2 LOB: 2 BB: 0 P: 5	R: 0 E: 0 K: 0 S: 5	H: 2 LOB: 0 BB: 0 P: 5	R: 0 E: 0 K: 0 S: 3	H: 0 LOB: 0 BB: 0 P: 3	R: 0 E: 0 K: 2 S: 7	H: 0 LOB: 0 BB: 0 P: 7	R: 0 E: 0 K: 1 S: 4	H: 0 LOB: 1 BB: 1 P: 8	R: 1 E: 0 K: 1 S: 7	H: 2 LOB: 3 BB: 2 P: 15	R: 0 E: 0 K: 0 S: 5	H: 0 LOB: 2 BB: 2 P: 13	R: 0 E: 0 K: 0 S: 3	H: 1 LOB: 1 BB: 0 P: 3	R: 2 E: 0 K: 0 S: 4	H: 2 LOB: 0 BB: 0 P: 4	1B: 6 2B: 1 3B: 0 HR: 2	SF: 0 SAC: 1 DP: 2 HBP: 0	WP: 0 PB: 0 SB: 0 CS: 0	PA: 37
<b>PITCHER</b>	IP WLS BF H R ER SO BB IBB HBP BLK WP HR S P ERA WHIP	8.0 L 33 6 2 2 0 5 0 0 0 0 1 40 60 2.25 1.375	0.2 L 4 2 2 2 0 0 0 0 0 0 1 4 4 27.00 3.000																			





Batter	1	2	3	4	5	6	7	8	9	10	11	AB	R	H	RBI	BB	SO	LOB	TOP	
Gary Pettis, S OBP: 0.335, SLG: 0.326 (1, 8)	F8 S FC2-4 1B		2B 1B		SH1 BB 1-2	1B 1B 1-2 2-3 3-H		4-3			FC2-6 G6-3 1-2f	5	1	3	1	1	0	2		
Rod Carew, L OBP: 0.362, SLG: 0.381 (1, 3)	FC2-5 BB 1-2		F9 1-H 3-H		SH1					6-3 SH2-4 1B	4	0	3	3	1	0	1			
Fred Lynn, L OBP: 0.349, SLG: 0.440 (1, 9)	F8 2-3		F9		F3	F8				SH2-4 1-2	4	0	0	0	0	0	8			
Doug DeCinces, R OBP: 0.300, SLG: 0.434 (1, 5)	FC5-2-5 1-2 3-H		5-3		F5		K			6-3 2-3	5	0	0	0	0	1	6			
Reggie Jackson, L OBP: 0.303, SLG: 0.435 (1, 10)	F7 3-H		4-3			FC 1B 2B	F9			K	5	1	1	0	0	1	4			
Brian Downing, R OBP: 0.332, SLG: 0.392 (1, 7)		F9		F3		FC 1B BB 2-3	6-3			4-3	5	1	0	0	0	0	1			
Rob Wilfong, L OBP: 0.349, SLG: 0.408 (1, 4)		G3			G3-6-3 BB	1B 1B BB 1-2		SH1-3 1B		F7	3	0	1	0	2	0	0			
Jerry Narron, L OBP: 0.279, SLG: 0.323 (1, 2)		4-3		G3-6-3 1-2f		F7		SH1-3 1-2		K	4	0	0	0	0	1	4			
Dick Schofield, R OBP: 0.290, SLG: 0.297 (8, 6)			1B 2B BB		SH1 BB 1B	F4		K		FC2-6 1B	2	1	1	0	1	0	3			
Mike Brown, R OBP: 0.333, SLG: 0.417 (8, 6)											1	0	0	0	0	1	1			
Rob Picciolo, R OBP: 0.277, SLG: 0.340 (8, 6)											1	0	1	0	0	0	0			
<b>Inning Stats</b>	R: 0 E: 0 K: 0 S: 4	H: 1 LOB: 2 BB: 1 P: 8	R: 0 E: 0 K: 0 S: 3	H: 0 LOB: 0 BB: 0 P: 3	R: 2 E: 0 K: 0 S: 5	H: 2 LOB: 1 BB: 1 P: 9	R: 0 E: 0 K: 0 S: 2	H: 0 LOB: 0 BB: 1 P: 6	R: 0 E: 0 K: 1 S: 5	H: 1 LOB: 1 BB: 0 P: 5	R: 0 E: 0 K: 1 S: 6	H: 1 LOB: 1 BB: 0 P: 6	R: 0 E: 0 K: 1 S: 5	H: 0 LOB: 0 BB: 0 P: 5	R: 0 E: 0 K: 0 S: 3	H: 1 LOB: 0 BB: 0 P: 3	1B: 8 2B: 2 3B: 0 HR: 0	SF: 0 SAC: 3 DP: 2 HBP: 0	WP: 0 PB: 0 SB: 1 CS: 0	PA: 47
<b>PITCHER</b>	IP ERA WLS BF H R ER SO BB IBB HBP BLK WP HR S P ERA WHIP	IP ERA WLS BF H R ER SO BB IBB HBP BLK WP HR S P ERA WHIP	IP ERA WLS BF H R ER SO BB IBB HBP BLK WP HR S P ERA WHIP	IP ERA WLS BF H R ER SO BB IBB HBP BLK WP HR S P ERA WHIP	IP ERA WLS BF H R ER SO BB IBB HBP BLK WP HR S P ERA WHIP	IP ERA WLS BF H R ER SO BB IBB HBP BLK WP HR S P ERA WHIP	IP ERA WLS BF H R ER SO BB IBB HBP BLK WP HR S P ERA WHIP	IP ERA WLS BF H R ER SO BB IBB HBP BLK WP HR S P ERA WHIP	IP ERA WLS BF H R ER SO BB IBB HBP BLK WP HR S P ERA WHIP	IP ERA WLS BF H R ER SO BB IBB HBP BLK WP HR S P ERA WHIP	IP ERA WLS BF H R ER SO BB IBB HBP BLK WP HR S P ERA WHIP	IP ERA WLS BF H R ER SO BB IBB HBP BLK WP HR S P ERA WHIP	IP ERA WLS BF H R ER SO BB IBB HBP BLK WP HR S P ERA WHIP	IP ERA WLS BF H R ER SO BB IBB HBP BLK WP HR S P ERA WHIP	IP ERA WLS BF H R ER SO BB IBB HBP BLK WP HR S P ERA WHIP	IP ERA WLS BF H R ER SO BB IBB HBP BLK WP HR S P ERA WHIP	IP ERA WLS BF H R ER SO BB IBB HBP BLK WP HR S P ERA WHIP	IP ERA WLS BF H R ER SO BB IBB HBP BLK WP HR S P ERA WHIP	IP ERA WLS BF H R ER SO BB IBB HBP BLK WP HR S P ERA WHIP	
Dave Stewart, R ERA: 4.78 (1, 1)	5.0 2.0	WLS 9	BF 24	H 5	R 4	ER 4	SO 0	BB 4	IBB 0	HBP 0	BLK 0	WP 0	HR 0	S 10	P 14	ERA 0.00	WHIP 1.500			
Joey McLaughlin, R ERA: 4.02 (6, 1)	2.0	WLS 0	BF 9	H 2	R 0	ER 0	SO 1	BB 1	IBB 0	HBP 0	BLK 0	WP 0	HR 0	S 10	P 14	ERA 0.00	WHIP 1.500			
Dave Schmidt, R ERA: 3.0 (8, 1)	4.0	WLS W	BF 14	H 3	R 0	ER 0	SO 3	BB 0	IBB 0	HBP 0	BLK 0	WP 0	HR 0	S 20	P 20	ERA 0.00	WHIP 0.750			

California Angels @ Texas Rangers  
Arlington Stadium, Arlington, TX  
Mon Jun 25 1984, 8:05 PM EDT  
Att: 16,387 - Unknown

AB	39
R	4
H	10
RBI	4
BB	5
SO	4
LOB	30



Batter	1	2	3	4	5	6	7	8	9	10	11	AB	R	H	RBI	BB	SO	LOB	BOTTOM			
Bill Sample, R OBP: 0.303, SLG: 0.358 (1, 8)	G3	F8		F8		1B		S 1B		4-3		6	0	2	0	0	0	3				
Gary Ward, R OBP: 0.290, SLG: 0.307 (1, 7)	6-3		4-3	2B		F8		K			6-3 1B	6	2	2	1	0	1	3				
Buddy Bell, R OBP: 0.359, SLG: 0.403 (1, 5)	BB 1B		WP 3B	2B BB		HR		K			6-3	5	2	3	1	1	1	2				
Larry Parrish, R OBP: 0.354, SLG: 0.500 (1, 10)	BB 1B		1B BB	2B		1-3		1B		F5	1B	4	0	2	1	2	0	0				
Pete O'Brien, L OBP: 0.376, SLG: 0.500 (1, 3)	F6		FC6 1B	2B		1B		1B		1B	1B	6	0	4	1	0	0	2				
Alan Bannister, R OBP: 0.371, SLG: 0.431 (1, 9)		E BB	F8		K		1-2 1B			F6	1B	4	0	1	0	1	1	3				
Ned Yost, R OBP: 0.185, SLG: 0.221 (1, 2)		F5		FC6		F9		K		K		3	0	0	0	0	0	3				
Mary Foley, L OBP: 0.335, SLG: 0.470 (7, PH)												1	0	0	0	0	1	2				
Donnie Scott, S OBP: 0.303, SLG: 0.317 (8, 2)												1	0	0	0	0	1	1				
Wayne Tolleson, S OBP: 0.298, SLG: 0.277 (1, 4)		E4		4-3		K		G3		4-3		4	0	0	0	0	1	3				
Mickey Rivers, L OBP: 0.311, SLG: 0.327 (10, PH)						K						1	0	0	0	0	0	0				
Curtis Wilkerson, S OBP: 0.299, SLG: 0.303 (1, 6)			K		2B 1B			F9		CS 1B	1B	5	1	2	0	0	2	2				
<b>Inning Stats</b>	R: 0 E: 0 K: 0 S: 4	H: 1 LOB: 2 BB: 1 P: 8	R: 0 E: 0 K: 1 S: 6	H: 0 LOB: 2 BB: 1 P: 10	R: 1 E: 0 K: 0 S: 5	H: 2 LOB: 2 BB: 1 P: 9	R: 2 E: 0 K: 0 S: 5	H: 3 LOB: 2 BB: 1 P: 9	R: 0 E: 0 K: 1 S: 6	H: 1 LOB: 1 BB: 0 P: 6	R: 1 E: 0 K: 1 S: 8	H: 3 LOB: 2 BB: 0 P: 8	R: 0 E: 0 K: 2 S: 8	H: 1 LOB: 1 BB: 0 P: 6	R: 0 E: 0 K: 1 S: 5	H: 0 LOB: 0 BB: 0 P: 5	R: 1 E: 0 K: 0 S: 4	H: 3 LOB: 2 BB: 0 P: 4	1B: 12 2B: 2 3B: 1 HR: 1	SF: 0 SAC: 0 DP: 0 HBP: 0	WP: 1 PB: 0 SB: 1 CS: 1	PA: 50
<b>PITCHER</b>	IP ERA WLS BF H R ER SO BB IBB HBP BLK WP HR S P ERA WHIP	IP ERA WLS BF H R ER SO BB IBB HBP BLK WP HR S P ERA WHIP	IP ERA WLS BF H R ER SO BB IBB HBP BLK WP HR S P ERA WHIP	IP ERA WLS BF H R ER SO BB IBB HBP BLK WP HR S P ERA WHIP	IP ERA WLS BF H R ER SO BB IBB HBP BLK WP HR S P ERA WHIP	IP ERA WLS BF H R ER SO BB IBB HBP BLK WP HR S P ERA WHIP	IP ERA WLS BF H R ER SO BB IBB HBP BLK WP HR S P ERA WHIP	IP ERA WLS BF H R ER SO BB IBB HBP BLK WP HR S P ERA WHIP	IP ERA WLS BF H R ER SO BB IBB HBP BLK WP HR S P ERA WHIP	IP ERA WLS BF H R ER SO BB IBB HBP BLK WP HR S P ERA WHIP	IP ERA WLS BF H R ER SO BB IBB HBP BLK WP HR S P ERA WHIP	IP ERA WLS BF H R ER SO BB IBB HBP BLK WP HR S P ERA WHIP	IP ERA WLS BF H R ER SO BB IBB HBP BLK WP HR S P ERA WHIP	IP ERA WLS BF H R ER SO BB IBB HBP BLK WP HR S P ERA WHIP	IP ERA WLS BF H R ER SO BB IBB HBP BLK WP HR S P ERA WHIP	IP ERA WLS BF H R ER SO BB IBB HBP BLK WP HR S P ERA WHIP	IP ERA WLS BF H R ER SO BB IBB HBP BLK WP HR S P ERA WHIP	IP ERA WLS BF H R ER SO BB IBB HBP BLK WP HR S P ERA WHIP	IP ERA WLS BF H R ER SO BB IBB HBP BLK WP HR S P ERA WHIP			
Geoff Zahn, L ERA: 2.06 (1, 1)	6.0	WLS 7	BF 29	H 7	R 3	ER 3	SO 3	BB 4	IBB 0	HBP 0	BLK 0	WP 1	HR 0	S 31	P 47	ERA 4.50	WHIP 1.833					
Luis Sanchez, R ERA: 1.81 (7, 1)	4.0	WLS 1	BF 17	H 6	R 1	ER 1	SO 5	BB 0	IBB 0	HBP 0	BLK 0	WP 0	HR 1	S 27	P 27	ERA 2.25	WHIP 1.500					
Doug Corbett, R ERA: 2.59 (11, 1)	0.1	WLS L	BF 4	H 3	R 1	ER 1	SO 0	BB 0	IBB 0	HBP 0	BLK 0	WP 0	HR 0	S 4	P 4	ERA 27.00	WHIP 9.000					

California Angels @ Texas Rangers  
Arlington Stadium, Arlington, TX  
Mon Jun 25 1984, 8:05 PM EDT  
Att: 16,387 - Unknown

AB	46
R	5
H	16
RBI	4
BB	4
SO	8
LOB	24






Batter	1	2	3	4	5	6	7	8	9	10	11	12	13	14	AB	R	H	RBI	BB	SO	LOB	TOP																	
<b>Gary Pettis, S</b> OBP: 0.335, SLG: 0.323 (1, 8)															5	1	1	1	1	2	3																		
<b>Rod Carew, L</b> OBP: 0.379, SLG: 0.377 (1, 3)															7	0	2	1	0	1	5																		
<b>Fred Lynn, L</b> OBP: 0.340, SLG: 0.427 (1, 9)															7	0	0	0	0	0	5																		
<b>Doug DeCinces, R</b> OBP: 0.300, SLG: 0.431 (1, 5)															6	1	2	0	0	2	1																		
<b>Reggie Jackson, L</b> OBP: 0.308, SLG: 0.436 (1, 10)															6	0	3	0	0	0	0																		
<b>Brian Downing, R</b> OBP: 0.336, SLG: 0.388 (1, 7)															5	0	1	0	0	1	4																		
<b>Mike Brown, R</b> OBP: 0.333, SLG: 0.417 (13, 7)															0	0	0	0	0	0	0																		
<b>Rob Wilfong, L</b> OBP: 0.339, SLG: 0.405 (1, 4)															6	0	2	1	0	2	3																		
<b>Bob Boone, R</b> OBP: 0.223, SLG: 0.258 (1, 2)															6	0	1	0	0	0	5																		
<b>Dick Schofield, R</b> OBP: 0.293, SLG: 0.299 (9, PH)															2	0	1	0	1	1	2																		
<b>Jerry Narron, L</b> OBP: 0.275, SLG: 0.318 (9, PH)															1	0	0	0	0	0	1																		
<b>Rob Piccolo, R</b> OBP: 0.285, SLG: 0.347 (9, 6)															2	1	1	0	0	0	0																		
<b>Inning Stats</b>	R: 0 E: 0 K: 2 S: 8	H: 1 LOB: 1 BB: 0 P: 8	R: 0 E: 0 K: 1 S: 5	H: 0 LOB: 0 BB: 0 P: 5	R: 0 E: 0 K: 1 S: 6	H: 1 LOB: 2 BB: 1 P: 10	R: 1 E: 0 K: 1 S: 8	H: 3 LOB: 2 BB: 0 P: 8	R: 0 E: 0 K: 0 S: 4	H: 1 LOB: 1 BB: 0 P: 4	R: 0 E: 0 K: 1 S: 6	H: 2 LOB: 1 BB: 0 P: 4	R: 0 E: 0 K: 1 S: 5	H: 0 LOB: 0 BB: 0 P: 7	R: 0 E: 0 K: 0 S: 4	H: 1 LOB: 1 BB: 0 P: 4	R: 0 E: 0 K: 0 S: 3	H: 1 LOB: 0 BB: 1 P: 7	1B: 13 2B: 2 3B: 0 HR: 0	SF: 0 SAC: 1 DP: 2 HBP: 1	WP: 0 PB: 0 SB: 1 CS: 0	PA: 57																	
<b>PITCHER</b>	IP	WLS	BF	H	R	ER	SO	BB	IBB	HBP	BLK	WP	HR	S	P	ERA	WHIP					<b>PITCHER</b>	IP	WLS	BF	H	R	ER	SO	BB	IBB	HBP	BLK	WP	HR	S	P	ERA	WHIP
<b>Charlie Hough, R</b> ERA: 3.56 (1, 1)	11.0		44	11	2	1	9									3.00	1.091					<b>Odell Jones, R</b> ERA: 3.0 (12, 1)	3.0	L	13	3	1	1	0	1	0	1	0	0	0	11	16	3.00	1.333

California Angels @ Texas Rangers  
Arlington Stadium, Arlington, TX  
Tue Jun 26 1984, 8:05 PM EDT  
Att: 19,010 - Unknown


AB 53  
R 3  
H 14  
RBI 3  
BB 2  
SO 9  
LOB 29



Batter	1	2	3	4	5	6	7	8	9	10	11	12	13	14	AB	R	H	RBI	BB	SO	LOB	BOTTOM																	
<b>Mickey Rivers, L</b> OBP: 0.305, SLG: 0.317 (1, 10)															5	1	0	0	1	2	3																		
<b>Gary Ward, R</b> OBP: 0.288, SLG: 0.303 (1, 7)															6	0	1	0	0	2	0																		
<b>Buddy Bell, R</b> OBP: 0.355, SLG: 0.398 (1, 5)															6	0	1	0	0	2	2																		
<b>Larry Parrish, R</b> OBP: 0.355, SLG: 0.500 (1, 9)															4	0	1	1	0	1	1																		
<b>Alan Bannister, R</b> OBP: 0.371, SLG: 0.431 (11, PH)															0	0	0	0	0	0	0																		
<b>Bob Jones, L</b> OBP: 0.309, SLG: 0.355 (12, 9)															1	0	1	0	0	0	0																		
<b>Pete O'Brien, L</b> OBP: 0.371, SLG: 0.492 (1, 3)															6	0	1	0	0	0	5																		
<b>Donnie Scott, S</b> OBP: 0.306, SLG: 0.318 (1, 2)															6	0	2	0	0	1	2																		
<b>Bill Sample, R</b> OBP: 0.311, SLG: 0.367 (1, 8)															5	1	3	0	1	1	1																		
<b>Wayne Tolleson, S</b> OBP: 0.298, SLG: 0.278 (1, 4)															3	0	1	0	0	2																			
<b>Marv Foley, L</b> OBP: 0.321, SLG: 0.463 (11, PH)															1	0	0	0	0	1	3																		
<b>Jim Anderson, R</b> OBP: 0.159, SLG: 0.098 (12, 6)															0	0	0	0	0	0	0																		
<b>Dave Hostettler, R</b> OBP: 0.338, SLG: 0.421 (14, PH)															1	0	0	0	0	1	0																		
<b>Curtis Wilkerson, S</b> OBP: 0.300, SLG: 0.304 (12, 4)															6	0	2	1	0	1	1																		
<b>Inning Stats</b>	R: 1 E: 0 K: 0 S: 4	H: 2 LOB: 1 BB: 1 P: 8	R: 0 E: 0 K: 0 S: 3	H: 1 LOB: 0 BB: 0 P: 3	R: 0 E: 0 K: 0 S: 3	H: 0 LOB: 0 BB: 0 P: 3	R: 0 E: 0 K: 1 S: 6	H: 1 LOB: 1 BB: 0 P: 6	R: 1 E: 0 K: 0 S: 4	H: 2 LOB: 2 BB: 0 P: 4	R: 0 E: 0 K: 0 S: 4	H: 0 LOB: 0 BB: 0 P: 9	R: 0 E: 0 K: 3 S: 9	H: 1 LOB: 3 BB: 1 P: 10	R: 0 E: 0 K: 0 S: 8	H: 1 LOB: 1 BB: 0 P: 8	R: 0 E: 0 K: 2 S: 7	H: 0 LOB: 0 BB: 0 P: 7	1B: 11 2B: 3 3B: 0 HR: 0	SF: 0 SAC: 1 DP: 4 HBP: 1	WP: 0 PB: 0 SB: 0 CS: 1	PA: 55																	
<b>PITCHER</b>	IP	WLS	BF	H	R	ER	SO	BB	IBB	HBP	BLK	WP	HR	S	P	ERA	WHIP					<b>PITCHER</b>	IP	WLS	BF	H	R	ER	SO	BB	IBB	HBP	BLK	WP	HR	S	P	ERA	WHIP
<b>Jim Slaton, R</b> ERA: 5.76 (1, 1)	7.0		28	9	2	2	1									2.57	1.429					<b>Don Aase, R</b> ERA: (8, 1)	3.0		11	2	0	0	3	0	0	0	0	0	17	17	0.00	0.667	
<b>Bruce Kison, R</b> ERA: 1.5 (11, 1)	4.0	W	15	2	0	0	8	0	1	0	0	0	0	0	0	0.00	0.500																						

California Angels @ Texas Rangers  
Arlington Stadium, Arlington, TX  
Tue Jun 26 1984, 8:05 PM EDT  
Att: 19,010 - Unknown

AB 50  
R 2  
H 13  
RBI 2  
BB 2  
SO 12  
LOB 20













Batter	1	2	3	4	5	6	7	8	9	AB	R	H	RBI	BB	SO	LOB	TOP																			
Curtis Wilkerson, S OBP: 0.296, SLG: 0.300 (1, 6)	G3		F7			4-3		5-3		4	0	0	0	0	0	0	Texas Rangers @ Cleveland Indians Cleveland Municipal Stadium, Cleveland, OH Thu Jun 28 1984, 7:05 PM EDT Att: 7,958 - Unknown																			
Mickey Rivers, L OBP: 0.309, SLG: 0.325 (1, 7)	G5-4-3 1B			1B		F7			6-3	4	0	2	0	0	0																					
Buddy Bell, R OBP: 0.360, SLG: 0.396 (1, 5)	G5-4-3 1-2			K			HR 1B		4-3 1B	4	1	2	0	0	1	2																				
Pete O'Brien, L OBP: 0.365, SLG: 0.476 (1, 3)		F4		F4		F6			4-3	4	0	0	0	0	3																					
Larry Parrish, R OBP: 0.350, SLG: 0.486 (1, 10)		1B		F8		F3			F9	4	0	1	0	0	3																					
Bob Jones, L OBP: 0.325, SLG: 0.437 (1, 9)		K			F7		HR			3	1	1	2	0	1																					
Gary Ward, R OBP: 0.285, SLG: 0.304 (1, 8)		F7			K		K			3	0	0	0	0	2	1																				
Donnie Scott, S OBP: 0.301, SLG: 0.316 (1, 2)			K		F9			5-3		3	0	0	0	0	1	0																				
Wayne Tolleson, S OBP: 0.291, SLG: 0.272 (1, 4)		F9				F7		K		3	0	0	0	0	1	0																				
<b>Inning Stats</b>	R: 0 E: 0 K: 0 S: 3	H: 1 LOB: 0 BB: 0 P: 3	R: 0 E: 0 K: 1 S: 6	H: 1 LOB: 0 BB: 0 P: 6	R: 0 E: 0 K: 1 S: 5	H: 0 LOB: 0 BB: 0 P: 5	R: 0 E: 0 K: 1 S: 6	H: 1 LOB: 1 BB: 0 P: 6	R: 0 E: 0 K: 1 S: 5	H: 0 LOB: 0 BB: 0 P: 5	R: 2 E: 0 K: 1 S: 7	H: 2 LOB: 2 BB: 0 P: 7	R: 0 E: 0 K: 1 S: 5	H: 0 LOB: 0 BB: 0 P: 5	R: 0 E: 0 K: 0 S: 4	H: 1 LOB: 1 BB: 0 P: 4	1B: 5 2B: 0 3B: 0 HR: 1	SF: 0 SAC: 0 DP: 1 HBP: 0	WP: 0 PB: 0 SB: 0 CS: 0	PA: 32																
<b>PITCHER</b>	IP	WLS	BF	H	R	ER	SO	BB	IBB	HBP	BLK	WP	HR	S	P	ERA	WHIP	<b>PITCHER</b>		IP	WLS	BF	H	R	ER	SO	BB	IBB	HBP	BLK	WP	HR	S	P	ERA	WHIP
Roy Smith, R ERA: 3.95 (1, 1)	7.0	W	25	5	2	2	5	0	0	0	0	0	1	35	35	2.57	0.714			7.0	W	25	5	2	2	5	0	0	0	0	0	1	35	35	2.57	0.714
Ernie Camacho, R ERA: 2.03 (8, 1)	2.0	S	7	1	0	0	1	0	0	0	0	0	0	9	9	0.00	0.500			2.0	S	7	1	0	0	1	0	0	0	0	0	9	9	0.00	0.500	

AB	32
R	2
H	6
RBI	2
BB	0
SO	6
LOB	10



Batter	1	2	3	4	5	6	7	8	9	AB	R	H	RBI	BB	SO	LOB	BOTTOM																			
Joe Carter, R OBP: 0.222, SLG: 0.556 (1, 8)	HR									3	1	1	1	0	0	0	Texas Rangers @ Cleveland Indians Cleveland Municipal Stadium, Cleveland, OH Thu Jun 28 1984, 7:05 PM EDT Att: 7,958 - Unknown																			
Mel Hall, L OBP: 0.350, SLG: 0.475 (7, PH) (8, 7)		F4			6-3		FC3-6 1B 1-2 2-3			1	0	0	0	0	0	2																				
Julio Franco, R OBP: 0.310, SLG: 0.305 (1, 6)	F9		K		1-3		1B 1-2 3-H			4	0	1	1	0	1	0																				
Mike Hargrove, L OBP: 0.300, SLG: 0.392 (1, 3)	HR 1B		G3		K		K			4	1	1	0	0	2	2																				
Andre Thornton, R OBP: 0.360, SLG: 0.496 (1, 10)	HR 1-H		K			6-3			HR 1B	4	2	2	2	0	1	0																				
Carmen Castillo, R OBP: 0.333, SLG: 0.524 (1, 9)	1B 3B		5-3			5-3			HR 1-H	4	2	2	2	0	0	0																				
Pat Tabler, R OBP: 0.370, SLG: 0.354 (1, 7)									F8	3	0	2	1	0	0	0																				
Brett Butler, L OBP: 0.371, SLG: 0.324 (8, 8)					5-3 1B				F8	1	0	0	0	0	0	0																				
Brook Jacoby, R OBP: 0.296, SLG: 0.338 (1, 5)	F4				F8				F7	4	0	0	0	0	0	2																				
Chris Bando, S OBP: 0.385, SLG: 0.625 (1, 2)		K			5-3		FC3-6 1B BB		FC6 BB	2	1	0	0	2	1	2																				
Mike Fischlin, R OBP: 0.273, SLG: 0.111 (1, 4)		1-3			F7		FC3-6 BB		FC6 1-2	3	0	0	0	1	0	2																				
<b>Inning Stats</b>	R: 4 E: 0 K: 1 S: 10	H: 5 LOB: 1 BB: 0 P: 10	R: 0 E: 0 K: 1 S: 5	H: 0 LOB: 0 BB: 0 P: 5	R: 0 E: 0 K: 1 S: 5	H: 0 LOB: 0 BB: 0 P: 5	R: 0 E: 0 K: 0 S: 4	H: 1 LOB: 1 BB: 0 P: 4	R: 0 E: 0 K: 1 S: 5	H: 0 LOB: 0 BB: 0 P: 5	R: 0 E: 0 K: 0 S: 3	H: 0 LOB: 0 BB: 0 P: 3	R: 1 E: 0 K: 1 S: 6	H: 1 LOB: 2 BB: 2 P: 14	R: 2 E: 0 K: 0 S: 5	H: 2 LOB: 1 BB: 1 P: 9	1B: 5 2B: 0 3B: 1 HR: 3	SF: 0 SAC: 0 DP: 0 HBP: 0	WP: 1 PB: 0 SB: 0 CS: 0	PA: 36																
<b>PITCHER</b>	IP	WLS	BF	H	R	ER	SO	BB	IBB	HBP	BLK	WP	HR	S	P	ERA	WHIP	<b>PITCHER</b>		IP	WLS	BF	H	R	ER	SO	BB	IBB	HBP	BLK	WP	HR	S	P	ERA	WHIP
Frank Tanana, L ERA: 2.96 (1, 1)	6.1	L	27	6	5	5	4	2	0	0	0	0	2	33	41	7.11	1.263			6.1	L	27	6	5	5	4	2	0	0	0	2	33	41	7.11	1.263	
Dave Tobik, R ERA: 2.9 (7, 1)	1.2		9	3	2	2	1	1	0	0	0	0	1	10	14	10.80	2.400			1.2		9	3	2	2	1	1	0	0	0	1	10	14	10.80	2.400	









Batter	1	2	3	4	5	6	7	8	9	AB	R	H	RBI	BB	SO	LOB	TOP				
Curtis Wilkerson, S (1, 6) OBP: 0.296, SLG: 0.297										5	1	1	0	0	0	5	<p><b>Texas Rangers @ Cleveland Indians</b> Cleveland Municipal Stadium, Cleveland, OH</p> <p>Sat Jun 30 1984, 7:05 PM EDT Att: 25,500 - Unknown</p> <p>livebaseballscores.com</p>				
Mickey Rivers, L (1, 7) OBP: 0.303, SLG: 0.324										4	1	2	0	0	0	1					
Buddy Bell, R (1, 5) OBP: 0.370, SLG: 0.410										3	0	0	0	1	1	2					
Larry Parrish, R (1, 10) OBP: 0.353, SLG: 0.488										4	0	2	2	0	0	2					
Pete O'Brien, L (1, 3) OBP: 0.365, SLG: 0.477										3	0	0	0	1	0	1					
Gary Ward, R (1, 8) OBP: 0.288, SLG: 0.307										4	0	2	0	0	0	2					
Bob Jones, L (1, 9) OBP: 0.330, SLG: 0.420										4	0	1	0	0	0	2					
Bill Stein, R (1, 4) OBP: 0.333, SLG: 0.263										4	0	3	0	0	0	1					
Wayne Tolleson, S (9, 4) OBP: 0.287, SLG: 0.267										0	0	0	0	0	0	0					
Ned Yost, R (1, 2) OBP: 0.187, SLG: 0.222										4	0	1	0	0	0	4					
<b>Inning Stats</b>	R: 1 E: 0 K: 0 S: 5	H: 2 LOB: 2 BB: 1 P: 9	R: 0 E: 0 K: 0 S: 4	H: 2 LOB: 1 BB: 0 P: 4	R: 1 E: 0 K: 0 S: 4	H: 2 LOB: 0 BB: 0 P: 4	R: 0 E: 0 K: 0 S: 5	H: 2 LOB: 2 BB: 0 P: 5	R: 0 E: 0 K: 0 S: 3	H: 1 LOB: 0 BB: 0 P: 3	R: 0 E: 0 K: 0 S: 4	H: 1 LOB: 1 BB: 0 P: 4	R: 0 E: 1 K: 0 S: 4	H: 0 LOB: 2 BB: 1 P: 8	R: 0 E: 0 K: 0 S: 5	H: 2 LOB: 2 BB: 0 P: 5	R: 0 E: 0 K: 1 S: 5	H: 0 LOB: 0 BB: 0 P: 5	1B: 11 2B: 2 3B: 0 HR: 0	SF: 0 SAC: 2 DP: 2 HBP: 0	WP: 0 PA: 39 PB: 0 SB: 0 CS: 1
<b>PITCHER</b>	IP WLS BF H R ER SO BB IBB HBP BLK WP HR S P ERA WHIP	7.2 L 35 12 2 2 0 0 0 0 0 0 0 0 0 0 2.35 1.826	1.1 L 4 0 0 0 1 0 0 0 0 0 0 0 0 0 0.00 0.000																		

Batter	1	2	3	4	5	6	7	8	9	AB	R	H	RBI	BB	SO	LOB	BOTTOM				
Brett Butler, L (1, 8) OBP: 0.370, SLG: 0.325										5	1	1	0	0	1	4	<p><b>Texas Rangers @ Cleveland Indians</b> Cleveland Municipal Stadium, Cleveland, OH</p> <p>Sat Jun 30 1984, 7:05 PM EDT Att: 25,500 - Unknown</p> <p>livebaseballscores.com</p>				
Julio Franco, R (1, 6) OBP: 0.320, SLG: 0.316										4	0	2	0	1	0	2					
Mike Hargrove, L (1, 3) OBP: 0.397, SLG: 0.399										3	0	0	1	0	1	2					
Andre Thornton, R (1, 10) OBP: 0.360, SLG: 0.511										4	0	0	0	0	2	2					
Mel Hall, L (1, 7) OBP: 0.355, SLG: 0.484										3	0	1	0	1	1	1					
Jerry Willard, L (1, 2) OBP: 0.336, SLG: 0.408										4	0	1	0	0	2	3					
George Vukovich, L (1, 9) OBP: 0.339, SLG: 0.396										4	0	1	0	0	0	2					
Brook Jacoby, R (1, 5) OBP: 0.295, SLG: 0.333										4	0	1	0	0	1	2					
Mike Fischlin, R (1, 4) OBP: 0.250, SLG: 0.100										2	0	0	0	0	0	2					
Pat Tabler, R (7, PH) OBP: 0.376, SLG: 0.357										0	0	0	0	1	0	0					
Tony Bernazard, S (8, 4) OBP: 0.313, SLG: 0.273										0	0	0	0	0	0	0					
Carmen Castillo, R (8, PH) OBP: 0.344, SLG: 0.528										0	0	0	0	1	0	0					
<b>Inning Stats</b>	R: 0 E: 0 K: 1 S: 4	H: 0 LOB: 0 BB: 1 P: 8	R: 0 E: 0 K: 1 S: 6	H: 1 LOB: 1 BB: 0 P: 6	R: 0 E: 0 K: 1 S: 5	H: 0 LOB: 0 BB: 0 P: 5	R: 0 E: 0 K: 1 S: 5	H: 0 LOB: 0 BB: 0 P: 5	R: 0 E: 0 K: 0 S: 7	H: 2 LOB: 2 BB: 0 P: 7	R: 1 E: 0 K: 0 S: 5	H: 2 LOB: 1 BB: 0 P: 5	R: 0 E: 0 K: 1 S: 6	H: 1 LOB: 2 BB: 1 P: 10	R: 0 E: 0 K: 2 S: 8	H: 1 LOB: 2 BB: 1 P: 12	R: 0 E: 1 K: 0 S: 4	H: 0 LOB: 2 BB: 1 P: 8	1B: 7 2B: 0 3B: 0 HR: 0	SF: 0 SAC: 1 DP: 0 HBP: 0	WP: 0 PA: 38 PB: 1 SB: 0 CS: 1
<b>PITCHER</b>	IP WLS BF H R ER SO BB IBB HBP BLK WP HR S P ERA WHIP	9.0 W 38 7 1 1 8 3 1 0 0 0 0 0 0 0 1.00 1.111																			



Batter	1	2	3	4	5	6	7	8	9	AB	R	H	RBI	BB	SO	LOB	TOP										
<b>Curtis Wilkerson, S</b> OBP: 0.294, SLG: 0.295 (1, 6)										5	2	1	0	0	0	1	<b>Texas Rangers @ Cleveland Indians</b> Cleveland Municipal Stadium, Cleveland, OH Sun Jul 01 1984, 3:33 AM EDT Att: 9,001 - Unknown <a href="http://livebaseballscorecards.com">livebaseballscorecards.com</a>										
<b>Tom Dunbar, L</b> OBP: 0.400, SLG: 0.600 (1, 9)										5	0	2	1	0	0	0											
<b>Buddy Bell, R</b> OBP: 0.376, SLG: 0.430 <b>Jim Anderson, R</b> OBP: 0.174, SLG: 0.116 (6, 5)										2	1	2	1	1	0	0											
<b>Larry Parrish, R</b> OBP: 0.351, SLG: 0.483 (1, 10)										5	0	1	1	0	0	4											
<b>Pete O'Brien, L</b> OBP: 0.369, SLG: 0.488 (1, 3)										4	1	2	1	1	0	1											
<b>Bob Jones, L</b> OBP: 0.312, SLG: 0.400 (1, 7)										4	0	0	1	0	1	1											
<b>Gary Ward, R</b> OBP: 0.303, SLG: 0.303 <b>Wayne Tolleson, S</b> OBP: 0.288, SLG: 0.269 (6, 8)										3	0	0	0	0	1	1											
<b>Bill Stein, R</b> OBP: 0.400, SLG: 0.318 (1, 4)										3	0	2	0	1	0	0											
<b>Donnie Scott, S</b> OBP: 0.304, SLG: 0.321 <b>Mary Foley, L</b> OBP: 0.329, SLG: 0.465 (7, PH) (7, 2)										2	0	0	0	0	0	3											
<b>Inning Stats</b>	R: 1 E: 0 K: 0 S: 5	H: 2 LOB: 1 BB: 0 P: 5	R: 0 E: 0 K: 1 S: 6	H: 1 LOB: 1 BB: 0 P: 6	R: 0 E: 0 K: 0 S: 3	H: 0 LOB: 1 BB: 1 P: 7	R: 0 E: 0 K: 0 S: 4	H: 1 LOB: 2 BB: 1 P: 8	R: 0 E: 0 K: 0 S: 3	H: 0 LOB: 0 BB: 0 P: 3	R: 1 E: 0 K: 0 S: 5	H: 2 LOB: 1 BB: 0 P: 5	R: 1 E: 0 K: 1 S: 8	H: 3 LOB: 2 BB: 0 P: 8	R: 2 E: 0 K: 0 S: 6	H: 3 LOB: 2 BB: 1 P: 10		1B: 9 2B: 2 3B: 0 HR: 2	SF: 1 SAC: 0 DP: 0 HBP: 0	WP: 0 PB: 0 SB: 0 CS: 0	PA: 43						
<b>PITCHER</b>	IP	WLS	BF	H	R	ER	SO	BB	IBB	HBP	BLK	WP	HR	S	P	ERA	WHIP										
<b>Don Schulze, R</b> ERA: 8.31 (1, 1)	7.0	W	30	7	2	2	1	2	0	0	0	0	1	30	38	2.57	1.286										
<b>Luis Aponte, R</b> ERA: 3.92 (8, 1)	1.1		11	6	3	3	1	1	0	0	0	0	1	12	16	20.25	5.250										
<b>Mike Jeffcoat, L</b> ERA: 1.66 (9, 1)	0.2		2	0	0	0	0	0	0	0	0	0	0	2	2	0.00	0.000										

Batter	1	2	3	4	5	6	7	8	9	AB	R	H	RBI	BB	SO	LOB	BOTTOM										
<b>Tony Bernazard, S</b> OBP: 0.316, SLG: 0.275 (1, 4)										2	2	1	2	1	0	1	<b>Texas Rangers @ Cleveland Indians</b> Cleveland Municipal Stadium, Cleveland, OH Sun Jul 01 1984, 3:33 AM EDT Att: 9,001 - Unknown <a href="http://livebaseballscorecards.com">livebaseballscorecards.com</a>										
<b>Julio Franco, R</b> OBP: 0.322, SLG: 0.322 <b>Mike Fischlin, R</b> OBP: 0.270, SLG: 0.194 (7, PH) (8, 6)										4	2	2	1	0	0	1											
<b>Mike Hargrove, L</b> OBP: 0.393, SLG: 0.393 (1, 3)										5	0	1	1	0	1	4											
<b>Andre Thornton, R</b> OBP: 0.366, SLG: 0.512 <b>Broderick Perkins, L</b> OBP: 0.343, SLG: 0.250 (6, PH)										1	1	1	1	2	0	0											
<b>Carmen Castillo, R</b> OBP: 0.346, SLG: 0.545 (1, 9)										4	1	1	5	1	1	3											
<b>Pat Tabler, R</b> OBP: 0.375, SLG: 0.361 <b>Brett Butler, L</b> OBP: 0.371, SLG: 0.326 (1, 7) (5, 8)										3	0	1	0	0	1	2											
<b>Mel Hall, L</b> OBP: 0.352, SLG: 0.477 (5, 7)										5	1	1	0	0	0	3											
<b>Brook Jacoby, R</b> OBP: 0.300, SLG: 0.336 (1, 5)										4	3	2	0	1	1	0											
<b>Chris Bando, S</b> OBP: 0.433, SLG: 0.630 (1, 2)										3	2	2	0	1	0	1											
<b>Inning Stats</b>	R: 2 E: 0 K: 0 S: 5	H: 2 LOB: 1 BB: 1 P: 9	R: 1 E: 1 K: 0 S: 5	H: 1 LOB: 1 BB: 0 P: 5	R: 0 E: 0 K: 1 S: 5	H: 0 LOB: 1 BB: 1 P: 9	R: 6 E: 0 K: 1 S: 10	H: 5 LOB: 1 BB: 2 P: 18	R: 1 E: 0 K: 0 S: 4	H: 2 LOB: 0 BB: 0 P: 4	R: 0 E: 0 K: 0 S: 4	H: 1 LOB: 2 BB: 1 P: 8	R: 3 E: 0 K: 2 S: 10	H: 3 LOB: 1 BB: 1 P: 14	R: 0 E: 0 K: 1 S: 5	H: 0 LOB: 0 BB: 0 P: 5		1B: 10 2B: 2 3B: 1 HR: 1	SF: 1 SAC: 1 DP: 1 HBP: 0	WP: 0 PB: 0 SB: 0 CS: 0	PA: 44						
<b>PITCHER</b>	IP	WLS	BF	H	R	ER	SO	BB	IBB	HBP	BLK	WP	HR	S	P	ERA	WHIP										
<b>Mike Mason, L</b> ERA: 2.91 (1, 1)	3.2	L	21	6	7	6	2	3	0	0	0	0	0	22	34	14.73	2.455										
<b>Joey McLaughlin, R</b> ERA: 4.76 (4, 1)	0.1		4	2	2	2	0	1	0	0	0	0	1	3	7	54.00	9.000										
<b>Tom Henke, R</b> ERA: 7.2 (5, 1)	2.0		9	3	1	1	0	1	0	0	0	0	0	8	12	4.50	2.000										
<b>Dave Tobik, R</b> ERA: 3.61 (7, 1)	2.0		10	3	3	3	3	1	0	0	0	0	0	15	19	13.50	2.000										



Batter	1	2	3	4	5	6	7	8	9	AB	R	H	RBI	BB	SO	LOB	TOP			
Willie Randolph, R (1, 4) OBP: 0.386, SLG: 0.365										5	1	2	0	0	0	2				
Butch Wynegar, S (1, 2) OBP: 0.350, SLG: 0.374										5	0	1	0	0	0	4				
Don Mattingly, L (1, 3) OBP: 0.376, SLG: 0.537										4	1	1	1	0	1	2				
Don Baylor, R (1, 10) OBP: 0.343, SLG: 0.517										3	2	2	0	1	0	0				
Dave Winfield, R (1, 9) OBP: 0.399, SLG: 0.566										4	1	2	3	0	0	1				
Steve Kemp, L (1, 7) OBP: 0.381, SLG: 0.423										3	1	1	1	1	0	0				
Ken Griffey, L (1, 8) OBP: 0.306, SLG: 0.307										4	0	1	1	0	0	1				
Bobby Meacham, S (1, 6) OBP: 0.250, SLG: 0.283										3	0	0	0	0	0	1				
Oscar Gamble, L (8, PH) OBP: 0.310, SLG: 0.313										1	0	0	0	0	0	1				
Toby Harrah, R (8, 5) OBP: 0.294, SLG: 0.262										0	0	0	0	0	0	0				
Tim Foli, R (1, 5) OBP: 0.198, SLG: 0.217										2	0	0	0	0	1	1				
Roy Smalley, S (9, PH) OBP: 0.286, SLG: 0.390										1	0	0	0	0	0	0				
<b>Inning Stats</b>	R: 2 E: 0 K: 0 S: 5	H: 5 LOB: 0 BB: 0 P: 5	R: 1 E: 1 K: 0 S: 6	H: 2 LOB: 2 BB: 0 P: 6	R: 2 E: 0 K: 0 S: 4	H: 1 LOB: 0 BB: 1 P: 8	R: 0 E: 0 K: 0 S: 4	H: 1 LOB: 2 BB: 0 P: 5	R: 0 E: 0 K: 1 S: 5	H: 0 LOB: 0 BB: 0 P: 3	R: 0 E: 0 K: 0 S: 3	H: 0 LOB: 0 BB: 0 P: 5	R: 1 E: 1 K: 0 S: 4	H: 1 LOB: 1 BB: 1 P: 8	R: 0 E: 0 K: 0 S: 3	H: 0 LOB: 0 BB: 0 P: 3	1B: 6 2B: 2 3B: 0 HR: 2	SF: 0 SAC: 0 DP: 0 HBP: 1	WP: 0 PB: 0 SB: 0 CS: 1	PA: 39
<b>PITCHER</b>	IP WLS BF H R ER SO BB IBB HBP BLK WP HR S P ERA WHIP																			
Danny Darwin, R (1, 1) ERA: 4.49	3.0		16	8	5	5	0	1	0	0	0	0	0	2	15	19	15.00	3.000		
Dickie Noles, R (4, 1) ERA: 4.75	4.1	W	16	2	1	0	2	0	0	1	0	0	0	0	19	20	0.00	0.462		
Dave Schmidt, R (8, 1) ERA: 2.53	1.2	S	6	0	0	0	0	1	0	0	0	0	0	0	5	9	0.00	0.600		

New York Yankees @ Texas Rangers  
Arlington Stadium, Arlington, TX  
Mon Jul 02 1984, 8:05 PM EDT  
Att: 18,142 - Unknown

AB 35  
R 6  
H 10  
RBI 6  
BB 2  
SO 2  
LOB 13



Batter	1	2	3	4	5	6	7	8	9	AB	R	H	RBI	BB	SO	LOB	BOTTOM			
Curtis Wilkerson, S (1, 6) OBP: 0.292, SLG: 0.290										4	1	0	0	1	1	3				
Gary Ward, R (1, 7) OBP: 0.284, SLG: 0.310										4	0	1	2	0	0	2				
Buddy Bell, R (1, 5) OBP: 0.377, SLG: 0.432										3	1	1	0	1	0	0				
Larry Parrish, R (1, 9) OBP: 0.347, SLG: 0.477										4	0	0	0	0	1	3				
Pete O'Brien, L (1, 3) OBP: 0.374, SLG: 0.490										3	2	2	1	1	0	0				
Bill Stein, R (1, 10) OBP: 0.444, SLG: 0.348										1	1	1	0	1	0	0				
Tom Dunbar, L (5, PH) OBP: 0.429, SLG: 0.500										1	1	0	0	1	0	1				
Bill Sample, R (1, 8) OBP: 0.307, SLG: 0.365										4	0	1	2	0	1	4				
Donnie Scott, S (1, 2) OBP: 0.302, SLG: 0.318										4	0	1	0	0	1	1				
Wayne Tolleson, S (1, 4) OBP: 0.292, SLG: 0.273										4	1	2	1	0	0	2				
<b>Inning Stats</b>	R: 0 E: 0 K: 1 S: 5	H: 0 LOB: 0 BB: 0 P: 5	R: 0 E: 0 K: 0 S: 3	H: 0 LOB: 1 BB: 1 P: 7	R: 2 E: 0 K: 0 S: 4	H: 2 LOB: 1 BB: 2 P: 12	R: 2 E: 1 K: 1 S: 9	H: 3 LOB: 2 BB: 0 P: 9	R: 3 E: 0 K: 2 S: 10	H: 3 LOB: 1 BB: 1 P: 14	R: 0 E: 0 K: 0 S: 3	H: 0 LOB: 0 BB: 1 P: 3	R: 0 E: 0 K: 0 S: 3	H: 1 LOB: 0 BB: 0 P: 3	R: 0 E: 0 K: 0 S: 3	H: 0 LOB: 0 BB: 0 P: 3	1B: 6 2B: 2 3B: 1 HR: 0	SF: 0 SAC: 0 DP: 1 HBP: 0	WP: 0 PB: 0 SB: 0 CS: 1	PA: 38
<b>PITCHER</b>	IP WLS BF H R ER SO BB IBB HBP BLK WP HR S P ERA WHIP																			
Dennis Rasmussen, L (1, 1) ERA: 6.32	3.0		15	4	4	3	1	3	0	0	0	0	0	14	26	9.00	2.333			
Jose Rijo, R (4, 1) ERA: 4.85	3.0	L	15	4	3	3	3	1	0	0	0	0	0	20	24	9.00	1.667			
Ray Fontenot, L (7, 1) ERA: 4.85	1.0		4	0	0	0	0	1	0	0	0	0	0	3	7	0.00	1.000			
Dave Righetti, L (8, 1) ERA: 1.5	1.0		3	1	0	0	0	0	0	0	0	0	0	3	3	0.00	1.000			

New York Yankees @ Texas Rangers  
Arlington Stadium, Arlington, TX  
Mon Jul 02 1984, 8:05 PM EDT  
Att: 18,142 - Unknown

AB 32  
R 7  
H 9  
RBI 6  
BB 5  
SO 4  
LOB 16





Batter	1	2	3	4	5	6	7	8	9	AB	R	H	RBI	BB	SO	LOB	TOP								
Willie Randolph, R (1,4) OBP: 0.383, SLG: 0.362	6-3		FC5-4 1B		5-3		6-3		F9	5	0	1	0	0	0	0									
Tim Foli, R (1,5) OBP: 0.198, SLG: 0.216	6-3		F7			BB 1B 1B	1-3		6-3	5	1	1	0	0	0	1									
Dave Winfield, R (1,9) OBP: 0.400, SLG: 0.565			K			F7			HR 1B	4	1	2	0	0	1	2									
Don Baylor, R (1,10) OBP: 0.345, SLG: 0.528	K		FC5-4 1-2			BB 1B 1B			HR HR	4	2	2	2	0	1	2									
Brian Dayett, R (1,7) OBP: 0.200, SLG: 0.417		4-3			6-3	F8	F8			4	0	0	0	0	0	2									
Don Mattingly, L (1,3) OBP: 0.376, SLG: 0.534		2B 1B			K	BB 1B 1B			F7	3	1	1	0	1	1	0									
Ken Griffey, L (1,8) OBP: 0.310, SLG: 0.316		1-3 2B			4-3	1B 1-2 2-3 BB			4-3	4	0	2	2	0	0	0									
Mike O'Berry, R (1,2) OBP: 0.294, SLG: 0.313		F6				1-2 2-H 3-H			F8	4	0	1	1	0	0	2									
Bobby Meacham, S (1,6) OBP: 0.233, SLG: 0.263		K				1-3 2-H	1B			4	0	0	0	0	1	4									
<b>Inning Stats</b>	R: 0 E: 0 K: 1 S: 6	H: 1 LOB: 1 BB: 0 P: 6	R: 0 E: 0 K: 1 S: 7	H: 2 LOB: 2 BB: 0 P: 7	R: 0 E: 0 K: 1 S: 6	H: 1 LOB: 1 BB: 0 P: 6	R: 0 E: 0 K: 1 S: 5	H: 0 LOB: 0 BB: 0 P: 5	R: 0 E: 0 K: 0 S: 3	H: 0 LOB: 0 BB: 0 P: 3	R: 3 E: 0 K: 0 S: 7	H: 4 LOB: 2 BB: 1 P: 11	R: 2 E: 0 K: 0 S: 5	H: 2 LOB: 0 BB: 0 P: 5	R: 0 E: 0 K: 0 S: 3	H: 0 LOB: 0 BB: 0 P: 3	R: 0 E: 0 K: 0 S: 3	H: 0 LOB: 0 BB: 0 P: 3	1B: 8 2B: 1 3B: 0 HR: 1	SF: 0 SAC: 0 DP: 0 HBP: 0	WP: 0 PB: 0 CS: 0	PA: 38			
<b>PITCHER</b>	IP	WLS	BF	H	R	ER	SO	BB	IBB	HBP	BLK	WP	HR	S	P	ERA	WHIP								
Frank Tanana, L (1,1) ERA: 3.03	6.0	L	27	8	3	3	4	1	0	0	0	0	0	34	38	4.50	1.500								
Odell Jones, R (7,1) ERA: 3.35	3.0		11	2	2	2	0	0	0	0	0	0	1	11	11	6.00	0.667								

New York Yankees @ Texas Rangers  
Arlington Stadium, Arlington, TX  
Tue Jul 03 1984, 8:05 PM EDT  
Att: 21,272 - Unknown

AB 37  
R 5  
H 10  
RBI 5  
BB 1  
SO 4  
LOB 13



Batter	1	2	3	4	5	6	7	8	9	AB	R	H	RBI	BB	SO	LOB	BOTTOM								
Curtis Wilkerson, S (1,6) OBP: 0.289, SLG: 0.286	4-3			6-3		B1-3	5-3			4	0	0	0	0	0	1									
Tom Dunbar, L (1,9) OBP: 0.364, SLG: 0.400	1-3			K		2B 1B			F6	4	1	1	0	0	1	0									
Buddy Bell, R (1,5) OBP: 0.376, SLG: 0.433	K			K		1-H 2B			F8	4	0	1	1	0	2	0									
Larry Parrish, R (1,10) OBP: 0.342, SLG: 0.470		6-3			F6	F7			6-3	4	0	0	0	0	0	1									
Pete O'Brien, L (1,3) OBP: 0.372, SLG: 0.485		F3			F6		HR BB		F8	3	1	0	0	1	0	0									
Gary Ward, R (1,8) OBP: 0.290, SLG: 0.333		K			HR		1-H HR		BB	3	2	2	3	1	1	0									
Bob Jones, L (1,7) OBP: 0.316, SLG: 0.402			F7						F7	2	0	1	0	0	0	0									
Bill Sample, R (7,PH) OBP: 0.308, SLG: 0.366										2	0	1	0	0	0	1									
Donnie Scott, S (1,2) OBP: 0.306, SLG: 0.322										2	0	1	0	0	0	1									
Bill Stein, R (9,PH) OBP: 0.429, SLG: 0.333			G6-4-3 1B							1	0	0	0	0	1	1									
Wayne Tolleson, S (1,4) OBP: 0.288, SLG: 0.269			G6-4-3 1-2			F8	5-3			3	0	0	0	0	0	2									
<b>Inning Stats</b>	R: 0 E: 0 K: 1 S: 5	H: 0 LOB: 0 BB: 0 P: 5	R: 0 E: 0 K: 1 S: 5	H: 0 LOB: 0 BB: 0 P: 5	R: 0 E: 0 K: 2 S: 7	H: 0 LOB: 0 BB: 0 P: 7	R: 1 E: 0 K: 0 S: 5	H: 2 LOB: 1 BB: 0 P: 5	R: 1 E: 0 K: 0 S: 5	H: 2 LOB: 1 BB: 1 P: 9	R: 0 E: 0 K: 0 S: 3	H: 0 LOB: 0 BB: 0 P: 3	R: 0 E: 0 K: 1 S: 5	H: 0 LOB: 1 BB: 1 P: 9	R: 0 E: 0 K: 1 S: 5	H: 0 LOB: 1 BB: 1 P: 9	1B: 4 2B: 1 3B: 0 HR: 2	SF: 0 SAC: 1 DP: 1 HBP: 0	WP: 0 PB: 0 CS: 0	PA: 35					
<b>PITCHER</b>	IP	WLS	BF	H	R	ER	SO	BB	IBB	HBP	BLK	WP	HR	S	P	ERA	WHIP								
Marty Bystrom, R (1,1) ERA: 4.88	6.0	W	22	5	2	2	4	0	0	0	0	0	1	30	30	3.00	0.833								
Ray Fontenot, L (7,1) ERA: 4.94	2.0		9	2	2	2	0	1	0	0	0	0	1	8	12	9.00	1.500								
Dave Righetti, L (9,1) ERA: 1.47	1.0	S	4	0	0	0	1	1	0	0	0	0	0	5	9	0.00	1.000								

New York Yankees @ Texas Rangers  
Arlington Stadium, Arlington, TX  
Tue Jul 03 1984, 8:05 PM EDT  
Att: 21,272 - Unknown

AB 32  
R 4  
H 7  
RBI 4  
BB 2  
SO 5  
LOB 7





Batter	1	2	3	4	5	6	7	8	9	AB	R	H	RBI	BB	SO	LOB	TOP				
Willie Randolph, R OBP: 0.383, SLG: 0.363	F9		F9 S 1B	5-3			1-3		SH3 1B	5	1	2	1	0	0	0					
Butch Wynegar, S OBP: 0.348, SLG: 0.372	WP 1B		F9		F8		F9		SH3	4	0	1	1	0	0	1					
Don Mattingly, L OBP: 0.378, SLG: 0.532	K		BB HBP 1B		F6				6-3 1B	5	0	2	1	0	1	2					
Don Baylor, R OBP: 0.344, SLG: 0.522	6-3		3-H 1-2 HBP		G3				F8	3	0	0	0	0	0	2					
Dave Winfield, R OBP: 0.401, SLG: 0.561		E SF8 BB	1-2 2-3 BB			K			6-3	2	1	0	0	2	1	1					
Steve Kemp, L OBP: 0.379, SLG: 0.435	6-3		F5			HR				4	1	1	1	0	1	5					
Brian Dayett, R OBP: 0.200, SLG: 0.417									K	0	0	0	0	0	0	0					
Ken Griffey, L OBP: 0.309, SLG: 0.317	SF8		4-3			F9			SH 1B	3	1	1	1	0	0	3					
Bobby Meacham, S OBP: 0.238, SLG: 0.267					1-3				SH 1B SH3	3	1	1	0	0	0	0					
Tim Lincecum, R OBP: 0.189, SLG: 0.207	F4				6-3				F7	4	0	0	0	0	0	3					
<b>Inning Stats</b>	R: 0 E: 0 K: 1 S: 6	H: 1 LOB: 1 BB: 0 P: 6	R: 1 E: 1 K: 0 S: 4	H: 1 LOB: 1 BB: 1 P: 8	R: 1 E: 0 K: 0 S: 5	H: 2 LOB: 3 BB: 1 P: 10	R: 0 E: 0 K: 0 S: 3	H: 0 LOB: 0 BB: 0 P: 3	R: 0 E: 0 K: 1 S: 6	H: 1 LOB: 0 BB: 0 P: 6	R: 0 E: 0 K: 0 S: 3	H: 0 LOB: 0 BB: 0 P: 3	R: 0 E: 0 K: 1 S: 6	H: 1 LOB: 1 BB: 0 P: 6	R: 2 E: 0 K: 0 S: 6	H: 2 LOB: 1 BB: 0 P: 6	1B: 7 2B: 0 3B: 0 HR: 1	SF: 1 SAC: 2 DP: 0 HBP: 1	WP: 1 PB: 0 CS: 1	PA: 39	
<b>PITCHER</b>	IP	WLS	BF	H	R	ER	SO	BB	IBB	HBP	BLK	WP	HR	S	P	ERA	WHIP				
Dave Stewart, R ERA: 5.11	(1, 1)	8.1	L	37	8	5	4	3	2	0	1	0	1	1	40	49	4.32	1.200			
Dave Schmidt, R ERA: 2.49	(9, 1)	0.2		2	0	0	0	0	0	0	0	0	0	2	2	0.00	0.000				

New York Yankees @ Texas Rangers  
Arlington Stadium, Arlington, TX  
Wed Jul 04 1984, 8:05 PM EDT  
Att: 39,240 - Unknown

AB 33  
R 5  
H 8  
RBI 5  
BB 2  
SO 3  
LOB 17



Batter	1	2	3	4	5	6	7	8	9	AB	R	H	RBI	BB	SO	LOB	BOTTOM			
Curtis Wilkerson, S OBP: 0.287, SLG: 0.285	F8		F7		K				L6-3 1B	4	0	1	0	0	1	0				
Mickey Rivers, L OBP: 0.296, SLG: 0.317	1-3		F4		3-1				L6-3 1-2	4	0	0	0	0	0	1				
Buddy Bell, R OBP: 0.374, SLG: 0.429			K2-3			F8			F4	3	0	0	0	1	1	0				
Larry Parrish, R OBP: 0.341, SLG: 0.467	F8				K PB 1B				3-1	4	0	1	0	0	1	1				
Pete O'Brien, L OBP: 0.370, SLG: 0.481			5-3		F8				3-1	4	0	1	0	0	0	1				
Gary Ward, R OBP: 0.293, SLG: 0.336			1B						G5-4-3 1B	4	0	2	0	0	1	2				
Bill Sample, R OBP: 0.305, SLG: 0.362			1B						K	3	0	0	0	0	1	3				
Donnie Scott, S OBP: 0.307, SLG: 0.323									F9	3	0	1	0	0	1	2				
Wayne Tolleson, S OBP: 0.285, SLG: 0.266			4-3						F8	3	0	0	0	0	0	2				
<b>Inning Stats</b>	R: 0 E: 0 K: 0 S: 3	H: 0 LOB: 1 BB: 1 P: 7	R: 0 E: 0 K: 0 S: 5	H: 2 LOB: 2 BB: 0 P: 5	R: 0 E: 0 K: 1 S: 9	H: 1 LOB: 2 BB: 0 P: 9	R: 0 E: 0 K: 1 S: 5	H: 0 LOB: 0 BB: 0 P: 5	R: 0 E: 0 K: 0 S: 4	H: 2 LOB: 1 BB: 0 P: 4	R: 0 E: 0 K: 1 S: 5	H: 0 LOB: 0 BB: 0 P: 5	R: 0 E: 0 K: 0 S: 3	H: 1 LOB: 0 BB: 0 P: 3	R: 0 E: 0 K: 1 S: 5	H: 0 LOB: 0 BB: 0 P: 5	1B: 6 2B: 1 3B: 0 HR: 0	SF: 0 SAC: 0 DP: 2 HBP: 0	WP: 0 PB: 2 CS: 0	PA: 33
<b>PITCHER</b>	IP	WLS	BF	H	R	ER	SO	BB	IBB	HBP	BLK	WP	HR	S	P	ERA	WHIP			
Phil Niekro, R ERA: 1.84	(1, 1)	8.0	W	30	6	0	0	5	1	0	0	0	0	39	43	0.00	0.875			
Jay Howell, R ERA: 3.12	(9, 1)	1.0		3	0	0	0	1	0	0	0	0	0	5	5	0.00	0.000			

New York Yankees @ Texas Rangers  
Arlington Stadium, Arlington, TX  
Wed Jul 04 1984, 8:05 PM EDT  
Att: 39,240 - Unknown

AB 32  
R 0  
H 6  
RBI 0  
BB 1  
SO 6  
LOB 12





Batter	1	2	3	4	5	6	7	8	9	AB	R	H	RBI	BB	SO	LOB	TOP					
Lou Whitaker, L (1, 4) OBP: 0.371, SLG: 0.391	0-3 K		4-0 BB		0-0 B3			0-0 G3	0-0 HR 1B	4	1	2	1	1	1		Detroit Tigers @ Texas Rangers Arlington Stadium, Arlington, TX Thu Jul 05 1984, 8:05 PM EDT Att: 15,151 - Unknown					
Alan Trammell, R (1, 6) OBP: 0.376, SLG: 0.470	0-3 K		0-0 F7		0-0 2B			0-0 6-3	0-0 HR 1B	5	1	2	2	0	1	1						
Kirk Gibson, L (1, 9) OBP: 0.348, SLG: 0.498	4-0 WP 1B BB		0-3 K		0-0 F8			1-0 HBP	0-0 HR 1B	3	1	1	3	1	1	2						
Lance Parrish, R (1, 2) OBP: 0.292, SLG: 0.463	0-0 WP 1B		0-3 K					0-0 F5	0-3 K	5	0	1	0	0	2	3						
Darrell Evans, L (1, 10) OBP: 0.365, SLG: 0.361	0-0 6-3			0-0 G6-4-3 1B				0-0 6-3	0-0 F5	4	0	1	0	0	0	2						
Chet Lemon, R (1, 8) OBP: 0.375, SLG: 0.532		0-0 F7		0-0 G6-4-3 1B				0-0 F7	0-0 BB 1B 1B	4	1	1	0	0	0	1						
Larry Herndon, R (1, 7) OBP: 0.310, SLG: 0.331		0-0 FC6 1B		0-0 F4			0-3 K		0-0 BB 1B 1B	4	1	2	0	0	1	0						
Dave Bergman, L (1, 3) OBP: 0.356, SLG: 0.383		0-0 FC6 1B		0-0 F8			0-0 F5		0-3 K	4	0	0	0	0	1	3						
Howard Johnson, S (1, 5) OBP: 0.368, SLG: 0.471		0-0 G3			0-0 B3 2B 1B			0-0 F6	4-0 BB 1B 1B	3	1	1	0	0	0	1						
Johnny Grubb, L (9, PH) OBP: 0.402, SLG: 0.457									1-2 2-3 BB	0	0	0	0	1	0	0						
Tom Brookens, R (9, PR) OBP: 0.279, SLG: 0.328									1-2 2-3 BB	0	1	0	0	0	0	0						
<b>Inning Stats</b>	R: 0 E: 0 K: 2 S: 8	H: 1 LOB: 2 BB: 1 P: 12	R: 0 E: 0 K: 0 S: 4	H: 1 LOB: 1 BB: 0 P: 4	R: 0 E: 0 K: 2 S: 7	H: 0 LOB: 1 BB: 1 P: 11	R: 0 E: 0 K: 0 S: 3	H: 1 LOB: 0 BB: 0 P: 3	R: 1 E: 0 K: 0 S: 5	H: 2 LOB: 1 BB: 0 P: 5	R: 0 E: 0 K: 0 S: 3	H: 0 LOB: 0 BB: 0 P: 3	R: 0 E: 0 K: 1 S: 5	H: 0 LOB: 0 BB: 0 P: 5	R: 0 E: 0 K: 0 S: 3	H: 0 LOB: 1 BB: 0 P: 4	R: 6 E: 0 K: 2 S: 12	H: 5 LOB: 1 BB: 1 P: 16	1B: 8 2B: 1 3B: 0 HR: 1	SF: 0 SAC: 0 DP: 1 HBP: 1	WP: 1 PB: 0 SB: 0 CS: 0	PA: 40
<b>PITCHER</b> Charlie Hough, R (1, 1) ERA: 3.62	IP: 9.0 WLS: L BF: 40	H: 10 R: 7 ER: 7 SO: 7	BB: 3 IBB: 0 HBP: 1 BLK: 0	WP: 1 HR: 1 S: 50 P: 63	ERA: 7.00 WHIP: 1.444	<b>PITCHER</b>										IP: 9.0 WLS: L BF: 40	H: 10 R: 7 ER: 7 SO: 7	BB: 3 IBB: 0 HBP: 1 BLK: 0	WP: 1 HR: 1 S: 50 P: 63	ERA: 7.00 WHIP: 1.444		

Batter	1	2	3	4	5	6	7	8	9	AB	R	H	RBI	BB	SO	LOB	BOTTOM								
Bill Sample, R (1, 8) OBP: 0.300, SLG: 0.356	0-0 4-3		0-3 K 2-3		0-0 F7			0-0 5-3	0-0 F6	5	0	0	0	0	1	2	Detroit Tigers @ Texas Rangers Arlington Stadium, Arlington, TX Thu Jul 05 1984, 8:05 PM EDT Att: 15,151 - Unknown								
Pete O'Brien, L (1, 3) OBP: 0.365, SLG: 0.474	0-3 K		4-0 G6-4-3 1B BB		0-0 F9		0-0 3-1	0-3 K	4	1	0	0	1	2	1										
Buddy Bell, R (1, 5) OBP: 0.376, SLG: 0.430	0-0 5-3		0-0 G6-4-3 1B		0-0 1B		0-0 6-3		4	1	2	0	0	0	0										
Larry Parrish, R (1, 10) OBP: 0.340, SLG: 0.465		0-3 K		0-0 G6-4-3 1B				0-0 F8	4	1	1	0	0	1	2										
Bob Jones, L (1, 9) OBP: 0.323, SLG: 0.400		0-3 K		4-0 2B BB			0-3 K		3	1	1	0	1	2	2										
Gary Ward, R (1, 7) OBP: 0.295, SLG: 0.341		0-0 F8		0-0 1H 2B			0-0 WP 1B 1B	0-0 F8	4	0	2	3	0	0	1										
Donnie Scott, S (1, 2) OBP: 0.314, SLG: 0.330			0-0 WP 1B 1B		0-0 F6		0-0 WP 1B 1B	0-0 1-3	4	0	2	1	0	0	2										
Curtis Wilkerson, S (1, 6) OBP: 0.291, SLG: 0.286			0-0 L6-3 1B		0-3 K		4-0 1-2 2-3 BB	0-0 F8	3	0	1	0	1	1	0										
Wayne Tolleson, S (1, 4) OBP: 0.285, SLG: 0.263			0-0 L6-3		0-0 F9		0-0 F5	1-0 HBP	3	0	0	0	0	0	5										
<b>Inning Stats</b>	R: 0 E: 0 K: 1 S: 5	H: 0 LOB: 0 BB: 0 P: 5	R: 0 E: 0 K: 2 S: 7	H: 0 LOB: 0 BB: 0 P: 7	R: 0 E: 0 K: 1 S: 6	H: 2 LOB: 1 BB: 0 P: 6	R: 2 E: 0 K: 0 S: 4	H: 2 LOB: 1 BB: 2 P: 12	R: 0 E: 0 K: 1 S: 5	H: 0 LOB: 0 BB: 0 P: 5	R: 2 E: 0 K: 1 S: 9	H: 4 LOB: 3 BB: 1 P: 13	R: 0 E: 0 K: 0 S: 3	H: 0 LOB: 0 BB: 0 P: 3	R: 0 E: 0 K: 0 S: 4	H: 1 LOB: 1 BB: 0 P: 4	R: 0 E: 0 K: 1 S: 5	H: 0 LOB: 1 BB: 0 P: 6	1B: 8 2B: 2 3B: 0 HR: 0	SF: 0 SAC: 0 DP: 2 HBP: 1	WP: 2 PB: 0 SB: 0 CS: 0	PA: 38			
<b>PITCHER</b> Dan Petry, R (1, 1) ERA: 3.22	IP: 1.1 WLS: 5 BF: 0	H: 0 R: 0 ER: 0 SO: 0	BB: 2 IBB: 0 HBP: 0 BLK: 0	WP: 1 HR: 0 S: 35 P: 43	ERA: 0.00 WHIP: 0.750	<b>PITCHER</b>										IP: 1.1 WLS: 5 BF: 0	H: 0 R: 0 ER: 0 SO: 0	BB: 2 IBB: 0 HBP: 0 BLK: 0	WP: 1 HR: 0 S: 35 P: 43	ERA: 0.00 WHIP: 0.750					
Doug Bair, R (6, 1) ERA: 2.63	1.1	0	0	0	1	0	0	0	0	0	0	4	8	0.00	0.600										
Aurelio Lopez, R (8, 1) ERA: 2.81	1.2	W	7	1	0	0	0	0	0	0	0	6	7	0.00	0.000										
Willie Hernandez, L (9, 1) ERA: 2.24	0.1	S	1	0	0	0	0	0	0	0	0	3	3	0.00	0.000										





Batter	1	2	3	4	5	6	7	8	9	AB	R	H	RBI	BB	SO	LOB	TOP				
Tom Brookens, R (1, 4) Lou Whitaker, L (9, FH) OBP: 0.373, SLG: 0.393	1-3		FC4-6		5-3		F8		2B 1B	4	0	0	0	0	0	4					
Alan Trammell, R (1, 6) OBP: 0.376, SLG: 0.470	K		6-3		F9			FC5-4 BB	2B	4	0	1	0	1	1	2					
Barbaro Garbey, R (1, 10) Johnny Grubb, L (8, FH) Doug Baker, S (9, FR) OBP: 0.321, SLG: 0.381 OBP: 0.404, SLG: 0.451	F9			5-3		4-3		K	FC5-4 IBB	3	0	0	0	0	0	0					
Lance Parrish, R (1, 2) OBP: 0.291, SLG: 0.456		FC6-4 BB		K		6-3		FC5-4 1B HR	FC5-4	4	1	0	0	1	1	4					
Chet Lemon, R (1, 8) OBP: 0.376, SLG: 0.539		FC6-4 WP				F6		HR	1B	4	1	2	0	0	0	1					
Darrell Evans, L (1, 3) OBP: 0.371, SLG: 0.379		5-3					1B	HR	1B	3	1	2	3	1	0	1					
Larry Hemdon, R (1, 7) OBP: 0.306, SLG: 0.325		6-3			F8		F9	6-3		4	0	0	0	0	0	4					
Kirk Gibson, L (1, 9) OBP: 0.350, SLG: 0.496			FC4-6 BB		5-3 1B		F6		F8	3	0	1	0	1	0	1					
Howard Johnson, S (1, 5) OBP: 0.365, SLG: 0.465			F8		K			1B	F4	4	0	1	0	0	1	2					
<b>Inning Stats</b>	R: 0 E: 0 K: 1 S: 5	H: 0 LOB: 0 BB: 0 P: 5	R: 0 E: 0 K: 0 S: 3	H: 0 LOB: 1 BB: 1 P: 7	R: 0 E: 0 K: 0 S: 3	H: 0 LOB: 1 BB: 1 P: 7	R: 0 E: 0 K: 1 S: 6	H: 1 LOB: 2 BB: 1 P: 10	R: 0 E: 0 K: 0 S: 3	H: 0 LOB: 0 BB: 0 P: 3	R: 0 E: 0 K: 0 S: 5	H: 2 LOB: 2 BB: 0 P: 5	R: 3 E: 0 K: 1 S: 7	H: 2 LOB: 3 BB: 1 P: 11	R: 0 E: 0 K: 0 S: 5	H: 2 LOB: 3 BB: 1 P: 9	1B: 5 2B: 1 3B: 1 HR: 1	SF: 0 SAC: 0 DP: 0 HBP: 0	WP: 1 PB: 0 SB: 1 CS: 0	PA: 40	
<b>PITCHER</b>	IP	WLS	BF	H	R	ER	SO	BB	IBB	HBP	BLK	WP	HR	S	P	ERA	WHIP				
Mike Mason, L (1, 1) ERA: 2.72	7.0	W	28	4	0	0	3	3	0	0	0	1	0	31	43	0.00	1.000				
Dickie Noles, R (8, 1) ERA: 5.09	1.2		9	3	3	3	1	1	0	0	0	0	1	10	14	16.20	2.400				
Dave Schmidt, R (9, 1) ERA: 2.47	0.1	S	3	1	0	0	0	0	1	0	0	0	0	2	6	0.00	3.000				

**Detroit Tigers @ Texas Rangers**  
Arlington Stadium, Arlington, TX  
Fri Jul 06 1984, 8:05 PM EDT  
Att: 22,378 - Unknown

AB	35
R	3
H	8
RBI	3
BB	5
SO	4
LOB	20



Batter	1	2	3	4	5	6	7	8	9	AB	R	H	RBI	BB	SO	LOB	BOTTOM				
Tom Dunbar, L (1, 7) OBP: 0.375, SLG: 0.400	4-3		1B 2B	1B		K		G6-3		5	1	2	0	0	1	1					
Mickey Rivers, L (1, 10) OBP: 0.295, SLG: 0.316	1-3		2B BLK	1B	F3		G1			4	1	1	0	0	0	2					
Buddy Bell, R (1, 5) OBP: 0.374, SLG: 0.431	F9		BLK	2B	K		F9			4	0	1	2	0	1	2					
Larry Parrish, R (1, 9) OBP: 0.345, SLG: 0.481		WP 1B	K		HR		2B			4	2	3	1	0	1	2					
Pete O'Brien, L (1, 3) OBP: 0.373, SLG: 0.480		F7	BB	BB	CS		2B			3	0	2	1	1	0	1					
Gary Ward, R (1, 8) OBP: 0.298, SLG: 0.339	K		2B 3B	BB	1B		2B			2	0	0	0	2	2	2					
Donnie Scott, S (1, 2) OBP: 0.303, SLG: 0.317			F8	BB		K		BB		4	0	0	0	0	0	6					
Wayne Tolleson, S (1, 4) OBP: 0.281, SLG: 0.259			F7		K		F8		6-3	4	0	0	0	0	1	0					
Curtis Wilkerson, S (1, 6) OBP: 0.297, SLG: 0.293			1B 2B	1B	1B		K		G6-3 1B	4	1	3	0	0	1	0					
<b>Inning Stats</b>	R: 0 E: 0 K: 0 S: 3	H: 0 LOB: 0 BB: 0 P: 3	R: 0 E: 0 K: 1 S: 6	H: 1 LOB: 1 BB: 0 P: 6	R: 3 E: 0 K: 1 S: 9	H: 4 LOB: 3 BB: 2 P: 17	R: 0 E: 0 K: 2 S: 9	H: 2 LOB: 2 BB: 0 P: 9	R: 1 E: 0 K: 1 S: 6	H: 2 LOB: 0 BB: 0 P: 6	R: 0 E: 0 K: 2 S: 7	H: 0 LOB: 0 BB: 0 P: 7	R: 1 E: 0 K: 0 S: 5	H: 2 LOB: 2 BB: 1 P: 9	R: 0 E: 0 K: 0 S: 3	H: 1 LOB: 0 BB: 0 P: 3	1B: 8 2B: 4 3B: 0 HR: 1	SF: 0 SAC: 0 DP: 2 HBP: 0	WP: 1 PB: 0 SB: 0 CS: 1	PA: 37	
<b>PITCHER</b>	IP	WLS	BF	H	R	ER	SO	BB	IBB	HBP	BLK	WP	HR	S	P	ERA	WHIP				
Juan Berenguer, R (1, 1) ERA: 4.09	2.2	L	15	5	3	3	3	2	0	0	0	1	0	7	25	10.12	2.625				
Stu Minge, L (3, 1) ERA: 3.9	1.0		5	2	0	0	1	0	0	0	0	0	0	7	7	0.00	2.000				
Aurelio Lopez, R (4, 1) ERA: 2.95	4.1		17	5	2	2	4	1	0	0	0	0	1	24	28	4.15	1.385				

**Detroit Tigers @ Texas Rangers**  
Arlington Stadium, Arlington, TX  
Fri Jul 06 1984, 8:05 PM EDT  
Att: 22,378 - Unknown

AB	34
R	5
H	12
RBI	4
BB	3
SO	7
LOB	16





Batter	1	2	3	4	5	6	7	8	9	AB	R	H	RBI	BB	SO	LOB	TOP																				
Lou Whitaker, L (1,4) OBP: 0.373, SLG: 0.391	K		FC4-6 1B	BB BB	BB BB	E3		1-3		4	0	1	1	1	1	0																					
Alan Trammell, R (1,6) OBP: 0.377, SLG: 0.467	WP 1B		FC4-6 1-2 2-3 3-H	BB BB	BB BB	F9			4-3	4	0	1	1	1	0	2																					
Kirk Gibson, L (1,9) OBP: 0.348, SLG: 0.489	F8		F7					G3	BB BB	4	0	0	0	1	0	4																					
Lance Parrish, R (1,2) OBP: 0.292, SLG: 0.465	F7			BB 1B	6-3				F2	5	2	2	1	0	0	2																					
Darrell Evans, L (1,10) OBP: 0.368, SLG: 0.372	K			BB 1B	G3				F7	4	1	0	0	1	1	1																					
Ruppert Jones, L (1,8) OBP: 0.327, SLG: 0.627	F4			BB BB						4	1	3	1	0	0	0																					
Dave Bergman, L (1,3) OBP: 0.353, SLG: 0.374	F7			BB BB	F8				F5	3	1	0	0	1	0	2																					
Larry Hemdon, R (1,7) OBP: 0.301, SLG: 0.320			F9	K		6-3			5-3	4	0	0	0	0	1	3																					
Howard Johnson, S (1,5) OBP: 0.363, SLG: 0.456			F9						3-1	3	0	0	1	1	1	0																					
Tom Brookens, R (8,5) OBP: 0.271, SLG: 0.318				BB BB		K				0	0	0	0	0	0	0																					
<b>Inning Stats</b>	R: 0 E: 0 K: 1 S: 6	H: 1 LOB: 1 BB: 0 P: 6	R: 0 E: 0 K: 1 S: 5	H: 0 LOB: 0 BB: 0 P: 5	R: 0 E: 0 K: 0 S: 4	H: 1 LOB: 1 BB: 0 P: 4	R: 4 E: 0 K: 1 S: 7	H: 2 LOB: 3 BB: 5 P: 27	R: 0 E: 0 K: 0 S: 4	H: 1 LOB: 1 BB: 0 P: 4	R: 0 E: 1 K: 1 S: 6	H: 0 LOB: 1 BB: 0 P: 6	R: 1 E: 0 K: 0 S: 5	H: 2 LOB: 1 BB: 0 P: 5	R: 0 E: 0 K: 0 S: 3	H: 0 LOB: 0 BB: 0 P: 3	R: 0 E: 0 K: 0 S: 3	H: 0 LOB: 1 BB: 1 P: 7	1B: 6 2B: 0 3B: 0 HR: 1	SF: 0 SAC: 0 DP: 0 HBP: 0	WP: 2 PB: 0 SB: 1 CS: 0	PA: 41															
<b>PITCHER</b>	IP	WLS	BF	H	R	ER	SO	BB	IBB	HBP	BLK	WP	HR	S	P	ERA	WHIP	<b>PITCHER</b>	IP	WLS	BF	H	R	ER	SO	BB	IBB	HBP	BLK	WP	HR	S	P	ERA	WHIP		
Danny Darwin, R (1,1) ERA: 4.65	3.2	L	19	4	4	4	3	4	0	0	0	1	0	21	37	9.82	2.182																				
Joey McLaughlin, R (4,1) ERA: 4.43	3.1		15	3	1	1	1	1	0	0	0	0	1	16	20	2.70	1.200																				
Odell Jones, R (8,1) ERA: 3.19	2.0		7	0	0	0	0	1	0	0	0	0	0	6	10	0.00	0.500																				

Detroit Tigers @ Texas Rangers  
Arlington Stadium, Arlington, TX  
Sat Jul 07 1984, 8:05 PM EDT  
Att: 29,262 - Unknown

AB	35
R	5
H	7
RBI	5
BB	6
SO	4
LOB	14




Batter	1	2	3	4	5	6	7	8	9	AB	R	H	RBI	BB	SO	LOB	BOTTOM																					
Tom Dunbar, L (1,10) OBP: 0.350, SLG: 0.368	K	K			G3 2B		6-3		FC3-6 BB	4	1	1	0	0	2	2																						
Wayne Tolleson, S (9, FH) OBP: 0.283, SLG: 0.259										0	0	0	0	1	0	0																						
Pete O'Brien, L (1,3) OBP: 0.373, SLG: 0.479	E9 1B		WP 1B		G3		K		FC3-6 1-2	5	1	2	0	0	1	2																						
Buddy Bell, R (1,5) OBP: 0.372, SLG: 0.427	F9		G5-3 WP 1B		F3		5-3		K	5	0	1	0	0	1	3																						
Larry Parrish, R (1,9) OBP: 0.346, SLG: 0.483			F7						K	5	0	2	2	0	2	3																						
Gary Ward, R (1,7) OBP: 0.300, SLG: 0.337	F9				F4				K	2	0	0	0	2	0	2																						
Bill Sample, R (1,8) OBP: 0.296, SLG: 0.351			G5-3				F8		F5	4	0	0	0	0	1	4																						
Bill Stein, R (1,4) OBP: 0.406, SLG: 0.321		5-3			F4		F8		BB 1B	4	0	1	0	0	0	0																						
Curtis Wilkerson, S (1,6) OBP: 0.304, SLG: 0.297					3-1				BB 1B	3	0	2	0	1	0	0																						
Ned Yost, R (1,2) OBP: 0.188, SLG: 0.223					6-3		1-3		K	4	0	1	0	0	1	4																						
<b>Inning Stats</b>	R: 1 E: 1 K: 1 S: 7	H: 2 LOB: 1 BB: 0 P: 7	R: 0 E: 0 K: 2 S: 9	H: 2 LOB: 2 BB: 0 P: 9	R: 0 E: 0 K: 0 S: 4	H: 2 LOB: 1 BB: 1 P: 8	R: 0 E: 0 K: 0 S: 3	H: 0 LOB: 0 BB: 0 P: 3	R: 1 E: 0 K: 0 S: 5	H: 2 LOB: 1 BB: 0 P: 5	R: 0 E: 0 K: 0 S: 4	H: 1 LOB: 1 BB: 0 P: 4	R: 0 E: 0 K: 1 S: 5	H: 0 LOB: 0 BB: 0 P: 5	R: 0 E: 0 K: 2 S: 8	H: 1 LOB: 3 BB: 2 P: 16	R: 0 E: 0 K: 2 S: 7	H: 0 LOB: 1 BB: 1 P: 11	1B: 9 2B: 1 3B: 0 HR: 0	SF: 0 SAC: 0 DP: 1 HBP: 0	WP: 1 PB: 0 SB: 0 CS: 0	PA: 40																
<b>PITCHER</b>	IP	WLS	BF	H	R	ER	SO	BB	IBB	HBP	BLK	WP	HR	S	P	ERA	WHIP	<b>PITCHER</b>	IP	WLS	BF	H	R	ER	SO	BB	IBB	HBP	BLK	WP	HR	S	P	ERA	WHIP			
Dave Rozema, R (1,1) ERA: 3.34	6.0	W	27	9	2	1	3	0	1	0	0	0	0	32	36	1.50	1.500																					
Willie Hernandez, L (7,1) ERA: 2.15	3.0	S	13	1	0	0	5	3	0	0	0	0	0	20	32	0.00	1.333																					

Detroit Tigers @ Texas Rangers  
Arlington Stadium, Arlington, TX  
Sat Jul 07 1984, 8:05 PM EDT  
Att: 29,262 - Unknown

AB	36
R	2
H	10
RBI	2
BB	4
SO	8
LOB	20





Batter	1	2	3	4	5	6	7	8	9	AB	R	H	RBI	BB	SO	LOB	TOP								
Tom Brookens, R OBP: 0.273, SLG: 0.318 Lou Whitaker, L OBP: 0.371, SLG: 0.389	0-3 K			0-0 BB 1B 1B	0-0 6-3		0-0 F8	0-0 F9		3	1	1	0	0	1	1									
Alan Trammell, R OBP: 0.376, SLG: 0.466 Doug Baker, S	0-0 1-3			0-0 BB 1B	0-0 F9		0-0 F7	0-0 F8		3	1	1	0	0	0	1									
Dave Bergman, L OBP: 0.351, SLG: 0.371	0-3 K			0-3 K		1-0 1B E HBP	0-0 E6 1B 2B		4-0 FC6-4 BB	3	2	0	0	1	2	2									
Lance Parrish, R OBP: 0.294, SLG: 0.463		0-0 6-3		4-0 F8 1B BB		0-0 F7	0-0 2B 1B		0-3 K	4	0	1	0	1	1	2									
Chet Lemon, R OBP: 0.377, SLG: 0.540		0-0 F8		0-0 1-2 2-3 BB		0-0 F9	0-0 1B		0-0 FC6-4	5	0	2	3	0	0	2									
Larry Hemdon, R OBP: 0.301, SLG: 0.320 Ruppert Jones, L OBP: 0.333, SLG: 0.615		0-0 F7		0-0 F8		0-0 F8	0-0 E HR 1B		0-3 K	3	1	1	0	0	0	2									
Barbaro Garbey, R OBP: 0.316, SLG: 0.375 Darrell Evans, L OBP: 0.366, SLG: 0.370			0-0 F8	0-0 F9		0-0 E4 HR	0-0 F9			3	1	0	0	0	0	3	AB 38 R 7 H 9 RBI 6 BB 3 SO 7 LOB 20								
Howard Johnson, S OBP: 0.366, SLG: 0.476			0-0 4-3		0-0 6-3 1B	0-0 E HR		0-0 F8		4	1	2	3	0	0	0									
Marty Castillo, R OBP: 0.214, SLG: 0.194 Johnny Grubb, L OBP: 0.410, SLG: 0.458 Aurelio Lopez, R			0-3 K		0-3 K	0-0 5-3		0-0 1B		3	0	0	0	0	2	1									
<b>Inning Stats</b>	R: 0 E: 0 K: 2 S: 7	H: 0 LOB: 0 BB: 0 P: 7	R: 0 E: 0 K: 0 S: 3	H: 0 LOB: 0 BB: 0 P: 3	R: 0 E: 0 K: 1 S: 5	H: 0 LOB: 0 BB: 0 P: 5	R: 2 E: 0 K: 1 S: 8	H: 3 LOB: 2 BB: 1 P: 12	R: 0 E: 0 K: 1 S: 6	H: 1 LOB: 1 BB: 0 P: 6	R: 4 E: 1 K: 0 S: 6	H: 2 LOB: 3 BB: 1 P: 7	R: 1 E: 1 K: 0 S: 6	H: 2 LOB: 3 BB: 1 P: 10	R: 0 E: 0 K: 0 S: 4	H: 1 LOB: 1 BB: 0 P: 4	R: 0 E: 0 K: 2 S: 7	H: 0 LOB: 1 BB: 1 P: 11	1B: 7 2B: 1 3B: 0 HR: 1	SF: 0 SAC: 0 DP: 0 HBP: 1	WP: 0 PB: 0 SB: 0 CS: 0	PA: 42			
<b>PITCHER</b>	IP	WLS	BF	H	R	ER	SO	BB	IBB	HBP	BLK	WP	HR	S	P	ERA	WHIP	<b>PITCHER</b>							
Frank Tanana, L ERA: 3.03	6.0	W	27	6	6	2	5	1	0	1	0	0	1	35	40	3.00	1.167								
Odel Jones, R ERA: 3.03	2.0		11	3	1	0	0	1	0	0	0	0	0	10	14	0.00	2.000								
Dave Schmidt, R ERA: 2.42	1.0	S	4	0	0	0	2	1	0	0	0	0	0	7	11	0.00	1.000								

Detroit Tigers @ Texas Rangers  
Arlington Stadium, Arlington, TX  
Sun Jul 08 1984, 8:05 PM EDT  
Att: 16,010 - Unknown

AB 38  
R 7  
H 9  
RBI 6  
BB 3  
SO 7  
LOB 20



Batter	1	2	3	4	5	6	7	8	9	AB	R	H	RBI	BB	SO	LOB	BOTTOM								
Curtis Wilkerson, S OBP: 0.306, SLG: 0.303	0-0 4-3		0-0 B1-3	0-0 2B 1B		0-0 G3		0-0 1B 2B		5	2	2	0	0	0	0									
Pete O'Brien, L OBP: 0.373, SLG: 0.476	0-0 F8		0-0 2B 1B	0-0 F5		0-3 K		4-0 1B BB		4	1	1	0	1	1	1									
Buddy Bell, R OBP: 0.372, SLG: 0.430	0-0 F7		0-0 6-3 1B 2B	0-0 F5		0-0 E3		0-0 1B		5	1	2	2	0	0	1									
Larry Parrish, R OBP: 0.348, SLG: 0.489		0-0 1B 2B	0-0 6-3	0-0 1B 2B		0-0 F7				4	1	2	1	0	0	2									
Bob Jones, L OBP: 0.330, SLG: 0.404		0-0 1B 1B	0-0 1B 1B	0-0 F7		0-3 K				4	2	2	2	0	1	1									
Gary Ward, R OBP: 0.299, SLG: 0.335		0-0 F3	0-0 1H 2B 1B		0-0 F8		0-0 4-3			4	1	1	1	0	0	1									
Tom Dunbar, L OBP: 0.375, SLG: 0.435 Bill Sample, R OBP: 0.296, SLG: 0.351		0-0 1B 1B	0-0 1B 2B		0-0 F7		0-0 F8			4	1	2	1	0	0	0	AB 38 R 9 H 15 RBI 9 BB 1 SO 2 LOB 10								
Donnie Scott, S OBP: 0.319, SLG: 0.333		0-0 G5-4-3	0-0 FC4-6		0-0 1B			0-0 4-3		4	0	3	2	0	0	0									
Wayne Tolleson, S OBP: 0.279, SLG: 0.255		0-0 G5-4-3	0-0 FC4-6		0-0 F5			0-0 F8		4	0	0	0	0	0	4									
<b>Inning Stats</b>	R: 0 E: 0 K: 0 S: 3	H: 0 LOB: 0 BB: 0 P: 3	R: 2 E: 0 K: 0 S: 6	H: 4 LOB: 1 BB: 0 P: 6	R: 5 E: 0 K: 0 S: 9	H: 6 LOB: 1 BB: 0 P: 9	R: 1 E: 0 K: 0 S: 5	H: 2 LOB: 1 BB: 0 P: 5	R: 0 E: 0 K: 1 S: 6	H: 1 LOB: 1 BB: 0 P: 4	R: 0 E: 1 K: 1 S: 6	H: 0 LOB: 1 BB: 0 P: 6	R: 0 E: 0 K: 1 S: 5	H: 0 LOB: 0 BB: 0 P: 5	R: 1 E: 0 K: 0 S: 4	H: 2 LOB: 2 BB: 1 P: 8	R: 0 E: 0 K: 0 S: 7	H: 0 LOB: 1 BB: 1 P: 11	1B: 10 2B: 5 3B: 0 HR: 0	SF: 0 SAC: 0 DP: 1 HBP: 0	WP: 0 PB: 0 SB: 0 CS: 0	PA: 39			
<b>PITCHER</b>	IP	WLS	BF	H	R	ER	SO	BB	IBB	HBP	BLK	WP	HR	S	P	ERA	WHIP	<b>PITCHER</b>							
Doug Bair, R ERA: 3.5	2.2	L	15	5	6	6	0	0	0	0	0	0	0	15	15	20.25	3.000								
Juan Berenguer, R ERA: 4.15	3.1		16	5	2	2	1	0	0	0	0	0	0	18	18	5.40	1.500								
Aurelio Lopez, R ERA: 2.99	2.0		8	2	1	1	1	1	0	0	0	0	0	9	13	4.50	1.500								
Aurelio Lopez, R ERA: 2.99	2.0		8	2	1	1	1	1	0	0	0	0	0	9	13	4.50	1.500								

Detroit Tigers @ Texas Rangers  
Arlington Stadium, Arlington, TX  
Sun Jul 08 1984, 8:05 PM EDT  
Att: 16,010 - Unknown

AB 38  
R 9  
H 15  
RBI 9  
BB 1  
SO 2  
LOB 10





Batter	1	2	3	4	5	6	7	8	9	AB	R	H	RBI	BB	SO	LOB	TOP					
<b>Brett Butler</b> , L (1, 8) OBP: 0.365, SLG: 0.329	F9			F7		K		1-3		4	0	0	0	0	1	2						
<b>Tony Bernazard</b> , S (1, 4) OBP: 0.309, SLG: 0.264	F3			K			4-3		F2	4	0	0	0	0	1	0						
<b>Julio Franco</b> , R (1, 6) OBP: 0.329, SLG: 0.340	K			F8			F3		FC5-4 1B	4	0	1	0	0	1	0						
<b>Andre Thornton</b> , R (1, 10) OBP: 0.373, SLG: 0.525		F7			5-3		F3		FC5-4 1-2	4	0	0	0	0	0	1						
<b>Mel Hall</b> , L (1, 7) OBP: 0.339, SLG: 0.455		G5-4-3 1B			1-3			1-3	K	4	0	1	0	0	1	1						
<b>Pat Tabler</b> , R (1, 3) OBP: 0.369, SLG: 0.371		G5-4-3 1-2			F8			2B SF8		3	1	1	0	0	0	1						
<b>George Vukovich</b> , L (1, 9) OBP: 0.344, SLG: 0.414			4-3			PB G3 BB				2	1	1	0	1	0	0						
<b>Jerry Willard</b> , L (1, 2) OBP: 0.325, SLG: 0.400			F2			G3 1-H				2	0	0	1	1	0	0						
<b>Brook Jacoby</b> , R (1, 5) OBP: 0.303, SLG: 0.340			F8			F9		SF8 3-H		2	0	0	1	0	0	0						
<b>Inning Stats</b>	R: 0 E: 0 K: 1 S: 5	H: 0 LOB: 0 BB: 0 P: 5	R: 0 E: 0 K: 0 S: 3	H: 1 LOB: 0 BB: 0 P: 3	R: 0 E: 0 K: 0 S: 3	H: 0 LOB: 0 BB: 0 P: 3	R: 0 E: 0 K: 1 S: 5	H: 0 LOB: 0 BB: 0 P: 5	R: 0 E: 0 K: 0 S: 3	H: 0 LOB: 0 BB: 0 P: 3	R: 1 E: 0 K: 1 S: 5	H: 0 LOB: 0 BB: 1 P: 9	R: 0 E: 0 K: 0 S: 3	H: 0 LOB: 0 BB: 0 P: 3	R: 1 E: 0 K: 0 S: 5	H: 2 LOB: 2 BB: 1 P: 9	R: 0 E: 0 K: 1 S: 6	H: 1 LOB: 1 BB: 0 P: 6	1B: 2 2B: 2 3B: 0 HR: 0	SF: 1 SAC: 0 DP: 1 HBP: 0	WP: 0 PB: 2 SB: 0 CS: 0	PA: 32
<b>PITCHER</b> <b>Charlie Hough</b> , R (1, 1) ERA: 3.46	IP: 9.0 WLS: W BF: 32	H: 4 R: 2 ER: 1 SO: 4	BB: 2 IBB: 0 HBP: 0 BLK: 0	WP: 0 HR: 0 S: 38 P: 46	ERA: 1.00 WHIP: 0.667																	

**Cleveland Indians @ Texas Rangers**  
Arlington Stadium, Arlington, TX  
Thu Jul 12 1984, 8:05 PM EDT  
Att: 19,171 - Unknown

AB 29  
R 2  
H 4  
RBI 2  
BB 2  
SO 4  
LOB 5



Batter	1	2	3	4	5	6	7	8	9	AB	R	H	RBI	BB	SO	LOB	BOTTOM			
<b>Bill Sample</b> , R (1, 7) OBP: 0.298, SLG: 0.347	1B 2B BB		F9	F3		1B SF8 BB		4-3		3	2	0	0	2	0	2				
<b>Wayne Tolleson</b> , S (1, 4) OBP: 0.288, SLG: 0.262	2B 1B		S S FC6-4 BB	E 1-2 1B		1B		6-3		4	2	3	1	1	0	0				
<b>Buddy Bell</b> , R (1, 5) OBP: 0.375, SLG: 0.435	6-3 1-H 2-H 2B		FC6-4 BB 1-2 BB	E2 1-3 2-H 1B		SF8 3-H		F4		3	0	2	4	1	0	0				
<b>Larry Parrish</b> , R (1, 9) OBP: 0.346, SLG: 0.485	6-3 2-3		FC6-4 BB 1-2 2-3 BB	K		F9				3	0	0	0	1	1	4				
<b>Gary Ward</b> , R (1, 8) OBP: 0.298, SLG: 0.333	5-3		FC6-4			S 1B 1B		FC4-6 HBP 1B		2	0	0	1	0	0	3				
<b>Tom Dunbar</b> , L (5, PH) OBP: 0.423, SLG: 0.480			1-2 2-3 3-H BB			1B				2	1	2	0	0	0	0				
<b>Pete O'Brien</b> , L (1, 3) OBP: 0.372, SLG: 0.472	3-1		F9			G6-4-3 1B		F7		4	0	1	1	0	0	4				
<b>George Wright</b> , S (1, 10) OBP: 0.252, SLG: 0.295		F8				1B 1B 2B		FC4-6 HBP		3	1	1	0	0	0	1				
<b>Donnie Scott</b> , S (1, 2) OBP: 0.316, SLG: 0.330		F8				1B E 1B		FC4-6 1-2 HBP		4	1	1	0	0	0	3				
<b>Curtis Wilkerson</b> , S (1, 6) OBP: 0.301, SLG: 0.299		F8				1B 1B		FC4-6 1-2 2-3		4	0	0	0	0	1	4				
<b>Inning Stats</b>	R: 2 E: 0 K: 0 S: 5	H: 2 LOB: 1 BB: 1 P: 9	R: 0 E: 0 K: 0 S: 3	H: 0 LOB: 0 BB: 0 P: 3	R: 1 E: 0 K: 0 S: 3	H: 0 LOB: 2 BB: 3 P: 15	R: 2 E: 1 K: 1 S: 9	H: 4 LOB: 2 BB: 0 P: 9	R: 1 E: 0 K: 0 S: 4	H: 2 LOB: 0 BB: 0 P: 4	R: 1 E: 0 K: 1 S: 6	H: 1 LOB: 1 BB: 1 P: 10	R: 0 E: 0 K: 0 S: 4	H: 1 LOB: 2 BB: 0 P: 5	R: 0 E: 0 K: 0 S: 3	H: 0 LOB: 0 BB: 0 P: 3	1B: 8 2B: 2 3B: 0 HR: 0	SF: 1 SAC: 0 DP: 1 HBP: 1	WP: 0 PB: 0 SB: 3 CS: 0	PA: 39
<b>PITCHER</b> <b>Neal Heaton</b> , L (1, 1) ERA: 4.86	IP: 3.2 WLS: L	H: 5 R: 5 ER: 5 SO: 0	BB: 4 IBB: 0 HBP: 0 BLK: 0	WP: 0 HR: 0 S: 16 P: 32	ERA: 12.27 WHIP: 2.455															
<b>Don Schulte</b> , R (4, 1) ERA: 10.12	IP: 1.1 WLS: L	H: 3 R: 1 ER: 1 SO: 1	BB: 0 IBB: 0 HBP: 0 BLK: 0	WP: 0 HR: 0 S: 8 P: 8	ERA: 6.75 WHIP: 2.250															
<b>Steve Comer</b> , R (6, 1) ERA: 5.66	IP: 2.0 WLS: L	H: 2 R: 1 ER: 1 SO: 1	BB: 1 IBB: 0 HBP: 0 BLK: 0	WP: 0 HR: 0 S: 10 P: 15	ERA: 4.50 WHIP: 1.500															
<b>Tom Waddell</b> , R (8, 1) ERA: 3.6	IP: 1.0 WLS: L	H: 0 R: 0 ER: 0 SO: 0	BB: 0 IBB: 0 HBP: 0 BLK: 0	WP: 0 HR: 0 S: 3 P: 3	ERA: 0.00 WHIP: 0.000															

**Cleveland Indians @ Texas Rangers**  
Arlington Stadium, Arlington, TX  
Thu Jul 12 1984, 8:05 PM EDT  
Att: 19,171 - Unknown

AB 32  
R 7  
H 10  
RBI 7  
BB 5  
SO 2  
LOB 21





Batter	1	2	3	4	5	6	7	8	9	AB	R	H	RBI	BB	SO	LOB	TOP								
<b>Brett Butler, L</b> (1, 8) OBP: 0.361, SLG: 0.325	0-0 5-3		0-0 4-3		0-0 F7			0-0 6-3		4	0	0	0	0	0	0	<b>Cleveland Indians @ Texas Rangers</b> Arlington Stadium, Arlington, TX Fri Jul 13 1984, 8:05 PM EDT Att: 14,710 - Unknown								
<b>Julio Franco, R</b> (1, 6) OBP: 0.328, SLG: 0.342	0-0 F4		0-3 K			0-0 6-3		0-0 WP 3B 2B		4	1	1	0	0	1	0									
<b>Mike Hargrove, L</b> (1, 3) OBP: 0.391, SLG: 0.393	4-0 BB			0-0 3-1		0-0 1B		0-0 2B 1B 3B		3	1	2	1	1	0	0									
<b>Andre Thornton, R</b> (1, 10) OBP: 0.372, SLG: 0.522	0-0 F8			0-3 K		0-0 F5		0-0 1B		4	0	1	1	0	1	2									
<b>Carmen Castillo, R</b> (1, 9) OBP: 0.351, SLG: 0.527		0-3 K		0-0 5-3		0-3 K		0-3 K		3	0	0	0	0	2	1									
<b>Mel Hall, L</b> (7, 7) OBP: 0.337, SLG: 0.452										1	0	0	0	0	1	1									
<b>Pat Tabler, R</b> (1, 7) OBP: 0.376, SLG: 0.393					0-0 FC4-6 1B		0-0 HR		0-0 1B 2B	3	1	3	1	0	0	0									
<b>George Vukovich, L</b> (7, 9) OBP: 0.347, SLG: 0.421										1	1	1	0	0	0	0									
<b>Brook Jacoby, R</b> (1, 5) OBP: 0.306, SLG: 0.352						0-0 FC4-6 1-2		0-0 G4-6-3 1-2		4	1	2	2	0	0	2									
<b>Chris Bando, S</b> (1, 2) OBP: 0.393, SLG: 0.615					0-0 F7		0-0 F7		0-0 G4-6-3 1-2	4	0	0	0	0	0	2									
<b>Tony Bernazard, S</b> (1, 4) OBP: 0.305, SLG: 0.260				0-0 5-3		0-0 F8		0-0 G3	0-0 F9	4	0	0	0	0	0	0									
<b>Inning Stats</b>	R: 0 E: 0 K: 0 S: 3	H: 0 LOB: 1 BB: 1 P: 7	R: 0 E: 0 K: 1 S: 6	H: 1 LOB: 1 BB: 0 P: 6	R: 0 E: 0 K: 1 S: 5	H: 0 LOB: 0 BB: 0 P: 5	R: 0 E: 0 K: 1 S: 5	H: 0 LOB: 0 BB: 0 P: 5	R: 2 E: 0 K: 0 S: 5	H: 2 LOB: 0 BB: 0 P: 5	R: 0 E: 0 K: 0 S: 6	H: 1 LOB: 1 BB: 0 P: 6	R: 0 E: 0 K: 0 S: 3	H: 1 LOB: 0 BB: 0 P: 3	R: 2 E: 0 K: 1 S: 8	H: 3 LOB: 1 BB: 0 P: 8	R: 1 E: 0 K: 0 S: 4	H: 2 LOB: 0 BB: 0 P: 4	1B: 5 2B: 2 3B: 1 HR: 2	SF: 0 SAC: 0 DP: 2 HBP: 0	WP: 1 PB: 0 SB: 0 CS: 0	PA: 36			
<b>PITCHER</b>	IP	WLS	BF	H	R	ER	SO	BB	IBB	HBP	BLK	WP	HR	S	P	ERA	WHIP								
<b>Mike Mason, L</b> (1, 1) ERA: 2.73	6.0	L	23	4	2	2	4	1	0	0	0	0	2	30	34	3.00	0.833								
<b>Odell Jones, R</b> (7, 1) ERA: 3.46	3.0		13	6	3	3	1	0	0	0	0	1	0	15	15	9.00	2.000								

AB	35
R	5
H	10
RBI	5
BB	1
SO	5
LOB	8



Batter	1	2	3	4	5	6	7	8	9	AB	R	H	RBI	BB	SO	LOB	BOTTOM								
<b>Bill Sample, R</b> (1, 8) OBP: 0.297, SLG: 0.344	4-0 6-3 BB		0-0 3-1		0-0 F4			0-0 F9		3	0	0	0	1	0	1	<b>Cleveland Indians @ Texas Rangers</b> Arlington Stadium, Arlington, TX Fri Jul 13 1984, 8:05 PM EDT Att: 14,710 - Unknown								
<b>Curtis Wilkerson, S</b> (1, 6) OBP: 0.297, SLG: 0.294	0-0 6-3 1-2		0-0 1-3		0-0 4-3			0-0 G3		4	0	0	0	0	0	2									
<b>Buddy Bell, R</b> (1, 5) OBP: 0.374, SLG: 0.431	4-0 BB		0-0 6-3		0-0 4-3			0-3 K		3	0	0	0	1	1	1									
<b>Larry Parrish, R</b> (1, 9) OBP: 0.345, SLG: 0.482	0-0 F9			0-0 SH2-4 BB 1B		0-0 4-3		0-0 6-3		4	0	1	0	0	0	2									
<b>Pete O'Brien, L</b> (1, 3) OBP: 0.370, SLG: 0.468	0-0 4-3			4-0 SH2-4 BB		0-0 G3		0-0 F7		3	0	0	0	1	0	2									
<b>George Wright, S</b> (1, 10) OBP: 0.247, SLG: 0.289		0-3 K		0-0 SH2-4		0-0 F3		0-0 4-3		3	0	0	0	0	1	0									
<b>Tom Dunbar, L</b> (1, 7) OBP: 0.414, SLG: 0.444					0-0 F8					2	0	0	0	1	1	0									
<b>Donnie Scott, S</b> (1, 2) OBP: 0.308, SLG: 0.321					0-0 4-3					3	0	0	0	0	1	3									
<b>Wayne Tolleson, S</b> (1, 4) OBP: 0.289, SLG: 0.260					4-0 3-1 BB					2	0	0	0	1	1	3									
<b>Inning Stats</b>	R: 0 E: 0 K: 0 S: 3	H: 0 LOB: 2 BB: 2 P: 11	R: 0 E: 0 K: 1 S: 5	H: 0 LOB: 0 BB: 0 P: 5	R: 0 E: 0 K: 1 S: 6	H: 1 LOB: 3 BB: 2 P: 14	R: 0 E: 0 K: 0 S: 3	H: 0 LOB: 0 BB: 0 P: 3	R: 0 E: 0 K: 2 S: 7	H: 0 LOB: 0 BB: 0 P: 7	R: 0 E: 0 K: 1 S: 5	H: 0 LOB: 0 BB: 0 P: 5	R: 0 E: 0 K: 0 S: 3	H: 0 LOB: 0 BB: 0 P: 3	1B: 1 2B: 0 3B: 0 HR: 0	SF: 0 SAC: 1 DP: 0 HBP: 0		WP: 0 PB: 0 SB: 1 CS: 0	PA: 33						
<b>PITCHER</b>	IP	WLS	BF	H	R	ER	SO	BB	IBB	HBP	BLK	WP	HR	S	P	ERA	WHIP								
<b>Bert Blyleven, R</b> (1, 1) ERA: 3.27	9.0	W	33	1	0	0	5	4	1	0	0	0	0	38	58	0.00	0.556								

AB	27
R	0
H	1
RBI	0
BB	5
SO	5
LOB	14

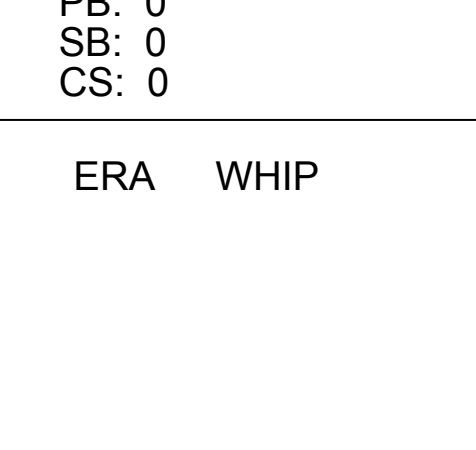




Batter	1	2	3	4	5	6	7	8	9	AB	R	H	RBI	BB	SO	LOB	TOP								
<b>Brett Butler, L</b> OBP: 0.364, SLG: 0.325 (1, 8)	 1B	 F2		 1-2 BB	 1-2 BB			 F8		3	1	1	0	2	0	0									
<b>Julio Franco, R</b> OBP: 0.329, SLG: 0.343 (1, 6)	 1-3 2B	 F4		 1-2 BB	 1-3			 F8		5	1	2	1	0	0	3									
<b>Mike Hargrove, L</b> OBP: 0.395, SLG: 0.399 (1, 3)	 F9		 1B	 1-2 BB		 F5			 4-3	4	1	2	1	1	0	0									
<b>Andre Thornton, R</b> OBP: 0.370, SLG: 0.517 (1, 10)	 F9		 1-2 1B	 F5		 K		 F9	5	0	1	0	0	1	3										
<b>Mel Hall, L</b> OBP: 0.339, SLG: 0.449 (1, 7)	 FC4-6 BB		 F8		 K	 G3		 1B	4	0	1	0	1	1	2										
<b>George Vukovich, L</b> OBP: 0.348, SLG: 0.420 (1, 9)	 FC4-6		 F4		 E7 1B		 F7	5	1	2	1	0	0	3											
<b>Jerry Willard, L</b> OBP: 0.321, SLG: 0.393 (1, 2)	 1-2 1B		 4-3		 K		 K	5	0	1	0	0	2	5											
<b>Brook Jacoby, R</b> OBP: 0.308, SLG: 0.354 (1, 5)	 6-3			 BB 1B	 BB BB 2-H 1B		 F4	4	1	2	1	0	0	2											
<b>Tony Bernazard, S</b> OBP: 0.304, SLG: 0.258 (1, 4)		 F8		 K	 BB		 F7	3	0	0	0	1	1	1											
<b>Mike Fischlin, R</b> OBP: 0.267, SLG: 0.333 (8, 4)					 BB			0	0	0	0	0	0	0											
<b>Inning Stats</b>	R: 3 E: 1 K: 0 S: 7	H: 4 LOB: 2 BB: 1 P: 11	R: 0 E: 0 K: 0 S: 3	H: 0 LOB: 0 BB: 0 P: 3	R: 0 E: 0 K: 0 S: 5	H: 2 LOB: 2 BB: 0 P: 5	R: 1 E: 0 K: 1 S: 6	H: 2 LOB: 2 BB: 2 P: 14	R: 1 E: 1 K: 2 S: 9	H: 2 LOB: 3 BB: 2 P: 17	R: 0 E: 0 K: 1 S: 5	H: 0 LOB: 0 BB: 0 P: 5	R: 0 E: 0 K: 1 S: 5	H: 0 LOB: 0 BB: 0 P: 5	R: 0 E: 0 K: 0 S: 3	H: 2 LOB: 2 BB: 0 P: 3	R: 0 E: 0 K: 0 S: 5	H: 2 LOB: 2 BB: 0 P: 5	1B: 11 2B: 1 3B: 0 HR: 0	SF: 0 SAC: 0 DP: 0 HBP: 0	WP: 0 PB: 0 SB: 0 CS: 0	PA: 43			
<b>PITCHER</b>	IP	WLS	BF	H	R	ER	SO	BB	IBB	HBP	BLK	WP	HR	S	P	ERA	WHIP								
<b>Dave Stewart, R</b> ERA: 5.26 (1, 1)	3.2	L	21	8	4	4	1	3	0	0	0	0	0	20	32	9.82	3.000								
<b>Danny Darwin, R</b> ERA: 4.54 (4, 1)	5.0		21	4	1	1	4	2	0	0	0	0	0	27	35	1.80	1.200								
<b>Dave Schmidt, R</b> ERA: 2.4 (9, 1)	0.1		1	0	0	0	0	0	0	0	0	0	0	1	1	0.00	0.000								
<b>Batter</b>	<b>1</b>	<b>2</b>	<b>3</b>	<b>4</b>	<b>5</b>	<b>6</b>	<b>7</b>	<b>8</b>	<b>9</b>	<b>AB</b>	<b>R</b>	<b>H</b>	<b>RBI</b>	<b>BB</b>	<b>SO</b>	<b>LOB</b>	<b>BOTTOM</b>								
<b>Tom Dunbar, L</b> OBP: 0.424, SLG: 0.452 (1, 7)	 4-3		 1B			 G3		 1B		4	0	2	0	0	0	0									
<b>Wayne Tolleson, S</b> OBP: 0.288, SLG: 0.260 (1, 4)	 4-3		 1-2 1B			 4-3		 G3	4	0	1	0	0	0	1										
<b>Buddy Bell, R</b> OBP: 0.375, SLG: 0.428 (1, 5)	 BB		 6-3			 2B BB		 F8	2	0	0	0	2	0	3										
<b>Larry Parrish, R</b> OBP: 0.344, SLG: 0.482 (1, 10)	 K			 6-3		 1-3 2B		 G3	4	0	1	0	0	1	1										
<b>Pete O'Brien, L</b> OBP: 0.369, SLG: 0.465 (1, 3)		 4-3		 K		 F2		 FC3-6 1B	4	0	1	0	0	1	2										
<b>George Wright, S</b> OBP: 0.241, SLG: 0.281 (1, 8)		 G3		 F5		 F7		 FC3-6 1-2	4	0	0	0	0	0	1										
<b>Bob Jones, L</b> OBP: 0.321, SLG: 0.392 (1, 9)		 G3			 K G6-3		 F8	3	0	0	0	0	1	0											
<b>Mickey Rivers, L</b> OBP: 0.294, SLG: 0.314 (9, PH)								 4-3	1	0	0	0	0	0	1										
<b>Donnie Scott, S</b> OBP: 0.301, SLG: 0.313 (1, 2)			 F9		 F9		 6-3	3	0	0	0	0	0	1											
<b>Curtis Wilkerson, S</b> OBP: 0.294, SLG: 0.291 (1, 6)			 K		 G6-3 1-2		 4-3	3	0	0	0	0	1	1											
<b>Inning Stats</b>	R: 0 E: 0 K: 1 S: 5	H: 0 LOB: 1 BB: 1 P: 9	R: 0 E: 0 K: 0 S: 3	H: 0 LOB: 0 BB: 0 P: 3	R: 0 E: 0 K: 1 S: 7	H: 2 LOB: 2 BB: 0 P: 7	R: 0 E: 0 K: 1 S: 5	H: 0 LOB: 0 BB: 0 P: 5	R: 0 E: 0 K: 1 S: 4	H: 1 LOB: 2 BB: 1 P: 8	R: 0 E: 0 K: 0 S: 3	H: 0 LOB: 0 BB: 0 P: 3	R: 0 E: 0 K: 0 S: 4	H: 1 LOB: 1 BB: 0 P: 4	R: 0 E: 0 K: 0 S: 4	H: 1 LOB: 1 BB: 0 P: 4	R: 0 E: 0 K: 0 S: 4	H: 1 LOB: 1 BB: 0 P: 4	1B: 4 2B: 1 3B: 0 HR: 0	SF: 0 SAC: 0 DP: 1 HBP: 0	WP: 0 PB: 1 SB: 0 CS: 0	PA: 34			
<b>PITCHER</b>	IP	WLS	BF	H	R	ER	SO	BB	IBB	HBP	BLK	WP	HR	S	P	ERA	WHIP								
<b>Steve Farr, R</b> ERA: 4.42 (1, 1)	8.1	W	32	5	0	0	4	2	0	0	0	0	0	2	46	0.00	0.840								
<b>Ernie Camacho, R</b> ERA: 1.97 (9, 1)	0.2		2	0	0	0	0	0	0	0	0	0	0	2	2	0.00	0.000								

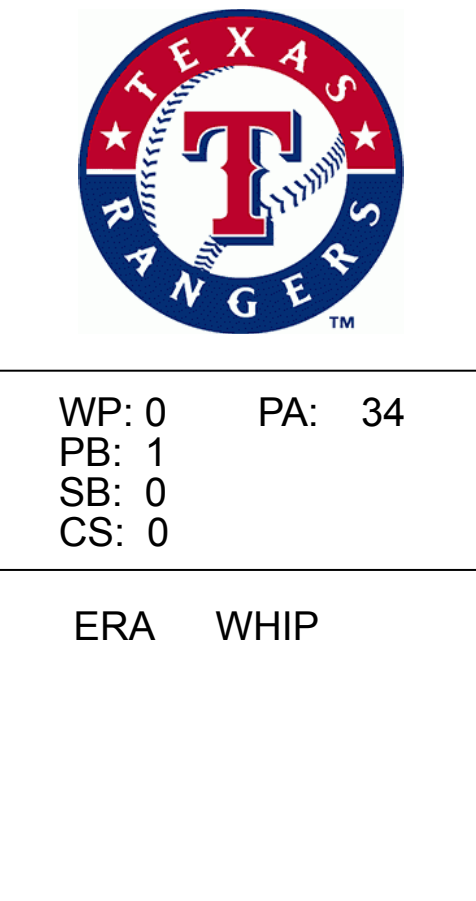
Cleveland Indians @ Texas Rangers  
Arlington Stadium, Arlington, TX  
Sat Jul 14 1984, 8:05 PM EDT  
Att: 20,647 - Unknown

AB	38
R	5
H	12
RBI	4
BB	5
SO	5
LOB	19



Cleveland Indians @ Texas Rangers  
Arlington Stadium, Arlington, TX  
Sat Jul 14 1984, 8:05 PM EDT  
Att: 20,647 - Unknown

AB	32
R	0
H	5
RBI	0
BB	2
SO	4
LOB	11





Batter	1	2	3	4	5	6	7	8	9	10	11	AB	R	H	RBI	BB	SO	LOB	TOP					
<b>Brett Butler, L</b> OBP: 0.365, SLG: 0.329 (1, 8)	1-3	K		2B		K			FC5-4 1B		SH5-3	5	0	2	0	0	2	2						
<b>Julio Franco, R</b> OBP: 0.329, SLG: 0.339 (1, 6)	PB BB			F8			F9		FC5-4 1-2 2-3		F6	4	0	0	0	2	0	4						
<b>Mike Hargrove, L</b> OBP: 0.394, SLG: 0.395 (1, 3)	K	K			5-3 1B 1B		CS BB		F7		3-1	5	1	1	0	1	2	7						
<b>Andre Thornton, R</b> OBP: 0.370, SLG: 0.515 (1, 10)	6-3			F8	1B 5-3 1-5 1B		1-2 K				G4-6-3 1B	5	0	2	0	0	1	2						
<b>Carmen Castillo, R</b> OBP: 0.344, SLG: 0.515 <b>Mel Hall, L</b> OBP: 0.336, SLG: 0.445 (6, 7)	K		F3		5-3			6-3		G4-6-3 1-2	3	0	0	0	0	1	2							
<b>Pat Tabler, R</b> OBP: 0.380, SLG: 0.394 <b>George Vukovich, L</b> OBP: 0.349, SLG: 0.421 (6, 9)	1B 2B BB		F9		1-2 2-3 1B			G4-1		FC6-4 1B	2	1	1	1	1	0	0							
<b>Brook Jacoby, R</b> OBP: 0.309, SLG: 0.364 (1, 5)	1B 2B 1B			HR	1-5			5-3		FC6-4 1-2	5	2	2	1	0	0	3							
<b>Chris Bando, S</b> OBP: 0.410, SLG: 0.667 (1, 2)	2B 1-2 2-3 1B		1-3			4-3			FC5-4 SH1-4 1B		HR	5	1	3	1	0	0	0						
<b>Mike Fischlin, R</b> OBP: 0.266, SLG: 0.372 (1, 4)	1-3 2-4 3-4 2B		K			F7			SH1-4		SH5-3 1B	4	0	2	2	0	1	0						
<b>Inning Stats</b>	R: 0 E: 0 K: 1 S: 5	H: 0 LOB: 1 BB: 1 P: 9	R: 2 E: 0 K: 3 S: 12	H: 3 LOB: 3 BB: 2 P: 20	R: 0 E: 0 K: 0 S: 3	H: 0 LOB: 0 BB: 0 P: 3	R: 1 E: 0 K: 1 S: 7	H: 2 LOB: 1 BB: 0 P: 7	R: 1 E: 0 K: 0 S: 5	H: 3 LOB: 1 BB: 0 P: 5	R: 0 E: 0 K: 1 S: 4	H: 0 LOB: 0 BB: 0 P: 8	R: 0 E: 0 K: 0 S: 3	H: 0 LOB: 0 BB: 0 P: 3	R: 0 E: 0 K: 0 S: 5	H: 2 LOB: 1 BB: 0 P: 5	R: 0 E: 0 K: 0 S: 4	H: 2 LOB: 1 BB: 0 P: 4	R: 1 E: 0 K: 0 S: 5	H: 2 LOB: 1 BB: 0 P: 5	1B: 10 2B: 4 3B: 0 HR: 2	SF: 0 SAC: 2 DP: 3 HBP: 0	WP: 0 PB: 1 SB: 0 CS: 1	PA: 48
<b>PITCHER</b>	IP ERA WLS BF H R ER SO BB IBB HBP BLK WP HR S P ERA WHIP	IP ERA WLS BF H R ER SO BB IBB HBP BLK WP HR S P ERA WHIP																						
<b>Frank Tanana, L</b> ERA: 3.2 (1, 1)	4.1	2.2	7	0	0	0	2	1	0	0	0	0	0	0	0	10	14	0.00	0.375					
<b>Joey McLaughlin, R</b> ERA: 3.91 (5, 1)	3.2	L	16	6	1	1	0	0	0	0	0	0	1	16	16	2.46	1.636							
<b>Odell Jones, R</b> ERA: 3.38 (8, 1)	0.1		1	0	0	0	0	0	0	0	0	0	0	1	1	0.00	0.000							
<b>Dave Schmidt, R</b> ERA: 2.38 (11, 1)																								

Cleveland Indians @ Texas Rangers  
Arlington Stadium, Arlington, TX  
Sun Jul 15 1984, 8:05 PM EDT  
Att: 11,390 - Unknown

AB 42  
R 5  
H 14  
RBI 5  
BB 4  
SO 7  
LOB 21



Batter	1	2	3	4	5	6	7	8	9	10	11	AB	R	H	RBI	BB	SO	LOB	BOTTOM					
<b>Tom Dunbar, L</b> OBP: 0.410, SLG: 0.400 (1, 10)	4-3		G3-6-3 BB		E6 HR		F7		4-3		BB	4	1	0	0	2	0	2						
<b>Pete O'Brien, L</b> OBP: 0.374, SLG: 0.482 (1, 3)	BB 1B		G3-6-3 1-2		1-1 2-1 HR			2B		1-3 1B	F2	6	1	4	3	0	0	3						
<b>Buddy Bell, R</b> OBP: 0.373, SLG: 0.423 (1, 5)	BB 1-2 BB		5-3		F6			K		1-3		4	0	0	0	1	1	2						
<b>Larry Parrish, R</b> OBP: 0.345, SLG: 0.479 (1, 9)	K			F9 1B	F3			K		K	IBB	4	0	1	0	1	2	3						
<b>George Wright, S</b> OBP: 0.234, SLG: 0.272 (1, 8)	F8			F9 1-2		F9		K		F8		5	0	0	0	0	1	6						
<b>Gary Ward, R</b> OBP: 0.296, SLG: 0.331 (1, 7)		S 1B		K		K			E6 SH5-4 1B	F7		5	1	1	0	0	2	3						
<b>Donnie Scott, S</b> OBP: 0.291, SLG: 0.303 (1, 2)	K			K		F2			SH5-4		F6	4	0	0	0	0	2	2						
<b>Curtis Wilkerson, S</b> OBP: 0.291, SLG: 0.288 <b>Mickey Rivers, L</b> OBP: 0.297, SLG: 0.317 <b>Bill Stein, R</b> OBP: 0.424, SLG: 0.345 (1, 6)	F7			K		K			F9		BB 1B	3	0	0	0	0	1	1						
<b>Wayne Tolleson, S</b> OBP: 0.269, SLG: 0.265 <b>Mary Foley, L</b> OBP: 0.325, SLG: 0.458 <b>Jim Anderson, R</b> OBP: 0.174, SLG: 0.116 <b>Bill Sample, R</b> OBP: 0.297, SLG: 0.342 (1, 4)	4-3			HR 2B		K			F8		K	3	1	1	0	0	1	1						
<b>Inning Stats</b>	R: 0 E: 0 K: 1 S: 6	H: 1 LOB: 2 BB: 1 P: 10	R: 0 E: 0 K: 1 S: 6	H: 1 LOB: 1 BB: 0 P: 6	R: 0 E: 0 K: 0 S: 2	H: 0 LOB: 0 BB: 1 P: 6	R: 0 E: 0 K: 2 S: 8	H: 1 LOB: 1 BB: 0 P: 8	R: 3 E: 1 K: 1 S: 8	H: 2 LOB: 0 BB: 0 P: 8	R: 0 E: 0 K: 1 S: 5	H: 0 LOB: 0 BB: 0 P: 5	R: 0 E: 0 K: 3 S: 10	H: 1 LOB: 1 BB: 0 P: 10	R: 1 E: 1 K: 0 S: 5	H: 1 LOB: 1 BB: 0 P: 5	R: 0 E: 0 K: 0 S: 4	H: 1 LOB: 2 BB: 1 P: 8	R: 0 E: 0 K: 1 S: 6	H: 1 LOB: 2 BB: 1 P: 10	1B: 6 2B: 2 3B: 0 HR: 1	SF: 0 SAC: 1 DP: 1 HBP: 0	WP: 0 PB: 0 SB: 0 CS: 0	PA: 47
<b>PITCHER</b>	IP ERA WLS BF H R ER SO BB IBB HBP BLK WP HR S P ERA WHIP	IP ERA WLS BF H R ER SO BB IBB HBP BLK WP HR S P ERA WHIP																						
<b>Roy Smith, R</b> ERA: 4.06 (1, 1)	5.0	2.0	7	1	0	0	2	0	0	0	0	0	0	0	11	11	0.00	0.500						
<b>Tom Waddell, R</b> ERA: 3.45 (6, 1)	3.0	W	13	2	1	0	3	0	1	0	0	0	0	18	22	0.00	0.667							
<b>Ernie Canacho, R</b> ERA: 1.98 (8, 1)	0.2		4	1	0	0	1	1	0	0	0	0	0	5	9	0.00	3.000							
<b>Mike Jeffcoat, L</b> ERA: 2.25 (11, 1)	0.1	S	1	0	0	0	0	0	0	0	0	0	0	1	1	0.00	0.000							

Cleveland Indians @ Texas Rangers  
Arlington Stadium, Arlington, TX  
Sun Jul 15 1984, 8:05 PM EDT  
Att: 11,390 - Unknown

AB 42  
R 4  
H 9  
RBI 4  
BB 4  
SO 11  
LOB 25





Batter	1	2	3	4	5	6	7	8	9	AB	R	H	RBI	BB	SO	LOB	TOP					
Wayne Tolleson, S (1, 4) OBP: 0.294, SLG: 0.265	4-0 WP HR BB		X 0-0 1B		X 0-0 F7		X 0-0 6-3		4-0 2B BB	3	2	1	0	2	0	0	<p><b>Texas Rangers @ New York Yankees</b>  <b>Yankee Stadium, Bronx, NY</b>            Mon Jul 16 1984, 7:05 PM EDT            Att: 15,132 - Unknown</p>					
Mickey Rivers, L (1, 10) OBP: 0.302, SLG: 0.337 Bill Stein, R (9, PH) OBP: 0.441, SLG: 0.400	0-0 1-H HR		X 0-0 F9		X 0-0 F8		X 0-0 G6-4-3 1B		0-0 1-H E 2B	4	1	2	2	0	0	1						
Buddy Bell, R (1, 5) OBP: 0.373, SLG: 0.430	0-3 K		X 0-0 1-3		X 0-0 HR		X 0-0 G6-4-3 1-2		4-0 E BB	4	2	1	1	1	1	2						
Larry Parrish, R (1, 9) OBP: 0.343, SLG: 0.475	0-0 F8			X 0-0 E 1B SF8 1B		X 0-3 K		X 0-0 6-3	0-0 F3	5	1	1	0	0	1	2						
Pete O'Brien, L (1, 3) OBP: 0.375, SLG: 0.484	0-3 K			X 0-0 E 1B 1-2		X 0-3 K		X 0-0 F8	0-0 E1 2B	5	0	2	2	0	2	0						
Gary Ward, R (1, 7) OBP: 0.295, SLG: 0.329		0-3 K		X 0-3 K		X 0-0 F6		X 0-0 FC5-4 1B	0-3 K	5	0	1	0	0	3	3						
George Wright, S (1, 8) OBP: 0.228, SLG: 0.265		0-0 4-3		X 0-0 E7 FC6-4 1-2 2-3		X 0-0 E6 BB		X 0-0 FC5-4 1-2		4	0	0	0	0	0	3						
Mary Foley, L (1, 2) OBP: 0.326, SLG: 0.452 Bill Sample, R (9, PH) OBP: 0.299, SLG: 0.345 Donnie Scott, S (9, 2) OBP: 0.291, SLG: 0.303	0-0 F9		X 0-0 SF8		X 4-0 1-2 BB		X 0-0 1-2 BB		0-0 S SH1-4 2B 1B	1	0	0	1	1	0	0						
Jim Anderson, R (1, 6) OBP: 0.170, SLG: 0.114 Tom Dunbar, L (4, PH) OBP: 0.400, SLG: 0.389 Curtis Wilkerson, S (4, 6) OBP: 0.290, SLG: 0.287			X 0-3 K		X 0-0 FC6-4 1-2		X 0-0 F8		0-0 SH1-4	1	0	0	0	0	1	0						
<b>Inning Stats</b>	R: 2 E: 0 K: 2 S: 8	H: 1 LOB: 0 BB: 1 P: 12	R: 0 E: 0 K: 1 S: 5	H: 0 LOB: 0 BB: 0 P: 5	R: 0 E: 0 K: 1 S: 6	H: 1 LOB: 1 BB: 0 P: 6	R: 1 E: 1 K: 1 S: 8	H: 2 LOB: 2 BB: 0 P: 8	R: 1 E: 0 K: 1 S: 6	H: 1 LOB: 0 BB: 1 P: 10	R: 0 E: 0 K: 0 S: 3	H: 1 LOB: 1 BB: 0 P: 3	R: 0 E: 0 K: 0 S: 4	H: 1 LOB: 1 BB: 0 P: 4	R: 4 E: 1 K: 1 S: 8	H: 3 LOB: 2 BB: 2 P: 16		1B: 6 2B: 2 3B: 0 HR: 2	SF: 1 SAC: 1 DP: 1 HBP: 0	WP: 1 PB: 0 SB: 1 CS: 0	PA: 42	
<b>PITCHER</b>	IP WLS BF H R ER SO BB IBB HBP BLK WP HR S P ERA WHIP	5.0 22 5 4 3 6 1 0 0 0 1 2 33 37 5.40 1.200	2.2 11 2 0 0 1 1 0 0 0 0 0 12 16 0.00 1.125	1.0 8 3 4 4 0 2 0 0 0 0 0 6 14 36.00 5.000	0.1 W 1 0 0 0 1 0 0 0 0 0 3 3 0.00 0.000																	

AB	36
R	8
H	10
RBI	8
BB	4
SO	8
LOB	15



Batter	1	2	3	4	5	6	7	8	9	AB	R	H	RBI	BB	SO	LOB	BOTTOM				
Willie Randolph, R (1, 4) OBP: 0.383, SLG: 0.365	4-0 1B HR BB	0-0 E1 G3 1B 1B		X 0-0 6-3		X 0-0 F3			0-0 E4 PB 1B	4	3	1	0	1	0	2	<p><b>Texas Rangers @ New York Yankees</b>  <b>Yankee Stadium, Bronx, NY</b>            Mon Jul 16 1984, 7:05 PM EDT            Att: 15,132 - Unknown</p>				
Butch Wynegar, S (1, 2) OBP: 0.340, SLG: 0.362	4-0 1B HR BB	0-0 G3			X 0-3 K		X 0-0 G3		3-H F9	4	1	0	0	1	1	2					
Don Mattingly, L (1, 3) OBP: 0.375, SLG: 0.515	0-0 1-2 2-3 HR 1B	0-0 G4-6-3 1B		X 0-0 2B		X 0-0 F8		X 0-0 2-H 1B 1B	5	2	4	2	0	0	0						
Dave Winfield, R (1, 9) OBP: 0.399, SLG: 0.545	0-0 1-H 2-H 3-H HR	0-0 G4-6-3 1-2		X 0-0 5-3		X 0-0 4-3		X 0-0 1-2 1B 1B	5	2	1	4	0	0	3						
Oscar Gamble, L (1, 10) OBP: 0.311, SLG: 0.434 Ken Griffey, L (5, PH) OBP: 0.323, SLG: 0.329	0-0 E3 1B		X 0-0 6-3		X 0-0 F7		X 0-0 1B		0-0 1-3 2-H 1B 1B	2	0	0	0	0	0	0					
Steve Kemp, L (1, 7) OBP: 0.381, SLG: 0.434 Brian Dayett, R (9, 7) OBP: 0.225, SLG: 0.368 Roy Smalley, S (9, PH) OBP: 0.230, SLG: 0.393	0-3 K		X 0-0 6-3		X 0-0 6-3		X 0-0 K		0-0 1-2 1B	4	0	0	0	0	2	2					
Mike Pagliarulo, L (1, 5) OBP: 0.364, SLG: 0.550	0-0 F7		X 0-0 F8		X 4-0 2B BB		X 0-0 F7		0-0 1-2 3-H 1B	3	0	0	0	1	0	2					
Bobby Meacham, S (1, 6) OBP: 0.297, SLG: 0.385	0-0 1-3 1B		X 0-0 4-3		X 0-0 4-3		X 0-0 F7			4	0	2	0	0	0	1					
Omar Moreno, L (1, 8) OBP: 0.279, SLG: 0.360	0-3 K		X 0-0 4-3		X 0-3 K				0-0 WP 3B	4	1	1	0	0	2	4					
<b>Inning Stats</b>	R: 4 E: 1 K: 2 S: 11	H: 3 LOB: 2 BB: 2 P: 19	R: 1 E: 1 K: 0 S: 4	H: 2 LOB: 0 BB: 0 P: 4	R: 0 E: 0 K: 0 S: 3	H: 0 LOB: 0 BB: 0 P: 3	R: 0 E: 0 K: 1 S: 6	H: 1 LOB: 1 BB: 0 P: 6	R: 0 E: 0 K: 1 S: 6	H: 1 LOB: 2 BB: 1 P: 10	R: 0 E: 0 K: 0 S: 3	H: 0 LOB: 0 BB: 0 P: 3	R: 0 E: 0 K: 1 S: 6	H: 1 LOB: 1 BB: 0 P: 6	R: 4 E: 2 K: 0 S: 7	H: 4 LOB: 2 BB: 0 P: 7		1B: 8 2B: 2 3B: 1 HR: 1	SF: 0 SAC: 0 DP: 1 HBP: 0	WP: 1 PB: 1 SB: 1 CS: 0	PA: 42
<b>PITCHER</b>	IP WLS BF H R ER SO BB IBB HBP BLK WP HR S P ERA WHIP	8.0 35 8 5 5 5 3 0 0 0 1 42 54 5.62 1.375	0.1 L 7 4 4 1 0 0 0 0 0 1 0 7 7 27.00 12.000																		

AB	39
R	9
H	12
RBI	8
BB	3
SO	5
LOB	17









Batter	1	2	3	4	5	6	7	8	9	AB	R	H	RBI	BB	SO	LOB	TOP										
Bill Sample, R OBP: 0.293, SLG: 0.337 (1, 8)										4	0	0	0	0	0	2											
Gary Ward, R OBP: 0.293, SLG: 0.324 (1, 7)										4	0	0	0	0	1	2											
Buddy Bell, R OBP: 0.378, SLG: 0.441 (1, 5)										4	0	2	0	0	0	1											
Larry Parrish, R OBP: 0.343, SLG: 0.480 (1, 9)										4	0	0	0	0	0	3											
Bill Stein, R OBP: 0.197, SLG: 0.351 Mickey Rivers, L OBP: 0.306, SLG: 0.342 (9, PH)										3	0	0	0	0	1	0											
Pete O'Brien, L OBP: 0.375, SLG: 0.481 (1, 3)										4	0	1	0	0	0	0											
Ned Yost, R OBP: 0.252, SLG: 0.252 Mary Foley, L OBP: 0.322, SLG: 0.446 (9, PH)										3	1	2	1	0	0	0											
Wayne Tolleson, S OBP: 0.291, SLG: 0.263 (1, 4)										3	0	0	0	0	1	2											
Curtis Wilkerson, S OBP: 0.299, SLG: 0.294 (1, 6)										2	0	1	0	1	0	0											
<b>Inning Stats</b>	R: 0 E: 0 K: 0 S: 4	H: 1 LOB: 1 BB: 0 P: 4	R: 1 E: 0 K: 1 S: 6	H: 1 LOB: 0 BB: 0 P: 6	R: 0 E: 0 K: 0 S: 3	H: 0 LOB: 0 BB: 0 P: 3	R: 0 E: 0 K: 0 S: 3	H: 0 LOB: 0 BB: 0 P: 3	R: 0 E: 1 K: 0 S: 3	H: 0 LOB: 0 BB: 0 P: 3	R: 0 E: 0 K: 1 S: 6	H: 1 LOB: 2 BB: 1 P: 10	R: 0 E: 0 K: 1 S: 6	H: 1 LOB: 1 BB: 0 P: 6	R: 0 E: 0 K: 0 S: 4	H: 1 LOB: 1 BB: 0 P: 4	R: 0 E: 0 K: 1 S: 6	H: 1 LOB: 1 BB: 0 P: 6	1B: 4 2B: 1 3B: 1 HR: 1	SF: 0 SAC: 0 DP: 1 HBP: 0	WP: 0 PB: 0 SB: 0 CS: 0	PA: 34					
<b>PITCHER</b>	IP	WLS	BF	H	R	ER	SO	BB	IBB	HBP	BLK	WP	HR	S	P	ERA	WHIP										
Ron Guidry, L ERA: 4.05 Jay Howell, R ERA: 2.84	(1, 1)	8.0	W	30	5	1	3	1	0	0	0	0	1	35	39	1.12	0.750										
(9, 1)	1.0	S	4	1	0	0	1	0	0	0	0	0	0	6	6	0.00	1.000										

Texas Rangers @ New York Yankees  
Yankee Stadium, Bronx, NY  
Wed Jul 18 1984, 3:33 AM EDT  
Att: 20,470 - Unknown

AB	33
R	1
H	6
RBI	1
BB	1
SO	4
LOB	11



Batter	1	2	3	4	5	6	7	8	9	AB	R	H	RBI	BB	SO	LOB	BOTTOM										
Bobby Meacham, S OBP: 0.294, SLG: 0.375 (1, 6)										4	0	1	1	0	1	3											
Tim Foli, R OBP: 0.213, SLG: 0.248 (1, 4)										4	0	0	0	0	0	1											
Dave Winfield, R OBP: 0.398, SLG: 0.542 (1, 9)										4	0	1	0	0	0	0											
Don Baylor, R OBP: 0.347, SLG: 0.527 (1, 10)										3	1	1	1	1	0	0											
Roy Smalley, S OBP: 0.286, SLG: 0.388 Mike Pagliarulo, L OBP: 0.308, SLG: 0.458 (8, 5)										3	0	0	0	0	0	1											
Don Mattingly, L OBP: 0.374, SLG: 0.516 (1, 3)										3	0	1	0	0	0	1											
Brian Dayett, R OBP: 0.256, SLG: 0.390 (1, 7)										3	1	2	0	0	0	1											
Rick Cerone, R OBP: 0.277, SLG: 0.318 (1, 2)										3	0	1	0	0	0	3											
Omar Moreno, L OBP: 0.275, SLG: 0.349 (1, 8)										2	1	0	0	1	1	3											
<b>Inning Stats</b>	R: 0 E: 0 K: 0 S: 3	H: 1 LOB: 1 BB: 0 P: 3	R: 0 E: 0 K: 0 S: 3	H: 0 LOB: 1 BB: 1 P: 7	R: 0 E: 0 K: 0 S: 3	H: 1 LOB: 0 BB: 0 P: 3	R: 1 E: 0 K: 0 S: 4	H: 1 LOB: 0 BB: 0 P: 4	R: 2 E: 1 K: 0 S: 5	H: 2 LOB: 1 BB: 1 P: 9	R: 0 E: 0 K: 2 S: 9	H: 2 LOB: 2 BB: 0 P: 9	R: 0 E: 0 K: 0 S: 3	H: 0 LOB: 0 BB: 0 P: 3	R: 0 E: 0 K: 0 S: 3	H: 0 LOB: 0 BB: 0 P: 3	1B: 5 2B: 2 3B: 0 HR: 1	SF: 0 SAC: 0 DP: 1 HBP: 0	WP: 0 PB: 0 SB: 0 CS: 0	PA: 31							
<b>PITCHER</b>	IP	WLS	BF	H	R	ER	SO	BB	IBB	HBP	BLK	WP	HR	S	P	ERA	WHIP										
Mike Mason, L ERA: 2.75 Danny Darwin, R ERA: 4.46	(1, 1)	6.0	L	25	7	3	2	0	0	0	0	0	0	10	10	3.00	1.500										
(7, 1)	2.0		6	0	0	0	2	0	0	0	0	0	0	10	10	0.00	0.000										

Texas Rangers @ New York Yankees  
Yankee Stadium, Bronx, NY  
Wed Jul 18 1984, 3:33 AM EDT  
Att: 20,470 - Unknown

AB	29
R	3
H	7
RBI	2
BB	2
SO	2
LOB	13





Batter	1	2	3	4	5	6	7	8	9	AB	R	H	RBI	BB	SO	LOB	TOP					
Gary Ward, R OBP: 0.292, SLG: 0.323 (1, 8)										4	1	1	0	0	2	0	Texas Rangers @ Detroit Tigers Tiger Stadium, Detroit, MI Thu Jul 19 1984, 7:05 PM EDT Att: 26,908 - Unknown					
Mickey Rivers, L OBP: 0.316, SLG: 0.345 (1, 7)										4	0	2	0	0	0	0						
Buddy Bell, R OBP: 0.379, SLG: 0.441 (1, 5)										4	1	2	1	0	0	1						
Larry Parrish, R OBP: 0.342, SLG: 0.480 (1, 9)										4	0	1	0	0	0	4						
Pete O'Brien, L OBP: 0.371, SLG: 0.475 (1, 3)										4	0	0	0	0	1	4						
Tom Dunbar, L OBP: 0.447, SLG: 0.500 (1, 10)										4	0	3	0	0	0	0						
Donnie Scott, S OBP: 0.294, SLG: 0.328 (1, 2)										4	0	1	1	0	1	2						
Curtis Wilkerson, S OBP: 0.295, SLG: 0.290 (1, 6)										4	0	0	0	0	2	2						
Wayne Tolleson, S OBP: 0.288, SLG: 0.260 (1, 4)										3	0	0	0	0	3	0						
<b>Inning Stats</b>	R: 0 E: 0 K: 1 S: 6	H: 1 LOB: 1 BB: 0 P: 6	R: 0 E: 0 K: 1 S: 5	H: 0 LOB: 0 BB: 0 P: 5	R: 0 E: 0 K: 2 S: 7	H: 0 LOB: 0 BB: 0 P: 7	R: 0 E: 0 K: 0 S: 4	H: 1 LOB: 1 BB: 0 P: 4	R: 0 E: 0 K: 1 S: 5	H: 0 LOB: 0 BB: 0 P: 5	R: 1 E: 0 K: 0 S: 6	H: 3 LOB: 2 BB: 0 P: 6	R: 1 E: 0 K: 2 S: 10	H: 3 LOB: 2 BB: 0 P: 10	R: 0 E: 0 K: 1 S: 5	H: 1 LOB: 0 BB: 0 P: 5	1B: 9 2B: 2 3B: 0 HR: 0	SF: 0 SAC: 0 DP: 2 HBP: 0	WP: 0 PB: 0 SB: 0 CS: 0	PA: 35		
<b>PITCHER</b>	IP WLS BF H R ER SO BB IBB HBP BLK WP HR S P ERA WHIP	Milt Wilcox, R ERA: 4.42 (1, 1)	7.1 W 29 8 2 2 7 0 0 0 0 0 0 43 43 2.46 1.091	Willie Hernandez, L ERA: 2.06 (8, 1)	0.2 L 3 1 0 0 1 0 0 0 0 0 0 5 5 0.00 1.500	Aurelio Lopez, R ERA: 2.83 (9, 1)	1.0 L 3 1 0 0 1 0 0 0 0 0 0 5 5 0.00 1.000															

Batter	1	2	3	4	5	6	7	8	9	AB	R	H	RBI	BB	SO	LOB	BOTTOM				
Lou Whitaker, L OBP: 0.379, SLG: 0.409 (1, 4)										5	2	3	0	0	0	0	Texas Rangers @ Detroit Tigers Tiger Stadium, Detroit, MI Thu Jul 19 1984, 7:05 PM EDT Att: 26,908 - Unknown				
Ruppert Jones, L OBP: 0.350, SLG: 0.581 (1, 8)										4	3	4	1	1	0	0					
Kirk Gibson, L OBP: 0.349, SLG: 0.498 (1, 9)										3	1	1	2	2	0	4					
Lance Parrish, R OBP: 0.298, SLG: 0.475 (1, 2)										5	1	1	3	0	0	5					
Darrell Evans, L OBP: 0.362, SLG: 0.380 (1, 10)										3	1	0	0	2	0	0					
Johnny Grubb, L OBP: 0.432, SLG: 0.505 (1, 7)										3	0	2	0	0	0	3					
Rusty Kuntz, R OBP: 0.412, SLG: 0.459 (7, 8)										1	0	0	0	1	0	0					
Howard Johnson, S OBP: 0.350, SLG: 0.449 (1, 5)										3	0	2	0	1	0	0					
Dave Bergman, L OBP: 0.351, SLG: 0.388 (1, 3)										4	0	0	1	0	0	6					
Doug Baker, S OBP: 0.121, SLG: 0.065 (1, 6)										3	1	0	0	1	0	5					
<b>Inning Stats</b>	R: 0 E: 0 K: 0 S: 5	H: 2 LOB: 3 BB: 1 P: 9	R: 3 E: 0 K: 0 S: 5	H: 2 LOB: 1 BB: 2 P: 13	R: 0 E: 0 K: 0 S: 4	H: 1 LOB: 2 BB: 1 P: 8	R: 0 E: 0 K: 0 S: 2	H: 0 LOB: 1 BB: 2 P: 10	R: 2 E: 0 K: 0 S: 5	H: 2 LOB: 0 BB: 0 P: 5	R: 0 E: 0 K: 0 S: 3	H: 1 LOB: 1 BB: 1 P: 7	R: 3 E: 0 K: 0 S: 6	H: 3 LOB: 0 BB: 0 P: 6	R: 0 E: 0 K: 0 S: 5	H: 0 LOB: 0 BB: 0 P: 5	1B: 9 2B: 5 3B: 0 HR: 2	SF: 0 SAC: 0 DP: 3 HBP: 0	WP: 1 PB: 1 SB: 0 CS: 0	PA: 42	
<b>PITCHER</b>	IP WLS BF H R ER SO BB IBB HBP BLK WP HR S P ERA WHIP	Dave Stewart, R ERA: 5.31 (1, 1)	4.0 L 25 7 4 3 0 7 0 0 0 0 1 18 14 6.75 3.500	Odel Jones, R ERA: 3.54 (5, 1)	3.0 L 11 3 2 2 0 1 0 0 0 0 1 10 14 6.00 1.333	Joey McLaughlin, R ERA: 4.88 (8, 1)	1.0 L 6 3 3 3 0 0 0 0 0 0 1 6 6 27.00 3.000														

AB	35
R	2
H	10
RBI	2
BB	0
SO	9
LOB	13



AB	34
R	9
H	13
RBI	7
BB	8
SO	0
LOB	23





Batter	1	2	3	4	5	6	7	8	9	AB	R	H	RBI	BB	SO	LOB	TOP										
Tom Dunbar, L (1, 7) OBP: 0.431, SLG: 0.478	0-0 4-3		0-0 FC6-4 1B		0-0 F4			0-0 F8		4	0	1	0	0	0	0											
Gary Ward, R (1, 8) OBP: 0.289, SLG: 0.320	0-0 5-3		0-0 FC6-4 1-2		0-0 6-3			0-3 K		4	0	0	0	0	1	1											
Pete O'Brien, L (1, 3) OBP: 0.370, SLG: 0.472	0-0 4-3		0-0 F2					0-0 G3		4	0	1	0	0	0	1											
Larry Parrish, R (1, 10) OBP: 0.341, SLG: 0.478		0-0 FC6-4 1B		0-0 6-3				0-3 K		4	0	1	0	0	2	1											
Buddy Bell, R (1, 5) OBP: 0.380, SLG: 0.445		0-0 FC6-4 1B		0-0 1B 2B				0-0 F4		4	1	2	0	0	0	1											
Mary Foley, L (1, 2) OBP: 0.311, SLG: 0.429		0-0 F9		0-3 K				0-0 F3		3	0	0	0	0	1	4											
Bill Sample, R (9, PH) OBP: 0.292, SLG: 0.336										1	0	0	0	0	0	0											
George Wright, S (1, 9) OBP: 0.230, SLG: 0.267		0-0 FC6-4 1-2 2-3		0-0 1B				0-0 G3		3	0	1	1	0	0	2											
Bill Stein, R (1, 4) OBP: 0.378, SLG: 0.325		0-0 6-3		0-0 F9				0-0 F9		3	0	0	0	0	0	3											
Curtis Wilkerson, S (1, 6) OBP: 0.292, SLG: 0.287			0-0 F8		0-3 K			0-0 1-3		3	0	0	0	0	1	0											
<b>Inning Stats</b>	R: 0 E: 0 K: 0 S: 3	H: 0 LOB: 0 BB: 0 P: 3	R: 0 E: 0 K: 0 S: 5	H: 2 LOB: 2 BB: 0 P: 5	R: 0 E: 0 K: 0 S: 4	H: 1 LOB: 1 BB: 0 P: 4	R: 1 E: 0 K: 1 S: 7	H: 2 LOB: 1 BB: 0 P: 7	R: 0 E: 0 K: 1 S: 5	H: 0 LOB: 0 BB: 0 P: 5	R: 0 E: 0 K: 0 S: 6	H: 1 LOB: 1 BB: 0 P: 6	R: 0 E: 0 K: 0 S: 3	H: 0 LOB: 0 BB: 0 P: 3	R: 0 E: 0 K: 1 S: 5	H: 0 LOB: 0 BB: 0 P: 5	1B: 5 2B: 1 3B: 0 HR: 0	SF: 0 SAC: 0 DP: 0 HBP: 0	WP: 0 PB: 0 SB: 0 CS: 0	PA: 33							
<b>PITCHER</b>	IP	WLS	BF	H	R	ER	SO	BB	IBB	HBP	BLK	WP	HR	S	P	ERA	WHIP										
Dave Rozema, R (1, 1) ERA: 2.97	8.0	W	30	6	1	1	4	0	0	0	0	0	0	38	38	1.12	0.750										
Willie Hernandez, L (9, 1) ERA: 2.04	1.0	S	3	0	0	0	1	0	0	0	0	0	0	5	5	0.00	0.000										

Texas Rangers @ Detroit Tigers  
Tiger Stadium, Detroit, MI  
Fri Jul 20 1984, 7:05 PM EDT  
Att: 39,484 - Unknown

AB	33
R	1
H	6
RBI	1
BB	0
SO	5
LOB	13



Batter	1	2	3	4	5	6	7	8	9	AB	R	H	RBI	BB	SO	LOB	BOTTOM										
Lou Whitaker, L (1, 4) OBP: 0.376, SLG: 0.406	0-3 K		0-0 SH2-3 1-2		0-0 F8			0-3 K		3	0	0	0	0	2	0											
Rusty Kuntz, R (1, 9) OBP: 0.406, SLG: 0.443	0-0 F8		0-0 4-3 2-3		4-0 6-3 BB			0-0 5-3		3	0	0	0	1	0	1											
Barbaro Garbey, R (1, 10) OBP: 0.312, SLG: 0.394	0-0 6-3		0-0 HR		0-0 6-3 1-2			0-0 5-3		4	1	1	2	0	0	1											
Lance Parrish, R (1, 2) OBP: 0.295, SLG: 0.469		0-0 4-3	0-0 K		0-0 F9			0-0 F8		4	0	0	0	0	1	1											
Chet Lemon, R (1, 8) OBP: 0.389, SLG: 0.554		0-0 1B		0-0 HR				0-0 F7		4	1	3	1	0	0	0											
Larry Hemdon, R (1, 7) OBP: 0.289, SLG: 0.312		0-0 F5		0-0 F8				0-0 F7		4	0	0	0	0	0	2											
Darrell Evans, L (1, 3) OBP: 0.365, SLG: 0.384										3	0	2	0	0	0	0											
Dave Bergman, L (9, 3) OBP: 0.351, SLG: 0.388										0	0	0	0	0	0	0											
Tom Brookens, R (1, 6) OBP: 0.273, SLG: 0.343		0-0 FC6-4 1B		0-0 2B				0-0 F8		3	0	1	0	0	0	4											
Howard Johnson, S (1, 5) OBP: 0.350, SLG: 0.447			0-0 4-3 HR		0-3 K			0-3 K		3	1	1	0	0	2	3											
<b>Inning Stats</b>	R: 0 E: 0 K: 1 S: 5	H: 0 LOB: 0 BB: 0 P: 5	R: 0 E: 0 K: 0 S: 5	H: 2 LOB: 2 BB: 0 P: 5	R: 2 E: 0 K: 1 S: 7	H: 2 LOB: 0 BB: 0 P: 7	R: 1 E: 0 K: 1 S: 7	H: 2 LOB: 1 BB: 0 P: 7	R: 0 E: 0 K: 0 S: 3	H: 2 LOB: 2 BB: 0 P: 7	R: 0 E: 0 K: 1 S: 5	H: 0 LOB: 0 BB: 0 P: 5	R: 0 E: 0 K: 0 S: 3	H: 0 LOB: 0 BB: 0 P: 3	R: 0 E: 0 K: 0 S: 3	H: 0 LOB: 0 BB: 0 P: 3	1B: 5 2B: 1 3B: 0 HR: 2	SF: 0 SAC: 1 DP: 0 HBP: 0	WP: 0 PB: 0 SB: 0 CS: 0	PA: 33							
<b>PITCHER</b>	IP	WLS	BF	H	R	ER	SO	BB	IBB	HBP	BLK	WP	HR	S	P	ERA	WHIP										
Frank Tanana, L (1, 1) ERA: 3.21	8.0	L	33	8	3	3	5	1	0	0	0	0	2	42	46	3.38	1.125										

Texas Rangers @ Detroit Tigers  
Tiger Stadium, Detroit, MI  
Fri Jul 20 1984, 7:05 PM EDT  
Att: 39,484 - Unknown

AB	31
R	3
H	8
RBI	3
BB	1
SO	5
LOB	12





Batter	1	2	3	4	5	6	7	8	9	AB	R	H	RBI	BB	SO	LOB	TOP									
Mickey Rivers, L OBP: 0.308, SLG: 0.353 Ned Yost, R OBP: 0.196, SLG: 0.250	6-3		HR	K			E8		F8	4	1	1	2	0	1	2										
Pete O'Brien, L OBP: 0.368, SLG: 0.477	4-3		HR				K		K	5	1	1	2	0	3	2										
Buddy Bell, R OBP: 0.379, SLG: 0.443	6-3		E				F9		6-3	4	1	1	1	0	0	1										
Larry Parrish, R OBP: 0.338, SLG: 0.473		F9	E6				F8		K	4	0	0	0	0	1	2										
Tom Dunbar, L OBP: 0.312, SLG: 0.449 Bill Sample, R OBP: 0.291, SLG: 0.334	F7		4-3				F8		F6	3	0	0	1	0	0	1										
Mary Foley, L OBP: 0.407, SLG: 0.425 Gary Ward, R OBP: 0.288, SLG: 0.319 Donnie Scott, S OBP: 0.294, SLG: 0.328	F8		4-3						F6	3	0	1	0	0	0	1										
George Wright, S OBP: 0.230, SLG: 0.266			4-3		5-3		K			4	0	1	0	0	1	1										
Curtis Wilkerson, S OBP: 0.292, SLG: 0.286			1B		F7		F4		1-3	4	1	1	0	0	0	2										
Wayne Tolleson, S OBP: 0.294, SLG: 0.267			3B		E9				F8	4	2	3	0	0	0	0										
<b>Inning Stats</b>	R: 0 E: 0 K: 0 S: 3	H: 0 LOB: 0 BB: 0 P: 3	R: 0 E: 0 K: 0 S: 3	H: 0 LOB: 0 BB: 0 P: 3	R: 5 E: 1 K: 0 S: 9	H: 5 LOB: 1 BB: 0 P: 9	R: 0 E: 1 K: 1 S: 6	H: 1 LOB: 1 BB: 0 P: 6	R: 0 E: 0 K: 1 S: 5	H: 0 LOB: 0 BB: 0 P: 5	R: 0 E: 0 K: 1 S: 6	H: 1 LOB: 1 BB: 0 P: 6	R: 1 E: 1 K: 2 S: 9	H: 1 LOB: 1 BB: 0 P: 9	R: 0 E: 0 K: 0 S: 4	H: 1 LOB: 1 BB: 0 P: 4	R: 0 E: 0 K: 1 S: 5	H: 0 LOB: 0 BB: 0 P: 5	1B: 7 2B: 0 3B: 1 HR: 1	SF: 0 SAC: 0 DP: 0 HBP: 0	WP: 1 PB: 0 SB: 2 CS: 0	PA: 38				
<b>PITCHER</b>	IP	WLS	BF	H	R	ER	SO	BB	IBB	HBP	BLK	WP	HR	S	P	ERA	WHIP									
Glenn Abbott, R ERA: 5.45	(1, 1)	2.1	13	5	5	4	0	0	0	0	0	0	1	13	13	15.43	2.143									
Sid Monge, L ERA: 3.34	(3, 1)	4.0	W	16	3	1	0	4	0	0	0	0	1	0	24	24	0.00	0.750								
Doug Bair, R ERA: 3.17	(7, 1)	0.2		0	0	0	1	0	0	0	0	0	0	4	4	0.00	0.000									
Willie Hernandez, L ERA: 1.99	(8, 1)	2.0	S	7	1	0	0	1	0	0	0	0	0	9	9	0.00	0.500									

Texas Rangers @ Detroit Tigers  
Tiger Stadium, Detroit, MI  
Sat Jul 21 1984, 7:05 PM EDT  
Att: 46,219 - Unknown

AB	38
R	6
H	9
RBI	6
BB	0
SO	6
LOB	12



Batter	1	2	3	4	5	6	7	8	9	AB	R	H	RBI	BB	SO	LOB	BOTTOM								
Lou Whitaker, L OBP: 0.372, SLG: 0.401	4-3	F7			K	K				4	0	0	0	0	2	2									
Ruppert Jones, L OBP: 0.357, SLG: 0.577			4-3			BB			G3	4	1	2	1	0	0	0									
Kirk Gibson, L OBP: 0.351, SLG: 0.495	FC4-6					BB				2	1	0	0	2	1	1									
Lance Parrish, R OBP: 0.292, SLG: 0.464	5-3		7-6-3			F7			K	4	0	0	0	0	1	4									
Darrell Evans, L OBP: 0.367, SLG: 0.381		1B			K				F5	2	2	0	0	2	1	0									
Chet Lemon, R OBP: 0.390, SLG: 0.557		F6							F3	4	1	2	2	0	0	1									
Howard Johnson, S OBP: 0.352, SLG: 0.448		1B			FC3-6				F8	4	1	2	2	0	0	1									
Dave Bergman, L OBP: 0.354, SLG: 0.391					3-4-1					4	0	2	1	0	1	2									
Tom Brookens, R OBP: 0.272, SLG: 0.336		F9							K	3	1	0	0	1	1	2									
<b>Inning Stats</b>	R: 0 E: 0 K: 0 S: 4	H: 1 LOB: 1 BB: 0 P: 4	R: 2 E: 1 K: 0 S: 5	H: 2 LOB: 1 BB: 1 P: 9	R: 0 E: 0 K: 0 S: 2	H: 0 LOB: 0 BB: 1 P: 6	R: 0 E: 0 K: 1 S: 6	H: 1 LOB: 1 BB: 0 P: 6	R: 5 E: 0 K: 2 S: 10	H: 3 LOB: 1 BB: 3 P: 22	R: 0 E: 0 K: 1 S: 5	H: 0 LOB: 0 BB: 0 P: 5	R: 0 E: 0 K: 2 S: 7	H: 0 LOB: 0 BB: 0 P: 7	R: 0 E: 0 K: 1 S: 6	H: 1 LOB: 1 BB: 0 P: 6	1B: 7 2B: 2 3B: 0 HR: 0	SF: 0 SAC: 0 DP: 1 HBP: 0	WP: 1 PB: 0 SB: 3 CS: 0	PA: 36					
<b>PITCHER</b>	IP	WLS	BF	H	R	ER	SO	BB	IBB	HBP	BLK	WP	HR	S	P	ERA	WHIP								
Dickie Noles, R ERA: 5.58	(1, 1)	4.2	L	24	6	6	2	5	0	0	0	1	1	23	43	11.57	2.357								
Danny Darwin, R ERA: 4.35	(5, 1)	3.1		12	2	0	0	5	0	0	0	0	0	22	22	0.00	0.600								

Texas Rangers @ Detroit Tigers  
Tiger Stadium, Detroit, MI  
Sat Jul 21 1984, 7:05 PM EDT  
Att: 46,219 - Unknown

AB	31
R	7
H	8
RBI	6
BB	5
SO	7
LOB	13





Batter	1	2	3	4	5	6	7	8	9	AB	R	H	RBI	BB	SO	LOB	TOP										
Mickey Rivers, L OBP: 0.307, SLG: 0.351 (1, 7)	0-3 K			0-0 F9			0-0 1B		0-0 F6	4	0	1	0	0	1	1											
Curtis Wilkerson, S OBP: 0.292, SLG: 0.287 Mary Foley, L OBP: 0.309, SLG: 0.420 (1, 6) (9, PH)	0-0 CS 1B			0-0 5-3			0-3 K		0-0 F6	3	0	1	0	0	1	1											
Pete O'Brien, L OBP: 0.366, SLG: 0.475 (1, 3)	0-0 F8 1-2			0-0 6-3			0-0 1-2 1B		0-0 F6	4	0	1	0	0	0	2											
Larry Parrish, R OBP: 0.338, SLG: 0.471 (1, 10)		0-0 K2-3-2 1B			0-0 F8				0-3 K	3	0	1	0	0	1	2											
Buddy Bell, R OBP: 0.376, SLG: 0.439 (1, 5)		0-3 K2-3-2 1-1			0-0 F8				0-3 K	3	0	0	0	0	2	3											
Gary Ward, R OBP: 0.286, SLG: 0.316 (1, 8)		0-3 K			0-0 F3				0-0 F3	3	0	0	0	0	1	0											
George Wright, S OBP: 0.227, SLG: 0.262 (1, 9)				0-0 F8					0-0 F3	3	0	0	0	0	0	0											
Donnie Scott, S OBP: 0.288, SLG: 0.321 (1, 2)				0-0 F8			0-3 K		0-3 K	3	0	0	0	0	2	0											
Wayne Tolleson, S OBP: 0.294, SLG: 0.265 (1, 4)				0-0 F7					0-0 F8 BB	2	0	0	0	1	0	0											
<b>Inning Stats</b>	R: 0 E: 0 K: 1 S: 5	H: 1 LOB: 0 BB: 0 P: 5	R: 0 E: 0 K: 2 S: 7	H: 1 LOB: 0 BB: 0 P: 7	R: 0 E: 0 K: 0 S: 3	H: 0 LOB: 0 BB: 0 P: 3	R: 0 E: 0 K: 0 S: 3	H: 0 LOB: 0 BB: 0 P: 3	R: 0 E: 0 K: 1 S: 5	H: 0 LOB: 0 BB: 0 P: 5	R: 0 E: 0 K: 3 S: 11	H: 2 LOB: 2 BB: 0 P: 11	R: 0 E: 0 K: 1 S: 5	H: 0 LOB: 0 BB: 0 P: 5	R: 0 E: 0 K: 0 S: 3	H: 0 LOB: 1 BB: 1 P: 7	1B: 4 2B: 1 3B: 0 HR: 0	SF: 0 SAC: 0 DP: 1 HBP: 0	WP: 0 PB: 0 SB: 0 CS: 1	PA: 30							
<b>PITCHER</b>	IP	WLS	BF	H	R	ER	SO	BB	IBB	HBP	BLK	WP	HR	S	P	ERA	WHIP										
Dan Petry, R ERA: 3.0 Willie Hernandez, L ERA: 1.98	(1, 1)	8.2	W	29	4	0	0	8	1	0	0	0	0	44	48	0.00	0.577										
(9, 1)	0.1	S	1	0	0	0	0	0	0	0	0	0	0	1	1	0.00	0.000										

Texas Rangers @ Detroit Tigers  
Tiger Stadium, Detroit, MI  
Sun Jul 22 1984, 3:33 AM EDT  
Att: 37,846 - Unknown

AB 29  
R 0  
H 4  
RBI 0  
BB 1  
SO 8  
LOB 10



Batter	1	2	3	4	5	6	7	8	9	AB	R	H	RBI	BB	SO	LOB	BOTTOM										
Dave Bergman, L OBP: 0.358, SLG: 0.409 (1, 3)	0-0 HR			4-0 1B BLK WP BB				0-0 F8		3	2	1	1	1	0	0											
Ruppert Jones, L OBP: 0.352, SLG: 0.556 (1, 7)	0-0 F7			4-0 WP 1B BB			0-0 5-3		0-3 K	3	0	0	0	1	1	0											
Kirk Gibson, L OBP: 0.350, SLG: 0.492 (1, 9)	0-3 K			0-0 WP 1B			0-0 F3		0-3 K	4	0	1	0	0	2	0											
Lance Parrish, R OBP: 0.289, SLG: 0.460 (1, 2)	0-0 1-3			0-3 K			0-0 4-3		0-3 K	3	0	0	0	0	1	3											
Darrell Evans, L OBP: 0.363, SLG: 0.376 (1, 10)				0-0 1-3			0-3 K		0-3 K	3	0	0	0	0	2	2											
Chet Lemon, R OBP: 0.390, SLG: 0.553 (1, 8)		4-0 BB			0-0 F6			0-3 K		2	0	0	0	1	1	0											
Howard Johnson, S OBP: 0.348, SLG: 0.442 (1, 5)		0-0 F5			0-0 F4			0-0 F6		3	0	0	0	0	0	1											
Tom Brookens, R OBP: 0.273, SLG: 0.336 (1, 4)		0-0 1-3			0-0 F7			0-0 1B		3	0	1	0	0	0	1											
Doug Baker, S OBP: 0.111, SLG: 0.059 (1, 6)				0-0 4-3			0-0 1-3		0-3 K	3	0	0	0	0	1	1											
<b>Inning Stats</b>	R: 1 E: 0 K: 1 S: 6	H: 1 LOB: 0 BB: 0 P: 6	R: 0 E: 0 K: 0 S: 3	H: 0 LOB: 1 BB: 1 P: 7	R: 1 E: 0 K: 2 S: 8	H: 1 LOB: 2 BB: 2 P: 16	R: 0 E: 0 K: 0 S: 3	H: 0 LOB: 0 BB: 0 P: 3	R: 0 E: 0 K: 0 S: 3	H: 0 LOB: 0 BB: 0 P: 3	R: 0 E: 0 K: 1 S: 5	H: 0 LOB: 0 BB: 0 P: 5	R: 0 E: 0 K: 2 S: 8	H: 1 LOB: 1 BB: 0 P: 8	R: 0 E: 0 K: 2 S: 7	H: 0 LOB: 0 BB: 0 P: 7	1B: 2 2B: 0 3B: 0 HR: 1	SF: 0 SAC: 0 DP: 0 HBP: 0	WP: 1 PB: 0 SB: 0 CS: 0	PA: 30							
<b>PITCHER</b>	IP	WLS	BF	H	R	ER	SO	BB	IBB	HBP	BLK	WP	HR	S	P	ERA	WHIP										
Charlie Hough, R ERA: 3.43	(1, 1)	8.0	L	30	3	2	2	8	3	0	0	1	1	43	55	2.25	0.750										

Texas Rangers @ Detroit Tigers  
Tiger Stadium, Detroit, MI  
Sun Jul 22 1984, 3:33 AM EDT  
Att: 37,846 - Unknown

AB 27  
R 2  
H 3  
RBI 1  
BB 3  
SO 8  
LOB 8





Batter	1	2	3	4	5	6	7	8	9	AB	R	H	RBI	BB	SO	LOB	TOP					
Floyd Rayford, R OBP: 0.331, SLG: 0.417 Lenn Sakata, R OBP: 0.214, SLG: 0.214										5	0	1	0	0	2	4	<p><b>Baltimore Orioles @ Texas Rangers</b> Arlington Stadium, Arlington, TX Mon Jul 23 1984, 8:05 PM EDT Att: 14,983 - Unknown</p> <p>livebaseballscores.com</p>					
John Shelby, S OBP: 0.223, SLG: 0.287										4	1	0	0	1	1							
Cal Ripken Jr., R OBP: 0.379, SLG: 0.540										4	1	3	1	1	0	0						
Eddie Murray, S OBP: 0.411, SLG: 0.523										4	2	2	1	1	1	2						
Gary Roenicke, R OBP: 0.335, SLG: 0.353 John Lowenstein, L OBP: 0.329, SLG: 0.385										3	1	1	3	0	0	2						
Benny Ayala, R OBP: 0.232, SLG: 0.293 Ken Singleton, S OBP: 0.284, SLG: 0.268										2	1	1	0	0	0	0						
Mike Young, S OBP: 0.327, SLG: 0.397										4	1	1	0	1	1	1						
Rich Dauer, R OBP: 0.292, SLG: 0.333 Wayne Gross, L OBP: 0.365, SLG: 0.466										2	1	0	0	1	0	3						
Rick Dempsey, R OBP: 0.317, SLG: 0.322										5	0	3	3	0	0	2						
<b>Inning Stats</b>	R: 0 E: 0 K: 1 S: 6	H: 2 LOB: 1 BB: 0 P: 6	R: 1 E: 1 K: 0 S: 6	H: 2 LOB: 2 BB: 0 P: 6	R: 3 E: 0 K: 0 S: 5	H: 2 LOB: 0 BB: 1 P: 9	R: 2 E: 0 K: 1 S: 7	H: 2 LOB: 2 BB: 2 P: 15	R: 0 E: 0 K: 1 S: 6	H: 1 LOB: 1 BB: 0 P: 6	R: 0 E: 0 K: 2 S: 7	H: 0 LOB: 0 BB: 0 P: 7	R: 3 E: 0 K: 2 S: 10	H: 3 LOB: 1 BB: 1 P: 14	R: 0 E: 0 K: 0 S: 3	H: 0 LOB: 1 BB: 1 P: 7		R: 0 E: 0 K: 1 S: 6	H: 1 LOB: 2 BB: 1 P: 10	1B: 9 2B: 2 3B: 1 HR: 1	SF: 0 SAC: 0 DP: 1 HBP: 0	WP: 1 PB: 0 SB: 0 CS: 0
<b>PITCHER</b>	IP WLS BF H R ER SO BB IBB HBP BLK WP HR S P ERA WHIP																					
Mike Mason, L ERA: 3.02	(1, 1) 4.0 L 23 8 6 5 2 2 1 0 0 0 0 1 24 36 11.25 2.500																					
Dave Stewart, R ERA: 5.4	(5, 1) 3.0 14 4 3 3 5 1 0 0 0 1 0 23 27 9.00 1.667																					
Dave Schmidt, R ERA: 2.45	(8, 1) 2.0 9 1 0 0 1 2 0 0 0 0 0 9 17 0.00 1.500																					

Batter	1	2	3	4	5	6	7	8	9	AB	R	H	RBI	BB	SO	LOB	BOTTOM					
Tom Dunbar, L OBP: 0.414, SLG: 0.509 Bill Sample, R OBP: 0.290, SLG: 0.333										4	1	2	1	0	1	0	<p><b>Baltimore Orioles @ Texas Rangers</b> Arlington Stadium, Arlington, TX Mon Jul 23 1984, 8:05 PM EDT Att: 14,983 - Unknown</p> <p>livebaseballscores.com</p>					
Gary Ward, R OBP: 0.285, SLG: 0.317										5	0	1	0	0	0	2						
Buddy Bell, R OBP: 0.374, SLG: 0.435										5	1	1	0	0	0	3						
Larry Parrish, R OBP: 0.341, SLG: 0.484										5	1	3	1	0	0	2						
Pete O'Brien, L OBP: 0.361, SLG: 0.468										5	0	0	0	0	1	4						
George Wright, S OBP: 0.232, SLG: 0.284										4	2	2	2	0	1	2						
Jeff Kunkel, R OBP: 0.750, SLG: 0.750										4	0	3	0	0	1	1						
Donnie Scott, S OBP: 0.287, SLG: 0.313										3	0	0	0	1	1	3						
Curtis Wilkerson, S OBP: 0.292, SLG: 0.296										4	0	1	1	0	0	2						
<b>Inning Stats</b>	R: 0 E: 0 K: 1 S: 5	H: 0 LOB: 0 BB: 0 P: 5	R: 0 E: 0 K: 1 S: 6	H: 1 LOB: 1 BB: 0 P: 6	R: 0 E: 0 K: 0 S: 5	H: 2 LOB: 2 BB: 0 P: 5	R: 0 E: 0 K: 1 S: 7	H: 2 LOB: 2 BB: 0 P: 7	R: 0 E: 0 K: 0 S: 3	H: 0 LOB: 0 BB: 0 P: 3	R: 2 E: 0 K: 1 S: 8	H: 3 LOB: 1 BB: 0 P: 8	R: 1 E: 0 K: 0 S: 4	H: 1 LOB: 0 BB: 0 P: 4	R: 2 E: 0 K: 0 S: 6	H: 3 LOB: 2 BB: 1 P: 10		R: 0 E: 0 K: 1 S: 6	H: 1 LOB: 1 BB: 0 P: 6	1B: 8 2B: 2 3B: 0 HR: 3	SF: 0 SAC: 0 DP: 0 HBP: 0	WP: 1 PB: 0 SB: 1 CS: 0
<b>PITCHER</b>	IP WLS BF H R ER SO BB IBB HBP BLK WP HR S P ERA WHIP																					
Mike Boddicker, R ERA: 3.03	(1, 1) 7.1 W 35 12 5 5 4 1 0 0 0 0 0 0 8 46 6.14 1.773																					
Tippy Martinez, L ERA: 3.52	(8, 1) 1.2 S 6 1 0 0 1 0 0 0 0 0 0 0 8 8 0.00 0.600																					



Batter	1	2	3	4	5	6	7	8	9	AB	R	H	RBI	BB	SO	LOB	TOP		
<b>Al Bumbry, L</b> OBP: 0.285, SLG: 0.285 (1, 8)										4	0	0	0	0	0	2			
<b>Dan Ford, R</b> OBP: 0.344, SLG: 0.531 (1, 9)										4	0	1	2	0	0	0			
<b>John Shelby, S</b> OBP: 0.223, SLG: 0.287 (9, FR)										0	0	0	0	0	0	0			
<b>Cal Ripken Jr., R</b> OBP: 0.376, SLG: 0.535 (1, 6)										4	0	0	0	0	1	2			
<b>Eddie Murray, S</b> OBP: 0.409, SLG: 0.520 (1, 3)										4	0	1	0	0	0	1			
<b>John Lowenstein, L</b> OBP: 0.329, SLG: 0.382 (1, 10)										2	0	0	0	1	0	1			
<b>Wayne Gross, L</b> OBP: 0.380, SLG: 0.459 (1, 5)										3	0	0	0	0	0	2			
<b>Gary Roenicke, R</b> OBP: 0.335, SLG: 0.353 (1, 7)										3	1	1	0	0	0	1			
<b>Lenn Sakata, R</b> OBP: 0.217, SLG: 0.218 (1, 4)										3	1	1	0	0	0	0			
<b>Rick Dempsey, R</b> OBP: 0.312, SLG: 0.317 (1, 2)										3	0	0	0	0	1	2			
<b>Inning Stats</b>	R: 0 E: 0 K: 0 S: 3	H: 0 LOB: 0 BB: 0 P: 3	R: 0 E: 0 K: 0 S: 3	H: 1 LOB: 0 BB: 0 P: 3	R: 2 E: 0 K: 2 S: 10	H: 3 LOB: 1 BB: 0 P: 10	R: 0 E: 0 K: 0 S: 3	H: 0 LOB: 0 BB: 0 P: 3	R: 0 E: 0 K: 0 S: 3	H: 0 LOB: 0 BB: 0 P: 3	R: 0 E: 0 K: 0 S: 3	H: 0 LOB: 0 BB: 0 P: 3	R: 0 E: 1 K: 0 S: 3	H: 0 LOB: 1 BB: 0 P: 3	R: 0 E: 0 K: 0 S: 3	H: 0 LOB: 0 BB: 0 P: 3	1B: 3 2B: 1 3B: 0 HR: 0	SF: 0 SAC: 0 DP: 2 HBP: 0	WP: 0 PA: 31 PB: 0 SB: 0 CS: 0
<b>PITCHER</b> <b>Danny Darwin, R</b> ERA: 4.2 (1, 1)	IP: 9.0 WLS: W BF: 31 H: 4 R: 2 ER: 2 SO: 2 BB: 1 IBB: 0 HBP: 0 BLK: 0 WP: 0 HR: 0 S: 34 P: 38 ERA: 2.00 WHIP: 0.556															<b>PITCHER</b> <b>Danny Darwin, R</b> ERA: 4.2 (1, 1)	IP: 9.0 WLS: W BF: 31 H: 4 R: 2 ER: 2 SO: 2 BB: 1 IBB: 0 HBP: 0 BLK: 0 WP: 0 HR: 0 S: 34 P: 38 ERA: 2.00 WHIP: 0.556		

**Baltimore Orioles @ Texas Rangers**  
Arlington Stadium, Arlington, TX  
Tue Jul 24 1984, 8:05 PM EDT  
Att: 15,451 - Unknown

**AB 30**  
**R 2**  
**H 4**  
**RBI 2**  
**BB 1**  
**SO 2**  
**LOB 11**



Batter	1	2	3	4	5	6	7	8	9	AB	R	H	RBI	BB	SO	LOB	BOTTOM		
<b>Bill Sample, R</b> OBP: 0.287, SLG: 0.329 (1, 7)										4	0	0	0	0	2	3			
<b>Gary Ward, R</b> OBP: 0.290, SLG: 0.322 (1, 8)										4	0	3	0	0	0	1			
<b>Buddy Bell, R</b> OBP: 0.370, SLG: 0.430 (1, 5)										4	1	0	0	0	0	3			
<b>Larry Parrish, R</b> OBP: 0.340, SLG: 0.484 (1, 10)										4	1	1	0	0	0	1			
<b>Pete O'Brien, L</b> OBP: 0.360, SLG: 0.465 (1, 3)										4	0	1	1	0	0	0			
<b>George Wright, S</b> OBP: 0.233, SLG: 0.291 (1, 9)										3	1	1	1	0	0	0			
<b>Tom Dunbar, L</b> OBP: 0.414, SLG: 0.509 (9, 9)										0	0	0	0	0	0	0			
<b>Jeff Kunkel, R</b> OBP: 0.571, SLG: 0.571 (1, 6)										3	0	1	0	0	1	2			
<b>Ned Yost, R</b> OBP: 0.199, SLG: 0.252 (1, 2)										3	0	1	1	0	1	1			
<b>Curtis Wilkerson, S</b> OBP: 0.295, SLG: 0.290 (1, 4)										3	0	2	0	0	0	1			
<b>Inning Stats</b>	R: 0 E: 0 K: 1 S: 6	H: 1 LOB: 1 BB: 0 P: 6	R: 1 E: 0 K: 1 S: 8	H: 3 LOB: 2 BB: 0 P: 8	R: 2 E: 0 K: 1 S: 8	H: 3 LOB: 1 BB: 0 P: 8	R: 0 E: 0 K: 1 S: 6	H: 1 LOB: 1 BB: 0 P: 6	R: 0 E: 0 K: 0 S: 4	H: 1 LOB: 1 BB: 0 P: 4	R: 0 E: 0 K: 0 S: 3	H: 1 LOB: 0 BB: 0 P: 3	R: 0 E: 0 K: 0 S: 3	H: 0 LOB: 0 BB: 0 P: 3	R: 0 E: 0 K: 0 S: 3	H: 0 LOB: 0 BB: 0 P: 3	1B: 8 2B: 2 3B: 0 HR: 0	SF: 1 SAC: 0 DP: 1 HBP: 0	WP: 0 PA: 33 PB: 0 SB: 0 CS: 0
<b>PITCHER</b> <b>Mike Flanagan, L</b> ERA: 3.33 (1, 1)	IP: 8.0 WLS: L BF: 33 H: 10 R: 3 ER: 3 SO: 4 BB: 0 IBB: 0 HBP: 0 BLK: 0 WP: 0 HR: 0 S: 41 P: 41 ERA: 3.38 WHIP: 1.250															<b>PITCHER</b> <b>Mike Flanagan, L</b> ERA: 3.33 (1, 1)	IP: 8.0 WLS: L BF: 33 H: 10 R: 3 ER: 3 SO: 4 BB: 0 IBB: 0 HBP: 0 BLK: 0 WP: 0 HR: 0 S: 41 P: 41 ERA: 3.38 WHIP: 1.250		

**Baltimore Orioles @ Texas Rangers**  
Arlington Stadium, Arlington, TX  
Tue Jul 24 1984, 8:05 PM EDT  
Att: 15,451 - Unknown

**AB 32**  
**R 3**  
**H 10**  
**RBI 3**  
**BB 0**  
**SO 4**  
**LOB 12**





Batter	1	2	3	4	5	6	7	8	9	AB	R	H	RBI	BB	SO	LOB	TOP					
<b>Rich Dauer, R</b> (1,4) OBP: 0.288, SLG: 0.328 <b>John Lowenstein, L</b> (8, FH) OBP: 0.328, SLG: 0.380 (8, 7)	F8	G3		F7			5-3	FC		4	0	0	0	0	0	2						
<b>Dan Ford, R</b> (1,9) OBP: 0.324, SLG: 0.472 <b>Lenn Sakata, R</b> (8,4) OBP: 0.217, SLG: 0.218	2B BB		6-3		K		F8	F8		4	0	0	0	1	1	2						
<b>Cal Ripken Jr., R</b> (1,6) OBP: 0.374, SLG: 0.530	F7			FC6-4 1B			3-1	E5 HR		5	1	1	0	0	0	3						
<b>Eddie Murray, S</b> (1,3) OBP: 0.409, SLG: 0.529				FC6-4 BB				HR		5	1	2	2	0	1	1						
<b>Gary Roenicke, R</b> (1,8) OBP: 0.345, SLG: 0.354							1B BB	FC6-4 1B		2	0	1	0	3	0	0						
<b>Benny Ayala, R</b> (1,10) OBP: 0.221, SLG: 0.278 <b>Ken Singleton, S</b> (9, FH) OBP: 0.286, SLG: 0.268	K			6-3			F8	FC6-4		4	0	0	0	0	1	7						
<b>Mike Young, S</b> (1,7) OBP: 0.320, SLG: 0.387 (8, 9)				5-3			K			5	0	0	0	0	1	2						
<b>Todd Cruz, R</b> (1,5) OBP: 0.260, SLG: 0.319				F6						3	1	2	0	0	0	0						
<b>Rick Dempsey, R</b> (1,2) OBP: 0.311, SLG: 0.311				F8			5-3	E6 F8 FC		3	0	0	0	1	0	4						
<b>Inning Stats</b>	R: 0 E: 0 K: 1 S: 6	H: 1 LOB: 3 BB: 2 P: 14	R: 0 E: 0 K: 0 S: 3	H: 0 LOB: 1 BB: 0 P: 4	R: 0 E: 0 K: 0 S: 4	H: 1 LOB: 2 BB: 1 P: 8	R: 0 E: 0 K: 0 S: 3	H: 0 LOB: 1 BB: 1 P: 7	R: 0 E: 0 K: 1 S: 7	H: 0 LOB: 0 BB: 0 P: 7	R: 0 E: 0 K: 1 S: 6	H: 1 LOB: 2 BB: 1 P: 10	R: 2 E: 1 K: 0 S: 6	H: 2 LOB: 1 BB: 0 P: 6	R: 1 E: 1 K: 0 S: 6	H: 1 LOB: 2 BB: 0 P: 6	R: 0 E: 0 K: 0 S: 3	H: 0 LOB: 1 BB: 1 P: 7	1B: 4 2B: 1 3B: 0 HR: 1	SF: 0 SAC: 0 DP: 0 HBP: 1	WP: 0 PB: 0 SB: 1 CS: 0	PA: 43
<b>PITCHER</b>	IP	WLS	BF	H	R	ER	SO	BB	IBB	HBP	BLK	WP	HR	S	P	ERA	WHIP					
<b>Frank Tanana, L</b> (1,1) ERA: 3.06	7.0	L	33	5	2	0	4	5	0	1	0	0	1	35	56	0.00	1.429					
<b>Dickie Noles, R</b> (8,1) ERA: 5.43	2.0		10	1	1	0	0	1	0	0	0	0	0	9	13	0.00	1.000					

**Baltimore Orioles @ Texas Rangers**  
Arlington Stadium, Arlington, TX  
Wed Jul 25 1984, 8:05 PM EDT  
Att: 14,333 - Unknown

AB 36  
R 3  
H 6  
RBI 3  
BB 6  
SO 4  
LOB 22



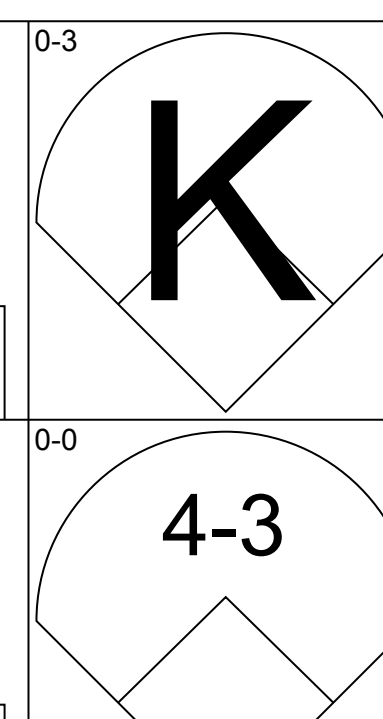
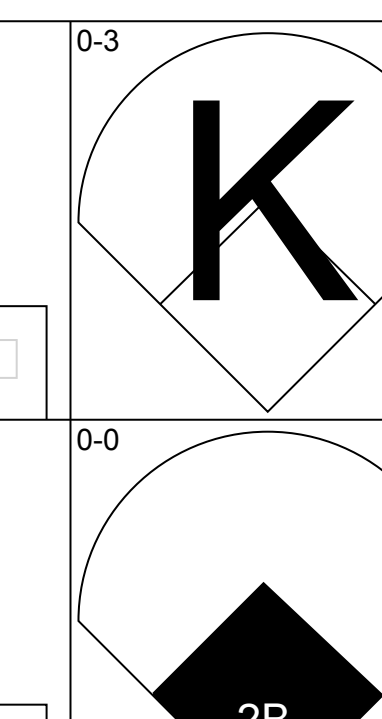
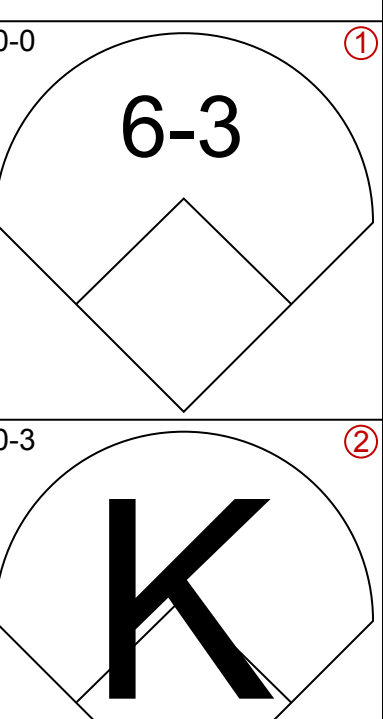
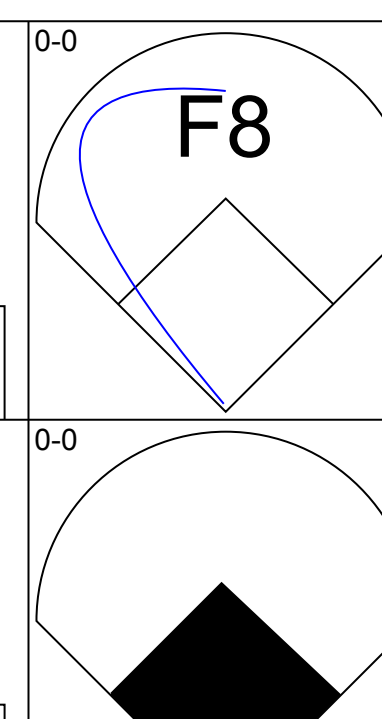
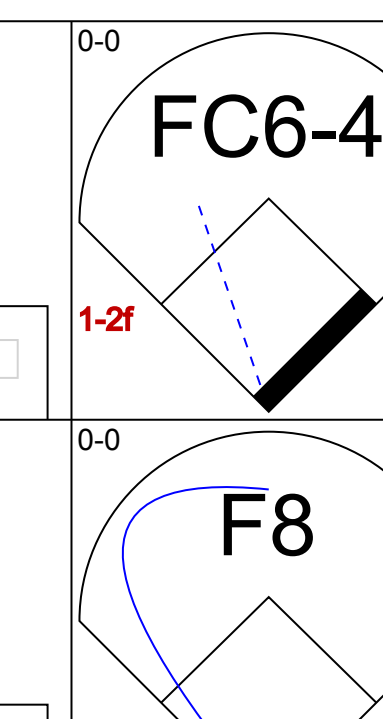
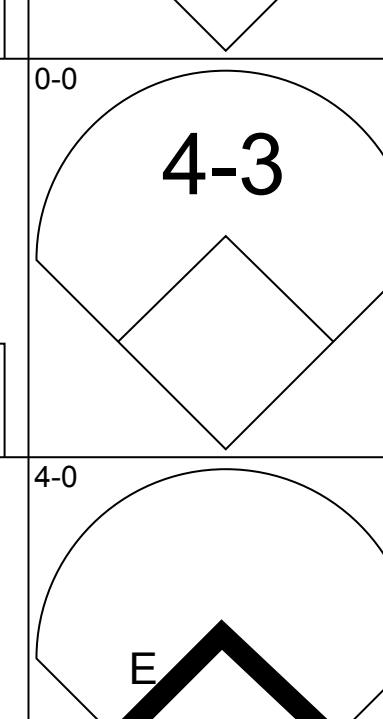
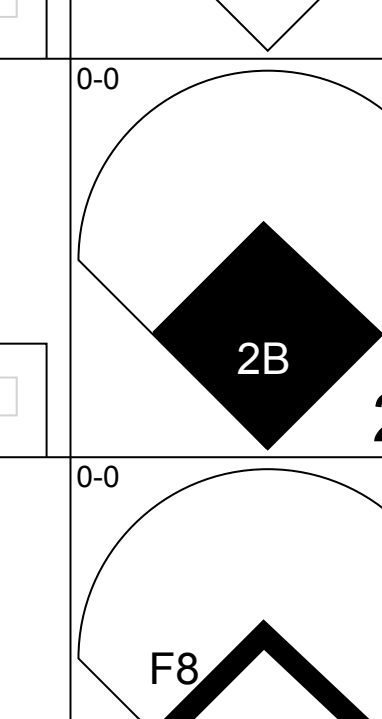
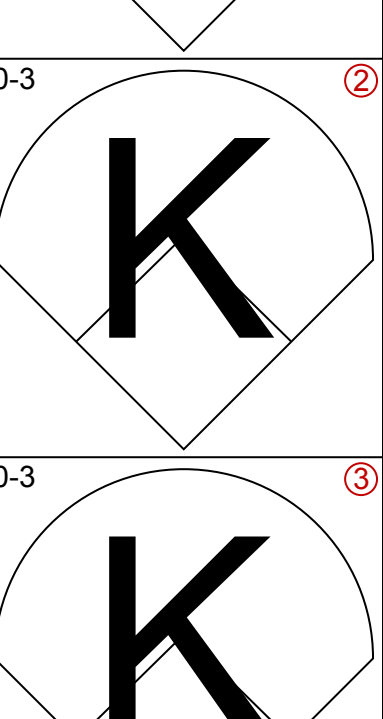
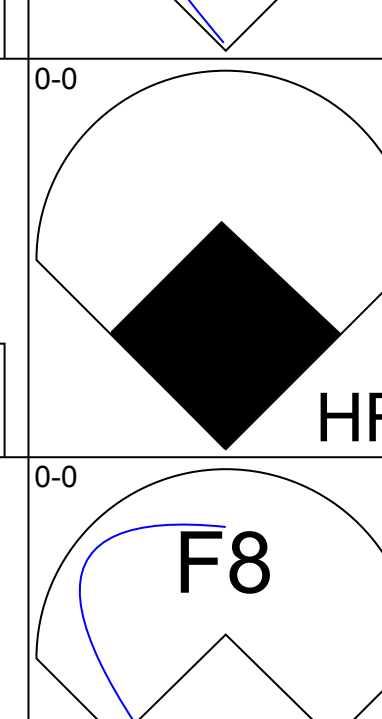
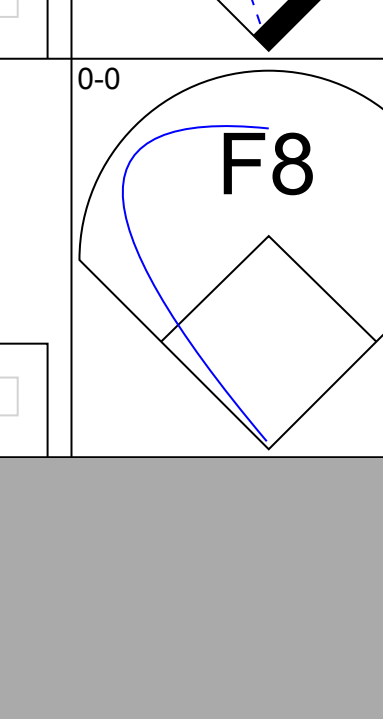
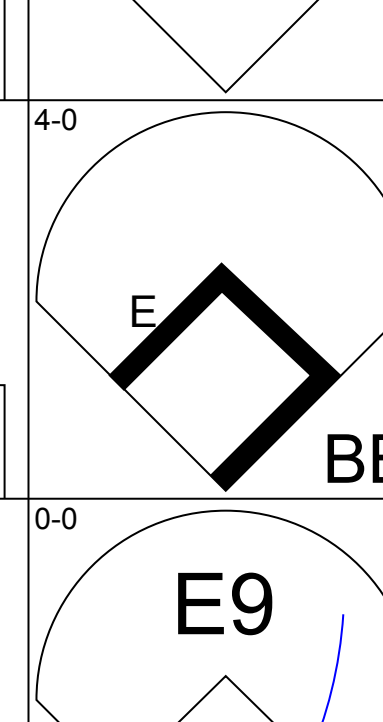
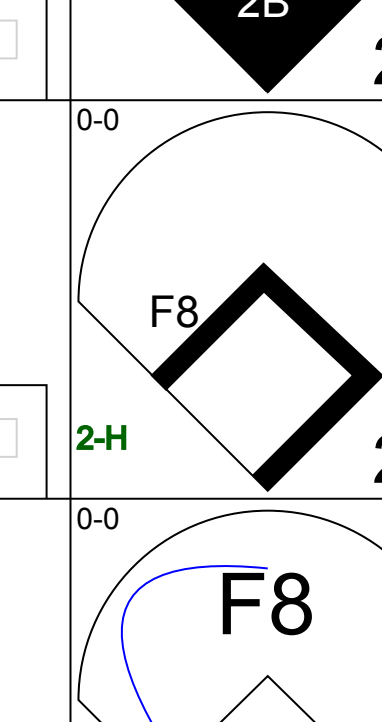

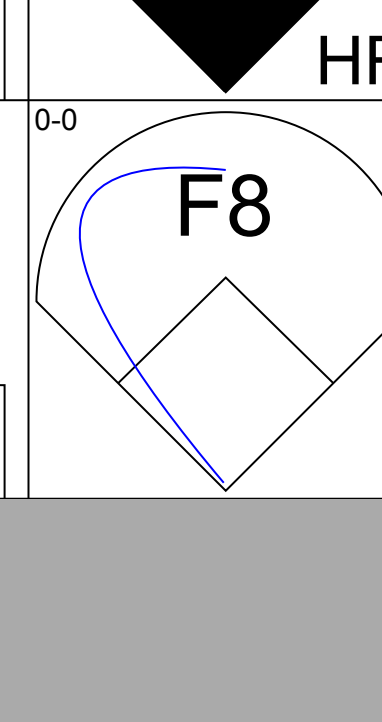
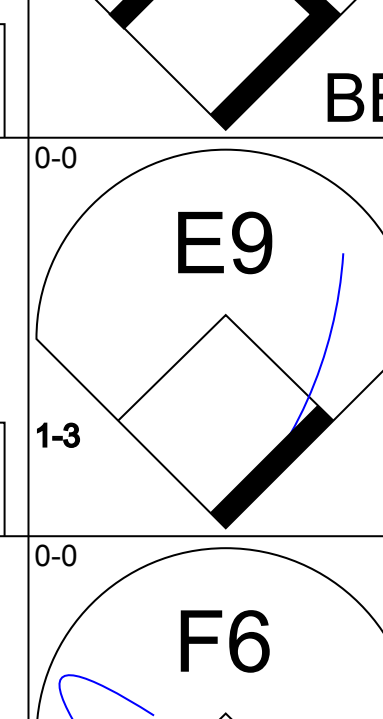
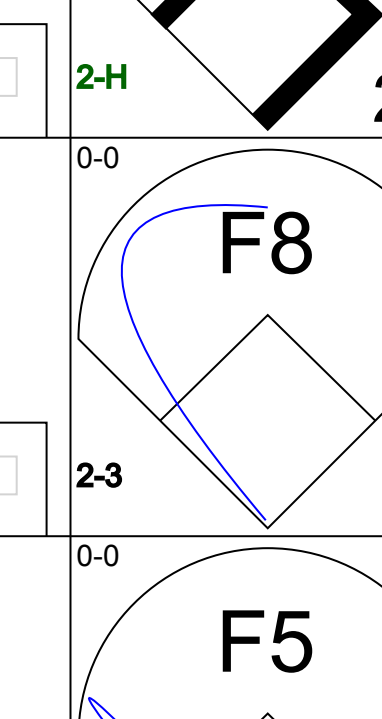
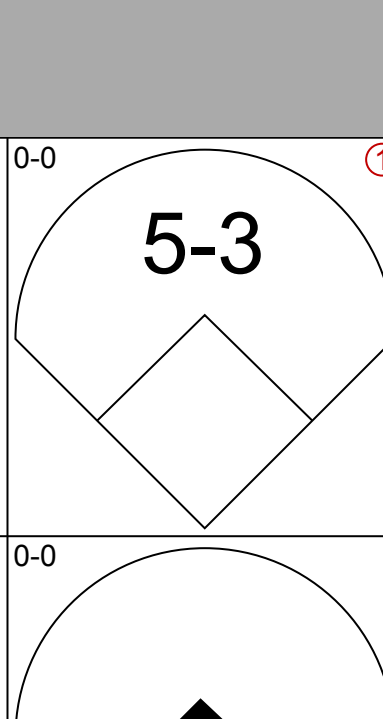
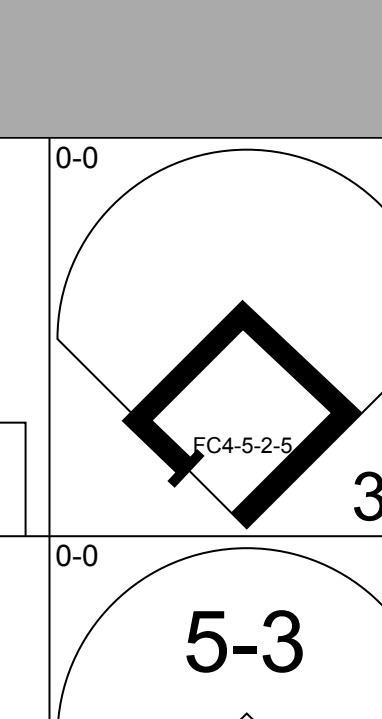
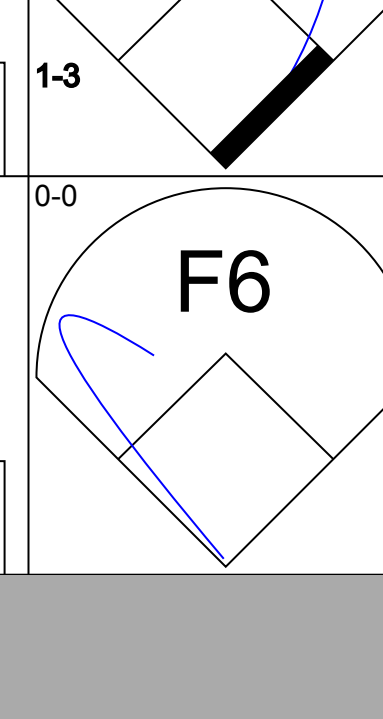
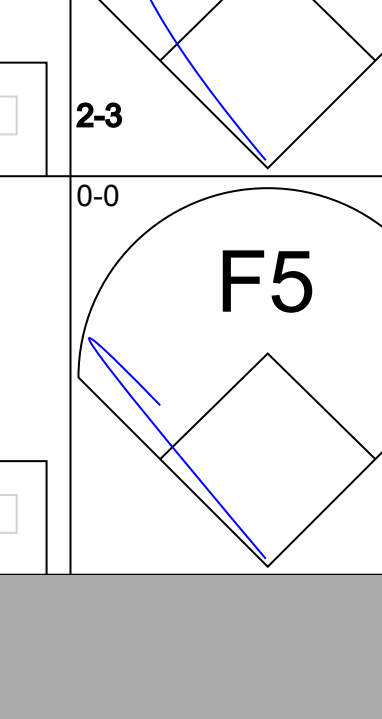
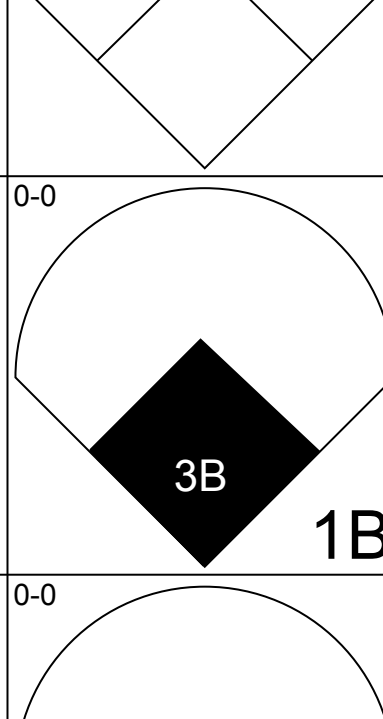
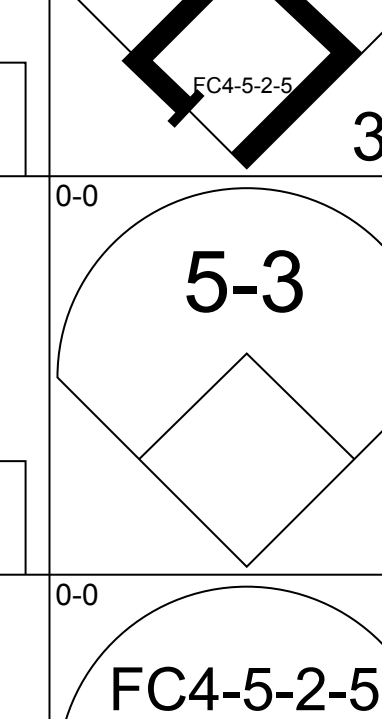
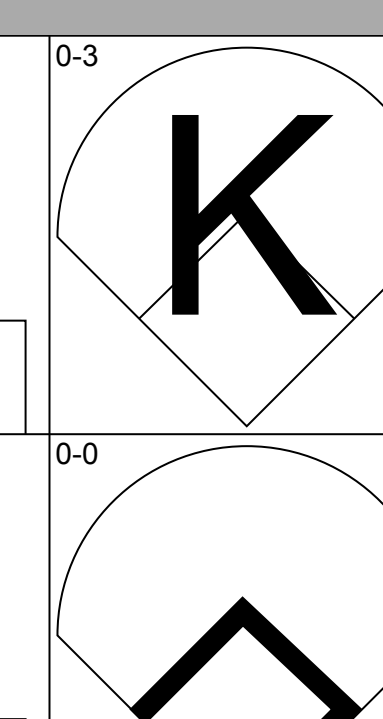
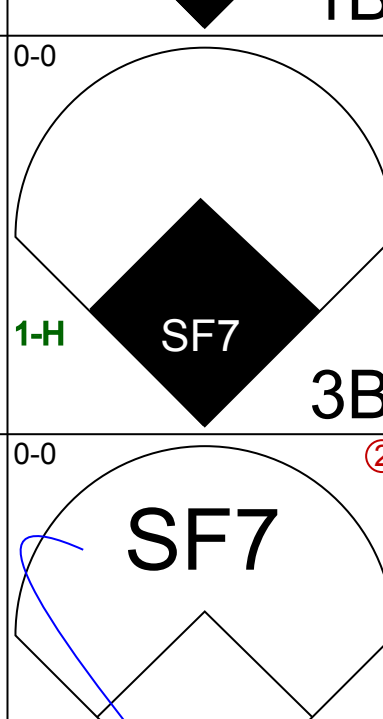
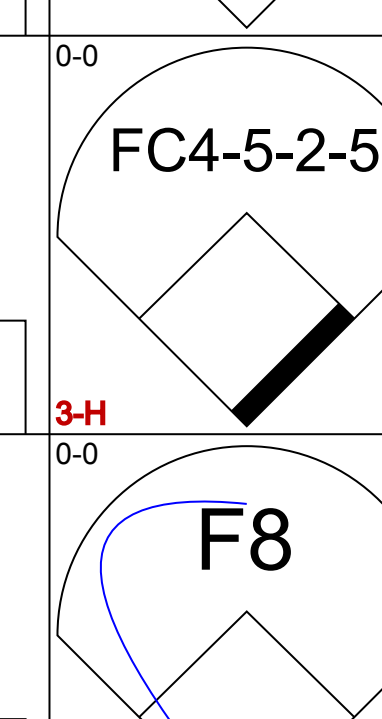
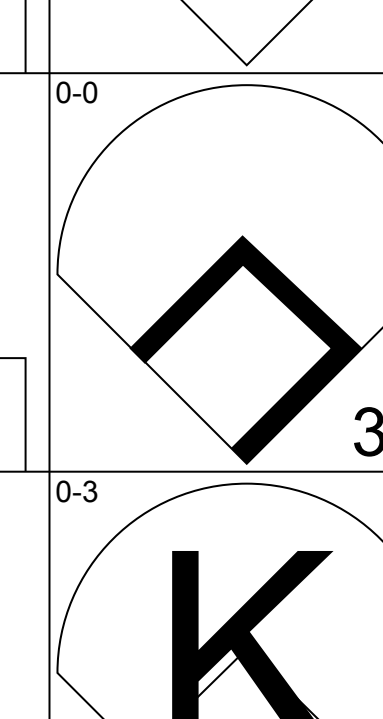
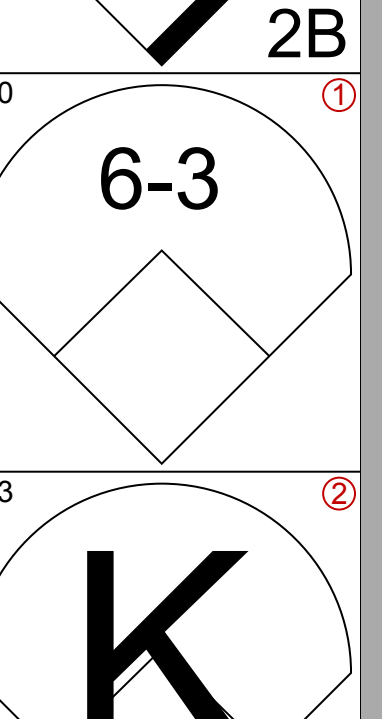
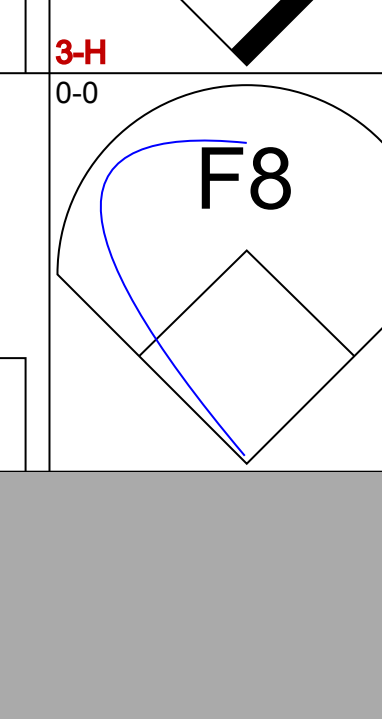
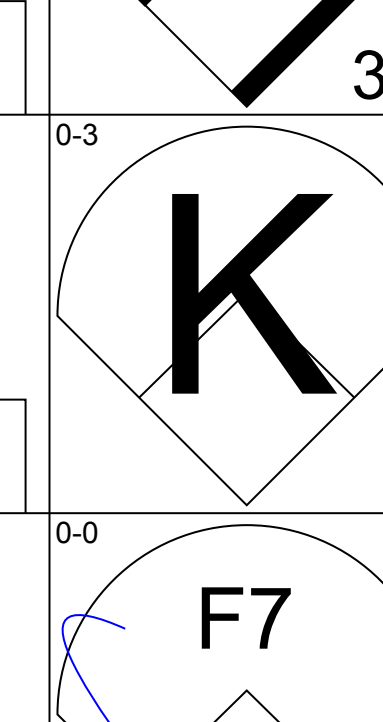
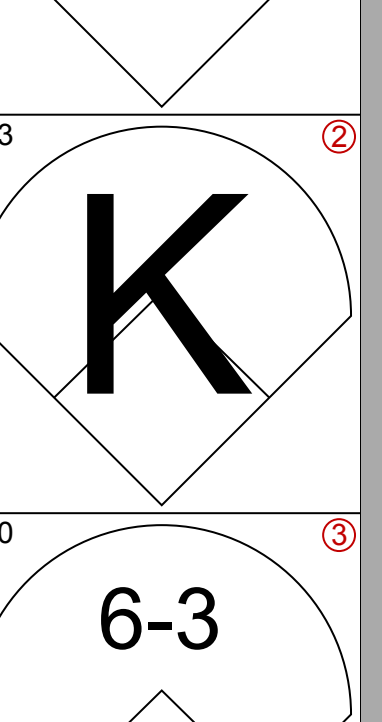
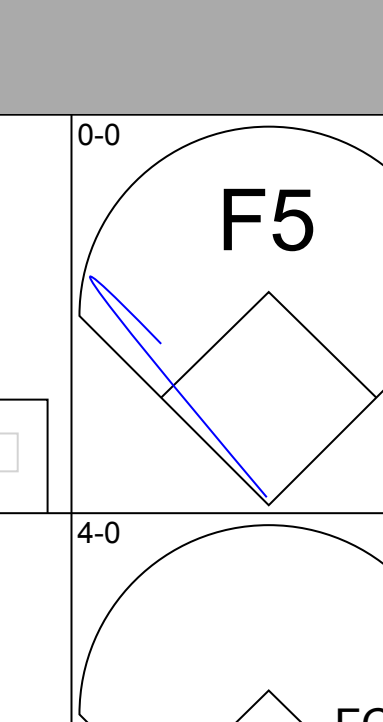
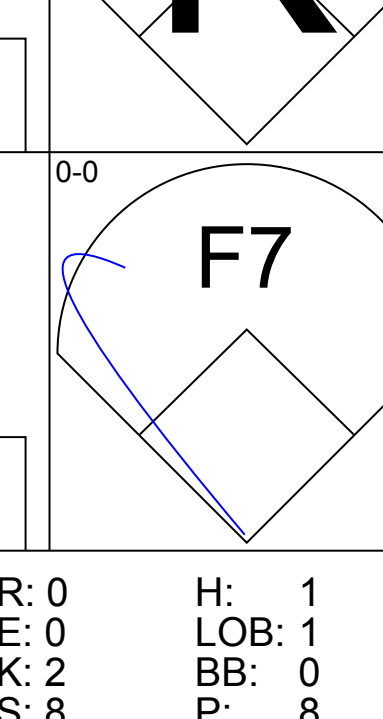
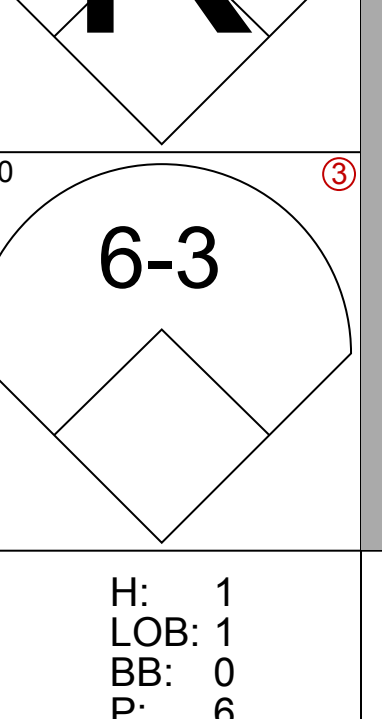
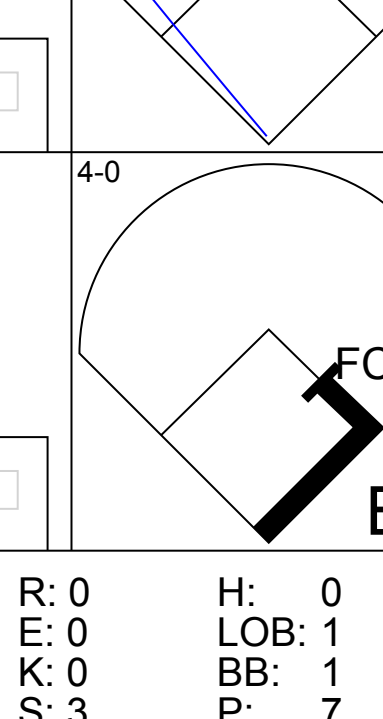
Batter	1	2	3	4	5	6	7	8	9	AB	R	H	RBI	BB	SO	LOB	BOTTOM					
<b>Tom Dunbar, L</b> (1,9) OBP: 0.387, SLG: 0.474 <b>Donnie Scott, S</b> (9,2) OBP: 0.287, SLG: 0.313	K		1-3			K		F9		4	0	0	0	0	2	0						
<b>Gary Ward, R</b> (1,8) OBP: 0.292, SLG: 0.327	F9			1B 2B		F8				4	0	2	0	0	0	0						
<b>Buddy Bell, R</b> (1,5) OBP: 0.370, SLG: 0.429 <b>Wayne Tolleson, S</b> (8,5) OBP: 0.293, SLG: 0.264	5-3					K		1-3		3	0	1	0	0	1	0						
<b>Larry Parrish, R</b> (1,10) OBP: 0.337, SLG: 0.479						K				4	0	0	0	0	3	2						
<b>Pete O'Brien, L</b> (1,3) OBP: 0.359, SLG: 0.461						K				3	0	0	0	1	1	2						
<b>Bill Sample, R</b> (1,7) OBP: 0.286, SLG: 0.328										4	0	1	0	0	0	3						
<b>Jeff Kunkel, R</b> (1,6) OBP: 0.400, SLG: 0.400										3	0	0	0	0	1	2						
<b>Ned Yost, R</b> (1,2) OBP: 0.196, SLG: 0.248 <b>Mickey Rivers, L</b> (8, FH) OBP: 0.311, SLG: 0.368 (9, 9)										2	0	0	0	0	1	0						
<b>Curtis Wilkerson, S</b> (1,4) OBP: 0.292, SLG: 0.287										3	0	0	0	0	1	0						
<b>Inning Stats</b>	R: 0 E: 0 K: 1 S: 5	H: 0 LOB: 0 BB: 0 P: 5	R: 0 E: 0 K: 1 S: 5	H: 0 LOB: 1 BB: 1 P: 9	R: 0 E: 0 K: 1 S: 5	H: 0 LOB: 0 BB: 0 P: 5	R: 0 E: 0 K: 2 S: 9	H: 2 LOB: 2 BB: 0 P: 9	R: 0 E: 0 K: 1 S: 5	H: 0 LOB: 0 BB: 0 P: 5	R: 0 E: 0 K: 2 S: 7	H: 0 LOB: 0 BB: 0 P: 7	R: 0 E: 0 K: 1 S: 6	H: 1 LOB: 1 BB: 0 P: 6	R: 1 E: 0 K: 0 S: 5	H: 2 LOB: 1 BB: 0 P: 5	R: 0 E: 0 K: 1 S: 5	H: 0 LOB: 0 BB: 0 P: 5	1B: 3 2B: 1 3B: 0 HR: 1	SF: 0 SAC: 0 DP: 0 HBP: 0	WP: 0 PB: 0 SB: 0 CS: 0	PA: 33
<b>PITCHER</b>	IP	WLS	BF	H	R	ER	SO	BB	IBB	HBP	BLK	WP	HR	S	P	ERA	WHIP					
<b>Dennis Martinez, R</b> (1,1) ERA: 4.09	7.2		28	4	1	1	9	1	0	0	0	0	1	45	49	1.17	0.652					
<b>Sammy Stewart, R</b> (8,1) ERA: 3.1	1.1	S	5	1	0	0	1	0	0	0	0	0	0	7	7	0.00	0.750					

**Baltimore Orioles @ Texas Rangers**  
Arlington Stadium, Arlington, TX  
Wed Jul 25 1984, 8:05 PM EDT  
Att: 14,333 - Unknown

AB 32  
R 1  
H 5  
RBI 1  
BB 1  
SO 10  
LOB 10



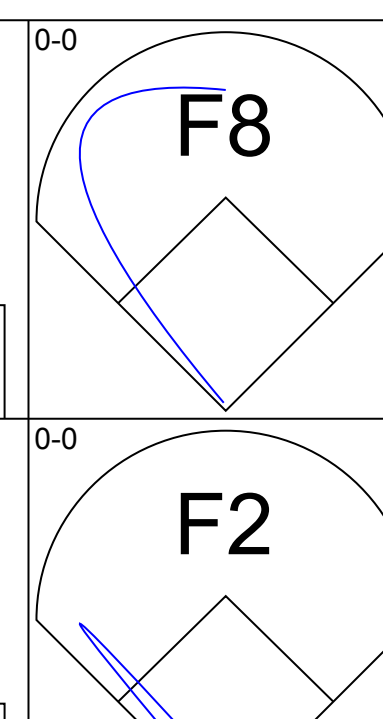
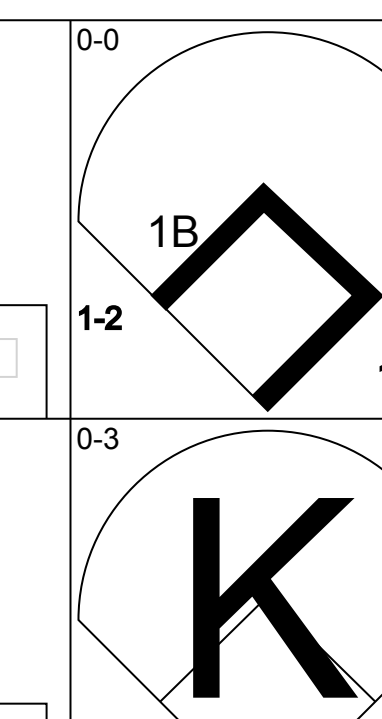
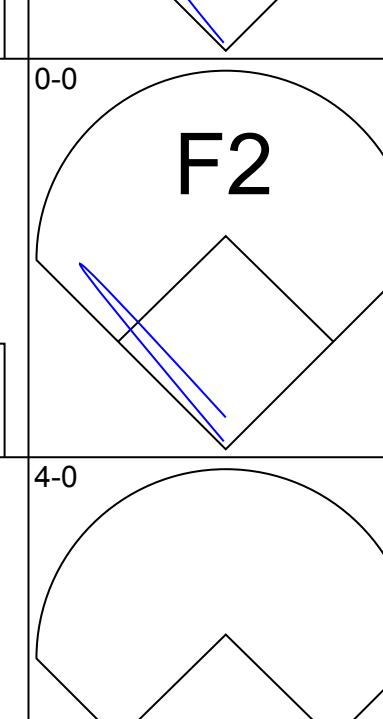
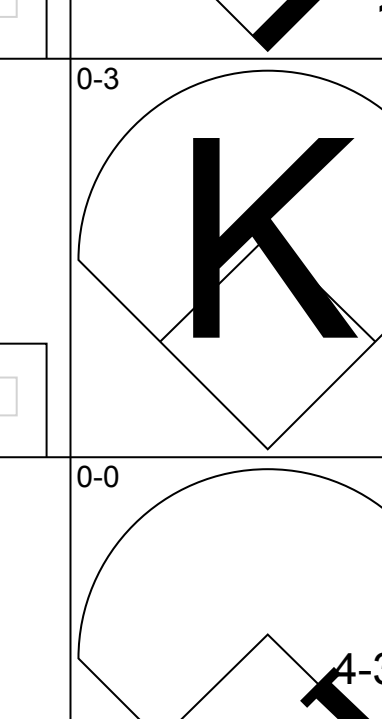
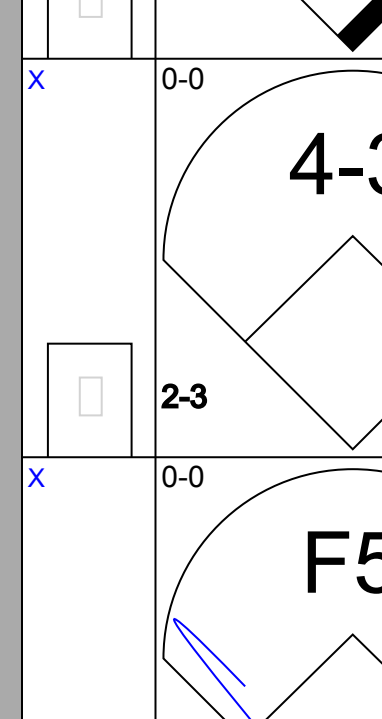
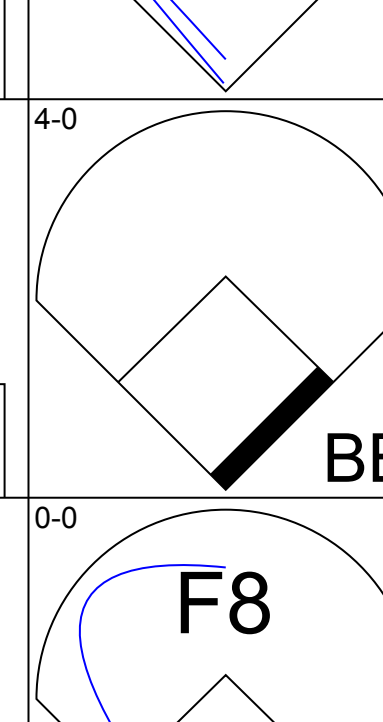
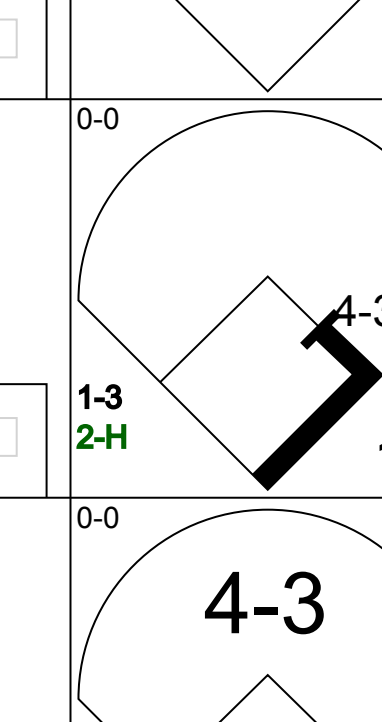
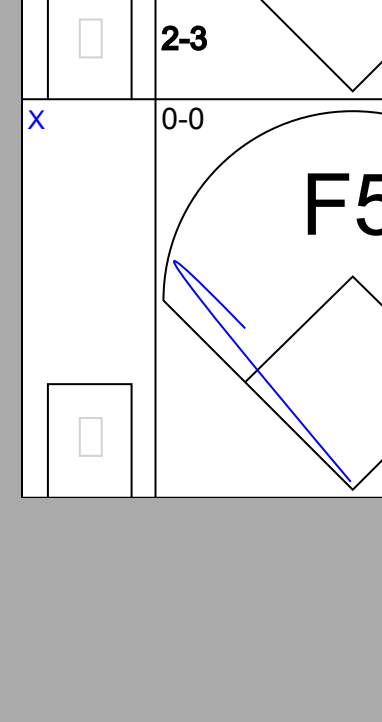
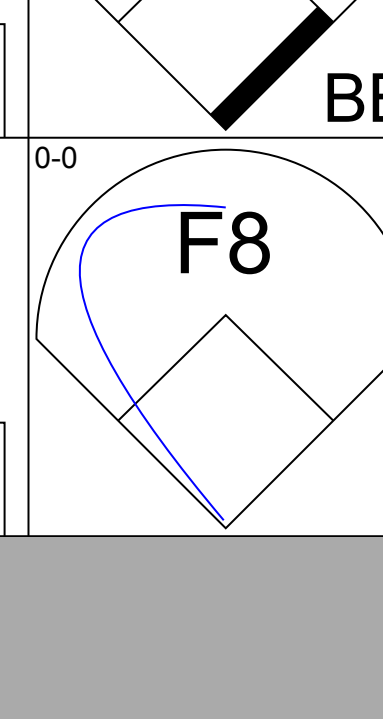
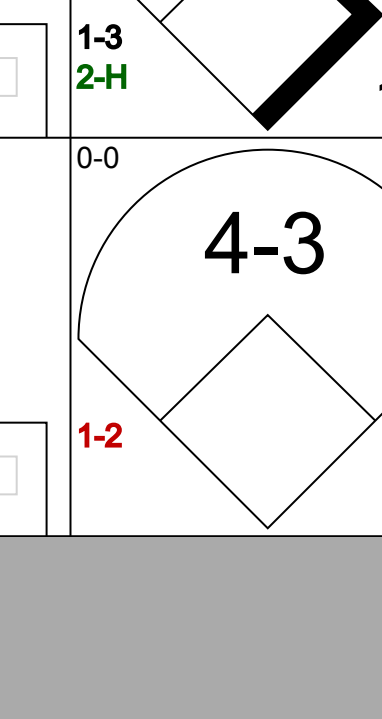
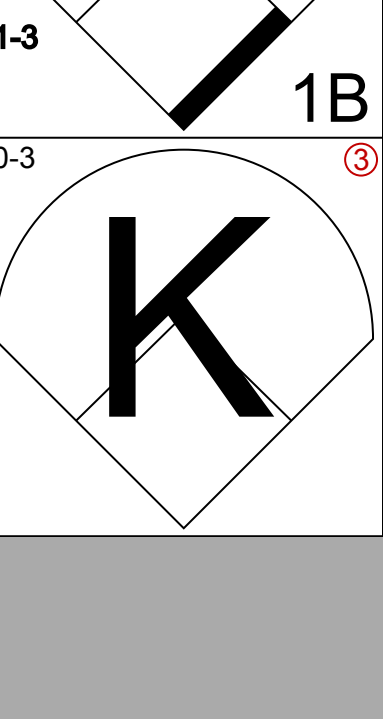
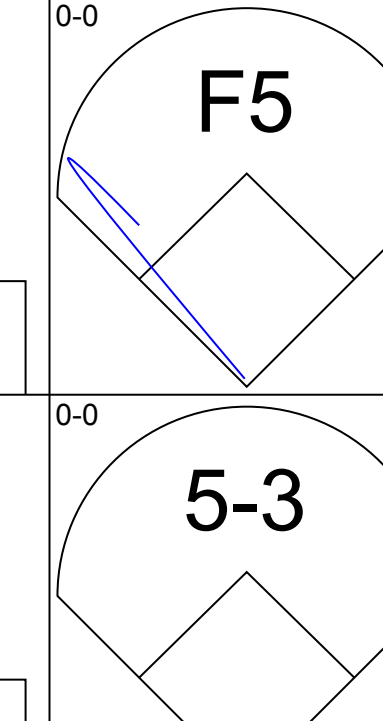
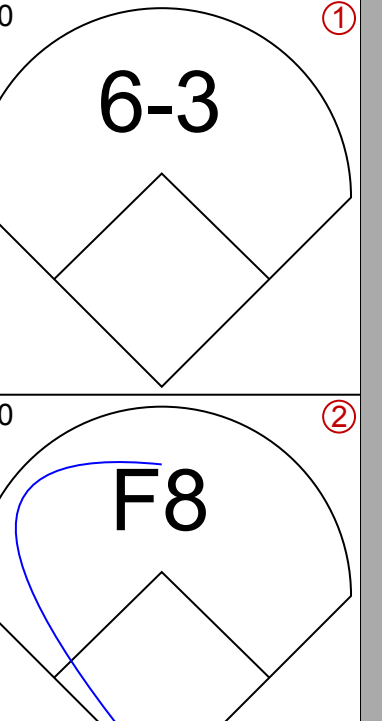
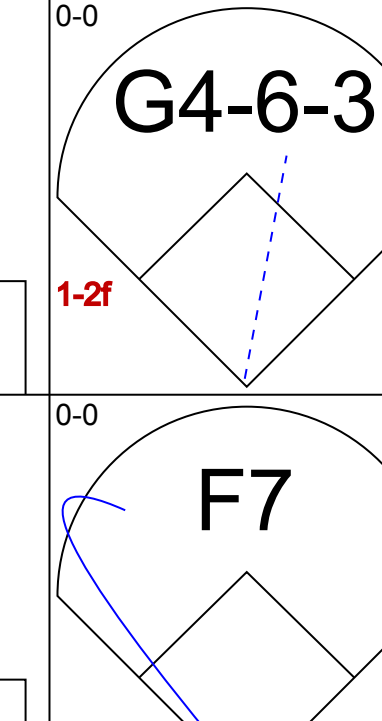
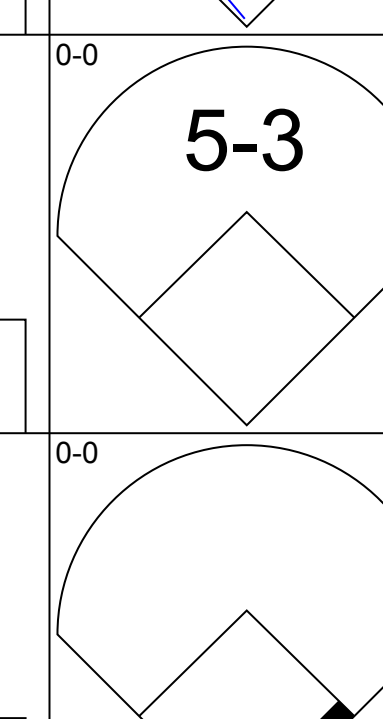
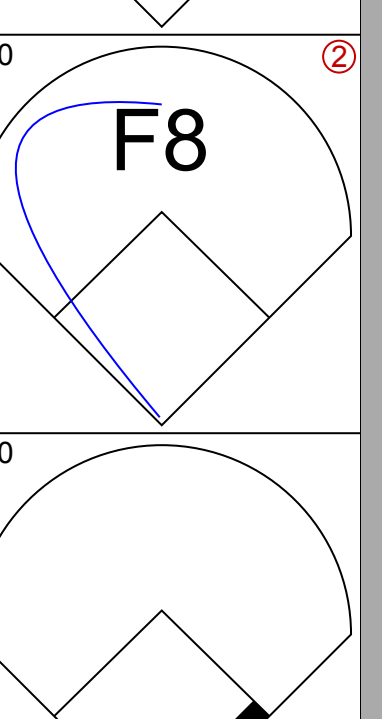
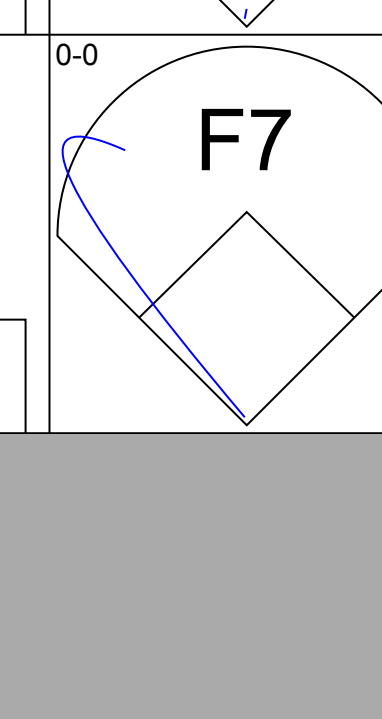
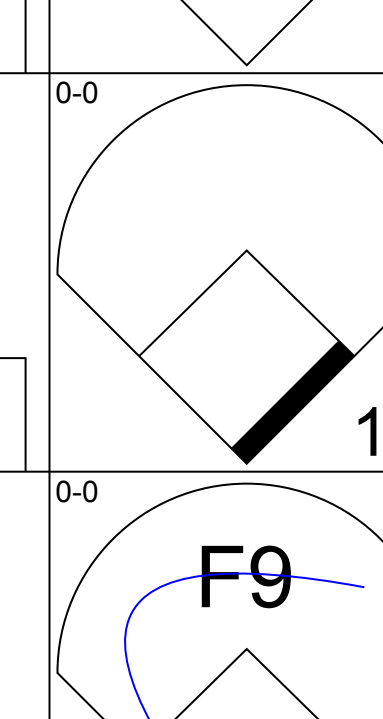

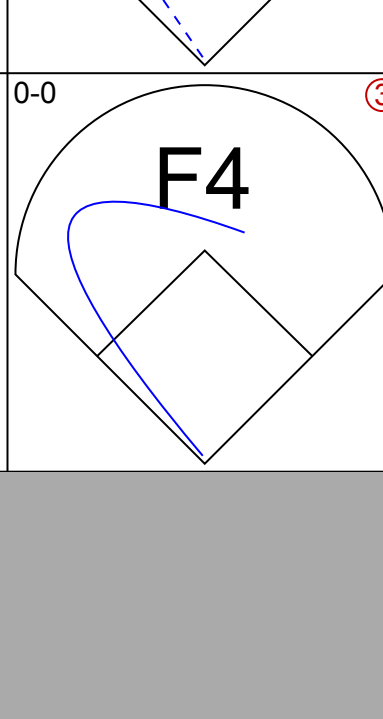
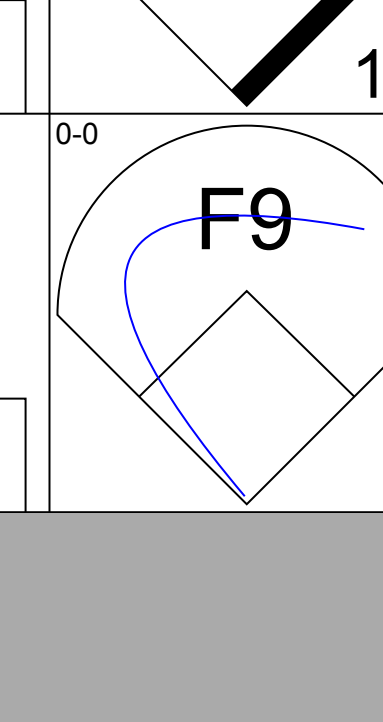
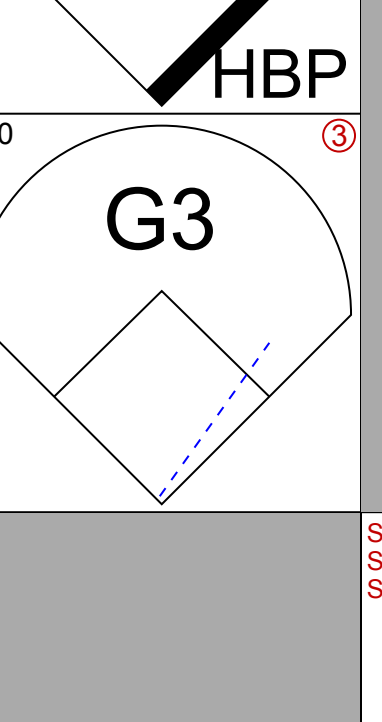
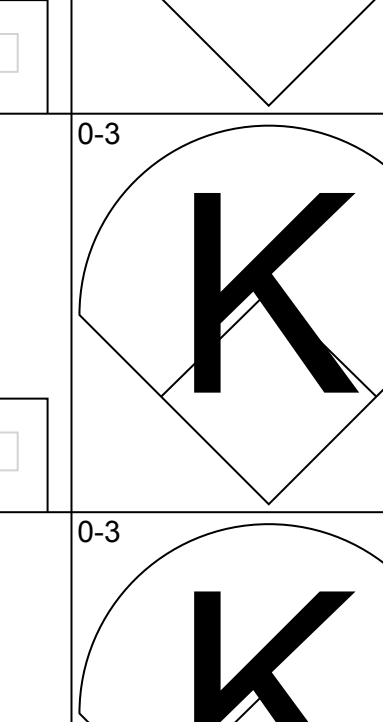
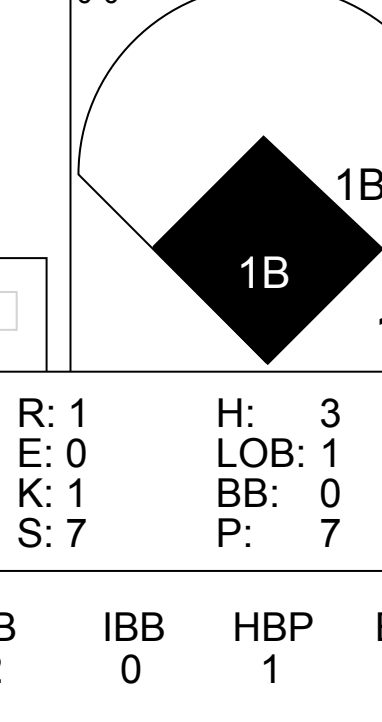
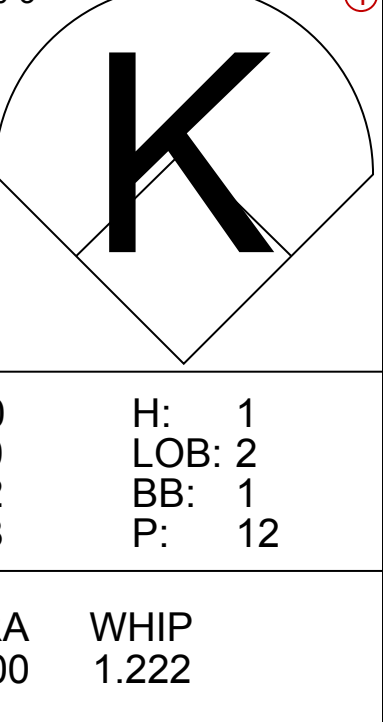
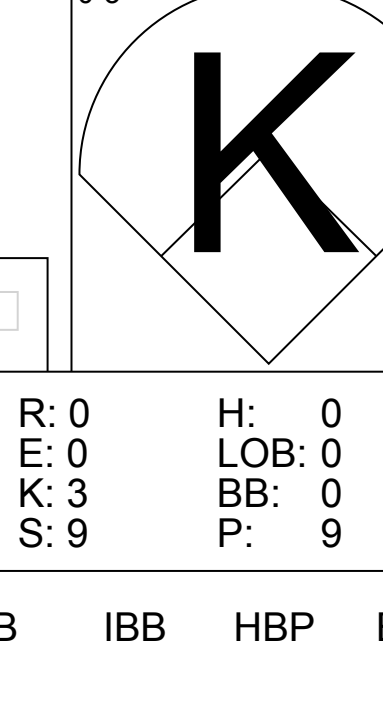


Batter	1	2	3	4	5	6	7	8	9	AB	R	H	RBI	BB	SO	LOB	TOP					
Tom Dunbar, L OBP: 0.358, SLG: 0.435 (1, 9)											5	0	0	0	0	2	1					
Pete O'Brien, L OBP: 0.360, SLG: 0.472 (1, 3)											5	2	2	1	0	1	1					
Buddy Bell, R OBP: 0.371, SLG: 0.431 (1, 5)											3	0	1	1	1	1	0					
Larry Parrish, R OBP: 0.336, SLG: 0.482 (1, 10)											4	0	1	0	0	0	2					
Mickey Rivers, L OBP: 0.311, SLG: 0.367 Bill Sample, R OBP: 0.285, SLG: 0.327 (1, 7) (7, 7)											3	1	1	0	0	0	3					
Gary Ward, R OBP: 0.294, SLG: 0.337 (1, 8)											4	1	2	1	0	1	1					
Jeff Kunkel, R OBP: 0.357, SLG: 0.538 (1, 6)											3	0	1	1	0	0	2					
Donnie Scott, S OBP: 0.279, SLG: 0.304 (1, 2)											4	0	0	0	0	3	2					
Curtis Wilkerson, S OBP: 0.292, SLG: 0.284 (1, 4)											3	0	0	0	1	0	2					
<b>Inning Stats</b>	R: 0 E: 1 K: 1 S: 6	H: 0 LOB: 2 BB: 1 P: 10	R: 0 E: 0 K: 2 S: 8	H: 1 LOB: 1 BB: 0 P: 8	R: 1 E: 0 K: 1 S: 7	H: 2 LOB: 1 BB: 0 P: 7	R: 0 E: 0 K: 1 S: 6	H: 1 LOB: 1 BB: 0 P: 6	R: 0 E: 0 K: 2 S: 7	H: 0 LOB: 0 BB: 0 P: 7	R: 2 E: 0 K: 1 S: 7	H: 2 LOB: 0 BB: 0 P: 7	R: 1 E: 0 K: 0 S: 4	H: 1 LOB: 0 BB: 0 P: 4	R: 0 E: 0 K: 0 S: 4	H: 1 LOB: 1 BB: 0 P: 4	R: 0 E: 0 K: 0 S: 3	H: 0 LOB: 1 BB: 1 P: 7	1B: 1 2B: 3 3B: 3 HR: 1	SF: 1 SAC: 0 DP: 0 HBP: 0	WP: 0 PB: 0 SB: 0 CS: 0	PA: 38
<b>PITCHER</b> Doyle Alexander, R ERA: 3.51 (1, 1)	IP: 9.0 WLS: L BF: 38 H: 8 R: 4 ER: 4 SO: 8 BB: 2 IBB: 0 HBP: 0 BLK: 0 WP: 0 HR: 1 S: 52 P: 60 ERA: 4.00 WHIP: 1.111															<b>PITCHER</b>						

Texas Rangers @ Toronto Blue Jays  
Exhibition Stadium, Toronto, ON  
Fri Jul 27 1984, 7:05 PM EDT  
Att: 26,269 - Unknown

AB 35  
R 4  
H 8  
RBI 4  
BB 2  
SO 8  
LOB 15



Batter	1	2	3	4	5	6	7	8	9	AB	R	H	RBI	BB	SO	LOB	BOTTOM					
Dave Collins, S OBP: 0.361, SLG: 0.476 (1, 7)										4	0	2	0	0	0	0						
Tony Fernandez, S OBP: 0.283, SLG: 0.276 (1, 6)										3	0	0	0	1	1	3						
Lloyd Moseby, L OBP: 0.367, SLG: 0.513 (1, 8)										3	0	2	1	1	0	1						
Willie Upshaw, L OBP: 0.369, SLG: 0.531 (1, 3)										4	0	1	0	0	1	5						
Willie Aikens, L OBP: 0.317, SLG: 0.390 (1, 10)											4	0	1	0	0	1						
George Bell, R OBP: 0.327, SLG: 0.463 (1, 9)											4	0	0	0	0	1						
Rance Mulliniks, L OBP: 0.384, SLG: 0.419 (1, 5)											3	0	1	0	0	1						
Ernie Whitt, L OBP: 0.343, SLG: 0.393 (1, 2)											4	1	1	1	0	1						
Alfredo Griffin, S OBP: 0.262, SLG: 0.321 (1, 4)											4	1	1	0	0	2						
<b>Inning Stats</b>	R: 0 E: 0 K: 0 S: 3	H: 0 LOB: 1 BB: 1 P: 7	R: 0 E: 0 K: 0 S: 4	H: 1 LOB: 0 BB: 0 P: 4	R: 1 E: 0 K: 1 S: 7	H: 3 LOB: 1 BB: 0 P: 7	R: 0 E: 0 K: 0 S: 3	H: 0 LOB: 1 BB: 0 P: 4	R: 0 E: 0 K: 2 S: 8	H: 1 LOB: 2 BB: 1 P: 12	R: 0 E: 0 K: 0 S: 3	H: 1 LOB: 0 BB: 0 P: 3	R: 1 E: 0 K: 0 S: 5	H: 2 LOB: 1 BB: 0 P: 5	R: 0 E: 0 K: 0 S: 3	H: 1 LOB: 0 BB: 0 P: 3	R: 0 E: 0 K: 3 S: 9	H: 0 LOB: 0 BB: 0 P: 9	1B: 7 2B: 1 3B: 0 HR: 1	SF: 0 SAC: 0 DP: 2 HBP: 1	WP: 0 PB: 0 SB: 0 CS: 0	PA: 36
<b>PITCHER</b> Charlie Hough, R ERA: 3.36 (1, 1)	IP: 9.0 WLS: W BF: 36 H: 9 R: 2 ER: 2 SO: 6 BB: 2 IBB: 0 HBP: 1 BLK: 0 WP: 0 HR: 1 S: 45 P: 54 ERA: 2.00 WHIP: 1.222															<b>PITCHER</b>						

Texas Rangers @ Toronto Blue Jays  
Exhibition Stadium, Toronto, ON  
Fri Jul 27 1984, 7:05 PM EDT  
Att: 26,269 - Unknown

AB 33  
R 2  
H 9  
RBI 2  
BB 2  
SO 6  
LOB 13





Batter	1	2	3	4	5	6	7	8	9	AB	R	H	RBI	BB	SO	LOB	TOP										
Tom Dunbar, L OBP: 0.347, SLG: 0.418 Bill Sample, R OBP: 0.285, SLG: 0.327 (8, FR)	0-3 K	0-0 F8		0-0 F5		0-0 F8		0-0 E BB		5	0	1	0	0	1	2											
Pete O'Brien, L OBP: 0.393, SLG: 0.480	0-0 HR	0-3 K		0-0 CS 1B		0-0 1B BB		0-0 F9		4	2	2	1	1	1	2											
Buddy Bell, R OBP: 0.374, SLG: 0.431	0-0 5-3		4-0 HR BB		0-0 F9		0-0 1B 1B	4-0 E BB		3	2	1	0	2	0	1											
Larry Parrish, R OBP: 0.339, SLG: 0.491	0-0 BB BB 1B		0-0 HR		0-3 K		0-0 1B 1B	0-0 E5		5	1	3	3	0	1	2											
Mary Foley, L OBP: 0.323, SLG: 0.424	4-0 BB BB		0-0 BB 1B		0-0 F7		0-0 1B 1B	0-3 K		4	0	2	1	1	1	3											
Gary Ward, R OBP: 0.393, SLG: 0.333	4-0 BB BB		0-0 F8		0-0 F8		0-0 F4		0-0 6-3	4	0	0	0	1	0	3											
Jeff Kunkel, R OBP: 0.316, SLG: 0.444	0-3 K		0-3 K		0-3 K		0-3 K		0-0 5-3 S 1B	5	0	1	0	0	4	6											
Donnie Scott, S OBP: 0.287, SLG: 0.302 Mickey Rivers, L OBP: 0.309, SLG: 0.366 Ned Yost, R OBP: 0.195, SLG: 0.247		4-0 SH1-4 BB		4-0 BB		0-0 4-3		0-3 K		1	0	0	0	2	0	0											
Curtis Wilkerson, S OBP: 0.291, SLG: 0.284		0-0 SH1-4		0-0 6-3		0-0 1B		0-0 4-3		4	0	1	0	0	1	3											
<b>Inning Stats</b>	R: 1 E: 0 K: 2 S: 9	H: 2 LOB: 3 BB: 2 P: 17	R: 0 E: 0 K: 1 S: 5	H: 0 LOB: 1 BB: 1 P: 9	R: 2 E: 0 K: 1 S: 7	H: 2 LOB: 2 BB: 2 P: 15	R: 0 E: 0 K: 0 S: 3	H: 1 LOB: 0 BB: 0 P: 3	R: 0 E: 0 K: 1 S: 5	H: 0 LOB: 0 BB: 0 P: 5	R: 0 E: 0 K: 1 S: 6	H: 1 LOB: 1 BB: 0 P: 6	R: 2 E: 0 K: 2 S: 10	H: 3 LOB: 2 BB: 1 P: 14	R: 0 E: 1 K: 1 S: 7	H: 1 LOB: 3 BB: 1 P: 11	R: 0 E: 0 K: 1 S: 6	H: 1 LOB: 1 BB: 0 P: 6	1B: 9 2B: 0 3B: 0 HR: 2	SF: 0 SAC: 1 DP: 0 HBP: 0	WP: 0 PB: 0 SB: 1 CS: 1	PA: 45					
<b>PITCHER</b>	IP	WLS	BF	H	R	ER	SO	BB	IBB	HBP	BLK	WP	HR	S	P	ERA	WHIP										
Luis Leal, R ERA: 3.17	2.2		17	4	3	3	4	5	0	0	0	0	2	20	40	10.12	3.375										
Jim Acker, R ERA: 4.62	2.1		7	1	0	0	1	0	0	0	0	0	0	9	9	0.00	0.429										
Roy Lee Jackson, R ERA: 3.45	1.0	L	6	2	2	2	1	1	0	0	0	0	0	7	11	18.00	3.000										
Jim Gott, R ERA: 4.32	3.0		15	4	0	0	4	1	0	0	0	0	0	22	26	0.00	1.667										

Texas Rangers @ Toronto Blue Jays  
Exhibition Stadium, Toronto, ON  
Sat Jul 28 1984, 7:05 PM EDT  
Att: 28,330 - Unknown

AB 37  
R 5  
H 11  
RBI 5  
BB 7  
SO 10  
LOB 25



Batter	1	2	3	4	5	6	7	8	9	AB	R	H	RBI	BB	SO	LOB	BOTTOM										
Damaso Garcia, R OBP: 0.328, SLG: 0.410	0-3 K			0-0 F9		0-0 6-3			0-0 5-3	5	0	1	0	0	1	0											
Dave Collins, S OBP: 0.361, SLG: 0.474	0-0 S 2B 1B		0-0 F6		0-0 S 1B		0-0 1-4-3		0-3 K	5	1	2	0	0	1	3											
Lloyd Moseby, L OBP: 0.364, SLG: 0.508	0-3 K		0-0 F9		0-0 4-3		0-0 F7			4	0	0	0	0	1	2											
Willie Upshaw, L OBP: 0.370, SLG: 0.542	0-0 2H 2B		0-0 HR		0-3 K		0-0 F5			4	1	2	2	0	1	0											
Willie Aikens, L OBP: 0.313, SLG: 0.385 Cliff Johnson, R OBP: 0.390, SLG: 0.507 Tony Fernandez, S OBP: 0.263, SLG: 0.276	0-0 4-3		0-0 G3		0-0 1B 1B		0-0 F3-6 1B		0-0 F7	2	0	0	0	0	0	1											
George Bell, R OBP: 0.326, SLG: 0.460		0-0 F6		0-3 K		0-0 G4-6-3 1B		0-0 F7		4	0	1	0	0	1	1											
Rance Mulliniks, L OBP: 0.369, SLG: 0.421 Garth Iorg, R OBP: 0.253, SLG: 0.297		4-0 1B BB BB		0-0 HR 1B		0-0 G4-6-3		0-0 FC3-6 FC5-4		1	1	1	0	1	0	0											
Ernie Whitt, L OBP: 0.348, SLG: 0.411 Buck Martinez, R OBP: 0.251, SLG: 0.318		4-0 1B BB		0-0 HR		0-0 F7		0-0 FC5-4		2	1	1	2	1	0	0											
Alfredo Griffin, S OBP: 0.259, SLG: 0.317 Jesse Barfield, R OBP: 0.339, SLG: 0.502		0-0 F7		0-0 F6		0-0 F8		0-0 1-5-3		3	0	0	0	0	0	2											
<b>Inning Stats</b>	R: 1 E: 0 K: 2 S: 9	H: 2 LOB: 1 BB: 0 P: 9	R: 0 E: 0 K: 0 S: 4	H: 1 LOB: 3 BB: 2 P: 12	R: 1 E: 0 K: 1 S: 6	H: 1 LOB: 0 BB: 0 P: 6	R: 2 E: 0 K: 0 S: 6	H: 3 LOB: 1 BB: 0 P: 6	R: 0 E: 0 K: 1 S: 6	H: 2 LOB: 1 BB: 0 P: 6	R: 0 E: 0 K: 0 S: 3	H: 0 LOB: 0 BB: 0 P: 3	R: 0 E: 0 K: 0 S: 3	H: 0 LOB: 0 BB: 0 P: 3	R: 0 E: 0 K: 0 S: 4	H: 1 LOB: 1 BB: 0 P: 4	R: 0 E: 0 K: 1 S: 5	H: 0 LOB: 0 BB: 0 P: 5	1B: 7 2B: 1 3B: 0 HR: 2	SF: 0 SAC: 0 DP: 1 HBP: 0	WP: 0 PB: 0 SB: 2 CS: 0	PA: 38					
<b>PITCHER</b>	IP	WLS	BF	H	R	ER	SO	BB	IBB	HBP	BLK	WP	HR	S	P	ERA	WHIP										
Dickie Noles, R ERA: 5.62	4.0		21	7	4	4	3	2	0	0	0	0	0	17	17	0.00	0.692										
Mike Mason, L ERA: 2.92	4.1	W	15	3	0	0	1	0	0	0	0	0	0	4	4	0.00	0.000										
Dave Schmidt, R ERA: 2.42	0.2	S	2	0	0	0	1	0	0	0	0	0	0	4	4	0.00	0.000										

Texas Rangers @ Toronto Blue Jays  
Exhibition Stadium, Toronto, ON  
Sat Jul 28 1984, 7:05 PM EDT  
Att: 28,330 - Unknown

AB 36  
R 4  
H 10  
RBI 4  
BB 2  
SO 5  
LOB 13





Batter	1	2	3	4	5	6	7	8	9	AB	R	H	RBI	BB	SO	LOB	TOP			
Tom Dunbar, L (1, 9) OBP: 0.342, SLG: 0.408	0-0 6-3		0-0 F6			0-0 G3		0-0 FC6-4 1-2 2-H 1B		4	0	1	1	0	0	0				
Mickey Rivers, L (1, 7) OBP: 0.308, SLG: 0.368	0-0 2B		0-3 K			0-0 F8		0-0 FC6-4 1-2		4	1	1	0	0	1	2				
Buddy Bell, R (1, 5) OBP: 0.375, SLG: 0.434	0-0 2B			0-0 F8			0-0 F8		0-0 BB 1B	4	0	2	1	0	0	0				
Larry Parrish, R (1, 10) OBP: 0.338, SLG: 0.487	0-0 F8			0-0 5-3			0-0 F7		4-0 BB 1-2 BB	3	0	0	0	1	0	1				
Pete O'Brien, L (1, 3) OBP: 0.359, SLG: 0.475	0-0 G3			0-0 4-1			0-0 G3		0-0 F8	4	0	0	0	0	0	3				
Mary Foley, L (1, 2) OBP: 0.311, SLG: 0.404		0-0 F9			0-0 G3			0-3 K	0-0 F5	4	0	0	0	0	1	2				
Gary Ward, R (1, 8) OBP: 0.293, SLG: 0.332		0-3 K			0-0 6-3			0-0 1B 1B	0-0 F9	4	1	1	0	0	1	2				
Jeff Kunkel, R (1, 6) OBP: 0.318, SLG: 0.400		1-0 CS HBP			0-0 F7			0-0 F8		2	0	0	0	0	0	1				
Curtis Wilkerson, S (1, 4) OBP: 0.292, SLG: 0.284		0-0 CS	0-0 1-3			0-0 F1		0-0 1B 1-2 1B		3	0	1	0	0	0	0				
<b>Inning Stats</b>	R: 1 E: 0 K: 0 S: 5	H: 2 LOB: 1 BB: 0 P: 5	R: 0 E: 0 K: 1 S: 4	H: 0 LOB: 0 BB: 0 P: 5	R: 0 E: 0 K: 1 S: 5	H: 0 LOB: 0 BB: 0 P: 5	R: 0 E: 0 K: 0 S: 3	H: 0 LOB: 0 BB: 0 P: 3	R: 0 E: 0 K: 0 S: 3	H: 0 LOB: 0 BB: 0 P: 3	R: 0 E: 0 K: 0 S: 3	H: 0 LOB: 0 BB: 0 P: 3	R: 1 E: 0 K: 1 S: 8	H: 3 LOB: 2 BB: 1 P: 8	R: 0 E: 0 K: 0 S: 4	H: 1 LOB: 2 BB: 1 P: 8	1B: 4 2B: 2 3B: 0 HR: 0	SF: 0 SAC: 0 DP: 0 HBP: 1	WP: 0 PB: 0 SB: 0 CS: 1	PA: 35
<b>PITCHER</b> Dave Stieb, R (1, 1) ERA: 2.37	IP: 9.0 WLS: W BF: 34 H: 6 R: 2 ER: 2 SO: 3 BB: 1 IBB: 0 HBP: 1 BLK: 0 WP: 0 HR: 0 S: 38 P: 43 ERA: 2.00 WHIP: 0.778															<b>PITCHER</b>				

Texas Rangers @ Toronto Blue Jays  
Exhibition Stadium, Toronto, ON  
Sun Jul 29 1984, 3:33 AM EDT  
Att: 30,143 - Unknown

AB 32  
R 2  
H 6  
RBI 2  
BB 1  
SO 3  
LOB 11



Batter	1	2	3	4	5	6	7	8	9	AB	R	H	RBI	BB	SO	LOB	BOTTOM			
Damaso Garcia, R (1, 4) OBP: 0.327, SLG: 0.407	0-0 F5			0-0 F8		0-0 FC3-6 1B	0-0 F4	0-0 F3		5	0	1	0	0	0	3				
Dave Collins, S (1, 7) OBP: 0.363, SLG: 0.471	4-0 E S 3-4-1 BB			4-0 S BB		0-0 FC3-6 1-2 3B		0-3 K		2	1	0	0	2	1	1				
Lloyd Moseby, L (1, 8) OBP: 0.367, SLG: 0.516	0-0 3-4-1 1-H			4-0 1-2 BB		0-0 1-H 3B		0-0 1B 2B		3	1	2	1	1	0	1				
Willie Upshaw, L (1, 3) OBP: 0.372, SLG: 0.539		0-0 F6		0-0 F8		4-0 IBB		4-0 1B 1B IBB		2	1	0	0	2	0	2				
Willie Aikens, L (1, 10) OBP: 0.311, SLG: 0.381		0-3 K		0-3 K		0-3 K		0-0 1B E 1B		4	0	1	1	0	3	4				
Jesse Barfield, R (8, PR) OBP: 0.339, SLG: 0.502								1-3 2-H E 1B		0	1	0	0	0	0	0				
Rance Mulliniks, L (1, 5) OBP: 0.387, SLG: 0.418		0-0 4-3			0-0 F9	0-0 F8		0-0 E9 1B 1B		4	1	1	1	0	0	2				
Ernie Whitt, L (1, 2) OBP: 0.346, SLG: 0.498			0-3 K		0-0 F6		0-0 F9	0-0 E SF8 1B		4	1	1	1	0	1	0				
Rick Leach, L (1, 9) OBP: 0.339, SLG: 0.429				0-0 F9		0-0 1B		0-0 E1 1-3		4	0	2	0	0	0	1				
Alfredo Griffin, S (1, 6) OBP: 0.257, SLG: 0.315				0-0 F8		0-0 F9		0-0 SF8		2	0	0	0	0	0	1				
George Bell, R (7, PH) OBP: 0.326, SLG: 0.459					0-0 F9		0-0 F5			1	0	0	0	0	0	1				
Tony Fernandez, S (8, 6) OBP: 0.260, SLG: 0.276								3-H		0	0	0	1	0	0	0				
<b>Inning Stats</b>	R: 0 E: 0 K: 0 S: 2	H: 0 LOB: 1 BB: 1 P: 6	R: 0 E: 0 K: 1 S: 5	H: 0 LOB: 0 BB: 0 P: 5	R: 0 E: 0 K: 1 S: 5	H: 0 LOB: 0 BB: 0 P: 5	R: 0 E: 0 K: 1 S: 5	H: 0 LOB: 2 BB: 2 P: 13	R: 0 E: 0 K: 1 S: 4	H: 1 LOB: 1 BB: 0 P: 4	R: 1 E: 0 K: 1 S: 7	H: 2 LOB: 2 BB: 1 P: 11	R: 0 E: 0 K: 0 S: 4	H: 1 LOB: 1 BB: 0 P: 4	R: 5 E: 2 K: 1 S: 10	H: 4 LOB: 2 BB: 1 P: 14	1B: 5 2B: 2 3B: 1 HR: 0	SF: 1 SAC: 0 DP: 0 HBP: 0	WP: 0 PB: 0 SB: 2 CS: 0	PA: 37
<b>PITCHER</b> Danny Darwin, R (1, 1) ERA: 4.23	IP: 7.1 WLS: L BF: 34 H: 8 R: 6 ER: 4 SO: 5 BB: 3 IBB: 2 HBP: 0 BLK: 0 WP: 0 HR: 0 S: 39 P: 59 ERA: 4.91 WHIP: 1.500															<b>PITCHER</b> Dave Schmidt, R (8, 1) ERA: 2.39				

Texas Rangers @ Toronto Blue Jays  
Exhibition Stadium, Toronto, ON  
Sun Jul 29 1984, 3:33 AM EDT  
Att: 30,143 - Unknown

AB 31  
R 6  
H 8  
RBI 5  
BB 5  
SO 5  
LOB 16





Batter	1	2	3	4	5	6	7	8	9	AB	R	H	RBI	BB	SO	LOB	TOP										
<b>Curtis Wilkerson, S</b> OBP: 0.280, SLG: 0.283 (1, 4)	0-0 6-3	0-0 5-3		0-0 F9			0-0 6-3		0-0 1B	5	0	1	1	0	0	1											
<b>Gary Ward, R</b> OBP: 0.289, SLG: 0.328 (1, 8)	0-0 L9		0-0 4-3		0-0 F9		0-0 F3		0-0 L3	5	0	0	0	0	0	2											
<b>Buddy Bell, R</b> OBP: 0.374, SLG: 0.431 (1, 5)	4-0 FC6-4 BB		0-0 L7		0-0 F8			0-0 F6		3	0	0	0	1	0	0											
<b>Larry Parrish, R</b> OBP: 0.337, SLG: 0.492 (1, 9)	0-0 FC6-4 1-2		0-0		0-3 K			0-0 F6		4	1	1	1	0	1	1											
<b>Pete O'Brien, L</b> OBP: 0.360, SLG: 0.474 (1, 3)		0-0 L4	4-0		0-0		0-0	0-3 K		3	0	1	0	1	1	0											
<b>Alan Bannister, R</b> OBP: 0.394, SLG: 0.444 (1, 10)		0-0 1B HR	0-0 F9		4-0 WP BB			0-0 1B		3	2	2	0	1	0	1											
<b>Bill Sample, R</b> OBP: 0.288, SLG: 0.329 (1, 7)		0-0 F9		0-0	0-0 F8			0-0 1B		4	0	2	0	0	0	2											
<b>Jeff Kunkel, R</b> OBP: 0.308, SLG: 0.375 (1, 6)		0-0 HR	0-0 F3		0-3 K			0-0 F9		4	1	1	0	0	1	4											
<b>Ned Yost, R</b> OBP: 0.196, SLG: 0.265 (1, 2)		0-0 HR	0-0 F2		0-0 5-3			0-0 F7		4	1	1	3	0	0	3											
<b>Inning Stats</b>	R: 0 E: 0 K: 0 S: 3	H: 0 LOB: 1 BB: 1 P: 7	R: 3 E: 0 K: 0 S: 6	H: 3 LOB: 0 BB: 0 P: 6	R: 1 E: 0 K: 0 S: 4	H: 1 LOB: 1 BB: 1 P: 8	R: 0 E: 0 K: 0 S: 4	H: 1 LOB: 0 BB: 0 P: 4	R: 0 E: 0 K: 1 S: 5	H: 0 LOB: 0 BB: 0 P: 5	R: 0 E: 0 K: 0 S: 3	H: 0 LOB: 0 BB: 0 P: 3	R: 0 E: 0 K: 1 S: 5	H: 0 LOB: 0 BB: 0 P: 5	R: 1 E: 0 K: 0 S: 6	H: 3 LOB: 2 BB: 0 P: 6	1B: 7 2B: 0 3B: 0 HR: 2	SF: 0 SAC: 0 DP: 0 HBP: 0	WP: 1 PB: 0 SB: 0 CS: 1	PA: 38							
<b>PITCHER</b>	IP	WLS	BF	H	R	ER	SO	BB	IBB	HBP	BLK	WP	HR	S	P	ERA	WHIP										
<b>Mike Flanagan, L</b> ERA: 3.43 (1, 1)	6.0	L	26	6	4	4	2	3	0	0	0	1	2	27	39	6.00	1.500										
<b>Tom Underwood, L</b> ERA: 3.78 (7, 1)	3.0		12	3	1	1	1	0	0	0	0	0	0	14	14	3.00	1.000										

Texas Rangers @ Baltimore Orioles  
Memorial Stadium, Baltimore, MD  
Mon Jul 30 1984, 7:05 PM EDT  
Att: 22,529 - Unknown

AB	35
R	5
H	9
RBI	5
BB	3
SO	3
LOB	14



Batter	1	2	3	4	5	6	7	8	9	AB	R	H	RBI	BB	SO	LOB	BOTTOM										
<b>Floyd Rayford, R</b> OBP: 0.332, SLG: 0.418 (1, 2)	0-0 4-3		0-3 K			0-0 F8		0-0 F5		4	0	0	0	0	1	2											
<b>Dan Ford, R</b> OBP: 0.278, SLG: 0.365 (1, 9)	0-0 5-3			0-0 F7		0-0 F7		0-0 1B		4	0	1	1	0	0	1											
<b>Cal Ripken Jr., R</b> OBP: 0.382, SLG: 0.529 (1, 6)	4-0 BLK BB			0-0 F7		4-0 1-2 BB		0-0 F3		2	0	0	0	2	0	2											
<b>Eddie Murray, S</b> OBP: 0.408, SLG: 0.521 (1, 3)	0-0 5-3 1-2			0-0 F3		0-0 F7			0-0 6-3	4	0	0	0	0	0	3											
<b>Gary Roenicke, R</b> OBP: 0.339, SLG: 0.377 (1, 8)		0-0 F4			0-0 L7		0-0 F7		0-0 F7	4	0	0	0	0	0	0											
<b>Benny Avila, R</b> OBP: 0.228, SLG: 0.286 (1, 10)		0-3 K		0-0 5-3		0-0 F7		0-0 F8		4	0	0	0	0	1	0											
<b>Mike Young, S</b> OBP: 0.323, SLG: 0.385 (1, 7)		0-0 F4			0-0	0-0 1B		0-0 G3		3	0	1	0	0	0	0											
<b>Rich Dauer, R</b> OBP: 0.291, SLG: 0.342 (1, 4)			0-0 3-1		0-0 5-3			0-0		3	0	1	0	0	0	1											
<b>Lenn Sakata, R</b> OBP: 0.220, SLG: 0.221 (8, PR) (9, 4)								0-0 1B		0	1	0	0	0	0	0											
<b>Todd Cruz, R</b> OBP: 0.258, SLG: 0.320 (1, 5)			0-0 F7			0-0 WP 1B		0-3 K		3	0	1	0	0	1	1											
<b>Inning Stats</b>	R: 0 E: 0 K: 0 S: 3	H: 0 LOB: 1 BB: 1 P: 7	R: 0 E: 0 K: 1 S: 5	H: 0 LOB: 0 BB: 0 P: 5	R: 0 E: 0 K: 1 S: 5	H: 0 LOB: 0 BB: 0 P: 5	R: 0 E: 0 K: 0 S: 3	H: 0 LOB: 0 BB: 0 P: 3	R: 0 E: 0 K: 0 S: 4	H: 1 LOB: 1 BB: 1 P: 8	R: 0 E: 0 K: 0 S: 3	H: 0 LOB: 0 BB: 0 P: 3	R: 1 E: 0 K: 1 S: 7	H: 2 LOB: 2 BB: 0 P: 7	R: 0 E: 0 K: 0 S: 3	H: 0 LOB: 0 BB: 0 P: 3	1B: 3 2B: 1 3B: 0 HR: 0	SF: 0 SAC: 0 DP: 0 HBP: 0	WP: 1 PB: 0 SB: 0 CS: 0	PA: 33							
<b>PITCHER</b>	IP	WLS	BF	H	R	ER	SO	BB	IBB	HBP	BLK	WP	HR	S	P	ERA	WHIP										
<b>Frank Tanana, L</b> ERA: 2.94 (1, 1)	9.0	W	33	4	1	1	3	2	0	0	0	1	0	37	45	1.00	0.667										

Texas Rangers @ Baltimore Orioles  
Memorial Stadium, Baltimore, MD  
Mon Jul 30 1984, 7:05 PM EDT  
Att: 22,529 - Unknown

AB	31
R	1
H	4
RBI	1
BB	2
SO	3
LOB	10





Batter	1	2	3	4	5	6	7	8	9	AB	R	H	RBI	BB	SO	LOB	TOP			
Bill Sample, R OBP: 0.285, SLG: 0.326 (1, 7)	F2			F8	6-3			SH1-4		3	0	0	0	0	0	0	<b>Texas Rangers @ Baltimore Orioles</b> Memorial Stadium, Baltimore, MD Tue Jul 31 1984, 7:05 PM EDT Att: 30,107 - Unknown			
Gary Ward, R OBP: 0.291, SLG: 0.338 (1, 8)	F9			HR			F9	WP 4-3 BB 1B		4	2	2	1	0	0	0				
Buddy Bell, R OBP: 0.375, SLG: 0.430 (1, 5)	F9			HR	1B		F4	4-3 WP BB		3	1	1	0	1	0	0				
Larry Parrish, R OBP: 0.339, SLG: 0.499 (1, 9)		6-3		HR			F9	4-3 IBB		3	1	1	2	1	0	0				
Pete O'Brien, L OBP: 0.359, SLG: 0.480 (1, 3)	F7			HR			F5	4-3		4	1	1	2	0	0	2				
Mary Foley, L OBP: 0.302, SLG: 0.391 Alan Bannister, R OBP: 0.388, SLG: 0.436 (8, PH)	3-1			HR	3-1		4-3	F8		3	0	0	0	0	0	0				
Jeff Kunkel, R OBP: 0.300, SLG: 0.464 (1, 6)			K	F9			HR	L5		4	1	1	1	0	1	0				
Ned Yost, R OBP: 0.192, SLG: 0.259 (1, 2)	F3				F4		4-3	F8		4	0	0	0	0	0	0				
Curtis Wilkerson, S OBP: 0.290, SLG: 0.283 (1, 4)			K	F7				1B SH1-4 WP 1B	4-3	4	1	1	0	0	1	0				
<b>Inning Stats</b>	R: 0 E: 0 K: 0 S: 3	H: 0 LOB: 0 BB: 0 P: 3	R: 0 E: 0 K: 0 S: 3	H: 0 LOB: 0 BB: 0 P: 3	R: 0 E: 0 K: 2 S: 7	H: 0 LOB: 0 BB: 0 P: 7	R: 4 E: 0 K: 0 S: 7	H: 4 LOB: 0 BB: 0 P: 7	R: 0 E: 0 K: 0 S: 3	H: 0 LOB: 0 BB: 0 P: 3	R: 1 E: 0 K: 0 S: 4	H: 1 LOB: 0 BB: 0 P: 4	R: 2 E: 0 K: 0 S: 5	H: 2 LOB: 2 BB: 2 P: 13	R: 0 E: 0 K: 0 S: 3	H: 0 LOB: 0 BB: 0 P: 3		1B: 3 2B: 0 3B: 0 HR: 4	SF: 0 SAC: 1 DP: 0 HBP: 0	WP: 1 PB: 0 SB: 0 CS: 0
<b>PITCHER</b>	IP WLS BF H R ER SO BB IBB HBP BLK WP HR S P ERA WHIP																			
Dennis Martinez, R ERA: 4.28 (1, 1)	7.0	L	26	5	5	5	2	0	0	0	0	0	0	0	4	30	30	6.43	0.714	
Tippy Martinez, L ERA: 3.59 (8, 1)	2.0	L	10	2	2	2	0	1	1	0	0	1	0	8	16	9.00	1.500			

AB	33
R	7
H	7
RBI	6
BB	2
SO	2
LOB	4



Batter	1	2	3	4	5	6	7	8	9	AB	R	H	RBI	BB	SO	LOB	BOTTOM					
Al Bumbry, L OBP: 0.290, SLG: 0.291 John Shelby, S OBP: 0.229, SLG: 0.290 (6, PH)	F8	F7			2B 1B BB	S BB				2	1	0	0	1	0	2	<b>Texas Rangers @ Baltimore Orioles</b> Memorial Stadium, Baltimore, MD Tue Jul 31 1984, 7:05 PM EDT Att: 30,107 - Unknown					
Dan Ford, R OBP: 0.269, SLG: 0.339 Mike Young, S OBP: 0.322, SLG: 0.383 (8, PH)	K		K		K	K		F7		4	0	0	0	0	4	4						
Cal Ripken Jr., R OBP: 0.385, SLG: 0.530 (1, 6)			6-3		1B 2B	BB		6-3		3	1	1	1	2	0	2						
Eddie Murray, S OBP: 0.408, SLG: 0.521 (1, 3)	L7		F8		S 1B IBB	K		1B 2B		4	1	1	0	1	1	4						
John Lowenstein, L OBP: 0.322, SLG: 0.375 Benny Ayala, R OBP: 0.237, SLG: 0.294 Ken Singleton, S OBP: 0.288, SLG: 0.271 Todd Cruz, R OBP: 0.258, SLG: 0.320 (8, PR)		BB 2B 1B		4-3	S 1B	S BB		F7		2	1	1	0	0	0	0						
Wayne Gross, L OBP: 0.348, SLG: 0.439 Floyd Rayford, R OBP: 0.328, SLG: 0.413 (5, PH)		F6		K	K	K		SH2-4		2	0	0	0	0	1	1						
Gary Roenicke, R OBP: 0.340, SLG: 0.389 (1, 7)		2B BB		HR	6-3			6-3		4	1	1	1	1	0	4						
Rich Dauer, R OBP: 0.294, SLG: 0.348 Lenn Sakata, R OBP: 0.216, SLG: 0.219 (8, PR)				5-3		5-3		1B 1B		4	0	2	1	0	0	0						
Rick Dempsey, R OBP: 0.312, SLG: 0.306 (1, 2)			K		2B HBP	S BB		K		2	1	0	0	1	2	3						
<b>Inning Stats</b>	R: 0 E: 0 K: 1 S: 5	H: 0 LOB: 1 BB: 1 P: 9	R: 1 E: 0 K: 1 S: 7	H: 2 LOB: 2 BB: 1 P: 11	R: 0 E: 0 K: 1 S: 5	H: 0 LOB: 0 BB: 0 P: 5	R: 1 E: 0 K: 1 S: 6	H: 1 LOB: 0 BB: 0 P: 6	R: 3 E: 0 K: 2 S: 9	H: 2 LOB: 2 BB: 2 P: 18	R: 0 E: 0 K: 2 S: 7	H: 0 LOB: 3 BB: 3 P: 19	R: 0 E: 0 K: 1 S: 5	H: 0 LOB: 0 BB: 0 P: 5	R: 0 E: 0 K: 1 S: 7	H: 2 LOB: 2 BB: 0 P: 7		R: 1 E: 0 K: 0 S: 5	H: 2 LOB: 2 BB: 0 P: 5	1B: 5 2B: 3 3B: 0 HR: 1	SF: 0 SAC: 1 DP: 0 HBP: 1	WP: 0 PB: 0 SB: 4 CS: 0
<b>PITCHER</b>	IP WLS BF H R ER SO BB IBB HBP BLK WP HR S P ERA WHIP																					
Dave Stewart, R ERA: 5.57 (1, 1)	4.1		22	4	5	5	5	3	1	0	0	0	0	0	9	17	0.00	2.250				
Mike Mason, L ERA: 2.99 (5, 1)	1.1	W	7	1	0	0	2	2	0	0	0	0	0	9	17	0.00	2.250					
Odell Jones, R ERA: 3.55 (6, 1)	2.1	W	12	4	1	1	3	1	0	0	0	0	0	17	21	3.86	2.143					
Dave Schmidt, R ERA: 2.34 (9, 1)	1.0	S	3	0	0	0	0	0	0	0	0	0	0	3	3	0.00	0.000					

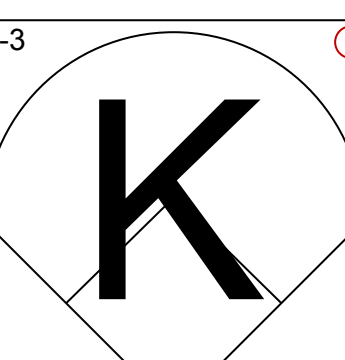
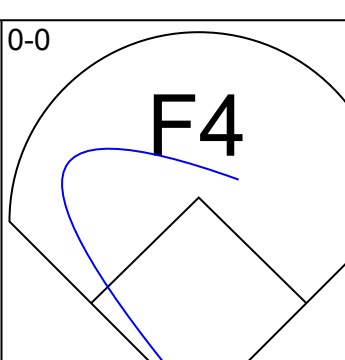
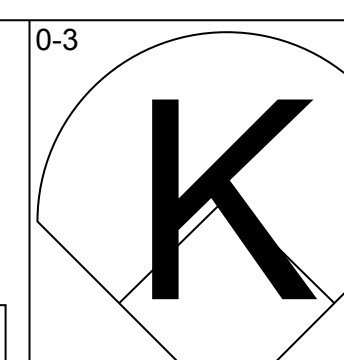
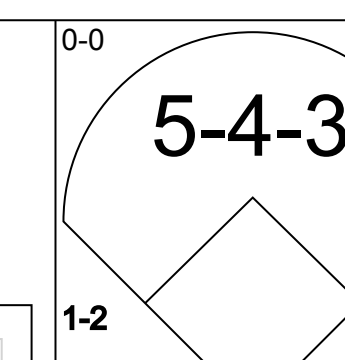
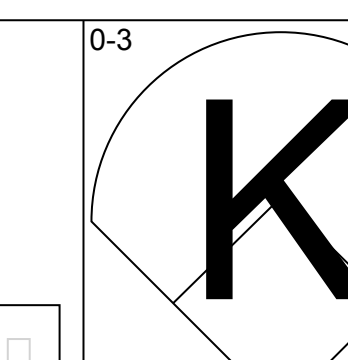
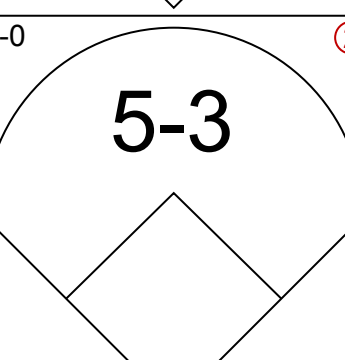
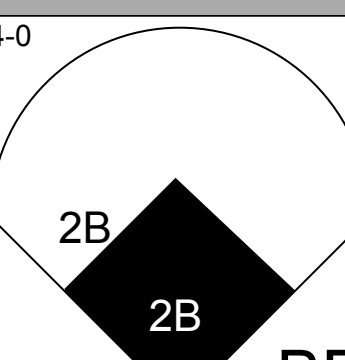
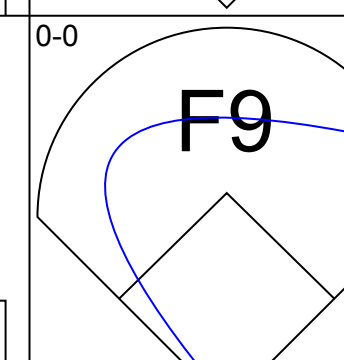
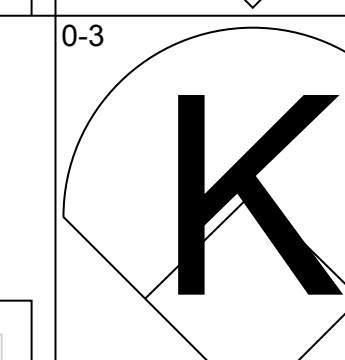
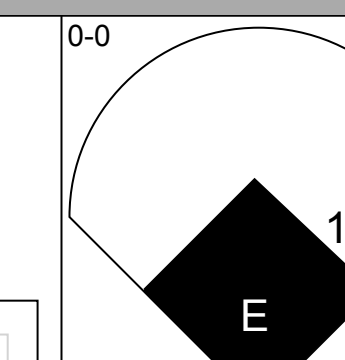
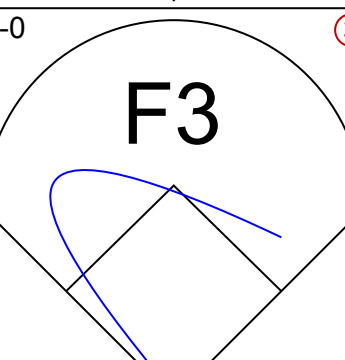
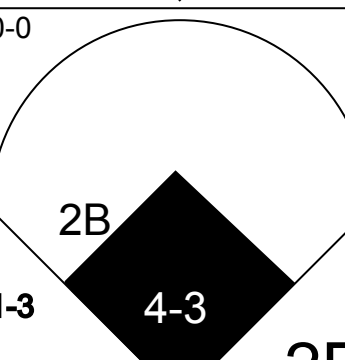
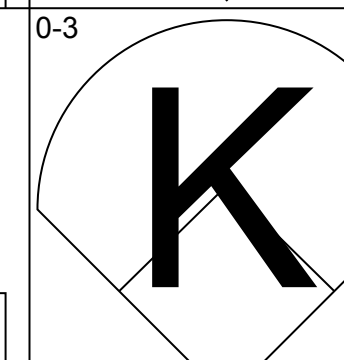
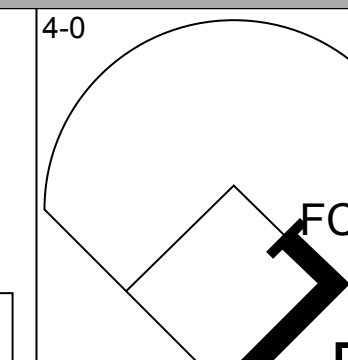
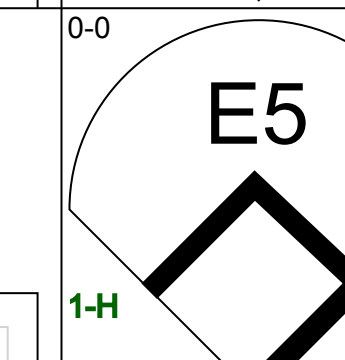
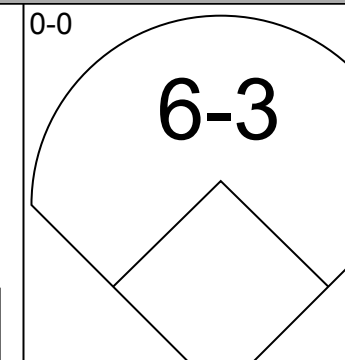
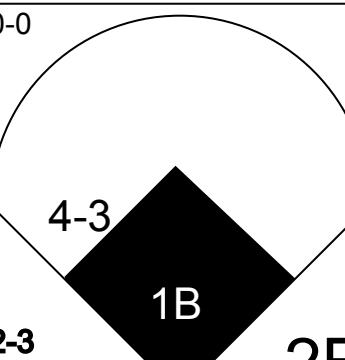
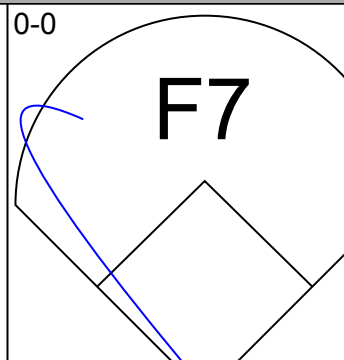
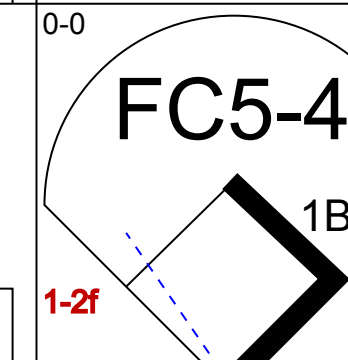
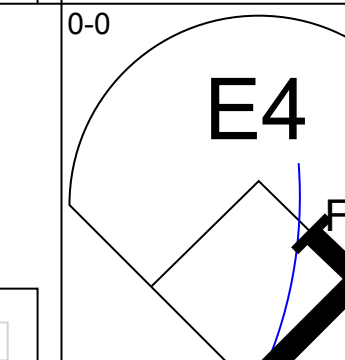
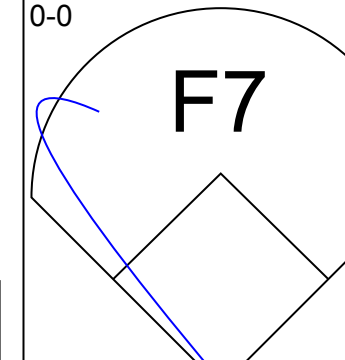
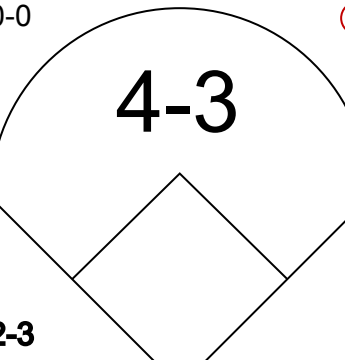
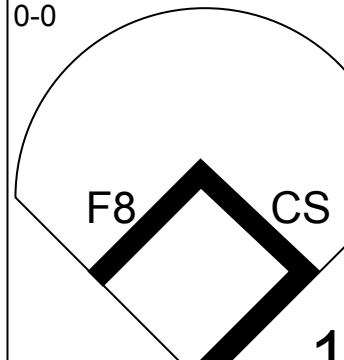
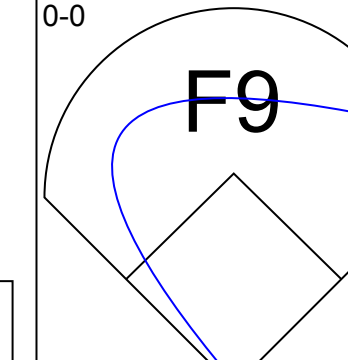
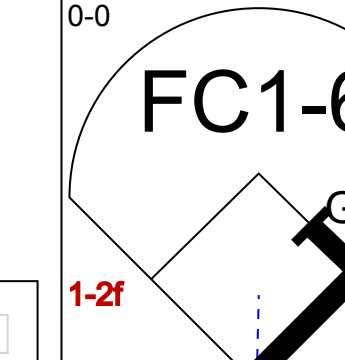
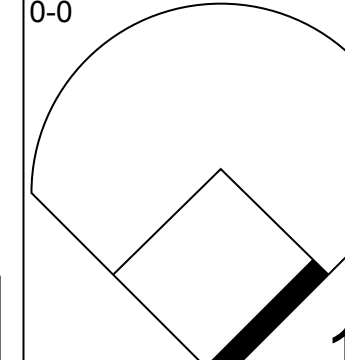
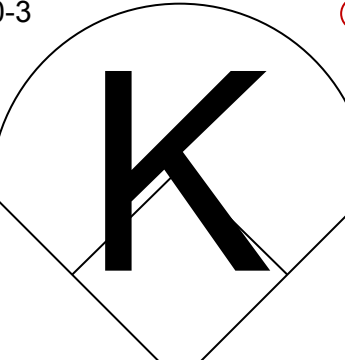
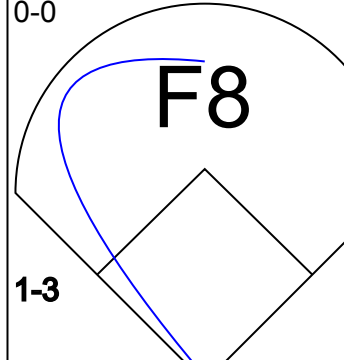
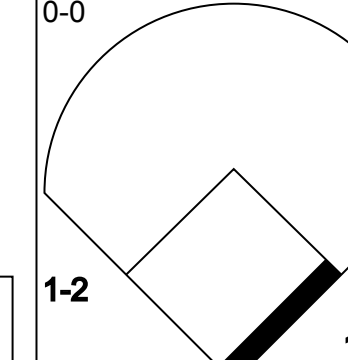
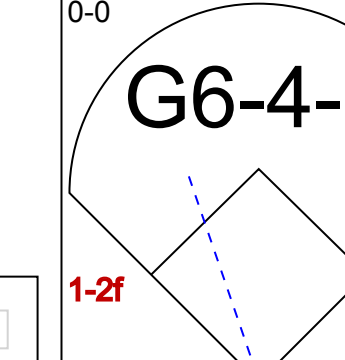
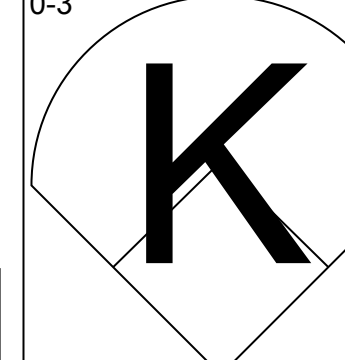
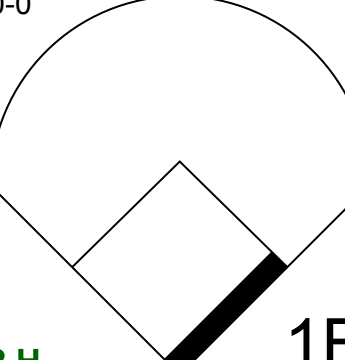
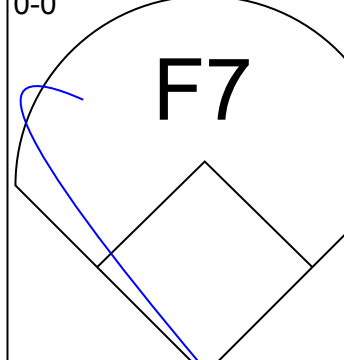
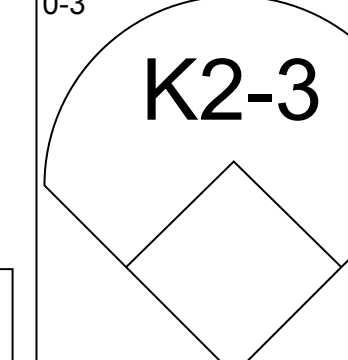
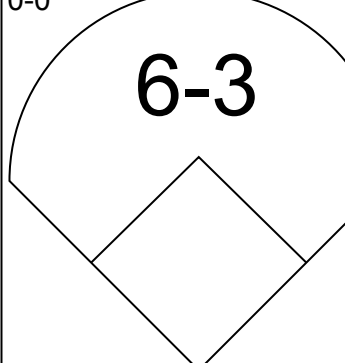
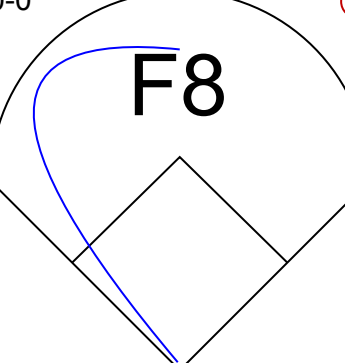
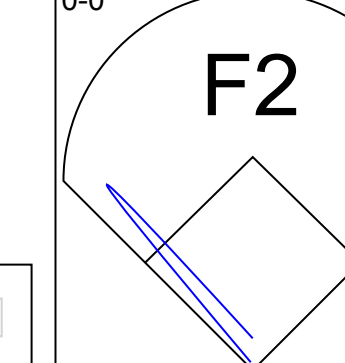
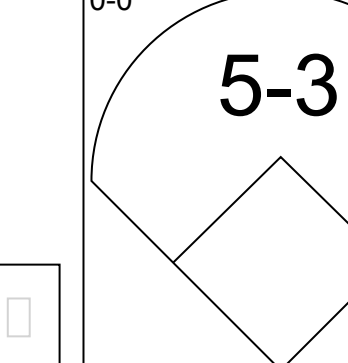

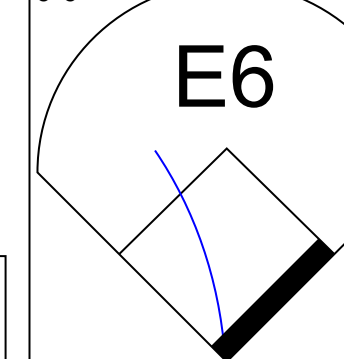
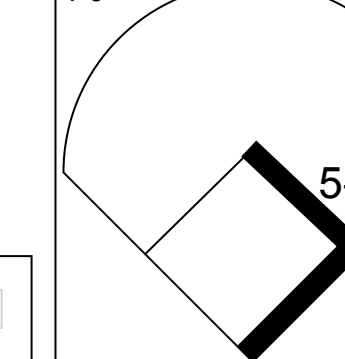
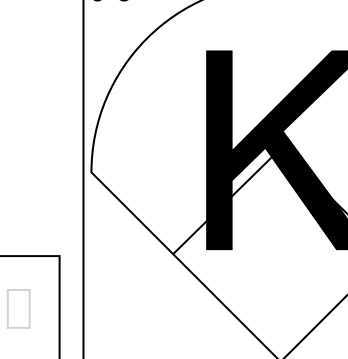




Batter	1	2	3	4	5	6	7	8	9	AB	R	H	RBI	BB	SO	LOB	TOP			
Alan Bannister, R OBP: 0.389, SLG: 0.424 (1, 7)										4	0	1	0	0	1	4	<p><b>Texas Rangers @ Baltimore Orioles</b> Memorial Stadium, Baltimore, MD Wed Aug 01 1984, 7:05 PM EDT Att: 16,721 - Unknown</p> <p>AB 34 R 2 H 7 RBI 1 BB 3 SO 6 LOB 20</p>			
Gary Ward, R OBP: 0.290, SLG: 0.336 (1, 8)										5	1	1	0	0	2	3				
Buddy Bell, R OBP: 0.374, SLG: 0.426 (1, 5)										3	0	0	0	1	1	1				
Larry Parrish, R OBP: 0.338, SLG: 0.496 (1, 9)										4	0	1	0	0	0	3				
Pete O'Brien, L OBP: 0.356, SLG: 0.474 (1, 3)										4	1	0	0	0	2	2				
Mickey Rivers, L OBP: 0.312, SLG: 0.371 (1, 10)										4	0	2	0	0	0	1				
Jeff Kunkel, R OBP: 0.265, SLG: 0.406 (1, 6)										4	0	0	0	0	0	3				
Donnie Scott, S OBP: 0.299, SLG: 0.305 (1, 2)										2	0	1	1	2	0	0				
Curtis Wilkerson, S OBP: 0.288, SLG: 0.281 (7, PH)										2	0	0	0	0	0	2				
Wayne Tolleson, S OBP: 0.255, SLG: 0.266 (7, 4)										2	0	1	0	0	0	1				
<b>Inning Stats</b>	R: 0 E: 0 K: 2 S: 7	H: 0 LOB: 1 BB: 0 P: 8	R: 1 E: 1 K: 0 S: 6	H: 2 LOB: 2 BB: 0 P: 6	R: 0 E: 0 K: 1 S: 5	H: 0 LOB: 0 BB: 0 P: 5	R: 0 E: 0 K: 1 S: 5	H: 0 LOB: 0 BB: 0 P: 5	R: 0 E: 0 K: 1 S: 6	H: 1 LOB: 1 BB: 0 P: 6	R: 0 E: 0 K: 0 S: 4	H: 2 LOB: 2 BB: 1 P: 8	R: 1 E: 0 K: 0 S: 4	H: 1 LOB: 1 BB: 1 P: 8	R: 0 E: 0 K: 0 S: 4	H: 1 LOB: 2 BB: 1 P: 8	1B: 7 2B: 0 3B: 0 HR: 0	SF: 0 SAC: 0 DP: 1 HBP: 1	WP: 2 PB: 0 SB: 0 CS: 0	PA: 38
<b>PITCHER</b> Storm Davis, R ERA: 2.43 (1, 1)	IP: 9.0 WLS: W BF: 38 H: 7 R: 2 ER: 1 SO: 6 BB: 3 IBB: 0 HBP: 1 BLK: 0 WP: 2 HR: 0 S: 46 P: 59 ERA: 1.00 WHIP: 1.111															<b>PITCHER</b>	IP: 9.0 WLS: W BF: 38 H: 7 R: 2 ER: 1 SO: 6 BB: 3 IBB: 0 HBP: 1 BLK: 0 WP: 2 HR: 0 S: 46 P: 59 ERA: 1.00 WHIP: 1.111			

Batter	1	2	3	4	5	6	7	8	9	AB	R	H	RBI	BB	SO	LOB	BOTTOM			
Al Bumbry, L OBP: 0.292, SLG: 0.290 (1, 8)										4	1	1	1	1	0	2	<p><b>Texas Rangers @ Baltimore Orioles</b> Memorial Stadium, Baltimore, MD Wed Aug 01 1984, 7:05 PM EDT Att: 16,721 - Unknown</p> <p>AB 31 R 7 H 8 RBI 6 BB 6 SO 6 LOB 15</p>			
John Lowenstein, L OBP: 0.320, SLG: 0.372 (1, 7)										2	0	0	0	0	2	1				
Mike Young, S OBP: 0.319, SLG: 0.379 (5, 9)										2	0	0	0	0	0	1				
Cal Ripken Jr., R OBP: 0.386, SLG: 0.540 (1, 6)										4	2	2	2	0	1	1				
Eddie Murray, S OBP: 0.411, SLG: 0.530 (1, 3)										3	1	2	1	1	1	0				
Wayne Gross, L OBP: 0.347, SLG: 0.450 (1, 5)										4	1	1	2	0	1	2				
Ken Singleton, S OBP: 0.284, SLG: 0.266 (1, 10)										4	0	0	0	0	0	2				
Gary Roenicke, R OBP: 0.347, SLG: 0.394 (5, 7)										2	0	1	0	2	0	1				
Floyd Rayford, R OBP: 0.327, SLG: 0.407 (1, 2)										3	1	0	0	1	1	4				
Rich Dauer, R OBP: 0.297, SLG: 0.352 (1, 4)										3	1	1	0	1	0	1				
<b>Inning Stats</b>	R: 0 E: 0 K: 1 S: 5	H: 0 LOB: 0 BB: 0 P: 5	R: 0 E: 0 K: 1 S: 5	H: 0 LOB: 2 BB: 2 P: 13	R: 5 E: 0 K: 1 S: 10	H: 5 LOB: 1 BB: 1 P: 14	R: 0 E: 0 K: 0 S: 3	H: 0 LOB: 0 BB: 0 P: 3	R: 1 E: 0 K: 1 S: 7	H: 2 LOB: 1 BB: 0 P: 7	R: 1 E: 1 K: 1 S: 5	H: 0 LOB: 1 BB: 2 P: 13	R: 0 E: 0 K: 1 S: 5	H: 0 LOB: 0 BB: 0 P: 5	R: 0 E: 0 K: 0 S: 3	H: 1 LOB: 1 BB: 1 P: 7	1B: 1 2B: 5 3B: 1 HR: 2	SF: 0 SAC: 0 DP: 1 HBP: 0	WP: 0 PB: 0 SB: 0 CS: 0	PA: 37
<b>PITCHER</b> Charlie Hough, R ERA: 3.56 Joey McLaughlin, R ERA: 4.61 Dickie Noles, R ERA: 5.47	IP: 2.2 WLS: L BF: 16 H: 5 R: 5 ER: 5 SO: 3 BB: 3 IBB: 0 HBP: 0 BLK: 0 WP: 0 HR: 2 S: 19 P: 31 ERA: 16.88 WHIP: 3.000															<b>PITCHER</b>	IP: 2.2 WLS: L BF: 16 H: 5 R: 5 ER: 5 SO: 3 BB: 3 IBB: 0 HBP: 0 BLK: 0 WP: 0 HR: 2 S: 19 P: 31 ERA: 16.88 WHIP: 3.000			

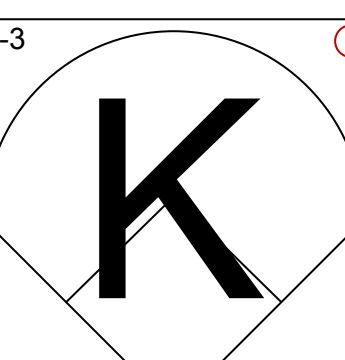
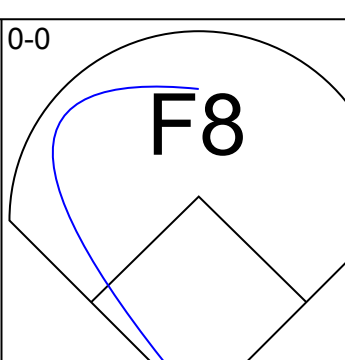
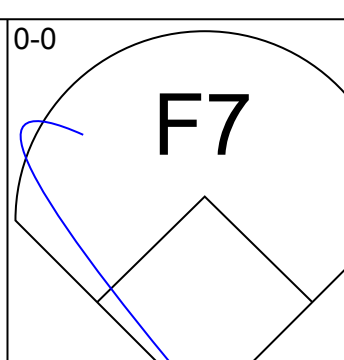
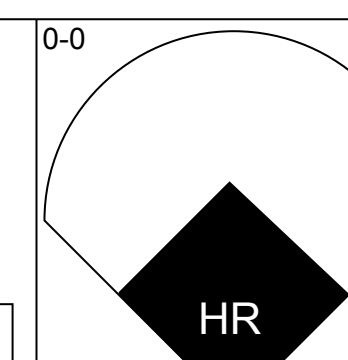
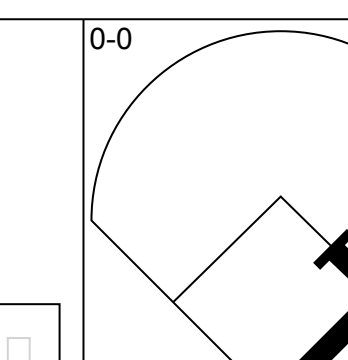
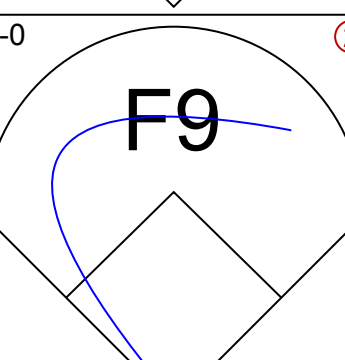
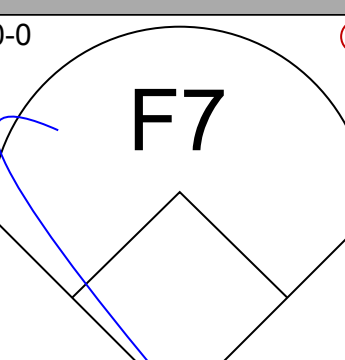
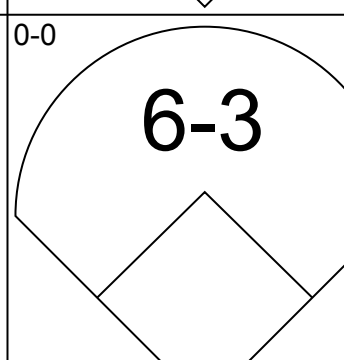
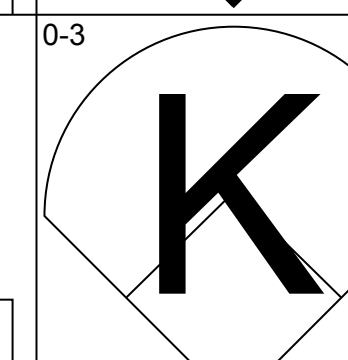
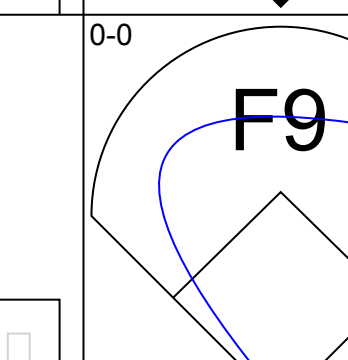
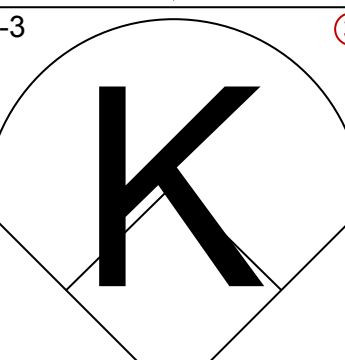
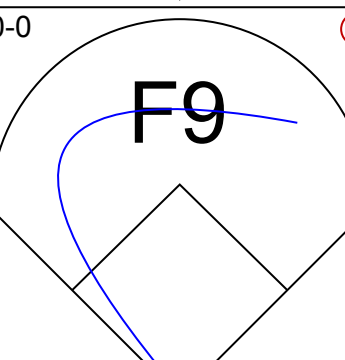
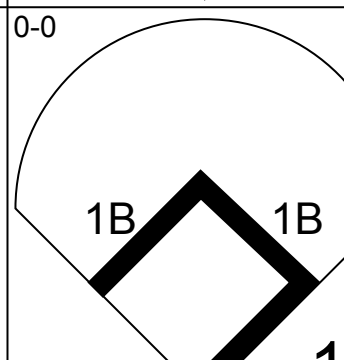
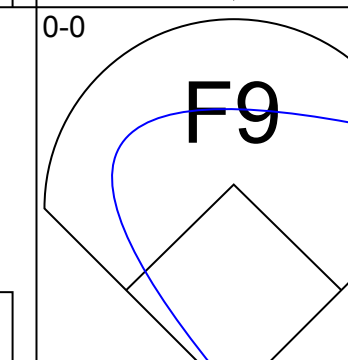
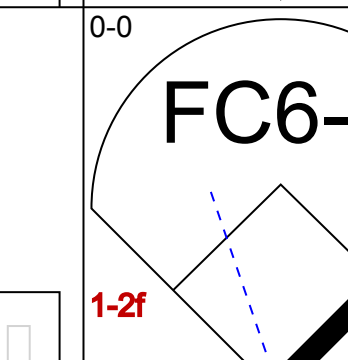
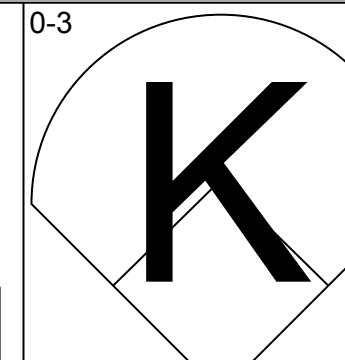
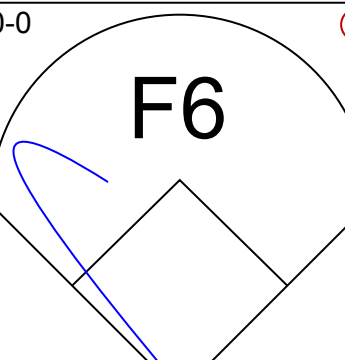
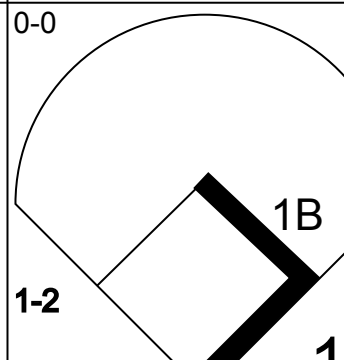
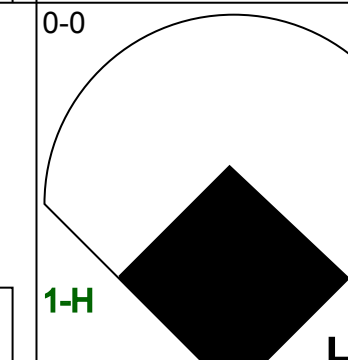
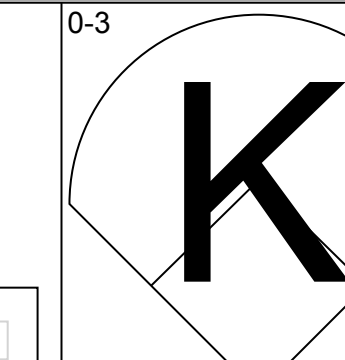
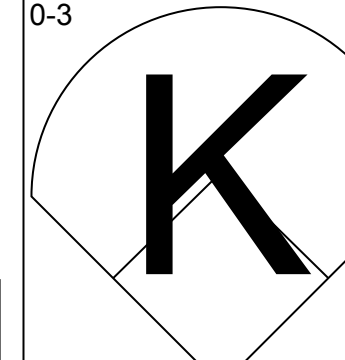
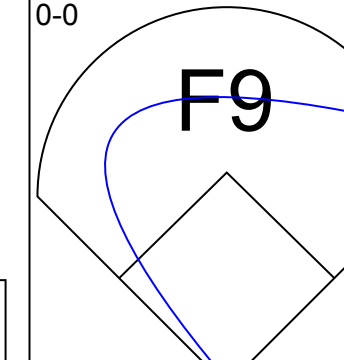
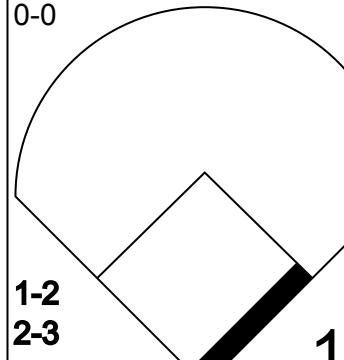
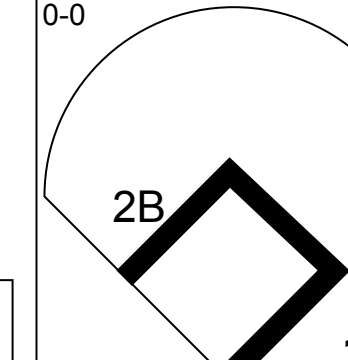
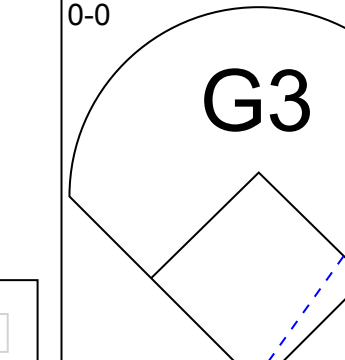
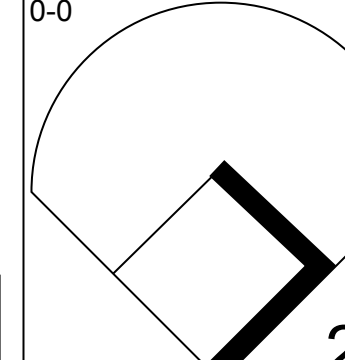

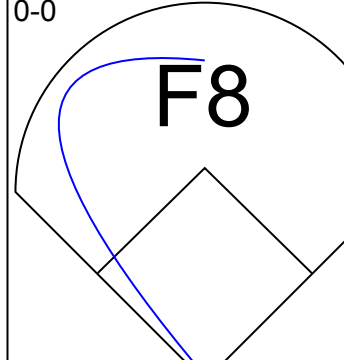
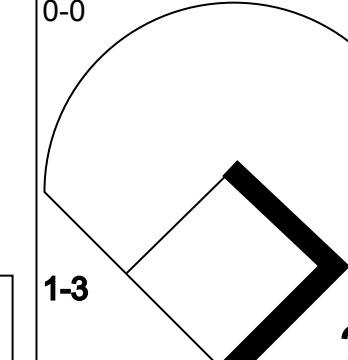
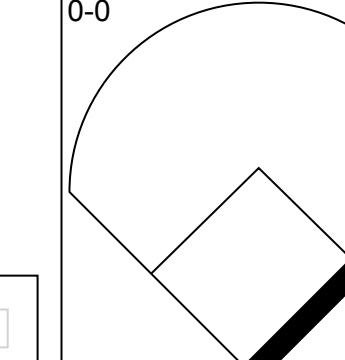

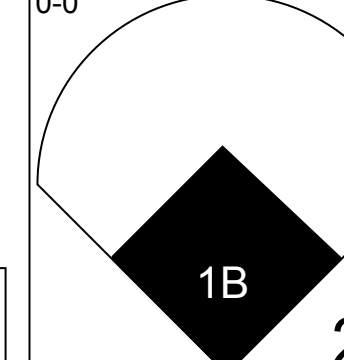
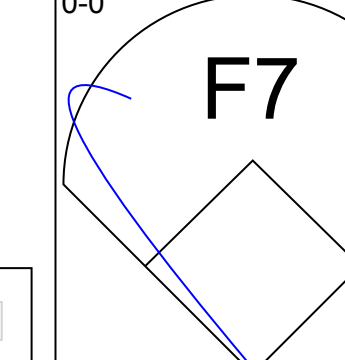
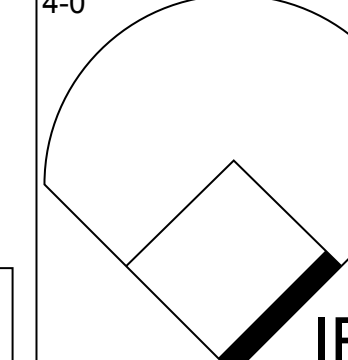
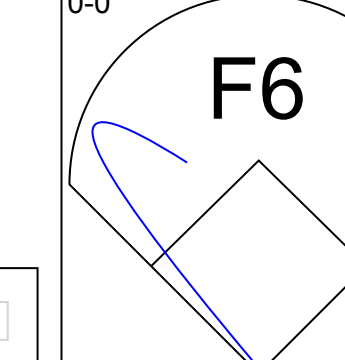
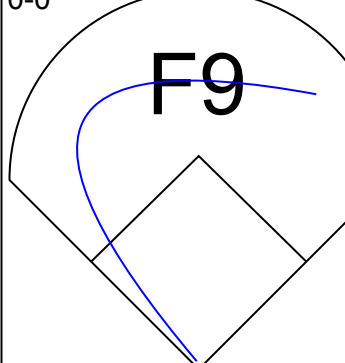
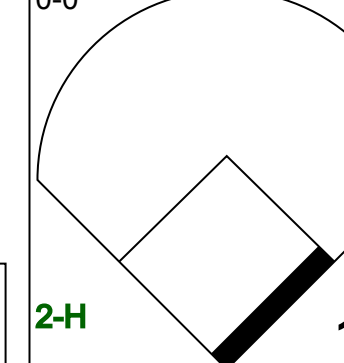
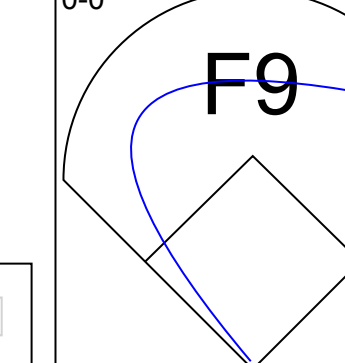
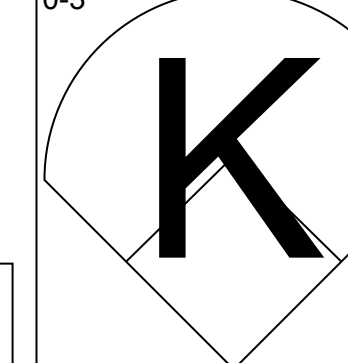
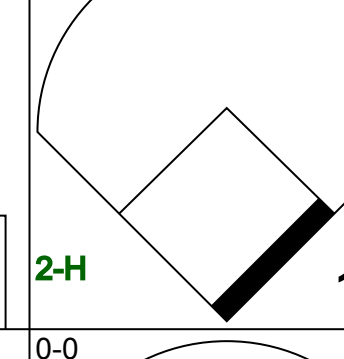
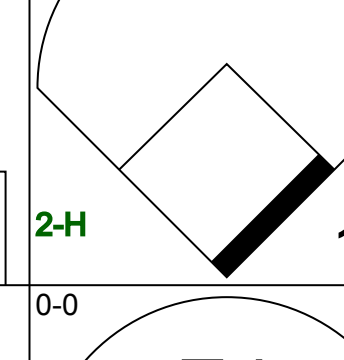

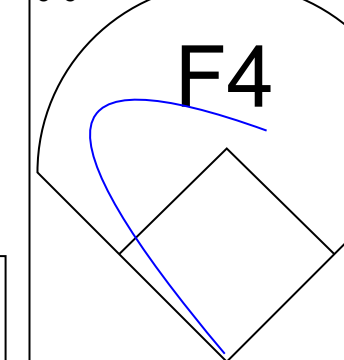
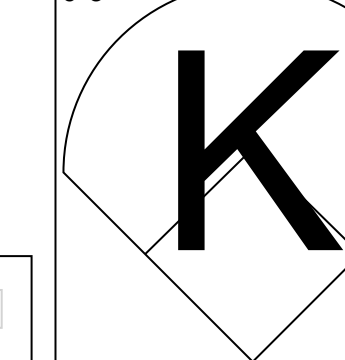
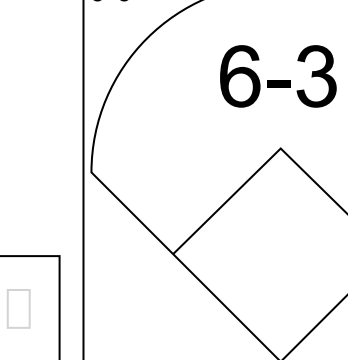


Batter	1	2	3	4	5	6	7	8	9	10	AB	R	H	RBI	BB	SO	LOB	TOP			
<b>Alan Bannister, R</b> OBP: 0.364, SLG: 0.391 (1, 10)											5	0	0	0	0	3	2				
<b>Gary Ward, R</b> OBP: 0.291, SLG: 0.335 (1, 8)											4	2	1	0	1	1	2				
<b>Buddy Bell, R</b> OBP: 0.376, SLG: 0.430 (1, 5)												4	1	2	0	1	1				
<b>Larry Parrish, R</b> OBP: 0.336, SLG: 0.485 (1, 9) (10, 7)												5	1	1	1	0	0	2			
<b>Pete O'Brien, L</b> OBP: 0.354, SLG: 0.471 (1, 3)												5	0	1	1	0	0	4			
<b>Bill Sample, R</b> OBP: 0.287, SLG: 0.327 (1, 7) (10, 9)												5	0	2	0	0	1	4			
<b>Jeff Kunkel, R</b> OBP: 0.263, SLG: 0.389 (1, 6)												4	0	1	1	0	2	4			
<b>Ned Yost, R</b> OBP: 0.189, SLG: 0.254 (1, 2)											3	0	0	0	0	0	1				
<b>Mickey Rivers, L</b> OBP: 0.310, SLG: 0.369 (9, PH)											1	0	0	0	0	0	0				
<b>Donnie Scott, S</b> OBP: 0.299, SLG: 0.305 (9, 2)											0	0	0	0	0	0	0				
<b>Curtis Wilkerson, S</b> OBP: 0.288, SLG: 0.278 (1, 4)											3	0	0	0	1	2	0				
<b>Inning Stats</b>	R: 0 E: 0 K: 1 S: 5	H: 0 LOB: 0 BB: 0 P: 5	R: 0 E: 0 K: 1 S: 6	H: 1 LOB: 1 BB: 0 P: 6	R: 0 E: 0 K: 1 S: 5	H: 0 LOB: 0 BB: 0 P: 5	R: 3 E: 0 K: 1 S: 8	H: 3 LOB: 1 BB: 1 P: 12	R: 0 E: 1 K: 2 S: 8	H: 0 LOB: 1 BB: 0 P: 4	R: 0 E: 0 K: 1 S: 5	H: 0 LOB: 1 BB: 1 P: 9	R: 0 E: 0 K: 1 S: 6	H: 1 LOB: 2 BB: 1 P: 10	R: 0 E: 0 K: 2 S: 7	H: 0 LOB: 0 BB: 0 P: 7	R: 1 E: 2 K: 0 S: 5	H: 2 LOB: 1 BB: 0 P: 5	1B: 6 2B: 2 3B: 0 HR: 0	SF: 0 SAC: 0 DP: 1 HBP: 0	WP: 0 PA: 42
<b>PITCHER</b>	IP	WLS	BF	H	R	ER	SO	BB	IBB	HBP	BLK	WP	HR	S	P	ERA	WHIP				
<b>Bruce Hurst, L</b> ERA: 2.93 (1, 1)	8.0		34	6	3	3	8	3	0	0	0	0	0	0	47	59	3.38	1.125			
<b>Bob Stanley, R</b> ERA: 3.4 (9, 1)	2.0	L	8	2	1	0	2	0	0	0	0	0	0	12	12	0.00	1.000				

Texas Rangers @ Boston Red Sox  
Fenway Park, Boston, MA  
Fri Aug 03 1984, 7:05 PM EDT  
Att: 24,615 - Unknown

AB	39
R	4
H	8
RBI	3
BB	3
SO	10
LOB	20



Batter	1	2	3	4	5	6	7	8	9	10	AB	R	H	RBI	BB	SO	LOB	BOTTOM					
<b>Wade Boggs, L</b> OBP: 0.392, SLG: 0.375 (1, 5)											5	1	2	0	0	1	0						
<b>Dwight Evans, R</b> OBP: 0.384, SLG: 0.513 (1, 9)											5	0	0	0	0	1	2						
<b>Jim Rice, R</b> OBP: 0.320, SLG: 0.461 (1, 7)											5	0	1	0	0	1	2						
<b>Tony Armas, R</b> OBP: 0.310, SLG: 0.546 (1, 8)												5	1	2	2	0	2	0					
<b>Mike Easter, L</b> OBP: 0.373, SLG: 0.520 (1, 10)												5	0	2	0	0	1	0					
<b>Bill Buckner, L</b> OBP: 0.324, SLG: 0.393 (1, 3)												5	0	3	0	0	0	3					
<b>Rich Gedman, L</b> OBP: 0.295, SLG: 0.453 (1, 2)												4	1	1	0	1	0	2					
<b>Marty Barrett, R</b> OBP: 0.359, SLG: 0.346 (1, 4)												3	0	1	1	0	0	0					
<b>Rick Miller, L</b> OBP: 0.352, SLG: 0.329 (8, PH)												1	0	0	0	1	3						
<b>Ed Jurak, R</b> OBP: 0.323, SLG: 0.379 (9, 4)												0	0	0	0	0	0	0					
<b>Jackie Gutierrez, R</b> OBP: 0.267, SLG: 0.295 (1, 6)											4	0	0	0	0	2	1						
<b>Inning Stats</b>	R: 0 E: 0 K: 2 S: 7	H: 0 LOB: 0 BB: 0 P: 7	R: 0 E: 0 K: 2 S: 8	H: 1 LOB: 1 BB: 0 P: 8	R: 0 E: 0 K: 1 S: 5	H: 0 LOB: 0 BB: 0 P: 5	R: 0 E: 0 K: 0 S: 3	H: 0 LOB: 0 BB: 0 P: 3	R: 1 E: 0 K: 0 S: 5	H: 2 LOB: 1 BB: 0 P: 5	R: 0 E: 0 K: 0 S: 6	H: 3 LOB: 3 BB: 0 P: 6	R: 0 E: 0 K: 1 S: 5	H: 0 LOB: 0 BB: 0 P: 5	R: 2 E: 0 K: 2 S: 11	H: 4 LOB: 3 BB: 1 P: 15	R: 0 E: 0 K: 0 S: 4	H: 1 LOB: 1 BB: 0 P: 4	R: 0 E: 0 K: 1 S: 6	H: 1 LOB: 1 BB: 0 P: 6	1B: 8 2B: 3 3B: 0 HR: 1	SF: 0 SAC: 0 DP: 0 HBP: 0	WP: 0 PA: 43
<b>PITCHER</b>	IP	WLS	BF	H	R	ER	SO	BB	IBB	HBP	BLK	WP	HR	S	P	ERA	WHIP						
<b>Danny Darwin, R</b> ERA: 4.2 (1, 1)	7.2		32	9	3	3	7	0	0	0	0	0	0	1	46	46	3.52	1.174					
<b>Dave Schmidt, R</b> ERA: 2.24 (8, 1)	2.1	W	11	3	0	0	2	0	1	0	0	0	0	0	14	18	0.00	1.286					

Texas Rangers @ Boston Red Sox  
Fenway Park, Boston, MA  
Fri Aug 03 1984, 7:05 PM EDT  
Att: 24,615 - Unknown

AB	42
R	3
H	12
RBI	3
BB	1
SO	9
LOB	13





Batter	1	2	3	4	5	6	7	8	9	AB	R	H	RBI	BB	SO	LOB	TOP			
Tom Dunbar, L (1, 9) OBP: 0.325, SLG: 0.387	F6		5-3		F5			K		4	0	0	0	0	1	0				
Gary Ward, R (1, 8) OBP: 0.296, SLG: 0.342	2B E 1B		1B 2B		G5-4-3 1B			K		4	2	3	0	0	1	0				
Buddy Bell, R (1, 5) OBP: 0.375, SLG: 0.428	K		2H 1B		G5-4-3 1-2			K		4	0	1	1	0	2	2				
Larry Parrish, R (1, 10) OBP: 0.336, SLG: 0.495	E8 1-H 2B		K		F2			F9		4	0	1	0	0	1	1				
Pete O'Brien, L (1, 3) OBP: 0.352, SLG: 0.467	F9				K			F7		3	0	0	0	0	1	1				
Mickey Rivers, L (1, 7) OBP: 0.306, SLG: 0.364		4-3			F5			1-3		3	0	0	0	0	0	0				
Jeff Kunkel, R (1, 6) OBP: 0.268, SLG: 0.385		5-3			K			CS 1B		3	0	1	0	0	1	0				
Donnie Scott, S (1, 2) OBP: 0.299, SLG: 0.301		K			F5			CS BB		2	0	0	0	1	1	0				
Wayne Tolleson, S (1, 4) OBP: 0.292, SLG: 0.263			6-3		4-3			G4-3 1-2		3	0	0	0	0	0	1				
<b>Inning Stats</b>	R: 1 E: 1 K: 1 S: 7	H: 2 LOB: 1 BB: 0 P: 7	R: 0 E: 0 K: 1 S: 5	H: 0 LOB: 0 BB: 0 P: 5	R: 1 E: 0 K: 1 S: 7	H: 2 LOB: 1 BB: 0 P: 7	R: 0 E: 0 K: 2 S: 7	H: 0 LOB: 0 BB: 0 P: 7	R: 0 E: 0 K: 0 S: 3	H: 1 LOB: 0 BB: 0 P: 3	R: 0 E: 0 K: 0 S: 3	H: 1 LOB: 0 BB: 0 P: 3	R: 0 E: 0 K: 1 S: 4	H: 0 LOB: 0 BB: 1 P: 8	R: 0 E: 0 K: 2 S: 7	H: 0 LOB: 0 BB: 0 P: 7	1B: 4 2B: 2 3B: 0 HR: 0	SF: 0 SAC: 0 DP: 2 HBP: 0	WP: 0 PB: 0 SB: 0 CS: 1	PA: 32
<b>PITCHER</b> Oil Can Boyd, R (1, 1) ERA: 4.69	IP: 9.0 WLS: W BF: 31 H: 6 R: 2 ER: 1 SO: 8 BB: 1 IBB: 0 HBP: 0 BLK: 0 WP: 0 HR: 0 S: 46 P: 50 ERA: 1.00 WHIP: 0.778																			

Texas Rangers @ Boston Red Sox  
Fenway Park, Boston, MA  
Sat Aug 04 1984, 3:33 AM EDT  
Att: 27,515 - Unknown

AB 30  
R 2  
H 6  
RBI 1  
BB 1  
SO 8  
LOB 5



Batter	1	2	3	4	5	6	7	8	9	AB	R	H	RBI	BB	SO	LOB	BOTTOM			
Wade Boggs, L (1, 5) OBP: 0.395, SLG: 0.385	HR BB		HR		F3			1B E 1B		3	3	2	1	1	0	0				
Dwight Evans, R (1, 9) OBP: 0.389, SLG: 0.527	1-H HR		2B		FC5-4 BB			WP 1-2 1B		3	1	3	2	1	0	0				
Jim Rice, R (1, 7) OBP: 0.317, SLG: 0.457	4-3		5-3		FC5-4 1-2			K		4	0	0	0	0	1	4				
Tony Armas, R (1, 8) OBP: 0.309, SLG: 0.542	5-3		IBB		1-3			K		3	0	0	0	1	1	3				
Mike Easter, L (1, 10) OBP: 0.370, SLG: 0.515	K		F7		K			K		4	0	0	0	0	3	3				
Bill Buckner, L (1, 3) OBP: 0.323, SLG: 0.388		G3			4-3			1B WP BB		3	0	0	0	1	0	0				
Marty Barrett, R (1, 4) OBP: 0.358, SLG: 0.344		F3			5-3			K		4	0	1	0	0	1	0				
Gary Allenson, R (1, 2) OBP: 0.282, SLG: 0.246		F7			F6			K		4	0	0	0	0	2	2				
Jackie Gutierrez, R (1, 6) OBP: 0.288, SLG: 0.306			6-3		HR			F7		3	1	1	1	0	0	2				
<b>Inning Stats</b>	R: 2 E: 0 K: 1 S: 6	H: 1 LOB: 0 BB: 1 P: 10	R: 0 E: 0 K: 0 S: 3	H: 0 LOB: 0 BB: 0 P: 3	R: 1 E: 0 K: 0 S: 5	H: 2 LOB: 2 BB: 1 P: 9	R: 0 E: 0 K: 0 S: 3	H: 0 LOB: 0 BB: 0 P: 3	R: 1 E: 0 K: 0 S: 4	H: 1 LOB: 1 BB: 1 P: 8	R: 0 E: 0 K: 2 S: 8	H: 1 LOB: 2 BB: 1 P: 12	R: 1 E: 0 K: 3 S: 11	H: 2 LOB: 1 BB: 0 P: 11	R: 0 E: 0 K: 2 S: 7	H: 0 LOB: 0 BB: 0 P: 7	1B: 3 2B: 1 3B: 0 HR: 3	SF: 0 SAC: 0 DP: 0 HBP: 0	WP: 3 PB: 0 SB: 0 CS: 0	PA: 35
<b>PITCHER</b> Frank Tanana, L (1, 1) ERA: 3.06 Dickie Noles, R (6, 1) ERA: 5.31	IP: 5.2 WLS: L BF: 26 H: 5 R: 4 ER: 4 SO: 3 BB: 3 IBB: 1 HBP: 0 BLK: 0 WP: 1 HR: 3 S: 28 P: 44 ERA: 6.35 WHIP: 1.412																			

Texas Rangers @ Boston Red Sox  
Fenway Park, Boston, MA  
Sat Aug 04 1984, 3:33 AM EDT  
Att: 27,515 - Unknown

AB 31  
R 5  
H 7  
RBI 4  
BB 4  
SO 8  
LOB 14





Batter	1	2	3	4	5	6	7	8	9	AB	R	H	RBI	BB	SO	LOB	TOP								
Bill Sample, R OBP: 0.287, SLG: 0.329 (1, 9)										4	0	1	0	0	0	0									
Gary Ward, R OBP: 0.295, SLG: 0.341 (1, 8)										4	1	1	0	0	1	1									
Buddy Bell, R OBP: 0.374, SLG: 0.429 (1, 5)										4	0	1	0	0	0	1									
Larry Parrish, R OBP: 0.333, SLG: 0.490 (1, 7)										4	0	0	0	0	1	3									
Pete O'Brien, L OBP: 0.353, SLG: 0.475 (1, 3)										4	1	2	2	0	1	0									
George Wright, S OBP: 0.233, SLG: 0.290 (1, 10)										4	0	1	0	0	2	2									
Jeff Kunkel, R OBP: 0.250, SLG: 0.357 (1, 6)										3	0	0	0	0	0	1									
Curtis Wilkerson, S OBP: 0.288, SLG: 0.278 (8, PH)										0	0	0	0	0	0	0									
Mary Foley, L OBP: 0.259, SLG: 0.387 (9, PH)										1	0	0	0	0	1	2									
Alan Bannister, R OBP: 0.363, SLG: 0.379 (1, 4)										2	0	0	0	1	0	0									
Donnie Scott, S OBP: 0.296, SLG: 0.297 (1, 2)										2	0	0	0	0	0	1									
Mickey Rivers, L OBP: 0.305, SLG: 0.362 (8, PH)										1	0	0	0	0	0	0									
Ned Yost, R OBP: 0.189, SLG: 0.254 (8, 2)										0	0	0	0	0	0	0									
<b>Inning Stats</b>	R: 0 E: 0 K: 0 S: 4	H: 1 LOB: 1 BB: 0 P: 4	R: 0 E: 0 K: 1 S: 5	H: 0 LOB: 0 BB: 0 P: 5	R: 0 E: 0 K: 0 S: 3	H: 0 LOB: 0 BB: 0 P: 3	R: 0 E: 0 K: 1 S: 5	H: 0 LOB: 0 BB: 0 P: 5	R: 1 E: 0 K: 1 S: 6	H: 1 LOB: 1 BB: 1 P: 10	R: 0 E: 0 K: 0 S: 3	H: 0 LOB: 0 BB: 0 P: 3	R: 0 E: 0 K: 0 S: 4	H: 1 LOB: 1 BB: 0 P: 4	R: 0 E: 0 K: 0 S: 3	H: 0 LOB: 0 BB: 0 P: 3	R: 1 E: 0 K: 3 S: 12	H: 3 LOB: 2 BB: 0 P: 12	1B: 3 2B: 2 3B: 0 HR: 1	SF: 0 SAC: 0 DP: 0 HBP: 0	WP: 0 PB: 0 SB: 0 CS: 0	PA: 34			
<b>PITCHER</b>	IP	WLS	BF	H	R	ER	SO	BB	IBB	HBP	BLK	WP	HR	S	P	ERA	WHIP								
Al Nipper, R ERA: 3.84 (1, 1)	8.0	W	30	5	2	2	3	1	0	0	0	0	1	35	39	2.25	0.750								
Mark Clear, R ERA: 3.6 (9, 1)	1.0	S	4	1	0	0	3	0	0	0	0	0	0	10	10	0.00	1.000								

Texas Rangers @ Boston Red Sox  
Fenway Park, Boston, MA  
Sun Aug 05 1984, 3:33 AM EDT  
Att: 23,190 - Unknown

AB 33  
R 2  
H 6  
RBI 2  
BB 1  
SO 6  
LOB 11



Batter	1	2	3	4	5	6	7	8	9	AB	R	H	RBI	BB	SO	LOB	BOTTOM								
Wade Boggs, L OBP: 0.395, SLG: 0.384 (1, 5)										4	0	1	0	1	0	1									
Dwight Evans, R OBP: 0.391, SLG: 0.526 (1, 9)										4	0	2	0	1	0	1									
Jim Rice, R OBP: 0.318, SLG: 0.458 (1, 7)										5	1	2	0	0	0	6									
Tony Armas, R OBP: 0.311, SLG: 0.549 (1, 8)										4	2	2	2	0	1	2									
Mike Easter, L OBP: 0.371, SLG: 0.517 (1, 10)										4	0	2	1	0	1	1									
Bill Buckner, L OBP: 0.322, SLG: 0.384 (1, 3)										3	0	0	0	1	1	3									
Rich Gedman, L OBP: 0.294, SLG: 0.461 (1, 2)										4	1	1	1	0	0	2									
Marty Barrett, R OBP: 0.360, SLG: 0.344 (1, 4)										3	0	1	0	1	1	2									
Jackie Gutierrez, R OBP: 0.284, SLG: 0.302 (1, 6)										4	0	0	0	0	1	4									
<b>Inning Stats</b>	R: 0 E: 0 K: 0 S: 4	H: 1 LOB: 1 BB: 0 P: 4	R: 0 E: 0 K: 1 S: 6	H: 1 LOB: 2 BB: 1 P: 10	R: 2 E: 0 K: 1 S: 8	H: 4 LOB: 1 BB: 0 P: 8	R: 1 E: 0 K: 1 S: 6	H: 1 LOB: 0 BB: 0 P: 6	R: 0 E: 0 K: 0 S: 4	H: 1 LOB: 3 BB: 2 P: 12	R: 1 E: 0 K: 1 S: 6	H: 1 LOB: 0 BB: 0 P: 6	R: 0 E: 0 K: 0 S: 4	H: 1 LOB: 2 BB: 1 P: 8	1B: 7 2B: 2 3B: 0 HR: 2	SF: 0 SAC: 0 DP: 0 HBP: 0	WP: 0 PB: 0 SB: 1 CS: 1	PA: 39							
<b>PITCHER</b>	IP	WLS	BF	H	R	ER	SO	BB	IBB	HBP	BLK	WP	HR	S	P	ERA	WHIP								
Charlie Hough, R ERA: 3.61 (1, 1)	7.2	L	38	11	4	4	5	4	0	0	0	0	2	44	60	4.70	1.957								
Odell Jones, R ERA: 3.53 (8, 1)	0.1		1	0	0	0	0	0	0	0	0	0	0	1	1	0.00	0.000								

Texas Rangers @ Boston Red Sox  
Fenway Park, Boston, MA  
Sun Aug 05 1984, 3:33 AM EDT  
Att: 23,190 - Unknown

AB 35  
R 4  
H 11  
RBI 4  
BB 4  
SO 5  
LOB 22













Batter	1	2	3	4	5	6	7	8	9	AB	R	H	RBI	BB	SO	LOB	TOP				
Damaso Garcia, R (1.4) OBP: 0.325, SLG: 0.398	F8		2B	1B	1-2	1B	SH1-4	6-3		4	1	2	0	0	0	1					
Dave Collins, S (1.7) OBP: 0.372, SLG: 0.480										4	0	3	3	0	0	2					
Rick Leach, L (8, PH) OBP: 0.333, SLG: 0.421	2B		CS		F8					1	0	0	0	0	1	0					
Lloyd Moseby, L (1.8) OBP: 0.363, SLG: 0.493	F7		1B							3	1	1	0	2	1	1					
Willie Upshaw, L (1.3) OBP: 0.367, SLG: 0.523			1B							4	0	1	1	0	0	3					
George Bell, R (1.9) OBP: 0.331, SLG: 0.477	F5		F8							5	0	0	0	0	1	4					
Cliff Johnson, R (1.10) OBP: 0.387, SLG: 0.527		F5								4	0	1	0	0	0	0					
Willie Aikens, L (9, PH) OBP: 0.302, SLG: 0.380										1	0	0	0	0	1	0					
Ernie Whitt, L (1.2) OBP: 0.343, SLG: 0.426	F3									4	2	1	1	1	0	2					
Tony Fernandez, S (1.5) OBP: 0.304, SLG: 0.387		G3								4	2	3	2	0	0	0					
Alfredo Griffin, S (1.6) OBP: 0.249, SLG: 0.308			F4		F8					3	1	1	0	0	0	1					
<b>Inning Stats</b>	R: 0 E: 0 K: 0 S: 4	H: 1 LOB: 2 BB: 0 P: 5	R: 0 E: 0 K: 0 S: 3	H: 0 LOB: 0 BB: 0 P: 3	R: 2 E: 0 K: 0 S: 5	H: 3 LOB: 1 BB: 1 P: 9	R: 1 E: 0 K: 0 S: 6	H: 3 LOB: 2 BB: 0 P: 6	R: 0 E: 0 K: 0 S: 5	H: 2 LOB: 2 BB: 0 P: 5	R: 2 E: 1 K: 1 S: 7	H: 2 LOB: 1 BB: 1 P: 11	R: 0 E: 0 K: 2 S: 5	H: 0 LOB: 0 BB: 0 P: 7	R: 0 E: 0 K: 1 S: 5	H: 0 LOB: 0 BB: 0 P: 5	1B: 9 2B: 2 3B: 0 HR: 2	SF: 0 SAC: 1 DP: 1 HBP: 1	WP: 0 PB: 0 SB: 2 CS: 1	PA: 43	
<b>PITCHER</b>	IP	WLS	BF	H	R	ER	SO	BB	IBB	HBP	BLK	WP	HR	S	P	ERA	WHIP				
Danny Darwin, R (1.1) ERA: 4.25	4.2	L	24	9	3	3	0	1	0	1	0	0	1	22	27	5.79	2.143				
Odell Jones, R (5.1) ERA: 3.51	1.1		7	2	2	1	0	1	0	0	0	0	0	6	10	6.75	2.250				
Joey McLaughlin, R (7.1) ERA: 4.75	3.0		12	2	2	2	4	1	0	0	0	0	1	19	23	6.00	1.000				

Toronto Blue Jays @ Texas Rangers  
Arlington Stadium, Arlington, TX  
Wed Aug 08 1984, 8:05 PM EDT  
Att: 9,696 - Unknown

AB 37  
R 7  
H 13  
RBI 7  
BB 3  
SO 4  
LOB 14



Batter	1	2	3	4	5	6	7	8	9	AB	R	H	RBI	BB	SO	LOB	BOTTOM				
Bill Sample, R (1.7) OBP: 0.286, SLG: 0.328	F8		FC5-4	1B	1-3					4	0	2	0	0	0	0					
Gary Ward, R (1.8) OBP: 0.299, SLG: 0.348	F8		FC5-4	FC4	1-2					4	0	0	1	0	1	2					
Buddy Bell, R (1.5) OBP: 0.371, SLG: 0.426	F8		F4							4	0	0	0	0	0	2					
Larry Parrish, R (1.9) OBP: 0.336, SLG: 0.495		K	FC4	1-2						4	1	2	0	0	1	1					
Pete O'Brien, L (1.3) OBP: 0.347, SLG: 0.463		FC4-6	1B		F9					4	0	1	0	0	0	2					
George Wright, S (1.10) OBP: 0.246, SLG: 0.320			FC4-6	1B						3	0	2	1	0	1	0					
Jeff Kunkel, R (1.6) OBP: 0.214, SLG: 0.296		FC4-6	S	1-2	2-3					4	0	0	0	0	2	3					
Donnie Scott, S (1.2) OBP: 0.293, SLG: 0.289			K							3	0	0	0	0	1	3					
Curtis Wilkerson, S (1.4) OBP: 0.288, SLG: 0.279			1B	FC5-4	1B					3	1	1	0	0	0	1					
<b>Inning Stats</b>	R: 0 E: 0 K: 0 S: 3	H: 0 LOB: 0 BB: 0 P: 3	R: 0 E: 0 K: 2 S: 9	H: 2 LOB: 2 BB: 0 P: 9	R: 1 E: 0 K: 0 S: 5	H: 2 LOB: 1 BB: 0 P: 5	R: 0 E: 0 K: 2 S: 7	H: 0 LOB: 0 BB: 0 P: 7	R: 0 E: 0 K: 0 S: 3	H: 0 LOB: 0 BB: 0 P: 3	R: 0 E: 0 K: 1 S: 6	H: 1 LOB: 1 BB: 0 P: 4	R: 0 E: 0 K: 1 S: 5	H: 1 LOB: 0 BB: 0 P: 5	R: 1 E: 0 K: 0 S: 4	H: 1 LOB: 0 BB: 0 P: 4	1B: 6 2B: 2 3B: 0 HR: 0	SF: 1 SAC: 0 DP: 1 HBP: 0	WP: 0 PB: 0 SB: 1 CS: 0	PA: 34	
<b>PITCHER</b>	IP	WLS	BF	H	R	ER	SO	BB	IBB	HBP	BLK	WP	HR	S	P	ERA	WHIP				
Jim Clancy, R (1.1) ERA: 4.89	8.0	W	30	7	1	1	0	0	0	0	0	0	0	4	4	9.00	1.000				
Jim Gott, R (9.1) ERA: 4.25	1.0		4	1	1	1	0	0	0	0	0	0	0	4	4	9.00	1.000				

Toronto Blue Jays @ Texas Rangers  
Arlington Stadium, Arlington, TX  
Wed Aug 08 1984, 8:05 PM EDT  
Att: 9,696 - Unknown

AB 33  
R 2  
H 8  
RBI 2  
BB 0  
SO 6  
LOB 14






Batter	1	2	3	4	5	6	7	8	9	AB	R	H	RBI	BB	SO	LOB	TOP			
Wade Boggs, L (1, 5) OBP: 0.396, SLG: 0.407	L4		K	F7			F7			4	0	0	0	0	1	1	<b>Boston Red Sox @ Texas Rangers</b> Arlington Stadium, Arlington, TX Thu Aug 09 1984, 8:05 PM EDT Att: 10,294 - Unknown			
Dwight Evans, R (1, 9) OBP: 0.365, SLG: 0.524	BB BB		K	5-3			5-3			3	0	0	0	1	1					
Jim Rice, R (1, 7) OBP: 0.318, SLG: 0.464	F4		1B		F3			F7		4	0	1	0	0	0	1				
Tony Armas, R (1, 8) OBP: 0.309, SLG: 0.544	E5 BB		F4		4-3			F7		4	0	0	0	0	2					
Mike Easter, L (1, 10) OBP: 0.375, SLG: 0.513	1-2 BB			F8 BB HR 1B	F3					3	1	2	0	1	0	0				
Bill Buckner, L (1, 3) OBP: 0.324, SLG: 0.413	F5			HR BB		3-1		K		3	1	0	0	1	4					
Marty Barrett, R (1, 4) OBP: 0.360, SLG: 0.347		4-3		F8		5-3			F7	4	0	0	0	0	2					
Gary Allenson, R (1, 2) OBP: 0.280, SLG: 0.290		F8			HR		F7		F8	4	1	1	3	0	0					
Jackie Gutierrez, R (1, 6) OBP: 0.274, SLG: 0.306										3	0	1	0	0	0	0				
Reid Nichols, R (9, PH) OBP: 0.355, SLG: 0.336		1-3					F8		K	1	0	0	0	0	1	0				
<b>Inning Stats</b>	R: 0 E: 1 K: 0 S: 4	H: 0 LOB: 3 BB: 2 P: 12	R: 0 E: 0 K: 0 S: 3	H: 0 LOB: 0 BB: 0 P: 3	R: 0 E: 0 K: 2 S: 8	H: 1 LOB: 1 BB: 0 P: 8	R: 3 E: 0 K: 0 S: 6	H: 3 LOB: 1 BB: 1 P: 10	R: 0 E: 0 K: 0 S: 3	H: 0 LOB: 0 BB: 0 P: 3	R: 0 E: 0 K: 0 S: 3	H: 0 LOB: 0 BB: 0 P: 3	R: 0 E: 0 K: 1 S: 6	H: 1 LOB: 1 BB: 0 P: 6	R: 0 E: 0 K: 1 S: 5	H: 0 LOB: 0 BB: 0 P: 5	1B: 4 2B: 0 3B: 0 HR: 1	SF: 0 SAC: 0 DP: 0 HBP: 0	WP: 0 PB: 0 SB: 1 CS: 0	PA: 36
<b>PITCHER</b> Frank Tanana, L (1, 1) ERA: 3.06	IP: 9.0 WLS: W BF: 36 H: 5 R: 3 ER: 3 SO: 4 BB: 3 IBB: 0 HBP: 0 BLK: 0 WP: 0 HR: 1 S: 41 P: 53 ERA: 3.00 WHIP: 0.889																			

Batter	1	2	3	4	5	6	7	8	9	AB	R	H	RBI	BB	SO	LOB	BOTTOM			
Bill Sample, R (1, 7) OBP: 0.286, SLG: 0.327	5-3		6-3		F4					4	1	1	0	0	0	0	<b>Boston Red Sox @ Texas Rangers</b> Arlington Stadium, Arlington, TX Thu Aug 09 1984, 8:05 PM EDT Att: 10,294 - Unknown			
Gary Ward, R (1, 8) OBP: 0.301, SLG: 0.350	G6-4-3 BB		K		F3		2B 1B			3	1	1	2	1	1	0				
Buddy Bell, R (1, 5) OBP: 0.370, SLG: 0.424	G6-4-3		5-3			K				4	0	1	1	0	1	1				
Larry Parrish, R (1, 9) OBP: 0.335, SLG: 0.492		K		2B BB		F7		K		3	1	0	0	1	2	2				
Pete O'Brien, L (1, 3) OBP: 0.351, SLG: 0.476		1B 1B		6-3 1B 2B		F8			HR	4	2	3	2	0	0	0				
George Wright, S (1, 10) OBP: 0.252, SLG: 0.323		1B 1B		K					6-3	4	1	2	0	0	1	1				
Jeff Kunkel, R (1, 6) OBP: 0.186, SLG: 0.296										0	0	0	0	0	0	0				
Mickey Rivers, L (2, PH) OBP: 0.311, SLG: 0.368					6-3		SH1-4		6-3	1	0	1	1	0	0	0				
Wayne Tolleson, S (3, 4) OBP: 0.290, SLG: 0.261		1B								2	0	0	0	0	0	1				
Ned Yost, R (1, 2) OBP: 0.186, SLG: 0.251										2	0	0	0	0	0	3				
Mary Foley, L (7, PH) OBP: 0.306, SLG: 0.394		F5			F3				F8	1	0	1	1	0	0	0				
Donnie Scott, S (7, FR) OBP: 0.292, SLG: 0.288										1	1	0	0	0	0	0				
Curtis Wilkerson, S (1, 4) OBP: 0.286, SLG: 0.277						F7				3	0	0	0	0	1	3				
<b>Inning Stats</b>	R: 0 E: 0 K: 0 S: 2	H: 0 LOB: 0 BB: 1 P: 6	R: 1 E: 0 K: 1 S: 8	H: 3 LOB: 2 BB: 0 P: 8	R: 0 E: 0 K: 1 S: 5	H: 0 LOB: 0 BB: 0 P: 5	R: 1 E: 0 K: 1 S: 6	H: 1 LOB: 1 BB: 1 P: 10	R: 0 E: 0 K: 0 S: 3	H: 0 LOB: 0 BB: 0 P: 3	R: 0 E: 0 K: 1 S: 5	H: 0 LOB: 0 BB: 0 P: 5	R: 4 E: 0 K: 2 S: 12	H: 5 LOB: 2 BB: 0 P: 12	R: 1 E: 0 K: 0 S: 4	H: 1 LOB: 0 BB: 0 P: 4	1B: 7 2B: 2 3B: 0 HR: 1	SF: 0 SAC: 1 DP: 1 HBP: 0	WP: 0 PB: 0 SB: 0 CS: 0	PA: 35
<b>PITCHER</b> Al Nipper, R (1, 1) ERA: 3.98 Mark Clear, R (7, 1) ERA: 3.65 Charlie Mitchell, R (8, 1) ERA: 9.0	IP: 6.1 WLS: L BF: 26 H: 6 R: 4 ER: 4 SO: 4 BB: 2 IBB: 0 HBP: 0 BLK: 0 WP: 0 HR: 0 S: 32 P: 40 ERA: 5.68 WHIP: 1.263																			

AB	33
R	3
H	5
RBI	3
BB	3
SO	4
LOB	11



AB	32
R	7
H	10
RBI	7
BB	2
SO	6
LOB	11





Batter	1	2	3	4	5	6	7	8	9	AB	R	H	RBI	BB	SO	LOB	TOP			
Wade Boggs, L (1,5) OBP: 0.394, SLG: 0.404	F3		3-5-2		F9			FC5-4 1B	F8	5	1	1	0	0	0	2				
Dwight Evans, R (1,9) OBP: 0.392, SLG: 0.519	5-3		F3		F7			E6 FC5-4 1-3		4	0	0	0	0	0	2				
Jim Rice, R (1,7) OBP: 0.316, SLG: 0.460	6-3			F4	5-3			FC5-4 4-3 1-2 3-H 1B		4	1	0	1	0	0	1				
Tony Armas, R (1,8) OBP: 0.311, SLG: 0.549		F9 SH1-3 BB		HR		5-3		4-3		3	1	1	1	1	0	1				
Mike Easter, L (1,10) OBP: 0.377, SLG: 0.517	SH1-3			1B	3B	K		1B BB		2	1	1	0	1	1	0				
Bill Buckner, L (1,3) OBP: 0.326, SLG: 0.414	F9			4-3	1B	F6		1-3 2-H 1B		4	0	2	2	0	0	1				
Rich Gedman, L (1,2) OBP: 0.299, SLG: 0.478	4-3			4-3		4-3		1-3		4	0	0	0	0	0	4				
Marty Barrett, R (1,4) OBP: 0.364, SLG: 0.351			1B 3-5-2 2B	FC6-4 BB		7-4 PB BB		F8		2	0	1	0	2	0	0				
Jackie Gutierrez, R (1,6) OBP: 0.275, SLG: 0.306			3-5-2 1B	FC6-4		7-4		4-3		3	0	1	0	0	0	3				
Rick Miller, L (9,PH) OBP: 0.347, SLG: 0.325			2-3	1-2		1-3				1	0	0	0	0	0	0				
<b>Inning Stats</b>	R: 0 E: 0 K: 0 S: 3	H: 0 LOB: 0 BB: 0 P: 3	R: 0 E: 0 K: 0 S: 3	H: 0 LOB: 1 BB: 1 P: 7	R: 0 E: 0 K: 0 S: 4	H: 2 LOB: 1 BB: 0 P: 4	R: 2 E: 0 K: 0 S: 6	H: 3 LOB: 2 BB: 1 P: 10	R: 0 E: 0 K: 1 S: 5	H: 0 LOB: 0 BB: 0 P: 5	R: 0 E: 0 K: 0 S: 2	H: 0 LOB: 0 BB: 1 P: 6	R: 2 E: 1 K: 0 S: 6	H: 2 LOB: 2 BB: 1 P: 10	R: 0 E: 0 K: 0 S: 3	H: 0 LOB: 0 BB: 0 P: 3	1B: 4 2B: 3 3B: 1 HR: 1	SF: 0 SAC: 1 DP: 2 HBP: 0	WP: 0 PB: 1 SB: 0 CS: 0	PA: 37
<b>PITCHER</b> Charlie Hough, R (1,1) ERA: 3.53	IP: 9.0 WLS: W BF: 37 H: 7 R: 4 ER: 2 SO: 1 BB: 4 IBB: 0 HBP: 0 BLK: 0 WP: 0 HR: 1 S: 35 P: 51 ERA: 2.00 WHIP: 1.222																			

**Boston Red Sox @ Texas Rangers**  
Arlington Stadium, Arlington, TX  
Fri Aug 10 1984, 8:05 PM EDT  
Att: 12,677 - Unknown

AB 32  
R 4  
H 7  
RBI 4  
BB 4  
SO 1  
LOB 14




Batter	1	2	3	4	5	6	7	8	9	AB	R	H	RBI	BB	SO	LOB	BOTTOM			
Bill Sample, R (1,7) OBP: 0.288, SLG: 0.328	F8 BB FC6-4 1B		FC4-6 6-3 1B	1-2 1B	1-2 1B	4-3		6-3		5	3	2	0	0	0	1				
Gary Ward, R (1,8) OBP: 0.301, SLG: 0.348	4-0 FC6-4 1-2 BB		6-3	F9		F3				3	0	0	0	1	0	3				
Buddy Bell, R (1,5) OBP: 0.371, SLG: 0.425	F8		2-3 1B	2-H 1B	1-2 2-H 1B	F9				4	1	2	2	0	0	2				
Larry Parrish, R (1,9) OBP: 0.337, SLG: 0.492	FC6-4		1-2 3-H 1B	2-H 1B	1-3 2-H 1B	F4				4	0	2	3	0	0	1				
Pete O'Brien, L (1,3) OBP: 0.350, SLG: 0.474	F8		G3	2-1	2B SF7 1B	4-3				4	1	1	0	0	0	2				
George Wright, S (1,10) OBP: 0.257, SLG: 0.332		K		K		1-3 2B				4	0	2	0	0	0	2				
Donnie Scott, S (1,2) OBP: 0.291, SLG: 0.295		F7		3B 2B	3-H SF7	G3				3	1	1	1	0	0	1				
Wayne Tolleson, S (1,4) OBP: 0.290, SLG: 0.268		K		SH 3B	2-H K	4-3				4	1	1	1	0	2	1				
Curtis Wilkerson, S (1,6) OBP: 0.286, SLG: 0.277			FC4-6 1B	3-H SH 1B	4-3			3-1		3	1	1	1	0	0	1				
<b>Inning Stats</b>	R: 1 E: 0 K: 0 S: 4	H: 1 LOB: 1 BB: 1 P: 8	R: 0 E: 0 K: 2 S: 7	H: 0 LOB: 0 BB: 0 P: 7	R: 2 E: 0 K: 0 S: 6	H: 3 LOB: 1 BB: 0 P: 6	R: 4 E: 1 K: 1 S: 10	H: 5 LOB: 2 BB: 0 P: 10	R: 1 E: 0 K: 1 S: 7	H: 2 LOB: 1 BB: 0 P: 7	R: 0 E: 0 K: 0 S: 3	H: 0 LOB: 0 BB: 0 P: 3	R: 0 E: 0 K: 0 S: 4	H: 1 LOB: 1 BB: 0 P: 4	R: 0 E: 0 K: 0 S: 3	H: 0 LOB: 0 BB: 0 P: 3	1B: 9 2B: 2 3B: 1 HR: 0	SF: 1 SAC: 1 DP: 0 HBP: 0	WP: 0 PB: 0 SB: 0 CS: 0	PA: 37
<b>PITCHER</b> Bob Ojeda, L (1,1) ERA: 4.38	IP: 3.2 WLS: L BF: 21 H: 8 R: 7 ER: 5 SO: 3 BB: 1 IBB: 0 HBP: 0 BLK: 0 WP: 0 HR: 0 S: 26 P: 30 ERA: 12.27 WHIP: 2.455																			
<b>PITCHER</b> Steve Crawford, R (4,1) ERA: 3.15	IP: 4.1 WLS: L BF: 17 H: 4 R: 1 ER: 1 SO: 1 BB: 0 IBB: 0 HBP: 0 BLK: 0 WP: 0 HR: 0 S: 18 P: 18 ERA: 2.08 WHIP: 0.923																			

**Boston Red Sox @ Texas Rangers**  
Arlington Stadium, Arlington, TX  
Fri Aug 10 1984, 8:05 PM EDT  
Att: 12,677 - Unknown

AB 34  
R 8  
H 12  
RBI 8  
BB 1  
SO 4  
LOB 12





Batter	1	2	3	4	5	6	7	8	9	AB	R	H	RBI	BB	SO	LOB	TOP								
Wade Boggs, L (1.5) X OBP: 0.394, SLG: 0.409	0-0 G5-4-3 2B		0-3 K		0-3 K		0-0 1B G6-4-3 2B		0-0 L5	5	1	2	1	0	2	1									
Dwight Evans, R (1.9) H OBP: 0.394, SLG: 0.526	1-0 G5-4-3 HBP		0-3 K		0-0 HR		0-0 G6-4-3 1B		0-0 6-3	4	1	2	2	0	1	1									
Jim Rice, R (1.7) X OBP: 0.315, SLG: 0.458	0-0 G5-4-3		0-0 1B		0-3 K		0-0 G6-4-3			4	0	1	0	0	1	3									
Tony Armas, R (1.8) X OBP: 0.310, SLG: 0.546	0-3 K		0-0 1B		0-3 K		0-0 L4			4	0	1	0	0	2	1									
Mike Easter, L (1.10) X OBP: 0.374, SLG: 0.512		0-0 6-3	0-0 G3				0-0 L4		0-0 4-3	4	0	0	0	0	0	2									
Bill Buckner, L (1.3) X OBP: 0.325, SLG: 0.412		0-0 F9 1B		0-0 F8		0-0 4-3		0-0 F7		4	0	1	0	0	0	0									
Rich Gedman, L (1.2) X OBP: 0.299, SLG: 0.475		0-0 FC6-4 1B		0-0 5-3		0-0 F8		0-3 K		4	0	1	0	0	1	0									
Marty Barrett, R (1.4) X OBP: 0.369, SLG: 0.366		0-0 F9		0-0 HR			0-0 BB 2B 1B		0-0 SH1-4 1B	4	2	3	1	0	0	2									
Jackie Gutierrez, R (1.6) X OBP: 0.275, SLG: 0.304		0-0 FC6-4		0-0 6-3			4-0 2B 1B BB		0-0 SH1-4	2	1	0	0	1	0	2									
<b>Inning Stats</b>	R: 0 E: 0 K: 1 S: 5	H: 1 LOB: 1 BB: 0 P: 6	R: 0 E: 0 K: 0 S: 5	H: 2 LOB: 2 BB: 0 P: 5	R: 0 E: 0 K: 2 S: 9	H: 2 LOB: 0 BB: 0 P: 9	R: 1 E: 0 K: 0 S: 4	H: 1 LOB: 0 BB: 0 P: 4	R: 1 E: 0 K: 3 S: 10	H: 1 LOB: 0 BB: 0 P: 10	R: 0 E: 0 K: 0 S: 3	H: 0 LOB: 0 BB: 0 P: 3	R: 3 E: 0 K: 0 S: 5	H: 3 LOB: 0 BB: 1 P: 9	R: 0 E: 0 K: 1 S: 5	H: 0 LOB: 0 BB: 0 P: 5	R: 0 E: 0 K: 0 S: 4	H: 1 LOB: 1 BB: 0 P: 4	1B: 7 2B: 2 3B: 0 HR: 2	SF: 0 SAC: 1 DP: 2 HBP: 1	WP: 0 PB: 0 SB: 0 CS: 0	PA: 38			
<b>PITCHER</b>	IP	WLS	BF	H	R	ER	SO	BB	IBB	HBP	BLK	WP	HR	S	P	ERA	WHIP								
Dave Stewart, R (1.1) ERA: 5.59	6.0	L	28	9	5	5	6	1	0	1	0	0	2	38	43	7.50	1.667								
Mike Mason, L (7.1) ERA: 2.75	3.0		10	2	0	0	1	0	0	0	0	0	0	12	12	0.00	0.667								

**Boston Red Sox @ Texas Rangers**  
Arlington Stadium, Arlington, TX  
Sat Aug 11 1984, 8:05 PM EDT  
Att: 17,749 - Unknown

AB 35  
R 5  
H 11  
RBI 4  
BB 1  
SO 7  
LOB 12



Batter	1	2	3	4	5	6	7	8	9	AB	R	H	RBI	BB	SO	LOB	BOTTOM								
Bill Sample, R (1.7) X OBP: 0.284, SLG: 0.323	0-0 4-3		0-0 5-3		0-0 4-3		0-0 FC5-4		0-0 1-3	5	0	0	0	0	0	1									
Gary Ward, R (1.8) X OBP: 0.306, SLG: 0.359	0-0 HR		4-0 4-3 BB		0-0 F9		0-0 6-3 1B		0-0 FC5-4 1B	4	2	3	1	1	0	1									
Buddy Bell, R (1.5) X OBP: 0.370, SLG: 0.422	0-0 F9		0-0 4-3		0-0 6-3 1B		0-0 F9		0-0 FC5-4	5	1	1	0	0	0	2									
Larry Parrish, R (1.9) X OBP: 0.338, SLG: 0.492	0-0 PB BB 1B		0-3 K		0-0 6-3		0-0 1B 1B		0-0 1B 1B	4	1	2	0	0	1	3									
Pete O'Brien, L (1.3) X OBP: 0.353, SLG: 0.474	4-0 PB BB			0-0 F6		4-0 1B IBB		0-0 1B 1B		2	0	1	0	2	0	0									
George Wright, S (1.10) X OBP: 0.261, SLG: 0.335	0-0 6-3		0-3 K		0-0 4-3		0-0 K		0-0 F8	4	0	2	3	0	1	2									
Donnie Scott, S (1.2) X OBP: 0.286, SLG: 0.289		0-3 K			0-0 4-3			0-0 F8		3	0	0	0	0	2	1									
Mary Foley, L (8. PH) (9.2) X OBP: 0.303, SLG: 0.389								0-0 F8		1	0	0	0	0	0	2									
Wayne Tolleson, S (1.4) X OBP: 0.287, SLG: 0.265		0-0 5-3			0-3 K		0-0 K		0-0 F9	3	0	0	0	0	1	0									
Bob Jones, L (8. PH) (9.6) X OBP: 0.318, SLG: 0.388								0-0 F9		1	0	0	0	0	0	2									
Jeff Kunkel, R (9.6) X OBP: 0.214, SLG: 0.296								0-0 F9		0	0	0	0	0	0	0									
Curtis Wilkerson, S (1.6) (9.4) X OBP: 0.286, SLG: 0.277		0-3 K			0-0 B1-3		0-0 FC5-4 1B		0-0 1-3	4	0	1	0	0	1	0									
<b>Inning Stats</b>	R: 1 E: 0 K: 0 S: 5	H: 2 LOB: 2 BB: 1 P: 9	R: 0 E: 0 K: 2 S: 7	H: 0 LOB: 0 BB: 0 P: 7	R: 0 E: 0 K: 1 S: 5	H: 0 LOB: 0 BB: 1 P: 9	R: 0 E: 0 K: 1 S: 5	H: 0 LOB: 0 BB: 0 P: 5	R: 0 E: 0 K: 1 S: 7	H: 3 LOB: 1 BB: 1 P: 11	R: 0 E: 0 K: 0 S: 4	H: 1 LOB: 1 BB: 0 P: 4	R: 0 E: 0 K: 0 S: 6	H: 3 LOB: 2 BB: 0 P: 6	R: 0 E: 0 K: 0 S: 4	H: 1 LOB: 1 BB: 0 P: 4	1B: 9 2B: 0 3B: 0 HR: 1	SF: 0 SAC: 0 DP: 0 HBP: 0	WP: 0 PB: 1 SB: 0 CS: 0	PA: 39					
<b>PITCHER</b>	IP	WLS	BF	H	R	ER	SO	BB	IBB	HBP	BLK	WP	HR	S	P	ERA	WHIP								
Roger Clemens, R (1.1) ERA: 4.8	7.1		31	7	4	4	6	2	1	0	0	0	1	40	52	4.91	1.227								
Bob Stanley, R (8.1) ERA: 3.23	1.2	S	8	3	0	0	0	0	0	0	0	0	0	8	8	0.00	1.800								

**Boston Red Sox @ Texas Rangers**  
Arlington Stadium, Arlington, TX  
Sat Aug 11 1984, 8:05 PM EDT  
Att: 17,749 - Unknown

AB 36  
R 4  
H 10  
RBI 4  
BB 3  
SO 6  
LOB 14





Batter	1	2	3	4	5	6	7	8	9	10	11	AB	R	H	RBI	BB	SO	LOB	TOP			
Wade Boggs, L OBP: 0.395, SLG: 0.411 (1, 5)												5	0	2	0	1	1	1				
Dwight Evans, R OBP: 0.362, SLG: 0.522 (1, 9)												5	0	1	1	0	1	3				
Jim Rice, R OBP: 0.317, SLG: 0.459 (1, 7)												6	1	3	0	0	1	3				
Tony Armas, R OBP: 0.309, SLG: 0.542 (1, 8)												4	1	0	0	1	2	4				
Mike Easter, L OBP: 0.370, SLG: 0.512 (1, 10)												4	0	2	1	1	1	0				
Bill Buckner, L OBP: 0.323, SLG: 0.409 (1, 3)												5	0	1	1	0	1	3				
Rich Gedman, L OBP: 0.297, SLG: 0.469 (1, 2)												4	0	0	0	1	2	5				
Marty Barrett, R OBP: 0.370, SLG: 0.365 (1, 4)												1	0	0	0	0	0	1				
Ed Jurak, R OBP: 0.318, SLG: 0.373 (5, 4)												1	0	0	0	0	1	0				
Rick Miller, L OBP: 0.344, SLG: 0.321 (8, PH)												1	0	0	0	0	1	2				
Glenn Hoffman, R OBP: 0.243, SLG: 0.257 (8, 4)												1	0	0	0	0	1	0				
Jackie Gutierrez, R OBP: 0.277, SLG: 0.358 (1, 6)												5	1	2	0	0	0	1				
<b>Inning Stats</b>	R: 0 E: 0 K: 3 S: 10	H: 1 LOB: 1 BB: 0 P: 10	R: 0 E: 0 K: 0 S: 3	H: 0 LOB: 1 BB: 1 P: 7	R: 0 E: 0 K: 1 S: 6	H: 1 LOB: 1 BB: 0 P: 6	R: 0 E: 0 K: 1 S: 6	H: 1 LOB: 2 BB: 1 P: 10	R: 0 E: 0 K: 1 S: 5	H: 0 LOB: 0 BB: 0 P: 5	R: 2 E: 0 K: 2 S: 10	H: 3 LOB: 2 BB: 1 P: 14	R: 0 E: 0 K: 0 S: 5	H: 2 LOB: 0 BB: 0 P: 5	R: 0 E: 0 K: 2 S: 7	H: 0 LOB: 0 BB: 0 P: 7	R: 1 E: 0 K: 1 S: 6	H: 1 LOB: 1 BB: 1 P: 10	1B: 10 2B: 1 3B: 0 HR: 0	SF: 1 SAC: 0 DP: 1 HBP: 1	WP: 0 PB: 1 SB: 2 CS: 0	PA: 48
<b>PITCHER</b>	IP 7.1	WLS L	BF 16	H 4	R 1	ER 0	SO 5	BB 0	IBB 1	HBP 0	BLK 0	WP 0	HR 0	S 25	P 29	ERA 0.00	WHIP 1.091					

**Boston Red Sox @ Texas Rangers**  
Arlington Stadium, Arlington, TX  
Sun Aug 12 1984, 8:05 PM EDT  
Att: 10,949 - Unknown

AB 42  
R 3  
H 11  
RBI 3  
BB 4  
SO 12  
LOB 23



Batter	1	2	3	4	5	6	7	8	9	10	11	AB	R	H	RBI	BB	SO	LOB	BOTTOM			
Bill Sample, R OBP: 0.287, SLG: 0.331 (1, 7)												4	1	1	1	2	1	2				
Gary Ward, R OBP: 0.311, SLG: 0.370 (1, 8)												4	1	2	1	2	0	2				
Buddy Bell, R OBP: 0.371, SLG: 0.422 (1, 5)												5	0	2	0	1	0	1				
Larry Parrish, R OBP: 0.340, SLG: 0.491 (1, 9)												5	0	2	0	1	1	6				
Pete O'Brien, L OBP: 0.357, SLG: 0.473 (1, 3)												3	0	1	0	3	1	2				
George Wright, S OBP: 0.254, SLG: 0.325 (1, 10)												6	0	0	0	0	1	11				
Ned Yost, R OBP: 0.183, SLG: 0.247 (1, 2)												3	0	0	0	0	2	0				
Alan Bannister, R OBP: 0.354, SLG: 0.368 (8, PH)												1	0	0	0	0	0	0				
Donnie Scott, S OBP: 0.286, SLG: 0.289 (9, 2)												0	0	0	0	0	0	0				
Mickey Rivers, L OBP: 0.310, SLG: 0.366 (9, PH)												1	0	0	0	0	2	0				
Mary Foley, L OBP: 0.309, SLG: 0.389 (10, 2)												0	0	0	0	1	0	0				
Jeff Kunkel, R OBP: 0.210, SLG: 0.283 (1, 6)												6	0	1	0	0	2	1				
Curtis Wilkerson, S OBP: 0.266, SLG: 0.279 (1, 4)												4	0	2	0	0	0	1				
<b>Inning Stats</b>	R: 1 E: 0 K: 1 S: 7	H: 2 LOB: 2 BB: 1 P: 11	R: 0 E: 0 K: 1 S: 5	H: 1 LOB: 0 BB: 0 P: 5	R: 1 E: 0 K: 1 S: 7	H: 3 LOB: 2 BB: 1 P: 11	R: 0 E: 0 K: 1 S: 6	H: 1 LOB: 1 BB: 0 P: 6	R: 0 E: 0 K: 1 S: 6	H: 1 LOB: 2 BB: 1 P: 10	R: 0 E: 0 K: 0 S: 4	H: 1 LOB: 2 BB: 1 P: 8	R: 0 E: 1 K: 0 S: 4	H: 0 LOB: 2 BB: 1 P: 8	R: 0 E: 0 K: 0 S: 3	H: 0 LOB: 3 BB: 3 P: 15	R: 0 E: 0 K: 2 S: 7	H: 0 LOB: 1 BB: 1 P: 11	1B: 8 2B: 1 3B: 0 HR: 2	SF: 0 SAC: 1 DP: 2 HBP: 0	WP: 1 PB: 0 SB: 2 CS: 0	PA: 53
<b>PITCHER</b>	IP 7.2	WLS W	BF 13	H 0	R 0	ER 0	SO 6	BB 5	IBB 0	HBP 0	BLK 0	WP 0	HR 0	S 18	P 28	ERA 0.00	WHIP 2.571					

**Boston Red Sox @ Texas Rangers**  
Arlington Stadium, Arlington, TX  
Sun Aug 12 1984, 8:05 PM EDT  
Att: 10,949 - Unknown

AB 42  
R 2  
H 11  
RBI 2  
BB 10  
SO 8  
LOB 28














Batter	1	2	3	4	5	6	7	8	9	10	AB	R	H	RBI	BB	SO	LOB				
<b>Bill Sample, R</b> OBP: 0.287, SLG: 0.325 (1, 7)	4-0 1B 4-3 BB		0-0 1B S	0-0 6-3		0-0 F9			0-0 6-3		4	2	1	0	1	0	0				
<b>Gary Ward, R</b> OBP: 0.319, SLG: 0.391 (1, 8)	0-0 4-3 1B		4-0 1B BB		0-0 WP 1B 2B		0-0 6-3		0-0 6-3		4	2	2	0	1	0	0				
<b>Buddy Bell, R</b> OBP: 0.371, SLG: 0.419 (1, 5)	0-0 4-3		0-0 1B BB		0-0 1-3		0-0 F8		0-0 6-3		5	0	1	2	0	0	2				
<b>Larry Parrish, R</b> OBP: 0.343, SLG: 0.496 (1, 9)	0-0 F7		0-3 K		4-0 1B WP SF7 BB		0-3 K		0-0 HR		4	2	1	1	1	2	3				
<b>Pete O'Brien, L</b> OBP: 0.357, SLG: 0.465 (1, 3)	0-0 4-3		4-0 1B IBB		4-0 1-2 2-3 IBB		0-0 4-3		0-0 4-3		3	0	0	0	2	0	1				
<b>George Wright, S</b> OBP: 0.265, SLG: 0.350 (1, 10)		0-0 4-3		0-0 1-2 2-3 3-H 1B		0-0 1-2 2-3 3-H 1B		0-0 SH1-4 1B		0-0 2B		5	0	4	2	0	0				
<b>Jeff Kunkel, R</b> OBP: 0.183, SLG: 0.250 (1, 6)		0-0 F8		0-0 G6-4-3 1-2 2-3 3-H 1B		0-0 SF7 1B		0-0 SH1-4 1B		0-0 5-3 2B		3	0	0	1	0	0				
<b>Donnie Scott, S</b> OBP: 0.283, SLG: 0.282 (1, 2)		4-0		0-3 K		0-0 F7		0-0 FC6-5-6-4-6-4 2-3		0-0 F3		2	0	0	0	1	1				
<b>Mickey Rivers, L</b> OBP: 0.308, SLG: 0.365 (8, PH)											1	0	0	0	0	0	1				
<b>Ned Yost, R</b> OBP: 0.176, SLG: 0.238 (8, 2)											1	0	0	0	0	0	1				
<b>Curtis Wilkerson, S</b> OBP: 0.282, SLG: 0.274 (1, 4)		0-3 K		0-0 F8		0-0 F3		0-0 6-3			4	0	0	0	0	1	2				
<b>Inning Stats</b>	R: 1 E: 0 K: 0 S: 4	H: 1 LOB: 1 BB: 1 P: 8	R: 0 E: 0 K: 1 S: 5	H: 0 LOB: 1 BB: 1 P: 9	R: 2 E: 0 K: 1 S: 7	H: 3 LOB: 2 BB: 2 P: 15	R: 0 E: 0 K: 1 S: 5	H: 0 LOB: 0 BB: 0 P: 5	R: 2 E: 0 K: 0 S: 5	H: 2 LOB: 2 BB: 2 P: 13	R: 0 E: 0 K: 0 S: 3	H: 0 LOB: 0 BB: 0 P: 3	R: 0 E: 0 K: 1 S: 5	H: 0 LOB: 0 BB: 0 P: 5	R: 0 E: 0 K: 0 S: 3	H: 0 LOB: 0 BB: 0 P: 3	R: 1 E: 0 K: 0 S: 5	H: 2 LOB: 1 BB: 0 P: 5	1B: 6 2B: 2 3B: 0 HR: 1	SF: 1 SAC: 1 DP: 1 HBP: 0	WP: 1 PA: 44
<b>PITCHER</b> <b>Richard Dotson, R</b> ERA: 3.59 (1, 1)	IP 10.0	WLS L	BF 44	H 9	R 6	ER 6	SO 4	BB 4	IBB 2	HBP 0	BLK 0	WP 1	HR 1	S 46	P 70	ERA 5.40	WHIP 1.300				

**TOP**

**Texas Rangers @ Chicago White Sox**  
Comiskey Park, Chicago, IL  
Wed Aug 15 1984, 8:05 PM EDT  
Att: 28,982 - Unknown

AB	36
R	6
H	9
RBI	6
BB	6
SO	4
LOB	16



Batter	1	2	3	4	5	6	7	8	9	10	AB	R	H	RBI	BB	SO	LOB				
<b>Rudy Law, L</b> OBP: 0.319, SLG: 0.346 (1, 8)	0-0 FC5-4 1B		0-0 4-3		1-0 HBP		0-0 6-3		0-0 G6-3 1-2		4	0	1	0	0	0	1				
<b>Carlton Fisk, R</b> OBP: 0.305, SLG: 0.481 (1, 2)	0-0 FC5-4 1-2 HR		0-0 HR		0-0 5-3		0-0 4-3			0-0 5-3 1B		5	2	2	1	0	0				
<b>Harold Baines, L</b> OBP: 0.364, SLG: 0.552 (1, 9)	0-0 1-H HR		4-0 BB			0-0 HR 3B		0-0 1B 1B		0-0 5-3 1B		4	2	4	2	1	0				
<b>Greg Walker, L</b> OBP: 0.310, SLG: 0.495 (1, 10)	0-3 K		0-3 K			0-0 HR		0-0 F9		0-0 F8		5	1	1	2	0	2				
<b>Jerry Hairston, S</b> OBP: 0.407, SLG: 0.473 (1, 7)	1-0 CS HBP		0-0 F8		0-0 4-3		0-0 4-3		0-0 FC6-4 1B		4	0	1	0	0	0	2				
<b>Roy Smalley, S</b> OBP: 0.281, SLG: 0.360 (1, 5)	0-0 CS		0-0 4-3		0-0 F9		0-0 F3		0-3 K		4	0	0	0	0	1	2				
<b>Julio Cruz, S</b> OBP: 0.266, SLG: 0.290 (9, 4)		0-0 4-3		0-0 F9		0-0 F3		0-0 K		0-0 F9		0	0	0	0	0	0				
<b>Mike Squires, L</b> OBP: 0.251, SLG: 0.192 (10, PH)											1	0	0	0	0	0	2				
<b>Tom Paciorek, R</b> OBP: 0.315, SLG: 0.348 (1, 3)		0-0 F8		0-3 K		4-0 BB		0-0 FC6-4 1-2			3	0	0	0	1	1	2				
<b>Vance Law, R</b> OBP: 0.297, SLG: 0.404 (9, 5)		0-0 6-3			0-0 1-3		0-0 F9		0-3 K		4	0	0	0	0	1	1				
<b>Jerry Dybziński, R</b> OBP: 0.322, SLG: 0.394 (1, 6)			0-0 1-3		0-0 F8		0-0 6-3		0-0 E5 G6-3		3	0	0	0	0	0	0				
<b>Greg Luzinski, R</b> OBP: 0.359, SLG: 0.375 (9, PH)											1	0	0	0	0	0	0				
<b>Scott Fletcher, R</b> OBP: 0.328, SLG: 0.302 (9, PR)											0	0	0	0	0	0	0				
<b>Inning Stats</b>	R: 2 E: 0 K: 1 S: 6	H: 2 LOB: 0 BB: 0 P: 7	R: 0 E: 0 K: 0 S: 3	H: 0 LOB: 0 BB: 0 P: 3	R: 1 E: 0 K: 1 S: 6	H: 1 LOB: 1 BB: 1 P: 10	R: 0 E: 0 K: 1 S: 5	H: 0 LOB: 0 BB: 0 P: 5	R: 0 E: 0 K: 0 S: 3	H: 0 LOB: 0 BB: 0 P: 3	R: 0 E: 0 K: 1 S: 7	H: 2 LOB: 2 BB: 0 P: 7	R: 0 E: 1 K: 1 S: 5	H: 0 LOB: 1 BB: 0 P: 5	R: 0 E: 0 K: 0 S: 5	H: 2 LOB: 2 BB: 0 P: 5	1B: 5 2B: 0 3B: 1 HR: 3	SF: 0 SAC: 0 DP: 1 HBP: 2	WP: 0 PA: 43		
<b>PITCHER</b> <b>Charlie Hough, R</b> ERA: 3.6 (1, 1)	IP 9.0	WLS W	BF 39	H 9	R 5	ER 5	SO 5	BB 2	IBB 0	HBP 2	BLK 0	WP 0	HR 3	S 45	P 55	ERA 5.00	WHIP 1.222				
<b>Dave Schmidt, R</b> ERA: 2.04 (10, 1)	IP 1.0	WLS S	BF 3	H 0	R 0	ER 0	SO 0	BB 0	IBB 0	HBP 0	BLK 0	WP 0	HR 0	S 3	P 3	ERA 0.00	WHIP 0.000				

**BOTTOM**

**Texas Rangers @ Chicago White Sox**  
Comiskey Park, Chicago, IL  
Wed Aug 15 1984, 8:05 PM EDT  
Att: 28,982 - Unknown

AB	38
R	5
H	9
RBI	5
BB	2
SO	5
LOB	16





Batter	1	2	3	4	5	6	7	8	9	AB	R	H	RBI	BB	SO	LOB	TOP										
Willie Wilson, S (1, 8) OBP: 0.397, SLG: 0.375	0-0 4-3		0-0 6-3		0-0 1B	0-0 1B		0-3 K	5	1	2	0	0	1	0												
Lynn Jones, R (1, 9) OBP: 0.333, SLG: 0.357	0-0 1B 1B		0-0 1B		0-0 1B	0-0 5-3		0-3 K	5	0	3	1	0	1	1												
George Brett, L (1, 5) OBP: 0.321, SLG: 0.467 Greg Pryor, R (9, 5) OBP: 0.292, SLG: 0.362	0-0 1B		0-0 4-3		0-3 K		0-0 F8		4	0	1	0	0	1	2												
Hal McRae, R (1, 10) OBP: 0.358, SLG: 0.380	0-0 1B		0-0 6-3		0-0 K	0-0 2B 4-3		0-3 K	4	1	2	0	0	1	0												
Darryl Motley, R (1, 7) OBP: 0.332, SLG: 0.442	0-0 G5-4-3		0-0 6-3		0-0 4-3		0-3 K		4	0	0	0	0	1	4												
Frank White, R (1, 4) OBP: 0.309, SLG: 0.434		0-0 F7		0-3 K		0-0 HR		0-0 F8	4	1	1	0	0	1	0												
Steve Balboni, R (1, 3) OBP: 0.321, SLG: 0.483 John Wathan, R (8, 3) OBP: 0.294, SLG: 0.286		0-3 K		0-0 HR		4-0 HR		0-0 F8	3	2	1	1	1	1	0												
Don Slaught, R (1, 2) OBP: 0.318, SLG: 0.410		0-0 5-3		0-0 6-3		0-0 HR		0-0 6-3	4	1	1	4	0	0	0												
Buddy Biancalana, S (1, 6) OBP: 0.209, SLG: 0.273			0-3 K		0-0 F7	0-0 6-3		0-3 K	4	0	0	0	0	2	0												
<b>Inning Stats</b>	R: 0 E: 0 K: 0 S: 5	H: 3 LOB: 2 BB: 0 P: 5	R: 0 E: 0 K: 1 S: 5	H: 0 LOB: 0 BB: 0 P: 5	R: 0 E: 0 K: 1 S: 6	H: 1 LOB: 1 BB: 0 P: 6	R: 0 E: 0 K: 1 S: 5	H: 0 LOB: 0 BB: 0 P: 5	R: 2 E: 0 K: 1 S: 8	H: 3 LOB: 1 BB: 0 P: 8	R: 4 E: 0 K: 0 S: 7	H: 4 LOB: 1 BB: 1 P: 11	R: 0 E: 0 K: 2 S: 7	H: 0 LOB: 0 BB: 0 P: 7	R: 0 E: 0 K: 0 S: 3	H: 0 LOB: 0 BB: 0 P: 3	R: 0 E: 0 K: 3 S: 9	H: 0 LOB: 0 BB: 0 P: 9	1B: 8 2B: 1 3B: 0 HR: 2	SF: 0 SAC: 0 DP: 1 HBP: 0	WP: 0 PB: 0 SB: 1 CS: 0	PA: 38					
<b>PITCHER</b>	IP	WLS	BF	H	R	ER	SO	BB	IBB	HBP	BLK	WP	HR	S	P	ERA	WHIP										
Mike Mason, L (1, 1) ERA: 3.0	6.0	L	29	11	6	6	4	0	1	0	0	0	2	36	40	9.00	1.833										
Dave Stewart, R (7, 1) ERA: 5.51	2.0		6	0	0	0	2	0	0	0	0	0	0	10	10	0.00	0.000										
Tom Henke, R (9, 1) ERA: 6.55	1.0		3	0	0	0	3	0	0	0	0	0	0	9	9	0.00	0.000										

Kansas City Royals @ Texas Rangers  
Arlington Stadium, Arlington, TX  
Thu Aug 16 1984, 8:05 PM EDT  
Att: 9,521 - Unknown

AB 37  
R 6  
H 11  
RBI 6  
BB 1  
SO 9  
LOB 7



Batter	1	2	3	4	5	6	7	8	9	AB	R	H	RBI	BB	SO	LOB	BOTTOM										
Bill Sample, R (1, 7) OBP: 0.292, SLG: 0.330	0-0 F9			0-0 6-3		0-0 E7		0-0 5-3		4	2	3	0	0	0												
Gary Ward, R (1, 8) OBP: 0.316, SLG: 0.388	0-3 K			0-0 6-3		0-0 G1		0-0 5-3		4	0	0	1	0	1	3											
Buddy Bell, R (1, 5) OBP: 0.372, SLG: 0.420	0-3 K			0-0 G6-4-3		0-0 G1		0-0 6-3		4	0	2	2	0	1	1											
Larry Parrish, R (1, 9) OBP: 0.340, SLG: 0.491		0-0 1-3		0-0 G6-4-3		0-0 4-3			0-0 4-3	4	0	0	0	0	2												
Pete O'Brien, L (1, 3) OBP: 0.357, SLG: 0.463		0-0 F8			0-0 F8				0-0 G1	4	0	1	0	0	0												
George Wright, S (1, 10) OBP: 0.285, SLG: 0.343		0-0 5-3			0-0 6-3				0-0 F9	4	0	0	0	0	1												
Donnie Scott, S (1, 2) OBP: 0.279, SLG: 0.277				0-0 4-3		0-0 4-3			0-0 F8	3	0	0	0	0	1												
Jeff Kunkel, R (1, 6) OBP: 0.178, SLG: 0.243 Bob Jones, L (7, PH) OBP: 0.315, SLG: 0.384 Wayne Tolleson, S (8, 4) OBP: 0.287, SLG: 0.265				0-0 5-3		0-3 K			0-0 F8	2	0	0	0	0	1												
Curtis Wilkerson, S (1, 4) OBP: 0.283, SLG: 0.272				0-0 4-3		4-0 E 1B			0-0 F7	2	1	0	0	1	0												
<b>Inning Stats</b>	R: 0 E: 0 K: 2 S: 7	H: 0 LOB: 0 BB: 0 P: 7	R: 0 E: 0 K: 0 S: 3	H: 0 LOB: 0 BB: 0 P: 3	R: 0 E: 0 K: 0 S: 3	H: 0 LOB: 0 BB: 0 P: 3	R: 1 E: 0 K: 0 S: 4	H: 2 LOB: 0 BB: 0 P: 4	R: 0 E: 0 K: 1 S: 7	H: 0 LOB: 1 BB: 1 P: 11	R: 0 E: 0 K: 0 S: 4	H: 1 LOB: 1 BB: 0 P: 4	R: 0 E: 0 K: 0 S: 4	H: 1 LOB: 0 BB: 0 P: 4	R: 0 E: 0 K: 0 S: 3	H: 0 LOB: 0 BB: 0 P: 3	1B: 6 2B: 0 3B: 0 HR: 0	SF: 0 SAC: 0 DP: 1 HBP: 0	WP: 0 PB: 0 SB: 0 CS: 0	PA: 33							
<b>PITCHER</b>	IP	WLS	BF	H	R	ER	SO	BB	IBB	HBP	BLK	WP	HR	S	P	ERA	WHIP										
Charlie Leibrandt, L (1, 1) ERA: 3.28	6.0	W	23	5	3	3	3	1	0	0	0	0	0	28	32	4.50	1.000										
Mark Huisman, R (7, 1) ERA: 5.12	1.0		3	0	0	0	0	0	0	0	0	0	0	3	3	0.00	0.000										
Dan Quisenberry, R (8, 1) ERA: 2.6	2.0	S	7	1	0	0	0	0	0	0	0	0	0	7	7	0.00	0.500										

Kansas City Royals @ Texas Rangers  
Arlington Stadium, Arlington, TX  
Thu Aug 16 1984, 8:05 PM EDT  
Att: 9,521 - Unknown


AB 32  
R 3  
H 6  
RBI 3  
BB 1  
SO 3  
LOB 9





Batter	1	2	3	4	5	6	7	8	9	AB	R	H	RBI	BB	SO	LOB	TOP										
Willie Wilson, S OBP: 0.357, SLG: 0.378	0-3 K		0-0 1B 2B	0-0 1-2 1B		0-3 K	0-3 K			5	1	2	0	0	3	4	<b>Kansas City Royals @ Texas Rangers</b> Arlington Stadium, Arlington, TX Fri Aug 17 1984, 8:05 PM EDT Att: 17,799 - Unknown										
Pat Sheridan, L OBP: 0.338, SLG: 0.415	0-0 F9		0-0 F9 HR 1B	0-0 4-3		0-0 E	0-0 4-3			5	2	2	1	0	0	5											
George Brett, L OBP: 0.343, SLG: 0.466	0-0 F7		0-0 F9		0-0 F7	0-0 E9 2B		0-0 F4		5	0	1	2	0	0	1											
Jorge Orta, L OBP: 0.332, SLG: 0.448		0-0 WP BB 1B	0-0 HR		0-0 F9	0-0 F7		0-0 F7		5	1	2	2	0	0	1											
Dane Iorg, L OBP: 0.268, SLG: 0.380	4-0 WP BB		0-0 E6		4-0 1B BB		0-0 1B 1B		0-0 F8	3	1	1	0	2	0	0											
Lynn Jones, R OBP: 0.333, SLG: 0.357	1-2 BB		0-0 E6		0-0 BB		0-0 1B 1B		0-0 F8	0	0	0	0	0	0	0											
Steve Balboni, R OBP: 0.320, SLG: 0.478	0-3 K		0-3 K		0-0 1-2 1B		0-0 F4		0-0 F4	5	0	1	0	0	2	4											
John Wathan, R OBP: 0.294, SLG: 0.286					0-0 1-2 1B		0-0 F4		0-0 F4	0	0	0	0	0	0	0											
Don Slaught, R OBP: 0.319, SLG: 0.410	0-0 F9			0-0 1B 1B	0-0 4-3		0-0 E 1B 1B		0-0 F9	5	0	2	0	0	0	4											
Greg Pryor, R OBP: 0.295, SLG: 0.363	0-0 F8			0-0 F7		0-0 2B E 1B	0-0 E	0-0 4-3		5	1	2	1	0	0	3											
Buddy Biancalana, S OBP: 0.197, SLG: 0.257			0-0 G3	0-3 K		0-3 K	0-0 E3			4	0	0	0	0	2	4											
<b>Inning Stats</b>	R: 0 E: 0 K: 1 S: 5	H: 0 LOB: 0 BB: 0 P: 5	R: 0 E: 0 K: 1 S: 6	H: 1 LOB: 2 BB: 1 P: 10	R: 3 E: 1 K: 1 S: 9	H: 3 LOB: 1 BB: 0 P: 9	R: 0 E: 0 K: 1 S: 7	H: 2 LOB: 2 BB: 0 P: 7	R: 0 E: 0 K: 0 S: 4	H: 1 LOB: 2 BB: 1 P: 8	R: 2 E: 1 K: 2 S: 10	H: 3 LOB: 1 BB: 0 P: 10	R: 1 E: 1 K: 1 S: 9	H: 3 LOB: 3 BB: 0 P: 9	R: 0 E: 0 K: 0 S: 3	H: 0 LOB: 0 BB: 0 P: 3	R: 0 E: 0 K: 0 S: 3	H: 0 LOB: 0 BB: 0 P: 3	1B: 9 2B: 3 3B: 0 HR: 1	SF: 0 SAC: 0 DP: 0 HBP: 0	WP: 1 PB: 0 SB: 1 CS: 0	PA: 44					
<b>PITCHER</b>	IP	WLS	BF	H	R	ER	SO	BB	IBB	HBP	BLK	WP	HR	S	P	ERA	WHIP	<b>PITCHER</b>									
Dickie Noles, R ERA: 5.21	3.0		15	4	3	3	3	1	0	0	0	1	1	20	24	9.00	1.667										
Joey McLaughlin, R ERA: 4.91	2.2		14	5	2	2	3	1	0	0	0	0	0	19	23	6.75	2.250										
Tom Henke, R ERA: 6.08	2.1		12	4	1	1	1	0	0	0	0	0	0	14	14	3.86	1.714										
Dave Schmidt, R ERA: 2.01	1.0	W	3	0	0	0	0	0	0	0	0	0	0	3	3	0.00	0.000										

Batter	1	2	3	4	5	6	7	8	9	AB	R	H	RBI	BB	SO	LOB	BOTTOM										
Bill Sample, R OBP: 0.293, SLG: 0.331	0-0 E 1B 4-3 1B		0-0 F4		0-0 F9		0-0 5-3		0-0 1B S SF8 1B	5	2	2	0	0	0	0	<b>Kansas City Royals @ Texas Rangers</b> Arlington Stadium, Arlington, TX Fri Aug 17 1984, 8:05 PM EDT Att: 17,799 - Unknown										
Gary Ward, R OBP: 0.321, SLG: 0.391	0-0 E7 1B 4-3 1B	0-3 K		0-0 CS 1B		4-0 1B BB		0-0 1B HR 1B	4	2	3	0	1	1	0												
Buddy Bell, R OBP: 0.372, SLG: 0.422	0-0 4-3		0-0 2B	0-0 CS	0-3 K		0-0 F4		0-0 F4	5	1	2	1	0	1												
Larry Parrish, R OBP: 0.341, SLG: 0.494	0-0 BB 1B		0-0 F8 2B		0-0 L3		0-0 F9		0-0 SF8	4	1	2	2	0	2												
Pete O'Brien, L OBP: 0.357, SLG: 0.470	0-0 BB 1B		0-0 F8		0-0 4-3		0-0 F6		0-0 HR	5	1	2	3	0	0												
George Wright, S OBP: 0.285, SLG: 0.346	0-3 K		0-0 F8 2B		0-3 K		0-0 F8			4	0	1	1	0	2												
Donnie Scott, S OBP: 0.184, SLG: 0.278	4-0 BB BB		0-0 F8		0-0 4-3		0-0 F8		0-0 F9	3	0	1	0	1	0												
Wayne Tolleson, S OBP: 0.287, SLG: 0.265	1-2 2-3 BB		0-0 F8		0-0 4-3		0-0 F9		0-0 1B	0	0	0	0	0	0												
Jeff Kunkel, R OBP: 0.184, SLG: 0.288	0-0 F5		0-0 F9		0-0 HR		0-0 F9			3	1	1	1	0	0												
Mickey Rivers, L OBP: 0.307, SLG: 0.363										1	0	0	0	0	0												
Ned Yost, R OBP: 0.176, SLG: 0.238										0	0	0	0	0	0												
Curtis Wilkerson, S OBP: 0.280, SLG: 0.289		0-0 F7		0-0 4-3		0-0 4-3		0-0 4-3		4	0	0	0	0	0	1											
<b>Inning Stats</b>	R: 2 E: 1 K: 1 S: 9	H: 4 LOB: 3 BB: 1 P: 13	R: 0 E: 0 K: 1 S: 5	H: 0 LOB: 0 BB: 0 P: 5	R: 2 E: 0 K: 0 S: 6	H: 3 LOB: 1 BB: 0 P: 6	R: 0 E: 0 K: 0 S: 3	H: 1 LOB: 0 BB: 0 P: 3	R: 0 E: 0 K: 1 S: 5	H: 0 LOB: 0 BB: 0 P: 5	R: 1 E: 0 K: 1 S: 6	H: 1 LOB: 0 BB: 0 P: 6	R: 0 E: 0 K: 0 S: 4	H: 1 LOB: 2 BB: 1 P: 8	R: 0 E: 0 K: 0 S: 4	H: 1 LOB: 1 BB: 0 P: 4	R: 3 E: 0 K: 0 S: 5	H: 3 LOB: 0 BB: 0 P: 5	1B: 9 2B: 3 3B: 0 HR: 2	SF: 1 SAC: 0 DP: 0 HBP: 0	WP: 0 PB: 0 SB: 1 CS: 1	PA: 42					
<b>PITCHER</b>	IP	WLS	BF	H	R	ER	SO	BB	IBB	HBP	BLK	WP	HR	S	P	ERA	WHIP	<b>PITCHER</b>									
Bret Saberhagen, R ERA: 3.54	2.1		15	7	4	4	2	1	0	0	0	0	1	20	22	15.43	3.429										
Frank Wilis, R ERA: 5.4	4.2		17	3	1	1	2	1	0	0	0	0	1	20	24	1.93	0.857										
Dan Quisenberry, R ERA: 2.84	1.2	L	9	4	3	3	0	0	0	0	0	0	1	9	9	16.20	2.400										





Batter	1	2	3	4	5	6	7	8	9	AB	R	H	RBI	BB	SO	LOB	TOP					
Willie Wilson, S (1, 8) OBP: 0.355, SLG: 0.374										4	0	0	0	1	1	3						
Pat Sheridan, L (1, 9) OBP: 0.338, SLG: 0.413										4	0	1	1	1	1	2						
George Brett, L (1, 5) OBP: 0.341, SLG: 0.463										4	0	1	1	0	1	2						
Greg Pryor, R (9, 5) OBP: 0.295, SLG: 0.363										0	0	0	0	0	0	0						
Jorge Orta, L (1, 10) OBP: 0.331, SLG: 0.445										4	0	1	0	0	1	3						
Darryl Motley, R (1, 7) OBP: 0.328, SLG: 0.438										4	0	0	0	0	2	3						
Steve Balboni, R (1, 3) OBP: 0.322, SLG: 0.475										2	0	0	0	2	2	0						
John Wathan, R (9, PR) OBP: 0.294, SLG: 0.286										0	1	0	0	0	0	0						
Frank White, R (1, 4) OBP: 0.308, SLG: 0.432										4	1	1	0	0	2	1						
Don Slaught, R (1, 2) OBP: 0.318, SLG: 0.411										4	1	1	1	0	2	1						
Buddy Biancalana, S (1, 6) OBP: 0.213, SLG: 0.311										4	2	2	2	0	1	0						
<b>Inning Stats</b>	R: 0 E: 0 K: 0 S: 4	H: 1 LOB: 2 BB: 1 P: 8	R: 0 E: 0 K: 2 S: 7	H: 0 LOB: 0 BB: 0 P: 7	R: 0 E: 0 K: 1 S: 6	H: 1 LOB: 1 BB: 0 P: 6	R: 0 E: 0 K: 2 S: 7	H: 0 LOB: 1 BB: 1 P: 11	R: 2 E: 1 K: 1 S: 8	H: 2 LOB: 1 BB: 0 P: 8	R: 0 E: 0 K: 3 S: 9	H: 0 LOB: 0 BB: 0 P: 9	R: 0 E: 0 K: 2 S: 7	H: 0 LOB: 0 BB: 0 P: 7	R: 0 E: 0 K: 1 S: 6	H: 1 LOB: 1 BB: 2 P: 6	R: 3 E: 0 K: 1 S: 7	H: 2 LOB: 1 BB: 2 P: 15	1B: 5 2B: 1 3B: 0 HR: 1	SF: 1 SAC: 0 DP: 0 HBP: 0	WP: 1 PB: 0 SB: 0 CS: 0	PA: 39
<b>PITCHER</b>	IP WLS BF H R ER SO BB IBB HBP BLK WP HR S P ERA WHIP																					
Danny Darwin, R (1, 1) ERA: 4.28	4.0 L 18 4 2 1 5 2 0 0 0 0 0 26 34 2.25 1.500																					
Dave Stewart, R (5, 1) ERA: 5.51	5.0 21 3 3 3 8 2 0 0 0 1 1 35 43 5.40 1.000																					

**Kansas City Royals @ Texas Rangers**  
 Arlington Stadium, Arlington, TX  
 Sat Aug 18 1984, 8:05 PM EDT  
 Att: 23,351 - Unknown

AB	34
R	5
H	7
RBI	5
BB	4
SO	13
LOB	15



Batter	1	2	3	4	5	6	7	8	9	AB	R	H	RBI	BB	SO	LOB	BOTTOM					
Bill Sample, R (1, 7) OBP: 0.289, SLG: 0.326										5	0	0	0	0	0	1						
Gary Ward, R (1, 8) OBP: 0.316, SLG: 0.387										4	0	0	0	0	1	0						
Buddy Bell, R (1, 5) OBP: 0.371, SLG: 0.423										4	0	1	0	0	0	0						
Larry Parrish, R (1, 9) OBP: 0.342, SLG: 0.496										4	1	2	0	0	1	1						
Pete O'Brien, L (1, 3) OBP: 0.358, SLG: 0.472										4	1	2	1	0	0	0						
George Wright, S (1, 10) OBP: 0.285, SLG: 0.363										3	1	2	1	0	0	1						
Ned Yost, R (1, 2) OBP: 0.173, SLG: 0.232										4	0	0	0	0	1	5						
Jeff Kunkel, R (1, 6) OBP: 0.188, SLG: 0.299										4	1	1	1	0	1	4						
Wayne Tolleson, S (1, 4) OBP: 0.285, SLG: 0.263										2	0	0	0	0	0	3						
Alan Bannister, R (7, PH) OBP: 0.365, SLG: 0.390										1	0	0	0	0	1	0						
Bob Jones, L (9, PH) OBP: 0.321, SLG: 0.390										1	0	1	1	0	0	0						
Curtis Wilkerson, S (9, PR) OBP: 0.290, SLG: 0.269										0	0	0	0	0	0	0						
<b>Inning Stats</b>	R: 0 E: 0 K: 0 S: 3	H: 0 LOB: 0 BB: 0 P: 3	R: 0 E: 1 K: 1 S: 8	H: 2 LOB: 3 BB: 0 P: 8	R: 0 E: 0 K: 1 S: 6	H: 1 LOB: 1 BB: 0 P: 6	R: 0 E: 0 K: 0 S: 4	H: 1 LOB: 1 BB: 0 P: 4	R: 0 E: 0 K: 1 S: 5	H: 0 LOB: 0 BB: 0 P: 5	R: 0 E: 0 K: 2 S: 8	H: 0 LOB: 0 BB: 0 P: 3	R: 1 E: 0 K: 2 S: 8	H: 1 LOB: 0 BB: 0 P: 8	R: 0 E: 0 K: 0 S: 3	H: 0 LOB: 0 BB: 0 P: 3	R: 3 E: 0 K: 0 S: 7	H: 4 LOB: 1 BB: 0 P: 7	1B: 4 2B: 4 3B: 0 HR: 1	SF: 0 SAC: 0 DP: 0 HBP: 0	WP: 0 PB: 0 SB: 0 CS: 0	PA: 37
<b>PITCHER</b>	IP WLS BF H R ER SO BB IBB HBP BLK WP HR S P ERA WHIP																					
Bud Black, L (1, 1) ERA: 3.5	8.2 W 35 8 4 4 4 0 0 0 0 0 0 45 45 4.15 0.923																					
Mark Huisman, R (9, 1) ERA: 5.09	0.1 S 2 1 0 0 0 0 0 0 0 0 0 2 2 0.00 3.000																					

**Kansas City Royals @ Texas Rangers**  
 Arlington Stadium, Arlington, TX  
 Sat Aug 18 1984, 8:05 PM EDT  
 Att: 23,351 - Unknown

AB	36
R	4
H	9
RBI	4
BB	0
SO	5
LOB	15





Batter	1	2	3	4	5	6	7	8	9	AB	R	H	RBI	BB	SO	LOB	TOP								
Willie Wilson, S OBP: 0.353, SLG: 0.372 (1, 8)										5	0	1	0	0	0	2									
Lynn Jones, R OBP: 0.327, SLG: 0.348 (1, 9)										4	0	1	0	0	0	1									
George Brett, L OBP: 0.342, SLG: 0.464 (1, 5)										4	0	2	0	0	0	2									
Hal McRae, R OBP: 0.360, SLG: 0.382 (1, 10)										4	0	2	0	0	0	2									
Darryl Motley, R OBP: 0.328, SLG: 0.444 (1, 7)										4	1	1	1	0	1	3									
Frank White, R OBP: 0.307, SLG: 0.439 (1, 4)										4	1	1	1	0	0	1									
Steve Balboni, R OBP: 0.323, SLG: 0.494 (1, 3)										4	2	2	2	0	1	0									
Don Slaught, R OBP: 0.314, SLG: 0.405 (1, 2)										4	0	0	0	0	0	0									
Buddy Biancalana, S OBP: 0.218, SLG: 0.312 Jorge Orta, L OBP: 0.333, SLG: 0.447 (9, PH)										3	0	1	0	0	0	0									
<b>Inning Stats</b>	R: 0 E: 0 K: 0 S: 5	H: 2 LOB: 2 BB: 0 P: 5	R: 0 E: 0 K: 1 S: 5	H: 0 LOB: 0 BB: 0 P: 5	R: 0 E: 0 K: 0 S: 3	H: 0 LOB: 0 BB: 0 P: 3	R: 0 E: 0 K: 0 S: 3	H: 0 LOB: 0 BB: 0 P: 3	R: 0 E: 0 K: 0 S: 5	H: 2 LOB: 2 BB: 0 P: 5	R: 3 E: 0 K: 0 S: 8	H: 5 LOB: 2 BB: 0 P: 8	R: 0 E: 0 K: 1 S: 5	H: 1 LOB: 0 BB: 0 P: 5	R: 1 E: 0 K: 0 S: 4	H: 2 LOB: 0 BB: 0 P: 4	1B: 8 2B: 0 3B: 0 HR: 4	SF: 0 SAC: 0 DP: 2 HBP: 0	WP: 0 PB: 0 SB: 0 CS: 0	PA: 37					
<b>PITCHER</b>	IP	WLS	BF	H	R	ER	SO	BB	IBB	HBP	BLK	WP	HR	S	P	ERA	WHIP								
Frank Tanana, L ERA: 3.09 Dave Schmidt, R ERA: 2.08	(1, 1)	6.2	W	29	9	3	3	1	0	0	0	0	3	31	31	4.05	1.350								
	(7, 1)	2.1	S	8	3	1	1	1	0	0	0	0	1	10	10	3.86	1.286								

Kansas City Royals @ Texas Rangers  
Arlington Stadium, Arlington, TX  
Sun Aug 19 1984, 8:05 PM EDT  
Att: 10,343 - Unknown

AB 37  
R 4  
H 12  
RBI 4  
BB 0  
SO 2  
LOB 11



Batter	1	2	3	4	5	6	7	8	9	AB	R	H	RBI	BB	SO	LOB	BOTTOM									
Bill Sample, R OBP: 0.291, SLG: 0.330 (1, 7)										5	0	2	0	0	0	3										
Gary Ward, R OBP: 0.321, SLG: 0.393 (1, 8)										4	0	2	2	1	0	2										
Buddy Bell, R OBP: 0.372, SLG: 0.423 Jeff Kunkel, R OBP: 0.181, SLG: 0.288 (4, 6)										2	0	1	0	0	0	1										
Larry Parrish, R OBP: 0.341, SLG: 0.496 (1, 9)										4	1	1	0	0	2	3										
Pete O'Brien, L OBP: 0.359, SLG: 0.471 (1, 3)										3	1	1	0	1	1	1										
George Wright, S OBP: 0.285, SLG: 0.375 (1, 10)										3	2	1	2	1	1	1										
Alan Bannister, R OBP: 0.348, SLG: 0.360 (4, 5)										4	0	0	0	0	1	3										
Curtis Wilkerson, S OBP: 0.282, SLG: 0.270 (4, 4)										3	1	1	0	1	1	1										
Ned Yost, R OBP: 0.179, SLG: 0.238 (1, 2)										4	1	2	2	0	1	1										
<b>Inning Stats</b>	R: 0 E: 0 K: 0 S: 4	H: 2 LOB: 1 BB: 0 P: 4	R: 0 E: 0 K: 1 S: 5	H: 0 LOB: 0 BB: 0 P: 5	R: 1 E: 0 K: 0 S: 5	H: 2 LOB: 1 BB: 0 P: 5	R: 3 E: 1 K: 2 S: 10	H: 2 LOB: 3 BB: 3 P: 22	R: 2 E: 0 K: 2 S: 9	H: 2 LOB: 1 BB: 1 P: 13	R: 0 E: 0 K: 1 S: 6	H: 1 LOB: 0 BB: 0 P: 6	R: 0 E: 0 K: 2 S: 8	H: 1 LOB: 1 BB: 0 P: 8	R: 0 E: 0 K: 0 S: 4	H: 1 LOB: 1 BB: 0 P: 4	1B: 7 2B: 3 3B: 1 HR: 1	SF: 0 SAC: 0 DP: 1 HBP: 0	WP: 0 PB: 0 SB: 0 CS: 0	PA: 39						
<b>PITCHER</b>	IP	WLS	BF	H	R	ER	SO	BB	IBB	HBP	BLK	WP	HR	S	P	ERA	WHIP									
Larry Gura, L ERA: 5.28 Mark Huisman, R ERA: 5.1 Mike Jones, L ERA: 5.16	(1, 1)	3.2	L	20	6	4	3	2	3	0	0	0	0	1	26	30	5.40	1.500								
	(8, 1)	1.0		4	1	0	0	0	0	0	0	0	0	4	4	0.00	1.000									

Kansas City Royals @ Texas Rangers  
Arlington Stadium, Arlington, TX  
Sun Aug 19 1984, 8:05 PM EDT  
Att: 10,343 - Unknown

AB 35  
R 6  
H 11  
RBI 6  
BB 4  
SO 8  
LOB 21





Batter	1	2	3	4	5	6	7	8	9	AB	R	H	RBI	BB	SO	LOB	TOP																								
Rudy Law, L OBP: 0.324, SLG: 0.353 (1, 8)	0-0 6-3 1B		0-3 K	4-0 BB		0-0 G3		0-0 F7		4	1	1	0	1	1	2																									
Carlton Fisk, R OBP: 0.298, SLG: 0.471 (1, 2)	0-0 6-3		0-0 HR	0-3 K		0-0 F7		0-0 F7		5	1	1	0	0	1	5																									
Harold Baines, L OBP: 0.364, SLG: 0.556 (1, 9)	0-0 1B		4-0 HR	0-0 G1-2-3		0-0 1B		4-0 IBB		3	1	2	1	2	0	3																									
Greg Walker, L OBP: 0.313, SLG: 0.508 Mike Squires, L OBP: 0.241, SLG: 0.203 (1, 3) (8, 3)	0-0 F9		0-0 HR			0-0 F8		0-3 K		5	1	1	3	0	1	4																									
Jerry Hairston, S OBP: 0.383, SLG: 0.427 (1, 10)	0-0 F8		0-0 F6			0-3 K		0-0 E3		5	0	0	0	0	1	1																									
Ron Kittle, R OBP: 0.297, SLG: 0.461 (1, 7)		0-3 K	0-3 K			1-0 FC6-4		0-0 FC5-4		4	0	0	0	0	3	1																									
Vance Law, R OBP: 0.301, SLG: 0.409 (1, 5)		0-0 F4		0-0 1B		0-0 FC6-4		0-0 F8		5	1	1	0	0	0	2																									
Jerry Dybzinski, R OBP: 0.336, SLG: 0.321 (1, 6)		0-0 1B		0-0 2B		0-0 E2		0-0 FC4		4	1	3	0	0	0	1																									
Julio Cruz, S OBP: 0.269, SLG: 0.297 (1, 4)		0-3 K		0-0 2B		0-0 G3		0-0 S		4	1	3	2	0	1	1																									
<b>Inning Stats</b>	R: 1 E: 0 K: 0 S: 5	H: 2 LOB: 1 BB: 0 P: 5	R: 0 E: 0 K: 2 S: 8	H: 1 LOB: 1 BB: 0 P: 8	R: 3 E: 0 K: 2 S: 9	H: 2 LOB: 0 BB: 1 P: 13	R: 1 E: 0 K: 1 S: 7	H: 3 LOB: 2 BB: 1 P: 11	R: 0 E: 0 K: 1 S: 5	H: 0 LOB: 1 BB: 0 P: 6	R: 2 E: 1 K: 0 S: 6	H: 3 LOB: 1 BB: 0 P: 6	R: 0 E: 1 K: 1 S: 4	H: 0 LOB: 1 BB: 0 P: 4	R: 0 E: 0 K: 1 S: 6	H: 1 LOB: 2 BB: 0 P: 10	R: 0 E: 0 K: 1 S: 5	H: 0 LOB: 0 BB: 0 P: 5	1B: 8 2B: 3 3B: 0 HR: 1	SF: 0 SAC: 0 DP: 1 HBP: 1	WP: 1 PB: 0 SB: 4 CS: 0	PA: 43																			
<b>PITCHER</b>	IP	WLS	BF	H	R	ER	SO	BB	IBB	HBP	BLK	WP	HR	S	P	ERA	WHIP	<b>PITCHER</b>							IP	WLS	BF	H	R	ER	SO	BB	IBB	HBP	BLK	WP	HR	S	P	ERA	WHIP
Charlie Hough, R ERA: 3.81 (1, 1)	5.2	L	30	11	7	7	6	1	1	1	0	1	1	39	48	11.12	2.118																								
Joey McLaughlin, R ERA: 4.72 (6, 1)	1.1		5	0	0	0	0	0	0	0	0	0	0	5	5	0.00	0.000																								
Odell Jones, R ERA: 3.67 (8, 1)	2.0		8	1	0	0	2	0	1	0	0	0	0	11	15	0.00	0.500																								

Chicago White Sox @ Texas Rangers  
Arlington Stadium, Arlington, TX  
Mon Aug 20 1984, 8:05 PM EDT  
Att: 8,653 - Unknown

AB 39  
R 7  
H 12  
RBI 6  
BB 3  
SO 8  
LOB 20



Batter	1	2	3	4	5	6	7	8	9	AB	R	H	RBI	BB	SO	LOB	BOTTOM																								
Bill Sample, R OBP: 0.294, SLG: 0.336 (1, 7)	0-0 2B	1-3		0-0 FC4-6		0-0 F9		0-0 SH1-3		5	1	3	0	0	0	1																									
Mickey Rivers, L OBP: 0.308, SLG: 0.372 (1, 10)	0-0 SF9		0-0 1B	0-0 FC4-6			0-0 F7	0-0 E1		5	1	2	0	0	0	2																									
Gary Ward, R OBP: 0.323, SLG: 0.395 (1, 8)	0-0 SF9		0-0 1B			0-0 F9		0-0 SH1-3		3	1	2	1	0	0	0																									
Larry Parrish, R OBP: 0.344, SLG: 0.496 (1, 5)	0-0 K		0-0 FC4-6	0-0 FC5-2		0-0 FC4-6		0-0 1-3		4	1	2	1	1	1	3																									
Pete O'Brien, L OBP: 0.360, SLG: 0.468 (1, 3)	4-0 BB		0-0 FC5-2	0-0 FC4-6		4-0 FC4-6		0-0 E6		3	1	0	0	2	1	6																									
George Wright, S OBP: 0.267, SLG: 0.371 (1, 9)	0-0 F3		0-0 FC4-6	0-0 FC4-6		0-0 FC4-6		0-0 K		5	0	1	2	0	0	6																									
Donnie Scott, S OBP: 0.279, SLG: 0.273 Mary Foley, L OBP: 0.304, SLG: 0.385 (1, 2) (7, PH) (8, 2)		0-0 F7	0-3 K			0-3 K		0-0 SF7		3	0	0	0	0	2	4																									
Curtis Wilkerson, S OBP: 0.281, SLG: 0.269 (1, 4)		0-0 4-3		0-0 F8		0-0 6-3		0-0 4-3		5	0	1	0	0	0	0																									
Jeff Kunkel, R OBP: 0.184, SLG: 0.298 (1, 6)		0-0 2B		0-0 4-3		0-0 5-3		0-3 K		4	0	1	0	0	1	2																									
<b>Inning Stats</b>	R: 1 E: 0 K: 1 S: 7	H: 2 LOB: 2 BB: 1 P: 11	R: 0 E: 0 K: 0 S: 4	H: 1 LOB: 1 BB: 0 P: 4	R: 1 E: 0 K: 1 S: 8	H: 3 LOB: 2 BB: 0 P: 8	R: 0 E: 0 K: 0 S: 4	H: 1 LOB: 1 BB: 0 P: 4	R: 0 E: 0 K: 0 S: 3	H: 0 LOB: 0 BB: 0 P: 3	R: 3 E: 1 K: 1 S: 9	H: 3 LOB: 2 BB: 1 P: 13	R: 0 E: 1 K: 1 S: 7	H: 1 LOB: 2 BB: 0 P: 7	R: 0 E: 0 K: 0 S: 3	H: 0 LOB: 0 BB: 0 P: 3	1B: 8 2B: 4 3B: 0 HR: 0	SF: 2 SAC: 1 DP: 0 HBP: 0	WP: 0 PB: 0 SB: 0 CS: 0	PA: 44																					
<b>PITCHER</b>	IP	WLS	BF	H	R	ER	SO	BB	IBB	HBP	BLK	WP	HR	S	P	ERA	WHIP	<b>PITCHER</b>							IP	WLS	BF	H	R	ER	SO	BB	IBB	HBP	BLK	WP	HR	S	P	ERA	WHIP
Richard Dotson, R ERA: 3.6 (1, 1)	7.0	W	37	12	5	3	4	3	0	0	0	0	0	42	54	3.86	2.143																								
Britt Burns, L ERA: 4.91 (8, 1)	0.0		1	0	0	0	0	0	0	0	0	0	0	1	1	∞	∞																								
Ron Reed, R ERA: 3.6 (8, 1)	2.0	S	6	0	0	0	1	0	0	0	0	0	0	8	8	0.00	0.000																								

Chicago White Sox @ Texas Rangers  
Arlington Stadium, Arlington, TX  
Mon Aug 20 1984, 8:05 PM EDT  
Att: 8,653 - Unknown

AB 38  
R 5  
H 12  
RBI 5  
BB 3  
SO 5  
LOB 24






Batter	1	2	3	4	5	6	7	8	9	10	AB	R	H	RBI	BB	SO	LOB	TOP	
Rudy Law, L OBP: 0.325, SLG: 0.356 (1, 8)											5	1	2	0	0	0	1		
Carlton Fisk, R OBP: 0.296, SLG: 0.470 (1, 2)											5	1	1	0	0	1	2		
Harold Baines, L OBP: 0.362, SLG: 0.552 (1, 9)											3	0	0	1	1	1	1		
Greg Luzinski, R OBP: 0.337, SLG: 0.371 (1, 10)											5	0	1	1	0	2	2		
Ron Kittle, R OBP: 0.301, SLG: 0.463 (1, 7)											3	1	2	0	1	0	1		
Tom Paciorek, R OBP: 0.313, SLG: 0.343 (1, 3)											3	0	0	0	1	0	2		
Vance Law, R OBP: 0.301, SLG: 0.407 (1, 5)											4	0	1	1	0	0	1		
Scott Fletcher, R OBP: 0.319, SLG: 0.292 (1, 6)											3	0	0	0	0	1	3		
Jerry Hairston, S OBP: 0.357, SLG: 0.432 (9, PH)											1	0	1	0	0	0	0		
Jerry Dybzinski, R OBP: 0.336, SLG: 0.321 (9, PR)											0	0	0	0	0	0	0		
Julio Cruz, S OBP: 0.269, SLG: 0.296 (1, 4)											4	0	1	0	0	1	2		
<b>Inning Stats</b>	R: 1 E: 0 K: 0 S: 4	H: 1 LOB: 0 BB: 0 P: 4	R: 0 E: 0 K: 0 S: 3	H: 0 LOB: 1 BB: 1 P: 7	R: 0 E: 0 K: 2 S: 7	H: 0 LOB: 0 BB: 0 P: 7	R: 0 E: 0 K: 1 S: 6	H: 1 LOB: 1 BB: 0 P: 6	R: 0 E: 0 K: 0 S: 5	H: 2 LOB: 1 BB: 1 P: 10	R: 1 E: 0 K: 1 S: 6	H: 2 LOB: 1 BB: 0 P: 5	R: 0 E: 0 K: 0 S: 3	H: 1 LOB: 1 BB: 1 P: 3	R: 0 E: 0 K: 1 S: 6	H: 1 LOB: 2 BB: 1 P: 10	1B: 7 2B: 3 3B: 0 HR: 0	SF: 1 SAC: 0 DP: 1 HBP: 0	WP: 0 PA: 41
<b>PITCHER</b>	IP WLS BF H R ER SO BB IBB HBP BLK WP HR S P ERA WHIP	IP WLS BF H R ER SO BB IBB HBP BLK WP HR S P ERA WHIP																	
Mike Mason, L ERA: 3.02 (1, 1)	8.0	32	7	3	3	5	2	0	0	0	0	0	0	0	40	48	3.38	1.125	
Tom Henke, R ERA: 5.28 (9, 1)	2.0	8	2	0	0	1	0	1	0	0	0	0	0	9	13	0.00	1.000		

Chicago White Sox @ Texas Rangers  
Arlington Stadium, Arlington, TX  
Tue Aug 21 1984, 8:05 PM EDT  
Att. 14,104 - Unknown


AB	36
R	3
H	9
RBI	3
BB	3
SO	6
LOB	15



Batter	1	2	3	4	5	6	7	8	9	10	AB	R	H	RBI	BB	SO	LOB	BOTTOM	
Bill Sample, R OBP: 0.292, SLG: 0.333 (1, 7)											4	0	0	0	0	0	0		
Mickey Rivers, L OBP: 0.308, SLG: 0.370 (1, 10)											4	1	1	0	0	1	0		
Gary Ward, R OBP: 0.322, SLG: 0.400 (1, 8)											4	1	1	2	0	2	0		
Larry Parrish, R OBP: 0.345, SLG: 0.496 (1, 5)											4	1	2	0	0	0	0		
Pete O'Brien, L OBP: 0.356, SLG: 0.465 (1, 3)											3	0	0	0	0	0	1		
George Wright, S OBP: 0.263, SLG: 0.365 (1, 9)											4	0	0	0	0	0	1		
Mary Foley, L OBP: 0.304, SLG: 0.414 (1, 2)											3	1	1	1	0	0	0		
Buddy Bell, R OBP: 0.373, SLG: 0.423 (10, PH)											0	0	0	0	1	0	0		
Donnie Scott, S OBP: 0.279, SLG: 0.273 (10, PR)											0	0	0	0	0	0	0		
Curtis Wilkerson, S OBP: 0.279, SLG: 0.267 (1, 4)											3	0	0	0	0	1	0		
Alan Bannister, R OBP: 0.356, SLG: 0.368 (10, PH)											1	0	1	1	0	0	0		
Jeff Kunkel, R OBP: 0.178, SLG: 0.287 (1, 6)											3	0	0	0	0	0	0		
<b>Inning Stats</b>	R: 2 E: 0 K: 0 S: 5	H: 2 LOB: 0 BB: 0 P: 5	R: 0 E: 0 K: 0 S: 3	H: 0 LOB: 0 BB: 0 P: 3	R: 0 E: 0 K: 0 S: 3	H: 0 LOB: 0 BB: 0 P: 3	R: 0 E: 0 K: 1 S: 5	H: 1 LOB: 0 BB: 0 P: 5	R: 0 E: 0 K: 0 S: 3	H: 0 LOB: 0 BB: 0 P: 3	R: 1 E: 0 K: 1 S: 6	H: 1 LOB: 0 BB: 0 P: 6	R: 0 E: 0 K: 1 S: 5	H: 0 LOB: 0 BB: 0 P: 5	R: 1 E: 0 K: 0 S: 4	H: 2 LOB: 2 BB: 1 P: 8	1B: 4 2B: 0 3B: 0 HR: 2	SF: 0 SAC: 1 DP: 1 HBP: 0	WP: 0 PA: 35
<b>PITCHER</b>	IP WLS BF H R ER SO BB IBB HBP BLK WP HR S P ERA WHIP	IP WLS BF H R ER SO BB IBB HBP BLK WP HR S P ERA WHIP																	
Gene Nelson, R ERA: 4.08 (1, 1)	8.0	27	4	3	3	3	0	0	0	0	0	0	0	33	33	3.38	0.500		
Bert Roberge, R ERA: 4.39 (9, 1)	1.0	L	4	1	1	1	0	0	0	0	0	0	0	6	6	9.00	1.000		
Juan Agosto, L ERA: 2.77 (10, 1)	0.2	4	1	0	0	0	0	1	0	0	0	0	0	3	7	0.00	1.500		

Chicago White Sox @ Texas Rangers  
Arlington Stadium, Arlington, TX  
Tue Aug 21 1984, 8:05 PM EDT  
Att. 14,104 - Unknown

AB	33
R	4
H	6
RBI	4
BB	1
SO	4
LOB	2






Batter	1	2	3	4	5	6	7	8	9	AB	R	H	RBI	BB	SO	LOB	TOP										
Rudy Law, L OBP: 0.324, SLG: 0.353 (1, 8)	4-0 E S BB		0-0 F7		0-0 F3			0-0 E6		3	0	0	0	1	0	1	<p>Chicago White Sox @ Texas Rangers</p> <p>Arlington Stadium, Arlington, TX</p> <p>Wed Aug 22 1984, 8:05 PM EDT</p> <p>Att: 10,635 - Unknown</p>										
Carlton Fisk, R OBP: 0.292, SLG: 0.463 (1, 2)	0-0 F4		0-0 F6		0-0 F9			0-3 K		4	0	0	0	0	1	3											
Harold Baines, L OBP: 0.361, SLG: 0.549 (1, 9)	0-3 K		0-0 1B 1-3		0-0 F7			0-0 F9		4	0	1	0	0	1	2											
Greg Walker, L OBP: 0.312, SLG: 0.505 (1, 3)	0-0 F3		0-0 1B 1-3		0-0 F7			0-0 F9		4	0	1	1	0	0	1											
Jerry Hairston, S OBP: 0.384, SLG: 0.422 (1, 10)	4-0 BB		0-0 F8		0-0 F7			0-3 K		3	0	0	0	1	1	2											
Tom Paciorek, R OBP: 0.305, SLG: 0.338 (1, 7)	0-0 F4		0-0 F8		0-3 K			0-3 K		4	0	0	0	0	2	1											
Vance Law, R OBP: 0.299, SLG: 0.404 (1, 5)	0-0 F8		0-0 F9		0-0 6-3					3	0	0	0	0	0	1											
Scott Fletcher, R OBP: 0.317, SLG: 0.291 (7, PH)	0-0 F3		0-0 F9		0-3 K					2	0	0	0	0	0	1											
Roy Smalley, S OBP: 0.281, SLG: 0.355 (7, 6)										1	0	0	0	0	1	0											
Julio Cruz, S OBP: 0.269, SLG: 0.294 (1, 4)			4-0 1B 1B BB		0-0 B1-3			0-0 3-1		2	1	0	0	1	0	0											
<b>Inning Stats</b>	R: 0 E: 0 K: 1 S: 5	H: 0 LOB: 1 BB: 1 P: 9	R: 0 E: 0 K: 0 S: 3	H: 0 LOB: 1 BB: 1 P: 7	R: 1 E: 0 K: 0 S: 5	H: 2 LOB: 2 BB: 1 P: 9	R: 0 E: 0 K: 0 S: 3	H: 0 LOB: 0 BB: 0 P: 3	R: 0 E: 0 K: 2 S: 7	H: 0 LOB: 0 BB: 0 P: 7	R: 0 E: 1 K: 1 S: 6	H: 0 LOB: 1 BB: 0 P: 6	R: 0 E: 0 K: 2 S: 7	H: 0 LOB: 0 BB: 0 P: 7	1B: 2 2B: 0 3B: 0 HR: 0	SF: 0 SAC: 0 DP: 0 HBP: 0	WP: 0 PB: 0 SB: 1 CS: 0	PA: 33									
<b>PITCHER</b>	IP	WLS	BF	H	R	ER	SO	BB	IBB	HBP	BLK	WP	HR	S	P	ERA	WHIP										
Danny Darwin, R ERA: 4.15 (1, 1)	7.1	W	28	2	1	1	3	3	0	0	0	0	0	31	43	1.23	0.682										
Dave Schmidt, R ERA: 2.02 (8, 1)	1.2	S	5	0	0	0	3	0	0	0	0	0	0	11	11	0.00	0.000										


Batter	1	2	3	4	5	6	7	8	9	AB	R	H	RBI	BB	SO	LOB	BOTTOM										
Bill Sample, R OBP: 0.289, SLG: 0.329 (1, 7)	0-0 4-3		0-0 FC6-4 1B		0-0 F4		0-0 F2			4	1	0	0	0	0	3	<p>Chicago White Sox @ Texas Rangers</p> <p>Arlington Stadium, Arlington, TX</p> <p>Wed Aug 22 1984, 8:05 PM EDT</p> <p>Att: 10,635 - Unknown</p>										
Mickey Rivers, L OBP: 0.315, SLG: 0.389 (1, 10)	0-0 HR		0-0 2B 1B		0-0 1B		0-0 F7			4	2	3	2	0	0	0											
Gary Ward, R OBP: 0.321, SLG: 0.401 (1, 8)	0-0 F9		0-0 2B		0-3 K		0-0 F8			4	0	1	1	0	1	1											
Larry Parrish, R OBP: 0.342, SLG: 0.492 (1, 5)	0-3 K		0-3 K		0-0 6-3		0-0 6-3			4	0	0	0	0	2	1											
Pete O'Brien, L OBP: 0.355, SLG: 0.462 (1, 3)	0-0 F8		0-0 3-1		0-0 5-3		0-0 6-3			3	0	0	0	0	0	1											
George Wright, S OBP: 0.284, SLG: 0.373 (1, 9)	0-0 3B		0-0 F8		0-0 6-3					3	0	1	0	0	0	0											
Donnie Scott, S OBP: 0.275, SLG: 0.269 (1, 2)	0-3 K		0-0 3-1		0-0 4-3					3	0	0	0	0	1	1											
Alan Bannister, R OBP: 0.344, SLG: 0.354 Curtis Wilkerson, S OBP: 0.279, SLG: 0.267 (1, 4)	0-3 K		0-0 F7		0-0 F6					3	0	0	0	0	1	1											
Jeff Kunkel, R OBP: 0.204, SLG: 0.333 (1, 6)			0-0 FC6-4 1B		0-0 CS 1B		0-0 3B			3	0	3	0	0	0	0											
<b>Inning Stats</b>	R: 1 E: 0 K: 1 S: 6	H: 1 LOB: 0 BB: 0 P: 6	R: 0 E: 0 K: 2 S: 8	H: 1 LOB: 0 BB: 0 P: 8	R: 2 E: 0 K: 1 S: 8	H: 3 LOB: 1 BB: 0 P: 8	R: 0 E: 0 K: 0 S: 3	H: 0 LOB: 0 BB: 0 P: 3	R: 0 E: 0 K: 1 S: 6	H: 2 LOB: 1 BB: 0 P: 6	R: 0 E: 0 K: 0 S: 3	H: 0 LOB: 0 BB: 0 P: 3	R: 0 E: 0 K: 0 S: 4	H: 1 LOB: 1 BB: 0 P: 4	R: 0 E: 0 K: 0 S: 3	H: 0 LOB: 0 BB: 0 P: 3		1B: 4 2B: 1 3B: 2 HR: 1	SF: 0 SAC: 0 DP: 0 HBP: 0	WP: 0 PB: 0 SB: 1 CS: 1	PA: 31						
<b>PITCHER</b>	IP	WLS	BF	H	R	ER	SO	BB	IBB	HBP	BLK	WP	HR	S	P	ERA	WHIP										
LaMarr Hoyt, R ERA: 4.47 (1, 1)	8.0	L	31	8	3	3	5	0	0	0	0	0	1	41	41	3.38	1.000										







Batter	1	2	3	4	5	6	7	8	9	AB	R	H	RBI	BB	SO	LOB	TOP								
Bill Sample, R OBP: 0.294, SLG: 0.334 (1, 7)	F3		HR 1B		K			2B 1B	FC4-6 S 1B	5	2	2	0	0	1	1	<p>Texas Rangers @ Milwaukee Brewers Milwaukee County Stadium, Milwaukee, WI</p> <p>Sat Aug 25 1984, 8:05 PM EDT Att: 28,865 - Unknown</p> <p>livebaseballscores.com</p> <p>AB 38 R 6 H 11 RBI 6 BB 1 SO 7 LOB 9</p> 								
Gary Ward, R OBP: 0.329, SLG: 0.424 (1, 8)	F8		HR		F8			HR 2B	S 1B	5	2	3	3	0	0	0									
Buddy Bell, R OBP: 0.368, SLG: 0.419 (1, 5)	6-3		6-3		F5			F8	6-3	5	0	0	0	0	0	3									
Larry Parrish, R OBP: 0.340, SLG: 0.492 (1, 10)		K	K		6-3			HR 2H		4	1	1	2	0	2	0									
Pete O'Brien, L OBP: 0.351, SLG: 0.457 (1, 3)	4-3			5-3		F9		4-3		4	0	0	0	0	0	0									
George Wright, S OBP: 0.274, SLG: 0.392 (1, 9)	1B			2B			HR	FC6-4 BB		3	1	3	1	1	0	0									
Donnie Scott, S OBP: 0.270, SLG: 0.270 (8, PH) Alan Bannister, R OBP: 0.340, SLG: 0.350 (8, 4)	1B		K		K			FC6-4 1-2		3	0	1	0	0	2	1									
Curtis Wilkerson, S OBP: 0.275, SLG: 0.261 (1, 4) (8, 6)	K		4-3		F5			6-3		4	0	0	0	0	1	3									
Jeff Kunkel, R OBP: 0.220, SLG: 0.340 Ned Yost, R OBP: 0.189, SLG: 0.246 (8, 2)	F8		6-3		K			FC4-6 1B		3	0	0	0	0	1	0									
										1	0	1	0	0	0	0									
<b>Inning Stats</b>	R: 0 E: 0 K: 0 S: 3	H: 0 LOB: 0 BB: 0 P: 3	R: 0 E: 0 K: 2 S: 9	H: 2 LOB: 2 BB: 0 P: 9	R: 2 E: 0 K: 1 S: 7	H: 2 LOB: 0 BB: 0 P: 7	R: 0 E: 0 K: 1 S: 6	H: 1 LOB: 1 BB: 0 P: 6	R: 0 E: 0 K: 1 S: 5	H: 0 LOB: 0 BB: 0 P: 5	R: 0 E: 0 K: 2 S: 3	H: 0 LOB: 0 BB: 0 P: 3	R: 1 E: 0 K: 2 S: 8	H: 1 LOB: 0 BB: 0 P: 8	R: 3 E: 0 K: 0 S: 6	H: 3 LOB: 1 BB: 1 P: 10	R: 0 E: 0 K: 0 S: 5	H: 2 LOB: 2 BB: 0 P: 5	1B: 6 2B: 2 3B: 0 HR: 3	SF: 0 SAC: 0 DP: 0 HBP: 0	WP: 0 PB: 0 SB: 0 CS: 0	PA: 39			
<b>PITCHER</b>	IP	WLS	BF	H	R	ER	SO	BB	IBB	HBP	BLK	WP	HR	S	P	ERA	WHIP								
Don Sutton, R ERA: 3.81 Rick Waits, L ERA: 2.25 Jack Lazorko, R ERA: 3.42	(1, 1) (8, 1) (9, 1)	7.1 1.1 0.1	W 7 S	31 2 1	9 0 0	6 0 0	6 0 0	7 0 0	0 1 0	0 0 0	0 0 0	0 0 0	3 6 1	45 10 1	45	7.36 0.00 0.00	1.227 2.250 0.000								

Batter	1	2	3	4	5	6	7	8	9	AB	R	H	RBI	BB	SO	LOB	BOTTOM								
Rick Manning, L OBP: 0.311, SLG: 0.361 (1, 8)	F9	F7			F8		5-3			4	0	0	0	0	0	0	<p>Texas Rangers @ Milwaukee Brewers Milwaukee County Stadium, Milwaukee, WI</p> <p>Sat Aug 25 1984, 8:05 PM EDT Att: 28,865 - Unknown</p> <p>livebaseballscores.com</p> <p>AB 32 R 7 H 9 RBI 5 BB 2 SO 6 LOB 7</p> 								
Jim Gantner, L OBP: 0.324, SLG: 0.365 (1, 4)	BB E 1B		6-3		K		PB PB 2B			4	2	2	0	0	1	0									
Robin Yount, R OBP: 0.362, SLG: 0.421 (1, 6) B B B	FC3-6 1-2 BB		K		WP 2B		6-3			3	0	1	0	1	1	1									
Cecil Cooper, L OBP: 0.300, SLG: 0.371 (1, 3)	FC3-6 HR 1-2 2H		G3		HBP 2-3		F7			3	1	0	0	0	0	1									
Ben Oglivie, L OBP: 0.321, SLG: 0.376 (1, 7)	HR 2H		1B FC5-4 BB		F8		K			3	2	1	2	1	1	2									
Ted Simmons, S OBP: 0.289, SLG: 0.303 (1, 10)	4-3		FC5-4 1B		K		F7			4	0	1	0	0	1	0									
Dion James, L OBP: 0.319, SLG: 0.364 (1, 9)	4-3		FC5-4 1B 1-2		K		1B			4	0	1	1	0	1	1									
Bill Schroeder, R OBP: 0.286, SLG: 0.494 (1, 2)	HR		1B 1-2		HR		F5			4	2	3	2	0	0	1									
Ed Romero, R OBP: 0.308, SLG: 0.298 (1, 5)	6-3		K		5-3					3	0	0	0	0	1	1									
										1	0	1	0	0	1	1									
<b>Inning Stats</b>	R: 3 E: 1 K: 0 S: 5	H: 2 LOB: 0 BB: 1 P: 9	R: 1 E: 0 K: 0 S: 4	H: 1 LOB: 0 BB: 0 P: 4	R: 0 E: 0 K: 1 S: 5	H: 0 LOB: 0 BB: 0 P: 5	R: 1 E: 0 K: 1 S: 6	H: 2 LOB: 1 BB: 1 P: 10	R: 0 E: 0 K: 1 S: 6	H: 1 LOB: 2 BB: 0 P: 7	R: 1 E: 0 K: 2 S: 8	H: 1 LOB: 0 BB: 0 P: 8	R: 1 E: 0 K: 0 S: 4	H: 1 LOB: 0 BB: 0 P: 4	R: 0 E: 0 K: 1 S: 6	H: 1 LOB: 1 BB: 0 P: 6	1B: 4 2B: 2 3B: 0 HR: 3	SF: 0 SAC: 0 DP: 0 HBP: 1	WP: 1 PB: 2 SB: 0 CS: 0	PA: 35					
<b>PITCHER</b>	IP	WLS	BF	H	R	ER	SO	BB	IBB	HBP	BLK	WP	HR	S	P	ERA	WHIP								
Charlie Hough, R ERA: 3.94 Tom Henke, R ERA: 4.96	(1, 1) (8, 1)	7.0 1.0	L	31 4	8 1	7 0	6 0	5 1	2 0	1 0	0 0	0 0	3 6	38 6	47	7.71 0.00	1.429 1.000								



Batter	1	2	3	4	5	6	7	8	9	AB	R	H	RBI	BB	SO	LOB	TOP					
Bill Sample, R OBP: 0.293, SLG: 0.333 (1, 7)										4	0	1	1	0	1	1	<b>Texas Rangers @ Milwaukee Brewers</b> Milwaukee County Stadium, Milwaukee, WI Sun Aug 26 1984, 4:33 AM EDT Att: 20,619 - Unknown					
Gary Ward, R OBP: 0.328, SLG: 0.423 (1, 8)									4	0	1	0	0	1	0							
Buddy Bell, R OBP: 0.367, SLG: 0.417 (1, 5)									4	0	1	0	0	1	1							
Larry Parrish, R OBP: 0.340, SLG: 0.490 (1, 10)									4	0	1	0	0	0	2							
Pete O'Brien, L OBP: 0.352, SLG: 0.457 (1, 3)									4	0	2	0	0	0	1							
George Wright, S OBP: 0.277, SLG: 0.398 (1, 9)									4	1	2	0	0	0	3							
Mary Foley, L OBP: 0.279, SLG: 0.412 Ned Yost, R OBP: 0.188, SLG: 0.245 (9, PH)									3	1	1	0	0	1	1	<b>AB 35</b> <b>R 3</b> <b>H 11</b> <b>RBI 1</b> <b>BB 0</b> <b>SO 6</b> <b>LOB 15</b>						
Curtis Wilkerson, S OBP: 0.279, SLG: 0.265 Mickey Rivers, L OBP: 0.314, SLG: 0.387 Alan Bannister, R OBP: 0.337, SLG: 0.346 (7, PH)										2	1	2	0	0	0			0				
Wayne Tolleson, S OBP: 0.284, SLG: 0.261 Bob Jones, L OBP: 0.318, SLG: 0.386 Jeff Kunkel, R OBP: 0.218, SLG: 0.337 (7, PH)										1	0	0	0	0	0	1						
<b>Inning Stats</b>	R: 0 E: 0 K: 1 S: 5	H: 0 LOB: 0 BB: 0 P: 5	R: 0 E: 0 K: 1 S: 6	H: 1 LOB: 1 BB: 0 P: 6	R: 1 E: 0 K: 1 S: 6	H: 1 LOB: 0 BB: 0 P: 6	R: 0 E: 0 K: 0 S: 4	H: 1 LOB: 1 BB: 0 P: 4	R: 0 E: 0 K: 0 S: 3	H: 1 LOB: 0 BB: 0 P: 3	R: 0 E: 0 K: 1 S: 6	H: 1 LOB: 1 BB: 0 P: 6	R: 2 E: 1 K: 0 S: 6	H: 4 LOB: 2 BB: 0 P: 6	R: 0 E: 0 K: 0 S: 5	H: 2 LOB: 2 BB: 0 P: 5		R: 0 E: 0 K: 2 S: 7	H: 0 LOB: 0 BB: 0 P: 7	1B: 10 2B: 1 3B: 0 HR: 0	SF: 0 SAC: 1 DP: 0 HBP: 0	WP: 1 PB: 0 SB: 1 CS: 1
<b>PITCHER</b>	IP WLS BF H R ER SO BB IBB HBP BLK WP HR S P ERA WHIP																					
Moose Haas, R ERA: 3.99 Ray Searge, L ERA: 2.31	(1, 1)	7.2 W 32 11 3 2 4 0 0 0 0 0 0 0 0 2.35 1.435	(8, 1)	1.1 S 4 0 0 0 2 0 0 0 0 0 0 0 0 8 0.00 0.000																		

Batter	1	2	3	4	5	6	7	8	9	AB	R	H	RBI	BB	SO	LOB	BOTTOM					
Ed Romero, R OBP: 0.304, SLG: 0.293 (1, 5)										4	0	0	0	0	0	0	<b>Texas Rangers @ Milwaukee Brewers</b> Milwaukee County Stadium, Milwaukee, WI Sun Aug 26 1984, 4:33 AM EDT Att: 20,619 - Unknown					
Jim Gantner, L OBP: 0.326, SLG: 0.365 (1, 4)									3	2	1	0	1	0	0							
Robin Yount, R OBP: 0.363, SLG: 0.422 (1, 6)									4	2	2	0	0	0	1							
Cecil Cooper, L OBP: 0.304, SLG: 0.374 (1, 3)									4	1	3	1	0	0	2							
Mark Brouhard, R OBP: 0.315, SLG: 0.380 Ted Simmons, S OBP: 0.270, SLG: 0.304 (8, PH)									2	0	1	2	0	1	1							
Ben Oglivie, L OBP: 0.318, SLG: 0.372 (1, 7)									4	0	0	0	0	1	3							
Bobby Clark, R OBP: 0.350, SLG: 0.388 Rick Manning, L OBP: 0.310, SLG: 0.360 (7, PH)										2	0	0	0	0	1	0		<b>AB 31</b> <b>R 6</b> <b>H 9</b> <b>RBI 6</b> <b>BB 1</b> <b>SO 5</b> <b>LOB 7</b>				
Bill Schroeder, R OBP: 0.288, SLG: 0.512 Dion James, L OBP: 0.318, SLG: 0.362 (7, 9)										2	1	1	1	0	1	0						
Charlie Moore, R OBP: 0.267, SLG: 0.297 (7, 2)										3	0	0	0	0	0	0						
<b>Inning Stats</b>	R: 0 E: 0 K: 0 S: 3	H: 0 LOB: 0 BB: 0 P: 3	R: 0 E: 0 K: 1 S: 5	H: 1 LOB: 0 BB: 0 P: 5	R: 0 E: 0 K: 2 S: 7	H: 0 LOB: 0 BB: 0 P: 7	R: 2 E: 0 K: 0 S: 6	H: 3 LOB: 1 BB: 0 P: 6	R: 1 E: 0 K: 0 S: 4	H: 1 LOB: 0 BB: 0 P: 4	R: 1 E: 1 K: 1 S: 7	H: 2 LOB: 1 BB: 0 P: 7	R: 0 E: 0 K: 1 S: 5	H: 0 LOB: 0 BB: 0 P: 5	R: 2 E: 0 K: 0 S: 5	H: 2 LOB: 1 BB: 1 P: 9		1B: 7 2B: 2 3B: 0 HR: 1	SF: 1 SAC: 0 DP: 1 HBP: 0	WP: 0 PB: 0 SB: 0 CS: 1	PA: 33	
<b>PITCHER</b>	IP WLS BF H R ER SO BB IBB HBP BLK WP HR S P ERA WHIP																					
Mike Mason, L ERA: 3.08 Tom Henke, R ERA: 5.5 Dave Schmidt, R ERA: 2.0	(1, 1)	6.0 L 24 7 4 3 4 1 0 0 0 0 0 0 7 11 4.50 1.167	(7, 1)	1.1 6 1 2 2 1 1 0 0 0 0 0 0 3 3 0.00 1.500	(8, 1)	0.2 3 1 0 0 0 0 0 0 0 0 0 0 3 3 0.00 1.500																





Batter	1	2	3	4	5	6	7	8	9	AB	R	H	RBI	BB	SO	LOB	TOP								
Bill Sample, R OBP: 0.295, SLG: 0.334 (1, 7)	5-3		6-3		1B 2B	F4			1-2 1B	5	1	2	0	0	0	0									
Gary Ward, R OBP: 0.329, SLG: 0.423 (1, 8)	5-3		CS 1B		1-2 2B 1B		F9		L6-4 2-3	5	1	2	0	0	0	2									
Buddy Bell, R OBP: 0.368, SLG: 0.420 Wayne Tolleson, S OBP: 0.284, SLG: 0.261 (8, 5)	FC4-6 1B		6-3		1-2 1B 2B		F8										4 1 2 2 0 0 1 0 0 0 0 0 0 0								
Larry Parrish, R OBP: 0.339, SLG: 0.488 (1, 10)	FC4-6 1-2				2H 1B		5-3										4 0 1 1 0 0 1								
Pete O'Brien, L OBP: 0.351, SLG: 0.462 (1, 3)		HR				F7			5-3								4 1 1 1 0 1 1								
George Wright, S OBP: 0.277, SLG: 0.393 (1, 9)	4-3			1B BB		F9			F7								3 1 0 0 1 0 1								
Donnie Scott, S OBP: 0.275, SLG: 0.269 (1, 2)	K			1-2 1B		5-3			F8								4 0 1 0 0 1 1								
Curtis Wilkerson, S OBP: 0.281, SLG: 0.268 (1, 4)	6-3			1-2 1B					L6-4 1B								4 0 2 1 0 0 0								
Jeff Kunkel, R OBP: 0.219, SLG: 0.363 (1, 6)			HR		F3		6-3		F4								4 1 1 1 0 0 3								
<b>Inning Stats</b>	R: 0 E: 0 K: 0 S: 4	H: 1 LOB: 1 BB: 0 P: 4	R: 1 E: 0 K: 1 S: 6	H: 1 LOB: 0 BB: 0 P: 6	R: 1 E: 0 K: 0 S: 4	H: 2 LOB: 0 BB: 0 P: 4	R: 1 E: 0 K: 0 S: 5	H: 2 LOB: 2 BB: 1 P: 9	R: 3 E: 0 K: 1 S: 9	H: 4 LOB: 1 BB: 0 P: 9	R: 0 E: 0 K: 0 S: 3	H: 0 LOB: 0 BB: 0 P: 3	R: 0 E: 0 K: 0 S: 3	H: 0 LOB: 0 BB: 0 P: 3	R: 0 E: 0 K: 0 S: 3	H: 0 LOB: 0 BB: 0 P: 3	R: 0 E: 0 K: 0 S: 4	H: 2 LOB: 1 BB: 0 P: 4	1B: 9 2B: 2 3B: 0 HR: 2	SF: 0 SAC: 0 DP: 1 HBP: 0	WP: 0 PB: 0 SB: 0 CS: 1	PA: 38			
<b>PITCHER</b>	IP WLS BF H R ER SO BB IBB HBP BLK WP HR S P ERA WHIP	4.0 L 21 9 6 6 1 1 0 0 0 0 2 22 26 13.50 2.500	5.0 L 17 3 0 0 1 0 0 0 0 0 0 19 19 0.00 0.600																						

Texas Rangers @ Kansas City Royals  
 Royals Stadium, Kansas City, MO  
 Tue Aug 28 1984, 8:05 PM EDT  
 Att: 15,545 - Unknown

AB	37
R	6
H	12
RBI	6
BB	1
SO	2
LOB	10



Batter	1	2	3	4	5	6	7	8	9	AB	R	H	RBI	BB	SO	LOB	BOTTOM								
Willie Wilson, S OBP: 0.356, SLG: 0.376 (1, 8)	F8		K			F8			4-3	4	0	0	0	0	1	1									
Pat Sheridan, L OBP: 0.342, SLG: 0.408 (1, 9)	K			4-3		FC6-4 BB			5-3	3	0	0	0	1	1	0									
Darryl Motley, R OBP: 0.325, SLG: 0.451 (1, 7)	F3			K		FC6-4 1B 1-2			4-3	4	0	0	0	0	1	1									
Jorge Orta, L OBP: 0.339, SLG: 0.456 (1, 10)		G4-3 1B				FC5-4 1B 1-2			BB 1B	4	0	4	0	0	0	0									
Frank White, R OBP: 0.310, SLG: 0.442 (1, 4)	G4-3 1-2			F8		FC5-4 1-2			BB 1B	4	0	1	0	0	0	4									
Don Slaught, R OBP: 0.303, SLG: 0.387 (1, 2)	F3						K		K	4	0	0	0	0	2	2									
Steve Balboni, R OBP: 0.307, SLG: 0.461 Dane Iorg, L OBP: 0.279, SLG: 0.390 (9, 3)			G1-6-3 1B			F6				3	0	1	0	0	1	0									
Greg Pryor, R OBP: 0.293, SLG: 0.379 (1, 5)			G1-6-3 1-2			WP 1B			4-3	4	0	1	0	0	1	4									
Buddy Biancalana, S OBP: 0.236, SLG: 0.327 (1, 6)						K			K	3	0	1	0	0	2	1									
<b>Inning Stats</b>	R: 0 E: 0 K: 1 S: 5	H: 0 LOB: 0 BB: 0 P: 5	R: 0 E: 0 K: 0 S: 3	H: 1 LOB: 0 BB: 0 P: 3	R: 0 E: 0 K: 1 S: 6	H: 2 LOB: 1 BB: 0 P: 6	R: 0 E: 0 K: 1 S: 6	H: 1 LOB: 1 BB: 0 P: 6	R: 0 E: 0 K: 1 S: 6	H: 1 LOB: 1 BB: 0 P: 6	R: 0 E: 0 K: 0 S: 4	H: 1 LOB: 2 BB: 1 P: 8	R: 0 E: 0 K: 3 S: 9	H: 0 LOB: 0 BB: 0 P: 9	R: 0 E: 0 K: 1 S: 5	H: 0 LOB: 0 BB: 0 P: 5	R: 0 E: 0 K: 1 S: 7	H: 2 LOB: 3 BB: 1 P: 11	1B: 7 2B: 1 3B: 0 HR: 0	SF: 0 SAC: 0 DP: 2 HBP: 0	WP: 1 PB: 0 SB: 0 CS: 0	PA: 35			
<b>PITCHER</b>	IP WLS BF H R ER SO BB IBB HBP BLK WP HR S P ERA WHIP	9.0 W 35 8 0 0 9 2 0 0 0 1 0 51 59 0.00 1.111																							

Texas Rangers @ Kansas City Royals  
 Royals Stadium, Kansas City, MO  
 Tue Aug 28 1984, 8:05 PM EDT  
 Att: 15,545 - Unknown

AB	33
R	0
H	8
RBI	0
BB	2
SO	9
LOB	13





Batter	1	2	3	4	5	6	7	8	9	AB	R	H	RBI	BB	SO	LOB	TOP			
Bill Sample, R OBP: 0.292, SLG: 0.331 (1, 7)										4	0	0	0	0	0	0				
Gary Ward, R OBP: 0.330, SLG: 0.429 (1, 8)										4	1	2	1	0	1	0				
Buddy Bell, R OBP: 0.369, SLG: 0.421 (1, 5)										4	0	2	0	0	1	1				
Larry Parrish, R OBP: 0.340, SLG: 0.490 (1, 10)										4	0	2	0	0	0	1				
Pete O'Brien, L OBP: 0.349, SLG: 0.459 (1, 3)										3	0	0	0	0	0	3				
George Wright, S OBP: 0.274, SLG: 0.389 (1, 9)										3	0	0	0	0	1	1				
Ned Yost, R OBP: 0.185, SLG: 0.241 (1, 2)										3	0	0	0	0	1	1				
Curtis Wilkerson, S OBP: 0.279, SLG: 0.266 (1, 4)										3	0	0	0	0	1	0				
Jeff Kunkel, R OBP: 0.213, SLG: 0.352 (1, 6)										3	0	0	0	0	0	0				
<b>Inning Stats</b>	R: 1 E: 0 K: 0 S: 5	H: 3 LOB: 1 BB: 0 P: 5	R: 0 E: 0 K: 0 S: 3	H: 0 LOB: 0 BB: 0 P: 3	R: 0 E: 0 K: 2 S: 4	H: 1 LOB: 1 BB: 0 P: 4	R: 0 E: 0 K: 2 S: 8	H: 1 LOB: 1 BB: 0 P: 8	R: 0 E: 0 K: 1 S: 5	H: 0 LOB: 0 BB: 0 P: 5	R: 0 E: 0 K: 0 S: 3	H: 0 LOB: 0 BB: 0 P: 3	R: 0 E: 0 K: 2 S: 7	H: 0 LOB: 0 BB: 0 P: 7	R: 0 E: 0 K: 2 S: 7	H: 0 LOB: 0 BB: 0 P: 7	1B: 4 2B: 1 3B: 0 HR: 1	SF: 0 SAC: 0 DP: 2 HBP: 0	WP: 0 PB: 0 SB: 0 CS: 0	PA: 31
<b>PITCHER</b> Bud Black, L ERA: 3.34 (1, 1)	IP: 9.0 WLS: W BF: 31 H: 6 R: 1 ER: 1 SO: 5 BB: 0 IBB: 0 HBP: 0 BLK: 0 WP: 0 HR: 1 S: 41 P: 41 ERA: 1.00 WHIP: 0.667																			

Texas Rangers @ Kansas City Royals  
Royals Stadium, Kansas City, MO  
Wed Aug 29 1984, 8:05 PM EDT  
Att: 15,887 - Unknown

AB 31  
R 1  
H 6  
RBI 1  
BB 0  
SO 5  
LOB 7



Batter	1	2	3	4	5	6	7	8	9	AB	R	H	RBI	BB	SO	LOB	BOTTOM			
Willie Wilson, S OBP: 0.353, SLG: 0.373 (1, 8)										4	0	0	1	0	0	1				
Lynn Jones, R OBP: 0.355, SLG: 0.379 (1, 9)										4	0	2	0	0	0	1				
Darryl Motley, R OBP: 0.327, SLG: 0.450 (1, 7)										3	1	1	0	1	0	1				
Hal McRae, R OBP: 0.357, SLG: 0.401 (1, 10)										4	1	2	2	0	1	3				
Frank White, R OBP: 0.307, SLG: 0.437 (1, 4)										4	0	0	0	0	0	3				
Don Slaught, R OBP: 0.302, SLG: 0.385 (1, 2)										4	0	1	0	0	1	0				
Greg Pryor, R OBP: 0.294, SLG: 0.378 (1, 5)										3	1	1	0	0	0	0				
John Wathan, R OBP: 0.286, SLG: 0.291 (1, 3)										3	1	1	1	0	0	0				
Buddy Biancalana, S OBP: 0.239, SLG: 0.321 (1, 6)										2	0	0	0	1	0	0				
<b>Inning Stats</b>	R: 1 E: 0 K: 0 S: 4	H: 1 LOB: 1 BB: 1 P: 8	R: 2 E: 0 K: 0 S: 5	H: 2 LOB: 1 BB: 1 P: 9	R: 1 E: 0 K: 0 S: 4	H: 1 LOB: 0 BB: 0 P: 4	R: 0 E: 0 K: 0 S: 3	H: 0 LOB: 0 BB: 0 P: 3	R: 0 E: 0 K: 1 S: 5	H: 1 LOB: 1 BB: 0 P: 4	R: 0 E: 0 K: 1 S: 5	H: 0 LOB: 0 BB: 0 P: 5	R: 0 E: 0 K: 1 S: 7	H: 3 LOB: 2 BB: 0 P: 7	R: 0 E: 0 K: 1 S: 7	H: 0 LOB: 0 BB: 0 P: 7	1B: 5 2B: 0 3B: 2 HR: 1	SF: 0 SAC: 0 DP: 0 HBP: 0	WP: 0 PB: 0 SB: 0 CS: 0	PA: 33
<b>PITCHER</b> Frank Tanana, L ERA: 3.1 Dave Schmidt, R ERA: 1.97 (8, 1)	IP: 7.0 WLS: L BF: 30 H: 7 R: 4 ER: 4 SO: 1 BB: 2 IBB: 0 HBP: 0 BLK: 0 WP: 0 HR: 1 S: 30 P: 38 ERA: 5.14 WHIP: 1.286																			

Texas Rangers @ Kansas City Royals  
Royals Stadium, Kansas City, MO  
Wed Aug 29 1984, 8:05 PM EDT  
Att: 15,887 - Unknown

AB 31  
R 4  
H 8  
RBI 4  
BB 2  
SO 2  
LOB 9





Batter	1	2	3	4	5	6	7	8	9	AB	R	H	RBI	BB	SO	LOB	TOP										
Bill Sample, R (1, 7) OBP: 0.294, SLG: 0.331										3	2	1	0	1	1	1											
Gary Ward, R (1, 8) OBP: 0.328, SLG: 0.426										4	0	0	0	0	2	2											
Buddy Bell, R (1, 5) OBP: 0.369, SLG: 0.420										4	1	1	1	0	0	1											
Larry Parrish, R (1, 10) OBP: 0.341, SLG: 0.490										4	0	2	1	0	1	1											
Pete O'Brien, L (1, 3) OBP: 0.352, SLG: 0.465										3	0	2	1	1	0	1											
George Wright, S (1, 9) OBP: 0.273, SLG: 0.394										4	1	1	0	0	0	3											
Donnie Scott, S (1, 2) OBP: 0.275, SLG: 0.269										4	0	1	1	0	1	1											
Curtis Wilkerson, S (1, 4) OBP: 0.276, SLG: 0.263										4	0	0	0	0	0	2											
Jeff Kunkel, R (1, 6) OBP: 0.216, SLG: 0.352										3	0	1	0	0	1	0											
<b>Inning Stats</b>	R: 2 E: 0 K: 2 S: 9	H: 2 LOB: 1 BB: 1 P: 13	R: 0 E: 0 K: 1 S: 5	H: 0 LOB: 0 BB: 0 P: 5	R: 1 E: 0 K: 1 S: 6	H: 2 LOB: 1 BB: 0 P: 6	R: 0 E: 0 K: 0 S: 2	H: 0 LOB: 0 BB: 1 P: 6	R: 0 E: 0 K: 1 S: 5	H: 1 LOB: 1 BB: 0 P: 4	R: 1 E: 0 K: 0 S: 5	H: 3 LOB: 1 BB: 0 P: 5	R: 0 E: 0 K: 0 S: 3	H: 0 LOB: 0 BB: 0 P: 3	R: 0 E: 0 K: 1 S: 6	H: 1 LOB: 1 BB: 0 P: 6	1B: 7 2B: 0 3B: 2 HR: 0	SF: 0 SAC: 0 DP: 1 HBP: 0	WP: 0 PB: 0 SB: 2 CS: 1	PA: 35							
<b>PITCHER</b>	IP	WLS	BF	H	R	ER	SO	BB	IBB	HBP	BLK	WP	HR	S	P	ERA	WHIP										
Mark Gubicza, R (1, 1) ERA: 3.83	7.0	L	28	8	4	4	5	2	0	0	0	0	0	36	44	5.14	1.429										
Mark Huisman, R (8, 1) ERA: 4.52	2.0		7	1	0	0	1	0	0	0	0	0	0	9	9	0.00	0.500										

Texas Rangers @ Kansas City Royals  
 Royals Stadium, Kansas City, MO  
 Thu Aug 30 1984, 8:05 PM EDT  
 Att: 19,163 - Unknown

AB 33  
 R 4  
 H 9  
 RBI 4  
 BB 2  
 SO 6  
 LOB 12



Batter	1	2	3	4	5	6	7	8	9	AB	R	H	RBI	BB	SO	LOB	BOTTOM										
Willie Wilson, S (1, 8) OBP: 0.356, SLG: 0.385										5	0	3	1	0	0	2											
Pat Sheridan, L (1, 9) OBP: 0.344, SLG: 0.407										1	1	0	0	1	0	1											
Dane Iorg, L (1, 3) OBP: 0.275, SLG: 0.383										4	0	0	0	0	0	5											
Jorge Orta, L (1, 10) OBP: 0.341, SLG: 0.463										4	1	2	1	0	1	3											
Darryl Motley, R (1, 7) OBP: 0.324, SLG: 0.446										4	0	0	0	0	0	1											
Frank White, R (1, 4) OBP: 0.309, SLG: 0.438										4	0	2	0	0	0	1											
Don Slaught, R (1, 2) OBP: 0.302, SLG: 0.383										4	0	1	0	0	1	2											
Greg Pryor, R (1, 5) OBP: 0.293, SLG: 0.373										3	0	0	0	1	0	1											
Buddy Biancalana, S (1, 6) OBP: 0.243, SLG: 0.318										1	1	0	0	1	1	0											
Hal McRae, R (7, PH) OBP: 0.336, SLG: 0.400										1	0	0	0	0	0	1											
Bucky Dent, R (8, 6) OBP: 0.460, SLG: 0.250										0	0	0	0	0	0	0											
George Brett, L (9, PH) OBP: 0.342, SLG: 0.462										1	0	0	0	0	1	1											
<b>Inning Stats</b>	R: 0 E: 0 K: 1 S: 5	H: 1 LOB: 1 BB: 0 P: 6	R: 0 E: 0 K: 0 S: 3	H: 1 LOB: 0 BB: 0 P: 3	R: 1 E: 0 K: 0 S: 4	H: 1 LOB: 2 BB: 2 P: 12	R: 0 E: 0 K: 0 S: 3	H: 1 LOB: 0 BB: 0 P: 3	R: 0 E: 1 K: 1 S: 6	H: 1 LOB: 1 BB: 0 P: 6	R: 0 E: 0 K: 0 S: 4	H: 1 LOB: 1 BB: 0 P: 4	R: 0 E: 0 K: 1 S: 5	H: 0 LOB: 1 BB: 1 P: 9	R: 2 E: 1 K: 0 S: 5	H: 1 LOB: 0 BB: 0 P: 5	R: 0 E: 0 K: 1 S: 6	H: 1 LOB: 1 BB: 0 P: 6	1B: 5 2B: 0 3B: 3 HR: 0	SF: 0 SAC: 0 DP: 3 HBP: 1	WP: 1 PB: 2 SB: 0 CS: 0	PA: 37					
<b>PITCHER</b>	IP	WLS	BF	H	R	ER	SO	BB	IBB	HBP	BLK	WP	HR	S	P	ERA	WHIP										
Charlie Hough, R (1, 1) ERA: 3.87	8.0		33	7	3	2	3	3	0	1	0	0	0	35	48	2.25	1.250										
Dave Schmidt, R (9, 1) ERA: 1.94	1.0	S	4	1	0	0	1	0	0	0	0	0	0	6	6	0.00	1.000										

Texas Rangers @ Kansas City Royals  
 Royals Stadium, Kansas City, MO  
 Thu Aug 30 1984, 8:05 PM EDT  
 Att: 19,163 - Unknown

AB 32  
 R 3  
 H 8  
 RBI 2  
 BB 3  
 SO 4  
 LOB 18





Batter	1	2	3	4	5	6	7	8	9	AB	R	H	RBI	BB	SO	LOB	TOP										
<b>Ed Romero, R</b> OBP: 0.296, SLG: 0.280 (1, 5)										4	0	0	0	1	1	1											
<b>Jim Gantner, L</b> OBP: 0.327, SLG: 0.364 (1, 4)										5	0	2	0	0	0	1											
<b>Robin Yount, R</b> OBP: 0.364, SLG: 0.424 (1, 6)										4	2	1	0	1	0	2											
<b>Cecil Cooper, L</b> OBP: 0.307, SLG: 0.377 (1, 3)										4	1	2	0	0	2	1											
<b>Mark Brouhard, R</b> OBP: 0.321, SLG: 0.405 <b>Dion James, L</b> OBP: 0.319, SLG: 0.357 (8, 9)										3	0	1	2	0	0	1											
<b>Ted Simmons, S</b> OBP: 0.271, SLG: 0.304 (1, 10)										4	1	1	1	0	1	2											
<b>Bill Schroeder, R</b> OBP: 0.299, SLG: 0.530 <b>Rick Manning, L</b> OBP: 0.312, SLG: 0.360 (8, PR)										2	2	1	1	2	0	2											
<b>Bobby Clark, R</b> OBP: 0.346, SLG: 0.387 (8, 7)										3	0	0	0	1	0	1											
<b>Charlie Moore, R</b> OBP: 0.272, SLG: 0.311 (8, 2)										4	0	0	0	0	0	3											
<b>Inning Stats</b>	R: 0 E: 0 K: 0 S: 3	H: 1 LOB: 0 BB: 0 P: 3	R: 0 E: 0 K: 1 S: 5	H: 0 LOB: 0 BB: 0 P: 5	R: 1 E: 0 K: 1 S: 6	H: 1 LOB: 0 BB: 0 P: 6	R: 1 E: 0 K: 1 S: 8	H: 3 LOB: 2 BB: 0 P: 8	R: 0 E: 0 K: 0 S: 3	H: 0 LOB: 1 BB: 1 P: 7	R: 4 E: 1 K: 0 S: 5	H: 2 LOB: 1 BB: 3 P: 17	R: 0 E: 0 K: 1 S: 6	H: 1 LOB: 1 BB: 0 P: 6	R: 0 E: 0 K: 0 S: 3	H: 0 LOB: 2 BB: 1 P: 7	R: 0 E: 0 K: 0 S: 3	H: 0 LOB: 0 BB: 0 P: 3	1B: 5 2B: 2 3B: 0 HR: 1	SF: 1 SAC: 0 DP: 1 HBP: 0	WP: 2 PA: 39 PB: 0 SB: 0 CS: 0						
<b>PITCHER</b>	IP	WLS	BF	H	R	ER	SO	BB	IBB	HBP	BLK	WP	HR	S	P	ERA	WHIP										
<b>Mike Mason, L</b> ERA: 3.31 <b>Tom Henke, R</b> ERA: 5.4 <b>Dickie Noles, R</b> ERA: 5.1 <b>Joey McLaughlin, R</b> ERA: 4.88	5.1	0.2	26	7	6	6	3	3	1	0	0	1	1	28	44	10.12	1.875										

Milwaukee Brewers @ Texas Rangers  
Arlington Stadium, Arlington, TX  
Fri Aug 31 1984, 8:05 PM EDT  
Att: 9,404 - Unknown

AB	33
R	6
H	8
RBI	4
BB	5
SO	4
LOB	14



Batter	1	2	3	4	5	6	7	8	9	AB	R	H	RBI	BB	SO	LOB	BOTTOM										
<b>Mickey Rivers, L</b> OBP: 0.312, SLG: 0.383 (1, 7)										5	0	1	0	0	0	3											
<b>Gary Ward, R</b> OBP: 0.326, SLG: 0.426 (1, 8)										5	2	1	0	0	0	4											
<b>Buddy Bell, R</b> OBP: 0.369, SLG: 0.425 (1, 5)										4	1	1	4	1	0	1											
<b>Larry Parrish, R</b> OBP: 0.341, SLG: 0.488 (1, 10)										4	0	1	1	0	1	2											
<b>Pete O'Brien, L</b> OBP: 0.354, SLG: 0.465 (1, 3)										4	1	2	0	0	0	1											
<b>George Wright, S</b> OBP: 0.276, SLG: 0.396 (1, 9)										4	1	2	0	0	0	2											
<b>Donnie Scott, S</b> OBP: 0.219, SLG: 0.265 <b>Mary Foley, L</b> OBP: 0.311, SLG: 0.417 (9, PH)										3	0	0	0	0	0	2											
<b>Jeff Kunkel, R</b> OBP: 0.219, SLG: 0.351 <b>Bill Sample, R</b> OBP: 0.295, SLG: 0.333 (9, PH)										1	1	1	2	0	0	0											
<b>Curtis Wilkerson, S</b> OBP: 0.277, SLG: 0.263 <b>Alan Bannister, R</b> OBP: 0.333, SLG: 0.341 (9, PH)										3	0	1	0	0	0	1											
<b>Inning Stats</b>	R: 0 E: 0 K: 0 S: 3	H: 0 LOB: 0 BB: 0 P: 3	R: 0 E: 0 K: 1 S: 6	H: 1 LOB: 0 BB: 0 P: 6	R: 0 E: 0 K: 0 S: 3	H: 0 LOB: 0 BB: 0 P: 3	R: 1 E: 0 K: 0 S: 5	H: 2 LOB: 1 BB: 0 P: 5	R: 0 E: 0 K: 0 S: 4	H: 1 LOB: 1 BB: 0 P: 4	R: 0 E: 0 K: 0 S: 3	H: 0 LOB: 0 BB: 0 P: 3	R: 0 E: 0 K: 1 S: 6	H: 1 LOB: 1 BB: 0 P: 6	R: 0 E: 0 K: 0 S: 4	H: 2 LOB: 2 BB: 1 P: 8	R: 6 E: 1 K: 1 S: 10	H: 5 LOB: 0 BB: 0 P: 10	1B: 10 2B: 1 3B: 0 HR: 1	SF: 0 SAC: 0 DP: 1 HBP: 0	WP: 0 PA: 39 PB: 0 SB: 1 CS: 0						
<b>PITCHER</b>	IP	WLS	BF	H	R	ER	SO	BB	IBB	HBP	BLK	WP	HR	S	P	ERA	WHIP										
<b>Moose Haas, R</b> ERA: 3.92 <b>Jack Lazorko, R</b> ERA: 4.05 <b>Rick Waits, L</b> ERA: 2.66 <b>Pete Ladd, R</b> ERA: 5.34	5.0	3.0	14	5	2	2	1	1	0	0	0	0	0	15	19	6.00	2.000										

Milwaukee Brewers @ Texas Rangers  
Arlington Stadium, Arlington, TX  
Fri Aug 31 1984, 8:05 PM EDT  
Att: 9,404 - Unknown

AB	38
R	7
H	12
RBI	7
BB	1
SO	3
LOB	19





Batter	1	2	3	4	5	6	7	8	9	AB	R	H	RBI	BB	SO	LOB	TOP					
Dion James, L OBP: 0.329, SLG: 0.365 (1, 9)										4	0	4	2	1	0	0	<b>Milwaukee Brewers @ Texas Rangers</b> Arlington Stadium, Arlington, TX Sat Sep 01 1984, 8:05 PM EDT Att: 14,909 - Unknown					
Jim Gantner, L OBP: 0.325, SLG: 0.362 (1, 4)										5	0	1	0	0	1	6						
Robin Yount, R OBP: 0.364, SLG: 0.422 (1, 6)										4	1	1	0	1	0	2						
Cecil Cooper, L OBP: 0.306, SLG: 0.377 (1, 3)										5	1	1	0	0	3	1						
Ben Oglivie, L OBP: 0.316, SLG: 0.367 (1, 7)										4	0	1	2	1	1	1						
Ted Simmons, S OBP: 0.271, SLG: 0.303 (1, 10)										5	0	1	0	0	0	2						
Bill Schroeder, R OBP: 0.292, SLG: 0.518 (1, 2)										4	0	0	0	0	1	2						
Ed Romero, R OBP: 0.299, SLG: 0.284 (1, 5)										4	1	2	0	0	0	0						
Rick Manning, L OBP: 0.316, SLG: 0.368 (1, 8)										4	1	3	0	0	0	0						
<b>Inning Stats</b>	R: 2 E: 1 K: 1 S: 8	H: 4 LOB: 2 BB: 1 P: 12	R: 0 E: 0 K: 0 S: 3	H: 0 LOB: 1 BB: 1 P: 7	R: 0 E: 0 K: 1 S: 5	H: 0 LOB: 1 BB: 1 P: 9	R: 0 E: 0 K: 0 S: 5	H: 3 LOB: 2 BB: 0 P: 5	R: 0 E: 0 K: 2 S: 7	H: 0 LOB: 0 BB: 0 P: 7	R: 1 E: 0 K: 1 S: 8	H: 3 LOB: 2 BB: 0 P: 8	R: 0 E: 0 K: 1 S: 6	H: 1 LOB: 1 BB: 0 P: 6	R: 1 E: 0 K: 0 S: 6	H: 3 LOB: 2 BB: 0 P: 6	R: 0 E: 0 K: 0 S: 3	H: 0 LOB: 0 BB: 0 P: 3	1B: 12 2B: 2 3B: 0 HR: 0	SF: 0 SAC: 0 DP: 1 HBP: 0	WP: 0 PB: 0 SB: 1 CS: 1	PA: 42
<b>PITCHER</b>	IP WLS BF H R ER SO BB IBB HBP BLK WP HR S P ERA WHIP	IP WLS BF H R ER SO BB IBB HBP BLK WP HR S P ERA WHIP																				
Dave Stewart, R ERA: 5.4 (1, 1)	6.0 W 29 10 3 3 5 3 0 0 0 0 0 0 36 48 4.50 2.167																					
Tom Henke, R ERA: 5.4 (7, 1)	1.2 9 4 1 1 1 0 0 0 0 0 0 0 0 11 11 5.40 2.400																					
Dave Schmidt, R ERA: 1.9 (8, 1)	1.1 S 4 0 0 0 0 0 0 0 0 0 0 0 4 4 0.00 0.000																					

Batter	1	2	3	4	5	6	7	8	9	AB	R	H	RBI	BB	SO	LOB	BOTTOM					
Bill Sample, R OBP: 0.294, SLG: 0.333 (1, 7)										5	1	1	0	0	0	3	<b>Milwaukee Brewers @ Texas Rangers</b> Arlington Stadium, Arlington, TX Sat Sep 01 1984, 8:05 PM EDT Att: 14,909 - Unknown					
Gary Ward, R OBP: 0.330, SLG: 0.430 (1, 8)										4	2	3	1	0	0	0						
Buddy Bell, R OBP: 0.372, SLG: 0.438 (1, 5)										4	2	3	4	0	0	1						
Larry Parrish, R OBP: 0.338, SLG: 0.485 (1, 10)										3	0	0	1	0	0	2						
Pete O'Brien, L OBP: 0.351, SLG: 0.461 (1, 3)										4	0	0	0	0	1	1						
George Wright, S OBP: 0.276, SLG: 0.397 (1, 9)										4	1	1	0	0	1	0						
Donnie Scott, S OBP: 0.271, SLG: 0.266 (1, 2)										3	0	1	0	0	0	0						
Jeff Kunkel, R OBP: 0.212, SLG: 0.339 (1, 6)										4	1	0	0	0	0	3						
Curtis Wilkerson, S OBP: 0.281, SLG: 0.271 (1, 4)										4	1	3	1	0	0	0						
<b>Inning Stats</b>	R: 0 E: 0 K: 0 S: 4	H: 1 LOB: 1 BB: 0 P: 4	R: 0 E: 0 K: 1 S: 5	H: 0 LOB: 0 BB: 0 P: 5	R: 3 E: 0 K: 0 S: 6	H: 3 LOB: 0 BB: 0 P: 6	R: 0 E: 1 K: 1 S: 6	H: 0 LOB: 1 BB: 0 P: 6	R: 3 E: 1 K: 0 S: 6	H: 3 LOB: 0 BB: 0 P: 6	R: 1 E: 1 K: 0 S: 5	H: 2 LOB: 1 BB: 0 P: 5	R: 0 E: 0 K: 0 S: 4	H: 1 LOB: 1 BB: 0 P: 4	R: 1 E: 0 K: 0 S: 5	H: 2 LOB: 1 BB: 0 P: 5	R: 0 E: 0 K: 0 S: 5	H: 2 LOB: 1 BB: 0 P: 5	1B: 6 2B: 4 3B: 1 HR: 1	SF: 1 SAC: 1 DP: 0 HBP: 0	WP: 0 PB: 0 SB: 0 CS: 0	PA: 37
<b>PITCHER</b>	IP WLS BF H R ER SO BB IBB HBP BLK WP HR S P ERA WHIP	IP WLS BF H R ER SO BB IBB HBP BLK WP HR S P ERA WHIP																				
Mike Caldwell, L ERA: 4.75 (1, 1)	4.1 L 21 7 6 6 2 0 0 0 0 0 0 0 25 25 12.46 1.615																					
Tom Tellmann, R ERA: 2.64 (5, 1)	3.2 16 5 2 1 0 0 0 0 0 0 0 0 0 16 16 2.46 1.364																					







Batter	1	2	3	4	5	6	7	8	9	10	11	12	13	AB R H RBI BB SO LOB	TOP
Jack Perconte, L OBP: 0.358, SLG: 0.348 (1, 4)														6 1 1 0 0 2 3	
Spike Owen, S OBP: 0.317, SLG: 0.345 (1, 6)														4 2 2 0 0 0 0	
Alvin Davis, L OBP: 0.392, SLG: 0.489 (1, 3)														6 0 2 1 0 1 2	
Ken Phelps, L OBP: 0.390, SLG: 0.569 (1, 10)														4 1 0 0 2 0 2	
Al Cowens, R OBP: 0.305, SLG: 0.434 (1, 9)														5 1 1 1 1 0 2	
Steve Henderson, R OBP: 0.352, SLG: 0.440 (1, 7)														4 1 1 1 0 0 0 1 0 0 1 0 1 2	
Phil Bradley, R OBP: 0.361, SLG: 0.340 (9, 7)														4 0 2 0 0 1 0 2 0 1 1 0 1 0	
Jim Presley, R OBP: 0.258, SLG: 0.407 (1, 5)														AB 46 R 6 H 11 RBI 5 BB 3 SO 6 LOB 16	
Darrell Coles, R OBP: 0.298, SLG: 0.237 (10, PR)														3 0 0 0 0 0 1 2 0 1 0 0 0 1	
Bob Kearney, R OBP: 0.267, SLG: 0.342 (1, 2)															
Orlando Mercado, R OBP: 0.259, SLG: 0.290 (12, PH)															
John Moses, S OBP: 0.259, SLG: 0.290 (12, PH)															
John Moses, S OBP: 0.259, SLG: 0.290 (12, PH)														5 0 0 0 0 0 3	
John Moses, S OBP: 0.259, SLG: 0.290 (12, PH)														5 0 0 0 0 0 3	
John Moses, S OBP: 0.259, SLG: 0.290 (12, PH)														5 0 0 0 0 0 3	
John Moses, S OBP: 0.259, SLG: 0.290 (12, PH)														5 0 0 0 0 0 3	
John Moses, S OBP: 0.259, SLG: 0.290 (12, PH)														5 0 0 0 0 0 3	
John Moses, S OBP: 0.259, SLG: 0.290 (12, PH)														5 0 0 0 0 0 3	
John Moses, S OBP: 0.259, SLG: 0.290 (12, PH)														5 0 0 0 0 0 3	
John Moses, S OBP: 0.259, SLG: 0.290 (12, PH)														5 0 0 0 0 0 3	
John Moses, S OBP: 0.259, SLG: 0.290 (12, PH)														5 0 0 0 0 0 3	
John Moses, S OBP: 0.259, SLG: 0.290 (12, PH)														5 0 0 0 0 0 3	
John Moses, S OBP: 0.259, SLG: 0.290 (12, PH)														5 0 0 0 0 0 3	
John Moses, S OBP: 0.259, SLG: 0.290 (12, PH)														5 0 0 0 0 0 3	
John Moses, S OBP: 0.259, SLG: 0.290 (12, PH)														5 0 0 0 0 0 3	
John Moses, S OBP: 0.259, SLG: 0.290 (12, PH)														5 0 0 0 0 0 3	
John Moses, S OBP: 0.259, SLG: 0.290 (12, PH)														5 0 0 0 0 0 3	
John Moses, S OBP: 0.259, SLG: 0.290 (12, PH)														5 0 0 0 0 0 3	
John Moses, S OBP: 0.259, SLG: 0.290 (12, PH)														5 0 0 0 0 0 3	
John Moses, S OBP: 0.259, SLG: 0.290 (12, PH)														5 0 0 0 0 0 3	
John Moses, S OBP: 0.259, SLG: 0.290 (12, PH)														5 0 0 0 0 0 3	
John Moses, S OBP: 0.259, SLG: 0.290 (12, PH)														5 0 0 0 0 0 3	
John Moses, S OBP: 0.259, SLG: 0.290 (12, PH)														5 0 0 0 0 0 3	
John Moses, S OBP: 0.259, SLG: 0.290 (12, PH)														5 0 0 0 0 0 3	
John Moses, S OBP: 0.259, SLG: 0.290 (12, PH)														5 0 0 0 0 0 3	
John Moses, S OBP: 0.259, SLG: 0.290 (12, PH)														5 0 0 0 0 0 3	
John Moses, S OBP: 0.259, SLG: 0.290 (12, PH)														5 0 0 0 0 0 3	
John Moses, S OBP: 0.259, SLG: 0.290 (12, PH)														5 0 0 0 0 0 3	
John Moses, S OBP: 0.259, SLG: 0.290 (12, PH)														5 0 0 0 0 0 3	
John Moses, S OBP: 0.259, SLG: 0.290 (12, PH)														5 0 0 0 0 0 3	
John Moses, S OBP: 0.259, SLG: 0.290 (12, PH)														5 0 0 0 0 0 3	
John Moses, S OBP: 0.259, SLG: 0.290 (12, PH)														5 0 0 0 0 0 3	
John Moses, S OBP: 0.259, SLG: 0.290 (12, PH)														5 0 0 0 0 0 3	
John Moses, S OBP: 0.259, SLG: 0.290 (12, PH)														5 0 0 0 0 0 3	
John Moses, S OBP: 0.259, SLG: 0.290 (12, PH)														5 0 0 0 0 0 3	
John Moses, S OBP: 0.259, SLG: 0.290 (12, PH)														5 0 0 0 0 0 3	
John Moses, S OBP: 0.259, SLG: 0.290 (12, PH)														5 0 0 0 0 0 3	
John Moses, S OBP: 0.259, SLG: 0.290 (12, PH)														5 0 0 0 0 0 3	
John Moses, S OBP: 0.259, SLG: 0.290 (12, PH)														5 0 0 0 0 0 3	
John Moses, S OBP: 0.259, SLG: 0.290 (12, PH)														5 0 0 0 0 0 3	
John Moses, S OBP: 0.259, SLG: 0.290 (12, PH)														5 0 0 0 0 0 3	
John Moses, S OBP: 0.259, SLG: 0.290 (12, PH)														5 0 0 0 0 0 3	
John Moses, S OBP: 0.259, SLG: 0.290 (12, PH)														5 0 0 0 0 0 3	
John Moses, S OBP: 0.259, SLG: 0.290 (12, PH)														5 0 0 0 0 0 3	
John Moses, S OBP: 0.259, SLG: 0.290 (12, PH)														5 0 0 0 0 0 3	
John Moses, S OBP: 0.259, SLG: 0.290 (12, PH)														5 0 0 0 0 0 3	
John Moses, S OBP: 0.259, SLG: 0.290 (12, PH)														5 0 0 0 0 0 3	
John Moses, S OBP: 0.259, SLG: 0.290 (12, PH)														5 0 0 0 0 0 3	
John Moses, S OBP: 0.259, SLG: 0.290 (12, PH)														5 0 0 0 0 0 3	
John Moses, S OBP: 0.259, SLG: 0.290 (12, PH)														5 0 0 0 0 0 3	
John Moses, S OBP: 0.259, SLG: 0.290 (12, PH)														5 0 0 0 0 0 3	
John Moses, S OBP: 0.259, SLG: 0.290 (12, PH)														5 0 0 0 0 0 3	
John Moses, S OBP: 0.259, SLG: 0.290 (12, PH)														5 0 0 0 0 0 3	
John Moses, S OBP: 0.259, SLG: 0.290 (12, PH)														5 0 0 0 0 0 3	
John Moses, S OBP: 0.259, SLG: 0.290 (12, PH)													</		











Batter	1	2	3	4	5	6	7	8	9	AB	R	H	RBI	BB	SO	LOB	TOP			
Mickey Rivers, L (1, 10) OBP: 0.321, SLG: 0.391										4	1	3	0	0	1	0	<b>Texas Rangers @ Minnesota Twins</b> Hubert H. Humphrey Metrodome, Minneapolis, MN Sat Sep 08 1984, 4:33 AM EDT Att: 14,456 - Unknown <a href="http://livebaseballscores.com">livebaseballscores.com</a>			
Gary Ward, R (1, 8) OBP: 0.324, SLG: 0.422										4	1	1	0	0	0	2				
Buddy Bell, R (1, 5) OBP: 0.374, SLG: 0.440										4	1	1	2	0	1	3				
Larry Parrish, R (1, 9) OBP: 0.347, SLG: 0.485										4	0	1	0	0	1	1				
Pete O'Brien, L (1, 3) OBP: 0.351, SLG: 0.457										2	0	0	1	1	0	1				
Bill Sample, R (1, 7) OBP: 0.292, SLG: 0.338										4	0	1	0	0	0	1				
Jeff Kunkel, R (1, 6) OBP: 0.209, SLG: 0.328										2	0	1	0	0	0	0				
Bob Jones, L (7, PH) OBP: 0.310, SLG: 0.375										1	0	0	0	0	0	0				
Wayne Tolleson, S (7, 4) OBP: 0.290, SLG: 0.267										0	0	0	0	0	0	0				
Tom Dunbar, L (9, PH) OBP: 0.321, SLG: 0.382										1	0	0	0	0	0	0				
Ned Yost, R (1, 2) OBP: 0.191, SLG: 0.254										3	0	0	0	0	1	2				
George Wright, S (9, PH) OBP: 0.265, SLG: 0.359										1	0	0	0	0	0	0				
Curtis Wilkerson, S (1, 4) OBP: 0.284, SLG: 0.281										3	1	1	1	0	0	0				
Mary Foley, L (9, PH) OBP: 0.306, SLG: 0.410										1	0	0	0	0	1	0				
<b>Inning Stats</b>	R: 3 E: 1 K: 0 S: 6	H: 2 LOB: 0 BB: 0 P: 6	R: 0 E: 0 K: 0 S: 3	H: 0 LOB: 0 BB: 0 P: 3	R: 0 E: 0 K: 1 S: 5	H: 1 LOB: 0 BB: 0 P: 5	R: 0 E: 0 K: 0 S: 5	H: 3 LOB: 2 BB: 0 P: 5	R: 0 E: 0 K: 1 S: 5	H: 0 LOB: 1 BB: 1 P: 7	R: 1 E: 0 K: 1 S: 8	H: 3 LOB: 3 BB: 0 P: 8	R: 0 E: 0 K: 1 S: 5	H: 0 LOB: 0 BB: 0 P: 5	R: 0 E: 0 K: 1 S: 5	H: 0 LOB: 0 BB: 0 P: 5	1B: 7 2B: 1 3B: 0 HR: 1	SF: 1 SAC: 0 DP: 1 HBP: 0	WP: 0 PB: 0 SB: 0 CS: 1	PA: 36
<b>PITCHER</b> John Butcher, R (1, 1) ERA: 3.12	IP: 9.0 WLS: W BF: 36 H: 9 R: 4 ER: 2 SO: 5 BB: 1 IBB: 0 HBP: 0 BLK: 0 WP: 0 HR: 1 S: 45 P: 49 ERA: 2.00 WHIP: 1.11															<b>PITCHER</b>				

Batter	1	2	3	4	5	6	7	8	9	AB	R	H	RBI	BB	SO	LOB	BOTTOM			
Kirby Puckett, R (1, 8) OBP: 0.320, SLG: 0.332										5	1	2	0	0	0	1	<b>Texas Rangers @ Minnesota Twins</b> Hubert H. Humphrey Metrodome, Minneapolis, MN Sat Sep 08 1984, 4:33 AM EDT Att: 14,456 - Unknown <a href="http://livebaseballscores.com">livebaseballscores.com</a>			
Tim Lincecum, R (1, 4) OBP: 0.382, SLG: 0.419										4	0	1	0	0	2	3				
Mickey Hatcher, R (1, 7) OBP: 0.347, SLG: 0.408										4	1	2	3	0	0	0				
Kent Hrbek, L (1, 3) OBP: 0.386, SLG: 0.512										3	0	1	0	1	1	2				
Tom Brunansky, R (1, 9) OBP: 0.328, SLG: 0.473										2	0	0	0	2	0	1				
Gary Gaetti, R (1, 5) OBP: 0.315, SLG: 0.352										4	0	0	0	0	2	5				
Dave Engle, R (1, 10) OBP: 0.312, SLG: 0.358										3	0	0	0	0	1	2				
Pat Putnam, L (6, PH) OBP: 0.235, SLG: 0.262										1	0	0	0	0	0	0				
Chris Speier, R (1, 6) OBP: 0.227, SLG: 0.280										3	0	0	0	0	1	0				
Randy Bush, L (8, PH) OBP: 0.301, SLG: 0.391										1	1	1	0	0	0	0				
Houston Jimenez, R (9, 6) OBP: 0.240, SLG: 0.247										0	0	0	0	0	0	0				
Tim Lincecum, R (1, 2) OBP: 0.247, SLG: 0.388										4	2	4	2	0	0	0				
<b>Inning Stats</b>	R: 0 E: 0 K: 1 S: 7	H: 2 LOB: 3 BB: 1 P: 11	R: 1 E: 0 K: 1 S: 6	H: 1 LOB: 0 BB: 0 P: 6	R: 0 E: 0 K: 2 S: 7	H: 0 LOB: 0 BB: 0 P: 7	R: 0 E: 0 K: 0 S: 3	H: 0 LOB: 0 BB: 0 P: 3	R: 0 E: 0 K: 0 S: 4	H: 1 LOB: 1 BB: 0 P: 4	R: 0 E: 0 K: 2 S: 8	H: 1 LOB: 2 BB: 1 P: 12	R: 3 E: 0 K: 1 S: 8	H: 3 LOB: 1 BB: 1 P: 12	R: 1 E: 0 K: 0 S: 5	H: 3 LOB: 2 BB: 0 P: 5	1B: 6 2B: 3 3B: 0 HR: 2	SF: 0 SAC: 0 DP: 0 HBP: 0	WP: 0 PB: 0 SB: 0 CS: 0	PA: 37
<b>PITCHER</b> Frank Tanana, L (1, 1) ERA: 3.15	IP: 6.2 WLS: L BF: 31 H: 8 R: 4 ER: 4 SO: 7 BB: 3 IBB: 0 HBP: 0 BLK: 0 WP: 0 HR: 2 S: 42 P: 54 ERA: 5.40 WHIP: 1.650															<b>PITCHER</b> Dickie Noles, R (7, 1) ERA: 5.13				



Batter	1	2	3	4	5	6	7	8	9	AB R H RBI BB SO LOB	TOP									
Mickey Rivers, L OBP: 0.315, SLG: 0.383 (1, 10)	F7		4-3		F2	F4			K	5 0 0 0 0 1 0	<b>Texas Rangers @ Minnesota Twins</b> Hubert H. Humphrey Metrodome, Minneapolis, MN Sun Sep 09 1984, 4:33 AM EDT Att: 13,458 - Unknown <a href="http://livebaseballscorecards.com">livebaseballscorecards.com</a>									
Gary Ward, R OBP: 0.329, SLG: 0.430 (1, 7)	FC6-4 BB			WP 1B	HR		F7		FC5-4 1B	4 2 3 1 1 0 0										
Buddy Bell, R OBP: 0.374, SLG: 0.445 (1, 5)	FC6-4 1-2			E5 WP 1B	2B 1B		HR		F6	5 3 2 1 0 0 3										
Larry Parrish, R OBP: 0.345, SLG: 0.482 (1, 9)	F9			K	2B 1B		5-3		FC5-4 1-2	5 1 1 0 0 1 3										
Pete O'Brien, L OBP: 0.350, SLG: 0.455 (1, 3)		F5		HR 1B	F8		4-3			4 1 1 1 0 0 2										
George Wright, S OBP: 0.271, SLG: 0.393 (1, 8)	G3			HR 1B	WP 2B			F9		4 1 2 2 0 0 0										
Donnie Scott, S OBP: 0.268, SLG: 0.274 (1, 2)	F9			HR	5-3			BB		3 1 1 3 1 0 1										
Wayne Tolleson, S OBP: 0.287, SLG: 0.263 (1, 4)			K	5-3		F7		F6		4 0 0 0 0 1 1										
Curtis Wilkerson, S OBP: 0.281, SLG: 0.279 (1, 6)			3-1	F7		5-3		F9		4 0 0 0 0 0 1										
<b>Inning Stats</b>	R: 0 E: 0 K: 0 S: 3	H: 0 LOB: 1 BB: 1 P: 7	R: 0 E: 0 K: 0 S: 3	H: 0 LOB: 0 BB: 0 P: 3	R: 0 E: 0 K: 1 S: 5	H: 0 LOB: 0 BB: 0 P: 5	R: 5 E: 1 K: 1 S: 10	H: 4 LOB: 0 BB: 0 P: 10	R: 3 E: 0 K: 0 S: 7	H: 4 LOB: 1 BB: 0 P: 7	R: 1 E: 0 K: 0 S: 4	H: 1 LOB: 0 BB: 0 P: 4	R: 0 E: 0 K: 0 S: 3	H: 0 LOB: 1 BB: 1 P: 7	R: 0 E: 0 K: 1 S: 6	H: 1 LOB: 1 BB: 0 P: 6	1B: 6 2B: 1 3B: 0 HR: 3	SF: 0 SAC: 0 DP: 0 HBP: 0	WP: 3 PB: 0 CS: 0	PA: 40
<b>PITCHER</b>	IP WLS BF H R ER SO BB IBB HBP BLK WP HR S P ERA WHIP											IP WLS BF H R ER SO BB IBB HBP BLK WP HR S P ERA WHIP								
Ken Schrom, R ERA: 4.07 (1, 1)	4.1 L 21 6 7 6 2 1 0 0 0 0 1 0 4 4 12.46 1.615																			
Ed Hodge, L ERA: 4.52 (5, 1)	0.2 4 2 1 1 0 0 0 0 0 0 1 0 4 4 13.50 3.000																			
Jack O'Connor, L ERA: 3.0 (6, 1)	3.0 11 1 1 1 0 1 0 0 0 0 1 0 10 14 3.00 0.667																			
Bobby Castillo, R ERA: 2.11 (9, 1)	1.0 4 1 0 0 1 0 0 0 0 0 0 0 6 6 0.00 1.000																			

Batter	1	2	3	4	5	6	7	8	9	AB R H RBI BB SO LOB	BOTTOM									
Kirby Puckett, R OBP: 0.319, SLG: 0.330 (1, 8)	5-3		PB 1-3 1B		F7	F4			F9	5 0 1 0 0 0 4	<b>Texas Rangers @ Minnesota Twins</b> Hubert H. Humphrey Metrodome, Minneapolis, MN Sun Sep 09 1984, 4:33 AM EDT Att: 13,458 - Unknown <a href="http://livebaseballscorecards.com">livebaseballscorecards.com</a>									
Tim Lincecum, R OBP: 0.360, SLG: 0.416 (1, 4)	F7		K		HR 1B	K		5-3		5 1 1 0 0 2 4										
Mickey Hatcher, R OBP: 0.346, SLG: 0.408 (1, 7)	PB 2B		1-3		K		F7		6-3	5 0 1 0 0 1 3										
Kent Hrbek, L OBP: 0.389, SLG: 0.519 (1, 3)	F8		4-0		HR		BB		1B	3 1 2 3 1 0 1										
Pat Putnam, L OBP: 0.241, SLG: 0.259 (1, 10)		WP 1B BB	K		4-3		G5-4-3 BB			2 0 0 0 2 1 2										
Tom Brunansky, R OBP: 0.326, SLG: 0.470 (1, 9)	F3		K		K		F7		G5-4-3 1-2	4 0 0 0 0 1 3										
Gary Gaetti, R OBP: 0.318, SLG: 0.357 (1, 5)		WP 1B	F5		F5		1B 2B		G4-6-3 1B	4 0 3 0 0 0 0										
Chris Speier, R OBP: 0.222, SLG: 0.274 (1, 6)		K	K		K		E5 1B		G4-6-3 1-2	4 0 0 0 0 2 4										
Tim Lincecum, R OBP: 0.251, SLG: 0.387 (1, 2)		K			HR PB BB		1-2 2-3 1B		F8	3 1 1 0 1 1 2										
<b>Inning Stats</b>	R: 0 E: 0 K: 0 S: 4	H: 1 LOB: 2 BB: 1 P: 4	R: 0 E: 0 K: 2 S: 8	H: 1 LOB: 2 BB: 1 P: 12	R: 0 E: 0 K: 2 S: 8	H: 0 LOB: 0 BB: 0 P: 12	R: 3 E: 1 K: 1 S: 7	H: 2 LOB: 1 BB: 1 P: 11	R: 0 E: 1 K: 1 S: 8	H: 2 LOB: 3 BB: 0 P: 8	R: 0 E: 0 K: 0 S: 3	H: 1 LOB: 1 BB: 1 P: 7	R: 0 E: 0 K: 0 S: 3	H: 1 LOB: 0 BB: 0 P: 3	R: 0 E: 0 K: 0 S: 3	H: 0 LOB: 0 BB: 0 P: 3	1B: 6 2B: 2 3B: 0 HR: 1	SF: 0 SAC: 0 DP: 2 HBP: 0	WP: 1 PB: 3 CS: 0	PA: 39
<b>PITCHER</b>	IP WLS BF H R ER SO BB IBB HBP BLK WP HR S P ERA WHIP											IP WLS BF H R ER SO BB IBB HBP BLK WP HR S P ERA WHIP								
Charlie Hough, R ERA: 3.74 (1, 1)	9.0 W 39 9 3 3 8 4 0 0 0 1 1 51 67 3.00 1.444																			



Batter	1	2	3	4	5	6	7	8	9	AB	R	H	RBI	BB	SO	LOB	TOP					
Mickey Rivers, L OBP: 0.313, SLG: 0.380	G3		F9		F9		F5			5	0	1	0	0	0	0						
Gary Ward, R OBP: 0.333, SLG: 0.436		BB		2B	3B	1B			1B	4	2	3	0	1	0	1						
Buddy Bell, R OBP: 0.377, SLG: 0.449	F9			G3	1B	2B				3	1	2	2	1	0	1						
Bob Jones, L OBP: 0.299, SLG: 0.361	F5			G3						4	0	0	0	0	0	4						
Pete O'Brien, L OBP: 0.351, SLG: 0.454		K			1B				F8	3	0	1	1	1	1	0						
George Wright, S OBP: 0.271, SLG: 0.392	F6				1B					4	0	1	0	0	0	1						
Donnie Scott, S OBP: 0.268, SLG: 0.270	F8				F9					3	0	0	0	1	0	2						
Wayne Tolleson, S OBP: 0.284, SLG: 0.261			6-3							3	0	0	0	0	2	4						
Tom Dunbar, L OBP: 0.317, SLG: 0.377				K					F8	1	0	0	0	0	0	0						
Curtis Wilkerson, S OBP: 0.279, SLG: 0.277										3	0	0	0	0	0	0						
Mary Foley, L OBP: 0.353, SLG: 0.406			4-3						F8	1	0	0	0	0	1	0						
<b>Inning Stats</b>	R: 0 E: 0 K: 0 S: 3	H: 0 LOB: 1 BB: 1 P: 7	R: 0 E: 0 K: 1 S: 5	H: 0 LOB: 0 BB: 0 P: 5	R: 0 E: 0 K: 0 S: 3	H: 0 LOB: 0 BB: 0 P: 3	R: 2 E: 0 K: 1 S: 9	H: 4 LOB: 2 BB: 0 P: 9	R: 1 E: 0 K: 0 S: 4	H: 2 LOB: 1 BB: 0 P: 4	R: 0 E: 0 K: 1 S: 5	H: 0 LOB: 2 BB: 2 P: 13	R: 0 E: 0 K: 0 S: 4	H: 1 LOB: 1 BB: 1 P: 8	R: 0 E: 0 K: 0 S: 3	H: 0 LOB: 0 BB: 0 P: 3	R: 0 E: 0 K: 1 S: 6	H: 1 LOB: 1 BB: 0 P: 6	1B: 6 2B: 1 3B: 1 HR: 0	SF: 0 SAC: 0 DP: 0 HBP: 0	WP: 1 PB: 0 SB: 1 CS: 0	PA: 38
<b>PITCHER</b> Jim Beattie, R ERA: 3.65	IP: 9.0 WLS: W BF: 38 H: 8 R: 3 ER: 3 SO: 4 BB: 4 IBB: 0 HBP: 0 BLK: 0 WP: 1 HR: 0 S: 42 P: 58 ERA: 3.00 WHIP: 1.333															<b>PITCHER</b>						

Texas Rangers @ Seattle Mariners  
The Kingdome, Seattle, WA  
Mon Sep 10 1984, 10:05 PM EDT  
Att: 4,509 - Unknown

AB 34  
R 3  
H 8  
RBI 3  
BB 4  
SO 4  
LOB 13



Batter	1	2	3	4	5	6	7	8	9	AB	R	H	RBI	BB	SO	LOB	BOTTOM					
Jack Perconte, L OBP: 0.355, SLG: 0.344	F5		F9							4	0	2	1	0	0	0						
Spike Owen, S OBP: 0.311, SLG: 0.337	F7			K	FC4					4	1	0	1	0	1	2						
Alvin Davis, L OBP: 0.388, SLG: 0.487	F9			F7						4	1	1	2	0	0	0						
Ken Phelps, L OBP: 0.382, SLG: 0.548		K			FC4					4	0	1	0	0	2	0						
Steve Henderson, R OBP: 0.357, SLG: 0.444										2	1	1	0	1	0	1						
Dave Henderson, R OBP: 0.314, SLG: 0.470					FC6-4					1	1	1	0	0	0	0						
Phil Bradley, R OBP: 0.354, SLG: 0.347		BB								3	1	2	1	0	0	1						
Jim Presley, R OBP: 0.257, SLG: 0.444	F7									3	1	1	2	0	0	2						
Bob Kearney, R OBP: 0.258, SLG: 0.329	F9									3	1	1	2	0	0	2						
Bob Kearney, R OBP: 0.258, SLG: 0.329			6-3							4	0	0	0	0	1	1						
John Moses, S OBP: 0.267, SLG: 0.267										3	1	1	0	0	0	1						
<b>Inning Stats</b>	R: 0 E: 0 K: 0 S: 3	H: 0 LOB: 0 BB: 0 P: 3	R: 0 E: 0 K: 1 S: 5	H: 0 LOB: 1 BB: 1 P: 9	R: 0 E: 0 K: 0 S: 3	H: 0 LOB: 0 BB: 0 P: 3	R: 0 E: 0 K: 1 S: 6	H: 1 LOB: 1 BB: 0 P: 6	R: 2 E: 0 K: 0 S: 6	H: 3 LOB: 1 BB: 0 P: 6	R: 1 E: 0 K: 1 S: 7	H: 2 LOB: 1 BB: 0 P: 7	R: 3 E: 0 K: 0 S: 6	H: 3 LOB: 0 BB: 0 P: 6	R: 0 E: 0 K: 1 S: 6	H: 1 LOB: 0 BB: 0 P: 6	R: 1 E: 0 K: 1 S: 6	H: 1 LOB: 0 BB: 0 P: 6	1B: 6 2B: 2 3B: 1 HR: 1	SF: 1 SAC: 1 DP: 0 HBP: 0	WP: 0 PB: 1 SB: 1 CS: 0	PA: 35
<b>PITCHER</b> Danny Darwin, R ERA: 4.12	IP: 7.0 WLS: L BF: 31 H: 9 R: 6 ER: 6 SO: 3 BB: 1 IBB: 0 HBP: 0 BLK: 0 WP: 0 HR: 1 S: 36 P: 40 ERA: 7.71 WHIP: 1.429															<b>PITCHER</b>						
Tom Henke, R ERA: 6.56	IP: 1.0 WLS: L BF: 4 H: 1 R: 1 ER: 1 SO: 1 BB: 0 IBB: 0 HBP: 0 BLK: 0 WP: 0 HR: 0 S: 6 P: 6 ERA: 9.00 WHIP: 1.000															<b>PITCHER</b>						

Texas Rangers @ Seattle Mariners  
The Kingdome, Seattle, WA  
Mon Sep 10 1984, 10:05 PM EDT  
Att: 4,509 - Unknown

AB 32  
R 7  
H 10  
RBI 7  
BB 1  
SO 4  
LOB 8





Batter	1	2	3	4	5	6	7	8	9	AB	R	H	RBI	BB	SO	LOB	TOP								
Bill Sample, R OBP: 0.291, SLG: 0.335 (1, 7)										4	1	0	0	1	0	2									
Gary Ward, R OBP: 0.330, SLG: 0.433 (1, 8)										4	0	0	0	0	2	2									
Buddy Bell, R OBP: 0.377, SLG: 0.449 (1, 5)										4	1	2	1	0	2	0									
Larry Parrish, R OBP: 0.345, SLG: 0.481 (1, 10)										4	0	1	0	0	2	1									
Pete O'Brien, L OBP: 0.352, SLG: 0.453 (1, 3)										3	0	1	0	1	0	0									
George Wright, S OBP: 0.271, SLG: 0.390 (1, 9)										4	0	1	1	0	1	1									
Donnie Scott, S OBP: 0.272, SLG: 0.285 (1, 2)										3	1	1	1	1	0	0									
Curtis Wilkerson, S OBP: 0.279, SLG: 0.275 (1, 4)										3	0	0	0	1	1	2									
Jeff Kunkel, R OBP: 0.205, SLG: 0.323 Mickey Rivers, L OBP: 0.315, SLG: 0.382 Jim Anderson, R OBP: 0.184, SLG: 0.111 (1, 6) (8, PH) (8, 6)										2	0	0	0	0	0	1									
										1	0	1	0	0	0	0									
										0	0	0	0	1	0	0									
<b>Inning Stats</b>	R: 0 E: 0 K: 1 S: 5	H: 0 LOB: 0 BB: 0 P: 5	R: 0 E: 0 K: 0 S: 4	H: 1 LOB: 2 BB: 1 P: 8	R: 0 E: 0 K: 1 S: 5	H: 0 LOB: 0 BB: 0 P: 5	R: 0 E: 0 K: 2 S: 7	H: 0 LOB: 0 BB: 0 P: 7	R: 0 E: 0 K: 0 S: 3	H: 0 LOB: 1 BB: 1 P: 7	R: 0 E: 0 K: 1 S: 5	H: 1 LOB: 1 BB: 1 P: 9	R: 1 E: 0 K: 2 S: 8	H: 1 LOB: 0 BB: 0 P: 8	R: 2 E: 0 K: 1 S: 8	H: 4 LOB: 2 BB: 1 P: 12	R: 0 E: 0 K: 0 S: 3	H: 0 LOB: 1 BB: 1 P: 7	1B: 6 2B: 0 3B: 0 HR: 1	SF: 0 SAC: 0 DP: 0 HBP: 0	WP: 0 PB: 0 SB: 1 CS: 1	PA: 37			
<b>PITCHER</b>	IP	WLS	BF	H	R	ER	SO	BB	IBB	HBP	BLK	WP	HR	S	P	ERA	WHIP								
Salome Barojas, R ERA: 4.06 (1, 1)	7.0		26	3	1	1	7	3	0	0	0	0	1	37	49	1.29	0.857								
Ed Nunez, R ERA: 3.36 (8, 1)	0.2		5	3	2	2	1	0	0	0	0	0	0	7	7	27.00	4.500								
Ed Vande Berg, L ERA: 4.81 Karl Best, R ERA: (8, 1) (9, 1)	1.0	W	1	0	0	0	0	2	0	0	0	0	0	3	11	0.00	3.000								
	0.1		1	0	0	0	0	0	0	0	0	0	0	1	1	0.00	0.000								

Texas Rangers @ Seattle Mariners  
The Kingdome, Seattle, WA  
Tue Sep 11 1984, 10:05 PM EDT  
Att: 3,782 - Unknown


AB 32  
R 3  
H 7  
RBI 3  
BB 5  
SO 8  
LOB 9



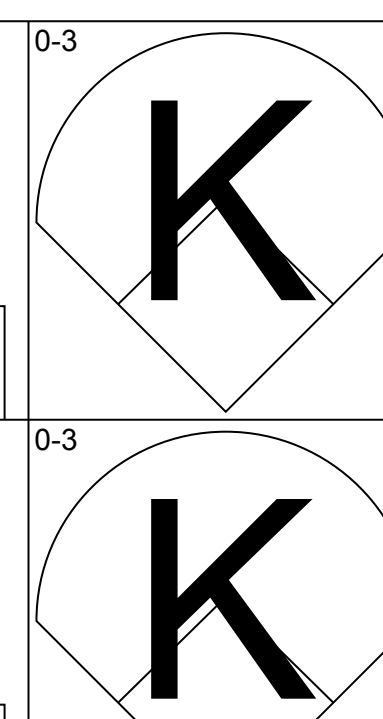
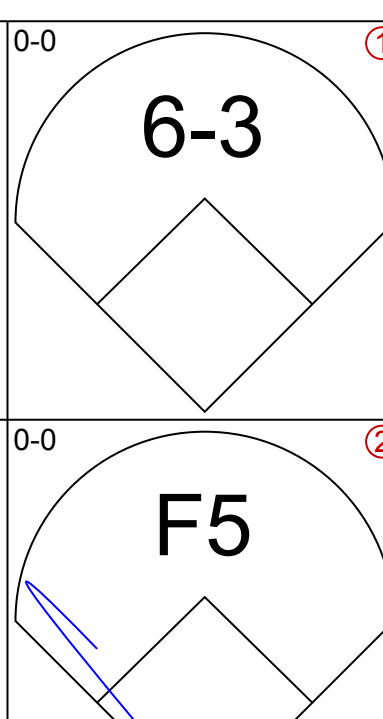
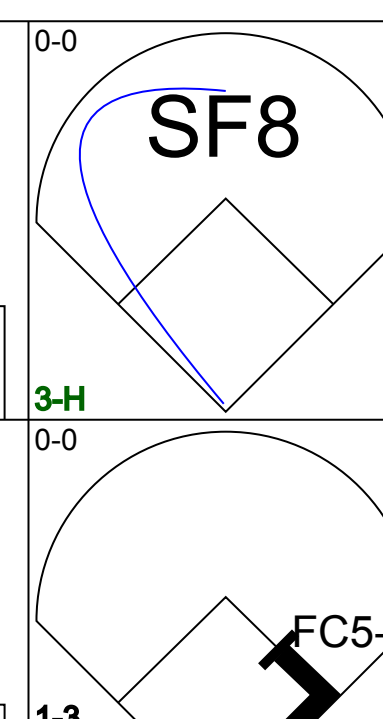
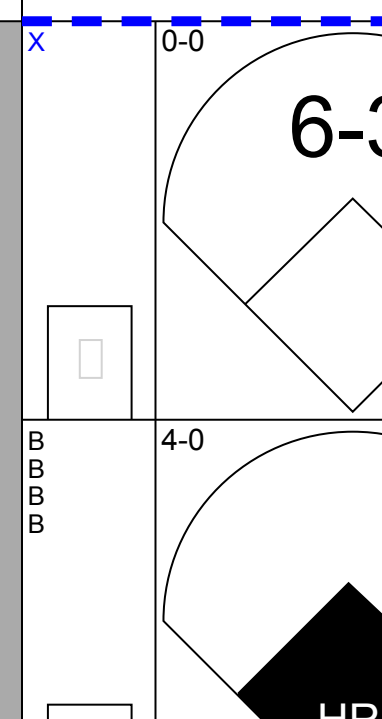
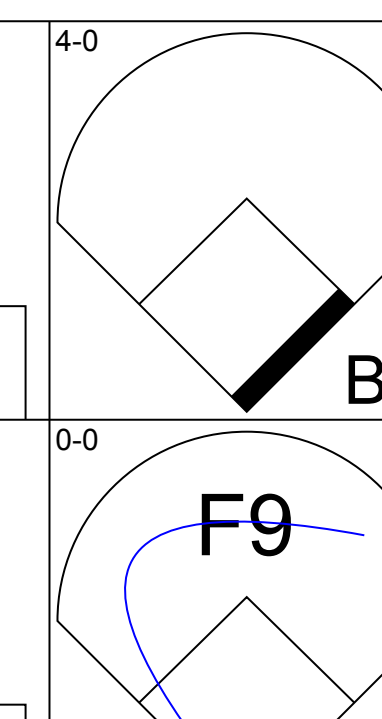
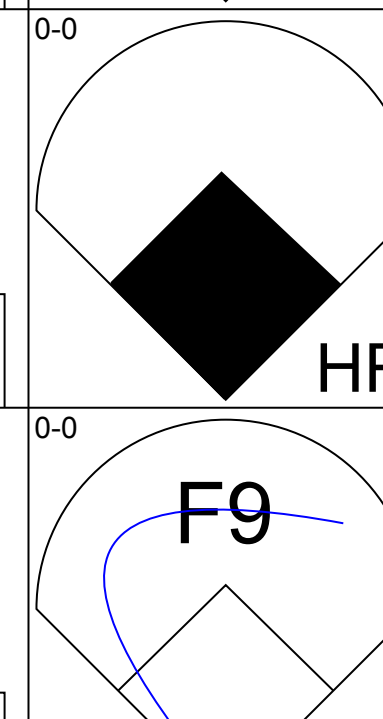
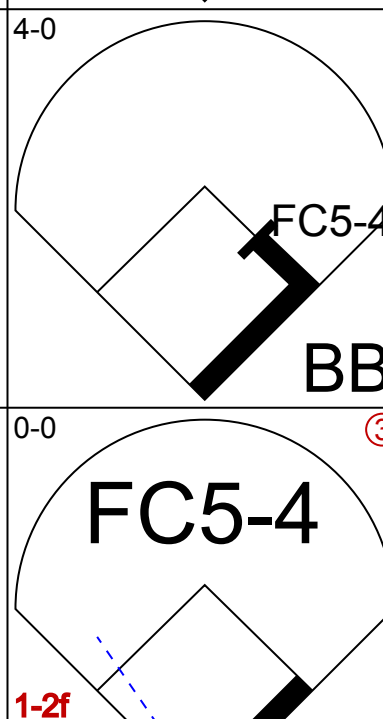
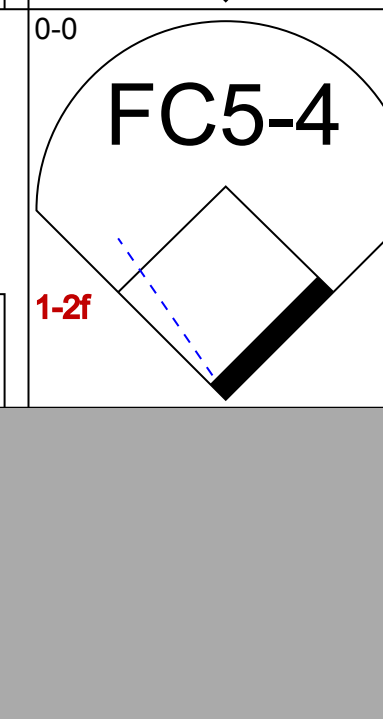
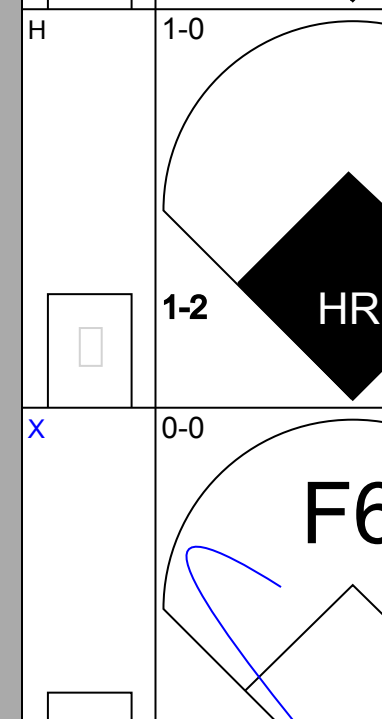



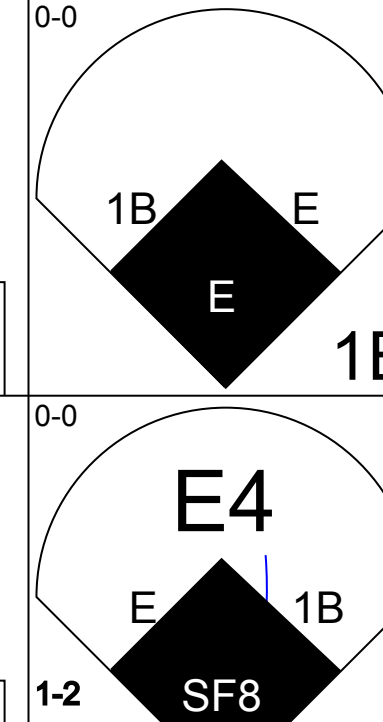
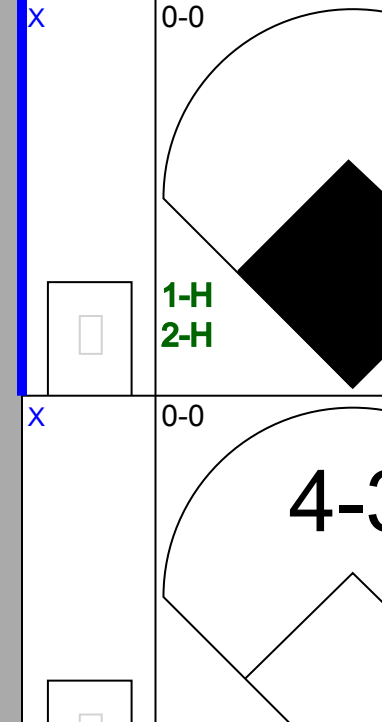





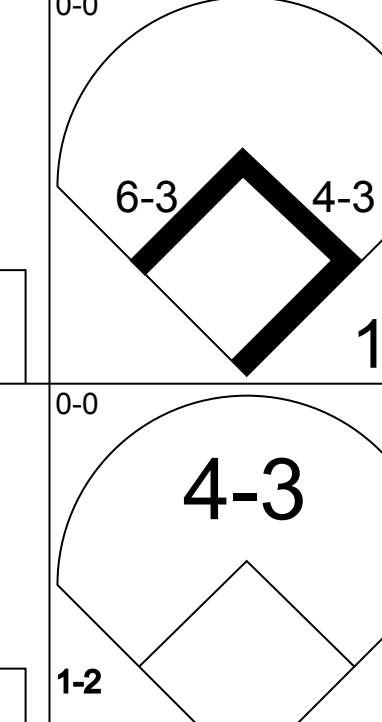
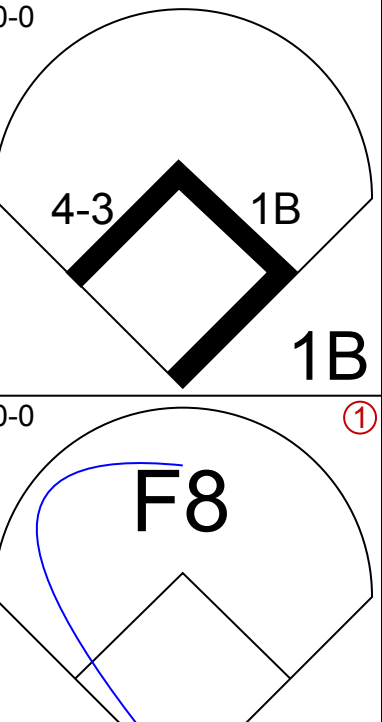
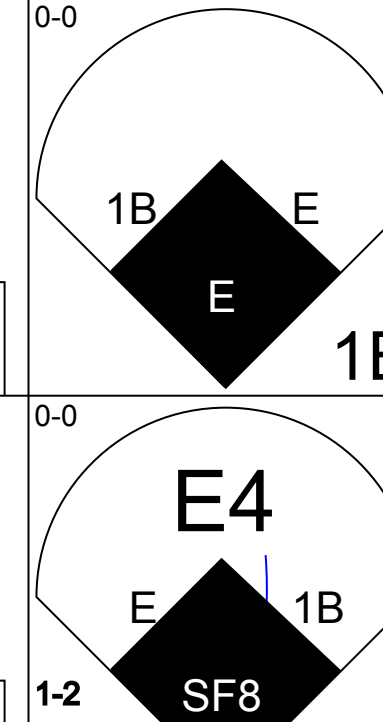
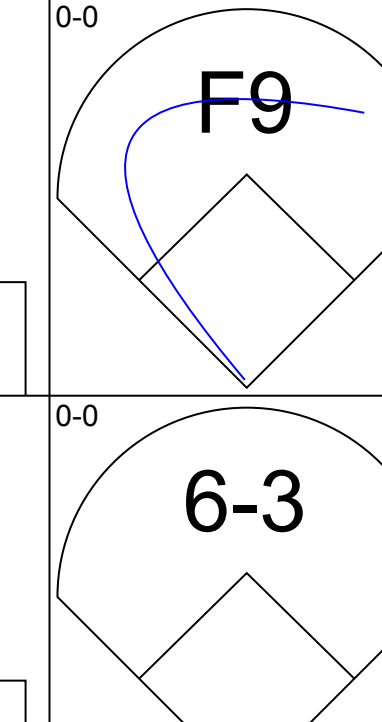
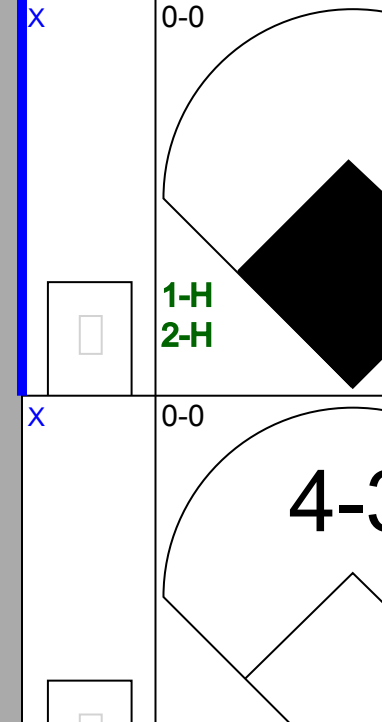


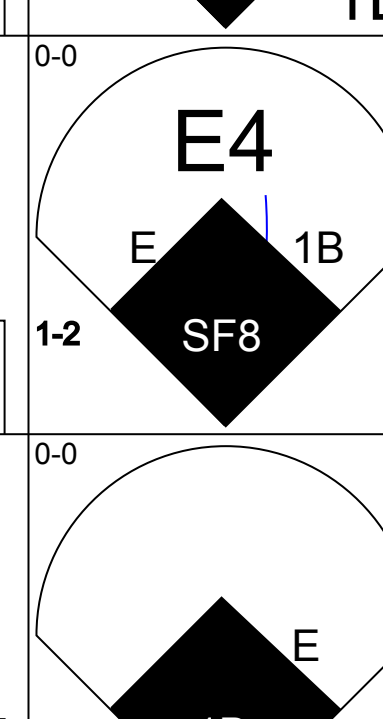

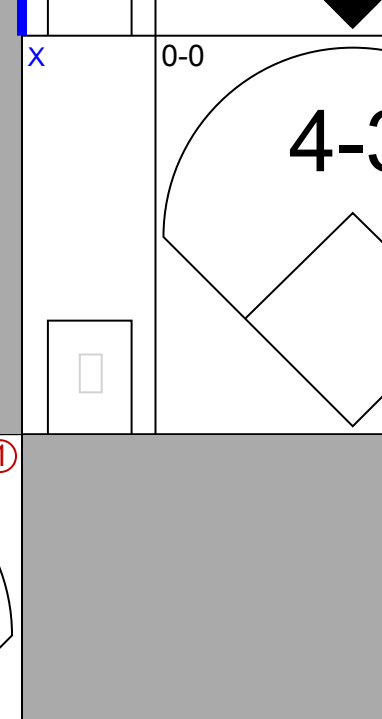
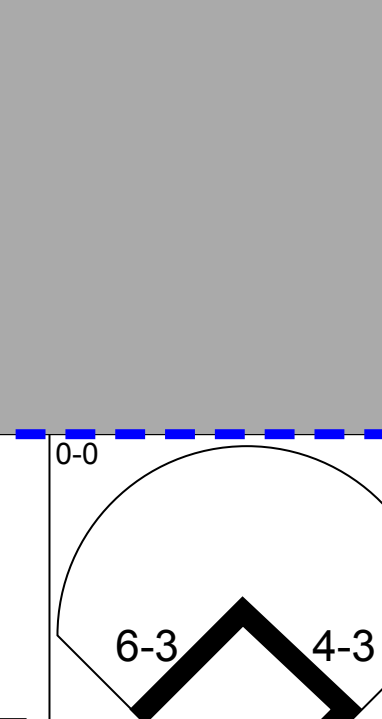
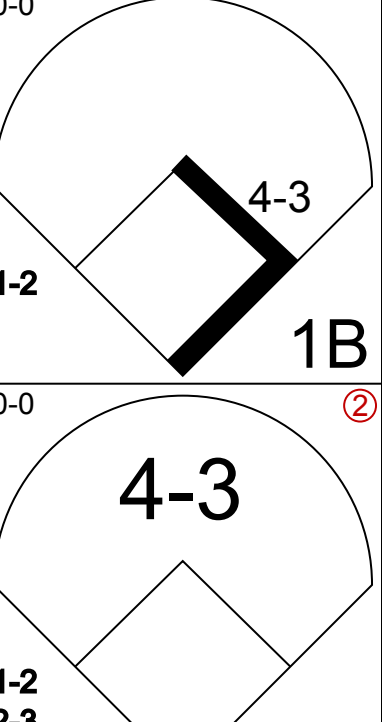
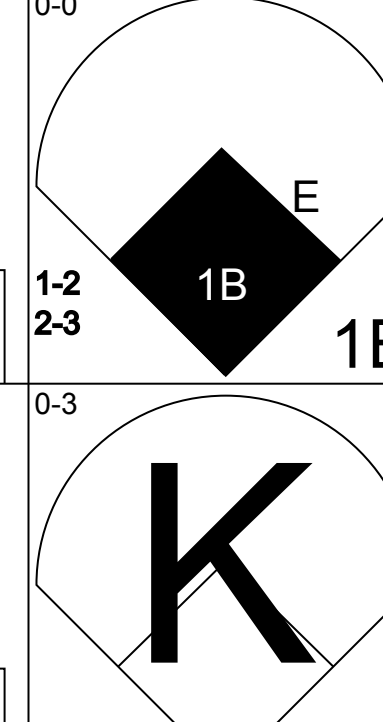
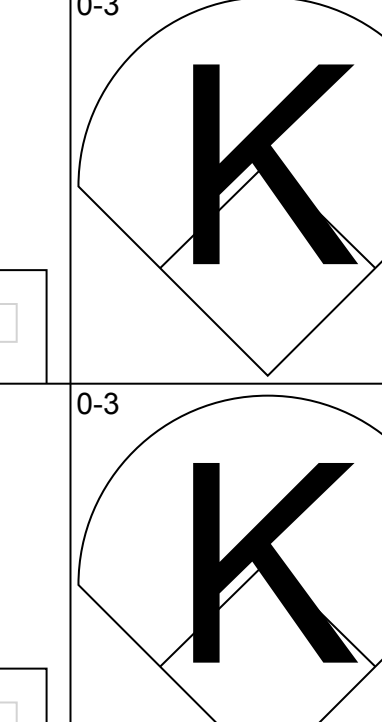
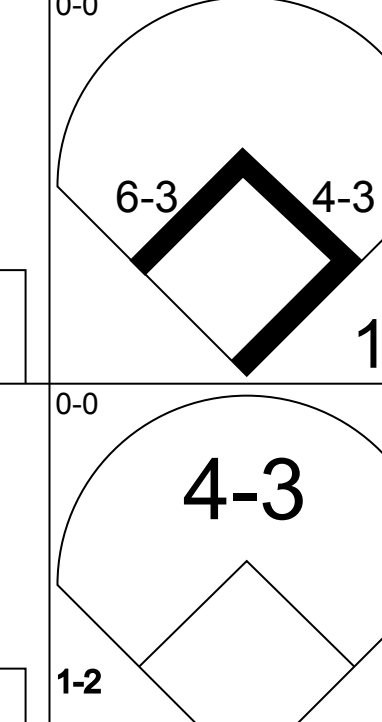
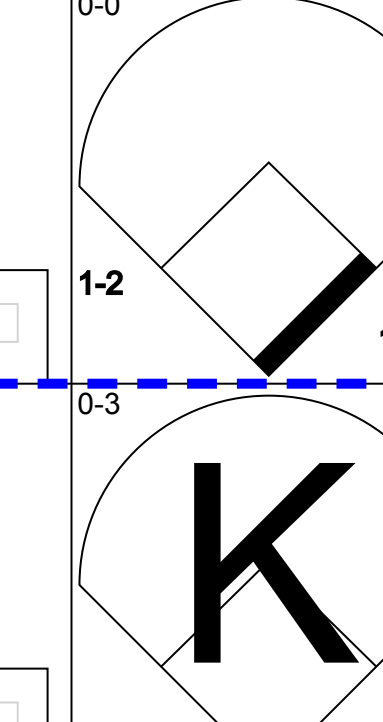
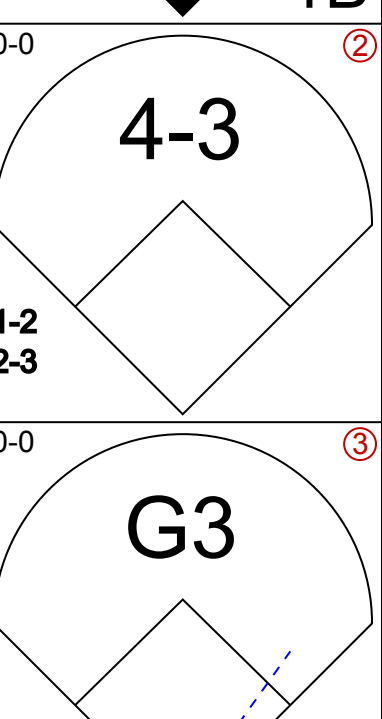
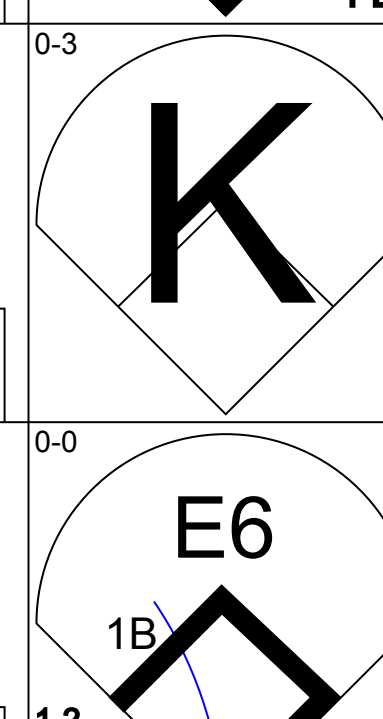
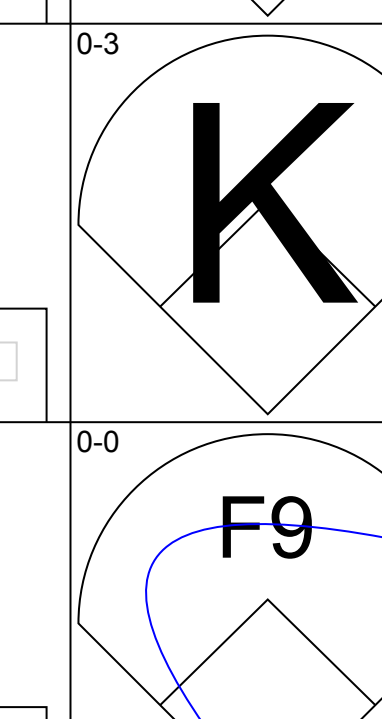
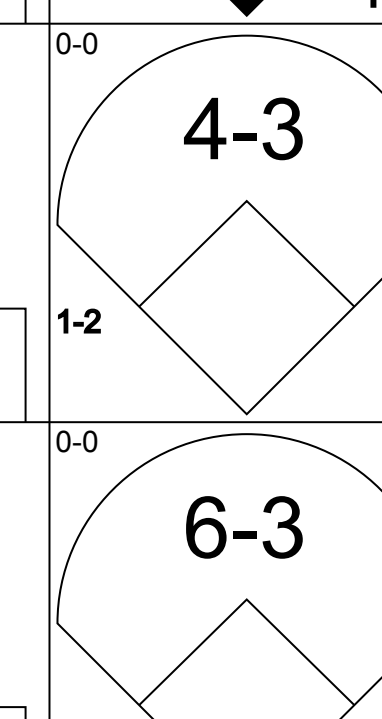


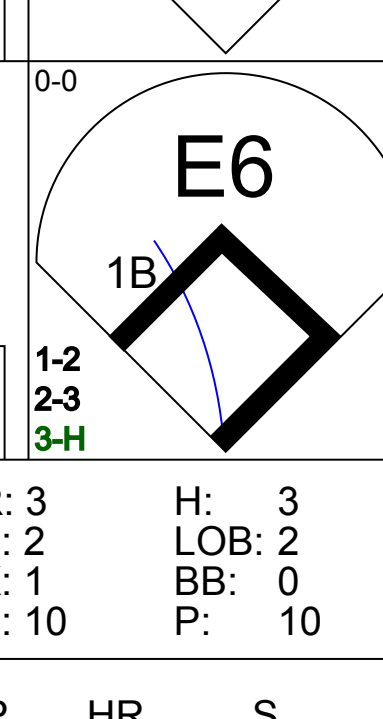
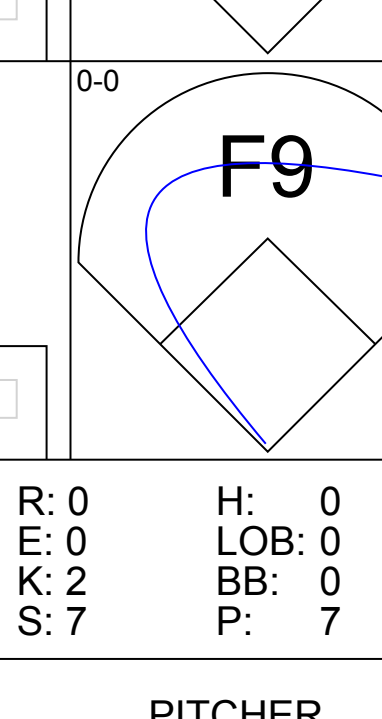
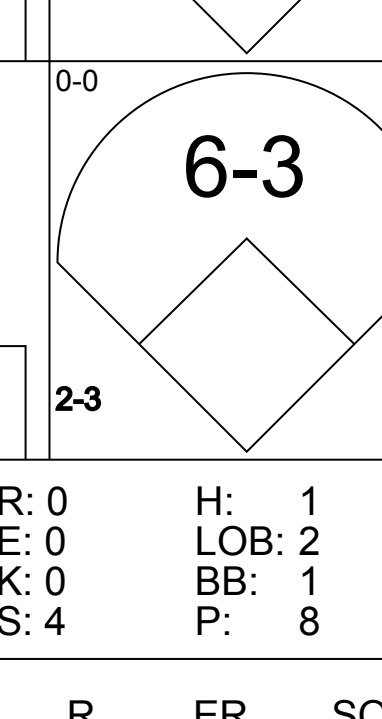
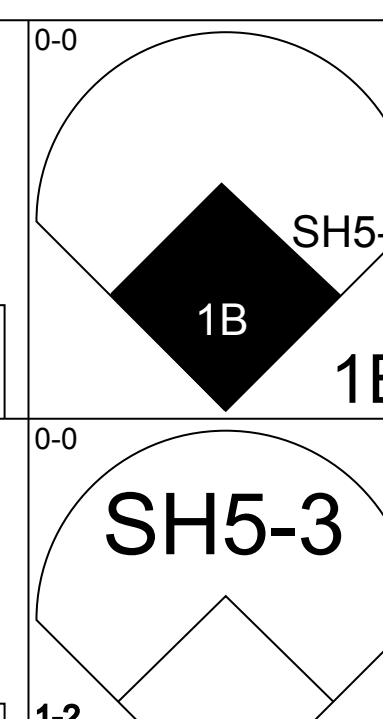
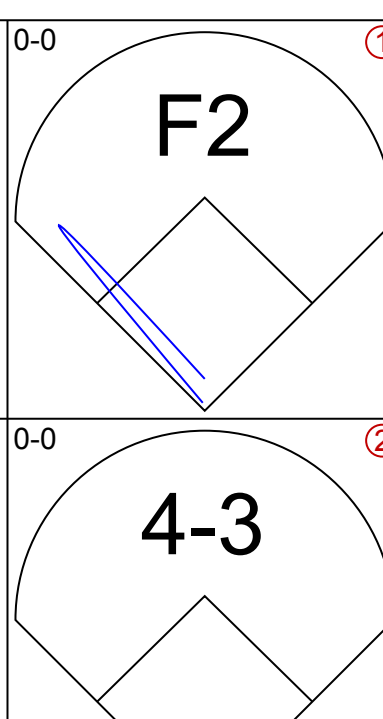
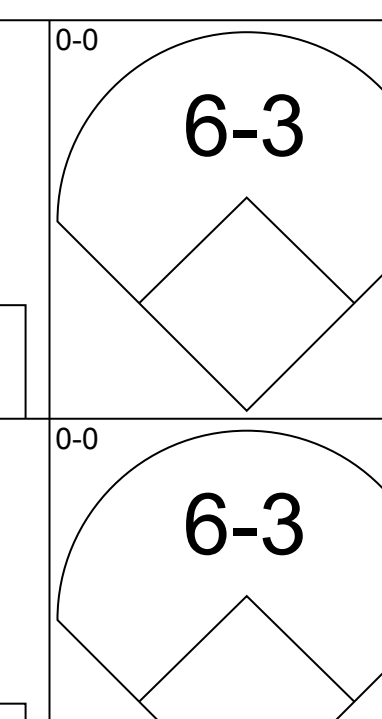
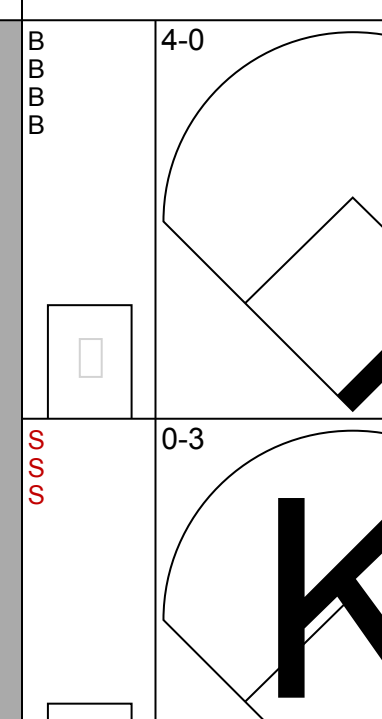
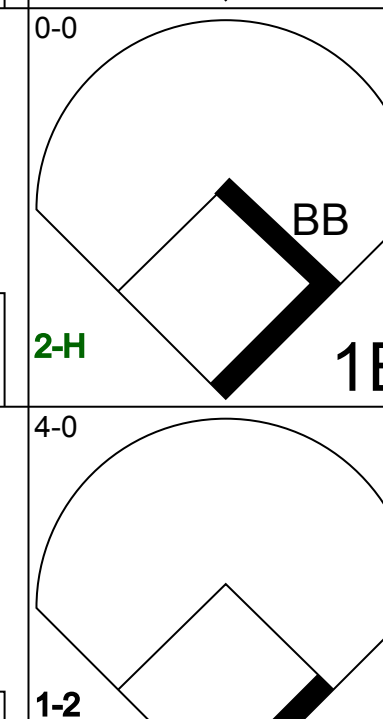
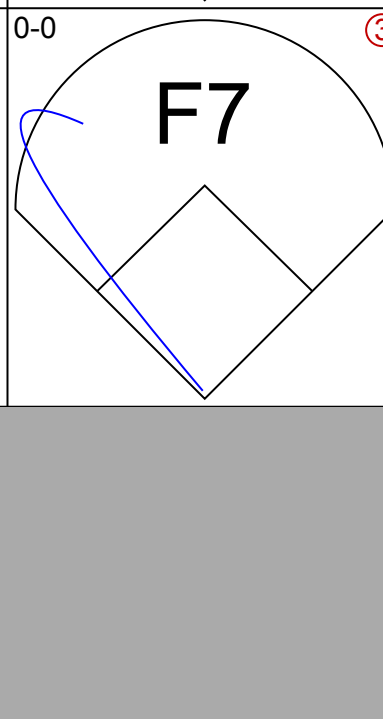


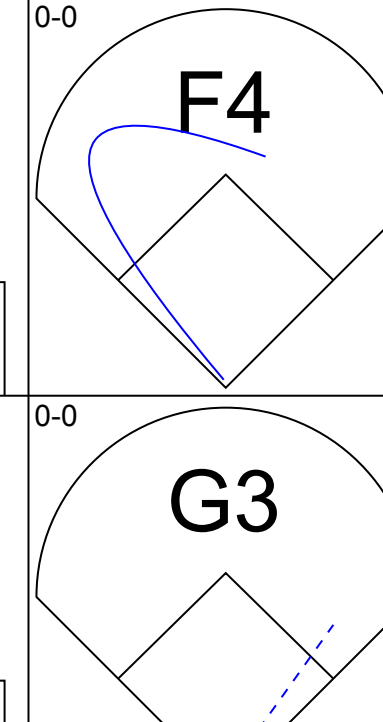

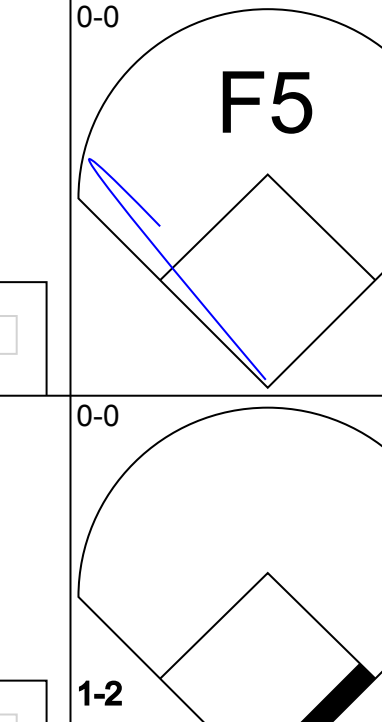


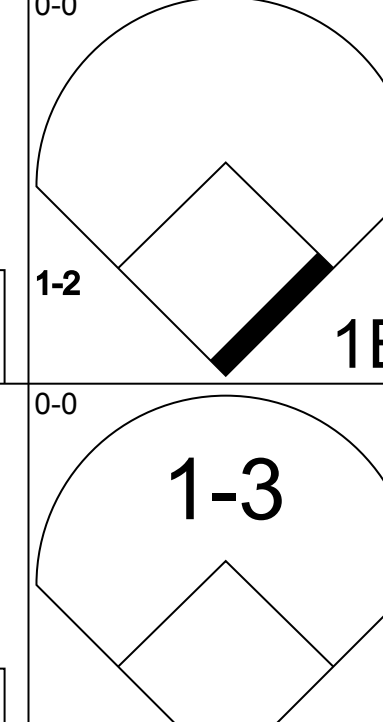




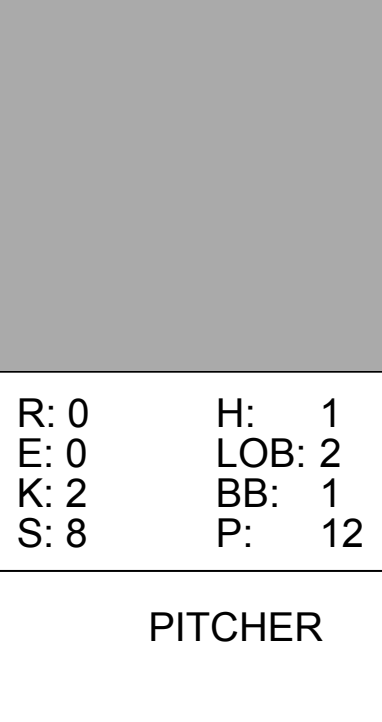





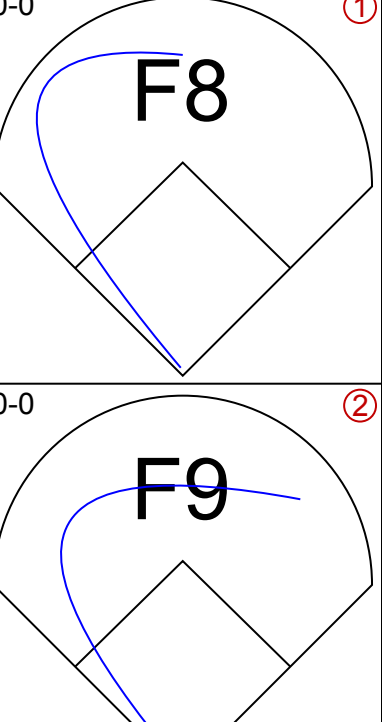
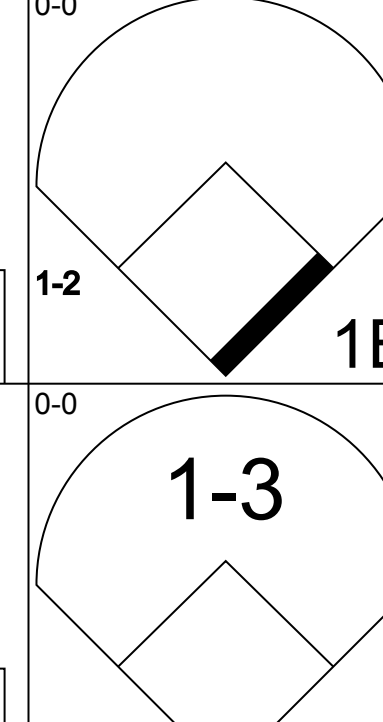


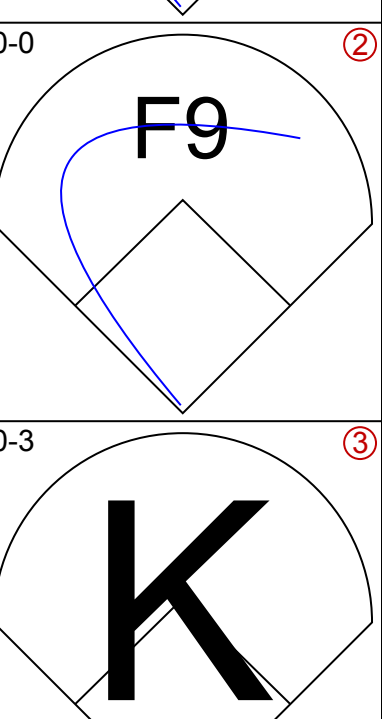
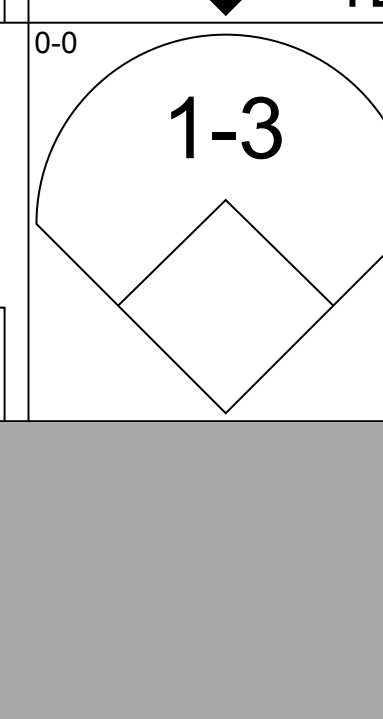
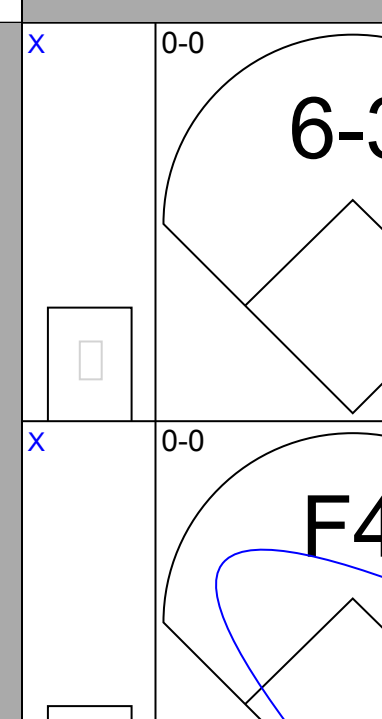

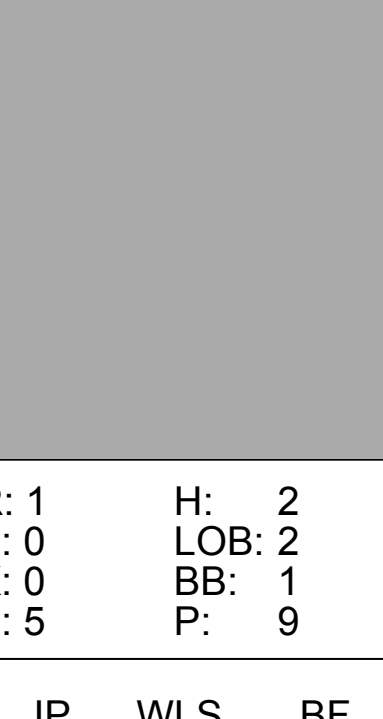
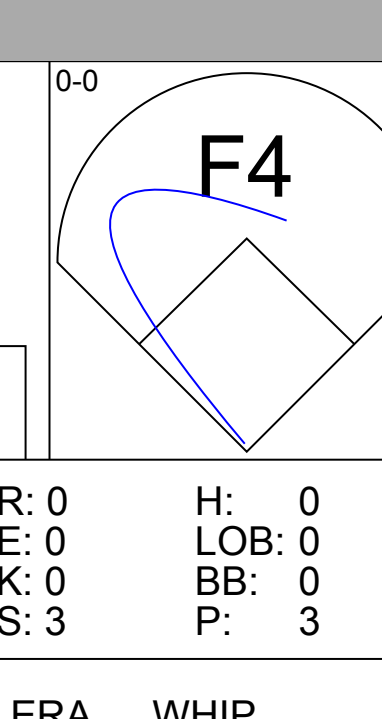
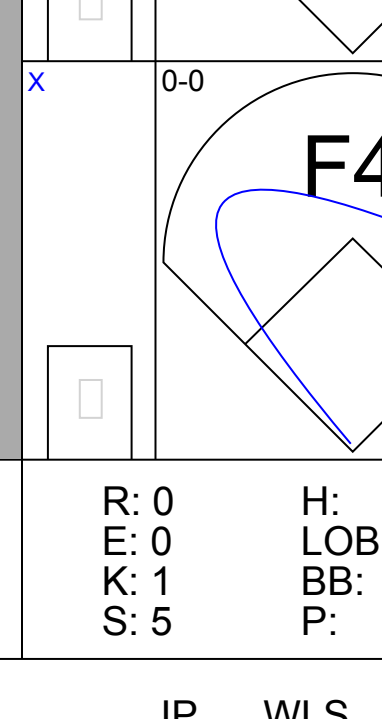
Batter	1	2	3	4	5	6	7	8	9	AB	R	H	RBI	BB	SO	LOB	BOTTOM								
Jack Perconte, L OBP: 0.353, SLG: 0.343 (1, 4)										5	0	1	0	0	0	5									
Spike Owen, S OBP: 0.312, SLG: 0.337 Al Cowens, R OBP: 0.311, SLG: 0.444 (1, 6) (8, PH) (9, 9)										3	0	1	0	1	1	2									
										1	0	0	0	0	1	2									
Alvin Davis, L OBP: 0.390, SLG: 0.488 Domingo Ramos, R OBP: 0.241, SLG: 0.227 (1, 3) (9, PR)										3	0	1	0	1	0	3									
										0	1	0	0	0	0	0									
Ken Phelps, L OBP: 0.382, SLG: 0.544 Darnell Coles, R OBP: 0.236, SLG: 0.237 (1, 10) (9, PR)										4	0	1	0	1	2	3									
										0	1	0	0	0	0	0									
Steve Henderson, R OBP: 0.353, SLG: 0.438 Dave Henderson, R OBP: 0.314, SLG: 0.470 (1, 7) (8, 8)										4	0	0	0	0	2	3									
										0	0	0	0	0	0	0									
Phil Bradley, R OBP: 0.365, SLG: 0.343 (1, 9) (9, 7)										3	1	0	0	2	3	3									
Jim Prestley, R OBP: 0.256, SLG: 0.435 (1, 5)										4	0	0	0	1	1	1									
Bob Kearney, R OBP: 0.262, SLG: 0.333 Harold Reynolds, S Dave Valle, R (1, 2) (8, PR) (9, 2)										4	1	3	0	0	0	0									
										0	0	0	0	0	0	0									
John Moses, S OBP: 0.389, SLG: 0.412 (8, 7)										2	0	2	1	1	0	0									
										1	0	1	0	0	0	0									
Al Chambers, L OBP: 0.260, SLG: 0.313 Danny Tartabull, R OBP: 1.000, SLG: 1.000 (8, PH) (9, 6)										1	0	1	0	0	0	0									
										1	0	1	1	0	0	0									
<b>Inning Stats</b>	R: 0 E: 0 K: 2 S: 8	H: 1 LOB: 1 BB: 0 P: 8	R: 2 E: 1 K: 1 S: 8	H: 3 LOB: 3 BB: 2 P: 16	R: 0 E: 0 K: 2 S: 7	H: 0 LOB: 0 BB: 0 P: 7	R: 0 E: 0 K: 0 S: 4	H: 1 LOB: 1 BB: 0 P: 4	R: 0 E: 0 K: 1 S: 6	H: 1 LOB: 2 BB: 1 P: 10	R: 0 E: 0 K: 1 S: 6	H: 1 LOB: 1 BB: 1 P: 10	R: 0 E: 0 K: 2 S: 8	H: 1 LOB: 1 BB: 0 P: 8	R: 0 E: 0 K: 1 S: 7	H: 2 LOB: 2 BB: 0 P: 7	R: 2 E: 0 K: 0 S: 3	H: 1 LOB: 3 BB: 3 P: 16	1B: 9 2B: 2 3B: 0 HR: 0	SF: 0 SAC: 1 DP: 0 HBP: 1	WP: 1 PB: 1 SB: 0 CS: 0	PA: 45			
<b>PITCHER</b>	IP	WLS	BF	H	R	ER	SO	BB	IBB	HBP	BLK	WP	HR	S	P	ERA	WHIP								
Dave Stewart, R ERA: 5.32 Dickie Noles, R ERA: 5.2 Dave Schmidt, R ERA: 2.22 (1, 1) (7, 1) (9, 1)	6.0	L	11	3	2	2	3	1	0	1	0	0	0	15	20	9.00	2.000								
	0.2		5	1	0	0	0	0	2	0	0	1	0	3	11	0.00	1.500								

Texas Rangers @ Seattle Mariners  
The Kingdome, Seattle, WA  
Tue Sep 11 1984, 10:05 PM EDT  
Att: 3,782 - Unknown

AB 36  
R 4  
H 11  
RBI 2  
BB 7  
SO 10  
LOB 25





Batter	1	2	3	4	5	6	7	8	9	AB	R	H	RBI	BB	SO	LOB	TOP					
Bill Sample, R OBP: 0.290, SLG: 0.333 (1, 7)										3	0	0	1	1	1	0						
Gary Ward, R OBP: 0.331, SLG: 0.432 (1, 8)										4	1	1	1	1	1	2						
Buddy Bell, R OBP: 0.380, SLG: 0.455 Wayne Tolleson, S OBP: 0.286, SLG: 0.263 (1, 5)										2	2	1	1	1	0	2						
Larry Parrish, R OBP: 0.342, SLG: 0.476 (1, 10)										5	0	0	0	0	0	4						
Dave Hostetter, R OBP: 0.351, SLG: 0.429 Bob Jones, L OBP: 0.303, SLG: 0.391 (7, 3)										3	1	2	0	0	0	0						
George Wright, S OBP: 0.285, SLG: 0.387 (1, 9)										5	1	1	1	0	0	2						
Alan Bannister, R OBP: 0.353, SLG: 0.364 (1, 4)										5	1	4	0	0	1	0						
Ned Yost, R OBP: 0.186, SLG: 0.248 (1, 2)										5	0	0	0	0	3	8						
Curtis Wilkerson, S OBP: 0.277, SLG: 0.273 (1, 6)										4	0	0	1	0	0	5						
<b>Inning Stats</b>	R: 1 E: 0 K: 2 S: 8	H: 1 LOB: 0 BB: 0 P: 8	R: 0 E: 0 K: 0 S: 5	H: 2 LOB: 2 BB: 0 P: 5	R: 0 E: 0 K: 0 S: 3	H: 0 LOB: 1 BB: 1 P: 7	R: 3 E: 2 K: 1 S: 10	H: 3 LOB: 2 BB: 0 P: 10	R: 0 E: 0 K: 0 S: 3	H: 0 LOB: 0 BB: 0 P: 3	R: 0 E: 0 K: 2 S: 7	H: 0 LOB: 0 BB: 0 P: 7	R: 3 E: 0 K: 0 S: 4	H: 1 LOB: 0 BB: 1 P: 9	R: 0 E: 0 K: 0 S: 4	H: 1 LOB: 2 BB: 1 P: 8	R: 1 E: 0 K: 1 S: 8	H: 3 LOB: 2 BB: 0 P: 8	1B: 9 2B: 0 3B: 0 HR: 2	SF: 1 SAC: 0 DP: 0 HBP: 1	WP: 0 PB: 0 SB: 0 CS: 0	PA: 44
<b>PITCHER</b>	IP	WLS	BF	H	R	ER	SO	BB	IBB	HBP	BLK	WP	HR	S	P	ERA	WHIP					
Matt Young, L ERA: 6.98 (1, 1)	6.0	L	27	6	4	1	5	1	0	0	0	0	1	36	40	1.50	1.167					
Bob Stoddard, R ERA: 5.07 (7, 1)	1.0		6	1	3	3	0	1	0	1	0	0	1	4	9	27.00	2.000					
Lee Guetterman, L ERA: 5.4 (8, 1)	1.2		10	4	1	1	0	1	0	0	0	0	0	9	13	5.40	3.000					
Karl Best, R ERA: (9, 1)	0.1		1	0	0	0	1	0	0	0	0	0	0	3	3	0.00	0.000					
<b>Batter</b>	<b>1</b>	<b>2</b>	<b>3</b>	<b>4</b>	<b>5</b>	<b>6</b>	<b>7</b>	<b>8</b>	<b>9</b>	<b>AB</b>	<b>R</b>	<b>H</b>	<b>RBI</b>	<b>BB</b>	<b>SO</b>	<b>LOB</b>	<b>BOTTOM</b>					
Jack Perconte, L OBP: 0.354, SLG: 0.343 (1, 4)										3	1	1	0	1	0	0						
Phil Bradley, R OBP: 0.351, SLG: 0.340 (1, 8)										3	0	0	0	0	1	1						
Alvin Davis, L OBP: 0.391, SLG: 0.487 (1, 3)										3	0	1	1	1	0	0						
Al Cowens, R OBP: 0.313, SLG: 0.443 (1, 9)										3	0	1	0	1	1	1						
Steve Henderson, R OBP: 0.349, SLG: 0.432 (1, 7)										4	0	0	0	0	1	4						
Dave Henderson, R OBP: 0.316, SLG: 0.471 (1, 10)										4	0	2	0	0	0	2						
Jim Presley, R OBP: 0.256, SLG: 0.431 (1, 5)										4	0	1	0	0	1	2						
Danny Tartabull, R OBP: 0.200, SLG: 0.200 (1, 6)										4	0	0	0	0	1	2						
Dave Valle, R (1, 2)										3	0	0	0	0	1	0						
<b>Inning Stats</b>	R: 1 E: 0 K: 0 S: 5	H: 2 LOB: 2 BB: 1 P: 9	R: 0 E: 0 K: 1 S: 5	H: 0 LOB: 0 BB: 0 P: 5	R: 0 E: 0 K: 0 S: 3	H: 0 LOB: 0 BB: 0 P: 3	R: 0 E: 0 K: 0 S: 5	H: 3 LOB: 2 BB: 0 P: 5	R: 0 E: 0 K: 0 S: 3	H: 0 LOB: 0 BB: 0 P: 3	R: 0 E: 0 K: 2 S: 8	H: 1 LOB: 2 BB: 1 P: 12	R: 0 E: 0 K: 1 S: 5	H: 0 LOB: 1 BB: 1 P: 9	R: 0 E: 0 K: 1 S: 5	H: 0 LOB: 0 BB: 0 P: 5	R: 0 E: 0 K: 1 S: 5	H: 0 LOB: 0 BB: 0 P: 5	1B: 6 2B: 0 3B: 0 HR: 0	SF: 0 SAC: 1 DP: 1 HBP: 0	WP: 0 PB: 0 SB: 0 CS: 0	PA: 35
<b>PITCHER</b>	IP	WLS	BF	H	R	ER	SO	BB	IBB	HBP	BLK	WP	HR	S	P	ERA	WHIP					
Mike Mason, L ERA: 3.29 (1, 1)	9.0	W	35	6	1	1	6	3	0	0	0	0	0	44	56	1.00	1.000					

Texas Rangers @ Seattle Mariners  
The Kingdome, Seattle, WA  
Wed Sep 12 1984, 10:05 PM EDT  
Att: 3,979 - Unknown

AB 39  
R 8  
H 11  
RBI 8  
BB 3  
SO 6  
LOB 24



Texas Rangers @ Seattle Mariners  
The Kingdome, Seattle, WA  
Wed Sep 12 1984, 10:05 PM EDT  
Att: 3,979 - Unknown

AB 31  
R 1  
H 6  
RBI 1  
BB 3  
SO 6  
LOB 12









Batter	1	2	3	4	5	6	7	8	9	AB	R	H	RBI	BB	SO	LOB	TOP			
Kirby Puckett, R OBP: 0.316, SLG: 0.327	5-3		F8		K			F9		4	0	0	0	0	1	0	<b>Minnesota Twins @ Texas Rangers</b> Arlington Stadium, Arlington, TX Fri Sep 14 1984, 8:05 PM EDT Att: 9,960 - Unknown			
Mickey Hatcher, R OBP: 0.348, SLG: 0.407	1B FC4-6		E6			6-3		F2		4	1	1	0	0	0	0				
Kent Hrbek, L OBP: 0.391, SLG: 0.522 Randy Bush, L OBP: 0.303, SLG: 0.391	FC4-6 1B			F4		F9		F8		1	0	1	0	0	0	0				
Pat Putnam, L OBP: 0.245, SLG: 0.254	FC4-6			1B FC6-4		1-3			4-0	2	1	0	1	2	0	1				
Tom Brunansky, R OBP: 0.326, SLG: 0.476	K			FC6-4 1B				FC6-4 1B		4	0	2	0	0	1	2				
Tim Lincecum, R OBP: 0.360, SLG: 0.419				FC6-4 PB			K			4	0	2	0	0	1	2				
Gary Gaetti, R OBP: 0.318, SLG: 0.358 Greg Gagne, R	F8			K				F7		3	0	1	0	0	1	2				
Tim Lincecum, R OBP: 0.241, SLG: 0.366								F6		1	0	0	0	0	0	2				
Chris Speier, R OBP: 0.221, SLG: 0.270 Alvaro Espinoza, R	CS		6-3		K					4	0	0	0	0	2	5				
	CS							5-3		3	0	0	0	0	1	2				
										0	0	0	0	0	0	0				
<b>Inning Stats</b>	R: 1 E: 0 K: 1 S: 7	H: 2 LOB: 1 BB: 0 P: 7	R: 0 E: 0 K: 1 S: 5	H: 1 LOB: 1 BB: 0 P: 5	R: 0 E: 1 K: 0 S: 3	H: 0 LOB: 1 BB: 0 P: 3	R: 1 E: 1 K: 1 S: 6	H: 1 LOB: 1 BB: 1 P: 10	R: 0 E: 0 K: 3 S: 9	H: 0 LOB: 0 BB: 0 P: 9	R: 0 E: 0 K: 0 S: 3	H: 2 LOB: 2 BB: 0 P: 7	R: 0 E: 0 K: 1 S: 4	H: 0 LOB: 0 BB: 1 P: 8	R: 0 E: 0 K: 0 S: 4	H: 1 LOB: 2 BB: 1 P: 8	1B: 7 2B: 0 3B: 0 HR: 0	SF: 0 SAC: 0 DP: 0 HBP: 0	WP: 0 PB: 1 CS: 1	PA: 36
<b>PITCHER</b> Charlie Hough, R ERA: 3.64	IP: 9.0 W: 7 L: 2 ER: 1 SO: 7 BB: 2 IBB: 0 HBP: 0 BLK: 0 WP: 0 HR: 0 S: 47 P: 55 ERA: 1.00 WHIP: 1.000															<b>PITCHER</b>				

Batter	1	2	3	4	5	6	7	8	9	AB	R	H	RBI	BB	SO	LOB	BOTTOM			
Alan Bannister, R OBP: 0.366, SLG: 0.365	HR	1B	6-3			F2		F7		5	2	2	1	0	0	2	<b>Minnesota Twins @ Texas Rangers</b> Arlington Stadium, Arlington, TX Fri Sep 14 1984, 8:05 PM EDT Att: 9,960 - Unknown			
Gary Ward, R OBP: 0.336, SLG: 0.443	HR	1B		1-3			1B HR	F9		4	3	2	2	1	0	1				
Buddy Bell, R OBP: 0.381, SLG: 0.456	FC3-6	1B		F7			1B HR			4	1	2	0	0	1	2				
Larry Parrish, R OBP: 0.343, SLG: 0.481	F4	E9		F6			1B	HR		4	2	2	4	0	0	1				
Bob Jones, L OBP: 0.320, SLG: 0.407	FC3-6	2B				F8		G6-4-3		3	0	2	1	1	0	0				
George Wright, S OBP: 0.285, SLG: 0.382	FC3-6	F5				4-3		K		4	0	0	0	0	1	4				
Bill Sample, R OBP: 0.288, SLG: 0.330	F8		5-3			F4		G6-4-3		4	0	0	0	0	0	3				
Donnie Scott, S OBP: 0.276, SLG: 0.290		SH3				6-3			4-0	3	1	1	0	1	0	0				
Curtis Wilkerson, S OBP: 0.276, SLG: 0.275		SH3				6-3		F7		3	0	1	0	0	0	1				
<b>Inning Stats</b>	R: 2 E: 0 K: 0 S: 6	H: 3 LOB: 2 BB: 1 P: 10	R: 4 E: 1 K: 1 S: 10	H: 5 LOB: 1 BB: 0 P: 10	R: 0 E: 0 K: 0 S: 4	H: 1 LOB: 1 BB: 0 P: 4	R: 0 E: 0 K: 0 S: 3	H: 0 LOB: 0 BB: 0 P: 3	R: 0 E: 0 K: 0 S: 3	H: 0 LOB: 0 BB: 0 P: 3	R: 3 E: 0 K: 1 S: 7	H: 3 LOB: 0 BB: 1 P: 11	R: 0 E: 0 K: 0 S: 3	H: 0 LOB: 1 BB: 1 P: 7	R: 0 E: 0 K: 0 S: 3	H: 0 LOB: 1 BB: 1 P: 7	1B: 8 2B: 2 3B: 0 HR: 2	SF: 0 SAC: 1 DP: 1 HBP: 0	WP: 0 PB: 0 CS: 0	PA: 38
<b>PITCHER</b> Albert Williams, R ERA: 5.59 Ken Schrom, R ERA: 4.33 Bobby Castillo, R ERA: 1.93	IP: 5.2 W: 5 L: 27 ER: 9 SO: 7 BB: 1 IBB: 0 HBP: 0 BLK: 0 WP: 0 HR: 1 S: 28 P: 32 ERA: 9.53 WHIP: 1.765															<b>PITCHER</b>				



Batter	1	2	3	4	5	6	7	8	9	AB	R	H	RBI	BB	SO	LOB	TOP					
<b>Kirby Puckett, R</b> OBP: 0.313, SLG: 0.324 (1, 8)	G3		4-3	4-3		K			F9	5	0	0	0	0	1	4						
<b>Mickey Hatcher, R</b> OBP: 0.349, SLG: 0.408 (1, 7)	BB		1B		6-3				F6	4	1	2	0	0	0	0						
<b>Kent Hrbek, L</b> OBP: 0.391, SLG: 0.521 (1, 3)	BB		G3						F8	3	0	1	0	1	0	1						
<b>Pat Putnam, L</b> OBP: 0.245, SLG: 0.254 (1, 10)	F9		1B		F7				K	4	0	1	1	0	1	3						
<b>Tom Brunansky, R</b> OBP: 0.323, SLG: 0.473 (1, 9)	F7		F2		L5				K	4	0	0	0	0	1	4						
<b>Gary Gaetti, R</b> OBP: 0.316, SLG: 0.355 (1, 5)		F3		1-3		6-3			F3	4	0	0	0	0	0	0						
<b>Tim Lincecum, R</b> OBP: 0.358, SLG: 0.416 (1, 4)		K		F7		F8			K	4	0	0	0	0	2	0						
<b>Chris Speier, R</b> OBP: 0.232, SLG: 0.276 (1, 6)		BB		1B		1B			F9	3	0	2	0	1	0	0						
<b>Tim Lincecum, R</b> OBP: 0.246, SLG: 0.368 (1, 2)		K		E8		1B			F4	4	0	2	0	0	1	1						
<b>Inning Stats</b>	R: 0 E: 0 K: 0 S: 4	H: 1 LOB: 2 BB: 1 P: 8	R: 0 E: 0 K: 2 S: 7	H: 0 LOB: 1 BB: 1 P: 11	R: 1 E: 0 K: 0 S: 5	H: 2 LOB: 1 BB: 0 P: 5	R: 0 E: 1 K: 0 S: 5	H: 2 LOB: 2 BB: 0 P: 5	R: 0 E: 0 K: 1 S: 4	H: 1 LOB: 1 BB: 0 P: 4	R: 0 E: 0 K: 1 S: 5	H: 0 LOB: 0 BB: 0 P: 5	R: 0 E: 0 K: 2 S: 7	H: 0 LOB: 0 BB: 0 P: 7	R: 0 E: 0 K: 0 S: 3	H: 0 LOB: 0 BB: 0 P: 3	R: 0 E: 0 K: 0 S: 3	H: 0 LOB: 0 BB: 0 P: 3	1B: 8 2B: 0 3B: 0 HR: 0	SF: 0 SAC: 0 DP: 0 HBP: 0	WP: 0 PB: 0 CS: 0	PA: 37
<b>PITCHER</b> <b>Danny Darwin, R</b> ERA: 3.99 (1, 1)	IP: 9.0 WLS: L BF: 37 H: 8 R: 1 ER: 1 SO: 6 BB: 2 IBB: 0 HBP: 0 BLK: 0 WP: 0 HR: 0 S: 47 P: 55 ERA: 1.00 WHIP: 1.111															<b>PITCHER</b>						

Minnesota Twins @ Texas Rangers  
Arlington Stadium, Arlington, TX  
Sat Sep 15 1984, 8:05 PM EDT  
Att: 10,365 - Unknown

AB 35  
R 1  
H 8  
RBI 1  
BB 2  
SO 6  
LOB 13



Batter	1	2	3	4	5	6	7	8	9	AB	R	H	RBI	BB	SO	LOB	BOTTOM					
<b>Mickey Rivers, L</b> OBP: 0.316, SLG: 0.384 (1, 7)	F7		K		F7				F5	4	0	0	0	0	1	4						
<b>Gary Ward, R</b> OBP: 0.337, SLG: 0.442 (1, 8)	4-3		BB		1B				4-3	3	0	1	0	1	0	1						
<b>Buddy Bell, R</b> OBP: 0.378, SLG: 0.452 (1, 5)	5-3		K		F9				F7	4	0	0	0	0	1	5						
<b>Larry Parrish, R</b> OBP: 0.341, SLG: 0.478 (1, 10)		6-3		F4		5-3			K	4	0	0	0	0	1	0						
<b>Bob Jones, L</b> OBP: 0.318, SLG: 0.403 (1, 3)		F8		BB		K			K	1	0	0	0	0	0	0						
<b>Dave Hostetter, R</b> OBP: 0.351, SLG: 0.415 (4, 3)				BB					K	2	0	0	0	1	2	0						
<b>Tom Dunbar, L</b> OBP: 0.333, SLG: 0.381 (1, 9)				F8		1B			F7	4	0	2	0	0	0	1						
<b>Alan Bannister, R</b> OBP: 0.362, SLG: 0.360 (1, 4)	PO		SH1-3	F7		F9			6-3	4	0	1	0	0	0	2						
<b>Donnie Scott, S</b> OBP: 0.281, SLG: 0.296 (1, 2)			SH1-3		F9				4-3	3	0	2	0	0	0	0						
<b>George Wright, S</b> OBP: 0.265, SLG: 0.381 (9, PH)			SH1-3			SH1-3				1	0	0	0	0	0	0						
<b>Curtis Wilkerson, S</b> OBP: 0.276, SLG: 0.274 (1, 6)			SH1-3		E3				SH1-3	1	0	0	0	0	0	0						
<b>Inning Stats</b>	R: 0 E: 0 K: 0 S: 3	H: 0 LOB: 0 BB: 0 P: 3	R: 0 E: 0 K: 2 S: 9	H: 1 LOB: 3 BB: 1 P: 13	R: 0 E: 0 K: 0 S: 3	H: 0 LOB: 1 BB: 1 P: 7	R: 0 E: 1 K: 0 S: 5	H: 1 LOB: 2 BB: 0 P: 5	R: 0 E: 0 K: 1 S: 6	H: 1 LOB: 1 BB: 0 P: 6	R: 0 E: 0 K: 0 S: 4	H: 1 LOB: 1 BB: 0 P: 4	R: 0 E: 0 K: 2 S: 7	H: 0 LOB: 0 BB: 0 P: 7	R: 0 E: 0 K: 0 S: 3	H: 0 LOB: 0 BB: 0 P: 3	R: 0 E: 0 K: 0 S: 3	H: 0 LOB: 0 BB: 0 P: 3	1B: 6 2B: 0 3B: 0 HR: 0	SF: 0 SAC: 2 DP: 0 HBP: 0	WP: 0 PB: 0 CS: 0	PA: 36
<b>PITCHER</b> <b>Mike Smithson, R</b> ERA: 3.63 (1, 1)	IP: 9.0 WLS: W BF: 35 H: 6 R: 0 ER: 0 SO: 5 BB: 2 IBB: 0 HBP: 0 BLK: 0 WP: 0 HR: 0 S: 43 P: 51 ERA: 0.00 WHIP: 0.889															<b>PITCHER</b>						

Minnesota Twins @ Texas Rangers  
Arlington Stadium, Arlington, TX  
Sat Sep 15 1984, 8:05 PM EDT  
Att: 10,365 - Unknown

AB 31  
R 0  
H 6  
RBI 0  
BB 2  
SO 5  
LOB 13













Batter	1	2	3	4	5	6	7	8	9	AB	R	H	RBI	BB	SO	LOB	TOP								
Mickey Rivers, L OBP: 0.315, SLG: 0.382 (1, 10)	F6								F7		5	1	2	0	0	1									
Tom Dunbar, L OBP: 0.316, SLG: 0.360 (1, 9)	1-3		F6					F7		4	0	0	0	0	0	2									
Gary Ward, R OBP: 0.338, SLG: 0.442 (1, 7)	6-3			6-3						4	0	2	0	0	0	0									
Buddy Bell, R OBP: 0.374, SLG: 0.446 (1, 5)		K			K					3	0	0	1	0	2	1									
Bob Jones, L OBP: 0.326, SLG: 0.411 (1, 3)		F8			F7					4	1	2	0	0	0	0									
George Wright, S OBP: 0.267, SLG: 0.382 (1, 8)						G3				4	0	2	0	0	0	2									
Ned Yost, R OBP: 0.275, SLG: 0.259 (7, PH)										3	0	1	1	0	1	2									
Bill Sample, R OBP: 0.285, SLG: 0.325 (9, PH)										1	0	0	0	0	1	0									
Curtis Wilkerson, S OBP: 0.275, SLG: 0.272 (7, PH)										2	0	0	0	0	2	1									
Mary Foley, L OBP: 0.304, SLG: 0.398 (7, 6)										1	0	0	0	0	0	1									
Jeff Kunkel, R OBP: 0.211, SLG: 0.344 (7, 6)										1	0	1	0	0	0	0									
Wayne Tolleson, S OBP: 0.284, SLG: 0.261 (7, PH)										2	0	0	0	0	0	1									
Larry Parrish, R OBP: 0.339, SLG: 0.473 (7, 4)										1	0	0	0	0	0	1									
Jim Anderson, R OBP: 0.184, SLG: 0.111 (9, PH)										0	0	0	0	0	0	0									
Alan Bannister, R OBP: 0.363, SLG: 0.349 (9, PH)										1	0	0	0	0	1	1									
<b>Inning Stats</b>	R: 0 E: 0 K: 0 S: 3	H: 0 LOB: 0 BB: 0 P: 3	R: 0 E: 0 K: 2 S: 8	H: 1 LOB: 1 BB: 0 P: 8	R: 0 E: 0 K: 1 S: 6	H: 1 LOB: 0 BB: 0 P: 6	R: 0 E: 0 K: 1 S: 5	H: 0 LOB: 0 BB: 0 P: 5	R: 0 E: 0 K: 1 S: 6	H: 1 LOB: 1 BB: 0 P: 6	R: 0 E: 0 K: 0 S: 4	H: 1 LOB: 1 BB: 0 P: 4	R: 1 E: 0 K: 0 S: 5	H: 2 LOB: 1 BB: 0 P: 5	R: 1 E: 0 K: 0 S: 6	H: 3 LOB: 2 BB: 0 P: 6	R: 0 E: 0 K: 2 S: 8	H: 1 LOB: 1 BB: 0 P: 8	1B: 7 2B: 2 3B: 1 HR: 0	SF: 1 SAC: 0 DP: 0 HBP: 0	WP: 0 PB: 0 SB: 0 CS: 0	PA: 37			
<b>PITCHER</b>	IP	WLS	BF	H	R	ER	SO	BB	IBB	HBP	BLK	WP	HR	S	P	ERA	WHIP								
Chris Codiroli, R ERA: 6.69 (1, 1)	7.1	W	29	7	2	2	5	0	0	0	0	0	0	39	39	2.46	0.955								
Bill Caudill, R ERA: 2.91 (8, 1)	1.2	S	8	3	0	0	2	0	0	0	0	0	0	12	12	0.00	1.800								

Texas Rangers @ Oakland Athletics  
Oakland-Alameda County Coliseum, Oakland, CA  
Tue Sep 18 1984, 7:05 PM PDT  
Att: 8,473 - Unknown

AB 36  
R 2  
H 10  
RBI 2  
BB 0  
SO 7  
LOB 13



Batter	1	2	3	4	5	6	7	8	9	AB	R	H	RBI	BB	SO	LOB	BOTTOM								
Rickey Henderson, R OBP: 0.392, SLG: 0.449 (1, 7)	5-3									3	0	0	0	1	0	2									
Camey Lansford, R OBP: 0.344, SLG: 0.438 (1, 5)	6-3									4	0	2	1	0	0	1									
Dwayne Murphy, L OBP: 0.344, SLG: 0.463 (1, 8)	4-3									3	0	0	0	1	0	2									
Dave Kingman, R OBP: 0.322, SLG: 0.519 (1, 10)		F2								4	0	0	0	0	1	4									
Mike Heath, R OBP: 0.284, SLG: 0.405 (1, 9)		K								4	1	1	1	0	1	1									
Bill Almon, R OBP: 0.240, SLG: 0.354 (1, 3)										4	1	1	0	0	0	0									
Mickey Tettleton, S OBP: 0.311, SLG: 0.288 (1, 2)										3	1	1	2	0	0	0									
Steve Kiefer, R OBP: 0.269, SLG: 0.348 (1, 6)										4	1	1	0	0	1	0									
Tony Phillips, S OBP: 0.321, SLG: 0.348 (1, 4)										3	1	3	1	0	0	0									
<b>Inning Stats</b>	R: 0 E: 0 K: 0 S: 3	H: 0 LOB: 0 BB: 0 P: 3	R: 0 E: 0 K: 1 S: 5	H: 0 LOB: 0 BB: 0 P: 5	R: 1 E: 0 K: 0 S: 5	H: 2 LOB: 3 BB: 2 P: 13	R: 2 E: 0 K: 0 S: 6	H: 3 LOB: 1 BB: 0 P: 6	R: 0 E: 0 K: 1 S: 6	H: 1 LOB: 1 BB: 0 P: 6	R: 0 E: 0 K: 0 S: 3	H: 0 LOB: 0 BB: 0 P: 3	R: 0 E: 0 K: 0 S: 4	H: 1 LOB: 1 BB: 0 P: 4	R: 2 E: 0 K: 1 S: 7	H: 2 LOB: 2 BB: 0 P: 7	R: 2 E: 0 K: 1 S: 5	H: 2 LOB: 2 BB: 0 P: 7	1B: 4 2B: 3 3B: 0 HR: 2	SF: 1 SAC: 0 DP: 0 HBP: 0	WP: 0 PB: 0 SB: 1 CS: 1	PA: 35			
<b>PITCHER</b>	IP	WLS	BF	H	R	ER	SO	BB	IBB	HBP	BLK	WP	HR	S	P	ERA	WHIP								
Frank Tanana, L ERA: 3.22 (1, 1)	8.0	L	35	9	5	3	3	2	0	0	0	0	2	39	47	3.38	1.375								

Texas Rangers @ Oakland Athletics  
Oakland-Alameda County Coliseum, Oakland, CA  
Tue Sep 18 1984, 7:05 PM PDT  
Att: 8,473 - Unknown

AB 32  
R 5  
H 9  
RBI 5  
BB 2  
SO 3  
LOB 10





Batter	1	2	3	4	5	6	7	8	9	AB	R	H	RBI	BB	SO	LOB	TOP				
Alan Bannister, R (1, 4) OBP: 0.375, SLG: 0.352 Wayne Tolleson, S (6, PR) OBP: 0.283, SLG: 0.260	E6 FC5-4		SF8 1B	BB 1-2 2-3 3-H	BB	1B BB	F8			2	1	1	0	2	0	0					
Gary Ward, R (1, 10) OBP: 0.337, SLG: 0.440	FC5-4 5-3 1-2		E6 G6-4-3	BB		1B 2B 1B		6-3		5	1	1	3	0	0	5					
Buddy Bell, R (1, 5) OBP: 0.376, SLG: 0.449	5-3 1-2		SF8		G5-4-3 BB 1B	2B 1B				4	0	3	2	0	0	1					
Larry Parrish, R (1, 9) OBP: 0.340, SLG: 0.473	F3		G6-4-3		G5-4-3 BB 1-2	BB 1-3 2B		F9		4	0	1	1	1	0	3					
Dave Hostetler, R (1, 3) OBP: 0.329, SLG: 0.384 Bob Jones, L (6, PH) OBP: 0.321, SLG: 0.405		4-3			F9	G5-4-3 1-2 2-3	K	4-3		3	0	0	0	0	0	2					
George Wright, S (1, 8) OBP: 0.285, SLG: 0.378		F9		1B PB BB	K	F5		F7		4	1	0	0	1	1	4					
Bill Sample, R (1, 7) OBP: 0.288, SLG: 0.330				PB 1B 1-2		E7 SH5-4 1B		F3		5	1	3	0	0	0	0					
Jeff Kunkel, R (1, 6) OBP: 0.220, SLG: 0.344		K				SH1-4 1B	SH1-4	F3		3	1	1	0	1	1	1					
Donnie Scott, S (1, 2) OBP: 0.282, SLG: 0.296			1B E 1B		F6	SH5-4 1B 1-2 2-3	K			3	1	1	0	0	1	4					
<b>Inning Stats</b>	R: 0 E: 1 K: 0 S: 4	H: 0 LOB: 1 BB: 0 P: 4	R: 0 E: 0 K: 1 S: 6	H: 1 LOB: 1 BB: 0 P: 6	R: 2 E: 1 K: 0 S: 5	H: 2 LOB: 0 BB: 0 P: 5	R: 1 E: 0 K: 0 S: 5	H: 2 LOB: 3 BB: 2 P: 13	R: 0 E: 0 K: 1 S: 5	H: 1 LOB: 1 BB: 1 P: 9	R: 4 E: 1 K: 1 S: 9	H: 3 LOB: 3 BB: 2 P: 17	R: 0 E: 0 K: 1 S: 6	H: 1 LOB: 1 BB: 0 P: 6	R: 0 E: 0 K: 0 S: 3	H: 0 LOB: 0 BB: 0 P: 3	1B: 9 2B: 2 3B: 0 HR: 0	SF: 1 SAC: 2 DP: 2 HBP: 0	WP: 0 PB: 1 SB: 0 CS: 0	PA: 44	
<b>PITCHER</b>	IP	WLS	BF	H	R	ER	SO	BB	IBB	HBP	BLK	WP	HR	S	P	ERA	WHIP				
Curt Young, L (1, 1) ERA: 4.25	5.1		29	7	7	5	2	5	0	0	0	0	0	28	48	8.44	2.250				
Mike Warren, R (6, 1) ERA: 4.75	1.2		8	3	0	0	2	0	0	0	0	0	0	12	12	0.00	1.800				
Steve McCatty, R (8, 1) ERA: 4.77	2.0	W	7	1	0	0	0	0	0	0	0	0	0	7	7	0.00	0.500				

Texas Rangers @ Oakland Athletics  
Oakland-Alameda County Coliseum, Oakland, CA  
Wed Sep 19 1984, 3:33 AM PDT  
Att: 7,365 - Unknown

AB	36
R	7
H	11
RBI	6
BB	5
SO	4
LOB	25



Batter	1	2	3	4	5	6	7	8	9	AB	R	H	RBI	BB	SO	LOB	BOTTOM					
Rickey Henderson, R (1, 7) OBP: 0.392, SLG: 0.446	6-3		K		6-3		1B S BB G3	1B		3	1	0	0	2	1	1						
Camey Lansford, R (1, 5) OBP: 0.345, SLG: 0.438	4-3		FC6-4 1-2		F8		1B	1B		5	0	2	2	0	0	1						
Joe Morgan, L (1, 4) OBP: 0.360, SLG: 0.351 Tony Phillips, S (8, 4) OBP: 0.320, SLG: 0.347	K			F6	F2		G3	K		4	0	0	1	0	1	1						
Dave Kingman, R (1, 10) OBP: 0.324, SLG: 0.520 Steve Kiefer, R (9, PR) OBP: 0.295, SLG: 0.348				5-3		F8		BB S 1B		5	0	3	0	0	0	0						
Dwayne Murphy, L (1, 8) OBP: 0.344, SLG: 0.468		F3		1B 1B 1B		K		K		5	2	2	1	0	2	3						
Bruce Bochte, L (1, 3) OBP: 0.328, SLG: 0.339		F7		1B 1B 1B		HR 1B 2B		K		4	2	2	0	1	1	1						
Jim Essian, R (1, 2) OBP: 0.342, SLG: 0.354 Dan Meyer, L (8, PH) OBP: 0.375, SLG: 0.625 Mickey Tettleton, S (9, 2) OBP: 0.306, SLG: 0.283		F7		1B 1-2 3-H		F7		BB BB 1B		3	0	1	1	0	0	2						
Mike Davis, L (1, 9) OBP: 0.275, SLG: 0.352			F4					BB BB 1B		3	1	2	2	2	0	0						
Donnie Hill, S (1, 6) OBP: 0.230, SLG: 0.285 Garry Hancock, L (9, PH) OBP: 0.218, SLG: 0.236			FC6-4 1B		F4		4-3	K		4	0	1	0	0	1	5						
<b>Inning Stats</b>	R: 0 E: 0 K: 1 S: 5	H: 0 LOB: 0 BB: 0 P: 5	R: 0 E: 0 K: 1 S: 6	H: 1 LOB: 1 BB: 0 P: 4	R: 0 E: 0 K: 1 S: 6	H: 1 LOB: 1 BB: 0 P: 6	R: 2 E: 0 K: 0 S: 7	H: 4 LOB: 2 BB: 0 P: 7	R: 0 E: 0 K: 0 S: 3	H: 0 LOB: 0 BB: 0 P: 3	R: 2 E: 0 K: 0 S: 6	H: 3 LOB: 1 BB: 0 P: 6	R: 1 E: 0 K: 1 S: 6	H: 2 LOB: 1 BB: 1 P: 10	R: 2 E: 0 K: 3 S: 11	H: 2 LOB: 2 BB: 2 P: 19	R: 1 E: 0 K: 2 S: 8	H: 2 LOB: 3 BB: 2 P: 16	1B: 13 2B: 1 3B: 0 HR: 1	SF: 0 SAC: 0 DP: 0 HBP: 0	WP: 0 PB: 0 SB: 2 CS: 0	PA: 45
<b>PITCHER</b>	IP	WLS	BF	H	R	ER	SO	BB	IBB	HBP	BLK	WP	HR	S	P	ERA	WHIP					
Charlie Hough, R (1, 1) ERA: 3.7	6.0		27	9	4	4	2	0	0	0	0	0	0	31	31	6.00	1.500					
Dickie Noles, R (7, 1) ERA: 5.37	1.2		10	3	3	3	3	3	0	0	0	0	0	13	25	16.20	3.600					
Tom Henke, R (8, 1) ERA: 6.15	1.0	L	8	3	1	1	3	1	1	0	0	0	0	12	20	9.00	4.000					

Texas Rangers @ Oakland Athletics  
Oakland-Alameda County Coliseum, Oakland, CA  
Wed Sep 19 1984, 3:33 AM PDT  
Att: 7,365 - Unknown

AB	40
R	8
H	15
RBI	8
BB	5
SO	8
LOB	18













Batter	1	2	3	4	5	6	7	8	9	10	AB	R	H	RBI	BB	SO	LOB	TOP									
Alan Bannister, R OBP: 0.374, SLG: 0.373 (1, 4)	F4		CS	5-3		F4		K		F8	5	0	0	0	0	1	4										
Mickey Rivers, L OBP: 0.322, SLG: 0.388 (1, 10)	5-3			FC1-4 1B			4-3		1-3		4	0	1	0	0	0	0										
Gary Ward, R OBP: 0.338, SLG: 0.449 (1, 7) (10, 9)	F9			FC1-4 FC4-6 1-2r			F9		K		4	0	0	0	0	1	1										
Buddy Bell, R OBP: 0.379, SLG: 0.451 (1, 5)		F4		FC4-6 1-2r					F8		3	0	0	0	1	0	1										
Larry Parrish, R OBP: 0.359, SLG: 0.467 Bill Sample, R OBP: 0.288, SLG: 0.330 (10, PR) (10, 7)		4-3				6-3				F9 1B	4	0	1	0	0	1	1										
George Wright, S OBP: 0.270, SLG: 0.388 (1, 8)		F7				F7				F9 2B	4	0	0	0	0	0	1										
Bob Jones, L OBP: 0.315, SLG: 0.382 (1, 3)			F7			K				F2 1B	3	0	0	0	1	1	0										
Donnie Scott, S OBP: 0.279, SLG: 0.297 Jeff Kunkel, R OBP: 0.212, SLG: 0.331 (8, PR) (8, 6)			F7			F7				K 1B	3	0	1	0	0	0	0										
Bill Stein, R OBP: 0.354, SLG: 0.302 Jim Anderson, R OBP: 0.176, SLG: 0.106 (10, PH) (10, 6)								1B 2B		K 2B	1	0	0	0	0	1	3										
Curtis Wilkerson, S OBP: 0.278, SLG: 0.275 Tom Dunbar, L OBP: 0.316, SLG: 0.359 Ned Yost, R OBP: 0.198, SLG: 0.260 Mary Foley, L OBP: 0.305, SLG: 0.396 (10, PH) (10, 2)						1-3					2	0	1	0	0	0	0										
<b>Inning Stats</b>	R: 0 E: 0 K: 0 S: 3	H: 0 LOB: 0 BB: 0 P: 3	R: 0 E: 0 K: 0 S: 3	H: 0 LOB: 0 BB: 0 P: 3	R: 0 E: 0 K: 0 S: 3	H: 1 LOB: 0 BB: 0 P: 3	R: 0 E: 0 K: 0 S: 4	H: 1 LOB: 1 BB: 0 P: 4	R: 0 E: 0 K: 1 S: 5	H: 0 LOB: 0 BB: 0 P: 5	R: 0 E: 0 K: 0 S: 3	H: 0 LOB: 0 BB: 0 P: 3	R: 0 E: 0 K: 1 S: 5	H: 0 LOB: 1 BB: 1 P: 9	R: 1 E: 0 K: 1 S: 7	H: 2 LOB: 2 BB: 0 P: 7	R: 0 E: 0 K: 1 S: 5	H: 0 LOB: 0 BB: 0 P: 5	R: 1 E: 0 K: 1 S: 7	H: 2 LOB: 2 BB: 1 P: 11	1B: 4 2B: 2 3B: 0 HR: 0	SF: 0 SAC: 0 DP: 0 HBP: 0	WP: 0 PA: 38 PB: 0 SB: 0 CS: 1				
<b>PITCHER</b> Jim Slaton, R ERA: 4.95 (1, 1)	IP 10.0	WLS L	BF 37	H 6	R 2	ER 2	SO 5	BB 1	IBB 0	HBP 0	BLK 0	WP 0	HR 0	S 45	P 53	ERA 1.80	WHIP 0.700										

Texas Rangers @ California Angels  
Anaheim Stadium, Anaheim, CA  
Sun Sep 23 1984, 6:33 AM EDT  
Att: 45,094 - Unknown


AB	35
R	2
H	6
RBI	2
BB	2
SO	5
LOB	11



Batter	1	2	3	4	5	6	7	8	9	10	AB	R	H	RBI	BB	SO	LOB	BOTTOM									
Juan Beniquez, R OBP: 0.376, SLG: 0.459 (1, 9)	F9		5-3			6-3			6-3		4	0	0	0	0	0	0										
Rod Carew, L OBP: 0.373, SLG: 0.361 Gary Pettis, S OBP: 0.328, SLG: 0.299 Rob Picciolo, R OBP: 0.203, SLG: 0.282 (1, 3) (9, PR) (10, 6)	F7			F5		4-3				BB	3	0	0	0	1	0	0										
Fred Lynn, L OBP: 0.369, SLG: 0.483 (1, 8)	4-3			K				F8		F4	4	0	0	0	0	1	1										
Doug DeCinces, R OBP: 0.324, SLG: 0.435 (1, 5)		F8						F8		F8	4	0	1	0	0	0	0										
Brian Downing, R OBP: 0.365, SLG: 0.471 (1, 7)					HR	L3-5 BB		1-3		5-3	3	1	1	1	1	0	0										
Reggie Jackson, L OBP: 0.309, SLG: 0.419 (1, 10)								K		F2	4	0	0	0	0	2	1										
Bobby Grich, R OBP: 0.367, SLG: 0.478 (1, 4)								E6 1B			3	0	2	0	0	0	0										
Bob Boone, R OBP: 0.244, SLG: 0.266 (1, 2)			5-3			L3-5		F7			3	0	0	0	0	0	2										
Dick Schofield, R OBP: 0.258, SLG: 0.261 Daryl Scomiers, L OBP: 0.297, SLG: 0.354 Darrell Miller, R OBP: 0.294, SLG: 0.226 (1, 6) (9, PH) (10, 3)								5-3		F7	2	0	0	0	0	0	0										
<b>Inning Stats</b>	R: 0 E: 0 K: 0 S: 3	H: 0 LOB: 0 BB: 0 P: 3	R: 1 E: 0 K: 1 S: 6	H: 1 LOB: 0 BB: 0 P: 6	R: 0 E: 0 K: 0 S: 3	H: 0 LOB: 0 BB: 0 P: 3	R: 0 E: 0 K: 1 S: 5	H: 1 LOB: 1 BB: 0 P: 5	R: 0 E: 1 K: 0 S: 3	H: 1 LOB: 1 BB: 1 P: 7	R: 0 E: 0 K: 0 S: 3	H: 0 LOB: 0 BB: 0 P: 3	R: 0 E: 0 K: 1 S: 5	H: 0 LOB: 0 BB: 0 P: 5	R: 0 E: 0 K: 0 S: 3	H: 0 LOB: 1 BB: 1 P: 7	R: 0 E: 0 K: 0 S: 3	H: 0 LOB: 0 BB: 0 P: 3	1B: 3 2B: 1 3B: 0 HR: 1	SF: 0 SAC: 0 DP: 1 HBP: 0	WP: 0 PA: 33 PB: 0 SB: 0 CS: 0						
<b>PITCHER</b> Dave Stewart, R ERA: 4.91 (1, 1)	IP 10.0	WLS W	BF 33	H 4	R 1	ER 1	SO 3	BB 2	IBB 0	HBP 0	BLK 0	WP 0	HR 1	S 37	P 45	ERA 0.90	WHIP 0.600										

Texas Rangers @ California Angels  
Anaheim Stadium, Anaheim, CA  
Sun Sep 23 1984, 6:33 AM EDT  
Att: 45,094 - Unknown

AB	31
R	1
H	4
RBI	1
BB	2
SO	3
LOB	4





Batter	1	2	3	4	5	6	7	8	9	AB	R	H	RBI	BB	SO	LOB	TOP					
Rickey Henderson, R OBP: 0.398, SLG: 0.457										4	4	2	1	2	1	2						
Carney Lansford, R OBP: 0.345, SLG: 0.440										5	1	3	4	0	1	2						
Dwayne Murphy, L Garry Hancock, L Keith Atherton, R										4	0	0	0	1	1	1						
Dave Kingman, R Mike Davis, L										3	0	0	0	2	0	3						
Mike Heath, R										3	1	1	0	3	1	3						
Bill Almon, R Bruce Bochte, L										2	0	1	0	1	0	1						
Mickey Tettleton, S Dan Meyer, L Jim Essian, R										3	0	1	0	0	2	5						
Steve Kiefer, R Donnie Hill, S										2	0	0	0	0	0	0						
Tony Phillips, S										4	2	3	0	1	0	1						
<b>Inning Stats</b>	R: 1 E: 0 K: 1 S: 6	H: 1 LOB: 3 BB: 3 P: 18	R: 0 E: 0 K: 0 S: 4	H: 1 LOB: 1 BB: 0 P: 4	R: 0 E: 0 K: 2 S: 8	H: 1 LOB: 2 BB: 1 P: 12	R: 2 E: 0 K: 0 S: 5	H: 2 LOB: 0 BB: 0 P: 5	R: 0 E: 0 K: 1 S: 6	H: 1 LOB: 3 BB: 2 P: 6	R: 0 E: 0 K: 0 S: 4	H: 1 LOB: 3 BB: 2 P: 12	R: 6 E: 1 K: 1 S: 10	H: 6 LOB: 3 BB: 3 P: 22	R: 1 E: 0 K: 1 S: 5	H: 1 LOB: 1 BB: 2 P: 13	1B: 11 2B: 3 3B: 1 HR: 0	SF: 1 SAC: 1 DP: 1 HBP: 0	WP: 0 PB: 0 SB: 4 CS: 1	PA: 51		
<b>PITCHER</b>	IP WLS BF H R ER SO BB IBB HBP BLK WP HR S P ERA WHIP	IP WLS BF H R ER SO BB IBB HBP BLK WP HR S P ERA WHIP	IP WLS BF H R ER SO BB IBB HBP BLK WP HR S P ERA WHIP	IP WLS BF H R ER SO BB IBB HBP BLK WP HR S P ERA WHIP	IP WLS BF H R ER SO BB IBB HBP BLK WP HR S P ERA WHIP	IP WLS BF H R ER SO BB IBB HBP BLK WP HR S P ERA WHIP	IP WLS BF H R ER SO BB IBB HBP BLK WP HR S P ERA WHIP	IP WLS BF H R ER SO BB IBB HBP BLK WP HR S P ERA WHIP	IP WLS BF H R ER SO BB IBB HBP BLK WP HR S P ERA WHIP	IP WLS BF H R ER SO BB IBB HBP BLK WP HR S P ERA WHIP	IP WLS BF H R ER SO BB IBB HBP BLK WP HR S P ERA WHIP	IP WLS BF H R ER SO BB IBB HBP BLK WP HR S P ERA WHIP	IP WLS BF H R ER SO BB IBB HBP BLK WP HR S P ERA WHIP	IP WLS BF H R ER SO BB IBB HBP BLK WP HR S P ERA WHIP	IP WLS BF H R ER SO BB IBB HBP BLK WP HR S P ERA WHIP	IP WLS BF H R ER SO BB IBB HBP BLK WP HR S P ERA WHIP	IP WLS BF H R ER SO BB IBB HBP BLK WP HR S P ERA WHIP	IP WLS BF H R ER SO BB IBB HBP BLK WP HR S P ERA WHIP	IP WLS BF H R ER SO BB IBB HBP BLK WP HR S P ERA WHIP	IP WLS BF H R ER SO BB IBB HBP BLK WP HR S P ERA WHIP	IP WLS BF H R ER SO BB IBB HBP BLK WP HR S P ERA WHIP	
Frank Tanana, L ERA: 3.25	6.0	28	7	3	3	4	4	0	0	0	0	0	0	0	0	0	4.50	1.833				
Dickie Noles, R ERA: 5.35	0.1	4	1	0	0	0	2	0	0	0	0	0	0	2	10	0.00	9.000					
Dwayne Henry, R ERA: 8.31	1.1	L	8	2	4	4	1	2	0	0	0	0	0	8	16	27.00	3.000					
Tom Henke, R ERA: 6.59	0.1	5	4	2	2	0	1	0	0	0	0	0	0	4	8	54.00	15.000					
Odeil Jones, R ERA: 3.77	1.0	5	1	1	1	1	2	0	0	0	0	0	0	5	13	9.00	3.000					
<b>Batter</b>	<b>1</b>	<b>2</b>	<b>3</b>	<b>4</b>	<b>5</b>	<b>6</b>	<b>7</b>	<b>8</b>	<b>9</b>	<b>AB</b>	<b>R</b>	<b>H</b>	<b>RBI</b>	<b>BB</b>	<b>SO</b>	<b>LOB</b>	<b>BOTTOM</b>					
Alan Bannister, R OBP: 0.389, SLG: 0.385										4	2	3	1	1	0	0						
Gary Ward, R OBP: 0.340, SLG: 0.449										4	0	2	2	1	0	5						
Buddy Bell, R OBP: 0.380, SLG: 0.458										5	1	3	3	0	1	3						
Larry Parrish, R OBP: 0.336, SLG: 0.466										5	0	2	0	0	1	5						
George Wright, S OBP: 0.269, SLG: 0.385										5	0	1	0	0	0	3						
Dave Hostetler, R OBP: 0.319, SLG: 0.359										4	0	0	0	0	0	1						
Mickey Rivers, L OBP: 0.321, SLG: 0.387										1	0	0	0	0	0	1						
Kevin Buckley, R OBP: 0.500, SLG: 0.600										2	1	1	0	1	0	0						
Wayne Tolleson, S OBP: 0.282, SLG: 0.259										1	1	0	0	0	1	0						
Tom Dunbar, L OBP: 0.313, SLG: 0.355										1	0	0	0	0	0	1						
Ned Yost, R OBP: 0.199, SLG: 0.260										4	0	1	0	0	0	3						
Mary Foley, L OBP: 0.310, SLG: 0.396										0	0	0	0	1	0	0						
Curtis Wilkerson, S OBP: 0.282, SLG: 0.276										2	1	1	0	2	1	0						
Bob Jones, L OBP: 0.313, SLG: 0.390										1	0	0	0	0	0	2						
<b>Inning Stats</b>	R: 0 E: 0 K: 1 S: 6	H: 1 LOB: 2 BB: 1 P: 10	R: 1 E: 1 K: 0 S: 5	H: 2 LOB: 2 BB: 1 P: 9	R: 1 E: 0 K: 0 S: 5	H: 2 LOB: 2 BB: 1 P: 9	R: 0 E: 0 K: 0 S: 2	H: 0 LOB: 1 BB: 2 P: 10	R: 0 E: 0 K: 1 S: 5	H: 0 LOB: 0 BB: 0 P: 5	R: 3 E: 0 K: 0 S: 7	H: 5 LOB: 2 BB: 0 P: 7	R: 0 E: 0 K: 1 S: 5	H: 0 LOB: 0 BB: 0 P: 5	R: 1 E: 0 K: 1 S: 8	H: 3 LOB: 2 BB: 0 P: 8	R: 0 E: 0 K: 0 S: 4	H: 1 LOB: 2 BB: 1 P: 8	1B: 12 2B: 1 3B: 0 HR: 1	SF: 0 SAC: 0 DP: 3 HBP: 0	WP: 0 PB: 0 SB: 0 CS: 0	PA: 45
<b>PITCHER</b>	IP WLS BF H R ER SO BB IBB HBP BLK WP HR S P ERA WHIP	IP WLS BF H R ER SO BB IBB HBP BLK WP HR S P ERA WHIP	IP WLS BF H R ER SO BB IBB HBP BLK WP HR S P ERA WHIP	IP WLS BF H R ER SO BB IBB HBP BLK WP HR S P ERA WHIP	IP WLS BF H R ER SO BB IBB HBP BLK WP HR S P ERA WHIP	IP WLS BF H R ER SO BB IBB HBP BLK WP HR S P ERA WHIP	IP WLS BF H R ER SO BB IBB HBP BLK WP HR S P ERA WHIP	IP WLS BF H R ER SO BB IBB HBP BLK WP HR S P ERA WHIP	IP WLS BF H R ER SO BB IBB HBP BLK WP HR S P ERA WHIP	IP WLS BF H R ER SO BB IBB HBP BLK WP HR S P ERA WHIP	IP WLS BF H R ER SO BB IBB HBP BLK WP HR S P ERA WHIP	IP WLS BF H R ER SO BB IBB HBP BLK WP HR S P ERA WHIP	IP WLS BF H R ER SO BB IBB HBP BLK WP HR S P ERA WHIP	IP WLS BF H R ER SO BB IBB HBP BLK WP HR S P ERA WHIP	IP WLS BF H R ER SO BB IBB HBP BLK WP HR S P ERA WHIP	IP WLS BF H R ER SO BB IBB HBP BLK WP HR S P ERA WHIP	IP WLS BF H R ER SO BB IBB HBP BLK WP HR S P ERA WHIP	IP WLS BF H R ER SO BB IBB HBP BLK WP HR S P ERA WHIP	IP WLS BF H R ER SO BB IBB HBP BLK WP HR S P ERA WHIP	IP WLS BF H R ER SO BB IBB HBP BLK WP HR S P ERA WHIP	IP WLS BF H R ER SO BB IBB HBP BLK WP HR S P ERA WHIP	
Bill Krueger, L ERA: 4.96	5.1	27	7	4	3	2	5	0	0	0	0	0	0	0	0	0	5.06	2.250				
Lary Sorensen, R ERA: 4.91	2.1	W	12	6	2	2	0	0	0	0	0	0	0	16	16	7.71	2.571					
Keith Atherton, R ERA: 4.47	1.1	S	6	1	0	0	1	0	0	0	0	0	0	5	9	0.00	1.500					
Keith Atherton, R ERA: 4.47	1.1	S	6	1	0	0	1	0	0	0	0	0	0	5	9	0.00	1.500					

Oakland Athletics @ Texas Rangers  
Arlington Stadium, Arlington, TX  
Mon Sep 24 1984, 8:05 PM EDT  
Att: 6,455 - Unknown

AB	37
R	10
H	15
RBI	9
BB	11
SO	6
LOB	24



Oakland Athletics @ Texas Rangers  
Arlington Stadium, Arlington, TX  
Mon Sep 24 1984, 8:05 PM EDT  
Att: 6,455 - Unknown

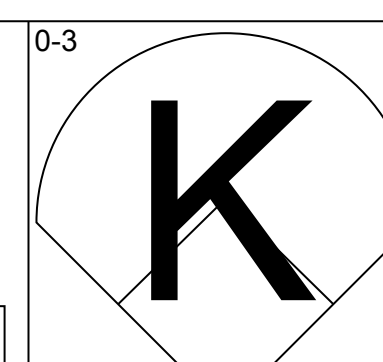
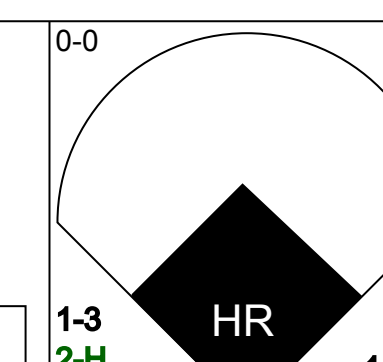
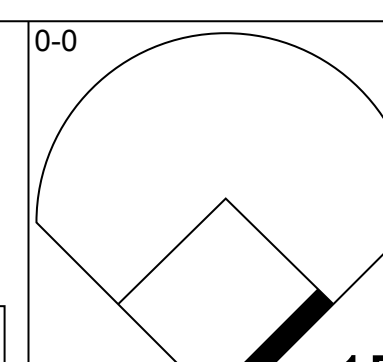
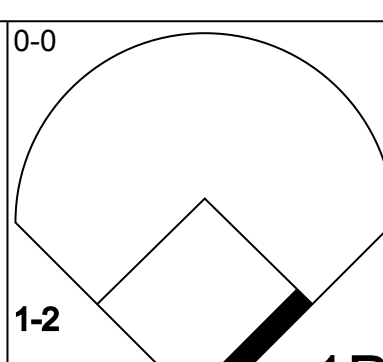
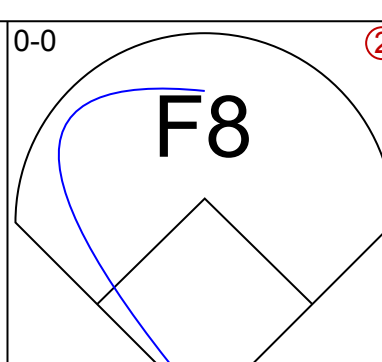
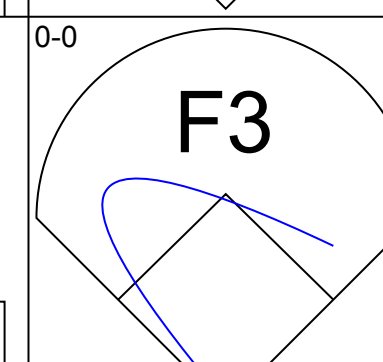
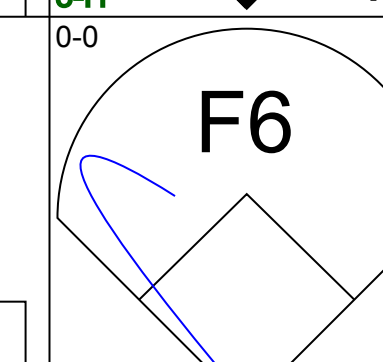
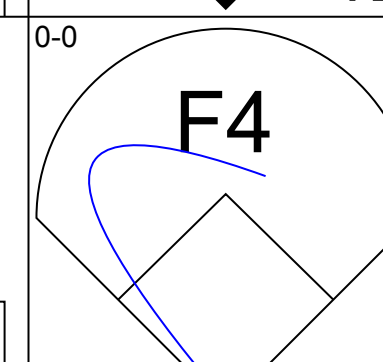
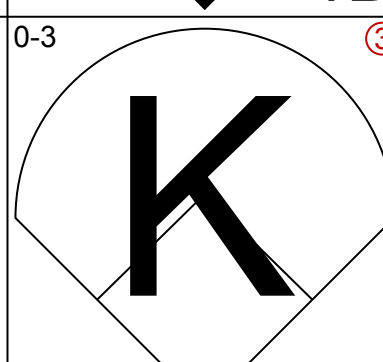
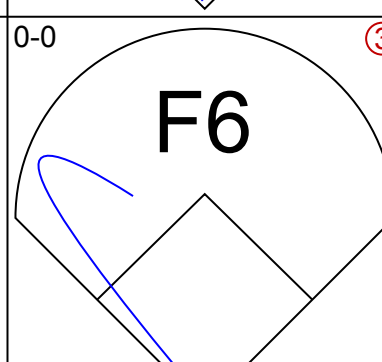
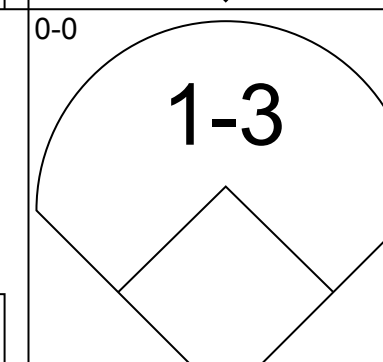
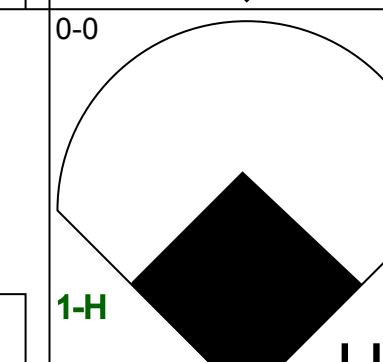
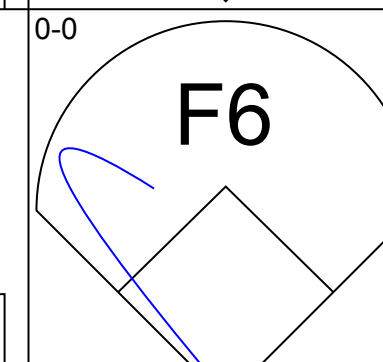

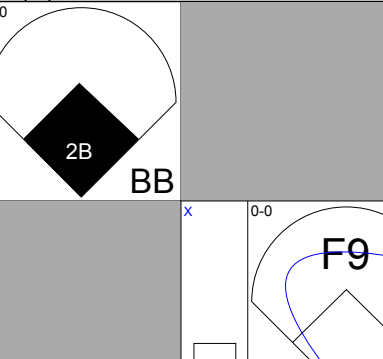
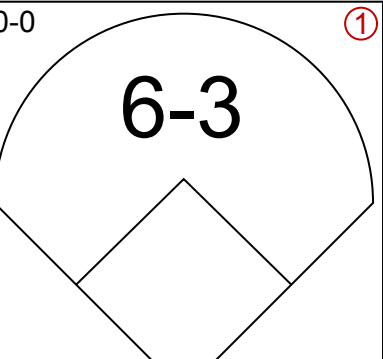

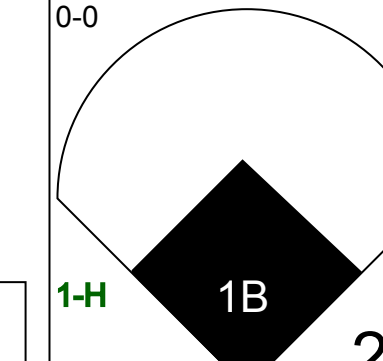
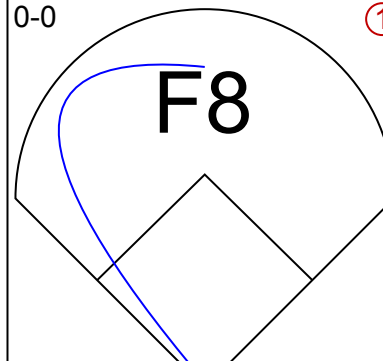
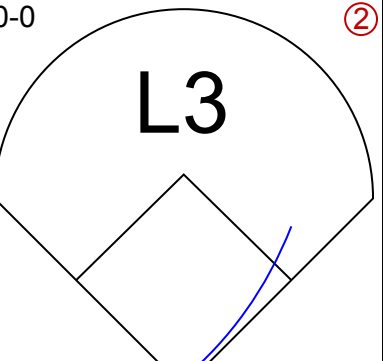

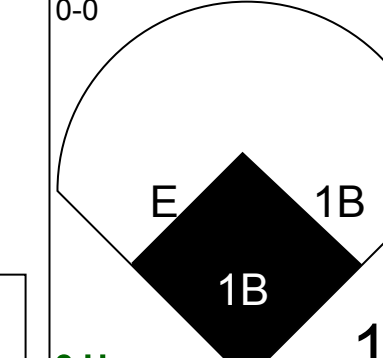
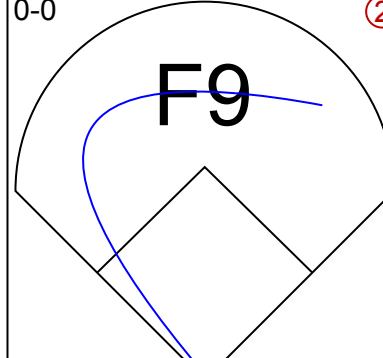
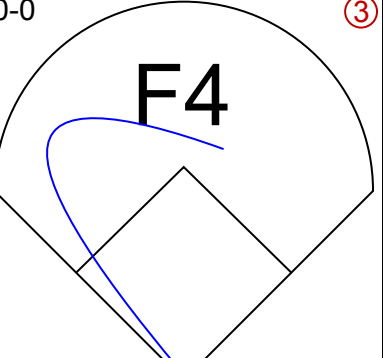

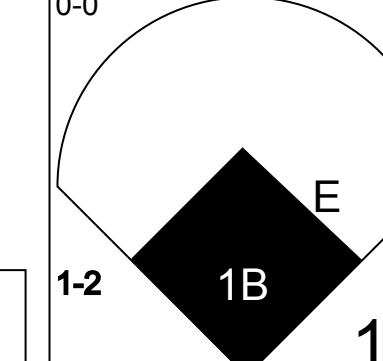
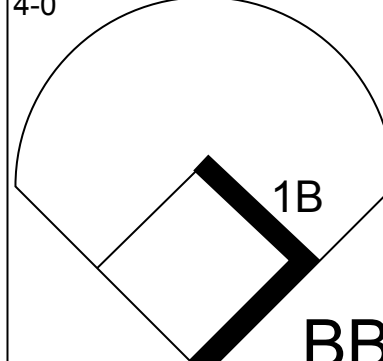

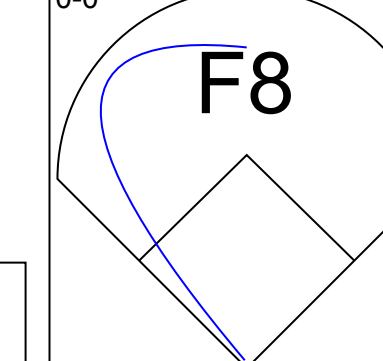
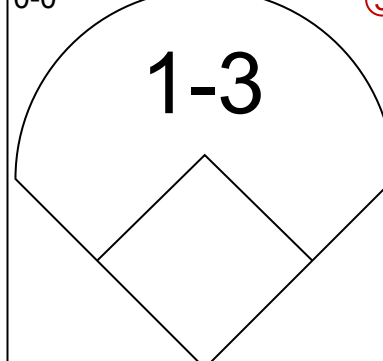
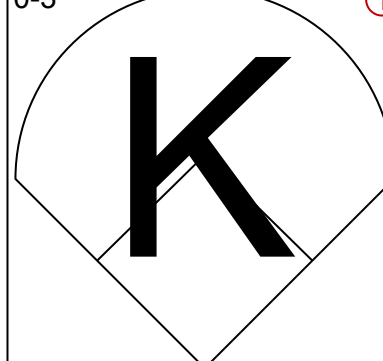

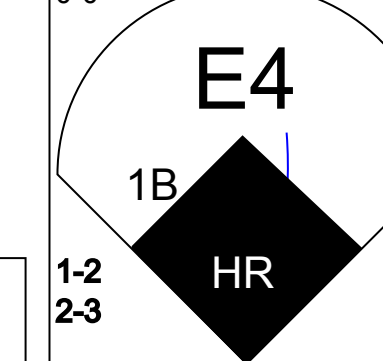
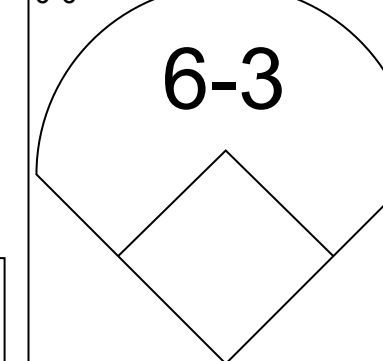
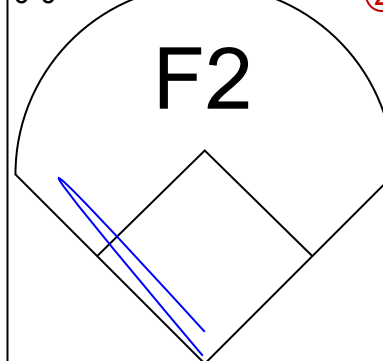
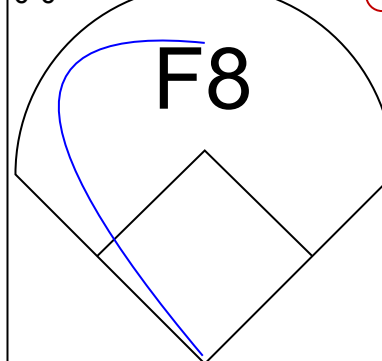
AB	39
R	6
H	14
RBI	6
BB	6
SO	4
LOB	24





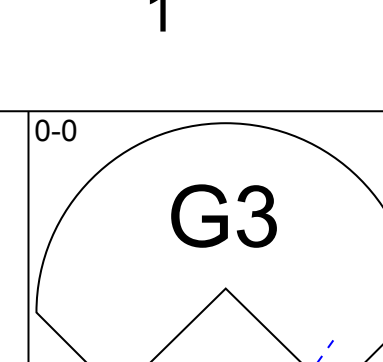
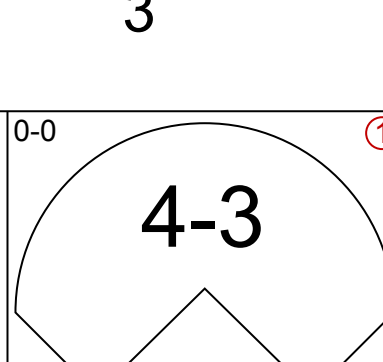
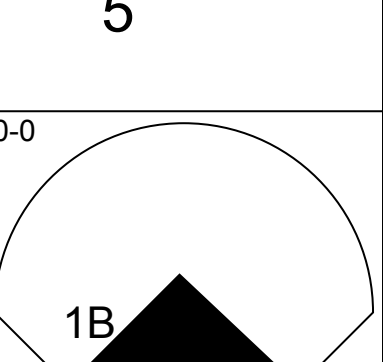
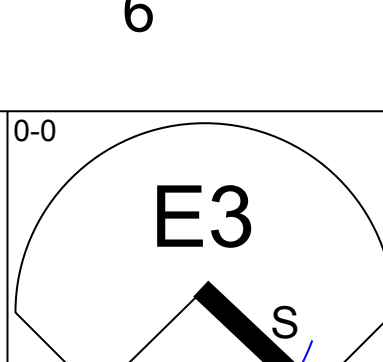

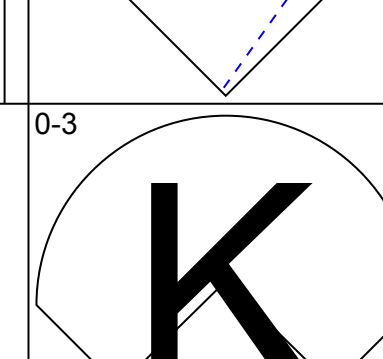
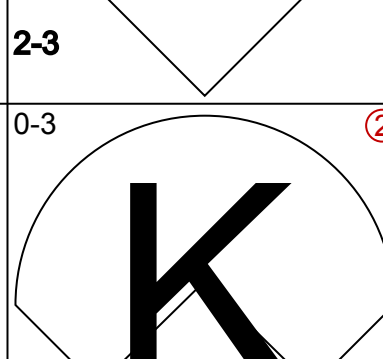
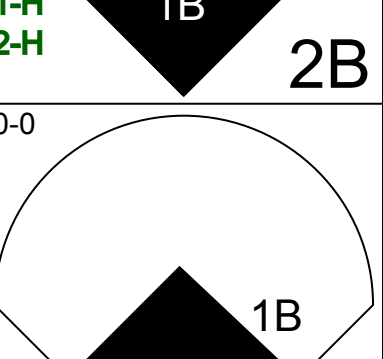

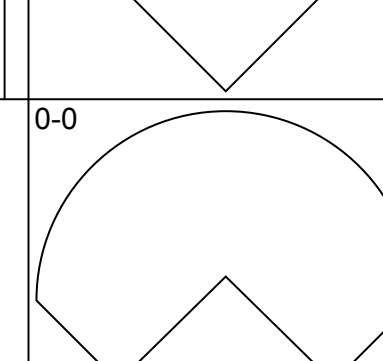
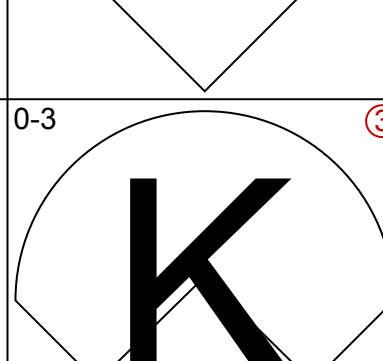
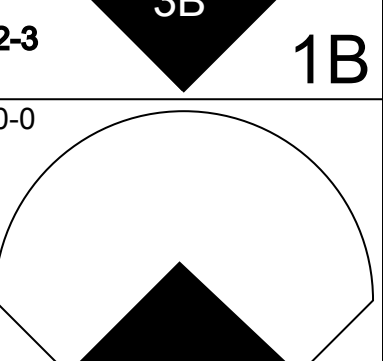

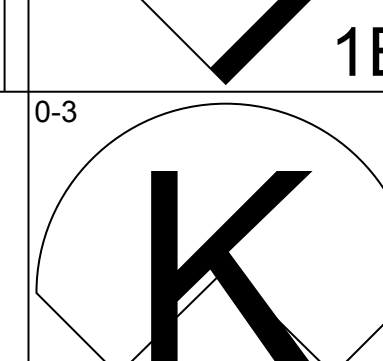
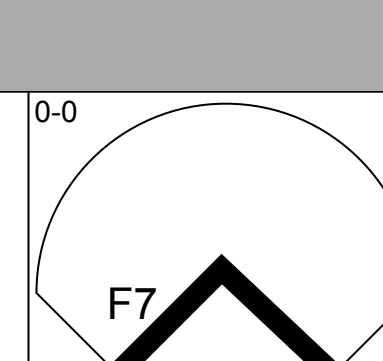
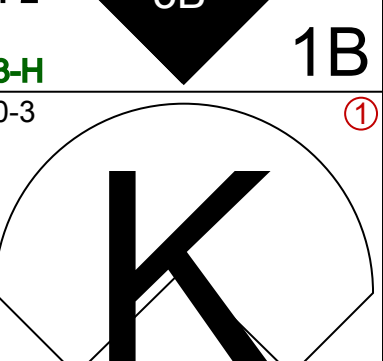
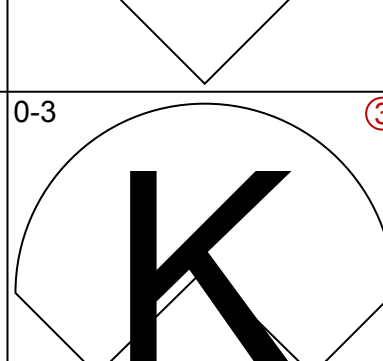

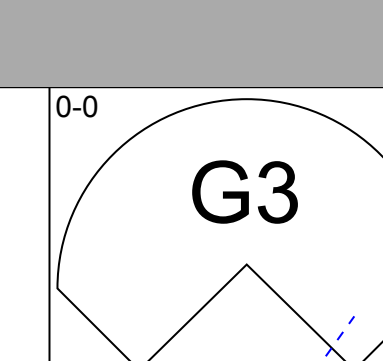
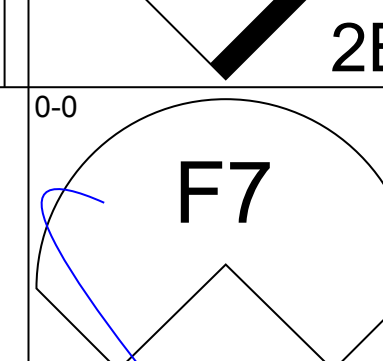
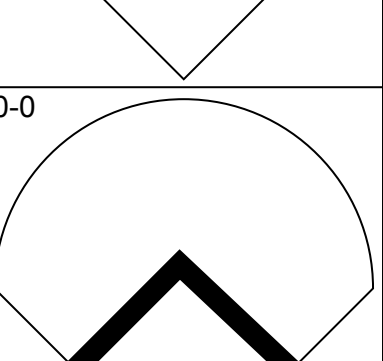

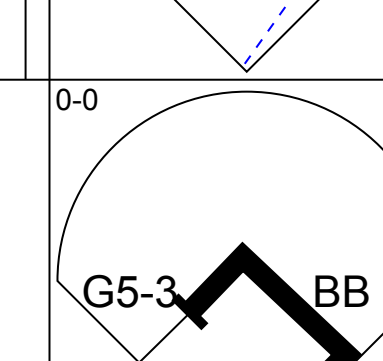

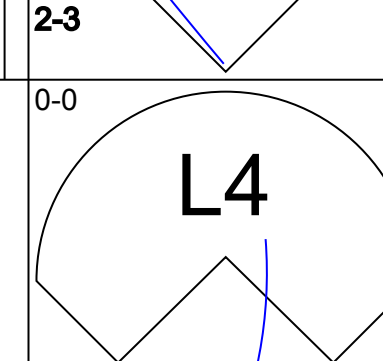
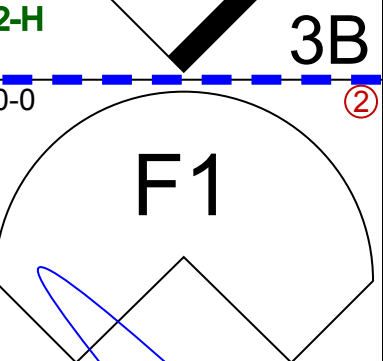
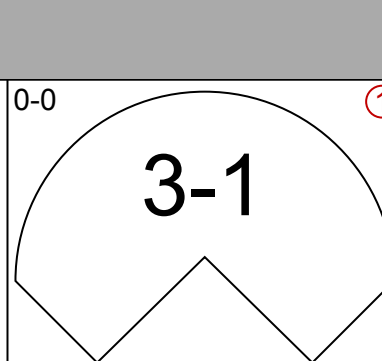
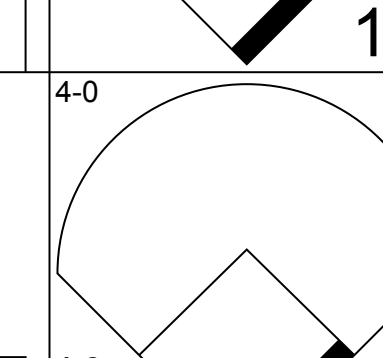

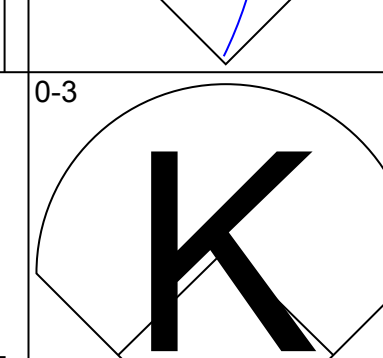
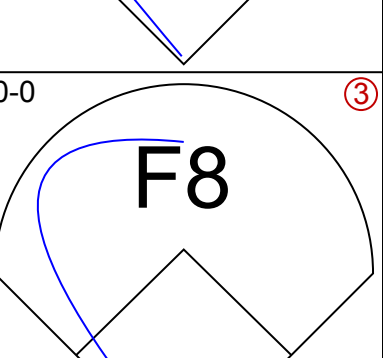
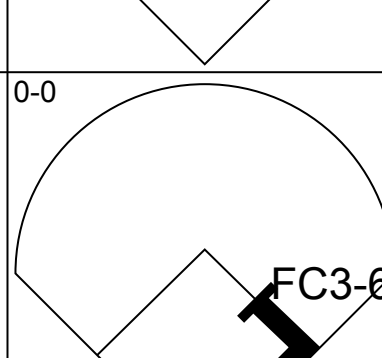
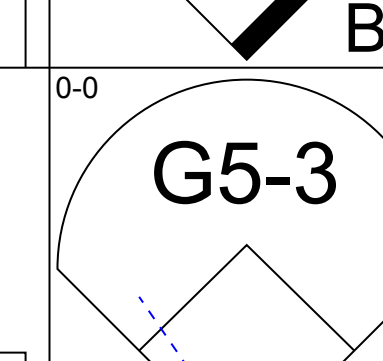

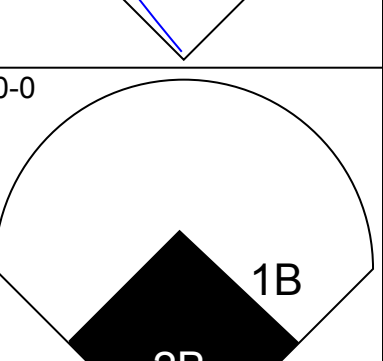
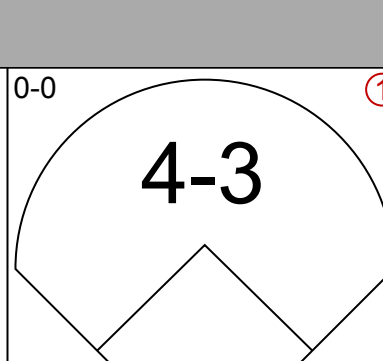
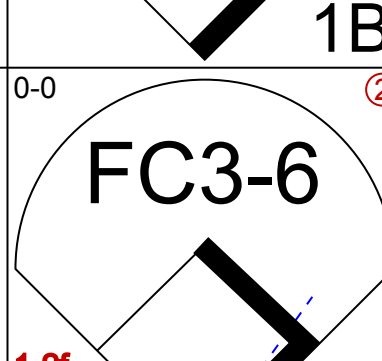
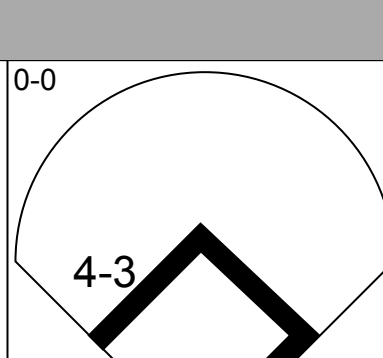
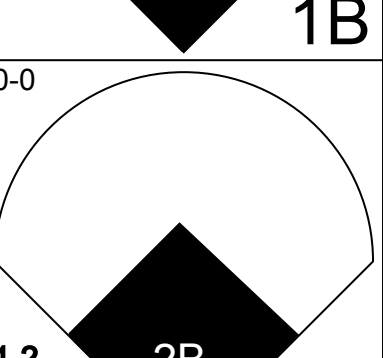
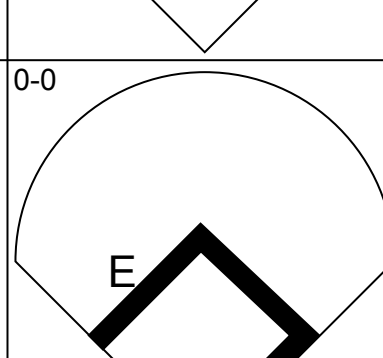
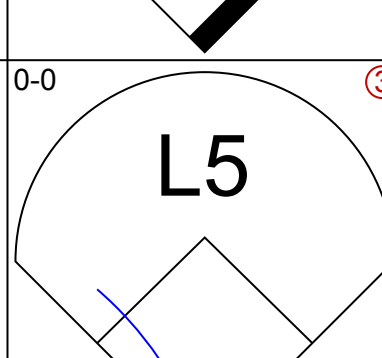




Batter	1	2	3	4	5	6	7	8	9	AB	R	H	RBI	BB	SO	LOB	TOP			
Mike Davis, L OBP: 0.281, SLG: 0.355										5	1	3	2	0	1	0	<b>Oakland Athletics @ Texas Rangers</b> Arlington Stadium, Arlington, TX Wed Sep 26 1984, 8:05 PM EDT Att: 6,232 - Unknown			
Carney Lansford, R OBP: 0.342, SLG: 0.436 Tony Phillips, S OBP: 0.324, SLG: 0.350										3	0	0	0	0	0	3				
Dwayne Murphy, L OBP: 0.343, SLG: 0.471										4	1	1	3	0	0	1				
Dave Kingman, R OBP: 0.325, SLG: 0.511										3	1	0	0	1	1	0				
Bruce Bochte, L OBP: 0.328, SLG: 0.341										4	1	1	1	0	0	0				
Mike Heath, R OBP: 0.285, SLG: 0.400										4	1	1	1	0	0	0				
Mickey Tettleton, S OBP: 0.312, SLG: 0.284										3	1	2	0	1	1	0				
Donnie Hill, S OBP: 0.229, SLG: 0.280										4	0	0	0	0	1	4				
Steve Kiefer, R OBP: 0.214, SLG: 0.308										4	1	0	0	0	0	3				
<b>Inning Stats</b>	R: 0 E: 0 K: 1 S: 5	H: 0 LOB: 0 BB: 0 P: 5	R: 7 E: 1 K: 0 S: 9	H: 5 LOB: 0 BB: 1 P: 13	R: 0 E: 0 K: 0 S: 4	H: 1 LOB: 1 BB: 0 P: 4	R: 0 E: 0 K: 0 S: 4	H: 1 LOB: 1 BB: 0 P: 4	R: 0 E: 0 K: 2 S: 8	H: 0 LOB: 0 BB: 1 P: 12	R: 0 E: 0 K: 1 S: 5	H: 0 LOB: 0 BB: 0 P: 5	R: 0 E: 0 K: 1 S: 3	H: 0 LOB: 0 BB: 0 P: 3	R: 0 E: 0 K: 0 S: 3	H: 0 LOB: 0 BB: 0 P: 3	1B: 6 2B: 1 3B: 0 HR: 1	SF: 0 SAC: 0 DP: 0 HBP: 0	WP: 0 PB: 0 SB: 0 CS: 0	PA: 38
<b>PITCHER</b> Danny Darwin, R ERA: 3.94	IP: 9.0 WLS: L BF: 38 H: 8 R: 7 ER: 3 SO: 5 BB: 2 IBB: 0 HBP: 0 BLK: 0 WP: 0 HR: 1 S: 46 P: 54 ERA: 3.00 WHIP: 1.111															<b>PITCHER</b>				

AB	36
R	7
H	8
RBI	7
BB	2
SO	5
LOB	13



Batter	1	2	3	4	5	6	7	8	9	AB	R	H	RBI	BB	SO	LOB	BOTTOM			
Mickey Rivers, L OBP: 0.322, SLG: 0.389										5	1	2	2	0	0	2	<b>Oakland Athletics @ Texas Rangers</b> Arlington Stadium, Arlington, TX Wed Sep 26 1984, 8:05 PM EDT Att: 6,232 - Unknown			
Gary Ward, R OBP: 0.342, SLG: 0.449									4	1	2	0	1	2	1					
Buddy Bell, R OBP: 0.381, SLG: 0.458									5	1	2	1	0	2	6					
Larry Parrish, R OBP: 0.336, SLG: 0.466										5	0	1	0	0	3	8				
George Wright, S OBP: 0.268, SLG: 0.385									5	0	1	2	0	0	3					
Bob Jones, L OBP: 0.310, SLG: 0.373									5	0	1	0	0	0	2					
Alan Bannister, R OBP: 0.386, SLG: 0.372 Mary Foley, L OBP: 0.313, SLG: 0.398 Jim Anderson, R OBP: 0.176, SLG: 0.106									2	0	0	0	2	1	2					
Donnie Scott, S OBP: 0.281, SLG: 0.299										1	0	1	0	0	0	0				
Curtis Wilkerson, S OBP: 0.285, SLG: 0.282										5	1	3	0	0	0	4				
<b>Inning Stats</b>	R: 0 E: 0 K: 2 S: 8	H: 1 LOB: 1 BB: 0 P: 8	R: 0 E: 0 K: 0 S: 3	H: 1 LOB: 1 BB: 1 P: 7	R: 0 E: 0 K: 2 S: 8	H: 1 LOB: 1 BB: 0 P: 8	R: 0 E: 0 K: 1 S: 6	H: 1 LOB: 0 BB: 0 P: 6	R: 5 E: 0 K: 1 S: 11	H: 6 LOB: 1 BB: 0 P: 11	R: 0 E: 1 K: 2 S: 9	H: 1 LOB: 2 BB: 1 P: 13	R: 0 E: 0 K: 0 S: 4	H: 2 LOB: 2 BB: 0 P: 5	R: 0 E: 1 K: 0 S: 4	H: 1 LOB: 2 BB: 0 P: 4	1B: 11 2B: 3 3B: 1 HR: 0	SF: 0 SAC: 0 DP: 1 HBP: 0	WP: 0 PB: 0 SB: 1 CS: 0	PA: 45
<b>PITCHER</b> Mike Warren, R ERA: 4.96 Dave Leiper, L ERA: 9.0 Keith Atherton, R ERA: 4.38 Bill Caudill, R ERA: 2.74	IP: 4.1 WLS: W BF: 23 H: 10 R: 5 ER: 5 SO: 6 BB: 1 IBB: 0 HBP: 0 BLK: 0 WP: 0 HR: 0 S: 34 P: 38 ERA: 10.38 WHIP: 2.538															<b>PITCHER</b>				

AB	42
R	5
H	15
RBI	5
BB	3
SO	8
LOB	31









Batter	1	2	3	4	5	6	7	8	9	AB	R	H	RBI	BB	SO	LOB	TOP			
Gary Pettis, S OBP: 0.331, SLG: 0.296	4-0 F9 1B BB	0-0 6-3			0-0 F5		0-0 S 1B		0-3 K	4	1	0	1	1	1	3	<b>California Angels @ Texas Rangers</b> Arlington Stadium, Arlington, TX Fri Sep 28 1984, 8:05 PM EDT Att: 7,050 - Unknown			
Rob Wilfong, L OBP: 0.300, SLG: 0.366	0-0 F9		0-0 F8		0-0 F9		4-0 1-2 BB			3	0	0	0	1	0	2				
Daryl Sconiers, L OBP: 0.308, SLG: 0.353	0-0 1B		0-0 4-3		0-0 F8		0-3 K			4	0	1	1	0	1	3				
Brian Downing, R OBP: 0.361, SLG: 0.460	0-0 1B		0-0 F9		0-0 F7		0-0 F9			4	0	1	0	0	0	2				
Reggie Jackson, L OBP: 0.302, SLG: 0.409	0-0 G6-3			0-3 K		0-3 K		0-0 4-3		4	0	0	0	0	2	2				
Bobby Grich, R OBP: 0.380, SLG: 0.457		0-0 6-3		0-0 F5		0-0 BB 1B		0-0 4-3		4	0	1	0	0	0	0				
Jerry Narron, L OBP: 0.286, SLG: 0.340		0-0 G3		0-0 2B		4-0 1-2 BB		0-0 F4		3	0	1	0	1	0	0				
Mike Brown, R OBP: 0.322, SLG: 0.471		0-0 2B		0-0 F3		0-0 F2		0-0 F8		4	0	1	0	0	0	3				
Dick Schofield, R OBP: 0.266, SLG: 0.266		4-0 BB			0-0 2B		0-0 5-3		0-3 K	2	0	1	0	1	0	0				
Fred Lynn, L OBP: 0.364, SLG: 0.473										1	0	0	0	0	1	0				
<b>Inning Stats</b>	R: 1 E: 0 K: 0 S: 4	H: 2 LOB: 1 BB: 1 P: 8	R: 0 E: 0 K: 0 S: 4	H: 1 LOB: 2 BB: 1 P: 8	R: 0 E: 0 K: 0 S: 3	H: 0 LOB: 0 BB: 0 P: 3	R: 0 E: 0 K: 1 S: 6	H: 1 LOB: 1 BB: 0 P: 6	R: 0 E: 0 K: 0 S: 4	H: 1 LOB: 2 BB: 0 P: 4	R: 0 E: 0 K: 1 S: 6	H: 1 LOB: 2 BB: 1 P: 10	R: 0 E: 0 K: 0 S: 3	H: 0 LOB: 0 BB: 0 P: 3	R: 0 E: 0 K: 2 S: 7	H: 0 LOB: 0 BB: 0 P: 7	1B: 4 2B: 3 3B: 0 HR: 0	SF: 0 SAC: 0 DP: 1 HBP: 0	WP: 0 PB: 0 SB: 2 CS: 0	PA: 37
<b>PITCHER</b> Dave Stewart, R ERA: 4.73	IP: 9.0 WLS: W BF: 37 H: 7 R: 1 ER: 1 SO: 5 BB: 4 IBB: 0 HBP: 0 BLK: 0 WP: 0 HR: 0 S: 43 P: 59 ERA: 1.00 WHIP: 1.222															<b>PITCHER</b>				

Batter	1	2	3	4	5	6	7	8	9	AB	R	H	RBI	BB	SO	LOB	BOTTOM			
Mickey Rivers, L OBP: 0.323, SLG: 0.390	0-0 5-3		4-0 CS BB		0-0 6-3		0-0 2B 2B			3	1	1	0	1	0	0	<b>California Angels @ Texas Rangers</b> Arlington Stadium, Arlington, TX Fri Sep 28 1984, 8:05 PM EDT Att: 7,050 - Unknown			
Gary Ward, R OBP: 0.344, SLG: 0.449	0-0 6-3		0-0 1B		0-0 CS 1B		0-0 5-3			4	0	2	0	0	0	1				
Buddy Bell, R OBP: 0.382, SLG: 0.458	0-0 F8		0-0 FC6-4 1B		0-0 CS		0-0 F8 BB 1B		4-0 2B IBB	3	2	2	0	1	0	0				
Larry Parrish, R OBP: 0.338, SLG: 0.467		0-0 F8	0-0 FC6-4		4-0 SF8 F8 BB 1B		0-0 1B 2B			3	1	1	2	1	0	2				
Pete O'Brien, L OBP: 0.353, SLG: 0.454		0-0 F8		0-0 F8		0-0 F8		0-0 1B		4	0	1	1	0	0	2				
George Wright, S OBP: 0.275, SLG: 0.388		0-0 1B		0-0 1B		4-0 FC6 IBB		0-3 K		3	0	2	0	1	1	1				
Donnie Scott, S OBP: 0.282, SLG: 0.300		0-0 1B		0-0 F7		0-0 SF8		0-0 G3		2	0	1	0	0	0	1				
Mary Foley, L OBP: 0.308, SLG: 0.395		1-3 1B		0-0 F8		0-0 FC6		0-0 F9		1	0	0	1	0	0	0				
Curtis Wilkerson, S OBP: 0.283, SLG: 0.280		0-0 5-3		0-0 F8		0-0 FC6		0-0 F9		4	0	0	0	0	0	5				
Wayne Tolleson, S OBP: 0.279, SLG: 0.254			0-0 1-3		0-0 5-3		0-0 4-3		0-0 F8	4	0	0	0	0	0	0				
<b>Inning Stats</b>	R: 0 E: 0 K: 0 S: 3	H: 0 LOB: 0 BB: 0 P: 3	R: 0 E: 0 K: 0 S: 5	H: 2 LOB: 2 BB: 0 P: 5	R: 0 E: 0 K: 0 S: 4	H: 2 LOB: 2 BB: 1 P: 8	R: 0 E: 0 K: 0 S: 4	H: 1 LOB: 1 BB: 0 P: 4	R: 0 E: 0 K: 0 S: 3	H: 1 LOB: 0 BB: 0 P: 3	R: 1 E: 0 K: 0 S: 4	H: 1 LOB: 2 BB: 2 P: 12	R: 3 E: 0 K: 1 S: 8	H: 3 LOB: 1 BB: 1 P: 12	R: 0 E: 0 K: 0 S: 3	H: 0 LOB: 0 BB: 0 P: 3	1B: 8 2B: 2 3B: 0 HR: 0	SF: 1 SAC: 0 DP: 0 HBP: 0	WP: 0 PB: 0 SB: 0 CS: 2	PA: 37
<b>PITCHER</b> Jim Slaton, R ERA: 4.97	IP: 6.2 WLS: L BF: 31 H: 9 R: 4 ER: 4 SO: 4 BB: 2 IBB: 2 HBP: 0 BLK: 0 WP: 0 HR: 0 S: 27 P: 43 ERA: 5.40 WHIP: 1.650															<b>PITCHER</b> John Curtis, L ERA: 4.4				

AB 33  
R 1  
H 7  
RBI 1  
BB 4  
SO 5  
LOB 15



AB 31  
R 4  
H 10  
RBI 4  
BB 4  
SO 1  
LOB 12



WP: 0  
PB: 0  
SB: 0  
CS: 0

WP: 0  
PB: 0  
SB: 0  
CS: 2

PA: 37

PA: 37

ERA: 4.73

ERA: 4.97


ERA: 4.4


ERA: 1.00

ERA: 0.00

ERA: 4.4



Batter	1	2	3	4	5	6	7	8	9	AB	R	H	RBI	BB	SO	LOB	TOP										
Gary Pettis, S OBP: 0.332, SLG: 0.300 (1, 8)	5-3	G1-4-3							E5	5	0	2	0	0	0	3	<b>California Angels @ Texas Rangers</b> Arlington Stadium, Arlington, TX Sat Sep 29 1984, 8:05 PM EDT Att: 8,951 - Unknown <a href="http://livebaseballscorecards.com">livebaseballscorecards.com</a>										
Derrel Thomas, S OBP: 0.299, SLG: 0.309 (1, 7)	1B		6-3		SH1-3		1-3		F7	4	1	1	0	0	0	3											
Mike Brown, R OBP: 0.325, SLG: 0.490 (1, 9)	1B		K		6-4				K	5	1	2	2	0	2	3											
Doug DeCinces, R OBP: 0.326, SLG: 0.431 (1, 5)	F9								F2	3	0	0	0	1	0	1											
Brian Downing, R OBP: 0.362, SLG: 0.465 (1, 10)	F9									4	1	2	1	0	1	2											
Bobby Grich, R OBP: 0.357, SLG: 0.452 (1, 4)		E6			K				F8	4	1	0	0	0	1	1											
Darrell Miller, R OBP: 0.243, SLG: 0.171 (1, 3)		K			K				F7	4	0	0	0	0	2	2											
Bob Boone, R OBP: 0.243, SLG: 0.264 (1, 2)										4	0	3	0	0	1	0											
Dick Schofield, R OBP: 0.264, SLG: 0.264 (1, 6)		E6			5-3				FC1-6	4	0	0	0	0	0	3											
<b>Inning Stats</b>	R: 1 E: 0 K: 0 S: 5	H: 2 LOB: 1 BB: 0 P: 5	R: 1 E: 2 K: 1 S: 7	H: 1 LOB: 1 BB: 0 P: 7	R: 0 E: 0 K: 2 S: 7	H: 0 LOB: 1 BB: 1 P: 11	R: 0 E: 0 K: 2 S: 8	H: 1 LOB: 1 BB: 0 P: 8	R: 0 E: 0 K: 0 S: 3	H: 1 LOB: 0 BB: 0 P: 3	R: 0 E: 0 K: 0 S: 4	H: 1 LOB: 1 BB: 0 P: 4	R: 0 E: 0 K: 1 S: 6	H: 1 LOB: 0 BB: 0 P: 6	R: 2 E: 0 K: 0 S: 5	H: 2 LOB: 0 BB: 0 P: 5		R: 0 E: 1 K: 1 S: 7	H: 1 LOB: 2 BB: 0 P: 7	1B: 6 2B: 2 3B: 1 HR: 2	SF: 0 SAC: 1 DP: 2 HBP: 0	WP: 0 PB: 0 SB: 0 CS: 0	PA: 39				
<b>PITCHER</b>	IP	WLS	BF	H	R	ER	SO	BB	IBB	HBP	BLK	WP	HR	S	P	ERA	WHIP										
Frank Tanana, L ERA: 3.25 (1, 1)	8.0	L	34	9	4	3	6	1	0	0	0	0	2	45	49	3.38	1.250										
Tom Henke, R ERA: 6.35 (9, 1)	1.0		5	1	0	0	1	0	0	0	0	0	0	7	7	0.00	1.000										

Batter	1	2	3	4	5	6	7	8	9	AB	R	H	RBI	BB	SO	LOB	BOTTOM										
Alan Bannister, R OBP: 0.389, SLG: 0.371 (1, 10)	2B		FC5-4		F8				F6	3	0	1	0	1	0	2	<b>California Angels @ Texas Rangers</b> Arlington Stadium, Arlington, TX Sat Sep 29 1984, 8:05 PM EDT Att: 8,951 - Unknown <a href="http://livebaseballscorecards.com">livebaseballscorecards.com</a>										
Bill Sample, R OBP: 0.286, SLG: 0.327 (1, 7)	F9		F7						6-3	4	0	0	0	0	0	2											
Gary Ward, R OBP: 0.345, SLG: 0.449 (1, 8)	F7		FC5-4						6-3	4	0	2	0	0	0	1											
Larry Parrish, R OBP: 0.337, SLG: 0.467 (1, 5)	2B		FC5-4		G4-6-3				5-3	4	0	1	0	0	0	3											
Pete O'Brien, L OBP: 0.350, SLG: 0.451 (1, 3)		E4			F7				G3	4	0	0	0	0	0	2											
George Wright, S OBP: 0.275, SLG: 0.387 (1, 9)		F7			F5				K	4	0	1	0	0	1	1											
Ned Yost, R OBP: 0.201, SLG: 0.273 (1, 2)		F9							5-3	4	0	1	0	0	0	2											
Jeff Kunkel, R OBP: 0.218, SLG: 0.324 (1, 6)					F8				F3	4	0	1	0	0	0	2											
Curtis Wilkerson, S OBP: 0.283, SLG: 0.280 (1, 4)									K	3	0	1	0	0	2	2											
<b>Inning Stats</b>	R: 0 E: 0 K: 0 S: 3	H: 1 LOB: 2 BB: 1 P: 7	R: 0 E: 1 K: 1 S: 7	H: 1 LOB: 2 BB: 0 P: 7	R: 0 E: 0 K: 0 S: 5	H: 2 LOB: 2 BB: 0 P: 5	R: 0 E: 0 K: 0 S: 5	H: 2 LOB: 2 BB: 0 P: 5	R: 0 E: 0 K: 0 S: 3	H: 1 LOB: 0 BB: 0 P: 3	R: 0 E: 0 K: 0 S: 4	H: 1 LOB: 1 BB: 0 P: 4	R: 0 E: 0 K: 1 S: 5	H: 0 LOB: 0 BB: 0 P: 5	R: 0 E: 0 K: 0 S: 3	H: 0 LOB: 0 BB: 0 P: 3		R: 0 E: 0 K: 1 S: 5	H: 0 LOB: 0 BB: 0 P: 5	1B: 7 2B: 1 3B: 0 HR: 0	SF: 0 SAC: 0 DP: 1 HBP: 0	WP: 0 PB: 0 SB: 0 CS: 0	PA: 35				
<b>PITCHER</b>	IP	WLS	BF	H	R	ER	SO	BB	IBB	HBP	BLK	WP	HR	S	P	ERA	WHIP										
Geoff Zahn, L ERA: 3.12 (1, 1)	9.0	W	35	8	0	0	3	1	0	0	0	0	0	40	44	0.00	1.000										



Batter	1	2	3	4	5	6	7	8	9	AB	R	H	RBI	BB	SO	LOB	TOP					
Rob Wilfong, L (1, 4) OBP: 0.296, SLG: 0.362	B2-3		1-3			G3	1-3			4	0	0	0	0	0	4	<b>California Angels @ Texas Rangers</b> Arlington Stadium, Arlington, TX Sun Sep 30 1984, 4:33 AM EDT Att: 8,375 - Unknown					
Daryl Sconiers, L (1, 3) OBP: 0.301, SLG: 0.344 Bobby Grich, R (8, 3) OBP: 0.357, SLG: 0.452	K			K		K		4-3		4	0	0	0	0	3	0						
Fred Lynn, L (1, 8) OBP: 0.366, SLG: 0.474	4-3			WP 1B		CS BB		G4-6-3 1B		3	0	2	0	1	0	0						
Doug DeCinces, R (1, 5) OBP: 0.327, SLG: 0.431		G5-4-3 1B		6-3		CS	4-3 PB FC 1B	G4-6-3 1B		4	1	2	0	0	0	2						
Brian Downing, R (1, 7) OBP: 0.360, SLG: 0.462 Derrel Thomas, S (9, 7) OBP: 0.299, SLG: 0.309	G5-4-3			5-3			4-3	F8		4	0	0	0	0	0	3						
Reggie Jackson, L (1, 10) OBP: 0.300, SLG: 0.406	F8					G3	FC	F8		4	0	0	1	0	0	0						
Mike Brown, R (1, 9) OBP: 0.342, SLG: 0.520 Gary Pettis, S (9, PR) OBP: 0.332, SLG: 0.300				3B		FC6-4 BB	FC5-2 2B	CS 1B		3	0	3	0	1	0	0						
Bob Boone, R (1, 2) OBP: 0.242, SLG: 0.262				6-3		F9	FC5-2 BB	CS		3	0	0	0	0	0	4						
Dick Schofield, R (1, 6) OBP: 0.264, SLG: 0.263	F6					FC6-4	2-3 3-H 4-0 BB			2	0	0	0	1	0	2						
<b>Inning Stats</b>	R: 0 E: 0 K: 1 S: 5	H: 0 LOB: 0 BB: 0 P: 5	R: 0 E: 0 K: 0 S: 3	H: 1 LOB: 0 BB: 0 P: 3	R: 0 E: 0 K: 0 S: 4	H: 1 LOB: 1 BB: 0 P: 4	R: 0 E: 0 K: 1 S: 6	H: 1 LOB: 1 BB: 0 P: 6	R: 0 E: 0 K: 0 S: 3	H: 0 LOB: 1 BB: 1 P: 7	R: 0 E: 0 K: 1 S: 4	H: 0 LOB: 0 BB: 1 P: 8	R: 1 E: 0 K: 0 S: 6	H: 2 LOB: 3 BB: 1 P: 10	R: 0 E: 0 K: 0 S: 3	H: 1 LOB: 0 BB: 0 P: 3	R: 0 E: 0 K: 0 S: 3	H: 1 LOB: 1 BB: 0 P: 3	1B: 5 2B: 1 3B: 1 HR: 0	SF: 0 SAC: 0 DP: 2 HBP: 0	WP: 1 PB: 1 SB: 0 CS: 2	PA: 36
<b>PITCHER</b> Charlie Hough, R (1, 1) ERA: 3.76	IP: 9.0 WLS: L BF: 34 H: 7 R: 1 ER: 0 SO: 3 BB: 3 IBB: 0 HBP: 0 BLK: 0 WP: 1 HR: 0 S: 37 P: 49 ERA: 0.00 WHIP: 1.111															<b>PITCHER</b>						

Batter	1	2	3	4	5	6	7	8	9	AB	R	H	RBI	BB	SO	LOB	BOTTOM					
Mickey Rivers, L (1, 10) OBP: 0.320, SLG: 0.387	K			3-1			K			3	0	0	0	0	2	0	<b>California Angels @ Texas Rangers</b> Arlington Stadium, Arlington, TX Sun Sep 30 1984, 4:33 AM EDT Att: 8,375 - Unknown					
Wayne Tolleson, S (1, 4) OBP: 0.276, SLG: 0.251	F7			6-3			4-3			3	0	0	0	0	0	0						
Gary Ward, R (1, 7) OBP: 0.343, SLG: 0.447	4-3			F9			4-3			3	0	0	0	0	0	0						
Larry Parrish, R (1, 5) OBP: 0.336, SLG: 0.465		6-3				5-3		F9		3	0	0	0	0	0	0						
Pete O'Brien, L (1, 3) OBP: 0.348, SLG: 0.448		F8				4-3		K		3	0	0	0	0	1	0						
George Wright, S (1, 8) OBP: 0.273, SLG: 0.384		K				K		K		3	0	0	0	0	3	0						
Tom Dunbar, L (1, 9) OBP: 0.301, SLG: 0.340				K			4-3			3	0	0	0	0	2	0						
Donnie Scott, S (1, 2) OBP: 0.280, SLG: 0.298 Bob Jones, L (9, PH) OBP: 0.305, SLG: 0.371				K			K		4-3	2	0	0	0	0	2	0						
Curtis Wilkerson, S (1, 6) OBP: 0.282, SLG: 0.279 Mary Foley, L (9, PH) OBP: 0.306, SLG: 0.391				6-3			4-3		4-3	1	0	0	0	0	0	0						
<b>Inning Stats</b>	R: 0 E: 0 K: 1 S: 5	H: 0 LOB: 0 BB: 0 P: 5	R: 0 E: 0 K: 1 S: 5	H: 0 LOB: 0 BB: 0 P: 5	R: 0 E: 0 K: 2 S: 7	H: 0 LOB: 0 BB: 0 P: 7	R: 0 E: 0 K: 0 S: 3	H: 0 LOB: 0 BB: 0 P: 3	R: 0 E: 0 K: 1 S: 5	H: 0 LOB: 0 BB: 0 P: 5	R: 0 E: 0 K: 1 S: 5	H: 0 LOB: 0 BB: 0 P: 5	R: 0 E: 0 K: 2 S: 7	H: 0 LOB: 0 BB: 0 P: 7	R: 0 E: 0 K: 1 S: 5	H: 0 LOB: 0 BB: 0 P: 5	R: 0 E: 0 K: 1 S: 5	H: 0 LOB: 0 BB: 0 P: 5	1B: 0 2B: 0 3B: 0 HR: 0	SF: 0 SAC: 0 DP: 0 HBP: 0	WP: 0 PB: 0 SB: 0 CS: 0	PA: 27
<b>PITCHER</b> Mike Witt, R (1, 1) ERA: 3.47	IP: 9.0 WLS: W BF: 27 H: 0 R: 0 ER: 0 SO: 10 BB: 0 IBB: 0 HBP: 0 BLK: 0 WP: 0 HR: 0 S: 47 P: 47 ERA: 0.00 WHIP: 0.000															<b>PITCHER</b>						