

Texas Rangers - 1985

Batter	1	2	3	4	5	6	7	8	9	AB	R	H	RBI	BB	SO	LOB	TOP
Toby Harrah, R OBP: 0.250, SLG: 0.250 (1, 4)	0-0 BB 1B		0-0 F7			0-0 F9		0-0 F4		4	0	1	0	0	0	2	
Gary Ward, R (1, 7)	4-0 G4-6-3 BB			0-0 6-3		0-0 6-3		0-0 F9		3	0	0	0	1	0	2	
Pete O'Brien, L OBP: 0.250, SLG: 0.250 (1, 3)	0-3 K			0-0 1-3		0-0 6-3		0-0 1B		4	0	1	1	0	1	2	
Buddy Bell, R OBP: 0.250, SLG: 0.250 (1, 5)	0-0 G4-6-3 1-2			0-0 5-3			0-0 1B 1B		0-0 5-3	4	0	1	0	0	0	2	
Cliff Johnson, R OBP: 0.500, SLG: 0.750 (1, 10)		0-0 F6			0-0 5-3		0-0 1B		0-0 2B	4	0	2	0	0	0	0	
Bob Jones, L (1, 9)		0-0 F8			0-0 F8		0-0 F7		0-0 F9	4	0	0	0	0	0	2	
George Wright, S (1, 8)		0-0 1-3			4-0 2B BB		0-0 F8		0-0 F8	3	1	0	0	1	0	2	
Curtis Wilkerson, S OBP: 0.667, SLG: 1.000 (1, 6)			0-0 4-3		0-0 2B 1-H			0-0 1B 1B		3	1	2	1	0	0	0	
Don Slaught, R OBP: 0.333, SLG: 0.333 (1, 2)			0-0 F6		0-0 6-3			0-0 1B 1-2 1B		3	0	1	0	0	0	1	
Inning Stats	R: 0 E: 0 K: 1 S: 5	H: 1 LOB: 1 BB: 1 P: 9	R: 0 E: 0 K: 0 S: 3	H: 0 LOB: 0 BB: 0 P: 3	R: 0 E: 0 K: 0 S: 3	H: 0 LOB: 0 BB: 0 P: 3	R: 1 E: 0 K: 0 S: 4	H: 1 LOB: 1 BB: 1 P: 8	R: 0 E: 0 K: 0 S: 3	H: 2 LOB: 1 BB: 0 P: 4	R: 1 E: 0 K: 0 S: 5	H: 3 LOB: 2 BB: 0 P: 5	R: 0 E: 0 K: 0 S: 4	H: 1 LOB: 1 BB: 0 P: 4	1B: 6 2B: 2 3B: 0 HR: 0	SF: 0 SAC: 0 DP: 1 HBP: 0	WP: 0 PA: 34 PB: 0 SB: 0 CS: 0
PITCHER	IP WLS BF H R ER SO BB IBB HBP BLK WP HR S P ERA WHIP	IP WLS BF H R ER SO BB IBB HBP BLK WP HR S P ERA WHIP															
Storm Davis, R ERA: 1.29 (1, 1)	7.0 25 4 1 1 1 1	2.0 W 9 4 1 1 0															
Don Aase, R ERA: 4.5 (8, 1)																	

Texas Rangers @ Baltimore Orioles
Memorial Stadium, Baltimore, MD
Mon Apr 08 1985, 3:33 AM EST
Att: 50,402 - Unknown

AB 32
R 2
H 8
RBI 2
BB 2
SO 1
LOB 13



Batter	1	2	3	4	5	6	7	8	9	AB	R	H	RBI	BB	SO	LOB	BOTTOM		
Mike Young, S OBP: 0.500, SLG: 0.667 (1, 7)	4-0 G3-6-1 BB		0-0 F7			0-0 4-3	0-0 2B			3	0	1	0	1	0	0			
Larry Sheets, L (1, 9)	0-0 G3-6-1		0-0 5-3			0-0 G3	0-0 4-3			4	0	0	0	0	0	2			
Gary Roenicke, R (8, 7)	1-2									0	0	0	0	0	0	0			
Cal Ripken Jr., R (1, 6)	4-0 BB		0-0 5-3			4-0 BB BB BB		4-0 HR BB		1	2	0	0	3	0	0			
Eddie Murray, S OBP: 0.500, SLG: 1.333 (1, 3)	0-3 K			0-3 K		4-0 BB BB PB BB		0-0 1-H HR		3	2	1	2	1	2	1			
Fred Lynn, L (1, 8)		0-0 G3		0-0 6-3		4-0 PB BB BB		4-0 CS BB		2	0	0	0	2	0	0			
John Lowenstein, L (1, 10)		0-0 G3		0-0 3-1		4-0 1-2 2-3 3-H BB		0-0 1-3		3	0	0	1	1	0	1			
Wayne Gross, L (1, 5)		4-0 BB BB			0-0 F9	0-3 K		0-0 4-3		3	0	0	0	1	1	2			
Rich Dauer, R (1, 4)		4-0 BB			0-0 6-3		0-0 F8			2	0	0	0	1	0	0			
Rick Dempsey, R (1, 2)		0-3 K			0-0 F4		0-0 1-3			3	0	0	0	0	1	2			
Inning Stats	R: 0 E: 0 K: 1 S: 4	H: 0 LOB: 2 BB: 2 P: 12	R: 0 E: 0 K: 1 S: 5	H: 0 LOB: 2 BB: 2 P: 13	R: 0 E: 0 K: 0 S: 3	H: 0 LOB: 0 BB: 0 P: 3	R: 0 E: 0 K: 1 S: 5	H: 0 LOB: 0 BB: 0 P: 5	R: 0 E: 0 K: 0 S: 3	H: 0 LOB: 0 BB: 0 P: 3	R: 2 E: 0 K: 1 S: 5	H: 0 LOB: 2 BB: 4 P: 21	R: 0 E: 0 K: 0 S: 4	H: 1 LOB: 1 BB: 0 P: 4	R: 2 E: 0 K: 0 S: 3	H: 1 LOB: 0 BB: 2 P: 11	1B: 0 2B: 1 3B: 0 HR: 1	SF: 0 SAC: 0 DP: 1 HBP: 0	WP: 0 PA: 34 PB: 1 SB: 0 CS: 1
PITCHER	IP WLS BF H R ER SO BB IBB HBP BLK WP HR S P ERA WHIP	IP WLS BF H R ER SO BB IBB HBP BLK WP HR S P ERA WHIP																	
Charlie Hough, R ERA: 1.5 (1, 1)	6.0 25 2 2 2 0	2.0 L 9 2 2 2 0																	
Dave Rozema, R ERA: 9.0 (7, 1)																			

Texas Rangers @ Baltimore Orioles
Memorial Stadium, Baltimore, MD
Mon Apr 08 1985, 3:33 AM EST
Att: 50,402 - Unknown

AB 24
R 4
H 2
RBI 3
BB 10
SO 4
LOB 8



Batter	1	2	3	4	5	6	7	8	9	AB	R	H	RBI	BB	SO	LOB	TOP										
Toby Harrah, R OBP: 0.375, SLG: 0.167 (1, 4)										2	0	0	0	2	0	1											
Gary Ward, R OBP: 0.375, SLG: 0.286 (1, 7)										4	0	2	0	0	1	1											
Buddy Bell, R OBP: 0.250, SLG: 0.143 (1, 5)										3	0	0	0	1	0	3											
Cliff Johnson, R OBP: 0.250, SLG: 0.375 (1, 10)										4	0	0	0	0	1	3											
Larry Parrish, R OBP: 0.750, SLG: 1.667 (1, 9)										3	1	2	1	1	0	0											
Pete O'Brien, L OBP: 0.250, SLG: 0.250 (1, 3)										4	0	1	0	0	1	3											
George Wright, S OBP: 0.250, SLG: 0.286 (1, 8)										4	0	1	0	0	0	2											
Curtis Wilkerson, S OBP: 0.500, SLG: 0.600 (1, 6)										2	0	0	0	1	1	1											
Tom Dunbar, L (9, PH)										1	0	0	0	0	0	0											
Don Slaught, R OBP: 0.167, SLG: 0.167 (1, 2)										3	0	0	0	0	2	3											
Inning Stats	R: 0 E: 0 K: 2 S: 7	H: 0 LOB: 1 BB: 1 P: 11	R: 0 E: 0 K: 1 S: 6	H: 2 LOB: 2 BB: 1 P: 10	R: 0 E: 0 K: 1 S: 6	H: 1 LOB: 3 BB: 2 P: 14	R: 0 E: 0 K: 1 S: 6	H: 1 LOB: 0 BB: 0 P: 6	R: 0 E: 0 K: 0 S: 3	H: 0 LOB: 0 BB: 1 P: 6	R: 0 E: 0 K: 0 S: 3	H: 0 LOB: 0 BB: 0 P: 3	R: 0 E: 0 K: 0 S: 3	H: 0 LOB: 0 BB: 0 P: 3	R: 0 E: 0 K: 0 S: 3	H: 0 LOB: 0 BB: 0 P: 3	1B: 4 2B: 1 3B: 0 HR: 1	SF: 0 SAC: 0 DP: 3 HBP: 0	WP: 0 PB: 0 SB: 0 CS: 0	PA: 35							
PITCHER	IP	WLS	BF	H	R	ER	SO	BB	IBB	HBP	BLK	WP	HR	S	P	ERA	WHIP										
Mike Boddicker, R ERA: 1.5 (1, 1)	6.0	W	26	6	1	1	6	4	0	0	0	0	1	34	50	1.50	1.667										
Sammy Stewart, R ERA: (7, 1)	3.0	S	9	0	0	0	0	1	0	0	0	0	0	8	12	0.00	0.333										

Texas Rangers @ Baltimore Orioles
Memorial Stadium, Baltimore, MD
Wed Apr 10 1985, 3:33 AM EST
Att: 16,752 - Unknown

AB	30
R	1
H	6
RBI	1
BB	5
SO	6
LOB	17



Batter	1	2	3	4	5	6	7	8	9	AB	R	H	RBI	BB	SO	LOB	BOTTOM										
Lenn Sakata, R (1, 4)										4	0	0	0	1	0	3											
Dan Ford, R (1, 10)										5	0	0	0	0	1	5											
Cal Ripken Jr., R (1, 6)										2	1	0	0	2	1	0											
Eddie Murray, S OBP: 0.500, SLG: 0.833 (1, 3)										3	1	1	0	0	0	0											
Gary Roenicke, R (1, 7)										4	0	0	0	0	2	4											
Fred Lynn, L OBP: 0.500, SLG: 0.333 (1, 8)										4	1	2	2	0	0	0											
Mike Young, S OBP: 0.375, SLG: 0.571 (1, 9)										4	1	1	0	0	1	2											
Fritzie Connally, R OBP: 0.500, SLG: 0.333 (1, 5)										3	2	1	0	1	0	2											
Rick Dempsey, R OBP: 0.429, SLG: 0.429 (1, 2)										4	1	3	2	0	0	1											
Inning Stats	R: 0 E: 0 K: 1 S: 6	H: 1 LOB: 2 BB: 1 P: 10	R: 1 E: 1 K: 0 S: 5	H: 1 LOB: 2 BB: 1 P: 9	R: 0 E: 0 K: 1 S: 5	H: 0 LOB: 0 BB: 0 P: 5	R: 0 E: 0 K: 0 S: 8	H: 4 LOB: 2 BB: 2 P: 17	R: 0 E: 0 K: 0 S: 3	H: 1 LOB: 0 BB: 0 P: 3	R: 0 E: 0 K: 1 S: 5	H: 0 LOB: 0 BB: 0 P: 5	R: 0 E: 0 K: 1 S: 5	H: 0 LOB: 0 BB: 0 P: 5	R: 0 E: 0 K: 1 S: 6	H: 1 LOB: 1 BB: 0 P: 6	1B: 7 2B: 1 3B: 0 HR: 0	SF: 0 SAC: 0 DP: 2 HBP: 1	WP: 0 PB: 0 SB: 0 CS: 0	PA: 38							
PITCHER	IP	WLS	BF	H	R	ER	SO	BB	IBB	HBP	BLK	WP	HR	S	P	ERA	WHIP										
Mike Mason, L ERA: 7.36 (1, 1)	3.2	L	22	5	7	3	2	4	0	0	0	0	0	6	6	0.00	1.500										
Dickie Noles, R ERA: (4, 1)	1.1		6	2	0	0	0	0	0	0	0	0	0	6	6	0.00	1.500										
Dave Schmidt, R ERA: (6, 1)	1.0		3	0	0	0	1	0	0	0	0	0	0	5	5	0.00	0.000										
Dave Stewart, R ERA: (7, 1)	2.0		7	1	0	0	2	0	0	0	0	0	0	11	11	0.00	0.500										

Texas Rangers @ Baltimore Orioles
Memorial Stadium, Baltimore, MD
Wed Apr 10 1985, 3:33 AM EST
Att: 16,752 - Unknown

AB	33
R	7
H	8
RBI	4
BB	4
SO	5
LOB	17



Batter	1	2	3	4	5	6	7	8	9	AB	R	H	RBI	BB	SO	LOB	TOP			
Paul Moltzer, R OBP: 0.474, SLG: 0.412 (1, 5)	1-3		FC3-6 1B	G6-4-3		6-3			E5 1B	5	1	1	0	0	0	1				
Robin Yount, R OBP: 0.368, SLG: 0.250 (1, 7)										4	1	2	0	1	1	1				
Brian Giles, R OBP: 0.333, SLG: 0.143 (9, 6)	PO BB		FC3-6 1B			PB 1B			K	0	0	0	0	0	0	0				
Cecil Cooper, L OBP: 0.263, SLG: 0.368 (1, 3)	K		FC3-6 BB			1-3 BB 1B				5	1	2	2	0	1	3				
Ben Oglivie, L (1, 9) (9, 7)	PO	3-1								1	1	0	0	4	0	0				
Ted Simmons, S OBP: 0.389, SLG: 0.412 (1, 10)			F8			1-3 BB				5	0	1	0	0	0	8				
Jim Gantner, L OBP: 0.154, SLG: 0.083 (1, 4)		F7				E6 2B 1B				4	1	1	1	0	0	1				
Rick Manning, L (1, 8)						6-3 1B				3	0	0	1	1	0	2				
Charlie Moore, R OBP: 0.250, SLG: 0.500 (1, 2)		5-3				F4				4	1	1	0	0	0	3				
Ed Romero, R OBP: 0.333, SLG: 0.333 (1, 6)										3	0	1	2	0	0	0				
Doug Loman, L OBP: 0.375, SLG: 0.500 (9, PH) (9, 9)			F8			G6-4-3 1B			F9	1	0	0	0	0	0	0				
Inning Stats	R: 0 E: 0 K: 1 S: 4	H: 0 LOB: 0 BB: 1 P: 8	R: 0 E: 0 K: 0 S: 4	H: 1 LOB: 2 BB: 1 P: 8	R: 0 E: 0 K: 0 S: 5	H: 2 LOB: 3 BB: 1 P: 9	R: 2 E: 1 K: 0 S: 5	H: 2 LOB: 0 BB: 0 P: 5	R: 3 E: 0 K: 0 S: 6	H: 3 LOB: 1 BB: 1 P: 10	R: 0 E: 0 K: 0 S: 3	H: 0 LOB: 0 BB: 1 P: 6	R: 0 E: 0 K: 0 S: 3	H: 0 LOB: 0 BB: 0 P: 3	R: 1 E: 1 K: 1 S: 7	H: 1 LOB: 2 BB: 1 P: 11	1B: 8 2B: 1 3B: 0 HR: 0	SF: 0 SAC: 0 DP: 2 HBP: 0	WP: 0 PB: 1 SB: 0 CS: 0	PA: 42
PITCHER	IP	WLS	BF	H	R	ER	SO	BB	IBB	HBP	BLK	WP	HR	S	P	ERA	WHIP			
Charlie Hough, R ERA: 4.35 (1, 1)	4.1		24	8	5	4	1	4	0	0	0	0	0	22	38	8.31	2.769			
Dickie Noles, R ERA: (5, 1)	4.2	L	17	1	1	0	1	2	0	0	0	0	0	17	25	0.00	0.643			

Milwaukee Brewers @ Texas Rangers
Arlington Stadium, Arlington, TX
Sat Apr 13 1985, 7:05 PM EST
Att: 14,919 - Unknown

AB 35
R 6
H 9
RBI 6
BB 6
SO 2
LOB 19



Batter	1	2	3	4	5	6	7	8	9	AB	R	H	RBI	BB	SO	LOB	BOTTOM					
Toby Harrah, R OBP: 0.438, SLG: 0.250 (1, 4)	F9		5-3			E 1B BB			F6	3	1	0	0	1	0	1						
Gary Ward, R OBP: 0.313, SLG: 0.267 (1, 7)	F9					E5 1B			K	4	1	1	0	0	1	0						
Buddy Bell, R OBP: 0.188, SLG: 0.200 (1, 5)	F7					6-3 1B			6-3	4	0	0	0	0	0	2						
Cliff Johnson, R OBP: 0.500, SLG: 0.923 (1, 10)		1B G4-6-3 HBP								2	2	2	3	1	0	0						
Larry Parrish, R OBP: 0.417, SLG: 0.636 (1, 9)						F4			K	4	0	1	0	0	2	2						
Pete O'Brien, L OBP: 0.188, SLG: 0.133 (1, 3)			G4-6-3			G1-4-3			F5	3	0	0	0	1	0	2						
George Wright, S OBP: 0.200, SLG: 0.214 (1, 8)						F6			F9	3	0	1	0	0	0	0						
Curtis Wilkerson, S OBP: 0.500, SLG: 0.500 (1, 6) Tom Dunbar, L (9, PH)		CS				K			CS 1B	3	0	1	0	0	1	0						
Don Slaught, R OBP: 0.286, SLG: 0.286 (1, 2)						K			F2	4	1	2	0	0	1	1						
Inning Stats	R: 0 E: 0 K: 0 S: 3	H: 0 LOB: 0 BB: 0 P: 3	R: 1 E: 0 K: 0 S: 3	H: 2 LOB: 0 BB: 0 P: 4	R: 0 E: 0 K: 1 S: 5	H: 0 LOB: 0 BB: 0 P: 5	R: 1 E: 0 K: 0 S: 4	H: 1 LOB: 0 BB: 0 P: 4	R: 0 E: 0 K: 1 S: 5	H: 0 LOB: 0 BB: 0 P: 5	R: 3 E: 1 K: 1 S: 8	H: 3 LOB: 1 BB: 1 P: 12	R: 0 E: 0 K: 0 S: 4	H: 2 LOB: 1 BB: 0 P: 4	R: 0 E: 0 K: 2 S: 7	H: 0 LOB: 1 BB: 1 P: 11	R: 0 E: 0 K: 0 S: 3	H: 0 LOB: 1 BB: 1 P: 7	1B: 7 2B: 0 3B: 0 HR: 1	SF: 0 SAC: 1 DP: 1 HBP: 1	WP: 0 PB: 0 SB: 0 CS: 2	PA: 37
PITCHER	IP	WLS	BF	H	R	ER	SO	BB	IBB	HBP	BLK	WP	HR	S	P	ERA	WHIP					
Pete Vuckovich, R ERA: 7.2 (1, 1)	5.0		19	4	4	4	2	1	0	0	0	0	0	11	21	7.20	1.000					
Pete Ladd, R ERA: (6, 1)	2.0		9	4	1	0	1	0	0	0	0	0	0	11	11	0.00	2.000					
Bob Gibson, R ERA: (8, 1)	1.0	W	4	0	0	0	2	1	0	0	0	0	0	7	11	0.00	1.000					
Rollie Fingers, R ERA: (9, 1)	1.0	S	4	0	0	0	0	1	0	0	0	0	0	3	7	0.00	1.000					

Milwaukee Brewers @ Texas Rangers
Arlington Stadium, Arlington, TX
Sat Apr 13 1985, 7:05 PM EST
Att: 14,919 - Unknown

AB 31
R 5
H 8
RBI 3
BB 3
SO 5
LOB 9



Batter	1	2	3	4	5	6	7	8	9	AB	R	H	RBI	BB	SO	LOB	TOP								
Paul Moltitor, R OBP: 0.565, SLG: 0.571 Brian Giles, R OBP: 0.300, SLG: 0.125										4	1	4	0	0	0	0	Milwaukee Brewers @ Texas Rangers Arlington Stadium, Arlington, TX Sun Apr 14 1985, 4:33 AM EST Att: 17,494 - Unknown								
Robin Yount, R OBP: 0.375, SLG: 0.286										5	1	2	0	0	4										
Ted Simmons, S OBP: 0.391, SLG: 0.409										5	1	2	1	0	4										
Ben Oglivie, L OBP: 0.294, SLG: 0.077										5	0	1	1	0	14										
Doug Loman, L OBP: 0.385, SLG: 0.462										5	1	2	1	0	11										
Paul Householder, S OBP: 0.590, SLG: 0.700										5	2	2	3	0	11										
Bill Schroeder, R OBP: 0.353, SLG: 0.571										4	0	1	0	1	20										
Jim Gantner, L OBP: 0.222, SLG: 0.067										3	1	0	0	2	03										
Ed Romero, R OBP: 0.375, SLG: 0.286										4	1	1	2	1	02										
Inning Stats	R: 2 E: 0 K: 0 S: 6	H: 3 LOB: 1 BB: 0 P: 6	R: 2 E: 0 K: 2 S: 10	H: 3 LOB: 2 BB: 1 P: 14	R: 0 E: 0 K: 0 S: 3	H: 0 LOB: 0 BB: 0 P: 3	R: 0 E: 0 K: 0 S: 4	H: 1 LOB: 1 BB: 0 P: 4	R: 3 E: 0 K: 1 S: 8	H: 3 LOB: 0 BB: 0 P: 8	R: 0 E: 0 K: 0 S: 4	H: 1 LOB: 1 BB: 0 P: 4	R: 1 E: 0 K: 0 S: 5	H: 2 LOB: 3 BB: 2 P: 13	R: 0 E: 0 K: 0 S: 3	H: 1 LOB: 0 BB: 0 P: 3		R: 0 E: 0 K: 2 S: 8	H: 1 LOB: 2 BB: 1 P: 12	1B: 12 2B: 2 3B: 0 HR: 1	SF: 0 SAC: 0 DP: 1 HBP: 0	WP: 0 PB: 0 SB: 0 CS: 1	PA: 45		
PITCHER	IP WLS BF H R ER SO BB IBB HBP BLK WP HR S P ERA WHIP	IP WLS BF H R ER SO BB IBB HBP BLK WP HR S P ERA WHIP																							
Dave Rozema, R ERA: 9.0	(1, 1)	5.0	L	26	10	7	5	3	1	0	0	0	0	0	1	31	35	9.00	2.200						
Tommy Boggs, R ERA: 4.5	(6, 1)	2.0		11	3	1	1	0	2	0	0	0	0	0	0	9	17	4.50	2.500						
Greg Harris, R ERA:	(8, 1)	2.0		8	2	0	0	2	1	0	0	0	0	0	0	11	15	0.00	1.500						

Batter	1	2	3	4	5	6	7	8	9	AB	R	H	RBI	BB	SO	LOB	BOTTOM								
Toby Harrah, R OBP: 0.500, SLG: 0.563										4	1	3	1	0	11	Milwaukee Brewers @ Texas Rangers Arlington Stadium, Arlington, TX Sun Apr 14 1985, 4:33 AM EST Att: 17,494 - Unknown									
Gary Ward, R OBP: 0.250, SLG: 0.211										4	0	0	0	0	3										
Buddy Bell, R OBP: 0.200, SLG: 0.211										4	0	1	0	0	2										
Cliff Johnson, R OBP: 0.450, SLG: 0.750										3	0	0	0	1	03										
Larry Parrish, R OBP: 0.375, SLG: 0.533										4	0	1	0	0	03										
Pete O'Brien, L OBP: 0.200, SLG: 0.111										3	0	0	0	1	12										
George Wright, S OBP: 0.156, SLG: 0.167										4	0	0	0	0	2										
Curtis Wilkerson, S OBP: 0.400, SLG: 0.385										3	0	0	0	0	1										
Don Slaught, R OBP: 0.294, SLG: 0.294										3	0	1	0	0	0										
Inning Stats	R: 0 E: 0 K: 0 S: 4	H: 1 LOB: 1 BB: 0 P: 4	R: 0 E: 0 K: 0 S: 3	H: 0 LOB: 1 BB: 1 P: 7	R: 0 E: 0 K: 1 S: 6	H: 1 LOB: 0 BB: 0 P: 6	R: 0 E: 0 K: 0 S: 3	H: 0 LOB: 0 BB: 0 P: 3	R: 0 E: 0 K: 0 S: 5	H: 2 LOB: 2 BB: 0 P: 5	R: 0 E: 0 K: 1 S: 5	H: 0 LOB: 0 BB: 0 P: 5	R: 1 E: 0 K: 0 S: 4	H: 1 LOB: 0 BB: 0 P: 4	R: 0 E: 0 K: 0 S: 3		H: 1 LOB: 1 BB: 1 P: 7	1B: 5 2B: 0 3B: 0 HR: 1	SF: 0 SAC: 0 DP: 2 HBP: 0	WP: 0 PB: 0 SB: 0 CS: 0	PA: 34				
PITCHER	IP WLS BF H R ER SO BB IBB HBP BLK WP HR S P ERA WHIP	IP WLS BF H R ER SO BB IBB HBP BLK WP HR S P ERA WHIP																							
Moose Haas, R ERA: 1.06	(1, 1)	9.0	W	34	6	1	1	2	2	0	0	0	0	0	1	36	44	1.00	0.889						

Batter	1	2	3	4	5	6	7	8	9	AB	R	H	RBI	BB	SO	LOB	TOP								
Toby Harrah, R OBP: 0.538, SLG: 0.579 (1, 4)	G3		BB						E4	3	1	1	1	3	0	1	Texas Rangers @ Toronto Blue Jays Exhibition Stadium, Toronto, ON Tue Apr 16 1985, 3:33 AM EST Att: 41,284 - Unknown livebaseballscorecards.com								
Pete O'Brien, L OBP: 0.192, SLG: 0.208 (1, 3)	4-3		F9					F2	F8	6	1	1	1	0	0	6									
Gary Ward, R OBP: 0.280, SLG: 0.250 (1, 7)	1B							FC5-4		5	1	2	1	0	1	2									
Larry Parrish, R OBP: 0.381, SLG: 0.500 Bob Jones, L (8, 9)	K							FC5-4	K	5	1	2	1	0	2	4									
Cliff Johnson, R OBP: 0.400, SLG: 0.619 (1, 10)		5-3							E5	5	1	1	1	0	0	2									
Buddy Bell, R OBP: 0.280, SLG: 0.261 (1, 5)	6-3								1B	4	1	2	1	1	0	1									
George Wright, S OBP: 0.208, SLG: 0.217 (1, 8)	3-1								1B	5	1	2	1	0	0	3									
Don Slaught, R OBP: 0.318, SLG: 0.381 (1, 2)			K						F9	4	2	1	1	1	2	3									
Curtis Wilkerson, S OBP: 0.300, SLG: 0.294 (1, 6)	6-3								SF8	4	0	0	1	0	2	3									
Inning Stats	R: 0 E: 0 K: 1 S: 6	H: 1 LOB: 1 BB: 0 P: 6	R: 0 E: 0 K: 0 S: 3	H: 0 LOB: 0 BB: 0 P: 3	R: 0 E: 0 K: 1 S: 5	H: 0 LOB: 1 BB: 1 P: 9	R: 0 E: 1 K: 0 S: 4	H: 0 LOB: 1 BB: 0 P: 4	R: 4 E: 0 K: 2 S: 12	H: 5 LOB: 1 BB: 0 P: 12	R: 0 E: 0 K: 1 S: 5	H: 0 LOB: 1 BB: 1 P: 9	R: 2 E: 0 K: 0 S: 6	H: 3 LOB: 2 BB: 1 P: 10	R: 1 E: 0 K: 2 S: 8	H: 1 LOB: 2 BB: 2 P: 16	R: 2 E: 2 K: 0 S: 7	H: 2 LOB: 2 BB: 0 P: 7	1B: 9 2B: 1 3B: 2 HR: 0	SF: 1 SAC: 0 DP: 0 HBP: 0	WP: 0 PB: 0 SB: 1 CS: 0	PA: 47			
PITCHER	IP	WLS	BF	H	R	ER	SO	BB	IBB	HBP	BLK	WP	HR	S	P	ERA	WHIP								
Luis Leal, R ERA: 5.06 (1, 1)	4.2	L	22	6	4	4	4	1	0	0	0	0	0	29	33	7.71	1.500								
Ron Musselman, R ERA: 11.57 (5, 1)	2.0		11	3	2	2	1	2	0	0	0	0	0	11	19	9.00	2.500								
Dennis Lamp, R ERA: 1.8 (7, 1)	2.1		14	3	3	1	2	2	0	0	0	0	0	16	24	3.86	2.143								


Batter	1	2	3	4	5	6	7	8	9	AB	R	H	RBI	BB	SO	LOB	BOTTOM								
Damaso Garcia, R OBP: 0.206, SLG: 0.156 (1, 4)	BB		CS						6-3	3	1	2	1	2	0	0	Texas Rangers @ Toronto Blue Jays Exhibition Stadium, Toronto, ON Tue Apr 16 1985, 3:33 AM EST Att: 41,284 - Unknown livebaseballscorecards.com								
Garth Iorg, R OBP: 0.300, SLG: 0.538 Rance Mulliniks, L (7, PH) OBP: 0.563, SLG: 0.833 (8, 5)	BB		1B						BB	2	1	1	3	1	1	1									
Lloyd Moseby, L OBP: 0.375, SLG: 0.269 (1, 8)	K		K						BB	4	0	0	0	1	1	3									
George Bell, R OBP: 0.379, SLG: 0.741 (1, 7)	G6-4-3								F7	3	0	1	0	1	1	3									
Jesse Barfield, R OBP: 0.357, SLG: 0.519 (1, 9)		5-3							1B	4	0	2	0	0	1	2									
Jeff Burroughs, R OBP: 0.235, SLG: 0.235 Mitch Webster, S (6, FR)	K								F7	3	0	2	0	0	1	1									
Willie Upshaw, L OBP: 0.267, SLG: 0.393 (1, 3)	5-3								BB	4	0	0	0	0	0	5									
Buck Martinez, R OBP: 0.071, SLG: 0.077 Ernie White, L (9, PH) OBP: 0.200, SLG: 0.143 (9, PH)	F9								4-3	3	0	0	0	0	0	2									
Tony Fernandez, S OBP: 0.269, SLG: 0.320 Len Matuszek, L (9, PH) OBP: 0.500, SLG: 1.500 (9, PH)	F8								6-3	3	1	1	0	0	0	0									
Inning Stats	R: 0 E: 0 K: 1 S: 4	H: 0 LOB: 1 BB: 2 P: 12	R: 0 E: 0 K: 1 S: 6	H: 1 LOB: 0 BB: 0 P: 6	R: 0 E: 0 K: 1 S: 5	H: 1 LOB: 0 BB: 0 P: 5	R: 0 E: 0 K: 1 S: 7	H: 2 LOB: 2 BB: 0 P: 7	R: 3 E: 0 K: 0 S: 6	H: 3 LOB: 1 BB: 1 P: 10	R: 0 E: 1 K: 1 S: 6	H: 1 LOB: 2 BB: 0 P: 6	R: 0 E: 0 K: 1 S: 4	H: 0 LOB: 1 BB: 2 P: 12	R: 0 E: 0 K: 0 S: 3	H: 1 LOB: 0 BB: 0 P: 3	R: 1 E: 0 K: 0 S: 4	H: 1 LOB: 1 BB: 1 P: 8	1B: 7 2B: 1 3B: 1 HR: 1	SF: 0 SAC: 0 DP: 3 HBP: 0	WP: 0 PB: 0 SB: 0 CS: 1	PA: 39			
PITCHER	IP	WLS	BF	H	R	ER	SO	BB	IBB	HBP	BLK	WP	HR	S	P	ERA	WHIP								
Mike Mason, L ERA: 5.59 (1, 1)	6.0	W	27	8	3	3	5	3	0	0	0	0	0	34	46	4.50	1.833								
Dickie Noles, R ERA: 1.0 (7, 1)	3.0	S	12	2	1	1	1	3	0	0	0	0	0	11	23	3.00	1.667								

Texas Rangers @ Toronto Blue Jays
 Exhibition Stadium, Toronto, ON
 Tue Apr 16 1985, 3:33 AM EST
 Att: 41,284 - Unknown

Texas Rangers @ Toronto Blue Jays
 Exhibition Stadium, Toronto, ON
 Tue Apr 16 1985, 3:33 AM EST
 Att: 41,284 - Unknown

AB	41
R	9
H	12
RBI	9
BB	5
SO	7
LOB	25

AB	33
R	4
H	10
RBI	4
BB	6
SO	6
LOB	21



Batter	1	2	3	4	5	6	7	8	9	10	AB	R	H	RBI	BB	SO	LOB								
Toby Harrah, R OBP: 0.484, SLG: 0.565 (1.4)	0-0 6-3 2B		0-3 K			0-0 1-3		0-3 K		0-0 SF7	4	0	1	1	0	2	0								
Buddy Bell, R OBP: 0.267, SLG: 0.222 (1.5)	0-0 6-3 2-3			0-0 P6		4-0 CS BB		0-0 6-3		0-3 3-H 0-3 K	4	0	0	0	1	1	3								
Gary Ward, R OBP: 0.310, SLG: 0.296 (1.7)	4-0 G4-3 BB			0-0 2B		0-0 F9		0-0 K		0-3 K	3	0	1	0	1	1	1								
Larry Parrish, R OBP: 0.320, SLG: 0.417 (1.9)	0-0 G4-3			0-0 6-3		0-0 F8		0-0 K		0-0 K	4	0	0	0	0	1	3								
Cliff Johnson, R OBP: 0.345, SLG: 0.520 (1.10)		0-0 F9		0-0 F3		0-0 F3		0-0 F7			4	0	0	0	0	0	1								
George Wright, S OBP: 0.257, SLG: 0.231 (1.8)		0-0 P4		4-0 1-3 BB		0-0 BB		0-0 1B		0-0 P6	3	0	1	0	1	0	0								
Pete O'Brien, L OBP: 0.233, SLG: 0.192 (1.3)		0-0 P6		0-0 1-3 1-2		0-0 1B		4-0 FC6-4 BB		4-0 1B 1B BB	2	1	0	0	2	0	1								
Don Slaught, R OBP: 0.346, SLG: 0.400 (1.2)			0-0 F9		0-0 1B		0-0 FC6-4		0-0 1B		0-0 1B	4	0	2	0	0	2								
Wayne Tolleson, S OBP: 0.233, SLG: 0.192 (1.6)			0-0 G3		0-3 K		0-0 4-3		0-0 1B		0-0 1B	2	0	0	0	0	1								
Bob Jones, L (8. PR)											1	0	0	0	0	0	0								
Curtis Wilkerson, S OBP: 0.333, SLG: 0.333 (8. 6)										1-2 2-3 1B	1	0	1	0	0	0	0								
Inning Stats	R: 0 E: 0 K: 0 S: 3	H: 1 LOB: 1 BB: 1 P: 7	R: 0 E: 0 K: 0 S: 3	H: 0 LOB: 0 BB: 0 P: 3	R: 0 E: 0 K: 1 S: 5	H: 0 LOB: 0 BB: 0 P: 5	R: 0 E: 0 K: 0 S: 4	H: 1 LOB: 1 BB: 0 P: 4	R: 0 E: 0 K: 0 S: 5	H: 1 LOB: 1 BB: 1 P: 9	R: 0 E: 0 K: 1 S: 2	H: 0 LOB: 0 BB: 1 P: 6	R: 0 E: 0 K: 0 S: 4	H: 1 LOB: 2 BB: 1 P: 8	R: 0 E: 0 K: 1 S: 5	H: 0 LOB: 0 BB: 0 P: 5	R: 0 E: 0 K: 2 S: 7	H: 0 LOB: 0 BB: 0 P: 7	R: 1 E: 0 K: 1 S: 7	H: 2 LOB: 2 BB: 1 P: 11	1B: 4 2B: 3 3B: 0 HR: 0	SF: 1 SAC: 0 DP: 2 HBP: 0	WP: 0 PA: 38		
PITCHER	IP	WLS	BF	H	R	ER	SO	BB	IBB	HBP	BLK	WP	HR	S	P	ERA	WHIP								
Jimmy Key, L ERA: 1.8 (1.1)	6.2		25	4	0	0	2	4	0	0	0	0	0	25	41	0.00	1.200								
Jim Acker, R ERA: (7.1)	1.1		4	0	0	0	1	0	0	0	0	0	0	6	6	0.00	0.000								
Bill Caudill, R ERA: 5.68 (9.1)	2.0	W	9	2	1	1	3	1	0	0	0	0	0	14	18	4.50	1.500								

TEXAS RANGERS

Texas Rangers @ Toronto Blue Jays
Exhibition Stadium, Toronto, ON
Wed Apr 17 1986, 3:33 AM EST
Att: 15,472 - Unknown

AB 32
R 1
H 6
RBI 1
BB 5
SO 6
LOB 12

Batter	1	2	3	4	5	6	7	8	9	10	AB	R	H	RBI	BB	SO	LOB								
Damaso Garcia, R OBP: 0.184, SLG: 0.139 (1.4)	0-0 6-3			0-0 6-3		0-0 5-3		0-3 K		0-3 K	4	0	0	0	0	1	2								
Rance Mulliniks, L OBP: 0.500, SLG: 0.667 (1.5)	0-0 1-3			0-0 F8		0-3 K		0-0 K		4-0 BB BB	3	0	0	0	1	1	0								
Lloyd Moseby, L OBP: 0.361, SLG: 0.241 (1.8)	0-0 G3			0-0 G3		0-3 K		0-0 K		4-0 BB BB	3	0	0	0	1	1	0								
Willie Upshaw, L OBP: 0.265, SLG: 0.375 (1.3)		0-0 G5-4-3 1B		0-0 F9		0-0 F5		0-3 K		0-3 K	4	0	1	0	0	1	3								
George Bell, R OBP: 0.333, SLG: 0.645 (1.7)		0-0 G5-4-3		0-0 6-3		0-0 F2		0-0 F7			4	0	0	0	0	0	4								
Ernie Whitt, L OBP: 0.222, SLG: 0.176 (1.2)		0-3 K		0-0 6-3		0-0 F8		0-0 K		0-0 K	3	0	1	0	0	1	0								
Manuel Lee, S (8. PR)											0	0	0	0	0	0	0								
Buck Martinez, R OBP: 0.133, SLG: 0.143 (9.2)								BLK 1B		1B HR 1B	1	1	1	0	0	0	0								
Willie Aikens, L OBP: 0.308, SLG: 0.273 (1.10)			0-0 3-1		4-0 CS BB		0-0 F8		0-0 HR 1B		1	0	0	0	1	0	0								
Mitch Webster, S (6. PR)											0	0	0	0	0	0	0								
Len Matuszek, L OBP: 0.500, SLG: 1.000 (8. PH)								1-2 K		1-2 HR 1B	2	1	1	0	0	0	1								
Jesse Barfield, R OBP: 0.344, SLG: 0.581 (1.9)			0-3 K		0-0 P5		0-3 K		0-0 HR		4	1	1	3	0	2	3								
Tony Fernandez, S OBP: 0.310, SLG: 0.333 (1.6)			0-0 4-3		0-0 1B		0-0 BB BB		1-0 HBP		2	0	1	0	0	0	0								
Inning Stats	R: 0 E: 0 K: 0 S: 3	H: 0 LOB: 0 BB: 0 P: 3	R: 0 E: 0 K: 1 S: 5	H: 1 LOB: 0 BB: 0 P: 5	R: 0 E: 0 K: 1 S: 5	H: 0 LOB: 0 BB: 0 P: 5	R: 0 E: 0 K: 0 S: 3	H: 0 LOB: 0 BB: 0 P: 3	R: 0 E: 0 K: 0 S: 3	H: 1 LOB: 1 BB: 1 P: 7	R: 0 E: 0 K: 2 S: 7	H: 0 LOB: 0 BB: 0 P: 7	R: 0 E: 0 K: 1 S: 6	H: 1 LOB: 2 BB: 0 P: 6	R: 0 E: 0 K: 2 S: 7	H: 0 LOB: 3 BB: 2 P: 16	R: 3 E: 0 K: 0 S: 3	H: 3 LOB: 0 BB: 0 P: 3	1B: 5 2B: 0 3B: 0 HR: 1	SF: 0 SAC: 0 DP: 1 HBP: 1	WP: 0 PA: 35				
PITCHER	IP	WLS	BF	H	R	ER	SO	BB	IBB	HBP	BLK	WP	HR	S	P	ERA	WHIP								
Charlie Hough, R ERA: 2.41 (1.1)	8.1		29	3	0	0	6	2	0	1	1	0	0	38	47	0.00	0.600								
Dave Stewart, R ERA: 6.75 (9.1)	0.2	L	6	3	3	3	1	1	0	0	0	0	1	7	11	40.50	6.000								

TORONTO BLUE JAYS

Texas Rangers @ Toronto Blue Jays
Exhibition Stadium, Toronto, ON
Wed Apr 17 1986, 3:33 AM EST
Att: 15,472 - Unknown


AB 31
R 3
H 6
RBI 3
BB 3
SO 7
LOB 13


Batter	1	2	3	4	5	6	7	8	9	AB	R	H	RBI	BB	SO	LOB	TOP										
Toby Harrah, R OBP: 0.525, SLG: 0.567 (1, 4)										4	1	3	1	0	1	1	Texas Rangers @ Milwaukee Brewers Milwaukee County Stadium, Milwaukee, WI Fri Apr 19 1985, 7:05 PM EST Att: 13,501 - Unknown										
Gary Ward, R OBP: 0.270, SLG: 0.257 (1, 7)										4	0	1	1	0	1	3											
Buddy Bell, R OBP: 0.263, SLG: 0.229 (1, 5)										4	0	2	1	0	0	2											
Pete O'Brien, L OBP: 0.211, SLG: 0.273 (1, 3)										4	0	0	0	0	0	3											
Larry Parrish, R OBP: 0.303, SLG: 0.355 (1, 9)										4	0	0	0	0	1	3											
Cliff Johnson, R OBP: 0.351, SLG: 0.515 (1, 10)										4	1	1	0	0	0	0											
George Wright, S OBP: 0.250, SLG: 0.242 (1, 8)										4	0	1	1	0	0	0											
Don Slaught, R OBP: 0.324, SLG: 0.344 (1, 2)										4	1	1	0	0	0	1											
Curtis Wilkerson, S OBP: 0.385, SLG: 0.391 (1, 6)										3	1	2	0	0	0	0											
Inning Stats	R: 0 E: 0 K: 1 S: 5	H: 1 LOB: 0 BB: 0 P: 5	R: 1 E: 0 K: 0 S: 5	H: 2 LOB: 1 BB: 0 P: 5	R: 0 E: 0 K: 0 S: 3	H: 1 LOB: 0 BB: 0 P: 3	R: 0 E: 0 K: 0 S: 3	H: 0 LOB: 0 BB: 0 P: 3	R: 0 E: 0 K: 1 S: 6	H: 1 LOB: 1 BB: 0 P: 6	R: 0 E: 0 K: 1 S: 5	H: 0 LOB: 0 BB: 0 P: 5	R: 3 E: 0 K: 0 S: 8	H: 5 LOB: 2 BB: 0 P: 8	R: 0 E: 0 K: 0 S: 3	H: 0 LOB: 0 BB: 0 P: 3	1B: 9 2B: 3 3B: 0 HR: 0	SF: 0 SAC: 0 DP: 2 HBP: 0	WP: 0 PB: 0 SB: 1 CS: 1	PA: 35							
PITCHER	IP	WLS	BF	H	R	ER	SO	BB	IBB	HBP	BLK	WP	HR	S	P	ERA	WHIP										
Pete Vuckovich, R ERA: 3.75 (1, 1)	7.0		24	6	1	1	3	0	0	0	0	0	0	30	30	1.29	0.857										
Ray Searage, L ERA: 13.5 (8, 1)	0.1	L	5	4	3	3	0	0	0	0	0	0	0	5	5	81.00	12.000										
Pete Ladd, R ERA: (8, 1)	0.2		3	1	0	0	0	0	0	0	0	0	0	3	3	0.00	1.500										
Rollie Fingers, R ERA: (9, 1)	1.0		3	0	0	0	0	0	0	0	0	0	0	3	3	0.00	0.000										

Batter	1	2	3	4	5	6	7	8	9	AB	R	H	RBI	BB	SO	LOB	BOTTOM										
Paul Molitor, R OBP: 0.486, SLG: 0.467 (1, 5)										3	0	0	0	1	0	1	Texas Rangers @ Milwaukee Brewers Milwaukee County Stadium, Milwaukee, WI Fri Apr 19 1985, 7:05 PM EST Att: 13,501 - Unknown										
Robin Yount, R OBP: 0.276, SLG: 0.212 (1, 7)										4	0	0	0	0	1	1											
Cecil Cooper, L OBP: 0.258, SLG: 0.300 (1, 3)										4	0	2	0	0	0	0											
Ted Simmons, S OBP: 0.257, SLG: 0.265 (1, 10)										4	0	0	0	0	0	3											
Doug Loman, L OBP: 0.280, SLG: 0.400 (1, 9)										4	0	0	0	0	0	2											
Bill Schroeder, R OBP: 0.296, SLG: 0.417 (1, 2)										3	0	1	0	0	0	0											
Jim Gantner, L OBP: 0.214, SLG: 0.200 (1, 4)										3	0	0	0	0	0	1											
Rick Manning, L OBP: 0.250, SLG: 0.143 (1, 8)										3	1	1	0	0	0	1											
Ed Romero, R OBP: 0.538, SLG: 0.333 (1, 6)										2	0	1	0	0	0	1											
Ben Oglivie, L OBP: 0.231, SLG: 0.091 (8, PH)										1	0	0	0	0	0	0											
Brian Giles, R OBP: 0.250, SLG: 0.100 (9, 6)										0	0	0	0	0	0	0											
Inning Stats	R: 0 E: 0 K: 0 S: 4	H: 1 LOB: 1 BB: 0 P: 4	R: 0 E: 0 K: 0 S: 3	H: 0 LOB: 0 BB: 0 P: 3	R: 1 E: 0 K: 0 S: 4	H: 2 LOB: 0 BB: 0 P: 4	R: 0 E: 0 K: 0 S: 3	H: 0 LOB: 0 BB: 0 P: 3	R: 0 E: 0 K: 0 S: 3	H: 0 LOB: 0 BB: 0 P: 3	R: 0 E: 0 K: 0 S: 3	H: 0 LOB: 0 BB: 0 P: 3	R: 0 E: 0 K: 0 S: 3	H: 0 LOB: 2 BB: 0 P: 3	R: 0 E: 0 K: 1 S: 6	H: 1 LOB: 1 BB: 1 P: 10	1B: 5 2B: 0 3B: 0 HR: 0	SF: 0 SAC: 0 DP: 1 HBP: 0	WP: 0 PB: 0 SB: 1 CS: 0	PA: 32							
PITCHER	IP	WLS	BF	H	R	ER	SO	BB	IBB	HBP	BLK	WP	HR	S	P	ERA	WHIP										
Dave Rozema, R ERA: 5.14 (1, 1)	7.0		24	4	1	1	0	0	0	0	0	0	0	24	24	1.29	0.571										
Dave Stewart, R ERA: 4.5 (8, 1)	2.0	S	8	1	0	0	1	1	0	0	0	0	0	9	13	0.00	1.000										

AB	35
R	4
H	11
RBI	4
BB	0
SO	3
LOB	13



Batter	1	2	3	4	5	6	7	8	9	AB	R	H	RBI	BB	SO	LOB	TOP										
Toby Harrah, R (1.4) OBP: 0.533, SLG: 0.545	5-3			FC6-4 1B		4-0 BB	1-0 HBP		F9	3	0	1	0	1	0	1	Texas Rangers @ Milwaukee Brewers Milwaukee County Stadium, Milwaukee, WI Sat Apr 20 1985, 4:33 AM EST Att: 18,286 - Unknown AB 34 R 5 H 7 RBI 3 BB 4 SO 3 LOB 14 										
Gary Ward, R (1.7) OBP: 0.238, SLG: 0.225	K			FC6-4 FC4-6 1-2		0-3 K	0-0 F8		F4	5	0	0	0	0	2	7											
Buddy Bell, R (1.5) OBP: 0.279, SLG: 0.300	F4			FC4-6 1-2			0-0 6-3 3B	0-0 1B 1B	FC6-4	5	2	2	0	0	0	2											
Pete O'Brien, L (1.3) OBP: 0.190, SLG: 0.243		0-3 K		4-3			0-0 6-3	0-0 F6		4	0	0	1	0	1	2											
Larry Parrish, R (1.9) OBP: 0.297, SLG: 0.343		0-0 F8					0-0 F6			4	1	1	0	0	0	0											
Cliff Johnson, R (1.10) Wayne Tolleson, S (7, PR) Bob Jones, L (8, PH) OBP: 0.350, SLG: 0.500 OBP: 0.286, SLG: 0.286		0-0 5-3					0-0 F9			3	0	1	0	0	0	0											
George Wright, S (1.8) OBP: 0.275, SLG: 0.250			0-0 3-1				0-0 F6			3	1	1	0	1	0	0											
Don Slaught, R (1.2) OBP: 0.289, SLG: 0.306			0-0 5-3				0-0 6-3	0-0 E5	0-0 G6-4-3	4	0	0	0	0	0	2											
Curtis Wilkerson, S (1.6) OBP: 0.400, SLG: 0.360			0-0 6-3				0-0 E4	4-0 HBP	4-0 FC6-4	2	0	0	0	2	0	0											
Inning Stats	R: 0 E: 0 K: 1 S: 5	H: 0 LOB: 0 BB: 0 P: 5	R: 0 E: 0 K: 1 S: 5	H: 0 LOB: 0 BB: 0 P: 5	R: 0 E: 0 K: 0 S: 3	H: 0 LOB: 0 BB: 0 P: 3	R: 0 E: 0 K: 0 S: 4	H: 1 LOB: 1 BB: 0 P: 4	R: 0 E: 0 K: 0 S: 3	H: 0 LOB: 0 BB: 0 P: 3	R: 0 E: 1 K: 1 S: 5	H: 0 LOB: 2 BB: 1 P: 9	R: 3 E: 1 K: 0 S: 7	H: 3 LOB: 3 BB: 1 P: 12	R: 2 E: 0 K: 0 S: 5	H: 3 LOB: 1 BB: 1 P: 9	R: 0 E: 0 K: 0 S: 3	H: 0 LOB: 1 BB: 1 P: 7	1B: 6 2B: 1 3B: 1 HR: 0	SF: 0 SAC: 0 DP: 2 HBP: 1	WP: 1 PB: 0 SB: 0 CS: 1	PA: 39					
PITCHER	IP	WLS	BF	H	R	ER	SO	BB	IBB	HBP	BLK	WP	HR	S	P	ERA	WHIP										
Moose Haas, R (1.1) ERA: 1.14	6.2	L	27	4	3	1	3	2	0	0	0	0	0	31	39	1.35	0.900										
Pete Ladd, R (7.1) ERA: 3.5	1.1		8	3	2	2	0	1	0	1	0	1	0	6	11	13.50	3.000										
Bob McClure, L (9.1) ERA:	1.0		4	0	0	0	0	1	0	0	0	0	0	3	7	0.00	1.000										

Batter	1	2	3	4	5	6	7	8	9	AB	R	H	RBI	BB	SO	LOB	BOTTOM										
Paul Molitor, R (1.5) OBP: 0.436, SLG: 0.412	1-3		4-3			0-3 K			6-3	4	0	0	0	0	1	1	Texas Rangers @ Milwaukee Brewers Milwaukee County Stadium, Milwaukee, WI Sat Apr 20 1985, 4:33 AM EST Att: 18,286 - Unknown AB 30 R 1 H 2 RBI 1 BB 0 SO 4 LOB 3 										
Robin Yount, R (1.7) OBP: 0.250, SLG: 0.189	F4			5-3			0-0 F9		F5	4	0	0	0	0	0	0											
Cecil Cooper, L (1.3) OBP: 0.229, SLG: 0.265	F8			5-3			0-0 F8		F7	4	0	0	0	0	0	0											
Doug Loman, L (1.8) OBP: 0.250, SLG: 0.357		0-0 F3		6-3			0-0 3-1			3	0	0	0	0	0	0											
Ted Simmons, S (1.10) OBP: 0.263, SLG: 0.297		0-0 1-3					0-0 F7		F8 4-3 2B	3	1	1	0	0	0	0											
Ben Oglivie, L (1.9) OBP: 0.207, SLG: 0.080		0-0 F7					0-3 K		F8	3	0	0	0	0	1	1											
Jim Gantner, L (1.4) OBP: 0.194, SLG: 0.179			0-0 1-3				0-0 G3		4-3	3	0	0	1	0	0	0											
Charlie Moore, R (1.2) OBP: 0.143, SLG: 0.286			0-0 3-1				0-3 K		E6	3	0	0	0	0	1	0											
Brian Giles, R (1.6) Paul Householder, S (8, PH) Ed Romero, R (9.6) OBP: 0.286, SLG: 0.167 OBP: 0.500, SLG: 0.636 OBP: 0.538, SLG: 0.333			0-0 1B				0-0 5-3		K	2	0	1	0	0	0	0											
Inning Stats	R: 0 E: 0 K: 0 S: 3	H: 0 LOB: 0 BB: 0 P: 3	R: 0 E: 0 K: 0 S: 3	H: 0 LOB: 0 BB: 0 P: 3	R: 0 E: 0 K: 0 S: 4	H: 1 LOB: 1 BB: 0 P: 4	R: 0 E: 0 K: 0 S: 3	H: 0 LOB: 0 BB: 0 P: 3	R: 0 E: 0 K: 1 S: 5	H: 0 LOB: 0 BB: 0 P: 5	R: 0 E: 0 K: 2 S: 7	H: 0 LOB: 0 BB: 0 P: 7	R: 0 E: 0 K: 0 S: 3	H: 0 LOB: 0 BB: 0 P: 3	R: 1 E: 1 K: 1 S: 7	H: 1 LOB: 1 BB: 0 P: 7	R: 0 E: 0 K: 0 S: 3	H: 0 LOB: 0 BB: 0 P: 3	1B: 1 2B: 1 3B: 0 HR: 0	SF: 0 SAC: 0 DP: 0 HBP: 0	WP: 0 PB: 0 SB: 0 CS: 0	PA: 30					
PITCHER	IP	WLS	BF	H	R	ER	SO	BB	IBB	HBP	BLK	WP	HR	S	P	ERA	WHIP										
Dickie Noles, R (1.1) ERA: 0.56	7.0	W	22	1	0	0	3	0	0	0	0	0	0	28	28	0.00	0.143										
Dave Schmidt, R (8.1) ERA: 1.59	2.0		8	1	1	1	1	0	0	0	0	0	0	10	10	4.50	0.500										

Batter	1	2	3	4	5	6	7	8	9	AB	R	H	RBI	BB	SO	LOB	TOP								
Toby Harrah, R OBP: 0.531, SLG: 0.514 Wayne Tolleson, S (8, FH) (8, 4)	0-0 5-3		4-0 1B BB		0-0 F2		4-0 1B BB	0-0 FC6-4		2	2	0	0	2	0	0									
Gary Ward, R OBP: 0.255, SLG: 0.244	0-0 1B		0-0 1B		0-0 6-3		0-0 4-3		0-0 6-3	5	0	2	0	0	0	1									
Buddy Bell, R OBP: 0.292, SLG: 0.311	0-0 F8		0-0 FC5-4 1B		0-0 5-3		0-0 BB 1B		0-0 F9	5	1	2	2	0	0	1									
Pete O'Brien, L OBP: 0.213, SLG: 0.225	0-0 F9		0-0 F9		0-0 F8		4-0 1B BB		4-0 FC6-4 BB	3	0	0	0	2	0	3									
Larry Parrish, R OBP: 0.286, SLG: 0.325		0-0 F9	0-0 FC5-4		0-0 5-3		0-0 1B BB		0-0 FC6-4	5	0	1	0	0	0	3									
Cliff Johnson, R OBP: 0.341, SLG: 0.550		0-0 F8		0-3 K		0-0 HR		0-3 K		4	1	1	1	0	2	1									
George Wright, S OBP: 0.295, SLG: 0.275		0-0 1B		0-0 3-1		0-0 1B 1B		0-0 6-3		4	0	2	0	0	0	0	AB 37								
Don Slaught, R OBP: 0.333, SLG: 0.425		0-0 5-3		0-0 HR		0-0 1B 1B		0-0 FC5-4 1B		4	1	3	1	0	0	1	R 5								
Curtis Wilkerson, S OBP: 0.353, SLG: 0.310			0-0 F7		0-0 2-3		0-0 F8		0-0 FC5-4 FC6-4	4	0	0	0	0	0	3	H 11								
Inning Stats	R: 0 E: 0 K: 0 S: 4	H: 1 LOB: 1 BB: 0 P: 4	R: 0 E: 0 K: 0 S: 4	H: 1 LOB: 1 BB: 0 P: 4	R: 1 E: 0 K: 0 S: 5	H: 2 LOB: 2 BB: 1 P: 9	R: 1 E: 0 K: 1 S: 6	H: 1 LOB: 0 BB: 0 P: 6	R: 0 E: 0 K: 0 S: 3	H: 0 LOB: 0 BB: 0 P: 3	R: 1 E: 0 K: 0 S: 6	H: 3 LOB: 2 BB: 0 P: 6	R: 2 E: 0 K: 1 S: 6	H: 2 LOB: 1 BB: 2 P: 14	R: 0 E: 0 K: 0 S: 4	H: 1 LOB: 1 BB: 0 P: 4	R: 0 E: 0 K: 0 S: 3	H: 0 LOB: 1 BB: 1 P: 7	1B: 9 2B: 0 3B: 0 HR: 2	SF: 0 SAC: 0 DP: 0 HBP: 0	WP: 0 PB: 0 SB: 0 CS: 0	PA: 41			
PITCHER	IP	WLS	BF	H	R	ER	SO	BB	IBB	HBP	BLK	WP	HR	S	P	ERA	WHIP	PITCHER							
Ray Burris, R ERA: 2.42	6.0	L	27	8	3	3	1	1	0	0	0	0	2	28	32	4.50	1.500								
Bob Gibson, R ERA: 4.15	1.0		6	2	2	2	1	2	0	0	0	0	0	6	14	18.00	4.000								
Bob McClure, L ERA: 4.15	1.0		4	1	0	0	0	0	0	0	0	0	0	4	4	0.00	1.000								
Ray Searge, L ERA: 9.0	1.0		4	0	0	0	0	1	0	0	0	0	0	3	7	0.00	1.000								

Texas Rangers @ Milwaukee Brewers
Milwaukee County Stadium, Milwaukee, WI
Sun Apr 21 1985, 4:33 AM EST
Att: 14,667 - Unknown

AB	37
R	5
H	11
RBI	4
BB	4
SO	2
LOB	14



Batter	1	2	3	4	5	6	7	8	9	AB	R	H	RBI	BB	SO	LOB	BOTTOM								
Paul Moltor, R OBP: 0.455, SLG: 0.421	0-0 F3			0-3 K		0-0 1B		0-0 1B 1B	4-0 FC6-4 BB	4	1	2	0	1	1	0									
Robin Yount, R OBP: 0.244, SLG: 0.190	0-0 F9			0-0 5-3		0-0 F7		0-0 1B 1B	0-0 FC6-4	5	0	1	1	0	0	4									
Cecil Cooper, L OBP: 0.256, SLG: 0.270	0-0 4-3			4-0 WP 1B BB		0-0 F6		0-0 1B 1B		3	0	1	1	1	0	1									
Mark Brouhard, R OBP: 0.500, SLG: 0.625		0-0 6-3		0-0 WP 1B		0-0 F5		0-0 F4		4	0	1	0	0	0	2									
Bill Schroeder, R OBP: 0.258, SLG: 0.357		0-3 K		0-0 L5		0-3 K		0-3 K		4	0	0	0	0	3	4									
Ben Oglivie, L OBP: 0.242, SLG: 0.138		0-3 K			0-0 F8		0-0 1B		0-0 FC4-6 1B	4	0	2	0	0	1	0									
Paul Householder, S OBP: 0.400, SLG: 0.467			0-0 1-3		0-0 5-3		0-0 F2		0-0 FC4-6 BB BB	4	0	0	0	0	0	2	AB 35								
Randy Ready, R OBP: 0.286, SLG: 0.400			0-0 F9		0-0 F9			0-0 1B 2B	4-0 BB BB	3	1	1	0	1	0	0	R 2								
Ed Romero, R OBP: 0.467, SLG: 0.273				0-3 K		0-0 5-3			0-0 F4	2	0	0	0	0	1	0	H 8								
Ted Simmons, S OBP: 0.259, SLG: 0.289										1	0	0	0	0	0	1	RBI 2								
Brian Giles, R OBP: 0.286, SLG: 0.167										0	0	0	0	0	0	0	BB 3								
Doug Loman, L OBP: 0.241, SLG: 0.345										1	0	0	0	0	0	2	SO 6								
Inning Stats	R: 0 E: 0 K: 0 S: 3	H: 0 LOB: 0 BB: 0 P: 3	R: 0 E: 0 K: 2 S: 7	H: 0 LOB: 0 BB: 0 P: 7	R: 0 E: 0 K: 1 S: 5	H: 0 LOB: 0 BB: 0 P: 5	R: 0 E: 0 K: 1 S: 6	H: 1 LOB: 2 BB: 1 P: 10	R: 0 E: 0 K: 0 S: 3	H: 0 LOB: 0 BB: 0 P: 3	R: 0 E: 0 K: 0 S: 4	H: 1 LOB: 1 BB: 0 P: 4	R: 0 E: 0 K: 1 S: 6	H: 1 LOB: 1 BB: 0 P: 6	R: 2 E: 0 K: 1 S: 9	H: 4 LOB: 2 BB: 0 P: 9	R: 0 E: 0 K: 0 S: 4	H: 1 LOB: 3 BB: 2 P: 12	1B: 7 2B: 1 3B: 0 HR: 0	SF: 0 SAC: 0 DP: 0 HBP: 0	WP: 1 PB: 0 SB: 0 CS: 0	PA: 38			
PITCHER	IP	WLS	BF	H	R	ER	SO	BB	IBB	HBP	BLK	WP	HR	S	P	ERA	WHIP	PITCHER							
Mike Mason, L ERA: 4.24	7.1	W	29	6	2	2	5	1	0	0	0	0	0	38	42	2.46	0.955								
Dave Stewart, R ERA: 3.52	1.2	S	9	2	0	0	1	2	0	0	0	0	0	9	17	0.00	2.400								

Texas Rangers @ Milwaukee Brewers
Milwaukee County Stadium, Milwaukee, WI
Sun Apr 21 1985, 4:33 AM EST
Att: 14,667 - Unknown

AB	35
R	2
H	8
RBI	2
BB	3
SO	6
LOB	16



Batter	1	2	3	4	5	6	7	8	9	AB	R	H	RBI	BB	SO	LOB	TOP								
Dan Ford, R OBP: 0.306, SLG: 0.364 (1, 10)	F9		HR		SH 1B	6-3		K		5	1	2	1	0	1	2	Baltimore Orioles @ Texas Rangers Arlington Stadium, Arlington, TX Tue Apr 23 1985, 7:05 PM EST Att: 11,242 - Unknown								
Rich Dauer, R OBP: 0.217, SLG: 0.053 (1, 4)	F8		1-3		SH 1B 1B		E5 G6-4-3	K		4	0	0	0	0	1	2									
Cal Ripken Jr., R OBP: 0.351, SLG: 0.449 (1, 6)	5-3				8-5		G6-4-3	1B		5	1	2	2	0	0	3									
Eddie Murray, S OBP: 0.429, SLG: 0.621 (1, 3)		K	5-3		1B		K			5	0	2	1	0	2	1									
Gary Roenicke, R OBP: 0.190, SLG: 0.474 Jim Dwyer, L OBP: 0.412, SLG: 0.588 (5, PH) (5, 9)	K				F5					2	0	0	0	0	1	0									
Fred Lynn, L OBP: 0.366, SLG: 0.314 (1, 8)	F8				1-2 2-3		G1			5	1	1	0	0	1	0									
Fritzie Connally, R OBP: 0.449, SLG: 0.500 Wayne Gross, L OBP: 0.452, SLG: 0.438 (6, PH) (6, 5)			F4		1B		HR			2	0	1	0	0	0	0									
Mike Young, S OBP: 0.304, SLG: 0.325 (5, 7)										2	2	2	0	1	0	0									
Rick Dempsey, R OBP: 0.354, SLG: 0.545 Joe Nolan, L (9, PH) (9, 2)			HR		1-2		HR			5	3	4	3	0	0	1									
Inning Stats	R: 0 E: 0 K: 0 S: 3	H: 0 LOB: 0 BB: 0 P: 3	R: 0 E: 0 K: 2 S: 7	H: 0 LOB: 0 BB: 0 P: 7	R: 3 E: 0 K: 0 S: 7	H: 4 LOB: 1 BB: 0 P: 7	R: 0 E: 0 K: 2 S: 9	H: 2 LOB: 2 BB: 0 P: 9	R: 0 E: 1 K: 0 S: 5	H: 3 LOB: 2 BB: 0 P: 5	R: 2 E: 0 K: 0 S: 4	H: 1 LOB: 0 BB: 0 P: 8	R: 0 E: 1 K: 1 S: 5	H: 0 LOB: 0 BB: 0 P: 5	R: 6 E: 1 K: 2 S: 14	H: 7 LOB: 1 BB: 0 P: 14		R: 0 E: 0 K: 0 S: 4	H: 1 LOB: 1 BB: 0 P: 4	1B: 13 2B: 2 3B: 1 HR: 3	SF: 0 SAC: 1 DP: 2 HBP: 0	WP: 0 PB: 0 SB: 0 CS: 0	PA: 45		
PITCHER	IP	WLS	BF	H	R	ER	SO	BB	IBB	HBP	BLK	WP	HR	S	P	ERA	WHIP								
Frank Tanana, L ERA: 7.98 (1, 1)	4.2	L	22	8	3	3	4	0	0	0	0	0	2	30	30	5.79	1.714								
Burt Hooton, R ERA: 4.15 (5, 1)	1.1		6	2	2	2	0	1	0	0	0	0	1	5	9	13.50	2.250								
Tommy Boggs, R ERA: 12.0 (7, 1)	1.0		6	3	3	3	1	0	0	0	0	0	0	8	8	27.00	3.000								
Dave Stewart, R ERA: 6.23 (8, 1)	1.0		7	4	3	3	2	0	0	0	0	0	0	11	11	27.00	4.000								
Greg Harris, R ERA: (9, 1)	1.0		4	1	0	0	0	0	0	0	0	0	0	4	4	0.00	1.000								

Batter	1	2	3	4	5	6	7	8	9	AB	R	H	RBI	BB	SO	LOB	BOTTOM								
Toby Harrah, R OBP: 0.561, SLG: 0.550 (1, 4)	1B G6-4-3		3-1			F9				2	1	0	0	2	0	0	Baltimore Orioles @ Texas Rangers Arlington Stadium, Arlington, TX Tue Apr 23 1985, 7:05 PM EST Att: 11,242 - Unknown								
Gary Ward, R OBP: 0.273, SLG: 0.302 (1, 7)	G6-4-3		F8			K				4	0	1	0	0	1	1									
Buddy Bell, R OBP: 0.286, SLG: 0.280 (1, 5)	G6-4-3				F8		5-3			2	0	0	0	2	0	0									
Larry Parrish, R OBP: 0.280, SLG: 0.375 (1, 9)	G6-4-3				K		F7			4	0	1	0	0	1	2									
Pete O'Brien, L OBP: 0.236, SLG: 0.319 (1, 3)	4-3				F9					4	0	1	0	0	0	3									
Cliff Johnson, R OBP: 0.314, SLG: 0.511 (1, 10)		F7			5-3		F7			3	0	0	0	0	0	1									
George Wright, S OBP: 0.255, SLG: 0.234 (1, 8)		4-3			K					3	0	0	0	0	1	0									
Don Slaught, R OBP: 0.313, SLG: 0.391 Tom Dunbar, L Glenn Brummer, R (8, PH) (9, 2)		F7			F8		5-3			2	0	0	0	0	0	0									
Curtis Wilkerson, S OBP: 0.316, SLG: 0.273 Bob Jones, L OBP: 0.250, SLG: 0.250 Wayne Tolleson, S (9, 6)			L6			K		F8		2	0	0	0	0	1	0									
Inning Stats	R: 1 E: 0 K: 0 S: 3	H: 1 LOB: 1 BB: 2 P: 11	R: 0 E: 0 K: 0 S: 3	H: 0 LOB: 0 BB: 0 P: 3	R: 0 E: 0 K: 1 S: 5	H: 0 LOB: 0 BB: 0 P: 5	R: 0 E: 0 K: 1 S: 5	H: 0 LOB: 0 BB: 0 P: 5	R: 0 E: 0 K: 2 S: 7	H: 0 LOB: 0 BB: 0 P: 7	R: 0 E: 0 K: 0 S: 4	H: 1 LOB: 1 BB: 0 P: 4	R: 0 E: 0 K: 0 S: 3	H: 0 LOB: 0 BB: 0 P: 3	R: 0 E: 0 K: 0 S: 3	H: 1 LOB: 2 BB: 2 P: 11		1B: 2 2B: 1 3B: 0 HR: 0	SF: 0 SAC: 0 DP: 2 HBP: 0	WP: 0 PB: 0 SB: 0 CS: 0	PA: 32				
PITCHER	IP	WLS	BF	H	R	ER	SO	BB	IBB	HBP	BLK	WP	HR	S	P	ERA	WHIP								
Storm Davis, R ERA: 5.32 (1, 1)	9.0	W	32	3	1	1	4	4	0	0	0	0	0	36	52	1.00	0.778								

AB	43
R	11
H	18
RBI	10
BB	1
SO	7
LOB	13



AB	28
R	1
H	3
RBI	0
BB	4
SO	4
LOB	7



Batter	1	2	3	4	5	6	7	8	9	AB	R	H	RBI	BB	SO	LOB	TOP		
Jim Dwyer, L OBP: 0.333, SLG: 0.476 Gary Roenicke, R OBP: 0.182, SLG: 0.450 (1, 9)	G3	F8			4-3		4-3		K	4	0	0	0	0	0	4			
Wayne Gross, L OBP: 0.413, SLG: 0.389 (1, 5)	K		K			1-3		1-3		4	0	0	0	0	2	0			
Cal Ripken Jr., R OBP: 0.344, SLG: 0.434 (1, 6)	1B		6-3			G2		F7		4	0	1	0	0	0	0			
Eddie Murray, S OBP: 0.385, SLG: 0.545 (1, 3)	4-3		F7			4-1		1-3		4	0	0	0	0	0	1			
Fred Lynn, L OBP: 0.361, SLG: 0.309 (1, 8)					L6			K		4	0	1	0	0	2	0			
Larry Sheets, L OBP: 0.303, SLG: 0.516 Ken Dixon, S OBP: 0.167, SLG: 0.091 Dan Ford, R OBP: 0.324, SLG: 0.412 (1, 10)	FC4-6 HR	FC4-6 HR			4-3			2B 1B		3	1	1	0	0	0	1			
Mike Young, S OBP: 0.340, SLG: 0.442 (1, 7)					K			1-3 2B		3	1	2	2	1	1	0			
Joe Nolan, L OBP: 0.333, SLG: 0.200 Rick Dempsey, R OBP: 0.347, SLG: 0.533 (1, 2)	E8 4-3 1B					F9				2	0	1	0	1	0	0			
Rich Dauer, R OBP: 0.200, SLG: 0.048 John Lowenstein, L OBP: 0.197, SLG: 0.091 Lenn Sakata, R OBP: 0.214, SLG: 0.154 (1, 4)	4-3 2-3				6-3			K BB		2	0	0	0	0	0	1			
Inning Stats	R: 0 E: 0 K: 1 S: 6	H: 1 LOB: 1 BB: 0 P: 6	R: 2 E: 1 K: 0 S: 6	H: 3 LOB: 1 BB: 0 P: 6	R: 0 E: 0 K: 1 S: 5	H: 0 LOB: 0 BB: 0 P: 5	R: 0 E: 0 K: 0 S: 3	H: 0 LOB: 0 BB: 0 P: 3	R: 0 E: 0 K: 0 S: 3	H: 0 LOB: 0 BB: 0 P: 3	R: 0 E: 0 K: 2 S: 9	H: 2 LOB: 3 BB: 1 P: 13	R: 0 E: 0 K: 0 S: 3	H: 0 LOB: 0 BB: 2 P: 3	R: 0 E: 0 K: 3 S: 10	H: 1 LOB: 3 BB: 2 P: 18	1B: 4 2B: 2 3B: 0 HR: 1	SF: 0 SAC: 0 DP: 0 HBP: 0	WP: 0 PA: 37 PB: 0 SB: 0 CS: 0
PITCHER	IP	WLS	BF	H	R	ER	SO	BB	IBB	HBP	BLK	WP	HR	S	P	ERA	WHIP		
Dave Rozema, R ERA: 4.09 Mike Mason, L ERA: 4.09 Dave Schmidt, R ERA: 1.5 (1, 1)	8.0	L	31	6	2	2	5	1	0	0	0	0	1	40	44	2.25	0.875		
	(9, 1)	0.2	5	1	0	0	2	1	1	0	0	0	0	7	15	0.00	3.000		
	(9, 1)	0.1	1	0	0	0	1	0	0	0	0	0	0	3	3	0.00	0.000		

Baltimore Orioles @ Texas Rangers
Arlington Stadium, Arlington, TX
Wed Apr 24 1985, 7:05 PM EST
Att: 10,735 - Unknown

AB 34
R 2
H 7
RBI 2
BB 3
SO 8
LOB 15



Batter	1	2	3	4	5	6	7	8	9	AB	R	H	RBI	BB	SO	LOB	BOTTOM		
Toby Harrah, R OBP: 0.557, SLG: 0.558 (1, 4)	G6-3 BB			F2				F2		3	1	1	0	1	0	1			
Gary Ward, R OBP: 0.271, SLG: 0.298 (1, 7)	G6-3 1-2			S 1B				K		4	0	1	0	0	1	3			
Buddy Bell, R OBP: 0.300, SLG: 0.283 (1, 5)	K			1-2 BB				CS		3	0	1	1	1	1	0			
Larry Parrish, R OBP: 0.278, SLG: 0.353 (1, 9)		K		K				G5-4-3 1B		3	0	0	0	1	2	3			
Pete O'Brien, L OBP: 0.237, SLG: 0.300 (1, 3)				L3						3	0	0	0	1	1	3			
Cliff Johnson, R OBP: 0.315, SLG: 0.490 Wayne Tolleson, S OBP: 0.197, SLG: 0.167 Alan Bannister, R OBP: 0.167, SLG: 0.167 (1, 10)	FC5-4 BB	FC5-4 BB				F8		1B BB		2	0	0	0	1	0	1			
George Wright, S OBP: 0.259, SLG: 0.240 (1, 8)				4-3				F3		3	0	1	0	0	0	1			
Don Slaught, R OBP: 0.314, SLG: 0.388 (1, 2)				F9				F7		3	0	1	0	0	0	1			
Curtis Wilkerson, S OBP: 0.300, SLG: 0.257 Tom Dunbar, L OBP: 0.197, SLG: 0.167 Bill Stein, R OBP: 0.167, SLG: 0.167 (1, 6)	4-3			4-3				K		2	0	0	0	0	1	1			
Inning Stats	R: 0 E: 0 K: 1 S: 4	H: 0 LOB: 0 BB: 1 P: 8	R: 0 E: 0 K: 1 S: 4	H: 0 LOB: 1 BB: 1 P: 8	R: 0 E: 0 K: 0 S: 3	H: 0 LOB: 0 BB: 0 P: 3	R: 0 E: 0 K: 1 S: 6	H: 1 LOB: 2 BB: 1 P: 10	R: 0 E: 0 K: 0 S: 4	H: 2 LOB: 0 BB: 0 P: 4	R: 0 E: 0 K: 0 S: 3	H: 1 LOB: 2 BB: 1 P: 7	R: 0 E: 0 K: 1 S: 5	H: 1 LOB: 0 BB: 0 P: 5	R: 0 E: 0 K: 1 S: 5	H: 0 LOB: 1 BB: 1 P: 9	1B: 5 2B: 1 3B: 0 HR: 0	SF: 0 SAC: 0 DP: 2 HBP: 0	WP: 0 PA: 34 PB: 0 SB: 2 CS: 1
PITCHER	IP	WLS	BF	H	R	ER	SO	BB	IBB	HBP	BLK	WP	HR	S	P	ERA	WHIP		
Mike Boddicker, R ERA: 3.2 Tippy Martinez, L ERA: 1.13 (1, 1)	8.1	W	31	6	1	1	5	5	0	0	0	0	0	36	56	1.08	1.320		
	(9, 1)	0.2	S	2	0	0	0	1	0	0	0	0	0	4	4	0.00	0.000		

Baltimore Orioles @ Texas Rangers
Arlington Stadium, Arlington, TX
Wed Apr 24 1985, 7:05 PM EST
Att: 10,735 - Unknown

AB 28
R 1
H 6
RBI 1
BB 5
SO 6
LOB 15



Batter	1	2	3	4	5	6	7	8	9	AB	R	H	RBI	BB	SO	LOB	TOP								
Damaso Garcia, R (1,4) OBP: 0.268, SLG: 0.338	5-3		FC6-4		6-3		2B 1B		SH2-4	4	1	1	1	0	0	2									
Rance Mulliniks, L (1,5) Garth Iorg, R (7,5) OBP: 0.341, SLG: 0.400 OBP: 0.393, SLG: 0.500	3-1		6-3		6-3		HR 2B		F4	4	1	1	2	0	0	2									
Lloyd Moseby, L (1,8) OBP: 0.377, SLG: 0.424	K			4-3		F9 1B	HR		4-3	5	1	2	2	0	1	1									
Willie Upshaw, L (1,3) OBP: 0.297, SLG: 0.424		3-1		F5		1B	F7			4	0	1	0	0	0	0									
George Bell, R (1,7) OBP: 0.338, SLG: 0.500		E5		HR		F9 1B	F7			4	1	1	1	0	0	2									
Len Matuszek, L (1,10) OBP: 0.231, SLG: 0.385		K		K		K		G3		4	0	0	0	0	3	3									
Ernie Whitt, L (1,2) OBP: 0.282, SLG: 0.324		6-3				4-3		6-3		4	1	1	0	0	0	3									
Jesse Barfield, R (1,9) OBP: 0.323, SLG: 0.446			F7		SH5-3	6-3	E6	F8		3	0	0	0	1	0	0									
Tony Fernandez, S (1,6) OBP: 0.304, SLG: 0.370					SH5-3		FC3-6			3	1	2	0	0	0	1									
Inning Stats	R: 0 E: 0 K: 1 S: 5	H: 0 LOB: 0 BB: 0 P: 5	R: 0 E: 1 K: 1 S: 6	H: 0 LOB: 1 BB: 0 P: 6	R: 0 E: 0 K: 0 S: 4	H: 1 LOB: 1 BB: 0 P: 4	R: 1 E: 0 K: 1 S: 6	H: 1 LOB: 0 BB: 0 P: 6	R: 1 E: 1 K: 0 S: 4	H: 1 LOB: 1 BB: 1 P: 8	R: 0 E: 0 K: 1 S: 7	H: 2 LOB: 2 BB: 0 P: 7	R: 4 E: 1 K: 0 S: 7	H: 3 LOB: 0 BB: 0 P: 7	R: 0 E: 0 K: 0 S: 3	H: 0 LOB: 0 BB: 0 P: 3	R: 0 E: 0 K: 0 S: 4	H: 1 LOB: 1 BB: 0 P: 4	1B: 5 2B: 2 3B: 0 HR: 2	SF: 0 SAC: 2 DP: 0 HBP: 0	WP: 0 PB: 0 SB: 1 CS: 0	PA: 39			
PITCHER	IP	WLS	BF	H	R	ER	SO	BB	IBB	HBP	BLK	WP	HR	S	P	ERA	WHIP								
Dickie Noles, R (1,1) ERA: 1.29	5.0		22	5	2	2	3	1	0	0	0	0	1	27	31	3.60	1.200								
Dave Schmidt, R (6,1) ERA: 4.5	2.0	L	10	3	4	3	1	0	0	0	0	0	1	12	12	13.50	1.500								
Greg Harris, R (8,1) ERA:	2.0		7	1	0	0	0	0	0	0	0	0	0	7	7	0.00	0.500								

Toronto Blue Jays @ Texas Rangers
Arlington Stadium, Arlington, TX
Fri Apr 26 1985, 7:05 PM EST
Att: 10,725 - Unknown

AB 36
R 6
H 9
RBI 6
BB 1
SO 4
LOB 15



Batter	1	2	3	4	5	6	7	8	9	AB	R	H	RBI	BB	SO	LOB	BOTTOM								
Toby Harrah, R (1,4) OBP: 0.530, SLG: 0.511	F8	E4 1B		4-3			G6-3 BB		F4	4	0	0	0	1	0	1									
Gary Ward, R (1,7) OBP: 0.266, SLG: 0.290	6-3				K		G6-3		6-3	5	0	1	1	0	1	1									
Buddy Bell, R (1,5) OBP: 0.292, SLG: 0.276		F7			G3		E5 2B 1B		K	5	1	1	0	0	1	2									
Larry Parrish, R (1,9) OBP: 0.293, SLG: 0.382	1-3		F7		E7 1B		1B 2B			4	1	2	0	0	0	1									
Cliff Johnson, R (1,10) OBP: 0.345, SLG: 0.500		K			FC6-4		FC6-4 BB			3	0	2	2	1	1	0									
George Wright, S (1,8) OBP: 0.241, SLG: 0.222		F7			FC6-4		FC6-4		F2	4	0	0	0	0	0	3									
Pete O'Brien, L (1,3) Wayne Tolleson, S (8, PR) (9,6) OBP: 0.254, SLG: 0.302 OBP: 0.222, SLG: 0.222							4-3			3	1	1	0	1	1	1									
Don Slaught, R (1,2) OBP: 0.309, SLG: 0.365					L6		6-3		K	3	1	0	0	0	1	1									
Curtis Wilkerson, S (1,6) Bob Jones, L (8, PH) (9,3) OBP: 0.302, SLG: 0.243 OBP: 0.222, SLG: 0.222							2-3		F7	2	1	0	0	1	1	0									
Inning Stats	R: 0 E: 0 K: 0 S: 4	H: 1 LOB: 1 BB: 0 P: 4	R: 3 E: 1 K: 1 S: 7	H: 1 LOB: 2 BB: 2 P: 16	R: 0 E: 0 K: 1 S: 6	H: 1 LOB: 1 BB: 0 P: 6	R: 0 E: 0 K: 1 S: 5	H: 0 LOB: 0 BB: 0 P: 5	R: 0 E: 0 K: 0 S: 3	H: 0 LOB: 0 BB: 0 P: 3	R: 2 E: 1 K: 0 S: 4	H: 2 LOB: 1 BB: 1 P: 8	R: 0 E: 0 K: 1 S: 6	H: 1 LOB: 0 BB: 0 P: 6	R: 0 E: 0 K: 1 S: 5	H: 0 LOB: 0 BB: 0 P: 5	1B: 6 2B: 1 3B: 0 HR: 0	SF: 0 SAC: 0 DP: 1 HBP: 1	WP: 1 PB: 0 SB: 1 CS: 0	PA: 39					
PITCHER	IP	WLS	BF	H	R	ER	SO	BB	IBB	HBP	BLK	WP	HR	S	P	ERA	WHIP								
Jimmy Key, L (1,1) ERA: 2.41	3.1		17	3	3	0	2	2	0	1	0	0	0	18	27	0.00	1.500								
Dennis Lamp, R (4,1) ERA: 0.93	2.2	W	10	1	0	0	2	1	0	0	0	0	0	13	17	0.00	0.750								
Jim Acker, R (7,1) ERA:	1.1		7	3	2	0	0	1	0	0	0	0	0	6	10	0.00	3.000								
Bill Caudill, R (8,1) ERA: 7.94	1.2	S	5	0	0	0	2	0	0	0	0	0	0	9	9	0.00	0.000								

Toronto Blue Jays @ Texas Rangers
Arlington Stadium, Arlington, TX
Fri Apr 26 1985, 7:05 PM EST
Att: 10,725 - Unknown

AB 34
R 5
H 7
RBI 3
BB 4
SO 6
LOB 11



Batter	1	2	3	4	5	6	7	8	9	AB	R	H	RBI	BB	SO	LOB	TOP								
Damaso Garcia, R (1, 4) OBP: 0.247, SLG: 0.308	F7		F3		F9		1-3		F7	5	0	0	0	0	0	2									
Lloyd Moseby, L (1, 8) OBP: 0.365, SLG: 0.463	F8			FC6-4 1B		HR 1B		G4-1		4	1	2	0	0	0	0									
George Bell, R (1, 7) OBP: 0.365, SLG: 0.545	BB			FC6-4 1-2		HR		K		3	1	1	2	1	1	1									
Jesse Barfield, R (1, 9) OBP: 0.314, SLG: 0.422	K			K		F7		K		4	0	0	0	0	3	2									
Jeff Burroughs, R (1, 10) OBP: 0.324, SLG: 0.452 Len Matuszek, L (9, PH) OBP: 0.263, SLG: 0.389 Lou Thornton, L (9, PR)		K		F8		6-3			HR BB	3	0	0	0	0	1	1									
Willie Upshaw, L (1, 3) OBP: 0.328, SLG: 0.567	F6				F5				HR	4	2	2	3	0	0	0									
Buck Martinez, R (1, 2) OBP: 0.179, SLG: 0.269	E5 PO				HR				HR BB	3	1	1	1	1	1	0									
Garth Iorg, R (1, 5) OBP: 0.344, SLG: 0.433	PO		6-3		F8		3-1		K	4	0	0	0	0	1	1									
Tony Fernandez, S (1, 6) OBP: 0.302, SLG: 0.350			6-3				5-3		K	3	0	0	0	1	1	1									
Inning Stats	R: 0 E: 0 K: 1 S: 5	H: 0 LOB: 1 BB: 1 P: 9	R: 0 E: 1 K: 1 S: 5	H: 0 LOB: 0 BB: 0 P: 5	R: 0 E: 0 K: 0 S: 3	H: 0 LOB: 0 BB: 0 P: 3	R: 0 E: 0 K: 1 S: 6	H: 1 LOB: 1 BB: 0 P: 6	R: 1 E: 0 K: 0 S: 4	H: 1 LOB: 0 BB: 1 P: 8	R: 3 E: 0 K: 1 S: 8	H: 3 LOB: 0 BB: 0 P: 8	R: 0 E: 0 K: 0 S: 3	H: 0 LOB: 0 BB: 0 P: 3	R: 0 E: 0 K: 2 S: 7	H: 0 LOB: 0 BB: 0 P: 7	R: 2 E: 0 K: 2 S: 8	H: 1 LOB: 1 BB: 2 P: 16	1B: 2 2B: 0 3B: 0 HR: 4	SF: 0 SAC: 0 DP: 0 HBP: 0	WP: 0 PB: 0 SB: 0 CS: 0	PA: 38			
PITCHER	IP	WLS	BF	H	R	ER	SO	BB	IBB	HBP	BLK	WP	HR	S	P	ERA	WHIP								
Mike Mason, L (1, 1) ERA: 4.63	5.2	L	24	5	4	4	3	2	0	0	0	0	3	28	36	6.35	1.235								
Greg Harris, R (6, 1) ERA: 2.16	3.1		13	1	2	2	5	2	0	0	0	0	1	21	29	5.40	0.900								

Toronto Blue Jays @ Texas Rangers
Arlington Stadium, Arlington, TX
Sun Apr 28 1985, 4:33 AM EDT
Att: 11,324 - Unknown

AB 33
R 6
H 6
RBI 6
BB 4
SO 8
LOB 8



Batter	1	2	3	4	5	6	7	8	9	AB	R	H	RBI	BB	SO	LOB	BOTTOM								
Toby Harrah, R (1, 4) OBP: 0.506, SLG: 0.464	2B 1B	F8			1B BB		1-3		F4	4	0	1	0	1	0	3									
Gary Ward, R (1, 8) OBP: 0.306, SLG: 0.400	1-3 2B		F8		1-2 1B				HR	4	1	3	2	0	0	0									
Buddy Bell, R (1, 5) OBP: 0.280, SLG: 0.265	F3		6-3		F7		F8			4	0	0	0	0	0	4									
Larry Parrish, R (1, 9) OBP: 0.313, SLG: 0.381	F8		F9			K	K			4	0	0	0	0	2	2									
Pete O'Brien, L (1, 3) OBP: 0.247, SLG: 0.302	F4			G3		F7		F9		4	0	0	0	0	2	2									
Cliff Johnson, R (1, 10) OBP: 0.373, SLG: 0.550		K		5-3		HR		5-3		4	1	1	1	0	1	0									
Tom Dunbar, L (1, 7) OBP: 0.400, SLG: 0.490		6-3		L6			PB 1B		K	4	0	1	0	0	1	0									
Don Slaught, R (1, 2) OBP: 0.286, SLG: 0.333 George Wright, S (9, PH) OBP: 0.230, SLG: 0.211		1B 1B			F9		K		F7	3	0	1	0	0	1	1									
Wayne Tolleson, S (1, 6) OBP: 0.500, SLG: 0.500 Bob Jones, L (9, PH)		1-2 1B				CS 1B			G3	3	1	3	0	0	0	0									
Inning Stats	R: 0 E: 0 K: 0 S: 5	H: 2 LOB: 2 BB: 0 P: 5	R: 0 E: 0 K: 1 S: 7	H: 2 LOB: 2 BB: 0 P: 7	R: 0 E: 0 K: 0 S: 3	H: 0 LOB: 0 BB: 0 P: 3	R: 0 E: 0 K: 0 S: 3	H: 0 LOB: 0 BB: 0 P: 3	R: 0 E: 0 K: 0 S: 4	H: 2 LOB: 2 BB: 1 P: 8	R: 1 E: 0 K: 2 S: 9	H: 2 LOB: 1 BB: 0 P: 9	R: 2 E: 0 K: 1 S: 7	H: 2 LOB: 0 BB: 0 P: 7	R: 0 E: 0 K: 1 S: 5	H: 0 LOB: 0 BB: 0 P: 5	R: 0 E: 0 K: 0 S: 3	H: 0 LOB: 0 BB: 0 P: 3	1B: 7 2B: 1 3B: 0 HR: 2	SF: 0 SAC: 0 DP: 0 HBP: 0	WP: 0 PB: 1 SB: 0 CS: 1	PA: 37			
PITCHER	IP	WLS	BF	H	R	ER	SO	BB	IBB	HBP	BLK	WP	HR	S	P	ERA	WHIP								
Doyle Alexander, R (1, 1) ERA: 3.06	9.0	W	37	10	3	3	5	1	0	0	0	0	2	46	50	3.00	1.222								

Toronto Blue Jays @ Texas Rangers
Arlington Stadium, Arlington, TX
Sun Apr 28 1985, 4:33 AM EDT
Att: 11,324 - Unknown

AB 36
R 3
H 10
RBI 3
BB 1
SO 5
LOB 12



Batter	1	2	3	4	5	6	7	8	9	AB	R	H	RBI	BB	SO	LOB	TOP					
Rickey Henderson, R OBP: 0.278, SLG: 0.287	F9		2B		F7	FC6-4				5	1	2	0	0	0	2						
Ken Griffey, L OBP: 0.328, SLG: 0.400	3-1		F8		1-3				G3	5	0	0	0	0	0	3						
Don Mattingly, L OBP: 0.301, SLG: 0.406	F8		2B							4	0	2	2	0	0	0						
Dave Winfield, R OBP: 0.315, SLG: 0.409		FC6-4	5-3		K					4	0	1	0	0	1	2						
Don Baylor, R OBP: 0.389, SLG: 0.459		FC6-4			K				K	3	1	1	0	1	2	0						
Butch Wynegar, S OBP: 0.381, SLG: 0.411	FC6-4				1B				F8	4	1	2	0	0	0	2						
Willie Randolph, R OBP: 0.338, SLG: 0.298	G4-3				1B				F8	4	1	2	1	0	0	2						
Bobby Meacham, S OBP: 0.361, SLG: 0.302			5-3						K	4	0	1	2	0	2	2						
Mike Pagliarulo, L OBP: 0.429, SLG: 0.500			2B		L8				F7	4	1	1	0	0	0	2						
Inning Stats	R: 0 E: 0 K: 0 S: 3	H: 0 LOB: 0 BB: 0 P: 3	R: 0 E: 0 K: 0 S: 3	H: 1 LOB: 1 BB: 1 P: 7	R: 2 E: 0 K: 0 S: 6	H: 3 LOB: 1 BB: 0 P: 6	R: 2 E: 0 K: 1 S: 7	H: 3 LOB: 0 BB: 0 P: 7	R: 0 E: 0 K: 1 S: 6	H: 1 LOB: 1 BB: 0 P: 6	R: 1 E: 0 K: 1 S: 8	H: 3 LOB: 2 BB: 0 P: 8	R: 0 E: 0 K: 0 S: 3	H: 0 LOB: 0 BB: 0 P: 3	R: 0 E: 0 K: 1 S: 5	H: 0 LOB: 0 BB: 0 P: 5	R: 0 E: 0 K: 1 S: 6	H: 1 LOB: 1 BB: 0 P: 6	1B: 11 2B: 1 3B: 0 HR: 0	SF: 0 SAC: 0 DP: 1 HBP: 0	WP: 0 PB: 0 CS: 0	PA: 38
PITCHER	IP	WLS	BF	H	R	ER	SO	BB	IBB	HBP	BLK	WP	HR	S	P	ERA	WHIP					
Frank Tanana, L ERA: 8.2	4.0		18	7	4	4	1	1	0	0	0	0	0	19	23	9.00	2.000					
Burt Hooton, R ERA: 4.25	2.0		10	4	1	1	2	0	0	0	0	0	0	14	14	4.50	2.000					
Dave Schmidt, R ERA: 3.38	2.2	W	9	1	0	0	2	0	0	0	0	0	0	13	13	0.00	0.375					
Dave Rozema, R ERA: 4.03	0.1	S	1	0	0	0	0	0	0	0	0	0	0	1	1	0.00	0.000					

New York Yankees @ Texas Rangers
Arlington Stadium, Arlington, TX
Mon Apr 29 1985, 8:05 PM EDT
Att: 10,626 - Unknown

AB 37
R 5
H 12
RBI 5
BB 1
SO 5
LOB 15



Batter	1	2	3	4	5	6	7	8	9	AB	R	H	RBI	BB	SO	LOB	BOTTOM					
Toby Harrah, R OBP: 0.494, SLG: 0.441	F8		FC6-4		F8					3	1	0	0	1	0	1						
Gary Ward, R OBP: 0.316, SLG: 0.446	K									4	2	2	1	0	1	1						
Buddy Bell, R OBP: 0.278, SLG: 0.264	F7									4	1	1	0	0	0	1						
Larry Parrish, R OBP: 0.338, SLG: 0.537		6-3								4	3	3	6	0	0	0						
Cliff Johnson, R OBP: 0.352, SLG: 0.516		K								4	0	0	0	0	2	0						
Alan Bannister, R OBP: 0.247, SLG: 0.302		K								3	0	0	0	0	1	0						
Pete O'Brien, L OBP: 0.247, SLG: 0.302		K								0	0	0	0	0	0	0						
George Wright, S OBP: 0.219, SLG: 0.200			K		K					3	0	0	0	0	2	0						
Don Slaught, R OBP: 0.288, SLG: 0.333			K							3	0	1	0	0	1	0						
Wayne Tolleson, S OBP: 0.444, SLG: 0.444										3	0	1	0	0	1	1						
Inning Stats	R: 0 E: 0 K: 1 S: 5	H: 0 LOB: 0 BB: 0 P: 5	R: 0 E: 0 K: 2 S: 7	H: 0 LOB: 0 BB: 0 P: 7	R: 0 E: 0 K: 2 S: 8	H: 1 LOB: 1 BB: 0 P: 8	R: 3 E: 0 K: 2 S: 10	H: 3 LOB: 0 BB: 0 P: 10	R: 0 E: 0 K: 0 S: 3	H: 1 LOB: 0 BB: 0 P: 3	R: 2 E: 0 K: 0 S: 5	H: 2 LOB: 0 BB: 0 P: 5	R: 0 E: 0 K: 1 S: 5	H: 0 LOB: 0 BB: 0 P: 5	R: 2 E: 0 K: 0 S: 4	H: 1 LOB: 0 BB: 1 P: 8	R: 2 E: 0 K: 0 S: 4	H: 1 LOB: 0 BB: 1 P: 8	1B: 4 2B: 0 3B: 0 HR: 4	SF: 0 SAC: 0 DP: 1 HBP: 0	WP: 0 PB: 0 CS: 0	PA: 32
PITCHER	IP	WLS	BF	H	R	ER	SO	BB	IBB	HBP	BLK	WP	HR	S	P	ERA	WHIP					
Ron Guidry, L ERA: 4.26	7.2	L	30	7	6	6	8	1	0	0	0	0	3	45	49	7.04	1.043					
John Montefusco, R ERA: 27.0	0.1		2	1	1	1	0	0	0	0	0	0	1	2	2	27.00	3.000					

New York Yankees @ Texas Rangers
Arlington Stadium, Arlington, TX
Mon Apr 29 1985, 8:05 PM EDT
Att: 10,626 - Unknown

AB 31
R 7
H 8
RBI 7
BB 1
SO 8
LOB 4



Batter	1	2	3	4	5	6	7	8	9	AB	R	H	RBI	BB	SO	LOB	TOP			
Toby Harrah, R OBP: 0.489, SLG: 0.415 (1, 4)	0-0 CS 1B		4-0 BB			0-3 K		0-3 K		3	0	1	0	1	2	0	Texas Rangers @ Cleveland Indians Cleveland Municipal Stadium, Cleveland, OH Fri May 03 1985, 7:05 PM EDT Att: 7,919 - Unknown			
Gary Ward, R OBP: 0.284, SLG: 0.395 (1, 7)	0-3 K		0-0 F9			0-0 F9		0-3 K		4	0	0	0	0	2	3				
Buddy Bell, R OBP: 0.308, SLG: 0.337 (1, 5)	0-0 6-3			0-0 FC6-4 1B		4-0 BB			0-0 P5	3	0	1	0	1	0	0				
Larry Parrish, R OBP: 0.325, SLG: 0.487 (1, 9)		0-3 K		0-0 P3		0-0 L4			4-0 BB	3	0	0	0	1	1	2				
Pete O'Brien, L OBP: 0.247, SLG: 0.284 (1, 3)		0-0 G3		0-0 F8			0-0 4-3		0-0 F8	4	0	0	0	0	0	2				
Cliff Johnson, R OBP: 0.337, SLG: 0.473 (1, 10)		0-0 P3		0-0 FC6-4			0-3 K		0-0 F9	4	0	0	0	0	1	2				
George Wright, S OBP: 0.250, SLG: 0.250 (1, 8)			0-0 S 1B		0-0 F7		0-0 1B			3	0	2	0	0	0	0				
Don Slaught, R OBP: 0.286, SLG: 0.329 (1, 2)			0-3 K		0-3 K		0-0 L1			3	0	0	0	0	2	2				
Curtis Wilkerson, S OBP: 0.246, SLG: 0.196 (1, 6)			0-0 F8		0-0 6-3			0-3 K		3	0	0	0	0	1	1				
Inning Stats	R: 0 E: 0 K: 1 S: 5	H: 1 LOB: 0 BB: 0 P: 5	R: 0 E: 0 K: 1 S: 5	H: 0 LOB: 0 BB: 0 P: 5	R: 0 E: 0 K: 1 S: 6	H: 1 LOB: 2 BB: 1 P: 10	R: 0 E: 0 K: 0 S: 4	H: 1 LOB: 1 BB: 0 P: 4	R: 0 E: 0 K: 1 S: 5	H: 0 LOB: 0 BB: 0 P: 5	R: 0 E: 0 K: 1 S: 6	H: 1 LOB: 1 BB: 0 P: 6	R: 0 E: 0 K: 3 S: 9	H: 0 LOB: 0 BB: 0 P: 9	R: 0 E: 0 K: 0 S: 3	H: 0 LOB: 1 BB: 1 P: 7	1B: 4 2B: 1 3B: 0 HR: 0	SF: 0 SAC: 0 DP: 1 HBP: 0	WP: 0 PB: 0 SB: 1 CS: 1	PA: 33
PITCHER Bert Blyleven, R ERA: 4.35 (1, 1)	IP: 9.0 WLS: W BF: 33 H: 4 R: 0 ER: 0 SO: 9 BB: 3 IBB: 0 HBP: 0 BLK: 0 WP: 0 HR: 0 S: 48 P: 60 ERA: 0.00 WHIP: 0.778															PITCHER				

AB	30
R	0
H	4
RBI	0
BB	3
SO	9
LOB	12



Batter	1	2	3	4	5	6	7	8	9	AB	R	H	RBI	BB	SO	LOB	BOTTOM			
Brett Butler, L OBP: 0.348, SLG: 0.386 (1, 8)	0-0 2B		0-0 4-3		0-0 S 1B		0-0 F8			4	0	2	0	0	0	0	Texas Rangers @ Cleveland Indians Cleveland Municipal Stadium, Cleveland, OH Fri May 03 1985, 7:05 PM EDT Att: 7,919 - Unknown			
Julio Franco, R OBP: 0.452, SLG: 0.493 (1, 6)	4-0 G6-4-3 BB		0-0 4-3		0-0 SF9		0-0 6-3			2	0	0	1	1	0	0				
Pat Tabler, R OBP: 0.348, SLG: 0.412 (1, 3)	0-3 K			0-0 P5	0-0 F8		0-0 5-3			4	0	0	0	0	1	3				
Andre Thornton, R OBP: 0.148, SLG: 0.148 (1, 10)	0-0 G6-4-3			0-0 5-3	0-0 F7		0-0 CS 1B			4	0	1	0	0	0	3				
Otis Nixon, S OBP: 0.318, SLG: 0.364 (6, PR)	1-2				1-2					0	0	0	0	0	0	0				
Joe Carter, R OBP: 0.224, SLG: 0.302 (1, 7)		0-0 4-3		0-0 1B S 1B		0-0 F8		0-0 CS		3	1	1	0	0	0	0				
Brook Jacoby, R OBP: 0.318, SLG: 0.338 (1, 5)		0-0 F9		0-0 S 2B 1B		0-0 P3				3	1	1	0	0	0	0				
Carmen Castillo, R OBP: 0.200, SLG: 0.211 (1, 9)		0-0 5-3		0-0 S 2B		0-0 F7				2	0	1	1	0	0	0				
George Vukovich, L OBP: 0.311, SLG: 0.265 (6, PH) (7, 9)				1-H 3-H S 2B						1	0	0	0	0	0	0				
Chris Bando, S OBP: 0.237, SLG: 0.133 (1, 2)			0-0 SF8 3B		0-0 K		0-0 G3			3	1	1	0	0	1	1				
Tony Bernazard, S OBP: 0.397, SLG: 0.600 (1, 4)			0-0 SF8		0-0 S 2B		0-0 4-3			2	1	1	1	0	0	0				
Inning Stats	R: 0 E: 0 K: 1 S: 5	H: 1 LOB: 1 BB: 1 P: 9	R: 0 E: 0 K: 0 S: 3	H: 0 LOB: 0 BB: 0 P: 3	R: 1 E: 0 K: 0 S: 4	H: 1 LOB: 0 BB: 0 P: 4	R: 2 E: 0 K: 1 S: 8	H: 3 LOB: 1 BB: 0 P: 8	R: 1 E: 0 K: 0 S: 5	H: 2 LOB: 1 BB: 0 P: 5	R: 0 E: 0 K: 0 S: 3	H: 0 LOB: 0 BB: 0 P: 3	R: 0 E: 0 K: 0 S: 3	H: 0 LOB: 0 BB: 0 P: 3	R: 0 E: 0 K: 0 S: 3	H: 1 LOB: 1 BB: 0 P: 3	1B: 4 2B: 3 3B: 1 HR: 0	SF: 2 SAC: 0 DP: 1 HBP: 0	WP: 0 PB: 0 SB: 3 CS: 1	PA: 32
PITCHER Mike Mason, L ERA: 5.14 (1, 1)	IP: 4.2 WLS: L BF: 21 H: 7 R: 4 ER: 4 SO: 2 BB: 1 IBB: 0 HBP: 0 BLK: 0 WP: 0 HR: 0 S: 24 P: 28 ERA: 7.71 WHIP: 1.714															PITCHER				
Burt Hooton, R ERA: 2.53 (5, 1)	IP: 3.1 WLS: L BF: 10 H: 1 R: 0 ER: 0 SO: 0 BB: 0 IBB: 0 HBP: 0 BLK: 0 WP: 0 HR: 0 S: 10 P: 10 ERA: 0.00 WHIP: 0.300															PITCHER				

AB	28
R	4
H	8
RBI	3
BB	1
SO	2
LOB	7



Batter	1	2	3	4	5	6	7	8	9	AB	R	H	RBI	BB	SO	LOB	TOP				
Toby Harrah, R OBP: 0.495, SLG: 0.412 (1, 4)										3	1	1	0	2	0	0	Texas Rangers @ Cleveland Indians Cleveland Municipal Stadium, Cleveland, OH Sat May 04 1985, 3:33 AM EDT Att: 6,685 - Unknown				
Gary Ward, R OBP: 0.280, SLG: 0.385 (1, 7) (1, 9)										5	0	1	0	0	1	3					
Buddy Bell, R OBP: 0.316, SLG: 0.345 (1, 5)										4	0	2	0	0	0	2					
Larry Parrish, R OBP: 0.321, SLG: 0.481 (1, PR)										1	0	0	1	0	0	1					
Tom Dunbar, L OBP: 0.500, SLG: 0.450 (8, PH) (8, 7)										1	0	0	0	0	0	2					
Cliff Johnson, R OBP: 0.333, SLG: 0.462 (1, 10)										4	0	1	0	0	0	3					
Bill Stein, R OBP: 0.250, SLG: 0.250 (8, PH)										3	0	1	0	0	0	2					
Pete O'Brien, L OBP: 0.244, SLG: 0.280 (8, 3)										1	0	0	0	0	1	2					
George Wright, S OBP: 0.250, SLG: 0.239 (1, 8)										3	0	0	0	1	0	2					
Don Slaught, R OBP: 0.275, SLG: 0.316 (9, PH)										3	0	0	0	0	0	0					
Bob Jones, L OBP: 0.167, SLG: 0.167 (9, PH)										1	0	0	0	0	0	1					
Wayne Tolleson, S OBP: 0.278, SLG: 0.278 (1, 6)										4	0	0	0	0	0	1					
Inning Stats	R: 1 E: 0 K: 0 S: 5	H: 2 LOB: 2 BB: 1 P: 9	R: 0 E: 0 K: 0 S: 3	H: 0 LOB: 0 BB: 0 P: 3	R: 0 E: 0 K: 1 S: 6	H: 1 LOB: 1 BB: 0 P: 6	R: 0 E: 0 K: 0 S: 3	H: 0 LOB: 0 BB: 0 P: 3	R: 0 E: 0 K: 0 S: 4	H: 1 LOB: 2 BB: 1 P: 8	R: 0 E: 0 K: 0 S: 3	H: 0 LOB: 0 BB: 0 P: 3	R: 0 E: 1 K: 1 S: 7	H: 1 LOB: 2 BB: 0 P: 7	R: 0 E: 0 K: 0 S: 4	H: 1 LOB: 2 BB: 1 P: 8	1B: 6 2B: 0 3B: 0 HR: 0	SF: 0 SAC: 0 DP: 0 HBP: 0	WP: 0 PB: 0 SB: 0 CS: 0	PA: 38	
PITCHER	IP	WLS	BF	H	R	ER	SO	BB	IBB	HBP	BLK	WP	HR	S	P	ERA	WHIP				
Neal Heaton, L ERA: 1.95	7.0	W	28	4	1	1	1	3	0	0	0	0	0	27	39	1.29	1.000				
Rich Thompson, R ERA:	0.2		4	1	0	0	0	0	0	0	0	0	0	4	4	0.00	1.500				
Jamie Easterly, L ERA: 3.29	0.1		2	0	0	0	1	1	0	0	0	0	0	3	7	0.00	3.000				
Tom Waddell, R ERA: 4.91	1.0	S	4	1	0	0	0	0	0	0	0	0	0	4	4	0.00	1.000				

AB	34
R	1
H	6
RBI	1
BB	4
SO	2
LOB	20



Batter	1	2	3	4	5	6	7	8	9	AB	R	H	RBI	BB	SO	LOB	BOTTOM				
Brett Butler, L OBP: 0.344, SLG: 0.402 (1, 8)										4	0	1	1	0	0	2	Texas Rangers @ Cleveland Indians Cleveland Municipal Stadium, Cleveland, OH Sat May 04 1985, 3:33 AM EDT Att: 6,685 - Unknown				
Julio Franco, R OBP: 0.443, SLG: 0.494 (1, 6)										4	1	1	0	0	1	1					
Pat Tabler, R OBP: 0.333, SLG: 0.393 (1, 3)										4	0	0	0	0	1	1					
Andre Thornton, R OBP: 0.161, SLG: 0.161 (8, PR)										4	0	1	1	0	0	0					
Otis Nixon, S OBP: 0.316, SLG: 0.364 (8, PR)										0	0	0	0	0	0	0					
Joe Carter, R OBP: 0.230, SLG: 0.304 (1, 7)										3	1	1	0	0	1	0					
Mel Hall, L OBP: 0.386, SLG: 0.393 (9, 7)										1	0	0	0	0	0	1					
Brook Jacoby, R OBP: 0.308, SLG: 0.325 (1, 5)										3	0	0	0	0	1	1					
Carmen Castillo, R OBP: 0.217, SLG: 0.190 (9, 9)										2	0	0	0	1	1	0					
George Vukovich, L OBP: 0.311, SLG: 0.265 (9, 9)										0	0	0	0	0	0	0					
Butch Benton, R OBP: 0.320, SLG: 0.348 (1, 2)										3	0	2	1	0	0	0					
Tony Bernazard, S OBP: 0.409, SLG: 0.589 (1, 4)										1	1	0	0	2	0	2					
Inning Stats	R: 0 E: 0 K: 0 S: 3	H: 0 LOB: 0 BB: 0 P: 3	R: 1 E: 0 K: 0 S: 5	H: 2 LOB: 2 BB: 1 P: 9	R: 0 E: 0 K: 2 S: 7	H: 0 LOB: 0 BB: 0 P: 7	R: 0 E: 0 K: 2 S: 7	H: 0 LOB: 0 BB: 0 P: 7	R: 1 E: 0 K: 0 S: 4	H: 1 LOB: 1 BB: 1 P: 8	R: 0 E: 0 K: 1 S: 6	H: 1 LOB: 2 BB: 1 P: 10	R: 0 E: 0 K: 0 S: 4	H: 2 LOB: 1 BB: 0 P: 4	R: 1 E: 0 K: 0 S: 4	H: 2 LOB: 1 BB: 0 P: 4	1B: 4 2B: 2 3B: 1 HR: 0	SF: 0 SAC: 0 DP: 1 HBP: 0	WP: 0 PB: 0 SB: 1 CS: 0	PA: 32	
PITCHER	IP	WLS	BF	H	R	ER	SO	BB	IBB	HBP	BLK	WP	HR	S	P	ERA	WHIP				
Frank Tanana, L ERA: 7.01	7.0	L	29	5	3	3	5	3	0	0	0	0	0	36	48	3.86	1.143				
Dave Rozema, R ERA: 3.91	1.0		3	1	0	0	0	0	0	0	0	0	0	3	3	0.00	1.000				

AB	29
R	3
H	6
RBI	3
BB	3
SO	5
LOB	8




Batter	1	2	3	4	5	6	7	8	9	AB	R	H	RBI	BB	SO	LOB	TOP										
Toby Harrah, R OBP: 0.485, SLG: 0.394 (1, 4)	0-0 1-3		0-0 4-3	4-0 BB			0-0 SH3-4	0-0 F7		3	0	0	0	1	0	0											
Tom Dunbar, L OBP: 0.444, SLG: 0.375 (1, 10)	0-0 4-3		0-0 L3	0-0 F8			4-0 1B IBB		0-3 K	4	1	0	0	1	1	3											
Gary Ward, R OBP: 0.265, SLG: 0.365 (1, 7)	0-0 4-3		0-0 5-3		0-0 L6		0-0 F4		0-0 F9	5	0	0	0	0	0	2											
Buddy Bell, R OBP: 0.327, SLG: 0.367 Wayne Tolleson, S OBP: 0.278, SLG: 0.278 Bill Stein, R OBP: 0.333, SLG: 0.333 (7, PH) (7, 5)		0-0 1B FC3-2-5-3 1B		0-0 6-3 1B 2B	0-0 5-3		0-0 1B 1-3 2H 1B		0-0 F7	3	1	2	0	0	0	0											
Pete O'Brien, L OBP: 0.256, SLG: 0.291 (1, 3)		0-0 1-3 E 1B		0-0 6-3 2-3	0-0 F7		0-0 1-3 3H 1B			4	1	2	1	0	0	1											
Bob Jones, L OBP: 0.188, SLG: 0.188 (1, 9)		0-0 FC3-2-5-3 1-3 E		0-0 1B 2B		0-0 F9		0-0 F8		4	2	1	1	0	0	4											
George Wright, S OBP: 0.237, SLG: 0.225 (1, 8)		0-0 1-3 3H		0-0 F4		0-0 G3		0-3 K		4	0	0	0	0	1	3											
Don Slaught, R OBP: 0.286, SLG: 0.363 (1, 2)		0-0 E6 2H 3H		0-0 2B 1-3 1B		0-0 F5		0-0 HR		4	1	2	1	0	0	0											
Curtis Wilkerson, S OBP: 0.262, SLG: 0.236 (1, 6)		0-0 4-3		0-0 1-3 3H 2B			0-0 SH3-4 1B 1B		0-0 6-3	4	1	2	1	0	0	1											
Inning Stats	R: 0 E: 0 K: 0 S: 3	H: 0 LOB: 0 BB: 0 P: 3	R: 2 E: 1 K: 0 S: 6	H: 2 LOB: 1 BB: 0 P: 6	R: 0 E: 0 K: 0 S: 3	H: 0 LOB: 0 BB: 0 P: 3	R: 2 E: 0 K: 0 S: 7	H: 4 LOB: 3 BB: 1 P: 11	R: 0 E: 0 K: 0 S: 3	H: 0 LOB: 0 BB: 0 P: 3	R: 2 E: 0 K: 0 S: 6	H: 3 LOB: 2 BB: 1 P: 10	R: 1 E: 0 K: 1 S: 6	H: 1 LOB: 0 BB: 0 P: 6	R: 0 E: 0 K: 1 S: 5	H: 0 LOB: 0 BB: 0 P: 5	1B: 7 2B: 2 3B: 0 HR: 1	SF: 0 SAC: 1 DP: 0 HBP: 0	WP: 0 PB: 0 SB: 0 CS: 0	PA: 40							
PITCHER	IP	WLS	BF	H	R	ER	SO	BB	IBB	HBP	BLK	WP	HR	S	P	ERA	WHIP										
Don Schulte, R ERA: 4.94 (1, 1)	3.2	L	19	6	4	2	0	1	0	0	0	0	0	18	22	4.91	1.909										
Rich Thompson, R ERA: 3.5 (4, 1)	3.0		12	2	2	2	0	0	1	0	0	0	0	11	15	6.00	0.667										
Dave Vonohien, L ERA: 2.7 (7, 1)	1.1		6	2	1	1	1	0	0	0	0	0	1	8	8	6.75	1.500										
Mike Jeffcoat, L ERA: 2.79 (9, 1)	1.0		3	0	0	0	1	0	0	0	0	0	0	5	5	0.00	0.000										

Texas Rangers @ Cleveland Indians
Cleveland Municipal Stadium, Cleveland, OH
Sun May 05 1985, 3:33 AM EDT
Att: 10,231 - Unknown

livebaseballscorecards.com

AB 37
R 7
H 10
RBI 5
BB 2
SO 2
LOB 14




Batter	1	2	3	4	5	6	7	8	9	AB	R	H	RBI	BB	SO	LOB	BOTTOM										
Brett Butler, L OBP: 0.327, SLG: 0.380 (1, 8)	0-3 K		0-0 G6-3 1-2		0-0 F7		0-0 4-3		0-0 3-1	5	0	0	0	0	1	2											
Julio Franco, R OBP: 0.436, SLG: 0.482 (1, 6)	0-0 6-3		0-0 F9			0-0 E5 1B	0-0 1B			4	1	1	0	0	0	0											
Mel Hall, L OBP: 0.392, SLG: 0.415 (1, 7)	0-0 4-3			0-0 2B		0-0 1B 1-3 1B	0-3 K			4	1	2	0	0	1	1											
Andre Thornton, R OBP: 0.171, SLG: 0.171 (1, 10)		0-0 5-3		0-0 6-3		0-0 1B FC3-2 1B	0-3 K			4	0	1	1	0	1	1											
Pat Tabler, R OBP: 0.350, SLG: 0.409 (1, 3)		0-0 BB 1B		0-0 F8		0-0 FC3-2 1-3 3H 1B	0-0 FC3-6 1B			4	0	3	1	0	0	1											
George Vukovich, L OBP: 0.295, SLG: 0.250 (1, 9)		0-0 F8		0-3 K		0-0 FC3-2 1-2 3H 1B	0-0 FC3-6 1-2			4	0	0	0	0	1	5											
Brook Jacoby, R OBP: 0.316, SLG: 0.326 (1, 5)		4-0 BB 1-2 BB			0-0 F9 PB 1B	0-0 L9	0-3 K			3	0	1	0	1	1	3											
Chris Bando, S OBP: 0.220, SLG: 0.121 Mike Hargrove, L OBP: 0.269, SLG: 0.227 (9, PH) (1, 2)		0-0 G3			0-3 K	0-0 F8		0-0 G3		3	0	0	0	0	1	5											
Tony Bernazard, S OBP: 0.400, SLG: 0.559 (1, 4)			4-0 BB G6-3		0-0 F9		0-3 K		0-3 K	3	0	0	0	1	2	1											
Inning Stats	R: 0 E: 0 K: 1 S: 5	H: 1 LOB: 2 BB: 1 P: 8	R: 0 E: 0 K: 0 S: 2	H: 0 LOB: 0 BB: 1 P: 6	R: 0 E: 0 K: 1 S: 6	H: 1 LOB: 1 BB: 0 P: 6	R: 2 E: 1 K: 0 S: 7	H: 3 LOB: 2 BB: 0 P: 7	R: 0 E: 0 K: 2 S: 8	H: 1 LOB: 1 BB: 0 P: 8	R: 0 E: 0 K: 1 S: 5	H: 0 LOB: 0 BB: 0 P: 5	R: 0 E: 0 K: 1 S: 5	H: 0 LOB: 0 BB: 0 P: 5	1B: 7 2B: 1 3B: 0 HR: 0	SF: 0 SAC: 0 DP: 1 HBP: 0	WP: 0 PB: 1 SB: 0 CS: 0	PA: 37									
PITCHER	IP	WLS	BF	H	R	ER	SO	BB	IBB	HBP	BLK	WP	HR	S	P	ERA	WHIP										
Charlie Hough, R ERA: 3.28 (1, 1)	5.0	W	22	5	2	1	3	2	0	0	0	0	0	26	34	1.80	1.400										
Burt Hooton, R ERA: 2.31 (6, 1)	1.0		4	1	0	0	0	0	0	0	0	0	0	4	4	0.00	1.000										
Greg Harris, R ERA: 1.35 (7, 1)	3.0	S	11	2	0	0	5	0	0	0	0	0	0	21	21	0.00	0.667										

Texas Rangers @ Cleveland Indians
Cleveland Municipal Stadium, Cleveland, OH
Sun May 05 1985, 3:33 AM EDT
Att: 10,231 - Unknown

livebaseballscorecards.com

AB 35
R 2
H 8
RBI 2
BB 2
SO 8
LOB 19



Batter	1	2	3	4	5	6	7	8	9	AB	R	H	RBI	BB	SO	LOB	TOP										
Lou Whitaker, L (1.4) OBP: 0.415, SLG: 0.519	4-0 CS BB		0-0 L4	0-0 1B		4-0 2B BB		0-0 HR	4-3	4	2	1	2	0	1												
Alan Trammell, R (1.6) OBP: 0.361, SLG: 0.516	0-0 S 1B 1B		0-0 5-3	0-0 5-3		0-0 F8		0-0 2B		5	1	2	0	0	0	4											
Kirk Gibson, L (1.9) OBP: 0.390, SLG: 0.348 Alejandro Sanchez, R (8.9) OBP: 0.269, SLG: 0.577	0-0 1H 1B		4-0 S 1B BB		0-0 1B 1B	0-0 HR 2B		0-0 2H 1B		4	3	4	3	1	0	0											
Lance Parrish, R (1.2) Marty Castillo, R (8.2) OBP: 0.105, SLG: 0.056	0-0 5-3		0-0 CS 1B		0-0 5-3	0-0 HR		0-0 F5		5	1	2	3	0	0	3											
Darrell Evans, L (1.3) OBP: 0.246, SLG: 0.317 Barbaro Garbey, R (8.3) OBP: 0.310, SLG: 0.464		0-0 F7	0-0 CS 1-2	0-0 4-3	0-0 F5	0-0 G3		0-3 K		5	0	0	0	0	1	2											
Larry Hemdon, R (1.7) OBP: 0.300, SLG: 0.440		0-0 E6		0-0 HR	0-0 1B 2H	0-3 K		0-3 K		5	1	2	2	0	2	1											
Nelson Simmons, S (1.10)		0-0 F7		0-0 HR	0-0 1B		0-0 1-3		0-0 E4	5	1	2	1	0	0	1											
Chet Lemon, R (1.8) OBP: 0.337, SLG: 0.369 Jim Weaver, L (8.8) OBP: 0.333, SLG: 0.667		0-0 E5		1-0 1B HBP	0-0 F7		0-0 6-3		0-3 K	3	0	0	0	0	0	3											
Chris Pittaro, S (1.5) OBP: 0.352, SLG: 0.367 Tom Brookens, R (6.5) OBP: 0.366, SLG: 0.432		0-3 K		0-3 K		0-0 F8 2B 1B		0-3 K		3	1	1	0	0	2	3											
Inning Stats	R: 0 E: 0 K: 0 S: 3	H: 2 LOB: 1 BB: 1 P: 7	R: 0 E: 2 K: 1 S: 7	H: 0 LOB: 2 BB: 0 P: 7	R: 1 E: 0 K: 0 S: 3	H: 1 LOB: 0 BB: 1 P: 7	R: 2 E: 0 K: 1 S: 8	H: 3 LOB: 2 BB: 0 P: 9	R: 1 E: 1 K: 0 S: 6	H: 3 LOB: 2 BB: 0 P: 6	R: 4 E: 0 K: 1 S: 8	H: 3 LOB: 0 BB: 1 P: 12	R: 0 E: 0 K: 1 S: 5	H: 0 LOB: 0 BB: 0 P: 5	R: 2 E: 0 K: 2 S: 10	H: 3 LOB: 1 BB: 0 P: 10	R: 0 E: 1 K: 1 S: 6	H: 0 LOB: 1 BB: 0 P: 6	1B: 9 2B: 2 3B: 0 HR: 4	SF: 0 SAC: 0 DP: 0 HBP: 1	WP: 0 PB: 0 SB: 2 CS: 2	PA: 47					
PITCHER	IP	WLS	BF	H	R	ER	SO	BB	IBB	HBP	BLK	WP	HR	S	P	ERA	WHIP										
Dickie Noles, R (1.1) ERA: 2.73	3.2	L	19	6	3	3	2	2	0	0	0	0	2	20	29	7.36	2.182										
Dave Schmidt, R (4.1) ERA: 3.95	1.0		6	3	1	1	0	0	0	0	0	0	0	6	6	9.00	3.000										
Dave Stewart, R (5.1) ERA: 9.0	1.1		8	3	4	4	1	1	0	0	0	0	1	9	13	27.00	3.000										
Tommy Boggs, R (7.1) ERA: 11.57	1.0		6	3	2	2	1	0	0	0	0	0	1	8	8	18.00	3.000										
Greg Harris, R (8.1) ERA: 1.17	2.0		7	0	0	0	3	0	0	0	0	0	0	13	13	0.00	0.000										
Toby Harrah, R (1.4) OBP: 0.481, SLG: 0.378	0-3 K		4-0 1B BB		4-0 BB		0-3 K		0-3 K	3	0	0	0	2	3	3											
Gary Ward, R (1.7) OBP: 0.282, SLG: 0.356	0-0 F3		0-0 1-3 1B		4-3		0-0 FC5-4		0-0 G2	5	0	1	0	0	0	4											
Buddy Bell, R (1.5) OBP: 0.333, SLG: 0.398	4-0 BB		0-0 F8		0-0 HR		0-0 F8			3	1	1	1	1	0	4											
Larry Parrish, R (1.9) OBP: 0.318, SLG: 0.463	0-3 K		0-0 F9		0-0 G3		4-0 FC3-6 BB			3	0	0	0	1	1	1											
Pete O'Brien, L (1.3) OBP: 0.266, SLG: 0.293		0-3 K		4-0 BB		0-0 FC4-6 1B		0-0 F7		3	0	1	0	1	1	1											
Cliff Johnson, R (1.10) OBP: 0.319, SLG: 0.439		0-0 6-3		0-3 K		0-0 F6		0-0 FC3-6		4	0	0	0	0	1	3											
George Wright, S (1.8) OBP: 0.225, SLG: 0.213		0-0 F8		0-0 F6		0-0 FC4-6		0-0 L4		4	0	0	0	0	0	3											
Don Slaught, R (1.2) OBP: 0.284, SLG: 0.357			0-0 L5		0-0 F8		0-0 FC5-4 1B 1B		0-0 L5	4	0	1	0	0	0	0											
Curtis Wilkerson, S (1.6) OBP: 0.286, SLG: 0.241 Bill Stein, R (8.9) OBP: 0.429, SLG: 0.429			0-3 K		0-0 F7		0-0 FC5-4 1B			3	0	1	0	0	1	0											
Inning Stats	R: 0 E: 0 K: 2 S: 7	H: 0 LOB: 1 BB: 1 P: 11	R: 0 E: 0 K: 1 S: 5	H: 0 LOB: 0 BB: 0 P: 5	R: 0 E: 0 K: 1 S: 6	H: 1 LOB: 1 BB: 1 P: 10	R: 0 E: 0 K: 1 S: 5	H: 0 LOB: 1 BB: 1 P: 9	R: 0 E: 0 K: 0 S: 3	H: 0 LOB: 1 BB: 1 P: 7	R: 1 E: 0 K: 0 S: 5	H: 2 LOB: 1 BB: 0 P: 5	R: 0 E: 0 K: 1 S: 7	H: 2 LOB: 2 BB: 0 P: 7	R: 0 E: 0 K: 0 S: 3	H: 0 LOB: 1 BB: 1 P: 7	R: 0 E: 0 K: 1 S: 6	H: 1 LOB: 1 BB: 0 P: 6	1B: 5 2B: 0 3B: 0 HR: 1	SF: 0 SAC: 0 DP: 0 HBP: 0	WP: 0 PB: 0 SB: 0 CS: 0	PA: 38					
PITCHER	IP	WLS	BF	H	R	ER	SO	BB	IBB	HBP	BLK	WP	HR	S	P	ERA	WHIP										
Jack Morris, R (1.1) ERA: 2.72	7.0	W	30	5	1	1	6	4	0	0	0	0	1	38	54	1.29	1.286										
Aurelio Lopez, R (8.1) ERA: 3.50	1.0		4	0	0	0	0	1	0	0	0	0	0	3	7	0.00	1.000										
Willie Hernandez, L (8.1) ERA: 1.5	1.0		4	1	0	0	1	0	0	0	0	0	0	6	6	0.00	1.000										

Detroit Tigers @ Texas Rangers
Arlington Stadium, Arlington, TX
Tue May 07 1985, 8:05 PM EDT
Att: 18,212 - Unknown

AB 42
R 10
H 15
RBI 10
BB 3
SO 7
LOB 20



BOTTOM

Detroit Tigers @ Texas Rangers
Arlington Stadium, Arlington, TX
Tue May 07 1985, 8:05 PM EDT
Att: 18,212 - Unknown


AB 33
R 1
H 6
RBI 1
BB 5
SO 7
LOB 19



Batter	1	2	3	4	5	6	7	8	9	AB	R	H	RBI	BB	SO	LOB	TOP					
Lou Whitaker, L (1,4) OBP: 0.414, SLG: 0.512										5	0	2	1	0	0	0						
Alan Trammell, R (1,6) OBP: 0.345, SLG: 0.490										5	0	0	0	0	2	3						
Kirk Gibson, L (1,9) OBP: 0.286, SLG: 0.330										5	0	0	0	0	1	3						
Lance Parrish, R (1,2) OBP: 0.295, SLG: 0.456										4	1	3	1	0	0	0						
Larry Herndon, R (1,7) OBP: 0.298, SLG: 0.425										3	0	0	0	1	0	1						
Chet Lemon, R (1,8) OBP: 0.333, SLG: 0.356										3	0	0	0	1	1	3						
Alejandro Sanchez, R (1,10) OBP: 0.333, SLG: 0.690										4	3	3	2	0	0	1						
Barbaro Garbey, R (1,3) OBP: 0.355, SLG: 0.483										1	0	1	0	0	0	0						
Darrell Evans, L (3, PR) OBP: 0.239, SLG: 0.306										2	0	0	0	0	0	1						
Tom Brookens, R (1,5) OBP: 0.333, SLG: 0.390										4	0	0	0	0	0	4						
Inning Stats	R: 0 E: 0 K: 3 S: 11	H: 2 LOB: 3 BB: 1 P: 15	R: 1 E: 0 K: 1 S: 8	H: 3 LOB: 2 BB: 0 P: 8	R: 2 E: 0 K: 0 S: 5	H: 2 LOB: 1 BB: 0 P: 6	R: 0 E: 0 K: 0 S: 3	H: 0 LOB: 0 BB: 0 P: 3	R: 0 E: 0 K: 0 S: 3	H: 0 LOB: 0 BB: 0 P: 3	R: 1 E: 0 K: 0 S: 4	H: 1 LOB: 0 BB: 0 P: 4	R: 0 E: 0 K: 0 S: 4	H: 1 LOB: 1 BB: 0 P: 4	R: 0 E: 0 K: 0 S: 3	H: 0 LOB: 1 BB: 1 P: 7	R: 0 E: 0 K: 0 S: 3	H: 0 LOB: 0 BB: 0 P: 3	1B: 5 2B: 1 3B: 0 HR: 3	SF: 0 SAC: 0 DP: 0 HBP: 1	WP: 0 PB: 0 SB: 0 CS: 0	PA: 39
PITCHER	IP WLS BF H R ER SO BB IBB HBP BLK WP HR S P ERA WHIP																					
Mike Mason, L (1,1) ERA: 5.29	6.0 L 28 8 4 4 4 1 0 1 0 0 3 34 39 6.00 1.500																					
Burt Hooton, R (7,1) ERA: 1.99	2.0 8 1 0 0 0 1 0 0 0 0 0 7 11 0.00 1.000																					
Dave Rozema, R (9,1) ERA: 3.76	1.0 3 0 0 0 0 0 0 0 0 0 0 3 3 0.00 0.000																					

Detroit Tigers @ Texas Rangers
Arlington Stadium, Arlington, TX
Wed May 08 1985, 8:05 PM EDT
Att: 17,534 - Unknown


AB 36
R 4
H 9
RBI 4
BB 2
SO 4
LOB 16



Batter	1	2	3	4	5	6	7	8	9	AB	R	H	RBI	BB	SO	LOB	BOTTOM			
Tom Dunbar, L (1,10) OBP: 0.387, SLG: 0.321										4	0	0	0	0	0	4				
Gary Ward, R (1,8) OBP: 0.282, SLG: 0.346										3	0	0	0	1	1	0				
Buddy Bell, R (1,5) OBP: 0.330, SLG: 0.392										4	0	1	0	0	0	0				
Larry Parrish, R (1,9) OBP: 0.315, SLG: 0.453										4	0	1	0	0	2	2				
Pete O'Brien, L (1,3) OBP: 0.255, SLG: 0.279										4	0	0	0	0	0	3				
Bob Jones, L (1,7) OBP: 0.200, SLG: 0.250										4	1	1	0	0	0	2				
Don Slaught, R (1,2) OBP: 0.293, SLG: 0.364										4	0	2	1	0	0	0				
Wayne Tolleson, S (1,4) OBP: 0.318, SLG: 0.318										4	0	2	0	0	0	1				
Curtis Wilkerson, S (1,6) OBP: 0.289, SLG: 0.246										3	0	1	0	0	1	1				
Inning Stats	R: 0 E: 0 K: 0 S: 3	H: 0 LOB: 0 BB: 0 P: 3	R: 0 E: 0 K: 1 S: 6	H: 0 LOB: 0 BB: 0 P: 3	R: 0 E: 0 K: 1 S: 4	H: 1 LOB: 1 BB: 0 P: 4	R: 0 E: 0 K: 0 S: 5	H: 3 LOB: 2 BB: 0 P: 5	R: 0 E: 0 K: 1 S: 6	H: 1 LOB: 2 BB: 1 P: 10	R: 0 E: 0 K: 0 S: 3	H: 0 LOB: 0 BB: 0 P: 3	R: 0 E: 0 K: 1 S: 5	H: 0 LOB: 0 BB: 0 P: 5	R: 1 E: 0 K: 1 S: 7	H: 2 LOB: 1 BB: 0 P: 7	1B: 7 2B: 1 3B: 0 HR: 0	SF: 0 SAC: 0 DP: 1 HBP: 0	WP: 0 PB: 0 SB: 1 CS: 0	PA: 35
PITCHER	IP WLS BF H R ER SO BB IBB HBP BLK WP HR S P ERA WHIP																			
Dan Petry, R (1,1) ERA: 2.85	8.2 W 34 8 1 1 4 4 0 0 0 0 0 41 45 1.04 1.038																			
Willie Hernandez, L (9,1) ERA: 1.47	0.1 S 1 0 0 0 0 0 0 0 0 0 0 1 1 0.00 0.000																			

Detroit Tigers @ Texas Rangers
Arlington Stadium, Arlington, TX
Wed May 08 1985, 8:05 PM EDT
Att: 17,534 - Unknown

AB 34
R 1
H 8
RBI 1
BB 1
SO 4
LOB 13



Batter	1	2	3	4	5	6	7	8	9	AB	R	H	RBI	BB	SO	LOB	TOP			
Otis Nixon, S <small>OBP: 0.276, SLG: 0.310</small> (1, 7)	 3B 1B	 4-3			 3-1		 B3			4	1	1	0	0	0	0				
Brett Butler, L <small>OBP: 0.325, SLG: 0.400</small> (1, 8)	 SF9		 F9		 1-3 1B		 F9			4	1	2	1	0	0	0				
Julio Franco, R <small>OBP: 0.412, SLG: 0.441</small> (1, 4)	 SF9		 K		 1-3		 F4			3	0	0	1	0	1	1				
Andre Thornton, R <small>OBP: 0.196, SLG: 0.178</small> (1, 10)	 PB BB		 2B 1B		 F8		 K			3	0	1	0	1	1	1				
Pat Tabler, R <small>OBP: 0.333, SLG: 0.388</small> (1, 3)	 1-3		 2B		 F8			 5-3		4	0	1	0	0	0	1				
Brook Jacoby, R <small>OBP: 0.330, SLG: 0.368</small> (1, 5)	 BB		 K		 F6		 FC3-6 1B BB			2	0	0	0	2	1	2				
George Vukovich, L <small>OBP: 0.298, SLG: 0.256</small> (1, 9)	 K			 F7		 F8		 FC3-6 1B		4	0	1	0	0	1	2				
Butch Benton, R <small>OBP: 0.258, SLG: 0.276</small> Tony Bemazard, S <small>OBP: 0.382, SLG: 0.538</small> (9, PH)	 F5		 F7		 F7		 FC3-6 1-2 2-3			3	0	0	0	0	0	0				
Johnnie LeMaster, R (1, 6) Mike Hargrove, L <small>OBP: 0.241, SLG: 0.200</small> (9, PH)	 K		 F8		 5-3		 4-3			3	0	0	0	0	1	0				
Inning Stats	R: 2 E: 0 K: 1 S: 7	H: 2 LOB: 2 BB: 2 P: 15	R: 0 E: 0 K: 1 S: 5	H: 0 LOB: 0 BB: 0 P: 5	R: 0 E: 0 K: 2 S: 9	H: 2 LOB: 2 BB: 0 P: 9	R: 0 E: 0 K: 0 S: 3	H: 0 LOB: 0 BB: 0 P: 3	R: 0 E: 0 K: 0 S: 4	H: 1 LOB: 1 BB: 0 P: 4	R: 0 E: 0 K: 0 S: 3	H: 0 LOB: 0 BB: 0 P: 3	R: 0 E: 0 K: 1 S: 5	H: 0 LOB: 0 BB: 0 P: 5	R: 0 E: 0 K: 0 S: 4	H: 1 LOB: 2 BB: 1 P: 8	1B: 4 2B: 1 3B: 1 HR: 0	SF: 1 SAC: 0 DP: 0 HBP: 0	WP: 0 PB: 1 SB: 0 CS: 0	PA: 36
PITCHER	IP WLS BF H R ER SO BB IBB HBP BLK WP HR S P ERA WHIP																			
Charlie Hough, R <small>ERA: 3.11</small> Dave Rozema, R <small>ERA: 3.67</small> (9, 1)	8.1 W 34 6 2 2 5 3 0 0 0 0 0 0 0 2 2 0.00 1.080																			

Cleveland Indians @ Texas Rangers
 Arlington Stadium, Arlington, TX
 Fri May 10 1985, 8:05 PM EDT
 Att: 10,461 - Unknown

AB	32
R	2
H	6
RBI	2
BB	3
SO	5
LOB	11



Batter	1	2	3	4	5	6	7	8	9	AB	R	H	RBI	BB	SO	LOB	BOTTOM			
Toby Harrah, R <small>OBP: 0.491, SLG: 0.403</small> (1, 4)	 G4-6-3 1B		 F6		 2B BB		 2B			3	1	2	0	1	0	0				
Gary Ward, R <small>OBP: 0.270, SLG: 0.361</small> (1, 7)	 G4-6-3 1-2			 2B 1B	 1-3 2B		 1-3			4	1	2	2	0	0	2				
Buddy Bell, R <small>OBP: 0.327, SLG: 0.380</small> (1, 5)	 BB			 F8 1B	 6-3 2B		 6-3			3	0	0	0	1	0	3				
Larry Parrish, R <small>OBP: 0.302, SLG: 0.433</small> (1, 9)	 1-3			 F8 2B	 K 3B		 F3			4	0	0	0	0	1	4				
Cliff Johnson, R <small>OBP: 0.326, SLG: 0.488</small> (1, 10)		 K		 1-3 2B		 5-3		 HR		4	1	2	2	0	1	0				
Pete O'Brien, L <small>OBP: 0.255, SLG: 0.289</small> (1, 3)	 4-3		 4-3		 2B		 F6			4	0	1	0	0	0	1				
Don Slaught, R <small>OBP: 0.302, SLG: 0.396</small> (1, 2)	 F6				 HR		 F7 FC5-4 HBP			3	1	1	1	0	0	1				
George Wright, S <small>OBP: 0.238, SLG: 0.218</small> (1, 8)			 4-3		 PB SH3-4 2B 1B		 FC5-4 1-2			3	1	1	0	1	0	1				
Wayne Tolleson, S <small>OBP: 0.280, SLG: 0.280</small> (1, 6)			 1-3		 SH3-4 1B		 1-3			3	0	0	0	0	0	3				
Inning Stats	R: 0 E: 0 K: 0 S: 3	H: 1 LOB: 1 BB: 1 P: 7	R: 0 E: 0 K: 1 S: 5	H: 0 LOB: 0 BB: 0 P: 5	R: 0 E: 0 K: 0 S: 3	H: 0 LOB: 0 BB: 0 P: 3	R: 1 E: 0 K: 0 S: 5	H: 2 LOB: 1 BB: 0 P: 5	R: 3 E: 0 K: 1 S: 8	H: 3 LOB: 1 BB: 1 P: 12	R: 0 E: 0 K: 0 S: 4	H: 1 LOB: 2 BB: 1 P: 8	R: 0 E: 0 K: 0 S: 4	H: 1 LOB: 1 BB: 0 P: 4	R: 1 E: 0 K: 0 S: 4	H: 1 LOB: 1 BB: 0 P: 5	1B: 3 2B: 4 3B: 0 HR: 2	SF: 0 SAC: 1 DP: 1 HBP: 1	WP: 0 PB: 1 SB: 0 CS: 0	PA: 36
PITCHER	IP WLS BF H R ER SO BB IBB HBP BLK WP HR S P ERA WHIP																			
Don Schulze, R <small>ERA: 5.35</small> Rich Thompson, R <small>ERA: 2.35</small> Jamie Easterly, L <small>ERA: 3.45</small> (8, 1)	4.1 L 20 6 4 4 1 2 0 0 0 0 0 0 0 12 16 0.00 0.750																			

Cleveland Indians @ Texas Rangers
 Arlington Stadium, Arlington, TX
 Fri May 10 1985, 8:05 PM EDT
 Att: 10,461 - Unknown

AB	31
R	5
H	9
RBI	5
BB	3
SO	2
LOB	15



Batter	1	2	3	4	5	6	7	8	9	AB	R	H	RBI	BB	SO	LOB	TOP								
Brett Butler, L OBP: 0.319, SLG: 0.385 (1, 8)	F9		3-1		4-3			2-3	HBP	4	0	0	0	0	0	0	Cleveland Indians @ Texas Rangers Arlington Stadium, Arlington, TX Sat May 11 1985, 8:05 PM EDT Att: 13,257 - Unknown livebaseballscorecards.com								
Julio Franco, R OBP: 0.412, SLG: 0.469 (1, 4)	1B		F9		1-3			1B	K	5	2	2	0	0	1	1									
Pat Tabler, R OBP: 0.330, SLG: 0.383 (1, 3)	F7		6-3		6-3			1B	CS	4	0	1	1	0	0	1									
Andre Thornton, R OBP: 0.220, SLG: 0.204 (1, 10)	2H			F7		F8		1B	1B	4	0	2	1	0	0	0									
Brook Jacoby, R OBP: 0.327, SLG: 0.364 (1, 5)	F9			2B		K		K	K	4	0	1	0	0	2	2									
Carmen Castillo, R OBP: 0.172, SLG: 0.148 (1, 9)										3	0	0	0	0	0	1									
Otis Nixon, S OBP: 0.267, SLG: 0.300 (8, 7)									K	1	0	0	0	0	1	0									
George Vukovich, L OBP: 0.307, SLG: 0.293 (1, 7)										4	1	2	0	0	1	1									
Butch Benton, R OBP: 0.286, SLG: 0.313 (1, 2)										3	1	1	1	1	0	1									
Johnnie LeMaster, R OBP: 0.077, SLG: 0.040 (1, 6)										4	0	1	1	0	2	4									
Inning Stats	R: 1 E: 0 K: 0 S: 5	H: 2 LOB: 1 BB: 0 P: 5	R: 0 E: 1 K: 1 S: 6	H: 0 LOB: 1 BB: 0 P: 6	R: 0 E: 0 K: 0 S: 3	H: 0 LOB: 0 BB: 0 P: 3	R: 0 E: 0 K: 1 S: 7	H: 2 LOB: 3 BB: 1 P: 11	R: 0 E: 0 K: 0 S: 3	H: 0 LOB: 0 BB: 0 P: 3	R: 0 E: 0 K: 1 S: 5	H: 0 LOB: 0 BB: 0 P: 5	R: 0 E: 0 K: 1 S: 5	H: 0 LOB: 0 BB: 0 P: 5	R: 1 E: 0 K: 1 S: 7	H: 3 LOB: 1 BB: 0 P: 7	R: 2 E: 0 K: 2 S: 9	H: 3 LOB: 1 BB: 0 P: 10	1B: 5 2B: 4 3B: 1 HR: 0	SF: 0 SAC: 0 DP: 0 HBP: 1	WP: 0 PB: 0 SB: 1 CS: 2	PA: 38			
PITCHER	IP	WLS	BF	H	R	ER	SO	BB	IBB	HBP	BLK	WP	HR	S	P	ERA	WHIP								
Frank Tanana, L ERA: 5.79 (1, 1)	7.0		27	4	1	1	4	0	1	0	0	0	0	34	38	1.29	0.571								
Greg Harris, R ERA: 2.6 (8, 1)	2.0	L	11	6	3	3	3	0	0	1	0	0	0	16	17	13.50	3.000								

Batter	1	2	3	4	5	6	7	8	9	AB	R	H	RBI	BB	SO	LOB	BOTTOM								
Toby Harrah, R OBP: 0.482, SLG: 0.388 (1, 4)	F9		F9				SH1-4		F2	3	0	0	0	1	0	3	Cleveland Indians @ Texas Rangers Arlington Stadium, Arlington, TX Sat May 11 1985, 8:05 PM EDT Att: 13,257 - Unknown livebaseballscorecards.com								
Gary Ward, R OBP: 0.276, SLG: 0.351 (1, 7)	F9		2-3		BB				G6-4-3	3	0	0	0	2	0	3									
Buddy Bell, R OBP: 0.316, SLG: 0.365 (1, 5)	6-3		BB		F8				BB	4	0	0	0	0	1	7									
Larry Parrish, R OBP: 0.290, SLG: 0.415 (1, 9)					F8					4	0	0	0	0	2	2									
Cliff Johnson, R OBP: 0.313, SLG: 0.467 (1, 10)					F5					4	0	0	0	0	1	0									
Pete O'Brien, L OBP: 0.284, SLG: 0.323 (1, 3)										3	1	1	1	1	0	0									
Don Slaught, R OBP: 0.320, SLG: 0.398 (1, 2)					F9					2	0	1	0	2	0	0									
George Wright, S OBP: 0.227, SLG: 0.207 (1, 8)					K					4	0	0	0	0	1	4									
Wayne Tolleson, S OBP: 0.357, SLG: 0.357 (1, 6)										3	0	3	0	0	0	0									
Tom Dunbar, L OBP: 0.406, SLG: 0.321 (8, PH)										0	0	0	0	1	0	0									
Inning Stats	R: 0 E: 0 K: 0 S: 3	H: 0 LOB: 0 BB: 0 P: 3	R: 0 E: 0 K: 2 S: 7	H: 0 LOB: 0 BB: 0 P: 7	R: 0 E: 0 K: 1 S: 6	H: 1 LOB: 3 BB: 2 P: 14	R: 1 E: 0 K: 0 S: 4	H: 1 LOB: 0 BB: 0 P: 4	R: 0 E: 0 K: 0 S: 3	H: 0 LOB: 2 BB: 2 P: 11	R: 0 E: 0 K: 2 S: 8	H: 1 LOB: 2 BB: 1 P: 12	R: 0 E: 0 K: 0 S: 4	H: 1 LOB: 1 BB: 0 P: 4	R: 0 E: 0 K: 0 S: 2	H: 0 LOB: 0 BB: 1 P: 6	1B: 4 2B: 0 3B: 0 HR: 1	SF: 0 SAC: 1 DP: 1 HBP: 0	WP: 1 PB: 0 SB: 2 CS: 0	PA: 38					
PITCHER	IP	WLS	BF	H	R	ER	SO	BB	IBB	HBP	BLK	WP	HR	S	P	ERA	WHIP								
Keith Creel, R ERA: 0.93 (1, 1)	5.2		25	3	1	1	3	5	0	0	0	0	0	26	46	1.59	1.412								
Jamie Easterly, L ERA: 3.39 (6, 1)	0.1		2	1	0	0	0	0	0	0	0	1	0	2	2	0.00	3.000								
Tom Waddell, R ERA: 4.5 (7, 1)	3.0	W	11	1	0	0	2	2	0	0	0	0	0	13	21	0.00	1.000								



Batter	1	2	3	4	5	6	7	8	9	AB	R	H	RBI	BB	SO	LOB	TOP										
Otis Nixon, S (1, 7) <small>OBP: 0.242, SLG: 0.273</small> Pat Tabler, R (7, PH) <small>OBP: 0.333, SLG: 0.404</small>	6-3		6-3		F8		K		HR	3	0	0	0	0	0	3	Cleveland Indians @ Texas Rangers Arlington Stadium, Arlington, TX Sun May 12 1985, 4:33 AM EDT Att: 10,626 - Unknown										
Brett Butler, L (1, 8) <small>OBP: 0.323, SLG: 0.412</small>	5-3			4-3		G3		K	HR	5	1	2	2	0	1	0											
Julio Franco, R (1, 4) <small>OBP: 0.403, SLG: 0.466</small>	2-3			1-3		G3		F4	E8	5	1	1	0	0	0	1											
Andre Thornton, R (1, 10) <small>OBP: 0.218, SLG: 0.189</small>				5-3		F3		2B	5-3	4	0	0	0	1	1	2											
George Vukovich, L (1, 9) <small>OBP: 0.323, SLG: 0.322</small>						F3				5	0	3	1	0	0	1											
Mike Hargrove, L (1, 3) <small>OBP: 0.313, SLG: 0.231</small> Joe Carter, R (7, PR) <small>OBP: 0.235, SLG: 0.290</small>						1B		F8	F8	1	0	1	0	2	0	0											
Brook Jacoby, R (1, 5) <small>OBP: 0.342, SLG: 0.379</small>						1B		FC1-5	1B	2	0	0	0	0	0	3											
Butch Benton, R (1, 2) <small>OBP: 0.282, SLG: 0.306</small>						1B		FC1-5	1B	4	2	3	0	0	0	2											
Johnnie LeMaster, R (1, 6) <small>OBP: 0.107, SLG: 0.074</small> Tony Bernazard, S (7, PH) <small>OBP: 0.350, SLG: 0.545</small> Mike Fischlin, R (7, 6) <small>OBP: 0.200, SLG: 0.214</small>						1B		FC1-5	1B	4	1	1	0	0	1	4											
Inning Stats	R: 0 E: 0 K: 0 S: 3	H: 0 LOB: 0 BB: 0 P: 3	R: 0 E: 0 K: 1 S: 5	H: 1 LOB: 1 BB: 1 P: 9	R: 0 E: 0 K: 1 S: 5	H: 0 LOB: 0 BB: 0 P: 5	R: 0 E: 0 K: 0 S: 3	H: 0 LOB: 0 BB: 0 P: 3	R: 0 E: 0 K: 0 S: 5	H: 2 LOB: 3 BB: 1 P: 9	R: 0 E: 0 K: 0 S: 4	H: 1 LOB: 1 BB: 0 P: 4	R: 1 E: 0 K: 1 S: 7	H: 3 LOB: 2 BB: 0 P: 7	R: 0 E: 0 K: 1 S: 6	H: 1 LOB: 2 BB: 1 P: 10		R: 5 E: 1 K: 0 S: 9	H: 6 LOB: 1 BB: 0 P: 9	1B: 10 2B: 2 3B: 1 HR: 1	SF: 0 SAC: 1 DP: 1 HBP: 0	WP: 0 PB: 0 SB: 1 CS: 0	PA: 42				
PITCHER	IP	WLS	BF	H	R	ER	SO	BB	IBB	HBP	BLK	WP	HR	S	P	ERA	WHIP										
Dickie Noles, R (1, 1) <small>ERA: 2.52</small>	6.0	L	25	6	1	1	2	2	0	0	0	0	0	27	35	1.50	1.333										
Dave Schmidt, R (7, 1) <small>ERA: 3.55</small>	1.0		3	1	0	0	1	0	0	0	1	0	0	5	5	0.00	1.000										
Mike Mason, L (8, 1) <small>ERA: 5.19</small>	0.2		4	1	0	0	1	1	0	0	0	0	0	5	9	0.00	3.000										
Dave Rozema, R (8, 1) <small>ERA: 5.14</small>	1.0		9	6	5	5	0	0	0	0	0	0	1	9	9	45.00	6.000										
Dave Stewart, R (9, 1) <small>ERA: 8.74</small>	0.1		1	0	0	0	0	0	0	0	0	0	0	1	1	0.00	0.000										

AB 38
R 6
H 14
RBI 6
BB 3
SO 4
LOB 17



Batter	1	2	3	4	5	6	7	8	9	AB	R	H	RBI	BB	SO	LOB	BOTTOM										
Tom Dunbar, L (1, 7) <small>OBP: 0.361, SLG: 0.281</small>	4-3		F9			F8		FC3-6		4	0	0	0	0	0	2	Cleveland Indians @ Texas Rangers Arlington Stadium, Arlington, TX Sun May 12 1985, 4:33 AM EDT Att: 10,626 - Unknown										
Gary Ward, R (1, 8) <small>OBP: 0.283, SLG: 0.357</small>	F8							L6		4	0	2	0	0	0	1											
Buddy Bell, R (1, 5) <small>OBP: 0.322, SLG: 0.364</small>								L5		3	0	1	0	1	0	2											
Pete O'Brien, L (1, 3) <small>OBP: 0.255, SLG: 0.309</small>								F9		4	0	0	0	0	1	3											
Cliff Johnson, R (1, 10) <small>OBP: 0.311, SLG: 0.452</small>								6-3		3	0	0	0	0	0	1											
Bob Jones, L (1, 9) <small>OBP: 0.217, SLG: 0.227</small> George Wright, S (7, PR) <small>OBP: 0.225, SLG: 0.205</small>										2	0	0	0	0	0	1											
Don Slaught, R (1, 2) <small>OBP: 0.308, SLG: 0.381</small>								F4		1	0	0	0	0	0	1											
Wayne Tolleson, S (1, 4) <small>OBP: 0.355, SLG: 0.355</small>								1-3		4	0	0	0	0	0	2											
Curtis Wilkerson, S (1, 6) <small>OBP: 0.275, SLG: 0.254</small> Toby Harrah, R (8, PH) <small>OBP: 0.467, SLG: 0.395</small>										3	0	1	0	0	0	2											
Inning Stats	R: 0 E: 0 K: 1 S: 6	H: 1 LOB: 1 BB: 0 P: 6	R: 0 E: 0 K: 0 S: 3	H: 0 LOB: 0 BB: 0 P: 3	R: 0 E: 0 K: 0 S: 4	H: 2 LOB: 2 BB: 0 P: 4	R: 0 E: 0 K: 0 S: 3	H: 0 LOB: 1 BB: 1 P: 7	R: 0 E: 0 K: 0 S: 3	H: 1 LOB: 0 BB: 0 P: 3	R: 0 E: 0 K: 0 S: 4	H: 1 LOB: 1 BB: 0 P: 4	R: 0 E: 0 K: 0 S: 3	H: 0 LOB: 1 BB: 0 P: 4	R: 0 E: 0 K: 0 S: 4	H: 1 LOB: 1 BB: 0 P: 4		R: 0 E: 0 K: 0 S: 3	H: 0 LOB: 1 BB: 0 P: 4	1B: 6 2B: 0 3B: 0 HR: 0	SF: 0 SAC: 0 DP: 0 HBP: 2	WP: 0 PB: 0 SB: 1 CS: 1	PA: 34				
PITCHER	IP	WLS	BF	H	R	ER	SO	BB	IBB	HBP	BLK	WP	HR	S	P	ERA	WHIP										
Bert Blyleven, R (1, 1) <small>ERA: 4.05</small>	9.0	W	34	6	0	0	1	1	0	2	0	0	0	33	39	0.00	0.778										

AB 31
R 0
H 6
RBI 0
BB 1
SO 1
LOB 16



Batter	1	2	3	4	5	6	7	8	9	AB	R	H	RBI	BB	SO	LOB	TOP										
Tom Dunbar, L (1, 7) OBP: 0.350, SLG: 0.278 Alan Bannister, R (9, PH)	F8		CS 1B		L7		G3		F3	4	0	1	0	0	0	1											
Pete O'Brien, L (1, 3) OBP: 0.292, SLG: 0.314	L3		F8				F2		4-3	5	0	1	0	0	0	2											
Buddy Bell, R (1, 5) OBP: 0.328, SLG: 0.391			F8		F9					3	1	1	1	1	0	2											
Gary Ward, R (1, 8) OBP: 0.282, SLG: 0.361	F9								HR	4	0	1	0	0	1	1											
Toby Harrah, R (1, 4) OBP: 0.479, SLG: 0.424										4	1	1	1	0	1	1											
Larry Parrish, R (1, 9) OBP: 0.298, SLG: 0.412										3	1	1	0	1	0	1											
Cliff Johnson, R (1, 10) OBP: 0.327, SLG: 0.484										2	1	1	2	2	1	0											
Don Slaught, R (1, 2) OBP: 0.296, SLG: 0.366										4	0	0	0	0	0	4											
Curtis Wilkerson, S (1, 6) OBP: 0.278, SLG: 0.273 Bill Stein, R (9, PH) OBP: 0.375, SLG: 0.375	F8									3	0	1	0	0	0	0											
Inning Stats	R: 0 E: 0 K: 0 S: 3	H: 0 LOB: 1 BB: 1 P: 7	R: 2 E: 0 K: 1 S: 6	H: 1 LOB: 0 BB: 1 P: 10	R: 0 E: 0 K: 0 S: 3	H: 1 LOB: 0 BB: 0 P: 3	R: 0 E: 0 K: 0 S: 4	H: 1 LOB: 2 BB: 1 P: 8	R: 0 E: 0 K: 1 S: 6	H: 1 LOB: 0 BB: 0 P: 4	R: 1 E: 0 K: 1 S: 6	H: 1 LOB: 0 BB: 0 P: 6	R: 0 E: 0 K: 0 S: 4	H: 1 LOB: 1 BB: 0 P: 4	R: 1 E: 0 K: 1 S: 7	H: 2 LOB: 2 BB: 1 P: 11	R: 0 E: 0 K: 0 S: 3	H: 0 LOB: 0 BB: 0 P: 3	1B: 2 2B: 3 3B: 0 HR: 3	SF: 0 SAC: 0 DP: 0 HBP: 0	WP: 0 PB: 0 SB: 0 CS: 1	PA: 38					
PITCHER	IP	WLS	BF	H	R	ER	SO	BB	IBB	HBP	BLK	WP	HR	S	P	ERA	WHIP										
Dan Petry, R (1, 1) ERA: 3.15	7.0	W	30	7	4	4	2	2	1	0	0	0	3	31	43	5.14	1.286										
Aurelio Lopez, R (8, 1) ERA: 3.54	0.2		4	1	0	0	1	1	0	0	0	0	0	5	9	0.00	3.000										
Willie Hernandez, L (8, 1) ERA: 1.25	1.1	S	4	0	0	0	0	0	0	0	0	0	0	4	4	0.00	0.000										

Texas Rangers @ Detroit Tigers
Tiger Stadium, Detroit, MI
Mon May 13 1985, 7:05 PM EDT
Att: 23,207 - Unknown

AB	34
R	4
H	8
RBI	4
BB	4
SO	3
LOB	12



Batter	1	2	3	4	5	6	7	8	9	AB	R	H	RBI	BB	SO	LOB	BOTTOM										
Lou Whitaker, L (1, 4) OBP: 0.425, SLG: 0.526	HR			F8						4	2	2	1	0	1	2											
Alan Trammell, R (1, 6) OBP: 0.338, SLG: 0.457	6-3		4-3		6-3		SH1-4 2B 1B			3	0	0	0	0	0	0											
Kirk Gibson, L (1, 9) OBP: 0.333, SLG: 0.456										3	3	3	2	1	0	0											
Lance Parrish, R (1, 2) OBP: 0.288, SLG: 0.462	F7		F2							4	1	2	3	0	0	1											
Darrell Evans, L (1, 3) OBP: 0.273, SLG: 0.309	3-1									4	0	1	0	0	1	1											
Larry Hemdon, R (1, 7) OBP: 0.283, SLG: 0.388			F8		F3					4	1	1	0	0	1	1											
Nelson Simmons, S (1, 10) OBP: 0.250, SLG: 0.433 Jim Weaver, L (6, PR) OBP: 0.250, SLG: 0.500				F8						4	0	1	0	0	1	1											
Chet Lemon, R (1, 8) OBP: 0.348, SLG: 0.392										4	0	3	1	0	1	0											
Tom Brookens, R (1, 5) OBP: 0.286, SLG: 0.327			F7		F3					4	0	0	0	0	2	4											
Inning Stats	R: 1 E: 0 K: 0 S: 5	H: 2 LOB: 1 BB: 0 P: 5	R: 1 E: 0 K: 2 S: 9	H: 2 LOB: 1 BB: 0 P: 9	R: 1 E: 0 K: 0 S: 5	H: 2 LOB: 1 BB: 0 P: 5	R: 0 E: 0 K: 0 S: 4	H: 1 LOB: 1 BB: 0 P: 4	R: 2 E: 0 K: 1 S: 6	H: 1 LOB: 0 BB: 1 P: 10	R: 0 E: 0 K: 2 S: 7	H: 0 LOB: 0 BB: 0 P: 7	R: 2 E: 0 K: 0 S: 5	H: 3 LOB: 0 BB: 0 P: 5	R: 0 E: 0 K: 2 S: 8	H: 2 LOB: 2 BB: 0 P: 8	1B: 5 2B: 4 3B: 1 HR: 3	SF: 0 SAC: 1 DP: 0 HBP: 0	WP: 0 PB: 0 SB: 0 CS: 1	PA: 36							
PITCHER	IP	WLS	BF	H	R	ER	SO	BB	IBB	HBP	BLK	WP	HR	S	P	ERA	WHIP										
Burt Hooton, R (1, 1) ERA: 3.06	4.0	L	19	7	3	3	2	0	0	0	0	0	2	23	23	6.75	1.750										
Greg Harris, R (5, 1) ERA: 3.25	2.0		8	1	2	2	3	1	0	0	0	0	1	13	17	9.00	1.000										
Dale Murray, R (7, 1) ERA: 15.0	1.0		5	3	2	2	0	0	0	0	0	0	0	5	5	18.00	3.000										
Dave Stewart, R (8, 1) ERA: 8.03	1.0		4	2	0	0	2	0	0	0	0	0	0	8	8	0.00	2.000										

Texas Rangers @ Detroit Tigers
Tiger Stadium, Detroit, MI
Mon May 13 1985, 7:05 PM EDT
Att: 23,207 - Unknown

AB	34
R	7
H	13
RBI	7
BB	1
SO	7
LOB	10



Batter	1	2	3	4	5	6	7	8	9	AB	R	H	RBI	BB	SO	LOB	TOP			
Tom Dunbar, L (1, 7) OBP: 0.341, SLG: 0.275 Alan Bannister, R (9, FH)										4	0	1	0	0	0	1				
Pete O'Brien, L (1, 3) OBP: 0.252, SLG: 0.311										4	0	1	0	0	0	0				
Buddy Bell, R (1, 5) OBP: 0.331, SLG: 0.386										4	0	1	0	1	1	1				
Gary Ward, R (1, 8) OBP: 0.279, SLG: 0.355										5	0	1	0	0	1	2				
Toby Harrah, R (1, 4) OBP: 0.479, SLG: 0.420										3	0	1	0	1	2	3				
Larry Parrish, R (1, 9) OBP: 0.306, SLG: 0.416										4	0	2	0	0	0	4				
Cliff Johnson, R (1, 10) OBP: 0.324, SLG: 0.469										3	0	0	0	1	0	5				
Don Slaught, R (1, 2) OBP: 0.288, SLG: 0.356 Bob Jones, L (8, FH) Wayne Tolleason, S (8, FR) OBP: 0.355, SLG: 0.355										3	0	0	0	0	0	1				
Curtis Wilkerson, S (1, 6) OBP: 0.293, SLG: 0.290 George Wright, S (8, PH) Glenn Brummer, R (8, 2)										3	1	2	0	0	1	0				
Inning Stats	R: 0 E: 0 K: 1 S: 7	H: 2 LOB: 3 BB: 1 P: 11	R: 0 E: 0 K: 0 S: 3	H: 1 LOB: 1 BB: 1 P: 7	R: 0 E: 0 K: 0 S: 5	H: 2 LOB: 3 BB: 1 P: 9	R: 1 E: 1 K: 0 S: 5	H: 2 LOB: 1 BB: 0 P: 5	R: 0 E: 0 K: 1 S: 6	H: 0 LOB: 0 BB: 0 P: 5	R: 0 E: 0 K: 1 S: 5	H: 0 LOB: 0 BB: 0 P: 5	R: 0 E: 0 K: 1 S: 7	H: 2 LOB: 2 BB: 0 P: 7	R: 0 E: 1 K: 0 S: 4	H: 0 LOB: 1 BB: 0 P: 4	1B: 10 2B: 0 3B: 0 HR: 0	SF: 0 SAC: 1 DP: 1 HBP: 0	WP: 0 PA: 40 PB: 0 SB: 1 CS: 0	
PITCHER	IP: 5.0 WLS: W BF: 25 ERA: 3.68	IP: 3.0 WLS: S BF: 11 ERA: 3.09	IP: 1.0 WLS: S BF: 4 ERA: 1.19	IP: 8 R: 1 ER: 0 SO: 2 BB: 1 IBB: 0 HBP: 0 BLK: 0 WP: 0 HR: 0 S: 26 P: 38 ERA: 0.00 WHIP: 2.200	IP: 2 R: 0 ER: 0 SO: 3 BB: 0 IBB: 0 HBP: 0 BLK: 0 WP: 0 HR: 0 S: 17 P: 17 ERA: 0.00 WHIP: 0.667	IP: 4 R: 0 ER: 0 SO: 4 BB: 0 IBB: 0 HBP: 0 BLK: 0 WP: 0 HR: 0 S: 4 P: 4 ERA: 0.00 WHIP: 0.000	IP: 0 WLS: S BF: 0 ERA: 0.00	IP: 0 WLS: S BF: 0 ERA: 0.00	IP: 0 WLS: S BF: 0 ERA: 0.00	IP: 0 WLS: S BF: 0 ERA: 0.00	IP: 0 WLS: S BF: 0 ERA: 0.00	IP: 0 WLS: S BF: 0 ERA: 0.00	IP: 0 WLS: S BF: 0 ERA: 0.00	IP: 0 WLS: S BF: 0 ERA: 0.00	IP: 0 WLS: S BF: 0 ERA: 0.00	IP: 0 WLS: S BF: 0 ERA: 0.00	IP: 0 WLS: S BF: 0 ERA: 0.00	IP: 0 WLS: S BF: 0 ERA: 0.00	IP: 0 WLS: S BF: 0 ERA: 0.00	IP: 0 WLS: S BF: 0 ERA: 0.00

Texas Rangers @ Detroit Tigers
Tiger Stadium, Detroit, MI
Tue May 14 1985, 7:05 PM EDT
Att: 22,603 - Unknown

AB	36
R	1
H	10
RBI	0
BB	3
SO	5
LOB	19



Batter	1	2	3	4	5	6	7	8	9	AB	R	H	RBI	BB	SO	LOB	BOTTOM			
Lou Whitaker, L (1, 4) OBP: 0.436, SLG: 0.564										4	2	3	2	0	0	0				
Alan Trammell, R (1, 6) OBP: 0.328, SLG: 0.445										3	0	0	1	0	0	1				
Kirk Gibson, L (1, 9) OBP: 0.347, SLG: 0.472										3	0	2	0	1	0	0				
Lance Parrish, R (1, 2) OBP: 0.287, SLG: 0.455										4	0	1	1	0	0	3				
Darrell Evans, L (1, 3) OBP: 0.259, SLG: 0.292										4	0	0	0	0	1	5				
Johnny Grubb, L (1, 10) OBP: 0.267, SLG: 0.275										4	0	0	0	0	0	3				
Larry Hemdon, R (1, 7) OBP: 0.284, SLG: 0.396										3	1	1	0	0	1	0				
Chet Lemon, R (1, 8) OBP: 0.339, SLG: 0.381										3	0	0	0	0	1	1				
Tom Brookens, R (1, 5) OBP: 0.288, SLG: 0.327										3	1	1	0	0	0	1				
Inning Stats	R: 1 E: 0 K: 0 S: 5	H: 2 LOB: 2 BB: 1 P: 9	R: 2 E: 0 K: 0 S: 5	H: 2 LOB: 0 BB: 0 P: 5	R: 0 E: 0 K: 1 S: 5	H: 0 LOB: 0 BB: 0 P: 5	R: 0 E: 0 K: 1 S: 5	H: 0 LOB: 0 BB: 0 P: 5	R: 0 E: 0 K: 1 S: 3	H: 0 LOB: 0 BB: 0 P: 3	R: 0 E: 0 K: 0 S: 4	H: 1 LOB: 1 BB: 0 P: 4	R: 0 E: 0 K: 0 S: 4	H: 0 LOB: 0 BB: 0 P: 4	R: 0 E: 0 K: 0 S: 4	R: 0 E: 0 K: 0 S: 4	1B: 5 2B: 2 3B: 0 HR: 1	SF: 1 SAC: 0 DP: 0 HBP: 0	WP: 0 PA: 33 PB: 0 SB: 0 CS: 0	
PITCHER	IP: 8.0 WLS: L BF: 33 ERA: 3.29	IP: 8 R: 4 ER: 4 SO: 3 BB: 1 IBB: 0 HBP: 0 BLK: 0 WP: 0 HR: 1 S: 38 P: 42 ERA: 4.50 WHIP: 1.125	IP: 0 WLS: S BF: 0 ERA: 0.00	IP: 0 WLS: S BF: 0 ERA: 0.00	IP: 0 WLS: S BF: 0 ERA: 0.00	IP: 0 WLS: S BF: 0 ERA: 0.00	IP: 0 WLS: S BF: 0 ERA: 0.00	IP: 0 WLS: S BF: 0 ERA: 0.00	IP: 0 WLS: S BF: 0 ERA: 0.00	IP: 0 WLS: S BF: 0 ERA: 0.00	IP: 0 WLS: S BF: 0 ERA: 0.00	IP: 0 WLS: S BF: 0 ERA: 0.00	IP: 0 WLS: S BF: 0 ERA: 0.00	IP: 0 WLS: S BF: 0 ERA: 0.00	IP: 0 WLS: S BF: 0 ERA: 0.00	IP: 0 WLS: S BF: 0 ERA: 0.00	IP: 0 WLS: S BF: 0 ERA: 0.00	IP: 0 WLS: S BF: 0 ERA: 0.00	IP: 0 WLS: S BF: 0 ERA: 0.00	IP: 0 WLS: S BF: 0 ERA: 0.00

Texas Rangers @ Detroit Tigers
Tiger Stadium, Detroit, MI
Tue May 14 1985, 7:05 PM EDT
Att: 22,603 - Unknown

AB	31
R	4
H	8
RBI	4
BB	1
SO	3
LOB	14




Batter	1	2	3	4	5	6	7	8	9	10	AB	R	H	RBI	BB	SO	LOB								
Toby Harrah, R OBP: 0.484, SLG: 0.422 (1.4)	G4-3 BB		SF8		FC6 2B BB		F7		WP 2H 1B		2	1	1	1	2	0	1								
Gary Ward, R OBP: 0.276, SLG: 0.344 (1.7)	G4-3		F8		FC6 2B		5-3		S 2-3 BB		4	1	0	0	1	0	4								
Buddy Bell, R OBP: 0.341, SLG: 0.415 (1.5)	FC6-4 BB		F3		2B				L4		4	0	2	3	1	0	2								
Cliff Johnson, R OBP: 0.328, SLG: 0.476 Wayne Tolleson, S OBP: 0.355, SLG: 0.355 (10, PR)	FC6-4			E1 1B	F9		1-3			2B	5	1	2	0	0	0	3								
Larry Parrish, R OBP: 0.292, SLG: 0.396 (1.9)		K		K	F9			F3		K	5	0	0	0	0	3	3								
Don Staight, R OBP: 0.284, SLG: 0.349 (1.2)		F9				5-3		6-3		F8	5	0	1	1	0	0	1								
Pete O'Brien, L OBP: 0.266, SLG: 0.318 (1.3)				F8				K		FC6-4 BB	4	0	2	0	1	1	1								
George Wright, S OBP: 0.211, SLG: 0.191 (1.8)		6-3		F7				F7		5-3	5	0	0	0	0	0	5								
Curtis Wilkerson, S OBP: 0.316, SLG: 0.356 (1.6)				SF8 3B		E6 FC6	CS	5-3 3B 1B		1B 2B	4	2	3	0	0	0	0								
Inning Stats	R: 0 E: 0 K: 0 S: 2	H: 0 LOB: 1 BB: 2 P: 10	R: 0 E: 0 K: 1 S: 6	H: 1 LOB: 1 BB: 0 P: 6	R: 1 E: 0 K: 0 S: 4	H: 1 LOB: 0 BB: 0 P: 4	R: 1 E: 1 K: 0 S: 7	H: 2 LOB: 1 BB: 0 P: 7	R: 2 E: 1 K: 0 S: 5	H: 1 LOB: 1 BB: 1 P: 9	R: 0 E: 0 K: 0 S: 3	H: 1 LOB: 0 BB: 0 P: 3	R: 1 E: 0 K: 0 S: 5	H: 2 LOB: 0 BB: 0 P: 5	R: 0 E: 0 K: 1 S: 5	H: 0 LOB: 0 BB: 0 P: 5	R: 0 E: 0 K: 0 S: 4	H: 2 LOB: 2 BB: 1 P: 8	R: 0 E: 0 K: 1 S: 6	H: 1 LOB: 1 BB: 1 P: 10	1B: 6 2B: 3 3B: 2 HR: 0	SF: 1 SAC: 0 DP: 1 HBP: 0	WP: 1 PA: 45		
PITCHER	IP	WLS	BF	H	R	ER	SO	BB	IBB	HBP	BLK	WP	HR	S	P	ERA	WHIP								
Ron Guidry, L ERA: 3.83 (1.1)	8.2		37	10	5	3	3	3	3	0	0	0	0	40	52	3.12	1.500								
Rich Bordi, R ERA: 1.04 (9.1)	0.0		1	0	0	0	0	1	0	0	0	1	0	0	4	∞	∞								
Dave Rignetti, L ERA: 1.61 (9.1)	1.1	W	6	1	0	0	1	1	0	0	0	0	0	7	11	0.00	1.500								

TOP

Texas Rangers @ New York Yankees
Yankee Stadium, Bronx, NY
Wed May 15 1985, 7:05 PM EDT
Att: 17,232 - Unknown

AB 38
R 5
H 11
RBI 5
BB 5
SO 4
LOB 20




Batter	1	2	3	4	5	6	7	8	9	10	AB	R	H	RBI	BB	SO	LOB								
Willie Randolph, R OBP: 0.367, SLG: 0.311 (1.4)	SF9 3B	1-3 2-H 3-H 1B		5-3			5-3		5-3		5	1	2	2	0	0	0								
Don Mattingly, L OBP: 0.323, SLG: 0.450 (1.3)	SF9	F7		K			G3		6-3		4	0	0	1	0	1	2								
Dave Winfield, R OBP: 0.323, SLG: 0.395 (1.9)	6-3			F7			5-3			F7 S E BB	4	2	1	0	1	0	0								
Don Baylor, R OBP: 0.392, SLG: 0.524 (1.10)	F8			F7		G4-6-3 BB		6-3		F7	4	0	0	0	1	0	2								
Ken Griffey, L OBP: 0.353, SLG: 0.527 (1.7)		F7	F8		K		K		K	E IBB	4	0	0	0	1	2	2								
Butch Wynegar, S OBP: 0.357, SLG: 0.422 (1.2)		BB 1B 1B	1B BB	G4-6-3			G3		BB	E3	3	2	1	1	2	0	2								
Henny Cotto, R OBP: 0.391, SLG: 0.409 Mike Pagliarulo, L OBP: 0.404, SLG: 0.378 (6, 5)		K	1B 1B				G3		BB		2	0	1	0	0	1	1								
Dale Berra, R OBP: 0.313, SLG: 0.361 Omar Moreno, L OBP: 0.259, SLG: 0.269 (6, 8)		BB 1B 1B	1B BB				G3		BB		2	1	2	2	0	0	0								
Bobby Meacham, S OBP: 0.358, SLG: 0.286 (1.6)		BB 1B 1B	1B BB				G3		F8		1	0	0	0	1	0	2								
Inning Stats	R: 1 E: 0 K: 0 S: 4	H: 1 LOB: 0 BB: 4 P: 4	R: 2 E: 0 K: 1 S: 8	H: 3 LOB: 3 BB: 1 P: 12	R: 2 E: 0 K: 0 S: 6	H: 3 LOB: 2 BB: 1 P: 10	R: 0 E: 0 K: 1 S: 5	H: 0 LOB: 0 BB: 0 P: 5	R: 0 E: 0 K: 1 S: 4	H: 0 LOB: 0 BB: 1 P: 8	R: 0 E: 0 K: 0 S: 3	H: 0 LOB: 0 BB: 0 P: 3	R: 0 E: 0 K: 1 S: 5	H: 0 LOB: 2 BB: 2 P: 13	R: 0 E: 0 K: 1 S: 5	H: 0 LOB: 0 BB: 0 P: 5	R: 1 E: 1 K: 0 S: 2	H: 0 LOB: 2 BB: 2 P: 10	1B: 6 2B: 0 3B: 1 HR: 0	SF: 1 SAC: 0 DP: 1 HBP: 0	WP: 0 PA: 42				
PITCHER	IP	WLS	BF	H	R	ER	SO	BB	IBB	HBP	BLK	WP	HR	S	P	ERA	WHIP								
Mike Mason, L ERA: 5.97 (1.1)	3.0		18	7	5	5	1	2	0	0	0	0	0	18	26	15.00	3.000								
Greg Harris, R ERA: 2.63 (4.1)	4.2		16	0	0	0	4	4	0	0	0	0	0	20	36	0.00	0.857								
Dave Schmidt, R ERA: 3.77 (8.1)	1.2	L	8	0	1	1	1	1	1	0	0	0	0	8	16	5.40	0.600								

BOTTOM

Texas Rangers @ New York Yankees
Yankee Stadium, Bronx, NY
Wed May 15 1985, 7:05 PM EDT
Att: 17,232 - Unknown

AB 33
R 6
H 7
RBI 6
BB 8
SO 6
LOB 14



Batter	1	2	3	4	5	6	7	8	9	AB	R	H	RBI	BB	SO	LOB	TOP					
Wayne Tolleson, S (1, 4) OBP: 0.333, SLG: 0.333	0-3 K	0-0 F9		0-0 F7			0-0 S 2B	0-3 K		5	1	1	0	0	2	5						
Gary Ward, R (1, 7) OBP: 0.281, SLG: 0.336	4-0 2B	0-3 K		4-0 G5-4-3			0-3 K		0-3 K	3	1	0	0	2	3	3						
Buddy Bell, R (1, 5) OBP: 0.358, SLG: 0.451	0-0 2B			0-0 1B			0-0 G5-4-3		4-0 BB	4	2	3	2	1	0	2						
Cliff Johnson, R (1, 10) OBP: 0.331, SLG: 0.481	0-0 2B			0-0 2B			0-0 F9		0-0 F8	5	1	2	1	0	0	2						
Larry Parrish, R (1, 9) OBP: 0.297, SLG: 0.400	0-0 F9			0-0 1B			0-0 F9		4-0 BB	4	0	1	1	1	0	2						
George Wright, S (1, 8) OBP: 0.220, SLG: 0.202	0-0 F9			0-0 1B			0-0 K		0-0 F2	5	0	2	1	0	1	3						
Pete O'Brien, L (1, 3) OBP: 0.258, SLG: 0.307		0-0 F8		0-0 L3			0-0 G3		0-0 F7	4	0	0	0	0	0	3						
Glenn Brummer, R (1, 2) OBP: 0.500, SLG: 0.333		4-0 1B		0-0 F7			0-3 K		0-0 K	3	0	1	0	1	1	1						
Curtis Wilkerson, S (1, 6) OBP: 0.325, SLG: 0.364		0-0 1B					0-0 4-3		0-3 K	4	0	2	0	0	1	2						
Inning Stats	R: 2 E: 0 K: 1 S: 7	H: 2 LOB: 1 BB: 1 P: 11	R: 0 E: 0 K: 1 S: 6	H: 1 LOB: 2 BB: 1 P: 10	R: 2 E: 0 K: 0 S: 6	H: 4 LOB: 1 BB: 0 P: 6	R: 0 E: 0 K: 0 S: 3	H: 1 LOB: 1 BB: 1 P: 7	R: 0 E: 0 K: 1 S: 5	H: 0 LOB: 0 BB: 0 P: 5	R: 0 E: 0 K: 1 S: 5	H: 0 LOB: 0 BB: 0 P: 5	R: 1 E: 0 K: 1 S: 7	H: 2 LOB: 1 BB: 0 P: 7	R: 0 E: 0 K: 2 S: 9	H: 2 LOB: 2 BB: 0 P: 9	R: 0 E: 0 K: 1 S: 5	H: 0 LOB: 2 BB: 2 P: 13	1B: 7 2B: 8 3B: 0 HR: 0	SF: 0 SAC: 0 DP: 2 HBP: 0	WP: 0 PB: 0 SB: 3 CS: 0	PA: 42
PITCHER	IP	WLS	BF	H	R	ER	SO	BB	IBB	HBP	BLK	WP	HR	S	P	ERA	WHIP					
Dennis Rasmussen, L (1, 1) ERA: 3.41	2.0		14	6	4	4	2	2	0	0	0	0	0	16	24	18.00	4.000					
Rich Bondi, R (3, 1) ERA: 1.29	5.1		21	6	1	1	3	1	0	0	0	0	0	26	30	1.69	1.312					
Brian Fisher, R (8, 1) ERA: 2.45	1.1		6	0	0	0	3	2	0	0	0	0	0	10	18	0.00	1.500					
Dave Righetti, L (9, 1) ERA: 1.59	0.1	W	1	0	0	0	0	0	0	0	0	0	0	1	1	0.00	0.000					

Texas Rangers @ New York Yankees
Yankee Stadium, Bronx, NY
Thu May 16 1985, 3:33 AM EDT
Att: 21,020 - Unknown

AB	37
R	5
H	12
RBI	5
BB	5
SO	8
LOB	23



Batter	1	2	3	4	5	6	7	8	9	AB	R	H	RBI	BB	SO	LOB	BOTTOM					
Willie Randolph, R (1, 4) OBP: 0.368, SLG: 0.308	0-0 HR	0-0 F7			0-0 F9	0-0 CS	0-0 3-1		4-0 IBB	4	1	1	0	1	0	2						
Don Mattingly, L (1, 3) OBP: 0.333, SLG: 0.476	0-0 HR	0-0 F9			0-0 1-3		0-0 F9		4-0 FC5-4	4	1	2	2	1	0	1						
Dave Winfield, R (1, 9) OBP: 0.311, SLG: 0.378	0-0 F8			0-3 K			0-0 1-3		0-0 FC5-4	5	0	0	1	0	1	4						
Don Baylor, R (1, 10) OBP: 0.388, SLG: 0.542	0-0 F7			0-0 1-3			0-0 K		0-0 HR	4	1	1	1	0	1	2						
Ken Griffey, L (1, 7) OBP: 0.358, SLG: 0.521	4-0 1B			0-3 K			0-0 1B		0-0 F5	3	1	1	0	1	1	0						
Butch Wynegar, S (1, 2) OBP: 0.353, SLG: 0.415	0-0 1B			0-0 E5			0-3 K		0-0 F7	4	0	1	0	0	1	1						
Dale Berra, R (1, 5) OBP: 0.340, SLG: 0.360	0-0 6-3			0-3 K			0-0 2B		0-3 K	3	1	1	0	0	1	3						
Mike Pagliarulo, L (6, PH) OBP: 0.397, SLG: 0.370				0-0 K			1-2 2B		0-0 K	1	0	0	0	0	1	0						
Henry Cotto, R (1, 8) OBP: 0.340, SLG: 0.360		0-0 B5-3		0-0 G4-3			0-3 K		0-0 SH1-4	3	0	0	0	0	1	3						
Ron Hassey, L (9, PH) OBP: 0.500, SLG: 0.500				0-0 G4-3			0-0 K		0-0 FC5-4	1	0	1	0	0	0	0						
Rickey Henderson, R (9, PR) OBP: 0.410, SLG: 0.449				1-2			0-0 K		0-0 SH1-4	0	1	0	0	0	0	0						
Bobby Meacham, S (1, 6) OBP: 0.375, SLG: 0.319		0-0 S		0-0 1-3			0-0 1B		0-0 SH1-4	3	0	3	2	0	0	0						
Inning Stats	R: 2 E: 0 K: 0 S: 6	H: 3 LOB: 2 BB: 1 P: 10	R: 0 E: 0 K: 0 S: 4	H: 1 LOB: 0 BB: 0 P: 4	R: 0 E: 0 K: 2 S: 7	H: 0 LOB: 0 BB: 0 P: 7	R: 0 E: 1 K: 1 S: 5	H: 0 LOB: 0 BB: 0 P: 5	R: 0 E: 0 K: 1 S: 7	H: 2 LOB: 2 BB: 0 P: 7	R: 2 E: 0 K: 2 S: 9	H: 3 LOB: 0 BB: 0 P: 9	R: 0 E: 0 K: 0 S: 3	H: 0 LOB: 0 BB: 0 P: 3	R: 1 E: 0 K: 1 S: 6	H: 1 LOB: 0 BB: 0 P: 6	R: 0 E: 0 K: 0 S: 3	H: 1 LOB: 3 BB: 2 P: 11	1B: 8 2B: 1 3B: 0 HR: 2	SF: 0 SAC: 1 DP: 1 HBP: 0	WP: 0 PB: 0 SB: 1 CS: 1	PA: 40
PITCHER	IP	WLS	BF	H	R	ER	SO	BB	IBB	HBP	BLK	WP	HR	S	P	ERA	WHIP					
Frank Tanana, L (1, 1) ERA: 5.82	6.0		27	9	4	4	6	1	0	0	0	0	0	38	42	6.00	1.667					
Dave Stewart, R (7, 1) ERA: 7.99	2.1	L	11	2	2	2	1	0	2	0	1	0	1	11	19	7.71	0.857					
Dave Rozema, R (9, 1) ERA: 5.08	0.1		1	0	0	0	0	0	0	0	0	0	0	1	1	0.00	0.000					

Texas Rangers @ New York Yankees
Yankee Stadium, Bronx, NY
Thu May 16 1985, 3:33 AM EDT
Att: 21,020 - Unknown

AB	35
R	6
H	11
RBI	6
BB	3
SO	7
LOB	16



Batter	1	2	3	4	5	6	7	8	9	AB	R	H	RBI	BB	SO	LOB	TOP					
Curtis Wilkerson, S OBP: 0.333, SLG: 0.370 (1, 6)	0-0 6-3		0-0 1B 1-2 1B		0-0 B3			0-0 5-3 1B		4	0	2	0	0	0	0						
Toby Harrah, R OBP: 0.477, SLG: 0.409 (1, 4)	4-0 1B BB		0-3 K		0-0 6-3			0-0 F4		3	0	0	0	1	1	3						
Buddy Bell, R OBP: 0.362, SLG: 0.452 (1, 5)	0-0 1-3 CS 1B		0-0 1-3 2-H 1B		0-0 F8			0-0 5-3		4	0	2	1	0	0	1						
Larry Parrish, R OBP: 0.287, SLG: 0.386 (1, 9)	0-3 1-2 K		0-3 K		0-0 6-3			0-0 K		4	0	0	0	0	3	5						
Pete O'Brien, L OBP: 0.258, SLG: 0.299 (1, 3)		0-0 F8		0-0 F4		0-0 3-1		4-0 1B BB		3	0	0	0	1	0	0						
Cliff Johnson, R OBP: 0.320, SLG: 0.464 (1, 10)		0-0 5-3		0-0 6-3			0-0 F5	0-3 K		4	0	0	0	0	1	1						
George Wright, S OBP: 0.231, SLG: 0.206 (1, 8)		0-0 F2		0-3 K			4-0 1B BB	0-0 1-2 1B		3	0	1	0	1	1	0						
Don Slaught, R OBP: 0.286, SLG: 0.348 (1, 2)			0-0 6-3		0-0 F9			0-3 K		3	0	1	0	0	0	0						
Bob Jones, L OBP: 0.240, SLG: 0.250 (9, PH)							1-3 G4-6-3 1B	0-0 K		1	0	0	0	0	1	2						
Tom Dunbar, L OBP: 0.362, SLG: 0.357 (1, 7)			4-0 1B BB		0-0 G4-6-3			0-0 F9		2	2	1	1	1	0	2						
Gary Ward, R OBP: 0.279, SLG: 0.333 (7, 7)							1-2 HR			1	0	0	0	0	0	2						
Inning Stats	R: 0 E: 0 K: 1 S: 5	H: 1 LOB: 2 BB: 1 P: 9	R: 0 E: 0 K: 0 S: 3	H: 0 LOB: 0 BB: 0 P: 3	R: 1 E: 0 K: 2 S: 9	H: 2 LOB: 2 BB: 1 P: 13	R: 0 E: 0 K: 1 S: 5	H: 0 LOB: 0 BB: 0 P: 5	R: 1 E: 0 K: 0 S: 4	H: 1 LOB: 0 BB: 0 P: 4	R: 0 E: 0 K: 0 S: 3	H: 0 LOB: 0 BB: 0 P: 3	R: 0 E: 0 K: 1 S: 6	H: 1 LOB: 1 BB: 1 P: 7	R: 0 E: 0 K: 1 S: 6	H: 1 LOB: 1 BB: 0 P: 6	R: 0 E: 0 K: 2 S: 8	H: 1 LOB: 2 BB: 1 P: 12	1B: 6 2B: 1 3B: 0 HR: 1	SF: 0 SAC: 0 DP: 2 HBP: 0	WP: 0 PB: 0 SB: 0 CS: 1	PA: 36
PITCHER	IP WLS BF H R ER SO BB IBB HBP BLK WP HR S P ERA WHIP																	PITCHER	IP WLS BF H R ER SO BB IBB HBP BLK WP HR S P ERA WHIP			
Richard Dotson, R ERA: 2.97 (1, 1)	7.0 W 28	6 2 2 4	3 0 0 0	0 0 0 0	0 0 0 0	0 0 0 0	0 0 0 0	0 0 0 0	0 0 0 0	0 0 0 0	0 0 0 0	0 0 0 0	0 0 0 0	0 0 0 0	0 0 0 0	0 0 0 0	0 0 0 0	0 0 0 0	2.57 1.286			
Bob James, R ERA: 3.0 (8, 1)	2.0 S 8	1 0 0 3	1 0 0 0	0 0 0 0	0 0 0 0	0 0 0 0	0 0 0 0	0 0 0 0	0 0 0 0	0 0 0 0	0 0 0 0	0 0 0 0	0 0 0 0	0 0 0 0	0 0 0 0	0 0 0 0	0 0 0 0	0 0 0 0	0.00 1.000			

Texas Rangers @ Chicago White Sox
Comiskey Park, Chicago, IL
Fri May 17 1985, 8:05 PM EDT
Att: 21,834 - Unknown

AB 32
R 2
H 7
RBI 2
BB 4
SO 7
LOB 16



Batter	1	2	3	4	5	6	7	8	9	AB	R	H	RBI	BB	SO	LOB	BOTTOM					
Rudy Law, L OBP: 0.348, SLG: 0.425 (1, 7)	0-3 K		0-0 G6-4-3 1B		0-0 F3			0-0 HR		4	1	2	1	0	1	0						
Scott Fletcher, R OBP: 0.344, SLG: 0.293 (1, 5)	0-0 1B		0-0 G6-4-3 1-2		0-0 4-3			0-0 F8		4	0	1	0	0	0	1						
Harold Baines, L OBP: 0.370, SLG: 0.463 (1, 9)	0-3 K		0-0 F8		0-0 4-3			0-0 1-3		4	0	0	0	0	1	1						
Greg Walker, L OBP: 0.339, SLG: 0.487 (1, 3)	0-0 4-3			0-0 1B HR 2B		0-3 K		0-0 1B		4	1	2	0	0	1	1						
Oscar Gamble, L OBP: 0.345, SLG: 0.383 (1, 10)		0-0 1B 1B		0-0 2-3 HR 1B		0-0 F8		0-0 F5		4	1	2	0	0	0	1						
Carlton Fisk, R OBP: 0.327, SLG: 0.547 (1, 2)		0-0 F7		0-0 1-H 3-H HR		0-3 K				3	1	1	3	0	1	1						
Daryl Boston, L OBP: 0.286, SLG: 0.310 (1, 8)		0-0 L6		0-0 4-3			0-3 K			3	0	0	0	0	1	1						
Tim Hulett, R OBP: 0.475, SLG: 0.622 (1, 4)		0-0 1-2 1B		0-0 F8			0-0 5-3			3	0	1	0	0	0	0						
Ozzie Guillen, L OBP: 0.276, SLG: 0.270 (1, 6)		0-0 F6		0-0 4-3			0-0 F3			3	0	0	0	0	0	2						
Inning Stats	R: 0 E: 0 K: 2 S: 8	H: 1 LOB: 1 BB: 0 P: 8	R: 0 E: 0 K: 0 S: 5	H: 2 LOB: 2 BB: 0 P: 5	R: 0 E: 0 K: 0 S: 3	H: 1 LOB: 0 BB: 0 P: 3	R: 3 E: 0 K: 0 S: 6	H: 3 LOB: 0 BB: 0 P: 6	R: 0 E: 0 K: 0 S: 3	H: 0 LOB: 0 BB: 0 P: 3	R: 0 E: 0 K: 2 S: 7	H: 0 LOB: 0 BB: 0 P: 7	R: 0 E: 0 K: 1 S: 5	H: 0 LOB: 0 BB: 0 P: 5	R: 1 E: 0 K: 0 S: 5	H: 2 LOB: 1 BB: 0 P: 5	R: 0 E: 0 K: 2 S: 8	H: 1 LOB: 1 BB: 0 P: 5	1B: 6 2B: 1 3B: 0 HR: 2	SF: 0 SAC: 0 DP: 1 HBP: 0	WP: 0 PB: 0 SB: 0 CS: 0	PA: 32
PITCHER	IP WLS BF H R ER SO BB IBB HBP BLK WP HR S P ERA WHIP																	PITCHER	IP WLS BF H R ER SO BB IBB HBP BLK WP HR S P ERA WHIP			
Dickie Noles, R ERA: 2.91 (1, 1)	7.2 L 31	9 4 4 5	0 0 0 0	0 0 0 0	0 0 0 0	0 0 0 0	0 0 0 0	0 0 0 0	0 0 0 0	0 0 0 0	0 0 0 0	0 0 0 0	0 0 0 0	0 0 0 0	0 0 0 0	0 0 0 0	0 0 0 0	0 0 0 0	4.70 1.174			
Dave Schmidt, R ERA: 3.66 (8, 1)	0.1 1	0 0 0 0	0 0 0 0	0 0 0 0	0 0 0 0	0 0 0 0	0 0 0 0	0 0 0 0	0 0 0 0	0 0 0 0	0 0 0 0	0 0 0 0	0 0 0 0	0 0 0 0	0 0 0 0	0 0 0 0	0 0 0 0	0 0 0 0	0.00 0.000			


Texas Rangers @ Chicago White Sox
Comiskey Park, Chicago, IL
Fri May 17 1985, 8:05 PM EDT
Att: 21,834 - Unknown

AB 32
R 4
H 9
RBI 4
BB 0
SO 5
LOB 8




Batter	1	2	3	4	5	6	7	8	9	AB	R	H	RBI	BB	SO	LOB	TOP				
Curtis Wilkerson, S OBP: 0.333, SLG: 0.391 (1, 6)	K		K					K	4-3	6	1	2	0	0	3	2	Texas Rangers @ Chicago White Sox Comiskey Park, Chicago, IL Sat May 18 1985, 8:05 PM EDT Att: 21,581 - Unknown				
Toby Harrah, R OBP: 0.481, SLG: 0.400 (1, 4)	F3							1-3		2	2	0	0	3	0	1					
George Wright, S OBP: 0.229, SLG: 0.206 (1, 8)	F3							4-3		5	0	1	0	0	0	4					
Larry Parrish, R OBP: 0.315, SLG: 0.410 (1, 9)										3	2	3	1	2	0	0					
Gary Ward, R OBP: 0.283, SLG: 0.338 (1, 7)	F9									4	0	1	1	1	0	5					
Cliff Johnson, R OBP: 0.331, SLG: 0.466 (1, 10)	F8									4	0	2	2	1	0	1					
Don Slaught, R OBP: 0.290, SLG: 0.353 (1, 2)	K									4	1	1	1	1	1	4					
Pete O'Brien, L OBP: 0.263, SLG: 0.306 (1, 3)										4	0	1	1	1	0	5					
Bill Stein, R OBP: 0.400, SLG: 0.400 (1, 5)										2	1	1	0	0	0	0					
Wayne Tolleson, S OBP: 0.308, SLG: 0.308 (6, PH) (6, 5)										3	0	0	0	0	0	3					
Inning Stats	R: 0 E: 0 K: 1 S: 5	H: 0 LOB: 0 BB: 0 P: 5	R: 0 E: 0 K: 1 S: 6	H: 1 LOB: 1 BB: 0 P: 6	R: 0 E: 0 K: 1 S: 5	H: 0 LOB: 0 BB: 0 P: 5	R: 2 E: 0 K: 0 S: 5	H: 2 LOB: 2 BB: 2 P: 13	R: 1 E: 0 K: 0 S: 4	H: 2 LOB: 0 BB: 0 P: 4	R: 2 E: 0 K: 0 S: 5	H: 2 LOB: 3 BB: 3 P: 17	R: 1 E: 0 K: 1 S: 7	H: 2 LOB: 2 BB: 1 P: 11	R: 0 E: 0 K: 0 S: 4	H: 1 LOB: 2 BB: 1 P: 8	1B: 7 2B: 4 3B: 1 HR: 0	SF: 0 SAC: 0 DP: 1 HBP: 0	WP: 0 PB: 0 SB: 0 CS: 1	PA: 46	
PITCHER	IP	WLS	BF	H	R	ER	SO	BB	IBB	HBP	BLK	WP	HR	S	P	ERA	WHIP				
Britt Burns, L ERA: 2.54 (1, 1)	4.2	L	22	5	3	3	3	3	1	0	0	0	0	24	40	5.79	1.714				
Dan Spillner, R ERA: 5.0 (5, 1)	2.0		11	4	3	3	0	2	0	0	0	0	0	9	17	13.50	3.000				
Juan Agosto, L ERA: 3.97 (7, 1)	1.1		8	2	1	1	1	2	0	0	0	0	0	8	16	6.75	3.000				
Bob Fallon, L ERA: (9, 1)	1.0		5	1	0	0	0	1	0	0	0	0	0	4	8	0.00	2.000				

AB	37
R	7
H	12
RBI	6
BB	9
SO	4
LOB	25



Batter	1	2	3	4	5	6	7	8	9	AB	R	H	RBI	BB	SO	LOB	BOTTOM					
Rudy Law, L OBP: 0.344, SLG: 0.417 (1, 7)	F8		G3							4	0	1	1	0	0	1	Texas Rangers @ Chicago White Sox Comiskey Park, Chicago, IL Sat May 18 1985, 8:05 PM EDT Att: 21,581 - Unknown					
Scott Fletcher, R OBP: 0.340, SLG: 0.291 (1, 5)			6-3							4	0	1	1	0	0	1						
Harold Baines, L OBP: 0.367, SLG: 0.452 (1, 9)			F5							3	0	0	0	1	0	0						
Greg Walker, L OBP: 0.328, SLG: 0.471 (1, 3)										4	0	0	0	0	1	2						
Marc Hill, R OBP: 0.195, SLG: 0.083 (9, 2)										0	0	0	0	0	0	0						
Oscar Gamble, L OBP: 0.339, SLG: 0.360 (1, 10)										3	0	0	0	1	1	2						
Carlton Fisk, R OBP: 0.327, SLG: 0.536 (1, 2)			K2-3							2	0	0	0	1	1	0						
Tom Paciorek, R OBP: 0.283, SLG: 0.256 (9, 3)										1	0	0	0	0	0	0						
Daryl Boston, L OBP: 0.284, SLG: 0.299 (1, 8)			K							3	0	0	0	1	1	0						
Tim Lulett, R OBP: 0.452, SLG: 0.590 (1, 4)										2	0	0	0	0	0	0						
Jerry Hairston, S OBP: 0.433, SLG: 0.409 (6, PH)										1	0	0	0	0	1	3						
Bryan Little, S OBP: 1.000, SLG: 1.000 (7, 4)										1	0	1	0	0	0	0						
Ozzie Guillen, L OBP: 0.284, SLG: 0.298 (1, 6)			E1							4	2	2	0	0	0	1						
Inning Stats	R: 0 E: 0 K: 0 S: 4	H: 1 LOB: 2 BB: 1 P: 8	R: 0 E: 0 K: 2 S: 7	H: 0 LOB: 0 BB: 0 P: 7	R: 1 E: 1 K: 0 S: 4	H: 1 LOB: 0 BB: 0 P: 4	R: 0 E: 0 K: 1 S: 5	H: 0 LOB: 0 BB: 0 P: 5	R: 1 E: 0 K: 0 S: 5	H: 2 LOB: 1 BB: 0 P: 5	R: 0 E: 0 K: 1 S: 5	H: 0 LOB: 3 BB: 3 P: 17	R: 0 E: 0 K: 0 S: 3	H: 0 LOB: 0 BB: 0 P: 3	R: 0 E: 0 K: 1 S: 5	H: 0 LOB: 0 BB: 0 P: 5	R: 0 E: 0 K: 0 S: 4	H: 1 LOB: 1 BB: 0 P: 4	1B: 4 2B: 0 3B: 1 HR: 0	SF: 0 SAC: 0 DP: 0 HBP: 0	WP: 0 PB: 0 SB: 0 CS: 0	PA: 36
PITCHER	IP	WLS	BF	H	R	ER	SO	BB	IBB	HBP	BLK	WP	HR	S	P	ERA	WHIP					
Burt Hooton, R ERA: 2.7 (1, 1)	5.2	W	24	4	2	1	3	3	0	0	0	0	0	27	39	1.59	1.235					
Greg Harris, R ERA: 2.3 (6, 1)	3.1	S	12	1	0	0	2	1	0	0	0	0	0	15	19	0.00	0.600					

AB	32
R	2
H	5
RBI	2
BB	4
SO	5
LOB	10



Batter	1	2	3	4	5	6	7	8	9	AB	R	H	RBI	BB	SO	LOB	TOP								
Oddibe McDowell, L (1, 8) OBP: 0.333, SLG: 0.382	0-3 K		0-3 K		0-3 K		1-0 S HBP			3	0	0	0	0	3	0	Texas Rangers @ Chicago White Sox Comiskey Park, Chicago, IL Sun May 19 1985, 8:05 PM EDT Att: 23,952 - Unknown livebaseballscorecards.com								
Curtis Wilkerson, S (1, 6) OBP: 0.333, SLG: 0.382	0-3 K		4-0 BB		0-0 F9		0-3 K			2	0	0	0	1	1	0									
Buddy Bell, R (7, PH) OBP: 0.359, SLG: 0.449	0-3 K		BB							1	0	0	0	0	1	1									
Wayne Tolleson, S (7, 6) OBP: 0.308, SLG: 0.308	0-3 K		BB							0	0	0	0	0	0	0									
Toby Harrah, R (1, 4) OBP: 0.482, SLG: 0.392	4-0 BB		4-0 BB		0-0 F9					2	0	0	0	2	0	0									
Larry Parrish, R (1, 10) OBP: 0.305, SLG: 0.397	0-3 K		0-3 K							4	0	0	0	0	4	3									
Gary Ward, R (1, 7) OBP: 0.282, SLG: 0.331		0-0 F9	0-0 F9			4-0 2B BB		0-0 F9		3	1	0	0	1	0	2									
Don Slaught, R (1, 2) OBP: 0.294, SLG: 0.350		4-0 1B BB		0-3 K		0-0 2B				1	0	0	0	1	1	0									
Glenn Brummer, R (4, 2) OBP: 0.667, SLG: 0.750						0-0 1-H 2B				1	0	1	1	1	0	0									
Pete O'Brien, L (1, 3) OBP: 0.262, SLG: 0.304		0-0 S 1B		0-0 G3		0-0 4-3				4	0	1	0	0	0	1									
Bill Stein, R (1, 5) OBP: 0.385, SLG: 0.385		0-3 K		0-0 G3						3	0	1	0	0	1	2									
Bob Jones, L (9, PH) OBP: 0.231, SLG: 0.240		1-3 S 1B		0-0 G3						1	0	0	0	0	1	1									
George Wright, S (1, 9) OBP: 0.221, SLG: 0.198		1-2 K		0-0 1B						3	0	1	0	0	1	2									
Inning Stats	R: 0 E: 0 K: 3 S: 9	H: 0 LOB: 1 BB: 1 P: 13	R: 0 E: 0 K: 1 S: 6	H: 1 LOB: 2 BB: 1 P: 10	R: 0 E: 0 K: 2 S: 7	H: 0 LOB: 2 BB: 2 P: 15	R: 0 E: 0 K: 1 S: 6	H: 1 LOB: 1 BB: 0 P: 6	R: 0 E: 0 K: 1 S: 5	H: 0 LOB: 0 BB: 0 P: 5	R: 1 E: 0 K: 1 S: 5	H: 1 LOB: 0 BB: 1 P: 9	R: 0 E: 0 K: 1 S: 5	H: 0 LOB: 1 BB: 0 P: 6	R: 0 E: 0 K: 1 S: 5	H: 0 LOB: 0 BB: 0 P: 5	R: 0 E: 0 K: 1 S: 5	H: 0 LOB: 1 BB: 1 P: 9	1B: 2 2B: 1 3B: 0 HR: 0	SF: 0 SAC: 0 DP: 0 HBP: 1	WP: 0 PB: 0 CS: 0	PA: 36			
PITCHER	IP	WLS	BF	H	R	ER	SO	BB	IBB	HBP	BLK	WP	HR	S	P	ERA	WHIP								
Tim Lollar, L (1, 1) ERA: 4.5	6.2		28	3	1	1	9	5	0	1	0	0	0	40	61	1.35	1.200								
Gene Nelson, R (7, 1) ERA: 3.66	1.1	W	5	0	0	0	2	1	0	0	0	0	0	8	12	0.00	0.750								
Bob James, R (9, 1) ERA: 2.86	1.0		3	0	0	0	1	0	0	0	0	0	0	5	5	0.00	0.000								

Batter	1	2	3	4	5	6	7	8	9	AB	R	H	RBI	BB	SO	LOB	BOTTOM								
Rudy Law, L (1, 7) OBP: 0.330, SLG: 0.398	0-0 F4		0-0 4-3		0-3 K			0-0 6-3		4	0	0	0	0	1	1	Texas Rangers @ Chicago White Sox Comiskey Park, Chicago, IL Sun May 19 1985, 8:05 PM EDT Att: 23,952 - Unknown livebaseballscorecards.com								
Bryan Little, S (1, 4) OBP: 0.600, SLG: 0.500	0-0 B1-3		0-0 F3			0-0 6-3 1B		4-0 1B HR BB		3	1	1	0	1	0	0									
Harold Baines, L (1, 9) OBP: 0.364, SLG: 0.446	0-0 F7			0-0 3-1		0-0 6-3 1B		0-0 1B HR		4	1	1	0	0	0	1									
Greg Walker, L (1, 3) OBP: 0.326, SLG: 0.488		0-3 K		0-0 F8		0-0 F7		0-0 1B HR		4	1	1	3	0	1	1									
Jerry Hairston, S (1, 10) OBP: 0.412, SLG: 0.385		0-0 BB 1B		0-0 F8		0-0 1-3		0-0 6-3		4	0	1	0	0	0	1									
Carlton Fisk, R (1, 2) OBP: 0.333, SLG: 0.560		4-0 BB			0-0 HR		0-0 5-3		0-0 F4	3	1	1	1	1	0	0									
Daryl Boston, L (1, 8) OBP: 0.286, SLG: 0.333		0-3 K		0-0 F8		0-0 HR		0-0 HR		3	1	1	1	0	1	2									
Luis Salazar, R (1, 5) OBP: 0.212, SLG: 0.279		0-0 5-3			0-0 F7		0-0 F4			3	0	0	0	0	0	2									
Ozzie Guillen, L (1, 6) OBP: 0.286, SLG: 0.299			0-0 G3		0-0 1B		0-0 F9			3	0	1	0	0	0	0									
Inning Stats	R: 0 E: 0 K: 0 S: 3	H: 0 LOB: 0 BB: 0 P: 3	R: 0 E: 0 K: 2 S: 8	H: 1 LOB: 2 BB: 1 P: 12	R: 0 E: 0 K: 0 S: 3	H: 0 LOB: 0 BB: 0 P: 3	R: 0 E: 0 K: 0 S: 3	H: 0 LOB: 0 BB: 0 P: 3	R: 1 E: 0 K: 1 S: 7	H: 2 LOB: 1 BB: 0 P: 7	R: 0 E: 0 K: 0 S: 4	H: 1 LOB: 1 BB: 0 P: 4	R: 1 E: 0 K: 0 S: 4	H: 1 LOB: 0 BB: 0 P: 4	R: 3 E: 0 K: 0 S: 5	H: 2 LOB: 0 BB: 1 P: 9		1B: 4 2B: 0 3B: 0 HR: 3	SF: 0 SAC: 0 DP: 0 HBP: 0	WP: 0 PB: 0 CS: 0	PA: 33				
PITCHER	IP	WLS	BF	H	R	ER	SO	BB	IBB	HBP	BLK	WP	HR	S	P	ERA	WHIP								
Charlie Hough, R (1, 1) ERA: 3.55	8.0	L	33	7	5	5	3	2	0	0	0	0	3	37	45	5.62	1.125								

Batter	1	2	3	4	5	6	7	8	9	AB	R	H	RBI	BB	SO	LOB	TOP										
Willie Wilson, S (1, 8) OBP: 0.333, SLG: 0.484	0-0 4-3 SF8 2B	0-0 1-H 3-H HR		0-0 4-3		0-0 F7		0-0 F7		5	2	3	0	0	0												
Lonnie Smith, R (1, 7) OBP: 0.386, SLG: 0.308	0-0 4-3	0-0 5-3		0-0 F8		4-0 BB			0-0 F8	3	0	0	0	1	0	1											
Lynn Jones, R (6, 7) OBP: 0.195, SLG: 0.189										0	0	0	0	0	0	0											
Dane Iorg, L (9, PH) OBP: 0.265, SLG: 0.355	2-3									1	0	0	0	0	0	0											
George Brett, L (1, 5) OBP: 0.395, SLG: 0.474	0-0 SF8		0-0 4-3		0-0 4-3		0-0 4-3		0-0 G3	4	0	0	1	0	0	1											
Steve Balboni, R (1, 3) OBP: 0.301, SLG: 0.469	0-0 5-3		0-0 FC6-4 1B		4-0 2B SF8 BB		4-0 G6-4-3 BB		0-3 K	3	1	1	0	2	1	0											
Frank White, R (1, 4) OBP: 0.258, SLG: 0.444		0-0 E SF8 1B	0-0 FC6-4 1B		0-0 SF8 1-3 2B		0-0 G6-4-3 1-2			4	1	3	0	0	0	1											
Darryl Motley, R (1, 9) OBP: 0.261, SLG: 0.405		0-3 K	0-0 FC6-4 1B		0-0 SF8		0-0 S 1B			3	0	1	1	0	1	3											
Hal McRae, R (1, 10) OBP: 0.333, SLG: 0.333		0-0 SF8 E HR 1B	0-0 5-3		0-0 BB		0-0 4-3			2	1	1	0	1	0	2											
Jorge Orta, L (7, PH) OBP: 0.324, SLG: 0.404										1	0	0	0	0	0	1											
Jim Sundberg, R (1, 2) OBP: 0.282, SLG: 0.387		0-0 E6 HR		0-0 HR		0-3 K		0-0 F7		4	2	1	1	0	1	4											
Onix Concepcion, R (1, 6) OBP: 0.232, SLG: 0.256	0-0 SF8		0-0 F8		0-0 6-3		0-0 4-3			3	0	0	1	0	0	0											
Inning Stats	R: 1 E: 0 K: 0 S: 4	H: 1 LOB: 0 BB: 0 P: 4	R: 4 E: 1 K: 1 S: 9	H: 3 LOB: 0 BB: 0 P: 9	R: 0 E: 0 K: 0 S: 5	H: 2 LOB: 2 BB: 0 P: 5	R: 1 E: 0 K: 0 S: 4	H: 1 LOB: 0 BB: 0 P: 4	R: 1 E: 0 K: 1 S: 6	H: 1 LOB: 2 BB: 2 P: 14	R: 0 E: 0 K: 0 S: 3	H: 1 LOB: 1 BB: 1 P: 7	R: 0 E: 0 K: 0 S: 3	H: 0 LOB: 0 BB: 0 P: 3	R: 0 E: 0 K: 1 S: 5	H: 0 LOB: 0 BB: 0 P: 5	1B: 5 2B: 2 3B: 0 HR: 2	SF: 3 SAC: 0 DP: 1 HBP: 0	WP: 0 PB: 0 SB: 1 CS: 0	PA: 40							
PITCHER	IP	WLS	BF	H	R	ER	SO	BB	IBB	HBP	BLK	WP	HR	S	P	ERA	WHIP										
Mike Mason, L (1, 1) ERA: 5.95	4.2		25	8	7	3	1	2	0	0	0	0	2	25	33	5.79	2.143										
Greg Harris, R (5, 1) ERA: 2.2	1.1		6	0	0	0	1	2	0	0	0	0	0	6	14	0.00	1.500										
Dave Schmidt, R (7, 1) ERA: 3.06	3.0	W	9	1	0	0	1	0	0	0	0	0	0	11	11	0.00	0.333										

Kansas City Royals @ Texas Rangers
Arlington Stadium, Arlington, TX
Mon May 20 1985, 8:05 PM EDT
Att: 18,945 - Unknown

AB 33
R 7
H 9
RBI 7
BB 4
SO 3
LOB 13



Batter	1	2	3	4	5	6	7	8	9	AB	R	H	RBI	BB	SO	LOB	BOTTOM										
Oddibe McDowell, L (1, 8) OBP: 0.250, SLG: 0.143	0-0 1-3		0-0 1-3			0-0 E6 1B	0-0 CS 1B		0-0 SH4-3	4	1	1	0	0	0	1											
Toby Harrah, R (1, 4) OBP: 0.486, SLG: 0.390	0-0 6-3			4-0 G5-4-3 BB		0-0 1B 2B	0-0 F7		4-0 IBB IBB	3	1	1	0	2	0	1											
Buddy Bell, R (1, 5) OBP: 0.367, SLG: 0.450	0-0 1-3			0-0 G5-4-3 1-2		0-0 2B 1B	0-0 1B		4-0 1-2 IBB	4	1	2	1	1	0	1											
Larry Parrish, R (1, 9) OBP: 0.304, SLG: 0.392		0-0 1-3		0-3 K		0-0 F5	0-0 1-2 1B		0-0 WP	5	0	1	0	0	1	4											
Gary Ward, R (1, 7) OBP: 0.288, SLG: 0.364		0-0 F8				0-0 HR	0-0 1-3 3-H 1B 2B		0-0 F8	4	2	2	2	0	0	2											
Cliff Johnson, R (1, 10) OBP: 0.343, SLG: 0.475		0-0 5-3				0-0 1B	0-0 2B HR 1B		0-0 FC2-6 1B	4	1	3	2	0	0	0											
Wayne Tolleson, S (8, FR) OBP: 0.308, SLG: 0.308										0	0	0	0	0	0	0											
Pete O'Brien, L (1, 3) OBP: 0.269, SLG: 0.341			0-0 1B 2B		0-0 F8	0-0 1-H HR		0-0 FC2-6 CS	4	1	2	2	0	0	2												
Glenn Brummer, R (1, 2) OBP: 0.500, SLG: 0.500			0-0 G5-4-3 1B		0-0 F8	0-3 K		0-3 K	4	0	1	0	0	2	2												
Curtis Wilkerson, S (1, 6) OBP: 0.330, SLG: 0.376			0-0 G5-4-3		0-0 F9	0-3 K		0-0 CS	4	1	1	0	0	1	3												
Inning Stats	R: 0 E: 0 K: 0 S: 3	H: 0 LOB: 0 BB: 0 P: 3	R: 0 E: 0 K: 0 S: 3	H: 0 LOB: 0 BB: 0 P: 3	R: 0 E: 0 K: 1 S: 4	H: 2 LOB: 1 BB: 0 P: 4	R: 0 E: 0 K: 1 S: 4	H: 0 LOB: 0 BB: 1 P: 8	R: 1 E: 0 K: 0 S: 5	H: 2 LOB: 1 BB: 0 P: 5	R: 6 E: 1 K: 2 S: 13	H: 5 LOB: 0 BB: 0 P: 13	R: 0 E: 0 K: 0 S: 5	H: 3 LOB: 2 BB: 0 P: 5	R: 0 E: 0 K: 1 S: 5	H: 1 LOB: 1 BB: 0 P: 5	R: 1 E: 0 K: 0 S: 2	H: 1 LOB: 2 BB: 2 P: 10	1B: 10 2B: 2 3B: 0 HR: 2	SF: 0 SAC: 1 DP: 2 HBP: 0	WP: 1 PB: 1 SB: 0 CS: 2	PA: 41					
PITCHER	IP	WLS	BF	H	R	ER	SO	BB	IBB	HBP	BLK	WP	HR	S	P	ERA	WHIP										
Charlie Leibrandt, L (1, 1) ERA: 2.82	5.1		24	8	6	5	1	1	0	0	0	0	1	25	29	8.44	1.688										
Joe Beckwith, R (6, 1) ERA: 2.3	3.0	L	16	6	2	2	3	0	2	0	0	1	1	19	27	6.00	2.000										

Kansas City Royals @ Texas Rangers
Arlington Stadium, Arlington, TX
Mon May 20 1985, 8:05 PM EDT
Att: 18,945 - Unknown

AB 36
R 8
H 14
RBI 7
BB 3
SO 4
LOB 16



Batter	1	2	3	4	5	6	7	8	9	AB	R	H	RBI	BB	SO	LOB	TOP								
Willie Wilson, S (1, 8) OBP: 0.331, SLG: 0.479	0-0 HR 1B		0-0 6-3		0-0 6-3			0-0 G3		4	1	1	0	0	0	0	Kansas City Royals @ Texas Rangers Arlington Stadium, Arlington, TX Tue May 21 1985, 8:05 PM EDT Att: 14,018 - Unknown								
Lonnie Smith, R (1, 7) OBP: 0.370, SLG: 0.318 Lynn Jones, R (8, 7) OBP: 0.195, SLG: 0.189	0-0 F9		0-0 2B		0-0 E3 1-3 4-3		4-0 HR BB		3	1	1	0	1	0	1	0									
George Brett, L (1, 5) OBP: 0.398, SLG: 0.518	0-0 HR		0-0 4-3		0-0 4-3		0-0 HR		4	2	2	4	0	0	2										
Steve Balboni, R (1, 3) OBP: 0.293, SLG: 0.457	0-0 5-3		0-3 K		0-0 1-3		0-0 5-3		4	0	0	0	0	1	1										
Frank White, R (1, 4) OBP: 0.250, SLG: 0.430	0-3 K		0-0 F8		0-0 5-3		0-0 F9		4	0	0	0	0	1	1										
Darryl Motley, R (1, 9) OBP: 0.252, SLG: 0.391	0-0 L8		0-0 F9		0-3 K		0-0 F9		4	0	0	0	0	1	0										
Hal McRae, R (1, 10) OBP: 0.327, SLG: 0.310	4-0 G5-4-3 BB		0-0 F9		0-0 5-3		0-0 4-3		3	0	0	0	1	0	0										
Jim Sundberg, R (1, 2) OBP: 0.283, SLG: 0.412	0-0 G5-4-3		0-0 HR		0-0 6-3				3	1	1	1	0	0	1										
Onix Concepcion, R (1, 6) OBP: 0.224, SLG: 0.247	0-3 K		0-0 5-3		0-0 6-3				3	0	0	0	0	1	0										
Inning Stats	R: 2 E: 0 K: 1 S: 7	H: 2 LOB: 0 BB: 0 P: 7	R: 0 E: 0 K: 0 S: 2	H: 0 LOB: 0 BB: 1 P: 6	R: 0 E: 0 K: 1 S: 6	H: 1 LOB: 1 BB: 0 P: 6	R: 0 E: 0 K: 1 S: 5	H: 0 LOB: 0 BB: 0 P: 5	R: 1 E: 0 K: 0 S: 4	H: 1 LOB: 0 BB: 0 P: 4	R: 0 E: 0 K: 0 S: 4	H: 0 LOB: 0 BB: 0 P: 4	R: 0 E: 0 K: 1 S: 5	H: 0 LOB: 0 BB: 0 P: 5	R: 2 E: 0 K: 0 S: 4	H: 1 LOB: 0 BB: 1 P: 8	R: 0 E: 0 K: 0 S: 3	H: 0 LOB: 0 BB: 0 P: 3	1B: 1 2B: 1 3B: 0 HR: 3	SF: 0 SAC: 0 DP: 1 HBP: 0	WP: 0 PB: 0 SB: 0 CS: 0	PA: 34			
PITCHER	IP	WLS	BF	H	R	ER	SO	BB	IBB	HBP	BLK	WP	HR	S	P	ERA	WHIP								
Frank Tanana, L (1, 1) ERA: 5.79	8.0	L	31	5	5	5	4	2	0	0	0	0	3	37	45	5.62	0.875								
Dave Stewart, R (9, 1) ERA: 7.47	1.0		3	0	0	0	0	0	0	0	0	0	0	3	3	0.00	0.000								

Batter	1	2	3	4	5	6	7	8	9	AB	R	H	RBI	BB	SO	LOB	BOTTOM								
Oddibe McDowell, L (1, 8) OBP: 0.250, SLG: 0.100	0-0 1-3		0-0 B1-3		0-0 1-3		4-0 G6-4-3 BB		3	0	0	0	1	0	0		Kansas City Royals @ Texas Rangers Arlington Stadium, Arlington, TX Tue May 21 1985, 8:05 PM EDT Att: 14,018 - Unknown								
Toby Harrah, R (1, 4) OBP: 0.480, SLG: 0.379	0-0 5-3		0-3 K		4-0 1B BB		0-3 K		3	0	0	0	1	2	1										
Buddy Bell, R (1, 5) OBP: 0.364, SLG: 0.444	0-0 4-3		0-0 6-3		0-0 1-2 1B		0-0 G6-4-3		4	0	1	0	0	0	1										
Larry Parrish, R (1, 9) OBP: 0.295, SLG: 0.380	0-0 E5 BB		0-0 F3		0-0 F8		0-0 F8		4	0	0	0	0	0	2										
Gary Ward, R (1, 7) OBP: 0.280, SLG: 0.354	0-0 F9		0-0 F8		0-3 K		0-0 L8		4	0	0	0	0	1	3										
Cliff Johnson, R (1, 10) OBP: 0.341, SLG: 0.463	4-0 1-2 BB		0-0 F7		0-0 F7		0-0 F8		3	0	0	0	1	0	0										
Pete O'Brien, L (1, 3) OBP: 0.270, SLG: 0.341	0-3 K		0-0 FC6-4 1B		0-0 6-3				3	0	1	0	0	1	2										
Glenn Brummer, R (1, 2) OBP: 0.462, SLG: 0.455	0-0 L8		0-0 FC6-4		0-0 1-2 1B				3	0	1	0	0	0	3										
Curtis Wilkerson, S (1, 6) OBP: 0.320, SLG: 0.365	0-0 F9		0-0 F9		0-0 F9		0-0 B5-3		3	0	0	0	0	0	2										
Inning Stats	R: 0 E: 0 K: 0 S: 3	H: 0 LOB: 0 BB: 0 P: 3	R: 0 E: 1 K: 1 S: 6	H: 0 LOB: 2 BB: 1 P: 10	R: 0 E: 0 K: 1 S: 5	H: 0 LOB: 0 BB: 0 P: 5	R: 0 E: 0 K: 0 S: 3	H: 0 LOB: 0 BB: 0 P: 3	R: 0 E: 0 K: 0 S: 4	H: 1 LOB: 1 BB: 0 P: 4	R: 0 E: 0 K: 1 S: 6	H: 1 LOB: 2 BB: 1 P: 10	R: 0 E: 0 K: 0 S: 4	H: 1 LOB: 1 BB: 0 P: 4	R: 0 E: 0 K: 1 S: 4	H: 0 LOB: 0 BB: 1 P: 8	R: 0 E: 0 K: 0 S: 3	H: 0 LOB: 0 BB: 0 P: 3	1B: 3 2B: 0 3B: 0 HR: 0	SF: 0 SAC: 0 DP: 1 HBP: 0	WP: 0 PB: 0 SB: 0 CS: 0	PA: 33			
PITCHER	IP	WLS	BF	H	R	ER	SO	BB	IBB	HBP	BLK	WP	HR	S	P	ERA	WHIP								
Bud Black, L (1, 1) ERA: 2.51	9.0	W	33	3	0	0	4	3	0	0	0	0	0	38	50	0.00	0.667								

Batter	1	2	3	4	5	6	7	8	9	AB	R	H	RBI	BB	SO	LOB	TOP								
Willie Wilson, S (1, 8) OBP: 0.328, SLG: 0.470	F3		1B	4-3			F7		3-1	5	1	1	0	0	0	1									
Lonnie Smith, R (1, 7) OBP: 0.374, SLG: 0.324 Lynn Jones, R (8, 7) OBP: 0.214, SLG: 0.237	2B		K				4-3		HR	4	2	2	0	0	1	1									
George Brett, L (1, 5) OBP: 0.404, SLG: 0.521	2B		F7				G3		HR	3	1	1	1	2	0	1									
Jorge Orta, L (1, 10) OBP: 0.328, SLG: 0.431	F8		HBP				4-3		HR	5	1	2	4	0	0	3									
Steve Balboni, R (1, 3) OBP: 0.292, SLG: 0.448	F9		HBP				K		5-3	3	0	0	0	0	1	1									
Darryl Motley, R (1, 9) OBP: 0.244, SLG: 0.378	K		F5				6-3		E5	4	1	0	0	0	1	2									
Jim Sundberg, R (1, 2) OBP: 0.290, SLG: 0.410							K		1B	3	0	1	1	1	1	0									
Greg Pryor, R (1, 4) OBP: 0.286, SLG: 0.346	F8								K	4	0	1	0	0	1	2									
Onix Concepcion, R (1, 6) OBP: 0.213, SLG: 0.235	F9						K		F8	4	0	0	0	0	2	3									
Inning Stats	R: 1 E: 0 K: 0 S: 5	H: 2 LOB: 1 BB: 0 P: 5	R: 0 E: 0 K: 1 S: 5	H: 0 LOB: 1 BB: 1 P: 9	R: 1 E: 0 K: 1 S: 7	H: 2 LOB: 2 BB: 0 P: 8	R: 0 E: 0 K: 1 S: 6	H: 1 LOB: 1 BB: 0 P: 6	R: 0 E: 0 K: 0 S: 3	H: 0 LOB: 0 BB: 0 P: 3	R: 0 E: 0 K: 2 S: 7	H: 0 LOB: 0 BB: 0 P: 7	R: 0 E: 0 K: 1 S: 5	H: 0 LOB: 0 BB: 0 P: 5	R: 4 E: 1 K: 1 S: 9	H: 3 LOB: 1 BB: 1 P: 13	R: 0 E: 0 K: 0 S: 3	H: 1 LOB: 1 BB: 1 P: 7	1B: 6 2B: 2 3B: 0 HR: 1	SF: 0 SAC: 0 DP: 1 HBP: 1	WP: 0 PB: 0 SB: 4 CS: 0	PA: 40			
PITCHER	IP	WLS	BF	H	R	ER	SO	BB	IBB	HBP	BLK	WP	HR	S	P	ERA	WHIP								
Dickie Noles, R (1, 1) ERA: 3.22	7.0	L	30	6	4	4	6	2	0	1	0	0	0	39	48	5.14	1.143								
Dave Stewart, R (8, 1) ERA: 7.13	2.0		10	3	2	1	1	0	1	0	0	0	1	11	15	4.50	1.500								

Kansas City Royals @ Texas Rangers
Arlington Stadium, Arlington, TX
Wed May 22 1985, 8:05 PM EDT
Att: 15,447 - Unknown

AB	36
R	6
H	9
RBI	6
BB	3
SO	7
LOB	14



Batter	1	2	3	4	5	6	7	8	9	AB	R	H	RBI	BB	SO	LOB	BOTTOM								
Oddibe McDowell, L (1, 8) OBP: 0.188, SLG: 0.071	F9		E3				F9			4	0	0	1	0	1	3									
Curtis Wilkerson, S (1, 6) OBP: 0.318, SLG: 0.380	G6-3		F8				3-1		6-3	4	0	1	0	0	0	3									
Buddy Bell, R (1, 5) OBP: 0.355, SLG: 0.432	G6-3		F8				6-3		6-3	4	0	0	0	0	0	3									
Cliff Johnson, R (1, 10) OBP: 0.338, SLG: 0.457			G3				6-3		6-3	4	0	1	0	0	0	0									
Gary Ward, R (1, 7) OBP: 0.273, SLG: 0.344	F9						6-3		1-3	4	0	0	0	0	0	1									
Larry Parrish, R (1, 9) OBP: 0.294, SLG: 0.376	4-3						K		6-3	4	0	1	0	0	1	0									
Pete O'Brien, L (1, 3) OBP: 0.276, SLG: 0.368			1B				HR		F6	4	2	2	1	0	0	1									
Glenn Brummer, R (1, 2) OBP: 0.438, SLG: 0.429 Alan Bannister, R (7, PR) Luis Pujols, R (8, 2) OBP: 1.000, SLG: 1.000	G3		G3				K		1B	3	0	1	0	0	1	1									
Wayne Tolleson, S (1, 4) OBP: 0.326, SLG: 0.326	E						4-3		1-3	4	0	2	0	0	0	1									
Inning Stats	R: 0 E: 0 K: 0 S: 3	H: 1 LOB: 0 BB: 0 P: 3	R: 0 E: 0 K: 0 S: 3	H: 0 LOB: 0 BB: 0 P: 3	R: 1 E: 1 K: 0 S: 6	H: 2 LOB: 2 BB: 0 P: 6	R: 0 E: 0 K: 0 S: 4	H: 1 LOB: 1 BB: 0 P: 4	R: 0 E: 0 K: 2 S: 7	H: 0 LOB: 0 BB: 0 P: 7	R: 0 E: 0 K: 0 S: 4	H: 1 LOB: 1 BB: 0 P: 4	R: 2 E: 0 K: 1 S: 8	H: 3 LOB: 2 BB: 0 P: 8	R: 0 E: 0 K: 0 S: 3	H: 0 LOB: 0 BB: 0 P: 3	R: 0 E: 0 K: 0 S: 4	H: 1 LOB: 1 BB: 0 P: 4	1B: 8 2B: 0 3B: 0 HR: 1	SF: 0 SAC: 0 DP: 1 HBP: 0	WP: 0 PB: 0 SB: 0 CS: 0	PA: 36			
PITCHER	IP	WLS	BF	H	R	ER	SO	BB	IBB	HBP	BLK	WP	HR	S	P	ERA	WHIP								
Bret Saberhagen, R (1, 1) ERA: 3.74	7.0		29	8	3	3	3	0	0	0	1	0	0	35	35	3.86	1.143								
Dan Quisenberry, R (8, 1) ERA: 3.67	2.0	S	7	1	0	0	0	0	0	0	0	0	0	7	7	0.00	0.500								

Kansas City Royals @ Texas Rangers
Arlington Stadium, Arlington, TX
Wed May 22 1985, 8:05 PM EDT
Att: 15,447 - Unknown

AB	36
R	3
H	9
RBI	2
BB	0
SO	3
LOB	13



Batter	1	2	3	4	5	6	7	8	9	AB	R	H	RBI	BB	SO	LOB	TOP																			
Wade Boggs, L (1.5) OBP: 0.391, SLG: 0.340										5	1	2	1	0	0	4																				
Dwight Evans, R (1.9) OBP: 0.393, SLG: 0.347										4	1	2	1	0	0	2																				
Jim Rice, R (1.7) OBP: 0.333, SLG: 0.444										4	0	0	0	0	1	2																				
Bill Buckner, L (1.3) OBP: 0.333, SLG: 0.445										3	0	0	1	0	0	1																				
Tony Armas, R (1.8) OBP: 0.274, SLG: 0.531										4	0	1	0	0	1	0																				
Mike Easler, L (1.10) OBP: 0.286, SLG: 0.400										4	1	1	0	0	1	1																				
Rich Gedman, L (1.2) OBP: 0.341, SLG: 0.434										4	1	1	0	0	2	0																				
Marty Barrett, R (1.4) OBP: 0.333, SLG: 0.314										4	1	2	1	0	0	0																				
Jackie Gutierrez, R (1.6) OBP: 0.288, SLG: 0.328										3	1	2	1	0	0	1																				
Rick Miller, L (9. PH) OBP: 0.471, SLG: 0.533										1	0	1	0	0	0	0																				
Glenn Hoffman, R (9.6) OBP: 0.279, SLG: 0.353										0	0	0	0	0	0	0																				
Inning Stats	R: 2 E: 0 K: 0 S: 5	H: 2 LOB: 0 BB: 0 P: 5	R: 0 E: 0 K: 1 S: 5	H: 0 LOB: 0 BB: 0 P: 5	R: 1 E: 0 K: 0 S: 5	H: 2 LOB: 1 BB: 0 P: 5	R: 0 E: 0 K: 2 S: 7	H: 0 LOB: 0 BB: 0 P: 7	R: 0 E: 0 K: 1 S: 4	H: 1 LOB: 1 BB: 0 P: 4	R: 0 E: 0 K: 1 S: 5	H: 0 LOB: 0 BB: 0 P: 5	R: 3 E: 0 K: 0 S: 6	H: 4 LOB: 0 BB: 0 P: 6	R: 0 E: 0 K: 1 S: 6	H: 1 LOB: 1 BB: 0 P: 6	R: 0 E: 0 K: 0 S: 4	H: 2 LOB: 1 BB: 0 P: 4	1B: 9 2B: 4 3B: 0 HR: 0	SF: 1 SAC: 0 DP: 2 HBP: 0	WP: 0 PB: 1 SB: 0 CS: 0	PA: 37														
PITCHER	IP WLS BF H R ER SO BB IBB HBP BLK WP HR S P ERA WHIP																																			
Burt Hooton, R (1.1) ERA: 3.38	6.0	25	7	5	4	4	0	0	0	0	0	0	0	33	33	6.00	1.167																			
Dave Rozema, R (7.1) ERA: 4.99	3.0	W 12	5	1	1	1	0	0	0	0	0	0	0	14	14	3.00	1.667																			

Boston Red Sox @ Texas Rangers
Arlington Stadium, Arlington, TX
Thu May 23 1985, 8:05 PM EDT
Att: 9,595 - Unknown

AB 36
R 6
H 12
RBI 5
BB 0
SO 5
LOB 11



Batter	1	2	3	4	5	6	7	8	9	AB	R	H	RBI	BB	SO	LOB	BOTTOM																			
Oddibe McDowell, L (1.8) OBP: 0.143, SLG: 0.053										5	0	0	0	0	1	2																				
Toby Harrah, R (1.4) OBP: 0.484, SLG: 0.377										3	2	1	0	1	1	2																				
Buddy Bell, R (1.5) OBP: 0.356, SLG: 0.438										5	1	2	1	0	0	1																				
Cliff Johnson, R (1.10) OBP: 0.340, SLG: 0.446										3	2	0	0	2	1	1																				
Gary Ward, R (1.7) OBP: 0.289, SLG: 0.374										4	2	3	4	1	0	0																				
Larry Parrish, R (1.9) OBP: 0.297, SLG: 0.368										3	0	0	0	2	2	4																				
Pete O'Brien, L (1.3) OBP: 0.280, SLG: 0.364										4	0	1	1	1	0	2																				
Glenn Brummer, R (1.2) OBP: 0.476, SLG: 0.412										3	0	1	0	2	1	4																				
Wayne Tolleson, S (1.6) OBP: 0.311, SLG: 0.311										2	0	0	0	0	1	4																				
Bob Jones, L (7. PH) ERA: 3.69										1	0	0	0	0	0	1																				
Curtis Wilkerson, S (8.6) OBP: 0.324, SLG: 0.360										0	0	0	1	1	0	0																				
Inning Stats	R: 4 E: 0 K: 2 S: 10	H: 3 LOB: 2 BB: 3 P: 22	R: 0 E: 0 K: 0 S: 3	H: 0 LOB: 0 BB: 0 P: 3	R: 1 E: 0 K: 2 S: 9	H: 2 LOB: 1 BB: 1 P: 13	R: 1 E: 0 K: 1 S: 7	H: 2 LOB: 2 BB: 1 P: 11	R: 0 E: 0 K: 1 S: 6	H: 0 LOB: 0 BB: 0 P: 10	R: 0 E: 0 K: 0 S: 3	H: 0 LOB: 0 BB: 0 P: 3	R: 0 E: 0 K: 1 S: 6	H: 1 LOB: 1 BB: 0 P: 6	R: 0 E: 0 K: 0 S: 2	H: 0 LOB: 0 BB: 0 P: 3	R: 0 E: 0 K: 0 S: 2	H: 0 LOB: 3 BB: 4 P: 18	1B: 6 2B: 2 3B: 0 HR: 1	SF: 0 SAC: 1 DP: 1 HBP: 1	WP: 0 PB: 0 SB: 2 CS: 0	PA: 45														
PITCHER	IP WLS BF H R ER SO BB IBB HBP BLK WP HR S P ERA WHIP																																			
Bruce Hurst, L (1.1) ERA: 6.36	2.1	16	5	5	3	4	0	0	0	0	0	0	0	26	34	1.93	1.071																			
Steve Crawford, R (3.1) ERA: 3.69	4.2	20	3	1	1	4	2	0	0	0	0	0	0	3	12	6.75	0.750																			
Mark Clear, R (8.1) ERA: 3.06	1.1	L 6	0	1	1	0	1	1	1	0	0	0	0	3	12	6.75	0.750																			
Bob Ojeda, L (9.1) ERA: 1.5	0.1	3	0	0	0	0	1	1	0	0	0	0	0	1	9	0.00	3.000																			

Boston Red Sox @ Texas Rangers
Arlington Stadium, Arlington, TX
Thu May 23 1985, 8:05 PM EDT
Att: 9,595 - Unknown

AB 33
R 7
H 8
RBI 7
BB 10
SO 7
LOB 21



Batter	1	2	3	4	5	6	7	8	9	AB	R	H	RBI	BB	SO	LOB	TOP					
Wade Boggs, L (1, 5) OBP: 0.383, SLG: 0.331	0-0 4-3		0-0 F9			0-0 6-3		0-3 K		4	0	0	0	0	1	0	Boston Red Sox @ Texas Rangers Arlington Stadium, Arlington, TX Fri May 24 1985, 8:05 PM EDT Att: 14,216 - Unknown					
Dwight Evans, R (1, 9) OBP: 0.365, SLG: 0.347	0-0 1B		0-0 F7			0-0 6-3		4-0 BB		3	0	1	0	1	0	0						
Jim Rice, R (1, 7) OBP: 0.326, SLG: 0.433	0-0 F9			0-0 5-3		0-0 F9		0-0 F8		4	0	0	0	0	0	2						
Bill Buckner, L (1, 3) OBP: 0.337, SLG: 0.453	0-0 F9			0-0 F8			0-0 2B		0-0 1B	4	0	2	0	0	0	1						
Tony Armas, R (1, 8) OBP: 0.267, SLG: 0.518		0-3 K		0-0 F2		0-3 K		0-0 F3		4	0	0	0	0	2	2						
Mike Easler, L (1, 10) OBP: 0.287, SLG: 0.396		0-3 K			0-0 F8		0-3 K		0-0 G3-6-1	4	0	1	0	0	2	1						
Steve Lyons, L (9, PR) OBP: 0.250, SLG: 0.182								1-3 1B		0	0	0	0	0	0	0						
Rich Gedman, L (1, 2) OBP: 0.348, SLG: 0.432		0-0 1B			0-3 K2-3		4-0 BB		0-0 G3-6-1	3	0	1	0	1	1	2						
Marty Barrett, R (1, 4) OBP: 0.333, SLG: 0.315		0-0 F9			0-0 FC6-4		0-0 5-3			3	0	1	0	0	0	3						
Jackie Gutierrez, R (1, 6) OBP: 0.281, SLG: 0.320			0-3 K		0-0 FC6-4			0-0 1-3		3	0	0	0	0	1	1						
Inning Stats	R: 0 E: 0 K: 0 S: 4	H: 1 LOB: 1 BB: 0 P: 4	R: 0 E: 0 K: 2 S: 8	H: 1 LOB: 1 BB: 0 P: 8	R: 0 E: 0 K: 1 S: 5	H: 0 LOB: 0 BB: 0 P: 5	R: 0 E: 0 K: 0 S: 3	H: 0 LOB: 0 BB: 0 P: 3	R: 0 E: 0 K: 1 S: 6	H: 1 LOB: 1 BB: 0 P: 6	R: 0 E: 0 K: 0 S: 3	H: 0 LOB: 0 BB: 0 P: 3	R: 0 E: 0 K: 2 S: 8	H: 1 LOB: 2 BB: 1 P: 12	R: 0 E: 0 K: 1 S: 5	H: 0 LOB: 1 BB: 1 P: 9	R: 0 E: 0 K: 0 S: 4	H: 2 LOB: 2 BB: 0 P: 4	1B: 5 2B: 1 3B: 0 HR: 0	SF: 0 SAC: 0 DP: 1 HBP: 0	WP: 0 PB: 0 SB: 0 CS: 0	PA: 34
PITCHER Charlie Hough, R (1, 1) ERA: 3.15	IP: 9.0 WLS: W BF: 34 H: 6 R: 0 ER: 0 SO: 7 BB: 2 IBB: 0 HBP: 0 BLK: 0 WP: 0 HR: 0 S: 46 P: 54 ERA: 0.00 WHIP: 0.889																					

AB	32
R	0
H	6
RBI	0
BB	2
SO	7
LOB	12



Batter	1	2	3	4	5	6	7	8	9	AB	R	H	RBI	BB	SO	LOB	BOTTOM					
Toby Harrah, R (1, 4) OBP: 0.490, SLG: 0.374	0-0 6-3		0-0 CS	4-0 FC4		4-0 3-1		4-0 S		1	0	0	0	3	0	0	Boston Red Sox @ Texas Rangers Arlington Stadium, Arlington, TX Fri May 24 1985, 8:05 PM EDT Att: 14,216 - Unknown					
Oddibe McDowell, L (1, 8) OBP: 0.120, SLG: 0.043	0-0 1-3			0-0 FC4		0-0 3-1		0-0 1-3		4	0	0	0	0	3							
Buddy Bell, R (1, 5) OBP: 0.348, SLG: 0.426	0-0 F8			0-0 F8		0-0 6-3		0-0 F8		4	0	0	0	0	3							
Pete O'Brien, L (1, 3) OBP: 0.275, SLG: 0.357		0-0 G4-1		0-3 K		0-0 F8				3	0	0	0	0	1	1						
Gary Ward, R (1, 7) OBP: 0.296, SLG: 0.392		0-0 F8			0-0 SF7		0-0 1B		0-0 1B	3	1	2	0	0	0	0						
Cliff Johnson, R (1, 10) OBP: 0.333, SLG: 0.439		0-3 K			0-0 SF7		0-0 F7			2	0	0	1	0	1	1						
George Wright, S (1, 9) OBP: 0.224, SLG: 0.202			0-0 F8		0-0 F5		0-0 FC6-4		1-2 1B	3	0	1	0	0	0	0						
Glenn Brummer, R (1, 2) OBP: 0.500, SLG: 0.450				0-0 CS		0-0 CS		0-0 FC6-4		3	0	2	0	0	0	2						
Curtis Wilkerson, S (1, 6) OBP: 0.315, SLG: 0.350			0-3 K		0-0 CS		0-0 4-3		0-0 1-3	3	0	0	0	0	1	1						
Inning Stats	R: 0 E: 0 K: 0 S: 3	H: 0 LOB: 0 BB: 0 P: 3	R: 0 E: 0 K: 1 S: 5	H: 0 LOB: 0 BB: 0 P: 5	R: 0 E: 0 K: 1 S: 5	H: 1 LOB: 0 BB: 0 P: 5	R: 0 E: 0 K: 1 S: 5	H: 0 LOB: 1 BB: 1 P: 9	R: 1 E: 0 K: 0 S: 4	H: 2 LOB: 0 BB: 0 P: 4	R: 0 E: 0 K: 0 S: 3	H: 0 LOB: 1 BB: 1 P: 7	R: 0 E: 0 K: 0 S: 5	H: 2 LOB: 2 BB: 0 P: 5	R: 0 E: 0 K: 0 S: 3	H: 0 LOB: 1 BB: 1 P: 7		R: 0 E: 0 K: 0 S: 3	H: 0 LOB: 1 BB: 1 P: 7	1B: 4 2B: 0 3B: 1 HR: 0	SF: 1 SAC: 0 DP: 0 HBP: 0	WP: 0 PB: 0 SB: 1 CS: 2
PITCHER Oil Can Boyd, R (1, 1) ERA: 2.78	IP: 8.0 WLS: L BF: 30 H: 5 R: 1 ER: 1 SO: 3 BB: 3 IBB: 0 HBP: 0 BLK: 0 WP: 0 HR: 0 S: 33 P: 45 ERA: 1.12 WHIP: 1.000																					

AB	26
R	1
H	5
RBI	1
BB	3
SO	3
LOB	11



Batter	1	2	3	4	5	6	7	8	9	AB	R	H	RBI	BB	SO	LOB	TOP				
Wade Boggs, L (1,5) OBP: 0.381, SLG: 0.329 Steve Lyons, L (1,5) OBP: 0.267, SLG: 0.154	F7		F4		F5					1 0 0 0 0 0	0	0	0	0	0	0	Boston Red Sox @ Texas Rangers Arlington Stadium, Arlington, TX Sat May 25 1985, 8:05 PM EDT Att: 23,691 - Unknown				
Dwight Evans, R (1,9) OBP: 0.383, SLG: 0.344	6-3		1B			F9	6-3			4 0 1 0 0 0	0	2									
Bill Buckner, L (1,3) OBP: 0.341, SLG: 0.454	F8		1B					F8		4 0 2 1 0 0	0	0									
Tony Armas, R (1,8) OBP: 0.267, SLG: 0.529		HR	F3			K		K		4 1 1 1 0 2	3										
Jim Rice, R (1,7) OBP: 0.319, SLG: 0.423		K		5-3		F9		6-3		4 0 0 0 0 1	1										
Mike Easler, L (1,10) OBP: 0.281, SLG: 0.386	4-3			F8						4 0 0 0 0 0	0										
Rich Gedman, L (1,2) OBP: 0.343, SLG: 0.426	F8			F8			BB	1B		4 1 1 0 0 1	0										
Marty Barrett, R (1,4) OBP: 0.331, SLG: 0.313			1B	6-3		F9		5-3		4 1 1 0 0 0	1										
Jackie Gutierrez, R (1,6) OBP: 0.277, SLG: 0.315 Glenn Hoffman, R (5,6) OBP: 0.316, SLG: 0.389			K		F9		BB	1B		2 0 0 0 0 1	1										
Inning Stats	R: 0 E: 0 K: 0 S: 3	H: 0 LOB: 0 BB: 0 P: 3	R: 1 E: 0 K: 1 S: 6	H: 1 LOB: 0 BB: 0 P: 6	R: 1 E: 0 K: 1 S: 8	H: 3 LOB: 2 BB: 0 P: 8	R: 0 E: 0 K: 0 S: 3	H: 0 LOB: 0 BB: 0 P: 3	R: 0 E: 0 K: 1 S: 6	H: 1 LOB: 1 BB: 0 P: 6	R: 1 E: 0 K: 0 S: 5	H: 2 LOB: 2 BB: 1 P: 9	R: 0 E: 0 K: 1 S: 5	H: 0 LOB: 0 BB: 0 P: 5	R: 0 E: 0 K: 1 S: 5	H: 0 LOB: 0 BB: 0 P: 5		1B: 6 2B: 0 3B: 0 HR: 1	SF: 0 SAC: 0 DP: 0 HBP: 0	WP: 0 PB: 1 SB: 0 CS: 0	PA: 35
PITCHER	IP	WLS	BF	H	R	ER	SO	BB	IBB	HBP	BLK	WP	HR	S	P	ERA	WHIP				
Mike Mason, L (1,1) ERA: 5.51 Greg Harris, R (7,1) ERA: 2.03	6.2	W	28	7	3	2	3	1	0	0	0	0	1	33	37	2.70	1.200				

Batter	1	2	3	4	5	6	7	8	9	AB	R	H	RBI	BB	SO	LOB	BOTTOM				
Toby Harrah, R (1,4) OBP: 0.488, SLG: 0.369 Wayne Tolleson, S (8,FR) OBP: 0.311, SLG: 0.311	K	3B		F8		F7		1B		4 1 1 0 1 1	1	1	1	1	1	1	Boston Red Sox @ Texas Rangers Arlington Stadium, Arlington, TX Sat May 25 1985, 8:05 PM EDT Att: 23,691 - Unknown				
Oddibe McDowell, L (1,8) OBP: 0.200, SLG: 0.214	4-3	3B		1B		5-3		E9		5 1 3 5 0 0	0	0									
Buddy Bell, R (1,5) OBP: 0.355, SLG: 0.424		F7		F8				S		3 1 1 0 1 0	2										
Pete O'Brien, L (1,3) OBP: 0.279, SLG: 0.358	F8		6-3		1B	L9		BB		5 1 2 2 0 0	2										
Gary Ward, R (1,7) OBP: 0.305, SLG: 0.405		E7		6-3		1B		F9		5 1 3 0 0 0	1										
Cliff Johnson, R (1,10) OBP: 0.342, SLG: 0.440		SF8				G6-4-3				2 0 1 2 1 0	1										
George Wright, S (1,9) OBP: 0.246, SLG: 0.207		3B		1-3						2 1 1 0 3 0	1										
Glenn Brummer, R (1,2) OBP: 0.483, SLG: 0.391		5-3				6-3		K		3 2 0 0 2 1	6										
Curtis Wilkerson, S (1,6) OBP: 0.313, SLG: 0.340		5-3		SH1-3						3 1 0 0 1 1	7										
Inning Stats	R: 0 E: 0 K: 1 S: 5	H: 0 LOB: 1 BB: 1 P: 9	R: 4 E: 2 K: 0 S: 5	H: 2 LOB: 3 BB: 3 P: 17	R: 0 E: 0 K: 0 S: 3	H: 0 LOB: 1 BB: 0 P: 4	R: 1 E: 0 K: 0 S: 4	H: 1 LOB: 1 BB: 1 P: 8	R: 1 E: 0 K: 0 S: 5	H: 3 LOB: 2 BB: 1 P: 9	R: 0 E: 0 K: 0 S: 4	H: 1 LOB: 1 BB: 0 P: 4	R: 0 E: 0 K: 0 S: 4	H: 2 LOB: 1 BB: 0 P: 4	R: 4 E: 1 K: 2 S: 10	H: 3 LOB: 3 BB: 3 P: 23		1B: 10 2B: 1 3B: 1 HR: 0	SF: 1 SAC: 1 DP: 1 HBP: 2	WP: 0 PB: 0 SB: 1 CS: 0	PA: 45
PITCHER	IP	WLS	BF	H	R	ER	SO	BB	IBB	HBP	BLK	WP	HR	S	P	ERA	WHIP				
Al Nipper, R (1,1) ERA: 6.15 Mike Trujillo, R (5,1) ERA: 9.22 Mark Clear, R (8,1) ERA: 3.38	4.1	L	25	6	6	6	1	5	1	1	0	0	0	20	45	12.46	2.538				

AB 34
R 3
H 7
RBI 2
BB 1
SO 5
LOB 9



AB 32
R 10
H 12
RBI 9
BB 9
SO 3
LOB 21



Batter	1	2	3	4	5	6	7	8	9	AB	R	H	RBI	BB	SO	LOB	TOP																					
Marty Barrett, R OBP: 0.321, SLG: 0.302 (1, 4)	G3		6-3		F7		FC6-4			4	0	0	0	0	0	2																						
Dwight Evans, R OBP: 0.390, SLG: 0.342 (1, 9)	F4			1B		F9		F6		4	1	1	0	0	0	0																						
Bill Buckner, L OBP: 0.344, SLG: 0.455 (1, 3)	F8			1B		5-3		1B		4	0	2	0	0	0	0																						
Tony Armas, R OBP: 0.263, SLG: 0.520 Steve Lyons, L OBP: 0.250, SLG: 0.143 (7, 8)		F6		K		5-3		6-3		3	0	0	0	0	1	2																						
Jim Rice, R OBP: 0.328, SLG: 0.450 (1, 7)								4-3		3	1	2	1	1	0	0																						
Mike Easler, L OBP: 0.274, SLG: 0.378 (1, 10)		K		SF8-1-2				6-3		3	0	0	1	0	1	1																						
Ed Jurak, R (1, 5) Rick Miller, L OBP: 0.444, SLG: 0.500 (9, PH)		K				F4		4-3		3	0	0	0	0	2	1																						
Glenn Hoffman, R OBP: 0.364, SLG: 0.571 (1, 6)			5-3			K		1B		3	1	2	1	0	0	0																						
Marc Sullivan, R OBP: 0.296, SLG: 0.360 (1, 2)			F8		K			FC6-4		2	0	0	0	1	1	0																						
Inning Stats	R: 0 E: 0 K: 0 S: 3	H: 0 LOB: 0 BB: 0 P: 3	R: 0 E: 0 K: 2 S: 8	H: 1 LOB: 1 BB: 0 P: 8	R: 0 E: 0 K: 0 S: 3	H: 0 LOB: 0 BB: 0 P: 3	R: 1 E: 0 K: 1 S: 6	H: 2 LOB: 1 BB: 1 P: 10	R: 1 E: 0 K: 1 S: 6	H: 1 LOB: 0 BB: 0 P: 6	R: 0 E: 0 K: 0 S: 3	H: 0 LOB: 0 BB: 0 P: 3	R: 1 E: 0 K: 1 S: 7	H: 2 LOB: 2 BB: 1 P: 11	R: 0 E: 0 K: 0 S: 3	H: 1 LOB: 0 BB: 0 P: 3	R: 0 E: 0 K: 0 S: 3	H: 0 LOB: 0 BB: 0 P: 3	1B: 4 2B: 2 3B: 0 HR: 2	SF: 1 SAC: 0 DP: 1 HBP: 0	WP: 0 PB: 0 SB: 0 CS: 0	PA: 34																
PITCHER	IP	WLS	BF	H	R	ER	SO	BB	IBB	HBP	BLK	WP	HR	S	P	ERA	WHIP	PITCHER				IP	WLS	BF	H	R	ER	SO	BB	IBB	HBP	BLK	WP	HR	S	P	ERA	WHIP
Frank Tanana, L ERA: 5.57 (1, 1)	6.2	W	27	6	3	3	5	2	0	0	0	0	2	35	43	4.05	1.200																					
Dave Rozema, R ERA: 4.54 (7, 1)	2.1	S	7	1	0	0	0	0	0	0	0	0	0	7	7	0.00	0.429																					

Boston Red Sox @ Texas Rangers
Arlington Stadium, Arlington, TX
Sun May 26 1985, 4:33 AM EDT
Att: 17,898 - Unknown

AB 31
R 3
H 7
RBI 3
BB 2
SO 5
LOB 6



Batter	1	2	3	4	5	6	7	8	9	AB	R	H	RBI	BB	SO	LOB	BOTTOM																					
Toby Harrah, R OBP: 0.482, SLG: 0.360 (1, 4)	5-3		FC5		F7		F7			3	0	0	0	1	0	0																						
Oddibe McDowell, L OBP: 0.206, SLG: 0.219 (1, 8)	F9		F3		L3		K			4	1	1	0	0	1	1																						
Pete O'Brien, L OBP: 0.290, SLG: 0.364 (1, 3)	1B		FC5		K			1B		3	1	2	0	1	1	0																						
Larry Parrish, R OBP: 0.303, SLG: 0.371 (1, 5)	F9		FC5		HR		1B	2B		4	1	2	0	0	0	4																						
Gary Ward, R OBP: 0.315, SLG: 0.416 (1, 7)			FC6-4		HR		BB	S		3	1	2	2	1	0	2																						
Cliff Johnson, R OBP: 0.340, SLG: 0.457 (1, 10)	5-3				K		HR	K		4	1	1	3	0	2	3																						
George Wright, S OBP: 0.246, SLG: 0.202 (1, 9)		4-3			F7		G3			3	0	0	0	1	0	0																						
Glenn Brummer, R OBP: 0.438, SLG: 0.346 Bob Jones, L OBP: 0.214, SLG: 0.222 Don Slaught, R OBP: 0.294, SLG: 0.350 (8, PH)		5-3			K		F7		4-3	3	0	0	0	0	1	0																						
Don Slaught, R OBP: 0.294, SLG: 0.350 (9, 2)										0	0	0	0	0	0	0																						
Curtis Wilkerson, S OBP: 0.305, SLG: 0.330 (1, 6)		B3			4-3		3-1			3	0	0	0	0	0	0																						
Inning Stats	R: 1 E: 0 K: 0 S: 6	H: 3 LOB: 2 BB: 0 P: 6	R: 0 E: 0 K: 0 S: 3	H: 0 LOB: 0 BB: 0 P: 3	R: 0 E: 0 K: 2 S: 7	H: 0 LOB: 0 BB: 0 P: 7	R: 0 E: 0 K: 0 S: 3	H: 0 LOB: 0 BB: 0 P: 3	R: 3 E: 0 K: 1 S: 7	H: 2 LOB: 1 BB: 1 P: 11	R: 0 E: 0 K: 1 S: 5	H: 0 LOB: 0 BB: 0 P: 5	R: 1 E: 0 K: 1 S: 7	H: 3 LOB: 2 BB: 1 P: 11	R: 0 E: 0 K: 0 S: 3	H: 0 LOB: 0 BB: 0 P: 3	1B: 6 2B: 1 3B: 0 HR: 1	SF: 0 SAC: 0 DP: 0 HBP: 0	WP: 0 PB: 0 SB: 2 CS: 0	PA: 35																		
PITCHER	IP	WLS	BF	H	R	ER	SO	BB	IBB	HBP	BLK	WP	HR	S	P	ERA	WHIP	PITCHER				IP	WLS	BF	H	R	ER	SO	BB	IBB	HBP	BLK	WP	HR	S	P	ERA	WHIP
Bruce Kison, R ERA: 3.0 (1, 1)	7.0	L	30	6	5	5	4	3	0	0	0	0	1	35	47	6.43	1.286																					
Bob Stanley, R ERA: 2.65 (8, 1)	1.0		5	2	0	0	1	0	1	0	0	0	0	6	10	0.00	2.000																					

Boston Red Sox @ Texas Rangers
Arlington Stadium, Arlington, TX
Sun May 26 1985, 4:33 AM EDT
Att: 17,898 - Unknown

AB 31
R 5
H 8
RBI 5
BB 4
SO 5
LOB 12



Batter	1	2	3	4	5	6	7	8	9	AB	R	H	RBI	BB	SO	LOB	TOP				
Toby Harrah, R (1, 4) Wayne Tolleson, S (8, FR) OBP: 0.311, SLG: 0.311	0-0 2B		0-0 F9			0-0 SF8 3B		0-0 1B		4	1	3	1	0	0	0					
Oddibe McDowell, L (1, 8) OBP: 0.184, SLG: 0.200	0-3 K			0-0 F9		0-0 SF8		0-0 F8		3	0	0	1	0	1	2					
Buddy Bell, R (1, 5) OBP: 0.347, SLG: 0.413	0-0 F2			0-0 F8		0-0 6-3		0-0 F4		4	0	0	0	0	0	2					
Pete O'Brien, L (1, 3) OBP: 0.283, SLG: 0.355	0-0 1-3			0-3 K		0-0 4-3			0-0 F7	4	0	0	0	0	1	1					
Gary Ward, R (1, 7) OBP: 0.313, SLG: 0.408		0-0 6-3				0-0 F9		4-0 4-3 1-3 BB	0-0 6-3	3	0	0	0	1	0	0					
Cliff Johnson, R (1, 10) OBP: 0.337, SLG: 0.451		0-0 4-3				0-0 1B		0-0 1-2 1-3	0-0 F9	4	0	1	0	0	0	1					
Larry Parrish, R (1, 9) OBP: 0.297, SLG: 0.364		0-3 K				0-0 F9		0-0 4-3		3	0	0	0	0	1	2					
Don Slaught, R (1, 2) OBP: 0.287, SLG: 0.342			0-0 1-3			0-0 F7		0-0 F8		3	0	0	0	0	0	2					
Curtis Wilkerson, S (1, 6) OBP: 0.298, SLG: 0.321			0-0 5-3			0-0 E7 3B		0-0 G3		3	1	0	0	0	0	0					
Inning Stats	R: 0 E: 0 K: 1 S: 6	H: 1 LOB: 1 BB: 0 P: 6	R: 0 E: 0 K: 1 S: 5	H: 0 LOB: 0 BB: 0 P: 5	R: 0 E: 0 K: 0 S: 3	H: 0 LOB: 0 BB: 0 P: 3	R: 0 E: 0 K: 1 S: 5	H: 0 LOB: 1 BB: 0 P: 4	R: 2 E: 1 K: 0 S: 5	H: 1 LOB: 0 BB: 0 P: 5	R: 0 E: 0 K: 0 S: 3	H: 0 LOB: 1 BB: 1 P: 7	R: 0 E: 0 K: 0 S: 4	H: 1 LOB: 1 BB: 0 P: 4	R: 0 E: 0 K: 0 S: 3	H: 0 LOB: 0 BB: 0 P: 3	1B: 2 2B: 1 3B: 1 HR: 0	SF: 1 SAC: 0 DP: 0 HBP: 0	WP: 0 PB: 0 SB: 0 CS: 0	PA: 33	
PITCHER	IP	WLS	BF	H	R	ER	SO	BB	IBB	HBP	BLK	WP	HR	S	P	ERA	WHIP				
Bret Saberhagen, R (1, 1) ERA: 3.51	6.0	W	23	3	2	1	3	1	0	0	0	0	0	28	32	1.50	0.667				
Dan Quisenberry, R (7, 1) ERA: 2.91	3.0	S	10	1	0	0	0	0	0	0	0	0	0	10	10	0.00	0.333				

Texas Rangers @ Kansas City Royals
Royals Stadium, Kansas City, MO
Mon May 27 1985, 8:05 PM EDT
Att: 30,803 - Unknown

AB 31
R 2
H 4
RBI 2
BB 1
SO 3
LOB 10



Batter	1	2	3	4	5	6	7	8	9	AB	R	H	RBI	BB	SO	LOB	BOTTOM				
Willie Wilson, S (1, 8) OBP: 0.325, SLG: 0.462	0-0 1-3		0-0 2B 3B	0-0 G5-4-3		0-0 F8				4	1	1	0	0	0	1					
Lonnie Smith, R (1, 7) Lynn Jones, R (8, 7) OBP: 0.209, SLG: 0.231	4-0 S S BB		1-0 2B HBP	0-0 1B		0-0 5-3				2	2	1	0	1	0	0					
George Brett, L (1, 5) OBP: 0.415, SLG: 0.532	0-3 K		0-0 G3 1B	0-0 1B		0-0 1B		0-0 1B		4	1	3	3	0	1	1					
Jorge Orta, L (1, 10) Hal McRae, R (7, PH) OBP: 0.328, SLG: 0.320	4-0 S BB		0-0 G3	0-3 K		0-0 F7		0-0 F7		2	0	0	0	1	1	2					
Steve Balboni, R (1, 3) OBP: 0.303, SLG: 0.435	0-3 K		0-0 1B		0-0 6-3		0-0 1B	0-0 1-2 1B		4	0	2	1	0	1	2					
Pat Sheridan, L (1, 9) OBP: 0.318, SLG: 0.343		0-3 K	0-0 1B	0-0 4-3		0-0 F7				4	0	1	0	0	1	2					
Frank White, R (1, 4) OBP: 0.282, SLG: 0.441		0-0 F8	0-0 F6	0-0 F8		0-0 5-3				4	0	0	0	0	0	2					
Jim Sundberg, R (1, 2) OBP: 0.287, SLG: 0.391		0-0 FC6-4 1B	0-0 F8		0-0 6-3		0-0 F9			4	0	1	0	0	0	2					
Onix Concepcion, R (1, 6) OBP: 0.214, SLG: 0.224		0-0 FC6-4		0-0 G5-4-3 1B		0-0 1-3		0-0 6-3		4	0	1	0	0	0	1					
Inning Stats	R: 0 E: 0 K: 2 S: 7	H: 0 LOB: 2 BB: 2 P: 15	R: 0 E: 0 K: 1 S: 6	H: 1 LOB: 1 BB: 0 P: 6	R: 3 E: 0 K: 0 S: 7	H: 4 LOB: 2 BB: 0 P: 8	R: 1 E: 0 K: 1 S: 7	H: 3 LOB: 1 BB: 0 P: 7	R: 0 E: 0 K: 0 S: 3	H: 0 LOB: 0 BB: 0 P: 3	R: 0 E: 0 K: 0 S: 5	H: 2 LOB: 2 BB: 0 P: 5	R: 0 E: 0 K: 0 S: 3	H: 0 LOB: 0 BB: 0 P: 3	R: 0 E: 0 K: 0 S: 3	H: 0 LOB: 0 BB: 0 P: 3	1B: 8 2B: 1 3B: 1 HR: 0	SF: 0 SAC: 0 DP: 1 HBP: 1	WP: 0 PB: 0 SB: 4 CS: 0	PA: 36	
PITCHER	IP	WLS	BF	H	R	ER	SO	BB	IBB	HBP	BLK	WP	HR	S	P	ERA	WHIP				
Dickie Noles, R (1, 1) ERA: 3.59	2.1	L	15	5	3	3	3	2	0	1	0	0	0	18	27	11.57	3.000				
Chris Welsh, L (3, 1) ERA: 1.93	4.2		18	5	1	1	1	0	0	0	0	0	0	20	20	1.93	1.071				
Dave Stewart, R (8, 1) ERA: 6.75	1.0		3	0	0	0	0	0	0	0	0	0	0	3	3	0.00	0.000				

Texas Rangers @ Kansas City Royals
Royals Stadium, Kansas City, MO
Mon May 27 1985, 8:05 PM EDT
Att: 30,803 - Unknown

AB 33
R 4
H 10
RBI 4
BB 2
SO 4
LOB 14



Batter	1	2	3	4	5	6	7	8	9	AB	R	H	RBI	BB	SO	LOB	TOP				
Oddibe McDowell, L OBP: 0.186, SLG: 0.231 (1.8)	B4-3		F8 1-H 2B	SF9			F7	F7		4	0	1	2	0	0	2					
Curtis Wilkerson, S OBP: 0.266, SLG: 0.308 (1.6)	K		F8	K			1-3		6-3	5	0	0	0	0	2	3					
Buddy Bell, R OBP: 0.348, SLG: 0.419 (1.5)	5-3		F8	1-3					3-1 E 2B	5	1	2	0	0	0	3					
Pete O'Brien, L OBP: 0.281, SLG: 0.346 (1.3)		4-3	BB BB				F7	F7	3-1	4	0	0	0	1	0	2					
Gary Ward, R OBP: 0.321, SLG: 0.416 (1.7)	6-3		1-2 BB				F8		E1 2B 1B	4	2	2	1	1	0	0					
Cliff Johnson, R OBP: 0.339, SLG: 0.452 (1.10)	BB BB BB	4-0 BB BB	F8				L4	F8	3-H 1B 2B	4	1	1	1	1	0	4					
Larry Parrish, R OBP: 0.306, SLG: 0.367 (1.9)	4-0 1-2 BB			1B SF9 1B			3-1	K	2-H 1B	4	1	2	1	1	1	1					
Don Slaught, R OBP: 0.291, SLG: 0.344 (1.2)	4-3		1-2 1B	SF9 1B			F3	1B	F9	5	0	2	1	0	0	3					
Wayne Tolleson, S OBP: 0.347, SLG: 0.347 (1.4)			S 2B 1B	1-2 2-3 1B			1-3	1-2 1B		4	1	3	0	0	0	0					
Inning Stats	R: 0 E: 0 K: 1 S: 5	H: 0 LOB: 0 BB: 0 P: 5	R: 0 E: 0 K: 0 S: 3	H: 0 LOB: 2 BB: 2 P: 11	R: 1 E: 0 K: 0 S: 5	H: 2 LOB: 3 BB: 2 P: 13	R: 1 E: 0 K: 1 S: 8	H: 3 LOB: 2 BB: 0 P: 8	R: 0 E: 0 K: 0 S: 3	H: 0 LOB: 0 BB: 0 P: 3	R: 0 E: 0 K: 0 S: 4	H: 1 LOB: 1 BB: 0 P: 4	R: 1 E: 0 K: 1 S: 8	H: 3 LOB: 2 BB: 0 P: 8	R: 3 E: 1 K: 0 S: 7	H: 4 LOB: 1 BB: 0 P: 7	1B: 9 2B: 4 3B: 0 HR: 0	SF: 1 SAC: 0 DP: 0 HBP: 0	WP: 0 PB: 0 SB: 3 CS: 0	PA: 44	
PITCHER	IP	WLS	BF	H	R	ER	SO	BB	IBB	HBP	BLK	WP	HR	S	P	ERA	WHIP				
Mark Gubicza, R ERA: 4.91 (1.1)	7.0	L	31	6	2	2	2	4	0	0	0	0	0	31	47	2.57	1.429				
Joe Beckwith, R ERA: 3.35 (8.1)	2.0		13	7	4	4	1	0	0	0	0	0	0	15	15	18.00	3.500				

Texas Rangers @ Kansas City Royals
 Royals Stadium, Kansas City, MO
 Tue May 28 1985, 8:05 PM EDT
 Att: 19,160 - Unknown

AB 39
 R 6
 H 13
 RBI 6
 BB 4
 SO 3
 LOB 18



Batter	1	2	3	4	5	6	7	8	9	AB	R	H	RBI	BB	SO	LOB	BOTTOM				
Willie Wilson, S OBP: 0.323, SLG: 0.463 (1.8)	4-3			1B 2B		K		F5		4	1	1	0	0	1	0					
Lonnie Smith, R OBP: 0.394, SLG: 0.299 (1.7)	F9			6-3		F8		F8		4	0	0	0	0	0	1					
George Brett, L OBP: 0.411, SLG: 0.525 (1.5)	4-3			K				L7		4	0	1	0	0	1	1					
Jorge Orta, L OBP: 0.331, SLG: 0.424 (1.10)		F7		2B 2-H 1B		L7		F9		4	0	1	1	0	0	1					
Steve Balboni, R OBP: 0.302, SLG: 0.436 (1.3)	K			1-3 2B				5-3		4	0	1	0	0	1	0					
Pat Sheridan, L OBP: 0.309, SLG: 0.330 (1.9)	G3			1-3		G3		F7		4	0	0	0	0	2						
Frank White, R OBP: 0.270, SLG: 0.446 (1.4)				CS 1B		L6		1B 1B		3	0	2	0	0	0	0					
Jim Sundberg, R OBP: 0.288, SLG: 0.389 (1.2)				K		5-3		1-3 1B		3	0	1	0	0	1	1					
Onix Concepcion, R OBP: 0.210, SLG: 0.220 (1.6)				F3		6-3				2	0	0	0	0	0	0					
Dane Long, L OBP: 0.257, SLG: 0.344 (7. PH)										1	0	0	0	0	0	2					
Buddy Biancalana, S OBP: 0.211, SLG: 0.206 (8.6)										0	0	0	0	0	0	0					
Inning Stats	R: 0 E: 0 K: 0 S: 3	H: 0 LOB: 0 BB: 0 P: 3	R: 0 E: 0 K: 1 S: 5	H: 0 LOB: 0 BB: 0 P: 5	R: 0 E: 0 K: 1 S: 5	H: 1 LOB: 0 BB: 0 P: 5	R: 1 E: 0 K: 1 S: 8	H: 3 LOB: 2 BB: 0 P: 8	R: 0 E: 0 K: 1 S: 6	H: 1 LOB: 1 BB: 0 P: 6	R: 0 E: 0 K: 0 S: 5	H: 2 LOB: 2 BB: 0 P: 5	R: 0 E: 0 K: 0 S: 3	H: 0 LOB: 0 BB: 0 P: 3	R: 0 E: 0 K: 0 S: 3	H: 0 LOB: 0 BB: 0 P: 3	1B: 5 2B: 3 3B: 0 HR: 0	SF: 0 SAC: 0 DP: 1 HBP: 0	WP: 0 PB: 0 SB: 0 CS: 1	PA: 33	
PITCHER	IP	WLS	BF	H	R	ER	SO	BB	IBB	HBP	BLK	WP	HR	S	P	ERA	WHIP				
Burt Hooton, R ERA: 2.82 (1.1)	9.0	W	33	7	1	1	4	0	0	0	0	0	0	41	41	1.00	0.778				

Texas Rangers @ Kansas City Royals
 Royals Stadium, Kansas City, MO
 Tue May 28 1985, 8:05 PM EDT
 Att: 19,160 - Unknown

AB 33
 R 1
 H 7
 RBI 1
 BB 0
 SO 4
 LOB 8




Batter	1	2	3	4	5	6	7	8	9	AB	R	H	RBI	BB	SO	LOB	TOP								
Toby Harrah, R OBP: 0.486, SLG: 0.393 (1, 4)										4	0	1	0	1	0	1	Texas Rangers @ Kansas City Royals Royals Stadium, Kansas City, MO Wed May 29 1985, 8:05 PM EDT Att: 20,692 - Unknown								
Oddibe McDowell, L OBP: 0.208, SLG: 0.273 (1, 8)										5	0	2	0	0	1	2									
Buddy Bell, R OBP: 0.357, SLG: 0.420 (1, 5)										2	1	1	0	2	0	2									
Larry Parrish, R OBP: 0.305, SLG: 0.364 (1, 9)										4	1	1	0	0	1	6									
Gary Ward, R OBP: 0.325, SLG: 0.424 (1, 7)										4	0	2	1	0	0	2									
Cliff Johnson, R OBP: 0.331, SLG: 0.443 (1, 10)									3	0	0	1	0	0	1										
Pete O'Brien, L OBP: 0.275, SLG: 0.337 (1, 3)									4	0	0	0	0	0	2										
Don Slaught, R OBP: 0.285, SLG: 0.336 (8, PH)										3	0	0	0	0	0	1									
Bob Jones, L OBP: 0.207, SLG: 0.214 (8, PH)										1	0	0	0	0	0	1									
Glenn Brummer, R OBP: 0.438, SLG: 0.346 (8, 2)										0	0	0	0	0	0	0									
Wayne Tolleson, S OBP: 0.340, SLG: 0.340 (1, 6)										4	0	1	0	0	0	0									
Inning Stats	R: 0 E: 0 K: 1 S: 5	H: 0 LOB: 2 BB: 2 P: 13	R: 0 E: 0 K: 0 S: 3	H: 0 LOB: 0 BB: 0 P: 3	R: 0 E: 0 K: 1 S: 6	H: 1 LOB: 2 BB: 1 P: 10	R: 0 E: 0 K: 0 S: 4	H: 1 LOB: 1 BB: 0 P: 4	R: 0 E: 0 K: 0 S: 5	H: 2 LOB: 2 BB: 0 P: 5	R: 0 E: 0 K: 0 S: 3	H: 0 LOB: 0 BB: 0 P: 3	R: 0 E: 0 K: 0 S: 4	H: 1 LOB: 1 BB: 0 P: 4	R: 2 E: 0 K: 0 S: 6	H: 3 LOB: 1 BB: 0 P: 6	R: 0 E: 0 K: 0 S: 3	H: 0 LOB: 0 BB: 0 P: 3	1B: 6 2B: 2 3B: 0 HR: 0	SF: 1 SAC: 0 DP: 0 HBP: 0	WP: 0 PB: 0 SB: 0 CS: 0	PA: 38			
PITCHER	IP	WLS	BF	H	R	ER	SO	BB	IBB	HBP	BLK	WP	HR	S	P	ERA	WHIP								
Danny Jackson, L ERA: 3.63 (1, 1)	7.0	W	32	8	2	2	2	3	0	0	0	0	0	33	45	2.57	1.571								
Dan Quisenberry, R ERA: 2.75 (8, 1)	2.0	S	6	0	0	0	0	0	0	0	0	0	0	6	6	0.00	0.000								

Batter	1	2	3	4	5	6	7	8	9	AB	R	H	RBI	BB	SO	LOB	BOTTOM								
Willie Wilson, S OBP: 0.317, SLG: 0.453 (1, 8)										4	0	0	0	0	1	2	Texas Rangers @ Kansas City Royals Royals Stadium, Kansas City, MO Wed May 29 1985, 8:05 PM EDT Att: 20,692 - Unknown								
Lonnie Smith, R OBP: 0.357, SLG: 0.292 (1, 7)										3	0	0	0	0	0	2									
Lynn Jones, R OBP: 0.227, SLG: 0.275 (6, 7)										1	1	1	0	0	0	0									
George Brett, L OBP: 0.418, SLG: 0.546 (1, 5)										3	2	2	2	1	0	0									
Jorge Orta, L OBP: 0.328, SLG: 0.418 (1, 10)										4	1	1	0	0	1	2									
Steve Balboni, R OBP: 0.301, SLG: 0.432 (1, 3)									4	1	1	0	0	1	1										
Pat Sheridan, L OBP: 0.307, SLG: 0.321 (1, 9)									3	0	0	0	1	1	1										
Frank White, R OBP: 0.283, SLG: 0.434 (1, 4)									4	0	0	1	0	1	3										
Jim Sundberg, R OBP: 0.289, SLG: 0.391 (1, 2)										2	1	1	1	0	0	0									
Onix Concepcion, R OBP: 0.206, SLG: 0.216 (1, 6)										2	0	0	0	0	0	1									
Inning Stats	R: 0 E: 0 K: 0 S: 3	H: 0 LOB: 0 BB: 0 P: 3	R: 2 E: 0 K: 0 S: 5	H: 2 LOB: 1 BB: 1 P: 9	R: 1 E: 0 K: 1 S: 6	H: 1 LOB: 0 BB: 0 P: 6	R: 0 E: 0 K: 0 S: 3	H: 0 LOB: 0 BB: 0 P: 3	R: 0 E: 0 K: 0 S: 3	H: 0 LOB: 0 BB: 0 P: 3	R: 0 E: 0 K: 0 S: 3	H: 0 LOB: 0 BB: 0 P: 3	R: 2 E: 1 K: 3 S: 11	H: 1 LOB: 1 BB: 1 P: 15	R: 0 E: 0 K: 0 S: 3	H: 0 LOB: 0 BB: 0 P: 3	1B: 4 2B: 1 3B: 0 HR: 1	SF: 1 SAC: 1 DP: 0 HBP: 0	WP: 0 PB: 0 SB: 0 CS: 0	PA: 34					
PITCHER	IP	WLS	BF	H	R	ER	SO	BB	IBB	HBP	BLK	WP	HR	S	P	ERA	WHIP								
Charlie Hough, R ERA: 3.24 (1, 1)	6.0	L	25	5	4	3	2	1	0	0	0	0	0	28	32	4.50	1.000								
Dave Schmidt, R ERA: 2.89 (7, 1)	1.0		3	0	0	0	0	0	0	0	0	0	0	3	3	0.00	0.000								
Dave Stewart, R ERA: 6.41 (8, 1)	1.0		6	1	2	0	3	0	1	0	0	0	0	11	15	0.00	1.000								

AB	34
R	2
H	8
RBI	2
BB	3
SO	2
LOB	18



WP	0
PB	0
SB	0
CS	0

Batter	1	2	3	4	5	6	7	8	9	AB	R	H	RBI	BB	SO	LOB	TOP										
Toby Harrah, R OBP: 0.489, SLG: 0.402 Curtis Wilkerson, S OBP: 0.280, SLG: 0.308	0-0 BB BB 1B		0-0 F8		0-3 K		0-0 G4-6-3 1B		0-0 PO 1B	5	0	3	1	0	1	0											
Oddibe McDowell, L OBP: 0.192, SLG: 0.250	0-0 F8		0-3 K		0-0 4-3		0-0 G4-6-3 1B		0-0 PO 1B	4	0	0	0	0	1	3											
Buddy Bell, R OBP: 0.360, SLG: 0.436	4-0 BB 1-2 BB		0-0 F5		0-0 4-3					3	1	1	1	1	0	0											
Larry Parrish, R OBP: 0.310, SLG: 0.370	4-0 G4-6-3 1-2 2-3 BB			0-3 K		0-0 FC1 2B		0-3 K		3	0	1	0	1	2	0											
Gary Ward, R OBP: 0.323, SLG: 0.420	0-0 G4-6-3 1-2			0-0 1B		0-0 F9		0-0 4-3		4	0	1	0	0	0	4											
Cliff Johnson, R OBP: 0.330, SLG: 0.434		4-0 BB BB		0-0 F9		0-0 FC1		0-0 F7		3	0	0	0	1	0	2											
Pete O'Brien, L OBP: 0.280, SLG: 0.347		0-0 G3		0-0 G3		0-0 F5			0-0 6-3 1B 2B	4	1	2	0	0	2		AB 34 R 3 H 10 RBI 2 BB 3 SO 4										
Don Slaught, R OBP: 0.284, SLG: 0.333		0-0 F9		0-0 F9		0-0 5-3		0-0 1B		4	0	1	0	0	0	4											
Wayne Tolleson, S OBP: 0.333, SLG: 0.333		0-0 4-3			0-0 E1 S E 1B		0-0 B1		0-0 6-3	4	1	1	0	0	0	3											
Inning Stats	R: 0 E: 0 K: 0 S: 3	H: 1 LOB: 2 BB: 2 P: 11	R: 0 E: 0 K: 0 S: 3	H: 0 LOB: 1 BB: 1 P: 7	R: 0 E: 0 K: 1 S: 5	H: 0 LOB: 0 BB: 0 P: 5	R: 0 E: 0 K: 1 S: 7	H: 2 LOB: 2 BB: 0 P: 7	R: 1 E: 1 K: 1 S: 6	H: 1 LOB: 0 BB: 0 P: 6	R: 0 E: 0 K: 0 S: 4	H: 1 LOB: 1 BB: 0 P: 4	R: 0 E: 0 K: 0 S: 4	H: 2 LOB: 1 BB: 0 P: 4	R: 1 E: 0 K: 1 S: 6	H: 1 LOB: 0 BB: 0 P: 6	R: 1 E: 0 K: 0 S: 4	H: 2 LOB: 1 BB: 0 P: 4	1B: 7 2B: 2 3B: 0 HR: 1	SF: 0 SAC: 0 DP: 2 HBP: 0	WP: 0 PB: 0 SB: 1 CS: 0	PA: 38					
PITCHER	IP	WLS	BF	H	R	ER	SO	BB	IBB	HBP	BLK	WP	HR	S	P	ERA	WHIP										
Al Nipper, R ERA: 5.4	8.0	L	33	8	2	1	4	3	0	0	0	0	1	38	50	1.12	1.375										
Steve Crawford, R ERA: 3.58	1.0		4	2	1	1	0	0	0	0	0	0	0	4	4	9.00	2.000										

Texas Rangers @ Boston Red Sox
Fenway Park, Boston, MA
Fri May 31 1985, 7:05 PM EDT
Att: 19,623 - Unknown

AB 34
R 3
H 10
RBI 2
BB 3
SO 4

WP: 0
PB: 0
SB: 1
CS: 0
PA: 38

Batter	1	2	3	4	5	6	7	8	9	AB	R	H	RBI	BB	SO	LOB	BOTTOM										
Wade Boggs, L OBP: 0.303, SLG: 0.375	0-0 F7		0-0 F9			0-0 F7		4-0 BB		3	0	0	0	1	0	2											
Dwight Evans, R OBP: 0.388, SLG: 0.316	0-0 F9			0-0 1-3		0-3 K		0-0 F9		4	0	0	0	0	1	3											
Bill Buckner, L OBP: 0.348, SLG: 0.470	0-0 G3			0-0 F8		0-0 F8		0-0 F7		4	0	0	0	0	0	3											
Jim Rice, R OBP: 0.322, SLG: 0.429		0-0 G3		0-0 F9		0-0 6-3			0-0 F8	4	0	0	0	0	0	0											
Tony Armas, R OBP: 0.255, SLG: 0.495		0-0 F9			0-0 4-3		0-0 F9		0-0 6-3	4	0	0	0	0	0	0											
Mike Easter, L OBP: 0.293, SLG: 0.409 Steve Lyons, L OBP: 0.318, SLG: 0.550		0-0 F7			0-0 HR			0-0 2B		4	1	3	1	0	0	0											
Rich Gedman, L Ed Jurak, R			0-0 G4-1		0-0 4-3		0-0 4-3		0-0 2B	4	0	1	0	0	0	1	AB 33 R 1 H 7 RBI 1 BB 2 SO 1 LOB 12										
Marty Barrett, R OBP: 0.333, SLG: 0.333			0-0 6-3		0-0 F9			0-0 F9 SH1-4 1B		3	0	1	0	1	0	0											
Glenn Hoffman, R OBP: 0.405, SLG: 0.484 Rick Miller, L OBP: 0.421, SLG: 0.471					0-0 1B		0-0 2B		0-0 F6	2	0	2	0	0	0	0											
Inning Stats	R: 0 E: 0 K: 0 S: 3	H: 0 LOB: 0 BB: 0 P: 3	R: 0 E: 0 K: 0 S: 3	H: 0 LOB: 0 BB: 0 P: 3	R: 0 E: 0 K: 0 S: 4	H: 1 LOB: 1 BB: 0 P: 4	R: 0 E: 0 K: 0 S: 3	H: 0 LOB: 0 BB: 0 P: 3	R: 1 E: 0 K: 0 S: 4	H: 1 LOB: 0 BB: 0 P: 4	R: 0 E: 0 K: 1 S: 6	H: 1 LOB: 1 BB: 0 P: 6	R: 0 E: 0 K: 0 S: 4	H: 1 LOB: 1 BB: 0 P: 4	R: 0 E: 0 K: 0 S: 4	H: 1 LOB: 2 BB: 1 P: 8	R: 0 E: 0 K: 0 S: 5	H: 2 LOB: 3 BB: 1 P: 9	1B: 4 2B: 2 3B: 0 HR: 1	SF: 0 SAC: 1 DP: 0 HBP: 0	WP: 0 PB: 0 SB: 0 CS: 0	PA: 36					
PITCHER	IP	WLS	BF	H	R	ER	SO	BB	IBB	HBP	BLK	WP	HR	S	P	ERA	WHIP										
Mike Mason, L ERA: 4.95	7.1	W	28	5	1	1	1	1	0	0	0	0	0	29	33	1.23	0.818										
Dave Stewart, R ERA: 5.91	1.2	S	8	2	0	0	0	1	0	0	0	0	0	7	11	0.00	1.800										

Texas Rangers @ Boston Red Sox
Fenway Park, Boston, MA
Fri May 31 1985, 7:05 PM EDT
Att: 19,623 - Unknown

AB 33
R 1
H 7
RBI 1
BB 2
SO 1
LOB 12

WP: 0
PB: 0
SB: 0
CS: 0
PA: 36

Batter	1	2	3	4	5	6	7	8	9	AB	R	H	RBI	BB	SO	LOB	TOP										
Toby Harrah, R (1, 4) OBP: 0.478, SLG: 0.389 Bob Jones, L (9, PH) OBP: 0.200, SLG: 0.207	0-0 6-3		0-0 F9		0-0 F5		0-0 5-3		0-3 K	4	0	0	0	0	0	6											
Oddibe McDowell, L (1, 8) OBP: 0.196, SLG: 0.250	0-0 G6-4-3 1B		0-0 F8		0-0 F9		0-0 F9		0-0 F6	4	0	1	0	0	0	1											
Buddy Bell, R (1, 5) OBP: 0.358, SLG: 0.432	0-0 G6-4-3 1-2			0-0 F9		0-0 4-3		0-0 FC6-4 1B		4	0	1	0	0	0	1											
Larry Parrish, R (1, 9) OBP: 0.314, SLG: 0.373		0-0 PB 1B		0-0 F7		0-0 5-3		0-0 FC6-4 1B		4	0	2	0	0	0	0											
Gary Ward, R (1, 7) OBP: 0.322, SLG: 0.416		0-3 K 1-2		0-0 F9			0-0 1B	0-0 FC6-4 1-2 2-3		4	0	1	0	0	1	3											
Cliff Johnson, R (1, 10) OBP: 0.328, SLG: 0.429		0-0 F3			0-0 1B 1B		0-0 F9	0-3 K		4	0	1	0	0	1	4											
Pete O'Brien, L (1, 3) OBP: 0.274, SLG: 0.339		0-0 F9			0-0 F7		0-0 F9		0-0 4-3	4	0	0	0	0	0	3											
Don Slaught, R (1, 2) OBP: 0.283, SLG: 0.331			0-0 F9		0-0 F3		0-0 BB 1B		0-3 K	4	0	1	0	0	1	1											
Wayne Tolleson, S (1, 6) OBP: 0.377, SLG: 0.383				0-0 2B		0-0 1-2 1B	0-0 BB		0-0 1B	3	0	3	0	1	0	0											
Inning Stats	R: 0 E: 0 K: 0 S: 3	H: 1 LOB: 0 BB: 0 P: 3	R: 0 E: 0 K: 1 S: 6	H: 1 LOB: 1 BB: 0 P: 6	R: 0 E: 0 K: 0 S: 4	H: 1 LOB: 1 BB: 0 P: 4	R: 0 E: 0 K: 0 S: 3	H: 0 LOB: 0 BB: 0 P: 3	R: 0 E: 0 K: 0 S: 5	H: 2 LOB: 2 BB: 0 P: 5	R: 0 E: 0 K: 0 S: 3	H: 0 LOB: 0 BB: 0 P: 3	R: 0 E: 0 K: 0 S: 5	H: 2 LOB: 3 BB: 1 P: 9	R: 0 E: 0 K: 1 S: 7	H: 2 LOB: 2 BB: 0 P: 7	R: 0 E: 0 K: 2 S: 8	H: 1 LOB: 1 BB: 0 P: 8	1B: 9 2B: 1 3B: 0 HR: 0	SF: 0 SAC: 0 DP: 1 HBP: 0	WP: 0 PB: 1 SB: 0 CS: 0	PA: 37					
PITCHER	IP	WLS	BF	H	R	ER	SO	BB	IBB	HBP	BLK	WP	HR	S	P	ERA	WHIP										
Bruce Kison, R (1, 1) ERA: 2.25	7.0	W	28	7	0	0	1	1	0	0	0	0	0	29	33	0.00	1.143										
Steve Crawford, R (8, 1) ERA: 3.35	2.0		9	3	0	0	3	0	0	0	0	0	0	15	15	0.00	1.500										

Texas Rangers @ Boston Red Sox
Fenway Park, Boston, MA
Sat Jun 01 1985, 3:33 AM EDT
Att: 25,346 - Unknown

AB	36
R	0
H	10
RBI	0
BB	1
SO	4
LOB	20



Batter	1	2	3	4	5	6	7	8	9	AB	R	H	RBI	BB	SO	LOB	BOTTOM										
Wade Boggs, L (1, 5) OBP: 0.300, SLG: 0.378	0-0 2B		0-0 F7		0-0 FC3-6 WP 1-2	0-0 3-1				4	0	1	0	0	0	2											
Dwight Evans, R (1, 9) OBP: 0.371, SLG: 0.316	4-0 G4-6-3 BB				0-0 6-3 1-2		0-0 5-3			3	0	1	0	1	0	1											
Bill Buckner, L (1, 3) OBP: 0.342, SLG: 0.460	0-0 F2		0-0 4-3		0-0 4-3		0-0 4-3			4	0	0	0	0	0	4											
Jim Rice, R (1, 7) OBP: 0.325, SLG: 0.435	0-0 G4-6-3 1-2			0-0 2B 2B		0-0 2B HR 1B	0-3 K			4	2	2	0	0	1	2											
Tony Armas, R (1, 8) OBP: 0.262, SLG: 0.519 Steve Lyons, L (6, PR) OBP: 0.304, SLG: 0.524 (7, 8)		0-0 HR		0-3 K		0-0 1-3 HR 2B	0-0 1-3		0-0 6-3	3	1	2	1	0	1	1											
Mike Easter, L (1, 10) OBP: 0.292, SLG: 0.411		0-3 K		0-0 2B		0-0 G3	0-0 6-3			4	0	1	1	0	1	2											
Marty Barrett, R (1, 4) OBP: 0.338, SLG: 0.333		0-0 4-3		0-0 F9		4-0 HR IBB		0-0 1B		3	1	1	0	1	0	1											
Rich Gedman, L (1, 2) OBP: 0.356, SLG: 0.510		0-0 6-3		0-3 K		0-0 1-2 2H 3H HR		0-3 K		4	1	1	4	0	2	2											
Glenn Hoffman, R (1, 6) OBP: 0.400, SLG: 0.471			0-0 5-3		0-0 FC3-6 1B	0-0 F9				3	0	1	0	0	0	1											
Inning Stats	R: 0 E: 0 K: 0 S: 3	H: 1 LOB: 1 BB: 1 P: 7	R: 1 E: 0 K: 1 S: 6	H: 1 LOB: 0 BB: 0 P: 6	R: 0 E: 0 K: 0 S: 4	H: 1 LOB: 1 BB: 0 P: 4	R: 1 E: 0 K: 2 S: 9	H: 2 LOB: 1 BB: 0 P: 9	R: 0 E: 0 K: 0 S: 4	H: 1 LOB: 1 BB: 0 P: 4	R: 4 E: 0 K: 0 S: 6	H: 3 LOB: 1 BB: 1 P: 10	R: 0 E: 0 K: 1 S: 5	H: 0 LOB: 0 BB: 0 P: 5	R: 0 E: 0 K: 1 S: 6	H: 1 LOB: 1 BB: 0 P: 6	1B: 4 2B: 4 3B: 0 HR: 2	SF: 0 SAC: 0 DP: 1 HBP: 0	WP: 1 PB: 0 SB: 0 CS: 0	PA: 35							
PITCHER	IP	WLS	BF	H	R	ER	SO	BB	IBB	HBP	BLK	WP	HR	S	P	ERA	WHIP										
Frank Tanana, L (1, 1) ERA: 5.98	5.1	L	26	9	6	6	3	1	1	0	0	0	0	7	7	0.00	1.875										
Greg Harris, R (6, 1) ERA: 1.93	1.2		5	0	0	0	1	0	0	0	0	0	0	7	7	0.00	0.000										
Dave Schmidt, R (8, 1) ERA: 2.75	1.0		4	1	0	0	1	0	0	0	0	0	0	6	6	0.00	1.000										

Texas Rangers @ Boston Red Sox
Fenway Park, Boston, MA
Sat Jun 01 1985, 3:33 AM EDT
Att: 25,346 - Unknown

AB	33
R	6
H	10
RBI	6
BB	2
SO	5
LOB	16



Batter	1	2	3	4	5	6	7	8	9	AB	R	H	RBI	BB	SO	LOB	TOP											
Oddibe McDowell, L OBP: 0.180, SLG: 0.228										5	0	0	0	0	3	6												
Toby Harrah, R OBP: 0.479, SLG: 0.388 Curtis Wilkerson, S OBP: 0.283, SLG: 0.305										3	0	1	0	1	1	0												
Buddy Bell, R OBP: 0.361, SLG: 0.434 Alan Bannister, R										4	1	2	0	0	0	1												
Larry Parrish, R OBP: 0.318, SLG: 0.414 Bob Jones, L OBP: 0.194, SLG: 0.200										4	2	2	3	0	0	3												
Gary Ward, R OBP: 0.319, SLG: 0.407										4	0	0	0	1	2	3												
Cliff Johnson, R OBP: 0.361, SLG: 0.425										4	0	1	0	1	1	2												
Don Slaught, R OBP: 0.282, SLG: 0.329										4	0	1	0	0	1	2												
Pete O'Brien, L OBP: 0.280, SLG: 0.341 Bill Stein, R OBP: 0.425, SLG: 0.429										2	0	1	0	1	0	1												
Wayne Tolleson, S OBP: 0.369, SLG: 0.391										4	0	1	0	0	1	5												
Inning Stats	R: 2 E: 0 K: 1 S: 7	H: 2 LOB: 0 BB: 0 P: 7	R: 0 E: 0 K: 1 S: 7	H: 2 LOB: 2 BB: 0 P: 7	R: 1 E: 0 K: 0 S: 4	H: 1 LOB: 0 BB: 0 P: 4	R: 0 E: 0 K: 2 S: 8	H: 1 LOB: 2 BB: 1 P: 12	R: 0 E: 0 K: 1 S: 5	H: 0 LOB: 1 BB: 1 P: 9	R: 0 E: 0 K: 1 S: 5	H: 2 LOB: 2 BB: 0 P: 7	R: 0 E: 0 K: 1 S: 7	H: 2 LOB: 2 BB: 0 P: 7	R: 0 E: 0 K: 3 S: 9	H: 0 LOB: 2 BB: 2 P: 17	1B: 7 2B: 1 3B: 0 HR: 2	SF: 0 SAC: 0 DP: 0 HBP: 0	WP: 1 PB: 0 SB: 2 CS: 0	PA: 42								
PITCHER	IP	WLS	BF	H	R	ER	SO	BB	IBB	HBP	BLK	WP	HR	S	P	ERA	WHIP											
Bruce Hurst, L ERA: 5.97	(1, 1)	8.0	W	37	10	3	3	8	3	0	0	0	0	2	50	62	3.38	1.625										
Mark Clear, R ERA: 3.2	(9, 1)	1.0		5	0	0	0	3	2	0	0	0	1	0	9	17	0.00	2.000										

Texas Rangers @ Boston Red Sox
Fenway Park, Boston, MA
Sun Jun 02 1985, 3:33 AM EDT
Att: 21,387 - Unknown

AB 37
R 3
H 10
RBI 3
BB 5
SO 11
LOB 24



Batter	1	2	3	4	5	6	7	8	9	AB	R	H	RBI	BB	SO	LOB	BOTTOM											
Steve Lyons, L OBP: 0.357, SLG: 0.520										4	1	2	0	1	0	2												
Wade Boggs, L OBP: 0.400, SLG: 0.389										5	1	2	0	0	0	5												
Jim Rice, R OBP: 0.366, SLG: 0.460 Reid Nichols, R OBP: 0.286, SLG: 0.357										5	3	4	3	0	1	0												
Bill Buckner, L OBP: 0.343, SLG: 0.459 Ed Jurak, R										5	2	2	0	0	0	3												
Mike Easter, L OBP: 0.300, SLG: 0.416										3	1	1	2	2	1	1												
Rich Gedman, L OBP: 0.397, SLG: 0.503										4	3	1	1	1	2	3												
Marty Barrett, R OBP: 0.340, SLG: 0.338										4	0	2	2	0	0	1												
Rick Miller, L OBP: 0.488, SLG: 0.500										5	1	3	2	0	1	1												
Glenn Hoffman, R OBP: 0.378, SLG: 0.462										5	0	1	2	0	1	4												
Inning Stats	R: 2 E: 0 K: 1 S: 7	H: 3 LOB: 1 BB: 1 P: 11	R: 0 E: 0 K: 1 S: 6	H: 1 LOB: 1 BB: 0 P: 6	R: 0 E: 0 K: 1 S: 6	H: 1 LOB: 1 BB: 0 P: 6	R: 1 E: 0 K: 1 S: 7	H: 2 LOB: 1 BB: 0 P: 7	R: 4 E: 0 K: 0 S: 8	H: 5 LOB: 3 BB: 2 P: 16	R: 4 E: 0 K: 0 S: 8	H: 5 LOB: 2 BB: 1 P: 12	R: 1 E: 0 K: 2 S: 8	H: 1 LOB: 0 BB: 0 P: 8	R: 0 E: 0 K: 0 S: 3	H: 0 LOB: 0 BB: 0 P: 3	1B: 13 2B: 5 3B: 0 HR: 1	SF: 1 SAC: 0 DP: 1 HBP: 0	WP: 0 PB: 0 SB: 1 CS: 0	PA: 45								
PITCHER	IP	WLS	BF	H	R	ER	SO	BB	IBB	HBP	BLK	WP	HR	S	P	ERA	WHIP											
Dickie Noles, R ERA: 3.86	(1, 1)	3.1		7	3	3	3	1	0	0	0	0	0	0	22	26	8.10	2.400										
Dave Rozema, R ERA: 6.11	(4, 1)	1.2	L	15	7	7	7	1	2	1	0	0	0	0	14	26	37.80	5.400										
Chris Welsh, L ERA: 3.52	(6, 1)	3.0		13	4	2	2	2	0	0	0	0	0	1	17	17	6.00	1.333										

Texas Rangers @ Boston Red Sox
Fenway Park, Boston, MA
Sun Jun 02 1985, 3:33 AM EDT
Att: 21,387 - Unknown

AB 40
R 12
H 18
RBI 12
BB 4
SO 6
LOB 20



Batter	1	2	3	4	5	6	7	8	9	AB	R	H	RBI	BB	SO	LOB	TOP								
Rudy Law, L OBP: 0.295, SLG: 0.347 (1, 8)										4	0	0	0	0	2	0	<p>Chicago White Sox @ Texas Rangers Arlington Stadium, Arlington, TX Mon Jun 03 1985, 8:05 PM EDT Att: 11,653 - Unknown</p>								
Bryan Little, S OBP: 0.500, SLG: 0.412 (1, 4)										4	0	1	0	0	0	0									
Harold Baines, L OBP: 0.321, SLG: 0.394 (1, 9)										3	0	0	0	1	1	0									
Greg Walker, L OBP: 0.333, SLG: 0.494 (1, 3)										4	1	1	0	0	0	2									
Carlton Fisk, R OBP: 0.338, SLG: 0.594 (1, 2)										4	1	0	0	0	0	3									
Oscar Gamble, L OBP: 0.373, SLG: 0.364 (1, 10)										3	1	0	1	1	0	0									
Ron Kittle, R OBP: 0.222, SLG: 0.341 Daryl Boston, L OBP: 0.270, SLG: 0.311 (1, 7) (5, 8)										2	0	0	0	0	1	2									
Tim Hulett, R OBP: 0.400, SLG: 0.543 (1, 5)										3	0	2	2	0	0	0									
Ozzie Guillen, L OBP: 0.260, SLG: 0.259 (1, 6)										3	0	0	0	0	0	2									
Inning Stats	R: 0 E: 0 K: 1 S: 5	H: 0 LOB: 0 BB: 0 P: 5	R: 0 E: 0 K: 0 S: 3	H: 0 LOB: 0 BB: 0 P: 3	R: 0 E: 0 K: 0 S: 3	H: 0 LOB: 0 BB: 0 P: 3	R: 0 E: 0 K: 1 S: 5	H: 0 LOB: 0 BB: 0 P: 5	R: 2 E: 1 K: 1 S: 7	H: 1 LOB: 1 BB: 1 P: 11	R: 0 E: 0 K: 1 S: 6	H: 1 LOB: 1 BB: 0 P: 6	R: 0 E: 0 K: 0 S: 3	H: 0 LOB: 0 BB: 0 P: 3	R: 1 E: 0 K: 1 S: 6	H: 1 LOB: 0 BB: 0 P: 6		1B: 2 2B: 2 HR: 0	SF: 0 SAC: 0 DP: 0 HBP: 0	WP: 0 PB: 1 SB: 0 CS: 0	PA: 34				
PITCHER	IP	WLS	BF	H	R	ER	SO	BB	IBB	HBP	BLK	WP	HR	S	P	ERA	WHIP								
Burt Hooton, R ERA: 2.38 Greg Harris, R ERA: 1.82 (1, 1) (8, 1)	7.0		27	3	2	0	5	2	0	0	0	0	0	35	43	0.00	0.714								

Batter	1	2	3	4	5	6	7	8	9	AB	R	H	RBI	BB	SO	LOB	BOTTOM								
Oddibe McDowell, L OBP: 0.172, SLG: 0.217 (1, 8)										3	0	0	0	0	0	0	<p>Chicago White Sox @ Texas Rangers Arlington Stadium, Arlington, TX Mon Jun 03 1985, 8:05 PM EDT Att: 11,653 - Unknown</p>								
Toby Harrah, R OBP: 0.474, SLG: 0.384 (1, 4)										4	1	1	1	0	1	0									
Buddy Bell, R OBP: 0.369, SLG: 0.438 (1, 5)										3	1	2	0	1	0	0									
Larry Parrish, R OBP: 0.317, SLG: 0.428 (1, 9)										4	1	1	3	0	1	2									
Gary Ward, R OBP: 0.322, SLG: 0.409 (1, 7)										4	2	2	0	0	0	1									
Cliff Johnson, R OBP: 0.333, SLG: 0.445 (1, 10)										4	1	2	2	0	1	0									
Bill Stein, R OBP: 0.471, SLG: 0.529 Pete O'Brien, L OBP: 0.278, SLG: 0.341 (1, 3) (6, PH) (9, 3)										3	0	2	0	0	1	0									
Don Slaught, R OBP: 0.281, SLG: 0.326 (1, 2)										4	0	1	0	0	1	2									
Wayne Tolleson, S OBP: 0.368, SLG: 0.403 (1, 6)										3	1	1	0	0	0	1									
Inning Stats	R: 0 E: 0 K: 0 S: 3	H: 0 LOB: 1 BB: 1 P: 7	R: 0 E: 0 K: 0 S: 4	H: 1 LOB: 1 BB: 0 P: 4	R: 1 E: 0 K: 0 S: 4	H: 1 LOB: 0 BB: 0 P: 4	R: 1 E: 0 K: 2 S: 9	H: 3 LOB: 1 BB: 0 P: 9	R: 0 E: 0 K: 1 S: 5	H: 0 LOB: 0 BB: 0 P: 5	R: 0 E: 0 K: 0 S: 3	H: 1 LOB: 0 BB: 0 P: 3	R: 0 E: 0 K: 2 S: 8	H: 1 LOB: 1 BB: 0 P: 8	R: 5 E: 1 K: 0 S: 8	H: 5 LOB: 0 BB: 0 P: 8		1B: 7 2B: 3 3B: 1 HR: 1	SF: 1 SAC: 1 DP: 1 HBP: 0	WP: 0 PB: 0 SB: 1 CS: 0	PA: 35				
PITCHER	IP	WLS	BF	H	R	ER	SO	BB	IBB	HBP	BLK	WP	HR	S	P	ERA	WHIP								
Britt Burns, L ERA: 3.86 Dan Spillner, R ERA: 3.93 (1, 1) (8, 1)	7.1	L	32	11	6	6	5	1	0	0	0	0	0	41	45	7.36	1.636								

Batter	1	2	3	4	5	6	7	8	9	AB	R	H	RBI	BB	SO	LOB	TOP					
Ozzie Guillen, L OBP: 0.253, SLG: 0.252 (1, 6)										4	0	0	0	0	0	2						
Jerry Hairston, S OBP: 0.375, SLG: 0.447 (1, 7)										4	1	2	1	0	0	0						
Harold Baines, L OBP: 0.314, SLG: 0.385 (1, 9)										4	0	0	0	0	0	2						
Greg Walker, L OBP: 0.332, SLG: 0.486 (1, 3)										3	1	0	0	1	0	0						
Carlton Fisk, R OBP: 0.329, SLG: 0.578 (1, 2)										4	0	0	0	0	3	1						
Oscar Gamble, L OBP: 0.388, SLG: 0.348 (1, 10)										3	0	0	0	1	1	0						
Daryl Boston, L OBP: 0.270, SLG: 0.308 (1, 8)										4	0	1	1	0	1	0						
Tim Hulett, R OBP: 0.386, SLG: 0.524 (1, 5)										3	1	0	0	0	1	2						
Julio Cruz, S OBP: 0.314, SLG: 0.208 (1, 4)										3	0	1	0	0	0	3						
Inning Stats	R: 0 E: 0 K: 0 S: 3	H: 1 LOB: 0 BB: 0 P: 3	R: 0 E: 0 K: 1 S: 5	H: 0 LOB: 0 BB: 0 P: 5	R: 0 E: 0 K: 1 S: 6	H: 1 LOB: 1 BB: 0 P: 6	R: 0 E: 0 K: 0 S: 3	H: 0 LOB: 0 BB: 0 P: 3	R: 0 E: 0 K: 1 S: 5	H: 0 LOB: 0 BB: 0 P: 5	R: 1 E: 2 K: 0 S: 5	H: 0 LOB: 1 BB: 0 P: 5	R: 1 E: 0 K: 2 S: 8	H: 1 LOB: 2 BB: 2 P: 16	R: 1 E: 0 K: 0 S: 4	H: 1 LOB: 0 BB: 0 P: 4	R: 0 E: 0 K: 1 S: 5	H: 0 LOB: 0 BB: 0 P: 5	1B: 3 2B: 0 3B: 0 HR: 1	SF: 0 SAC: 0 DP: 1 HBP: 0	WP: 0 PB: 0 SB: 1 CS: 0	PA: 34
PITCHER Charlie Hough, R ERA: 3.13 (1, 1)	IP: 9.0 WLS: W BF: 34 H: 4 R: 3 ER: 2 SO: 6 BB: 2 IBB: 0 HBP: 0 BLK: 0 WP: 0 HR: 1 S: 44 P: 52 ERA: 2.00 WHIP: 0.667															PITCHER						

Chicago White Sox @ Texas Rangers
Arlington Stadium, Arlington, TX
Tue Jun 04 1985, 8:05 PM EDT
Att: 14,249 - Unknown

AB 32
R 3
H 4
RBI 2
BB 2
SO 6
LOB 10



Batter	1	2	3	4	5	6	7	8	9	AB	R	H	RBI	BB	SO	LOB	BOTTOM			
Oddibe McDowell, L OBP: 0.188, SLG: 0.206 (1, 8)										3	2	0	0	2	0	2				
Toby Harrah, R OBP: 0.472, SLG: 0.380 (1, 4)										4	1	1	1	1	1	1				
Buddy Bell, R OBP: 0.361, SLG: 0.428 (1, 5)										4	1	0	0	0	2	4				
Larry Parrish, R OBP: 0.315, SLG: 0.420 (1, 9)										3	0	0	0	1	1	2				
Gary Ward, R OBP: 0.325, SLG: 0.411 (1, 7)										4	1	2	2	0	0	1				
Bob Jones, L OBP: 0.229, SLG: 0.235 (1, 10)										4	1	2	1	0	1	2				
Pete O'Brien, L OBP: 0.283, SLG: 0.347 (1, 3)										3	0	1	2	1	1	2				
Don Slaught, R OBP: 0.280, SLG: 0.331 (1, 2)										4	0	1	0	0	1	4				
Wayne Tolleson, S OBP: 0.375, SLG: 0.400 (1, 6)										3	1	1	0	1	1	1				
Inning Stats	R: 4 E: 1 K: 1 S: 8	H: 2 LOB: 1 BB: 2 P: 16	R: 0 E: 0 K: 1 S: 5	H: 0 LOB: 0 BB: 0 P: 5	R: 0 E: 0 K: 1 S: 7	H: 2 LOB: 3 BB: 1 P: 11	R: 0 E: 0 K: 0 S: 2	H: 0 LOB: 0 BB: 1 P: 6	R: 0 E: 0 K: 0 S: 3	H: 0 LOB: 0 BB: 0 P: 3	R: 0 E: 0 K: 3 S: 9	H: 0 LOB: 0 BB: 0 P: 9	R: 3 E: 0 K: 1 S: 8	H: 3 LOB: 2 BB: 2 P: 16	R: 0 E: 0 K: 1 S: 6	H: 1 LOB: 1 BB: 0 P: 6	1B: 6 2B: 2 3B: 0 HR: 0	SF: 0 SAC: 0 DP: 0 HBP: 0	WP: 0 PB: 0 SB: 4 CS: 1	PA: 38
PITCHER Tom Seaver, R ERA: 3.1 (1, 1)	IP: 6.0 WLS: L BF: 29 H: 6 R: 7 ER: 3 SO: 6 BB: 5 IBB: 0 HBP: 0 BLK: 0 WP: 0 HR: 0 S: 36 P: 56 ERA: 4.50 WHIP: 1.833															PITCHER				
Gene Nelson, R ERA: 3.1 (7, 1)	0.2 4 1 0 0 1 0 1 0 0 0 0 0 5 9 0.00 1.500																			
Tim Lollar, L ERA: 4.66 (7, 1)	1.1 5 1 0 0 1 0 0 0 0 0 0 0 7 7 0.00 0.750																			

Chicago White Sox @ Texas Rangers
Arlington Stadium, Arlington, TX
Tue Jun 04 1985, 8:05 PM EDT
Att: 14,249 - Unknown

AB 32
R 7
H 8
RBI 6
BB 6
SO 8
LOB 19



Batter	1	2	3	4	5	6	7	8	9	AB	R	H	RBI	BB	SO	LOB	TOP										
Scott Fletcher, R (1,6) OBP: 0.295, SLG: 0.241 Ozzie Guillen, L (7,PH) OBP: 0.252, SLG: 0.250 (7,6)										3	0	0	0	0	2	0											
Tim Hulett, R (1,5) OBP: 0.380, SLG: 0.511										4	1	1	0	0	0	0											
Harold Baines, L (1,9) OBP: 0.323, SLG: 0.390										3	1	2	0	1	0	0											
Ron Kittle, R (1,10) OBP: 0.243, SLG: 0.376										2	1	1	3	2	0	1											
Carlton Fisk, R (1,2) OBP: 0.321, SLG: 0.563										4	0	0	0	0	1	3											
Tom Paciorek, R (1,7) OBP: 0.284, SLG: 0.250 Daryl Boston, L (7,8) OBP: 0.267, SLG: 0.306										3	1	1	0	0	1	2											
Greg Walker, L (1,3) OBP: 0.324, SLG: 0.475										4	0	0	1	0	1	0											
Luis Salazar, R (1,8) OBP: 0.185, SLG: 0.276 Rudy Law, L (7,PH) OBP: 0.291, SLG: 0.341 (7,7)										2	0	0	0	0	0	0											
Julio Cruz, S (1,4) OBP: 0.315, SLG: 0.213										3	0	1	0	0	1	0											
Inning Stats	R: 0 E: 0 K: 1 S: 5	H: 0 LOB: 1 BB: 1 P: 9	R: 1 E: 0 K: 0 S: 4	H: 1 LOB: 0 BB: 0 P: 4	R: 0 E: 0 K: 1 S: 5	H: 0 LOB: 0 BB: 0 P: 5	R: 0 E: 0 K: 0 S: 3	H: 1 LOB: 1 BB: 1 P: 7	R: 0 E: 0 K: 1 S: 5	H: 0 LOB: 0 BB: 0 P: 5	R: 0 E: 0 K: 1 S: 6	H: 1 LOB: 1 BB: 0 P: 6	R: 0 E: 0 K: 0 S: 3	H: 0 LOB: 0 BB: 0 P: 3	R: 0 E: 0 K: 0 S: 3	H: 0 LOB: 0 BB: 0 P: 3	1B: 4 2B: 1 3B: 0 HR: 1	SF: 0 SAC: 0 DP: 1 HBP: 0	WP: 1 PB: 0 SB: 0 CS: 0	PA: 35							
PITCHER	IP	WLS	BF	H	R	ER	SO	BB	IBB	HBP	BLK	WP	HR	S	P	ERA	WHIP										
Mike Mason, L (1,1) ERA: 5.05	6.0	L	24	5	4	4	5	2	0	0	0	1	1	32	40	6.00	1.167										
Greg Harris, R (7,1) ERA: 1.72	2.0		8	1	0	0	1	1	0	0	0	0	0	9	13	0.00	1.000										
Dave Stewart, R (9,1) ERA: 5.64	1.0	S	3	0	0	0	0	0	0	0	0	0	0	3	3	0.00	0.000										

Chicago White Sox @ Texas Rangers
Arlington Stadium, Arlington, TX
Thu Jun 06 1985, 8:05 PM EDT
Att: 6,492 - Unknown

AB 32
R 4
H 6
RBI 4
BB 3
SO 6
LOB 7



Batter	1	2	3	4	5	6	7	8	9	AB	R	H	RBI	BB	SO	LOB	BOTTOM										
Oddibe McDowell, L (1,8) OBP: 0.192, SLG: 0.209										4	1	1	0	0	1	0											
Curtis Wilkerson, S (1,6) OBP: 0.298, SLG: 0.314										3	0	2	0	1	0	2											
Buddy Bell, R (1,5) OBP: 0.359, SLG: 0.424										4	0	1	1	0	0	3											
Larry Parrish, R (1,9) OBP: 0.314, SLG: 0.434										4	1	1	1	0	2	4											
Gary Ward, R (1,7) OBP: 0.329, SLG: 0.413										4	0	2	1	0	1	0											
Alan Bannister, R (1,10) Tom Dunbar, L (6,PH) OBP: 0.347, SLG: 0.341										1	0	0	0	1	1	0											
Pete O'Brien, L (1,3) OBP: 0.277, SLG: 0.339										4	0	0	0	0	2	2											
Don Slaught, R (1,2) OBP: 0.275, SLG: 0.325										3	0	0	0	0	1	1											
Wayne Tolleson, S (1,4) OBP: 0.373, SLG: 0.397										3	1	1	0	0	1	0											
Inning Stats	R: 0 E: 0 K: 0 S: 2	H: 0 LOB: 0 BB: 1 P: 6	R: 1 E: 0 K: 3 S: 10	H: 1 LOB: 0 BB: 0 P: 10	R: 0 E: 0 K: 2 S: 7	H: 0 LOB: 0 BB: 0 P: 7	R: 0 E: 0 K: 1 S: 5	H: 1 LOB: 0 BB: 0 P: 5	R: 0 E: 0 K: 1 S: 5	H: 0 LOB: 0 BB: 0 P: 5	R: 0 E: 0 K: 1 S: 6	H: 1 LOB: 1 BB: 0 P: 6	R: 0 E: 0 K: 1 S: 5	H: 0 LOB: 0 BB: 0 P: 5	R: 0 E: 0 K: 0 S: 3	H: 0 LOB: 0 BB: 0 P: 5	1B: 7 2B: 0 3B: 0 HR: 1	SF: 0 SAC: 0 DP: 1 HBP: 0	WP: 0 PB: 0 SB: 0 CS: 3	PA: 35							
PITCHER	IP	WLS	BF	H	R	ER	SO	BB	IBB	HBP	BLK	WP	HR	S	P	ERA	WHIP										
Floyd Bannister, L (1,1) ERA: 4.08	5.1	W	21	6	3	3	7	2	0	0	0	0	0	33	41	5.06	1.500										
Gene Nelson, R (6,1) ERA: 2.93	1.2		6	1	0	0	1	0	0	0	0	0	0	8	8	0.00	0.600										
Bob James, R (8,1) ERA: 2.51	2.0	S	7	1	0	0	2	0	0	0	0	0	0	11	11	0.00	0.500										

Chicago White Sox @ Texas Rangers
Arlington Stadium, Arlington, TX
Thu Jun 06 1985, 8:05 PM EDT
Att: 6,492 - Unknown

AB 32
R 3
H 8
RBI 3
BB 2
SO 10
LOB 14



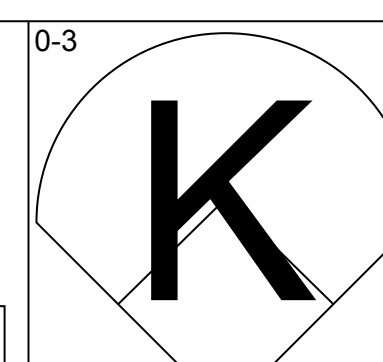
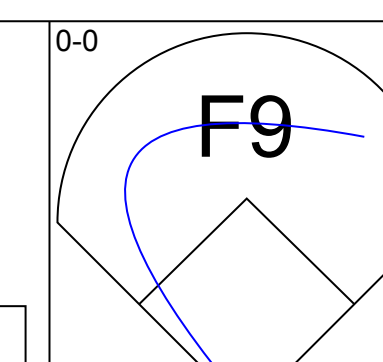
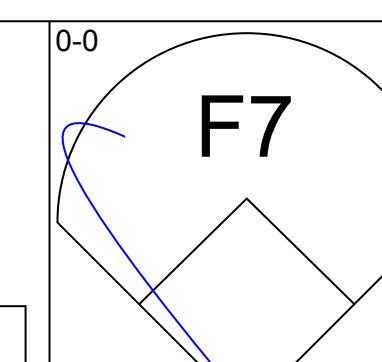
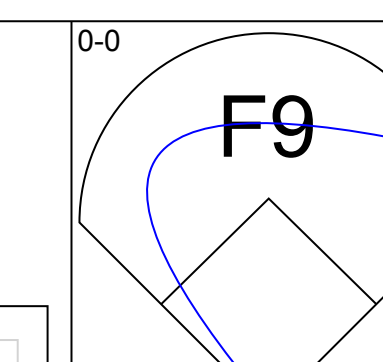
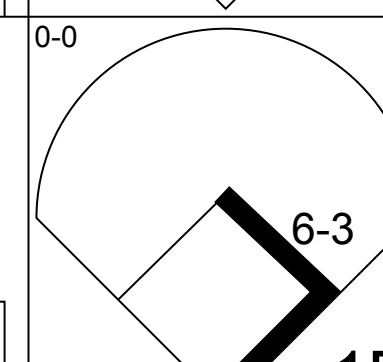
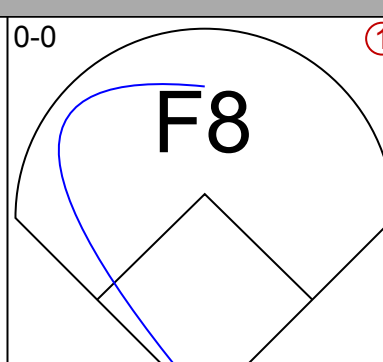
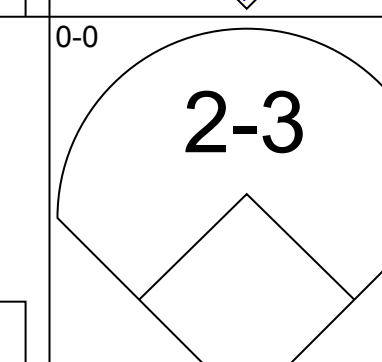
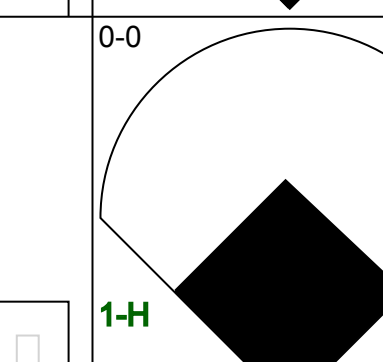
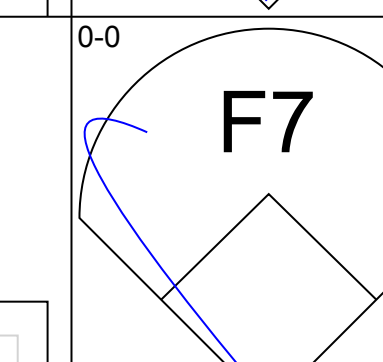
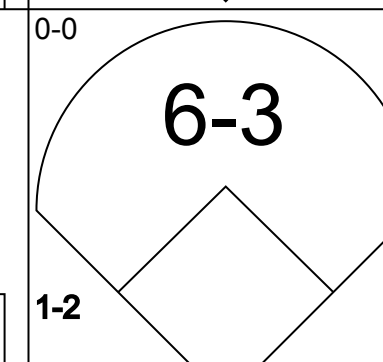
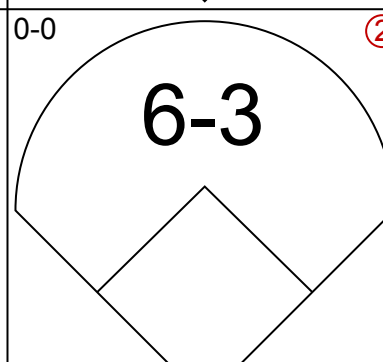
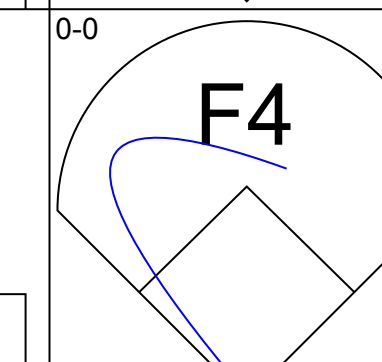
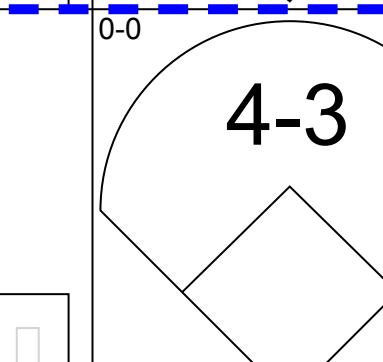
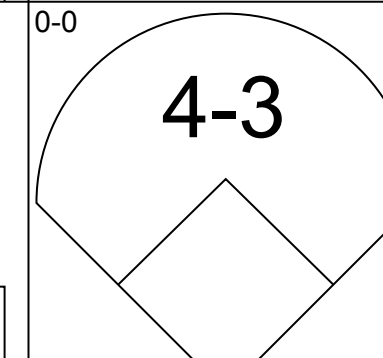
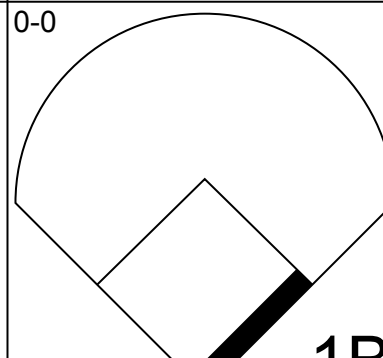
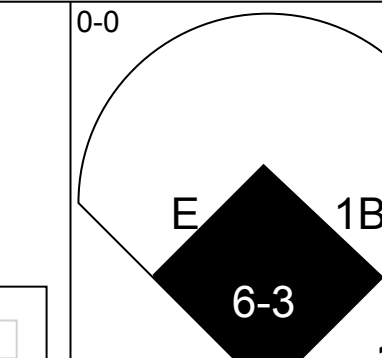

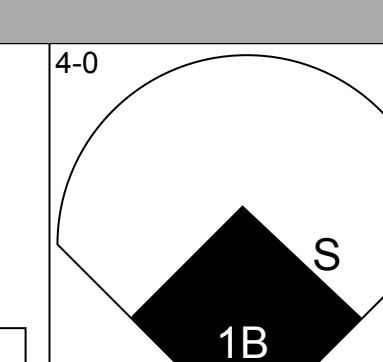
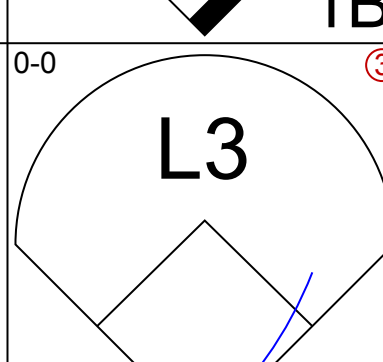
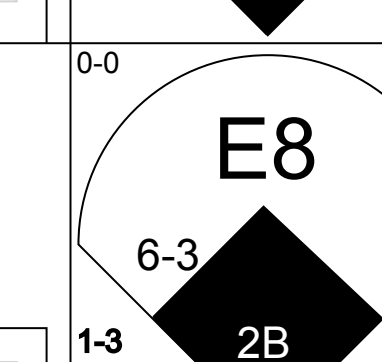

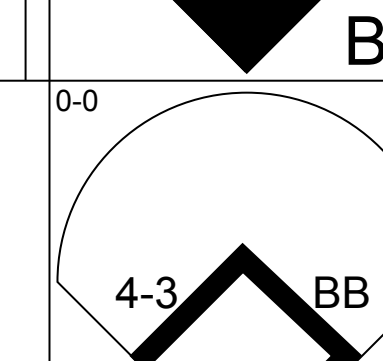
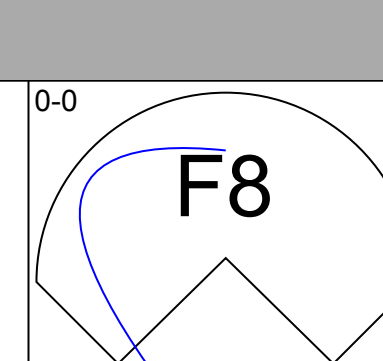
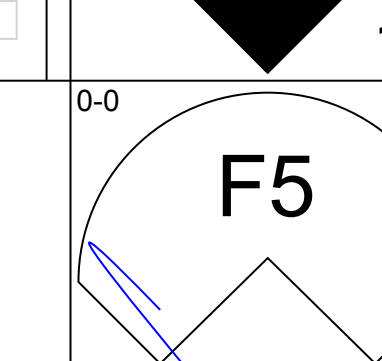
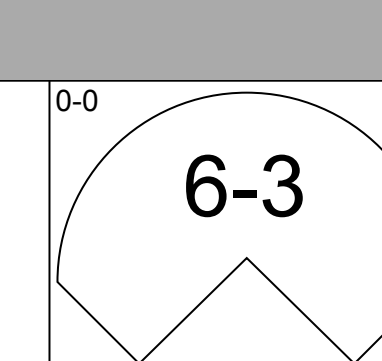
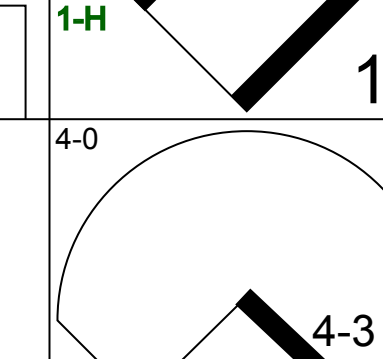
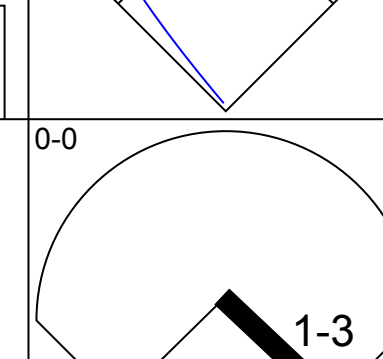
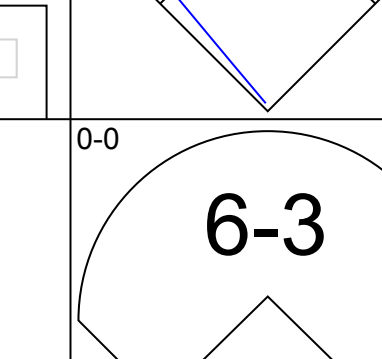
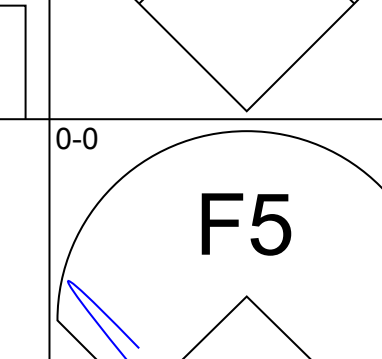
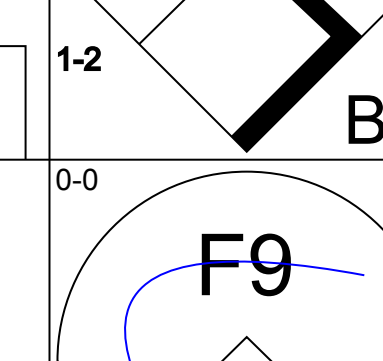
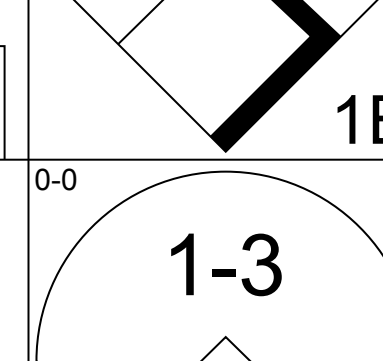
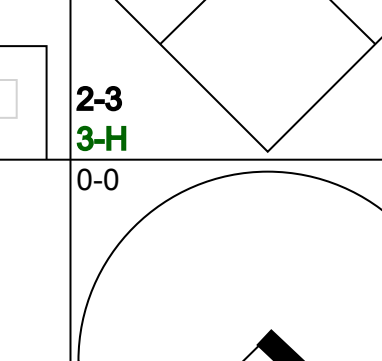
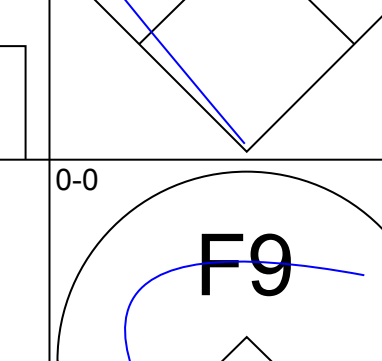
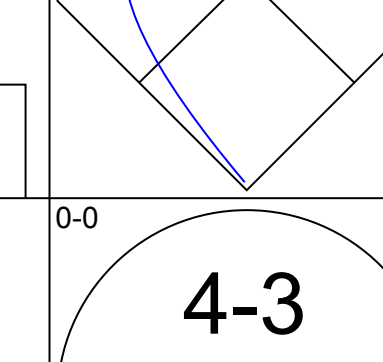
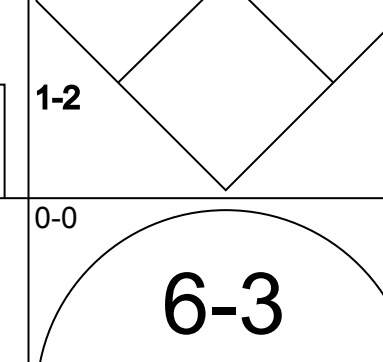
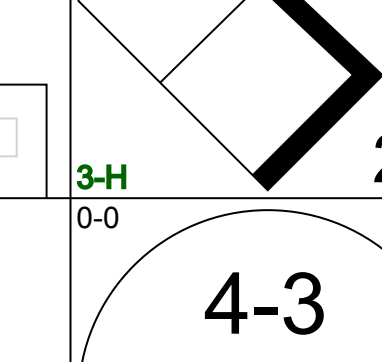
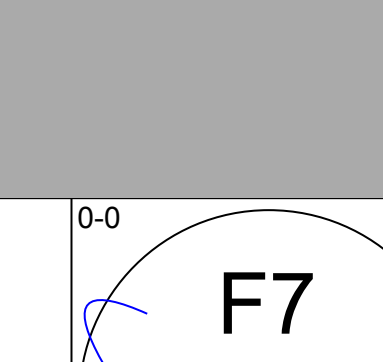
Batter	1	2	3	4	5	6	7	8	9	AB	R	H	RBI	BB	SO	LOB	TOP								
Oddibe McDowell, L OBP: 0.205, SLG: 0.273 (1, 8)	F9		F8		K		BB		HR	5	1	2	3	0	1	1	Texas Rangers @ Oakland Athletics Oakland-Alameda County Coliseum, Oakland, CA Sat Jun 08 1985, 7:05 PM PDT Att: 17,468 - Unknown								
Toby Harrah, R OBP: 0.463, SLG: 0.365 (1, 4)	4-0		4-3		4-3		BB		F7	2	0	0	0	1	0	0									
Tom Dunbar, L OBP: 0.360, SLG: 0.341 (7, PH)	G6-4-3						BB			0	0	0	0	1	0	0									
Curtis Wilkerson, S OBP: 0.301, SLG: 0.333 (7, 6)	BB						BB			1	0	0	0	0	0	0									
Buddy Bell, R OBP: 0.349, SLG: 0.415 (1, 5)	G6-4-3				F6		F5		F3	4	0	0	0	0	0	4									
Larry Parrish, R OBP: 0.310, SLG: 0.436 (1, 9)		F9		6-3		HR			K	4	1	1	1	0	1	0									
Gary Ward, R OBP: 0.324, SLG: 0.407 (1, 7)		5-3		F9		K			F9	4	0	0	0	0	1	0									
Cliff Johnson, R OBP: 0.335, SLG: 0.441 (1, 10)		4-0		4-3					F9	3	0	0	0	1	0	0									
Pete O'Brien, L OBP: 0.276, SLG: 0.332 (1, 3)		0-0		4-3					F9	4	0	1	0	0	0	0									
Don Slaught, R OBP: 0.283, SLG: 0.350 (9, PH)		0-3		K					K	3	2	2	1	0	1	2									
Bob Jones, L OBP: 0.216, SLG: 0.222 (9, PH)							BB		BB	1	0	0	0	0	1	0									
Wayne Tolleson, S OBP: 0.392, SLG: 0.421 (7, 4)				K			BB		BB	3	1	2	0	1	1	0									
Inning Stats	R: 0 E: 0 K: 0 S: 2	H: 0 LOB: 0 BB: 1 P: 6	R: 0 E: 0 K: 1 S: 6	H: 1 LOB: 2 BB: 1 P: 10	R: 0 E: 0 K: 1 S: 5	H: 0 LOB: 0 BB: 0 P: 5	R: 0 E: 0 K: 0 S: 3	H: 0 LOB: 0 BB: 0 P: 3	R: 1 E: 0 K: 1 S: 7	H: 2 LOB: 1 BB: 0 P: 7	R: 1 E: 0 K: 0 S: 6	H: 1 LOB: 0 BB: 0 P: 6	R: 1 E: 0 K: 0 S: 5	H: 2 LOB: 2 BB: 2 P: 13	R: 0 E: 0 K: 1 S: 5	H: 0 LOB: 0 BB: 0 P: 5	R: 2 E: 0 K: 1 S: 7	H: 2 LOB: 0 BB: 0 P: 7	1B: 4 2B: 1 3B: 0 HR: 3	SF: 0 SAC: 0 DP: 1 HBP: 0	WP: 0 PB: 0 SB: 0 CS: 0	PA: 38			
PITCHER	IP	WLS	BF	H	R	ER	SO	BB	IBB	HBP	BLK	WP	HR	S	P	ERA	WHIP								
Chris Codiroli, R ERA: 4.3 (1, 1)	6.2	W	29	6	3	3	4	4	0	0	0	0	2	33	49	4.05	1.500								
Keith Atherton, R ERA: 3.63 (7, 1)	2.1	S	9	2	2	2	2	0	0	0	0	0	1	13	13	7.71	0.857								

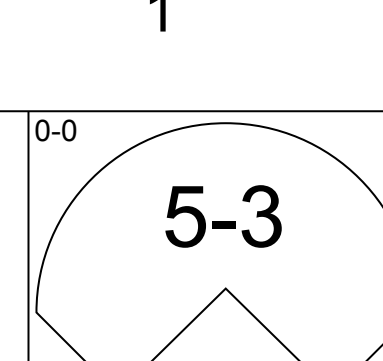
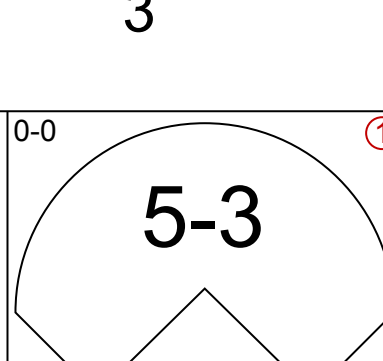
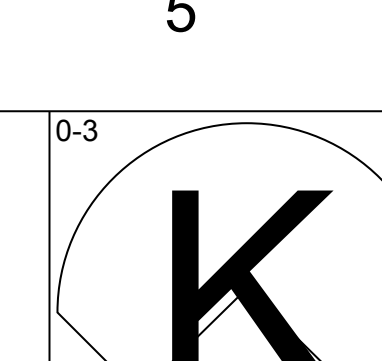
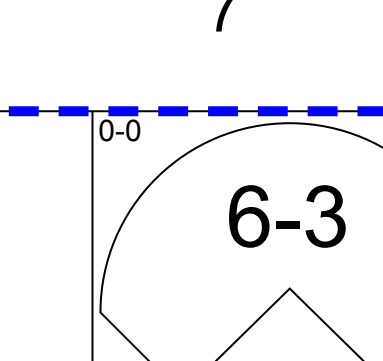
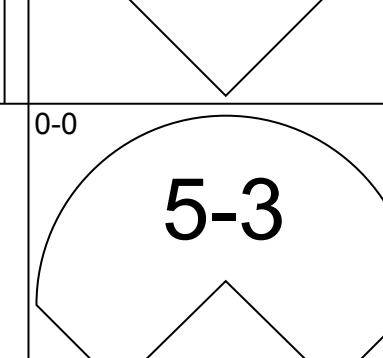
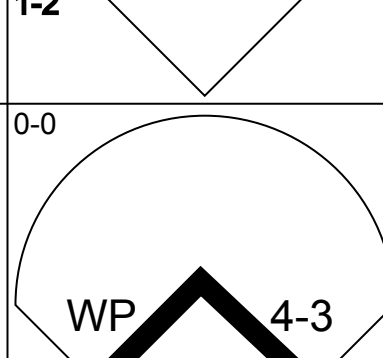
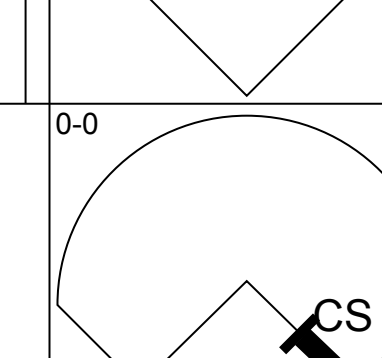
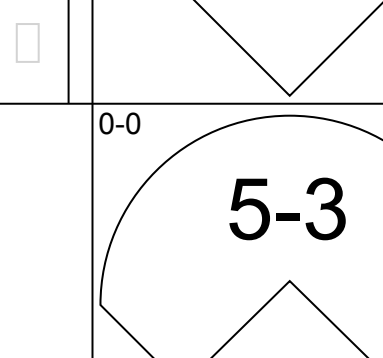
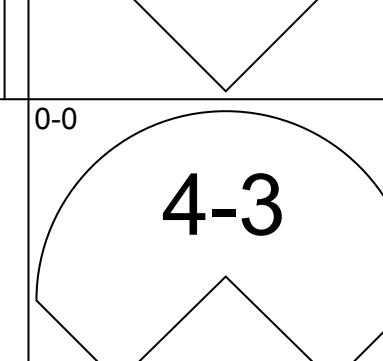
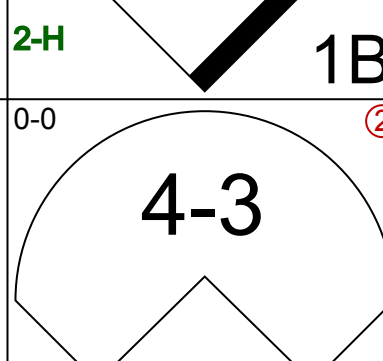
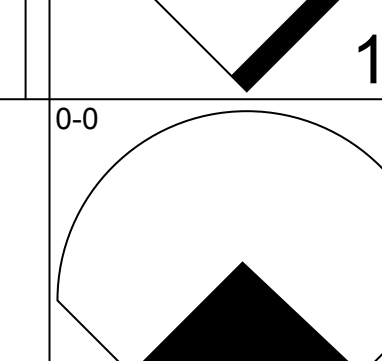
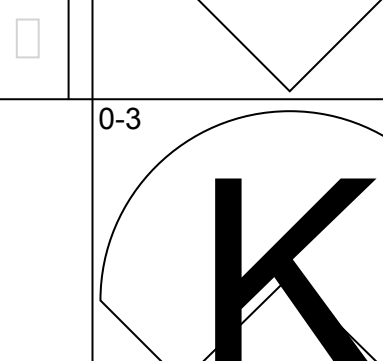
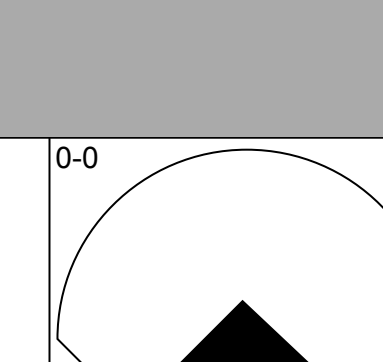
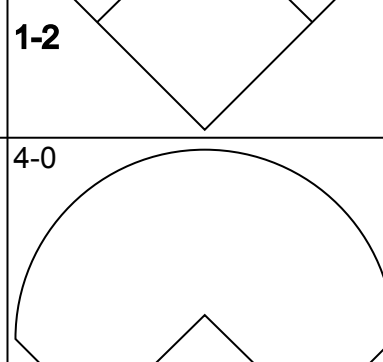
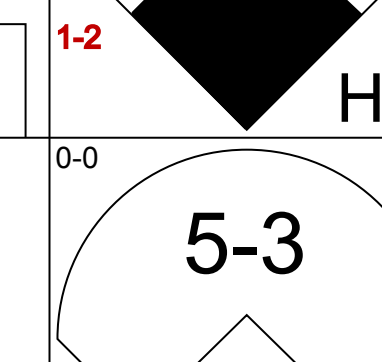
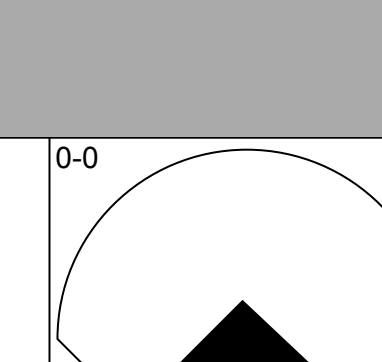
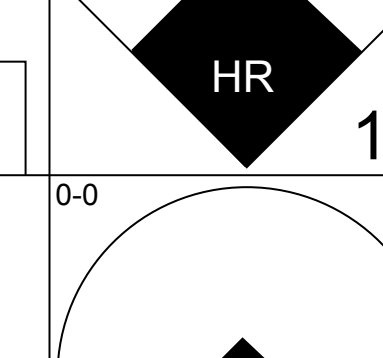
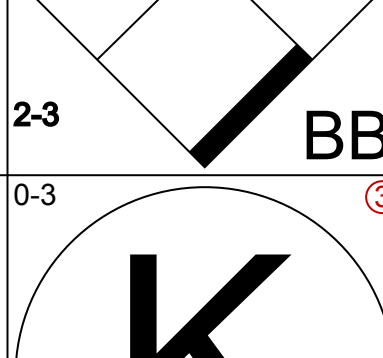
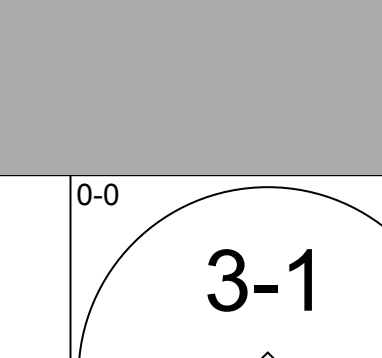
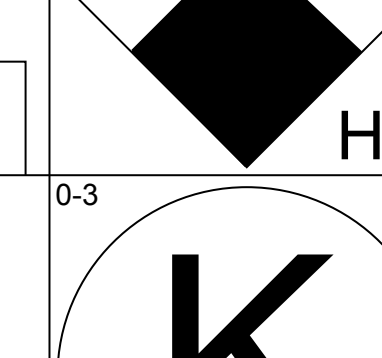
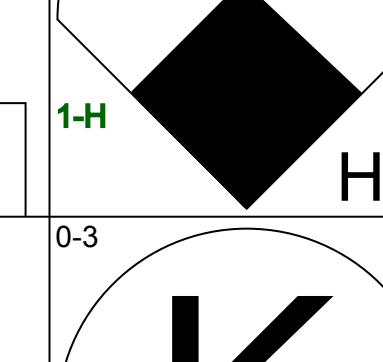
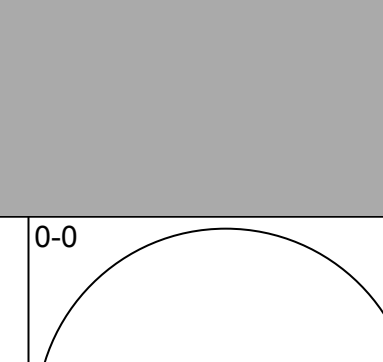
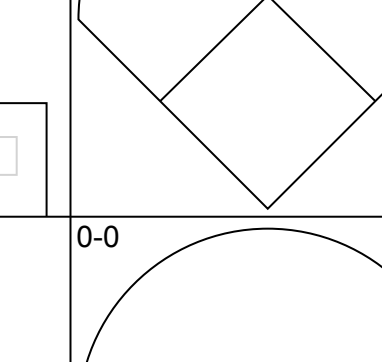
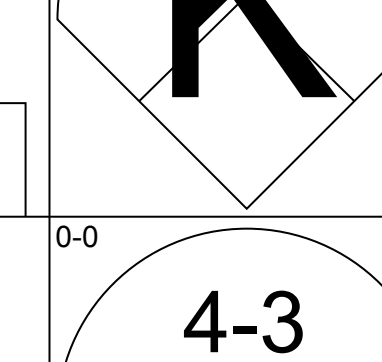
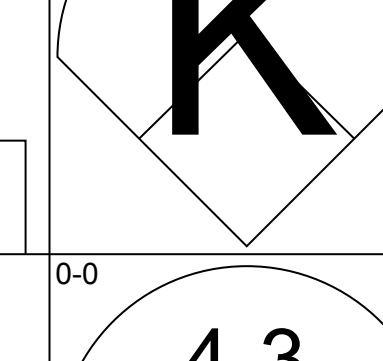
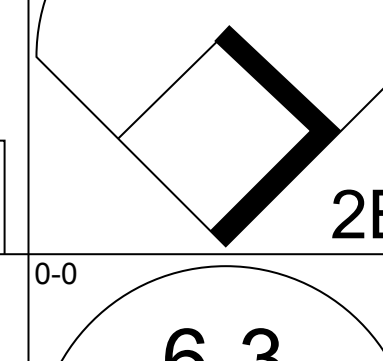
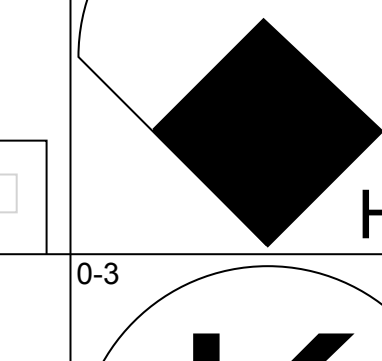
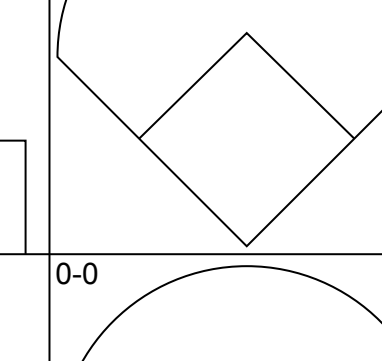
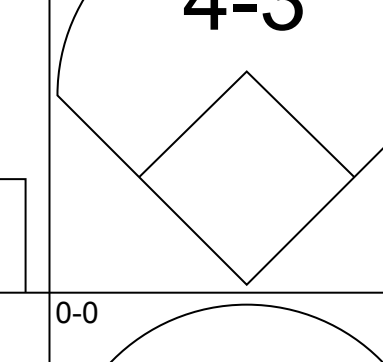
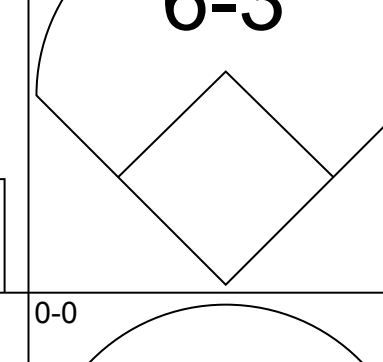
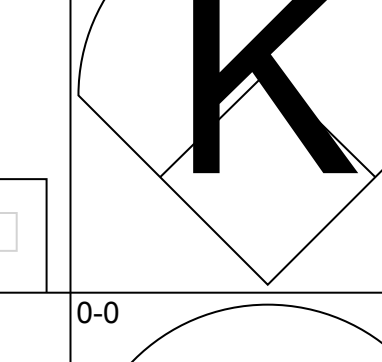
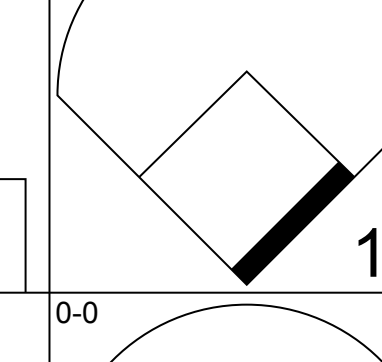

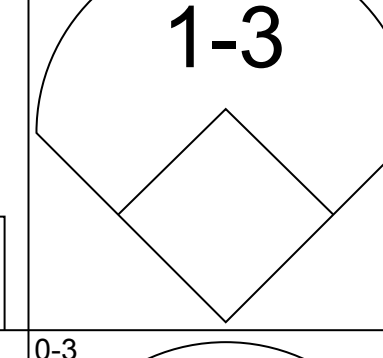
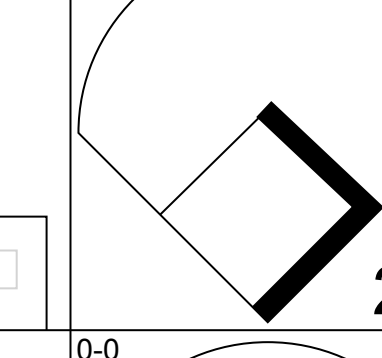
AB	34
R	5
H	8
RBI	5
BB	4
SO	6
LOB	7



Batter	1	2	3	4	5	6	7	8	9	AB	R	H	RBI	BB	SO	LOB	BOTTOM								
Dave Collins, S OBP: 0.290, SLG: 0.345 (1, 7)	3-1		K			2B			F6	4	1	1	0	0	1	0	Texas Rangers @ Oakland Athletics Oakland-Alameda County Coliseum, Oakland, CA Sat Jun 08 1985, 7:05 PM PDT Att: 17,468 - Unknown								
Carney Lansford, R OBP: 0.290, SLG: 0.392 (1, 5)	5-3				F7				F8	4	1	1	0	0	0	0									
Bruce Bochte, L OBP: 0.396, SLG: 0.368 (1, 3)	K				K				G3	4	1	1	2	0	2	0									
Dave Kingman, R OBP: 0.338, SLG: 0.490 (1, 10)		G4-6-3			K				K	4	0	1	0	0	2	1									
Mike Davis, L OBP: 0.393, SLG: 0.615 (1, 9)		G4-6-3			HR				K	4	2	3	0	0	1	0									
Dwayne Murphy, L OBP: 0.348, SLG: 0.373 (1, 8)		G4-6-3			K				K	3	0	1	1	0	1	3									
Mike Heath, R OBP: 0.293, SLG: 0.402 (1, 2)		F8			HR				SF7	2	1	1	3	0	0	1									
Rob Picciolo, R OBP: 0.297, SLG: 0.378 (1, 4)					F8				5-3	3	0	0	0	0	0	1									
Alfredo Griffin, S OBP: 0.313, SLG: 0.339 (1, 6)					4-3				4-3	3	0	0	0	0	0	0									
Inning Stats	R: 0 E: 0 K: 1 S: 5	H: 0 LOB: 0 BB: 0 P: 5	R: 0 E: 0 K: 0 S: 4	H: 2 LOB: 1 BB: 0 P: 4	R: 0 E: 0 K: 1 S: 5	H: 0 LOB: 0 BB: 0 P: 5	R: 0 E: 0 K: 2 S: 7	H: 0 LOB: 0 BB: 0 P: 7	R: 2 E: 0 K: 1 S: 7	H: 2 LOB: 0 BB: 0 P: 7	R: 4 E: 0 K: 0 S: 8	H: 5 LOB: 1 BB: 0 P: 8	R: 0 E: 0 K: 0 S: 3	H: 0 LOB: 0 BB: 0 P: 3	R: 0 E: 0 K: 2 S: 7	H: 0 LOB: 0 BB: 0 P: 7		R: 0 E: 0 K: 2 S: 7	H: 0 LOB: 0 BB: 0 P: 7	1B: 7 2B: 1 3B: 0 HR: 1	SF: 1 SAC: 0 DP: 1 HBP: 0	WP: 0 PB: 0 SB: 0 CS: 0	PA: 32		
PITCHER	IP	WLS	BF	H	R	ER	SO	BB	IBB	HBP	BLK	WP	HR	S	P	ERA	WHIP								
Charlie Hough, R ERA: 3.5 (1, 1)	5.1	L	24	9	6	6	5	0	0	0	0	0	0	2	2	0.00	0.000								
Greg Harris, R ERA: 1.69 (6, 1)	0.2		2	0	0	0	0	0	0	0	0	0	0	2	2	0.00	0.000								
Chris Welsh, L ERA: 3.12 (7, 1)	1.0		3	0	0	0	0	0	0	0	0	0	0	3	3	0.00	0.000								
Dave Stewart, R ERA: 5.4 (8, 1)	1.0		3	0	0	0	2	0	0	0	0	0	0	7	7	0.00	0.000								



Batter	1	2	3	4	5	6	7	8	9	AB	R	H	RBI	BB	SO	LOB	TOP				
Oddibe McDowell, L OBP: 0.213, SLG: 0.259 (1, 8)										4	1	0	0	1	1	2	Texas Rangers @ Oakland Athletics Oakland-Alameda County Coliseum, Oakland, CA Sun Jun 09 1985, 3:38 AM PDT Att: 22,765 - Unknown				
Toby Harrah, R OBP: 0.467, SLG: 0.387 (1, 4)										5	1	2	2	0	0	0					
Buddy Bell, R OBP: 0.339, SLG: 0.401 (1, 5)										4	0	0	0	0	0	1					
Larry Parrish, R OBP: 0.312, SLG: 0.434 (1, 9)										4	1	2	0	0	0	1					
Gary Ward, R OBP: 0.330, SLG: 0.405 (1, 7)										3	2	1	0	1	0	1					
Tom Dunbar, L OBP: 0.352, SLG: 0.333 (1, 10)										4	0	1	1	0	0	2					
Pete O'Brien, L OBP: 0.281, SLG: 0.328 (1, 3)										3	0	1	1	1	0	1					
Don Slaught, R OBP: 0.282, SLG: 0.354 (1, 2)										4	0	1	1	0	0	3					
Wayne Tolleson, S OBP: 0.369, SLG: 0.395 (1, 6)										4	0	0	0	0	0	4					
Inning Stats	R: 0 E: 0 K: 1 S: 6	H: 1 LOB: 1 BB: 0 P: 6	R: 1 E: 0 K: 0 S: 4	H: 1 LOB: 2 BB: 2 P: 12	R: 0 E: 0 K: 0 S: 4	H: 1 LOB: 1 BB: 0 P: 4	R: 0 E: 0 K: 0 S: 3	H: 0 LOB: 0 BB: 0 P: 3	R: 2 E: 1 K: 0 S: 6	H: 3 LOB: 1 BB: 0 P: 6	R: 2 E: 0 K: 0 S: 4	H: 1 LOB: 0 BB: 1 P: 8	R: 0 E: 0 K: 0 S: 3	H: 0 LOB: 0 BB: 0 P: 3	R: 0 E: 0 K: 0 S: 3	H: 0 LOB: 0 BB: 0 P: 3	1B: 6 2B: 1 3B: 0 HR: 1	SF: 0 SAC: 0 DP: 0 HBP: 0	WP: 0 PB: 0 SB: 1 CS: 0	PA: 38	
PITCHER	IP	WLS	BF	H	R	ER	SO	BB	IBB	HBP	BLK	WP	HR	S	P	ERA	WHIP				
Steve McCatty, R ERA: 6.39 (1, 1)	6.0		27	7	3	2	1	2	0	0	0	0	0	27	35	3.00	1.500				
Jeff Kaiser, L ERA: 11.96 (7, 1)	0.0		2	1	2	2	0	1	0	0	0	0	1	1	5	∞	∞				
Jay Howell, R ERA: 2.31 (7, 1)	3.0	W	9	0	0	0	0	0	0	0	0	0	0	9	9	0.00	0.000				

Batter	1	2	3	4	5	6	7	8	9	AB	R	H	RBI	BB	SO	LOB	BOTTOM				
Steve Henderson, R OBP: 0.340, SLG: 0.386 (1, 7)										4	0	0	0	0	1	1	Texas Rangers @ Oakland Athletics Oakland-Alameda County Coliseum, Oakland, CA Sun Jun 09 1985, 3:38 AM PDT Att: 22,765 - Unknown				
Carney Lansford, R OBP: 0.296, SLG: 0.394 (1, 5)										4	0	2	1	0	0	0					
Bruce Bochte, L OBP: 0.392, SLG: 0.388 (1, 3)										4	1	1	1	0	1	1					
Dave Kingman, R OBP: 0.339, SLG: 0.498 (1, 10)										3	2	2	1	1	0	0					
Mike Davis, L OBP: 0.385, SLG: 0.612 (1, 9)										4	1	1	2	0	2	2					
Dwayne Murphy, L OBP: 0.354, SLG: 0.402 (1, 8)										4	1	2	1	0	1	0					
Mickey Tettleton, S OBP: 0.333, SLG: 0.250 Dave Collins, S OBP: 0.288, SLG: 0.341 Mike Heath, R OBP: 0.292, SLG: 0.395 (1, 2)										4	0	1	0	0	1	1					
Donnie Hill, S OBP: 0.276, SLG: 0.314 (1, 4)										4	0	1	0	0	0	2					
Alfredo Griffin, S OBP: 0.328, SLG: 0.350 (1, 6)										2	1	0	0	1	1	2					
Inning Stats	R: 0 E: 0 K: 0 S: 3	H: 0 LOB: 0 BB: 0 P: 3	R: 2 E: 0 K: 1 S: 7	H: 2 LOB: 0 BB: 0 P: 7	R: 1 E: 0 K: 1 S: 6	H: 1 LOB: 2 BB: 2 P: 14	R: 0 E: 0 K: 1 S: 6	H: 1 LOB: 1 BB: 0 P: 6	R: 1 E: 0 K: 1 S: 7	H: 2 LOB: 1 BB: 0 P: 7	R: 0 E: 0 K: 1 S: 5	H: 0 LOB: 0 BB: 0 P: 5	R: 1 E: 0 K: 1 S: 7	H: 2 LOB: 1 BB: 0 P: 7	R: 0 E: 0 K: 1 S: 7	H: 2 LOB: 1 BB: 0 P: 7	1B: 4 2B: 2 3B: 0 HR: 4	SF: 0 SAC: 0 DP: 0 HBP: 0	WP: 1 PB: 0 SB: 1 CS: 1	PA: 35	
PITCHER	IP	WLS	BF	H	R	ER	SO	BB	IBB	HBP	BLK	WP	HR	S	P	ERA	WHIP				
Burt Hooton, R ERA: 2.98 (1, 1)	6.0		27	8	3	5	5	0	0	0	0	0	1	3	35	4.33	1.667				
Chris Welsh, L ERA: 3.36 (7, 1)	2.0	L	8	2	1	1	2	0	0	0	0	0	1	12	12	4.50	1.000				

AB	35
R	5
H	8
RBI	5
BB	3
SO	1
LOB	15



AB	33
R	6
H	10
RBI	6
BB	2
SO	7
LOB	9



Batter	1	2	3	4	5	6	7	8	9	AB	R	H	RBI	BB	SO	LOB	TOP			
Oddibe McDowell, L OBP: 0.215, SLG: 0.271	G3		SF8 1-3 2B		G3		K			4	0	1	0	0	1	1	Texas Rangers @ California Angels Anaheim Stadium, Anaheim, CA Mon Jun 10 1985, 10:05 PM EDT Att: 19,687 - Unknown			
Toby Harrah, R OBP: 0.485, SLG: 0.382	F8		F9				6-3			2	0	0	0	1	0	2				
Tom Dunbar, L OBP: 0.345, SLG: 0.327										1	0	0	0	0	0	0				
Alan Bannister, R (7, PH)										0	0	0	0	0	0	0				
Buddy Bell, R OBP: 0.333, SLG: 0.395	F9		SF8		E6			F7		3	0	0	1	0	0	2				
Larry Parrish, R OBP: 0.306, SLG: 0.425		K	K		K			F9		4	0	0	0	0	3	4				
Gary Ward, R OBP: 0.325, SLG: 0.397	L9				K			F9		4	0	0	0	0	1	3				
Cliff Johnson, R OBP: 0.345, SLG: 0.444										4	0	2	0	0	1	0				
Pete O'Brien, L OBP: 0.281, SLG: 0.327		1B						1B		4	0	1	0	0	1	1				
Don Slaught, R OBP: 0.282, SLG: 0.352		1B								4	0	1	0	0	0	3				
Curtis Wilkerson, S OBP: 0.310, SLG: 0.336										4	1	2	0	0	0	2				
Inning Stats	R: 0 E: 0 K: 0 S: 3	H: 0 LOB: 0 BB: 0 P: 3	R: 0 E: 1 K: 1 S: 7	H: 2 LOB: 2 BB: 0 P: 7	R: 1 E: 0 K: 1 S: 7	H: 2 LOB: 1 BB: 0 P: 7	R: 0 E: 1 K: 0 S: 4	H: 0 LOB: 3 BB: 0 P: 4	R: 0 E: 0 K: 2 S: 9	H: 0 LOB: 0 BB: 0 P: 7	R: 0 E: 0 K: 1 S: 5	H: 0 LOB: 0 BB: 0 P: 5	R: 0 E: 0 K: 0 S: 3	H: 0 LOB: 0 BB: 0 P: 3	R: 0 E: 0 K: 0 S: 4	H: 2 LOB: 1 BB: 0 P: 4	1B: 6 2B: 1 3B: 0 HR: 0	SF: 1 SAC: 0 DP: 1 HBP: 0	WP: 0 PB: 0 SB: 0 CS: 0	PA: 36
PITCHER Kirk McCaskill, R ERA: 5.0	IP: 9.0 WLS: W BF: 36 H: 7 R: 1 ER: 1 SO: 7 BB: 1 IBB: 0 HBP: 0 BLK: 0 WP: 0 HR: 0 S: 49 P: 53 ERA: 1.00 WHIP: 0.889																			

Batter	1	2	3	4	5	6	7	8	9	AB	R	H	RBI	BB	SO	LOB	BOTTOM			
Gary Pettis, S OBP: 0.353, SLG: 0.329	6-3	E4 1B	K							4	2	1	0	1	1	2	Texas Rangers @ California Angels Anaheim Stadium, Anaheim, CA Mon Jun 10 1985, 10:05 PM EDT Att: 19,687 - Unknown			
Juan Beniquez, R OBP: 0.347, SLG: 0.411		1B								5	3	4	1	0	0	1				
Brian Downing, R OBP: 0.337, SLG: 0.310		1B								4	1	1	2	0	0	2				
Doug DeCinces, R OBP: 0.313, SLG: 0.409		1B								4	0	1	1	1	2	2				
Mike Brown, R OBP: 0.296, SLG: 0.377		1B								5	0	3	3	0	0	2				
Reggie Jackson, L OBP: 0.339, SLG: 0.430		1B								3	0	0	0	1	2	4				
Bob Boone, R OBP: 0.317, SLG: 0.313	F7									3	0	0	0	1	0	2				
Dick Schofield, R OBP: 0.262, SLG: 0.331		F7								4	0	0	0	0	0	1				
Rob Wilfong, L OBP: 0.258, SLG: 0.221		1B								3	2	1	1	1	0	1				
Inning Stats	R: 2 E: 0 K: 1 S: 8	H: 3 LOB: 2 BB: 1 P: 12	R: 3 E: 1 K: 1 S: 9	H: 3 LOB: 2 BB: 1 P: 13	R: 0 E: 0 K: 1 S: 5	H: 0 LOB: 1 BB: 1 P: 9	R: 1 E: 0 K: 1 S: 6	H: 1 LOB: 1 BB: 1 P: 10	R: 1 E: 0 K: 0 S: 5	H: 2 LOB: 1 BB: 0 P: 5	R: 0 E: 0 K: 0 S: 4	H: 1 LOB: 1 BB: 0 P: 4	R: 0 E: 0 K: 0 S: 3	H: 0 LOB: 0 BB: 0 P: 3	R: 1 E: 0 K: 1 S: 6	H: 1 LOB: 1 BB: 1 P: 10		1B: 3 2B: 5 3B: 2 HR: 1	SF: 1 SAC: 0 DP: 0 HBP: 0	WP: 0 PB: 2 SB: 0 CS: 0
PITCHER Mike Mason, L ERA: 5.08	IP: 5.0 WLS: L BF: 29 H: 9 R: 7 ER: 3 SO: 4 BB: 3 IBB: 1 HBP: 0 BLK: 0 WP: 0 HR: 1 S: 33 P: 49 ERA: 5.40 WHIP: 2.400																			
Greg Harris, R ERA: 1.59	IP: 6.1 WLS: W BF: 4 H: 1 R: 0 ER: 0 SO: 0 BB: 0 IBB: 0 HBP: 0 BLK: 0 WP: 0 HR: 4 S: 4 P: 4 ERA: 0.00 WHIP: 1.000																			
Dave Schmidt, R ERA: 2.38	IP: 7.1 WLS: W BF: 3 H: 0 R: 0 ER: 0 SO: 0 BB: 0 IBB: 0 HBP: 0 BLK: 0 WP: 0 HR: 3 S: 3 P: 3 ERA: 0.00 WHIP: 0.000																			
Dave Stewart, R ERA: 5.55	IP: 8.1 WLS: W BF: 5 H: 1 R: 1 ER: 1 SO: 1 BB: 1 IBB: 0 HBP: 0 BLK: 0 WP: 0 HR: 6 S: 10 P: 10 ERA: 9.00 WHIP: 2.000																			


Batter	1	2	3	4	5	6	7	8	9	AB	R	H	RBI	BB	SO	LOB	TOP								
Oddibe McDowell, L OBP: 0.224, SLG: 0.311 (1, 8)										5	1	2	1	0	0	2	Texas Rangers @ California Angels Anaheim Stadium, Anaheim, CA Tue Jun 11 1985, 10:05 PM EDT Att: 22,693 - Unknown								
Toby Harrah, R OBP: 0.464, SLG: 0.375 (1, 4)										3	0	0	0	1	1	2									
Buddy Bell, R OBP: 0.330, SLG: 0.390 (1, 5)										5	0	1	1	0	0	3									
Cliff Johnson, R OBP: 0.341, SLG: 0.454 (1, 10)										5	1	1	1	0	0	3									
Gary Ward, R OBP: 0.326, SLG: 0.402 (1, 7)										5	1	2	0	0	1	2									
Larry Parrish, R OBP: 0.305, SLG: 0.437 (1, 9)										4	1	1	1	0	0	1									
Pete O'Brien, L OBP: 0.289, SLG: 0.343 (1, 3)										2	1	1	1	2	1	1									
Don Slaught, R OBP: 0.287, SLG: 0.351 (1, 2)										3	0	1	0	1	0	1									
Curtis Wilkerson, S OBP: 0.315, SLG: 0.341 (1, 6)										4	1	2	0	0	1	2									
Inning Stats	R: 0 E: 0 K: 1 S: 6	H: 1 LOB: 1 BB: 0 P: 6	R: 1 E: 0 K: 1 S: 6	H: 1 LOB: 0 BB: 0 P: 6	R: 0 E: 0 K: 0 S: 4	H: 1 LOB: 1 BB: 0 P: 4	R: 2 E: 1 K: 1 S: 6	H: 2 LOB: 0 BB: 1 P: 10	R: 0 E: 0 K: 1 S: 5	H: 0 LOB: 1 BB: 0 P: 6	R: 1 E: 0 K: 0 S: 5	H: 3 LOB: 2 BB: 1 P: 9	R: 1 E: 0 K: 0 S: 4	H: 1 LOB: 0 BB: 0 P: 4	R: 0 E: 0 K: 0 S: 3	H: 0 LOB: 1 BB: 1 P: 7	R: 1 E: 0 K: 0 S: 5	H: 2 LOB: 2 BB: 1 P: 9	1B: 6 2B: 1 3B: 0 HR: 4	SF: 0 SAC: 0 DP: 0 HBP: 1	WP: 1 PB: 0 SB: 3 CS: 1	PA: 42			
PITCHER	IP	WLS	BF	H	R	ER	SO	BB	IBB	HBP	BLK	WP	HR	S	P	ERA	WHIP								
Urbano Lugo, R ERA: 2.12 (1, 1)	4.0	L	17	5	3	2	3	1	0	0	0	1	2	22	26	4.50	1.500								
Doug Corbett, R ERA: 4.55 (5, 1)	2.0		10	3	1	1	1	1	0	1	0	0	1	10	15	4.50	2.000								
Stu Cliburn, R ERA: 1.65 (7, 1)	3.0		14	3	2	2	0	2	0	0	0	0	1	12	20	6.00	1.667								

AB	36
R	6
H	11
RBI	5
BB	4
SO	4
LOB	17



Batter	1	2	3	4	5	6	7	8	9	AB	R	H	RBI	BB	SO	LOB	BOTTOM								
Ruppert Jones, L OBP: 0.377, SLG: 0.473 (1, 7)										5	0	0	0	0	2	5	Texas Rangers @ California Angels Anaheim Stadium, Anaheim, CA Tue Jun 11 1985, 10:05 PM EDT Att: 22,693 - Unknown								
Rod Carew, L OBP: 0.388, SLG: 0.358 (1, 3)										4	0	0	0	1	0	3									
Juan Beniquez, R OBP: 0.348, SLG: 0.411 (1, 8)										5	0	2	0	0	1	1									
Doug DeCinces, R OBP: 0.316, SLG: 0.409 (1, 5)										5	1	2	0	0	2	3									
Reggie Jackson, L OBP: 0.341, SLG: 0.425 (1, 9)										4	0	1	0	1	1	4									
Brian Downing, R OBP: 0.333, SLG: 0.303 (1, 10)										4	2	0	0	0	1	6									
Rob Wilfong, L OBP: 0.256, SLG: 0.222 (1, 4)										4	0	1	0	0	0	1									
Bob Boone, R OBP: 0.327, SLG: 0.325 (1, 2)										4	0	3	2	0	0	0									
Gary Pettis, S OBP: 0.364, SLG: 0.353 (6, PR)										0	1	0	0	0	0	0									
Jerry Narron, L OBP: 0.315, SLG: 0.431 (9, 2)										0	0	0	0	0	0	0									
Dick Schofield, R OBP: 0.265, SLG: 0.333 (1, 6)										2	0	1	0	0	0	2									
Daryl Sconiers, L OBP: 0.364, SLG: 0.353 (6, PH)										0	0	0	0	1	0	0									
Craig Gerber, L OBP: 0.143, SLG: 0.190 (6, PR) (7, 6)										1	0	0	0	0	0	1									
Inning Stats	R: 0 E: 0 K: 0 S: 5	H: 2 LOB: 2 BB: 0 P: 5	R: 0 E: 0 K: 0 S: 3	H: 0 LOB: 0 BB: 0 P: 3	R: 0 E: 0 K: 0 S: 3	H: 1 LOB: 0 BB: 0 P: 3	R: 2 E: 1 K: 0 S: 6	H: 2 LOB: 2 BB: 1 P: 10	R: 0 E: 0 K: 1 S: 6	H: 1 LOB: 1 BB: 0 P: 6	R: 1 E: 0 K: 1 S: 7	H: 2 LOB: 3 BB: 1 P: 12	R: 0 E: 1 K: 1 S: 6	H: 1 LOB: 1 BB: 0 P: 6	R: 1 E: 0 K: 1 S: 6	H: 1 LOB: 1 BB: 0 P: 6	R: 0 E: 1 K: 3 S: 10	H: 0 LOB: 2 BB: 1 P: 14	1B: 10 2B: 0 3B: 0 HR: 0	SF: 0 SAC: 0 DP: 1 HBP: 1	WP: 0 PB: 0 SB: 1 CS: 1	PA: 42			
PITCHER	IP	WLS	BF	H	R	ER	SO	BB	IBB	HBP	BLK	WP	HR	S	P	ERA	WHIP								
Dave Rozema, R ERA: 5.36 (1, 1)	5.0	W	22	4	2	2	6	2	0	0	0	0	0	23	27	0.00	1.400								
Greg Harris, R ERA: 1.83 (6, 1)	4.0	S	20	4	2	2	6	2	0	1	0	0	0	29	38	4.50	1.500								

AB	38
R	4
H	10
RBI	2
BB	3
SO	7
LOB	26



Batter	1	2	3	4	5	6	7	8	9	AB	R	H	RBI	BB	SO	LOB	TOP								
Oddibe McDowell, L OBP: 0.245, SLG: 0.323 (1, 8)										3	2	2	0	1	1	0	Texas Rangers @ California Angels Anaheim Stadium, Anaheim, CA Wed Jun 12 1985, 10:05 PM EDT Att: 22,874 - Unknown								
Curtis Wilkerson, S OBP: 0.309, SLG: 0.333 (1, 6)										3	0	0	0	0	2	4									
Bob Jones, L OBP: 0.265, SLG: 0.211 (8, PH)										1	0	0	0	0	1	1									
Bill Stein, R OBP: 0.421, SLG: 0.474 (8, 4)										0	0	0	0	0	0	0									
Buddy Bell, R OBP: 0.329, SLG: 0.393 (1, 5)										4	0	1	1	0	1	1									
Cliff Johnson, R OBP: 0.344, SLG: 0.457 (1, 10)										3	0	1	1	1	0	0									
Toby Harrah, R OBP: 0.464, SLG: 0.375 (8, PR)										0	0	0	0	0	0	0									
Gary Ward, R OBP: 0.321, SLG: 0.395 (1, 7)										4	0	0	0	0	1	3									
Larry Parrish, R OBP: 0.304, SLG: 0.433 (1, 9)										4	0	1	0	0	1	0									
Pete O'Brien, L OBP: 0.293, SLG: 0.343 (1, 3)										3	0	1	0	1	1	1									
Don Slaught, R OBP: 0.282, SLG: 0.345 (1, 2)										3	0	0	0	0	0	2									
Tom Dunbar, L OBP: 0.339, SLG: 0.320 (9, PH)										1	0	0	0	0	0	1									
Wayne Tolleson, S OBP: 0.364, SLG: 0.388 (8, 6)										4	0	1	0	0	0	2									
Inning Stats	R: 1 E: 0 K: 1 S: 6	H: 2 LOB: 1 P: 10	R: 0 E: 0 K: 1 S: 8	H: 3 LOB: 3 BB: 0 P: 8	R: 0 E: 0 K: 1 S: 5	H: 0 LOB: 0 BB: 0 P: 5	R: 0 E: 0 K: 2 S: 7	H: 0 LOB: 0 BB: 0 P: 7	R: 0 E: 0 K: 1 S: 5	H: 0 LOB: 0 BB: 0 P: 5	R: 0 E: 0 K: 0 S: 3	H: 0 LOB: 0 BB: 0 P: 3	R: 0 E: 0 K: 0 S: 3	H: 0 LOB: 1 BB: 1 P: 7	R: 1 E: 0 K: 2 S: 8	H: 1 LOB: 1 BB: 1 P: 12	R: 0 E: 0 K: 0 S: 4	H: 1 LOB: 1 BB: 0 P: 4	1B: 5 2B: 2 3B: 0 HR: 0	SF: 0 SAC: 0 DP: 1 HBP: 0	WP: 0 PB: 0 CS: 0	PA: 36			
PITCHER	IP	WLS	BF	H	R	ER	SO	BB	IBB	HBP	BLK	WP	HR	S	P	ERA	WHIP								
Mike Witt, R ERA: 3.38 (1, 1)	7.2	W	31	6	2	2	8	3	0	0	0	0	0	44	56	2.35	1.174								
Donnie Moore, R ERA: 1.69 (8, 1)	1.1	S	5	1	0	0	0	0	0	0	0	0	0	5	5	0.00	0.750								

AB 33
R 2
H 7
RBI 2
BB 3
SO 8
LOB 15



Batter	1	2	3	4	5	6	7	8	9	AB	R	H	RBI	BB	SO	LOB	BOTTOM								
Rod Carew, L OBP: 0.391, SLG: 0.364 (1, 3)										4	0	2	2	0	0	0	Texas Rangers @ California Angels Anaheim Stadium, Anaheim, CA Wed Jun 12 1985, 10:05 PM EDT Att: 22,874 - Unknown								
Juan Beniquez, R OBP: 0.346, SLG: 0.404 (1, 8)										3	0	0	0	1	0	1									
Reggie Jackson, L OBP: 0.339, SLG: 0.420 (1, 10)										4	0	1	0	0	0	2									
Doug DeCinces, R OBP: 0.314, SLG: 0.412 (1, 5)										4	0	1	0	0	0	1									
Mike Brown, R OBP: 0.294, SLG: 0.370 (1, 9)										4	1	1	0	0	0	2									
Brian Downing, R OBP: 0.341, SLG: 0.315 (1, 7)										3	0	2	0	1	0	0									
Gary Pettis, S OBP: 0.353, SLG: 0.329 (8, PR)										0	0	0	0	0	0	0									
Bob Boone, R OBP: 0.327, SLG: 0.320 (1, 2)										2	1	0	1	1	1	3									
Bobby Grich, R OBP: 0.357, SLG: 0.355 (1, 4)										2	1	0	0	1	0	1									
Dick Schofield, R OBP: 0.261, SLG: 0.327 (1, 6)										3	0	0	0	0	1	2									
Inning Stats	R: 0 E: 0 K: 0 S: 3	H: 0 LOB: 0 P: 3	R: 1 E: 0 K: 0 S: 5	H: 2 LOB: 1 BB: 0 P: 5	R: 0 E: 0 K: 0 S: 3	H: 0 LOB: 0 BB: 0 P: 3	R: 0 E: 0 K: 0 S: 3	H: 1 LOB: 0 BB: 0 P: 3	R: 2 E: 0 K: 1 S: 6	H: 1 LOB: 1 BB: 2 P: 14	R: 0 E: 0 K: 1 S: 6	H: 1 LOB: 2 BB: 1 P: 10	R: 0 E: 0 K: 0 S: 4	H: 1 LOB: 2 BB: 1 P: 8	R: 0 E: 0 K: 0 S: 3	H: 1 LOB: 1 BB: 0 P: 3	1B: 5 2B: 2 3B: 0 HR: 0	SF: 0 SAC: 0 DP: 0 HBP: 0	WP: 0 PB: 1 CS: 1	PA: 35					
PITCHER	IP	WLS	BF	H	R	ER	SO	BB	IBB	HBP	BLK	WP	HR	S	P	ERA	WHIP								
Charlie Hough, R ERA: 3.41 (1, 1)	8.0	L	33	7	3	2	2	4	0	0	0	0	0	33	49	2.25	1.375								

AB 29
R 3
H 7
RBI 3
BB 4
SO 2
LOB 12



Batter	1	2	3	4	5	6	7	8	9	AB	R	H	RBI	BB	SO	LOB	TOP					
Kirby Puckett, R OBP: 0.327, SLG: 0.405 (1, 8)	4-3		HR	F8		E2			2B	5	1	3	2	0	0	1						
Tim Lincecum, R OBP: 0.342, SLG: 0.410 (1, 4)	L1		F7		L5	5-3			K	5	0	0	0	0	1	2						
Kent Hrbek, L OBP: 0.300, SLG: 0.389 (1, 3)	K		4-3		F8					4	0	0	0	1	1	0						
Tom Brunansky, R OBP: 0.396, SLG: 0.576 (1, 9)		2B			K				6-3	5	1	2	0	0	1	2						
Roy Smalley, S OBP: 0.383, SLG: 0.429 (1, 10)		1B	5-3			K			K	4	1	1	1	0	2	1						
Gary Gaetti, R OBP: 0.354, SLG: 0.465 (1, 5)		SF7			5-3	F8			F7	4	0	1	0	0	0	0						
Greg Gagne, R OBP: 0.367, SLG: 0.439 (1, 6)	SF7					1B			4-3	3	2	2	2	0	0	0						
Dave Meier, R OBP: 0.292, SLG: 0.227 (1, 7)	K				F7				K	4	1	1	0	0	2	1						
Tim Lincecum, R OBP: 0.282, SLG: 0.364 (1, 2)	4-3					2B			G3	3	1	1	1	1	0	1						
Inning Stats	R: 0 E: 0 K: 1 S: 5	H: 0 LOB: 0 BB: 0 P: 5	R: 2 E: 0 K: 1 S: 8	H: 3 LOB: 1 BB: 0 P: 8	R: 1 E: 0 K: 0 S: 5	H: 2 LOB: 1 BB: 0 P: 5	R: 1 E: 0 K: 0 S: 4	H: 1 LOB: 1 BB: 1 P: 8	R: 0 E: 0 K: 1 S: 5	H: 0 LOB: 0 BB: 0 P: 5	R: 3 E: 1 K: 1 S: 9	H: 4 LOB: 1 BB: 0 P: 9	R: 0 E: 0 K: 1 S: 5	H: 0 LOB: 0 BB: 0 P: 5	R: 0 E: 0 K: 1 S: 5	H: 0 LOB: 0 BB: 0 P: 5	R: 0 E: 0 K: 1 S: 6	H: 1 LOB: 2 BB: 1 P: 10	1B: 4 2B: 5 3B: 0 HR: 2	SF: 1 SAC: 0 DP: 0 HBP: 0	WP: 0 PB: 0 CS: 0	PA: 40
PITCHER	IP	WLS	BF	H	R	ER	SO	BB	IBB	HBP	BLK	WP	HR	S	P	ERA	WHIP					
Frank Tanana, L ERA: 5.85 (1, 1)	5.2	L	28	10	7	6	4	1	0	0	0	0	2	35	39	9.53	1.941					
Dickie Noles, R ERA: 3.66 (6, 1)	3.1		12	1	0	0	3	0	1	0	0	0	0	17	21	0.00	0.300					

Minnesota Twins @ Texas Rangers
Arlington Stadium, Arlington, TX
Thu Jun 13 1985, 8:05 PM EDT
Att: 14,984 - Unknown

AB	37
R	7
H	11
RBI	6
BB	2
SO	7
LOB	8



Batter	1	2	3	4	5	6	7	8	9	AB	R	H	RBI	BB	SO	LOB	BOTTOM				
Oddibe McDowell, L OBP: 0.245, SLG: 0.330 (1, 8)	F4			WP	1-6			F5		4	1	1	0	0	0	1					
Curtis Wilkerson, S OBP: 0.308, SLG: 0.331 (1, 6)	B1-3			6-3				4-3		4	1	1	0	0	0	1					
Buddy Bell, R OBP: 0.332, SLG: 0.392 (1, 5)	5-3			HR				K		3	1	1	0	1	1	0					
Cliff Johnson, R OBP: 0.342, SLG: 0.468 (1, 10)		4-3			HR			F7		4	1	1	3	0	0	1					
Gary Ward, R OBP: 0.328, SLG: 0.405 (1, 7)						G6-4-3		G6-4-3		4	1	3	0	0	0	1					
Larry Parrish, R OBP: 0.299, SLG: 0.424 (1, 9)	G6-4-3				6-3			G6-4-3		4	0	0	1	0	0	2					
Pete O'Brien, L OBP: 0.293, SLG: 0.343 (1, 3)			4-3		F8					3	0	1	0	0	0	0					
Don Slaught, R OBP: 0.283, SLG: 0.351 (1, 2)			F9					5-3		3	0	1	0	0	0	1					
Wayne Tolleson, S OBP: 0.356, SLG: 0.379 (1, 4)										2	0	0	0	0	0	1					
Tom Dunbar, L OBP: 0.333, SLG: 0.314 (7, PH)					L5					1	0	0	0	0	0	1					
Toby Harrah, R OBP: 0.464, SLG: 0.375 (8, 4)								F8		0	0	0	0	0	0	0					
Inning Stats	R: 0 E: 0 K: 0 S: 3	H: 1 LOB: 0 BB: 0 P: 3	R: 0 E: 0 K: 0 S: 3	H: 0 LOB: 0 BB: 0 P: 3	R: 0 E: 0 K: 0 S: 6	H: 0 LOB: 0 BB: 1 P: 10	R: 0 E: 0 K: 0 S: 3	H: 1 LOB: 0 BB: 0 P: 3	R: 1 E: 1 K: 0 S: 4	H: 2 LOB: 0 BB: 0 P: 4	R: 0 E: 0 K: 0 S: 4	H: 1 LOB: 1 BB: 0 P: 4	R: 0 E: 0 K: 1 S: 5	H: 0 LOB: 0 BB: 0 P: 5	R: 0 E: 0 K: 0 S: 3	H: 1 LOB: 0 BB: 0 P: 3	1B: 5 2B: 4 3B: 0 HR: 1	SF: 0 SAC: 0 DP: 4 HBP: 0	WP: 1 PB: 0 CS: 0	PA: 33	
PITCHER	IP	WLS	BF	H	R	ER	SO	BB	IBB	HBP	BLK	WP	HR	S	P	ERA	WHIP				
Mike Smithson, R ERA: 5.38 (1, 1)	6.1	W	25	8	5	4	0	1	0	0	0	0	1	24	28	5.68	1.421				
Rick Lysander, R ERA: 4.56 (7, 1)	2.2	S	8	1	0	0	1	0	0	0	0	0	0	10	10	0.00	0.375				

Minnesota Twins @ Texas Rangers
Arlington Stadium, Arlington, TX
Thu Jun 13 1985, 8:05 PM EDT
Att: 14,984 - Unknown

AB	32
R	5
H	9
RBI	4
BB	1
SO	1
LOB	9




Batter	1	2	3	4	5	6	7	8	9	AB	R	H	RBI	BB	SO	LOB	TOP			
Kirby Puckett, R OBP: 0.323, SLG: 0.406	F8		4-3			K		F8		4	0	0	0	0	1	0	Minnesota Twins @ Texas Rangers Arlington Stadium, Arlington, TX Sat Jun 15 1985, 8:05 PM EDT Att: 25,765 - Unknown			
Ron Washington, R OBP: 0.300, SLG: 0.278	FC5-4 1B		5-3			F8		K		4	0	1	0	0	1	0				
Mickey Hatcher, R OBP: 0.321, SLG: 0.373	FC5-4 1B		5-3			HR BB		F8		3	1	1	0	1	0	0				
Tom Brunansky, R OBP: 0.391, SLG: 0.592	FC5-4 1B			L7		HR		5-3		4	1	1	2	0	0	2				
Roy Smalley, S OBP: 0.373, SLG: 0.417	FC5-4 1B			F4		6-3		F6		4	0	0	0	0	0	2				
Gary Gaetti, R OBP: 0.354, SLG: 0.464		1-3		6-3				5-3		3	0	0	0	1	0	0				
Tim Teufel, R OBP: 0.341, SLG: 0.410		5-3			F9		K			3	0	0	0	0	1	1				
Greg Gagne, R OBP: 0.360, SLG: 0.429					F8		F5			2	0	1	0	0	0	0				
Kent Hrbek, L OBP: 0.302, SLG: 0.387										1	0	0	0	0	0	1				
Tim Laudner, R OBP: 0.274, SLG: 0.353					4-3		K			2	0	0	0	0	1	1				
Randy Bush, L OBP: 0.283, SLG: 0.512										1	0	0	0	0	1	1				
Mark Salas, L OBP: 0.351, SLG: 0.457										0	0	0	0	0	0	0				
Inning Stats	R: 0 E: 0 K: 0 S: 5	H: 2 LOB: 2 BB: 0 P: 5	R: 0 E: 0 K: 1 S: 6	H: 1 LOB: 1 BB: 0 P: 6	R: 0 E: 0 K: 0 S: 3	H: 0 LOB: 0 BB: 0 P: 3	R: 0 E: 0 K: 0 S: 3	H: 0 LOB: 0 BB: 0 P: 3	R: 2 E: 0 K: 2 S: 6	H: 1 LOB: 1 BB: 1 P: 10	R: 0 E: 0 K: 2 S: 7	H: 0 LOB: 1 BB: 1 P: 11	R: 0 E: 0 K: 1 S: 5	H: 0 LOB: 0 BB: 0 P: 5	R: 0 E: 0 K: 0 S: 3	H: 0 LOB: 0 BB: 0 P: 3	1B: 3 2B: 0 3B: 0 HR: 1	SF: 0 SAC: 0 DP: 0 HBP: 0	WP: 0 PB: 0 SB: 0 CS: 0	PA: 33
PITCHER	IP WLS BF H R ER SO BB IBB HBP BLK WP HR S P ERA WHIP	IP WLS BF H R ER SO BB IBB HBP BLK WP HR S P ERA WHIP																		
Mike Mason, L ERA: 4.91	(1, 1) 6.0 W 24 4 2 2 2 2 0 0 0 0 0 1 26 34 3.00 1.000	(7, 1) 3.0 S 9 0 0 0 3 0 0 0 0 0 0 0 15 15 0.00 0.000																		
Dave Stewart, R ERA: 4.94	(7, 1) 3.0 S 9 0 0 0 3 0 0 0 0 0 0 0 15 15 0.00 0.000																			

Batter	1	2	3	4	5	6	7	8	9	AB	R	H	RBI	BB	SO	LOB	BOTTOM			
Oddibe McDowell, L OBP: 0.261, SLG: 0.349	S BB 2B	S 1B	1-3			F9	L7			5	1	2	0	0	0	4	Minnesota Twins @ Texas Rangers Arlington Stadium, Arlington, TX Sat Jun 15 1985, 8:05 PM EDT Att: 25,765 - Unknown			
Toby Harrah, R OBP: 0.472, SLG: 0.400	S 2B BB	SF9 1B		FC4-6 1B		F7		1B BB		2	2	1	1	2	0	0				
Buddy Bell, R OBP: 0.332, SLG: 0.394	K	F2		F8			E 2B	SF8 1B		5	2	2	0	0	1	5				
Pete O'Brien, L OBP: 0.296, SLG: 0.341	2B 6-3 IBB	3-1		FC4-6 WP		E3 4-3 1B	F4			3	2	1	0	1	0	3				
Alan Bannister, R OBP: 0.304, SLG: 0.443	2B 6-3 IBB	3-1		1-2 WP		2H 1B				1	0	0	0	0	0	2				
Gary Ward, R OBP: 0.332, SLG: 0.417	WP 2B			L9		4-3		2B		5	1	3	3	0	0	2				
Larry Parrish, R OBP: 0.304, SLG: 0.443	6-3			2B		K		SF8		4	1	2	4	0	1	1				
Tom Dunbar, L OBP: 0.323, SLG: 0.291	L7			1B 2B		K		F7		3	0	0	0	0	1	2				
Bill Stein, R OBP: 0.429, SLG: 0.571	L7			F7		K		F7		2	1	1	1	0	0	1				
Don Slaught, R OBP: 0.286, SLG: 0.363				5-3		6-3				4	1	2	1	0	0	1				
Wayne Tolleson, S OBP: 0.367, SLG: 0.383				1B SF9 1B				F8		4	0	3	0	0	0	1				
Inning Stats	R: 3 E: 0 K: 1 S: 7	H: 2 LOB: 1 BB: 2 P: 15	R: 1 E: 0 K: 0 S: 6	H: 3 LOB: 2 BB: 0 P: 6	R: 1 E: 0 K: 0 S: 6	H: 3 LOB: 2 BB: 0 P: 6	R: 0 E: 0 K: 0 S: 4	H: 1 LOB: 1 BB: 0 P: 4	R: 0 E: 0 K: 2 S: 7	H: 0 LOB: 0 BB: 0 P: 7	R: 0 E: 0 K: 0 S: 3	H: 1 LOB: 0 BB: 0 P: 3	R: 4 E: 1 K: 0 S: 8	H: 5 LOB: 1 BB: 0 P: 8	R: 2 E: 0 K: 0 S: 5	H: 2 LOB: 1 BB: 1 P: 9	1B: 11 2B: 5 3B: 1 HR: 0	SF: 2 SAC: 0 DP: 0 HBP: 0	WP: 2 PB: 0 SB: 0 CS: 1	PA: 43
PITCHER	IP WLS BF H R ER SO BB IBB HBP BLK WP HR S P ERA WHIP	IP WLS BF H R ER SO BB IBB HBP BLK WP HR S P ERA WHIP																		
John Butcher, R ERA: 4.53	(1, 1) 6.0 L 30 11 6 6 3 1 0 0 0 0 0 0 3 3 9.00 2.000	(7, 1) 0.1 3 2 1 1 0 0 0 0 0 0 0 0 0 3 3 27.00 6.000																		
Rick Lyander, R ERA: 5.05	(7, 1) 0.1 3 2 1 1 0 0 0 0 0 0 0 0 0 3 3 27.00 6.000																			
Len Whitehouse, L ERA: 13.5	(7, 1) 1.0 8 4 4 4 0 1 0 0 0 0 0 0 7 11 36.00 5.000																			
Frank Eufemia, R ERA: 2.19	(8, 1) 0.2 2 0 0 0 0 0 0 0 0 0 0 0 0 2 2 0.00 0.000																			

Batter	1	2	3	4	5	6	7	8	9	AB	R	H	RBI	BB	SO	LOB	TOP								
Jack Perconte, L (1,4) OBP: 0.295, SLG: 0.352	0-0 4-3			0-0 WP 1B		0-0 1B BB 1B	0-0 L9		0-0 4-3	5	1	2	0	0	0	1									
Phil Bradley, R (1,7) OBP: 0.307, SLG: 0.536	0-0 F4			0-3 K		0-0 BB 1B	0-3 K			4	1	1	1	0	2	1									
Ivan Calderon, R (1,9) OBP: 0.350, SLG: 0.540	0-0 6-3			0-0 F4		0-0 FC2-3-6 BB 1B		0-3 K		4	1	1	0	0	1	1									
Gorman Thomas, R (1,10) OBP: 0.350, SLG: 0.481		0-3 K		0-3 K		4-0 FC2-3-6 BB		0-0 6-3		3	0	0	1	1	2	1									
Alvin Davis, L (1,3) OBP: 0.375, SLG: 0.396 Ken Phelps, L (6,PH) OBP: 0.326, SLG: 0.487		0-0 5-3			0-0 6-3	0-0 FC2-3-6 1B		0-0 F5		2	0	0	0	0	0	0									
Dave Henderson, R (1,8) OBP: 0.306, SLG: 0.393		0-0 6-3			0-0 F9	0-0 1B			0-0 F8 1B 2B	4	1	2	1	0	0	0									
Jim Presley, R (1,5) OBP: 0.317, SLG: 0.500 Darnell Coles, R (6,PH) OBP: 0.364, SLG: 0.356			0-3 K		0-0 FC5-4 1B	0-3 K			0-0 F8	2	0	1	0	0	1	0									
Bob Kearney, R (1,2) OBP: 0.228, SLG: 0.302 Donnie Scott, S (9,PH) OBP: 0.220, SLG: 0.284			0-0 F8		0-0 FC5-4 1-2	0-0 1-3			0-3 K	3	0	0	0	0	0	3									
Spike Owen, S (1,6) OBP: 0.288, SLG: 0.280			0-0 F9			4-0 1B BB			0-0 F8	3	1	1	1	1	0	0									
Inning Stats	R: 0 E: 0 K: 0 S: 3	H: 0 LOB: 0 BB: 0 P: 3	R: 0 E: 0 K: 1 S: 5	H: 0 LOB: 0 BB: 0 P: 5	R: 0 E: 0 K: 1 S: 5	H: 0 LOB: 1 BB: 0 P: 8	R: 0 E: 0 K: 2 S: 8	H: 1 LOB: 1 BB: 0 P: 8	R: 0 E: 0 K: 0 S: 4	H: 1 LOB: 1 BB: 0 P: 4	R: 4 E: 0 K: 1 S: 9	H: 4 LOB: 2 BB: 2 P: 17	R: 0 E: 0 K: 1 S: 5	H: 0 LOB: 0 BB: 0 P: 5	R: 0 E: 0 K: 1 S: 5	H: 0 LOB: 0 BB: 0 P: 5	R: 1 E: 0 K: 1 S: 7	H: 2 LOB: 1 BB: 0 P: 7	1B: 7 2B: 1 3B: 0 HR: 0	SF: 0 SAC: 0 DP: 0 HBP: 0	WP: 1 PB: 0 SB: 0 CS: 0	PA: 37			
PITCHER	IP WLS BF H R ER SO BB IBB HBP BLK WP HR S P ERA WHIP	5.1 W 24 6 4 4 4 2 0 0 0 1 0 30 38 6.75 1.500	6.1 S 13 2 1 1 4 0 0 0 0 0 0 21 21 2.46 0.545																						

Seattle Mariners @ Texas Rangers
Arlington Stadium, Arlington, TX
Tue Jun 18 1985, 8:05 PM EDT
Att: 17,781 - Unknown

AB 35
R 5
H 8
RBI 5
BB 2
SO 8
LOB 13



Batter	1	2	3	4	5	6	7	8	9	AB	R	H	RBI	BB	SO	LOB	BOTTOM							
Oddibe McDowell, L (1,8) OBP: 0.250, SLG: 0.330	0-0 F9		0-0 F8		0-0 F8		0-3 K			5	0	0	0	0	1	3								
Toby Harrah, R (1,4) OBP: 0.479, SLG: 0.400				4-0 1B	4-0 1B		4-0 BB			2	1	1	0	3	1	2								
Buddy Bell, R (1,5) OBP: 0.324, SLG: 0.380	4-0 2B 1B BB	0-3 K	0-0 4-3		0-0 5-3		0-0 F5			4	1	0	0	1	1	5								
Pete O'Brien, L (1,3) OBP: 0.305, SLG: 0.368	0-0 1B 2B	0-0 HR	0-3 K			0-0 F7		0-0 4-3		5	2	2	2	0	1	1								
Gary Ward, R (1,7) OBP: 0.337, SLG: 0.420	0-0 1B 1B	0-0 2B 1B		0-0 3-1		0-0 E5 BLK 1B		0-0 2-3		5	2	3	2	0	0	0								
Larry Parrish, R (1,9) OBP: 0.310, SLG: 0.445	0-0 1B WP	0-0 2B		0-0 G3		0-0 G3-6-1 1B		0-0 E6 PO		5	1	3	1	0	0	0								
Don Slaught, R (1,2) OBP: 0.295, SLG: 0.362	0-0 E 1B	4-0 FC6-4 IBB		0-0 4-3		0-0 G3-6-1 1-2		0-0 PO		3	1	1	1	1	0	1								
Alan Bannister, R (1,10) OBP: 0.381, SLG: 0.133	4-0 E 1B BB	0-3 K			0-0 BB 1B		0-0 S 1B			3	0	2	0	1	1	3								
Curtis Wilkerson, S (1,6) OBP: 0.301, SLG: 0.320	0-0 F8	0-0 FC6-4			0-0 L8		0-0 6-3			4	0	0	0	0	0	7								
Inning Stats	R: 6 E: 1 K: 1 S: 10	H: 4 LOB: 2 BB: 3 P: 22	R: 1 E: 0 K: 2 S: 10	H: 3 LOB: 3 BB: 1 P: 14	R: 0 E: 0 K: 1 S: 6	H: 1 LOB: 1 BB: 0 P: 6	R: 0 E: 0 K: 0 S: 3	H: 0 LOB: 0 BB: 0 P: 3	R: 0 E: 0 K: 0 S: 4	H: 1 LOB: 2 BB: 1 P: 8	R: 1 E: 1 K: 0 S: 4	H: 2 LOB: 0 BB: 0 P: 4	R: 0 E: 0 K: 1 S: 6	H: 1 LOB: 1 BB: 1 P: 10	R: 0 E: 1 K: 0 S: 3	H: 0 LOB: 0 BB: 0 P: 3	1B: 9 2B: 2 3B: 0 HR: 1	SF: 0 SAC: 0 DP: 1 HBP: 0	WP: 1 PB: 0 SB: 1 CS: 0	PA: 43				
PITCHER	IP WLS BF H R ER SO BB IBB HBP BLK WP HR S P ERA WHIP	0.1 L 6 3 5 5 0 2 0 0 0 1 1 12 16 9.00 5.000	1.0 9 4 2 1 2 1 0 0 0 0 1 1 12 16 9.00 5.000	4.2 19 4 1 1 2 1 1 0 1 0 0 21 29 1.93 1.071	7.1 8 1 0 0 1 1 0 0 0 0 0 9 13 0.00 1.000																			

Seattle Mariners @ Texas Rangers
Arlington Stadium, Arlington, TX
Tue Jun 18 1985, 8:05 PM EDT
Att: 17,781 - Unknown

AB 36
R 8
H 12
RBI 6
BB 6
SO 5
LOB 22



Batter	1	2	3	4	5	6	7	8	9	AB	R	H	RBI	BB	SO	LOB	TOP										
Jack Perconte, L (1,4) OBP: 0.308, SLG: 0.362 Ken Phelps, L (9,PH) OBP: 0.323, SLG: 0.481										3	0	3	1	1	0	0											
Phil Bradley, R (1,7) OBP: 0.535										4	0	1	0	0	0	3											
Alvin Davis, L (1,3) OBP: 0.367, SLG: 0.387										5	0	0	0	0	2	6											
Gorman Thomas, R (1,10) OBP: 0.366, SLG: 0.485										1	1	1	0	3	0	0											
Ivan Calderon, R (1,9) OBP: 0.346, SLG: 0.549										4	1	1	1	0	0	5											
Dave Henderson, R (1,8) OBP: 0.309, SLG: 0.392										3	1	1	1	1	0	3											
Jim Presley, R (1,5) OBP: 0.320, SLG: 0.504										4	1	2	0	0	0	0											
Bob Kearney, R (1,2) OBP: 0.222, SLG: 0.294 Bary Bonnell, R (8,PH) OBP: 0.299, SLG: 0.293 Donnie Scott, S (8,2) OBP: 0.220, SLG: 0.284										3	0	0	0	0	0	4											
Spike Owen, S (1,6) OBP: 0.287, SLG: 0.280										4	0	1	1	0	1	0											
Inning Stats	R: 0 E: 0 K: 1 S: 5	H: 1 LOB: 0 BB: 0 P: 5	R: 4 E: 0 K: 1 S: 10	H: 5 LOB: 2 BB: 1 P: 14	R: 0 E: 0 K: 0 S: 3	H: 1 LOB: 2 BB: 2 P: 11	R: 0 E: 1 K: 0 S: 4	H: 1 LOB: 1 BB: 0 P: 4	R: 0 E: 0 K: 0 S: 3	H: 0 LOB: 0 BB: 0 P: 3	R: 0 E: 0 K: 0 S: 4	H: 1 LOB: 3 BB: 2 P: 12	R: 0 E: 0 K: 1 S: 5	H: 0 LOB: 0 BB: 0 P: 5	R: 0 E: 0 K: 0 S: 3	H: 0 LOB: 0 BB: 0 P: 3	1B: 7 2B: 3 3B: 1 HR: 0	SF: 0 SAC: 1 DP: 3 HBP: 0	WP: 0 PB: 0 SB: 0 CS: 1	PA: 39							
PITCHER	IP	WLS	BF	H	R	ER	SO	BB	IBB	HBP	BLK	WP	HR	S	P	ERA	WHIP										
Dickie Noles, R (1,1) ERA: 4.04	2.2		15	6	4	4	2	3	0	0	0	0	0	16	28	13.50	3.375										
Chris Welsh, L (3,1) ERA: 2.57	3.1	W	13	3	0	0	0	1	0	0	0	0	0	12	16	0.00	1.200										
Greg Harris, R (7,1) ERA: 1.82	3.0	S	11	1	0	0	1	0	1	0	0	0	0	12	16	0.00	0.333										

Seattle Mariners @ Texas Rangers
Arlington Stadium, Arlington, TX
Wed Jun 19 1985, 8:05 PM EDT
Att: 11,245 - Unknown

AB 33
R 4
H 10
RBI 4
BB 5
SO 3
LOB 21



Batter	1	2	3	4	5	6	7	8	9	AB	R	H	RBI	BB	SO	LOB	BOTTOM										
Oddibe McDowell, L (1,8) OBP: 0.242, SLG: 0.319										4	0	0	0	0	0	4											
Curtis Wilkerson, S (1,6) OBP: 0.299, SLG: 0.318										4	1	1	0	0	1	2											
Buddy Bell, R (1,5) OBP: 0.323, SLG: 0.378										4	1	1	0	0	0	2											
Pete O'Brien, L (1,3) OBP: 0.312, SLG: 0.377										3	1	2	2	1	0	0											
Gary Ward, R (1,7) OBP: 0.336, SLG: 0.422										4	1	1	1	0	0	2											
Larry Parrish, R (1,9) OBP: 0.309, SLG: 0.439										3	1	0	0	1	0	2											
Tom Dunbar, L (1,10) OBP: 0.314, SLG: 0.286										4	0	1	1	0	1	1											
Glenn Brummer, R (1,2) OBP: 0.425, SLG: 0.333										2	0	1	0	1	1	0											
Wayne Tolleson, S (1,4) OBP: 0.366, SLG: 0.379										1	0	0	1	1	0	0											
Inning Stats	R: 3 E: 1 K: 0 S: 7	H: 4 LOB: 1 BB: 0 P: 7	R: 0 E: 0 K: 0 S: 3	H: 0 LOB: 2 BB: 2 P: 11	R: 0 E: 0 K: 2 S: 7	H: 0 LOB: 0 BB: 0 P: 7	R: 0 E: 0 K: 0 S: 5	H: 0 LOB: 0 BB: 0 P: 5	R: 2 E: 0 K: 0 S: 6	H: 3 LOB: 2 BB: 1 P: 10	R: 0 E: 0 K: 0 S: 3	H: 0 LOB: 0 BB: 0 P: 3	R: 0 E: 0 K: 0 S: 3	H: 0 LOB: 0 BB: 0 P: 3	R: 0 E: 0 K: 0 S: 3	H: 0 LOB: 0 BB: 0 P: 3	1B: 5 2B: 3 3B: 0 HR: 0	SF: 1 SAC: 0 DP: 1 HBP: 0	WP: 0 PB: 1 SB: 0 CS: 0	PA: 34							
PITCHER	IP	WLS	BF	H	R	ER	SO	BB	IBB	HBP	BLK	WP	HR	S	P	ERA	WHIP										
Frank Willis, R (1,1) ERA: 6.75	5.1	L	24	5	5	5	3	4	0	0	0	0	0	26	42	8.44	1.688										
Ed Nunez, R (6,1) ERA: 2.82	2.2		10	2	0	0	0	0	0	0	0	0	0	10	10	0.00	0.750										

Seattle Mariners @ Texas Rangers
Arlington Stadium, Arlington, TX
Wed Jun 19 1985, 8:05 PM EDT
Att: 11,245 - Unknown

AB 29
R 5
H 7
RBI 5
BB 4
SO 3
LOB 13



Batter	1	2	3	4	5	6	7	8	9	AB	R	H	RBI	BB	SO	LOB	TOP							
Jack Perconte, L (1,4) OBP: 0.313, SLG: 0.363 Domingo Ramos, R (9,4) OBP: 0.241, SLG: 0.280	0-0 4-3		0-0 2B	0-0 6-3	1-0 G6-4-3 HBP			0-0 B1-3	0-0 2B 1B	5	2	2	1	0	0	0								
Phil Bradley, R (1,8) OBP: 0.386, SLG: 0.542	0-0 6-3		0-0 4-3 HR	0-0 2B	0-0 G6-4-3			0-0 BB 1B	0-3 K	6	2	3	2	0	1	5								
Alvin Davis, L (1,3) OBP: 0.370, SLG: 0.396	0-0 2B		0-0 4-3	0-0 5-3				4-0 1B BB	0-0 2B	5	0	2	2	1	0	2								
Gorman Thomas, R (1,10) OBP: 0.367, SLG: 0.474 Ken Phelps, L (9,PH) OBP: 0.319, SLG: 0.474	0-3 K		4-0 HR IBB	4-0 BB				0-0 F6	0-3 K	3	1	0	0	2	2	3								
Al Cowens, R (1,9) OBP: 0.270, SLG: 0.419 Dave Henderson, R (8,8) OBP: 0.309, SLG: 0.392		0-3 K	0-0 HR	0-0 4-3				0-0 1B BB	0-3 K	5	1	2	4	0	2	2								
Ivan Calderon, R (1,7) OBP: 0.386, SLG: 0.563	0-0 3-1 2B		0-0 F8		0-0 1B 1B			0-0 K	0-3 K	5	1	3	0	0	1	2								
Jim Presley, R (1,5) OBP: 0.325, SLG: 0.519	0-0 3-1		0-0 HR		0-3 K			0-0 1B 1B	0-0 G3 BB 1B	5	2	3	1	0	1	2								
Donnie Scott, S (1,2) OBP: 0.244, SLG: 0.321 Bob Kearney, R (8,2) OBP: 0.226, SLG: 0.294	0-3 K		0-0 2B		0-0 HBP 1B			0-0 1B 1B	4-0 1B G3 BB	4	0	3	0	0	1	1								
Spike Owen, S (1,6) OBP: 0.290, SLG: 0.283			0-0 1B		0-0 HBP 1B			0-0 G6-3	0-0 G3	5	1	2	1	0	0	5								
Inning Stats	R: 0 E: 0 K: 1 S: 6	H: 1 LOB: 1 BB: 0 P: 6	R: 0 E: 0 K: 2 S: 8	H: 1 LOB: 1 BB: 0 P: 8	R: 6 E: 0 K: 0 S: 9	H: 6 LOB: 1 BB: 1 P: 13	R: 0 E: 0 K: 0 S: 4	H: 1 LOB: 2 BB: 1 P: 8	R: 1 E: 0 K: 1 S: 7	H: 3 LOB: 2 BB: 0 P: 8	R: 0 E: 0 K: 2 S: 7	H: 0 LOB: 0 BB: 0 P: 7	R: 0 E: 0 K: 0 S: 4	H: 3 LOB: 1 BB: 0 P: 4	R: 1 E: 0 K: 1 S: 7	H: 2 LOB: 2 BB: 1 P: 11	R: 3 E: 0 K: 2 S: 10	H: 3 LOB: 1 BB: 1 P: 14	1B: 12 2B: 6 3B: 0 HR: 2	SF: 0 SAC: 0 DP: 2 HBP: 1	WP: 0 PB: 0 SB: 0 CS: 0	PA: 49		
PITCHER	IP WLS BF H R ER SO	IP WLS BF H R ER SO	IP WLS BF H R ER SO	IP WLS BF H R ER SO	IP WLS BF H R ER SO	IP WLS BF H R ER SO	IP WLS BF H R ER SO	IP WLS BF H R ER SO	IP WLS BF H R ER SO	IP WLS BF H R ER SO	IP WLS BF H R ER SO	IP WLS BF H R ER SO	IP WLS BF H R ER SO	IP WLS BF H R ER SO	IP WLS BF H R ER SO	IP WLS BF H R ER SO	IP WLS BF H R ER SO	IP WLS BF H R ER SO	IP WLS BF H R ER SO	ERA WHIP	ERA WHIP			
Burt Hooton, R (1,1) ERA: 3.77	4.1 L	26 11	7 7	4 4	1 1	0 0	0 0	0 0	2 32	40	14.54	2.769												
Dave Rozema, R (5,1) ERA: 4.54	3.1	15 6	1 1	2 2	1 1	0 0	1 0	0 0	0 17	22	2.70	2.100												
Dave Stewart, R (8,1) ERA: 5.65	1.1	8 3	3 3	3 3	1 1	0 0	0 0	0 0	0 13	17	20.25	3.000												

Seattle Mariners @ Texas Rangers
Arlington Stadium, Arlington, TX
Thu Jun 20 1985, 8:05 PM EDT
Att: 11,009 - Unknown

AB 44
R 11
H 20
RBI 11
BB 4
SO 9
LOB 23



Batter	1	2	3	4	5	6	7	8	9	AB	R	H	RBI	BB	SO	LOB	BOTTOM						
Nick Capra, R (1,8) OBP: 0.238, SLG: 0.314	0-0 1-3		0-0 F8		0-0 F4			0-0 F9		3	0	0	0	0	0	3							
Toby Harrah, R (1,4) OBP: 0.473, SLG: 0.411	0-0 5-3		0-0 F8		0-0 HR			0-0 4-3		5	1	1	2	0	1	4							
Bill Stein, R (1,5) OBP: 0.385, SLG: 0.480	1-0 BB HBP		0-0 F9		0-3 K			0-0 6-3		4	0	0	0	0	1	0							
Pete O'Brien, L (1,3) OBP: 0.314, SLG: 0.379	1-0 BB HBP		0-0 6-3		0-3 K			0-0 K		4	0	1	0	0	2	0							
Gary Ward, R (1,7) OBP: 0.338, SLG: 0.421 Tom Dunbar, L (9,PH) OBP: 0.310, SLG: 0.281	4-0 BB HBP		0-0 E6		0-3 K			0-0 F9		3	0	1	0	1	1	0							
Larry Parrish, R (1,9) OBP: 0.304, SLG: 0.432	1-2 2-3 BB		0-0 G3		0-3 K			0-0 1B		4	0	0	0	0	1	5							
Alan Bannister, R (1,10) OBP: 0.440, SLG: 0.316			0-0 1B 1B		0-0 2B 2B			0-0 F6		4	1	3	0	0	0	0							
Don Slaught, R (1,2) OBP: 0.299, SLG: 0.370			0-0 1B		0-0 HR 2B			0-0 E1		4	1	2	1	0	0	1							
Wayne Tolleson, S (1,6) OBP: 0.362, SLG: 0.367			0-0 F9		0-0 5-3			0-0 K		3	0	0	0	1	1	4							
Inning Stats	R: 0 E: 0 K: 0 S: 3	H: 0 LOB: 3 BB: 1 P: 9	R: 0 E: 0 K: 0 S: 5	H: 2 LOB: 0 BB: 0 P: 5	R: 0 E: 1 K: 0 S: 4	H: 0 LOB: 1 BB: 0 P: 4	R: 3 E: 0 K: 1 S: 8	H: 3 LOB: 0 BB: 0 P: 8	R: 0 E: 0 K: 3 S: 9	H: 0 LOB: 0 BB: 0 P: 9	R: 0 E: 0 K: 1 S: 6	H: 1 LOB: 2 BB: 1 P: 10	R: 0 E: 0 K: 1 S: 6	H: 1 LOB: 1 BB: 0 P: 6	R: 0 E: 1 K: 1 S: 6	H: 0 LOB: 1 BB: 0 P: 6	R: 0 E: 0 K: 1 S: 6	H: 1 LOB: 1 BB: 0 P: 6	1B: 4 2B: 3 3B: 0 HR: 1	SF: 0 SAC: 0 DP: 0 HBP: 2	WP: 0 PB: 0 SB: 0 CS: 0	PA: 41	
PITCHER	IP WLS BF H R ER SO	IP WLS BF H R ER SO	IP WLS BF H R ER SO	IP WLS BF H R ER SO	IP WLS BF H R ER SO	IP WLS BF H R ER SO	IP WLS BF H R ER SO	IP WLS BF H R ER SO	IP WLS BF H R ER SO	IP WLS BF H R ER SO	IP WLS BF H R ER SO	IP WLS BF H R ER SO	IP WLS BF H R ER SO	IP WLS BF H R ER SO	IP WLS BF H R ER SO	IP WLS BF H R ER SO	IP WLS BF H R ER SO	IP WLS BF H R ER SO	IP WLS BF H R ER SO	ERA WHIP	ERA WHIP		
Matt Young, L (1,1) ERA: 4.83	5.0 W	24 5	3 1	4 2	0 0	0 0	1 2	0 0	1 29	35	5.40	1.200											
Roy Thomas, R (6,1) ERA: 4.22	1.0	5 1	0 0	1 1	0 0	0 0	1 0	0 6	10	0.00	2.000												
Karl Best, R (7,1) ERA: 1.95	3.0 S	12 2	0 0	3 3	0 0	0 0	0 0	0 18	18	0.00	0.667												

Seattle Mariners @ Texas Rangers
Arlington Stadium, Arlington, TX
Thu Jun 20 1985, 8:05 PM EDT
Att: 11,009 - Unknown

AB 37
R 3
H 8
RBI 3
BB 2
SO 8
LOB 21



Batter	1	2	3	4	5	6	7	8	9	AB	R	H	RBI	BB	SO	LOB	TOP					
Oddibe McDowell, L OBP: 0.231, SLG: 0.304 (1, 8)	F8		5-3			4-3		4-3		4	0	0	0	0	0	2	Texas Rangers @ Minnesota Twins Hubert H. Humphrey Metrodome, Minneapolis, MN Fri Jun 21 1985, 8:05 PM EDT Att: 22,712 - Unknown					
Toby Harrah, R OBP: 0.474, SLG: 0.410 (1, 4)	F2			K		FC1-2 BB		4-3 1B		3	0	1	0	1	1	0						
Tom Dunbar, L OBP: 0.307, SLG: 0.294 (1, 10)	F6			F8		2B		4-3 1-2		4	0	1	1	0	0	1						
Pete O'Brien, L OBP: 0.313, SLG: 0.374 (1, 3)		G3		F8		IBB		F8		3	0	0	0	1	0	1						
Gary Ward, R OBP: 0.341, SLG: 0.422 (1, 7)		1B			8-3 1B	FC1-2			6-3	4	0	2	0	0	0	3						
Larry Parrish, R OBP: 0.303, SLG: 0.442 (1, 9)		L6			F8	3-H			K	4	1	1	1	0	1	2						
Bill Stein, R OBP: 0.333, SLG: 0.414 (1, 5)		4-3			8-3 1-2		HR		K	4	0	0	0	0	1	2						
Don Slaught, R OBP: 0.300, SLG: 0.366 (1, 2)			K			SH1-3 2B BB		F7		2	1	0	0	1	1	0						
Wayne Tolleson, S OBP: 0.364, SLG: 0.370 (1, 6)			CS 1B			SH1-3 1-2		F5		2	0	1	0	0	0	0						
Inning Stats	R: 0 E: 0 K: 0 S: 3	H: 0 LOB: 0 BB: 0 P: 3	R: 0 E: 0 K: 0 S: 4	H: 1 LOB: 1 BB: 0 P: 4	R: 0 E: 0 K: 1 S: 5	H: 1 LOB: 0 BB: 0 P: 5	R: 0 E: 0 K: 1 S: 5	H: 0 LOB: 0 BB: 0 P: 5	R: 0 E: 0 K: 0 S: 3	H: 1 LOB: 0 BB: 0 P: 3	R: 1 E: 0 K: 0 S: 4	H: 1 LOB: 3 BB: 3 P: 16	R: 1 E: 0 K: 0 S: 4	H: 1 LOB: 0 BB: 0 P: 4	R: 0 E: 0 K: 0 S: 4	H: 1 LOB: 1 BB: 0 P: 4	R: 0 E: 0 K: 2 S: 7	H: 0 LOB: 0 BB: 0 P: 7	1B: 4 2B: 2 3B: 0 HR: 1	SF: 0 SAC: 1 DP: 1 HBP: 0	WP: 0 PB: 0 SB: 0 CS: 1	PA: 34
PITCHER Ken Schrom, R ERA: 4.64 (1, 1)	IP: 9.0 WLS: W BF: 34 H: 6 R: 2 ER: 2 SO: 4 BB: 2 IBB: 1 HBP: 0 BLK: 0 WP: 0 HR: 1 S: 39 P: 51 ERA: 2.00 WHIP: 0.889															PITCHER						

Batter	1	2	3	4	5	6	7	8	9	AB	R	H	RBI	BB	SO	LOB	BOTTOM				
Kirby Puckett, R OBP: 0.319, SLG: 0.400 (1, 8)	4-3		F2			CS 1B		F3		4	0	1	0	0	0	0	Texas Rangers @ Minnesota Twins Hubert H. Humphrey Metrodome, Minneapolis, MN Fri Jun 21 1985, 8:05 PM EDT Att: 22,712 - Unknown				
Mickey Hatcher, R OBP: 0.325, SLG: 0.378 (1, 7)	6-3			CS		K		1B		4	0	2	0	0	1	0					
Kent Hrbek, L OBP: 0.330, SLG: 0.418 (1, 3)	BB 1B		F8			1B		K		4	0	2	0	0	1	2					
Tom Brunansky, R OBP: 0.389, SLG: 0.562 (1, 9)	4-0 1-2 BB			5-3		F3			FC1-6 1B BB	2	0	0	0	2	0	1					
Roy Smalley, S OBP: 0.381, SLG: 0.423 (1, 10)	F9			K		F8			BB FC1-6 G3 1B	4	1	1	0	0	1	3					
Gary Gaetti, R OBP: 0.341, SLG: 0.458 (1, 5)		5-3			1B		5-3		FC1-6 G3 1B 1-2 2-3	4	1	1	0	0	0	2					
Tim Teufel, R OBP: 0.349, SLG: 0.404 (1, 4)		K			F5		6-3		G3 1B BB	3	1	0	0	1	1	1					
Greg Gagne, R OBP: 0.340, SLG: 0.427 (9, PH)		K			F7		G3		G3	3	0	0	0	0	1	0					
Randy Bush, L OBP: 0.271, SLG: 0.489 (9, PH)									1-2 2-3 3-H	1	0	0	1	0	0	2					
Mark Salas, L OBP: 0.347, SLG: 0.441 (1, 2)			K			F6		L4	2-H 3-H	4	0	1	2	0	1	0					
Inning Stats	R: 0 E: 0 K: 0 S: 4	H: 1 LOB: 2 BB: 1 P: 8	R: 0 E: 0 K: 2 S: 7	H: 0 LOB: 0 BB: 0 P: 7	R: 0 E: 0 K: 1 S: 6	H: 1 LOB: 1 BB: 0 P: 6	R: 0 E: 0 K: 1 S: 6	H: 1 LOB: 0 BB: 0 P: 6	R: 0 E: 0 K: 0 S: 3	H: 0 LOB: 0 BB: 0 P: 3	R: 0 E: 0 K: 1 S: 6	H: 1 LOB: 1 BB: 0 P: 6	R: 0 E: 0 K: 0 S: 3	R: 0 E: 0 K: 1 S: 6	H: 1 LOB: 1 BB: 0 P: 6	R: 3 E: 0 K: 0 S: 4	H: 2 LOB: 1 BB: 2 P: 12	1B: 8 2B: 0 3B: 0 HR: 0	SF: 0 SAC: 0 DP: 0 HBP: 0	WP: 0 PB: 0 SB: 0 CS: 1	PA: 37
PITCHER Charlie Hough, R ERA: 3.44 (1, 1)	IP: 8.2 WLS: L BF: 36 H: 8 R: 3 ER: 3 SO: 6 BB: 3 IBB: 0 HBP: 0 BLK: 0 WP: 0 HR: 0 S: 45 P: 57 ERA: 3.12 WHIP: 1.269															PITCHER					

AB 30
R 2
H 6
RBI 2
BB 3
SO 4
LOB 11

AB 33
R 3
H 8
RBI 3
BB 3
SO 6
LOB 11

Batter	1	2	3	4	5	6	7	8	9	AB	R	H	RBI	BB	SO	LOB	TOP										
Oddibe McDowell, L (1, 8) OBP: 0.230, SLG: 0.315										5	1	1	0	0	1	4											
Toby Harrah, R (1, 4) OBP: 0.474, SLG: 0.412										4	0	2	1	0	0	0											
Buddy Bell, R (1, 5) OBP: 0.318, SLG: 0.372										4	0	0	0	0	0	3											
Pete O'Brien, L (1, 3) OBP: 0.308, SLG: 0.368										4	0	0	0	0	0	3											
Gary Ward, R (1, 7) OBP: 0.339, SLG: 0.427										4	1	1	0	0	0	1											
Larry Parrish, R (1, 9) OBP: 0.310, SLG: 0.446										2	0	1	1	2	0	0											
Wayne Tolleson, S (9, PR) OBP: 0.364, SLG: 0.370										0	0	0	0	0	0	0											
Don Slaught, R (1, 2) OBP: 0.300, SLG: 0.362										2	0	0	0	1	0	1											
Alan Bannister, R (1, 10) OBP: 0.393, SLG: 0.273										3	0	0	0	0	1	2											
Tom Dunbar, L (9, PH) OBP: 0.303, SLG: 0.290										1	0	0	0	0	0	2											
Curtis Wilkerson, S (1, 6) OBP: 0.300, SLG: 0.318										3	0	1	0	0	0	1											
Bob Jones, L (9, PH) OBP: 0.255, SLG: 0.190										0	0	0	0	1	0	0											
Inning Stats	R: 1 E: 0 K: 0 S: 5	H: 2 LOB: 1 BB: 0 P: 5	R: 0 E: 0 K: 1 S: 5	H: 0 LOB: 1 BB: 1 P: 9	R: 0 E: 0 K: 0 S: 3	H: 0 LOB: 0 BB: 0 P: 3	R: 1 E: 0 K: 0 S: 5	H: 2 LOB: 1 BB: 0 P: 5	R: 0 E: 0 K: 0 S: 3	H: 0 LOB: 0 BB: 0 P: 3	R: 0 E: 0 K: 0 S: 3	H: 0 LOB: 0 BB: 0 P: 3	R: 0 E: 0 K: 0 S: 5	H: 2 LOB: 2 BB: 0 P: 5	R: 0 E: 0 K: 1 S: 5	H: 0 LOB: 3 BB: 3 P: 17	1B: 3 2B: 1 3B: 2 HR: 0	SF: 0 SAC: 1 DP: 0 HBP: 0	WP: 0 PA: 37 CS: 0								
PITCHER	IP	WLS	BF	H	R	ER	SO	BB	IBB	HBP	BLK	WP	HR	S	P	ERA	WHIP										
Frank Viola, L (1, 1) ERA: 4.11	8.1	W	34	6	2	2	1	3	0	0	0	0	0	33	45	2.16	1.080										
Ron Davis, R (9, 1) ERA: 5.6	0.2	S	3	0	0	0	1	1	0	0	0	0	0	4	8	0.00	1.500										

Texas Rangers @ Minnesota Twins
Hubert H. Humphrey Metrodome, Minneapolis, MN

AB 32
R 2
H 6
RBI 2
BB 4
SO 2
LOB 17



Sat Jun 22 1985, 8:05 PM EDT
Att: 23,520 - Unknown

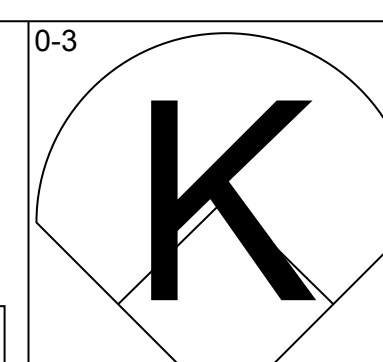
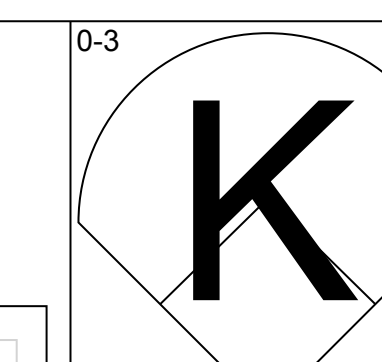
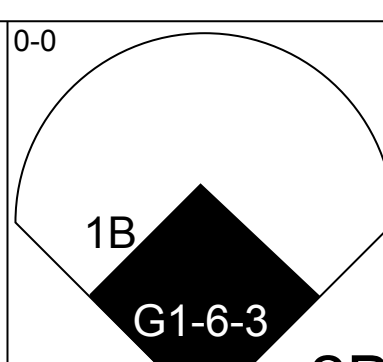
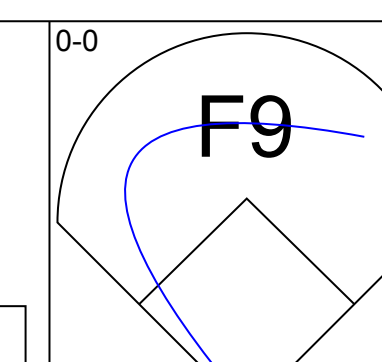
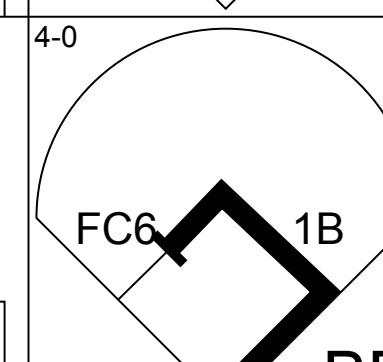
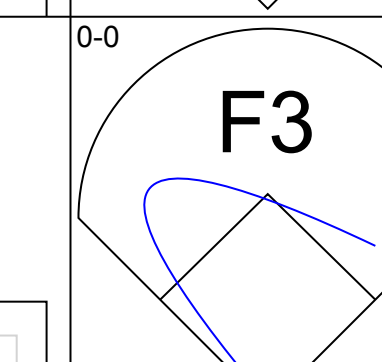
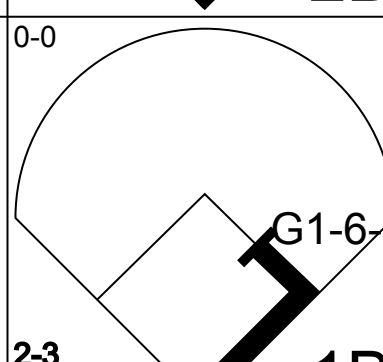
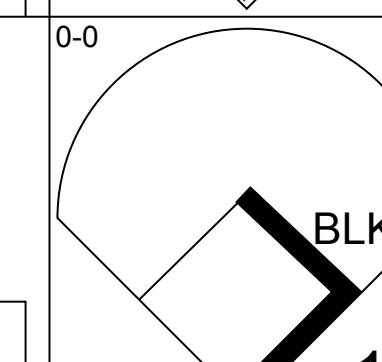
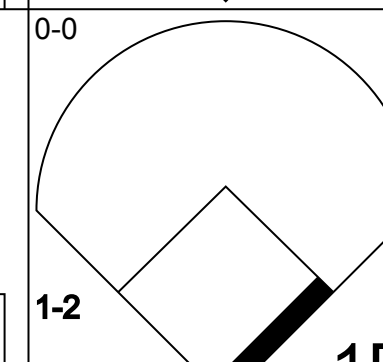
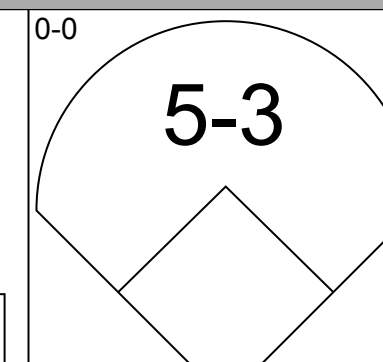
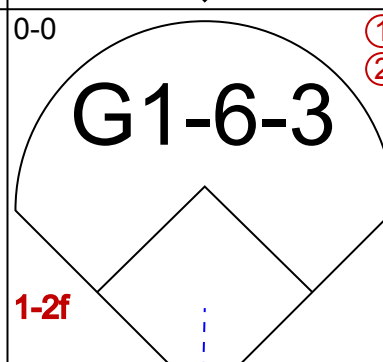
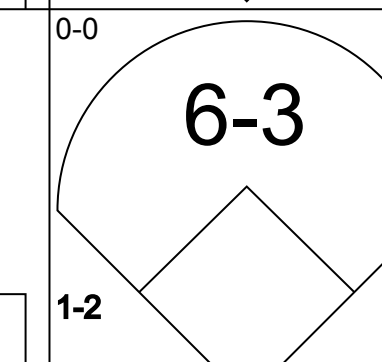
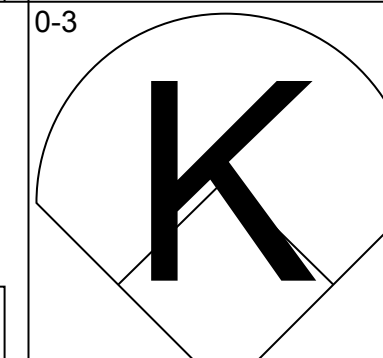
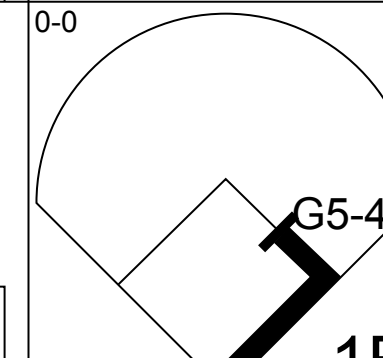
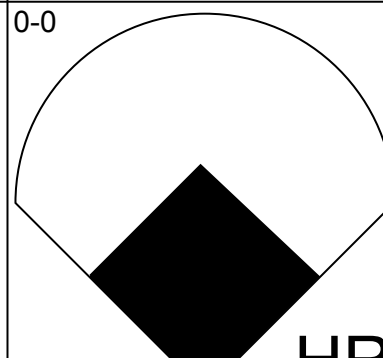

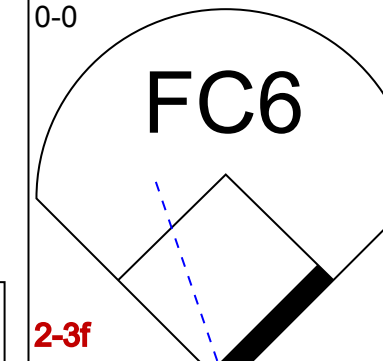
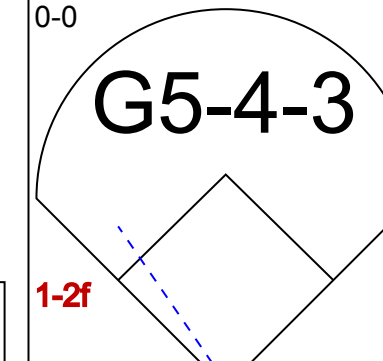
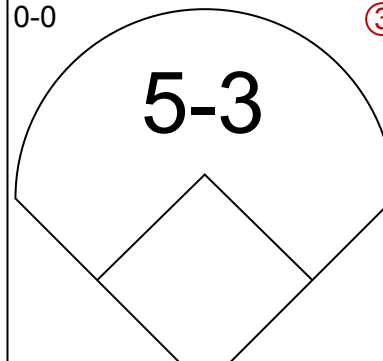

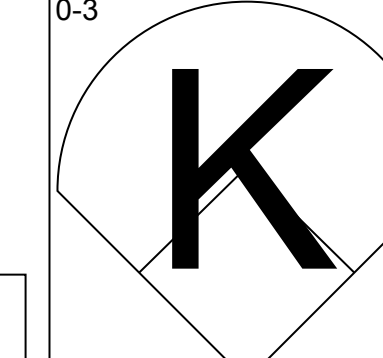
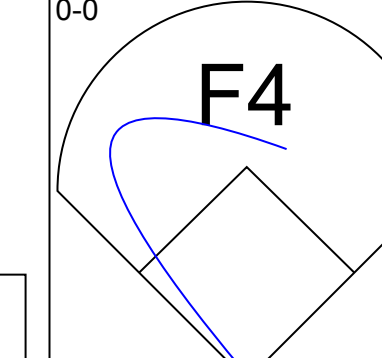


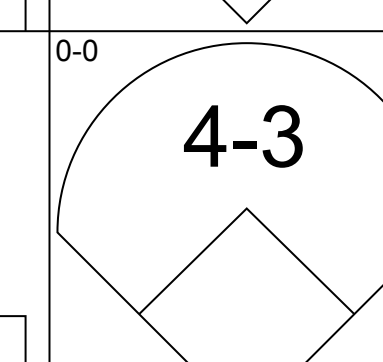
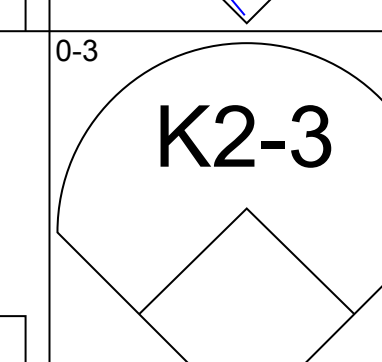
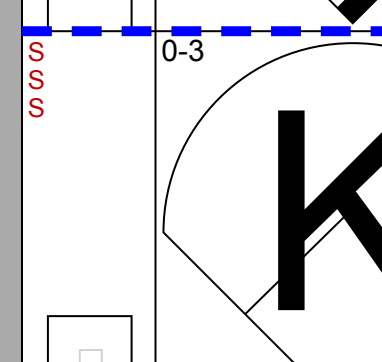

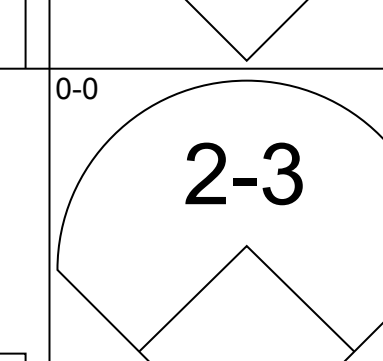
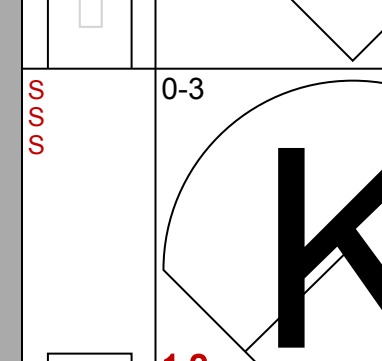

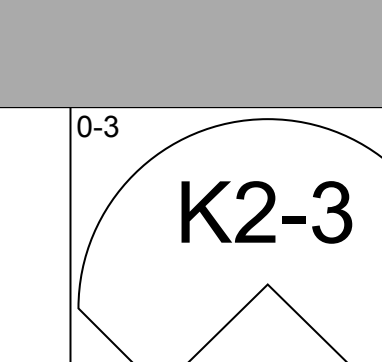
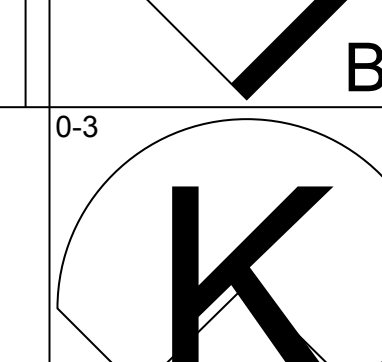
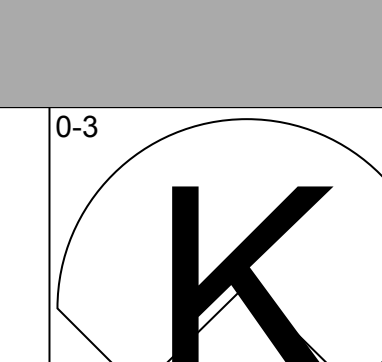
Batter	1	2	3	4	5	6	7	8	9	AB	R	H	RBI	BB	SO	LOB	BOTTOM										
Kirby Puckett, R (1, 8) OBP: 0.318, SLG: 0.398										4	1	1	0	0	0	3											
Tim Lincecum, R (1, 4) OBP: 0.347, SLG: 0.401										4	1	1	0	0	0	1											
Kent Hrbek, L (1, 3) OBP: 0.332, SLG: 0.423										4	1	2	2	0	0	1											
Tom Brunansky, R (1, 9) OBP: 0.387, SLG: 0.557										4	0	1	0	0	1	1											
Gary Gaetti, R (1, 5) OBP: 0.340, SLG: 0.454										4	0	1	1	0	3	2											
Mickey Hatcher, R (1, 7) OBP: 0.324, SLG: 0.376										4	0	1	0	0	0	3											
Greg Gagne, R (1, 6) OBP: 0.333, SLG: 0.418										3	0	0	0	0	0	1											
Tim Lincecum, R (1, 2) OBP: 0.291, SLG: 0.397										2	0	1	0	1	0	1											
Ron Washington, R (1, 10) OBP: 0.289, SLG: 0.235										2	0	0	0	1	0	2											
Inning Stats	R: 0 E: 0 K: 0 S: 3	H: 1 LOB: 0 BB: 0 P: 3	R: 0 E: 0 K: 1 S: 5	H: 0 LOB: 0 BB: 0 P: 5	R: 0 E: 0 K: 0 S: 3	H: 0 LOB: 0 BB: 0 P: 3	R: 0 E: 0 K: 1 S: 6	H: 1 LOB: 1 BB: 0 P: 6	R: 3 E: 0 K: 1 S: 8	H: 3 LOB: 1 BB: 1 P: 12	R: 0 E: 0 K: 0 S: 4	H: 1 LOB: 1 BB: 0 P: 4	R: 0 E: 0 K: 1 S: 7	H: 2 LOB: 2 BB: 0 P: 7	1B: 7 2B: 1 3B: 0 HR: 0	SF: 0 SAC: 0 DP: 0 HBP: 0	WP: 0 PA: 34 CS: 1										
PITCHER	IP	WLS	BF	H	R	ER	SO	BB	IBB	HBP	BLK	WP	HR	S	P	ERA	WHIP										
Mike Mason, L (1, 1) ERA: 4.92	5.1	L	21	4	3	3	2	2	0	0	0	0	0	11	11	5.06	1.125										
Dave Rozema, R (6, 1) ERA: 4.74	2.0		9	3	0	0	1	0	0	0	0	0	0	5	5	0.00	1.500										
Dave Schmidt, R (8, 1) ERA: 2.0	0.2		3	1	0	0	1	0	0	0	0	0	0	5	5	0.00	1.500										

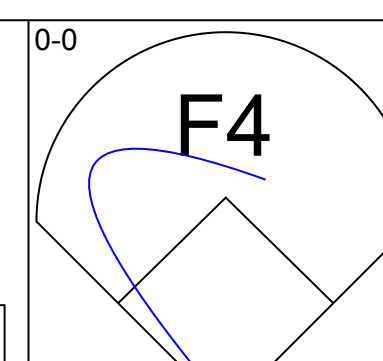
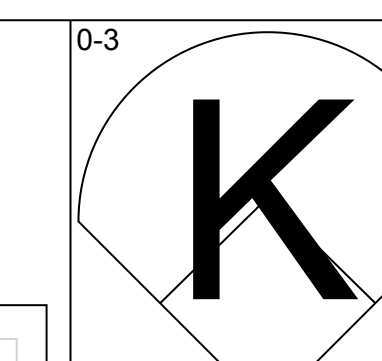
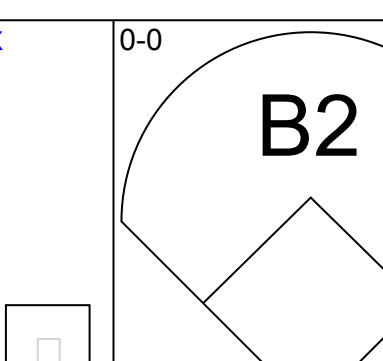
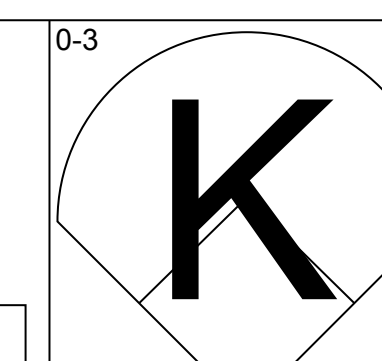
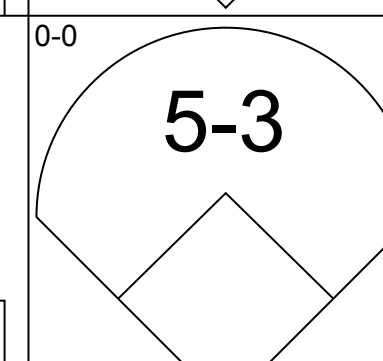
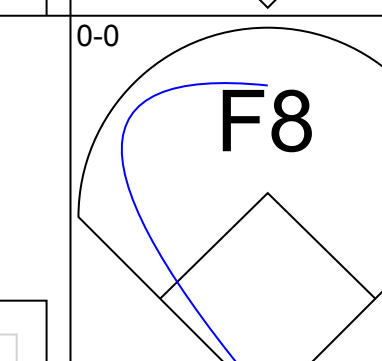
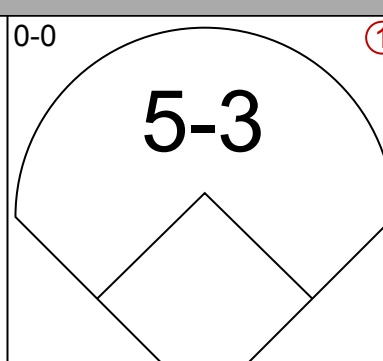
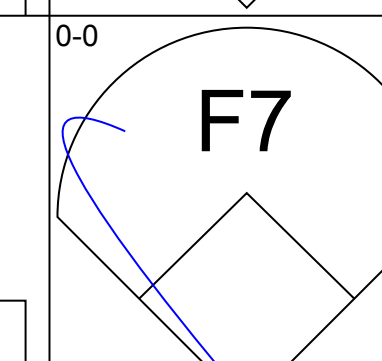
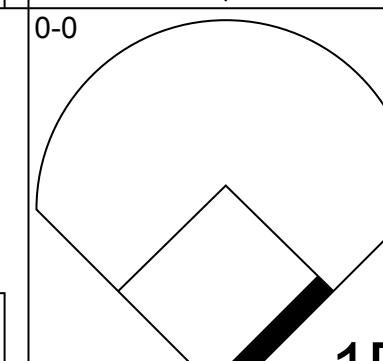
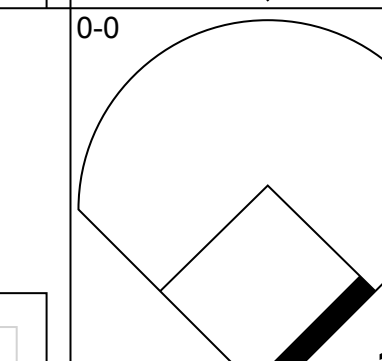
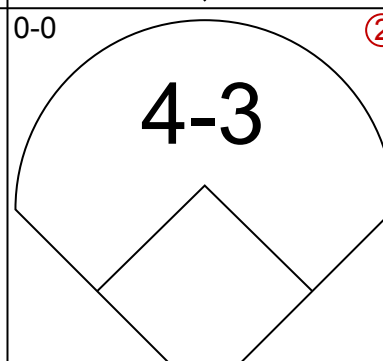

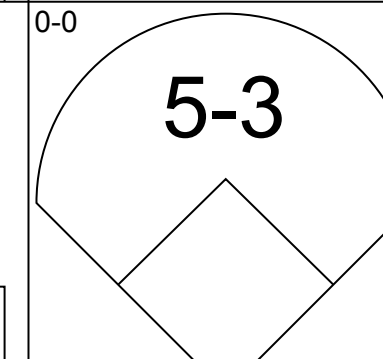
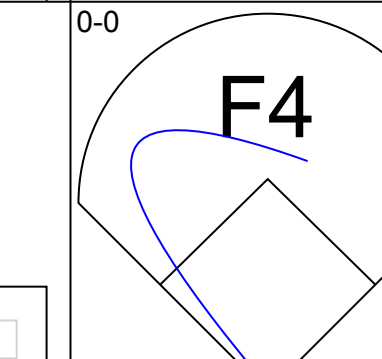
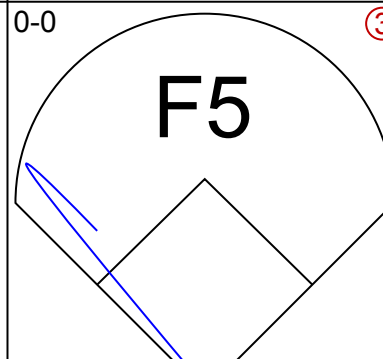

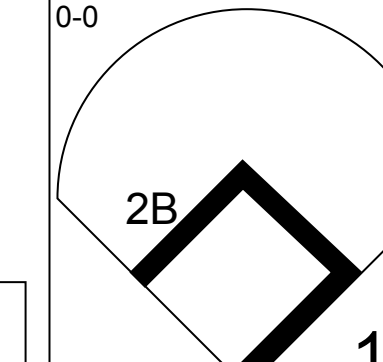
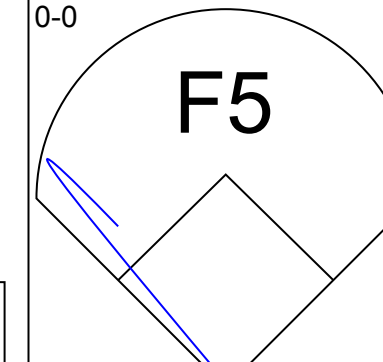
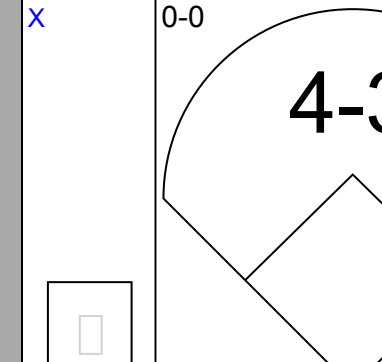

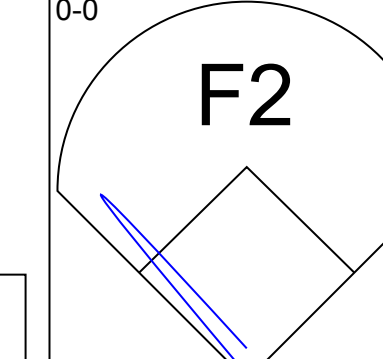
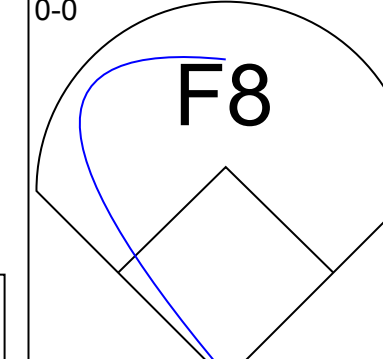

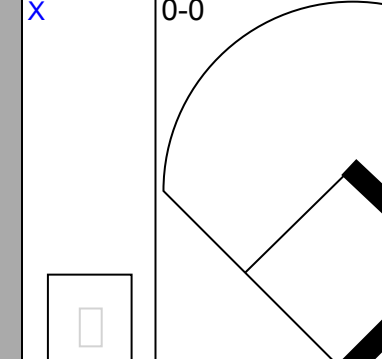

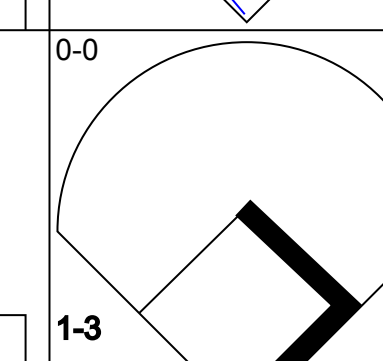
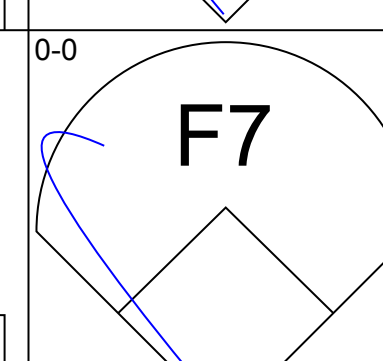
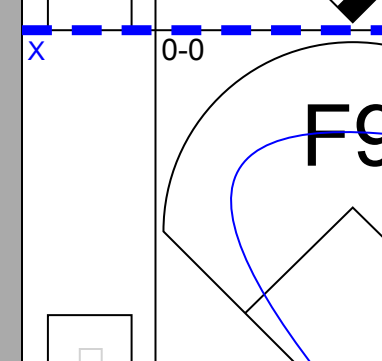

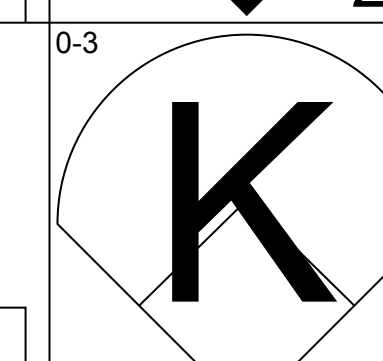
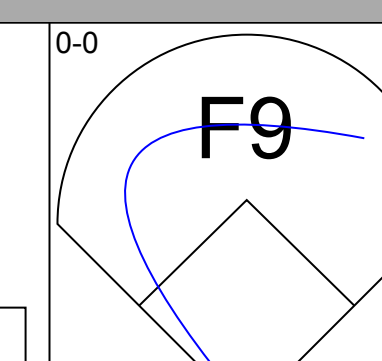

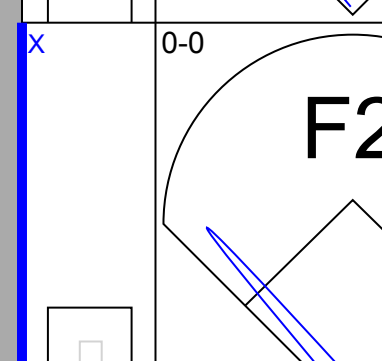

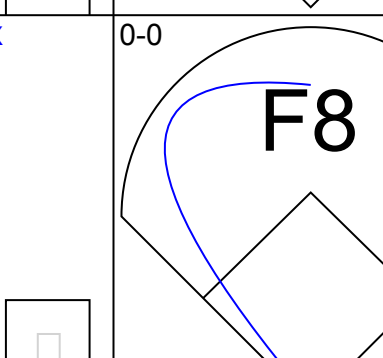
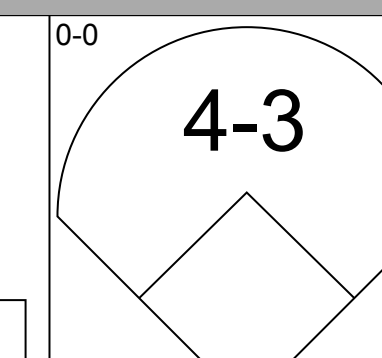
Texas Rangers @ Minnesota Twins
Hubert H. Humphrey Metrodome, Minneapolis, MN

AB 31
R 3
H 8
RBI 3
BB 2
SO 4
LOB 15



Sat Jun 22 1985, 8:05 PM EDT
Att: 23,520 - Unknown

Batter	1	2	3	4	5	6	7	8	9	AB	R	H	RBI	BB	SO	LOB	TOP								
Oddibe McDowell, L (1, 8) OBP: 0.231, SLG: 0.321										4	1	1	0	0	2	0	Texas Rangers @ Minnesota Twins Hubert H. Humphrey Metrodome, Minneapolis, MN Sun Jun 23 1985, 4:33 AM EDT Att: 22,805 - Unknown								
Toby Harrah, R (1, 4) OBP: 0.479, SLG: 0.416										3	0	2	0	1	0	0									
Buddy Bell, R (1, 5) OBP: 0.317, SLG: 0.370										4	0	1	0	0	0	2									
Pete O'Brien, L (1, 3) OBP: 0.311, SLG: 0.382										4	1	2	1	0	1	2									
Gary Ward, R (1, 7) OBP: 0.335, SLG: 0.420										4	0	0	0	0	0	3									
Larry Parrish, R (1, 9) OBP: 0.313, SLG: 0.447										4	0	2	0	0	1	0									
Wayne Tolleson, S (9, FR) OBP: 0.364, SLG: 0.370										0	1	0	0	0	0	0									
Nick Capra, R (9, 9)										0	0	0	0	0	0	0									
Bob Jones, L (1, 10) OBP: 0.208, SLG: 0.217										4	0	1	1	0	2	1									
Glenn Brummer, R (1, 2) OBP: 0.409, SLG: 0.306										3	0	0	0	1	1	3									
Curtis Wilkerson, S (1, 6) OBP: 0.295, SLG: 0.313										3	0	0	0	0	3	1									
Inning Stats	R: 0 E: 0 K: 2 S: 8	H: 1 LOB: 2 BB: 1 P: 12	R: 0 E: 0 K: 1 S: 5	H: 0 LOB: 0 BB: 0 P: 5	R: 0 E: 0 K: 2 S: 7	H: 0 LOB: 0 BB: 0 P: 7	R: 0 E: 0 K: 0 S: 3	H: 1 LOB: 0 BB: 0 P: 3	R: 0 E: 0 K: 2 S: 7	H: 0 LOB: 1 BB: 1 P: 11	R: 2 E: 0 K: 0 S: 5	H: 3 LOB: 0 BB: 0 P: 5	R: 0 E: 0 K: 2 S: 7	H: 1 LOB: 0 BB: 0 P: 7	R: 0 E: 0 K: 1 S: 6	H: 1 LOB: 1 BB: 0 P: 6	R: 1 E: 0 K: 0 S: 5	H: 2 LOB: 2 BB: 0 P: 5	1B: 6 2B: 2 3B: 0 HR: 1	SF: 0 SAC: 0 DP: 2 HBP: 0	WP: 0 PB: 0 SB: 0 CS: 1	PA: 35			
PITCHER	IP	WLS	BF	H	R	ER	SO	BB	IBB	HBP	BLK	WP	HR	S	P	ERA	WHIP								
Mike Smithson, R (1, 1) ERA: 5.4	6.0	L	24	6	2	2	7	2	0	0	0	0	1	36	44	3.00	1.333								
Frank Eufemia, R (7, 1) ERA: 2.04	3.0		11	3	1	1	3	0	0	0	1	0	0	17	17	3.00	1.000								

Batter	1	2	3	4	5	6	7	8	9	AB	R	H	RBI	BB	SO	LOB	BOTTOM								
Kirby Puckett, R (1, 8) OBP: 0.314, SLG: 0.392										4	0	0	0	0	2	0	Texas Rangers @ Minnesota Twins Hubert H. Humphrey Metrodome, Minneapolis, MN Sun Jun 23 1985, 4:33 AM EDT Att: 22,805 - Unknown								
Tim Lincecum, R (1, 4) OBP: 0.342, SLG: 0.394										4	0	0	0	0	0	0									
Kent Hrbek, L (1, 3) OBP: 0.338, SLG: 0.428										4	1	3	0	0	0	0									
Tom Brunansky, R (1, 9) OBP: 0.385, SLG: 0.552										4	0	1	0	0	0	2									
Roy Smalley, S (1, 5) OBP: 0.378, SLG: 0.422										3	0	1	1	0	0	0									
Mike Stenhouse, L (1, 10) OBP: 0.342, SLG: 0.422										4	0	2	0	0	0	1									
Dave Meier, R (9, FR) OBP: 0.346, SLG: 0.227										0	0	0	0	0	0	0									
Mickey Hatcher, R (1, 7) OBP: 0.323, SLG: 0.378										4	0	1	0	0	0	3									
Greg Gagne, R (1, 6) OBP: 0.329, SLG: 0.412										2	0	0	0	0	1	2									
Randy Bush, L (7, PH) OBP: 0.288, SLG: 0.483										1	0	0	0	0	0	1									
Ron Washington, R (8, 6) OBP: 0.289, SLG: 0.235										0	0	0	0	0	0	0									
Mark Salas, L (1, 2) OBP: 0.340, SLG: 0.432										3	0	0	0	0	0	2									
Inning Stats	R: 0 E: 0 K: 0 S: 4	H: 1 LOB: 1 BB: 0 P: 4	R: 0 E: 0 K: 1 S: 7	H: 2 LOB: 2 BB: 0 P: 7	R: 0 E: 0 K: 1 S: 6	H: 1 LOB: 1 BB: 0 P: 6	R: 0 E: 0 K: 0 S: 3	H: 0 LOB: 0 BB: 0 P: 3	R: 0 E: 0 K: 0 S: 3	H: 0 LOB: 0 BB: 0 P: 3	R: 0 E: 0 K: 0 S: 4	H: 1 LOB: 1 BB: 0 P: 4	R: 0 E: 0 K: 1 S: 5	H: 0 LOB: 0 BB: 0 P: 5	R: 1 E: 0 K: 0 S: 5	H: 3 LOB: 2 BB: 0 P: 5	1B: 6 2B: 2 3B: 0 HR: 0	SF: 1 SAC: 0 DP: 1 HBP: 0	WP: 0 PB: 0 SB: 0 CS: 0	PA: 34					
PITCHER	IP	WLS	BF	H	R	ER	SO	BB	IBB	HBP	BLK	WP	HR	S	P	ERA	WHIP								
Glen Cook, R (1, 1) ERA: 1.9	6.1	W	24	5	0	0	2	0	0	0	0	0	0	28	28	0.00	0.789								
Greg Harris, R (7, 1) ERA: 1.9	2.2	S	10	3	1	1	1	0	0	0	0	0	0	12	12	3.38	1.125								

Batter	1	2	3	4	5	6	7	8	9	AB	R	H	RBI	BB	SO	LOB	TOP								
Oddibe McDowell, L (1, 8) OBP: 0.231, SLG: 0.314	4-0 CS 1B BB		0-3 K				0-0 F9		0-0 4-3								3 0 0 0 1 1 1								
Wayne Tolleson, S (1, 4) OBP: 0.378, SLG: 0.379	0-0 CS 1B 1B		0-0 1-3				0-0 1-2 1B		4-0 1B BB								3 0 2 0 1 0 0								
Buddy Bell, R (1, 5) OBP: 0.320, SLG: 0.372	0-0 1-2 2-3		0-0 1B				0-0 L8		0-0 1-2 1B								4 0 2 0 0 0 4								
Pete O'Brien, L (1, 3) OBP: 0.310, SLG: 0.378	4-0 1B BB		0-0 F8				0-3 K		0-0 L8								3 0 0 0 1 1 5								
Gary Ward, R (1, 7) OBP: 0.333, SLG: 0.418	0-0 1-3 2H 1B						0-0 F9		0-3 L8								4 0 1 0 0 1 2								
Larry Parrish, R (1, 9) OBP: 0.312, SLG: 0.442			0-3 K				4-0 BB		0-0 6-3								3 0 0 0 1 1 2								
Nick Capra, R (8, 9)									0-0 L7								0 0 0 0 0 0 0								
Bob Jones, L (1, 10) OBP: 0.212, SLG: 0.204			4-0 BB				0-0 F7		0-3 K								3 0 0 0 1 1 1								
Don Slaught, R (1, 2) OBP: 0.296, SLG: 0.357			0-0 F7				0-0 F3		0-0 F9								3 0 0 0 0 0 2								
Tom Dunbar, L (9, PH) OBP: 0.299, SLG: 0.286									0-0 F8								1 0 0 0 0 0 0								
Curtis Wilkerson, S (1, 6) OBP: 0.295, SLG: 0.309			0-0 1-3						0-0 F2								2 0 0 0 1 0 1								
Toby Harrah, R (9, PH) OBP: 0.477, SLG: 0.414									4-3 1B BB								1 0 0 0 0 0 0								
Inning Stats	R: 0 E: 0 K: 0 S: 3	H: 2 LOB: 2 BB: 2 P: 11	R: 0 E: 0 K: 1 S: 5	H: 0 LOB: 1 BB: 1 P: 9	R: 0 E: 0 K: 1 S: 6	H: 1 LOB: 1 BB: 0 P: 6	R: 0 E: 0 K: 0 S: 3	H: 0 LOB: 1 BB: 1 P: 7	R: 0 E: 0 K: 1 S: 6	H: 1 LOB: 2 BB: 1 P: 10	R: 0 E: 0 K: 1 S: 5	H: 0 LOB: 0 BB: 0 P: 5	R: 0 E: 0 K: 0 S: 3	H: 0 LOB: 0 BB: 0 P: 3	R: 0 E: 0 K: 1 S: 6	H: 1 LOB: 2 BB: 1 P: 10	R: 0 E: 0 K: 0 S: 3	H: 0 LOB: 0 BB: 0 P: 3	1B: 5 2B: 0 3B: 0 HR: 0	SF: 0 SAC: 0 DP: 0 HBP: 0	WP: 0 PB: 0 SB: 0 CS: 2	PA: 36			
PITCHER	IP	WLS	BF	H	R	ER	SO	BB	IBB	HBP	BLK	WP	HR	S	P	ERA	WHIP								
Frank Willis, R (1, 1) ERA: 5.0	7.0	W	29	4	0	0	4	6	0	0	0	0	0	31	55	0.00	1.429								
Ed Nunez, R (8, 1) ERA: 2.66	2.0	S	7	1	0	0	1	0	0	0	0	0	0	9	9	0.00	0.500								

Texas Rangers @ Seattle Mariners
The Kingdome, Seattle, WA
Mon Jun 24 1985, 10:05 PM EDT
Att: 11,353 - Unknown

AB 30
R 0
H 5
RBI 0
BB 6
SO 5
LOB 18



Batter	1	2	3	4	5	6	7	8	9	AB	R	H	RBI	BB	SO	LOB	BOTTOM								
Jack Perconte, L (1, 4) OBP: 0.297, SLG: 0.339	0-0 4-3		0-0 F9				0-0 F7		0-0 F9								5 0 0 0 0 0 6								
Phil Bradley, R (1, 7) OBP: 0.354, SLG: 0.538	0-0 HR		0-0 5-3				4-0 WP BB		0-3 K								3 1 1 1 1 1 2								
Ivan Calderon, R (1, 9) OBP: 0.352, SLG: 0.550	0-0 5-3		0-0 BB 1B				0-3 K		0-0 F8								4 0 1 0 0 1 1								
Gorman Thomas, R (1, 10) OBP: 0.374, SLG: 0.458	0-0 1B		4-0 FC5-4 BB				4-0 G3-6-1 BB		0-0 6-3								2 0 1 0 2 0 0								
Alvin Davis, L (1, 3) OBP: 0.367, SLG: 0.388	0-3 K		0-0 F7				0-0 G3-6-1		0-0 FC5-4 1B								4 0 1 0 0 1 5								
Dave Henderson, R (1, 8) OBP: 0.395, SLG: 0.390			0-3 K				0-0 FC5-4		4-0 2B BB								3 1 0 0 1 1 3								
Jim Prestley, R (1, 5) OBP: 0.337, SLG: 0.529			0-0 HBP 1B				0-0 2B		0-3 K								4 0 2 0 0 1 1								
Bob Kearney, R (1, 2) OBP: 0.243, SLG: 0.331			1-0 HBP				0-0 F8		0-0 F9								3 0 1 1 0 0 1								
Spike Owen, S (1, 6) OBP: 0.299, SLG: 0.318			0-0 F8				0-0 5-3		4-0 2B BB								3 0 1 0 1 0 3								
Inning Stats	R: 1 E: 0 K: 1 S: 7	H: 2 LOB: 1 BB: 0 P: 7	R: 0 E: 0 K: 1 S: 6	H: 1 LOB: 2 BB: 0 P: 7	R: 0 E: 0 K: 0 S: 4	H: 1 LOB: 1 BB: 1 P: 8	R: 0 E: 0 K: 0 S: 4	H: 1 LOB: 1 BB: 0 P: 4	R: 0 E: 0 K: 1 S: 4	H: 0 LOB: 2 BB: 2 P: 12	R: 1 E: 0 K: 2 S: 8	H: 1 LOB: 2 BB: 2 P: 16	R: 0 E: 0 K: 0 S: 4	H: 1 LOB: 1 BB: 0 P: 4	R: 0 E: 0 K: 0 S: 4	H: 1 LOB: 1 BB: 0 P: 4	1B: 4 2B: 2 3B: 1 HR: 1	SF: 0 SAC: 0 DP: 1 HBP: 1	WP: 1 PB: 0 SB: 0 CS: 0	PA: 37					
PITCHER	IP	WLS	BF	H	R	ER	SO	BB	IBB	HBP	BLK	WP	HR	S	P	ERA	WHIP								
Chris Welsh, L (1, 1) ERA: 2.79	5.1	L	26	6	2	2	4	4	0	1	0	0	0	29	46	3.38	1.875								
Dave Rozema, R (6, 1) ERA: 4.59	1.2		7	1	0	0	1	1	0	0	0	0	0	8	12	0.00	1.200								
Dave Stewart, R (8, 1) ERA: 5.46	1.0		4	1	0	0	0	0	0	0	0	0	0	4	4	0.00	1.000								

Texas Rangers @ Seattle Mariners
The Kingdome, Seattle, WA
Mon Jun 24 1985, 10:05 PM EDT
Att: 11,353 - Unknown


AB 31
R 2
H 8
RBI 2
BB 5
SO 5
LOB 22



Batter	1	2	3	4	5	6	7	8	9	10	AB	R	H	RBI	BB	SO	LOB
Alan Bannister, R OBP: 0.382, SLG: 0.286 Tom Dunbar, L OBP: 0.304, SLG: 0.282	F7			FC6-4 1B		F5			F7		2	0	1	0	0	0	0
Bill Stein, R OBP: 0.286, SLG: 0.353	1-3		6-3	FC6-4 BB					F6		1	0	0	0	1	0	0
Toby Harrah, R OBP: 0.468, SLG: 0.399	6-3		6-3	FC6-4					F8		1	0	0	0	0	0	5
Buddy Bell, R OBP: 0.317, SLG: 0.364	6-3		6-3			F7			F9		5	0	0	0	1	0	2
Pete O'Brien, L OBP: 0.307, SLG: 0.376			F9	FC6-4 2B		F9					4	0	0	0	1	0	1
Gary Ward, R OBP: 0.337, SLG: 0.417			CS BB	6-3		L6			F3		4	0	0	0	1	0	3
Lary Pamish, R OBP: 0.318, SLG: 0.442 Wayne Tolleson, S OBP: 0.378, SLG: 0.379			1B	FC6-4 BB		F2			G5-4-3 BB		2	0	1	0	2	0	0
Don Staught, R OBP: 0.294, SLG: 0.357	K		FC6-4 1B BLK	1-2 3-H		HR			G5-4-3		4	2	1	1	0	1	3
Nick Capra, R OBP: 0.125, SLG: 0.125 Oddibe McDowell, L OBP: 0.242, SLG: 0.345			F7	BB BLK 1B							2	0	1	0	0	0	0
Curtis Wilkerson, S OBP: 0.295, SLG: 0.304			6-3 1B	1-2 BB		L6					2	1	2	2	0	0	0
Inning Stats	R: 0 E: 0 K: 0 S: 3	H: 0 LOB: 0 BB: 0 P: 3	R: 0 E: 0 K: 1 S: 5	H: 1 LOB: 1 BB: 1 P: 9	R: 0 E: 0 K: 0 S: 5	H: 2 LOB: 2 BB: 0 P: 5	R: 2 E: 0 K: 0 S: 5	H: 2 LOB: 3 BB: 3 P: 17	R: 0 E: 0 K: 0 S: 3	H: 1 LOB: 1 BB: 1 P: 6	R: 0 E: 0 K: 1 S: 5	H: 0 LOB: 0 BB: 0 P: 5	R: 0 E: 0 K: 1 S: 4	H: 0 LOB: 0 BB: 1 P: 8	1B: 6 2B: 2 3B: 0 HR: 1	SF: 0 SAC: 0 DP: 2 HBP: 0	WP: 0 PA: 41 PB: 0 SB: 0 CS: 1
PITCHER	IP	WLS	BF	H	R	ER	SO	BB	IBB	HBP	BLK	WP	HR	S	P	ERA	WHIP
Brian Snyder, L ERA: 5.4	3.2		18	5	2	2	1	3	0	0	0	0	0	17	29	4.91	2.182
Bob Long, R ERA: 2.19	4.1		17	4	2	2	0	2	0	0	0	0	1	15	23	4.15	1.385
Ed Vande Berg, L ERA: 2.86	1.1		5	0	0	0	2	1	0	0	0	0	0	8	12	0.00	0.750
Roy Thomas, R ERA: 4.09	0.2	W	1	0	0	0	0	0	0	0	0	0	0	1	1	0.00	0.000

Texas Rangers @ Seattle Mariners
The Kingdome, Seattle, WA
Wed Jun 26 1985, 6:33 AM EDT
Att: 12,076 - Unknown


AB	35
R	4
H	9
RBI	3
BB	6
SO	3
LOB	14



Batter	1	2	3	4	5	6	7	8	9	10	AB	R	H	RBI	BB	SO	LOB		
Jack Perconte, L OBP: 0.303, SLG: 0.338	F8		S 1B	BB		BB 1B			1-3		4	1	2	1	1	0	0		
Phil Bradley, R OBP: 0.383, SLG: 0.535	6-3		E S 1B	4-3		3-H BB 1B			K		5	0	2	1	0	1	2		
Alvin Davis, L OBP: 0.366, SLG: 0.383	F5		F7			G4-3 1B			F7		4	0	1	0	1	0	1		
Gorman Thomas, R OBP: 0.362, SLG: 0.444			F7	K		F7			F9		5	0	0	0	0	1	5		
Al Cowens, R OBP: 0.277, SLG: 0.420			F3	FC6-4 BB		G4-3			4-3		4	0	1	0	1	0	1		
Dave Henderson, R OBP: 0.317, SLG: 0.389			S BB	FC6-4		K			K		4	1	1	0	1	2	3		
Jim Presley, R OBP: 0.338, SLG: 0.520			S BB	FC6-4		K			K		4	0	1	0	1	1	1		
Bob Kearney, R OBP: 0.243, SLG: 0.328 Ken Phelps, L OBP: 0.333, SLG: 0.474			F7	5-3		K			FC6-4		4	0	1	0	1	1	1		
Spike Owen, S OBP: 0.319, SLG: 0.359 Barry Bonnell, R OBP: 0.278, SLG: 0.293			HR	6-3		3B 1B			K		4	1	1	0	0	1	3		
Inning Stats	R: 0 E: 0 K: 0 S: 3	H: 0 LOB: 0 BB: 0 P: 3	R: 0 E: 0 K: 0 S: 3	H: 0 LOB: 2 BB: 2 P: 11	R: 2 E: 1 K: 1 S: 8	H: 3 LOB: 2 BB: 1 P: 12	R: 0 E: 1 K: 0 S: 4	H: 1 LOB: 2 BB: 1 P: 8	R: 0 E: 0 K: 0 S: 3	H: 1 LOB: 0 BB: 0 P: 3	R: 0 E: 0 K: 2 S: 8	H: 0 LOB: 0 BB: 0 P: 5	R: 0 E: 0 K: 0 S: 3	H: 0 LOB: 0 BB: 0 P: 3	R: 1 E: 0 K: 0 S: 2	H: 2 LOB: 3 BB: 2 P: 10	1B: 10 2B: 0 3B: 1 HR: 1	SF: 0 SAC: 0 DP: 1 HBP: 0	WP: 0 PA: 45 PB: 0 SB: 3 CS: 0
PITCHER	IP	WLS	BF	H	R	ER	SO	BB	IBB	HBP	BLK	WP	HR	S	P	ERA	WHIP		
Bob Sebra, R ERA: 3.6	5.0		23	5	2	2	1	4	0	0	0	0	1	21	37	3.60	1.800		
Greg Harris, R ERA: 2.22	6.1		7	4	2	2	2	1	0	0	0	0	0	10	14	27.00	7.500		
Dave Stewart, R ERA: 5.18	3.1	L	15	3	1	1	3	1	1	0	0	0	0	19	27	2.70	1.200		

Texas Rangers @ Seattle Mariners
The Kingdome, Seattle, WA
Wed Jun 26 1985, 6:33 AM EDT
Att: 12,076 - Unknown

AB	38
R	5
H	12
RBI	5
BB	7
SO	6
LOB	16



Batter	1	2	3	4	5	6	7	8	9	AB	R	H	RBI	BB	SO	LOB	TOP					
Steve Henderson, R (1, 7) OBP: 0.390, SLG: 0.397 Bruce Bochte, L (9, FH) OBP: 0.383, SLG: 0.410	4-3		6-3		F8		5-3		4-3	4	0	0	0	0	0	3						
Carney Lansford, R (1, 5) OBP: 0.312, SLG: 0.441	F7				5-3	1B G5-4-3	1B		1-3	5	1	2	1	0	0	0						
Mike Davis, L (1, 9) OBP: 0.384, SLG: 0.548	K				F8	1B G5-4-3	1B			4	0	2	0	0	1	0						
Dave Kingman, R (1, 10) OBP: 0.322, SLG: 0.470		L6			1B	G5-4-3	6-3			4	0	1	0	0	0	3						
Dusty Baker Jr., R (1, 3) OBP: 0.385, SLG: 0.529	K				1B	HR			K	4	1	2	1	0	2	0						
Dwayne Murphy, L (1, 8) OBP: 0.350, SLG: 0.404	F7				F7	E8 1B			HR	4	2	2	1	0	0	2						
Mike Heath, R (1, 2) OBP: 0.306, SLG: 0.421					K	1B			F3	4	0	2	1	0	1	0						
Rob Picciolo, R (1, 4) OBP: 0.351, SLG: 0.411					4-3	1B			6-3	4	0	2	0	0	0	0						
Alfredo Griffin, S (1, 6) OBP: 0.335, SLG: 0.380					G4-6-3	BB			F7	3	1	0	0	1	0	3						
Inning Stats	R: 0 E: 0 K: 1 S: 5	H: 0 LOB: 0 BB: 0 P: 5	R: 0 E: 0 K: 1 S: 5	H: 0 LOB: 0 BB: 0 P: 5	R: 0 E: 0 K: 0 S: 4	H: 2 LOB: 1 BB: 0 P: 4	R: 0 E: 0 K: 0 S: 5	H: 2 LOB: 2 BB: 0 P: 5	R: 0 E: 0 K: 1 S: 5	H: 0 LOB: 1 BB: 1 P: 9	R: 3 E: 1 K: 0 S: 6	H: 5 LOB: 1 BB: 0 P: 6	R: 1 E: 1 K: 0 S: 6	H: 3 LOB: 2 BB: 0 P: 6	R: 1 E: 0 K: 1 S: 6	H: 1 LOB: 0 BB: 0 P: 6	R: 0 E: 0 K: 0 S: 3	H: 0 LOB: 0 BB: 0 P: 3	1B: 10 2B: 1 3B: 0 HR: 2	SF: 0 SAC: 0 DP: 2 HBP: 0	WP: 0 PB: 0 SB: 0 CS: 0	PA: 38
PITCHER	IP	WLS	BF	H	R	ER	SO	BB	IBB	HBP	BLK	WP	HR	S	P	ERA	WHIP					
Mike Mason, L (1, 1) ERA: 4.85	6.2		30	12	4	3	3	1	0	0	0	0	1	35	39	4.05	1.950					
Greg Harris, R (7, 1) ERA: 2.29	2.1	W	8	1	1	1	1	0	0	0	0	0	1	10	10	3.86	0.429					

Oakland Athletics @ Texas Rangers
Arlington Stadium, Arlington, TX
Fri Jun 28 1985, 8:05 PM EDT
Att: 13,275 - Unknown

AB 37
R 5
H 13
RBI 4
BB 1
SO 4
LOB 11



Batter	1	2	3	4	5	6	7	8	9	AB	R	H	RBI	BB	SO	LOB	BOTTOM				
Oddibe McDowell, L (1, 8) OBP: 0.253, SLG: 0.350	4-3 E SF9 1B		CS	K		FC1-2 BB		B3		4	1	2	0	1	1	3					
Toby Harrah, R (1, 4) OBP: 0.487, SLG: 0.411	4-3		CS	1B HR	F2	FC1-2		HR		4	2	1	2	1	0	4					
Buddy Bell, R (1, 5) OBP: 0.315, SLG: 0.360	SF9			F4	BB	F9		F3		3	0	0	1	1	0	4					
Pete O'Brien, L (1, 3) OBP: 0.316, SLG: 0.386	K			HR	BB					4	1	3	0	1	1	0					
Gary Ward, R (1, 7) OBP: 0.338, SLG: 0.427				HR	BB			F7		5	1	2	3	0	1	4					
Larry Parrish, R (1, 9) OBP: 0.317, SLG: 0.439		G4-6-3		HR	BB					4	1	1	0	0	1	4					
Tom Dunbar, L (1, 10) OBP: 0.313, SLG: 0.274				HR	BB					2	0	0	0	2	0	1					
Don Slaught, R (1, 2) OBP: 0.298, SLG: 0.365				HR	BB					4	0	2	1	0	0	2					
Wayne Tolleson, S (1, 6) OBP: 0.386, SLG: 0.381				BB	BB					2	1	1	0	1	0	0					
Inning Stats	R: 1 E: 1 K: 1 S: 6	H: 1 LOB: 0 BB: 0 P: 6	R: 0 E: 0 K: 0 S: 3	H: 1 LOB: 0 BB: 0 P: 3	R: 0 E: 0 K: 0 S: 3	H: 1 LOB: 0 BB: 0 P: 3	R: 4 E: 0 K: 1 S: 9	H: 4 LOB: 2 BB: 2 P: 17	R: 0 E: 0 K: 1 S: 5	H: 0 LOB: 2 BB: 2 P: 13	R: 0 E: 0 K: 0 S: 4	H: 1 LOB: 3 BB: 2 P: 12	R: 0 E: 0 K: 1 S: 6	H: 1 LOB: 2 BB: 1 P: 10	R: 2 E: 0 K: 0 S: 6	H: 3 LOB: 1 BB: 0 P: 6	1B: 8 2B: 2 3B: 0 HR: 2	SF: 1 SAC: 1 DP: 1 HBP: 0	WP: 0 PB: 0 SB: 0 CS: 1	PA: 42	
PITCHER	IP	WLS	BF	H	R	ER	SO	BB	IBB	HBP	BLK	WP	HR	S	P	ERA	WHIP				
Chris Codiroli, R (1, 1) ERA: 4.37	3.2		17	7	5	4	1	1	0	0	0	0	0	8	24	9.82	2.182				
Mike Warren, R (4, 1) ERA: 6.22	1.1		8	0	0	0	2	4	0	0	0	0	0	8	24	0.00	3.000				
Steve Ontiveros, R (6, 1) ERA:	1.2		9	2	0	0	1	1	1	0	0	0	0	9	17	0.00	1.800				
Keith Atherton, R (7, 1) ERA: 3.76	1.1	L	7	3	2	2	0	0	0	0	0	0	1	7	7	13.50	2.250				

Oakland Athletics @ Texas Rangers
Arlington Stadium, Arlington, TX
Fri Jun 28 1985, 8:05 PM EDT
Att: 13,275 - Unknown

AB 32
R 7
H 12
RBI 7
BB 7
SO 4
LOB 22



Batter	1	2	3	4	5	6	7	8	9	AB	R	H	RBI	BB	SO	LOB	TOP				
Dave Collins, S OBP: 0.297, SLG: 0.340 (1, 7)	0-0 4-3		0-0 1B 2B		0-0 F6		0-0 HR 1B		0-0 G3	5	2	2	0	0	0	0					
Carney Lansford, R OBP: 0.310, SLG: 0.436 (1, 5)	0-0 L5		0-0 F3		0-0 F3		0-0 HR 1B		0-0 F5	5	1	1	0	0	0	1					
Bruce Bochte, L OBP: 0.399, SLG: 0.435 (1, 3)	4-0 BB		4-0 1B BB		0-0 6-3 BB 1B		0-0 1B HR		4-0 WP BB	2	2	2	3	3	0	0					
Dave Kingman, R OBP: 0.324, SLG: 0.467 (1, 10)	0-0 L5		0-0 1B 2H		4-0 1B 6-3 BB		0-3 K		0-3 K	4	1	1	1	1	2	2					
Mike Davis, L OBP: 0.382, SLG: 0.544 (1, 9)		0-0 F9	0-0 F8		0-0 6-3		0-0 1B		0-0 K	4	0	1	0	0	0	4					
Dwayne Murphy, L OBP: 0.346, SLG: 0.402 (1, 8)		0-0 G3		0-3 K		0-0 1B		0-3 K		4	0	1	1	0	2	1					
Mickey Tettleton, S OBP: 0.375, SLG: 0.387 (1, 2)		0-0 HR		0-3 K		0-0 1B		0-0 3-1		4	1	2	2	0	1	0					
Donnie Hill, S OBP: 0.283, SLG: 0.297 (1, 4)		0-0 G3		0-3 K		0-0 G4-3 1B		0-0 F8		4	0	0	0	0	1	2					
Alfredo Griffin, S OBP: 0.330, SLG: 0.374 (1, 6)			0-0 F8		0-0 L3		0-0 F7		0-0 6-3	4	0	0	0	0	0	0					
Inning Stats	R: 0 E: 0 K: 0 S: 3	H: 0 LOB: 1 BB: 1 P: 7	R: 1 E: 0 K: 0 S: 4	H: 1 LOB: 0 BB: 0 P: 4	R: 1 E: 0 K: 0 S: 5	H: 2 LOB: 2 BB: 1 P: 9	R: 0 E: 0 K: 3 S: 9	H: 0 LOB: 0 BB: 0 P: 9	R: 0 E: 0 K: 0 S: 3	H: 0 LOB: 0 BB: 0 P: 3	R: 2 E: 0 K: 0 S: 5	H: 3 LOB: 1 BB: 1 P: 9	R: 3 E: 0 K: 2 S: 11	H: 4 LOB: 1 BB: 0 P: 11	R: 0 E: 0 K: 0 S: 3	H: 0 LOB: 1 BB: 1 P: 9	1B: 7 2B: 1 3B: 0 HR: 2	SF: 0 SAC: 0 DP: 1 HBP: 0	WP: 1 PB: 0 SB: 0 CS: 0	PA: 40	
PITCHER	IP	WLS	BF	H	R	ER	SO	BB	IBB	HBP	BLK	WP	HR	S	P	ERA	WHIP				
Burt Hooton, R ERA: 4.03 (1, 1)	5.0		22	4	4	4	3	3	0	0	0	0	1	25	37	7.20	1.400				
Dave Rozema, R ERA: 4.99 (6, 1)	1.2	L	10	6	3	3	1	0	0	0	0	0	1	12	12	16.20	3.600				
Dave Schmidt, R ERA: 1.84 (7, 1)	1.1		4	0	0	0	1	0	0	0	0	0	0	6	6	0.00	0.000				
Dave Stewart, R ERA: 5.03 (9, 1)	1.0		4	0	0	0	1	1	0	0	0	1	0	5	9	0.00	1.000				

Oakland Athletics @ Texas Rangers
Arlington Stadium, Arlington, TX
Sat Jun 29 1985, 8:05 PM EDT
Att: 20,984 - Unknown

AB	36
R	7
H	10
RBI	7
BB	4
SO	6
LOB	10



Batter	1	2	3	4	5	6	7	8	9	AB	R	H	RBI	BB	SO	LOB	BOTTOM					
Oddibe McDowell, L OBP: 0.264, SLG: 0.358 (1, 8)	0-0 G3				0-0 1B 3B		0-0 F9 S 1B		0-3 K	5	1	3	0	0	1	1						
Toby Harrah, R OBP: 0.473, SLG: 0.421 (1, 4)	0-0 BB 1B		0-0 F6		0-0 1B 3B		0-0 1B		0-0 K	5	2	4	1	0	0	1						
Buddy Bell, R OBP: 0.316, SLG: 0.366 (1, 5)	4-0 1B WP BB		0-0 F8		0-0 1B 2B 3B		0-0 F9		0-3 K	4	2	1	2	1	1	3						
Pete O'Brien, L OBP: 0.317, SLG: 0.390 (1, 3)	0-0 WP FC6-2 1B		0-0 F5		0-0 FC6-5 2B		0-0 F8		0-0 F9	5	0	2	2	0	0	2						
Gary Ward, R OBP: 0.332, SLG: 0.420 (1, 7)	0-0 FC6-2 S 1B		0-0 L4		0-0 FC6-5 FC5 S 2B		0-0 4-3		0-3 K	5	0	0	0	0	1	2						
Larry Parrish, R OBP: 0.315, SLG: 0.432 (1, 9)	4-0 1B BB			0-3 K		0-0 F9		0-0 6-3		4	0	0	0	1	1	1						
Don Slaught, R OBP: 0.297, SLG: 0.360 (1, 2)	0-0 F7			0-0 B1-3		4-0 1B BB		0-0 4-3		3	0	0	0	1	0	2						
Alan Bannister, R OBP: 0.395, SLG: 0.344 (1, 10)		0-0 F9		0-0 1B		0-0 FC5		0-0 F8 1B 2B		4	1	2	0	0	0	2						
Wayne Tolleson, S OBP: 0.376, SLG: 0.370 (1, 6)		0-3 K		0-3 K		0-0 F7		0-0 F8		3	0	0	0	0	2	1						
Bill Stein, R OBP: 0.298, SLG: 0.353 (8, PH)										0	0	0	0	0	0	0						
Bob Jones, L OBP: 0.298, SLG: 0.200 (8, PH)										1	0	0	0	0	0	1						
Curtis Wilkerson, S OBP: 0.295, SLG: 0.304 (9, 6)										0	0	0	0	0	0	0						
Inning Stats	R: 2 E: 0 K: 0 S: 5	H: 2 LOB: 2 BB: 2 P: 13	R: 0 E: 0 K: 1 S: 6	H: 1 LOB: 1 BB: 0 P: 6	R: 0 E: 0 K: 0 S: 3	H: 0 LOB: 0 BB: 0 P: 3	R: 0 E: 0 K: 2 S: 8	H: 1 LOB: 1 BB: 0 P: 8	R: 3 E: 0 K: 0 S: 7	H: 4 LOB: 2 BB: 1 P: 11	R: 0 E: 0 K: 0 S: 5	H: 2 LOB: 0 BB: 0 P: 5	R: 0 E: 0 K: 0 S: 3	H: 0 LOB: 0 BB: 0 P: 3	R: 1 E: 0 K: 2 S: 9	H: 2 LOB: 1 BB: 0 P: 9	R: 0 E: 0 K: 1 S: 5	H: 0 LOB: 0 BB: 0 P: 5	1B: 9 2B: 2 3B: 1 HR: 0	SF: 0 SAC: 0 DP: 0 HBP: 0	WP: 1 PB: 0 SB: 4 CS: 0	PA: 42
PITCHER	IP	WLS	BF	H	R	ER	SO	BB	IBB	HBP	BLK	WP	HR	S	P	ERA	WHIP					
Tim Lirtsas, L ERA: 3.88 (1, 1)	4.0		22	8	5	5	3	2	0	0	0	0	0	7	11	0.00	1.800					
Keith Atherton, R ERA: 3.65 (5, 1)	1.2		8	2	0	0	0	1	0	0	0	0	0	7	11	0.00	1.800					
Bill Krueger, L ERA: 5.12 (6, 1)	1.1	W	5	1	1	1	0	0	0	0	0	0	0	5	5	6.75	0.750					
Jay Howell, R ERA: 1.8 (8, 1)	2.0	S	7	1	0	0	3	0	0	0	0	0	0	13	13	0.00	0.500					

Oakland Athletics @ Texas Rangers
Arlington Stadium, Arlington, TX
Sat Jun 29 1985, 8:05 PM EDT
Att: 20,984 - Unknown

AB	39
R	6
H	12
RBI	5
BB	3
SO	6
LOB	16



Batter	1	2	3	4	5	6	7	8	9	AB	R	H	RBI	BB	SO	LOB	TOP	
Dave Collins, S OBP: 0.296, SLG: 0.339										4	0	1	0	0	0	1		
Carney Lansford, R OBP: 0.306, SLG: 0.431										4	0	0	0	0	1	1		
Bruce Bochte, L OBP: 0.396, SLG: 0.430										4	0	1	0	0	0	0		
Dave Kingman, R OBP: 0.323, SLG: 0.475										4	1	1	1	0	0	1		
Mike Davis, L OBP: 0.384, SLG: 0.547										4	2	2	0	0	0	1		
Dwayne Murphy, L OBP: 0.351, SLG: 0.416										4	2	2	2	0	0	0		
Mike Heath, R OBP: 0.309, SLG: 0.420										3	2	1	0	1	0	0	AB 35	
Donnie Hill, S OBP: 0.287, SLG: 0.301										4	0	2	3	0	0	0	R 7	
Alfredo Griffin, S OBP: 0.325, SLG: 0.368										4	0	0	1	0	1	1	H 10	
Inning Stats	R: 0 E: 0 K: 0 S: 3	H: 1 LOB: 0 BB: 0 P: 3	R: 3 E: 0 K: 0 S: 6	H: 3 LOB: 1 BB: 1 P: 10	R: 0 E: 0 K: 0 S: 4	H: 1 LOB: 0 BB: 0 P: 4	R: 0 E: 0 K: 0 S: 3	H: 0 LOB: 0 BB: 0 P: 3	R: 0 E: 0 K: 1 S: 5	H: 0 LOB: 0 BB: 0 P: 5	R: 1 E: 0 K: 0 S: 4	H: 1 LOB: 0 BB: 0 P: 4	R: 0 E: 0 K: 1 S: 5	H: 0 LOB: 0 BB: 0 P: 5	1B: 7 2B: 1 3B: 0 HR: 2	SF: 0 SAC: 0 DP: 1 HBP: 0	WP: 1 PB: 0 SB: 0 CS: 1	PA: 37
PITCHER	IP WLS BF H R ER SO BB IBB HBP BLK WP HR S P ERA WHIP																	
Charlie Hough, R ERA: 3.58	(1, 1) 5.2 L 26 9 6 5 0 1 0 0 0 0 1 1 25 29 7.94 1.765																	
Greg Harris, R ERA: 2.24	(6, 1) 1.1 3 0 0 0 1 0 0 0 0 0 0 5 5 0.00 0.000																	
Dave Schmidt, R ERA: 2.08	(8, 1) 1.0 4 1 1 1 1 0 0 0 0 0 1 4 4 9.00 1.000																	
Dave Stewart, R ERA: 4.89	(9, 1) 1.0 3 0 0 0 1 0 0 0 0 0 0 5 5 0.00 0.000																	

Oakland Athletics @ Texas Rangers
Arlington Stadium, Arlington, TX
Sun Jun 30 1985, 8:05 PM EDT
Att: 38,577 - Unknown

AB 35
R 7
H 10
RBI 7
BB 1
SO 2
LOB 5



Batter	1	2	3	4	5	6	7	8	9	AB	R	H	RBI	BB	SO	LOB	BOTTOM					
Oddibe McDowell, L OBP: 0.262, SLG: 0.353										5	1	1	1	0	1	3						
Toby Harrah, R OBP: 0.473, SLG: 0.422										4	1	2	0	0	1	0						
Buddy Bell, R OBP: 0.315, SLG: 0.368										4	0	1	0	0	1	2						
Pete O'Brien, L OBP: 0.316, SLG: 0.387										2	0	0	1	1	0	0						
Gary Ward, R OBP: 0.331, SLG: 0.417										4	0	1	1	0	1	1						
Larry Parrish, R OBP: 0.318, SLG: 0.429										2	0	0	0	2	1	3						
Tom Dunbar, L OBP: 0.326, SLG: 0.270										1	0	0	0	1	0	1	AB 29					
Nick Capra, R OBP: 0.125, SLG: 0.125										0	1	0	0	0	0	0	R 4					
Bob Jones, L OBP: 0.204, SLG: 0.196										1	0	0	0	0	2		H 6					
Don Slaught, R OBP: 0.300, SLG: 0.364										3	1	1	1	1	0	1	RBI 4					
Wayne Tolleson, S OBP: 0.372, SLG: 0.360										3	0	0	0	1	0	3	BB 6					
Inning Stats	R: 1 E: 0 K: 0 S: 5	H: 3 LOB: 2 BB: 1 P: 9	R: 0 E: 0 K: 0 S: 2	H: 0 LOB: 2 BB: 2 P: 10	R: 0 E: 0 K: 0 S: 3	H: 0 LOB: 0 BB: 0 P: 3	R: 0 E: 0 K: 0 S: 2	H: 0 LOB: 0 BB: 1 P: 6	R: 1 E: 0 K: 1 S: 5	H: 0 LOB: 0 BB: 1 P: 9	R: 0 E: 0 K: 2 S: 7	H: 0 LOB: 0 BB: 0 P: 7	R: 1 E: 0 K: 1 S: 6	H: 1 LOB: 2 BB: 0 P: 7	R: 1 E: 0 K: 0 S: 5	H: 2 LOB: 2 BB: 1 P: 9	R: 0 E: 0 K: 1 S: 5	H: 0 LOB: 0 BB: 0 P: 5	1B: 4 2B: 2 3B: 0 HR: 0	SF: 1 SAC: 0 DP: 3 HBP: 1	WP: 0 PB: 0 SB: 1 CS: 0	PA: 37
PITCHER	IP WLS BF H R ER SO BB IBB HBP BLK WP HR S P ERA WHIP																					
Steve McCatty, R ERA: 5.51	(1, 1) 6.1 W 26 4 3 3 4 5 0 1 0 0 0 28 49 4.26 1.421																					
Steve Oniveros, R ERA: 0.69	(7, 1) 1.1 7 2 1 1 0 1 0 0 0 0 0 6 10 6.75 2.250																					
Jay Howell, R ERA: 1.76	(8, 1) 1.1 S 4 0 0 0 1 0 0 0 0 0 0 6 6 0.00 0.000																					

Oakland Athletics @ Texas Rangers
Arlington Stadium, Arlington, TX
Sun Jun 30 1985, 8:05 PM EDT
Att: 38,577 - Unknown

AB 29
R 4
H 6
RBI 4
BB 6
SO 5
LOB 16



Batter	1	2	3	4	5	6	7	8	9	AB	R	H	RBI	BB	SO	LOB	TOP									
Juan Beniquez, R OBP: 0.348, SLG: 0.411										5	1	2	0	0	0	3										
Rod Carew, L OBP: 0.378, SLG: 0.333										4	2	3	1	0	0	1										
Brian Downing, R OBP: 0.337, SLG: 0.315										4	0	0	0	0	1	3										
Reggie Jackson, L OBP: 0.373, SLG: 0.485										4	0	3	0	0	0	0										
Doug DeCinces, R OBP: 0.322, SLG: 0.393										3	1	0	1	0	1	3										
Ruppert Jones, L OBP: 0.388, SLG: 0.512										3	1	1	3	1	0	2										
Bobby Grich, R OBP: 0.357, SLG: 0.336										4	0	2	0	0	0	1										
Craig Gerber, L OBP: 0.238, SLG: 0.268										3	0	0	0	0	0	0										
Daryl Scomiers, L OBP: 0.414, SLG: 0.457										0	0	0	0	1	0	0										
Bob Boone, R OBP: 0.329, SLG: 0.333										3	0	0	0	0	0	0										
Jerry Narron, L OBP: 0.318, SLG: 0.408										1	0	1	0	0	0	0										
Inning Stats	R: 2 E: 0 K: 1 S: 8	H: 3 LOB: 1 BB: 0 P: 8	R: 0 E: 0 K: 0 S: 3	H: 0 LOB: 0 BB: 0 P: 3	R: 0 E: 0 K: 0 S: 3	H: 1 LOB: 0 BB: 0 P: 3	R: 0 E: 1 K: 1 S: 6	H: 2 LOB: 2 BB: 0 P: 6	R: 0 E: 0 K: 0 S: 3	H: 0 LOB: 0 BB: 0 P: 3	R: 3 E: 0 K: 0 S: 6	H: 4 LOB: 1 BB: 0 P: 6	R: 0 E: 1 K: 0 S: 4	H: 1 LOB: 1 BB: 0 P: 4	R: 0 E: 0 K: 0 S: 3	H: 0 LOB: 0 BB: 0 P: 3	R: 0 E: 0 K: 0 S: 3	H: 1 LOB: 2 BB: 2 P: 11	1B: 10 2B: 1 3B: 0 HR: 1	SF: 1 SAC: 0 DP: 2 HBP: 0	WP: 0 PB: 0 SB: 0 CS: 0	PA: 37				
PITCHER	IP	WLS	BF	H	R	ER	SO	BB	IBB	HBP	BLK	WP	HR	S	P	ERA	WHIP									
Glen Cook, R ERA: 3.65	(1, 1)	6.0	W	25	10	5	5	2	0	0	0	0	0	1	29	29	7.50	1.667								
Dave Rozema, R ERA: 4.75	(7, 1)	2.1		11	2	0	0	0	2	0	0	0	0	0	9	17	0.00	1.714								
Dave Schmidt, R ERA: 2.03	(9, 1)	0.2	S	1	0	0	0	0	0	0	0	0	0	0	1	1	0.00	0.000								

California Angels @ Texas Rangers
Arlington Stadium, Arlington, TX
Mon Jul 01 1985, 8:05 PM EDT
Att: 10,087 - Unknown

AB 34
R 5
H 12
RBI 5
BB 2
SO 2
LOB 13



Batter	1	2	3	4	5	6	7	8	9	AB	R	H	RBI	BB	SO	LOB	BOTTOM									
Oddibe McDowell, L OBP: 0.268, SLG: 0.353										3	1	1	0	1	0	0										
Wayne Tolleson, S OBP: 0.371, SLG: 0.360										3	1	1	2	0	1	1										
Bill Stein, R OBP: 0.297, SLG: 0.361										2	0	1	2	0	0	0										
Buddy Bell, R OBP: 0.318, SLG: 0.368										3	2	1	0	1	1	2										
Pete O'Brien, L OBP: 0.322, SLG: 0.411										4	2	3	5	0	0	0										
Gary Ward, R OBP: 0.327, SLG: 0.412										4	0	0	0	0	1	1										
Larry Parrish, R OBP: 0.320, SLG: 0.438										4	1	2	1	0	0	0										
Nick Capra, R OBP: 0.125, SLG: 0.125										0	0	0	0	0	0	0										
Tom Dunbar, L OBP: 0.333, SLG: 0.286										3	0	1	0	1	0	2										
Glenn Brummer, R OBP: 0.417, SLG: 0.308										3	2	1	0	1	0	3										
Curtis Wilkerson, S OBP: 0.294, SLG: 0.302										4	1	1	0	0	1	2										
Inning Stats	R: 2 E: 1 K: 1 S: 7	H: 2 LOB: 0 BB: 0 P: 7	R: 5 E: 1 K: 0 S: 6	H: 3 LOB: 1 BB: 2 P: 14	R: 0 E: 0 K: 0 S: 4	H: 1 LOB: 1 BB: 0 P: 4	R: 0 E: 0 K: 1 S: 6	H: 1 LOB: 1 BB: 0 P: 6	R: 0 E: 0 K: 0 S: 4	H: 1 LOB: 1 BB: 0 P: 4	R: 2 E: 0 K: 0 S: 4	H: 2 LOB: 0 BB: 1 P: 8	R: 0 E: 0 K: 1 S: 5	H: 0 LOB: 0 BB: 0 P: 5	R: 0 E: 0 K: 1 S: 5	H: 0 LOB: 0 BB: 0 P: 5	R: 0 E: 0 K: 1 S: 5	H: 0 LOB: 0 BB: 0 P: 5	1B: 7 2B: 3 3B: 1 HR: 1	SF: 0 SAC: 1 DP: 2 HBP: 0	WP: 0 PB: 0 SB: 0 CS: 0	PA: 38				
PITCHER	IP	WLS	BF	H	R	ER	SO	BB	IBB	HBP	BLK	WP	HR	S	P	ERA	WHIP									
Jim Slaton, R ERA: 3.71	(1, 1)	2.0	L	13	5	7	2	1	1	0	0	0	0	0	15	19	6.00	1.667								
Luis Sanchez, R ERA: 9.92	(3, 1)	3.0		14	4	2	2	1	1	0	0	0	0	0	1	1	0.00	0.000								
Pat Clements, L ERA: 3.21	(6, 1)	0.1		1	0	0	0	0	0	0	0	0	0	0	1	1	0.00	0.000								
Stu Cliburn, R ERA: 2.05	(6, 1)	1.2		7	3	1	1	1	1	0	0	0	0	0	8	12	5.40	2.400								
Doug Corbett, R ERA: 4.15	(8, 1)	1.0		3	0	0	0	1	0	0	0	0	0	0	5	5	0.00	0.000								

California Angels @ Texas Rangers
Arlington Stadium, Arlington, TX
Mon Jul 01 1985, 8:05 PM EDT
Att: 10,087 - Unknown

AB 33
R 10
H 12
RBI 10
BB 4
SO 4
LOB 11



Batter	1	2	3	4	5	6	7	8	9	10	11	AB	R	H	RBI	BB	SO	LOB	TOP							
Juan Beniquez, R OBP: 0.346, SLG: 0.411	1-3		E9 1B 2B		FC4 1B		F9			E6 G6-4-3		5	1	2	0	0	0	0								
Rod Carew, L OBP: 0.369, SLG: 0.321	F7				FC4		K			G6-4-3		5	0	1	1	0	1	2								
Brian Downing, R OBP: 0.338, SLG: 0.317	L8		F5									5	2	2	0	0	0	1								
Mike Brown, R OBP: 0.298, SLG: 0.426																										
Rob Wilong, L OBP: 0.242, SLG: 0.255																										
Ruppert Jones, L OBP: 0.369, SLG: 0.506																										
Bobby Grich, R OBP: 0.363, SLG: 0.350																										
Doug DeCinces, R OBP: 0.324, SLG: 0.393																										
Reggie Jackson, L OBP: 0.370, SLG: 0.488																										
Bob Boone, R OBP: 0.322, SLG: 0.322																										
Dick Schofield, R OBP: 0.262, SLG: 0.305																										
Daryl Sconiers, L OBP: 0.422, SLG: 0.451																										
Craig Gerber, L OBP: 0.234, SLG: 0.304																										
Inning Stats	R: 0 E: 0 K: 0 S: 3	H: 0 LOB: 0 BB: 0 P: 3	R: 0 E: 1 K: 1 S: 6	H: 0 LOB: 1 BB: 0 P: 6	R: 1 E: 1 K: 0 S: 5	H: 2 LOB: 1 BB: 0 P: 5	R: 0 E: 0 K: 0 S: 4	H: 2 LOB: 1 BB: 0 P: 4	R: 0 E: 0 K: 0 S: 4	H: 1 LOB: 1 BB: 0 P: 4	R: 1 E: 1 K: 0 S: 5	H: 2 LOB: 2 BB: 1 P: 9	R: 0 E: 0 K: 1 S: 5	H: 0 LOB: 0 BB: 0 P: 5	R: 0 E: 0 K: 1 S: 5	H: 1 LOB: 0 BB: 0 P: 5	R: 0 E: 1 K: 0 S: 3	H: 0 LOB: 0 BB: 0 P: 3	R: 1 E: 0 K: 0 S: 4	H: 2 LOB: 0 BB: 0 P: 4	1B: 8 2B: 2 3B: 0 HR: 0	SF: 0 SAC: 0 DP: 5 HBP: 0	WP: 0 PB: 0 SB: 0 CS: 0	PA: 42		
PITCHER	IP ERA WLS BF H R ER SO BB IBB HBP BLK WP HR S P ERA WHIP	5.0 4.76 3.0 11 1 0 0 1 1 0 0 0 0 0 12 16 0.00 0.667	5.0 4.76 3.0 11 1 0 0 1 1 0 0 0 0 0 12 16 0.00 0.667	5.0 4.76 3.0 11 1 0 0 1 1 0 0 0 0 0 12 16 0.00 0.667	5.0 4.76 3.0 11 1 0 0 1 1 0 0 0 0 0 12 16 0.00 0.667	5.0 4.76 3.0 11 1 0 0 1 1 0 0 0 0 0 12 16 0.00 0.667	5.0 4.76 3.0 11 1 0 0 1 1 0 0 0 0 0 12 16 0.00 0.667	5.0 4.76 3.0 11 1 0 0 1 1 0 0 0 0 0 12 16 0.00 0.667	5.0 4.76 3.0 11 1 0 0 1 1 0 0 0 0 0 12 16 0.00 0.667	5.0 4.76 3.0 11 1 0 0 1 1 0 0 0 0 0 12 16 0.00 0.667	5.0 4.76 3.0 11 1 0 0 1 1 0 0 0 0 0 12 16 0.00 0.667	5.0 4.76 3.0 11 1 0 0 1 1 0 0 0 0 0 12 16 0.00 0.667	5.0 4.76 3.0 11 1 0 0 1 1 0 0 0 0 0 12 16 0.00 0.667	5.0 4.76 3.0 11 1 0 0 1 1 0 0 0 0 0 12 16 0.00 0.667	5.0 4.76 3.0 11 1 0 0 1 1 0 0 0 0 0 12 16 0.00 0.667	5.0 4.76 3.0 11 1 0 0 1 1 0 0 0 0 0 12 16 0.00 0.667	5.0 4.76 3.0 11 1 0 0 1 1 0 0 0 0 0 12 16 0.00 0.667	5.0 4.76 3.0 11 1 0 0 1 1 0 0 0 0 0 12 16 0.00 0.667	5.0 4.76 3.0 11 1 0 0 1 1 0 0 0 0 0 12 16 0.00 0.667	5.0 4.76 3.0 11 1 0 0 1 1 0 0 0 0 0 12 16 0.00 0.667	5.0 4.76 3.0 11 1 0 0 1 1 0 0 0 0 0 12 16 0.00 0.667	5.0 4.76 3.0 11 1 0 0 1 1 0 0 0 0 0 12 16 0.00 0.667	5.0 4.76 3.0 11 1 0 0 1 1 0 0 0 0 0 12 16 0.00 0.667	5.0 4.76 3.0 11 1 0 0 1 1 0 0 0 0 0 12 16 0.00 0.667	5.0 4.76 3.0 11 1 0 0 1 1 0 0 0 0 0 12 16 0.00 0.667	5.0 4.76 3.0 11 1 0 0 1 1 0 0 0 0 0 12 16 0.00 0.667

California Angels @ Texas Rangers
Arlington Stadium, Arlington, TX
Wed Jul 03 1985, 8:05 PM EDT
Att: 9,412 - Unknown

AB	41
R	3
H	10
RBI	3
BB	1
SO	3
LOB	17



Batter	1	2	3	4	5	6	7	8	9	10	11	AB	R	H	RBI	BB	SO	LOB	BOTTOM						
Oddibe McDowell, L OBP: 0.260, SLG: 0.335	F7		2-3 BB		F9		B2			K		4	0	0	0	1	1	2							
Toby Harrah, R OBP: 0.469, SLG: 0.414	6-3		2-3		S BB		5-3			4-3		4	0	0	0	1	0	2							
Buddy Bell, R OBP: 0.323, SLG: 0.365	5-3		5-3		S BB					4-3		3	0	0	0	2	1	1							
Pete O'Brien, L OBP: 0.323, SLG: 0.404			L9		G3					F7		3	1	0	0	2	0	5							
Larry Parrish, R OBP: 0.316, SLG: 0.427			CS BB BB		5-3		K			G6-4-3 BB		4	0	0	0	1	2	1							
Bob Jones, L OBP: 0.213, SLG: 0.207			CS BB BB		K		4-3			4-3		5	1	1	1	0	1	0							
Don Slaught, R OBP: 0.307, SLG: 0.383			1-2 2H 2B 1B		K					K		5	0	3	1	0	1	0							
Tom Dunbar, L OBP: 0.306, SLG: 0.259			4-3 1H 2B		4-3		3B			K		4	0	0	0	0	2	3							
Wayne Tolleson, S OBP: 0.371, SLG: 0.355			2-3 5-3		4-3		K			6-3		4	0	2	0	0	0	1							
Inning Stats	R: 0 E: 0 K: 0 S: 3	H: 0 LOB: 0 BB: 0 P: 3	R: 2 E: 0 K: 0 S: 4	H: 2 LOB: 1 BB: 2 P: 12	R: 0 E: 0 K: 0 S: 3	H: 0 LOB: 1 BB: 1 P: 7	R: 0 E: 0 K: 1 S: 6	H: 1 LOB: 1 BB: 0 P: 6	R: 0 E: 0 K: 2 S: 8	H: 1 LOB: 1 BB: 0 P: 8	R: 0 E: 0 K: 1 S: 4	H: 0 LOB: 0 BB: 0 P: 8	R: 0 E: 0 K: 1 S: 7	H: 0 LOB: 0 BB: 0 P: 7	R: 0 E: 0 K: 2 S: 7	H: 0 LOB: 0 BB: 0 P: 7	R: 0 E: 0 K: 1 S: 6	H: 1 LOB: 2 BB: 1 P: 10	R: 0 E: 0 K: 1 S: 5	H: 0 LOB: 0 BB: 0 P: 5	1B: 4 2B: 1 3B: 1 HR: 0	SF: 0 SAC: 0 DP: 1 HBP: 0	WP: 0 PB: 0 SB: 1 CS: 3	PA: 43	
PITCHER	IP ERA WLS BF H R ER SO BB IBB HBP BLK WP HR S P ERA WHIP	9.2 3.03 1.1 4 0 0 0 1 0 0 0 0 0 0 6 6 0.00 0.000	9.2 3.03 1.1 4 0 0 0 1 0 0 0 0 0 0 6 6 0.00 0.000	9.2 3.03 1.1 4 0 0 0 1 0 0 0 0 0 0 6 6 0.00 0.000	9.2 3.03 1.1 4 0 0 0 1 0 0 0 0 0 0 6 6 0.00 0.000	9.2 3.03 1.1 4 0 0 0 1 0 0 0 0 0 0 6 6 0.00 0.000	9.2 3.03 1.1 4 0 0 0 1 0 0 0 0 0 0 6 6 0.00 0.000	9.2 3.03 1.1 4 0 0 0 1 0 0 0 0 0 0 6 6 0.00 0.000	9.2 3.03 1.1 4 0 0 0 1 0 0 0 0 0 0 6 6 0.00 0.000	9.2 3.03 1.1 4 0 0 0 1 0 0 0 0 0 0 6 6 0.00 0.000	9.2 3.03 1.1 4 0 0 0 1 0 0 0 0 0 0 6 6 0.00 0.000	9.2 3.03 1.1 4 0 0 0 1 0 0 0 0 0 0 6 6 0.00 0.000	9.2 3.03 1.1 4 0 0 0 1 0 0 0 0 0 0 6 6 0.00 0.000	9.2 3.03 1.1 4 0 0 0 1 0 0 0 0 0 0 6 6 0.00 0.000	9.2 3.03 1.1 4 0 0 0 1 0 0 0 0 0 0 6 6 0.00 0.000	9.2 3.03 1.1 4 0 0 0 1 0 0 0 0 0 0 6 6 0.00 0.000	9.2 3.03 1.1 4 0 0 0 1 0 0 0 0 0 0 6 6 0.00 0.000	9.2 3.03 1.1 4 0 0 0 1 0 0 0 0 0 0 6 6 0.00 0.000	9.2 3.03 1.1 4 0 0 0 1 0 0 0 0 0 0 6 6 0.00 0.000	9.2 3.03 1.1 4 0 0 0 1 0 0 0 0 0 0 6 6 0.00 0.000	9.2 3.03 1.1 4 0 0 0 1 0 0 0 0 0 0 6 6 0.00 0.000	9.2 3.03 1.1 4 0 0 0 1 0 0 0 0 0 0 6 6 0.00 0.000	9.2 3.03 1.1 4 0 0 0 1 0 0 0 0 0 0 6 6 0.00 0.000	9.2 3.03 1.1 4 0 0 0 1 0 0 0 0 0 0 6 6 0.00 0.000	9.2 3.03 1.1 4 0 0 0 1 0 0 0 0 0 0 6 6 0.00 0.000

California Angels @ Texas Rangers
Arlington Stadium, Arlington, TX
Wed Jul 03 1985, 8:05 PM EDT
Att: 9,412 - Unknown


AB	36
R	2
H	6
RBI	2
BB	7
SO	8
LOB	15



Batter	1	2	3	4	5	6	7	8	9	AB	R	H	RBI	BB	SO	LOB	TOP					
Lou Whitaker, L (1,4) OBP: 0.386, SLG: 0.488	4-0 BB BB		0-0 1-3		0-0 4-3		0-0 4-3			3	0	0	0	1	0	1						
Tom Brookens, R (1,5) OBP: 0.312, SLG: 0.424 (7,6)	0-3 K		0-0 1B		0-0 1B	0-0 1B		0-0 F3		4	1	2	0	0	1	1						
Kirk Gibson, L (1,9) OBP: 0.357, SLG: 0.545	0-3 K		0-3 K			0-0 FC3-6 1-2 1B		0-0 1-3		4	0	1	0	0	2	2						
Lance Parrish, R (1,10) OBP: 0.324, SLG: 0.433	4-0 1-2 BB			0-0 L5		0-0 FC3-6 1-2 2H 1B		0-0 F2		3	0	1	1	1	0	0						
Darrell Evans, L (1,3) OBP: 0.365, SLG: 0.518	0-0 4-3			0-0 1-3		0-0 FC3-6 G6-4-3			0-3 K		4	0	0	0	1	4						
Larry Hemdon, R (1,7) OBP: 0.289, SLG: 0.372		0-0 F6			0-0 1B	0-0 G6-4-3 1-2			0-3 K		4	0	1	0	0	1	2					
Chet Lemon, R (1,8) OBP: 0.312, SLG: 0.387		0-0 6-3		0-3 K			0-0 L5		0-0 5-3		4	0	0	0	1	1						
Bob Melvin, R (1,2) OBP: 0.259, SLG: 0.370		0-0 6-3			0-0 5-3		0-0 1B			3	0	1	0	0	0	0						
Doug Flynn, R (1,6) OBP: 0.148, SLG: 0.185 Barbaro Garbey, R (7,PH) OBP: 0.326, SLG: 0.385 (7,5)			0-0 F4		0-0 F6-3		0-3 K			2	0	0	0	0	0	0						
Inning Stats	R: 0 E: 0 K: 2 S: 7	H: 0 LOB: 2 BB: 2 P: 15	R: 0 E: 0 K: 0 S: 3	H: 0 LOB: 0 BB: 0 P: 3	R: 0 E: 0 K: 1 S: 6	H: 1 LOB: 1 BB: 0 P: 6	R: 0 E: 0 K: 1 S: 6	H: 1 LOB: 1 BB: 0 P: 6	R: 0 E: 0 K: 0 S: 3	H: 0 LOB: 0 BB: 0 P: 3	R: 1 E: 0 K: 0 S: 5	H: 3 LOB: 1 BB: 0 P: 5	R: 0 E: 0 K: 1 S: 6	H: 1 LOB: 1 BB: 0 P: 6	R: 0 E: 0 K: 0 S: 3	H: 0 LOB: 0 BB: 0 P: 7	R: 0 E: 0 K: 2 S: 7	H: 0 LOB: 0 BB: 0 P: 7	1B: 6 2B: 0 3B: 0 HR: 0	SF: 0 SAC: 0 DP: 1 HBP: 0	WP: 0 PB: 0 SB: 0 CS: 0	PA: 34
PITCHER Burt Hooton, R (1,1) ERA: 3.67	IP: 9.0 WLS: W BF: 34 H: 6 R: 1 ER: 1 SO: 7 BB: 2 IBB: 0 HBP: 0 BLK: 0 WP: 0 HR: 0 S: 46 P: 54 ERA: 1.00 WHIP: 0.889															PITCHER	IP: 9.0 WLS: W BF: 34 H: 6 R: 1 ER: 1 SO: 7 BB: 2 IBB: 0 HBP: 0 BLK: 0 WP: 0 HR: 0 S: 46 P: 54 ERA: 1.00 WHIP: 0.889					

Detroit Tigers @ Texas Rangers
Arlington Stadium, Arlington, TX
Thu Jul 04 1985, 8:05 PM EDT
Att: 42,445 - Unknown


AB 32
R 1
H 6
RBI 1
BB 2
SO 7
LOB 12



Batter	1	2	3	4	5	6	7	8	9	AB	R	H	RBI	BB	SO	LOB	BOTTOM			
Oddibe McDowell, L (1,8) OBP: 0.260, SLG: 0.333	0-0 BB 2B 1B		0-0 L4		0-3 K		0-0 4-3			4	1	1	0	0	1	1				
Don Slaught, R (1,2) OBP: 0.306, SLG: 0.378	4-0 2B 1-2 1B BB		0-0 F6-3		0-0 F8		0-0 F3			3	1	0	0	1	0	0				
Toby Harrah, R (1,4) OBP: 0.469, SLG: 0.418	0-0 1-3 2H 1B 2B		4-0 F4-6-3 BB		0-0 F6-3		0-0 1-3			3	1	1	1	1	0	0				
Pete O'Brien, L (1,3) OBP: 0.322, SLG: 0.401	0-0 E 1B		0-0 F4-6-3		0-0 F7		0-0 4-3			4	1	1	2	0	0	1				
Buddy Bell, R (1,5) OBP: 0.323, SLG: 0.364	0-0 5-3		0-0 F6-3		0-0 1B					3	0	1	0	0	0	1				
Larry Parrish, R (1,9) OBP: 0.313, SLG: 0.423	0-0 F9			0-3 K		0-0 5-3				3	0	0	0	0	1	1				
Bob Jones, L (1,10) OBP: 0.203, SLG: 0.197	0-0 E1			0-0 4-3		0-0 F3				3	0	0	0	0	0	0				
Tom Dunbar, L (1,7) OBP: 0.307, SLG: 0.273	0-0 F8			0-0 2B		0-0 4-3				3	0	1	0	0	0	1				
Wayne Tolleson, S (1,6) OBP: 0.370, SLG: 0.350		0-3 K		0-0 5-3		4-0 BB				2	0	0	0	1	1	1				
Inning Stats	R: 4 E: 1 K: 0 S: 7	H: 3 LOB: 1 BB: 1 P: 11	R: 0 E: 0 K: 1 S: 5	H: 0 LOB: 0 BB: 0 P: 5	R: 0 E: 0 K: 0 S: 2	H: 0 LOB: 0 BB: 1 P: 6	R: 0 E: 0 K: 1 S: 6	H: 1 LOB: 1 BB: 0 P: 6	R: 0 E: 0 K: 1 S: 5	H: 0 LOB: 0 BB: 0 P: 5	R: 0 E: 0 K: 0 S: 3	H: 1 LOB: 0 BB: 0 P: 3	R: 0 E: 0 K: 0 S: 3	H: 0 LOB: 1 BB: 1 P: 7	R: 0 E: 0 K: 0 S: 3	H: 0 LOB: 0 BB: 0 P: 3	1B: 3 2B: 2 3B: 0 HR: 0	SF: 0 SAC: 0 DP: 1 HBP: 0	WP: 0 PB: 0 SB: 0 CS: 0	PA: 31
PITCHER Walt Terrell, R (1,1) ERA: 3.9	IP: 8.0 WLS: L BF: 31 H: 5 R: 4 ER: 3 SO: 3 BB: 3 IBB: 0 HBP: 0 BLK: 0 WP: 0 HR: 0 S: 34 P: 46 ERA: 3.38 WHIP: 1.000															PITCHER	IP: 8.0 WLS: L BF: 31 H: 5 R: 4 ER: 3 SO: 3 BB: 3 IBB: 0 HBP: 0 BLK: 0 WP: 0 HR: 0 S: 34 P: 46 ERA: 3.38 WHIP: 1.000			

Detroit Tigers @ Texas Rangers
Arlington Stadium, Arlington, TX
Thu Jul 04 1985, 8:05 PM EDT
Att: 42,445 - Unknown

AB 28
R 4
H 5
RBI 3
BB 3
SO 3
LOB 6



Batter	1	2	3	4	5	6	7	8	9	AB	R	H	RBI	BB	SO	LOB	TOP			
Dave Bergman, L (1, 3) OBP: 0.309, SLG: 0.326	F7		BB		F5			F7		3	0	0	0	1	0	1	Detroit Tigers @ Texas Rangers Arlington Stadium, Arlington, TX Fri Jul 05 1985, 8:05 PM EDT Att: 28,864 - Unknown			
Alan Trammell, R (1, 6) OBP: 0.324, SLG: 0.419	6-3		BB			FC5-4		K		4	0	1	0	0	1	2				
Kirk Gibson, L (1, 9) OBP: 0.359, SLG: 0.543			2-3F			1B		G3		3	0	1	0	1	0	0				
Lance Parrish, R (1, 2) OBP: 0.320, SLG: 0.428	6-3					FC5-4		G3		4	0	0	0	0	1	3				
Darrell Evans, L (1, 10) OBP: 0.360, SLG: 0.509		G3				G3		F8		4	0	0	0	0	0	1				
Lary Hemdon, R (1, 7) OBP: 0.285, SLG: 0.366	6-3					K2-3		6-3		4	0	0	0	0	1	0				
Chet Lemon, R (1, 8) OBP: 0.308, SLG: 0.382	F8					5-3		F8		3	0	0	0	0	0	0				
Tom Brookens, R (1, 5) OBP: 0.317, SLG: 0.442						HR		1B		3	1	2	1	0	0	0				
Doug Flynn, R (1, 4) OBP: 0.172, SLG: 0.207						F5				2	0	1	0	0	0	0				
Lou Whitaker, L (7, PH) OBP: 0.384, SLG: 0.486			BB					K		1	0	0	0	0	1	1				
Inning Stats	R: 0 E: 0 K: 0 S: 4	H: 1 LOB: 1 BB: 0 P: 4	R: 0 E: 0 K: 0 S: 3	H: 0 LOB: 0 BB: 0 P: 3	R: 0 E: 0 K: 0 S: 3	H: 1 LOB: 1 BB: 1 P: 7	R: 0 E: 0 K: 1 S: 5	H: 0 LOB: 0 BB: 0 P: 5	R: 1 E: 1 K: 1 S: 7	H: 1 LOB: 1 BB: 0 P: 7	R: 0 E: 0 K: 0 S: 3	H: 1 LOB: 1 BB: 0 P: 6	R: 0 E: 0 K: 1 S: 5	H: 0 LOB: 0 BB: 0 P: 5	R: 0 E: 0 K: 0 S: 3	H: 0 LOB: 0 BB: 0 P: 3	1B: 4 2B: 1 3B: 0 HR: 1	SF: 0 SAC: 0 DP: 2 HBP: 0	WP: 0 PB: 0 SB: 0 CS: 0	PA: 33
PITCHER Charlie Hough, R (1, 1) ERA: 3.42	IP: 9.0 WLS: W BF: 33 H: 5 R: 1 ER: 1 SO: 4 BB: 2 IBB: 0 HBP: 0 BLK: 0 WP: 0 HR: 1 S: 39 P: 47 ERA: 1.00 WHIP: 0.778																			

Batter	1	2	3	4	5	6	7	8	9	AB	R	H	RBI	BB	SO	LOB	BOTTOM			
Oddibe McDowell, L (1, 8) OBP: 0.254, SLG: 0.326	K		K		K			G3		4	0	0	0	0	3	2	Detroit Tigers @ Texas Rangers Arlington Stadium, Arlington, TX Fri Jul 05 1985, 8:05 PM EDT Att: 28,864 - Unknown			
Don Slaught, R (1, 2) OBP: 0.311, SLG: 0.383										2	0	2	1	0	0	0				
Glenn Brummer, R (3, PR) OBP: 0.407, SLG: 0.295	F4-6-3					F4-3		FC6-4		2	0	1	0	0	0	0				
Toby Harrah, R (1, 4) OBP: 0.463, SLG: 0.410	F4-6-3		F8			F3		FC6-4		4	0	0	0	0	0	3				
Pete O'Brien, L (1, 3) OBP: 0.321, SLG: 0.399			F9			1-3		E6		4	0	1	0	0	0	2				
Buddy Bell, R (1, 5) OBP: 0.328, SLG: 0.365	F7				F5-4-3			FC3-2		2	0	1	0	2	0	1				
Larry Parrish, R (1, 9) OBP: 0.309, SLG: 0.416	K				F5-4-3			FC3-2		4	0	0	0	0	1	6				
Bob Jones, L (1, 10) OBP: 0.221, SLG: 0.203			2B					F9		3	1	1	0	1	1	3				
Tom Dunbar, L (1, 7) OBP: 0.308, SLG: 0.286			1B							3	1	1	0	0	0	1				
Nick Capra, R (8, 7) OBP: 0.125, SLG: 0.125			1B		F7			4-3		0	0	0	0	0	0	0				
Curtis Wilkerson, S (1, 6) OBP: 0.309, SLG: 0.324			BLK							3	1	2	2	0	0	0				
Inning Stats	R: 0 E: 0 K: 1 S: 5	H: 1 LOB: 0 BB: 0 P: 5	R: 0 E: 0 K: 1 S: 5	H: 1 LOB: 0 BB: 0 P: 5	R: 3 E: 0 K: 1 S: 9	H: 4 LOB: 1 BB: 0 P: 9	R: 0 E: 0 K: 0 S: 3	H: 1 LOB: 1 BB: 1 P: 7	R: 0 E: 0 K: 1 S: 5	H: 0 LOB: 0 BB: 0 P: 5	R: 0 E: 0 K: 0 S: 3	H: 0 LOB: 1 BB: 1 P: 7	R: 0 E: 0 K: 1 S: 6	H: 1 LOB: 1 BB: 0 P: 6	R: 0 E: 1 K: 0 S: 5	H: 1 LOB: 3 BB: 1 P: 9	1B: 8 2B: 1 3B: 0 HR: 0	SF: 0 SAC: 0 DP: 2 HBP: 0	WP: 0 PB: 0 SB: 1 CS: 1	PA: 34
PITCHER Jack Morris, R (1, 1) ERA: 3.23	IP: 8.0 WLS: L BF: 34 H: 9 R: 3 ER: 3 SO: 5 BB: 3 IBB: 0 HBP: 0 BLK: 0 WP: 0 HR: 0 S: 41 P: 53 ERA: 3.38 WHIP: 1.500																			


AB	31
R	1
H	5
RBI	1
BB	2
SO	4
LOB	8



Batter	1	2	3	4	5	6	7	8	9	AB	R	H	RBI	BB	SO	LOB	TOP
Lou Whitaker, L (1,4) OBP: 0.394, SLG: 0.510										4	1	2	1	1	1	1	
Alan Trammell, R (1,6) OBP: 0.323, SLG: 0.413										5	1	1	0	0	1	2	
Kirk Gibson, L (1,9) OBP: 0.358, SLG: 0.540										3	1	1	0	1	0	0	
Lance Parrish, R (1,2) OBP: 0.317, SLG: 0.430										3	1	0	0	0	2		
Darrell Evans, L (1,3) OBP: 0.359, SLG: 0.511										2	1	1	3	2	0	0	
Scotti Madison, S (1,10) OBP: 0.317, SLG: 0.430										3	0	0	1	0	1		
Chet Lemon, R (1,8) OBP: 0.307, SLG: 0.379										4	0	1	0	0	3	2	
Alejandro Sanchez, R (1,7) OBP: 0.247, SLG: 0.494										3	0	0	0	0	1	1	
Larry Hemton, R (8,7) OBP: 0.286, SLG: 0.367										1	0	0	0	0	0	0	
Tom Brookens, R (1,5) OBP: 0.315, SLG: 0.440										4	0	0	0	0	1		
Inning Stats	R: 2 E: 0 K: 1 S: 8	H: 3 LOB: 2 BB: 1 P: 12	R: 0 E: 0 K: 1 S: 5	H: 0 LOB: 1 BB: 1 P: 9	R: 0 E: 0 K: 0 S: 3	H: 0 LOB: 1 BB: 1 P: 7	R: 0 E: 0 K: 1 S: 5	H: 0 LOB: 0 BB: 0 P: 5	R: 0 E: 0 K: 1 S: 5	H: 1 LOB: 1 BB: 0 P: 6	R: 3 E: 0 K: 1 S: 6	H: 1 LOB: 1 BB: 0 P: 11	R: 0 E: 0 K: 0 S: 4	H: 1 LOB: 1 BB: 0 P: 4	1B: 2 2B: 2 3B: 0 HR: 2	SF: 1 SAC: 0 DP: 0 HBP: 1	WP: 0 PA: 38 PB: 0 SB: 0 CS: 0
PITCHER	IP WLS BF H R ER SO BB IBB HBP BLK WP HR S P ERA WHIP																
Bob Sebra, R (1,1) ERA: 7.62	6.1	26	4	2	2	5	2	1	0	0	0	0	1	33	45	2.84	0.947
Greg Harris, R (7,1) ERA: 2.47	1.2	L 8	1	3	3	1	1	0	1	0	0	0	1	8	13	16.20	1.200
Dave Stewart, R (9,1) ERA: 4.62	1.0	4	1	0	0	0	0	0	0	0	0	0	0	4	4	0.00	1.000

Detroit Tigers @ Texas Rangers
Arlington Stadium, Arlington, TX
Sun Jul 07 1985, 8:05 PM EDT
Att: 16,387 - Unknown


AB	32
R	5
H	6
RBI	5
BB	4
SO	6
LOB	10



Batter	1	2	3	4	5	6	7	8	9	AB	R	H	RBI	BB	SO	LOB	BOTTOM				
Oddibe McDowell, L (1,8) OBP: 0.254, SLG: 0.318										3	0	0	0	0	3	2					
Bill Stein, R (8,PH) OBP: 0.282, SLG: 0.342										1	0	0	1	0	0	0					
Toby Harrah, R (1,4) OBP: 0.469, SLG: 0.414										3	0	1	0	1	1	2					
Pete O'Brien, L (1,3) OBP: 0.318, SLG: 0.397										4	0	0	0	0	1	2					
Buddy Bell, R (1,5) OBP: 0.323, SLG: 0.359										4	0	0	0	2	1						
Gary Ward, R (1,7) OBP: 0.330, SLG: 0.413										4	1	1	0	0	0	0					
Alan Bannister, R (1,10) OBP: 0.409, SLG: 0.421										4	0	2	1	0	0	0					
George Wright, S (1,9) OBP: 0.246, SLG: 0.205										4	1	1	0	0	2	2					
Glenn Brummer, R (1,2) OBP: 0.387, SLG: 0.275										3	0	0	0	0	2						
Curtis Wilkerson, S (1,6) OBP: 0.310, SLG: 0.335										3	1	2	1	0	1	0					
Inning Stats	R: 0 E: 0 K: 1 S: 4	H: 0 LOB: 0 BB: 1 P: 8	R: 1 E: 0 K: 2 S: 9	H: 2 LOB: 1 BB: 0 P: 9	R: 0 E: 0 K: 2 S: 7	H: 0 LOB: 0 BB: 0 P: 7	R: 0 E: 0 K: 0 S: 3	H: 0 LOB: 0 BB: 0 P: 3	R: 1 E: 0 K: 2 S: 9	H: 2 LOB: 2 BB: 0 P: 10	R: 0 E: 0 K: 2 S: 7	H: 0 LOB: 0 BB: 0 P: 7	R: 0 E: 0 K: 1 S: 5	H: 0 LOB: 0 BB: 0 P: 5	R: 1 E: 0 K: 0 S: 5	H: 2 LOB: 1 BB: 0 P: 5	R: 0 E: 0 K: 0 S: 4	H: 1 LOB: 1 BB: 0 P: 4	1B: 4 2B: 2 3B: 1 HR: 0	SF: 0 SAC: 0 DP: 1 HBP: 1	WP: 0 PA: 35 PB: 0 SB: 1 CS: 0
PITCHER	IP WLS BF H R ER SO BB IBB HBP BLK WP HR S P ERA WHIP																				
Frank Tanana, L (1,1) ERA: 5.2	7.1	W 29	6	3	3	10	1	0	1	0	0	0	0	47	52	3.68	0.955				
Willie Hernandez, L (8,1) ERA: 1.85	1.2	S 6	1	0	0	0	0	0	0	0	0	0	0	6	6	0.00	0.600				

Detroit Tigers @ Texas Rangers
Arlington Stadium, Arlington, TX
Sun Jul 07 1985, 8:05 PM EDT
Att: 16,387 - Unknown

AB	33
R	3
H	7
RBI	3
BB	1
SO	10
LOB	11



Batter	1	2	3	4	5	6	7	8	9	AB	R	H	RBI	BB	SO	LOB	TOP			
Oddibe McDowell, L OBP: 0.249, SLG: 0.311 (1, 8)										4	0	0	0	0	2	1	Texas Rangers @ Cleveland Indians Cleveland Municipal Stadium, Cleveland, OH Mon Jul 08 1985, 7:05 PM EDT Att: 4,142 - Unknown livebaseballscorecards.com			
Alan Bannister, R OBP: 0.396, SLG: 0.405 (1, 10)										4	0	1	0	0	1	1				
Toby Harrah, R OBP: 0.472, SLG: 0.415 (1, 4)										2	0	1	0	2	1	0				
Buddy Bell, R OBP: 0.319, SLG: 0.354 (1, 5)										4	0	0	0	0	0	3				
Gary Ward, R OBP: 0.330, SLG: 0.412 (1, 7)										3	0	1	0	0	0	1				
Pete O'Brien, L OBP: 0.318, SLG: 0.397 (1, 3)										3	0	1	0	0	0	2				
George Wright, S OBP: 0.243, SLG: 0.200 (1, 9)										3	0	0	0	0	1	1				
Glenn Brummer, R OBP: 0.385, SLG: 0.278 (1, 2)										3	0	1	0	0	0	0				
Curtis Wilkerson, S OBP: 0.310, SLG: 0.335 (1, 6)										3	0	1	0	0	0	1				
Inning Stats	R: 0 E: 0 K: 2 S: 7	H: 0 LOB: 0 BB: 0 P: 7	R: 0 E: 0 K: 1 S: 6	H: 1 LOB: 1 BB: 0 P: 6	R: 0 E: 0 K: 1 S: 6	H: 1 LOB: 1 BB: 0 P: 6	R: 0 E: 0 K: 0 S: 4	H: 1 LOB: 0 BB: 0 P: 4	R: 0 E: 0 K: 0 S: 3	H: 0 LOB: 0 BB: 0 P: 3	R: 0 E: 0 K: 0 S: 3	H: 1 LOB: 1 BB: 1 P: 7	R: 0 E: 0 K: 0 S: 3	H: 1 LOB: 0 BB: 0 P: 3	R: 0 E: 0 K: 1 S: 4	H: 0 LOB: 0 BB: 1 P: 8	1B: 6 2B: 0 3B: 0 HR: 0	SF: 0 SAC: 0 DP: 3 HBP: 0	WP: 0 PB: 0 SB: 2 CS: 1	PA: 31
PITCHER Neal Heaton, L ERA: 4.66 (1, 1)	IP: 9.0 WLS: W BF: 31 H: 6 R: 0 ER: 0 SO: 5 BB: 2 IBB: 0 HBP: 0 BLK: 0 WP: 0 HR: 0 S: 39 P: 47 ERA: 0.00 WHIP: 0.889															PITCHER				

Batter	1	2	3	4	5	6	7	8	9	AB	R	H	RBI	BB	SO	LOB	BOTTOM			
Brett Butler, L OBP: 0.351, SLG: 0.427 (1, 8)										3	0	1	1	1	0	1	Texas Rangers @ Cleveland Indians Cleveland Municipal Stadium, Cleveland, OH Mon Jul 08 1985, 7:05 PM EDT Att: 4,142 - Unknown livebaseballscorecards.com			
Julio Franco, R OBP: 0.353, SLG: 0.378 (1, 6)										4	2	2	0	1	0	1				
Brook Jacoby, R OBP: 0.339, SLG: 0.427 (1, 5)										4	0	2	0	1	0	1				
Andre Thornton, R OBP: 0.227, SLG: 0.242 (1, 10)										3	0	1	1	1	0	1				
Pat Tabler, R OBP: 0.312, SLG: 0.339 (1, 3)										4	0	3	1	0	0	2				
Joe Carter, R OBP: 0.285, SLG: 0.364 (1, 7)										4	0	2	0	0	1	4				
Carmen Castillo, R OBP: 0.259, SLG: 0.354 (1, 9)										3	1	2	1	0	0	1				
George Vukovich, L OBP: 0.298, SLG: 0.319 (6, 9)										1	0	0	0	0	0	2				
Chris Bando, S OBP: 0.160, SLG: 0.097 (1, 2)										4	0	0	0	0	0	4				
Mike Fischlin, R OBP: 0.262, SLG: 0.282 (1, 4)										4	1	1	0	0	0	2				
Inning Stats	R: 1 E: 0 K: 0 S: 4	H: 3 LOB: 2 BB: 2 P: 12	R: 0 E: 0 K: 0 S: 4	H: 1 LOB: 1 BB: 0 P: 4	R: 0 E: 0 K: 1 S: 7	H: 2 LOB: 2 BB: 0 P: 7	R: 3 E: 0 K: 0 S: 7	H: 4 LOB: 2 BB: 1 P: 11	R: 0 E: 0 K: 0 S: 4	H: 1 LOB: 1 BB: 0 P: 4	R: 0 E: 0 K: 0 S: 3	H: 1 LOB: 0 BB: 0 P: 3	R: 0 E: 0 K: 0 S: 5	H: 2 LOB: 2 BB: 0 P: 5	R: 0 E: 0 K: 0 S: 3	H: 0 LOB: 1 BB: 1 P: 7	1B: 12 2B: 0 3B: 1 HR: 1	SF: 1 SAC: 0 DP: 0 HBP: 0	WP: 0 PB: 0 SB: 1 CS: 2	PA: 39
PITCHER Mike Mason, L ERA: 4.98 (1, 1)	IP: 3.2 WLS: L BF: 21 H: 9 R: 4 ER: 4 SO: 4 BB: 3 IBB: 0 HBP: 0 BLK: 0 WP: 0 HR: 1 S: 20 P: 32 ERA: 9.82 WHIP: 3.273															PITCHER				
Chris Welsh, L ERA: 1.93 (4, 1)	IP: 3.1 WLS: L BF: 14 H: 5 R: 0 ER: 0 SO: 0 BB: 0 IBB: 0 HBP: 0 BLK: 0 WP: 0 HR: 0 S: 14 P: 14 ERA: 0.00 WHIP: 1.500															PITCHER				
Greg Harris, R ERA: 2.43 (8, 1)	IP: 1.0 WLS: L BF: 4 H: 0 R: 0 ER: 0 SO: 0 BB: 1 IBB: 0 HBP: 0 BLK: 0 WP: 0 HR: 0 S: 3 P: 7 ERA: 0.00 WHIP: 1.000															PITCHER				

Batter	1	2	3	4	5	6	7	8	9	AB	R	H	RBI	BB	SO	LOB	TOP			
Oddibe McDowell, L OBP: 0.254, SLG: 0.312 (1, 8)										3	1	1	0	1	1	0	Texas Rangers @ Cleveland Indians Cleveland Municipal Stadium, Cleveland, OH Tue Jul 09 1985, 7:05 PM EDT Att: 5,041 - Unknown			
Toby Harrah, R OBP: 0.473, SLG: 0.412 (1, 4)										2	1	0	0	2	0	1				
Pete O'Brien, L OBP: 0.320, SLG: 0.401 (1, 3)										4	0	2	2	0	0	2				
Bob Jones, L OBP: 0.222, SLG: 0.194 (1, 10)										3	0	0	0	1	2	2				
Gary Ward, R OBP: 0.329, SLG: 0.417 (1, 7)											4	0	1	0	0	0				
Buddy Bell, R OBP: 0.315, SLG: 0.349 (1, 5)											4	0	0	0	0	1				
George Wright, S OBP: 0.236, SLG: 0.194 (1, 9)										4	0	0	0	0	1	1				
Geno Petralli, L (1, 2)										2	0	0	0	1	0	0				
Curtis Wilkerson, S OBP: 0.306, SLG: 0.330 (1, 6)										3	0	0	0	0	0	0				
Inning Stats	R: 0 E: 0 K: 1 S: 4	H: 0 LOB: 1 BB: 2 P: 12	R: 0 E: 0 K: 1 S: 5	H: 0 LOB: 0 BB: 0 P: 5	R: 2 E: 0 K: 0 S: 4	H: 1 LOB: 1 BB: 2 P: 12	R: 0 E: 0 K: 1 S: 5	H: 1 LOB: 1 BB: 1 P: 9	R: 0 E: 0 K: 0 S: 4	H: 0 LOB: 0 BB: 0 P: 4	R: 0 E: 0 K: 1 S: 5	H: 0 LOB: 0 BB: 0 P: 3	R: 0 E: 0 K: 1 S: 6	H: 1 LOB: 1 BB: 0 P: 6	R: 0 E: 0 K: 0 S: 3	H: 0 LOB: 0 BB: 0 P: 3	1B: 2 2B: 1 3B: 1 HR: 0	SF: 0 SAC: 0 DP: 0 HBP: 0	WP: 0 PB: 0 SB: 1 CS: 1	PA: 36
PITCHER Bert Blyleven, R ERA: 3.1 (1, 1)	IP: 9.0 WLS: W BF: 34 H: 4 R: 2 ER: 2 SO: 5	BB: 5 IBB: 0 HBP: 0 BLK: 0	WP: 0 HR: 0 S: 39 P: 59	ERA: 2.00 WHIP: 1.000												IP: 9.0 WLS: W BF: 34 H: 4 R: 2 ER: 2 SO: 5	BB: 5 IBB: 0 HBP: 0 BLK: 0	WP: 0 HR: 0 S: 39 P: 59	ERA: 2.00 WHIP: 1.000	

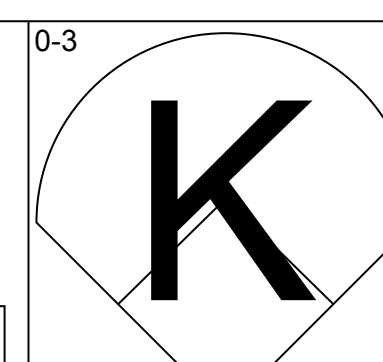
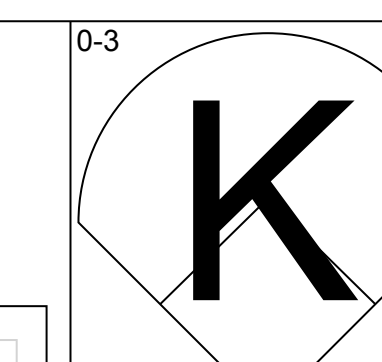
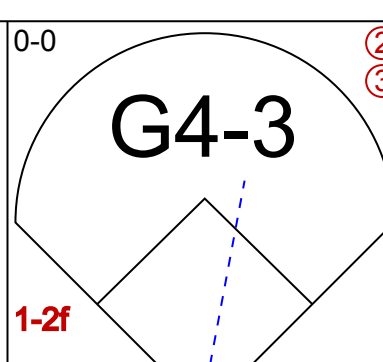
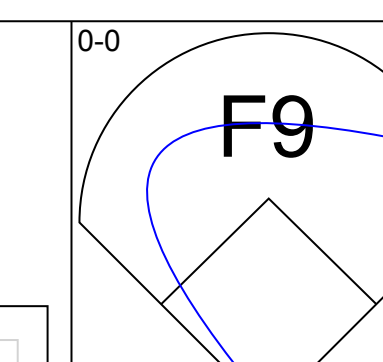
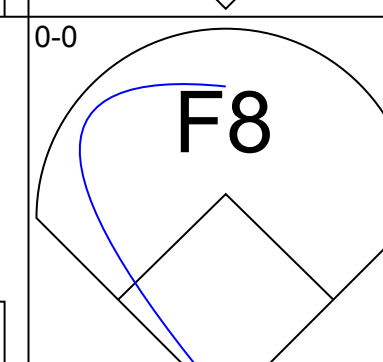
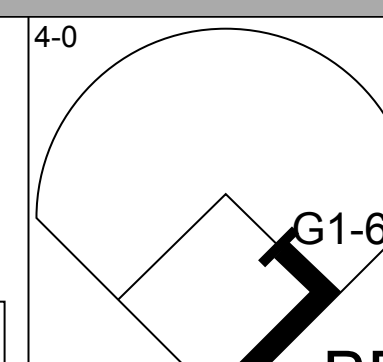
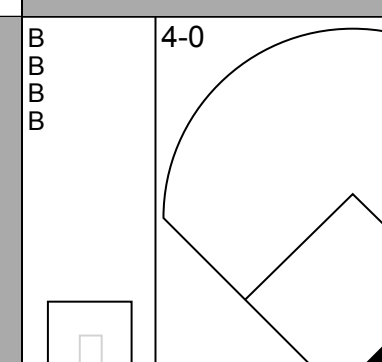
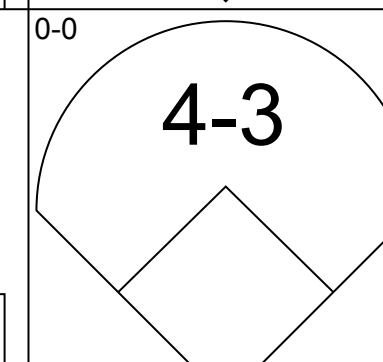
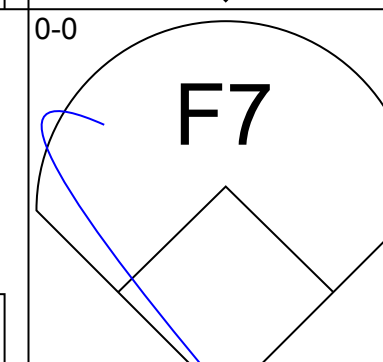
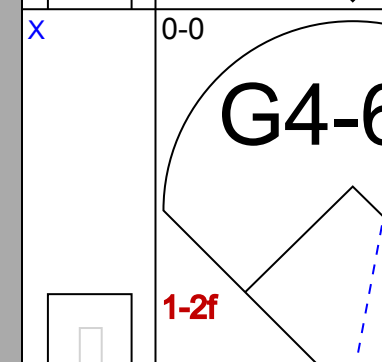
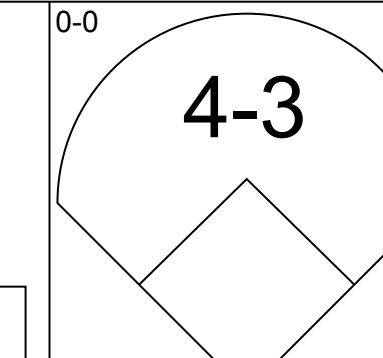
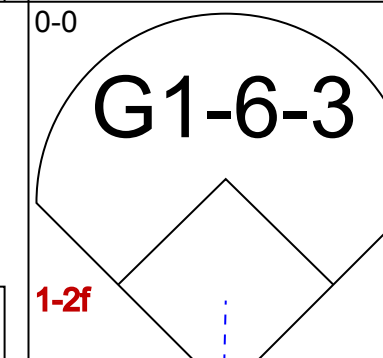
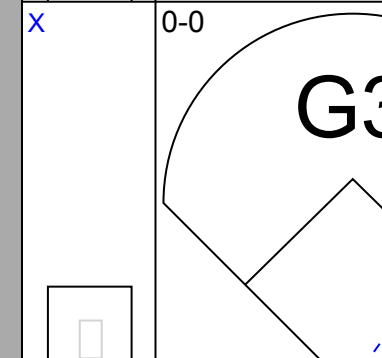
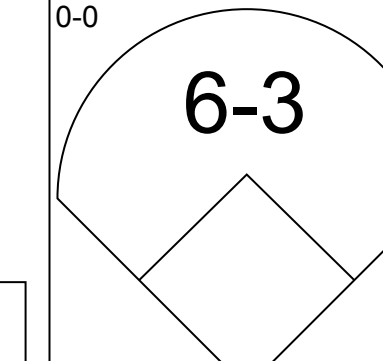
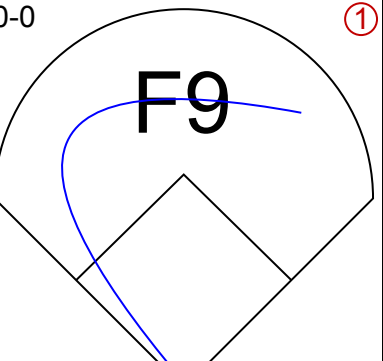
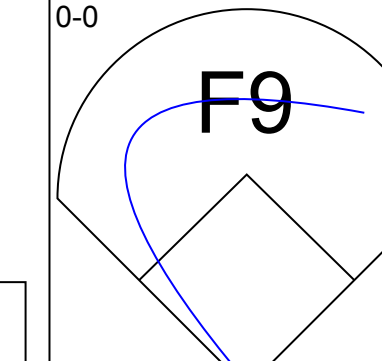
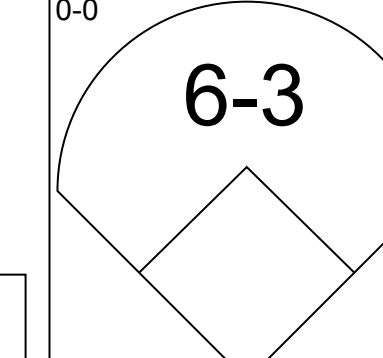
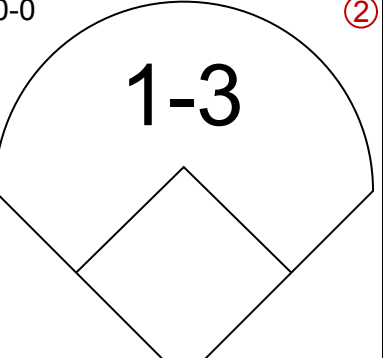
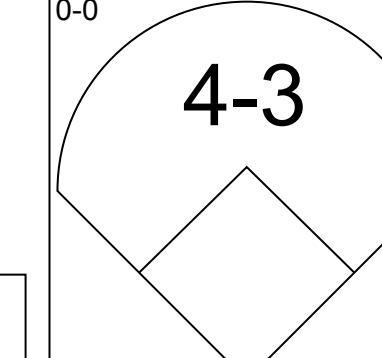
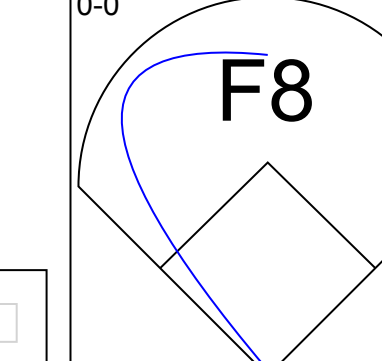
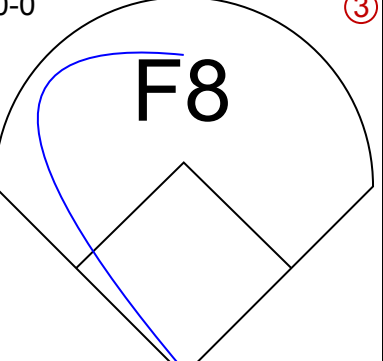
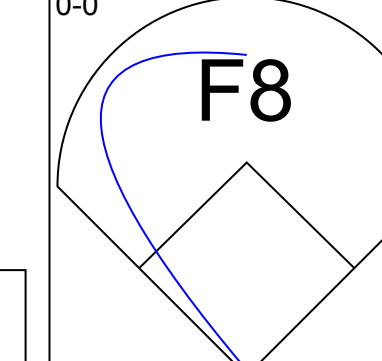
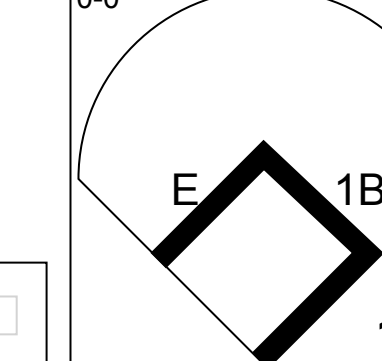
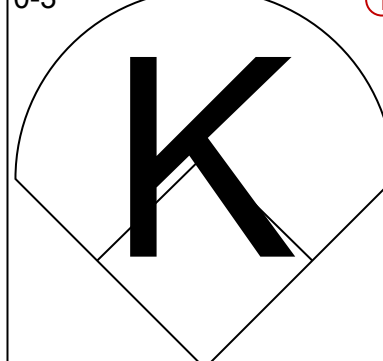
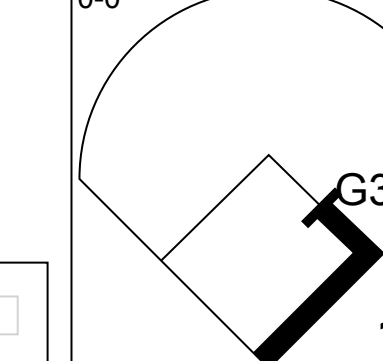
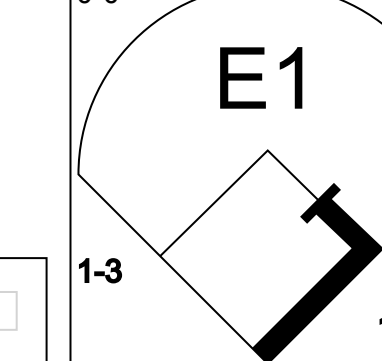
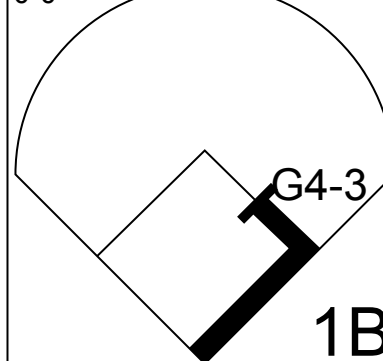
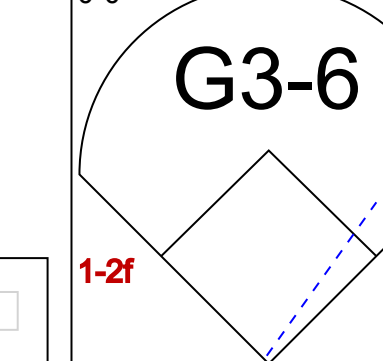
Batter	1	2	3	4	5	6	7	8	9	AB	R	H	RBI	BB	SO	LOB	BOTTOM			
Brett Butler, L OBP: 0.349, SLG: 0.422 (1, 8)										4	1	0	0	1	0	3	Texas Rangers @ Cleveland Indians Cleveland Municipal Stadium, Cleveland, OH Tue Jul 09 1985, 7:05 PM EDT Att: 5,041 - Unknown			
Julio Franco, R OBP: 0.354, SLG: 0.378 (1, 6)										5	2	2	1	0	0	3				
Tony Bernazard, S OBP: 0.372, SLG: 0.468 (7, PR)										3	1	2	1	1	0	1				
Mike Fischlin, R OBP: 0.262, SLG: 0.282 (8, 4)										0	1	0	0	0	0	0				
Andre Thornton, R OBP: 0.242, SLG: 0.270 (1, 10)										3	1	3	4	1	0	0				
Brook Jacoby, R OBP: 0.341, SLG: 0.426 (1, 5)										3	0	1	1	1	1	2				
George Vukovich, L OBP: 0.293, SLG: 0.313 (1, 9)										4	0	0	0	0	0	6				
Joe Carter, R OBP: 0.280, SLG: 0.358 (1, 7)										4	0	0	0	0	1	2				
Mike Hargrove, L OBP: 0.325, SLG: 0.270 (1, 3)										4	0	0	0	0	0	1				
Jerry Willard, L OBP: 0.339, SLG: 0.358 (1, 2)										2	1	2	0	2	0	0				
Inning Stats	R: 2 E: 0 K: 0 S: 5	H: 3 LOB: 0 BB: 0 P: 5	R: 0 E: 0 K: 0 S: 3	H: 0 LOB: 0 BB: 0 P: 3	R: 1 E: 0 K: 0 S: 3	H: 1 LOB: 0 BB: 1 P: 7	R: 0 E: 0 K: 0 S: 4	H: 2 LOB: 1 BB: 0 P: 4	R: 2 E: 1 K: 0 S: 5	H: 1 LOB: 3 BB: 3 P: 17	R: 0 E: 1 K: 0 S: 4	H: 1 LOB: 1 BB: 0 P: 4	R: 2 E: 0 K: 1 S: 7	H: 2 LOB: 1 BB: 0 P: 7	R: 0 E: 0 K: 1 S: 5	H: 0 LOB: 2 BB: 2 P: 13	1B: 6 2B: 3 3B: 0 HR: 1	SF: 0 SAC: 0 DP: 4 HBP: 0	WP: 1 PB: 0 SB: 1 CS: 0	PA: 38
PITCHER Burt Hooton, R ERA: 3.79 (1, 1)	IP: 4.2 WLS: L BF: 22 H: 7 R: 5 ER: 3 SO: 3	BB: 3 IBB: 0 HBP: 0 BLK: 0	WP: 0 HR: 0 S: 19 P: 31	ERA: 5.79 WHIP: 2.143												IP: 4.2 WLS: L BF: 22 H: 7 R: 5 ER: 3 SO: 3	BB: 3 IBB: 0 HBP: 0 BLK: 0	WP: 0 HR: 0 S: 19 P: 31	ERA: 5.79 WHIP: 2.143	
Dave Rozema, R ERA: 5.03 (5, 1)	IP: 2.1 WLS: L BF: 11 H: 3 R: 2 ER: 2 SO: 1	BB: 1 IBB: 0 HBP: 0 BLK: 0	WP: 0 HR: 1 S: 12 P: 16	ERA: 7.71 WHIP: 1.714												IP: 2.1 WLS: L BF: 11 H: 3 R: 2 ER: 2 SO: 1	BB: 1 IBB: 0 HBP: 0 BLK: 0	WP: 0 HR: 1 S: 12 P: 16	ERA: 7.71 WHIP: 1.714	
Dave Stewart, R ERA: 4.5 (8, 1)	IP: 1.0 WLS: L BF: 5 H: 0 R: 0 ER: 0 SO: 1	BB: 2 IBB: 0 HBP: 0 BLK: 0	WP: 1 HR: 0 S: 5 P: 13	ERA: 0.00 WHIP: 2.000												IP: 1.0 WLS: L BF: 5 H: 0 R: 0 ER: 0 SO: 1	BB: 2 IBB: 0 HBP: 0 BLK: 0	WP: 1 HR: 0 S: 5 P: 13	ERA: 0.00 WHIP: 2.000	

Batter	1	2	3	4	5	6	7	8	9	AB R H RBI BB SO LOB	TOP											
Oddibe McDowell, L (1, 8) OBP: 0.254, SLG: 0.326	E7 SH1-4 HR		F7		F9		HR			4 2 1 1 0 0 1	Texas Rangers @ Cleveland Indians Cleveland Municipal Stadium, Cleveland, OH Wed Jul 10 1985, 7:05 PM EDT Att. 4,878 - Unknown livebaseballscorecards.com											
Wayne Tolleson, S (1, 4) OBP: 0.370, SLG: 0.349	SH1-4					E6 F8 1B SF9	6-3			3 1 1 0 0 0 0												
Pete O'Brien, L (1, 3) OBP: 0.322, SLG: 0.413	HR		F7			1B 1-2		F7		4 1 2 2 0 0 1												
George Wright, S (1, 9) OBP: 0.229, SLG: 0.188	F9			4-3		F8		6-3		4 0 0 0 0 0 2												
Gary Ward, R (1, 7) OBP: 0.328, SLG: 0.416	K			G3-6 1B		SF9		F9		3 0 1 1 0 1 0												
Tom Dunbar, L (1, 10) OBP: 0.300, SLG: 0.278 Alan Bannister, R (9, PH) OBP: 0.388, SLG: 0.395		G3		G3-6				G3		3 0 1 0 0 0 1 1 0 0 0 0 0 0												
Bill Stein, R (1, 5) OBP: 0.256, SLG: 0.310	K				3-1		K	6-3		4 0 0 0 0 2 2												
Glenn Brummer, R (1, 2) OBP: 0.362, SLG: 0.259	K				5-3			4-3	K	4 0 0 0 0 2 0												
Curtis Wilkerson, S (1, 6) OBP: 0.306, SLG: 0.330			G3					4-3		3 0 1 0 0 0 0												
Inning Stats	R: 2 E: 1 K: 1 S: 7	H: 1 LOB: 0 BB: 0 P: 7	R: 0 E: 0 K: 2 S: 7	H: 0 LOB: 0 BB: 0 P: 7	R: 0 E: 0 K: 0 S: 4	H: 1 LOB: 1 BB: 0 P: 4	R: 0 E: 0 K: 0 S: 3	H: 1 LOB: 0 BB: 0 P: 3	R: 0 E: 0 K: 0 S: 4	H: 1 LOB: 1 BB: 0 P: 4	R: 1 E: 1 K: 1 S: 8	H: 2 LOB: 2 BB: 0 P: 8	R: 1 E: 0 K: 0 S: 4	H: 1 LOB: 0 BB: 0 P: 4	R: 0 E: 0 K: 0 S: 3	H: 0 LOB: 0 BB: 0 P: 3	R: 0 E: 0 K: 1 S: 5	H: 0 LOB: 0 BB: 0 P: 5	1B: 5 2B: 0 3B: 0 HR: 2	SF: 1 SAC: 1 DP: 1 HBP: 0	WP: 0 PB: 0 SB: 0 CS: 0	PA: 35
PITCHER	IP WLS BF H R ER SO BB IBB HBP BLK WP HR S P ERA WHIP											PITCHER	IP WLS BF H R ER SO BB IBB HBP BLK WP HR S P ERA WHIP									
Jerry Reed, R (1, 1) ERA: 4.96	7.0 L 29 7 4 2 4 0 0 0 0 0 0 2 37 37 2.57 1.000																					
Jamie Easterly, L (8, 1) ERA: 2.09	2.0 6 0 0 0 1 0 0 0 0 0 0 0 8 8 0.00 0.000																					

Batter	1	2	3	4	5	6	7	8	9	AB R H RBI BB SO LOB	BOTTOM											
Brett Butler, L (1, 8) OBP: 0.351, SLG: 0.422	5-3 1B		6-3			4-3			4-3 WP 1B	4 1 2 0 0 0 0	Texas Rangers @ Cleveland Indians Cleveland Municipal Stadium, Cleveland, OH Wed Jul 10 1985, 7:05 PM EDT Att. 4,878 - Unknown livebaseballscorecards.com											
Julio Franco, R (1, 6) OBP: 0.353, SLG: 0.375	5-3			6-3			E S HBP	4-3	4-3	3 0 0 0 0 0 2												
Tony Bernazard, S (1, 4) OBP: 0.370, SLG: 0.462	E3			G5-4-3 BB		F7		4-3		3 0 0 0 1 0 2												
Andre Thornton, R (1, 10) OBP: 0.242, SLG: 0.266	K			G5-4-3		E5				3 0 0 0 1 1 3												
Brook Jacoby, R (1, 5) OBP: 0.337, SLG: 0.420		L6				F3		F7		4 0 0 0 0 1 3												
Pat Tabler, R (1, 3) OBP: 0.308, SLG: 0.336		6-3				6-3				3 0 0 0 0 1 2												
George Vukovich, L (1, 9) OBP: 0.289, SLG: 0.309		6-3				F3		4-3		3 0 0 0 0 0 0												
Jerry Willard, L (1, 2) OBP: 0.331, SLG: 0.348			L4			K		F5		3 0 0 0 0 1 0												
Otis Nixon, S (1, 7) OBP: 0.185, SLG: 0.204 Mike Hargrove, L (8, PH) OBP: 0.322, SLG: 0.267 Joe Carter, R (9, 7) OBP: 0.280, SLG: 0.358						F8		F8		2 0 0 0 0 0 0 1 0 0 0 0 0 0 0 0 0 0 0 0 0												
Inning Stats	R: 0 E: 1 K: 1 S: 6	H: 1 LOB: 1 BB: 0 P: 6	R: 0 E: 0 K: 0 S: 3	H: 0 LOB: 0 BB: 0 P: 3	R: 0 E: 0 K: 0 S: 3	H: 0 LOB: 0 BB: 0 P: 3	R: 0 E: 0 K: 2 S: 2	H: 0 LOB: 1 BB: 1 P: 6	R: 0 E: 0 K: 0 S: 7	H: 0 LOB: 0 BB: 0 P: 7	R: 0 E: 0 K: 1 S: 5	H: 0 LOB: 0 BB: 0 P: 5	R: 0 E: 1 K: 0 S: 4	H: 0 LOB: 2 BB: 0 P: 5	R: 0 E: 0 K: 0 S: 3	H: 0 LOB: 0 BB: 0 P: 3	R: 1 E: 0 K: 0 S: 4	H: 1 LOB: 1 BB: 1 P: 8	1B: 2 2B: 0 3B: 0 HR: 0	SF: 0 SAC: 0 DP: 1 HBP: 1	WP: 1 PB: 0 SB: 1 CS: 0	PA: 32
PITCHER	IP WLS BF H R ER SO BB IBB HBP BLK WP HR S P ERA WHIP											PITCHER	IP WLS BF H R ER SO BB IBB HBP BLK WP HR S P ERA WHIP									
Charlie Hough, R (1, 1) ERA: 3.28	9.0 W 32 2 1 1 4 2 0 1 0 0 1 0 37 46 1.00 0.444																					

Batter	1	2	3	4	5	6	7	8	9	AB	R	H	RBI	BB	SO	LOB	TOP								
Oddibe McDowell, L OBP: 0.262, SLG: 0.354 (1, 8)										5	2	3	1	0	1	0	Texas Rangers @ New York Yankees Yankee Stadium, Bronx, NY Thu Jul 11 1985, 7:05 PM EDT Att: 21,863 - Unknown livebaseballscores.com								
Toby Harrah, R OBP: 0.475, SLG: 0.413 (1, 4)										4	0	2	0	1	0	2									
Pete O'Brien, L OBP: 0.324, SLG: 0.411 (1, 3)										4	1	1	2	1	0	3									
Buddy Bell, R OBP: 0.317, SLG: 0.346 (1, 5)										3	2	0	0	2	0	3									
Gary Ward, R OBP: 0.330, SLG: 0.420 (1, 7)										4	1	2	1	0	1	2									
George Wright, S OBP: 0.230, SLG: 0.191 (1, 9)										3	0	1	2	0	0	0									
Tom Dunbar, L OBP: 0.297, SLG: 0.276 (3, PH)										1	0	0	0	0	0	0									
Alan Bannister, R OBP: 0.373, SLG: 0.378 (8, PH)										2	0	0	0	0	0	2									
Bob Jones, L OBP: 0.219, SLG: 0.191 (8, PH)										1	0	0	1	0	0	0									
Geno Petralli, L (1, 2)										4	0	0	0	0	0	1									
Curtis Wilkerson, S OBP: 0.308, SLG: 0.328 (1, 6)										1	1	0	0	0	0	0									
Wayne Tolleson, S OBP: 0.354, SLG: 0.344 (5, 6)										2	0	0	0	0	0	0									
Inning Stats	R: 0 E: 0 K: 0 S: 3	H: 0 LOB: 2 BB: 2 P: 11	R: 0 E: 0 K: 0 S: 3	H: 0 LOB: 0 BB: 0 P: 3	R: 4 E: 0 K: 0 S: 6	H: 4 LOB: 1 BB: 1 P: 11	R: 0 E: 0 K: 1 S: 5	H: 0 LOB: 0 BB: 0 P: 5	R: 0 E: 0 K: 0 S: 3	H: 0 LOB: 0 BB: 0 P: 3	R: 0 E: 0 K: 1 S: 6	H: 0 LOB: 1 BB: 0 P: 6	R: 0 E: 0 K: 0 S: 4	H: 2 LOB: 1 BB: 0 P: 4	R: 2 E: 0 K: 0 S: 4	H: 1 LOB: 1 BB: 0 P: 8	R: 1 E: 0 K: 0 S: 5	H: 2 LOB: 1 BB: 0 P: 5	1B: 6 2B: 2 3B: 0 HR: 1	SF: 1 SAC: 0 DP: 2 HBP: 1	WP: 0 PB: 0 SB: 0 CS: 0	PA: 40			
PITCHER	IP	WLS	BF	H	R	ER	SO	BB	IBB	HBP	BLK	WP	HR	S	P	ERA	WHIP								
Joe Cowley, R ERA: 3.55 (1, 1)	2.1		11	1	2	2	0	2	0	1	0	0	0	8	17	7.71	1.286								
Rich Bordi, R ERA: 2.31 (3, 1)	0.0	3	2	1	1	0	1	0	0	0	0	0	0	2	6	∞	∞								
Bob Shirley, L ERA: 3.54 (3, 1)	5.0	W	19	4	3	3	2	1	0	0	0	0	0	22	26	5.40	1.000								
Mike Armstrong, R ERA: 5.4 (8, 1)	1.0		5	2	1	1	0	0	0	0	0	0	1	5	5	9.00	2.000								
Brian Fisher, R ERA: 2.57 (9, 1)	0.2		2	0	0	0	0	0	0	0	0	0	0	2	2	0.00	0.000								

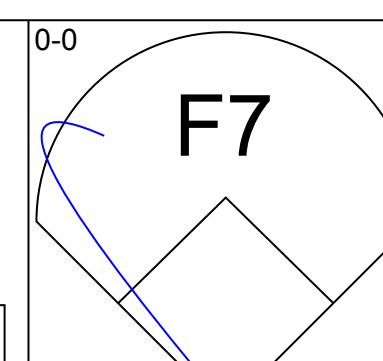
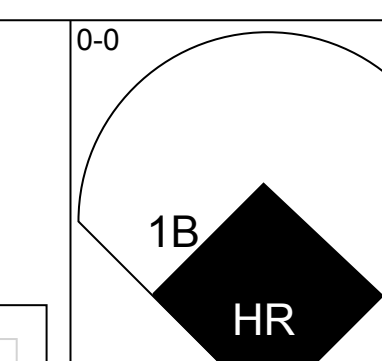
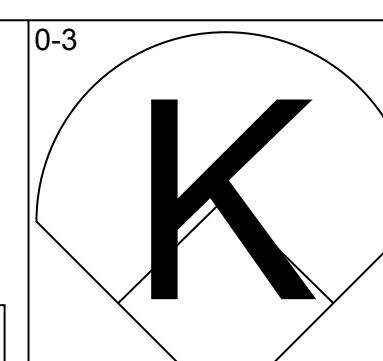
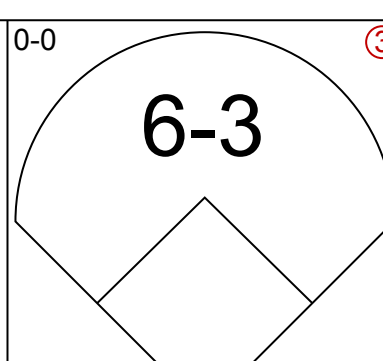
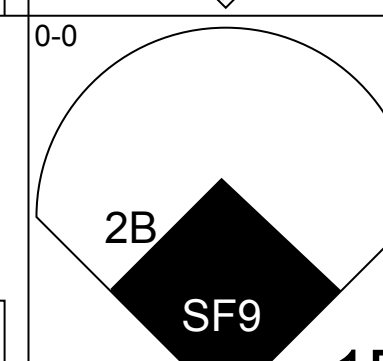
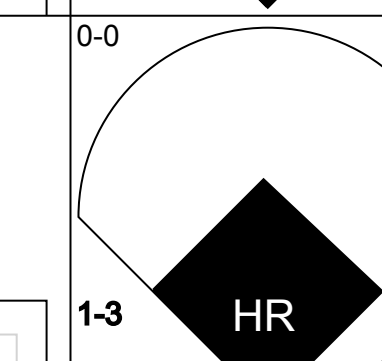
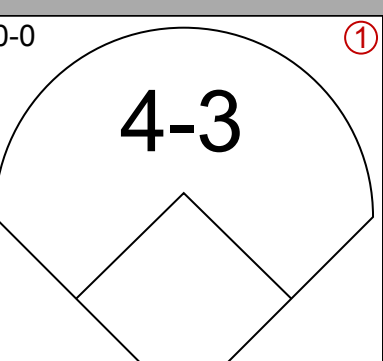
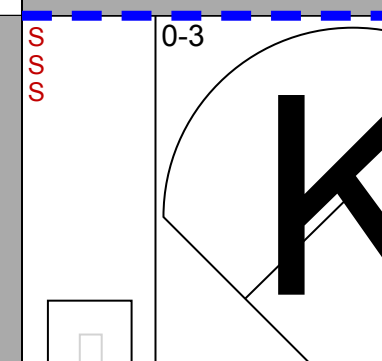
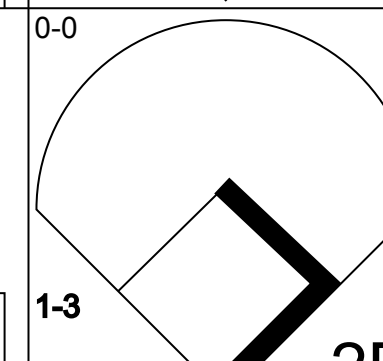
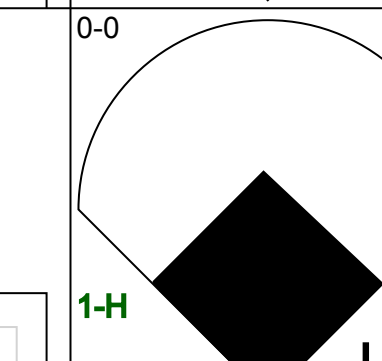
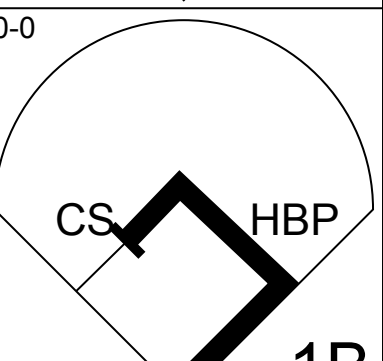
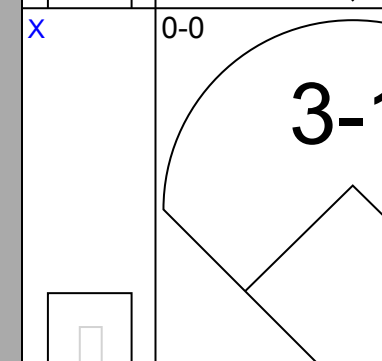
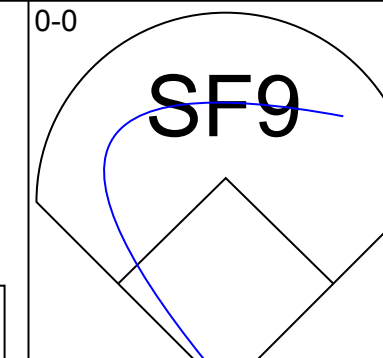
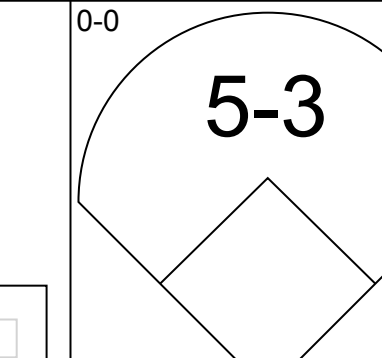
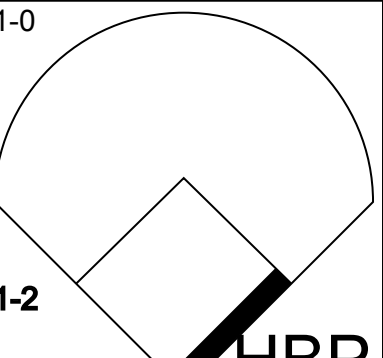
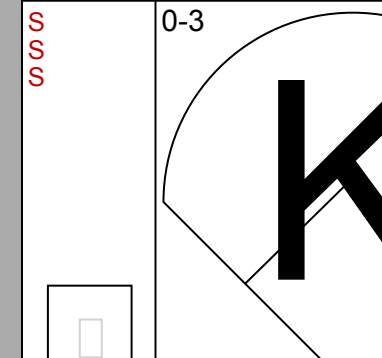
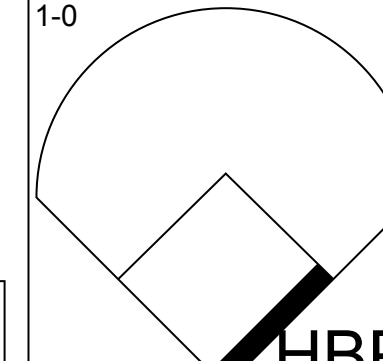
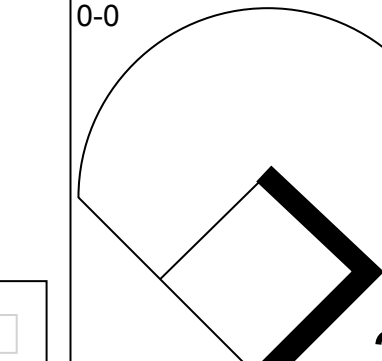
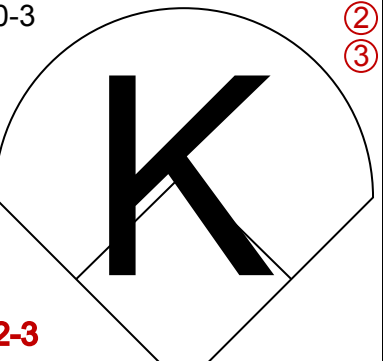
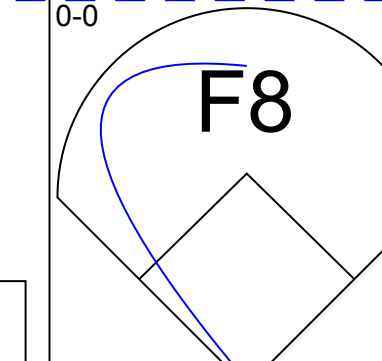
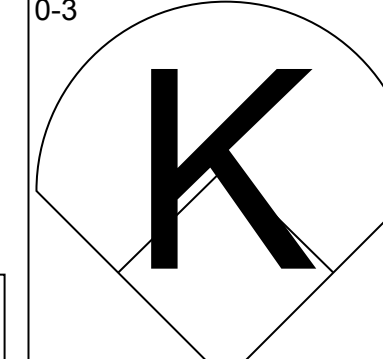
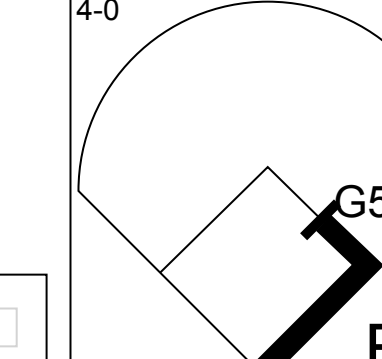

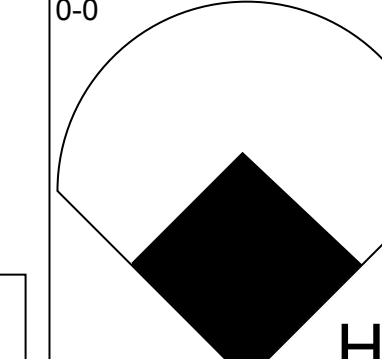
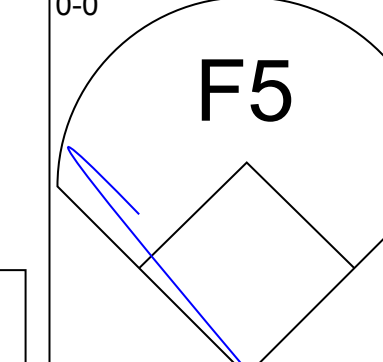
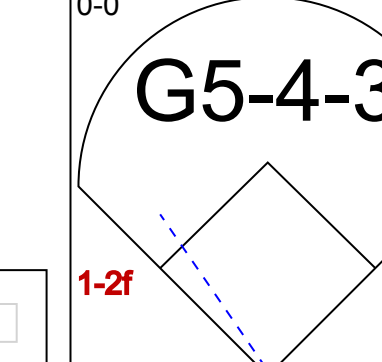
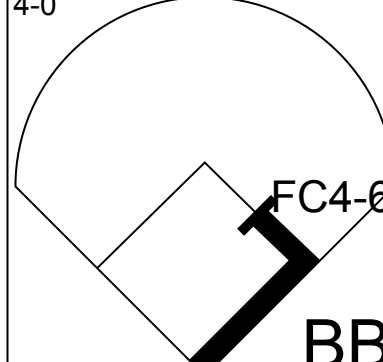
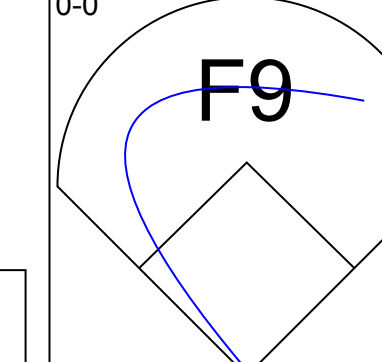
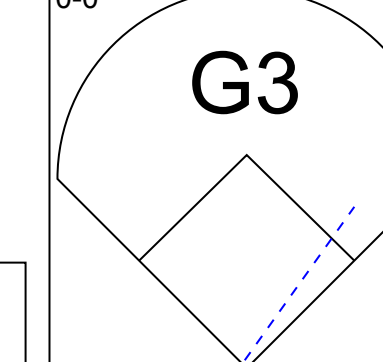
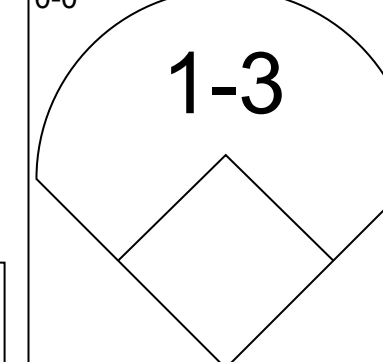
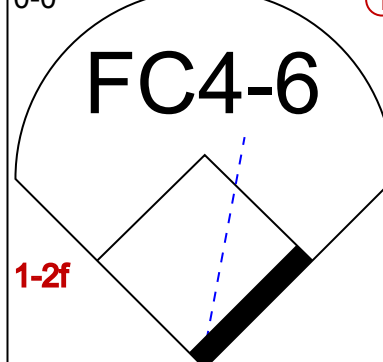
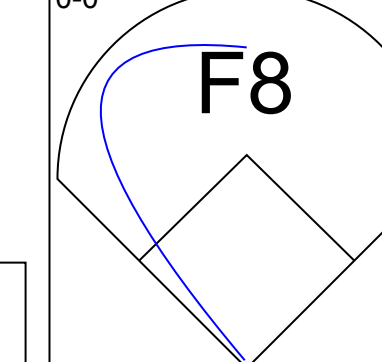
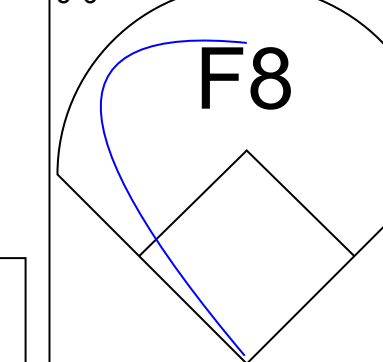
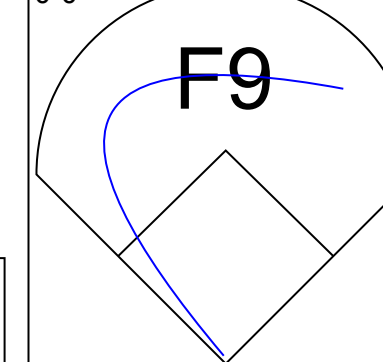
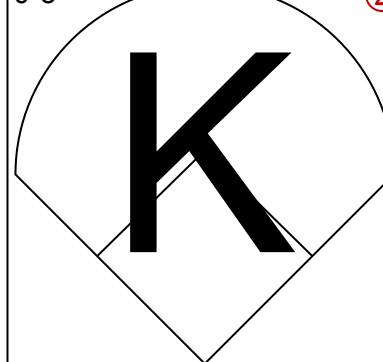
Batter	1	2	3	4	5	6	7	8	9	AB	R	H	RBI	BB	SO	LOB	BOTTOM									
Rickey Henderson, R OBP: 0.443, SLG: 0.558 (1, 8)										3	1	0	0	2	0	1	Texas Rangers @ New York Yankees Yankee Stadium, Bronx, NY Thu Jul 11 1985, 7:05 PM EDT Att: 21,863 - Unknown livebaseballscores.com									
Bill Sample, R OBP: 0.316, SLG: 0.319 (9, 7)										0	0	0	0	0	0	0										
Ken Griffey, L OBP: 0.312, SLG: 0.418 (1, 7)										4	1	2	0	1	0	0										
Don Mattingly, L OBP: 0.348, SLG: 0.475 (1, 3)										5	2	3	3	0	0	3										
Dave Winfield, R OBP: 0.333, SLG: 0.451 (1, 9)										4	2	2	2	1	0	2										
Ron Hassey, L OBP: 0.383, SLG: 0.525 (1, 2)										1	0	0	0	0	0	1										
Butch Wynegar, S OBP: 0.342, SLG: 0.330 (4, PH) (5, 2)										2	1	0	0	0	0	1										
Dan Pasqua, L OBP: 0.257, SLG: 0.267 (1, 10)										2	1	1	0	0	0	1										
Don Baylor, R OBP: 0.337, SLG: 0.458 (4, PH)										2	1	1	4	0	1	1										
Willie Randolph, R OBP: 0.376, SLG: 0.349 (1, 4)										4	1	1	1	0	0	2										
Mike Pagliarulo, L OBP: 0.317, SLG: 0.383 (1, 5)										4	0	0	0	0	2	1										
Bobby Meacham, S OBP: 0.333, SLG: 0.287 (1, 6)										3	1	1	1	0	1	0										
Inning Stats	R: 2 E: 0 K: 0 S: 5	H: 2 LOB: 1 BB: 0 P: 6	R: 1 E: 0 K: 1 S: 5	H: 1 LOB: 0 BB: 0 P: 6	R: 0 E: 0 K: 0 S: 4	H: 1 LOB: 1 BB: 0 P: 4	R: 8 E: 0 K: 1 S: 10	H: 5 LOB: 3 BB: 3 P: 22	R: 0 E: 0 K: 0 S: 3	H: 0 LOB: 2 BB: 2 P: 11	R: 0 E: 0 K: 1 S: 6	H: 1 LOB: 1 BB: 0 P: 6	R: 0 E: 0 K: 1 S: 5	H: 0 LOB: 0 BB: 0 P: 5	R: 0 E: 0 K: 0 S: 4	H: 1 LOB: 1 BB: 0 P: 4	R: 0 E: 0 K: 0 S: 5	H: 1 LOB: 1 BB: 0 P: 4	1B: 6 2B: 2 3B: 0 HR: 3	SF: 0 SAC: 0 DP: 0 HBP: 2	WP: 0 PB: 0 SB: 0 CS: 1	PA: 41				
PITCHER	IP	WLS	BF	H	R	ER	SO	BB	IBB	HBP	BLK	WP	HR	S	P	ERA	WHIP									
Glen Cook, R ERA: 6.55 (1, 1)	3.2	L	22	8	9	9	2	1	1	2	0	0	0	1	5	17	13.50	3.000								
Chris Welsh, L ERA: 2.45 (4, 1)	1.1		8	1	2	2	0	3	0	0	0	0	0	1	5	17	13.50	3.000								
Dave Rozema, R ERA: 4.87 (6, 1)	2.0		7	1	0	0	2	0	0	0	0	0	0	11	11	0.00	0.500									
Dave Schmidt, R ERA: 1.98 (8, 1)	1.0		4	1	0	0	0	0	0	0	0	0	0	4	4	0.00	1.000									

Batter	1	2	3	4	5	6	7	8	9	AB	R	H	RBI	BB	SO	LOB	TOP					
Oddibe McDowell, L OBP: 0.257, SLG: 0.347										4	0	0	0	0	2	2						
Toby Harrah, R OBP: 0.476, SLG: 0.411										1	0	0	0	2	0	0						
Pete O'Brien, L OBP: 0.321, SLG: 0.407										3	0	0	0	0	0	2						
George Wright, S OBP: 0.225, SLG: 0.187										3	0	0	0	0	0	1						
Gary Ward, R OBP: 0.328, SLG: 0.416										3	0	0	0	0	0	0						
Buddy Bell, R OBP: 0.314, SLG: 0.342										3	0	0	0	0	0	0						
Tom Dunbar, L OBP: 0.289, SLG: 0.267										3	0	0	0	0	0	0						
Geno Petralli, L OBP: 0.300, SLG: 0.222										3	0	2	0	0	1	0						
Wayne Tolleson, S OBP: 0.371, SLG: 0.351										3	0	2	0	0	0	1						
Inning Stats	R: 0 E: 0 K: 1 S: 5	H: 0 LOB: 0 BB: 0 P: 5	R: 0 E: 0 K: 0 S: 3	H: 0 LOB: 0 BB: 0 P: 3	R: 0 E: 1 K: 1 S: 6	H: 2 LOB: 1 BB: 0 P: 6	R: 0 E: 0 K: 0 S: 2	H: 0 LOB: 0 BB: 1 P: 6	R: 0 E: 0 K: 0 S: 3	H: 0 LOB: 0 BB: 0 P: 3	R: 0 E: 0 K: 0 S: 2	H: 0 LOB: 0 BB: 1 P: 6	R: 0 E: 0 K: 0 S: 3	H: 0 LOB: 0 BB: 0 P: 3	R: 0 E: 0 K: 0 S: 3	H: 1 LOB: 0 BB: 0 P: 3	R: 0 E: 0 K: 0 S: 3	H: 1 LOB: 0 BB: 0 P: 3	1B: 4 2B: 0 3B: 0 HR: 0	SF: 0 SAC: 0 DP: 4 HBP: 0	WP: 0 PB: 0 SB: 0 CS: 0	PA: 28
PITCHER Ed Whitson, R ERA: 3.69	IP: 9.0 WLS: W BF: 28 H: 4 R: 0 ER: 0 SO: 3 BB: 2 IBB: 0 HBP: 0 BLK: 0 WP: 0 HR: 0 S: 32 P: 40 ERA: 0.00 WHIP: 0.667															PITCHER						

Texas Rangers @ New York Yankees
Yankee Stadium, Bronx, NY
Fri Jul 12, 1985, 7:05 PM EDT
Att: 21,832 - Unknown

AB	26
R	0
H	4
RBI	0
BB	2
SO	3
LOB	6



Batter	1	2	3	4	5	6	7	8	9	AB	R	H	RBI	BB	SO	LOB	BOTTOM			
Rickey Henderson, R OBP: 0.440, SLG: 0.553										4	1	1	0	0	1	1				
Ken Griffey, L OBP: 0.315, SLG: 0.420										4	2	2	0	0	1	0				
Don Mattingly, L OBP: 0.352, SLG: 0.491										4	1	3	3	0	0	0				
Don Baylor, R OBP: 0.335, SLG: 0.455										2	0	0	1	0	1	0				
Ron Hassey, L OBP: 0.387, SLG: 0.529										3	0	1	0	0	1	2				
Dan Pasqua, L OBP: 0.308, SLG: 0.485										3	2	2	2	1	1	2				
Willie Randolph, R OBP: 0.376, SLG: 0.345										3	0	0	0	1	0	2				
Mike Pagliarulo, L OBP: 0.311, SLG: 0.375										4	0	0	0	0	0	1				
Bobby Meacham, S OBP: 0.330, SLG: 0.283										3	0	0	0	0	1	1				
Inning Stats	R: 1 E: 0 K: 1 S: 7	H: 2 LOB: 2 BB: 0 P: 8	R: 0 E: 0 K: 0 S: 3	H: 0 LOB: 0 BB: 0 P: 3	R: 3 E: 0 K: 0 S: 6	H: 4 LOB: 1 BB: 1 P: 10	R: 0 E: 0 K: 1 S: 5	H: 0 LOB: 0 BB: 0 P: 5	R: 0 E: 0 K: 1 S: 5	H: 1 LOB: 2 BB: 0 P: 6	R: 1 E: 0 K: 2 S: 7	H: 1 LOB: 1 BB: 1 P: 10	R: 0 E: 0 K: 2 S: 7	H: 0 LOB: 0 BB: 0 P: 7	R: 1 E: 0 K: 0 S: 4	H: 1 LOB: 0 BB: 0 P: 4	1B: 4 2B: 3 3B: 0 HR: 3	SF: 1 SAC: 0 DP: 2 HBP: 2	WP: 0 PB: 0 SB: 0 CS: 1	PA: 35
PITCHER Bob Sebra, R ERA: 8.8	IP: 2.1 WLS: L BF: 15 H: 6 R: 4 ER: 4 SO: 1 BB: 4 IBB: 0 HBP: 1 BLK: 0 WP: 1 HR: 1 S: 15 P: 20 ERA: 15.43 WHIP: 3.000															PITCHER				
Dave Rozema, R ERA: 4.73	IP: 3.2 WLS: L BF: 13 H: 2 R: 1 ER: 1 SO: 1 BB: 1 IBB: 0 HBP: 1 BLK: 0 WP: 0 HR: 1 S: 17 P: 22 ERA: 2.46 WHIP: 0.818															PITCHER				
Greg Harris, R ERA: 2.39	IP: 1.0 WLS: L BF: 3 H: 0 R: 0 ER: 0 SO: 2 BB: 0 IBB: 0 HBP: 0 BLK: 0 WP: 0 HR: 0 S: 7 P: 7 ERA: 0.00 WHIP: 0.000															PITCHER				
Dave Stewart, R ERA: 4.62	IP: 1.0 WLS: L BF: 4 H: 1 R: 1 ER: 1 SO: 0 BB: 0 IBB: 0 HBP: 0 BLK: 0 WP: 0 HR: 1 S: 4 P: 4 ERA: 9.00 WHIP: 1.000															PITCHER				

Texas Rangers @ New York Yankees
Yankee Stadium, Bronx, NY
Fri Jul 12, 1985, 7:05 PM EDT
Att: 21,832 - Unknown

AB	30
R	6
H	9
RBI	6
BB	2
SO	6
LOB	9



Batter	1	2	3	4	5	6	7	8	9	AB	R	H	RBI	BB	SO	LOB	TOP										
Oddibe McDowell, L (1, 8) OBP: 0.258, SLG: 0.347 Bill Stein, R (8, PH) OBP: 0.273, SLG: 0.326 (8, 9)	F6			CS 1B		4-3		G5-3 BB 1-2 2-H 1B		3	0	1	0	0	0	0											
Toby Harrah, R (1, 4) OBP: 0.474, SLG: 0.406	F8			BB 1-2 2B BB		F9		K		3	0	0	0	1	1	2											
Pete O'Brien, L (1, 3) OBP: 0.326, SLG: 0.410	F8			BB 1-H 2B				BB 1-2 2-3 BB		2	0	1	0	2	0	0											
George Wright, S (1, 9) OBP: 0.226, SLG: 0.189 (8, 8)				G6-4-3 1B				BB 1-2 2-3 BB 2-3f		4	0	1	0	0	1	5											
Gary Ward, R (1, 7) OBP: 0.324, SLG: 0.411	G6-4-3 1-2f					L6		BB 6-3		4	0	0	0	0	1	1											
Buddy Bell, R (1, 5) OBP: 0.310, SLG: 0.338	F2					F7		BB L4		4	0	0	0	0	0	0											
Tom Dunbar, L (1, 10) Alan Bannister, R (9, PH) OBP: 0.385, SLG: 0.391				L3		BB 1B 1B		BB F2		3	0	1	0	0	0	0											
Geno Petralli, L (1, 2) Glenn Brummer, R (9, PH) OBP: 0.385, SLG: 0.333 OBP: 0.357, SLG: 0.254				F7		BB 1-2 1B		BB 1B 1B		3	1	2	0	0	0	0											
Wayne Tolleson, S (1, 6) Bob Jones, L (8, PH) Curtis Wilkerson, S (8, 6) OBP: 0.366, SLG: 0.346 OBP: 0.230, SLG: 0.203 OBP: 0.308, SLG: 0.328				K		F8		BB 1B 1-2 1B		2	0	0	0	0	1	2											
Inning Stats	R: 0 E: 0 K: 0 S: 3	H: 0 LOB: 0 BB: 0 P: 3	R: 0 E: 0 K: 0 S: 3	H: 1 LOB: 0 BB: 0 P: 3	R: 0 E: 0 K: 1 S: 5	H: 0 LOB: 0 BB: 0 P: 5	R: 0 E: 0 K: 0 S: 3	H: 2 LOB: 1 BB: 1 P: 7	R: 0 E: 0 K: 1 S: 5	H: 0 LOB: 1 BB: 1 P: 9	R: 0 E: 0 K: 0 S: 3	H: 0 LOB: 0 BB: 0 P: 3	R: 1 E: 0 K: 1 S: 7	H: 3 LOB: 2 BB: 1 P: 11	R: 0 E: 0 K: 2 S: 8	H: 1 LOB: 1 BB: 0 P: 8	1B: 8 2B: 1 3B: 0 HR: 0	SF: 0 SAC: 0 DP: 2 HBP: 0	WP: 0 PB: 0 SB: 0 CS: 1	PA: 35							
PITCHER	IP	WLS	BF	H	R	ER	SO	BB	IBB	HBP	BLK	WP	HR	S	P	ERA	WHIP										
Phil Niekro, R (1, 1) ERA: 4.54	7.0	W	27	7	1	1	2	2	0	0	0	0	0	29	37	1.29	1.286										
Dave Righetti, L (8, 1) ERA: 3.1	2.0	S	8	2	0	0	3	1	0	0	0	0	0	13	17	0.00	1.500										

Texas Rangers @ New York Yankees
Yankee Stadium, Bronx, NY
Sat Jul 13 1985, 3:33 AM EDT
Att: 45,274 - Unknown


AB 32
R 1
H 9
RBI 1
BB 3
SO 5
LOB 11



Batter	1	2	3	4	5	6	7	8	9	AB	R	H	RBI	BB	SO	LOB	BOTTOM										
Rickey Henderson, R (1, 8) OBP: 0.441, SLG: 0.552	BB FC6-4 1B	FC6-4 1-2f						BB G4-6-3 1B		4	1	2	0	0	0	2											
Willie Randolph, R (1, 4) OBP: 0.375, SLG: 0.344	BB FC6-4 1B							BB G4-6-3 1-2f 3-H 6-0		4	0	1	0	0	0	1											
Don Mattingly, L (1, 3) OBP: 0.349, SLG: 0.485	BB FC6-4 K2-4-5 1-2f 3-H							BB G3		4	0	0	1	0	0	1											
Dave Winfield, R (1, 9) OBP: 0.338, SLG: 0.453	BB 1-2 BB							BB L6		3	0	2	0	1	0	0											
Don Baylor, R (1, 10) OBP: 0.334, SLG: 0.452	BB K2-4-5 2-3f							BB F8		4	0	1	0	0	1	3											
Bill Sample, R (1, 7) OBP: 0.316, SLG: 0.333								BB F8		3	1	1	0	0	0	0											
Butch Wynegar, S (1, 2) OBP: 0.342, SLG: 0.335								BB F8		3	0	1	0	0	0	1											
Andre Robertson, R (1, 5) Mike Paganaro, L (9, 5) OBP: 0.484, SLG: 0.690 OBP: 0.311, SLG: 0.375								BB FC6-4 2-H 1B		3	0	1	1	0	0	1											
Bobby Meacham, S (1, 6) OBP: 0.330, SLG: 0.281								BB F9		2	1	0	0	1	0	2											
Inning Stats	R: 1 E: 0 K: 1 S: 6	H: 2 LOB: 2 BB: 1 P: 10	R: 1 E: 0 K: 0 S: 5	H: 2 LOB: 1 BB: 0 P: 5	R: 0 E: 0 K: 0 S: 4	H: 2 LOB: 2 BB: 0 P: 4	R: 0 E: 0 K: 0 S: 3	H: 0 LOB: 0 BB: 0 P: 3	R: 1 E: 0 K: 0 S: 3	H: 1 LOB: 0 BB: 1 P: 7	R: 0 E: 0 K: 0 S: 3	H: 0 LOB: 0 BB: 0 P: 3	R: 0 E: 0 K: 0 S: 4	H: 1 LOB: 1 BB: 0 P: 4	R: 0 E: 0 K: 0 S: 4	H: 1 LOB: 1 BB: 0 P: 4	1B: 7 2B: 3 3B: 0 HR: 0	SF: 0 SAC: 0 DP: 2 HBP: 0	WP: 0 PB: 0 SB: 0 CS: 0	PA: 32							
PITCHER	IP	WLS	BF	H	R	ER	SO	BB	IBB	HBP	BLK	WP	HR	S	P	ERA	WHIP										
Mike Mason, L (1, 1) ERA: 4.9	7.0	L	28	8	3	3	1	2	0	0	0	0	0	28	36	3.86	1.429										
Dave Schmidt, R (8, 1) ERA: 1.93	1.0		4	1	0	0	0	0	0	0	0	0	0	4	4	0.00	1.000										

Texas Rangers @ New York Yankees
Yankee Stadium, Bronx, NY
Sat Jul 13 1985, 3:33 AM EDT
Att: 45,274 - Unknown


AB 30
R 3
H 9
RBI 2
BB 2
SO 1
LOB 11



Batter	1	2	3	4	5	6	7	8	9	AB	R	H	RBI	BB	SO	LOB	TOP										
Toby Harrah, R OBP: 0.471, SLG: 0.408	0-3 K		0-0 F9			0-0 1-3		0-0 G3 SF7 2B	4 1 1 0 0 1 1																		
Oddibe McDowell, L OBP: 0.253, SLG: 0.340	0-0 4-3		0-3 K			0-0 4-3		0-0 G3	4 0 0 0 0 1 2																		
Buddy Bell, R OBP: 0.307, SLG: 0.334	0-0 5-3				0-0 F8		0-0 L6	0-0 SF7	3 0 0 1 0 0 0																		
Gary Ward, R OBP: 0.323, SLG: 0.409		0-0 E S 1B		0-0 6-3		0-3 K		0-3 K	4 0 1 0 0 2 0																		
Alan Bannister, R OBP: 0.364, SLG: 0.367		0-0 F8		0-0 5-3		0-0 F8			3 0 0 0 0 0 1																		
George Wright, S OBP: 0.222, SLG: 0.185		0-0 F5				0-0 F7		0-0 6-3	3 0 0 0 0 0 1																		
Pete O'Brien, L OBP: 0.323, SLG: 0.406		0-3 K				0-0 F7		0-0 G3	3 0 0 0 0 1 1																		
Glenn Brummer, R OBP: 0.356, SLG: 0.258			0-0 F9			0-0 F9			3 0 1 0 0 0 0																		
Wayne Tolleson, S OBP: 0.365, SLG: 0.346						0-0 F8		0-3 K	3 0 1 0 0 1 1																		
Inning Stats	R: 0 E: 0 K: 1 S: 5	H: 0 LOB: 0 BB: 0 P: 5	R: 0 E: 0 K: 1 S: 6	H: 1 LOB: 1 BB: 0 P: 6	R: 0 E: 0 K: 1 S: 6	H: 1 LOB: 1 BB: 0 P: 6	R: 0 E: 0 K: 0 S: 3	H: 0 LOB: 0 BB: 0 P: 3	R: 0 E: 0 K: 0 S: 3	H: 0 LOB: 0 BB: 0 P: 3	R: 0 E: 0 K: 1 S: 5	H: 0 LOB: 0 BB: 0 P: 5	R: 0 E: 0 K: 1 S: 6	H: 1 LOB: 1 BB: 0 P: 6	R: 1 E: 0 K: 1 S: 6	H: 1 LOB: 0 BB: 0 P: 6	1B: 3 2B: 1 3B: 0 HR: 0	SF: 1 SAC: 0 DP: 0 HBP: 0	WP: 0 PB: 0 SB: 1 CS: 0	PA: 31							
PITCHER Ron Guidry, L ERA: 2.58	IP: 9.0	WLS: W	BF: 31	H: 4	R: 1	ER: 1	SO: 6	BB: 0	IBB: 0	HBP: 0	BLK: 0	WP: 0	HR: 0	S: 43	P: 43	ERA: 1.00	WHIP: 0.444										

Texas Rangers @ New York Yankees
Yankee Stadium, Bronx, NY
Sun Jul 14 1985, 3:33 AM EDT
Att: 28,168 - Unknown


AB 30
R 1
H 4
RBI 1
BB 0
SO 6
LOB 7

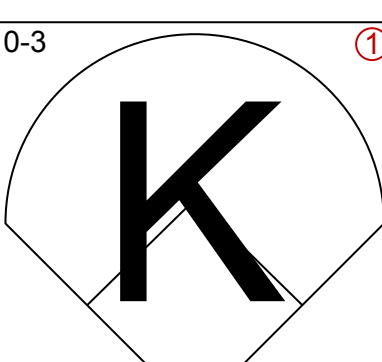
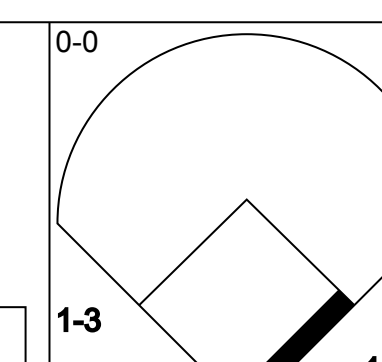
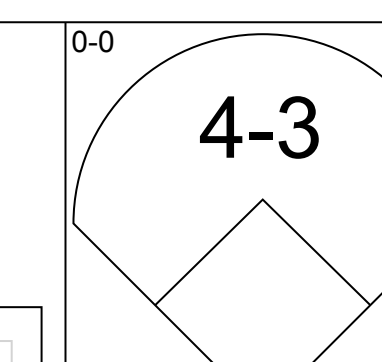
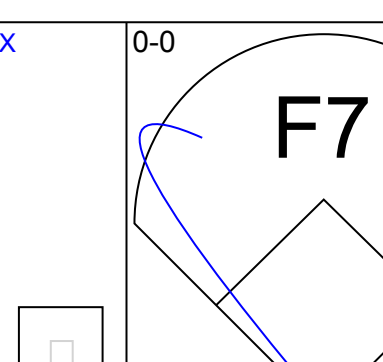
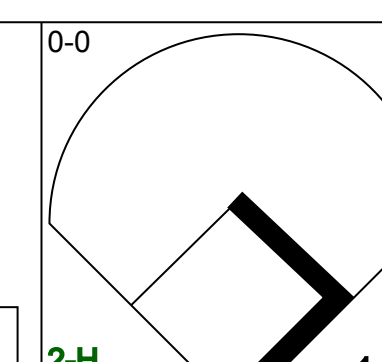
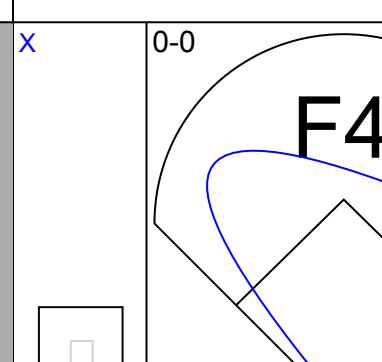
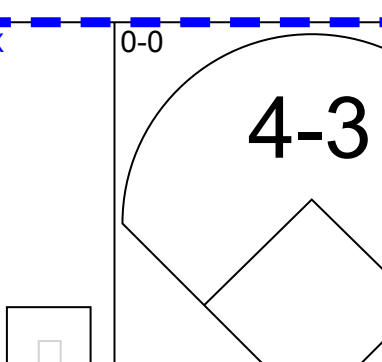
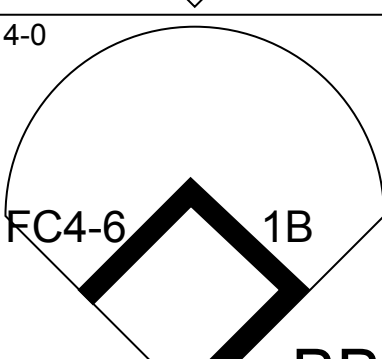
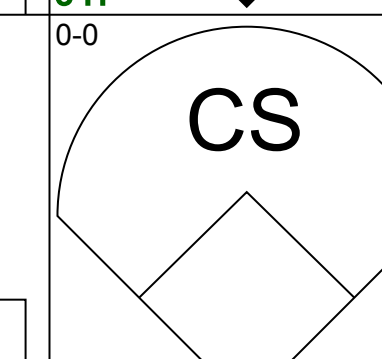
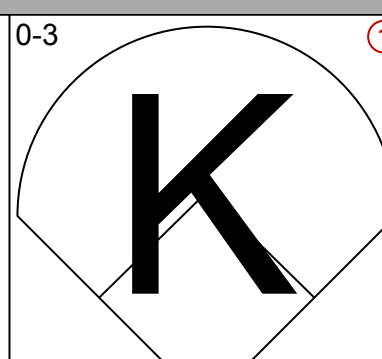
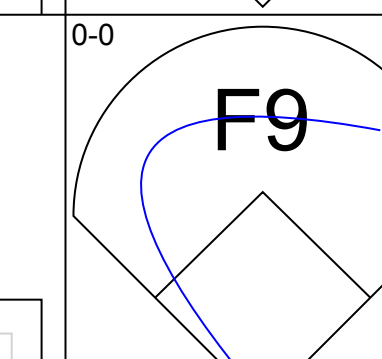
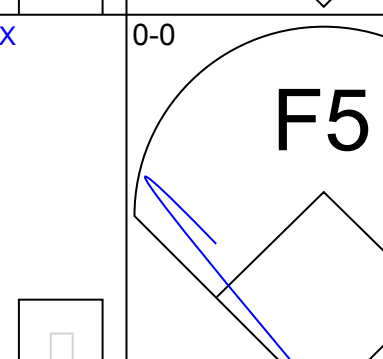
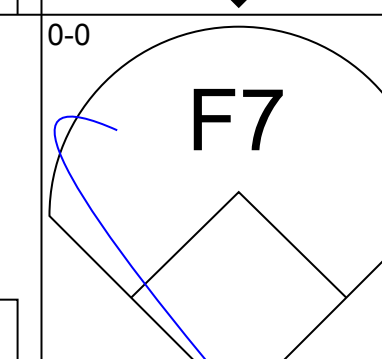
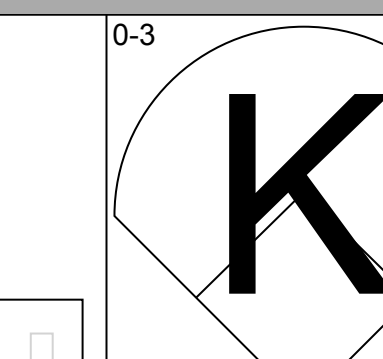
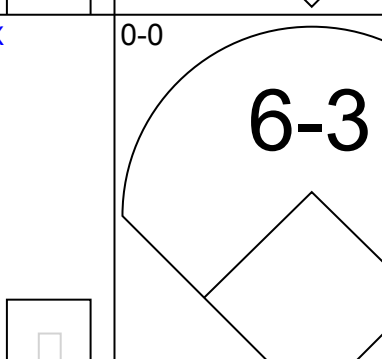
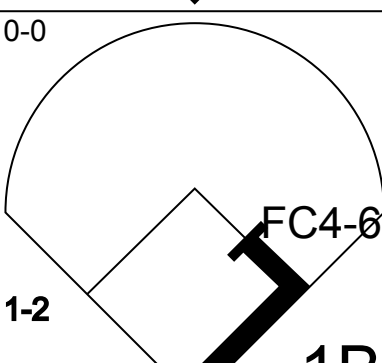
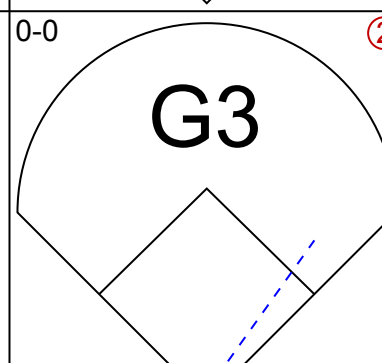
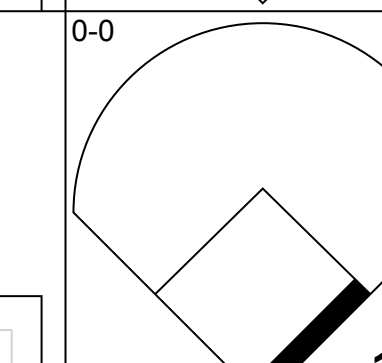
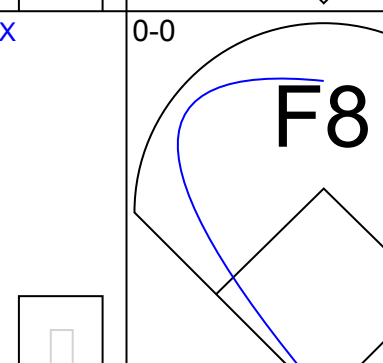
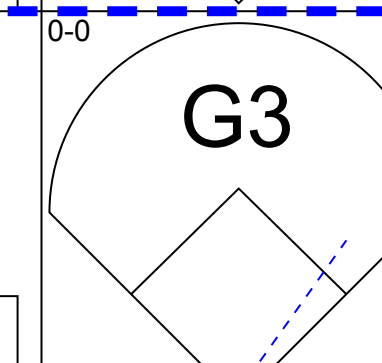
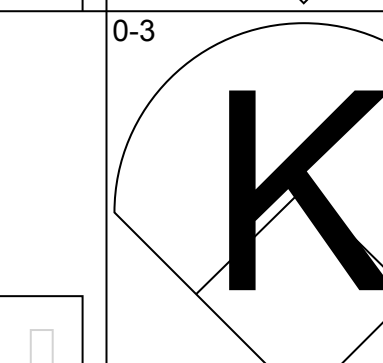
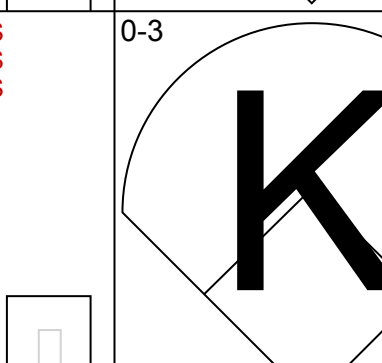
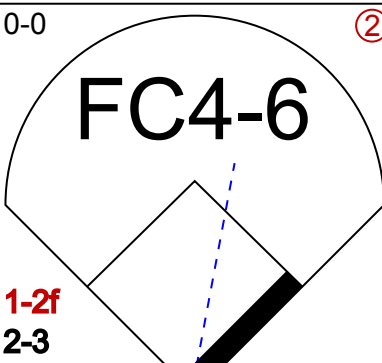
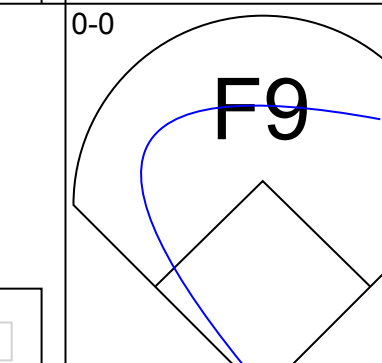
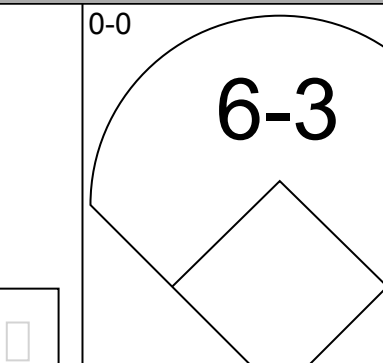
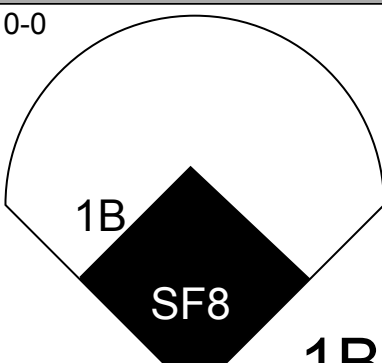

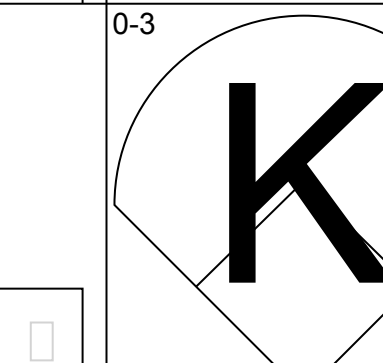
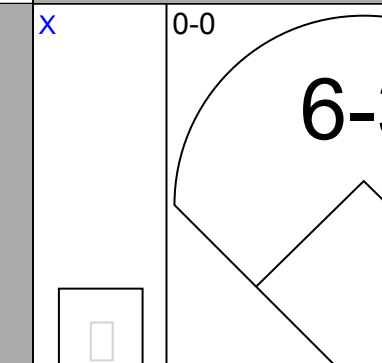
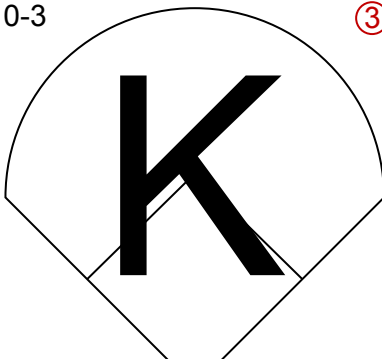
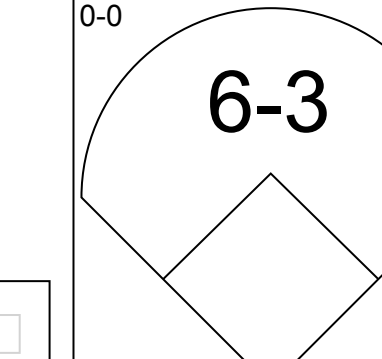
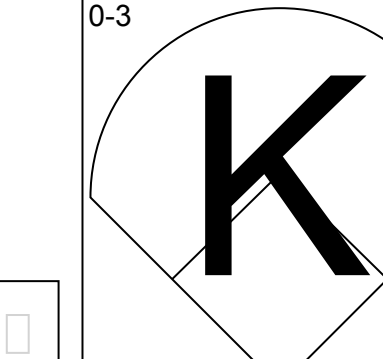
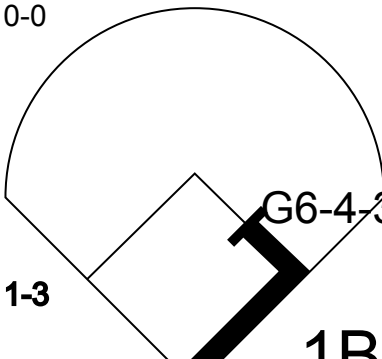


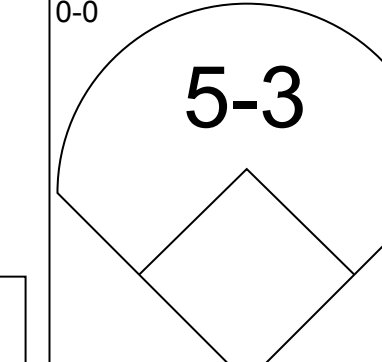
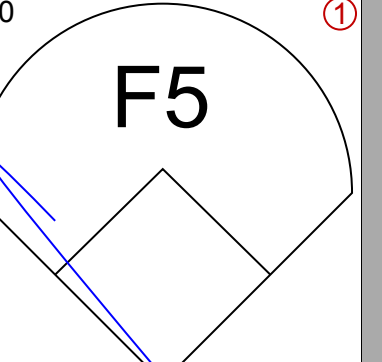
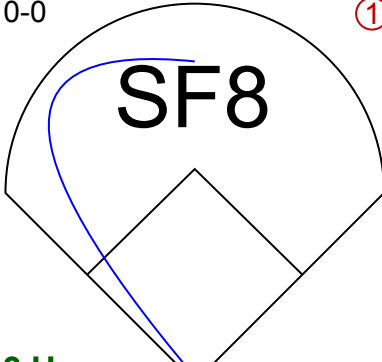

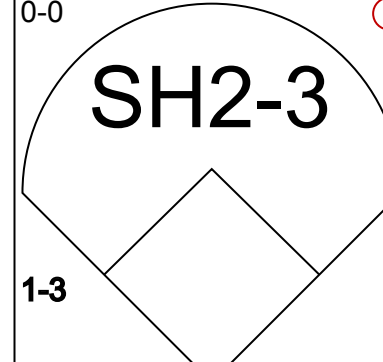
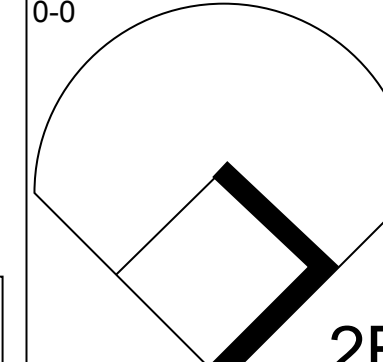
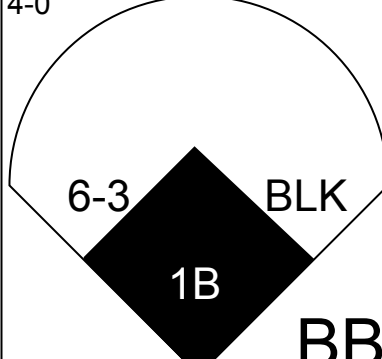
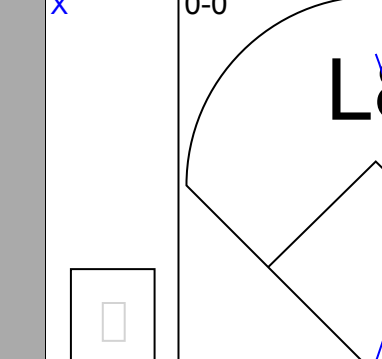
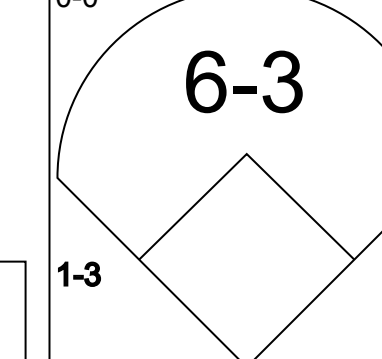
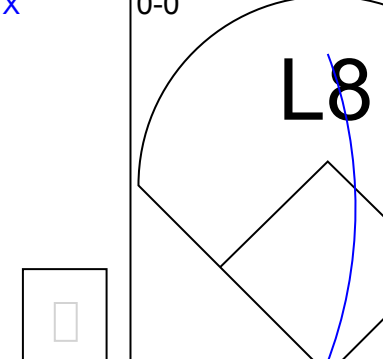
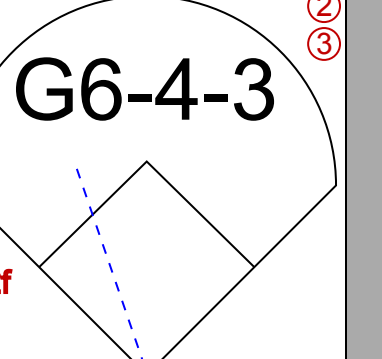

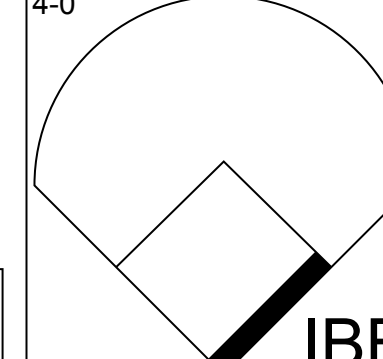
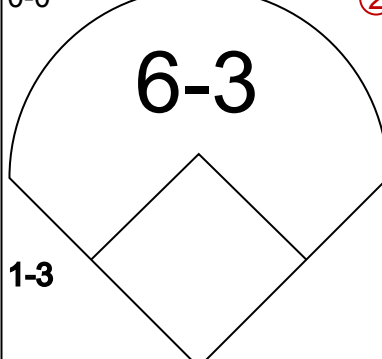
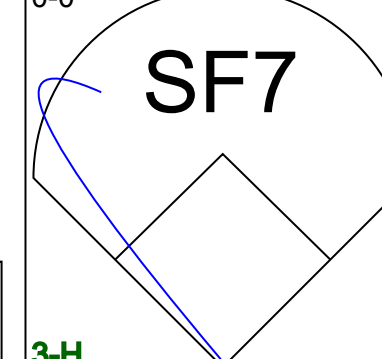
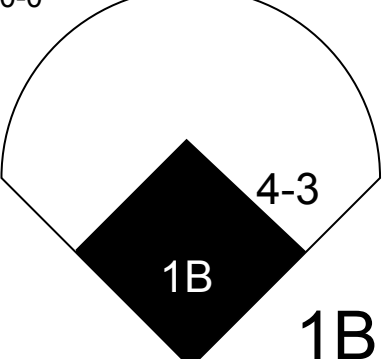
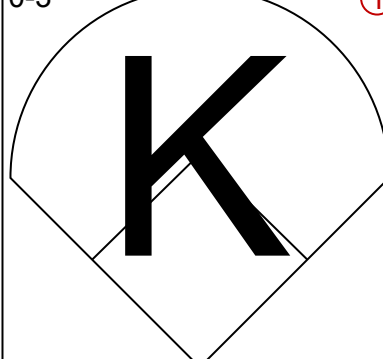

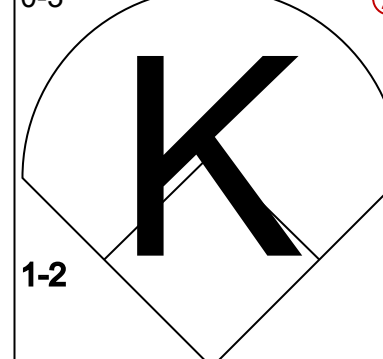
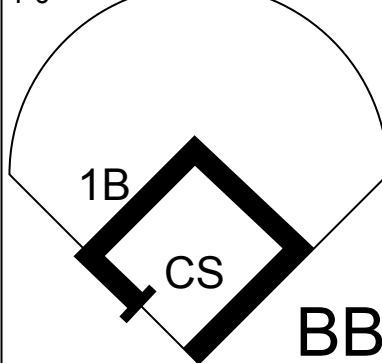

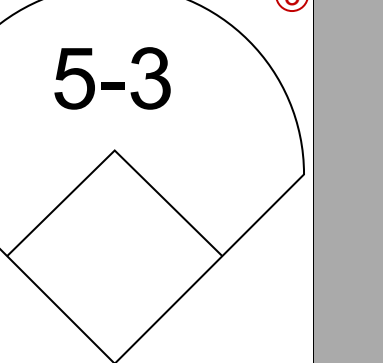
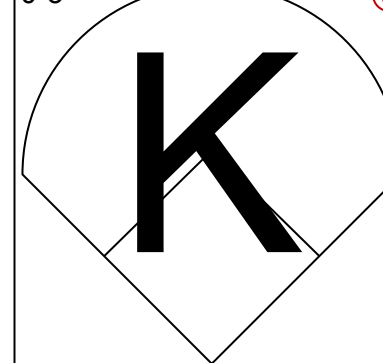


Batter	1	2	3	4	5	6	7	8	9	AB	R	H	RBI	BB	SO	LOB	BOTTOM										
Willie Randolph, R OBP: 0.375, SLG: 0.344	0-0 6-3	0-0 SF9		0-0 1B		4-0 S IBB		0-0 5-3	3 0 1 1 1 0 0																		
Ken Griffey, L OBP: 0.316, SLG: 0.417	0-0 4-3	0-0 S BB		0-0 G6-3 1B		0-3 K		0-0 F5	4 0 1 0 1 1 1																		
Don Mattingly, L OBP: 0.348, SLG: 0.481	0-0 F8	0-3 K		0-0 G6-3 1-2		0-0 BB			3 0 0 0 1 1 4																		
Dave Winfield, R OBP: 0.340, SLG: 0.461		HR				0-0 5-3		0-3 K	3 1 1 1 1 1 2																		
Dan Pasqua, L OBP: 0.302, SLG: 0.444		IBB				0-0 G3		0-0 F8	3 1 0 0 1 0 3																		
Ron Hassey, L OBP: 0.390, SLG: 0.523		0-0 1B 1B		0-0 F6		0-0 1-3		4-0 BB	3 1 1 0 1 0 0																		
Mike Pagliarulo, L OBP: 0.310, SLG: 0.372		0-0 1B 2B		0-0 F7		0-0 F7		0-0 F8	4 1 1 1 0 0 1																		
Bobby Meacham, S OBP: 0.332, SLG: 0.285		0-0 2B SF9		0-0 F8		0-0 3B 1B		0-0 F6	4 2 2 1 0 0 1																		
Omar Moreno, L OBP: 0.222, SLG: 0.355		0-0 SF9 2B				0-0 4-3		0-0 1-3	3 1 2 2 0 0 0																		
Bill Sample, R OBP: 0.313, SLG: 0.329		1-3 2H						1-H PB 3B	1 0 0 0 0 0 0																		
Inning Stats	R: 0 E: 0 K: 0 S: 3	H: 5 LOB: 3 BB: 3 P: 22	R: 0 E: 0 K: 0 S: 3	H: 0 LOB: 0 BB: 0 P: 3	R: 0 E: 0 K: 0 S: 4	H: 2 LOB: 1 BB: 0 P: 4	R: 0 E: 0 K: 0 S: 3	H: 0 LOB: 0 BB: 0 P: 3	R: 2 E: 0 K: 2 S: 9	H: 2 LOB: 2 BB: 2 P: 17	R: 0 E: 0 K: 0 S: 3	H: 0 LOB: 1 BB: 1 P: 7	R: 0 E: 0 K: 0 S: 3	H: 0 LOB: 0 BB: 0 P: 3	1B: 6 2B: 1 3B: 1 HR: 1	SF: 1 SAC: 0 DP: 1 HBP: 0	WP: 0 PB: 1 SB: 2 CS: 0	PA: 38									
PITCHER Burt Hooton, R ERA: 4.28	IP: 1.1	WLS: L	BF: 11	H: 5	R: 5	ER: 5	SO: 0	BB: 2	IBB: 0	HBP: 0	BLK: 0	WP: 0	HR: 1	S: 9	P: 17	ERA: 33.75	WHIP: 5.250										
Chris Welsh, L ERA: 2.41	IP: 4.1	WLS: W	BF: 19	H: 4	R: 2	ER: 1	SO: 2	BB: 1	IBB: 2	HBP: 0	BLK: 0	WP: 0	HR: 0	S: 20	P: 32	ERA: 2.08	WHIP: 1.154										
Greg Harris, R ERA: 2.38	IP: 0.1	WLS: W	BF: 1	H: 0	R: 0	ER: 0	SO: 1	BB: 0	IBB: 0	HBP: 0	BLK: 0	WP: 0	HR: 0	S: 3	P: 3	ERA: 0.00	WHIP: 0.000										
Dave Stewart, R ERA: 4.5	IP: 1.0	WLS: W	BF: 4	H: 0	R: 0	ER: 0	SO: 0	BB: 1	IBB: 0	HBP: 0	BLK: 0	WP: 0	HR: 0	S: 3	P: 7	ERA: 0.00	WHIP: 1.000										
Dave Schmidt, R ERA: 1.88	IP: 1.0	WLS: W	BF: 3	H: 0	R: 0	ER: 0	SO: 0	BB: 0	IBB: 0	HBP: 0	BLK: 0	WP: 0	HR: 0	S: 3	P: 3	ERA: 0.00	WHIP: 0.000										

Texas Rangers @ New York Yankees
Yankee Stadium, Bronx, NY
Sun Jul 14 1985, 3:33 AM EDT
Att: 28,168 - Unknown

AB 31
R 7
H 9
RBI 6
BB 6
SO 3
LOB 12

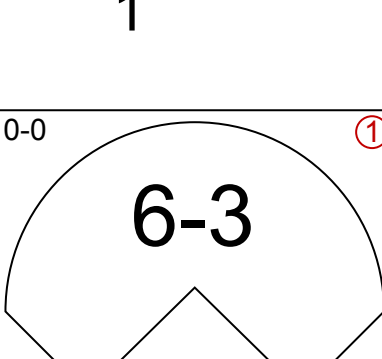
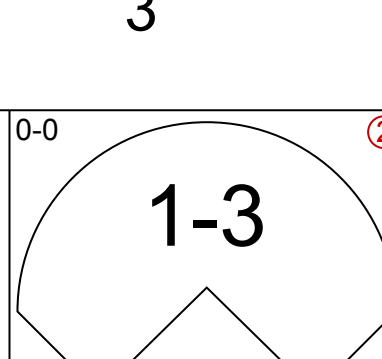
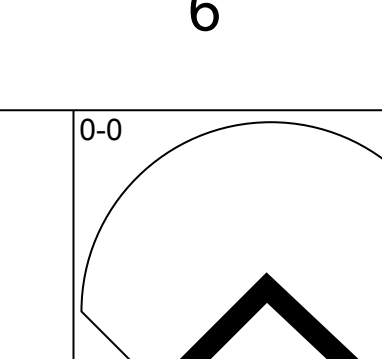
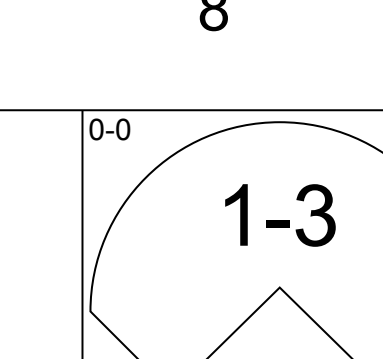
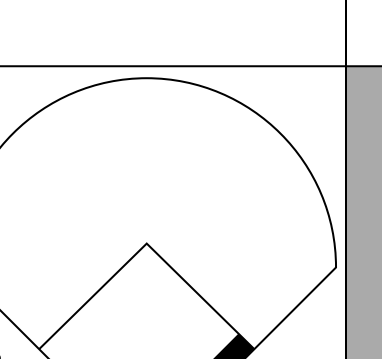
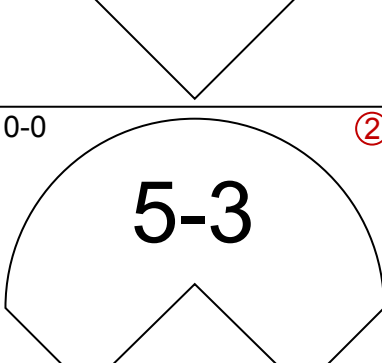
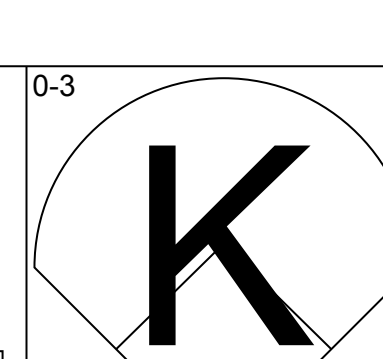
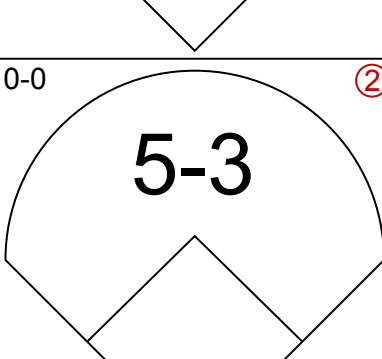
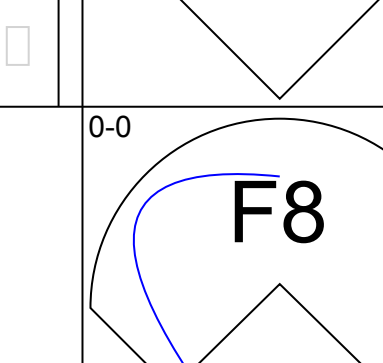
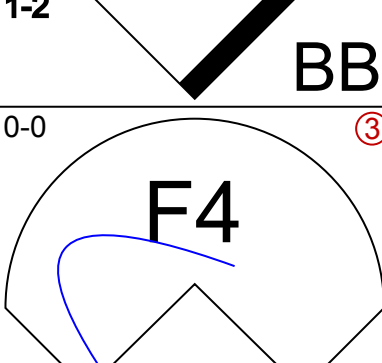
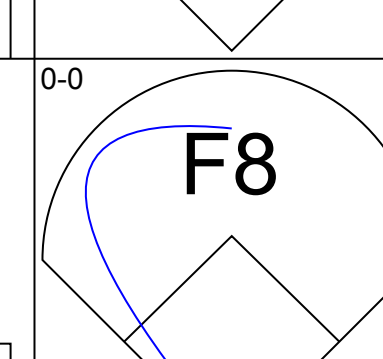
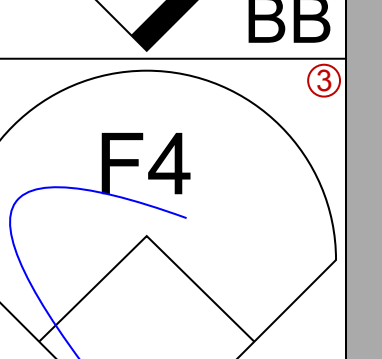
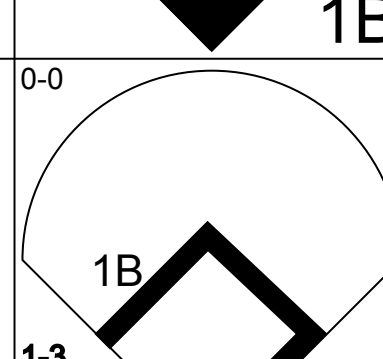
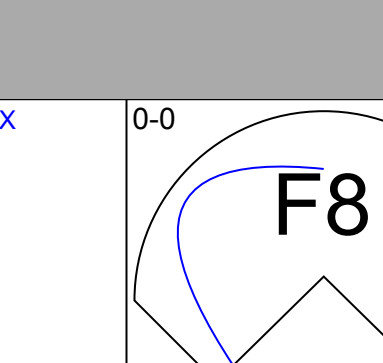
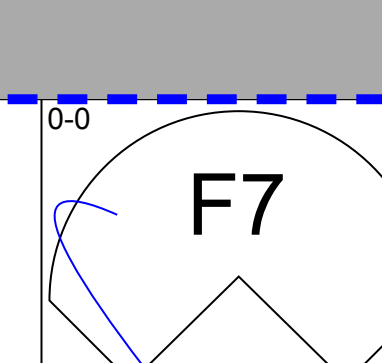
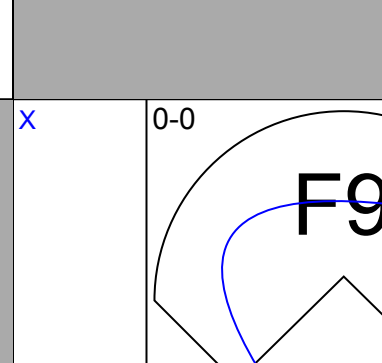
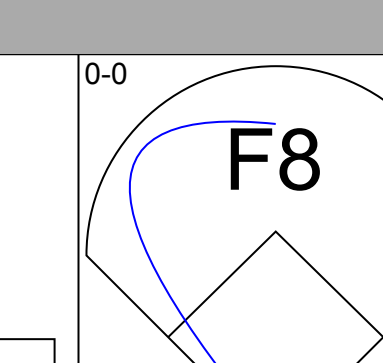
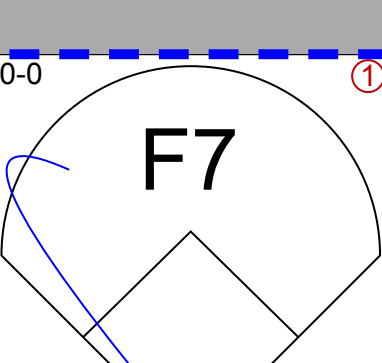
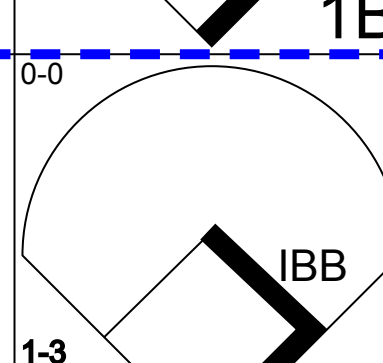
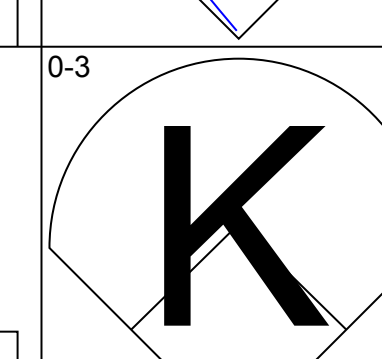
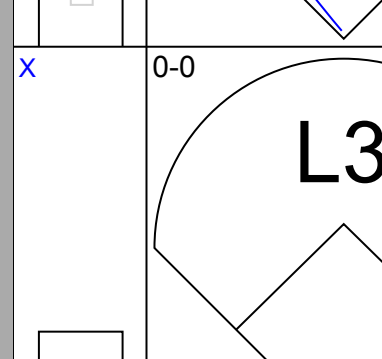
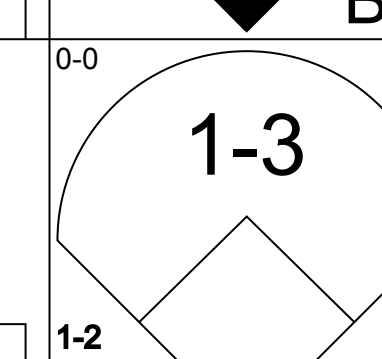

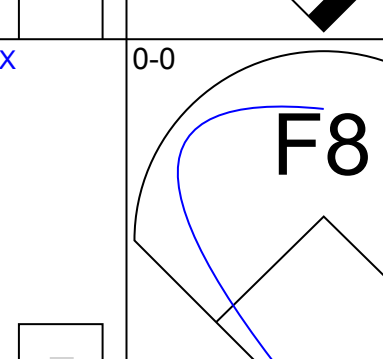
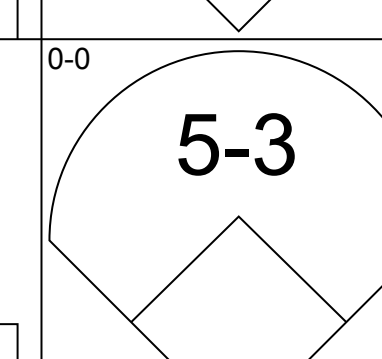
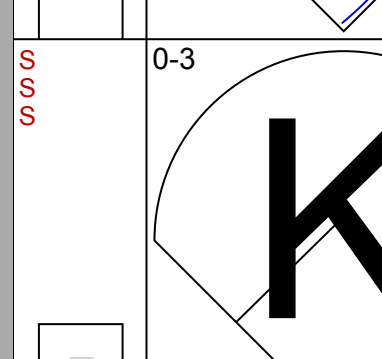
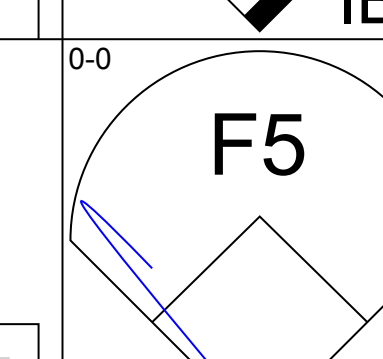
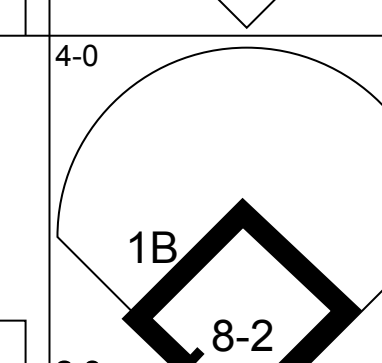
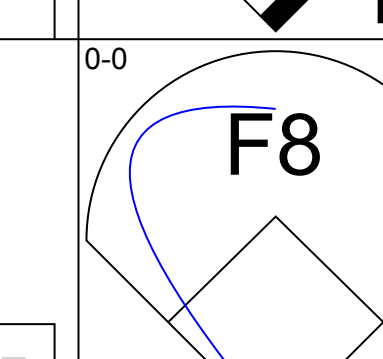
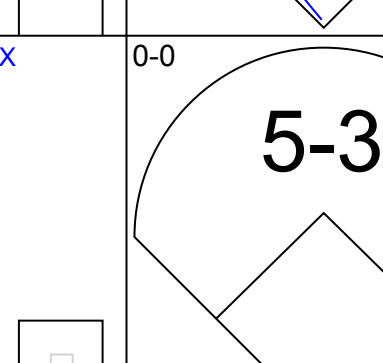
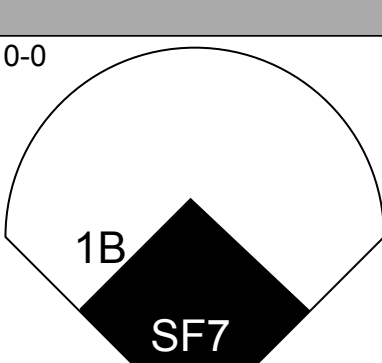
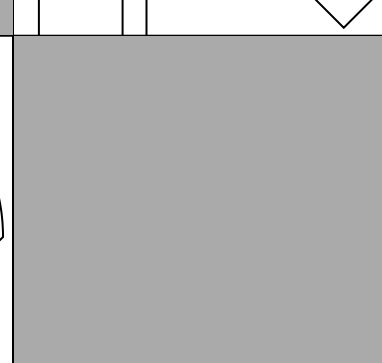
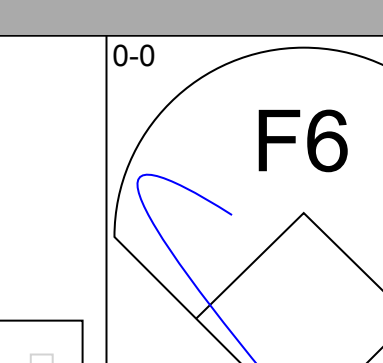
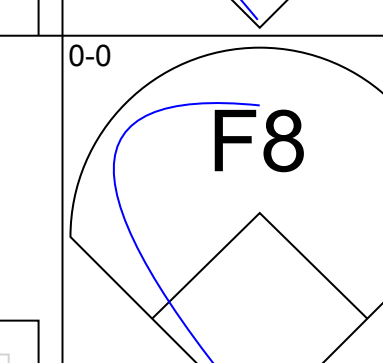
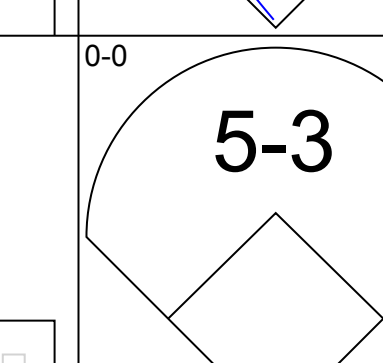
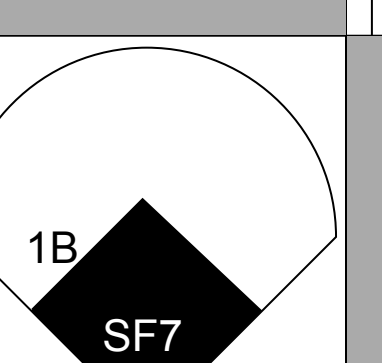
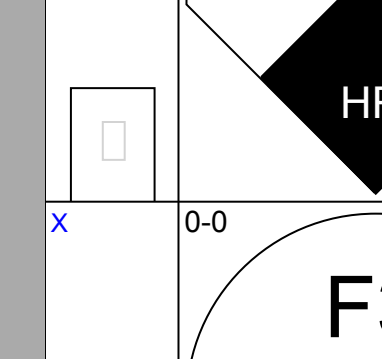
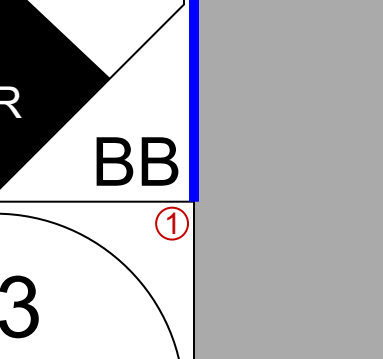
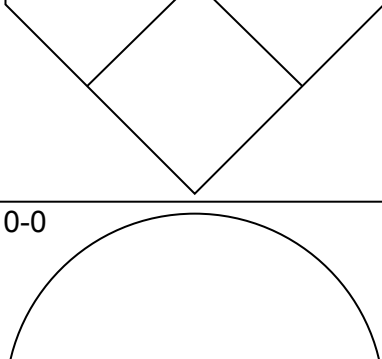
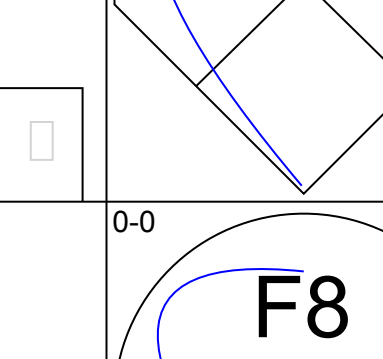
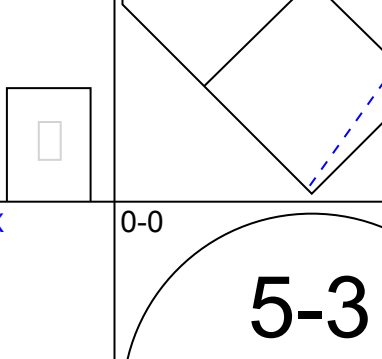
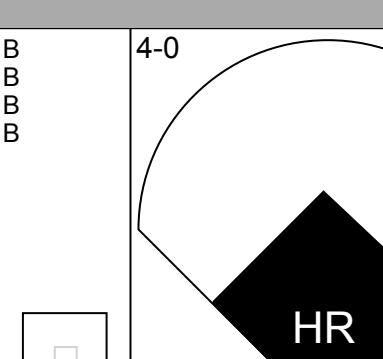
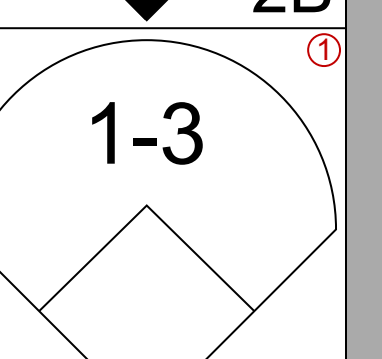
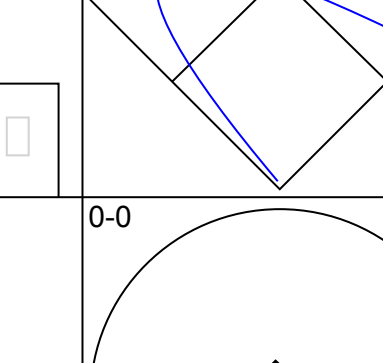
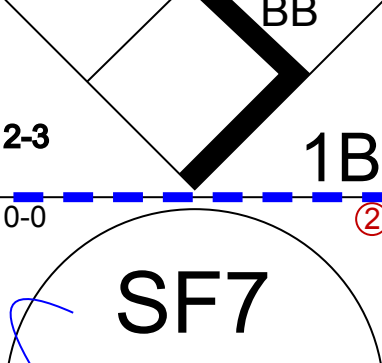
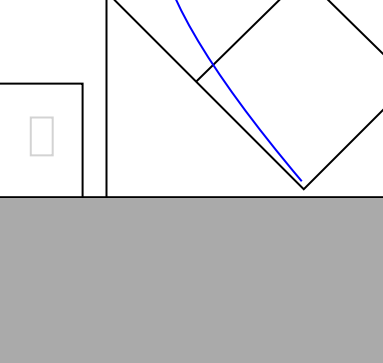
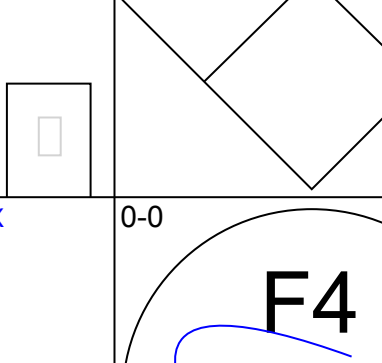
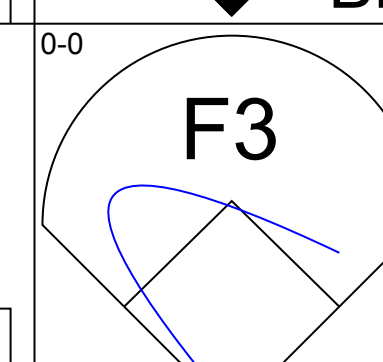
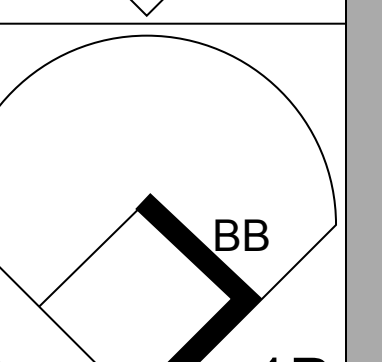
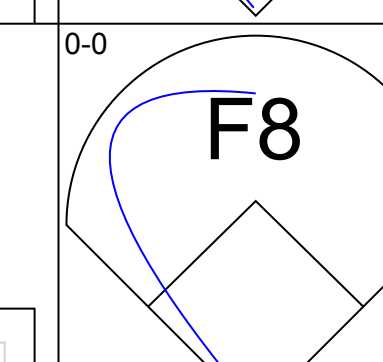
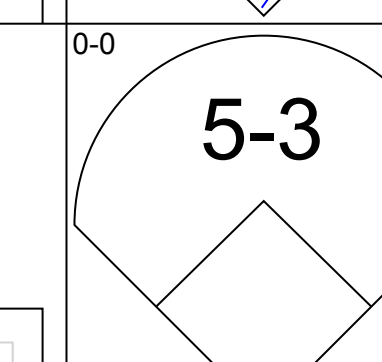
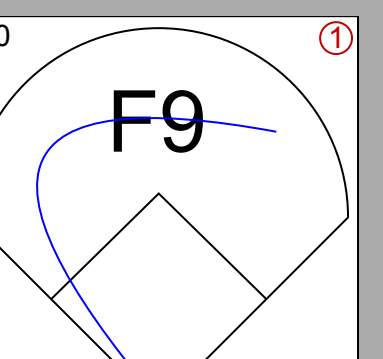


Batter	1	2	3	4	5	6	7	8	9	10	11	12	13	14	15	AB	R	H	RBI	BB	SO	LOB	TOP					
Oddie McDowell, L OBP: 0.258, SLG: 0.333 (1, 8)																7	0	2	2	0	1	0						
Toby Harrah, R OBP: 0.468, SLG: 0.401 (1, 4)																6	0	0	0	1	2	2						
Pete O'Brien, L OBP: 0.322, SLG: 0.409 (1, 3)																7	0	2	0	0	2	2						
Gary Ward, R OBP: 0.327, SLG: 0.414 (1, 7)																	6	1	1	0	1	1	3					
Dwaine Walker, L OBP: 0.192, SLG: 0.327 (10, PH)																												
Alan Bannister, R OBP: 0.338, SLG: 0.327 (10, PH)																												
George Wright, S OBP: 0.233, SLG: 0.209 (1, 10)																	5	1	3	1	0	0	0					
Steve Buechele, R OBP: 0.545, SLG: 0.444 (1, 5)																	5	1	3	1	2	0	2					
Geno Petrilli, L OBP: 0.360, SLG: 0.333 (9, PR)																												
Wayne Tolleson, S OBP: 0.365, SLG: 0.345 (9, PR)																												
Glenn Brummer, R OBP: 0.338, SLG: 0.246 (9, 2)																												
Curtis Wilkerson, S OBP: 0.302, SLG: 0.311 (1, 6)																												
Inning Stats	R: 0 E: 0 K: 2 S: 8	H: 1 LOB: 2 BB: 1 P: 12	R: 1 E: 0 K: 0 S: 3	H: 1 LOB: 1 BB: 2 P: 11	R: 0 E: 0 K: 1 S: 5	H: 0 LOB: 1 BB: 1 P: 9	R: 0 E: 0 K: 1 S: 6	H: 1 LOB: 0 BB: 0 P: 6	R: 0 E: 0 K: 0 S: 4	H: 1 LOB: 1 BB: 0 P: 4	R: 0 E: 0 K: 1 S: 6	H: 0 LOB: 0 BB: 0 P: 3	R: 0 E: 0 K: 1 S: 5	H: 1 LOB: 2 BB: 0 P: 6	R: 0 E: 0 K: 1 S: 4	H: 0 LOB: 0 BB: 0 P: 5	R: 0 E: 0 K: 3 S: 9	H: 0 LOB: 0 BB: 0 P: 9	R: 1 E: 0 K: 2 S: 8	H: 1 LOB: 2 BB: 1 P: 12	R: 0 E: 0 K: 1 S: 5	H: 0 LOB: 0 BB: 0 P: 5	R: 0 E: 0 K: 0 S: 4	H: 1 LOB: 2 BB: 1 P: 8	1B: 11 2B: 2 3B: 0 HR: 0	SF: 2 SAC: 1 DP: 1 HBP: 0	WP: 0 PB: 0 SB: 3 CS: 1	PA: 63
PITCHER	IP 8.2	WLS 3	BF 38	H 9	R 3	ER 3	SO 5	BB 4	IBB 0	HBP 0	BLK 0	WP 0	HR 0	S 44	P 60	ERA 3.12	WHIP 1.500											
Jack Morris, R ERA: 3.07 (1, 1)																												
Willie Hernandez, L ERA: 1.3 (9, 1)																												
Aurelio Lopez, R ERA: 3.81 (11, 1)																												
Bill Schermer, L ERA: 3.02 (14, 1)																												

Texas Rangers @ Detroit Tigers
Tiger Stadium, Detroit, MI
Sat Jul 20 1985, 7:05 PM EDT
Att: 38,602 - Unknown

AB 53
R 5
H 13
RBI 5
BB 6
SO 12
LOB 22



Batter	1	2	3	4	5	6	7	8	9	10	11	12	13	14	15	AB	R	H	RBI	BB	SO	LOB	BOTTOM					
Lou Whitaker, L OBP: 0.393, SLG: 0.504 (1, 4)																	6	1	2	0	1	1	1					
Alan Trammell, R OBP: 0.329, SLG: 0.406 (1, 6)																	7	1	2	0	0	0	4					
Barbaro Garbey, R OBP: 0.323, SLG: 0.381 (1, 9)																	7	0	2	2	0	0	0					
Kirk Gibson, L OBP: 0.367, SLG: 0.542 (1, 10)																	3	1	0	0	3	1	0					
Larry Herndon, R OBP: 0.282, SLG: 0.394 (1, 7)																	6	0	0	0	0	1	5					
Chet Lemon, R OBP: 0.317, SLG: 0.374 (1, 8)																	5	1	1	0	1	0	4					
Darrell Evans, L OBP: 0.350, SLG: 0.477 (1, 3)																												
Dave Bergman, L OBP: 0.261, SLG: 0.267 (8, PR)																	2	0	1	1	1	0	0					
Tom Brookens, R OBP: 0.295, SLG: 0.413 (11, 2)																	6	0	1	0	0	0	3					
Bob Melvin, R OBP: 0.238, SLG: 0.333 (1, 2)																												
Alejandro Sanchez, R OBP: 0.250, SLG: 0.512 (8, PH)																												
Marty Castillo, R OBP: 0.108, SLG: 0.083 (9, 2)																												
Johnny Charles, L OBP: 0.270, SLG: 0.250 (10, PH)																												
Doug Flynn, R OBP: 0.191, SLG: 0.194 (11, 5)																												
Inning Stats	R: 0 E: 0 K: 0 S: 3	H: 0 LOB: 0 BB: 0 P: 3	R: 1 E: 0 K: 0 S: 3	H: 1 LOB: 1 BB: 2 P: 11	R: 0 E: 0 K: 0 S: 3	H: 0 LOB: 0 BB: 0 P: 3	R: 0 E: 0 K: 0 S: 3	H: 0 LOB: 0 BB: 0 P: 3	R: 0 E: 0 K: 1 S: 5	H: 0 LOB: 1 BB: 1 P: 7	R: 2 E: 0 K: 0 S: 4	H: 1 LOB: 1 BB: 1 P: 8	R: 0 E: 0 K: 1 S: 5	H: 0 LOB: 0 BB: 0 P: 5	R: 1 E: 0 K: 1 S: 5	H: 2 LOB: 2 BB: 1 P: 9	R: 0 E: 0 K: 0 S: 3	H: 0 LOB: 0 BB: 0 P: 3	R: 1 E: 0 K: 0 S: 6	H: 3 LOB: 3 BB: 1 P: 10	R: 0 E: 0 K: 1 S: 3	H: 0 LOB: 0 BB: 0 P: 3	R: 1 E: 1 K: 1 S: 5	H: 2 LOB: 1 BB: 0 P: 5	1B: 7 2B: 3 3B: 1 HR: 1	SF: 1 SAC: 0 DP: 2 HBP: 0	WP: 0 PB: 0 SB: 1 CS: 0	PA: 57
PITCHER	IP 8.0	WLS 0	BF 29	H 4	R 3	ER 3	SO 1	BB 4	IBB 0	HBP 0	BLK 0	WP 0	HR 1	S 27	P 43	ERA 3.38	WHIP 0.875											
Mike Mason, L ERA: 4.79 (1, 1)																												
Dave Schmidt, R ERA: 2.04 (9, 1)																												
Dave Stewart, R ERA: 4.4 (10, 1)																												
Greg Harris, R ERA: 2.24 (13, 1)																												

Texas Rangers @ Detroit Tigers
Tiger Stadium, Detroit, MI
Sat Jul 20 1985, 7:05 PM EDT
Att: 38,602 - Unknown

AB 50
R 6
H 10
RBI 6
BB 4
SO 18



Batter	1	2	3	4	5	6	7	8	9	AB	R	H	RBI	BB	SO	LOB	TOP										
Oddibe McDowell, L (1, 8) <small>OBP: 0.258, SLG: 0.329</small> Toby Harrah, R (9, PH) <small>OBP: 0.470, SLG: 0.403</small> Bob Jones, L (9, 9) <small>OBP: 0.237, SLG: 0.200</small>	G3		1B BB	B1-3			G3		HR 1B	3	1	0	0	1	0	1											
Wayne Tolleson, S (1, 4) <small>OBP: 0.373, SLG: 0.371</small>	6-3		1B 2B			K			HR	4	2	2	3	1	1	0											
Pete O'Brien, L (1, 3) <small>OBP: 0.321, SLG: 0.406</small>	4-3		2B 3-1			F7			F8	5	1	1	1	0	0	1											
Gary Ward, R (1, 10) <small>OBP: 0.328, SLG: 0.417</small>		1-3	3-1 2B			F8			K	5	0	2	1	0	1	0											
George Wright, S (1, 9) <small>OBP: 0.233, SLG: 0.210</small>			3-1			F4			F8	4	0	1	1	0	0	2											
Duane Walker, L (1, 7) <small>OBP: 0.215, SLG: 0.305</small>		F5	L6			F8			E3	4	0	0	0	0	0	3											
Steve Buechele, R (1, 5) <small>OBP: 0.467, SLG: 0.385</small>	6-3					E5			G4-6-3	4	0	1	0	0	0	3											
Geno Petralli, L (1, 2) <small>OBP: 0.304, SLG: 0.286</small> Alan Bannister, R (9, PH) <small>OBP: 0.330, SLG: 0.339</small> Glenn Brummer, R (9, 2) <small>OBP: 0.338, SLG: 0.246</small>			K			F8			L9	3	0	0	0	0	1	2											
Curtis Wilkerson, S (1, 6) <small>OBP: 0.303, SLG: 0.311</small>			BB 1B			K			SH5-4 1B	3	1	1	0	0	1	1											
Inning Stats	R: 0 E: 0 K: 0 S: 3	H: 0 LOB: 0 BB: 0 P: 3	R: 0 E: 0 K: 0 S: 4	H: 1 LOB: 1 BB: 0 P: 4	R: 4 E: 0 K: 1 S: 9	H: 4 LOB: 1 BB: 1 P: 13	R: 0 E: 1 K: 1 S: 6	H: 0 LOB: 1 BB: 0 P: 6	R: 0 E: 0 K: 0 S: 5	H: 0 LOB: 0 BB: 0 P: 5	R: 0 E: 0 K: 0 S: 4	H: 1 LOB: 1 BB: 0 P: 4	R: 0 E: 0 K: 0 S: 3	H: 0 LOB: 1 BB: 1 P: 7	R: 0 E: 1 K: 0 S: 4	H: 1 LOB: 1 BB: 0 P: 4	R: 3 E: 0 K: 1 S: 8	H: 3 LOB: 0 BB: 0 P: 8	1B: 8 2B: 1 3B: 0 HR: 1	SF: 0 SAC: 1 DP: 1 HBP: 0	WP: 0 PA: 40 PB: 0 SB: 3 CS: 0						
PITCHER	IP	WLS	BF	H	R	ER	SO	BB	IBB	HBP	BLK	WP	HR	S	P	ERA	WHIP										
Walt Terrell, R (1, 1) <small>ERA: 3.74</small> Bill Scherrer, L (9, 1) <small>ERA: 3.82</small> Aurelio Lopez, R (9, 1) <small>ERA: 4.07</small>	8.0		34	7	4	4	3	2	0	0	0	0	0	38	46	4.50	1.125										

Texas Rangers @ Detroit Tigers
Tiger Stadium, Detroit, MI
Sun Jul 21 1985, 3:33 AM EDT
Att: 36,036 - Unknown

AB	37
R	7
H	10
RBI	7
BB	2
SO	4
LOB	13



Batter	1	2	3	4	5	6	7	8	9	AB	R	H	RBI	BB	SO	LOB	BOTTOM										
Lou Whitaker, L (1, 4) <small>OBP: 0.391, SLG: 0.500</small>	F8		4-3 WP SF9 1B			F8			G1-6-3	5	1	1	0	0	0	1											
Alan Trammell, R (1, 6) <small>OBP: 0.331, SLG: 0.412</small>	SF9 3B		4-3			1B HR BB			3-1	3	2	1	0	1	0	1											
Barbaro Garbey, R (1, 9) <small>OBP: 0.320, SLG: 0.383</small>	SF9		SF9			HR 1B			F9	2	1	1	2	0	0	0											
Kirk Gibson, L (1, 10) <small>OBP: 0.368, SLG: 0.554</small>	3H 2B		3H L8			HR			G3	4	1	2	3	0	0	0											
Darrell Evans, L (1, 3) <small>OBP: 0.356, SLG: 0.475</small>	FC4 BB					BB			F9	1	0	0	0	3	0	0											
Larry Hemendon, R (1, 7) <small>OBP: 0.292, SLG: 0.395</small>	FC4					K			6-3	4	0	1	0	0	1	3											
Chet Lemon, R (1, 8) <small>OBP: 0.313, SLG: 0.369</small>			K			F5			F9	4	0	0	0	0	1	3											
Tom Brookens, R (1, 5) <small>OBP: 0.292, SLG: 0.409</small> Dave Bergman, L (9, PH) <small>OBP: 0.271, SLG: 0.279</small>			F8			F7			E6	3	0	0	0	0	0	1											
Bob Melvin, R (1, 2) <small>OBP: 0.222, SLG: 0.311</small> Johnny Grubb, L (9, PH) <small>OBP: 0.267, SLG: 0.247</small>			F8			6-3			6-3	3	0	0	0	0	0	0											
Inning Stats	R: 1 E: 0 K: 0 S: 5	H: 2 LOB: 2 BB: 1 P: 9	R: 0 E: 0 K: 1 S: 5	H: 0 LOB: 0 BB: 0 P: 5	R: 1 E: 0 K: 0 S: 4	H: 1 LOB: 0 BB: 0 P: 4	R: 0 E: 0 K: 1 S: 5	H: 0 LOB: 1 BB: 1 P: 9	R: 3 E: 0 K: 0 S: 3	H: 2 LOB: 0 BB: 1 P: 9	R: 0 E: 1 K: 0 S: 3	H: 0 LOB: 1 BB: 0 P: 3	R: 0 E: 0 K: 0 S: 4	H: 1 LOB: 2 BB: 1 P: 8	R: 0 E: 0 K: 0 S: 3	H: 1 LOB: 0 BB: 0 P: 3	1B: 3 2B: 2 3B: 1 HR: 1	SF: 2 SAC: 0 DP: 1 HBP: 0	WP: 1 PA: 37 PB: 0 SB: 0 CS: 0								
PITCHER	IP	WLS	BF	H	R	ER	SO	BB	IBB	HBP	BLK	WP	HR	S	P	ERA	WHIP										
Glen Cook, R (1, 1) <small>ERA: 7.0</small> Dickie Noles, R (6, 1) <small>ERA: 3.89</small> Dave Schmidt, R (8, 1) <small>ERA: 1.98</small>	5.0		23	5	5	5	2	3	0	0	0	0	0	9	13	9.00	1.600										

Texas Rangers @ Detroit Tigers
Tiger Stadium, Detroit, MI
Sun Jul 21 1985, 3:33 AM EDT
Att: 36,036 - Unknown

AB	31
R	5
H	7
RBI	5
BB	4
SO	2
LOB	10



Batter	1	2	3	4	5	6	7	8	9	AB	R	H	RBI	BB	SO	LOB	TOP										
Brett Butler, L OBP: 0.356, SLG: 0.421 (1, 8)	F8		1B FC6-4		CS 1B		F8		BB 1-2	4	1	2	0	1	0	0	Cleveland Indians @ Texas Rangers Arlington Stadium, Arlington, TX Mon Jul 22 1985, 8:05 PM EDT Att: 9,756 - Unknown livebaseballscorecards.com										
Julio Franco, R OBP: 0.341, SLG: 0.367 (1, 6)	6-3		FC6-4 1B		1B 1-2		L5		F9	5	0	2	0	0	0	2											
Pat Tabler, R OBP: 0.325, SLG: 0.361 (1, 3)	BB		FC6-4 FC5 1B 1-2 3-H		G5-4-3 1B 1-2		F8			3	0	1	1	1	0	1											
Andre Thornton, R OBP: 0.240, SLG: 0.265 (1, 10)	K		F7		G5-4-3 1-2				F7	4	0	0	0	0	1	4											
Carmen Castillo, R OBP: 0.321, SLG: 0.481 (1, 9)		L6	1B 1-2		6-3				4-3	4	0	1	0	0	0	0											
Brook Jacoby, R OBP: 0.325, SLG: 0.401 (1, 5)		2B	FC5 2-3f		FC5-4 E 1B				6-3	4	0	2	0	0	0	2											
Tony Bernazard, S OBP: 0.365, SLG: 0.450 (1, 4)	BB		F3		E5 FC5-4 1-2				F6	3	0	0	0	1	0	1											
Chris Bando, S OBP: 0.157, SLG: 0.093 (1, 2)	L8		6-3		FC5-4 FC6-4 1-2 2-3				K	3	0	0	0	0	0	4											
George Yukovich, L OBP: 0.269, SLG: 0.398 (9, PH)	L8		6-3		FC5-4 FC6-4 1-2 2-3				K	1	0	0	0	0	1	0											
Otis Nixon, S OBP: 0.213, SLG: 0.279 (1, 7)	F8		5-3		FC6-4 1-2				BB 1B	3	0	0	0	0	0	4											
Jerry Willard, L OBP: 0.333, SLG: 0.344 (9, PH)	F8		5-3		FC6-4 1-2				BB 1B	1	0	1	0	0	0	0											
Inning Stats	R: 0 E: 0 K: 1 S: 5	H: 0 LOB: 1 BB: 1 P: 9	R: 0 E: 0 K: 0 S: 4	H: 1 LOB: 2 BB: 1 P: 8	R: 1 E: 0 K: 0 S: 6	H: 3 LOB: 2 BB: 0 P: 6	R: 0 E: 0 K: 0 S: 3	H: 0 LOB: 0 BB: 0 P: 3	R: 0 E: 0 K: 0 S: 4	H: 3 LOB: 1 BB: 0 P: 4	R: 0 E: 0 K: 0 S: 3	H: 0 LOB: 0 BB: 0 P: 3	R: 0 E: 0 K: 0 S: 3	H: 0 LOB: 0 BB: 0 P: 3	R: 0 E: 0 K: 1 S: 6	H: 1 LOB: 2 BB: 1 P: 10	1B: 8 2B: 1 3B: 0 HR: 0	SF: 0 SAC: 0 DP: 1 HBP: 0	WP: 0 PB: 0 SB: 0 CS: 1	PA: 38							
PITCHER	IP	WLS	BF	H	R	ER	SO	BB	IBB	HBP	BLK	WP	HR	S	P	ERA	WHIP										
Chris Welsh, L ERA: 2.21 (1, 1)	7.0		30	8	1	1	1	2	0	0	0	0	0	30	38	1.29	1.429										
Greg Harris, R ERA: 2.18 (8, 1)	2.0	W	8	1	0	0	1	1	0	0	0	0	0	9	13	0.00	1.000										

Batter	1	2	3	4	5	6	7	8	9	AB	R	H	RBI	BB	SO	LOB	BOTTOM										
Oddibe McDowell, L OBP: 0.266, SLG: 0.350 (1, 8)	K			4-3 S E 1B		FC3-6 1B				4	2	3	1	0	1	0	Cleveland Indians @ Texas Rangers Arlington Stadium, Arlington, TX Mon Jul 22 1985, 8:05 PM EDT Att: 9,756 - Unknown livebaseballscorecards.com										
Wayne Tolleson, S OBP: 0.376, SLG: 0.375 (1, 4)	1-3			K		FC3-6 1B				4	0	2	0	0	1	1											
Pete O'Brien, L OBP: 0.317, SLG: 0.401 (1, 3)	3-1			4-3		FC3-6 FC5-4				4	0	0	0	0	0	4											
Gary Ward, R OBP: 0.332, SLG: 0.419 (1, 7)		8-6-3 1B		E7 1B		FC5-4				3	0	2	1	1	0	2											
George Wright, S OBP: 0.228, SLG: 0.205 (1, 10)	8-6-3			F8						4	0	0	0	0	0	4											
Duane Walker, L OBP: 0.221, SLG: 0.306 (1, 9)	K2-3									3	0	1	0	0	2	0											
Bill Stein, R OBP: 0.288, SLG: 0.320 (8, PH)	K2-3									1	0	0	0	0	0	2											
Bob Jones, L OBP: 0.237, SLG: 0.200 (9, 9)	K2-3									0	0	0	0	0	0	0											
Steve Buechele, R OBP: 0.444, SLG: 0.333 (1, 5)				G4-6-3 BB		5-3				2	0	0	0	1	0	1											
Geno Petralli, L OBP: 0.308, SLG: 0.261 (1, 2)				G4-6-3		4-3				2	0	0	0	1	0	1											
Curtis Wilkerson, S OBP: 0.299, SLG: 0.307 (1, 6)				K						3	0	0	0	0	1	2											
Inning Stats	R: 0 E: 0 K: 1 S: 5	H: 0 LOB: 0 BB: 0 P: 5	R: 0 E: 0 K: 1 S: 5	H: 1 LOB: 0 BB: 0 P: 5	R: 0 E: 0 K: 1 S: 4	H: 0 LOB: 0 BB: 1 P: 8	R: 1 E: 1 K: 1 S: 7	H: 2 LOB: 1 BB: 0 P: 7	R: 0 E: 0 K: 1 S: 5	H: 0 LOB: 0 BB: 0 P: 5	R: 0 E: 0 K: 0 S: 5	H: 2 LOB: 2 BB: 0 P: 5	R: 0 E: 0 K: 0 S: 4	H: 1 LOB: 2 BB: 1 P: 8	R: 1 E: 1 K: 0 S: 5	H: 2 LOB: 2 BB: 1 P: 9	1B: 7 2B: 1 3B: 0 HR: 1	SF: 0 SAC: 0 DP: 2 HBP: 0	WP: 0 PB: 0 SB: 1 CS: 0	PA: 33							
PITCHER	IP	WLS	BF	H	R	ER	SO	BB	IBB	HBP	BLK	WP	HR	S	P	ERA	WHIP										
Vern Rühle, R ERA: 4.52 (1, 1)	7.0	L	29	8	2	2	5	2	0	0	0	0	0	2	6	0.00	0.000										
Jamie Easterly, L ERA: 2.03 (8, 1)	0.2		3	0	0	0	0	0	1	0	0	0	0	2	6	0.00	0.000										
Jeff Barkley, R ERA: 4.86 (8, 1)	0.1		1	0	0	0	0	0	0	0	0	0	0	1	1	0.00	0.000										

Batter	1	2	3	4	5	6	7	8	9	AB	R	H	RBI	BB	SO	LOB	TOP										
Brett Butler, L OBP: 0.352, SLG: 0.416 (1, 8)	0-0 F8	0-0 FC4-6		0-3 K		0-0 G4-3		0-0 4-3		5	0	0	0	0	1	9											
Julio Franco, R OBP: 0.339, SLG: 0.363 (1, 6)	0-0 6-3	0-3 K		0-0 FC6-4			4-0 BB		0-0 1-3	4	0	0	0	1	1	4											
Pat Tabler, R OBP: 0.328, SLG: 0.355 (1, 5)	0-0 G3		0-0 L8		0-0 F7		0-0 F9		0-0 1-3	5	0	0	0	0	0	1											
Andre Thornton, R OBP: 0.243, SLG: 0.262 (1, 10)		4-0 2B HR BB	0-3 K		0-0 6-3		0-0 F8		4-0 BB	3	1	0	0	2	1	1											
Mike Hargrove, L OBP: 0.328, SLG: 0.282 (1, 3)		0-0 1-3 HR 2B	0-0 F7		0-0 3-1		0-0 G3		0-0 F8	5	1	1	0	0	0	2											
Carmen Castillo, R OBP: 0.333, SLG: 0.482 (1, 9)		0-3 K		0-0 BB 1B		1-0 E HBP		0-0 FC1-6 1B		2	0	1	0	0	1	2											
Joe Carter, R OBP: 0.269, SLG: 0.342 (7, 7)				0-0 BB 1B		0-0 E3 BB		0-0 F8 1B		1	0	1	0	0	0	0											
Tony Bernazard, S OBP: 0.367, SLG: 0.448 (1, 4)		1-0 HR HBP		0-0 1-2 BB 1B		1-3 BB		0-0 F8		3	1	1	0	0	0	2											
George Vukovich, L OBP: 0.296, SLG: 0.324 (1, 7)		0-0 HR		0-3 K		4-0 G4-3 BB		0-0 FC1-6 1B		3	1	2	4	1	1	2											
Chris Bando, S OBP: 0.171, SLG: 0.093 (1, 2)		4-0 HR		4-0 FC4-6 BB		0-3 K		0-0 FC1-6		0	0	0	0	2	0	0											
Jerry Willard, L OBP: 0.329, SLG: 0.339 (6, PH)				1-2 2-3 BB		0-3 K		1-2 2-3		2	0	0	0	0	1	5											
Inning Stats	R: 0 E: 0 K: 0 S: 3	H: 0 LOB: 0 BB: 0 P: 3	R: 4 E: 0 K: 2 S: 9	H: 2 LOB: 1 BB: 2 P: 18	R: 0 E: 0 K: 1 S: 5	H: 0 LOB: 0 BB: 0 P: 5	R: 0 E: 0 K: 2 S: 9	H: 2 LOB: 3 BB: 1 P: 13	R: 0 E: 0 K: 0 S: 3	H: 0 LOB: 0 BB: 0 P: 3	R: 0 E: 0 K: 0 S: 3	H: 0 LOB: 1 BB: 1 P: 7	R: 0 E: 0 K: 0 S: 5	H: 2 LOB: 2 BB: 0 P: 5	R: 0 E: 0 K: 0 S: 3	H: 0 LOB: 1 BB: 1 P: 7	1B: 4 2B: 1 3B: 0 HR: 1	SF: 0 SAC: 0 DP: 1 HBP: 2	WP: 0 PB: 0 SB: 0 CS: 0	PA: 41							
PITCHER	IP	WLS	BF	H	R	ER	SO	BB	IBB	HBP	BLK	WP	HR	S	P	ERA	WHIP										
Charlie Hough, R ERA: 3.37 (1, 1)	5.0	W	26	4	4	4	5	4	0	2	0	0	1	30	48	7.20	1.600										
Dave Rozema, R ERA: 4.27 (6, 1)	4.0	S	15	2	0	0	1	2	0	0	0	0	0	15	23	0.00	1.000										

Cleveland Indians @ Texas Rangers
Arlington Stadium, Arlington, TX
Tue Jul 23 1985, 8:05 PM EDT
Att: 8,985 - Unknown

AB	33
R	4
H	6
RBI	4
BB	6
SO	6
LOB	28



Batter	1	2	3	4	5	6	7	8	9	AB	R	H	RBI	BB	SO	LOB	BOTTOM										
Oddibe McDowell, L OBP: 0.281, SLG: 0.390 (1, 8)	0-0 4-3 SF9 2B		0-0 BB	0-0 1B		0-0 2H 1B		0-0 HR		5	3	5	3	0	0	0											
Toby Harrah, R OBP: 0.471, SLG: 0.409 (1, 4)	0-0 4-3		4-0 1-2 BB	0-0 1B		0-0 F3		0-0 2B		4	0	2	1	1	0	2											
Pete O'Brien, L OBP: 0.321, SLG: 0.402 (1, 3)	0-0 SF9		0-0 G4-6-3	0-0 1B		4-0 BB		4-0 IBB		2	0	1	1	2	0	2											
Gary Ward, R OBP: 0.331, SLG: 0.415 (1, 7)	4-0 BB		1-3	0-0 4-3		0-0 4-3		0-3 K		4	0	0	0	1	1	6											
Cliff Johnson, R OBP: 0.338, SLG: 0.459 (1, 10)	0-3 K		0-0 2B 1B	0-0 F5		0-0 F9		0-0 F8		4	1	1	0	0	1	1											
Steve Buechele, R OBP: 0.409, SLG: 0.316 (1, 5)		0-0 CS 1B		0-3 K		0-0 L5		0-0 F8		4	0	1	0	0	1	1											
George Wright, S OBP: 0.228, SLG: 0.201 (1, 9)		0-0 F6		4-0 1-2 2B BB		0-3 K		0-0 F4		3	1	0	0	1	1	1											
Glenn Brummer, R OBP: 0.333, SLG: 0.260 (1, 2)		0-0 6-3		0-0 1B 2B		0-3 K		0-0 5-3		4	1	1	2	0	1	0											
Wayne Tolleson, S OBP: 0.379, SLG: 0.385 (1, 6)			0-0 5-3	0-0 1B 2B		0-0 1B 2B		0-0 F8		4	2	2	1	0	0	0											
Inning Stats	R: 1 E: 0 K: 1 S: 6	H: 1 LOB: 1 BB: 1 P: 10	R: 0 E: 0 K: 0 S: 3	H: 1 LOB: 0 BB: 0 P: 3	R: 0 E: 0 K: 0 S: 3	H: 1 LOB: 1 BB: 1 P: 7	R: 5 E: 0 K: 1 S: 11	H: 6 LOB: 2 BB: 1 P: 15	R: 0 E: 0 K: 1 S: 5	H: 0 LOB: 0 BB: 0 P: 5	R: 1 E: 0 K: 1 S: 7	H: 2 LOB: 2 BB: 1 P: 11	R: 0 E: 0 K: 0 S: 3	R: 1 E: 0 K: 1 S: 7	H: 2 LOB: 2 BB: 1 P: 11	1B: 7 2B: 4 3B: 1 HR: 1	SF: 1 SAC: 0 DP: 1 HBP: 0	WP: 0 PB: 0 SB: 2 CS: 1	PA: 40								
PITCHER	IP	WLS	BF	H	R	ER	SO	BB	IBB	HBP	BLK	WP	HR	S	P	ERA	WHIP										
Neal Heaton, L ERA: 4.93 (1, 1)	3.2	L	19	7	6	6	2	3	0	0	0	0	0	14	14	4.50	2.000										
Jeff Barkley, R ERA: 4.65 (4, 1)	2.0		10	4	1	1	2	0	0	0	0	0	0	4	4	∞	∞										
Jamie Easterly, L ERA: 2.03 (6, 1)	0.0		1	0	0	0	0	1	0	0	0	0	0	0	4	∞	∞										
Tom Waddell, R ERA: 4.15 (6, 1)	2.1		10	2	1	1	1	0	1	0	0	0	1	11	15	3.86	0.857										

Cleveland Indians @ Texas Rangers
Arlington Stadium, Arlington, TX
Tue Jul 23 1985, 8:05 PM EDT
Att: 8,985 - Unknown

AB	34
R	8
H	13
RBI	8
BB	5
SO	5
LOB	13



Batter	1	2	3	4	5	6	7	8	9	AB R H RBI BB SO LOB	TOP											
Brett Butler, L OBP: 0.351, SLG: 0.414 (1, 8)	F3	2-3		G3-6 1-3 2-H 1B		SH1-3		4-3		4 0 1 1 0 0 0	Cleveland Indians @ Texas Rangers Arlington Stadium, Arlington, TX Wed Jul 24 1985, 8:05 PM EDT Att: 17,235 - Unknown											
Julio Franco, R OBP: 0.343, SLG: 0.364 (1, 6)	2B BB			G3-6 1-2		4-3		PB WP FC6-4 1B	4 2 2 0 1 0 3													
Pat Tabler, R OBP: 0.319, SLG: 0.357 Brook Jacoby, R OBP: 0.325, SLG: 0.399 (1, 5) (6, 5)	1B 2B	5-3			6-3	K		K	4 1 1 1 0 1 2 1 0 0 0 0 1 1													
Andre Thornton, R OBP: 0.246, SLG: 0.262 Otis Nixon, S OBP: 0.213, SLG: 0.279 (1, 10) (9, PR)	HR 1B			F9	K		F7	FC6-4 WP BB	4 1 1 1 1 1 0 0 0 0 0 0 0 0													
Mike Hargrove, L OBP: 0.346, SLG: 0.333 (1, 3)	HR			4-3	HBP 1B			FC6-4 IBB	4 2 3 2 1 0 0													
Carmen Castillo, R OBP: 0.333, SLG: 0.471 Joe Carter, R OBP: 0.267, SLG: 0.339 (1, 9) (5, 7)	6-3			K	1B HBP		5-3	FC6-4	2 0 0 0 0 1 0 2 0 0 1 0 0 3													
Tony Bernazard, S OBP: 0.367, SLG: 0.447 (1, 4)	F7			BB 1B	1-3 2-H 1B		K	K	5 1 2 1 0 2 3													
George Vukovich, L OBP: 0.299, SLG: 0.336 (1, 7) (5, 9)		HR		1B 1-2 BB	4-3			F9	3 1 1 1 1 0 2													
Jerry Willard, L OBP: 0.327, SLG: 0.336 (1, 2)	4-3			K	4-3 SH1-3 1B			4-3	4 0 1 0 0 1 2													
Inning Stats	R: 4 E: 0 K: 0 S: 6	H: 3 LOB: 0 BB: 1 P: 10	R: 1 E: 0 K: 0 S: 5	H: 2 LOB: 1 BB: 0 P: 5	R: 0 E: 0 K: 1 S: 5	H: 0 LOB: 0 BB: 0 P: 5	R: 1 E: 0 K: 1 S: 6	H: 2 LOB: 1 BB: 1 P: 10	R: 1 E: 0 K: 1 S: 7	H: 2 LOB: 0 BB: 0 P: 8		R: 0 E: 0 K: 1 S: 6	H: 1 LOB: 1 BB: 0 P: 6	R: 0 E: 0 K: 1 S: 6	H: 1 LOB: 1 BB: 0 P: 6	R: 0 E: 0 K: 0 S: 3	H: 0 LOB: 0 BB: 0 P: 3	R: 1 E: 0 K: 2 S: 8	H: 1 LOB: 2 BB: 2 P: 16	1B: 8 2B: 2 3B: 0 HR: 2	SF: 0 SAC: 1 DP: 1 HBP: 1	WP: 2 PB: 1 SB: 1 CS: 0
PITCHER	IP WLS BF H R ER SO BB IBB HBP BLK WP HR S P ERA WHIP											PITCHER	IP WLS BF H R ER SO BB IBB HBP BLK WP HR S P ERA WHIP									
Burt Hooton, R ERA: 4.55 (1, 1)	3.0 L 17 6 6 6 1 2 0 0 0 0 0 2 17 25 18.00 2.667																					
Dickie Noles, R ERA: 3.81 (4, 1)	4.0 17 5 1 1 4 0 0 1 0 0 0 0 24 25 2.25 1.250																					
Dave Stewart, R ERA: 4.3 (8, 1)	1.0 3 0 0 0 0 0 0 0 0 0 0 0 3 3 0.00 0.000																					
Dave Schmidt, R ERA: 2.14 (9, 1)	1.0 6 1 1 1 2 1 1 0 0 2 0 0 8 16 9.00 2.000																					
Batter	1	2	3	4	5	6	7	8	9	AB R H RBI BB SO LOB	BOTTOM											
Oddibe McDowell, L OBP: 0.280, SLG: 0.398 (1, 8)	K		K		1-3		HR		K	5 1 1 1 0 3 1	Cleveland Indians @ Texas Rangers Arlington Stadium, Arlington, TX Wed Jul 24 1985, 8:05 PM EDT Att: 17,235 - Unknown											
Toby Harrah, R OBP: 0.470, SLG: 0.406 (1, 4)	F9		2B 1B		BB		F1		L8	4 1 1 0 1 0 0												
Pete O'Brien, L OBP: 0.322, SLG: 0.405 (1, 3)	1B		1-H 3-H 2B		G3		F8		F2	5 0 2 2 0 0 1												
Gary Ward, R OBP: 0.327, SLG: 0.410 (1, 7)	K		K		4-3		K			4 0 0 0 0 3 2												
Duane Walker, L OBP: 0.250, SLG: 0.369 (1, 9)		K		HR		1B 1B		BB BB		3 1 2 1 1 1 0												
George Wright, S OBP: 0.234, SLG: 0.203 (1, 10)		F8		F7		BB 1B		FC6-4 BB		3 0 1 0 1 0 0												
Steve Buechele, R OBP: 0.346, SLG: 0.261 (1, 5)		4-3		5-3		K		F7		4 0 0 0 0 1 4												
Geno Petralli, L OBP: 0.333, SLG: 0.240 (1, 2)			1B 2B BB		4-3			L6		2 1 0 0 2 0 2												
Wayne Tolleson, S OBP: 0.374, SLG: 0.380 Bob Jones, L OBP: 0.234, SLG: 0.197 Curtis Wilkerson, S OBP: 0.297, SLG: 0.305 (1, 6) (6, PH) (7, 6)			K		2-3		5-3	FC6-4		2 0 0 0 0 1 1 1 0 0 0 0 0 3 1 0 0 0 0 0 2												
Inning Stats	R: 0 E: 0 K: 2 S: 8	H: 1 LOB: 0 BB: 0 P: 8	R: 0 E: 0 K: 1 S: 5	H: 0 LOB: 0 BB: 0 P: 5	R: 2 E: 0 K: 3 S: 11	H: 2 LOB: 1 BB: 1 P: 15	R: 1 E: 0 K: 0 S: 4	H: 1 LOB: 0 BB: 0 P: 4	R: 0 E: 0 K: 0 S: 3	H: 0 LOB: 1 BB: 1 P: 7		R: 0 E: 0 K: 1 S: 7	H: 2 LOB: 3 BB: 1 P: 11	R: 1 E: 0 K: 1 S: 6	H: 1 LOB: 0 BB: 0 P: 6	R: 0 E: 0 K: 0 S: 3	H: 0 LOB: 2 BB: 2 P: 11	R: 0 E: 0 K: 1 S: 5	H: 0 LOB: 0 BB: 0 P: 5	1B: 4 2B: 1 3B: 0 HR: 2	SF: 0 SAC: 0 DP: 0 HBP: 0	WP: 0 PB: 0 SB: 0 CS: 0
PITCHER	IP WLS BF H R ER SO BB IBB HBP BLK WP HR S P ERA WHIP											PITCHER	IP WLS BF H R ER SO BB IBB HBP BLK WP HR S P ERA WHIP									
Bert Blyleven, R ERA: 3.16 (1, 1)	9.0 W 39 7 4 4 9 5 0 0 0 0 0 2 52 72 4.00 1.333																					

AB 37
R 8
H 12
RBI 8
BB 4
SO 7
LOB 16




AB 34
R 4
H 7
RBI 4
BB 5
SO 9
LOB 16



Batter	1	2	3	4	5	6	7	8	9	AB	R	H	RBI	BB	SO	LOB	TOP										
Rickey Henderson, R OBP: 0.442, SLG: 0.542										5	1	3	0	0	0	0	New York Yankees @ Texas Rangers Arlington Stadium, Arlington, TX Fri Jul 26 1985, 8:05 PM EDT Att: 30,069 - Unknown										
Don Mattingly, L OBP: 0.348, SLG: 0.503										4	1	1	1	1	0	3											
Dave Winfield, R OBP: 0.338, SLG: 0.463										3	2	0	0	2	1	2											
Don Baylor, R OBP: 0.339, SLG: 0.454										4	2	2	1	1	0	1											
Ken Griffey, L OBP: 0.324, SLG: 0.413										4	2	2	1	1	0	2											
Willie Randolph, R OBP: 0.370, SLG: 0.341										5	0	3	2	0	0	1											
Andre Robertson, R OBP: 0.463, SLG: 0.684										3	0	1	1	0	1	3											
Mike Pagliarulo, L OBP: 0.318, SLG: 0.397										2	0	0	0	0	1	1											
Ron Hassey, L OBP: 0.359, SLG: 0.457										4	0	1	1	0	0	2											
Bobby Meacham, S OBP: 0.332, SLG: 0.290										4	0	0	0	0	2	4											
Inning Stats	R: 0 E: 0 K: 1 S: 6	H: 1 LOB: 1 BB: 0 P: 6	R: 0 E: 0 K: 0 S: 3	H: 1 LOB: 0 BB: 0 P: 3	R: 0 E: 0 K: 0 S: 4	H: 1 LOB: 1 BB: 0 P: 4	R: 3 E: 1 K: 1 S: 7	H: 3 LOB: 2 BB: 2 P: 15	R: 4 E: 0 K: 1 S: 9	H: 4 LOB: 2 BB: 1 P: 17	R: 0 E: 0 K: 0 S: 4	H: 1 LOB: 2 BB: 1 P: 8	R: 0 E: 0 K: 0 S: 3	H: 0 LOB: 0 BB: 0 P: 3	R: 1 E: 0 K: 1 S: 6	H: 1 LOB: 1 BB: 0 P: 6	R: 0 E: 0 K: 1 S: 6	H: 1 LOB: 1 BB: 0 P: 6	1B: 10 2B: 3 3B: 0 HR: 1	SF: 0 SAC: 0 DP: 2 HBP: 0	WP: 3 PB: 0 SB: 2 CS: 1	PA: 43					
PITCHER	IP	WLS	BF	H	R	ER	SO	BB	IBB	HBP	BLK	WP	HR	S	P	ERA	WHIP										
Mike Mason, L ERA: 5.0	4.1		21	7	5	5	2	2	1	0	0	1	0	7	11	10.38	2.077										
Dave Rozema, R ERA: 4.48	0.2		6	3	2	2	1	1	0	0	0	1	0	7	11	27.00	6.000										
Dickie Noles, R ERA: 3.78	3.0	W	12	2	1	1	1	1	0	0	0	0	1	13	17	3.00	1.000										
Dave Schmidt, R ERA: 2.09	1.0	S	4	1	0	0	1	0	0	0	0	0	0	6	6	0.00	1.000										

Batter	1	2	3	4	5	6	7	8	9	AB	R	H	RBI	BB	SO	LOB	BOTTOM										
Oddibe McDowell, L OBP: 0.278, SLG: 0.392										4	1	0	0	1	2	6	New York Yankees @ Texas Rangers Arlington Stadium, Arlington, TX Fri Jul 26 1985, 8:05 PM EDT Att: 30,069 - Unknown										
Toby Harrah, R OBP: 0.474, SLG: 0.423										4	3	3	2	0	0	0											
Pete O'Brien, L OBP: 0.324, SLG: 0.406										4	1	2	0	0	0	1											
Gary Ward, R OBP: 0.329, SLG: 0.412										3	0	2	2	0	0	1											
Cliff Johnson, R OBP: 0.310, SLG: 0.455										4	0	1	1	0	0	2											
Curtis Wilkerson, S OBP: 0.297, SLG: 0.305										0	1	0	0	0	0	0											
Don Slaught, R OBP: 0.313, SLG: 0.382										1	1	0	0	1	0	0											
Glenn Brummer, R OBP: 0.326, SLG: 0.253										2	0	0	0	0	1	2											
Steve Buechele, R OBP: 0.336, SLG: 0.231										3	0	0	0	0	1	1											
Bill Stein, R OBP: 0.302, SLG: 0.333										1	0	1	1	0	0	0											
Duane Walker, L OBP: 0.250, SLG: 0.369										0	1	0	0	0	0	0											
Dave Schmidt, R										0	0	0	0	0	0	0											
George Wright, S OBP: 0.240, SLG: 0.211										3	0	1	0	1	0	0											
Wayne Tolleson, S OBP: 0.383, SLG: 0.390										4	1	3	2	0	0	0											
Inning Stats	R: 1 E: 0 K: 0 S: 5	H: 2 LOB: 1 BB: 0 P: 5	R: 1 E: 0 K: 1 S: 6	H: 2 LOB: 1 BB: 1 P: 10	R: 0 E: 0 K: 0 S: 3	H: 1 LOB: 0 BB: 0 P: 3	R: 0 E: 0 K: 0 S: 3	H: 0 LOB: 0 BB: 0 P: 3	R: 2 E: 0 K: 1 S: 7	H: 2 LOB: 0 BB: 0 P: 7	R: 0 E: 0 K: 0 S: 3	H: 1 LOB: 0 BB: 0 P: 3	R: 0 E: 0 K: 0 S: 3	H: 0 LOB: 0 BB: 0 P: 3	R: 5 E: 0 K: 2 S: 12	H: 5 LOB: 3 BB: 2 P: 20	1B: 11 2B: 2 3B: 0 HR: 1	SF: 1 SAC: 0 DP: 1 HBP: 0	WP: 3 PB: 0 SB: 1 CS: 2	PA: 37							
PITCHER	IP	WLS	BF	H	R	ER	SO	BB	IBB	HBP	BLK	WP	HR	S	P	ERA	WHIP										
Ron Guidry, L ERA: 2.88	7.0		30	10	7	7	2	2	0	0	1	1	0	32	40	9.00	1.714										
Dave Righetti, L ERA: 3.23	1.0	L	7	3	2	2	2	1	0	0	0	2	0	10	14	18.00	4.000										

AB	38
R	8
H	13
RBI	7
BB	5
SO	5
LOB	19



WP	3
PB	0
SB	1
CS	2

Batter	1	2	3	4	5	6	7	8	9	AB	R	H	RBI	BB	SO	LOB	TOP								
Rickey Henderson, R OBP: 0.442, SLG: 0.550 Omar Moreno, L OBP: 0.219, SLG: 0.349										3	1	1	1	1	0	1									
Ken Griffey, L OBP: 0.332, SLG: 0.416										3	1	2	3	2	0	0									
Don Mattingly, L OBP: 0.347, SLG: 0.501										5	0	1	1	0	0	3									
Dave Winfield, R OBP: 0.336, SLG: 0.458										4	1	0	0	1	2	2									
Dan Pasqua, L OBP: 0.271, SLG: 0.423										5	1	1	1	0	2	0									
Ron Hassey, L OBP: 0.366, SLG: 0.483										5	2	3	2	0	0	0									
Willie Randolph, R OBP: 0.373, SLG: 0.352										4	4	2	2	1	0	1									
Mike Pagliarulo, L OBP: 0.324, SLG: 0.427										4	3	2	4	1	0	1									
Bobby Meacham, S OBP: 0.333, SLG: 0.290										4	1	1	0	1	1	1									
Inning Stats	R: 1 E: 0 K: 0 S: 4	H: 1 LOB: 0 BB: 0 P: 4	R: 2 E: 0 K: 0 S: 5	H: 2 LOB: 1 BB: 1 P: 9	R: 0 E: 0 K: 1 S: 4	H: 0 LOB: 0 BB: 1 P: 8	R: 1 E: 0 K: 1 S: 6	H: 1 LOB: 0 BB: 0 P: 6	R: 0 E: 0 K: 0 S: 3	H: 0 LOB: 1 BB: 1 P: 7	R: 0 E: 0 K: 1 S: 5	H: 0 LOB: 0 BB: 0 P: 5	R: 2 E: 0 K: 0 S: 4	H: 2 LOB: 1 BB: 2 P: 12	R: 6 E: 0 K: 0 S: 8	H: 5 LOB: 1 BB: 2 P: 16	R: 2 E: 0 K: 2 S: 9	H: 2 LOB: 0 BB: 0 P: 9	1B: 6 2B: 1 3B: 1 HR: 5	SF: 0 SAC: 0 DP: 0 HBP: 0	WP: 0 PB: 0 SB: 2 CS: 1	PA: 45			
PITCHER	IP	WLS	BF	H	R	ER	SO	BB	IBB	HBP	BLK	WP	HR	S	P	ERA	WHIP								
Glen Cook, R ERA: 7.29	6.1	L	27	5	6	6	3	4	0	0	0	0	3	29	45	8.53	1.421								
Greg Harris, R ERA: 2.41	0.2		5	2	2	2	0	2	0	0	0	0	0	3	11	27.00	6.000								
Dave Stewart, R ERA: 5.28	2.0		13	6	6	6	2	1	0	0	0	0	2	16	20	27.00	3.500								

New York Yankees @ Texas Rangers
Arlington Stadium, Arlington, TX
Sat Jul 27 1985, 8:05 PM EDT
Att: 40,084 - Unknown

AB 38
R 14
H 13
RBI 14
BB 7
SO 5
LOB 10



Batter	1	2	3	4	5	6	7	8	9	AB	R	H	RBI	BB	SO	LOB	BOTTOM								
Oddibe McDowell, L OBP: 0.281, SLG: 0.406										4	1	2	1	0	0	2									
Toby Harrah, R OBP: 0.470, SLG: 0.418 Curtis Wilkerson, S OBP: 0.296, SLG: 0.304										3	0	0	0	0	1	2									
Pete O'Brien, L OBP: 0.322, SLG: 0.402 Bob Jones, L OBP: 0.244, SLG: 0.250										3	0	0	0	0	1	0									
Gary Ward, R OBP: 0.327, SLG: 0.409 George Wright, S OBP: 0.236, SLG: 0.210										3	0	0	0	0	1	0									
Cliff Johnson, R OBP: 0.339, SLG: 0.453										3	0	1	0	1	2	0									
Duane Walker, L OBP: 0.250, SLG: 0.353										3	0	0	0	1	2	2									
Steve Buechele, R OBP: 0.364, SLG: 0.276										3	0	2	0	1	1	0									
Geno Petralli, L OBP: 0.353, SLG: 0.250										3	0	1	0	1	0	2									
Wayne Tolleson, S OBP: 0.380, SLG: 0.386										4	0	1	0	0	0	5									
Inning Stats	R: 1 E: 0 K: 1 S: 6	H: 1 LOB: 0 BB: 0 P: 6	R: 0 E: 0 K: 3 S: 9	H: 0 LOB: 0 BB: 0 P: 9	R: 0 E: 0 K: 1 S: 5	H: 2 LOB: 1 BB: 0 P: 4	R: 0 E: 0 K: 1 S: 5	H: 0 LOB: 1 BB: 1 P: 9	R: 0 E: 0 K: 2 S: 7	H: 0 LOB: 0 BB: 0 P: 7	R: 0 E: 0 K: 1 S: 5	H: 1 LOB: 1 BB: 1 P: 9	R: 0 E: 0 K: 0 S: 3	H: 0 LOB: 0 BB: 0 P: 3	R: 1 E: 0 K: 0 S: 6	H: 3 LOB: 3 BB: 1 P: 10	1B: 6 2B: 1 3B: 0 HR: 2	SF: 0 SAC: 0 DP: 3 HBP: 0	WP: 3 PB: 0 SB: 0 CS: 0	PA: 36					
PITCHER	IP	WLS	BF	H	R	ER	SO	BB	IBB	HBP	BLK	WP	HR	S	P	ERA	WHIP								
Phil Niekro, R ERA: 4.2	7.0	W	26	5	1	1	8	3	0	0	0	1	1	39	51	1.29	1.143								
Neil Allen, R ERA: 5.34	2.0		10	3	1	1	0	1	0	0	0	1	1	9	13	4.50	2.000								

New York Yankees @ Texas Rangers
Arlington Stadium, Arlington, TX
Sat Jul 27 1985, 8:05 PM EDT
Att: 40,084 - Unknown

AB 32
R 2
H 8
RBI 2
BB 4
SO 8
LOB 13

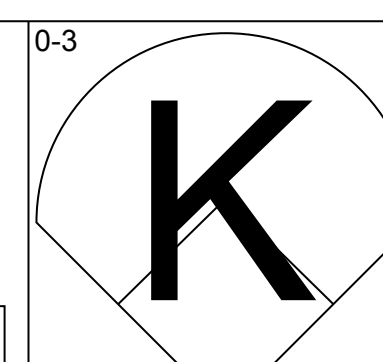
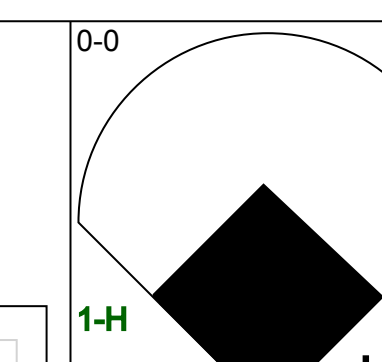
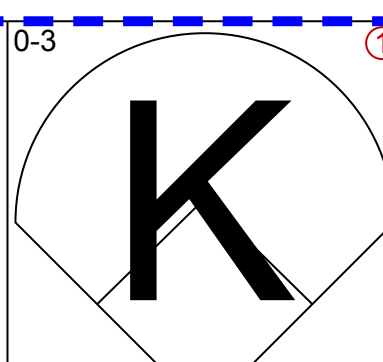
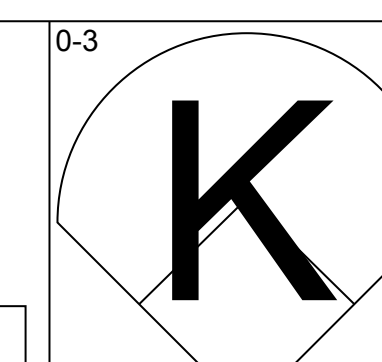
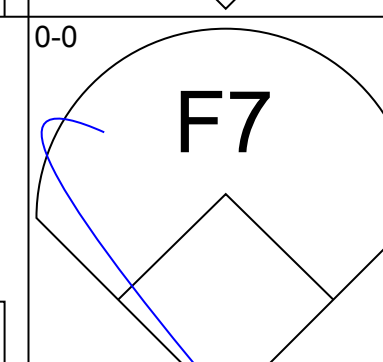
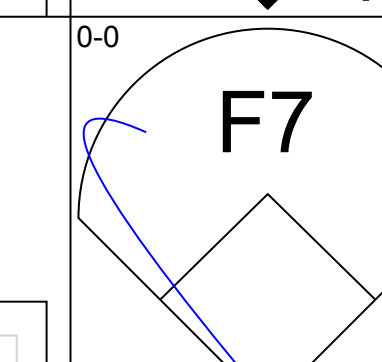
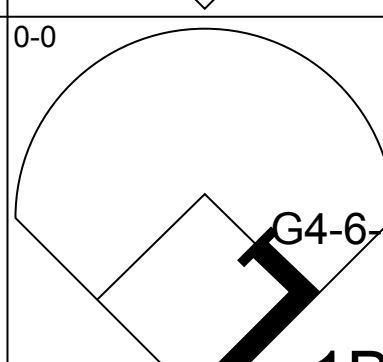
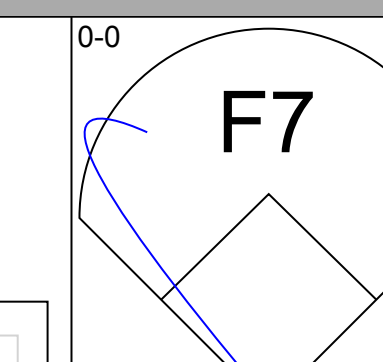
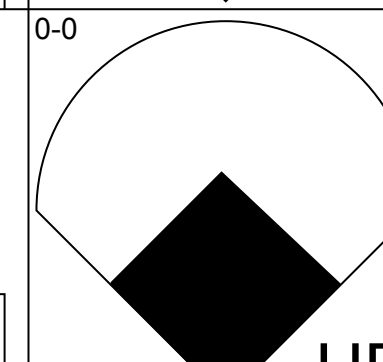
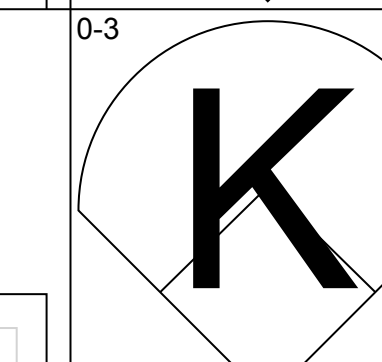
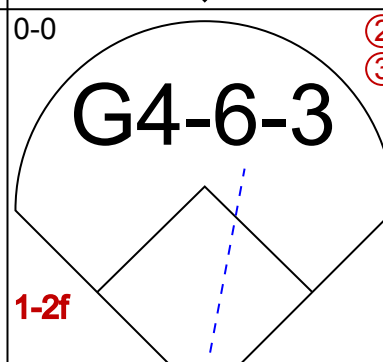
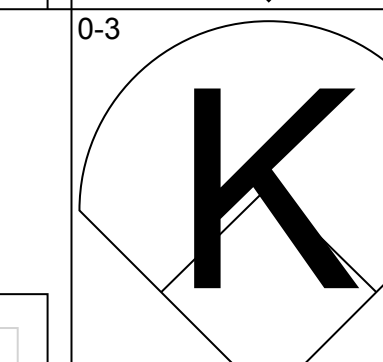
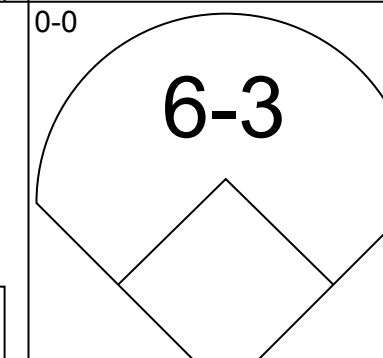
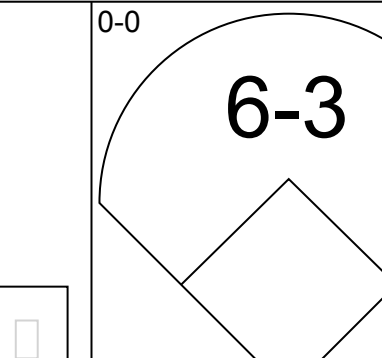
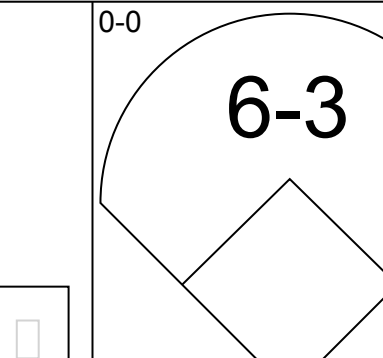
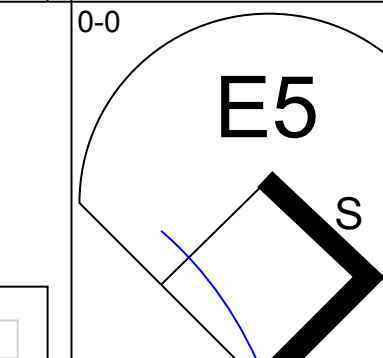
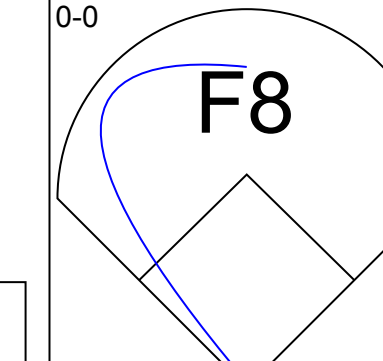
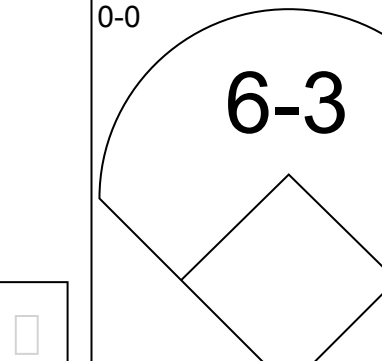
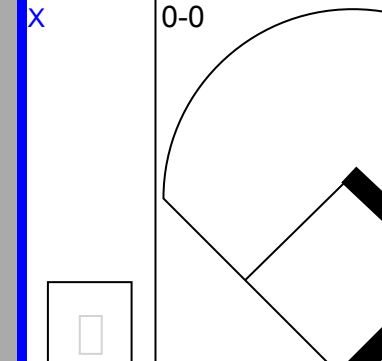
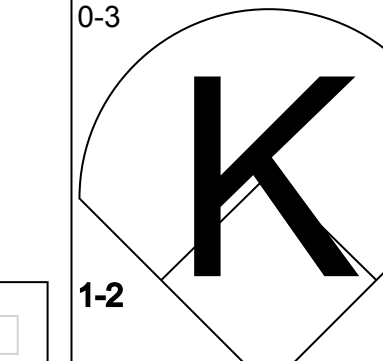
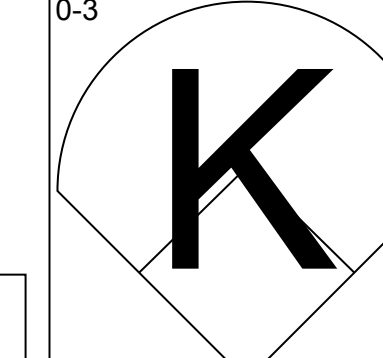
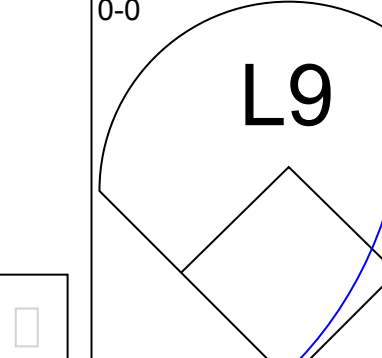
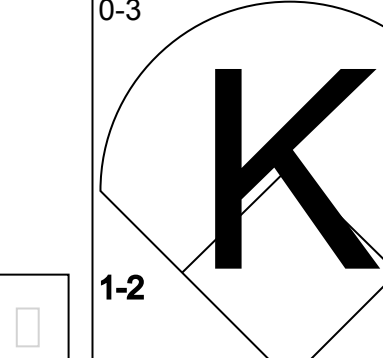

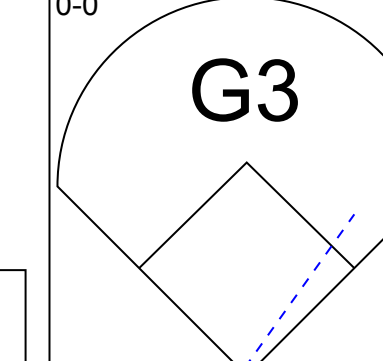
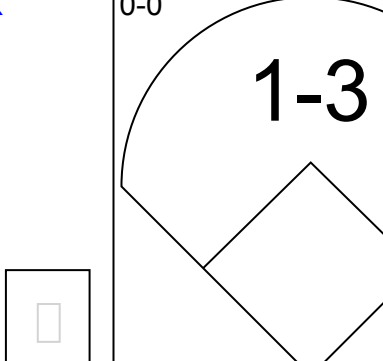
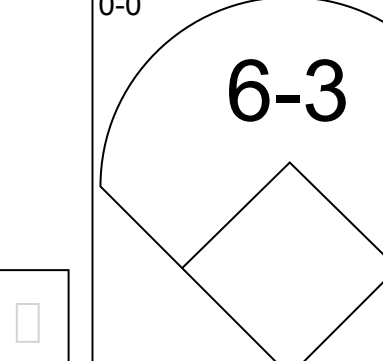
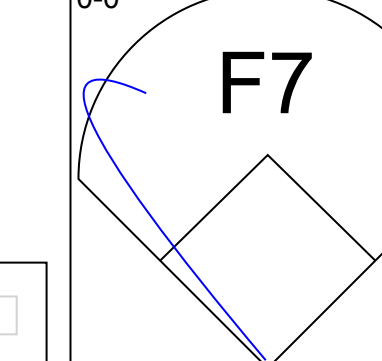
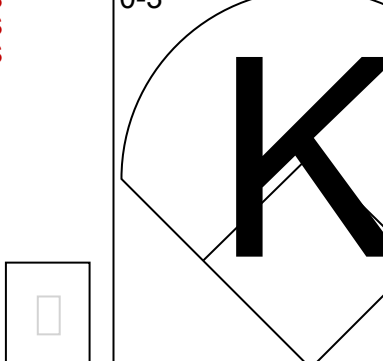
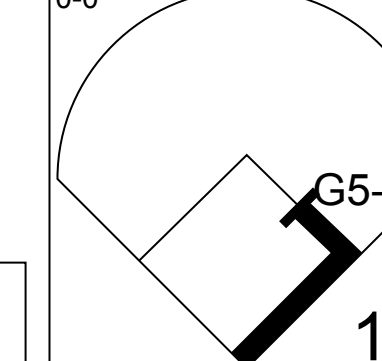
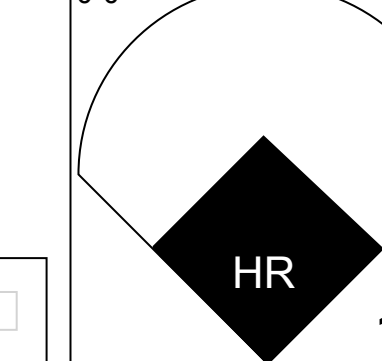
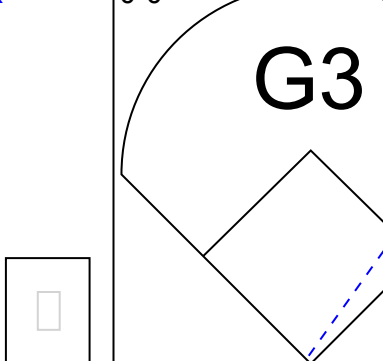
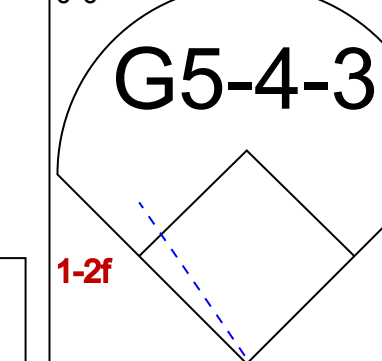


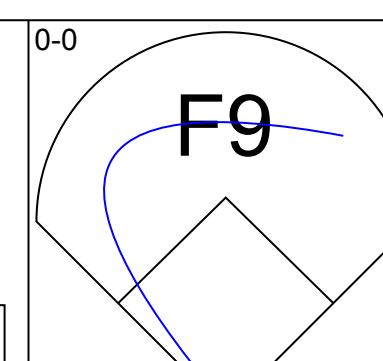
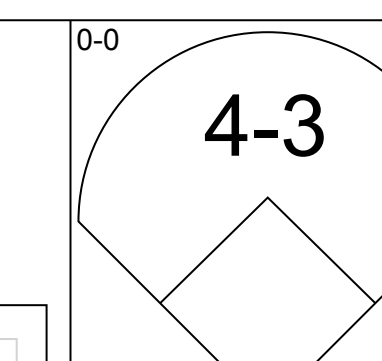
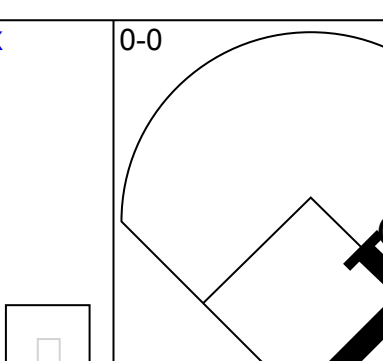
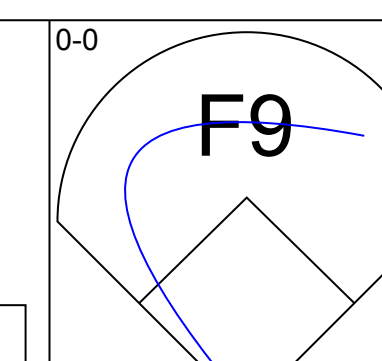
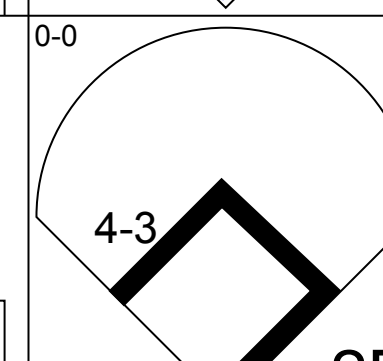
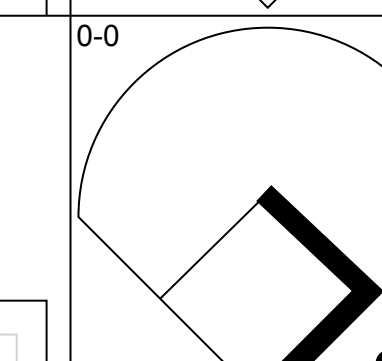
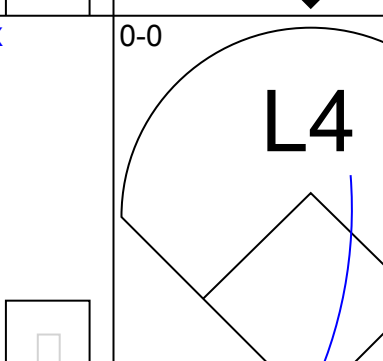
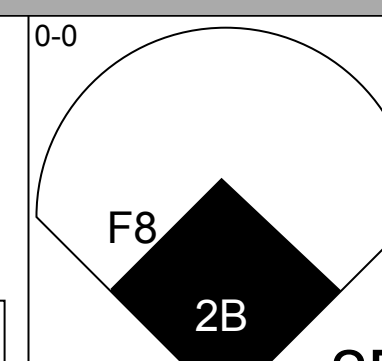
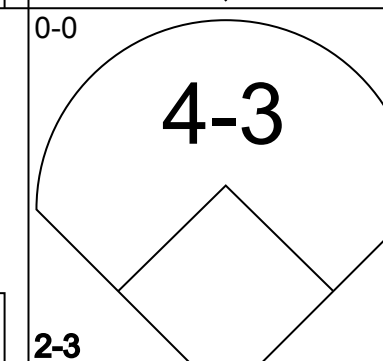
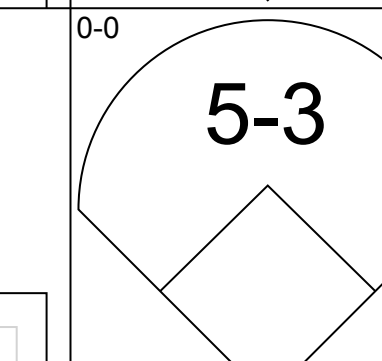
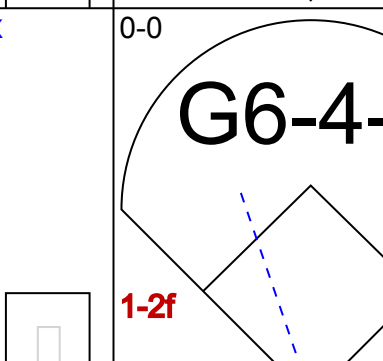
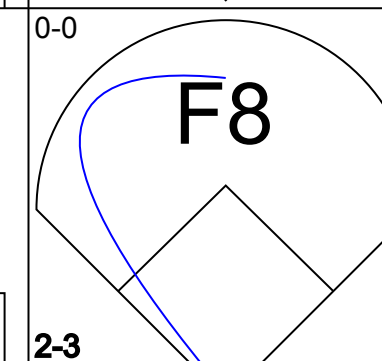
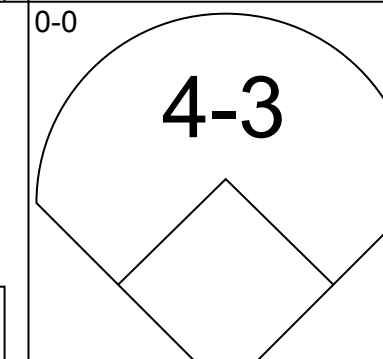
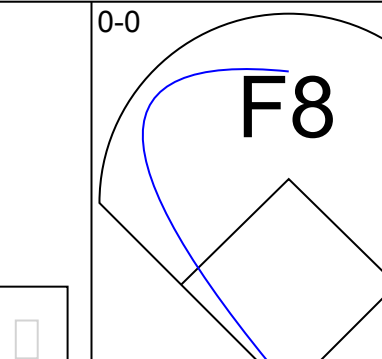
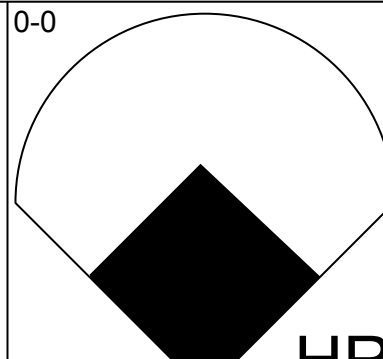

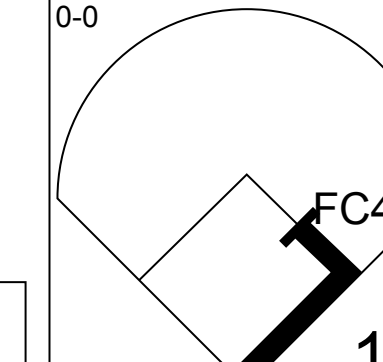
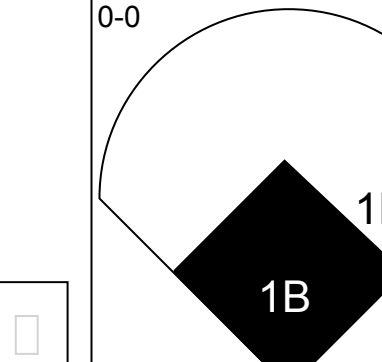
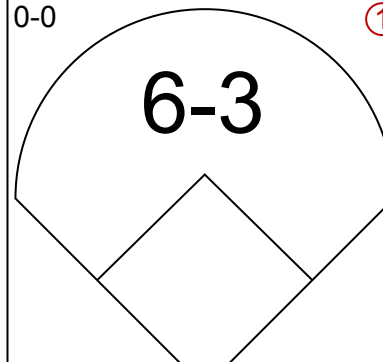

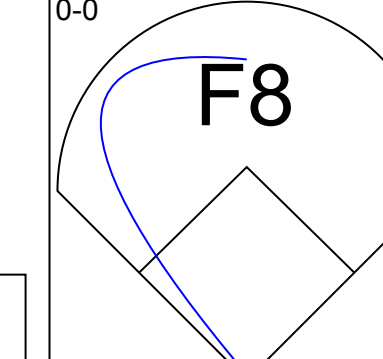
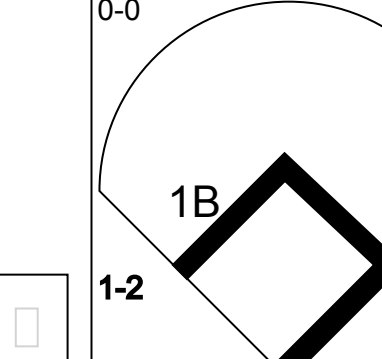
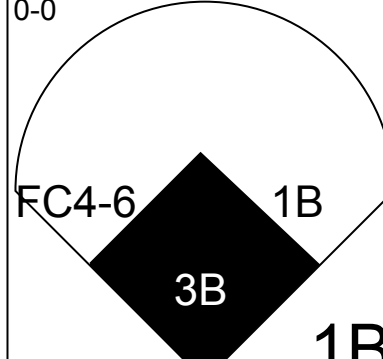

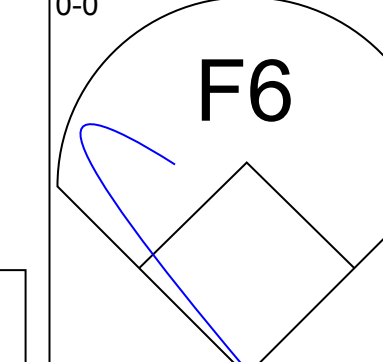
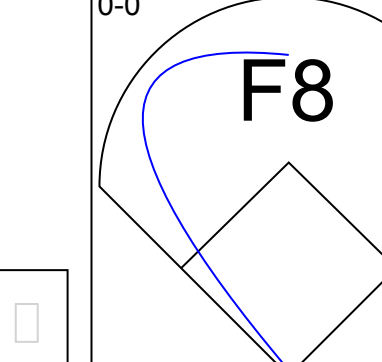
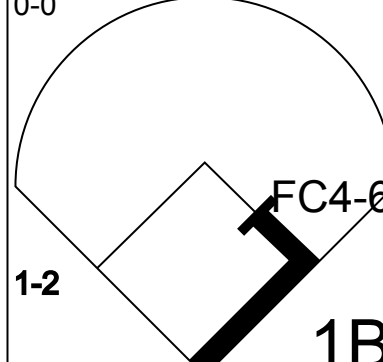

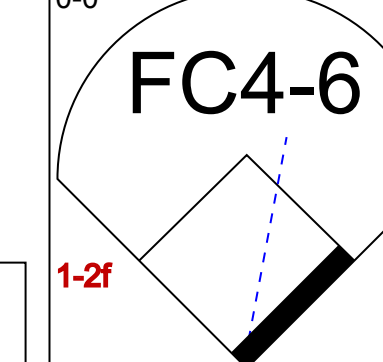
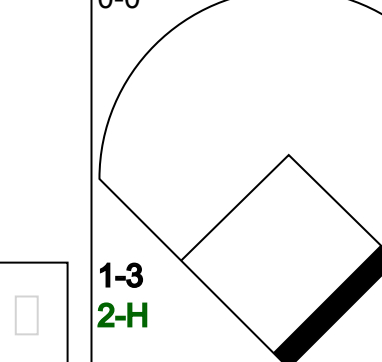
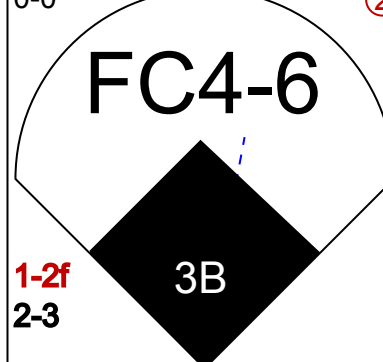
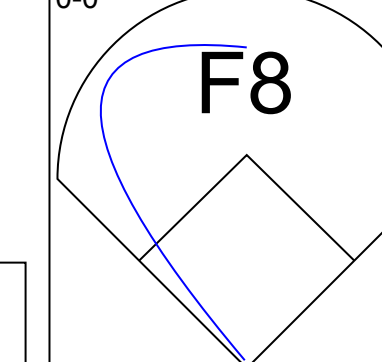
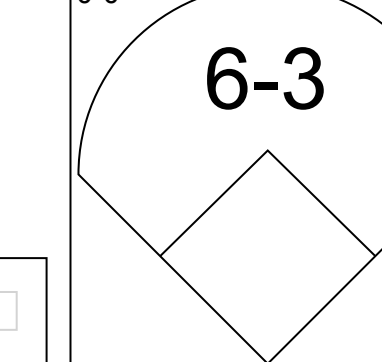
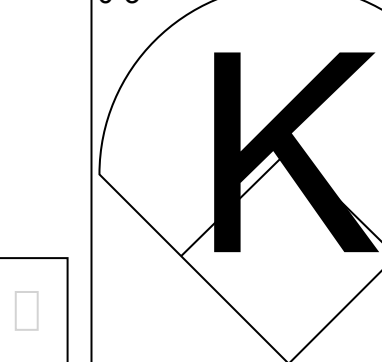
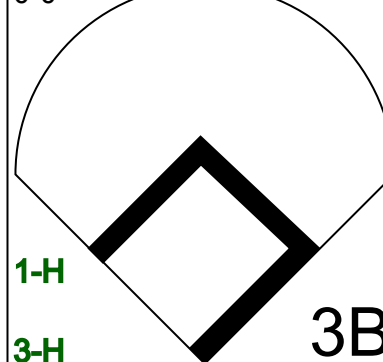
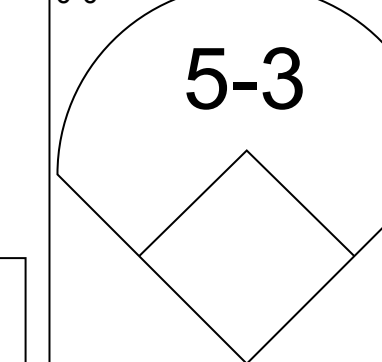
Batter	1	2	3	4	5	6	7	8	9	AB	R	H	RBI	BB	SO	LOB	TOP					
Rickey Henderson, R OBP: 0.442, SLG: 0.560	(1, 8) 0-3 K		X 0-0 4-3 2B		X 0-0 2H HR		X 0-0 5-3		X 0-0 F8	5	1	2	2	0	1	0	New York Yankees @ Texas Rangers Arlington Stadium, Arlington, TX Sun Jul 28 1985, 8:05 PM EDT Att: 22,523 - Unknown livebaseballscorecards.com					
Don Mattingly, L OBP: 0.350, SLG: 0.500	(1, 3) 4-0 HBP BB		X 0-0 4-3		X 0-0 F9		X 4-0 G3 1B BB		X 0-0 1B	3	0	1	0	2	0	1						
Dave Winfield, R OBP: 0.337, SLG: 0.457	(1, 9) 0-0 F7		X 0-0 F9		X 0-0 2B 1B		X 0-0 G3 1B		X 0-0 4-3	5	0	2	0	0	0	3						
Don Baylor, R OBP: 0.341, SLG: 0.452	(1, 10) 1-0 1-2 HBP			X 0-0 FC6-4 BB 1B		X 0-3 K		X 0-0 G3		3	0	1	0	0	1	3						
Ken Griffey, L OBP: 0.331, SLG: 0.417	(1, 7) 0-0 G3			X 0-0 L6		X 0-0 1-3 2B		X 0-0 G1-4-3		4	0	1	0	0	0	5						
Willie Randolph, R OBP: 0.375, SLG: 0.352	(1, 4) 0-0 G4-6-3 1B			X 4-0 FC6-4 BB		X 0-0 5-3		X 0-0 4-3		3	0	1	0	1	0	2						
Andre Robertson, R OBP: 0.332, SLG: 0.634	(1, 5) 0-0 G4-6-3			X 0-0 FC6-4		X 0-0 F9		X 0-0 F8		3	0	0	0	0	0	3						
Mike Pagliarulo, L OBP: 0.322, SLG: 0.425	(8, PH) 1-2 1-2			X 1-2 2-3		X 0-0 F9		X 0-0 F8		1	0	0	0	0	0	0						
Scott Bradley, L OBP: 0.217, SLG: 0.273	(1, 2) 0-3 K			X 0-0 G3		X 0-3 K		X 0-0 G3		4	0	0	0	0	2	2						
Bobby Meacham, S OBP: 0.332, SLG: 0.289	(1, 6) 0-0 B5-3			X 0-0		X 0-0 F9		X 0-0 F7		1	0	0	0	0	0	0						
Dale Berra, R OBP: 0.283, SLG: 0.340	(4, 6) 0-0					X 0-0 HR 2B				2	1	1	0	0	0	0						
Ron Hassey, L OBP: 0.364, SLG: 0.479	(9, PH) 0-0									1	0	0	0	0	0	0						
Inning Stats	R: 0 E: 0 K: 1 S: 5	H: 0 LOB: 2 BB: 1 P: 10	R: 0 E: 0 K: 1 S: 5	H: 1 LOB: 0 BB: 0 P: 5	R: 0 E: 0 K: 0 S: 4	H: 1 LOB: 1 BB: 0 P: 4	R: 0 E: 0 K: 0 S: 4	H: 1 LOB: 2 BB: 1 P: 8	R: 2 E: 0 K: 1 S: 9	H: 4 LOB: 2 BB: 0 P: 9	R: 0 E: 0 K: 1 S: 5	H: 0 LOB: 0 BB: 0 P: 5	R: 0 E: 0 K: 0 S: 4	H: 1 LOB: 2 BB: 1 P: 8	R: 0 E: 0 K: 0 S: 3	H: 0 LOB: 0 BB: 0 P: 3	R: 0 E: 0 K: 0 S: 4	H: 1 LOB: 1 BB: 0 P: 4	1B: 5 2B: 3 3B: 0 HR: 1	SF: 0 SAC: 0 DP: 1 HBP: 1	WP: 0 PB: 0 CS: 0	PA: 39
PITCHER	IP WLS BF H R ER SO BB IBB HBP BLK WP HR S P ERA WHIP																					
Chris Welsh, L ERA: 2.27	(1, 1) 7.0 W 32 8 2 2 4 3 0 0 0 0 0 1 36 49 2.57 1.571																					
Dave Rozema, R ERA: 4.36	(8, 1) 2.0 7 1 0 0 0 0 0 0 0 0 0 0 7 7 0.00 0.500																					

Batter	1	2	3	4	5	6	7	8	9	AB	R	H	RBI	BB	SO	LOB	BOTTOM			
Oddibe McDowell, L OBP: 0.284, SLG: 0.418	(1, 8) 0-0 HR		X 0-0 F8		X 0-0 E3 BB 1B		X 0-0 F9		X 0-0 F9	5	2	2	1	0	0	1	New York Yankees @ Texas Rangers Arlington Stadium, Arlington, TX Sun Jul 28 1985, 8:05 PM EDT Att: 22,523 - Unknown livebaseballscorecards.com			
Wayne Tolleson, S OBP: 0.388, SLG: 0.391	(1, 4) 4-0 S 1B BB		X 0-0 SH1-3		X 0-0 1B BB		X 0-0 4-3		X 0-0	3	2	2	0	1	0	1				
Duane Walker, L OBP: 0.272, SLG: 0.352	(1, 7) 4-0 E 1B BB		X 0-3 K		X 0-0 2B 1B		X 4-0 1-2 2-3 BB		X 0-0 3-1	3	1	1	0	2	1	1				
Cliff Johnson, R OBP: 0.347, SLG: 0.466	(1, 10) 0-0 E7		X 0-0 1B 1B		X 0-0 1B		X 0-0 F9		X 0-3 K	3	1	3	3	0	0	0				
Bill Stein, R OBP: 0.291, SLG: 0.321	(4, PR) 1-3 2H 1B		X 3-H 1B		X 1-3 2H 2B		X 0-0		X 0-0 K	2	0	0	0	0	1	3				
Bob Jones, L OBP: 0.241, SLG: 0.247	(1, 3) 0-0 E4 1B		X 0-0		X 0-0 F6		X 0-0 6-3		X 0-0 F8	5	1	1	1	0	0	2				
George Wright, S OBP: 0.240, SLG: 0.212	(1, 9) 0-1 CI 1B		X 0-0		X 0-0 F3		X 0-3 K		X 0-0	3	1	1	1	0	1	2				
Steve Buechele, R OBP: 0.324, SLG: 0.242	(1, 5) 0-0 5-3 1B		X 0-0 G3		X 0-0 6-3		X 0-0 F8		X 0-0	4	0	0	0	0	0	6				
Geno Petralli, L OBP: 0.368, SLG: 0.258	(1, 2) 0-0 FC4-6 1B		X 0-0 F8		X 0-0 3-1		X 4-0 BB		X 0-0	3	0	1	2	1	0	0				
Curtis Wilkerson, S OBP: 0.291, SLG: 0.298	(1, 6) 0-0 FC4-6 1B		X 0-0 5-3		X 0-0 4-3		X 0-0 F7		X 0-0	4	0	0	0	0	0	2				
Inning Stats	R: 5 E: 3 K: 0 S: 7	H: 3 LOB: 1 BB: 2 P: 15	R: 2 E: 0 K: 1 S: 9	H: 4 LOB: 0 BB: 0 P: 9	R: 0 E: 0 K: 0 S: 3	H: 0 LOB: 0 BB: 0 P: 3	R: 1 E: 0 K: 0 S: 6	H: 3 LOB: 2 BB: 0 P: 6	R: 0 E: 0 K: 0 S: 5	H: 1 LOB: 3 BB: 1 P: 9	R: 0 E: 0 K: 1 S: 5	H: 0 LOB: 0 BB: 0 P: 5	R: 0 E: 0 K: 0 S: 3	H: 0 LOB: 1 BB: 1 P: 7	R: 0 E: 0 K: 1 S: 5	H: 0 LOB: 0 BB: 0 P: 5	1B: 9 2B: 1 3B: 0 HR: 1	SF: 0 SAC: 1 DP: 0 HBP: 0	WP: 0 PB: 0 CS: 0	PA: 41
PITCHER	IP WLS BF H R ER SO BB IBB HBP BLK WP HR S P ERA WHIP																			
Marty Bystrom, R ERA: 21.6	(1, 1) 1.2 L 14 6 7 4 1 0 0 0 0 0 0 0 11 11 21.60 4.800																			
Bob Shirley, L ERA: 3.59	(2, 1) 2.1 11 4 1 1 0 0 0 0 0 0 0 0 11 11 3.86 1.714																			
Neil Allen, R ERA: 5.03	(5, 1) 2.0 9 1 0 0 1 1 0 0 0 0 0 0 10 14 0.00 1.000																			
Rich Bordi, R ERA: 2.9	(7, 1) 2.0 7 0 0 0 1 1 0 0 0 0 0 0 8 12 0.00 0.500																			

Batter	1	2	3	4	5	6	7	8	9	AB	R	H	RBI	BB	SO	LOB	TOP						
Oddibe McDowell, L (1, 8) OBP: 0.283, SLG: 0.423										4	1	1	0	0	2	1	Texas Rangers @ Milwaukee Brewers Milwaukee County Stadium, Milwaukee, WI Mon Jul 29 1985, 8:05 PM EDT Att: 8,971 - Unknown						
Toby Harrah, R (1, 4) OBP: 0.464, SLG: 0.412										4	0	0	1	0	1	1							
Pete O'Brien, L (1, 3) OBP: 0.321, SLG: 0.409										4	1	1	1	1	0	2							
Gary Ward, R (1, 7) OBP: 0.326, SLG: 0.407										4	0	1	0	0	3	0							
Bill Stein, R (1, 10) OBP: 0.288, SLG: 0.316 Curtis Wilkerson, S (9, PR) OBP: 0.291, SLG: 0.298										4	0	1	0	0	1	0							
George Wright, S (1, 9) OBP: 0.235, SLG: 0.208										0	0	0	0	0	0	0							
Steve Buechele, R (1, 5) OBP: 0.300, SLG: 0.222										3	0	0	0	0	1	1							
Glenn Brummer, R (1, 2) OBP: 0.326, SLG: 0.256										3	0	1	0	0	1	0							
Wayne Tolleson, S (1, 6) OBP: 0.388, SLG: 0.387										2	0	0	0	1	1	1							
Inning Stats	R: 0 E: 0 K: 2 S: 7	H: 0 LOB: 0 BB: 0 P: 7	R: 0 E: 0 K: 1 S: 5	H: 0 LOB: 0 BB: 0 P: 5	R: 0 E: 0 K: 1 S: 5	H: 1 LOB: 1 BB: 0 P: 5	R: 1 E: 0 K: 1 S: 6	H: 1 LOB: 0 BB: 0 P: 6	R: 0 E: 0 K: 1 S: 5	H: 0 LOB: 0 BB: 0 P: 5	R: 1 E: 1 K: 2 S: 9	H: 1 LOB: 1 BB: 0 P: 9	R: 0 E: 0 K: 1 S: 4	H: 0 LOB: 0 BB: 1 P: 8	R: 0 E: 0 K: 2 S: 9	H: 2 LOB: 2 BB: 0 P: 9	1B: 3 2B: 1 3B: 1 HR: 1	SF: 0 SAC: 0 DP: 1 HBP: 0	WP: 0 PB: 0 SB: 0 CS: 2	PA: 33			
PITCHER Teddy Higuera, L (1, 1) ERA: 4.78	IP: 9.0 WLS: W BF: 33 H: 5 R: 2 ER: 2 SO: 12 BB: 1 IBB: 0 HBP: 0 BLK: 0 WP: 0 HR: 1 S: 56 P: 60 ERA: 2.00 WHIP: 0.667											PITCHER	IP: 9.0 WLS: W BF: 33 H: 5 R: 2 ER: 2 SO: 12 BB: 1 IBB: 0 HBP: 0 BLK: 0 WP: 0 HR: 1 S: 56 P: 60 ERA: 2.00 WHIP: 0.667										

Batter	1	2	3	4	5	6	7	8	9	AB	R	H	RBI	BB	SO	LOB	BOTTOM						
Paul Moltor, R (1, 5) OBP: 0.374, SLG: 0.434										4	1	1	0	0	0	0	Texas Rangers @ Milwaukee Brewers Milwaukee County Stadium, Milwaukee, WI Mon Jul 29 1985, 8:05 PM EDT Att: 8,971 - Unknown						
Robin Yount, R (1, 8) OBP: 0.334, SLG: 0.432										3	2	1	1	1	0	0							
Cecil Cooper, L (1, 3) OBP: 0.327, SLG: 0.458										4	0	1	1	0	0	0							
Ted Simmons, S (1, 10) OBP: 0.322, SLG: 0.389										4	0	1	1	0	1	0							
Ben Oglivie, L (1, 7) OBP: 0.353, SLG: 0.414										2	0	0	0	2	1	0							
Bill Schroeder, R (1, 2) OBP: 0.321, SLG: 0.479										4	0	1	0	0	0	4							
Ernest Riles, L (1, 6) OBP: 0.327, SLG: 0.394										2	0	0	0	1	0	1							
Paul Householder, S (1, 9) OBP: 0.319, SLG: 0.341										3	0	0	0	0	1	2							
Jim Gantner, L (1, 4) OBP: 0.304, SLG: 0.320										3	0	0	0	0	1	2							
Inning Stats	R: 1 E: 0 K: 1 S: 6	H: 1 LOB: 0 BB: 0 P: 6	R: 0 E: 0 K: 1 S: 5	H: 0 LOB: 0 BB: 0 P: 5	R: 0 E: 0 K: 0 S: 3	H: 0 LOB: 0 BB: 0 P: 3	R: 0 E: 0 K: 0 S: 3	H: 0 LOB: 2 BB: 2 P: 11	R: 0 E: 0 K: 0 S: 3	H: 0 LOB: 0 BB: 0 P: 3	R: 0 E: 0 K: 0 S: 4	H: 1 LOB: 1 BB: 0 P: 4	R: 2 E: 0 K: 1 S: 8	H: 3 LOB: 3 BB: 2 P: 16	R: 0 E: 0 K: 1 S: 9	H: 4 LOB: 0 BB: 0 HR: 1	SF: 0 SAC: 0 DP: 0 HBP: 0	WP: 0 PB: 0 SB: 0 CS: 0	PA: 33				
PITCHER Charlie Hough, R (1, 1) ERA: 3.38 Greg Harris, R (8, 1) ERA: 2.4	IP: 7.2 WLS: L BF: 31 H: 5 R: 3 ER: 3 SO: 4 BB: 3 IBB: 0 HBP: 0 BLK: 0 WP: 0 HR: 1 S: 36 P: 48 ERA: 3.52 WHIP: 1.043											PITCHER	IP: 8.1 WLS: L BF: 2 H: 0 R: 0 ER: 0 SO: 0 BB: 1 IBB: 0 HBP: 0 BLK: 0 WP: 0 HR: 0 S: 36 P: 48 ERA: 0.00 WHIP: 3.000										


Batter	1	2	3	4	5	6	7	8	9	AB	R	H	RBI	BB	SO	LOB	TOP			
Oddibe McDowell, L (1, 8) OBP: 0.283, SLG: 0.432										4	1	1	2	0	3	0	Texas Rangers @ Milwaukee Brewers Milwaukee County Stadium, Milwaukee, WI Tue Jul 30 1985, 8:05 PM EDT Att: 9,278 - Unknown			
Toby Harrah, R (1, 4) OBP: 0.462, SLG: 0.409										4	0	1	0	0	0	0				
Pete O'Brien, L (1, 3) OBP: 0.320, SLG: 0.416										4	1	1	1	0	2	1				
Gary Ward, R (1, 7) OBP: 0.323, SLG: 0.403										4	0	0	0	0	0	0				
Duane Walker, L (1, 10) OBP: 0.265, SLG: 0.342 Cliff Johnson, R (7, PH) OBP: 0.349, SLG: 0.466										2	0	0	0	0	0	0				
George Wright, S (1, 9) OBP: 0.232, SLG: 0.204										3	0	0	0	0	2	1				
Geno Petralli, L (1, 2) OBP: 0.350, SLG: 0.242 Bill Stein, R (7, PH) OBP: 0.283, SLG: 0.310 Glenn Brummer, R (7, 2) OBP: 0.326, SLG: 0.256										2	0	0	0	0	0	0				
Steve Buechele, R (1, 5) OBP: 0.302, SLG: 0.231										3	0	1	0	0	1	0				
Wayne Tolleson, S (1, 6) OBP: 0.387, SLG: 0.386										3	1	1	0	0	0	1				
Inning Stats	R: 1 E: 0 K: 1 S: 6	H: 1 LOB: 0 BB: 0 P: 6	R: 0 E: 0 K: 1 S: 5	H: 0 LOB: 0 BB: 0 P: 5	R: 2 E: 0 K: 1 S: 7	H: 2 LOB: 0 BB: 0 P: 7	R: 0 E: 0 K: 0 S: 3	H: 0 LOB: 0 BB: 0 P: 3	R: 0 E: 0 K: 1 S: 5	H: 1 LOB: 0 BB: 0 P: 5	R: 0 E: 0 K: 1 S: 6	H: 1 LOB: 1 BB: 0 P: 6	R: 0 E: 0 K: 1 S: 5	H: 1 LOB: 0 BB: 0 P: 5	R: 0 E: 1 K: 2 S: 8	H: 0 LOB: 1 BB: 0 P: 8		1B: 4 2B: 0 3B: 0 HR: 2	SF: 0 SAC: 0 DP: 2 HBP: 0	WP: 1 PB: 0 SB: 1 CS: 0
PITCHER	IP	WLS	BF	H	R	ER	SO	BB	IBB	HBP	BLK	WP	HR	S	P	ERA	WHIP			
Moose Haas, R (1, 1) ERA: 3.61	5.0		18	3	3	3	4	0	0	0	0	0	2	26	26	5.40	0.600			
Bob McClure, L (6, 1) ERA: 4.15	4.0	W	14	3	0	0	5	0	0	0	0	1	0	24	24	0.00	0.750			

Batter	1	2	3	4	5	6	7	8	9	AB	R	H	RBI	BB	SO	LOB	BOTTOM			
Paul Moltor, R (1, 5) OBP: 0.372, SLG: 0.431										5	0	1	0	0	0	1	Texas Rangers @ Milwaukee Brewers Milwaukee County Stadium, Milwaukee, WI Tue Jul 30 1985, 8:05 PM EDT Att: 9,278 - Unknown			
Robin Yount, R (1, 8) OBP: 0.338, SLG: 0.444										4	1	3	0	0	0	1				
Cecil Cooper, L (1, 3) OBP: 0.323, SLG: 0.453										4	0	0	0	0	0	4				
Ted Simmons, S (1, 10) OBP: 0.324, SLG: 0.398										3	2	1	1	1	0	1				
Ben Oglivie, L (1, 7) OBP: 0.359, SLG: 0.423										4	1	3	2	0	0	0				
Ernest Riles, L (1, 6) OBP: 0.330, SLG: 0.396										4	1	2	0	0	0	2				
Jim Gantner, L (1, 4) OBP: 0.303, SLG: 0.319										4	0	1	0	0	0	4				
Paul Householder, S (1, 9) OBP: 0.318, SLG: 0.338										4	1	1	1	0	0	3				
Charlie Moore, R (1, 2) OBP: 0.283, SLG: 0.284										4	0	1	2	0	1	2				
Inning Stats	R: 0 E: 0 K: 0 S: 4	H: 1 LOB: 1 BB: 0 P: 4	R: 0 E: 0 K: 0 S: 4	H: 1 LOB: 1 BB: 0 P: 4	R: 0 E: 0 K: 0 S: 4	H: 1 LOB: 1 BB: 0 P: 4	R: 1 E: 0 K: 1 S: 8	H: 3 LOB: 2 BB: 0 P: 8	R: 0 E: 0 K: 0 S: 3	H: 1 LOB: 0 BB: 0 P: 3	R: 3 E: 0 K: 0 S: 7	H: 4 LOB: 1 BB: 0 P: 7	R: 2 E: 0 K: 0 S: 5	H: 2 LOB: 1 BB: 1 P: 9	R: 0 E: 0 K: 0 S: 3	H: 0 LOB: 0 BB: 0 P: 3		1B: 7 2B: 4 3B: 1 HR: 1	SF: 0 SAC: 0 DP: 1 HBP: 0	WP: 0 PB: 0 SB: 0 CS: 0
PITCHER	IP	WLS	BF	H	R	ER	SO	BB	IBB	HBP	BLK	WP	HR	S	P	ERA	WHIP			
Burt Hooton, R (1, 1) ERA: 4.58	5.1		24	9	3	3	1	0	0	0	0	0	0	9	13	16.20	2.400			
Dave Rozema, R (6, 1) ERA: 4.62	1.2	L	10	4	3	3	0	0	1	0	0	0	0	9	13	16.20	2.400			
Dave Schmidt, R (8, 1) ERA: 2.05	1.0		3	0	0	0	0	0	0	0	0	0	0	3	3	0.00	0.000			

Batter	1	2	3	4	5	6	7	8	9	AB	R	H	RBI	BB	SO	LOB	TOP					
Oddibe McDowell, L OBP: 0.282, SLG: 0.433	0-0 4-3 1-3 2B	0-0 4-3			0-3 K		0-0 1-3			4	1	1	0	0	1	2						
Toby Harrah, R OBP: 0.460, SLG: 0.407	0-0 4-3 2-3		0-3 K		0-0 G6-4-3 1B		0-0 6-3			4	0	1	0	0	1	1						
Pete O'Brien, L OBP: 0.317, SLG: 0.411	0-0 1-3 3-H		0-0 4-3		0-0 G6-4-3 1-2		0-0 3-1			4	0	0	1	0	0	1						
Cliff Johnson, R OBP: 0.351, SLG: 0.472	0-0 2B		0-0 1B		0-0 5-3		0-0 6-3			4	0	2	0	0	0	0						
Gary Ward, R OBP: 0.319, SLG: 0.398	0-3 K		0-3 K		0-0 F9		0-0 4-3			4	0	0	0	0	2	2						
Duane Walker, L OBP: 0.264, SLG: 0.338		0-0 1-3		0-0 CS 1B		0-0 F7		0-0 F7		4	0	1	0	0	0	0						
Geno Petralli, L OBP: 0.341, SLG: 0.243		0-0 S 1B		0-0 E5 6-4 1-2 1B		0-0 5-3		0-0 L5		4	1	1	0	0	0	1						
Curtis Wilkerson, S OBP: 0.296, SLG: 0.303		0-0 6-3 1-H 1B		0-0 1-2 1B		0-0 F9				3	0	2	1	0	0	0						
Wayne Tolleson, S OBP: 0.386, SLG: 0.385		0-0 6-3 1-2		0-0 6-4 2-3 1B		0-0 1B				3	0	1	0	0	0	3						
Inning Stats	R: 1 E: 0 K: 1 S: 7	H: 2 LOB: 1 BB: 0 P: 7	R: 1 E: 0 K: 0 S: 5	H: 2 LOB: 1 BB: 0 P: 5	R: 0 E: 0 K: 2 S: 8	H: 1 LOB: 1 BB: 0 P: 8	R: 0 E: 1 K: 0 S: 4	H: 2 LOB: 1 BB: 0 P: 4	R: 0 E: 0 K: 1 S: 5	H: 1 LOB: 0 BB: 0 P: 5	R: 0 E: 0 K: 0 S: 3	H: 0 LOB: 0 BB: 0 P: 3	R: 0 E: 0 K: 0 S: 4	H: 1 LOB: 1 BB: 0 P: 4	R: 0 E: 0 K: 0 S: 3	H: 0 LOB: 0 BB: 0 P: 3	R: 0 E: 0 K: 0 S: 3	H: 0 LOB: 0 BB: 0 P: 3	1B: 7 2B: 3 3B: 0 HR: 0	SF: 0 SAC: 0 DP: 2 HBP: 0	WP: 0 PB: 0 SB: 1 CS: 1	PA: 34
PITCHER Jaime Cocanower, R ERA: 3.8	IP: 9.0 WLS: W BF: 34 H: 9 R: 2 ER: 2 SO: 4 BB: 0 IBB: 0 HBP: 0 BLK: 0 WP: 0 HR: 0 S: 42 P: 42 ERA: 2.00 WHIP: 1.000															PITCHER						

Texas Rangers @ Milwaukee Brewers
Milwaukee County Stadium, Milwaukee, WI
Wed Jul 31 1985, 4:33 AM EDT
Att: 11,984 - Unknown


AB 34
R 2
H 9
RBI 2
BB 0
SO 4
LOB 10



Batter	1	2	3	4	5	6	7	8	9	AB	R	H	RBI	BB	SO	LOB	BOTTOM			
Paul Moltzer, R OBP: 0.368, SLG: 0.425	0-0 F9	0-0 FC5-2-6 1B		0-0 4-3		0-0 F9		0-0 6-3		5	0	0	0	0	0	2				
Robin Yount, R OBP: 0.339, SLG: 0.442	0-0 F9	0-0 3-H 1-3 2-H 1B		0-0 L8		0-0 S BB		0-0 4-3		4	0	1	1	1	0	0				
Cecil Cooper, L OBP: 0.323, SLG: 0.451	0-0 1B	0-0 4-3		0-3 K		0-0 6-3 1-2				4	1	1	0	0	1	3				
Ted Simmons, S OBP: 0.326, SLG: 0.399	0-0 1B		0-0 F8		0-0 BB 1B		0-0 L9			4	1	2	0	0	0	0				
Ben Oglivie, L OBP: 0.364, SLG: 0.430	0-0 1B		0-0 6-3 2B		0-0 F5		0-0 HR BB			3	1	2	1	1	0	1				
Bill Schroeder, R OBP: 0.326, SLG: 0.500	0-3 K		0-0 6-3 2-3		0-0 1B BB		0-0 HR 1-H BB			3	1	1	2	1	1	3				
Ernest Riles, L OBP: 0.338, SLG: 0.397		0-0 SH3-4 FC5-2-6 BB		0-0 BB		0-0 1B 1-2 2-H 1B		0-3 K		2	0	1	1	2	1	0				
Paul Householder, S OBP: 0.322, SLG: 0.343		0-0 SH3-4 1B		0-0 5-3		0-0 1B 1-2 2-H 1B		0-3 K		4	1	2	0	0	1	2				
Ed Romero, R OBP: 0.276, SLG: 0.214		0-0 SH3-4		0-0 F6		0-0 F9		0-0 6-3		3	0	0	0	0	0	0				
Inning Stats	R: 1 E: 0 K: 1 S: 8	H: 3 LOB: 2 BB: 0 P: 8	R: 1 E: 0 K: 0 S: 5	H: 2 LOB: 1 BB: 1 P: 9	R: 0 E: 0 K: 0 S: 4	H: 1 LOB: 2 BB: 1 P: 8	R: 0 E: 0 K: 0 S: 3	H: 0 LOB: 0 BB: 0 P: 3	R: 1 E: 0 K: 1 S: 7	H: 3 LOB: 2 BB: 1 P: 11	R: 0 E: 0 K: 0 S: 3	H: 0 LOB: 1 BB: 1 P: 7	R: 2 E: 0 K: 2 S: 8	H: 1 LOB: 0 BB: 1 P: 12	R: 0 E: 0 K: 0 S: 3	H: 0 LOB: 0 BB: 0 P: 3	1B: 8 2B: 1 3B: 0 HR: 1	SF: 0 SAC: 1 DP: 0 HBP: 0	WP: 0 PB: 0 SB: 1 CS: 0	PA: 38
PITCHER Mike Mason, L ERA: 5.02	IP: 5.0 WLS: L BF: 26 H: 9 R: 3 ER: 3 SO: 3 BB: 3 IBB: 0 HBP: 0 BLK: 0 WP: 0 HR: 0 S: 27 P: 39 ERA: 5.40 WHIP: 2.400															PITCHER				
Dickie Noles, R ERA: 3.9	IP: 2.0 WLS: L BF: 9 H: 1 R: 2 ER: 2 SO: 2 BB: 2 IBB: 0 HBP: 0 BLK: 0 WP: 0 HR: 1 S: 11 P: 19 ERA: 9.00 WHIP: 1.500															PITCHER				
Greg Harris, R ERA: 2.36	IP: 1.0 WLS: L BF: 3 H: 0 R: 0 ER: 0 SO: 0 BB: 0 IBB: 0 HBP: 0 BLK: 0 WP: 0 HR: 0 S: 3 P: 3 ERA: 0.00 WHIP: 0.000															PITCHER				

Texas Rangers @ Milwaukee Brewers
Milwaukee County Stadium, Milwaukee, WI
Wed Jul 31 1985, 4:33 AM EDT
Att: 11,984 - Unknown

AB 32
R 5
H 10
RBI 5
BB 5
SO 4
LOB 11



Batter	1	2	3	4	5	6	7	8	9	AB	R	H	RBI	BB	SO	LOB	TOP				
Oddibe McDowell, L (1, 8) OBP: 0.278, SLG: 0.426	E1		F9		L8		K			4	0	0	0	0	1	0					
Toby Harrah, R (1, 4) OBP: 0.458, SLG: 0.415	9-3		HR		K			5-3		4	1	1	1	0	1	1					
Pete O'Brien, L (1, 3) OBP: 0.324, SLG: 0.421	2B		2B			1B		1B		3	2	3	0	1	0	0					
Cliff Johnson, R (1, 10) OBP: 0.358, SLG: 0.486	2B		2B			1B		F8		4	0	3	2	0	0	1					
Gary Ward, R (1, 7) OBP: 0.319, SLG: 0.397	L4		K			1B		F9		4	0	1	0	0	1	3					
George Wright, S (1, 9) OBP: 0.227, SLG: 0.200		6-3			G3			G3		4	0	0	0	0	0	3					
Steve Buechele, R (1, 5) OBP: 0.283, SLG: 0.214		6-3			4-3			L4		3	0	0	0	0	0	2					
Wayne Tolleson, S (9, PH) OBP: 0.384, SLG: 0.382		6-3						K		1	0	0	0	0	1	0					
Geno Petralli, L (1, 2) OBP: 0.319, SLG: 0.225					F7			F6		3	0	0	0	0	0	0					
Bob Jones, L (9, PH) OBP: 0.235, SLG: 0.244		F8								1	0	0	0	0	0	0					
Curtis Wilkerson, S (1, 6) OBP: 0.292, SLG: 0.299			6-3					F7		3	0	0	0	0	0	0					
Inning Stats	R: 1 E: 1 K: 0 S: 5	H: 2 LOB: 1 P: 5	R: 0 E: 0 K: 0 S: 3	H: 0 LOB: 0 BB: 0 P: 3	R: 2 E: 0 K: 1 S: 8	H: 3 LOB: 1 BB: 0 P: 8	R: 0 E: 0 K: 0 S: 3	H: 0 LOB: 0 BB: 0 P: 3	R: 0 E: 0 K: 1 S: 5	H: 2 LOB: 2 BB: 1 P: 8	R: 0 E: 0 K: 1 S: 5	H: 0 LOB: 0 BB: 0 P: 5	R: 0 E: 0 K: 0 S: 4	H: 1 LOB: 1 BB: 0 P: 4	R: 0 E: 0 K: 1 S: 5	H: 0 LOB: 0 BB: 0 P: 5	1B: 3 2B: 6 3B: 0 HR: 1	SF: 0 SAC: 0 DP: 2 HBP: 0	WP: 0 PB: 0 SB: 0 CS: 0	PA: 35	
PITCHER	IP	WLS	BF	H	R	ER	SO	BB	IBB	HBP	BLK	WP	HR	S	P	ERA	WHIP				
Doyle Alexander, R (1, 1) ERA: 4.07	8.0	W	32	8	3	3	3	1	0	0	0	0	1	37	41	3.38	1.125				
Tom Henke, R (9, 1) ERA:	1.0	S	3	0	0	0	1	0	0	0	0	0	0	5	5	0.00	0.000				

Texas Rangers @ Toronto Blue Jays
Exhibition Stadium, Toronto, ON
Fri Aug 02 1985, 7:05 PM EDT
Att: 28,429 - Unknown

AB 34
R 3
H 8
RBI 3
BB 1
SO 4
LOB 10



Batter	1	2	3	4	5	6	7	8	9	AB	R	H	RBI	BB	SO	LOB	BOTTOM				
Damaso Garcia, R (1, 4) OBP: 0.311, SLG: 0.376	6-3			BB	F8		S			4	1	2	0	0	0	1					
Manuel Lee, S (7, PR) OBP: 0.143, SLG: 0.111				HR		1B				0	0	0	0	0	0	0					
Lloyd Moseby, L (1, 8) OBP: 0.335, SLG: 0.375	F8			BB	G4-6-3		K			3	1	0	0	1	1	2					
Rance Mulliniks, L (1, 5) OBP: 0.419, SLG: 0.513	F7			HR		BB				3	2	2	1	1	0	0					
George Bell, R (1, 7) OBP: 0.328, SLG: 0.496		FC6-4		HR		G3		K		3	1	1	4	1	1	0					
Al Oliver, L (1, 10) OBP: 0.305, SLG: 0.407		FC6-4		4-3		1B		2B		3	0	1	0	1	0	1					
Willie Upshaw, L (1, 3) OBP: 0.340, SLG: 0.429		G3-6		4-3		1B		BB		4	0	2	0	0	0	1					
Ernie Whitt, L (1, 2) OBP: 0.346, SLG: 0.514			6-3		2B		F4			3	0	1	0	1	0	2					
Jesse Barfield, R (1, 9) OBP: 0.349, SLG: 0.487			K		6-3		F9			4	0	0	0	0	2	6					
Tony Fernandez, S (1, 6) OBP: 0.319, SLG: 0.364			5-3				5-3		F4	4	0	1	0	0	0	3					
Inning Stats	R: 0 E: 0 K: 0 S: 3	H: 0 LOB: 0 BB: 1 P: 6	R: 0 E: 0 K: 1 S: 5	H: 0 LOB: 0 BB: 0 P: 5	R: 4 E: 0 K: 0 S: 6	H: 3 LOB: 1 BB: 2 P: 14	R: 0 E: 0 K: 0 S: 3	H: 1 LOB: 0 BB: 0 P: 3	R: 1 E: 0 K: 0 S: 6	H: 3 LOB: 2 BB: 0 P: 6	R: 0 E: 0 K: 1 S: 6	H: 2 LOB: 0 BB: 0 P: 6	R: 0 E: 0 K: 2 S: 8	H: 1 LOB: 3 BB: 2 P: 16	1B: 6 2B: 2 3B: 0 HR: 2	SF: 0 SAC: 0 DP: 2 HBP: 0	WP: 0 PB: 0 SB: 1 CS: 0	PA: 36			
PITCHER	IP	WLS	BF	H	R	ER	SO	BB	IBB	HBP	BLK	WP	HR	S	P	ERA	WHIP				
Glen Cook, R (1, 1) ERA: 7.68	3.0	L	13	2	4	4	1	3	0	0	0	0	1	12	24	12.00	1.667				
Dickie Niles, R (4, 1) ERA: 3.87	3.0		13	5	1	1	0	0	0	0	0	0	1	13	13	3.00	1.667				
Greg Harris, R (7, 1) ERA: 2.3	2.0		10	3	0	0	3	1	1	0	0	0	0	14	22	0.00	2.000				

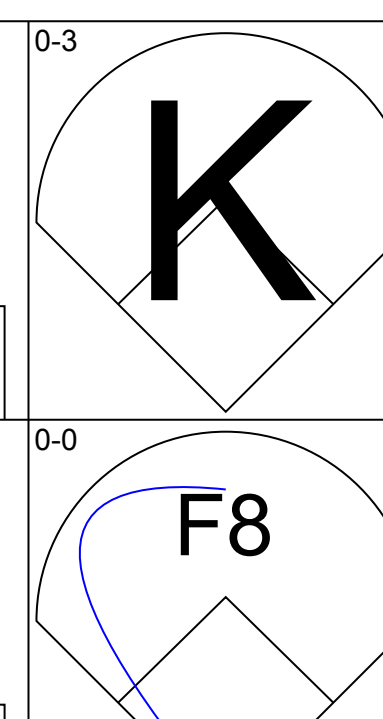
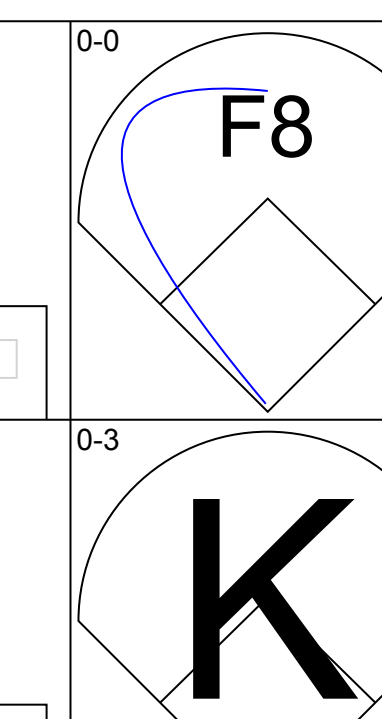
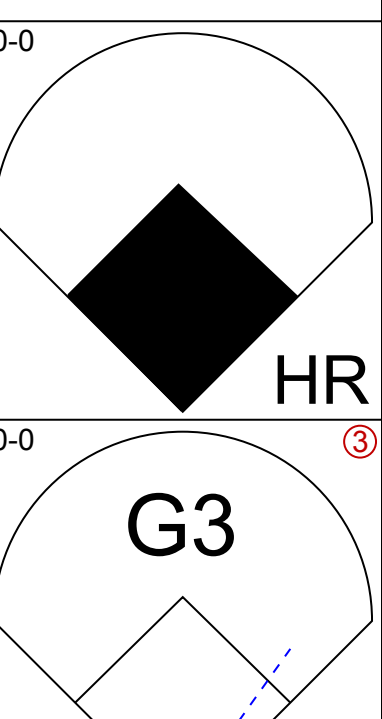
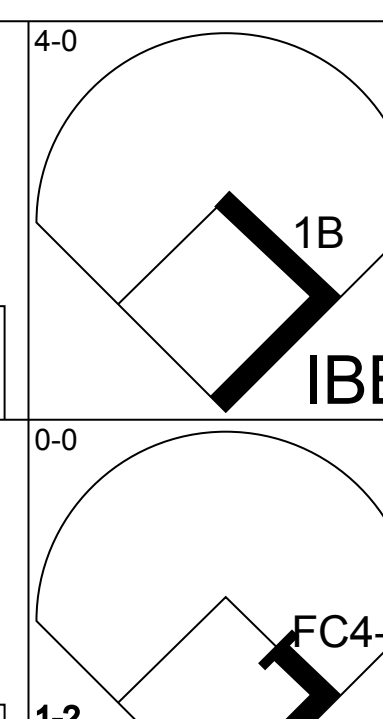
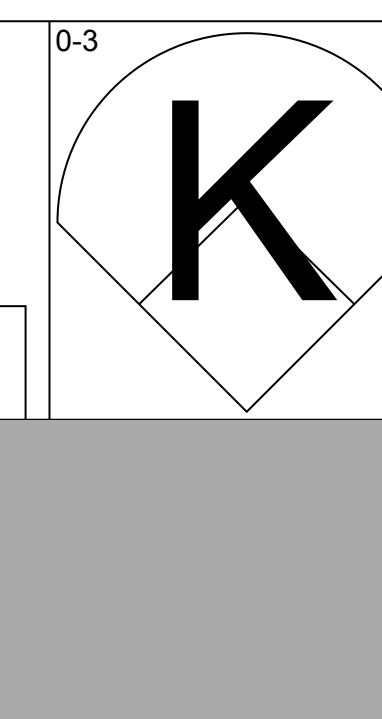
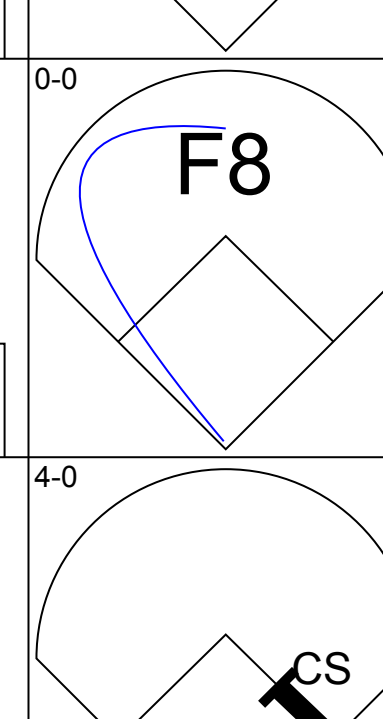
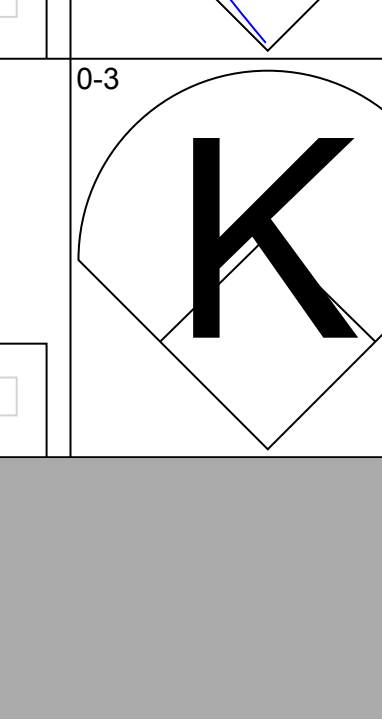
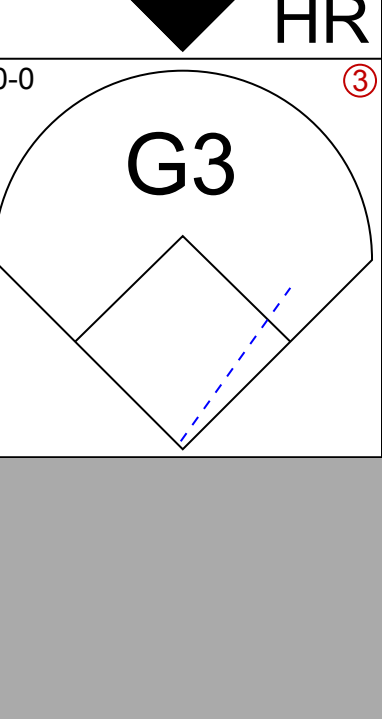
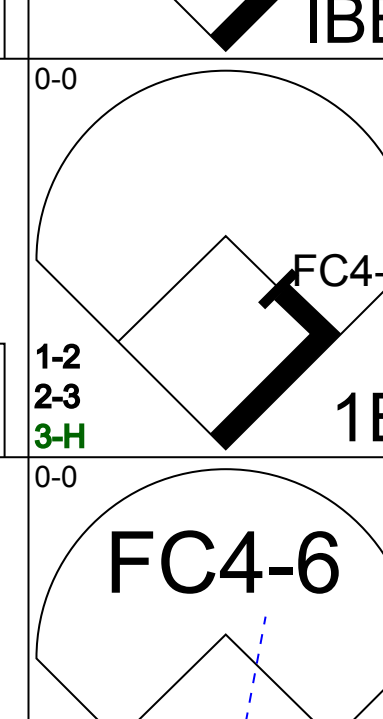

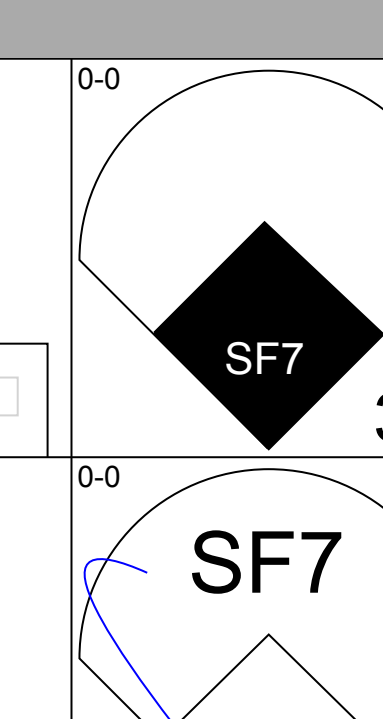
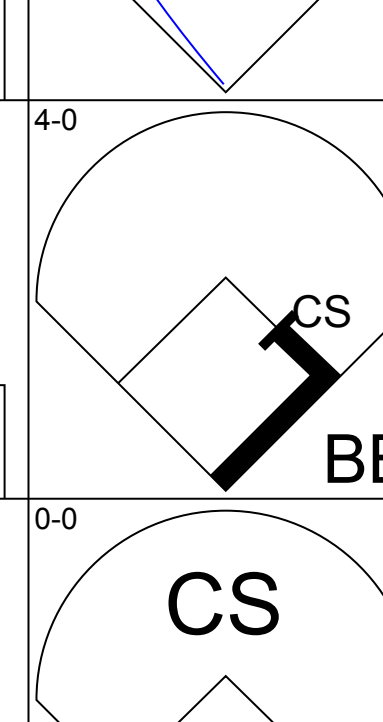
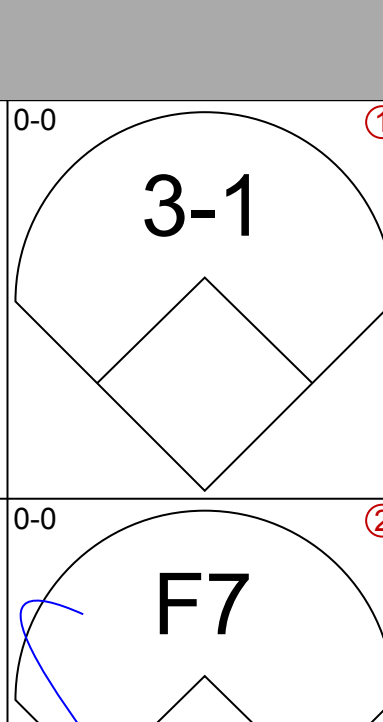
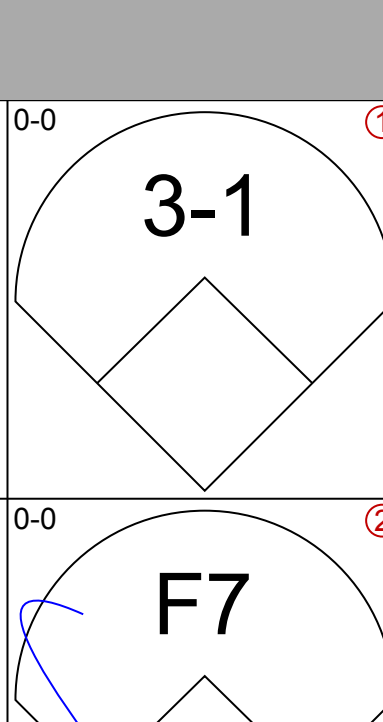
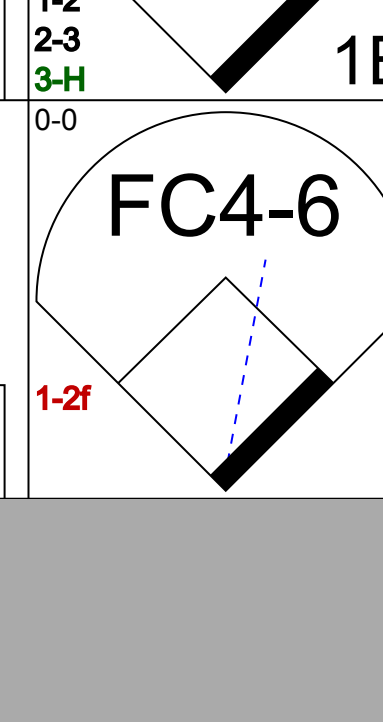
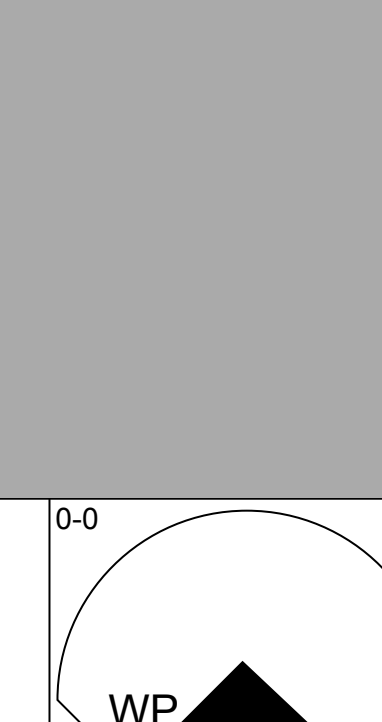
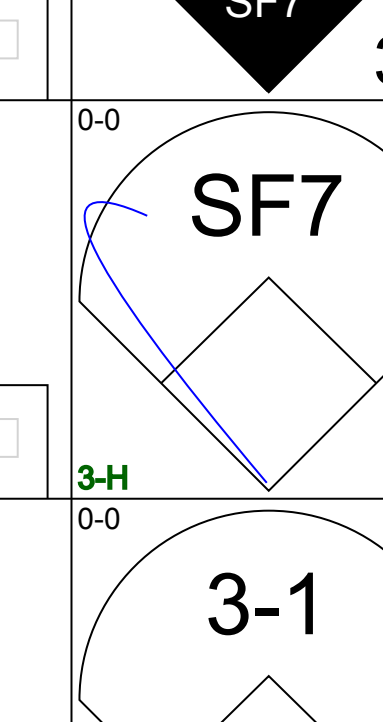
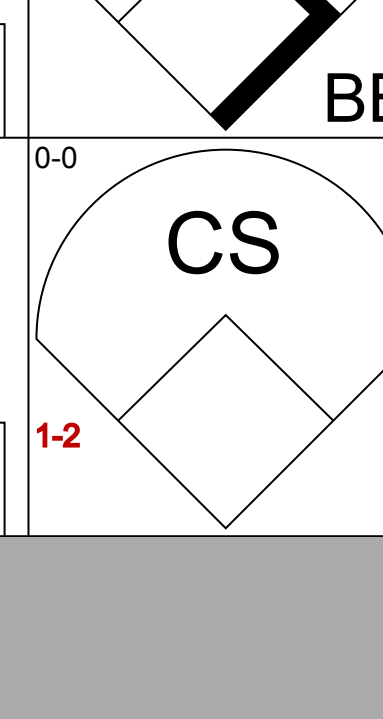
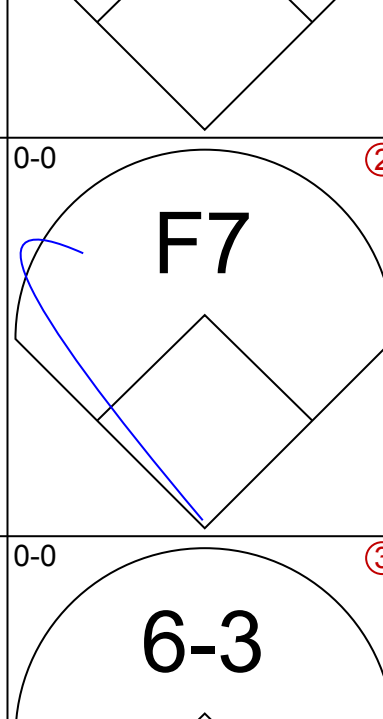
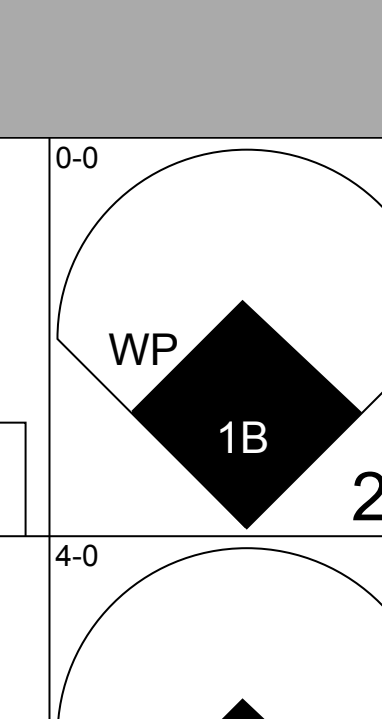
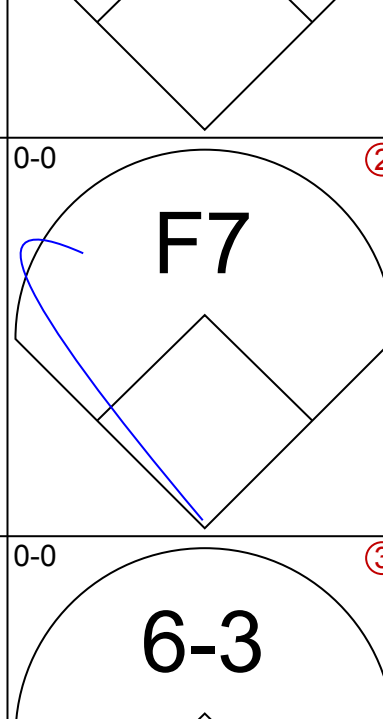
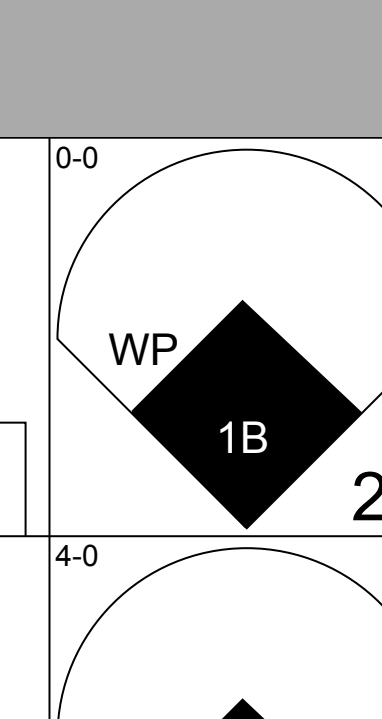
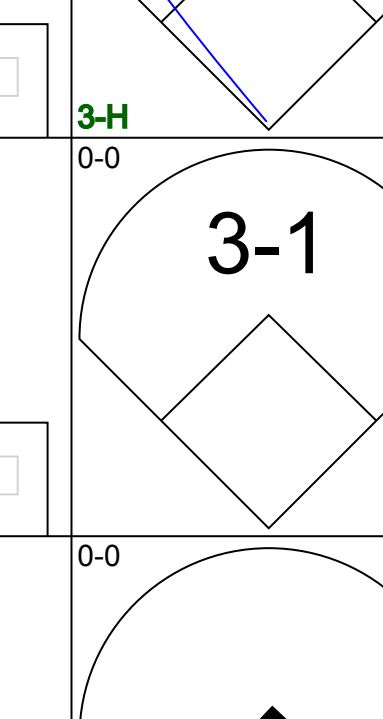
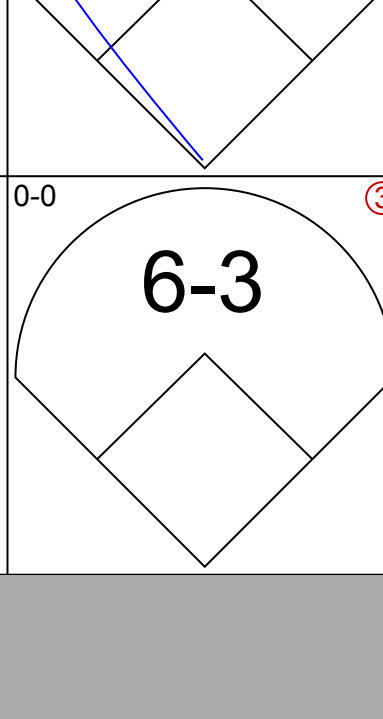
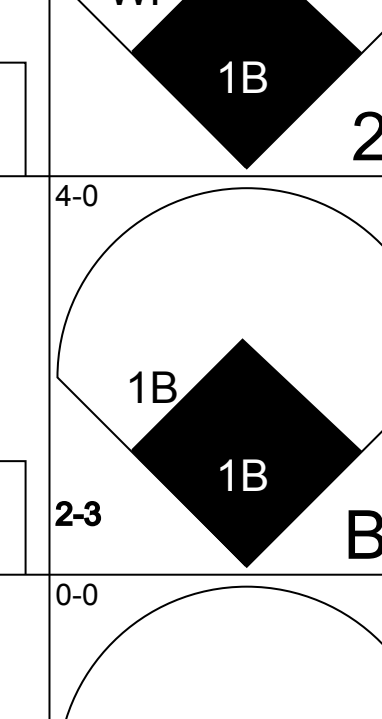
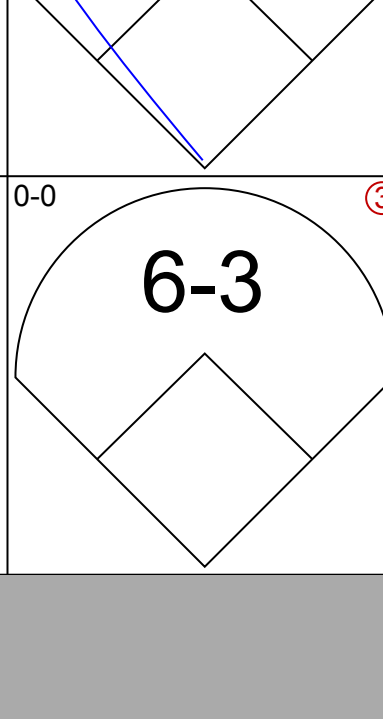
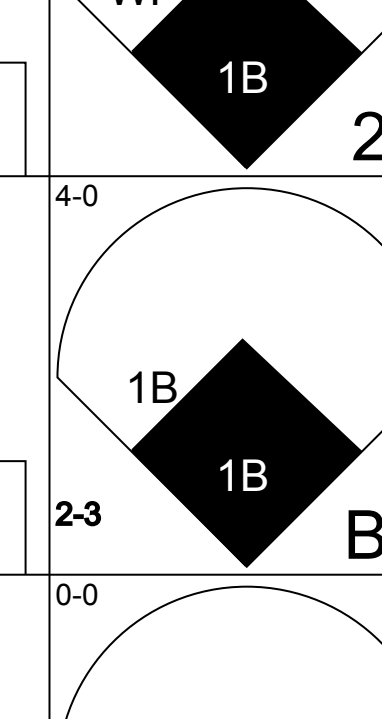
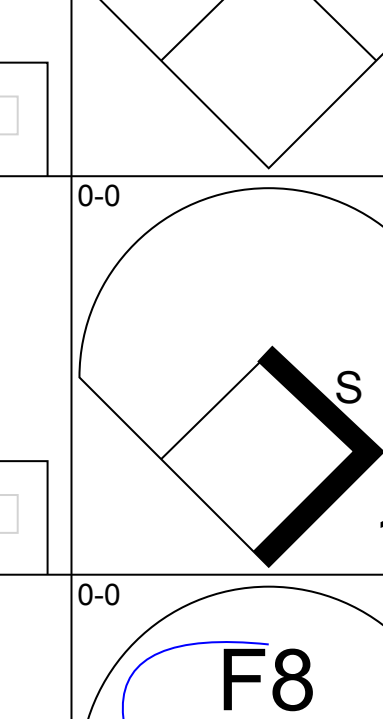
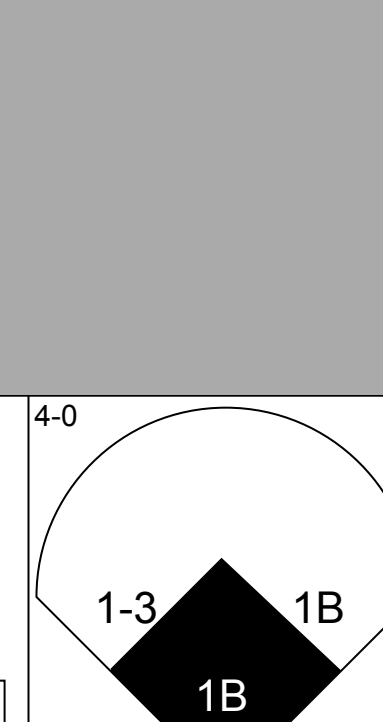
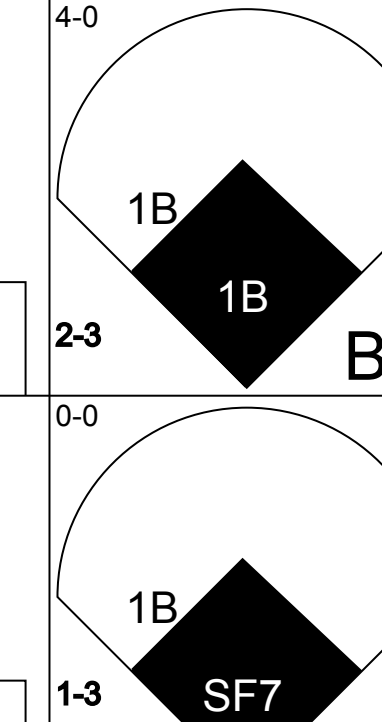
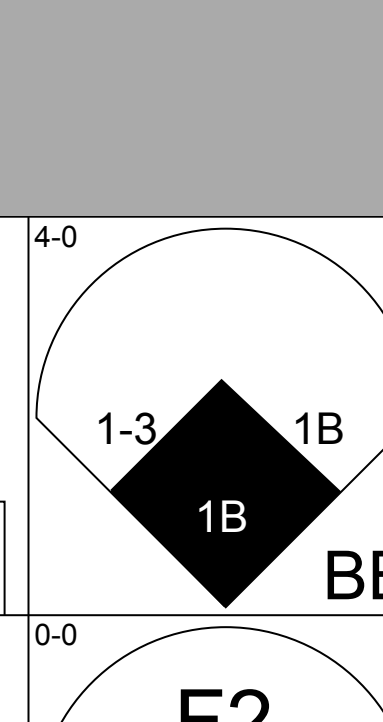
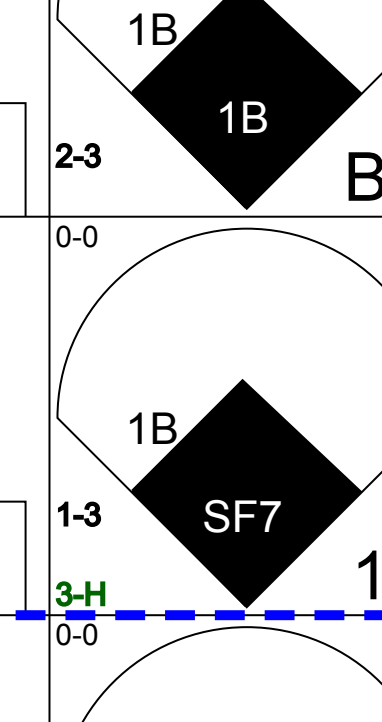
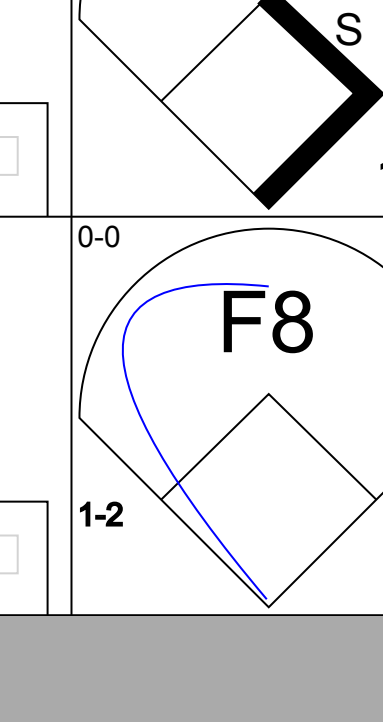
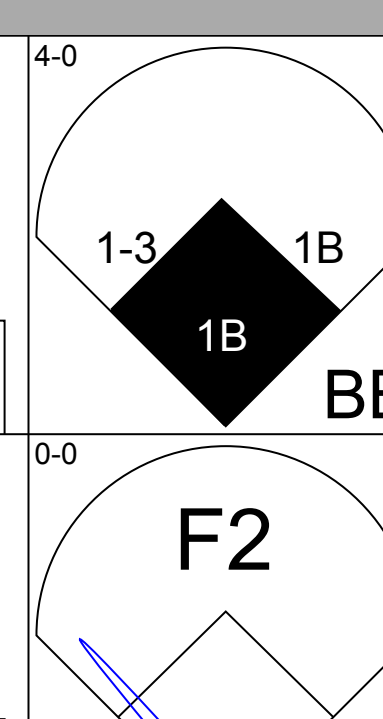
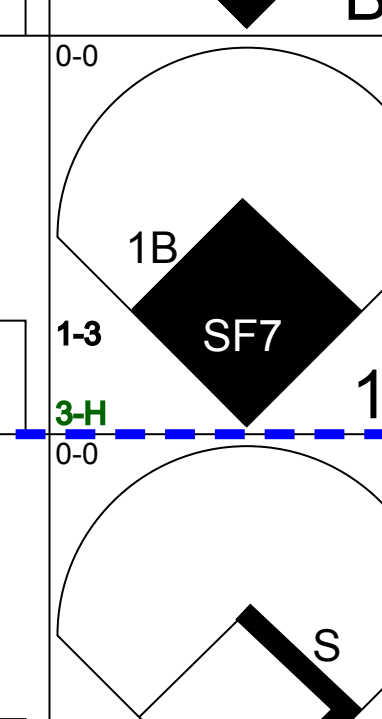
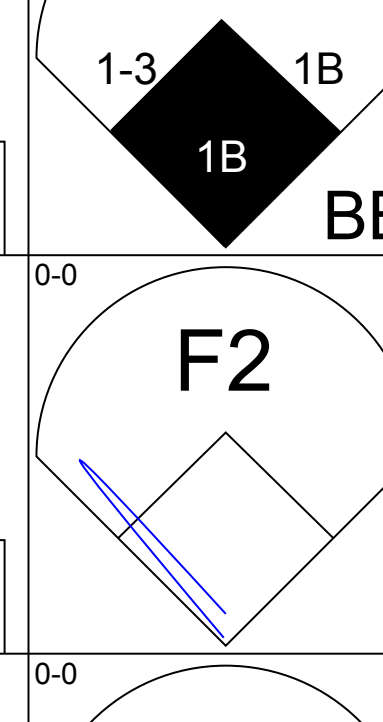
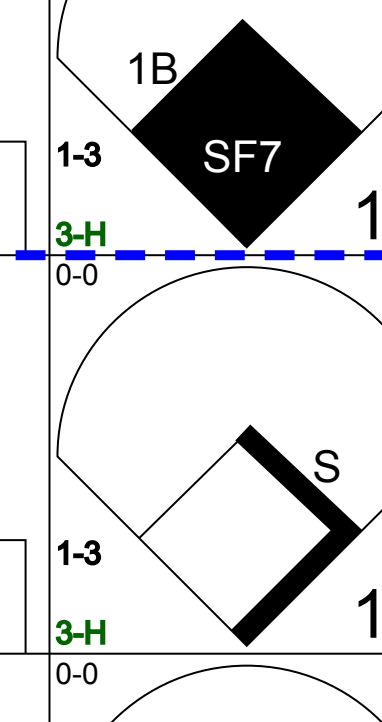
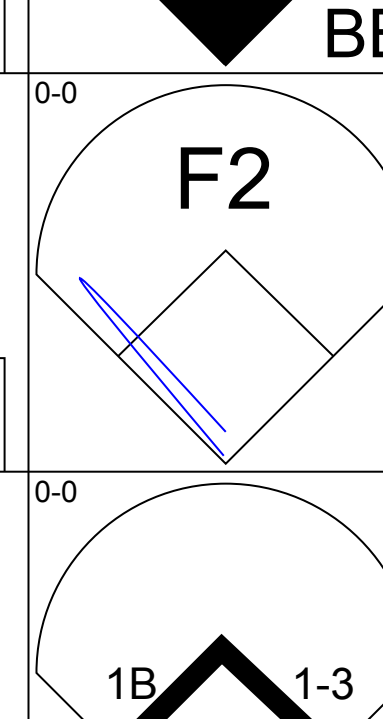
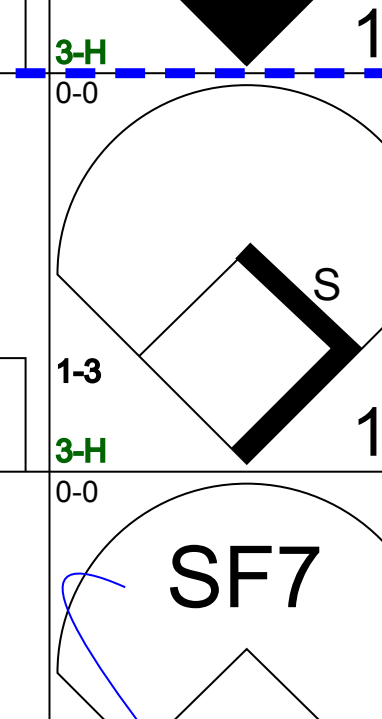
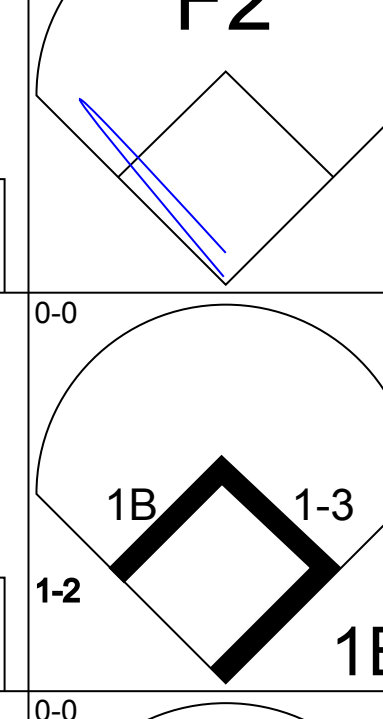
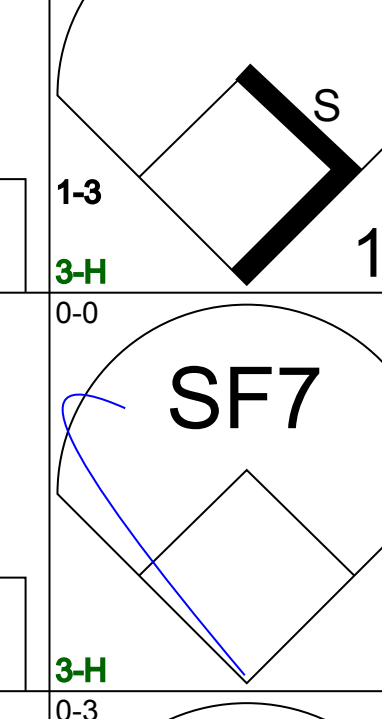
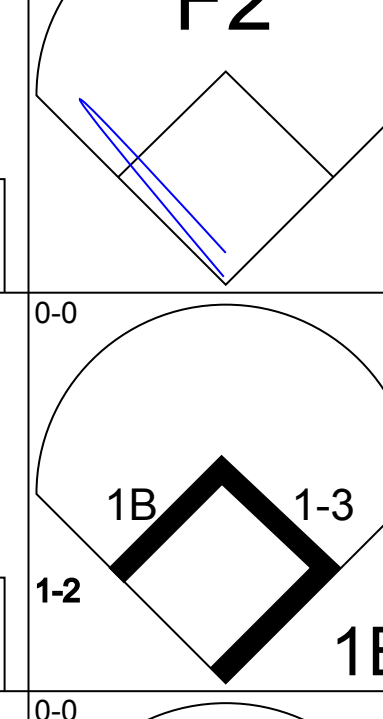
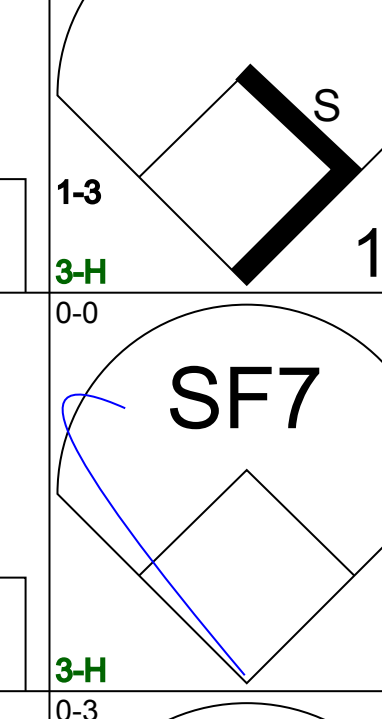
Texas Rangers @ Toronto Blue Jays
Exhibition Stadium, Toronto, ON
Fri Aug 02 1985, 7:05 PM EDT
Att: 28,429 - Unknown

AB 31
R 5
H 10
RBI 5
BB 5
SO 4
LOB 16



Batter	1	2	3	4	5	6	7	8	9	AB	R	H	RBI	BB	SO	LOB	TOP										
Oddibe McDowell, L OBP: 0.233, SLG: 0.424 (1, 8)										4	0	1	0	1	1	4	Texas Rangers @ Toronto Blue Jays Exhibition Stadium, Toronto, ON Sat Aug 03 1985, 3:33 AM EDT Att: 35,109 - Unknown AB 33 R 1 H 9 RBI 1 BB 4 SO 5 LOB 19										
Toby Harrah, R OBP: 0.454, SLG: 0.415 (1, 4)										5	0	1	1	0	0	5											
Pete O'Brien, L OBP: 0.325, SLG: 0.422 (1, 3)										4	0	2	0	0	1	2											
Cliff Johnson, R OBP: 0.356, SLG: 0.482 (1, 10)										4	0	1	0	0	0	3											
Gary Ward, R OBP: 0.318, SLG: 0.394 (1, 7)										3	0	0	0	1	0	0											
Bill Stein, R OBP: 0.266, SLG: 0.290 (1, 5)										4	0	0	0	0	1	2											
George Wright, S OBP: 0.233, SLG: 0.208 Geno Petralli, L OBP: 0.313, SLG: 0.220 (7, 2)										2	1	1	0	1	1	0											
Glenn Brummer, R OBP: 0.330, SLG: 0.253 Duane Walker, L OBP: 0.291, SLG: 0.354 (7, 9)										1	0	0	0	0	0	0											
Curtis Wilkerson, S OBP: 0.297, SLG: 0.301 Bob Jones, L OBP: 0.235, SLG: 0.241 (9, PH)										2	0	1	0	1	0	2											
Inning Stats	R: 0 E: 0 K: 0 S: 4	H: 2 LOB: 1 BB: 0 P: 4	R: 0 E: 1 K: 0 S: 4	H: 1 LOB: 2 BB: 0 P: 5	R: 0 E: 0 K: 1 S: 5	H: 2 LOB: 0 BB: 0 P: 4	R: 0 E: 0 K: 1 S: 5	H: 0 LOB: 0 BB: 0 P: 5	R: 0 E: 0 K: 1 S: 6	H: 1 LOB: 2 BB: 1 P: 10	R: 1 E: 0 K: 2 S: 8	H: 1 LOB: 2 BB: 2 P: 16	R: 0 E: 0 K: 0 S: 3	H: 0 LOB: 0 BB: 0 P: 3	R: 0 E: 0 K: 1 S: 6	H: 1 LOB: 2 BB: 1 P: 10		1B: 7 2B: 2 3B: 0 HR: 0	SF: 0 SAC: 0 DP: 2 HBP: 1	WP: 0 PB: 1 SB: 0 CS: 0	PA: 38						
PITCHER	IP	WLS	BF	H	R	ER	SO	BB	IBB	HBP	BLK	WP	HR	S	P	ERA	WHIP										
Jimmy Key, L ERA: 2.64 (1, 1)	2.1		11	4	0	0	0	0	0	0	0	0	0	10	11	0.00	1.714										
Dennis Lamp, R ERA: 3.55 (3, 1)	3.2	W	13	3	0	0	2	1	0	0	0	0	0	16	20	0.00	1.091										
Jim Acker, R ERA: 3.13 (7, 1)	0.0		3	1	1	1	0	2	0	0	0	0	0	1	9	∞	∞										
Gary Lavelle, L ERA: 2.78 (7, 1)	1.0		3	0	0	0	2	0	0	0	0	0	0	7	7	0.00	0.000										
Bill Caudill, R ERA: 3.12 (8, 1)	2.0	S	8	1	0	0	1	1	0	0	0	0	0	9	13	0.00	1.000										

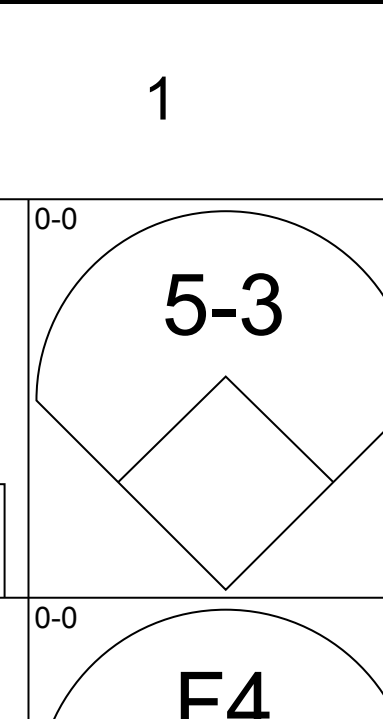
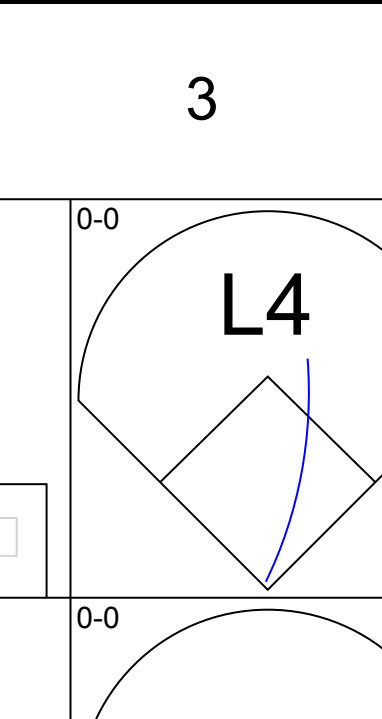
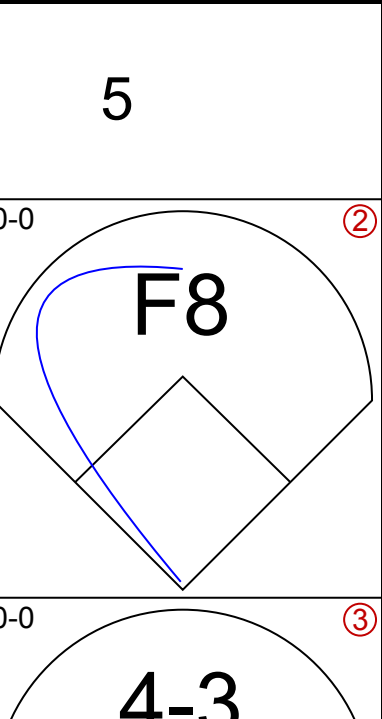
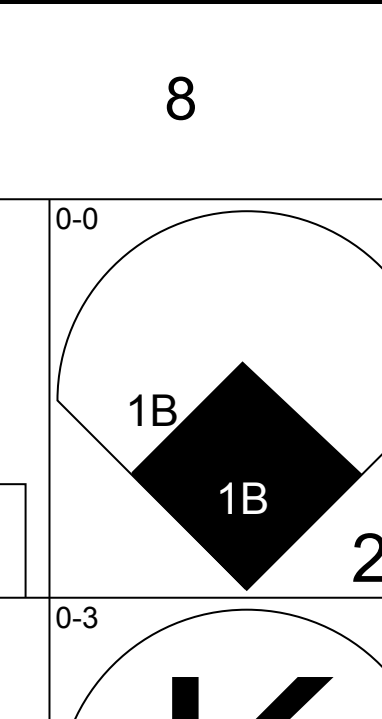
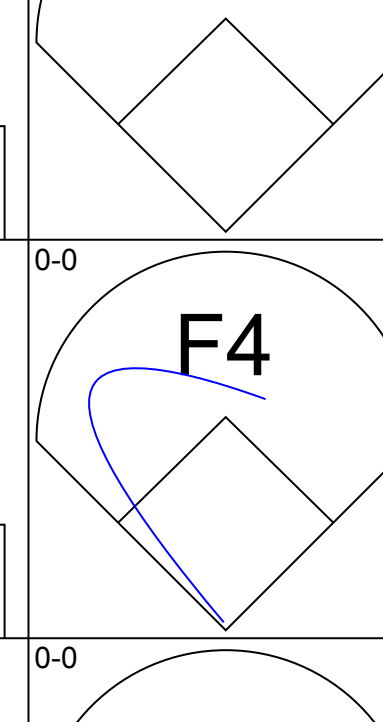
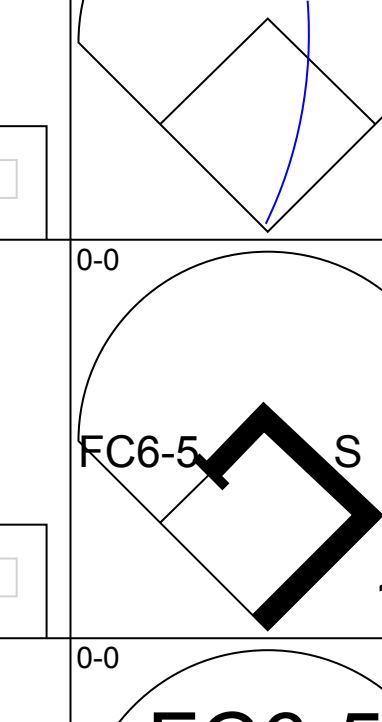
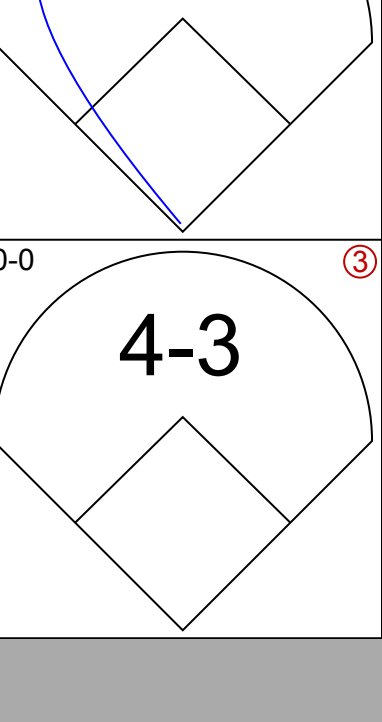
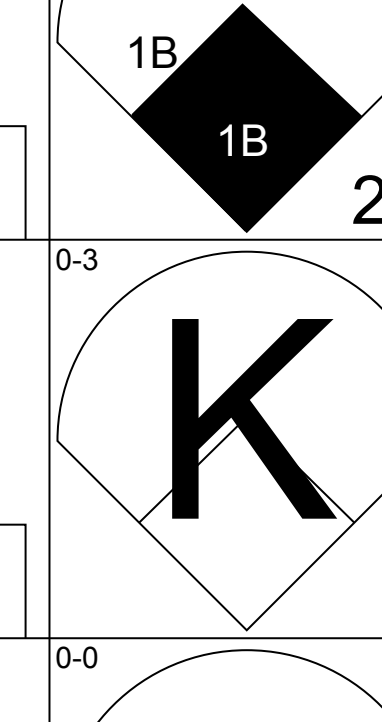
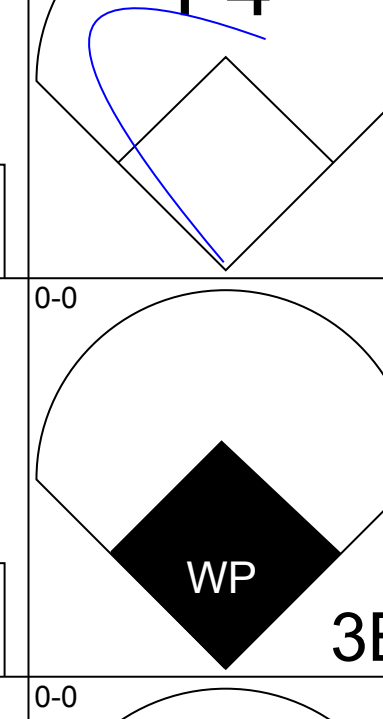
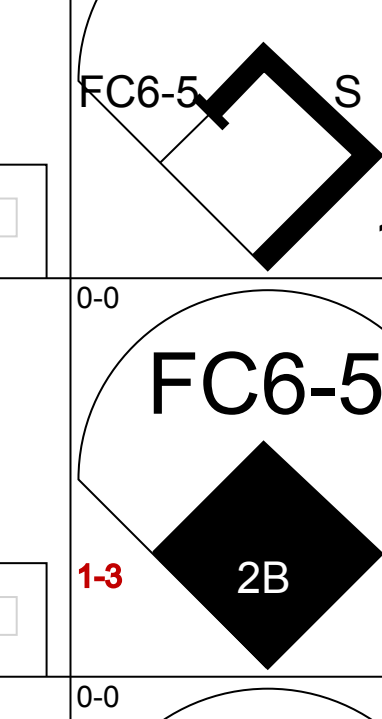
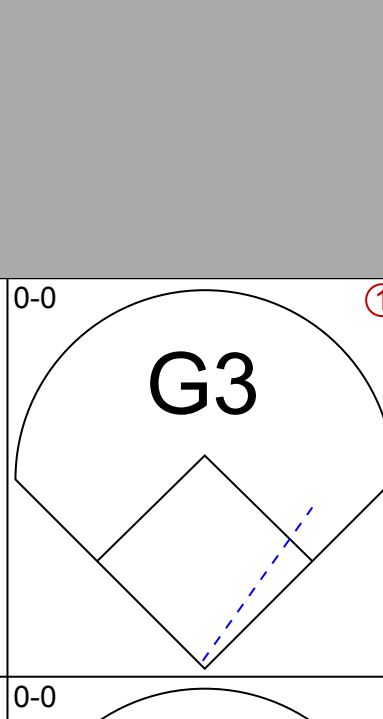
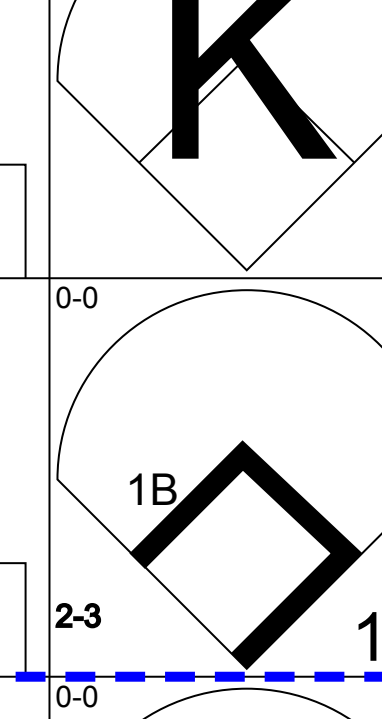
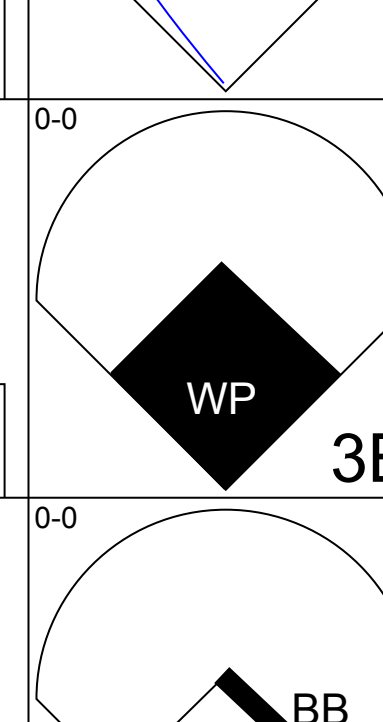
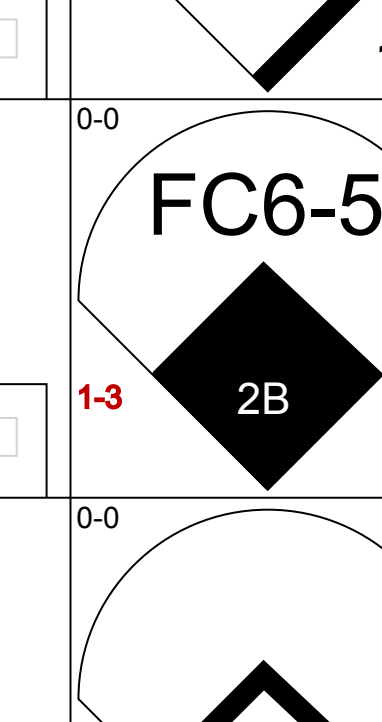
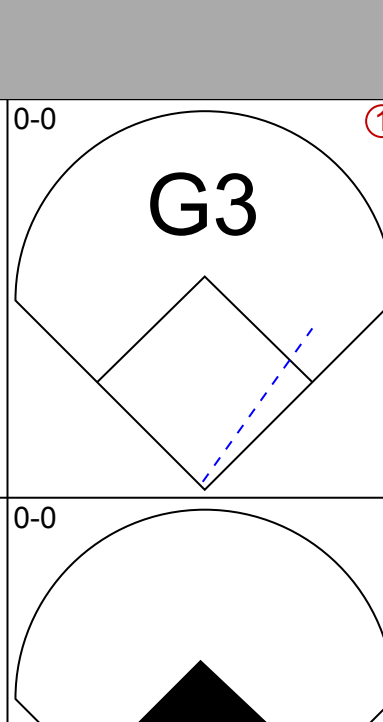
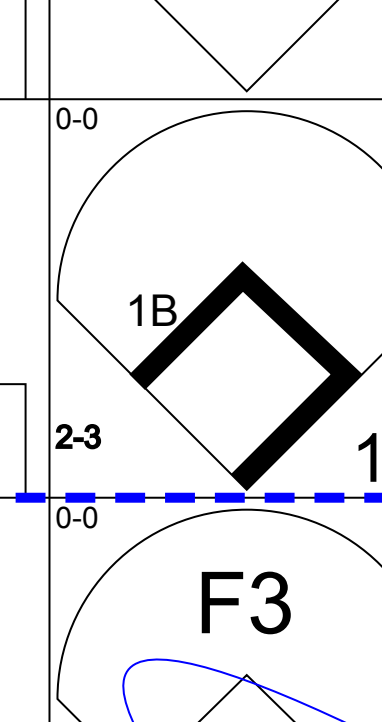
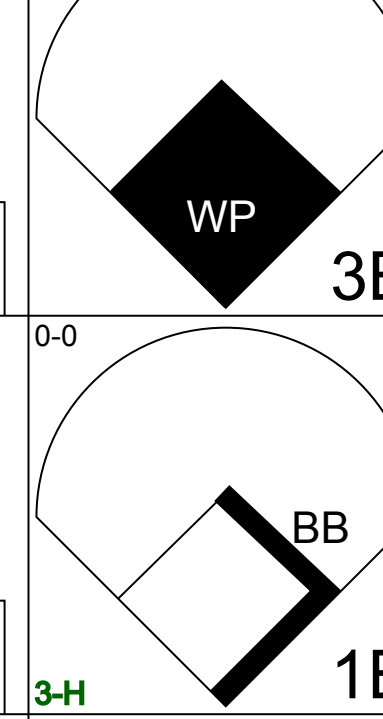
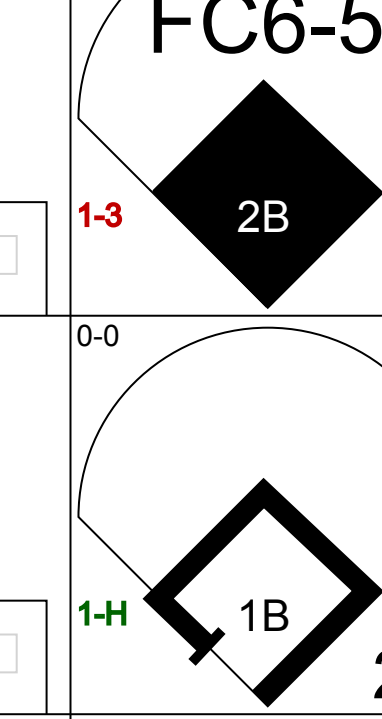
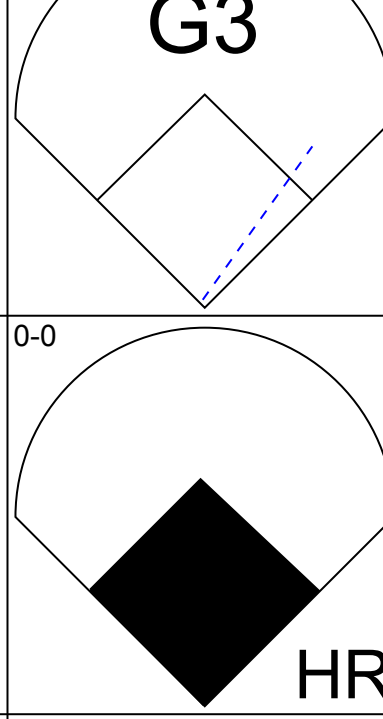
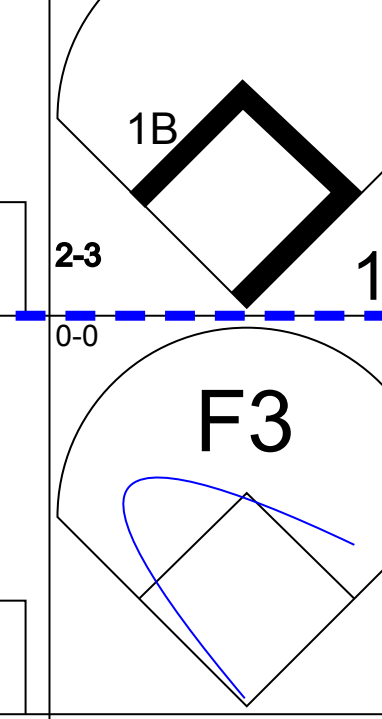
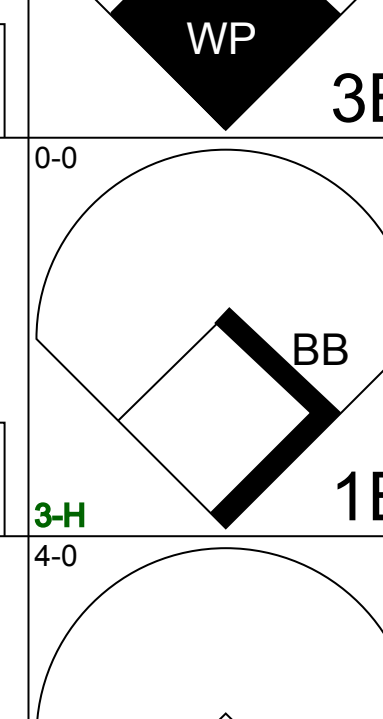
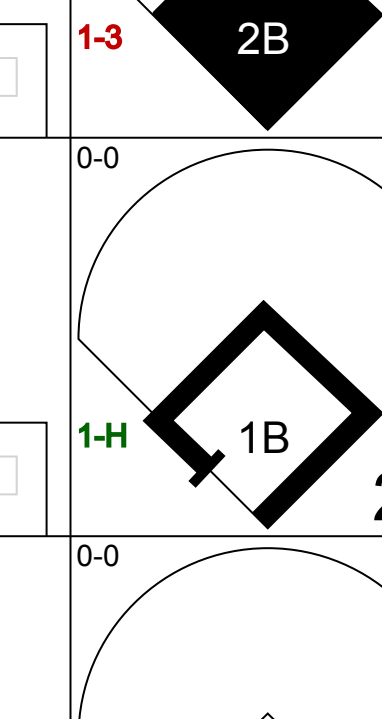

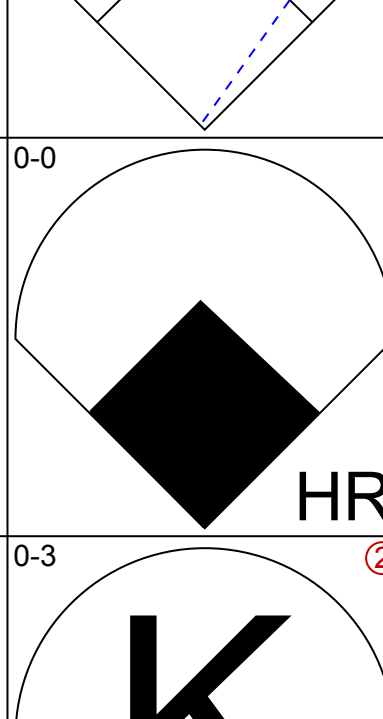
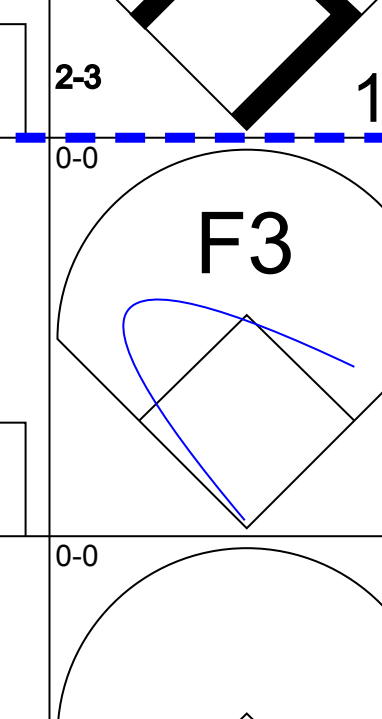












Batter	1	2	3	4	5	6	7	8	9	AB	R	H	RBI	BB	SO	LOB	BOTTOM										
Damaso Garcia, R OBP: 0.311, SLG: 0.378 Manuel Lee, S OBP: 0.143, SLG: 0.111 (7, 4)										4	0	1	0	0	0	2	Texas Rangers @ Toronto Blue Jays Exhibition Stadium, Toronto, ON Sat Aug 03 1985, 3:33 AM EDT Att: 35,109 - Unknown AB 33 R 4 H 11 RBI 4 BB 1 SO 3 LOB 14										
Lloyd Moseby, L OBP: 0.336, SLG: 0.375 (1, 8)										3	0	1	0	1	0	1											
Jeff Burroughs, R OBP: 0.365, SLG: 0.444 Al Oliver, L OBP: 0.303, SLG: 0.404 (7, PH)										3	0	1	0	0	1	2											
George Bell, R OBP: 0.330, SLG: 0.498 Lou Thornton, L OBP: 0.259, SLG: 0.321 (8, 7)										3	1	1	0	0	0	1											
Jesse Barfield, R OBP: 0.348, SLG: 0.484 (1, 9)										4	0	1	0	0	1	2											
Cecil Fielder, R OBP: 0.400, SLG: 0.500 Willie Upshaw, L OBP: 0.340, SLG: 0.427 (6, FR)										3	0	1	1	0	0	1											
Garth Iorg, R OBP: 0.371, SLG: 0.423 (1, 5)										4	1	3	0	0	0	1											
Gary Allenson, R OBP: 0.222, SLG: 0.278 (1, 2)										4	1	1	2	0	0	3											
Tony Fernandez, S OBP: 0.319, SLG: 0.366 (1, 6)										3	0	1	1	0	0	0											
Inning Stats	R: 0 E: 0 K: 0 S: 4	H: 1 LOB: 1 BB: 0 P: 4	R: 0 E: 0 K: 0 S: 4	H: 1 LOB: 0 BB: 0 P: 4	R: 0 E: 0 K: 1 S: 5	H: 0 LOB: 1 BB: 1 P: 9	R: 1 E: 0 K: 0 S: 5	H: 2 LOB: 1 BB: 0 P: 5	R: 0 E: 0 K: 0 S: 4	H: 1 LOB: 1 BB: 0 P: 4	R: 3 E: 0 K: 0 S: 7	H: 4 LOB: 2 BB: 0 P: 7	R: 0 E: 0 K: 1 S: 5	H: 1 LOB: 1 BB: 0 P: 6	R: 0 E: 0 K: 1 S: 5	H: 1 LOB: 0 BB: 0 P: 5		1B: 6 2B: 5 3B: 0 HR: 0	SF: 0 SAC: 0 DP: 1 HBP: 1	WP: 0 PB: 0 SB: 1 CS: 1	PA: 35						
PITCHER	IP	WLS	BF	H	R	ER	SO	BB	IBB	HBP	BLK	WP	HR	S	P	ERA	WHIP										
Chris Welsh, L ERA: 2.7 (1, 1)	5.2	L	27	9	4	4	4	1	0	0	0	0	0	28	32	6.35	1.765										
Dave Stewart, R ERA: 5.03 (6, 1)	2.1		8	2	0	0	2	0	0	1	0	0	0	11	12	0.00	0.857										

Batter	1	2	3	4	5	6	7	8	9	AB	R	H	RBI	BB	SO	LOB	TOP					
Oddibe McDowell, L (1, 8) OBP: 0.282, SLG: 0.432										4	1	1	1	1	2	3						
Wayne Tolleson, S (1, 5) OBP: 0.384, SLG: 0.394										5	1	2	1	0	1	2						
Pete O'Brien, L (1, 3) OBP: 0.324, SLG: 0.419										3	0	0	1	1	0	3						
Cliff Johnson, R (1, 10) OBP: 0.354, SLG: 0.482 George Wright, S (8, PR) OBP: 0.232, SLG: 0.207										4	0	1	0	0	1	0						
Gary Ward, R (1, 7) OBP: 0.321, SLG: 0.403										4	2	2	1	1	0	0						
Toby Harrah, R (1, 4) OBP: 0.454, SLG: 0.413										4	2	1	1	1	0	1						
Duane Walker, L (1, 9) OBP: 0.290, SLG: 0.373										4	1	2	1	0	1	1						
Geno Petralli, L (1, 2) OBP: 0.333, SLG: 0.256										2	0	2	1	0	0	0						
Curtis Wilkerson, S (1, 6) OBP: 0.296, SLG: 0.300										4	0	1	0	0	1	4						
Inning Stats	R: 0 E: 0 K: 1 S: 4	H: 0 LOB: 0 BB: 1 P: 8	R: 0 E: 0 K: 0 S: 3	H: 0 LOB: 0 BB: 0 P: 3	R: 0 E: 0 K: 2 S: 9	H: 2 LOB: 2 BB: 0 P: 9	R: 1 E: 0 K: 1 S: 6	H: 1 LOB: 0 BB: 0 P: 6	R: 2 E: 1 K: 0 S: 5	H: 2 LOB: 0 BB: 0 P: 5	R: 0 E: 0 K: 0 S: 3	H: 0 LOB: 0 BB: 0 P: 3	R: 1 E: 0 K: 0 S: 5	H: 2 LOB: 2 BB: 2 P: 13	R: 3 E: 0 K: 2 S: 10	H: 3 LOB: 1 BB: 1 P: 14	R: 1 E: 0 K: 0 S: 5	H: 2 LOB: 1 BB: 0 P: 5	1B: 7 2B: 2 3B: 1 HR: 2	SF: 2 SAC: 1 DP: 0 HBP: 0	WP: 1 PB: 0 SB: 2 CS: 1	PA: 43
PITCHER	IP	WLS	BF	H	R	ER	SO	BB	IBB	HBP	BLK	WP	HR	S	P	ERA	WHIP					
Dave Stieb, R (1, 1) ERA: 2.24	7.0	L	33	9	7	7	4	3	1	0	0	1	2	37	53	9.00	1.714					
Ron Musselman, R (8, 1) ERA: 4.47	2.0		9	3	1	1	2	0	0	0	0	0	0	13	13	4.50	1.500					

Texas Rangers @ Toronto Blue Jays
Exhibition Stadium, Toronto, ON
Sun Aug 04 1985, 3:33 AM EDT
Att: 36,272 - Unknown

AB	35
R	8
H	12
RBI	7
BB	4
SO	6
LOB	14



Batter	1	2	3	4	5	6	7	8	9	AB	R	H	RBI	BB	SO	LOB	BOTTOM				
Damaso Garcia, R (1, 4) OBP: 0.310, SLG: 0.379										4	1	1	0	0	0	0					
Lloyd Moseby, L (1, 8) OBP: 0.336, SLG: 0.373										4	0	1	0	0	1	1					
Rance Mulliniks, L (1, 5) OBP: 0.420, SLG: 0.520										4	2	2	0	0	0	1					
George Bell, R (1, 7) OBP: 0.333, SLG: 0.510										4	1	3	2	0	0	2					
Al Oliver, L (1, 10) OBP: 0.314, SLG: 0.409										3	0	2	1	1	1	0					
Willie Upshaw, L (1, 3) OBP: 0.336, SLG: 0.423										4	0	0	0	0	1	4					
Ernie Whitt, L (1, 2) OBP: 0.341, SLG: 0.506										4	0	0	0	0	0	0					
Jesse Barfield, R (1, 9) OBP: 0.348, SLG: 0.480										3	0	0	0	1	0	0					
Tony Fernandez, S (1, 6) OBP: 0.316, SLG: 0.362										4	0	0	0	0	0	2					
Inning Stats	R: 1 E: 0 K: 0 S: 5	H: 2 LOB: 2 BB: 1 P: 9	R: 0 E: 0 K: 0 S: 2	H: 0 LOB: 0 BB: 1 P: 6	R: 1 E: 0 K: 0 S: 5	H: 3 LOB: 0 BB: 0 P: 5	R: 0 E: 0 K: 0 S: 3	H: 0 LOB: 0 BB: 0 P: 3	R: 0 E: 0 K: 2 S: 8	H: 1 LOB: 0 BB: 0 P: 8	R: 0 E: 0 K: 0 S: 3	H: 0 LOB: 0 BB: 0 P: 3	R: 1 E: 0 K: 1 S: 8	H: 3 LOB: 2 BB: 0 P: 8	R: 0 E: 1 K: 0 S: 3	H: 0 LOB: 0 BB: 0 P: 3	1B: 5 2B: 2 3B: 1 HR: 1	SF: 0 SAC: 0 DP: 1 HBP: 0	WP: 1 PB: 0 SB: 1 CS: 1	PA: 36	
PITCHER	IP	WLS	BF	H	R	ER	SO	BB	IBB	HBP	BLK	WP	HR	S	P	ERA	WHIP				
Charlie Hough, R (1, 1) ERA: 3.44	7.1	W	30	8	4	4	3	2	0	0	0	1	1	34	42	4.91	1.364				
Dave Schmidt, R (8, 1) ERA: 1.97	1.2	S	6	1	0	0	0	0	0	0	0	0	0	6	6	0.00	0.600				

Texas Rangers @ Toronto Blue Jays
Exhibition Stadium, Toronto, ON
Sun Aug 04 1985, 3:33 AM EDT
Att: 36,272 - Unknown

AB	34
R	4
H	9
RBI	3
BB	2
SO	3
LOB	10



Batter	1	2	3	4	5	6	7	8	9	AB	R	H	RBI	BB	SO	LOB	TOP										
Paul Moltzer, R OBP: 0.363, SLG: 0.416 (1, 5)										4	0	1	0	0	1	4	Milwaukee Brewers @ Texas Rangers Arlington Stadium, Arlington, TX Thu Aug 08 1985, 8:05 PM EDT Unknown										
Robin Yount, R OBP: 0.331, SLG: 0.432 (1, 8)										5	0	0	0	0	1	5											
Cecil Cooper, L OBP: 0.325, SLG: 0.461 (1, 3)										4	1	2	1	1	0	2											
Ted Simmons, S OBP: 0.337, SLG: 0.402 (1, 10)										3	1	0	0	2	0	3											
Ben Oglivie, L OBP: 0.369, SLG: 0.458 (1, 7)										5	1	3	3	0	0	0											
Bill Schroeder, R OBP: 0.318, SLG: 0.478 (1, 2)										5	1	2	0	0	2	3											
Ernest Riles, L OBP: 0.329, SLG: 0.402 (1, 6)										5	1	1	0	0	1	5											
Paul Householder, S OBP: 0.311, SLG: 0.325 (1, 9)										3	1	2	1	0	1	1											
Ed Romero, R OBP: 0.287, SLG: 0.231 (1, 4)										3	1	2	1	1	0	1											
Inning Stats	R: 0 E: 0 K: 0 S: 3	H: 1 LOB: 1 BB: 1 P: 7	R: 2 E: 0 K: 0 S: 6	H: 3 LOB: 1 BB: 0 P: 6	R: 1 E: 0 K: 1 S: 7	H: 2 LOB: 2 BB: 1 P: 11	R: 0 E: 0 K: 1 S: 7	H: 2 LOB: 2 BB: 0 P: 7	R: 0 E: 0 K: 1 S: 5	H: 0 LOB: 0 BB: 0 P: 5	R: 1 E: 1 K: 1 S: 7	H: 1 LOB: 1 BB: 0 P: 7	R: 2 E: 0 K: 2 S: 9	H: 2 LOB: 1 BB: 1 P: 13	R: 1 E: 0 K: 0 S: 4	H: 1 LOB: 1 BB: 0 P: 8		R: 0 E: 0 K: 0 S: 3	H: 1 LOB: 0 BB: 0 P: 3	1B: 8 2B: 4 3B: 0 HR: 1	SF: 0 SAC: 2 DP: 2 HBP: 0	WP: 2 PB: 0 SB: 1 CS: 0	PA: 43				
PITCHER	IP	WLS	BF	H	R	ER	SO	BB	IBB	HBP	BLK	WP	HR	S	P	ERA	WHIP										
Jeff Russell, R ERA: 5.4 (1, 1)	5.0	L	25	9	4	3	3	2	0	0	0	1	0	29	37	5.40	2.200										
Greg Harris, R ERA: 2.45 (6, 1)	2.0		10	2	2	2	3	1	0	0	0	0	1	15	19	9.00	1.500										
Dave Stewart, R ERA: 5.01 (8, 1)	2.0		8	2	1	1	0	1	0	0	0	0	0	7	11	4.50	1.500										

Batter	1	2	3	4	5	6	7	8	9	AB	R	H	RBI	BB	SO	LOB	BOTTOM										
Oddibe McDowell, L OBP: 0.288, SLG: 0.433 (1, 8)										4	0	2	0	1	1	3	Milwaukee Brewers @ Texas Rangers Arlington Stadium, Arlington, TX Thu Aug 08 1985, 8:05 PM EDT Unknown										
Wayne Tolleson, S OBP: 0.381, SLG: 0.391 (1, 6)										4	1	1	0	0	1	3											
Pete O'Brien, L OBP: 0.322, SLG: 0.424 (1, 3)										5	1	1	1	0	1	3											
Cliff Johnson, R OBP: 0.347, SLG: 0.472 (1, 10)										5	0	0	0	0	1	2											
Gary Ward, R OBP: 0.327, SLG: 0.406 (1, 7)										4	2	3	1	0	0	0											
Toby Harrah, R OBP: 0.481, SLG: 0.417 (1, 4)										2	0	2	1	3	0	0											
Duane Walker, L OBP: 0.284, SLG: 0.365 (1, 9)										2	0	0	0	0	0	3											
George Wright, S OBP: 0.225, SLG: 0.204 (6, PH) (6, 9)										3	0	0	0	0	1	5											
Steve Buechele, R OBP: 0.280, SLG: 0.217 (1, 5)										4	0	1	1	0	1	1											
Geno Petralli, L OBP: 0.345, SLG: 0.244 (1, 2)										2	0	0	0	2	1	0											
Inning Stats	R: 0 E: 1 K: 2 S: 8	H: 1 LOB: 1 BB: 0 P: 8	R: 0 E: 0 K: 1 S: 5	H: 0 LOB: 1 BB: 1 P: 9	R: 0 E: 0 K: 0 S: 2	H: 0 LOB: 2 BB: 2 P: 10	R: 1 E: 0 K: 1 S: 6	H: 1 LOB: 3 BB: 2 P: 15	R: 2 E: 0 K: 2 S: 10	H: 3 LOB: 1 BB: 0 P: 10	R: 0 E: 0 K: 0 S: 3	H: 0 LOB: 0 BB: 0 P: 3	R: 1 E: 0 K: 0 S: 6	H: 3 LOB: 2 BB: 0 P: 6	R: 0 E: 0 K: 1 S: 6	H: 1 LOB: 1 BB: 0 P: 6	R: 0 E: 0 K: 0 S: 4	H: 1 LOB: 2 BB: 1 P: 8	1B: 9 2B: 0 3B: 0 HR: 1	SF: 0 SAC: 1 DP: 0 HBP: 1	WP: 0 PB: 0 SB: 5 CS: 0	PA: 43					
PITCHER	IP	WLS	BF	H	R	ER	SO	BB	IBB	HBP	BLK	WP	HR	S	P	ERA	WHIP										
Jaime Cocanower, R ERA: 3.99 (1, 1)	4.2		24	5	3	3	5	5	0	0	0	0	0	11	28	4.50	1.500										
Rick Waits, L ERA: 6.0 (5, 1)	2.0	W	9	3	1	1	1	0	0	0	0	0	0	11	11	4.50	1.500										
Bob Gibson, R ERA: 3.34 (7, 1)	2.1	S	10	2	0	0	1	1	0	0	0	0	0	11	15	0.00	1.286										

Batter	1	2	3	4	5	6	7	8	9	AB	R	H	RBI	BB	SO	LOB	TOP					
Paul Moltzer, R OBP: 0.364, SLG: 0.415 (1, 5)	5-3	F8					1B SF9 1B		K	5	2	2	0	0	1	2	Milwaukee Brewers @ Texas Rangers Arlington Stadium, Arlington, TX Thu Aug 08 1985, 8:05 PM EDT Att: 11,333 - Unknown					
Ernest Riles, L OBP: 0.331, SLG: 0.402 (1, 6)	K		2B			F8	F8 1B SF8 1B		K	5	1	2	0	0	2	1						
Cecil Cooper, L OBP: 0.329, SLG: 0.462 (1, 10)	S BB		F9			SF9 1B	1-2		4-3	4	0	2	1	1	0	1						
Ted Simmons, S OBP: 0.341, SLG: 0.407 Robin Yount, R OBP: 0.331, SLG: 0.432 (1, 3) (8, 3)	1-2 BB						F8			3	0	2	0	1	0	2						
Ben Oglvie, L OBP: 0.364, SLG: 0.455 (1, 7)	K		F6			SF9	SF8			0	0	0	0	0	0	0						
Paul Householder, S OBP: 0.364, SLG: 0.316 (1, 9)		F7	L7			4-3	4-3			2	0	0	2	0	1	4						
Rick Manning, L OBP: 0.285, SLG: 0.300 (1, 8)	1B BB					4-3				4	0	0	0	0	0	5						
Charlie Moore, R OBP: 0.284, SLG: 0.285 Bill Schroeder, R OBP: 0.316, SLG: 0.475 (1, 2) (2, PR) (2, 2)	S 1B		F8			F8	5-3 1B		K	3	0	0	0	0	0	0						
Ed Romero, R OBP: 0.278, SLG: 0.223 (1, 4)	K		F7			5-3	F8			1	0	1	0	0	0	0						
Inning Stats	R: 0 E: 0 K: 2 S: 7	H: 0 LOB: 2 P: 15	R: 0 E: 0 K: 1 S: 6	H: 1 LOB: 2 BB: 1 P: 10	R: 0 E: 0 K: 0 S: 5	H: 2 LOB: 2 BB: 0 P: 5	R: 0 E: 0 K: 0 S: 3	H: 0 LOB: 0 BB: 0 P: 3	R: 1 E: 0 K: 0 S: 6	H: 3 LOB: 2 BB: 0 P: 6	R: 0 E: 0 K: 0 S: 3	H: 1 LOB: 1 BB: 0 P: 3	R: 2 E: 0 K: 0 S: 6	H: 3 LOB: 1 BB: 0 P: 6	R: 0 E: 0 K: 1 S: 5	H: 0 LOB: 0 BB: 0 P: 5		R: 0 E: 0 K: 2 S: 7	H: 0 LOB: 0 BB: 0 P: 7	1B: 9 2B: 2 3B: 0 HR: 0	SF: 2 SAC: 0 DP: 1 HBP: 0	WP: 0 PB: 0 SB: 2 CS: 0
PITCHER	IP WLS BF H R ER SO BB IBB HBP BLK WP HR S P ERA WHIP																					
Burt Hooton, R ERA: 4.57 Dave Rozema, R ERA: 4.44 (1, 1) (7, 1)	6.0 L 29 9 3 3 3 3 0 0 0 0 0 0 0 0 32 44 4.50 2.000																					

Batter	1	2	3	4	5	6	7	8	9	AB	R	H	RBI	BB	SO	LOB	BOTTOM					
Oddibe McDowell, L OBP: 0.284, SLG: 0.427 (1, 8)	F3		F7			F8	F6			4	0	0	0	0	0	4	Milwaukee Brewers @ Texas Rangers Arlington Stadium, Arlington, TX Thu Aug 08 1985, 8:05 PM EDT Att: 11,333 - Unknown					
Curtis Wilkerson, S OBP: 0.290, SLG: 0.300 Bill Stein, R OBP: 0.262, SLG: 0.286 (1, 6) (7, PH) (8, 5)	5-3		F9			CS S 1B	4-3			3	0	1	0	0	0	1						
Pete O'Brien, L OBP: 0.326, SLG: 0.424 (1, 3)	1B					G5-4-3 BB				2	0	1	0	2	1	0						
Cliff Johnson, R OBP: 0.342, SLG: 0.464 (1, 10)	6-3		G5-4-3			L8				4	0	0	0	0	0	3						
Gary Ward, R OBP: 0.326, SLG: 0.405 (1, 7)	F4					5-3				4	1	1	0	0	0	0						
Toby Harrah, R OBP: 0.458, SLG: 0.413 (1, 4)	F4					4-3				3	0	0	0	1	0	0						
George Wright, S OBP: 0.225, SLG: 0.200 (1, 9)	3-1					K				4	0	0	0	0	1	2						
Steve Buechele, R OBP: 0.288, SLG: 0.213 Duane Walker, L OBP: 0.244, SLG: 0.372 Geno Petralli, L OBP: 0.339, SLG: 0.239 (1, 5) (7, PH) (8, 2)	K									1	0	0	0	0	1	0						
Glenn Brummer, R OBP: 0.333, SLG: 0.259 Bob Jones, L OBP: 0.244, SLG: 0.241 Wayne Tolleson, S OBP: 0.381, SLG: 0.391 (1, 2) (7, PH) (8, 6)	S 1B					HBP				2	0	1	0	0	0	1						
Inning Stats	R: 0 E: 0 K: 0 S: 4	H: 1 LOB: 1 BB: 0 P: 4	R: 0 E: 0 K: 0 S: 3	H: 0 LOB: 0 BB: 0 P: 3	R: 0 E: 0 K: 1 S: 6	H: 1 LOB: 1 BB: 0 P: 6	R: 0 E: 0 K: 0 S: 2	H: 0 LOB: 0 BB: 1 P: 6	R: 0 E: 0 K: 1 S: 5	H: 0 LOB: 1 BB: 0 P: 6	R: 0 E: 0 K: 0 S: 3	H: 1 LOB: 1 BB: 1 P: 7	R: 1 E: 0 K: 0 S: 5	H: 2 LOB: 3 BB: 2 P: 13	R: 0 E: 0 K: 1 S: 5	H: 0 LOB: 0 BB: 0 P: 5		R: 0 E: 0 K: 0 S: 3	H: 0 LOB: 0 BB: 0 P: 3	1B: 5 2B: 0 3B: 0 HR: 0	SF: 0 SAC: 0 DP: 1 HBP: 1	WP: 0 PB: 0 SB: 2 CS: 1
PITCHER	IP WLS BF H R ER SO BB IBB HBP BLK WP HR S P ERA WHIP																					
Pete Vuckovich, R ERA: 4.9 Rollie Fingers, R ERA: 4.57 (1, 1) (7, 1)	6.1 W 9 0 0 0 1 1 0 0 0 0 0 0 0 10 14 0.00 0.375																					

Batter	1	2	3	4	5	6	7	8	9	AB	R	H	RBI	BB	SO	LOB	TOP			
Alan Wiggins, S (1.4) OBP: 0.294, SLG: 0.277										4	1	1	0	0	0	1				
Lee Lacy, R (1.9) OBP: 0.353, SLG: 0.422										3	0	0	0	1	2	1				
Cal Ripken Jr., R (1.6) OBP: 0.325, SLG: 0.441										4	0	0	1	0	1	2				
Eddie Murray, S (1.3) OBP: 0.364, SLG: 0.507										4	1	1	0	0	0	1				
Fred Lynn, L (1.8) OBP: 0.325, SLG: 0.433										3	0	0	0	1	0	1				
Jim Dwyer, L (1.7) OBP: 0.346, SLG: 0.419										3	0	1	0	1	1	1				
Mike Young, S (1.10) OBP: 0.339, SLG: 0.508										4	0	1	1	0	1	4				
Floyd Rayford, R (1.5) OBP: 0.338, SLG: 0.507 (8.2)										3	0	0	0	1	0	1				
Al Pardo, S (1.2) OBP: 0.188, SLG: 0.194 (8, PH)										2	0	0	0	0	1	0				
Wayne Gross, L (8.5) OBP: 0.385, SLG: 0.438 (8.5)										2	0	1	0	0	0	2				
Inning Stats	R: 1 E: 0 K: 0 S: 4	H: 1 LOB: 3 BB: 3 P: 16	R: 0 E: 0 K: 1 S: 5	H: 0 LOB: 0 BB: 0 P: 5	R: 0 E: 0 K: 1 S: 5	H: 0 LOB: 0 BB: 0 P: 5	R: 0 E: 0 K: 0 S: 3	H: 0 LOB: 0 BB: 0 P: 3	R: 0 E: 0 K: 1 S: 5	H: 0 LOB: 0 BB: 0 P: 5	R: 0 E: 0 K: 1 S: 6	H: 1 LOB: 1 BB: 0 P: 6	R: 0 E: 0 K: 1 S: 6	H: 1 LOB: 1 BB: 0 P: 6	R: 1 E: 0 K: 1 S: 7	H: 2 LOB: 2 BB: 1 P: 11	1B: 2 2B: 3 3B: 0 HR: 0	SF: 0 SAC: 0 DP: 0 HBP: 0	WP: 0 PB: 1 SB: 3 CS: 0	PA: 36
PITCHER	IP WLS BF H R ER SO BB IBB HBP BLK WP HR S P ERA WHIP																			
Charlie Hough, R (1.1) ERA: 3.38	8.2 W 35 5 2 2 6 4 0 0 0 0 0 0 43 59 2.08 1.038																			
Dave Schmidt, R (9.1) ERA: 1.96	0.1 S 1 0 0 0 0 0 0 0 0 0 0 0 0 1 1 0.00 0.000																			

Baltimore Orioles @ Texas Rangers
Arlington Stadium, Arlington, TX
Fri Aug 09 1985, 8:05 PM EDT
Att: 10,627 - Unknown

AB	32
R	2
H	5
RBI	2
BB	4
SO	6
LOB	14




Batter	1	2	3	4	5	6	7	8	9	AB	R	H	RBI	BB	SO	LOB	BOTTOM			
Oddibe McDowell, L (1.8) OBP: 0.288, SLG: 0.428										2	1	1	0	1	0	2				
Steve Buechele, R (1.5) OBP: 0.286, SLG: 0.275										4	1	1	3	0	0	2				
Pete O'Brien, L (1.3) OBP: 0.326, SLG: 0.423										4	0	1	0	0	1	1				
Cliff Johnson, R (1.10) OBP: 0.341, SLG: 0.458										3	1	0	0	1	1	1				
Gary Ward, R (1.7) OBP: 0.326, SLG: 0.410										4	1	1	2	0	1	0				
Toby Harrah, R (1.4) OBP: 0.481, SLG: 0.413										2	0	1	0	2	0	0				
George Wright, S (1.9) OBP: 0.221, SLG: 0.196										4	0	0	0	0	1	3				
Glenn Brummer, R (1.2) OBP: 0.344, SLG: 0.274										3	1	2	0	0	0	0				
Curtis Wilkerson, S (1.6) OBP: 0.301, SLG: 0.305										3	0	2	0	0	0	0				
Inning Stats	R: 0 E: 0 K: 0 S: 2	H: 0 LOB: 1 BB: 1 P: 6	R: 0 E: 0 K: 0 S: 3	H: 0 LOB: 1 BB: 1 P: 7	R: 1 E: 0 K: 1 S: 7	H: 2 LOB: 1 BB: 0 P: 7	R: 2 E: 0 K: 1 S: 8	H: 3 LOB: 2 BB: 1 P: 12	R: 0 E: 0 K: 0 S: 2	H: 0 LOB: 0 BB: 1 P: 6	R: 2 E: 0 K: 0 S: 5	H: 2 LOB: 0 BB: 0 P: 5	R: 0 E: 0 K: 1 S: 6	H: 1 LOB: 1 BB: 0 P: 6	R: 1 E: 0 K: 1 S: 6	H: 1 LOB: 1 BB: 0 P: 6	1B: 7 2B: 0 3B: 0 HR: 2	SF: 0 SAC: 1 DP: 2 HBP: 0	WP: 0 PB: 0 SB: 1 CS: 1	PA: 34
PITCHER	IP WLS BF H R ER SO BB IBB HBP BLK WP HR S P ERA WHIP																			
Mike Flanagan, L (1.1) ERA: 4.88	7.0 L 30 8 5 5 3 4 0 0 0 0 0 0 2 32 48 6.43 1.714																			
Don Aase, R (8.1) ERA: 4.6	1.0 4 1 0 0 1 0 0 0 0 0 0 0 6 6 0.00 1.000																			

Baltimore Orioles @ Texas Rangers
Arlington Stadium, Arlington, TX
Fri Aug 09 1985, 8:05 PM EDT
Att: 10,627 - Unknown

AB	29
R	5
H	9
RBI	5
BB	4
SO	4
LOB	9



Batter	1	2	3	4	5	6	7	8	9	AB	R	H	RBI	BB	SO	LOB	TOP										
Alan Wiggins, S OBP: 0.302, SLG: 0.294 (1, 4)	5-3		G3			3-4	3B		1B	5	0	2	0	1	0	2	<p>Baltimore Orioles @ Texas Rangers Arlington Stadium, Arlington, TX Sat Aug 10 1985, 8:05 PM EDT Att: 16,394 - Unknown</p> <p>livebaseballscorecards.com</p>										
Lee Lacy, R OBP: 0.383, SLG: 0.430 John Shelby, S OBP: 0.265, SLG: 0.370 (1, 9) (4, 9)	K		HR			1-4-3	F6		G3	3	1	1	2	0	2	3											
Cal Ripken Jr., R OBP: 0.328, SLG: 0.445 (1, 6)	1B		HR	1B		F8	1B	2B	F9	5	2	3	1	0	0	0											
Eddie Murray, S OBP: 0.364, SLG: 0.513 (1, 3)	K		HR	1B		F8	1B	1B	4-3	5	1	2	3	0	1	1											
Fred Lynn, L OBP: 0.328, SLG: 0.436 (1, 8)		1-3	2B	2B		K	BB	1B	FC6-4	4	1	2	0	1	1	0											
Gary Roenicke, R OBP: 0.346, SLG: 0.474 (1, 7)	F7		2B	1B		F6	BB	1B	FC6-4	4	1	1	1	1	0	1											
Mike Young, S OBP: 0.337, SLG: 0.500 (1, 10)	K		BB	1B		6-3	G3		K	4	0	0	0	0	2	3											
Floyd Rayford, R OBP: 0.333, SLG: 0.517 (1, 5)			HR			6-3			K	5	1	1	1	0	2	2											
Rick Dempsey, R OBP: 0.342, SLG: 0.378 (1, 2)			E7	1B			E1	1B	F7	5	2	4	1	0	0	0	<p>AB 43 R 9 H 16 RBI 9 BB 3 SO 8 LOB 16</p> 										
Inning Stats	R: 0 E: 0 K: 2 S: 8	H: 1 LOB: 1 BB: 0 P: 8	R: 0 E: 0 K: 1 S: 5	H: 0 LOB: 0 BB: 0 P: 5	R: 7 E: 1 K: 1 S: 13	H: 8 LOB: 3 BB: 1 P: 18	R: 0 E: 0 K: 1 S: 5	H: 0 LOB: 0 BB: 0 P: 5	R: 0 E: 0 K: 0 S: 3	H: 0 LOB: 0 BB: 0 P: 3	R: 2 E: 1 K: 0 S: 7	H: 4 LOB: 3 BB: 1 P: 11	R: 0 E: 0 K: 1 S: 6	H: 1 LOB: 1 BB: 0 P: 6	R: 0 E: 0 K: 0 S: 3	H: 0 LOB: 1 BB: 1 P: 7		R: 0 E: 0 K: 2 S: 9	H: 2 LOB: 2 BB: 0 P: 9	1B: 9 2B: 3 3B: 1 HR: 3	SF: 0 SAC: 0 DP: 0 HBP: 1	WP: 1 PB: 0 SB: 0 CS: 0	PA: 47				
PITCHER	IP	WLS	BF	H	R	ER	SO	BB	IBB	HBP	BLK	WP	HR	S	P	ERA	WHIP										
Chris Welsh, L ERA: 3.56 (1, 1)	2.1	L	14	7	6	6	3	0	0	0	0	1	3	20	20	23.14	3.000										
Dickie Noles, R ERA: 4.03 (3, 1)	3.1		19	6	3	3	2	2	0	1	0	0	0	20	29	8.10	2.400										
Dave Stewart, R ERA: 4.78 (6, 1)	2.1		9	1	0	0	1	1	0	0	0	0	0	10	14	0.00	0.857										
Greg Harris, R ERA: 2.44 (9, 1)	1.0		5	2	0	0	2	0	0	0	0	0	0	9	9	0.00	2.000										

Batter	1	2	3	4	5	6	7	8	9	AB	R	H	RBI	BB	SO	LOB	BOTTOM										
Oddibe McDowell, L OBP: 0.289, SLG: 0.427 (1, 8)	F7		1-3	1B			HR	1B	F8	5	1	2	0	0	0	0	<p>Baltimore Orioles @ Texas Rangers Arlington Stadium, Arlington, TX Sat Aug 10 1985, 8:05 PM EDT Att: 16,394 - Unknown</p> <p>livebaseballscorecards.com</p>										
Steve Buechele, R OBP: 0.283, SLG: 0.291 George Wright, S OBP: 0.220, SLG: 0.195 (1, 5) (9, FH)	4-3		1B	2B		5-3	F7		F9	4	1	1	0	0	0	4											
Pete O'Brien, L OBP: 0.326, SLG: 0.422 (1, 3)	1B		2B	1B		4-3	K		F1	5	1	2	1	0	1	2											
Cliff Johnson, R OBP: 0.342, SLG: 0.467 Alan Bannister, R OBP: 0.339, SLG: 0.339 (1, 10) (9, PR)	K		1B	1B		6-3	HR		1B	4	1	1	3	1	1	2											
Gary Ward, R OBP: 0.326, SLG: 0.410 Bob Jones, L OBP: 0.250, SLG: 0.247 (1, 7) (7, 7)	F8		1B			F8	F9		1B	3	0	1	1	0	0	0											
Toby Harrah, R OBP: 0.482, SLG: 0.412 Wayne Tolleson, S OBP: 0.386, SLG: 0.396 (1, 4) (6, FH) (7, 4)	F9		K			G4-6-3	1B		K	1	1	0	0	1	1	1											
Duane Walker, L OBP: 0.300, SLG: 0.404 (1, 9)	F9		BB			F8	1B		HR	3	1	1	2	1	0	2											
Geno Petralli, L OBP: 0.333, SLG: 0.240 (1, 2)	1B		FC6-4	G3		G4-6-3	1B		6-3	4	0	1	1	0	0	2											
Curtis Wilkerson, S OBP: 0.300, SLG: 0.304 (1, 6)	1-3		G3				HR		F8	4	1	1	0	0	0	2											
Inning Stats	R: 0 E: 0 K: 1 S: 6	H: 1 LOB: 1 BB: 0 P: 6	R: 1 E: 0 K: 0 S: 4	H: 1 LOB: 1 BB: 1 P: 8	R: 2 E: 0 K: 1 S: 8	H: 3 LOB: 0 BB: 0 P: 8	R: 0 E: 0 K: 0 S: 4	H: 1 LOB: 2 BB: 1 P: 8	R: 0 E: 0 K: 0 S: 3	H: 0 LOB: 0 BB: 0 P: 3	R: 3 E: 0 K: 1 S: 8	H: 3 LOB: 0 BB: 0 P: 8	R: 2 E: 0 K: 0 S: 5	H: 2 LOB: 2 BB: 0 P: 5	R: 0 E: 0 K: 1 S: 6	H: 1 LOB: 2 BB: 1 P: 10	1B: 10 2B: 1 3B: 0 HR: 2	SF: 0 SAC: 0 DP: 1 HBP: 0	WP: 0 PB: 0 SB: 3 CS: 0	PA: 42							
PITCHER	IP	WLS	BF	H	R	ER	SO	BB	IBB	HBP	BLK	WP	HR	S	P	ERA	WHIP										
Storm Davis, R ERA: 5.39 (1, 1)	6.2	W	31	10	6	6	3	2	0	0	0	0	1	35	43	8.10	1.800										
Nate Snell, R ERA: 2.32 (7, 1)	1.1		6	2	2	2	0	0	0	0	0	0	1	6	6	13.50	1.500										
Don Aase, R ERA: 4.53 (9, 1)	1.0	S	5	1	0	0	1	1	0	0	0	0	0	6	10	0.00	2.000										



Batter	1	2	3	4	5	6	7	8	9	AB	R	H	RBI	BB	SO	LOB	TOP			
Tony Fernandez, S OBP: 0.323, SLG: 0.383	5-3		5-3			6-3		4-3		5	0	0	0	0	0	4				
Lloyd Moseby, L OBP: 0.345, SLG: 0.394	HR	FC5-4 BB		S BB		6-3			K	3	1	1	1	2	1	0				
Rance Mulliniks, L OBP: 0.410, SLG: 0.516	HR	F7		F5			K		K	5	1	1	1	0	2	2				
George Bell, R OBP: 0.335, SLG: 0.498	FC4-6 1B	FC5-4 BB		F9			4-3			4	0	2	0	1	0	1				
Al Oliver, L OBP: 0.307, SLG: 0.412	FC4-6 1B 2B	FC5-4		6-3			WP 2B		K	5	1	1	0	0	1	5				
Willie Upshaw, L OBP: 0.333, SLG: 0.416	2B	4-3			1-3		F5			4	1	1	0	0	0	3				
Ernie Whitt, L OBP: 0.346, SLG: 0.509	1B 2B					F9			S 1B	3	1	2	2	1	0	0				
Jesse Barfield, R OBP: 0.354, SLG: 0.483	1B			K		6-3			F4	4	0	1	1	0	1	2				
Garth Iorg, R OBP: 0.361, SLG: 0.425	1B			F8		G3			K	4	0	1	0	0	1	2				
Inning Stats	R: 5 E: 0 K: 0 S: 10	H: 7 LOB: 2 BB: 0 P: 10	R: 0 E: 0 K: 0 S: 3	H: 0 LOB: 2 BB: 2 P: 11	R: 0 E: 0 K: 1 S: 5	H: 0 LOB: 1 BB: 1 P: 9	R: 0 E: 0 K: 0 S: 3	H: 0 LOB: 1 BB: 1 P: 7	R: 0 E: 0 K: 0 S: 3	H: 0 LOB: 0 BB: 0 P: 3	R: 0 E: 0 K: 1 S: 6	H: 1 LOB: 1 BB: 0 P: 6	R: 0 E: 0 K: 1 S: 6	H: 1 LOB: 1 BB: 0 P: 6	R: 0 E: 0 K: 3 S: 10	H: 1 LOB: 1 BB: 0 P: 10	1B: 5 2B: 3 3B: 0 HR: 2	SF: 0 SAC: 0 DP: 0 HBP: 0	WP: 1 PB: 0 SB: 2 CS: 0	PA: 41
PITCHER	IP	WLS	BF	H	R	ER	SO	BB	IBB	HBP	BLK	WP	HR	S	P	ERA	WHIP			
Jeff Russell, R ERA: 12.71	0.2	L	8	6	5	5	0	0	0	0	0	0	2	8	8	67.50	9.000			
Mike Mason, L ERA: 5.0	6.0		24	2	0	0	2	4	0	0	0	0	0	24	40	0.00	1.000			
Greg Harris, R ERA: 2.31	7.1		9	2	0	0	4	0	0	0	0	1	0	17	17	0.00	0.857			

Toronto Blue Jays @ Texas Rangers
Arlington Stadium, Arlington, TX
Tue Aug 13 1985, 8:05 PM EDT
Att: 9,790 - Unknown

AB	37
R	5
H	10
RBI	5
BB	4
SO	6
LOB	19



Batter	1	2	3	4	5	6	7	8	9	AB	R	H	RBI	BB	SO	LOB	BOTTOM			
Wayne Tolleson, S OBP: 0.395, SLG: 0.426	G4-6-3 1B		K		G3		G4-6-3 1B			4	0	2	0	0	1	1				
Duane Walker, L OBP: 0.315, SLG: 0.429	G4-6-3 1-2		K		K		G4-6-3 1-2			4	0	0	0	0	2	3				
Pete O'Brien, L OBP: 0.327, SLG: 0.421	4-3		BB 1B		4-3			G3		4	0	1	0	0	0	0				
Cliff Johnson, R OBP: 0.345, SLG: 0.474		4-3	1-2 2-3 BB			K		4-3		3	0	0	0	1	1	0				
Gary Ward, R OBP: 0.321, SLG: 0.408		SF9 3B	K			1B 1B		6-3		4	2	2	0	0	1	3				
Toby Harrah, R OBP: 0.457, SLG: 0.407		SF9		K		1B 1B			K	3	0	1	1	0	2	0				
George Wright, S OBP: 0.226, SLG: 0.231		HR		F9		G4-6-3 1-2 2-H 1B			1B	4	1	3	2	0	0	0				
Steve Buechele, R OBP: 0.282, SLG: 0.292										2	0	0	0	1	0	2				
Oddie McDowell, L OBP: 0.297, SLG: 0.423		F9				G4-6-3 1-2			F9	1	0	0	0	0	0	1				
Geno Petralli, L OBP: 0.329, SLG: 0.250										3	0	1	0	0	0	1				
Bob Jones, L OBP: 0.247, SLG: 0.244			BB 1B		4-3		F8		K	1	0	0	0	0	1	1				
Inning Stats	R: 0 E: 0 K: 0 S: 3	H: 1 LOB: 0 BB: 0 P: 3	R: 2 E: 0 K: 0 S: 5	H: 2 LOB: 0 BB: 0 P: 5	R: 0 E: 0 K: 3 S: 11	H: 2 LOB: 3 BB: 1 P: 15	R: 0 E: 0 K: 1 S: 5	H: 0 LOB: 1 BB: 1 P: 9	R: 0 E: 0 K: 1 S: 5	H: 0 LOB: 0 BB: 0 P: 5	R: 1 E: 0 K: 1 S: 7	H: 3 LOB: 1 BB: 0 P: 7	R: 0 E: 0 K: 0 S: 3	H: 1 LOB: 0 BB: 0 P: 3	R: 0 E: 0 K: 2 S: 8	H: 1 LOB: 1 BB: 0 P: 8	1B: 8 2B: 0 3B: 1 HR: 1	SF: 1 SAC: 0 DP: 3 HBP: 0	WP: 0 PB: 0 SB: 0 CS: 0	PA: 36
PITCHER	IP	WLS	BF	H	R	ER	SO	BB	IBB	HBP	BLK	WP	HR	S	P	ERA	WHIP			
Tom Flier, R ERA: 2.97	5.1	W	25	8	3	3	6	2	0	0	0	0	1	35	43	5.06	1.875			
Dennis Lamp, R ERA: 3.24	2.2		7	1	0	0	0	0	0	0	0	0	0	7	7	0.00	0.375			
Tom Henke, R ERA:	1.0	S	4	1	0	0	2	0	0	0	0	0	0	8	8	0.00	1.000			

Toronto Blue Jays @ Texas Rangers
Arlington Stadium, Arlington, TX
Tue Aug 13 1985, 8:05 PM EDT
Att: 9,790 - Unknown


AB	33
R	3
H	10
RBI	3
BB	2
SO	8
LOB	12



Batter	1	2	3	4	5	6	7	8	9	AB	R	H	RBI	BB	SO	LOB	TOP								
Tony Fernandez, S OBP: 0.323, SLG: 0.382 (1, 6)	F3		1B		B2-3			SH1-4		3	0	1	0	0	0	0	<p>Toronto Blue Jays @ Texas Rangers Arlington Stadium, Arlington, TX Wed Aug 14 1985, 8:05 PM EDT Att: 10,494 - Unknown</p>								
Lloyd Moseby, L OBP: 0.347, SLG: 0.392 (1, 8)	F5		BB		F6			IBB		2	0	0	0	2	0										
Rance Mulliniks, L OBP: 0.405, SLG: 0.508 (1, 5)	5-3		K		F7			G1-4-6-3		4	0	0	0	0	1	4									
George Bell, R OBP: 0.334, SLG: 0.495 (1, 7)		6-3			F8				1B SF9 1B	4	1	1	0	0	1	0									
Al Oliver, L OBP: 0.300, SLG: 0.402 (1, 10)	F8				F8			F8		4	0	0	0	0	0	1									
Willie Upshaw, L OBP: 0.336, SLG: 0.422 (1, 3)	F5				1B					4	1	3	0	0	0	0									
Ernie Whitt, L OBP: 0.342, SLG: 0.504 (1, 2)			F5		F8			3-6 2B		3	0	0	1	0	0	2									
Jesse Barfield, R OBP: 0.358, SLG: 0.495 (1, 9)			BB SF8					K		3	2	2	2	1	1	0									
Garth Iorg, R OBP: 0.359, SLG: 0.429 (1, 4)			SF8		F3			SH1-4 2B		3	0	1	1	0	1	1									
Inning Stats	R: 0 E: 0 K: 0 S: 3	H: 0 LOB: 0 BB: 0 P: 3	R: 0 E: 0 K: 0 S: 3	H: 0 LOB: 0 BB: 0 P: 3	R: 1 E: 0 K: 1 S: 6	H: 1 LOB: 2 BB: 2 P: 14	R: 0 E: 0 K: 0 S: 4	H: 1 LOB: 1 BB: 0 P: 4	R: 1 E: 0 K: 0 S: 4	H: 1 LOB: 0 BB: 0 P: 4	R: 0 E: 0 K: 1 S: 5	H: 1 LOB: 0 BB: 0 P: 5	R: 0 E: 0 K: 1 S: 5	H: 1 LOB: 0 BB: 0 P: 5	R: 0 E: 0 K: 0 S: 3	H: 1 LOB: 1 BB: 1 P: 7	R: 2 E: 0 K: 1 S: 8	H: 3 LOB: 1 BB: 0 P: 8	1B: 4 2B: 4 3B: 0 HR: 1	SF: 2 SAC: 1 DP: 2 HBP: 0	WP: 0 PB: 1 SB: 3 CS: 0	PA: 36			
PITCHER	IP	WLS	BF	H	R	ER	SO	BB	IBB	HBP	BLK	WP	HR	S	P	ERA	WHIP								
Charlie Hough, R ERA: 3.35 (1, 1)	7.0	L	27	5	2	2	3	2	0	0	0	0	1	31	39	2.57	1.000								
Dave Schmidt, R ERA: 2.22 (8, 1)	1.2		8	3	2	2	0	0	1	0	0	0	0	7	11	10.80	1.800								
Dwayne Henry, R ERA: 6.75 (9, 1)	0.1		1	0	0	0	1	0	0	0	0	0	0	3	3	0.00	0.000								

Batter	1	2	3	4	5	6	7	8	9	AB	R	H	RBI	BB	SO	LOB	BOTTOM								
Wayne Tolleson, S OBP: 0.393, SLG: 0.419 (1, 5) (8, 6)	4-3		BB		4-3			3-1		3	0	0	0	1	0	0	<p>Toronto Blue Jays @ Texas Rangers Arlington Stadium, Arlington, TX Wed Aug 14 1985, 8:05 PM EDT Att: 10,494 - Unknown</p>								
Toby Harrah, R OBP: 0.455, SLG: 0.403 (1, 4)	F9		F4		K			BB		3	0	0	0	1	1	1									
Oddibe McDowell, L OBP: 0.283, SLG: 0.417 (1, 8)	4-3		L3		4-3			F5		4	0	0	0	0	0	2									
Pete O'Brien, L OBP: 0.326, SLG: 0.419 (1, 3)		L3			BB 1B			4-3		4	1	1	0	0	0	1									
Cliff Johnson, R OBP: 0.340, SLG: 0.467 (1, 10)		F3			F7			5-3		4	0	0	0	0	1	1									
Duane Walker, L OBP: 0.322, SLG: 0.420 (1, 7)		1B BB			1B BB			4-3		2	0	0	0	2	1	0									
George Wright, S OBP: 0.231, SLG: 0.236 (1, 9)					1B				G3	4	0	2	1	0	0	0									
Geno Petralli, L OBP: 0.329, SLG: 0.254 (1, 2)		F7			1B			1-3		3	0	1	0	0	0	2									
Curtis Wilkerson, S OBP: 0.293, SLG: 0.297 (1, 6)										2	0	0	0	0	1	2									
Bob Jones, L OBP: 0.246, SLG: 0.241 (7, PH)										1	0	0	0	0	0	0									
Steve Buchele, R OBP: 0.282, SLG: 0.292 (8, 5)										0	0	0	0	0	0	0									
Inning Stats	R: 0 E: 0 K: 0 S: 3	H: 0 LOB: 0 BB: 0 P: 3	R: 0 E: 0 K: 0 S: 4	H: 1 LOB: 2 BB: 1 P: 8	R: 0 E: 0 K: 1 S: 5	H: 0 LOB: 1 BB: 1 P: 9	R: 1 E: 0 K: 0 S: 5	H: 3 LOB: 2 BB: 1 P: 9	R: 0 E: 0 K: 1 S: 5	H: 0 LOB: 0 BB: 0 P: 5	R: 0 E: 0 K: 0 S: 3	H: 0 LOB: 0 BB: 0 P: 3	R: 0 E: 0 K: 0 S: 3	H: 0 LOB: 1 BB: 1 P: 7	R: 0 E: 0 K: 2 S: 7	H: 0 LOB: 0 BB: 0 P: 7	1B: 4 2B: 0 3B: 0 HR: 0	SF: 0 SAC: 0 DP: 0 HBP: 0	WP: 0 PB: 0 SB: 0 CS: 0	PA: 34					
PITCHER	IP	WLS	BF	H	R	ER	SO	BB	IBB	HBP	BLK	WP	HR	S	P	ERA	WHIP								
Dave Stieb, R ERA: 2.23 (1, 1)	9.0	W	34	4	1	1	4	4	0	0	0	0	0	38	54	1.00	0.889								

AB	30
R	4
H	8
RBI	4
BB	3
SO	4
LOB	8



Batter	1	2	3	4	5	6	7	8	9	AB	R	H	RBI	BB	SO	LOB	TOP										
Wayne Tolleson, S (1, 6) OBP: 0.388, SLG: 0.414	0-3 K		0-0 BB 1B		0-0 4-3		0-0 G4-3		0-3 K	5	0	1	1	0	2	4											
Toby Harrah, R (1, 4) OBP: 0.452, SLG: 0.399	0-0 6-3		0-3 K		0-0 F7					3	0	0	0	0	1	2											
Alan Bannister, R (8, PH) OBP: 0.349, SLG: 0.351										1	0	1	0	0	0	0											
Oddibe McDowell, L (1, 8) OBP: 0.286, SLG: 0.414	0-3 K		4-0 BB 1B		0-0 4-3		4-0 2B BB		0-0 F9	2	0	0	0	2	1	1											
Pete O'Brien, L (1, 3) OBP: 0.325, SLG: 0.420			0-0 F7		0-0 4-3		0-0 BB		0-0 G4-6-3	4	0	1	0	0	0	4											
Gary Ward, R (1, 7) OBP: 0.319, SLG: 0.404			0-3 K		0-0 L5		0-3 2B		0-0 F9	4	0	0	0	0	2	2											
Duane Walker, L (1, 10) OBP: 0.319, SLG: 0.408			0-0 1-3		0-0 3-1		0-3 K		4-0 1B BB	3	0	0	0	1	1	2											
George Wright, S (1, 9) OBP: 0.240, SLG: 0.242			0-0 1B 1B		0-0 1B		0-0 6-3		4-0 1B BB	3	1	2	0	1	0	2											
Geno Petralli, L (1, 2) OBP: 0.325, SLG: 0.254			0-0 BB 1B		0-0 F7				0-0 F8	4	0	1	0	0	0	3											
Steve Buechele, R (1, 5) OBP: 0.284, SLG: 0.284			0-3 K						0-0 1B	2	0	0	0	1	1	2											
Bill Stein, R (9, PH) OBP: 0.269, SLG: 0.292					0-0 F4		4-0 G4-3 BB		0-0 1B	1	0	1	0	0	0	0											
Inning Stats	R: 0 E: 0 K: 2 S: 7	H: 0 LOB: 0 BB: 7	R: 0 E: 0 K: 1 S: 5	H: 0 LOB: 0 BB: 5	R: 1 E: 0 K: 2 S: 10	H: 3 LOB: 3 BB: 1 P: 14	R: 0 E: 0 K: 0 S: 4	H: 1 LOB: 1 BB: 0 P: 4	R: 0 E: 0 K: 0 S: 3	H: 0 LOB: 0 BB: 1 P: 3	R: 0 E: 0 K: 0 S: 2	H: 0 LOB: 0 BB: 1 P: 6	R: 0 E: 0 K: 0 S: 3	H: 1 LOB: 0 BB: 0 P: 3	R: 0 E: 0 K: 1 S: 6	H: 1 LOB: 3 BB: 2 P: 14	1B: 6 2B: 1 3B: 0 HR: 0	SF: 0 SAC: 0 DP: 2 HBP: 0	WP: 0 PB: 0 SB: 0 CS: 0	PA: 37							
PITCHER	IP	WLS	BF	H	R	ER	SO	BB	IBB	HBP	BLK	WP	HR	S	P	ERA	WHIP										
Storm Davis, R (1, 1) ERA: 5.18	7.0	W	29	6	1	1	7	3	0	0	0	0	0	40	52	1.29	1.286										
Sammy Stewart, R (8, 1) ERA: 3.26	2.0		8	1	0	0	1	2	0	0	0	0	0	8	16	0.00	1.500										

Texas Rangers @ Baltimore Orioles
Memorial Stadium, Baltimore, MD
Thu Aug 15 1985, 7:05 PM EDT
Att: 16,580 - Unknown

AB 32
R 1
H 7
RBI 1
BB 5
SO 8
LOB 22



Batter	1	2	3	4	5	6	7	8	9	AB	R	H	RBI	BB	SO	LOB	BOTTOM										
Alan Wiggins, S (1, 4) OBP: 0.307, SLG: 0.314	0-0 F6				0-0 6-3				0-0 L4	4	1	1	1	0	0	0											
Lee Lacy, R (1, 9) OBP: 0.357, SLG: 0.444	0-0 2B				0-0 F9				0-0 F9	4	2	2	1	0	0	0											
Cal Ripken Jr., R (1, 6) OBP: 0.331, SLG: 0.451	0-0 1B				0-0 6-3				0-0 4-3	4	2	2	4	0	0	0											
Eddie Murray, S (1, 3) OBP: 0.369, SLG: 0.511	0-0 1B				0-0 F9				4-0 FC3-6 1B BB	3	1	1	1	1	0	0											
Fred Lynn, L (1, 8) OBP: 0.330, SLG: 0.444	0-0 1B				0-0 3-1				0-0 FC3-6 1B	4	0	2	0	0	0	0											
Mike Young, S (1, 10) OBP: 0.341, SLG: 0.536	0-0 5-3				0-0 4-3				0-0 FC3-6 1B 1B E	3	0	0	0	0	0	1											
Wayne Gross, L (8, PH) OBP: 0.386, SLG: 0.455									1-2 2-3 E	1	1	0	0	0	0	2											
Gary Roenicke, R (1, 7) OBP: 0.345, SLG: 0.454					0-0 4-3				0-0 E 1B	1	1	1	0	0	0	0											
John Shelby, S (3, 7) OBP: 0.267, SLG: 0.375					0-0 4-3				1-2 3-H 1B	3	0	1	1	0	1	0											
Floyd Rayford, R (1, 5) OBP: 0.337, SLG: 0.503					0-0 F8				0-0 E2 1B	4	1	2	0	0	1	0											
Rick Dempsey, R (1, 2) OBP: 0.339, SLG: 0.385					0-3 K				0-3 5-3 K	4	0	0	0	0	2	4											
Inning Stats	R: 2 E: 0 K: 0 S: 6	H: 4 LOB: 1	R: 5 E: 0 K: 0 S: 8	H: 5 LOB: 0 BB: 0 P: 8	R: 0 E: 0 K: 0 S: 3	H: 0 LOB: 0 BB: 0 P: 3	R: 0 E: 0 K: 1 S: 5	H: 0 LOB: 0 BB: 0 P: 5	R: 0 E: 0 K: 0 S: 3	H: 0 LOB: 0 BB: 0 P: 3	R: 0 E: 0 K: 2 S: 7	H: 0 LOB: 0 BB: 0 P: 7	R: 0 E: 0 K: 0 S: 3	H: 0 LOB: 0 BB: 0 P: 3	R: 2 E: 1 K: 1 S: 8	H: 3 LOB: 2 BB: 1 P: 12	1B: 8 2B: 3 3B: 0 HR: 1	SF: 0 SAC: 0 DP: 0 HBP: 0	WP: 0 PB: 0 SB: 0 CS: 0	PA: 36							
PITCHER	IP	WLS	BF	H	R	ER	SO	BB	IBB	HBP	BLK	WP	HR	S	P	ERA	WHIP										
Chris Welsh, L (1, 1) ERA: 4.26	1.1	L	10	7	5	5	0	0	0	0	0	0	0	10	10	33.75	5.250										
Dickie Noles, R (2, 1) ERA: 4.01	6.1		25	5	4	3	3	1	0	0	0	0	1	30	34	4.26	0.947										
Greg Harris, R (8, 1) ERA: 2.3	0.1		1	0	0	0	1	0	0	0	0	0	0	3	3	0.00	0.000										

Texas Rangers @ Baltimore Orioles
Memorial Stadium, Baltimore, MD
Thu Aug 15 1985, 7:05 PM EDT
Att: 16,580 - Unknown

AB 35
R 9
H 12
RBI 8
BB 1
SO 4
LOB 7




Batter	1	2	3	4	5	6	7	8	9	AB	R	H	RBI	BB	SO	LOB	TOP	
Oddibe McDowell, L OBP: 0.284, SLG: 0.407 (1, 8)	0-0 WP 1B		0-0 F9		0-3 K		0-3 K			4	1	1	0	0	2	2	Texas Rangers @ Baltimore Orioles Memorial Stadium, Baltimore, MD Sat Aug 17 1985, 7:05 PM EDT Att: 30,269 - Unknown	
Toby Harrah, R OBP: 0.453, SLG: 0.398 (1, 4)	0-0 B1		0-0 F7		0-0 F9			0-0 BB 1B		4	0	1	0	0	0	2		
George Wright, S OBP: 0.244, SLG: 0.251 (1, 9)	0-0 F8		0-0 5-3			0-0 E7 G4-6-3 1B		0-3 K		4	0	1	0	0	1	2		
Cliff Johnson, R OBP: 0.348, SLG: 0.479 (1, 10)	0-0 FC5-4 2H 1B			0-0 1B		4-0 G4-6-3 BB		4-0 1-2 BB		2	0	2	1	2	0	0		
Gary Ward, R OBP: 0.317, SLG: 0.401 (1, 7)	0-0 FC5-4 1-2			0-0 G5-4-3 1B		0-0 G4-6-3 1-2 2-3		0-0 F8		4	0	1	0	0	0	5		
Bill Stein, R OBP: 0.288, SLG: 0.333 (1, 3)		0-0 HR		0-3 K		0-0 5-3		0-0 F8		4	1	1	1	0	1	5		
Steve Buechele, R OBP: 0.259, SLG: 0.257 (1, 5)		0-0 F4		0-0 G5-4-3 1-2			0-3 K		0-0 6-3	4	0	0	0	0	1	2		
Glenn Brummer, R OBP: 0.350, SLG: 0.284 (1, 2)		0-0 F8			0-0 E5 1B		0-0 1B		0-0 1-3	4	0	2	0	0	0	0		
Curtis Wilkerson, S OBP: 0.289, SLG: 0.292 (1, 6)		0-0 F9			0-0 E5 1-2		0-0 F8		0-0 F6	4	0	0	0	0	0	2		
Inning Stats	R: 1 E: 0 K: 0 S: 5	H: 2 LOB: 1 BB: 0 P: 5	R: 1 E: 0 K: 0 S: 4	H: 1 LOB: 0 BB: 0 P: 4	R: 0 E: 0 K: 0 S: 3	H: 0 LOB: 0 BB: 0 P: 3	R: 0 E: 0 K: 1 S: 6	H: 2 LOB: 1 BB: 0 P: 6	R: 0 E: 1 K: 1 S: 6	H: 1 LOB: 1 BB: 0 P: 6	R: 0 E: 0 K: 0 S: 3	H: 1 LOB: 2 BB: 1 P: 10	R: 0 E: 0 K: 1 S: 3	H: 0 LOB: 0 BB: 0 P: 3	1B: 8 2B: 0 3B: 0 HR: 1	SF: 0 SAC: 0 DP: 2 HBP: 0	WP: 1 PB: 0 SB: 0 CS: 0	PA: 36
PITCHER Scott McGregor, L ERA: 4.82 (1, 1)	IP: 9.0 WLS: W BF: 36 H: 9 R: 2 ER: 2 SO: 5 BB: 2 IBB: 0 HBP: 0 BLK: 0 WP: 1 HR: 1 S: 44 P: 52 ERA: 2.00 WHIP: 1.222											PITCHER	IP: WLS: BF: H: R: ER: SO: BB: IBB: HBP: BLK: WP: HR: S: P: ERA: WHIP:					

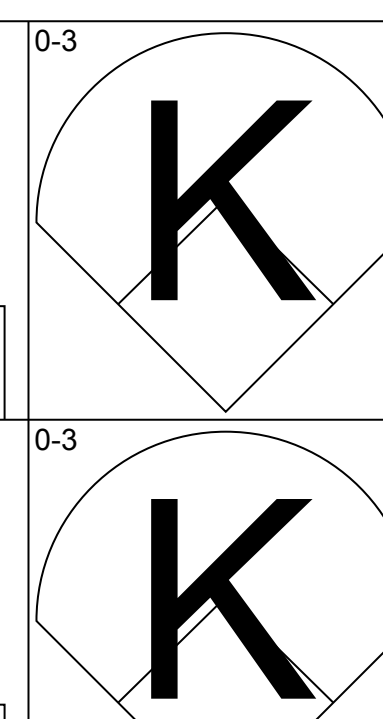
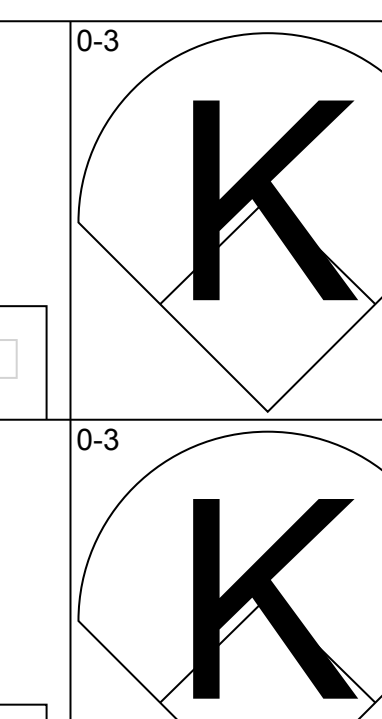
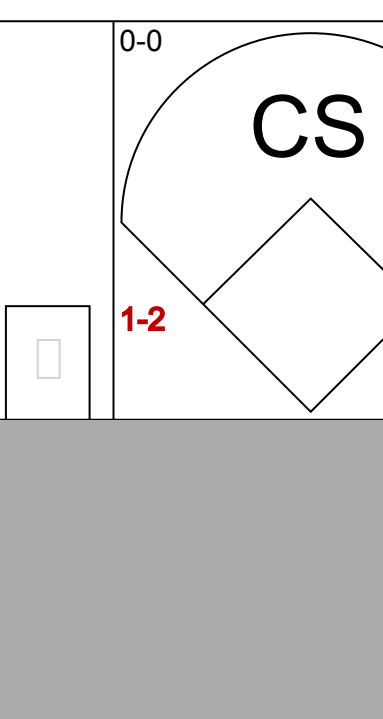
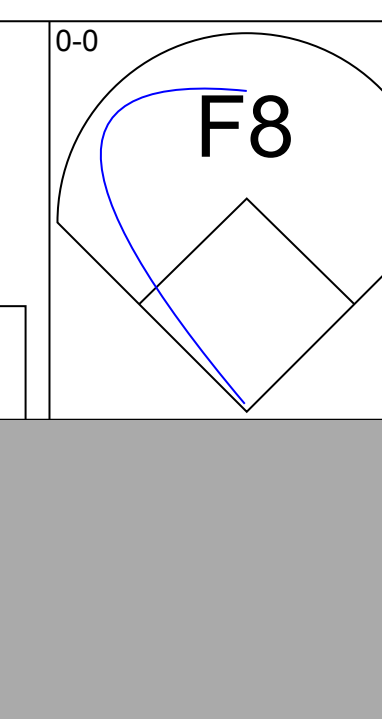
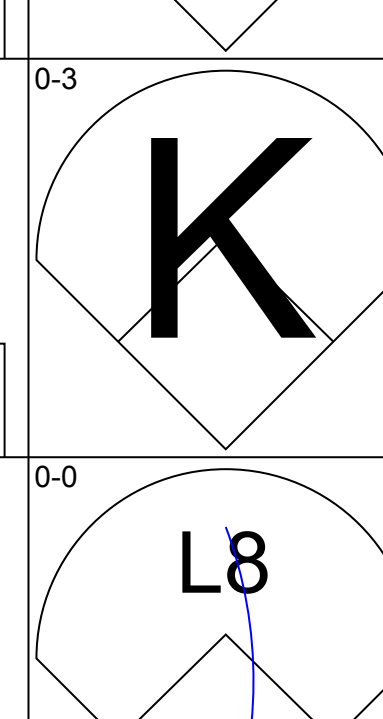
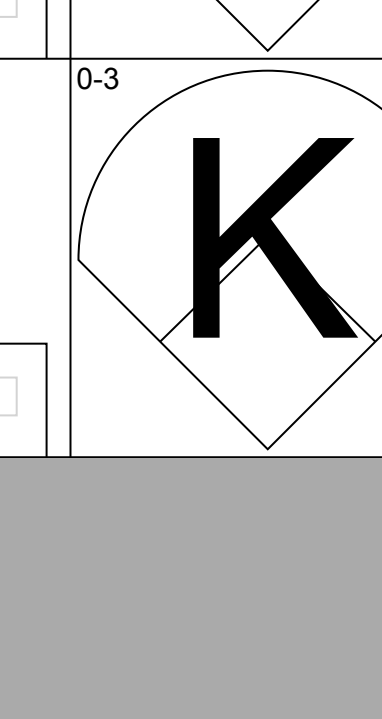
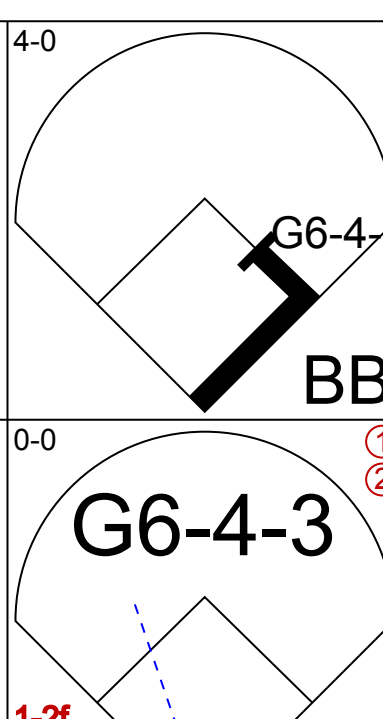
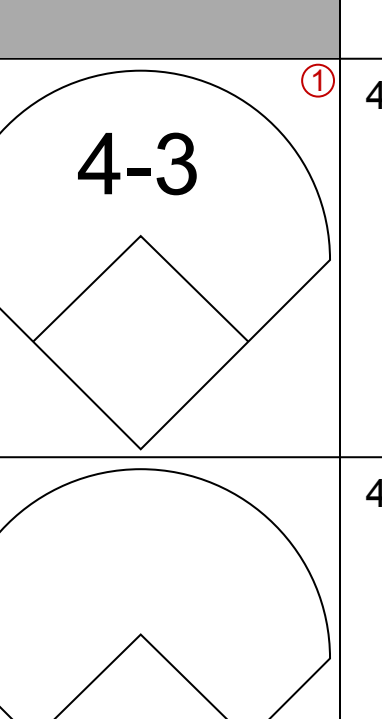
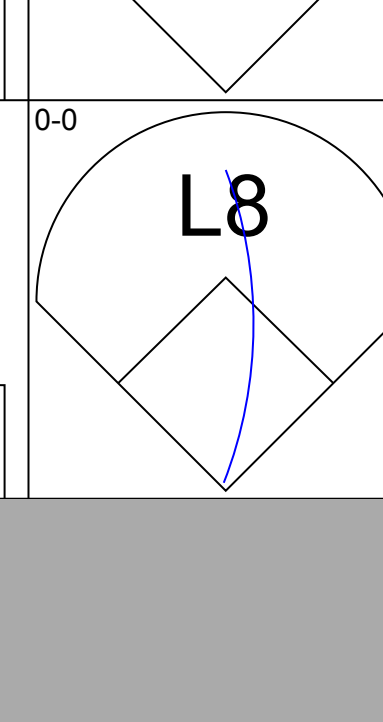
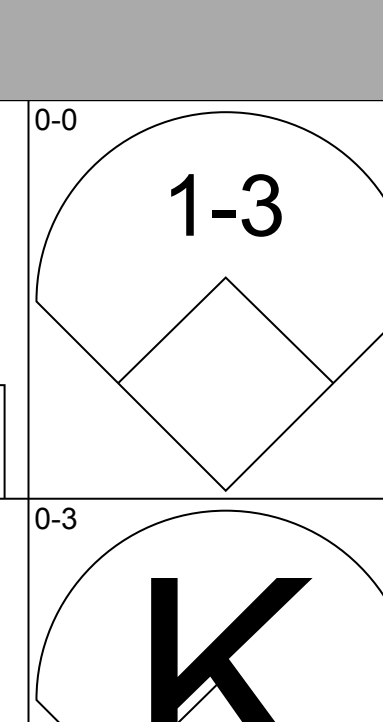
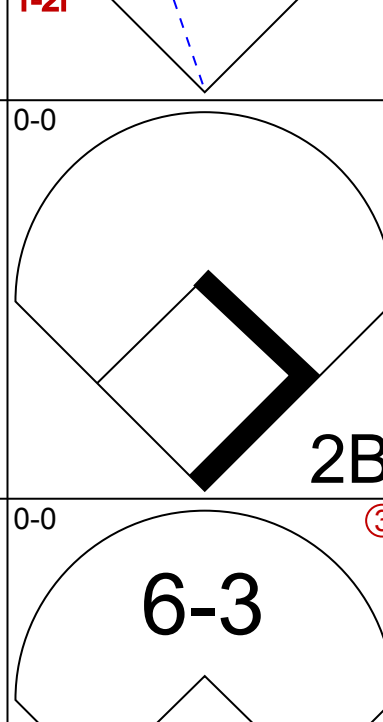
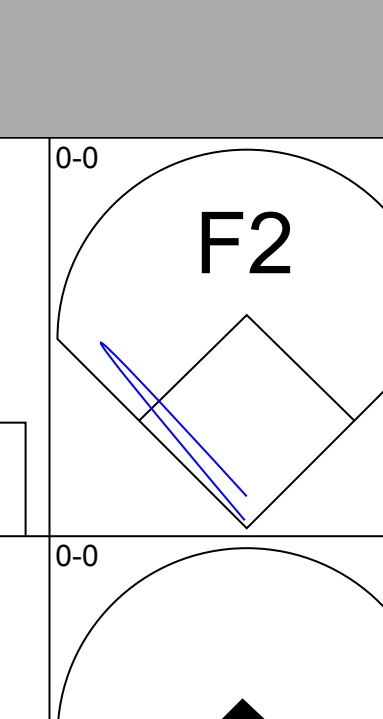
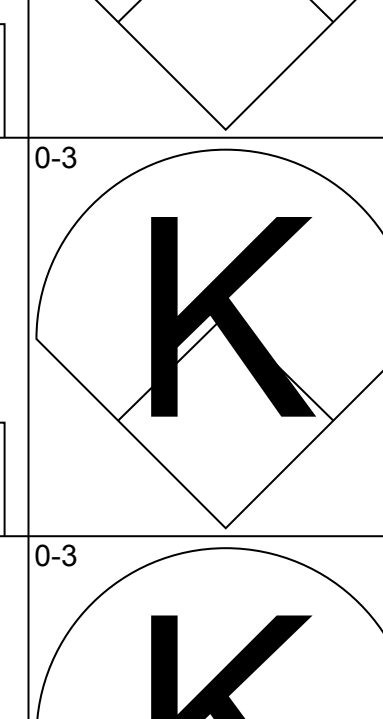
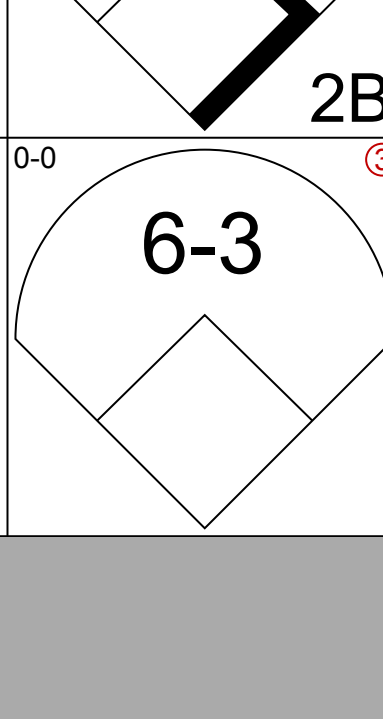
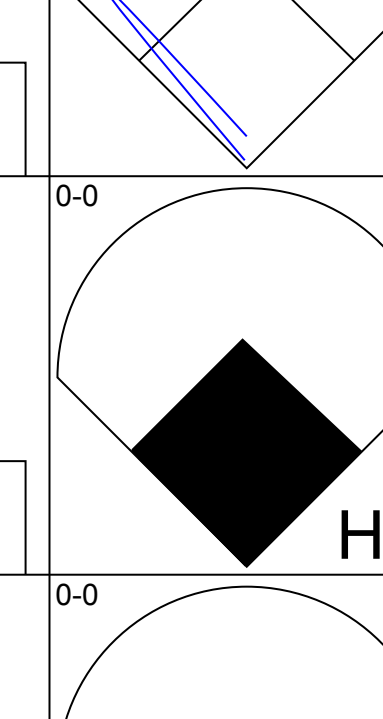
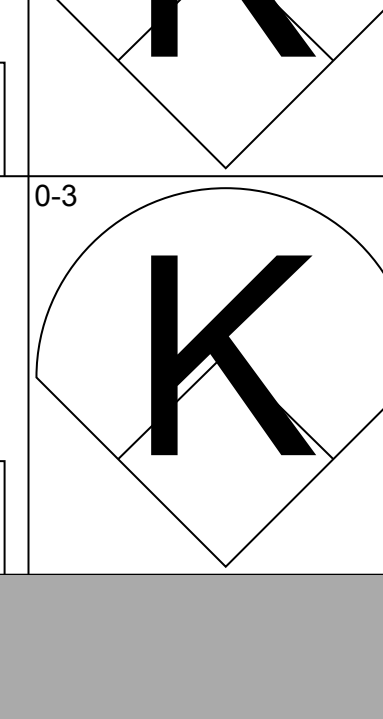
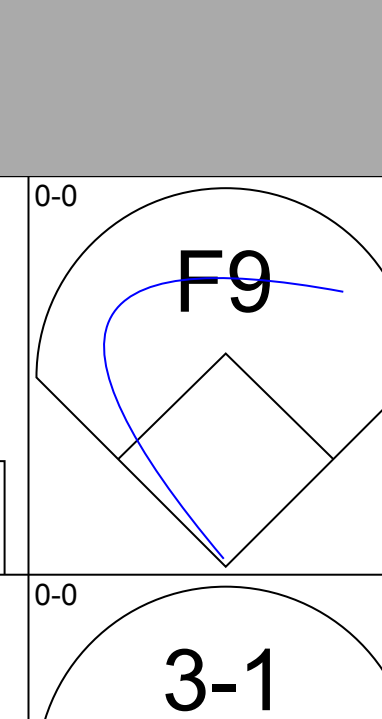
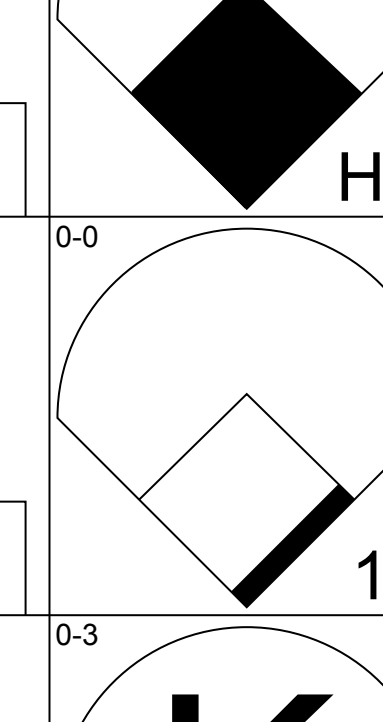
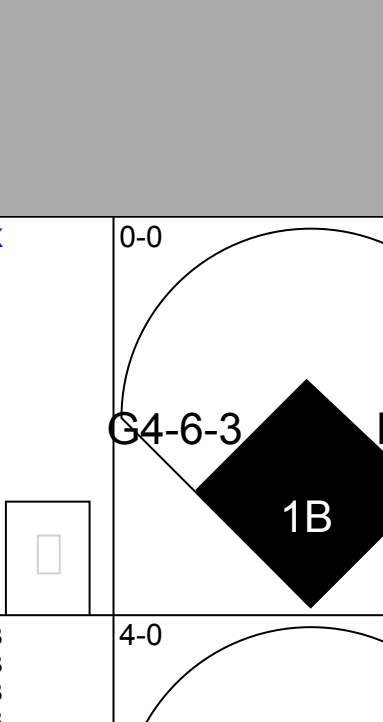
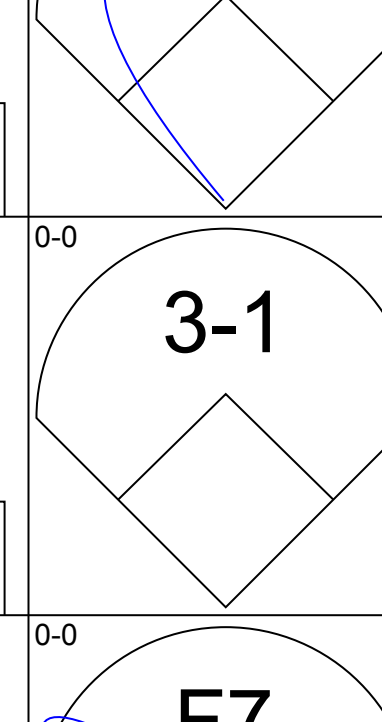
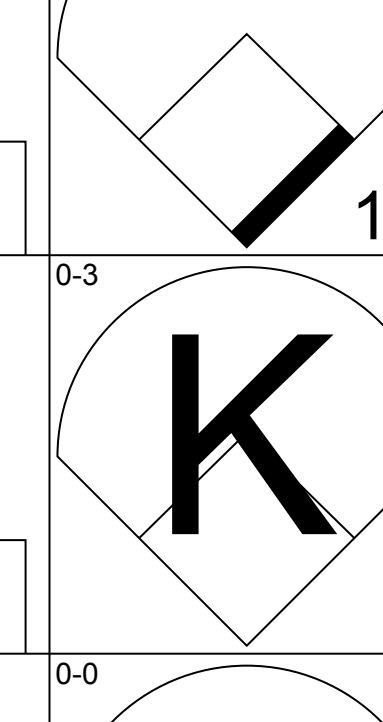
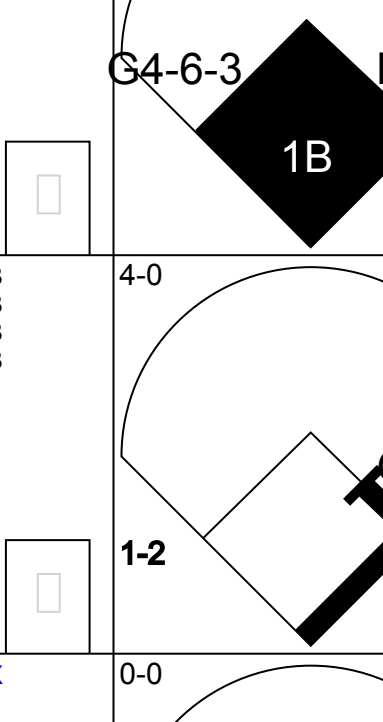
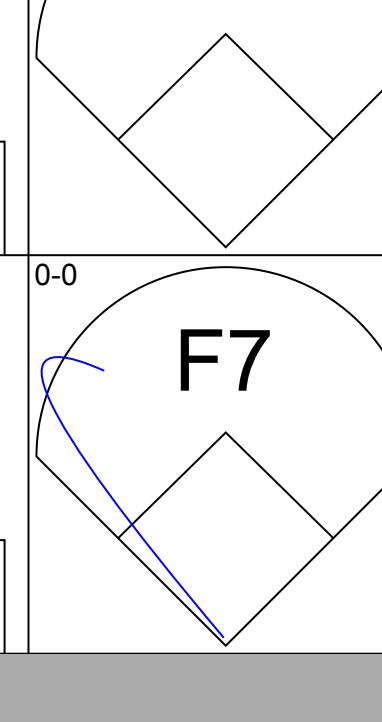
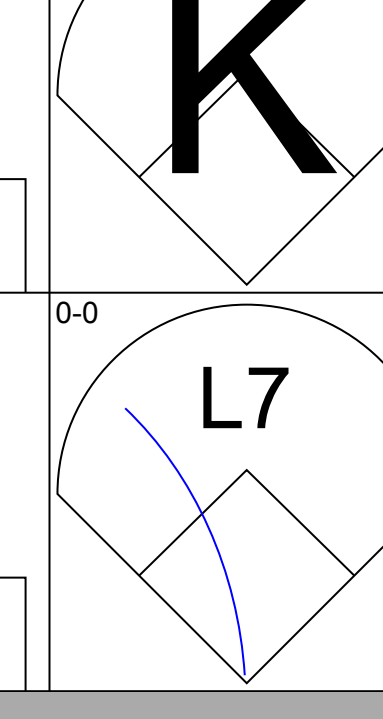
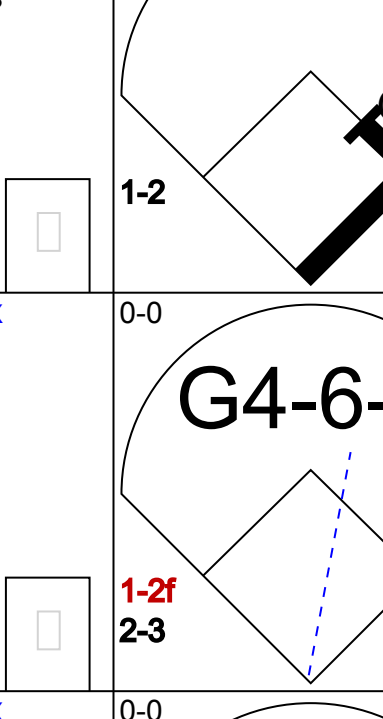
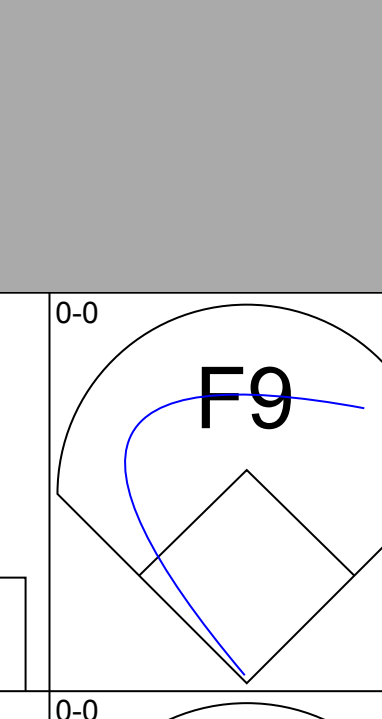
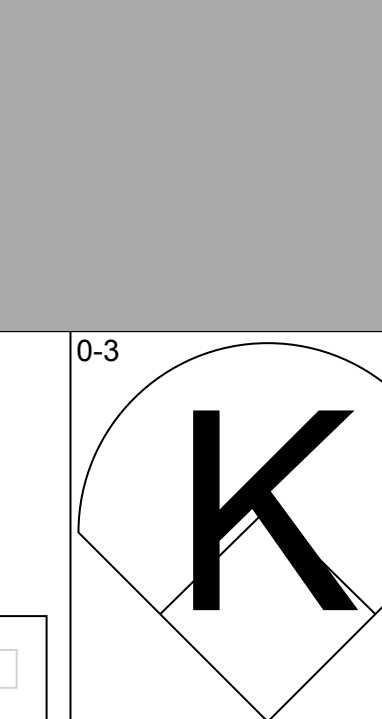
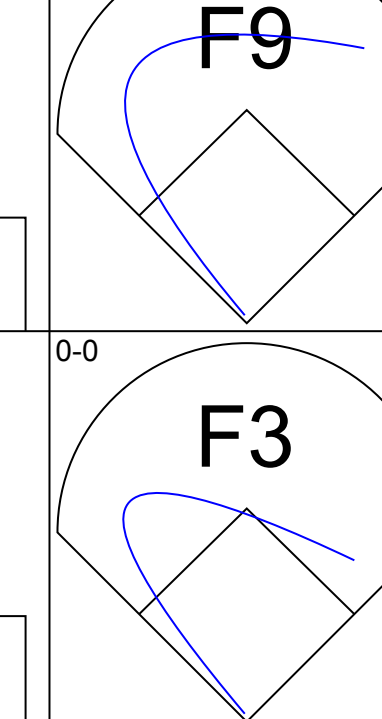
Batter	1	2	3	4	5	6	7	8	9	AB	R	H	RBI	BB	SO	LOB	BOTTOM			
Alan Wiggins, S OBP: 0.303, SLG: 0.309 (1, 4)	0-3 K		0-0 F7 F9		0-0 1B		0-0 FC6-4 1B			5	0	2	0	0	1	5	Texas Rangers @ Baltimore Orioles Memorial Stadium, Baltimore, MD Sat Aug 17 1985, 7:05 PM EDT Att: 30,269 - Unknown			
Lee Lacy, R OBP: 0.357, SLG: 0.441 (1, 9)	0-0 5-3		0-0 1B BB	0-0 4-3	0-0 G6-4-3 1B		0-0 FC6-4 BB			5	1	2	1	0	0	2				
Cal Ripken Jr., R OBP: 0.333, SLG: 0.449 (1, 6)	0-0 5-3		0-0 F6	0-0 HR 1B	0-0 G6-4-3 1-2 2-3		4-0 1-2 BB			4	1	1	0	1	0	5				
Eddie Murray, S OBP: 0.371, SLG: 0.507 (1, 3)		0-0 1-3	4-0 1B BB	0-0 HR 1B		0-0 F5	0-0 F9			4	2	1	0	1	0	3				
Fred Lynn, L OBP: 0.329, SLG: 0.443 (1, 8)	0-3 K		0-0 1B BB	0-0 F9		0-3 K		0-3 K		5	1	1	1	0	3	2				
Mike Young, S OBP: 0.351, SLG: 0.558 (1, 7)		4-0 BB	0-0 1B BB	0-0 HR		4-0 BB		0-3 K		3	2	2	5	2	1	0				
Larry Sheets, L OBP: 0.321, SLG: 0.445 (1, 10)	0-3 K		0-0 1B 1B	0-3 HR		0-3 K		0-0 1B		5	0	2	1	0	3	2				
Floyd Rayford, R OBP: 0.344, SLG: 0.506 (1, 5)			0-0 1B BB		0-0 F9		0-0 FC6-4 1B	0-0 6-3		5	1	3	1	0	0	1				
Rick Dempsey, R OBP: 0.344, SLG: 0.388 (1, 2)			0-0 1B BB		4-0 1B BB		0-3 K			3	1	2	0	1	1	1				
Inning Stats	R: 0 E: 0 K: 1 S: 5	H: 0 LOB: 0 BB: 0 P: 5	R: 0 E: 0 K: 2 S: 7	H: 0 LOB: 1 BB: 1 P: 11	R: 6 E: 0 K: 0 S: 11	H: 8 LOB: 3 BB: 1 P: 15	R: 3 E: 0 K: 1 S: 8	H: 3 LOB: 0 BB: 0 P: 8	R: 0 E: 0 K: 2 S: 7	H: 0 LOB: 1 BB: 1 P: 11	R: 0 E: 0 K: 1 S: 7	H: 2 LOB: 3 BB: 1 P: 11	R: 0 E: 0 K: 2 S: 8	H: 1 LOB: 1 BB: 0 P: 8	1B: 14 2B: 1 3B: 0 HR: 1	SF: 0 SAC: 0 DP: 1 HBP: 0	WP: 0 PB: 0 SB: 0 CS: 0	PA: 44		
PITCHER Burt Hooton, R ERA: 4.9 (1, 1)	IP: 2.2 WLS: L BF: 17 H: 7 R: 6 ER: 6 SO: 3 BB: 2 IBB: 0 HBP: 0 BLK: 0 WP: 0 HR: 0 S: 21 P: 29 ERA: 20.25 WHIP: 3.375											PITCHER	IP: WLS: BF: H: R: ER: SO: BB: IBB: HBP: BLK: WP: HR: S: P: ERA: WHIP:							
Chris Welsh, L ERA: 4.6 (3, 1)	1.2	12	6	3	3	1	1	0	0	0	0	0	0	0	0	1	13	17	16.20	4.200
Dwayne Henry, R ERA: 3.0 (5, 1)	1.2	5	0	0	0	2	1	0	0	0	0	0	0	0	0	8	12	0.00	0.600	
Mike Mason, L ERA: 5.01 (7, 1)	1.0	6	2	0	0	1	1	0	0	0	0	0	0	0	7	11	0.00	3.000		
Dave Schmidt, R ERA: 2.17 (8, 1)	1.0	4	1	0	0	2	0	0	0	0	0	0	0	0	8	8	0.00	1.000		

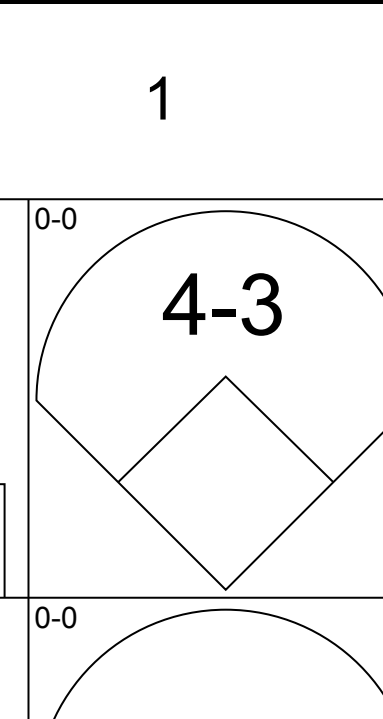
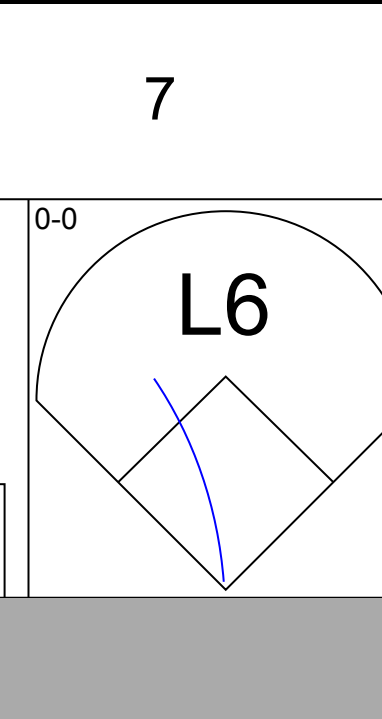
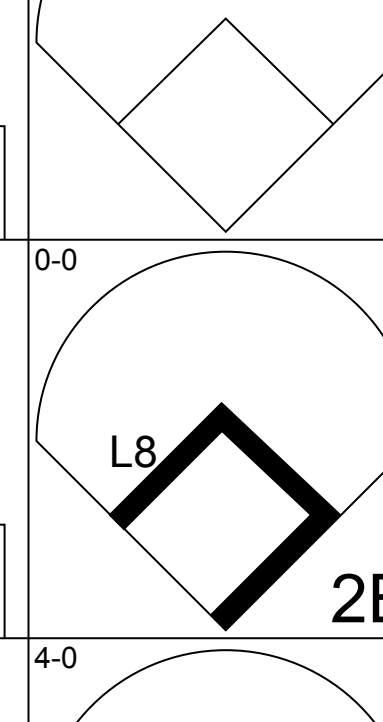
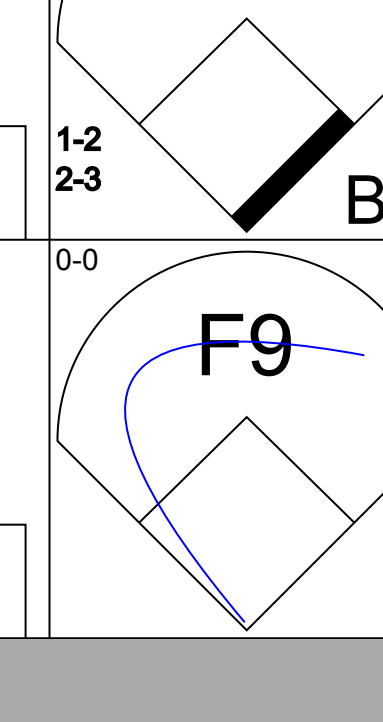
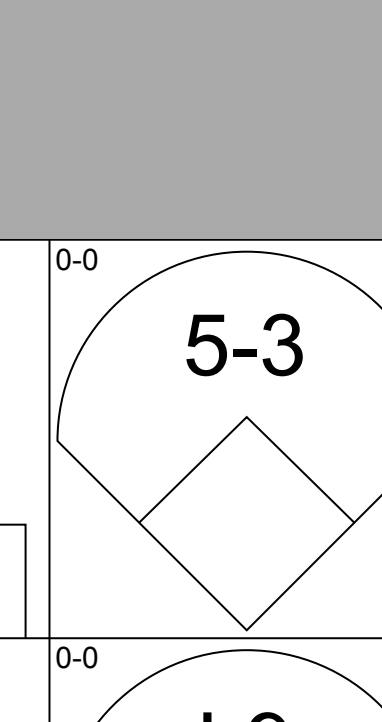
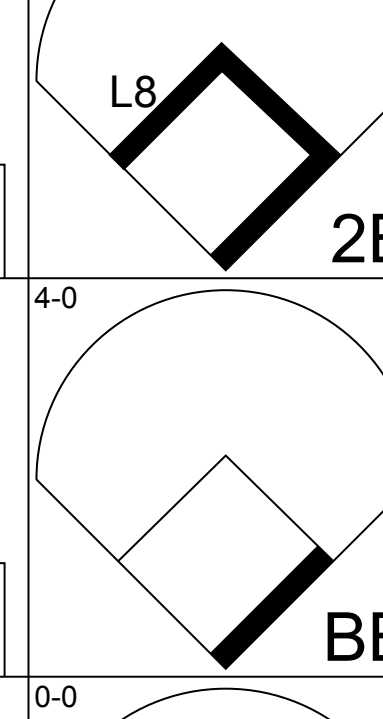
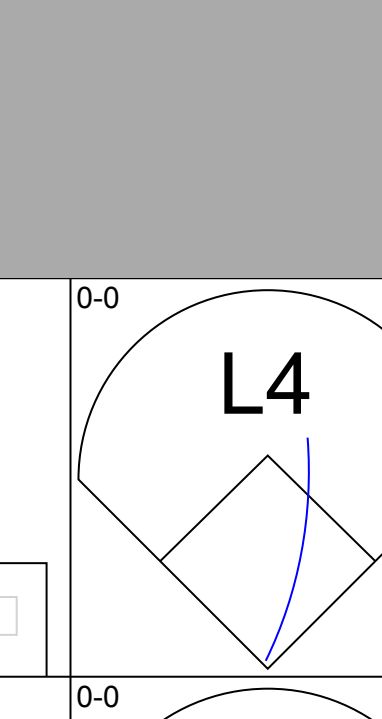
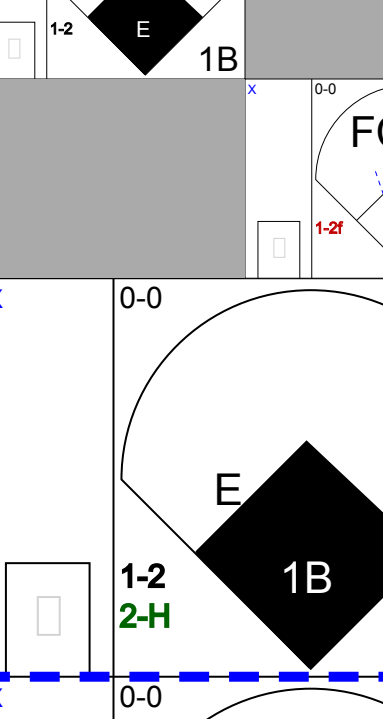
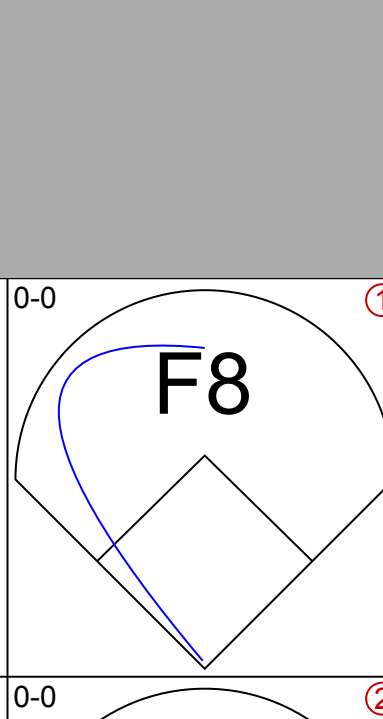
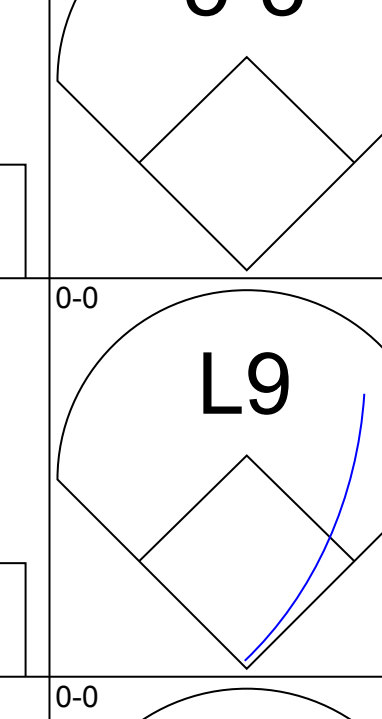
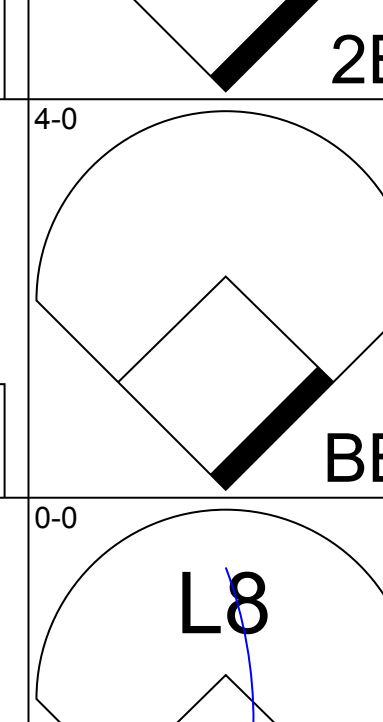
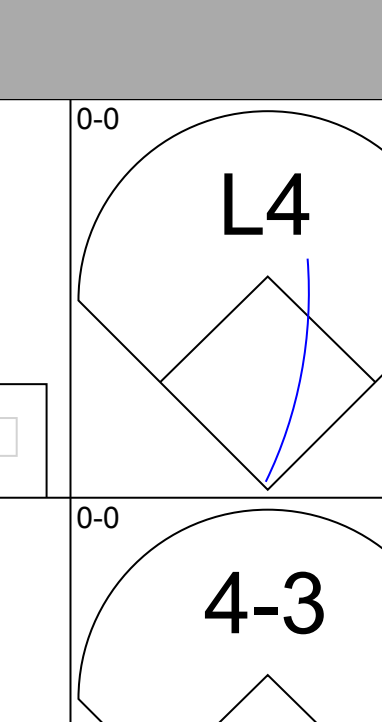
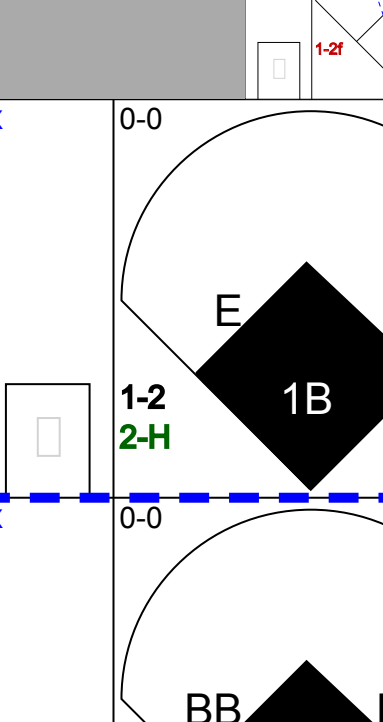
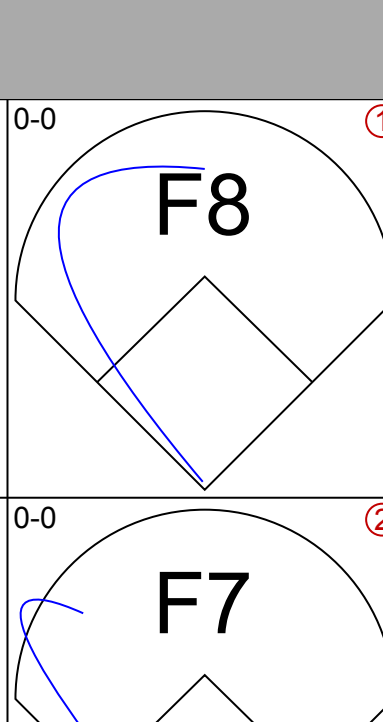
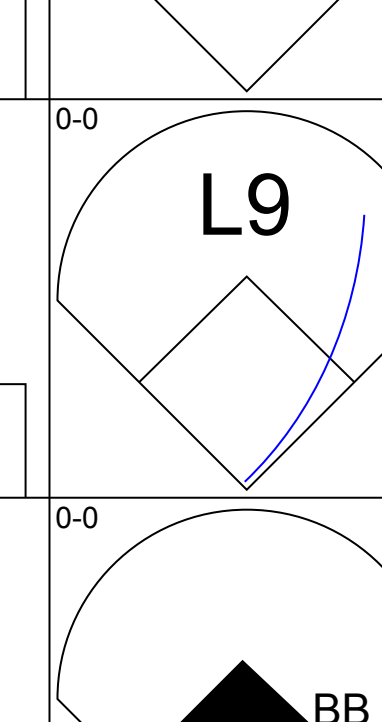
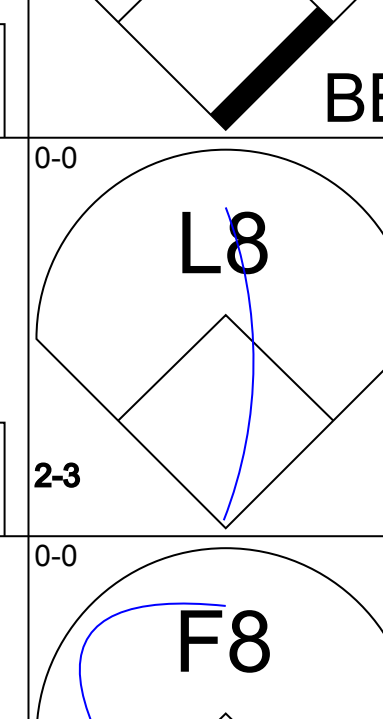
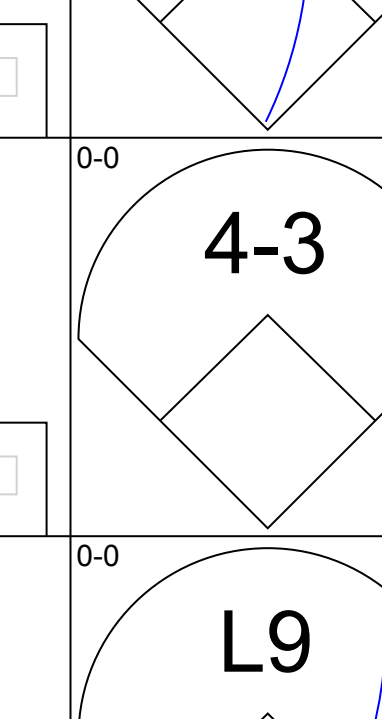
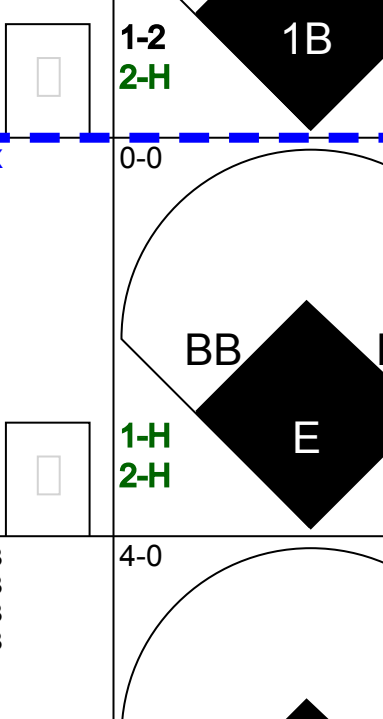
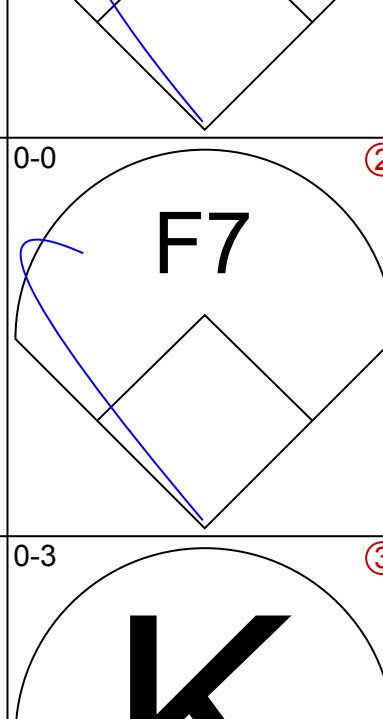
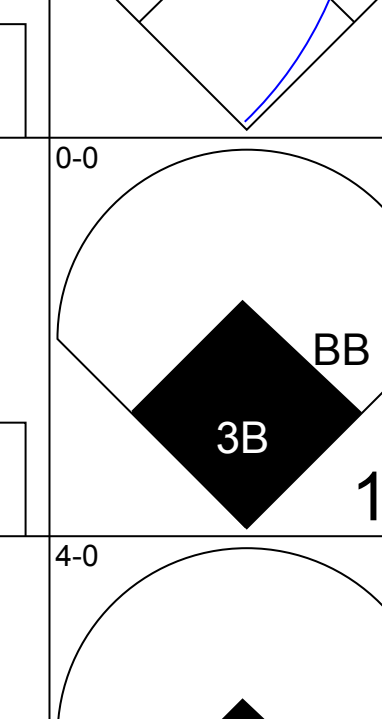

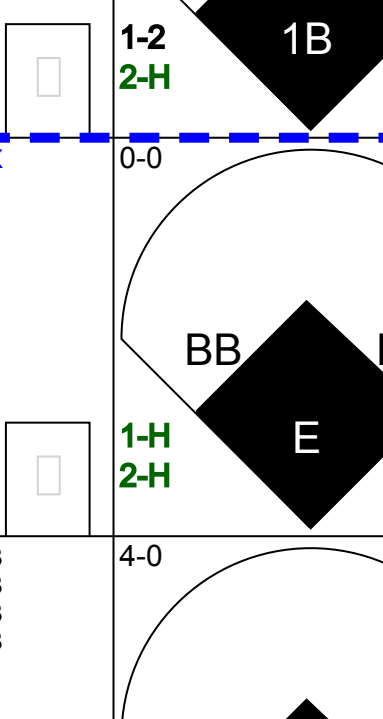

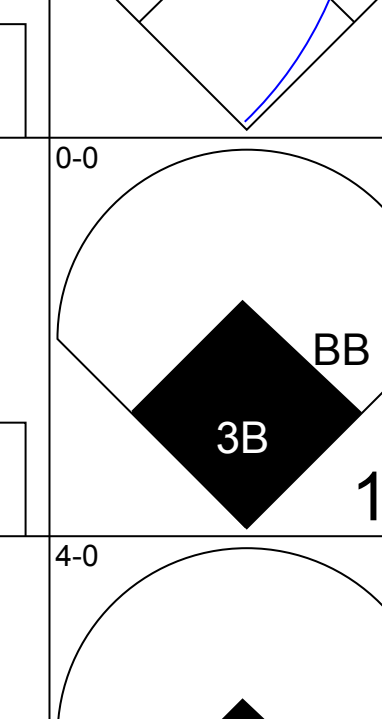

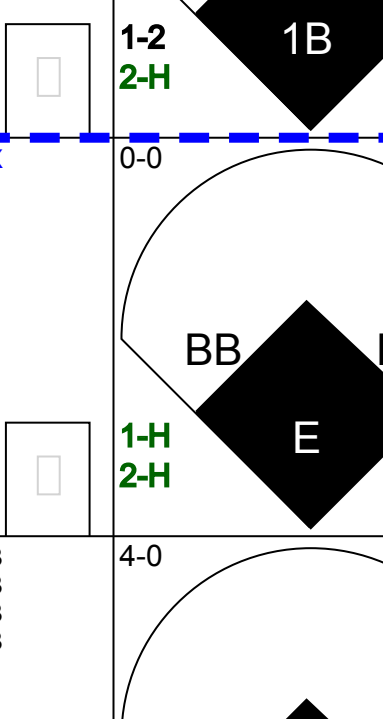
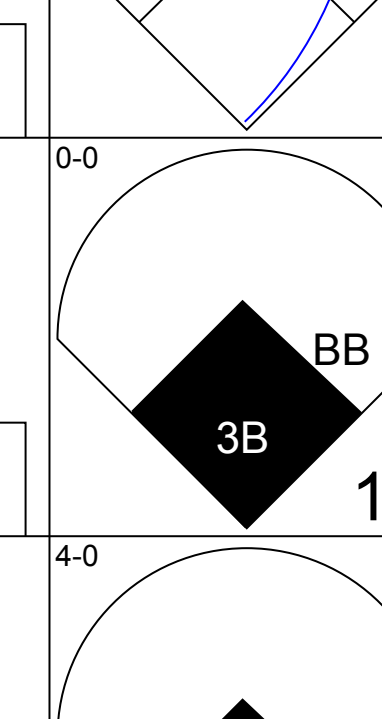

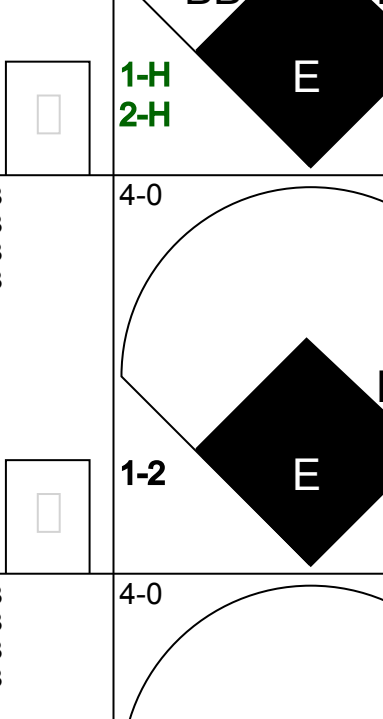

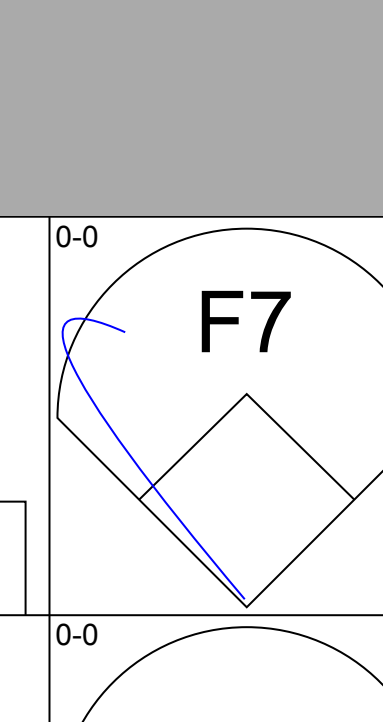
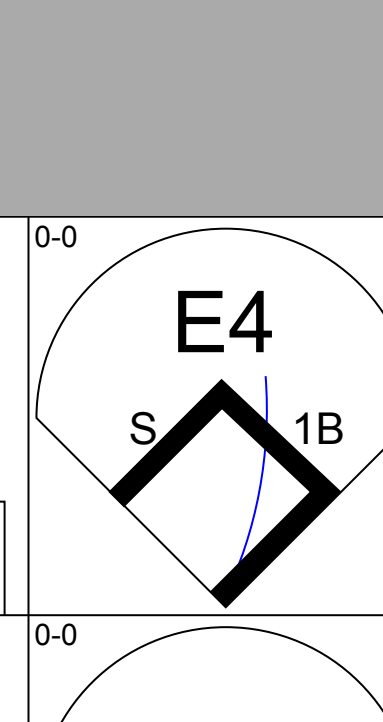
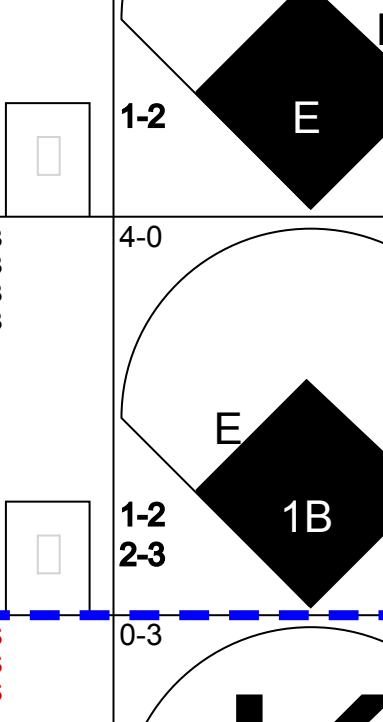
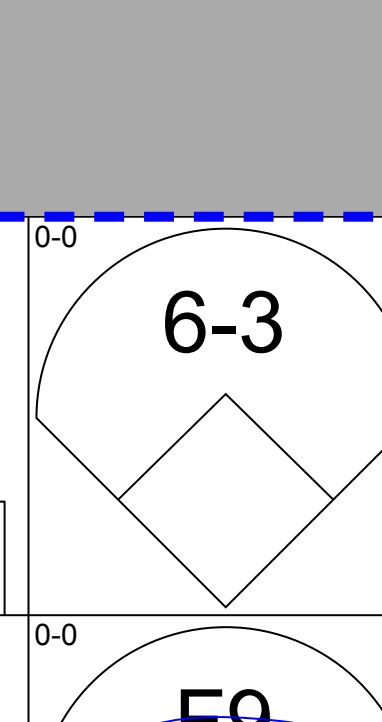
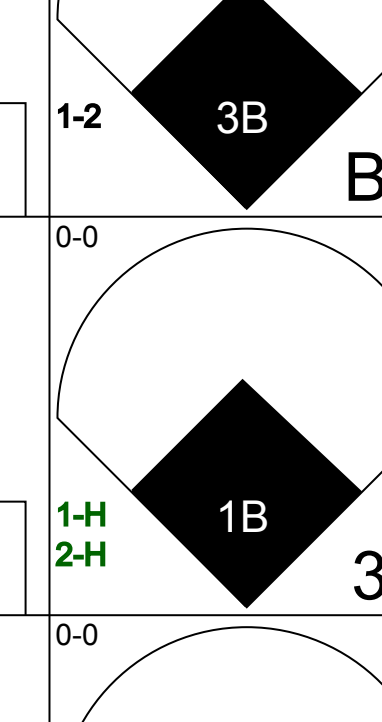
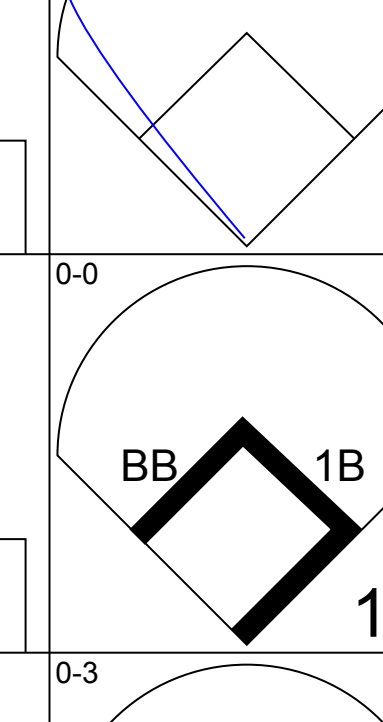
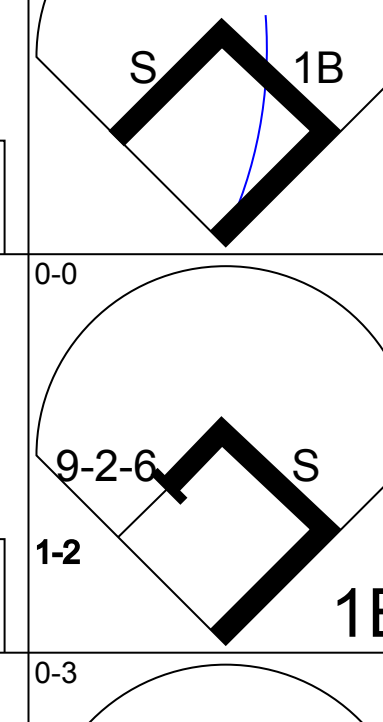
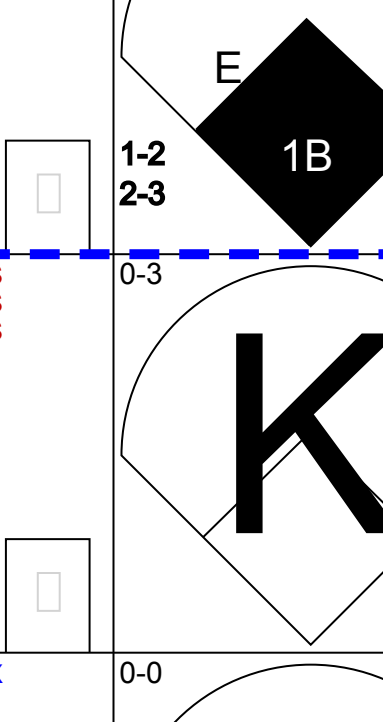
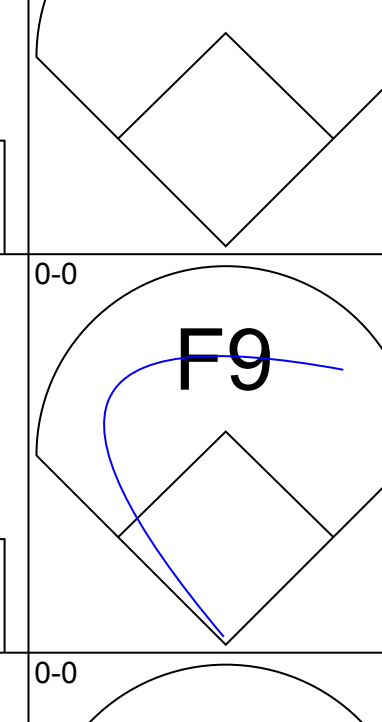
AB	34
R	2
H	9
RBI	2
BB	2
SO	5
LOB	20



AB	39
R	9
H	16
RBI	9
BB	5
SO	9
LOB	21



Batter	1	2	3	4	5	6	7	8	9	AB	R	H	RBI	BB	SO	LOB	TOP					
Oddibe McDowell, L (1, 8) OBP: 0.284, SLG: 0.403										3	0	0	0	1	2	0	Texas Rangers @ Baltimore Orioles Memorial Stadium, Baltimore, MD Mon Aug 19 1985, 3:33 AM EDT Att: 10,749 - Unknown					
Toby Harrah, R (1, 4) OBP: 0.449, SLG: 0.393										4	0	0	0	0	2	1						
Pete O'Brien, L (1, 3) OBP: 0.324, SLG: 0.419										4	0	2	0	0	0	0						
Cliff Johnson, R (1, 10) OBP: 0.343, SLG: 0.472										4	0	0	0	0	1	2						
Gary Ward, R (1, 7) OBP: 0.317, SLG: 0.406										4	1	1	1	0	1	1						
George Wright, S (1, 9) OBP: 0.245, SLG: 0.256										3	1	2	0	0	0	0						
Steve Buechele, R (1, 5) OBP: 0.262, SLG: 0.250										2	0	0	0	1	1	1						
Geno Petralli, L (1, 2) OBP: 0.313, SLG: 0.247										3	0	0	0	0	0	3						
Curtis Wilkerson, S (1, 6) OBP: 0.291, SLG: 0.294										2	0	1	1	0	1	0						
Duane Walker, L (8, PH) OBP: 0.314, SLG: 0.400										1	0	0	0	0	0	0						
Wayne Tolleson, S (8, 6) OBP: 0.389, SLG: 0.414										0	0	0	0	0	0	0						
Inning Stats	R: 0 E: 0 K: 2 S: 7	H: 0 LOB: 0 BB: 0 P: 7	R: 1 E: 0 K: 1 S: 7	H: 2 LOB: 1 BB: 0 P: 7	R: 0 E: 0 K: 3 S: 9	H: 0 LOB: 0 BB: 0 P: 9	R: 0 E: 0 K: 2 S: 7	H: 0 LOB: 0 BB: 0 P: 7	R: 1 E: 0 K: 0 S: 3	H: 2 LOB: 0 BB: 1 P: 7	R: 0 E: 0 K: 0 S: 3	H: 1 LOB: 1 BB: 0 P: 7	R: 0 E: 0 K: 0 S: 3	H: 0 LOB: 0 BB: 0 P: 3	R: 0 E: 0 K: 0 S: 3	H: 0 LOB: 0 BB: 0 P: 3	R: 0 E: 0 K: 0 S: 4	H: 1 LOB: 1 BB: 0 P: 4	1B: 4 2B: 1 3B: 0 HR: 1	SF: 0 SAC: 0 DP: 2 HBP: 0	WP: 0 PB: 0 SB: 0 CS: 1	PA: 33
PITCHER Ken Dixon, R (1, 1) ERA: 4.07	IP: 9.0 WLS: W BF: 32 H: 6 R: 2 ER: 2 SO: 8 BB: 2 IBB: 0 HBP: 0 BLK: 0 WP: 0 HR: 1 S: 46 P: 54 ERA: 2.00 WHIP: 0.889															PITCHER						

Batter	1	2	3	4	5	6	7	8	9	AB	R	H	RBI	BB	SO	LOB	BOTTOM			
Alan Wiggins, S (1, 4) OBP: 0.310, SLG: 0.310										3	1	1	1	2	0	2	Texas Rangers @ Baltimore Orioles Memorial Stadium, Baltimore, MD Mon Aug 19 1985, 3:33 AM EDT Att: 10,749 - Unknown			
Lee Lacy, R (1, 9) OBP: 0.357, SLG: 0.443										5	1	2	0	0	0	5				
Cal Ripken Jr., R (1, 6) OBP: 0.334, SLG: 0.447										4	1	1	1	1	0	0				
Eddie Murray, S (1, 3) OBP: 0.371, SLG: 0.506										5	2	2	1	0	0	2				
Mike Young, S (1, 10) OBP: 0.352, SLG: 0.552										3	2	0	0	2	1	2				
Gary Roenicke, R (1, 7) OBP: 0.342, SLG: 0.448										2	0	0	0	0	0	0				
Jim Dwyer, L (5, PH) OBP: 0.353, SLG: 0.426										2	2	1	2	1	0	0				
Floyd Rayford, R (1, 5) OBP: 0.351, SLG: 0.508										5	0	3	1	0	1	3				
Rick Dempsey, R (1, 2) OBP: 0.342, SLG: 0.385										5	0	1	1	0	3	5				
John Shelby, S (1, 8) OBP: 0.274, SLG: 0.376										4	0	2	0	0	1	4				
Inning Stats	R: 0 E: 0 K: 0 S: 4	H: 1 LOB: 2 BB: 1 P: 8	R: 0 E: 0 K: 1 S: 7	H: 2 LOB: 3 BB: 1 P: 11	R: 0 E: 0 K: 1 S: 6	H: 1 LOB: 1 BB: 0 P: 6	R: 6 E: 1 K: 2 S: 12	H: 4 LOB: 2 BB: 3 P: 24	R: 0 E: 0 K: 1 S: 5	H: 0 LOB: 0 BB: 0 P: 5	R: 0 E: 0 K: 0 S: 5	H: 2 LOB: 2 BB: 0 P: 5	R: 0 E: 0 K: 1 S: 8	H: 3 LOB: 1 BB: 1 P: 12	R: 3 E: 0 K: 1 S: 8	H: 3 LOB: 1 BB: 1 P: 12	1B: 11 2B: 2 3B: 1 HR: 0	SF: 0 SAC: 0 DP: 1 HBP: 0	WP: 0 PB: 0 SB: 3 CS: 0	PA: 44
PITCHER Mike Mason, L (1, 1) ERA: 5.06	IP: 4.0 WLS: L BF: 21 H: 6 R: 3 ER: 3 SO: 2 BB: 3 IBB: 0 HBP: 0 BLK: 0 WP: 0 HR: 0 S: 22 P: 34 ERA: 6.75 WHIP: 2.250															PITCHER				
Greg Harris, R (5, 1) ERA: 2.35	0.0 0.0 3 1 0 0 0 2 0 0 0 0 0 0 1 9 ∞ ∞																			
Dwayne Henry, R (5, 1) ERA: 1.8	2.0 8 1 3 1 3 0 0 0 0 0 0 0 14 14 4.50 0.500																			
Dave Schmidt, R (7, 1) ERA: 2.61	2.0 12 5 3 3 1 1 0 0 0 0 0 0 13 17 13.50 3.000																			

AB	30
R	2
H	6
RBI	2
BB	2
SO	8
LOB	8



AB	38
R	9
H	13
RBI	7
BB	6
SO	6
LOB	23



Batter	1	2	3	4	5	6	7	8	9	AB R H RBI BB SO LOB	TOP											
Oddibe McDowell, L (1, 8) OBP: 0.279, SLG: 0.396	0-0 4-3		0-0 F7		0-3 K		0-0 1-3		0-3 K	5 0 0 0 0 2 5	Texas Rangers @ Boston Red Sox Fenway Park, Boston, MA Tue Aug 20 1985, 7:05 PM EDT Att: 17,420 - Unknown livebaseballscores.com											
Toby Harrah, R (1, 4) OBP: 0.446, SLG: 0.399	0-0 F9		0-0 F2		0-3 K			0-0 HR	5 1 1 1 0 1 3													
Pete O'Brien, L (1, 3) OBP: 0.327, SLG: 0.421	0-0 FC6-4 1B			0-0 FC5-4 1B		0-0 F8		0-0 2B 1B	5 1 3 0 0 1 0													
Cliff Johnson, R (1, 10) OBP: 0.339, SLG: 0.465	0-0 FC6-4			0-0 F8		0-3 K		0-0 F8	4 0 0 0 0 1 3													
Gary Ward, R (1, 7) OBP: 0.316, SLG: 0.407		0-0 1-3		0-3 K		0-0 6-3		0-0 1B 2B	4 1 1 1 0 1 1													
George Wright, S (1, 9) OBP: 0.245, SLG: 0.253		0-0 5-3		0-0 FC5-4			0-0 5-3	4-6 1B IBB	3 0 0 0 1 0 1													
Steve Buechele, R (1, 5) OBP: 0.359, SLG: 0.308 Duane Walker, L (8, PH) OBP: 0.311, SLG: 0.396 Geno Petralli, L (8, 2) OBP: 0.313, SLG: 0.247	0-0 F7				0-0 SH5-4 1B 1B		0-0 2B 1B	0-0 F6	3 0 2 0 0 0 0 1 0 0 0 0 0 2 0 0 0 0 0 0 0													
Glenn Brummer, R (1, 2) OBP: 0.250, SLG: 0.247 Bob Jones, L (8, PH) OBP: 0.291, SLG: 0.294 Curtis Wilkerson, S (8, 6) OBP: 0.291, SLG: 0.294			0-0 5-3		0-0 SH5-4 1B		0-0 1-3 2B	0-0 1-3 2-H 1B	3 0 2 0 0 0 0 1 0 1 1 0 0 0 0 0 0 0 0 0 0													
Wayne Tolleson, S (1, 6) OBP: 0.383, SLG: 0.408			0-0 E6		0-0 SH5-4		0-3 K	0-0 F4	3 0 0 0 0 1 4													
Inning Stats	R: 0 E: 0 K: 0 S: 4	H: 1 LOB: 1 BB: 0 P: 4	R: 0 E: 0 K: 0 S: 3	H: 0 LOB: 0 BB: 0 P: 3	R: 0 E: 1 K: 0 S: 4	H: 0 LOB: 1 BB: 0 P: 4	R: 0 E: 0 K: 1 S: 6	H: 1 LOB: 1 BB: 0 P: 6	R: 0 E: 0 K: 2 S: 9	H: 2 LOB: 2 BB: 0 P: 9		R: 0 E: 0 K: 1 S: 5	H: 0 LOB: 0 BB: 0 P: 5	R: 0 E: 0 K: 1 S: 7	H: 2 LOB: 2 BB: 0 P: 7	R: 3 E: 0 K: 0 S: 7	H: 4 LOB: 2 BB: 1 P: 11	R: 0 E: 0 K: 2 S: 7	H: 0 LOB: 0 BB: 0 P: 7	1B: 7 2B: 2 3B: 0 HR: 1	SF: 0 SAC: 1 DP: 0 HBP: 0	WP: 0 PB: 0 SB: 2 CS: 0
PITCHER	IP WLS BF H R ER SO BB IBB HBP BLK WP HR S P ERA WHIP											PITCHER	IP WLS BF H R ER SO BB IBB HBP BLK WP HR S P ERA WHIP									
Bob Ojeda, L (1, 1) ERA: 4.4	7.1 L 32 9 3 3 5 0 0 0 0 0 1 42 42 3.68 1.227											Steve Crawford, R (8, 1) ERA: 3.57	1.2 7 1 0 0 2 0 1 0 0 0 0 10 14 0.00 0.600									

Batter	1	2	3	4	5	6	7	8	9	AB R H RBI BB SO LOB	BOTTOM									
Dwight Evans, R (1, 9) OBP: 0.372, SLG: 0.397	0-0 F9		0-0 F8			0-0 F9			0-0 6-3	4 0 0 0 0 0 1	Texas Rangers @ Boston Red Sox Fenway Park, Boston, MA Tue Aug 20 1985, 7:05 PM EDT Att: 17,420 - Unknown livebaseballscores.com									
Wade Boggs, L (1, 5) OBP: 0.438, SLG: 0.466	0-3 K		0-0 6-3			0-3 K			0-0 1B SF9 1B	4 1 1 0 0 2 1										
Bill Buckner, L (1, 3) OBP: 0.309, SLG: 0.449	0-0 2B			0-0 F9		0-0 4-3			0-0 1-3 1B	4 0 2 0 0 0 0										
Jim Rice, R (1, 7) OBP: 0.322, SLG: 0.438	0-0 6-3			0-0 6-3			0-0 F3		0-0 SF9	3 0 0 1 0 0 1										
Rich Gedman, L (1, 2) OBP: 0.375, SLG: 0.487		0-0 F9		0-3 K2-3			0-0 F8		0-0 4-3	4 0 0 0 0 1 1										
Mike Easter, L (1, 10) OBP: 0.324, SLG: 0.410		0-0 F7			0-0 PB PB 1B		0-0 F4			3 0 1 0 0 0 0										
Marty Barrett, R (1, 4) OBP: 0.348, SLG: 0.353		0-3 K			0-0 F2			0-0 F3		3 0 0 0 0 1 1										
Steve Lyons, L (1, 8) OBP: 0.339, SLG: 0.364			0-3 K		0-3 K			0-3 K2-3		3 0 0 0 0 3 1										
Jackie Gutierrez, R (1, 6) OBP: 0.290, SLG: 0.302			0-0 2B		0-0 5-3			0-0 4-3		3 0 1 0 0 0 1										
Inning Stats	R: 0 E: 0 K: 1 S: 6	H: 1 LOB: 0 BB: 0 P: 6	R: 0 E: 0 K: 1 S: 5	H: 0 LOB: 0 BB: 0 P: 5	R: 0 E: 0 K: 1 S: 6	H: 1 LOB: 1 BB: 0 P: 6	R: 0 E: 0 K: 1 S: 6	H: 0 LOB: 0 BB: 0 P: 5	R: 0 E: 0 K: 0 S: 3	H: 0 LOB: 0 BB: 0 P: 3		R: 0 E: 0 K: 1 S: 5	H: 0 LOB: 1 BB: 0 P: 5	R: 0 E: 0 K: 0 S: 5	H: 0 LOB: 1 BB: 0 P: 5	R: 1 E: 0 K: 0 S: 5	H: 2 LOB: 1 BB: 0 P: 5	1B: 3 2B: 2 3B: 0 HR: 0	SF: 1 SAC: 0 DP: 0 HBP: 0	WP: 0 PB: 2 SB: 0 CS: 0
PITCHER	IP WLS BF H R ER SO BB IBB HBP BLK WP HR S P ERA WHIP											PITCHER	IP WLS BF H R ER SO BB IBB HBP BLK WP HR S P ERA WHIP							
Charlie Hough, R (1, 1) ERA: 3.24	9.0 W 32 5 1 1 7 0 0 0 0 0 0 46 46 1.00 0.556																			

Batter	1	2	3	4	5	6	7	8	9	AB	R	H	RBI	BB	SO	LOB	TOP			
Oddibe McDowell, L OBP: 0.276, SLG: 0.391 (1, 8)	G3	FC5-4			3-1		G3-6-3			4	0	0	0	0	0	2				
Toby Harrah, R OBP: 0.444, SLG: 0.401 (1, 4)	K	CS	E		K			6-3		4	1	1	0	0	2	0				
Pete O'Brien, L OBP: 0.328, SLG: 0.424 (1, 3)	HR		4-3					4-3		4	1	2	0	0	0	1				
Cliff Johnson, R OBP: 0.338, SLG: 0.460 (1, 10)	HR		K		3-1			K		3	1	0	0	1	2	2				
Gary Ward, R OBP: 0.318, SLG: 0.415 (1, 7)	HR		E6				5-3			4	2	2	3	0	0	0				
George Wright, S OBP: 0.254, SLG: 0.258 (1, 9)			1-3					SH3-4		3	0	2	0	0	0	1				
Steve Buechele, R OBP: 0.297, SLG: 0.256 (9, PH)	F8				F7			G3		3	0	0	0	0	1	2				
Duane Walker, L OBP: 0.309, SLG: 0.393 (9, 6)										1	0	0	0	0	0	1				
Curtis Wilkerson, S OBP: 0.291, SLG: 0.294 (9, 6)										0	0	0	0	0	0	0				
Glenn Brummer, R OBP: 0.364, SLG: 0.316 (1, 2)		F2			L7					4	0	2	1	0	0	0				
Wayne Tolleson, S OBP: 0.382, SLG: 0.407 (9, 5)					6-3					3	0	1	0	0	0	1				
Inning Stats	R: 3 E: 0 K: 1 S: 8	H: 3 LOB: 1 BB: 1 P: 12	R: 0 E: 0 K: 0 S: 3	H: 1 LOB: 0 BB: 0 P: 3	R: 1 E: 1 K: 1 S: 7	H: 1 LOB: 1 BB: 0 P: 7	R: 0 E: 0 K: 0 S: 3	H: 0 LOB: 0 BB: 0 P: 3	R: 0 E: 0 K: 1 S: 6	H: 1 LOB: 1 BB: 0 P: 6	R: 0 E: 0 K: 1 S: 5	H: 1 LOB: 0 BB: 0 P: 5	R: 0 E: 0 K: 1 S: 5	H: 0 LOB: 0 BB: 0 P: 5	R: 1 E: 0 K: 0 S: 4	H: 2 LOB: 0 BB: 0 P: 4	1B: 7 2B: 2 3B: 0 HR: 1	SF: 0 SAC: 1 DP: 1 HBP: 0	WP: 0 PB: 0 SB: 0 CS: 3	PA: 37
PITCHER Oil Can Boyd, R ERA: 3.56 (1, 1)	IP: 9.0 WLS: L BF: 35 H: 10 R: 5 ER: 4 SO: 5 BB: 1 IBB: 0 HBP: 0 BLK: 0 WP: 0 HR: 1 S: 44 P: 48 ERA: 4.00 WHIP: 1.222																			

Texas Rangers @ Boston Red Sox
Fenway Park, Boston, MA
Wed Aug 21 1985, 7:05 PM EDT
Att: 18,447 - Unknown

AB	33
R	5
H	10
RBI	4
BB	1
SO	5
LOB	10



Batter	1	2	3	4	5	6	7	8	9	AB	R	H	RBI	BB	SO	LOB	BOTTOM					
Dwight Evans, R OBP: 0.371, SLG: 0.393 (1, 9)	K		L9		F2				G4-6-3	4	0	0	0	1	1	1						
Wade Boggs, L OBP: 0.440, SLG: 0.473 (1, 5)	HR		1B				F9			3	1	2	1	1	0	1						
Bill Buckner, L OBP: 0.308, SLG: 0.447 (1, 3)	F2						G4-6-3			4	0	1	0	0	1	2						
Jim Rice, R OBP: 0.322, SLG: 0.437 (1, 7)	L3				K					4	1	1	0	0	2	2						
Rich Gedman, L OBP: 0.374, SLG: 0.485 (1, 2)		6-3			F4					4	1	1	0	0	1	0						
Tony Armas, R OBP: 0.248, SLG: 0.478 (1, 8)					F9					0	0	0	0	0	0	0						
Steve Lyons, L OBP: 0.339, SLG: 0.365 (2, FR) (3, 8)							SF7			2	0	1	1	0	0	0						
Mike Easler, L OBP: 0.326, SLG: 0.415 (1, 10)										4	0	2	1	0	1	2						
Marty Barrett, R OBP: 0.347, SLG: 0.350 (1, 4)										3	0	0	0	1	1	3						
Jackie Gutierrez, R OBP: 0.286, SLG: 0.298 (9, PH)										3	0	0	0	0	0	2						
Dave Stapleton, R OBP: 0.314, SLG: 0.382 (9, PH)										1	0	0	0	0	0	0						
Ed Jurak, R OBP: 0.143, SLG: 0.143 (9, FR)										0	0	0	0	0	0	0						
Inning Stats	R: 1 E: 0 K: 1 S: 6	H: 1 LOB: 0 BB: 0 P: 6	R: 0 E: 1 K: 0 S: 3	H: 0 LOB: 2 BB: 0 P: 4	R: 0 E: 0 K: 1 S: 6	H: 1 LOB: 1 BB: 1 P: 10	R: 0 E: 0 K: 0 S: 4	H: 1 LOB: 1 BB: 0 P: 4	R: 0 E: 0 K: 0 S: 6	H: 1 LOB: 1 BB: 0 P: 6	R: 2 E: 0 K: 0 S: 5	H: 3 LOB: 0 BB: 1 P: 9	R: 0 E: 0 K: 0 S: 2	H: 0 LOB: 0 BB: 1 P: 6	R: 0 E: 0 K: 3 S: 10	H: 1 LOB: 1 BB: 0 P: 10	R: 0 E: 1 K: 1 S: 5	H: 0 LOB: 1 BB: 0 P: 5	1B: 5 2B: 2 3B: 0 HR: 1	SF: 1 SAC: 0 DP: 4 HBP: 1	WP: 0 PB: 0 SB: 0 CS: 0	PA: 37
PITCHER Jeff Russell, R ERA: 7.88 (6, 1)	IP: 3.2 WLS: S BF: 12 H: 1 R: 0 ER: 0 SO: 4 BB: 2 IBB: 0 HBP: 0 BLK: 0 WP: 0 HR: 0 S: 18 P: 26 ERA: 0.00 WHIP: 0.818																					

Texas Rangers @ Boston Red Sox
Fenway Park, Boston, MA
Wed Aug 21 1985, 7:05 PM EDT
Att: 18,447 - Unknown

AB	32
R	3
H	8
RBI	3
BB	3
SO	7
LOB	13



Batter	1	2	3	4	5	6	7	8	9	AB	R	H	RBI	BB	SO	LOB	TOP										
Wayne Tolleson, S OBP: 0.383, SLG: 0.407	G3		4-3			FC1-6 2B		FC5-4 1B	FC4-6 1B	5	0	2	1	0	0	1	Texas Rangers @ Boston Red Sox Fenway Park, Boston, MA Thu Aug 22 1985, 7:05 PM EDT Att: 17,074 - Unknown										
Toby Harrah, R OBP: 0.443, SLG: 0.403 Alan Bannister, R OBP: 0.348, SLG: 0.350	6-3			F8				FC5-4 2B	FC4-6 1B	3	0	1	0	0	0	0											
Pete O'Brien, L OBP: 0.330, SLG: 0.430				F5		F9		1B		4	1	2	1	0	0	2											
Cliff Johnson, R OBP: 0.337, SLG: 0.457	F9			F2		F6		1B		4	0	1	1	0	0	3											
Gary Ward, R OBP: 0.318, SLG: 0.414 Geno Petralli, L OBP: 0.310, SLG: 0.243		F3			E6 1B		4-3 1B	4-3		3	0	1	0	0	0	0											
George Wright, S OBP: 0.254, SLG: 0.262		1-3			F9				1B 1B	4	1	1	0	0	0	2											
Duane Walker, L OBP: 0.315, SLG: 0.396		4-3				G4-6-3 1B	4-3		G6-4-3 1B	4	1	2	0	0	0	1											
Glenn Brummer, R OBP: 0.356, SLG: 0.309 Bob Jones, L OBP: 0.255, SLG: 0.253			G3			G4-6-3	3-1			2	0	0	0	0	0	2											
Steve Buechele, R OBP: 0.266, SLG: 0.256			F9						G6-4-3 1B	2	0	1	1	0	0	1											
						FC1-6 1B		4-3	G6-4-3	4	0	1	0	0	0	2											
Inning Stats	R: 0 E: 0 K: 0 S: 4	H: 1 LOB: 1 BB: 0 P: 4	R: 0 E: 0 K: 0 S: 3	H: 0 LOB: 0 BB: 0 P: 3	R: 0 E: 0 K: 0 S: 3	H: 0 LOB: 0 BB: 0 P: 3	R: 0 E: 0 K: 0 S: 4	H: 1 LOB: 1 BB: 0 P: 4	R: 0 E: 0 K: 0 S: 5	H: 2 LOB: 2 BB: 0 P: 5	R: 0 E: 0 K: 0 S: 4	H: 1 LOB: 1 BB: 0 P: 4	R: 2 E: 0 K: 0 S: 6	H: 3 LOB: 1 BB: 0 P: 6	R: 2 E: 0 K: 0 S: 6	H: 4 LOB: 1 BB: 0 P: 6	1B: 8 2B: 4 3B: 0 HR: 0	SF: 0 SAC: 0 DP: 2 HBP: 0	WP: 0 PB: 0 SB: 1 CS: 0	PA: 38							
PITCHER	IP	WLS	BF	H	R	ER	SO	BB	IBB	HBP	BLK	WP	HR	S	P	ERA	WHIP										
Mike Trujillo, R ERA: 4.95	(1, 1)	8.0	W	32	8	2	2	0	0	0	0	0	0	32	32	2.25	1.000										
Bob Stanley, R ERA: 2.6	(9, 1)	1.0		6	4	2	2	0	0	0	0	0	0	6	6	18.00	4.000										

Batter	1	2	3	4	5	6	7	8	9	AB	R	H	RBI	BB	SO	LOB	BOTTOM											
Dwight Evans, R OBP: 0.373, SLG: 0.394	K		WP 1B			F8		1B WP		4	1	2	1	1	1	0	Texas Rangers @ Boston Red Sox Fenway Park, Boston, MA Thu Aug 22 1985, 7:05 PM EDT Att: 17,074 - Unknown											
Wade Boggs, L OBP: 0.442, SLG: 0.474			HBP 1B			FC1-6 BB		F7		4	1	2	1	1	0	4												
Bill Buckner, L OBP: 0.309, SLG: 0.445			1B HBP			FC1-6 BB		F8		4	2	1	1	0	0	4												
Jim Rice, R OBP: 0.322, SLG: 0.435		6-3	E 1B			FC1-6 BB		F3		4	0	1	1	1	1	4												
Rich Gedman, L OBP: 0.373, SLG: 0.482		4-3	E6			1B BB		F9		4	0	1	1	0	0	1												
Mike Easler, L OBP: 0.323, SLG: 0.412		3-1	K			4-3		K		4	0	0	0	0	2	4												
Marty Barrett, R OBP: 0.346, SLG: 0.352			L9 4-3 2B		G3			E4 1B	6-3	4	2	1	0	0	0	0												
Steve Lyons, L OBP: 0.341, SLG: 0.365			L9		K			FC6-4 1B	1B BB	3	1	1	1	1	1	1												
Jackie Gutierrez, R OBP: 0.285, SLG: 0.297			4-3		F9			FC6-4 1B	1B	4	1	1	1	0	0	1												
						FC6-4 1B		1B		4	1	1	1	0	0	1												
Inning Stats	R: 0 E: 0 K: 1 S: 5	H: 1 LOB: 0 BB: 0 P: 5	R: 0 E: 0 K: 0 S: 3	H: 0 LOB: 0 BB: 0 P: 3	R: 4 E: 1 K: 1 S: 10	H: 4 LOB: 2 BB: 0 P: 11	R: 0 E: 0 K: 1 S: 5	H: 0 LOB: 0 BB: 0 P: 5	R: 1 E: 0 K: 0 S: 4	H: 1 LOB: 2 BB: 2 P: 12	R: 2 E: 1 K: 0 S: 6	H: 2 LOB: 1 BB: 1 P: 10	R: 0 E: 0 K: 1 S: 5	H: 0 LOB: 0 BB: 0 P: 5	R: 1 E: 0 K: 1 S: 7	H: 2 LOB: 2 BB: 1 P: 11	1B: 9 2B: 1 3B: 0 HR: 0	SF: 0 SAC: 0 DP: 1 HBP: 1	WP: 2 PB: 0 SB: 4 CS: 0	PA: 40								
PITCHER	IP	WLS	BF	H	R	ER	SO	BB	IBB	HBP	BLK	WP	HR	S	P	ERA	WHIP											
Dickie Noles, R ERA: 4.18	(1, 1)	4.2	L	22	5	5	4	3	2	0	1	0	25	34	7.71	1.500												
Chris Welsh, L ERA: 4.5	(5, 1)	1.1		9	3	2	0	0	1	0	0	0	1	0	8	12	0.00	3.000										
Mike Mason, L ERA: 5.02	(7, 1)	1.0		3	0	0	0	1	0	0	0	0	0	5	5	0.00	0.000											
Dave Schmidt, R ERA: 2.73	(8, 1)	1.0		6	2	1	1	1	1	0	0	0	0	7	11	9.00	3.000											

AB	38
R	4
H	12
RBI	4
BB	0
SO	0
LOB	17



AB	35
R	8
H	10
RBI	7
BB	4
SO	5
LOB	19



Batter	1	2	3	4	5	6	7	8	9	AB	R	H	RBI	BB	SO	LOB	TOP									
Wayne Tolleson, S (1, 6) OBP: 0.379, SLG: 0.402	L7		4-3		5-3			FC6-4 2B		5	1	1	0	0	0	2	Texas Rangers @ Kansas City Royals Royals Stadium, Kansas City, MO Fri Aug 23 1985, 8:05 PM EDT Att: 33,483 - Unknown									
Toby Harrah, R (1, 4) OBP: 0.443, SLG: 0.404	K		3B BB			6-3		1B 2B	F4	4	2	1	1	1	1	2										
Pete O'Brien, L (1, 3) OBP: 0.333, SLG: 0.437	1B		3B		1-4-3			1B 1B		4	0	3	2	0	0	0										
Cliff Johnson, R (1, 10) OBP: 0.335, SLG: 0.454	4-3		F4		K			1B		4	0	1	0	0	1	2										
Gary Ward, R (1, 7) OBP: 0.317, SLG: 0.413 Glenn Brummer, R (8, 2) OBP: 0.358, SLG: 0.309		G3 1B		4-3			1-3	5-3		4	0	1	0	0	0	2										
George Wright, S (1, 8) OBP: 0.257, SLG: 0.263	G3			4-0			F8		CS 1B	3	0	1	0	1	0	1										
Duane Walker, L (1, 9) OBP: 0.305, SLG: 0.383	F6			0-3			F6		1-3	4	0	0	0	0	1	3										
Geno Petralli, L (1, 2) OBP: 0.302, SLG: 0.237 Oddibe McDowell, L (8, PH) OBP: 0.277, SLG: 0.401	K			0-0	CS	G3		K		2	0	0	0	0	1	1										
Steve Buechele, R (1, 5) OBP: 0.271, SLG: 0.253 Bob Jones, L (8, PH) OBP: 0.253, SLG: 0.251 Curtis Wilkerson, S (8, 6) OBP: 0.293, SLG: 0.297			4-0			F9		FC6-4 1B	1B	1	0	0	0	1	0	0										
			4-3 BB						1B	1	0	1	0	0	0	0										
Inning Stats	R: 0 E: 0 K: 1 S: 6	H: 1 LOB: 1 BB: 0 P: 6	R: 0 E: 0 K: 0 S: 6	H: 1 LOB: 1 BB: 0 P: 6	R: 1 E: 0 K: 0 S: 3	H: 1 LOB: 1 BB: 2 P: 11	R: 0 E: 0 K: 1 S: 4	H: 0 LOB: 0 BB: 1 P: 8	R: 0 E: 0 K: 0 S: 3	H: 0 LOB: 0 BB: 0 P: 3	R: 0 E: 0 K: 0 S: 5	H: 0 LOB: 0 BB: 0 P: 5	R: 0 E: 0 K: 0 S: 3	H: 0 LOB: 0 BB: 0 P: 3	R: 2 E: 0 K: 1 S: 9	H: 4 LOB: 2 BB: 0 P: 9	R: 1 E: 0 K: 0 S: 6	H: 4 LOB: 2 BB: 0 P: 6	1B: 8 2B: 2 3B: 1 HR: 1	SF: 0 SAC: 0 DP: 1 HBP: 0	WP: 0 PB: 0 SB: 0 CS: 2	PA: 39				
PITCHER	IP WLS BF H R ER SO BB IBB HBP BLK WP HR S P ERA WHIP																									
Mark Gubicza, R (1, 1) ERA: 3.97	7.2		29	5	3	3	5	3	0	0	0	0	0	0	0	0	36	48	3.52	1.043						
Dan Quisenberry, R (8, 1) ERA: 2.41	1.1	L	9	6	1	1	0	0	0	0	0	0	0	1	9	9	6.75	4.500								

Batter	1	2	3	4	5	6	7	8	9	AB	R	H	RBI	BB	SO	LOB	BOTTOM									
Willie Wilson, S (1, 8) OBP: 0.325, SLG: 0.427	K		FC5			K		F7		5	0	1	0	0	2	7	Texas Rangers @ Kansas City Royals Royals Stadium, Kansas City, MO Fri Aug 23 1985, 8:05 PM EDT Att: 33,483 - Unknown									
Lonnie Smith, R (1, 7) OBP: 0.343, SLG: 0.346 Darryl Motley, R (8, 9) OBP: 0.261, SLG: 0.405	F8		1-3		K				5-3	4	0	0	0	0	2	3										
George Brett, L (1, 5) OBP: 0.450, SLG: 0.581	K							F8		5	2	2	1	0	1	0										
Hal McRae, R (1, 10) OBP: 0.343, SLG: 0.456 Greg Pryor, R (9, PR) OBP: 0.320, SLG: 0.264		4-3				2B HR				4	1	3	1	1	0	0										
Dane Iorg, L (1, 9) OBP: 0.268, SLG: 0.328 Lynn Jones, R (7, 9) OBP: 0.259, SLG: 0.286	F7					2B 2B		FC5-4 BB	1B	0	0	0	0	0	0	0										
Frank White, R (1, 4) OBP: 0.273, SLG: 0.402	5-3					L3		FC5-4		3	0	1	0	0	0	1										
Steve Balboni, R (1, 3) OBP: 0.301, SLG: 0.470			F5		K				K	2	0	0	0	1	1	2										
John Wathan, R (1, 2) OBP: 0.365, SLG: 0.341 Jorge Orta, L (8, PH) OBP: 0.320, SLG: 0.375 Onix Concepcion, R (8, PR) OBP: 0.256, SLG: 0.242									G3 S	3	0	1	0	0	0	2										
Buddy Biancalana, S (1, 6) OBP: 0.275, SLG: 0.268 Jamie Quirk, L (8, 2) OBP: 0.275, SLG: 0.268									F7	1	0	1	0	2	0	0										
			FC5 1-2							1	0	0	0	0	0	2										
Inning Stats	R: 0 E: 0 K: 2 S: 7	H: 0 LOB: 0 BB: 0 P: 7	R: 0 E: 0 K: 0 S: 3	H: 0 LOB: 0 BB: 0 P: 3	R: 0 E: 0 K: 0 S: 4	H: 1 LOB: 2 BB: 1 P: 8	R: 1 E: 0 K: 1 S: 7	H: 3 LOB: 1 BB: 0 P: 7	R: 0 E: 0 K: 1 S: 6	H: 2 LOB: 1 BB: 0 P: 6	R: 2 E: 0 K: 1 S: 8	H: 3 LOB: 3 BB: 2 P: 16	R: 0 E: 0 K: 0 S: 5	H: 0 LOB: 1 BB: 1 P: 9	R: 0 E: 0 K: 0 S: 4	H: 1 LOB: 2 BB: 1 P: 8	R: 0 E: 0 K: 1 S: 6	H: 1 LOB: 1 BB: 0 P: 6	1B: 5 2B: 4 3B: 1 HR: 1	SF: 0 SAC: 0 DP: 0 HBP: 0	WP: 1 PB: 0 SB: 2 CS: 0	PA: 41				
PITCHER	IP WLS BF H R ER SO BB IBB HBP BLK WP HR S P ERA WHIP																									
Dave Stewart, R (1, 1) ERA: 5.08	5.0		22	8	3	3	4	1	0	0	0	0	0	0	0	0	29	33	5.40	1.800						
Dwayne Henry, R (8, 1) ERA: 1.29	2.0		10	1	0	0	2	3	0	0	0	0	0	0	0	0	11	23	0.00	2.000						
Dave Schmidt, R (8, 1) ERA: 2.63	2.0	W	9	2	0	0	1	0	1	0	0	0	0	0	0	0	10	14	0.00	1.000						

AB	35
R	4
H	11
RBI	4
BB	3
SO	5
LOB	13



AB	36
R	3
H	11
RBI	3
BB	5
SO	7
LOB	20



Batter	1	2	3	4	5	6	7	8	9	AB	R	H	RBI	BB	SO	LOB	TOP					
Oddibe McDowell, L OBP: 0.289, SLG: 0.410 (1, 8)										4	3	2	0	2	1	0	Texas Rangers @ Kansas City Royals Royals Stadium, Kansas City, MO Sun Aug 25 1985, 4:33 AM EDT Att: 28,350 - Unknown					
Toby Harrah, R OBP: 0.445, SLG: 0.405 (1, 4)										2	1	1	3	2	1	1						
Pete O'Brien, L OBP: 0.333, SLG: 0.442 (1, 3)										5	0	2	4	0	0	3						
Cliff Johnson, R OBP: 0.330, SLG: 0.446 (1, 10)										5	0	0	0	0	2	4						
Gary Ward, R OBP: 0.322, SLG: 0.414 (1, 7)										4	0	2	0	1	0	1						
George Wright, S OBP: 0.285, SLG: 0.267 (1, 9)										4	1	2	0	1	1	1						
Steve Buechele, R OBP: 0.286, SLG: 0.281 (1, 5)										5	1	3	0	0	1	3						
Glenn Brummer, R OBP: 0.351, SLG: 0.314 (1, 2)										5	0	1	0	0	1	5						
Curtis Wilkerson, S OBP: 0.291, SLG: 0.298 (7, PH)										3	1	1	0	0	0	5						
Duane Walker, L OBP: 0.294, SLG: 0.367 (7, PH)										1	0	0	0	0	1	2						
Wayne Tolleson, S OBP: 0.375, SLG: 0.397 (7, 6)										1	0	0	0	0	1	0						
Inning Stats	R: 1 E: 0 K: 0 S: 5	H: 2 LOB: 3 BB: 2 P: 13	R: 1 E: 0 K: 0 S: 5	H: 2 LOB: 1 BB: 0 P: 5	R: 0 E: 0 K: 1 S: 8	H: 3 LOB: 3 BB: 0 P: 8	R: 0 E: 0 K: 1 S: 5	H: 0 LOB: 1 BB: 1 P: 9	R: 0 E: 0 K: 1 S: 7	H: 3 LOB: 2 BB: 0 P: 7	R: 0 E: 0 K: 1 S: 6	H: 1 LOB: 1 BB: 1 P: 10	R: 4 E: 0 K: 2 S: 10	H: 3 LOB: 1 BB: 2 P: 18	R: 0 E: 0 K: 1 S: 5	H: 0 LOB: 0 BB: 0 P: 5	R: 0 E: 0 K: 2 S: 7	H: 0 LOB: 0 BB: 0 P: 7	1B: 9 2B: 5 3B: 1 HR: 0	SF: 1 SAC: 0 DP: 1 HBP: 0	WP: 0 PB: 0 SB: 3 CS: 0	PA: 46
PITCHER	IP	WLS	BF	H	R	ER	SO	BB	IBB	HBP	BLK	WP	HR	S	P	ERA	WHIP					
Bud Black, L ERA: 4.17 (1, 1)	5.1	L	30	11	3	3	4	4	0	0	0	0	0	34	50	5.06	2.812					
Steve Farr, R ERA: 4.51 (6, 1)	1.1		9	3	4	4	1	1	1	0	0	0	0	9	17	27.00	3.000					
Joe Beckwith, R ERA: 5.0 (7, 1)	2.1		7	0	0	0	4	0	0	0	0	0	0	15	15	0.00	0.000					

AB	39
R	7
H	14
RBI	7
BB	6
SO	9
LOB	25



Batter	1	2	3	4	5	6	7	8	9	AB	R	H	RBI	BB	SO	LOB	BOTTOM					
Willie Wilson, S OBP: 0.323, SLG: 0.424 (1, 8)										4	0	0	0	0	1	1	Texas Rangers @ Kansas City Royals Royals Stadium, Kansas City, MO Sun Aug 25 1985, 4:33 AM EDT Att: 28,350 - Unknown					
Lonnie Smith, R OBP: 0.342, SLG: 0.353 (1, 7)										4	1	1	1	0	1	1						
George Brett, L OBP: 0.457, SLG: 0.601 (1, 5)										2	2	1	1	2	1	0						
Hal McRae, R OBP: 0.344, SLG: 0.450 (1, 10)										3	0	0	0	1	0	1						
Frank White, R OBP: 0.273, SLG: 0.402 (1, 4)										4	0	2	0	0	0	1						
Steve Balboni, R OBP: 0.298, SLG: 0.466 (1, 3)										4	0	0	0	0	1	5						
Dave Leeper, L OBP: 0.095, SLG: 0.050 (1, 9)										4	0	0	1	0	1	3						
John Wathan, R OBP: 0.357, SLG: 0.333 (1, 2)										4	0	1	0	0	0	2						
Onix Concepcion, R OBP: 0.254, SLG: 0.240 (8, PH)										2	0	0	0	0	0	0						
Jorge Orta, L OBP: 0.319, SLG: 0.374 (8, PH)										1	0	0	0	0	0	1						
Greg Pryor, R OBP: 0.277, SLG: 0.264 (9, 6)										0	0	0	0	0	0	0						
Inning Stats	R: 1 E: 0 K: 0 S: 4	H: 1 LOB: 0 BB: 0 P: 4	R: 0 E: 0 K: 1 S: 5	H: 0 LOB: 0 BB: 0 P: 5	R: 0 E: 0 K: 0 S: 3	H: 0 LOB: 0 BB: 0 P: 3	R: 0 E: 0 K: 0 S: 4	H: 1 LOB: 1 BB: 1 P: 8	R: 0 E: 0 K: 0 S: 3	H: 0 LOB: 0 BB: 0 P: 3	R: 0 E: 0 K: 2 S: 7	H: 0 LOB: 0 BB: 0 P: 7	R: 0 E: 0 K: 0 S: 4	H: 1 LOB: 1 BB: 0 P: 4	R: 0 E: 0 K: 1 S: 6	H: 1 LOB: 2 BB: 0 P: 6	R: 1 E: 0 K: 1 S: 6	H: 1 LOB: 2 BB: 2 P: 14	1B: 2 2B: 1 3B: 0 HR: 2	SF: 0 SAC: 0 DP: 0 HBP: 0	WP: 0 PB: 0 SB: 0 CS: 0	PA: 35
PITCHER	IP	WLS	BF	H	R	ER	SO	BB	IBB	HBP	BLK	WP	HR	S	P	ERA	WHIP					
Charlie Hough, R ERA: 3.23 (1, 1)	9.0	W	35	5	3	3	5	3	0	0	0	0	2	42	54	3.00	0.889					



Batter	1	2	3	4	5	6	7	8	9	AB	R	H	RBI	BB	SO	LOB	TOP										
Oddibe McDowell, L OBP: 0.286, SLG: 0.405 (1, 8)	1-3	5-3			K		1-3			4	0	0	0	0	1	1	Texas Rangers @ Kansas City Royals Royals Stadium, Kansas City, MO Mon Aug 26 1985, 8:05 PM EDT Att: 28,085 - Unknown										
Toby Harrah, R OBP: 0.444, SLG: 0.402 Alan Bannister, R OBP: 0.353, SLG: 0.344 (1, 4) (7, 4) (8, 3)	5-3		F4		BB	6-3		5-3		2	0	0	0	1	0	0											
Pete O'Brien, L OBP: 0.331, SLG: 0.438 Curtis Wilkerson, S OBP: 0.291, SLG: 0.298 (1, 3) (8, 4)	E6 1B		K		6-3			G3		4	1	0	0	0	1	2											
Cliff Johnson, R OBP: 0.332, SLG: 0.450 (1, 10)	1B 1B		6-3		F9			2B		4	1	2	0	0	0	2											
Gary Ward, R OBP: 0.321, SLG: 0.413 (1, 7)	1B 1B				F3		5-3	4-3		4	0	1	1	0	0	1											
George Wright, S OBP: 0.285, SLG: 0.266 (1, 9)	1B		5-3		5-3			G3		4	0	1	1	0	0	0											
Steve Buechele, R OBP: 0.296, SLG: 0.313 Duane Walker, L OBP: 0.299, SLG: 0.372 (1, 5) (9, PH)	1B				5-3			G4-6-3 1B		3	0	2	0	0	0	0											
Glenn Brummer, R OBP: 0.345, SLG: 0.308 Don Staught, R OBP: 0.310, SLG: 0.378 (1, 2) (6, 2)		L1			F8		6-3	G4-6-3 1B		2	0	0	0	0	0	1											
Wayne Tolleson, S OBP: 0.374, SLG: 0.401 (1, 6)		6-3					6-3			3	0	1	0	0	0	0											
Inning Stats	R: 2 E: 1 K: 0 S: 7	H: 4 LOB: 2 BB: 0 P: 7	R: 0 E: 0 K: 0 S: 3	H: 0 LOB: 0 BB: 0 P: 3	R: 0 E: 0 K: 1 S: 5	H: 0 LOB: 0 BB: 0 P: 5	R: 0 E: 0 K: 0 S: 4	H: 1 LOB: 2 BB: 0 P: 4	R: 0 E: 0 K: 1 S: 6	H: 1 LOB: 0 BB: 1 P: 10	R: 0 E: 0 K: 0 S: 3	H: 0 LOB: 0 BB: 0 P: 3	R: 0 E: 0 K: 0 S: 4	H: 1 LOB: 1 BB: 0 P: 4	R: 0 E: 0 K: 0 S: 3	H: 1 LOB: 0 BB: 0 P: 3		1B: 5 2B: 2 3B: 1 HR: 0	SF: 0 SAC: 0 DP: 1 HBP: 0	WP: 0 PB: 0 SB: 0 CS: 0	PA: 35						
PITCHER	IP	WLS	BF	H	R	ER	SO	BB	IBB	HBP	BLK	WP	HR	S	P	ERA	WHIP										
Charlie Leibrandt, L ERA: 2.79 Dan Quisenberry, R ERA: 2.38 (1, 1) (9, 1)	8.0	W	32	7	2	0	2	1	0	0	0	0	0	35	39	0.00	1.000										

AB 34
R 2
H 8
RBI 2
BB 1
SO 2
LOB 8



Batter	1	2	3	4	5	6	7	8	9	AB	R	H	RBI	BB	SO	LOB	BOTTOM										
Willie Wilson, S OBP: 0.326, SLG: 0.426 Darryl Motley, R OBP: 0.263, SLG: 0.413 (1, 8) (9, 7)	E S 6-3 1B		BB S SF7 1B		F8			L8		5	3	3	0	0	0	1	Texas Rangers @ Kansas City Royals Royals Stadium, Kansas City, MO Mon Aug 26 1985, 8:05 PM EDT Att: 28,085 - Unknown										
Lonnie Smith, R OBP: 0.341, SLG: 0.350 Lynn Jones, R OBP: 0.270, SLG: 0.290 (1, 7) (7, 7) (9, 8)	K		F9		6-3		HR BB	1B		3	1	0	0	1	1	3											
George Brett, L OBP: 0.459, SLG: 0.608 Greg Pryor, R OBP: 0.284, SLG: 0.273 (1, 5) (7, 5)	6-3		BB BB 1B BB		S 1B IBB		HR	G1-6-3 1B		2	3	1	4	2	0	0											
Hal McRae, R OBP: 0.346, SLG: 0.449 Jorge Orta, L OBP: 0.316, SLG: 0.373 (1, 10) (8, PH)	5-3		BB BB 1B BB		2B 1B		4-3	G1-6-3 1B		3	1	1	2	1	0	0											
Frank White, R OBP: 0.273, SLG: 0.404 (1, 4)			F8		SF7		K			3	0	1	1	0	1	0											
Steve Balboni, R OBP: 0.300, SLG: 0.464 (1, 3)			FC4-6 BB		1B BB		F4			2	0	0	0	2	0	2											
Dave Leeper, L OBP: 0.120, SLG: 0.083 (1, 9)			FC4-6 1B		1B		G3			4	0	1	2	0	0	1											
John Wathan, R OBP: 0.353, SLG: 0.330 (1, 2)			K		K		K			4	0	1	0	0	2	2											
Onix Concepcion, R OBP: 0.254, SLG: 0.244 (1, 6)	1-3				F8		6-3			4	1	1	0	0	0	2											
Inning Stats	R: 1 E: 1 K: 1 S: 6	H: 1 LOB: 2 BB: 1 P: 6	R: 0 E: 0 K: 0 S: 4	H: 1 LOB: 2 BB: 1 P: 8	R: 3 E: 0 K: 1 S: 7	H: 2 LOB: 3 BB: 3 P: 19	R: 2 E: 0 K: 0 S: 6	H: 3 LOB: 2 BB: 1 P: 10	R: 0 E: 0 K: 1 S: 5	H: 0 LOB: 0 BB: 0 P: 5	R: 3 E: 0 K: 1 S: 7	H: 2 LOB: 1 BB: 1 P: 11	R: 0 E: 0 K: 0 S: 3	H: 0 LOB: 0 BB: 0 P: 3	R: 0 E: 0 K: 0 S: 4	H: 2 LOB: 1 BB: 0 P: 4		1B: 8 2B: 2 3B: 0 HR: 1	SF: 1 SAC: 0 DP: 1 HBP: 0	WP: 0 PB: 0 SB: 4 CS: 0	PA: 40						
PITCHER	IP	WLS	BF	H	R	ER	SO	BB	IBB	HBP	BLK	WP	HR	S	P	ERA	WHIP										
Jeff Russell, R ERA: 9.43 Greg Harris, R ERA: 2.22 Dwayne Henry, R ERA: 1.13 Dave Schmidt, R ERA: 2.59 (1, 1) (6, 1) (7, 1) (8, 1)	5.0	L	30	9	9	8	3	5	0	0	0	0	0	5	5	0.00	0.000										

AB 33
R 9
H 11
RBI 9
BB 6
SO 4
LOB 13



Batter	1	2	3	4	5	6	7	8	9	AB	R	H	RBI	BB	SO	LOB	TOP				
Oddibe McDowell, L OBP: 0.291, SLG: 0.410										3	0	2	1	1	0	0	Texas Rangers @ Chicago White Sox Comiskey Park, Chicago, IL Tue Aug 27 1985, 8:05 PM EDT Att: 15,040 - Unknown				
Toby Harrah, R OBP: 0.440, SLG: 0.398										4	0	0	0	0	1	5					
Pete O'Brien, L OBP: 0.328, SLG: 0.435										3	0	0	1	0	0	1					
Cliff Johnson, R OBP: 0.334, SLG: 0.449										3	0	1	1	1	0	0					
Gary Ward, R OBP: 0.319, SLG: 0.409										4	0	0	0	0	1	4					
George Wright, S OBP: 0.295, SLG: 0.262										4	0	0	0	0	0	0					
Glenn Brummer, R OBP: 0.356, SLG: 0.321										2	1	2	0	0	0	0					
Geno Petralli, L OBP: 0.300, SLG: 0.238										1	0	0	0	0	0	0					
Wayne Tolleson, S OBP: 0.373, SLG: 0.399										1	0	0	0	0	0	0					
Steve Buechele, R OBP: 0.297, SLG: 0.314										3	1	1	0	0	2	1					
Bob Jones, L OBP: 0.271, SLG: 0.261										0	0	0	0	1	0	0					
Curtis Wilkerson, S OBP: 0.295, SLG: 0.299										2	2	1	0	1	0	0					
Duane Walker, L OBP: 0.297, SLG: 0.399										1	0	0	0	0	1	1					
Inning Stats	R: 0 E: 0 K: 1 S: 6	H: 1 LOB: 2 BB: 1 P: 10	R: 0 E: 0 K: 1 S: 5	H: 1 LOB: 1 BB: 0 P: 5	R: 1 E: 0 K: 0 S: 4	H: 2 LOB: 0 BB: 0 P: 4	R: 0 E: 0 K: 1 S: 5	H: 0 LOB: 0 BB: 0 P: 5	R: 3 E: 0 K: 0 S: 6	H: 3 LOB: 2 BB: 2 P: 14	R: 0 E: 0 K: 1 S: 5	H: 0 LOB: 0 BB: 0 P: 5	R: 0 E: 0 K: 0 S: 3	H: 0 LOB: 0 BB: 0 P: 3	R: 0 E: 0 K: 1 S: 5	H: 0 LOB: 1 BB: 1 P: 9	1B: 6 2B: 2 3B: 0 HR: 0	SF: 1 SAC: 0 DP: 2 HBP: 0	WP: 0 PB: 0 SB: 0 CS: 1	PA: 36	
PITCHER	IP	WLS	BF	H	R	ER	SO	BB	IBB	HBP	BLK	WP	HR	S	P	ERA	WHIP				
Britt Burns, L ERA: 3.91	(1, 1)	5.0	W	23	7	4	4	3	3	0	0	0	0	26	38	7.20	2.000				
Dave Wehmeister, R ERA: 3.38	(6, 1)	4.0	S	13	0	0	0	2	1	0	0	0	0	16	20	0.00	0.250				

Batter	1	2	3	4	5	6	7	8	9	AB	R	H	RBI	BB	SO	LOB	BOTTOM					
Rudy Law, L OBP: 0.306, SLG: 0.374										3	1	1	1	0	1	3	Texas Rangers @ Chicago White Sox Comiskey Park, Chicago, IL Tue Aug 27 1985, 8:05 PM EDT Att: 15,040 - Unknown					
Reid Nichols, R OBP: 0.317, SLG: 0.326										2	0	0	0	0	1	1						
Bryan Little, S OBP: 0.374, SLG: 0.366										2	2	1	2	1	0	0						
Julio Cruz, S OBP: 0.298, SLG: 0.223										2	0	1	0	0	1	1						
Harold Baines, L OBP: 0.350, SLG: 0.447										4	0	2	2	0	0	1						
Greg Walker, L OBP: 0.319, SLG: 0.452										3	0	1	1	1	0	0						
Carlton Fisk, R OBP: 0.318, SLG: 0.523										4	0	0	0	0	1	4						
Jerry Hairston, S OBP: 0.391, SLG: 0.361										4	0	0	0	0	2	3						
Ron Kittle, R OBP: 0.283, SLG: 0.495										4	1	1	0	0	0	1						
Tim Lueft, R OBP: 0.318, SLG: 0.350										0	0	0	0	0	0	0						
Ozzie Guillen, L OBP: 0.297, SLG: 0.345										4	2	2	0	0	1	0						
Luis Salazar, R OBP: 0.250, SLG: 0.352										3	1	1	0	1	1	1						
Inning Stats	R: 0 E: 0 K: 0 S: 3	H: 0 LOB: 0 BB: 0 P: 3	R: 0 E: 0 K: 0 S: 3	H: 0 LOB: 0 BB: 0 P: 3	R: 4 E: 0 K: 1 S: 10	H: 5 LOB: 2 BB: 1 P: 14	R: 3 E: 1 K: 1 S: 8	H: 3 LOB: 2 BB: 2 P: 16	R: 0 E: 0 K: 1 S: 5	H: 0 LOB: 0 BB: 0 P: 5	R: 0 E: 0 K: 1 S: 6	H: 1 LOB: 1 BB: 0 P: 6	R: 0 E: 0 K: 2 S: 8	H: 0 LOB: 1 BB: 0 P: 8	R: 0 E: 0 K: 2 S: 8	H: 1 LOB: 1 BB: 0 P: 8	1B: 7 2B: 3 3B: 0 HR: 0	SF: 0 SAC: 0 DP: 0 HBP: 0	WP: 1 PB: 0 SB: 2 CS: 0	PA: 38		
PITCHER	IP	WLS	BF	H	R	ER	SO	BB	IBB	HBP	BLK	WP	HR	S	P	ERA	WHIP					
Dickie Noles, R ERA: 4.56	(1, 1)	3.2	L	20	7	7	6	2	2	0	0	0	0	22	30	14.73	2.455					
Mike Mason, L ERA: 4.92	(4, 1)	0.1		3	1	0	0	0	1	0	0	0	0	2	6	0.00	6.000					
Chris Welsh, L ERA: 4.31	(5, 1)	4.0		15	2	0	0	6	0	0	0	0	1	0	27	27	0.00	0.500				

Batter	1	2	3	4	5	6	7	8	9	AB	R	H	RBI	BB	SO	LOB	TOP										
Oddibe McDowell, L OBP: 0.295, SLG: 0.412 (1, 8)										3	0	1	0	2	0	3											
George Wright, S OBP: 0.252, SLG: 0.257 (1, 9)										5	0	0	0	0	1	5											
Pete O'Brien, L OBP: 0.329, SLG: 0.434 (1, 3)										3	0	1	0	1	0	0											
Cliff Johnson, R OBP: 0.330, SLG: 0.443 (1, 10)										4	0	0	0	0	2	4											
Duane Walker, L OBP: 0.298, SLG: 0.363 Alan Bannister, R OBP: 0.362, SLG: 0.355 (8, PH) (8, 7)										2	0	0	0	1	1	2											
Steve Buechele, R OBP: 0.304, SLG: 0.333 (1, 5)										3	1	1	0	1	0	4											
Geno Petralli, L OBP: 0.287, SLG: 0.229 (1, 2)										3	0	0	1	0	0	1											
Curtis Wilkerson, S OBP: 0.292, SLG: 0.296 Bob Jones, L OBP: 0.268, SLG: 0.258 (9, PH)										3	0	0	0	0	1	1											
Wayne Tolleson, S OBP: 0.379, SLG: 0.403 (1, 6)										3	0	2	0	1	0	0											
Inning Stats	R: 0 E: 0 K: 0 S: 4	H: 1 LOB: 2 BB: 1 P: 8	R: 1 E: 0 K: 0 S: 4	H: 1 LOB: 0 BB: 0 P: 4	R: 0 E: 0 K: 1 S: 6	H: 1 LOB: 3 BB: 2 P: 14	R: 0 E: 0 K: 0 S: 3	H: 0 LOB: 2 BB: 2 P: 11	R: 0 E: 0 K: 2 S: 7	H: 1 LOB: 2 BB: 1 P: 10	R: 0 E: 0 K: 0 S: 3	H: 0 LOB: 0 BB: 0 P: 3	R: 0 E: 0 K: 0 S: 3	H: 1 LOB: 0 BB: 0 P: 3	R: 0 E: 0 K: 2 S: 8	H: 1 LOB: 1 BB: 0 P: 8	1B: 4 2B: 1 3B: 1 HR: 0	SF: 1 SAC: 0 DP: 1 HBP: 0	WP: 0 PB: 0 SB: 1 CS: 0	PA: 38							
PITCHER	IP	WLS	BF	H	R	ER	SO	BB	IBB	HBP	BLK	WP	HR	S	P	ERA	WHIP										
Gene Nelson, R ERA: 4.44 (1, 1)	5.2	W	27	4	1	1	4	6	0	0	0	0	0	29	53	1.59	1.765										
Juan Agosto, L ERA: 3.99 (6, 1)	1.1		5	1	0	0	0	0	0	0	0	0	0	5	5	0.00	0.750										
Bob James, R ERA: 2.1 (8, 1)	2.0		6	1	0	0	2	0	0	0	0	0	0	10	10	0.00	0.500										

Texas Rangers @ Chicago White Sox
Comiskey Park, Chicago, IL
Wed Aug 28 1985, 8:05 PM EDT
Att: 11,548 - Unknown

AB 31
R 1
H 6
RBI 1
BB 6
SO 6
LOB 20



Batter	1	2	3	4	5	6	7	8	9	AB	R	H	RBI	BB	SO	LOB	BOTTOM										
Rudy Law, L OBP: 0.309, SLG: 0.376 (7, 7)										4	1	2	0	0	0	2											
Bryan Little, S OBP: 0.385, SLG: 0.400 (1, 4)										3	1	2	3	1	1	0											
Harold Baines, L OBP: 0.348, SLG: 0.444 (1, 9)										4	0	0	0	0	0	2											
Greg Walker, L OBP: 0.316, SLG: 0.448 (1, 3)										4	0	0	0	0	1	1											
Carlton Fisk, R OBP: 0.316, SLG: 0.520 (1, 2)										3	0	0	0	0	1	0											
Jerry Hairston, S OBP: 0.390, SLG: 0.355 (1, 10)										2	0	0	0	1	0	0											
Ron Kittle, R OBP: 0.280, SLG: 0.491 Tim Lueft, R OBP: 0.318, SLG: 0.350 (7, 5)										3	0	0	0	0	3	1											
Ozzie Guillen, L OBP: 0.297, SLG: 0.345 (1, 6)										3	1	1	0	0	0	1											
Luis Salazar, R OBP: 0.255, SLG: 0.365 (7, 8)										2	2	1	1	1	1	0											
Inning Stats	R: 0 E: 0 K: 0 S: 4	H: 1 LOB: 1 BB: 0 P: 4	R: 0 E: 0 K: 2 S: 7	H: 0 LOB: 1 BB: 1 P: 11	R: 2 E: 1 K: 1 S: 6	H: 2 LOB: 0 BB: 1 P: 10	R: 0 E: 0 K: 1 S: 5	H: 0 LOB: 0 BB: 0 P: 5	R: 3 E: 0 K: 0 S: 5	H: 2 LOB: 0 BB: 1 P: 9	R: 0 E: 0 K: 1 S: 5	H: 0 LOB: 0 BB: 0 P: 5	R: 0 E: 0 K: 1 S: 5	H: 0 LOB: 0 BB: 0 P: 5	R: 0 E: 0 K: 1 S: 5	H: 0 LOB: 0 BB: 0 P: 5	1B: 4 2B: 0 3B: 0 HR: 2	SF: 0 SAC: 0 DP: 1 HBP: 0	WP: 0 PB: 0 SB: 1 CS: 1	PA: 32							
PITCHER	IP	WLS	BF	H	R	ER	SO	BB	IBB	HBP	BLK	WP	HR	S	P	ERA	WHIP										
Dave Stewart, R ERA: 5.16 (1, 1)	6.0	L	25	5	5	4	5	3	0	0	0	0	0	32	44	6.00	1.333										
Greg Harris, R ERA: 2.18 (7, 1)	2.0		6	1	0	0	2	0	0	0	0	0	0	10	10	0.00	0.500										

Texas Rangers @ Chicago White Sox
Comiskey Park, Chicago, IL
Wed Aug 28 1985, 8:05 PM EDT
Att: 11,548 - Unknown

AB 28
R 5
H 6
RBI 4
BB 3
SO 7
LOB 7




Batter	1	2	3	4	5	6	7	8	9	AB	R	H	RBI	BB	SO	LOB	TOP			
Willie Wilson, S (1,8) OBP: 0.325, SLG: 0.420	F4		4-3			F4		E7 WP 6-3 1B		4	1	1	0	0	0	0	Kansas City Royals @ Texas Rangers Arlington Stadium, Arlington, TX Fri Aug 30 1985, 8:05 PM EDT Att: 14,330 - Unknown			
Lonnie Smith, R (1,7) OBP: 0.338, SLG: 0.352	K		F9			F8		6-3		4	0	0	1	0	1	0				
George Brett, L (1,5) OBP: 0.460, SLG: 0.603								L4		2	0	1	0	2	0	0				
Hal McRae, R (1,10) OBP: 0.350, SLG: 0.454	K					5-3				4	0	0	0	0	2	3				
Frank White, R (1,4) OBP: 0.277, SLG: 0.412										4	0	3	0	0	0	1				
Steve Balboni, R (1,3) OBP: 0.306, SLG: 0.477										4	0	1	0	0	0	2				
Darryl Motley, R (1,9) OBP: 0.262, SLG: 0.415										4	0	0	0	0	1	4				
John Wathan, R (1,2) OBP: 0.350, SLG: 0.336										3	0	1	0	0	0	2				
Onix Concepcion, R (1,6) OBP: 0.249, SLG: 0.240										2	0	0	0	0	0	1				
Jorge Orta, L (8, PH) OBP: 0.315, SLG: 0.370										1	0	0	0	0	0	0				
Buddy Biancalana, S (8,6) OBP: 0.265, SLG: 0.257										0	0	0	0	0	0	0				
Inning Stats	R: 0 E: 0 K: 2 S: 7	H: 0 LOB: 1 BB: 1 P: 11	R: 0 E: 0 K: 0 S: 4	H: 1 LOB: 1 BB: 0 P: 4	R: 0 E: 0 K: 0 S: 3	H: 0 LOB: 0 BB: 0 P: 3	R: 0 E: 0 K: 0 S: 2	H: 0 LOB: 0 BB: 1 P: 6	R: 0 E: 0 K: 0 S: 4	H: 1 LOB: 1 BB: 0 P: 4	R: 0 E: 0 K: 0 S: 4	H: 2 LOB: 0 BB: 0 P: 4	R: 1 E: 1 K: 0 S: 4	H: 1 LOB: 0 BB: 0 P: 4	R: 0 E: 0 K: 2 S: 8	H: 1 LOB: 1 BB: 0 P: 8	1B: 5 2B: 2 3B: 0 HR: 0	SF: 0 SAC: 0 DP: 2 HBP: 0	WP: 2 PB: 2 SB: 0 CS: 0	PA: 34
PITCHER Charlie Hough, R (1,1) ERA: 3.1	IP: 9.0 WLS: W BF: 34 H: 7 R: 1 ER: 0 SO: 4 BB: 2 IBB: 0 HBP: 0 BLK: 0 WP: 2 HR: 0 S: 40 P: 48 ERA: 0.00 WHIP: 1.000																			

Batter	1	2	3	4	5	6	7	8	9	AB	R	H	RBI	BB	SO	LOB	BOTTOM			
Oddibe McDowell, L (1,8) OBP: 0.294, SLG: 0.408	E S 1B	F8				F4				4	2	2	0	0	0	2	Kansas City Royals @ Texas Rangers Arlington Stadium, Arlington, TX Fri Aug 30 1985, 8:05 PM EDT Att: 14,330 - Unknown			
Toby Harrah, R (1,4) OBP: 0.441, SLG: 0.399										4	1	2	1	0	1	0				
Pete O'Brien, L (1,3) OBP: 0.329, SLG: 0.441										4	1	2	2	0	0	1				
George Wright, S (1,9) OBP: 0.254, SLG: 0.257										3	0	1	0	1	0	1				
Gary Ward, R (1,7) OBP: 0.317, SLG: 0.406	K									3	0	0	1	0	1	3				
Don Slaught, R (1,2) OBP: 0.315, SLG: 0.380	L8									4	0	0	0	0	1	3				
Alan Bannister, R (1,10) OBP: 0.361, SLG: 0.369										2	0	0	0	0	1	0				
Duane Walker, L (6, PH) OBP: 0.306, SLG: 0.364										2	0	0	0	0	1	0				
Steve Buechele, R (1,5) OBP: 0.301, SLG: 0.315										3	0	0	0	0	3	0				
Wayne Tolleson, S (1,6) OBP: 0.375, SLG: 0.402										3	0	2	0	0	0	0				
Inning Stats	R: 1 E: 0 K: 1 S: 8	H: 3 LOB: 2 BB: 0 P: 8	R: 0 E: 0 K: 2 S: 8	H: 1 LOB: 0 BB: 0 P: 8	R: 0 E: 0 K: 1 S: 5	H: 0 LOB: 0 BB: 0 P: 5	R: 0 E: 0 K: 1 S: 5	H: 0 LOB: 0 BB: 0 P: 5	R: 3 E: 0 K: 2 S: 8	H: 3 LOB: 1 BB: 1 P: 10	R: 0 E: 0 K: 2 S: 8	H: 1 LOB: 0 BB: 0 P: 8	R: 0 E: 0 K: 1 S: 5	H: 0 LOB: 0 BB: 0 P: 5	R: 0 E: 0 K: 1 S: 5	H: 0 LOB: 0 BB: 0 P: 5	1B: 7 2B: 2 3B: 0 HR: 0	SF: 1 SAC: 0 DP: 0 HBP: 0	WP: 0 PB: 1 SB: 1 CS: 0	PA: 34
PITCHER Bud Black, L (1,1) ERA: 4.22	IP: 4.1 WLS: L BF: 22 H: 8 R: 4 ER: 3 SO: 4 BB: 1 IBB: 0 HBP: 0 BLK: 0 WP: 0 HR: 0 S: 29 P: 33 ERA: 6.23 WHIP: 2.077																			
Joe Beckwith, R (5,1) ERA: 4.6	IP: 2.2 WLS: 9 BF: 1 H: 0 R: 0 ER: 0 SO: 3 BB: 0 IBB: 0 HBP: 0 BLK: 0 WP: 0 HR: 15 S: 15 P: 15 ERA: 0.00 WHIP: 0.375																			
Mike Jones, L (8,1) ERA: 4.5	IP: 1.0 WLS: 3 BF: 0 H: 0 R: 0 ER: 0 SO: 1 BB: 0 IBB: 0 HBP: 0 BLK: 0 WP: 0 HR: 5 S: 5 P: 5 ERA: 0.00 WHIP: 0.000																			

AB	32
R	1
H	7
RBI	1
BB	2
SO	4
LOB	13

AB	32
R	4
H	9
RBI	4
BB	1
SO	8
LOB	10



Batter	1	2	3	4	5	6	7	8	9	AB	R	H	RBI	BB	SO	LOB	TOP									
Willie Wilson, S (1, 8) OBP: 0.322, SLG: 0.416	0-0 4-3		0-0 F8		0-0 1-3		0-0 F8		0-0 F2	5	0	0	0	0	0	0	Kansas City Royals @ Texas Rangers Arlington Stadium, Arlington, TX Sat Aug 31 1985, 8:05 PM EDT Att: 14,709 - Unknown									
Lonnie Smith, R (1, 7) OBP: 0.341, SLG: 0.352	0-3 K		1-0 HBP		0-0 HR		1-0 HBP		0-3 K	3	1	1	0	0	2	0										
George Brett, L (1, 5) OBP: 0.458, SLG: 0.607	0-3 K		0-0 F7		0-0 HR		0-3 K			4	1	1	2	0	2	2										
Hal McRae, R (1, 10) OBP: 0.349, SLG: 0.450		0-0 FC 1B E 1B	0-0 F8		0-0 F8		0-3 K			4	1	1	0	0	1	2										
Frank White, R (1, 4) OBP: 0.279, SLG: 0.413		0-0 E 1B 1-2 1B		0-0 5-3		0-0 BB 1B		0-3 K		1	0	1	0	0	0	0										
Greg Pryor, R (2, 4) OBP: 0.286, SLG: 0.275		1-2 E 1B 1B		0-0 5-3		0-0 BB 1B		0-3 K		3	0	1	0	0	1	0										
Steve Balboni, R (1, 3) OBP: 0.305, SLG: 0.475	0-3 K		0-0 F7		0-0 F7		1-2 BB 1B		0-3 K	4	0	1	0	0	2	2										
Darryl Motley, R (1, 9) OBP: 0.261, SLG: 0.424	0-0 FC 1B 1-2 2-H		0-0 F9		0-0 F7		0-0 F7		0-0 HR	4	1	1	1	0	0	3										
John Wathan, R (1, 2) OBP: 0.346, SLG: 0.327	0-0 F7		0-0 F7		0-0 5-3		4-0 1-2 2-3 BB		0-0 5-3	3	0	0	0	1	0	2										
Onix Concepcion, R (1, 6) OBP: 0.251, SLG: 0.242	0-0 1-2 2-H 1B		0-0 1-3		0-0 1-3		0-3 K		0-3 K	2	0	1	0	0	0	0										
Jorge Orta, L (6, PH) OBP: 0.314, SLG: 0.368										1	0	0	0	0	1	3										
Buddy Biancalana, S (6, 6) OBP: 0.263, SLG: 0.257										0	0	0	0	0	0	0										
Jamie Quirk, L (9, PH) OBP: 0.143, SLG: 0.143										1	0	0	0	0	1	0										
Inning Stats	R: 0 E: 0 K: 2 S: 7	H: 0 LOB: 0 BB: 0 P: 7	R: 1 E: 1 K: 1 S: 8	H: 3 LOB: 2 BB: 0 P: 8	R: 0 E: 0 K: 0 S: 3	H: 0 LOB: 0 BB: 0 P: 4	R: 0 E: 0 K: 0 S: 3	H: 0 LOB: 0 BB: 0 P: 3	R: 0 E: 0 K: 1 S: 9	H: 4 LOB: 3 BB: 1 P: 13	R: 0 E: 0 K: 2 S: 7	H: 0 LOB: 0 BB: 0 P: 8	R: 1 E: 0 K: 2 S: 8	H: 1 LOB: 0 BB: 0 P: 8	R: 0 E: 0 K: 2 S: 7	H: 0 LOB: 0 BB: 0 P: 7	1B: 6 2B: 0 3B: 0 HR: 2	SF: 0 SAC: 0 DP: 0 HBP: 2	WP: 0 PB: 0 SB: 2 CS: 0	PA: 38						
PITCHER	IP WLS BF H R ER SO BB IBB HBP BLK WP HR S P ERA WHIP																									
Jeff Russell, R (1, 1) ERA: 8.2	5.1		24	7	3	2	3	0	0	1	0	0	0	1	29	30	3.38	1.312								
Greg Harris, R (6, 1) ERA: 2.19	3.2	W	14	1	1	1	7	1	0	1	0	0	0	1	26	31	2.46	0.545								

Batter	1	2	3	4	5	6	7	8	9	AB	R	H	RBI	BB	SO	LOB	BOTTOM									
Oddibe McDowell, L (1, 8) OBP: 0.295, SLG: 0.419	0-0 L7		0-0 F9		0-0 6-3		0-0 HR		0-0 2B	5	1	2	1	0	0	1	Kansas City Royals @ Texas Rangers Arlington Stadium, Arlington, TX Sat Aug 31 1985, 8:05 PM EDT Att: 14,709 - Unknown									
Toby Harrah, R (1, 4) OBP: 0.443, SLG: 0.397	0-0 4-3		2-3 BB		4-0 FC6-4 BB		4-0 1B FC3-2-5-1 BB		0-0 F9	2	0	0	0	3	0	1										
Pete O'Brien, L (1, 3) OBP: 0.329, SLG: 0.439	0-0 F8		0-3 K		0-0 F6		0-0 FC3-2-5-1 1-3 BB 1B			4	1	1	0	0	1	3										
George Wright, S (1, 9) OBP: 0.251, SLG: 0.254	0-0 F3		0-0 5-3		0-0 FC6-4		0-0 FC3-2-5-1 BB 3-H			4	0	0	0	0	0	5										
Gary Ward, R (1, 7) OBP: 0.320, SLG: 0.418	0-0 HR		0-0 1B		0-0 3B		4-0 1-3 BB IBB			3	2	2	1	1	0	0										
Don Slaught, R (1, 2) OBP: 0.318, SLG: 0.392	0-3 K		0-0 5-3		0-0 5-3		4-0 1-2 2-3 3-H BB			3	1	1	2	1	1	1										
Alan Bannister, R (1, 10) OBP: 0.355, SLG: 0.362	0-3 K		0-0 1-3 1B		0-0 1-3 1B		0-0 4-3 K			4	0	1	1	0	2	3										
Steve Buechele, R (1, 5) OBP: 0.299, SLG: 0.313	0-0 1-3		0-0 2B 1B		0-0 1-3		0-0 F4		0-0 6-3	4	1	1	0	0	0	1										
Wayne Tolleson, S (1, 6) OBP: 0.373, SLG: 0.403	0-0 1-2 2-H 1B		0-0 F9 1-H 2B		0-0 6-3		0-0 F3		0-3 K	4	0	1	1	0	1	1										
Inning Stats	R: 0 E: 0 K: 0 S: 3	H: 0 LOB: 0 BB: 0 P: 3	R: 1 E: 0 K: 2 S: 8	H: 1 LOB: 0 BB: 0 P: 8	R: 1 E: 0 K: 1 S: 7	H: 2 LOB: 2 BB: 1 P: 11	R: 1 E: 0 K: 0 S: 5	H: 2 LOB: 1 BB: 0 P: 5	R: 0 E: 0 K: 0 S: 3	H: 0 LOB: 1 BB: 1 P: 7	R: 1 E: 0 K: 0 S: 4	H: 1 LOB: 0 BB: 0 P: 4	R: 2 E: 0 K: 1 S: 7	H: 2 LOB: 3 BB: 3 P: 19	R: 0 E: 0 K: 1 S: 6	H: 1 LOB: 1 BB: 0 P: 6		1B: 3 2B: 2 3B: 1 HR: 3	SF: 0 SAC: 0 DP: 0 HBP: 0	WP: 0 PB: 0 SB: 0 CS: 0	PA: 38					
PITCHER	IP WLS BF H R ER SO BB IBB HBP BLK WP HR S P ERA WHIP																									
Charlie Leibrandt, L (1, 1) ERA: 2.97	6.1	L	30	8	6	6	3	3	0	0	0	0	0	3	33	45	8.53	1.737								
Steve Farr, R (7, 1) ERA: 4.11	1.2		8	1	0	0	2	1	1	0	0	0	0	0	10	18	0.00	1.200								

Batter	1	2	3	4	5	6	7	8	9	AB	R	H	RBI	BB	SO	LOB	TOP										
Lonnie Smith, R OBP: 0.342, SLG: 0.353 (1, 7)	L7		4-3 SH1-4 1B	PO 1B			6-3			4	0	2	1	0	0	0	Kansas City Royals @ Texas Rangers Arlington Stadium, Arlington, TX Sun Sep 01 1985, 8:05 PM EDT Att: 10,587 - Unknown livebaseballscorecards.com										
Lynn Jones, R OBP: 0.286, SLG: 0.300 (1, 8)	1B BB		SH1-4	PO 1B	FC6-4 1B		F9			2	0	1	0	1	0	0											
George Brett, L OBP: 0.459, SLG: 0.605 (1, 5)	1B		4-3		FC6-4			G3-6-4 HBP		3	0	1	1	0	0	2											
Hal McRae, R OBP: 0.348, SLG: 0.445 (1, 10)	F4						F8	G3-6-1 1-2		3	0	0	0	1	0	4											
Darryl Motley, R OBP: 0.258, SLG: 0.418 (1, 9)	K		F9	BB			1-3	5-3		4	0	0	0	0	1	5											
Steve Balboni, R OBP: 0.307, SLG: 0.481 (1, 3)		G5-4-3 1B		HR			F7	F8		4	1	2	1	0	0	0											
Greg Pryor, R OBP: 0.277, SLG: 0.266 (1, 4)	F8			6-3			F6	K		3	0	0	0	0	0	1											
Dave Leeper, L OBP: 0.100, SLG: 0.069 (9, PH)										1	0	0	0	0	1	0											
John Wathan, R OBP: 0.346, SLG: 0.327 (1, 2)	G5-4-3			5-3 1B			F8	F9		3	1	1	0	0	0	1											
Jamie Quirk, L OBP: 0.125, SLG: 0.125 (9, PH)										1	0	0	0	0	0	0											
Onix Concepcion, R OBP: 0.252, SLG: 0.243 (1, 6)			SH1-4 4-3 1B	5-3 1B			4-3			3	1	1	0	0	0	1											
Inning Stats	R: 0 E: 0 K: 1 S: 6	H: 1 LOB: 2 BB: 1 P: 10	R: 0 E: 0 K: 0 S: 3	H: 1 LOB: 0 BB: 0 P: 3	R: 1 E: 0 K: 0 S: 5	H: 2 LOB: 2 BB: 1 P: 9	R: 2 E: 0 K: 0 S: 5	H: 3 LOB: 0 BB: 0 P: 5	R: 0 E: 0 K: 0 S: 4	H: 1 LOB: 1 BB: 0 P: 4	R: 0 E: 0 K: 0 S: 3	H: 0 LOB: 0 BB: 0 P: 3	R: 0 E: 0 K: 1 S: 2	H: 0 LOB: 0 BB: 0 P: 3	R: 0 E: 0 K: 1 S: 5	H: 0 LOB: 0 BB: 0 P: 5	1B: 7 2B: 0 3B: 0 HR: 1	SF: 0 SAC: 1 DP: 2 HBP: 1	WP: 0 PB: 0 SB: 0 CS: 0	PA: 36							
PITCHER	IP	WLS	BF	H	R	ER	SO	BB	IBB	HBP	BLK	WP	HR	S	P	ERA	WHIP										
Mike Mason, L ERA: 4.87 (1, 1)	7.0	W	30	8	3	3	1	2	0	1	0	0	1	29	38	3.86	1.429										
Dwayne Henry, R ERA: 1.46 (8, 1)	2.0	S	5	0	0	0	1	0	0	0	0	0	0	7	7	0.00	0.000										

Batter	1	2	3	4	5	6	7	8	9	AB	R	H	RBI	BB	SO	LOB	BOTTOM										
Oddibe McDowell, L OBP: 0.300, SLG: 0.427 (1, 8)	SF8 3B		1B WP HBP		G4-6-3 1B		4-3			3	2	2	1	0	0	0	Kansas City Royals @ Texas Rangers Arlington Stadium, Arlington, TX Sun Sep 01 1985, 8:05 PM EDT Att: 10,587 - Unknown livebaseballscorecards.com										
Toby Harrah, R OBP: 0.441, SLG: 0.397 (1, 4)	SF8		1B WP		L7		6-3			3	1	1	1	0	0	1											
Pete O'Brien, L OBP: 0.328, SLG: 0.438 (1, 3)	F7		1B		G4-6-3		4-3			4	0	1	1	0	0	1											
Gary Ward, R OBP: 0.318, SLG: 0.414 (1, 7)	6-3		F8				K	K		4	0	0	0	0	2	0											
Don Slaught, R OBP: 0.314, SLG: 0.387 (1, 2)		B1-3		5-3			5-3			3	0	0	0	0	0	0											
George Wright, S OBP: 0.255, SLG: 0.258 (1, 9)		1B		F5			1B			3	0	2	0	0	0	0											
Alan Bannister, R OBP: 0.359, SLG: 0.366 (1, 10)		1B		6-3			F4			2	0	1	0	0	0	0											
Duane Walker, L OBP: 0.304, SLG: 0.362 (6, PH)		G1-6-3 1B								1	0	0	0	0	0	1											
Steve Buechele, R OBP: 0.300, SLG: 0.308 (1, 5)		G1-6-3			1B E BB		K			2	1	0	0	1	1	2											
Wayne Tolleson, S OBP: 0.373, SLG: 0.402 (1, 6)			F8		1B E S 1B		4-3			3	1	1	0	0	0	0											
Inning Stats	R: 1 E: 0 K: 0 S: 4	H: 1 LOB: 0 BB: 0 P: 4	R: 0 E: 0 K: 0 S: 4	H: 2 LOB: 1 BB: 0 P: 4	R: 2 E: 0 K: 0 S: 4	H: 2 LOB: 0 BB: 0 P: 5	R: 0 E: 0 K: 0 S: 3	H: 0 LOB: 0 BB: 0 P: 3	R: 2 E: 0 K: 0 S: 4	H: 2 LOB: 1 BB: 1 P: 8	R: 0 E: 0 K: 1 S: 6	H: 1 LOB: 1 BB: 0 P: 6	R: 0 E: 0 K: 1 S: 5	H: 0 LOB: 0 BB: 0 P: 5	R: 0 E: 0 K: 1 S: 5	H: 0 LOB: 0 BB: 0 P: 5	1B: 7 2B: 0 3B: 1 HR: 0	SF: 1 SAC: 0 DP: 2 HBP: 1	WP: 1 PB: 0 SB: 1 CS: 0	PA: 31							
PITCHER	IP	WLS	BF	H	R	ER	SO	BB	IBB	HBP	BLK	WP	HR	S	P	ERA	WHIP										
Danny Jackson, L ERA: 3.35 (1, 1)	5.0	L	21	7	5	5	0	1	0	1	0	0	0	19	24	9.00	1.600										
Joe Beckwith, R ERA: 4.48 (6, 1)	2.0		7	1	0	0	2	0	0	0	0	0	0	11	11	0.00	0.500										
Dan Quisenberry, R ERA: 2.34 (8, 1)	1.0		3	0	0	0	1	0	0	0	0	0	0	5	5	0.00	0.000										

Batter	1	2	3	4	5	6	7	8	9	AB	R	H	RBI	BB	SO	LOB	TOP			
Dwight Evans, R OBP: 0.373, SLG: 0.419	6-3		4-3 WP 2B		FC3-6 1B 1B		4-3 2B	F3		5	2	3	0	0	0	2				
Wade Boggs, L OBP: 0.444, SLG: 0.476	L3		4-3		FC3-6 1-2 1B		4-3		L8	5	0	1	0	0	0	2				
Bill Buckner, L OBP: 0.318, SLG: 0.441	F7				FC3-6 1B 1-2 2-3		FC6-4 IBB		F5	4	1	1	0	1	0	2				
Jim Rice, R OBP: 0.334, SLG: 0.453										5	1	4	3	0	0	2				
Steve Lyons, L OBP: 0.335, SLG: 0.360										0	0	0	0	0	0	0				
Tony Armas, R OBP: 0.266, SLG: 0.502										5	0	0	0	0	1	6				
Mike Easter, L OBP: 0.324, SLG: 0.417										3	0	0	0	1	0	3				
Ed Jurak, R OBP: 0.222, SLG: 0.222										0	1	0	0	0	0	0				
Rich Gedman, L OBP: 0.373, SLG: 0.492										3	0	1	0	1	0	0				
Marty Barrett, R OBP: 0.345, SLG: 0.355										4	0	1	0	0	0	3				
Glenn Hoffman, R OBP: 0.305, SLG: 0.387										3	1	1	1	0	0	1				
Rick Miller, L OBP: 0.356, SLG: 0.400										0	0	0	1	0	0	0				
Jackie Gutierrez, R OBP: 0.275, SLG: 0.298										0	0	0	0	0	0	0				
Inning Stats	R: 0 E: 0 K: 0 S: 3	H: 0 LOB: 0 BB: 0 P: 3	R: 1 E: 0 K: 1 S: 6	H: 1 LOB: 1 BB: 1 P: 10	R: 3 E: 0 K: 0 S: 7	H: 4 LOB: 1 BB: 0 P: 7	R: 0 E: 0 K: 0 S: 3	H: 0 LOB: 0 BB: 0 P: 3	R: 1 E: 0 K: 0 S: 6	H: 3 LOB: 2 BB: 0 P: 6	R: 0 E: 0 K: 0 S: 4	H: 1 LOB: 2 BB: 1 P: 8	R: 1 E: 0 K: 0 S: 4	H: 1 LOB: 2 BB: 1 P: 8	R: 0 E: 0 K: 0 S: 4	H: 1 LOB: 1 BB: 0 P: 4	1B: 8 2B: 3 3B: 0 HR: 2	SF: 1 SAC: 0 DP: 1 HBP: 0	WP: 1 PB: 0 SB: 2 CS: 0	PA: 41
PITCHER	IP	WLS	BF	H	R	ER	SO	BB	IBB	HBP	BLK	WP	HR	S	P	ERA	WHIP			
Charlie Hough, R ERA: 3.25	4.0	L	20	7	5	5	1	1	0	0	0	1	2	21	25	11.25	2.000			
Chris Welsh, L ERA: 4.33	0.1		1	0	0	0	0	0	0	0	0	0	0	1	1	0.00	0.000			
Greg Harris, R ERA: 2.15	1.2		6	2	0	0	0	0	0	0	0	0	0	6	6	0.00	1.200			
Burt Hooton, R ERA: 5.25	1.0		7	2	1	1	0	1	1	0	0	0	0	5	13	9.00	3.000			
Dwayne Henry, R ERA: 1.35	1.0		3	0	0	0	0	0	0	0	0	0	0	3	3	0.00	0.000			

Boston Red Sox @ Texas Rangers
Arlington Stadium, Arlington, TX
Tue Sep 03 1985, 8:05 PM EDT
Att: 6,449 - Unknown

AB 37
R 6
H 12
RBI 5
BB 3
SO 1
LOB 21



Batter	1	2	3	4	5	6	7	8	9	AB	R	H	RBI	BB	SO	LOB	BOTTOM			
Oddibe McDowell, L OBP: 0.309, SLG: 0.446	1B				K		CS	K		4	1	2	1	0	2	0				
Toby Harrah, R OBP: 0.439, SLG: 0.391	F7		F5			L6		BB		3	0	0	0	1	0	1				
Pete O'Brien, L OBP: 0.328, SLG: 0.434			F8			F5		G1-6-3 BB		3	0	1	0	1	0	0				
Gary Ward, R OBP: 0.313, SLG: 0.407	K				F8		K	G1-6-3		4	0	0	0	0	2	4				
Larry Parrish, R OBP: 0.313, SLG: 0.416	K							3-1 1B		3	2	2	0	1	1	2				
Don Slaught, R OBP: 0.317, SLG: 0.386								F8 1B		4	0	2	0	0	1	2				
George Wright, S OBP: 0.252, SLG: 0.254								1B		4	0	0	0	0	3	5				
Steve Buechele, R OBP: 0.296, SLG: 0.303										3	1	1	1	0	1	1				
Duane Walker, L OBP: 0.309, SLG: 0.366										1	0	1	1	0	0	0				
Wayne Tolleson, S OBP: 0.372, SLG: 0.409								G4-6-3 1B		3	0	1	1	0	0	0				
Bob Jones, L OBP: 0.273, SLG: 0.256								G4-6-3		1	0	0	0	0	0	2				
Inning Stats	R: 0 E: 0 K: 2 S: 9	H: 2 LOB: 2 BB: 0 P: 9	R: 0 E: 0 K: 2 S: 7	H: 1 LOB: 0 BB: 0 P: 7	R: 1 E: 0 K: 0 S: 4	H: 1 LOB: 0 BB: 0 P: 4	R: 0 E: 0 K: 2 S: 7	H: 0 LOB: 1 BB: 1 P: 11	R: 0 E: 0 K: 1 S: 5	H: 0 LOB: 0 BB: 0 P: 5	R: 2 E: 0 K: 1 S: 7	H: 3 LOB: 0 BB: 0 P: 7	R: 0 E: 0 K: 1 S: 4	H: 0 LOB: 1 BB: 2 P: 12	R: 1 E: 0 K: 0 S: 5	H: 3 LOB: 1 BB: 0 P: 5	1B: 8 2B: 0 3B: 1 HR: 1	SF: 0 SAC: 0 DP: 2 HBP: 0	WP: 0 PB: 0 SB: 0 CS: 2	PA: 37
PITCHER	IP	WLS	BF	H	R	ER	SO	BB	IBB	HBP	BLK	WP	HR	S	P	ERA	WHIP			
Bruce Hurst, L ERA: 4.57	7.1	W	30	7	3	3	10	3	0	0	0	0	0	5	47	3.68	1.364			
Steve Crawford, R ERA: 3.52	1.0		5	3	1	1	0	0	0	0	0	0	0	5	5	9.00	3.000			
Bruce Kison, R ERA: 4.1	0.2	S	1	0	0	0	0	0	0	0	0	0	0	1	1	0.00	0.000			

Boston Red Sox @ Texas Rangers
Arlington Stadium, Arlington, TX
Tue Sep 03 1985, 8:05 PM EDT
Att: 6,449 - Unknown

AB 33
R 4
H 10
RBI 4
BB 3
SO 10
LOB 17



Batter	1	2	3	4	5	6	7	8	9	AB	R	H	RBI	BB	SO	LOB	TOP					
Rudy Law, L OBP: 0.307, SLG: 0.371 Reid Nichols, R OBP: 0.322, SLG: 0.333	F7	4-3 1B 2B	1-2 HR 1B		L4		FC6-4			4	2	2	1	0	0	1						
Bryan Little, S OBP: 0.397, SLG: 0.392 Tim Hulett, R OBP: 0.324, SLG: 0.366		4-3	F9							3	0	1	1	0	0	3						
Harold Baines, L OBP: 0.349, SLG: 0.460 Scott Fletcher, R OBP: 0.320, SLG: 0.293	K									5	1	4	4	0	1	1						
Greg Walker, L OBP: 0.314, SLG: 0.445 Joseph DeSa, L OBP: 0.214, SLG: 0.282		L7	G3							4	0	0	0	1	0	2						
Ron Kittle, R OBP: 0.283, SLG: 0.401	6-3									5	1	1	0	0	0	3						
Daryl Boston, L OBP: 0.271, SLG: 0.339										5	2	2	1	0	0	0						
Ozzie Guillen, L OBP: 0.296, SLG: 0.351										5	2	2	2	0	0	0						
Luis Salazar, R OBP: 0.259, SLG: 0.369										5	0	1	0	0	2	2						
Joel Skinner, R OBP: 0.643, SLG: 0.727										3	2	2	1	1	0	1						
Inning Stats	R: 0 E: 0 K: 1 S: 6	H: 1 LOB: 2 BB: 1 P: 10	R: 4 E: 0 K: 0 S: 7	H: 4 LOB: 1 BB: 1 P: 11	R: 6 E: 0 K: 0 S: 9	H: 6 LOB: 0 BB: 0 P: 9	R: 0 E: 0 K: 0 S: 3	H: 0 LOB: 0 BB: 0 P: 3	R: 0 E: 0 K: 1 S: 6	H: 2 LOB: 3 BB: 0 P: 7	R: 0 E: 0 K: 0 S: 3	H: 0 LOB: 0 BB: 0 P: 3	R: 0 E: 0 K: 0 S: 4	H: 1 LOB: 1 BB: 0 P: 4	R: 1 E: 0 K: 0 S: 4	H: 2 LOB: 1 BB: 0 P: 4	R: 0 E: 0 K: 1 S: 5	H: 0 LOB: 0 BB: 0 P: 5	1B: 10 2B: 3 3B: 1 HR: 2	SF: 0 SAC: 0 DP: 1 HBP: 1	WP: 0 PB: 0 SB: 1 CS: 0	PA: 44
PITCHER	IP	WLS	BF	H	R	ER	SO	BB	IBB	HBP	BLK	WP	HR	S	P	ERA	WHIP					
Jeff Russell, R ERA: 9.85	2.0	L	16	8	7	7	1	2	0	0	0	0	0	16	24	31.50	5.000					
Dickie Noles, R ERA: 4.95	0.2		5	3	3	3	0	0	0	0	0	0	1	5	5	40.50	4.500					
Chris Welsh, L ERA: 4.14	5.1		20	5	1	1	1	0	0	1	0	0	1	21	22	1.69	0.938					
Dave Schmidt, R ERA: 2.96	1.0		3	0	0	0	1	0	0	0	0	0	0	5	5	0.00	0.000					

Chicago White Sox @ Texas Rangers
Arlington Stadium, Arlington, TX
Thu Sep 05 1985, 8:05 PM EDT
Att: 7,334 - Unknown

AB 41
R 11
H 16
RBI 11
BB 2
SO 3
LOB 14



Batter	1	2	3	4	5	6	7	8	9	AB	R	H	RBI	BB	SO	LOB	BOTTOM					
Oddibe McDowell, L OBP: 0.308, SLG: 0.451	F7		F8	F3						5	1	1	1	0	1	1						
Wayne Tolleson, S OBP: 0.372, SLG: 0.409			4-3							5	1	2	0	0	0	0						
Pete O'Brien, L OBP: 0.330, SLG: 0.437										4	0	2	0	1	0	1						
Duane Walker, L OBP: 0.301, SLG: 0.356										4	0	0	0	0	2	4						
Gary Ward, R OBP: 0.316, SLG: 0.410										4	1	3	1	0	1	0						
George Wright, S OBP: 0.246, SLG: 0.251										4	0	0	0	0	0	4						
Don Slaught, R OBP: 0.321, SLG: 0.401 Geno Petralli, L OBP: 0.295, SLG: 0.238										3	1	2	2	0	0	0						
Steve Buechele, R OBP: 0.288, SLG: 0.294										4	0	0	0	0	1	3						
Curtis Wilkerson, S OBP: 0.288, SLG: 0.292										4	0	1	0	0	1	2						
Inning Stats	R: 1 E: 0 K: 0 S: 5	H: 2 LOB: 2 BB: 1 P: 9	R: 0 E: 0 K: 0 S: 3	H: 0 LOB: 0 BB: 0 P: 3	R: 0 E: 0 K: 1 S: 6	H: 1 LOB: 1 BB: 0 P: 6	R: 2 E: 0 K: 0 S: 6	H: 3 LOB: 1 BB: 0 P: 6	R: 0 E: 0 K: 1 S: 5	H: 0 LOB: 0 BB: 0 P: 5	R: 0 E: 0 K: 1 S: 6	H: 1 LOB: 1 BB: 0 P: 6	R: 1 E: 0 K: 0 S: 5	H: 2 LOB: 1 BB: 0 P: 5	R: 0 E: 0 K: 2 S: 9	H: 2 LOB: 2 BB: 0 P: 9	R: 0 E: 0 K: 1 S: 5	H: 1 LOB: 0 BB: 0 P: 5	1B: 9 2B: 1 3B: 0 HR: 2	SF: 0 SAC: 0 DP: 1 HBP: 0	WP: 0 PB: 0 SB: 1 CS: 0	PA: 39
PITCHER	IP	WLS	BF	H	R	ER	SO	BB	IBB	HBP	BLK	WP	HR	S	P	ERA	WHIP					
Joel Davis, R ERA: 4.81	7.0	W	31	9	4	4	3	1	0	0	0	0	2	36	40	5.14	1.429					
Dave Wehrmeister, R ERA: 2.45	1.0		5	2	0	0	2	0	0	0	0	0	0	9	9	0.00	2.000					
Juan Agosto, L ERA: 3.73	1.0		3	1	0	0	1	0	0	0	0	0	0	5	5	0.00	1.000					

Chicago White Sox @ Texas Rangers
Arlington Stadium, Arlington, TX
Thu Sep 05 1985, 8:05 PM EDT
Att: 7,334 - Unknown

AB 38
R 4
H 12
RBI 4
BB 1
SO 6
LOB 15



Batter	1	2	3	4	5	6	7	8	9	AB	R	H	RBI	BB	SO	LOB	TOP										
Reid Nichols, R OBP: 0.325, SLG: 0.339 (1, 8)										4	2	1	0	1	1	1	Chicago White Sox @ Texas Rangers Arlington Stadium, Arlington, TX Fri Sep 06 1985, 8:05 PM EDT Att: 11,101 - Unknown										
Tim Hulett, R OBP: 0.325, SLG: 0.367 (1, 5)										5	2	2	1	0	1	2											
Harold Baines, L OBP: 0.350, SLG: 0.461 Rudy Law, L OBP: 0.307, SLG: 0.371 (1, 9)										5	3	3	1	0	0	0											
Carlton Fisk, R OBP: 0.316, SLG: 0.517 (1, 10)										5	3	4	7	0	0	0											
Ron Kittle, R OBP: 0.283, SLG: 0.399 Daryl Boston, L OBP: 0.275, SLG: 0.348 (1, 7)										4	0	1	0	0	0	1											
Luis Salazar, R OBP: 0.288, SLG: 0.366 Greg Walker, L OBP: 0.315, SLG: 0.445 (1, 3)										2	0	0	0	0	0	1											
Joel Skinner, R OBP: 0.556, SLG: 0.571 (1, 2)										3	1	0	0	1	1	2											
Julio Cruz, S OBP: 0.296, SLG: 0.233 (1, 4)										4	1	1	1	0	1	0											
Ozzie Guillen, L OBP: 0.296, SLG: 0.350 (1, 6)										4	0	1	0	0	0	1											
Inning Stats	R: 3 E: 0 K: 1 S: 9	H: 4 LOB: 1 BB: 0 P: 9	R: 0 E: 0 K: 2 S: 8	H: 1 LOB: 1 BB: 0 P: 8	R: 0 E: 0 K: 0 S: 3	H: 1 LOB: 0 BB: 0 P: 3	R: 6 E: 0 K: 0 S: 7	H: 4 LOB: 0 BB: 2 P: 15	R: 0 E: 0 K: 0 S: 3	H: 0 LOB: 0 BB: 0 P: 3	R: 0 E: 0 K: 0 S: 3	H: 0 LOB: 0 BB: 0 P: 3	R: 0 E: 0 K: 0 S: 3	H: 0 LOB: 0 BB: 0 P: 3	R: 3 E: 0 K: 1 S: 8	H: 4 LOB: 1 BB: 0 P: 8		1B: 10 2B: 2 3B: 1 HR: 2	SF: 0 SAC: 0 DP: 2 HBP: 0	WP: 1 PB: 0 SB: 0 CS: 0	PA: 41						
PITCHER	IP	WLS	BF	H	R	ER	SO	BB	IBB	HBP	BLK	WP	HR	S	P	ERA	WHIP										
Mike Mason, L ERA: 5.24 (1, 1)	3.2	L	21	9	8	8	3	2	0	0	0	1	1	25	33	19.64	3.000										
Burt Hooton, R ERA: 5.23 (4, 1)	2.1		8	2	1	1	0	0	0	0	0	0	1	8	8	3.86	0.857										
Dave Schmidt, R ERA: 2.87 (7, 1)	3.0		12	4	3	3	1	0	0	0	0	0	0	14	14	9.00	1.333										

Batter	1	2	3	4	5	6	7	8	9	AB	R	H	RBI	BB	SO	LOB	BOTTOM										
Oddibe McDowell, L OBP: 0.307, SLG: 0.448 (1, 8)										4	1	1	0	0	0	1	Chicago White Sox @ Texas Rangers Arlington Stadium, Arlington, TX Fri Sep 06 1985, 8:05 PM EDT Att: 11,101 - Unknown										
Toby Harrah, R OBP: 0.439, SLG: 0.395 (1, 4)										4	0	2	0	0	0	0											
Pete O'Brien, L OBP: 0.330, SLG: 0.434 (1, 3)										3	0	0	0	1	0	2											
Gary Ward, R OBP: 0.316, SLG: 0.409 (1, 7)										4	0	1	0	0	1	2											
Don Staight, R OBP: 0.322, SLG: 0.402 Glenn Brummer, R OBP: 0.350, SLG: 0.315 Duane Walker, L OBP: 0.299, SLG: 0.353 Geno Petralli, L OBP: 0.295, SLG: 0.238 (1, 2)										2	0	1	1	0	0	0											
Alan Bannister, R OBP: 0.341, SLG: 0.346 Bob Jones, L OBP: 0.270, SLG: 0.253 (1, 10)										1	0	0	0	0	0	3											
George Wright, S OBP: 0.245, SLG: 0.247 (1, 9)										4	0	0	0	0	0	1											
Steve Buechele, R OBP: 0.287, SLG: 0.292 (1, 5)										4	0	1	0	0	0	0											
Curtis Wilkerson, S OBP: 0.284, SLG: 0.288 (1, 6)										4	0	0	0	0	0	3											
Inning Stats	R: 1 E: 0 K: 1 S: 8	H: 3 LOB: 2 BB: 0 P: 8	R: 0 E: 0 K: 0 S: 3	H: 0 LOB: 0 BB: 0 P: 3	R: 0 E: 0 K: 0 S: 3	H: 0 LOB: 0 BB: 0 P: 3	R: 0 E: 0 K: 0 S: 4	H: 0 LOB: 1 BB: 0 P: 4	R: 0 E: 0 K: 1 S: 7	H: 2 LOB: 2 BB: 0 P: 7	R: 0 E: 0 K: 1 S: 7	H: 2 LOB: 3 BB: 1 P: 11	R: 0 E: 0 K: 0 S: 3	H: 0 LOB: 0 BB: 0 P: 3	1B: 6 2B: 1 3B: 0 HR: 0	SF: 0 SAC: 0 DP: 0 HBP: 0		WP: 0 PB: 0 SB: 1 CS: 0	PA: 36								
PITCHER	IP	WLS	BF	H	R	ER	SO	BB	IBB	HBP	BLK	WP	HR	S	P	ERA	WHIP										
Britt Burns, L ERA: 3.68 (1, 1)	7.0	W	27	5	1	1	2	0	0	0	0	0	0	31	31	1.29	0.714										
Bruce Tanner, R ERA: 6.1 (8, 1)	2.0		9	2	0	0	1	1	0	0	0	0	0	10	14	0.00	1.500										

Batter	1	2	3	4	5	6	7	8	9	AB	R	H	RBI	BB	SO	LOB	TOP										
Rudy Law, L OBP: 0.308, SLG: 0.368 (1, 7)	F7		BB		BB		E7		F5	3	0	0	0	2	0	0											
Bryan Little, S OBP: 0.391, SLG: 0.381 (1, 4)	G3-6-3 BB		F7		BB		F9		4-3	4	0	0	0	1	1	4											
Harold Baines, L Reid Nichols, R OBP: 0.325, SLG: 0.339 (8, PR) (8, 9)	G3-6-3 1-2		L7				K		3-1 BLK 2B 1B	4	0	1	0	0	1	2											
Greg Walker, L OBP: 0.314, SLG: 0.444 (1, 3)		4-3					1B		3-1	4	0	1	0	0	0	1											
Carlton Fisk, R OBP: 0.317, SLG: 0.518 (1, 10)		1B HBP					K		G3 WP 2B	3	2	1	1	0	1	1											
Daryl Boston, L OBP: 0.280, SLG: 0.348 (1, 8)		K					1B		WP G3 BB	3	0	1	0	1	1	1											
Ozzie Guillen, L OBP: 0.295, SLG: 0.349 (1, 6)		1B					4-3		G3	4	0	1	1	0	0	4											
Luis Salazar, R OBP: 0.254, SLG: 0.361 (1, 5)		K					K		K	4	0	0	0	0	4	3											
Joel Skinner, R OBP: 0.550, SLG: 0.563 (1, 2)							K		F8	2	0	1	0	0	1	0											
Joseph DeSa, L OBP: 0.209, SLG: 0.275 (7, PH)							BB			1	0	0	0	0	1	0											
Marc Hill, R OBP: 0.256, SLG: 0.162 (7, 2)							1B			1	0	0	0	0	0	0											
Inning Stats	R: 0 E: 0 K: 0 S: 2	H: 0 LOB: 0 BB: 1 P: 6	R: 1 E: 0 K: 2 S: 8	H: 1 LOB: 1 BB: 0 P: 9	R: 0 E: 0 K: 1 S: 5	H: 0 LOB: 1 BB: 1 P: 9	R: 0 E: 0 K: 0 S: 3	H: 0 LOB: 0 BB: 0 P: 3	R: 0 E: 0 K: 1 S: 6	H: 1 LOB: 2 BB: 1 P: 10	R: 0 E: 1 K: 3 S: 10	H: 0 LOB: 1 BB: 0 P: 10	R: 2 E: 0 K: 1 S: 7	H: 2 LOB: 2 BB: 1 P: 11	R: 0 E: 0 K: 0 S: 3	H: 0 LOB: 0 BB: 0 P: 3	1B: 5 2B: 1 3B: 0 HR: 0	SF: 0 SAC: 0 DP: 1 HBP: 1	WP: 1 PB: 0 SB: 2 CS: 0	PA: 38							
PITCHER	IP	WLS	BF	H	R	ER	SO	BB	IBB	HBP	BLK	WP	HR	S	P	ERA	WHIP										
Dave Stewart, R ERA: 5.5 (1, 1)	5.0		20	2	1	1	4	3	0	1	0	0	0	24	37	1.80	1.000										
Greg Harris, R ERA: 2.19 (6, 1)	2.1		11	3	2	2	5	0	0	0	1	0	0	21	21	7.71	1.286										
Dwayne Henry, R ERA: 1.8 (8, 1)	1.2	L	7	1	0	0	1	1	0	0	0	1	0	8	12	0.00	1.200										

Chicago White Sox @ Texas Rangers
Arlington Stadium, Arlington, TX
Sat Sep 07 1985, 8:05 PM EDT
Att: 11,424 - Unknown

AB 33
R 3
H 6
RBI 2
BB 4
SO 10
LOB 16



Batter	1	2	3	4	5	6	7	8	9	AB	R	H	RBI	BB	SO	LOB	BOTTOM										
Oddibe McDowell, L OBP: 0.306, SLG: 0.445 (1, 8)	G3		K			SH5-3 WP FC3-2 BB	5-3			3	0	0	0	1	1	1											
Toby Harrah, R OBP: 0.438, SLG: 0.392 (1, 4)	6-3				5-3	FC3-2 SH5-3 BB			K	3	0	0	0	1	1	0											
Pete O'Brien, L OBP: 0.328, SLG: 0.432 (1, 3)	G3				G3	SH5-3			G3	3	0	0	0	0	0	0											
George Wright, S OBP: 0.248, SLG: 0.252 (1, 9)		3-1			2B	FC3-2 IBB			K	3	1	1	0	1	1	0											
Gary Ward, R OBP: 0.317, SLG: 0.418 (1, 7)		HR			2B	FC3-2			K	4	1	2	2	0	1	3											
Duane Walker, L OBP: 0.291, SLG: 0.343 (1, 10)		K			F5	1-2 2-3 3-H			F3	4	0	0	0	0	1	4											
Don Slaught, R OBP: 0.318, SLG: 0.395 (1, 2)		K			F8				F9	4	0	0	0	0	2	0											
Steve Buechele, R OBP: 0.281, SLG: 0.286 (1, 5)					K				F6	3	0	0	0	0	1	0											
Wayne Tolleson, S OBP: 0.372, SLG: 0.408 (1, 6)					K				1B	3	0	1	0	0	2	0											
Inning Stats	R: 0 E: 0 K: 0 S: 3	H: 0 LOB: 0 BB: 0 P: 3	R: 1 E: 0 K: 2 S: 8	H: 1 LOB: 0 BB: 0 P: 8	R: 0 E: 0 K: 3 S: 9	H: 0 LOB: 0 BB: 0 P: 9	R: 1 E: 0 K: 0 S: 5	H: 2 LOB: 1 BB: 0 P: 5	R: 0 E: 0 K: 1 S: 5	H: 0 LOB: 0 BB: 0 P: 5	R: 0 E: 0 K: 0 S: 3	H: 0 LOB: 3 BB: 3 P: 15	R: 0 E: 1 K: 1 S: 6	H: 1 LOB: 1 BB: 0 P: 6	R: 0 E: 0 K: 2 S: 7	H: 0 LOB: 0 BB: 0 P: 7	R: 0 E: 0 K: 1 S: 5	H: 0 LOB: 0 BB: 0 P: 5	1B: 1 2B: 2 3B: 0 HR: 1	SF: 0 SAC: 1 DP: 0 HBP: 0	WP: 1 PB: 0 SB: 0 CS: 0	PA: 34					
PITCHER	IP	WLS	BF	H	R	ER	SO	BB	IBB	HBP	BLK	WP	HR	S	P	ERA	WHIP										
Gene Nelson, R ERA: 4.53 (1, 1)	5.0		20	3	2	2	6	2	0	0	0	0	1	30	38	3.60	1.000										
Jerry Don Gleaton, L ERA: 6.75 (6, 1)	0.1		2	0	0	0	0	0	1	0	0	0	0	1	5	0.00	0.000										
Dave Wehrmeister, R ERA: 2.25 (6, 1)	1.1		5	1	0	0	1	0	0	0	0	0	0	7	7	0.00	0.750										
Juan Agosto, L ERA: 3.71 (7, 1)	0.1	W	1	0	0	0	0	0	0	0	0	0	0	1	1	0.00	0.000										
Bob James, R ERA: 2.16 (8, 1)	2.0	S	6	0	0	0	3	0	0	0	0	0	0	12	12	0.00	0.000										

Chicago White Sox @ Texas Rangers
Arlington Stadium, Arlington, TX
Sat Sep 07 1985, 8:05 PM EDT
Att: 11,424 - Unknown


AB 30
R 2
H 4
RBI 2
BB 3
SO 10
LOB 8



Batter	1	2	3	4	5	6	7	8	9	AB	R	H	RBI	BB	SO	LOB	TOP			
Rudy Law, L OBP: 0.307, SLG: 0.370 Tim Hulett, R OBP: 0.324, SLG: 0.366										4	1	1	0	0	1	0				
Daryl Boston, L OBP: 0.283, SLG: 0.355										5	2	2	0	0	0	1				
Harold Baines, L OBP: 0.347, SLG: 0.456										4	1	0	1	0	1	2				
Greg Walker, L OBP: 0.312, SLG: 0.440										4	0	0	1	0	0	2				
Carlton Fisk, R OBP: 0.319, SLG: 0.517										3	2	1	1	1	0	0				
Jerry Hairston, S OBP: 0.381, SLG: 0.344 Scott Fletcher, R OBP: 0.320, SLG: 0.293										3	0	1	2	1	2	0				
Luis Salazar, R OBP: 0.254, SLG: 0.370										4	1	1	1	0	1	3				
Ozzie Guillen, L OBP: 0.295, SLG: 0.353										4	0	1	0	0	1	1				
Julio Cruz, S OBP: 0.295, SLG: 0.233										4	0	1	0	0	1	1				
Inning Stats	R: 4 E: 1 K: 1 S: 9	H: 3 LOB: 1 BB: 1 P: 13	R: 0 E: 0 K: 0 S: 3	H: 0 LOB: 0 BB: 0 P: 3	R: 0 E: 0 K: 0 S: 3	H: 0 LOB: 0 BB: 0 P: 3	R: 0 E: 0 K: 3 S: 10	H: 1 LOB: 1 BB: 0 P: 10	R: 0 E: 0 K: 1 S: 5	H: 0 LOB: 0 BB: 0 P: 5	R: 0 E: 0 K: 1 S: 6	H: 1 LOB: 0 BB: 0 P: 6	R: 2 E: 0 K: 0 S: 5	H: 2 LOB: 1 BB: 1 P: 9	R: 0 E: 0 K: 0 S: 4	H: 1 LOB: 1 BB: 0 P: 4	1B: 4 2B: 2 3B: 1 HR: 1	SF: 0 SAC: 0 DP: 0 HBP: 0	WP: 1 PB: 1 SB: 3 CS: 0	PA: 38
PITCHER	IP WLS BF H R ER SO BB IBB HBP BLK WP HR S P ERA WHIP																			
Charlie Hough, R ERA: 3.3	(1, 1) 7.0 L 29 6 6 4 7 1 0 0 0 1 1 42 46 5.14 1.000																			
Chris Welsh, L ERA: 4.14	(8, 1) 2.0 9 2 1 1 0 0 1 0 0 0 0 8 12 4.50 1.000																			

Chicago White Sox @ Texas Rangers
Arlington Stadium, Arlington, TX
Sun Sep 08 1985, 8:05 PM EDT
Att: 7,132 - Unknown


AB 36
R 7
H 8
RBI 6
BB 2
SO 7
LOB 11



Batter	1	2	3	4	5	6	7	8	9	AB	R	H	RBI	BB	SO	LOB	BOTTOM			
Oddibe McDowell, L OBP: 0.312, SLG: 0.447										3	1	2	0	2	0	0				
Wayne Tolleson, S OBP: 0.371, SLG: 0.407 Larry Parrish, R OBP: 0.313, SLG: 0.416 Curtis Wilkerson, S OBP: 0.284, SLG: 0.288										3	1	1	0	0	2	2				
Bob Jones, L OBP: 0.277, SLG: 0.293										1	1	1	3	0	0	0				
Pete O'Brien, L OBP: 0.328, SLG: 0.436										4	1	1	2	1	0	4				
Gary Ward, R OBP: 0.320, SLG: 0.418										4	0	2	0	1	2	0				
George Wright, S OBP: 0.245, SLG: 0.248										4	0	0	0	0	0	5				
Toby Harrah, R OBP: 0.434, SLG: 0.388										4	0	0	0	0	0	1				
Duane Walker, L OBP: 0.284, SLG: 0.333										4	0	0	0	0	0	1				
Don Slaught, R OBP: 0.320, SLG: 0.397										4	1	2	0	0	1	0				
Steve Buechele, R OBP: 0.287, SLG: 0.307										4	1	2	0	0	0	0				
Inning Stats	R: 2 E: 0 K: 1 S: 7	H: 2 LOB: 0 BB: 0 P: 7	R: 0 E: 0 K: 0 S: 3	H: 0 LOB: 0 BB: 0 P: 3	R: 0 E: 0 K: 1 S: 6	H: 1 LOB: 2 BB: 2 P: 14	R: 0 E: 0 K: 0 S: 3	H: 1 LOB: 1 BB: 0 P: 3	R: 0 E: 0 K: 0 S: 3	H: 1 LOB: 0 BB: 0 P: 3	R: 1 E: 0 K: 0 S: 4	H: 2 LOB: 2 BB: 2 P: 12	R: 0 E: 0 K: 0 S: 4	H: 1 LOB: 1 BB: 0 P: 4	R: 3 E: 0 K: 2 S: 9	H: 2 LOB: 0 BB: 1 P: 13	1B: 8 2B: 1 3B: 1 HR: 2	SF: 0 SAC: 0 DP: 2 HBP: 0	WP: 0 PB: 0 SB: 2 CS: 0	PA: 40
PITCHER	IP WLS BF H R ER SO BB IBB HBP BLK WP HR S P ERA WHIP																			
Tom Seaver, R ERA: 3.25	(1, 1) 6.1 W 27 8 3 3 3 2 0 0 0 0 0 31 39 4.26 1.579																			
Jerry Don Gleaton, L ERA: 6.75	(7, 1) 0.0 1 0 0 0 0 1 0 0 0 0 0 0 0 4 " " " "																			
Dan Spillner, R ERA: 3.6	(7, 1) 0.0 1 0 0 0 0 1 0 0 0 0 0 0 0 4 " " " "																			
Juan Agosto, L ERA: 3.66	(7, 1) 0.2 1 0 0 0 0 0 0 0 0 0 0 0 1 1 0.00 0.000																			
Dave Wahlmeister, R ERA: 3.0	(8, 1) 1.1 7 2 2 2 1 1 0 0 0 0 0 0 8 12 13.50 2.250																			

Chicago White Sox @ Texas Rangers
Arlington Stadium, Arlington, TX
Sun Sep 08 1985, 8:05 PM EDT
Att: 7,132 - Unknown

AB 35
R 6
H 11
RBI 6
BB 5
SO 5
LOB 13



Batter	1	2	3	4	5	6	7	8	9	AB	R	H	RBI	BB	SO	LOB	TOP																	
Wayne Tolleson, S (1, 6) OBP: 0.373, SLG: 0.419	F7		F9			1B 3B		WP 1B 2B		4	2	2	0	0	0	1	Texas Rangers @ Oakland Athletics Oakland-Alameda County Coliseum, Oakland, CA Mon Sep 09 1985, 7:05 PM PDT Att: 6,911 - Unknown livebaseballscores.com																	
Don Slaught, R (1, 2) OBP: 0.323, SLG: 0.398	F7			6-3		S 1B		2H 1B 1B		4	1	2	2	0	0	0																		
Pete O'Brien, L (1, 3) OBP: 0.330, SLG: 0.434	F7				BB	3H 4-0		1-3		2	0	0	0	2	0	1																		
George Wright, S (1, 8) OBP: 0.245, SLG: 0.248		F9		F8		F8		2H 1B		4	0	1	1	0	0	3																		
Gary Ward, R (1, 7) OBP: 0.319, SLG: 0.416		CS BB		4-3		K		K		3	0	0	0	1	2	4																		
Ellis Valentine, R (1, 10) OBP: 0.250, SLG: 0.250			K			G6-4-3 1B		F7	E6 CS	4	0	1	0	0	1	1																		
Duane Walker, L (1, 9) OBP: 0.277, SLG: 0.324			F4		K		F8	F8		4	0	0	0	0	1	2																		
Steve Buechele, R (1, 5) OBP: 0.279, SLG: 0.298			K		G6-4-3		G3	K		4	0	0	0	0	2	2																		
Curtis Wilkerson, S (1, 4) OBP: 0.285, SLG: 0.286						F9		1-3		2	0	0	0	1	0	0																		
Inning Stats	R: 0 E: 0 K: 0 S: 3	H: 0 LOB: 0 BB: 0 P: 3	R: 0 E: 0 K: 1 S: 4	H: 0 LOB: 1 BB: 1 P: 8	R: 0 E: 0 K: 1 S: 5	H: 0 LOB: 1 BB: 1 P: 9	R: 0 E: 0 K: 0 S: 3	H: 0 LOB: 1 BB: 1 P: 7	R: 0 E: 0 K: 1 S: 5	H: 1 LOB: 0 BB: 0 P: 5	R: 1 E: 0 K: 1 S: 7	H: 2 LOB: 2 BB: 1 P: 11	R: 0 E: 0 K: 0 S: 3	H: 0 LOB: 0 BB: 0 P: 3	R: 2 E: 0 K: 1 S: 8	H: 3 LOB: 1 BB: 0 P: 8	R: 0 E: 1 K: 1 S: 5	H: 0 LOB: 1 BB: 0 P: 5	1B: 4 2B: 3 3B: 1 HR: 0	SF: 0 SAC: 0 DP: 3 HBP: 0	WP: 1 PB: 0 SB: 1 CS: 2	PA: 35												
PITCHER	IP WLS BF H R ER SO BB IBB HBP BLK WP HR S P ERA WHIP																																	
Tim Birtsas, L (1, 1) ERA: 3.66	5.1	L	21	3	1	1	3	4	0	0	0	0	0	0	23	39	1.69	1.312																
Steve Ontiveros, R (6, 1) ERA: 1.51	2.2	L	11	3	2	2	2	0	0	0	0	1	0	15	15	6.75	1.125																	
Keith Atherton, R (9, 1) ERA: 4.52	1.0		3	0	0	0	1	0	0	0	0	0	0	5	5	0.00	0.000																	

Batter	1	2	3	4	5	6	7	8	9	AB	R	H	RBI	BB	SO	LOB	BOTTOM																
Alfredo Griffin, S (1, 6) OBP: 0.294, SLG: 0.335	F8		F7		FC6-4		K			4	0	0	0	0	1	4	Texas Rangers @ Oakland Athletics Oakland-Alameda County Coliseum, Oakland, CA Mon Sep 09 1985, 7:05 PM PDT Att: 6,911 - Unknown livebaseballscores.com																
Tony Phillips, S (1, 5) OBP: 0.288, SLG: 0.381 (8, 4)	K		K		F8		K			4	0	0	0	0	3	4																	
Bruce Bochte, L (1, 3) OBP: 0.387, SLG: 0.452	4-3					G3		4-3		4	0	1	0	0	0	0																	
Dave Kingman, R (1, 10) OBP: 0.307, SLG: 0.415		6-3		F8		F9		BB		3	0	0	0	1	0	1																	
Mike Davis, L (1, 9) OBP: 0.353, SLG: 0.494		5-3		K				K		4	0	1	0	0	2	2																	
Dwayne Murphy, L (1, 8) OBP: 0.342, SLG: 0.406		4-3				4-3		4-3		3	0	0	0	1	0	2																	
Jose Canseco, R (1, 7) OBP: 0.333, SLG: 0.583					F4		SH1-3 1B		K	4	1	2	1	0	1	2																	
Mickey Tettleton, S (1, 2) OBP: 0.332, SLG: 0.333 Steve Henderson, R (9, PH) OBP: 0.385, SLG: 0.425			F6		G3		SH1-3		F3	2	0	0	0	0	0	0																	
Mike Gallego, R (1, 4) OBP: 0.351, SLG: 0.259 Dave Collins, S (7, PH) OBP: 0.302, SLG: 0.348 Steve Kiefer, R (8, 5) OBP: 0.169, SLG: 0.214 Rob Picciolo, R (9, PH) OBP: 0.314, SLG: 0.357									F9	1	0	1	0	1	0	0																	
Inning Stats	R: 0 E: 0 K: 1 S: 5	H: 0 LOB: 0 BB: 0 P: 5	R: 0 E: 0 K: 0 S: 3	H: 0 LOB: 0 BB: 0 P: 3	R: 1 E: 0 K: 1 S: 7	H: 2 LOB: 1 BB: 0 P: 7	R: 0 E: 0 K: 1 S: 6	H: 1 LOB: 2 BB: 1 P: 10	R: 0 E: 0 K: 0 S: 3	H: 0 LOB: 1 BB: 1 P: 7	R: 0 E: 0 K: 0 S: 4	H: 1 LOB: 1 BB: 0 P: 4	R: 0 E: 0 K: 2 S: 8	H: 1 LOB: 2 BB: 1 P: 12	R: 0 E: 0 K: 1 S: 5	H: 0 LOB: 1 BB: 1 P: 9	R: 0 E: 0 K: 1 S: 5	H: 0 LOB: 0 BB: 0 P: 5	1B: 4 2B: 0 3B: 0 HR: 1	SF: 0 SAC: 1 DP: 0 HBP: 0	WP: 0 PB: 0 SB: 0 CS: 0	PA: 36											
PITCHER	IP WLS BF H R ER SO BB IBB HBP BLK WP HR S P ERA WHIP																																
Jeff Russell, R (1, 1) ERA: 8.15	7.0	W	29	5	1	1	5	3	0	0	0	0	0	36	48	1.29	1.143																
Greg Harris, R (8, 1) ERA: 2.15	2.0	S	7	0	0	0	2	1	0	0	0	0	0	10	14	0.00	0.500																



Batter	1	2	3	4	5	6	7	8	9	AB	R	H	RBI	BB	SO	LOB	TOP										
Wayne Tolleson, S (1, 6) OBP: 0.373, SLG: 0.419 Bob Jones, L (7, PH) OBP: 0.275, SLG: 0.290 Jeff Kunkel, R (7, 6)	3-1		F7				K			3	1	1	1	0	0	1	Texas Rangers @ Oakland Athletics Oakland-Alameda County Coliseum, Oakland, CA Tue Sep 10 1985, 7:05 PM PDT Att: 6,034 - Unknown livebaseballscores.com										
Don Slaught, R (1, 2) OBP: 0.326, SLG: 0.409 Geno Petralli, L (8, PH) OBP: 0.292, SLG: 0.235	1B		K					F7		3	0	2	2	0	1	1											
Pete O'Brien, L (1, 3) OBP: 0.329, SLG: 0.433	F7			6-3			G3			4	0	1	0	0	0	2											
George Wright, S (1, 8) OBP: 0.243, SLG: 0.245	K			G1-6-3			K			4	0	0	0	0	3	2											
Gary Ward, R (1, 7) OBP: 0.319, SLG: 0.413		5-3		6-3						3	0	0	0	1	0	1											
Ellis Valentine, R (1, 10) OBP: 0.290, SLG: 0.250		G3					F7			4	0	1	0	0	1	1											
Duane Walker, L (1, 9) OBP: 0.271, SLG: 0.316		L8					F5			4	1	0	0	0	0	2											
Steve Buechele, R (1, 5) OBP: 0.278, SLG: 0.297			L7				F3			4	0	1	0	0	0	0											
Curtis Wilkerson, S (1, 4) OBP: 0.285, SLG: 0.286							5-3			3	1	1	0	0	0	2											
Inning Stats	R: 0 E: 0 K: 1 S: 6	H: 1 LOB: 1 BB: 0 P: 6	R: 0 E: 0 K: 0 S: 3	H: 0 LOB: 0 BB: 0 P: 3	R: 0 E: 0 K: 1 S: 6	H: 1 LOB: 1 BB: 0 P: 6	R: 0 E: 0 K: 0 S: 3	H: 0 LOB: 0 BB: 0 P: 3	R: 3 E: 0 K: 0 S: 7	H: 4 LOB: 1 BB: 0 P: 7	R: 0 E: 0 K: 1 S: 5	H: 0 LOB: 1 BB: 1 P: 9	R: 0 E: 0 K: 1 S: 5	H: 0 LOB: 0 BB: 0 P: 5	R: 0 E: 0 K: 1 S: 6	H: 1 LOB: 1 BB: 0 P: 6		R: 0 E: 0 K: 1 S: 5	H: 0 LOB: 0 BB: 0 P: 5	1B: 6 2B: 0 3B: 1 HR: 0	SF: 0 SAC: 0 DP: 0 HBP: 0	WP: 0 PB: 0 SB: 1 CS: 0	PA: 35				
PITCHER	IP	WLS	BF	H	R	ER	SO	BB	IBB	HBP	BLK	WP	HR	S	P	ERA	WHIP										
Chris Codiroli, R (1, 1) ERA: 4.53	5.1	W	23	6	3	3	3	1	0	0	0	0	0	28	32	5.06	1.312										
Keith Atherton, R (6, 1) ERA: 4.43	1.2		5	0	0	0	1	0	0	0	0	0	0	7	7	0.00	0.000										
Steve Mura, R (8, 1) ERA: 3.6	1.0		4	1	0	0	1	0	0	0	0	0	0	6	6	0.00	1.000										
Jay Howell, R (9, 1) ERA: 2.32	1.0		3	0	0	0	1	0	0	0	0	0	0	5	5	0.00	0.000										

Batter	1	2	3	4	5	6	7	8	9	AB	R	H	RBI	BB	SO	LOB	BOTTOM										
Alfredo Griffin, S (1, 6) OBP: 0.293, SLG: 0.334	F7	4-3			F8		1B HR	G3		5	1	1	0	0	0	1	Texas Rangers @ Oakland Athletics Oakland-Alameda County Coliseum, Oakland, CA Tue Sep 10 1985, 7:05 PM PDT Att: 6,034 - Unknown livebaseballscores.com										
Tony Phillips, S (1, 5) OBP: 0.300, SLG: 0.388	K		L7		HR		HR			4	2	2	1	0	1	0											
Bruce Bochte, L (1, 3) OBP: 0.388, SLG: 0.459	L9		6-3		HR		HR			3	2	1	2	1	0	0											
Dave Kingman, R (1, 10) OBP: 0.309, SLG: 0.420		K		BB	F8		HR			3	1	1	4	1	1	0											
Mike Davis, L (1, 9) OBP: 0.354, SLG: 0.493		L6		G3						3	0	1	0	1	0	1											
Dwayne Murphy, L (1, 8) OBP: 0.342, SLG: 0.407 Steve Henderson, R (6, PH) OBP: 0.380, SLG: 0.419		BB		K			5-3			2	1	1	0	0	1	0											
Jose Canseco, R (1, 7) OBP: 0.313, SLG: 0.467		1B		K			5-3			2	0	0	0	0	0	2											
Mike Heath, R (1, 2) OBP: 0.297, SLG: 0.366 Charlie O'Brien, R (9, 2) OBP: 0.333, SLG: 0.400		1B		K			5-3			4	1	1	1	0	1	0											
Mike Gallego, R (1, 4) OBP: 0.341, SLG: 0.258		E7		6-3			5-3			0	0	0	0	0	0	0											
		E6			K		1B			4	1	1	0	0	1	0											
Inning Stats	R: 0 E: 0 K: 1 S: 5	H: 0 LOB: 0 BB: 0 P: 5	R: 3 E: 2 K: 1 S: 8	H: 2 LOB: 1 BB: 1 P: 12	R: 0 E: 0 K: 0 S: 3	H: 0 LOB: 1 BB: 1 P: 7	R: 0 E: 0 K: 2 S: 7	H: 0 LOB: 0 BB: 0 P: 7	R: 2 E: 0 K: 1 S: 7	H: 2 LOB: 0 BB: 0 P: 7	R: 0 E: 0 K: 1 S: 4	H: 0 LOB: 0 BB: 1 P: 8	R: 5 E: 0 K: 1 S: 10	H: 5 LOB: 1 BB: 1 P: 14	R: 0 E: 0 K: 1 S: 5	H: 0 LOB: 0 BB: 0 P: 5	1B: 7 2B: 0 3B: 0 HR: 2	SF: 0 SAC: 0 DP: 1 HBP: 0	WP: 0 PB: 0 SB: 0 CS: 0	PA: 37							
PITCHER	IP	WLS	BF	H	R	ER	SO	BB	IBB	HBP	BLK	WP	HR	S	P	ERA	WHIP										
Jose Guzman, R (1, 1) ERA: 5.4	5.0	L	22	4	5	3	5	2	0	0	0	0	1	30	38	5.40	1.200										
Ricky Wright, L (6, 1) ERA: 27.0	1.1		8	3	4	4	1	1	1	0	0	0	0	8	16	27.00	3.000										
Matt Williams, R (7, 1) ERA: 5.4	1.2		7	2	1	1	2	0	0	0	0	0	1	11	11	5.40	1.200										

AB 34
R 3
H 7
RBI 3
BB 1
SO 6
LOB 12



AB 33
R 10
H 9
RBI 8
BB 4
SO 8
LOB 5



Batter	1	2	3	4	5	6	7	8	9	AB	R	H	RBI	BB	SO	LOB	TOP								
Curtis Wilkerson, S OBP: 0.287, SLG: 0.288 (1, 4) (6, 6)	0-0 1B 1B	0-0 CS 1B	4-3	0-0 F8	0-0 FC1	0-0 F8	0-0 FC1	0-0 FC1	0-0 FC1	5	1	2	0	0	0	2									
Jeff Kunkel, R OBP: 0.250, SLG: 0.250 (1, 6)	0-0 1B 1B	0-3 K	0-3 K	0-3 K	0-3 K	0-3 K	0-3 K	0-3 K	0-3 K	4	1	1	0	0	3	1									
Alan Bannister, R OBP: 0.337, SLG: 0.342 (6, 4)	1-3 SF8 1B	1-2 1B	0-0 L6	0-0 L6	0-0 F3	0-0 F3	0-0 F3	0-0 4-3	0-0 4-3	1	0	0	0	0	1	3									
Pete O'Brien, L OBP: 0.328, SLG: 0.429 (1, 3)	4-0 1B E BB	0-0 F8	0-0 F8	0-0 L6	0-0 L6	0-0 F3	0-0 F3	0-0 4-3	0-0 4-3	4	1	0	0	1	0	3									
Ellis Valentine, R OBP: 0.462, SLG: 0.364 (1, 9)	0-0 E 1B	0-0 FC4-6 BB	4-0 1B WP FC4-6 BB	4-0 1B BB	4-0 1B BB	4-0 1B BB	0-0 G6-4-3 1B	0-0 6-3	0-0 6-3	3	3	2	1	2	0	0									
Gary Ward, R OBP: 0.318, SLG: 0.411 (1, 7)	0-3 K	0-0 F9	0-0 F9	0-0 1B BB 1B	0-0 1B BB 1B	0-0 1B BB 1B	0-0 L6	0-0 L9	0-0 L9	5	0	1	0	0	1	5									
Larry Parrish, R OBP: 0.313, SLG: 0.412 (1, 10)	0-0 SF8	0-0 E5 FC4-6 1B	0-0 E5 FC4-6 1B	4-0 1B BB	4-0 1B BB	4-0 1B BB	0-0 G6-4-3	0-0 5-3	0-0 5-3	3	0	0	1	1	0	2									
Don Slaught, R OBP: 0.332, SLG: 0.418 (1, 2)	0-0 E7	0-0 FC4-6 1B	0-0 FC4-6 1B	0-0 G6-4-3 1B	0-0 G6-4-3 1B	0-0 G6-4-3 1B	0-0 FC1 2B	0-0 FC1	0-0 FC1	4	0	3	1	0	0	0									
Steve Buechele, R OBP: 0.278, SLG: 0.291 (1, 5)	4-0 BB	0-0 FC4-6	0-0 FC4-6	0-0 K	0-0 K	0-0 K	0-0 B1	0-0 B1	0-0 B1	3	0	0	1	1	1	6									
George Wright, S OBP: 0.243, SLG: 0.243 (1, 8)	0-0 5-3	0-0 F4	0-0 F4	0-0 G6-4-3	0-0 G6-4-3	0-0 G6-4-3	4-0 E BB	4-0 E	4-0 E	3	0	0	0	1	0	7									
Inning Stats	R: 4 E: 1 K: 1 S: 9	H: 3 LOB: 2 BB: 2 P: 17	R: 0 E: 0 K: 1 S: 5	H: 1 LOB: 0 BB: 0 P: 5	R: 1 E: 1 K: 0 S: 5	H: 1 LOB: 2 BB: 1 P: 9	R: 0 E: 0 K: 1 S: 5	H: 0 LOB: 0 BB: 0 P: 5	R: 1 E: 0 K: 1 S: 6	H: 2 LOB: 2 BB: 2 P: 14	R: 0 E: 0 K: 1 S: 5	H: 0 LOB: 0 BB: 0 P: 5	R: 0 E: 0 K: 0 S: 3	H: 1 LOB: 0 BB: 0 P: 3	R: 0 E: 1 K: 1 S: 7	H: 1 LOB: 3 BB: 1 P: 11	R: 0 E: 0 K: 0 S: 3	H: 0 LOB: 0 BB: 0 P: 3	1B: 8 2B: 2 3B: 0 HR: 0	SF: 1 SAC: 0 DP: 3 HBP: 0	WP: 1 PB: 0 SB: 0 CS: 1	PA: 42			
PITCHER	IP	WLS	BF	H	R	ER	SO	BB	IBB	HBP	BLK	WP	HR	S	P	ERA	WHIP								
Tim Conroy, L ERA: 5.11 (1, 1)	2.1	L	16	5	5	2	2	3	0	0	0	1	0	17	29	7.71	3.429								
Bill Krueger, L ERA: 4.79 (3, 1)	3.2		14	2	1	1	3	2	0	0	0	0	0	18	26	2.46	1.091								
Curt Young, L ERA: 7.15 (7, 1)	1.1		6	2	0	0	0	1	0	0	0	0	0	5	9	0.00	2.250								
Steve Ontiveros, R ERA: 1.47 (8, 1)	1.2		6	0	0	0	1	0	0	0	0	0	0	8	8	0.00	0.000								

Texas Rangers @ Oakland Athletics
Oakland-Alameda County Coliseum, Oakland, CA
Wed Sep 11, 1985, 3:33 AM PDT
Att: 6,382 - Unknown

AB	35
R	6
H	9
RBI	4
BB	6
SO	6
LOB	29



Batter	1	2	3	4	5	6	7	8	9	AB	R	H	RBI	BB	SO	LOB	BOTTOM								
Alfredo Griffin, S OBP: 0.291, SLG: 0.331 (1, 6)	0-0 4-3	0-0 1-6-3	0-0 1-6-3	0-0 F9	0-0 F9	0-0 F9	0-0 B1-3	0-0 B1-3	0-0 B1-3	4	0	0	0	0	0	0									
Tony Phillips, S OBP: 0.284, SLG: 0.366 (1, 5) (8, 4)	0-0 6-3	0-0 F8	0-0 F8	0-0 F6	0-0 F6	0-0 F6	0-0 6-3	0-0 6-3	0-0 6-3	4	0	0	0	0	0	0									
Steve Henderson, R OBP: 0.371, SLG: 0.408 (1, 7)	0-0 6-3	0-3 K	0-3 K	0-0 5-3	0-0 5-3	0-0 5-3	0-0 6-3	0-0 6-3	0-0 6-3	4	0	0	0	0	1	0									
Dave Kingman, R OBP: 0.310, SLG: 0.419 (1, 10)	0-0 FC4-6 1B	0-0 G6-4-3 BB	4-0 G6-4-3 BB	0-0 F8	0-0 F8	0-0 F8	0-0 E7	0-0 E7	0-0 E7	3	0	1	0	1	0	0									
Dusty Baker Jr., R OBP: 0.368, SLG: 0.463 (1, 3)	0-3 K	0-0 G6-4-3	0-0 G6-4-3	4-0 2B BB	4-0 2B BB	4-0 2B BB	0-0 FC6-4 1B	0-0 FC6-4 1B	0-0 FC6-4 1B	3	1	1	0	1	1	2									
Jose Canseco, R OBP: 0.283, SLG: 0.389 (1, 9)	0-3 K	0-3 K	0-3 K	0-0 4-3	0-0 4-3	0-0 4-3	0-3 K	0-3 K	0-3 K	3	0	0	0	0	2	2									
Mike Davis, L OBP: 0.353, SLG: 0.492 (8, PH)	0-0 FC4-6	0-0 FC4-6	0-0 FC4-6	0-0 1B	0-0 1B	0-0 1B	0-0 F6	0-0 F6	0-0 F6	4	1	2	1	0	0	3									
Dwayne Murphy, L OBP: 0.344, SLG: 0.409 (1, 8)	0-0 FC4-6	0-0 FC4-6	0-0 FC4-6	0-0 F8	0-0 F8	0-0 F8	0-0 FC6-4	0-0 FC6-4	0-0 FC6-4	4	1	2	2	0	0	3									
Mike Heath, R OBP: 0.299, SLG: 0.378 (1, 2)	0-0 HR	0-0 HR	0-0 HR	0-0 F8	0-0 F8	0-0 F8	0-0 FC6-4	0-0 FC6-4	0-0 FC6-4	4	1	2	2	0	0	3									
Mike Gallego, R OBP: 0.326, SLG: 0.242 (1, 4)	0-3 K	0-3 K	0-3 K	0-0 4-3	0-0 4-3	0-0 4-3	0-0 F9	0-0 F9	0-0 F9	2	0	0	0	0	1	1									
Dave Collins, S OBP: 0.301, SLG: 0.347 (7, PH)	0-0 4-3	0-0 4-3	0-0 4-3	0-0 4-3	0-0 4-3	0-0 4-3	0-0 F9	0-0 F9	0-0 F9	1	0	0	0	0	0	1									
Steve Kiefer, R OBP: 0.169, SLG: 0.214 (8, 5)	0-0 4-3	0-0 4-3	0-0 4-3	0-0 4-3	0-0 4-3	0-0 4-3	0-0 F9	0-0 F9	0-0 F9	0	0	0	0	0	0	0									
Inning Stats	R: 0 E: 0 K: 0 S: 3	H: 0 LOB: 0 BB: 0 P: 3	R: 0 E: 0 K: 2 S: 8	H: 1 LOB: 1 BB: 0 P: 8	R: 1 E: 0 K: 1 S: 6	H: 1 LOB: 0 BB: 0 P: 6	R: 0 E: 0 K: 1 S: 4	H: 0 LOB: 0 BB: 1 P: 8	R: 0 E: 0 K: 0 S: 3	H: 0 LOB: 0 BB: 0 P: 3	R: 2 E: 0 K: 1 S: 7	H: 2 LOB: 1 BB: 1 P: 11	R: 0 E: 0 K: 0 S: 3	H: 0 LOB: 0 BB: 0 P: 3	R: 0 E: 1 K: 1 S: 7	H: 1 LOB: 2 BB: 0 P: 7	1B: 3 2B: 2 3B: 0 HR: 1	SF: 0 SAC: 0 DP: 1 HBP: 0	WP: 0 PB: 0 SB: 0 CS: 0	PA: 35					
PITCHER	IP	WLS	BF	H	R	ER	SO	BB	IBB	HBP	BLK	WP	HR	S	P	ERA	WHIP								
Mike Mason, L ERA: 5.09 (1, 1)	6.0	W	21	3	1	1	4	1	0	0	0	0	0	17	21	6.00	1.333								
Greg Harris, R ERA: 2.26 (7, 1)	3.0	S	14	3	2	2	2	1	0	0	0	0	0	17	21	6.00	1.333								

Texas Rangers @ Oakland Athletics
Oakland-Alameda County Coliseum, Oakland, CA
Wed Sep 11, 1985, 3:33 AM PDT
Att: 6,382 - Unknown

AB	33
R	3
H	6
RBI	3
BB	2
SO	6
LOB	14



Batter	1	2	3	4	5	6	7	8	9	AB	R	H	RBI	BB	SO	LOB	TOP				
Oddibe McDowell, L OBP: 0.312, SLG: 0.444 (1, 8)																	4 0 1 0 0 0 0				
Alan Bannister, R OBP: 0.333, SLG: 0.373 (1, 4)																	4 1 1 1 0 1 1				
Pete O'Brien, L OBP: 0.329, SLG: 0.432 (1, 3)																	4 0 2 0 0 0 1				
Ellis Valentine, R OBP: 0.353, SLG: 0.267 (1, 10)																	4 0 0 0 0 1 3				
Gary Ward, R OBP: 0.317, SLG: 0.410 (1, 7)																	4 1 1 0 0 2 0				
Duane Walker, L OBP: 0.264, SLG: 0.308 (1, 9)																	4 0 0 0 0 1 1				
Don Slaught, R OBP: 0.334, SLG: 0.419 (1, 2)																	4 0 2 0 0 0 1				
Steve Buechele, R OBP: 0.279, SLG: 0.311 (9, PH)																	3 1 1 2 0 0 1				
Bob Jones, L OBP: 0.272, SLG: 0.287 (9, PH)																	1 0 0 0 0 0 1				
Curtis Wilkerson, S OBP: 0.284, SLG: 0.285 (1, 6)																	3 0 0 0 0 1 0				
Inning Stats	R: 0 E: 0 K: 0 S: 4	H: 1 LOB: 1 BB: 0 P: 4	R: 0 E: 0 K: 1 S: 6	H: 1 LOB: 1 BB: 0 P: 6	R: 1 E: 0 K: 1 S: 7	H: 2 LOB: 1 BB: 0 P: 7	R: 0 E: 0 K: 0 S: 3	H: 0 LOB: 0 BB: 0 P: 3	R: 0 E: 0 K: 0 S: 3	H: 0 LOB: 0 BB: 0 P: 7	R: 2 E: 0 K: 0 S: 5	H: 2 LOB: 0 BB: 0 P: 5	R: 0 E: 0 K: 0 S: 4	H: 1 LOB: 1 BB: 0 P: 4	R: 0 E: 0 K: 2 S: 8	H: 1 LOB: 1 BB: 0 P: 8	1B: 5 2B: 1 3B: 0 HR: 2	SF: 0 SAC: 0 DP: 0 HBP: 0	WP: 0 PB: 0 SB: 0 CS: 0	PA: 35	
PITCHER	IP	WLS	BF	H	R	ER	SO	BB	IBB	HBP	BLK	WP	HR	S	P	ERA	WHIP				
Mike Witt, R ERA: 3.15 (1, 1)	7.0	W	27	6	3	3	4	0	0	0	0	0	2	35	35	3.86	0.857				
Donnie Moore, R ERA: 1.64 (8, 1)	2.0	S	8	2	0	0	2	0	0	0	0	0	0	12	12	0.00	1.000				

Texas Rangers @ California Angels
Anaheim Stadium, Anaheim, CA
Thu Sep 12 1985, 10:05 PM EDT
Att: 19,926 - Unknown

AB	35
R	3
H	8
RBI	3
BB	0
SO	6
LOB	9



Batter	1	2	3	4	5	6	7	8	9	AB	R	H	RBI	BB	SO	LOB	BOTTOM				
Gary Pettis, S OBP: 0.348, SLG: 0.308 (1, 8)																	4 0 1 0 0 0 2				
Rod Carew, L OBP: 0.367, SLG: 0.338 (1, 3)																	4 2 2 1 0 0 3				
Brian Downing, R OBP: 0.373, SLG: 0.435 (1, 7)																	3 0 0 0 0 1 3				
Ruppert Jones, L OBP: 0.351, SLG: 0.491 (1, 10)																	4 0 2 2 0 1 1				
Reggie Jackson, L OBP: 0.354, SLG: 0.472 (1, 9)																	4 0 1 0 0 2 4				
Jerry Narron, L OBP: 0.283, SLG: 0.375 (8, 2)																	0 0 0 0 0 0 0				
Bobby Grich, R OBP: 0.352, SLG: 0.372 (1, 4)																	3 1 1 1 1 1 0				
Jack Howell, L OBP: 0.284, SLG: 0.346 (1, 5)																	4 0 1 0 0 0 2				
Craig Gerber, L OBP: 0.279, SLG: 0.333 (1, 6)																	3 1 2 0 0 0 2				
Bob Boone, R OBP: 0.288, SLG: 0.304 (7, PR)																	3 0 1 0 0 1 2				
Devon White, S (8, 9)																	0 1 0 0 0 0 0				
Daryl Scott, L OBP: 0.305, SLG: 0.427 (8, PH)																	1 0 1 1 0 0 0				
Darrell Miller, R OBP: 0.314, SLG: 0.382 (8, PH)																	0 0 0 0 0 0 0				
Inning Stats	R: 1 E: 0 K: 1 S: 7	H: 2 LOB: 1 BB: 0 P: 7	R: 1 E: 0 K: 1 S: 7	H: 2 LOB: 1 BB: 0 P: 7	R: 0 E: 0 K: 2 S: 8	H: 1 LOB: 1 BB: 0 P: 8	R: 0 E: 0 K: 0 S: 4	H: 1 LOB: 1 BB: 0 P: 4	R: 0 E: 0 K: 0 S: 3	H: 1 LOB: 0 BB: 0 P: 3	R: 0 E: 0 K: 0 S: 4	H: 1 LOB: 2 BB: 1 P: 8	R: 2 E: 0 K: 1 S: 8	H: 2 LOB: 2 BB: 0 P: 8	R: 1 E: 0 K: 1 S: 7	H: 2 LOB: 1 BB: 0 P: 7	1B: 8 2B: 2 3B: 1 HR: 1	SF: 0 SAC: 3 DP: 0 HBP: 0	WP: 0 PB: 0 SB: 0 CS: 1	PA: 37	
PITCHER	IP	WLS	BF	H	R	ER	SO	BB	IBB	HBP	BLK	WP	HR	S	P	ERA	WHIP				
Dave Stewart, R ERA: 5.42 (1, 1)	6.0	L	27	9	3	3	4	1	0	0	0	0	0	34	38	4.50	1.667				
Dwayne Henry, R ERA: 2.65 (7, 1)	2.0	L	10	3	2	2	2	0	0	0	0	0	0	14	14	9.00	1.500				

Texas Rangers @ California Angels
Anaheim Stadium, Anaheim, CA
Thu Sep 12 1985, 10:05 PM EDT
Att: 19,926 - Unknown


AB	33
R	5
H	12
RBI	5
BB	1
SO	6
LOB	19



Batter	1	2	3	4	5	6	7	8	9	AB	R	H	RBI	BB	SO	LOB	TOP										
Oddibe McDowell, L (1, 8) OBP: 0.314, SLG: 0.444	F8		FC6-4 BB			F3		1B		3	0	1	0	1	0	0	Texas Rangers @ California Angels Anaheim Stadium, Anaheim, CA Fri Sep 13, 1985, 10:05 PM EDT Att: 25,398 - Unknown										
Alan Bannister, R (1, 4) OBP: 0.323, SLG: 0.360	F6		FC6-4			F9		1B		3	0	0	0	0	0	1											
Bob Jones, L (8, PH) OBP: 0.279, SLG: 0.295	F6		FC6-4			F9		1B		1	0	1	0	0	0	0											
Wayne Tolleson, S (8, PR) OBP: 0.373, SLG: 0.419			1-2					1B		0	0	0	0	0	0	0											
Toby Harrah, R (8, 6) OBP: 0.434, SLG: 0.388								1B		0	0	0	0	0	0	0											
Pete O'Brien, L (1, 3) OBP: 0.330, SLG: 0.430				G5-4-3 BB		F3		F7		2	0	0	0	2	0	2											
Ellis Valentine, R (1, 10) OBP: 0.286, SLG: 0.211	K		G5-4-3					F5		4	0	0	0	0	1	2											
Gary Ward, R (1, 7) OBP: 0.317, SLG: 0.411		1-3				F8		F9		4	0	1	0	0	0	0											
Don Slaught, R (1, 2) OBP: 0.337, SLG: 0.423		F8				F8				4	0	2	0	0	0	1											
Duane Walker, L (1, 9) OBP: 0.258, SLG: 0.300		G3				F3		F7		4	0	0	0	0	0	2											
Steve Buechele, R (1, 5) OBP: 0.274, SLG: 0.305			6-3			F5		1-3		3	0	0	0	0	0	0											
Curtis Wilkerson, S (1, 6) OBP: 0.283, SLG: 0.283			K					F8		2	0	0	0	0	1	0											
Bill Stein, R (8, PH) OBP: 0.264, SLG: 0.329			K			4-3				1	0	0	0	0	0	0											
Inning Stats	R: 0 E: 0 K: 1 S: 5	H: 0 LOB: 1 BB: 1 P: 9	R: 0 E: 0 K: 0 S: 3	H: 0 LOB: 0 BB: 0 P: 3	R: 0 E: 0 K: 1 S: 5	H: 0 LOB: 1 BB: 1 P: 9	R: 0 E: 0 K: 0 S: 3	H: 1 LOB: 1 BB: 1 P: 7	R: 0 E: 0 K: 0 S: 3	H: 0 LOB: 0 BB: 0 P: 3	R: 0 E: 0 K: 0 S: 4	H: 1 LOB: 1 BB: 0 P: 4	R: 0 E: 0 K: 0 S: 5	H: 2 LOB: 2 BB: 0 P: 5	R: 0 E: 0 K: 0 S: 4	H: 1 LOB: 1 BB: 0 P: 4	1B: 3 2B: 2 3B: 0 HR: 0	SF: 0 SAC: 0 DP: 1 HBP: 0	WP: 0 PB: 0 SB: 0 CS: 0	PA: 34							
PITCHER	IP	WLS	BF	H	R	ER	SO	BB	IBB	HBP	BLK	WP	HR	S	P	ERA	WHIP										
Don Sutton, R (1, 1) ERA: 3.75	7.0	W	25	2	0	0	2	3	0	0	0	0	0	26	38	0.00	0.714										
Stu Cliburn, R (8, 1) ERA: 1.73	1.0		5	2	0	0	0	0	0	0	0	0	0	5	5	0.00	2.000										
Donnie Moore, R (9, 1) ERA: 1.62	1.0	S	4	1	0	0	0	0	0	0	0	0	0	4	4	0.00	1.000										

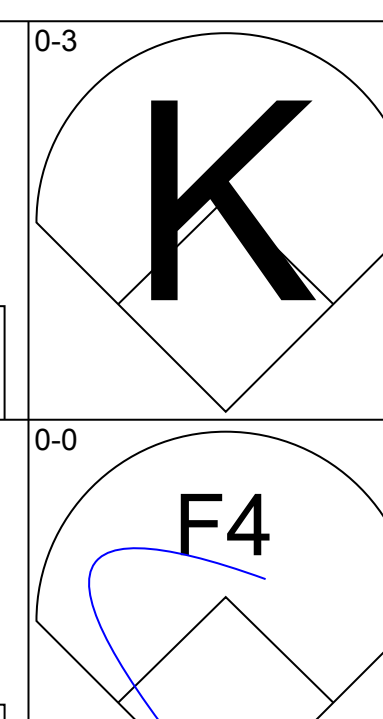
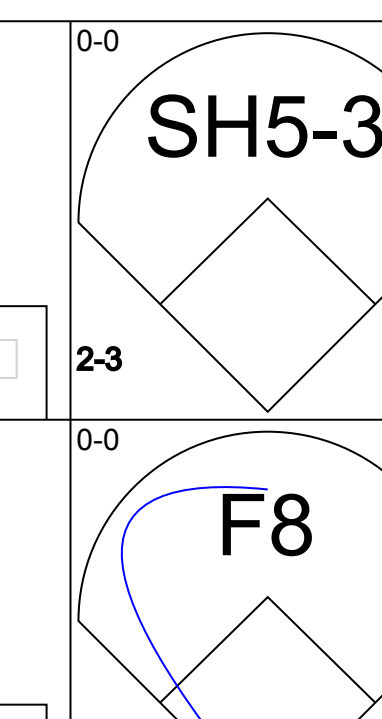
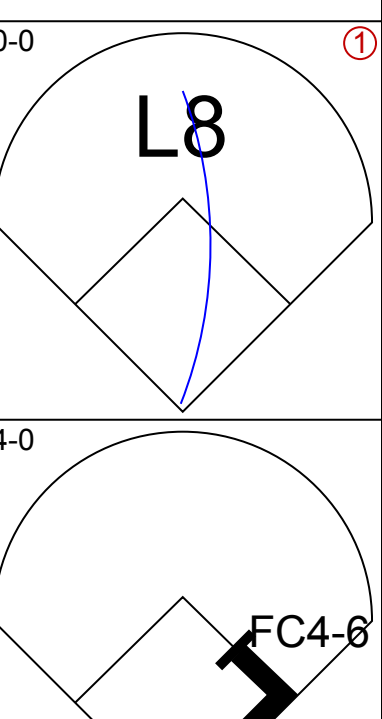
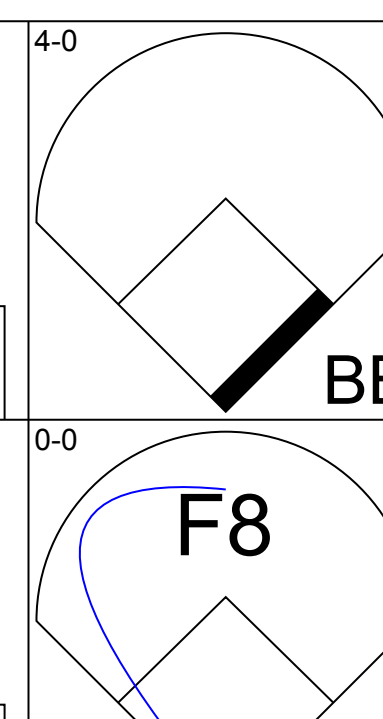
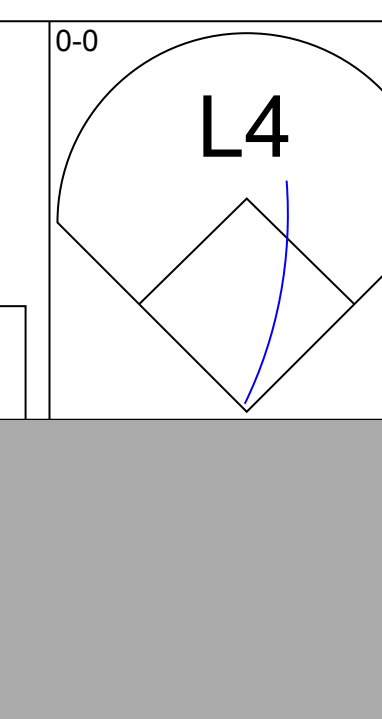
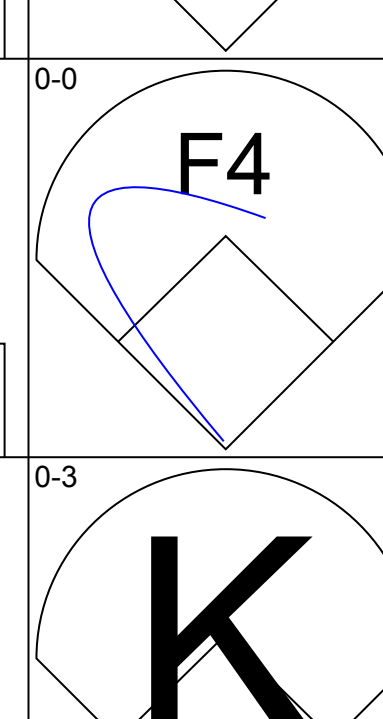
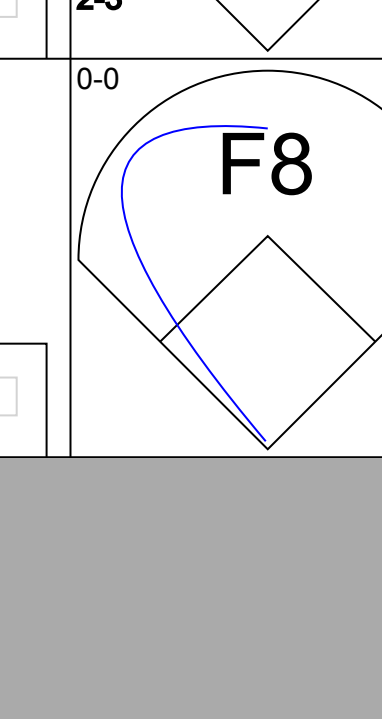
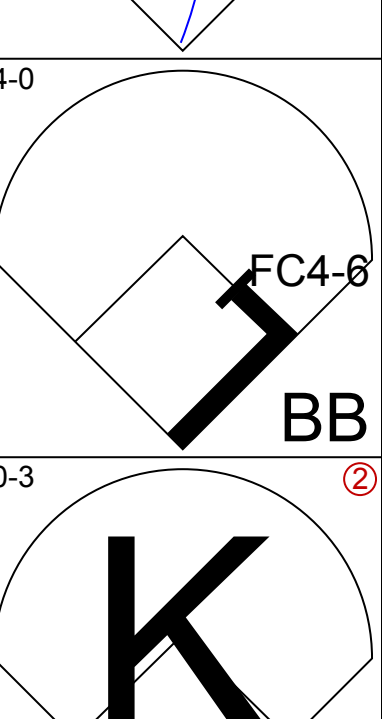
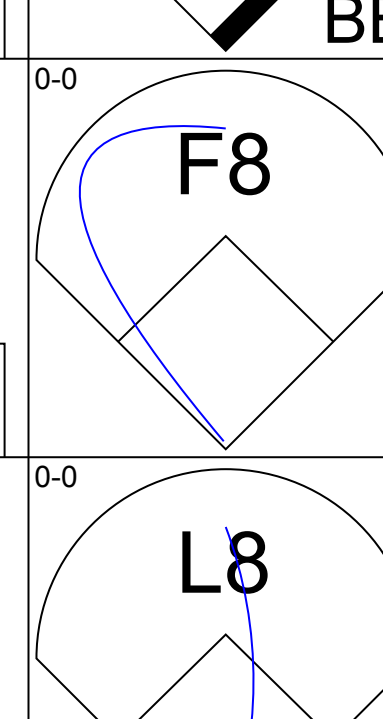
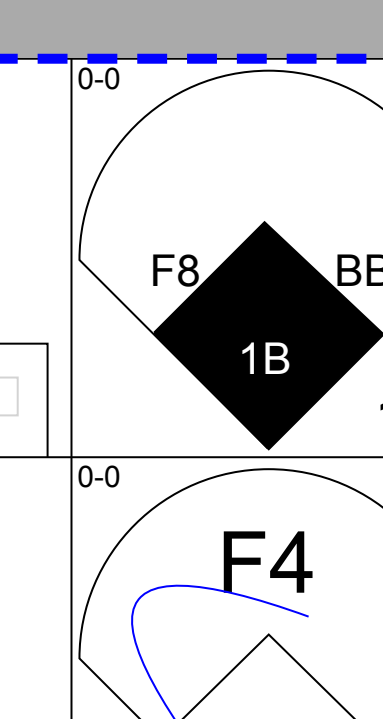
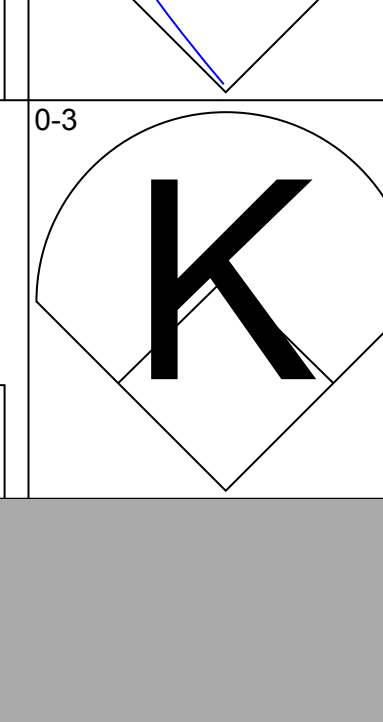
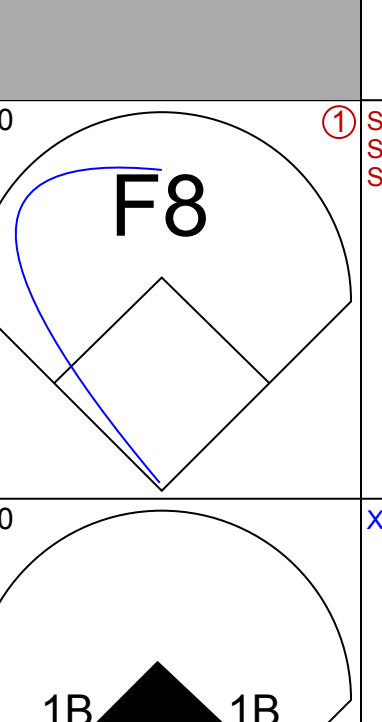
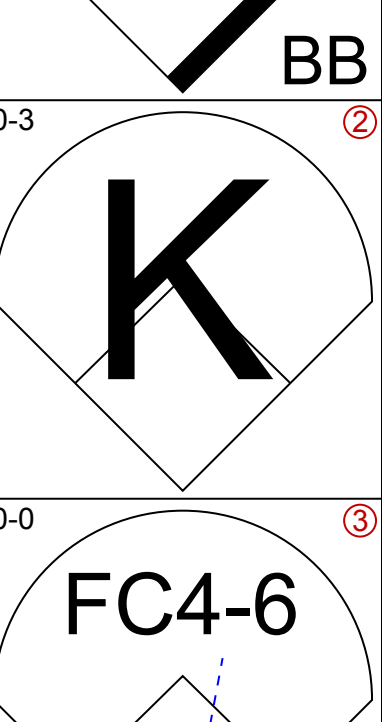
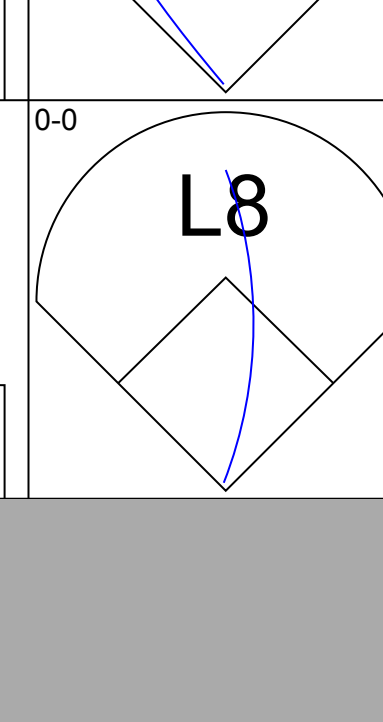
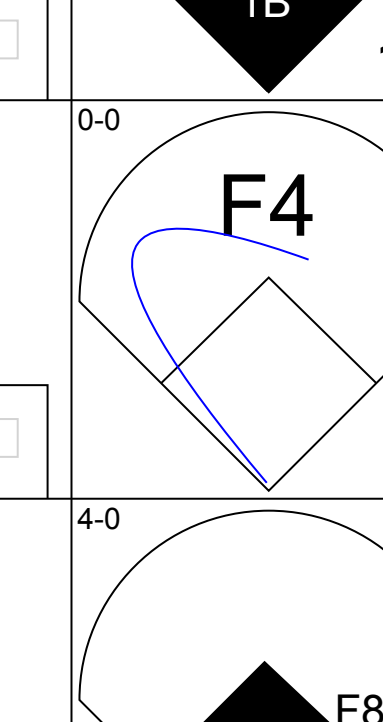
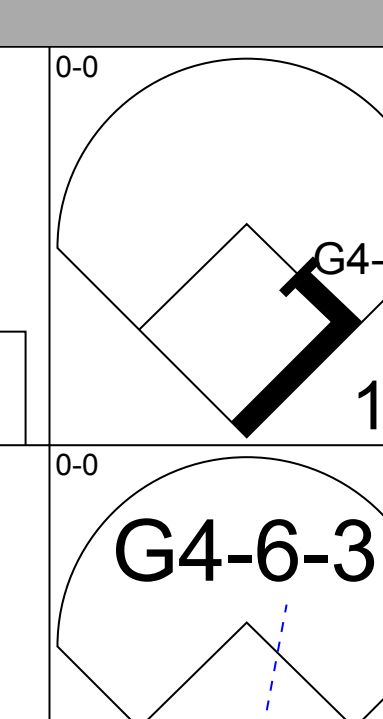
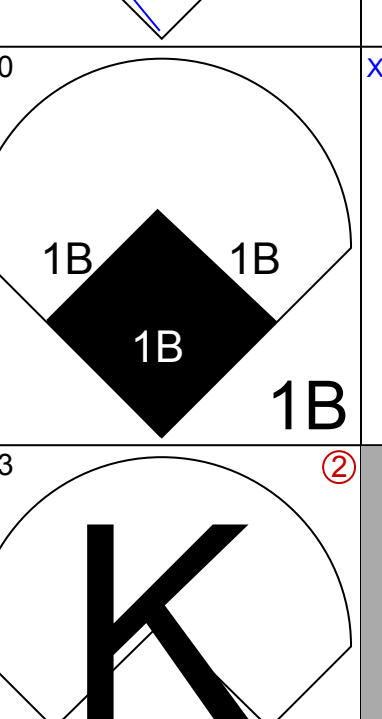
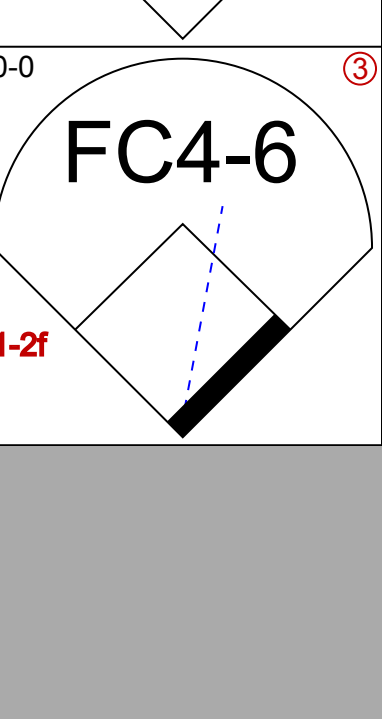
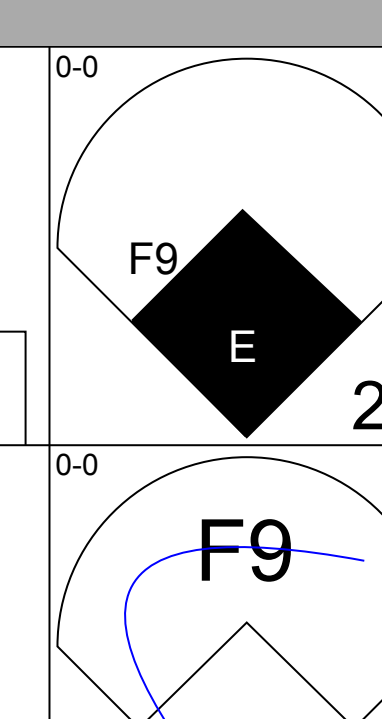
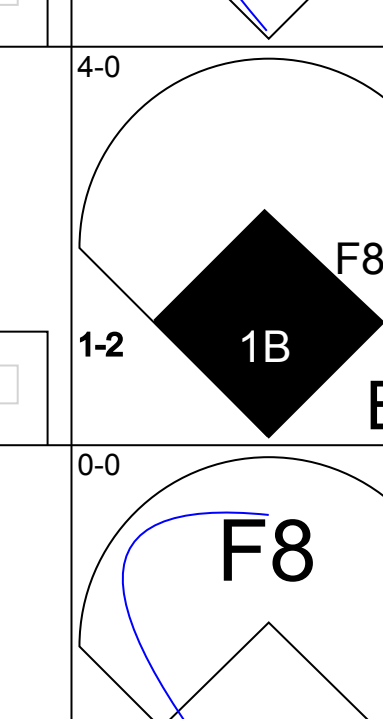
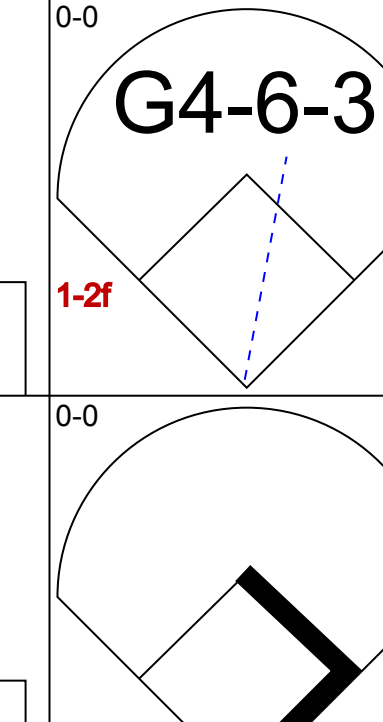
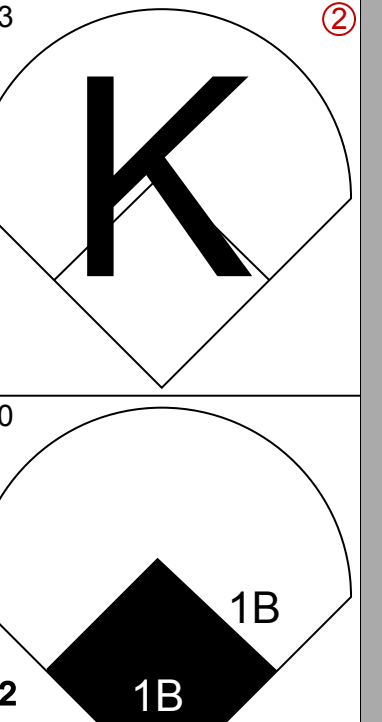
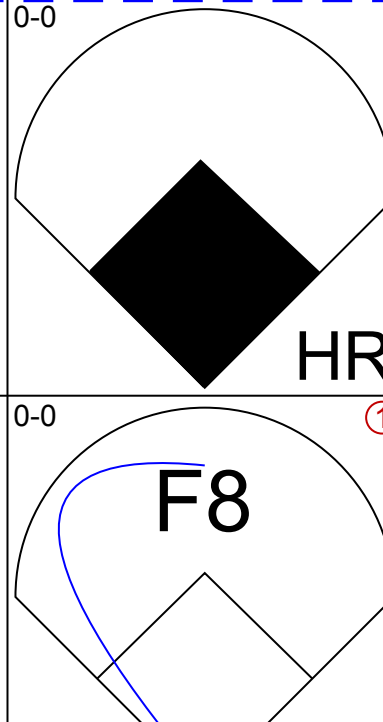
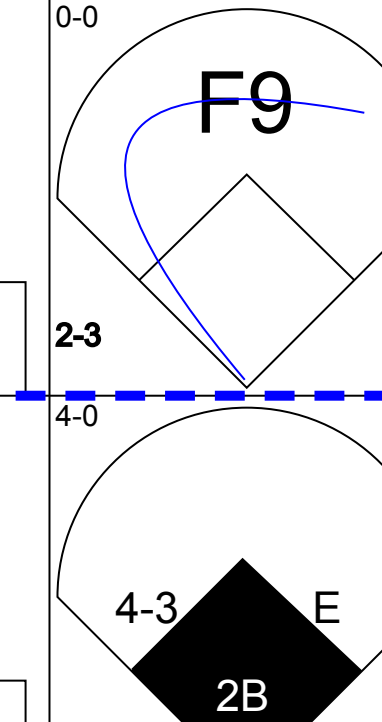
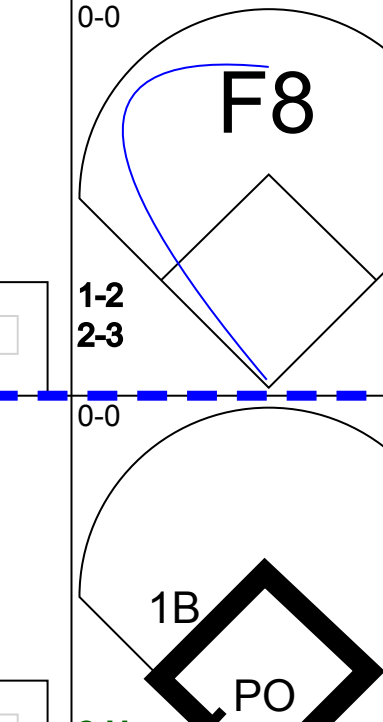
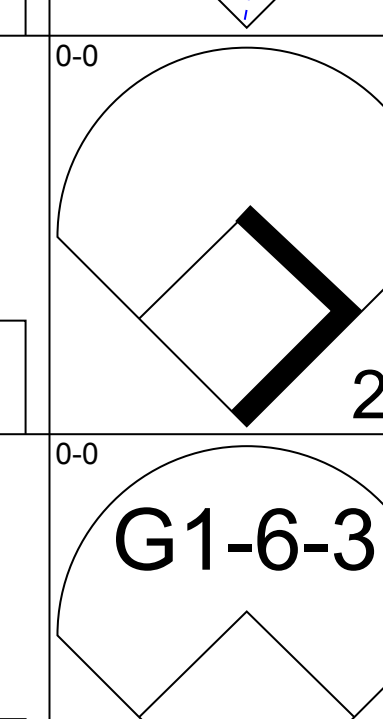
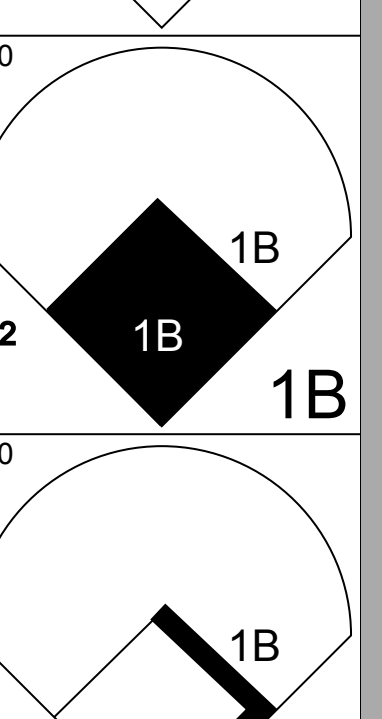
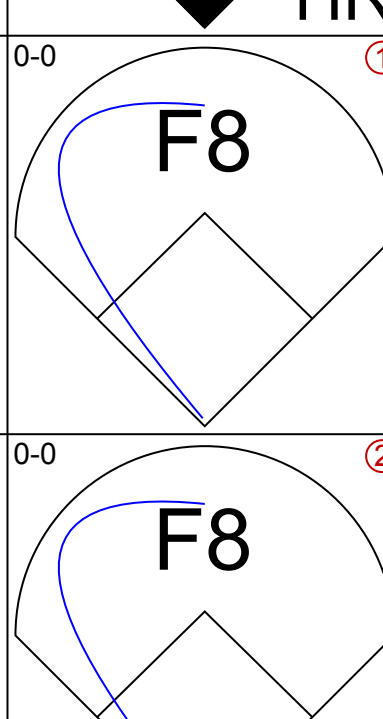
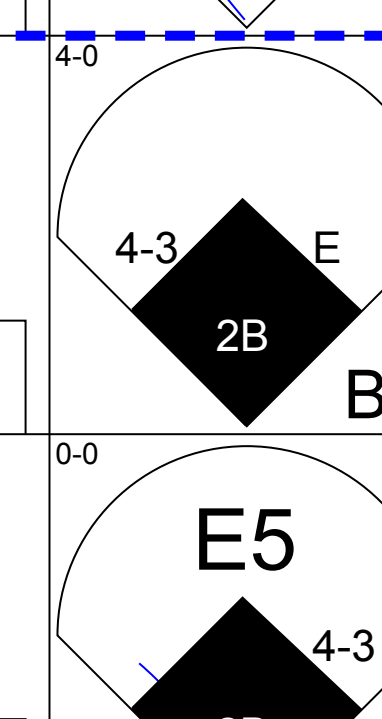
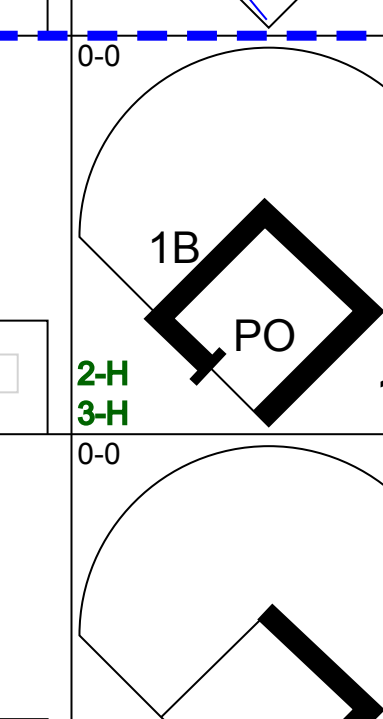
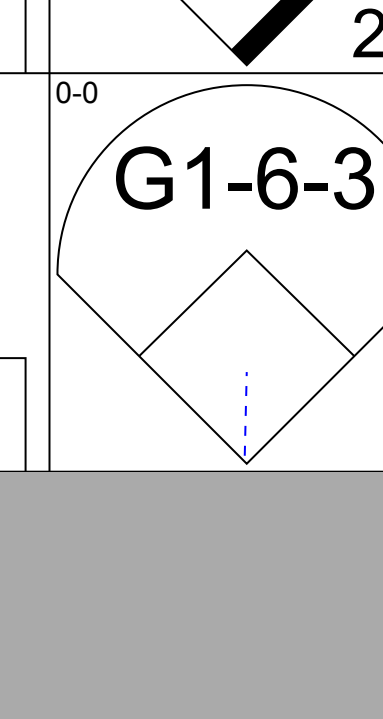
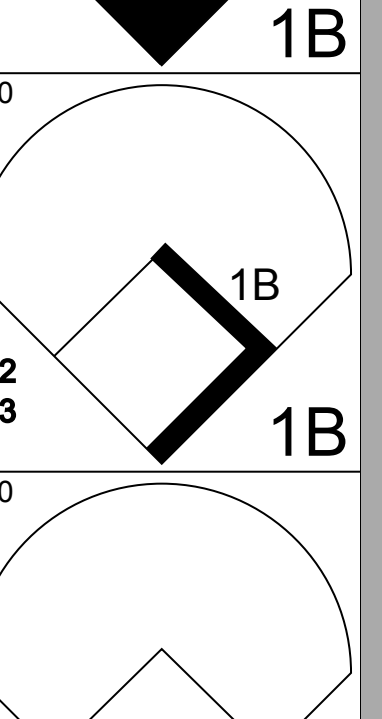
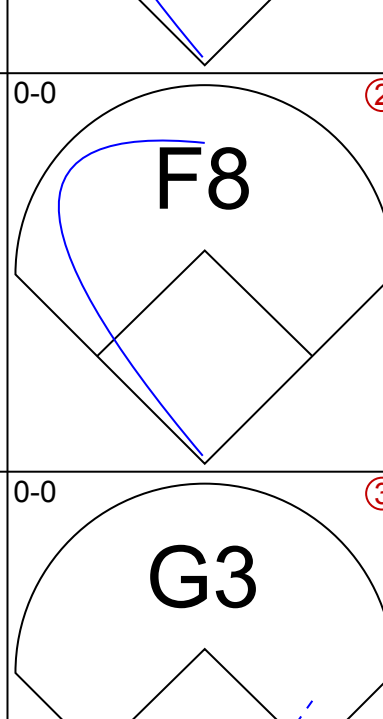
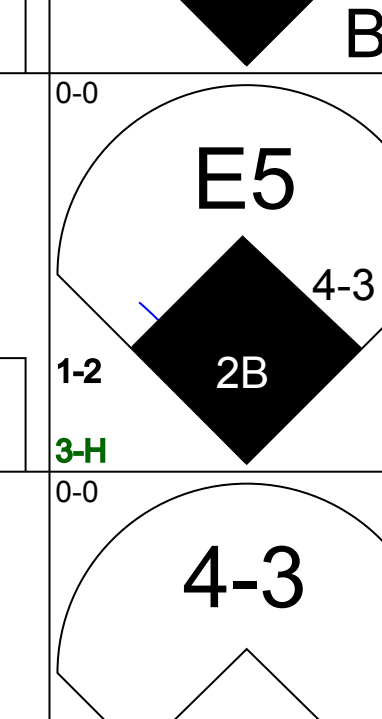
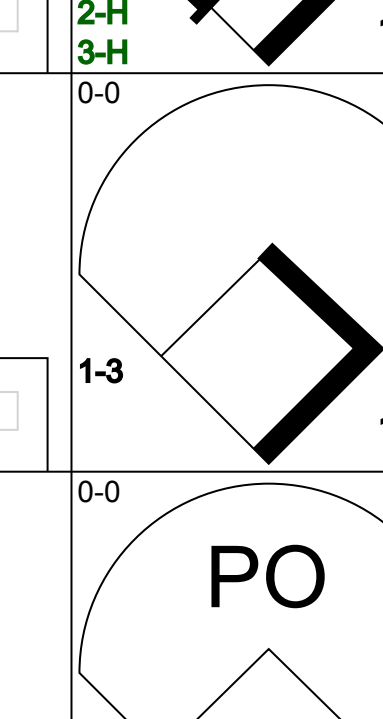
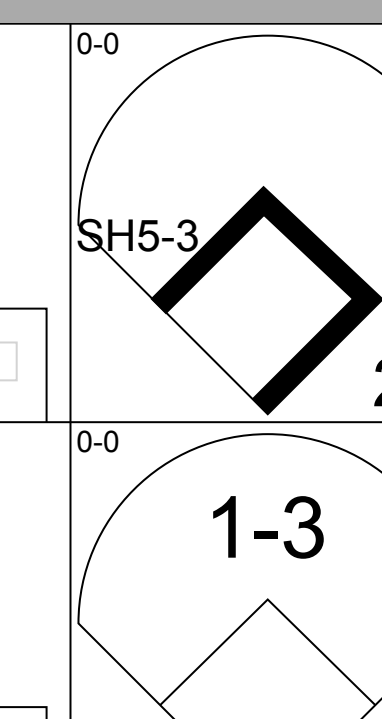
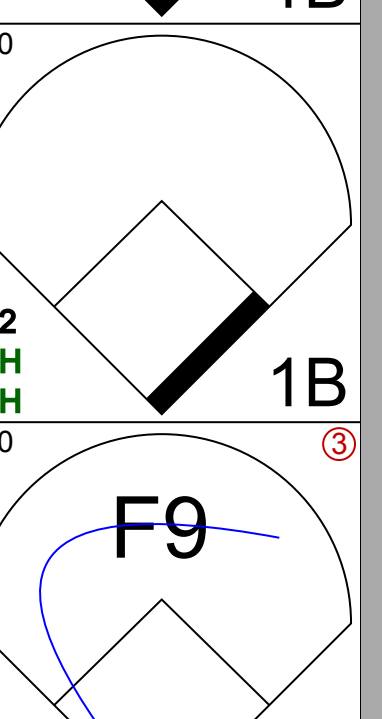
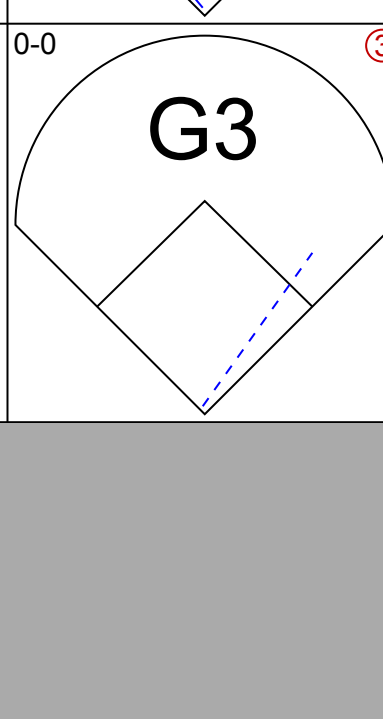
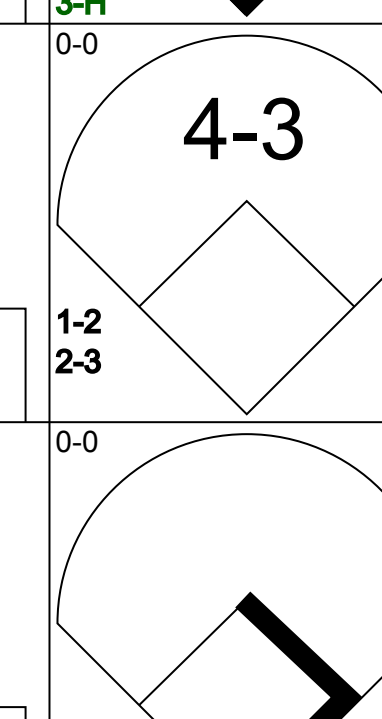
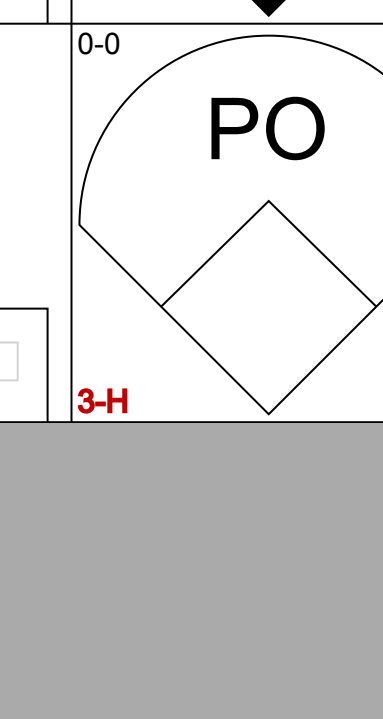
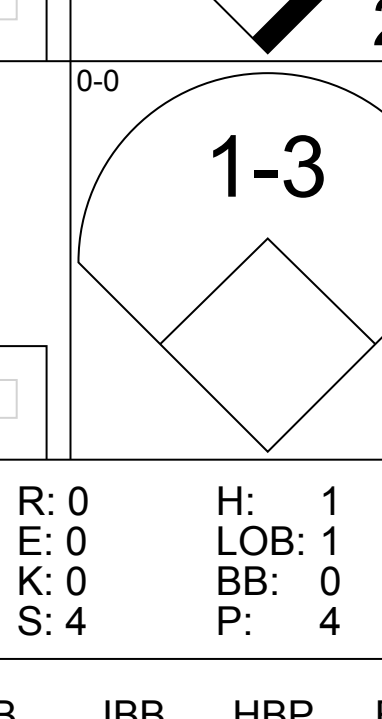
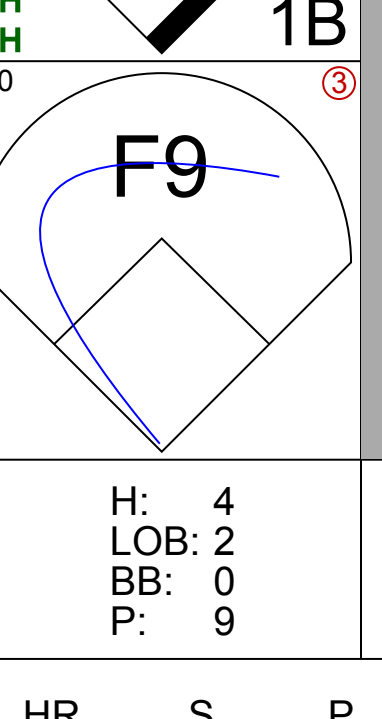
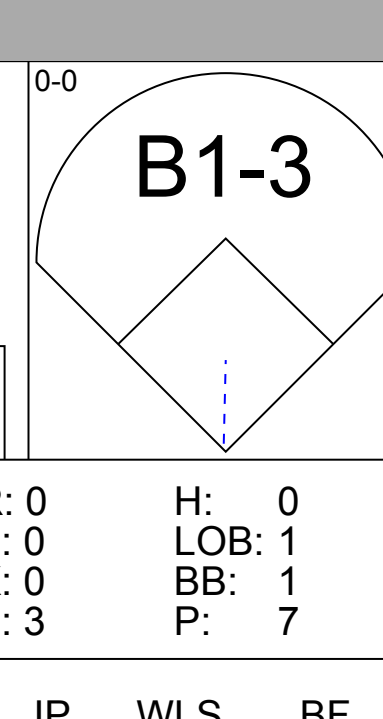
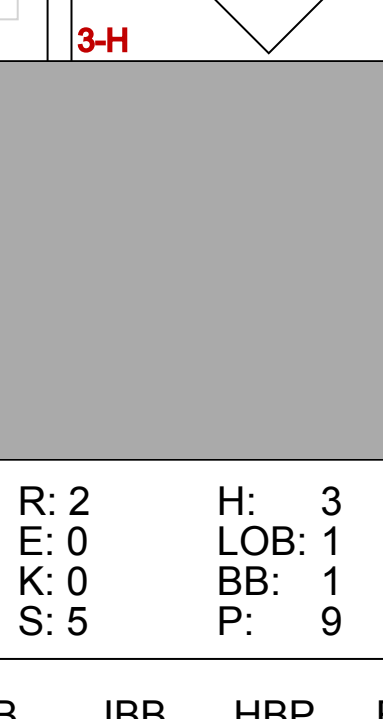
Batter	1	2	3	4	5	6	7	8	9	AB	R	H	RBI	BB	SO	LOB	BOTTOM										
Gary Pettis, S (1, 8) OBP: 0.345, SLG: 0.305	4-3		F3			F3		L3-6		4	0	0	0	0	0	1	Texas Rangers @ California Angels Anaheim Stadium, Anaheim, CA Fri Sep 13, 1985, 10:05 PM EDT Att: 25,398 - Unknown										
Ruppert Jones, L (1, 10) OBP: 0.348, SLG: 0.486	F9		F7			K		4-3		4	0	0	0	0	1	0											
Rod Carew, L (1, 3) OBP: 0.368, SLG: 0.345	1-3			HR		BB		1B		4	1	2	0	0	0	0											
Reggie Jackson, L (1, 9) OBP: 0.356, SLG: 0.480		F3				BB		1B		2	1	1	2	1	0	0											
Darrell Miller, R (6, PR) OBP: 0.306, SLG: 0.371		F3		HR		BB		K		1	0	0	0	0	1	0											
Brian Downing, R (1, 7) OBP: 0.375, SLG: 0.434		1B				BB				1	0	0	0	1	0	0											
Devon White, S (8, 7)		HBP				BB				0	0	0	0	0	0	0											
Doug DeCinces, R (1, 5) OBP: 0.322, SLG: 0.418			K			F8				3	0	1	0	0	1	3											
Bobby Grich, R (1, 4) OBP: 0.349, SLG: 0.369		F7				F9		F9		3	0	0	0	0	0	5											
Dick Schofield, R (1, 6) OBP: 0.280, SLG: 0.329		F4						K		3	0	1	0	0	1	2											
Bob Boone, R (1, 2) OBP: 0.296, SLG: 0.302			F5			G5-4-3		K		3	0	0	0	0	1	2											
Inning Stats	R: 0 E: 0 K: 0 S: 3	H: 0 LOB: 0 BB: 0 P: 3	R: 0 E: 0 K: 0 S: 4	H: 1 LOB: 2 BB: 0 P: 5	R: 0 E: 0 K: 0 S: 3	H: 0 LOB: 0 BB: 0 P: 3	R: 2 E: 0 K: 1 S: 7	H: 2 LOB: 2 BB: 0 P: 7	R: 0 E: 0 K: 0 S: 3	H: 1 LOB: 0 BB: 0 P: 3	R: 0 E: 0 K: 1 S: 6	H: 1 LOB: 2 BB: 2 P: 14	R: 0 E: 0 K: 2 S: 7	H: 0 LOB: 0 BB: 0 P: 7	R: 0 E: 0 K: 1 S: 5	H: 0 LOB: 0 BB: 0 P: 5	1B: 3 2B: 1 3B: 1 HR: 1	SF: 0 SAC: 0 DP: 2 HBP: 1	WP: 0 PB: 2 SB: 1 CS: 0	PA: 31							
PITCHER	IP	WLS	BF	H	R	ER	SO	BB	IBB	HBP	BLK	WP	HR	S	P	ERA	WHIP										
Charlie Hough, R (1, 1) ERA: 3.27	8.0	L	31	5	2	2	5	2	0	1	0	0	1	38	47	2.25	0.875										

AB 31
R 0
H 5
RBI 0
BB 3
SO 2
LOB 8



AB 28
R 2
H 5
RBI 2
BB 2
SO 5
LOB 13

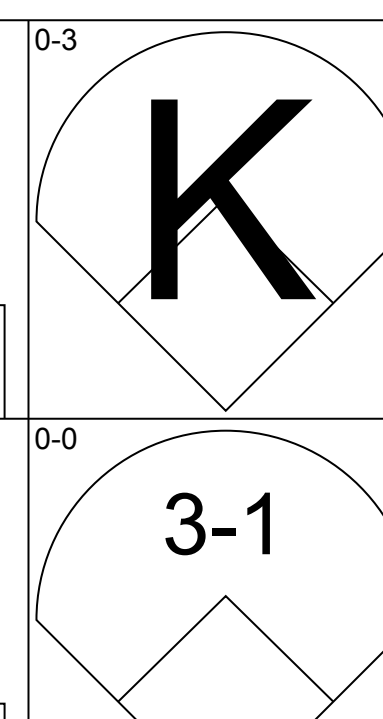
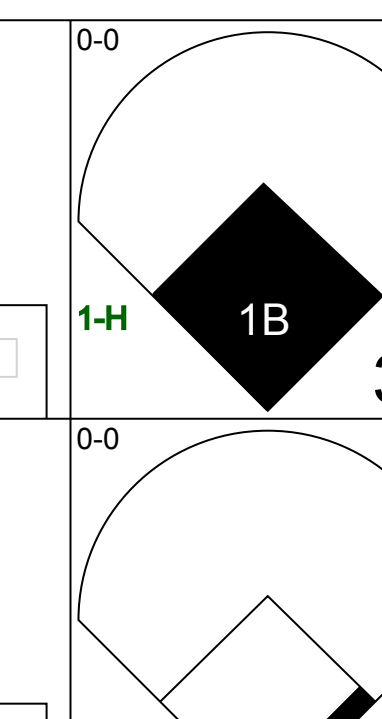
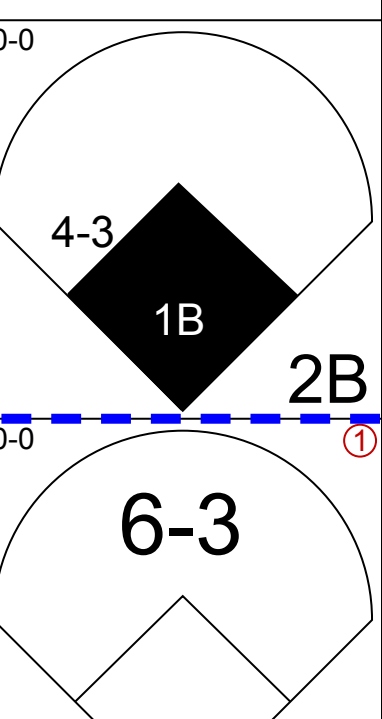
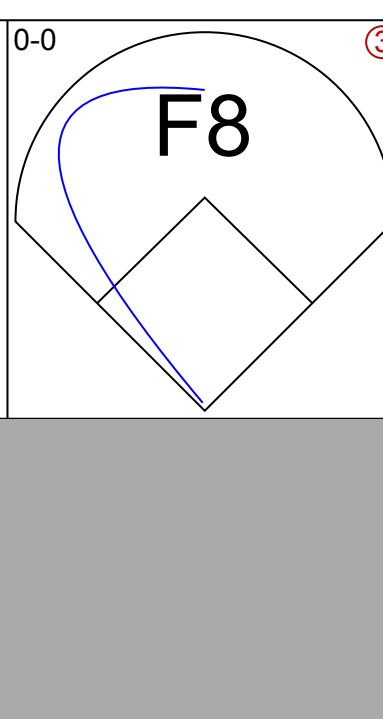
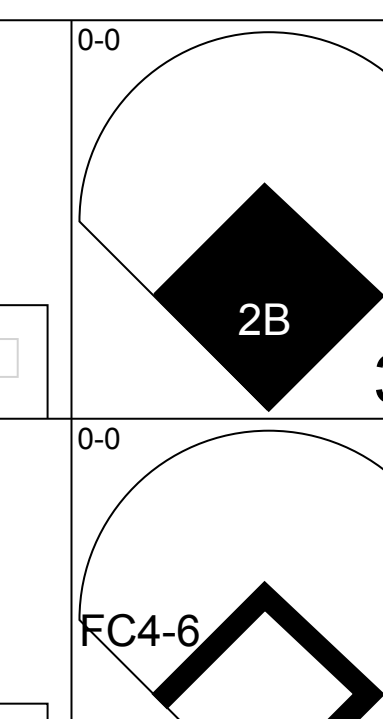
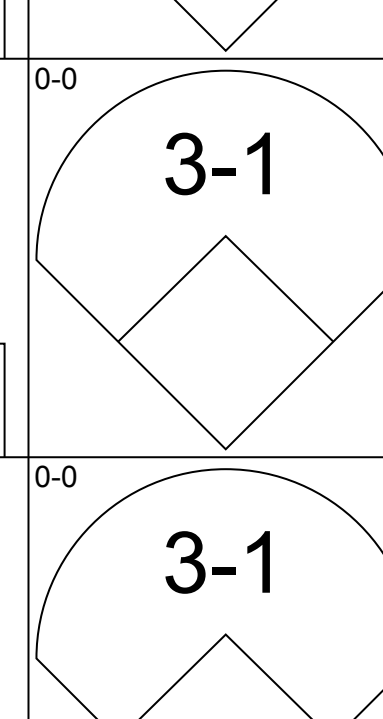
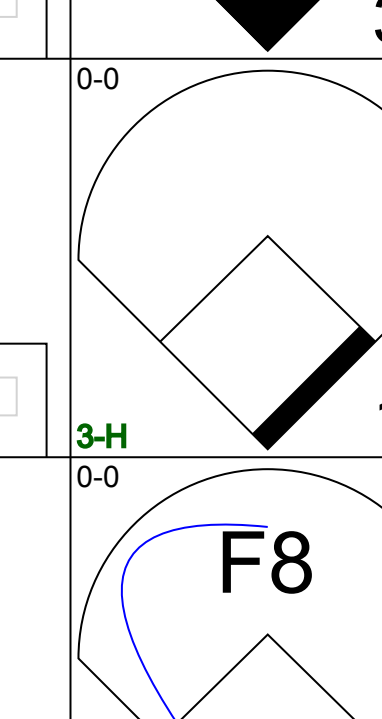
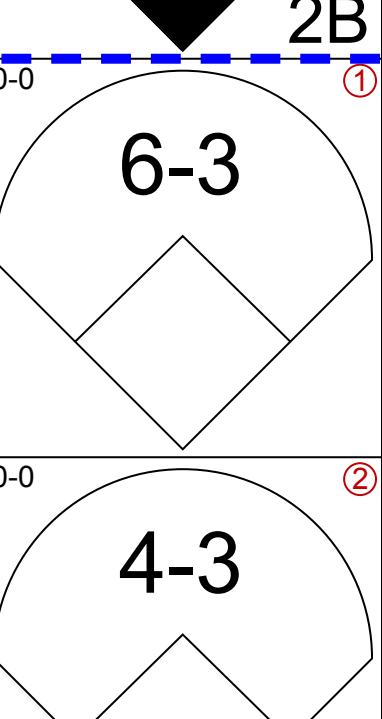
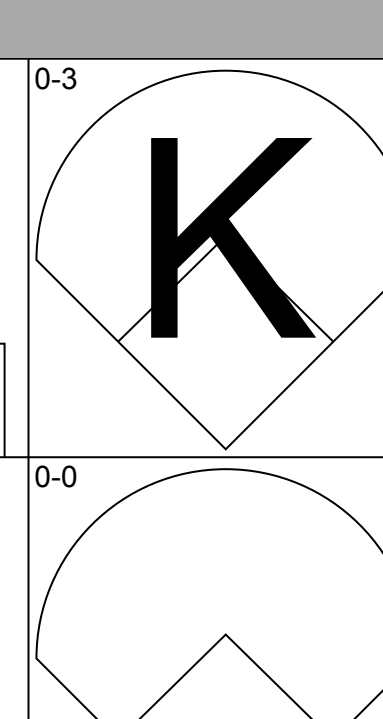
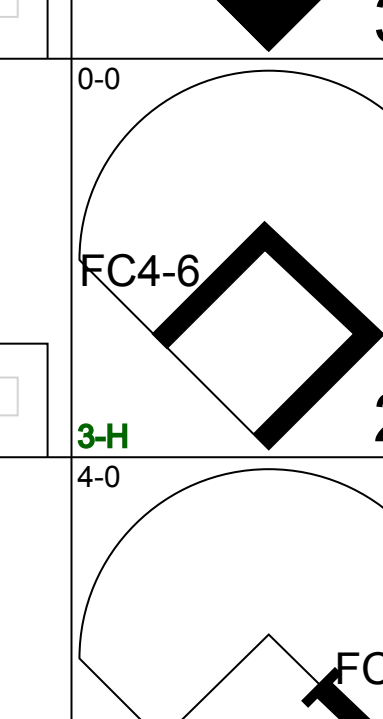
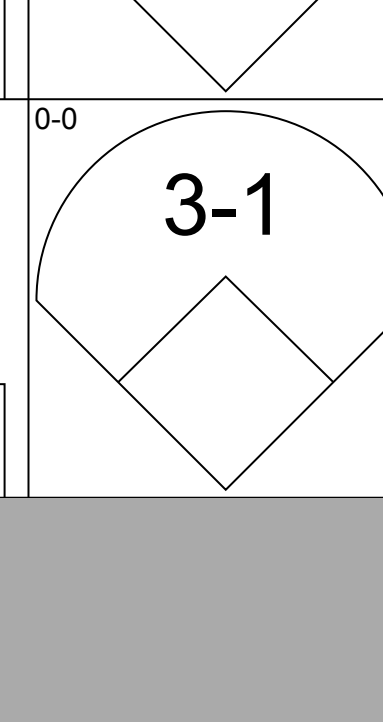
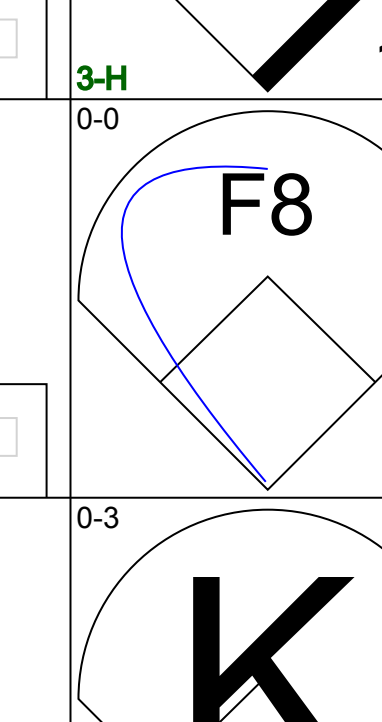
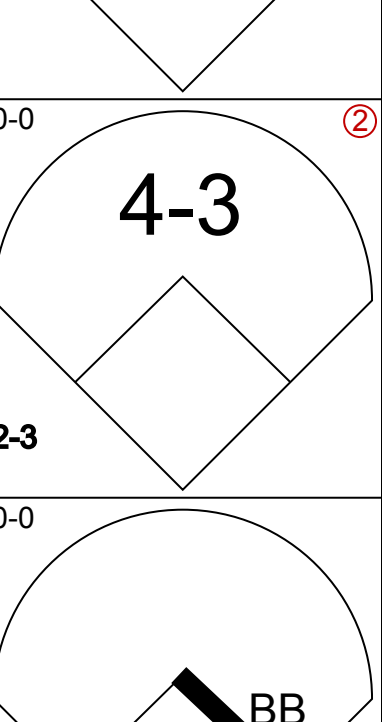
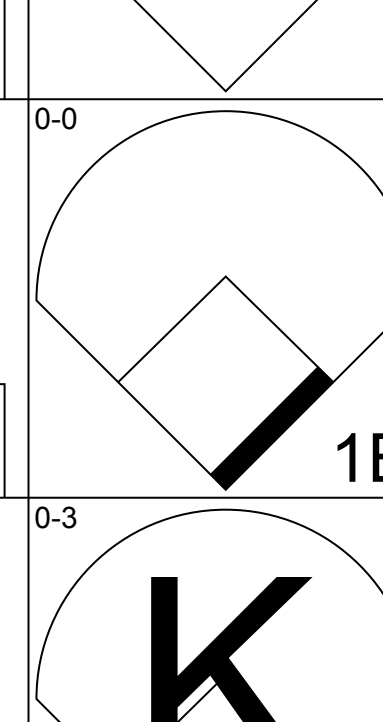
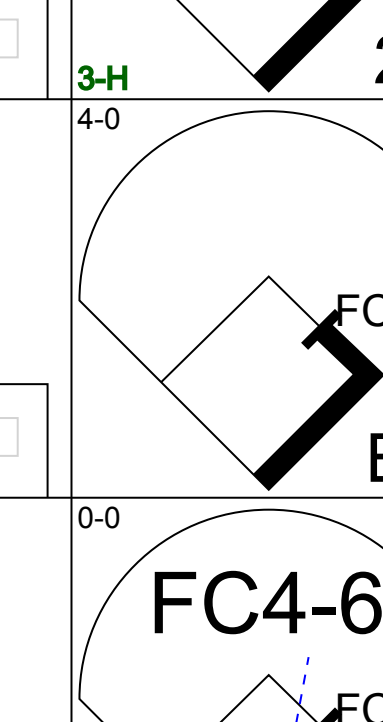
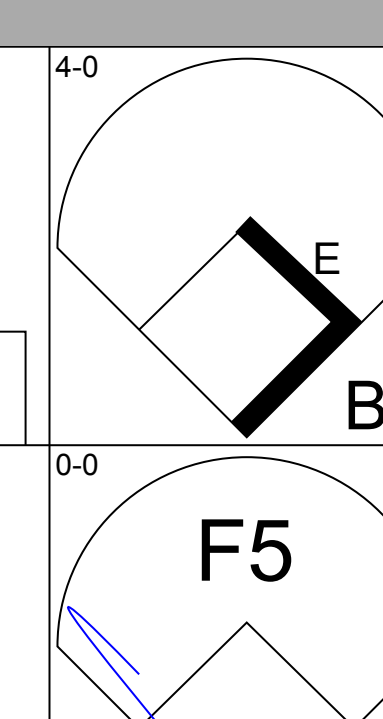
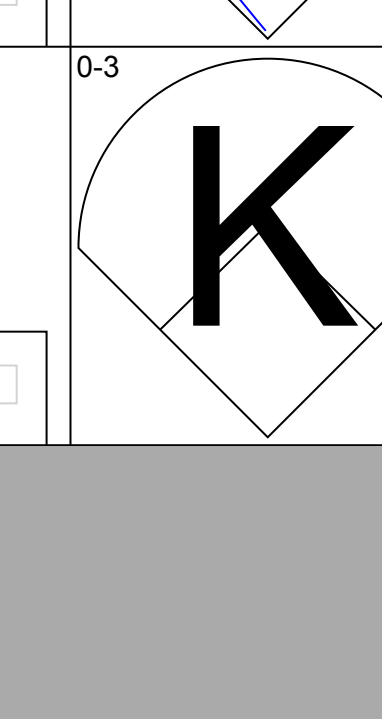
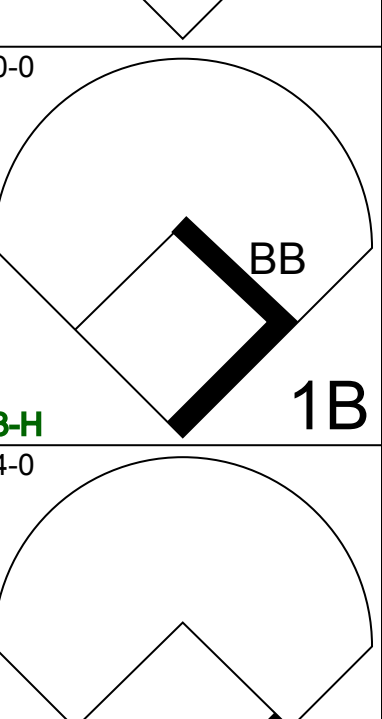
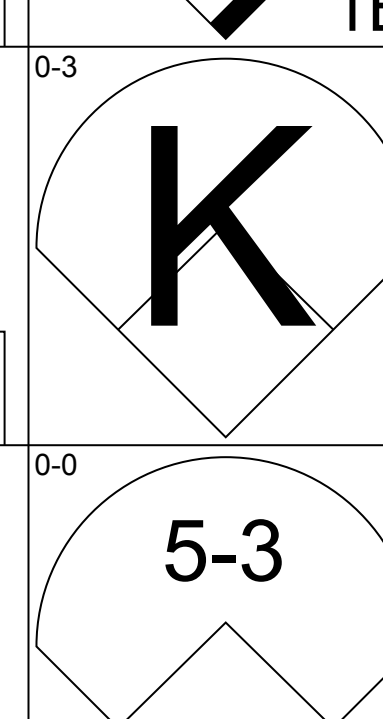
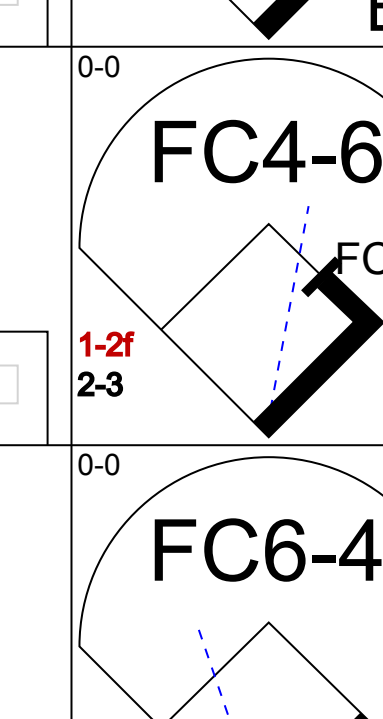
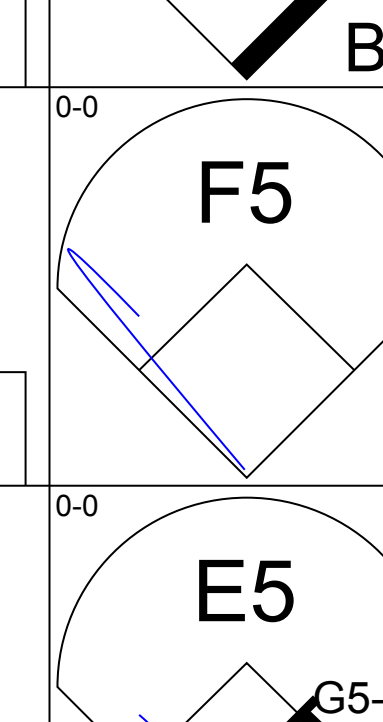
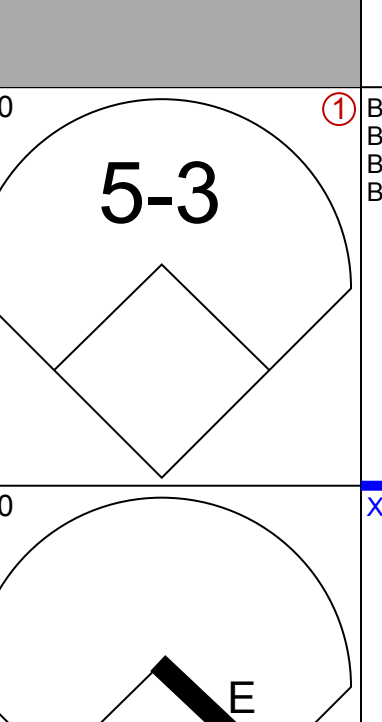
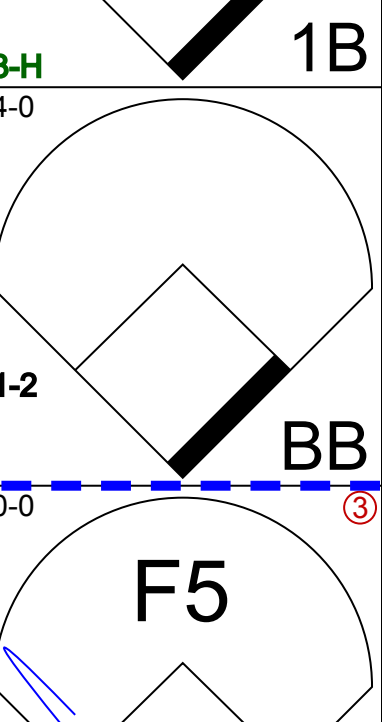
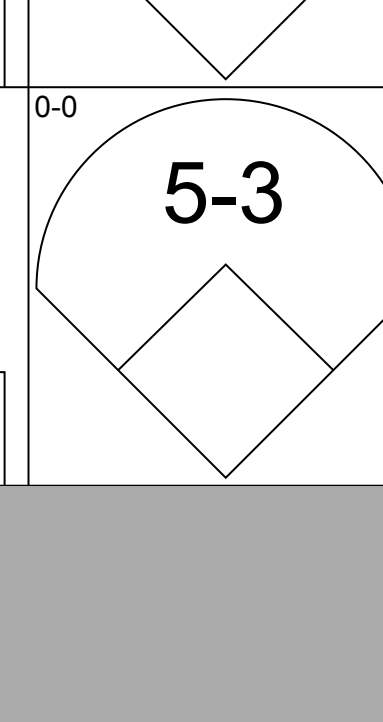
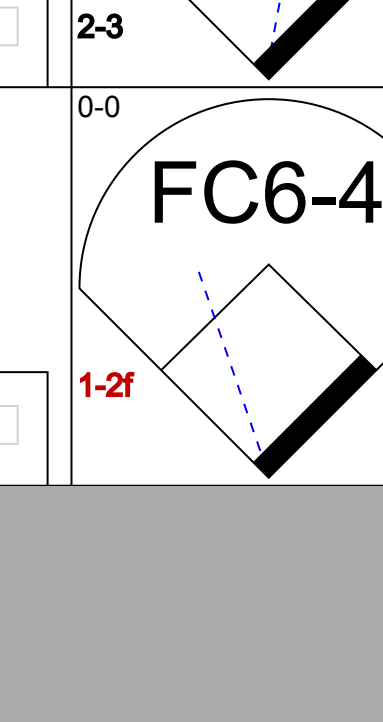
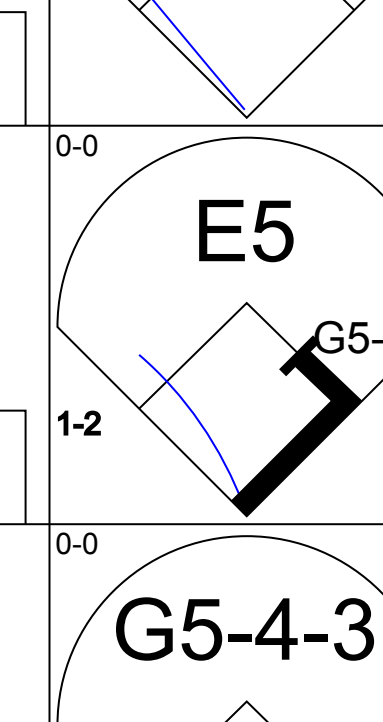
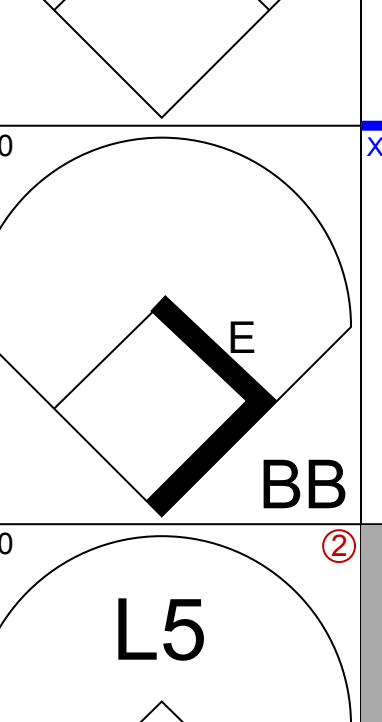
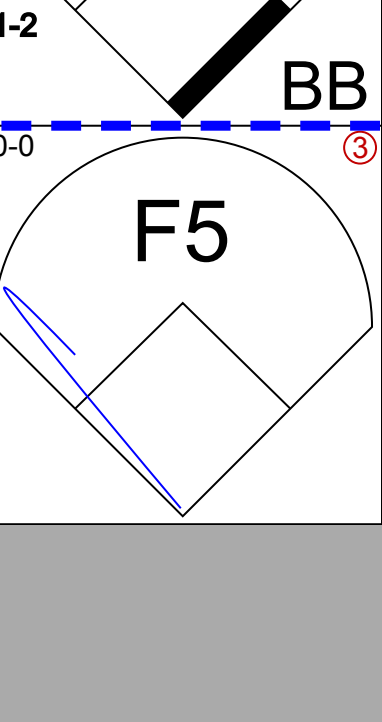
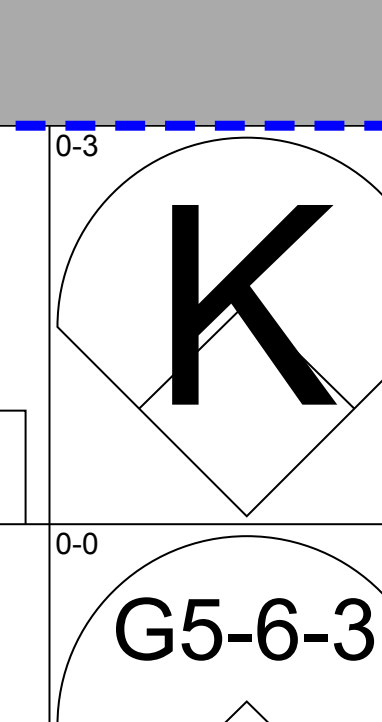
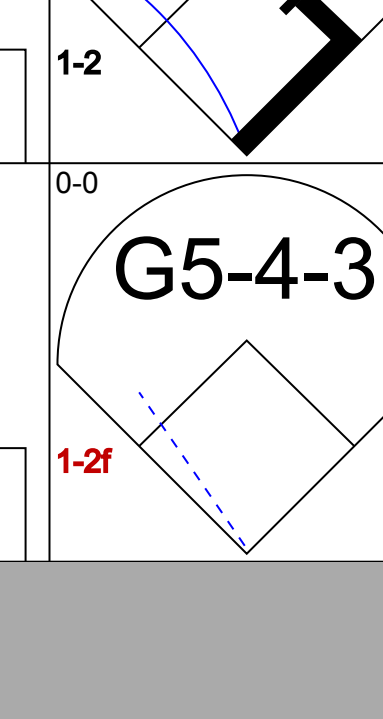
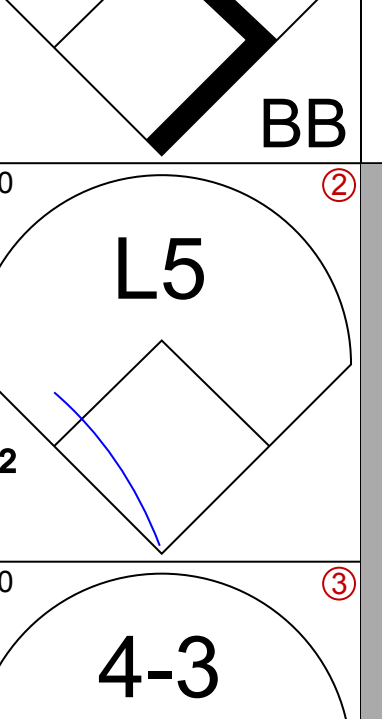
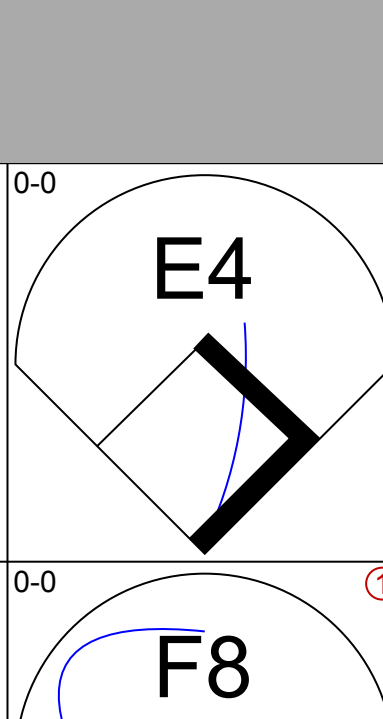
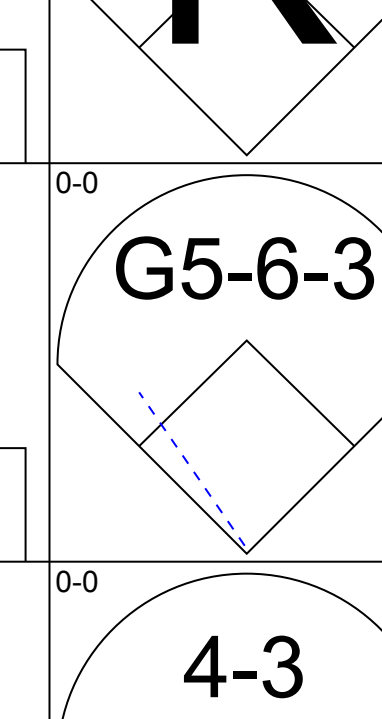
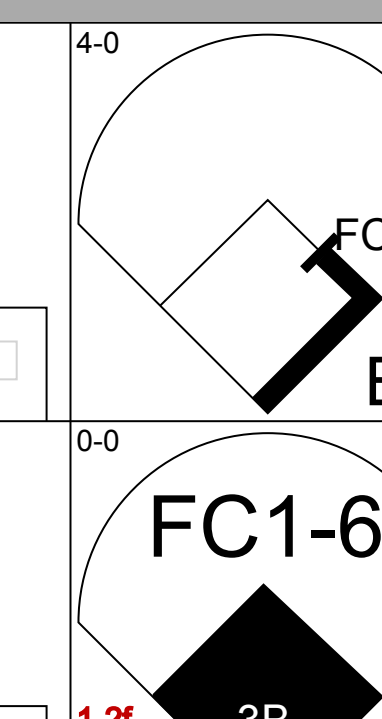
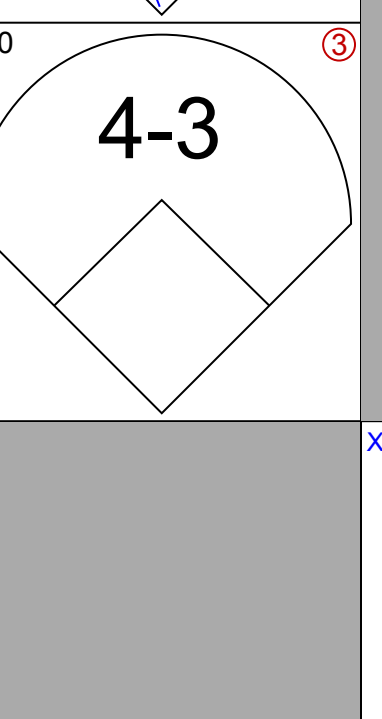
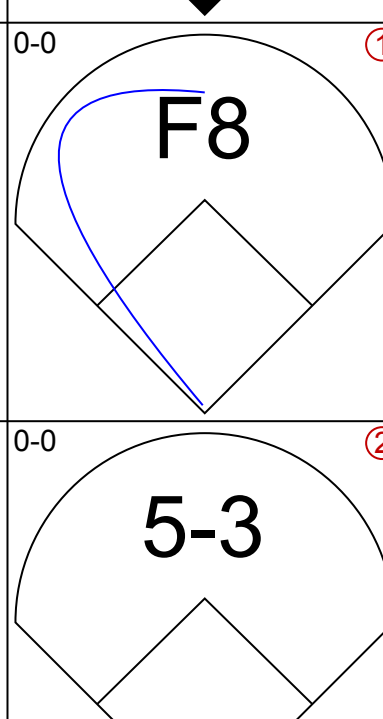
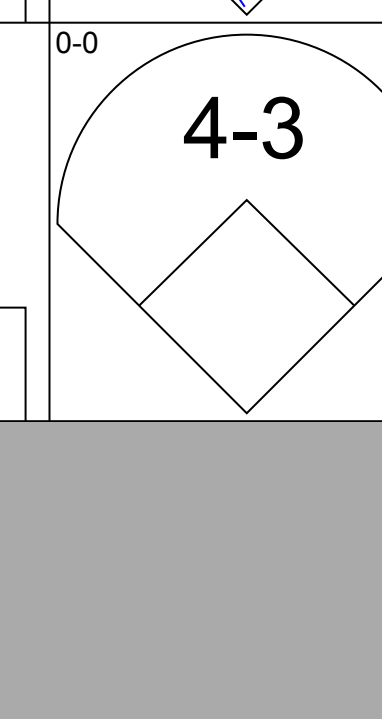
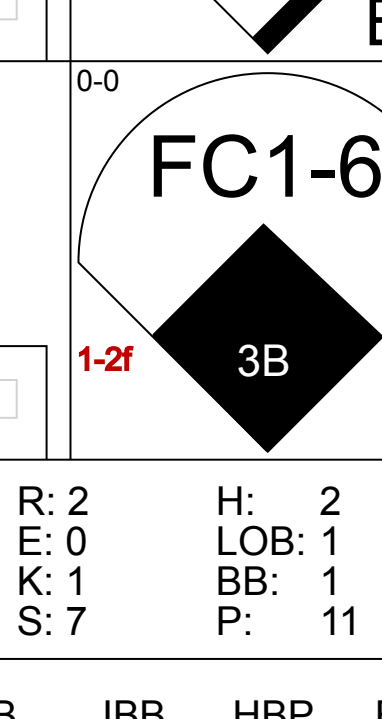
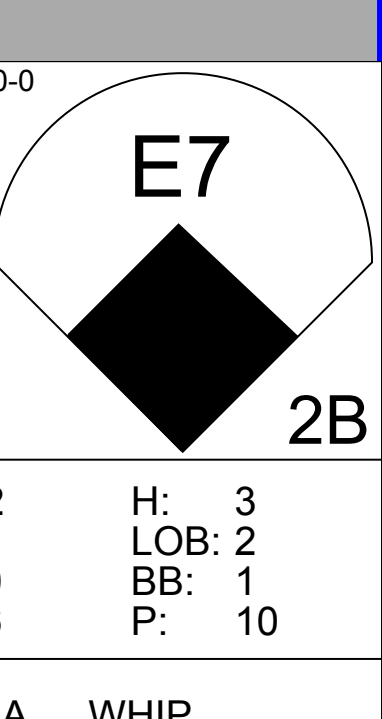
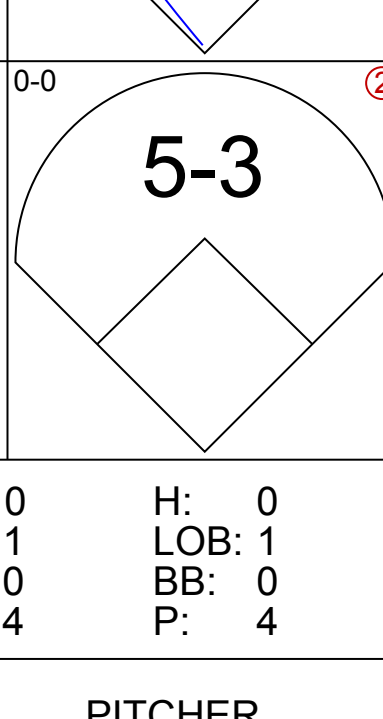
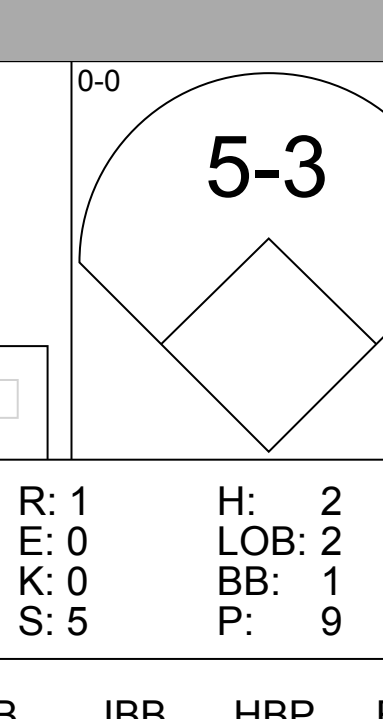


Batter	1	2	3	4	5	6	7	8	9	AB	R	H	RBI	BB	SO	LOB	TOP				
Oddibe McDowell, L (1, 8) OBP: 0.313, SLG: 0.440										3	0	0	0	1	1	1					
Alan Bannister, R (1, 4) OBP: 0.327, SLG: 0.356										4	1	1	0	1	0	2					
Don Slaughter, R (1, 2) OBP: 0.331, SLG: 0.416										5	0	0	0	0	2	3					
Larry Parrish, R (1, 10) OBP: 0.318, SLG: 0.420 Wayne Tolleson, S (8, PR) OBP: 0.375, SLG: 0.419										4	1	3	0	0	0	1					
Gary Ward, R (1, 7) OBP: 0.316, SLG: 0.414									5	1	1	1	0	1	5						
Bill Stein, R (1, 3) OBP: 0.284, SLG: 0.361 Pete O'Brien, L (6, PH) OBP: 0.332, SLG: 0.431									2	1	2	0	0	0	0						
Steve Buechele, R (1, 5) OBP: 0.277, SLG: 0.308									5	1	2	1	0	0	3						
George Wright, S (1, 9) OBP: 0.245, SLG: 0.249										4	0	2	2	0	0	2					
Curtis Wilkerson, S (1, 6) OBP: 0.282, SLG: 0.286									4	0	1	2	0	0	3						
Inning Stats	R: 0 E: 0 K: 2 S: 7	H: 0 LOB: 0 BB: 7	R: 0 E: 0 K: 0 S: 4	H: 2 LOB: 1 BB: 4	R: 0 E: 0 K: 0 S: 4	H: 1 LOB: 1 BB: 0	R: 2 E: 0 K: 1 S: 9	H: 4 LOB: 2 BB: 0	R: 0 E: 0 K: 1 S: 5	H: 0 LOB: 0 BB: 1	R: 0 E: 0 K: 0 S: 3	H: 0 LOB: 1 BB: 1	R: 3 E: 1 K: 0 S: 6	H: 2 LOB: 1 BB: 1	R: 2 E: 0 K: 0 S: 5	H: 3 LOB: 1 BB: 1	1B: 8 2B: 4 3B: 0 HR: 1	SF: 0 SAC: 1 DP: 1 HBP: 0	WP: 0 PB: 0 SB: 0 CS: 0	PA: 44	
PITCHER	IP	WLS	BF	H	R	ER	SO	BB	IBB	HBP	BLK	WP	HR	S	P	ERA	WHIP				
John Candelaria, L (1, 1) ERA: 3.95	5.0		22	7	2	2	4	1	0	0	0	0	0	29	33	3.60	1.600				
Jim Slaton, R (6, 1) ERA: 4.21	2.1		10	2	3	3	0	1	0	0	0	0	1	9	13	11.57	1.286				
Doug Corbett, R (8, 1) ERA: 5.23	0.2	L	5	1	1	1	0	1	0	0	0	0	0	4	8	13.50	3.000				
Dave Smith, R (9, 1) ERA: 7.2	0.2		4	1	2	2	0	1	0	0	0	0	0	3	7	27.00	3.000				
Al Holland, L (9, 1) ERA: 2.89	0.1		2	2	0	0	0	0	0	0	0	0	0	2	2	0.00	6.000				

Texas Rangers @ California Angels
Anaheim Stadium, Anaheim, CA
Sat Sep 14 1985, 10:05 PM EDT
Att: 29,988 - Unknown


AB 38
R 8
H 13
RBI 8
BB 4
SO 4
LOB 20



Batter	1	2	3	4	5	6	7	8	9	AB	R	H	RBI	BB	SO	LOB	BOTTOM				
Gary Pettis, S (1, 8) OBP: 0.348, SLG: 0.322										5	3	3	1	0	1	1					
Ruppert Jones, L (1, 10) OBP: 0.349, SLG: 0.486 Juan Beniquez, R (5, PH) OBP: 0.355, SLG: 0.403										2	0	1	1	0	0	0					
Rod Carew, L (1, 3) OBP: 0.368, SLG: 0.344										4	0	1	0	1	0	2					
Reggie Jackson, L (1, 9) OBP: 0.357, SLG: 0.479 Darrell Miller, R (8, 9) OBP: 0.306, SLG: 0.371 Daryl Sconiers, L (9, PH) OBP: 0.370, SLG: 0.421 Devon White, S (9, PR)										3	0	1	1	1	2	2					
Brian Downing, R (1, 7) OBP: 0.373, SLG: 0.430										4	0	0	0	1	0	4					
Doug DeCinces, R (1, 5) OBP: 0.321, SLG: 0.415										3	0	0	0	1	1	3					
Bobby Grich, R (1, 4) OBP: 0.346, SLG: 0.365										4	0	0	0	0	0	3					
Jerry Narron, L (1, 2) OBP: 0.286, SLG: 0.372 Bob Boone, R (6, 2) OBP: 0.295, SLG: 0.301										1	0	0	0	1	0	1					
Dick Schofield, R (1, 6) OBP: 0.279, SLG: 0.331										4	2	1	0	0	0	2					
Inning Stats	R: 0 E: 0 K: 1 S: 5	H: 0 LOB: 0 BB: 5	R: 0 E: 1 K: 0 S: 3	H: 0 LOB: 1 BB: 1	R: 2 E: 0 K: 1 S: 7	H: 2 LOB: 1 BB: 1	R: 0 E: 1 K: 0 S: 3	H: 0 LOB: 1 BB: 1	R: 2 E: 1 K: 0 S: 6	H: 3 LOB: 2 BB: 1	R: 0 E: 0 K: 2 S: 8	H: 1 LOB: 1 BB: 0	R: 0 E: 0 K: 1 S: 5	H: 0 LOB: 0 BB: 0	R: 1 E: 0 K: 0 S: 5	H: 2 LOB: 2 BB: 1	1B: 3 2B: 3 3B: 2 HR: 0	SF: 0 SAC: 0 DP: 1 HBP: 0	WP: 0 PB: 0 SB: 0 CS: 0	PA: 41	
PITCHER	IP	WLS	BF	H	R	ER	SO	BB	IBB	HBP	BLK	WP	HR	S	P	ERA	WHIP				
Jeff Russell, R (1, 1) ERA: 8.24	4.0		19	4	4	4	2	3	0	0	0	0	0	20	32	9.00	1.750				
Ricky Wright, L (5, 1) ERA: 18.0	0.2		4	1	0	0	0	1	0	0	0	0	0	3	7	0.00	3.000				
Matt Williams, R (5, 1) ERA: 2.25	2.1	W	9	1	0	0	2	0	0	0	0	0	0	13	13	0.00	0.429				
Rick Surhoff, R (8, 1) ERA: 3.0	2.0	S	9	2	1	1	1	1	0	0	0	0	0	10	14	4.50	1.500				

Texas Rangers @ California Angels
Anaheim Stadium, Anaheim, CA
Sat Sep 14 1985, 10:05 PM EDT
Att: 29,988 - Unknown

AB 36
R 5
H 8
RBI 4
BB 5
SO 5
LOB 22



Batter	1	2	3	4	5	6	7	8	9	AB	R	H	RBI	BB	SO	LOB	TOP			
Oddibe McDowell, L (1,8) OBP: 0.313, SLG: 0.439 Gary Ward, R (7,PH) OBP: 0.317, SLG: 0.416	L8		FC4-6 1B		1-3		1-3 1B			3	0	1	0	0	0	1	Texas Rangers @ California Angels Anaheim Stadium, Anaheim, CA Sun Sep 15 1985, 6:33 AM EDT Att: 30,177 - Unknown			
Wayne Tolleson, S (1,6) OBP: 0.370, SLG: 0.412	4-3		FC4-6 1-2			K	9-3 1-2			4	0	0	0	0	1	3				
Pete O'Brien, L (1,3) OBP: 0.333, SLG: 0.431	FC5-4 1B		F8			HR 1B		4-3		4	1	2	0	0	0	1				
Larry Parrish, R (1,10) OBP: 0.321, SLG: 0.432	FC5-4 1-2			G6-4-3 1B		HR 1B		4-3		4	1	2	2	0	0	1				
George Wright, S (1,9) OBP: 0.243, SLG: 0.246		1-3		G6-4-3 1-2		K		3-1		4	0	0	0	0	1	1				
Duane Walker, L (1,7) OBP: 0.258, SLG: 0.317	F7			F9		HR		F6		4	1	1	1	0	0	0				
Geno Petralli, L (1,2) OBP: 0.300, SLG: 0.258					F8	K		1B 2B		4	1	2	0	0	1	0				
Steve Buechele, R (1,5) OBP: 0.277, SLG: 0.307	F2				F9		F3	1B		4	0	1	1	0	0	1				
Curtis Wilkerson, S (1,4) OBP: 0.285, SLG: 0.296			G3			1B 3B		K		4	0	2	0	0	1	0				
Inning Stats	R: 0 E: 0 K: 0 S: 4	H: 1 LOB: 1 BB: 0 P: 4	R: 0 E: 0 K: 0 S: 4	H: 1 LOB: 1 BB: 0 P: 4	R: 0 E: 0 K: 0 S: 4	H: 1 LOB: 0 BB: 0 P: 3	R: 0 E: 0 K: 0 S: 4	H: 1 LOB: 1 BB: 0 P: 4	R: 3 E: 0 K: 3 S: 12	H: 3 LOB: 0 BB: 0 P: 12	R: 0 E: 0 K: 0 S: 4	H: 2 LOB: 1 BB: 0 P: 4	R: 0 E: 0 K: 0 S: 3	H: 0 LOB: 0 BB: 0 P: 3	R: 1 E: 0 K: 1 S: 6	H: 2 LOB: 0 BB: 0 P: 6		1B: 8 2B: 2 3B: 1 HR: 2	SF: 0 SAC: 0 DP: 2 HBP: 0	WP: 0 PB: 0 SB: 0 CS: 0
PITCHER	IP WLS BF H R ER SO BB IBB HBP BLK WP HR S P ERA WHIP	6.1 W 27 9 3 3 3 0 0 0 0 0 2 33 33 4.26 1.421	2.2 S 9 3 1 1 1 0 0 0 0 0 0 11 11 3.38 1.125											IP WLS BF H R ER SO BB IBB HBP BLK WP HR S P ERA WHIP						
Kirk McCaskill, R (1,1) ERA: 4.92 Stu Cliburn, R (7,1) ERA: 1.63																				

AB	36
R	4
H	12
RBI	4
BB	0
SO	4
LOB	8



Batter	1	2	3	4	5	6	7	8	9	AB	R	H	RBI	BB	SO	LOB	BOTTOM			
Gary Pettis, S (1,8) OBP: 0.355, SLG: 0.329	PB HR 1B			L4		F9 1B BB	BB 1B	1B 1B		4	3	3	1	2	0	1	Texas Rangers @ California Angels Anaheim Stadium, Anaheim, CA Sun Sep 15 1985, 6:33 AM EDT Att: 30,177 - Unknown			
Ruppert Jones, L (1,9) OBP: 0.348, SLG: 0.482 Juan Beniquez, R (7,PH) OBP: 0.359, SLG: 0.407	K	L3		FC6-4 BB		F3	BB 1B	1B 1B		3	0	0	0	1	1	3				
Darrell Miller, R (9,9) OBP: 0.306, SLG: 0.371						1-2 2-H	1B	1B 1B		0	0	0	0	0	0	0				
Rod Carew, L (1,3) OBP: 0.368, SLG: 0.342	FC HR		4-3	FC6-4 1-2		F9	FC6-4 BB	1B 1B		5	1	1	1	1	0	4				
Reggie Jackson, L (1,10) OBP: 0.359, SLG: 0.485	HR		F7		F5	1B	FC6-4 1-2	1B		5	1	2	4	1	0	3				
Brian Downing, R (1,7) OBP: 0.379, SLG: 0.435 Devon White, S (8,PR) OBP: 0.319, SLG: 0.420	F9 2B				S 1B BB	1-2 3-H	1B	HR BB	K	2	1	2	1	3	0	0				
Doug DeCinces, R (1,5) OBP: 0.319, SLG: 0.420	F9		F3		K	F8		HR		5	1	1	2	0	1	5				
Bobby Grich, R (1,4) OBP: 0.349, SLG: 0.364	K			2B BB	1B IBB		F9	G5-4-3 1B HBP		2	2	0	0	2	1	1				
Dick Schofield, R (1,6) OBP: 0.281, SLG: 0.330		K		K	1-2 2-H		K	G5-4-3 BB		4	0	1	1	1	3	1				
Bob Boone, R (1,2) OBP: 0.296, SLG: 0.304	F3				F9	1B 1B		G5-4-3		5	1	2	1	0	0	4				
Inning Stats	R: 3 E: 0 K: 2 S: 11	H: 3 LOB: 1 BB: 0 P: 11	R: 0 E: 0 K: 1 S: 6	H: 1 LOB: 1 BB: 0 P: 6	R: 0 E: 0 K: 0 S: 3	H: 0 LOB: 1 BB: 1 P: 7	R: 1 E: 0 K: 1 S: 6	H: 1 LOB: 2 BB: 2 P: 14	R: 1 E: 0 K: 0 S: 4	H: 1 LOB: 2 BB: 2 P: 12	R: 1 E: 0 K: 1 S: 7	H: 2 LOB: 3 BB: 2 P: 15	R: 5 E: 0 K: 1 S: 9	H: 5 LOB: 2 BB: 2 P: 18	1B: 9 2B: 3 3B: 0 HR: 2	SF: 0 SAC: 0 DP: 1 HBP: 1	WP: 0 PB: 1 SB: 3 CS: 0	PA: 50		
PITCHER	IP WLS BF H R ER SO BB IBB HBP BLK WP HR S P ERA WHIP	5.0 L 27 2 2 2 1 2 1 0 0 0 0 9 21 10.80 2.400	0.1 3 1 0 0 0 1 0 0 0 0 0 2 6 0.00 6.000	0.2 9 5 5 5 0 2 0 1 0 0 1 6 15 67.50 10.500	0.1 1 0 0 0 1 0 0 0 0 0 0 3 3 0.00 0.000											IP WLS BF H R ER SO BB IBB HBP BLK WP HR S P ERA WHIP				
Jose Guzman, R (1,1) ERA: 7.2 Bob Sebra, R (6,1) ERA: 9.0 Chris Welsh, L (7,1) ERA: 4.13 Glen Cook, R (8,1) ERA: 8.76 Rick Sutthoff, R (8,1) ERA: 2.7																				

AB	38
R	12
H	14
RBI	12
BB	11
SO	7
LOB	24



Batter	1	2	3	4	5	6	7	8	9	AB	R	H	RBI	BB	SO	LOB	TOP			
Toby Harrah, R OBP: 0.431, SLG: 0.384 (1, 4)	0-3 K		0-3 K			0-3 K		0-0 L4		4	0	0	0	0	3	1	Texas Rangers @ Minnesota Twins Hubert H. Humphrey Metrodome, Minneapolis, MN Tue Sep 17 1985, 8:05 PM EDT Att: 8,149 - Unknown livebaseballscorecards.com			
Don Slaught, R OBP: 0.327, SLG: 0.410 (1, 2)	0-0 6-3			0-0 6-3		0-0 HR 1B		0-0 4-3		4	1	1	0	0	0	0				
Pete O'Brien, L OBP: 0.334, SLG: 0.444 (1, 3)	0-0 4-3			0-0 4-3 2B		0-0 HR		0-0 4-3		4	1	2	2	0	0	0				
Larry Parrish, R OBP: 0.317, SLG: 0.434 (1, 10)		0-3 K		0-0 4-3 2B		0-0 F8		0-0 4-3		4	0	0	0	0	1	1				
Gary Ward, R OBP: 0.319, SLG: 0.419 (1, 7)		0-0 5-3		0-0 6-3		0-3 K		0-0 4-3		4	0	0	0	0	1	1				
Ellis Valentine, R OBP: 0.222, SLG: 0.160 (1, 9)		0-0 F9			0-3 K			0-0 6-3		3	0	0	0	0	1	0				
Steve Buechele, R OBP: 0.265, SLG: 0.292 (1, 5)			0-0 F8		0-0 F3			0-0 F7		3	0	0	0	0	0	0				
George Wright, S OBP: 0.243, SLG: 0.247 (1, 8)			0-0 F3		0-0 2B			0-0 5-3		3	0	1	0	0	0	0				
Curtis Wilkerson, S OBP: 0.286, SLG: 0.304 (1, 6)			4-0 BB		0-0 6-3			0-0 F6		2	0	0	0	1	0	1				
Inning Stats	R: 0 E: 0 K: 1 S: 5	H: 0 LOB: 0 BB: 0 P: 5	R: 0 E: 0 K: 1 S: 5	H: 0 LOB: 0 BB: 0 P: 5	R: 0 E: 0 K: 1 S: 5	H: 0 LOB: 1 BB: 1 P: 9	R: 0 E: 0 K: 0 S: 4	H: 1 LOB: 1 BB: 0 P: 4	R: 0 E: 0 K: 1 S: 6	H: 1 LOB: 1 BB: 0 P: 6	R: 0 E: 0 K: 0 S: 3	H: 0 LOB: 0 BB: 0 P: 3	R: 0 E: 0 K: 0 S: 3	H: 0 LOB: 0 BB: 0 P: 3	R: 0 E: 0 K: 0 S: 3	H: 0 LOB: 0 BB: 0 P: 3	1B: 1 2B: 2 3B: 0 HR: 1	SF: 0 SAC: 0 DP: 0 HBP: 0	WP: 0 PB: 0 SB: 0 CS: 0	PA: 32
PITCHER Frank Viola, L ERA: 4.39 (1, 1)	IP: 9.0 WLS: W BF: 32 H: 4 R: 2 ER: 2 SO: 6 BB: 1 IBB: 0 HBP: 0 BLK: 0 WP: 0 HR: 1 S: 43 P: 47 ERA: 2.00 WHIP: 0.556															PITCHER				

Batter	1	2	3	4	5	6	7	8	9	AB	R	H	RBI	BB	SO	LOB	BOTTOM			
Kirby Puckett, R OBP: 0.324, SLG: 0.371 (1, 8)	0-0 4-3	0-0 6-3 1-2		0-0 6-3		0-0 F9		0-0 FC6-4 1B		5	0	0	0	0	0	5	Texas Rangers @ Minnesota Twins Hubert H. Humphrey Metrodome, Minneapolis, MN Tue Sep 17 1985, 8:05 PM EDT Att: 8,149 - Unknown livebaseballscorecards.com			
Mike Stenhouse, L OBP: 0.338, SLG: 0.347 (1, 7)	0-0 4-3		0-3 K		0-0 1B 2B		0-0 BB 1B		0-0 F7		5	2	2	1	0	1				
Dave Meier, R OBP: 0.383, SLG: 0.323 (9, 7)						1-3 2B		1-2 BB		4	1	3	0	1	0	0				
Kent Hrbek, L OBP: 0.355, SLG: 0.448 (1, 3)	0-0 FC5-4 1B		0-0 4-3		0-0 1B		4-0 2B BB		0-0 1B		4	1	3	0	1	0				
Tom Brunansky, R OBP: 0.324, SLG: 0.465 (1, 9)	0-0 FC5-4 1-2		0-0 HR		0-3 K		1-3 2B		0-0 F4		5	1	2	2	0	1				
Mark Salas, L OBP: 0.334, SLG: 0.453 (1, 2)		0-0 4-3 1B 2B		0-0 F2		0-3 K		0-0 F5		4	1	1	0	0	1	4				
Roy Smalley, S OBP: 0.367, SLG: 0.418 (1, 10)		0-0 4-3 2-3		0-0 FC1-5 1B		0-0 1B 2B		0-0 6-3		4	0	2	2	0	0	1				
Gary Gaetti, R OBP: 0.301, SLG: 0.408 (1, 5)		0-0 E SF8 1B		4-0 4-3 FC1-5 BB		0-0 6-3		0-0 4-3		3	1	1	1	1	0	1				
Steve Lombardozzi, R OBP: 0.429, SLG: 0.526 (1, 4)		0-0 S 1B		0-0 FC1-5 4-3		0-0 1B 1B		0-0 F8		4	1	2	0	0	0	2				
Greg Gagne, R OBP: 0.287, SLG: 0.332 (1, 6)		0-0 SF8 3H		0-0 4-3		0-0 F9		0-0 FC6-4 1B		3	0	1	1	0	0	3				
Inning Stats	R: 0 E: 0 K: 0 S: 4	H: 1 LOB: 1 BB: 0 P: 4	R: 2 E: 0 K: 0 S: 6	H: 3 LOB: 1 BB: 0 P: 6	R: 1 E: 0 K: 1 S: 6	H: 1 LOB: 0 BB: 0 P: 6	R: 0 E: 0 K: 0 S: 4	H: 1 LOB: 2 BB: 1 P: 8	R: 2 E: 0 K: 2 S: 10	H: 3 LOB: 1 BB: 0 P: 10	R: 2 E: 0 K: 0 S: 6	H: 3 LOB: 2 BB: 1 P: 10	R: 0 E: 0 K: 0 S: 3	H: 0 LOB: 0 BB: 0 P: 3	R: 0 E: 0 K: 0 S: 5	H: 2 LOB: 2 BB: 0 P: 5	1B: 10 2B: 3 3B: 0 HR: 1	SF: 1 SAC: 0 DP: 0 HBP: 0	WP: 0 PB: 0 SB: 1 CS: 0	PA: 40
PITCHER Dave Schmidt, R ERA: 3.24 (1, 1)	IP: 4.0 WLS: L BF: 21 H: 8 R: 5 ER: 4 SO: 1 BB: 1 IBB: 0 HBP: 0 BLK: 0 WP: 0 HR: 1 S: 22 P: 26 ERA: 9.00 WHIP: 2.250															PITCHER				
Matt Williams, R ERA: 4.5 (5, 1)	IP: 2.0 WLS: L BF: 11 H: 4 R: 2 ER: 2 SO: 2 BB: 1 IBB: 0 HBP: 0 BLK: 0 WP: 0 HR: 0 S: 14 P: 18 ERA: 9.00 WHIP: 2.500															PITCHER				
Dave Rozema, R ERA: 4.33 (7, 1)	IP: 2.0 WLS: L BF: 8 H: 2 R: 0 ER: 0 SO: 0 BB: 0 IBB: 0 HBP: 0 BLK: 0 WP: 0 HR: 0 S: 8 P: 8 ERA: 0.00 WHIP: 1.000															PITCHER				



Batter	1	2	3	4	5	6	7	8	9	AB	R	H	RBI	BB	SO	LOB	TOP										
Curtis Wilkerson, S OBP: 0.289, SLG: 0.304 (1, 6)										4	0	1	1	0	0	1	Texas Rangers @ Minnesota Twins Hubert H. Humphrey Metrodome, Minneapolis, MN Wed Sep 18 1985, 4:33 AM EDT Att: 7,977 - Unknown livebaseballscorecards.com										
Alan Bannister, R OBP: 0.314, SLG: 0.340 (1, 4)										4	0	0	0	0	0	2											
Pete O'Brien, L OBP: 0.332, SLG: 0.441 (1, 3)										4	0	0	0	0	0	2											
Larry Parrish, R OBP: 0.316, SLG: 0.435 (1, 10)										4	0	1	0	0	0	0											
Gary Ward, R OBP: 0.320, SLG: 0.418 (1, 7)										3	1	1	0	1	2	1											
Duane Walker, L OBP: 0.265, SLG: 0.333 (1, 9)										2	0	0	0	2	1	2											
Don Slaught, R OBP: 0.326, SLG: 0.418 (1, 2)										4	1	1	2	0	1	4											
Steve Buechele, R OBP: 0.267, SLG: 0.301 (1, 5)										2	1	1	0	0	0	0											
Bob Jones, L OBP: 0.276, SLG: 0.292 (7, PH)										1	0	0	0	0	0	0											
Wayne Tolleson, S OBP: 0.365, SLG: 0.404 (7, 5)										1	0	0	0	0	0	2											
George Wright, S OBP: 0.247, SLG: 0.251 (1, 8)										3	0	2	0	0	1	0											
Inning Stats	R: 0 E: 0 K: 0 S: 3	H: 0 LOB: 0 BB: 0 P: 3	R: 0 E: 0 K: 1 S: 5	H: 0 LOB: 1 BB: 1 P: 9	R: 1 E: 0 K: 0 S: 5	H: 3 LOB: 1 BB: 0 P: 5	R: 0 E: 0 K: 1 S: 6	H: 1 LOB: 1 BB: 0 P: 6	R: 0 E: 0 K: 0 S: 3	H: 0 LOB: 0 BB: 0 P: 3	R: 2 E: 0 K: 2 S: 8	H: 1 LOB: 0 BB: 1 P: 12	R: 0 E: 0 K: 0 S: 3	H: 0 LOB: 0 BB: 0 P: 3	R: 0 E: 0 K: 1 S: 6	H: 1 LOB: 2 BB: 1 P: 10	1B: 4 2B: 2 3B: 0 HR: 1	SF: 0 SAC: 0 DP: 1 HBP: 0	WP: 0 PB: 0 SB: 1 CS: 1	PA: 35							
PITCHER	IP	WLS	BF	H	R	ER	SO	BB	IBB	HBP	BLK	WP	HR	S	P	ERA	WHIP										
Ken Schrom, R ERA: 4.91 (1, 1)	6.0	W	23	5	2	2	2	2	0	0	0	0	0	25	33	3.00	1.167										
John Butcher, R ERA: 4.77 (7, 1)	2.0		7	1	1	1	2	0	0	0	0	0	1	11	11	4.50	0.500										
Ron Davis, R ERA: 3.36 (9, 1)	1.0	S	5	1	0	0	1	1	0	0	0	0	0	6	10	0.00	2.000										

Batter	1	2	3	4	5	6	7	8	9	AB	R	H	RBI	BB	SO	LOB	BOTTOM										
Kirby Puckett, R OBP: 0.325, SLG: 0.372 (1, 8)										4	1	2	0	0	0	2	Texas Rangers @ Minnesota Twins Hubert H. Humphrey Metrodome, Minneapolis, MN Wed Sep 18 1985, 4:33 AM EDT Att: 7,977 - Unknown livebaseballscorecards.com										
Mike Stenhouse, L OBP: 0.332, SLG: 0.341 (1, 7)										3	0	0	1	0	0	0											
Dave Meier, R OBP: 0.383, SLG: 0.323 (8, 7)										0	0	0	0	0	0	0											
Kent Hrbek, L OBP: 0.353, SLG: 0.445 (1, 3)										4	0	0	0	0	0	0											
Tom Brunansky, R OBP: 0.325, SLG: 0.464 (1, 9)										3	0	1	0	1	0	0											
Mark Salas, L OBP: 0.336, SLG: 0.453 (1, 2)										4	1	2	0	0	0	1											
Roy Smalley, S OBP: 0.365, SLG: 0.416 (1, 10)										4	1	1	0	0	0	2											
Gary Gaetti, R OBP: 0.304, SLG: 0.409 (1, 5)										2	1	1	0	1	0	0											
Tim Teufel, R OBP: 0.333, SLG: 0.393 (1, 4)										3	0	1	2	0	0	2											
Steve Lombardozzi, R OBP: 0.429, SLG: 0.526 (7, 4)										0	0	0	0	0	0	0											
Greg Gagne, R OBP: 0.284, SLG: 0.329 (1, 6)										2	0	0	1	0	0	2											
Inning Stats	R: 1 E: 0 K: 0 S: 5	H: 2 LOB: 2 BB: 1 P: 9	R: 0 E: 0 K: 0 S: 3	H: 0 LOB: 1 BB: 0 P: 4	R: 0 E: 0 K: 0 S: 4	H: 1 LOB: 1 BB: 0 P: 4	R: 0 E: 0 K: 0 S: 4	H: 1 LOB: 1 BB: 0 P: 4	R: 0 E: 0 K: 0 S: 3	H: 0 LOB: 0 BB: 0 P: 3	R: 3 E: 0 K: 0 S: 6	H: 3 LOB: 1 BB: 1 P: 10	R: 0 E: 0 K: 0 S: 3	H: 0 LOB: 0 BB: 0 P: 3	R: 0 E: 0 K: 0 S: 3	H: 0 LOB: 0 BB: 0 P: 3	1B: 7 2B: 1 3B: 0 HR: 0	SF: 2 SAC: 0 DP: 0 HBP: 1	WP: 1 PB: 0 SB: 1 CS: 0	PA: 34							
PITCHER	IP	WLS	BF	H	R	ER	SO	BB	IBB	HBP	BLK	WP	HR	S	P	ERA	WHIP										
Charlie Hough, R ERA: 3.31 (1, 1)	8.0	L	34	8	4	4	0	2	0	1	0	1	0	31	40	4.50	1.250										

Batter	1	2	3	4	5	6	7	8	9	AB	R	H	RBI	BB	SO	LOB	TOP								
Jack Perconte, L (1,4) OBP: 0.340, SLG: 0.344	0-0 4-3		0-0 E3		0-0 E5		0-0 1B		0-0 L9	5	2	2	0	0	0	0									
Phil Bradley, R (1,7) OBP: 0.366, SLG: 0.486	0-0 5-3		0-0 E6		0-0 6-3		0-0 1B			4	0	1	2	0	0	1									
Alvin Davis, L (1,3) OBP: 0.394, SLG: 0.460	0-0 2B		0-0 F5		0-0 F7		0-0 F9			4	0	1	0	0	0	3									
Gorman Thomas, R (1,10) OBP: 0.340, SLG: 0.477	0-3 K		4-0 1-2		0-0 1B		0-3 K			3	0	1	0	1	2	2									
Jim Prestley, R (1,5) OBP: 0.329, SLG: 0.500		0-0 G2	0-3 K		0-0 F3			0-0 5-3		4	0	0	0	0	1	4									
Dave Henderson, R (1,9) OBP: 0.318, SLG: 0.396		0-0 5-3		0-0 4-3		0-0 F4		0-3 K		4	0	0	0	0	1	0									
John Moses, S (1,8) OBP: 0.294, SLG: 0.273		4-0 BB	0-0 1-3		0-0 F8		0-0 B4-3			3	0	1	0	1	0	0									
Donnie Scott, S (1,2) OBP: 0.266, SLG: 0.346		0-0 F8		0-0 1-3		0-3 K		0-0 3-1		4	0	0	0	0	1	2									
Spike Owen, S (1,6) OBP: 0.320, SLG: 0.343			0-0 1-3		0-0 G3		0-3 K		0-0 1-3	2	0	0	0	0	0	1									
Al Chambers, L (7,PH)										1	0	0	0	0	1	0									
Domingo Ramos, R (7,6) OBP: 0.261, SLG: 0.247										1	0	0	0	0	0	0									
Inning Stats	R: 0 E: 0 K: 1 S: 6	H: 1 LOB: 1 BB: 0 P: 6	R: 0 E: 0 K: 0 S: 3	H: 0 LOB: 1 BB: 1 P: 7	R: 0 E: 2 K: 1 S: 7	H: 0 LOB: 3 BB: 1 P: 11	R: 0 E: 0 K: 0 S: 4	H: 1 LOB: 1 BB: 0 P: 4	R: 1 E: 1 K: 0 S: 5	H: 2 LOB: 1 BB: 0 P: 5	R: 0 E: 0 K: 1 S: 5	H: 0 LOB: 0 BB: 0 P: 5	R: 1 E: 0 K: 2 S: 9	H: 2 LOB: 1 BB: 0 P: 9	R: 0 E: 0 K: 1 S: 5	H: 0 LOB: 0 BB: 0 P: 5	R: 0 E: 0 K: 0 S: 3	H: 0 LOB: 0 BB: 0 P: 3	1B: 4 2B: 1 3B: 1 HR: 0	SF: 0 SAC: 0 DP: 0 HBP: 0	WP: 0 PB: 0 SB: 1 CS: 0	PA: 37			
PITCHER	IP	WLS	BF	H	R	ER	SO	BB	IBB	HBP	BLK	WP	HR	S	P	ERA	WHIP								
Jose Guzman, R (1,1) ERA: 4.5	6.0	W	26	4	1	0	3	2	0	0	0	0	0	30	38	0.00	1.000								
Greg Harris, R (7,1) ERA: 2.46	3.0	S	11	2	1	1	3	0	0	0	0	0	0	17	17	3.00	0.667								

Seattle Mariners @ Texas Rangers
Arlington Stadium, Arlington, TX
Sat Sep 21 1985, 8:05 PM EDT
Att: 9,122 - Unknown

AB 35
R 2
H 6
RBI 2
BB 2
SO 6
LOB 13



Batter	1	2	3	4	5	6	7	8	9	AB	R	H	RBI	BB	SO	LOB	BOTTOM								
Alan Bannister, R (1,7) OBP: 0.345, SLG: 0.364	0-0 G5-4-3		4-0 1B		0-3 K		0-3 K		0-0 SH	3	2	1	1	1	2	1									
Toby Harrah, R (1,4) OBP: 0.430, SLG: 0.382	4-0 G5-4-3		0-0 F5		0-0 F2		0-0 G3		0-0 G4-6-3	4	0	1	2	1	0	1									
Don Slaught, R (1,2) OBP: 0.331, SLG: 0.427	0-0 G5-4-3		0-0 1-3		0-0 BB		0-3 K		0-0 G4-6-3	5	0	2	0	0	1	4									
Larry Parrish, R (1,10) OBP: 0.317, SLG: 0.430	0-0 1B		0-0 6-3		4-0 BB		0-3 K			3	0	1	2	1	1	1									
Gary Ward, R (1,8) OBP: 0.325, SLG: 0.428	0-0 1B		0-0 F9		4-0 BB		0-0 1B			3	1	2	0	1	0	1									
Elvis Valentine, R (1,9) OBP: 0.250, SLG: 0.300	0-0 F6		0-0 5-3		0-0 3-1		0-0 1B		4-0 HBP	2	0	0	0	0	0	2									
Pete O'Brien, L (5,PH) OBP: 0.332, SLG: 0.436									1-2 2-3	1	1	0	0	1	0	3									
Bill Stein, R (1,3) OBP: 0.276, SLG: 0.351		0-0 G3		0-3 K		0-0 1B		0-0 F7		2	0	0	0	0	1	0									
Bob Jones, L (6,9) OBP: 0.288, SLG: 0.363										1	0	1	0	0	0	0									
Wayne Tolleson, S (8,PH) OBP: 0.363, SLG: 0.402										1	0	0	0	0	0	2									
Dwayne Walker, L (9,9) OBP: 0.266, SLG: 0.333										0	0	0	0	0	0	0									
Steve Buechele, R (1,5) OBP: 0.277, SLG: 0.348		0-0 L7		0-0 HR		0-0 G6-4-3		0-0 SH		4	2	2	2	0	0	1									
Curtis Wilkerson, S (1,6) OBP: 0.293, SLG: 0.308		0-0 6-3		0-0 L8		0-0 1B		1-0 SH		3	1	1	0	0	0	0									
Inning Stats	R: 1 E: 0 K: 0 S: 5	H: 3 LOB: 2 BB: 1 P: 9	R: 0 E: 0 K: 0 S: 3	H: 0 LOB: 0 BB: 0 P: 3	R: 1 E: 0 K: 0 S: 4	H: 1 LOB: 1 BB: 1 P: 8	R: 1 E: 0 K: 1 S: 6	H: 1 LOB: 0 BB: 0 P: 6	R: 0 E: 0 K: 1 S: 6	H: 1 LOB: 3 BB: 2 P: 14	R: 0 E: 0 K: 1 S: 6	H: 2 LOB: 1 BB: 0 P: 6	R: 0 E: 0 K: 2 S: 7	H: 0 LOB: 0 BB: 0 P: 7	R: 4 E: 0 K: 0 S: 6	H: 3 LOB: 1 BB: 1 P: 11	1B: 8 2B: 2 3B: 0 HR: 1	SF: 0 SAC: 1 DP: 3 HBP: 1	WP: 0 PB: 0 SB: 0 CS: 0	PA: 39					
PITCHER	IP	WLS	BF	H	R	ER	SO	BB	IBB	HBP	BLK	WP	HR	S	P	ERA	WHIP								
Matt Young, L (1,1) ERA: 4.6	4.2	L	23	6	3	3	2	4	0	0	0	0	0	23	39	5.79	2.143								
Roy Thomas, R (5,1) ERA: 3.33	2.1		9	3	1	1	3	0	0	0	0	0	0	15	15	3.86	1.286								
Ed Vande Berg, L (8,1) ERA: 3.88	0.1		2	0	0	0	0	1	0	0	0	0	0	1	5	0.00	3.000								
Jack Lazorko, R (8,1) ERA: 2.7	0.2		5	2	3	3	0	0	0	1	0	0	0	4	5	40.50	3.000								

Seattle Mariners @ Texas Rangers
Arlington Stadium, Arlington, TX
Sat Sep 21 1985, 8:05 PM EDT
Att: 9,122 - Unknown

AB 32
R 7
H 11
RBI 7
BB 5
SO 5
LOB 16



Batter	1	2	3	4	5	6	7	8	9	AB	R	H	RBI	BB	SO	LOB	TOP					
Jack Perconte, L (1.4) OBP: 0.339, SLG: 0.343	F9		K			G3				4	0	1	0	0	1	2						
Phil Bradley, R (1.7) OBP: 0.367, SLG: 0.486	G4-6-3 1B		K							4	0	2	0	0	2	4						
Alvin Davis, L (1.3) OBP: 0.391, SLG: 0.457	G4-6-3 1-2				G3					4	0	0	0	0	2	2						
Gorman Thomas, R (1.10) OBP: 0.340, SLG: 0.475					K			F3		4	0	1	0	0	2	0						
Jim Prestley, R (1.5) OBP: 0.326, SLG: 0.496		G4-3-6-3 1-2			1-3					4	0	0	0	0	1	1						
Dave Henderson, R (1.9) OBP: 0.316, SLG: 0.394		K2-3				G3				3	0	0	0	0	2	0						
John Moses, S (1.8) OBP: 0.270, SLG: 0.250			6-3			5-3				3	0	0	0	0	0	0						
Domingo Ramos, R (1.6) OBP: 0.267, SLG: 0.250						4-3				2	0	1	0	1	0	0						
Dave Valle, R (1.2) OBP: 0.204, SLG: 0.192							4-3			3	0	1	0	0	1	1						
Inning Stats	R: 0 E: 0 K: 0 S: 3	H: 1 LOB: 0 BB: 0 P: 3	R: 0 E: 0 K: 1 S: 5	H: 1 LOB: 0 BB: 0 P: 5	R: 0 E: 0 K: 2 S: 9	H: 2 LOB: 2 BB: 0 P: 9	R: 0 E: 0 K: 1 S: 5	H: 0 LOB: 0 BB: 0 P: 5	R: 0 E: 0 K: 0 S: 3	H: 0 LOB: 0 BB: 0 P: 3	R: 0 E: 0 K: 1 S: 6	H: 1 LOB: 1 BB: 0 P: 6	R: 0 E: 0 K: 2 S: 7	H: 0 LOB: 0 BB: 0 P: 7	R: 0 E: 0 K: 2 S: 8	H: 1 LOB: 2 BB: 1 P: 12	R: 0 E: 0 K: 2 S: 7	H: 0 LOB: 0 BB: 0 P: 7	1B: 6 2B: 0 3B: 0 HR: 0	SF: 0 SAC: 0 DP: 2 HBP: 0	WP: 0 PB: 0 SB: 0 CS: 0	PA: 32
PITCHER Mike Mason, L (1.1) ERA: 4.81	IP: 9.0 WLS: W BF: 32 H: 6 R: 0 ER: 0 SO: 11 BB: 1 IBB: 0 HBP: 0 BLK: 0 WP: 0 HR: 0 S: 53 P: 57 ERA: 0.00 WHIP: 0.778															PITCHER						

Seattle Mariners @ Texas Rangers
Arlington Stadium, Arlington, TX
Sun Sep 22 1985, 8:05 PM EDT
Att: 6,175 - Unknown

AB 31
R 0
H 6
RBI 0
BB 1
SO 11
LOB 10



Batter	1	2	3	4	5	6	7	8	9	AB	R	H	RBI	BB	SO	LOB	BOTTOM			
Curtis Wilkerson, S (1.6) OBP: 0.292, SLG: 0.307	6-3		SF7		F9					2	0	0	1	0	0	0				
Toby Harrah, R (1.4) OBP: 0.429, SLG: 0.383	F7		E		E3 1B					4	1	1	0	0	0	2				
Pete O'Brien, L (1.3) OBP: 0.334, SLG: 0.445	HR		E4							3	1	3	3	0	0	0				
Larry Parrish, R (1.10) OBP: 0.313, SLG: 0.424	F4		4-3		L5					4	0	0	0	0	0	4				
Gary Ward, R (1.8) OBP: 0.325, SLG: 0.426			K		G3					4	1	1	0	0	1	2				
Duane Walker, L (1.9) OBP: 0.266, SLG: 0.337			K							4	1	1	1	0	1	0				
Bob Jones, L (1.7) OBP: 0.278, SLG: 0.349			G3		4-3					4	0	0	0	0	1	1				
Geno Petralli, L (1.2) OBP: 0.314, SLG: 0.272					SF7					2	1	1	1	0	1	0				
Steve Buechele, R (1.5) OBP: 0.273, SLG: 0.342			1-3		5-3					3	1	0	0	0	0	1				
Inning Stats	R: 1 E: 0 K: 0 S: 4	H: 1 LOB: 0 BB: 0 P: 4	R: 0 E: 0 K: 2 S: 7	H: 0 LOB: 0 BB: 0 P: 7	R: 2 E: 1 K: 0 S: 6	H: 3 LOB: 1 BB: 0 P: 6	R: 2 E: 0 K: 0 S: 5	H: 2 LOB: 0 BB: 0 P: 5	R: 0 E: 0 K: 1 S: 5	H: 0 LOB: 0 BB: 0 P: 5	R: 1 E: 1 K: 0 S: 4	H: 0 LOB: 1 BB: 0 P: 5	R: 0 E: 0 K: 1 S: 5	H: 0 LOB: 0 BB: 0 P: 5	R: 0 E: 0 K: 1 S: 5	H: 0 LOB: 0 BB: 0 P: 5	1B: 4 2B: 2 3B: 0 HR: 1	SF: 3 SAC: 0 DP: 0 HBP: 1	WP: 1 PB: 0 SB: 0 CS: 0	PA: 34
PITCHER Frank Wills, R (1.1) ERA: 6.28 Paul Mirabella, L (5.1) ERA:	IP: 4.0 WLS: L BF: 16 H: 1 R: 1 ER: 0 SO: 2 BB: 0 IBB: 0 HBP: 1 BLK: 0 WP: 0 HR: 0 S: 19 P: 20 ERA: 0.00 WHIP: 0.250															PITCHER				

Seattle Mariners @ Texas Rangers
Arlington Stadium, Arlington, TX
Sun Sep 22 1985, 8:05 PM EDT
Att: 6,175 - Unknown

AB 30
R 6
H 7
RBI 6
BB 0
SO 4
LOB 10



Batter	1	2	3	4	5	6	7	8	9	AB	R	H	RBI	BB	SO	LOB	TOP					
Jack Perconte, L (1,4) Harold Reynolds, S (8,FR) OBP: 0.338, SLG: 0.345 OBP: 0.269, SLG: 0.196	6-3		4-3 2B		E6			E6 G5-4-3		4	0	1	1	0	0	0	Seattle Mariners @ Texas Rangers Arlington Stadium, Arlington, TX Mon Sep 23 1985, 8:05 PM EDT Att: 5,419 - Unknown					
Phil Bradley, R (1,7) OBP: 0.367, SLG: 0.483			5-3		L6			G5-4-3 1-2		3	0	0	0	1	0	3						
Alvin Davis, L (1,3) Domingo Ramos, R (8,3) OBP: 0.369, SLG: 0.453 OBP: 0.267, SLG: 0.250			4-3		K			K		4	0	0	0	0	3	4						
Gorman Thomas, R (1,10) OBP: 0.339, SLG: 0.480			F7		F7					4	1	1	1	0	0	2						
Jim Prestley, R (1,5) Ricky Nelson, L (9,PH) OBP: 0.325, SLG: 0.493		6-3			F4					3	0	0	0	0	0	0						
Dave Henderson, R (1,9) Al Chambers, L (9,PH) OBP: 0.314, SLG: 0.391					K					3	0	0	0	0	3	0						
John Moses, S (1,8) OBP: 0.244, SLG: 0.225					K					1	0	0	0	1	0	0						
Donnie Scott, S (1,2) OBP: 0.267, SLG: 0.352					K2-3					4	0	0	0	0	2	0						
Spike Owen, S (1,6) OBP: 0.323, SLG: 0.361										3	1	1	0	0	0	0						
										3	2	2	2	0	0	0						
Inning Stats	R: 0 E: 0 K: 1 S: 5	H: 0 LOB: 1 BB: 1 P: 9	R: 0 E: 0 K: 2 S: 7	H: 0 LOB: 0 BB: 0 P: 7	R: 2 E: 0 K: 0 S: 6	H: 3 LOB: 1 BB: 0 P: 6	R: 0 E: 0 K: 2 S: 7	H: 0 LOB: 0 BB: 0 P: 7	R: 1 E: 1 K: 1 S: 7	H: 1 LOB: 1 BB: 0 P: 7	R: 0 E: 0 K: 1 S: 5	H: 0 LOB: 0 BB: 0 P: 5	R: 0 E: 0 K: 3 S: 3	H: 0 LOB: 0 BB: 0 P: 3	R: 0 E: 1 K: 1 S: 5	H: 0 LOB: 1 BB: 0 P: 5	R: 1 E: 0 K: 2 S: 8	H: 1 LOB: 0 BB: 0 P: 8	1B: 0 2B: 2 3B: 1 HR: 2	SF: 0 SAC: 0 DP: 1 HBP: 0	WP: 0 PB: 0 SB: 2 CS: 0	PA: 34
PITCHER	IP WLS BF H R ER SO BB IBB HBP BLK WP HR S P ERA WHIP																					
Dave Schmidt, R (1,1) ERA: 3.39	5.0 W 21 4 3 3 6 1 0 0 0 0 1 32 36 5.40 1.000																					
Dave Rozema, R (6,1) ERA: 4.19	4.0 S 13 1 1 1 4 0 0 0 0 0 1 21 21 2.25 0.250																					

Batter	1	2	3	4	5	6	7	8	9	AB	R	H	RBI	BB	SO	LOB	BOTTOM			
Alan Bannister, R (1,7) Duane Walker, L (7,PH) OBP: 0.342, SLG: 0.359 OBP: 0.264, SLG: 0.335	K		E S 1B		F3			F6		4	0	1	0	0	1	2	Seattle Mariners @ Texas Rangers Arlington Stadium, Arlington, TX Mon Sep 23 1985, 8:05 PM EDT Att: 5,419 - Unknown			
Toby Harrah, R (1,4) Curtis Wilkerson, S (8,PH) OBP: 0.431, SLG: 0.388 OBP: 0.294, SLG: 0.312			5-3 1-3					1B 2B		3	3	2	0	1	0	1				
Pete O'Brien, L (1,3) OBP: 0.337, SLG: 0.447					F4			1B SF9		5	2	3	2	0	1	2				
Larry Parrish, R (1,10) Oddibe McDowell, L (6,PH) OBP: 0.316, SLG: 0.425 OBP: 0.314, SLG: 0.440					1-3			1B HR		2	2	1	0	1	0	1				
Gary Ward, R (1,8) Bob Jones, L (6,PH) OBP: 0.327, SLG: 0.434 OBP: 0.282, SLG: 0.352								1B HR		2	2	2	4	0	0	0				
Ellis Valentine, R (1,9) OBP: 0.270, SLG: 0.429								1B HR		2	0	1	1	0	1	1				
Don Slaught, R (1,2) Glenn Brummer, R (9,2) OBP: 0.327, SLG: 0.421 OBP: 0.350, SLG: 0.315								1B HR		5	1	2	2	0	1	3				
Steve Buechele, R (1,5) OBP: 0.272, SLG: 0.337										4	0	0	0	0	1	2				
Wayne Tolleson, S (1,6) OBP: 0.362, SLG: 0.401										0	0	0	0	0	0	0				
										3	0	1	1	0	0	0				
Inning Stats	R: 3 E: 0 K: 2 S: 8	H: 1 LOB: 0 BB: 2 P: 16	R: 0 E: 0 K: 1 S: 5	H: 0 LOB: 0 BB: 0 P: 5	R: 0 E: 0 K: 0 S: 4	H: 1 LOB: 1 BB: 0 P: 4	R: 1 E: 0 K: 1 S: 7	H: 2 LOB: 2 BB: 1 P: 11	R: 4 E: 0 K: 1 S: 9	H: 4 LOB: 0 BB: 0 P: 9	R: 2 E: 0 K: 1 S: 9	H: 4 LOB: 2 BB: 0 P: 9	R: 0 E: 0 K: 0 S: 4	H: 1 LOB: 1 BB: 0 P: 4	R: 1 E: 0 K: 1 S: 7	H: 2 LOB: 1 BB: 0 P: 7	1B: 10 2B: 3 3B: 0 HR: 2	SF: 2 SAC: 0 DP: 0 HBP: 0	WP: 0 PB: 0 SB: 1 CS: 0	PA: 42
PITCHER	IP WLS BF H R ER SO BB IBB HBP BLK WP HR S P ERA WHIP																			
Mark Langston, L (1,1) ERA: 5.47	4.0 L 22 5 3 3 1 0 0 0 0 0 0 1 12 12 15.75 2.250																			
Dave Tobik, R (5,1) ERA: 5.63	1.2 10 5 3 3 1 0 0 0 0 0 0 1 12 12 16.20 3.000																			
Bob Long, R (6,1) ERA: 3.68	1.1 5 1 0 0 1 0 0 0 0 0 0 0 7 7 0.00 0.750																			
Ed Vande Berg, L (8,1) ERA: 3.97	1.0 5 2 1 1 1 0 0 0 0 0 0 0 7 7 9.00 2.000																			

AB	33
R	4
H	5
RBI	4
BB	1
SO	10
LOB	9



AB	37
R	11
H	15
RBI	11
BB	3
SO	7
LOB	14



Batter	1	2	3	4	5	6	7	8	9	AB	R	H	RBI	BB	SO	LOB	TOP					
Kirby Puckett, R OBP: 0.323, SLG: 0.372 (1, 8)										3	0	0	0	1	2	0	Minnesota Twins @ Texas Rangers Arlington Stadium, Arlington, TX Tue Sep 24 1985, 8:05 PM EDT Att: 5,721 - Unknown					
Roy Smalley, S OBP: 0.364, SLG: 0.411 (1, 10)										3	0	0	0	1	1	2						
Kent Hrbek, L OBP: 0.350, SLG: 0.442 (1, 3)										4	0	1	0	0	0	3						
Tom Brunansky, R OBP: 0.326, SLG: 0.459 (1, 9)										2	0	0	0	1	0	1						
Mark Salas, L OBP: 0.334, SLG: 0.450 (1, 2)										3	0	1	0	0	0	1						
Mark Funderburk, R OBP: 0.404, SLG: 0.647 (1, 7)										3	0	0	0	0	0	2						
Gary Gaetti, R OBP: 0.303, SLG: 0.403 (1, 5)										3	0	1	0	0	1	0						
Steve Lombardozi, R OBP: 0.367, SLG: 0.407 (6, PH)										1	0	0	0	0	0	0						
Tim Teufel, R OBP: 0.335, SLG: 0.390 (6, 4)										1	0	0	0	1	0	1						
Greg Gagne, R OBP: 0.281, SLG: 0.325 (6, PH)										1	0	0	0	0	0	0						
Mike Stenhouse, L OBP: 0.329, SLG: 0.337 (6, PH)										1	0	0	0	0	1	1						
Alvaro Espinoza, R OBP: 0.288, SLG: 0.298 (6, 6)										0	0	0	0	0	0	0						
Mickey Hatcher, R OBP: 0.308, SLG: 0.366 (8, PH)										1	0	0	0	0	0	0						
Ron Washington, R OBP: 0.308, SLG: 0.394 (8, 6)										0	0	0	0	0	0	0						
Inning Stats	R: 0 E: 0 K: 0 S: 2	H: 0 LOB: 0 BB: 1 P: 6	R: 0 E: 0 K: 0 S: 3	H: 0 LOB: 0 BB: 0 P: 3	R: 0 E: 0 K: 1 S: 5	H: 0 LOB: 0 BB: 0 P: 5	R: 0 E: 0 K: 1 S: 6	H: 1 LOB: 1 BB: 0 P: 6	R: 0 E: 0 K: 0 S: 3	H: 1 LOB: 0 BB: 0 P: 3	R: 0 E: 0 K: 2 S: 7	H: 0 LOB: 2 BB: 2 P: 15	R: 0 E: 0 K: 0 S: 2	H: 0 LOB: 0 BB: 1 P: 6	R: 0 E: 0 K: 0 S: 3	H: 1 LOB: 0 BB: 0 P: 3	R: 0 E: 0 K: 1 S: 5	H: 0 LOB: 0 BB: 0 P: 5	1B: 2 2B: 1 3B: 0 HR: 0	SF: 0 SAC: 0 DP: 4 HBP: 0	WP: 1 PB: 0 CS: 0	PA: 30
PITCHER	IP	WLS	BF	H	R	ER	SO	BB	IBB	HBP	BLK	WP	HR	S	P	ERA	WHIP					
Matt Williams, R ERA: 2.08 (1, 1)	7.0	W	24	2	0	0	4	4	0	0	0	1	0	28	44	0.00	0.857					
Rick Sutthoff, R ERA: 2.57 (8, 1)	2.0		6	1	0	0	1	0	0	0	0	0	0	8	8	0.00	0.500					

Batter	1	2	3	4	5	6	7	8	9	AB	R	H	RBI	BB	SO	LOB	BOTTOM				
Wayne Tolleson, S OBP: 0.364, SLG: 0.403 (1, 6)										4	2	2	0	0	0	1	Minnesota Twins @ Texas Rangers Arlington Stadium, Arlington, TX Tue Sep 24 1985, 8:05 PM EDT Att: 5,721 - Unknown				
Curtis Wilkerson, S OBP: 0.296, SLG: 0.313 (1, 4)										2	1	1	0	0	1	0					
Pete O'Brien, L OBP: 0.336, SLG: 0.452 (1, 3)										3	1	1	3	0	0	1					
Bob Jones, L OBP: 0.273, SLG: 0.342 (1, 9)										3	0	0	1	0	0	0					
Gary Ward, R OBP: 0.327, SLG: 0.433 (1, 8)										3	0	1	0	0	0	0					
Duane Walker, L OBP: 0.260, SLG: 0.330 (1, 7)										3	1	0	0	0	0	1					
Don Slaught, R OBP: 0.327, SLG: 0.419 (1, 2)										2	0	0	0	0	0	0					
Alan Bannister, R OBP: 0.342, SLG: 0.358 (1, 10)										3	0	1	0	0	0	0					
Steve Buechele, R OBP: 0.268, SLG: 0.333 (1, 5)										2	0	0	1	0	0	0					
Inning Stats	R: 2 E: 0 K: 0 S: 5	H: 2 LOB: 0 BB: 0 P: 5	R: 1 E: 1 K: 0 S: 4	H: 1 LOB: 1 BB: 0 P: 5	R: 1 E: 0 K: 0 S: 5	H: 2 LOB: 1 BB: 0 P: 5	R: 0 E: 0 K: 0 S: 3	H: 0 LOB: 0 BB: 0 P: 3	R: 0 E: 0 K: 0 S: 3	H: 0 LOB: 0 BB: 0 P: 3	R: 0 E: 0 K: 0 S: 3	H: 0 LOB: 0 BB: 0 P: 3	R: 1 E: 1 K: 0 S: 4	H: 1 LOB: 0 BB: 0 P: 4	1B: 5 2B: 0 3B: 0 HR: 1	SF: 3 SAC: 2 DP: 0 HBP: 1		WP: 0 PB: 0 CS: 0	PA: 31		
PITCHER	IP	WLS	BF	H	R	ER	SO	BB	IBB	HBP	BLK	WP	HR	S	P	ERA	WHIP				
John Butcher, R ERA: 4.84 (1, 1)	2.2	L	14	5	4	3	0	0	0	1	0	0	0	13	14	10.12	1.875				
Dennis Burtl, R ERA: 3.77 (3, 1)	5.1		17	1	1	0	1	0	0	0	0	0	0	19	19	0.00	0.188				

Batter	1	2	3	4	5	6	7	8	9	AB	R	H	RBI	BB	SO	LOB	TOP										
Kirby Puckett, R OBP: 0.322, SLG: 0.369 (1, 8)	0-3 K		0-0 1-3		4-0 1-2 S 1B BB		0-0 5-3		0-0 6-3	4	1	0	1	1	1	0	Minnesota Twins @ Texas Rangers Arlington Stadium, Arlington, TX Wed Sep 25 1985, 8:05 PM EDT Att: 5,932 - Unknown										
Roy Smalley, S OBP: 0.365, SLG: 0.411 (1, 6)	0-3 K		0-3 K		0-0 1-2 1-H 2-H 1B		4-0 BB		0-3 K	3	0	1	2	1	2	0											
Greg Gagne, R OBP: 0.280, SLG: 0.323 (7, FR) (7, 6)	0-3 K		0-0 4-3		0-3 K		0-3 BB		0-3 K	1	0	0	0	0	1	0											
Kent Hrbek, L OBP: 0.348, SLG: 0.439 (1, 3)	0-3 K		0-0 4-3		0-3 K		0-3 K			4	0	0	0	0	3	2											
Tom Brunansky, R OBP: 0.323, SLG: 0.456 (1, 9)		0-0 F8		0-0 F3	0-0 F7			0-3 K		4	0	0	0	0	1	1											
Mickey Hatcher, R OBP: 0.306, SLG: 0.362 (1, 7)		0-0 F7		0-3 K		0-0 F8		0-0 6-3		4	0	0	0	0	1	0											
Randy Bush, L OBP: 0.323, SLG: 0.456 (1, 10)		0-0 1B 1B		4-0 FC5-4 BB		0-3 K		0-0 F7		3	1	1	0	1	1	0											
Gary Gaetti, R OBP: 0.304, SLG: 0.404 (1, 5)		0-0 1B 1-2 1B		0-0 FC5-4 1-2		0-0 1B			0-0 1-3	4	0	2	0	0	0	1											
Mark Salas, L OBP: 0.336, SLG: 0.453 (1, 2)		0-0 FC6-4 1-3 2-H 1B		0-0 F6	0-0 F4			0-0 1B 2B		4	1	2	1	0	0	1											
Steve Lombardozzi, R OBP: 0.382, SLG: 0.419 (1, 4)		0-0 FC6-4 1-2		0-0 S S 1B 1B		0-0 F9		0-0 E 6-3 1B		4	2	2	1	0	0	2											
Inning Stats	R: 0 E: 0 K: 3 S: 9	H: 0 LOB: 0 BB: 0 P: 9	R: 1 E: 0 K: 0 S: 6	H: 3 LOB: 2 BB: 0 P: 6	R: 0 E: 0 K: 1 S: 5	H: 0 LOB: 0 BB: 0 P: 5	R: 0 E: 0 K: 1 S: 5	H: 0 LOB: 1 BB: 1 P: 9	R: 2 E: 0 K: 1 S: 7	H: 2 LOB: 1 BB: 1 P: 11	R: 0 E: 0 K: 1 S: 6	H: 1 LOB: 1 BB: 0 P: 6	R: 0 E: 0 K: 1 S: 5	H: 0 LOB: 1 BB: 1 P: 9	R: 0 E: 0 K: 1 S: 5	H: 0 LOB: 0 BB: 0 P: 5	R: 2 E: 1 K: 1 S: 7	H: 2 LOB: 0 BB: 0 P: 7	1B: 7 2B: 1 3B: 0 HR: 0	SF: 0 SAC: 0 DP: 0 HBP: 0	WP: 0 PB: 0 SB: 3 CS: 0	PA: 38					
PITCHER	IP	WLS	BF	H	R	ER	SO	BB	IBB	HBP	BLK	WP	HR	S	P	ERA	WHIP										
Jeff Russell, R ERA: 8.81 (1, 1)	5.0	L	22	5	3	3	6	2	0	0	0	0	0	32	40	5.40	1.400										
Bob Sebra, R ERA: 7.52 (6, 1)	3.0		11	1	0	0	3	1	0	0	0	0	0	16	20	0.00	0.667										
Dwayne Henry, R ERA: 2.95 (9, 1)	1.0		5	2	2	1	1	0	0	0	0	0	0	7	7	9.00	2.000										
Batter	1	2	3	4	5	6	7	8	9	AB	R	H	RBI	BB	SO	LOB	BOTTOM										
Wayne Tolleson, S OBP: 0.365, SLG: 0.402 (1, 6)	4-0 CS BB			0-0 G4-6-3 1B		0-3 K		0-0 L6		3	0	1	0	1	1	2	Minnesota Twins @ Texas Rangers Arlington Stadium, Arlington, TX Wed Sep 25 1985, 8:05 PM EDT Att: 5,932 - Unknown										
Don Slaught, R OBP: 0.324, SLG: 0.413 (1, 2)	0-0 F9			0-0 F4		0-0 F9		0-0 5-3		4	0	0	0	0	0	3											
Pete O'Brien, L OBP: 0.334, SLG: 0.448 (1, 3)	0-0 5-3 1-2			0-0 G4-6-3 1-2		0-0 F3		0-0 F8		4	0	0	0	0	0	3											
Oddibe McDowell, L OBP: 0.313, SLG: 0.445 (1, 10)		0-3 K		0-0 HR		0-0 1-3		0-0 F8		4	1	1	1	0	1	0											
Gary Ward, R OBP: 0.325, SLG: 0.431 (1, 8)		0-0 F9		0-0 F7		0-0 F7		0-0 F7		3	0	0	0	0	0	0											
Bob Jones, L OBP: 0.274, SLG: 0.342 (1, 9)		0-3 K		0-0 1B		0-0 4-3				3	0	1	0	0	1	0											
Duane Walker, L OBP: 0.256, SLG: 0.324 (1, 7)			0-0 4-3		0-0 F9		0-0 F8			3	0	0	0	0	0	1											
Steve Buechele, R OBP: 0.266, SLG: 0.330 (1, 5)			0-0 1-3		0-0 F2		0-3 K			2	0	0	0	0	0	1											
Geno Petralli, L OBP: 0.311, SLG: 0.269 (8, PH)										1	0	0	0	0	1	0											
Alan Bannister, R OBP: 0.342, SLG: 0.358 (9, 5)										0	0	0	0	0	0	0											
Curtis Wilkerson, S OBP: 0.289, SLG: 0.316 (1, 4)			0-0 5-3		0-0 S 1B		0-0 1B			3	0	2	0	0	0	0											
Inning Stats	R: 0 E: 0 K: 0 S: 2	H: 0 LOB: 1 BB: 1 P: 6	R: 0 E: 0 K: 2 S: 7	H: 0 LOB: 0 BB: 0 P: 7	R: 0 E: 0 K: 0 S: 3	H: 1 LOB: 0 BB: 0 P: 3	R: 1 E: 0 K: 0 S: 5	H: 2 LOB: 1 BB: 0 P: 5	R: 0 E: 0 K: 1 S: 6	H: 1 LOB: 1 BB: 0 P: 6	R: 0 E: 0 K: 1 S: 3	H: 0 LOB: 0 BB: 0 P: 3	R: 0 E: 0 K: 1 S: 6	H: 1 LOB: 1 BB: 0 P: 6	R: 0 E: 0 K: 1 S: 3	H: 0 LOB: 0 BB: 0 P: 3	1B: 4 2B: 0 3B: 0 HR: 1	SF: 0 SAC: 0 DP: 1 HBP: 0	WP: 0 PB: 0 SB: 1 CS: 1	PA: 31							
PITCHER	IP	WLS	BF	H	R	ER	SO	BB	IBB	HBP	BLK	WP	HR	S	P	ERA	WHIP										
Bert Blyleven, R ERA: 3.26 (1, 1)	9.0	W	31	5	1	1	4	1	0	0	0	0	1	38	42	1.00	0.667										

Batter	1	2	3	4	5	6	7	8	9	AB	R	H	RBI	BB	SO	LOB	TOP			
Kirby Puckett, R OBP: 0.322, SLG: 0.369 (1, 8)	0-0 4-3		0-0 1-3			0-0 4-3 1B		0-0 4-3	0-0 4-3	4	0	1	0	0	0	0	Minnesota Twins @ Texas Rangers Arlington Stadium, Arlington, TX Thu Sep 26 1985, 8:05 PM EDT Att: 6,082 - Unknown livebaseballscorecards.com			
Mickey Hatcher, R OBP: 0.305, SLG: 0.361 (1, 7)	0-0 WP 1B		0-3 K			0-0 4-3 1-2		0-0 5-3	0-0 5-3	4	0	1	0	0	1	1				
Kent Hrbek, L OBP: 0.350, SLG: 0.441 (1, 3)	0-0 WP 1B			0-0 G5-4-3 1B		0-0 F7		0-0 1B	0-0 1B	4	0	3	0	0	0	1				
Tom Brunansky, R OBP: 0.323, SLG: 0.454 (1, 9)	0-0 F4			0-0 G5-4-3 1-2		0-0 F6		0-0 1B	0-0 1B	4	0	1	0	0	0	3				
Mark Salas, L OBP: 0.335, SLG: 0.449 (1, 10)	0-0 F6 1-2 2-3			0-0 F8		4-0 G3-6-3 BB		0-3 K	0-3 K	3	0	0	0	1	1	4				
Roy Smalley, S OBP: 0.283, SLG: 0.407 Greg Gagne, R OBP: 0.280, SLG: 0.323 (8, 6)		0-3 K		0-0 F4		0-0 G3-6-3 1-2				3	0	0	0	0	1	1				
Gary Gaetti, R OBP: 0.303, SLG: 0.402 (1, 5)		0-3 K		0-0 6-3				0-0 6-3		3	0	0	0	0	1	0				
Tim Teufel, R OBP: 0.333, SLG: 0.387 (1, 4)		0-0 F6		0-0 5-3				0-3 K		3	0	0	0	0	1	0				
Jeff Reed, L OBP: 0.250, SLG: 0.250 Dave Engle, R OBP: 0.333, SLG: 0.428 (8, PH) (8, 2)			0-3 K		0-0 4-3			0-0 F8		2	0	0	0	0	1	0				
Inning Stats	R: 0 E: 0 K: 0 S: 5	H: 2 LOB: 2 BB: 0 P: 5	R: 0 E: 0 K: 2 S: 7	H: 0 LOB: 0 BB: 0 P: 7	R: 0 E: 0 K: 2 S: 7	H: 0 LOB: 0 BB: 0 P: 7	R: 0 E: 0 K: 0 S: 3	H: 1 LOB: 0 BB: 0 P: 3	R: 0 E: 0 K: 0 S: 4	H: 0 LOB: 0 BB: 0 P: 4	R: 0 E: 0 K: 0 S: 2	H: 0 LOB: 0 BB: 1 P: 6	R: 0 E: 0 K: 1 S: 5	H: 0 LOB: 2 BB: 0 P: 5	R: 0 E: 0 K: 1 S: 7	H: 2 LOB: 2 BB: 0 P: 7		1B: 6 2B: 0 3B: 0 HR: 0	SF: 0 SAC: 0 DP: 2 HBP: 0	WP: 1 PB: 0 SB: 0 CS: 0
PITCHER	IP WLS BF H R ER SO BB IBB HBP BLK WP HR S P ERA WHIP	8.2 W 31 6 0 0 5 1 0 0 0 1 0 0 40 44 0.00 0.808	0.1 S 1 0 0 0 1 0 0 0 0 0 0 3 3 0.00 0.000	PITCHER																

Batter	1	2	3	4	5	6	7	8	9	AB	R	H	RBI	BB	SO	LOB	BOTTOM			
Wayne Tolleson, S OBP: 0.361, SLG: 0.397 (1, 6)	0-0 3-1		0-0 G6-3 1-2		0-0 4-3		0-0 3 1-2	0-3 K		4	0	0	0	0	1	2	Minnesota Twins @ Texas Rangers Arlington Stadium, Arlington, TX Thu Sep 26 1985, 8:05 PM EDT Att: 6,082 - Unknown livebaseballscorecards.com			
Curtis Wilkerson, S OBP: 0.296, SLG: 0.312 (1, 4)	0-0 B3			0-0 B3		0-0 4-3		0-0 6-3		4	0	0	0	0	0	0				
Pete O'Brien, L OBP: 0.338, SLG: 0.455 (1, 3)	4-0 BB			0-0 HR		4-0 G3-6-3 BB		4-0 BB		1	1	1	1	3	0	0				
Oddibe McDowell, L OBP: 0.311, SLG: 0.441 (1, 10)	0-3 K			0-0 1-3		0-0 G3-6-3 1-2		0-0 4-3		4	0	0	0	0	1	3				
Gary Ward, R OBP: 0.328, SLG: 0.434 (8, 7)		0-0 1B		0-0 S 1B		0-0 1B FC5				3	1	3	0	0	0	0				
Bob Jones, L OBP: 0.276, SLG: 0.342 (1, 9)		0-0 F7		0-3 K 1-2		0-0 FC5 BB 1B				3	0	1	0	0	1	1				
Don Slaught, R OBP: 0.321, SLG: 0.409 (1, 2)		0-0 B2			0-3 K2-3		0-0 F6			3	0	0	0	0	1	2				
Duane Walker, L OBP: 0.262, SLG: 0.322 George Wright, S OBP: 0.245, SLG: 0.249 (8, 8)			0-0 L9		1-0 5-3 HBP		4-0 FC5 BB			1	0	0	0	1	0	0				
Steve Buechele, R OBP: 0.268, SLG: 0.332 Bill Stein, R OBP: 0.273, SLG: 0.347 (8, 5)			0-0 G6-3 1B		0-0 5-3		0-0 FC5 1-2 2-3 3H			2	0	1	0	0	0	1				
Inning Stats	R: 0 E: 0 K: 1 S: 5	H: 0 LOB: 1 BB: 1 P: 9	R: 0 E: 0 K: 0 S: 3	H: 1 LOB: 0 BB: 0 P: 3	R: 0 E: 0 K: 0 S: 3	H: 1 LOB: 0 BB: 0 P: 3	R: 1 E: 0 K: 1 S: 7	H: 2 LOB: 1 BB: 0 P: 7	R: 0 E: 0 K: 1 S: 5	H: 0 LOB: 1 BB: 0 P: 6	R: 0 E: 0 K: 0 S: 2	H: 0 LOB: 0 BB: 1 P: 6	R: 1 E: 0 K: 0 S: 4	H: 2 LOB: 2 BB: 1 P: 8	R: 0 E: 0 K: 1 S: 5	H: 0 LOB: 1 BB: 1 P: 9		1B: 5 2B: 0 3B: 0 HR: 1	SF: 0 SAC: 0 DP: 2 HBP: 1	WP: 0 PB: 0 SB: 1 CS: 0
PITCHER	IP WLS BF H R ER SO BB IBB HBP BLK WP HR S P ERA WHIP	8.0 L 32 6 2 2 4 4 0 1 0 0 1 34 51 2.25 1.250	PITCHER																	

Batter	1	2	3	4	5	6	7	8	9	AB	R	H	RBI	BB	SO	LOB	TOP								
Wayne Tolleson, S OBP: 0.356, SLG: 0.391	L7		1-3		G3			F7		4	0	0	0	0	0	2	Texas Rangers @ Seattle Mariners The Kingdome, Seattle, WA Fri Sep 27 1985, 10:05 PM EDT Att: 11,421 - Unknown								
Curtis Wilkerson, S OBP: 0.266, SLG: 0.310	4-3 BB		F8				F7	6-3		3	0	0	0	1	0										
Pete O'Brien, L OBP: 0.339, SLG: 0.453	4-3			1-3 BB					K	2	0	0	0	2	1										
Oddibe McDowell, L OBP: 0.308, SLG: 0.436	3-1			1-3 BB					4-3	4	0	0	0	0	1	3									
Gary Ward, R OBP: 0.328, SLG: 0.433				K					CS	4	0	1	0	0	1	1									
Bob Jones, L OBP: 0.277, SLG: 0.336	4-3			F7					FC6-4 1B	2	0	0	0	1	0	1									
Bill Stein, R OBP: 0.269, SLG: 0.342				2-3					FC6-4	1	0	0	0	0	0	1									
Don Slaughter, R OBP: 0.324, SLG: 0.413				F8 HBP					K	2	0	1	0	0	1	1									
George Wright, S OBP: 0.243, SLG: 0.247	L4								F9	3	0	0	0	0	1	3									
Steve Buechele, R OBP: 0.269, SLG: 0.328									F8	2	0	0	0	1	0	1									
Inning Stats	R: 0 E: 0 K: 0 S: 3	H: 0 LOB: 1 BB: 1 P: 7	R: 0 E: 0 K: 0 S: 3	H: 0 LOB: 1 BB: 0 P: 4	R: 0 E: 0 K: 0 S: 2	H: 0 LOB: 0 BB: 1 P: 6	R: 0 E: 0 K: 1 S: 5	H: 0 LOB: 1 BB: 1 P: 9	R: 0 E: 0 K: 1 S: 6	H: 1 LOB: 0 BB: 0 P: 6	R: 0 E: 0 K: 1 S: 4	H: 0 LOB: 0 BB: 1 P: 8	R: 0 E: 0 K: 1 S: 5	H: 0 LOB: 1 BB: 1 P: 9	R: 0 E: 0 K: 0 S: 3	H: 0 LOB: 0 BB: 0 P: 3	R: 0 E: 0 K: 1 S: 6	H: 1 LOB: 1 BB: 0 P: 6	1B: 1 2B: 1 3B: 0 HR: 0	SF: 0 SAC: 0 DP: 0 HBP: 1	WP: 1 PB: 0 SB: 2 CS: 2	PA: 34			
PITCHER	IP	WLS	BF	H	R	ER	SO	BB	IBB	HBP	BLK	WP	HR	S	P	ERA	WHIP								
Frank Wills, R ERA: 5.84	(1, 1)	8.0	W	29	1	0	0	4	5	0	1	0	0	31	52	0.00	0.750								
Ed Vande Berg, L ERA: 3.73	(9, 1)	1.0		4	1	0	0	1	0	0	0	0	0	6	6	0.00	1.000								

AB 27
R 0
H 2
RBI 0
BB 5
SO 5
LOB 14



Batter	1	2	3	4	5	6	7	8	9	AB	R	H	RBI	BB	SO	LOB	BOTTOM								
Jack Perconte, L OBP: 0.335, SLG: 0.338	F9		4-3							3	1	1	1	1	0	1	Texas Rangers @ Seattle Mariners The Kingdome, Seattle, WA Fri Sep 27 1985, 10:05 PM EDT Att: 11,421 - Unknown								
Harold Reynolds, S OBP: 0.269, SLG: 0.196			2-3 3-H		1B			E 2B BB		0	0	0	0	0	0	0									
Phil Bradley, R OBP: 0.365, SLG: 0.491	K		6-3		F6			6-3		4	0	0	0	0	1	4									
Alvin Davis, L OBP: 0.367, SLG: 0.452	F7				F4					4	0	2	1	0	0	2									
Domingo Ramos, R OBP: 0.267, SLG: 0.250				2B				1B 2B		0	1	0	0	0	0	0									
Gorman Thomas, R OBP: 0.336, SLG: 0.469				5-3				3-H 4-0 1B HR IBB		3	1	0	0	1	1	1									
Jim Presteley, R OBP: 0.327, SLG: 0.491	F3							1-2 2-H HR 1B		3	1	1	1	1	0	0									
Dave Henderson, R OBP: 0.313, SLG: 0.398	F4			BB				1-H 2-H HR		4	1	1	3	0	2	2									
Danny Tartabull, R OBP: 0.324, SLG: 0.549			SH5-3 1B 4-3 BB		F3			FC1-6 BB		2	1	0	0	2	1	3									
Spike Owen, S OBP: 0.326, SLG: 0.368								K		0	0	0	0	0	0	0									
John Moses, S OBP: 0.212, SLG: 0.196			4-3 SH5-3 1B		1-3			FC1-6 CS		4	0	1	0	0	0	2									
Donnie Scott, S OBP: 0.268, SLG: 0.345			SH5-3					F8		2	0	1	0	0	0	1									
Inning Stats	R: 0 E: 0 K: 1 S: 5	H: 0 LOB: 0 BB: 0 P: 5	R: 0 E: 0 K: 1 S: 5	H: 0 LOB: 0 BB: 0 P: 5	R: 1 E: 0 K: 0 S: 4	H: 1 LOB: 1 BB: 1 P: 8	R: 0 E: 0 K: 1 S: 6	H: 1 LOB: 2 BB: 1 P: 10	R: 0 E: 0 K: 0 S: 5	H: 2 LOB: 2 BB: 0 P: 5	R: 0 E: 0 K: 1 S: 5	H: 0 LOB: 0 BB: 0 P: 5	R: 0 E: 0 K: 0 S: 2	H: 0 LOB: 0 BB: 1 P: 6	R: 5 E: 0 K: 1 S: 8	H: 3 LOB: 1 BB: 2 P: 16	1B: 4 2B: 2 3B: 0 HR: 1	SF: 0 SAC: 1 DP: 0 HBP: 0	WP: 0 PB: 0 SB: 0 CS: 1	PA: 35					
PITCHER	IP	WLS	BF	H	R	ER	SO	BB	IBB	HBP	BLK	WP	HR	S	P	ERA	WHIP								
Mike Mason, L ERA: 4.82	(1, 1)	7.1	L	31	5	4	4	4	4	1	0	0	0	34	54	4.91	1.227								
Rick Sutthoff, R ERA: 4.7	(8, 1)	0.2		4	2	2	2	1	0	0	0	0	1	6	6	27.00	3.000								

AB 29
R 6
H 7
RBI 6
BB 5
SO 5
LOB 16



Batter	1	2	3	4	5	6	7	8	9	AB	R	H	RBI	BB	SO	LOB	TOP
Wayne Tolleson, S (1, 6) OBP: 0.352, SLG: 0.386	0-3 K		0-3 K		0-0 F8			0-0 6-3		4	0	0	0	0	2	2	
Geno Petralli, L (1, 2) OBP: 0.309, SLG: 0.268	0-3 K		0-0 1B		0-0 F7			0-3 K		4	0	1	0	0	2	1	
Pete O'Brien, L (1, 3) OBP: 0.339, SLG: 0.451	4-0 FC6-4 BB		0-0 G3		0-0 F6			0-0 F8		3	0	0	0	1	0	1	
Larry Parrish, R (1, 10) Glenn Brummer, R (9, PR) OBP: 0.321, SLG: 0.442 OBP: 0.350, SLG: 0.315	0-0 FC6-4 1-2		0-0 4-3 2B		0-0 HR			0-0 G4-6-3 1B		4	2	3	1	0	0	1	
Gary Ward, R (1, 8) OBP: 0.326, SLG: 0.430		0-0 5-3		0-0 4-3		0-0 F9		0-0 G4-6-3 1B		4	0	0	0	0	0	2	
Bob Jones, L (1, 9) OBP: 0.269, SLG: 0.325		0-0 L6		0-0 4-3		0-0 4-3		0-0 G3		4	0	0	1	0	0	1	
Alan Bannister, R (1, 7) OBP: 0.350, SLG: 0.361		0-0 1B		0-0 G4-1		4-0 G6-4-3 BB				2	0	1	0	1	0	0	
Steve Buechele, R (1, 5) OBP: 0.270, SLG: 0.328		0-0 4-3			0-0 1B	0-0 G6-4-3		0-0 1B		3	0	1	0	0	0	2	
Curtis Wilkerson, S (1, 4) OBP: 0.295, SLG: 0.310			0-0 1B		0-0 F7	0-0 F8		0-0 F8		3	0	1	0	0	0	1	
Inning Stats	R: 0 E: 0 K: 2 S: 7	H: 0 LOB: 1 BB: 1 P: 11	R: 0 E: 0 K: 0 S: 4	H: 1 LOB: 1 BB: 0 P: 4	R: 0 E: 0 K: 1 S: 6	H: 2 LOB: 1 BB: 0 P: 6	R: 1 E: 0 K: 0 S: 4	H: 1 LOB: 1 BB: 0 P: 4	R: 0 E: 0 K: 0 S: 2	H: 0 LOB: 0 BB: 1 P: 6	R: 0 E: 0 K: 1 S: 5	H: 0 LOB: 0 BB: 0 P: 5	R: 0 E: 0 K: 0 S: 3	H: 1 LOB: 1 BB: 0 P: 3	1B: 5 2B: 1 3B: 0 HR: 1	SF: 0 SAC: 0 DP: 2 HBP: 0	WP: 0 PA: 33 PB: 0 SB: 0 CS: 0
PITCHER Mike Moore, R (1, 1) ERA: 3.29	IP: 9.0 WLS: W BF: 33 H: 7 R: 2 ER: 2 SO: 4 BB: 2 IBB: 0 HBP: 0 BLK: 0 WP: 0 HR: 1 S: 39 P: 47 ERA: 2.00 WHIP: 1.000																

Texas Rangers @ Seattle Mariners
The Kingdome, Seattle, WA
Sat Sep 28 1985, 10:05 PM EDT
Att: 16,528 - Unknown


AB 31
R 2
H 7
RBI 2
BB 2
SO 4
LOB 11



Batter	1	2	3	4	5	6	7	8	9	AB	R	H	RBI	BB	SO	LOB	BOTTOM		
Jack Perconte, L (1, 4) OBP: 0.333, SLG: 0.335	0-3 K		0-0 3-1		0-3 K			0-0 G3		4	0	0	0	0	2	1			
Al Cowens, R (8, PH) Ken Phelps, L (8, PH) Harold Reynolds, S (9, 4) OBP: 0.308, SLG: 0.448 OBP: 0.338, SLG: 0.466 OBP: 0.269, SLG: 0.196						1-3				0	0	0	0	0	0	0			
Phil Bradley, R (1, 7) OBP: 0.305, SLG: 0.495	0-0 5-3		0-0 HR		4-0 1-2 BB		0-0 6-3			3	1	1	1	1	0	0			
Alvin Davis, L (1, 3) OBP: 0.387, SLG: 0.457	0-0 HR		4-0 FC3-6 1B BB		0-0 L6		0-3 K			3	2	1	1	1	1	2			
Gorman Thomas, R (1, 10) OBP: 0.338, SLG: 0.467	4-0 BB		4-0 FC3-6 BB		0-3 K		0-0 5-3			2	0	0	0	2	1	0			
Jim Prestley, R (1, 5) OBP: 0.326, SLG: 0.488	0-0 F8		0-0 FC3-6 1B		0-0 L8		4-0 BB			3	0	0	0	1	0	3			
Dave Henderson, R (1, 9) OBP: 0.314, SLG: 0.397		0-0 F7		0-0 1B		4-0 1B BB		0-0 F9		3	0	1	1	1	0	1			
John Moses, S (1, 8) OBP: 0.232, SLG: 0.204		0-0 4-3		0-0 G3		0-0 1B		4-0 S BB		3	0	1	0	1	0	2			
Donnie Scott, S (1, 2) Dave Valle, R (9, 2) OBP: 0.268, SLG: 0.339 OBP: 0.211, SLG: 0.200		4-0 BB		0-3 K		0-0 G3		0-3 K		3	0	0	0	1	2	3			
Spike Owen, S (1, 6) Danny Tartabull, R (6, PH) OBP: 0.327, SLG: 0.369 OBP: 0.410, SLG: 0.528		0-0 4-3		0-0 BB 1B		0-0 F9		0-3 K		2	0	1	0	0	0	1			
Inning Stats	R: 1 E: 0 K: 1 S: 6	H: 1 LOB: 1 BB: 1 P: 10	R: 0 E: 0 K: 0 S: 3	H: 0 LOB: 1 BB: 1 P: 7	R: 2 E: 0 K: 0 S: 5	H: 2 LOB: 2 BB: 2 P: 13	R: 0 E: 0 K: 2 S: 8	H: 1 LOB: 2 BB: 1 P: 12	R: 0 E: 0 K: 1 S: 6	H: 1 LOB: 2 BB: 1 P: 10	R: 0 E: 0 K: 0 S: 3	H: 0 LOB: 0 BB: 0 P: 3	R: 0 E: 0 K: 1 S: 5	H: 0 LOB: 1 BB: 1 P: 9	R: 0 E: 0 K: 2 S: 7	H: 0 LOB: 1 BB: 1 P: 11	1B: 3 2B: 0 3B: 0 HR: 2	SF: 0 SAC: 0 DP: 0 HBP: 0	WP: 0 PA: 37 PB: 0 SB: 1 CS: 0
PITCHER Dave Schmidt, R (1, 1) ERA: 3.52 Ricky Wright, L (6, 1) ERA: 6.35 Greg Harris, R (8, 1) ERA: 2.45	IP: 5.0 WLS: L BF: 26 H: 5 R: 3 ER: 3 SO: 4 BB: 6 IBB: 3 HBP: 3 BLK: 4 WP: 0 HR: 2 S: 28 P: 52 ERA: 5.40 WHIP: 2.200																		

Texas Rangers @ Seattle Mariners
The Kingdome, Seattle, WA
Sat Sep 28 1985, 10:05 PM EDT
Att: 16,528 - Unknown

AB 29
R 3
H 5
RBI 3
BB 8
SO 7
LOB 15



Batter	1	2	3	4	5	6	7	8	9	AB	R	H	RBI	BB	SO	LOB	TOP										
Toby Harrah, R OBP: 0.433, SLG: 0.392 (1, 4)	L8							6-3		4	0	2	0	1	0	1	Texas Rangers @ Seattle Mariners The Kingdome, Seattle, WA Sun Sep 29 1985, 6:33 AM EDT Att: 7,030 - Unknown										
Alan Bannister, R OBP: 0.344, SLG: 0.354 (1, 7) (8, 5)	1-4-3		L6				4-3		K	5	0	1	1	0	1	2											
Pete O'Brien, L OBP: 0.339, SLG: 0.449 (1, 3)					4-3		K		K	4	0	1	0	1	2	3											
Larry Parrish, R OBP: 0.319, SLG: 0.438 (1, 10)	K		4-3			K			F3	5	0	1	0	0	2	3											
Gary Ward, R OBP: 0.327, SLG: 0.431 (1, 8)		6-3								3	2	1	0	1	0	0											
Don Slaught, R OBP: 0.326, SLG: 0.412 (1, 2)		5-3								3	2	1	0	0	1	0											
George Wright, S OBP: 0.243, SLG: 0.247 (1, 9)										4	0	1	0	0	0	4											
Steve Buechele, R OBP: 0.266, SLG: 0.323 (8, PH)										3	0	0	0	0	1	3											
Bob Jones, L OBP: 0.274, SLG: 0.325 (8, 7)										0	1	0	0	1	0	0											
Curtis Wilkerson, S OBP: 0.295, SLG: 0.310 (8, PH)										3	0	1	1	0	1	0											
Oddibe McDowell, L OBP: 0.259, SLG: 0.456 (8, PH)										0	0	0	0	0	0	0											
Bill Stein, R OBP: 0.279, SLG: 0.364 (8, PH)										1	0	1	3	0	0	0											
Wayne Tolleson, S OBP: 0.352, SLG: 0.386 (8, 6)										0	0	0	0	0	0	0											
Inning Stats	R: 0 E: 0 K: 1 S: 6	H: 1 LOB: 1 BB: 0 P: 6	R: 0 E: 0 K: 0 S: 4	H: 1 LOB: 1 BB: 0 P: 4	R: 0 E: 0 K: 0 S: 4	H: 1 LOB: 2 BB: 1 P: 8	R: 2 E: 0 K: 0 S: 7	H: 4 LOB: 3 BB: 1 P: 11	R: 0 E: 0 K: 2 S: 7	H: 0 LOB: 0 BB: 0 P: 7	R: 0 E: 0 K: 1 S: 5	H: 1 LOB: 0 BB: 0 P: 5	R: 3 E: 0 K: 0 S: 4	H: 2 LOB: 1 BB: 2 P: 13	R: 0 E: 0 K: 2 S: 7	H: 0 LOB: 0 BB: 0 P: 7	1B: 7 2B: 3 3B: 0 HR: 0	SF: 0 SAC: 0 DP: 0 HBP: 1	WP: 0 PB: 0 SB: 1 CS: 1	PA: 40							
PITCHER	IP	WLS	BF	H	R	ER	SO	BB	IBB	HBP	BLK	WP	HR	S	P	ERA	WHIP										
Matt Young, L ERA: 4.65 (1, 1)	7.1	L	33	9	4	4	6	3	0	1	0	0	0	41	54	4.91	1.636										
Ed Vande Berg, L ERA: 3.71 (8, 1)	0.1		1	0	0	0	0	0	0	0	0	0	0	1	1	0.00	0.000										
Roy Thomas, R ERA: 3.34 (8, 1)	0.0		1	0	0	0	0	0	1	0	0	0	0	0	4	∞	∞										
Paul Mirabella, L ERA: 2.77 (8, 1)	0.1		2	1	1	1	0	0	0	0	0	0	0	2	2	27.00	3.000										
Ed Nunez, R ERA: 2.77 (9, 1)	1.0		3	0	0	0	2	0	0	0	0	0	0	7	7	0.00	0.000										
Batter	1	2	3	4	5	6	7	8	9	AB	R	H	RBI	BB	SO	LOB	BOTTOM										
Jack Perconte, L OBP: 0.333, SLG: 0.340 (1, 4)	L3								F7	5	2	2	0	0	0	1	Texas Rangers @ Seattle Mariners The Kingdome, Seattle, WA Sun Sep 29 1985, 6:33 AM EDT Att: 7,030 - Unknown										
Phil Bradley, R OBP: 0.365, SLG: 0.497 (1, 7)										4	0	3	1	1	1	0											
Alvin Davis, L OBP: 0.387, SLG: 0.455 (1, 3)										4	0	1	0	1	2	4											
Domingo Ramos, R OBP: 0.267, SLG: 0.250 (9, PR)										0	0	0	0	0	0	0											
Gorman Thomas, R OBP: 0.340, SLG: 0.467 (1, 10)										3	0	1	0	2	1	3											
Dave Henderson, R OBP: 0.313, SLG: 0.394 (1, 9)										4	0	0	1	1	0	7											
Danny Tartabull, R OBP: 0.400, SLG: 0.509 (1, 5)										4	0	1	0	0	1	5											
John Moses, S OBP: 0.217, SLG: 0.190 (1, 8)										4	0	0	0	0	0	1											
Dave Valle, R OBP: 0.197, SLG: 0.186 (1, 2)										4	0	0	0	0	1	1											
Spike Owen, S OBP: 0.326, SLG: 0.370 (1, 6)										4	0	1	0	0	1	1											
Inning Stats	R: 0 E: 0 K: 0 S: 5	H: 2 LOB: 2 BB: 0 P: 5	R: 0 E: 0 K: 0 S: 4	H: 1 LOB: 1 BB: 0 P: 4	R: 1 E: 0 K: 1 S: 7	H: 2 LOB: 2 BB: 1 P: 11	R: 0 E: 0 K: 0 S: 4	H: 1 LOB: 1 BB: 0 P: 4	R: 0 E: 0 K: 2 S: 8	H: 0 LOB: 0 BB: 0 P: 8	R: 0 E: 0 K: 1 S: 5	H: 0 LOB: 0 BB: 0 P: 5	R: 1 E: 0 K: 2 S: 9	H: 2 LOB: 3 BB: 2 P: 17	R: 0 E: 0 K: 1 S: 5	H: 0 LOB: 2 BB: 0 P: 5	R: 0 E: 0 K: 0 S: 3	H: 0 LOB: 2 BB: 2 P: 11	1B: 7 2B: 1 3B: 1 HR: 0	SF: 0 SAC: 0 DP: 0 HBP: 0	WP: 1 PB: 0 SB: 0 CS: 0	PA: 41					
PITCHER	IP	WLS	BF	H	R	ER	SO	BB	IBB	HBP	BLK	WP	HR	S	P	ERA	WHIP										
Matt Williams, R ERA: 1.89 (1, 1)	6.0		26	7	1	1	4	1	0	0	0	0	0	33	37	1.50	1.333										
Greg Harris, R ERA: 2.47 (7, 1)	3.0	W	15	2	1	1	3	4	0	0	0	0	0	17	33	3.00	2.000										

Batter	1	2	3	4	5	6	7	8	9	AB	R	H	RBI	BB	SO	LOB	TOP				
Alfredo Griffin, S OBP: 0.287, SLG: 0.328 (1, 6)	0-0 4-3	0-0 F5																			
Tony Phillips, S OBP: 0.320, SLG: 0.446 (1, 5)	4-0 6-3 1B		0-0 3-1		0-0 4-3 SF8 2B		0-0 G3		4-0 1-2 2-3 BB	5	1	1	0	0	0	4					
Bruce Bochte, L OBP: 0.375, SLG: 0.443 (1, 3)	0-0 6-3		0-0 F7		0-0 4-3		0-0 3-1		0-0 F6	5	0	0	1	0	0	5					
Dave Kingman, R OBP: 0.305, SLG: 0.406 (1, 10)	0-0 1B		0-0 F7		0-0 SF8					3	0	1	2	0	1	0					
Dwayne Murphy, L OBP: 0.344, SLG: 0.404 (1, 8)	0-0 3-H 1B K			0-0 2B FC6-2 1B	0-0 6-3					4	0	1	0	0	2	1					
Jose Canseco, R OBP: 0.342, SLG: 0.553 (1, 9)		0-0 BB 1B		0-3 K	0-3 K					4	0	1	0	0	3	1					
Dave Collins, S OBP: 0.305, SLG: 0.349 (1, 7)		0-3 K		0-0 FC6-2 1-3 2B	0-0 F7					4	0	1	0	0	2	1					
Mickey Tettleton, S OBP: 0.349, SLG: 0.360 (9, PR)		4-0 BB		0-0 FC6-2 S	4-0 BB					2	0	1	0	2	0	2					
Steve Kiefer, R OBP: 0.191, SLG: 0.231 (9, PR)		1-2 BB		2-3 3-H K	0-0 5-3					0	0	0	0	0	0	0					
Mike Gallego, R OBP: 0.309, SLG: 0.284 (9, PH)		0-0 F7		0-3 K	0-0 5-3					3	0	0	0	0	1	5					
Dusty Baker Jr., R OBP: 0.361, SLG: 0.441 (9, PR)				1-2 K						1	0	1	0	0	0	0					
Mike Davis, L OBP: 0.348, SLG: 0.480 (9, PR)										0	0	0	0	0	0	0					
Inning Stats	R: 1 E: 0 K: 1 S: 6	H: 1 LOB: 1 BB: 1 P: 10	R: 0 E: 0 K: 1 S: 6	H: 1 LOB: 2 BB: 1 P: 10	R: 0 E: 0 K: 0 S: 3	H: 0 LOB: 0 BB: 0 P: 3	R: 0 E: 0 K: 2 S: 9	H: 2 LOB: 2 BB: 0 P: 9	R: 2 E: 0 K: 0 S: 5	H: 2 LOB: 0 BB: 0 P: 5	R: 0 E: 0 K: 0 S: 3	H: 0 LOB: 0 BB: 0 P: 3	R: 0 E: 0 K: 3 S: 9	H: 0 LOB: 0 BB: 0 P: 9	R: 0 E: 0 K: 1 S: 7	H: 2 LOB: 3 BB: 1 P: 11	1B: 6 2B: 2 3B: 0 HR: 0	SF: 1 SAC: 0 DP: 0 HBP: 0	WP: 0 PB: 0 SB: 2 CS: 0	PA: 39	
PITCHER	IP WLS BF H R ER SO BB IBB HBP BLK WP HR S P ERA WHIP	8.0 W 33 6 3 3 8 3 0 0 0 0 0 46 58 3.38 1.125	1.0 S 6 2 0 0 1 1 0 0 0 0 0 7 11 0.00 3.000																		

Oakland Athletics @ Texas Rangers
Arlington Stadium, Arlington, TX
Mon Sep 30 1985, 8:05 PM EDT
Att: 5,178 - Unknown

AB 34
R 3
H 8
RBI 3
BB 4
SO 9
LOB 19



Batter	1	2	3	4	5	6	7	8	9	AB	R	H	RBI	BB	SO	LOB	BOTTOM					
Toby Harrah, R OBP: 0.432, SLG: 0.389 (1, 4)	0-0 F9		0-0 4-3		0-0 6-3					3	1	0	0	1	0	1						
Alan Bannister, R OBP: 0.336, SLG: 0.345 (8, 5)	0-0 F8		0-0 FC6-2			0-0 F8		0-0 HR BB		3	0	0	0	0	0	1						
Bob Jones, L OBP: 0.270, SLG: 0.355 (8, PH)								1-H HR		1	1	1	2	0	0	0						
Wayne Tolleson, S OBP: 0.352, SLG: 0.386 (9, 5)			3-H 1-3							0	0	0	0	0	0	0						
Pete O'Brien, L OBP: 0.339, SLG: 0.448 (1, 3)	0-3 K		0-0 1-3			0-0 F9		0-0 2B 1B		4	1	1	0	0	1	1						
Larry Parrish, R OBP: 0.319, SLG: 0.439 (1, 10)		0-0 F9		0-0 F6		0-0 F4		0-0 1-H 2B		4	0	1	1	0	0	0						
Gary Ward, R OBP: 0.328, SLG: 0.430 (8, 7)		4-0 S E BB		0-3 K				0-3 1B K		3	0	1	0	1	2	1						
Don Slaught, R OBP: 0.328, SLG: 0.421 (1, 2)		4-0 G5-4-3 BB		0-0 HR				0-0 F7 F3		3	1	1	1	1	0	2						
George Wright, S OBP: 0.247, SLG: 0.251 (1, 9)		0-0 G5-4-3		0-0 PO 1B				0-0 1-2 1B		3	0	2	0	0	0	2						
Steve Buechele, R OBP: 0.268, SLG: 0.330 (7, PH)			0-0 2B		0-0 PO			0-0 3		2	1	1	0	0	0	0						
Oddibe McDowell, L OBP: 0.307, SLG: 0.435 (8, 8)			0-0 2B		1-2 1B			0-0 1-2		1	0	0	0	0	0	2						
Curtis Wilkerson, S OBP: 0.296, SLG: 0.313 (1, 6)			0-0 4-3 FC6-2 2B		0-0 B1-3			0-3 K		3	0	1	1	0	1	0						
Inning Stats	R: 0 E: 0 K: 1 S: 5	H: 0 LOB: 0 BB: 0 P: 5	R: 0 E: 1 K: 0 S: 2	H: 0 LOB: 1 BB: 2 P: 10	R: 1 E: 0 K: 0 S: 5	H: 2 LOB: 1 BB: 0 P: 5	R: 1 E: 0 K: 1 S: 6	H: 2 LOB: 0 BB: 0 P: 6	R: 0 E: 0 K: 0 S: 3	H: 0 LOB: 0 BB: 0 P: 3	R: 0 E: 0 K: 0 S: 3	H: 0 LOB: 0 BB: 0 P: 3	R: 0 E: 0 K: 0 S: 4	H: 2 LOB: 1 BB: 0 P: 4	R: 3 E: 0 K: 2 S: 10	H: 3 LOB: 1 BB: 1 P: 14	1B: 4 2B: 4 3B: 0 HR: 2	SF: 0 SAC: 0 DP: 2 HBP: 0	WP: 0 PB: 0 SB: 1 CS: 0	PA: 34		
PITCHER	IP WLS BF H R ER SO BB IBB HBP BLK WP HR S P ERA WHIP	6.0 L 22 4 2 2 2 2 0 0 0 0 0 7 24 32 3.00 1.000	1.1 6 2 1 1 1 1 0 0 0 0 0 0 7 11 6.75 2.250	0.2 L 5 3 2 2 1 0 0 0 0 0 1 7 7 27.00 4.500																		

Oakland Athletics @ Texas Rangers
Arlington Stadium, Arlington, TX
Mon Sep 30 1985, 8:05 PM EDT
Att: 5,178 - Unknown

AB 30
R 5
H 9
RBI 5
BB 3
SO 4
LOB 10



Batter	1	2	3	4	5	6	7	8	9	AB	R	H	RBI	BB	SO	LOB	TOP			
Alfredo Griffin, S OBP: 0.288, SLG: 0.330	F9		F5		2B		F7		1B	5	0	2	1	0	0	1				
Tony Phillips, S OBP: 0.323, SLG: 0.441	BB		G4-6-3 1B		F7			K	F9	4	0	1	0	1	1	3				
Bruce Bochte, L OBP: 0.372, SLG: 0.439	K		G4-6-3 1-2		6-3			1-3		4	0	0	0	0	1	2				
Dave Kingman, R OBP: 0.309, SLG: 0.412	BB				BB			HR		1	1	1	1	3	0	0				
Dwayne Murphy, L OBP: 0.342, SLG: 0.400	4-3				K		F8	K		4	0	0	0	0	2	4				
Jose Canseco, R OBP: 0.337, SLG: 0.538			1-3		K		K		1B	4	1	1	0	0	2	2				
Dave Collins, S OBP: 0.304, SLG: 0.347			G3		F7		F8		1B	4	0	1	0	0	0	1				
Mike Heath, R OBP: 0.303, SLG: 0.390					4-3		G3		1B	3	0	1	0	0	0	0				
Mike Davis, L OBP: 0.347, SLG: 0.479									K	1	0	0	0	0	1	2				
Mickey Tettleton, S OBP: 0.349, SLG: 0.399									K	3	0	1	0	0	0	1				
Dusty Baker Jr., R OBP: 0.360, SLG: 0.440			G3		4-3				K	1	0	0	0	0	1	2				
Inning Stats	R: 0 E: 0 K: 1 S: 5	H: 0 LOB: 2 BB: 2 P: 13	R: 0 E: 0 K: 0 S: 4	H: 1 LOB: 1 BB: 0 P: 4	R: 0 E: 0 K: 0 S: 3	H: 1 LOB: 0 BB: 0 P: 3	R: 0 E: 0 K: 2 S: 7	H: 0 LOB: 1 BB: 0 P: 11	R: 0 E: 0 K: 1 S: 4	H: 1 LOB: 1 BB: 1 P: 9	R: 0 E: 0 K: 0 S: 4	H: 1 LOB: 1 BB: 0 P: 4	R: 1 E: 0 K: 2 S: 8	H: 1 LOB: 0 BB: 0 P: 8	R: 1 E: 0 K: 2 S: 10	H: 3 LOB: 2 BB: 0 P: 10	1B: 6 2B: 1 3B: 0 HR: 1	SF: 0 SAC: 0 DP: 1 HBP: 0	WP: 0 PB: 0 SB: 1 CS: 0	PA: 38
PITCHER	IP	WLS	BF	H	R	ER	SO	BB	IBB	HBP	BLK	WP	HR	S	P	ERA	WHIP			
Jose Guzman, R ERA: 2.76	8.0	W	34	7	2	2	6	4	0	0	0	0	1	42	58	2.25	1.375			
Rick Surhoff, R ERA: 4.15	1.0	S	4	1	0	0	2	0	0	0	0	0	0	8	8	0.00	1.000			

Oakland Athletics @ Texas Rangers
Arlington Stadium, Arlington, TX
Tue Oct 01 1985, 8:05 PM EDT
Att: 11,778 - Unknown

AB	34
R	2
H	8
RBI	2
BB	4
SO	8
LOB	18



Batter	1	2	3	4	5	6	7	8	9	AB	R	H	RBI	BB	SO	LOB	BOTTOM			
Oddibe McDowell, L OBP: 0.306, SLG: 0.433	F7							4-3		2	0	0	0	0	0	1				
Bob Jones, L OBP: 0.288, SLG: 0.362		FC1								3	0	2	0	0	0	0				
Wayne Tolleson, S OBP: 0.353, SLG: 0.386		FC5-4								5	1	2	0	0	0	5				
Pete O'Brien, L OBP: 0.341, SLG: 0.453		G3								3	1	1	1	2	0	3				
Larry Parrish, R OBP: 0.317, SLG: 0.435		1B								5	1	1	1	0	1	5				
Gary Ward, R OBP: 0.329, SLG: 0.431		1B								4	1	2	0	0	0	0				
Don Slaught, R OBP: 0.332, SLG: 0.425										4	0	3	2	0	1	1				
George Wright, S OBP: 0.244, SLG: 0.248		G3								4	0	0	0	0	0	4				
Steve Buechele, R OBP: 0.263, SLG: 0.324										4	0	0	0	0	1	1				
Curtis Wilkerson, S OBP: 0.288, SLG: 0.311										2	0	0	0	2	0	0				
Inning Stats	R: 3 E: 0 K: 0 S: 7	H: 4 LOB: 1 BB: 0 P: 7	R: 0 E: 1 K: 0 S: 4	H: 0 LOB: 2 BB: 1 P: 8	R: 0 E: 0 K: 1 S: 4	H: 1 LOB: 1 BB: 0 P: 4	R: 0 E: 0 K: 1 S: 6	H: 1 LOB: 1 BB: 0 P: 6	R: 1 E: 0 K: 2 S: 9	H: 2 LOB: 1 BB: 0 P: 9	R: 0 E: 0 K: 0 S: 4	H: 1 LOB: 3 BB: 2 P: 12	R: 0 E: 0 K: 0 S: 4	H: 1 LOB: 1 BB: 0 P: 4	R: 0 E: 0 K: 0 S: 4	H: 1 LOB: 2 BB: 1 P: 8	1B: 10 2B: 0 3B: 0 HR: 1	SF: 0 SAC: 0 DP: 0 HBP: 0	WP: 1 PB: 0 SB: 3 CS: 0	PA: 40
PITCHER	IP	WLS	BF	H	R	ER	SO	BB	IBB	HBP	BLK	WP	HR	S	P	ERA	WHIP			
Chris Codiroli, R ERA: 4.52	5.0	L	25	8	4	4	3	1	0	0	0	1	1	30	34	7.20	1.800			
Rick Langford, R ERA: 3.57	3.0		15	3	0	0	0	2	1	0	0	0	0	12	24	0.00	1.667			

Oakland Athletics @ Texas Rangers
Arlington Stadium, Arlington, TX
Tue Oct 01 1985, 8:05 PM EDT
Att: 11,778 - Unknown

AB	36
R	4
H	11
RBI	4
BB	4
SO	3
LOB	20



Batter	1	2	3	4	5	6	7	8	9	AB	R	H	RBI	BB	SO	LOB	TOP								
Alfredo Griffin, S (1,6) OBP: 0.289, SLG: 0.332 Mike Gallego, R (4,6) OBP: 0.310, SLG: 0.300	4-3		E 1B	1B	1-2 1B	1-3 2-H 3-H	2B	K	F5	3	1	2	0	0	0	0									
Tony Phillips, S (1,4) OBP: 0.355, SLG: 0.453	S		E4 1B	1B	1-2 1B	1-3 2-H	1B		1B	5	2	3	1	1	0	2									
Steve Henderson, R (1,7) OBP: 0.357, SLG: 0.418	K		SF7 1B	1B	1-2 1B	1-3 2-H	1B		HR	6	2	3	3	0	1	4									
Dave Kingman, R (1,10) OBP: 0.308, SLG: 0.411 Steve Kiefer, R (8, PR) OBP: 0.203, SLG: 0.288	F3		SF7 1-2 3-H	F4			F8		1B	4	0	1	1	0	0	3									
Dusty Baker Jr., R (1,3) OBP: 0.355, SLG: 0.434 Rob Piccolo, R (8,3) OBP: 0.302, SLG: 0.340		K	F3				F8	5-3	F3	5	0	0	0	0	1	2									
Jose Canseco, R (1,9) OBP: 0.341, SLG: 0.529	1B		F4				F9		F8	5	1	2	0	0	0	2									
Mike Davis, L (1,8) OBP: 0.349, SLG: 0.488	F7			HR			1B	2B	F9	5	3	3	2	0	0	2									
Mike Heath, R (1,5) OBP: 0.311, SLG: 0.403				1B	1B	2-3	2B	1B	BB	4	4	4	2	1	0	0									
Mickey Tettleton, S (1,2) OBP: 0.343, SLG: 0.352 Charlie O'Brien, R (8,2) OBP: 0.500, SLG: 0.429	5-3			F4			K		F7	4	0	0	0	0	2	5									
Inning Stats	R: 0 E: 0 K: 1 S: 6	H: 1 LOB: 1 BB: 0 P: 6	R: 0 E: 0 K: 1 S: 7	H: 2 LOB: 2 BB: 0 P: 7	R: 2 E: 2 K: 0 S: 6	H: 2 LOB: 1 BB: 0 P: 6	R: 2 E: 0 K: 0 S: 6	H: 3 LOB: 2 BB: 1 P: 10	R: 3 E: 0 K: 1 S: 9	H: 4 LOB: 1 BB: 0 P: 9	R: 1 E: 0 K: 0 S: 4	H: 1 LOB: 0 BB: 0 P: 4	R: 2 E: 0 K: 2 S: 10	H: 3 LOB: 1 BB: 0 P: 10	R: 0 E: 0 K: 0 S: 4	H: 1 LOB: 1 BB: 0 P: 4	R: 4 E: 0 K: 1 S: 8	H: 3 LOB: 0 BB: 1 P: 12	1B: 13 2B: 3 3B: 0 HR: 4	SF: 1 SAC: 0 DP: 0 HBP: 0	WP: 0 PB: 0 SB: 2 CS: 0	PA: 50			
PITCHER	IP	WLS	BF	H	R	ER	SO	BB	IBB	HBP	BLK	WP	HR	S	P	ERA	WHIP								
Mike Mason, L (1,1) ERA: 4.83	3.1	L	20	8	4	2	2	1	0	0	0	0	1	23	27	5.40	2.700								
Dickie Niles, R (4,1) ERA: 5.05	2.2		13	5	4	4	1	0	0	0	0	0	1	15	15	13.50	1.875								
Glen Cook, R (7,1) ERA: 9.45	3.0		17	7	6	6	3	1	0	0	0	0	2	22	26	18.00	2.667								

Oakland Athletics @ Texas Rangers
Arlington Stadium, Arlington, TX
Wed Oct 02 1985, 8:05 PM EDT
Att: 5,901 - Unknown

AB	47
R	14
H	20
RBI	14
BB	2
SO	6
LOB	22



Batter	1	2	3	4	5	6	7	8	9	AB	R	H	RBI	BB	SO	LOB	BOTTOM								
Wayne Tolleson, S (1,6) OBP: 0.348, SLG: 0.381	4-3			6-3		4-3			5-3	4	0	0	0	0	0	1									
Alan Bannister, R (1,7) OBP: 0.333, SLG: 0.336	F9			F8		6-3			HR	3	1	0	0	1	0	1									
Pete O'Brien, L (1,3) OBP: 0.341, SLG: 0.452 Bill Stein, R (8,3) OBP: 0.275, SLG: 0.359	4-3			1B		F8			F9	3	0	1	0	0	0	1									
Larry Parrish, R (1,10) OBP: 0.316, SLG: 0.442		6-3		6-3		K			HR	4	1	1	2	0	1	1									
Gary Ward, R (1,8) OBP: 0.327, SLG: 0.429 George Wright, S (8,8) OBP: 0.243, SLG: 0.247		6-3			5-3	6-3			K	3	0	0	0	0	0	0									
Ellis Valentine, R (1,9) OBP: 0.250, SLG: 0.395 Geno Petralli, L (8,2) OBP: 0.309, SLG: 0.268		K			6-3	F9				3	0	0	0	0	1	0									
Don Slaught, R (1,2) OBP: 0.330, SLG: 0.428 Glenn Brummer, R (8,9) OBP: 0.355, SLG: 0.315				CS	2B		F8		G6-4-3	2	0	1	0	0	0	0									
Steve Buechele, R (1,5) OBP: 0.264, SLG: 0.338				K		HR			F9	3	1	1	1	0	1	2									
Curtis Wilkerson, S (1,4) OBP: 0.288, SLG: 0.314				5-3		6-3			G6-4-3	3	0	1	0	0	0	1									
Inning Stats	R: 0 E: 0 K: 0 S: 3	H: 0 LOB: 0 BB: 0 P: 3	R: 0 E: 0 K: 1 S: 5	H: 0 LOB: 0 BB: 0 P: 5	R: 0 E: 0 K: 0 S: 4	H: 1 LOB: 1 BB: 0 P: 4	R: 0 E: 0 K: 0 S: 3	H: 0 LOB: 0 BB: 0 P: 3	R: 1 E: 0 K: 0 S: 5	H: 2 LOB: 1 BB: 0 P: 5	R: 0 E: 0 K: 1 S: 5	H: 0 LOB: 0 BB: 0 P: 5	R: 0 E: 0 K: 0 S: 2	H: 0 LOB: 1 BB: 1 P: 6	R: 2 E: 0 K: 1 S: 6	H: 1 LOB: 0 BB: 1 P: 10	1B: 1 2B: 2 3B: 0 HR: 2	SF: 0 SAC: 0 DP: 1 HBP: 0	WP: 0 PB: 0 SB: 0 CS: 1	PA: 32					
PITCHER	IP	WLS	BF	H	R	ER	SO	BB	IBB	HBP	BLK	WP	HR	S	P	ERA	WHIP								
Bill Krueger, L (1,1) ERA: 4.52	9.0	W	32	5	3	3	4	2	0	0	0	0	2	38	46	3.00	0.778								

Oakland Athletics @ Texas Rangers
Arlington Stadium, Arlington, TX
Wed Oct 02 1985, 8:05 PM EDT
Att: 5,901 - Unknown

AB	30
R	3
H	5
RBI	3
BB	2
SO	4
LOB	8



Batter	1	2	3	4	5	6	7	8	9	AB	R	H	RBI	BB	SO	LOB	TOP			
Gary Pettis, S OBP: 0.350, SLG: 0.326 (1, 8)	G3	K		4-3			B2-3			4	0	0	0	0	1	3				
Rod Carew, L OBP: 0.372, SLG: 0.347 (1, 3)	E5 FC1-5	3-1			F7		1-3			4	0	1	0	0	0	2				
Brian Downing, R OBP: 0.372, SLG: 0.428 (1, 7)	FC1-5 BB 1B		1-3		K			5-3		4	0	0	0	0	1	1				
Reggie Jackson, L OBP: 0.359, SLG: 0.481 (1, 9)	BB 1B			2B			G3			4	0	3	0	0	0	0				
Doug DeCinces, R OBP: 0.315, SLG: 0.434 (1, 5)	BB 1B		F6		5-3			5-3		3	0	0	0	1	0	2				
Ruppert Jones, L OBP: 0.330, SLG: 0.451 (1, 10)	K		F7			4-3			B1-3	4	0	0	0	0	1	4				
Bobby Grich, R OBP: 0.356, SLG: 0.373 (1, 4)		F8		L4		5-3			6-3	4	0	0	0	0	0	0				
Dick Schofield, R OBP: 0.288, SLG: 0.333 (1, 6)	BB 1B		5-3		5-3				6-3	4	0	1	0	0	0	0				
Bob Boone, R OBP: 0.308, SLG: 0.320 (1, 2)	BB 1B						1-3			3	0	2	0	0	0	0				
Inning Stats	R: 0 E: 1 K: 1 S: 7	H: 2 LOB: 3 BB: 1 P: 11	R: 0 E: 0 K: 1 S: 7	H: 2 LOB: 2 BB: 0 P: 7	R: 0 E: 0 K: 0 S: 4	H: 1 LOB: 1 BB: 0 P: 4	R: 0 E: 0 K: 0 S: 4	H: 1 LOB: 0 BB: 0 P: 4	R: 0 E: 0 K: 0 S: 3	H: 0 LOB: 0 BB: 0 P: 3	R: 0 E: 0 K: 0 S: 3	H: 0 LOB: 0 BB: 0 P: 3	R: 0 E: 0 K: 0 S: 3	H: 0 LOB: 0 BB: 0 P: 3	R: 0 E: 0 K: 0 S: 3	H: 0 LOB: 0 BB: 0 P: 3	1B: 5 2B: 2 3B: 0 HR: 0	SF: 0 SAC: 0 DP: 0 HBP: 0	WP: 0 PB: 0 SB: 0 CS: 0	PA: 35
PITCHER Dave Schmidt, R ERA: 3.15 (1, 1)	IP: 9.0 WLS: W BF: 35 H: 7 R: 0 ER: 0 SO: 3 BB: 1 IBB: 0 HBP: 0 BLK: 0 WP: 0 HR: 0 S: 40 P: 44 ERA: 0.00 WHIP: 0.889															PITCHER				

California Angels @ Texas Rangers
Arlington Stadium, Arlington, TX
Fri Oct 04 1985, 8:05 PM EDT
Att: 12,850 - Unknown

AB 34
R 0
H 7
RBI 0
BB 1
SO 3
LOB 12



Batter	1	2	3	4	5	6	7	8	9	AB	R	H	RBI	BB	SO	LOB	BOTTOM			
Wayne Tolleson, S OBP: 0.356, SLG: 0.387 (1, 6)	E 1B		2B	CS BB			G4-6-3 1B			3	2	3	0	1	0	0				
Don Slaught, R OBP: 0.330, SLG: 0.423 (1, 2)	E6 BB 1B		F7	CS	F8		F4			4	0	0	0	0	0	3				
Pete O'Brien, L OBP: 0.342, SLG: 0.454 (1, 3)	BB 1B		1B		6-3		G4-6-3 1B			4	1	2	2	0	0	1				
Larry Parrish, R OBP: 0.316, SLG: 0.440 (1, 10)	FC3-2-5 BB 1B		1B		F7			6-3		4	0	1	1	0	0	2				
Gary Ward, R OBP: 0.329, SLG: 0.432 (1, 7)	K		1B			6-3				4	1	2	0	0	1	2				
Bob Jones, L OBP: 0.280, SLG: 0.354 (1, 9)	L4		L8			4-3		SF9 3B		3	0	0	1	0	0	4				
George Wright, S OBP: 0.243, SLG: 0.247 (1, 8)		6-3	K			HR 1B		K		4	1	1	0	0	2	2				
Steve Buechele, R OBP: 0.265, SLG: 0.352 (1, 5)		1-3			G3					3	1	1	2	0	0	0				
Curtis Wilkerson, S OBP: 0.296, SLG: 0.312 (1, 4)		4-3			F7					3	0	0	0	0	1	0				
Inning Stats	R: 1 E: 1 K: 1 S: 8	H: 2 LOB: 2 BB: 0 P: 8	R: 0 E: 0 K: 0 S: 3	H: 0 LOB: 0 BB: 0 P: 3	R: 2 E: 0 K: 1 S: 9	H: 4 LOB: 2 BB: 0 P: 9	R: 0 E: 0 K: 0 S: 2	H: 0 LOB: 0 BB: 1 P: 6	R: 0 E: 0 K: 0 S: 3	H: 0 LOB: 0 BB: 0 P: 3	R: 2 E: 0 K: 1 S: 7	H: 2 LOB: 0 BB: 0 P: 7	R: 0 E: 0 K: 0 S: 3	H: 1 LOB: 0 BB: 0 P: 3	R: 1 E: 0 K: 1 S: 6	H: 1 LOB: 0 BB: 0 P: 6	1B: 7 2B: 1 3B: 1 HR: 1	SF: 1 SAC: 0 DP: 1 HBP: 0	WP: 0 PB: 0 SB: 0 CS: 1	PA: 35
PITCHER Kirk McCaskill, R ERA: 4.7 Luis Sanchez, R ERA: 5.92 (7, 1)	IP: 6.0 WLS: L BF: 27 H: 8 R: 5 ER: 4 SO: 3 BB: 1 IBB: 0 HBP: 0 BLK: 0 WP: 0 HR: 1 S: 32 P: 36 ERA: 6.00 WHIP: 1.500															PITCHER				

California Angels @ Texas Rangers
Arlington Stadium, Arlington, TX
Fri Oct 04 1985, 8:05 PM EDT
Att: 12,850 - Unknown

AB 32
R 6
H 10
RBI 6
BB 1
SO 4
LOB 14



Batter	1	2	3	4	5	6	7	8	9	AB	R	H	RBI	BB	SO	LOB	TOP										
Brian Downing, R (1, 7) OBP: 0.371, SLG: 0.427 Devon White, S (8, FR) (8, 7)										4	0	1	0	0	2	1	California Angels @ Texas Rangers Arlington Stadium, Arlington, TX Sat Oct 05 1985, 4:33 AM EDT Att: 8,853 - Unknown										
Rod Carew, L (1, 3) OBP: 0.371, SLG: 0.345										2	1	0	0	1	1												
Reggie Jackson, L (1, 9) OBP: 0.360, SLG: 0.487 Darrell Miller, R (8, 9) OBP: 0.391, SLG: 0.500										3	1	1	2	1	0	2											
Doug DeCinces, R (1, 5) OBP: 0.317, SLG: 0.440										3	1	1	1	1	1	3											
Ruppert Jones, L (1, 10) OBP: 0.328, SLG: 0.447 Juan Beniquez, R (8, PH) OBP: 0.364, SLG: 0.418										3	0	0	0	0	1	1											
Bobby Grich, R (1, 4) OBP: 0.355, SLG: 0.372										4	0	1	0	0	1	0											
Gary Pettis, S (1, 8) OBP: 0.347, SLG: 0.323										4	0	0	0	0	2	2											
Dick Schofield, R (1, 6) OBP: 0.287, SLG: 0.331										3	0	0	0	1	0	0											
Bob Boone, R (1, 2) OBP: 0.306, SLG: 0.318										3	0	0	0	0	2	1											
Inning Stats	R: 2 E: 0 K: 2 S: 9	H: 2 LOB: 2 BB: 2 P: 17	R: 0 E: 0 K: 0 S: 3	H: 0 LOB: 0 BB: 0 P: 3	R: 0 E: 0 K: 1 S: 4	H: 0 LOB: 0 BB: 1 P: 8	R: 0 E: 0 K: 1 S: 5	H: 0 LOB: 0 BB: 0 P: 5	R: 0 E: 0 K: 2 S: 7	H: 1 LOB: 1 BB: 0 P: 11	R: 0 E: 0 K: 0 S: 4	H: 0 LOB: 0 BB: 0 P: 4	R: 0 E: 1 K: 1 S: 7	H: 1 LOB: 2 BB: 0 P: 7	R: 0 E: 0 K: 1 S: 5	H: 0 LOB: 0 BB: 0 P: 5		1B: 2 2B: 0 3B: 0 HR: 2	SF: 0 SAC: 1 DP: 1 HBP: 0	WP: 0 PB: 0 SB: 0 CS: 0	PA: 35						
PITCHER	IP	WLS	BF	H	R	ER	SO	BB	IBB	HBP	BLK	WP	HR	S	P	ERA	WHIP										
Matt Williams, R (1, 1) ERA: 2.42	7.0	L	29	4	3	3	8	4	0	0	0	0	2	41	57	3.86	1.143										
Ricky Wright, L (8, 1) ERA: 4.7	2.0		6	0	0	0	2	0	0	0	0	0	0	10	10	0.00	0.000										

AB	30
R	3
H	4
RBI	3
BB	4
SO	10
LOB	13



Batter	1	2	3	4	5	6	7	8	9	AB	R	H	RBI	BB	SO	LOB	BOTTOM										
Wayne Tolleson, S (1, 6) OBP: 0.358, SLG: 0.387 Bob Jones, L (9, PH) OBP: 0.278, SLG: 0.351										3	1	1	0	1	1	0	California Angels @ Texas Rangers Arlington Stadium, Arlington, TX Sat Oct 05 1985, 4:33 AM EDT Att: 8,853 - Unknown										
Don Slaught, R (1, 2) OBP: 0.331, SLG: 0.423										5	0	2	0	0	1	2											
Pete O'Brien, L (1, 3) OBP: 0.341, SLG: 0.453										4	0	1	1	0	1	4											
Larry Parrish, R (1, 10) OBP: 0.315, SLG: 0.436										3	0	0	0	1	2	4											
Gary Ward, R (1, 7) OBP: 0.326, SLG: 0.430										4	0	0	0	0	1	4											
Alan Bannister, R (1, 9) OBP: 0.338, SLG: 0.336										3	0	1	0	1	0	0											
George Wright, S (1, 8) OBP: 0.244, SLG: 0.245										3	0	0	0	1	1	1											
Steve Buechele, R (1, 5) OBP: 0.270, SLG: 0.356 Oddibe McDowell, L (9, PH) OBP: 0.305, SLG: 0.432										3	0	2	0	0	0	2											
Curtis Wilkerson, S (1, 4) OBP: 0.295, SLG: 0.311										4	0	1	0	0	0	4											
Inning Stats	R: 0 E: 0 K: 2 S: 9	H: 2 LOB: 2 BB: 0 P: 9	R: 0 E: 0 K: 1 S: 6	H: 2 LOB: 1 BB: 0 P: 6	R: 0 E: 0 K: 2 S: 8	H: 1 LOB: 1 BB: 0 P: 8	R: 0 E: 0 K: 0 S: 3	H: 0 LOB: 2 BB: 2 P: 11	R: 0 E: 1 K: 1 S: 6	H: 0 LOB: 2 BB: 1 P: 10	R: 0 E: 0 K: 0 S: 4	H: 1 LOB: 1 BB: 0 P: 4	R: 1 E: 0 K: 1 S: 5	H: 1 LOB: 0 BB: 1 P: 9	R: 0 E: 0 K: 0 S: 3	H: 0 LOB: 0 BB: 0 P: 3		R: 0 E: 0 K: 0 S: 4	H: 1 LOB: 1 BB: 0 P: 4	1B: 8 2B: 1 3B: 0 HR: 0	SF: 0 SAC: 0 DP: 2 HBP: 0	WP: 0 PB: 0 SB: 1 CS: 1	PA: 38				
PITCHER	IP	WLS	BF	H	R	ER	SO	BB	IBB	HBP	BLK	WP	HR	S	P	ERA	WHIP										
John Candelaria, L (1, 1) ERA: 3.73	5.0	W	23	5	0	0	6	3	0	0	0	0	0	9	13	4.50	1.600										
Steve Criburn, R (6, 1) ERA: 2.09	2.0		8	2	1	1	1	1	0	0	0	0	0	7	7	0.00	0.500										
Donnie Moore, R (8, 1) ERA: 1.92	2.0	S	7	1	0	0	0	0	0	0	0	0	0	7	7	0.00	0.500										

AB	34
R	1
H	8
RBI	1
BB	4
SO	7
LOB	22



Batter	1	2	3	4	5	6	7	8	9	AB	R	H	RBI	BB	SO	LOB	TOP										
Rob Wilfong, L OBP: 0.243, SLG: 0.258 (1, 4)										4	1	1	0	1	0	0	California Angels @ Texas Rangers Arlington Stadium, Arlington, TX Sun Oct 06 1985, 4:33 AM EDT Att: 9,856 - Unknown										
Devon White, S OBP: 0.333, SLG: 0.143 (1, 8) (8, 7)										4	1	1	0	0	2	1											
Daryl Sconiers, L OBP: 0.371, SLG: 0.429 (1, 3)										4	0	3	0	0	1	2											
Jack Howell, L OBP: 0.279, SLG: 0.336 (1, 5)										4	0	0	0	0	2	5											
Rufino Linares, R OBP: 0.283, SLG: 0.512 (1, 10)										4	2	3	3	0	0	1											
Darrell Miller, R OBP: 0.400, SLG: 0.583 (1, 9)										4	1	2	2	0	2	2											
Pat Keedy, R OBP: 1.500 Gary Pettis, S OBP: 0.347, SLG: 0.323 (1, 7) (8, 8)										4	1	2	1	0	0	2											
Jerry Narron, L OBP: 0.280, SLG: 0.364 Bob Boone, R OBP: 0.306, SLG: 0.317 (1, 2) (8, 2)										3	0	0	0	0	0	2											
Craig Gerber, L OBP: 0.277, SLG: 0.319 (1, 6)										1	0	0	0	0	1	0											
Inning Stats	R: 0 E: 0 K: 2 S: 7	H: 1 LOB: 1 BB: 1 P: 11	R: 0 E: 0 K: 1 S: 6	H: 1 LOB: 1 BB: 0 P: 6	R: 0 E: 0 K: 1 S: 5	H: 0 LOB: 0 BB: 0 P: 5	R: 3 E: 0 K: 0 S: 6	H: 4 LOB: 0 BB: 0 P: 6	R: 0 E: 0 K: 0 S: 3	H: 0 LOB: 0 BB: 0 P: 3	R: 0 E: 0 K: 2 S: 8	H: 1 LOB: 1 BB: 0 P: 8	R: 0 E: 0 K: 0 S: 3	H: 1 LOB: 0 BB: 0 P: 3	R: 3 E: 0 K: 1 S: 9	H: 4 LOB: 1 BB: 0 P: 9		R: 0 E: 0 K: 1 S: 5	H: 0 LOB: 0 BB: 0 P: 5	1B: 6 2B: 4 3B: 0 HR: 3	SF: 0 SAC: 0 DP: 2 HBP: 0	WP: 0 PB: 0 SB: 0 CS: 2	PA: 37				
PITCHER	IP	WLS	BF	H	R	ER	SO	BB	IBB	HBP	BLK	WP	HR	S	P	ERA	WHIP										
Jeff Russell, R ERA: 7.55 (1, 1)	7.0		27	8	3	3	6	1	0	0	0	0	2	38	42	3.86	1.286										
Rick Sturhoff, R ERA: 8.75 (8, 1)	0.2	L	6	4	3	3	1	0	0	0	0	0	1	8	8	40.50	6.000										
Dwayne Henry, R ERA: 2.57 (8, 1)	1.1		4	0	0	0	1	0	0	0	0	0	0	6	6	0.00	0.000										

AB	36
R	6
H	12
RBI	6
BB	1
SO	8
LOB	16



Batter	1	2	3	4	5	6	7	8	9	AB	R	H	RBI	BB	SO	LOB	BOTTOM										
Wayne Tolleson, S OBP: 0.353, SLG: 0.381 (1, 6)										5	0	0	0	0	2	2	California Angels @ Texas Rangers Arlington Stadium, Arlington, TX Sun Oct 06 1985, 4:33 AM EDT Att: 9,856 - Unknown										
Curtis Wilkerson, S OBP: 0.260, SLG: 0.307 (1, 4)										4	0	0	0	0	3	1											
Pete O'Brien, L OBP: 0.342, SLG: 0.452 (1, 3)										3	2	1	0	1	0	0											
Larry Parrish, R OBP: 0.314, SLG: 0.434 (1, 10)										4	0	1	0	0	2	2											
Gary Ward, R OBP: 0.329, SLG: 0.433 (1, 7)										4	2	3	2	0	0	1											
Bob Jones, L OBP: 0.284, SLG: 0.351 Alan Bannister, R OBP: 0.338, SLG: 0.336 (1, 9) (8, 9)										3	1	1	0	1	2	2											
Don Slaughter, R OBP: 0.331, SLG: 0.423 Geno Petralli, L OBP: 0.319, SLG: 0.290 (1, 2) (2, PH) (3, 2)										0	0	0	0	0	0	0											
Oddibe McDowell, L OBP: 0.304, SLG: 0.431 Glenn Brummer, R OBP: 0.355, SLG: 0.315 (8, PH) (9, 2)										1	0	0	0	0	0	1											
George Wright, S OBP: 0.241, SLG: 0.242 (1, 8)										4	0	0	0	0	4	3											
Steve Buechele, R OBP: 0.271, SLG: 0.356 Bill Stein, R OBP: 0.272, SLG: 0.354 (1, 5) (9, PH)										3	0	1	1	0	1	0											
Inning Stats	R: 0 E: 0 K: 2 S: 7	H: 0 LOB: 0 BB: 0 P: 7	R: 2 E: 0 K: 1 S: 8	H: 3 LOB: 2 BB: 1 P: 12	R: 1 E: 0 K: 2 S: 9	H: 2 LOB: 1 BB: 0 P: 9	R: 0 E: 0 K: 3 S: 9	H: 0 LOB: 0 BB: 0 P: 9	R: 0 E: 0 K: 1 S: 5	H: 0 LOB: 0 BB: 0 P: 5	R: 1 E: 0 K: 3 S: 11	H: 2 LOB: 1 BB: 0 P: 11	R: 0 E: 0 K: 1 S: 5	H: 0 LOB: 0 BB: 0 P: 5	R: 0 E: 0 K: 0 S: 4	H: 0 LOB: 1 BB: 1 P: 8	R: 0 E: 0 K: 3 S: 9	H: 0 LOB: 0 BB: 0 P: 9	1B: 7 2B: 2 3B: 0 HR: 0	SF: 0 SAC: 0 DP: 0 HBP: 0	WP: 1 PB: 0 SB: 3 CS: 1	PA: 37					
PITCHER	IP	WLS	BF	H	R	ER	SO	BB	IBB	HBP	BLK	WP	HR	S	P	ERA	WHIP										
Mike Witt, R ERA: 3.56 (1, 1)	7.0		30	7	5	5	13	2	0	0	0	0	0	13	13	0.00	1.000										
Luis Sanchez, R ERA: 5.72 (8, 1)	2.0	S	7	2	0	0	3	0	0	0	0	0	0	13	13	0.00	1.000										

AB	35
R	5
H	9
RBI	5
BB	2
SO	16
LOB	12

