


# Texas Rangers - 1987

Batter	1	2	3	4	5	6	7	8	9	AB	R	H	RBI	BB	SO	LOB	TOP								
Oddibe McDowell, L (1,8) OBP: 0.250, SLG: 1.000										4	1	1	1	0	0	3									
Scott Fletcher, R (1,6) OBP: 0.250, SLG: 0.250										4	0	1	0	0	0	1									
Pete O'Brien, L (1,3)										3	0	0	0	1	0	1									
Pete Incaviglia, R (1,7) OBP: 0.250, SLG: 0.250										4	0	1	0	0	1	1									
Ruben Sierra, S (1,9)										4	0	0	0	0	1	2									
Larry Parrish, R (1,10) OBP: 0.667, SLG: 0.667										3	0	2	0	0	0	0									
Bob Brower, R (8, FR)										0	0	0	0	0	0	0									
Don Slaughter, R (1,2)										3	0	0	0	0	0	2									
Steve Buechele, R (1,5) OBP: 0.333, SLG: 0.667										3	0	1	0	0	1	0									
Jerry Browne, S (1,4)										1	0	0	0	1	0	0									
Geno Petralli, L (8, PH)										0	0	0	0	1	0	0									
Curtis Wilkerson, S (8, 4)										0	0	0	0	0	0	0									
<b>Inning Stats</b>	R: 1 E: 0 K: 0 S: 4	H: 2 LOB: 0 BB: 0 P: 4	R: 0 E: 0 K: 0 S: 3	H: 0 LOB: 0 BB: 0 P: 3	R: 0 E: 0 K: 1 S: 5	H: 0 LOB: 1 BB: 1 P: 9	R: 0 E: 0 K: 2 S: 7	H: 0 LOB: 0 BB: 0 P: 7	R: 0 E: 0 K: 0 S: 3	H: 1 LOB: 0 BB: 0 P: 3	R: 0 E: 0 K: 0 S: 3	H: 0 LOB: 0 BB: 0 P: 3	R: 0 E: 0 K: 0 S: 3	H: 0 LOB: 0 BB: 0 P: 3	R: 0 E: 0 K: 0 S: 4	H: 2 LOB: 2 BB: 1 P: 8	R: 0 E: 0 K: 0 S: 3	H: 1 LOB: 1 BB: 1 P: 7	1B: 4 2B: 1 3B: 0 HR: 1	SF: 0 SAC: 0 DP: 3 HBP: 0	WP: 0 PB: 0 SB: 1 CS: 0	PA: 32			
<b>PITCHER</b>	IP	WLS	BF	H	R	ER	SO	BB	IBB	HBP	BLK	WP	HR	S	P	ERA	WHIP								
Mike Boddicker, R (1,1) ERA: 1.17	7.2		27	5	1	1	3	2	0	0	0	0	1	31	39	1.17	0.913								
Don Aase, R (8,1) ERA:	1.1	W	5	1	0	0	0	1	0	0	0	0	0	4	8	0.00	1.500								

Texas Rangers @ Baltimore Orioles  
Memorial Stadium, Baltimore, MD  
Mon Apr 06 1987, 3:33 AM EDT  
Att: 51,650 - Unknown


AB 29  
R 1  
H 6  
RBI 1  
BB 3  
SO 3  
LOB 10



Batter	1	2	3	4	5	6	7	8	9	AB	R	H	RBI	BB	SO	LOB	BOTTOM								
Alan Wiggins, S (1,10) OBP: 0.250, SLG: 0.250										4	0	1	0	0	0	0									
Rick Burleson, R (1,4)										3	0	0	0	0	0	0									
Cal Ripken Jr., R (1,6)										4	0	0	0	0	0	1									
Eddie Murray, S (1,3) OBP: 0.250, SLG: 0.250										4	0	1	0	0	0	1									
Fred Lynn, L (1,8) OBP: 0.250, SLG: 0.500										4	1	1	0	0	1	1									
Ray Knight, R (1,5) OBP: 0.500, SLG: 0.750										4	0	2	0	0	1	1									
Rene Gonzales, R (9, FR)										0	1	0	0	0	0	0									
Terry Kennedy, L (1,2)										2	0	0	0	2	0	1									
John Shelby, S (1,9)										3	0	0	0	0	1	4									
Jim Dwyer, L (9, PH)										0	0	0	0	1	0	0									
Ken Gerhart, R (1,7)										3	0	0	0	0	2	3									
Larry Sheets, L (9, PH)										0	0	0	1	0	0	0									
<b>Inning Stats</b>	R: 0 E: 0 K: 0 S: 3	H: 0 LOB: 0 BB: 0 P: 3	R: 1 E: 0 K: 1 S: 7	H: 1 LOB: 1 BB: 0 P: 7	R: 0 E: 0 K: 1 S: 5	H: 0 LOB: 0 BB: 0 P: 5	R: 0 E: 0 K: 0 S: 4	H: 1 LOB: 1 BB: 0 P: 4	R: 0 E: 0 K: 0 S: 3	H: 0 LOB: 0 BB: 0 P: 3	R: 0 E: 0 K: 2 S: 9	H: 1 LOB: 3 BB: 1 P: 13	R: 0 E: 0 K: 0 S: 4	H: 1 LOB: 1 BB: 0 P: 4	R: 1 E: 1 K: 1 S: 5	H: 1 LOB: 2 BB: 2 P: 13	1B: 3 2B: 2 3B: 0 HR: 0	SF: 1 SAC: 1 DP: 0 HBP: 0	WP: 0 PB: 1 SB: 1 CS: 0	PA: 36					
<b>PITCHER</b>	IP	WLS	BF	H	R	ER	SO	BB	IBB	HBP	BLK	WP	HR	S	P	ERA	WHIP								
Charlie Hough, R (1,1) ERA:	7.0		28	4	1	0	4	0	1	0	0	0	0	35	39	0.00	0.571								
Greg Harris, R (8,1) ERA: 5.4	1.2	L	8	1	1	1	1	0	2	0	0	0	0	8	16	5.40	0.600								

Texas Rangers @ Baltimore Orioles  
Memorial Stadium, Baltimore, MD  
Mon Apr 06 1987, 3:33 AM EDT  
Att: 51,650 - Unknown

AB 31  
R 2  
H 5  
RBI 1  
BB 3  
SO 5  
LOB 12





Batter	1	2	3	4	5	6	7	8	9	AB	R	H	RBI	BB	SO	LOB	TOP				
<b>Oddibe McDowell, L</b> OBP: 0.444, SLG: 0.714 (1, 8)										3	1	1	0	2	0	2					
<b>Scott Fletcher, R</b> OBP: 0.333, SLG: 0.444 (1, 6)										5	1	2	4	0	1	2					
<b>Pete O'Brien, L</b> (1, 3)										4	0	0	0	1	0	3					
<b>Pete Incaviglia, R</b> OBP: 0.333, SLG: 0.444 (1, 7)										5	0	2	1	0	2	3					
<b>Ruben Sierra, S</b> OBP: 0.125, SLG: 0.125 (1, 9)										4	0	1	0	0	1	3					
<b>Larry Parrish, R</b> OBP: 0.429, SLG: 0.429 Curtis Wilkerson, S (9, 4)										4	0	1	1	0	1	2					
<b>Don Slaught, R</b> (1, 2)										4	0	0	0	0	0	3					
<b>Steve Buechele, R</b> OBP: 0.429, SLG: 0.667 (9, 5)										3	2	1	0	1	1	0					
<b>Bob Brower, R</b> Geno Petralli, L (9, PH)										2	1	0	0	1	0	0					
<b>Inning Stats</b>	R: 0 E: 0 K: 2 S: 7	H: 0 LOB: 1 BB: 1 P: 11	R: 0 E: 0 K: 1 S: 5	H: 1 LOB: 0 BB: 0 P: 5	R: 4 E: 0 K: 0 S: 7	H: 4 LOB: 2 BB: 2 P: 15	R: 0 E: 0 K: 0 S: 3	H: 0 LOB: 1 BB: 1 P: 7	R: 0 E: 0 K: 1 S: 5	H: 0 LOB: 0 BB: 0 P: 5	R: 0 E: 0 K: 0 S: 3	H: 0 LOB: 0 BB: 0 P: 3	R: 0 E: 0 K: 0 S: 4	H: 1 LOB: 1 BB: 0 P: 4	R: 2 E: 1 K: 0 S: 5	H: 2 LOB: 2 BB: 2 P: 13	1B: 5 2B: 3 3B: 0 HR: 0	SF: 0 SAC: 0 DP: 0 HBP: 0	WP: 0 PB: 0 SB: 1 CS: 1	PA: 40	
<b>PITCHER</b>	IP	WLS	BF	H	R	ER	SO	BB	IBB	HBP	BLK	WP	HR	S	P	ERA	WHIP				
<b>Scott McGregor, L</b> ERA: 13.5 (1, 1)	2.2		15	5	4	4	3	3	0	0	0	0	0	18	30	13.50	3.000				
<b>Dave Schmidt, R</b> ERA: (3, 1)	4.2		16	1	0	0	3	1	0	0	0	0	0	21	25	0.00	0.429				
<b>Mark Williamson, R</b> ERA: 10.8 (8, 1)	1.2	L	9	2	2	2	0	1	1	0	0	0	0	7	15	10.80	1.800				

Texas Rangers @ Baltimore Orioles  
Memorial Stadium, Baltimore, MD  
Wed Apr 08 1987, 3:33 AM EDT  
Att: 13,682 - Unknown

AB	34
R	6
H	8
RBI	6
BB	6
SO	6
LOB	18



Batter	1	2	3	4	5	6	7	8	9	AB	R	H	RBI	BB	SO	LOB	BOTTOM				
<b>Alan Wiggins, S</b> OBP: 0.375, SLG: 0.375 (1, 10)										4	0	2	0	0	0	0					
<b>Rick Burleson, R</b> OBP: 0.143, SLG: 0.286 (1, 4)										4	1	1	0	0	2	3					
<b>Cal Ripken Jr., R</b> OBP: 0.250, SLG: 0.375 (1, 6)										4	1	2	1	0	1	0					
<b>Eddie Murray, S</b> OBP: 0.250, SLG: 0.250 (1, 3)										4	1	1	0	0	0	1					
<b>Fred Lynn, L</b> OBP: 0.375, SLG: 0.429 (1, 8)										3	0	1	0	1	0	0					
<b>Ray Knight, R</b> OBP: 0.500, SLG: 0.750 (1, 5)										4	0	2	2	0	0	1					
<b>Terry Kennedy, L</b> OBP: 0.375, SLG: 0.167 (1, 2)										4	0	1	0	0	0	1					
<b>John Shelby, S</b> (1, 9)										4	1	0	0	0	1	2					
<b>Ken Gerhart, R</b> Larry Sheets, L (7, PH) (8, 7)										2	0	0	0	0	1	0					
<b>Inning Stats</b>	R: 2 E: 0 K: 1 S: 7	H: 3 LOB: 2 BB: 1 P: 11	R: 0 E: 0 K: 1 S: 5	H: 0 LOB: 0 BB: 0 P: 5	R: 1 E: 0 K: 0 S: 4	H: 2 LOB: 0 BB: 0 P: 4	R: 0 E: 0 K: 1 S: 6	H: 1 LOB: 1 BB: 0 P: 6	R: 0 E: 0 K: 1 S: 5	H: 0 LOB: 0 BB: 0 P: 5	R: 0 E: 0 K: 0 S: 4	H: 1 LOB: 1 BB: 0 P: 4	R: 0 E: 0 K: 1 S: 5	H: 0 LOB: 0 BB: 0 P: 5	1B: 7 2B: 5 3B: 0 HR: 0	SF: 0 SAC: 0 DP: 1 HBP: 0	WP: 0 PB: 0 SB: 1 CS: 0	PA: 36			
<b>PITCHER</b>	IP	WLS	BF	H	R	ER	SO	BB	IBB	HBP	BLK	WP	HR	S	P	ERA	WHIP				
<b>Ed Correa, R</b> ERA: 5.4 (1, 1)	5.0		20	7	3	3	4	1	0	0	0	0	0	27	31	5.40	1.600				
<b>Scott Anderson, R</b> ERA: 5.4 (6, 1)	1.2		8	3	1	1	1	0	0	0	0	0	0	10	10	5.40	1.800				
<b>Dale Mohorcic, R</b> ERA: (7, 1)	2.1	W	8	1	0	0	1	0	0	0	1	0	0	10	10	0.00	0.429				

Texas Rangers @ Baltimore Orioles  
Memorial Stadium, Baltimore, MD  
Wed Apr 08 1987, 3:33 AM EDT  
Att: 13,682 - Unknown

AB	35
R	4
H	11
RBI	4
BB	1
SO	6
LOB	8





Batter	1	2	3	4	5	6	7	8	9	AB R H RBI BB SO LOB	TOP											
<b>Oddibe McDowell, L</b> (1, 8) OBP: 0.357, SLG: 0.583										5 1 1 1 0 1 1	<b>Texas Rangers @ Baltimore Orioles</b> Memorial Stadium, Baltimore, MD Thu Apr 09 1987, 7:05 PM EDT Att: 17,193 - Unknown											
<b>Scott Fletcher, R</b> (1, 6) OBP: 0.286, SLG: 0.357										5 0 1 1 0 0 0												
<b>Pete O'Brien, L</b> (1, 3) OBP: 0.231, SLG: 0.091										4 0 1 0 0 0 2												
<b>Pete Incaviglia, R</b> (1, 7) OBP: 0.385, SLG: 0.364										2 0 0 0 2 2 1												
<b>Ruben Sierra, S</b> (1, 9) OBP: 0.083, SLG: 0.083										4 0 0 0 0 1 3												
<b>Larry Parrish, R</b> (1, 10) OBP: 0.384, SLG: 0.636										4 1 1 1 0 0 2												
<b>Don Slaught, R</b> (1, 2) OBP: 0.182, SLG: 0.545										4 2 2 1 0 1 2												
<b>Steve Buechele, R</b> (1, 5) OBP: 0.364, SLG: 0.800										4 1 1 1 0 2 1												
<b>Jerry Browne, S</b> (1, 4) OBP: 0.500, SLG: 0.667										2 1 1 0 0 1 0												
<b>Darrell Porter, L</b> (7, PH)										1 0 0 0 0 1 1												
<b>Curtis Wilkerson, S</b> (7, 4)										1 0 0 0 0 0 0												
<b>Inning Stats</b>	R: 0 E: 0 K: 1 S: 5	H: 0 LOB: 0 BB: 0 P: 5	R: 0 E: 0 K: 2 S: 7	H: 0 LOB: 1 BB: 1 P: 11	R: 1 E: 1 K: 1 S: 7	H: 1 LOB: 1 BB: 0 P: 7	R: 0 E: 0 K: 1 S: 5	H: 0 LOB: 0 BB: 0 P: 5	R: 1 E: 0 K: 1 S: 6	H: 1 LOB: 0 BB: 0 P: 6	R: 0 E: 0 K: 1 S: 6	H: 1 LOB: 1 BB: 0 P: 6	R: 3 E: 0 K: 2 S: 11	H: 4 LOB: 1 BB: 0 P: 11	R: 0 E: 0 K: 0 S: 3	H: 0 LOB: 1 BB: 1 P: 7	R: 1 E: 0 K: 0 S: 4	H: 1 LOB: 0 BB: 0 P: 4	1B: 2 2B: 3 3B: 0 HR: 3	SF: 0 SAC: 0 DP: 0 HBP: 0	WP: 0 PB: 0 SB: 1 CS: 0	PA: 38
<b>PITCHER</b>	IP WLS BF H R ER SO BB IBB HBP BLK WP HR S P ERA WHIP											<b>PITCHER</b>	IP WLS BF H R ER SO BB IBB HBP BLK WP HR S P ERA WHIP									
<b>Ken Dixon, R</b> (1, 1) ERA: 5.4	6.2 W 28 6 5 4 9 1 0 0 0 0 2 45 49 5.40 1.050											<b>Don Aase, R</b> (7, 1) ERA: 2.45	2.1 10 2 1 1 0 1 0 0 0 0 1 9 13 3.86 1.286									

Batter	1	2	3	4	5	6	7	8	9	AB R H RBI BB SO LOB	BOTTOM									
<b>Alan Wiggins, S</b> (1, 10) OBP: 0.308, SLG: 0.385										5 1 1 1 0 1 1	<b>Texas Rangers @ Baltimore Orioles</b> Memorial Stadium, Baltimore, MD Thu Apr 09 1987, 7:05 PM EDT Att: 17,193 - Unknown									
<b>Rick Burleson, R</b> (1, 4) OBP: 0.250, SLG: 0.273										4 1 1 0 1 0 1										
<b>Cal Ripken Jr., R</b> (1, 6) OBP: 0.308, SLG: 0.462										5 0 2 0 0 0 3										
<b>Eddie Murray, S</b> (1, 3) OBP: 0.167, SLG: 0.182										3 0 0 1 0 1 3										
<b>Fred Lynn, L</b> (1, 8) OBP: 0.417, SLG: 0.700										3 1 1 1 1 1 1										
<b>Ray Knight, R</b> (1, 5) OBP: 0.697, SLG: 1.091										3 1 3 1 0 0 0										
<b>Terry Kennedy, L</b> (1, 2) OBP: 0.333, SLG: 0.300										4 1 1 0 0 1 4										
<b>John Shelby, S</b> (1, 9) OBP: 0.091, SLG: 0.091										4 1 1 0 0 1 4										
<b>Ken Gerhart, R</b> (1, 7) OBP: 0.333, SLG: 0.750										3 2 2 3 1 0 1										
<b>Inning Stats</b>	R: 0 E: 0 K: 0 S: 4	H: 1 LOB: 1 BB: 0 P: 4	R: 0 E: 0 K: 0 S: 4	H: 1 LOB: 0 BB: 0 P: 4	R: 2 E: 0 K: 2 S: 9	H: 2 LOB: 1 BB: 1 P: 13	R: 0 E: 0 K: 1 S: 5	H: 0 LOB: 1 BB: 0 P: 6	R: 0 E: 0 K: 1 S: 4	H: 1 LOB: 1 BB: 0 P: 4	R: 6 E: 1 K: 1 S: 11	H: 6 LOB: 1 BB: 0 P: 11	R: 0 E: 0 K: 1 S: 5	H: 1 LOB: 1 BB: 1 P: 9	R: 0 E: 0 K: 0 S: 3	H: 0 LOB: 1 BB: 1 P: 7	1B: 5 2B: 5 3B: 0 HR: 3	SF: 1 SAC: 0 DP: 1 HBP: 1	WP: 0 PB: 0 SB: 0 CS: 3	PA: 39
<b>PITCHER</b>	IP WLS BF H R ER SO BB IBB HBP BLK WP HR S P ERA WHIP											<b>PITCHER</b>	IP WLS BF H R ER SO BB IBB HBP BLK WP HR S P ERA WHIP							
<b>Mike Mason, L</b> (1, 1) ERA: 9.0	5.0 L 25 8 5 3 3 1 0 0 0 0 0 0 8 8 9.00 1.800											<b>Scott Anderson, R</b> (6, 1) ERA: 13.5	1.0 6 3 3 3 1 0 0 0 0 0 0 0 8 8 27.00 3.000							
<b>Mitch Williams, L</b> (7, 1) ERA:	1.0 4 1 0 0 1 1 0 0 0 0 0 0 5 9 0.00 2.000											<b>Dale Mohorcic, R</b> (8, 1) ERA:	1.0 4 0 0 0 0 1 0 0 0 1 0 0 3 7 0.00 1.000							

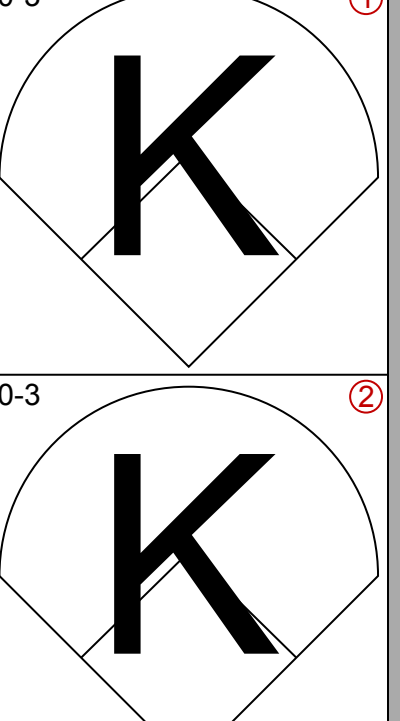
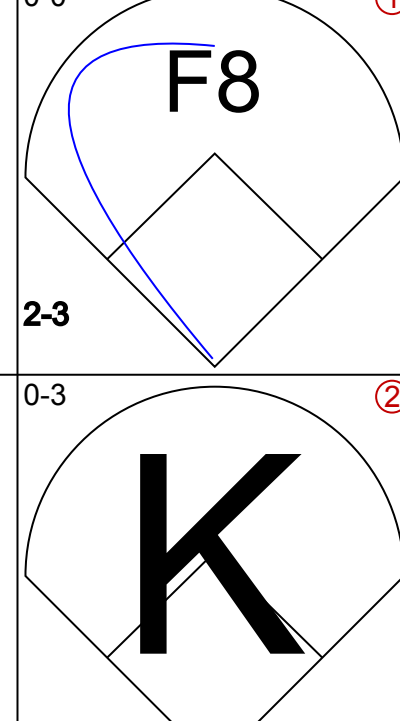
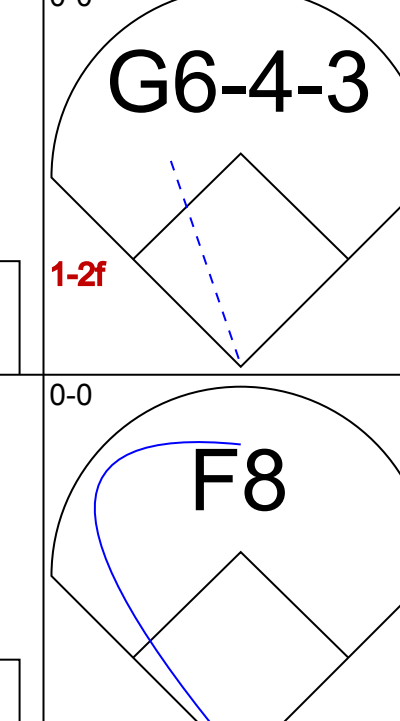
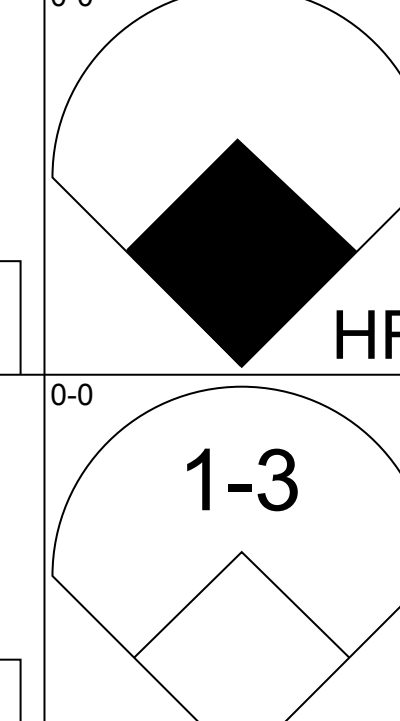
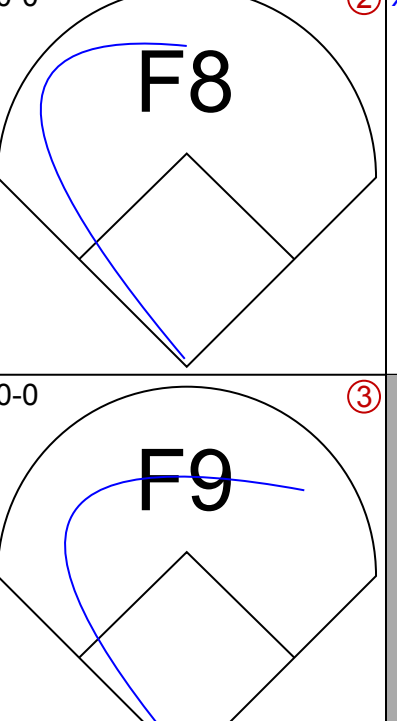
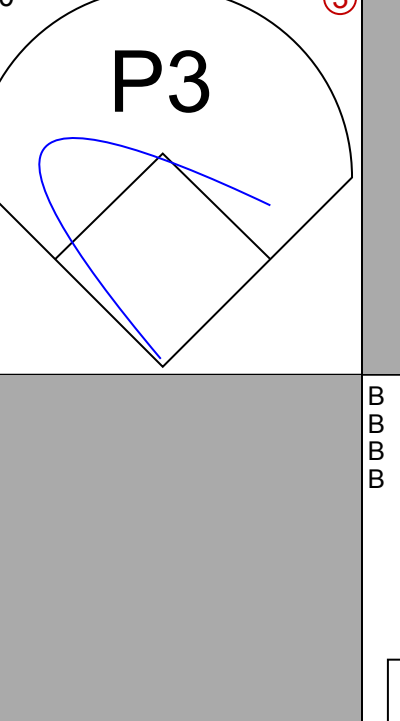
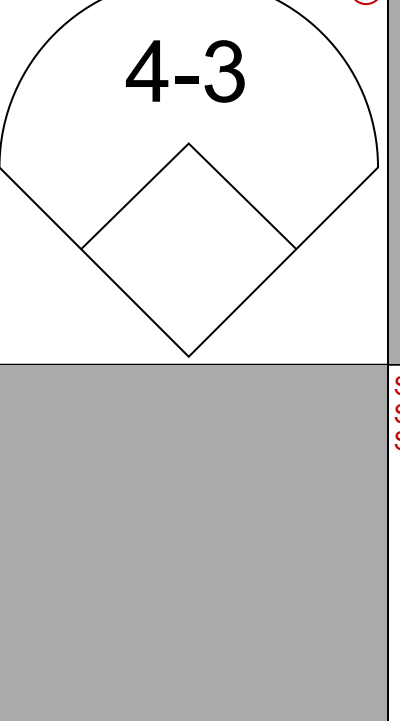
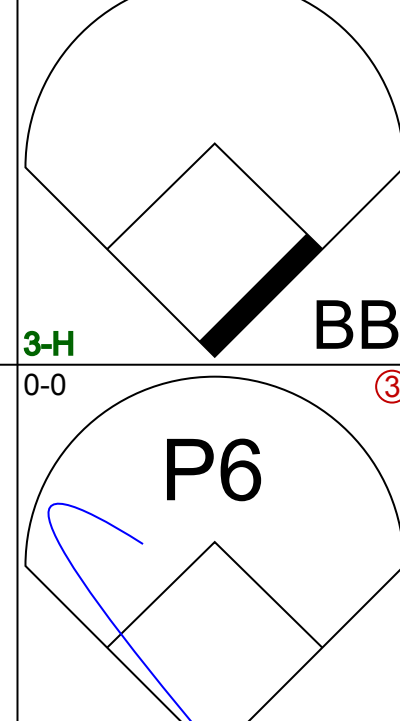

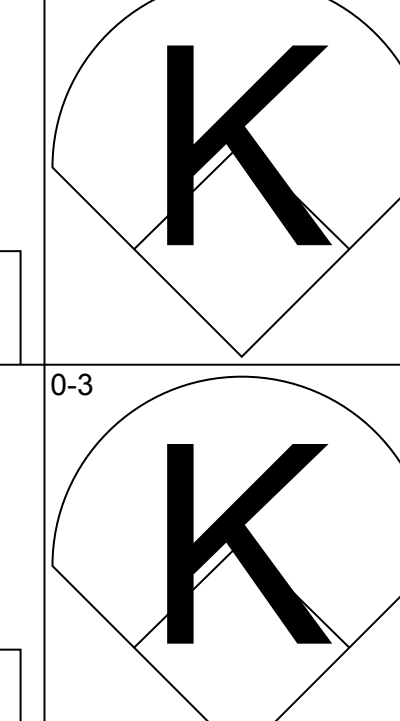

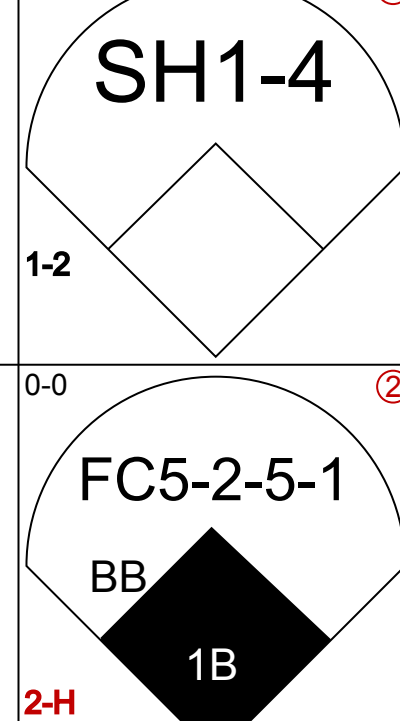


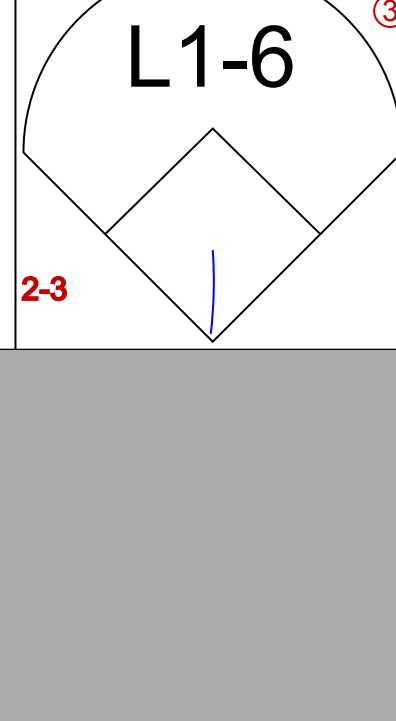


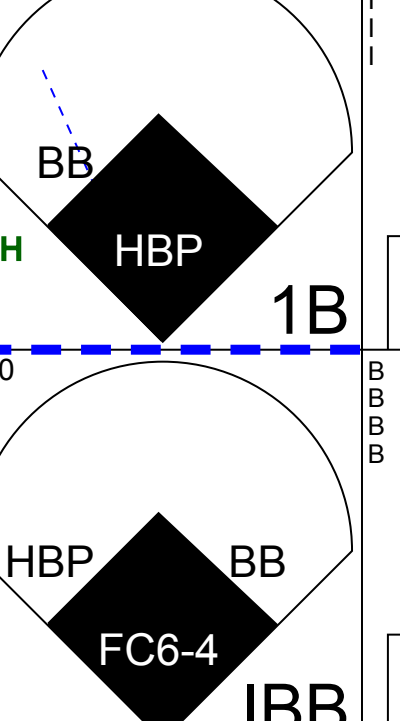
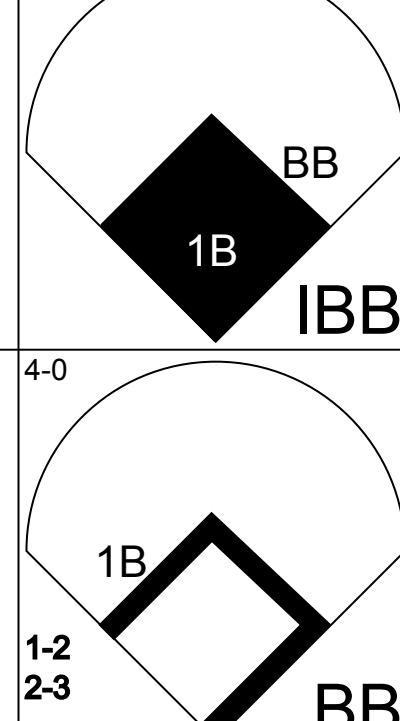
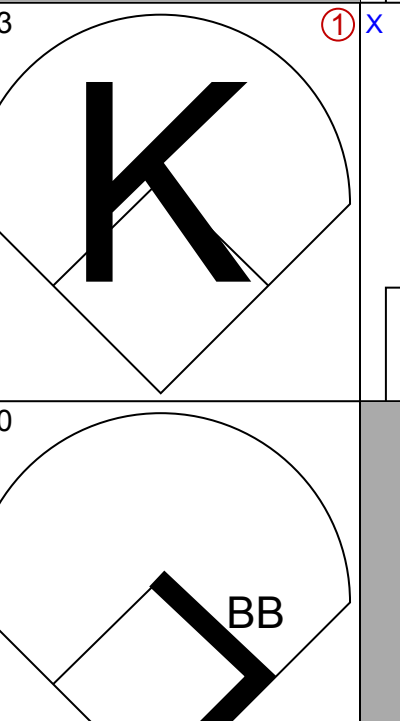
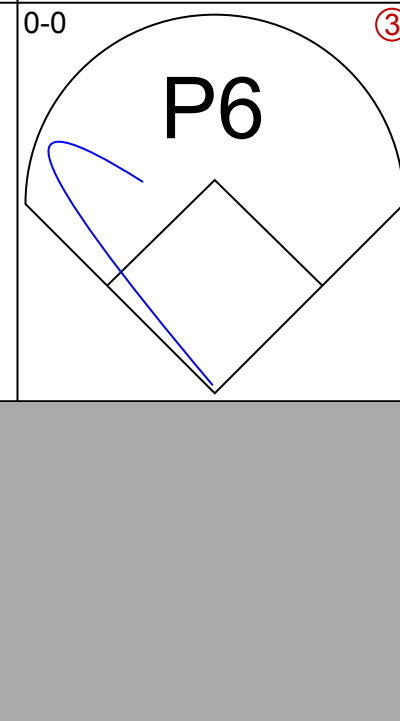
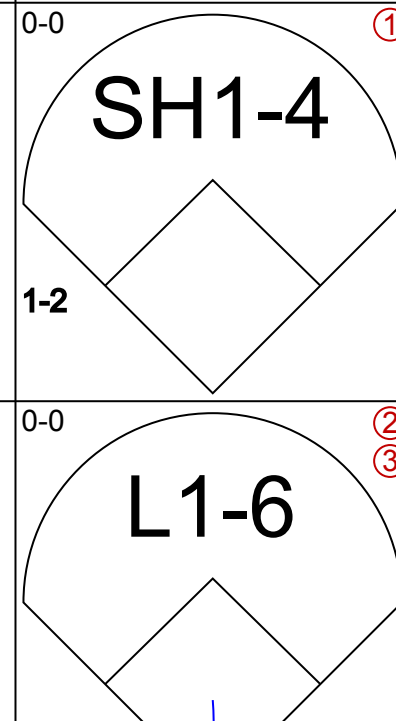
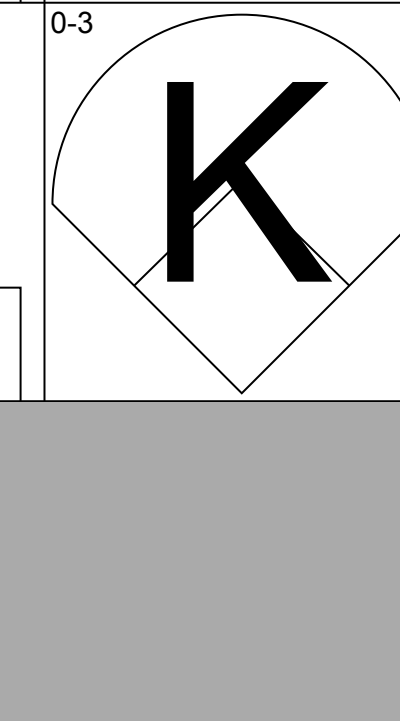

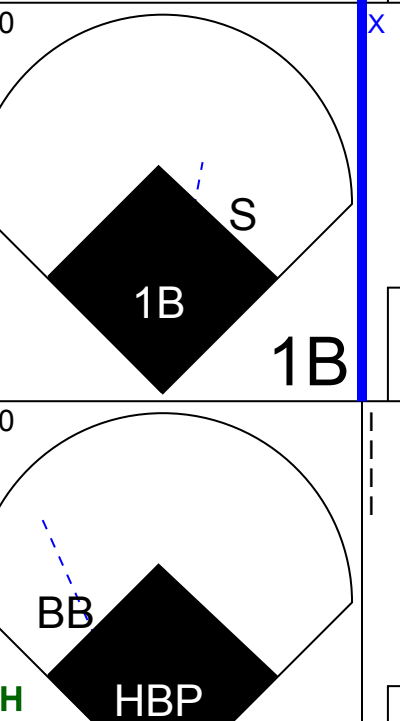
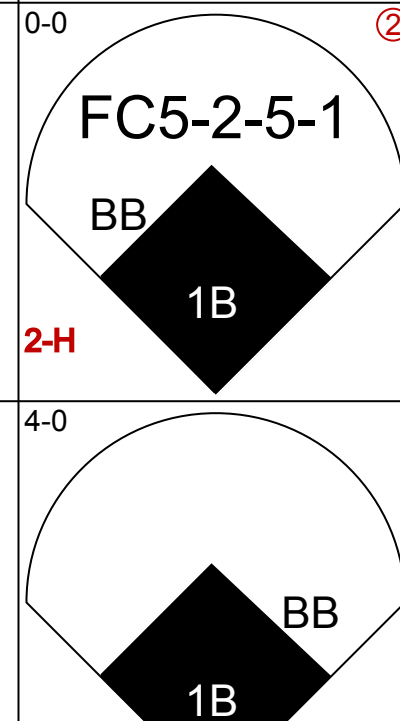
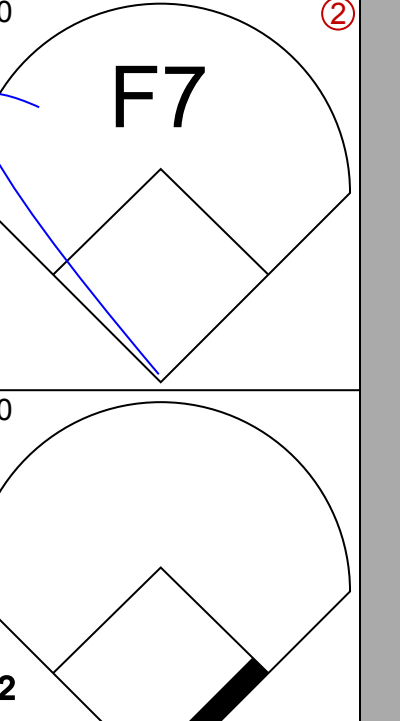
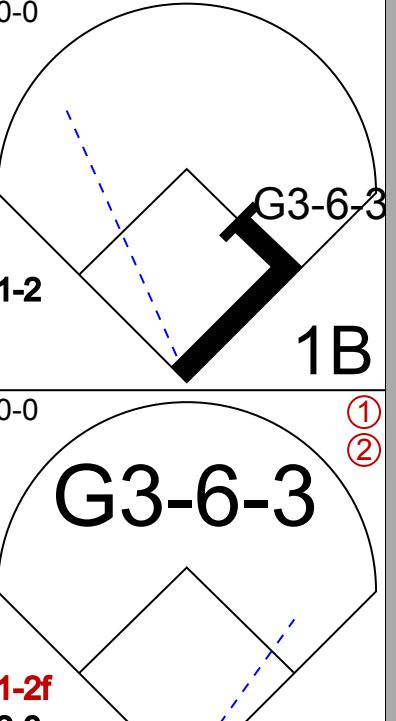

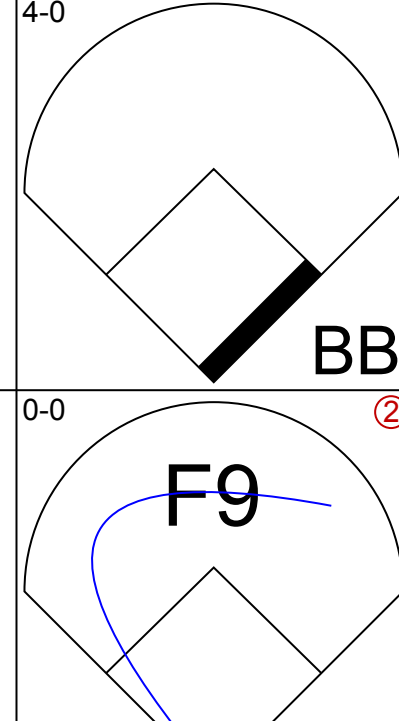
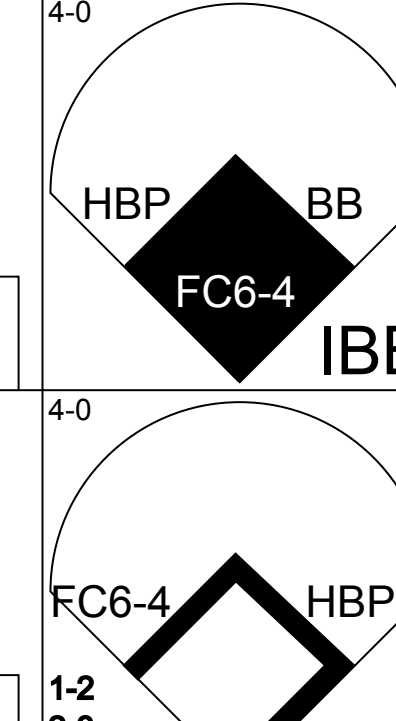
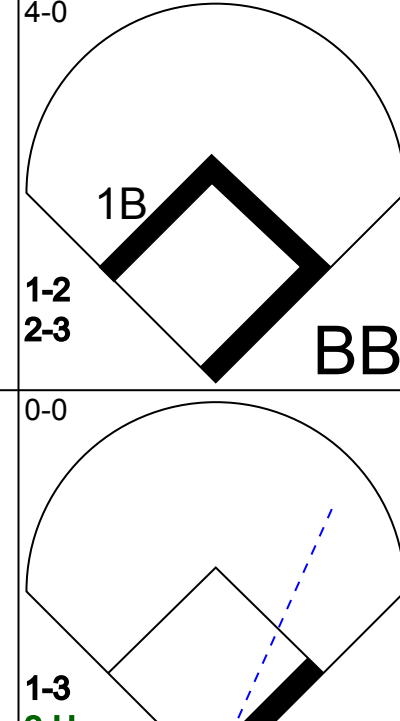
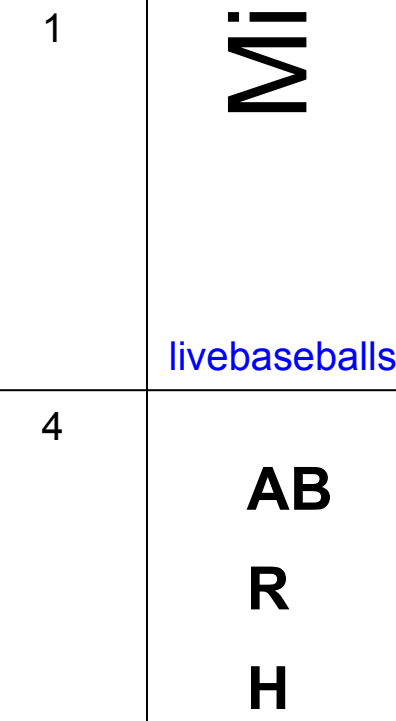
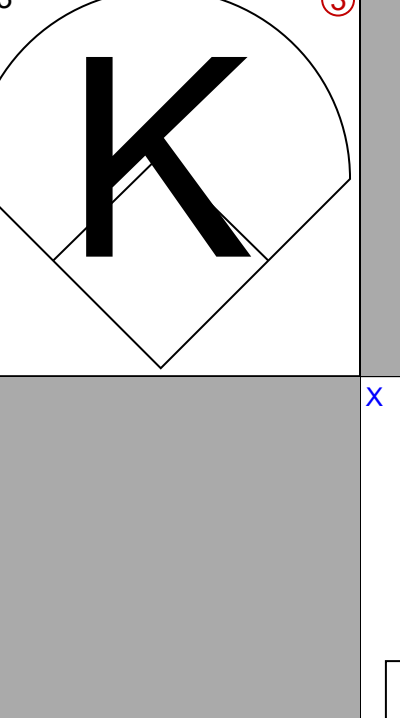

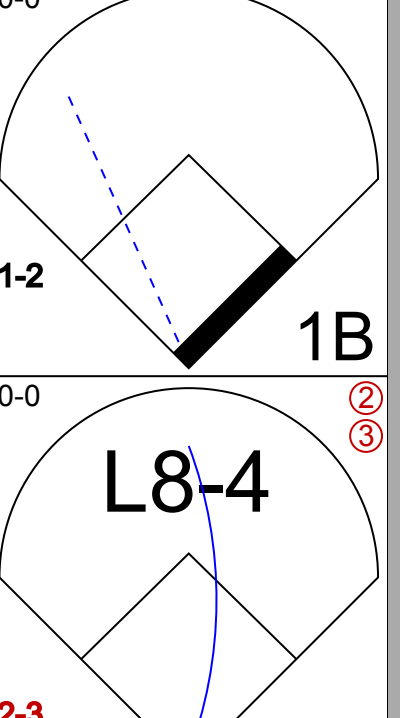
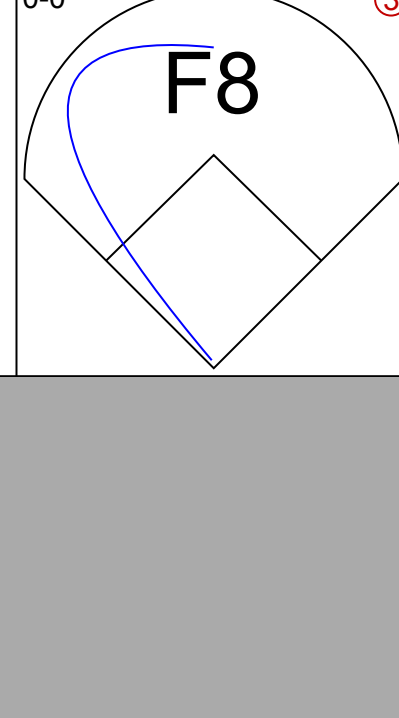
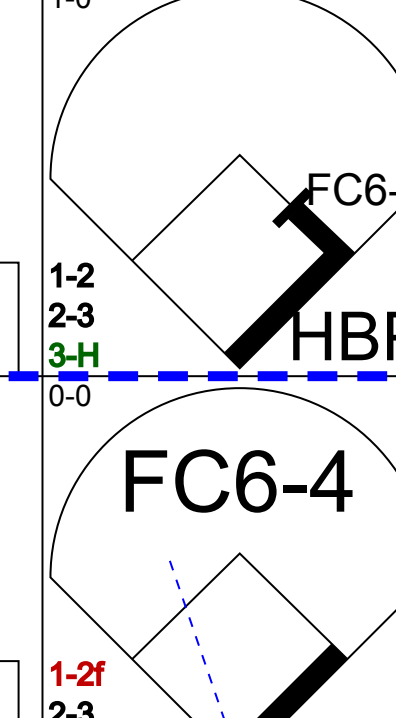
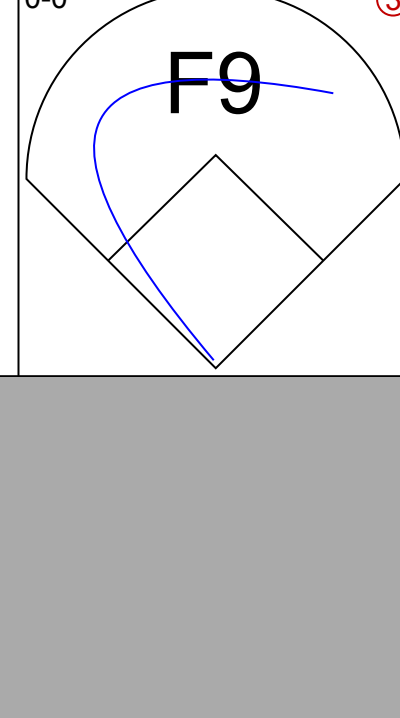
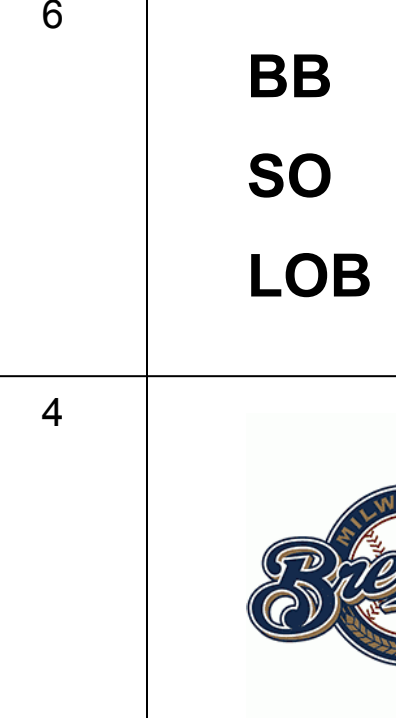
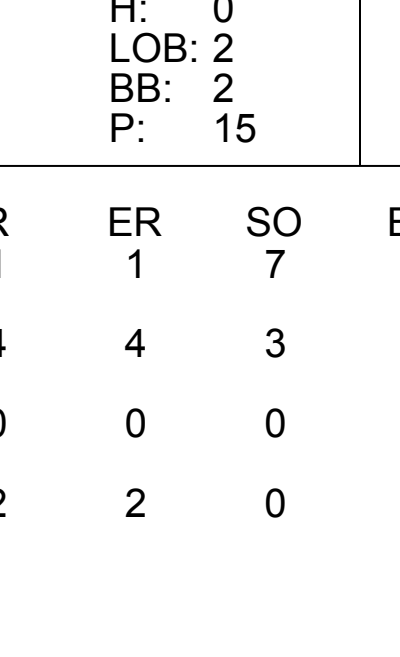
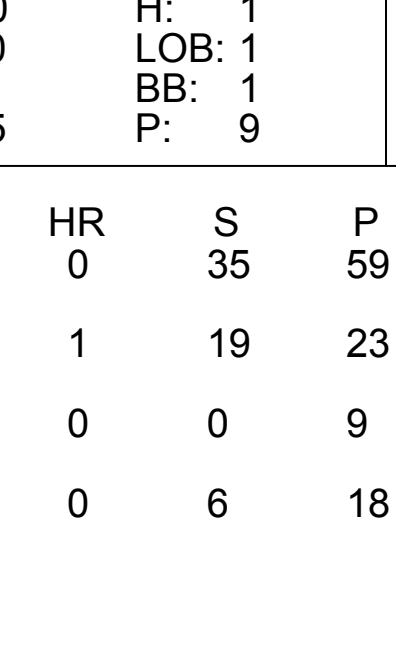
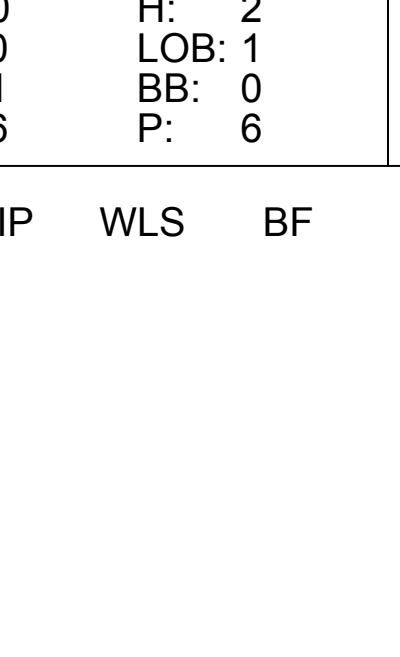
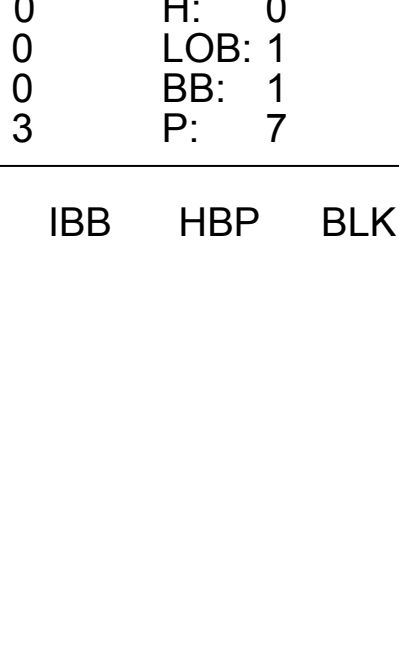
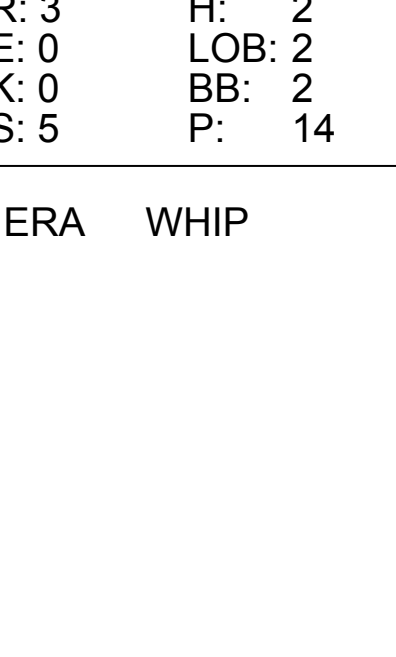


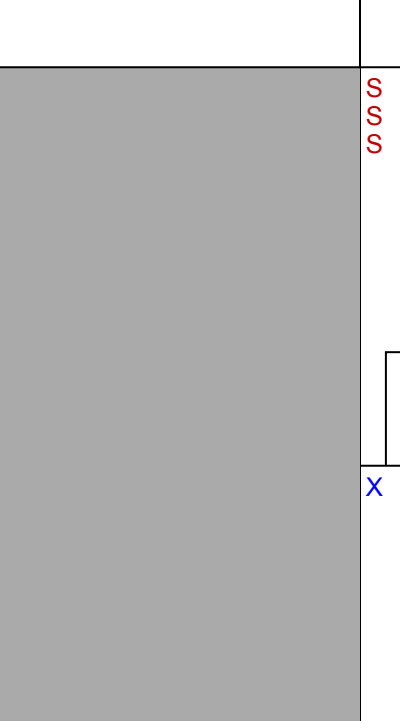



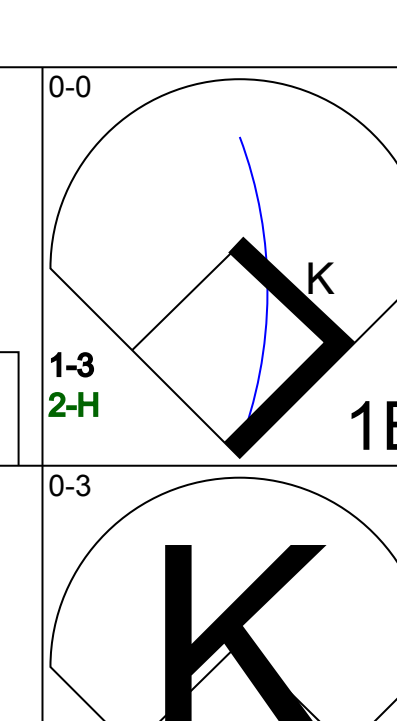


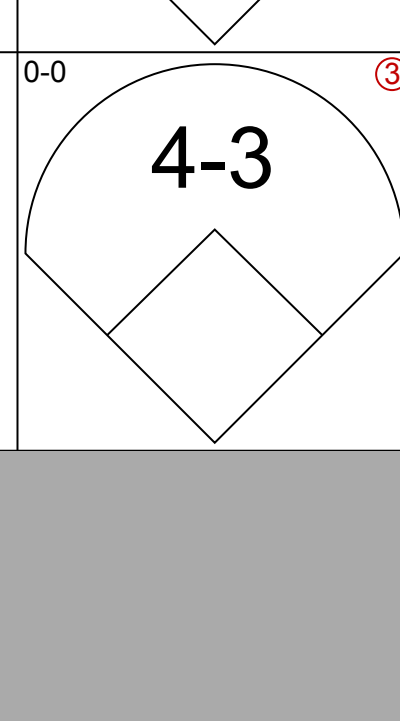


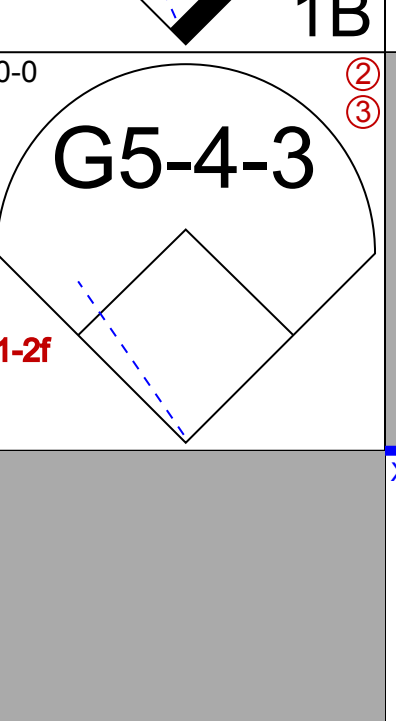
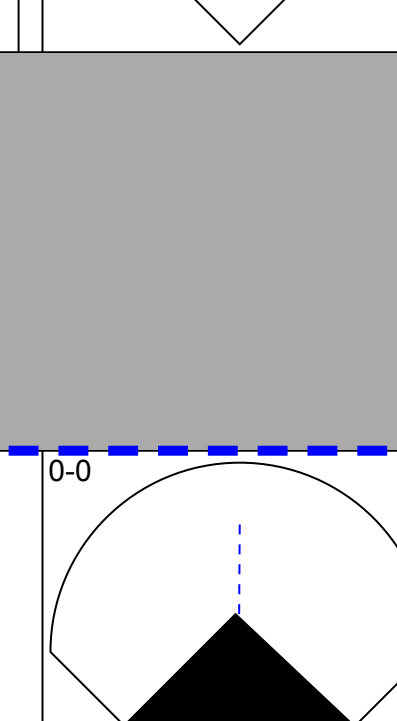
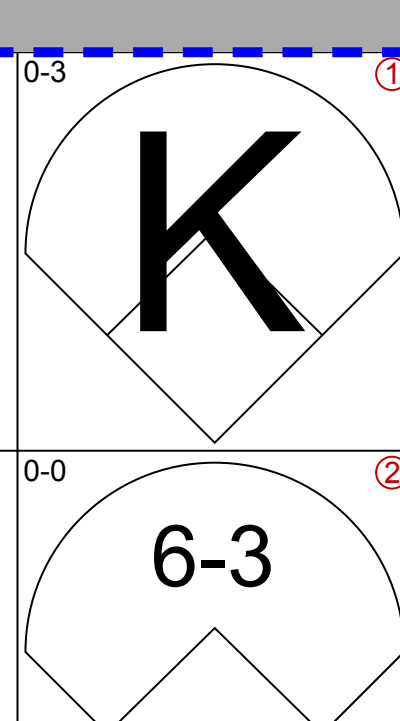


Batter	1	2	3	4	5	6	7	8	9	AB	R	H	RBI	BB	SO	LOB	TOP					
Paul Moltzer, R OBP: 0.474, SLG: 0.688			SH1-3 1-2		FC6-4 4-3, 1-2		E6 1-3, G6-4-3		P3	3	2	0	0	2	0	2	<b>Milwaukee Brewers @ Texas Rangers</b> Arlington Stadium, Arlington, TX Fri Apr 10 1987, 8:05 PM EDT Att: 42,415 - Unknown					
Robin Yount, R OBP: 0.474, SLG: 0.667			F8 2-3		4-3 1-3		G6-4-3 1-2		1B	6	1	3	4	0	0	4						
Glenn Braggs, R Rick Manning, L OBP: 0.444, SLG: 0.688 (8, 9)			F9 3-H		F9		F2		F9	5	1	3	1	0	0	1						
Greg Brock, L OBP: 0.471, SLG: 0.467			3-1							4	1	2	1	0	1	3						
Billy Jo Robidoux, L OBP: 0.235, SLG: 0.235	FC1-4 HBP, 1B, 1-2	3-1			F8		1B		1B, BLK, HBP	5	1	1	0	0	1	2						
Rob Deer, R OBP: 0.353, SLG: 0.875	F5 HBP, 1B, 1-2				HR		F8		1B, K	5	2	2	1	0	1	3						
B.J. Surhoff, L OBP: 0.364, SLG: 0.727	F7	E6 S			1B		F8			5	0	2	1	0	0	3						
Jim Gantner, L OBP: 0.429, SLG: 0.385 Juan Castillo, S (7, 4)	1B, HBP, E, 1-2, 2-3	1-3			4-3		F7		3-1	3	1	0	0	0	0	1						
Dale Sveum, S OBP: 0.375, SLG: 0.438	E2 WP, 1B, 1-H, 2-H, 3-H		E3 F8, SH1-3, 2B		FC6-4 1B				G3	5	2	3	2	0	0	0						
<b>Inning Stats</b>	R: 8, E: 1, K: 1, S: 12	H: 7, LOB: 2, BB: 2, P: 21	R: 0, E: 1, K: 0, S: 4	H: 0, LOB: 1, BB: 0, P: 4	R: 1, E: 1, K: 0, S: 5	H: 1, LOB: 1, BB: 0, P: 5	R: 1, E: 0, K: 0, S: 4	H: 2, LOB: 0, BB: 0, P: 4	R: 0, E: 0, K: 1, S: 6	H: 1, LOB: 1, BB: 0, P: 6	R: 0, E: 1, K: 0, S: 4	H: 1, LOB: 1, BB: 0, P: 4	R: 1, E: 0, K: 1, S: 7	H: 2, LOB: 2, BB: 0, P: 8	R: 0, E: 0, K: 0, S: 4	H: 1, LOB: 1, BB: 0, P: 4		1B: 11, 2B: 3, 3B: 0, HR: 2	SF: 0, SAC: 1, DP: 1, HBP: 2	WP: 1, PB: 0, SB: 2, CS: 0	PA: 48	
<b>PITCHER</b>	IP, WLS, BF, H, R, ER, SO, BB, IBB, HBP, BLK, WP, HR, S, P, ERA, WHIP																					
Jose Guzman, R ERA: 94.5	(1, 1), 0.2, L, 9, 5, 7, 7, 0, 1, 0, 1, 0, 0, 0, 1, 1, 30, 34, 94.50, 9.000																					
Mike Loynd, R ERA: 3.18	(1, 1), 5.2, 27, 8, 3, 2, 2, 1, 0, 0, 0, 0, 1, 1, 30, 34, 3.18, 1.588																					
Dale Mohorcic, R ERA: 0.00	(7, 1), 1.0, 3, 0, 0, 0, 0, 0, 0, 0, 0, 0, 0, 0, 0, 3, 3, 0.00, 0.000																					
Mitch Williams, L ERA: 9.0	(8, 1), 0.0, 2, 1, 0, 0, 0, 0, 0, 1, 1, 0, 0, 1, 2, ∞, ∞																					
Greg Harris, R ERA: 2.7	(8, 1), 1.2, 7, 2, 1, 1, 1, 0, 0, 0, 0, 0, 0, 0, 9, 9, 5.40, 1.200																					
Batter	1	2	3	4	5	6	7	8	9	AB	R	H	RBI	BB	SO	LOB	BOTTOM					
Oddibe McDowell, L OBP: 0.421, SLG: 0.500	4-3 2B, 4-3, BB	4-3 2-3, 3-H		4-3		4-0 1-2, BB			4-3 E, 1B, BB	2	2	0	1	3	0	3	<b>Milwaukee Brewers @ Texas Rangers</b> Arlington Stadium, Arlington, TX Fri Apr 10 1987, 8:05 PM EDT Att: 42,415 - Unknown					
Scott Fletcher, R OBP: 0.316, SLG: 0.421	4-3 SF9, 2B	6-3			6-3 1B		G1-6-3 1-2, BB		E4 1-2, 1B, 4-3	5	3	2	0	0	0	3						
Pete O'Brien, L OBP: 0.222, SLG: 0.125	4-3		F7		6-3 1-2				4-3	5	0	1	1	0	0	4						
Pete Incaviglia, R OBP: 0.444, SLG: 0.400	FC5-4 BB		K		5-3 1B, 2-H		K		G6-4-3 1B, 2-H, 3-H	4	0	2	3	1	2	1						
Ruben Sierra, S OBP: 0.059, SLG: 0.063	SF9		F8		5-3 1-2		F7		G6-4-3 1-2	4	0	0	1	0	0	3						
Larry Parrish, R OBP: 0.287, SLG: 0.467	FC5-4 1-2			6-3	6-3		F8			4	0	0	0	0	0	3						
Don Slaught, R OBP: 0.200, SLG: 0.467		F7		6-3		HR 1B		5-3		4	1	1	0	0	0	0						
Steve Buechele, R OBP: 0.467, SLG: 1.000		2B, 4-3 1B		BB, BB		HR 1B		K		3	2	2	2	1	1	0						
Bob Brower, R OBP: 0.667, SLG: 0.750 Darrell Porter, L (8, PH)				BB, BB		HR		K		2	0	2	0	1	0	0						
Tom Paciorek, R (8, PH)	4-3 1-3, 2B			BB, BB		CS 1B		K		1	0	0	0	0	0	1						
<b>Inning Stats</b>	R: 2, E: 0, K: 0, S: 4	H: 1, LOB: 1, BB: 2, P: 12	R: 1, E: 0, K: 0, S: 5	H: 2, LOB: 1, BB: 0, P: 5	R: 0, E: 0, K: 1, S: 5	H: 0, LOB: 0, BB: 0, P: 5	R: 0, E: 0, K: 0, S: 3	H: 0, LOB: 2, BB: 2, P: 11	R: 1, E: 0, K: 0, S: 5	H: 2, LOB: 1, BB: 0, P: 5	R: 2, E: 0, K: 0, S: 4	H: 3, LOB: 0, BB: 1, P: 8	R: 0, E: 0, K: 1, S: 6	H: 1, LOB: 1, BB: 0, P: 6	R: 0, E: 0, K: 2, S: 7	H: 0, LOB: 0, BB: 0, P: 7	R: 2, E: 1, K: 0, S: 4	H: 1, LOB: 0, BB: 1, P: 8	1B: 7, 2B: 2, 3B: 0, HR: 1	SF: 1, SAC: 0, DP: 2, HBP: 0	WP: 0, PB: 0, SB: 0, CS: 1	PA: 41
<b>PITCHER</b>	IP, WLS, BF, H, R, ER, SO, BB, IBB, HBP, BLK, WP, HR, S, P, ERA, WHIP																					
Juan Nieves, L ERA: 10.13	(1, 1), 5.1, W, 28, 8, 6, 6, 1, 5, 0, 0, 0, 0, 0, 0, 11, 25, 45, 10.13, 2.438																					
Chuck Crim, R ERA: 0.00	(6, 1), 2.1, 7, 1, 0, 0, 2, 0, 0, 0, 0, 0, 0, 0, 11, 11, 0.00, 0.429																					
Dan Plesac, L ERA: 0.00	(8, 1), 1.1, 6, 1, 2, 0, 1, 1, 0, 0, 0, 0, 0, 0, 7, 11, 0.00, 1.500																					







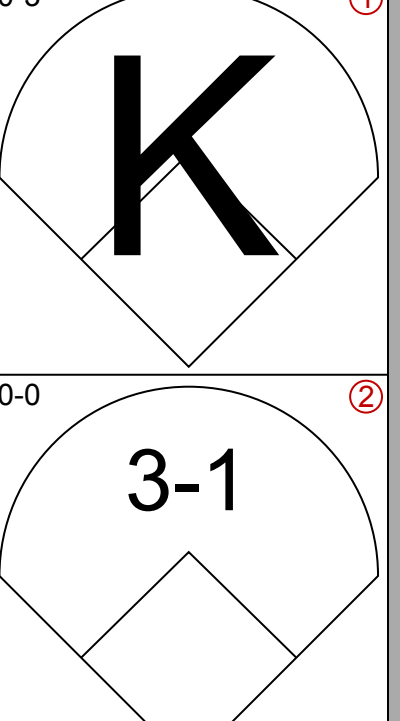
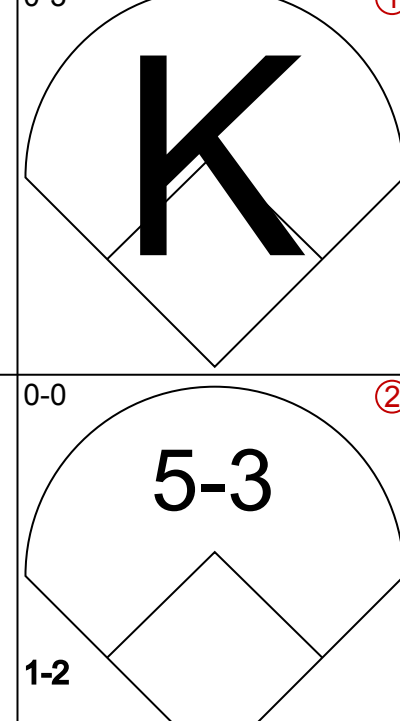
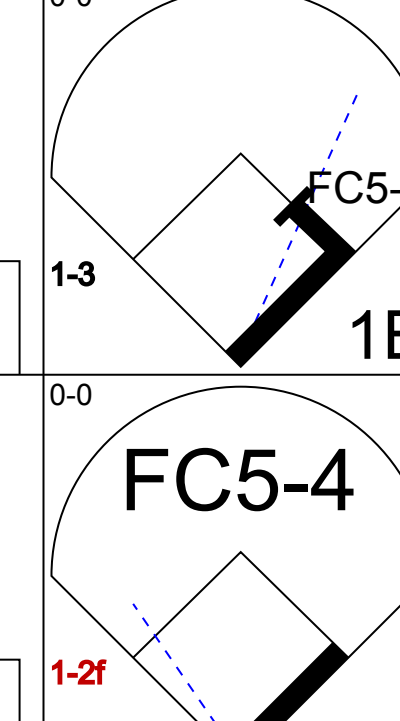
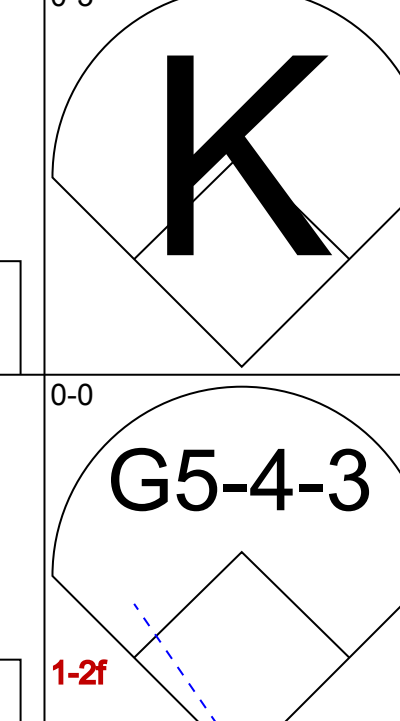
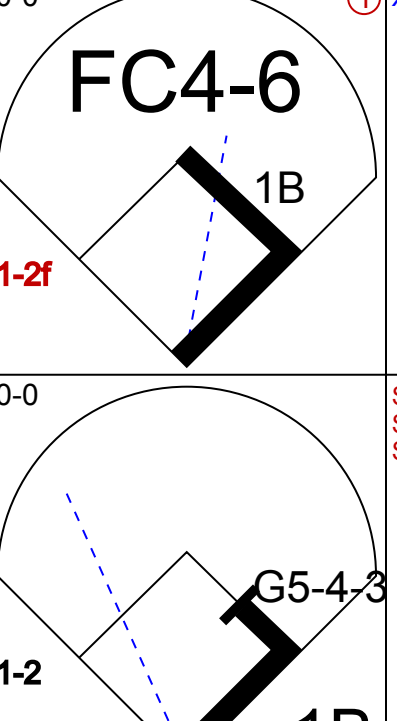
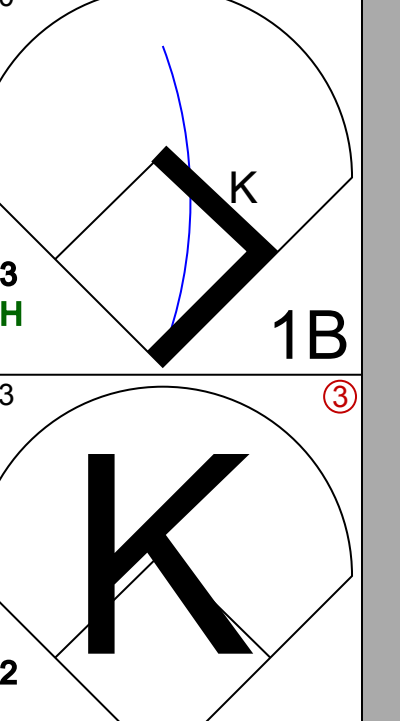
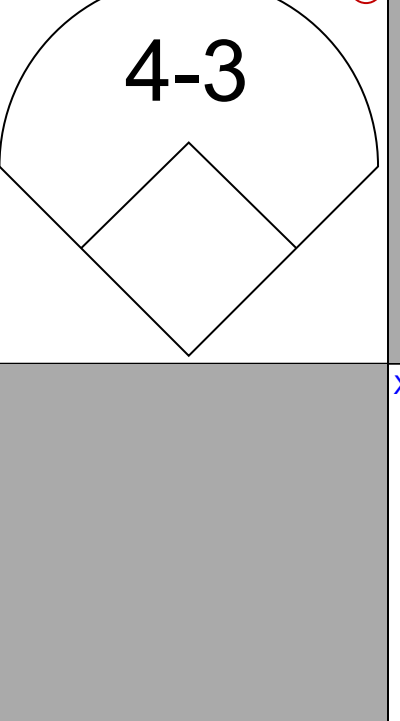
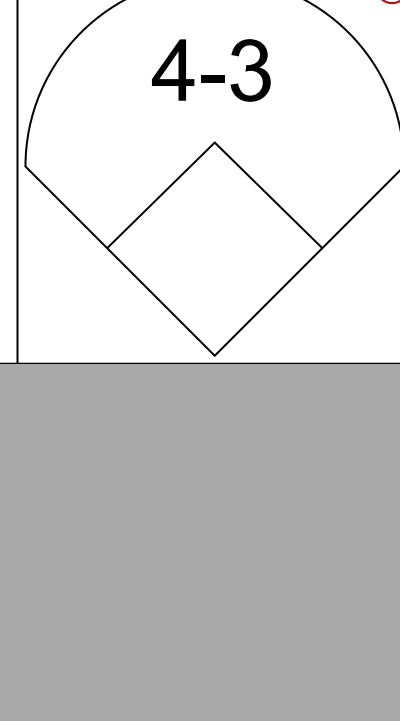


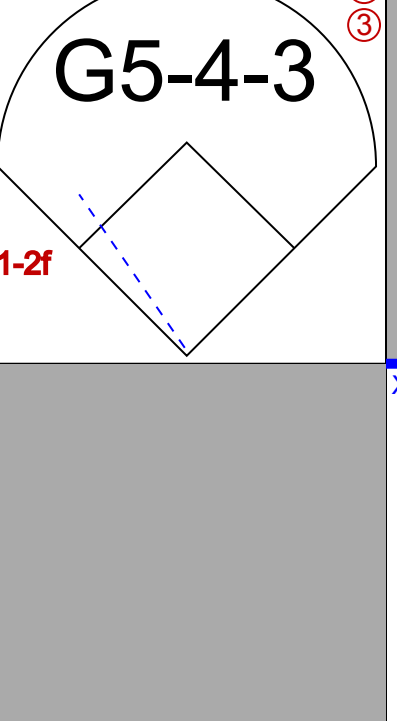
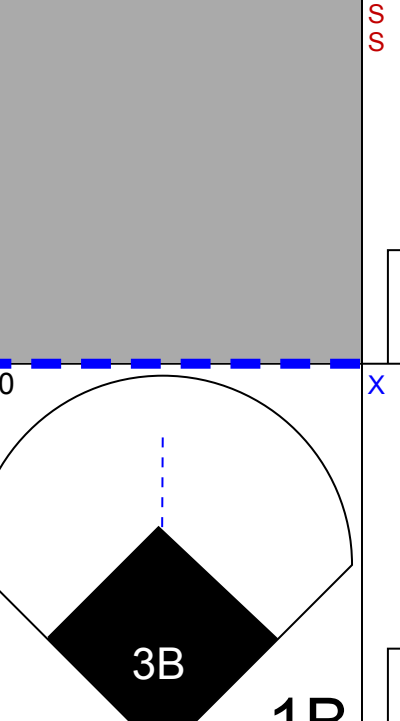


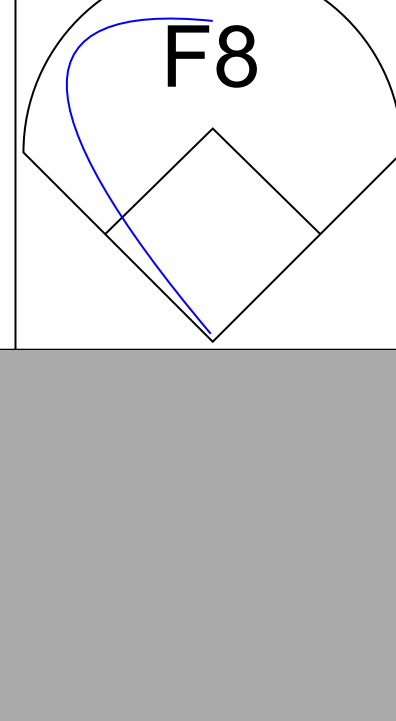
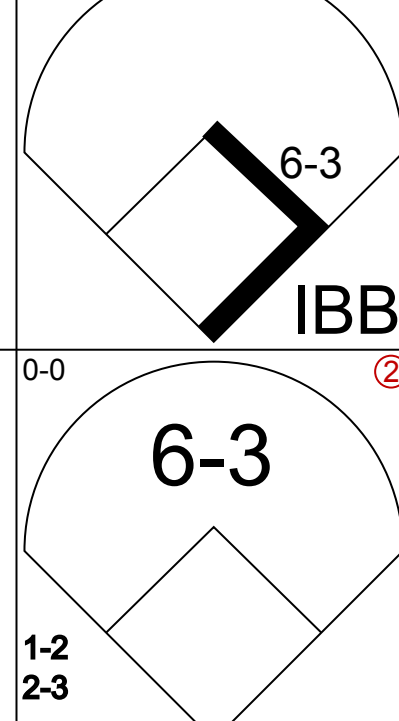
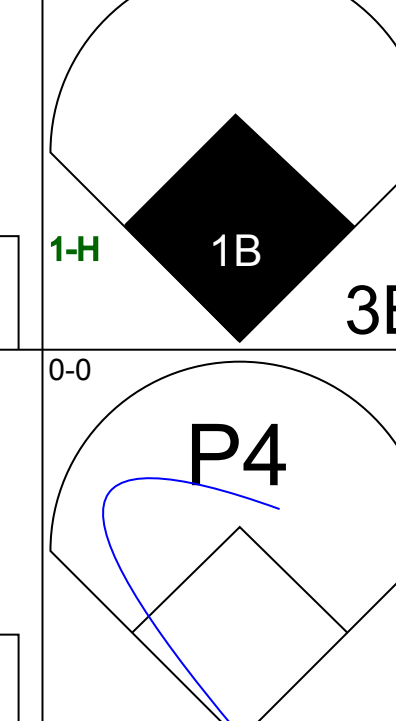
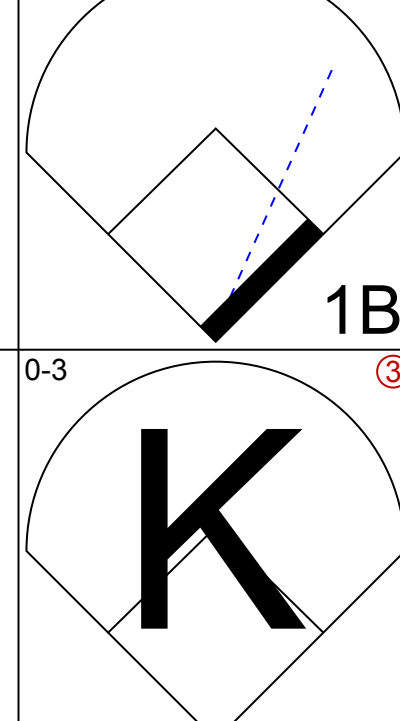
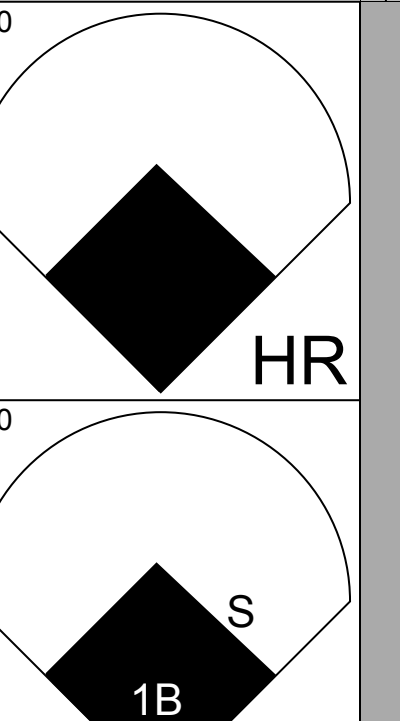
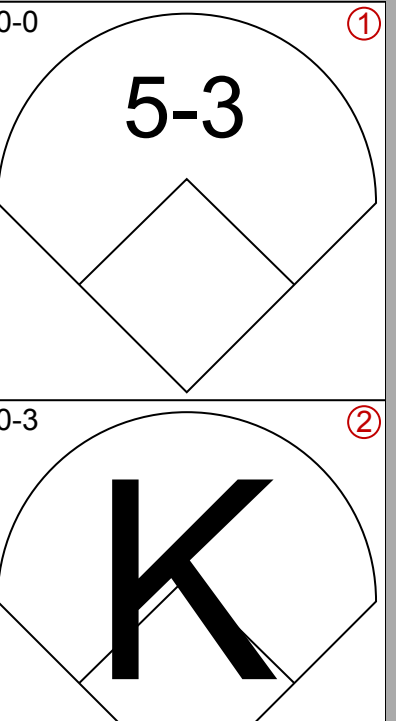
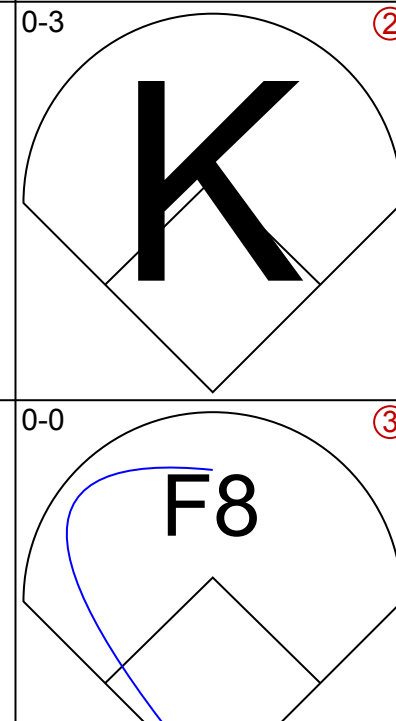
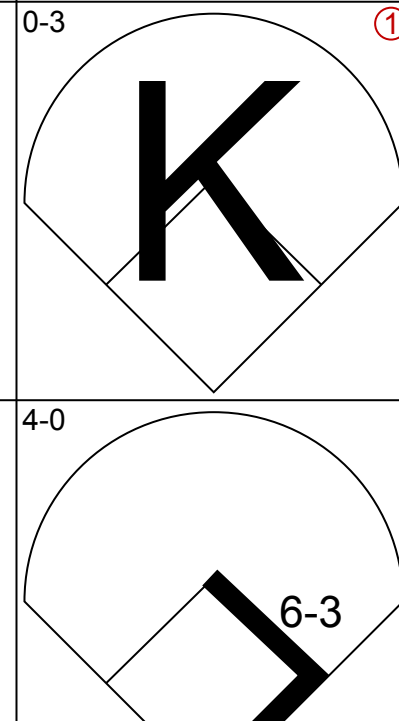
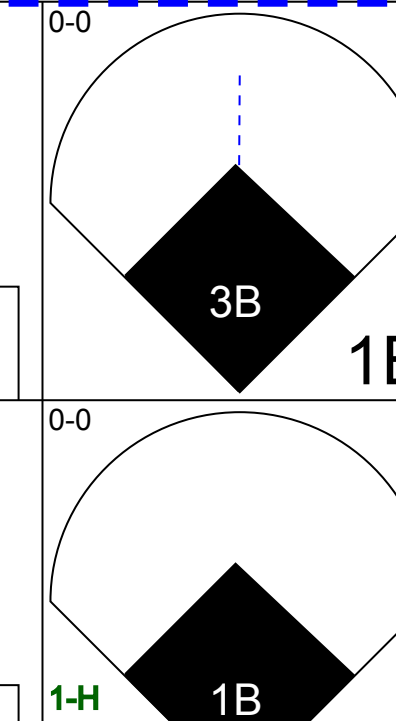
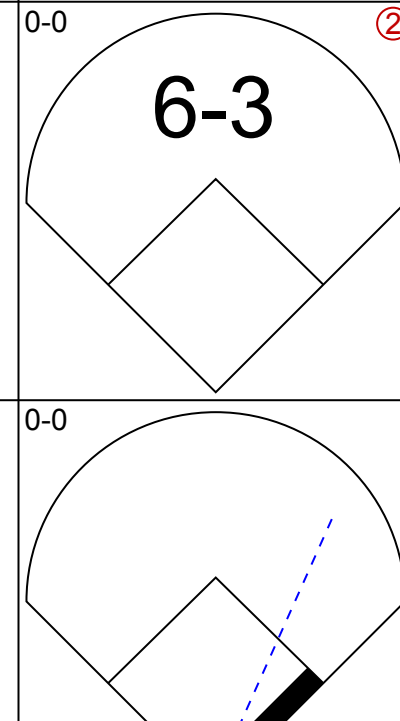

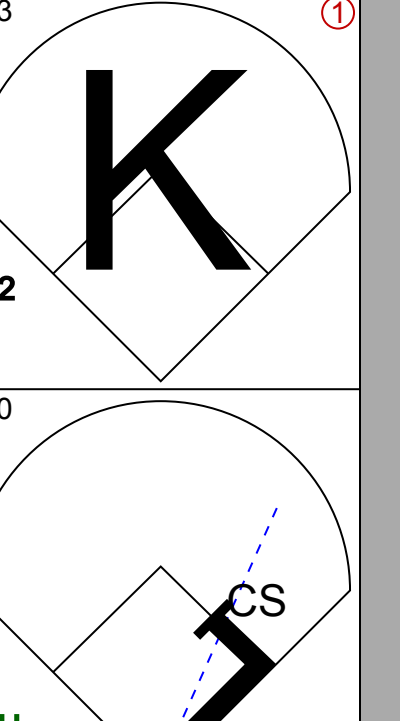
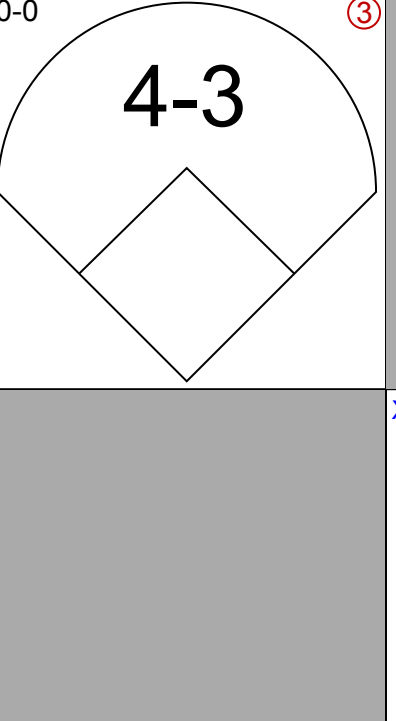

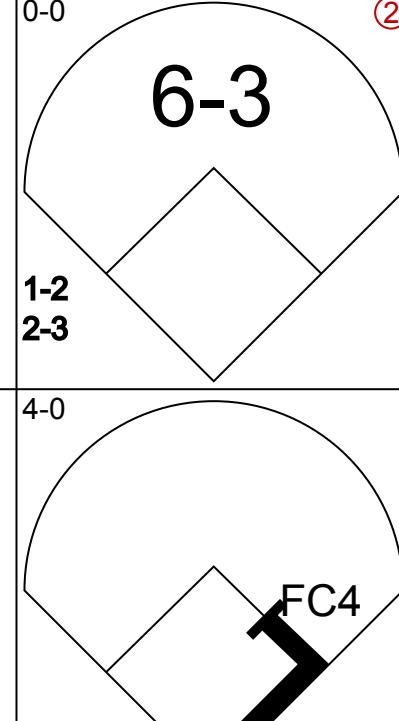
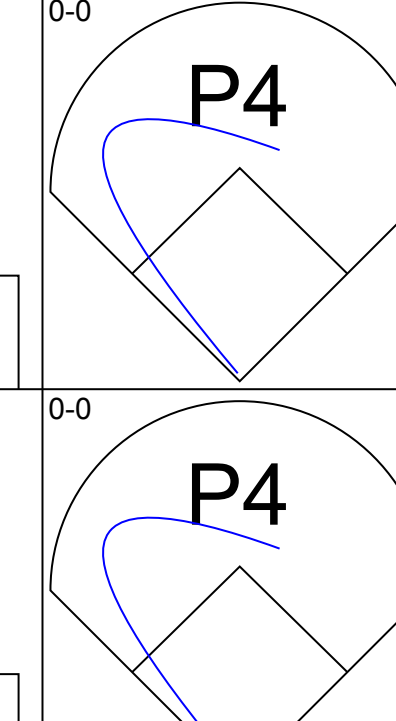

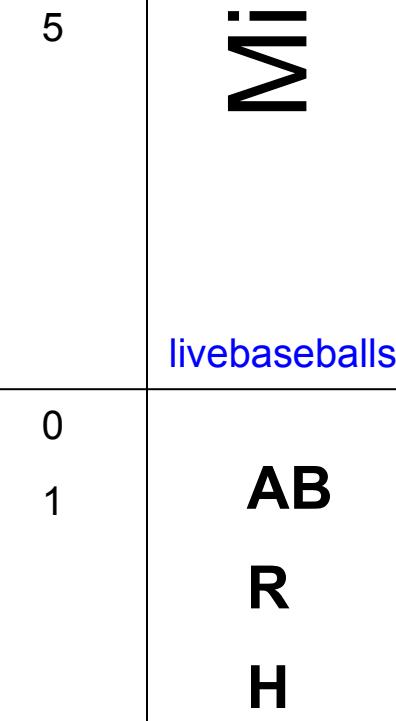
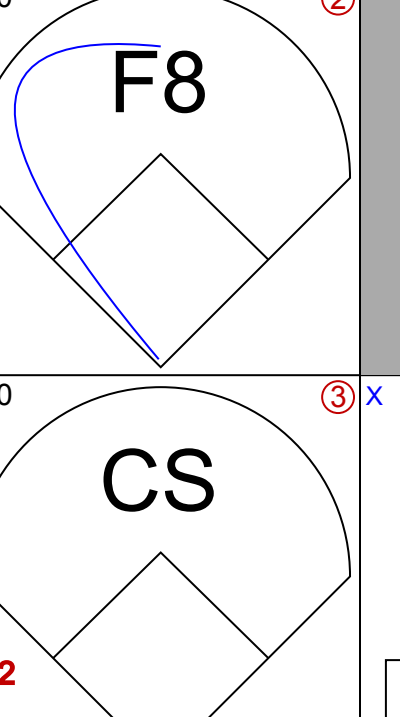

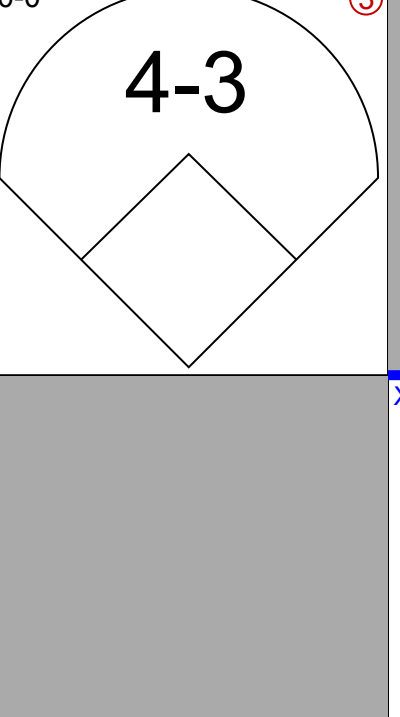
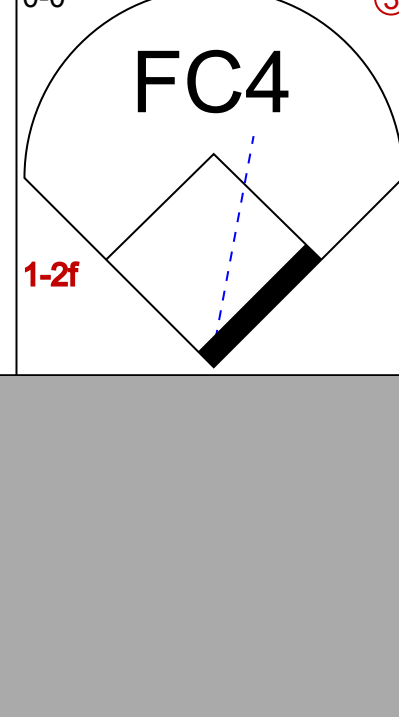
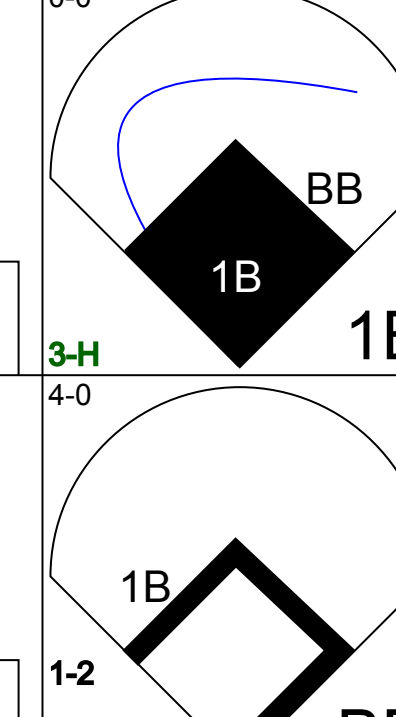

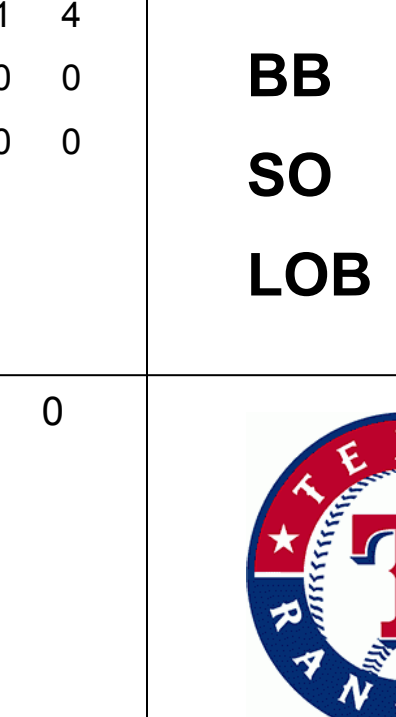
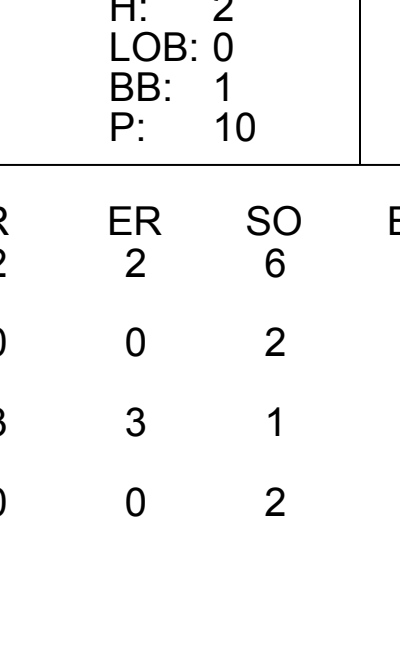
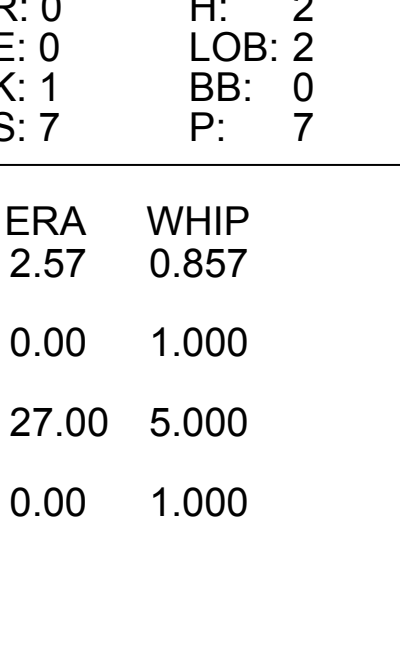
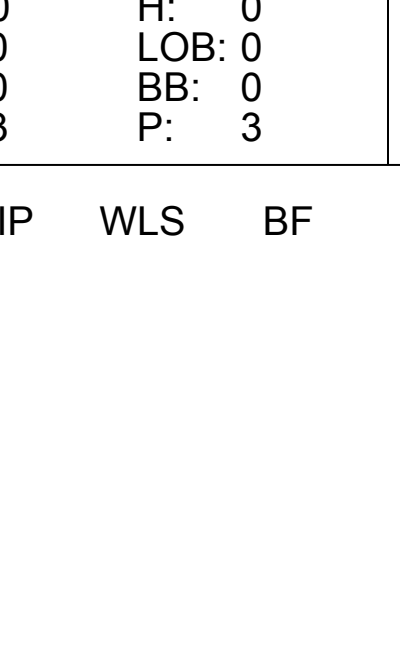
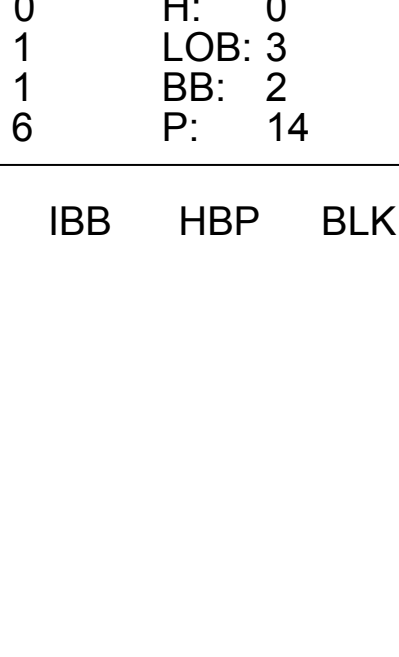
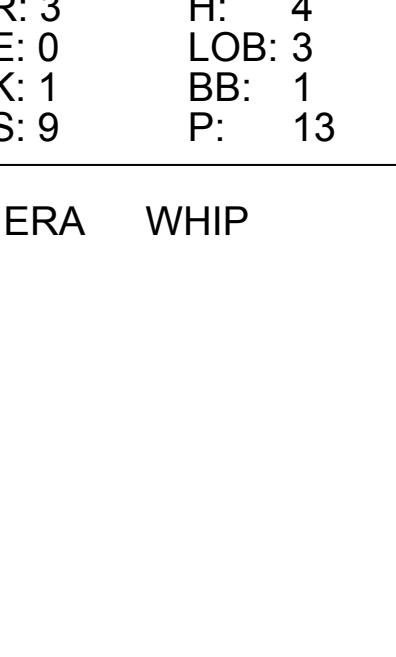

Batter	1	2	3	4	5	6	7	8	9	10	11	12	AB	R	H	RBI	BB	SO	LOB	TOP						
Paul Molitor, R OBP: 0.433, SLG: 0.704 (1, 5)													6	1	1	1	0	1	4							
Robin Yount, R OBP: 0.400, SLG: 0.536 (1, 8)													5	0	0	0	1	2	1							
Glenn Briggs, R OBP: 0.383, SLG: 0.478 Rick Manning, L (11, 9)													3	0	0	0	2	1	0							
Greg Brock, L OBP: 0.423, SLG: 0.522 Mike Felder, S (11, PR)													4	0	1	0	0	2	1							
Billy Jo Robidoux, L OBP: 0.357, SLG: 0.280 (1, 10)													3	2	1	1	3	0	1							
Rob Deer, R OBP: 0.464, SLG: 0.750 (1, 7)													3	1	2	0	3	0	1							
B.J. Surhoff, L OBP: 0.409, SLG: 0.579 (1, 2)													4	0	1	2	2	1	4							
Jim Gantner, L OBP: 0.348, SLG: 0.286 (1, 4)													5	0	1	1	0	2	6							
Dale Sveum, S OBP: 0.440, SLG: 0.478 (1, 6)													4	1	1	1	1	1	4							
<b>Inning Stats</b>	R: 0 E: 0 K: 2 S: 7	H: 0 LOB: 0 BB: 7	R: 0 E: 0 K: 2 S: 7	H: 0 LOB: 2 BB: 15	R: 1 E: 0 K: 1 S: 6	H: 1 LOB: 1 BB: 1 P: 10	R: 0 E: 0 K: 1 S: 5	H: 1 LOB: 1 BB: 1 P: 9	R: 0 E: 0 K: 0 S: 2	H: 0 LOB: 0 BB: 1 P: 6	R: 0 E: 0 K: 1 S: 6	H: 2 LOB: 1 BB: 0 P: 6	R: 1 E: 0 K: 2 S: 8	H: 1 LOB: 0 BB: 0 P: 8	R: 0 E: 0 K: 0 S: 5	H: 0 LOB: 1 BB: 7	R: 3 E: 0 K: 0 S: 5	H: 2 LOB: 2 BB: 2 P: 14	R: 2 E: 0 K: 0 S: 4	H: 1 LOB: 2 BB: 3 P: 16	1B: 6 2B: 3 3B: 0 HR: 1	SF: 0 SAC: 2 DP: 4 HBP: 1	WP: 2 PB: 0 SB: 1 CS: 0	PA: 53		
<b>PITCHER</b>	IP WLS BF H R ER SO BB IBB HBP BLK WP HR S P ERA WHIP	7.0 27 4 3 4 4 3 1 0 0 0 0 1 19 23 10.80 1.200	3.1 14 3 4 4 3 1 0 0 0 0 0 0 1 19 23 10.80 1.200	0.0 3 0 0 0 0 1 1 1 0 0 0 0 9 ∞ ∞	1.2 9 1 2 2 0 2 1 0 0 1 0 6 18 10.80 1.800	<b>PITCHER</b>										IP WLS BF H R ER SO BB IBB HBP BLK WP HR S P ERA WHIP										
Bobby Witt, R ERA: 1.29 (1, 1)											27															
Greg Harris, R ERA: 5.4 (8, 1)											14															
Mitch Williams, L ERA: 18.0 (11, 1)											3															
Scott Anderson, R ERA: 10.13 (11, 1)											L															

Milwaukee Brewers @ Texas Rangers  
Arlington Stadium, Arlington, TX

Sun Apr 12 1987, 4:33 AM EDT  
Att. 19,782 - Unknown

AB 38  
R 7  
H 8  
RBI 6  
BB 12  
SO 10  
LOB 23



Batter	1	2	3	4	5	6	7	8	9	10	11	12	AB	R	H	RBI	BB	SO	LOB	BOTTOM						
Oddibe McDowell, L OBP: 0.407, SLG: 0.500 (1, 8)													6	0	2	1	0	3	3							
Scott Fletcher, R OBP: 0.333, SLG: 0.379 (1, 6)													6	0	1	0	0	1	6							
Pete O'Brien, L OBP: 0.217, SLG: 0.286 Bob Brower, R OBP: 0.700, SLG: 0.857 Tom Paciorek, R (10, 3)													4	0	0	0	0	0	1							
Pete Incaviglia, R OBP: 0.414, SLG: 0.615 (1, 7)													6	2	2	1	0	2	1							
Ruben Sierra, S OBP: 0.214, SLG: 0.240 (1, 9)													4	2	2	1	2	1	0							
Larry Parrish, R OBP: 0.231, SLG: 0.346 (1, 10)													6	0	0	0	0	2	5							
Geno Petralli, L OBP: 0.690, SLG: 0.333 Don Slaught, R OBP: 0.266, SLG: 0.450 (8, 2)													3	0	1	1	0	0	0							
Steve Buechele, R OBP: 0.348, SLG: 0.667 Darrell Porter, L OBP: 0.333, SLG: 0.333 Curtis Wilkerson, S (11, PR)													4	0	0	0	0	1	4							
Jerry Browne, S OBP: 0.667, SLG: 0.889 (1, 4)													3	0	3	0	2	0	0							
<b>Inning Stats</b>	R: 0 E: 0 K: 1 S: 5	H: 0 LOB: 0 BB: 0	R: 2 E: 0 K: 1 S: 6	H: 2 LOB: 0 BB: 10	R: 0 E: 0 K: 1 S: 6	H: 1 LOB: 0 BB: 0 P: 6	R: 0 E: 0 K: 1 S: 5	H: 0 LOB: 0 BB: 0 P: 6	R: 0 E: 0 K: 1 S: 5	H: 0 LOB: 2 BB: 0 P: 7	R: 0 E: 0 K: 1 S: 5	H: 1 LOB: 0 BB: 1 P: 5	R: 0 E: 0 K: 1 S: 6	H: 0 LOB: 3 BB: 2 P: 14	R: 0 E: 0 K: 0 S: 3	H: 1 LOB: 1 BB: 7	R: 3 E: 0 K: 1 S: 9	H: 4 LOB: 3 BB: 1 P: 13	R: 0 E: 0 K: 2 S: 8	H: 1 LOB: 1 BB: 0 P: 8	1B: 10 2B: 0 3B: 1 HR: 1	SF: 0 SAC: 0 DP: 2 HBP: 0	WP: 0 PB: 0 SB: 1 CS: 1	PA: 52		
<b>PITCHER</b>	IP WLS BF H R ER SO BB IBB HBP BLK WP HR S P ERA WHIP	7.0 26 5 2 2 2 6 1 0 0 0 0 1 37 41 2.57 0.857	3.0 13 2 0 0 2 1 2 0 0 0 0 0 14 26 0.00 1.000	1.0 8 4 3 3 1 1 0 0 0 0 0 0 9 13 27.00 5.000	1.0 4 1 0 0 2 0 0 0 0 0 0 0 8 8 0.00 1.000	<b>PITCHER</b>										IP WLS BF H R ER SO BB IBB HBP BLK WP HR S P ERA WHIP										
Bill Wegman, R ERA: 3.9 (8, 1)											26															
Chuck Crim, R ERA: (11, 1)											13															
Mark Clear, R ERA: 9.0 (11, 1)											W															
Chris Bosio, R ERA: 7.36 (12, 1)											S															

Milwaukee Brewers @ Texas Rangers  
Arlington Stadium, Arlington, TX

Sun Apr 12 1987, 4:33 AM EDT  
Att. 19,782 - Unknown

AB 46  
R 5  
H 12  
RBI 5  
BB 5  
SO 11  
LOB 23

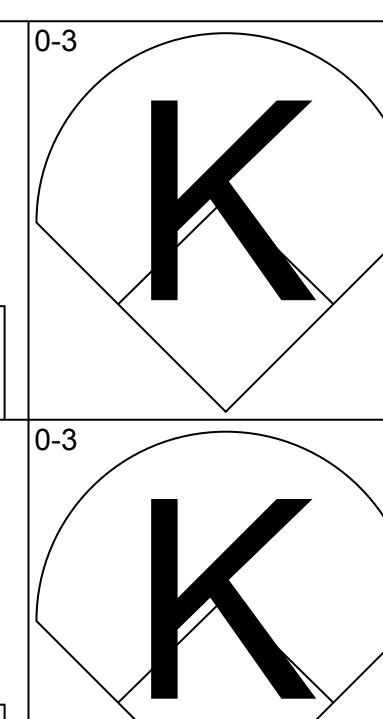
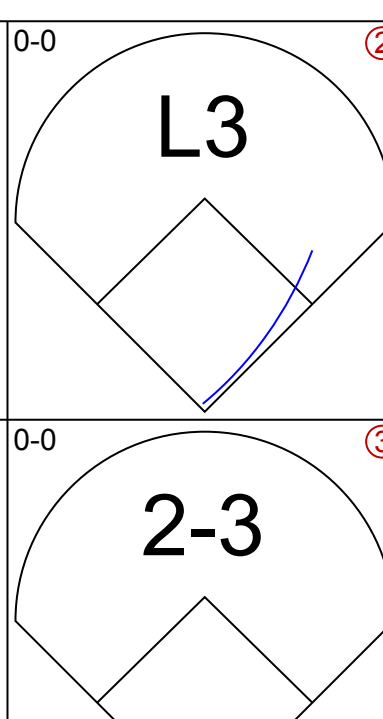
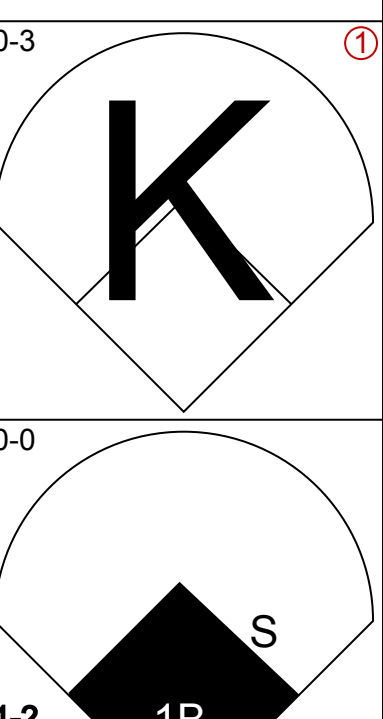
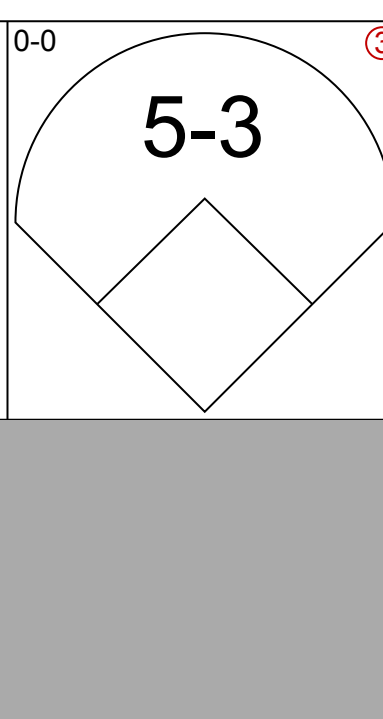
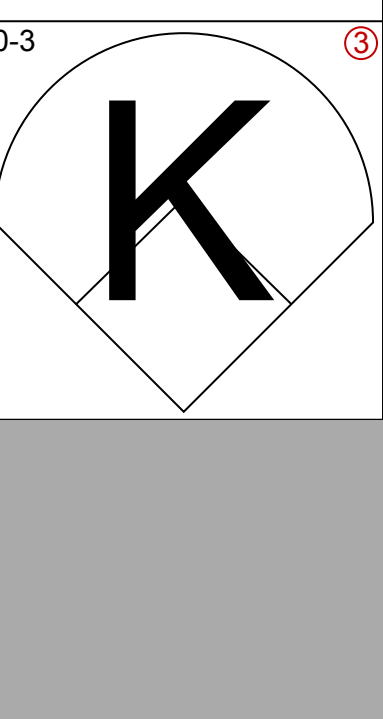
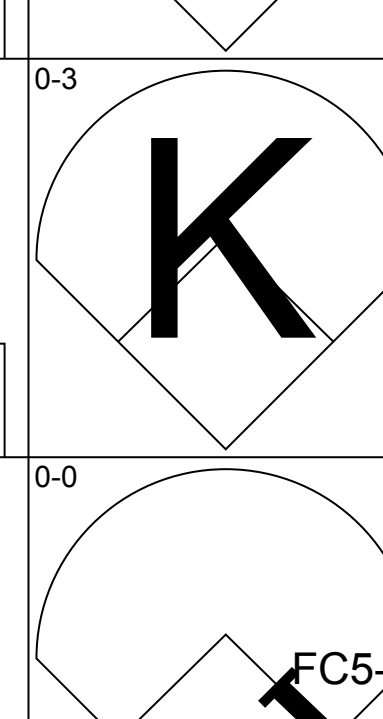
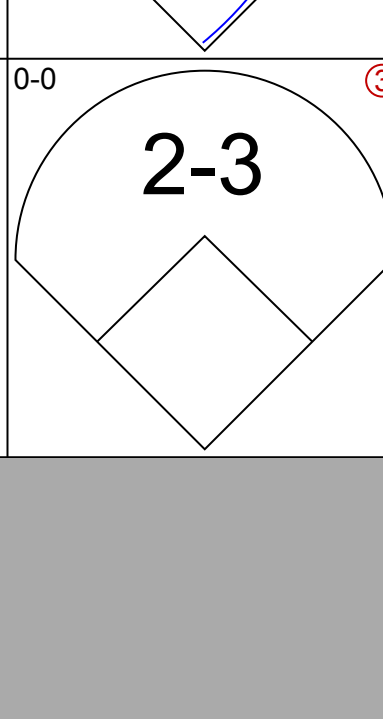
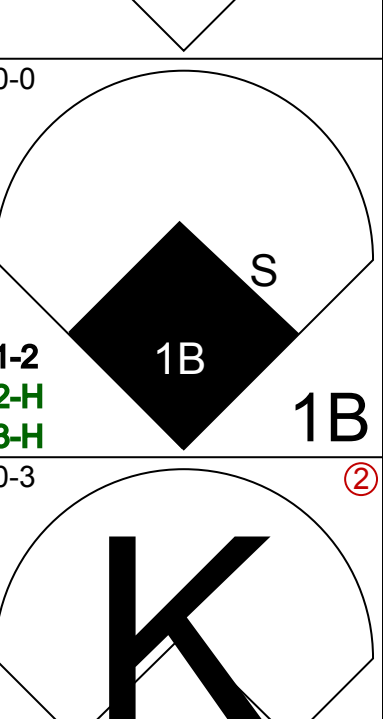
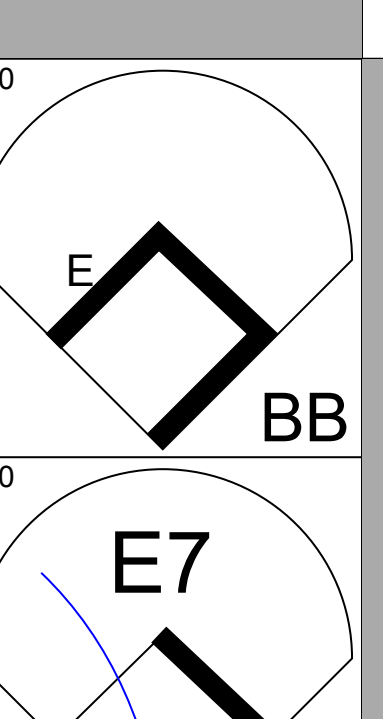
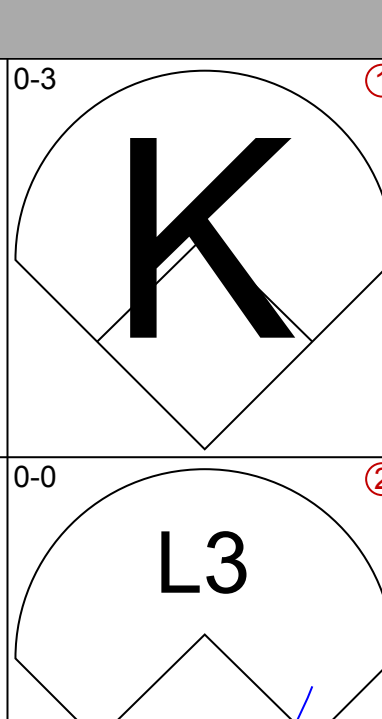
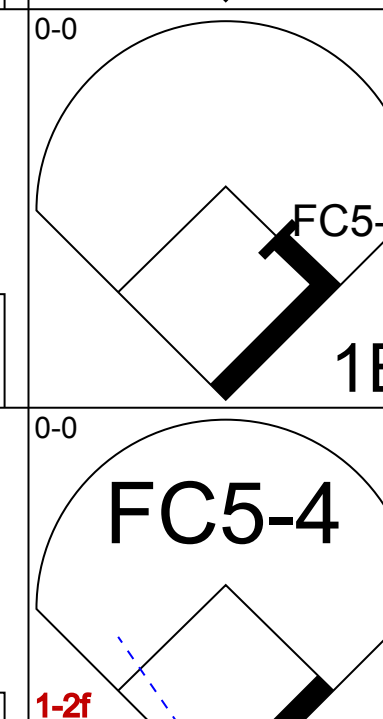
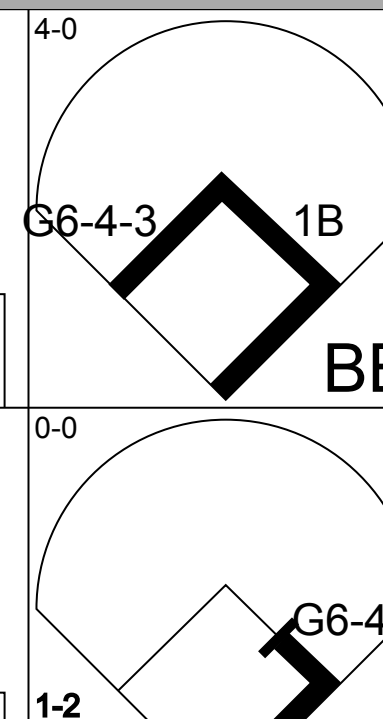
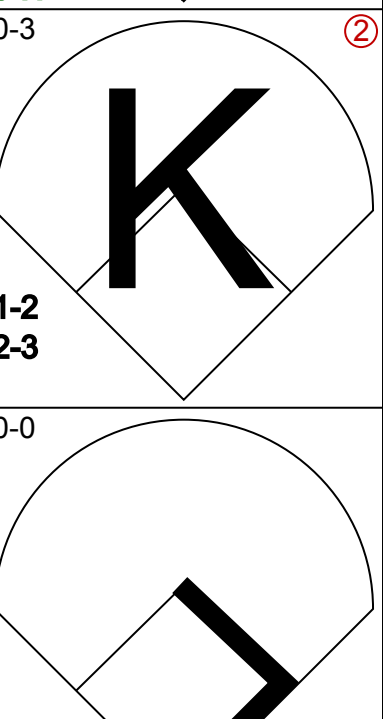
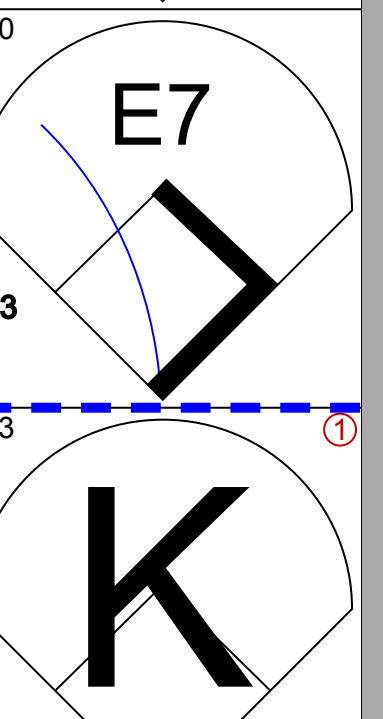
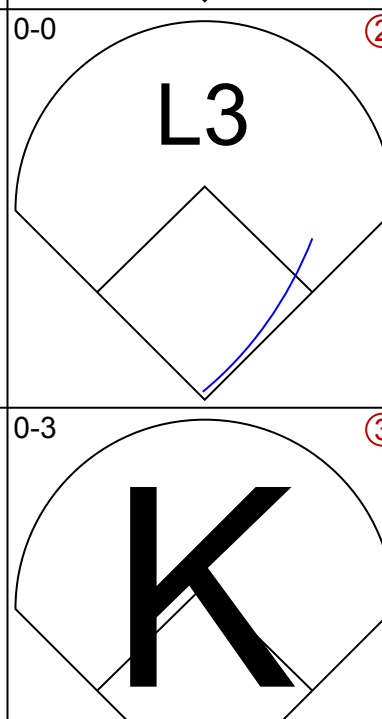
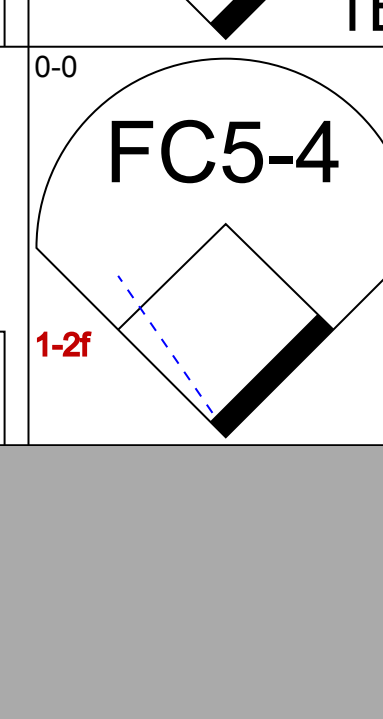
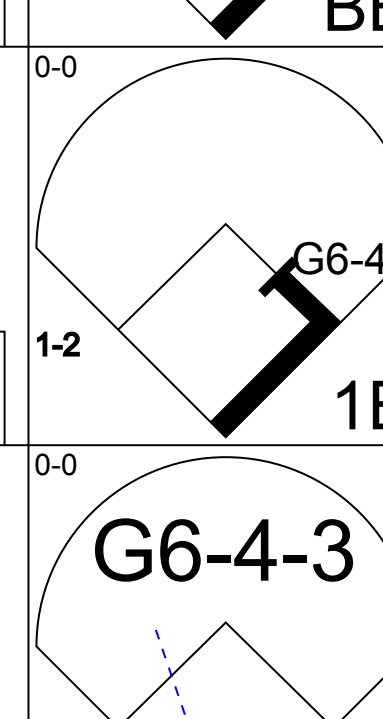
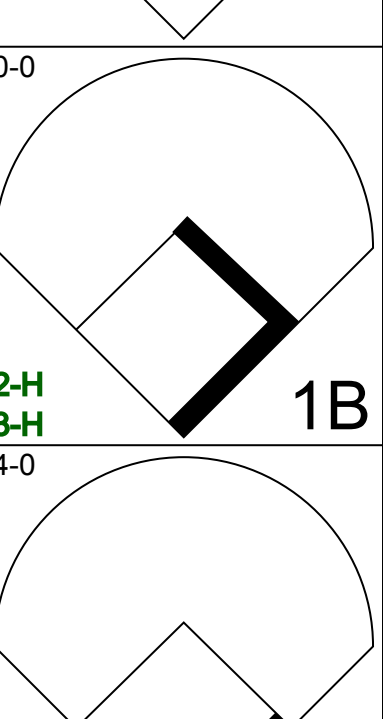
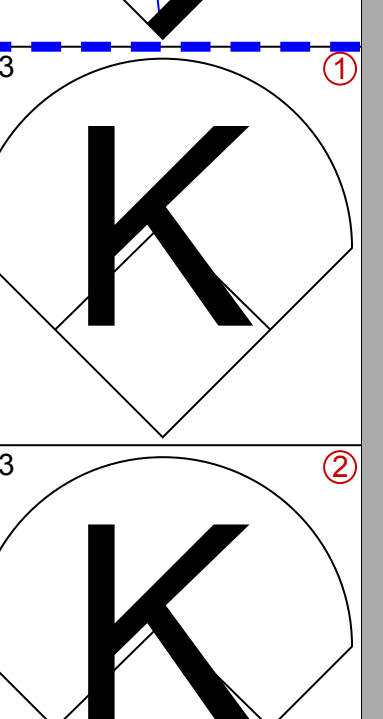

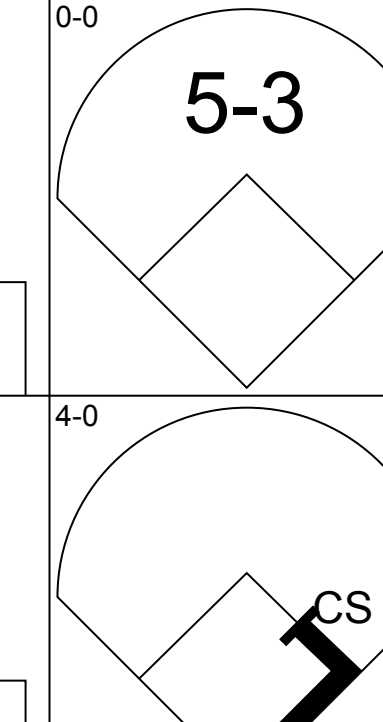
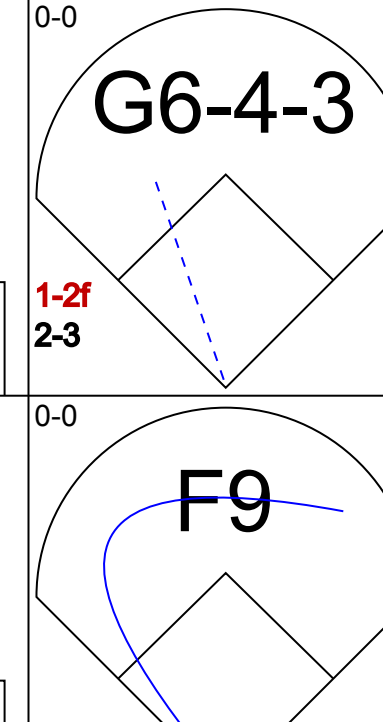
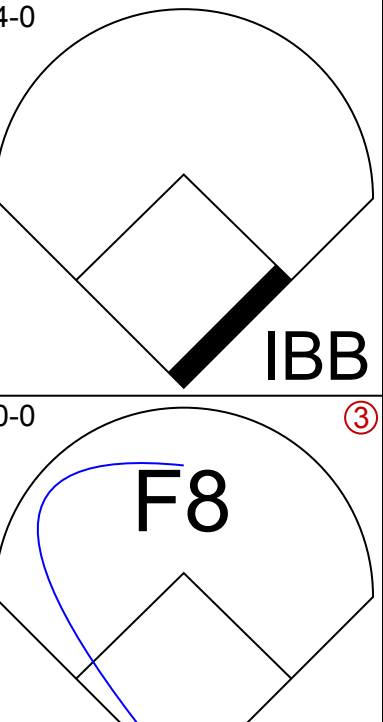
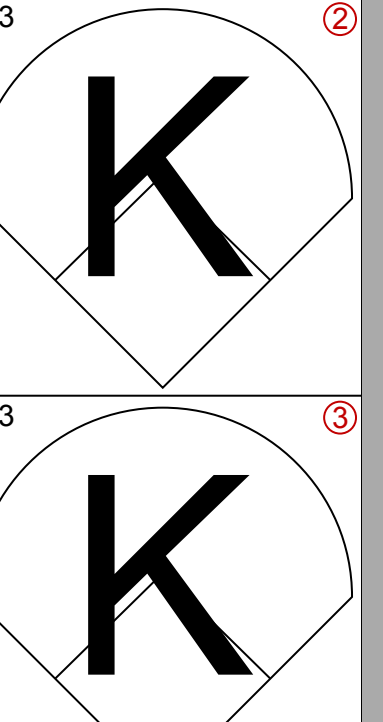
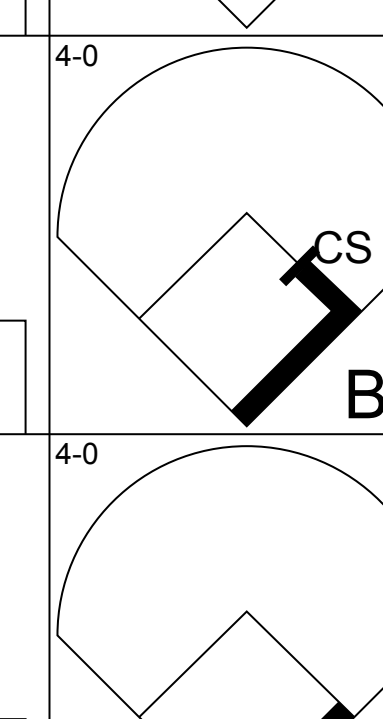
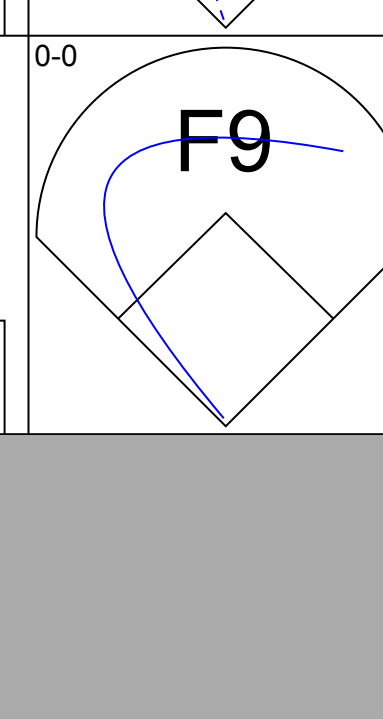
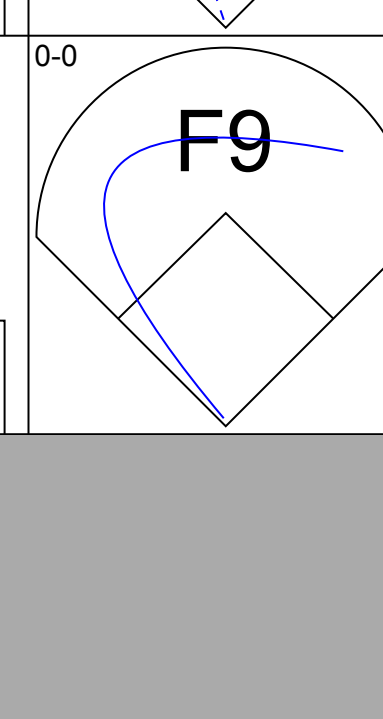


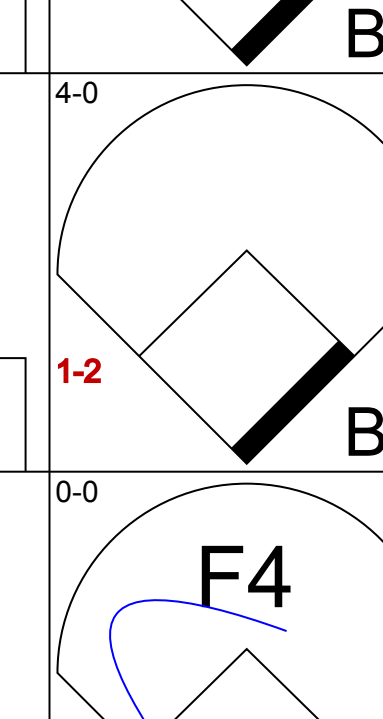
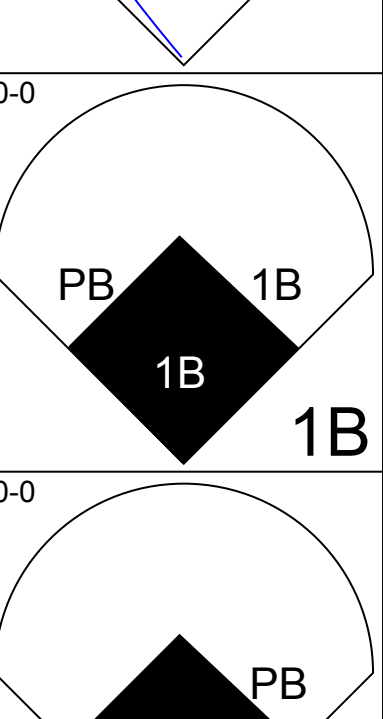
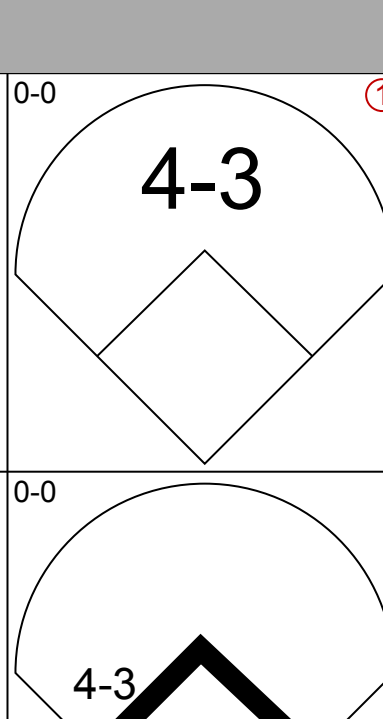
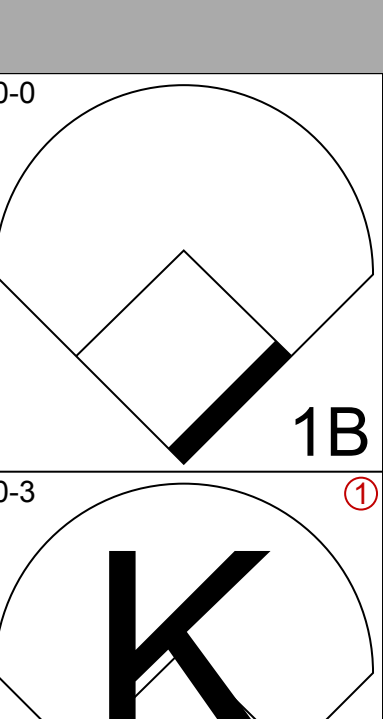
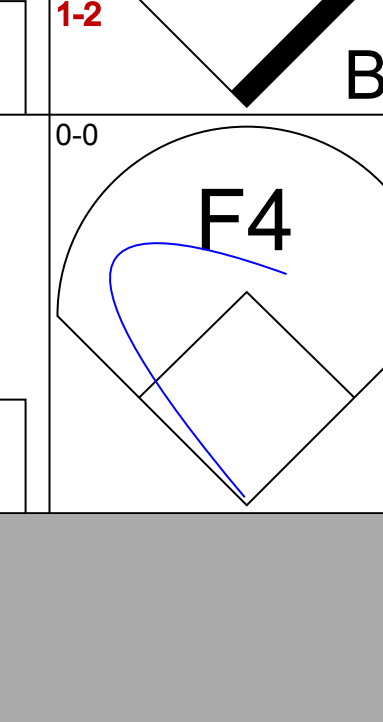

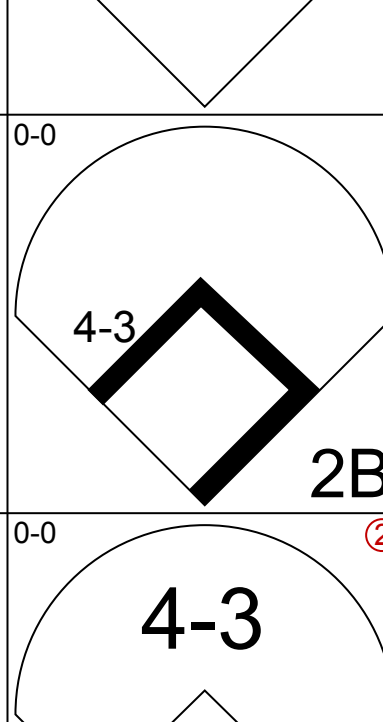


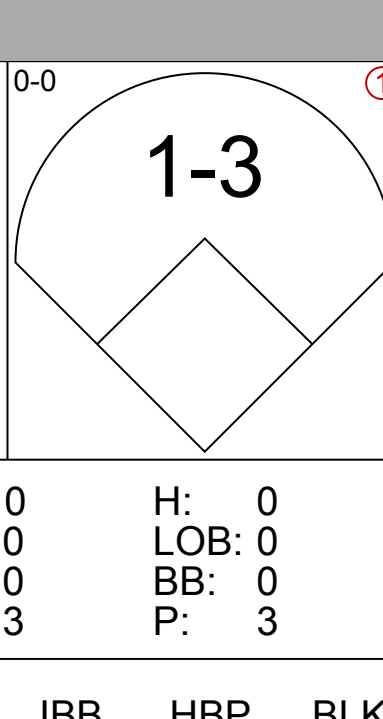
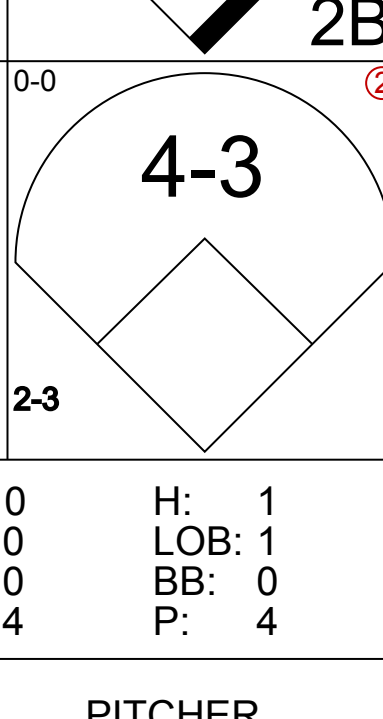
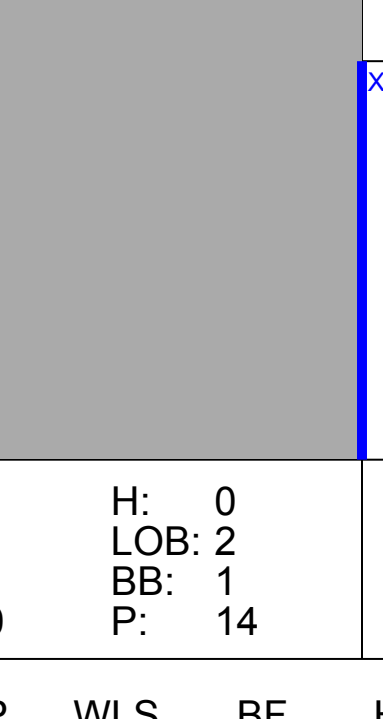




Batter	1	2	3	4	5	6	7	8	9	AB	R	H	RBI	BB	SO	LOB	TOP										
<b>Oddibe McDowell, L</b> OBP: 0.375, SLG: 0.423 (1, 8)	F7	K			4-3		F7		BB	4	0	0	0	1	1	2	<b>Texas Rangers @ Boston Red Sox</b> Fenway Park, Boston, MA Tue Apr 14 1987, 3:33 AM EDT Att: 13,740 - Unknown <a href="http://livebaseballscorecards.com">livebaseballscorecards.com</a>										
<b>Scott Fletcher, R</b> OBP: 0.371, SLG: 0.441 (1, 6)	2B		FC6-4	1B	FC6-4	1B	F8		BB	5	0	3	0	0	0	2											
<b>Pete O'Brien, L</b> OBP: 0.179, SLG: 0.231 (1, 3)	F8		F8		F8			F4	K	5	0	0	0	0	1	5											
<b>Pete Incaviglia, R</b> OBP: 0.424, SLG: 0.690 (1, 7)	BB		FC6-4	1-2	FC6-4	1-2		HR		3	1	1	1	1	0	2											
<b>Ruben Sierra, S</b> OBP: 0.219, SLG: 0.241 (1, 9)	F8		G1		K			1B		4	0	1	0	0	1	3											
<b>Larry Parrish, R</b> OBP: 0.287, SLG: 0.400 (1, 10)		6-3		CS	1B	1B	6-3	K		4	0	2	0	0	1	1											
<b>Don Slaught, R</b> OBP: 0.320, SLG: 0.500 (1, 2)	2B		1-2	CS	1B	6-3	2-3	F5		4	0	2	0	0	0	2											
<b>Steve Buechele, R</b> OBP: 0.333, SLG: 0.583 (1, 5)	K		K	1-2	K	F8		BB	BB	3	0	0	0	1	2	4											
<b>Jerry Browne, S</b> OBP: 0.600, SLG: 0.727 <b>Darrell Porter, L</b> OBP: 0.250, SLG: 0.250 (9, PH)	BB		F7		F7	5-3		F9		2	0	0	0	1	0	1											
<b>Inning Stats</b>	R: 0 E: 0 K: 0 S: 4	H: 1 LOB: 2 BB: 1 P: 8	R: 0 E: 0 K: 2 S: 8	H: 1 LOB: 1 BB: 1 P: 12	R: 0 E: 0 K: 0 S: 4	H: 1 LOB: 1 BB: 0 P: 4	R: 0 E: 0 K: 1 S: 6	H: 2 LOB: 1 BB: 0 P: 6	R: 0 E: 0 K: 0 S: 4	H: 1 LOB: 1 BB: 0 P: 4	R: 0 E: 0 K: 1 S: 6	H: 0 LOB: 0 BB: 0 P: 3	R: 0 E: 0 K: 1 S: 7	H: 2 LOB: 1 BB: 0 P: 7	R: 0 E: 0 K: 1 S: 5	H: 0 LOB: 2 BB: 2 P: 13	1B: 5 2B: 4 3B: 0 HR: 1	SF: 0 SAC: 0 DP: 1 HBP: 0	WP: 0 PB: 0 SB: 0 CS: 2	PA: 39							
<b>PITCHER</b>	IP	WLS	BF	H	R	ER	SO	BB	IBB	HBP	BLK	WP	HR	S	P	ERA	WHIP										
<b>Al Nipper, R</b> ERA: 2.05 (1, 1)	8.0	W	34	9	1	1	5	2	0	0	0	0	1	42	50	1.12	1.375										
<b>Calvin Schiraldi, R</b> ERA: 3.86 (9, 1)	1.0	S	5	0	0	0	1	2	0	0	0	0	0	5	13	0.00	2.000										

Batter	1	2	3	4	5	6	7	8	9	AB	R	H	RBI	BB	SO	LOB	BOTTOM										
<b>Wade Boggs, L</b> OBP: 0.300, SLG: 0.458 (1, 5)	HR	BB		FC6-4	BB	G4-6-3				1	1	0	0	3	0	1	<b>Texas Rangers @ Boston Red Sox</b> Fenway Park, Boston, MA Tue Apr 14 1987, 3:33 AM EDT Att: 13,740 - Unknown <a href="http://livebaseballscorecards.com">livebaseballscorecards.com</a>										
<b>Ed Romero, R</b> OBP: 0.250, SLG: 0.182 (1, 4)	K	F7		FC6-4	1-2		G6-3	BB		3	0	0	0	1	1	4											
<b>Bill Buckner, L</b> OBP: 0.276, SLG: 0.379 <b>Pat Dodson, L</b> (8, 3)	HR	1B		5-3		F9	F7			4	1	1	0	0	0	1											
<b>Jim Rice, R</b> OBP: 0.276, SLG: 0.444 (1, 7)	K			2B		F7	G6-3	1-2		4	0	1	0	0	1	3											
<b>Don Baylor, R</b> OBP: 0.357, SLG: 0.609 (1, 10)	HR			F5		FC5-4	1B		3-1	3	1	2	3	0	0	1											
<b>Dwight Evans, R</b> OBP: 0.429, SLG: 0.435 (1, 9)	WP	2B		F8		FC5-4	1-2		3-1	4	0	1	0	0	0	3											
<b>Dave Henderson, R</b> OBP: 0.385, SLG: 0.571 (1, 8)	K			SH1-4	BB	SH3-4	1B		K	3	1	1	0	1	2	2											
<b>Marc Sullivan, R</b> OBP: 0.158, SLG: 0.368 (1, 2)		4-3		SH1-4		SH3-4			1-3	2	0	0	0	0	0	1											
<b>Spike Owen, S</b> OBP: 0.174, SLG: 0.143 (1, 6)		4-3		K		G4-6-3	1B			3	0	1	1	0	1	1											
<b>Inning Stats</b>	R: 3 E: 0 K: 3 S: 12	H: 3 LOB: 1 BB: 1 P: 16	R: 0 E: 0 K: 0 S: 3	H: 0 LOB: 1 BB: 1 P: 7	R: 0 E: 0 K: 0 S: 4	H: 1 LOB: 0 BB: 0 P: 4	R: 0 E: 0 K: 1 S: 5	H: 0 LOB: 2 BB: 2 P: 13	R: 0 E: 0 K: 0 S: 4	H: 1 LOB: 1 BB: 0 P: 4	R: 1 E: 0 K: 0 S: 4	H: 2 LOB: 0 BB: 0 P: 4	R: 0 E: 0 K: 0 S: 2	H: 0 LOB: 0 BB: 1 P: 6	R: 0 E: 0 K: 1 S: 5	H: 0 LOB: 1 BB: 0 P: 6	1B: 4 2B: 2 3B: 0 HR: 1	SF: 0 SAC: 2 DP: 2 HBP: 1	WP: 1 PB: 0 SB: 0 CS: 0	PA: 35							
<b>PITCHER</b>	IP	WLS	BF	H	R	ER	SO	BB	IBB	HBP	BLK	WP	HR	S	P	ERA	WHIP										
<b>Ed Correa, R</b> ERA: 6.3 (1, 1)	5.0	L	25	6	4	4	4	4	0	0	0	0	1	29	45	7.20	2.000										
<b>Dale Mohorcic, R</b> ERA: (6, 1)	3.0		10	1	0	0	1	1	0	1	0	0	0	10	15	0.00	0.667										

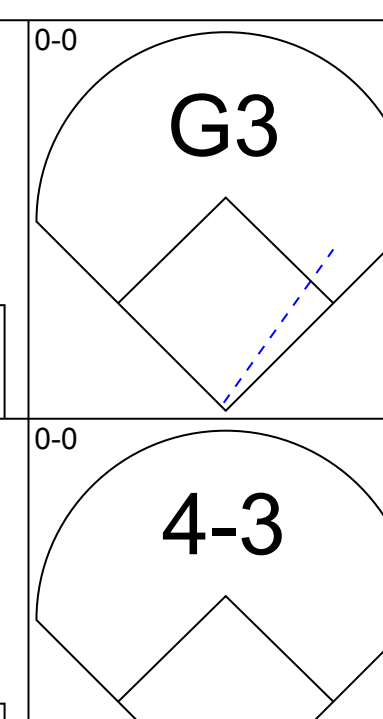
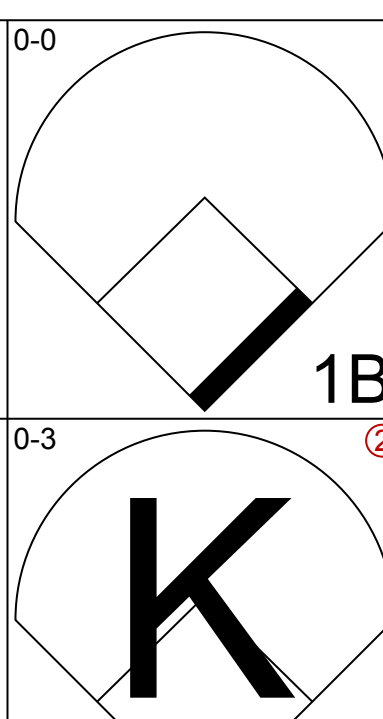
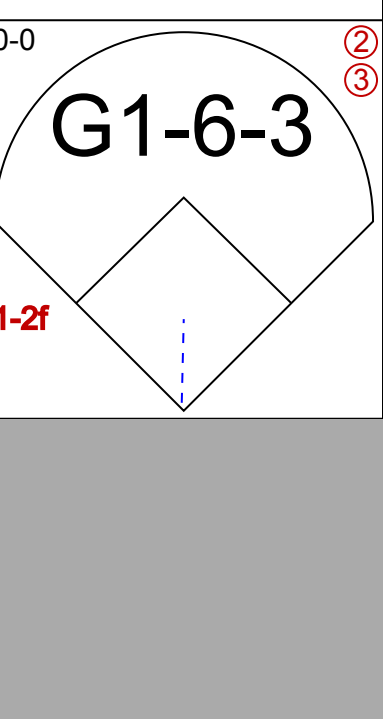
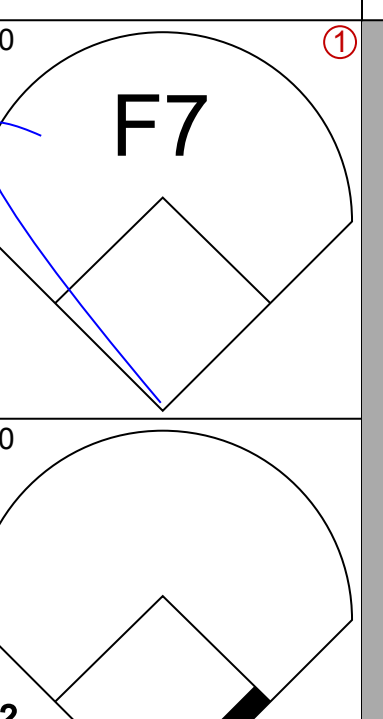
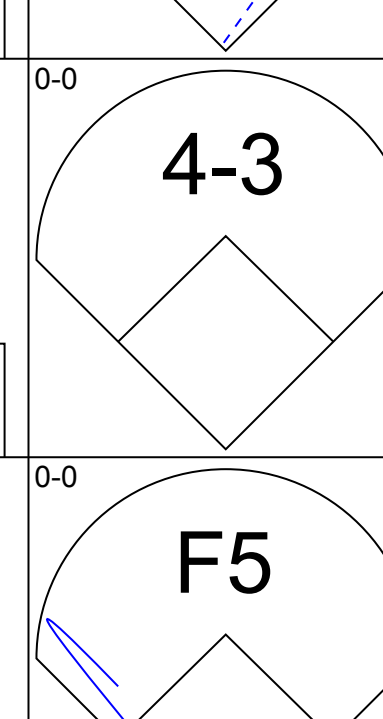
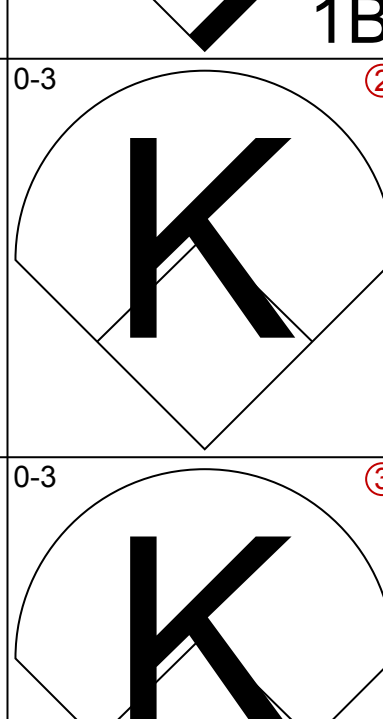
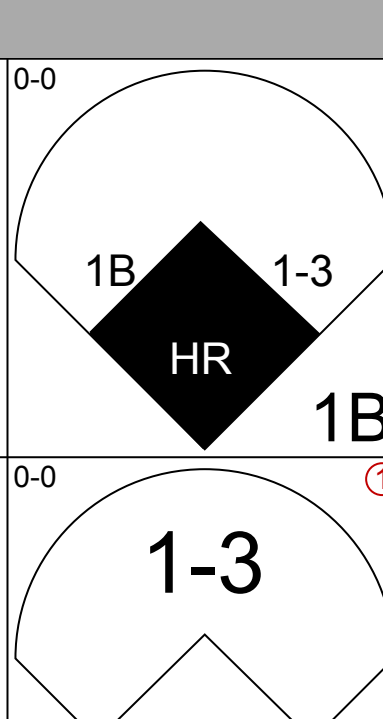
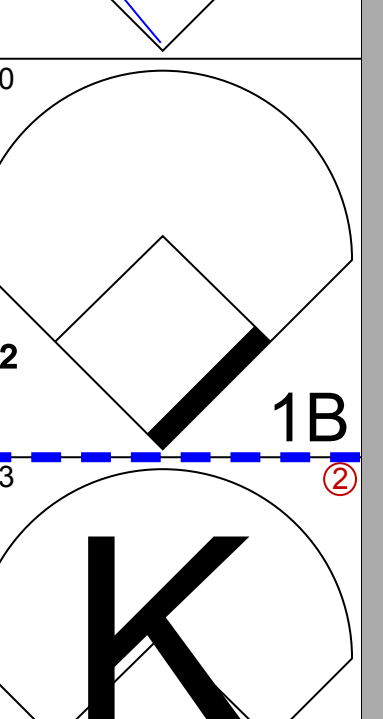

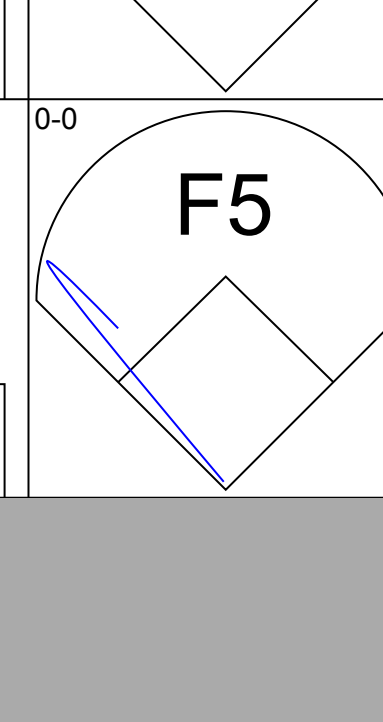
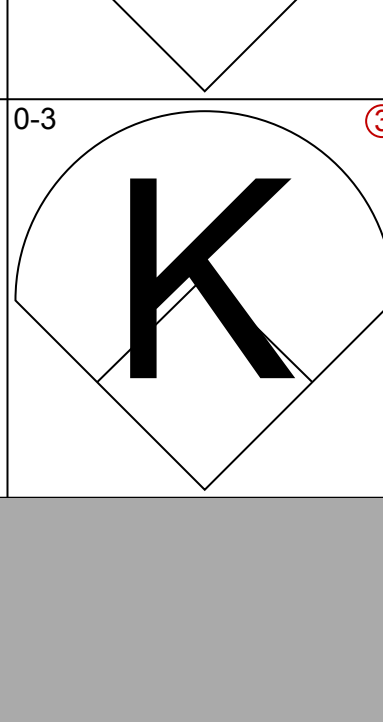
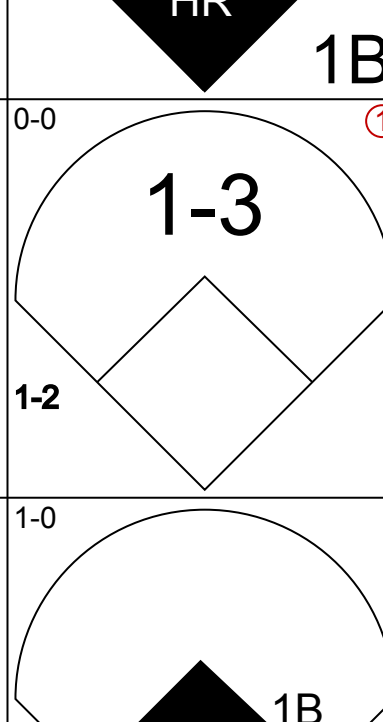
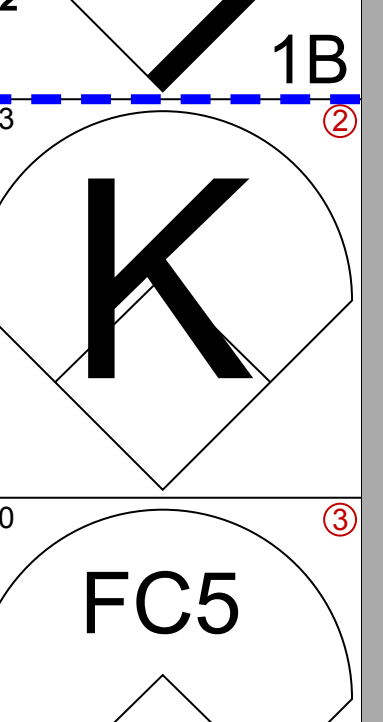
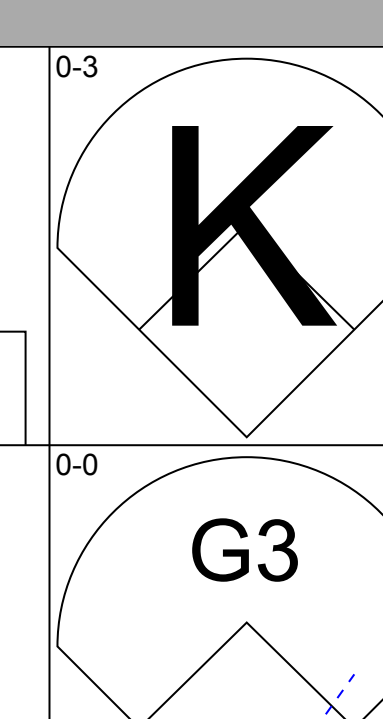
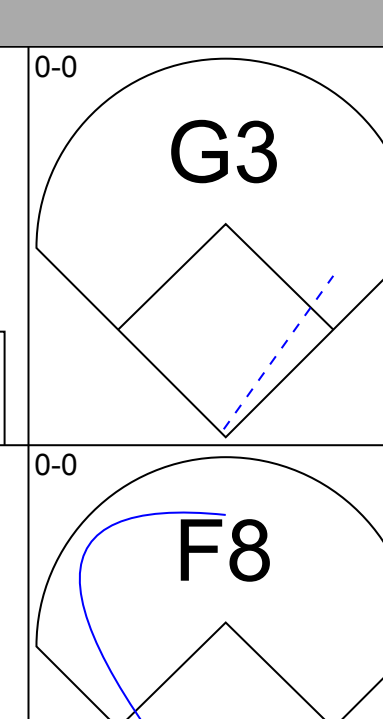
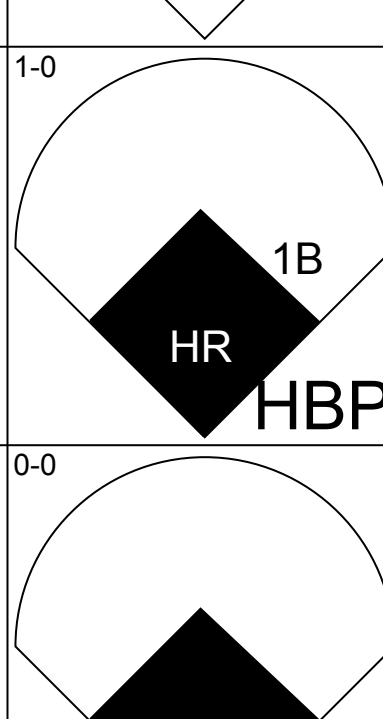
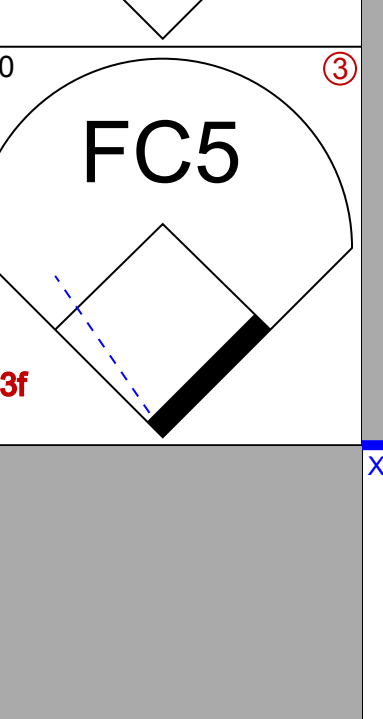
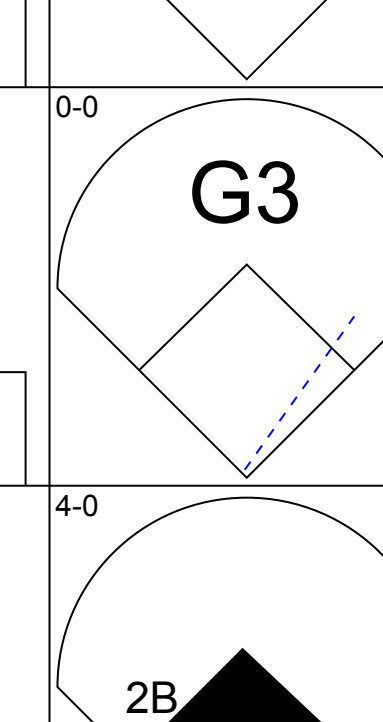
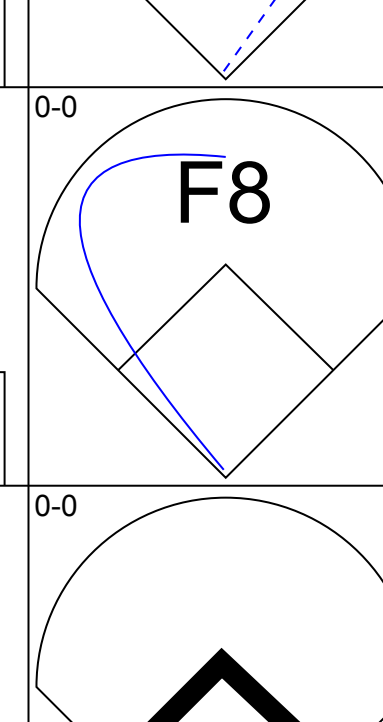
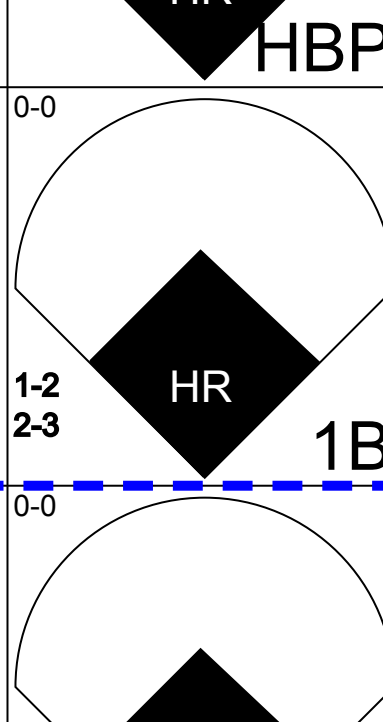

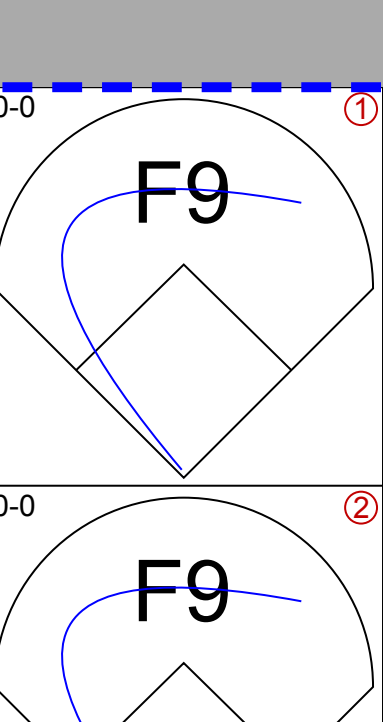
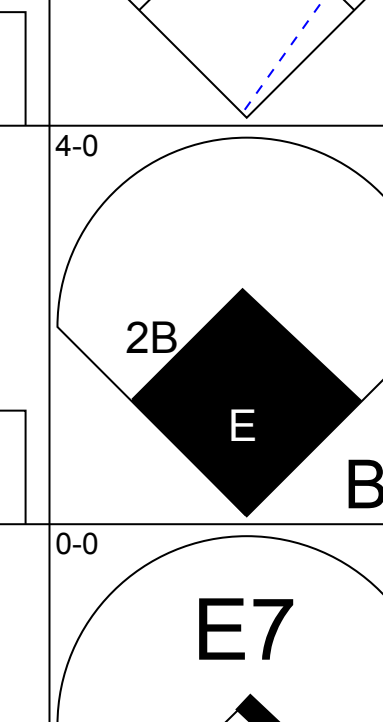
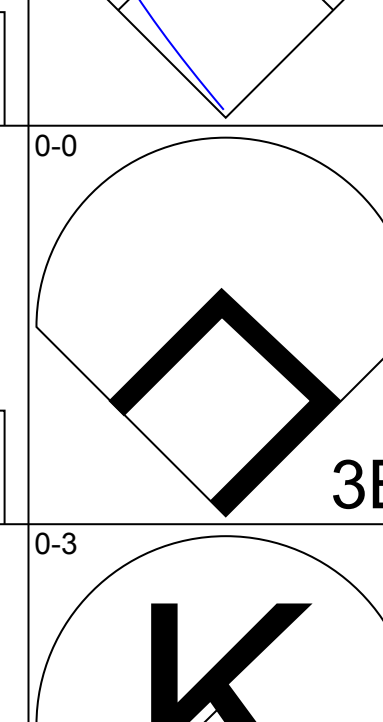
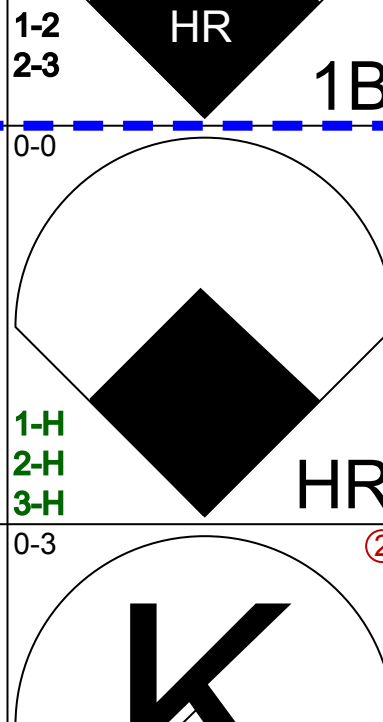
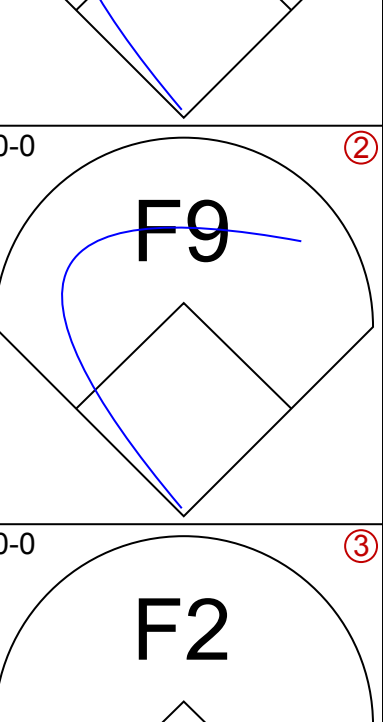
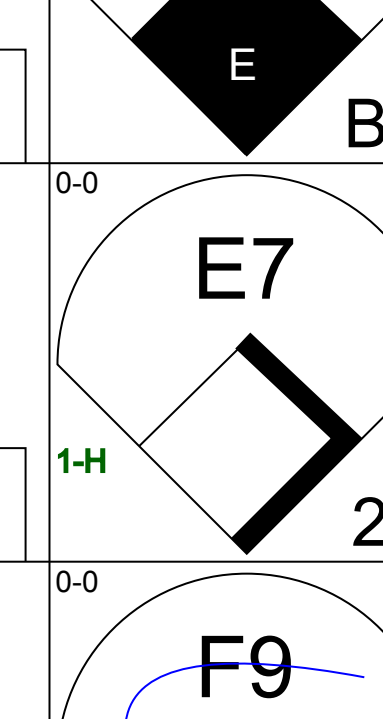
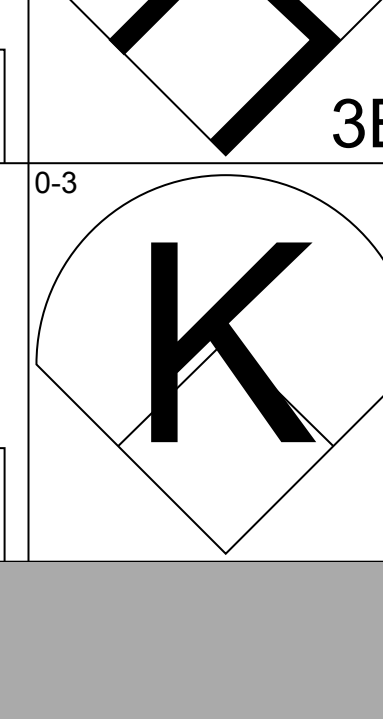
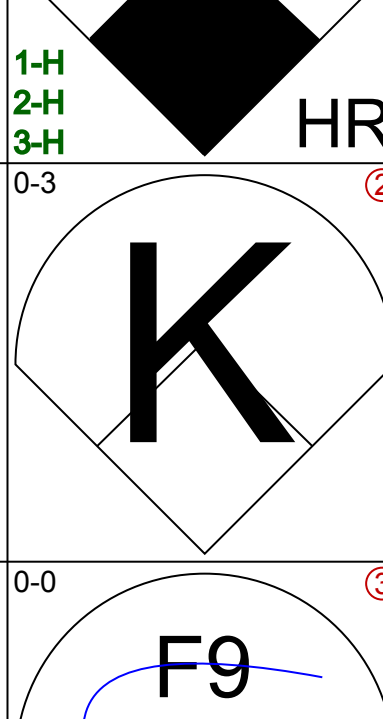
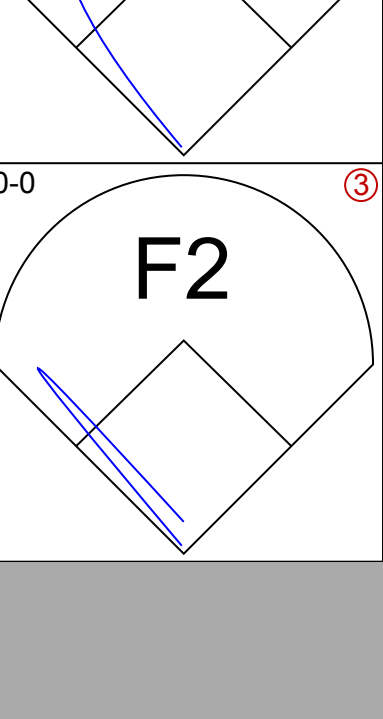
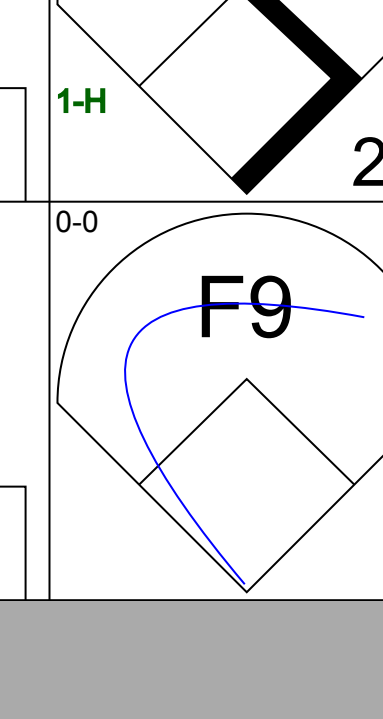
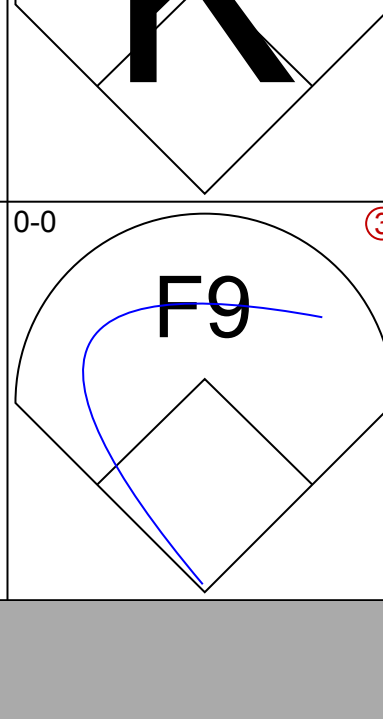
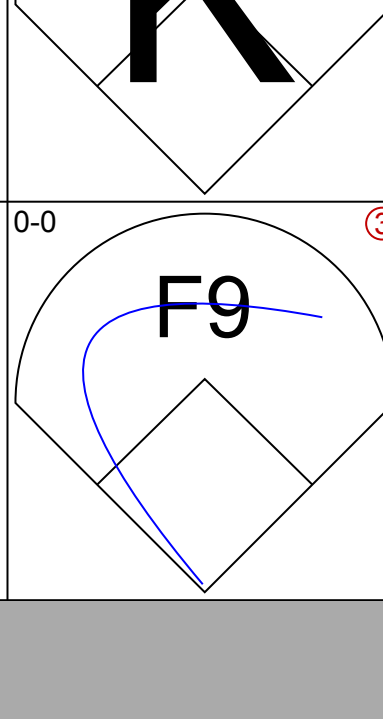
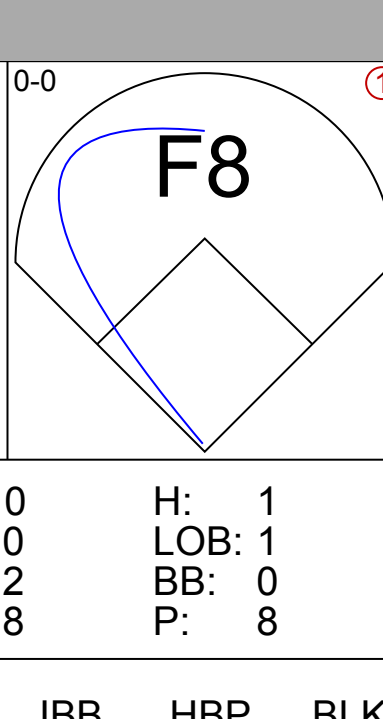
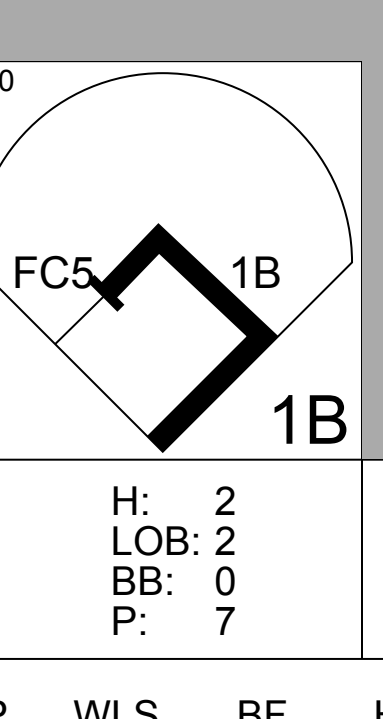
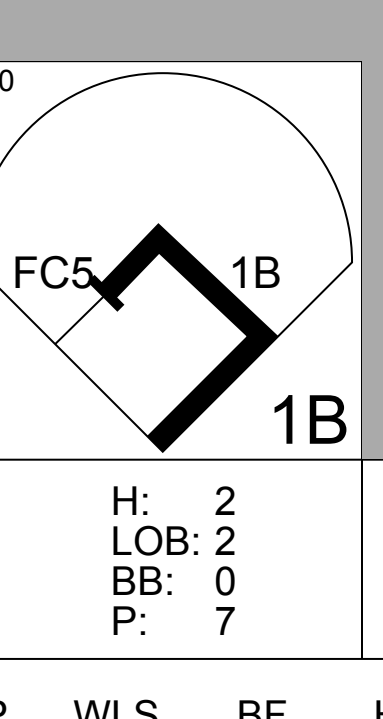


Batter	1	2	3	4	5	6	7	8	9	AB	R	H	RBI	BB	SO	LOB	TOP						
Ruben Sierra, S OBP: 0.189, SLG: 0.206 (1, 9)										5	0	0	0	0	3	5							
Scott Fletcher, R OBP: 0.375, SLG: 0.421 (1, 6)										4	1	1	2	1	2	0							
Pete O'Brien, L OBP: 0.212, SLG: 0.233 (1, 3)										4	0	1	0	1	1	3							
Pete Incaviglia, R OBP: 0.421, SLG: 0.647 (1, 7)										5	0	2	2	0	2	3							
Larry Parrish, R OBP: 0.265, SLG: 0.364 (1, 10)										3	0	0	0	1	1	4							
Don Slaught, R OBP: 0.310, SLG: 0.444 (1, 2)										3	0	0	0	1	1	5							
Bob Brower, R OBP: 0.556, SLG: 0.615 Oddibe McDowell, L OBP: 0.394, SLG: 0.444 (7, 8)										2	1	1	0	1	0	0							
Steve Buechele, R OBP: 0.355, SLG: 0.607 (1, 5)										4	1	2	0	0	1	2							
Jerry Browne, S OBP: 0.556, SLG: 0.615 Darrell Porter, L OBP: 0.200, SLG: 0.200 Curtis Wilkerson, S (8, 4)										2	1	0	0	1	0	1							
<b>Inning Stats</b>	R: 0 E: 0 K: 2 S: 8	H: 1 LOB: 1 BB: 0 P: 8	R: 0 E: 0 K: 0 S: 2	H: 0 LOB: 1 BB: 2 P: 10	R: 0 E: 0 K: 0 S: 3	H: 0 LOB: 0 BB: 0 P: 3	R: 0 E: 0 K: 0 S: 3	H: 1 LOB: 1 BB: 1 P: 7	R: 4 E: 0 K: 2 S: 11	H: 4 LOB: 2 BB: 2 P: 19	R: 0 E: 0 K: 0 S: 4	H: 1 LOB: 1 BB: 0 P: 4	R: 0 E: 1 K: 3 S: 10	H: 0 LOB: 2 BB: 1 P: 14	R: 0 E: 0 K: 2 S: 8	H: 1 LOB: 1 BB: 0 P: 8	R: 0 E: 0 K: 2 S: 7	H: 0 LOB: 0 BB: 0 P: 7	1B: 7 2B: 1 3B: 0 HR: 0	SF: 0 SAC: 0 DP: 1 HBP: 0	WP: 0 PB: 1 SB: 2 CS: 1	PA: 40	
<b>PITCHER</b>	IP WLS BF H R ER SO BB IBB HBP BLK WP HR S P ERA WHIP	6.0 W 30 7 4 4 4 5 1 0 0 0 0 0 32 56 6.00 2.000	3.0 S 10 1 0 0 7 0 0 0 0 0 0 0 24 24 0.00 0.333																				

Texas Rangers @ Boston Red Sox  
Fenway Park, Boston, MA  
Wed Apr 15 1987, 3:33 AM EDT  
Att: 16,870 - Unknown

AB	34
R	4
H	8
RBI	4
BB	6
SO	11
LOB	24



Batter	1	2	3	4	5	6	7	8	9	AB	R	H	RBI	BB	SO	LOB	BOTTOM						
Wade Boggs, L OBP: 0.382, SLG: 0.429 (1, 5)										4	0	1	0	0	0	2							
Ed Romero, R OBP: 0.313, SLG: 0.267 (1, 4)										4	1	2	0	0	1	1							
Pat Dodson, L (1, 3)										4	0	0	0	0	2	4							
Jim Rice, R OBP: 0.273, SLG: 0.400 (1, 7)										3	1	0	0	0	1	2							
Don Baylor, R OBP: 0.344, SLG: 0.556 (1, 10)										4	1	1	0	0	0	0							
Dwight Evans, R OBP: 0.489, SLG: 0.654 (1, 9)										3	2	2	4	1	0	0							
Dave Henderson, R OBP: 0.367, SLG: 0.560 (1, 8)										4	0	1	0	0	2	1							
Marc Sullivan, R OBP: 0.182, SLG: 0.364 (1, 2)										3	0	1	0	0	0	1							
Spike Owen, S OBP: 0.192, SLG: 0.167 (1, 6)										3	0	1	0	0	0	1							
<b>Inning Stats</b>	R: 0 E: 0 K: 0 S: 3	H: 0 LOB: 0 BB: 0 P: 3	R: 1 E: 1 K: 1 S: 6	H: 1 LOB: 1 BB: 1 P: 10	R: 0 E: 0 K: 2 S: 8	H: 1 LOB: 1 BB: 0 P: 8	R: 0 E: 0 K: 1 S: 6	H: 1 LOB: 0 BB: 0 P: 6	R: 0 E: 0 K: 1 S: 3	H: 1 LOB: 0 BB: 0 P: 3	R: 4 E: 0 K: 1 S: 8	H: 3 LOB: 0 BB: 0 P: 9	R: 0 E: 0 K: 1 S: 7	H: 2 LOB: 2 BB: 0 P: 7	R: 0 E: 0 K: 0 S: 3	H: 0 LOB: 0 BB: 0 P: 3	1B: 6 2B: 1 3B: 1 HR: 1	SF: 0 SAC: 0 DP: 1 HBP: 1	WP: 0 PB: 0 SB: 0 CS: 0	PA: 34			
<b>PITCHER</b>	IP WLS BF H R ER SO BB IBB HBP BLK WP HR S P ERA WHIP	5.1 L 6 3 1 1 1 0 0 0 0 0 0 1 8 9.00 3.000	0.2 10.8 8.1	0 0 0 0 0 0 0 0 0 0 0 0 0 0 4 4 0.00 0.000	1.0 8 8 9.00 3.000	0 0 0 0 0 0 0 0 0 0 0 0 0 0 3 3 0.00 0.000																	

Texas Rangers @ Boston Red Sox  
Fenway Park, Boston, MA  
Wed Apr 15 1987, 3:33 AM EDT  
Att: 16,870 - Unknown

AB	32
R	5
H	9
RBI	4
BB	1
SO	6
LOB	12






Batter	1	2	3	4	5	6	7	8	9	AB	R	H	RBI	BB	SO	LOB	TOP					
<b>Bob Brower, R</b> OBP: 0.588, SLG: 0.615 (1, 9) (7, 8)										4	0	1	0	0	1	0						
<b>Scott Fletcher, R</b> OBP: 0.341, SLG: 0.381 (1, 6)										4	0	0	0	0	1	1						
<b>Pete Incaviglia, R</b> OBP: 0.381, SLG: 0.579 (1, 7)										4	0	0	0	0	2	0						
<b>Larry Parrish, R</b> OBP: 0.263, SLG: 0.432 (1, 10)										4	1	1	1	0	3	0						
<b>Don Slaught, R</b> OBP: 0.303, SLG: 0.516 (1, 2)										4	1	1	1	0	1	1						
<b>Pete O'Brien, L</b> OBP: 0.243, SLG: 0.324 (1, 3)										4	0	2	0	0	1	0						
<b>Steve Buechele, R</b> OBP: 0.353, SLG: 0.567 (1, 5)										2	0	0	0	1	0	2						
<b>Jerry Browne, S</b> OBP: 0.524, SLG: 0.533 (1, 4)										2	0	0	0	1	0	2						
<b>Oddibe McDowell, L</b> OBP: 0.371, SLG: 0.414 <b>Ruben Sierra, S</b> OBP: 0.184, SLG: 0.200 (7, PH) (7, 9)										2	0	0	0	0	2	2						
										1	0	0	0	0	1	2						
<b>Inning Stats</b>	R: 0 E: 0 K: 3 S: 9	H: 0 LOB: 0 BB: 0 P: 9	R: 1 E: 0 K: 2 S: 9	H: 2 LOB: 2 BB: 1 P: 13	R: 0 E: 0 K: 1 S: 5	H: 0 LOB: 0 BB: 0 P: 5	R: 0 E: 0 K: 1 S: 6	H: 1 LOB: 1 BB: 0 P: 6	R: 0 E: 0 K: 1 S: 5	H: 0 LOB: 0 BB: 0 P: 5	R: 0 E: 0 K: 1 S: 5	H: 0 LOB: 0 BB: 0 P: 5	R: 1 E: 1 K: 1 S: 6	H: 1 LOB: 2 BB: 1 P: 10	R: 0 E: 0 K: 0 S: 3	H: 1 LOB: 0 BB: 0 P: 3	R: 0 E: 0 K: 2 S: 7	H: 0 LOB: 0 BB: 0 P: 7	1B: 1 2B: 3 3B: 0 HR: 2	SF: 0 SAC: 0 DP: 3 HBP: 0	WP: 1 PB: 0 SB: 0 CS: 1	PA: 33
<b>PITCHER</b> <b>Teddy Higuera, L</b> ERA: 2.74 (1, 1)	IP: 9.0 WLS: W BF: 33 H: 5 R: 2 ER: 2 SO: 12 BB: 2 IBB: 0 HBP: 0 BLK: 0 WP: 1 HR: 2 S: 55 P: 63 ERA: 2.00 WHIP: 0.778															<b>PITCHER</b>						

Texas Rangers @ Milwaukee Brewers  
Milwaukee County Stadium, Milwaukee, WI  
Fri Apr 17 1987, 8:05 PM EDT  
Att: 41,548 - Unknown


AB	31
R	2
H	5
RBI	2
BB	2
SO	12
LOB	10



Batter	1	2	3	4	5	6	7	8	9	AB	R	H	RBI	BB	SO	LOB	BOTTOM	
<b>Paul Moltor, R</b> OBP: 0.449, SLG: 0.705 <b>Juan Castillo, S</b> (7, PH) (8, 4)										3	2	1	1	1	1	0		
<b>Robin Yount, R</b> OBP: 0.397, SLG: 0.522 (1, 8)										5	2	2	2	0	2	0		
<b>Glenn Braggs, R</b> OBP: 0.396, SLG: 0.500 (1, 9)										3	1	2	0	2	0	1		
<b>Rob Deer, R</b> OBP: 0.524, SLG: 0.800 (1, 7)										3	2	1	1	2	2	2		
<b>Cecil Cooper, L</b> OBP: 0.105, SLG: 0.176 (1, 10)										5	1	1	2	0	0	4		
<b>Dale Sveum, S</b> OBP: 0.500, SLG: 0.649 (1, 6)										3	1	1	1	1	0	0		
<b>Greg Brock, L</b> OBP: 0.436, SLG: 0.625 (1, 3)										3	0	0	1	0	2	1		
<b>Bill Schroeder, R</b> OBP: 0.348, SLG: 0.478 (1, 2)										4	0	2	0	0	2	3		
<b>Jim Gantner, L</b> OBP: 0.306, SLG: 0.333 (8, 5)										4	1	1	2	0	1	2		
<b>Inning Stats</b>	R: 0 E: 0 K: 3 S: 10	H: 1 LOB: 1 BB: 0 P: 10	R: 0 E: 0 K: 1 S: 5	H: 0 LOB: 0 BB: 0 P: 5	R: 0 E: 0 K: 0 S: 2	H: 0 LOB: 1 BB: 2 P: 10	R: 0 E: 0 K: 1 S: 6	H: 1 LOB: 1 BB: 0 P: 6	R: 3 E: 0 K: 2 S: 13	H: 2 LOB: 1 BB: 2 P: 15	R: 7 E: 0 K: 2 S: 13	H: 6 LOB: 2 BB: 2 P: 22	R: 0 E: 0 K: 2 S: 8	H: 1 LOB: 1 BB: 0 P: 8	1B: 7 2B: 4 3B: 0 HR: 0	SF: 0 SAC: 0 DP: 1 HBP: 1	WP: 0 PB: 0 SB: 5 CS: 0	PA: 41
<b>PITCHER</b> <b>Mike Mason, L</b> ERA: 8.75 <b>Mitch Williams, L</b> ERA: 11.57 <b>Dale Mohorcic, R</b> ERA: 3.48 <b>Scott Anderson, R</b> ERA: 11.57 <b>Greg Harris, R</b> ERA: 4.7	IP: 5.2 WLS: L BF: 24 H: 4 R: 3 ER: 3 SO: 6 BB: 3 IBB: 0 HBP: 0 BLK: 0 WP: 0 HR: 0 S: 32 P: 48 ERA: 4.76 WHIP: 1.235															<b>PITCHER</b>		

Texas Rangers @ Milwaukee Brewers  
Milwaukee County Stadium, Milwaukee, WI  
Fri Apr 17 1987, 8:05 PM EDT  
Att: 41,548 - Unknown

AB	34
R	10
H	11
RBI	10
BB	6
SO	11
LOB	15






Batter	1	2	3	4	5	6	7	8	9	AB	R	H	RBI	BB	SO	LOB	TOP										
Oddibe McDowell, L (1, 8) OBP: 0.333, SLG: 0.364 Ruben Sierra, S (9, PH) OBP: 0.179, SLG: 0.194	F9		F9		4-3		1-3		F9	4	0	0	0	0	0	2											
Jerry Browne, S (1, 4) OBP: 0.480, SLG: 0.474	4-3		G3					4-3		4	0	1	0	0	0	1											
Pete O'Brien, L (1, 3) OBP: 0.220, SLG: 0.289	4-3		6-3		4-3			F8		4	0	0	0	0	0	2											
Pete Incaviglia, R (1, 7) OBP: 0.391, SLG: 0.643		BB 1B			F8		5-3		HR	4	2	2	1	0	0	0											
Darrell Porter, L (1, 10) OBP: 0.375, SLG: 0.286 Tom Paciorek, R (8, PH)		BB BB BB BB 1B FC4-6 BB			BB 1B		K		E HBP	2	1	1	0	1	1	0											
Larry Parrish, R (1, 5) OBP: 0.238, SLG: 0.390					F9		F4		E5	4	0	0	0	0	1	4											
Geno Petralli, L (1, 2) OBP: 0.500, SLG: 0.600 Don Slaught, R (8, PH) OBP: 0.294, SLG: 0.500									K	2	0	2	1	1	0	0											
Bob Brower, R (1, 9) OBP: 0.476, SLG: 0.471									K	4	0	0	1	0	1	4											
Curtis Wilkerson, S (1, 6) OBP: 0.500, SLG: 0.500 Scott Fletcher, R (9, PH) OBP: 0.333, SLG: 0.372									K	3	0	2	0	0	1	0											
<b>Inning Stats</b>	R: 0 E: 0 K: 0 S: 3	H: 0 LOB: 0 BB: 0 P: 3	R: 2 E: 0 K: 1 S: 6	H: 2 LOB: 0 BB: 1 P: 10	R: 0 E: 0 K: 0 S: 4	H: 1 LOB: 1 BB: 0 P: 4	R: 0 E: 0 K: 0 S: 4	H: 1 LOB: 2 BB: 1 P: 8	R: 0 E: 0 K: 1 S: 5	H: 0 LOB: 0 BB: 0 P: 5	R: 0 E: 0 K: 0 S: 4	H: 2 LOB: 1 BB: 0 P: 4	R: 1 E: 1 K: 1 S: 7	H: 1 LOB: 2 BB: 0 P: 8	R: 0 E: 0 K: 2 S: 7	H: 0 LOB: 0 BB: 0 P: 7	1B: 7 2B: 0 3B: 0 HR: 1	SF: 0 SAC: 0 DP: 1 HBP: 1	WP: 0 PB: 0 SB: 1 CS: 1	PA: 38							
<b>PITCHER</b>	IP	WLS	BF	H	R	ER	SO	BB	IBB	HBP	BLK	WP	HR	S	P	ERA	WHIP										
Bill Wegman, R (1, 1) ERA: 3.2	7.2	W	31	8	3	3	3	2	0	0	0	0	1	35	43	3.52	1.304										
Dan Plesac, L (8, 1) ERA:	1.1	S	6	0	0	0	3	0	0	1	0	0	0	11	12	0.00	0.000										

Texas Rangers @ Milwaukee Brewers  
Milwaukee County Stadium, Milwaukee, WI  
Sat Apr 18 1987, 4:33 AM EDT  
Att: 39,715 - Unknown


AB 34  
R 3  
H 8  
RBI 3  
BB 2  
SO 6  
LOB 15



Batter	1	2	3	4	5	6	7	8	9	AB	R	H	RBI	BB	SO	LOB	BOTTOM										
Paul Molitor, R (1, 5) OBP: 0.472, SLG: 0.696	K		SH1-4 2B BB		S SF8 1B		CS BB			2	2	1	0	2	1	0											
Robin Yount, R (1, 8) OBP: 0.365, SLG: 0.510	F3		SH1-4		K		1B			3	0	1	0	0	1	1											
Glenn Braggs, R (1, 9) OBP: 0.385, SLG: 0.512	K		2B		SF8		K			3	0	1	3	0	2	1											
Greg Brock, L (1, 3) OBP: 0.419, SLG: 0.571		K	F6		F9			S HBP		3	0	0	0	0	1	1											
Cecil Cooper, L (1, 10) OBP: 0.087, SLG: 0.143		K	F8				K		K	4	0	0	0	0	3	2											
Rob Deer, R (1, 7) OBP: 0.522, SLG: 0.842		1B BB			HR		F9		K	3	1	1	1	1	1	1											
B.J. Surhoff, L (1, 2) OBP: 0.462, SLG: 0.571					HR		S BB		G3	2	0	1	0	2	0	1											
Jim Gantner, L (1, 4) OBP: 0.282, SLG: 0.306					FC6-4-3-4		K			3	0	0	0	0	2	4											
Dale Sveum, S (1, 6) OBP: 0.489, SLG: 0.615			SH1-4 2B BB		K				1-3	2	1	0	0	1	1	0											
<b>Inning Stats</b>	R: 0 E: 0 K: 2 S: 7	H: 0 LOB: 0 BB: 0 P: 7	R: 0 E: 0 K: 3 S: 10	H: 1 LOB: 2 BB: 1 P: 14	R: 2 E: 0 K: 0 S: 4	H: 1 LOB: 1 BB: 2 P: 12	R: 1 E: 0 K: 1 S: 5	H: 1 LOB: 0 BB: 1 P: 9	R: 1 E: 0 K: 1 S: 6	H: 1 LOB: 0 BB: 0 P: 6	R: 0 E: 0 K: 2 S: 7	H: 0 LOB: 1 BB: 1 P: 11	R: 0 E: 0 K: 1 S: 5	H: 1 LOB: 1 BB: 1 P: 9	R: 0 E: 0 K: 2 S: 7	H: 0 LOB: 1 BB: 0 P: 8	1B: 3 2B: 2 3B: 0 HR: 1	SF: 1 SAC: 1 DP: 1 HBP: 1	WP: 0 PB: 0 SB: 4 CS: 1	PA: 34							
<b>PITCHER</b>	IP	WLS	BF	H	R	ER	SO	BB	IBB	HBP	BLK	WP	HR	S	P	ERA	WHIP										
Bobby Witt, R (1, 1) ERA: 3.46	6.0	L	26	4	4	4	9	5	0	0	0	0	1	39	59	6.00	1.500										
Dale Mohorcic, R (7, 1) ERA: 3.18	1.0		4	1	0	0	1	1	0	0	0	0	0	5	9	0.00	2.000										
Mitch Williams, L (8, 1) ERA: 10.13	0.1		2	0	0	0	1	0	0	1	0	0	0	3	4	0.00	0.000										
Greg Harris, R (8, 1) ERA: 4.32	0.2		2	0	0	0	1	0	0	0	0	0	0	4	4	0.00	0.000										

Texas Rangers @ Milwaukee Brewers  
Milwaukee County Stadium, Milwaukee, WI  
Sat Apr 18 1987, 4:33 AM EDT  
Att: 39,715 - Unknown

AB 25  
R 4  
H 5  
RBI 4  
BB 6  
SO 12  
LOB 11





Batter	1	2	3	4	5	6	7	8	9	AB	R	H	RBI	BB	SO	LOB	TOP								
<b>Oddibe McDowell, L</b> OBP: 0.295, SLG: 0.316 (1, 8)	3-1		4-3		6-3		K		F8	5	0	0	0	0	1	0	<b>Texas Rangers @ Milwaukee Brewers</b> Milwaukee County Stadium, Milwaukee, WI Sun Apr 19 1987, 4:33 AM EDT Att: 29,357 - Unknown <a href="http://livebaseballscorecards.com">livebaseballscorecards.com</a>								
<b>Scott Fletcher, R</b> OBP: 0.387, SLG: 0.404 (1, 6)	K		4-3 1B		2B 1B		F 1B			4	1	3	0	0	1	0									
<b>Pete O'Brien, L</b> OBP: 0.244, SLG: 0.333 (1, 3)	F8		4-3		HR 2B		E9 1B			4	1	2	1	0	0	1									
<b>Pete Incaviglia, R</b> OBP: 0.400, SLG: 0.696 (1, 7)		1B 1B	6-3		HR 2B		K			4	2	2	2	0	1	3									
<b>Ruben Sierra, S</b> OBP: 0.209, SLG: 0.225 (1, 9)	1B 1B			G6-4-3 1B	K		4-3			4	0	2	0	0	1	0									
<b>Larry Parrish, R</b> OBP: 0.217, SLG: 0.356 (1, 10)	F3		G6-4-3 1-2		K		K			4	0	0	0	0	2	3									
<b>Don Slaught, R</b> OBP: 0.289, SLG: 0.472 (1, 2)	F8			1B	F2		K			4	0	1	0	0	1	2									
<b>Steve Buechele, R</b> OBP: 0.342, SLG: 0.529 (1, 5)	FC6-4 1-3 2H 1B		F9		5-3			F4		4	0	1	1	0	0	1									
<b>Jerry Browne, S</b> OBP: 0.414, SLG: 0.391 (1, 4)	FC6-4 1-2		6-3		4-3		6-3			4	0	0	0	0	0	2									
<b>Inning Stats</b>	R: 0 E: 0 K: 1 S: 5	H: 0 LOB: 0 BB: 0 P: 5	R: 1 E: 0 K: 0 S: 6	H: 3 LOB: 2 BB: 0 P: 6	R: 0 E: 0 K: 0 S: 4	H: 1 LOB: 1 BB: 0 P: 4	R: 0 E: 0 K: 0 S: 4	H: 2 LOB: 1 BB: 0 P: 4	R: 3 E: 0 K: 1 S: 8	H: 3 LOB: 0 BB: 0 P: 8	R: 0 E: 0 K: 1 S: 5	H: 0 LOB: 0 BB: 0 P: 5	R: 0 E: 1 K: 2 S: 9	H: 2 LOB: 2 BB: 0 P: 9	R: 0 E: 0 K: 2 S: 7	H: 0 LOB: 0 BB: 0 P: 7	R: 0 E: 0 K: 0 S: 3	H: 0 LOB: 0 BB: 0 P: 3	1B: 9 2B: 1 3B: 0 HR: 1	SF: 0 SAC: 0 DP: 1 HBP: 0	WP: 0 PB: 0 SB: 0 CS: 0	PA: 37			
<b>PITCHER</b>	IP	WLS	BF	H	R	ER	SO	BB	IBB	HBP	BLK	WP	HR	S	P	ERA	WHIP								
<b>Mike Birkbeck, R</b> ERA: 6.23 (1, 1)	6.2		29	10	4	4	4	0	0	0	0	0	1	37	37	5.40	1.500								
<b>Paul Mirabella, L</b> ERA: (7, 1)	0.0		1	1	0	0	0	0	0	0	0	0	0	1	1	∞	∞								
<b>Chris Bosio, R</b> ERA: 3.12 (7, 1)	1.1		4	0	0	0	3	0	0	0	0	0	0	10	10	0.00	0.000								
<b>Mark Clear, R</b> ERA: 7.2 (9, 1)	1.0	W	3	0	0	0	0	0	0	0	0	0	0	3	3	0.00	0.000								

Batter	1	2	3	4	5	6	7	8	9	AB	R	H	RBI	BB	SO	LOB	BOTTOM								
<b>Paul Moltitor, R</b> OBP: 0.439, SLG: 0.640 (1, 5)	5-3		K			5-3		K		4	0	0	0	0	2	1	<b>Texas Rangers @ Milwaukee Brewers</b> Milwaukee County Stadium, Milwaukee, WI Sun Apr 19 1987, 4:33 AM EDT Att: 29,357 - Unknown <a href="http://livebaseballscorecards.com">livebaseballscorecards.com</a>								
<b>Robin Yount, R</b> OBP: 0.357, SLG: 0.491 (1, 8)	F4			4-3		1B 1B		K		4	0	1	0	0	1	0									
<b>Glenn Braggs, R</b> OBP: 0.375, SLG: 0.478 (1, 9)	K			F8		F9		HR BB		3	1	0	0	1	1	1									
<b>Greg Brock, L</b> OBP: 0.447, SLG: 0.590 (1, 3)				F8				HR		4	0	3	0	0	0	0									
<b>Rick Manning, L</b> (9, PR)				F8		1-2 1B		HR 1B		0	1	0	0	0	0	0									
<b>Cecil Cooper, L</b> OBP: 0.074, SLG: 0.120 (1, 10)	FC4 1-2 CS			4-3		F9		F8		4	0	0	0	0	0	5									
<b>Rob Deer, R</b> OBP: 0.520, SLG: 0.952 (1, 7)	K			HR		F8		HR		4	2	2	4	0	1	1									
<b>B.J. Surhoff, L</b> OBP: 0.433, SLG: 0.520 (1, 2)	CS 1-2		4-3		4-3	G4-6-3 1B		K		4	0	1	0	0	1	1									
<b>Jim Gantner, L</b> OBP: 0.326, SLG: 0.342 (1, 4)			4-3 2B		FC4 BB	G4-6-3 1-2		HR BB		2	1	1	0	2	0	1									
<b>Dale Sveum, S</b> OBP: 0.469, SLG: 0.651 (1, 6)			4-3 2-3		FC4			K		4	1	1	2	0	1	2									
<b>Inning Stats</b>	R: 0 E: 0 K: 1 S: 5	H: 0 LOB: 0 BB: 0 P: 5	R: 0 E: 0 K: 1 S: 5	H: 1 LOB: 0 BB: 0 P: 5	R: 0 E: 0 K: 0 S: 3	H: 0 LOB: 0 BB: 0 P: 3	R: 1 E: 0 K: 0 S: 4	H: 1 LOB: 1 BB: 1 P: 8	R: 0 E: 0 K: 0 S: 5	H: 2 LOB: 2 BB: 0 P: 5	R: 0 E: 0 K: 0 S: 3	H: 1 LOB: 0 BB: 0 P: 3	R: 0 E: 0 K: 3 S: 9	H: 0 LOB: 0 BB: 0 P: 9	R: 5 E: 0 K: 1 S: 7	H: 3 LOB: 1 BB: 2 P: 15	1B: 5 2B: 1 3B: 0 HR: 3	SF: 0 SAC: 0 DP: 1 HBP: 0	WP: 0 PB: 0 SB: 0 CS: 1	PA: 37					
<b>PITCHER</b>	IP	WLS	BF	H	R	ER	SO	BB	IBB	HBP	BLK	WP	HR	S	P	ERA	WHIP								
<b>Jose Guzman, R</b> ERA: 10.0 (1, 1)	5.2		22	5	1	1	3	1	0	0	0	0	0	15	19	6.75	1.059								
<b>Mitch Williams, L</b> ERA: 8.44 (6, 1)	2.2		10	2	2	2	3	1	0	0	0	0	0	15	19	6.75	1.125								
<b>Greg Harris, R</b> ERA: 7.27 (9, 1)	0.1	L	4	2	3	3	1	1	0	0	0	0	2	5	9	81.00	9.000								



Batter	1	2	3	4	5	6	7	8	9	AB	R	H	RBI	BB	SO	LOB	TOP			
Alan Wiggins, S OBP: 0.319, SLG: 0.400										5	1	3	0	0	1	0	<p><b>Baltimore Orioles @ Texas Rangers</b> Arlington Stadium, Arlington, TX Tue Apr 21 1987, 8:05 PM EDT Att: 16,258 - Unknown</p> <p>livebaseballscorecards.com</p> <p>AB 36 R 4 H 10 RBI 4 BB 3 SO 7 LOB 18</p>			
Rick Burleson, R OBP: 0.275, SLG: 0.261										5	1	1	0	0	0	2				
Cal Ripken Jr., R OBP: 0.446, SLG: 0.691										4	1	2	1	0	0	1				
Eddie Murray, S OBP: 0.286, SLG: 0.315										4	0	2	1	1	1	1				
Fred Lynn, L OBP: 0.344, SLG: 0.340										4	0	0	0	1	2	3				
Ray Knight, R OBP: 0.526, SLG: 0.667										3	0	0	1	0	1	2				
Terry Kennedy, L OBP: 0.333, SLG: 0.370										3	0	0	0	1	1	4				
Larry Sheets, L OBP: 0.417, SLG: 0.429										4	0	1	0	0	1	4				
Ken Gerhart, R OBP: 0.353, SLG: 0.604										4	1	1	1	0	0	1				
<b>Inning Stats</b>	R: 1 E: 0 K: 0 S: 4	H: 2 LOB: 3 BB: 2 P: 13	R: 2 E: 0 K: 0 S: 6	H: 3 LOB: 1 BB: 0 P: 6	R: 0 E: 1 K: 2 S: 8	H: 0 LOB: 1 BB: 0 P: 8	R: 0 E: 0 K: 0 S: 3	H: 2 LOB: 3 BB: 1 P: 11	R: 0 E: 0 K: 1 S: 5	H: 0 LOB: 0 BB: 0 P: 5	R: 0 E: 0 K: 1 S: 5	H: 0 LOB: 0 BB: 0 P: 5	R: 0 E: 0 K: 1 S: 6	H: 1 LOB: 1 BB: 0 P: 6	R: 1 E: 0 K: 1 S: 7	H: 2 LOB: 1 BB: 0 P: 7	1B: 8 2B: 1 3B: 0 HR: 1	SF: 1 SAC: 0 DP: 0 HBP: 1	WP: 1 PB: 1 SB: 0 CS: 1	PA: 41
<b>PITCHER</b> Charlie Hough, R ERA: 4.74	IP: 9.0 WLS: W BF: 41 H: 10 R: 4 ER: 4 SO: 7 BB: 3 IBB: 0 HBP: 1 BLK: 0 WP: 1 HR: 1 S: 51 P: 64 ERA: 4.00 WHIP: 1.444															<b>PITCHER</b>				

Batter	1	2	3	4	5	6	7	8	9	AB	R	H	RBI	BB	SO	LOB	BOTTOM			
Bob Brower, R OBP: 0.440, SLG: 0.476										4	1	1	0	0	1	1	<p><b>Baltimore Orioles @ Texas Rangers</b> Arlington Stadium, Arlington, TX Tue Apr 21 1987, 8:05 PM EDT Att: 16,258 - Unknown</p> <p>livebaseballscorecards.com</p> <p>AB 29 R 6 H 7 RBI 6 BB 2 SO 4 LOB 4</p>			
Scott Fletcher, R OBP: 0.365, SLG: 0.460										3	1	1	1	0	0	0				
Pete O'Brien, L OBP: 0.224, SLG: 0.304										4	1	0	1	0	1	0				
Pete Incaviglia, R OBP: 0.389, SLG: 0.660										4	0	1	0	0	1	1				
Larry Parrish, R OBP: 0.240, SLG: 0.417										3	2	1	1	1	1	0				
Ruben Sierra, S OBP: 0.217, SLG: 0.302										3	1	1	3	0	0	0				
Don Slaught, R OBP: 0.293, SLG: 0.447										2	0	0	0	1	0	0				
Steve Buechele, R OBP: 0.341, SLG: 0.514										3	0	1	0	0	0	0				
Jerry Browne, S OBP: 0.406, SLG: 0.423										3	0	1	0	0	0	2				
<b>Inning Stats</b>	R: 4 E: 0 K: 0 S: 7	H: 3 LOB: 2 BB: 2 P: 15	R: 0 E: 0 K: 0 S: 3	H: 0 LOB: 0 BB: 0 P: 3	R: 1 E: 0 K: 1 S: 6	H: 1 LOB: 0 BB: 0 P: 6	R: 0 E: 0 K: 1 S: 5	H: 0 LOB: 0 BB: 0 P: 5	R: 0 E: 0 K: 1 S: 3	H: 0 LOB: 0 BB: 0 P: 3	R: 0 E: 0 K: 1 S: 5	H: 1 LOB: 0 BB: 0 P: 3	R: 0 E: 0 K: 1 S: 6	H: 2 LOB: 0 BB: 0 P: 6	R: 1 E: 0 K: 1 S: 7	H: 2 LOB: 0 BB: 0 P: 6	1B: 2 2B: 2 3B: 0 HR: 3	SF: 0 SAC: 1 DP: 0 HBP: 0	WP: 0 PB: 0 SB: 0 CS: 1	PA: 32
<b>PITCHER</b> Mike Flanagan, L ERA: 5.29	IP: 8.0 WLS: L BF: 32 H: 7 R: 6 ER: 6 SO: 4 BB: 2 IBB: 0 HBP: 0 BLK: 0 WP: 0 HR: 3 S: 38 P: 46 ERA: 6.75 WHIP: 1.125															<b>PITCHER</b>				



Batter	1	2	3	4	5	6	7	8	9	10	AB	R	H	RBI	BB	SO	LOB	TOP				
Alan Wiggins, S (1, 10) OBP: 0.327, SLG: 0.400	0-0 BB HBP G3-6-1 1B		0-3 K		0-0 4-3		0-3 K			0-0 BB BB BB	5	2	2	0	0	2	3					
Rick Burleson, R (1, 4) OBP: 0.286, SLG: 0.245	1-0 S3-6-1 BB 1-2 HBP		0-0 F8		0-0 6-3			0-3 K		4-0 BB BB 1-2 BB	3	0	0	0	1	1	2					
Cal Ripken Jr., R (1, 6) OBP: 0.443, SLG: 0.661	4-0 G3-6-1 1-2 2-3 BB		0-0 5-3			0-3 K		0-0 1B		0-0 L4	4	0	1	0	1	1	3					
Eddie Murray, S (1, 3) OBP: 0.294, SLG: 0.310	0-0 G3-6-1			0-0 3-1		0-0 4-3		0-0 1B		4-0 BB BB	4	0	1	0	1	0	2					
Fred Lynn, L (1, 8) OBP: 0.318, SLG: 0.309	0-3 K			0-0 P3		0-0 P6		0-0 G1-6-3 1B		0-3 K	5	0	0	0	0	2	6					
Ray Knight, R (1, 5) OBP: 0.516, SLG: 0.635		0-3 K		0-0 1B			0-0 6-3		0-0 G3	4-0 BB	4	0	1	1	1	1	0					
Terry Kennedy, L (1, 2) OBP: 0.321, SLG: 0.412		0-3 K		0-0 4-3			0-0 HR		0-3 K	0-3 K	5	1	1	1	0	3	4					
Larry Sheets, L (1, 9) OBP: 0.407, SLG: 0.391					1-0 4-3 5-3 HBP		0-0 G3		0-0 1B		2	0	0	0	0	0	0					
Nelson Simmons, S (9, PH) OBP: 0.182, SLG: 0.200											1	0	1	0	0	0	0					
John Shelby, S (9, PR) (9, 9)											0	0	0	0	0	0	0					
Ken Gerhart, R (1, 7) OBP: 0.364, SLG: 0.596				0-0 1B		0-0 5-3		0-0 1B		0-3 K	4	0	2	0	0	1	2					
<b>Inning Stats</b>	R: 1 E: 0 K: 1 S: 5	H: 1 LOB: 1 BB: 1 P: 10	R: 0 E: 0 K: 2 S: 7	H: 0 LOB: 0 BB: 0 P: 7	R: 0 E: 0 K: 1 S: 6	H: 1 LOB: 1 BB: 0 P: 6	R: 0 E: 0 K: 0 S: 4	H: 0 LOB: 0 BB: 0 P: 4	R: 0 E: 0 K: 1 S: 5	H: 0 LOB: 0 BB: 0 P: 5	R: 1 E: 0 K: 1 S: 7	H: 2 LOB: 1 BB: 0 P: 7	R: 0 E: 0 K: 1 S: 6	H: 2 LOB: 1 BB: 0 P: 6	R: 0 E: 0 K: 2 S: 8	H: 1 LOB: 0 BB: 0 P: 8	R: 0 E: 0 K: 2 S: 8	H: 1 LOB: 3 BB: 3 P: 20	1B: 8 2B: 0 3B: 0 HR: 1	SF: 0 SAC: 0 DP: 2 HBP: 2	WP: 0 PB: 0 SB: 0 CS: 0	PA: 43
<b>PITCHER</b>	IP 7.1	WLS L	BF 31	H 7	R 2	ER 2	SO 7	BB 1	IBB 0	HBP 2	BLK 0	WP 0	HR 1	S 42	P 48	ERA 2.46	WHIP 1.091					
Ed Correa, R (1, 1) ERA: 4.67	1.2	L	7	2	1	1	2	1	0	0	0	0	0	10	14	5.40	1.800					
Mitch Williams, L (8, 1) ERA: 7.71	1.0		5	0	0	0	2	2	0	0	0	0	0	7	15	0.00	2.000					
Greg Harris, R (10, 1) ERA: 6.52																						

Baltimore Orioles @ Texas Rangers  
Arlington Stadium, Arlington, TX  
Wed Apr 22 1987, 8:05 PM EDT  
Att. 17,306 - Unknown

AB	37
R	3
H	9
RBI	2
BB	4
SO	11
LOB	22



Batter	1	2	3	4	5	6	7	8	9	10	AB	R	H	RBI	BB	SO	LOB	BOTTOM				
Jerry Browne, S (1, 4) OBP: 0.405, SLG: 0.400	0-0 1-3		0-0 F8			0-0 6-3		4-0 S BB		0-0 S 1B	4	0	1	0	1	0	1					
Scott Fletcher, R (1, 6) OBP: 0.368, SLG: 0.444	0-0 G3-6-3 1B			4-0 1B FC5-4 BB		0-0 6-3		0-0 3-1		0-3 K	4	1	1	0	1	1	2					
Pete O'Brien, L (1, 3) (10, 9) OBP: 0.222, SLG: 0.294	0-0 G3-6-3			0-0 FC5-4 1B		0-0 F7			0-0 3-1	0-0 F8	5	0	1	0	0	0	2					
Pete Incaviglia, R (1, 7) OBP: 0.397, SLG: 0.704		0-0 6-3		0-0 FC5-4 1B			0-0 G1-6-3 1B		0-0 HR		4	1	2	2	0	0	1					
Ruben Sierra, S (1, 8) OBP: 0.220, SLG: 0.283		1-0 1B HBP		0-0 F9			0-0 G1-6-3		0-0 4-3		3	0	0	0	0	0	2					
Larry Parrish, R (1, 10) OBP: 0.278, SLG: 0.442		0-0 G5-4-3 1B		0-3 K			0-0 FC6-4 1B		0-0 1B		4	0	3	0	0	1	1					
Bob Brower, R (9, PR) OBP: 0.440, SLG: 0.476											0	0	0	0	0	0	0					
Don Staught, R (1, 2) OBP: 0.289, SLG: 0.415		0-0 G5-4-3			0-0 1-3		0-0 FC6-4 1B		4-0 1B		3	0	0	0	1	0	3					
Tom Paciorek, R (1, 9) OBP: 0.300, SLG: 0.222			0-0 CS 1B		0-0 1-3		0-0 G1-6-3 1B		0-0 F7		3	0	2	0	0	1	0					
Geno Petralli, L (9, PH) (10, 3) OBP: 0.667, SLG: 0.500								0-3 K		0-0 F7	2	0	0	0	0	1	2					
Steve Buechele, R (1, 5) OBP: 0.326, SLG: 0.487			0-3 K		0-0 G1-6-3			0-3 K		0-0 F7	1	0	0	0	0	1	0					
Darrell Porter, L (8, PH) OBP: 0.333, SLG: 0.250											1	0	0	0	0	1	0					
Curtis Wilkerson, S (9, 5) OBP: 0.490, SLG: 0.400					0-0 1-2						1	0	0	0	0	0	0					
<b>Inning Stats</b>	R: 0 E: 0 K: 0 S: 3	H: 1 LOB: 0 BB: 0 P: 3	R: 0 E: 0 K: 0 S: 3	H: 1 LOB: 1 BB: 0 P: 4	R: 0 E: 0 K: 1 S: 5	H: 1 LOB: 0 BB: 0 P: 5	R: 1 E: 0 K: 1 S: 6	H: 1 LOB: 1 BB: 1 P: 10	R: 0 E: 0 K: 0 S: 3	H: 0 LOB: 0 BB: 0 P: 3	R: 0 E: 0 K: 0 S: 4	H: 2 LOB: 1 BB: 0 P: 4	R: 0 E: 0 K: 2 S: 7	H: 0 LOB: 1 BB: 1 P: 11	R: 1 E: 0 K: 0 S: 5	H: 2 LOB: 2 BB: 1 P: 9	R: 0 E: 0 K: 1 S: 6	H: 1 LOB: 1 BB: 0 P: 6	1B: 9 2B: 0 3B: 0 HR: 1	SF: 0 SAC: 0 DP: 4 HBP: 1	WP: 0 PB: 0 SB: 3 CS: 1	PA: 39
<b>PITCHER</b>	IP 7.1	WLS L	BF 26	H 7	R 1	ER 1	SO 3	BB 1	IBB 0	HBP 1	BLK 0	WP 0	HR 0	S 30	P 35	ERA 1.23	WHIP 1.091					
Mike Boddicker, R (1, 1) ERA: 2.0	1.1		8	2	1	1	1	1	1	0	0	0	0	1	8	6.75	2.250					
Mark Williamson, R (8, 1) ERA: 6.39	1.1	W	5	1	0	0	1	0	0	0	0	0	0	7	7	0.00	0.750					
Dave Schmidt, R (9, 1) ERA: 2.5																						

Baltimore Orioles @ Texas Rangers  
Arlington Stadium, Arlington, TX  
Wed Apr 22 1987, 8:05 PM EDT  
Att. 17,306 - Unknown

AB	35
R	2
H	10
RBI	2
BB	3
SO	5
LOB	16





Batter	1	2	3	4	5	6	7	8	9	AB	R	H	RBI	BB	SO	LOB	TOP										
<b>Alan Wiggins, S</b> OBP: 0.351, SLG: 0.396 (1, 10)	0-0 BB 2B	4-0 BB BB		0-0 F9		4-0 BB BB		0-0 G4-3		3	1	1	0	2	0	2	<b>Baltimore Orioles @ Texas Rangers</b> Arlington Stadium, Arlington, TX Thu Apr 23 1987, 8:05 PM EDT Att: 17,553 - Unknown										
<b>Rick Burleson, R</b> OBP: 0.311, SLG: 0.235 (1, 4)	4-0 2B 6-3	4-0 BB BB		0-0 F2		4-0 BB BB		0-0 6-3		2	1	0	0	3	0	1											
<b>Cal Ripken Jr., R</b> OBP: 0.427, SLG: 0.641 (1, 6)	0-0 1B 2B	0-0 G6-4-3				0-0 5-3		0-3 K		5	1	1	1	0	1	5											
<b>Eddie Murray, S</b> OBP: 0.288, SLG: 0.302 (1, 3)	0-0 6-3		0-0 F7		0-0 1B		0-0 4-3		0-0 F7	5	0	1	1	0	0	1											
<b>Fred Lynn, L</b> OBP: 0.338, SLG: 0.310 (1, 8)	4-0 1B BB		4-0 5-3 BB		0-0 F7		0-0 1B		0-0 1-3	3	0	1	0	2	0	1											
<b>Ray Knight, R</b> OBP: 0.500, SLG: 0.600 (1, 5)	4-0 1B BB		0-0 5-3		0-0 F9		0-3 K			3	0	0	0	1	1	3											
<b>Terry Kennedy, L</b> OBP: 0.333, SLG: 0.418 (1, 2)	0-0 1B		0-0 L9			0-0 BB 1B		0-0 L6		4	0	2	1	0	0	2											
<b>Nelson Simmons, S</b> OBP: 0.267, SLG: 0.500 (1, 9)	0-0 G6-4-3			0-0 HR		0-0 P3		0-0 G4-3 1B		4	1	2	1	0	0	4											
<b>Ken Gerhart, R</b> OBP: 0.356, SLG: 0.571 (1, 7)		0-3 K		0-3 K		0-0 F8		0-0 G4-3 1B		4	0	1	0	0	2	1											
<b>Inning Stats</b>	R: 3 E: 0 K: 0 S: 5	H: 3 LOB: 2 BB: 3 P: 17	R: 0 E: 0 K: 1 S: 4	H: 0 LOB: 1 BB: 2 P: 12	R: 0 E: 0 K: 0 S: 3	H: 0 LOB: 1 BB: 1 P: 7	R: 1 E: 0 K: 1 S: 6	H: 1 LOB: 0 BB: 0 P: 6	R: 0 E: 0 K: 0 S: 4	H: 1 LOB: 1 BB: 0 P: 4	R: 0 E: 0 K: 1 S: 6	H: 1 LOB: 1 BB: 2 P: 14	R: 0 E: 0 K: 0 S: 4	H: 2 LOB: 1 BB: 0 P: 4	R: 0 E: 0 K: 0 S: 3	H: 0 LOB: 0 BB: 0 P: 3		1B: 7 2B: 1 3B: 0 HR: 1	SF: 0 SAC: 0 DP: 3 HBP: 0	WP: 0 PB: 0 SB: 2 CS: 1	PA: 41						
<b>PITCHER</b>	IP	WLS	BF	H	R	ER	SO	BB	IBB	HBP	BLK	WP	HR	S	P	ERA	WHIP										
<b>Mike Mason, L</b> ERA: 7.5 (1, 1)	1.1		11	3	3	2	1	5	0	0	0	0	0	8	28	13.50	6.000										
<b>Mike Loynd, R</b> ERA: 2.7 (2, 1)	4.1	W	18	3	1	1	1	3	0	0	0	0	1	17	29	2.08	1.385										
<b>Dale Mohorcic, R</b> ERA: 2.45 (6, 1)	3.1	S	12	3	0	0	2	0	0	0	0	0	0	16	16	0.00	0.900										

AB 33  
R 4  
H 9  
RBI 4  
BB 8  
SO 4  
LOB 20



Batter	1	2	3	4	5	6	7	8	9	AB	R	H	RBI	BB	SO	LOB	BOTTOM										
<b>Bob Brower, R</b> OBP: 0.414, SLG: 0.440 (1, 8)	0-3 K		0-3 K	0-0 1B 1B 1B		0-0 SH5-3		0-3 K		4	1	1	1	0	3	1	<b>Baltimore Orioles @ Texas Rangers</b> Arlington Stadium, Arlington, TX Thu Apr 23 1987, 8:05 PM EDT Att: 17,553 - Unknown										
<b>Scott Fletcher, R</b> OBP: 0.403, SLG: 0.466 (1, 6)	0-0 6-3			0-0 BB		0-0 8-4 1B		0-0 1B		4	1	3	1	1	0	0											
<b>Pete Incaviglia, R</b> OBP: 0.413, SLG: 0.695 (1, 7)	0-3 K			0-0 1B		0-0 1B		0-3 K		5	1	3	2	0	2	1											
<b>Larry Parrish, R</b> OBP: 0.276, SLG: 0.418 (1, 10)		1-0 FC5-4 HBP		0-0 K		0-0 8-4		0-0 K		3	0	0	0	0	1	6											
<b>Ruben Sierra, S</b> OBP: 0.222, SLG: 0.300 (1, 9)		0-0 FC5-4 CS		0-0 E6 1B 2B		0-0 F6		0-0 5-3		4	1	1	2	0	0	1											
<b>Tom Paciorek, R</b> OBP: 0.333, SLG: 0.273 (1, 3)		0-3 K		0-0 E WP E 1B		0-0 1B		0-0 6-3		2	1	1	1	0	1	1											
<b>Pete O'Brien, L</b> OBP: 0.232, SLG: 0.302 (5, 3)		0-0 K		0-0 E 1B		0-0 1B		0-0 6-3		2	0	1	0	0	0	0											
<b>Don Slaughter, R</b> OBP: 0.306, SLG: 0.477 (1, 2)			0-0 HR	0-0 K		0-0 K		4-0 BB		3	1	1	1	1	2	2											
<b>Steve Buechele, R</b> OBP: 0.298, SLG: 0.442 (1, 5)			0-0 2-3	0-0 E3 1B		0-0 F9		0-0 F9		4	1	0	0	0	0	3											
<b>Jerry Browne, S</b> OBP: 0.415, SLG: 0.394 (1, 4)			0-0 F8	0-0 E5 1B 1B		4-0 1B SH5-3 BB		0-0 CS 1B		3	2	1	0	1	0	1											
<b>Inning Stats</b>	R: 0 E: 0 K: 2 S: 7	H: 0 LOB: 0 BB: 0 P: 7	R: 0 E: 0 K: 1 S: 4	H: 0 LOB: 0 BB: 0 P: 5	R: 1 E: 0 K: 1 S: 6	H: 1 LOB: 0 BB: 0 P: 6	R: 7 E: 3 K: 2 S: 15	H: 6 LOB: 2 BB: 1 P: 19	R: 0 E: 0 K: 1 S: 6	H: 1 LOB: 1 BB: 0 P: 6	R: 1 E: 0 K: 0 S: 4	H: 2 LOB: 1 BB: 1 P: 8	R: 0 E: 0 K: 0 S: 3	H: 0 LOB: 1 BB: 1 P: 7	R: 0 E: 0 K: 2 S: 8	H: 2 LOB: 1 BB: 0 P: 8	1B: 10 2B: 3 3B: 0 HR: 1	SF: 0 SAC: 1 DP: 2 HBP: 1	WP: 1 PB: 0 SB: 0 CS: 2	PA: 39							
<b>PITCHER</b>	IP	WLS	BF	H	R	ER	SO	BB	IBB	HBP	BLK	WP	HR	S	P	ERA	WHIP										
<b>Eric Bell, L</b> ERA: 4.11 (1, 1)	3.2	L	19	5	8	3	6	1	0	1	0	0	0	13	34	7.36	1.636										
<b>Tony Arnold, R</b> ERA: 6.55 (4, 1)	2.1		12	5	1	1	1	1	0	0	0	0	0	13	17	3.86	2.571										
<b>Mike Kinnunen, L</b> ERA: (7, 1)	2.0		8	2	0	0	2	1	0	0	0	0	0	11	15	0.00	1.500										

AB 34  
R 9  
H 12  
RBI 8  
BB 3  
SO 9  
LOB 16





Batter	1	2	3	4	5	6	7	8	9	10	AB	R	H	RBI	BB	SO	LOB	TOP			
Wade Boggs, L OBP: 0.437, SLG: 0.448 (1,5)	4-0 1B SF9 BB	4-0 BB BB BB	0-0 1B		0-0 BB 1B		0-0 L7		0-3 K		4	1	2	0	2	1	1	<b>Boston Red Sox @ Texas Rangers</b> Arlington Stadium, Arlington, TX Fri Apr 24 1987, 8:05 PM EDT Att: 26,982 - Unknown			
Ed Romero, R OBP: 0.365, SLG: 0.326 (1,4)	0-0 BB BB 1B	4-0 BB BB BB	0-0 5-3		4-0 BB 1B		0-3 K		0-0 F7		4	0	1	0	2	1	3				
Bill Buckner, L OBP: 0.300, SLG: 0.362 Pat Dodson, L (8, PR) (8, 3)	0-0 SF9	4-0 BB BB BB		0-0 6-3	0-0 1-3			0-0 1B HBP		0-0 L7	3	0	1	2	1	0	2				
Jim Rice, R OBP: 0.368, SLG: 0.421 Mike Greenwell, L (8, PR) (8, 7)	4-0 BB BB BB	4-0 K		4-0 BB BB G1-2-3		0-0 4-3		1-0 1B HBP		0-0 L4	2	0	0	0	2	1	3				
Don Baylor, R OBP: 0.412, SLG: 0.526 (1,10)	0-3 K	0-3 K		4-0 BB BB BB	1-2 BB	0-0 P3		0-0 1B HBP		0-0 P4	5	0	1	0	1	2	5				
Dwight Evans, R OBP: 0.424, SLG: 0.528 (1,9)	4-0 BB BB BB		4-0 WP S 2B BB	4-0 BB BB BB	1-2 BB	0-0 F8		0-0 F9			2	1	0	0	3	0	3				
Dave Henderson, R OBP: 0.274, SLG: 0.393 (1,8)	0-3 K		0-3 K	4-0 BB BB BB	2-3 BB BB BB	0-0 G1-2-3		0-0 6-3	0-3 K		5	0	0	0	0	3	10				
Marc Sullivan, R OBP: 0.189, SLG: 0.278 Danny Sheaffer, R (7, PH) (7, 2)		0-0 4-3	0-3 K			0-0 6-3		0-0 2B 1B	0-0 L7		3	0	0	0	0	1	1				
Glenn Hoffman, R OBP: 0.294, SLG: 0.412 (1,6)		0-0 BB BB BB 1B	0-0 BB BB BB 2B		0-0 5-3		0-0 1B 2B		0-3 K		5	1	3	2	0	1	0				
<b>Inning Stats</b>	R: 1 E: 0 K: 2 S: 8	H: 1 LOB: 3 BB: 3 P: 20	R: 1 E: 0 K: 2 S: 8	H: 1 LOB: 3 BB: 3 P: 20	R: 1 E: 0 K: 2 S: 9	H: 2 LOB: 2 BB: 1 P: 13	R: 0 E: 0 K: 0 S: 2	H: 0 LOB: 2 BB: 3 P: 14	R: 0 E: 0 K: 0 S: 3	H: 0 LOB: 0 BB: 0 P: 3	R: 1 E: 0 K: 1 S: 7	H: 2 LOB: 1 BB: 0 P: 7	R: 0 E: 0 K: 1 S: 7	H: 2 LOB: 3 BB: 0 P: 8	R: 0 E: 0 K: 2 S: 7	H: 0 LOB: 0 BB: 0 P: 3	1B: 7 2B: 2 3B: 0 HR: 0		SF: 1 SAC: 0 DP: 1 HBP: 1	WP: 1 PB: 0 SB: 1 CS: 0	
<b>PITCHER</b>	IP WLS BF H R ER SO BB IBB HBP BLK WP HR S P ERA WHIP	3.1 4.1 7.1 8.1	3.1 13 4 1 0 0 3 9 0 0 0 0 0 0 5 6 8.10 3.900	3.0 13 4 1 0 0 3 9 0 0 0 0 0 0 5 6 8.10 3.900	3.0 13 4 1 0 0 3 9 0 0 0 0 0 0 5 6 8.10 3.900	3.0 13 4 1 0 0 3 9 0 0 0 0 0 0 5 6 8.10 3.900	3.0 13 4 1 0 0 3 9 0 0 0 0 0 0 5 6 8.10 3.900	3.0 13 4 1 0 0 3 9 0 0 0 0 0 0 5 6 8.10 3.900	3.0 13 4 1 0 0 3 9 0 0 0 0 0 0 5 6 8.10 3.900	3.0 13 4 1 0 0 3 9 0 0 0 0 0 0 5 6 8.10 3.900	3.0 13 4 1 0 0 3 9 0 0 0 0 0 0 5 6 8.10 3.900	3.0 13 4 1 0 0 3 9 0 0 0 0 0 0 5 6 8.10 3.900	3.0 13 4 1 0 0 3 9 0 0 0 0 0 0 5 6 8.10 3.900	3.0 13 4 1 0 0 3 9 0 0 0 0 0 0 5 6 8.10 3.900	3.0 13 4 1 0 0 3 9 0 0 0 0 0 0 5 6 8.10 3.900	3.0 13 4 1 0 0 3 9 0 0 0 0 0 0 5 6 8.10 3.900	3.0 13 4 1 0 0 3 9 0 0 0 0 0 0 5 6 8.10 3.900	3.0 13 4 1 0 0 3 9 0 0 0 0 0 0 5 6 8.10 3.900			
Jerry Browne, S OBP: 0.413, SLG: 0.378 (1,4)	4-0 1B SF8 BB	0-0 G6-4-3			0-3 K			0-0 SH3 1B	0-0 6-3		4	1	1	0	1	1	4	<b>Boston Red Sox @ Texas Rangers</b> Arlington Stadium, Arlington, TX Fri Apr 24 1987, 8:05 PM EDT Att: 26,982 - Unknown			
Scott Fletcher, R OBP: 0.409, SLG: 0.459 (1,6)	0-0 2B 1B		4-0 S HR BB		0-0 G3		0-0 SH3		0-0 F9		3	2	1	0	1	0	0				
Pete O'Brien, L OBP: 0.246, SLG: 0.291 (1,3) (10,9)	0-0 SF8		0-3 K		0-0 F8		4-0 1B		4-0 HR BB		2	1	0	1	2	1	1				
Pete Incaviglia, R OBP: 0.397, SLG: 0.703 (1,7)	0-0 F8		0-0 F8		0-0 F8		0-0 F3		0-0 HR BB		5	1	1	2	0	1	4				
Ruben Sierra, S OBP: 0.241, SLG: 0.389 (1,9) (10,8)	0-0 1B 2B		0-0 HR		0-0 HR		0-0 4-3		0-3 K		4	1	2	3	0	1	2				
Larry Parrish, R OBP: 0.262, SLG: 0.397 Darrell Porter, L OBP: 0.400, SLG: 0.250 Curtis Wilkerson, S OBP: 0.400, SLG: 0.400 (9, PH) (9, PR)	0-3 K		0-0 6-3		0-0 K		0-3 K		4-0 SH1-4 BB		3	0	0	0	0	2	1				
Don Staught, R OBP: 0.308, SLG: 0.468 (1,2)		0-3 K		0-0 F8		0-0 G6-4-3 1B		0-0 SH1-4		0-0 SH1-4	3	0	1	0	0	1	0				
Steve Buechele, R OBP: 0.314, SLG: 0.435 (1,5)		0-0 S 1B		0-0 L9		0-0 G6-4-3		0-0 G6-4-3		4-0 1B	3	0	1	0	1	0	1				
Bob Brower, R OBP: 0.406, SLG: 0.407 Geno Petralli, L OBP: 0.600, SLG: 0.429 (9, PH) (10, 3)	4-0 BB		4-0 G6-4-3 BB		0-0 1-3		0-0 L9		0-3 K		2	0	0	0	1	0	0				
<b>Inning Stats</b>	R: 2 E: 0 K: 1 S: 7	H: 2 LOB: 1 BB: 1 P: 11	R: 0 E: 0 K: 1 S: 5	H: 1 LOB: 1 BB: 1 P: 9	R: 2 E: 0 K: 1 S: 6	H: 1 LOB: 0 BB: 1 P: 10	R: 0 E: 0 K: 0 S: 3	H: 0 LOB: 0 BB: 0 P: 3	R: 0 E: 0 K: 0 S: 7	H: 0 LOB: 0 BB: 0 P: 7	R: 0 E: 0 K: 0 S: 3	H: 1 LOB: 0 BB: 0 P: 3	R: 0 E: 0 K: 1 S: 6	H: 1 LOB: 2 BB: 1 P: 10	R: 0 E: 0 K: 1 S: 5	H: 0 LOB: 2 BB: 1 P: 13	R: 2 E: 0 K: 0 S: 2		H: 1 LOB: 0 BB: 1 P: 6	1B: 4 2B: 1 3B: 0 HR: 2	SF: 1 SAC: 2 DP: 2 HBP: 0
<b>PITCHER</b>	IP WLS BF H R ER SO BB IBB HBP BLK WP HR S P ERA WHIP	7.1 2.0	7.1 10	7.1 2	7.1 2	7.1 2	7.1 2	7.1 2	7.1 2	7.1 2	7.1 2	7.1 2	7.1 2	7.1 2	7.1 2	7.1 2	7.1 2	7.1 2	7.1 2		

AB	37
R	4
H	9
RBI	4
BB	11
SO	10
LOB	31



AB	30
R	6
H	7
RBI	6
BB	7
SO	8
LOB	15





Batter	1	2	3	4	5	6	7	8	9	AB	R	H	RBI	BB	SO	LOB	TOP			
Wade Boggs, L (1, 5) OBP: 0.413, SLG: 0.419	L6	FC1-4			L8			G1-6-3		4	0	0	0	0	0	1	<b>Boston Red Sox @ Texas Rangers</b> Arlington Stadium, Arlington, TX Sat Apr 25 1987, 8:05 PM EDT Att: 34,643 - Unknown			
Ed Romero, R (1, 4) OBP: 0.375, SLG: 0.340	FC5-4 1B		P3		FC6 1B			F9		4	0	2	0	0	0	0				
Bill Buckner, L (1, 3) OBP: 0.281, SLG: 0.339	FC5-4 E S 1-2		G3		FC6 1-2			4-3		4	0	0	0	0	0	2				
Don Baylor, R (1, 10) OBP: 0.417, SLG: 0.508	FC5-4 BB					F5			L8	2	0	0	0	2	0	0				
Dwight Evans, R (1, 9) OBP: 0.414, SLG: 0.526	FC5-4 1-2		F8			6-3			FC5-4 2B	4	0	1	0	0	0	3				
Mike Greenwell, L (1, 7) OBP: 0.100, SLG: 0.200		1-3			L9				F8	4	0	0	0	0	0	1				
Glenn Hoffman, R (1, 6) OBP: 0.286, SLG: 0.350		1B SF7 BB			4-3			K	6-3	3	1	0	0	1	1	1				
Dave Henderson, R (1, 8) OBP: 0.292, SLG: 0.407					F9			G6-4-3 1B		3	0	2	0	0	0	0				
Danny Sheaffer, R (1, 2) OBP: 0.250, SLG: 0.474		SF7 3H			G3			G6-4-3 1-2		2	0	0	1	0	0	1				
<b>Inning Stats</b>	R: 0 E: 0 K: 0 S: 4	H: 1 LOB: 2 BB: 1 P: 8	R: 1 E: 0 K: 0 S: 4	H: 1 LOB: 1 BB: 1 P: 8	R: 0 E: 0 K: 0 S: 3	H: 0 LOB: 0 BB: 1 P: 7	R: 0 E: 0 K: 0 S: 3	H: 0 LOB: 0 BB: 0 P: 3	R: 0 E: 0 K: 1 S: 5	H: 1 LOB: 0 BB: 0 P: 5	R: 0 E: 0 K: 0 S: 3	H: 0 LOB: 0 BB: 0 P: 3	R: 0 E: 0 K: 0 S: 4	H: 1 LOB: 1 BB: 0 P: 4	R: 0 E: 0 K: 0 S: 4	H: 0 LOB: 0 BB: 0 P: 4	1B: 4 2B: 1 3B: 0 HR: 0	SF: 1 SAC: 0 DP: 1 HBP: 0	WP: 0 PB: 0 SB: 1 CS: 0	PA: 34
<b>PITCHER</b> Jose Guzman, R (1, 1) ERA: 5.5	IP: 9.0 WLS: W BF: 34	H: 5 R: 1 ER: 1 SO: 1	BB: 3 IBB: 0 HBP: 0 BLK: 0	WP: 0 HR: 0 S: 33 P: 45	ERA: 1.00 WHIP: 0.889	<b>PITCHER</b>										IP: 9.0 WLS: W BF: 34	H: 5 R: 1 ER: 1 SO: 1	BB: 3 IBB: 0 HBP: 0 BLK: 0	WP: 0 HR: 0 S: 33 P: 45	ERA: 1.00 WHIP: 0.889

Batter	1	2	3	4	5	6	7	8	9	AB	R	H	RBI	BB	SO	LOB	BOTTOM			
Bob Brower, R (1, 8) OBP: 0.389, SLG: 0.387	F9		L7		FC5-4 CS 1-2					4	0	1	1	0	0	1	<b>Boston Red Sox @ Texas Rangers</b> Arlington Stadium, Arlington, TX Sat Apr 25 1987, 8:05 PM EDT Att: 34,643 - Unknown			
Scott Fletcher, R (1, 6) OBP: 0.414, SLG: 0.492	4-3								FC5-4 3H 1B	4	0	2	0	0	0	1				
Pete Incaviglia, R (1, 7) OBP: 0.375, SLG: 0.662	K		5-3		F8				K	4	0	0	0	0	2	2				
Ruben Sierra, S (1, 9) OBP: 0.242, SLG: 0.379		5-3			S BB SF9 1B				L4	4	1	1	0	0	0	0				
Larry Parrish, R (1, 10) OBP: 0.277, SLG: 0.393		1B 1B			S BB 1-2				5-3 K	3	0	1	0	1	1	0				
Don Slaught, R (1, 2) OBP: 0.309, SLG: 0.460					K 1-2 2-3				F5	3	0	1	0	0	1	2				
Tom Paciorek, R (1, 3) OBP: 0.287, SLG: 0.231					SF9				F8	2	0	0	1	0	0	2				
Pete O'Brien, L (8, 3) OBP: 0.246, SLG: 0.291		F8								0	0	0	0	0	0	0				
Steve Buechele, R (1, 5) OBP: 0.296, SLG: 0.408		F4			K 3H				F7	3	0	0	0	0	1	3				
Jerry Browne, S (1, 4) OBP: 0.408, SLG: 0.425			L9		E5 FC5-4					3	1	1	0	0	0	0				
<b>Inning Stats</b>	R: 0 E: 0 K: 1 S: 5	H: 0 LOB: 0 BB: 0 P: 5	R: 0 E: 0 K: 0 S: 5	H: 2 LOB: 2 BB: 0 P: 5	R: 0 E: 0 K: 2 S: 8	H: 1 LOB: 1 BB: 1 P: 12	R: 0 E: 0 K: 0 S: 3	H: 0 LOB: 0 BB: 0 P: 3	R: 1 E: 0 K: 0 S: 5	H: 2 LOB: 1 BB: 0 P: 5	R: 0 E: 0 K: 2 S: 7	H: 0 LOB: 0 BB: 0 P: 7	R: 0 E: 0 K: 0 S: 4	H: 0 LOB: 0 BB: 0 P: 4	R: 0 E: 0 K: 0 S: 4	H: 0 LOB: 0 BB: 0 P: 4	1B: 5 2B: 0 3B: 2 HR: 0	SF: 1 SAC: 0 DP: 0 HBP: 0	WP: 0 PB: 0 SB: 2 CS: 1	PA: 32
<b>PITCHER</b> Bruce Hurst, L (1, 1) ERA: 4.4	IP: 8.0 WLS: L BF: 32	H: 7 R: 2 ER: 2 SO: 5	BB: 1 IBB: 0 HBP: 0 BLK: 0	WP: 0 HR: 0 S: 41 P: 45	ERA: 2.25 WHIP: 1.000	<b>PITCHER</b>										IP: 8.0 WLS: L BF: 32	H: 7 R: 2 ER: 2 SO: 5	BB: 1 IBB: 0 HBP: 0 BLK: 0	WP: 0 HR: 0 S: 41 P: 45	ERA: 2.25 WHIP: 1.000



Batter	1	2	3	4	5	6	7	8	9	10	11	12	13	AB R H RBI BB SO LOB	TOP														
Wade Boggs, L OBP: 0.407, SLG: 0.409														4 0 1 2 1 0 1	<b>Boston Red Sox @ Texas Rangers</b> Arlington Stadium, Arlington, TX Sun Apr 26 1987, 4:33 AM EDT Att. 24,470 - Unknown  <b>AB 41</b> <b>R 3</b> <b>H 7</b> <b>RBI 2</b> <b>BB 6</b> <b>SO 9</b> <b>LOB 19</b> 														
Ed Romero, R OBP: 0.355, SLG: 0.321														6 0 1 0 0 1 2															
Bill Buckner, L Pat Dodson, L OBP: 0.275, SLG: 0.328 OBP: 0.355, SLG: 0.321														5 0 1 0 0 1 1 1 0 0 0 0 1 0															
Jim Rice, R OBP: 0.338, SLG: 0.381																6 0 0 0 0 0 2													
Don Baylor, R OBP: 0.423, SLG: 0.484																3 1 0 0 2 1 0													
Dwight Evans, R OBP: 0.427, SLG: 0.533																3 0 1 0 2 1 2													
Glenn Hoffman, R OBP: 0.308, SLG: 0.360														5 0 2 0 0 1 4															
Dave Henderson, R OBP: 0.304, SLG: 0.419														3 2 1 0 1 1 3															
Danny Sheaffer, R Mike Greenwell, L Dave Sax, R OBP: 0.217, SLG: 0.409 OBP: 0.291, SLG: 0.182 OBP: 0.217, SLG: 0.409														3 0 0 0 0 2 3 1 0 0 0 0 0 1 1 0 0 0 0 0 0															
<b>Inning Stats</b>	R: 0 E: 0 K: 0 S: 2	H: 0 LOB: 0 BB: 1 P: 6	R: 0 E: 0 K: 1 S: 5	H: 0 LOB: 1 BB: 1 P: 9	R: 1 E: 0 K: 1 S: 6	H: 1 LOB: 1 BB: 1 P: 10	R: 0 E: 0 K: 1 S: 5	H: 0 LOB: 0 BB: 0 P: 9	R: 0 E: 0 K: 2 S: 7	H: 0 LOB: 0 BB: 1 P: 11	R: 0 E: 0 K: 1 S: 6	H: 1 LOB: 1 BB: 0 P: 7	R: 0 E: 0 K: 0 S: 4	H: 1 LOB: 1 BB: 1 P: 7		R: 0 E: 0 K: 0 S: 3	H: 0 LOB: 0 BB: 0 P: 3	R: 0 E: 0 K: 1 S: 5	H: 0 LOB: 0 BB: 0 P: 5	R: 0 E: 0 K: 1 S: 5	H: 0 LOB: 0 BB: 0 P: 5	R: 0 E: 0 K: 0 S: 3	H: 1 LOB: 0 BB: 0 P: 3	R: 0 E: 0 K: 0 S: 3	H: 0 LOB: 0 BB: 0 P: 3	1B: 5 2B: 2 3B: 0 HR: 0	SF: 1 SAC: 1 DP: 2 HBP: 1	WP: 1 PB: 1 SB: 3 CS: 1	PA: 50
<b>PITCHER</b>	IP WLS BF H R ER SO BB IBB HBP BLK WP HR S P ERA WHIP																												
Charlie Hough, R ERA: 4.41	(1, 1) 8.0 32 3 3 3 7 5 0 1 0 0 0 0 0 0 0 3.38 1.000																												
Greg Harris, R ERA: 4.02	(9, 1) 3.0 12 4 0 0 1 1 0 0 0 1 0 13 17 0.00 1.667																												
Mich Williams, L ERA: 5.59	(12, 1) 2.0 6 0 0 0 1 0 0 0 0 0 0 8 8 0.00 0.000																												

Batter	1	2	3	4	5	6	7	8	9	10	11	12	13	AB R H RBI BB SO LOB	BOTTOM													
Jerry Browne, S OBP: 0.375, SLG: 0.383														7 0 1 0 0 1 8	<b>Boston Red Sox @ Texas Rangers</b> Arlington Stadium, Arlington, TX Sun Apr 26 1987, 4:33 AM EDT Att. 24,470 - Unknown  <b>AB 47</b> <b>R 5</b> <b>H 14</b> <b>RBI 5</b> <b>BB 8</b> <b>SO 14</b> <b>LOB 31</b> 													
Curtis Wilkerson, S Scott Fletcher, R OBP: 0.500, SLG: 0.500 OBP: 0.417, SLG: 0.493																5 3 3 0 0 1 1 2 1 1 0 0 0 3												
Pete O'Brien, L OBP: 0.279, SLG: 0.377																6 1 3 2 1 0 2												
Darrell Porter, L Larry Parrish, R OBP: 0.420, SLG: 0.273 OBP: 0.269, SLG: 0.381																3 0 1 1 1 2 2 2 0 0 0 0 2 0												
Ruben Sierra, S OBP: 0.235, SLG: 0.359																6 0 1 2 0 4 4												
Geno Petralli, L Ondine McDowell, L Don Slaught, R OBP: 0.371, SLG: 0.400 OBP: 0.295, SLG: 0.316 OBP: 0.353, SLG: 0.471																3 0 1 0 1 1 4 0 0 0 0 0 0 0 1 0 1 0 1 0 0												
Tom Paciorek, R OBP: 0.250, SLG: 0.222														5 0 1 0 0 2 5														
Steve Buechele, R OBP: 0.300, SLG: 0.389																5 0 1 0 1 1 2												
Bob Brower, R Pete Incaaviglia, R OBP: 0.385, SLG: 0.364 OBP: 0.392, SLG: 0.662														2 0 0 0 1 0 0 0 0 0 0 2 0 0														
<b>Inning Stats</b>	R: 1 E: 0 K: 1 S: 7	H: 2 LOB: 2 BB: 1 P: 11	R: 0 E: 0 K: 1 S: 5	H: 2 LOB: 2 BB: 1 P: 15	R: 0 E: 0 K: 0 S: 3	H: 0 LOB: 0 BB: 0 P: 3	R: 1 E: 0 K: 3 S: 11	H: 2 LOB: 2 BB: 1 P: 15	R: 0 E: 0 K: 2 S: 8	H: 1 LOB: 2 BB: 0 P: 8	R: 0 E: 0 K: 2 S: 4	H: 1 LOB: 1 BB: 0 P: 4	R: 0 E: 0 K: 2 S: 7	H: 0 LOB: 0 BB: 0 P: 7		R: 0 E: 0 K: 0 S: 4	H: 1 LOB: 3 BB: 2 P: 12	R: 0 E: 0 K: 2 S: 7	H: 0 LOB: 0 BB: 0 P: 7	R: 0 E: 0 K: 0 S: 3	H: 1 LOB: 2 BB: 2 P: 11	R: 2 E: 0 K: 0 S: 2	H: 2 LOB: 0 BB: 0 P: 2	1B: 12 2B: 2 3B: 0 HR: 1	SF: 0 SAC: 2 DP: 1 HBP: 0	WP: 2 PB: 1 SB: 0 CS: 1	PA: 57	
<b>PITCHER</b>	IP WLS BF H R ER SO BB IBB HBP BLK WP HR S P ERA WHIP																											
Roger Clemens, R ERA: 2.88	(1, 1) 8.0 38 10 3 2 10 4 0 0 1 1 0 54 70 2.25 1.750																											
Joe Sambito, L ERA: 3.00	(9, 1) 0.1 1 0 0 0 0 0 0 0 0 0 0 1 1 0.00 0.000																											
Wes Gardner, R ERA: 3.00	(9, 1) 3.2 16 2 0 0 4 2 2 0 0 0 0 20 36 0.00 1.091																											
Calvin Schiraldi, R ERA: 6.43	(13, 1) 0.0 0 0 0 0 0 0 0 0 0 1 1 2 2 * *																											








Batter	1	2	3	4	5	6	7	8	9	AB	R	H	RBI	BB	SO	LOB	TOP										
Rickey Henderson, R OBP: 0.512, SLG: 0.750 (1, 8)										3	2	1	1	2	0	2	<b>New York Yankees @ Texas Rangers</b> Arlington Stadium, Arlington, TX Wed Apr 29 1987, 8:05 PM EDT Att: 19,562 - Unknown										
Willie Randolph, R OBP: 0.407, SLG: 0.333 (1, 4)										3	2	2	0	1	0	3											
Don Mattingly, L OBP: 0.337, SLG: 0.494 (1, 3)										5	1	1	0	0	0	3											
Dave Winfield, R OBP: 0.478, SLG: 0.534 (1, 9)										3	0	0	0	2	1	2											
Gary Ward, R OBP: 0.341, SLG: 0.449 Claudell Washington, L OBP: 0.357, SLG: 0.440 (7, PH) (7, 8)										3	0	1	1	0	0	1											
Ron Kittle, R OBP: 0.324, SLG: 0.485 Dan Pasqua, L OBP: 0.241, SLG: 0.217 (1, 10) (5, PH)										2	0	0	0	0	0	1											
Lenn Sakata, R OBP: 0.357, SLG: 0.538 Mike Pagliarulo, L OBP: 0.260, SLG: 0.235 (6, PH) (6, 5)										1	0	1	0	1	0	0											
Rick Cerone, R OBP: 0.250, SLG: 0.105 (1, 2)										3	0	0	1	0	1	1											
Wayne Tolleson, S OBP: 0.403, SLG: 0.394 (1, 6)										3	0	1	0	1	2	3											
<b>Inning Stats</b>	R: 1 E: 0 K: 0 S: 4	H: 2 LOB: 0 BB: 0 P: 4	R: 0 E: 0 K: 0 S: 4	H: 1 LOB: 1 BB: 0 P: 4	R: 1 E: 0 K: 1 S: 4	H: 0 LOB: 0 BB: 1 P: 9	R: 0 E: 0 K: 1 S: 5	H: 0 LOB: 3 BB: 2 P: 14	R: 1 E: 0 K: 1 S: 7	H: 2 LOB: 2 BB: 1 P: 11	R: 0 E: 0 K: 1 S: 6	H: 1 LOB: 1 BB: 0 P: 6	R: 4 E: 0 K: 0 S: 5	H: 2 LOB: 2 BB: 5 P: 25	R: 0 E: 0 K: 2 S: 7	H: 0 LOB: 0 BB: 0 P: 7		R: 0 E: 0 K: 2 S: 7	H: 0 LOB: 0 BB: 0 P: 7	1B: 7 2B: 2 3B: 0 HR: 0	SF: 1 SAC: 0 DP: 3 HBP: 2	WP: 2 PB: 0 SB: 1 CS: 0	PA: 44				
<b>PITCHER</b>	IP	WLS	BF	H	R	ER	SO	BB	IBB	HBP	BLK	WP	HR	S	P	ERA	WHIP										
Mike Mason, L ERA: 6.48 (1, 1)	4.2		23	5	3	2	2	4	0	2	0	0	0	21	39	3.86	1.929										
Scott Anderson, R ERA: 9.53 (5, 1)	1.1		7	2	2	2	2	1	0	0	0	1	0	10	14	13.50	2.250										
Dale Mohorcic, R ERA: 3.31 (7, 1)	0.1		3	1	0	0	0	0	1	0	0	1	0	2	6	0.00	3.000										
Mitch Williams, L ERA: 4.38 (7, 1)	2.2	W	11	0	2	2	4	3	0	0	0	0	0	16	28	6.75	1.125										

Batter	1	2	3	4	5	6	7	8	9	AB	R	H	RBI	BB	SO	LOB	BOTTOM										
Jerry Browne, S OBP: 0.375, SLG: 0.407 (1, 4)										4	2	1	0	1	0	2	<b>New York Yankees @ Texas Rangers</b> Arlington Stadium, Arlington, TX Wed Apr 29 1987, 8:05 PM EDT Att: 19,562 - Unknown										
Scott Fletcher, R OBP: 0.407, SLG: 0.467 (1, 6)										4	0	1	3	0	1	2											
Pete O'Brien, L OBP: 0.273, SLG: 0.343 (1, 3)										2	1	0	1	2	0	0											
Pete Incaviglia, R OBP: 0.390, SLG: 0.662 (1, 7)										3	1	1	1	2	0	1											
Ruben Sierra, S OBP: 0.263, SLG: 0.400 (1, 9)										4	0	1	2	1	0	3											
Larry Parrish, R OBP: 0.287, SLG: 0.408 (1, 10)										5	0	0	0	0	0	6											
Darrell Porter, L OBP: 0.412, SLG: 0.286 Don Slaught, R OBP: 0.339, SLG: 0.482 (1, 2) (6, PH) (9, 2)										3	0	1	0	0	0	0											
Steve Buechele, R OBP: 0.294, SLG: 0.361 (1, 5)										4	1	1	0	0	2	2											
Bob Brower, R OBP: 0.404, SLG: 0.436 Geno Petralli, L OBP: 0.600, SLG: 0.455 (1, 8) (9, PH)										2	2	1	0	2	1	0											
<b>Inning Stats</b>	R: 0 E: 0 K: 0 S: 5	H: 0 LOB: 3 BB: 2 P: 14	R: 0 E: 0 K: 2 S: 7	H: 0 LOB: 0 BB: 0 P: 7	R: 1 E: 0 K: 0 S: 4	H: 1 LOB: 0 BB: 0 P: 4	R: 0 E: 0 K: 0 S: 3	H: 0 LOB: 0 BB: 0 P: 3	R: 0 E: 0 K: 1 S: 6	H: 1 LOB: 1 BB: 0 P: 6	R: 1 E: 0 K: 0 S: 5	H: 2 LOB: 2 BB: 1 P: 9	R: 2 E: 0 K: 1 S: 6	H: 1 LOB: 2 BB: 3 P: 18	R: 3 E: 0 K: 1 S: 6	H: 1 LOB: 1 BB: 2 P: 15		R: 1 E: 0 K: 0 S: 5	H: 3 LOB: 2 BB: 0 P: 5	1B: 6 2B: 1 3B: 1 HR: 1	SF: 1 SAC: 0 DP: 0 HBP: 2	WP: 0 PB: 1 SB: 1 CS: 0	PA: 45				
<b>PITCHER</b>	IP	WLS	BF	H	R	ER	SO	BB	IBB	HBP	BLK	WP	HR	S	P	ERA	WHIP										
Charles Hudson, R ERA: 2.38 (1, 1)	5.1		23	3	2	2	4	3	0	1	0	0	0	27	40	3.38	1.125										
Tim Stoddard, R ERA: 3.6 (6, 1)	1.1		8	1	2	2	1	3	0	0	0	0	0	7	19	13.50	3.000										
Dave Righetti, L ERA: 4.8 (7, 1)	1.1		9	2	3	3	1	2	0	1	1	0	0	8	17	20.25	3.000										
Cecilio Guante, R ERA: 4.8 (9, 1)	0.2	L	5	3	1	1	0	0	0	0	0	0	0	5	5	13.50	4.500										

AB	32
R	7
H	8
RBI	4
BB	9
SO	8
LOB	18



AB	34
R	8
H	9
RBI	8
BB	8
SO	5
LOB	16






Batter	1	2	3	4	5	6	7	8	9	10	AB	R	H	RBI	BB	SO	LOB						
Bob Brower, R OBP: 0.420, SLG: 0.439 Oddibe McDowell, L OBP: 0.289, SLG: 0.358 (10, 8)	K		1B		SH5-3		FC6-4 BB			G3	2	0	1	0	1	1	0						
Scott Fletcher, R OBP: 0.407, SLG: 0.463 (1, 6)	WP 1B		1B		L8		FC6-4			P3	5	0	2	1	0	0	3						
Pete O'Brien, L OBP: 0.256, SLG: 0.319 (1, 3)	F9		K		F7		4-3			F5	5	0	0	0	0	1	5						
Pete Incaviglia, R OBP: 0.395, SLG: 0.692 (1, 7)	K		1B			HR				4-3	4	1	2	1	0	1	1						
Ruben Sierra, S OBP: 0.220, SLG: 0.376 (1, 9)		F7	K			K				L4	4	0	0	0	0	2	2						
Tom Paciorek, R OBP: 0.217, SLG: 0.190 Darrell Porter, L OBP: 0.389, SLG: 0.267 (8, PH)	K			P3		K				K	3	0	0	0	0	2	0						
Don Staught, R OBP: 0.318, SLG: 0.450 (1, 2)	E5			F8		F8				F7	4	0	0	0	0	0	0						
Steve Buechele, R OBP: 0.292, SLG: 0.344 (1, 5)	K			5-3						6-3	3	0	0	0	1	1	1						
Jerry Browne, S OBP: 0.388, SLG: 0.411 (1, 4)			1B BB			SH5-3 1B				L6	2	1	1	0	1	0	0						
<b>Inning Stats</b>	R: 0 E: 0 K: 2 S: 8	H: 1 LOB: 1 BB: 0 P: 8	R: 0 E: 1 K: 2 S: 8	H: 0 LOB: 1 BB: 0 P: 8	R: 1 E: 0 K: 2 S: 9	H: 3 LOB: 2 BB: 1 P: 13	R: 0 E: 0 K: 0 S: 3	H: 0 LOB: 0 BB: 0 P: 3	R: 0 E: 0 K: 0 S: 8	H: 1 LOB: 1 BB: 0 P: 4	R: 1 E: 0 K: 2 S: 8	H: 1 LOB: 0 BB: 0 P: 8	R: 0 E: 0 K: 1 S: 5	H: 0 LOB: 0 BB: 0 P: 5	R: 0 E: 0 K: 0 S: 3	H: 0 LOB: 0 BB: 0 P: 3	R: 0 E: 0 K: 0 S: 3	H: 0 LOB: 0 BB: 0 P: 3	1B: 5 2B: 0 3B: 0 HR: 1	SF: 0 SAC: 2 DP: 0 HBP: 0	WP: 1 PA: 39		
<b>PITCHER</b>	IP WLS BF H R ER SO BB IBB HBP BLK WP HR S P ERA WHIP	IP WLS BF H R ER SO BB IBB HBP BLK WP HR S P ERA WHIP	IP WLS BF H R ER SO BB IBB HBP BLK WP HR S P ERA WHIP	IP WLS BF H R ER SO BB IBB HBP BLK WP HR S P ERA WHIP	IP WLS BF H R ER SO BB IBB HBP BLK WP HR S P ERA WHIP	IP WLS BF H R ER SO BB IBB HBP BLK WP HR S P ERA WHIP	IP WLS BF H R ER SO BB IBB HBP BLK WP HR S P ERA WHIP	IP WLS BF H R ER SO BB IBB HBP BLK WP HR S P ERA WHIP	IP WLS BF H R ER SO BB IBB HBP BLK WP HR S P ERA WHIP	IP WLS BF H R ER SO BB IBB HBP BLK WP HR S P ERA WHIP	IP WLS BF H R ER SO BB IBB HBP BLK WP HR S P ERA WHIP	IP WLS BF H R ER SO BB IBB HBP BLK WP HR S P ERA WHIP	IP WLS BF H R ER SO BB IBB HBP BLK WP HR S P ERA WHIP	IP WLS BF H R ER SO BB IBB HBP BLK WP HR S P ERA WHIP	IP WLS BF H R ER SO BB IBB HBP BLK WP HR S P ERA WHIP	IP WLS BF H R ER SO BB IBB HBP BLK WP HR S P ERA WHIP	IP WLS BF H R ER SO BB IBB HBP BLK WP HR S P ERA WHIP	IP WLS BF H R ER SO BB IBB HBP BLK WP HR S P ERA WHIP	IP WLS BF H R ER SO BB IBB HBP BLK WP HR S P ERA WHIP	IP WLS BF H R ER SO BB IBB HBP BLK WP HR S P ERA WHIP	IP WLS BF H R ER SO BB IBB HBP BLK WP HR S P ERA WHIP		
Jimmy Key, L ERA: 2.95 Mark Eichhorn, R ERA: 2.03 Jeff Musselman, L ERA: 1.32 (10, 1)	7.0 2.0 1.0	30 6 3	6 0 0	2 0 0	2 0 0	8 1 0	8 0 0	3 0 0	0 0 0	0 0 0	0 0 0	0 0 0	0 0 0	0 0 0	0 0 0	0 0 0	0 0 0	0 0 0	0 0 0	0 0 0	0 0 0	0 0 0	0 0 0

**Texas Rangers @ Toronto Blue Jays**  
Exhibition Stadium, Toronto, ON  
Fri May 01 1987, 7:05 PM EDT  
Att. 22,154 - Unknown

TOP

AB 34  
R 2  
H 6  
RBI 2  
BB 3  
SO 9  
LOB 12




Batter	1	2	3	4	5	6	7	8	9	10	AB	R	H	RBI	BB	SO	LOB						
Tony Fernandez, S OBP: 0.281, SLG: 0.302 (1, 6)	F4			L9		1-3		L4			4	0	0	0	0	0	0						
Rance Mulliniks, L OBP: 0.415, SLG: 0.500 Kelly Graber, R OBP: 0.214, SLG: 0.154 (10, 5)	K			K		L6-3 1B		F9		F9	3	0	1	0	0	2	0						
Lloyd Moseby, L OBP: 0.269, SLG: 0.341 (1, 8)	K			K		L6-3		F9		F9	4	0	0	0	0	2	1						
George Bell, R OBP: 0.303, SLG: 0.516 (1, 10)		K			5-3		G1-4-3 1B			K	4	0	1	0	0	2	0						
Jesse Barfield, R OBP: 0.411, SLG: 0.653 (1, 9)		K			HR		G1-4-3			HR	4	2	2	2	0	1	1						
Willie Upshaw, L OBP: 0.384, SLG: 0.538 (1, 3)		5-3			F8 1B 2B		1B				3	1	2	0	0	0	0						
Ernie Whitt, L OBP: 0.349, SLG: 0.365 (1, 2)				4-3		F8		K			3	0	0	0	0	1	2						
Rob Ducey, L OBP: 0.500, SLG: 0.500 Garth Iorg, R OBP: 0.207, SLG: 0.083 (9, 4)				F8		S 1B		L3			2	0	1	1	0	0	0						
Mike Sharperson, R OBP: 0.268, SLG: 0.288 Rick Leach, L OBP: 0.750, SLG: 0.571 (9, 7)				5-3		K		K			3	0	0	0	0	2	1						
<b>Inning Stats</b>	R: 0 E: 0 K: 2 S: 7	H: 0 LOB: 0 BB: 0 P: 7	R: 0 E: 0 K: 2 S: 7	H: 0 LOB: 0 BB: 0 P: 7	R: 0 E: 0 K: 0 S: 3	H: 0 LOB: 0 BB: 0 P: 3	R: 0 E: 0 K: 1 S: 8	H: 3 LOB: 1 BB: 0 P: 8	R: 0 E: 0 K: 1 S: 6	H: 1 LOB: 1 BB: 0 P: 6	R: 0 E: 0 K: 1 S: 5	H: 0 LOB: 0 BB: 0 P: 5	R: 0 E: 0 K: 1 S: 5	H: 0 LOB: 0 BB: 0 P: 5	R: 1 E: 0 K: 0 S: 1	H: 1 LOB: 0 BB: 0 P: 1	R: 0 E: 0 K: 0 S: 1	H: 0 LOB: 0 BB: 0 P: 1	1B: 4 2B: 2 3B: 0 HR: 2	SF: 0 SAC: 0 DP: 2 HBP: 0	WP: 0 PA: 32		
<b>PITCHER</b>	IP WLS BF H R ER SO BB IBB HBP BLK WP HR S P ERA WHIP	IP WLS BF H R ER SO BB IBB HBP BLK WP HR S P ERA WHIP	IP WLS BF H R ER SO BB IBB HBP BLK WP HR S P ERA WHIP	IP WLS BF H R ER SO BB IBB HBP BLK WP HR S P ERA WHIP	IP WLS BF H R ER SO BB IBB HBP BLK WP HR S P ERA WHIP	IP WLS BF H R ER SO BB IBB HBP BLK WP HR S P ERA WHIP	IP WLS BF H R ER SO BB IBB HBP BLK WP HR S P ERA WHIP	IP WLS BF H R ER SO BB IBB HBP BLK WP HR S P ERA WHIP	IP WLS BF H R ER SO BB IBB HBP BLK WP HR S P ERA WHIP	IP WLS BF H R ER SO BB IBB HBP BLK WP HR S P ERA WHIP	IP WLS BF H R ER SO BB IBB HBP BLK WP HR S P ERA WHIP	IP WLS BF H R ER SO BB IBB HBP BLK WP HR S P ERA WHIP	IP WLS BF H R ER SO BB IBB HBP BLK WP HR S P ERA WHIP	IP WLS BF H R ER SO BB IBB HBP BLK WP HR S P ERA WHIP	IP WLS BF H R ER SO BB IBB HBP BLK WP HR S P ERA WHIP	IP WLS BF H R ER SO BB IBB HBP BLK WP HR S P ERA WHIP	IP WLS BF H R ER SO BB IBB HBP BLK WP HR S P ERA WHIP	IP WLS BF H R ER SO BB IBB HBP BLK WP HR S P ERA WHIP	IP WLS BF H R ER SO BB IBB HBP BLK WP HR S P ERA WHIP	IP WLS BF H R ER SO BB IBB HBP BLK WP HR S P ERA WHIP	IP WLS BF H R ER SO BB IBB HBP BLK WP HR S P ERA WHIP		
Jose Guzman, R ERA: 4.74 Mitch Williams, L ERA: 4.3 (7, 1)	6.2 2.1	24 8	6 1	2 1	2 1	7 3	0 0	0 0	0 0	0 0	0 0	0 0	0 0	0 0	0 0	0 0	0 0	0 0	0 0	0 0	0 0	0 0	0 0

**Texas Rangers @ Toronto Blue Jays**  
Exhibition Stadium, Toronto, ON  
Fri May 01 1987, 7:05 PM EDT  
Att. 22,154 - Unknown

BOTTOM

AB 32  
R 3  
H 7  
RBI 3  
BB 0  
SO 10  
LOB 5





Batter	1	2	3	4	5	6	7	8	9	AB	R	H	RBI	BB	SO	LOB	TOP								
Jerry Browne, S OBP: 0.375, SLG: 0.410	6-3	G1				6-3		5-3		5	0	1	1	0	0	3	<b>Texas Rangers @ Toronto Blue Jays</b> Exhibition Stadium, Toronto, ON Sat May 02 1987, 3:33 AM EDT Att: 28,352 - Unknown								
Scott Fletcher, R OBP: 0.385, SLG: 0.435	1-3	5-3		L6		G3		K		5	0	0	0	0	1	5									
Oddibe McDowell, L OBP: 0.320, SLG: 0.381	HR			K		S BB 1B BB		HR BB		3	3	1	1	2	2	0									
Pete Incaviglia, R OBP: 0.407, SLG: 0.720	S 1B			K		1B S 1-2 BB		1-H HR		4	2	2	2	1	2	0									
Pete O'Brien, L OBP: 0.276, SLG: 0.377	1-H 1B			3-1		1-3 1B		1-3 HR		5	2	3	3	0	0	0									
Ruben Sierra, S OBP: 0.259, SLG: 0.380	CS 1B			K		K		L9		5	0	2	1	0	2	2									
Darrell Porter, L OBP: 0.391, SLG: 0.222	CS 1-2			G1 BB 2B BB		K		F9		3	1	0	0	2	1	3									
Geno Petralli, L OBP: 0.500, SLG: 0.357				F9		F7				3	0	0	0	0	0	4									
Don Staight, R OBP: 0.326, SLG: 0.459								5-3 1B		1	0	1	0	0	0	0									
Steve Buechele, R OBP: 0.303, SLG: 0.333				2B 1-2 BB		K		F6		2	0	0	0	2	1	1									
<b>Inning Stats</b>	R: 3 E: 0 K: 0 S: 6	H: 4 LOB: 0 BB: 0 P: 6	R: 0 E: 0 K: 0 S: 3	H: 0 LOB: 2 BB: 2 P: 11	R: 0 E: 0 K: 2 S: 7	H: 0 LOB: 0 BB: 0 P: 7	R: 1 E: 0 K: 1 S: 6	H: 1 LOB: 2 BB: 2 P: 14	R: 1 E: 0 K: 2 S: 8	H: 1 LOB: 2 BB: 2 P: 16	R: 0 E: 0 K: 1 S: 5	H: 0 LOB: 0 BB: 0 P: 5	R: 2 E: 0 K: 0 S: 4	H: 1 LOB: 0 BB: 1 P: 8	R: 0 E: 0 K: 1 S: 6	H: 1 LOB: 1 BB: 0 P: 6	R: 1 E: 0 K: 2 S: 9	H: 2 LOB: 1 BB: 0 P: 9	1B: 6 2B: 1 3B: 0 HR: 3	SF: 0 SAC: 0 DP: 0 HBP: 0	WP: 0 PB: 0 SB: 3 CS: 1	PA: 44			
<b>PITCHER</b>	IP	WLS	BF	H	R	ER	SO	BB	IBB	HBP	BLK	WP	HR	S	P	ERA	WHIP								
Dave Stieb, R ERA: 7.43	4.0		22	5	5	5	3	6	0	0	0	0	1	22	46	11.25	2.750								
John Cerutti, L ERA: 4.85	2.0		9	2	2	2	3	1	0	0	0	0	1	14	18	9.00	1.500								
Jeff Musselman, L ERA: 1.23	1.0		3	0	0	0	0	0	0	0	0	0	0	3	3	0.00	0.000								
Mark Eichhorn, R ERA: 2.2	2.0	W	9	3	1	1	3	0	0	0	0	0	1	15	15	4.50	1.500								
<b>Batter</b>	<b>1</b>	<b>2</b>	<b>3</b>	<b>4</b>	<b>5</b>	<b>6</b>	<b>7</b>	<b>8</b>	<b>9</b>	<b>AB</b>	<b>R</b>	<b>H</b>	<b>RBI</b>	<b>BB</b>	<b>SO</b>	<b>LOB</b>	<b>BOTTOM</b>								
Tony Fernandez, S OBP: 0.294, SLG: 0.311	G1-6-3 BB		4-3	4-3		BB 1B BB		FC6-4		4	1	1	2	2	0	4	<b>Texas Rangers @ Toronto Blue Jays</b> Exhibition Stadium, Toronto, ON Sat May 02 1987, 3:33 AM EDT Att: 28,352 - Unknown								
Rance Mulliniks, L OBP: 0.393, SLG: 0.469	G1-6-3		4-3		4-3	1B 1-2 BB		5-3		3	0	0	0	0	0	1									
Kelly Gruber, R OBP: 0.233, SLG: 0.148	1-2					1-2 2-3 BB				1	0	0	0	1	0	0									
Lloyd Moseby, L OBP: 0.286, SLG: 0.359	S BB			E 2B		1-3 2-H 3-H 1B		K		4	0	2	2	1	1	0									
George Bell, R OBP: 0.298, SLG: 0.500	F7 1-2			K		F4		K		5	0	1	0	0	2	4									
Jesse Barfield, R OBP: 0.400, SLG: 0.625				K		5-3		6-3		5	1	1	0	0	2	1									
Willie Upshaw, L OBP: 0.395, SLG: 0.518	1-3 1-2			K		3-1		S 2B 1B		5	1	1	0	0	1	1									
Ernie Whitt, L OBP: 0.368, SLG: 0.393	6-3			1B 1B BB		1B 1B		4-3		4	2	2	1	1	0	1									
Fred McGriff, L OBP: 0.441, SLG: 0.447				1B		1B 1B		1B 2B		2	2	2	1	3	0	0									
Garth Iorg, R OBP: 0.250, SLG: 0.148	5-3			1B		E 1B BB		FC6-4 1B BB		3	1	2	2	0	0	1									
Rick Leach, L ERA: 4.3						E9 BB		K		0	0	0	0	0	0	0									
Cecil Fielder, R OBP: 0.300, SLG: 0.529						1-H 2-H 1B				1	0	0	0	0	1	2									
Mike Sharperson, R OBP: 0.268, SLG: 0.288				1-2 1B						0	0	0	0	0	0	0									
Rob Ducey, L OBP: 0.667, SLG: 0.667				3-H 1B		1-2 2-H 1B				1	1	1	0	0	0	0									
<b>Inning Stats</b>	R: 0 E: 0 K: 0 S: 2	H: 0 LOB: 1 BB: 2 P: 10	R: 1 E: 0 K: 0 S: 5	H: 2 LOB: 1 BB: 0 P: 5	R: 0 E: 1 K: 1 S: 6	H: 1 LOB: 1 BB: 0 P: 6	R: 1 E: 0 K: 2 S: 9	H: 2 LOB: 1 BB: 1 P: 13	R: 0 E: 0 K: 0 S: 3	H: 0 LOB: 0 BB: 0 P: 3	R: 4 E: 1 K: 1 S: 8	H: 3 LOB: 2 BB: 3 P: 20	R: 1 E: 0 K: 1 S: 7	H: 2 LOB: 2 BB: 1 P: 11	R: 0 E: 0 K: 2 S: 8	H: 1 LOB: 1 BB: 0 P: 8	R: 2 E: 0 K: 0 S: 4	H: 2 LOB: 1 BB: 1 P: 8	1B: 10 2B: 3 3B: 0 HR: 0	SF: 0 SAC: 0 DP: 1 HBP: 0	WP: 0 PB: 0 SB: 3 CS: 0	PA: 46			
<b>PITCHER</b>	IP	WLS	BF	H	R	ER	SO	BB	IBB	HBP	BLK	WP	HR	S	P	ERA	WHIP								
Charlie Hough, R ERA: 5.17	5.2		28	7	6	6	3	5	0	0	0	0	0	29	49	9.53	2.118								
Mitch Williams, L ERA: 4.3	0.0		2	1	0	0	0	1	0	0	0	0	0	1	5										
Dale Mohorcic, R ERA: 3.71	0.2		5	2	1	1	1	0	1	0	0	0	0	6	10	13.50	3.000								
Mike Mason, L ERA: 6.23	0.2		2	0	0	0	1	0	0	0	0	0	0	4	4	0.00	0.000								
Greg Harris, R ERA: 4.67	1.2	L	9	3	2	2	2	1	0	0	0	0	0	12	16	10.80	2.400								



Batter	1	2	3	4	5	6	7	8	9	AB	R	H	RBI	BB	SO	LOB	TOP				
Jerry Browne, S OBP: 0.368, SLG: 0.391	F8		4-3			L4			FC BB BB	3	0	0	0	1	0	0					
Scott Fletcher, R OBP: 0.368, SLG: 0.416	6-3			5-3			4-3		K	4	0	0	0	0	1	2					
Oddibe McDowell, L OBP: 0.315, SLG: 0.356	L6			K			K		FC BB	3	0	0	0	1	2	0					
Pete Incaviglia, R OBP: 0.394, SLG: 0.694		6-3							FC	3	0	0	0	0	2	0					
Larry Parrish, R OBP: 0.293, SLG: 0.403									FC	1	0	0	1	0	0	2					
Bob Brower, R OBP: 0.420, SLG: 0.439									FC	0	0	0	0	0	0	0					
Pete O'Brien, L OBP: 0.275, SLG: 0.370		K							F7	4	0	1	0	0	1	3					
Ruben Sierra, S OBP: 0.281, SLG: 0.370									F6	2	0	0	0	1	1	1					
Darrell Porter, L OBP: 0.346, SLG: 0.190									K	3	0	0	0	0	1	1					
Geno Petralli, L OBP: 0.476, SLG: 0.412				F8						3	1	1	0	0	0	0					
Steve Buechele, R OBP: 0.291, SLG: 0.319				F8					BB FC 2B	3	0	0	0	0	0	1					
									L9	3	0	0	0	0	0	1					
<b>Inning Stats</b>	R: 0 E: 0 K: 0 S: 3	H: 0 LOB: 0 BB: 0 P: 3	R: 0 E: 0 K: 1 S: 5	H: 0 LOB: 1 BB: 1 P: 9	R: 0 E: 0 K: 2 S: 7	H: 0 LOB: 0 BB: 0 P: 7	R: 0 E: 0 K: 0 S: 3	H: 1 LOB: 0 BB: 0 P: 3	R: 0 E: 0 K: 0 S: 3	H: 0 LOB: 0 BB: 0 P: 3	R: 0 E: 0 K: 2 S: 7	H: 0 LOB: 0 BB: 0 P: 7	R: 0 E: 0 K: 2 S: 7	H: 0 LOB: 0 BB: 0 P: 7	R: 1 E: 0 K: 1 S: 7	H: 1 LOB: 3 BB: 2 P: 15	1B: 1 2B: 1 3B: 0 HR: 0	SF: 0 SAC: 0 DP: 1 HBP: 0	WP: 0 PB: 0 SB: 0 CS: 0	PA: 32	
<b>PITCHER</b>	IP	WLS	BF	H	R	ER	SO	BB	IBB	HBP	BLK	WP	HR	S	P	ERA	WHIP				
Jim Clancy, R ERA: 3.44	8.1	W	28	2	1	1	7	2	0	0	0	0	0	40	48	1.08	0.480				
Tom Henke, R ERA:	0.2	S	4	0	0	0	1	1	0	0	0	0	0	5	9	0.00	1.500				

Texas Rangers @ Toronto Blue Jays  
Exhibition Stadium, Toronto, ON  
Sun May 03 1987, 3:33 AM EDT  
Att: 32,325 - Unknown

AB 29  
R 1  
H 2  
RBI 1  
BB 3  
SO 8  
LOB 10



Batter	1	2	3	4	5	6	7	8	9	AB	R	H	RBI	BB	SO	LOB	BOTTOM				
Tony Fernandez, S OBP: 0.311, SLG: 0.323	S 1B	BB								3	1	2	1	1	0	0					
Rance Mulliniks, L OBP: 0.367, SLG: 0.434	1B	BB								4	0	0	0	0	1	5					
Kelly Gruber, R OBP: 0.233, SLG: 0.148	F7	F9								0	0	0	0	0	0	0					
Fred McGriff, L OBP: 0.429, SLG: 0.420	F9									3	0	0	0	1	1	1					
George Bell, R OBP: 0.296, SLG: 0.495	3-1									3	0	1	1	0	0	1					
Jesse Barfield, R OBP: 0.404, SLG: 0.610										2	0	0	0	2	1	0					
Ernie Whitt, L OBP: 0.361, SLG: 0.400										4	1	1	0	0	0	4					
Rick Leach, L OBP: 0.688, SLG: 0.500										3	1	1	0	0	0	1					
Rob Ducey, L OBP: 0.429, SLG: 0.400										2	0	0	1	1	1	3					
Mike Sharperson, R OBP: 0.270, SLG: 0.279										2	0	0	0	1	0	0					
<b>Inning Stats</b>	R: 0 E: 0 K: 0 S: 4	H: 1 LOB: 1 BB: 0 P: 4	R: 1 E: 0 K: 0 S: 4	H: 1 LOB: 3 BB: 3 P: 16	R: 0 E: 0 K: 2 S: 7	H: 0 LOB: 0 BB: 0 P: 7	R: 1 E: 0 K: 0 S: 4	H: 1 LOB: 0 BB: 0 P: 4	R: 1 E: 0 K: 1 S: 6	H: 1 LOB: 2 BB: 2 P: 14	R: 0 E: 0 K: 1 S: 5	H: 0 LOB: 0 BB: 0 P: 5	R: 0 E: 0 K: 0 S: 3	H: 0 LOB: 0 BB: 0 P: 3	R: 0 E: 0 K: 0 S: 3	H: 1 LOB: 2 BB: 1 P: 8	1B: 4 2B: 2 3B: 0 HR: 0	SF: 2 SAC: 0 DP: 1 HBP: 1	WP: 0 PB: 0 SB: 0 CS: 0	PA: 35	
<b>PITCHER</b>	IP	WLS	BF	H	R	ER	SO	BB	IBB	HBP	BLK	WP	HR	S	P	ERA	WHIP				
Ed Correa, R ERA: 3.09	7.0	L	30	4	3	2	4	4	1	0	0	0	0	33	53	2.57	1.143				
Bobby Witt, R ERA: 4.32	0.1		4	1	0	0	0	1	0	1	0	0	0	2	7	0.00	6.000				
Mitch Williams, L ERA: 4.11	0.2		1	0	0	0	0	0	0	0	0	0	0	1	1	0.00	0.000				

Texas Rangers @ Toronto Blue Jays  
Exhibition Stadium, Toronto, ON  
Sun May 03 1987, 3:33 AM EDT  
Att: 32,325 - Unknown

AB 26  
R 3  
H 5  
RBI 3  
BB 6  
SO 4  
LOB 15





Batter	1	2	3	4	5	6	7	8	9	10	AB	R	H	RBI	BB	SO	LOB	TOP							
<b>Tony Bernazard, S</b> OBP: 0.226, SLG: 0.356 (1.4)	K2-3				L6		4-3		HBP E BB IBB	K	5	1	1	1	1	2	1								
<b>Julio Franco, R</b> OBP: 0.410, SLG: 0.495 (1.6)	2B 1B	K			L7		6-3		HBP E BB		4	1	1	0	1	1	1								
<b>Joe Carter, R</b> OBP: 0.298, SLG: 0.477 (1.3)	K				F7		F2		E HBP		4	0	1	1	0	1	1								
<b>Pat Tabler, R</b> OBP: 0.387, SLG: 0.521 (1.10)	1B				6-3		K		E7 1B		5	0	2	2	0	1	1								
<b>Brook Jacoby, R</b> OBP: 0.352, SLG: 0.418 (1.5)	BB				K				5-3 1B		3	0	2	0	2	1	0								
<b>Camren Castillo, R</b> OBP: 0.304, SLG: 0.591 (1.9)	5-3						1-3		5-3 1B	P4	3	1	1	1	0	0	4								
<b>Doug Frobel, L</b> OBP: 0.250, SLG: 1.000 (8.9)					HR				1-2		1	0	0	0	0	0	1								
<b>Andre Thornton, R</b> OBP: 0.200, SLG: 0.163 (9.7)									K	P4	4	0	0	0	1	2	4								
<b>Otis Nixon, S</b> OBP: 0.200, SLG: 0.059 (9.7)					F7				BB IBB		2	2	2	0	3	0	0								
<b>Cory Snyder, R</b> OBP: 0.283, SLG: 0.465 (9.9)					K				G6-4-3 BB	BB SH3 HBP 1B	2	2	2	0	3	0	0								
<b>Brett Butler, L</b> OBP: 0.355, SLG: 0.280 (1.8)		4-3 1B BB			1B				BB SH3 HBP 1B	CS BB	4	0	0	0	0	1	6								
<b>Rick Dempsey, R</b> OBP: 0.309, SLG: 0.250 (1.2)		4-3			F9				SH3	K	4	0	0	0	0	1	6								
<b>Inning Stats</b>	R: 0 E: 0 K: 2 S: 9	H: 2 LOB: 3 BB: 1 P: 13	R: 1 E: 0 K: 1 S: 6	H: 1 LOB: 1 BB: 1 P: 10	R: 0 E: 0 K: 1 S: 5	H: 0 LOB: 0 BB: 0 P: 5	R: 1 E: 0 K: 1 S: 6	H: 2 LOB: 0 BB: 0 P: 6	R: 0 E: 0 K: 1 S: 6	H: 1 LOB: 1 BB: 0 P: 6	R: 0 E: 0 K: 0 S: 3	H: 0 LOB: 0 BB: 0 P: 11	R: 0 E: 0 K: 1 S: 6	H: 1 LOB: 1 BB: 0 P: 6	R: 3 E: 1 K: 0 S: 5	H: 2 LOB: 3 BB: 3 P: 18	R: 0 E: 0 K: 2 S: 6	H: 0 LOB: 0 BB: 1 P: 10	1B: 7 2B: 1 3B: 1 HR: 1	SF: 0 SAC: 1 DP: 1 HBP: 1	WP: 0 PB: 0 SB: 1 CS: 1	PA: 46			
<b>PITCHER</b>	IP	WLS	BF	H	R	ER	SO	BB	IBB	HBP	BLK	WP	HR	S	P	ERA	WHIP								
<b>Mike Mason, L</b> ERA: 5.58 (1.1)	5.1		26	7	2	2	6	3	1	0	0	0	0	34	50	3.38	1.875								
<b>Dale Mohorcic, R</b> ERA: 4.5 (6.1)	3.0		12	2	3	3	1	1	1	0	0	0	0	12	20	9.00	1.000								
<b>Greg Harris, R</b> ERA: 4.67 (9.1)	0.0		3	1	0	0	0	0	1	1	0	0	0	1	6	∞	∞								
<b>Mitch Williams, L</b> ERA: 3.71 (9.1)	1.2	W	5	0	0	0	2	1	0	0	0	0	0	8	12	0.00	0.600								

Cleveland Indians @ Texas Rangers  
Arlington Stadium, Arlington, TX  
Tue May 05 1987, 8:05 PM EDT  
Att: 25,955 - Unknown


AB 36  
R 5  
H 10  
RBI 5  
BB 8  
SO 9  
LOB 22



Batter	1	2	3	4	5	6	7	8	9	10	AB	R	H	RBI	BB	SO	LOB	BOTTOM							
<b>Bob Brower, R</b> OBP: 0.400, SLG: 0.413 (1.8)	K				1B						5	0	1	0	0	3	2								
<b>Darrell Porter, L</b> OBP: 0.346, SLG: 0.190 (10.2)											0	0	0	0	0	0	0								
<b>Scott Fletcher, R</b> OBP: 0.360, SLG: 0.404 (1.6)	F9				F7				4-3		5	0	1	0	0	0	3								
<b>Tom Paclerek, R</b> OBP: 0.222, SLG: 0.200 (1.3)	BB 1B								F9	F7	4	0	1	0	0	0	1								
<b>Pete O'Brien, L</b> OBP: 0.272, SLG: 0.366 (10.3)					F9						1	0	0	0	0	0	0								
<b>Pete Incaviglia, R</b> OBP: 0.404, SLG: 0.678 (1.7)	BB				P6				3B BB	BB 1B BB	2	2	0	0	3	1	0								
<b>Ruben Sierra, S</b> OBP: 0.259, SLG: 0.384 (1.9)	K				K				1B 3B	F5	5	1	1	1	0	3	3								
<b>Larry Parrish, R</b> OBP: 0.284, SLG: 0.447 (1.10)					HR				1B 1B 1B	1B BB	4	2	2	2	1	1	0								
<b>Don Slaught, R</b> OBP: 0.338, SLG: 0.462 (1.2)					F8				1B 1B 1B	1B	4	0	2	0	0	0	0								
<b>Curtis Wilkerson, S</b> OBP: 0.545, SLG: 0.545 (9.10.5)					F8				BB 1B	1B	1	1	1	1	0	0	0								
<b>Steve Buechele, R</b> OBP: 0.280, SLG: 0.306 (1.5)					F8				1B 1B	1B	3	0	0	0	0	1	1								
<b>Geng Petrali, L</b> OBP: 0.500, SLG: 0.412 (9.10.5)									1B BB		0	0	0	0	1	0	0								
<b>Oddibe McDowell, L</b> OBP: 0.315, SLG: 0.356 (10.8)									1B BB		0	0	0	0	0	0	0								
<b>Jerry Browne, S</b> OBP: 0.363, SLG: 0.382 (1.4)					5-3				P4	1B	4	0	1	2	0	1	0								
<b>Inning Stats</b>	R: 0 E: 0 K: 2 S: 8	H: 1 LOB: 2 BB: 1 P: 12	R: 0 E: 0 K: 1 S: 5	H: 0 LOB: 0 BB: 0 P: 5	R: 0 E: 0 K: 1 S: 6	H: 1 LOB: 1 BB: 1 P: 6	R: 1 E: 0 K: 1 S: 6	H: 1 LOB: 0 BB: 0 P: 6	R: 0 E: 0 K: 1 S: 6	H: 1 LOB: 1 BB: 0 P: 6	R: 0 E: 0 K: 2 S: 7	H: 0 LOB: 0 BB: 0 P: 7	R: 0 E: 0 K: 1 S: 5	H: 1 LOB: 1 BB: 0 P: 5	R: 0 E: 0 K: 1 S: 5	H: 0 LOB: 0 BB: 0 P: 5	R: 4 E: 0 K: 0 S: 7	H: 4 LOB: 2 BB: 2 P: 15	R: 1 E: 0 K: 0 S: 3	H: 1 LOB: 2 BB: 2 P: 11	1B: 8 2B: 1 3B: 1 HR: 1	SF: 0 SAC: 0 DP: 1 HBP: 0	WP: 0 PB: 0 SB: 0 CS: 1	PA: 43	
<b>PITCHER</b>	IP	WLS	BF	H	R	ER	SO	BB	IBB	HBP	BLK	WP	HR	S	P	ERA	WHIP								
<b>Greg Swindell, L</b> ERA: 4.25 (1.1)	8.1		31	5	2	2	10	2	0	0	0	0	0	49	57	2.16	0.840								
<b>Ernie Camacho, R</b> ERA: 10.61 (9.1)	0.0		3	3	1	1	0	0	0	0	0	0	0	3	3	∞	∞								
<b>Steve Carlton, L</b> ERA: 4.91 (9.1)	0.1		3	1	2	2	0	1	0	0	0	0	0	2	6	54.00	6.000								
<b>Frank Wills, R</b> ERA: 7.71 (9.1)	1.0	L	6	1	1	1	0	2	0	0	0	0	0	4	12	9.00	3.000								

Cleveland Indians @ Texas Rangers  
Arlington Stadium, Arlington, TX  
Tue May 05 1987, 8:05 PM EDT  
Att: 25,955 - Unknown

AB 38  
R 6  
H 10  
RBI 6  
BB 5  
SO 10  
LOB 10





Batter	1	2	3	4	5	6	7	8	9	AB	R	H	RBI	BB	SO	LOB	TOP	
Tony Bernazard, S (1,4) OBP: 0.216, SLG: 0.340	F4		3-1		K		G3			4	0	0	0	0	1	0		
Brett Butler, L (1,8) OBP: 0.343, SLG: 0.276	F5 5-3 1B		F9		P2			K		4	1	1	0	0	1	0		
Julio Franco, R (1,6) OBP: 0.413, SLG: 0.514	E3 5-3 1B		6-3		S 1B					4	1	2	0	0	0	1		
Joe Carter, R (1,3) OBP: 0.288, SLG: 0.459	5-3			K	K			1-3 3B		4	0	0	1	0	2	3		
Mel Hall, L (1,7) OBP: 0.297, SLG: 0.429				1B 1B 1B				F7		4	0	3	1	0	0	1		
Pat Tabler, R (1,10) OBP: 0.382, SLG: 0.510	K			1B 1-2			F7			4	0	1	0	0	1	2		
Cory Snyder, R (1,9) OBP: 0.273, SLG: 0.448			F4	F7			9-3			4	0	0	0	0	0	3		
Brook Jacoby, R (1,5) OBP: 0.349, SLG: 0.411		4-3		1-2 2-3 1B			F5			4	0	1	0	0	0	0		
Chris Bando, S (1,2) OBP: 0.237, SLG: 0.229			K	F7			G3			3	0	0	0	0	1	3		
<b>Inning Stats</b>	R: 2 E: 1 K: 1 S: 8	H: 2 LOB: 1 BB: 0 P: 8	R: 0 E: 0 K: 1 S: 5	H: 0 LOB: 0 BB: 0 P: 5	R: 0 E: 0 K: 0 S: 3	H: 3 LOB: 3 BB: 0 P: 8	R: 0 E: 0 K: 2 S: 8	H: 1 LOB: 1 BB: 0 P: 8	R: 0 E: 0 K: 0 S: 3	H: 0 LOB: 0 BB: 0 P: 3	R: 0 E: 0 K: 1 S: 6	H: 1 LOB: 1 BB: 0 P: 6	R: 0 E: 0 K: 0 S: 3	H: 0 LOB: 0 BB: 0 P: 3	1B: 7 2B: 1 3B: 1 HR: 0	SF: 0 SAC: 0 DP: 1 HBP: 0	WP: 0 PB: 0 SB: 1 CS: 0	PA: 35
<b>PITCHER</b> Charlie Hough, R (1,1) ERA: 4.18	IP: 9.0 WLS: W BF: 35 H: 8 R: 2 ER: 0 SO: 6 BB: 0 IBB: 0 HBP: 0 BLK: 0 WP: 0 HR: 0 S: 47 P: 47 ERA: 0.00 WHIP: 0.889																	

Cleveland Indians @ Texas Rangers  
Arlington Stadium, Arlington, TX  
Wed May 06 1987, 8:05 PM EDT  
Att: 27,350 - Unknown

AB 35  
R 2  
H 8  
RBI 2  
BB 0  
SO 6  
LOB 13



Batter	1	2	3	4	5	6	7	8	9	AB	R	H	RBI	BB	SO	LOB	BOTTOM	
Jerry Browne, S (1,4) OBP: 0.345, SLG: 0.361	F6		4-3		F7		2-3			4	0	0	0	0	0	0		
Oddibe McDowell, L (1,8) OBP: 0.310, SLG: 0.347	1B HR		K		K			F9		4	1	1	0	0	2	0		
Pete O'Brien, L (1,3) OBP: 0.292, SLG: 0.412	1-3 HR		F7		HR			FC5-4 BB		3	2	2	1	1	0	0		
Pete Incaviglia, R (1,7) OBP: 0.408, SLG: 0.703	1-4 3-H HR			FC4-6 1B	F9			FC5-4 1B		4	2	2	3	0	0	1		
Ruben Sierra, S (1,9) OBP: 0.268, SLG: 0.389	CS 1B		FC4-6 HR				F8	1B		4	1	2	0	0	0	1		
Larry Parrish, R (1,10) OBP: 0.294, SLG: 0.488	1-2 K		1-H HR		HR		F7	1-2 2-H 1B		4	1	2	3	0	1	1		
Don Slaught, R (1,2) OBP: 0.320, SLG: 0.435			K		K		F5	F8		4	0	0	0	0	2	2		
Steve Buechele, R (1,5) OBP: 0.282, SLG: 0.320			F9					F9		3	0	1	0	0	0	0		
Curtis Wilkerson, S (1,6) OBP: 0.429, SLG: 0.429			G3		F8			K2-3		3	0	0	0	0	1	1		
<b>Inning Stats</b>	R: 3 E: 0 K: 1 S: 8	H: 4 LOB: 1 BB: 0 P: 8	R: 0 E: 0 K: 1 S: 5	H: 0 LOB: 0 BB: 0 P: 5	R: 0 E: 0 K: 1 S: 5	H: 3 LOB: 1 BB: 0 P: 8	R: 1 E: 0 K: 1 S: 6	H: 1 LOB: 0 BB: 0 P: 6	R: 0 E: 0 K: 0 S: 3	H: 0 LOB: 0 BB: 0 P: 3	R: 0 E: 0 K: 1 S: 5	H: 0 LOB: 2 BB: 1 P: 9	R: 1 E: 0 K: 0 S: 5	H: 2 LOB: 2 BB: 1 P: 9	1B: 6 2B: 2 3B: 0 HR: 3	SF: 0 SAC: 0 DP: 1 HBP: 0	WP: 0 PB: 0 SB: 0 CS: 1	PA: 34
<b>PITCHER</b> Phil Niekro, R (1,1) ERA: 5.45 Rich Yett, R (8,1) ERA: 3.05	IP: 7.2 WLS: L BF: 32 H: 9 R: 7 ER: 7 SO: 6 BB: 1 IBB: 0 HBP: 0 BLK: 0 WP: 0 HR: 3 S: 43 P: 47 ERA: 8.22 WHIP: 1.304																	

Cleveland Indians @ Texas Rangers  
Arlington Stadium, Arlington, TX  
Wed May 06 1987, 8:05 PM EDT  
Att: 27,350 - Unknown

AB 33  
R 7  
H 10  
RBI 7  
BB 1  
SO 6  
LOB 6





Batter	1	2	3	4	5	6	7	8	9	AB	R	H	RBI	BB	SO	LOB	TOP										
<b>Tony Fernandez, S</b> (1, 6) OBP: 0.319, SLG: 0.324	0-0 1B	0-0 4-3		0-0 1B		0-0 E1		0-0 6-3		5	1	2	0	0	0	1											
<b>Rance Mulliniks, L</b> (1, 5) OBP: 0.348, SLG: 0.407	0-0 1B	0-0 3-1		0-3 K		0-0 4-3		0-3 K		4	1	1	0	0	1	1											
<b>Kelly Gruber, R</b> (6, 5) OBP: 0.184, SLG: 0.114	1-2 1B									1	0	0	0	0	1	1											
<b>Lloyd Moseby, L</b> (1, 8) OBP: 0.288, SLG: 0.352	0-0 1B			0-0 F8		0-3 K		0-0 1B		5	1	2	1	0	1	1											
<b>George Bell, R</b> (1, 7) OBP: 0.333, SLG: 0.538	0-0 1B			0-0 HR		0-0 K		0-0 6-3		5	2	3	1	0	1	1											
<b>Rob Ducey, L</b> (9, 7) OBP: 0.429, SLG: 0.400	1-3 HR			1-3 HR		1-3 K		0-0 6-3		0	0	0	0	0	0	0											
<b>Jesse Barfield, R</b> (1, 9) OBP: 0.402, SLG: 0.638	0-0 HR			0-0 HR		0-3 K		0-0 1-3		5	2	2	5	0	2	2											
<b>Willie Upshaw, L</b> (1, 3) OBP: 0.352, SLG: 0.500	1-3 HR			1-3 HR																							
<b>Fred McGriff, L</b> (1, 10) OBP: 0.433, SLG: 0.415	4-0 BB			4-0 BB		0-3 K		0-3 K		3	0	0	0	1	2	0											
<b>Ernie Whitt, L</b> (1, 2) OBP: 0.342, SLG: 0.364	0-0 6-3			4-0 BB		0-0 F9		0-3 K		3	0	0	0	1	1	1											
<b>Mike Sharperson, R</b> (1, 4) OBP: 0.265, SLG: 0.263				0-0 F8		0-0 4-3				3	0	0	0	0	0	3											
<b>Garth Iorg, R</b> (8, PR) OBP: 0.265, SLG: 0.172				0-0 F8		0-0 4-3		1-0 HBP		0	0	0	0	0	0	0											
<b>Inning Stats</b>	R: 5 E: 0 K: 1 S: 9	H: 5 LOB: 0 BB: 1 P: 13	R: 0 E: 0 K: 0 S: 3	H: 0 LOB: 0 BB: 0 P: 3	R: 2 E: 0 K: 0 S: 5	H: 2 LOB: 2 BB: 2 P: 13	R: 0 E: 0 K: 3 S: 11	H: 2 LOB: 2 BB: 0 P: 11	R: 0 E: 0 K: 1 S: 6	H: 1 LOB: 1 BB: 0 P: 6	R: 0 E: 1 K: 1 S: 6	H: 0 LOB: 0 BB: 0 P: 6	R: 0 E: 0 K: 3 S: 9	H: 0 LOB: 1 BB: 0 P: 9	R: 0 E: 0 K: 2 S: 7	H: 0 LOB: 1 BB: 0 P: 8	R: 0 E: 0 K: 0 S: 3	H: 0 LOB: 0 BB: 0 P: 3	1B: 9 2B: 1 3B: 0 HR: 2	SF: 0 SAC: 0 DP: 1 HBP: 1	WP: 0 PB: 0 SB: 1 CS: 1	PA: 41					
<b>PITCHER</b>	IP	WLS	BF	H	R	ER	SO	BB	IBB	HBP	BLK	WP	HR	S	P	ERA	WHIP										
<b>Jose Guzman, R</b> (1, 1) ERA: 6.67	2.1	L	14	7	7	7	1	1	0	0	0	0	2	15	19	27.00	3.429										
<b>Ron Meredith, L</b> (3, 1) ERA:	1.1		8	2	0	0	2	2	0	0	0	0	0	10	18	0.00	3.000										
<b>Mike Loynd, R</b> (4, 1) ERA: 2.19	2.1		9	2	0	0	3	0	0	0	0	0	0	15	15	0.00	0.857										
<b>Greg Harris, R</b> (7, 1) ERA: 4.19	2.0		7	0	0	0	5	0	0	1	0	0	0	16	17	0.00	0.000										
<b>Dale Mohrhorc, R</b> (9, 1) ERA: 4.29	1.0		3	0	0	0	0	0	0	0	0	0	0	3	3	0.00	0.000										
<b>Batter</b>	<b>1</b>	<b>2</b>	<b>3</b>	<b>4</b>	<b>5</b>	<b>6</b>	<b>7</b>	<b>8</b>	<b>9</b>	<b>AB</b>	<b>R</b>	<b>H</b>	<b>RBI</b>	<b>BB</b>	<b>SO</b>	<b>LOB</b>	<b>BOTTOM</b>										
<b>Jerry Browne, S</b> (1, 4) OBP: 0.341, SLG: 0.355	0-0 1-3			0-0 4-3 1B		0-0 6-3		0-0 5-3		4	0	1	0	0	0	0											
<b>Scott Fletcher, R</b> (1, 6) OBP: 0.359, SLG: 0.402	0-0 CS			0-0 4-3		0-0 E4		0-3 K		3	0	1	0	0	0	1											
<b>Jeff Kunkel, R</b> (7, 6) OBP: 0.359, SLG: 0.402	0-0 CS			0-0 4-3		0-0 E4		0-3 K		1	0	0	0	0	1	0											
<b>Pete O'Brien, L</b> (1, 3) OBP: 0.280, SLG: 0.393	0-3 K			0-0 F6		0-0 F8		0-0 4-3		4	0	0	0	0	1	3											
<b>Pete Incaviglia, R</b> (1, 7) OBP: 0.402, SLG: 0.684				0-0 WP 2B		0-0 F3		0-0 5-3		4	1	1	0	0	0	1											
<b>Ruben Sierra, S</b> (1, 9) OBP: 0.277, SLG: 0.380				4-0 2B		0-0 F9		0-0 5-3		2	0	0	0	2	1	1											
<b>Larry Parrish, R</b> (1, 10) OBP: 0.315, SLG: 0.506				0-0 2B		4-0 BB		0-0 G3		3	1	2	1	1	0	1											
<b>Don Slaught, R</b> (1, 2) OBP: 0.316, SLG: 0.425				0-0 P3		0-0 F9		0-0 4-3		4	1	1	0	0	0	2											
<b>Steve Buechele, R</b> (1, 5) OBP: 0.276, SLG: 0.312				0-3 K		0-0 5-3		0-0 F9		2	0	0	0	0	1	1											
<b>Darrell Porter, L</b> (7, PH) OBP: 0.333, SLG: 0.182						0-0 5-3		0-0 F9		1	0	0	0	0	0	2											
<b>Curtis Wilkerson, S</b> (8, 6) OBP: 0.400, SLG: 0.400						0-0 5-3		0-0 F9		1	0	0	0	0	0	0											
<b>Bob Brower, R</b> (1, 8) OBP: 0.386, SLG: 0.396				0-3 K		0-0 6-3		0-0 G3		2	0	0	0	0	1	0											
<b>Geno Petralli, L</b> (7, PH) OBP: 0.500, SLG: 0.579						0-0 6-3		0-0 G3		2	1	1	3	0	0	0											
<b>Inning Stats</b>	R: 0 E: 0 K: 1 S: 5	H: 1 LOB: 1 BB: 0 P: 5	R: 1 E: 0 K: 1 S: 6	H: 2 LOB: 1 BB: 1 P: 10	R: 0 E: 0 K: 1 S: 6	H: 1 LOB: 1 BB: 0 P: 6	R: 0 E: 0 K: 0 S: 3	H: 0 LOB: 1 BB: 1 P: 7	R: 0 E: 0 K: 0 S: 3	H: 0 LOB: 0 BB: 0 P: 3	R: 0 E: 1 K: 1 S: 6	H: 0 LOB: 1 BB: 0 P: 6	R: 3 E: 0 K: 1 S: 8	H: 3 LOB: 0 BB: 0 P: 8	R: 0 E: 0 K: 0 S: 3	H: 0 LOB: 1 BB: 1 P: 7	R: 0 E: 0 K: 0 S: 3	H: 0 LOB: 0 BB: 0 P: 3	1B: 5 2B: 2 3B: 0 HR: 1	SF: 0 SAC: 0 DP: 1 HBP: 0	WP: 1 PB: 0 SB: 0 CS: 1	PA: 36					
<b>PITCHER</b>	IP	WLS	BF	H	R	ER	SO	BB	IBB	HBP	BLK	WP	HR	S	P	ERA	WHIP										
<b>Jim Clancy, R</b> (1, 1) ERA: 3.77	6.1	W	27	7	4	4	4	2	0	0	0	0	1	33	41	5.68	1.421										
<b>Mark Eichhorn, R</b> (7, 1) ERA: 1.89	2.2	S	9	0	0	0	1	1	0	0	0	0	0	10	14	0.00	0.375										

Toronto Blue Jays @ Texas Rangers  
Arlington Stadium, Arlington, TX  
Fri May 08 1987, 8:05 PM EDT  
Att: 21,832 - Unknown

AB	37
R	7
H	11
RBI	7
BB	3
SO	11
LOB	12



Toronto Blue Jays @ Texas Rangers  
Arlington Stadium, Arlington, TX  
Fri May 08 1987, 8:05 PM EDT  
Att: 21,832 - Unknown

AB	33
R	4
H	7
RBI	4
BB	3
SO	5
LOB	12





Batter	1	2	3	4	5	6	7	8	9	AB	R	H	RBI	BB	SO	LOB	TOP			
<b>Tony Fernandez, S</b> (1, 6) OBP: 0.323, SLG: 0.349 <b>Rick Leach, L</b> (9, PH) OBP: 0.700, SLG: 0.500	4-0 1B S BB	0-0 F7		0-0 HR		0-3 K		0-0 FC6-4 BB 2B	4-0 E 1B BB	4	2	1	1	1	1	5				
<b>Lloyd Moseby, L</b> (1, 8) OBP: 0.298, SLG: 0.364 <b>Rob Ducey, L</b> (4, FR) OBP: 0.400, SLG: 0.286	0-0 P4	0-0 1B 2B		1-0 HBP		0-0 1-3		4-0 BB 1-2 2B BB	0-0 E3 1B 6-3	2	1	1	2	0	0	1				
<b>Fred McGriff, L</b> (1, 10) OBP: 0.437, SLG: 0.421 <b>Cecil Fielder, R</b> (6, PH) OBP: 0.370, SLG: 0.696	0-0 HR 1B	0-0 E 1B		0-0 F7		0-3 K		4-0 BB 1-2 2-3 3-H	0-0 6-3 1B	4	1	2	1	0	1	1				
<b>George Bell, R</b> (1, 7) OBP: 0.342, SLG: 0.600 <b>Tom Henke, R</b> (9, 1)	0-0 HR	0-0 6-3		0-0 F8		0-0 HR		0-0 BB 1-H 2-H 3-H	0-0 6-3	6	2	3	7	0	0	3				
<b>Jesse Barfield, R</b> (1, 9) OBP: 0.398, SLG: 0.616	0-0 CS 1B		0-0 6-3		0-0 F9		0-0 F6	4-0 BB BB	0-0 F2	5	0	1	0	1	0	1				
<b>Willie Upshaw, L</b> (1, 3) OBP: 0.355, SLG: 0.520	0-0 CS	0-0 HR	0-0 F2		0-0 4-3		0-0 P5	4-0 BB 1-2 2-3		4	1	1	1	1	0	0				
<b>Ernie Whitt, L</b> (1, 2) OBP: 0.333, SLG: 0.352		0-3 K	0-0 1B		0-0 L9		0-0 K		0-0 F8	5	0	1	0	0	2	3				
<b>Kelly Gruber, R</b> (1, 5) OBP: 0.233, SLG: 0.200		0-0 WP 2B	0-3 K		0-0 F8		0-0 FC6-4 BB	0-0 E 1B	0-0 BB E 1B	5	3	3	0	0	1	1				
<b>Garth Iorg, R</b> (1, 4) OBP: 0.282, SLG: 0.182		4-0 2B BB		0-0 6-3		0-0 1B		0-0 E4 FC6-4	0-3 K	4	1	1	0	1	1	2				
<b>Inning Stats</b>	R: 2 E: 0 K: 0 S: 4	H: 3 LOB: 0 BB: 1 P: 8	R: 4 E: 1 K: 1 S: 9	H: 4 LOB: 1 BB: 1 P: 13	R: 0 E: 0 K: 1 S: 6	H: 1 LOB: 1 BB: 0 P: 6	R: 1 E: 0 K: 0 S: 4	H: 1 LOB: 1 BB: 0 P: 5	R: 0 E: 0 K: 1 S: 6	H: 1 LOB: 0 BB: 0 P: 3	R: 1 E: 0 K: 1 S: 6	H: 1 LOB: 0 BB: 0 P: 6	R: 4 E: 1 K: 1 S: 8	H: 2 LOB: 3 BB: 4 P: 24	R: 3 E: 1 K: 1 S: 8	H: 2 LOB: 1 BB: 1 P: 12	1B: 8 2B: 3 3B: 0 HR: 4	SF: 0 SAC: 0 DP: 0 HBP: 1	WP: 1 PB: 0 SB: 1 CS: 1	PA: 51
<b>PITCHER</b>	IP	WLS	BF	H	R	ER	SO	BB	IBB	HBP	BLK	WP	HR	S	P	ERA	WHIP			
<b>Ed Correa, R</b> (1, 1) ERA: 4.54	1.2	L	12	7	6	6	1	2	0	0	0	1	2	12	20	32.40	5.400			
<b>Mike Loynd, R</b> (2, 1) ERA: 2.57	1.2		8	2	1	1	1	0	0	1	0	0	1	9	10	5.40	1.200			
<b>Ron Meridith, L</b> (4, 1) ERA:	2.2		9	1	0	0	1	0	0	0	0	0	0	11	11	0.00	0.375			
<b>Dale Mohorcic, R</b> (7, 1) ERA: 4.5	1.0		4	1	1	1	1	0	0	0	0	0	1	6	6	9.00	1.000			
<b>Mitch Williams, L</b> (8, 1) ERA: 3.57	0.2		9	2	4	0	1	4	0	0	0	0	0	7	23	0.00	9.000			

Toronto Blue Jays @ Texas Rangers  
Arlington Stadium, Arlington, TX  
Sat May 09 1987, 8:05 PM EDT  
Att: 28,847 - Unknown

AB 42  
R 15  
H 15  
RBI 14  
BB 7  
SO 6  
LOB 19



Batter	1	2	3	4	5	6	7	8	9	AB	R	H	RBI	BB	SO	LOB	BOTTOM			
<b>Oddibe McDowell, L</b> (1, 8) OBP: 0.286, SLG: 0.315	0-0 6-3		0-0 G4-6-3			0-0 F8	0-0 F8		0-0 F8	5	0	0	0	0	0	2				
<b>Scott Fletcher, R</b> (1, 6) OBP: 0.354, SLG: 0.406 <b>Curtis Wilkerson, S</b> (6, FR) OBP: 0.375, SLG: 0.375	0-0 5-3			0-0 6-3		0-0 1B 1B		0-0 2B 1B	0-0 4-3	4	0	2	0	0	0	0				
<b>Pete O'Brien, L</b> (1, 3) OBP: 0.282, SLG: 0.391 <b>Bob Brower, R</b> (6, PH) OBP: 0.379, SLG: 0.388	0-3 K			0-0 1B		0-3 K		0-3 K		3	0	1	0	0	2	1				
<b>Pete Incaviglia, R</b> (1, 7) OBP: 0.396, SLG: 0.667 <b>Jerry Browne, S</b> (9, 4) OBP: 0.341, SLG: 0.355		0-3 K		0-0 F9		0-0 1B		0-3 K		4	0	1	0	0	2	2				
<b>Ruben Sierra, S</b> (1, 9) OBP: 0.286, SLG: 0.396		0-0 1B		0-0 F7		0-0 F8		0-0 1-3 2B		4	1	2	0	0	0	3				
<b>Larry Parrish, R</b> (1, 10) OBP: 0.323, SLG: 0.529		0-0 F9			0-0 5-3		0-0 PB 1B	0-0 2B 2B		4	2	2	2	0	0	1				
<b>Geno Petralli, L</b> (1, 5) OBP: 0.481, SLG: 0.591 <b>Steve Buechele, R</b> (6, PH) OBP: 0.284, SLG: 0.333		0-0 4-3			0-0 2B		0-0 L8	0-0 2H 3-H 2B		3	0	1	0	0	0	2				
<b>Don Slaught, R</b> (1, 2) OBP: 0.313, SLG: 0.416			0-0 P6		0-0 L5		0-0 6-3 1B	0-3 K		4	0	1	1	0	1	3				
<b>Jeff Kunkel, R</b> (1, 4) OBP: 0.250, SLG: 0.250 <b>Darrell Porter, L</b> (9, PH) OBP: 0.321, SLG: 0.174			0-0 G4-6-3 1B		0-3 K		0-0 6-3		0-3 K	3	0	1	0	0	1	2				
<b>Inning Stats</b>	R: 0 E: 0 K: 1 S: 5	H: 0 LOB: 0 BB: 0 P: 5	R: 0 E: 0 K: 1 S: 6	H: 1 LOB: 0 BB: 0 P: 6	R: 0 E: 0 K: 0 S: 3	H: 1 LOB: 0 BB: 0 P: 3	R: 0 E: 0 K: 0 S: 4	H: 1 LOB: 1 BB: 0 P: 4	R: 0 E: 0 K: 1 S: 6	H: 1 LOB: 2 BB: 0 P: 7	R: 1 E: 0 K: 0 S: 5	H: 2 LOB: 1 BB: 0 P: 5	R: 3 E: 0 K: 3 S: 13	H: 4 LOB: 2 BB: 0 P: 13	R: 0 E: 0 K: 1 S: 5	H: 0 LOB: 0 BB: 0 P: 5	1B: 7 2B: 5 3B: 0 HR: 0	SF: 0 SAC: 0 DP: 1 HBP: 0	WP: 0 PB: 1 SB: 0 CS: 0	PA: 38
<b>PITCHER</b>	IP	WLS	BF	H	R	ER	SO	BB	IBB	HBP	BLK	WP	HR	S	P	ERA	WHIP			
<b>Dave Stieb, R</b> (1, 1) ERA: 6.21	6.0	W	24	7	1	1	4	0	0	0	0	0	0	14	14	16.20	3.000			
<b>Jeff Mueselmann, L</b> (7, 1) ERA: 2.75	1.2		10	5	3	3	2	0	0	0	0	0	0	8	8	0.00	0.000			
<b>Tom Henke, R</b> (8, 1) ERA:	1.1		4	0	0	0	2	0	0	0	0	0	0	8	8	0.00	0.000			
<b>Tom Henke, R</b> (9, 1) ERA:	1.1		4	0	0	0	2	0	0	0	0	0	0	8	8	0.00	0.000			

Toronto Blue Jays @ Texas Rangers  
Arlington Stadium, Arlington, TX  
Sat May 09 1987, 8:05 PM EDT  
Att: 28,847 - Unknown

AB 38  
R 4  
H 12  
RBI 4  
BB 0  
SO 8  
LOB 17





Batter	1	2	3	4	5	6	7	8	9	AB	R	H	RBI	BB	SO	LOB	TOP			
<b>Tony Fernandez, S</b> (1,6) OBP: 0.341, SLG: 0.357	4-0 HR BB	0-0 1-3		0-0 G3 S 1B		4-0 BB		0-0 3-H 1B		3	1	2	2	2	0	0				
<b>Rob Ducey, L</b> (1,7) OBP: 0.400, SLG: 0.200	4-0 HR BB	4-0 E BB		0-0 G3		0-0 F8		0-0 5-3		3	2	0	0	2	0	3				
<b>Lloyd Moseby, L</b> (1,8) OBP: 0.311, SLG: 0.429	0-0 1-H 2-H HR	0-0 E7		0-0 F7				0-0 G6-4-3 1B		5	2	3	4	0	0	1				
<b>Jesse Barfield, R</b> (1,9) OBP: 0.390, SLG: 0.592	4-0 G4-6-3 BB	0-3 K						0-0 G6-4-3 1-2		4	0	0	0	1	2	2				
<b>Fred McGriff, L</b> (1,10) OBP: 0.421, SLG: 0.403	0-0 G4-6-3 1-2			0-3 K		0-0 S 1B		0-0 F7		5	0	1	0	0	1	1				
<b>Willie Upshaw, L</b> (1,3) OBP: 0.365, SLG: 0.510	4-0 1B BB			0-0 4-3		0-0 F8		4-0 BB 1B G6-4-3 BB		2	1	0	0	3	0	1				
<b>Ernie Whitt, L</b> (1,2) OBP: 0.333, SLG: 0.351 (8, PH) <b>Cecil Fielder, R</b> (8, PH) OBP: 0.393, SLG: 0.708 <b>Jeffrey DeWitt, R</b> (8, 2) OBP: 0.250, SLG: 0.583	0-0 1-3 1B			0-0 L8		0-0 3-1		0-0 G6-4-3 BB 1-2 1B		3	0	1	0	0	0	1	AB 34			
<b>Kelly Gruber, R</b> (1,5) OBP: 0.255, SLG: 0.233 (8, 4)	0-0 6-3			0-0 4-3 1B 2B		0-3 K		4-0 1-2 2-3 BB G6-4-3		3	1	1	0	1	1	2	R 8			
<b>Garth Iorg, R</b> (1,4) OBP: 0.262, SLG: 0.167 (8, PH) <b>Rance Mulliniks, L</b> (8, 5) OBP: 0.343, SLG: 0.400				0-3 K		0-0 4-3 2-3		0-0 G6-4-3 1-2 2-3 3-H		3	0	0	0	0	1	1	H 9			
<b>Inning Stats</b>	R: 3 E: 0 K: 0 S: 4	H: 2 LOB: 2 BB: 4 P: 20	R: 1 E: 1 K: 2 S: 8	H: 0 LOB: 1 BB: 1 P: 12	R: 0 E: 0 K: 1 S: 5	H: 0 LOB: 0 BB: 0 P: 5	R: 1 E: 0 K: 0 S: 5	H: 2 LOB: 1 BB: 0 P: 5	R: 0 E: 0 K: 1 S: 6	H: 1 LOB: 0 BB: 0 P: 6	R: 0 E: 0 K: 0 S: 3	H: 1 LOB: 0 BB: 0 P: 3	R: 2 E: 0 K: 0 S: 4	H: 2 LOB: 1 BB: 2 P: 12	R: 1 E: 0 K: 1 S: 6	H: 1 LOB: 1 BB: 1 P: 10	1B: 6 2B: 3 3B: 0 HR: 2	SF: 0 SAC: 0 DP: 3 HBP: 0	WP: 0 PB: 0 SB: 3 CS: 0	PA: 43
<b>PITCHER</b>	IP	WLS	BF	H	R	ER	SO	BB	IBB	HBP	BLK	WP	HR	S	P	ERA	WHIP			
<b>Bobby Witt, R</b> (1, 1) ERA: 4.56	7.0	W	32	6	5	4	5	6	0	0	0	0	1	36	60	5.14	1.714			
<b>Mitch Williams, L</b> (8, 1) ERA: 4.59	0.0		3	1	2	2	0	2	0	0	0	0	0	1	9	∞	∞			
<b>Dale Mohorcic, R</b> (8, 1) ERA: 4.5	2.0	S	8	2	1	1	1	1	0	0	0	0	1	9	13	4.50	1.500			

Toronto Blue Jays @ Texas Rangers  
Arlington Stadium, Arlington, TX  
Sun May 10 1987, 4:33 AM EDT  
Att: 17,356 - Unknown

AB	34
R	8
H	9
RBI	6
BB	9
SO	6
LOB	15



Batter	1	2	3	4	5	6	7	8	9	AB	R	H	RBI	BB	SO	LOB	BOTTOM			
<b>Oddibe McDowell, L</b> (1,8) OBP: 0.299, SLG: 0.339 <b>Bob Brower, R</b> (7, PH) OBP: 0.373, SLG: 0.380	0-0 4-3 2B		0-0 F8		4-0 SH5-3 1B BB	0-0 SF8	0-3 K			2	1	1	1	1	0	1				
<b>Scott Fletcher, R</b> (1,6) OBP: 0.369, SLG: 0.429	0-0 4-3		0-0 4-3		0-0 SH5-3	0-0 FC6-4 1B		0-0 F7		4	1	2	2	0	0	1				
<b>Ruben Sierra, S</b> (1,9) OBP: 0.291, SLG: 0.396	0-3 K		0-0 4-3		0-0 G5-4-3 1B	0-0 FC6-4 1-2		0-0 CS 1B		5	0	2	3	0	1	3				
<b>Pete Incaviglia, R</b> (1,7) OBP: 0.405, SLG: 0.657	4-0 BB		0-0 1B		0-0 G5-4-3 1-2		0-3 K	4-0 1-2 BB		3	0	1	0	2	1	1				
<b>Pete O'Brien, L</b> (1,3) OBP: 0.278, SLG: 0.375	0-0 4-3		0-0 P4			0-0 1-3	4-0 WP 2B BB	0-0 F8		4	1	0	0	1	0	4				
<b>Larry Parrish, R</b> (1,5) OBP: 0.330, SLG: 0.522 <b>Steve Buechele, R</b> (7, FR) OBP: 0.284, SLG: 0.333		0-0 6-3		0-0 F2		0-0 BB BB 1B	4-0 1-2 2B IBB			3	1	1	0	1	0	0				
<b>Darrell Porter, L</b> (1,10) OBP: 0.323, SLG: 0.160 <b>Jeff Kunkel, R</b> (7, PH) OBP: 0.200, SLG: 0.200		0-0 G3		0-0 F8		4-0 BB BB SF8 BB	0-0 F5			2	1	0	0	1	0	0	AB 30			
<b>Geno Petralli, L</b> (1,2) OBP: 0.484, SLG: 0.600		0-0 4-3		0-0 L6		4-0 SF8 BB 1B BB	0-0 2-H 2-H 2B			3	1	1	2	1	0	0	R 9			
<b>Jerry Browne, S</b> (1,4) OBP: 0.370, SLG: 0.385			0-0 3B 1B		0-0 SH5-3 1B 2B	4-0 1-2 2-3 BB	4-0 BB			2	2	2	1	2	0	0	H 10			
<b>Inning Stats</b>	R: 0 E: 0 K: 1 S: 6	H: 1 LOB: 2 BB: 1 P: 10	R: 0 E: 0 K: 0 S: 3	H: 0 LOB: 0 BB: 0 P: 3	R: 2 E: 0 K: 0 S: 6	H: 3 LOB: 1 BB: 0 P: 6	R: 0 E: 0 K: 0 S: 3	H: 0 LOB: 0 BB: 0 P: 3	R: 2 E: 0 K: 0 S: 4	H: 2 LOB: 2 BB: 1 P: 8	R: 3 E: 0 K: 0 S: 5	H: 2 LOB: 3 BB: 3 P: 17	R: 2 E: 0 K: 2 S: 8	H: 1 LOB: 2 BB: 3 P: 20	R: 0 E: 0 K: 0 S: 3	H: 1 LOB: 1 BB: 1 P: 7	1B: 6 2B: 3 3B: 1 HR: 0	SF: 1 SAC: 1 DP: 1 HBP: 0	WP: 1 PB: 0 SB: 0 CS: 1	PA: 41
<b>PITCHER</b>	IP	WLS	BF	H	R	ER	SO	BB	IBB	HBP	BLK	WP	HR	S	P	ERA	WHIP			
<b>Joe Johnson, R</b> (1, 1) ERA: 5.71	4.1		21	6	4	4	1	2	0	0	0	0	0	21	29	8.31	1.846			
<b>Mark Eichhorn, R</b> (5, 1) ERA: 2.62	1.0	L	6	1	3	3	0	3	0	0	0	0	0	3	15	27.00	4.000			
<b>Jeff Musselman, L</b> (6, 1) ERA: 0.63	1.0		6	1	2	2	1	1	1	0	0	1	0	6	14	18.00	2.000			
<b>Jose Antonio Nunez, R</b> (7, 1) ERA: 3.38	1.2		8	2	0	0	1	2	0	0	0	0	0	8	16	0.00	2.400			

Toronto Blue Jays @ Texas Rangers  
Arlington Stadium, Arlington, TX  
Sun May 10 1987, 4:33 AM EDT  
Att: 17,356 - Unknown

AB	30
R	9
H	10
RBI	9
BB	9
SO	3
LOB	14





Batter	1	2	3	4	5	6	7	8	9	AB	R	H	RBI	BB	SO	LOB	TOP						
<b>Oddibe McDowell, L</b> OBP: 0.300, SLG: 0.339 (1, 8) X	0-0 1B	0-0 F8		0-0 G3						3	0	1	0	0	0	1							
<b>Scott Fletcher, R</b> OBP: 0.388, SLG: 0.426 (1, 6) X	0-0 B2	0-0 F7		0-0 2B 1B						3	0	1	0	0	0	2							
<b>Ruben Sierra, S</b> OBP: 0.292, SLG: 0.404 (1, 9) X	0-0 F9	0-0 1-3		0-0 2B						3	0	1	0	0	0	2							
<b>Pete Incaviglia, R</b> OBP: 0.403, SLG: 0.648 (1, 7) S	0-3 K		0-0 F8		0-0 1B 1B					3	1	1	0	0	1	1							
<b>Pete O'Brien, L</b> OBP: 0.288, SLG: 0.378 (1, 3) B		4-0 HR BB	0-0 F6		0-0 FC4-6 1B					2	2	1	0	1	0	0							
<b>Larry Parrish, R</b> OBP: 0.350, SLG: 0.581 (1, 10) X		0-0 HR	0-0 2B		0-0 FC4-6 1B					3	1	3	3	0	0	0							
<b>Geno Petralli, L</b> OBP: 0.500, SLG: 0.577 (1, 2) B		4-0 1B 2B BB	4-0 BB		0-0 FC4-6 1B					1	1	0	0	2	0	2							
<b>Steve Buechele, R</b> OBP: 0.286, SLG: 0.338 (1, 5) X		0-0 2B 1B	0-0 F7		0-0 SF8					2	1	1	1	0	0	2							
<b>Jerry Browne, S</b> OBP: 0.368, SLG: 0.395 (1, 4) X		0-0 WP 2B		0-0 L6	0-0 F7					3	0	1	2	0	0	1							
<b>Inning Stats</b>	R: 0 E: 0 K: 1 S: 6	H: 1 LOB: 1 BB: 0 P: 6	R: 4 E: 0 K: 0 S: 6	H: 3 LOB: 1 BB: 2 P: 14	R: 0 E: 0 K: 0 S: 4	H: 1 LOB: 2 BB: 1 P: 8	R: 0 E: 0 K: 0 S: 4	H: 2 LOB: 2 BB: 0 P: 4	R: 2 E: 0 K: 0 S: 6	H: 3 LOB: 1 BB: 0 P: 6							1B: 6 2B: 3 3B: 0 HR: 1	SF: 1 SAC: 0 DP: 0 HBP: 0	WP: 1 PA: 27 PB: 0 SB: 0 CS: 0				
<b>PITCHER</b>	IP	WLS	BF	H	R	ER	SO	BB	IBB	HBP	BLK	WP	HR	S	P	ERA	WHIP						
<b>Phil Niekro, R</b> ERA: 6.32 (1, 1)	4.0	L	23	9	6	6	1	3	0	0	0	1	1	22	34	13.50	3.000						
<b>Frank Willis, R</b> ERA: 5.06 (5, 1)	1.0		4	1	0	0	0	0	0	0	0	0	0	4	4	0.00	1.000						

Texas Rangers @ Cleveland Indians  
Cleveland Municipal Stadium, Cleveland, OH  
Mon May 11, 1987, 7:05 PM EDT  
Att: 6,397 - Unknown

AB	23
R	6
H	10
RBI	6
BB	3
SO	1
LOB	11



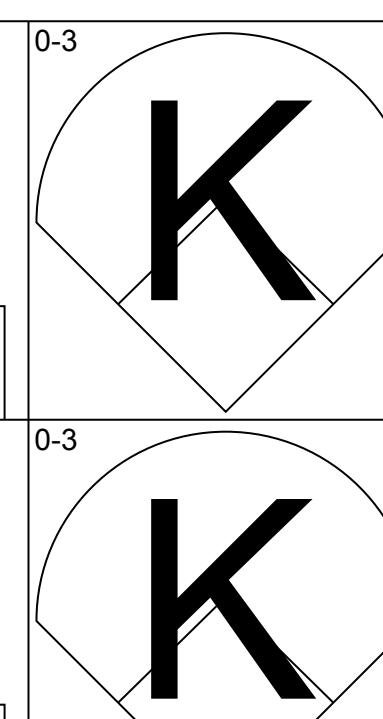
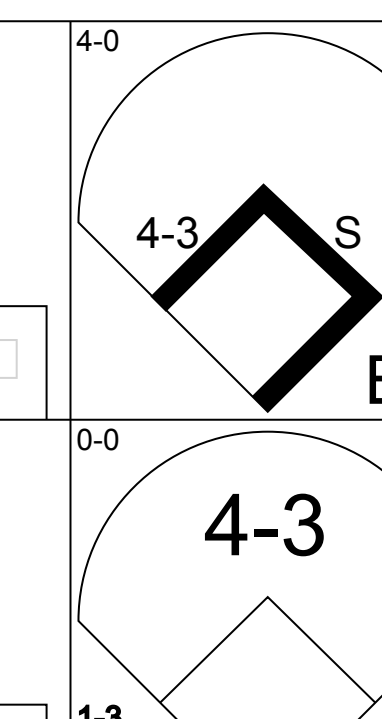
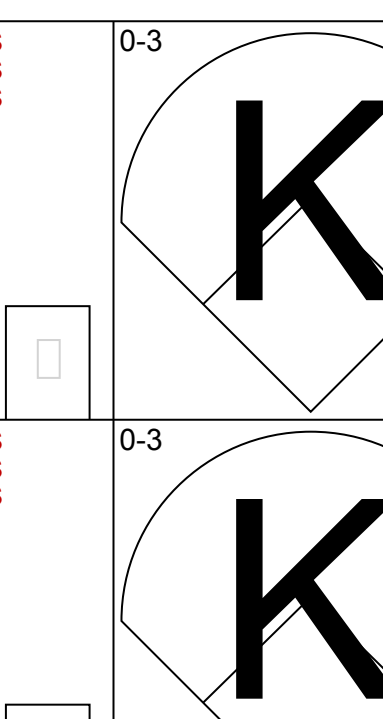
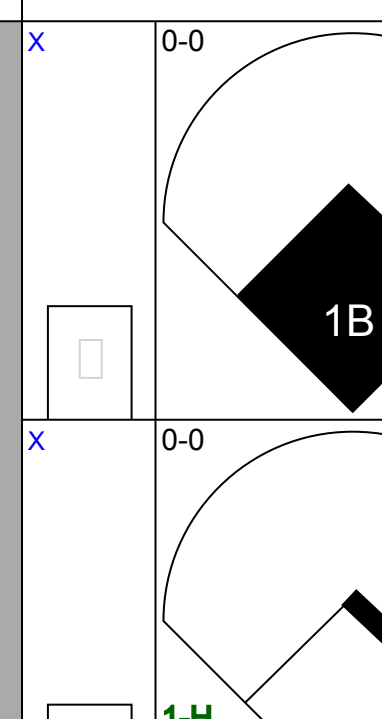
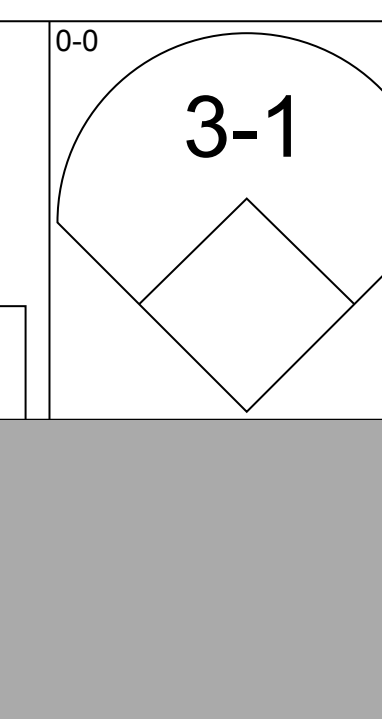
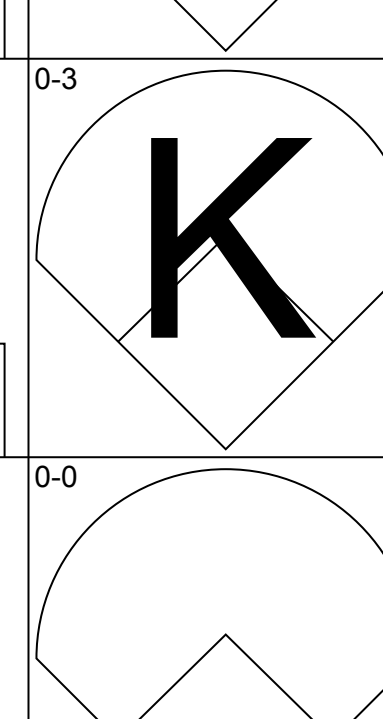
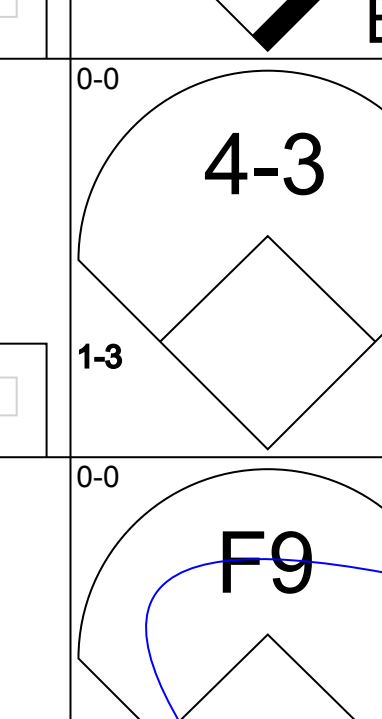
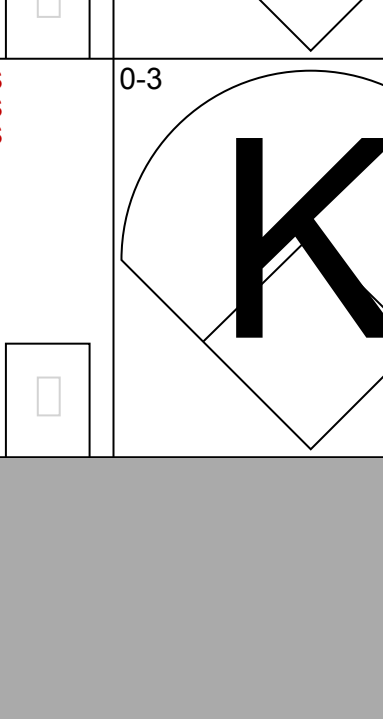
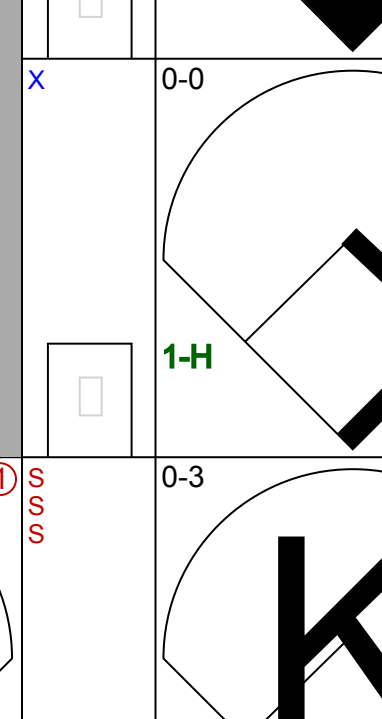

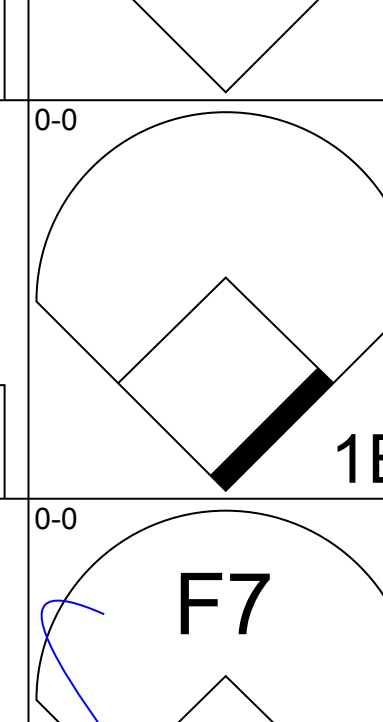
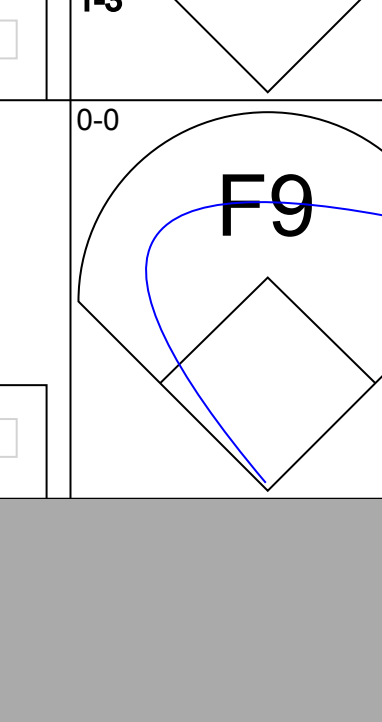

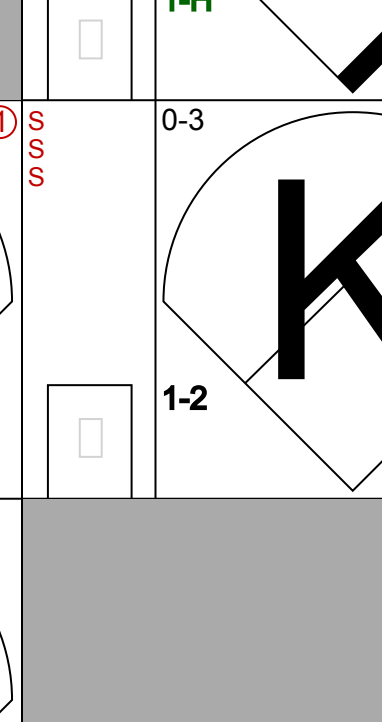
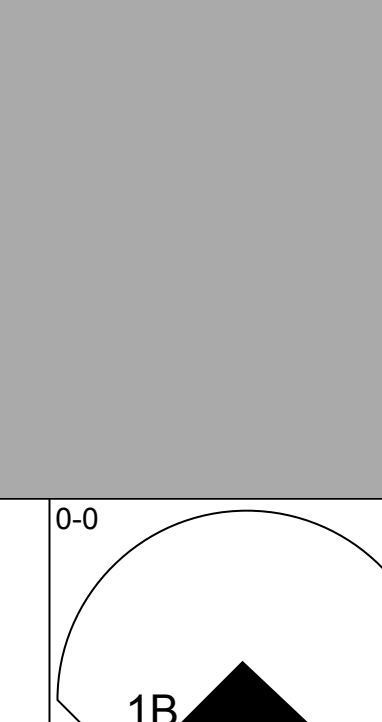
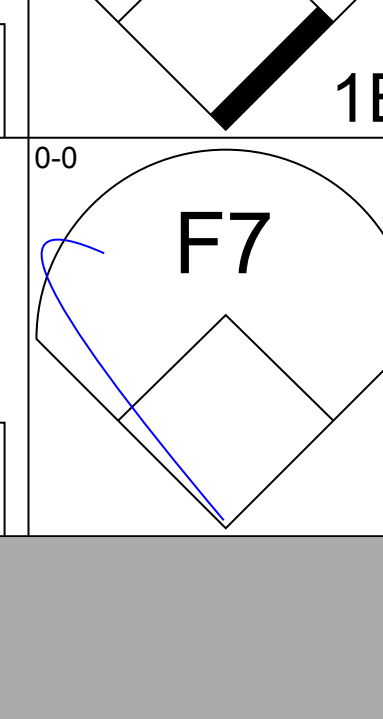
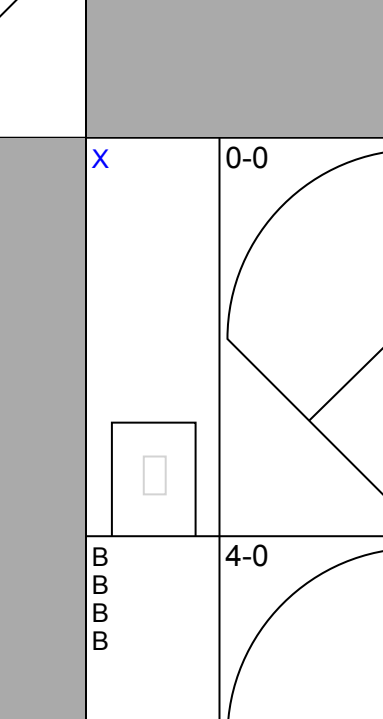
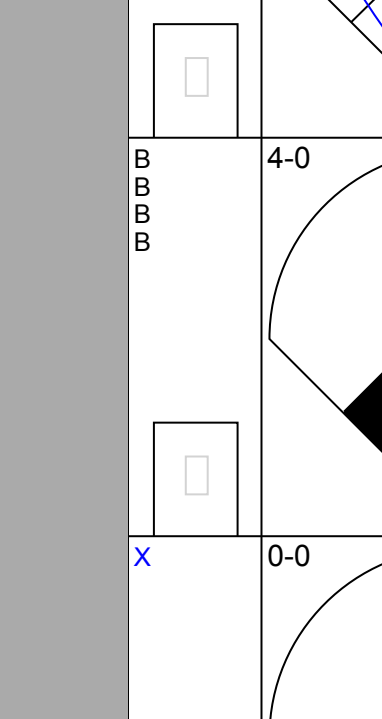
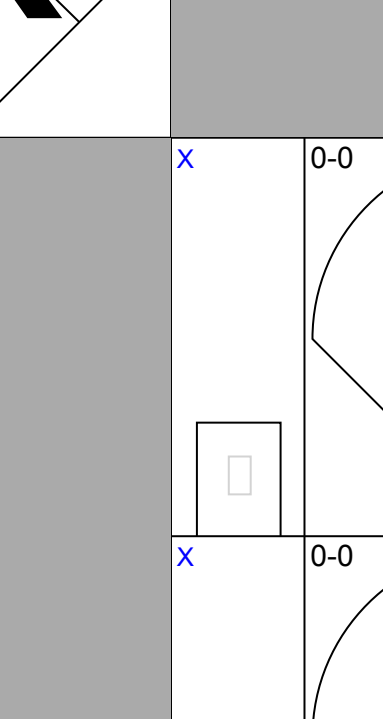
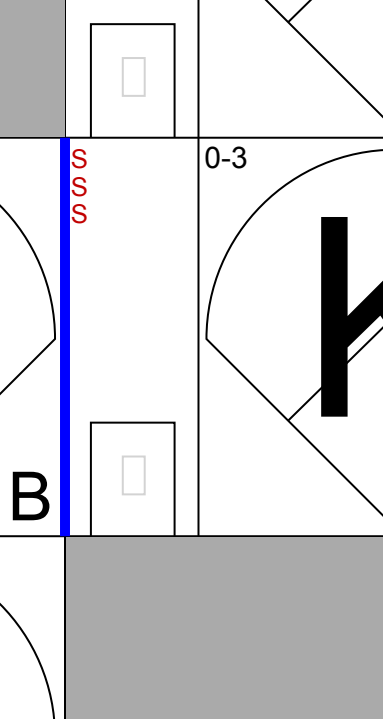
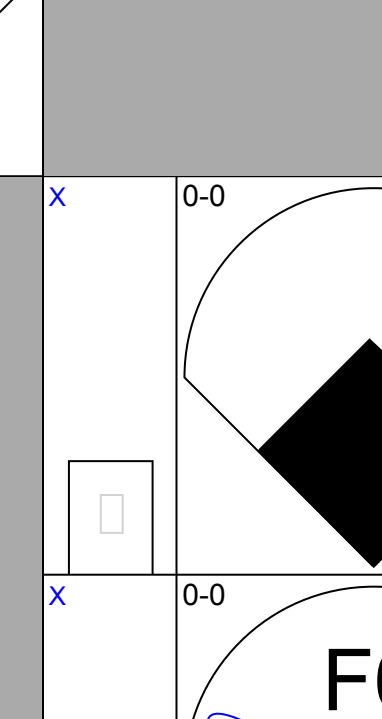
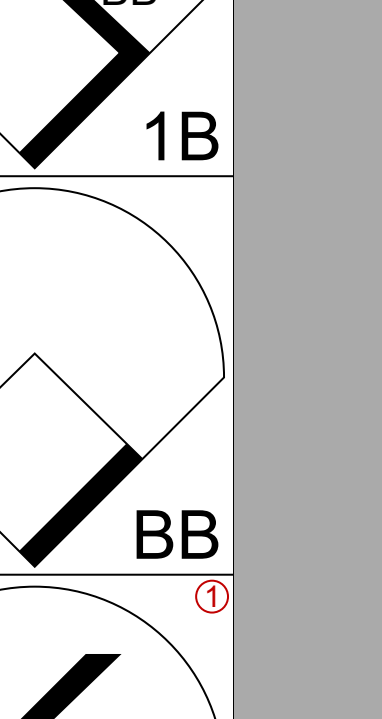
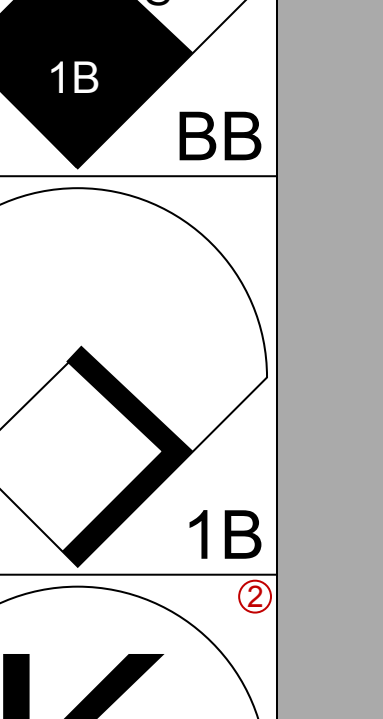
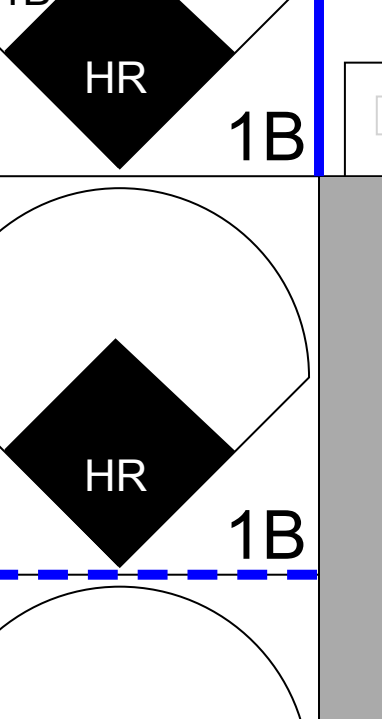



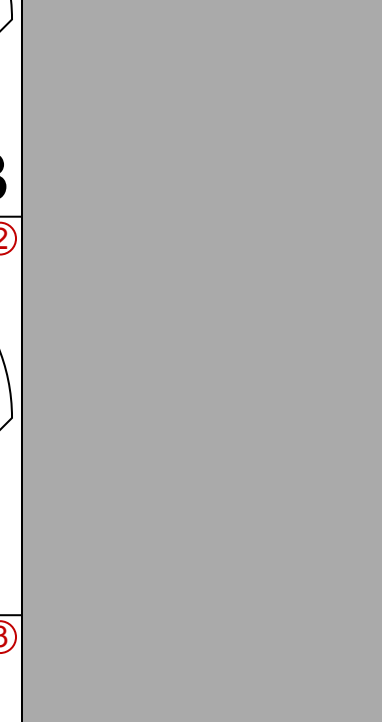
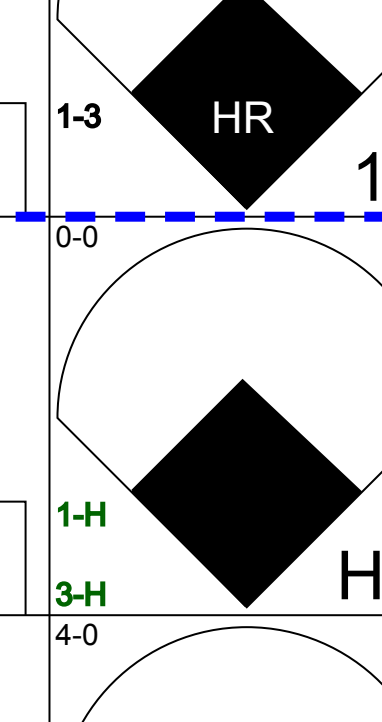



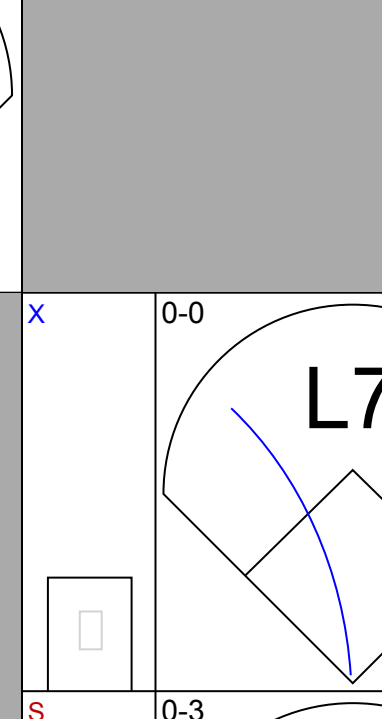
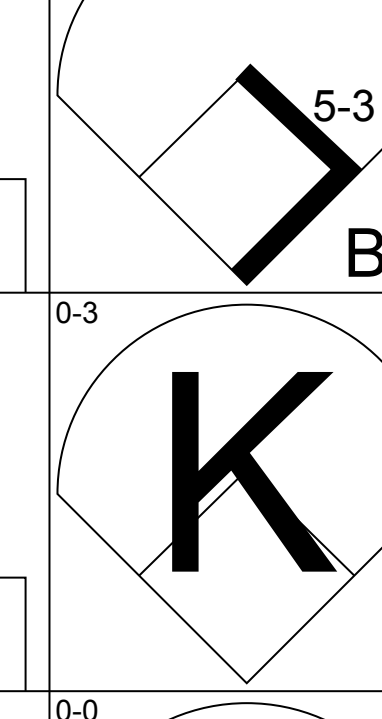

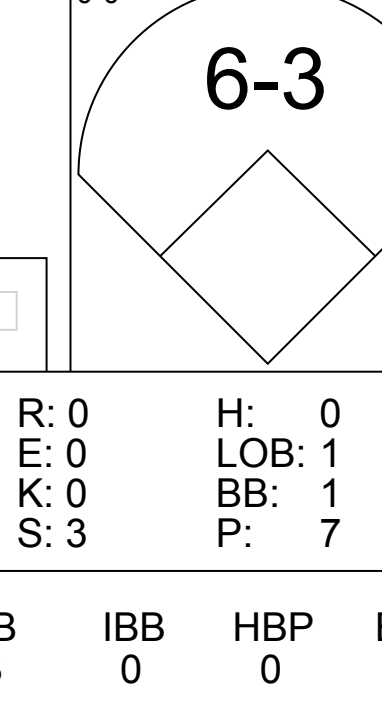
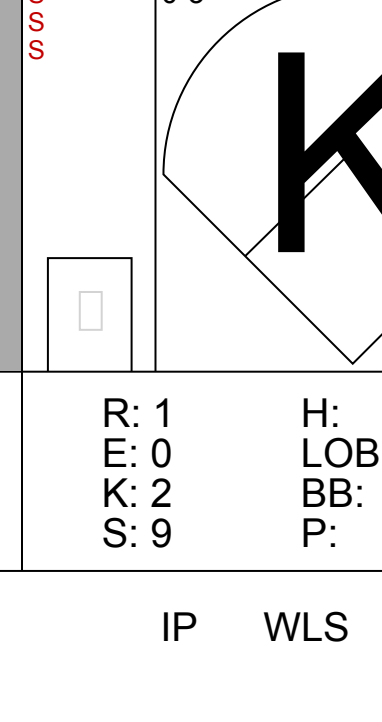
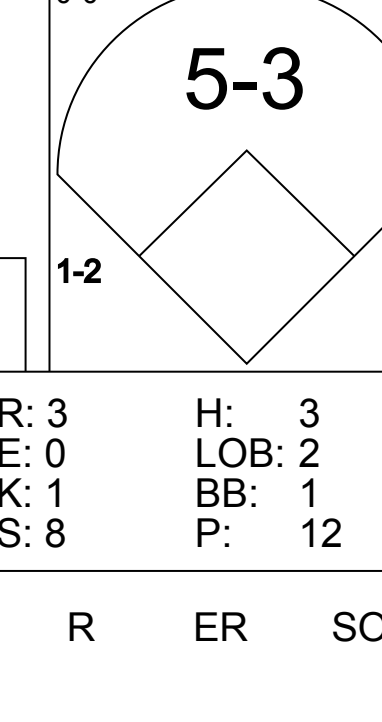


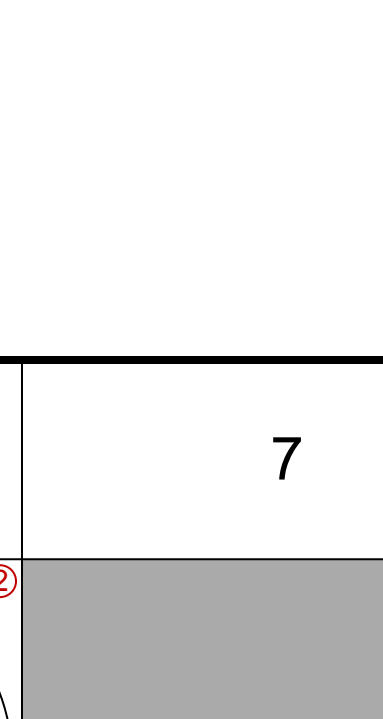
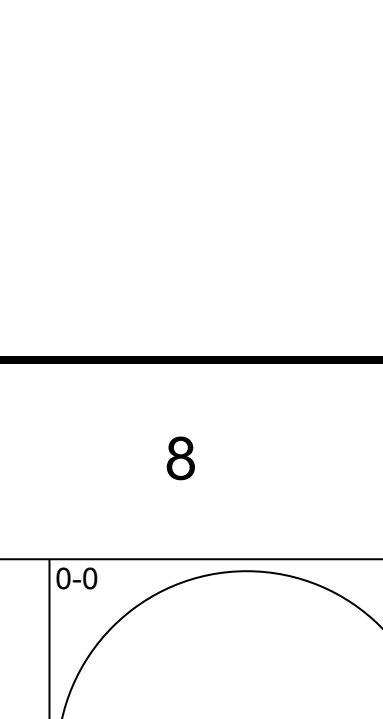
Batter	1	2	3	4	5	6	7	8	9	AB	R	H	RBI	BB	SO	LOB	BOTTOM						
<b>Brett Butler, L</b> OBP: 0.346, SLG: 0.348 (1, 8) X	0-0 5-3		0-0 1B FC4-6	0-3 K						3	1	1	0	0	1	2							
<b>Julio Franco, R</b> OBP: 0.415, SLG: 0.487 (1, 10) B	4-0 G6-4-3 BB		0-0 FC4-6 1B		4-0 G5-3 1B BB					1	0	1	1	2	0	0							
<b>Joe Carter, R</b> OBP: 0.293, SLG: 0.456 (1, 7) X	0-0 G6-4-3		0-0 FC4-6		0-0 1B					3	0	1	1	0	0	2							
<b>Pat Tabler, R</b> OBP: 0.376, SLG: 0.496 (1, 3) X		0-0 G5-4-3 1B	0-0 L8		0-0 F8					3	0	1	0	0	0	3							
<b>Brook Jacoby, R</b> OBP: 0.325, SLG: 0.364 (1, 5) X		0-0 G5-4-3		0-3 K	0-0 G5-3					3	0	0	0	0	1	3							
<b>Carmen Castillo, R</b> OBP: 0.370, SLG: 0.708 (1, 9) B		4-0 BB		0-0 HR						1	1	1	1	1	0	0							
<b>Cory Snyder, R</b> OBP: 0.258, SLG: 0.426 (1, 6) X		0-0 5-3		0-0 F2						2	0	0	0	0	0	1							
<b>Tony Bernazard, S</b> OBP: 0.225, SLG: 0.327 (1, 4) X			0-0 4-3	0-0 1B 1B						2	0	1	0	0	0	0							
<b>Chris Bando, S</b> OBP: 0.262, SLG: 0.256 (1, 2) X			0-0 1B 1B	1-2 1B						2	1	2	0	0	0	0							
<b>Inning Stats</b>	R: 0 E: 0 K: 0 S: 2	H: 0 LOB: 0 BB: 1 P: 6	R: 0 E: 0 K: 0 S: 3	H: 1 LOB: 1 BB: 1 P: 7	R: 2 E: 0 K: 0 S: 6	H: 3 LOB: 1 BB: 0 P: 6	R: 1 E: 0 K: 2 S: 10	H: 3 LOB: 2 BB: 0 P: 10	R: 0 E: 0 K: 0 S: 3	H: 1 LOB: 1 BB: 1 P: 7							1B: 7 2B: 0 3B: 0 HR: 1	SF: 0 SAC: 0 DP: 3 HBP: 0	WP: 0 PA: 23 PB: 0 SB: 0 CS: 0				
<b>PITCHER</b>	IP	WLS	BF	H	R	ER	SO	BB	IBB	HBP	BLK	WP	HR	S	P	ERA	WHIP						
<b>Mike Mason, L</b> ERA: 5.81 (1, 1)	3.2		18	7	3	3	1	2	0	0	0	0	0	0	0	7.36	2.455						
<b>Ron Meridith, L</b> ERA: (4, 1)	0.1	W	1	0	0	0	1	0	0	0	0	0	0	3	3	0.00	0.000						
<b>Mike Loynd, R</b> ERA: 2.4 (5, 1)	1.0	S	4	1	0	0	0	1	0	0	0	0	0	3	7	0.00	2.000						

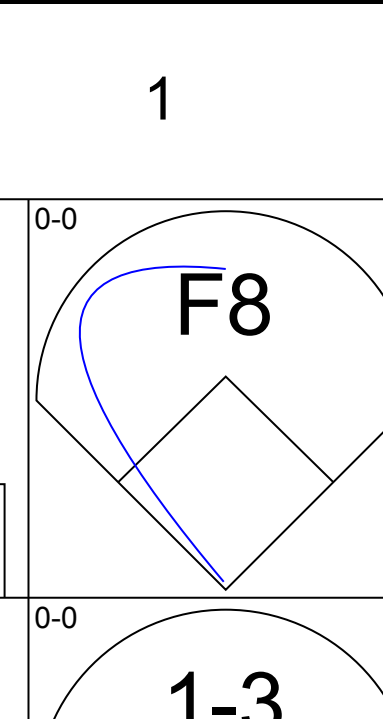
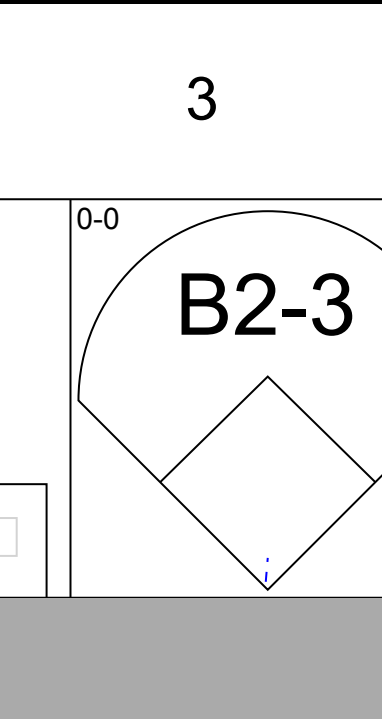

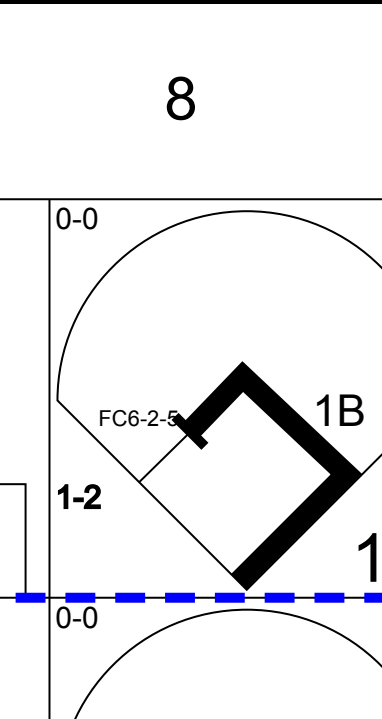
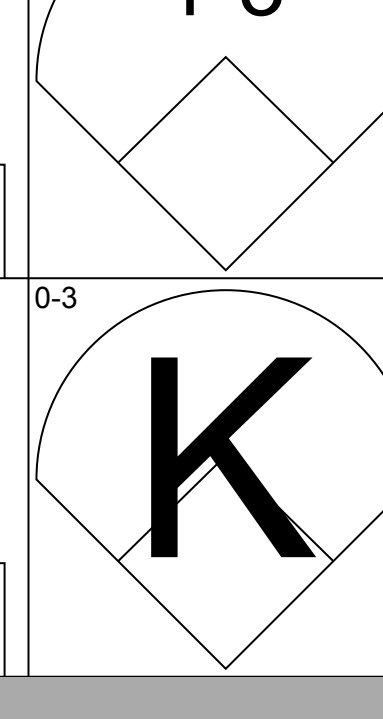
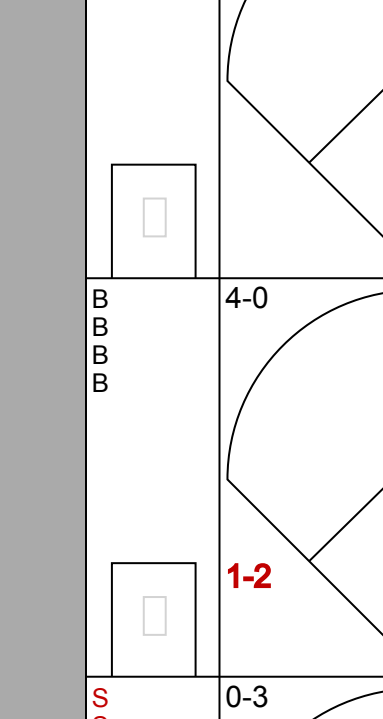

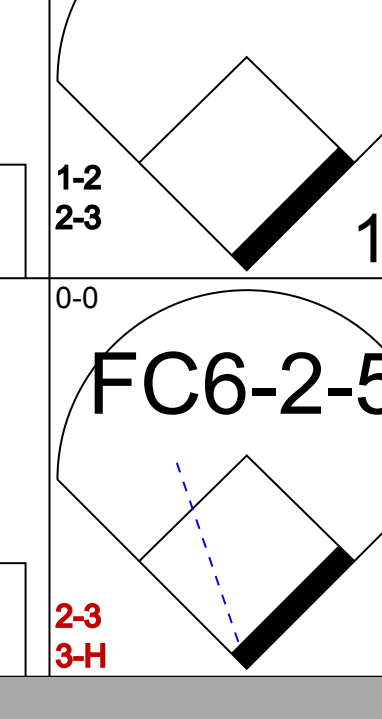

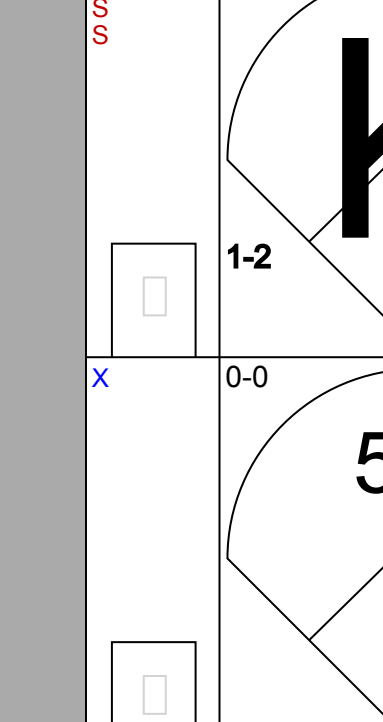


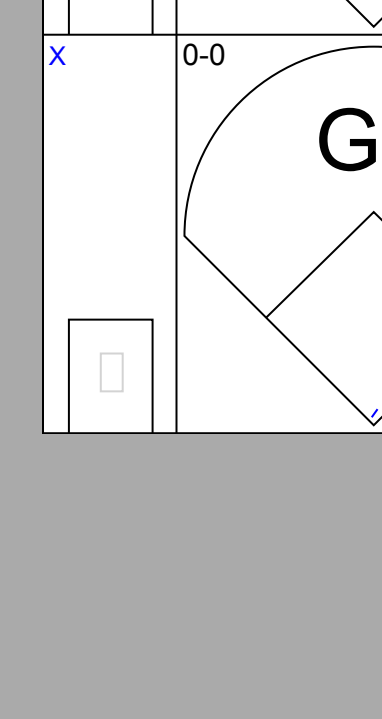
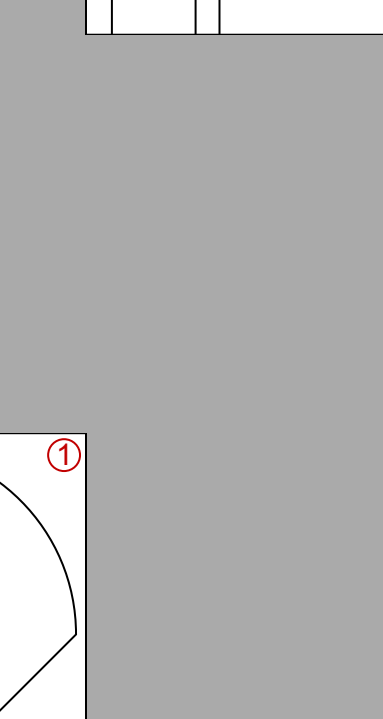
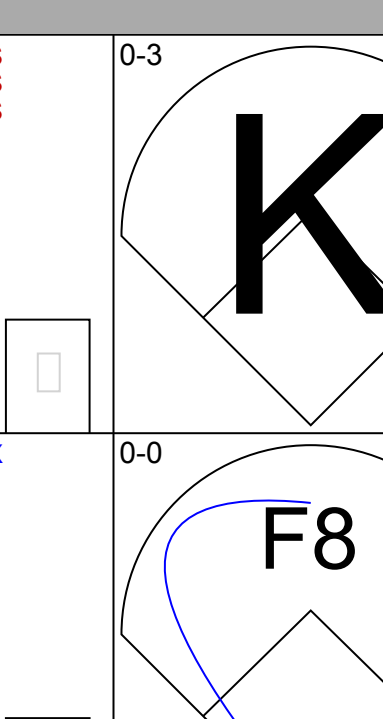
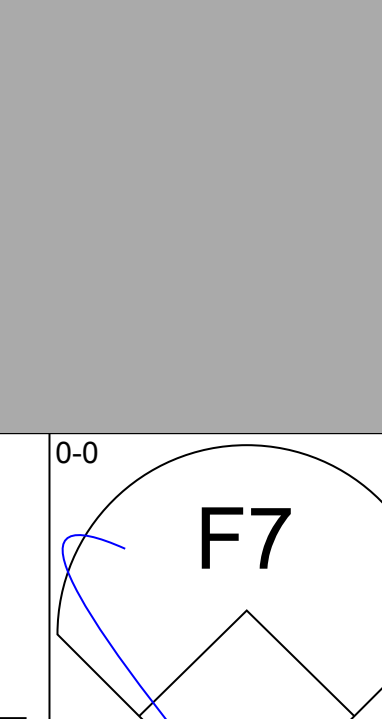

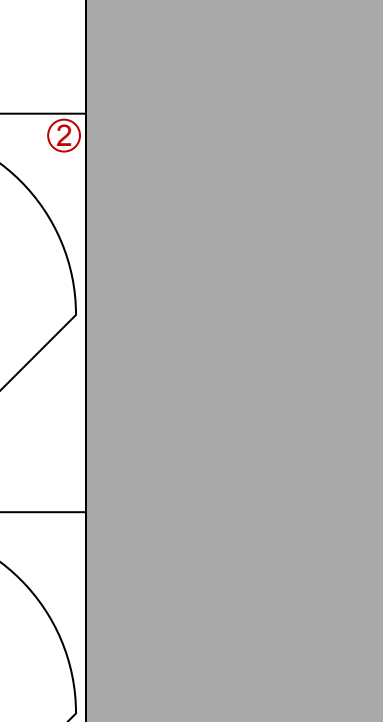
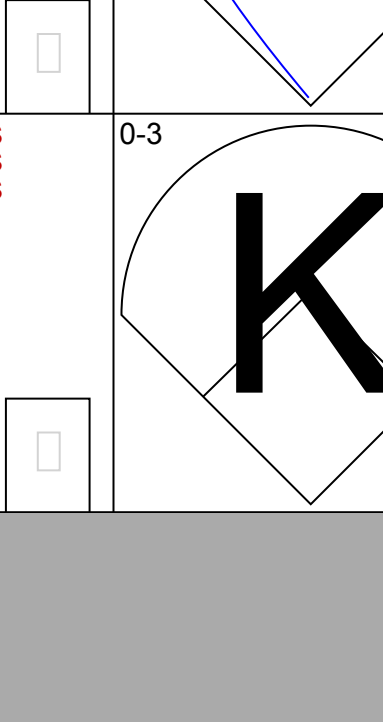
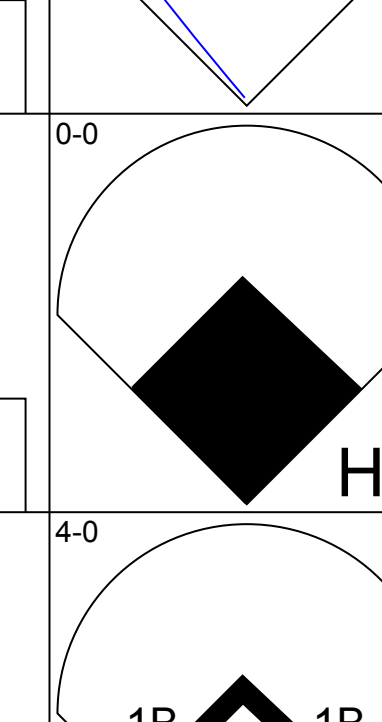
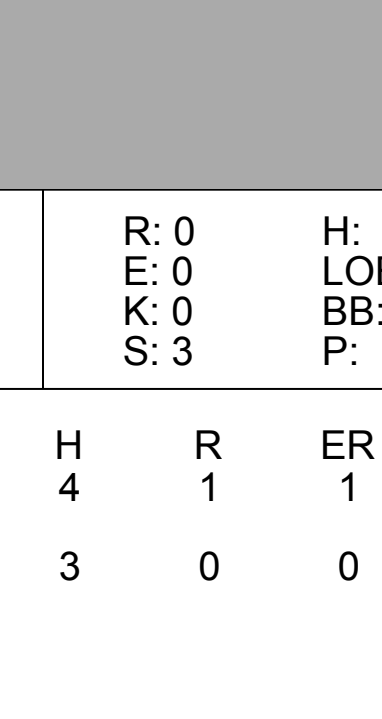
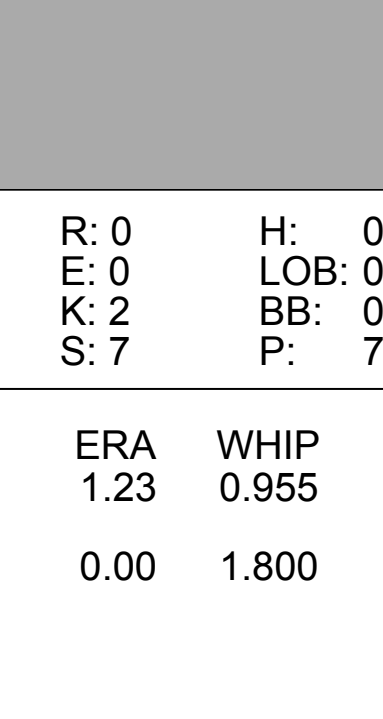
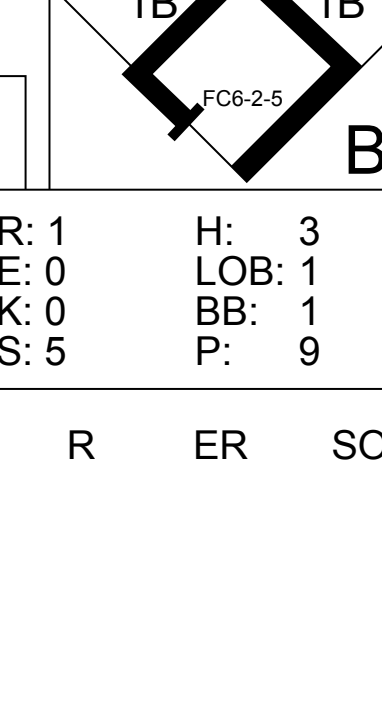



Texas Rangers @ Cleveland Indians  
Cleveland Municipal Stadium, Cleveland, OH  
Mon May 11, 1987, 7:05 PM EDT  
Att: 6,397 - Unknown

AB	20
R	3
H	8
RBI	3
BB	3
SO	2
LOB	11





Batter	1	2	3	4	5	6	7	8	9	AB	R	H	RBI	BB	SO	LOB	TOP					
Oddibe McDowell, L (1, 8) OBP: 0.307, SLG: 0.333 Jerry Browne, S (8, 4) OBP: 0.368, SLG: 0.395										4	1	1	0	1	2	2	Texas Rangers @ Cleveland Indians Cleveland Municipal Stadium, Cleveland, OH Tue May 12, 1987, 7:05 PM EDT Att: 6,370 - Unknown <a href="http://livebaseballscorecards.com">livebaseballscorecards.com</a>					
Scott Fletcher, R (1, 6) OBP: 0.381, SLG: 0.416										5	0	1	1	0	2	1						
Ruben Sierra, S (1, 9) OBP: 0.288, SLG: 0.394										5	0	1	0	0	1	2						
Pete Incaviglia, R (1, 7) OBP: 0.415, SLG: 0.648 Bob Brower, R (8, PR) OBP: 0.381, SLG: 0.373										3	1	2	0	1	0	1						
Pete O'Brien, L (1, 3) OBP: 0.313, SLG: 0.426										3	2	3	2	1	0	0						
Larry Parrish, R (1, 10) OBP: 0.346, SLG: 0.598										4	1	1	3	0	2	3						
Don Slaught, R (1, 2) OBP: 0.310, SLG: 0.400										3	0	0	0	1	1	3						
Steve Buechele, R (1, 5) OBP: 0.274, SLG: 0.321										4	0	0	0	0	2	3						
Jeff Kunkel, R (1, 4) OBP: 0.111, SLG: 0.111										4	0	0	0	0	1	1						
<b>Inning Stats</b>	R: 0 E: 0 K: 2 S: 8	H: 1 LOB: 1 BB: 0 P: 8	R: 1 E: 0 K: 2 S: 8	H: 1 LOB: 0 BB: 0 P: 8	R: 0 E: 0 K: 1 S: 3	H: 0 LOB: 1 BB: 1 P: 7	R: 0 E: 0 K: 1 S: 6	H: 1 LOB: 2 BB: 1 P: 10	R: 0 E: 0 K: 2 S: 7	H: 0 LOB: 0 BB: 0 P: 7	R: 1 E: 0 K: 1 S: 6	H: 1 LOB: 1 BB: 1 P: 10	R: 1 E: 0 K: 2 S: 9	H: 2 LOB: 1 BB: 0 P: 9	R: 3 E: 0 K: 1 S: 8	H: 3 LOB: 2 BB: 1 P: 12		R: 0 E: 0 K: 1 S: 5	H: 0 LOB: 0 BB: 0 P: 5	1B: 7 2B: 0 3B: 0 HR: 2	SF: 0 SAC: 0 DP: 0 HBP: 0	WP: 1 PB: 0 SB: 3 CS: 0
<b>PITCHER</b>	IP	WLS	BF	H	R	ER	SO	BB	IBB	HBP	BLK	WP	HR	S	P	ERA	WHIP					
Steve Carlton, L (1, 1) ERA: 5.33	7.0	L	32	8	5	5	10	3	0	0	0	1	1	49	61	6.43	1.571					
Rich Yett, R (8, 1) ERA: 4.37	1.0		5	1	1	1	1	1	0	0	0	0	1	6	10	9.00	2.000					
Scott Bailes, L (9, 1) ERA: 2.59	1.0		3	0	0	0	1	0	0	0	0	0	0	5	5	0.00	0.000					

Batter	1	2	3	4	5	6	7	8	9	AB	R	H	RBI	BB	SO	LOB	BOTTOM					
Brett Butler, L (1, 8) OBP: 0.339, SLG: 0.340										4	0	1	0	0	0	1	Texas Rangers @ Cleveland Indians Cleveland Municipal Stadium, Cleveland, OH Tue May 12, 1987, 7:05 PM EDT Att: 6,370 - Unknown <a href="http://livebaseballscorecards.com">livebaseballscorecards.com</a>					
Julio Franco, R (1, 10) OBP: 0.417, SLG: 0.483										3	0	1	0	1	0	0						
Joe Carter, R (1, 9) OBP: 0.299, SLG: 0.453										3	0	1	0	1	1	3						
Mel Hall, L (1, 7) OBP: 0.284, SLG: 0.393										4	0	1	0	0	1	2						
Pat Tabler, R (1, 3) OBP: 0.364, SLG: 0.479										4	0	0	0	0	0	3						
Tony Bemazzard, S (1, 4) OBP: 0.217, SLG: 0.315										4	0	0	0	0	3	2						
Cory Snyder, R (1, 6) OBP: 0.258, SLG: 0.420										4	0	1	0	0	0	0						
Brook Jacoby, R (1, 5) OBP: 0.323, SLG: 0.387										4	1	1	1	0	2	2						
Rick Dempsey, R (1, 2) OBP: 0.338, SLG: 0.321										2	0	1	0	1	0	0						
<b>Inning Stats</b>	R: 0 E: 0 K: 1 S: 5	H: 0 LOB: 0 BB: 0 P: 5	R: 0 E: 0 K: 0 S: 3	H: 0 LOB: 0 BB: 0 P: 3	R: 0 E: 0 K: 1 S: 6	H: 1 LOB: 1 BB: 0 P: 6	R: 0 E: 0 K: 1 S: 4	H: 0 LOB: 1 BB: 2 P: 12	R: 0 E: 0 K: 2 S: 7	H: 0 LOB: 0 BB: 0 P: 7	R: 0 E: 0 K: 0 S: 3	H: 0 LOB: 0 BB: 0 P: 3	R: 0 E: 0 K: 1 S: 6	H: 1 LOB: 1 BB: 0 P: 6	R: 1 E: 0 K: 0 S: 5	H: 3 LOB: 1 BB: 1 P: 9		R: 0 E: 0 K: 1 S: 7	H: 2 LOB: 2 BB: 0 P: 7	1B: 6 2B: 0 3B: 0 HR: 1	SF: 0 SAC: 0 DP: 1 HBP: 0	WP: 1 PB: 0 SB: 1 CS: 0
<b>PITCHER</b>	IP	WLS	BF	H	R	ER	SO	BB	IBB	HBP	BLK	WP	HR	S	P	ERA	WHIP					
Charlie Hough, R (1, 1) ERA: 3.79	7.1	W	28	4	1	1	6	3	0	0	0	0	0	9	9	1.23	0.955					
Dale Mohrhorcic, R (8, 1) ERA: 4.21	1.2		7	3	0	0	1	0	0	0	0	0	0	9	9	0.00	1.800					



Batter	1	2	3	4	5	6	7	8	9	AB	R	H	RBI	BB	SO	LOB	TOP			
Jerry Browne, S OBP: 0.360, SLG: 0.376 (1, 4)	0-0 4-3		0-0 6-3		0-0 F8		0-0 4-3		4-0 SH2-3 BB	4	0	0	0	1	0	1				
Scott Fletcher, R OBP: 0.366, SLG: 0.419 (1, 6)	0-0 G6-4-3 1B			0-0 6-3 BB 4-3 1B	0-3 K		0-0 5-3		0-0 SH2-3 BB	4	1	2	0	0	1	0				
Ruben Sierra, S OBP: 0.301, SLG: 0.402 (1, 9)	0-0 G6-4-3 1-2			4-0 4-3 6-3 1B BB		0-0 5-3		0-0 1B SF7 2B	4-0 IBB	3	2	1	0	2	0	1				
Pete Incaviglia, R OBP: 0.414, SLG: 0.652 (1, 7)		0-0 4-3		0-0 6-3		0-0 1B 2B		0-0 2B 1B	0-0 SF8	4	1	2	1	0	0	2				
Pete O'Brien, L OBP: 0.308, SLG: 0.415 (1, 3)		0-0 F7		0-0 4-3		0-0 2B 1B		0-0 L3	0-0 K	5	0	1	1	0	1	5				
Larry Parrish, R OBP: 0.352, SLG: 0.610 (1, 10)		0-0 L3		0-0 HR 1B		0-0 1B		0-0 SF7		3	1	2	3	0	0	0				
Don Slaught, R OBP: 0.319, SLG: 0.452 (1, 2)			0-0 4-3 2B	0-0 HR		0-0 K		0-0 F8		4	1	2	2	0	1	3				
Steve Buechele, R OBP: 0.283, SLG: 0.364 (1, 5)			0-0 4-3	0-0 1B		0-3 K			0-0 HR	4	1	2	1	0	1	3				
Bob Brower, R OBP: 0.359, SLG: 0.364 (1, 8)			0-0 F9		0-0 4-3		0-0 5-3		0-0 SH2-3 S SF8 1B	4	1	1	0	0	0	1				
<b>Inning Stats</b>	R: 0 E: 0 K: 0 S: 3	H: 1 LOB: 0 BB: 0 P: 3	R: 0 E: 0 K: 0 S: 3	H: 0 LOB: 0 BB: 0 P: 3	R: 0 E: 0 K: 0 S: 4	H: 1 LOB: 1 BB: 0 P: 4	R: 4 E: 0 K: 0 S: 6	H: 4 LOB: 1 BB: 1 P: 10	R: 0 E: 0 K: 1 S: 5	H: 0 LOB: 0 BB: 0 P: 5	R: 0 E: 0 K: 0 S: 3	H: 0 LOB: 0 BB: 0 P: 3	R: 1 E: 0 K: 0 S: 5	H: 2 LOB: 1 BB: 0 P: 5	R: 2 E: 0 K: 1 S: 7	H: 2 LOB: 2 BB: 2 P: 15	1B: 7 2B: 4 3B: 0 HR: 2	SF: 2 SAC: 1 DP: 1 HBP: 0	WP: 0 PB: 0 SB: 1 CS: 0	PA: 41
<b>PITCHER</b>	IP	WLS	BF	H	R	ER	SO	BB	IBB	HBP	BLK	WP	HR	S	P	ERA	WHIP			
Tommy John, L ERA: 4.6 (1, 1)	5.1	L	23	8	5	5	1	1	0	0	0	0	1	24	28	8.44	1.688			
Tim Stoddard, R ERA: 4.5 (6, 1)	1.2		8	3	1	1	2	0	0	0	0	0	0	12	12	5.40	1.800			
Bob Shirley, L ERA: 4.02 (8, 1)	1.0		6	2	2	2	0	1	0	0	0	0	1	5	9	18.00	3.000			
Pat Clements, L ERA: 8.53 (9, 1)	1.0		4	0	0	0	1	0	1	0	0	0	0	5	9	0.00	0.000			

Texas Rangers @ New York Yankees  
Yankee Stadium, Bronx, NY  
Wed May 13 1987, 7:05 PM EDT  
Att: 22,040 - Unknown


AB 35  
R 8  
H 13  
RBI 8  
BB 3  
SO 4  
LOB 16



Batter	1	2	3	4	5	6	7	8	9	AB	R	H	RBI	BB	SO	LOB	BOTTOM			
Rickey Henderson, R OBP: 0.451, SLG: 0.613 (1, 7)	0-0 F8		0-0 4-3	0-0 5-3		0-0 FC4 BLK			0-0 G3 HR 1B	5	1	1	0	0	0	3				
Willie Randolph, R OBP: 0.396, SLG: 0.345 (1, 4)	4-0 BB 1B BB		0-0 5-3	4-0 BB		0-3 K			0-0 G3	3	1	0	0	2	1	2				
Don Mattingly, L OBP: 0.318, SLG: 0.411 (1, 3)	4-0 FC3-6 1B BB		0-0 1B 1B	0-0 G3			0-0 F7		0-0 F7	4	1	1	0	1	0	4				
Claudell Washington, L OBP: 0.333, SLG: 0.471 (1, 8)	0-0 FC3-6 1B		0-0 1B 1B		0-0 4-3		0-0 F8		0-0 HR	5	1	3	3	0	0	0				
Dave Winfield, R OBP: 0.421, SLG: 0.538 (1, 9)	0-0 FC3-6		0-0 1B		0-0 HR		0-3 K		0-0 F4	5	1	2	2	0	1	2				
Gary Ward, R OBP: 0.331, SLG: 0.466 (1, 10)	0-3 K		0-0 4-3		0-0 5-3			0-0 4-3 6-3 2B		4	1	1	0	0	1	4				
Mike Pagliarulo, L OBP: 0.274, SLG: 0.350 (1, 5)		4-0 CS BB		0-0 F8	0-0 F4			0-0 4-3		3	0	0	0	1	0	1				
Wayne Tolleson, S OBP: 0.370, SLG: 0.314 (1, 6)		0-0 G3		4-0 2B BB		0-0 FC6-4 1B		0-0 6-3		3	0	1	1	1	0	1				
Rick Cerone, R OBP: 0.263, SLG: 0.242 (1, 2)			0-0 5-3		0-0 2B			0-0 F8		3	0	1	0	0	0	1				
Dan Pasqua, L OBP: 0.318, SLG: 0.257 (8, PH)						0-0 FC6-4 FC4			0-0 F8	1	0	0	0	0	0	0				
Joel Skinner, R OBP: 0.173, SLG: 0.222 (9, 2)					1-3 2B					0	0	0	0	0	0	0				
<b>Inning Stats</b>	R: 1 E: 0 K: 1 S: 6	H: 1 LOB: 2 BB: 2 P: 14	R: 0 E: 0 K: 0 S: 2	H: 0 LOB: 0 BB: 1 P: 6	R: 1 E: 0 K: 0 S: 6	H: 3 LOB: 2 BB: 0 P: 6	R: 0 E: 0 K: 0 S: 4	H: 1 LOB: 3 BB: 2 P: 12	R: 1 E: 0 K: 1 S: 6	H: 1 LOB: 1 BB: 0 P: 6	R: 0 E: 0 K: 1 S: 5	H: 0 LOB: 0 BB: 0 P: 5	R: 0 E: 0 K: 0 S: 4	H: 1 LOB: 0 BB: 0 P: 4	R: 2 E: 0 K: 0 S: 5	H: 2 LOB: 0 BB: 0 P: 5	1B: 6 2B: 2 3B: 0 HR: 2	SF: 0 SAC: 0 DP: 0 HBP: 0	WP: 0 PB: 0 SB: 0 CS: 1	PA: 41
<b>PITCHER</b>	IP	WLS	BF	H	R	ER	SO	BB	IBB	HBP	BLK	WP	HR	S	P	ERA	WHIP			
Jose Guzman, R ERA: 6.56 (1, 1)	8.2	W	40	10	6	6	3	5	0	0	1	1	0	41	61	6.23	1.731			
Dale Mohorcic, R ERA: 4.15 (9, 1)	0.1	S	1	0	0	0	0	0	0	0	0	0	0	1	1	0.00	0.000			

Texas Rangers @ New York Yankees  
Yankee Stadium, Bronx, NY  
Wed May 13 1987, 7:05 PM EDT  
Att: 22,040 - Unknown

AB 36  
R 6  
H 10  
RBI 6  
BB 5  
SO 3  
LOB 18





Batter	1	2	3	4	5	6	7	8	9	AB	R	H	RBI	BB	SO	LOB	TOP					
Bob Brower, R OBP: 0.362, SLG: 0.345 (1, 8)	K		F4		F8		BB	FC6-4 BB		3	0	0	0	2	1	1						
Scott Fletcher, R OBP: 0.356, SLG: 0.417 Curtis Wilkerson, S OBP: 0.333, SLG: 0.333 (1, 6) (5, 6)	1-3			1B 1B	F2		F7	FC6-4 1-2		3	1	1	0	0	0	1						
Ruben Sierra, S OBP: 0.307, SLG: 0.400 (1, 9)	BB			1B 1-2	4-3			F7		3	0	1	0	1	0	1						
Pete Incaviglia, R OBP: 0.409, SLG: 0.635 (1, 7)	K			K				BB		3	0	0	0	1	2	3						
Pete O'Brien, L OBP: 0.309, SLG: 0.413 Darrell Porter, L OBP: 0.313, SLG: 0.154 (1, 3) (7, 3)			F9	BB 1-3 2-H	BB 1B		F7	K		3	0	1	1	0	0	0						
Larry Parrish, R OBP: 0.357, SLG: 0.598 (1, 10)	F7			BB 1-2	BB		F7	BB 1-2		2	0	0	0	2	0	0						
Don Slaught, R OBP: 0.306, SLG: 0.432 (1, 2)	K			K			6-3	K		4	0	0	0	0	3	5						
Steve Buechele, R OBP: 0.282, SLG: 0.359 (1, 5)			K	P3			BB 1B	F8		4	0	1	0	0	1	3						
Jeff Kunkel, R OBP: 0.154, SLG: 0.154 (1, 4)	K		K				K	K		4	0	1	0	0	3	1						
<b>Inning Stats</b>	R: 0 E: 0 K: 2 S: 7	H: 0 LOB: 1 BB: 1 P: 11	R: 0 E: 0 K: 1 S: 5	H: 0 LOB: 0 BB: 0 P: 5	R: 0 E: 0 K: 2 S: 7	H: 0 LOB: 0 BB: 0 P: 7	R: 1 E: 0 K: 2 S: 10	H: 3 LOB: 3 BB: 1 P: 14	R: 0 E: 0 K: 0 S: 4	H: 1 LOB: 1 BB: 0 P: 4	R: 0 E: 0 K: 0 S: 3	H: 0 LOB: 0 BB: 0 P: 3	R: 0 E: 0 K: 1 S: 6	H: 1 LOB: 2 BB: 1 P: 10	R: 0 E: 0 K: 2 S: 7	H: 0 LOB: 2 BB: 2 P: 15	R: 0 E: 0 K: 1 S: 5	H: 0 LOB: 1 BB: 1 P: 9	1B: 5 2B: 0 3B: 0 HR: 0	SF: 0 SAC: 0 DP: 0 HBP: 0	WP: 0 PB: 0 SB: 1 CS: 0	PA: 38
<b>PITCHER</b>	IP	WLS	BF	H	R	ER	SO	BB	IBB	HBP	BLK	WP	HR	S	P	ERA	WHIP					
Dennis Rasmussen, L ERA: 2.97 (1, 1)	7.2	W	32	5	1	1	9	4	0	0	0	0	0	46	62	1.17	1.174					
Cecilio Guante, R ERA: 3.48 (8, 1)	0.1		2	0	0	0	1	1	0	0	0	0	0	3	7	0.00	3.000					
Pat Clements, L ERA: 7.36 (9, 1)	1.0		4	0	0	0	1	1	0	0	0	0	0	5	9	0.00	1.000					

Texas Rangers @ New York Yankees  
Yankee Stadium, Bronx, NY  
Thu May 14 1987, 3:33 AM EDT  
Att: 22,635 - Unknown


AB 32  
R 1  
H 5  
RBI 1  
BB 6  
SO 11  
LOB 19



Batter	1	2	3	4	5	6	7	8	9	AB	R	H	RBI	BB	SO	LOB	BOTTOM				
Rickey Henderson, R OBP: 0.459, SLG: 0.636 Henry Cotto, R (7, PH) (8, 7)	HR	S 3B HBP		BB HR BB	K		G6-4-3 1-2			2	3	1	1	1	1	2					
Willie Randolph, R OBP: 0.409, SLG: 0.377 (1, 4)	E G3 BB	WP 3B		HR BB	FC6-4 1-2 2-3		G1 1B 2B			3	3	2	1	2	0	2					
Don Mattingly, L OBP: 0.321, SLG: 0.433 (1, 3)	1-3	6-3		HR		G6-4-3 1B	G1			5	1	2	4	0	0	3					
Claudell Washington, L OBP: 0.356, SLG: 0.536 (1, 8)	G3			HR	G3	G6-4-3 1B	1B	1B		5	1	3	3	0	0	0					
Dave Winfield, R OBP: 0.428, SLG: 0.533 (1, 9)	S BB			CS 1B	BB	G6-4-3 1-2	K			3	0	1	0	2	1	3					
Gary Ward, R OBP: 0.333, SLG: 0.458 (1, 10)	BB			F9	5-3	5-3		1B		4	0	1	0	1	0	3					
Mike Pagliarulo, L OBP: 0.270, SLG: 0.336 (1, 5)	G3		K				K	K		4	0	0	0	0	3	5					
Wayne Tolleson, S OBP: 0.366, SLG: 0.306 (1, 6)		6-3		F4	F7		BB			3	0	0	0	1	0	1					
Joel Skinner, R OBP: 0.203, SLG: 0.230 (1, 2)	K			BB HR BB 1B	FC6-4 BB		G6-4-3 1-2			2	1	1	0	2	1	0					
<b>Inning Stats</b>	R: 2 E: 1 K: 0 S: 4	H: 1 LOB: 2 BB: 3 P: 16	R: 1 E: 0 K: 1 S: 6	H: 1 LOB: 0 BB: 0 P: 7	R: 1 E: 0 K: 1 S: 6	H: 2 LOB: 0 BB: 0 P: 6	R: 4 E: 0 K: 0 S: 5	H: 2 LOB: 1 BB: 3 P: 17	R: 0 E: 0 K: 1 S: 5	H: 0 LOB: 2 BB: 1 P: 10	R: 0 E: 0 K: 0 S: 4	H: 2 LOB: 1 BB: 0 P: 4	R: 0 E: 0 K: 1 S: 4	H: 0 LOB: 1 BB: 2 P: 12	R: 1 E: 0 K: 2 S: 10	H: 3 LOB: 2 BB: 0 P: 10	1B: 6 2B: 1 3B: 1 HR: 3	SF: 0 SAC: 0 DP: 2 HBP: 2	WP: 2 PB: 0 SB: 2 CS: 1	PA: 43	
<b>PITCHER</b>	IP	WLS	BF	H	R	ER	SO	BB	IBB	HBP	BLK	WP	HR	S	P	ERA	WHIP				
Ed Correa, R ERA: 5.59 (1, 1)	3.1	L	20	5	7	6	2	5	0	1	0	0	1	18	39	16.20	3.000				
Mike Mason, L ERA: 5.59 (4, 1)	2.2		13	3	1	1	1	2	0	1	0	1	1	12	21	3.38	1.875				
Mitch Williams, L ERA: 4.34 (7, 1)	1.0		4	0	0	0	1	2	0	0	0	0	0	4	12	0.00	2.000				
Greg Harris, R ERA: 4.57 (8, 1)	1.0		6	3	1	1	2	0	0	0	0	0	0	10	10	9.00	3.000				

Texas Rangers @ New York Yankees  
Yankee Stadium, Bronx, NY  
Thu May 14 1987, 3:33 AM EDT  
Att: 22,635 - Unknown

AB 32  
R 9  
H 11  
RBI 9  
BB 9  
SO 6  
LOB 21





Batter	1	2	3	4	5	6	7	8	9	AB	R	H	RBI	BB	SO	LOB	TOP					
<b>Oddibe McDowell, L</b> OBP: 0.308, SLG: 0.333 (1, 8)	F8		L6-3		SH5-3		1B			3	0	1	0	0	0	1						
<b>Scott Fletcher, R</b> OBP: 0.369, SLG: 0.415 (1, 6)	BB				L9		1B			3	0	1	0	1	0	2						
<b>Ruben Sierra, S</b> OBP: 0.305, SLG: 0.403 (1, 9)	L9				FC3-6		4-3			4	0	1	0	0	0	5						
<b>Pete Incaviglia, R</b> OBP: 0.404, SLG: 0.619 (1, 7)	K				FC3-6		1-3			3	0	0	0	1	1	1						
<b>Pete O'Brien, L</b> OBP: 0.299, SLG: 0.398 (1, 3)		6-3			FC3-6		L8			4	0	0	0	0	0	2						
<b>Larry Parrish, R</b> OBP: 0.382, SLG: 0.590 (1, 5)	K									3	0	1	0	1	1	0						
<b>Darrell Porter, L</b> OBP: 0.278, SLG: 0.133 (1, 10)		G3			K		K			4	0	0	0	0	2	4						
<b>Geno Petralli, L</b> OBP: 0.500, SLG: 0.552 (1, 2)			G3			SH5-3	E			3	0	1	0	1	0	0						
<b>Jerry Browne, S</b> OBP: 0.356, SLG: 0.364 (1, 4)			L6-3		E1		G6-4-3			3	0	0	0	1	0	2						
<b>Inning Stats</b>	R: 0 E: 0 K: 1 S: 5	H: 0 LOB: 1 BB: 1 P: 9	R: 0 E: 0 K: 1 S: 5	H: 0 LOB: 0 BB: 0 P: 5	R: 0 E: 0 K: 0 S: 2	H: 0 LOB: 0 BB: 1 P: 6	R: 0 E: 0 K: 1 S: 6	H: 1 LOB: 3 BB: 2 P: 14	R: 0 E: 1 K: 0 S: 5	H: 1 LOB: 2 BB: 0 P: 5	R: 0 E: 0 K: 1 S: 6	H: 1 LOB: 1 BB: 0 P: 6	R: 0 E: 0 K: 0 S: 4	H: 2 LOB: 2 BB: 1 P: 8	R: 0 E: 0 K: 0 S: 3	H: 0 LOB: 0 BB: 0 P: 3	R: 0 E: 0 K: 0 S: 3	H: 0 LOB: 0 BB: 0 P: 3	1B: 4 2B: 2 3B: 0 HR: 0	SF: 0 SAC: 1 DP: 2 HBP: 0	WP: 0 PB: 0 SB: 0 CS: 0	PA: 36
<b>PITCHER</b> <b>Richard Dotson, R</b> ERA: 4.5 (1, 1)	IP: 9.0 WLS: W BF: 36 H: 5 R: 0 ER: 0 SO: 4 BB: 5 IBB: 0 HBP: 0 BLK: 0 WP: 0 HR: 0 S: 39 P: 59 ERA: 0.00 WHIP: 1.111																					

**Texas Rangers @ Chicago White Sox**  
Comiskey Park, Chicago, IL  
Fri May 15 1987, 8:05 PM EDT  
Att: 11,969 - Unknown

AB 30  
R 0  
H 5  
RBI 0  
BB 5  
SO 4  
LOB 17



Batter	1	2	3	4	5	6	7	8	9	AB	R	H	RBI	BB	SO	LOB	BOTTOM																																																												
<b>Daryl Boston, L</b> OBP: 0.299, SLG: 0.378 (1, 8)	K		F9		1-3					3	1	0	0	1	1	1																																																													
<b>Gary Redus, R</b> OBP: 0.340, SLG: 0.380 (1, 7) (8, 9)	K		1B		BB		1B			3	2	1	0	1	2	0																																																													
<b>Harold Baines, L</b> OBP: 0.436, SLG: 0.556 (1, 10)	FC4-6		1B		K		BB			2	0	1	1	2	1	2																																																													
<b>Greg Walker, L</b> OBP: 0.242, SLG: 0.310 (1, 3)	FC4-6		BB		BB		K			3	1	1	1	1	1	2																																																													
<b>Ivan Calderon, R</b> OBP: 0.375, SLG: 0.482 <b>Jerry Royster, R</b> OBP: 0.304, SLG: 0.222 (7, PH) (8, 7)	4-3		K		E		K			1	0	0	0	2	1	2																																																													
<b>Tim Hulett, R</b> OBP: 0.246, SLG: 0.372 (1, 5)	4-3		F8		E6		K			4	0	0	1	0	1	6																																																													
<b>Donnie Hill, S</b> OBP: 0.244, SLG: 0.291 (1, 4)	F6		G3		SF7		F8			3	0	0	1	0	0	1																																																													
<b>Ozzie Guillen, L</b> OBP: 0.345, SLG: 0.352 (1, 6)	K		K		4-3		5-3			4	0	0	0	0	2	3																																																													
<b>Ron Karkovice, R</b> OBP: 0.224, SLG: 0.143 (1, 2)			1B		K		F7			3	1	0	0	1	2	0																																																													
<b>Inning Stats</b>	R: 0 E: 0 K: 2 S: 7	H: 0 LOB: 1 BB: 1 P: 11	R: 0 E: 0 K: 1 S: 5	H: 0 LOB: 1 BB: 1 P: 9	R: 2 E: 0 K: 1 S: 7	H: 2 LOB: 2 BB: 2 P: 15	R: 0 E: 0 K: 2 S: 7	H: 0 LOB: 0 BB: 0 P: 7	R: 3 E: 1 K: 1 S: 7	H: 1 LOB: 2 BB: 3 P: 19	R: 0 E: 0 K: 1 S: 5	H: 0 LOB: 0 BB: 0 P: 5	R: 0 E: 0 K: 3 S: 9	H: 0 LOB: 1 BB: 1 P: 13	R: 0 E: 0 K: 1 S: 5	H: 0 LOB: 0 BB: 0 P: 5	1B: 3 2B: 0 3B: 0 HR: 0	SF: 1 SAC: 0 DP: 0 HBP: 0	WP: 1 PB: 0 SB: 2 CS: 0	PA: 36																																																									
<b>PITCHER</b> <b>Bobby Witt, R</b> ERA: 5.2 <b>Ron Meredith, L</b> ERA: <b>Jeff Russell, R</b> ERA: <b>Greg Harris, R</b> ERA: 4.8 <b>Mitch Williams, L</b> ERA: 4.12	IP: 1.1 WLS: L BF: 20 H: 2 R: 4 ER: 4 SO: 6 BB: 6 IBB: 0 HBP: 0 BLK: 0 WP: 1 HR: 0 S: 26 P: 50 ERA: 9.00 WHIP: 2.000	(5, 1)	0.1	2	1	0	0	1	0	0	0	0	0	0	0	4	4	0.00	3.000	(5, 1)	0.2	4	0	1	0	0	1	0	0	0	0	0	3	7	0.00	1.500	(6, 1)	2.0	7	0	0	0	4	1	0	0	0	0	0	0	0	0	0	14	18	0.00	0.500	(8, 1)	1.0	3	0	0	0	1	0	0	0	0	0	0	0	0	0	5	5	0.00	0.000

**Texas Rangers @ Chicago White Sox**  
Comiskey Park, Chicago, IL  
Fri May 15 1987, 8:05 PM EDT  
Att: 11,969 - Unknown

AB 27  
R 5  
H 3  
RBI 4  
BB 8  
SO 12  
LOB 18





Batter	1	2	3	4	5	6	7	8	9	AB	R	H	RBI	BB	SO	LOB	TOP										
<b>Oddibe McDowell, L</b> (1, 8) OBP: 0.317, SLG: 0.324 <b>Bob Brower, R</b> (7, 8) OBP: 0.357, SLG: 0.339	F8		WP BB		1B BB		G3	K		2	0	0	0	2	0	0											
<b>Scott Fletcher, R</b> (1, 6) OBP: 0.370, SLG: 0.409	K		F8		FC6-4 1B		2B BB	G3		4	1	1	1	1	1	2											
<b>Pete Incaviglia, R</b> (1, 7) OBP: 0.397, SLG: 0.610	K		F9		L3		1B 2B	K		5	1	1	0	0	2	5											
<b>Larry Parrish, R</b> (1, 10) OBP: 0.364, SLG: 0.582		FC5-4 1B	F7		K		1B 2B 1B	6-3		5	1	2	2	0	1	4											
<b>Ruben Sierra, S</b> (1, 9) OBP: 0.301, SLG: 0.395		FC5-4 BB 1B		5-3	FC6-4		2B E 1B	F7		5	2	1	0	0	0	4											
<b>Pete O'Brien, L</b> (1, 3) OBP: 0.311, SLG: 0.410		F8		4-3		FC6-4 BB	E2 2B	FC6-4 1B		4	1	2	1	1	0	1											
<b>Don Slaught, R</b> (1, 2) OBP: 0.300, SLG: 0.413		1B BB		K		F7	F8	FC6-4 1B		4	0	0	0	1	1	2											
<b>Steve Buechele, R</b> (1, 5) OBP: 0.290, SLG: 0.365		1B			BB 1B 1B	L5	6-3			4	1	2	1	0	0	1											
<b>Jeff Kunkel, R</b> (1, 4) OBP: 0.235, SLG: 0.235		K			1B BB 1B	FC6-4		G3 1B		4	0	2	0	0	1	3											
<b>Inning Stats</b>	R: 0 E: 0 K: 2 S: 7	H: 0 LOB: 0 BB: 0 P: 7	R: 1 E: 0 K: 1 S: 7	H: 2 LOB: 2 BB: 1 P: 11	R: 0 E: 0 K: 0 S: 3	H: 0 LOB: 1 BB: 1 P: 7	R: 0 E: 0 K: 1 S: 5	H: 0 LOB: 0 BB: 0 P: 5	R: 1 E: 0 K: 1 S: 8	H: 3 LOB: 3 BB: 1 P: 12	R: 0 E: 0 K: 0 S: 3	H: 0 LOB: 1 BB: 1 P: 7	R: 5 E: 1 K: 0 S: 7	H: 4 LOB: 0 BB: 1 P: 11	R: 0 E: 0 K: 2 S: 8	H: 1 LOB: 1 BB: 0 P: 8	R: 0 E: 0 K: 0 S: 4	H: 1 LOB: 1 BB: 0 P: 4	1B: 9 2B: 2 3B: 0 HR: 0	SF: 0 SAC: 0 DP: 0 HBP: 0	WP: 1 PB: 0 SB: 0 CS: 0	PA: 43					
<b>PITCHER</b>	IP	WLS	BF	H	R	ER	SO	BB	IBB	HBP	BLK	WP	HR	S	P	ERA	WHIP										
<b>Floyd Bannister, L</b> (1, 1) ERA: 4.1	5.1		25	5	2	2	5	4	0	0	0	1	0	31	47	3.38	1.688										
<b>Jim Winn, R</b> (6, 1) ERA: 5.49	1.0	L	7	3	4	4	0	1	0	0	0	0	0	6	10	36.00	4.000										
<b>Ray Seavage, L</b> (7, 1) ERA: 1.04	1.2		7	2	1	0	2	0	0	0	0	0	0	11	11	0.00	1.200										
<b>Bob James, R</b> (9, 1) ERA: 5.06	1.0		4	1	0	0	0	0	0	0	0	0	0	4	4	0.00	1.000										

Texas Rangers @ Chicago White Sox  
Comiskey Park, Chicago, IL  
Sat May 16 1987, 8:05 PM EDT  
Att: 24,692 - Unknown

AB 38  
R 7  
H 11  
RBI 5  
BB 5  
SO 7  
LOB 23



Batter	1	2	3	4	5	6	7	8	9	AB	R	H	RBI	BB	SO	LOB	BOTTOM										
<b>Daryl Boston, L</b> (1, 8) OBP: 0.297, SLG: 0.402	K		G3			HR		F7		4	1	1	1	0	1	0											
<b>Gary Redus, R</b> (1, 9) OBP: 0.351, SLG: 0.402			S BB			CS 1B		4-3		3	0	2	0	1	0	0											
<b>Harold Baines, L</b> (1, 10) OBP: 0.419, SLG: 0.513			6-3			1-3		K		3	0	0	0	1	1	2											
<b>Greg Walker, L</b> (1, 3) OBP: 0.242, SLG: 0.333	G4-6-3				6-3		HR	K		4	1	1	1	0	1	2											
<b>Tim Hulett, R</b> (1, 5) OBP: 0.240, SLG: 0.360		1-3		L5		F9		K		4	0	0	0	0	1	0											
<b>Donnie Hill, S</b> (1, 4) OBP: 0.247, SLG: 0.293		E7 1B		K		3-1		K		3	0	1	0	0	1	0											
<b>Ozzie Guillen, L</b> (1, 6) OBP: 0.336, SLG: 0.342		5-3			4-3		6-3			3	0	0	0	0	0	1											
<b>Jerry Royster, R</b> (1, 7) OBP: 0.269, SLG: 0.190		K			K		4-3			3	0	0	0	0	2	1											
<b>Ron Karkovics, R</b> (1, 2) OBP: 0.217, SLG: 0.137 <b>Carlton Fisk, R</b> (8, PH) OBP: 0.333, SLG: 0.295 (9, 2)			F9		L7		F4			2	0	0	0	0	0	0											
<b>Inning Stats</b>	R: 0 E: 0 K: 1 S: 5	H: 1 LOB: 1 BB: 1 P: 9	R: 0 E: 1 K: 1 S: 6	H: 1 LOB: 0 BB: 0 P: 6	R: 0 E: 0 K: 0 S: 3	H: 0 LOB: 1 BB: 1 P: 7	R: 0 E: 0 K: 1 S: 5	H: 0 LOB: 0 BB: 0 P: 5	R: 2 E: 0 K: 0 S: 5	H: 3 LOB: 0 BB: 0 P: 5	R: 0 E: 0 K: 0 S: 3	H: 0 LOB: 0 BB: 0 P: 3	R: 0 E: 0 K: 0 S: 3	H: 0 LOB: 0 BB: 0 P: 3	R: 0 E: 0 K: 3 S: 9	H: 0 LOB: 0 BB: 0 P: 9	1B: 2 2B: 0 3B: 1 HR: 2	SF: 0 SAC: 0 DP: 1 HBP: 0	WP: 0 PB: 0 SB: 0 CS: 1	PA: 32							
<b>PITCHER</b>	IP	WLS	BF	H	R	ER	SO	BB	IBB	HBP	BLK	WP	HR	S	P	ERA	WHIP										
<b>Mike Loynd, R</b> (1, 1) ERA: 2.25	5.0		20	4	2	2	4	2	0	0	0	0	1	26	34	3.60	1.200										
<b>Ron Meridith, L</b> (6, 1) ERA: 1.69	0.2		2	1	0	0	0	0	0	0	0	0	0	1	2	0.00	1.500										
<b>Dale Mohorcic, R</b> (6, 1) ERA: 3.81	2.1	W	7	0	0	0	0	0	0	0	0	0	0	7	7	0.00	0.000										
<b>Mitch Williams, L</b> (9, 1) ERA: 3.92	1.0		3	0	0	0	3	0	0	0	0	0	0	9	9	0.00	0.000										

Texas Rangers @ Chicago White Sox  
Comiskey Park, Chicago, IL  
Sat May 16 1987, 8:05 PM EDT  
Att: 24,692 - Unknown

AB 30  
R 2  
H 5  
RBI 2  
BB 2  
SO 7  
LOB 6





Batter	1	2	3	4	5	6	7	8	9	AB	R	H	RBI	BB	SO	LOB	TOP								
Jerry Browne, S OBP: 0.358, SLG: 0.359 (1, 4)	F7		L6-3 1B			6-3	L6-3 BB		F8		4	0	1	0	1	0	1								
Oddibe McDowell, L OBP: 0.314, SLG: 0.333 (1, 8)	4-3		L6-3 1-2			HR	F8			4	1	1	0	0	0	2									
Ruben Sierra, S OBP: 0.300, SLG: 0.414 (1, 9)	K		F8			HR	L6-3			4	1	1	2	0	1	1									
Pete Incaviglia, R OBP: 0.393, SLG: 0.606 (1, 7)		6-3		5-3		1B 2B		K		4	1	1	0	0	1	0									
Pete O'Brien, L OBP: 0.316, SLG: 0.413 (1, 3)		1B 1B		F7		1B 1B		F8		4	2	2	1	0	0	0									
Larry Parrish, R OBP: 0.388, SLG: 0.579 (1, 10)		1B 1-2		1-3		1B 1-2		K		4	0	2	0	0	1	0									
Geno Petralli, L OBP: 0.300, SLG: 0.545 (1, 2)		1-2 2-H 1B		K		1-2 2-H 1B		F8		4	0	2	2	0	1	0									
Steve Buechele, R OBP: 0.282, SLG: 0.354 Darrell Porter, L OBP: 0.297, SLG: 0.194 (9, PH)	F9			6-3		F2				3	0	0	0	0	0	4									
Curtis Wilkerson, S OBP: 0.286, SLG: 0.286 Scott Fletcher, R OBP: 0.368, SLG: 0.406 (7, 6)	K			G4-1		4-3		F4		3	0	0	0	0	1	4									
<b>Inning Stats</b>	R: 0 E: 0 K: 1 S: 5	H: 0 LOB: 0 BB: 0 P: 5	R: 1 E: 0 K: 1 S: 8	H: 3 LOB: 2 BB: 0 P: 8	R: 0 E: 0 K: 0 S: 3	H: 1 LOB: 0 BB: 0 P: 3	R: 0 E: 0 K: 0 S: 3	H: 0 LOB: 0 BB: 0 P: 3	R: 0 E: 0 K: 1 S: 5	H: 0 LOB: 0 BB: 0 P: 5	R: 4 E: 0 K: 0 S: 9	H: 6 LOB: 2 BB: 0 P: 9	R: 0 E: 0 K: 0 S: 2	H: 0 LOB: 0 BB: 1 P: 6	R: 0 E: 0 K: 2 S: 7	H: 0 LOB: 0 BB: 0 P: 7	R: 0 E: 0 K: 0 S: 4	H: 1 LOB: 1 BB: 0 P: 4	1B: 7 2B: 5 3B: 0 HR: 1	SF: 0 SAC: 0 DP: 2 HBP: 0	WP: 0 PB: 0 SB: 0 CS: 0	PA: 37			
<b>PITCHER</b>	IP	WLS	BF	H	R	ER	SO	BB	IBB	HBP	BLK	WP	HR	S	P	ERA	WHIP								
Bill Long, R ERA: 2.86 Bobby Thigpen, R ERA: 3.3 Joel McKeon, L ERA: 5.93 Bob James, R ERA: 4.5	5.1		22	7	4	4	3	0	0	0	0	0	1	28	28	6.75	1.312								
	0.2	L	6	3	1	1	0	1	0	0	0	0	0	5	9	13.50	6.000								
	1.0	W	2	0	0	0	0	0	0	0	0	0	2	2	0.00	0.000									
	2.0	S	7	1	0	0	2	0	0	0	0	0	0	11	11	0.00	0.500								

Texas Rangers @ Chicago White Sox  
Comiskey Park, Chicago, IL  
Sun May 17 1987, 4:33 AM EDT  
Att: 16,099 - Unknown

AB 36  
R 5  
H 11  
RBI 5  
BB 1  
SO 5  
LOB 13



Batter	1	2	3	4	5	6	7	8	9	AB	R	H	RBI	BB	SO	LOB	BOTTOM								
Daryl Boston, L OBP: 0.310, SLG: 0.400 (1, 8)	G1-4-3 BB		K			CS 1B		F7		3	0	1	0	2	1	2									
Gary Redus, R OBP: 0.352, SLG: 0.422 (1, 9)	G1-4-3 1-2		SF7			HR		K		3	1	1	3	1	1	1									
Harold Baines, L OBP: 0.417, SLG: 0.500 (1, 10)	F7		WP 1B 2-H			6-3		G3		5	1	2	1	0	0	3									
Greg Walker, L OBP: 0.255, SLG: 0.377 (1, 3)		F6		WP 1B				5-3		5	1	3	2	0	0	0									
Jerry Hairston, S OBP: 0.364, SLG: 0.176 Jerry Royster, R OBP: 0.296, SLG: 0.190 (8, 7)		G3 BB		1-2 2-3 BB		F7		F7		1	1	0	0	3	0	1									
Donnie Hill, S OBP: 0.255, SLG: 0.291 (1, 4)		G3		1-2 2-3 BB				BLK E BB		0	0	0	0	1	0	0									
Donnie Hill, S OBP: 0.255, SLG: 0.291 (1, 4)		G3		K				L9		4	1	1	1	1	1	4									
Carlton Fisk, R OBP: 0.327, SLG: 0.290 (1, 2)	F8			L8		K		E9 1B SF8		5	0	1	0	0	2	3									
Tim Hulett, R OBP: 0.248, SLG: 0.362 (1, 5)				F9		1B BB 1B		SF8		2	2	1	1	1	0	0									
Ozzie Guillen, L OBP: 0.341, SLG: 0.348 (1, 6)				E7 1B		L7		F8		4	1	2	0	0	0	1									
<b>Inning Stats</b>	R: 0 E: 0 K: 0 S: 2	H: 0 LOB: 1 BB: 1 P: 6	R: 0 E: 0 K: 0 S: 3	H: 0 LOB: 1 BB: 1 P: 7	R: 2 E: 1 K: 2 S: 10	H: 3 LOB: 3 BB: 2 P: 18	R: 0 E: 0 K: 0 S: 3	H: 0 LOB: 0 BB: 0 P: 3	R: 1 E: 0 K: 0 S: 5	H: 3 LOB: 1 BB: 0 P: 5	R: 1 E: 0 K: 1 S: 7	H: 2 LOB: 3 BB: 2 P: 15	R: 2 E: 0 K: 0 S: 5	H: 2 LOB: 1 BB: 1 P: 9	R: 2 E: 0 K: 2 S: 9	H: 2 LOB: 2 BB: 2 P: 17	1B: 9 2B: 1 3B: 0 HR: 2	SF: 2 SAC: 0 DP: 1 HBP: 0	WP: 1 PB: 0 SB: 1 CS: 1	PA: 43					
<b>PITCHER</b>	IP	WLS	BF	H	R	ER	SO	BB	IBB	HBP	BLK	WP	HR	S	P	ERA	WHIP								
Charlie Hough, R ERA: 4.03 Greg Harris, R ERA: 4.44 Dale Mohorcic, R ERA: 3.64 Mitch Williams, L ERA: 4.79 Jeff Russell, R ERA: 4.79	5.2		28	8	4	4	3	5	0	0	0	0	1	29	49	6.35	2.294								
	0.2	L	5	1	2	1	0	2	0	0	1	0	0	3	11	13.50	4.500								
	1.1		5	1	0	0	1	0	0	0	0	0	0	7	7	0.00	0.750								
	0.0		4	2	2	2	0	2	0	0	0	0	1	2	10	∞	∞								
	0.1		1	0	0	0	1	0	0	0	0	0	0	3	3	0.00	0.000								

Texas Rangers @ Chicago White Sox  
Comiskey Park, Chicago, IL  
Sun May 17 1987, 4:33 AM EDT  
Att: 16,099 - Unknown

AB 32  
R 8  
H 12  
RBI 8  
BB 9  
SO 5  
LOB 15





Batter	1	2	3	4	5	6	7	8	9	AB	R	H	RBI	BB	SO	LOB	TOP					
Lou Whitaker, L (1, 4) OBP: 0.329, SLG: 0.424 Tom Brookens, R (4, FH) OBP: 0.337, SLG: 0.467	FC6-4 1B		F7	F7				L4-6		2	0	1	0	0	0	1	2 0 1 0 0 0 1					
Dave Beraman, L (1, 3) OBP: 0.400, SLG: 0.477 Mike Heath, R (4, FH) OBP: 0.451, SLG: 0.671	FC6-4 1-2		E7	E7						2	0	0	0	0	0	1	2 0 0 0 0 0 1					
Kirk Gibson, L (1, 7) OBP: 0.327, SLG: 0.364	F7									2	0	1	0	0	2	2	5 0 1 0 0 2 2					
Alan Trammell, R (1, 6) OBP: 0.330, SLG: 0.378	FC6-4 1-2		5-3	5-3						1	5	2	2	0	0	3	5 2 2 0 0 0 3					
Matt Nokes, L (1, 2) OBP: 0.353, SLG: 0.519										2	5	1	3	0	0	1	5 1 3 0 0 1 1					
Pat Sheridan, L (1, 9) OBP: 0.365, SLG: 0.398	G5-4-3 1-2									1	5	2	3	2	0	2	5 2 3 2 0 0 2					
Darrell Evans, L (1, 10) OBP: 0.366, SLG: 0.463										3	4	0	1	1	1	2	4 0 1 1 1 1 2					
Bill Bean, L (1, 8) OBP: 0.364, SLG: 0.365										3	3	1	2	1	1	0	3 1 2 1 1 0 1					
Darnell Coles, R (1, 5) OBP: 0.259, SLG: 0.308										3	3	0	1	0	0	2	3 0 1 0 0 0 2					
<b>Inning Stats</b>	R: 0 E: 0 K: 0 S: 4	H: 1 LOB: 1 BB: 0 P: 4	R: 0 E: 0 K: 1 S: 5	H: 1 LOB: 0 BB: 0 P: 5	R: 1 E: 1 K: 0 S: 5	H: 1 LOB: 2 BB: 1 P: 9	R: 2 E: 0 K: 0 S: 6	H: 4 LOB: 2 BB: 1 P: 10	R: 2 E: 0 K: 1 S: 9	H: 4 LOB: 2 BB: 0 P: 9	R: 0 E: 0 K: 0 S: 3	H: 1 LOB: 0 BB: 0 P: 3	R: 1 E: 0 K: 0 S: 4	H: 2 LOB: 1 BB: 1 P: 8	R: 0 E: 1 K: 1 S: 6	H: 1 LOB: 1 BB: 0 P: 6	R: 0 E: 0 K: 1 S: 6	H: 1 LOB: 1 BB: 0 P: 6	1B: 12 2B: 4 3B: 0 HR: 1	SF: 0 SAC: 1 DP: 3 HBP: 0	WP: 0 PB: 0 SB: 4 CS: 1	PA: 43
<b>PITCHER</b>	IP	WLS	BF	H	R	ER	SO	BB	IBB	HBP	BLK	WP	HR	S	P	ERA	WHIP					
Jose Guzman, R (1, 1) ERA: 6.46	3.1	L	18	7	3	2	1	1	0	0	0	0	0	19	23	5.40	2.400					
Ron Meridith, L (4, 1) ERA: 1.69	0.0		1	0	0	0	0	0	1	0	0	0	0	0	4	∞	∞					
Jeff Russell, R (4, 1) ERA: 7.71	1.1		7	4	2	2	1	0	0	0	0	0	1	9	9	13.50	3.000					
Greg Harris, R (5, 1) ERA: 4.08	4.1		17	5	1	1	2	1	0	0	0	0	0	20	24	2.08	1.385					

Detroit Tigers @ Texas Rangers  
Arlington Stadium, Arlington, TX  
Mon May 18 1987, 8:05 PM EDT  
Att: 26,503 - Unknown

AB 39  
R 6  
H 16  
RBI 4  
BB 3  
SO 4  
LOB 20



Batter	1	2	3	4	5	6	7	8	9	AB	R	H	RBI	BB	SO	LOB	BOTTOM					
Oddibe McDowell, L (1, 8) OBP: 0.319, SLG: 0.329	4-3									1	4	0	1	0	1	1	4 0 1 0 1 1 1					
Scott Fletcher, R (1, 6) OBP: 0.369, SLG: 0.406	E5									1	5	0	2	1	0	1	5 0 2 1 0 0 1					
Ruben Sierra, S (1, 9) OBP: 0.297, SLG: 0.406	K									2	5	0	1	0	0	2	5 0 1 0 0 2 6					
Pete Incaviglia, R (1, 7) OBP: 0.403, SLG: 0.611	CS									3	4	0	3	0	0	1	4 0 3 0 0 1 0					
Pete O'Brien, L (1, 3) OBP: 0.314, SLG: 0.403										1	3	0	0	0	1	0	3 0 0 0 1 0 2					
Larry Parrish, R (1, 10) OBP: 0.372, SLG: 0.576	G1-4-3 1-2									2	4	0	2	0	0	4	4 0 2 0 0 0 4					
Geno Petralli, L (1, 2) OBP: 0.457, SLG: 0.486										1	4	0	0	0	0	3	4 0 0 0 0 0 3					
Steve Buechele, R (1, 5) OBP: 0.274, SLG: 0.343 Darrell Porter, L (9, FH) OBP: 0.316, SLG: 0.313										2	3	0	0	0	0	2	3 0 0 0 0 2 2					
Jerry Browne, S (1, 4) OBP: 0.366, SLG: 0.362 Curtis Wilkerson, S (7, PR) OBP: 0.319, SLG: 0.318										3	1	1	1	1	0	0	1 1 1 1 0 0 0					
										3	2	1	1	0	0	0	2 1 1 0 0 0 0					
										3	1	1	1	0	0	0	1 1 1 0 0 0 0					
<b>Inning Stats</b>	R: 0 E: 1 K: 1 S: 5	H: 0 LOB: 0 BB: 0 P: 5	R: 0 E: 0 K: 0 S: 3	H: 1 LOB: 0 BB: 0 P: 3	R: 0 E: 0 K: 1 S: 5	H: 0 LOB: 0 BB: 0 P: 5	R: 0 E: 0 K: 1 S: 7	H: 2 LOB: 3 BB: 1 P: 11	R: 1 E: 0 K: 0 S: 5	H: 2 LOB: 2 BB: 1 P: 9	R: 0 E: 0 K: 1 S: 7	H: 2 LOB: 2 BB: 0 P: 7	R: 1 E: 1 K: 1 S: 5	H: 1 LOB: 1 BB: 0 P: 6	R: 0 E: 0 K: 1 S: 6	H: 1 LOB: 1 BB: 0 P: 6	R: 0 E: 0 K: 0 S: 5	H: 3 LOB: 1 BB: 0 P: 5	1B: 11 2B: 0 3B: 0 HR: 1	SF: 0 SAC: 0 DP: 3 HBP: 1	WP: 0 PB: 0 SB: 1 CS: 1	PA: 40
<b>PITCHER</b>	IP	WLS	BF	H	R	ER	SO	BB	IBB	HBP	BLK	WP	HR	S	P	ERA	WHIP					
Jeff Robinson, R (1, 1) ERA: 4.5	2.2		13	5	2	1	3	0	0	1	0	0	1	18	19	3.38	1.875					
Mike Hemmerman, R (6, 1) ERA: 0.97	1.0	S	3	1	0	0	0	0	0	0	0	0	0	3	3	0.00	1.000					

Detroit Tigers @ Texas Rangers  
Arlington Stadium, Arlington, TX  
Mon May 18 1987, 8:05 PM EDT  
Att: 26,503 - Unknown

AB 36  
R 3  
H 12  
RBI 2  
BB 2  
SO 6  
LOB 19






Batter	1	2	3	4	5	6	7	8	9	AB	R	H	RBI	BB	SO	LOB	TOP										
<b>Bill Bean, L</b> OBP: 0.345, SLG: 0.345 <b>Chet Lemon, R</b> OBP: 0.369, SLG: 0.379 (6, PH)	0-0 4-3	0-0 1-3		0-3 K		0-0 FC5-4 1B		0-0 6-3 2B		3	0	0	0	0	1	0											
<b>Mike Heath, R</b> OBP: 0.448, SLG: 0.649 (1, 2)	0-0 F8		4-0 1B WP E BB	0-0 HR 1B		0-0 FC5-4 4-3 1-2		0-0 6-3 2-3		4	2	1	0	1	0	2											
<b>Kirk Gibson, L</b> OBP: 0.351, SLG: 0.396 (1, 7)	0-0 2B		0-0 E 1B	4-0 HR BB		0-0 4-3 2-3		0-0 F7		4	3	2	0	1	0	2											
<b>Alan Trammell, R</b> OBP: 0.342, SLG: 0.417 (1, 6)	0-0 2B		0-0 F8 1-2	0-0 HR BB		4-0 IBB		0-0 4-3		4	1	2	4	1	0	2											
<b>Matt Nokes, L</b> OBP: 0.347, SLG: 0.505 (1, 10)	0-0 4-3		0-3 K	0-0 E 1B		0-3 K		0-0 F7		5	0	1	0	0	2	5											
<b>Pat Sheridan, L</b> OBP: 0.359, SLG: 0.390 (1, 9)		0-3 K	0-0 E8 1B	0-3 K		0-0 F7		0-0 4-3		5	0	1	2	0	2	1											
<b>Darrell Evans, L</b> OBP: 0.370, SLG: 0.455 (1, 3)		4-0 HR BB	0-0 IBB		0-3 K		0-0 F8			2	1	0	0	2	1	0											
<b>Tom Brookens, R</b> OBP: 0.324, SLG: 0.448 (1, 4)		0-3 K	0-3 K		0-3 K		0-0 P4			4	0	0	0	0	3	3											
<b>Darnell Coles, R</b> OBP: 0.267, SLG: 0.343 (1, 5)	0-0 HR		0-0 1B	0-0 6-3		0-0 P4				4	1	2	2	0	0	0											
<b>Inning Stats</b>	R: 1 E: 0 K: 0 S: 5	H: 2 LOB: 1 BB: 0 P: 5	R: 2 E: 0 K: 2 S: 8	H: 1 LOB: 0 BB: 1 P: 12	R: 2 E: 1 K: 2 S: 9	H: 2 LOB: 2 BB: 2 P: 17	R: 3 E: 0 K: 2 S: 10	H: 4 LOB: 1 BB: 1 P: 14	R: 0 E: 0 K: 1 S: 6	H: 1 LOB: 2 BB: 1 P: 10	R: 0 E: 0 K: 0 S: 3	H: 0 LOB: 0 BB: 0 P: 3	R: 0 E: 0 K: 0 S: 4	H: 1 LOB: 1 BB: 0 P: 4	R: 0 E: 0 K: 0 S: 3	H: 0 LOB: 0 BB: 0 P: 3	1B: 6 2B: 3 3B: 0 HR: 2	SF: 0 SAC: 0 DP: 0 HBP: 0	WP: 1 PB: 0 SB: 1 CS: 0	PA: 42							
<b>PITCHER</b>	IP	WLS	BF	H	R	ER	SO	BB	IBB	HBP	BLK	WP	HR	S	P	ERA	WHIP										
<b>Ed Correa, R</b> ERA: 6.86 <b>Ron Meredith, L</b> ERA: 1.0 <b>Dale Mohorcic, R</b> ERA: 3.45	(1, 1) 3.2		22	8	8	8	5	3	1	0	0	1	2	28	44	19.64	3.000										
	(4, 1) 3.2		15	3	0	0	4	0	1	0	0	0	0	22	26	0.00	0.818										
	(8, 1) 1.2	W	5	0	0	0	0	0	0	0	0	0	0	5	5	0.00	0.000										

**Detroit Tigers @ Texas Rangers**  
Arlington Stadium, Arlington, TX  
Tue May 19 1987, 8:05 PM EDT  
Att: 17,484 - Unknown


AB	37
R	8
H	11
RBI	8
BB	5
SO	9
LOB	15



Batter	1	2	3	4	5	6	7	8	9	AB	R	H	RBI	BB	SO	LOB	BOTTOM										
<b>Bob Brower, R</b> OBP: 0.373, SLG: 0.397 (6, 7)	0-0 HR	0-0 CS	4-0 BB 1B		0-0 FC5-4 1B	0-0 FC5-4 BB 1B		0-0 5-3		4	2	2	1	1	0	1											
<b>Scott Fletcher, R</b> OBP: 0.377, SLG: 0.413 (1, 6)	0-0 E 1B		0-0 F7		0-0 FC5-4 1B	0-0 FC5-4 BB 1B		0-0 F2		5	2	3	0	0	0	1											
<b>Ruben Sierra, S</b> OBP: 0.300, SLG: 0.401 (1, 9)	0-0 F8		0-0 F5		0-0 FC5-4 1B	4-0 E BB		0-0 HR 1B		4	2	1	0	1	0	4											
<b>Pete Incaviglia, R</b> OBP: 0.401, SLG: 0.604 <b>Oddibe McDowell, L</b> OBP: 0.333, SLG: 0.338 (6, 8)	0-3 K		0-0 BB 1B		0-0 E5 1B	0-0 E4 1B		4-0 HR BB		3	1	1	1	0	1	1											
<b>Larry Parrish, R</b> OBP: 0.381, SLG: 0.598 (1, 10)	0-0 5-3		4-0 BB		0-0 F9	0-0 5-3		0-0 HR		4	1	2	4	1	0	3											
<b>Pete O'Brien, L</b> OBP: 0.310, SLG: 0.395 (1, 3)		0-0 1-3	0-0 3-1		0-0 F8	0-0 F8		0-0 F8		5	0	1	0	0	0	4											
<b>Don Slaught, R</b> OBP: 0.298, SLG: 0.438 (1, 2)		0-0 HR			0-0 F8	0-0 P6		0-0 F8		4	1	1	1	0	0	2											
<b>Steve Buechele, R</b> OBP: 0.276, SLG: 0.343 <b>Geno Petrilli, L</b> OBP: 0.447, SLG: 0.474 (7, PH)		0-0 1B CS			0-0 F8	0-3 K		0-0 P6		3	0	1	0	0	1	0											
<b>Curtis Wilkerson, S</b> OBP: 0.318, SLG: 0.318 (9, 5)		0-0 1B CS			0-0 F8	0-0 K		0-0 P6		0	0	0	0	0	0	0											
<b>Jeff Kunkel, R</b> OBP: 0.263, SLG: 0.263 <b>Jerry Browne, S</b> OBP: 0.368, SLG: 0.358 (7, 4)		0-0 1B			0-3 K	4-0 FC5-4 BB		0-3 K		2	0	1	0	0	1	0											
<b>Inning Stats</b>	R: 1 E: 0 K: 1 S: 7	H: 2 LOB: 1 BB: 0 P: 7	R: 1 E: 0 K: 0 S: 4	H: 3 LOB: 0 BB: 0 P: 4	R: 0 E: 0 K: 1 S: 5	H: 1 LOB: 3 BB: 2 P: 12	R: 0 E: 0 K: 1 S: 5	H: 0 LOB: 0 BB: 0 P: 5	R: 3 E: 2 K: 1 S: 7	H: 3 LOB: 1 BB: 0 P: 7	R: 2 E: 1 K: 1 S: 6	H: 2 LOB: 2 BB: 2 P: 15	R: 0 E: 0 K: 1 S: 6	H: 1 LOB: 1 BB: 0 P: 6	R: 3 E: 0 K: 0 S: 5	H: 2 LOB: 0 BB: 1 P: 9	1B: 11 2B: 0 3B: 0 HR: 3	SF: 0 SAC: 0 DP: 0 HBP: 0	WP: 0 PB: 0 SB: 2 CS: 2	PA: 43							
<b>PITCHER</b>	IP	WLS	BF	H	R	ER	SO	BB	IBB	HBP	BLK	WP	HR	S	P	ERA	WHIP										
<b>Frank Tanana, L</b> ERA: 3.25 <b>Nate Snell, R</b> ERA: 2.61 <b>Eric King, R</b> ERA: 4.01	(1, 1) 5.0		25	9	5	2	2	2	0	0	0	0	2	27	35	3.60	2.200										
	(6, 1) 1.0		7	2	2	1	1	2	0	0	0	0	0	7	15	9.00	4.000										
	(7, 1) 2.0	L	10	3	3	3	1	1	0	0	0	0	1	11	15	13.50	2.000										

**Detroit Tigers @ Texas Rangers**  
Arlington Stadium, Arlington, TX  
Tue May 19 1987, 8:05 PM EDT  
Att: 17,484 - Unknown

AB	37
R	10
H	14
RBI	8
BB	5
SO	4
LOB	18














Batter	1	2	3	4	5	6	7	8	9	AB	R	H	RBI	BB	SO	LOB	TOP			
Willie Wilson, S (1, 8) OBP: 0.323, SLG: 0.349										3	1	0	0	0	0	2				
Kevin Seitzer, R (1, 5) OBP: 0.423, SLG: 0.473										4	0	2	0	0	1	0				
Juan Beniquez, R (1, 10) OBP: 0.318, SLG: 0.381										4	0	0	0	0	0	3				
Danny Tartabull, R (1, 9) OBP: 0.358, SLG: 0.453										4	0	2	1	0	2	0				
Frank White, R (1, 4) OBP: 0.292, SLG: 0.342										3	0	0	0	1	1	3				
Bo Jackson, R (1, 7) OBP: 0.311, SLG: 0.460										4	1	0	0	0	2	3				
Angel Salazar, R (1, 6) OBP: 0.284, SLG: 0.358										4	0	0	0	0	1	1				
Steve Balboni, R (1, 3) OBP: 0.258, SLG: 0.328										4	2	2	3	0	1	0				
Jamie Quirk, L (1, 2) OBP: 0.343, SLG: 0.250										4	0	1	0	0	1	1				
<b>Inning Stats</b>	R: 1 E: 0 K: 1 S: 7	H: 2 LOB: 2 BB: 0 P: 8	R: 0 E: 1 K: 1 S: 6	H: 0 LOB: 1 BB: 0 P: 6	R: 0 E: 0 K: 1 S: 5	H: 0 LOB: 0 BB: 0 P: 5	R: 0 E: 0 K: 1 S: 5	H: 0 LOB: 0 BB: 0 P: 5	R: 0 E: 0 K: 0 S: 4	H: 2 LOB: 1 BB: 0 P: 4	R: 1 E: 0 K: 1 S: 7	H: 2 LOB: 1 BB: 0 P: 7	R: 0 E: 0 K: 2 S: 7	H: 0 LOB: 0 BB: 1 P: 7	R: 2 E: 0 K: 1 S: 6	H: 1 LOB: 0 BB: 1 P: 10	1B: 5 2B: 0 3B: 0 HR: 2	SF: 0 SAC: 0 DP: 1 HBP: 1	WP: 0 PB: 1 SB: 1 CS: 0	PA: 36
<b>PITCHER</b> Charlie Hough, R (1, 1) ERA: 4.02	IP: 9.0 WLS: W BF: 36 H: 7 R: 4 ER: 4 SO: 9 BB: 1 IBB: 0 HBP: 1 BLK: 0 WP: 0 HR: 2 S: 52 P: 57 ERA: 4.00 WHIP: 0.889															<b>PITCHER</b>				

Kansas City Royals @ Texas Rangers  
Arlington Stadium, Arlington, TX  
Sat May 23 1987, 8:05 PM EDT  
Att: 35,133 - Unknown


AB 34  
R 4  
H 7  
RBI 4  
BB 1  
SO 9  
LOB 13



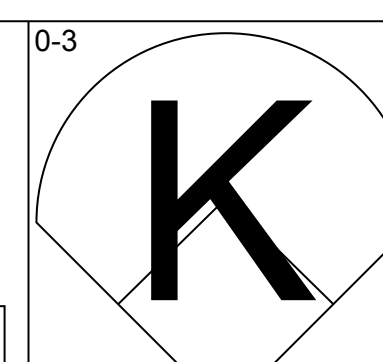
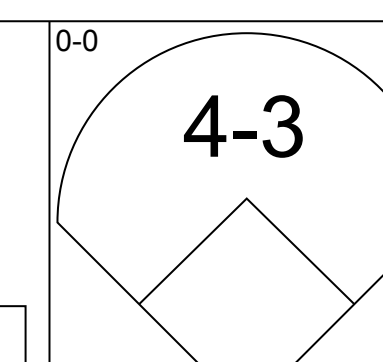
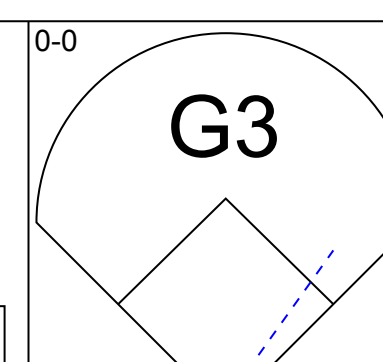
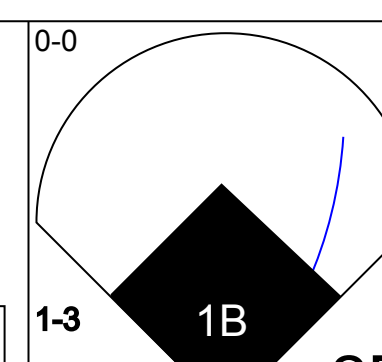
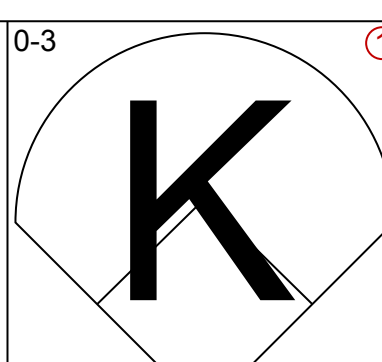
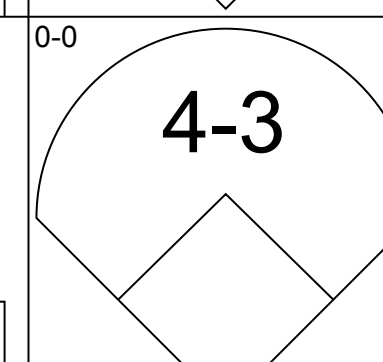
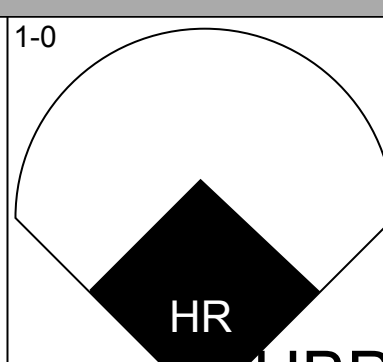
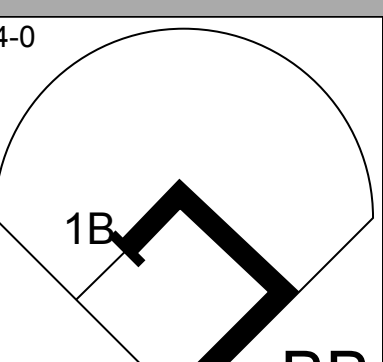
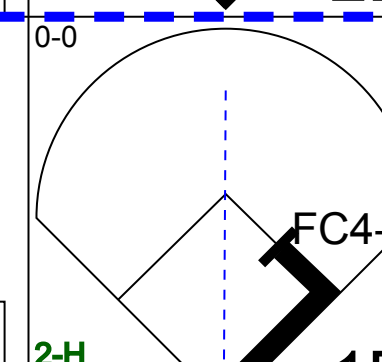
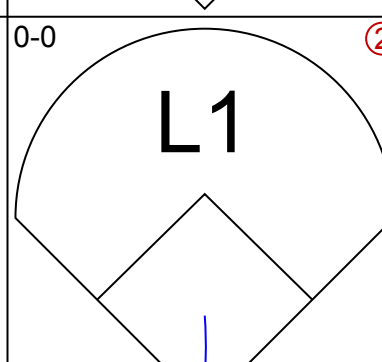
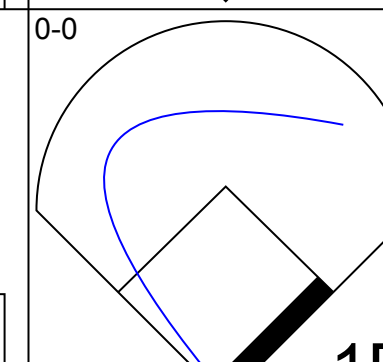
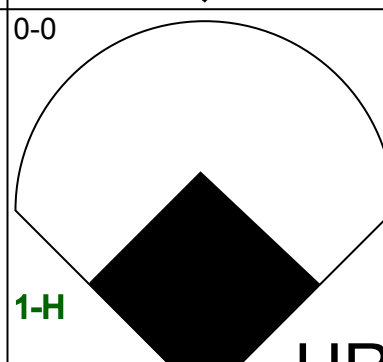
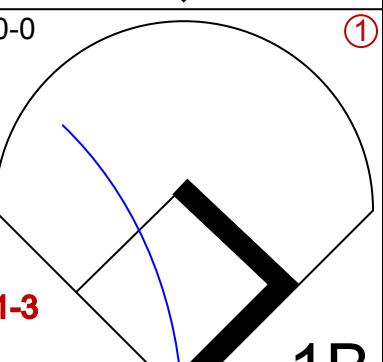
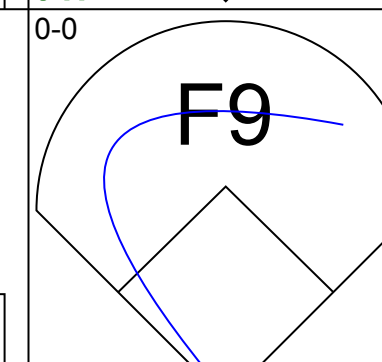
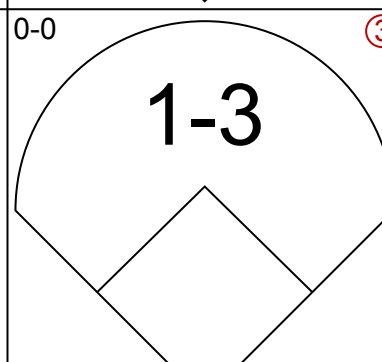
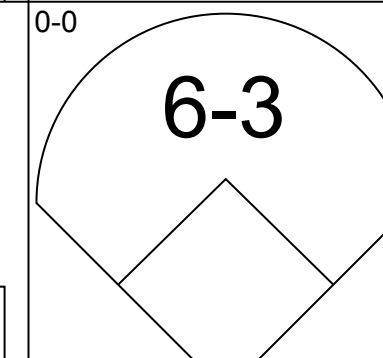
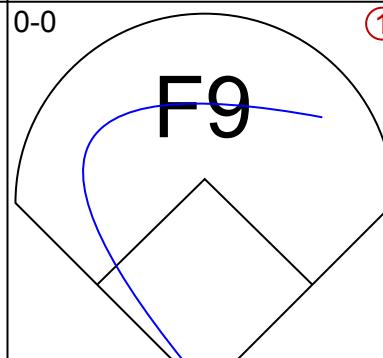
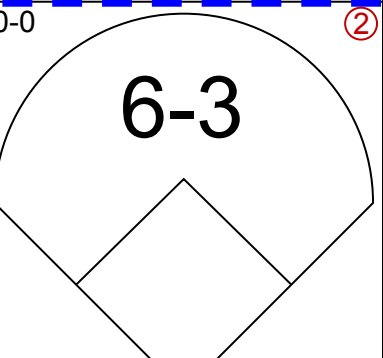
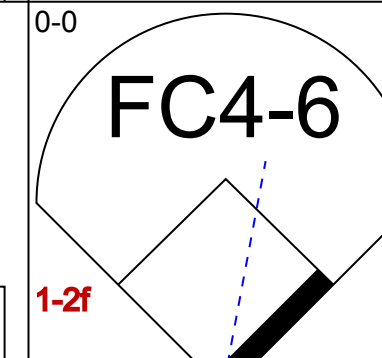
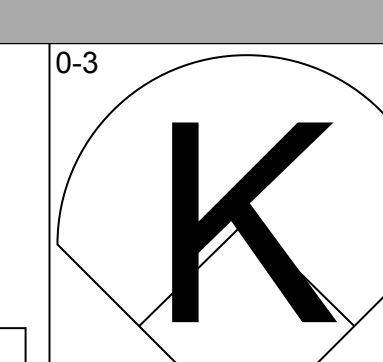
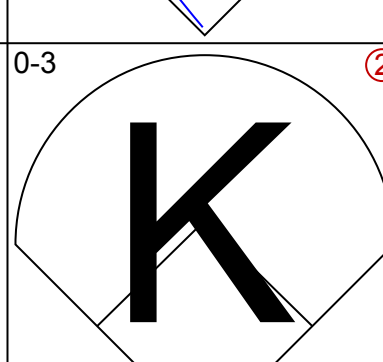
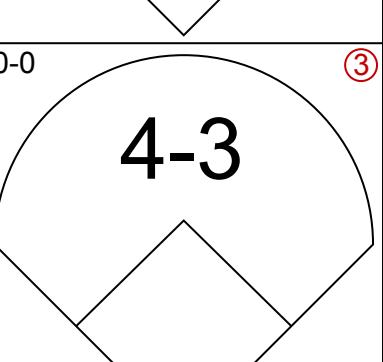
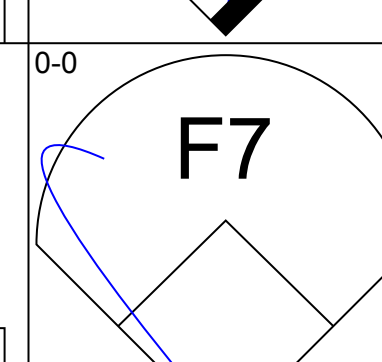
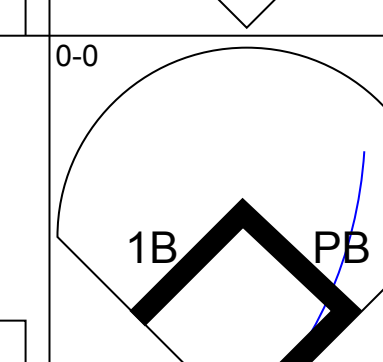
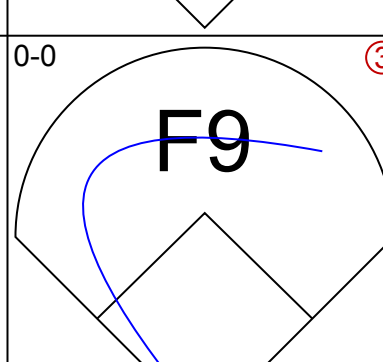
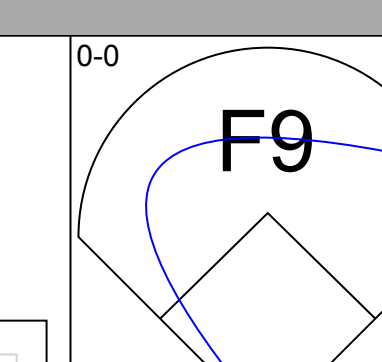
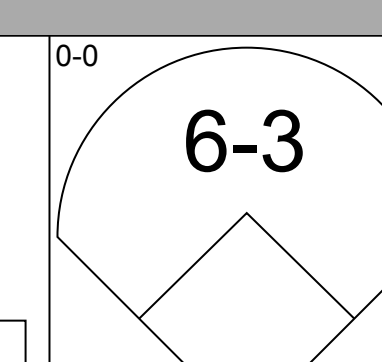
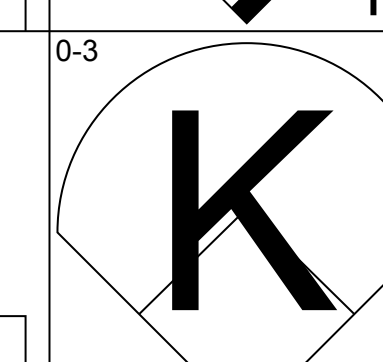
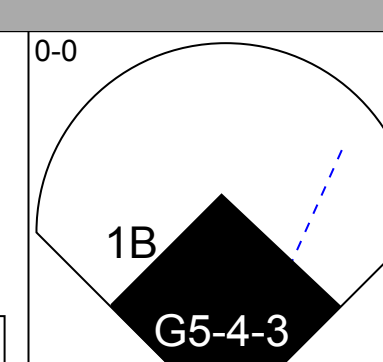
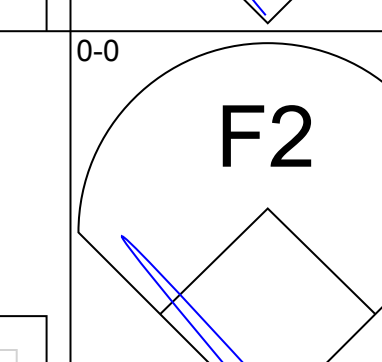
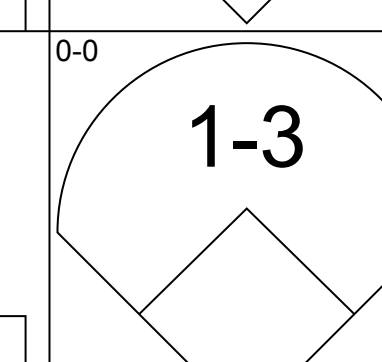
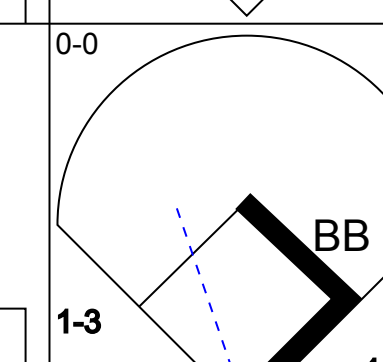
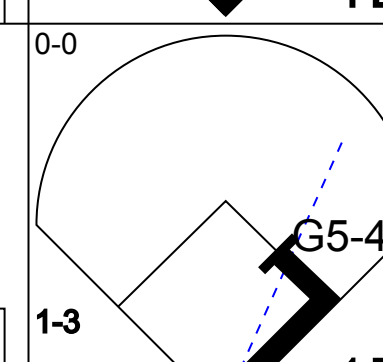
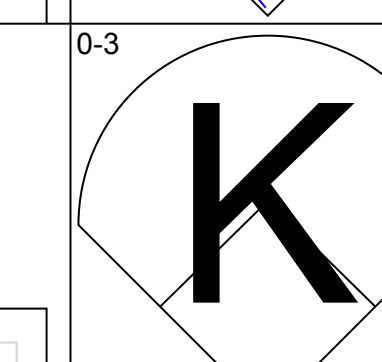
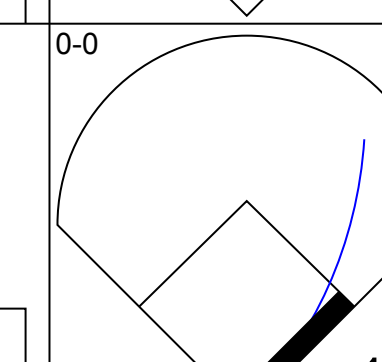
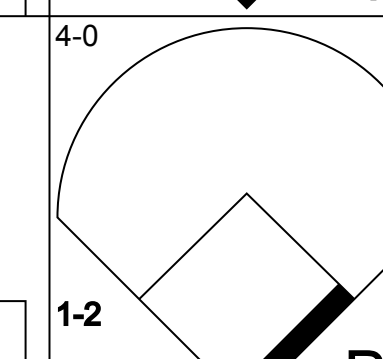
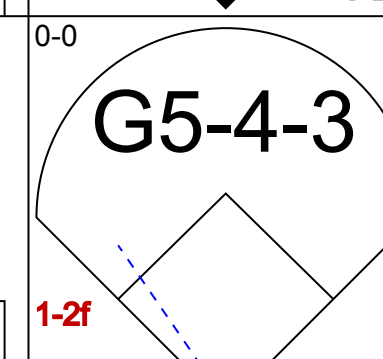
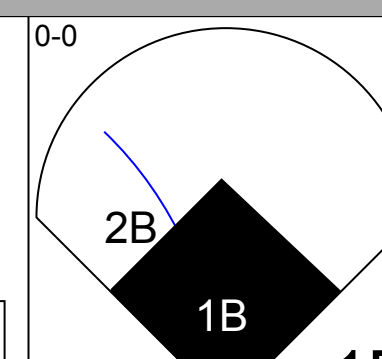
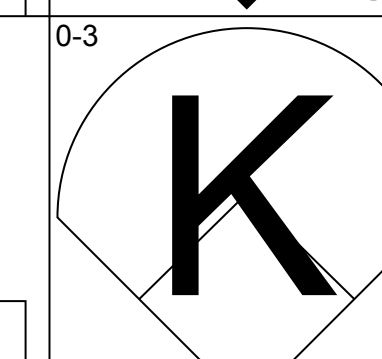
Batter	1	2	3	4	5	6	7	8	9	AB	R	H	RBI	BB	SO	LOB	BOTTOM	
Bob Brower, R (1, 8) OBP: 0.366, SLG: 0.429										3	1	2	1	0	0	1		
Oddibe McDowell, L (6, PH) OBP: 0.323, SLG: 0.317										1	0	0	0	1	0	0		
Scott Fletcher, R (1, 6) OBP: 0.384, SLG: 0.430										4	1	1	1	1	0	3		
Ruben Sierra, S (1, 9) OBP: 0.313, SLG: 0.409										5	1	3	0	0	0	1		
Pete Incaviglia, R (1, 7) OBP: 0.390, SLG: 0.590										3	0	0	0	1	2	4		
Larry Parrish, R (1, 10) OBP: 0.370, SLG: 0.590										4	1	2	2	0	1	0		
Pete O'Brien, L (1, 3) OBP: 0.301, SLG: 0.400										4	0	0	0	0	0	2		
Don Slaught, R (1, 2) OBP: 0.307, SLG: 0.467										3	1	2	1	1	0	0		
Steve Buechele, R (1, 5) OBP: 0.260, SLG: 0.321										4	1	0	0	0	0	2		
Jeff Kunkel, R (1, 4) OBP: 0.217, SLG: 0.217										1	0	0	0	0	0	1		
Jerry Browne, S (6, PH) OBP: 0.361, SLG: 0.350										2	0	1	0	0	1	0		
<b>Inning Stats</b>	R: 1 E: 0 K: 0 S: 5	H: 2 LOB: 2 BB: 1 P: 9	R: 0 E: 0 K: 0 S: 4	H: 1 LOB: 2 BB: 1 P: 8	R: 2 E: 0 K: 0 S: 5	H: 2 LOB: 0 BB: 0 P: 5	R: 1 E: 1 K: 1 S: 8	H: 2 LOB: 2 BB: 0 P: 8	R: 1 E: 1 K: 2 S: 8	H: 1 LOB: 1 BB: 1 P: 12	R: 0 E: 0 K: 0 S: 4	H: 1 LOB: 1 BB: 0 P: 4	R: 0 E: 0 K: 0 S: 3	H: 1 LOB: 1 BB: 1 P: 7	1B: 8 2B: 0 3B: 0 HR: 3	SF: 0 SAC: 1 DP: 0 HBP: 0	WP: 0 PB: 1 SB: 1 CS: 1	PA: 39
<b>PITCHER</b> Bud Black, L (1, 1) ERA: 2.51	IP: 3.2 WLS: L BF: 21 H: 7 R: 4 ER: 3 SO: 0 BB: 2 IBB: 0 HBP: 0 BLK: 0 WP: 0 HR: 2 S: 19 P: 27 ERA: 7.36 WHIP: 2.455															<b>PITCHER</b>		
Dave Gumpert, R (4, 1) ERA: 4.0	IP: 3.1 WLS: L BF: 14 H: 3 R: 2 ER: 1 SO: 4 BB: 1 IBB: 0 HBP: 0 BLK: 0 WP: 0 HR: 1 S: 21 P: 25 ERA: 2.70 WHIP: 1.200															<b>PITCHER</b>		
Steve Farr, R (8, 1) ERA: 5.47	IP: 1.0 WLS: L BF: 4 H: 1 R: 0 ER: 0 SO: 0 BB: 1 IBB: 0 HBP: 0 BLK: 0 WP: 0 HR: 0 S: 3 P: 7 ERA: 0.00 WHIP: 2.000															<b>PITCHER</b>		

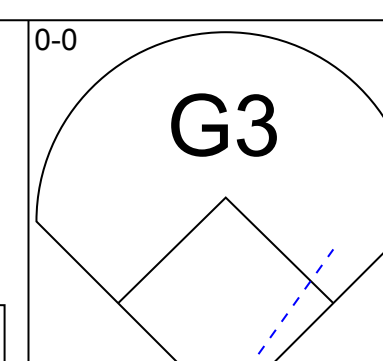
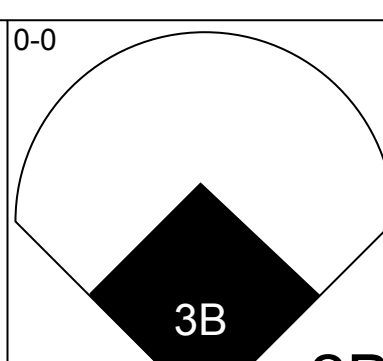
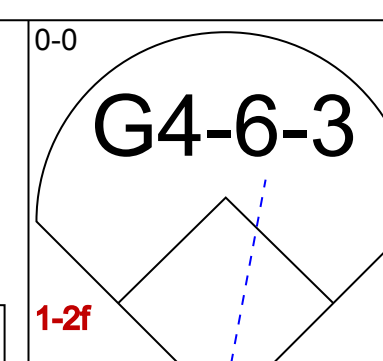
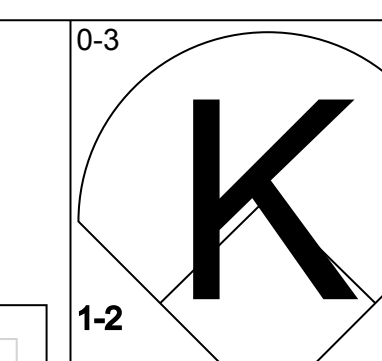
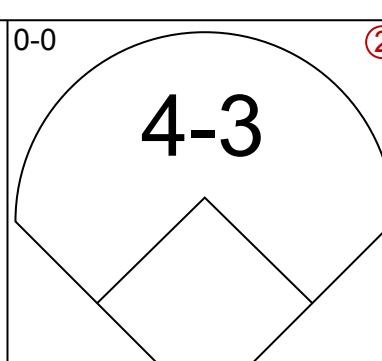
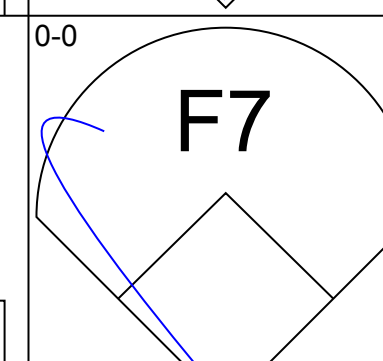
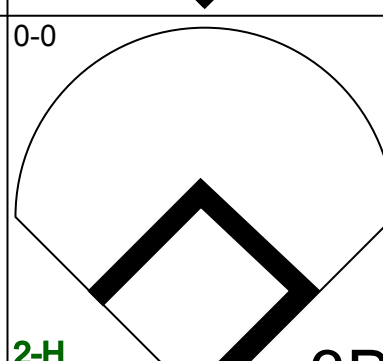
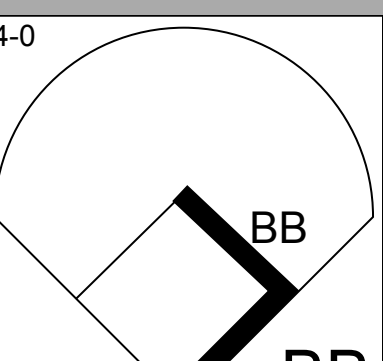
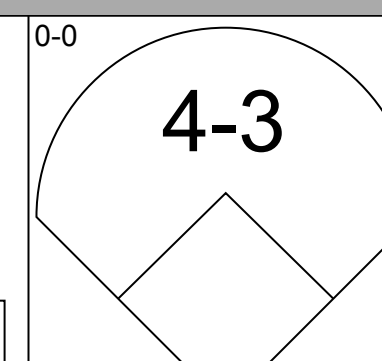
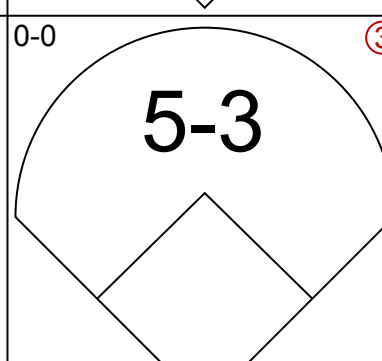
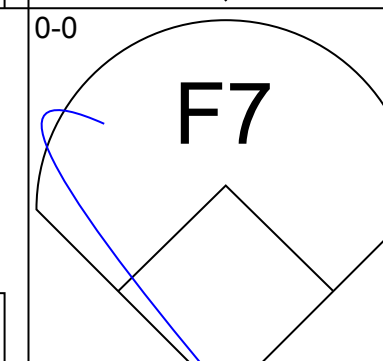
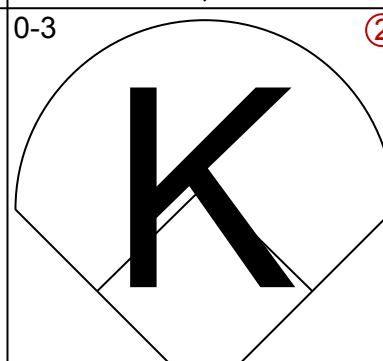
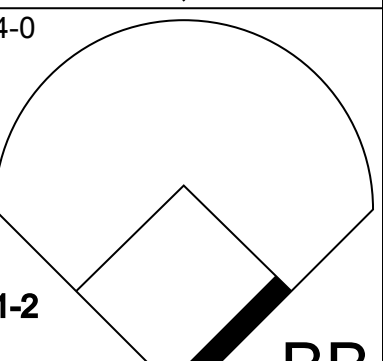
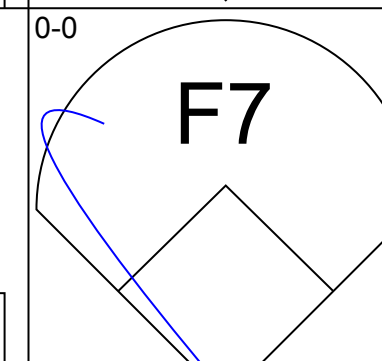
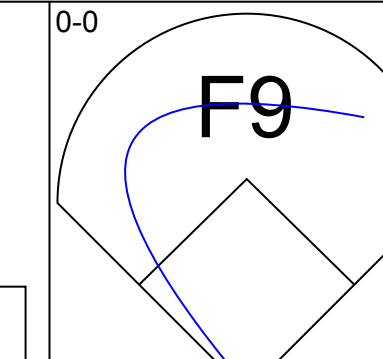
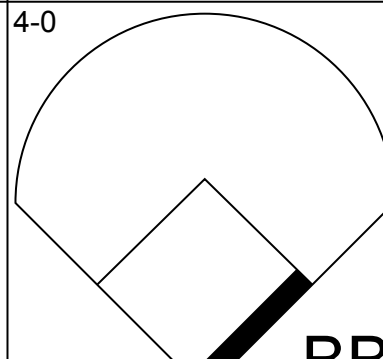
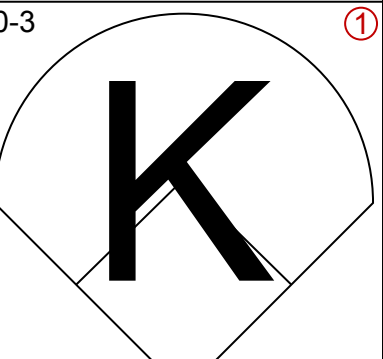
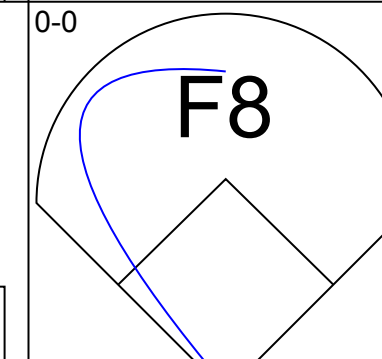
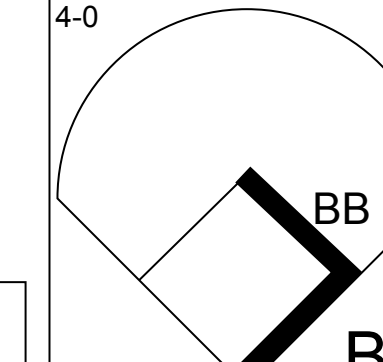
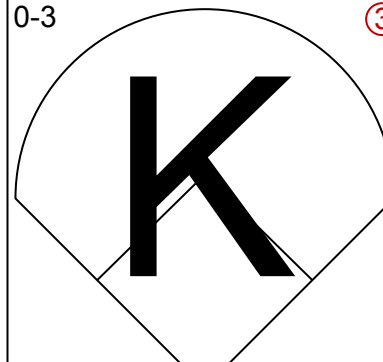
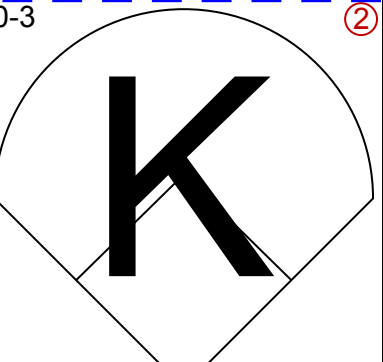
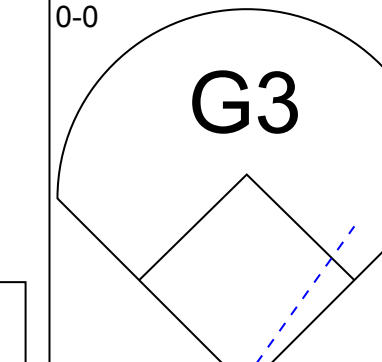
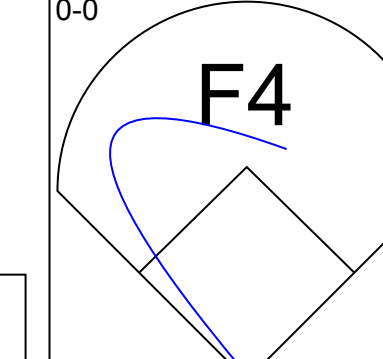
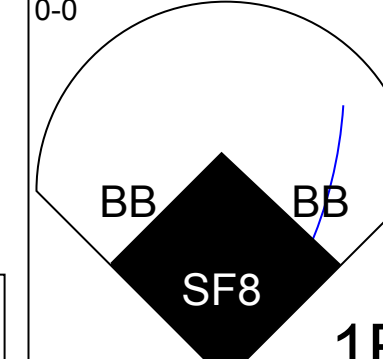
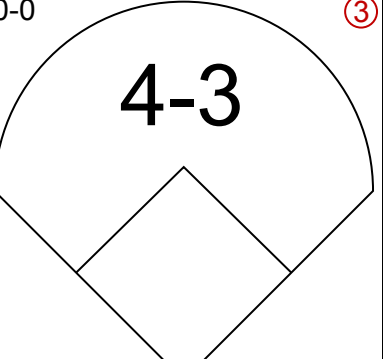
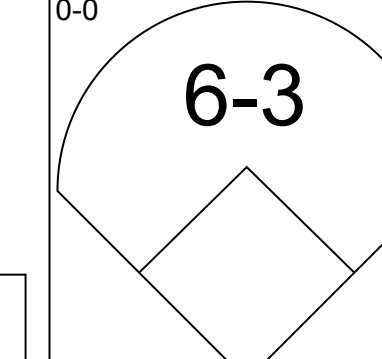
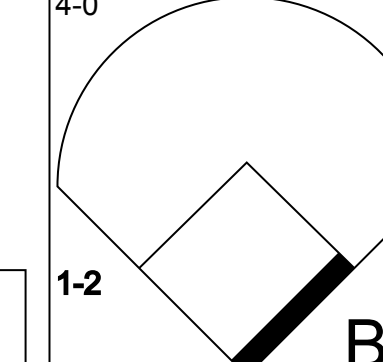
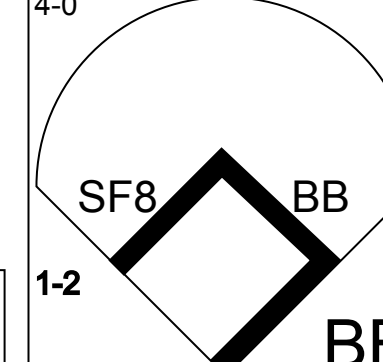
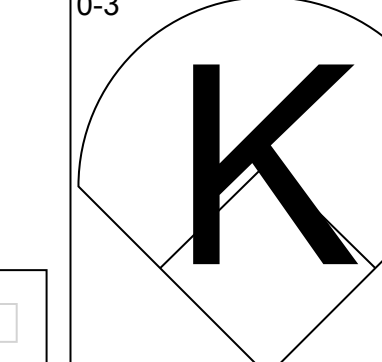
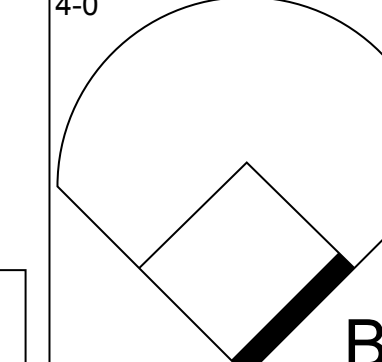
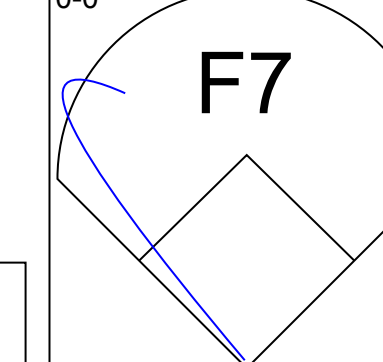
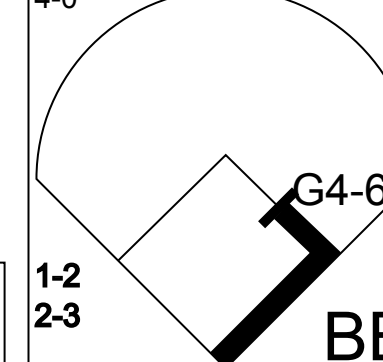

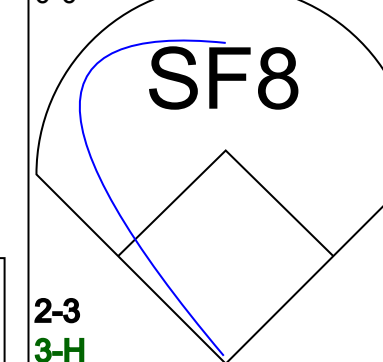
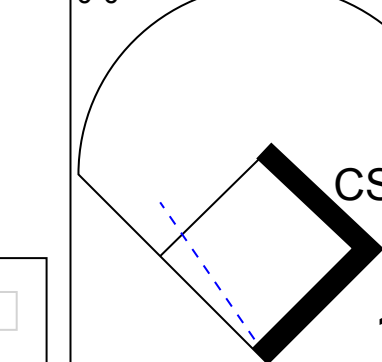

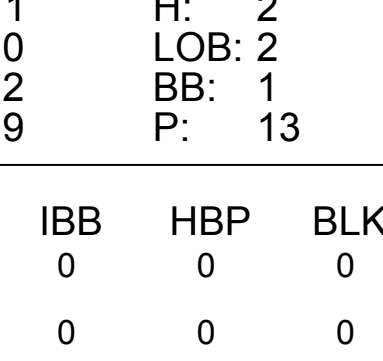
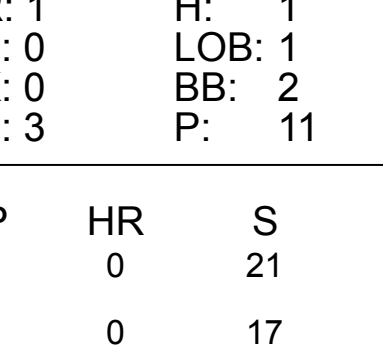
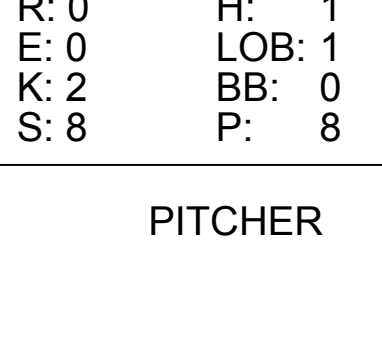
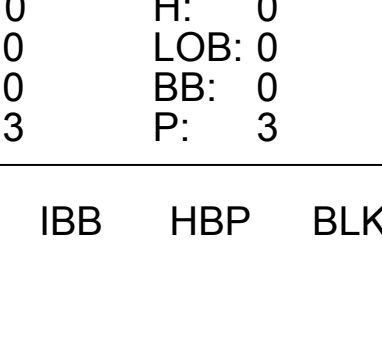
Kansas City Royals @ Texas Rangers  
Arlington Stadium, Arlington, TX  
Sat May 23 1987, 8:05 PM EDT  
Att: 35,133 - Unknown

AB 34  
R 6  
H 11  
RBI 5  
BB 4  
SO 4  
LOB 14





Batter	1	2	3	4	5	6	7	8	9	AB	R	H	RBI	BB	SO	LOB	TOP			
<b>Willie Wilson, S</b> OBP: 0.319, SLG: 0.351 (1, 8)										5	1	1	0	0	2	3	<b>Kansas City Royals @ Texas Rangers</b> Arlington Stadium, Arlington, TX Sun May 24 1987, 4:33 AM EDT Att: 38,952 - Unknown			
<b>Kevin Seitzer, R</b> OBP: 0.426, SLG: 0.471 (1, 5)										3	1	1	2	1	0	0				
<b>Danny Tartabull, R</b> OBP: 0.365, SLG: 0.479 (1, 9)										5	1	3	2	0	0	1				
<b>Jorge Orta, L</b> OBP: 0.222, SLG: 0.360 (1, 10)										4	0	0	0	0	0	3				
<b>Steve Balboni, R</b> OBP: 0.250, SLG: 0.317 (1, 3)										4	0	0	0	0	2	2				
<b>Angel Salazar, R</b> OBP: 0.284, SLG: 0.355 (1, 6)										4	0	1	0	0	0	0				
<b>Bo Jackson, R</b> OBP: 0.309, SLG: 0.454 (1, 7)										4	1	1	0	0	1	1				
<b>Buddy Biancalana, S</b> OBP: 0.304, SLG: 0.409 (1, 4)										4	0	3	0	0	1	0				
<b>Larry Owen, R</b> OBP: 0.289, SLG: 0.350 (1, 2)										3	1	1	0	1	1	2				
<b>Inning Stats</b>	R: 0 E: 0 K: 1 S: 6	H: 1 LOB: 1 BB: 0 P: 6	R: 0 E: 0 K: 2 S: 9	H: 2 LOB: 3 BB: 1 P: 13	R: 2 E: 0 K: 1 S: 6	H: 1 LOB: 0 BB: 0 P: 7	R: 1 E: 0 K: 0 S: 4	H: 2 LOB: 0 BB: 0 P: 4	R: 0 E: 0 K: 0 S: 3	H: 0 LOB: 0 BB: 0 P: 5	R: 2 E: 0 K: 0 S: 6	H: 3 LOB: 1 BB: 0 P: 6	R: 0 E: 0 K: 1 S: 6	H: 1 LOB: 1 BB: 0 P: 6	R: 0 E: 0 K: 1 S: 5	H: 0 LOB: 0 BB: 0 P: 5	1B: 9 2B: 1 3B: 0 HR: 1	SF: 0 SAC: 0 DP: 1 HBP: 1	WP: 0 PB: 1 SB: 0 CS: 0	PA: 39
<b>PITCHER</b>	IP	WLS	BF	H	R	ER	SO	BB	IBB	HBP	BLK	WP	HR	S	P	ERA	WHIP			
<b>Jose Guzman, R</b> ERA: 6.44 (1, 1)	4.1	L	21	7	3	3	4	2	0	1	0	0	1	26	35	6.23	2.077			
<b>Greg Harris, R</b> ERA: 4.89 (5, 1)	1.2		7	2	2	2	1	0	0	0	0	0	0	9	9	10.80	1.200			
<b>Dale Mohorcic, R</b> ERA: 3.0 (7, 1)	3.0		11	2	0	0	2	0	0	0	0	0	0	15	15	0.00	0.667			

Batter	1	2	3	4	5	6	7	8	9	AB	R	H	RBI	BB	SO	LOB	BOTTOM					
<b>Oddibe McDowell, L</b> OBP: 0.317, SLG: 0.322 (1, 8)										5	1	1	0	0	1	3	<b>Kansas City Royals @ Texas Rangers</b> Arlington Stadium, Arlington, TX Sun May 24 1987, 4:33 AM EDT Att: 38,952 - Unknown					
<b>Curtis Wilkerson, S</b> OBP: 0.360, SLG: 0.417 (1, 6)										2	0	1	1	1	0	0						
<b>Scott Fletcher, R</b> OBP: 0.379, SLG: 0.424 (7, PH) (8, 6)										2	0	0	0	0	0	0						
<b>Ruben Sierra, S</b> OBP: 0.311, SLG: 0.401 (1, 9)										3	0	0	0	1	1	1						
<b>Pete Incaviglia, R</b> OBP: 0.387, SLG: 0.578 (1, 7)										3	0	0	0	1	1	2						
<b>Pete O'Brien, L</b> OBP: 0.300, SLG: 0.392 (1, 3)										3	0	0	0	1	2	4						
<b>Larry Parrish, R</b> OBP: 0.387, SLG: 0.580 (1, 5)										4	1	1	0	0	0	3						
<b>Darrell Porter, L</b> OBP: 0.341, SLG: 0.303 (1, 10)										0	0	0	0	2	0	0						
<b>Bob Brower, R</b> OBP: 0.369, SLG: 0.423 (6, PH)										1	0	0	0	1	1	0						
<b>Geno Petralli, L</b> OBP: 0.434, SLG: 0.429 (1, 2)										1	0	0	0	1	0	2						
<b>Don Slaught, R</b> OBP: 0.302, SLG: 0.458 (6, PH) (7, 2)										2	0	0	0	0	0	1						
<b>Jerry Browne, S</b> OBP: 0.358, SLG: 0.350 (1, 4)										3	0	1	1	0	0	0						
<b>Inning Stats</b>	R: 0 E: 0 K: 0 S: 3	H: 0 LOB: 0 BB: 0 P: 3	R: 0 E: 0 K: 0 S: 3	H: 0 LOB: 2 BB: 2 P: 11	R: 1 E: 0 K: 2 S: 9	H: 2 LOB: 1 BB: 1 P: 13	R: 0 E: 0 K: 0 S: 3	H: 1 LOB: 1 BB: 2 P: 11	R: 0 E: 0 K: 2 S: 7	H: 0 LOB: 2 BB: 2 P: 15	R: 0 E: 0 K: 2 S: 8	H: 1 LOB: 1 BB: 0 P: 8	R: 0 E: 0 K: 0 S: 3	H: 0 LOB: 0 BB: 0 P: 3	R: 0 E: 0 K: 0 S: 3	H: 0 LOB: 1 BB: 1 P: 7	R: 0 E: 0 K: 0 S: 3	H: 0 LOB: 0 BB: 0 P: 3	1B: 2 2B: 1 3B: 1 HR: 0	SF: 1 SAC: 0 DP: 1 HBP: 0	WP: 0 PB: 0 SB: 0 CS: 1	PA: 38
<b>PITCHER</b>	IP	WLS	BF	H	R	ER	SO	BB	IBB	HBP	BLK	WP	HR	S	P	ERA	WHIP					
<b>Mark Gubicza, R</b> ERA: 3.75 (1, 1)	4.1		22	3	2	2	3	7	0	0	0	0	0	21	49	4.15	2.308					
<b>Jerry Don Gleaton, L</b> ERA: (5, 1)	3.1	W	12	1	0	0	3	1	0	0	0	0	0	17	21	0.00	0.600					
<b>Dan Quisenberry, R</b> ERA: 1.93 (8, 1)	1.1	S	4	0	0	0	0	0	0	0	0	0	0	4	4	0.00	0.000					



Batter	1	2	3	4	5	6	7	8	9	AB	R	H	RBI	BB	SO	LOB	TOP					
<b>Bob Brower, R</b> OBP: 0.371, SLG: 0.434 (1, 8)																	5 2 2 0 0 0 2					
<b>Scott Fletcher, R</b> OBP: 0.380, SLG: 0.419 (1, 6)																	4 0 1 0 1 0 1					
<b>Pete Incaviglia, R</b> OBP: 0.387, SLG: 0.586 (1, 7)																	5 1 2 0 0 1 4					
<b>Larry Parrish, R</b> OBP: 0.368, SLG: 0.577 (1, 10)																	4 0 1 1 1 1 2					
<b>Ruben Sierra, S</b> OBP: 0.304, SLG: 0.394 (1, 9)																	3 0 0 1 0 1 1					
<b>Pete O'Brien, L</b> OBP: 0.293, SLG: 0.381 (1, 3)																	4 0 0 0 0 1 3					
<b>Don Slaught, R</b> OBP: 0.300, SLG: 0.445 (1, 2)																	3 1 0 0 1 1 1					
<b>Steve Buechele, R</b> OBP: 0.254, SLG: 0.313 (8, PH)																	3 0 0 0 0 0 0					
<b>Darrell Porter, L</b> OBP: 0.387, SLG: 0.303 (8, PR)																	0 0 0 0 1 0 0					
<b>Curtis Wilkerson, S</b> OBP: 0.360, SLG: 0.417 (8, 5)																	0 0 0 0 0 0 0					
<b>Jeff Kunkel, R</b> OBP: 0.259, SLG: 0.370 (1, 4)																	4 1 2 2 0 1 0					
<b>Inning Stats</b>	R: 1 E: 0 K: 2 S: 9	H: 2 LOB: 2 BB: 1 P: 13	R: 0 E: 0 K: 0 S: 3	H: 0 LOB: 0 BB: 3 P: 3	R: 0 E: 0 K: 1 S: 6	H: 1 LOB: 1 BB: 0 P: 6	R: 0 E: 0 K: 1 S: 5	H: 0 LOB: 0 BB: 0 P: 5	R: 0 E: 1 K: 1 S: 6	H: 0 LOB: 1 BB: 0 P: 6	R: 1 E: 0 K: 1 S: 7	H: 2 LOB: 1 BB: 0 P: 7	R: 2 E: 1 K: 0 S: 6	H: 2 LOB: 1 BB: 0 P: 6	R: 1 E: 0 K: 0 S: 4	H: 1 LOB: 2 BB: 1 P: 12	R: 0 E: 0 K: 0 S: 2	H: 0 LOB: 0 BB: 1 P: 6	1B: 3 2B: 4 3B: 0 HR: 1	SF: 1 SAC: 0 DP: 1 HBP: 0	WP: 0 PB: 0 SB: 2 CS: 0	PA: 40
<b>PITCHER</b>	IP	WLS	BF	H	R	ER	SO	BB	IBB	HBP	BLK	WP	HR	S	P	ERA	WHIP					
<b>Frank Tanana, L</b> ERA: 3.36 (1, 1)	6.1	W	28	7	4	3	6	0	1	0	0	0	1	39	43	4.26	1.105					
<b>Eric King, R</b> ERA: 3.75 (7, 1)	1.2		10	1	1	1	0	3	0	0	0	0	0	7	19	5.40	2.400					
<b>Mike Henneman, R</b> ERA: 0.71 (9, 1)	1.0	S	2	0	0	0	0	0	0	0	0	0	0	2	2	0.00	0.000					

Texas Rangers @ Detroit Tigers  
Tiger Stadium, Detroit, MI  
Mon May 25 1987, 7:05 PM EDT  
Att: 13,824 - Unknown

AB	35
R	5
H	8
RBI	4
BB	4
SO	6
LOB	14



Batter	1	2	3	4	5	6	7	8	9	AB	R	H	RBI	BB	SO	LOB	BOTTOM					
<b>Lou Whitaker, L</b> OBP: 0.341, SLG: 0.461 (1, 4)																	4 2 1 3 1 1 3					
<b>Darrell Evans, L</b> OBP: 0.379, SLG: 0.455 (1, 3)																	4 1 1 0 1 1 1					
<b>Kirk Gibson, L</b> OBP: 0.363, SLG: 0.412 (1, 7)																	4 0 0 0 1 2 2					
<b>Aian Trammell, R</b> OBP: 0.359, SLG: 0.433 (1, 6)																	5 1 2 2 0 0 3					
<b>Matt Nokes, L</b> OBP: 0.353, SLG: 0.541 (1, 2)																	3 2 2 3 1 1 1					
<b>Pat Sheridan, L</b> OBP: 0.348, SLG: 0.358 (8, 8)																	3 0 0 0 1 2 2					
<b>Johnny Grubb, L</b> OBP: 0.294, SLG: 0.146 (1, 10)																	1 0 1 0 0 0 0					
<b>Larry Herndon, R</b> OBP: 0.386, SLG: 0.479 (3, PH)																	3 0 0 0 0 0 3					
<b>Bill Bean, L</b> OBP: 0.309, SLG: 0.297 (1, 8)																	1 0 0 0 0 0 1					
<b>Chet Lemon, R</b> OBP: 0.365, SLG: 0.406 (3, PH)																	1 1 0 0 2 1 0					
<b>Mike Heath, R</b> OBP: 0.420, SLG: 0.580 (7, PR)																	0 0 0 0 0 0 0					
<b>Tom Brookens, R</b> OBP: 0.322, SLG: 0.429 (1, 5)																	3 1 2 0 1 1 1					
<b>Inning Stats</b>	R: 4 E: 0 K: 1 S: 9	H: 4 LOB: 1 BB: 1 P: 13	R: 0 E: 0 K: 0 S: 2	H: 0 LOB: 3 BB: 3 P: 14	R: 4 E: 0 K: 0 S: 5	H: 3 LOB: 0 BB: 2 P: 13	R: 0 E: 1 K: 0 S: 4	H: 0 LOB: 2 BB: 1 P: 8	R: 0 E: 0 K: 1 S: 6	H: 1 LOB: 1 BB: 0 P: 6	R: 0 E: 0 K: 3 S: 10	H: 1 LOB: 1 BB: 0 P: 10	R: 0 E: 0 K: 2 S: 7	H: 0 LOB: 1 BB: 1 P: 11	R: 0 E: 0 K: 2 S: 7	H: 0 LOB: 0 BB: 0 P: 7	R: 0 E: 0 K: 0 S: 2	H: 0 LOB: 0 BB: 0 P: 6	1B: 6 2B: 0 3B: 0 HR: 3	SF: 0 SAC: 0 DP: 2 HBP: 0	WP: 0 PB: 0 SB: 1 CS: 0	PA: 40
<b>PITCHER</b>	IP	WLS	BF	H	R	ER	SO	BB	IBB	HBP	BLK	WP	HR	S	P	ERA	WHIP					
<b>Ed Correa, R</b> ERA: 7.5 (1, 1)	1.1	L	11	4	4	4	4	3	0	0	0	0	1	10	22	27.00	5.250					
<b>Ron Meredith, L</b> ERA: 3.29 (2, 1)	4.2		22	5	4	4	4	4	0	0	0	0	2	26	42	7.71	1.929					
<b>Mitch Williams, L</b> ERA: 4.81 (7, 1)	2.0		7	0	0	0	4	1	0	0	0	0	0	14	18	0.00	0.500					

Texas Rangers @ Detroit Tigers  
Tiger Stadium, Detroit, MI  
Mon May 25 1987, 7:05 PM EDT  
Att: 13,824 - Unknown

AB	32
R	8
H	9
RBI	8
BB	8
SO	9
LOB	17





Batter	1	2	3	4	5	6	7	8	9	10	11	AB	R	H	RBI	BB	SO	LOB	TOP	
Oddibe McDowell, L OBP: 0.314, SLG: 0.318 Bob Brower, R OBP: 0.386, SLG: 0.418	E4 2B SF8	G3			5-3 1-2		G4-6-3 BB 1-2		SH1-4 1-2		4-3	1	1	0	0	0	0	0		
Scott Fletcher, R OBP: 0.378, SLG: 0.429	SF8 2B 1-3		6-3		1-3		G4-6-3 1-2 2-3		2B 2H		K	6	1	2	1	0	1	3		
Ruben Sierra, S OBP: 0.307, SLG: 0.434	SF8 2-3 3-H				K		HR		1-3			4	2	2	4	0	1	2		
Pete Incaviglia, R OBP: 0.376, SLG: 0.567	K		6-3				HR		6-3			5	0	0	0	0	2	2		
Larry Parrish, R OBP: 0.363, SLG: 0.571	2B 3-H		K						F7			5	0	1	1	0	1	0		
Geno Petrilli, L OBP: 0.446, SLG: 0.419					3-1				5-3			1	0	0	0	2	0	0		
Steve Buechele, R OBP: 0.288, SLG: 0.316	BB						BB		FC5-4 1B			2	0	1	0	0	0	0		
Don Slaught, R OBP: 0.296, SLG: 0.430	F7				K				FC5-4 1-2			4	0	0	0	1	1	3		
Jeff Kunkel, R OBP: 0.241, SLG: 0.345			6-3		1-3				F9			2	0	0	0	0	0	0		
Pete O'Brien, L OBP: 0.293, SLG: 0.400							F7					3	1	1	1	0	0	3		
Jerry Browne, S OBP: 0.359, SLG: 0.346	F8				E4		G4-6-3 HR		SH1-4 2B		6-3	4	2	1	0	1	0	0		
<b>Inning Stats</b>	R: 2 E: 1 K: 1 S: 8	H: 2 LOB: 2 BB: 1 P: 12	R: 0 E: 0 K: 0 S: 3	H: 0 LOB: 0 BB: 0 P: 3	R: 1 E: 0 K: 1 S: 6	H: 1 LOB: 0 BB: 0 P: 6	R: 0 E: 0 K: 1 S: 5	H: 0 LOB: 0 BB: 0 P: 5	R: 0 E: 0 K: 0 S: 3	H: 1 LOB: 1 BB: 0 P: 11	R: 0 E: 0 K: 0 S: 4	H: 1 LOB: 1 BB: 1 P: 8	R: 0 E: 0 K: 0 S: 3	H: 0 LOB: 0 BB: 0 P: 3	R: 1 E: 0 K: 1 S: 6	H: 1 LOB: 0 BB: 0 P: 6	1B: 2 2B: 3 3B: 0 HR: 3	SF: 1 SAC: 1 DP: 1 HBP: 0	WP: 0 PB: 0 SB: 1 CS: 0	PA: 47
<b>PITCHER</b>	IP 7.0	WLS 1.1	BF 7	H 2	R 1	ER 1	SO 0	BB 1	IBB 0	HBP 0	BLK 0	WP 0	HR 0	S 6	P 10	ERA 6.75	WHIP 2.250			
Dan Petry, R ERA: 4.4																				
Nate Snell, R ERA: 2.66																				
Mark Thurmond, L ERA: 1.93																				
Mike Henneman, R ERA: 1.2																				

Texas Rangers @ Detroit Tigers  
Tiger Stadium, Detroit, MI  
Tue May 26 1987, 7:05 PM EDT  
Att: 11,234 - Unknown

AB 40  
R 7  
H 8  
RBI 7  
BB 5  
SO 6  
LOB 14



Batter	1	2	3	4	5	6	7	8	9	10	11	AB	R	H	RBI	BB	SO	LOB	BOTTOM			
Lou Whitaker, L OBP: 0.346, SLG: 0.463	1B 6-3	1-3			G3		K		1B 1-2 2H		2B	6	2	3	1	0	1	1				
Darrell Evans, L OBP: 0.377, SLG: 0.445	6-3 1B		F4		BB		F7		F8		F7	5	0	1	0	1	0	5				
Kirk Gibson, L OBP: 0.372, SLG: 0.466	F6 1-2		HR		BB		K		F6		2B	5	1	2	3	1	1	5				
Alan Trammell, R OBP: 0.354, SLG: 0.424	6-3 2-3 3-H		F5		F9				F9		BLK SH2-4 1B	5	0	1	1	0	0	3				
Matt Nokes, L OBP: 0.343, SLG: 0.524	K		P3		F8				F9		SH2-4	4	0	0	0	0	1	1				
Pat Sheridan, L OBP: 0.342, SLG: 0.350			K		5-3				K			3	0	0	0	0	2	0				
Chet Lemon, R OBP: 0.379, SLG: 0.398											5-3	2	0	0	0	0	1	1				
Johnny Grubb, L OBP: 0.296, SLG: 0.140					K						6-3	2	1	0	0	1	1	0				
Terry Harper, R OBP: 0.296, SLG: 0.372			HR						FC3-6 1B			2	0	1	0	0	0	1				
Mike Heath, R OBP: 0.419, SLG: 0.613					5-3				FC3-6 1B		6-3	5	3	2	2	0	0	1				
Tom Brookens, R OBP: 0.322, SLG: 0.426												3	0	1	1	0	1	0				
Dave Bergman, L OBP: 0.414, SLG: 0.478			6-3		K				E5 1B		F7 2B	2	1	1	0	0	0	1				
<b>Inning Stats</b>	R: 1 E: 0 K: 1 S: 7	H: 2 LOB: 1 BB: 0 P: 7	R: 2 E: 0 K: 1 S: 6	H: 1 LOB: 0 BB: 1 P: 10	R: 1 E: 0 K: 0 S: 4	H: 1 LOB: 0 BB: 0 P: 4	R: 0 E: 0 K: 1 S: 5	H: 0 LOB: 0 BB: 2 P: 13	R: 0 E: 0 K: 1 S: 5	H: 2 LOB: 1 BB: 0 P: 9	R: 0 E: 0 K: 1 S: 5	H: 0 LOB: 0 BB: 0 P: 5	R: 1 E: 1 K: 0 S: 6	H: 2 LOB: 2 BB: 0 P: 6	R: 0 E: 0 K: 0 S: 4	H: 1 LOB: 1 BB: 0 P: 4	R: 2 E: 0 K: 0 S: 5	H: 3 LOB: 1 BB: 0 P: 5	1B: 8 2B: 2 3B: 0 HR: 2	SF: 0 SAC: 1 DP: 0 HBP: 0	WP: 0 PB: 0 SB: 1 CS: 0	PA: 48
<b>PITCHER</b>	IP 6.0	WLS 2.0	BF 7	H 1	R 1	ER 0	SO 3	BB 0	IBB 0	HBP 0	BLK 0	WP 0	HR 0	S 13	P 13	ERA 0.00	WHIP 0.500					
Bob Maloy, R ERA: 6.0																						
Mitch Williams, L ERA: 4.44																						
Dale Mohorcic, R ERA: 3.25																						

Texas Rangers @ Detroit Tigers  
Tiger Stadium, Detroit, MI  
Tue May 26 1987, 7:05 PM EDT  
Att: 11,234 - Unknown

AB 44  
R 8  
H 12  
RBI 8  
BB 3  
SO 8  
LOB 19





Batter	1	2	3	4	5	6	7	8	9	AB	R	H	RBI	BB	SO	LOB	TOP				
<b>Oddibe McDowell, L</b> (1, 8) OBP: 0.303, SLG: 0.304	0-3 K		0-0 F5			0-0 5-3		0-0 G3		4	0	0	0	0	1	1					
<b>Scott Fletcher, R</b> (1, 6) OBP: 0.369, SLG: 0.418	0-3 K		0-0 5-3			0-0 G3			0-0 4-3	4	0	0	0	0	1	1					
<b>Ruben Sierra, S</b> (1, 9) OBP: 0.306, SLG: 0.448	0-0 F7			0-0 G3		HR			0-0 F8	4	1	1	1	0	0	0					
<b>Pete Incaviglia, R</b> (1, 7) OBP: 0.374, SLG: 0.556		0-0 6-3		0-3 K					4-0 BB	3	0	0	0	1	2	0					
<b>Bob Brower, R</b> (9, PR) OBP: 0.366, SLG: 0.418										0	0	0	0	0	0	0					
<b>Pete O'Brien, L</b> (1, 3) OBP: 0.298, SLG: 0.442		0-0 HR		0-0 HR					0-0 L9	4	2	2	2	0	0	1					
<b>Larry Parrish, R</b> (1, 5) OBP: 0.356, SLG: 0.560		0-0 5-3		0-0 6-3						3	0	0	0	0	0	0					
<b>Darrell Porter, L</b> (1, 10) OBP: 0.333, SLG: 0.278		0-0 4-3				0-0 G3			0-0 G3	3	0	0	0	0	0	0					
<b>Geno Petralli, L</b> (1, 2) OBP: 0.424, SLG: 0.391			0-3 K			0-0 3-1			0-0 F8	3	0	0	0	0	1	0					
<b>Jerry Browne, S</b> (1, 4) OBP: 0.359, SLG: 0.339			4-0 BB			0-0 L5			0-0 F7	2	0	0	0	1	0	0					
<b>Inning Stats</b>	R: 0 E: 0 K: 2 S: 7	H: 0 LOB: 0 BB: 0 P: 7	R: 1 E: 0 K: 0 S: 4	H: 1 LOB: 0 BB: 0 P: 4	R: 0 E: 0 K: 1 S: 5	H: 0 LOB: 1 BB: 1 P: 9	R: 1 E: 0 K: 1 S: 6	H: 1 LOB: 0 BB: 0 P: 6	R: 0 E: 0 K: 0 S: 3	H: 0 LOB: 0 BB: 0 P: 3	R: 1 E: 0 K: 1 S: 6	H: 1 LOB: 0 BB: 0 P: 6	R: 0 E: 0 K: 0 S: 3	H: 0 LOB: 0 BB: 0 P: 3	R: 0 E: 0 K: 0 S: 3	H: 0 LOB: 1 BB: 1 P: 7	1B: 0 2B: 0 3B: 0 HR: 3	SF: 0 SAC: 0 DP: 0 HBP: 0	WP: 0 PB: 0 SB: 0 CS: 0	PA: 32	
<b>PITCHER</b>	IP	WLS	BF	H	R	ER	SO	BB	IBB	HBP	BLK	WP	HR	S	P	ERA	WHIP				
<b>Jack Morris, R</b> (1, 1) ERA: 4.08	7.0	W	25	3	3	3	5	1	0	0	0	0	3	34	38	3.86	0.571				
<b>Eric King, R</b> (8, 1) ERA: 3.5	1.2		6	0	0	0	0	1	0	0	0	0	0	5	9	0.00	0.600				
<b>Mark Thurmond, L</b> (9, 1) ERA: 1.88	0.1	S	1	0	0	0	0	0	0	0	0	0	0	1	1	0.00	0.000				

Texas Rangers @ Detroit Tigers  
Tiger Stadium, Detroit, MI  
Wed May 27 1987, 7:05 PM EDT  
Att: 12,696 - Unknown

AB 30  
R 3  
H 3  
RBI 3  
BB 2  
SO 5  
LOB 3



Batter	1	2	3	4	5	6	7	8	9	AB	R	H	RBI	BB	SO	LOB	BOTTOM				
<b>Lou Whitaker, L</b> (1, 4) OBP: 0.344, SLG: 0.457	0-0 F4		0-0 HR	0-3 K						4	1	1	0	0	2	1					
<b>Darrell Evans, L</b> (1, 3) OBP: 0.398, SLG: 0.432	0-0 E1		0-0 F5	0-0 F7						4	0	0	0	0	0	2					
<b>Kirk Gibson, L</b> (1, 7) OBP: 0.367, SLG: 0.494	0-0 FC4-6		0-0 HR	0-0 FC4						4	2	1	2	0	0	2					
<b>Alan Trammell, R</b> (1, 6) OBP: 0.358, SLG: 0.427	0-0 E5		0-0 FC6-4		0-0 F9					4	1	2	0	0	0	0					
<b>Pat Sheridan, L</b> (1, 9) OBP: 0.340, SLG: 0.348	0-0 CS		0-0 FC6-4		0-0 5-3					4	0	1	1	0	1	2					
<b>Matt Nokes, L</b> (1, 10) OBP: 0.348, SLG: 0.519	0-0 CS		0-0 BB		0-0 F7					3	0	1	0	1	0	0					
<b>Mike Heath, R</b> (1, 2) OBP: 0.413, SLG: 0.594		0-0 5-3	4-0 BB	1-2 BB		0-3 K			0-0 G5-3	3	0	0	0	1	1	2					
<b>Bill Bean, L</b> (1, 8) OBP: 0.310, SLG: 0.288		4-0 BB	0-0 F8			0-0 5-3				2	0	0	0	1	0	3					
<b>Tom Brookens, R</b> (1, 5) OBP: 0.331, SLG: 0.427		0-0 F8		4-0 FC4		0-0 1B				2	0	1	0	1	0	1					
<b>Inning Stats</b>	R: 2 E: 2 K: 0 S: 5	H: 1 LOB: 0 BB: 0 P: 5	R: 0 E: 0 K: 0 S: 3	H: 0 LOB: 1 BB: 1 P: 7	R: 2 E: 0 K: 0 S: 7	H: 4 LOB: 3 BB: 1 P: 11	R: 0 E: 0 K: 1 S: 5	H: 0 LOB: 0 BB: 0 P: 9	R: 0 E: 0 K: 0 S: 3	H: 0 LOB: 0 BB: 0 P: 3	R: 0 E: 0 K: 1 S: 5	H: 1 LOB: 1 BB: 0 P: 5	R: 0 E: 0 K: 1 S: 5	H: 0 LOB: 0 BB: 0 P: 5	R: 0 E: 0 K: 1 S: 5	H: 1 LOB: 1 BB: 1 P: 9	1B: 6 2B: 0 3B: 0 HR: 1	SF: 0 SAC: 0 DP: 1 HBP: 0	WP: 0 PB: 1 SB: 1 CS: 1	PA: 35	
<b>PITCHER</b>	IP	WLS	BF	H	R	ER	SO	BB	IBB	HBP	BLK	WP	HR	S	P	ERA	WHIP				
<b>Mike Loynd, R</b> (1, 1) ERA: 3.9	2.2	L	16	5	4	2	0	2	0	0	0	0	1	14	22	6.75	2.625				
<b>Jeff Russell, R</b> (3, 1) ERA: 1.69	5.1		18	2	0	0	4	1	1	0	0	0	0	24	32	0.00	0.562				

Texas Rangers @ Detroit Tigers  
Tiger Stadium, Detroit, MI  
Wed May 27 1987, 7:05 PM EDT  
Att: 12,696 - Unknown

AB 30  
R 4  
H 7  
RBI 3  
BB 4  
SO 4  
LOB 13









Batter	1	2	3	4	5	6	7	8	9	AB	R	H	RBI	BB	SO	LOB	TOP				
Jerry Browne, S OBP: 0.369, SLG: 0.350	1-3		1B	1B	2B	F8		BB		4	2	2	1	1	0	0	<b>Texas Rangers @ Kansas City Royals</b> Royals Stadium, Kansas City, MO Sat May 30 1987, 8:05 PM EDT Att: 38,513 - Unknown				
Scott Fletcher, R OBP: 0.357, SLG: 0.402	K		1B	1B	3-H	K		BB		5	1	1	0	0	2	2					
Ruben Sierra, S OBP: 0.319, SLG: 0.451	F6		1B	1B	2-H	BB		BB		4	1	2	2	1	1	1					
Pete Incaviglia, R OBP: 0.372, SLG: 0.544		1B	P3	F8		K				5	0	1	0	0	2	4					
Pete O'Brien, L OBP: 0.315, SLG: 0.481	F9		K		HR		F9			5	1	1	1	0	1	3					
Larry Parrish, R OBP: 0.374, SLG: 0.586	K		1B	BB		K		BB		4	0	2	2	1	2	1					
Oddibe McDowell, L OBP: 0.314, SLG: 0.306			K					BB		2	0	0	0	2	2	2					
Bob Brower, R OBP: 0.365, SLG: 0.407			K		4-3		K			1	0	0	0	0	0	1					
Geno Petralli, L OBP: 0.406, SLG: 0.392	K			4-3	2B		K			4	1	1	0	0	2	4					
Steve Buechele, R OBP: 0.265, SLG: 0.339			HR	4-3	G3			K		4	1	1	1	0	1	2					
<b>Inning Stats</b>	R: 0 E: 0 K: 1 S: 5	H: 0 LOB: 0 BB: 0 P: 5	R: 0 E: 0 K: 2 S: 8	H: 1 LOB: 2 BB: 1 P: 12	R: 4 E: 0 K: 2 S: 12	H: 5 LOB: 1 BB: 0 P: 12	R: 2 E: 0 K: 0 S: 6	H: 3 LOB: 1 BB: 0 P: 6	R: 1 E: 0 K: 1 S: 6	H: 1 LOB: 1 BB: 1 P: 10	R: 0 E: 0 K: 2 S: 7	H: 0 LOB: 1 BB: 1 P: 11	R: 0 E: 0 K: 2 S: 7	H: 0 LOB: 1 BB: 1 P: 11	R: 0 E: 0 K: 1 S: 6	H: 1 LOB: 1 BB: 0 P: 6	1B: 7 2B: 2 3B: 0 HR: 2	SF: 0 SAC: 0 DP: 0 HBP: 0	WP: 3 PB: 0 SB: 4 CS: 0	PA: 43	
<b>PITCHER</b>	IP	WLS	BF	H	R	ER	SO	BB	IBB	HBP	BLK	WP	HR	S	P	ERA	WHIP				
Bret Saberhagen, R ERA: 2.33	5.0	W	27	10	7	7	6	2	0	0	0	2	2	37	45	12.60	2.400				
Steve Farr, R ERA: 4.6	4.0	S	16	1	0	0	7	3	0	0	0	0	0	27	39	0.00	1.000				

Batter	1	2	3	4	5	6	7	8	9	AB	R	H	RBI	BB	SO	LOB	BOTTOM				
Willie Wilson, S OBP: 0.331, SLG: 0.391	K	G6-4-3	1B	4-3		1B		G3-6		4	2	2	0	1	1	1	<b>Texas Rangers @ Kansas City Royals</b> Royals Stadium, Kansas City, MO Sat May 30 1987, 8:05 PM EDT Att: 38,513 - Unknown				
Kevin Seitzer, R OBP: 0.416, SLG: 0.445	BB	BB	1B		K	BB		G3-6		4	2	2	3	2	1	1					
Danny Tartabull, R OBP: 0.367, SLG: 0.463	1B	G6-4-3	F3		2B	K				4	1	1	0	1	1	6					
Thad Bosley, L OBP: 0.370, SLG: 0.500	1B	BB			6-3					3	2	3	3	0	0	0					
Juan Benitez, R OBP: 0.317, SLG: 0.376	1B	2B	1B		1B					2	0	1	0	0	0	1					
Frank White, R OBP: 0.300, SLG: 0.384	1B	E5	1B		L7			1B		5	1	2	2	0	1	3					
Bo Jackson, R OBP: 0.319, SLG: 0.497	F4	2B	1-3			K2-3		F9		5	0	1	2	0	1	5					
Steve Balboni, R OBP: 0.255, SLG: 0.361	1B	F8		K		K		1B		5	0	2	1	0	2	1					
Angel Salazar, R OBP: 0.248, SLG: 0.326	K		1B	6-3		2B		K		5	2	2	0	0	2	4					
Jamie Quirk, L OBP: 0.352, SLG: 0.292		BB	F7			1B		5-3		4	2	2	0	1	0	1					
<b>Inning Stats</b>	R: 3 E: 0 K: 2 S: 10	H: 3 LOB: 2 BB: 2 P: 18	R: 4 E: 0 K: 0 S: 6	H: 3 LOB: 2 BB: 2 P: 14	R: 3 E: 0 K: 0 S: 8	H: 5 LOB: 0 BB: 0 P: 8	R: 0 E: 0 K: 1 S: 6	H: 1 LOB: 1 BB: 0 P: 6	R: 0 E: 0 K: 3 S: 12	H: 3 LOB: 2 BB: 1 P: 16	R: 0 E: 0 K: 2 S: 9	H: 2 LOB: 2 BB: 0 P: 9	R: 0 E: 0 K: 0 S: 2	H: 0 LOB: 0 BB: 0 P: 3	1B: 15 2B: 3 3B: 0 HR: 0	SF: 0 SAC: 0 DP: 2 HBP: 1	WP: 0 PB: 0 SB: 0 CS: 0	PA: 47			
<b>PITCHER</b>	IP	WLS	BF	H	R	ER	SO	BB	IBB	HBP	BLK	WP	HR	S	P	ERA	WHIP				
Jose Guzman, R ERA: 7.31	1.0	L	10	4	5	5	2	3	0	0	0	0	0	11	23	45.00	7.000				
Jeff Russell, R ERA: 3.21	3.1		20	9	5	3	2	1	0	0	0	0	0	23	27	8.10	3.000				
Ron Meridith, L ERA: 4.2	1.1		7	2	2	2	2	1	0	0	0	0	0	10	14	13.50	2.250				
Greg Harris, R ERA: 4.81	1.1		7	3	0	0	3	0	0	0	0	0	0	13	13	0.00	2.250				
Dale Mohoric, R ERA: 3.18	1.0		3	0	0	0	0	0	0	1	0	0	0	2	3	0.00	0.000				







Batter	1	2	3	4	5	6	7	8	9	10	11	12	AB	R	H	RBI	BB	SO	LOB	TOP								
Daryl Boston, L OBP: 0.329, SLG: 0.432 (11, PH) Kenny Williams, R OBP: 0.310, SLG: 0.292 (11, 8) Kenny Williams, R OBP: 0.314, SLG: 0.424	F8	2B		E8			F9		P3		K	FC6-4	5	0	1	0	0	0	1									
Gary Redus, R OBP: 0.336, SLG: 0.376	F8	K		F9			6-3		F9				5	0	0	0	1	1	3									
Harold Baines, L OBP: 0.365, SLG: 0.468	HR		4-3		4-3		K		F7		F7		6	1	1	1	0	1	4									
Greg Walker, L OBP: 0.307, SLG: 0.494 (12, PR) Ron Karkovice, R OBP: 0.203, SLG: 0.127 (12, 2)	2B		HR		HR			2B	SF9	BB		HR	4	3	3	2	1	0	0									
Ivan Calderon, R OBP: 0.396, SLG: 0.582	F8		F7		K			G3	2B			HR	6	1	2	2	0	1	1									
Carlton Fisk, R OBP: 0.295, SLG: 0.313 (12, 3)		E6	F7		F7			SF9		L7		K	5	1	0	1	0	1	1									
Jerry Royster, R OBP: 0.347, SLG: 0.537	HR			K		K		G3			SH5-4	BB	6	1	2	2	0	3	2									
Tim Lulett, R OBP: 0.254, SLG: 0.382	F7		F8		5-3			F9			SH5-4	1B	5	0	1	0	1	0	1									
Ozzie Guillen, L OBP: 0.369, SLG: 0.413	F7			E	1B		F8				SH5-4		5	1	3	0	0	0	0									
Inning Stats	R: 1 E: 0 K: 0 S: 5	H: 2 LOB: 1 BB: 5	R: 2 E: 1 K: 1 S: 8	H: 2 LOB: 1 BB: 0	R: 1 E: 0 K: 0 S: 4	H: 1 LOB: 0 BB: 4	R: 1 E: 1 K: 1 S: 7	H: 1 LOB: 0 BB: 7	R: 1 E: 0 K: 1 S: 6	H: 1 LOB: 0 BB: 5	R: 0 E: 0 K: 1 S: 5	H: 0 LOB: 0 BB: 5	R: 1 E: 0 K: 0 S: 4	H: 1 LOB: 1 BB: 8	R: 0 E: 0 K: 0 S: 3	H: 0 LOB: 0 BB: 3	R: 0 E: 0 K: 1 S: 6	H: 1 LOB: 3 BB: 2 P: 14	R: 2 E: 0 K: 2 S: 10	H: 3 LOB: 2 BB: 0 P: 11	1B: 4 2B: 4 3B: 0 HR: 5	SF: 1 SAC: 1 DP: 0 HBP: 1	WP: 0 PB: 0 SB: 0 CS: 0	PA: 55				
PITCHER	IP	WLS	BF	H	R	ER	SO	BB	IBB	HBP	BLK	WP	HR	S	P	ERA	WHIP											
Bob Malloy, R ERA: 6.55	(1, 1)	5.0	24	7	6	4	3	0	0	0	0	0	0	18	22	2.25	0.750											
Jose Guzman, R ERA: 6.88	(6, 1)	4.0	15	2	1	1	2	1	0	0	0	0	0	9	18	4.50	1.500											
Mitch Williams, L ERA: 4.3	(10, 1)	2.0	10	1	1	1	1	2	0	1	0	0	0	10	10	9.00	3.000											
Dale Mohorovic, R ERA: 3.02	(12, 1)	1.0	W	6	3	1	1	2	0	0	0	0	0	1	10	10	9.00	3.000										

Chicago White Sox @ Texas Rangers  
Arlington Stadium, Arlington, TX  
Mon Jun 01 1987, 8:05 PM EDT  
Att. 26,658 - Unknown

AB 49  
R 9  
H 13  
RBI 8  
BB 3  
SO 8  
LOB 17



Batter	1	2	3	4	5	6	7	8	9	10	11	12	AB	R	H	RBI	BB	SO	LOB	BOTTOM							
Jerry Browne, S OBP: 0.374, SLG: 0.352	G1-6-3		6-3			G3		1-3				FC6-4	5	0	2	1	1	0	0								
Scott Fletcher, R OBP: 0.362, SLG: 0.404	6-3			5-3		G3		K				FC6-4	5	0	1	1	1	1	2								
Ruben Sierra, S OBP: 0.312, SLG: 0.446	5-3			K		G3						FC6-5	6	1	2	0	0	1	4								
Pete Incaviglia, R OBP: 0.362, SLG: 0.537		F4		5-3		K			K			FC6-5	6	1	0	0	0	3	4								
Pete O'Brien, L OBP: 0.314, SLG: 0.480		F7			CS		F7			4-3		BB	5	2	2	1	1	0	0								
Larry Parrish, R OBP: 0.370, SLG: 0.582		F6				K		K				BB	5	2	1	2	1	3	1								
Oddibe McDowell, L OBP: 0.325, SLG: 0.362			F8				B1-3					4-3	5	3	3	4	1	0	0								
Don Slaught, R OBP: 0.292, SLG: 0.411			G3									HR	3	0	0	0	0	0	2								
Jeff Kunkel, R OBP: 0.242, SLG: 0.313			F8										0	0	0	0	0	0	0								
Geno Petralli, L OBP: 0.418, SLG: 0.396 (9, PH)												FC6-4	1	1	1	0	1	0	0								
Steve Buchele, R OBP: 0.295, SLG: 0.346 (8, PH)													2	0	0	1	0	0	0								
Darrell Porter, L OBP: 0.347, SLG: 0.359 (8, PH)													1	1	1	1	0	0	0								
Bob Brower, R OBP: 0.360, SLG: 0.393 (9, PH)													1	0	0	0	0	1	2								
Curtis Wilkerson, S OBP: 0.321, SLG: 0.370 (10, 5)													1	0	0	0	0	0	1								
Inning Stats	R: 0 E: 0 K: 0 S: 3	H: 0 LOB: 0 BB: 0	R: 0 E: 0 K: 0 S: 3	H: 0 LOB: 0 BB: 0	R: 1 E: 0 K: 0 S: 4	H: 1 LOB: 0 BB: 0	R: 0 E: 0 K: 1 S: 5	H: 0 LOB: 0 BB: 0	R: 0 E: 0 K: 1 S: 6	H: 1 LOB: 2 BB: 10	R: 0 E: 0 K: 1 S: 6	H: 0 LOB: 0 BB: 0	R: 1 E: 0 K: 1 S: 6	H: 1 LOB: 0 BB: 0	R: 0 E: 0 K: 2 S: 7	H: 0 LOB: 0 BB: 0	R: 0 E: 0 K: 0 S: 4	H: 1 LOB: 2 BB: 1 P: 8	R: 4 E: 0 K: 0 S: 3	H: 2 LOB: 0 BB: 2 P: 11	1B: 4 2B: 6 3B: 0 HR: 3	SF: 0 SAC: 0 DP: 0 HBP: 0	WP: 0 PB: 0 SB: 1 CS: 1	PA: 52			
PITCHER	IP	WLS	BF	H	R	ER	SO	BB	IBB	HBP	BLK	WP	HR	S	P	ERA	WHIP										
Richard Dotson, R ERA: 5.54	(1, 1)	8.1	33	8	5	5	6	1	0	0	0	0	2	44	48	5.40	1.080										
Ray Searge, L ERA: 2.42	(9, 1)	0.0	1	0	0	0	0	1	0	0	0	0	0	0	4	∞	∞										
Neil Allen, R ERA: 18.2	(9, 1)	0.0	1	0	0	0	0	1	0	0	0	0	0	0	4	∞	∞										
Joel McKeon, L ERA: 7.31	(9, 1)	0.1	2	1	1	1	1	0	0	0	0	0	0	4	4	27.00	3.000										
Jim Winn, R ERA: 4.05	(9, 1)	2.1	10	2	1	1	2	1	0	0	0	0	0	13	17	3.86	1.286										

Chicago White Sox @ Texas Rangers  
Arlington Stadium, Arlington, TX  
Mon Jun 01 1987, 8:05 PM EDT  
Att. 26,658 - Unknown

AB 46  
R 11  
H 13  
RBI 11  
BB 6  
SO 9  
LOB 16









Batter	1	2	3	4	5	6	7	8	9	AB	R	H	RBI	BB	SO	LOB	TOP								
Daryl Boston, L OBP: 0.327, SLG: 0.445 Gary Redus, R OBP: 0.335, SLG: 0.376	4-3		HR	F7			G4-6-3			4	1	1	1	0	0	1	<b>Chicago White Sox @ Texas Rangers</b> Arlington Stadium, Arlington, TX Wed Jun 03 1987, 8:05 PM EDT Att: 19,487 - Unknown <a href="http://livebaseballscorecards.com">livebaseballscorecards.com</a>								
Jerry Royster, R OBP: 0.375, SLG: 0.565	BB 1B BB		BB 1B BB		4-3			WP BB		1	2	0	0	3	0	0									
Harold Baines, L OBP: 0.363, SLG: 0.475	F5		F6		4-3			K		4	0	0	0	0	1	3									
Greg Walker, L OBP: 0.328, SLG: 0.520	1B 1-2 BB		1B 1-2 BB		K			K		2	0	0	0	2	2	1									
Ivan Calderon, R OBP: 0.399, SLG: 0.573	1-3 2-H 1B		1-2 2-H 1B		6-3			L9		4	0	2	2	0	0	1									
Ozzie Guillen, L OBP: 0.358, SLG: 0.399 Fred Manrique, R OBP: 0.243, SLG: 0.282	F8		F7		G3			K		3	0	0	0	0	0	4									
Tim Lueft, R OBP: 0.258, SLG: 0.381		5-3	K					5-3		4	0	1	0	0	1	2									
Kenny Williams, R OBP: 0.341, SLG: 0.500	F9				K			G4-6-3 1B		4	0	1	0	0	1	0									
Ron Karkovics, R OBP: 0.194, SLG: 0.175	K				K			F9		3	0	0	0	0	2	1									
<b>Inning Stats</b>	R: 1 E: 0 K: 0 S: 4	H: 1 LOB: 2 BB: 2 P: 12	R: 0 E: 0 K: 1 S: 5	H: 0 LOB: 0 BB: 0 P: 5	R: 2 E: 0 K: 1 S: 7	H: 2 LOB: 2 BB: 2 P: 15	R: 0 E: 0 K: 2 S: 7	H: 0 LOB: 0 BB: 0 P: 7	R: 0 E: 0 K: 1 S: 5	H: 1 LOB: 1 BB: 0 P: 5	R: 0 E: 0 K: 0 S: 3	H: 1 LOB: 0 BB: 0 P: 3	R: 0 E: 0 K: 2 S: 7	H: 0 LOB: 1 BB: 1 P: 11	R: 0 E: 0 K: 1 S: 5	H: 0 LOB: 0 BB: 0 P: 5	1B: 3 2B: 1 3B: 0 HR: 1	SF: 0 SAC: 0 DP: 1 HBP: 0	WP: 1 PB: 0 SB: 0 CS: 0	PA: 35					
<b>PITCHER</b>	IP	WLS	BF	H	R	ER	SO	BB	IBB	HBP	BLK	WP	HR	S	P	ERA	WHIP								
Mike Loynd, R ERA: 4.35	2.1		14	3	3	3	1	4	0	0	0	0	1	12	28	11.57	3.000								
Jose Guzman, R ERA: 8.29	4.2	W	14	2	0	0	4	0	0	0	0	0	0	22	22	0.00	0.429								
Mitch Williams, L ERA: 4.15	1.0		4	0	0	0	2	1	0	0	0	1	0	7	11	0.00	1.000								
Dale Mohorcic, R ERA: 2.96	1.0		3	0	0	0	1	0	0	0	0	0	0	5	5	0.00	0.000								

Batter	1	2	3	4	5	6	7	8	9	AB	R	H	RBI	BB	SO	LOB	BOTTOM								
Jerry Browne, S OBP: 0.376, SLG: 0.351	2B BB	F9	S 1B 1B		3B 1B		4-3	4-3		5	3	2	2	1	0	1	<b>Chicago White Sox @ Texas Rangers</b> Arlington Stadium, Arlington, TX Wed Jun 03 1987, 8:05 PM EDT Att: 19,487 - Unknown <a href="http://livebaseballscorecards.com">livebaseballscorecards.com</a>								
Scott Fletcher, R OBP: 0.373, SLG: 0.435 Curtis Wilkerson, S OBP: 0.333, SLG: 0.379	1B 1-H HR 2B	1B 1B	1B 1B		3B		5-3			5	1	4	3	0	0	0									
Ruben Sierra, S OBP: 0.305, SLG: 0.432 Bob Brower, R OBP: 0.373, SLG: 0.393	HR 1B	P3	F9		K		F6			5	1	1	0	0	1	3									
Pete Incaviglia, R OBP: 0.368, SLG: 0.548	HR 1B	1B			K		F8	G5-3 1B BB		4	1	2	3	1	1	1									
Larry Parrish, R OBP: 0.372, SLG: 0.600	5-3	F8			1B 2B		F4	G5-3 1B 1B		5	2	2	0	0	0	2									
Pete O'Brien, L OBP: 0.313, SLG: 0.478 Don Slaught, R OBP: 0.288, SLG: 0.405 Geno Petralli, L OBP: 0.437, SLG: 0.439			F8 1B 1B		F4		G3	G5-3 1-2 2-3F		4	1	2	0	0	0	1									
Mike Stanley, R OBP: 0.800, SLG: 1.400	F9		F8 1B 1B		1B 2-H 1B		HR	1B 2B 1B		5	3	4	3	0	0	1									
Oddibe McDowell, L OBP: 0.324, SLG: 0.351	K		F8		F9			1B 2B 1B		4	1	1	0	1	1	4									
Steve Buechele, R OBP: 0.285, SLG: 0.391		HR	K				6-3	F8		5	1	2	3	0	1	3									
<b>Inning Stats</b>	R: 4 E: 0 K: 1 S: 9	H: 4 LOB: 1 BB: 1 P: 13	R: 1 E: 0 K: 0 S: 6	H: 3 LOB: 3 BB: 0 P: 6	R: 3 E: 0 K: 1 S: 9	H: 4 LOB: 1 BB: 0 P: 9	R: 1 E: 0 K: 1 S: 7	H: 2 LOB: 1 BB: 0 P: 7	R: 1 E: 0 K: 0 S: 4	H: 1 LOB: 1 BB: 1 P: 8	R: 0 E: 0 K: 0 S: 3	H: 0 LOB: 0 BB: 0 P: 3	R: 3 E: 0 K: 0 S: 6	H: 4 LOB: 1 BB: 1 P: 10	R: 0 E: 0 K: 0 S: 6	H: 0 LOB: 0 BB: 0 P: 10	1B: 12 2B: 4 3B: 1 HR: 3	SF: 0 SAC: 0 DP: 1 HBP: 0	WP: 0 PB: 0 SB: 1 CS: 0	PA: 46					
<b>PITCHER</b>	IP	WLS	BF	H	R	ER	SO	BB	IBB	HBP	BLK	WP	HR	S	P	ERA	WHIP								
Floyd Bannister, L ERA: 4.52	3.0	L	21	11	8	8	2	1	0	0	0	0	2	24	28	24.00	4.000								
Joel Davis, R ERA: 5.73	3.0		15	5	3	3	2	1	0	0	0	0	1	18	22	9.00	2.000								
Joel McKeon, L ERA: 8.0	2.0		10	4	3	3	0	1	0	0	0	0	0	9	13	13.50	2.500								



Batter	1	2	3	4	5	6	7	8	9	AB	R	H	RBI	BB	SO	LOB	TOP								
Jerry Browne, S OBP: 0.373, SLG: 0.343 Curtis Wilkerson, S OBP: 0.313, SLG: 0.355 (7, PH)	F8	F7		K		G3	G3	F6		3	1	0	0	1	1	1	<b>Texas Rangers @ Minnesota Twins</b> Hubert H. Humphrey Metrodome, Minneapolis, MN Fri Jun 05 1987, 8:05 PM EDT Att: 16,092 - Unknown								
Scott Fletcher, R OBP: 0.376, SLG: 0.436 (1, 6)	2B	1-3		6-3		G3	WP 1B	FC6-4		4	2	1	0	2	0	3									
Ruben Sierra, S OBP: 0.315, SLG: 0.439 (1, 9)	6-3				6-3	HR	WP	FC6-4		4	4	2	2	2	0	1									
Pete Incaviglia, R OBP: 0.369, SLG: 0.555 Bob Brower, R OBP: 0.369, SLG: 0.388 (7, PR)	6-3			K		P3	1-3		6-3	5	1	2	2	0	1	5									
Pete O'Brien, L OBP: 0.320, SLG: 0.514 Geno Petralli, L OBP: 0.444, SLG: 0.448 (7, 5)					4-3		1-3			5	2	3	7	0	0	2									
Larry Parrish, R OBP: 0.381, SLG: 0.598 (1, 10)	G3									4	0	2	0	2	0	1									
Oddibe McDowell, L OBP: 0.338, SLG: 0.381 (1, 8)										4	1	2	2	2	0	3									
Mike Stanley, R OBP: 0.545, SLG: 0.800 (7, 3)				K		F5				5	0	1	0	1	2	6									
Steve Buechele, R OBP: 0.297, SLG: 0.437 Don Slaughter, R OBP: 0.284, SLG: 0.398 (7, 2)	FC6-4							F3	F7	4	3	3	1	0	0	1									
<b>Inning Stats</b>	R: 3 E: 0 K: 0 S: 6	H: 3 LOB: 0 BB: 0 P: 6	R: 1 E: 0 K: 0 S: 5	H: 2 LOB: 1 BB: 0 P: 5	R: 1 E: 0 K: 1 S: 6	H: 1 LOB: 0 BB: 1 P: 10	R: 1 E: 0 K: 2 S: 8	H: 1 LOB: 0 BB: 0 P: 8	R: 1 E: 0 K: 0 S: 5	H: 2 LOB: 2 BB: 1 P: 9	R: 4 E: 0 K: 1 S: 8	H: 3 LOB: 2 BB: 3 P: 20	R: 4 E: 0 K: 0 S: 6	H: 3 LOB: 3 BB: 3 P: 18	R: 0 E: 0 K: 0 S: 3	H: 0 LOB: 1 BB: 1 P: 7	R: 0 E: 0 K: 0 S: 5	H: 2 LOB: 3 BB: 1 P: 9	1B: 7 2B: 6 3B: 0 HR: 4	SF: 0 SAC: 0 DP: 0 HBP: 0	WP: 2 PB: 2 SB: 1 CS: 0	PA: 54			
<b>PITCHER</b>	IP	WLS	BF	H	R	ER	SO	BB	IBB	HBP	BLK	WP	HR	S	P	ERA	WHIP								
Bert Blyleven, R ERA: 5.08 Alan Anderson, L ERA: 10.95 Mark Portugal, R ERA: 7.77 Randy Niemann, L ERA:	3.0	L	16	6	5	5	1	1	0	0	0	0	2	17	21	15.00	2.3333								

Batter	1	2	3	4	5	6	7	8	9	AB	R	H	RBI	BB	SO	LOB	BOTTOM								
Dan Gladden, R OBP: 0.325, SLG: 0.370 (1, 7)	F5						F5	G2		5	0	2	1	0	0	1	<b>Texas Rangers @ Minnesota Twins</b> Hubert H. Humphrey Metrodome, Minneapolis, MN Fri Jun 05 1987, 8:05 PM EDT Att: 16,092 - Unknown								
Greg Gagne, R OBP: 0.276, SLG: 0.362 Mark Salas, L OBP: 0.417, SLG: 0.548 (9, PH)	K				F4		K		P3	4	0	0	0	0	3	3									
Kirby Puckett, R OBP: 0.361, SLG: 0.519 Mark Davidson, R OBP: 0.306, SLG: 0.345 (7, 8)	6-3									3	1	1	0	0	0	1									
Kent Hrbek, L OBP: 0.369, SLG: 0.492 Gene Larkin, S OBP: 0.342, SLG: 0.444 (7, 3)		F6			F2					3	1	1	1	0	0	0									
Gary Gaetti, R OBP: 0.312, SLG: 0.522 Al Newman, S OBP: 0.269, SLG: 0.289 (7, 5)										2	1	2	0	0	0	0									
Roy Smalley, S OBP: 0.386, SLG: 0.492 (1, 10)										3	0	2	0	0	1	0									
Tom Brunansky, R OBP: 0.368, SLG: 0.548 Randy Bush, L OBP: 0.339, SLG: 0.344 (7, 9)										4	1	1	3	1	1	3									
Steve Lombardozzi, R OBP: 0.321, SLG: 0.346 (1, 4)										3	1	2	1	0	0	2									
Tim Laudner, R OBP: 0.214, SLG: 0.321 (1, 2)										1	0	0	0	0	1	0									
<b>Inning Stats</b>	R: 0 E: 0 K: 1 S: 5	H: 0 LOB: 0 BB: 0 P: 5	R: 0 E: 0 K: 0 S: 4	H: 1 LOB: 2 BB: 1 P: 8	R: 0 E: 0 K: 1 S: 6	H: 1 LOB: 0 BB: 0 P: 6	R: 0 E: 0 K: 1 S: 5	H: 0 LOB: 0 BB: 0 P: 5	R: 1 E: 0 K: 0 S: 5	H: 2 LOB: 1 BB: 0 P: 5	R: 2 E: 0 K: 1 S: 8	H: 4 LOB: 1 BB: 0 P: 8	R: 5 E: 0 K: 2 S: 11	H: 4 LOB: 0 BB: 1 P: 15	R: 0 E: 0 K: 1 S: 5	H: 0 LOB: 0 BB: 0 P: 5	R: 1 E: 0 K: 0 S: 4	H: 1 LOB: 1 BB: 1 P: 8	1B: 7 2B: 6 3B: 0 HR: 1	SF: 0 SAC: 0 DP: 1 HBP: 0	WP: 0 PB: 0 SB: 0 CS: 0	PA: 42			
<b>PITCHER</b>	IP	WLS	BF	H	R	ER	SO	BB	IBB	HBP	BLK	WP	HR	S	P	ERA	WHIP								
Greg Harris, R ERA: 5.22 Ron Meridith, L ERA: 6.1 Mike Loynd, R ERA: 4.32	5.0	W	23	7	3	3	3	1	0	0	0	0	1	13	17	27.00	3.600								





Batter	1	2	3	4	5	6	7	8	9	10	11	12	13	AB	R	H	RBI	BB	SO	LOB	TOP									
Jerry Browne, S OBP: 0.363, SLG: 0.333 (1, 4)														7	0	1	0	0	2	4										
Scott Fletcher, R OBP: 0.367, SLG: 0.440 (1, 6)														5	0	3	0	2	1	2										
Ruben Sierra, S OBP: 0.316, SLG: 0.443 (1, 9)														7	1	3	0	0	0	9										
Pete Incavaglia, R OBP: 0.364, SLG: 0.543 (1, 7)														6	0	1	0	0	4	4										
Pete O'Brien, L OBP: 0.330, SLG: 0.513 (1, 3)														4	0	2	0	2	1	3										
Larry Parrish, R OBP: 0.369, SLG: 0.578 (1, 10)														6	0	0	0	0	4	6										
Don Slaught, R OBP: 0.276, SLG: 0.386 (1, 2)														4	0	0	0	0	2	1										
Geno Petrilli, L OBP: 0.432, SLG: 0.433 (10, PH)														2	0	0	0	0	0	2										
Oddibe McDowell, L OBP: 0.358, SLG: 0.413 (1, 8)														3	1	2	1	3	1	0										
Steve Buechele, R OBP: 0.289, SLG: 0.425 (1, 5)														4	0	0	0	0	1	3										
Darrell Porter, L OBP: 0.365, SLG: 0.366 (11, PH)														0	0	0	0	1	0	0										
Bob Brower, R OBP: 0.365, SLG: 0.388 (11, PR)														0	0	0	0	0	0	0										
Curtis Wilkerson, S OBP: 0.303, SLG: 0.344 (11, 5)														1	0	0	0	0	1	1										
<b>Inning Stats</b>	R: 0 E: 0 K: 2 S: 8	H: 1 LOB: 2 BB: 1 P: 12	R: 1 E: 0 K: 2 S: 8	H: 1 LOB: 0 BB: 8 P: 8	R: 0 E: 0 K: 1 S: 6	H: 2 LOB: 1 BB: 0 P: 6	R: 0 E: 0 K: 1 S: 6	H: 1 LOB: 2 BB: 1 P: 10	R: 1 E: 1 K: 1 S: 7	H: 3 LOB: 2 BB: 1 P: 11	R: 0 E: 0 K: 2 S: 7	H: 0 LOB: 0 BB: 0 P: 7	R: 0 E: 1 K: 0 S: 4	H: 1 LOB: 1 BB: 0 P: 4	R: 0 E: 0 K: 1 S: 6	H: 1 LOB: 2 BB: 1 P: 10	R: 0 E: 0 K: 3 S: 10	H: 0 LOB: 1 BB: 0 P: 10	R: 0 E: 0 K: 1 S: 5	H: 3 LOB: 3 BB: 2 P: 13	R: 0 E: 0 K: 1 S: 6	H: 1 LOB: 1 BB: 2 P: 6	R: 0 E: 0 K: 1 S: 5	H: 0 LOB: 2 BB: 2 P: 13	1B: 10 2B: 1 3B: 0 HR: 1	SF: 0 SAC: 0 DP: 2 HBP: 0	WP: 2 PB: 0 SB: 4 CS: 1	PA: 57		
<b>PITCHER</b>	IP WLS BF H R ER SO BB IBB HBP BLK WP HR S P ERA WHIP	7.0 3.0 2.0 1.0	3.8 4.4 7.39 4.4	7 13 1 5	10 0 0 0	2 0 0 0	1 0 0 0	9 5 2 0	9 0 0 0	0 2 0 0	0 20 11 5	59 32 11 13	1.29 1.000 0.500 1.000																	

Texas Rangers @ Minnesota Twins  
Hubert H. Humphrey Metrodome, Minneapolis, MN  
Sat Jun 06 1987, 8:05 PM EDT  
Att. 24,992 - Unknown

livebaseballscores.com

AB 49  
R 2  
H 12  
RBI 1  
BB 8  
SO 17  
LOB 35

Batter	1	2	3	4	5	6	7	8	9	10	11	12	13	AB	R	H	RBI	BB	SO	LOB	BOTTOM									
Al Newman, S OBP: 0.273, SLG: 0.288 (1, 4)														4	0	1	0	1	0	0										
Dan Gladden, R OBP: 0.318, SLG: 0.357 (1, 7)														5	0	0	0	1	0	3										
Kirby Puckett, R OBP: 0.395, SLG: 0.507 (1, 8)														5	0	0	0	1	0	2										
Kent Hrbek, L OBP: 0.368, SLG: 0.489 (1, 3)														5	0	1	0	1	0	3										
Gary Gaetti, R OBP: 0.317, SLG: 0.517 (1, 5)														4	1	1	0	2	0	4										
Gene Larkin, S OBP: 0.386, SLG: 0.463 (1, 10)														5	0	3	0	1	0	3										
Mark Davidson, R OBP: 0.308, SLG: 0.345 (13, PR)														0	0	0	0	0	0	0										
Tom Brunansky, R OBP: 0.367, SLG: 0.536 (1, 9)														4	1	0	0	2	2	3										
Greg Gagne, R OBP: 0.277, SLG: 0.356 (1, 6)														2	0	0	0	1	0	1										
Mark Salas, L OBP: 0.451, SLG: 0.622 (9, PH)														3	1	2	1	0	1	1										
Tim Lardner, R OBP: 0.218, SLG: 0.321 (9, PH)														3	0	1	0	0	1	3										
Roy Smalley, S OBP: 0.363, SLG: 0.488 (9, PH)														1	0	0	0	0	0	0										
Steve Lombardozzi, R OBP: 0.326, SLG: 0.349 (10, 4)														2	0	1	1	0	0	1										
<b>Inning Stats</b>	R: 0 E: 0 K: 0 S: 3	H: 0 LOB: 0 BB: 0 P: 3	R: 0 E: 0 K: 1 S: 5	H: 1 LOB: 1 BB: 1 P: 9	R: 0 E: 0 K: 0 S: 3	H: 0 LOB: 1 BB: 1 P: 7	R: 1 E: 0 K: 1 S: 6	H: 1 LOB: 3 BB: 3 P: 18	R: 0 E: 0 K: 0 S: 4	H: 1 LOB: 1 BB: 0 P: 4	R: 0 E: 0 K: 0 S: 4	H: 1 LOB: 1 BB: 0 P: 4	R: 0 E: 0 K: 0 S: 3	H: 1 LOB: 2 BB: 2 P: 11	R: 1 E: 0 K: 1 S: 4	H: 1 LOB: 1 BB: 2 P: 12	1B: 8 2B: 2 3B: 0 HR: 1	SF: 0 SAC: 1 DP: 4 HBP: 0	WP: 0 PB: 4 SB: 1 CS: 0	PA: 54										
<b>PITCHER</b>	IP WLS BF H R ER SO BB IBB HBP BLK WP HR S P ERA WHIP	9.0 2.1 1.1	3.8 10 6	7 2 1	2 0 1	0 0 1	3 0 0	39 7 14	59 19 6.75																					

Texas Rangers @ Minnesota Twins  
Hubert H. Humphrey Metrodome, Minneapolis, MN  
Sat Jun 06 1987, 8:05 PM EDT  
Att. 24,992 - Unknown

livebaseballscores.com

AB 43  
R 3  
H 10  
RBI 2  
BB 10  
SO 4  
LOB 24



Batter	1	2	3	4	5	6	7	8	9	AB	R	H	RBI	BB	SO	LOB	TOP										
<b>Curtis Wilkerson, S</b> OBP: 0.342, SLG: 0.361 (1, 4)	0-0 4-3		0-0 1B E 1B		0-0 F8 BB 1B		0-0 F8		0-0 HBP S	4	1	2	0	0	0	1	<b>Texas Rangers @ Minnesota Twins</b> Hubert H. Humphrey Metrodome, Minneapolis, MN Sun Jun 07 1987, 4:33 AM EDT Att: 15,795 - Unknown <a href="http://livebaseballscorecards.com">livebaseballscorecards.com</a>										
<b>Scott Fletcher, R</b> OBP: 0.383, SLG: 0.433 (1, 6)	0-3 K		0-0 F8		4-0 BB		0-0 SF9		0-0 F9	3	0	0	1	1	1	2											
<b>Ruben Sierra, S</b> OBP: 0.320, SLG: 0.440 (1, 9)	4-0 2B BB		0-0 F7		0-0 F8		0-0 1B		0-0 6-3	4	0	1	0	1	0	4											
<b>Pete O'Brien, L</b> OBP: 0.333, SLG: 0.518 (1, 3)	0-0 1-3 2B		0-0 E8 1-3 1B		0-0 F5		0-0 F8			4	0	2	0	0	0	4											
<b>Pete Incaviglia, R</b> OBP: 0.357, SLG: 0.532 (1, 7)	0-3 K		0-3 K		0-3 K				0-0 4-3	4	0	0	0	0	3	5											
<b>Darrell Porter, L</b> OBP: 0.335, SLG: 0.333 (1, 10)		0-3 K		0-0 L3		0-0 F8		0-0 6-3		4	0	0	0	0	1	0											
<b>Oddibe McDowell, L</b> OBP: 0.362, SLG: 0.416 (1, 8)		0-3 K		0-0 S 1B		0-3 K		0-0 1B		4	1	2	0	0	2	0											
<b>Mike Stanley, R</b> OBP: 0.400, SLG: 0.571 (1, 2)		0-3 K		0-3 K		0-3 K		0-3 K		4	0	0	0	0	4	2											
<b>Geno Petralli, L</b> OBP: 0.455, SLG: 0.524 <b>Bob Brower, R</b> OBP: 0.369, SLG: 0.388 <b>Steve Buechele, R</b> OBP: 0.289, SLG: 0.425 <b>Jerry Browne, S</b> OBP: 0.361, SLG: 0.331 (1, 5)			0-0 HR		0-0 2H 1B		0-0 F8 SF9 2B		0-0 6-3	3	1	3	2	0	0	0											
<b>Inning Stats</b>	R: 0 E: 0 K: 2 S: 8	H: 1 LOB: 2 BB: 1 P: 12	R: 0 E: 0 K: 3 S: 9	H: 0 LOB: 0 BB: 0 P: 9	R: 2 E: 1 K: 1 S: 8	H: 3 LOB: 1 BB: 0 P: 8	R: 1 E: 0 K: 1 S: 6	H: 2 LOB: 1 BB: 0 P: 6	R: 0 E: 0 K: 2 S: 7	H: 0 LOB: 0 BB: 0 P: 7	R: 1 E: 0 K: 0 S: 5	H: 2 LOB: 2 BB: 0 P: 5	R: 0 E: 0 K: 1 S: 6	H: 1 LOB: 1 BB: 0 P: 6	R: 0 E: 0 K: 0 S: 3	H: 0 LOB: 1 BB: 0 P: 4		1B: 7 2B: 2 3B: 0 HR: 1	SF: 1 SAC: 0 DP: 0 HBP: 1	WP: 0 PB: 0 SB: 2 CS: 0	PA: 39						
<b>PITCHER</b>	IP	WLS	BF	H	R	ER	SO	BB	IBB	HBP	BLK	WP	HR	S	P	ERA	WHIP										
<b>Juan Berenguer, R</b> ERA: 2.96 (1, 1)	6.0		27	8	4	3	10	2	0	0	0	0	1	45	53	4.50	1.667										
<b>Keith Atherton, R</b> ERA: 3.95 (7, 1)	3.0	W	12	2	0	0	1	0	0	1	0	0	0	13	14	0.00	0.667										

Batter	1	2	3	4	5	6	7	8	9	AB	R	H	RBI	BB	SO	LOB	BOTTOM										
<b>Al Newman, S</b> OBP: 0.271, SLG: 0.279 (1, 6)	0-0 F8			0-0 4-3	4-0 BB 1B BB		0-0 FC4 S 2B	0-0 FC1-5 CS		4	1	0	0	1	0	3	<b>Texas Rangers @ Minnesota Twins</b> Hubert H. Humphrey Metrodome, Minneapolis, MN Sun Jun 07 1987, 4:33 AM EDT Att: 15,795 - Unknown <a href="http://livebaseballscorecards.com">livebaseballscorecards.com</a>										
<b>Randy Bush, L</b> OBP: 0.353, SLG: 0.371 <b>Tim Laudner, R</b> OBP: 0.216, SLG: 0.317 (1, 9)	0-3 K			0-0 WP 1B	0-0 BB 1B		0-0 BB 1B 2B	0-3 K		4	1	3	1	0	1	0											
<b>Kirby Puckett, R</b> OBP: 0.359, SLG: 0.502 (1, 8)	0-3 K2-3			0-3 K	4-0 G4-6-3 BB		4-0 BB 1B IBB			2	1	0	1	2	2	1											
<b>Kent Hrbek, L</b> OBP: 0.369, SLG: 0.486 <b>Gene Larkin, S</b> OBP: 0.391, SLG: 0.452 (1, 3)		4-0 L3 BB		0-0 4-3	0-0 G4-6-3		4-0 1B BB			1	0	0	0	1	0	1											
<b>Gary Gaetti, R</b> OBP: 0.316, SLG: 0.512 (1, 5)		0-3 K		0-0 4-3	0-0 BB 1B		0-0 F9		0-3 K	4	1	1	0	0	2	4											
<b>Roy Smalley, S</b> OBP: 0.380, SLG: 0.480 (1, 10)		0-0 L3		0-0 K	0-0 K		0-0 1-3		0-0 1B	4	0	1	2	0	1	2											
<b>Tom Brunansky, R</b> OBP: 0.370, SLG: 0.533 (1, 7)			0-3 K2-3		4-0 BB 2B BB		0-0 E S 1B		0-0 F4	3	1	1	0	1	1	2											
<b>Steve Lombardozzi, R</b> OBP: 0.328, SLG: 0.348 (1, 4)			0-0 6-3		4-0 2B BB		0-0 5-3		0-0 FC1-5 1B	3	1	1	0	1	0	1											
<b>Sal Butera, R</b> OBP: 0.333, SLG: 0.571 <b>Mark Davidson, R</b> OBP: 0.317, SLG: 0.356 (1, 2)			0-3 K		0-0 1B BB 2B		0-0 FC4 1B		0-0 CS FC1-5 1B	3	1	2	3	0	1	0											
<b>Inning Stats</b>	R: 0 E: 0 K: 2 S: 7	H: 0 LOB: 0 BB: 0 P: 7	R: 0 E: 0 K: 1 S: 4	H: 0 LOB: 0 BB: 1 P: 8	R: 0 E: 0 K: 2 S: 7	H: 0 LOB: 0 BB: 0 P: 7	R: 0 E: 0 K: 1 S: 6	H: 1 LOB: 1 BB: 0 P: 6	R: 4 E: 0 K: 1 S: 7	H: 3 LOB: 2 BB: 4 P: 23	R: 0 E: 0 K: 0 S: 4	H: 1 LOB: 1 BB: 0 P: 4	R: 3 E: 0 K: 1 S: 8	H: 3 LOB: 2 BB: 2 P: 16	R: 0 E: 0 K: 1 S: 6	H: 2 LOB: 1 BB: 0 P: 6		1B: 8 2B: 3 3B: 0 HR: 0	SF: 0 SAC: 0 DP: 2 HBP: 0	WP: 1 PB: 0 SB: 3 CS: 2	PA: 38						
<b>PITCHER</b>	IP	WLS	BF	H	R	ER	SO	BB	IBB	HBP	BLK	WP	HR	S	P	ERA	WHIP										
<b>Ed Correa, R</b> ERA: 7.19 (5, 1)	2.0	L	12	4	3	3	0	2	1	0	0	0	0	9	21	13.50	3.000										
<b>Jeff Russell, R</b> ERA: 4.42 (7, 1)	0.2		3	1	0	0	1	0	0	0	0	0	0	5	5	0.00	1.500										
<b>Dale Mohorcic, R</b> ERA: 2.77 (8, 1)	0.1		3	2	0	0	0	0	0	0	0	0	0	3	3	0.00	6.000										
<b>Paul Kilgus, L</b> ERA: 4.24 (8, 1)	0.2		1	0	0	0	1	0	0	0	0	0	0	3	3	0.00	0.000										



Batter	1	2	3	4	5	6	7	8	9	AB	R	H	RBI	BB	SO	LOB	TOP
Jerry Browne, S OBP: 0.353, SLG: 0.322	0-0 6-3		0-0 1-3			0-0 F9			0-0 L5	4	0	0	0	0	0	1	
Scott Fletcher, R OBP: 0.376, SLG: 0.425	0-0 5-3			0-0 2-3			0-3 K		0-0 E5	4	0	0	0	0	1	1	
Ruben Sierra, S OBP: 0.323, SLG: 0.438	4-0 BB			0-0 PO 1B			0-0 F6		0-0 F9	3	0	1	0	1	0	2	
Pete Incaviglia, R OBP: 0.352, SLG: 0.525	0-0 F8			0-3 K			0-3 K2-3			3	0	0	0	0	2	2	
Pete O'Brien, L OBP: 0.329, SLG: 0.510		0-0 4-3		0-0 PO 1-2	0-0 6-3			0-3 K		3	0	0	0	0	1	0	
Larry Parrish, R OBP: 0.384, SLG: 0.569		0-3 K			0-3 K			0-3 K		3	0	0	0	0	3	0	
Mike Stanley, R OBP: 0.333, SLG: 0.471			0-0 F8		0-3 K2-3			0-0 F9		3	0	0	0	0	1	0	
Bob Brower, R OBP: 0.356, SLG: 0.375			0-3 K			0-0 4-3			0-0 4-3	3	0	0	0	0	1	0	
Steve Buechele, R OBP: 0.290, SLG: 0.423			0-0 1-3			0-0 F3			0-0 E 1B	3	0	1	0	0	0	0	
<b>Inning Stats</b>	R: 0 E: 0 K: 0 S: 3	H: 0 LOB: 1 BB: 1 P: 7	R: 0 E: 0 K: 1 S: 5	H: 0 LOB: 0 BB: 0 P: 5	R: 0 E: 0 K: 1 S: 5	H: 1 LOB: 0 BB: 0 P: 5	R: 0 E: 0 K: 2 S: 7	H: 0 LOB: 0 BB: 0 P: 7	R: 0 E: 0 K: 2 S: 7	H: 0 LOB: 0 BB: 0 P: 7	R: 0 E: 1 K: 0 S: 5	H: 1 LOB: 2 BB: 0 P: 5	1B: 2 2B: 0 3B: 0 HR: 0	SF: 0 SAC: 0 DP: 0 HBP: 0	WP: 0 PB: 0 SB: 0 CS: 0	PA: 31	
<b>PITCHER</b> Mark Langston, L ERA: 3.93	IP: 9.0 WLS: W BF: 30 H: 2 R: 0 ER: 0 SO: 9 BB: 1 IBB: 0 HBP: 0 BLK: 0 WP: 0 HR: 0 S: 47 P: 51 ERA: 0.00 WHIP: 0.333																

Texas Rangers @ Seattle Mariners  
The Kingdome, Seattle, WA  
Mon Jun 08 1987, 10:05 PM EDT  
Att: 13,123 - Unknown

AB 29  
R 0  
H 2  
RBI 0  
BB 1  
SO 9  
LOB 6



Batter	1	2	3	4	5	6	7	8	9	AB	R	H	RBI	BB	SO	LOB	BOTTOM
Mickey Brantley, R OBP: 0.326, SLG: 0.463	0-0 F8		0-0 E5		0-0 HR 1B		0-0 2B 2B			4	2	2	0	0	0	0	
Phil Bradley, R OBP: 0.354, SLG: 0.413	0-0 HR		4-0 FC6-4 BB		0-0 6-3		0-0 F5			3	1	1	1	1	0	3	
Jim Presley, R OBP: 0.302, SLG: 0.482	0-0 G6-4-3 1B		0-0 FC6-4 1-2		0-0 HR		0-0 2B 2B			4	1	3	4	0	0	2	
Dave Valle, R OBP: 0.340, SLG: 0.545	0-0 G6-4-3			0-0 F4	0-0 F9		0-0 F5			3	0	0	0	0	0	1	
Ken Phelps, L OBP: 0.424, SLG: 0.632	0-0 G6-4-3 1-2				0-0 F9		0-0 F5			1	0	0	0	0	0	1	
Alvin Davis, L OBP: 0.366, SLG: 0.433		0-0 5-3		0-0 HR		0-0 F8		0-0 4-3 2B		4	1	2	1	0	0	0	
John Christensen, R OBP: 0.295, SLG: 0.311		0-0 5-3		0-0 FC5-4 1B		0-0 F4		0-0 4-3		4	0	1	0	0	0	1	
Bob Kearney, R OBP: 0.190, SLG: 0.293		0-0 F9		0-0 FC5-4 1-2 2B		0-0 F9		0-3 K		4	0	0	0	0	1	2	
Domingo Ramos, R OBP: 0.333, SLG: 0.414			0-0 F9		0-0 2B		0-0 2B 1B		0-0 F6	4	1	2	0	0	0	1	
Harold Reynolds, S OBP: 0.337, SLG: 0.376			0-0 F6		0-0 F7		0-3 K			3	0	0	0	0	1	1	
<b>Inning Stats</b>	R: 1 E: 0 K: 0 S: 4	H: 2 LOB: 0 BB: 0 P: 4	R: 0 E: 0 K: 0 S: 3	H: 0 LOB: 0 BB: 1 P: 8	R: 1 E: 0 K: 0 S: 5	H: 3 LOB: 2 BB: 0 P: 5	R: 2 E: 0 K: 0 S: 5	H: 2 LOB: 0 BB: 0 P: 5	R: 0 E: 0 K: 1 S: 8	H: 3 LOB: 1 BB: 0 P: 8	R: 0 E: 0 K: 1 S: 6	H: 1 LOB: 1 BB: 0 P: 6	1B: 4 2B: 4 3B: 0 HR: 3	SF: 0 SAC: 0 DP: 1 HBP: 0	WP: 0 PB: 0 SB: 2 CS: 0	PA: 35	
<b>PITCHER</b> Mike Jeffcoat, L ERA: 8.53 Mike Loynd, R ERA: 4.19 Paul Kilgus, L ERA:	IP: 6.1 WLS: L BF: 28 H: 9 R: 6 ER: 6 SO: 1 BB: 1 IBB: 0 HBP: 0 BLK: 0 WP: 0 HR: 3 S: 29 P: 33 ERA: 8.53 WHIP: 1.579																

Texas Rangers @ Seattle Mariners  
The Kingdome, Seattle, WA  
Mon Jun 08 1987, 10:05 PM EDT  
Att: 13,123 - Unknown

AB 34  
R 6  
H 11  
RBI 6  
BB 1  
SO 2  
LOB 12





Batter	1	2	3	4	5	6	7	8	9	AB	R	H	RBI	BB	SO	LOB	TOP			
Jerry Browne, S (1.4) OBP: 0.362, SLG: 0.333										4	0	3	0	0	0	0				
Scott Fletcher, R (1.6) OBP: 0.370, SLG: 0.417										4	0	0	0	0	1	3				
Ruben Sierra, S (1.9) OBP: 0.326, SLG: 0.458										4	1	2	1	0	1	0				
Pete Incaviglia, R (1.7) OBP: 0.351, SLG: 0.529										4	0	1	0	0	1	1				
Pete O'Brien, L (1.3) OBP: 0.327, SLG: 0.520										4	1	1	1	0	1	1				
Larry Parrish, R (1.10) OBP: 0.357, SLG: 0.557										4	0	0	0	0	0	0				
Oddibe McDowell, L (1.8) OBP: 0.365, SLG: 0.442										4	0	2	0	0	1	0				
Mike Stanley, R (1.2) OBP: 0.364, SLG: 0.450										3	0	1	0	1	0	1				
Steve Buechele, R (1.5) OBP: 0.289, SLG: 0.438										4	1	1	1	0	1	4				
<b>Inning Stats</b>	R: 0 E: 0 K: 0 S: 3	H: 1 LOB: 0 BB: 0 P: 3	R: 1 E: 0 K: 0 S: 5	H: 2 LOB: 2 BB: 1 P: 9	R: 1 E: 0 K: 1 S: 7	H: 3 LOB: 1 BB: 0 P: 7	R: 0 E: 0 K: 1 S: 6	H: 1 LOB: 1 BB: 0 P: 6	R: 0 E: 0 K: 2 S: 7	H: 0 LOB: 0 BB: 0 P: 7	R: 1 E: 0 K: 0 S: 4	H: 2 LOB: 0 BB: 0 P: 4	R: 0 E: 0 K: 1 S: 5	H: 0 LOB: 0 BB: 0 P: 5	R: 0 E: 0 K: 0 S: 4	H: 1 LOB: 1 BB: 0 P: 4	1B: 4 2B: 2 3B: 2 HR: 3	SF: 0 SAC: 0 DP: 2 HBP: 0	WP: 0 PB: 0 SB: 0 CS: 1	PA: 36
<b>PITCHER</b> Mike Morgan, R (1.1) ERA: 4.19	IP: 9.0 WLS: L BF: 36 H: 11 R: 3 ER: 3 SO: 6 BB: 1 IBB: 0 HBP: 0 BLK: 0 WP: 0 HR: 3 S: 47 P: 51 ERA: 3.00 WHIP: 1.333																			

Texas Rangers @ Seattle Mariners  
The Kingdome, Seattle, WA  
Tue Jun 09 1987, 10:05 PM EDT  
Att: 6,729 - Unknown

AB 35  
R 3  
H 11  
RBI 3  
BB 1  
SO 6  
LOB 10



Batter	1	2	3	4	5	6	7	8	9	AB	R	H	RBI	BB	SO	LOB	BOTTOM			
John Moses, S (1.8) OBP: 0.329, SLG: 0.352										4	0	1	0	0	1	1				
Phil Bradley, R (1.7) OBP: 0.335, SLG: 0.405										4	0	0	0	0	1	2				
Scott Bradley, L (1.2) OBP: 0.340, SLG: 0.402										2	0	0	0	0	0	0				
Dave Valle, R (6, PH) OBP: 0.343, SLG: 0.544										2	0	1	0	0	1	0				
Ken Phelps, L (1.10) OBP: 0.415, SLG: 0.614										4	0	0	0	0	1	3				
Jim Prestley, R (1.5) OBP: 0.297, SLG: 0.473										4	0	0	0	0	1	0				
Alvin Davis, L (1.3) OBP: 0.366, SLG: 0.432										3	0	1	0	0	0	0				
Mike Kingery, L (1.9) OBP: 0.295, SLG: 0.419										2	0	1	0	0	1	0				
Mickey Brantley, R (7, PH) OBP: 0.318, SLG: 0.452										1	0	0	0	0	0	1				
Domingo Ramos, R (1.6) OBP: 0.303, SLG: 0.375										3	0	0	0	0	0	2				
Harold Reynolds, S (1.4) OBP: 0.337, SLG: 0.376										3	0	1	0	0	0	0				
<b>Inning Stats</b>	R: 0 E: 1 K: 2 S: 8	H: 0 LOB: 1 BB: 0 P: 8	R: 0 E: 0 K: 2 S: 7	H: 0 LOB: 0 BB: 0 P: 7	R: 0 E: 0 K: 0 S: 4	H: 1 LOB: 1 BB: 0 P: 4	R: 0 E: 0 K: 0 S: 3	H: 0 LOB: 0 BB: 0 P: 3	R: 0 E: 0 K: 0 S: 5	H: 2 LOB: 2 BB: 0 P: 5	R: 0 E: 0 K: 0 S: 4	H: 1 LOB: 1 BB: 0 P: 4	R: 0 E: 0 K: 1 S: 5	H: 0 LOB: 0 BB: 0 P: 5	R: 0 E: 0 K: 1 S: 5	H: 0 LOB: 0 BB: 0 P: 5	1B: 4 2B: 2 3B: 0 HR: 0	SF: 0 SAC: 0 DP: 1 HBP: 0	WP: 0 PB: 0 SB: 0 CS: 0	PA: 32
<b>PITCHER</b> Jose Guzman, R (1.1) ERA: 5.74	IP: 5.0 WLS: W BF: 17 H: 2 R: 0 ER: 0 SO: 4 BB: 0 IBB: 0 HBP: 0 BLK: 0 WP: 0 HR: 0 S: 25 P: 25 ERA: 0.00 WHIP: 0.400																			
Paul Kilgus, L (6.1) ERA: 2.63	IP: 1.1 WLS: S BF: 7 H: 3 R: 0 ER: 0 SO: 0 BB: 0 IBB: 0 HBP: 0 BLK: 0 WP: 0 HR: 0 S: 7 P: 7 ERA: 0.00 WHIP: 2.250																			
Dale Mohorcic, R (7.1) ERA: 2.63	IP: 2.2 WLS: S BF: 8 H: 0 R: 0 ER: 0 SO: 2 BB: 0 IBB: 0 HBP: 0 BLK: 0 WP: 0 HR: 0 S: 12 P: 12 ERA: 0.00 WHIP: 0.000																			

Texas Rangers @ Seattle Mariners  
The Kingdome, Seattle, WA  
Tue Jun 09 1987, 10:05 PM EDT  
Att: 6,729 - Unknown

AB 32  
R 0  
H 5  
RBI 0  
BB 0  
SO 6  
LOB 9





Batter	1	2	3	4	5	6	7	8	9	AB	R	H	RBI	BB	SO	LOB	TOP										
Jerry Browne, S (1.4) OBP: 0.368, SLG: 0.348	5-3		L1							5	0	3	0	0	0	0											
Scott Fletcher, R (1.6) OBP: 0.370, SLG: 0.417	1B		2B				1-3	G6-3		5	1	2	0	0	0	3											
Ruben Sierra, S (1.9) OBP: 0.324, SLG: 0.457	F8		6-3				K			5	0	1	0	0	2	3											
Pete Incaviglia, R (1.7) OBP: 0.356, SLG: 0.545	1-2		6-3					5-3		5	1	3	2	0	0	1											
Bob Brower, R (9.7) OBP: 0.356, SLG: 0.375	1B		2-3							0	0	0	0	0	0	0											
Pete O'Brien, L (1.3) OBP: 0.329, SLG: 0.517	F7		4-3					1B		5	2	2	0	0	0	5											
Larry Parrish, R (1.10) OBP: 0.338, SLG: 0.569		F8						1B		5	2	2	1	0	0	1											
Mike Stanley, R (1.2) OBP: 0.320, SLG: 0.391		4-3						2B		3	0	0	0	0	0	0											
Geno Petrali, L (8. PH) OBP: 0.455, SLG: 0.524								HR		0	0	0	0	0	0	0											
Don Slaught, R (8. PH) OBP: 0.286, SLG: 0.403								1B		2	1	2	1	0	0	0											
Oddibe McDowell, L (1.8) OBP: 0.373, SLG: 0.451								HR		4	1	2	2	1	0	0											
Steve Buechele, R (1.5) OBP: 0.284, SLG: 0.429								2B		3	0	0	0	0	0	1											
Darrell Porter, L (8. PH) OBP: 0.351, SLG: 0.413								HR		1	1	1	3	0	0	0											
Curtis Wilkerson, S (8.5) OBP: 0.333, SLG: 0.351								HR		1	0	0	0	0	0	2											
<b>Inning Stats</b>	R: 0 E: 0 K: 0 S: 5	H: 2 LOB: 2 BB: 0 P: 5	R: 0 E: 0 K: 0 S: 4	H: 1 LOB: 1 BB: 0 P: 4	R: 1 E: 0 K: 0 S: 5	H: 2 LOB: 1 BB: 0 P: 5	R: 1 E: 0 K: 0 S: 4	H: 1 LOB: 0 BB: 0 P: 4	R: 0 E: 0 K: 1 S: 6	H: 1 LOB: 1 BB: 0 P: 6	R: 0 E: 0 K: 0 S: 3	H: 0 LOB: 0 BB: 0 P: 3	R: 0 E: 0 K: 1 S: 6	H: 1 LOB: 1 BB: 0 P: 6	R: 5 E: 0 K: 0 S: 8	H: 6 LOB: 0 BB: 0 P: 8	R: 2 E: 0 K: 1 S: 8	H: 3 LOB: 2 BB: 1 P: 12	1B: 11 2B: 4 3B: 0 HR: 3	SF: 0 SAC: 0 DP: 1 HBP: 0	WP: 1 PB: 0 SB: 0 CS: 0	PA: 45					
<b>PITCHER</b>	IP	WLS	BF	H	R	ER	SO	BB	IBB	HBP	BLK	WP	HR	S	P	ERA	WHIP										
Lee Guetterman, L (1.1) ERA: 3.57	6.1		28	9	2	2	0	0	0	0	0	0	1	28	28	2.84	1.421										
Jerry Reed, R (7.1) ERA: 4.13	1.0	5	2	2	2	1	0	0	0	0	0	0	0	7	7	18.00	2.000										
Bill Wilkinson, L (8.1) ERA: 6.55	0.0	L	2	2	0	0	0	0	0	0	0	0	0	2	2	∞	∞										
Steve Shields, R (8.1) ERA: 3.86	1.2		10	5	5	5	1	1	0	0	0	1	2	11	15	27.00	3.600										

Texas Rangers @ Seattle Mariners  
The Kingdome, Seattle, WA  
Wed Jun 10 1987, 10:05 PM EDT  
Att: 7,449 - Unknown


AB 44  
R 9  
H 18  
RBI 9  
BB 1  
SO 2  
LOB 16



Batter	1	2	3	4	5	6	7	8	9	AB	R	H	RBI	BB	SO	LOB	BOTTOM										
John Moses, S (1.8) OBP: 0.331, SLG: 0.347	S		BLK					FC1-5		3	2	0	0	2	0	2											
Phil Bradley, R (1.7) OBP: 0.363, SLG: 0.414	K		PB					1B		5	1	3	1	0	1	1											
Scott Bradley, L (1.2) OBP: 0.329, SLG: 0.387	1-3		3-2-3					1B		5	0	0	2	0	0	3											
Ken Phelps, L (1.10) OBP: 0.419, SLG: 0.610	4-3		PB							1	1	0	0	1	0	0											
John Christensen, R (7. PH) OBP: 0.288, SLG: 0.303			1B							2	0	0	0	0	1	0											
Jim Prestley, R (1.5) OBP: 0.299, SLG: 0.480			HBP							5	1	2	1	0	1	1											
Alvin Davis, L (1.3) OBP: 0.375, SLG: 0.433			1B							2	0	1	0	3	0	1											
Mike Kingery, L (1.9) OBP: 0.287, SLG: 0.409			BB							3	0	0	1	0	0	5											
Domingo Ramos, R (1.6) OBP: 0.342, SLG: 0.371			G3							3	0	1	0	1	0	4											
Harold Reynolds, S (1.4) OBP: 0.335, SLG: 0.370										3	0	0	0	1	0	4											
<b>Inning Stats</b>	R: 1 E: 0 K: 1 S: 5	H: 0 LOB: 0 BB: 1 P: 9	R: 1 E: 0 K: 0 S: 5	H: 2 LOB: 1 BB: 0 P: 5	R: 3 E: 0 K: 0 S: 5	H: 2 LOB: 2 BB: 2 P: 14	R: 0 E: 0 K: 0 S: 4	H: 1 LOB: 1 BB: 0 P: 4	R: 0 E: 0 K: 1 S: 5	H: 0 LOB: 3 BB: 2 P: 14	R: 0 E: 0 K: 0 S: 3	H: 0 LOB: 0 BB: 0 P: 3	R: 0 E: 0 K: 1 S: 5	H: 0 LOB: 1 BB: 1 P: 9	R: 0 E: 0 K: 0 S: 3	H: 1 LOB: 2 BB: 2 P: 11	R: 0 E: 2 K: 0 S: 5	H: 1 LOB: 2 BB: 0 P: 5	1B: 5 2B: 1 3B: 1 HR: 0	SF: 1 SAC: 0 DP: 0 HBP: 2	WP: 0 PB: 2 SB: 1 CS: 0	PA: 44					
<b>PITCHER</b>	IP	WLS	BF	H	R	ER	SO	BB	IBB	HBP	BLK	WP	HR	S	P	ERA	WHIP										
Charlie Hough, R (1.1) ERA: 4.45	6.0		30	5	5	4	2	5	0	2	3	0	0	27	49	6.00	1.667										
Mitch Williams, L (7.1) ERA: 4.13	1.0	W	6	0	0	0	1	3	0	0	0	0	0	5	17	0.00	3.000										
Dale Mohorcic, R (8.1) ERA: 2.53	2.0	S	8	2	0	0	0	0	0	0	0	0	0	8	8	0.00	1.000										

Texas Rangers @ Seattle Mariners  
The Kingdome, Seattle, WA  
Wed Jun 10 1987, 10:05 PM EDT  
Att: 7,449 - Unknown

AB 32  
R 5  
H 7  
RBI 5  
BB 8  
SO 3  
LOB 21









Batter	1	2	3	4	5	6	7	8	9	AB	R	H	RBI	BB	SO	LOB	TOP										
Stan Javier, S OBP: 0.342, SLG: 0.343 (1, 8)	F9		6-3	K	P4			K		5	0	0	0	0	2	3											
Mike Davis, L OBP: 0.367, SLG: 0.625 (1, 9)	K		G5-4-3 BB		1B	1B	3-1	E	2B	4	2	2	0	1	1	0											
Jose Canseco, R OBP: 0.299, SLG: 0.418 (1, 7)	K		G5-4-3 1-2		F8	6-3		E3		5	0	0	1	0	1	2											
Mark McGwire, R OBP: 0.368, SLG: 0.634 (1, 3)		FC3-6 1B E BB		HR	1B	SF7 1B		1-3		4	3	3	2	1	0	0											
Carney Lansford, R OBP: 0.380, SLG: 0.394 (1, 5)		FC3-6 1-2 1B		HR	S HR BB	E S HBP 1B	F8		4-3	4	2	2	0	1	0	1											
Reggie Jackson, L OBP: 0.290, SLG: 0.358 (1, 10)		FC3-6 E 1-2 2-3		HR	BB	SF7		L1	6-3	3	1	0	1	1	0	2											
Terry Steinbach, R OBP: 0.388, SLG: 0.521 (1, 2)		E5 FC6-4 1-2 3-H		HR	HBP BB	HR		HR		4	2	3	5	1	0	1											
Tony Phillips, S OBP: 0.360, SLG: 0.410 (1, 4)		P6		K	HBP BB	L5		4-3		4	0	0	0	1	1	3											
Alfredo Griffin, S OBP: 0.330, SLG: 0.358 (1, 6)		FC6-4 1-2		K2-3		B2				3	0	0	1	0	1	2											
<b>Inning Stats</b>	R: 0 E: 0 K: 2 S: 7	H: 0 LOB: 0 BB: 0 P: 7	R: 1 E: 1 K: 0 S: 5	H: 1 LOB: 2 BB: 1 P: 9	R: 0 E: 0 K: 0 S: 2	H: 0 LOB: 0 BB: 1 P: 6	R: 4 E: 0 K: 3 S: 11	H: 2 LOB: 0 BB: 2 P: 19	R: 3 E: 0 K: 0 S: 6	H: 3 LOB: 3 BB: 2 P: 15	R: 0 E: 0 K: 0 S: 4	H: 1 LOB: 1 BB: 0 P: 4	R: 1 E: 0 K: 0 S: 4	H: 1 LOB: 0 BB: 0 P: 4	R: 1 E: 1 K: 1 S: 6	H: 1 LOB: 0 BB: 0 P: 6	R: 0 E: 0 K: 0 S: 4	H: 1 LOB: 1 BB: 0 P: 4	1B: 6 2B: 1 3B: 0 HR: 3	SF: 1 SAC: 0 DP: 1 HBP: 1	WP: 0 PB: 0 SB: 4 CS: 0	PA: 44					
<b>PITCHER</b>	IP	WLS	BF	H	R	ER	SO	BB	IBB	HBP	BLK	WP	HR	S	P	ERA	WHIP										
Ed Correa, R ERA: 7.76 (1, 1)	4.1		22	5	7	7	5	4	0	0	0	0	2	28	44	14.54	2.077										
Jeff Russell, R ERA: 4.92 (5, 1)	0.1		4	1	0	0	0	2	0	0	0	0	0	2	10	0.00	9.000										
Paul Kilgus, L ERA: 1.69 (5, 1)	2.1	L	10	2	2	2	0	0	0	1	0	0	1	9	10	7.71	0.857										
Dale Mohorcic, R ERA: 2.6 (8, 1)	2.0		8	2	1	1	1	0	0	0	0	0	0	10	10	4.50	1.000										

Oakland Athletics @ Texas Rangers  
Arlington Stadium, Arlington, TX  
Sat Jun 13 1987, 8:05 PM EDT  
Att: 33,882 - Unknown

livebaseballscores.com

AB 36  
R 10  
H 10  
RBI 10  
BB 6  
SO 6  
LOB 14



Batter	1	2	3	4	5	6	7	8	9	AB	R	H	RBI	BB	SO	LOB	BOTTOM										
Jerry Browne, S OBP: 0.361, SLG: 0.337 (1, 4)	6-3		1-3		4-3	G3		CS		5	0	1	0	0	0	3											
Scott Fletcher, R OBP: 0.365, SLG: 0.409 (1, 6)	5-3		2-H 3-H 1B		1B	1B	K		K	5	1	2	1	0	2	1											
Ruben Sierra, S OBP: 0.320, SLG: 0.447 (1, 9)	K			4-3	1B	1B	FC6 1B		K	5	1	2	0	0	2	1											
Pete Incaviglia, R OBP: 0.347, SLG: 0.527 (1, 7)		5-3		E6 HR	1B	HR	K		K	5	2	1	1	0	2	2											
Pete O'Brien, L OBP: 0.326, SLG: 0.505 (1, 3)		4-3		4-3	2-3	HR	1B	FC6		4	1	1	1	0	0	2											
Larry Parrish, R OBP: 0.359, SLG: 0.578 (1, 10)		F9		HR		K		5-3		4	1	1	2	0	1	2											
Oddibe McDowell, L OBP: 0.385, SLG: 0.479 (1, 8)			1-3 BB 1B	4-3		HR		1B		3	2	2	3	1	0	0											
Mike Stanley, R OBP: 0.344, SLG: 0.379 (8, PFR)			1-3 BB		4-3	5-3		CS		3	0	1	0	1	0	0											
Bob Brower, R OBP: 0.356, SLG: 0.375 (9, 5)			1-2 BB					1B		0	0	0	0	0	0	0											
Steve Buechele, R OBP: 0.281, SLG: 0.424 (8, PH)			F8		F7			K		0	0	0	0	0	0	0											
Curtis Wilkerson, S OBP: 0.333, SLG: 0.375 (8, PH)										3	0	1	0	0	0	2											
Darrell Porter, L OBP: 0.351, SLG: 0.413 (8, PH)										0	0	0	0	0	0	0											
Don Slaught, R OBP: 0.284, SLG: 0.400 (9, 2)										1	0	0	0	0	1	2											
<b>Inning Stats</b>	R: 0 E: 0 K: 1 S: 5	H: 0 LOB: 0 BB: 0 P: 5	R: 0 E: 0 K: 0 S: 3	H: 0 LOB: 0 BB: 0 P: 3	R: 1 E: 0 K: 0 S: 3	H: 1 LOB: 2 BB: 2 P: 11	R: 2 E: 1 K: 0 S: 5	H: 1 LOB: 0 BB: 0 P: 5	R: 0 E: 0 K: 0 S: 3	H: 0 LOB: 0 BB: 0 P: 3	R: 5 E: 0 K: 1 S: 11	H: 6 LOB: 1 BB: 0 P: 11	R: 0 E: 0 K: 2 S: 8	H: 1 LOB: 1 BB: 0 P: 8	R: 0 E: 0 K: 1 S: 6	H: 2 LOB: 2 BB: 0 P: 6	R: 0 E: 0 K: 3 S: 10	H: 1 LOB: 1 BB: 0 P: 10	1B: 9 2B: 1 3B: 0 HR: 2	SF: 0 SAC: 0 DP: 0 HBP: 0	WP: 0 PB: 0 SB: 0 CS: 1	PA: 41					
<b>PITCHER</b>	IP	WLS	BF	H	R	ER	SO	BB	IBB	HBP	BLK	WP	HR	S	P	ERA	WHIP										
Moose Haas, R ERA: 6.06 (6, 1)	1.0		7	4	3	3	1	0	0	0	0	0	1	9	9	27.00	4.000										
Gene Nelson, R ERA: 3.83 (7, 1)	1.1	W	7	3	0	0	2	0	0	0	0	0	0	11	11	0.00	2.250										
Steve Ontiveros, R ERA: 4.25 (8, 1)	0.2		1	0	0	0	1	0	0	0	0	0	0	3	3	0.00	0.000										
Dave Leiper, L ERA: 2.12 (9, 1)	1.0	S	4	1	0	0	3	0	0	0	0	0	0	10	10	0.00	1.000										

Oakland Athletics @ Texas Rangers  
Arlington Stadium, Arlington, TX  
Sat Jun 13 1987, 8:05 PM EDT  
Att: 33,882 - Unknown

livebaseballscores.com

AB 38  
R 8  
H 12  
RBI 8  
BB 2  
SO 8  
LOB 15





Batter	1	2	3	4	5	6	7	8	9	AB	R	H	RBI	BB	SO	LOB	TOP			
Luis Polonia, L OBP: 0.385, SLG: 0.480 (1, 8)	3-1		B2			F7			F2	4	0	0	0	0	0	1				
Mike Davis, L OBP: 0.365, SLG: 0.617 (1, 9)	1-3 1B					K			L9	4	0	1	0	0	2	1				
Jose Canseco, R OBP: 0.294, SLG: 0.410 (1, 7)	1-3					F8			K	4	0	0	0	0	1	2				
Mark McGwire, R OBP: 0.363, SLG: 0.624 (1, 3)	P3					K			L3	3	0	0	0	0	1	1				
Carney Lansford, R OBP: 0.379, SLG: 0.398 (1, 5)		P6				S PB 2B			F3	3	1	1	0	0	0	0				
Reggie Jackson, L OBP: 0.290, SLG: 0.354 (1, 10)		CS BB				K			F8	2	0	0	0	1	1	1				
Terry Steinbach, R OBP: 0.380, SLG: 0.508 (1, 2)						K			K	3	0	0	0	0	3	2				
Tony Phillips, S OBP: 0.355, SLG: 0.404 (1, 4)						F8			F2	3	0	0	0	0	0	0				
Alfredo Griffin, S OBP: 0.330, SLG: 0.358 (1, 6)						P4			L9	3	0	1	0	0	0	0				
<b>Inning Stats</b>	R: 0 E: 0 K: 0 S: 4	H: 1 LOB: 1 BB: 0 P: 4	R: 0 E: 0 K: 1 S: 4	H: 0 LOB: 0 BB: 1 P: 8	R: 0 E: 0 K: 0 S: 3	H: 0 LOB: 0 BB: 0 P: 3	R: 0 E: 0 K: 2 S: 7	H: 0 LOB: 0 BB: 0 P: 7	R: 1 E: 0 K: 2 S: 8	H: 1 LOB: 0 BB: 0 P: 8	R: 0 E: 0 K: 0 S: 3	H: 0 LOB: 0 BB: 0 P: 3	R: 0 E: 0 K: 1 S: 5	H: 0 LOB: 0 BB: 0 P: 5	R: 0 E: 0 K: 1 S: 5	H: 0 LOB: 0 BB: 0 P: 5	1B: 2 2B: 1 3B: 0 HR: 0	SF: 0 SAC: 0 DP: 0 HBP: 0	WP: 0 PB: 1 SB: 1 CS: 1	PA: 30
<b>PITCHER</b> Charlie Hough, R ERA: 4.06 (1, 1)	IP: 9.0 WLS: W BF: 30 H: 3 R: 1 ER: 0 SO: 8 BB: 1 IBB: 0 HBP: 0 BLK: 0 WP: 0 HR: 0 S: 45 P: 49 ERA: 0.00 WHIP: 0.444															<b>PITCHER</b>				

Oakland Athletics @ Texas Rangers  
Arlington Stadium, Arlington, TX  
Sun Jun 14 1987, 8:05 PM EDT  
Att: 32,743 - Unknown

AB 29  
R 1  
H 3  
RBI 0  
BB 1  
SO 8  
LOB 8



Batter	1	2	3	4	5	6	7	8	9	AB	R	H	RBI	BB	SO	LOB	BOTTOM			
Jerry Browne, S OBP: 0.366, SLG: 0.335 (1, 4)	CS BB		K			2B			SH1-3	1	1	0	0	2	1	0				
Geno Petralli, L OBP: 0.476, SLG: 0.552 (1, 2)	G3 HR 1B		2B WP BB			1-H 2B			FC3-6 1B	3	2	3	2	1	0	0				
Ruben Sierra, S OBP: 0.319, SLG: 0.448 (1, 9)	G3		WP 2B			K			FC3-6 1B	4	0	1	0	0	1	3				
Pete O'Brien, L OBP: 0.329, SLG: 0.516 (1, 3)	2H HR		4-3			IBB			4-3	3	1	1	2	1	0	2				
Pete Incaviglia, R OBP: 0.341, SLG: 0.518 (1, 7)	K					K			K	4	0	0	0	0	4	2				
Larry Parrish, R OBP: 0.358, SLG: 0.573 Scott Fletcher, R OBP: 0.363, SLG: 0.407 (1, 5) (8, 6)		K				BB			L4	2	0	0	0	1	1	0				
Oddibe McDowell, L OBP: 0.376, SLG: 0.465 (1, 8)		K				F7			K	4	0	0	0	0	2	1				
Darrell Porter, L OBP: 0.333, SLG: 0.388 (1, 10)		K				K			K	3	0	0	0	0	3	1				
Curtis Wilkerson, S OBP: 0.333, SLG: 0.395 Steve Buechele, R OBP: 0.251, SLG: 0.424 (1, 6) (8, 5)			1-3			F8			SH1-3 1B 2B	3	1	1	0	0	0	0				
<b>Inning Stats</b>	R: 2 E: 0 K: 1 S: 6	H: 2 LOB: 0 BB: 1 P: 10	R: 0 E: 0 K: 3 S: 9	H: 0 LOB: 0 BB: 0 P: 9	R: 1 E: 0 K: 1 S: 6	H: 1 LOB: 1 BB: 1 P: 10	R: 0 E: 0 K: 2 S: 7	H: 0 LOB: 1 BB: 1 P: 11	R: 1 E: 0 K: 2 S: 8	H: 1 LOB: 2 BB: 2 P: 16	R: 0 E: 0 K: 2 S: 7	H: 0 LOB: 0 BB: 0 P: 7	R: 1 E: 0 K: 0 S: 5	H: 2 LOB: 1 BB: 0 P: 5	R: 0 E: 0 K: 1 S: 5	H: 0 LOB: 0 BB: 0 P: 5	1B: 2 2B: 3 3B: 0 HR: 1	SF: 0 SAC: 1 DP: 0 HBP: 0	WP: 1 PB: 0 SB: 0 CS: 1	PA: 34
<b>PITCHER</b> Eric Plunk, R ERA: 5.1 Dennis Lamp, R ERA: 5.19 (1, 1) (7, 1)	IP: 6.0 WLS: L BF: 27 H: 5 R: 5 ER: 5 SO: 11 BB: 4 IBB: 1 HBP: 0 BLK: 0 WP: 1 HR: 1 S: 44 P: 64 ERA: 7.50 WHIP: 1.500															<b>PITCHER</b>				

Oakland Athletics @ Texas Rangers  
Arlington Stadium, Arlington, TX  
Sun Jun 14 1987, 8:05 PM EDT  
Att: 32,743 - Unknown

AB 28  
R 5  
H 6  
RBI 4  
BB 5  
SO 12  
LOB 9





Batter	1	2	3	4	5	6	7	8	9	AB	R	H	RBI	BB	SO	LOB	TOP											
Jerry Browne, S OBP: 0.362, SLG: 0.343	0-0 WP 3B	0-0 6-3		0-0 6-3		0-0 F4		0-0 4-3		5	1	1	0	0	0	0												
Scott Fletcher, R OBP: 0.360, SLG: 0.400	0-3 K		0-0 F4	0-0 6-3		4-0 2B BB		0-0 F9		4	1	0	0	1	1	0												
Ruben Sierra, S OBP: 0.320, SLG: 0.451	0-0 F5		0-0 2B 1B	0-0 5-3		0-0 1-H 2B		0-0 E3 CS		5	1	2	1	0	0	0												
Pete O'Brien, L OBP: 0.335, SLG: 0.537	0-0 HR		0-0 F8 1-H BLK 2B		0-0 1B 1B	0-3 K		0-0 F9 1-2		5	2	3	2	0	1	2												
Larry Parrish, R OBP: 0.357, SLG: 0.565	4-0 HR BB		0-0 F8 2-3		0-0 F7	0-3 K				3	1	0	0	1	1	2												
Pete Incaviglia, R OBP: 0.348, SLG: 0.548	0-0 HR		0-0 HR		0-0 1B	0-3 K				4	2	3	3	0	1	0												
Oddibe McDowell, L OBP: 0.373, SLG: 0.466	0-0 F7		0-0 1B 2B		0-3 K	0-0 F7				4	1	1	0	0	1	2												
Mike Stanley, R OBP: 0.333, SLG: 0.364		0-0 6-3		0-0 1B		0-3 K		0-0 5-3		4	0	1	1	0	1	2												
Steve Buechele, R OBP: 0.274, SLG: 0.414		0-0 F7		0-0 F4		0-0 F9		0-3 K		4	0	0	0	0	1	1												
<b>Inning Stats</b>	R: 4 E: 0 K: 1 S: 8	H: 3 LOB: 0 BB: 1 P: 12	R: 0 E: 0 K: 0 S: 3	H: 0 LOB: 0 BB: 0 P: 3	R: 4 E: 0 K: 0 S: 8	H: 5 LOB: 1 BB: 0 P: 8	R: 0 E: 0 K: 2 S: 9	H: 0 LOB: 0 BB: 0 P: 3	R: 0 E: 0 K: 2 S: 9	H: 2 LOB: 2 BB: 0 P: 9	R: 1 E: 0 K: 1 S: 6	H: 1 LOB: 1 BB: 1 P: 10	R: 0 E: 0 K: 2 S: 7	H: 0 LOB: 0 BB: 0 P: 7	R: 0 E: 0 K: 1 S: 5	H: 0 LOB: 0 BB: 0 P: 5	R: 0 E: 1 K: 0 S: 3	H: 0 LOB: 0 BB: 0 P: 3	1B: 4 2B: 3 3B: 1 HR: 3	SF: 0 SAC: 0 DP: 0 HBP: 0	WP: 1 PB: 0 SB: 0 CS: 1	PA: 40						
<b>PITCHER</b>	IP	WLS	BF	H	R	ER	SO	BB	IBB	HBP	BLK	WP	HR	S	P	ERA	WHIP											
Jack Lazorko, R ERA: 4.5	(1, 1)	2.2		14	5	6	6	1	1	0	0	0	1	2	15	19	20.25	2.250										
Chuck Finley, L ERA: 4.55	(3, 1)	3.1	L	17	6	3	3	3	1	0	0	1	0	1	22	26	8.10	2.100										
DeWayne Buice, R ERA: 3.05	(7, 1)	3.0		9	0	0	0	3	0	0	0	0	0	0	15	15	0.00	0.000										

Texas Rangers @ California Angels  
Anaheim Stadium, Anaheim, CA  
Mon Jun 15 1987, 10:05 PM EDT  
Att: 23,064 - Unknown


AB 38  
R 9  
H 11  
RBI 7  
BB 2  
SO 7  
LOB 9




Batter	1	2	3	4	5	6	7	8	9	AB	R	H	RBI	BB	SO	LOB	BOTTOM											
Devon White, S OBP: 0.311, SLG: 0.479	4-0 HR BB BB	0-3 K 1-2		0-0 G3	0-3 K			0-0 F8 1-3		4	1	0	0	1	2	4												
Dick Schofield, R OBP: 0.254, SLG: 0.316	0-0 F8	0-0 S 4-3 2B		0-0 S 1B		0-0 F4		0-0 L3		5	1	2	1	0	0	2												
Brian Downing, R OBP: 0.393, SLG: 0.553	4-0 HR BB	0-0 4-3		0-3 K		0-0 5-3		0-3 K		4	1	0	1	1	2	2												
Doug DeCinces, R OBP: 0.327, SLG: 0.382	0-0 HR 2H	4-0 BB		0-0 6-3		0-0 WP 2B		0-0 FC5-4 1B		4	1	3	3	1	0	1												
George Hendrick, R OBP: 0.150, SLG: 0.300	0-0 F4	0-0 5-3			0-0 G1-6-3 1B		0-0 F8 2-3		0-0 F6		2	0	0	0	0	1												
Ruppert Jones, L OBP: 0.317, SLG: 0.481	(5, PH) (6, 9)				0-0 G1-6-3 1B				0-0 F6		3	0	1	0	0	2												
Bob Boone, R OBP: 0.348, SLG: 0.314	4-0 2B BB			0-0 4-3		0-0 G1-6-3 1-2		0-0 4-3		3	1	0	0	1	0	1												
Mark Ryal, L OBP: 0.288, SLG: 0.520	(9, PH)				0-0 G1-6-3 1-2			0-0 FC5-4 1-2		1	0	0	0	0	0	1												
Wally Joyner, L OBP: 0.353, SLG: 0.507	0-0 1-H 2B			0-0 F7		0-0 HR		0-0 F9		5	1	2	2	0	0	1												
Darrell Miller, R OBP: 0.247, SLG: 0.276	(1, PH) (2, 7)			0-0 4-3		0-0 BB 1B		0-0 F6		0	0	0	0	0	0	0												
Jack Howell, L OBP: 0.347, SLG: 0.516					0-0 1B					4	0	2	0	0	0	1												
Mark McLemore, S OBP: 0.336, SLG: 0.292		4-0 S 2B BB		0-0 1-3		4-0 1-2 BB		4-0 F8 E BB		1	1	0	0	3	0	1												
<b>Inning Stats</b>	R: 4 E: 0 K: 0 S: 5	H: 2 LOB: 1 BB: 3 P: 17	R: 2 E: 0 K: 1 S: 6	H: 1 LOB: 2 BB: 2 P: 14	R: 0 E: 0 K: 0 S: 4	H: 1 LOB: 1 BB: 0 P: 4	R: 0 E: 0 K: 1 S: 6	H: 1 LOB: 1 BB: 0 P: 6	R: 1 E: 0 K: 1 S: 7	H: 3 LOB: 2 BB: 1 P: 11	R: 0 E: 0 K: 0 S: 4	H: 1 LOB: 1 BB: 0 P: 4	R: 0 E: 0 K: 0 S: 3	H: 0 LOB: 0 BB: 0 P: 3	R: 0 E: 1 K: 1 S: 5	H: 0 LOB: 1 BB: 1 P: 9	R: 0 E: 0 K: 0 S: 4	H: 1 LOB: 1 BB: 0 P: 4	1B: 5 2B: 3 3B: 0 HR: 2	SF: 0 SAC: 0 DP: 1 HBP: 0	WP: 1 PB: 0 SB: 0 CS: 0	PA: 43						
<b>PITCHER</b>	IP	WLS	BF	H	R	ER	SO	BB	IBB	HBP	BLK	WP	HR	S	P	ERA	WHIP											
Mike Jeffcoat, L ERA: 12.86	(1, 1)	0.2		2	4	4	4	0	3	0	0	0	0	0	6	14	54.00	7.500										
Mike Loynd, R ERA: 4.46	(1, 1)	1.0		6	1	2	2	1	2	0	0	0	0	0	6	14	18.00	3.000										
Jeff Russell, R ERA: 4.13	(2, 1)	5.1	W	23	6	1	1	2	2	0	0	0	1	1	25	33	1.69	1.500										
Dale Mohorcic, R ERA: 2.51	(8, 1)	2.0	S	7	1	0	0	1	0	0	0	0	0	0	9	9	0.00	0.500										


Texas Rangers @ California Angels  
Anaheim Stadium, Anaheim, CA  
Mon Jun 15 1987, 10:05 PM EDT  
Att: 23,064 - Unknown

AB 36  
R 7  
H 10  
RBI 7  
BB 7  
SO 4  
LOB 17





Batter	1	2	3	4	5	6	7	8	9	AB	R	H	RBI	BB	SO	LOB	TOP										
Jerry Browne, S (1,4) OBP: 0.363, SLG: 0.356	6-3	1-3				K			S	5	0	2	2	0	1	1	Texas Rangers @ California Angels Anaheim Stadium, Anaheim, CA Tue Jun 16 1987, 10:05 PM EDT Att: 25,660 - Unknown  livebaseballscorecards.com  AB 36 R 5 H 10 RBI 3 BB 2 SO 7 LOB 18  										
Scott Fletcher, R (1,6) OBP: 0.365, SLG: 0.404	1B		1B BB		1B	F4			F9	5	0	3	0	0	0	2											
Ruben Sierra, S (1,9) OBP: 0.318, SLG: 0.444	F8		1B		F7				5-3	4	0	0	0	1	0	3											
Larry Parrish, R (1,10) OBP: 0.355, SLG: 0.559	K		1B		K				6-3	4	0	1	0	0	2	2											
Pete Incaviglia, R (1,7) OBP: 0.346, SLG: 0.543		F9 1B	K		F9				F7	4	1	1	0	0	1	3											
Pete O'Brien, L (1,3) OBP: 0.337, SLG: 0.536		F9 1B	K		BB 1B				G3	4	2	2	0	0	1	3											
Mike Stanley, R (1,2) OBP: 0.325, SLG: 0.351		F9 1B			F9				5-3	4	1	1	0	0	0	2											
Oddibe McDowell, L (1,8) OBP: 0.370, SLG: 0.457	K				K				4-3	3	1	0	0	1	2	2											
Steve Buechele, R (1,5) OBP: 0.268, SLG: 0.406	E5				F9				6-3	3	0	0	1	0	0	0											
<b>Inning Stats</b>	R: 0 E: 0 K: 1 S: 6	H: 1 LOB: 1 BB: 0 P: 6	R: 2 E: 1 K: 1 S: 8	H: 2 LOB: 1 BB: 0 P: 8	R: 0 E: 0 K: 2 S: 8	H: 2 LOB: 2 BB: 1 P: 12	R: 0 E: 0 K: 1 S: 5	H: 0 LOB: 0 BB: 0 P: 5	R: 0 E: 0 K: 2 S: 8	H: 1 LOB: 1 BB: 0 P: 8	R: 0 E: 0 K: 0 S: 3	H: 0 LOB: 0 BB: 0 P: 3	R: 0 E: 0 K: 0 S: 3	H: 0 LOB: 0 BB: 0 P: 3	R: 0 E: 0 K: 0 S: 4	H: 1 LOB: 1 BB: 0 P: 4	1B: 9 2B: 0 3B: 1 HR: 0	SF: 1 SAC: 0 DP: 0 HBP: 0	WP: 0 PB: 0 SB: 2 CS: 0	PA: 39							
<b>PITCHER</b>	IP	WLS	BF	H	R	ER	SO	BB	IBB	HBP	BLK	WP	HR	S	P	ERA	WHIP										
John Candelaria, L (1,1) ERA: 4.78	5.2	L	28	9	5	3	7	2	0	0	0	0	0	40	48	4.76	1.941										
Gary Lucas, L (6,1) ERA: 8.06	3.1		11	1	0	0	0	0	0	0	0	0	0	11	11	0.00	0.300										

Batter	1	2	3	4	5	6	7	8	9	AB	R	H	RBI	BB	SO	LOB	BOTTOM											
Mark McLemore, S (1,4) OBP: 0.335, SLG: 0.288	K			K			K		F7 WP	3	1	0	0	1	3	0	Texas Rangers @ California Angels Anaheim Stadium, Anaheim, CA Tue Jun 16 1987, 10:05 PM EDT Att: 25,660 - Unknown  livebaseballscorecards.com  AB 29 R 4 H 4 RBI 4 BB 4 SO 12 LOB 9  											
Devon White, S (1,9) OBP: 0.310, SLG: 0.473	G3			K			G3		FC1-6 BB	3	0	0	0	1	1	0												
Wally Joyner, L (1,3) OBP: 0.347, SLG: 0.498	F7			4-3			K		F7	4	0	0	0	0	1	2												
Brian Downing, R (1,10) OBP: 0.391, SLG: 0.545		G5-4-3 BB			4-3				FC1-6 WP	3	1	0	1	1	1	1												
Doug DeCinces, R (1,5) OBP: 0.330, SLG: 0.405		G5-4-3			K				1B	4	2	2	2	0	1	1												
Jack Howell, L (1,7) OBP: 0.346, SLG: 0.511	K				6-3				1B	4	0	1	1	0	2	0												
Dick Schofield, R (1,6) OBP: 0.259, SLG: 0.318			G4-6-3 BB			L4			1B	2	0	1	0	1	0	0												
Bob Boone, R (1,2) OBP: 0.342, SLG: 0.308										2	0	0	0	0	0	1												
Ruppert Jones, L (8, PH) OBP: 0.317, SLG: 0.481			G4-6-3			5-3			K	0	0	0	0	0	0	0												
George Hendrick, R (8, PH) OBP: 0.143, SLG: 0.286										1	0	0	0	0	1	2												
Darrell Miller, R (9,2) OBP: 0.247, SLG: 0.276										0	0	0	0	0	0	0												
Gary Pettis, S (1,8) OBP: 0.313, SLG: 0.286			L6			K			K	3	0	0	0	0	2	2												
<b>Inning Stats</b>	R: 0 E: 0 K: 1 S: 5	H: 0 LOB: 0 BB: 0 P: 5	R: 0 E: 0 K: 1 S: 4	H: 0 LOB: 0 BB: 1 P: 8	R: 0 E: 0 K: 0 S: 2	H: 0 LOB: 0 BB: 1 P: 6	R: 0 E: 0 K: 2 S: 7	H: 0 LOB: 0 BB: 0 P: 7	R: 0 E: 0 K: 1 S: 5	H: 0 LOB: 0 BB: 0 P: 5	R: 0 E: 0 K: 2 S: 7	H: 0 LOB: 0 BB: 0 P: 7	R: 1 E: 0 K: 3 S: 12	H: 3 LOB: 2 BB: 0 P: 12	R: 3 E: 0 K: 1 S: 6	H: 1 LOB: 0 BB: 2 P: 14		1B: 2 2B: 1 3B: 0 HR: 1	SF: 0 SAC: 0 DP: 2 HBP: 0	WP: 2 PB: 0 SB: 0 CS: 0	PA: 33							
<b>PITCHER</b>	IP	WLS	BF	H	R	ER	SO	BB	IBB	HBP	BLK	WP	HR	S	P	ERA		WHIP										
Jose Guzman, R (1,1) ERA: 5.23	7.1	W	25	3	1	1	9	2	0	0	0	0	0	41	49	1.23		0.682										
Mitch Williams, L (8,1) ERA: 4.54	0.2		4	0	2	2	2	2	0	0	0	1	0	6	14	27.00		3.000										
Dale Mohorcic, R (9,1) ERA: 2.62	1.0	S	4	1	1	1	1	0	0	0	0	1	1	6	6	9.00	1.000											



Batter	1	2	3	4	5	6	7	8	9	AB	R	H	RBI	BB	SO	LOB	TOP					
Jerry Browne, S (1,4) OBP: 0.361, SLG: 0.350	F7		BB														3 0 0 0 1 1 2					
Scott Fletcher, R (1,6) OBP: 0.359, SLG: 0.397	F8		F9														4 0 0 0 0 0 4					
Ruben Sierra, S (1,9) OBP: 0.317, SLG: 0.439	F8		BB														3 0 0 0 1 0 0					
Pete O'Brien, L (1,3)																	4 1 2 1 0 0 3					
Larry Parrish, R (1,10) OBP: 0.357, SLG: 0.556																	3 0 1 0 1 1 1					
Pete Incaviglia, R (1,7) OBP: 0.341, SLG: 0.534																	4 0 0 0 0 2 3					
Oddibe McDowell, L (1,8) OBP: 0.368, SLG: 0.448																	3 0 0 0 1 2 1					
Geno Petralli, L (1,2) OBP: 0.465, SLG: 0.535																	4 0 1 0 0 1 2					
Steve Buechele, R (1,5) OBP: 0.269, SLG: 0.401																	2 0 0 0 1 0 1					
Darrell Porter, L (9, PH) OBP: 0.328, SLG: 0.380																	1 0 0 0 0 1 0					
<b>Inning Stats</b>	R: 0 E: 0 K: 0 S: 3	H: 0 LOB: 0 BB: 0 P: 3	R: 1 E: 0 K: 3 S: 10	H: 1 LOB: 0 BB: 0 P: 10	R: 0 E: 0 K: 0 S: 4	H: 1 LOB: 3 BB: 2 P: 12	R: 0 E: 0 K: 2 S: 8	H: 1 LOB: 1 BB: 0 P: 8	R: 0 E: 0 K: 0 S: 3	H: 0 LOB: 0 BB: 0 P: 3	R: 0 E: 0 K: 0 S: 4	H: 1 LOB: 1 BB: 0 P: 4	R: 0 E: 0 K: 1 S: 5	H: 0 LOB: 2 BB: 2 P: 13	R: 0 E: 0 K: 0 S: 3	H: 0 LOB: 1 BB: 1 P: 7	R: 0 E: 0 K: 2 S: 7	H: 0 LOB: 0 BB: 0 P: 7	1B: 3 2B: 0 3B: 0 HR: 1	SF: 0 SAC: 0 DP: 0 HBP: 0	WP: 1 PB: 0 SB: 0 CS: 0	PA: 36
<b>PITCHER</b>	IP	WLS	BF	H	R	ER	SO	BB	IBB	HBP	BLK	WP	HR	S	P	ERA	WHIP					
Mike Witt, R (1,1) ERA: 3.35	8.0	W	33	4	1	1	6	5	0	0	0	1	1	40	60	1.12	1.125					
Greg Minton, R (9,1) ERA: 2.53	1.0		3	0	0	0	2	0	0	0	0	0	0	7	7	0.00	0.000					

Texas Rangers @ California Angels  
Anaheim Stadium, Anaheim, CA  
Wed Jun 17 1987, 10:05 PM EDT  
Att: 23,829 - Unknown

AB	31
R	1
H	4
RBI	1
BB	5
SO	8
LOB	17



Batter	1	2	3	4	5	6	7	8	9	AB	R	H	RBI	BB	SO	LOB	BOTTOM				
Brian Downing, R (1,10) OBP: 0.395, SLG: 0.543																	3 2 1 0 1 1 0				
Devon White, S (1,9) OBP: 0.316, SLG: 0.483	F8																5 2 3 1 0 0 1				
Wally Joyner, L (1,3) OBP: 0.352, SLG: 0.494																	2 0 0 0 3 1 3				
Doug DeCinces, R (1,5) OBP: 0.332, SLG: 0.402																	4 1 1 1 1 1 5				
Jack Howell, L (1,7) OBP: 0.348, SLG: 0.515																	4 0 2 1 0 0 1				
Dick Schofield, R (1,6) OBP: 0.283, SLG: 0.321																	4 0 2 0 0 2 2				
Bob Boone, R (1,2) OBP: 0.347, SLG: 0.315																	4 0 2 0 0 1 2				
Gary Pettis, S (1,8) OBP: 0.309, SLG: 0.281																	4 0 0 0 0 1 6				
Mark McLemore, S (1,4) OBP: 0.333, SLG: 0.287																	4 1 1 0 0 1 1				
<b>Inning Stats</b>	R: 0 E: 0 K: 0 S: 2	H: 0 LOB: 1 BB: 1 P: 7	R: 0 E: 0 K: 1 S: 6	H: 1 LOB: 0 BB: 0 P: 6	R: 4 E: 0 K: 1 S: 11	H: 6 LOB: 2 BB: 0 P: 11	R: 2 E: 2 K: 0 S: 4	H: 1 LOB: 1 BB: 2 P: 12	R: 0 E: 0 K: 0 S: 4	H: 2 LOB: 1 BB: 0 P: 4	R: 0 E: 0 K: 0 S: 3	H: 0 LOB: 1 BB: 1 P: 7	R: 0 E: 0 K: 3 S: 10	H: 1 LOB: 1 BB: 0 P: 10	R: 0 E: 0 K: 3 S: 10	H: 1 LOB: 2 BB: 1 P: 14	1B: 9 2B: 3 3B: 0 HR: 0	SF: 0 SAC: 0 DP: 2 HBP: 1	WP: 0 PB: 0 SB: 0 CS: 1	PA: 40	
<b>PITCHER</b>	IP	WLS	BF	H	R	ER	SO	BB	IBB	HBP	BLK	WP	HR	S	P	ERA	WHIP				
Greg Harris, R (1,1) ERA: 5.59	3.1	L	20	8	6	2	2	2	0	1	0	0	0	21	30	5.40	3.000				
Paul Kilgus, L (4,1) ERA: 1.13	2.2		12	3	0	0	0	1	1	0	0	0	0	10	18	0.00	1.500				
Jeff Russell, R (7,1) ERA: 3.86	1.2		6	1	0	0	5	0	0	0	0	0	0	16	16	0.00	0.600				
Mitch Williams, L (8,1) ERA: 4.5	0.1		2	0	0	0	1	1	0	0	0	0	0	3	7	0.00	3.000				

Texas Rangers @ California Angels  
Anaheim Stadium, Anaheim, CA  
Wed Jun 17 1987, 10:05 PM EDT  
Att: 23,829 - Unknown

AB	34
R	6
H	12
RBI	3
BB	5
SO	8
LOB	21





Batter	1	2	3	4	5	6	7	8	9	AB	R	H	RBI	BB	SO	LOB	TOP										
Jerry Browne, S (1.4) OBP: 0.354, SLG: 0.343	E3 F7 4-3		6-3		SH FC5-4		5-3		4-3	4	0	0	0	0	0	0	<b>Texas Rangers @ Oakland Athletics</b> Oakland-Alameda County Coliseum, Oakland, CA Fri Jun 19 1987, 7:05 PM PDT Att: 11,717 - Unknown <a href="http://livebaseballscorecards.com">livebaseballscorecards.com</a>										
Scott Fletcher, R (1.6) OBP: 0.357, SLG: 0.395	4-3		F6		FC5-4		1B			4	0	1	1	0	0	2											
Ruben Sierra, S (1.9) OBP: 0.313, SLG: 0.431	F7			L7	F8		4-3			4	0	0	0	0	0	3											
Pete O'Brien, L (1.3) OBP: 0.339, SLG: 0.543	L7			L7	4-3			4-3		4	1	1	0	0	0	2											
Larry Parrish, R (1.10) OBP: 0.360, SLG: 0.573		5-3		2B		K		HR		4	2	2	2	0	1	0											
Oddibe McDowell, L (1.8) OBP: 0.370, SLG: 0.456		6-3		1B	2B		1B			4	0	2	1	0	1	0											
Mike Stanley, R (1.2) OBP: 0.341, SLG: 0.366				1B		5-3		4-3		4	0	2	0	0	0	1											
Steve Buechele, R (1.5) OBP: 0.263, SLG: 0.392				1B		6-3			6-3	4	0	0	0	0	1	3											
Bob Brower, R (1.7) OBP: 0.355, SLG: 0.363				K		SH	FC5-4	BB	4-3	3	1	0	0	1	1	0											
<b>Inning Stats</b>	R: 0 E: 1 K: 0 S: 4	H: 0 LOB: 1 BB: 0 P: 4	R: 0 E: 0 K: 0 S: 4	H: 1 LOB: 1 BB: 0 P: 4	R: 0 E: 0 K: 1 S: 5	H: 0 LOB: 0 BB: 0 P: 5	R: 2 E: 0 K: 1 S: 8	H: 4 LOB: 1 BB: 0 P: 8	R: 1 E: 1 K: 0 S: 4	H: 0 LOB: 1 BB: 1 P: 8	R: 0 E: 0 K: 0 S: 6	H: 1 LOB: 1 BB: 0 P: 6	R: 0 E: 0 K: 0 S: 4	H: 1 LOB: 0 BB: 0 P: 4	R: 1 E: 0 K: 1 S: 6	H: 1 LOB: 0 BB: 0 P: 6	R: 0 E: 0 K: 0 S: 3	H: 0 LOB: 0 BB: 0 P: 3	1B: 5 2B: 2 3B: 0 HR: 1	SF: 0 SAC: 1 DP: 0 HBP: 0	WP: 0 PA: 37 PB: 0 SB: 0 CS: 0						
<b>PITCHER</b>	IP	WLS	BF	H	R	ER	SO	BB	IBB	HBP	BLK	WP	HR	S	P	ERA	WHIP										
Moose Haas, R (1.1) ERA: 5.75	5.0	L	22	5	3	2	2	1	0	0	0	0	0	25	29	3.60	1.200										
Dennis Eckersley, R (6.1) ERA: 2.93	2.0		8	2	0	0	1	0	0	0	0	0	0	10	10	0.00	1.000										
Dave Vonohlen, L (8.1) ERA: 3.0	1.0		4	1	1	1	1	0	0	0	0	0	1	6	6	9.00	1.000										
Dennis Lamp, R (9.1) ERA: 4.91	1.0		3	0	0	0	0	0	0	0	0	0	0	3	3	0.00	0.000										

Batter	1	2	3	4	5	6	7	8	9	AB	R	H	RBI	BB	SO	LOB	BOTTOM										
Luis Polonia, L (1.8) OBP: 0.393, SLG: 0.471	F5		B5-3		F8			BB		4	1	1	0	0	0	2	<b>Texas Rangers @ Oakland Athletics</b> Oakland-Alameda County Coliseum, Oakland, CA Fri Jun 19 1987, 7:05 PM PDT Att: 11,717 - Unknown <a href="http://livebaseballscorecards.com">livebaseballscorecards.com</a>										
Mike Davis, L (1.10) OBP: 0.368, SLG: 0.624	4-3			F8		G3		1B		3	0	0	0	1	0	0											
Carney Lansford, R (1.5) OBP: 0.380, SLG: 0.403				5-3		F4		BB		3	0	0	0	1	0	1											
Jose Canseco, R (1.7) OBP: 0.297, SLG: 0.424				G3		6-3		F4		3	0	0	0	1	0	2											
Reggie Jackson, L (1.9) OBP: 0.290, SLG: 0.373				G3		F5		BB		4	1	1	0	0	1	1											
Ron Cey, R (1.3) OBP: 0.382, SLG: 0.413				5-3		6-3		3-1		4	0	0	0	0	0	1											
Tony Phillips, S (1.4) OBP: 0.354, SLG: 0.404				4-3		4-3		BB		3	0	0	1	1	1	0											
Mickey Tettleton, S (1.2) OBP: 0.250, SLG: 0.208				4-3		4-3		BB		2	0	0	0	1	0	0											
Alfredo Griffin, S (1.6) OBP: 0.330, SLG: 0.353				4-3		4-3		B4-3		3	0	0	0	0	0	2											
<b>Inning Stats</b>	R: 0 E: 0 K: 0 S: 3	H: 0 LOB: 1 BB: 1 P: 7	R: 0 E: 0 K: 0 S: 3	H: 0 LOB: 0 BB: 0 P: 3	R: 0 E: 0 K: 0 S: 3	H: 0 LOB: 0 BB: 0 P: 3	R: 0 E: 0 K: 0 S: 3	H: 0 LOB: 1 BB: 1 P: 7	R: 0 E: 0 K: 0 S: 3	H: 0 LOB: 2 BB: 2 P: 11	R: 0 E: 0 K: 0 S: 3	H: 0 LOB: 0 BB: 0 P: 3	R: 1 E: 0 K: 0 S: 4	H: 1 LOB: 0 BB: 0 P: 4	R: 1 E: 1 K: 0 S: 4	H: 1 LOB: 1 BB: 1 P: 8	R: 0 E: 0 K: 2 S: 7	H: 0 LOB: 0 BB: 0 P: 7	1B: 1 2B: 1 3B: 0 HR: 0	SF: 0 SAC: 0 DP: 0 HBP: 0	WP: 0 PA: 34 PB: 0 SB: 0 CS: 0						
<b>PITCHER</b>	IP	WLS	BF	H	R	ER	SO	BB	IBB	HBP	BLK	WP	HR	S	P	ERA	WHIP										
Charlie Hough, R (1.1) ERA: 3.87	7.1	W	29	2	2	1	0	5	0	0	0	0	0	24	44	1.23	0.955										
Dale Mohorcic, R (8.1) ERA: 2.55	1.2	S	5	0	0	0	2	0	0	0	0	0	0	9	9	0.00	0.000										



Batter	1	2	3	4	5	6	7	8	9	AB	R	H	RBI	BB	SO	LOB	TOP										
Jerry Browne, S OBP: 0.346, SLG: 0.333										5	0	0	0	0	1	2											
Scott Fletcher, R OBP: 0.360, SLG: 0.413										4	1	2	1	0	0	0											
Ruben Sierra, S OBP: 0.315, SLG: 0.444										4	2	2	1	0	0	1											
Larry Parrish, R OBP: 0.358, SLG: 0.571										4	0	1	0	0	1	2											
Pete Incaviglia, R OBP: 0.340, SLG: 0.541										4	1	1	2	0	1	1											
Bob Brower, R OBP: 0.355, SLG: 0.363										0	0	0	0	0	0	0											
Pete O'Brien, L OBP: 0.337, SLG: 0.538										4	1	1	0	0	0	1											
Don Slaughter, R OBP: 0.283, SLG: 0.391										3	1	0	0	1	2	1											
Oddibe McDowell, L OBP: 0.368, SLG: 0.457										4	1	1	2	0	0	0											
Steve Buechele, R OBP: 0.268, SLG: 0.400										4	0	2	1	0	0	0											
<b>Inning Stats</b>	R: 0 E: 0 K: 1 S: 6	H: 1 LOB: 1 BB: 0 P: 6	R: 0 E: 0 K: 1 S: 5	H: 0 LOB: 0 BB: 0 P: 5	R: 0 E: 0 K: 0 S: 3	H: 0 LOB: 0 BB: 0 P: 3	R: 5 E: 0 K: 1 S: 10	H: 5 LOB: 1 BB: 1 P: 14	R: 2 E: 0 K: 0 S: 5	H: 2 LOB: 0 BB: 0 P: 5	R: 0 E: 0 K: 1 S: 5	H: 0 LOB: 0 BB: 0 P: 5	R: 0 E: 0 K: 1 S: 6	H: 1 LOB: 1 BB: 0 P: 6	R: 0 E: 0 K: 0 S: 3	H: 1 LOB: 0 BB: 0 P: 3	1B: 3 2B: 4 3B: 0 HR: 3	SF: 0 SAC: 0 DP: 1 HBP: 0	WP: 0 PB: 0 SB: 0 CS: 0	PA: 37							
<b>PITCHER</b>	IP	WLS	BF	H	R	ER	SO	BB	IBB	HBP	BLK	WP	HR	S	P	ERA	WHIP										
Curt Young, L ERA: 3.42	4.0	L	21	8	7	7	3	1	0	0	0	0	2	26	30	15.75	2.250										
Gene Nelson, R ERA: 3.5	3.1		11	1	0	0	2	0	0	0	0	0	0	15	15	0.00	0.300										
Dave Leiper, L ERA: 2.75	1.2		5	1	0	0	0	0	0	0	0	0	0	5	5	0.00	0.600										

Texas Rangers @ Oakland Athletics  
Oakland-Alameda County Coliseum, Oakland, CA  
Sat Jun 20 1987, 3:33 AM PDT  
Att: 21,937 - Unknown

AB	36
R	7
H	10
RBI	7
BB	1
SO	5
LOB	8



Batter	1	2	3	4	5	6	7	8	9	AB	R	H	RBI	BB	SO	LOB	BOTTOM										
Luis Polonia, L OBP: 0.403, SLG: 0.468										1	3	0	0	3	1	2											
Ron Cey, R OBP: 0.379, SLG: 0.407										1	0	0	0	0	0	2											
Stan Javier, S OBP: 0.342, SLG: 0.353										0	0	0	0	0	0	0											
Mike Davis, L OBP: 0.365, SLG: 0.614										5	0	1	1	0	2	4											
Carney Lansford, R OBP: 0.377, SLG: 0.403										5	0	1	1	0	1	2											
Mark McGwire, R OBP: 0.351, SLG: 0.609										4	1	0	0	1	2	1											
Jose Canseco, R OBP: 0.303, SLG: 0.421										2	1	0	0	3	1	0											
Reggie Jackson, L OBP: 0.293, SLG: 0.370										4	1	1	2	0	0	2											
Terry Steinbach, R OBP: 0.364, SLG: 0.481										4	0	0	0	1	0	3											
Tony Phillips, S OBP: 0.352, SLG: 0.398										3	0	0	0	1	2	3											
Alfredo Griffin, S OBP: 0.333, SLG: 0.361										4	0	2	2	0	0	0											
<b>Inning Stats</b>	R: 1 E: 0 K: 0 S: 3	H: 0 LOB: 3 BB: 3 P: 16	R: 1 E: 0 K: 0 S: 4	H: 1 LOB: 1 BB: 1 P: 8	R: 0 E: 0 K: 2 S: 7	H: 0 LOB: 0 BB: 0 P: 7	R: 0 E: 0 K: 1 S: 5	H: 0 LOB: 0 BB: 0 P: 5	R: 1 E: 0 K: 1 S: 6	H: 1 LOB: 2 BB: 2 P: 14	R: 0 E: 0 K: 1 S: 6	H: 1 LOB: 2 BB: 1 P: 10	R: 3 E: 1 K: 1 S: 8	H: 2 LOB: 2 BB: 2 P: 16	R: 0 E: 0 K: 3 S: 9	H: 0 LOB: 0 BB: 0 P: 9	R: 0 E: 0 K: 0 S: 3	H: 0 LOB: 0 BB: 0 P: 3	1B: 3 2B: 2 3B: 0 HR: 0	SF: 0 SAC: 0 DP: 0 HBP: 1	WP: 0 PB: 0 SB: 0 CS: 0	PA: 43					
<b>PITCHER</b>	IP	WLS	BF	H	R	ER	SO	BB	IBB	HBP	BLK	WP	HR	S	P	ERA	WHIP										
Bobby Witt, R ERA: 5.4	5.0	W	24	2	3	3	4	6	0	1	0	0	0	25	50	5.40	1.600										
Jeff Russell, R ERA: 3.62	1.2		12	3	3	0	2	3	0	0	0	0	0	13	25	0.00	3.600										
Mitch Williams, L ERA: 4.21	2.1	S	7	0	0	0	3	0	0	0	0	0	0	13	13	0.00	0.000										

Texas Rangers @ Oakland Athletics  
Oakland-Alameda County Coliseum, Oakland, CA  
Sat Jun 20 1987, 3:33 AM PDT  
Att: 21,937 - Unknown

AB	33
R	6
H	5
RBI	6
BB	9
SO	9
LOB	19





Batter	1	2	3	4	5	6	7	8	9	AB	R	H	RBI	BB	SO	LOB	TOP										
<b>Curtis Wilkerson, S</b> OBP: 0.306, SLG: 0.362 (1, 4)	0-3 K		0-0 2-3		0-0 6-3			0-0 6-3		4	0	0	0	0	1	0	<b>Texas Rangers @ Oakland Athletics</b> Oakland-Alameda County Coliseum, Oakland, CA Sun Jun 21 1987, 3:33 AM PDT Unknown										
<b>Scott Fletcher, R</b> OBP: 0.358, SLG: 0.410 (1, 6)	0-0 F3			0-0 HR 1B		0-0 F3		0-3 K		4	1	1	0	0	1	0											
<b>Ruben Sierra, S</b> OBP: 0.321, SLG: 0.445 (1, 9)	4-0 S BB			4-0 HR BB		0-0 CS WP 1B		0-0 4-3		2	1	1	0	2	0	0											
<b>Pete O'Brien, L</b> OBP: 0.336, SLG: 0.534 (1, 3)	0-3 K			0-0 F5		0-0 1-3 1B			0-0 L7	4	0	1	0	0	1	3											
<b>Larry Parrish, R</b> OBP: 0.356, SLG: 0.579 (1, 5)		0-3 K		0-0 HR		0-0 6-3			0-3 K	4	1	1	3	0	2	1											
<b>Darrell Porter, L</b> OBP: 0.317, SLG: 0.365 (1, 10)		0-3 K		0-0 F9			0-0 1B		4-0 BB	2	0	0	0	0	1	0											
<b>Mike Stanley, R</b> OBP: 0.370, SLG: 0.381 (7, PH)										1	0	1	0	1	0	0											
<b>Oddibe McDowell, L</b> OBP: 0.360, SLG: 0.446 (1, 8)		0-3 K		0-3 K			0-0 F7		0-3 K	4	0	0	0	0	3	2											
<b>Geno Petralli, L</b> OBP: 0.455, SLG: 0.521 (1, 2)			0-0 5-3		0-0 F5		0-3 K			2	0	0	0	0	0	0											
<b>Don Staight, R</b> OBP: 0.291, SLG: 0.388 (7, PH)										1	0	0	0	0	1	1											
<b>Bob Brower, R</b> OBP: 0.345, SLG: 0.351 (1, 7)		0-3 K			0-0 4-3		0-3 K			3	0	0	0	0	2	1											
<b>Inning Stats</b>	R: 0 H: 0 E: 0 K: 2 S: 7	H: 0 LOB: 1 BB: 1 P: 11	R: 0 H: 0 E: 0 K: 3 S: 9	H: 0 LOB: 0 BB: 0 P: 9	R: 0 H: 0 E: 0 K: 1 S: 5	H: 2 LOB: 0 BB: 0 P: 5	R: 3 H: 2 E: 0 K: 1 S: 7	H: 2 LOB: 1 BB: 0 P: 11	R: 0 H: 0 E: 0 K: 0 S: 3	H: 2 LOB: 0 BB: 0 P: 3	R: 0 H: 1 E: 0 K: 2 S: 8	H: 1 LOB: 1 BB: 0 P: 8	R: 0 H: 0 E: 0 K: 1 S: 5	H: 0 LOB: 0 BB: 0 P: 5	R: 0 H: 0 E: 0 K: 2 S: 7	H: 0 LOB: 1 BB: 1 P: 11	1B: 4 2B: 0 3B: 0 HR: 1	SF: 0 SAC: 0 DP: 0 HBP: 0	WP: 1 PB: 0 SB: 1 CS: 1	PA: 34							
<b>PITCHER</b>	IP	WLS	BF	H	R	ER	SO	BB	IBB	HBP	BLK	WP	HR	S	P	ERA	WHIP										
<b>Dave Stewart, R</b> ERA: 4.17 (1, 1)	6.0	W	23	4	3	3	7	2	0	0	0	1	1	35	43	4.50	1.000										
<b>Dave Leiper, L</b> ERA: 2.7 (7, 1)	0.1		2	1	0	0	0	0	0	0	0	0	0	2	2	0.00	3.000										
<b>Dennis Eckersley, R</b> ERA: 2.8 (7, 1)	2.2	S	9	0	0	0	5	1	0	0	0	0	0	18	22	0.00	0.375										

Batter	1	2	3	4	5	6	7	8	9	AB	R	H	RBI	BB	SO	LOB	BOTTOM										
<b>Luis Polonia, L</b> OBP: 0.399, SLG: 0.469 (1, 8)	0-3 K	0-0 2B		0-0 6-3			0-0 F7			4	0	1	2	0	1	1	<b>Texas Rangers @ Oakland Athletics</b> Oakland-Alameda County Coliseum, Oakland, CA Sun Jun 21 1987, 3:33 AM PDT Unknown										
<b>Mike Davis, L</b> OBP: 0.359, SLG: 0.603 (1, 9)	0-3 K	0-0 F5		0-0 L7			0-0 L7			4	0	0	0	0	1	2											
<b>Carney Lansford, R</b> OBP: 0.378, SLG: 0.414 (1, 5)	0-0 F3	0-0 5-3			0-0 2B		0-0 2B			4	0	2	0	0	0	1											
<b>Jose Canseco, R</b> OBP: 0.302, SLG: 0.418 (1, 7)		0-0 2B 1B	0-0 F8		0-0 6-3		0-0 L4			4	1	1	0	0	0	2											
<b>Mark McGwire, R</b> OBP: 0.354, SLG: 0.626 (1, 3)		0-0 1B 2B	0-0 L6		0-3 K			0-0 HR		4	2	2	1	0	1	1											
<b>Reggie Jackson, L</b> OBP: 0.292, SLG: 0.368 (1, 10)		0-0 2B 1B	0-0 K		0-0 F6		0-0 F6			4	1	1	2	0	1	1											
<b>Tony Phillips, S</b> OBP: 0.347, SLG: 0.391 (1, 4)		0-3 K		0-0 F9		0-0 F8		0-0 5-3		4	0	0	0	0	1	1											
<b>Mickey Tettleton, S</b> OBP: 0.259, SLG: 0.260 (1, 2)		0-0 E 2B		0-0 HR		0-0 4-3		0-0 4-3		4	2	2	1	0	0	0											
<b>Alfredo Griffin, S</b> OBP: 0.333, SLG: 0.365 (1, 6)		0-0 E1 2B		0-0 2B		0-3 K				3	1	1	0	0	1	1											
<b>Inning Stats</b>	R: 0 H: 0 E: 0 K: 2 S: 7	H: 5 LOB: 1 BB: 0 P: 11	R: 0 H: 0 E: 0 K: 1 S: 5	H: 0 LOB: 0 BB: 0 P: 5	R: 1 H: 2 E: 0 K: 0 S: 5	H: 2 LOB: 1 BB: 0 P: 5	R: 0 H: 1 E: 0 K: 1 S: 6	H: 0 LOB: 0 BB: 0 P: 6	R: 0 H: 0 E: 0 K: 1 S: 5	H: 0 LOB: 0 BB: 0 P: 5	R: 0 H: 1 E: 0 K: 0 S: 4	H: 1 LOB: 1 BB: 0 P: 4	R: 1 H: 1 E: 0 K: 0 S: 4	H: 1 LOB: 0 BB: 0 P: 4	R: 0 H: 0 E: 0 K: 2 S: 7	H: 0 LOB: 0 BB: 0 P: 11		1B: 2 2B: 6 3B: 0 HR: 2	SF: 0 SAC: 0 DP: 0 HBP: 0	WP: 0 PB: 0 SB: 0 CS: 0	PA: 35						
<b>PITCHER</b>	IP	WLS	BF	H	R	ER	SO	BB	IBB	HBP	BLK	WP	HR	S	P	ERA	WHIP										
<b>Jose Guzman, R</b> ERA: 5.28 (1, 1)	8.0	L	35	10	7	5	6	0	0	0	0	0	2	47	47	5.62	1.250										

AB	31
R	3
H	5
RBI	3
BB	3
SO	12
LOB	8



AB	35
R	7
H	10
RBI	6
BB	0
SO	6
LOB	10





Batter	1	2	3	4	5	6	7	8	9	AB	R	H	RBI	BB	SO	LOB	TOP								
Jerry Browne, S OBP: 0.350, SLG: 0.335 (1, 4)	K	BB 2B BB	L6		CS 1B		F3		SF8 1B	5	1	2	0	1	1	3									
Scott Fletcher, R OBP: 0.362, SLG: 0.417 Curtis Wilkerson, S OBP: 0.320, SLG: 0.375 (1, 6) (8, 6)	CS-4-2-4 BB	BB 2B BB		F4	CS 1B		K		G4-6-3 1B	3	1	1	0	2	1	1									
Ruben Sierra, S OBP: 0.322, SLG: 0.448 (1, 9)	FC5-4-2-4 1-2	1-2 2B BB		K	4-3			1B 2B 1B	SF8	5	2	2	3	0	1	2									
Pete O'Brien, L OBP: 0.345, SLG: 0.535 Darrell Porter, L OBP: 0.313, SLG: 0.358 (1, 3) (8, 3)		BB BB		1B BB			G3	2B 1B 1B	G4-6-3	3	2	2	1	2	0	0									
Larry Parrish, R OBP: 0.357, SLG: 0.579 (1, 10)	K			1B			K	1B 2B		5	1	2	1	0	2	2									
Oddibe McDowell, L OBP: 0.396, SLG: 0.444 (1, 8)	BB IHR BB	K	K					1B BB		3	1	1	1	2	2	2									
Geno Petralli, L OBP: 0.444, SLG: 0.597 Steve Buechele, R OBP: 0.264, SLG: 0.393 (1, 5) (3, 5)	K	6-3			F9		F9	G6-4-3		2	0	0	0	0	1	2									
Mike Stanley, R OBP: 0.420, SLG: 0.422 Don Staught, R OBP: 0.270, SLG: 0.386 (1, 2) (8, PH) (8, 2)	IHR BB	1B			HR 1B		F3 4-3 1B	F8		3	2	3	0	1	0	0									
Bob Brower, R OBP: 0.364, SLG: 0.429 (1, 7)	1-2 2-3 IHR	1-2 1B			1-2 HR		4-3	1B BB		4	3	3	6	1	0	1									
<b>Inning Stats</b>	R: 0 E: 0 K: 1 S: 4	H: 0 LOB: 0 BB: 1 P: 8	R: 7 E: 0 K: 2 S: 10	H: 3 LOB: 1 BB: 5 P: 30	R: 0 E: 0 K: 1 S: 7	H: 2 LOB: 2 BB: 0 P: 7	R: 0 E: 0 K: 2 S: 8	H: 1 LOB: 2 BB: 1 P: 12	R: 2 E: 0 K: 0 S: 6	H: 4 LOB: 1 BB: 0 P: 6	R: 0 E: 0 K: 1 S: 5	H: 0 LOB: 1 BB: 1 P: 9	R: 0 E: 0 K: 1 S: 6	H: 1 LOB: 1 BB: 0 P: 6	R: 3 E: 0 K: 0 S: 6	H: 4 LOB: 0 BB: 0 P: 6	R: 1 E: 0 K: 0 S: 4	H: 2 LOB: 1 BB: 1 P: 8	1B: 12 2B: 3 3B: 1 HR: 2	SF: 1 SAC: 0 DP: 3 HBP: 0	WP: 0 PB: 1 SB: 0 CS: 1	PA: 49			
<b>PITCHER</b>	IP	WLS	BF	H	R	ER	SO	BB	IBB	HBP	BLK	WP	HR	S	P	ERA	WHIP								
Eric Plunk, R ERA: 5.84 (1, 1)	1.2	L	11	1	6	6	3	6	0	0	0	0	0	11	35	32.40	4.200								
Dennis Lamp, R ERA: 5.29 (2, 1)	4.1		23	9	3	3	4	2	0	0	0	0	1	29	37	6.23	2.538								
Dave Vonohlen, L ERA: 7.5 (7, 1)	3.0		15	7	4	4	1	1	0	0	0	0	0	16	20	12.00	2.667								

Texas Rangers @ Oakland Athletics  
Oakland-Alameda County Coliseum, Oakland, CA

AB 39  
R 13  
H 17  
RBI 12  
BB 9  
SO 8  
LOB 17



WP: 0 PA: 49  
PB: 1  
SB: 0  
CS: 1

Batter	1	2	3	4	5	6	7	8	9	AB	R	H	RBI	BB	SO	LOB	BOTTOM								
Luis Polonia, L OBP: 0.387, SLG: 0.453 (1, 8)	F7	F8		CS 1-2	F8		B1-3		L7	5	0	0	0	0	0	0									
Mike Davis, L OBP: 0.357, SLG: 0.596 Mickey Tettleton, S OBP: 0.297, SLG: 0.297 (1, 9) (9, 2)	L4		K		3-1		FC5-4 1B		K	4	0	1	0	0	1	0									
Carney Lansford, R OBP: 0.394, SLG: 0.436 Tony Phillips, S OBP: 0.347, SLG: 0.391 (1, 5) (9, 4)	1B 2B		HR		BB		K		K	3	2	2	1	1	1	1									
Jose Canseco, R OBP: 0.301, SLG: 0.416 (1, 7)	BB S 1B		6-3		K		FC5-4			4	0	1	1	0	1	2									
Mark McGwire, R OBP: 0.352, SLG: 0.617 (1, 3)	BB BB		F9		F8		F8		F3	3	0	0	0	1	0	0									
Ron Cey, R OBP: 0.383, SLG: 0.440 (1, 10)	1-2 2-3 BB				HR		K		F8	3	1	1	1	1	1	0									
Terry Steinbach, R OBP: 0.367, SLG: 0.482 (1, 2) (9, 5)	F9		6-3		6-3		WP 1B 1B		FC6-4 1B	4	0	2	0	0	0	3									
Alfredo Griffin, S OBP: 0.333, SLG: 0.364 Stan Javier, S OBP: 0.339, SLG: 0.350 (1, 4) (8, PH) (9, 9)	K				F9		WP 1B		FC6-4	3	0	1	0	0	1	0									
Johnnie LeMaster, R (1, 6)	F7				CS BB		F8		F8	3	0	0	0	1	0	2									
<b>Inning Stats</b>	R: 1 E: 0 K: 0 S: 5	H: 2 LOB: 3 BB: 2 P: 13	R: 0 E: 0 K: 1 S: 5	H: 0 LOB: 0 BB: 0 P: 5	R: 1 E: 0 K: 1 S: 6	H: 1 LOB: 0 BB: 1 P: 6	R: 1 E: 0 K: 0 S: 3	H: 1 LOB: 1 BB: 1 P: 7	R: 0 E: 0 K: 1 S: 5	H: 2 LOB: 2 BB: 0 P: 7	R: 0 E: 0 K: 1 S: 6	H: 1 LOB: 1 BB: 0 P: 6	R: 0 E: 0 K: 0 S: 4	H: 1 LOB: 1 BB: 0 P: 4	R: 0 E: 0 K: 1 S: 5	H: 0 LOB: 0 BB: 0 P: 5	1B: 5 2B: 1 3B: 0 HR: 2	SF: 0 SAC: 0 DP: 0 HBP: 0	WP: 1 PB: 0 SB: 1 CS: 1	PA: 39					
<b>PITCHER</b>	IP	WLS	BF	H	R	ER	SO	BB	IBB	HBP	BLK	WP	HR	S	P	ERA	WHIP								
Ed Correa, R ERA: 7.44 (1, 1)	6.0	W	27	6	3	3	4	4	0	0	0	0	0	31	47	4.50	1.667								
Jeff Russell, R ERA: 3.26 (7, 1)	3.0	S	11	2	0	0	2	0	0	0	0	0	0	15	15	0.00	0.667								

Texas Rangers @ Oakland Athletics  
Oakland-Alameda County Coliseum, Oakland, CA

AB 34  
R 3  
H 8  
RBI 3  
BB 4  
SO 6  
LOB 9




WP: 1 PA: 39  
PB: 0  
SB: 1  
CS: 1



Batter	1	2	3	4	5	6	7	8	9	AB	R	H	RBI	BB	SO	LOB	TOP			
Brian Downing, R OBP: 0.414, SLG: 0.556 (1, 10)										3	2	2	1	2	0	0	<b>California Angels @ Texas Rangers</b> Arlington Stadium, Arlington, TX Mon Jun 22 1987, 8:05 PM EDT Att: 25,118 - Unknown			
Devon White, S OBP: 0.322, SLG: 0.483 (1, 9)										5	2	3	1	0	0	1				
Wally Joyner, L OBP: 0.354, SLG: 0.500 (1, 3)										5	0	2	2	0	0	4				
Jack Howell, L OBP: 0.345, SLG: 0.510 (1, 7)										4	0	1	1	1	2	2				
Doug DeCinces, R OBP: 0.336, SLG: 0.389 (1, 5)										4	0	0	0	1	1	4				
Bob Boone, R OBP: 0.338, SLG: 0.323 (1, 2)										4	0	0	0	1	2	5				
Dick Schofield, R OBP: 0.299, SLG: 0.310 (1, 6)										3	1	0	0	1	0	3				
Gary Pettis, S OBP: 0.310, SLG: 0.286 (1, 8)										3	1	0	0	1	3	2				
Mark McLemore, S OBP: 0.324, SLG: 0.288 (1, 4)										3	1	1	1	0	1	1				
<b>Inning Stats</b>	R: 1 E: 1 K: 2 S: 9	H: 2 LOB: 1 BB: 0 P: 9	R: 0 E: 1 K: 2 S: 7	H: 0 LOB: 1 BB: 1 P: 11	R: 1 E: 0 K: 0 S: 5	H: 2 LOB: 2 BB: 1 P: 9	R: 2 E: 0 K: 1 S: 6	H: 1 LOB: 0 BB: 1 P: 10	R: 0 E: 0 K: 1 S: 5	H: 0 LOB: 0 BB: 0 P: 5	R: 2 E: 1 K: 1 S: 8	H: 3 LOB: 2 BB: 1 P: 12	R: 1 E: 0 K: 0 S: 3	H: 1 LOB: 1 BB: 2 P: 11	R: 0 E: 0 K: 1 S: 5	H: 0 LOB: 0 BB: 0 P: 5	1B: 6 2B: 3 3B: 1 HR: 0	SF: 0 SAC: 1 DP: 1 HBP: 0	WP: 0 PB: 0 SB: 2 CS: 0	PA: 42
<b>PITCHER</b>	IP WLS BF H R ER SO BB IBB HBP BLK WP HR S P ERA WHIP	IP WLS BF H R ER SO BB IBB HBP BLK WP HR S P ERA WHIP	IP WLS BF H R ER SO BB IBB HBP BLK WP HR S P ERA WHIP	IP WLS BF H R ER SO BB IBB HBP BLK WP HR S P ERA WHIP	IP WLS BF H R ER SO BB IBB HBP BLK WP HR S P ERA WHIP	IP WLS BF H R ER SO BB IBB HBP BLK WP HR S P ERA WHIP	IP WLS BF H R ER SO BB IBB HBP BLK WP HR S P ERA WHIP	IP WLS BF H R ER SO BB IBB HBP BLK WP HR S P ERA WHIP	IP WLS BF H R ER SO BB IBB HBP BLK WP HR S P ERA WHIP	IP WLS BF H R ER SO BB IBB HBP BLK WP HR S P ERA WHIP	IP WLS BF H R ER SO BB IBB HBP BLK WP HR S P ERA WHIP	IP WLS BF H R ER SO BB IBB HBP BLK WP HR S P ERA WHIP	IP WLS BF H R ER SO BB IBB HBP BLK WP HR S P ERA WHIP	IP WLS BF H R ER SO BB IBB HBP BLK WP HR S P ERA WHIP	IP WLS BF H R ER SO BB IBB HBP BLK WP HR S P ERA WHIP	IP WLS BF H R ER SO BB IBB HBP BLK WP HR S P ERA WHIP	IP WLS BF H R ER SO BB IBB HBP BLK WP HR S P ERA WHIP	IP WLS BF H R ER SO BB IBB HBP BLK WP HR S P ERA WHIP	IP WLS BF H R ER SO BB IBB HBP BLK WP HR S P ERA WHIP	IP WLS BF H R ER SO BB IBB HBP BLK WP HR S P ERA WHIP
Greg Harris, R ERA: 5.81 (1, 1)	6.0	L	29	7	6	5	7	4	0	0	0	0	0	0	39	55	7.50	1.833		
Mitch Williams, L ERA: 4.23 (7, 1)	2.0	W	10	2	1	1	1	1	2	0	0	0	0	0	9	21	4.50	1.500		
Dale Mohorcic, R ERA: 2.51 (9, 1)	1.0	S	3	0	0	0	1	0	0	0	0	0	0	0	5	5	0.00	0.000		

AB	34
R	7
H	9
RBI	6
BB	7
SO	9
LOB	22



Batter	1	2	3	4	5	6	7	8	9	AB	R	H	RBI	BB	SO	LOB	BOTTOM			
Jerry Browne, S OBP: 0.352, SLG: 0.338 (1, 4)										4	1	2	0	0	1	0	<b>California Angels @ Texas Rangers</b> Arlington Stadium, Arlington, TX Mon Jun 22 1987, 8:05 PM EDT Att: 25,118 - Unknown			
Scott Fletcher, R OBP: 0.368, SLG: 0.432 (1, 6)										3	1	2	2	1	1	0				
Ruben Sierra, S OBP: 0.317, SLG: 0.441 (1, 9)										4	0	0	0	0	2	3				
Pete O'Brien, L OBP: 0.347, SLG: 0.533 (1, 3)										3	0	1	0	1	0	0				
Larry Parrish, R OBP: 0.359, SLG: 0.578 (1, 10)										4	0	2	0	0	0	2				
Pete Incaviglia, R OBP: 0.338, SLG: 0.535 (1, 7)										3	1	0	0	1	1	2				
Oddibe McDowell, L OBP: 0.369, SLG: 0.445 (1, 8)										4	0	2	0	0	1	2				
Mike Stanley, R OBP: 0.389, SLG: 0.388 (1, 2)										4	0	0	0	0	1	2				
Steve Buechele, R OBP: 0.260, SLG: 0.387 Darrell Porter, L OBP: 0.308, SLG: 0.352 (9, PH)										3	0	0	0	0	0	0				
<b>Inning Stats</b>	R: 0 E: 0 K: 1 S: 5	H: 0 LOB: 2 BB: 2 P: 13	R: 1 E: 0 K: 0 S: 3	H: 1 LOB: 0 BB: 1 P: 7	R: 2 E: 0 K: 1 S: 9	H: 4 LOB: 2 BB: 0 P: 9	R: 0 E: 0 K: 2 S: 7	H: 0 LOB: 0 BB: 0 P: 7	R: 0 E: 0 K: 1 S: 5	H: 1 LOB: 0 BB: 0 P: 5	R: 0 E: 0 K: 0 S: 5	H: 2 LOB: 2 BB: 0 P: 5	R: 0 E: 0 K: 0 S: 3	H: 0 LOB: 0 BB: 0 P: 3	R: 0 E: 0 K: 0 S: 3	H: 1 LOB: 0 BB: 0 P: 3	1B: 8 2B: 0 3B: 0 HR: 1	SF: 0 SAC: 0 DP: 2 HBP: 0	WP: 0 PB: 0 SB: 0 CS: 0	PA: 36
<b>PITCHER</b>	IP WLS BF H R ER SO BB IBB HBP BLK WP HR S P ERA WHIP	IP WLS BF H R ER SO BB IBB HBP BLK WP HR S P ERA WHIP	IP WLS BF H R ER SO BB IBB HBP BLK WP HR S P ERA WHIP	IP WLS BF H R ER SO BB IBB HBP BLK WP HR S P ERA WHIP	IP WLS BF H R ER SO BB IBB HBP BLK WP HR S P ERA WHIP	IP WLS BF H R ER SO BB IBB HBP BLK WP HR S P ERA WHIP	IP WLS BF H R ER SO BB IBB HBP BLK WP HR S P ERA WHIP	IP WLS BF H R ER SO BB IBB HBP BLK WP HR S P ERA WHIP	IP WLS BF H R ER SO BB IBB HBP BLK WP HR S P ERA WHIP	IP WLS BF H R ER SO BB IBB HBP BLK WP HR S P ERA WHIP	IP WLS BF H R ER SO BB IBB HBP BLK WP HR S P ERA WHIP	IP WLS BF H R ER SO BB IBB HBP BLK WP HR S P ERA WHIP	IP WLS BF H R ER SO BB IBB HBP BLK WP HR S P ERA WHIP	IP WLS BF H R ER SO BB IBB HBP BLK WP HR S P ERA WHIP	IP WLS BF H R ER SO BB IBB HBP BLK WP HR S P ERA WHIP	IP WLS BF H R ER SO BB IBB HBP BLK WP HR S P ERA WHIP	IP WLS BF H R ER SO BB IBB HBP BLK WP HR S P ERA WHIP	IP WLS BF H R ER SO BB IBB HBP BLK WP HR S P ERA WHIP	IP WLS BF H R ER SO BB IBB HBP BLK WP HR S P ERA WHIP	IP WLS BF H R ER SO BB IBB HBP BLK WP HR S P ERA WHIP
Mike Witt, R ERA: 3.53 (1, 1)	2.1	L	13	4	3	3	1	3	0	0	0	0	0	0	0	0	11.57	3.000		
DeWayne Buice, R ERA: 3.21 (3, 1)	4.1	W	16	4	0	0	6	0	0	0	0	0	0	0	28	28	0.00	0.923		
Greg Minton, R ERA: 2.36 (7, 1)	2.1	S	7	1	0	0	0	0	0	0	0	0	0	7	7	0.00	0.429			

AB	33
R	3
H	9
RBI	2
BB	3
SO	7
LOB	11





Batter	1	2	3	4	5	6	7	8	9	AB	R	H	RBI	BB	SO	LOB	TOP					
Brian Downing, R OBP: 0.414, SLG: 0.549 (1, 10)	4-0 PB S BB		0-0 F9			0-0 6-3	4-0 E 2B BB		0-0 F9	3	1	0	0	2	0	0						
Devon White, S OBP: 0.327, SLG: 0.503 (1, 9)	0-3 K		4-0 PO BB			0-0 HR	0-0 E6 2B		0-0 HR	4	3	2	2	1	1	2						
Wally Joyner, L OBP: 0.362, SLG: 0.518 (1, 3)	4-0 BB		0-0 PO	0-0 4-3		0-0 HR	0-0 1B 2B		4-0 1B BB	3	2	2	3	2	0	0						
Doug DeCinces, R OBP: 0.341, SLG: 0.391 (1, 5)	0-0 F7			0-0 6-3		4-0 PB S 1B BB	0-0 2H 1B		0-0 1-3 1B	4	1	2	1	1	0	2						
Jack Howell, L OBP: 0.342, SLG: 0.500 (1, 7)	0-0 1-3			0-0 L8		4-0 PB 1B BB	0-3 K		0-3 K	4	1	0	0	1	2	5						
Bob Boone, R OBP: 0.336, SLG: 0.320 (1, 2)		0-0 F4			0-3 K	0-0 1B			0-0 L8	4	0	1	2	0	1	0						
Dick Schofield, R OBP: 0.255, SLG: 0.305 (1, 6)		0-0 F7			0-0 F3	0-0 F3			0-0 6-3	4	0	0	0	0	0	1						
Gary Pettis, S OBP: 0.305, SLG: 0.282 (1, 8)		0-0 4-3			0-0 6-3				0-0 5-3	4	0	0	0	0	1	0						
Mark McLemore, S OBP: 0.319, SLG: 0.283 (1, 4)			0-3 K2-3			0-0 P6	0-3 K		0-0 F9	4	0	0	0	0	2	0						
<b>Inning Stats</b>	R: 0 E: 0 K: 1 S: 5	H: 0 LOB: 2 BB: 2 P: 13	R: 0 E: 0 K: 0 S: 3	H: 0 LOB: 0 BB: 0 P: 3	R: 0 E: 0 K: 1 S: 4	H: 0 LOB: 0 BB: 1 P: 8	R: 0 E: 0 K: 0 S: 3	H: 0 LOB: 0 BB: 0 P: 3	R: 0 E: 0 K: 1 S: 5	H: 0 LOB: 0 BB: 0 P: 5	R: 4 E: 0 K: 0 S: 6	H: 3 LOB: 1 BB: 2 P: 14	R: 3 E: 1 K: 3 S: 12	H: 2 LOB: 1 BB: 1 P: 16	R: 0 E: 0 K: 0 S: 3	H: 0 LOB: 0 BB: 0 P: 3	R: 1 E: 0 K: 1 S: 7	H: 2 LOB: 2 BB: 1 P: 11	1B: 3 2B: 1 3B: 0 HR: 3	SF: 0 SAC: 0 DP: 0 HBP: 0	WP: 0 PB: 2 SB: 2 CS: 0	PA: 42
<b>PITCHER</b>	IP WLS BF H R ER SO BB IBB HBP BLK WP HR S P ERA WHIP	IP WLS BF H R ER SO BB IBB HBP BLK WP HR S P ERA WHIP																				
Charlie Hough, R ERA: 3.88 (1, 1)	6.2 L 31 5 7 3 5	2.1 10 2 1 1 2																				
Mitch Williams, L ERA: 4.2 (7, 1)	2.1 10 2 1 1 2	1 1 1 2																				

California Angels @ Texas Rangers  
Arlington Stadium, Arlington, TX  
Tue Jun 23 1987, 8:05 PM EDT  
Att: 32,996 - Unknown

AB 34  
R 8  
H 7  
RBI 8  
BB 7  
SO 7  
LOB 10



Batter	1	2	3	4	5	6	7	8	9	AB	R	H	RBI	BB	SO	LOB	BOTTOM					
Jerry Browne, S OBP: 0.353, SLG: 0.333 (1, 4)	0-0 L8		4-0 E 1B BB	0-0 G3		0-0 6-3		4-0 BB		3	1	0	1	2	0	1						
Scott Fletcher, R OBP: 0.372, SLG: 0.443 (1, 6)	0-0 WP 2B		0-0 E6 FC5 1B		0-0 WP 2B		0-0 1-3	0-0 FC5		5	0	3	0	0	0	3						
Ruben Sierra, S OBP: 0.319, SLG: 0.438 (1, 9)	0-3 K		1-0 HBP		0-0 P4		0-0 1-3		0-0 1B G6-4-3	4	1	1	0	0	1	2						
Pete O'Brien, L OBP: 0.344, SLG: 0.526 (1, 3)	0-0 4-3		0-0 F6		0-0 G3		0-0 G3		0-0 1B G6-4-3	5	0	1	0	0	0	4						
Larry Parrish, R OBP: 0.356, SLG: 0.570 (1, 10)		0-3 K	0-3 K		0-0 F7			0-0 BB 1B	0-0 G6-4-3	5	1	1	0	0	2	4						
Pete Incaviglia, R OBP: 0.336, SLG: 0.532 (1, 7)	0-0 L8		0-0 FC5			0-0 2B 2B		0-3 K	0-0 L4	5	1	1	0	0	1	3						
Oddibe McDowell, L OBP: 0.381, SLG: 0.480 (1, 8)		0-0 HR		0-0 G5-4-3 1B		0-0 F9 SF8 2B		0-0 BB BB 1B		4	2	4	2	0	0	0						
Mike Stanley, R OBP: 0.397, SLG: 0.385 (8, PR)		0-0 1B		0-0 G5-4-3		0-0 F9		4-0 FC5 BB BB		3	0	1	0	1	0	2						
Bob Brower, R OBP: 0.384, SLG: 0.429 (8, PR)				0-0 1-2 2B		0-0 2-3		0-0 1-2 2-3 3H		0	0	0	0	0	0	0						
Don Slaught, R OBP: 0.279, SLG: 0.386 (8, PH)				0-0 WP 2B		0-0 SF8		0-3 K		0	0	0	0	0	0	0						
Steve Buechele, R OBP: 0.261, SLG: 0.393 (8, PH)		0-0 4-3								2	0	1	1	0	0	1						
Geno Petralli, L OBP: 0.440, SLG: 0.500 (8, PH)										1	0	0	0	0	1	3						
<b>Inning Stats</b>	R: 0 E: 0 K: 1 S: 6	H: 1 LOB: 1 BB: 0 P: 6	R: 1 E: 0 K: 1 S: 7	H: 2 LOB: 1 BB: 0 P: 7	R: 1 E: 2 K: 1 S: 6	H: 1 LOB: 2 BB: 1 P: 11	R: 0 E: 0 K: 0 S: 4	H: 2 LOB: 1 BB: 0 P: 4	R: 0 E: 0 K: 0 S: 4	H: 1 LOB: 1 BB: 0 P: 4	R: 2 E: 0 K: 0 S: 5	H: 2 LOB: 0 BB: 0 P: 5	R: 0 E: 0 K: 0 S: 3	H: 0 LOB: 0 BB: 0 P: 3	R: 1 E: 0 K: 2 S: 9	H: 2 LOB: 3 BB: 2 P: 17	R: 1 E: 0 K: 0 S: 4	H: 2 LOB: 0 BB: 0 P: 4	1B: 7 2B: 5 3B: 0 HR: 1	SF: 1 SAC: 0 DP: 2 HBP: 1	WP: 3 PB: 0 SB: 0 CS: 0	PA: 42
<b>PITCHER</b>	IP WLS BF H R ER SO BB IBB HBP BLK WP HR S P ERA WHIP	IP WLS BF H R ER SO BB IBB HBP BLK WP HR S P ERA WHIP																				
Willie Fraser, R ERA: 3.58 (7, 1)	1.1 6 2 1 1 1																					
Gary Lucas, L ERA: 6.63 (8, 1)	1.2 S 8 2 1 1 1																					
Greg Minton, R ERA: 2.5 (8, 1)	1.2 S 8 2 1 1 1																					

California Angels @ Texas Rangers  
Arlington Stadium, Arlington, TX  
Tue Jun 23 1987, 8:05 PM EDT  
Att: 32,996 - Unknown

AB 37  
R 6  
H 13  
RBI 4  
BB 3  
SO 5  
LOB 23





Batter	1	2	3	4	5	6	7	8	9	AB	R	H	RBI	BB	SO	LOB	TOP			
Brian Downing, R OBP: 0.414, SLG: 0.543 (1, 10)	F8		FC3-6 BB		F3		CS HBP		E5 1B 1B	3	0	0	0	1	0	0	<b>California Angels @ Texas Rangers</b> Arlington Stadium, Arlington, TX Wed Jun 24 1987, 8:05 PM EDT Att: 17,218 - Unknown			
Devon White, S OBP: 0.325, SLG: 0.498 (1, 9)	K		FC3-6 SF8 1-2		K		F7		1B	5	1	1	0	0	2	2				
Wally Joyner, L OBP: 0.366, SLG: 0.520 (1, 3)	1B		SF8 2-H				L8		G5-3 1B	3	0	2	1	1	0	1				
Doug DeCinces, R OBP: 0.338, SLG: 0.384 (1, 5)	K		F2		P4				G5-3 1B	4	1	0	0	1	1	5				
Jack Howell, L OBP: 0.340, SLG: 0.493 (1, 7)		5-3 E BB			G1-6-3		F8		4-3	3	1	0	0	1	0	1				
Bob Boone, R OBP: 0.340, SLG: 0.333 (1, 2)		5-3 1-2			BB 1B		2B		1-3	4	1	2	0	0	0	2				
Dick Schofield, R OBP: 0.259, SLG: 0.308 (1, 6)		E9 G3 2-H 1B			F9		E6 2B		FC6-4 1B	4	0	2	2	0	0	2				
Gary Pettis, S OBP: 0.305, SLG: 0.278 (1, 8)		G3 2-3			F7 BB		F7		FC6-4 1-2	3	0	0	0	1	0	4				
Mark McLemore, S OBP: 0.318, SLG: 0.286 (1, 4)		4-3			F7		2B 1-H 2-H		3-1	4	0	1	1	0	0	3				
<b>Inning Stats</b>	R: 0 E: 0 K: 2 S: 8	H: 1 LOB: 1 BB: 0 P: 8	R: 1 E: 1 K: 0 S: 4	H: 1 LOB: 1 BB: 1 P: 8	R: 1 E: 1 K: 0 S: 3	H: 0 LOB: 0 BB: 1 P: 7	R: 0 E: 0 K: 0 S: 4	H: 1 LOB: 2 BB: 1 P: 8	R: 0 E: 0 K: 1 S: 5	H: 2 LOB: 1 BB: 0 P: 5	R: 0 E: 0 K: 0 S: 2	H: 0 LOB: 0 BB: 0 P: 3	R: 1 E: 0 K: 0 S: 4	H: 1 LOB: 1 BB: 1 P: 8	R: 0 E: 1 K: 0 S: 5	H: 2 LOB: 2 BB: 0 P: 5	1B: 6 2B: 2 3B: 0 HR: 0	SF: 1 SAC: 0 DP: 1 HBP: 1	WP: 1 PB: 0 SB: 2 CS: 1	PA: 40
<b>PITCHER</b>	IP WLS BF H R ER SO BB IBB HBP BLK WP HR S P ERA WHIP	IP WLS BF H R ER SO BB IBB HBP BLK WP HR S P ERA WHIP	IP WLS BF H R ER SO BB IBB HBP BLK WP HR S P ERA WHIP	IP WLS BF H R ER SO BB IBB HBP BLK WP HR S P ERA WHIP	IP WLS BF H R ER SO BB IBB HBP BLK WP HR S P ERA WHIP	IP WLS BF H R ER SO BB IBB HBP BLK WP HR S P ERA WHIP	IP WLS BF H R ER SO BB IBB HBP BLK WP HR S P ERA WHIP	IP WLS BF H R ER SO BB IBB HBP BLK WP HR S P ERA WHIP	IP WLS BF H R ER SO BB IBB HBP BLK WP HR S P ERA WHIP	IP WLS BF H R ER SO BB IBB HBP BLK WP HR S P ERA WHIP	IP WLS BF H R ER SO BB IBB HBP BLK WP HR S P ERA WHIP	IP WLS BF H R ER SO BB IBB HBP BLK WP HR S P ERA WHIP	IP WLS BF H R ER SO BB IBB HBP BLK WP HR S P ERA WHIP	IP WLS BF H R ER SO BB IBB HBP BLK WP HR S P ERA WHIP	IP WLS BF H R ER SO BB IBB HBP BLK WP HR S P ERA WHIP	IP WLS BF H R ER SO BB IBB HBP BLK WP HR S P ERA WHIP	IP WLS BF H R ER SO BB IBB HBP BLK WP HR S P ERA WHIP			
Mike Loynd, R ERA: 4.08 (1, 1)	6.0	L	27	5	3	1	3	4	0	0	0	0	0	0	0	0	1.50	1.500		
Jeff Russell, R ERA: 3.31 (7, 1)	2.1	11	2	1	1	0	0	1	0	1	0	9	14	3.86	1.286					
Mitch Williams, L ERA: 4.2 (9, 1)	0.0	1	1	0	0	0	0	0	0	0	0	1	1	∞	∞					
Dale Mohoric, R ERA: 2.48 (9, 1)	0.2	1	0	0	0	0	0	0	0	0	1	1	0.00	0.000						

Batter	1	2	3	4	5	6	7	8	9	AB	R	H	RBI	BB	SO	LOB	BOTTOM			
Jerry Browne, S OBP: 0.347, SLG: 0.327 (1, 4)	F7		1-3			K		K		4	0	0	0	0	2	2	<b>California Angels @ Texas Rangers</b> Arlington Stadium, Arlington, TX Wed Jun 24 1987, 8:05 PM EDT Att: 17,218 - Unknown			
Scott Fletcher, R OBP: 0.370, SLG: 0.438 (1, 6)	L4			WP 1B BB		K		5-3		3	1	0	0	1	1	0				
Ruben Sierra, S OBP: 0.314, SLG: 0.432 (1, 9)	1-3			F8 1-2		F8		1-3		4	0	0	0	0	0	1				
Pete O'Brien, L OBP: 0.343, SLG: 0.522 (1, 3)		P6 1B		2-H 1B		L4		K		4	0	1	1	0	1	0				
Larry Parrish, R OBP: 0.356, SLG: 0.567 (1, 10)		F9		G6-4-3 1B		K				3	0	1	0	0	1	0				
Pete Incaviglia, R OBP: 0.332, SLG: 0.526 (1, 7)		5-3		G6-4-3 1-2		K				3	0	0	0	0	1	2				
Oddibe McDowell, L OBP: 0.385, SLG: 0.489 (1, 8)				2B		G3-4-1		4-3 1B		3	0	2	0	0	0	0				
Mike Stanley, R OBP: 0.383, SLG: 0.370 (1, 2)				4-3		6-3		4-3		2	0	0	0	0	0	1				
Geno Petrilli, L OBP: 0.435, SLG: 0.494 (8, PH) (9, 5)								1-2		1	0	0	0	0	0	1				
Steve Buechele, R OBP: 0.259, SLG: 0.389 (1, 5)				F8		F8		F7		2	0	0	0	0	0	1				
Darrell Porter, L OBP: 0.303, SLG: 0.345 (8, PH) (9, 2)										1	0	0	0	0	0	1				
Don Slaught, R OBP: 0.279, SLG: 0.386 (9, 2)										0	0	0	0	0	0	0				
<b>Inning Stats</b>	R: 0 E: 0 K: 0 S: 3	H: 0 LOB: 0 BB: 0 P: 3	R: 0 E: 0 K: 0 S: 3	H: 0 LOB: 0 BB: 0 P: 3	R: 0 E: 0 K: 0 S: 4	H: 1 LOB: 1 BB: 0 P: 4	R: 1 E: 0 K: 0 S: 4	H: 2 LOB: 1 BB: 1 P: 8	R: 0 E: 0 K: 2 S: 7	H: 0 LOB: 0 BB: 0 P: 7	R: 0 E: 0 K: 2 S: 7	H: 0 LOB: 0 BB: 0 P: 7	R: 0 E: 0 K: 1 S: 6	H: 1 LOB: 1 BB: 0 P: 6	R: 0 E: 0 K: 1 S: 5	H: 0 LOB: 0 BB: 0 P: 5	1B: 3 2B: 1 3B: 0 HR: 0	SF: 0 SAC: 0 DP: 1 HBP: 0	WP: 1 PB: 0 SB: 0 CS: 0	PA: 31
<b>PITCHER</b>	IP WLS BF H R ER SO BB IBB HBP BLK WP HR S P ERA WHIP	IP WLS BF H R ER SO BB IBB HBP BLK WP HR S P ERA WHIP	IP WLS BF H R ER SO BB IBB HBP BLK WP HR S P ERA WHIP	IP WLS BF H R ER SO BB IBB HBP BLK WP HR S P ERA WHIP	IP WLS BF H R ER SO BB IBB HBP BLK WP HR S P ERA WHIP	IP WLS BF H R ER SO BB IBB HBP BLK WP HR S P ERA WHIP	IP WLS BF H R ER SO BB IBB HBP BLK WP HR S P ERA WHIP	IP WLS BF H R ER SO BB IBB HBP BLK WP HR S P ERA WHIP	IP WLS BF H R ER SO BB IBB HBP BLK WP HR S P ERA WHIP	IP WLS BF H R ER SO BB IBB HBP BLK WP HR S P ERA WHIP	IP WLS BF H R ER SO BB IBB HBP BLK WP HR S P ERA WHIP	IP WLS BF H R ER SO BB IBB HBP BLK WP HR S P ERA WHIP	IP WLS BF H R ER SO BB IBB HBP BLK WP HR S P ERA WHIP	IP WLS BF H R ER SO BB IBB HBP BLK WP HR S P ERA WHIP	IP WLS BF H R ER SO BB IBB HBP BLK WP HR S P ERA WHIP	IP WLS BF H R ER SO BB IBB HBP BLK WP HR S P ERA WHIP	IP WLS BF H R ER SO BB IBB HBP BLK WP HR S P ERA WHIP			
Don Sutton, R ERA: 4.22 (1, 1)	7.0	W	24	3	1	1	4	1	0	0	0	31	35	1.29	0.571					
DeWayne Buice, R ERA: 3.09 (8, 1)	2.0	S	7	1	0	0	2	0	0	0	0	11	11	0.00	0.500					



Batter	1	2	3	4	5	6	7	8	9	AB	R	H	RBI	BB	SO	LOB	TOP										
Dan Gladden, R OBP: 0.327, SLG: 0.377 (1, 7)										3	0	0	0	1	2	2	<p>Minnesota Twins @ Texas Rangers Arlington Stadium, Arlington, TX Fri Jun 26 1987, 8:05 PM EDT Att: 20,605 - Unknown</p>										
Al Newman, S OBP: 0.284, SLG: 0.296 (1, 6) (8, 4)										3	0	0	0	1	0	1											
Kirby Puckett, R OBP: 0.376, SLG: 0.532 (1, 8)										3	0	0	0	1	2	1											
Kent Hrbek, L OBP: 0.364, SLG: 0.523 (1, 3)										4	0	0	0	0	1	2											
Gary Gaetti, R OBP: 0.321, SLG: 0.502 (1, 5)										3	0	0	0	0	0	1											
Roy Smalley, S OBP: 0.387, SLG: 0.506 (1, 10)										3	0	1	0	0	0	0											
Tom Brunansky, R OBP: 0.369, SLG: 0.519 (1, 9)										1	0	0	0	2	0	1											
Steve Lombardozzi, R OBP: 0.306, SLG: 0.320 (8, PH)										1	0	0	0	1	1	1											
Gene Larkin, S OBP: 0.390, SLG: 0.458 (8, 2)										1	0	0	0	0	1	1											
Tim Laudner, R OBP: 0.231, SLG: 0.389 (8, 2)										0	0	0	0	0	0	0											
Sal Butera, R OBP: 0.234, SLG: 0.341 (8, PH)										2	0	0	0	0	0	2											
Randy Bush, L OBP: 0.348, SLG: 0.405 (8, 6)										1	0	0	0	0	0	1											
Greg Gagne, R OBP: 0.294, SLG: 0.405 (8, 6)										0	0	0	0	0	0	0											
<b>Inning Stats</b>	R: 0 E: 0 K: 2 S: 7	H: 0 LOB: 0 BB: 0 P: 7	R: 0 E: 0 K: 1 S: 6	H: 1 LOB: 1 BB: 0 P: 6	R: 0 E: 0 K: 1 S: 4	H: 0 LOB: 0 BB: 1 P: 8	R: 0 E: 0 K: 0 S: 3	H: 0 LOB: 1 BB: 1 P: 7	R: 0 E: 0 K: 1 S: 5	H: 0 LOB: 1 BB: 1 P: 9	R: 0 E: 0 K: 1 S: 4	H: 0 LOB: 0 BB: 0 P: 8	R: 0 E: 0 K: 0 S: 3	H: 0 LOB: 0 BB: 0 P: 3	R: 0 E: 0 K: 1 S: 5	H: 0 LOB: 1 BB: 1 P: 9	R: 0 E: 0 K: 0 S: 2	H: 0 LOB: 0 BB: 1 P: 6	1B: 1 2B: 0 3B: 0 HR: 0	SF: 0 SAC: 0 DP: 2 HBP: 0	WP: 0 PB: 0 CS: 0	PA: 31					
<b>PITCHER</b>	IP	WLS	BF	H	R	ER	SO	BB	IBB	HBP	BLK	WP	HR	S	P	ERA	WHIP										
Bobby Witt, R ERA: 4.47 (1, 1)	8.0	W	29	1	0	0	7	6	0	0	0	0	0	37	61	0.00	0.875										
Dale Mohorcic, R ERA: 2.44 (9, 1)	1.0	S	2	0	0	0	0	0	0	0	0	0	0	2	2	0.00	0.000										

Batter	1	2	3	4	5	6	7	8	9	AB	R	H	RBI	BB	SO	LOB	BOTTOM										
Jerry Browne, S OBP: 0.346, SLG: 0.325 (1, 4)										4	1	1	0	0	0	1	<p>Minnesota Twins @ Texas Rangers Arlington Stadium, Arlington, TX Fri Jun 26 1987, 8:05 PM EDT Att: 20,605 - Unknown</p>										
Scott Fletcher, R OBP: 0.369, SLG: 0.439 (1, 6)										4	0	1	1	0	0	1											
Ruben Sierra, S OBP: 0.314, SLG: 0.429 (1, 9)										4	0	1	0	0	1	1											
Larry Parrish, R OBP: 0.356, SLG: 0.563 (1, 10)										2	0	0	0	1	2	1											
Pete O'Brien, L OBP: 0.343, SLG: 0.520 (1, 3)										3	0	1	0	0	0	2											
Pete Incaviglia, R OBP: 0.332, SLG: 0.527 (1, 7)										3	0	1	0	0	0	1											
Mike Stanley, R OBP: 0.381, SLG: 0.368 (1, 2)										3	0	1	0	0	1	3											
Oddibe McDowell, L OBP: 0.380, SLG: 0.481 (1, 8)										3	0	0	0	0	1	2											
Steve Buechele, R OBP: 0.260, SLG: 0.388 (1, 5)										3	0	1	0	0	1	1											
<b>Inning Stats</b>	R: 1 E: 0 K: 2 S: 8	H: 2 LOB: 1 BB: 0 P: 8	R: 0 E: 0 K: 2 S: 8	H: 1 LOB: 0 BB: 0 P: 8	R: 0 E: 0 K: 0 S: 3	H: 0 LOB: 0 BB: 0 P: 3	R: 0 E: 0 K: 0 S: 4	H: 2 LOB: 2 BB: 1 P: 8	R: 0 E: 0 K: 0 S: 4	H: 1 LOB: 1 BB: 0 P: 4	R: 0 E: 0 K: 1 S: 5	H: 0 LOB: 0 BB: 0 P: 5	R: 0 E: 0 K: 1 S: 6	H: 1 LOB: 1 BB: 0 P: 6	R: 0 E: 0 K: 0 S: 3	H: 0 LOB: 0 BB: 0 P: 3		1B: 5 2B: 4 3B: 0 HR: 0	SF: 0 SAC: 0 DP: 2 HBP: 0	WP: 0 PB: 0 CS: 1	PA: 30						
<b>PITCHER</b>	IP	WLS	BF	H	R	ER	SO	BB	IBB	HBP	BLK	WP	HR	S	P	ERA	WHIP										
Frank Viola, L ERA: 3.29 (1, 1)	8.0	L	30	7	1	1	6	1	0	0	0	0	0	41	45	1.12	1.000										



Batter	1	2	3	4	5	6	7	8	9	AB	R	H	RBI	BB	SO	LOB	TOP			
Dan Gladden, R OBP: 0.325, SLG: 0.373 (1, 7)										5	1	1	0	0	1	2	<b>Minnesota Twins @ Texas Rangers</b> Arlington Stadium, Arlington, TX Sat Jun 27 1987, 8:05 PM EDT Unknown			
Greg Gagne, R OBP: 0.291, SLG: 0.417 (1, 6)										5	1	1	1	0	1	1				
Kirby Puckett, R OBP: 0.384, SLG: 0.542 (1, 8)										4	1	4	0	0	0	0				
Kent Hrbek, L OBP: 0.362, SLG: 0.531 (1, 3)										4	1	1	2	0	1	4				
Gary Gaetti, R OBP: 0.317, SLG: 0.494 (1, 5)										4	0	0	0	0	1	1				
Roy Smalley, S OBP: 0.390, SLG: 0.506 (1, 10)										4	0	2	0	0	0	0				
Tom Brunansky, R OBP: 0.371, SLG: 0.519 (1, 9)										4	1	2	0	0	1	1				
Tim Laudner, R OBP: 0.240, SLG: 0.414 (1, 2)										3	1	1	2	1	1	3				
Sieve Lombardozzi, R OBP: 0.301, SLG: 0.314 (1, 4)										4	0	0	0	0	0	3				
<b>Inning Stats</b>	R: 1 E: 1 K: 0 S: 5	H: 2 LOB: 1 BB: 0 P: 5	R: 0 E: 0 K: 1 S: 7	H: 2 LOB: 2 BB: 0 P: 7	R: 2 E: 0 K: 2 S: 9	H: 2 LOB: 0 BB: 0 P: 9	R: 3 E: 0 K: 1 S: 9	H: 4 LOB: 0 BB: 0 P: 9	R: 0 E: 0 K: 1 S: 5	H: 0 LOB: 0 BB: 0 P: 5	R: 0 E: 0 K: 1 S: 4	H: 1 LOB: 0 BB: 1 P: 8	R: 0 E: 0 K: 0 S: 4	H: 1 LOB: 1 BB: 0 P: 4	R: 0 E: 0 K: 0 S: 3	H: 0 LOB: 0 BB: 0 P: 3	1B: 8 2B: 1 3B: 0 HR: 3	SF: 0 SAC: 0 DP: 2 HBP: 0	WP: 1 PB: 0 SB: 1 CS: 0	PA: 38
<b>PITCHER</b>	IP WLS BF H R ER SO BB IBB HBP BLK WP HR S P ERA WHIP																			
Ed Correa, R ERA: 7.56 (1, 1)	5.0 W 25 10 6 5 5 0 0 0 0 0 1 3 35 35 9.00 2.000																			
Jeff Russell, R ERA: 2.95 (6, 1)	4.0 S 13 2 0 0 1 1 0 0 0 0 0 0 14 18 0.00 0.750																			

Batter	1	2	3	4	5	6	7	8	9	AB	R	H	RBI	BB	SO	LOB	BOTTOM			
Jerry Browne, S OBP: 0.339, SLG: 0.318 (1, 4)										5	0	0	0	0	2	4	<b>Minnesota Twins @ Texas Rangers</b> Arlington Stadium, Arlington, TX Sat Jun 27 1987, 8:05 PM EDT Unknown			
Scott Fletcher, R OBP: 0.372, SLG: 0.443 (1, 6)										4	3	2	0	1	1	0				
Curtis Wilkerson, S OBP: 0.320, SLG: 0.375 (9, 6)										0	0	0	0	0	0	0				
Ruben Sierra, S OBP: 0.321, SLG: 0.444 (1, 9)										4	2	3	3	1	1	1				
Pete O'Brien, L OBP: 0.344, SLG: 0.517 (1, 3)										3	1	1	2	1	0	2				
Larry Parrish, R OBP: 0.356, SLG: 0.570 (1, 10)										4	2	1	2	1	0	2				
Pete Incaviglia, R OBP: 0.333, SLG: 0.531 (1, 7)										4	0	1	1	1	1	1				
Bob Brower, R OBP: 0.364, SLG: 0.429 (9, 7)										0	0	0	0	0	0	0				
Oddibe McDowell, L OBP: 0.382, SLG: 0.478 (1, 8)										3	1	1	0	1	1	1				
Mike Stanley, R OBP: 0.403, SLG: 0.383 (1, 2)										3	2	2	0	1	1	0				
Steve Buechele, R OBP: 0.260, SLG: 0.382 (1, 5)										3	0	0	0	1	2	3				
<b>Inning Stats</b>	R: 0 E: 0 K: 0 S: 3	H: 0 LOB: 1 BB: 1 P: 7	R: 2 E: 0 K: 1 S: 6	H: 1 LOB: 2 BB: 2 P: 14	R: 2 E: 1 K: 1 S: 7	H: 2 LOB: 1 BB: 1 P: 11	R: 5 E: 0 K: 1 S: 7	H: 3 LOB: 0 BB: 3 P: 19	R: 0 E: 0 K: 2 S: 7	H: 0 LOB: 0 BB: 0 P: 7	R: 1 E: 0 K: 1 S: 7	H: 2 LOB: 1 BB: 0 P: 7	R: 0 E: 0 K: 2 S: 8	H: 1 LOB: 2 BB: 1 P: 12	R: 1 E: 0 K: 1 S: 7	H: 2 LOB: 1 BB: 0 P: 7	1B: 7 2B: 1 3B: 1 HR: 2	SF: 1 SAC: 0 DP: 0 HBP: 0	WP: 2 PB: 1 SB: 3 CS: 1	PA: 43
<b>PITCHER</b>	IP WLS BF H R ER SO BB IBB HBP BLK WP HR S P ERA WHIP																			
Joe Niekro, R ERA: 3.92 (1, 1)	3.2 20 4 4 4 3 2 0 0 0 0 0 2 16 24 15.43 2.571																			
George Frazier, R ERA: 5.19 (4, 1)	2.1 L 12 4 4 4 3 1 0 0 0 0 0 0 15 19 4.50 2.000																			
Dan Schatzeder, L ERA: 5.01 (7, 1)	2.0 10 3 1 1 3 1 0 0 0 0 0 0 15 19 4.50 2.000																			



Batter	1	2	3	4	5	6	7	8	9	AB	R	H	RBI	BB	SO	LOB	TOP			
Dan Gladden, R OBP: 0.326, SLG: 0.368 (1, 7)	L5		PB G3 HBP		P3				P4	3	0	0	0	1	0	1	<b>Minnesota Twins @ Texas Rangers</b> Arlington Stadium, Arlington, TX Sat Jun 27 1987, 8:05 PM EDT Att: 35,677 - Unknown			
Al Newman, S OBP: 0.276, SLG: 0.289 (1, 4)	4-3		G3		F7				F2	4	0	0	0	0	2					
Randy Bush, L OBP: 0.345, SLG: 0.400 (1, 9)	4-3		F2						P5	4	0	1	0	0	1					
Gary Gaetti, R OBP: 0.323, SLG: 0.496 (1, 10)		G3 1B				K			FC3-6 1B	3	1	2	0	1	1					
Roy Smalley, S OBP: 0.387, SLG: 0.500 (1, 5)	G3		F8						FC3-6 1B	4	0	1	0	0	4					
Gene Larkin, S OBP: 0.372, SLG: 0.434 (1, 3)	F8				P4				F9	4	0	0	0	0	1					
Mark Davidson, R OBP: 0.346, SLG: 0.380 (1, 8)		2B 1B				K			FC6-4 1B	4	1	2	1	0	2					
Greg Gagne, R OBP: 0.290, SLG: 0.419 (1, 6)		2H 2B				K			FC6-4 FC1-4	4	0	1	1	0	1					
Sal Butera, R OBP: 0.216, SLG: 0.313 (1, 2)	G3				6-3				FC1-4 WP	4	0	0	0	0	2					
<b>Inning Stats</b>	R: 0 E: 0 K: 0 S: 3	H: 0 LOB: 0 BB: 0 P: 3	R: 2 E: 0 K: 0 S: 6	H: 3 LOB: 1 BB: 0 P: 6	R: 0 E: 0 K: 0 S: 3	H: 0 LOB: 0 BB: 1 P: 8	R: 0 E: 0 K: 2 S: 7	H: 0 LOB: 0 BB: 0 P: 7	R: 0 E: 0 K: 0 S: 3	H: 2 LOB: 2 BB: 0 P: 9	R: 0 E: 0 K: 0 S: 3	H: 0 LOB: 1 BB: 1 P: 7	R: 0 E: 1 K: 0 S: 4	H: 1 LOB: 0 BB: 0 P: 4	R: 0 E: 0 K: 0 S: 4	H: 1 LOB: 1 BB: 0 P: 4	1B: 6 2B: 1 3B: 0 HR: 0	SF: 0 SAC: 0 DP: 0 HBP: 1	WP: 1 PB: 1 CS: 0	PA: 37
<b>PITCHER</b> Charlie Hough, R ERA: 3.74 (1, 1)	IP: 9.0 WLS: W BF: 37 H: 7 R: 2 ER: 2 SO: 4 BB: 2 IBB: 0 HBP: 1 BLK: 0 WP: 1 HR: 0 S: 42 P: 51 ERA: 2.00 WHIP: 1.000																			

Batter	1	2	3	4	5	6	7	8	9	AB	R	H	RBI	BB	SO	LOB	BOTTOM			
Curtis Wilkerson, S OBP: 0.309, SLG: 0.415 (1, 4)	K				F5					5	1	1	1	0	1	2	<b>Minnesota Twins @ Texas Rangers</b> Arlington Stadium, Arlington, TX Sat Jun 27 1987, 8:05 PM EDT Att: 35,677 - Unknown			
Scott Fletcher, R OBP: 0.370, SLG: 0.439 (1, 6)	P6		L4		F7				4-3	5	0	1	0	0	1					
Ruben Sierra, S OBP: 0.317, SLG: 0.438 (1, 9)	P6		F9		4-3				F8	4	0	0	0	0	1					
Pete O'Brien, L OBP: 0.349, SLG: 0.519 (1, 3)		BB 1B BB	1B 1B						F7	3	1	2	0	1	0					
Darrell Porter, L OBP: 0.329, SLG: 0.362 Bob Brower, R OBP: 0.364, SLG: 0.429 (8, PR)		BB 1B	BB 1B						E HR BB	3	1	2	0	1	1					
Pete Incaviglia, R OBP: 0.332, SLG: 0.525 (1, 7)			K						E6 BB HR	0	1	0	0	0	0					
Oddibe McDowell, L OBP: 0.379, SLG: 0.471 (1, 8)			K		K				HR BB	3	1	0	0	1	2					
Geno Petralli, L OBP: 0.432, SLG: 0.481 Mike Stanley, R OBP: 0.412, SLG: 0.443 (8, PH) (9, 2)		1B BB			G3				HR	2	0	0	0	1	0					
Steve Buechele, R OBP: 0.259, SLG: 0.379 (1, 5)		1-3 2H 3H			F9				F9	4	0	1	2	0	1					
<b>Inning Stats</b>	R: 0 E: 0 K: 1 S: 5	H: 0 LOB: 0 BB: 0 P: 5	R: 2 E: 0 K: 2 S: 9	H: 2 LOB: 2 BB: 2 P: 17	R: 0 E: 0 K: 1 S: 7	H: 2 LOB: 3 BB: 1 P: 11	R: 0 E: 0 K: 0 S: 3	H: 0 LOB: 0 BB: 0 P: 3	R: 0 E: 0 K: 1 S: 5	H: 1 LOB: 1 BB: 0 P: 6	R: 0 E: 0 K: 1 S: 5	H: 0 LOB: 0 BB: 0 P: 5	R: 0 E: 1 K: 0 S: 4	H: 1 LOB: 1 BB: 0 P: 4	R: 5 E: 1 K: 0 S: 6	H: 2 LOB: 1 BB: 2 P: 14	1B: 6 2B: 0 3B: 0 HR: 2	SF: 0 SAC: 0 DP: 0 HBP: 0	WP: 0 PB: 0 CS: 0	PA: 38
<b>PITCHER</b> Juan Berenguer, R ERA: 2.93 Keith Atherton, R ERA: 4.1 Dan Schatzeder, L ERA: 5.23 Jeff Reardon, R ERA: 6.16 (1, 1) (7, 1) (8, 1) (8, 1)	IP: 6.0 WLS: L BF: 26 H: 7 R: 1 ER: 2 SO: 6 BB: 3 IBB: 0 HBP: 0 BLK: 0 WP: 0 HR: 0 S: 35 P: 47 ERA: 3.00 WHIP: 1.333																			

AB	34
R	2
H	7
RBI	2
BB	2
SO	4
LOB	18



AB	33
R	7
H	8
RBI	7
BB	5
SO	6
LOB	14





Batter	1	2	3	4	5	6	7	8	9	AB	R	H	RBI	BB	SO	LOB	TOP										
<b>Al Newman, S</b> OBP: 0.273, SLG: 0.282 (1, 4)	0-0 1-3		0-0 F8		0-3 K		0-0 4-3			4	0	0	0	0	1	3											
<b>Randy Bush, L</b> OBP: 0.342, SLG: 0.419 (1, 9)	0-0 3-1		0-0 F9			0-0 HR		0-0 4-3		4	1	1	1	0	0	0											
<b>Kirby Puckett, R</b> OBP: 0.385, SLG: 0.545 (1, 8)	0-0 1B		0-0 F8		0-0 L3		0-0 2B		0-0 2B	4	0	2	0	0	0	0											
<b>Kent Hrbek, L</b> OBP: 0.361, SLG: 0.539 (1, 3)	0-0 G3		0-0 HR		0-0 F7		0-0 F8		0-0 F8	4	1	1	1	0	0	2											
<b>Gene Larkin, S</b> OBP: 0.367, SLG: 0.438 (1, 10)		0-0 F8		0-0 HR		0-0 5-3		0-0 F4		4	0	1	0	0	0	1											
<b>Roy Smalley, S</b> OBP: 0.384, SLG: 0.500 (1, 5)		0-3 K		0-0 4-3			0-0 2B		0-0 F7	4	0	1	0	0	1	1											
<b>Tom Brunansky, R</b> OBP: 0.369, SLG: 0.512 (1, 7)		0-3 K		0-0 P4			0-0 F7		4-0 FC6-4 BB	3	0	0	0	1	1	2											
<b>Tim Laudner, R</b> OBP: 0.232, SLG: 0.400 (1, 2)			0-0 F3		0-0 F9		0-3 K		0-0 F8	4	0	0	0	0	1	2											
<b>Greg Gagne, R</b> OBP: 0.295, SLG: 0.423 (1, 6)			0-0 F8 BLK		0-0 F9		4-0 BB		0-0 FC6-4	3	1	1	0	1	0	1											
<b>Inning Stats</b>	R: 0 E: 0 K: 0 S: 4	H: 1 LOB: 1 BB: 0 P: 4	R: 0 E: 0 K: 2 S: 7	H: 0 LOB: 0 BB: 0 P: 7	R: 1 E: 0 K: 0 S: 4	H: 1 LOB: 0 BB: 0 P: 4	R: 1 E: 0 K: 0 S: 5	H: 2 LOB: 1 BB: 0 P: 5	R: 0 E: 0 K: 1 S: 5	H: 0 LOB: 0 BB: 1 P: 4	R: 0 E: 0 K: 1 S: 6	H: 1 LOB: 2 BB: 1 P: 10	R: 0 E: 0 K: 0 S: 4	H: 1 LOB: 1 BB: 0 P: 4	R: 0 E: 0 K: 0 S: 3	H: 0 LOB: 1 BB: 1 P: 7	1B: 1 2B: 4 3B: 0 HR: 2	SF: 0 SAC: 0 DP: 0 HBP: 0	WP: 0 PB: 0 CS: 0	PA: 36							
<b>PITCHER</b>	IP	WLS	BF	H	R	ER	SO	BB	IBB	HBP	BLK	WP	HR	S	P	ERA	WHIP										
<b>Jose Guzman, R</b> ERA: 5.13 (1, 1)	7.1	W	30	7	3	3	4	1	0	0	1	0	2	37	41	3.68	1.091										
<b>Mitch Williams, L</b> ERA: 4.1 (8, 1)	1.0		4	0	0	0	0	1	0	0	0	0	0	3	7	0.00	1.000										
<b>Dale Mohorcic, R</b> ERA: 2.42 (9, 1)	0.2	S	2	0	0	0	0	0	0	0	0	0	0	2	2	0.00	0.000										

Minnesota Twins @ Texas Rangers  
Arlington Stadium, Arlington, TX  
Sun Jun 28 1987, 8:05 PM EDT  
Att: 17,477 - Unknown

AB 34  
R 3  
H 7  
RBI 2  
BB 2  
SO 4  
LOB 12



Batter	1	2	3	4	5	6	7	8	9	AB	R	H	RBI	BB	SO	LOB	BOTTOM										
<b>Jerry Browne, S</b> OBP: 0.341, SLG: 0.318 (1, 4)	0-0 4-3		0-3 K		4-0 1B S BB			0-0 WP HBP FC3 1B		3	1	1	0	1	1	0											
<b>Scott Fletcher, R</b> OBP: 0.378, SLG: 0.443 (1, 6)	4-0 BB			0-0 1B WP	0-0 G4-6-3 1B		1-0 FC3 WP SF9 HBP			2	2	2	0	1	0	0											
<b>Ruben Sierra, S</b> OBP: 0.320, SLG: 0.437 (1, 9)	4-0 G4-3 BB			0-0 WP SF9 1B	0-0 G4-6-3 1-2		0-0 F9			3	1	1	0	1	0	4											
<b>Pete O'Brien, L</b> OBP: 0.345, SLG: 0.513 (1, 3)	0-0 G4-3			0-0 SF9		0-3 K		0-0 FC3		3	0	0	2	0	1	3											
<b>Larry Parrish, R</b> OBP: 0.351, SLG: 0.563 (1, 10)		0-3 K		0-0 P6		0-0 6-3		0-0 SF9		3	0	0	1	0	1	0											
<b>Pete Incaviglia, R</b> OBP: 0.331, SLG: 0.521 (1, 7)		0-3 K		0-0 HR		0-0 4-3		0-3 K		4	1	1	0	0	2	1											
<b>Oddibe McDowell, L</b> OBP: 0.379, SLG: 0.484 <b>Bob Brower, R</b> OBP: 0.364, SLG: 0.429 (8, 8)		0-3 K		0-0 HR			0-0 G3			3	1	1	2	0	1	0											
<b>Mike Stanley, R</b> OBP: 0.394, SLG: 0.422 (1, 2)				0-0 L6	0-0 6-3		0-0 F8			3	0	0	0	0	0	0											
<b>Steve Buechele, R</b> OBP: 0.256, SLG: 0.374 (1, 5)				0-0 5-3			0-0 F8			3	0	0	0	0	0	0											
<b>Inning Stats</b>	R: 0 E: 0 K: 0 S: 2	H: 0 LOB: 1 BB: 2 P: 10	R: 0 E: 0 K: 3 S: 9	H: 0 LOB: 0 BB: 0 P: 9	R: 0 E: 0 K: 1 S: 5	H: 0 LOB: 0 BB: 0 P: 5	R: 4 E: 0 K: 0 S: 7	H: 4 LOB: 0 BB: 0 P: 7	R: 0 E: 0 K: 1 S: 5	H: 1 LOB: 1 BB: 1 P: 7	R: 0 E: 0 K: 1 S: 3	H: 0 LOB: 0 BB: 0 P: 3	R: 0 E: 0 K: 1 S: 7	H: 1 LOB: 1 BB: 0 P: 8	1B: 5 2B: 0 3B: 0 HR: 1	SF: 2 SAC: 0 DP: 2 HBP: 1	WP: 3 PB: 0 CS: 0	PA: 33									
<b>PITCHER</b>	IP	WLS	BF	H	R	ER	SO	BB	IBB	HBP	BLK	WP	HR	S	P	ERA	WHIP										
<b>Mike Smithson, R</b> ERA: 5.32 (1, 1)	7.0	L	29	6	6	6	5	3	0	1	0	1	1	35	48	7.71	1.286										
<b>Dan Schatzeder, L</b> ERA: 5.19 (8, 1)	0.1		2	0	0	0	0	0	0	0	0	1	0	2	2	0.00	0.000										
<b>Keith Atherton, R</b> ERA: 4.04 (8, 1)	0.2		2	0	0	0	1	0	0	0	0	0	0	4	4	0.00	0.000										

Minnesota Twins @ Texas Rangers  
Arlington Stadium, Arlington, TX  
Sun Jun 28 1987, 8:05 PM EDT  
Att: 17,477 - Unknown

AB 27  
R 6  
H 6  
RBI 5  
BB 3  
SO 6  
LOB 8





Batter	1	2	3	4	5	6	7	8	9	AB	R	H	RBI	BB	SO	LOB	TOP			
<b>John Moses, S</b> OBP: 0.315, SLG: 0.340 (1, 8)	3-1		2B 1B	6-3			4-3			4	1	1	0	0	0	1				
<b>Phil Bradley, R</b> OBP: 0.373, SLG: 0.428 (1, 7)	2B 1B		5-3			G3-6-3 BB		K		3	1	1	0	1	1	1				
<b>Scott Bradley, L</b> OBP: 0.328, SLG: 0.381 (1, 2)										3	1	2	2	0	1	1				
<b>Dave Valle, R</b> OBP: 0.355, SLG: 0.605 (8, PH) (8, 2)	1-H 2B		1B 2B					K		1	0	0	0	0	1	0				
<b>Alvin Davis, L</b> OBP: 0.383, SLG: 0.438 (1, 3)	K		1B 2B			G3-6-3 1-2		5-3		4	0	1	0	0	1	2				
<b>Jim Prestley, R</b> OBP: 0.305, SLG: 0.471 (1, 5)	4-3		1-2 1B					K		4	0	2	1	0	1	1				
<b>Ken Phelps, L</b> OBP: 0.397, SLG: 0.520 (1, 10)		G3	4-3					3-1		4	0	0	0	0	1	3				
<b>Mickey Brantley, R</b> OBP: 0.301, SLG: 0.429 (1, 9)	6-3					SH2-3 1B		F7		4	0	1	0	0	0	1				
<b>Rey Quinones, R</b> OBP: 0.310, SLG: 0.402 (1, 6)	K		SH2-3					5-3		3	0	0	0	0	2	1				
<b>Harold Reynolds, S</b> OBP: 0.317, SLG: 0.344 (1, 4)			6-3			L3		G3		3	0	0	0	0	0	1				
<b>Inning Stats</b>	R: 1 E: 0 K: 1 S: 7	H: 2 LOB: 1 BB: 0 P: 7	R: 0 E: 0 K: 1 S: 5	H: 0 LOB: 0 BB: 0 P: 5	R: 2 E: 0 K: 0 S: 7	H: 4 LOB: 2 BB: 0 P: 7	R: 0 E: 0 K: 0 S: 4	H: 1 LOB: 1 BB: 0 P: 4	R: 0 E: 0 K: 1 S: 4	H: 0 LOB: 0 BB: 1 P: 8	R: 0 E: 0 K: 0 S: 5	H: 0 LOB: 0 BB: 0 P: 5	R: 0 E: 0 K: 0 S: 3	H: 0 LOB: 0 BB: 0 P: 3	R: 0 E: 0 K: 2 S: 8	H: 1 LOB: 1 BB: 0 P: 8	1B: 6 2B: 2 3B: 0 HR: 0	SF: 0 SAC: 1 DP: 1 HBP: 0	WP: 0 PB: 0 SB: 1 CS: 0	PA: 35
<b>PITCHER</b>	IP	WLS	BF	H	R	ER	SO	BB	IBB	HBP	BLK	WP	HR	S	P	ERA	WHIP			
<b>Greg Harris, R</b> ERA: 5.88 (1, 1)	7.0		28	7	3	3	4	1	0	0	0	0	0	35	39	3.86	1.143			
<b>Mitch Williams, L</b> ERA: 3.92 (8, 1)	2.0	W	7	1	0	0	4	0	0	0	0	0	0	15	15	0.00	0.500			

Seattle Mariners @ Texas Rangers  
Arlington Stadium, Arlington, TX  
Mon Jun 29 1987, 8:05 PM EDT  
Att: 19,265 - Unknown

AB 33  
R 3  
H 8  
RBI 3  
BB 1  
SO 8  
LOB 12



Batter	1	2	3	4	5	6	7	8	9	AB	R	H	RBI	BB	SO	LOB	BOTTOM			
<b>Jerry Browne, S</b> OBP: 0.345, SLG: 0.323 (1, 4)	4-3							SH 1B		3	1	2	1	0	0	0				
<b>Scott Fletcher, R</b> OBP: 0.373, SLG: 0.437 (1, 6)	K		6-3			G6-4-3 1-2		B3		4	0	0	0	0	1	3				
<b>Ruben Sierra, S</b> OBP: 0.325, SLG: 0.441 (1, 9)	1B		FC5-4 1B			P5		F8 1B		4	0	3	0	0	0	1				
<b>Pete O'Brien, L</b> OBP: 0.343, SLG: 0.509 (1, 3)	6-3		F7					5-3		4	0	1	1	0	0	2				
<b>Pete Incaviglia, R</b> OBP: 0.330, SLG: 0.515 (1, 7)			FC5-4					F9		3	1	0	0	0	0	3				
<b>Larry Parrish, R</b> OBP: 0.346, SLG: 0.554 (1, 10)	F8		1B HBP					F8 1B		4	0	0	0	0	0	3				
<b>Oddibe McDowell, L</b> OBP: 0.374, SLG: 0.477 (1, 8)	K		1-2 1B					F8		3	0	0	0	0	1	1				
<b>Mike Stanley, R</b> OBP: 0.392, SLG: 0.418 (1, 2)	1-H 2B 1B							F8		3	1	1	1	0	0	0				
<b>Steve Buechele, R</b> OBP: 0.261, SLG: 0.380 (1, 5)	1-H 1B 2B					G6-4-3 SH BB		F2		2	1	1	1	1	0	0				
<b>Inning Stats</b>	R: 0 E: 0 K: 1 S: 6	H: 1 LOB: 1 BB: 0 P: 6	R: 3 E: 0 K: 1 S: 7	H: 3 LOB: 0 BB: 0 P: 8	R: 0 E: 0 K: 0 S: 4	H: 1 LOB: 1 BB: 0 P: 4	R: 0 E: 0 K: 0 S: 3	H: 0 LOB: 0 BB: 0 P: 3	R: 0 E: 0 K: 0 S: 3	H: 0 LOB: 0 BB: 1 P: 7	R: 0 E: 0 K: 0 S: 3	H: 0 LOB: 0 BB: 0 P: 3	R: 0 E: 0 K: 0 S: 3	H: 0 LOB: 0 BB: 0 P: 3	R: 1 E: 0 K: 0 S: 6	H: 3 LOB: 2 BB: 0 P: 6	1B: 7 2B: 1 3B: 0 HR: 0	SF: 0 SAC: 1 DP: 1 HBP: 1	WP: 0 PB: 0 SB: 1 CS: 1	PA: 34
<b>PITCHER</b>	IP	WLS	BF	H	R	ER	SO	BB	IBB	HBP	BLK	WP	HR	S	P	ERA	WHIP			
<b>Jerry Reed, R</b> ERA: 3.96 (1, 1)	5.0		21	5	3	3	2	1	0	1	0	0	0	23	28	5.40	1.200			
<b>Stan Clarke, L</b> ERA: 3.55 (6, 1)	2.2	L	11	3	1	1	0	0	0	0	0	0	0	11	11	3.38	1.125			
<b>Ed Nunez, R</b> ERA: 3.32 (8, 1)	0.1		1	0	0	0	0	0	0	0	0	0	0	1	1	0.00	0.000			

Seattle Mariners @ Texas Rangers  
Arlington Stadium, Arlington, TX  
Mon Jun 29 1987, 8:05 PM EDT  
Att: 19,265 - Unknown

AB 30  
R 4  
H 8  
RBI 4  
BB 1  
SO 2  
LOB 13





Batter	1	2	3	4	5	6	7	8	9	AB	R	H	RBI	BB	SO	LOB	TOP								
<b>John Moses, S</b> OBP: 0.317, SLG: 0.343 (1, 8)										4	1	2	3	0	1	1	<b>Seattle Mariners @ Texas Rangers</b> Arlington Stadium, Arlington, TX Tue Jun 30 1987, 8:05 PM EDT Att: 21,504 - Unknown								
<b>Phil Bradley, R</b> OBP: 0.377, SLG: 0.437 (1, 7)										3	0	2	1	1	0	0									
<b>Scott Bradley, L</b> OBP: 0.321, SLG: 0.373 (1, 10)										4	0	0	0	0	0	2									
<b>Alvin Davis, L</b> OBP: 0.381, SLG: 0.447 (1, 3)										4	1	1	1	0	0	1									
<b>Jim Prestley, R</b> OBP: 0.302, SLG: 0.464 (1, 5)										4	0	0	0	0	2	1									
<b>Dave Valle, R</b> OBP: 0.352, SLG: 0.590 (1, 2)										3	1	0	0	1	1	0									
<b>Mickey Brantley, R</b> OBP: 0.321, SLG: 0.413 (1, 9)										4	0	0	0	0	0	1									
<b>Rey Quinones, R</b> OBP: 0.309, SLG: 0.399 (1, 6)										4	1	1	0	0	1	0									
<b>Harold Reynolds, S</b> OBP: 0.321, SLG: 0.352 (1, 4)										3	1	2	0	0	0	2									
<b>Inning Stats</b>	R: 0 E: 0 K: 1 S: 5	H: 0 LOB: 0 BB: 0 P: 5	R: 1 E: 0 K: 1 S: 6	H: 1 LOB: 0 BB: 0 P: 6	R: 0 E: 0 K: 1 S: 5	H: 1 LOB: 1 BB: 1 P: 9	R: 0 E: 0 K: 0 S: 3	H: 0 LOB: 0 BB: 0 P: 3	R: 3 E: 0 K: 0 S: 6	H: 3 LOB: 1 BB: 1 P: 10	R: 0 E: 0 K: 1 S: 5	H: 0 LOB: 0 BB: 0 P: 5	R: 1 E: 0 K: 0 S: 4	H: 2 LOB: 0 BB: 0 P: 4	R: 0 E: 0 K: 0 S: 4	H: 1 LOB: 1 BB: 0 P: 4	R: 0 E: 0 K: 1 S: 5	H: 0 LOB: 0 BB: 0 P: 5	1B: 4 2B: 3 HR: 1	SF: 0 SAC: 0 DP: 0 HBP: 0	WP: 0 PB: 0 SB: 1 CS: 2	PA: 37			
<b>PITCHER</b>	IP	WLS	BF	H	R	ER	SO	BB	IBB	HBP	BLK	WP	HR	S	P	ERA	WHIP								
<b>Mike Loynd, R</b> ERA: 4.41 (1, 1)	4.2	L	20	5	4	4	3	2	0	0	0	0	1	24	32	7.71	1.500								
<b>Paul Kilgus, L</b> ERA: 1.84 (5, 1)	3.0		11	3	1	1	1	0	0	0	0	0	0	13	13	3.00	1.000								
<b>Dale Mohorcic, R</b> ERA: 2.37 (8, 1)	1.1		4	0	0	0	1	0	0	0	0	0	0	6	6	0.00	0.000								

Batter	1	2	3	4	5	6	7	8	9	AB	R	H	RBI	BB	SO	LOB	BOTTOM								
<b>Jerry Browne, S</b> OBP: 0.348, SLG: 0.321 (1, 4)										1	0	0	1	2	1	0	<b>Seattle Mariners @ Texas Rangers</b> Arlington Stadium, Arlington, TX Tue Jun 30 1987, 8:05 PM EDT Att: 21,504 - Unknown								
<b>Scott Fletcher, R</b> OBP: 0.388, SLG: 0.431 (1, 6)										4	0	0	0	0	1	4									
<b>Ruben Sierra, S</b> OBP: 0.321, SLG: 0.435 (1, 9)										4	0	0	0	0	0	1									
<b>Pete Incaviglia, R</b> OBP: 0.332, SLG: 0.516 (1, 7)										3	1	1	0	1	2	0									
<b>Larry Parrish, R</b> OBP: 0.345, SLG: 0.550 (1, 10)										4	0	1	0	0	3	2									
<b>Mike Stanley, R</b> OBP: 0.385, SLG: 0.408 (1, 3)										4	0	1	1	0	2	2									
<b>Don Slaught, R</b> OBP: 0.278, SLG: 0.382 (1, 2)										4	0	1	0	0	0	2									
<b>Steve Buechele, R</b> OBP: 0.262, SLG: 0.384 (1, 5)										3	0	1	0	0	2	0									
<b>Bob Brower, R</b> OBP: 0.364, SLG: 0.436 (1, 8)										3	1	1	0	0	0	2									
<b>Inning Stats</b>	R: 0 E: 0 K: 0 S: 2	H: 0 LOB: 0 BB: 1 P: 6	R: 0 E: 0 K: 2 S: 7	H: 0 LOB: 1 BB: 1 P: 11	R: 1 E: 0 K: 1 S: 6	H: 1 LOB: 0 BB: 0 P: 6	R: 0 E: 0 K: 2 S: 7	H: 0 LOB: 0 BB: 0 P: 7	R: 0 E: 0 K: 2 S: 9	H: 2 LOB: 3 BB: 1 P: 13	R: 0 E: 0 K: 1 S: 6	H: 1 LOB: 1 BB: 0 P: 6	R: 0 E: 0 K: 1 S: 5	H: 0 LOB: 0 BB: 0 P: 5	R: 0 E: 0 K: 1 S: 5	H: 0 LOB: 0 BB: 0 P: 5	R: 1 E: 0 K: 1 S: 6	H: 2 LOB: 2 BB: 0 P: 6	1B: 3 2B: 3 HR: 0	SF: 1 SAC: 0 DP: 1 HBP: 0	WP: 0 PB: 0 SB: 1 CS: 1	PA: 35			
<b>PITCHER</b>	IP	WLS	BF	H	R	ER	SO	BB	IBB	HBP	BLK	WP	HR	S	P	ERA	WHIP								
<b>Mark Langston, L</b> ERA: 4.0 (1, 1)	9.0	W	34	6	2	2	11	3	0	0	0	0	0	53	65	2.00	1.000								



Batter	1	2	3	4	5	6	7	8	9	AB	R	H	RBI	BB	SO	LOB	TOP																				
<b>John Moses, S</b> OBP: 0.312, SLG: 0.337 (1, 8)	5-3	SF9			L7		P5		1-3	4	0	1	0	0	4		<b>Seattle Mariners @ Texas Rangers</b> Arlington Stadium, Arlington, TX Wed Jul 01 1987, 8:05 PM EDT Att: 22,569 - Unknown																				
<b>Phil Bradley, R</b> OBP: 0.351, SLG: 0.440 (1, 7)	1B	5-3			F8				BB	3	1	1	0	2	0	1																					
<b>Ken Phelps, L</b> OBP: 0.390, SLG: 0.514 (1, 10) <b>John Christensen, R</b> OBP: 0.297, SLG: 0.330 (7, PH) <b>Scott Bradley, L</b> OBP: 0.320, SLG: 0.371 (9, PH)	1B	HBP		3-1		P4	F7		K	2	0	0	0	0	0	0																					
<b>Jim Presley, R</b> OBP: 0.301, SLG: 0.459 (1, 5)	F8			F7		K2-3			G6-4-3	3	0	0	0	1	1	2																					
<b>Alvin Davis, L</b> OBP: 0.383, SLG: 0.446 (1, 3)	1-3	2B		4-3					F8	3	0	1	1	1	0	1																					
<b>Dave Valle, R</b> OBP: 0.341, SLG: 0.570 (1, 2)	K				P6				G6-4-3	4	0	0	0	0	2	4																					
<b>Mickey Brantley, R</b> OBP: 0.298, SLG: 0.411 (1, 9)				6-3					4-3	3	1	1	0	1	1	0																					
<b>Rey Quinones, R</b> OBP: 0.316, SLG: 0.407 (1, 6)		1B		K					1-3	3	1	2	0	1	1	0																					
<b>Harold Reynolds, S</b> OBP: 0.320, SLG: 0.351 (1, 4)		SF9			F9				4-3	4	0	1	0	0	0	4																					
<b>Inning Stats</b>	R: 1 E: 0 K: 1 S: 7	H: 2 LOB: 2 BB: 0 P: 8	R: 1 E: 0 K: 1 S: 7	H: 2 LOB: 1 BB: 0 P: 7	R: 0 E: 0 K: 0 S: 3	H: 0 LOB: 0 BB: 0 P: 3	R: 0 E: 0 K: 1 S: 5	H: 0 LOB: 0 BB: 0 P: 5	R: 0 E: 0 K: 0 S: 3	H: 0 LOB: 0 BB: 0 P: 3	R: 0 E: 0 K: 2 S: 7	H: 2 LOB: 3 BB: 1 P: 11	R: 0 E: 0 K: 0 S: 2	H: 0 LOB: 0 BB: 1 P: 6	R: 1 E: 0 K: 1 S: 5	H: 0 LOB: 2 BB: 3 P: 17	1B: 4 2B: 2 3B: 0 HR: 0	SF: 1 SAC: 0 DP: 1 HBP: 1	WP: 1 PB: 0 SB: 1 CS: 0	PA: 39																	
<b>PITCHER</b>	IP	WLS	BF	H	R	ER	SO	BB	IBB	HBP	BLK	WP	HR	S	P	ERA	WHIP	<b>PITCHER</b>		IP	WLS	BF	H	R	ER	SO	BB	IBB	HBP	BLK	WP	HR	S	P	ERA	WHIP	
<b>Charlie Hough, R</b> ERA: 3.71 (1, 1)	6.0	W	26	6	2	2	5	1	0	1	0	0	0	34	39	3.00	1.167			6.0	L	21	3	2	1	4	0	0	0	0	0	1	0	5	9	0.00	1.000
<b>Mitch Williams, L</b> ERA: 3.94 (7, 1)	2.0		9	0	1	1	0	4	0	0	0	0	0	5	21	4.50	2.000			2.0		14	3	2	1	4	0	0	0	0	0	0	1	4	2.46	0.818	
<b>Jeff Russell, R</b> ERA: 2.87 (9, 1)	1.0		4	0	0	0	1	1	0	0	0	1	0	5	9	0.00	1.000			1.0		14	3	2	1	4	0	0	0	0	0	1	4	2.46	0.818		

Batter	1	2	3	4	5	6	7	8	9	AB	R	H	RBI	BB	SO	LOB	BOTTOM																				
<b>Jerry Browne, S</b> OBP: 0.354, SLG: 0.333 (1, 4)	L6					1B				4	1	3	1	0	0	0	<b>Seattle Mariners @ Texas Rangers</b> Arlington Stadium, Arlington, TX Wed Jul 01 1987, 8:05 PM EDT Att: 22,569 - Unknown																				
<b>Scott Fletcher, R</b> OBP: 0.397, SLG: 0.428 (1, 6)	4-3			5-3		2B			F7	4	1	1	1	0	0	2																					
<b>Ruben Sierra, S</b> OBP: 0.323, SLG: 0.438 (1, 9)	K				HR	BB			6-3	3	1	1	1	1	1	0																					
<b>Pete O'Brien, L</b> OBP: 0.345, SLG: 0.520 (1, 3)						1B			4-3	4	1	2	2	0	1	1																					
<b>Pete Incaviglia, R</b> OBP: 0.328, SLG: 0.509 (1, 7)	G1-6-3				K				6-3	4	0	0	0	0	2	2																					
<b>Darrell Porter, L</b> OBP: 0.325, SLG: 0.350 (1, 10) <b>Don Slaught, R</b> OBP: 0.277, SLG: 0.379 (8, PH)	K					BB			K	2	0	0	0	1	2	0																					
<b>Oddibe McDowell, L</b> OBP: 0.376, SLG: 0.497 (1, 8) <b>Bob Brower, R</b> OBP: 0.364, SLG: 0.436 (9, 8)					4-3	2B			K	4	2	2	1	0	1	1																					
<b>Geno Petralli, L</b> OBP: 0.414, SLG: 0.458 (1, 2)					4-3				5-3	4	0	0	0	0	1	2																					
<b>Steve Buechele, R</b> OBP: 0.263, SLG: 0.383 (1, 5)					4-3				F9	3	1	1	1	0	0	0																					
<b>Inning Stats</b>	R: 0 E: 0 K: 1 S: 5	H: 0 LOB: 0 BB: 0 P: 5	R: 0 E: 0 K: 1 S: 5	H: 1 LOB: 0 BB: 0 P: 5	R: 1 E: 0 K: 0 S: 5	H: 2 LOB: 1 BB: 0 P: 5	R: 2 E: 0 K: 2 S: 8	H: 1 LOB: 1 BB: 2 P: 16	R: 2 E: 0 K: 1 S: 8	H: 3 LOB: 1 BB: 0 P: 8	R: 2 E: 1 K: 2 S: 10	H: 3 LOB: 1 BB: 0 P: 10	R: 0 E: 0 K: 0 S: 5	H: 0 LOB: 0 BB: 0 P: 5	R: 0 E: 0 K: 0 S: 3	H: 0 LOB: 0 BB: 0 P: 3	1B: 5 2B: 3 3B: 0 HR: 2	SF: 0 SAC: 0 DP: 1 HBP: 0	WP: 0 PB: 0 SB: 1 CS: 0	PA: 35																	
<b>PITCHER</b>	IP	WLS	BF	H	R	ER	SO	BB	IBB	HBP	BLK	WP	HR	S	P	ERA	WHIP	<b>PITCHER</b>		IP	WLS	BF	H	R	ER	SO	BB	IBB	HBP	BLK	WP	HR	S	P	ERA	WHIP	
<b>Mike Morgan, R</b> ERA: 4.26 (1, 1)	4.1	L	21	7	5	5	4	2	0	0	0	0	0	1	27	35	10.38	2.077			4.1	L	14	3	2	1	4	0	0	0	0	0	1	22	22	2.46	0.818
<b>Bill Wilkinson, L</b> ERA: 5.19 (5, 1)	3.2		14	3	2	1	4	0	0	0	0	0	1	22	22	2.46	0.818			3.2		14	3	2	1	4	0	0	0	0	0	1	22	22	2.46	0.818	



Batter	1	2	3	4	5	6	7	8	9	AB	R	H	RBI	BB	SO	LOB	TOP										
Jerry Browne, S OBP: 0.355, SLG: 0.332 (1, 4)	F7			4-3 SH1-3 1B	4-0 1B 1-2 2-3 BB	6-3		F7		4	0	1	0	1	0	1											
Scott Fletcher, R OBP: 0.370, SLG: 0.429 Curtis Wilkerson, S OBP: 0.304, SLG: 0.407 (1, 6) (8, 6)	6-3			SH1-3				WP HR BB	K	2	1	1	2	1	0	0											
Ruben Sierra, S OBP: 0.318, SLG: 0.430 (1, 9)	K			4-3	F7			F4		5	0	0	0	0	2	4											
Pete O'Brien, L OBP: 0.343, SLG: 0.514 (1, 3)		F8		6-3				F8		5	1	1	0	0	0	2											
Larry Parrish, R OBP: 0.347, SLG: 0.560 Steve Buechele, R OBP: 0.263, SLG: 0.383 (1, 5) (7, 5)	K				BB 1B			K		4	2	2	2	0	2	1											
Pete Incauiglia, R OBP: 0.324, SLG: 0.502 (1, 7)	K				BB 1B			2H HR		0	0	0	0	0	0	0											
Darrell Porter, L OBP: 0.338, SLG: 0.349 (1, 10)				G1-6-3 1B				F7		3	1	1	0	1	0	1											
Mike Stanley, R OBP: 0.402, SLG: 0.452 (1, 2)				G1-6-3				BB 1B BB		2	2	1	4	2	0	1											
Bob Brower, R OBP: 0.360, SLG: 0.429 (1, 8)				6-3				1-2 2H 1B		4	1	1	1	0	1	1											
<b>Inning Stats</b>	R: 0 E: 0 K: 1 S: 5	H: 0 LOB: 0 BB: 0 P: 5	R: 0 E: 0 K: 2 S: 7	H: 0 LOB: 0 BB: 0 P: 7	R: 0 E: 0 K: 0 S: 3	H: 1 LOB: 0 BB: 0 P: 3	R: 0 E: 0 K: 0 S: 4	H: 1 LOB: 1 BB: 0 P: 4	R: 3 E: 0 K: 1 S: 8	H: 3 LOB: 2 BB: 2 P: 16	R: 4 E: 1 K: 2 S: 10	H: 2 LOB: 0 BB: 1 P: 14	R: 2 E: 0 K: 1 S: 6	H: 1 LOB: 0 BB: 1 P: 10	R: 0 E: 0 K: 0 S: 3	H: 0 LOB: 1 BB: 1 P: 7	R: 0 E: 0 K: 1 S: 5	H: 0 LOB: 0 BB: 0 P: 5	1B: 6 2B: 0 3B: 0 HR: 2	SF: 0 SAC: 1 DP: 1 HBP: 0	WP: 1 PB: 0 SB: 0 CS: 0	PA: 40					
<b>PITCHER</b>	IP	WLS	BF	H	R	ER	SO	BB	IBB	HBP	BLK	WP	HR	S	P	ERA	WHIP										
Bob Tewksbury, R ERA: 6.43 (1, 1)	5.1	L	24	6	5	5	5	2	0	0	0	0	0	32	40	8.44	1.500										
Cecilio Guante, R ERA: 5.9 (6, 1)	3.2		16	2	4	3	3	3	0	0	0	1	2	19	31	7.36	1.364										

Texas Rangers @ New York Yankees  
Yankee Stadium, Bronx, NY  
Fri Jul 03 1987, 7:05 PM EDT  
Unknown

AB	34
R	9
H	8
RBI	9
BB	5
SO	8
LOB	13



Batter	1	2	3	4	5	6	7	8	9	AB	R	H	RBI	BB	SO	LOB	BOTTOM										
Rickey Henderson, R OBP: 0.441, SLG: 0.556 (1, 7) (8, 8)	FC5 2B		K						G3	3	0	1	0	2	1	1											
Gary Ward, R OBP: 0.304, SLG: 0.407 (1, 9)	K		K						F6	4	0	0	0	1	3	3											
Don Mattingly, L OBP: 0.398, SLG: 0.508 Rick Cerone, R OBP: 0.308, SLG: 0.278 (1, 3) (8, 3)	F7									4	0	2	0	0	0	3											
Claudell Washington, L OBP: 0.351, SLG: 0.437 Ron Kittle, R OBP: 0.344, SLG: 0.556 (1, 8) (8, 7)	BB		F7						F8	3	0	0	0	1	0	3											
Mike Easter, L OBP: 0.324, SLG: 0.339 (1, 10)	FC5			4-3						3	0	1	0	1	0	2											
Mike Pagliarulo, L OBP: 0.314, SLG: 0.427 (1, 5)		4-3		4-3					F7	3	0	0	0	1	0	1											
Mark Salas, L OBP: 0.352, SLG: 0.432 (1, 2)		E4		F8					K	3	0	0	0	1	1	1											
Paul Zuvella, R OBP: 0.133, SLG: 0.133 (1, 4)		F9							F9	4	0	0	0	0	0	5											
Wayne Tolleson, S OBP: 0.332, SLG: 0.277 Jeff Moronko, R OBP: 1.000, SLG: 1.000 (1, 6) (8, 6)	F8								G3 1B	3	0	0	0	0	0	1											
<b>Inning Stats</b>	R: 0 E: 0 K: 1 S: 6	H: 1 LOB: 2 BB: 1 P: 10	R: 0 E: 1 K: 0 S: 4	H: 0 LOB: 1 BB: 0 P: 4	R: 0 E: 0 K: 2 S: 8	H: 1 LOB: 0 BB: 0 P: 8	R: 0 E: 0 K: 0 S: 3	H: 0 LOB: 0 BB: 0 P: 3	R: 0 E: 0 K: 0 S: 3	H: 0 LOB: 2 BB: 2 P: 11	R: 0 E: 0 K: 0 S: 3	H: 1 LOB: 2 BB: 2 P: 11	R: 0 E: 0 K: 1 S: 6	H: 1 LOB: 2 BB: 1 P: 10	R: 0 E: 0 K: 1 S: 5	H: 0 LOB: 1 BB: 1 P: 9	R: 0 E: 0 K: 0 S: 4	H: 1 LOB: 2 BB: 0 P: 5	1B: 3 2B: 2 3B: 0 HR: 0	SF: 0 SAC: 0 DP: 1 HBP: 1	WP: 1 PB: 0 SB: 0 CS: 0	PA: 40					
<b>PITCHER</b>	IP	WLS	BF	H	R	ER	SO	BB	IBB	HBP	BLK	WP	HR	S	P	ERA	WHIP										
Bobby Witt, R ERA: 4.01 (1, 1)	5.1	W	25	3	0	0	3	5	0	0	0	0	0	26	46	0.00	1.500										
Jeff Russell, R ERA: 2.75 (6, 1)	1.2		6	1	0	0	1	1	0	0	0	0	0	7	11	0.00	1.200										
Paul Kilgus, L ERA: 1.38 (8, 1)	2.0		9	1	0	0	1	1	0	1	0	0	0	9	14	0.00	1.000										

Texas Rangers @ New York Yankees  
Yankee Stadium, Bronx, NY  
Fri Jul 03 1987, 7:05 PM EDT  
Unknown

AB	32
R	0
H	5
RBI	0
BB	7
SO	5
LOB	22





Batter	1	2	3	4	5	6	7	8	9	AB	R	H	RBI	BB	SO	LOB	TOP										
Jerry Browne, S OBP: 0.353, SLG: 0.330	0-0 4-3		0-0 CS 1B		0-0 6-3			0-0 4-3		4	0	1	0	0	0	1											
Scott Fletcher, R OBP: 0.365, SLG: 0.423	0-0 F4		0-0 CS 1-2	0-3 K		0-0 6-3		0-0 4-3		4	0	0	0	0	1	0											
Ruben Sierra, S OBP: 0.318, SLG: 0.428	0-0 1B			0-0 F8		0-0 G3		0-0 F8		4	0	1	0	0	0	0											
Pete O'Brien, L OBP: 0.345, SLG: 0.514	0-0 F7			0-0 1B		0-0 F8		0-0 1B		4	0	2	0	0	0	1											
Larry Parrish, R OBP: 0.342, SLG: 0.552		0-0 F7		0-3 K			0-0 6-3		0-3 K	4	0	0	0	0	2	2											
Pete Incauiglia, R OBP: 0.321, SLG: 0.496		0-3 K			0-3 K		0-3 K			3	0	0	0	0	3	0											
Geno Petralli, L OBP: 0.412, SLG: 0.453		0-0 F4			0-0 SH1-3 1B		0-0 3-1			3	1	1	0	0	0	0											
Steve Buechele, R OBP: 0.262, SLG: 0.382			0-0 F3		0-0 SH1-3			0-0 L1		1	0	0	0	0	0	0											
Darrell Porter, L OBP: 0.333, SLG: 0.344					1-2					1	0	0	0	0	0	0											
Curtis Wilkerson, S OBP: 0.394, SLG: 0.407										0	0	0	0	0	0	0											
Bob Brower, R OBP: 0.359, SLG: 0.426			0-0 F9			0-0 1B		0-0 F2		3	0	1	1	0	0	0											
<b>Inning Stats</b>	R: 0 E: 0 K: 0 S: 4	H: 1 LOB: 1 BB: 0 P: 4	R: 0 E: 0 K: 1 S: 5	H: 0 LOB: 0 BB: 0 P: 5	R: 0 E: 0 K: 0 S: 3	H: 1 LOB: 0 BB: 0 P: 3	R: 0 E: 0 K: 2 S: 8	H: 1 LOB: 1 BB: 0 P: 8	R: 1 E: 0 K: 1 S: 7	H: 2 LOB: 1 BB: 0 P: 7	R: 0 E: 0 K: 0 S: 3	H: 0 LOB: 0 BB: 0 P: 3	R: 0 E: 0 K: 1 S: 5	H: 0 LOB: 0 BB: 0 P: 5	R: 0 E: 0 K: 0 S: 3	H: 0 LOB: 0 BB: 0 P: 3	R: 0 E: 0 K: 1 S: 6	H: 1 LOB: 1 BB: 0 P: 6	1B: 6 2B: 0 3B: 0 HR: 0	SF: 0 SAC: 1 DP: 0 HBP: 0	WP: 0 PB: 0 SB: 0 CS: 1	PA: 33					
<b>PITCHER</b>	IP	WLS	BF	H	R	ER	SO	BB	IBB	HBP	BLK	WP	HR	S	P	ERA	WHIP										
Rick Rhoden, R ERA: 3.6	8.0	W	28	5	1	1	5	0	0	0	0	0	0	38	38	1.12	0.625										
Dave Righetti, L ERA: 4.26	9.1	S	4	1	0	0	1	0	0	0	0	0	0	6	6	0.00	1.000										

Texas Rangers @ New York Yankees  
Yankee Stadium, Bronx, NY  
Fri Jul 03 1987, 7:05 PM EDT  
Att: 43,856 - Unknown


AB	31
R	1
H	6
RBI	1
BB	0
SO	6
LOB	4



Batter	1	2	3	4	5	6	7	8	9	AB	R	H	RBI	BB	SO	LOB	BOTTOM										
Rickey Henderson, R OBP: 0.438, SLG: 0.547	0-0 1-3	0-0 F9			0-0 5-3			0-0 L6-3 BB		3	0	0	0	1	0	1											
Willie Randolph, R OBP: 0.422, SLG: 0.435	0-0 4-3		0-0 F8			0-0 1-3		0-0 L6-3 1-2		4	0	0	0	0	0	1											
Don Mattingly, L OBP: 0.395, SLG: 0.502	0-0 F7		0-0 F8			0-0 F7				3	0	0	0	0	0	0											
Dave Winfield, R OBP: 0.395, SLG: 0.533		0-0 F9 BLK 1B BB	0-0 4-3			0-0 BB				1	1	0	0	2	0	0											
Claudell Washington, L OBP: 0.344, SLG: 0.428		0-0 F9 1-3		0-0 F7		0-0 F8				3	0	0	0	0	0	2											
Mike Easter, L OBP: 0.324, SLG: 0.339		0-0 HR 1B		0-0 6-3			0-0 F9			3	1	1	1	0	0	0											
Mike Pagliarulo, L OBP: 0.314, SLG: 0.438		0-0 HR 1B		0-0 K		0-0 K				3	1	1	2	0	2	0											
Rick Cerone, R OBP: 0.301, SLG: 0.271		0-0 5-3			0-3 K		0-0 F9			3	0	0	0	0	1	0											
Wayne Tolleson, S OBP: 0.332, SLG: 0.278		0-0 1B			0-0 G3			0-0 F7		3	0	1	0	0	0	0											
<b>Inning Stats</b>	R: 0 E: 0 K: 0 S: 3	H: 0 LOB: 0 BB: 0 P: 3	R: 3 E: 0 K: 0 S: 6	H: 3 LOB: 1 BB: 1 P: 10	R: 0 E: 0 K: 0 S: 3	H: 0 LOB: 0 BB: 0 P: 3	R: 0 E: 0 K: 1 S: 5	H: 0 LOB: 0 BB: 0 P: 5	R: 0 E: 0 K: 1 S: 5	H: 0 LOB: 0 BB: 0 P: 5	R: 0 E: 0 K: 0 S: 3	H: 0 LOB: 1 BB: 1 P: 7	R: 0 E: 0 K: 1 S: 5	H: 0 LOB: 0 BB: 0 P: 5	R: 0 E: 0 K: 0 S: 2	H: 0 LOB: 0 BB: 1 P: 6	1B: 2 2B: 1 3B: 0 HR: 1	SF: 0 SAC: 0 DP: 1 HBP: 0	WP: 0 PB: 0 SB: 0 CS: 0	PA: 29							
<b>PITCHER</b>	IP	WLS	BF	H	R	ER	SO	BB	IBB	HBP	BLK	WP	HR	S	P	ERA	WHIP										
Jose Guzman, R ERA: 4.97	8.0	L	29	3	3	3	3	3	0	0	1	0	1	32	44	3.38	0.750										

Texas Rangers @ New York Yankees  
Yankee Stadium, Bronx, NY  
Fri Jul 03 1987, 7:05 PM EDT  
Att: 43,856 - Unknown

AB	26
R	3
H	3
RBI	3
BB	3
SO	3
LOB	4





Batter	1	2	3	4	5	6	7	8	9	AB	R	H	RBI	BB	SO	LOB	TOP								
Jerry Browne, S OBP: 0.352, SLG: 0.326	F9		FC5 BB		SH5-3		K		FC6 1B	3	0	0	0	1	1	2									
Scott Fletcher, R OBP: 0.372, SLG: 0.427	WP SF8				F7					4	1	3	1	1	0	1									
Ruben Sierra, S OBP: 0.316, SLG: 0.424	SF8		F9		2B		K		G6-4-3	3	0	0	1	1	1	5									
Pete Incaviglia, R OBP: 0.323, SLG: 0.500	CS		FC5				4-3			4	0	2	1	0	0	3									
Pete O'Brien, L OBP: 0.344, SLG: 0.510	CS	6-3			4-3		K		L4 4-3	4	0	1	0	0	1	2									
Larry Parrish, R OBP: 0.338, SLG: 0.544										4	0	0	0	0	1	1									
Mike Stanley, R OBP: 0.395, SLG: 0.434			F9				6-3		L4	3	0	0	0	1	0	2									
Steve Buechele, R OBP: 0.266, SLG: 0.381			F8		4-3				FC6 BB	3	1	1	0	1	0	2									
Bob Brower, R OBP: 0.364, SLG: 0.418			6-3			S SH5-3	F9		FC6	2	1	0	0	2	0	1									
<b>Inning Stats</b>	R: 1 E: 0 K: 0 S: 4	H: 2 LOB: 0 BB: 0 P: 4	R: 0 E: 1 K: 0 S: 4	H: 0 LOB: 1 BB: 0 P: 4	R: 0 E: 0 K: 0 S: 3	H: 0 LOB: 2 BB: 2 P: 11	R: 0 E: 0 K: 1 S: 5	H: 0 LOB: 1 BB: 1 P: 9	R: 1 E: 0 K: 1 S: 6	H: 1 LOB: 2 BB: 2 P: 14	R: 0 E: 0 K: 0 S: 4	H: 1 LOB: 1 BB: 0 P: 4	R: 0 E: 0 K: 2 S: 8	H: 1 LOB: 1 BB: 0 P: 8	R: 0 E: 0 K: 0 S: 3	H: 1 LOB: 0 BB: 0 P: 3	R: 1 E: 0 K: 0 S: 3	H: 1 LOB: 1 BB: 2 P: 11	1B: 6 2B: 2 3B: 0 HR: 0	SF: 1 SAC: 1 DP: 2 HBP: 0	WP: 1 PB: 0 SB: 1 CS: 1	PA: 40			
<b>PITCHER</b>	IP	WLS	BF	H	R	ER	SO	BB	IBB	HBP	BLK	WP	HR	S	P	ERA	WHIP								
Dennis Rasmussen, L ERA: 4.12	5.0	W	23	3	2	2	2	5	0	0	0	1	0	22	42	3.60	1.600								
Tim Stoddard, R ERA: 3.43	6.1		6	2	0	0	1	0	0	0	0	0	0	8	8	0.00	1.500								
Pat Clements, L ERA: 2.8	7.1		6	1	1	1	1	1	0	0	0	0	0	7	11	5.40	1.200								
Dave Righetti, L ERA: 4.18	9.1	S	4	1	0	0	0	1	0	0	0	0	0	3	7	0.00	2.000								

Texas Rangers @ New York Yankees  
Yankee Stadium, Bronx, NY  
Sat Jul 04 1987, 3:33 AM EDT  
Att: 33,214 - Unknown


AB 30  
R 3  
H 7  
RBI 3  
BB 7  
SO 4  
LOB 19



Batter	1	2	3	4	5	6	7	8	9	AB	R	H	RBI	BB	SO	LOB	BOTTOM								
Rickey Henderson, R OBP: 0.437, SLG: 0.541	L4	5-3			F8			F9-6 1B		4	0	1	0	1	0	1									
Willie Randolph, R OBP: 0.425, SLG: 0.438	BB		1-3		1B SF8		F8			5	2	3	1	0	0	2									
Don Mattingly, L OBP: 0.395, SLG: 0.504	F7		BB		1B		L6		F9-6	5	1	2	0	0	0	5									
Dave Winfield, R OBP: 0.393, SLG: 0.530	1B		FC1		SF8		5-3			2	0	0	1	1	0	1									
Claudell Washington, L OBP: 0.355, SLG: 0.433							K			3	0	2	1	1	1	0									
Mike Easter, L OBP: 0.321, SLG: 0.335	4-3		G4-6-3							2	0	0	0	0	0	5									
Gary Ward, R OBP: 0.308, SLG: 0.411			G4-6-3							2	0	2	1	0	0	0									
Mike Pagliarulo, L OBP: 0.310, SLG: 0.431			F6		F6		K		K	4	0	0	0	0	2	3									
Rick Cerone, R OBP: 0.307, SLG: 0.267							K		G3	2	0	0	0	2	1	0									
Wayne Tolleson, S OBP: 0.331, SLG: 0.275			1-3		4-3				BB	3	1	0	0	1	1	2									
<b>Inning Stats</b>	R: 1 E: 0 K: 0 S: 5	H: 2 LOB: 1 BB: 1 P: 9	R: 0 E: 0 K: 0 S: 3	H: 0 LOB: 1 BB: 1 P: 7	R: 0 E: 0 K: 1 S: 4	H: 0 LOB: 0 BB: 0 P: 8	R: 0 E: 0 K: 1 S: 5	H: 0 LOB: 0 BB: 0 P: 5	R: 2 E: 0 K: 1 S: 9	H: 4 LOB: 2 BB: 0 P: 9	R: 0 E: 0 K: 1 S: 6	H: 1 LOB: 2 BB: 1 P: 10	R: 0 E: 0 K: 2 S: 8	H: 1 LOB: 1 BB: 0 P: 8	R: 1 E: 0 K: 0 S: 3	H: 1 LOB: 2 BB: 2 P: 11	1B: 9 2B: 2 3B: 0 HR: 0	SF: 1 SAC: 0 DP: 2 HBP: 0	WP: 0 PB: 0 SB: 0 CS: 0	PA: 39					
<b>PITCHER</b>	IP	WLS	BF	H	R	ER	SO	BB	IBB	HBP	BLK	WP	HR	S	P	ERA	WHIP								
Greg Harris, R ERA: 5.6	4.2	L	23	6	3	3	1	3	0	0	0	0	0	22	34	5.79	1.929								
Paul Kilgus, L ERA: 1.35	0.1		2	1	0	0	1	0	0	0	0	0	0	4	4	0.00	3.000								
Jeff Russell, R ERA: 2.7	0.2		4	1	0	0	1	1	0	0	0	0	0	5	9	0.00	3.000								
Mitch Williams, L ERA: 3.99	1.2		8	1	1	1	2	2	0	0	0	0	0	10	18	5.40	1.800								
Dale Mohrhorc, R ERA: 2.34	0.2		2	1	0	0	0	0	0	0	0	0	0	2	2	0.00	1.500								

Texas Rangers @ New York Yankees  
Yankee Stadium, Bronx, NY  
Sat Jul 04 1987, 3:33 AM EDT  
Att: 33,214 - Unknown

AB 32  
R 4  
H 10  
RBI 4  
BB 6  
SO 5  
LOB 19









Batter	1	2	3	4	5	6	7	8	9	AB	R	H	RBI	BB	SO	LOB	TOP																			
Bob Brower, R (1, 8) OBP: 0.367, SLG: 0.436 Geno Petralli, L (8, PH) OBP: 0.404, SLG: 0.448 Ondibe McDowell, L (8, 8) OBP: 0.376, SLG: 0.497	E6 FC6-4		G1-4-3			1B		SF7 3-H		3	0	1	0	0	0	0	Texas Rangers @ Toronto Blue Jays Exhibition Stadium, Toronto, ON Mon Jul 06 1987, 7:05 PM EDT Att: 28,264 - Unknown																			
Scott Fletcher, R (1, 6) OBP: 0.371, SLG: 0.428	FC6-4 1-2f			1-3		F9		FC6-4 1-2f		4	0	0	0	0	0	3																				
Ruben Sierra, S (1, 9) OBP: 0.313, SLG: 0.418	G6-4-3 1-2f			F8			P3	K		4	0	0	0	0	1	2																				
Larry Parrish, R (1, 5) OBP: 0.336, SLG: 0.546				F8			F9		K	4	0	1	0	0	1	0																				
Pete O'Brien, L (1, 3) OBP: 0.337, SLG: 0.498			G1-6-3 1-2f		G3		G3		F6	4	0	0	0	0	0	1																				
Pete Incaviglia, R (1, 7) OBP: 0.326, SLG: 0.510					K				K	4	2	2	1	0	2	0																				
Mike Stanley, R (1, 2) OBP: 0.387, SLG: 0.451					K				K	2	1	0	0	1	2	0																				
Don Slaught, R (1, 10) OBP: 0.278, SLG: 0.385					K				2B 1B BB	3	1	1	1	0	2	0																				
Steve Buechele, R (1, 4) OBP: 0.266, SLG: 0.379					K		4-3		2B 1B SF7 2B	3	0	1	1	0	1	0																				
<b>Inning Stats</b>	R: 0 E: 1 K: 0 S: 3	H: 0 LOB: 0 BB: 0 P: 3	R: 1 E: 0 K: 1 S: 6	H: 2 LOB: 0 BB: 0 P: 6	R: 0 E: 0 K: 2 S: 7	H: 0 LOB: 0 BB: 0 P: 7	R: 0 E: 0 K: 0 S: 3	H: 0 LOB: 0 BB: 0 P: 3	R: 0 E: 0 K: 2 S: 7	H: 0 LOB: 0 BB: 0 P: 7	R: 0 E: 0 K: 1 S: 6	H: 1 LOB: 1 BB: 0 P: 6	R: 0 E: 0 K: 0 S: 3	H: 0 LOB: 0 BB: 0 P: 3	R: 3 E: 0 K: 1 S: 8	H: 3 LOB: 1 BB: 1 P: 12	R: 0 E: 0 K: 2 S: 7	H: 0 LOB: 0 BB: 0 P: 7	1B: 3 2B: 2 3B: 0 HR: 1	SF: 1 SAC: 0 DP: 2 HBP: 0	WP: 0 PA: 33 PB: 0 SB: 0 CS: 0															
<b>PITCHER</b>	IP	WLS	BF	H	R	ER	SO	BB	IBB	HBP	BLK	WP	HR	S	P	ERA	WHIP	<b>PITCHER</b>		IP	WLS	BF	H	R	ER	SO	BB	IBB	HBP	BLK	WP	HR	S	P	ERA	WHIP
Jimmy Key, L (1, 1) ERA: 2.93	7.0	W	27	6	4	4	6	1	0	0	0	0	1	38	42	5.14	1.000			7.0	W	27	6	4	4	6	1	0	0	0	0	1	38	42	5.14	1.000
Tom Henke, R (8, 1) ERA: 2.96	2.0	S	6	0	0	0	3	0	0	0	0	0	0	12	12	0.00	0.000			2.0	S	6	0	0	0	3	0	0	0	0	0	12	12	0.00	0.000	

AB	31
R	4
H	6
RBI	4
BB	1
SO	9
LOB	6



Batter	1	2	3	4	5	6	7	8	9	AB	R	H	RBI	BB	SO	LOB	BOTTOM																			
Tony Fernandez, S (1, 6) OBP: 0.391, SLG: 0.444	F7			4-3		4-3				4	0	1	1	0	0	0	Texas Rangers @ Toronto Blue Jays Exhibition Stadium, Toronto, ON Mon Jul 06 1987, 7:05 PM EDT Att: 28,264 - Unknown																			
Lloyd Moseby, L (1, 8) OBP: 0.328, SLG: 0.439	4-3	2H		F8				6-3		4	0	0	0	0	0	1																				
Jesse Barfield, R (1, 9) OBP: 0.352, SLG: 0.512	K			F4		4-3		L7		4	0	0	0	0	1	0																				
George Bell, R (1, 7) OBP: 0.326, SLG: 0.624				K				L5		4	1	1	1	0	1	0																				
Ernie Whitt, L (1, 2) OBP: 0.321, SLG: 0.402				2B 1B BB				4-3		2	2	1	1	2	0	0																				
Willie Upshaw, L (1, 3) OBP: 0.328, SLG: 0.453				1B 2B				F6		3	1	1	0	1	1	1																				
Fred McGriff, L (1, 10) OBP: 0.376, SLG: 0.467				PB 1B SF7 2B				F8		3	1	1	1	1	1	1																				
Garth Iorg, R (1, 4) OBP: 0.255, SLG: 0.216				PB 1B				K		3	1	1	1	0	1	2																				
Kelly Gruber, R (1, 5) OBP: 0.307, SLG: 0.424				SF7 1-2f				K		2	0	0	1	0	1	2																				
<b>Inning Stats</b>	R: 0 E: 0 K: 1 S: 5	H: 0 LOB: 0 BB: 0 P: 5	R: 4 E: 0 K: 1 S: 9	H: 4 LOB: 1 BB: 1 P: 13	R: 2 E: 0 K: 0 S: 5	H: 2 LOB: 2 BB: 2 P: 13	R: 0 E: 0 K: 0 S: 3	H: 0 LOB: 0 BB: 0 P: 3	R: 0 E: 0 K: 2 S: 7	H: 0 LOB: 0 BB: 0 P: 7	R: 0 E: 0 K: 0 S: 3	H: 0 LOB: 0 BB: 0 P: 3	R: 0 E: 0 K: 1 S: 5	H: 0 LOB: 0 BB: 0 P: 5	R: 0 E: 0 K: 0 S: 3	H: 0 LOB: 0 BB: 0 P: 3	R: 0 E: 0 K: 1 S: 5	H: 0 LOB: 0 BB: 0 P: 5	1B: 3 2B: 1 3B: 0 HR: 2	SF: 1 SAC: 0 DP: 0 HBP: 0	WP: 0 PA: 34 PB: 3 SB: 0 CS: 0															
<b>PITCHER</b>	IP	WLS	BF	H	R	ER	SO	BB	IBB	HBP	BLK	WP	HR	S	P	ERA	WHIP	<b>PITCHER</b>		IP	WLS	BF	H	R	ER	SO	BB	IBB	HBP	BLK	WP	HR	S	P	ERA	WHIP
Charlie Hough, R (1, 1) ERA: 3.82	8.0	L	34	6	6	5	6	4	0	0	0	0	2	42	58	5.62	1.250			8.0	L	34	6	6	5	6	4	0	0	0	0	2	42	58	5.62	1.250

AB	29
R	6
H	6
RBI	6
BB	4
SO	6
LOB	7





Batter	1	2	3	4	5	6	7	8	9	AB	R	H	RBI	BB	SO	LOB	TOP										
Ruben Sierra, S (1.9) OBP: 0.315, SLG: 0.422										4	0	2	0	0	0	0											
Scott Fletcher, R (1.6) OBP: 0.366, SLG: 0.422										4	0	0	0	0	0	3											
Pete O'Brien, L (1.3) OBP: 0.333, SLG: 0.492										4	0	0	0	0	2	1											
Pete Incaviglia, R (1.7) OBP: 0.325, SLG: 0.505										3	0	0	0	1	0	0											
Darrell Porter, L (1.10) OBP: 0.356, SLG: 0.394										4	1	1	1	0	1	1											
Larry Parrish, R (1.5) OBP: 0.335, SLG: 0.544										3	0	1	0	0	0	0											
Oddibe McDowell, L (1.8) OBP: 0.376, SLG: 0.510										3	1	1	1	0	0	1											
Geno Petralli, L (1.2) OBP: 0.393, SLG: 0.433										3	0	0	0	0	2	0											
Curtis Wilkerson, S (1.4) OBP: 0.311, SLG: 0.424										3	0	1	0	0	0	0											
<b>Inning Stats</b>	R: 0 E: 0 K: 0 S: 3	H: 1 LOB: 0 BB: 0 P: 3	R: 0 E: 0 K: 1 S: 6	H: 1 LOB: 1 BB: 0 P: 6	R: 0 E: 0 K: 0 S: 3	H: 0 LOB: 0 BB: 0 P: 3	R: 0 E: 0 K: 1 S: 5	H: 0 LOB: 0 BB: 0 P: 5	R: 1 E: 0 K: 1 S: 6	H: 1 LOB: 0 BB: 0 P: 6	R: 0 E: 0 K: 0 S: 3	H: 0 LOB: 0 BB: 0 P: 3	R: 0 E: 0 K: 0 S: 3	H: 0 LOB: 0 BB: 0 P: 3	R: 1 E: 0 K: 1 S: 8	H: 3 LOB: 2 BB: 0 P: 8	R: 0 E: 0 K: 1 S: 4	H: 0 LOB: 0 BB: 1 P: 8	1B: 3 2B: 1 3B: 0 HR: 2	SF: 0 SAC: 0 DP: 1 HBP: 0	WP: 0 PB: 0 SB: 0 CS: 1	PA: 33					
<b>PITCHER</b>	IP	WLS	BF	H	R	ER	SO	BB	IBB	HBP	BLK	WP	HR	S	P	ERA	WHIP										
Jim Clancy, R (1.1) ERA: 2.95	7.2	W	28	6	2	2	4	0	0	0	0	0	2	36	36	2.35	0.783										
Tom Henke, R (8.1) ERA: 2.88	1.1	S	4	0	0	0	1	1	0	0	0	0	0	5	9	0.00	0.750										

Texas Rangers @ Toronto Blue Jays  
Exhibition Stadium, Toronto, ON  
Tue Jul 07 1987, 7:05 PM EDT  
Att: 28,013 - Unknown

AB 31  
R 2  
H 6  
RBI 2  
BB 1  
SO 5  
LOB 6



Batter	1	2	3	4	5	6	7	8	9	AB	R	H	RBI	BB	SO	LOB	BOTTOM										
Tony Fernandez, S (1.6) OBP: 0.390, SLG: 0.444										4	1	1	2	0	0	2											
Rance Mulliniks, L (1.5) OBP: 0.333, SLG: 0.411										3	1	1	1	0	0	2											
Kelly Gruber, R (7.5) OBP: 0.310, SLG: 0.427										1	1	1	0	0	0	0											
Jesse Barfield, R (1.8) OBP: 0.348, SLG: 0.505										4	0	0	0	0	2	1											
George Bell, R (1.7) OBP: 0.326, SLG: 0.619										4	0	1	0	0	0	1											
Ernie Whitt, L (1.2) OBP: 0.319, SLG: 0.404										4	0	1	1	0	1	3											
Willie Upshaw, L (1.3) OBP: 0.330, SLG: 0.450										2	0	0	0	2	1	1											
Fred McGriff, L (1.10) OBP: 0.373, SLG: 0.461										4	1	1	0	0	2	1											
Rick Leach, L (1.9) OBP: 0.400, SLG: 0.418										4	1	2	0	0	1	0											
Lloyd Moseby, L (9.8) OBP: 0.325, SLG: 0.439										0	0	0	0	0	0	0											
Garth Iorg, R (1.4) OBP: 0.281, SLG: 0.224										4	1	2	1	0	1	2											
<b>Inning Stats</b>	R: 1 E: 0 K: 1 S: 6	H: 1 LOB: 0 BB: 0 P: 6	R: 0 E: 0 K: 1 S: 5	H: 0 LOB: 0 BB: 0 P: 5	R: 0 E: 0 K: 1 S: 4	H: 1 LOB: 1 BB: 0 P: 4	R: 0 E: 1 K: 1 S: 5	H: 0 LOB: 1 BB: 1 P: 9	R: 3 E: 0 K: 1 S: 10	H: 4 LOB: 2 BB: 0 P: 10	R: 1 E: 0 K: 0 S: 4	H: 2 LOB: 1 BB: 1 P: 8	R: 1 E: 0 K: 1 S: 7	H: 2 LOB: 1 BB: 0 P: 7	R: 0 E: 0 K: 3 S: 9	H: 0 LOB: 0 BB: 0 P: 9	1B: 6 2B: 3 3B: 0 HR: 1	SF: 0 SAC: 0 DP: 0 HBP: 0	WP: 1 PB: 0 SB: 1 CS: 1	PA: 37							
<b>PITCHER</b>	IP	WLS	BF	H	R	ER	SO	BB	IBB	HBP	BLK	WP	HR	S	P	ERA	WHIP										
Mike Loynd, R (1.1) ERA: 4.69	4.2	L	22	6	4	4	4	1	0	0	0	0	1	29	33	7.71	1.500										
Paul Kilgus, L (5.1) ERA: 1.84	1.1		6	2	1	1	0	1	0	0	0	0	0	5	9	6.75	2.250										
Jeff Russell, R (7.1) ERA: 2.86	0.2		3	1	1	1	0	0	0	0	0	0	0	3	3	13.50	1.500										
Mitch Williams, L (7.1) ERA: 3.78	1.1		5	1	0	0	4	0	0	0	0	0	0	13	13	0.00	0.750										

Texas Rangers @ Toronto Blue Jays  
Exhibition Stadium, Toronto, ON  
Tue Jul 07 1987, 7:05 PM EDT  
Att: 28,013 - Unknown

AB 34  
R 6  
H 10  
RBI 5  
BB 2  
SO 8  
LOB 13





Batter	1	2	3	4	5	6	7	8	9	AB	R	H	RBI	BB	SO	LOB	TOP										
<b>Oddibe McDowell, L</b> (1, 8) <small>OBP: 0.369, SLG: 0.500</small> <b>Don Slaught, R</b> (9, PH) <small>OBP: 0.282, SLG: 0.396</small>										4	0	0	0	0	1	1	<b>Texas Rangers @ Toronto Blue Jays</b> Exhibition Stadium, Toronto, ON Wed Jul 08 1987, 7:05 PM EDT Att: 30,341 - Unknown										
<b>Scott Fletcher, R</b> (1, 6) <small>OBP: 0.367, SLG: 0.420</small>										4	0	1	0	1	1	1											
<b>Ruben Sierra, S</b> (1, 9) <small>OBP: 0.315, SLG: 0.429</small>										4	1	1	1	0	0	3											
<b>Pete Incaviglia, R</b> (1, 7) <small>OBP: 0.327, SLG: 0.502</small>										2	0	0	0	2	1	0											
<b>Pete O'Brien, L</b> (1, 3) <small>OBP: 0.332, SLG: 0.492</small>										4	0	1	0	0	1	2											
<b>Larry Parrish, R</b> (1, 10) <small>OBP: 0.334, SLG: 0.538</small>										3	0	0	0	1	0	2											
<b>Mike Stanley, R</b> (1, 2) <small>OBP: 0.392, SLG: 0.459</small>										3	0	1	0	1	1	2											
<b>Steve Buechele, R</b> (1, 5) <small>OBP: 0.266, SLG: 0.376</small>										4	0	1	0	0	0	1											
<b>Curtis Wilkerson, S</b> (1, 4) <small>OBP: 0.313, SLG: 0.468</small> <b>Bob Brower, R</b> (9, PH) <small>OBP: 0.364, SLG: 0.432</small>										3	1	1	1	0	0	2											
<b>Inning Stats</b>	R: 1 E: 0 K: 1 S: 6	H: 1 LOB: 1 BB: 1 P: 10	R: 0 E: 0 K: 0 S: 3	H: 0 LOB: 1 BB: 1 P: 7	R: 0 E: 0 K: 1 S: 5	H: 0 LOB: 0 BB: 0 P: 5	R: 0 E: 0 K: 0 S: 4	H: 1 LOB: 1 BB: 0 P: 4	R: 1 E: 0 K: 0 S: 5	H: 2 LOB: 1 BB: 0 P: 5	R: 0 E: 0 K: 1 S: 5	H: 1 LOB: 2 BB: 1 P: 9	R: 0 E: 0 K: 1 S: 6	H: 1 LOB: 2 BB: 1 P: 10	R: 0 E: 0 K: 1 S: 5	H: 0 LOB: 1 BB: 1 P: 9	R: 0 E: 0 K: 0 S: 4	H: 1 LOB: 1 BB: 0 P: 4	1B: 2 2B: 3 3B: 0 HR: 2	SF: 0 SAC: 0 DP: 0 HBP: 0	WP: 2 PB: 0 SB: 0 CS: 0	PA: 38					
<b>PITCHER</b>	IP	WLS	BF	H	R	ER	SO	BB	IBB	HBP	BLK	WP	HR	S	P	ERA	WHIP										
John Cerutti, L (1, 1) ERA: 4.67	6.1		27	6	2	2	3	3	0	0	0	1	2	30	42	2.84	1.421										
Jeff Musselman, L (7, 1) ERA: 3.35	2.1	W	10	1	0	0	2	1	1	0	0	1	0	12	20	0.00	0.857										
Tom Henke, R (9, 1) ERA: 2.86	0.1	S	1	0	0	0	0	0	0	0	0	0	0	1	1	0.00	0.000										

AB 33  
R 2  
H 7  
RBI 2  
BB 5  
SO 5  
LOB 14



Batter	1	2	3	4	5	6	7	8	9	AB	R	H	RBI	BB	SO	LOB	BOTTOM										
<b>Tony Fernandez, S</b> (1, 6) <small>OBP: 0.388, SLG: 0.440</small>										3	1	0	1	1	0	3	<b>Texas Rangers @ Toronto Blue Jays</b> Exhibition Stadium, Toronto, ON Wed Jul 08 1987, 7:05 PM EDT Att: 30,341 - Unknown										
<b>Lloyd Moseby, L</b> (1, 8) <small>OBP: 0.326, SLG: 0.435</small>										3	1	0	0	1	0	1											
<b>Rance Mulliniks, L</b> (1, 5) <small>OBP: 0.333, SLG: 0.416</small> <b>Kelly Gruber, R</b> (8, 5) <small>OBP: 0.313, SLG: 0.430</small>										3	0	1	1	0	0	0											
<b>George Bell, R</b> (1, 7) <small>OBP: 0.325, SLG: 0.613</small>										3	1	0	0	1	2	1											
<b>Ernie Whitt, L</b> (1, 2) <small>OBP: 0.322, SLG: 0.403</small>										3	0	1	1	1	0	1											
<b>Willie Upshaw, L</b> (1, 3) <small>OBP: 0.329, SLG: 0.445</small>										3	1	0	0	0	0	4											
<b>Fred McGriff, L</b> (1, 10) <small>OBP: 0.370, SLG: 0.451</small>										3	1	0	1	1	2	2											
<b>Rick Leach, L</b> (1, 9) <small>OBP: 0.398, SLG: 0.406</small> <b>Jesse Barfield, R</b> (7, PR) <small>OBP: 0.350, SLG: 0.505</small> <b>Garth Iorg, R</b> (1, 4) <small>OBP: 0.266, SLG: 0.232</small>										2	0	0	0	1	0	0											
<b>Inning Stats</b>	R: 1 E: 0 K: 0 S: 4	H: 1 LOB: 1 BB: 1 P: 8	R: 0 E: 0 K: 1 S: 5	H: 0 LOB: 0 BB: 0 P: 5	R: 0 E: 0 K: 1 S: 5	H: 0 LOB: 1 BB: 1 P: 9	R: 0 E: 0 K: 1 S: 6	H: 1 LOB: 1 BB: 0 P: 6	R: 0 E: 0 K: 1 S: 5	H: 0 LOB: 0 BB: 0 P: 5	R: 2 E: 0 K: 0 S: 2	H: 0 LOB: 2 BB: 3 P: 15	R: 1 E: 1 K: 1 S: 7	H: 2 LOB: 3 BB: 3 P: 19	R: 0 E: 0 K: 1 S: 5	H: 0 LOB: 1 BB: 1 P: 19	1B: 2 2B: 2 3B: 0 HR: 0	SF: 0 SAC: 0 DP: 0 HBP: 1	WP: 0 PB: 0 SB: 1 CS: 0	PA: 37							
<b>PITCHER</b>	IP	WLS	BF	H	R	ER	SO	BB	IBB	HBP	BLK	WP	HR	S	P	ERA	WHIP										
Bobby Witt, R (1, 1) ERA: 4.03	6.1	L	26	2	3	3	5	4	0	1	0	0	0	31	48	4.26	0.947										
Jeff Russell, R (7, 1) ERA: 2.64	0.1		2	0	0	0	0	1	0	0	0	0	0	1	5	0.00	3.000										
Mitch Williams, L (7, 1) ERA: 3.93	0.1		1	0	1	1	0	1	0	0	0	0	0	0	4	27.00	3.000										
Dale Mohorcic, R (8, 1) ERA: 2.41	1.0		7	2	1	1	1	1	1	0	0	0	0	7	15	9.00	3.000										

AB 27  
R 5  
H 4  
RBI 5  
BB 8  
SO 6  
LOB 15






Batter	1	2	3	4	5	6	7	8	9	AB	R	H	RBI	BB	SO	LOB	TOP																				
Mel Hall, L OBP: 0.270, SLG: 0.359 (1, 7)	G1-6-3		FC4-6 1B	F6		3-1			SH1-3 BB 1B	5	1	2	0	0	0	1																					
Julio Franco, R OBP: 0.390, SLG: 0.440 (1, 6)	BB		FC4-6 BLK 2B	E9 1B			K		SH1-3 BB 1B	3	2	1	1	2	1	1																					
Pat Tabler, R OBP: 0.365, SLG: 0.458 (1, 3)	6-3		2B	K			K		SH1-3	4	1	1	1	0	2	2																					
Joe Carter, R OBP: 0.297, SLG: 0.491 (1, 8)	F9		2B		P4		L7		FC6-4 1B	5	0	2	3	0	0	1																					
Cory Snyder, R OBP: 0.278, SLG: 0.470 (1, 9)		K	P4		E7 WP			HR	P6	5	1	1	1	0	1	2																					
Carmen Castillo, R OBP: 0.320, SLG: 0.538 (1, 10)	F7			FC4-6 S 1B	5-3			5-3	FC6-4	5	1	1	0	0	0	2																					
Brook Jacoby, R OBP: 0.344, SLG: 0.480 (1, 5)	4-3			FC4-6 BB	K			HR		3	1	1	1	1	1	1																					
Tony Bernazard, S OBP: 0.295, SLG: 0.399 (1, 4)			4-3	FC4-6 S 1B		F8		1-3		4	1	0	0	0	0	2																					
Chris Bando, S OBP: 0.266, SLG: 0.317 (1, 2)			1B FC4-6 2B	1B E 1B		6-3		4-3		4	2	2	2	0	0	0																					
<b>Inning Stats</b>	R: 0 E: 0 K: 0 S: 3	H: 0 LOB: 1 BB: 1 P: 7	R: 0 E: 0 K: 1 S: 5	H: 0 LOB: 0 BB: 0 P: 5	R: 3 E: 0 K: 0 S: 7	H: 4 LOB: 1 BB: 0 P: 7	R: 3 E: 1 K: 1 S: 8	H: 3 LOB: 1 BB: 1 P: 12	R: 0 E: 1 K: 1 S: 6	H: 0 LOB: 1 BB: 0 P: 6	R: 0 E: 0 K: 2 S: 7	H: 0 LOB: 0 BB: 0 P: 7	R: 0 E: 0 K: 1 S: 5	H: 2 LOB: 0 BB: 0 P: 5	R: 2 E: 0 K: 0 S: 5	H: 2 LOB: 1 BB: 1 P: 9	1B: 6 2B: 3 3B: 0 HR: 2	SF: 0 SAC: 1 DP: 0 HBP: 0	WP: 1 PB: 0 SB: 3 CS: 0	PA: 42																	
<b>PITCHER</b>	IP	WLS	BF	H	R	ER	SO	BB	IBB	HBP	BLK	WP	HR	S	P	ERA	WHIP	<b>PITCHER</b>			IP	WLS	BF	H	R	ER	SO	BB	IBB	HBP	BLK	WP	HR	S	P	ERA	WHIP
Jose Guzman, R ERA: 5.25 (1, 1)	7.1	L	34	9	8	7	5	2	0	0	1	1	2	42	50	8.59	1.500																				
Dale Mohorcic, R ERA: 2.61 (8, 1)	1.2		8	2	2	2	0	1	0	0	0	0	0	7	11	10.80	1.800																				

Cleveland Indians @ Texas Rangers  
Arlington Stadium, Arlington, TX  
Thu Jul 09 1987, 8:05 PM EDT  
Att: 20,731 - Unknown


AB 38  
R 10  
H 11  
RBI 9  
BB 3  
SO 5  
LOB 12



Batter	1	2	3	4	5	6	7	8	9	AB	R	H	RBI	BB	SO	LOB	BOTTOM																				
Bob Brower, R OBP: 0.357, SLG: 0.421 (1, 8)	F7		F3	F8			K		K	3	0	0	0	0	0	1																					
Oddibe McDowell, L OBP: 0.366, SLG: 0.495 (7, 8)										2	0	0	0	0	2	0																					
Scott Fletcher, R OBP: 0.364, SLG: 0.417 (1, 6)	1-3		5-3	FC6-4			BB 1B		6-3	5	0	1	0	0	0	1																					
Ruben Sierra, S OBP: 0.319, SLG: 0.444 (1, 9)	HR		PB 2B		G3 S 1B		P6		G3	5	1	3	1	0	0	1																					
Pete Incaviglia, R OBP: 0.329, SLG: 0.498 (1, 7)	5-3		BB		K		BB			2	0	0	0	2	1	1																					
Pete O'Brien, L OBP: 0.328, SLG: 0.485 (1, 3)		K	L7		G3		F2			4	0	0	0	0	1	5																					
Larry Parrish, R OBP: 0.333, SLG: 0.533 (1, 10)	2B SF8 BB			6-3	K			K		3	1	0	0	1	2	1																					
Mike Stanley, R OBP: 0.396, SLG: 0.466 (1, 2)				2B HBP		6-3		F8		3	1	1	0	0	0	0																					
Steve Buechele, R OBP: 0.267, SLG: 0.382 (1, 5)	SF8					L7				2	1	1	2	0	0	0																					
Geno Petralli, L OBP: 0.308, SLG: 0.451 (8, PH) (9, 5)				1B 2B						1	0	1	0	0	0	0																					
Curtis Wilkerson, S OBP: 0.313, SLG: 0.462 (1, 4)	P4					F8				3	0	1	1	0	0	1																					
Darrell Porter, L OBP: 0.352, SLG: 0.389 (8, PH)										1	0	0	0	0	0	1																					
Jerry Browne, S OBP: 0.351, SLG: 0.326 (9, 4)				FC6-4 1B					L9	0	0	0	0	0	0	0																					
<b>Inning Stats</b>	R: 1 E: 0 K: 0 S: 4	H: 1 LOB: 0 BB: 0 P: 4	R: 1 E: 0 K: 1 S: 6	H: 1 LOB: 1 BB: 1 P: 10	R: 0 E: 0 K: 0 S: 4	H: 1 LOB: 2 BB: 1 P: 8	R: 2 E: 0 K: 0 S: 5	H: 2 LOB: 1 BB: 0 P: 6	R: 0 E: 0 K: 2 S: 8	H: 1 LOB: 1 BB: 0 P: 8	R: 0 E: 0 K: 1 S: 6	H: 1 LOB: 2 BB: 1 P: 10	R: 0 E: 0 K: 1 S: 6	H: 1 LOB: 1 BB: 0 P: 6	R: 0 E: 0 K: 1 S: 5	H: 0 LOB: 0 BB: 0 P: 5	1B: 3 2B: 4 3B: 0 HR: 1	SF: 1 SAC: 0 DP: 0 HBP: 1	WP: 0 PB: 1 SB: 1 CS: 0	PA: 39																	
<b>PITCHER</b>	IP	WLS	BF	H	R	ER	SO	BB	IBB	HBP	BLK	WP	HR	S	P	ERA	WHIP	<b>PITCHER</b>			IP	WLS	BF	H	R	ER	SO	BB	IBB	HBP	BLK	WP	HR	S	P	ERA	WHIP
Scott Bailes, L ERA: 3.86 (1, 1)	4.0		21	6	4	4	1	2	0	1	0	0	0	20	29	9.00	2.000																				
Doug Jones, R ERA: 5.47 (5, 1)	2.2	W	10	1	0	0	3	1	0	0	0	0	0	15	19	0.00	0.750																				
Ed Vande Berg, L ERA: 5.58 (7, 1)	0.1		1	0	0	0	0	0	0	0	0	0	0	1	1	0.00	0.000																				
Reggie Ritter, R ERA: (8, 1)	2.0		7	1	0	0	2	0	0	0	0	0	0	11	11	0.00	0.500																				

Cleveland Indians @ Texas Rangers  
Arlington Stadium, Arlington, TX  
Thu Jul 09 1987, 8:05 PM EDT  
Att: 20,731 - Unknown

AB 34  
R 4  
H 8  
RBI 4  
BB 3  
SO 6  
LOB 12






Batter	1	2	3	4	5	6	7	8	9	AB	R	H	RBI	BB	SO	LOB	TOP					
<b>Mel Hall, L</b> OBP: 0.269, SLG: 0.362 <b>Andre Thornton, R</b> OBP: 0.221, SLG: 0.162	F9		K		3-1			1-3 6-3 2B	K	4	1	1	0	0	1	0	<b>Cleveland Indians @ Texas Rangers</b> Arlington Stadium, Arlington, TX Fri Jul 10 1987, 8:05 PM EDT Att: 18,112 - Unknown					
<b>Julio Franco, R</b> OBP: 0.391, SLG: 0.439	BB BB		6-3			E S WP 1B		1-3 2-3		3	1	1	0	1	0	1						
<b>Pat Tabler, R</b> OBP: 0.365, SLG: 0.455 <b>Junior Noboa, R</b> OBP: 0.200, SLG: 0.200	BB BB				F8			6-3		2	0	0	0	1	0	0						
<b>Joe Carter, R</b> OBP: 0.299, SLG: 0.503					2B			3-H 0-0		4	2	2	1	0	2	2						
<b>Cory Snyder, R</b> OBP: 0.278, SLG: 0.471	P4				2B			0-0		4	0	1	1	0	1	2						
<b>Carmen Castillo, R</b> OBP: 0.317, SLG: 0.537					2B			0-0		4	0	1	0	0	0	1						
<b>Brook Jacoby, R</b> OBP: 0.340, SLG: 0.473					2-3			0-0		4	0	0	0	0	1	2						
<b>Tony Bernazard, S</b> OBP: 0.298, SLG: 0.399								0-0		3	0	1	0	1	0	0						
<b>Chris Bando, S</b> OBP: 0.258, SLG: 0.306								0-0		4	0	0	0	0	0	3						
<b>Inning Stats</b>	R: 0 E: 0 K: 1 S: 5	H: 0 LOB: 2 BB: 2 P: 13	R: 0 E: 0 K: 0 S: 3	H: 0 LOB: 0 BB: 0 P: 3	R: 0 E: 0 K: 1 S: 5	H: 0 LOB: 0 BB: 0 P: 5	R: 1 E: 0 K: 0 S: 5	H: 2 LOB: 1 BB: 0 P: 5	R: 0 E: 0 K: 0 S: 3	H: 0 LOB: 0 BB: 0 P: 3	R: 1 E: 0 K: 1 S: 6	H: 1 LOB: 0 BB: 0 P: 6	R: 0 E: 0 K: 0 S: 4	H: 1 LOB: 1 BB: 0 P: 4	R: 2 E: 0 K: 1 S: 7	H: 2 LOB: 0 BB: 0 P: 7	R: 0 E: 0 K: 2 S: 8	H: 1 LOB: 2 BB: 1 P: 12	1B: 2 2B: 4 3B: 0 HR: 1	SF: 0 SAC: 0 DP: 0 HBP: 0	WP: 1 PB: 0 SB: 1 CS: 0	PA: 37
<b>PITCHER</b>	IP	WLS	BF	H	R	ER	SO	BB	IBB	HBP	BLK	WP	HR	S	P	ERA	WHIP					
<b>Greg Harris, R</b> ERA: 5.17	7.0	W	27	4	2	1	3	2	0	0	0	1	0	31	39	1.29	0.857					
<b>Keith Creel, R</b> ERA: 18.0	1.0		5	2	2	2	1	0	0	0	0	0	1	7	7	18.00	2.000					
<b>Mitch Williams, L</b> ERA: 3.86	1.0		5	1	0	0	2	1	0	0	0	0	0	8	12	0.00	2.000					

Batter	1	2	3	4	5	6	7	8	9	AB	R	H	RBI	BB	SO	LOB	BOTTOM				
<b>Jerry Browne, S</b> OBP: 0.351, SLG: 0.326 <b>Curtis Wilkerson, S</b> OBP: 0.319, SLG: 0.463	FC3-6 1B			L9		1B 2B 1B		5-3		3	0	1	0	0	0	1	<b>Cleveland Indians @ Texas Rangers</b> Arlington Stadium, Arlington, TX Fri Jul 10 1987, 8:05 PM EDT Att: 18,112 - Unknown				
<b>Scott Fletcher, R</b> OBP: 0.365, SLG: 0.415	FC3-6 BLK 3B			F7		2B 1B 2-3		BB		4	2	1	0	1	0	1					
<b>Ruben Sierra, S</b> OBP: 0.322, SLG: 0.458	SF8 3B			1B		1B 2B		K		5	3	3	3	0	2	1					
<b>Pete O'Brien, L</b> OBP: 0.330, SLG: 0.485 <b>Don Staught, R</b> OBP: 0.290, SLG: 0.393	SF8			BB 3B 1B		1B 5-3 BB		F8		2	1	1	2	1	0	2					
<b>Pete Incaviglia, R</b> OBP: 0.331, SLG: 0.502 <b>Bob Brower, R</b> OBP: 0.354, SLG: 0.418	3-H			F9		K		K		4	0	2	2	0	1	2					
<b>Larry Parrish, R</b> OBP: 0.332, SLG: 0.527	2B			2B		2-H 3-H		1B		1	0	0	0	0	1	1					
<b>Oddibe McDowell, L</b> OBP: 0.368, SLG: 0.505	F2			3B BB		L6		K		3	1	0	0	1	0	3					
<b>Mike Stanley, R</b> OBP: 0.400, SLG: 0.462 <b>Geno Petralli, L</b> OBP: 0.398, SLG: 0.451				G3		1B 3B		6-3		4	1	2	2	0	0	1					
<b>Steve Buechele, R</b> OBP: 0.266, SLG: 0.379				1B 3B		5-3		K		3	0	1	1	1	1	2					
<b>Inning Stats</b>	R: 2 E: 0 K: 0 S: 6	H: 3 LOB: 1 BB: 0 P: 6	R: 0 E: 0 K: 0 S: 3	H: 0 LOB: 1 BB: 1 P: 7	R: 4 E: 0 K: 0 S: 7	H: 4 LOB: 1 BB: 1 P: 11	R: 0 E: 0 K: 1 S: 5	H: 0 LOB: 0 BB: 0 P: 5	R: 0 E: 0 K: 1 S: 6	H: 1 LOB: 2 BB: 1 P: 10	R: 4 E: 0 K: 0 S: 8	H: 5 LOB: 1 BB: 0 P: 8	R: 0 E: 0 K: 1 S: 5	H: 0 LOB: 0 BB: 0 P: 5	R: 0 E: 0 K: 2 S: 7	H: 0 LOB: 1 BB: 1 P: 11	1B: 8 2B: 3 3B: 2 HR: 0	SF: 1 SAC: 0 DP: 0 HBP: 0	WP: 2 PB: 0 SB: 0 CS: 0	PA: 41	
<b>PITCHER</b>	IP	WLS	BF	H	R	ER	SO	BB	IBB	HBP	BLK	WP	HR	S	P	ERA	WHIP				
<b>Phil Niekro, R</b> ERA: 5.89	5.0	L	27	9	7	7	2	3	0	0	1	0	0	28	40	12.60	2.400				
<b>Mark Huisman, R</b> ERA: 5.04	2.0		10	4	3	3	1	0	0	0	0	1	0	12	12	13.50	2.000				
<b>Sammy Stewart, R</b> ERA: 11.12	1.0		4	0	0	0	2	1	0	0	0	0	0	7	11	0.00	1.000				

AB	34
R	4
H	7
RBI	3
BB	3
SO	6
LOB	13





Batter	1	2	3	4	5	6	7	8	9	AB	R	H	RBI	BB	SO	LOB	TOP			
Mel Hall, L OBP: 0.268, SLG: 0.362 (1,7)	L9		L7		PB 1-3 4-3 2B		F8		F7	5	1	1	0	0	0	0	<b>Cleveland Indians @ Texas Rangers</b> Arlington Stadium, Arlington, TX Sat Jul 11 1987, 8:05 PM EDT Att: 36,392 - Unknown			
Julio Franco, R OBP: 0.394, SLG: 0.440 (1,6)	PB 1B		K		4-3 S BB		K		1B	4	0	2	0	1	2	0				
Pat Tabler, R OBP: 0.365, SLG: 0.452 (1,3)	K				4-3		WP 1B		1-3	4	0	1	1	1	1	3				
Joe Carter, R OBP: 0.299, SLG: 0.498 (1,8)	K		K		L8		1B			3	0	0	0	1	2	4				
Cory Snyder, R OBP: 0.280, SLG: 0.472 (1,9)		S BB		K		FC6-4 2B	F3			3	0	1	0	1	1	2				
Carmen Castillo, R OBP: 0.305, SLG: 0.515 (1,10)	K		K		L7		6-3			4	0	0	0	0	2	2				
Tony Bernazard, S OBP: 0.297, SLG: 0.394 (1,4)	K		4-3		FC6-4 BB		3-1			3	0	0	0	1	1	1				
Brook Jacoby, R OBP: 0.336, SLG: 0.467 (1,5)	K				P6	FC6-4	6-3			4	0	0	0	0	1	3				
Chris Bando, S OBP: 0.259, SLG: 0.307 (1,2)			F8		2B PB 1B		3-1			3	1	1	0	0	1	2				
Casey Parsons, L (9, PH) OBP: 0.214, SLG: 0.214										1	0	0	0	0	0	0				
<b>Inning Stats</b>	R: 0 E: 0 K: 2 S: 8	H: 1 LOB: 1 BB: 0 P: 8	R: 0 E: 0 K: 3 S: 9	H: 0 LOB: 1 BB: 1 P: 13	R: 0 E: 0 K: 2 S: 8	H: 0 LOB: 2 BB: 1 P: 12	R: 0 E: 0 K: 2 S: 7	H: 0 LOB: 0 BB: 0 P: 7	R: 2 E: 0 K: 0 S: 5	H: 2 LOB: 1 BB: 1 P: 9	R: 0 E: 0 K: 1 S: 6	H: 1 LOB: 2 BB: 1 P: 10	R: 0 E: 0 K: 0 S: 3	H: 0 LOB: 0 BB: 0 P: 3	R: 0 E: 0 K: 0 S: 4	H: 1 LOB: 1 BB: 0 P: 4	1B: 4 2B: 2 3B: 0 HR: 0	SF: 0 SAC: 0 DP: 0 HBP: 0	WP: 1 PB: 3 SB: 3 CS: 0	PA: 39
<b>PITCHER</b>	IP WLS BF H R ER SO BB IBB HBP BLK WP HR S P ERA WHIP	IP WLS BF H R ER SO BB IBB HBP BLK WP HR S P ERA WHIP																		
Charlie Hough, R ERA: 3.71 (1,1)	6.2 W 31 5 2 1 11 5 0 0 0 1 0 48 68 1.35 1.500	2.1 S 8 1 0 0 0 0 0 0 0 0 0 0 8 8 0.00 0.429																		
Jeff Russell, R ERA: 2.7 (7,1)																				

Batter	1	2	3	4	5	6	7	8	9	AB	R	H	RBI	BB	SO	LOB	BOTTOM			
Bob Brower, R OBP: 0.361, SLG: 0.448 (1,8)	K	HR			SH3 BLK 1B	SH1-3				3	2	2	2	0	1	0	<b>Cleveland Indians @ Texas Rangers</b> Arlington Stadium, Arlington, TX Sat Jul 11 1987, 8:05 PM EDT Att: 36,392 - Unknown			
Scott Fletcher, R OBP: 0.365, SLG: 0.412 (1,6)	BLK 1B BB	4-3			SH3	K				2	1	0	0	1	1	1				
Ruben Sierra, S OBP: 0.324, SLG: 0.459 (1,9)	K2-3		5-3		S 1B	2B 1B				4	1	2	1	0	1	1				
Pete Incaviglia, R OBP: 0.333, SLG: 0.505 (1,7)	BB FC 1B		2B		K	P5				4	0	2	1	0	1	2				
Larry Parrish, R OBP: 0.337, SLG: 0.530 (1,10)	FC BB 1B		G1-4-3 IBB		F7		2B			2	0	1	1	2	0	1				
Mike Stanley, R OBP: 0.407, SLG: 0.457 (1,3)			G1-4-3			3-1				1	1	0	0	2	0	2				
Pete O'Brien, L OBP: 0.329, SLG: 0.484 (7,3)	FC BB		1-2 2-3		BB 1B BB					1	0	0	0	0	0	0				
Don Slaught, R OBP: 0.286, SLG: 0.392 (1,2)	FC		L9		1B SH1-3 BB		G4-6-3 1B			3	1	1	0	1	0	3				
Steve Buechele, R OBP: 0.270, SLG: 0.382 (1,5)		4-3		7-4-3 1B	SH1-3 1B		K			4	0	2	1	0	1	1				
Curtis Wilkerson, S OBP: 0.301, SLG: 0.437 (1,4)		6-3		7-4-3	K		G4-6-3			4	0	0	0	0	1	4				
<b>Inning Stats</b>	R: 1 E: 0 K: 2 S: 10	H: 1 LOB: 3 BB: 3 P: 22	R: 1 E: 0 K: 0 S: 4	H: 1 LOB: 0 BB: 0 P: 4	R: 0 E: 0 K: 0 S: 3	H: 1 LOB: 1 BB: 1 P: 7	R: 0 E: 0 K: 0 S: 3	H: 1 LOB: 0 BB: 0 P: 3	R: 1 E: 0 K: 1 S: 7	H: 2 LOB: 1 BB: 0 P: 7	R: 2 E: 0 K: 2 S: 8	H: 1 LOB: 1 BB: 2 P: 16	R: 1 E: 0 K: 0 S: 4	H: 2 LOB: 0 BB: 0 P: 4	R: 0 E: 0 K: 1 S: 5	H: 1 LOB: 0 BB: 0 P: 5	1B: 7 2B: 3 3B: 0 HR: 1	SF: 0 SAC: 2 DP: 3 HBP: 0	WP: 0 PB: 0 SB: 1 CS: 0	PA: 36
<b>PITCHER</b>	IP WLS BF H R ER SO BB IBB HBP BLK WP HR S P ERA WHIP	IP WLS BF H R ER SO BB IBB HBP BLK WP HR S P ERA WHIP																		
Steve Carlton, L ERA: 5.03 (1,1)	5.0 L 25 6 5 5 4 5 0 0 0 0 0 1 27 51 9.00 2.200	3.0 11 4 1 1 3 0 0 0 0 0 0 0 0 17 17 3.00 1.333																		
Doug Jones, R ERA: 5.22 (6,1)																				



Batter	1	2	3	4	5	6	7	8	9	AB	R	H	RBI	BB	SO	LOB	TOP																		
<b>Mel Hall, L</b> OBP: 0.270, SLG: 0.363 (1, 7)										5	1	2	1	0	0	1	<b>Cleveland Indians @ Texas Rangers</b> Arlington Stadium, Arlington, TX Sun Jul 12 1987, 8:05 PM EDT Att: 14,809 - Unknown																		
<b>Julio Franco, R</b> OBP: 0.392, SLG: 0.435 (1, 6)										4	1	0	0	1	0	2																			
<b>Pat Tabler, R</b> OBP: 0.368, SLG: 0.451 (9, PR)										3	1	1	0	2	0	0																			
<b>Brett Butler, L</b> OBP: 0.394, SLG: 0.382 (1, 8)										4	1	2	2	1	1	2																			
<b>Joe Carter, R</b> OBP: 0.303, SLG: 0.498 (1, 9)										4	1	3	1	0	0	2																			
<b>Cory Snyder, R</b> OBP: 0.286, SLG: 0.489 (1, 10)										2	0	0	0	0	1	3																			
<b>Carmen Castillo, R</b> OBP: 0.299, SLG: 0.505 (5, PH)										2	0	0	0	0	1	2																			
<b>Tony Bernazard, S</b> OBP: 0.300, SLG: 0.399 (1, 4)										4	0	2	2	0	1	0																			
<b>Junior Noboa, R</b> OBP: 0.286, SLG: 0.286 (1, 5)										4	1	2	0	0	0	1																			
<b>Rick Dempsey, R</b> OBP: 0.301, SLG: 0.266 (8, PH)										3	0	1	0	0	1	1																			
<b>Chris Bando, S</b> OBP: 0.257, SLG: 0.305 (8, 2)										1	0	0	0	0	2																				
<b>Inning Stats</b>	R: 4 E: 0 K: 1 S: 8	H: 3 LOB: 1 BB: 2 P: 16	R: 0 E: 0 K: 0 S: 3	H: 1 LOB: 0 BB: 0 P: 3	R: 0 E: 0 K: 0 S: 3	H: 1 LOB: 1 BB: 1 P: 7	R: 1 E: 0 K: 2 S: 9	H: 2 LOB: 1 BB: 0 P: 9	R: 0 E: 0 K: 0 S: 4	H: 0 LOB: 0 BB: 0 P: 3	R: 0 E: 0 K: 0 S: 3	H: 0 LOB: 1 BB: 1 P: 7	R: 1 E: 0 K: 1 S: 7	H: 3 LOB: 1 BB: 0 P: 7	R: 0 E: 0 K: 1 S: 6	H: 1 LOB: 2 BB: 0 P: 6	1B: 10 2B: 3 3B: 0 HR: 1	SF: 0 SAC: 0 DP: 3 HBP: 0	WP: 0 PB: 0 SB: 1 CS: 0	PA: 40															
<b>PITCHER</b>	IP WLS BF H R ER SO BB IBB HBP BLK WP HR S P ERA WHIP																																		
<b>Mike Loynd, R</b> ERA: 5.27	(1, 1)	0.2	7	3	4	4	1	2	2	0	0	0	0	0	0	15	19	54.00	7.500																
<b>Keith Creel, R</b> ERA: 8.75	(1, 1)	3.0	12	4	1	1	2	1	0	0	0	0	0	0	15	19	3.00	1.667																	
<b>Jose Guzman, R</b> ERA: 5.09	(4, 1)	3.0	W	11	2	0	0	2	1	0	0	1	0	0	10	14	0.00	1.000																	
<b>Jeff Russell, R</b> ERA: 2.85	(7, 1)	0.2	4	2	1	1	1	0	0	0	0	0	0	1	6	6	13.50	3.000																	
<b>Dale Mohoric, R</b> ERA: 2.55	(8, 1)	1.2	S	6	2	0	0	1	0	0	0	1	0	0	8	8	0.00	1.200																	
<b>Batter</b>	<b>1</b>	<b>2</b>	<b>3</b>	<b>4</b>	<b>5</b>	<b>6</b>	<b>7</b>	<b>8</b>	<b>9</b>	<b>AB</b>	<b>R</b>	<b>H</b>	<b>RBI</b>	<b>BB</b>	<b>SO</b>	<b>LOB</b>	<b>BOTTOM</b>																		
<b>Curtis Wilkerson, S</b> OBP: 0.286, SLG: 0.413 (1, 4)										4	0	0	0	0	1	0	<b>Cleveland Indians @ Texas Rangers</b> Arlington Stadium, Arlington, TX Sun Jul 12 1987, 8:05 PM EDT Att: 14,809 - Unknown																		
<b>Scott Fletcher, R</b> OBP: 0.363, SLG: 0.408 (1, 6)										3	2	0	0	1	1	0																			
<b>Ruben Sierra, S</b> OBP: 0.321, SLG: 0.453 (1, 9)										4	0	0	1	0	1	1																			
<b>Pete O'Brien, L</b> OBP: 0.334, SLG: 0.497 (1, 3)										4	2	3	1	0	0	0																			
<b>Pete Incaviglia, R</b> OBP: 0.332, SLG: 0.505 (8, 7)										4	1	1	0	0	0	2																			
<b>Bob Brower, R</b> OBP: 0.361, SLG: 0.448 (1, 10)										3	0	0	0	1	0	1																			
<b>Larry Parrish, R</b> OBP: 0.336, SLG: 0.525 (1, 8)										3	1	1	1	1	0	0																			
<b>Mike Stanley, R</b> OBP: 0.420, SLG: 0.474 (1, 2)										3	1	2	2	1	0	2																			
<b>Steve Buechele, R</b> OBP: 0.270, SLG: 0.379 (1, 5)										4	0	1	1	0	0	2																			
<b>Inning Stats</b>	R: 3 E: 0 K: 0 S: 6	H: 3 LOB: 2 BB: 2 P: 14	R: 0 E: 0 K: 2 S: 7	H: 0 LOB: 0 BB: 0 P: 7	R: 0 E: 0 K: 1 S: 5	H: 0 LOB: 0 BB: 0 P: 5	R: 0 E: 0 K: 0 S: 4	H: 1 LOB: 1 BB: 0 P: 4	R: 0 E: 0 K: 0 S: 3	H: 0 LOB: 0 BB: 0 P: 3	R: 3 E: 0 K: 0 S: 5	H: 3 LOB: 1 BB: 1 P: 9	R: 1 E: 2 K: 0 S: 5	H: 1 LOB: 1 BB: 0 P: 5	R: 0 E: 0 K: 0 S: 3	H: 0 LOB: 1 BB: 1 P: 7		1B: 4 2B: 3 3B: 0 HR: 1	SF: 0 SAC: 0 DP: 0 HBP: 0	WP: 0 PB: 0 SB: 1 CS: 0	PA: 36														
<b>PITCHER</b>	IP WLS BF H R ER SO BB IBB HBP BLK WP HR S P ERA WHIP																																		
<b>Ken Schrom, R</b> ERA: 5.86	(1, 1)	5.2	L	25	5	5	3	3	0	0	0	0	0	0	2	2	27.00	6.000																	
<b>Doug Jones, R</b> ERA: 5.86	(6, 1)	0.1	L	2	2	1	1	0	0	0	0	0	0	0	2	2	27.00	6.000																	
<b>Scott Bailes, L</b> ERA: 3.82	(7, 1)	0.2	4	1	1	0	0	0	0	0	0	0	0	4	4	0.00	1.500																		
<b>Sammy Stewart, R</b> ERA: 9.0	(7, 1)	1.1	5	0	0	0	0	1	0	0	0	0	0	4	8	0.00	0.750																		
<b>Logo</b>																																			



Batter	1	2	3	4	5	6	7	8	9	AB	R	H	RBI	BB	SO	LOB	TOP																						
Rickey Henderson, R (1, 10) OBP: 0.437, SLG: 0.522										6	1	1	0	0	1	5																							
Claudell Washington, L (1, 8) OBP: 0.361, SLG: 0.442										3	4	2	1	2	0	1																							
Henry Cotto, R (8, 8) OBP: 0.310, SLG: 0.563										0	0	0	0	0	0	0																							
Don Mattingly, L (1, 3) OBP: 0.406, SLG: 0.587										5	2	2	7	0	0	2																							
Dave Winfield, R (1, 9) OBP: 0.390, SLG: 0.526										2	1	0	0	3	2	1																							
Gary Ward, R (1, 7) OBP: 0.311, SLG: 0.401										4	0	0	0	1	1	2																							
Mike Pagliarulo, L (1, 5) OBP: 0.326, SLG: 0.465										5	2	2	0	0	2	4																							
Mark Salas, L (1, 2) OBP: 0.339, SLG: 0.430										2	1	1	0	1	1	0																							
Rick Cerone, R (7, PH) OBP: 0.315, SLG: 0.280										2	0	2	3	0	0	0																							
Paul Zuvella, R (1, 4) OBP: 0.185, SLG: 0.185										5	0	0	0	0	2	6																							
Wayne Tolleson, S (1, 6) OBP: 0.317, SLG: 0.257										4	1	0	0	1	1	2																							
<b>Inning Stats</b>	R: 1 E: 0 K: 0 S: 4	H: 1 LOB: 1 BB: 1 P: 8	R: 5 E: 0 K: 2 S: 9	H: 2 LOB: 0 BB: 3 P: 21	R: 0 E: 0 K: 1 S: 5	H: 0 LOB: 0 BB: 0 P: 5	R: 0 E: 0 K: 2 S: 7	H: 0 LOB: 0 BB: 0 P: 7	R: 1 E: 0 K: 3 S: 11	H: 1 LOB: 1 BB: 0 P: 11	R: 0 E: 0 K: 0 S: 4	H: 1 LOB: 2 BB: 2 P: 4	R: 2 E: 0 K: 1 S: 7	H: 2 LOB: 2 BB: 2 P: 15	R: 2 E: 0 K: 1 S: 6	H: 1 LOB: 1 BB: 0 P: 14	R: 1 E: 0 K: 0 S: 5	H: 2 LOB: 1 BB: 0 P: 5	1B: 7 2B: 1 3B: 0 HR: 2	SF: 0 SAC: 0 DP: 0 HBP: 0	WP: 0 PB: 5 CS: 1	PA: 46																	
<b>PITCHER</b>	IP	WLS	BF	H	R	ER	SO	BB	IBB	HBP	BLK	WP	HR	S	P	ERA	WHIP	<b>PITCHER</b>				IP	WLS	BF	H	R	ER	SO	BB	IBB	HBP	BLK	WP	HR	S	P	ERA	WHIP	
Charlie Hough, R ERA: 3.86	(1, 1)	6.0	L	28	5	7	5	8	4	0	0	0	0	1	40	56	7.50	1.500																					
Paul Kilgus, L ERA: 2.4	(7, 1)	0.1		2	1	1	1	0	0	0	0	0	0	0	2	2	27.00	3.000																					
Jeff Russell, R ERA: 3.04	(7, 1)	0.0		2	0	0	0	0	1	1	0	0	0	0	0	8	∞	∞																					
Mitch Williams, L ERA: 4.08	(7, 1)	1.2		9	2	3	3	2	2	0	0	0	0	1	11	19	16.20	2.400																					
Dale Mohoric, R ERA: 2.64	(9, 1)	1.0		5	2	1	1	0	0	0	0	0	0	0	5	5	9.00	2.000																					

New York Yankees @ Texas Rangers  
Arlington Stadium, Arlington, TX  
Thu Jul 16 1987, 8:05 PM EDT  
Att: 24,459 - Unknown

AB 38  
R 12  
H 10  
RBI 11  
BB 8  
SO 10  
LOB 23



Batter	1	2	3	4	5	6	7	8	9	AB	R	H	RBI	BB	SO	LOB	BOTTOM																						
Jerry Browne, S (1, 4) OBP: 0.349, SLG: 0.321										4	0	0	0	1	1	2																							
Scott Fletcher, R (1, 6) OBP: 0.367, SLG: 0.412										4	0	2	1	1	1	2																							
Ruben Sierra, S (1, 9) OBP: 0.322, SLG: 0.453										5	1	2	0	0	0	3																							
Larry Parrish, R (1, 10) OBP: 0.337, SLG: 0.521										4	0	1	0	1	0	3																							
Pete Incaviglia, R (1, 7) OBP: 0.331, SLG: 0.498										4	0	0	0	1	2	6																							
Pete O'Brien, L (1, 3) OBP: 0.338, SLG: 0.497										4	0	2	0	1	1	3																							
Mike Stanley, R (1, 2) OBP: 0.410, SLG: 0.460										5	1	1	1	0	2	2																							
Oddibe McDowell, L (1, 8) OBP: 0.367, SLG: 0.500										5	1	1	0	0	0	5																							
Steve Buechele, R (1, 5) OBP: 0.273, SLG: 0.379										3	0	1	1	1	0	3																							
<b>Inning Stats</b>	R: 0 E: 0 K: 0 S: 4	H: 1 LOB: 3 BB: 2 P: 12	R: 0 E: 0 K: 1 S: 5	H: 0 LOB: 0 BB: 0 P: 5	R: 0 E: 0 K: 1 S: 6	H: 1 LOB: 1 BB: 0 P: 6	R: 0 E: 0 K: 1 S: 5	H: 0 LOB: 0 BB: 0 P: 5	R: 1 E: 0 K: 1 S: 8	H: 3 LOB: 3 BB: 1 P: 12	R: 0 E: 0 K: 1 S: 7	H: 2 LOB: 2 BB: 1 P: 11	R: 1 E: 1 K: 0 S: 6	H: 2 LOB: 3 BB: 1 P: 10	R: 0 E: 0 K: 0 S: 4	H: 1 LOB: 1 BB: 0 P: 4	R: 0 E: 0 K: 2 S: 7	H: 0 LOB: 1 BB: 1 P: 11	1B: 9 2B: 1 3B: 0 HR: 0	SF: 0 SAC: 0 DP: 0 HBP: 0	WP: 1 PB: 0 CS: 0	PA: 44																	
<b>PITCHER</b>	IP	WLS	BF	H	R	ER	SO	BB	IBB	HBP	BLK	WP	HR	S	P	ERA	WHIP	<b>PITCHER</b>				IP	WLS	BF	H	R	ER	SO	BB	IBB	HBP	BLK	WP	HR	S	P	ERA	WHIP	
Ron Guidry, L ERA: 2.83	(1, 1)	5.2	W	28	2	2	4	3	1	0	0	0	0	32	48	3.18	1.765																						
Tim Stoddard, R ERA: 2.99	(6, 1)	0.2		6	2	1	0	1	1	0	0	0	0	7	11	0.00	4.500																						
Pat Clements, L ERA: 2.86	(7, 1)	1.1		5	1	0	0	0	0	0	0	0	0	5	5	0.00	0.750																						
Rich Bordi, R ERA: 6.4	(8, 1)	1.1		5	0	0	0	2	1	0	0	0	0	8	12	0.00	0.750																						

New York Yankees @ Texas Rangers  
Arlington Stadium, Arlington, TX  
Thu Jul 16 1987, 8:05 PM EDT  
Att: 24,459 - Unknown

AB 38  
R 3  
H 10  
RBI 3  
BB 6  
SO 7  
LOB 29









Batter	1	2	3	4	5	6	7	8	9	AB	R	H	RBI	BB	SO	LOB	TOP			
Rickey Henderson, R OBP: 0.433, SLG: 0.513 (1, 7)	5-3		FC6-4 BB		G6-4-3			1B		3	0	1	0	1	0	1				
Gary Ward, R OBP: 0.306, SLG: 0.391 (1, 9)	F8		FC6-4			F9		F8		4	0	0	0	0	0	3				
Don Mattingly, L OBP: 0.407, SLG: 0.606 (1, 3)	G3							F9		4	1	2	1	0	0	1				
Claudell Washington, L OBP: 0.372, SLG: 0.464 Henry Cotto, R OBP: 0.319, SLG: 0.563 (9, PH)		K						G3 BB		3	1	1	1	0	1	1				
Mike Easter, L OBP: 0.333, SLG: 0.333 (1, 10)	1-3							G3 BB		3	0	1	0	1	0	0				
Mike Pagliarulo, L OBP: 0.329, SLG: 0.474 (1, 5)	3-1							G3		4	0	1	0	0	0	3				
Mark Salas, L OBP: 0.333, SLG: 0.421 (1, 2)								1-2 2-3		4	0	0	0	0	1	4				
Paul Zuvella, R OBP: 0.182, SLG: 0.182 Dave Winfield, R OBP: 0.394, SLG: 0.517 (9, PH)			6-3					F8		4	0	0	0	0	1	4				
Wayne Tolleson, S OBP: 0.323, SLG: 0.263 (1, 6)								K		3	0	0	0	0	2	1				
								F8		1	0	0	0	0	0	2				
								F7		3	0	2	0	0	0	0				
<b>Inning Stats</b>	R: 0 E: 0 K: 0 S: 3	H: 0 LOB: 0 BB: 0 P: 3	R: 0 E: 0 K: 1 S: 5	H: 0 LOB: 0 BB: 0 P: 5	R: 0 E: 0 K: 0 S: 4	H: 1 LOB: 2 BB: 1 P: 8	R: 2 E: 0 K: 0 S: 5	H: 3 LOB: 0 BB: 0 P: 5	R: 0 E: 0 K: 1 S: 5	H: 1 LOB: 0 BB: 0 P: 5	R: 0 E: 0 K: 1 S: 6	H: 1 LOB: 1 BB: 0 P: 6	R: 0 E: 0 K: 0 S: 4	H: 1 LOB: 1 BB: 2 P: 13	R: 0 E: 0 K: 1 S: 5	H: 0 LOB: 2 BB: 2 P: 13	1B: 5 2B: 2 3B: 0 HR: 2	SF: 0 SAC: 0 DP: 3 HBP: 0	WP: 0 PB: 0 CS: 0	PA: 35
<b>PITCHER</b>	IP	WLS	BF	H	R	ER	SO	BB	IBB	HBP	BLK	WP	HR	S	P	ERA	WHIP			
Jose Guzman, R ERA: 4.89 (1, 1)	7.2	W	29	8	2	2	3	1	0	0	0	0	2	34	38	2.35	1.174			
Mitch Williams, L ERA: 4.02 (8, 1)	0.1		3	0	0	0	0	2	0	0	0	0	0	1	9	0.00	6.000			
Dale Mohorcic, R ERA: 2.66 (9, 1)	1.0		3	0	0	0	1	0	0	0	0	0	0	5	5	0.00	0.000			

New York Yankees @ Texas Rangers  
Arlington Stadium, Arlington, TX  
Sat Jul 18 1987, 8:05 PM EDT  
Att: 41,871 - Unknown

AB 32  
R 2  
H 8  
RBI 2  
BB 3  
SO 4  
LOB 16



Batter	1	2	3	4	5	6	7	8	9	AB	R	H	RBI	BB	SO	LOB	BOTTOM			
Bob Brower, R OBP: 0.368, SLG: 0.454 (1, 8)	F8		2B		1B			K		4	2	2	1	0	1	0				
Scott Fletcher, R OBP: 0.369, SLG: 0.419 (1, 6)			CS		1B			F8		3	0	1	1	1	1	2				
Ruben Sierra, S OBP: 0.322, SLG: 0.464 (1, 9)	K		1H		2B			K		4	1	2	3	0	2	1				
Larry Parrish, R OBP: 0.337, SLG: 0.519 (1, 10)	K		2-3		3B			K		4	0	0	0	0	3	2				
Pete O'Brien, L OBP: 0.341, SLG: 0.505 (1, 3)			5-3		K			K		4	1	1	0	0	0	1				
Pete Incaviglia, R OBP: 0.333, SLG: 0.492 (1, 7)			G3		4-3			F9		4	1	1	0	0	0	1				
Mike Stanley, R OBP: 0.407, SLG: 0.448 (1, 2)								1B		3	1	1	1	1	1	0				
Steve Buechele, R OBP: 0.271, SLG: 0.373 (1, 5)								2B		4	0	1	0	0	1	1				
Jerry Browne, S OBP: 0.348, SLG: 0.327 (1, 4)								1B		4	0	1	0	0	1	1				
								1B		4	0	1	1	0	1	1				
								1B		4	0	1	1	0	1	1				
<b>Inning Stats</b>	R: 0 E: 0 K: 2 S: 7	H: 0 LOB: 1 BB: 1 P: 11	R: 0 E: 0 K: 0 S: 3	H: 0 LOB: 1 BB: 1 P: 7	R: 2 E: 0 K: 0 S: 6	H: 4 LOB: 1 BB: 0 P: 6	R: 0 E: 0 K: 1 S: 5	H: 0 LOB: 0 BB: 0 P: 5	R: 3 E: 0 K: 2 S: 9	H: 2 LOB: 0 BB: 1 P: 13	R: 0 E: 0 K: 2 S: 7	H: 0 LOB: 0 BB: 0 P: 7	R: 0 E: 0 K: 1 S: 5	H: 0 LOB: 0 BB: 0 P: 5	R: 2 E: 0 K: 3 S: 13	H: 4 LOB: 2 BB: 0 P: 13	1B: 5 2B: 3 3B: 1 HR: 1	SF: 0 SAC: 0 DP: 0 HBP: 0	WP: 0 PB: 0 CS: 1	PA: 36
<b>PITCHER</b>	IP	WLS	BF	H	R	ER	SO	BB	IBB	HBP	BLK	WP	HR	S	P	ERA	WHIP			
Dennis Rasmussen, L ERA: 4.31 (1, 1)	2.1		12	4	2	2	2	2	0	0	0	0	0	14	22	7.71	2.571			
Charles Hudson, R ERA: 3.94 (3, 1)	5.1	L	22	5	5	5	8	1	0	0	0	0	1	37	41	8.44	1.125			
Rich Bardi, R ERA: 6.34 (8, 1)	0.1		2	1	0	0	1	0	0	0	0	0	0	4	4	0.00	3.000			

New York Yankees @ Texas Rangers  
Arlington Stadium, Arlington, TX  
Sat Jul 18 1987, 8:05 PM EDT  
Att: 41,871 - Unknown

AB 33  
R 7  
H 10  
RBI 7  
BB 3  
SO 11  
LOB 10









Batter	1	2	3	4	5	6	7	8	9	AB	R	H	RBI	BB	SO	LOB	TOP										
Tony Fernandez, S OBP: 0.375, SLG: 0.421	F8		K	K		6-3		K		5	0	0	0	0	3	3											
Lloyd Moseby, L OBP: 0.339, SLG: 0.444	WP PB 1B		WP BLK 1B BB	PB BB			3-1		F8	3	1	1	0	2	0	0											
Willie Upshaw, L OBP: 0.334, SLG: 0.445	K		S 1B	K				1B 1B	K	5	0	2	1	0	3	3											
George Bell, R OBP: 0.320, SLG: 0.593	5-3		F7		K			G4-6-3 1B	F3	5	0	1	0	0	1	2											
Ernie Whitt, L OBP: 0.332, SLG: 0.427		P5		HR 1B	L4			G4-6-3 1B		4	1	1	0	0	0	2											
Fred McGriff, L OBP: 0.387, SLG: 0.487	K			HR					K	2	1	1	2	1	1	0											
Cecil Fielder, R OBP: 0.367, SLG: 0.622				HR					K	1	0	0	0	0	1	0											
Garth Iorg, R OBP: 0.274, SLG: 0.286				HR					L4	4	2	3	2	0	0	1											
Rick Leach, L OBP: 0.371, SLG: 0.378	4-3								2B	3	0	0	0	0	0	0											
Jesse Barfield, R OBP: 0.351, SLG: 0.487			L3			F2			IBB	0	0	0	0	1	0	0											
Kelly Gruber, R OBP: 0.307, SLG: 0.412			6-3	PB S HBP		F7			F8	3	0	0	0	0	0	2											
<b>Inning Stats</b>	R: 0 E: 0 K: 1 S: 6	H: 1 LOB: 1 P: 6	R: 1 E: 0 K: 1 S: 6	H: 1 LOB: 0 BB: 0 P: 6	R: 1 E: 0 K: 1 S: 6	H: 1 LOB: 1 BB: 1 P: 10	R: 3 E: 0 K: 2 S: 10	H: 3 LOB: 2 BB: 1 P: 15	R: 0 E: 0 K: 1 S: 5	H: 0 LOB: 1 BB: 1 P: 9	R: 0 E: 0 K: 0 S: 4	H: 2 LOB: 1 BB: 0 P: 4	R: 0 E: 0 K: 2 S: 8	H: 1 LOB: 2 BB: 1 P: 12	R: 0 E: 0 K: 1 S: 5	H: 0 LOB: 0 BB: 0 P: 5	1B: 5 2B: 1 3B: 0 HR: 3	SF: 0 SAC: 0 DP: 1 HBP: 1	WP: 2 PB: 3 CS: 0	PA: 40							
<b>PITCHER</b>	IP	WLS	BF	H	R	ER	SO	BB	IBB	HBP	BLK	WP	HR	S	P	ERA	WHIP										
Charlie Hough, R ERA: 3.99	6.1	L	31	8	5	5	6	3	0	1	1	2	3	39	52	7.11	1.737										
Mitch Williams, L ERA: 3.63	2.2		9	1	0	0	3	0	1	0	0	0	0	14	18	0.00	0.375										

Toronto Blue Jays @ Texas Rangers  
Arlington Stadium, Arlington, TX  
Mon Jul 20 1987, 8:05 PM EDT  
Att: 27,501 - Unknown

AB	35
R	5
H	9
RBI	5
BB	4
SO	9
LOB	13



Batter	1	2	3	4	5	6	7	8	9	AB	R	H	RBI	BB	SO	LOB	BOTTOM										
Bob Brower, R OBP: 0.358, SLG: 0.446	5-3		K		L5-3		1-3			4	0	0	0	0	1	3											
Scott Fletcher, R OBP: 0.370, SLG: 0.416	4-3					F8		3-1		4	0	1	0	0	0	0											
Ruben Sierra, S OBP: 0.322, SLG: 0.470	L7		F8			L9		P6		4	0	0	0	0	0	1											
Pete Incaviglia, R OBP: 0.339, SLG: 0.498		BB 2B BB			6-3			2B		3	1	1	0	1	1	0											
Pete O'Brien, L OBP: 0.339, SLG: 0.503		F7				4-3		F3		4	0	1	0	0	0	2											
Larry Parrish, R OBP: 0.343, SLG: 0.531		BB 2B BB		P4			HR		F3	3	2	1	1	1	0	1											
Mike Stanley, R OBP: 0.406, SLG: 0.455			F7				L3			3	0	0	0	0	0	3											
Geno Petralli, L OBP: 0.400, SLG: 0.446					F8				6-3	1	0	0	0	0	0	0											
Steve Buechele, R OBP: 0.285, SLG: 0.409										3	0	2	2	0	0	0											
Darrell Porter, L OBP: 0.344, SLG: 0.378					6-3				K	1	0	0	0	0	1	0											
Jerry Browne, S OBP: 0.362, SLG: 0.336			6-3				L5-3 BB			1	0	0	0	2	0	0											
<b>Inning Stats</b>	R: 0 E: 0 K: 0 S: 3	H: 0 LOB: 0 P: 3	R: 2 E: 0 K: 0 S: 3	H: 1 LOB: 1 BB: 2 P: 11	R: 0 E: 0 K: 1 S: 6	H: 1 LOB: 1 BB: 0 P: 6	R: 0 E: 0 K: 0 S: 4	H: 1 LOB: 1 BB: 0 P: 4	R: 0 E: 0 K: 0 S: 2	H: 0 LOB: 0 BB: 1 P: 6	R: 0 E: 0 K: 1 S: 5	H: 0 LOB: 0 BB: 0 P: 5	R: 1 E: 0 K: 0 S: 5	H: 2 LOB: 2 BB: 1 P: 9	R: 0 E: 0 K: 0 S: 4	H: 1 LOB: 1 BB: 0 P: 4	R: 0 E: 0 K: 1 S: 5	H: 0 LOB: 0 BB: 0 P: 5	1B: 2 2B: 4 3B: 0 HR: 1	SF: 0 SAC: 0 DP: 1 HBP: 0	WP: 0 PB: 0 CS: 0	PA: 35					
<b>PITCHER</b>	IP	WLS	BF	H	R	ER	SO	BB	IBB	HBP	BLK	WP	HR	S	P	ERA	WHIP										
John Cerutti, L ERA: 4.62	6.2	W	26	5	3	3	2	3	0	0	0	0	1	27	39	4.05	1.200										
Jeff Musselman, L ERA: 3.18	0.1		2	0	0	0	0	1	0	0	0	0	0	1	5	0.00	3.000										
Tom Henke, R ERA: 2.91	2.0	S	7	1	0	0	1	0	0	0	0	0	0	9	9	0.00	0.500										

Toronto Blue Jays @ Texas Rangers  
Arlington Stadium, Arlington, TX  
Mon Jul 20 1987, 8:05 PM EDT  
Att: 27,501 - Unknown

AB	31
R	3
H	6
RBI	3
BB	4
SO	3
LOB	10





Batter	1	2	3	4	5	6	7	8	9	AB	R	H	RBI	BB	SO	LOB	TOP										
Tony Fernandez, S (1, 6) OBP: 0.371, SLG: 0.417	6-3		FC6-4			G6-4-3		K		4	0	0	0	0	1	3											
Juan Benitez, R (1, 9) OBP: 0.276, SLG: 0.322	6-3			5-3			4-3	1B		4	0	1	1	0	0	0											
Jesse Barfield, R (1, 8) OBP: 0.350, SLG: 0.493	K			F8			HR	K		4	1	1	1	0	2	1											
George Bell, R (1, 7) OBP: 0.319, SLG: 0.598		F8		6-3			HR		6-3	4	1	1	1	0	0	0											
Cecil Fielder, R (1, 10) OBP: 0.359, SLG: 0.605		F8				K				3	0	0	0	0	1	0											
Rance Mulliniks, L (9, PH) OBP: 0.344, SLG: 0.463		F8								1	0	1	0	0	0	0											
Lloyd Moseby, L (9, PR) OBP: 0.339, SLG: 0.444								1B		0	0	0	0	0	0	0											
Willie Upshaw, L (1, 3) OBP: 0.331, SLG: 0.439	4-3				F8		4-3		5-3	4	0	0	0	0	0	1											
Kelly Gruber, R (1, 5) OBP: 0.302, SLG: 0.405			6-3		F8			5-3	K	4	0	0	0	0	1	2											
Garth Iorg, R (1, 4) OBP: 0.280, SLG: 0.288			6-3			G6-4-3		3B	BB	2	1	1	0	1	0	0											
Charlie Moore, R (1, 2) OBP: 0.279, SLG: 0.361			E6			K		1B	3B	3	1	1	1	0	1	1											
Ernie Whitt, L (8, 2) OBP: 0.332, SLG: 0.427			FC6-4					1B	3B	0	0	0	0	0	0	0											
<b>Inning Stats</b>	R: 0 E: 0 K: 1 S: 5	H: 0 LOB: 0 BB: 0 P: 5	R: 0 E: 0 K: 0 S: 3	H: 0 LOB: 0 BB: 0 P: 3	R: 0 E: 1 K: 0 S: 4	H: 1 LOB: 1 BB: 0 P: 4	R: 0 E: 0 K: 0 S: 3	H: 0 LOB: 0 BB: 0 P: 3	R: 0 E: 0 K: 1 S: 5	H: 1 LOB: 0 BB: 0 P: 5	R: 2 E: 0 K: 0 S: 5	H: 2 LOB: 0 BB: 0 P: 5	R: 2 E: 0 K: 2 S: 9	H: 2 LOB: 1 BB: 1 P: 13	R: 0 E: 0 K: 1 S: 6	H: 1 LOB: 2 BB: 0 P: 6	1B: 3 2B: 0 3B: 1 HR: 2	SF: 0 SAC: 0 DP: 1 HBP: 0	WP: 0 PB: 0 SB: 0 CS: 0	PA: 34							
<b>PITCHER</b>	IP	WLS	BF	H	R	ER	SO	BB	IBB	HBP	BLK	WP	HR	S	P	ERA	WHIP										
Paul Kilgus, L (1, 1) ERA: 3.29	7.1		27	4	4	4	3	1	0	0	0	0	2	32	36	4.91	0.682										
Mitch Williams, L (8, 1) ERA: 3.91	0.1		2	1	0	0	1	0	0	0	0	0	0	4	4	0.00	3.000										
Dale Mohorcic, R (8, 1) ERA: 2.62	1.1	W	5	1	0	0	2	0	0	0	0	0	0	9	9	0.00	0.750										

Toronto Blue Jays @ Texas Rangers  
Arlington Stadium, Arlington, TX  
Tue Jul 21 1987, 8:05 PM EDT  
Att: 13,791 - Unknown

AB 33  
R 4  
H 6  
RBI 4  
BB 1  
SO 6  
LOB 8



Batter	1	2	3	4	5	6	7	8	9	AB	R	H	RBI	BB	SO	LOB	BOTTOM										
Bob Brower, R (1, 8) OBP: 0.359, SLG: 0.444	6-3		K		E		6-3		BLK	5	2	2	0	0	1	3											
Scott Fletcher, R (1, 6) OBP: 0.370, SLG: 0.414	L7			3-1	E3		FC6-4		B3	4	0	1	1	1	0	1											
Ruben Sierra, S (1, 9) OBP: 0.323, SLG: 0.485	F7			HR	P3		FC6-4		HR	5	2	2	3	0	0	4											
Pete Incaviglia, R (1, 7) OBP: 0.338, SLG: 0.494		F9		BB		K		1-3		3	0	0	0	1	1	0											
Pete O'Brien, L (1, 3) OBP: 0.338, SLG: 0.509		4-3		P4		G3		HR		4	1	1	1	0	0	1											
Larry Parrish, R (1, 10) OBP: 0.339, SLG: 0.525		5-3		K		G3		P3		4	0	0	0	0	1	1											
Mike Stanley, R (1, 2) OBP: 0.462, SLG: 0.452					5-3					3	0	1	0	0	1	0											
Darrell Porter, L (8, PH) OBP: 0.352, SLG: 0.378										0	0	0	0	1	0	0											
Currie Wilkerson, S (9, PR) OBP: 0.291, SLG: 0.416										0	0	0	0	0	0	0											
Steve Buechele, R (1, 5) OBP: 0.289, SLG: 0.410										2	0	1	0	1	0	1											
Geno Petralli, L (8, PH) OBP: 0.400, SLG: 0.446		F8								0	0	0	0	0	0	0											
Don Slaught, R (8, PH) OBP: 0.286, SLG: 0.394					FC5-4		6-3		1B	1	0	1	0	0	0	0											
Jerry Browne, S (1, 4) OBP: 0.361, SLG: 0.335			6-3		FC5-4		6-3		F9	4	1	1	0	0	0	4											
<b>Inning Stats</b>	R: 0 E: 0 K: 0 S: 3	H: 0 LOB: 0 BB: 0 P: 3	R: 0 E: 0 K: 0 S: 3	H: 0 LOB: 0 BB: 0 P: 3	R: 0 E: 1 K: 1 S: 6	H: 1 LOB: 1 BB: 0 P: 6	R: 1 E: 0 K: 1 S: 6	H: 1 LOB: 1 BB: 1 P: 10	R: 2 E: 0 K: 0 S: 5	H: 2 LOB: 1 BB: 1 P: 9	R: 0 E: 0 K: 1 S: 7	H: 2 LOB: 3 BB: 1 P: 11	R: 1 E: 0 K: 0 S: 5	H: 2 LOB: 2 BB: 1 P: 9	R: 2 E: 0 K: 0 S: 3	H: 2 LOB: 0 BB: 0 P: 3	1B: 7 2B: 0 3B: 0 HR: 3	SF: 0 SAC: 0 DP: 0 HBP: 0	WP: 0 PB: 1 SB: 0 CS: 0	PA: 39							
<b>PITCHER</b>	IP	WLS	BF	H	R	ER	SO	BB	IBB	HBP	BLK	WP	HR	S	P	ERA	WHIP										
Jimmy Key, L (1, 1) ERA: 2.91	7.1		32	7	4	3	4	2	1	0	0	0	2	37	49	3.68	1.227										
Mark Eichhorn, R (8, 1) ERA: 3.42	0.1		2	0	0	0	0	1	0	0	0	0	0	1	5	0.00	3.000										
Jeff Musselman, L (8, 1) ERA: 3.45	0.2	L	5	3	2	2	0	0	0	0	1	0	1	5	5	27.00	4.500										

Toronto Blue Jays @ Texas Rangers  
Arlington Stadium, Arlington, TX  
Tue Jul 21 1987, 8:05 PM EDT  
Att: 13,791 - Unknown

AB 35  
R 6  
H 10  
RBI 5  
BB 4  
SO 4  
LOB 15





Batter	1	2	3	4	5	6	7	8	9	AB	R	H	RBI	BB	SO	LOB	TOP								
Tony Fernandez, S (1, 6) OBP: 0.374, SLG: 0.419	0-3 K		0-0 S 1B		0-0 E7 5-3 1B		0-0 S 1B		0-0 FC6-4	5	1	3	1	0	1	2									
Lloyd Moseby, L (1, 8) OBP: 0.336, SLG: 0.439	0-3 K		4-0 FC1-6 BB		0-0 5-3		0-3 K		0-0 1-3	4	0	0	1	1	2	3									
Jesse Barfield, R (1, 9) OBP: 0.346, SLG: 0.487	0-0 6-3		0-0 FC1-6 1-2		0-0 5-3		0-3 K			4	0	0	0	0	1	3									
George Bell, R (1, 7) OBP: 0.324, SLG: 0.599		0-0 E S 1B		0-0 F8 S 1B		0-0 5-3		0-0 G6-3 1B		4	0	3	0	0	0	0									
Rance Mulliniks, L (1, 5) OBP: 0.339, SLG: 0.455	0-3 K		0-3 K		0-3 K		0-0 F8		0-0 G6-3	3	0	0	0	0	2	2									
Kelly Gruber, R (6, 5) OBP: 0.301, SLG: 0.403										1	0	0	0	0	0	1									
Ernie Whitt, L (1, 2) OBP: 0.331, SLG: 0.422	0-3 K		0-3 K		0-0 F8		4-0 BB		0-3 K	3	0	0	0	1	2	2									
Willie Upshaw, L (1, 3) OBP: 0.327, SLG: 0.434	0-0 4-3		0-0 3-1		0-3 K		0-0 G3			4	0	0	0	0	1	3									
Fred McGriff, L (1, 10) OBP: 0.390, SLG: 0.488			0-3 K		0-0 BB 1B		0-0 F9		0-0 FC6-4 HBP 1B	4	1	2	0	0	1	1									
Garth Iorg, R (1, 4) OBP: 0.281, SLG: 0.285			0-3 K		4-0 BB 1B		0-0 F9		1-0 FC6-4 HBP	2	1	0	0	1	1	0									
Rick Leach, L (9, PH) OBP: 0.371, SLG: 0.378										0	0	0	0	0	0	0									
Juan Beniquez, R (9, PH) OBP: 0.282, SLG: 0.322										0	0	0	0	0	0	0									
<b>Inning Stats</b>	R: 0 E: 0 K: 2 S: 7	H: 0 LOB: 0 BB: 0 P: 7	R: 0 E: 1 K: 2 S: 8	H: 1 LOB: 1 BB: 0 P: 8	R: 0 E: 0 K: 2 S: 8	H: 1 LOB: 2 BB: 1 P: 12	R: 0 E: 0 K: 1 S: 6	H: 1 LOB: 1 BB: 0 P: 6	R: 3 E: 1 K: 0 S: 5	H: 2 LOB: 0 BB: 1 P: 9	R: 0 E: 0 K: 2 S: 5	H: 0 LOB: 1 BB: 1 P: 9	R: 0 E: 0 K: 2 S: 8	H: 1 LOB: 0 BB: 0 P: 8	R: 0 E: 0 K: 1 S: 5	H: 1 LOB: 0 BB: 0 P: 5	R: 0 E: 0 K: 0 S: 4	H: 1 LOB: 2 BB: 0 P: 5	1B: 8 2B: 0 3B: 0 HR: 0	SF: 0 SAC: 0 DP: 1 HBP: 1	WP: 0 PB: 0 SB: 4 CS: 0	PA: 38			
<b>PITCHER</b>	IP	WLS	BF	H	R	ER	SO	BB	IBB	HBP	BLK	WP	HR	S	P	ERA	WHIP								
Bobby Witt, R (1, 1) ERA: 4.3	7.0		30	6	3	1	10	3	0	0	0	0	0	47	59	1.29	1.286								
Jeff Russell, R (8, 1) ERA: 3.08	1.1	W	5	2	0	0	1	0	0	0	0	0	0	7	7	0.00	1.500								
Mitch Williams, L (9, 1) ERA: 3.81	0.0		1	0	0	0	0	0	0	1	0	0	0	0	1	∞	∞								
Dale Mohorcic, R (9, 1) ERA: 2.99	0.2	S	2	0	0	0	0	0	0	0	0	0	0	2	2	0.00	0.000								

Toronto Blue Jays @ Texas Rangers  
Arlington Stadium, Arlington, TX  
Wed Jul 22 1987, 8:05 PM EDT  
Att: 16,380 - Unknown

AB 34  
R 3  
H 8  
RBI 2  
BB 3  
SO 11  
LOB 17



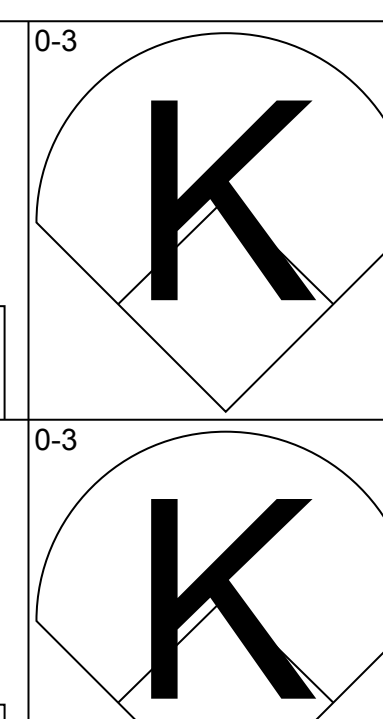
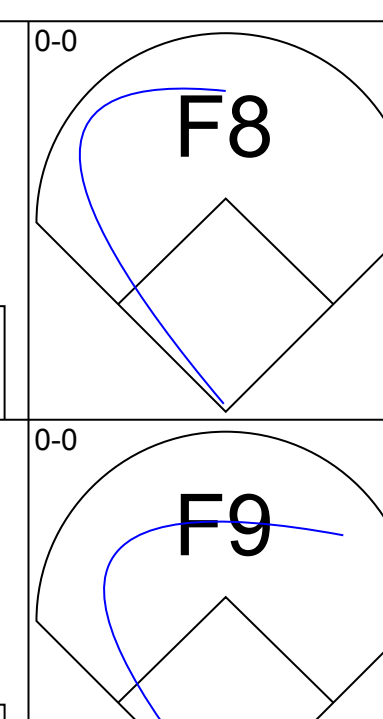
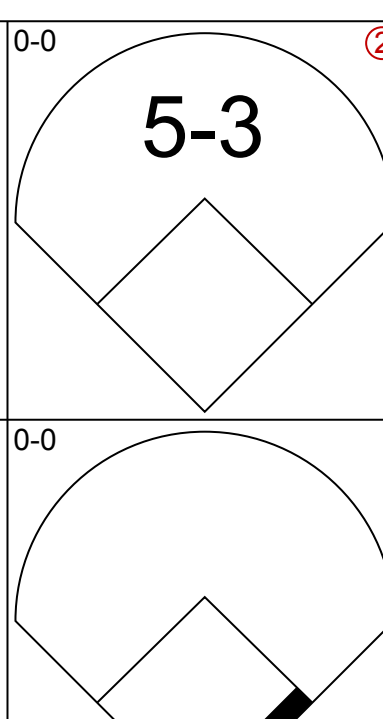
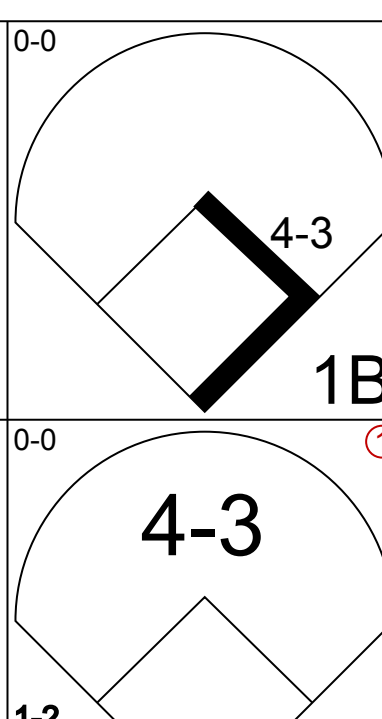
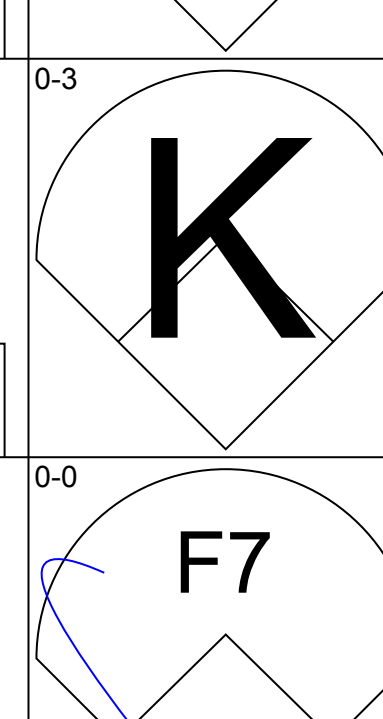
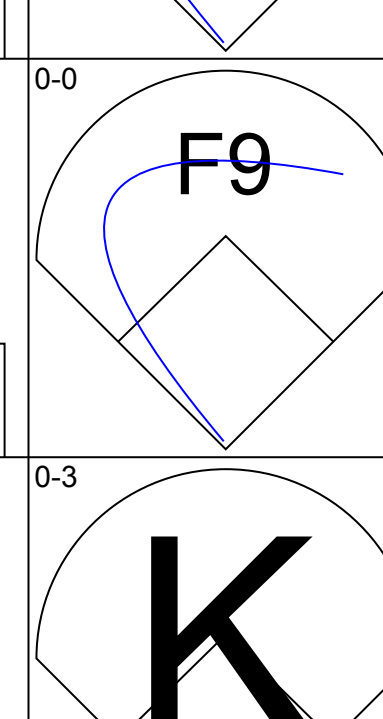
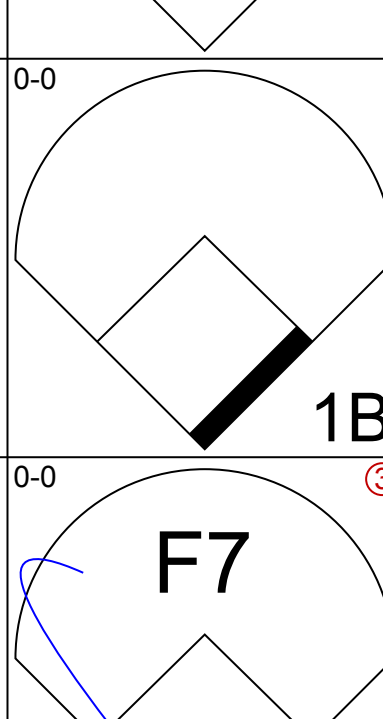
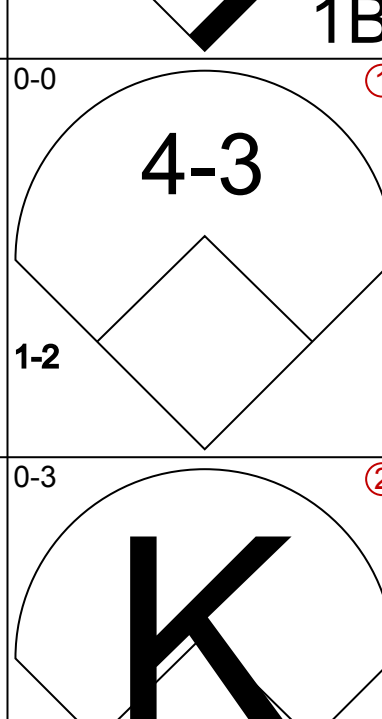
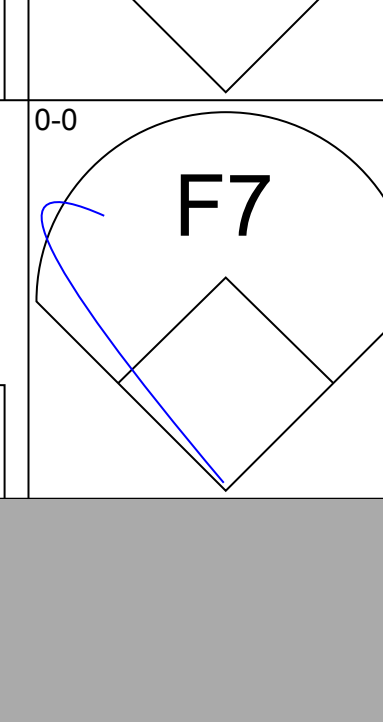
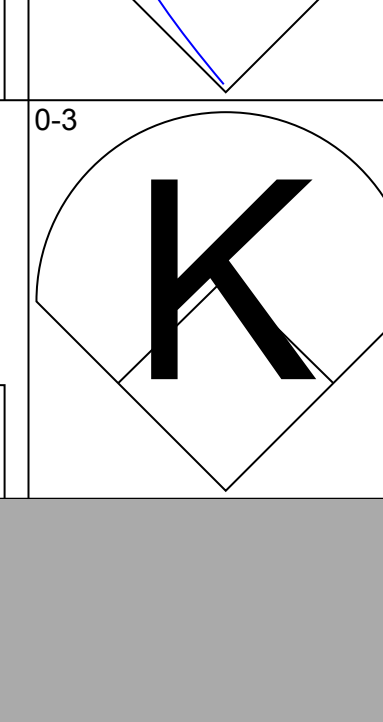
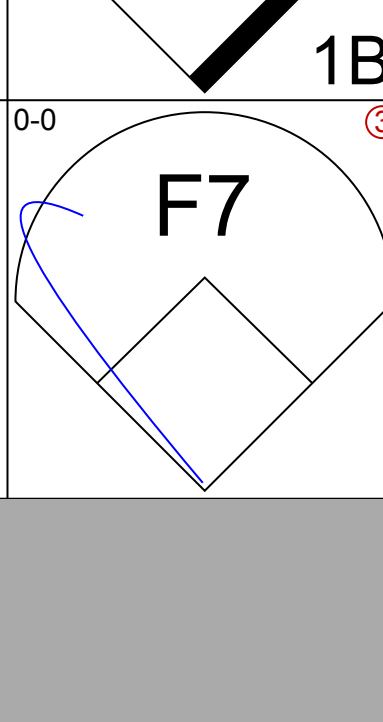
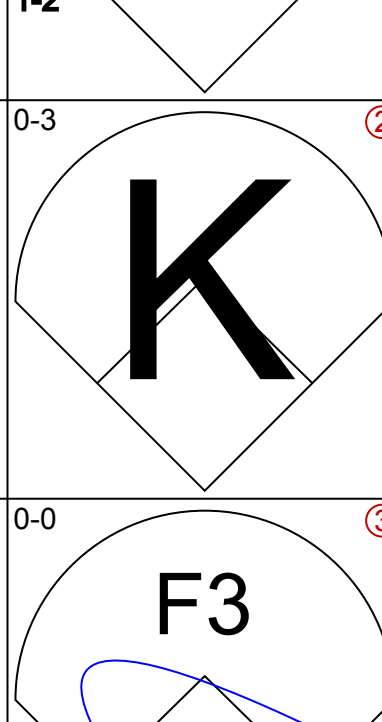
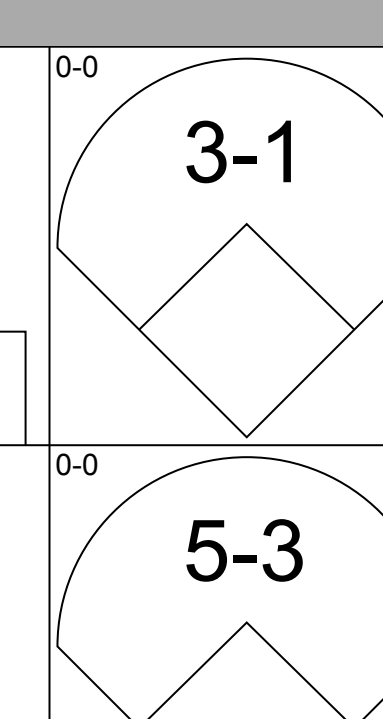
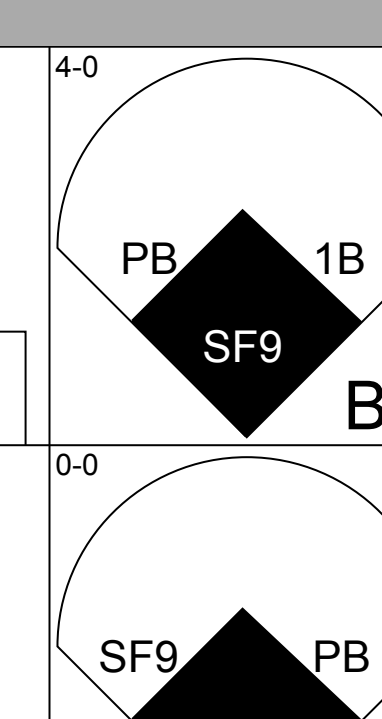
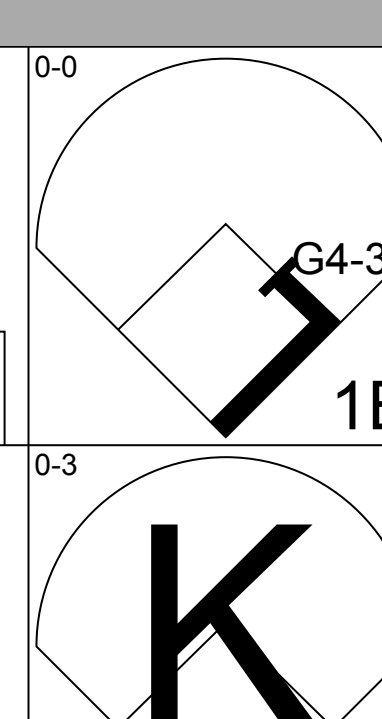
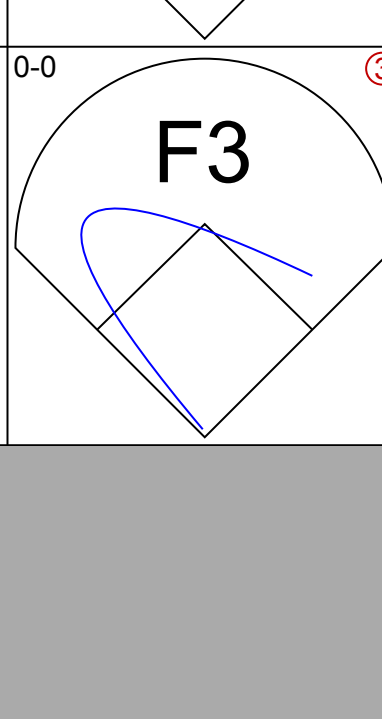
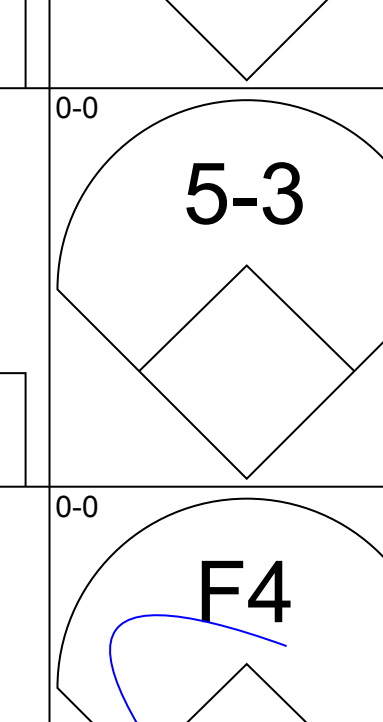
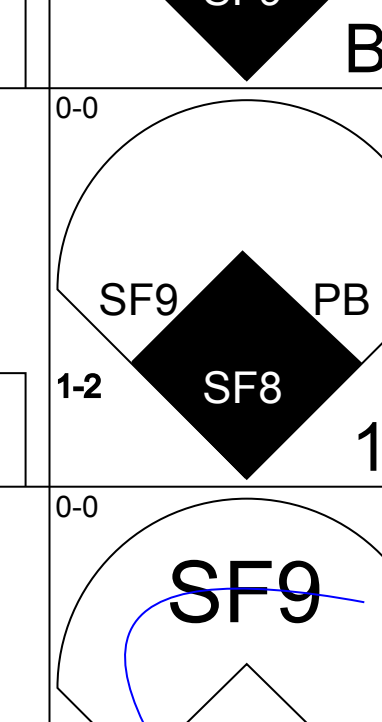
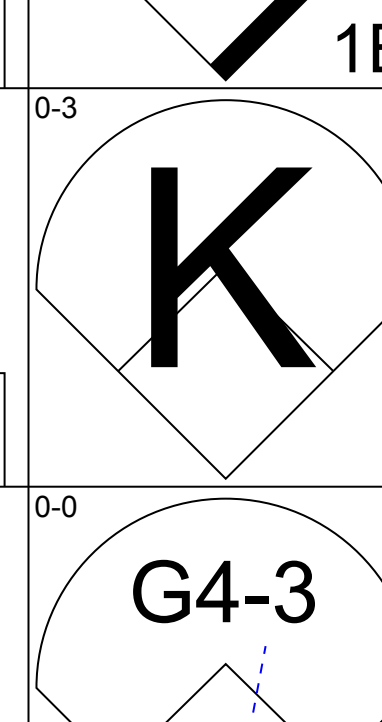
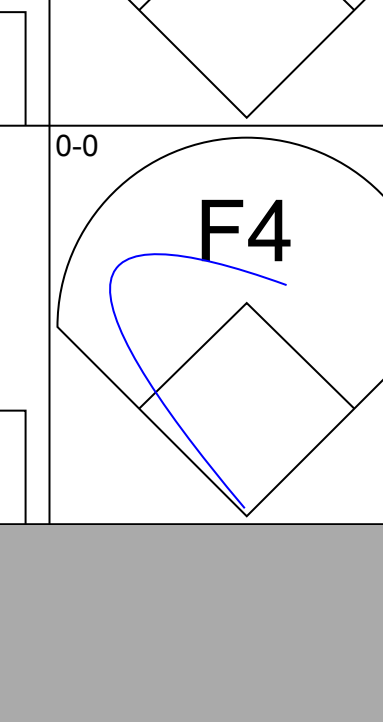
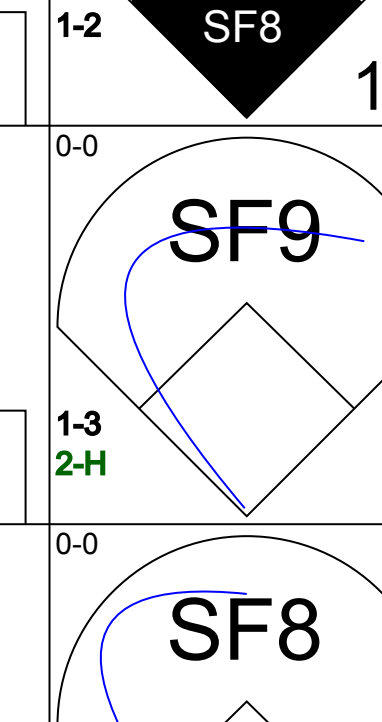
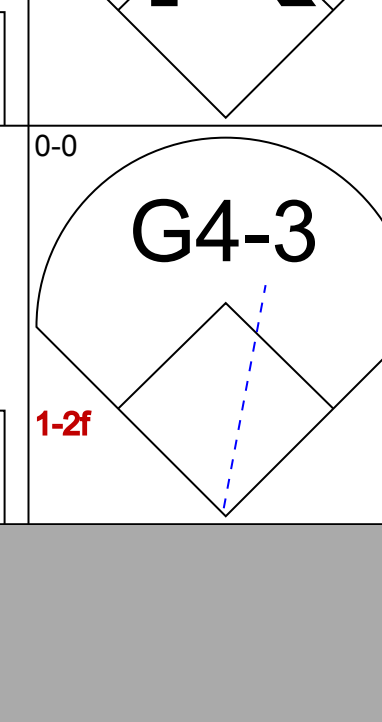
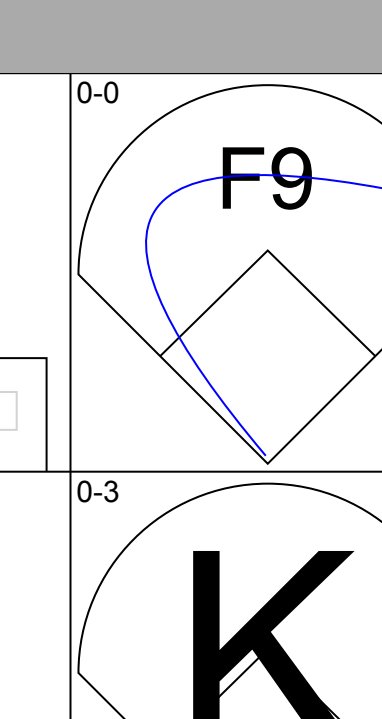
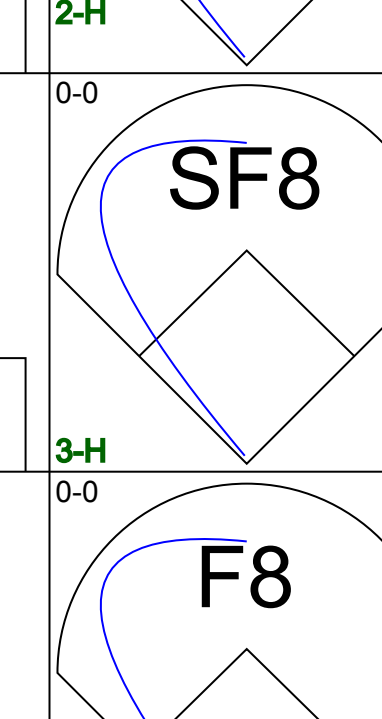

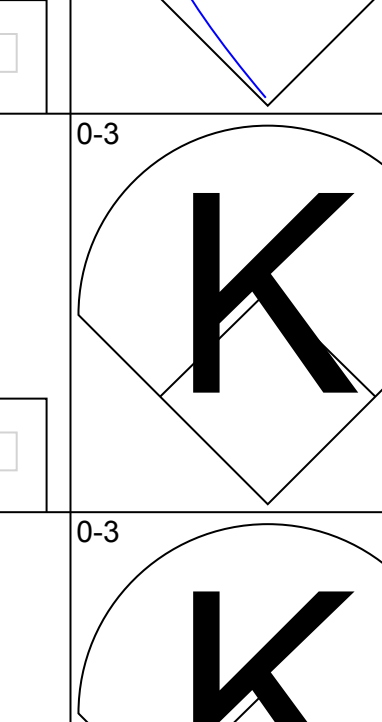
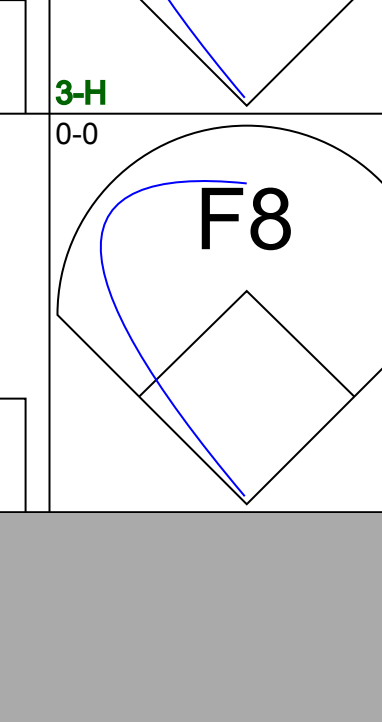

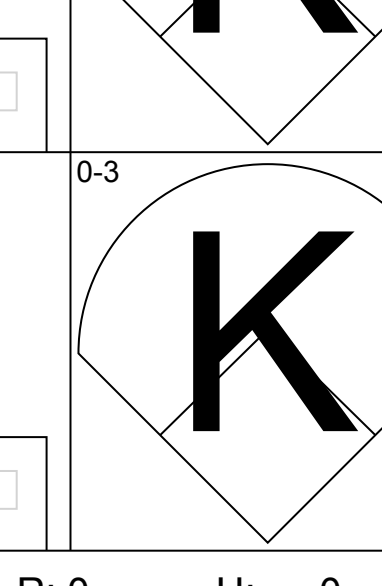
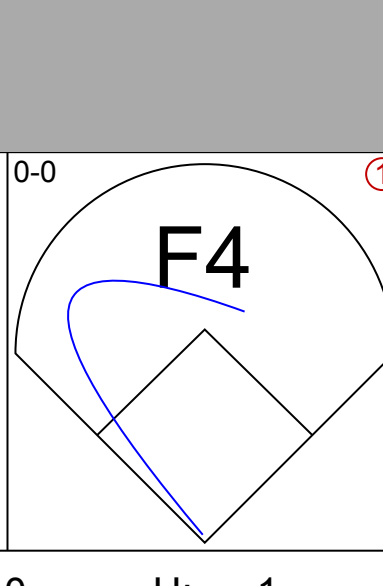
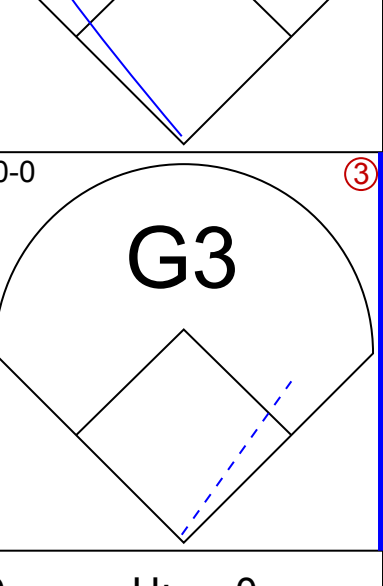
Batter	1	2	3	4	5	6	7	8	9	AB	R	H	RBI	BB	SO	LOB	BOTTOM								
Jerry Browne, S (1, 4) OBP: 0.361, SLG: 0.333	0-3 K		0-3 K		0-0 5-3		0-0 SH4-3 1B	4-0 BB BB		4	0	1	1	1	2	1									
Scott Fletcher, R (1, 6) OBP: 0.371, SLG: 0.416	0-0 4-3 1B		0-0 F7		0-0 6-3		0-0 SH4-3	4-0 BB BB		3	1	1	2	1	0	1									
Ruben Sierra, S (1, 9) OBP: 0.324, SLG: 0.485	0-0 4-3		0-0 2B		0-3 K		0-0 F2			4	0	1	0	1	1	4									
Pete O'Brien, L (1, 3) OBP: 0.340, SLG: 0.507	0-0 2-3 1B		0-0 4-3		4-0 BB		0-0 3-1			3	1	1	1	1	0	3									
Pete Incaviglia, R (1, 7) OBP: 0.338, SLG: 0.493	0-0 1-H 1B		0-3 K		0-3 K		4-0 BB SH2-4 BB			3	1	1	1	1	2	1									
Darrell Porter, L (1, 10) OBP: 0.351, SLG: 0.377	0-3 K		0-3 K		0-0 SH2-4		0-0 SH2-4			3	0	1	0	0	2	1									
Bob Brower, R (8, PH) OBP: 0.359, SLG: 0.444	1-2 K									0	0	0	0	0	0	0									
Oddibe McDowell, L (1, 8) OBP: 0.367, SLG: 0.500		0-0 E L1-5 2B		0-0 CS 1B		0-0 4-3		0-0 P4		4	0	2	0	0	0	3									
Geno Petralli, L (1, 2) OBP: 0.407, SLG: 0.474		0-0 G3		0-0 CS		0-0 3B		4-0 BB BB		3	1	2	0	0	0	1									
Mike Stanley, R (8, PH) OBP: 0.410, SLG: 0.452		2-3 G3		1-2 CS		0-0 3B		4-0 BB BB		0	1	0	0	1	0	0									
Steve Buechele, R (1, 5) OBP: 0.290, SLG: 0.406		0-0 L1-5		0-0 6-3		0-0 SH5-4		4-0 BB BB		2	0	0	0	1	0	2									
<b>Inning Stats</b>	R: 2 E: 0 K: 2 S: 10	H: 3 LOB: 1 BB: 0 P: 10	R: 0 E: 1 K: 0 S: 3	H: 1 LOB: 0 BB: 0 P: 3	R: 0 E: 0 K: 1 S: 6	H: 1 LOB: 1 BB: 0 P: 6	R: 0 E: 0 K: 2 S: 7	H: 1 LOB: 0 BB: 0 P: 7	R: 0 E: 0 K: 0 S: 4	H: 1 LOB: 1 BB: 0 P: 4	R: 0 E: 0 K: 2 S: 8	H: 1 LOB: 2 BB: 1 P: 12	R: 1 E: 0 K: 0 S: 5	H: 2 LOB: 2 BB: 1 P: 9	R: 2 E: 0 K: 0 S: 3	H: 0 LOB: 3 BB: 5 P: 23	1B: 6 2B: 4 3B: 1 HR: 0	SF: 0 SAC: 3 DP: 1 HBP: 0	WP: 1 PB: 0 SB: 1 CS: 1	PA: 40					
<b>PITCHER</b>	IP	WLS	BF	H	R	ER	SO	BB	IBB	HBP	BLK	WP	HR	S	P	ERA	WHIP								
Jim Clancy, R (1, 1) ERA: 2.99	6.2		30	10	3	3	7	1	0	0	0	0	0	42	50	4.05	1.650								
Gary Lavelle, L (7, 1) ERA: 4.15	1.0	L	5	0	2	2	0	2	0	0	0	0	0	3	11	18.00	2.000								
Mark Eichhorn, R (8, 1) ERA: 3.42	0.0		3	0	0	0	0	3	0	0	0	0	0	0	12	∞	∞								
John Cerutti, L (8, 1) ERA: 4.6	0.1		1	0	0	0	0	0	0	0	0	0	0	1	1	0.00	0.000								

Toronto Blue Jays @ Texas Rangers  
Arlington Stadium, Arlington, TX  
Wed Jul 22 1987, 8:05 PM EDT  
Att: 16,380 - Unknown


AB 29  
R 5  
H 10  
RBI 5  
BB 7  
SO 7  
LOB 17

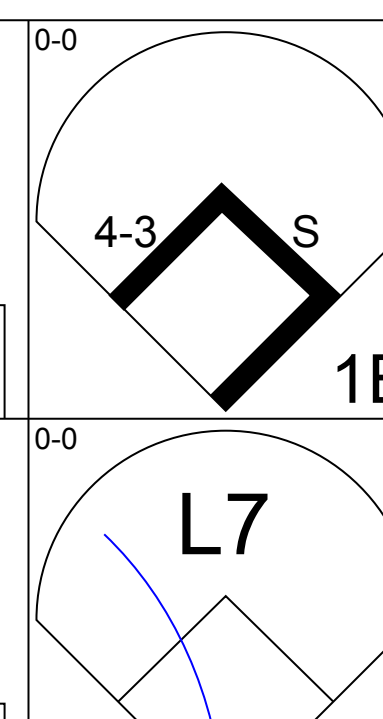
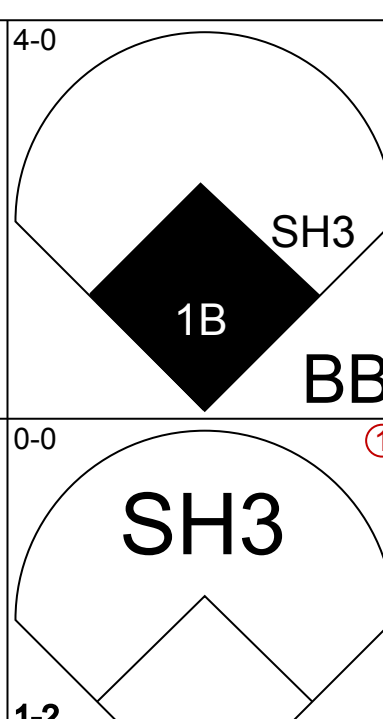
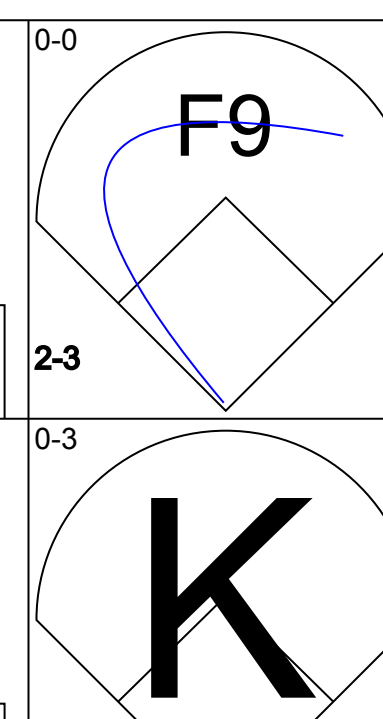
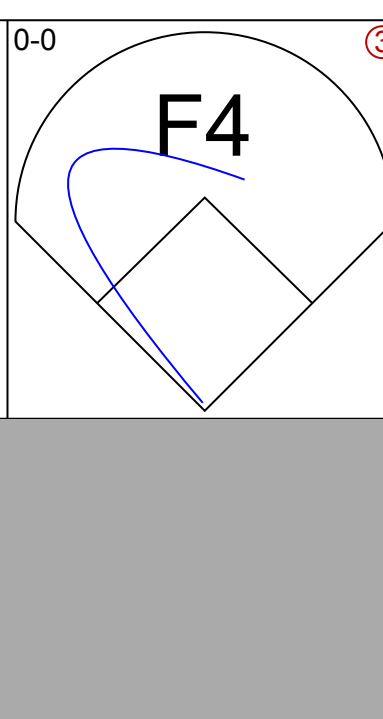
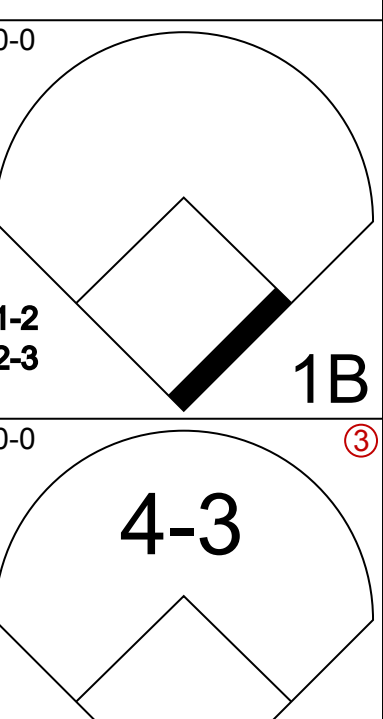
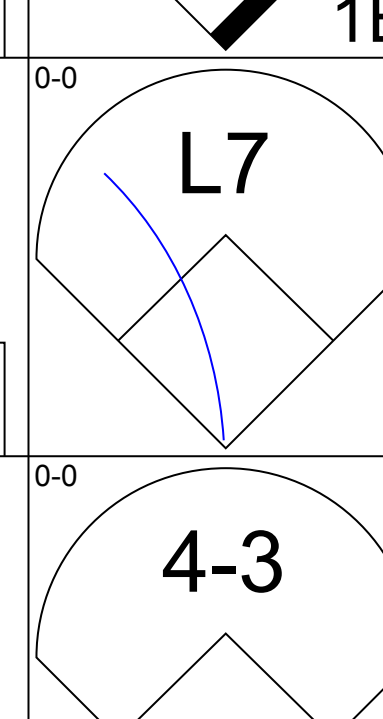
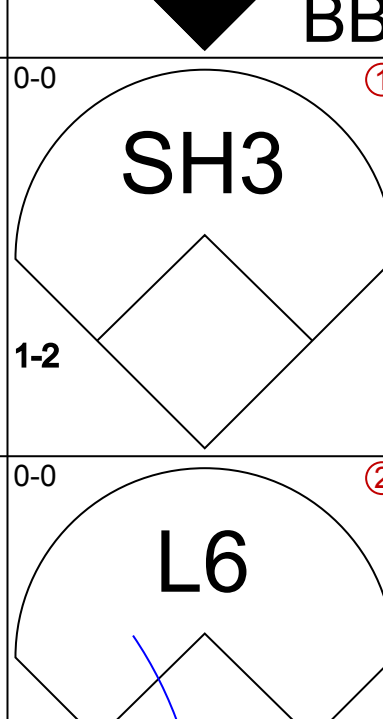
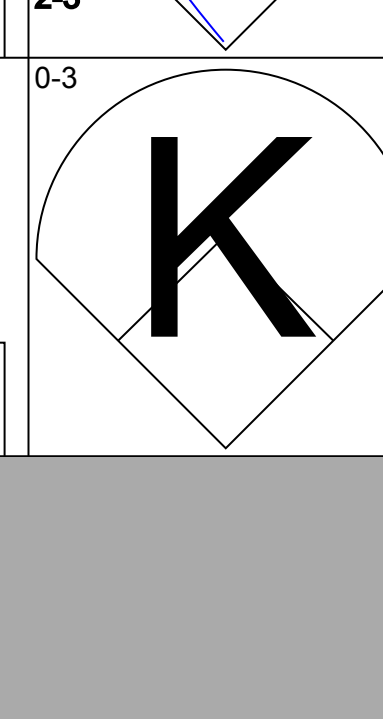

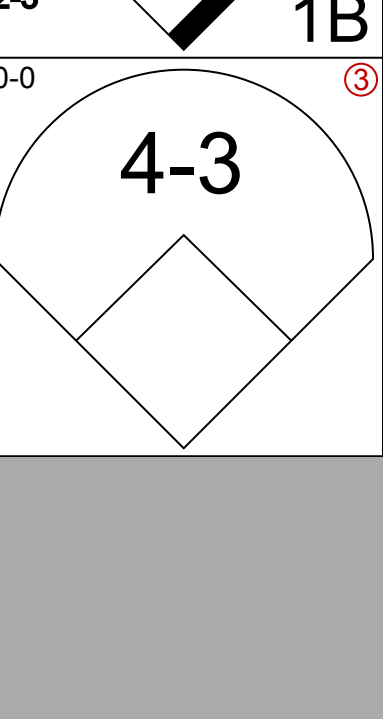
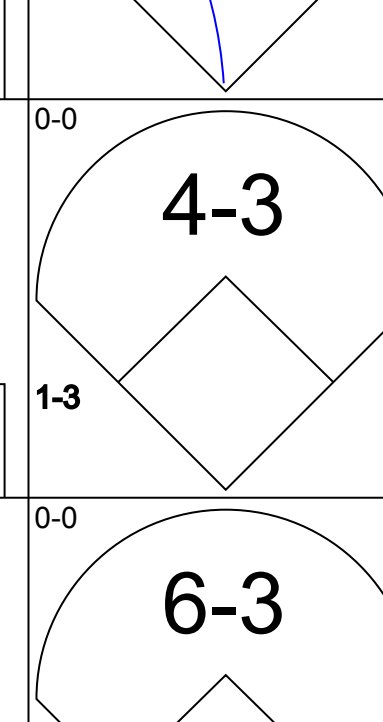
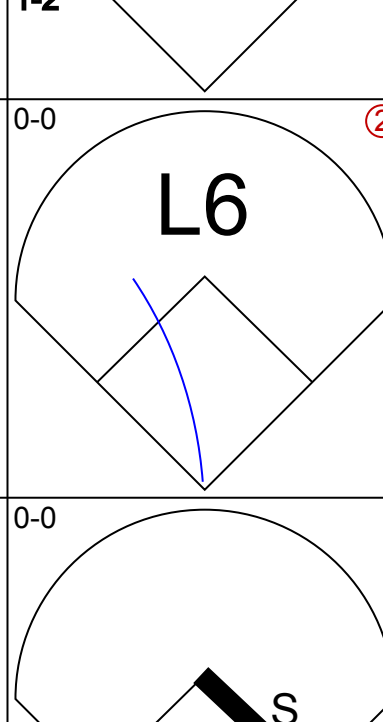
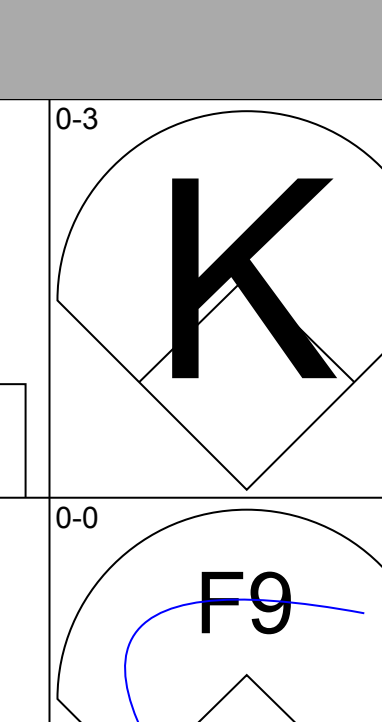
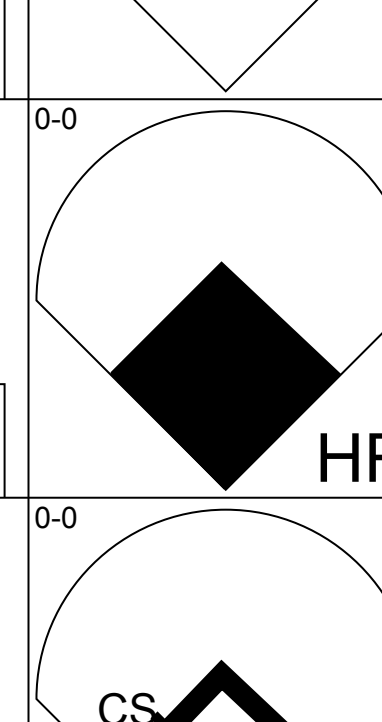
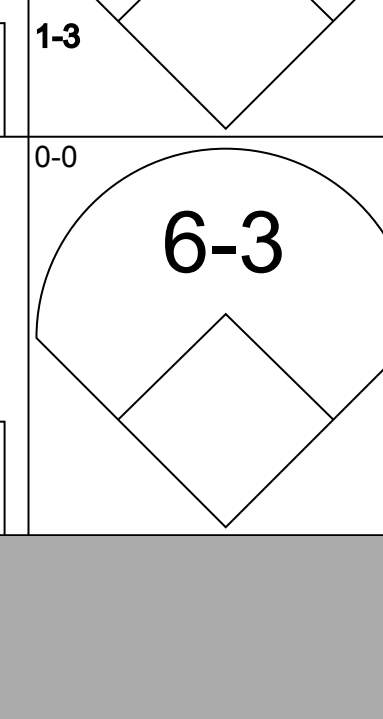
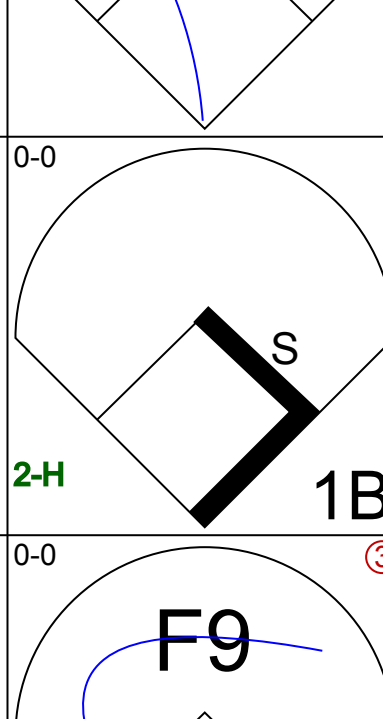
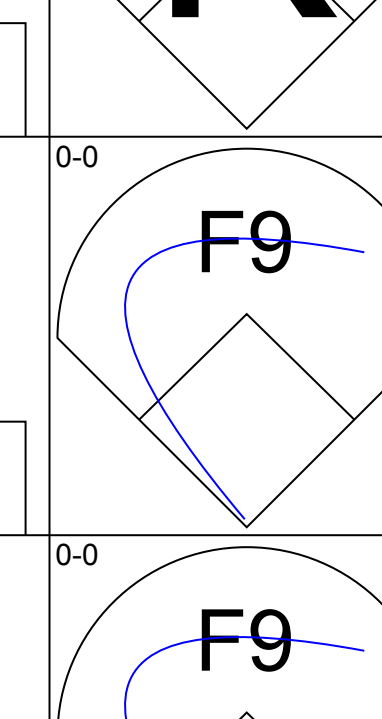
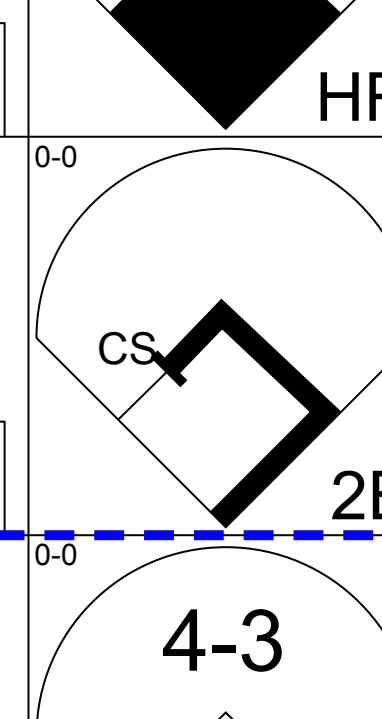

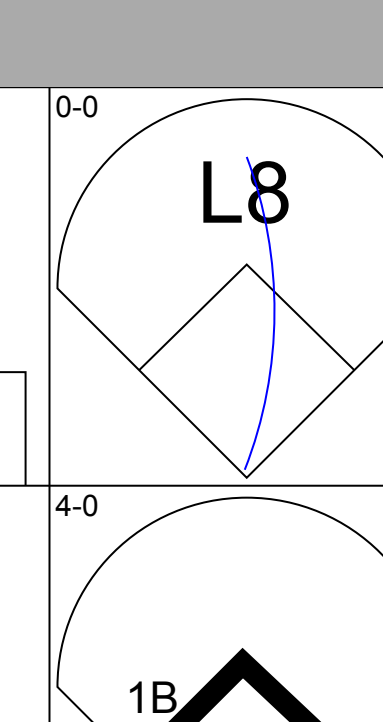
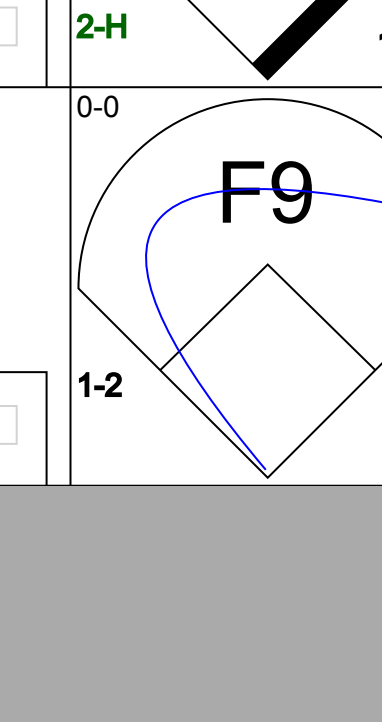
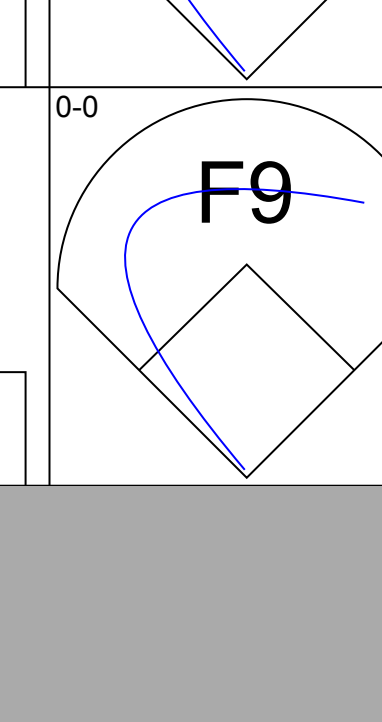
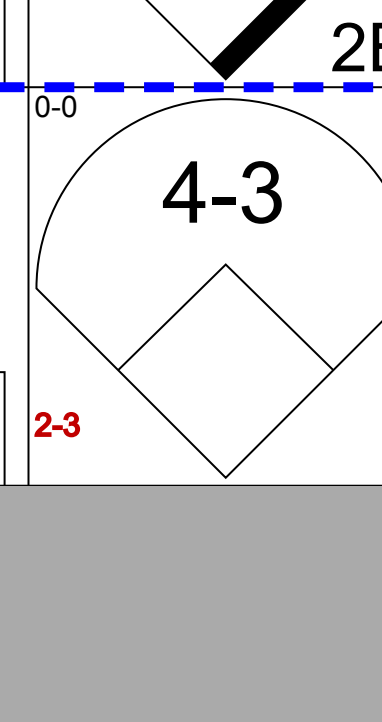
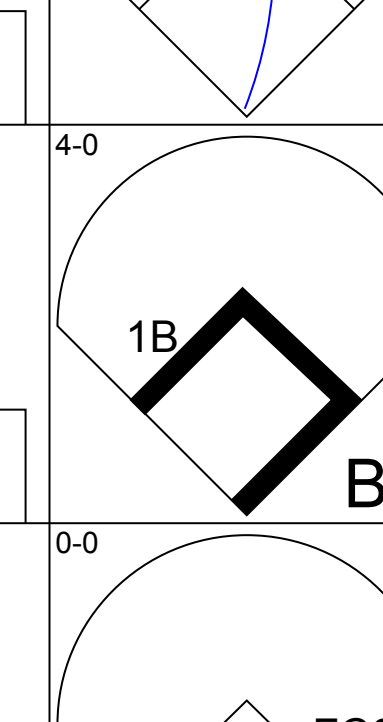
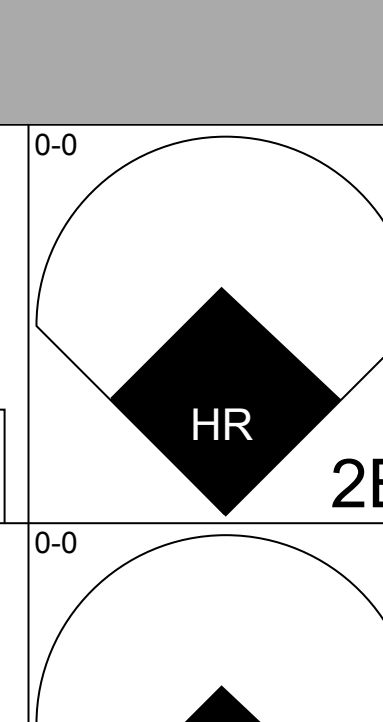
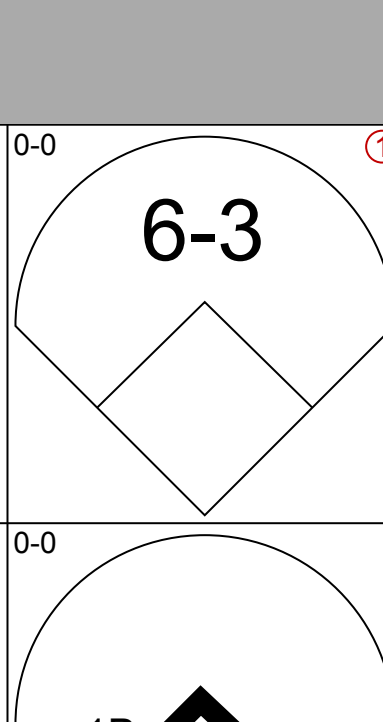
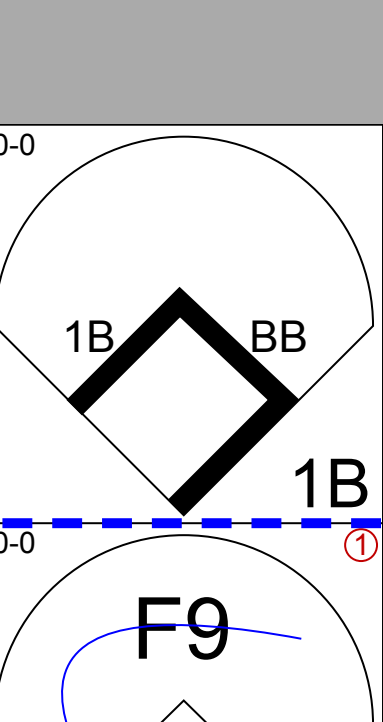
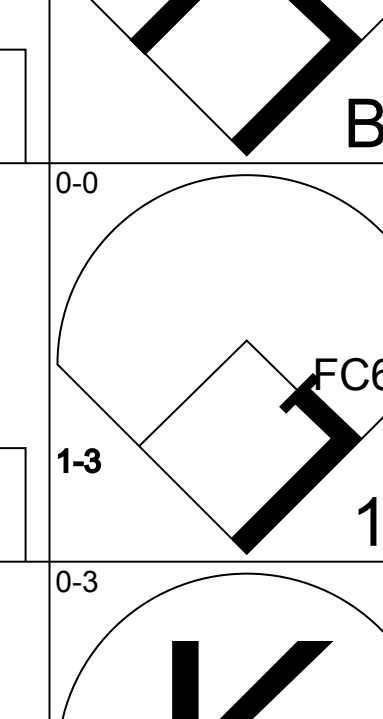
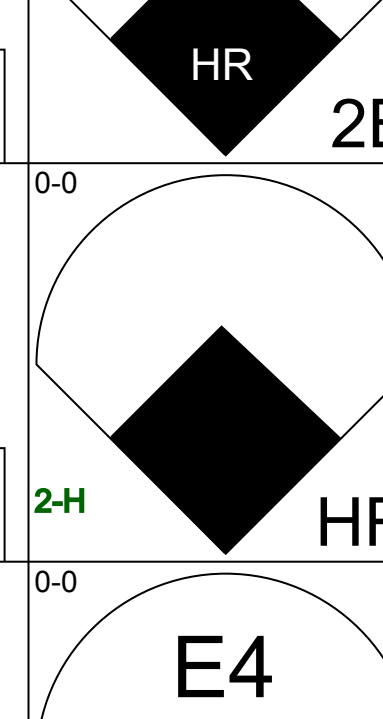
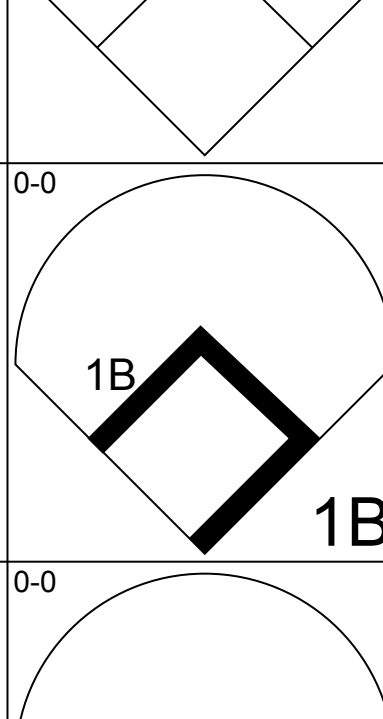
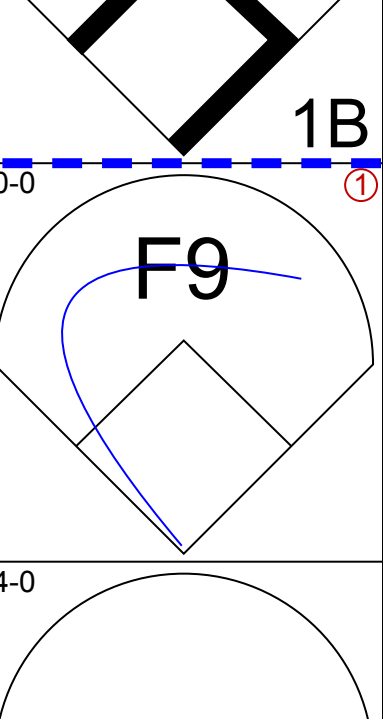
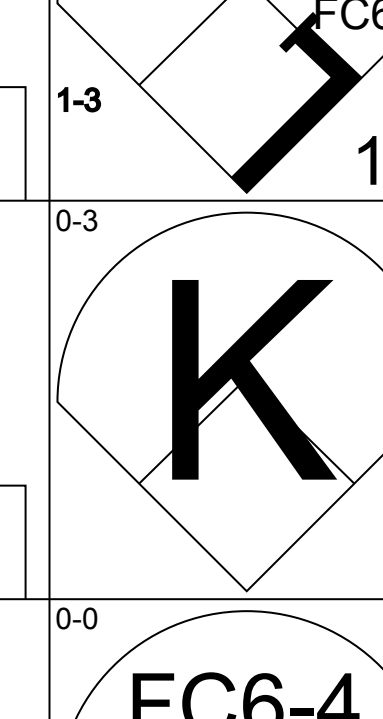
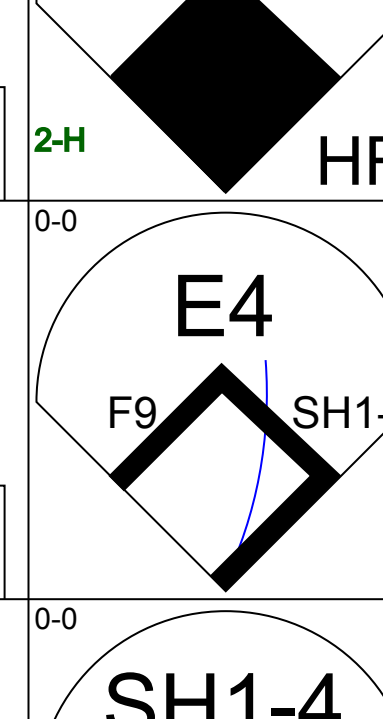
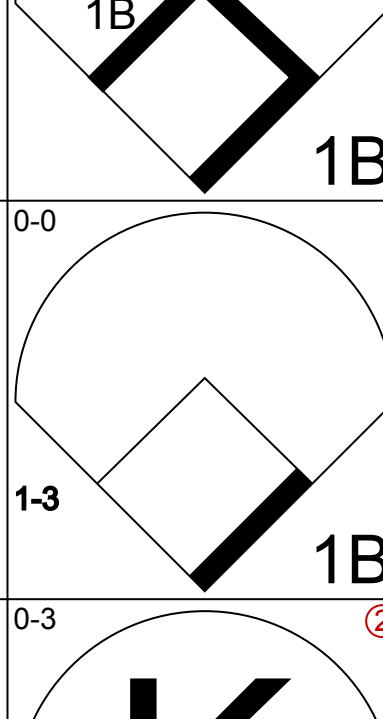
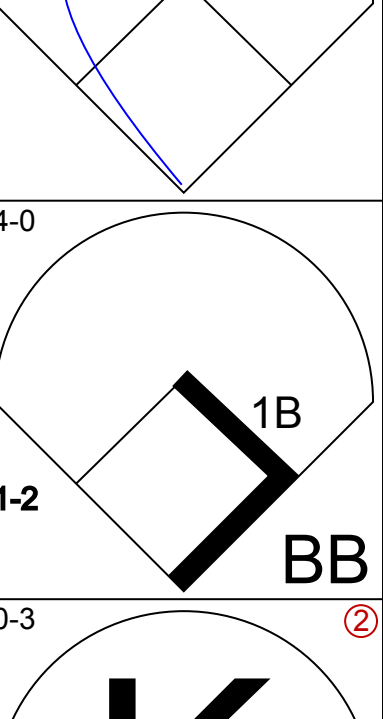
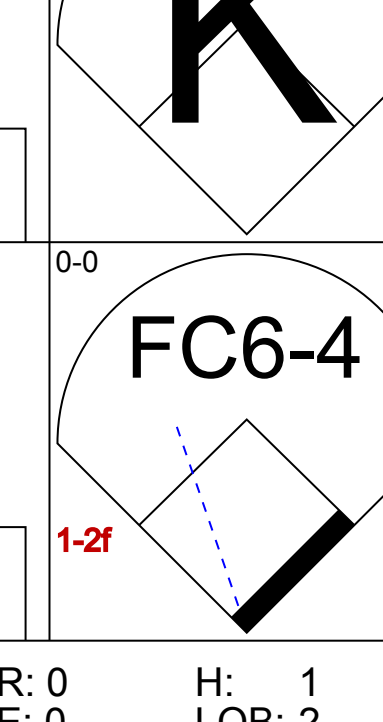
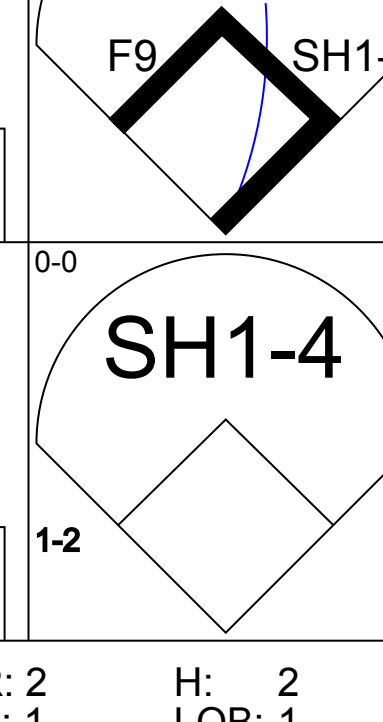
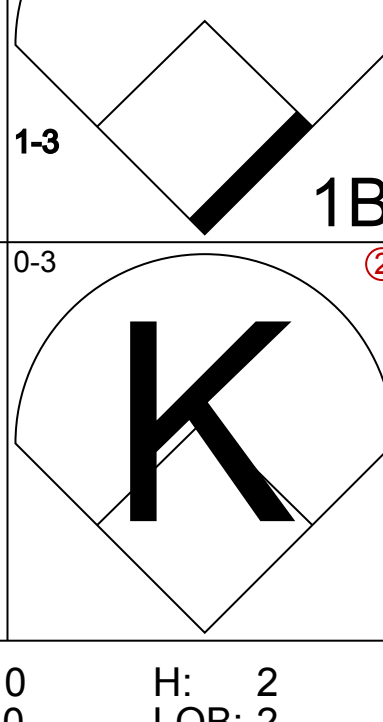
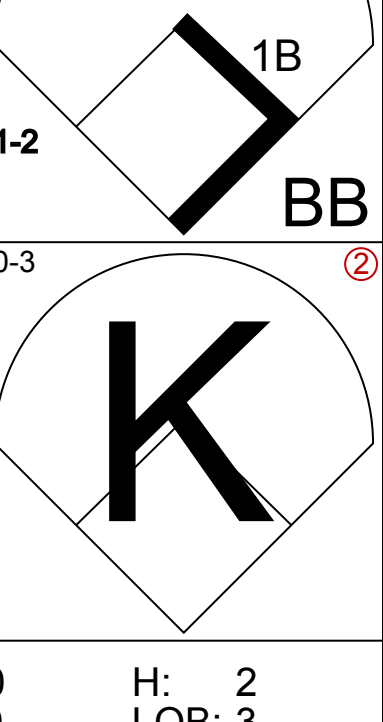





Batter	1	2	3	4	5	6	7	8	9	AB	R	H	RBI	BB	SO	LOB	TOP					
Jerry Browne, S (1, 4) OBP: 0.360, SLG: 0.332										4	0	1	0	0	1	0	<p><b>Texas Rangers @ Cleveland Indians</b> Cleveland Municipal Stadium, Cleveland, OH</p> <p>Thu Jul 23 1987, 7:05 PM EDT Att: 7,888 - Unknown</p>					
Scott Fletcher, R (1, 6) OBP: 0.370, SLG: 0.414										4	0	1	0	0	1	1						
Ruben Sierra, S (1, 9) OBP: 0.320, SLG: 0.480										4	0	0	0	0	2	2						
Pete O'Brien, L (1, 3) OBP: 0.341, SLG: 0.506										3	1	1	0	1	0	1						
Pete Incaviglia, R (1, 7) OBP: 0.338, SLG: 0.491										3	1	1	0	0	1	1						
Larry Parrish, R (1, 10) OBP: 0.336, SLG: 0.521										2	0	0	1	0	0	1						
Oddibe McDowell, L (1, 8) OBP: 0.363, SLG: 0.496										2	0	0	1	0	0	0						
Geno Petralli, L (1, 2) OBP: 0.397, SLG: 0.459										3	0	0	0	0	1	0						
Steve Buechele, R (1, 5) OBP: 0.288, SLG: 0.403										2	0	0	0	0	1	0						
Darrell Porter, L (8, PH) OBP: 0.347, SLG: 0.372										1	0	0	0	0	0	0						
Curtis Wilkerson, S (8, 5) OBP: 0.291, SLG: 0.416										0	0	0	0	0	0	0						
<b>Inning Stats</b>	R: 0 E: 0 K: 2 S: 7	H: 0 LOB: 0 BB: 0 P: 7	R: 0 E: 0 K: 0 S: 3	H: 0 LOB: 0 BB: 0 P: 3	R: 0 E: 0 K: 2 S: 7	H: 0 LOB: 0 BB: 0 P: 7	R: 0 E: 0 K: 1 S: 5	H: 0 LOB: 0 BB: 0 P: 5	R: 2 E: 0 K: 0 S: 4	H: 1 LOB: 1 BB: 0 P: 8	R: 0 E: 0 K: 0 S: 4	H: 1 LOB: 1 BB: 0 P: 4	R: 0 E: 0 K: 1 S: 5	H: 1 LOB: 0 BB: 0 P: 5	R: 0 E: 0 K: 0 S: 3	H: 0 LOB: 0 BB: 0 P: 3	R: 0 E: 0 K: 1 S: 6	H: 1 LOB: 1 BB: 0 P: 6	1B: 4 2B: 0 3B: 0 HR: 0	SF: 2 SAC: 0 DP: 1 HBP: 0	WP: 0 PB: 1 SB: 0 CS: 0	PA: 31
<b>PITCHER</b> Tom Candiotti, R (1, 1) ERA: 5.21	IP: 9.0 WLS: W BF: 31 H: 4 R: 2 ER: 1 SO: 7 BB: 1 IBB: 0 HBP: 0 BLK: 0 WP: 0 HR: 0 S: 44 P: 48 ERA: 1.00 WHIP: 0.556																					

AB	28
R	2
H	4
RBI	2
BB	1
SO	7
LOB	6



Batter	1	2	3	4	5	6	7	8	9	AB	R	H	RBI	BB	SO	LOB	BOTTOM			
Brett Butler, L (1, 8) OBP: 0.396, SLG: 0.386										4	1	2	0	1	0	3	<p><b>Texas Rangers @ Cleveland Indians</b> Cleveland Municipal Stadium, Cleveland, OH</p> <p>Thu Jul 23 1987, 7:05 PM EDT Att: 7,888 - Unknown</p>			
Tommy Hinzo, S (1, 4) OBP: 0.250, SLG: 0.242										4	0	0	0	0	2	5				
Pat Tabler, R (1, 10) OBP: 0.376, SLG: 0.454										4	1	1	1	0	1	2				
Joe Carter, R (1, 3) OBP: 0.302, SLG: 0.508										4	0	2	1	0	0	1				
Mel Hall, L (1, 7) OBP: 0.283, SLG: 0.395										4	0	0	0	0	0	2				
Cory Snyder, R (1, 9) OBP: 0.285, SLG: 0.487										3	1	2	0	1	0	0				
Brook Jacoby, R (1, 5) OBP: 0.349, SLG: 0.474										4	1	3	2	0	0	1				
Jay Bell, R (1, 6) OBP: 0.375, SLG: 0.478										3	0	1	0	1	1	2				
Andy Allanson, R (1, 2) OBP: 0.375, SLG: 0.478										3	0	0	0	0	2	6				
<b>Inning Stats</b>	R: 0 E: 0 K: 0 S: 4	H: 1 LOB: 1 BB: 0 P: 4	R: 0 E: 0 K: 1 S: 6	H: 1 LOB: 1 BB: 1 P: 10	R: 1 E: 0 K: 0 S: 4	H: 1 LOB: 1 BB: 1 P: 8	R: 2 E: 1 K: 1 S: 8	H: 2 LOB: 1 BB: 0 P: 8	R: 0 E: 0 K: 1 S: 5	H: 0 LOB: 0 BB: 0 P: 5	R: 0 E: 0 K: 1 S: 7	H: 2 LOB: 2 BB: 0 P: 7	R: 1 E: 0 K: 1 S: 6	H: 2 LOB: 0 BB: 0 P: 6	R: 0 E: 0 K: 1 S: 7	H: 2 LOB: 3 BB: 1 P: 11	1B: 7 2B: 2 3B: 0 HR: 2	SF: 0 SAC: 2 DP: 0 HBP: 0	WP: 0 PB: 0 SB: 2 CS: 1	PA: 38
<b>PITCHER</b> Jose Guzman, R (1, 1) ERA: 4.94	IP: 6.1 WLS: L BF: 31 H: 9 R: 4 ER: 4 SO: 5 BB: 2 IBB: 0 HBP: 0 BLK: 0 WP: 0 HR: 2 S: 39 P: 47 ERA: 5.68 WHIP: 1.737																			
Mitch Williams, L (7, 1) ERA: 3.77	0.2	2	1	0	0	0	0	0	0	0	0	2	2	0.00	1.500					
Jeff Russell, R (8, 1) ERA: 3.02	1.0	5	1	0	0	1	1	0	0	0	6	10	0.00	2.000						

AB	33
R	4
H	11
RBI	4
BB	3
SO	6
LOB	22





Batter	1	2	3	4	5	6	7	8	9	AB	R	H	RBI	BB	SO	LOB	TOP					
<b>Bob Brower, R</b> OBP: 0.360, SLG: 0.463 (1, 8)	F9		1B				FC4-6		F9	5	1	2	3	0	0	1						
<b>Scott Fletcher, R</b> OBP: 0.370, SLG: 0.413 (1, 6)	F8		1B						G3	4	0	1	0	1	0	0						
<b>Ruben Sierra, S</b> OBP: 0.320, SLG: 0.478 (1, 9)	K		1B							4	1	1	0	0	1	3						
<b>Pete Incaviglia, R</b> OBP: 0.339, SLG: 0.491 (1, 7)		F9		4-3			F9			4	1	1	1	0	0	1						
<b>Larry Parrish, R</b> OBP: 0.338, SLG: 0.530 (1, 10)		5-3		K						4	1	2	2	0	1	0						
<b>Mike Stanley, R</b> OBP: 0.401, SLG: 0.441 (1, 3)																						
<b>Pete O'Brien, L</b> OBP: 0.343, SLG: 0.506 (8, 3)		4-3		F9			G6-4-3			3	0	0	0	0	0	2						
<b>Don Slaught, R</b> OBP: 0.285, SLG: 0.396 (1, 2)			6-3	1B			F8		L9	4	1	1	0	0	1	1						
<b>Steve Buechele, R</b> OBP: 0.284, SLG: 0.397 (1, 5)			1-3				F9		4-3	4	0	0	0	0	0	2						
<b>Jerry Browne, S</b> OBP: 0.358, SLG: 0.328 (1, 4)			6-3				E6			3	1	0	0	1	0	1						
<b>Inning Stats</b>	R: 0 E: 0 K: 1 S: 5	H: 0 LOB: 0 BB: 0 P: 5	R: 0 E: 0 K: 0 S: 3	H: 0 LOB: 0 BB: 0 P: 3	R: 1 E: 0 K: 0 S: 6	H: 3 LOB: 2 BB: 0 P: 6	R: 0 E: 0 K: 1 S: 5	H: 0 LOB: 0 BB: 0 P: 5	R: 2 E: 1 K: 0 S: 5	H: 1 LOB: 0 BB: 0 P: 5	R: 0 E: 0 K: 0 S: 4	H: 2 LOB: 1 BB: 0 P: 4	R: 0 E: 0 K: 0 S: 3	H: 0 LOB: 1 BB: 1 P: 7	R: 3 E: 0 K: 1 S: 7	H: 2 LOB: 1 BB: 2 P: 15	R: 0 E: 0 K: 0 S: 3	H: 0 LOB: 0 BB: 0 P: 3	1B: 4 2B: 2 3B: 0 HR: 2	SF: 0 SAC: 0 DP: 1 HBP: 0	WP: 0 PB: 0 SB: 1 CS: 0	PA: 38
<b>PITCHER</b>	IP	WLS	BF	H	R	ER	SO	BB	IBB	HBP	BLK	WP	HR	S	P	ERA	WHIP					
<b>Steve Carlton, L</b> ERA: 5.35 (1, 1)	7.1	L	31	7	5	3	2	2	0	0	0	0	1	33	41	3.68	1.227					
<b>Doug Jones, R</b> ERA: 4.91 (8, 1)	1.2		7	1	1	1	1	1	0	0	0	0	1	8	12	5.40	1.200					

Texas Rangers @ Cleveland Indians  
Cleveland Municipal Stadium, Cleveland, OH  
Fri Jul 24, 1987, 7:05 PM EDT  
Att: 10,664 - Unknown

AB 35  
R 6  
H 8  
RBI 6  
BB 3  
SO 3  
LOB 11



Batter	1	2	3	4	5	6	7	8	9	AB	R	H	RBI	BB	SO	LOB	BOTTOM					
<b>Brett Butler, L</b> OBP: 0.394, SLG: 0.388 (1, 8)	4-3		E1				K			4	1	1	1	0	1	0						
<b>Tommy Hinzo, S</b> OBP: 0.250, SLG: 0.243 (1, 4)	3-1		E			G3				4	1	1	0	0	0	1						
<b>Pat Tabler, R</b> OBP: 0.379, SLG: 0.460 (1, 10)			E9							4	0	3	1	0	0	0						
<b>Joe Carter, R</b> OBP: 0.299, SLG: 0.503 (1, 3)	F8						F6			4	0	0	0	0	1	2						
<b>Mel Hall, L</b> OBP: 0.283, SLG: 0.393 (1, 7)		1-3		4-3					L7	4	0	1	0	0	0	0						
<b>Cory Snyder, R</b> OBP: 0.285, SLG: 0.484 (1, 9)		F5		5-3						4	0	1	0	0	0	0						
<b>Brook Jacoby, R</b> OBP: 0.351, SLG: 0.473 (1, 5)		K					K			3	0	1	0	1	2	3						
<b>Jay Bell, R</b> OBP: 0.321, SLG: 0.407 (1, 6)			K				F4			4	1	0	0	0	1	5						
<b>Andy Allanson, R</b> Casey Parsons, L (8, 3)		F7					F9			3	0	0	0	0	1	1						
<b>Inning Stats</b>	R: 0 E: 0 K: 0 S: 4	H: 1 LOB: 1 BB: 0 P: 4	R: 0 E: 0 K: 1 S: 5	H: 0 LOB: 0 BB: 0 P: 5	R: 2 E: 2 K: 1 S: 7	H: 2 LOB: 1 BB: 0 P: 7	R: 0 E: 0 K: 0 S: 3	H: 0 LOB: 0 BB: 0 P: 3	R: 1 E: 0 K: 1 S: 6	H: 1 LOB: 1 BB: 1 P: 10	R: 0 E: 0 K: 1 S: 8	H: 3 LOB: 3 BB: 0 P: 8	R: 0 E: 0 K: 1 S: 5	H: 0 LOB: 0 BB: 0 P: 5	R: 0 E: 0 K: 1 S: 5	H: 0 LOB: 0 BB: 0 P: 5	R: 0 E: 0 K: 0 S: 4	H: 1 LOB: 1 BB: 0 P: 4	1B: 6 2B: 2 3B: 0 HR: 0	SF: 0 SAC: 0 DP: 0 HBP: 0	WP: 1 PB: 0 SB: 0 CS: 0	PA: 36
<b>PITCHER</b>	IP	WLS	BF	H	R	ER	SO	BB	IBB	HBP	BLK	WP	HR	S	P	ERA	WHIP					
<b>Greg Harris, R</b> ERA: 4.73 (1, 1)	5.1		23	6	3	1	3	1	0	0	0	0	0	28	32	1.69	1.312					
<b>Jeff Russell, R</b> ERA: 2.92 (6, 1)	1.2	W	6	1	0	0	2	0	0	0	0	0	0	10	10	0.00	0.600					
<b>Dale Mohorcic, R</b> ERA: 2.53 (8, 1)	2.0	S	7	1	0	0	1	0	0	0	0	0	0	9	9	0.00	0.500					

Texas Rangers @ Cleveland Indians  
Cleveland Municipal Stadium, Cleveland, OH  
Fri Jul 24, 1987, 7:05 PM EDT  
Att: 10,664 - Unknown

AB 35  
R 3  
H 8  
RBI 2  
BB 1  
SO 6  
LOB 13





Batter	1	2	3	4	5	6	7	8	9	AB	R	H	RBI	BB	SO	LOB	TOP					
Jerry Browne, S OBP: 0.359, SLG: 0.337 (1, 4)	L6	1-H 3B		1-3		1-3		F8 1B		5	0	2	1	0	0	1						
Scott Fletcher, R OBP: 0.371, SLG: 0.411 (1, 6)	4-3 1B	6-3			F8		BB BB	K		4	1	1	0	1	1	2						
Ruben Sierra, S OBP: 0.316, SLG: 0.472 (1, 9)	4-3 1-2		F7		G3		BB BB	F8		5	0	0	0	0	0	3						
Pete O'Brien, L OBP: 0.344, SLG: 0.503 (1, 3)	F2				E3		BB BB	F7		4	0	1	0	1	0	2						
Larry Parrish, R OBP: 0.336, SLG: 0.524 (1, 10)		6-3	L7		K			K		4	0	0	0	1	2	5						
Pete Incaviglia, R OBP: 0.344, SLG: 0.501 (9, PR)			5-3			2B				3	2	2	2	2	0	1						
Bob Brower, R OBP: 0.360, SLG: 0.463 (9, 7)		HR				BB	1-2 2-3 3H	BB		0	0	0	0	0	0	0						
Oddibe McDowell, L OBP: 0.368, SLG: 0.506 (1, 8)		1B FC1-6		SH5-3		1B 1-H 2B		F9		5	2	3	1	0	1	5						
Geno Petralli, L OBP: 0.403, SLG: 0.465 (7, PH)					F7			L9		3	0	2	0	0	0	1						
Don Stlaughter, R OBP: 0.277, SLG: 0.394 (7, 2)					FC1-6		1-3	1B		1	0	0	0	1	0	3						
Steve Buechele, R OBP: 0.283, SLG: 0.406 (1, 5)		FC1-6		SH5-3		6-3				4	2	1	3	0	0	4						
		1-2 3H		2-3		3H		HR	3-H													
<b>Inning Stats</b>	R: 0 E: 0 K: 0 S: 4	H: 1 LOB: 1 BB: 0 P: 4	R: 3 E: 0 K: 0 S: 7	H: 4 LOB: 1 BB: 0 P: 7	R: 0 E: 0 K: 0 S: 4	H: 1 LOB: 1 BB: 0 P: 4	R: 0 E: 0 K: 0 S: 6	H: 0 LOB: 1 BB: 0 P: 6	R: 2 E: 0 K: 0 S: 4	H: 2 LOB: 0 BB: 1 P: 8	R: 1 E: 1 K: 1 S: 6	H: 0 LOB: 3 BB: 3 P: 18	R: 1 E: 0 K: 1 S: 7	H: 2 LOB: 1 BB: 2 P: 7	R: 0 E: 0 K: 1 S: 5	H: 1 LOB: 2 BB: 2 P: 13	1B: 7 2B: 2 3B: 1 HR: 2	SF: 0 SAC: 1 DP: 1 HBP: 0	WP: 1 PB: 1 SB: 1 CS: 0	PA: 45		
<b>PITCHER</b>	IP WLS BF H R ER SO BB IBB HBP BLK WP HR S P ERA WHIP	IP WLS BF H R ER SO BB IBB HBP BLK WP HR S P ERA WHIP	IP WLS BF H R ER SO BB IBB HBP BLK WP HR S P ERA WHIP	IP WLS BF H R ER SO BB IBB HBP BLK WP HR S P ERA WHIP	IP WLS BF H R ER SO BB IBB HBP BLK WP HR S P ERA WHIP	IP WLS BF H R ER SO BB IBB HBP BLK WP HR S P ERA WHIP	IP WLS BF H R ER SO BB IBB HBP BLK WP HR S P ERA WHIP	IP WLS BF H R ER SO BB IBB HBP BLK WP HR S P ERA WHIP	IP WLS BF H R ER SO BB IBB HBP BLK WP HR S P ERA WHIP	IP WLS BF H R ER SO BB IBB HBP BLK WP HR S P ERA WHIP	IP WLS BF H R ER SO BB IBB HBP BLK WP HR S P ERA WHIP	IP WLS BF H R ER SO BB IBB HBP BLK WP HR S P ERA WHIP	IP WLS BF H R ER SO BB IBB HBP BLK WP HR S P ERA WHIP	IP WLS BF H R ER SO BB IBB HBP BLK WP HR S P ERA WHIP	IP WLS BF H R ER SO BB IBB HBP BLK WP HR S P ERA WHIP	IP WLS BF H R ER SO BB IBB HBP BLK WP HR S P ERA WHIP	IP WLS BF H R ER SO BB IBB HBP BLK WP HR S P ERA WHIP	IP WLS BF H R ER SO BB IBB HBP BLK WP HR S P ERA WHIP	IP WLS BF H R ER SO BB IBB HBP BLK WP HR S P ERA WHIP	IP WLS BF H R ER SO BB IBB HBP BLK WP HR S P ERA WHIP	IP WLS BF H R ER SO BB IBB HBP BLK WP HR S P ERA WHIP	
Phil Niekro, R ERA: 6.12	6.0	L	28	9	5	5	1	1	0	0	0	0	0	0	0	0	0	1	29	33	7.50	1.667
Reggie Ritter, R ERA: 0.97	0.1		5	0	1	0	1	3	0	0	0	0	0	0	0	0	0	0	4	16	0.00	9.000
Ed Vande Berg, L ERA: 5.28	1.2		7	2	1	1	1	0	0	0	0	0	1	9	9	5	4.00	1.200				
Sammy Stewart, R ERA: 6.1	1.0		5	1	0	0	1	2	0	0	0	1	0	5	13	0.00	3.000					

Texas Rangers @ Cleveland Indians  
Cleveland Municipal Stadium, Cleveland, OH  
Sat Jul 25 1987, 3:33 AM EDT  
Att: 15,170 - Unknown

AB 38  
R 7  
H 12  
RBI 7  
BB 6  
SO 4  
LOB 27



Batter	1	2	3	4	5	6	7	8	9	AB	R	H	RBI	BB	SO	LOB	BOTTOM					
Brett Butler, L OBP: 0.398, SLG: 0.396 (1, 8)	F8		4-3				BB S			4	0	2	0	1	0	0						
Tommy Hinzo, S OBP: 0.227, SLG: 0.220										4	0	0	0	0	0	2						
Andre Thornton, R OBP: 0.207, SLG: 0.153 (8, PH)	4-3		E6							1	0	0	0	0	1	3						
Junior Noboa, R OBP: 0.190, SLG: 0.190 (9, 4)			BB		F9					0	0	0	0	0	0	0						
Pat Tabler, R OBP: 0.380, SLG: 0.456 (1, 10)	F9					K				3	0	0	0	2	2	0						
Joe Carter, R OBP: 0.303, SLG: 0.509 (1, 3)										3	1	1	1	2	0	0						
Mel Hall, L OBP: 0.283, SLG: 0.393										3	1	1	0	0	0	4						
Carmen Castillo, R OBP: 0.284, SLG: 0.468 (8, 9)										2	0	0	0	0	1	3						
Cory Snyder, R OBP: 0.282, SLG: 0.479 (8, 7)										4	0	0	0	0	1	5						
Brook Jacoby, R OBP: 0.355, SLG: 0.482 (1, 5)										4	1	3	1	0	0	0						
Jay Bell, R OBP: 0.290, SLG: 0.367 (1, 6)										3	0	0	0	0	2	2						
Andy Allanson, R (1, 2)										2	0	0	1	1	1	1						
<b>Inning Stats</b>	R: 0 E: 0 K: 0 S: 3	H: 0 LOB: 0 BB: 0 P: 3	R: 2 E: 0 K: 2 S: 10	H: 3 LOB: 1 BB: 0 P: 10	R: 0 E: 1 K: 0 S: 4	H: 0 LOB: 3 BB: 2 P: 12	R: 1 E: 0 K: 0 S: 5	H: 2 LOB: 1 BB: 0 P: 5	R: 0 E: 1 K: 2 S: 8	H: 0 LOB: 0 BB: 0 P: 8	R: 0 E: 0 K: 0 S: 3	H: 0 LOB: 0 BB: 0 P: 3	R: 0 E: 0 K: 1 S: 5	H: 1 LOB: 2 BB: 2 P: 13	R: 0 E: 0 K: 2 S: 8	H: 1 LOB: 3 BB: 2 P: 16	R: 0 E: 0 K: 1 S: 5	H: 0 LOB: 0 BB: 0 P: 5	1B: 3 2B: 2 3B: 1 HR: 1	SF: 1 SAC: 1 DP: 0 HBP: 0	WP: 0 PB: 1 SB: 1 CS: 0	PA: 41
<b>PITCHER</b>	IP WLS BF H R ER SO BB IBB HBP BLK WP HR S P ERA WHIP	IP WLS BF H R ER SO BB IBB HBP BLK WP HR S P ERA WHIP	IP WLS BF H R ER SO BB IBB HBP BLK WP HR S P ERA WHIP	IP WLS BF H R ER SO BB IBB HBP BLK WP HR S P ERA WHIP	IP WLS BF H R ER SO BB IBB HBP BLK WP HR S P ERA WHIP	IP WLS BF H R ER SO BB IBB HBP BLK WP HR S P ERA WHIP	IP WLS BF H R ER SO BB IBB HBP BLK WP HR S P ERA WHIP	IP WLS BF H R ER SO BB IBB HBP BLK WP HR S P ERA WHIP	IP WLS BF H R ER SO BB IBB HBP BLK WP HR S P ERA WHIP	IP WLS BF H R ER SO BB IBB HBP BLK WP HR S P ERA WHIP	IP WLS BF H R ER SO BB IBB HBP BLK WP HR S P ERA WHIP	IP WLS BF H R ER SO BB IBB HBP BLK WP HR S P ERA WHIP	IP WLS BF H R ER SO BB IBB HBP BLK WP HR S P ERA WHIP	IP WLS BF H R ER SO BB IBB HBP BLK WP HR S P ERA WHIP	IP WLS BF H R ER SO BB IBB HBP BLK WP HR S P ERA WHIP	IP WLS BF H R ER SO BB IBB HBP BLK WP HR S P ERA WHIP	IP WLS BF H R ER SO BB IBB HBP BLK WP HR S P ERA WHIP	IP WLS BF H R ER SO BB IBB HBP BLK WP HR S P ERA WHIP	IP WLS BF H R ER SO BB IBB HBP BLK WP HR S P ERA WHIP	IP WLS BF H R ER SO BB IBB HBP BLK WP HR S P ERA WHIP	IP WLS BF H R ER SO BB IBB HBP BLK WP HR S P ERA WHIP	IP WLS BF H R ER SO BB IBB HBP BLK WP HR S P ERA WHIP
Charlie Hough, R ERA: 4.0	6.1	W	31	6	3	3	4	4	0	0	0	0	0	0	0	0	0	1	35	51	4.26	1.579
Mitch Williams, L ERA: 3.68	1.1		6	1	0	0	2	2	0	0	0	0	0	8	16	0.00	2.250					
Dale Mohorcic, R ERA: 2.49	1.1	S	4	0	0	0	2	0	0	0	0	0	0	8	8	0.00	0.000					

Texas Rangers @ Cleveland Indians  
Cleveland Municipal Stadium, Cleveland, OH  
Sat Jul 25 1987, 3:33 AM EDT  
Att: 15,170 - Unknown

AB 33  
R 3  
H 7  
RBI 3  
BB 6  
SO 8  
LOB 20





Batter	1	2	3	4	5	6	7	8	9	AB	R	H	RBI	BB	SO	LOB	TOP										
<b>Bob Brower, R</b> OBP: 0.373, SLG: 0.513 (1, 8) (5, 9)										5	2	4	4	0	0	0	<b>Texas Rangers @ Cleveland Indians</b> Cleveland Municipal Stadium, Cleveland, OH Sun Jul 26 1987, 3:33 AM EDT Att: 25,460 - Unknown										
<b>Scott Fletcher, R</b> OBP: 0.370, SLG: 0.409 <b>Geno Petrali, L</b> OBP: 0.400, SLG: 0.461 (5, FR) (5, 4)										4	0	1	0	0	0	1											
<b>Ruben Sierra, S</b> OBP: 0.315, SLG: 0.477 <b>Oddibe McDowell, L</b> OBP: 0.366, SLG: 0.504 (1, 9) (5, 8)										4	1	1	1	0	2	2											
<b>Pete Incaviglia, R</b> OBP: 0.350, SLG: 0.521 <b>Don Staught, R</b> OBP: 0.297, SLG: 0.394 (1, 7) (8, 2)										4	2	3	2	1	0	0											
<b>Larry Parrish, R</b> OBP: 0.335, SLG: 0.521 <b>Jerry Browne, S</b> OBP: 0.358, SLG: 0.336 (1, 10) (9, PH)										4	1	1	0	0	2	2											
<b>Pete O'Brien, L</b> OBP: 0.343, SLG: 0.499 <b>Darrell Porter, L</b> OBP: 0.344, SLG: 0.367 (1, 3) (9, PH) (9, 3)										3	1	0	0	1	0	1											
<b>Mike Stanley, R</b> OBP: 0.401, SLG: 0.434 (1, 2) (8, 7)										4	2	1	0	1	1	1											
<b>Steve Buechele, R</b> OBP: 0.286, SLG: 0.405 (1, 5)										3	0	1	1	1	0	1											
<b>Curtis Wilkerson, S</b> OBP: 0.301, SLG: 0.432 (1, 4) (5, 6)										4	2	2	2	0	0	1											
<b>Inning Stats</b>	R: 1 E: 0 K: 0 S: 5	H: 2 LOB: 1 BB: 0 P: 5	R: 2 E: 1 K: 0 S: 6	H: 3 LOB: 1 BB: 0 P: 6	R: 7 E: 0 K: 1 S: 9	H: 5 LOB: 0 BB: 3 P: 21	R: 0 E: 0 K: 2 S: 7	H: 0 LOB: 1 BB: 1 P: 11	R: 0 E: 0 K: 1 S: 7	H: 2 LOB: 2 BB: 0 P: 7	R: 1 E: 0 K: 1 S: 6	H: 1 LOB: 0 BB: 0 P: 6	R: 0 E: 0 K: 0 S: 3	H: 1 LOB: 0 BB: 0 P: 3	R: 0 E: 0 K: 0 S: 3	H: 0 LOB: 0 BB: 0 P: 7		1B: 8 2B: 1 3B: 0 HR: 5	SF: 0 SAC: 0 DP: 1 HBP: 0	WP: 0 PB: 0 SB: 0 CS: 0	PA: 43						
<b>PITCHER</b>	IP	WLS	BF	H	R	ER	SO	BB	IBB	HBP	BLK	WP	HR	S	P	ERA	WHIP										
<b>Scott Bailes, L</b> ERA: 4.37 (1, 1)	2.0	L	15	8	7	7	0	1	0	0	0	0	3	14	18	31.50	4.500										
<b>Ken Schrom, R</b> ERA: 5.97 (3, 1)	5.0		22	6	4	4	5	3	0	0	0	0	2	29	41	7.20	1.800										
<b>Doug Jones, R</b> ERA: 4.78 (8, 1)	1.0		3	0	0	0	0	0	0	0	0	0	0	3	3	0.00	0.000										
<b>Sammy Stewart, R</b> ERA: 5.56 (9, 1)	1.0		3	0	0	0	2	0	0	0	0	0	0	7	7	0.00	0.000										

Batter	1	2	3	4	5	6	7	8	9	AB	R	H	RBI	BB	SO	LOB	BOTTOM										
<b>Brett Butler, L</b> OBP: 0.395, SLG: 0.391 (1, 8)										4	1	0	0	1	0	3	<b>Texas Rangers @ Cleveland Indians</b> Cleveland Municipal Stadium, Cleveland, OH Sun Jul 26 1987, 3:33 AM EDT Att: 25,460 - Unknown										
<b>Tommy Hinzo, S</b> OBP: 0.208, SLG: 0.200 (1, 4)										4	0	0	0	0	1												
<b>Pat Tabler, R</b> OBP: 0.385, SLG: 0.462 (1, 3)										4	0	3	1	1	0	0											
<b>Joe Carter, R</b> OBP: 0.299, SLG: 0.503 (1, 7)										5	0	0	0	0	5												
<b>Cory Snyder, R</b> OBP: 0.279, SLG: 0.473 (1, 9)										4	0	0	0	0	4												
<b>Brook Jacoby, R</b> OBP: 0.357, SLG: 0.494 (1, 5)										4	2	2	1	0	0	0											
<b>Carmen Castillo, R</b> OBP: 0.283, SLG: 0.460 (1, 10)										4	0	1	0	0	0	0											
<b>Jay Bell, R</b> OBP: 0.343, SLG: 0.375 (1, 6)										2	0	1	0	2	0	2											
<b>Andy Allanson, R</b> OBP: 0.111, SLG: 0.125 (1, 2)										4	0	1	1	0	1	3											
<b>Inning Stats</b>	R: 0 E: 0 K: 0 S: 3	H: 0 LOB: 2 BB: 2 P: 11	R: 0 E: 0 K: 0 S: 4	H: 1 LOB: 2 BB: 1 P: 8	R: 0 E: 0 K: 0 S: 4	H: 1 LOB: 1 BB: 0 P: 4	R: 0 E: 0 K: 1 S: 5	H: 0 LOB: 1 BB: 1 P: 9	R: 1 E: 0 K: 0 S: 5	H: 1 LOB: 1 BB: 0 P: 5	R: 1 E: 0 K: 0 S: 5	H: 2 LOB: 1 BB: 0 P: 5	R: 0 E: 0 K: 0 S: 3	H: 0 LOB: 0 BB: 0 P: 3	R: 0 E: 0 K: 0 S: 5	H: 2 LOB: 1 BB: 0 P: 5		R: 0 E: 0 K: 0 S: 4	H: 1 LOB: 1 BB: 0 P: 4	1B: 4 2B: 3 3B: 0 HR: 1	SF: 0 SAC: 1 DP: 0 HBP: 0	WP: 0 PB: 0 SB: 1 CS: 0	PA: 40				
<b>PITCHER</b>	IP	WLS	BF	H	R	ER	SO	BB	IBB	HBP	BLK	WP	HR	S	P	ERA	WHIP										
<b>Paul Kilgus, L</b> ERA: 2.97 (1, 1)	6.0	W	28	5	2	1	1	0	4	0	0	0	0	26	42	1.50	1.500										
<b>Mike Loynd, R</b> ERA: 5.25 (7, 1)	2.0		8	2	1	1	0	0	0	0	0	0	1	8	8	4.50	1.000										
<b>Keith Creel, R</b> ERA: 4.5 (9, 1)	1.0		4	1	0	0	0	0	0	0	0	0	0	4	4	0.00	1.000										

AB	39
R	11
H	14
RBI	10
BB	4
SO	7
LOB	9



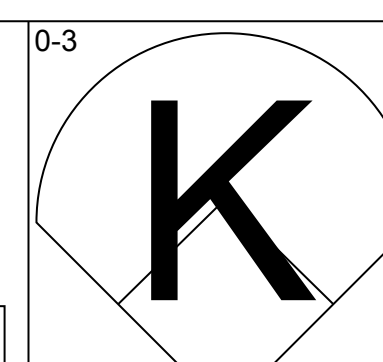
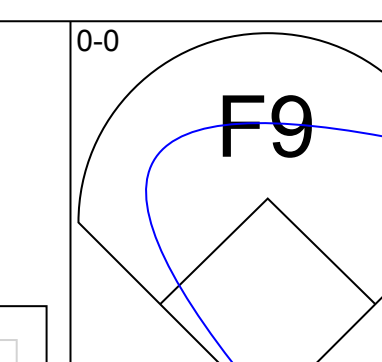
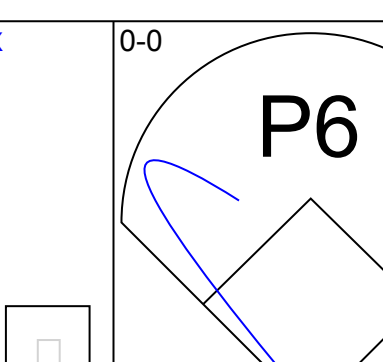
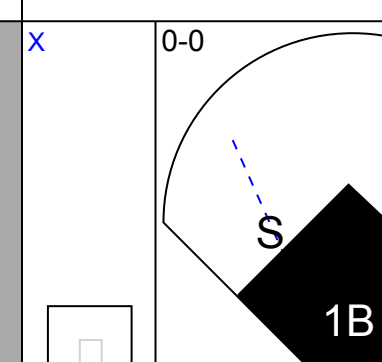
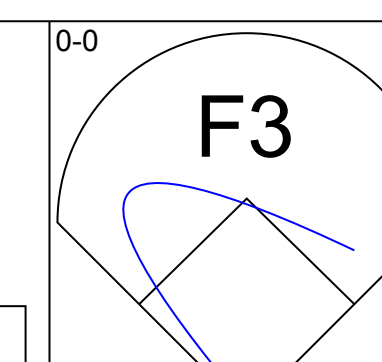
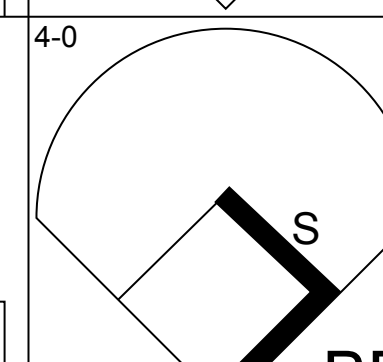
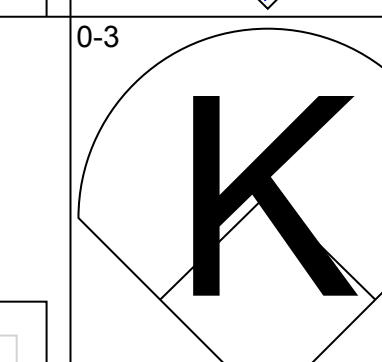
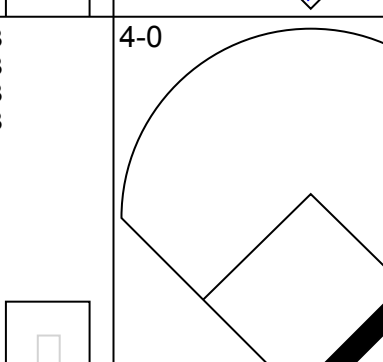
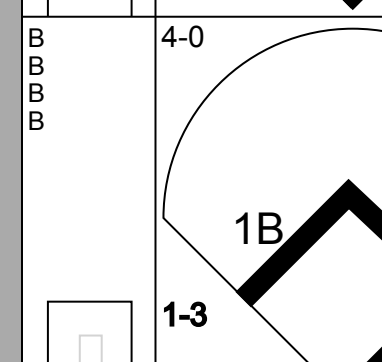
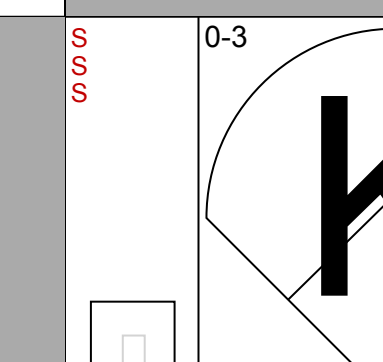
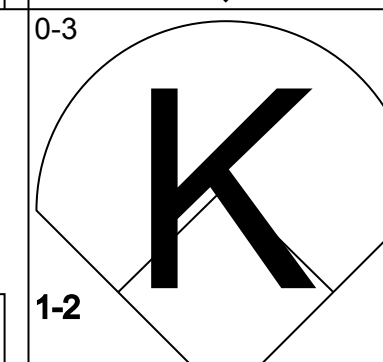
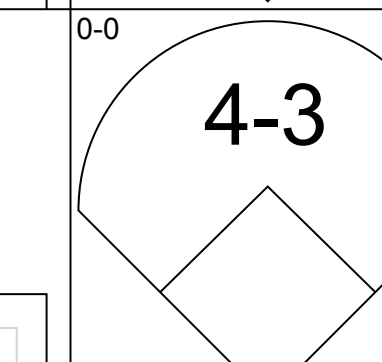
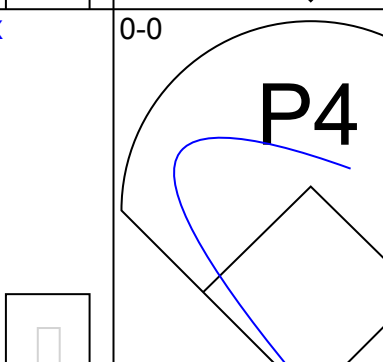
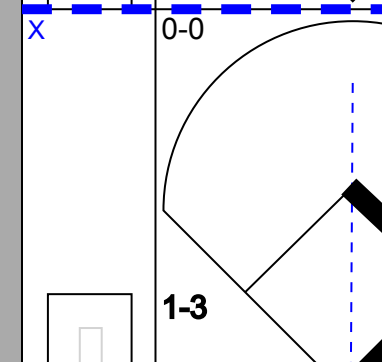
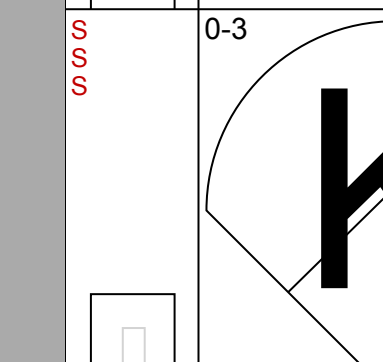
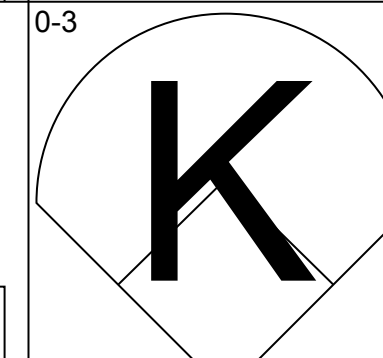
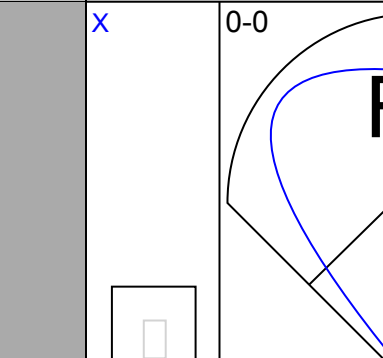
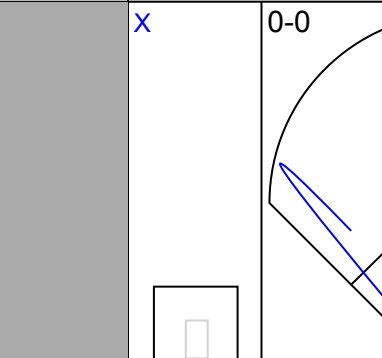
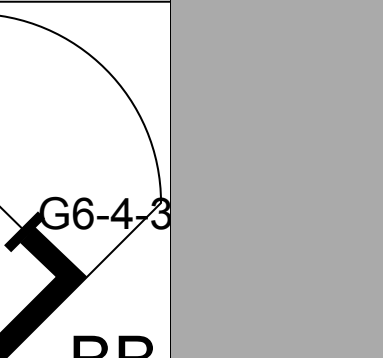
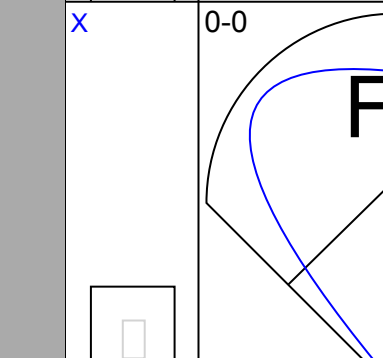
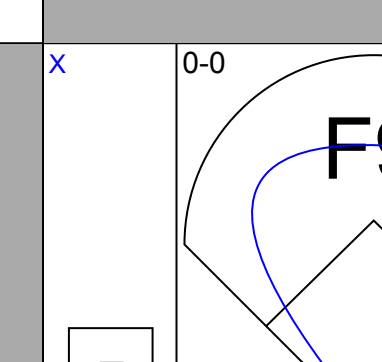
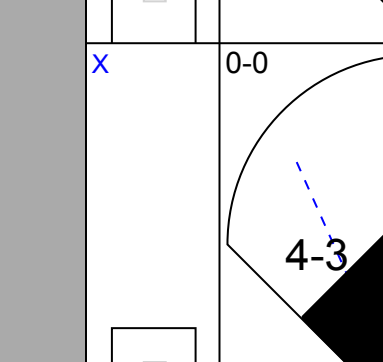
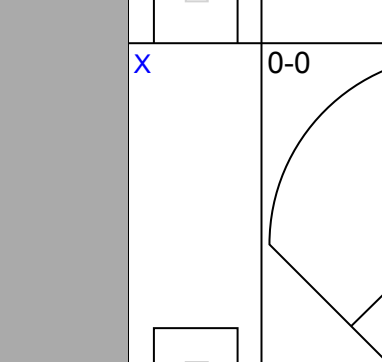
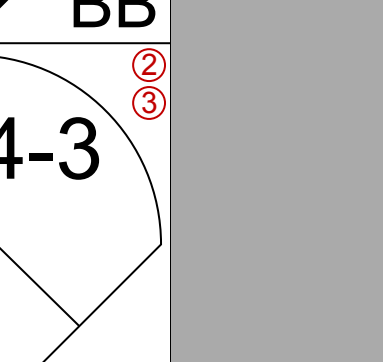
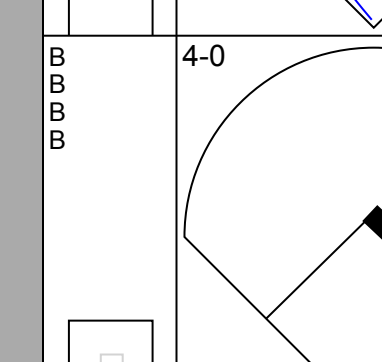
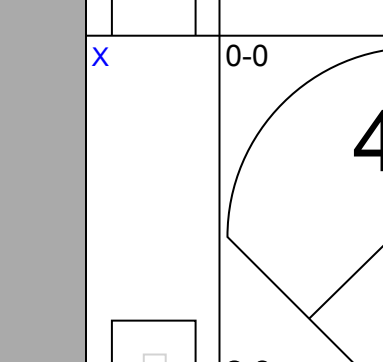
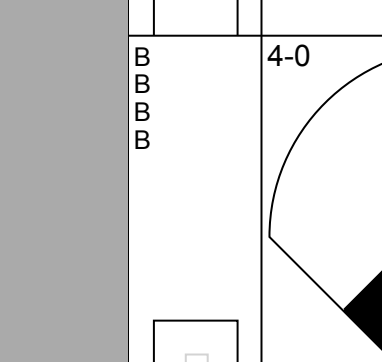
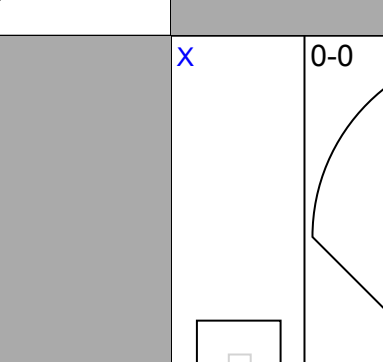
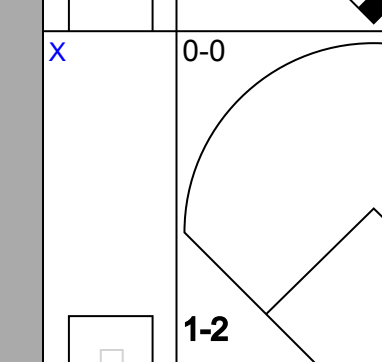
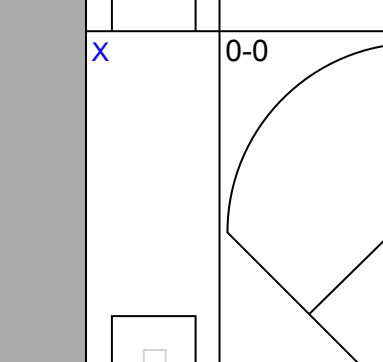
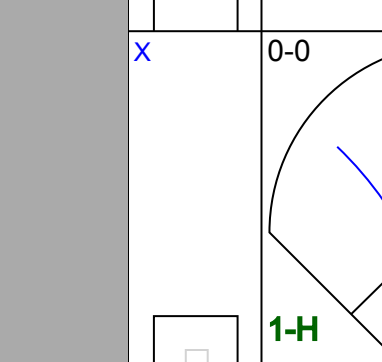
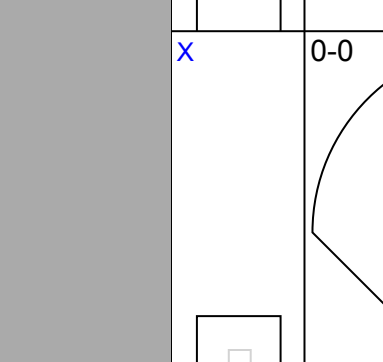
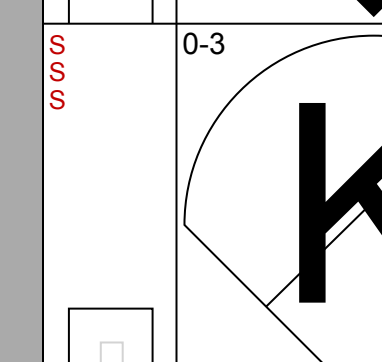
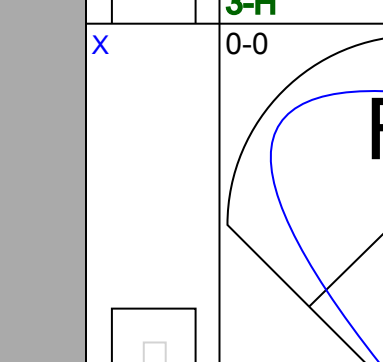
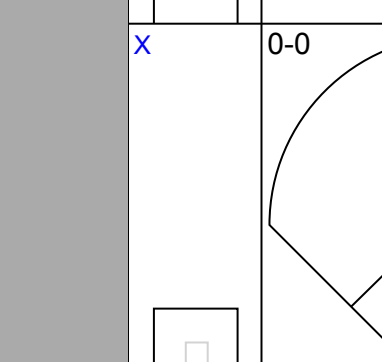
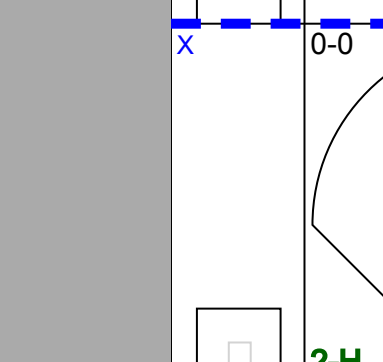
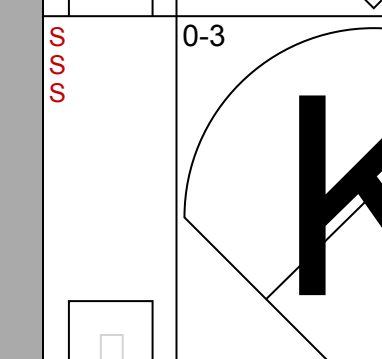
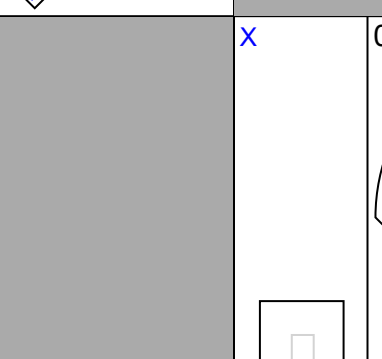
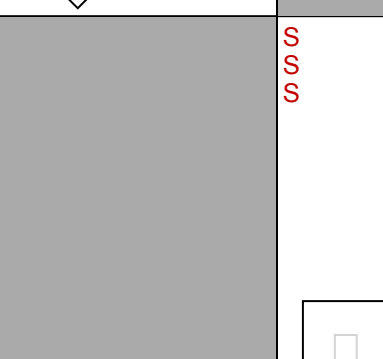
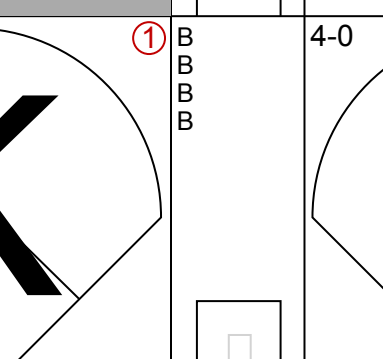
WP	0	PA	43
PB	0		
SB	0		
CS	0		

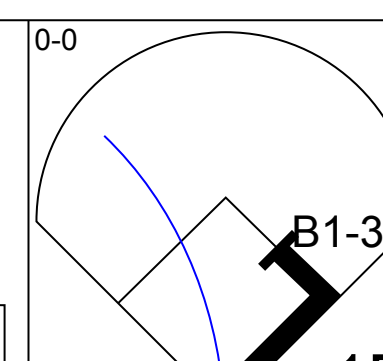
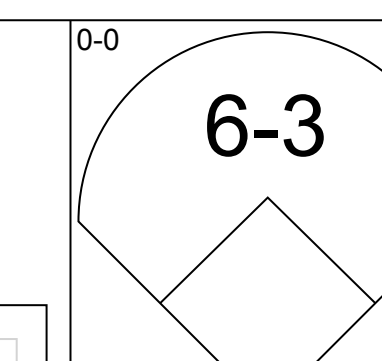
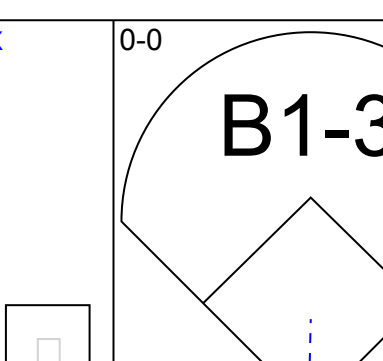

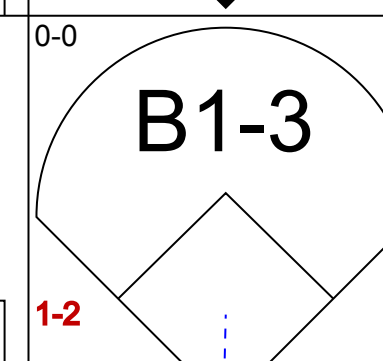
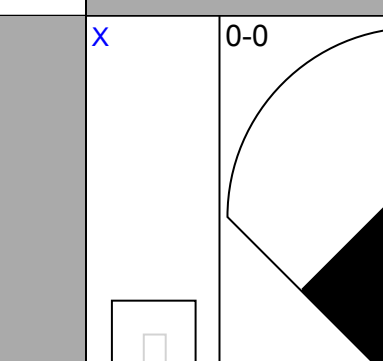

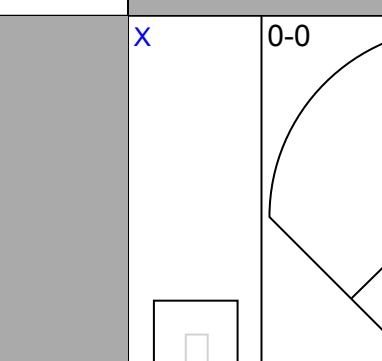
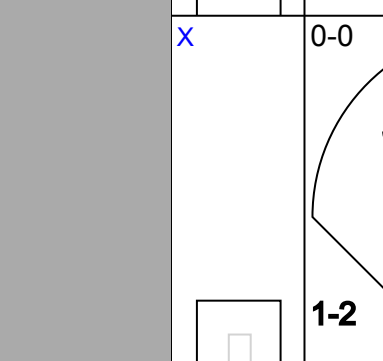
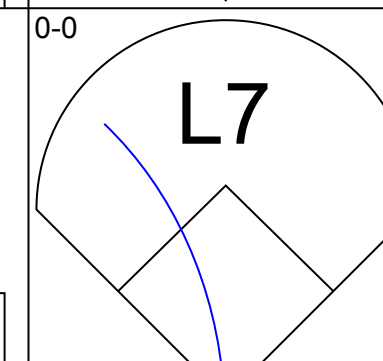
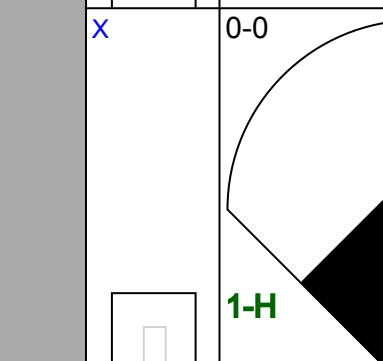

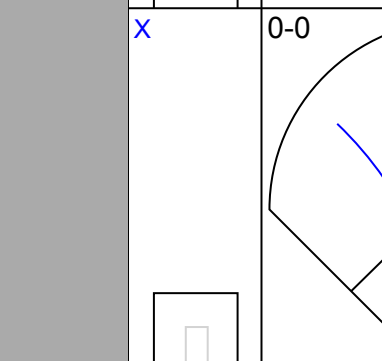
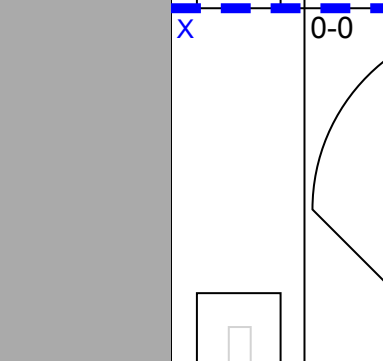
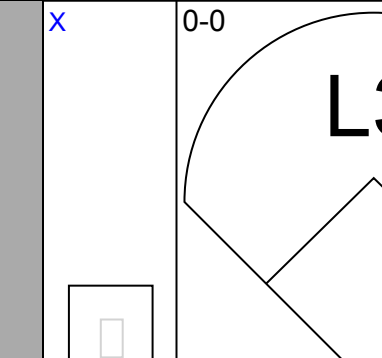
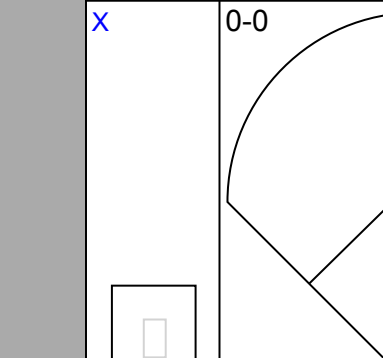

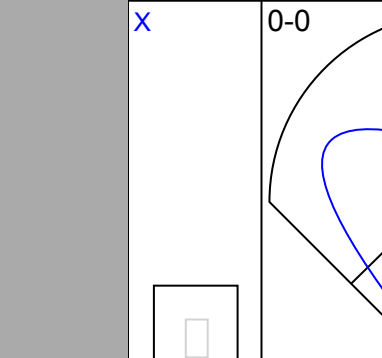
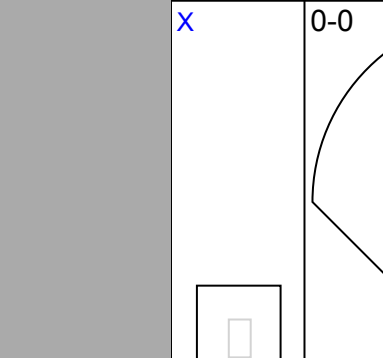
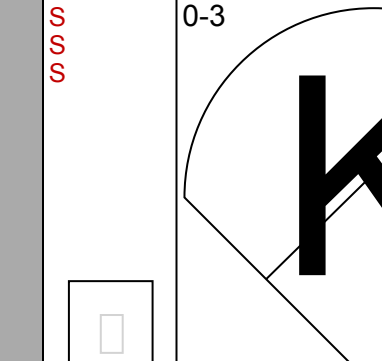
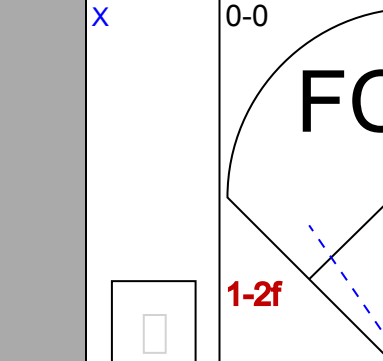

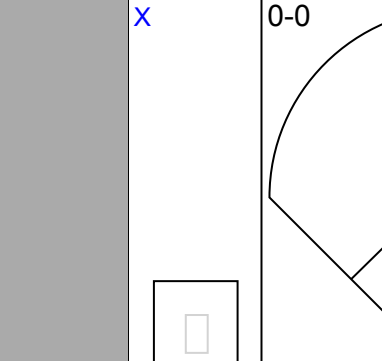

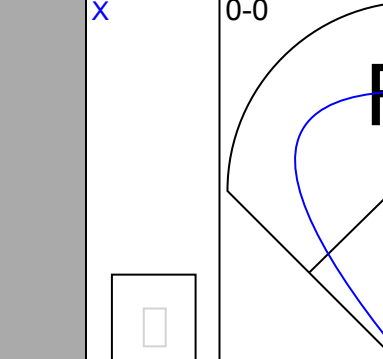

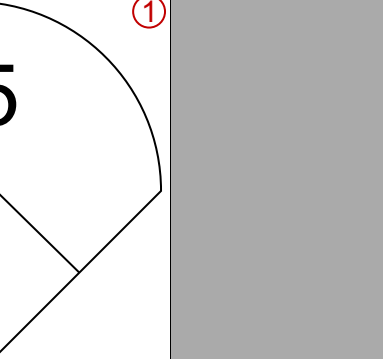
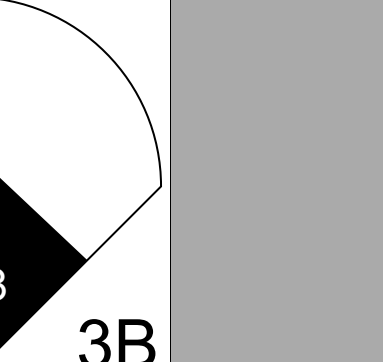
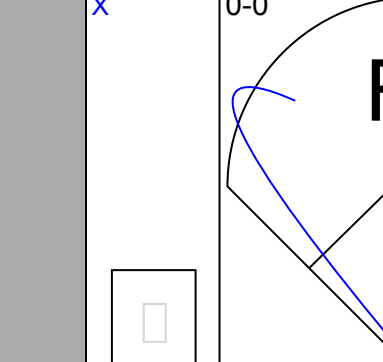

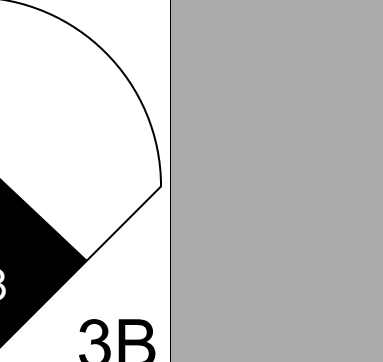
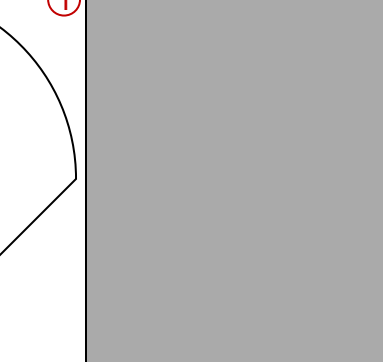
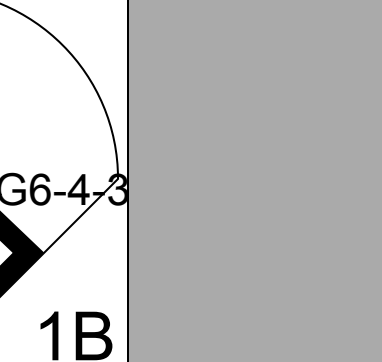

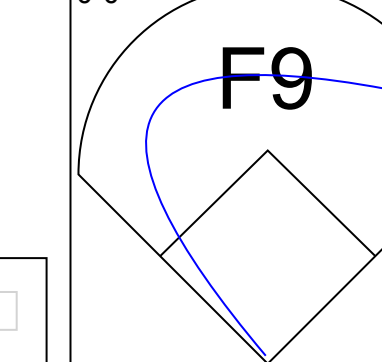
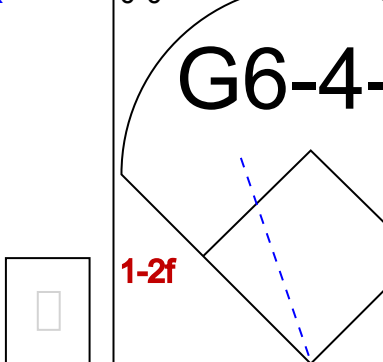

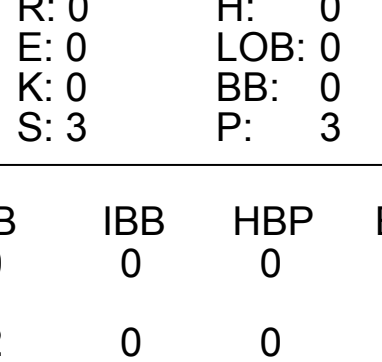
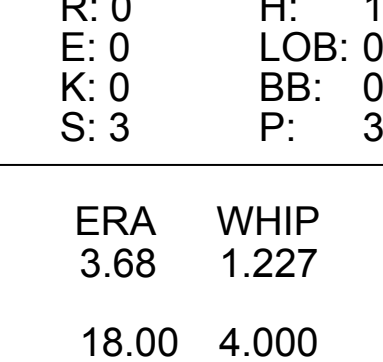
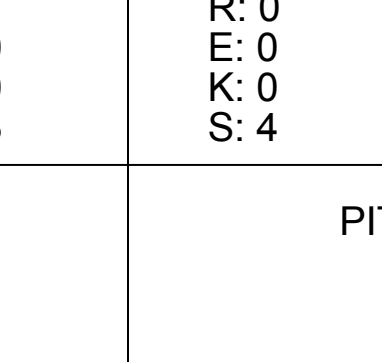
AB	35
R	3
H	8
RBI	3
BB	4
SO	1
LOB	18



WP	0	PA	40
PB	0		
SB	1		
CS	0		



Batter	1	2	3	4	5	6	7	8	9	AB	R	H	RBI	BB	SO	LOB	TOP			
Mike Felder, S OBP: 0.299, SLG: 0.342 (1, 7)										5	1	1	0	0	1	1	<b>Milwaukee Brewers @ Texas Rangers</b> Arlington Stadium, Arlington, TX Mon Jul 27 1987, 8:05 PM EDT Att: 16,621 - Unknown			
Robin Yount, R OBP: 0.379, SLG: 0.488 (1, 8)										2	0	0	0	3	2	0				
Paul Molitor, R OBP: 0.409, SLG: 0.537 (1, 10)										5	0	1	1	0	2	2				
Greg Brock, L OBP: 0.354, SLG: 0.439 (1, 3)										4	0	0	0	1	1	1				
Glenn Braggs, R OBP: 0.332, SLG: 0.423 (1, 9)										4	1	1	0	0	0	3				
Ernest Riles, L OBP: 0.327, SLG: 0.374 (1, 5)										2	1	0	0	2	0	1				
B.J. Surhoff, L OBP: 0.331, SLG: 0.460 (1, 2)										4	1	4	2	0	0	0				
Jim Gantner, L OBP: 0.332, SLG: 0.371 (1, 4)										4	0	0	1	0	1	4				
Dale Sveum, S OBP: 0.287, SLG: 0.413 (1, 6)										3	0	0	0	1	2	2				
<b>Inning Stats</b>	R: 0 E: 0 K: 3 S: 9	H: 0 LOB: 1 BB: 1 P: 13	R: 0 E: 0 K: 2 S: 8	H: 1 LOB: 2 BB: 1 P: 12	R: 0 E: 0 K: 1 S: 5	H: 0 LOB: 0 BB: 0 P: 5	R: 1 E: 0 K: 0 S: 5	H: 2 LOB: 1 BB: 0 P: 5	R: 0 E: 0 K: 0 S: 3	H: 0 LOB: 1 BB: 1 P: 7	R: 1 E: 0 K: 1 S: 6	H: 2 LOB: 2 BB: 2 P: 14	R: 1 E: 0 K: 0 S: 4	H: 1 LOB: 1 BB: 1 P: 8	R: 0 E: 0 K: 2 S: 7	H: 0 LOB: 0 BB: 0 P: 7	1B: 5 2B: 2 3B: 0 HR: 0	SF: 0 SAC: 0 DP: 1 HBP: 0	WP: 0 PB: 0 SB: 5 CS: 0	PA: 40
<b>PITCHER</b>	IP	WLS	BF	H	R	ER	SO	BB	IBB	HBP	BLK	WP	HR	S	P	ERA	WHIP			
Bobby Witt, R ERA: 4.3 (1, 1)	6.1		29	5	3	3	7	5	0	0	0	0	0	38	58	4.26	1.579			
Jeff Russell, R ERA: 3.04 (7, 1)	1.0	W	5	2	1	1	0	1	0	0	0	0	0	4	8	9.00	3.000			
Mitch Williams, L ERA: 3.58 (8, 1)	1.2		6	0	0	0	2	1	0	0	0	0	0	9	13	0.00	0.600			

Batter	1	2	3	4	5	6	7	8	9	AB	R	H	RBI	BB	SO	LOB	BOTTOM					
Jerry Browne, S OBP: 0.360, SLG: 0.338 (1, 4)										4	0	2	0	0	0	0	<b>Milwaukee Brewers @ Texas Rangers</b> Arlington Stadium, Arlington, TX Mon Jul 27 1987, 8:05 PM EDT Att: 16,621 - Unknown					
Scott Fletcher, R OBP: 0.369, SLG: 0.408 (1, 6)										3	1	1	0	0	0	1						
Ruben Sierra, S OBP: 0.317, SLG: 0.487 (1, 9)										4	1	2	2	0	0	1						
Pete O'Brien, L OBP: 0.342, SLG: 0.496 (1, 3)										4	0	1	0	0	0	2						
Pete Incaviglia, R OBP: 0.348, SLG: 0.517 (1, 7)										3	0	0	0	1	1	2						
Larry Parrish, R OBP: 0.337, SLG: 0.520 (1, 10)										4	0	2	0	0	0	1						
Curtis Wilkerson, S OBP: 0.301, SLG: 0.432 (9, PR)										0	1	0	0	0	0	0						
Oddibe McDowell, L OBP: 0.366, SLG: 0.510 (1, 8)										3	1	1	0	0	0	2						
Bob Brower, R OBP: 0.376, SLG: 0.513 (9, PH)										0	1	0	0	1	0	0						
Mike Stanley, R OBP: 0.404, SLG: 0.448 (1, 2)										3	0	2	3	0	0	0						
Steve Buechele, R OBP: 0.283, SLG: 0.401 (1, 5)										3	0	0	0	0	0	1						
<b>Inning Stats</b>	R: 0 E: 0 K: 0 S: 3	H: 1 LOB: 0 BB: 0 P: 3	R: 0 E: 0 K: 1 S: 6	H: 1 LOB: 0 BB: 0 P: 6	R: 0 E: 0 K: 0 S: 3	H: 0 LOB: 0 BB: 0 P: 3	R: 2 E: 0 K: 0 S: 6	H: 3 LOB: 1 BB: 0 P: 6	R: 0 E: 0 K: 0 S: 3	H: 1 LOB: 0 BB: 0 P: 3	R: 0 E: 0 K: 0 S: 4	H: 1 LOB: 1 BB: 0 P: 4	R: 1 E: 0 K: 0 S: 4	H: 1 LOB: 0 BB: 0 P: 4	R: 0 E: 0 K: 0 S: 4	H: 1 LOB: 1 BB: 0 P: 4	R: 2 E: 0 K: 0 S: 2	H: 2 LOB: 1 BB: 2 P: 10	1B: 7 2B: 2 3B: 1 HR: 1	SF: 1 SAC: 1 DP: 1 HBP: 0	WP: 0 PB: 0 SB: 1 CS: 0	PA: 35
<b>PITCHER</b>	IP	WLS	BF	H	R	ER	SO	BB	IBB	HBP	BLK	WP	HR	S	P	ERA	WHIP					
Bill Wegman, R ERA: 3.92 (1, 1)	7.1		29	9	3	3	1	0	0	0	1	0	0	31	31	3.68	1.227					
Dan Plesac, L ERA: 2.53 (8, 1)	1.0	L	6	2	2	2	0	2	0	0	0	0	0	4	12	18.00	4.000					

AB	33
R	4
H	7
RBI	4
BB	7
SO	9
LOB	14





Batter	1	2	3	4	5	6	7	8	9	AB	R	H	RBI	BB	SO	LOB	TOP								
Paul Moltitor, R OBP: 0.413, SLG: 0.549 (1, 10)	4-3		1B				HR	K		3	3	1	3	2	1	0	<b>Milwaukee Brewers @ Texas Rangers</b> Arlington Stadium, Arlington, TX Tue Jul 28 1987, 8:05 PM EDT Att: 17,899 - Unknown								
Robin Yount, R OBP: 0.382, SLG: 0.497 Rick Manning, L OBP: 0.321, SLG: 0.338 (1, 8) (7, 8)	G6-4-3 BB		1B				E6 1B SF8	F7		3	2	2	3	1	0	0									
Glenn Braggs, R OBP: 0.330, SLG: 0.419 (1, 9)	G6-4-3		P4				6-3		G3-4-1	5	0	1	0	0	0	2									
Greg Brock, L OBP: 0.358, SLG: 0.439 (1, 3)		F8		G4-6-3 1B			K		1B BB	4	1	2	0	1	1	2									
Steve Kiefer, R OBP: 0.233, SLG: 0.375 (1, 5)	4-3			G4-6-3 1B			SF8		P6	4	0	2	1	0	0	1									
Ernest Riles, L OBP: 0.321, SLG: 0.365 (1, 6)	3-1			G4-6-3			1-3		P6	5	0	1	0	0	0	5									
Bill Schroeder, R OBP: 0.391, SLG: 0.557 (1, 2)			4-3 WP 1B	K			K		1-2 BB	4	1	2	0	1	2	1									
Dale Sveum, S OBP: 0.289, SLG: 0.411 (1, 4)			K				3-1		F9	4	1	1	1	1	1	4									
Mike Felder, S OBP: 0.296, SLG: 0.338 (1, 7)	4-3			1-2 HR 1B			K		F9	5	1	1	0	0	1	4									
<b>Inning Stats</b>	R: 0 E: 0 K: 0 S: 2	H: 0 LOB: 0 BB: 1 P: 6	R: 0 E: 0 K: 0 S: 3	H: 0 LOB: 0 BB: 0 P: 3	R: 2 E: 0 K: 1 S: 7	H: 2 LOB: 1 BB: 1 P: 11	R: 0 E: 0 K: 1 S: 6	H: 2 LOB: 1 BB: 0 P: 6	R: 4 E: 1 K: 2 S: 10	H: 4 LOB: 1 BB: 0 P: 10	R: 0 E: 0 K: 2 S: 7	H: 0 LOB: 0 BB: 0 P: 7	R: 2 E: 0 K: 0 S: 5	H: 2 LOB: 3 BB: 3 P: 17	R: 0 E: 0 K: 1 S: 5	H: 0 LOB: 0 BB: 0 P: 5	R: 1 E: 0 K: 0 S: 6	H: 3 LOB: 3 BB: 1 P: 10	1B: 11 2B: 0 3B: 0 HR: 2	SF: 1 SAC: 0 DP: 2 HBP: 0	WP: 1 PB: 0 SB: 5 CS: 0	PA: 45			
<b>PITCHER</b>	IP	WLS	BF	H	R	ER	SO	BB	IBB	HBP	BLK	WP	HR	S	P	ERA	WHIP								
Jose Guzman, R ERA: 5.22 (1, 1)	6.0	L	29	9	8	7	5	3	0	0	0	1	2	36	48	10.50	2.000								
Keith Creel, R ERA: 4.15 (7, 1)	2.2		13	3	1	1	1	2	0	0	0	0	0	13	21	3.38	1.875								
Dale Mohorcic, R ERA: 2.48 (9, 1)	0.1		3	1	0	0	0	1	0	0	0	0	0	2	6	0.00	6.000								

Batter	1	2	3	4	5	6	7	8	9	AB	R	H	RBI	BB	SO	LOB	BOTTOM								
Jerry Browne, S OBP: 0.358, SLG: 0.337 (1, 4)	F9		F7		1-3			4-3 1B		4	0	1	0	0	0	0	<b>Milwaukee Brewers @ Texas Rangers</b> Arlington Stadium, Arlington, TX Tue Jul 28 1987, 8:05 PM EDT Att: 17,899 - Unknown								
Scott Fletcher, R OBP: 0.371, SLG: 0.411 Curtis Wilkerson, S OBP: 0.299, SLG: 0.427 (1, 6) (7, 6)	BB SF9 1B		F9				G1-6-3 1B	4-3		3	1	2	0	0	0	0									
Ruben Sierra, S OBP: 0.317, SLG: 0.485 (1, 9)	SF9 BB 1B		F9				G1-6-3	F7		4	0	1	0	0	0	2									
Pete O'Brien, L OBP: 0.346, SLG: 0.500 (1, 3)	1-2 2-3 BB						1-3		1B SF7 2B	3	1	2	0	1	0	0									
Pete Incaviglia, R OBP: 0.347, SLG: 0.514 Bob Brower, R OBP: 0.380, SLG: 0.516 (1, 7) (8, 7)	SF9				P6		K		F9 1B	2	0	0	1	0	1	1									
Darrell Porter, L OBP: 0.350, SLG: 0.370 (1, 10)	2-3 3-H F2				G4-6-3 1B		BB		SF7	2	0	1	1	1	0	2									
Oddibe McDowell, L OBP: 0.361, SLG: 0.502 (1, 8)		4-3			G4-6-3		K		F9	4	0	0	0	0	1	4									
Mike Stanley, R OBP: 0.400, SLG: 0.438 (1, 2)					5-3		L8		K	3	0	0	0	1	1	2									
Geno Petralli, L OBP: 0.390, SLG: 0.448 (1, 5)		G1-6-3 BB			F7			1-3		3	0	0	0	0	0	1									
<b>Inning Stats</b>	R: 1 E: 0 K: 0 S: 5	H: 2 LOB: 2 BB: 1 P: 9	R: 0 E: 0 K: 0 S: 2	H: 0 LOB: 0 BB: 1 P: 6	R: 0 E: 0 K: 0 S: 3	H: 0 LOB: 0 BB: 0 P: 3	R: 0 E: 0 K: 0 S: 4	H: 2 LOB: 1 BB: 0 P: 4	R: 0 E: 0 K: 0 S: 3	H: 0 LOB: 0 BB: 0 P: 3	R: 0 E: 0 K: 2 S: 7	H: 1 LOB: 0 BB: 0 P: 3	R: 0 E: 0 K: 2 S: 7	H: 0 LOB: 1 BB: 1 P: 11	R: 0 E: 0 K: 0 S: 4	H: 1 LOB: 1 BB: 0 P: 4	R: 1 E: 0 K: 1 S: 7	H: 2 LOB: 1 BB: 0 P: 7	1B: 7 2B: 1 3B: 0 HR: 0	SF: 2 SAC: 0 DP: 3 HBP: 0	WP: 0 PB: 0 SB: 0 CS: 0	PA: 35			
<b>PITCHER</b>	IP	WLS	BF	H	R	ER	SO	BB	IBB	HBP	BLK	WP	HR	S	P	ERA	WHIP								
Chris Bosio, R ERA: 5.08 (7, 1)	6.0	W	22	5	1	1	0	2	0	0	0	0	0	20	28	1.50	1.167								
Mark Clear, R ERA: 5.66 (7, 1)	3.0	S	13	3	1	1	3	1	0	0	0	0	0	18	22	3.00	1.333								



Batter	1	2	3	4	5	6	7	8	9	10	11	12	AB	R	H	RBI	BB	SO	LOB	TOP				
Paul Molitor, R OBP: 0.409, SLG: 0.554 (1, 10)													7	2	2	0	0	0	1					
Robin Yount, R OBP: 0.386, SLG: 0.501 (1, 8)													5	1	4	1	0	0	0					
Glenn Briggs, R OBP: 0.336, SLG: 0.430 Rick Manning, L OBP: 0.321, SLG: 0.338 (1, 9) (12, 9)													6	2	4	1	0	1	2					
Greg Brock, L OBP: 0.358, SLG: 0.435 (1, 3)													5	1	1	0	1	0	6					
Rob Deer, R OBP: 0.381, SLG: 0.540 Mike Felder, S OBP: 0.286, SLG: 0.338 (1, 7) (12, 7)													5	0	1	0	1	2	7					
Steve Kiefer, R OBP: 0.284, SLG: 0.333 (1, 5)													5	0	0	2	0	4	4					
B.J. Surhoff, L OBP: 0.339, SLG: 0.485 (1, 2)													4	1	3	2	1	0	0					
Ernest Riles, L OBP: 0.304, SLG: 0.343 (1, 8)													6	1	0	1	0	1	5					
Dale Sveum, S OBP: 0.289, SLG: 0.419 (1, 4)													6	1	2	2	0	2	0					
<b>Inning Stats</b>	R: 1 E: 0 K: 0 S: 5	H: 3 LOB: 1 BB: 0 P: 5	R: 1 E: 1 K: 1 S: 6	H: 1 LOB: 0 BB: 0 P: 6	R: 0 E: 0 K: 2 S: 7	H: 0 LOB: 0 BB: 0 P: 7	R: 0 E: 0 K: 1 S: 5	H: 0 LOB: 0 BB: 0 P: 5	R: 2 E: 1 K: 1 S: 9	H: 3 LOB: 2 BB: 0 P: 9	R: 0 E: 0 K: 1 S: 5	H: 0 LOB: 0 BB: 0 P: 5	R: 2 E: 0 K: 1 S: 8	H: 3 LOB: 2 BB: 1 P: 12	R: 0 E: 0 K: 1 S: 4	H: 0 LOB: 0 BB: 1 P: 8	R: 0 E: 0 K: 1 S: 7	H: 2 LOB: 2 BB: 0 P: 7	R: 1 E: 1 K: 1 S: 7	H: 2 LOB: 1 BB: 0 P: 7	1B: 13 2B: 1 3B: 2 HR: 1	SF: 3 SAC: 0 DP: 1 HBP: 0	WP: 0 PB: 0 SB: 0 CS: 2	PA: 55
<b>PITCHER</b>	IP WLS BF H R ER SO BB IBB HBP BLK WP HR S P ERA WHIP	IP WLS BF H R ER SO BB IBB HBP BLK WP HR S P ERA WHIP																				IP WLS BF H R ER SO BB IBB HBP BLK WP HR S P ERA WHIP		
Greg Harris, R ERA: 4.57 Jeff Russell, R ERA: 3.25 Dale Mohoric, R ERA: 2.87 Mitch Williams, L ERA: 3.41 Paul Kilgus, L ERA: 2.91 (1, 1) (6, 1) (8, 1) (9, 1) (12, 1)	22 9 6 3 3 4	22 2 6 13 L	7 2 3 0 1	4 2 2 0 0	4 2 0 0 0	30 16 6 25 6	1.80 9.00 18.00 0.00 0.00	1.400 1.500 3.000 1.333 3.000	Mike Loynd, R ERA: 5.22 (12, 1)	0.1 1 0 0 0	0.1 1 0 0 0	1 0 0 0 0	0 0 0 0 0	0 0 0 0 0	0 0 0 0 0	0 0 0 0 0	0 0 0 0 0	0 0 0 0 0	0 0 0 0 0	0 0 0 0 0	0.00 0.000	0.000		

Milwaukee Brewers @ Texas Rangers  
Arlington Stadium, Arlington, TX  
Wed Jul 29 1987, 8:05 PM EDT  
Att. 17,157 - Unknown

AB 49  
R 9  
H 17  
RBI 9  
BB 3  
SO 10  
LOB 25



Batter	1	2	3	4	5	6	7	8	9	10	11	12	AB	R	H	RBI	BB	SO	LOB	BOTTOM				
Bob Brower, R OBP: 0.373, SLG: 0.500 (8, 7)													5	0	0	0	1	3	6					
Scott Fletcher, R OBP: 0.373, SLG: 0.415 (1, 6)													6	2	3	0	0	0	3					
Ruben Sierra, S OBP: 0.319, SLG: 0.490 (1, 9)													6	2	3	4	0	0	0					
Pete Incaviglia, R OBP: 0.348, SLG: 0.514 Oddibe McDowell, L OBP: 0.358, SLG: 0.498 (1, 7) (8, 8)													4	1	2	0	0	1	0					
Larry Parrish, R OBP: 0.334, SLG: 0.523 (1, 10)													6	1	1	3	0	2	1					
Mike Stanley, R OBP: 0.401, SLG: 0.446 Pete O'Brien, L OBP: 0.343, SLG: 0.496 (1, 3) (6, PH) (7, 3)												2	0	1	0	0	0	0	0					
Don Slaughter, R OBP: 0.280, SLG: 0.382 (1, 2)												5	0	0	0	0	0	1						
Steve Buechele, R OBP: 0.290, SLG: 0.408 Curtis Wilkerson, S OBP: 0.294, SLG: 0.422 (1, 5) (9, PH) (10, 5)													4	0	3	0	0	0	0					
Jerry Browne, S OBP: 0.363, SLG: 0.343 (1, 4)												4	1	3	0	0	0	1						
<b>Inning Stats</b>	R: 2 E: 0 K: 1 S: 7	H: 3 LOB: 0 BB: 0 P: 7	R: 0 E: 0 K: 0 S: 3	H: 1 LOB: 0 BB: 0 P: 3	R: 5 E: 0 K: 0 S: 3	H: 5 LOB: 0 BB: 0 P: 8	R: 0 E: 1 K: 0 S: 3	H: 1 LOB: 1 BB: 1 P: 7	R: 0 E: 0 K: 1 S: 5	H: 0 LOB: 0 BB: 0 P: 5	R: 0 E: 0 K: 0 S: 3	H: 0 LOB: 0 BB: 0 P: 3	R: 1 E: 0 K: 2 S: 10	H: 3 LOB: 2 BB: 0 P: 10	R: 0 E: 0 K: 2 S: 7	H: 0 LOB: 0 BB: 0 P: 7	R: 0 E: 0 K: 1 S: 6	H: 1 LOB: 1 BB: 0 P: 6	R: 0 E: 0 K: 1 S: 5	H: 0 LOB: 0 BB: 0 P: 6	1B: 11 2B: 5 3B: 0 HR: 1	SF: 0 SAC: 1 DP: 2 HBP: 0	WP: 0 PB: 0 SB: 1 CS: 2	PA: 50
<b>PITCHER</b>	IP WLS BF H R ER SO BB IBB HBP BLK WP HR S P ERA WHIP	IP WLS BF H R ER SO BB IBB HBP BLK WP HR S P ERA WHIP																				IP WLS BF H R ER SO BB IBB HBP BLK WP HR S P ERA WHIP		
Juan Nieves, L ERA: 4.45 Alex Madrid, R ERA: 15.19 Jay Aldrich, R ERA: 4.98 Chuck Crim, R ERA: 3.98 Dan Plesac, L ERA: 2.39 (1, 1) (3, 1) (4, 1) (8, 1) (9, 1)	2.1 0.2 4.0 1.2 3.1	13 3 15 7 12	8 1 3 2 2	6 1 0 1 0	6 0 0 1 0	15 3 20 9 22	23.14 13.500 0.000 5.400 0.600	3.429 1.500 1.000 1.200 0.600																

Milwaukee Brewers @ Texas Rangers  
Arlington Stadium, Arlington, TX  
Wed Jul 29 1987, 8:05 PM EDT  
Att. 17,157 - Unknown

AB 48  
R 8  
H 16  
RBI 7  
BB 1  
SO 8  
LOB 14





Batter	1	2	3	4	5	6	7	8	9	AB	R	H	RBI	BB	SO	LOB	TOP												
Jim Dwyer, L OBP: 0.372, SLG: 0.497 (1, 10)	0-0 4-3 1B	0-0 1B		0-0 1B		0-3 K			0-0 4-3	5	0	2	0	0	1	1													
Billy Ripken, R OBP: 0.333, SLG: 0.352 (1, 4)	0-0 HR	0-0 F3		0-0 L7			0-0 F9		4-0 HR	4	2	1	0	1	0	2													
Cal Ripken Jr., R OBP: 0.350, SLG: 0.466 (1, 6)	0-3 K2-3	0-3 K			0-0 L8		0-3 K		0-0 F7	5	0	0	0	0	3	3													
Eddie Murray, S OBP: 0.342, SLG: 0.523 (1, 3)	0-0 HR		4-0 FC3-6		0-0 1B				0-0 HR	4	2	3	4	1	0	0													
Larry Sheets, L OBP: 0.354, SLG: 0.555 (1, 9)	0-3 K		0-3 K		0-3 K				0-0 HR	5	1	1	1	0	3	2													
Ray Knight, R OBP: 0.322, SLG: 0.385 (1, 5)	0-0 FC5-4		0-0 F8		0-0 F7				0-0 F3	4	0	0	0	0	0	3													
Terry Kennedy, L OBP: 0.319, SLG: 0.413 (1, 2)		0-0 HR	0-0 FC3-6		0-0 1B		0-0 FC6-4		0-3 K	4	1	2	0	0	1	1													
Mike Young, S OBP: 0.347, SLG: 0.452 (1, 7)		0-0 HR		0-0 F9		0-3 K		0-3 K		4	1	1	2	0	2	1													
Ken Gerhart, R OBP: 0.275, SLG: 0.447 (1, 8)		0-0 6-3		0-0 4-3		0-0 FC6-4			0-0 HR	4	1	1	1	0	0	1													
<b>Inning Stats</b>	R: 2 E: 0 K: 2 S: 10	H: 2 LOB: 1 BB: 0 P: 10	R: 2 E: 0 K: 1 S: 8	H: 3 LOB: 1 BB: 0 P: 8	R: 0 E: 0 K: 1 S: 5	H: 0 LOB: 1 BB: 1 P: 9	R: 0 E: 0 K: 0 S: 4	H: 1 LOB: 1 BB: 0 P: 4	R: 0 E: 0 K: 1 S: 6	H: 1 LOB: 1 BB: 0 P: 6	R: 0 E: 0 K: 1 S: 5	H: 0 LOB: 0 BB: 0 P: 5	R: 1 E: 0 K: 2 S: 8	H: 1 LOB: 0 BB: 1 P: 8	R: 3 E: 0 K: 0 S: 5	H: 2 LOB: 0 BB: 1 P: 9	1B: 5 2B: 1 3B: 0 HR: 5	SF: 0 SAC: 0 DP: 0 HBP: 0	WP: 0 PB: 1 SB: 1 CS: 0	PA: 41									
<b>PITCHER</b>	IP WLS BF L	H R ER SO	BB IBB HBP BLK	WP HR S P	ERA WHIP	<b>PITCHER</b>														ERA WHIP									
Charlie Hough, R ERA: 4.17 (1, 1)	8.1	10	7	7	10	2	0	0	0	0	4	56	64	7.56	1.440														
Dale Mohorcic, R ERA: 2.76 (9, 1)	0.2	1	1	1	0	0	0	0	0	1	3	3	13.50	1.500															

Baltimore Orioles @ Texas Rangers  
Arlington Stadium, Arlington, TX  
Fri Jul 31 1987, 8:05 PM EDT  
Att: 28,228 - Unknown

AB 39  
R 8  
H 11  
RBI 8  
BB 2  
SO 10  
LOB 14



Batter	1	2	3	4	5	6	7	8	9	AB	R	H	RBI	BB	SO	LOB	BOTTOM											
Jerry Browne, S OBP: 0.364, SLG: 0.339 (1, 4)	0-0 F9		4-0 S	0-0 L7		0-0 6-3			4-0 FC6-4	3	1	0	0	2	0	2												
Scott Fletcher, R OBP: 0.374, SLG: 0.414 (1, 6)	0-0 1B		0-3 K	0-0 1B			0-0 F8		0-0 FC6-4	5	1	2	1	0	1	3												
Ruben Sierra, S OBP: 0.320, SLG: 0.488 (1, 9)	0-0 L3		4-0 1B	0-0 1B			0-0 F8		0-3 K	4	0	1	1	1	1	3												
Pete O'Brien, L OBP: 0.345, SLG: 0.496 (1, 3)	0-0 1B		0-0 1B	0-0 FC3-6			0-0 F8			4	0	2	2	0	0	2												
Pete Incaviglia, R OBP: 0.345, SLG: 0.508 (1, 7)	0-3 K		0-3 K		0-0 5-3				0-0 6-3	4	0	0	0	0	2	3												
Larry Parrish, R OBP: 0.333, SLG: 0.519 (1, 10)		0-0 P6	0-0 G3		4-0 G6-4-3				0-3 K	3	0	0	0	1	1	2												
Oddibe McDowell, L OBP: 0.357, SLG: 0.494 (1, 8)		0-0 6-3		0-0 1B	0-0 G6-4-3				0-0 3-1	4	1	1	0	0	0	1												
Geno Petralli, L OBP: 0.394, SLG: 0.444 (1, 2)		0-0 1B		0-0 F8		0-0 F2			4-0 FC6-4	3	0	1	0	1	0	1												
Steve Buechele, R OBP: 0.290, SLG: 0.403 Darrell Porter, L (9, PH) OBP: 0.347, SLG: 0.366		0-0 L9		4-0 1B		0-3 K			0-0 F2	2	1	0	0	1	1	1												
<b>Inning Stats</b>	R: 1 E: 1 K: 1 S: 7	H: 2 LOB: 1 BB: 0 P: 7	R: 0 E: 0 K: 0 S: 4	H: 1 LOB: 1 BB: 0 P: 4	R: 1 E: 0 K: 2 S: 8	H: 1 LOB: 2 BB: 2 P: 16	R: 2 E: 0 K: 0 S: 6	H: 3 LOB: 2 BB: 1 P: 10	R: 0 E: 0 K: 0 S: 2	H: 0 LOB: 0 BB: 1 P: 6	R: 0 E: 0 K: 1 S: 5	H: 0 LOB: 0 BB: 0 P: 5	R: 0 E: 0 K: 1 S: 5	H: 0 LOB: 0 BB: 0 P: 5	R: 0 E: 0 K: 1 S: 5	H: 0 LOB: 2 BB: 2 P: 13	1B: 7 2B: 0 3B: 0 HR: 0	SF: 0 SAC: 0 DP: 1 HBP: 0	WP: 0 PB: 0 SB: 1 CS: 0	PA: 39								
<b>PITCHER</b>	IP WLS BF L	H R ER SO	BB IBB HBP BLK	WP HR S P	ERA WHIP	<b>PITCHER</b>														ERA WHIP								
Dave Schmidt, R ERA: 3.08 (1, 1)	3.2	20	4	3	3	3	0	0	0	0	18	30	0.00	0.857														
John Habyan, R ERA: 4.99 (4, 1)	4.2	17	1	0	0	2	3	0	0	0	0	0	0.00	0.000														
Tom Niedenfuer, R ERA: 4.41 (9, 1)	0.2	2	0	0	0	1	0	0	0	0	4	4	0.00	0.000														

Baltimore Orioles @ Texas Rangers  
Arlington Stadium, Arlington, TX  
Fri Jul 31 1987, 8:05 PM EDT  
Att: 28,228 - Unknown

AB 33  
R 4  
H 7  
RBI 4  
BB 6  
SO 6  
LOB 19





Batter	1	2	3	4	5	6	7	8	9	AB	R	H	RBI	BB	SO	LOB	TOP				
Ron Washington, R OBP: 0.290, SLG: 0.516 (1, 5)										6	1	1	1	0	2	2					
Billy Ripken, R OBP: 0.361, SLG: 0.373 (1, 4)										4	2	3	0	1	0	0					
Cal Ripken Jr., R OBP: 0.348, SLG: 0.461 (1, 6)										4	0	0	0	1	0	5					
Eddie Murray, S OBP: 0.345, SLG: 0.525 (1, 3)										4	2	2	1	1	1	2					
Ray Knight, R OBP: 0.323, SLG: 0.384 (1, 10)										4	0	1	0	1	2	4					
Mike Young, S OBP: 0.348, SLG: 0.445 (1, 7)										3	1	0	0	2	2	5					
Terry Kennedy, L OBP: 0.320, SLG: 0.414 (1, 2)										4	0	1	2	1	1	5					
Larry Sheets, L OBP: 0.358, SLG: 0.565 (1, 9)										4	1	2	3	1	1	1					
Ken Gerhart, R OBP: 0.274, SLG: 0.440 (1, 8)										4	0	0	0	1	0	2					
<b>Inning Stats</b>	R: 1 E: 0 K: 1 S: 6	H: 1 LOB: 3 BB: 3 P: 18	R: 0 E: 0 K: 0 S: 3	H: 0 LOB: 0 BB: 0 P: 3	R: 2 E: 1 K: 1 S: 8	H: 3 LOB: 3 BB: 1 P: 12	R: 0 E: 1 K: 0 S: 4	H: 1 LOB: 1 BB: 0 P: 4	R: 3 E: 0 K: 2 S: 9	H: 2 LOB: 1 BB: 2 P: 17	R: 0 E: 0 K: 1 S: 5	H: 0 LOB: 1 BB: 1 P: 9	R: 1 E: 0 K: 1 S: 8	H: 3 LOB: 2 BB: 1 P: 8	R: 0 E: 0 K: 1 S: 5	H: 0 LOB: 1 BB: 1 P: 9	1B: 6 2B: 3 3B: 0 HR: 2	SF: 0 SAC: 0 DP: 1 HBP: 0	WP: 2 PB: 0 SB: 0 CS: 0	PA: 46	
<b>PITCHER</b>	IP WLS BF H R ER SO	IP WLS BF H R ER SO	IP WLS BF H R ER SO	IP WLS BF H R ER SO	IP WLS BF H R ER SO	IP WLS BF H R ER SO	IP WLS BF H R ER SO	IP WLS BF H R ER SO	IP WLS BF H R ER SO	IP WLS BF H R ER SO	IP WLS BF H R ER SO	IP WLS BF H R ER SO	IP WLS BF H R ER SO	IP WLS BF H R ER SO	IP WLS BF H R ER SO	IP WLS BF H R ER SO	ERA WHIP	ERA WHIP			
Paul Kilgus, L ERA: 3.49 (1, 1)	4.2 L 26 7 6 4 3	3.0 15 3 1 1 4	1.1 5 0 0 0 2	4.2 L 26 7 6 4 3	3.0 15 3 1 1 4	1.1 5 0 0 0 2	4.2 L 26 7 6 4 3	3.0 15 3 1 1 4	1.1 5 0 0 0 2	4.2 L 26 7 6 4 3	3.0 15 3 1 1 4	1.1 5 0 0 0 2	4.2 L 26 7 6 4 3	3.0 15 3 1 1 4	1.1 5 0 0 0 2	4.2 L 26 7 6 4 3	7.71 2.357	3.00 2.000	0.00 0.750		
Mike Loynd, R ERA: 5.11 (5, 1)																					
Mitch Williams, L ERA: 3.34 (8, 1)																					

Baltimore Orioles @ Texas Rangers  
Arlington Stadium, Arlington, TX  
Sat Aug 01 1987, 8:05 PM EDT  
Att: 36,748 - Unknown

AB 37  
R 7  
H 10  
RBI 7  
BB 9  
SO 9  
LOB 26



Batter	1	2	3	4	5	6	7	8	9	AB	R	H	RBI	BB	SO	LOB	BOTTOM					
Jerry Browne, S OBP: 0.365, SLG: 0.341 (1, 4)										4	0	2	0	0	1	0						
Scott Fletcher, R OBP: 0.370, SLG: 0.410 (1, 6)										4	0	0	0	0	1	2						
Ruben Sierra, S OBP: 0.319, SLG: 0.493 (1, 9)										4	1	1	1	0	0	0						
Pete O'Brien, L OBP: 0.344, SLG: 0.496 (1, 3)										4	0	1	0	0	0	0						
Oddibe McDowell, L OBP: 0.352, SLG: 0.486 (1, 8)										4	0	0	0	0	2	1						
Darrell Porter, L OBP: 0.343, SLG: 0.353 (1, 10)										3	0	0	0	0	2	1						
Mike Stanley, R OBP: 0.400, SLG: 0.439 (1, 2)										2	0	0	0	1	2	2						
Steve Buechele, R OBP: 0.291, SLG: 0.404 Geno Petrilli, L OBP: 0.391, SLG: 0.440 (7, PH) (8, 5)										2	0	1	0	0	0	0						
Bob Brower, R OBP: 0.367, SLG: 0.491 (1, 7)										3	0	0	0	0	1	3						
<b>Inning Stats</b>	R: 1 E: 0 K: 0 S: 4	H: 2 LOB: 0 BB: 0 P: 4	R: 0 E: 0 K: 2 S: 8	H: 1 LOB: 2 BB: 1 P: 12	R: 0 E: 0 K: 1 S: 5	H: 0 LOB: 0 BB: 0 P: 5	R: 0 E: 0 K: 2 S: 8	H: 1 LOB: 1 BB: 0 P: 8	R: 0 E: 0 K: 0 S: 4	H: 1 LOB: 1 BB: 0 P: 4	R: 0 E: 0 K: 0 S: 3	H: 0 LOB: 0 BB: 0 P: 3	R: 0 E: 0 K: 3 S: 9	H: 0 LOB: 1 BB: 0 P: 10	R: 0 E: 0 K: 1 S: 5	H: 0 LOB: 0 BB: 0 P: 5	R: 0 E: 0 K: 1 S: 5	H: 0 LOB: 0 BB: 0 P: 5	1B: 3 2B: 1 3B: 0 HR: 1	SF: 0 SAC: 0 DP: 1 HBP: 1	WP: 0 PB: 0 SB: 0 CS: 0	PA: 33
<b>PITCHER</b>	IP WLS BF H R ER SO	IP WLS BF H R ER SO	IP WLS BF H R ER SO	IP WLS BF H R ER SO	IP WLS BF H R ER SO	IP WLS BF H R ER SO	IP WLS BF H R ER SO	IP WLS BF H R ER SO	IP WLS BF H R ER SO	IP WLS BF H R ER SO	IP WLS BF H R ER SO	IP WLS BF H R ER SO	IP WLS BF H R ER SO	IP WLS BF H R ER SO	IP WLS BF H R ER SO	IP WLS BF H R ER SO	ERA WHIP	ERA WHIP				
Ken Dixon, R ERA: 6.56 (1, 1)	6.0 W 23 5 1 1 5	3.0 S 10 0 0 0 5	6.0 W 23 5 1 1 5	3.0 S 10 0 0 0 5	6.0 W 23 5 1 1 5	3.0 S 10 0 0 0 5	6.0 W 23 5 1 1 5	3.0 S 10 0 0 0 5	6.0 W 23 5 1 1 5	3.0 S 10 0 0 0 5	6.0 W 23 5 1 1 5	3.0 S 10 0 0 0 5	6.0 W 23 5 1 1 5	3.0 S 10 0 0 0 5	6.0 W 23 5 1 1 5	3.0 S 10 0 0 0 5	1.50 1.000	0.00 0.000				
Mike Griffin, R ERA: 3.24 (7, 1)																						

Baltimore Orioles @ Texas Rangers  
Arlington Stadium, Arlington, TX  
Sat Aug 01 1987, 8:05 PM EDT  
Att: 36,748 - Unknown

AB 31  
R 1  
H 5  
RBI 1  
BB 1  
SO 10  
LOB 10





Batter	1	2	3	4	5	6	7	8	9	AB	R	H	RBI	BB	SO	LOB	TOP										
<b>Jim Dwyer, L</b> OBP: 0.383, SLG: 0.522 (1, 10)	0-0 4-3 1B		4-0 PB S BB		0-0 FC5-4 1B		0-3 K		0-0 1-H HR	4	1	3	2	1	1	1	<b>Baltimore Orioles @ Texas Rangers</b> Arlington Stadium, Arlington, TX Sun Aug 02 1987, 8:05 PM EDT Att: 15,597 - Unknown										
<b>Billy Ripken, R</b> OBP: 0.352, SLG: 0.354 (1, 4)	0-0 4-3 1-2		0-0 6-3		0-0 FC5-4 BB 1-2		4-0 BB		0-0 5-3	4	0	0	0	1	0	3											
<b>Cal Ripken Jr., R</b> OBP: 0.347, SLG: 0.457 (1, 6)	0-0 F6		0-3 K		4-0 BB 1-2		0-0 F8		0-0 P3	4	0	0	0	1	1	4											
<b>Eddie Murray, S</b> OBP: 0.344, SLG: 0.521 (1, 3)	4-0 BB		0-3 K		0-0 4-3		0-0 3-1			3	0	0	0	1	1	5											
<b>Larry Sheets, L</b> OBP: 0.357, SLG: 0.560 (1, 9)	0-3 K				0-0 F9		0-0 G3 1B		0-0 4-3	4	0	1	0	0	1	2											
<b>Ray Knight, R</b> OBP: 0.320, SLG: 0.380 (1, 5)		0-3 K			0-0 5-3		0-0 F5		0-0 F9	4	0	0	0	0	1	1											
<b>Terry Kennedy, L</b> OBP: 0.319, SLG: 0.412 (1, 2)		0-3 K			0-0 1B		0-0 G3 1-2		0-3 K	4	0	1	0	0	2	1											
<b>Mike Young, S</b> OBP: 0.343, SLG: 0.437 (1, 7)		0-3 K			0-0 4-3		0-3 K		0-3 K	4	0	0	0	0	3	3											
<b>Ken Gerhart, R</b> OBP: 0.277, SLG: 0.437 (1, 8)		0-3 K			0-0 5-3		4-0 BB BB		4-0 HR BB	2	1	0	0	2	1	1											
<b>Inning Stats</b>	R: 0 E: 0 K: 1 S: 6	H: 1 LOB: 2 BB: 1 P: 10	R: 0 E: 1 K: 4 S: 12	H: 0 LOB: 1 BB: 0 P: 12	R: 0 E: 0 K: 2 S: 7	H: 0 LOB: 1 BB: 1 P: 11	R: 0 E: 0 K: 0 S: 4	H: 1 LOB: 2 BB: 1 P: 4	R: 0 E: 0 K: 1 S: 6	H: 1 LOB: 2 BB: 0 P: 6	R: 0 E: 0 K: 1 S: 5	H: 0 LOB: 2 BB: 2 P: 13	R: 0 E: 0 K: 1 S: 5	H: 0 LOB: 0 BB: 0 P: 5	R: 2 E: 0 K: 1 S: 6	H: 1 LOB: 0 BB: 1 P: 10	1B: 4 2B: 0 3B: 0 HR: 1	SF: 0 SAC: 0 DP: 0 HBP: 0	WP: 0 PB: 1 SB: 1 CS: 0	PA: 39							
<b>PITCHER</b>	IP	WLS	BF	H	R	ER	SO	BB	IBB	HBP	BLK	WP	HR	S	P	ERA	WHIP										
<b>Bobby Witt, R</b> ERA: 4.08 (1, 1)	8.1	W	37	5	2	2	11	6	0	0	0	0	1	53	77	2.16	1.320										
<b>Dale Mohorcic, R</b> ERA: 2.73 (9, 1)	0.2		2	0	0	0	0	0	0	0	0	0	0	2	2	0.00	0.000										

Batter	1	2	3	4	5	6	7	8	9	AB	R	H	RBI	BB	SO	LOB	BOTTOM										
<b>Jerry Browne, S</b> OBP: 0.364, SLG: 0.340 (1, 4)	0-0 G3		0-0 F9 1B 1B		0-0 F6		0-0 FC2-6 K S 1-2			4	1	1	0	0	0	3	<b>Baltimore Orioles @ Texas Rangers</b> Arlington Stadium, Arlington, TX Sun Aug 02 1987, 8:05 PM EDT Att: 15,597 - Unknown										
<b>Scott Fletcher, R</b> OBP: 0.371, SLG: 0.414 (1, 6)	0-0 6-3		0-0 1B 1-2		0-0 2B 2H 3H 0-0		0-3 K 1-3			4	0	2	2	0	1	1											
<b>Ruben Sierra, S</b> OBP: 0.319, SLG: 0.489 (1, 9)	4-0 BB		0-0 F9 2-3		0-0 G3		0-0 F8			3	0	0	0	1	0	3											
<b>Pete O'Brien, L</b> OBP: 0.345, SLG: 0.499 (1, 3)	0-3 K		0-0 1B 1-3 3-H		0-0 F6		0-0 2B			4	0	2	1	0	1	1											
<b>Larry Parrish, R</b> OBP: 0.332, SLG: 0.514 (1, 10)		0-0 F8	0-0 F4		4-0 1B BB		0-3 K			3	0	0	0	1	1	3											
<b>Pete Incaviglia, R</b> OBP: 0.346, SLG: 0.516 (1, 7)		0-0 F8			0-0 HR 1-3		0-0 F8			4	1	2	1	0	0	1											
<b>Oddibe McDowell, L</b> OBP: 0.350, SLG: 0.482 (1, 8)		0-0 G3			0-0 G3 2B 1B		0-3 K			4	1	1	0	0	2	2											
<b>Mike Stanley, R</b> OBP: 0.396, SLG: 0.430 (1, 2)			0-0 F8		4-0 G3 2B BB		0-0 FC6-4			3	1	0	0	1	1	2											
<b>Geno Petralli, L</b> OBP: 0.397, SLG: 0.473 <b>Steve Buechele, R</b> OBP: 0.290, SLG: 0.402 (6, PR) (7, 5)			0-0 HR		0-0 G3 1-2 2-3		0-0 FC2-6 1B			3	1	2	1	0	0	2											
<b>Inning Stats</b>	R: 0 E: 0 K: 1 S: 5	H: 0 LOB: 1 BB: 1 P: 9	R: 0 E: 0 K: 0 S: 3	H: 0 LOB: 0 BB: 0 P: 3	R: 2 E: 0 K: 0 S: 7	H: 4 LOB: 2 BB: 0 P: 7	R: 3 E: 0 K: 0 S: 6	H: 3 LOB: 1 BB: 1 P: 10	R: 0 E: 0 K: 1 S: 5	H: 1 LOB: 1 BB: 0 P: 5	R: 0 E: 0 K: 1 S: 6	H: 1 LOB: 1 BB: 0 P: 6	R: 0 E: 0 K: 2 S: 7	H: 0 LOB: 0 BB: 0 P: 7	R: 0 E: 0 K: 2 S: 7	H: 0 LOB: 0 BB: 0 P: 7	1B: 6 2B: 2 3B: 0 HR: 2	SF: 0 SAC: 0 DP: 0 HBP: 0	WP: 0 PB: 0 SB: 2 CS: 0	PA: 36							
<b>PITCHER</b>	IP	WLS	BF	H	R	ER	SO	BB	IBB	HBP	BLK	WP	HR	S	P	ERA	WHIP										
<b>Mike Boddicker, R</b> ERA: 3.6 (1, 1)	7.0	L	33	10	5	5	4	3	0	0	0	0	2	38	50	6.43	1.857										
<b>Mark Williamson, R</b> ERA: 4.21 (8, 1)	1.0		3	0	0	0	2	0	0	0	0	0	0	7	7	0.00	0.000										

AB 33  
R 2  
H 5  
RBI 2  
BB 6  
SO 11  
LOB 21



AB 33  
R 5  
H 10  
RBI 5  
BB 3  
SO 6  
LOB 18





Batter	1	2	3	4	5	6	7	8	9	AB	R	H	RBI	BB	SO	LOB	TOP										
Ellis Burks, R OBP: 0.312, SLG: 0.481 (1, 8)										6	1	1	0	0	1	6											
Marty Barrett, R OBP: 0.339, SLG: 0.324 (1, 4)										3	1	1	0	1	0	1											
Wade Boggs, L OBP: 0.459, SLG: 0.608 (1, 5)										4	1	1	1	0	0	3											
Jim Rice, R OBP: 0.364, SLG: 0.424 Todd Benzing, S OBP: 0.376, SLG: 0.391 (1, 7)										4	1	1	1	0	0	0											
Sam Horn, L OBP: 0.485, SLG: 1.000 (1, 10)										5	3	4	1	0	0	0											
Dwight Evans, R OBP: 0.420, SLG: 0.589 (1, 3)										5	2	2	2	0	1	2											
Mike Greenwell, L OBP: 0.377, SLG: 0.581 Dave Henderson, R OBP: 0.302, SLG: 0.420 (1, 9)										2	1	1	2	2	0	1											
John Marzano, R OBP: 0.250, SLG: 0.500 (1, 2)										4	1	2	4	0	0	1											
Spike Owen, S OBP: 0.336, SLG: 0.355 (1, 6)										3	0	1	0	2	0	1											
<b>Inning Stats</b>	R: 1 E: 0 K: 0 S: 4	H: 1 LOB: 0 BB: 0 P: 4	R: 3 E: 0 K: 0 S: 5	H: 2 LOB: 2 BB: 3 P: 17	R: 1 E: 0 K: 0 S: 5	H: 2 LOB: 3 BB: 2 P: 13	R: 5 E: 0 K: 0 S: 9	H: 6 LOB: 1 BB: 0 P: 9	R: 0 E: 0 K: 1 S: 6	H: 1 LOB: 2 BB: 0 P: 6	R: 0 E: 0 K: 1 S: 6	H: 1 LOB: 1 BB: 0 P: 6	R: 1 E: 0 K: 0 S: 6	H: 1 LOB: 0 BB: 0 P: 6	R: 0 E: 0 K: 0 S: 3	H: 0 LOB: 0 BB: 0 P: 3	1B: 9 2B: 2 3B: 0 HR: 3	SF: 2 SAC: 1 DP: 0 HBP: 0	WP: 0 PB: 0 SB: 1 CS: 0	PA: 46							
<b>PITCHER</b>	IP	WLS	BF	H	R	ER	SO	BB	IBB	HBP	BLK	WP	HR	S	P	ERA	WHIP										
Jose Guzman, R ERA: 5.44 (1, 1)	1.2	L	11	3	4	4	0	3	0	0	0	0	1	8	20	21.60	3.600										
Keith Creel, R ERA: 4.99 (2, 1)	1.0		7	2	1	1	0	2	0	0	0	0	1	5	13	9.00	4.000										
Mike Loynd, R ERA: 5.45 (3, 1)	4.1		21	8	5	5	2	0	0	0	0	0	0	25	25	10.38	1.846										
Mitch Williams, L ERA: 3.43 (8, 1)	1.0		4	1	1	1	1	0	0	0	0	0	1	6	6	9.00	1.000										
Dale Mohorovic, R ERA: 2.7 (9, 1)	1.0		3	0	0	0	0	0	0	0	0	0	0	3	3	0.00	0.000										

**Boston Red Sox @ Texas Rangers**  
Arlington Stadium, Arlington, TX  
Mon Aug 03 1987, 8:05 PM EDT  
Att: 21,928 - Unknown

AB 38  
R 11  
H 14  
RBI 11  
BB 5  
SO 3  
LOB 15



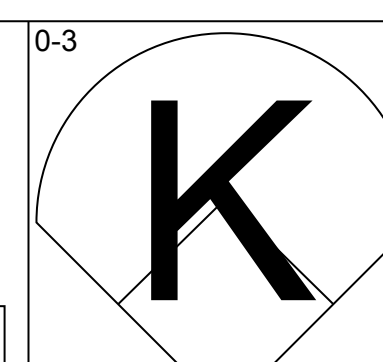
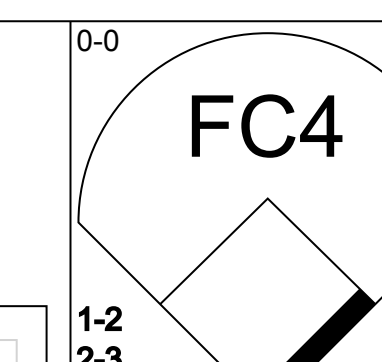
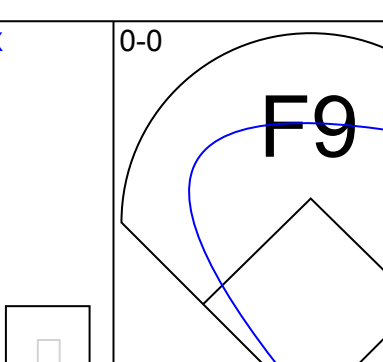
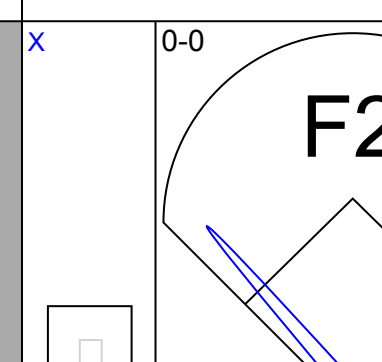
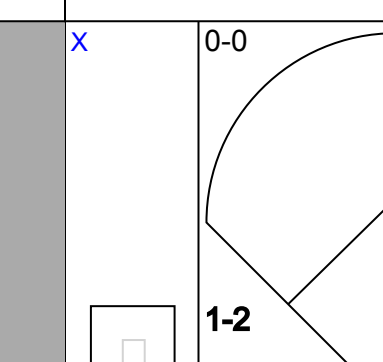
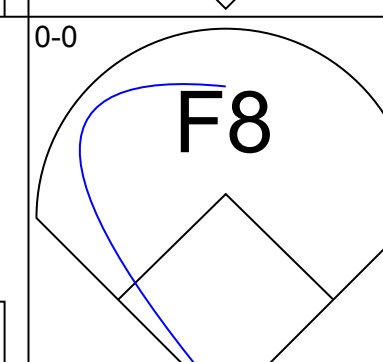
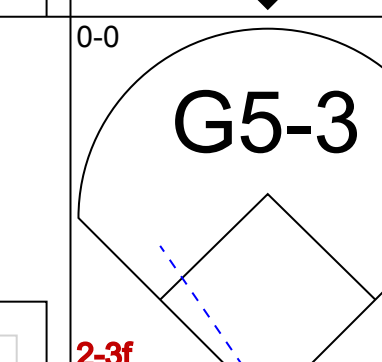
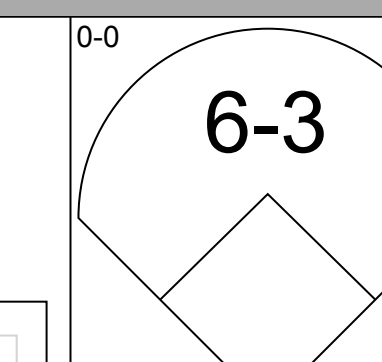
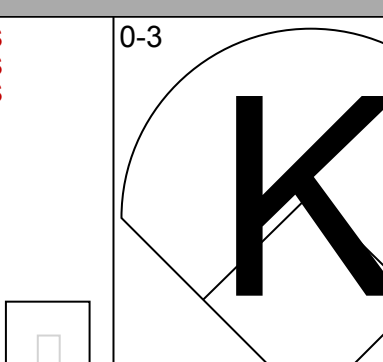
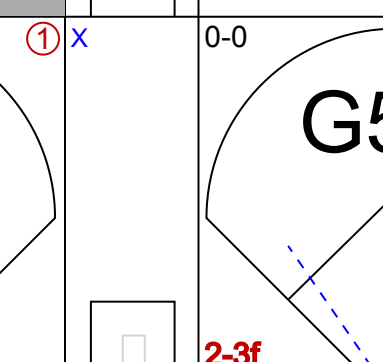
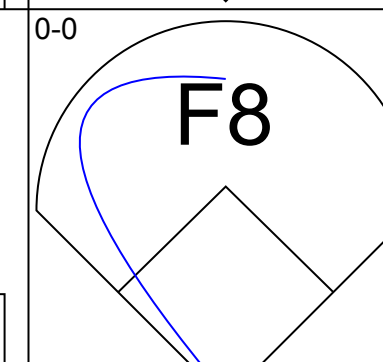
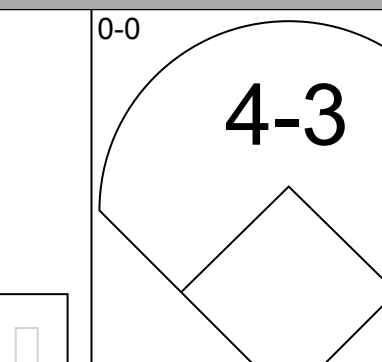
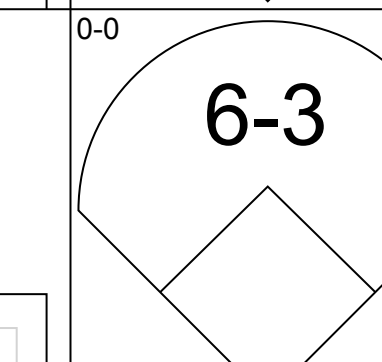
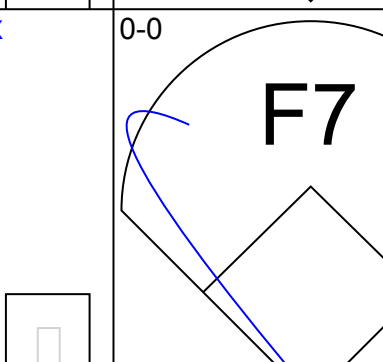
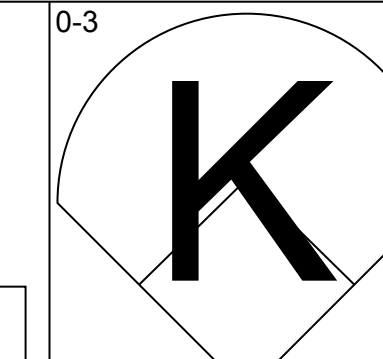
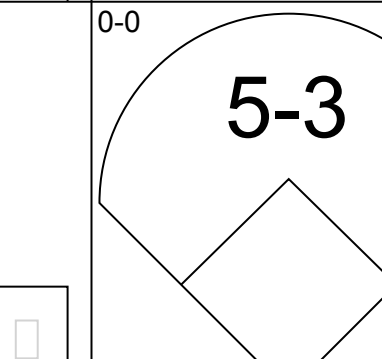
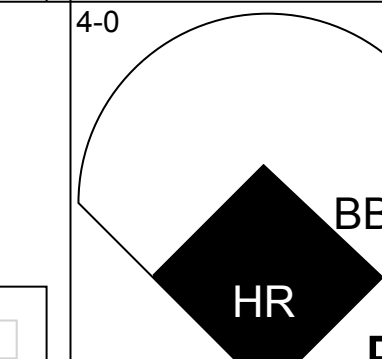
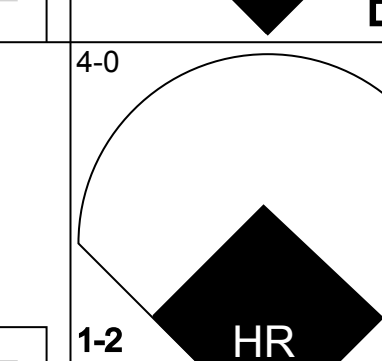
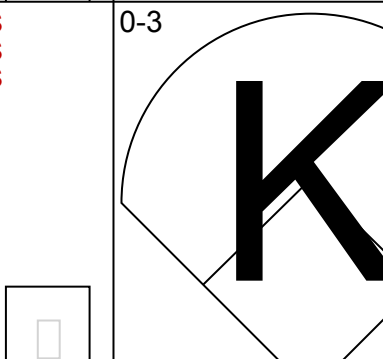
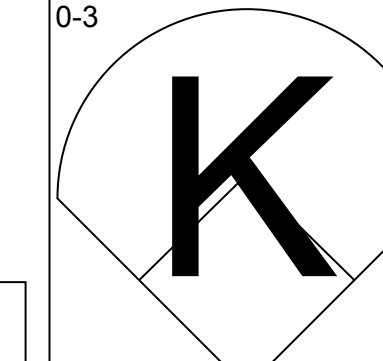
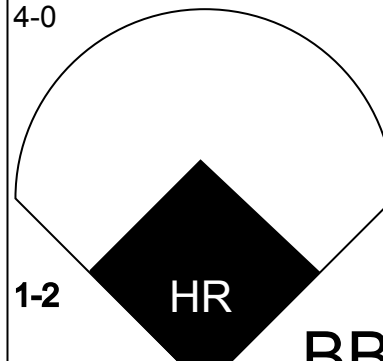
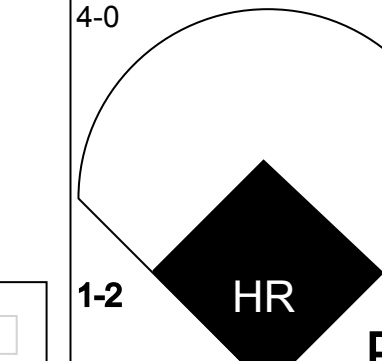
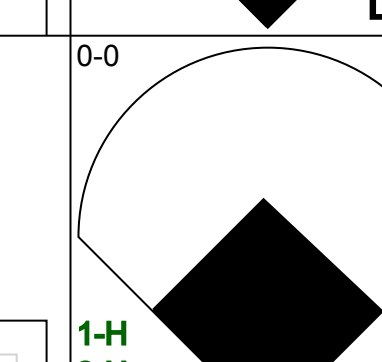
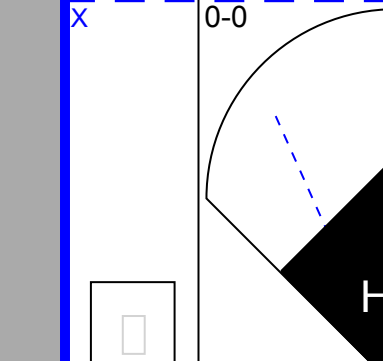
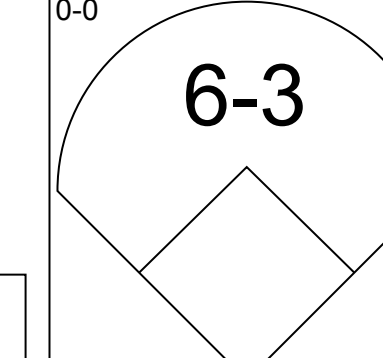
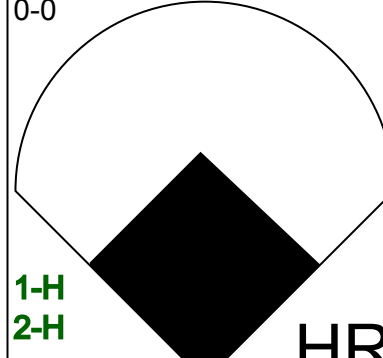
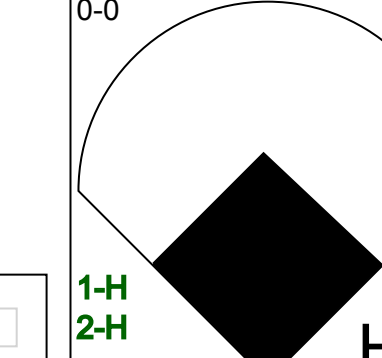
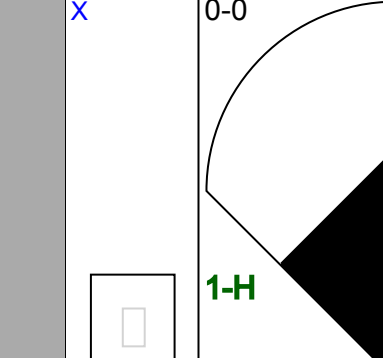
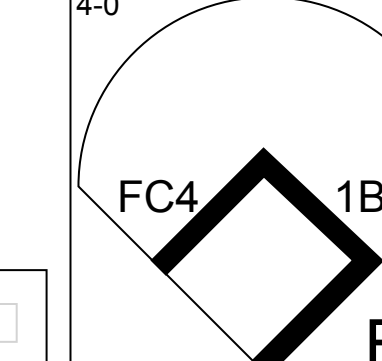
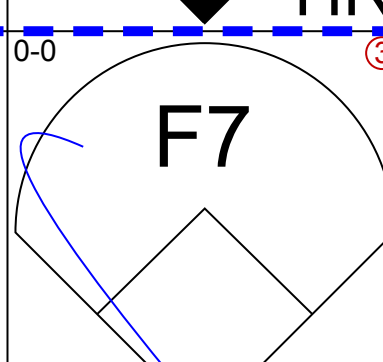
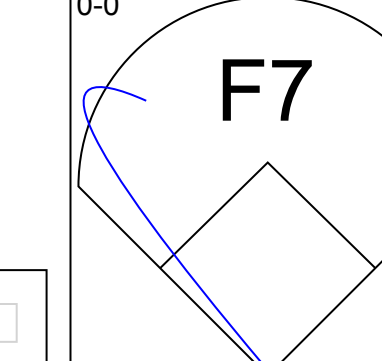
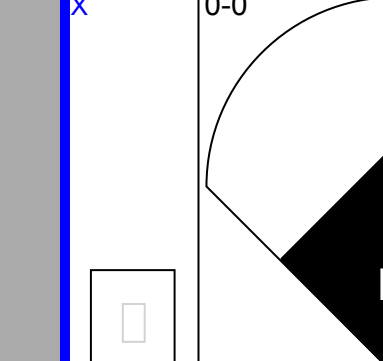
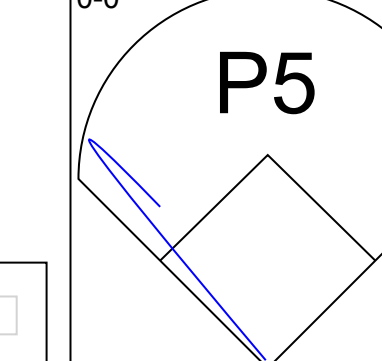
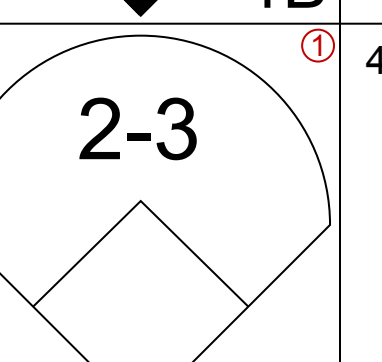

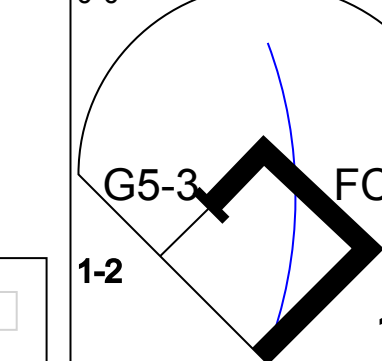
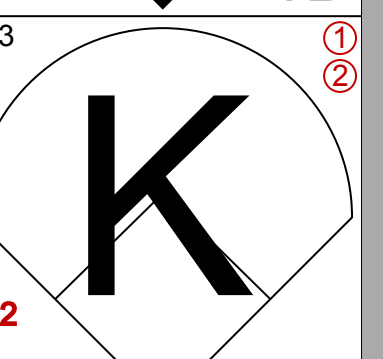
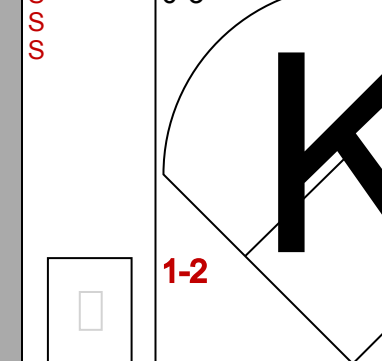
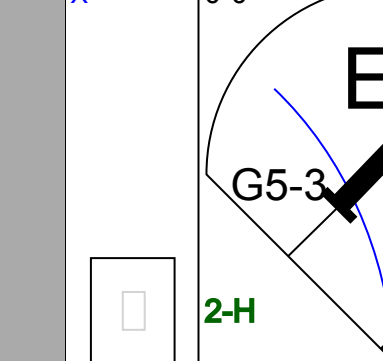

Batter	1	2	3	4	5	6	7	8	9	AB	R	H	RBI	BB	SO	LOB	BOTTOM										
Bob Brower, R OBP: 0.365, SLG: 0.482 (1, 8)										3	0	0	0	1	0	1											
Scott Fletcher, R OBP: 0.371, SLG: 0.413 Geno Petralli, L OBP: 0.394, SLG: 0.469 (1, 6)										3	0	1	0	0	1	1											
Ruben Sierra, S OBP: 0.316, SLG: 0.485 (1, 9)										4	0	0	0	0	2	2											
Larry Parrish, R OBP: 0.332, SLG: 0.510 (1, 10)										3	1	0	0	1	1	1											
Pete Incaviglia, R OBP: 0.345, SLG: 0.521 (1, 7)										4	1	1	2	0	0	0											
Pete O'Brien, L OBP: 0.343, SLG: 0.495 Curtis Wilkerson, S OBP: 0.291, SLG: 0.417 (1, 3)										3	0	0	0	0	0	0											
Mike Stanley, R OBP: 0.399, SLG: 0.428 (7, 3)										3	0	1	0	1	2	1											
Steve Buechele, R OBP: 0.288, SLG: 0.398 (1, 5)										3	0	0	0	0	1	3											
Jerry Browne, S OBP: 0.361, SLG: 0.337 (1, 4)										3	0	0	0	0	0	2											
<b>Inning Stats</b>	R: 0 E: 0 K: 1 S: 5	H: 0 LOB: 0 BB: 0 P: 5	R: 2 E: 0 K: 1 S: 7	H: 2 LOB: 1 BB: 1 P: 11	R: 0 E: 0 K: 1 S: 5	H: 0 LOB: 1 BB: 1 P: 9	R: 0 E: 0 K: 1 S: 6	H: 0 LOB: 0 BB: 0 P: 6	R: 0 E: 0 K: 0 S: 4	H: 1 LOB: 1 BB: 0 P: 4	R: 0 E: 0 K: 0 S: 3	H: 0 LOB: 0 BB: 0 P: 3	R: 0 E: 0 K: 0 S: 3	H: 0 LOB: 1 BB: 1 P: 7	R: 0 E: 0 K: 3 S: 9	H: 0 LOB: 0 BB: 0 P: 9	R: 0 E: 0 K: 1 S: 5	H: 0 LOB: 0 BB: 0 P: 5	1B: 2 2B: 0 3B: 0 HR: 1	SF: 0 SAC: 0 DP: 0 HBP: 0	WP: 0 PB: 0 SB: 0 CS: 0	PA: 34					
<b>PITCHER</b>	IP	WLS	BF	H	R	ER	SO	BB	IBB	HBP	BLK	WP	HR	S	P	ERA	WHIP										
Bruce Hurst, L ERA: 3.79 (1, 1)	9.0	W	34	3	2	2	8	3	0	0	0	0	1	47	59	2.00	0.667										

**Boston Red Sox @ Texas Rangers**  
Arlington Stadium, Arlington, TX  
Mon Aug 03 1987, 8:05 PM EDT  
Att: 21,928 - Unknown

AB 31  
R 2  
H 3  
RBI 2  
BB 3  
SO 8  
LOB 11

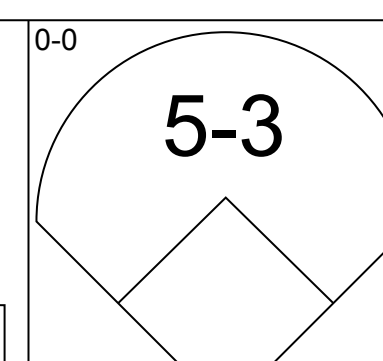
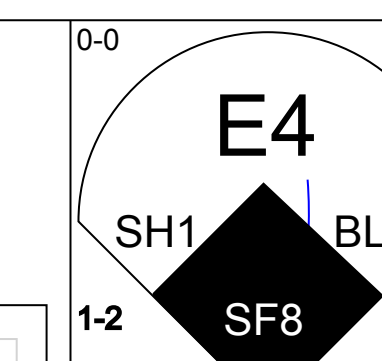
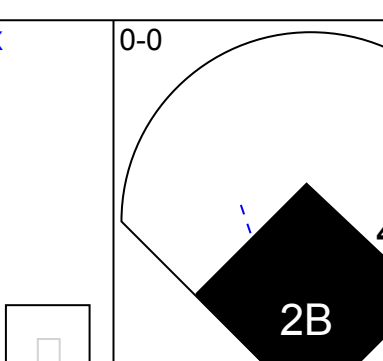
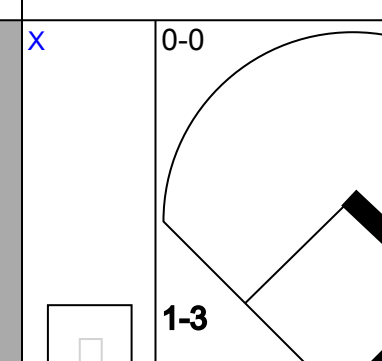
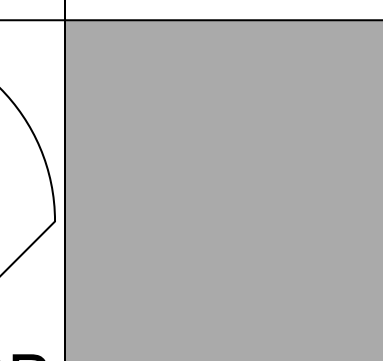
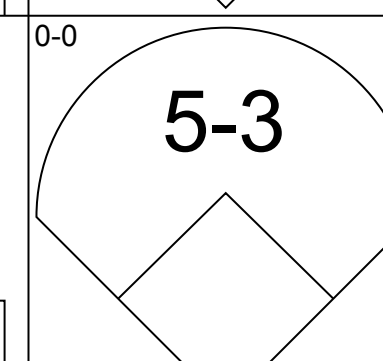
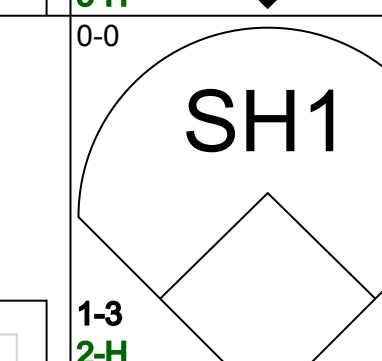
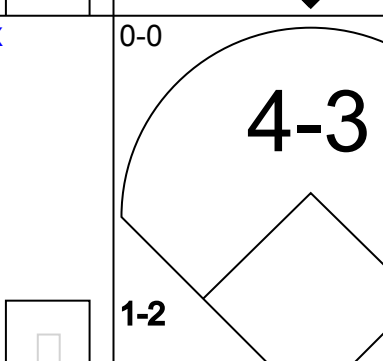
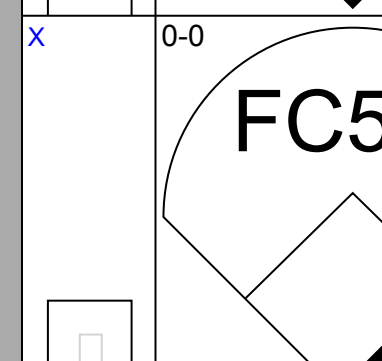
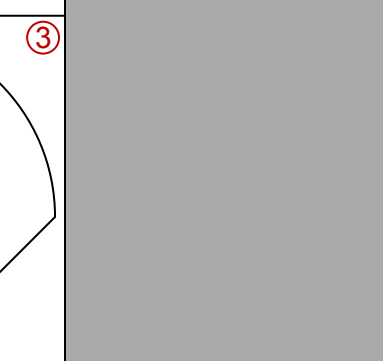
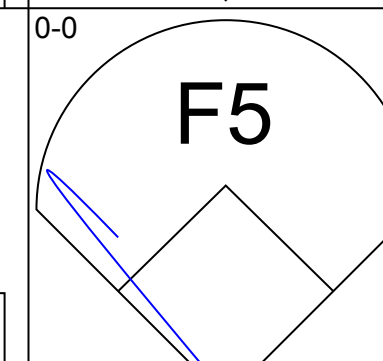
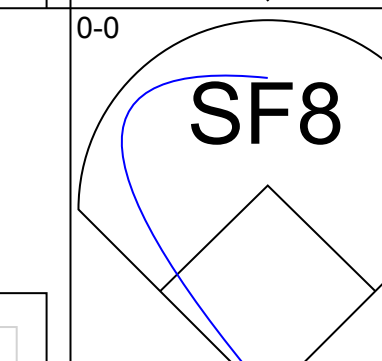
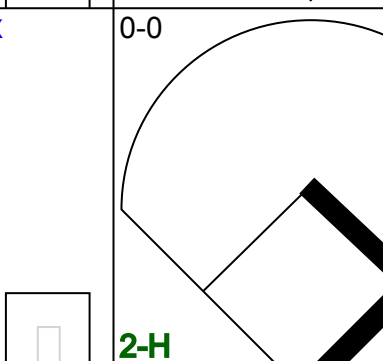
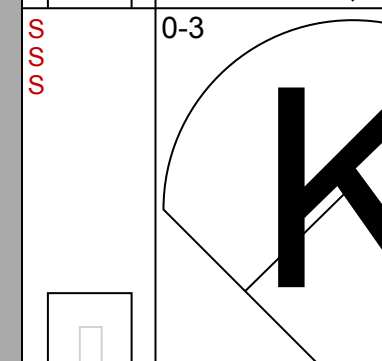
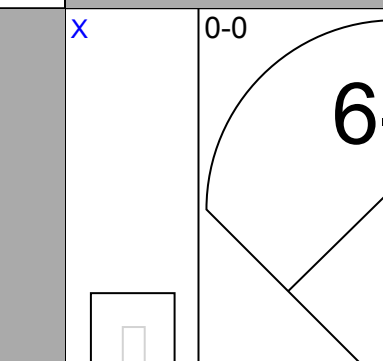
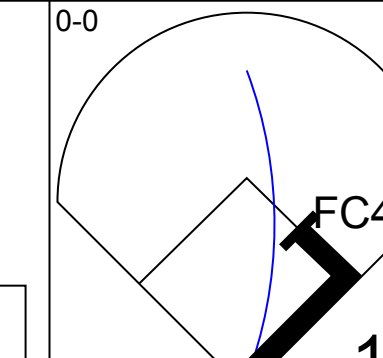
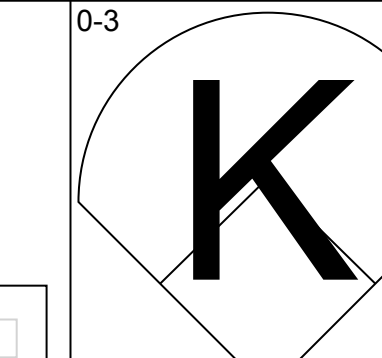
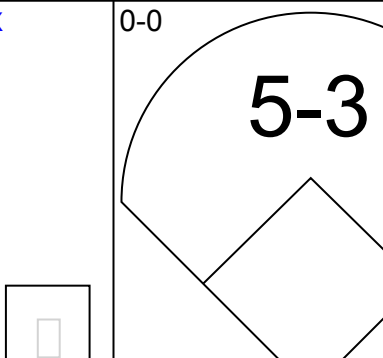
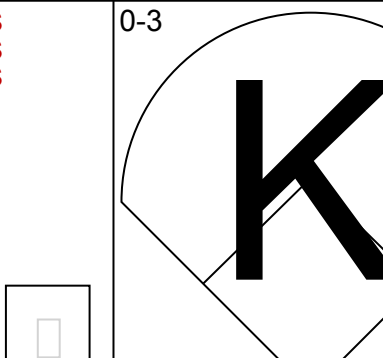
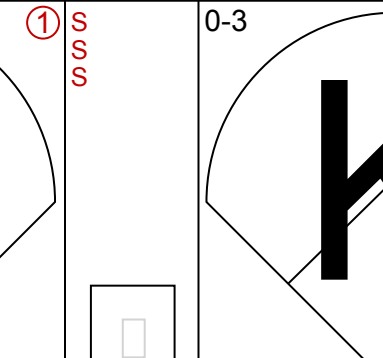
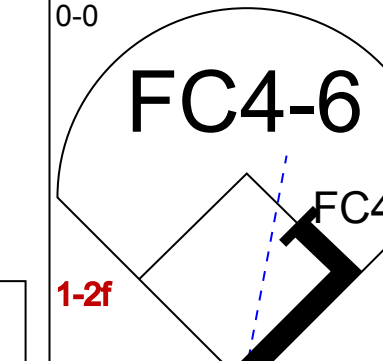
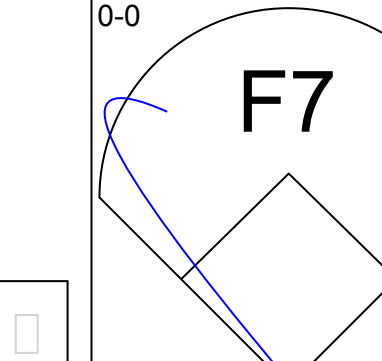
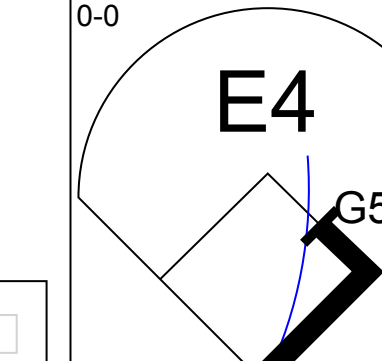
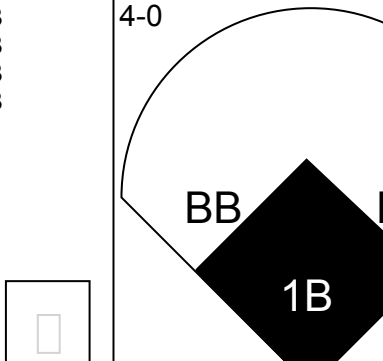
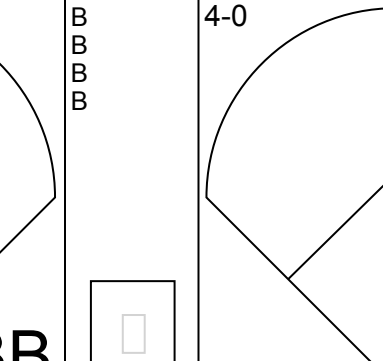
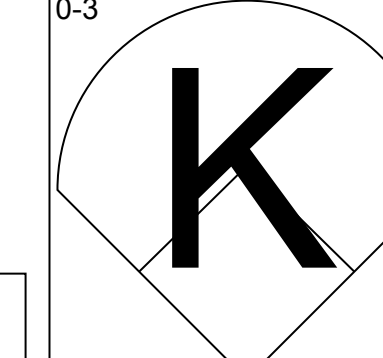
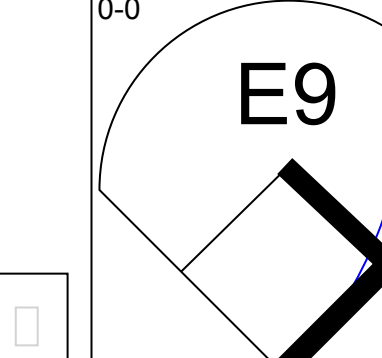
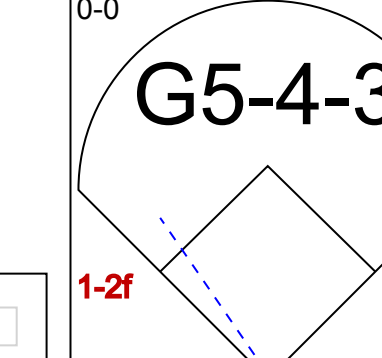
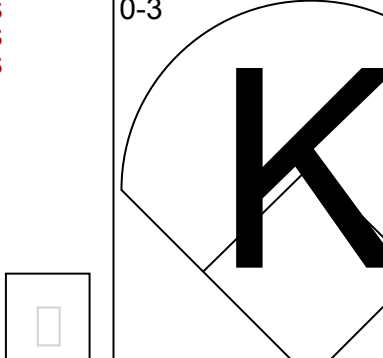
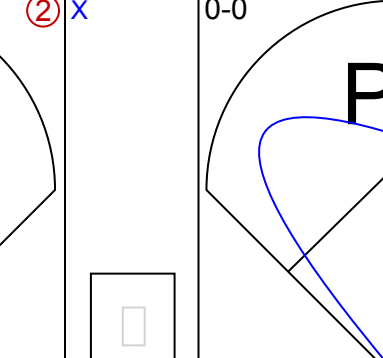
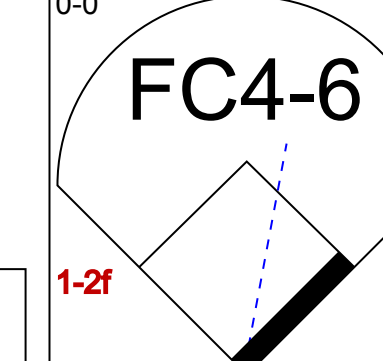
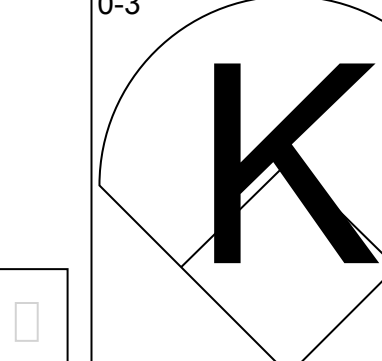
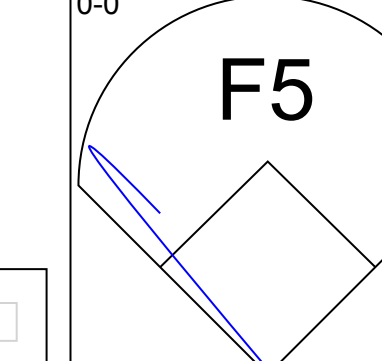
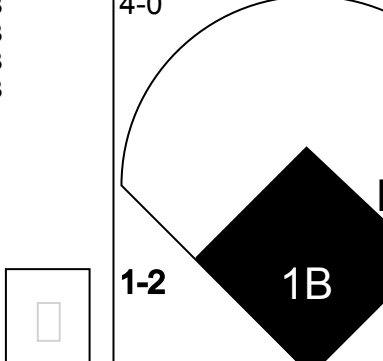
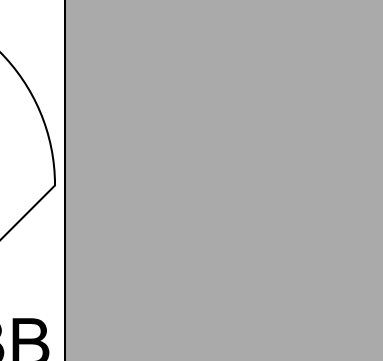
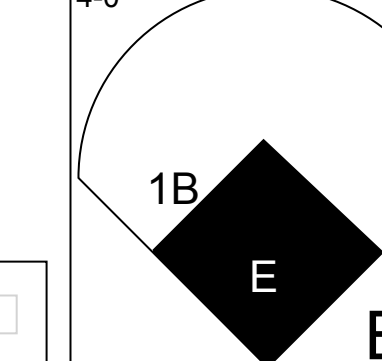
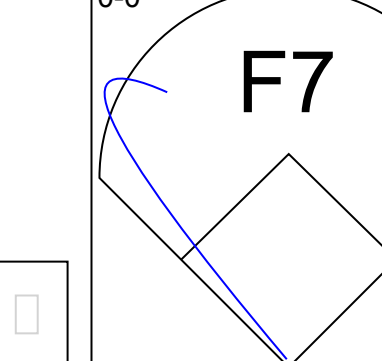
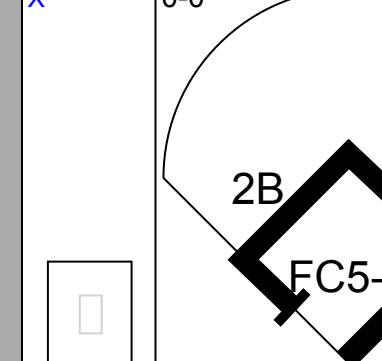
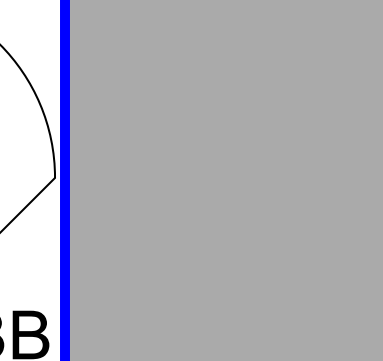
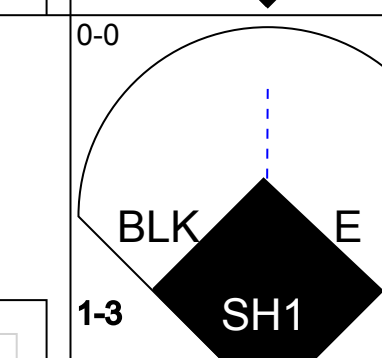
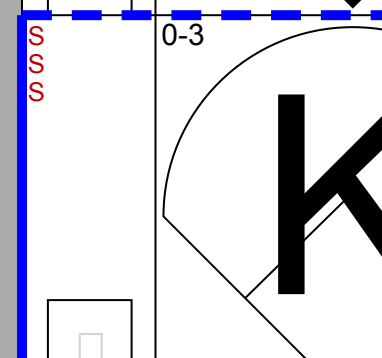
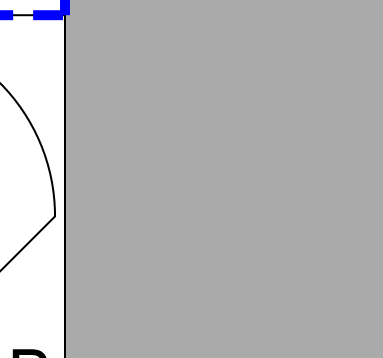
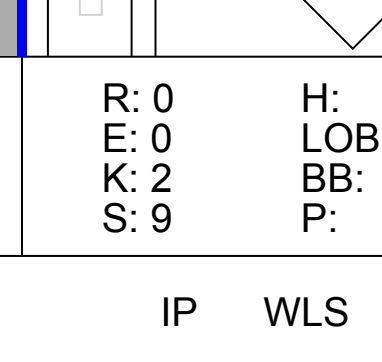
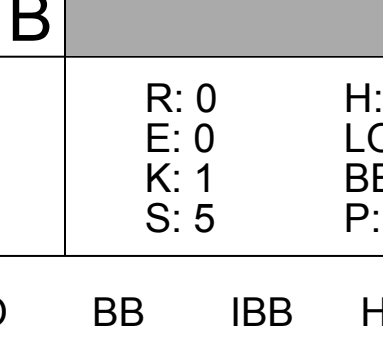
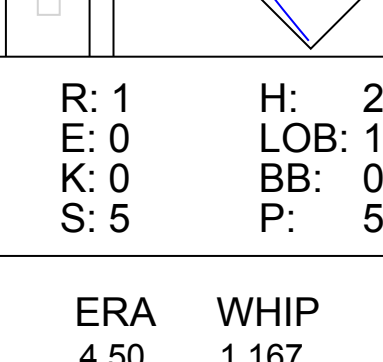






Batter	1	2	3	4	5	6	7	8	9	AB	R	H	RBI	BB	SO	LOB	TOP								
<b>Ellis Burks, R</b> OBP: 0.311, SLG: 0.477 (1, 8)										5	0	1	0	0	1	2									
<b>Ed Romero, R</b> OBP: 0.353, SLG: 0.312 (1, 4)										5	0	0	0	0	1	5									
<b>Wade Boggs, L</b> OBP: 0.395, SLG: 0.601 (1, 5)										4	0	0	0	0	0	0									
<b>Jim Rice, R</b> OBP: 0.362, SLG: 0.420 (1, 7)										3	1	0	0	1	2	0									
<b>Dave Henderson, R</b> OBP: 0.302, SLG: 0.420 (8, 9)										0	0	0	0	0	0	0									
<b>Sam Horn, L</b> OBP: 0.472, SLG: 0.938 (1, 10)										2	1	0	0	1	2	0									
<b>Don Baylor, R</b> OBP: 0.346, SLG: 0.406 (9, PH)										1	1	1	0	0	0	0									
<b>Dwight Evans, R</b> OBP: 0.423, SLG: 0.607 (1, 3)										3	3	2	5	1	0	0									
<b>Mike Greenwell, L</b> OBP: 0.381, SLG: 0.594 (1, 9)										2	1	1	2	1	0	0									
<b>Todd Benzinger, S</b> OBP: 0.387, SLG: 0.400 (8, 7)										4	0	1	0	0	1	2									
<b>John Marzano, R</b> OBP: 0.250, SLG: 0.429 (1, 2)										4	0	1	0	0	1	1									
<b>Spike Owen, S</b> OBP: 0.334, SLG: 0.354 (1, 6)																									
<b>Inning Stats</b>	R: 0 E: 0 K: 1 S: 5	H: 0 LOB: 0 BB: 0 P: 5	R: 0 E: 0 K: 2 S: 7	H: 0 LOB: 0 BB: 0 P: 7	R: 0 E: 0 K: 0 S: 4	H: 1 LOB: 2 BB: 1 P: 8	R: 0 E: 0 K: 1 S: 5	H: 0 LOB: 0 BB: 0 P: 5	R: 2 E: 0 K: 1 S: 6	H: 1 LOB: 0 BB: 1 P: 10	R: 3 E: 0 K: 0 S: 4	H: 1 LOB: 0 BB: 2 P: 12	R: 0 E: 0 K: 1 S: 5	H: 1 LOB: 0 BB: 0 P: 5	R: 0 E: 0 K: 2 S: 7	H: 0 LOB: 0 BB: 0 P: 7	R: 3 E: 1 K: 0 S: 7	H: 4 LOB: 1 BB: 0 P: 7	1B: 5 2B: 0 3B: 0 HR: 3	SF: 0 SAC: 0 DP: 2 HBP: 0	WP: 0 PB: 0 SB: 0 CS: 1	PA: 38			
<b>PITCHER</b>	IP	WLS	BF	H	R	ER	SO	BB	IBB	HBP	BLK	WP	HR	S	P	ERA	WHIP								
<b>Greg Harris, R</b> ERA: 4.77 (1, 1)	5.2		24	3	5	5	5	4	0	0	0	0	2	30	46	7.94	1.235								
<b>Mitch Williams, L</b> ERA: 3.31 (6, 1)	2.1		7	1	0	0	3	0	0	0	0	0	0	13	13	0.00	0.429								
<b>Dale Mohorcic, R</b> ERA: 2.9 (9, 1)	0.1	L	4	3	3	2	0	0	0	0	0	0	1	4	4	54.00	9.000								
<b>Jeff Russell, R</b> ERA: 3.21 (9, 1)	0.2		3	1	0	0	0	0	0	0	0	0	0	3	3	0.00	1.500								

**Boston Red Sox @ Texas Rangers**  
Arlington Stadium, Arlington, TX  
Tue Aug 04 1987, 8:05 PM EDT  
Att: 17,377 - Unknown

AB 34  
R 8  
H 8  
RBI 7  
BB 4  
SO 8  
LOB 10

Batter	1	2	3	4	5	6	7	8	9	AB	R	H	RBI	BB	SO	LOB	BOTTOM								
<b>Jerry Browne, S</b> OBP: 0.364, SLG: 0.342 (1, 4)										4	2	2	1	1	0	1									
<b>Scott Fletcher, R</b> OBP: 0.368, SLG: 0.409 (1, 6)										4	0	0	1	0	1	7									
<b>Ruben Sierra, S</b> OBP: 0.315, SLG: 0.485 (1, 9)										4	0	1	2	0	1	2									
<b>Pete Incaviglia, R</b> OBP: 0.344, SLG: 0.517 (1, 7)										5	0	1	0	0	3	1									
<b>Pete O'Brien, L</b> OBP: 0.344, SLG: 0.491 (1, 3)										3	1	0	0	2	0	1									
<b>Larry Parrish, R</b> OBP: 0.330, SLG: 0.506 (1, 10)										5	0	1	0	0	2	4									
<b>Oddibe McDowell, L</b> OBP: 0.349, SLG: 0.477 (1, 8)										3	1	0	0	1	1	2									
<b>Mike Stanley, R</b> OBP: 0.404, SLG: 0.429 (1, 2)										2	1	1	0	1	0	1									
<b>Curtis Wilkerson, S</b> OBP: 0.291, SLG: 0.417 (7, PR)										0	0	0	0	0	0	0									
<b>Darrell Porter, L</b> OBP: 0.349, SLG: 0.353 (8, PH)										0	0	0	0	1	0	0									
<b>Don Slaught, R</b> OBP: 0.280, SLG: 0.382 (9, 2)										0	0	0	0	0	0	0									
<b>Steve Buechele, R</b> OBP: 0.289, SLG: 0.399 (1, 5)										2	1	1	0	0	0	0									
<b>Geno Petralli, L</b> OBP: 0.396, SLG: 0.470 (8, 2)										2	0	1	2	0	1	1									
<b>Inning Stats</b>	R: 0 E: 0 K: 0 S: 3	H: 1 LOB: 1 BB: 0 P: 6	R: 0 E: 0 K: 1 S: 6	H: 1 LOB: 0 BB: 0 P: 6	R: 3 E: 1 K: 1 S: 7	H: 1 LOB: 0 BB: 1 P: 11	R: 0 E: 1 K: 1 S: 6	H: 1 LOB: 1 BB: 0 P: 6	R: 1 E: 0 K: 0 S: 5	H: 2 LOB: 1 BB: 0 P: 5	R: 0 E: 1 K: 0 S: 3	H: 0 LOB: 0 BB: 0 P: 3	R: 0 E: 0 K: 2 S: 9	H: 2 LOB: 2 BB: 0 P: 9	R: 2 E: 0 K: 3 S: 10	H: 1 LOB: 3 BB: 4 P: 26	R: 0 E: 0 K: 1 S: 5	H: 0 LOB: 1 BB: 1 P: 9	1B: 6 2B: 2 3B: 0 HR: 0	SF: 1 SAC: 1 DP: 1 HBP: 0	WP: 0 PB: 0 SB: 0 CS: 0	PA: 42			
<b>PITCHER</b>	IP	WLS	BF	H	R	ER	SO	BB	IBB	HBP	BLK	WP	HR	S	P	ERA	WHIP								
<b>Bob Woodward, R</b> ERA: 7.15 (1, 1)	6.0		26	4	3	3	3	1	0	0	0	0	0	31	35	4.50	1.167								
<b>Wes Gardner, R</b> ERA: 5.97 (7, 1)	1.2		9	1	2	2	4	3	0	0	0	0	0	14	26	10.80	2.400								
<b>Calvin Schiraldi, R</b> ERA: 5.66 (8, 1)	1.1	W	7	1	0	0	2	2	0	0	0	0	0	9	17	0.00	2.250								

**Boston Red Sox @ Texas Rangers**  
Arlington Stadium, Arlington, TX  
Tue Aug 04 1987, 8:05 PM EDT  
Att: 17,377 - Unknown

AB 34  
R 6  
H 8  
RBI 6  
BB 6  
SO 9  
LOB 20





Batter	1	2	3	4	5	6	7	8	9	AB	R	H	RBI	BB	SO	LOB	TOP										
<b>Ellis Burks, R</b> OBP: 0.312, SLG: 0.474 (1, 8)	0-0 5-3		0-0 5-3		0-0 F7	4-0 FC6-4 BB		0-0 BB S 1B		4	0	1	0	1	0	0											
<b>Marty Barrett, R</b> OBP: 0.338, SLG: 0.320 (1, 4)	0-0 G3		0-0 F8		0-0 F8	0-0 FC6-4		4-0 G5-3 BB 1-2 BB		4	0	0	0	1	0	3											
<b>Wade Boggs, L</b> OBP: 0.355, SLG: 0.605 (1, 5)	0-3 K			0-0 HR		0-0 4-3		4-0 L4		4	1	1	1	1	1	0											
<b>Dwight Evans, R</b> OBP: 0.423, SLG: 0.606 (1, 3)		0-3 K		0-0 PB 4-3 2B		4-0 BB BB BB		0-3 K	0-0 G5-3		4	2	1	0	1	2	3										
<b>Sam Horn, L</b> OBP: 0.463, SLG: 0.889 (1, 10)		0-0 4-3		0-3 K		4-0 BB BB BB		0-0 2B		4	2	1	0	1	2	1											
<b>Todd Benzinger, S</b> OBP: 0.388, SLG: 0.382 (1, 9) (6, 7)		0-3 K		0-0 4-3		4-0 BB BB BB		4-0 2B		3	1	0	1	2	1	0											
<b>Mike Greenwell, L</b> <b>Dave Henderson, R</b> OBP: 0.309, SLG: 0.428 (6, 9) (6, 9)			0-0 FC5-4 1B	0-0 E4		4-0 FC6-4 BB 1-2 2-3 2-H		0-0 1-3 2-H 2B	0-3 K2-3	2	0	1	0	0	0	0											
<b>John Marzano, R</b> OBP: 0.250, SLG: 0.353 (1, 2)			0-0 FC5-4 E	0-3 K		4-0 FC6-4 BB 1-2 2-3 3-H		0-0 1-3		3	1	0	1	1	1	4											
<b>Spike Owen, S</b> OBP: 0.333, SLG: 0.352 (1, 6)			0-0 E9		0-0 F7	0-0 FC6-4 BB		0-0 6-3		4	1	1	1	0	0	2											
<b>Inning Stats</b>	R: 0 E: 0 K: 1 S: 5	H: 0 LOB: 0 BB: 0 P: 5	R: 0 E: 0 K: 2 S: 7	H: 0 LOB: 0 BB: 0 P: 7	R: 2 E: 1 K: 0 S: 5	H: 2 LOB: 0 BB: 0 P: 5	R: 2 E: 1 K: 2 S: 10	H: 2 LOB: 1 BB: 0 P: 10	R: 0 E: 0 K: 0 S: 3	H: 0 LOB: 3 BB: 0 P: 27	R: 1 E: 0 K: 1 S: 7	H: 2 LOB: 2 BB: 1 P: 11	R: 0 E: 0 K: 0 S: 3	H: 1 LOB: 2 BB: 2 P: 11	R: 0 E: 0 K: 2 S: 7	H: 0 LOB: 0 BB: 0 P: 7	1B: 3 2B: 3 3B: 0 HR: 1	SF: 0 SAC: 0 DP: 1 HBP: 0	WP: 0 PB: 1 SB: 2 CS: 0	PA: 43							
<b>PITCHER</b>	IP	WLS	BF	H	R	ER	SO	BB	IBB	HBP	BLK	WP	HR	S	P	ERA	WHIP										
<b>Charlie Hough, R</b> ERA: 4.25 (1, 1)	5.1		24	4	7	4	5	3	0	0	0	0	1	31	43	6.75	1.312										
<b>Mitch Williams, L</b> ERA: 3.31 (6, 1)	0.0		2	0	0	0	0	2	0	0	0	0	0	0	8	∞	∞										
<b>Jeff Russell, R</b> ERA: 3.26 (6, 1)	2.0		13	3	1	1	1	4	0	0	0	0	0	11	27	4.50	3.500										
<b>Jose Guzman, R</b> ERA: 5.37 (8, 1)	1.2	W	4	0	0	0	2	0	0	0	0	0	0	8	8	0.00	0.000										

**Boston Red Sox @ Texas Rangers**  
Arlington Stadium, Arlington, TX  
Wed Aug 05 1987, 8:05 PM EDT  
Att: 19,843 - Unknown

AB 34  
R 8  
H 7  
RBI 6  
BB 9  
SO 8  
LOB 13



Batter	1	2	3	4	5	6	7	8	9	AB	R	H	RBI	BB	SO	LOB	BOTTOM										
<b>Jerry Browne, S</b> OBP: 0.362, SLG: 0.340 (1, 4)	0-0 S 1B	0-0 FC5-6		0-3 K		0-0 4-3		0-0 P4		5	1	1	0	0	1	3											
<b>Scott Fletcher, R</b> OBP: 0.370, SLG: 0.408 (1, 6)	4-0 BB BLK BB	4-0 G5-3			0-0 PB 1B		0-0 G3		4-0 HR BB	3	2	1	0	2	0	3											
<b>Ruben Sierra, S</b> OBP: 0.318, SLG: 0.492 (1, 9)	0-0 F7		4-0 1B BB		0-0 F8		0-0 1B		0-0 1H HR	4	2	2	2	1	0	3											
<b>Pete O'Brien, L</b> OBP: 0.349, SLG: 0.493 (1, 3)	0-0 BLK BB 1-2 2-H 1B		0-0 CS 1B		0-0 F5		0-0 1-3 3-H 1B		4-0 SH1-4 BB 1B	4	1	3	2	1	0	1											
<b>Darrell Porter, L</b> <b>Larry Parrish, R</b> OBP: 0.345, SLG: 0.348 (1, 10) OBP: 0.332, SLG: 0.506 (9, PH)	0-0 F7		4-3 CS 1B		0-0 F8		0-3 K		4-0 1B SH1-4 BB	4	0	1	1	0	1	5											
<b>Geno Petralli, L</b> <b>Mike Stanley, R</b> OBP: 0.394, SLG: 0.462 (1, 2) OBP: 0.401, SLG: 0.426 (8, PH)	4-0 BLK BB 1-2 2-3 BB		0-0 4-3		0-0 4-3		0-3 K		0-0 6-3	2	0	0	0	1	1	2											
<b>Oddibe McDowell, L</b> <b>Steve Buechele, R</b> OBP: 0.346, SLG: 0.471 (1, 8) OBP: 0.294, SLG: 0.399 (8, PH)	0-3 K		0-0 F7		0-3 K		0-0 K		4-0 HR BB	3	0	0	0	0	2	3											
<b>Tom O'Malley, L</b> <b>Pete Incaviglia, R</b> OBP: 0.333, SLG: 0.667 (1, 5) OBP: 0.342, SLG: 0.514 (8, PH)		0-0 FC5-6 2B		0-0 F8		0-0 3-1		0-3 K	0-3 K	3	0	1	0	0	0	0											
<b>Bob Brower, R</b> OBP: 0.376, SLG: 0.506 (1, 7) (9, 8)		4-0 G5-3 FC5-6 BB		0-3 K			0-0 1B 4-3 1B		0-0 1H HR	4	2	3	3	1	1	0											
<b>Inning Stats</b>	R: 2 E: 0 K: 1 S: 7	H: 2 LOB: 2 BB: 2 P: 15	R: 0 E: 0 K: 0 S: 3	H: 1 LOB: 1 BB: 1 P: 7	R: 1 E: 0 K: 0 S: 4	H: 2 LOB: 1 BB: 1 P: 8	R: 0 E: 0 K: 2 S: 7	H: 0 LOB: 0 BB: 0 P: 7	R: 0 E: 0 K: 0 S: 4	H: 1 LOB: 1 BB: 0 P: 4	R: 0 E: 0 K: 2 S: 7	H: 0 LOB: 0 BB: 0 P: 7	R: 1 E: 0 K: 1 S: 8	H: 3 LOB: 2 BB: 0 P: 8	R: 2 E: 0 K: 1 S: 6	H: 1 LOB: 0 BB: 1 P: 10	R: 3 E: 0 K: 1 S: 6	H: 2 LOB: 3 BB: 4 P: 22	1B: 9 2B: 1 3B: 0 HR: 2	SF: 0 SAC: 1 DP: 1 HBP: 0	WP: 0 PB: 1 SB: 1 CS: 2	PA: 45					
<b>PITCHER</b>	IP	WLS	BF	H	R	ER	SO	BB	IBB	HBP	BLK	WP	HR	S	P	ERA	WHIP										
<b>Roger Clemens, R</b> ERA: 3.27 (1, 1)	7.0		32	9	4	4	6	4	0	0	0	0	0	40	56	5.14	1.857										
<b>Joe Sambito, L</b> ERA: 5.7 (8, 1)	1.0	L	8	2	5	5	1	3	0	0	0	0	2	7	19	45.00	5.000										
<b>Calvin Schiraldi, R</b> ERA: 5.57 (9, 1)	0.2		5	1	0	0	1	1	1	0	0	0	0	5	13	0.00	3.000										

**Boston Red Sox @ Texas Rangers**  
Arlington Stadium, Arlington, TX  
Wed Aug 05 1987, 8:05 PM EDT  
Att: 19,843 - Unknown

AB 35  
R 9  
H 12  
RBI 8  
BB 9  
SO 8  
LOB 24





Batter	1	2	3	4	5	6	7	8	9	AB	R	H	RBI	BB	SO	LOB	TOP										
Jerry Browne, S OBP: 0.358, SLG: 0.335	0-0 3-1			0-0 4-3		0-0 G3		0-0 5-3	4 0 0 0 0 0 1																		
Curtis Wilkerson, S OBP: 0.289, SLG: 0.409	0-0 4-3			0-0 F7			0-0 HR	1B	4 1 1 0 0 0 0																		
Ruben Sierra, S OBP: 0.317, SLG: 0.497	0-3 K			0-0 F8			0-0 HR	HR	4 1 1 2 0 1 0																		
Pete O'Brien, L OBP: 0.347, SLG: 0.490		0-0 F8			0-0 4-3			0-0 G1	3 0 0 0 0 0 0																		
Larry Parrish, R OBP: 0.329, SLG: 0.501		0-3 K			0-3 K			0-3 K	3 0 0 0 0 3 0																		
Oddibe McDowell, L OBP: 0.342, SLG: 0.466		0-0 1-3			0-0 3-1			0-3 K	3 0 0 0 0 1 0																		
Mike Stanley, R OBP: 0.394, SLG: 0.417			0-3 K			0-0 L4		0-3 K	3 0 0 0 0 2 0																		
Tom O'Malley, L OBP: 0.167, SLG: 0.333			0-3 K			0-0 G3		0-0 F8	3 0 0 0 0 1 0																		
Bob Brower, R OBP: 0.375, SLG: 0.503			0-0 6-3			0-0 1B		0-3 K	3 0 1 0 0 1 0																		
<b>Inning Stats</b>	R: 0 E: 0 K: 1 S: 5	H: 0 LOB: 0 BB: 0 P: 5	R: 0 E: 0 K: 1 S: 5	H: 0 LOB: 0 BB: 0 P: 5	R: 0 E: 0 K: 2 S: 7	H: 0 LOB: 0 BB: 0 P: 7	R: 0 E: 0 K: 0 S: 3	H: 0 LOB: 0 BB: 0 P: 3	R: 0 E: 0 K: 0 S: 4	H: 1 LOB: 0 BB: 0 P: 4	R: 2 E: 0 K: 2 S: 9	H: 2 LOB: 0 BB: 0 P: 9	R: 0 E: 0 K: 2 S: 7	H: 0 LOB: 0 BB: 0 P: 7	R: 0 E: 0 K: 0 S: 3	H: 0 LOB: 0 BB: 0 P: 3	1B: 2 2B: 0 3B: 0 HR: 1	SF: 0 SAC: 0 DP: 0 HBP: 0	WP: 0 PB: 0 SB: 0 CS: 0	PA: 30							
<b>PITCHER</b>	IP	WLS	BF	H	R	ER	SO	BB	IBB	HBP	BLK	WP	HR	S	P	ERA	WHIP										
Ken Dixon, R ERA: 6.25	7.0	W	24	3	2	2	7	0	0	0	0	0	1	38	38	2.57	0.429										
Mark Williamson, R ERA: 4.06	2.0		6	0	0	0	2	0	0	0	0	0	0	10	10	0.00	0.000										

Texas Rangers @ Baltimore Orioles  
Memorial Stadium, Baltimore, MD  
Fri Aug 07 1987, 7:05 PM EDT  
Att: 33,657 - Unknown

AB	30
R	2
H	3
RBI	2
BB	0
SO	9
LOB	1



Batter	1	2	3	4	5	6	7	8	9	AB	R	H	RBI	BB	SO	LOB	BOTTOM										
Ken Gerhart, R OBP: 0.279, SLG: 0.436	0-0 HR	1B	0-0 F5			0-0 F8		0-0 F2	5 1 2 0 0 0 2																		
Billy Ripken, R OBP: 0.380, SLG: 0.381	4-0 HR	1B		0-0 1-3		0-0 F7		0-3 K	4 1 1 0 1 1 1																		
Cal Ripken Jr., R OBP: 0.341, SLG: 0.461	0-0 HR	1B	0-0 F3		0-0 4-3	0-0 L3			4 1 1 3 0 0 3																		
Eddie Murray, S OBP: 0.349, SLG: 0.524	0-0 4-3	0-3 K		4-0 FC4-6		0-0 HR		1B	3 1 1 0 1 1 2																		
Ray Knight, R OBP: 0.327, SLG: 0.394	4-0 HR	BB	0-0 SH1-3	1B	0-0 FC4-6	0-0 F8		0-0 HR	3 2 1 0 1 0 2																		
Larry Sheets, L OBP: 0.356, SLG: 0.574	0-0 HR		0-0 SH1-3	1B	0-0 3-1	0-0 HR		1B	4 3 3 4 0 0 0																		
Lee Lacy, R OBP: 0.332, SLG: 0.389	0-0 5-3		0-0 SH1-3	1B	0-0 F8	0-0 6-3			3 0 0 0 0 0 0																		
Terry Kennedy, L OBP: 0.320, SLG: 0.408	0-0 L7		0-0 FC4-6	1B	0-0 F7	0-0 6-3			4 0 1 2 0 0 0																		
Mike Young, S OBP: 0.340, SLG: 0.422		0-0 F3	0-0 FC4-6			0-0 1B		0-0 3-1	4 0 1 0 0 0 1																		
<b>Inning Stats</b>	R: 5 E: 0 K: 0 S: 6	H: 3 LOB: 0 BB: 2 P: 14	R: 0 E: 0 K: 1 S: 7	H: 2 LOB: 2 BB: 0 P: 7	R: 2 E: 0 K: 0 S: 6	H: 3 LOB: 1 BB: 0 P: 6	R: 0 E: 0 K: 0 S: 3	H: 0 LOB: 1 BB: 1 P: 7	R: 0 E: 0 K: 0 S: 4	H: 1 LOB: 0 BB: 0 P: 4	R: 2 E: 0 K: 0 S: 5	H: 2 LOB: 0 BB: 0 P: 5	R: 0 E: 0 K: 1 S: 5	H: 0 LOB: 0 BB: 0 P: 5	1B: 8 2B: 0 3B: 0 HR: 3	SF: 0 SAC: 1 DP: 0 HBP: 0	WP: 0 PB: 0 SB: 0 CS: 0	PA: 38									
<b>PITCHER</b>	IP	WLS	BF	H	R	ER	SO	BB	IBB	HBP	BLK	WP	HR	S	P	ERA	WHIP										
Paul Kilgus, L ERA: 4.87	2.0	L	15	7	7	7	1	2	0	0	0	0	2	15	23	31.50	4.500										
Jose Guzman, R ERA: 5.29	2.0		8	1	0	0	0	1	0	0	0	0	0	7	11	0.00	1.000										
Steve Howe, L ERA:	2.0		7	1	0	0	0	0	0	0	0	0	0	7	7	0.00	0.500										
Jeff Russell, R ERA: 3.51	1.0		5	2	2	2	0	0	0	0	0	0	1	5	5	18.00	2.000										
Dale Mohoric, R ERA: 2.87	1.0		3	0	0	0	1	0	0	0	0	0	0	5	5	0.00	0.000										

Texas Rangers @ Baltimore Orioles  
Memorial Stadium, Baltimore, MD  
Fri Aug 07 1987, 7:05 PM EDT  
Att: 33,657 - Unknown

AB	34
R	9
H	11
RBI	9
BB	3
SO	2
LOB	11





Batter	1	2	3	4	5	6	7	8	9	AB	R	H	RBI	BB	SO	LOB	TOP																									
Jerry Browne, S OBP: 0.355, SLG: 0.332	0-3 K	0-0 1-3			0-0 4-3	0-0 G3		0-0 1B HBP	0-0 F7	6	1	1	1	0	1	4																										
Scott Fletcher, R OBP: 0.373, SLG: 0.408 Curtis Wilkerson, S OBP: 0.289, SLG: 0.409	0-0 5-3		4-0 BB		0-0 S 1B		0-3 K	1-0 1B WP HBP		3	1	1	0	1	1	0																										
Ruben Sierra, S OBP: 0.320, SLG: 0.503	0-0 HR		4-0 1-2 BB		0-0 F6		0-0 L6	0-0 WP 1B		4	1	2	2	1	0	1																										
Pete O'Brien, L OBP: 0.343, SLG: 0.483	0-0 L9		0-0 F7		0-0 4-3		0-0 5-3	0-0 F7		5	0	0	0	0	0	4																										
Pete Incaviglia, R OBP: 0.338, SLG: 0.509 Bob Brower, R OBP: 0.373, SLG: 0.500		0-0 E5 1B HBP	0-3 K		0-0 5-3		0-3 K	0-3 K		4	1	0	0	0	2	2																										
Larry Parrish, R OBP: 0.333, SLG: 0.500	0-0 HBP 1B	0-0 F6			4-0 G3 HR BB		4-0 HR BB	0-0 E1 BB 1B		3	3	1	0	2	0	2																										
Oddibe McDowell, L OBP: 0.343, SLG: 0.476	0-0 G4-6-3 HBP 1B			0-3 K		0-0 G3		0-0 HR	0-3 K	5	1	2	2	0	2	2																										
Geno Petralli, L OBP: 0.408, SLG: 0.475	1-0 G4-6-3 HBP			0-0 F8		4-0 HR IBB		0-0 3-1 1B	0-0 BB 1B	3	2	2	1	1	0	0																										
Tom O'Malley, L OBP: 0.273, SLG: 0.600	0-0 G4-6-3			0-0 6-3		0-0 HR		0-0 3-1	4-0 BB	4	1	1	3	1	0	3																										
<b>Inning Stats</b>	R: 1 E: 0 K: 1 S: 6	H: 1 LOB: 0 BB: 0 P: 6	R: 2 E: 1 K: 0 S: 5	H: 2 LOB: 1 BB: 0 P: 6	R: 0 E: 0 K: 1 S: 5	H: 0 LOB: 2 BB: 2 P: 13	R: 0 E: 0 K: 1 S: 5	H: 0 LOB: 1 BB: 0 P: 5	R: 0 E: 0 K: 0 S: 4	H: 1 LOB: 1 BB: 0 P: 4	R: 3 E: 0 K: 0 S: 4	H: 1 LOB: 0 BB: 2 P: 12	R: 0 E: 0 K: 1 S: 5	H: 0 LOB: 0 BB: 0 P: 5	R: 5 E: 0 K: 1 S: 9	H: 4 LOB: 1 BB: 1 P: 14	R: 0 E: 1 K: 2 S: 9	H: 1 LOB: 3 BB: 1 P: 13	1B: 6 2B: 1 3B: 0 HR: 3	SF: 0 SAC: 0 DP: 1 HBP: 2	WP: 1 PB: 0 SB: 1 CS: 0	PA: 46																				
<b>PITCHER</b>	IP	WLS	BF	H	R	ER	SO	BB	IBB	HBP	BLK	WP	HR	S	P	ERA	WHIP	<b>PITCHER</b>								IP	WLS	BF	H	R	ER	SO	BB	IBB	HBP	BLK	WP	HR	S	P	ERA	WHIP
Mike Boddicker, R ERA: 3.83	(1, 1)	7.1	L	35	7	9	7	5	4	1	1	0	0	3	39	60	8.59	1.500																								
Tom Niedenfuer, R ERA: 4.97	(8, 1)	0.2		5	2	2	2	0	0	0	1	0	1	0	4	5	27.00	3.000																								
Mike Griffin, R ERA: 4.14	(9, 1)	1.0		6	1	0	0	2	1	0	0	0	0	0	9	13	0.00	2.000																								

Texas Rangers @ Baltimore Orioles  
Memorial Stadium, Baltimore, MD  
Sat Aug 08 1987, 7:05 PM EDT  
Att: 34,883 - Unknown

AB 38  
R 11  
H 10  
RBI 9  
BB 6  
SO 7  
LOB 18



Batter	1	2	3	4	5	6	7	8	9	AB	R	H	RBI	BB	SO	LOB	BOTTOM																											
Jim Dwyer, L OBP: 0.384, SLG: 0.506 Mike Young, S OBP: 0.340, SLG: 0.421	0-3 K		4-0 BB 1B	0-0 F6		0-0 1-3 1B	0-0 F7		0-3 K	2	0	0	0	1	1	2																												
Billy Ripken, R OBP: 0.381, SLG: 0.376	0-3 K		0-0 BB 1B	4-0 BB	0-0 F4		0-0 P3			4	0	1	0	1	1	2																												
Cal Ripken Jr., R OBP: 0.342, SLG: 0.465	0-0 BB 1B		0-0 F4	0-3 K		0-0 1-3		0-0 PB 3B		5	1	2	0	0	1	7																												
Eddie Murray, S OBP: 0.350, SLG: 0.520	4-0 BB		4-0 BB		0-0 4-3	0-0 L8		0-3 K 5-3		3	0	0	0	2	1	2																												
Fred Lynn, L OBP: 0.331, SLG: 0.470	0-0 F9		0-0 L9		0-0 F6		0-0 2B 1B	0-0 5-3		5	1	1	0	0	0	6																												
Ray Knight, R OBP: 0.328, SLG: 0.396		0-3 K	0-3 K		0-0 1B		0-0 2B	0-0 5-3		5	0	2	1	0	2	4																												
Terry Kennedy, L OBP: 0.318, SLG: 0.404		0-3 K		0-0 5-3	0-0 F6		4-0 BB		0-3 K	4	0	0	0	1	2	1																												
Larry Sheets, L OBP: 0.363, SLG: 0.598	0-0 HR		4-0 BB BB		0-0 BB BB		0-0 1B 1B	0-0 F7		4	3	3	2	1	0	2																												
Ken Gerhart, R OBP: 0.281, SLG: 0.433	0-3 K		4-0 BB BB		0-0 1-3 1B		0-3 K		0-3 K	4	0	1	0	1	3	2																												
<b>Inning Stats</b>	R: 0 E: 0 K: 2 S: 8	H: 1 LOB: 2 BB: 1 P: 12	R: 1 E: 0 K: 3 S: 10	H: 1 LOB: 0 BB: 0 P: 10	R: 0 E: 0 K: 1 S: 6	H: 1 LOB: 3 BB: 3 P: 14	R: 0 E: 0 K: 1 S: 5	H: 0 LOB: 3 BB: 3 P: 17	R: 0 E: 0 K: 0 S: 4	H: 1 LOB: 1 BB: 0 P: 4	R: 1 E: 0 K: 0 S: 6	H: 3 LOB: 2 BB: 0 P: 6	R: 1 E: 0 K: 1 S: 7	H: 2 LOB: 1 BB: 1 P: 11	R: 1 E: 0 K: 1 S: 7	H: 1 LOB: 0 BB: 0 P: 7	R: 1 E: 0 K: 3 S: 10	H: 1 LOB: 0 BB: 0 P: 10	1B: 7 2B: 1 3B: 1 HR: 2	SF: 0 SAC: 0 DP: 0 HBP: 0	WP: 0 PB: 1 SB: 0 CS: 0	PA: 46																						
<b>PITCHER</b>	IP	WLS	BF	H	R	ER	SO	BB	IBB	HBP	BLK	WP	HR	S	P	ERA	WHIP	<b>PITCHER</b>								IP	WLS	BF	H	R	ER	SO	BB	IBB	HBP	BLK	WP	HR	S	P	ERA	WHIP		
Bobby Witt, R ERA: 3.95	(1, 1)	5.0	W	25	4	1	1	7	6	0	0	0	0	0	0	0	1.80	2.000																										
Steve Howe, L ERA: 6.0	(6, 1)	1.0		8	5	2	2	0	0	0	0	0	0	0	8	8	18.00	5.000																										
Mitch Williams, L ERA: 3.3	(7, 1)	3.0	S	13	2	2	1	5	1	0	0	0	0	1	22	26	3.00	1.000																										

Texas Rangers @ Baltimore Orioles  
Memorial Stadium, Baltimore, MD  
Sat Aug 08 1987, 7:05 PM EDT  
Att: 34,883 - Unknown

AB 39  
R 5  
H 11  
RBI 4  
BB 7  
SO 12  
LOB 30










Batter	1	2	3	4	5	6	7	8	9	10	11	12	AB	R	H	RBI	BB	SO	LOB	TOP								
<b>Bob Brower, R</b> OBP: 0.365, SLG: 0.503 (1.8)	F8		HR		4-3			1-3			F8		5	1	1	2	0	0	1									
<b>Scott Fletcher, R</b> OBP: 0.368, SLG: 0.400 (1.6)	FC4-6 BB		F7		F9			F9			5-3		4	0	0	0	1	0	1									
<b>Ruben Sierra, S</b> OBP: 0.316, SLG: 0.498 (1.9)	F5		K						F2		F8		5	0	0	0	0	1	1									
<b>Pete Incavaglia, R</b> OBP: 0.336, SLG: 0.510 (1.7)	FC4-6 1-2r				G1-6-3 1B			F9		K		P3	5	0	1	0	0	1	1									
<b>Larry Parrish, R</b> OBP: 0.331, SLG: 0.501 (1.5)		4-0																										
<b>Jerry Browne, S</b> OBP: 0.353, SLG: 0.330 (9.4)		1B FC6-4 BB			K			K				F7	3	1	0	0	1	3	1									
<b>Pete O'Brien, L</b> OBP: 0.342, SLG: 0.481 (1.3)		0-0			G1-6-3 1B							E1	5	0	2	0	0	0	1									
<b>Mike Stanley, R</b> OBP: 0.388, SLG: 0.428 (1.10)		1-3						F8				K	5	0	0	1	0	2	3									
<b>Don Slaughter, R</b> OBP: 0.250, SLG: 0.376 (1.2)		8-3			2B 4-3 BB			G5-4-3					2	1	0	0	2	0	2									
<b>Steve Buechele, R</b> OBP: 0.294, SLG: 0.401 (9.5)											F9		4	0	1	0	0	2	1									
<b>Inning Stats</b>	R: 0 E: 0 K: 2 S: 3	H: 0 LOB: 1 BB: 1 P: 7	R: 1 E: 0 K: 0 S: 3	H: 1 LOB: 0 BB: 1 P: 7	R: 1 E: 0 K: 2 S: 8	H: 1 LOB: 0 BB: 0 P: 8	R: 0 E: 0 K: 1 S: 5	H: 0 LOB: 0 BB: 1 P: 6	R: 1 E: 0 K: 1 S: 6	H: 1 LOB: 1 BB: 1 P: 10	R: 0 E: 0 K: 2 S: 5	H: 0 LOB: 0 BB: 0 P: 5	R: 0 E: 0 K: 1 S: 5	H: 1 LOB: 0 BB: 0 P: 3	R: 0 E: 0 K: 2 S: 7	H: 0 LOB: 0 BB: 0 P: 7	R: 0 E: 0 K: 0 S: 3	H: 0 LOB: 1 BB: 1 P: 7	R: 0 E: 1 K: 1 S: 6	H: 0 LOB: 1 BB: 0 P: 3	R: 0 E: 1 K: 1 S: 6	H: 0 LOB: 1 BB: 0 P: 6	1B: 3 2B: 2 3B: 0 HR: 1	SF: 0 SAC: 0 DP: 3 HBP: 0	WP: 0 PB: 0 SB: 0 CS: 0	PA: 43		
<b>PITCHER</b>	IP	WLS	BF	H	R	ER	SO	BB	IBB	HBP	BLK	WP	HR	S	P	ERA	WHIP											
<b>Teddy Figueroa, L</b> ERA: 4.57 (1.1)	11.0		39	5	3	3	8	4	0	0	0	0	0	1	51	67	2.46	0.818										
<b>Jay Aldrich, R</b> ERA: 4.62 (12.1)	1.0	W	4	0	0	0	1	0	0	0	0	0	0	6	6	0.00	0.000											

Texas Rangers @ Milwaukee Brewers  
Milwaukee County Stadium, Milwaukee, WI

Mon Aug 10 1987, 8:05 PM EDT  
Att. 21,257 - Unknown

AB 39  
R 3  
H 5  
RBI 3  
BB 4  
SO 9  
LOB 12




Batter	1	2	3	4	5	6	7	8	9	10	11	12	AB	R	H	RBI	BB	SO	LOB	BOTTOM							
<b>Paul Molitor, R</b> OBP: 0.432, SLG: 0.579 (1.10)	K		BB 1B SF9	G3 S BB				1B		K			4	1	2	0	2	2	0								
<b>Mike Felder, S</b> OBP: 0.318, SLG: 0.331 (1.7)	S BB		SF9 BB 1B	G3				1B BB			K		4	1	1	0	2	2	3								
<b>Robin Yount, R</b> OBP: 0.375, SLG: 0.487 (1.8)	L4		S BB 1B	F9				1B			F4		5	1	1	0	1	1	4								
<b>Greg Brock, L</b> OBP: 0.357, SLG: 0.424 (1.3)	K		K		F7			P3		G3		4-3	6	0	0	0	0	2	6								
<b>B.J. Surhoff, L</b> OBP: 0.348, SLG: 0.452 (1.2)		S 1B	SF9		6-3			1B BB		K		4-3	4	0	1	1	1	1	0								
<b>Glenn Briggs, R</b> OBP: 0.338, SLG: 0.427 (1.9)	K		1B BB					1B		K		2-3 1B	4	1	2	0	2	2	1								
<b>Ernest Riles, L</b> OBP: 0.301, SLG: 0.317 (1.5)					F7			K		K		2-3	2	0	1	2	1	0	1								
<b>Steve Kiefer, R</b> OBP: 0.281, SLG: 0.425 (7. FH) (8.5)								K		K		2-3	3	0	0	0	0	2	3								
<b>Juan Castillo, S</b> OBP: 0.320, SLG: 0.351 (1.4)	K		K					6-3		K			5	0	1	1	1	3	6								
<b>Dale Sveum, S</b> OBP: 0.286, SLG: 0.429 (1.6)	K				F8			SH1-3 BB		K		6-3	4	0	0	0	0	2	2								
<b>Inning Stats</b>	R: 0 E: 0 K: 2 S: 7	H: 0 LOB: 1 BB: 1 P: 11	R: 0 E: 0 K: 3 S: 10	H: 1 LOB: 2 BB: 1 P: 14	R: 3 E: 0 K: 2 S: 10	H: 3 LOB: 2 BB: 2 P: 18	R: 0 E: 0 K: 0 S: 3	H: 0 LOB: 1 BB: 1 P: 7	R: 0 E: 0 K: 2 S: 7	H: 0 LOB: 2 BB: 2 P: 15	R: 0 E: 0 K: 1 S: 6	H: 1 LOB: 2 BB: 1 P: 10	R: 0 E: 0 K: 1 S: 6	H: 2 LOB: 2 BB: 1 P: 10	R: 0 E: 0 K: 3 S: 9	H: 0 LOB: 0 BB: 0 P: 9	R: 0 E: 0 K: 2 S: 7	H: 0 LOB: 0 BB: 0 P: 7	R: 0 E: 0 K: 0 S: 5	H: 0 LOB: 0 BB: 0 P: 5	R: 1 E: 0 K: 0 S: 4	H: 2 LOB: 1 BB: 0 P: 4	1B: 9 2B: 0 3B: 0 HR: 0	SF: 1 SAC: 1 DP: 0 HBP: 0	WP: 0 PB: 0 SB: 0 CS: 0	PA: 53	
<b>PITCHER</b>	IP	WLS	BF	H	R	ER	SO	BB	IBB	HBP	BLK	WP	HR	S	P	ERA	WHIP										
<b>Jose Guzman, R</b> ERA: 5.23 (7.1)	6.1		33	5	3	3	9	9	0	0	0	0	0	42	78	4.26	2.211										
<b>Steve Howe, L</b> ERA: 3.6 (9.1)	2.0		8	2	0	0	3	1	0	0	0	0	0	13	17	0.00	1.500										
<b>Jeff Russell, R</b> ERA: 3.47 (9.1)	3.1	L	12	2	1	1	5	0	0	0	0	0	0	22	22	2.70	0.600										

Texas Rangers @ Milwaukee Brewers  
Milwaukee County Stadium, Milwaukee, WI

Mon Aug 10 1987, 8:05 PM EDT  
Att. 21,257 - Unknown

AB 41  
R 4  
H 9  
RBI 4  
BB 10  
SO 17  
LOB 26





Batter	1	2	3	4	5	6	7	8	9	AB	R	H	RBI	BB	SO	LOB	TOP																		
Jerry Browne, S OBP: 0.353, SLG: 0.331										5	1	2	1	0	0	2																			
Scott Fletcher, R OBP: 0.398, SLG: 0.400										5	1	2	0	0	0	0																			
Ruben Sierra, S OBP: 0.313, SLG: 0.494										3	0	0	2	0	2	0																			
Pete O'Brien, L OBP: 0.341, SLG: 0.477										5	0	1	0	0	1	2																			
Pete Incaviglia, R OBP: 0.336, SLG: 0.506										3	0	0	1	1	1	3																			
Larry Parrish, R OBP: 0.328, SLG: 0.496										4	1	0	0	0	1	2																			
Oddibe McDowell, L OBP: 0.344, SLG: 0.482										4	2	2	1	0	0	1																			
Mike Stanley, R OBP: 0.396, SLG: 0.439										3	1	2	1	1	0	0																			
Tom O'Malley, L OBP: 0.353, SLG: 0.533										3	1	1	1	1	0	2																			
<b>Inning Stats</b>	R: 2 E: 0 K: 0 S: 6	H: 3 LOB: 1 BB: 0 P: 6	R: 3 E: 0 K: 0 S: 8	H: 5 LOB: 2 BB: 0 P: 8	R: 0 E: 1 K: 1 S: 6	H: 1 LOB: 1 BB: 0 P: 6	R: 0 E: 0 K: 0 S: 3	H: 0 LOB: 0 BB: 0 P: 3	R: 0 E: 0 K: 0 S: 3	H: 0 LOB: 1 BB: 1 P: 7	R: 0 E: 0 K: 2 S: 2	H: 0 LOB: 0 BB: 0 P: 6	R: 0 E: 0 K: 0 S: 7	H: 0 LOB: 0 BB: 0 P: 7	R: 2 E: 1 K: 1 S: 7	H: 1 LOB: 1 BB: 1 P: 11	R: 0 E: 0 K: 1 S: 5	H: 0 LOB: 0 BB: 0 P: 5	1B: 7 2B: 3 3B: 0 HR: 0	SF: 2 SAC: 0 DP: 1 HBP: 0	WP: 0 PB: 0 SB: 3 CS: 0	PA: 40													
<b>PITCHER</b>	IP WLS BF H R ER SO BB IBB HBP BLK WP HR S P ERA WHIP	IP WLS BF H R ER SO BB IBB HBP BLK WP HR S P ERA WHIP																																	
Mark Knudson, R ERA: 6.25	(1, 1)	6.0	L	28	9	5	5	1	2	0	0	0	0	0	0	28	36	7.50	1.833																
Mark Clear, R ERA: 5.32	(7, 1)	3.0		12	1	2	0	4	1	0	0	0	0	0	0	19	23	0.00	0.667																

Texas Rangers @ Milwaukee Brewers  
Milwaukee County Stadium, Milwaukee, WI  
Tue Aug 11 1987, 8:05 PM EDT  
Att: 17,502 - Unknown

AB 35  
R 7  
H 10  
RBI 7  
BB 3  
SO 5  
LOB 12



Batter	1	2	3	4	5	6	7	8	9	AB	R	H	RBI	BB	SO	LOB	BOTTOM																		
Paul Moltzer, R OBP: 0.436, SLG: 0.589										4	0	3	1	0	0	1																			
Mike Felder, S OBP: 0.316, SLG: 0.326										3	0	0	0	1	0	3																			
Robin Yount, R OBP: 0.374, SLG: 0.485										4	0	1	0	0	1	2																			
Greg Brock, L OBP: 0.357, SLG: 0.423										3	0	1	0	0	0	1																			
Rob Deer, R OBP: 0.368, SLG: 0.512										1	0	0	0	0	0	2																			
B.J. Surhoff, L OBP: 0.344, SLG: 0.446										4	0	0	0	0	0	3																			
Glenn Braggs, R OBP: 0.332, SLG: 0.422										4	0	0	0	0	2	1																			
Ernest Riles, L OBP: 0.300, SLG: 0.315										4	0	1	0	0	1	0																			
Juan Castillo, S OBP: 0.320, SLG: 0.351										3	0	1	0	0	1	1																			
Bill Schroeder, R OBP: 0.391, SLG: 0.559										1	0	0	0	0	0	1																			
Dale Sveum, S OBP: 0.286, SLG: 0.427										4	1	1	0	0	1	3																			
<b>Inning Stats</b>	R: 0 E: 0 K: 0 S: 4	H: 2 LOB: 1 BB: 0 P: 4	R: 0 E: 0 K: 1 S: 5	H: 0 LOB: 0 BB: 0 P: 5	R: 0 E: 0 K: 1 S: 6	H: 1 LOB: 1 BB: 0 P: 6	R: 0 E: 0 K: 1 S: 6	H: 1 LOB: 1 BB: 0 P: 6	R: 1 E: 0 K: 1 S: 7	H: 2 LOB: 1 BB: 0 P: 7	R: 0 E: 0 K: 1 S: 5	H: 0 LOB: 0 BB: 0 P: 5	R: 0 E: 1 K: 1 S: 6	H: 0 LOB: 1 BB: 0 P: 6	R: 0 E: 0 K: 0 S: 4	H: 1 LOB: 2 BB: 1 P: 8	R: 0 E: 0 K: 0 S: 4	H: 1 LOB: 1 BB: 0 P: 4	1B: 7 2B: 0 3B: 1 HR: 0	SF: 0 SAC: 0 DP: 0 HBP: 0	WP: 0 PB: 0 SB: 1 CS: 1	PA: 36													
<b>PITCHER</b>	IP WLS BF H R ER SO BB IBB HBP BLK WP HR S P ERA WHIP	IP WLS BF H R ER SO BB IBB HBP BLK WP HR S P ERA WHIP																																	
Greg Harris, R ERA: 4.53	(1, 1)	7.0	W	29	7	1	1	6	1	0	0	0	0	0	0	40	44	1.29	1.143																
Mitch Williams, L ERA: 3.25	(8, 1)	1.0		3	0	0	0	0	0	0	0	0	0	0	3	3	0.00	0.000																	
Dale Mohorcic, R ERA: 2.83	(9, 1)	1.0		4	1	0	0	0	0	0	0	0	0	0	4	4	0.00	1.000																	

Texas Rangers @ Milwaukee Brewers  
Milwaukee County Stadium, Milwaukee, WI  
Tue Aug 11 1987, 8:05 PM EDT  
Att: 17,502 - Unknown

AB 35  
R 1  
H 8  
RBI 1  
BB 1  
SO 6  
LOB 18





Batter	1	2	3	4	5	6	7	8	9	AB	R	H	RBI	BB	SO	LOB	TOP					
Jerry Browne, S OBP: 0.354, SLG: 0.332	L6	F9		CS	F8	1B		G4-6-3		5	1	2	1	0	0	0	<b>Texas Rangers @ Milwaukee Brewers</b> Milwaukee County Stadium, Milwaukee, WI Wed Aug 12 1987, 4:33 AM EDT Att: 21,609 - Unknown					
Tom O'Malley, L OBP: 0.354, SLG: 0.550	3B	2B	2B	SF9	1B	6-3	1-3	G4-6-3		5	2	2	1	0	0	2						
Ruben Sierra, S OBP: 0.315, SLG: 0.497	L4		SF9	SF7	2B	L4		6-3		4	1	2	1	0	0	1						
Bob Brower, R OBP: 0.364, SLG: 0.500	L4		SF7	2B						1	0	0	0	0	0	0						
Pete O'Brien, L OBP: 0.342, SLG: 0.484	1B	3B	SF9						F8	3	2	2	2	0	0	1						
Mike Stanley, R OBP: 0.393, SLG: 0.436	1B									1	0	0	0	0	0	0						
Pete Incaviglia, R OBP: 0.337, SLG: 0.510	1B		SF7						K	3	1	2	3	0	1	0						
Steve Buechele, R OBP: 0.293, SLG: 0.399	1B								K	1	0	0	0	0	1	0						
Darrell Porter, L OBP: 0.390, SLG: 0.409	1B								K	4	2	3	2	0	1	0						
Larry Parrish, R OBP: 0.327, SLG: 0.495	1B								K	1	0	0	0	0	1	0						
Oddibe McDowell, L OBP: 0.340, SLG: 0.475	F6									4	0	0	0	0	0	3						
Geno Petralli, L OBP: 0.404, SLG: 0.468		F7								3	1	1	1	0	0	0						
Don Staight, R OBP: 0.289, SLG: 0.374		F7								1	0	0	0	0	1	0						
Curtis Wilkerson, S OBP: 0.309, SLG: 0.429	B1-3									3	2	2	0	1	0	0						
																	<b>AB</b> 39 <b>R</b> 12 <b>H</b> 16 <b>RBI</b> 11 <b>BB</b> 1 <b>SO</b> 5 <b>LOB</b> 7					
<b>Inning Stats</b>	R: 2 E: 0 K: 0 S: 7	H: 4 LOB: 2 BB: 0 P: 7	R: 0 E: 0 K: 0 S: 3	H: 0 LOB: 0 BB: 0 P: 3	R: 2 E: 0 K: 1 S: 7	H: 2 LOB: 0 BB: 0 P: 7	R: 0 E: 0 K: 0 S: 3	H: 1 LOB: 0 BB: 0 P: 3	R: 0 E: 0 K: 0 S: 3	H: 0 LOB: 0 BB: 0 P: 3	R: 6 E: 0 K: 0 S: 9	H: 6 LOB: 1 BB: 1 P: 13	R: 1 E: 0 K: 2 S: 8	H: 1 LOB: 0 BB: 0 P: 8	R: 1 E: 0 K: 0 S: 4	H: 2 LOB: 0 BB: 0 P: 4	R: 0 E: 0 K: 2 S: 7	H: 0 LOB: 0 BB: 0 P: 7	1B: 9 2B: 5 3B: 1 HR: 1	SF: 2 SAC: 0 DP: 1 HBP: 0	WP: 1 PB: 0 SB: 0 CS: 1	PA: 43
<b>PITCHER</b>	IP WLS BF H R ER SO BB IBB HBP BLK WP HR S P ERA WHIP																					
Ray Burris, R ERA: 6.59	(1, 1) 5.0 L 23 9 6 6 1 0 0 0 0 0 1 0 25 25 10.80 1.800																					
Jay Aldrich, R ERA: 5.49	(6, 1) 2.0 12 5 5 5 2 1 0 0 0 0 0 1 15 19 22.50 3.000																					
Chuck Crim, R ERA: 3.88	(8, 1) 1.0 4 2 1 1 0 0 0 0 0 0 0 4 4 9.00 2.000																					
Dan Plesac, L ERA: 2.42	(9, 1) 1.0 3 0 0 0 0 2 0 0 0 0 0 0 7 7 0.00 0.000																					

Batter	1	2	3	4	5	6	7	8	9	AB	R	H	RBI	BB	SO	LOB	BOTTOM					
Paul Moltitor, R OBP: 0.442, SLG: 0.596	K									4	1	3	0	1	1	0	<b>Texas Rangers @ Milwaukee Brewers</b> Milwaukee County Stadium, Milwaukee, WI Wed Aug 12 1987, 4:33 AM EDT Att: 21,609 - Unknown					
Mike Felder, S OBP: 0.323, SLG: 0.322	4-3		F4							2	0	0	1	3	0	1						
Glenn Braggs, R OBP: 0.335, SLG: 0.425	1B			4-3						5	0	2	2	0	1	6						
Rob Deer, R OBP: 0.370, SLG: 0.515	K									4	0	2	0	1	1	1						
Greg Brock, L OBP: 0.352, SLG: 0.417		3-1		L3						5	0	0	0	0	0	5						
Steve Kiefer, R OBP: 0.277, SLG: 0.405	K			F2						4	1	0	0	1	2	1						
Bill Schroeder, R OBP: 0.337, SLG: 0.552										2	0	0	0	0	2	0						
B.J. Surhoff, L OBP: 0.341, SLG: 0.442	K									2	0	0	0	0	0	1						
Juan Castillo, S OBP: 0.319, SLG: 0.349				6-3						4	1	1	0	0	1	1						
Dale Sveum, S OBP: 0.288, SLG: 0.426				4-3						3	0	1	0	1	0	1						
																	<b>AB</b> 35 <b>R</b> 3 <b>H</b> 9 <b>RBI</b> 3 <b>BB</b> 7 <b>SO</b> 8 <b>LOB</b> 17					
<b>Inning Stats</b>	R: 0 E: 0 K: 2 S: 8	H: 1 LOB: 1 BB: 0 P: 8	R: 0 E: 0 K: 2 S: 7	H: 0 LOB: 0 BB: 0 P: 7	R: 0 E: 0 K: 0 S: 4	H: 1 LOB: 1 BB: 0 P: 4	R: 0 E: 0 K: 0 S: 4	H: 1 LOB: 1 BB: 0 P: 4	R: 0 E: 0 K: 2 S: 9	H: 2 LOB: 3 BB: 1 P: 13	R: 0 E: 0 K: 1 S: 5	H: 1 LOB: 0 BB: 0 P: 5	R: 2 E: 0 K: 0 S: 6	H: 3 LOB: 3 BB: 2 P: 14	R: 1 E: 0 K: 1 S: 5	H: 0 LOB: 3 BB: 4 P: 21	R: 0 E: 0 K: 0 S: 3	H: 0 LOB: 0 BB: 0 P: 3	1B: 6 2B: 3 3B: 0 HR: 0	SF: 0 SAC: 0 DP: 1 HBP: 0	WP: 0 PB: 0 SB: 0 CS: 0	PA: 42
<b>PITCHER</b>	IP WLS BF H R ER SO BB IBB HBP BLK WP HR S P ERA WHIP																					
Paul Kilgus, L ERA: 4.56	(1, 1) 6.2 W 30 9 2 2 7 2 0 0 0 0 0 0 5 42 50 2.70 1.650																					
Mitch Williams, L ERA: 3.33	(7, 1) 1.0 8 0 1 1 1 5 0 0 0 0 0 0 5 25 9.00 5.000																					
Jeff Russell, R ERA: 3.39	(8, 1) 1.1 4 0 0 0 0 0 0 0 0 0 0 0 4 4 0.00 0.000																					



Batter	1	2	3	4	5	6	7	8	9	AB	R	H	RBI	BB	SO	LOB	TOP					
<b>Bob Brower, R</b> OBP: 0.360, SLG: 0.492 (1, 8)	0-0 5-3		4-0 S BB		0-3 K		0-0 SF9		0-0 L7	3	0	0	1	1	1	0	<b>Texas Rangers @ Boston Red Sox</b> Fenway Park, Boston, MA Fri Aug 14 1987, 7:05 PM EDT Unknown					
<b>Scott Fletcher, R</b> OBP: 0.367, SLG: 0.399 (1, 6)	0-0 5-3		0-3 K		0-0 1B		0-0 3-1			4	0	1	0	0	1	3						
<b>Ruben Sierra, S</b> OBP: 0.312, SLG: 0.492 (1, 9)	0-0 P3		0-3 K		0-0 F6				0-0 F8	4	0	0	0	0	1	3						
<b>Pete Incaviglia, R</b> OBP: 0.341, SLG: 0.511 (1, 7)		0-3 K		0-0 FC6-4 1B		4-0 FC5-4 BB		0-0 3-1 1B		3	0	2	0	1	1	0						
<b>Pete O'Brien, L</b> OBP: 0.344, SLG: 0.484 (1, 3)	0-0 1B		0-0 FC6-4 2B SF8		0-0 L7		0-0 1B		0-0 3-1 1B	4	1	2	0	0	0	2						
<b>Larry Parrish, R</b> OBP: 0.326, SLG: 0.495 (1, 5)	0-3 K		0-0 1B		0-0 FC5-4 1B		0-0 3-1		0-0 3-1	4	1	1	0	0	1	4						
<b>Mike Stanley, R</b> OBP: 0.395, SLG: 0.428 (1, 2)	0-0 F9		0-0 SF8		0-3 K		0-0 F8			3	0	0	1	0	1	4						
<b>Don Slaught, R</b> OBP: 0.294, SLG: 0.384 <b>Curtis Wilkerson, S</b> OBP: 0.305, SLG: 0.424 (1, 10) (7, PR)		0-3 K		0-0 2H 1B		0-0 SH3 SF9		0-0 5-3		3	0	2	1	0	1	0						
<b>Steve Buechele, R</b> OBP: 0.294, SLG: 0.399 (1, 4)	0-0 S PB 1B		0-0 K		0-3 K		0-0 SH3		0-0 6-3	3	0	1	0	0	1	0						
<b>Inning Stats</b>	R: 0 E: 0 K: 3 S: 3	H: 0 LOB: 0 BB: 0 P: 3	R: 0 E: 0 K: 2 S: 8	H: 1 LOB: 1 BB: 0 P: 8	R: 0 E: 0 K: 3 S: 10	H: 1 LOB: 2 BB: 1 P: 14	R: 2 E: 0 K: 0 S: 5	H: 3 LOB: 1 BB: 0 P: 5	R: 0 E: 0 K: 2 S: 8	H: 1 LOB: 1 BB: 0 P: 8	R: 0 E: 1 K: 1 S: 5	H: 0 LOB: 1 BB: 1 P: 9	R: 1 E: 0 K: 0 S: 4	H: 1 LOB: 0 BB: 0 P: 4	R: 0 E: 0 K: 0 S: 5	H: 2 LOB: 2 BB: 0 P: 5		R: 0 E: 0 K: 0 S: 3	H: 0 LOB: 0 BB: 0 P: 3	1B: 7 2B: 2 3B: 0 HR: 0	SF: 2 SAC: 1 DP: 0 HBP: 0	WP: 0 PB: 1 SB: 2 CS: 0
<b>PITCHER</b> <b>Bruce Hurst, L</b> ERA: 3.76 (1, 1)	IP: 9.0 WLS: W BF: 37 H: 9 R: 3 ER: 3 SO: 8 BB: 2 IBB: 0 HBP: 0 BLK: 0 WP: 0 HR: 0 S: 51 P: 59 ERA: 3.00 WHIP: 1.222															<b>PITCHER</b>						

AB 32  
R 3  
H 9  
RBI 3  
BB 2  
SO 8  
LOB 16



Batter	1	2	3	4	5	6	7	8	9	AB	R	H	RBI	BB	SO	LOB	BOTTOM	
<b>Ellis Burks, R</b> OBP: 0.318, SLG: 0.474 (1, 8)	4-0 SH3 1B BB		0-3 K		0-0 F8		0-0 F9		4-0 BB	3	1	0	0	2	1	3	<b>Texas Rangers @ Boston Red Sox</b> Fenway Park, Boston, MA Fri Aug 14 1987, 7:05 PM EDT Unknown	
<b>Marty Barrett, R</b> OBP: 0.339, SLG: 0.316 (1, 4)	0-0 SH3		0-3 K		0-0 1B		0-0 BB		0-0 BB	2	1	1	1	2	1	2		
<b>Wade Boggs, L</b> OBP: 0.464, SLG: 0.604 (1, 5)	4-0 1B BB		4-0 1B SF8 BB		0-0 F7		0-0 K		0-0 K	3	2	1	0	2	1	5		
<b>Jim Rice, R</b> OBP: 0.360, SLG: 0.413 <b>Todd Benzinger, S</b> OBP: 0.337, SLG: 0.315 (1, 7) (8, 7)	0-0 1B		0-3 K		0-3 K		0-3 6-3		0-0 F8	5	0	1	2	0	2	5		
<b>Mike Greenwell, L</b> OBP: 0.401, SLG: 0.600 <b>Dave Henderson, R</b> OBP: 0.309, SLG: 0.416 (1, 9) (8, 9)	0-3 K		0-0 S 1B		0-3 K		0-0 6-3		0-3 K	3	1	2	1	1	1	2		
<b>Dwight Evans, R</b> OBP: 0.420, SLG: 0.624 (1, 3)	0-0 F2		0-0 SF8		0-0 6-3		0-0 1B 3B		0-0 K	3	2	1	2	1	0	3		
<b>Sam Horn, L</b> OBP: 0.407, SLG: 0.769 <b>Don Baylor, R</b> OBP: 0.352, SLG: 0.404 (1, 10) (7, PH)		4-0 BB BB	0-0 F7		0-3 K		0-0 BLK IBB		0-3 K	2	0	0	0	1	1	2		
<b>Spike Owen, S</b> OBP: 0.340, SLG: 0.352 (1, 6)	4-0 1B BB		4-0 1B S BB		0-3 K		0-0 2B BB		0-0 6-3	2	1	0	0	3	1	0		
<b>John Marzano, R</b> OBP: 0.295, SLG: 0.395 (1, 2)	0-3 K		0-3 K		0-3 K		0-0 BB 2B			4	0	1	1	0	3	3		
<b>Inning Stats</b>	R: 1 E: 0 K: 1 S: 6	H: 1 LOB: 2 BB: 2 P: 14	R: 0 E: 0 K: 3 S: 9	H: 0 LOB: 2 BB: 2 P: 17	R: 1 E: 0 K: 1 S: 6	H: 1 LOB: 1 BB: 1 P: 10	R: 0 E: 0 K: 1 S: 6	H: 1 LOB: 2 BB: 1 P: 10	R: 0 E: 0 K: 2 S: 7	H: 0 LOB: 0 BB: 0 P: 7	R: 6 E: 0 K: 1 S: 9	H: 4 LOB: 3 BB: 5 P: 29	R: 1 E: 0 K: 2 S: 8	H: 1 LOB: 0 BB: 0 P: 8	1B: 4 2B: 2 3B: 1 HR: 1	SF: 1 SAC: 1 DP: 0 HBP: 0		WP: 0 PB: 0 SB: 3 CS: 0
<b>PITCHER</b> <b>Bobby Witt, R</b> ERA: 3.98 <b>Steve Howe, L</b> ERA: 8.44 <b>Jeff Russell, R</b> ERA: 3.68 <b>Mitch Williams, L</b> ERA: 3.3 <b>Mike Loynd, R</b> ERA: 5.1 (1, 1) (7, 1) (7, 1) (7, 1) (8, 1)	IP: 6.0 WLS: L BF: 29 H: 3 R: 3 ER: 3 SO: 10 BB: 8 IBB: 0 HBP: 0 BLK: 0 WP: 0 HR: 0 S: 41 P: 73 ERA: 4.50 WHIP: 1.833															<b>PITCHER</b>		

AB 30  
R 9  
H 8  
RBI 8  
BB 12  
SO 13  
LOB 25









Batter	1	2	3	4	5	6	7	8	9	AB	R	H	RBI	BB	SO	LOB	TOP					
Jerry Browne, S OBP: 0.355, SLG: 0.335 (1, 4)	L7		L8																			
Tom O'Malley, L OBP: 0.406, SLG: 0.586 (1, 5)	G4-6-3 BB			L1-6 2B		4-3 2B	5-3 BB		L9													
Ruben Sierra, S OBP: 0.312, SLG: 0.490 (1, 9)	G4-6-3 1-2			K					F6													
Pete O'Brien, L OBP: 0.351, SLG: 0.489 (1, 3)				L1-6 2-3																		
Darrell Porter, L OBP: 0.368, SLG: 0.411 Larry Parrish, R OBP: 0.329, SLG: 0.497 (7, PH)	F9																					
Geno Petralli, L OBP: 0.403, SLG: 0.492 (1, 2)																						
Oddibe McDowell, L OBP: 0.344, SLG: 0.474 (1, 8)																						
Curtis Wilkerson, S OBP: 0.313, SLG: 0.448 (1, 6)																						
Bob Brower, R OBP: 0.352, SLG: 0.479 (1, 7)																						
<b>Inning Stats</b>	R: 0 E: 0 K: 0 S: 2	H: 0 LOB: 0 BB: 1 P: 6	R: 0 E: 0 K: 2 S: 8	H: 1 LOB: 1 BB: 0 P: 8	R: 0 E: 0 K: 1 S: 5	H: 1 LOB: 0 BB: 0 P: 5	R: 0 E: 0 K: 1 S: 5	H: 1 LOB: 0 BB: 0 P: 5	R: 1 E: 0 K: 1 S: 7	H: 2 LOB: 1 BB: 0 P: 7	R: 5 E: 0 K: 1 S: 10	H: 5 LOB: 1 BB: 0 P: 11	R: 0 E: 0 K: 0 S: 3	H: 0 LOB: 2 BB: 2 P: 11	R: 0 E: 0 K: 1 S: 6	H: 1 LOB: 1 BB: 0 P: 6	R: 0 E: 0 K: 0 S: 3	H: 1 LOB: 1 BB: 1 P: 7	1B: 8 2B: 4 3B: 1 HR: 0	SF: 0 SAC: 0 DP: 2 HBP: 1	WP: 0 PB: 1 SB: 1 CS: 1	PA: 41
<b>PITCHER</b>	IP	WLS	BF	H	R	ER	SO	BB	IBB	HBP	BLK	WP	HR	S	P	ERA	WHIP					
Roger Clemens, R ERA: 3.29 (1, 1)	6.1		29	10	6	5	6	2	0	1	0	0	0	38	47	7.11	1.895					
Tom Bolton, L ERA: 4.02 (7, 1)	0.1		2	0	0	0	0	1	0	0	0	0	0	1	5	0.00	3.000					
Wes Gardner, R ERA: 5.43 (7, 1)	2.1	W	9	2	0	0	1	1	0	0	0	0	0	10	14	0.00	1.286					

Texas Rangers @ Boston Red Sox  
Fenway Park, Boston, MA  
Sat Aug 15 1987, 3:33 AM EDT  
Att: 31,189 - Unknown

AB	35
R	6
H	12
RBI	6
BB	4
SO	7
LOB	23



Batter	1	2	3	4	5	6	7	8	9	AB	R	H	RBI	BB	SO	LOB	BOTTOM				
Ellis Burks, R OBP: 0.323, SLG: 0.473 (1, 8)	G3 1B	2B BB		L9																	
Marty Barrett, R OBP: 0.336, SLG: 0.315 (1, 4)	G3 1-2																				
Wade Boggs, L OBP: 0.462, SLG: 0.604 (1, 5)	WP 1B	F6																			
Mike Greenwell, L OBP: 0.395, SLG: 0.597 (1, 7)	K			4-3																	
Dwight Evans, R OBP: 0.417, SLG: 0.618 (1, 3)	1B BB			6-3																	
Sam Horn, L OBP: 0.418, SLG: 0.780 Dave Henderson, R OBP: 0.309, SLG: 0.416 (8, FR)	1-2 1B			G3																	
Todd Benzinger, S OBP: 0.327, SLG: 0.305 (1, 9)	L9																				
Spike Owen, S OBP: 0.336, SLG: 0.347 (1, 6)																					
John Marzano, R OBP: 0.313, SLG: 0.476 (1, 2)																					
<b>Inning Stats</b>	R: 2 E: 0 K: 1 S: 8	H: 3 LOB: 2 BB: 1 P: 12	R: 0 E: 0 K: 0 S: 4	H: 1 LOB: 2 BB: 1 P: 8	R: 0 E: 0 K: 0 S: 3	H: 0 LOB: 0 BB: 0 P: 3	R: 1 E: 0 K: 1 S: 6	H: 1 LOB: 0 BB: 0 P: 6	R: 0 E: 0 K: 1 S: 6	H: 1 LOB: 2 BB: 1 P: 10	R: 2 E: 0 K: 0 S: 5	H: 2 LOB: 0 BB: 0 P: 5	R: 2 E: 0 K: 1 S: 7	H: 3 LOB: 3 BB: 3 P: 19	R: 0 E: 0 K: 0 S: 3	H: 0 LOB: 0 BB: 0 P: 19	1B: 7 2B: 2 3B: 0 HR: 2	SF: 0 SAC: 1 DP: 0 HBP: 0	WP: 2 PB: 0 SB: 1 CS: 0	PA: 40	
<b>PITCHER</b>	IP	WLS	BF	H	R	ER	SO	BB	IBB	HBP	BLK	WP	HR	S	P	ERA	WHIP				
Jose Guzman, R ERA: 5.24 (1, 1)	5.0		24	6	3	3	3	3	0	0	0	1	1	11	11	13.50	1.500				
Jeff Russell, R ERA: 3.97 (6, 1)	2.0		9	3	3	3	1	0	0	0	0	1	1	11	11	13.50	1.500				
Steve Howe, L ERA: 9.0 (8, 1)	0.2	L	3	2	0	0	0	0	0	0	1	0	0	3	3	0.00	3.000				
Mitch Williams, L ERA: 3.28 (8, 1)	0.1		4	0	1	1	1	3	0	0	0	0	0	3	15	27.00	9.000				

Texas Rangers @ Boston Red Sox  
Fenway Park, Boston, MA  
Sat Aug 15 1987, 3:33 AM EDT  
Att: 31,189 - Unknown

AB	33
R	7
H	11
RBI	7
BB	6
SO	5
LOB	17





Batter	1	2	3	4	5	6	7	8	9	AB	R	H	RBI	BB	SO	LOB	TOP
Jerry Browne, S OBP: 0.354, SLG: 0.334	0-0 4-3 1B		0-3 K		0-0 F8			0-0 3-1		4	0	1	0	0	1	1	<b>Texas Rangers @ Boston Red Sox</b> Fenway Park, Boston, MA Sun Aug 16 1987, 3:33 AM EDT Att: 31,438 - Unknown
Scott Fletcher, R OBP: 0.365, SLG: 0.397	0-0 4-3 1-2		0-0 G1-6-3 1B		0-0 F8			0-0 6-3		4	0	1	0	0	0	2	
Ruben Sierra, S OBP: 0.313, SLG: 0.493	0-0 F9		0-0 G1-6-3 1-2			0-0 G4-6-3 1B		0-0 3-1 1B 2B		4	1	2	0	0	0	2	
Pete O'Brien, L OBP: 0.353, SLG: 0.488	4-0 BB			0-0 G5-4-3 1B		0-0 G4-6-3 1-2		0-0 3-1 2-3		3	0	1	0	1	0	2	
Pete Incaviglia, R OBP: 0.337, SLG: 0.504	0-0 6-3			0-0 G5-4-3 1-2		0-0 F8		0-0 FC6-4 1B		4	0	1	1	0	0	3	
Larry Parrish, R OBP: 0.326, SLG: 0.492		0-0 4-3		0-3 K			0-0 L3	0-0 FC6-4 1-2		4	0	0	0	0	1	1	
Oddibe McDowell, L OBP: 0.342, SLG: 0.474		0-0 F7			0-0 1B SF9 2B		0-0 B1-3	0-0 F9		4	1	1	0	0	0	1	
Tom O'Malley, L OBP: 0.429, SLG: 0.594		0-0 1B			0-0 2-3 1B		0-0 L3			3	0	2	0	0	0	0	
Mike Stanley, R OBP: 0.379, SLG: 0.422		0-3 K			0-0 3-H SF9			0-0 4-3		2	0	0	1	0	1	1	
<b>Inning Stats</b>	R: 0 E: 0 K: 0 S: 4	H: 1 LOB: 2 BB: 1 P: 8	R: 0 E: 0 K: 1 S: 6	H: 1 LOB: 0 BB: 0 P: 6	R: 0 E: 0 K: 1 S: 5	H: 1 LOB: 0 BB: 0 P: 5	R: 0 E: 0 K: 1 S: 5	H: 2 LOB: 1 BB: 0 P: 5	R: 0 E: 0 K: 0 S: 3	H: 0 LOB: 0 BB: 0 P: 3	R: 0 E: 0 K: 0 S: 3	H: 0 LOB: 0 BB: 0 P: 3	R: 1 E: 0 K: 0 S: 5	H: 2 LOB: 1 BB: 0 P: 5	1B: 7 2B: 2 3B: 0 HR: 0	SF: 1 SAC: 0 DP: 3 HBP: 0	WP: 0 PA: 34 PB: 0 SB: 0 CS: 0
<b>PITCHER</b> Bob Stanley, R ERA: 5.01	IP: 9.0 WLS: W BF: 34	H: 9 R: 2 ER: 2 SO: 3	BB: 1 IBB: 0 HBP: 0 BLK: 0	WP: 0 HR: 0 S: 39 P: 43	ERA: 2.00 WHIP: 1.111	<b>PITCHER</b>											

Batter	1	2	3	4	5	6	7	8	9	AB	R	H	RBI	BB	SO	LOB	BOTTOM		
Ellis Burks, R OBP: 0.324, SLG: 0.478	0-0 F9	4-0 BB		0-0 G3		0-3 K	0-0 2-H HR			4	1	1	2	1	1	2	<b>Texas Rangers @ Boston Red Sox</b> Fenway Park, Boston, MA Sun Aug 16 1987, 3:33 AM EDT Att: 31,438 - Unknown		
Marty Barrett, R OBP: 0.335, SLG: 0.313	0-0 L4	0-0 F3			0-3 K	0-0 2B 1B	0-0 5-3			5	1	1	0	0	1	1			
Wade Boggs, L OBP: 0.465, SLG: 0.609	0-0 L7		0-0 FC4-6 1B		0-0 BB 1B	0-0 1-H 2B	0-0 2B 1B			5	1	4	1	0	0	0			
Ed Romero, R OBP: 0.348, SLG: 0.309			0-0 FC4-6 1B		0-3 K 1B	0-0 1-H 2B	0-0 2B 1B			0	0	0	0	0	0	0			
Mike Greenwell, L OBP: 0.399, SLG: 0.603		0-0 PB 1B 2B	0-0 FC4-6 1-2 G5-4-3		0-3 K 1B	4-0 BB 2B	0-0 1-H 2B			4	1	2	1	1	1	2			
Dwight Evans, R OBP: 0.417, SLG: 0.613		4-0 1B PB SF8 BB	0-0 G5-4-3 1-2		4-0 1-2 BB	0-3 K	0-0 5-3			3	1	0	0	2	1	4			
Sam Horn, L OBP: 0.417, SLG: 0.746		0-0 1-3 2-H HR 1B		0-0 4-3	0-3 K		4-0 HR BB	0-0 F8		4	2	1	1	1	1	2			
Todd Benzinger, S OBP: 0.322, SLG: 0.300		0-3 K		0-0 E4		0-0 4-3	0-0 F8	0-0 1B		5	0	1	0	0	1	3			
Spike Owen, S OBP: 0.337, SLG: 0.359		0-0 SF8		0-0 1-3		0-0 HR 1B	0-0 1-H HR	0-0 F8		4	2	2	3	0	0	2			
John Marzano, R OBP: 0.358, SLG: 0.652		3-H HR		4-0 BB		0-0 1-H HR	0-0 HR 2B	0-0 5-3		4	3	3	4	1	0	1			
<b>Inning Stats</b>	R: 0 E: 0 K: 0 S: 3	H: 0 LOB: 0 BB: 0 P: 3	R: 4 E: 0 K: 1 S: 8	H: 3 LOB: 1 BB: 2 P: 16	R: 0 E: 0 K: 0 S: 3	H: 1 LOB: 0 BB: 0 P: 3	R: 0 E: 1 K: 0 S: 4	H: 0 LOB: 2 BB: 1 P: 8	R: 0 E: 0 K: 3 S: 10	H: 1 LOB: 2 BB: 1 P: 14	R: 3 E: 0 K: 2 S: 11	H: 4 LOB: 2 BB: 1 P: 15	R: 5 E: 0 K: 0 S: 8	H: 5 LOB: 1 BB: 1 P: 12	R: 0 E: 0 K: 0 S: 4	H: 1 LOB: 1 BB: 0 P: 4	1B: 7 2B: 4 3B: 0 HR: 4	SF: 1 SAC: 0 DP: 1 HBP: 0	WP: 0 PA: 45 PB: 1 SB: 1 CS: 0
<b>PITCHER</b> Greg Harris, R ERA: 4.88	IP: 5.2 WLS: L BF: 29	H: 8 R: 7 ER: 7 SO: 5	BB: 4 IBB: 0 HBP: 0 BLK: 0	WP: 0 HR: 2 S: 35 P: 51	ERA: 11.12 WHIP: 2.118	<b>PITCHER</b>													
Mitch Williams, L ERA: 3.5	IP: 0.2 WLS: L BF: 6	H: 2 R: 2 ER: 2 SO: 1	BB: 2 IBB: 0 HBP: 0 BLK: 0	WP: 0 HR: 1 S: 6 P: 14	ERA: 27.00 WHIP: 6.000	<b>PITCHER</b>													
Mike Loynd, R ERA: 5.77	IP: 1.2 WLS: L BF: 10	H: 5 R: 3 ER: 3 SO: 0	BB: 0 IBB: 0 HBP: 0 BLK: 0	WP: 0 HR: 1 S: 10 P: 10	ERA: 16.20 WHIP: 3.000	<b>PITCHER</b>													



Batter	1	2	3	4	5	6	7	8	9	AB	R	H	RBI	BB	SO	LOB	TOP																
Willie Wilson, S OBP: 0.313, SLG: 0.385 (1, 8)	F9		2B FC1 1B		FC5-4 1B		BB SF9 1B	K		5	1	3	0	0	1	0	<b>Kansas City Royals @ Texas Rangers</b> Arlington Stadium, Arlington, TX Mon Aug 17 1987, 8:05 PM EDT Att: 24,101 - Unknown <a href="http://livebaseballscorecards.com">livebaseballscorecards.com</a>																
Lonnie Smith, R OBP: 0.324, SLG: 0.392 (1, 7)	E6		BB 1-3 2B		FC5-4 G6-4-3 1-2		BB 2B BB	F8		4	1	1	0	1	0	1																	
Kevin Seitzer, R OBP: 0.403, SLG: 0.487 (1, 5)	FC6-4		FC1 BB		G6-4-3 1-2		BB 2B BB		4-3	4	1	0	1	1	0	4																	
George Brett, L OBP: 0.409, SLG: 0.525 (1, 3)	K		3-H 4-0 FC6-4 BB				BB 2B BB			3	0	0	1	1	1	1																	
Danny Tartabull, R OBP: 0.368, SLG: 0.479 (1, 10)		F7	FC6-4 1-2			HR	3-H 1-H 2-H 2B			5	2	3	3	0	0	3																	
Frank White, R OBP: 0.317, SLG: 0.385 (1, 4)		1B		FC6-4 1B						4	1	4	1	1	0	0																	
Bo Jackson, R OBP: 0.313, SLG: 0.472 (9, PH)		K		K						4	0	0	0	0	4	5																	
Thad Bosley, L OBP: 0.304, SLG: 0.362 (9, 9)		K		K						1	0	1	1	0	0	0																	
Ross Jones, R OBP: 0.250, SLG: 0.236 (7, PH)		F8		FC6-4						3	0	0	0	0	0	3																	
Steve Balboni, R OBP: 0.294, SLG: 0.442 (7, 2)		F8		FC6-4						1	0	0	0	0	0	2																	
Jamie Quirk, L OBP: 0.313, SLG: 0.353 (7, 2)		F8		FC6-4						1	0	1	0	0	0	0																	
Larry Owen, R OBP: 0.252, SLG: 0.299 (7, PH)			5-3		F7					2	0	0	0	0	0	1																	
Bill Pecota, R OBP: 0.438, SLG: 0.523 (7, 6)					F7		BB 1B BB		FC6-4	2	1	0	0	1	1	2																	
<b>Inning Stats</b>	R: 0 E: 1 K: 1 S: 6	H: 0 LOB: 1 BB: 0 P: 6	R: 0 E: 0 K: 1 S: 6	H: 1 LOB: 1 BB: 0 P: 6	R: 0 E: 0 K: 0 S: 5	H: 2 LOB: 3 BB: 1 P: 9	R: 0 E: 0 K: 1 S: 6	H: 1 LOB: 1 BB: 0 P: 6	R: 0 E: 0 K: 0 S: 3	H: 1 LOB: 1 BB: 0 P: 3	R: 1 E: 0 K: 1 S: 7	H: 2 LOB: 1 BB: 0 P: 7	R: 4 E: 0 K: 1 S: 7	H: 2 LOB: 2 BB: 4 P: 23	R: 0 E: 0 K: 2 S: 7	H: 0 LOB: 0 BB: 0 P: 7		R: 2 E: 0 K: 0 S: 7	H: 4 LOB: 2 BB: 0 P: 7	1B: 8 2B: 4 3B: 0 HR: 1	SF: 1 SAC: 0 DP: 1 HBP: 0	WP: 0 PB: 0 SB: 0 CS: 0	PA: 45										
<b>PITCHER</b>	IP WLS BF H R ER SO BB IBB HBP BLK WP HR S P ERA WHIP																																
Paul Kilgus, L ERA: 4.39 (1, 1)	6.0	27	7	2	2	4	2	0	0	0	0	0	1	33	41	3.00		1.500															
Jeff Russell, R ERA: 4.48 (7, 1)	2.2	L 15	4	5	5	3	2	1	0	0	0	0	0	18	30	16.88	2.250																
Steve Howe, L ERA: 8.53 (9, 1)	0.1	3	2	0	0	0	0	0	0	0	0	0	0	3	3	0.00	6.000																

Batter	1	2	3	4	5	6	7	8	9	AB	R	H	RBI	BB	SO	LOB	BOTTOM														
Bob Brower, R OBP: 0.345, SLG: 0.469 (1, 8)	K	K		F8		FC3-6 CS		4-3		4	0	0	0	0	2	4	<b>Kansas City Royals @ Texas Rangers</b> Arlington Stadium, Arlington, TX Mon Aug 17 1987, 8:05 PM EDT Att: 24,101 - Unknown <a href="http://livebaseballscorecards.com">livebaseballscorecards.com</a>														
Oddibe McDowell, L OBP: 0.341, SLG: 0.473 (8, PH)		K								1	0	0	0	0	0	2															
Scott Fletcher, R OBP: 0.366, SLG: 0.395 (1, 6)	6-3	F8			1B	CS	F8		L6-4 PB BB	4	0	1	0	1	0	2															
Ruben Sierra, S OBP: 0.312, SLG: 0.490 (1, 9)	K		F9		F7		S 1B		K	5	1	1	0	0	2	2															
Pete Incaviglia, R OBP: 0.340, SLG: 0.505 (1, 7)		FC3-6 1B	K		FC6-4 1B		1-H 1B		E6	5	0	3	1	0	1	1															
Larry Parrish, R OBP: 0.324, SLG: 0.496 (1, 10)		FC3-6 E 1B	HR		P4		L9		L6-4	5	2	1	1	0	0	6															
Pete O'Brien, L OBP: 0.352, SLG: 0.486 (1, 3)		E5 1B	K		FC6-4		L5			4	1	1	0	0	1	3															
Mike Stanley, R OBP: 0.367, SLG: 0.448 (1, 2)				F7						4	2	3	3	0	0	0															
Curtis Wilkerson, S OBP: 0.313, SLG: 0.448 (8, PH)		1B				HR				0	0	0	0	0	0	0															
Tom O'Malley, L OBP: 0.429, SLG: 0.594 (9, 5)		1B					B1-3 BLK 1B			0	0	0	0	0	0	0															
Steve Buechele, R OBP: 0.297, SLG: 0.401 (8, PH)		1B								3	0	2	0	0	0	0															
Darrell Porter, L OBP: 0.368, SLG: 0.411 (8, PH)		1B		F3					K	0	0	0	0	0	0	0															
Don Slaught, R OBP: 0.293, SLG: 0.382 (9, 2)		1B				FC3-6 1B			K	1	0	0	0	0	1	1															
Jerry Browne, S OBP: 0.356, SLG: 0.336 (1, 4)						L7			B1-3	4	0	2	1	0	0	3															
<b>Inning Stats</b>	R: 0 E: 0 K: 2 S: 7	H: 0 LOB: 0 BB: 0 P: 7	R: 3 E: 1 K: 1 S: 10	H: 5 LOB: 2 BB: 0 P: 10	R: 1 E: 0 K: 2 S: 8	H: 1 LOB: 0 BB: 0 P: 8	R: 0 E: 0 K: 0 S: 4	H: 1 LOB: 1 BB: 0 P: 4	R: 0 E: 0 K: 0 S: 5	H: 2 LOB: 2 BB: 0 P: 5	R: 1 E: 0 K: 0 S: 4	H: 2 LOB: 1 BB: 0 P: 4	R: 1 E: 0 K: 0 S: 5	H: 2 LOB: 1 BB: 0 P: 5	R: 0 E: 0 K: 1 S: 6	H: 1 LOB: 2 BB: 0 P: 6		R: 0 E: 1 K: 1 S: 5	H: 0 LOB: 1 BB: 1 P: 9	1B: 12 2B: 1 3B: 0 HR: 2	SF: 0 SAC: 0 DP: 1 HBP: 0	WP: 0 PB: 1 SB: 2 CS: 1	PA: 42								
<b>PITCHER</b>	IP WLS BF H R ER SO BB IBB HBP BLK WP HR S P ERA WHIP																														
Charlie Leibrandt, L ERA: 2.77 (7, 1)	1.0	6	3	1	1	0	0	0	0	0	0	6	6	9.00	3.000																
Jerry Don Gleaton, L ERA: 4.28 (8, 1)	0.2	2	0	0	0	1	0	0	0	0	0	4	4	0.00	0.000																
John Davis, R ERA: 1.04 (8, 1)	1.1	W 5	0	0	0	1	1	0	0	0	0	6	10	0.00	0.750																



Batter	1	2	3	4	5	6	7	8	9	AB	R	H	RBI	BB	SO	LOB	TOP			
Willie Wilson, S (1.8) OBP: 0.315, SLG: 0.385	0-0 3-1	0-3 K			0-0 CS 1B		1-0 HBP			3	0	1	0	0	1	2				
Lonnie Smith, R (1.7) OBP: 0.321, SLG: 0.380	4-0 1B BB		0-3 K		0-3 K		0-3 K			3	0	0	0	1	3	3				
Kevin Seitzer, R (1.5) OBP: 0.404, SLG: 0.494	0-0 1-2 1B		0-0 5-3		0-0 HR		0-3 K		0-3 K	4	1	2	1	0	1	0				
George Brett, L (1.3) OBP: 0.407, SLG: 0.519	0-3 K		4-0 FC6-4 BB		0-0 3-1		0-0 L9			3	0	0	0	1	1	2				
Danny Tartabull, R (1.10) OBP: 0.367, SLG: 0.475	0-3 K		0-0 FC6-4		0-3 K		4-0 PO BB			3	0	0	0	1	2	3				
Frank White, R (1.4) OBP: 0.317, SLG: 0.386		0-0 E6 2B		0-0 5-3		0-3 K		0-0 PO	0-0 F8	4	0	1	0	0	1	0				
Bo Jackson, R (1.9) OBP: 0.312, SLG: 0.468		0-0 E6 2-3		4-0 G5-4-3 BB		0-3 K			0-3 K	3	0	0	0	1	2	1				
Jamie Quirk, L (1.2) OBP: 0.312, SLG: 0.351	0-3 K2-3		0-0 G5-4-3		0-0 G5-4-3		0-0 PB 1B		0-3 K	4	0	1	0	0	2	2				
Ross Jones, R (1.6) OBP: 0.254, SLG: 0.228		4-0 BB		0-0 F8		0-0 F7				2	0	0	0	1	0	1				
<b>Inning Stats</b>	R: 0 E: 0 K: 2 S: 8	H: 1 LOB: 2 BB: 1 P: 12	R: 0 E: 1 K: 2 S: 8	H: 1 LOB: 2 BB: 1 P: 12	R: 0 E: 0 K: 1 S: 5	H: 0 LOB: 1 BB: 1 P: 9	R: 0 E: 0 K: 0 S: 2	H: 0 LOB: 0 BB: 1 P: 6	R: 0 E: 0 K: 1 S: 5	H: 1 LOB: 0 BB: 0 P: 5	R: 1 E: 0 K: 2 S: 8	H: 1 LOB: 2 BB: 0 P: 8	R: 0 E: 0 K: 2 S: 4	H: 0 LOB: 0 BB: 1 P: 8	R: 0 E: 0 K: 1 S: 7	H: 0 LOB: 0 BB: 0 P: 7	1B: 3 2B: 1 3B: 0 HR: 1	SF: 0 SAC: 0 DP: 1 HBP: 1	WP: 0 PB: 1 SB: 1 CS: 1	PA: 36
<b>PITCHER</b> Charlie Hough, R (1.1) ERA: 4.05	IP: 9.0 WLS: W BF: 35 H: 5 R: 1 ER: 1 SO: 13 BB: 5 IBB: 0 HBP: 1 BLK: 0 WP: 0 HR: 1 S: 55 P: 76 ERA: 1.00 WHIP: 1.111															<b>PITCHER</b>				

Kansas City Royals @ Texas Rangers  
Arlington Stadium, Arlington, TX  
Tue Aug 18 1987, 8:05 PM EDT  
Att: 23,070 - Unknown

AB 29  
R 1  
H 5  
RBI 1  
BB 5  
SO 13  
LOB 14



Batter	1	2	3	4	5	6	7	8	9	AB	R	H	RBI	BB	SO	LOB	BOTTOM				
Jerry Browne, S (1.4) OBP: 0.355, SLG: 0.335	0-0 4-3		0-3 K			0-0 G4-6-3 1B		0-0 6-3		4	0	1	0	0	1	1					
Tom O'Malley, L (1.5) OBP: 0.410, SLG: 0.543	0-0 5-3			4-0 FC3-6 BB		0-0 G4-6-3		0-0 5-3		3	0	0	0	1	0	1					
Ruben Sierra, S (1.9) OBP: 0.314, SLG: 0.488	0-0 3-1			0-0 FC3-6		4-0 1B BB			4-0 2B BB	2	1	0	0	2	0	1					
Pete O'Brien, L (1.3) OBP: 0.353, SLG: 0.488		0-0 G3		0-0 FC3-6		0-0 FC3-6		0-0 1B	0-0 HR 2B	4	0	2	1	0	0	1					
Bob Brower, R (9. PR) OBP: 0.345, SLG: 0.469				0-0 WP		0-0 1B		1-2 1B		0	1	0	0	0	0	0					
Pete Incaviglia, R (1.7) OBP: 0.338, SLG: 0.501		0-3 K		4-0 BB		0-3 K			0-0 5-3	3	0	0	0	1	2	3					
Larry Parrish, R (1.10) OBP: 0.324, SLG: 0.501		0-0 6-3		0-3 K			0-3 K		0-0 HR	4	1	1	2	0	2	2					
Oddibe McDowell, L (1.8) OBP: 0.341, SLG: 0.471			0-0 E FC4-2 1B		0-3 K		0-3 K			3	0	1	0	0	2	0					
Geno Petralli, L (1.2) OBP: 0.395, SLG: 0.481			0-0 G3		0-3 K		0-0 G3			3	0	0	0	0	1	1					
Curtis Wilkerson, S (1.6) OBP: 0.307, SLG: 0.439			0-0 FC4-2		0-0 P6			0-3 K		2	0	0	0	0	0	1					
Darrell Porter, L (8. PH) OBP: 0.354, SLG: 0.406										1	0	0	0	0	1	0					
Scott Fletcher, R (9. 6) OBP: 0.366, SLG: 0.395										0	0	0	0	0	0	0					
<b>Inning Stats</b>	R: 0 E: 0 K: 0 S: 3	H: 0 LOB: 0 BB: 0 P: 3	R: 0 E: 0 K: 1 S: 5	H: 0 LOB: 0 BB: 0 P: 5	R: 0 E: 0 K: 1 S: 6	H: 1 LOB: 1 BB: 0 P: 6	R: 0 E: 0 K: 1 S: 5	H: 0 LOB: 2 BB: 2 P: 13	R: 0 E: 0 K: 2 S: 7	H: 0 LOB: 0 BB: 0 P: 7	R: 0 E: 0 K: 1 S: 6	H: 2 LOB: 2 BB: 1 P: 10	R: 0 E: 0 K: 2 S: 7	H: 0 LOB: 0 BB: 0 P: 7	R: 0 E: 0 K: 1 S: 5	R: 3 E: 0 K: 0 S: 3	H: 2 LOB: 1 BB: 1 P: 7	1B: 3 2B: 1 3B: 0 HR: 1	SF: 0 SAC: 0 DP: 1 HBP: 0	WP: 1 PB: 0 SB: 1 CS: 0	PA: 33
<b>PITCHER</b> Mark Gubicza, R (1.1) ERA: 4.25	IP: 8.1 WLS: L BF: 33 H: 5 R: 3 ER: 3 SO: 9 BB: 4 IBB: 0 HBP: 0 BLK: 0 WP: 1 HR: 1 S: 47 P: 63 ERA: 3.24 WHIP: 1.080															<b>PITCHER</b>					

Kansas City Royals @ Texas Rangers  
Arlington Stadium, Arlington, TX  
Tue Aug 18 1987, 8:05 PM EDT  
Att: 23,070 - Unknown

AB 29  
R 3  
H 5  
RBI 3  
BB 4  
SO 9  
LOB 11





Batter	1	2	3	4	5	6	7	8	9	AB	R	H	RBI	BB	SO	LOB	TOP								
<b>Willie Wilson, S</b> OBP: 0.315, SLG: 0.383 (1, 8)	F8		F8 SF8					4-3	6-3	5	2	1	0	1	0	2	<b>Kansas City Royals @ Texas Rangers</b> Arlington Stadium, Arlington, TX Wed Aug 19 1987, 8:05 PM EDT Att: 24,588 - Unknown <a href="http://livebaseballscorecards.com">livebaseballscorecards.com</a>								
<b>Kevin Seitzer, R</b> OBP: 0.408, SLG: 0.494 (1, 5)	HR BB		BB			4-3		BB S		2	2	1	0	3	0	0									
<b>George Brett, L</b> OBP: 0.410, SLG: 0.529 (1, 3)	K		F8			1B SF8		BB		4	2	2	2	1	1	3									
<b>Danny Tartabull, R</b> OBP: 0.368, SLG: 0.480 (1, 10)	HR		BB			K		K		4	1	1	2	1	2	4									
<b>Thad Bosley, L</b> OBP: 0.308, SLG: 0.361 (1, 9)	K		SF8			1B E		FC6 BB		3	1	1	2	1	1	0									
<b>Frank White, R</b> OBP: 0.317, SLG: 0.393 (1, 4)		K	P6			1B E		HR		5	2	2	1	0	1	5									
<b>Lonnie Smith, R</b> OBP: 0.316, SLG: 0.369 (1, 7)		S BB				F9 SF8		6-3		3	0	0	1	1	1	0									
<b>Jamie Quirk, L</b> OBP: 0.318, SLG: 0.350 (1, 2)		S BB				E2 1B		4-3		3	1	1	1	1	1	0									
<b>Ross Jones, R</b> OBP: 0.250, SLG: 0.226 (1, 6)	G6-4-3		1-3			1B		6-3		5	0	1	1	0	1	3									
<b>Inning Stats</b>	R: 2 E: 0 K: 2 S: 8	H: 1 LOB: 0 BB: 1 P: 12	R: 0 E: 0 K: 1 S: 4	H: 0 LOB: 1 BB: 2 P: 12	R: 1 E: 0 K: 0 S: 4	H: 1 LOB: 2 BB: 2 P: 12	R: 0 E: 0 K: 1 S: 5	H: 0 LOB: 0 BB: 0 P: 5	R: 6 E: 1 K: 1 S: 10	H: 5 LOB: 1 BB: 2 P: 18	R: 1 E: 0 K: 0 S: 4	H: 1 LOB: 0 BB: 0 P: 4	R: 1 E: 0 K: 0 S: 4	H: 1 LOB: 0 BB: 0 P: 4	R: 0 E: 0 K: 1 S: 6	H: 1 LOB: 3 BB: 2 P: 14	R: 0 E: 0 K: 2 S: 7	H: 0 LOB: 1 BB: 0 P: 8	1B: 7 2B: 0 3B: 0 HR: 3	SF: 2 SAC: 0 DP: 1 HBP: 1	WP: 0 PB: 0 SB: 5 CS: 0	PA: 46			
<b>PITCHER</b>	IP	WLS	BF	H	R	ER	SO	BB	IBB	HBP	BLK	WP	HR	S	P	ERA	WHIP								
<b>Bobby Witt, R</b> ERA: 4.45 (1, 1)	4.1	L	24	5	8	7	5	7	0	0	0	0	1	27	55	14.54	2.769								
<b>Jeff Russell, R</b> ERA: 4.5 (5, 1)	1.2		8	3	2	1	0	0	0	0	0	0	1	8	8	5.40	1.800								
<b>Gary Mielke, R</b> ERA: 5.4 (7, 1)	1.2		8	2	1	1	1	1	0	0	0	0	1	9	13	5.40	1.800								
<b>Mitch Williams, L</b> ERA: 3.48 (8, 1)	0.1		2	0	0	0	0	1	0	0	0	0	0	1	5	0.00	3.000								
<b>Steve Howe, L</b> ERA: 7.39 (9, 1)	1.0		4	0	0	0	2	0	0	1	0	0	0	7	8	0.00	0.000								

Batter	1	2	3	4	5	6	7	8	9	AB	R	H	RBI	BB	SO	LOB	BOTTOM								
<b>Jerry Browne, S</b> OBP: 0.356, SLG: 0.343 (1, 4)	HR							4-3	4-3	3	1	1	1	1	1	0	<b>Kansas City Royals @ Texas Rangers</b> Arlington Stadium, Arlington, TX Wed Aug 19 1987, 8:05 PM EDT Att: 24,588 - Unknown <a href="http://livebaseballscorecards.com">livebaseballscorecards.com</a>								
<b>Darrell Porter, L</b> OBP: 0.361, SLG: 0.402 (8, PH)		CS BB								1	0	0	0	0	0	3									
<b>Scott Fletcher, R</b> OBP: 0.370, SLG: 0.400 (1, 6)	E7 1B	CS						G3 1B	G6-4-3 BB	3	2	2	0	1	0	0									
<b>Ruben Sierra, S</b> OBP: 0.314, SLG: 0.493 (1, 9)	4-3 HR							G3		5	2	2	3	0	1	2									
<b>Larry Parrish, R</b> OBP: 0.322, SLG: 0.498 (1, 10)	4-3							K	G6-4-3	5	0	1	0	0	2	3									
<b>Pete O'Brien, L</b> OBP: 0.352, SLG: 0.486 (1, 3)	K							BB BB		4	0	1	0	0	1	2									
<b>Pete Incaviglia, R</b> OBP: 0.342, SLG: 0.513 (1, 7)	HR							K		4	1	3	2	0	1	1									
<b>Mike Stanley, R</b> OBP: 0.351, SLG: 0.440 (1, 2)	F8							2B		3	0	0	0	0	0	3									
<b>Geno Petralli, L</b> OBP: 0.399, SLG: 0.481 (8, PH)	F8							6-3		0	0	0	0	1	0	0									
<b>Steve Buechele, R</b> OBP: 0.295, SLG: 0.399 (1, 5)								F9		2	0	0	0	0	0	2									
<b>Tom O'Malley, L</b> OBP: 0.330, SLG: 0.514 (6, PH)								F2		2	0	0	0	0	0	3									
<b>Bob Brower, R</b> OBP: 0.342, SLG: 0.464 (1, 8)										2	0	0	0	0	1	0									
<b>Oddibe McDowell, L</b> OBP: 0.342, SLG: 0.470 (6, PH)	K									1	0	0	0	1	1	1									
<b>Inning Stats</b>	R: 4 E: 1 K: 1 S: 9	H: 4 LOB: 0 BB: 0 P: 9	R: 0 E: 0 K: 1 S: 4	H: 0 LOB: 1 BB: 1 P: 8	R: 2 E: 0 K: 0 S: 6	H: 3 LOB: 2 BB: 0 P: 7	R: 0 E: 0 K: 1 S: 5	H: 0 LOB: 0 BB: 0 P: 5	R: 0 E: 0 K: 1 S: 6	H: 1 LOB: 1 BB: 0 P: 6	R: 0 E: 0 K: 1 S: 6	H: 1 LOB: 1 BB: 0 P: 6	R: 0 E: 0 K: 1 S: 6	H: 1 LOB: 3 BB: 2 P: 14	R: 0 E: 0 K: 1 S: 4	H: 0 LOB: 0 BB: 1 P: 8	1B: 5 2B: 2 3B: 0 HR: 3	SF: 0 SAC: 0 DP: 1 HBP: 1	WP: 1 PB: 0 SB: 0 CS: 1	PA: 41					
<b>PITCHER</b>	IP	WLS	BF	H	R	ER	SO	BB	IBB	HBP	BLK	WP	HR	S	P	ERA	WHIP								
<b>Bud Black, L</b> ERA: 3.9 (1, 1)	2.1		15	7	6	6	2	1	0	1	0	0	0	17	22	23.14	3.429								
<b>Bob Stoddard, R</b> ERA: 3.51 (3, 1)	5.1	W	21	3	0	0	5	2	0	0	0	0	0	29	37	0.00	0.938								
<b>John Davis, R</b> ERA: 0.96 (8, 1)	1.1	S	4	0	0	0	1	1	0	0	0	0	0	5	9	0.00	0.750								



Batter	1	2	3	4	5	6	7	8	9	AB	R	H	RBI	BB	SO	LOB	TOP
<b>Ozzie Guillen, L</b> OBP: 0.312, SLG: 0.355 (1, 6)	0-0 4-3		0-0 F7			0-0 6-3		0-3 K2-3		4	0	0	0	0	1	1	<b>Chicago White Sox @ Texas Rangers</b> Arlington Stadium, Arlington, TX Thu Aug 20 1987, 8:05 PM EDT Att: 11,213 - Unknown
<b>Donnie Hill, S</b> OBP: 0.258, SLG: 0.344 (1, 5)	0-0 G3			0-3 K		0-3 K		0-0 4-3	4	0	0	0	0	2	0		
<b>Harold Baines, L</b> OBP: 0.354, SLG: 0.489 (1, 10)	0-3 K			4-0 1B BB			0-0 F7	0-0 F7	3	0	0	0	1	1	0		
<b>Ivan Calderon, R</b> OBP: 0.358, SLG: 0.519 (1, 9)		0-3 K		0-0 1B BB		0-0 E5		0-0 L8	4	0	1	0	0	1	0		
<b>Ron Hassey, L</b> OBP: 0.294, SLG: 0.311 (1, 2)	0-0 4-3			0-0 G3-6-1 1B		0-0 G4-6-3		0-0 G4-6-3	3	0	0	0	0	0	3		
<b>Greg Walker, L</b> OBP: 0.332, SLG: 0.459 (1, 3)	0-0 1B				0-0 4-3			4-0 F9 1B SF7 BB	2	1	1	0	1	0	0		
<b>Steve Lyons, L</b> OBP: 0.328, SLG: 0.371 (1, 7)	0-0 F7				0-0 F8			0-0 1B S	3	0	1	0	0	0	1		
<b>Kenny Williams, R</b> OBP: 0.327, SLG: 0.443 (1, 8)			0-0 6-3		0-0 5-3			0-0 F9	3	0	0	0	0	0	2		
<b>Fred Manrique, R</b> OBP: 0.311, SLG: 0.417 (1, 4)			0-0 6-3			0-0 L9		0-0 SF7	2	0	0	1	0	0	0		
<b>Inning Stats</b>	R: 0 E: 0 K: 1 S: 5	H: 0 LOB: 0 BB: 0 P: 5	R: 0 E: 0 K: 1 S: 6	H: 1 LOB: 1 BB: 0 P: 6	R: 0 E: 0 K: 0 S: 3	H: 0 LOB: 0 BB: 0 P: 3	R: 0 E: 0 K: 1 S: 5	H: 0 LOB: 0 BB: 0 P: 3	R: 0 E: 0 K: 0 S: 3	H: 0 LOB: 0 BB: 0 P: 3	R: 0 E: 1 K: 0 S: 6	H: 1 LOB: 1 BB: 1 P: 10	R: 0 E: 0 K: 0 S: 3	H: 0 LOB: 0 BB: 0 P: 3	1B: 3 2B: 0 3B: 0 HR: 0	SF: 1 SAC: 0 DP: 2 HBP: 0	WP: 0 PA: 31 PB: 0 SB: 1 CS: 0
<b>PITCHER</b> <b>Jose Guzman, R</b> ERA: 4.98 (1, 1)	IP: 9.0 WLS: W BF: 31 H: 3 R: 1 ER: 1 SO: 5 BB: 2 IBB: 0 HBP: 0 BLK: 0 WP: 0 HR: 0 S: 39 P: 47 ERA: 1.00 WHIP: 0.556																

Batter	1	2	3	4	5	6	7	8	9	AB	R	H	RBI	BB	SO	LOB	BOTTOM
<b>Jerry Browne, S</b> OBP: 0.354, SLG: 0.342 (1, 4)	0-0 4-3		0-0 FC5-4 WP E 1B 1-2	0-0 4-3			0-0 1B 1B	0-0 G6-4-3		5	2	1	0	0	0	4	<b>Chicago White Sox @ Texas Rangers</b> Arlington Stadium, Arlington, TX Thu Aug 20 1987, 8:05 PM EDT Att: 11,213 - Unknown
<b>Scott Fletcher, R</b> OBP: 0.367, SLG: 0.396 (1, 6)	0-0 1-3		0-0 E5 1B WP E 1-2		0-0 4-3		0-0 F9		4	1	0	0	0	0	3		
<b>Ruben Sierra, S</b> OBP: 0.316, SLG: 0.493 (1, 9)	0-0 BB 1B		0-3 K 1-2 2-3		0-0 F6		0-0 1B 1B 3-H		4	0	2	1	0	1	2		
<b>Pete O'Brien, L</b> OBP: 0.356, SLG: 0.487 (1, 3)	4-0 1B BB		0-0 BB E 1B 2-3 3-H		0-0 F8		0-0 1B 1-3 2-H		3	1	2	2	1	0	0		
<b>Larry Parrish, R</b> OBP: 0.322, SLG: 0.494 (1, 10)	0-3 K		4-0 E BB 1-2		0-0 6-3		0-0 F9		3	0	0	0	1	1	4		
<b>Pete Incaviglia, R</b> OBP: 0.342, SLG: 0.511 (8, FR) (9, 7)		0-0 G4-6-3 1B	0-0 E4 1-3 2-H 3-H		0-0 F8		0-0 E4 2B		4	0	1	0	0	0	1		
<b>Oddibe McDowell, L</b> OBP: 0.341, SLG: 0.470 (1, 8)		0-0 G4-6-3	0-0 L6		0-0 F5		0-0 2B		4	0	1	0	0	0	3		
<b>Mike Stanley, R</b> OBP: 0.378, SLG: 0.436 (1, 2)	0-0 4-3			0-0 F9			0-0 1B 4-3 1B	0-0 6-3	4	1	1	0	0	0	3		
<b>Tom O'Malley, L</b> OBP: 0.400, SLG: 0.500 (1, 5)			0-0 FC5-4 1B	0-3 K		0-0 4-3		4-0 G6-4-3 1B	3	0	1	0	1	1	1		
<b>Inning Stats</b>	R: 0 E: 0 K: 1 S: 6	H: 1 LOB: 2 BB: 1 P: 10	R: 3 E: 2 K: 1 S: 9	H: 2 LOB: 2 BB: 1 P: 13	R: 0 E: 0 K: 1 S: 5	H: 0 LOB: 0 BB: 0 P: 3	R: 0 E: 0 K: 0 S: 3	H: 0 LOB: 0 BB: 0 P: 3	R: 2 E: 0 K: 0 S: 7	H: 4 LOB: 2 BB: 0 P: 7	R: 0 E: 1 K: 0 S: 4	H: 1 LOB: 3 BB: 1 P: 8	R: 0 E: 0 K: 0 S: 3	H: 0 LOB: 0 BB: 0 P: 3	1B: 8 2B: 1 3B: 0 HR: 0	SF: 0 SAC: 0 DP: 2 HBP: 0	WP: 1 PA: 37 PB: 0 SB: 0 CS: 0
<b>PITCHER</b> <b>Richard Dotson, R</b> ERA: 3.84 (1, 1)	IP: 8.0 WLS: L BF: 37 H: 9 R: 5 ER: 2 SO: 3 BB: 2 IBB: 1 HBP: 0 BLK: 0 WP: 1 HR: 0 S: 40 P: 52 ERA: 2.25 WHIP: 1.375																



Batter	1	2	3	4	5	6	7	8	9	AB	R	H	RBI	BB	SO	LOB	TOP										
Gary Redus, R OBP: 0.319, SLG: 0.373 (1, 7)	1-3		CS 1B			2B 2B	5-3		F9	5	1	2	0	0	0	1											
Jerry Royster, R OBP: 0.335, SLG: 0.463 (1, 5)	4-3		L8			2B 2B		FC5 BB BB		3	1	1	1	1	0	1											
Harold Baines, L OBP: 0.353, SLG: 0.485 (1, 10)	K			K		L8		FC5 BB		3	0	0	0	1	2	1											
Ivan Calderon, R OBP: 0.359, SLG: 0.516 (1, 9)		G3 1B BB		F8		2B IBB		K		2	2	0	0	2	1	2											
Carlton Fisk, R OBP: 0.306, SLG: 0.409 (1, 2)	F8					F4		FC5		4	0	1	0	0	0	5											
Greg Walker, L OBP: 0.331, SLG: 0.459 (1, 3)	G3			F2		1B 2B		K		4	1	1	2	0	1	4											
Kenny Williams, R OBP: 0.330, SLG: 0.444 (1, 8)					5-3				E5 SH3-4 FC3-2	4	0	2	2	0	0	0											
Fred Manrique, R OBP: 0.311, SLG: 0.415 (1, 4)						CS 1B			SH3-4	3	0	1	0	0	1	1											
Ozzie Guillen, L OBP: 0.312, SLG: 0.354 (1, 6)					G4-6-3 1B				FC3-2	4	0	1	0	0	1	2											
<b>Inning Stats</b>	R: 0 E: 0 K: 1 S: 5	H: 0 LOB: 0 BB: 0 P: 5	R: 1 E: 0 K: 0 S: 4	H: 1 LOB: 1 BB: 1 P: 8	R: 0 E: 0 K: 0 S: 3	H: 2 LOB: 0 BB: 0 P: 3	R: 0 E: 0 K: 1 S: 6	H: 1 LOB: 1 BB: 0 P: 6	R: 0 E: 0 K: 0 S: 3	H: 1 LOB: 0 BB: 0 P: 3	R: 4 E: 0 K: 0 S: 6	H: 4 LOB: 0 BB: 1 P: 10	R: 0 E: 0 K: 2 S: 7	H: 0 LOB: 0 BB: 0 P: 7	R: 0 E: 0 K: 2 S: 7	H: 0 LOB: 2 BB: 2 P: 15	R: 0 E: 1 K: 0 S: 4	H: 0 LOB: 1 BB: 0 P: 4	1B: 6 2B: 3 3B: 0 HR: 0	SF: 0 SAC: 1 DP: 1 HBP: 0	WP: 0 PB: 0 CS: 1 PA: 38						
<b>PITCHER</b>	IP	WLS	BF	H	R	ER	SO	BB	IBB	HBP	BLK	WP	HR	S	P	ERA	WHIP										
Paul Kilgus, L ERA: 4.45 (1, 1)	5.1	L	21	7	3	3	2	1	0	0	0	0	0	24	28	5.06	1.500										
Jeff Russell, R ERA: 4.73 (6, 1)	0.1		4	2	2	2	0	0	1	0	0	0	0	3	7	54.00	6.000										
Mitch Williams, L ERA: 3.38 (6, 1)	2.1		8	0	0	0	4	2	0	0	0	0	0	14	22	0.00	0.857										
Gary Mielke, R ERA: 4.5 (9, 1)	0.1		2	0	0	0	0	0	0	0	0	0	0	2	2	0.00	0.000										
Steve Howe, L ERA: 6.75 (9, 1)	0.2		2	0	0	0	0	0	0	0	0	0	0	2	2	0.00	0.000										

Chicago White Sox @ Texas Rangers  
Arlington Stadium, Arlington, TX  
Fri Aug 21 1987, 8:05 PM EDT  
Att: 26,924 - Unknown

AB 32  
R 5  
H 9  
RBI 5  
BB 4  
SO 6  
LOB 17



Batter	1	2	3	4	5	6	7	8	9	AB	R	H	RBI	BB	SO	LOB	BOTTOM										
Jerry Browne, S OBP: 0.355, SLG: 0.344 (1, 4)	F8		CS 2B					G3		3	0	1	0	1	0	0											
Scott Fletcher, R OBP: 0.368, SLG: 0.399 (1, 6)			K			1-3				4	1	2	0	0	1	3											
Ruben Sierra, S OBP: 0.313, SLG: 0.489 (1, 9)	G3			K		K		F7		4	0	0	0	0	2	2											
Pete O'Brien, L OBP: 0.355, SLG: 0.485 (1, 3)				F8		K			G3	4	0	1	1	0	1	0											
Larry Parrish, R OBP: 0.321, SLG: 0.494 (1, 10)	FC6-4					K			6-3	4	0	1	0	0	1	1											
Pete Incaviglia, R OBP: 0.343, SLG: 0.515 (1, 7)			K		K					4	0	2	0	0	2	1											
Oddibe McDowell, L OBP: 0.337, SLG: 0.464 (1, 8)			K			F7			G3	4	0	0	0	0	1	2											
Mike Stanley, R OBP: 0.377, SLG: 0.434 (1, 2)			K							3	0	1	0	0	1	0											
Tom O'Malley, L OBP: 0.375, SLG: 0.465 (1, 5)			4-3			FC4-6 BB			6-3	3	0	0	0	0	0	1											
<b>Inning Stats</b>	R: 1 E: 0 K: 0 S: 5	H: 2 LOB: 1 BB: 0 P: 5	R: 0 E: 0 K: 3 S: 9	H: 0 LOB: 0 BB: 0 P: 9	R: 0 E: 0 K: 1 S: 5	H: 1 LOB: 1 BB: 0 P: 5	R: 0 E: 0 K: 2 S: 8	H: 1 LOB: 0 BB: 0 P: 8	R: 0 E: 0 K: 0 S: 4	H: 1 LOB: 2 BB: 1 P: 8	R: 0 E: 0 K: 3 S: 9	H: 0 LOB: 0 BB: 0 P: 9	R: 0 E: 0 K: 0 S: 3	H: 1 LOB: 0 BB: 0 P: 3	R: 0 E: 0 K: 0 S: 4	H: 1 LOB: 1 BB: 0 P: 4	R: 0 E: 0 K: 0 S: 4	H: 1 LOB: 1 BB: 0 P: 4	1B: 4 2B: 4 3B: 1 HR: 0	SF: 0 SAC: 0 DP: 2 HBP: 0	WP: 0 PB: 0 CS: 1 PA: 34						
<b>PITCHER</b>	IP	WLS	BF	H	R	ER	SO	BB	IBB	HBP	BLK	WP	HR	S	P	ERA	WHIP										
Bill Long, R ERA: 3.73 (1, 1)	9.0	W	34	8	1	1	9	1	0	0	0	0	0	51	55	1.00	1.000										

Chicago White Sox @ Texas Rangers  
Arlington Stadium, Arlington, TX  
Fri Aug 21 1987, 8:05 PM EDT  
Att: 26,924 - Unknown

AB 33  
R 1  
H 8  
RBI 1  
BB 1  
SO 9  
LOB 10





Batter	1	2	3	4	5	6	7	8	9	AB	R	H	RBI	BB	SO	LOB	TOP			
<b>Ozzie Guillen, L</b> OBP: 0.313, SLG: 0.353	G4-1 3-1 BB	G3 1-2		K			PB HR 1B	6-3		4	2	1	0	1	1	2				
<b>Donnie Hill, S</b> OBP: 0.261, SLG: 0.356	G4-1 1-3				G3		HR		K	5	1	2	3	0	1	1				
<b>Harold Baines, L</b> OBP: 0.354, SLG: 0.484	3-1	F7					PB 1B		F8	5	0	2	1	0	0	1				
<b>Ivan Calderon, R</b> OBP: 0.357, SLG: 0.520	HR			K			L5		K	5	1	1	1	0	3	2				
<b>Ron Hassey, L</b> OBP: 0.293, SLG: 0.309	1B			3-1			K		K	4	0	1	0	0	2	2				
<b>Greg Walker, L</b> OBP: 0.333, SLG: 0.458	1B			F8						3	0	1	0	1	1	0				
<b>Carlton Fisk, R</b> OBP: 0.303, SLG: 0.404	F4				L7		F8	F9		4	0	0	0	0	0	4				
<b>Kenny Williams, R</b> OBP: 0.332, SLG: 0.460		F8		S			HR		K	4	1	2	1	0	1	0				
<b>Fred Manrique, R</b> OBP: 0.310, SLG: 0.409		G3 1B BB		K			F9		K	3	1	0	0	1	2	1				
<b>Inning Stats</b>	R: 2 E: 0 K: 0 S: 6	H: 3 LOB: 2 BB: 1 P: 10	R: 1 E: 0 K: 0 S: 4	H: 1 LOB: 1 BB: 1 P: 8	R: 0 E: 0 K: 1 S: 5	H: 0 LOB: 0 BB: 0 P: 5	R: 0 E: 0 K: 2 S: 8	H: 1 LOB: 1 BB: 0 P: 8	R: 0 E: 0 K: 1 S: 6	H: 1 LOB: 1 BB: 0 P: 6	R: 2 E: 0 K: 1 S: 8	H: 3 LOB: 2 BB: 1 P: 12	R: 0 E: 0 K: 2 S: 7	H: 0 LOB: 0 BB: 0 P: 7	R: 0 E: 0 K: 2 S: 7	H: 0 LOB: 0 BB: 0 P: 7	1B: 6 2B: 1 3B: 0 HR: 3	SF: 0 SAC: 0 DP: 0 HBP: 0	WP: 0 PB: 5 CS: 0	PA: 40
<b>PITCHER</b>	IP	WLS	BF	H	R	ER	SO	BB	IBB	HBP	BLK	WP	HR	S	P	ERA	WHIP			
<b>Charlie Hough, R</b> ERA: 4.17	7.0	W	34	10	6	6	7	3	0	0	0	0	3	45	57	7.71	1.857			
<b>Mitch Williams, L</b> ERA: 3.29	2.0	S	6	0	0	0	4	0	0	0	0	0	0	14	14	0.00	0.000			

Chicago White Sox @ Texas Rangers  
Arlington Stadium, Arlington, TX  
Sat Aug 22 1987, 8:05 PM EDT  
Att: 29,695 - Unknown

livebaseballscores.com

AB 37  
R 6  
H 10  
RBI 6  
BB 3  
SO 11  
LOB 13



Batter	1	2	3	4	5	6	7	8	9	AB	R	H	RBI	BB	SO	LOB	BOTTOM				
<b>Bob Brower, R</b> OBP: 0.343, SLG: 0.473	1B 3B		E HR 1B	B2		G3		L7		5	2	2	0	0	0	1					
<b>Scott Fletcher, R</b> OBP: 0.370, SLG: 0.401	CS 1B		E5 HR 1B	FC5-4			6-3	PO 1B		5	1	3	1	0	0	1					
<b>Ruben Sierra, S</b> OBP: 0.315, SLG: 0.488	F6		K				4-3 1B	PO		3	2	1	0	1	1	3					
<b>Pete Incaviglia, R</b> OBP: 0.342, SLG: 0.520	K		HR				1-3 1B	F9		4	1	1	3	0	1	3					
<b>Pete O'Brien, L</b> OBP: 0.356, SLG: 0.483		G3 BB	F9				4-3	BB 1B BB		2	0	0	0	2	0	1					
<b>Larry Parrish, R</b> OBP: 0.323, SLG: 0.494		K	1-3				FC6-4 1B	BB		4	0	2	2	0	1	1					
<b>Steve Buechele, R</b> OBP: 0.293, SLG: 0.395		G3					E5 1B FC5-4			3	1	0	0	0	0	2					
<b>Darrell Porter, L</b> OBP: 0.361, SLG: 0.402							FC6-4			0	0	0	0	0	0	0					
<b>Mike Stanley, R</b> OBP: 0.380, SLG: 0.434							1-2 BB			0	0	0	0	1	0	0					
<b>Tom O'Malley, L</b> OBP: 0.375, SLG: 0.465							1-2 BB			0	0	0	0	0	0	0					
<b>Geno Petralli, L</b> OBP: 0.398, SLG: 0.478		1-3					1-3	F2		3	0	1	0	0	0	1					
<b>Don Staught, R</b> OBP: 0.291, SLG: 0.380							FC5-4 1B			1	0	0	0	0	0	3					
<b>Jerry Browne, S</b> OBP: 0.354, SLG: 0.343							FC5-4 1B			4	1	1	1	0	0	1					
<b>Inning Stats</b>	R: 1 E: 0 K: 1 S: 6	H: 2 LOB: 1 BB: 0 P: 6	R: 0 E: 0 K: 1 S: 5	H: 0 LOB: 1 BB: 1 P: 9	R: 4 E: 1 K: 1 S: 9	H: 4 LOB: 0 BB: 0 P: 9	R: 1 E: 1 K: 0 S: 5	H: 1 LOB: 1 BB: 0 P: 5	R: 1 E: 0 K: 0 S: 3	H: 2 LOB: 1 BB: 0 P: 3	R: 1 E: 0 K: 0 S: 4	H: 1 LOB: 3 BB: 3 P: 16	R: 0 E: 0 K: 0 S: 3	H: 1 LOB: 0 BB: 0 P: 3	1B: 9 2B: 1 3B: 1 HR: 1	SF: 0 SAC: 0 DP: 1 HBP: 0	WP: 0 PB: 0 SB: 0 CS: 1	PA: 39			
<b>PITCHER</b>	IP	WLS	BF	H	R	ER	SO	BB	IBB	HBP	BLK	WP	HR	S	P	ERA	WHIP				
<b>Dave LaPoint, L</b> ERA: 4.84	4.0	L	20	7	6	5	3	1	0	0	0	0	0	11	25	29	11.25	2.000			
<b>Jim Winn, R</b> ERA: 4.79	2.2		13	3	2	2	0	2	0	0	0	0	0	11	19	6.75	1.875				
<b>Ray Seearge, L</b> ERA: 3.94	1.1		5	1	0	0	0	1	0	0	0	0	0	4	8	0.00	1.500				

Chicago White Sox @ Texas Rangers  
Arlington Stadium, Arlington, TX  
Sat Aug 22 1987, 8:05 PM EDT  
Att: 29,695 - Unknown

livebaseballscores.com

AB 34  
R 8  
H 11  
RBI 7  
BB 4  
SO 3  
LOB 17





Batter	1	2	3	4	5	6	7	8	9	AB	R	H	RBI	BB	SO	LOB	TOP										
<b>Ozzie Guillen, L</b> OBP: 0.314, SLG: 0.358 (1, 6)										5	2	2	0	0	0	4	<b>Chicago White Sox @ Texas Rangers</b> Arlington Stadium, Arlington, TX Sun Aug 23 1987, 8:05 PM EDT Att: 14,120 - Unknown										
<b>Donnie Hill, S</b> OBP: 0.286, SLG: 0.365 (1, 5) <b>Jerry Royster, R</b> OBP: 0.333, SLG: 0.463 (8, 5)										5	1	3	1	0	0	2											
<b>Harold Baines, L</b> OBP: 0.352, SLG: 0.479 (1, 10)										4	1	0	1	1	1	2											
<b>Ivan Calderon, R</b> OBP: 0.360, SLG: 0.518 (1, 9)										3	1	1	0	2	1	2											
<b>Ron Hassey, L</b> OBP: 0.289, SLG: 0.313 (1, 2)										5	1	1	1	0	0	3											
<b>Greg Walker, L</b> OBP: 0.337, SLG: 0.467 (1, 3)										3	1	2	2	2	1	1											
<b>Steve Lyons, L</b> OBP: 0.331, SLG: 0.373 (1, 7) <b>Gary Redus, R</b> OBP: 0.322, SLG: 0.377 (5, PH) (5, 7)										2	0	1	0	0	0	1											
<b>Kenny Williams, R</b> OBP: 0.330, SLG: 0.455 (1, 8)										5	0	1	1	0	2	5											
<b>Fred Manrique, R</b> OBP: 0.317, SLG: 0.408 (1, 4)										3	0	1	0	2	1	0											
<b>Inning Stats</b>	R: 1 E: 0 K: 0 S: 4	H: 2 LOB: 0 BB: 4	R: 0 E: 0 K: 1 S: 6	H: 1 LOB: 3 BB: 14	R: 2 E: 0 K: 0 S: 5	H: 2 LOB: 1 BB: 1 P: 9	R: 0 E: 0 K: 1 S: 5	H: 0 LOB: 1 BB: 1 P: 9	R: 1 E: 1 K: 0 S: 3	H: 0 LOB: 2 BB: 3 P: 15	R: 0 E: 0 K: 1 S: 6	H: 1 LOB: 1 BB: 0 P: 6	R: 2 E: 0 K: 2 S: 10	H: 4 LOB: 2 BB: 0 P: 10	R: 1 E: 0 K: 0 S: 4	H: 2 LOB: 1 BB: 1 P: 8		R: 1 E: 0 K: 2 S: 8	H: 1 LOB: 0 BB: 0 P: 8	1B: 7 2B: 5 3B: 0 HR: 1	SF: 0 SAC: 0 DP: 2 HBP: 0	WP: 1 PB: 1 CS: 1	PA: 46				
<b>PITCHER</b>	IP	WLS	BF	H	R	ER	SO	BB	IBB	HBP	BLK	WP	HR	S	P	ERA	WHIP										
<b>Jeff Russell, R</b> ERA: 4.82 (1, 1)	4.1	L	23	5	4	3	2	5	0	0	0	0	0	0	4	6.23	2.308										
<b>Paul Kilgus, L</b> ERA: 4.45 (5, 1)	0.0		1	0	0	0	0	1	0	0	0	0	0	0	1	∞	∞										
<b>Jose Guzman, R</b> ERA: 4.97 (5, 1)	2.0		8	2	1	1	2	1	0	0	0	0	0	0	15	4.50	1.500										
<b>Steve Howe, L</b> ERA: 7.45 (7, 1)	1.2		9	5	2	2	1	1	0	0	0	1	0	10	14	10.80	3.600										
<b>Gary Mielke, R</b> ERA: 6.0 (9, 1)	1.0		4	1	1	1	2	0	0	0	0	0	1	8	8	9.00	1.000										

Batter	1	2	3	4	5	6	7	8	9	AB	R	H	RBI	BB	SO	LOB	BOTTOM										
<b>Bob Brower, R</b> OBP: 0.342, SLG: 0.468 (1, 8)										4	0	1	0	0	0	0	<b>Chicago White Sox @ Texas Rangers</b> Arlington Stadium, Arlington, TX Sun Aug 23 1987, 8:05 PM EDT Att: 14,120 - Unknown										
<b>Scott Fletcher, R</b> OBP: 0.369, SLG: 0.400 (1, 6)										4	0	1	0	0	1	2											
<b>Ruben Sierra, S</b> OBP: 0.314, SLG: 0.486 (1, 9)										4	0	1	0	0	1	3											
<b>Pete Incaviglia, R</b> OBP: 0.342, SLG: 0.517 (1, 7)										4	1	1	0	0	0	3											
<b>Larry Parrish, R</b> OBP: 0.322, SLG: 0.492 (1, 10)										4	0	1	0	0	1	0											
<b>Mike Stanley, R</b> OBP: 0.373, SLG: 0.427 (1, 3)										3	0	0	1	0	0	0											
<b>Don Slaught, R</b> OBP: 0.291, SLG: 0.388 (1, 2)										4	0	1	0	0	0	2											
<b>Steve Buechele, R</b> OBP: 0.289, SLG: 0.389 (1, 5)										4	0	0	0	0	0	4											
<b>Jerry Browne, S</b> OBP: 0.354, SLG: 0.343 (1, 4)										3	0	1	0	0	0	0											
<b>Inning Stats</b>	R: 0 E: 0 K: 1 S: 5	H: 0 LOB: 0 BB: 0 P: 5	R: 1 E: 0 K: 0 S: 5	H: 2 LOB: 1 BB: 0 P: 5	R: 0 E: 0 K: 1 S: 7	H: 2 LOB: 2 BB: 0 P: 7	R: 0 E: 1 K: 1 S: 6	H: 0 LOB: 1 BB: 0 P: 6	R: 0 E: 0 K: 0 S: 4	H: 1 LOB: 1 BB: 0 P: 4	R: 0 E: 0 K: 0 S: 3	H: 0 LOB: 0 BB: 0 P: 3	R: 0 E: 1 K: 0 S: 3	H: 0 LOB: 0 BB: 0 P: 3	R: 0 E: 0 K: 0 S: 4	H: 1 LOB: 1 BB: 0 P: 4		R: 0 E: 0 K: 0 S: 4	H: 1 LOB: 1 BB: 0 P: 4	1B: 6 2B: 0 3B: 1 HR: 0	SF: 1 SAC: 0 DP: 1 HBP: 0	WP: 0 PB: 1 SB: 0 CS: 0	PA: 35				
<b>PITCHER</b>	IP	WLS	BF	H	R	ER	SO	BB	IBB	HBP	BLK	WP	HR	S	P	ERA	WHIP										
<b>Floyd Bannister, L</b> ERA: 4.39 (1, 1)	9.0	W	35	7	1	1	3	0	0	0	0	0	0	41	41	1.00	0.778										

AB	37
R	8
H	13
RBI	7
BB	8
SO	7
LOB	20





Batter	1	2	3	4	5	6	7	8	9	AB	R	H	RBI	BB	SO	LOB	TOP			
<b>Oddibe McDowell, L</b> (1.8) OBP: 0.338, SLG: 0.464										4	1	1	0	1	0	2				
<b>Scott Fletcher, R</b> (1.6) OBP: 0.372, SLG: 0.404										5	0	3	2	0	0	2				
<b>Ruben Sierra, S</b> (1.9) OBP: 0.311, SLG: 0.482										4	0	0	1	0	1	5				
<b>Pete O'Brien, L</b> (1.3) OBP: 0.356, SLG: 0.481										4	0	1	0	1	1	1				
<b>Darrell Porter, L</b> (1.10) OBP: 0.371, SLG: 0.410										3	1	1	0	2	1	3				
<b>Pete Incaviglia, R</b> (1.7) OBP: 0.335, SLG: 0.512										4	0	0	0	0	1	4				
<b>Geno Petralli, L</b> (1.2) OBP: 0.388, SLG: 0.465										4	0	0	0	0	2	3				
<b>Tom O'Malley, L</b> (1.5) OBP: 0.385, SLG: 0.489										4	1	2	1	0	1	1				
<b>Curtis Wilkerson, S</b> (1.4) OBP: 0.314, SLG: 0.436										3	1	1	0	1	0	1				
<b>Inning Stats</b>	R: 1 E: 0 K: 0 S: 4	H: 1 LOB: 0 BB: 0 P: 4	R: 0 E: 0 K: 2 S: 8	H: 1 LOB: 1 BB: 0 P: 8	R: 1 E: 0 K: 0 S: 4	H: 1 LOB: 1 BB: 1 P: 8	R: 2 E: 0 K: 1 S: 8	H: 3 LOB: 3 BB: 2 P: 16	R: 0 E: 0 K: 0 S: 4	H: 1 LOB: 1 BB: 0 P: 4	R: 0 E: 0 K: 1 S: 5	H: 0 LOB: 1 BB: 1 P: 9	R: 0 E: 0 K: 1 S: 5	H: 0 LOB: 0 BB: 0 P: 5	R: 0 E: 0 K: 2 S: 8	H: 1 LOB: 2 BB: 1 P: 12	1B: 5 2B: 4 3B: 0 HR: 0	SF: 1 SAC: 0 DP: 0 HBP: 0	WP: 1 PB: 0 SB: 1 CS: 0	PA: 41
<b>PITCHER</b> <b>Mark Gubicza, R</b> (1.1) ERA: 4.24	IP: 9.0 WLS: L BF: 41	H: 9 R: 4 ER: 4 SO: 7	BB: 5 IBB: 0 HBP: 0 BLK: 0	WP: 1 HR: 0 S: 50 P: 70	ERA: 4.00 WHIP: 1.556															

Texas Rangers @ Kansas City Royals  
 Royals Stadium, Kansas City, MO  
 Mon Aug 24 1987, 8:05 PM EDT  
 Att: 27,042 - Unknown

AB	35
R	4
H	9
RBI	4
BB	5
SO	7
LOB	22



Batter	1	2	3	4	5	6	7	8	9	AB	R	H	RBI	BB	SO	LOB	BOTTOM					
<b>Willie Wilson, S</b> (1.8) OBP: 0.311, SLG: 0.374										5	0	0	0	0	2	3						
<b>Kevin Seitzer, R</b> (1.5) OBP: 0.410, SLG: 0.490										3	0	1	0	2	2	0						
<b>George Brett, L</b> (1.3) OBP: 0.399, SLG: 0.516										3	1	0	0	2	1	5						
<b>Danny Tartabull, R</b> (1.9) OBP: 0.369, SLG: 0.491										3	0	0	0	1	1	2						
<b>Lonnie Smith, R</b> (1.7) OBP: 0.349, SLG: 0.407										2	1	1	0	2	0	0						
<b>Frank White, R</b> (1.4) OBP: 0.313, SLG: 0.387										4	0	1	2	0	0	4						
<b>Steve Balboni, R</b> (1.10) OBP: 0.292, SLG: 0.432										4	0	0	0	0	1	5						
<b>Jamie Quirk, L</b> (1.2) OBP: 0.336, SLG: 0.375										2	0	0	0	1	1	0						
<b>Bo Jackson, R</b> (9, PH) OBP: 0.310, SLG: 0.465										1	0	0	0	0	1	0						
<b>Ross Jones, R</b> (1.6) OBP: 0.241, SLG: 0.208										2	0	0	0	0	1	1						
<b>Jim Eisenreich, L</b> (7, PH) OBP: 0.281, SLG: 0.463										0	0	0	0	1	0	0						
<b>Bill Pecota, R</b> (8, 6) OBP: 0.440, SLG: 0.511										0	0	0	0	1	0	0						
<b>Inning Stats</b>	R: 0 E: 0 K: 0 S: 4	H: 1 LOB: 1 BB: 0 P: 4	R: 0 E: 0 K: 1 S: 5	H: 0 LOB: 0 BB: 0 P: 5	R: 0 E: 0 K: 0 S: 2	H: 0 LOB: 0 BB: 1 P: 6	R: 0 E: 0 K: 1 S: 5	H: 0 LOB: 3 BB: 3 P: 17	R: 0 E: 0 K: 3 S: 9	H: 0 LOB: 0 BB: 0 P: 9	R: 2 E: 0 K: 2 S: 9	H: 2 LOB: 1 BB: 1 P: 13	R: 0 E: 0 K: 0 S: 3	H: 0 LOB: 2 BB: 2 P: 11	R: 0 E: 0 K: 3 S: 9	H: 0 LOB: 1 BB: 1 P: 7	R: 0 E: 0 K: 3 S: 9	H: 0 LOB: 2 BB: 2 P: 17	1B: 2 2B: 1 3B: 0 HR: 0	SF: 0 SAC: 0 DP: 1 HBP: 0	WP: 1 PB: 0 SB: 0 CS: 0	PA: 39
<b>PITCHER</b> <b>Bobby Witt, R</b> (1.1) ERA: 4.31	IP: 7.1 WLS: W BF: 31	H: 3 R: 2 ER: 2 SO: 7	BB: 7 IBB: 0 HBP: 0 BLK: 0	WP: 0 HR: 0 S: 38 P: 66	ERA: 2.46 WHIP: 1.364																	
<b>Mitch Williams, L</b> (8.1) ERA: 3.22	IP: 1.2 WLS: S BF: 8	H: 0 R: 0 ER: 0 SO: 3	BB: 3 IBB: 0 HBP: 0 BLK: 0	WP: 1 HR: 0 S: 11 P: 23	ERA: 0.00 WHIP: 1.800																	

Texas Rangers @ Kansas City Royals  
 Royals Stadium, Kansas City, MO  
 Mon Aug 24 1987, 8:05 PM EDT  
 Att: 27,042 - Unknown

AB	29
R	2
H	3
RBI	2
BB	10
SO	10
LOB	20





Batter	1	2	3	4	5	6	7	8	9	AB	R	H	RBI	BB	SO	LOB	TOP									
<b>Oddibe McDowell, L</b> OBP: 0.332, SLG: 0.455 (1, 8)	G3		6-3		G3	F7		6-3	4-3	6	0	0	0	0	0	1										
<b>Scott Fletcher, R</b> OBP: 0.370, SLG: 0.401 (1, 6)	F4		G3		5-3	K				4	0	0	0	1	1	1										
<b>Ruben Sierra, S</b> OBP: 0.316, SLG: 0.497 (1, 9)	IHR				F4	1B		CS		5	4	4	2	0	0	0										
<b>Pete Incaviglia, R</b> OBP: 0.341, SLG: 0.520 (1, 10)	K				HR	HR				5	4	3	1	0	1	1										
<b>Pete O'Brien, L</b> OBP: 0.357, SLG: 0.480 (1, 3)					F7	FC5-4				5	1	2	2	0	1	2										
<b>Larry Parrish, R</b> OBP: 0.325, SLG: 0.499 (1, 5)					FC5-4	1B				4	3	2	3	1	1	2										
<b>Tom O'Malley, L</b> OBP: 0.385, SLG: 0.489 (9, 5)					FC5-4	1B				0	0	0	0	0	0	0										
<b>Mike Stanley, R</b> OBP: 0.379, SLG: 0.440 (1, 2)					F8	1B				4	2	2	1	1	0	1										
<b>Steve Buechele, R</b> OBP: 0.290, SLG: 0.389 (1, 4)					6-3					3	0	1	1	0	1	1										
<b>Darrell Porter, L</b> OBP: 0.376, SLG: 0.416 (7, PH)										1	0	1	1	0	0	0										
<b>Curtis Wilkerson, S</b> OBP: 0.321, SLG: 0.461 (7, 4)										1	1	1	3	0	0	0										
<b>Bob Brower, R</b> OBP: 0.339, SLG: 0.459 (1, 7)					6-3	F8				4	0	0	1	1	0	2										
<b>Inning Stats</b>	R: 1 E: 0 K: 1 S: 6	H: 1 LOB: 0 BB: 0 P: 6	R: 0 E: 0 K: 0 S: 4	H: 1 LOB: 1 BB: 0 P: 4	R: 0 E: 0 K: 0 S: 3	H: 0 LOB: 0 BB: 0 P: 3	R: 2 E: 0 K: 0 S: 7	H: 4 LOB: 2 BB: 0 P: 7	R: 4 E: 1 K: 0 S: 7	H: 3 LOB: 0 BB: 0 P: 7	R: 0 E: 0 K: 2 S: 7	H: 0 LOB: 1 BB: 1 P: 11	R: 3 E: 0 K: 1 S: 8	H: 4 LOB: 1 BB: 0 P: 8	R: 0 E: 0 K: 0 S: 2	H: 0 LOB: 0 BB: 2 P: 6	R: 5 E: 0 K: 1 S: 8	H: 3 LOB: 0 BB: 2 P: 16	1B: 10 2B: 0 3B: 2 HR: 4	SF: 0 SAC: 0 DP: 0 HBP: 0	WP: 0 PB: 0 SB: 3 CS: 1	PA: 47				
<b>PITCHER</b>	IP WLS BF H R ER SO BB IBB HBP BLK WP HR S P ERA WHIP																									
<b>Bud Black, L</b> ERA: 3.88 (1, 1)	5.0	25	9	7	3	1	0	0	0	0	0	2	27	27	5.40	1.800										
<b>Bob Stoddard, R</b> ERA: 4.21 (6, 1)	1.1	L	7	2	2	2	1	0	0	0	0	0	10	14	13.50	2.250										
<b>John Davis, R</b> ERA: 1.33 (7, 1)	1.1		6	2	1	1	1	0	0	0	0	7	11	6.75	2.250											
<b>Jerry Don Gleaton, L</b> ERA: 4.4 (8, 1)	0.2		3	2	2	2	1	0	0	0	0	5	5	27.00	3.000											
<b>Steve Farr, R</b> ERA: 6.94 (9, 1)	0.2		5	1	3	3	0	2	0	0	0	3	11	40.50	4.500											

Texas Rangers @ Kansas City Royals  
Royals Stadium, Kansas City, MO  
Tue Aug 25 1987, 8:05 PM EDT  
Att: 21,037 - Unknown

AB 42  
R 15  
H 16  
RBI 15  
BB 4  
SO 5  
LOB 11



Batter	1	2	3	4	5	6	7	8	9	AB	R	H	RBI	BB	SO	LOB	BOTTOM									
<b>Willie Wilson, S</b> OBP: 0.314, SLG: 0.374 (1, 8)	G3-1			FC4-6		S			FC4-6	5	2	2	0	1	0	3										
<b>Kevin Seitzer, R</b> OBP: 0.410, SLG: 0.487 (1, 5)	G3-1			K		1B				3	1	0	0	2	2	2										
<b>George Brett, L</b> OBP: 0.396, SLG: 0.510 (1, 3)	4-3					F7				5	1	1	2	0	0	3										
<b>Danny Tartabull, R</b> OBP: 0.374, SLG: 0.491 (1, 9)	FC4			F8		FC4-6				2	1	1	0	3	0	0										
<b>Frank White, R</b> OBP: 0.311, SLG: 0.392 (1, 4)	FC4			F8		FC4-6				5	1	1	4	0	0	3										
<b>Lonnie Smith, R</b> OBP: 0.386, SLG: 0.414 (1, 7)						6-3				3	2	2	0	2	0	0										
<b>Steve Balboni, R</b> OBP: 0.294, SLG: 0.429 (1, 10)				K		5-3				4	0	1	0	1	1	3										
<b>Jamie Quirk, L</b> OBP: 0.342, SLG: 0.377 (1, 2)										4	0	2	1	1	1	1										
<b>Ross Jones, R</b> OBP: 0.232, SLG: 0.200 (1, 6)										3	0	0	0	0	0	3										
<b>Bill Pecota, R</b> OBP: 0.442, SLG: 0.511 (7, PH)										2	0	1	0	0	1	1										
<b>Inning Stats</b>	R: 1 E: 0 K: 0 S: 5	H: 2 LOB: 1 BB: 0 P: 5	R: 1 E: 0 K: 0 S: 4	H: 2 LOB: 3 BB: 3 P: 16	R: 0 E: 0 K: 1 S: 6	H: 1 LOB: 1 BB: 0 P: 6	R: 0 E: 0 K: 1 S: 6	H: 1 LOB: 1 BB: 0 P: 6	R: 0 E: 0 K: 0 S: 3	H: 0 LOB: 2 BB: 2 P: 11	R: 5 E: 0 K: 1 S: 7	H: 2 LOB: 0 BB: 3 P: 19	R: 0 E: 0 K: 1 S: 5	H: 0 LOB: 1 BB: 1 P: 9	R: 0 E: 0 K: 1 S: 5	H: 0 LOB: 1 BB: 1 P: 9	R: 1 E: 0 K: 0 S: 5	H: 3 LOB: 1 BB: 0 P: 5	1B: 10 2B: 0 3B: 0 HR: 1	SF: 0 SAC: 0 DP: 1 HBP: 0	WP: 1 PB: 0 SB: 5 CS: 0	PA: 46				
<b>PITCHER</b>	IP WLS BF H R ER SO BB IBB HBP BLK WP HR S P ERA WHIP																									
<b>Jose Guzman, R</b> ERA: 5.08 (1, 1)	5.2		30	7	5	5	3	1	0	0	0	1	3	7	27.00	3.000										
<b>Dwayne Henry, R</b> ERA: 27.0 (6, 1)	0.2		4	1	2	2	0	1	0	0	0	1	3	7	27.00	3.000										
<b>Steve Howe, L</b> ERA: 6.57 (7, 1)	2.2	W	12	3	1	1	2	2	0	0	0	0	14	22	3.38	1.875										

Texas Rangers @ Kansas City Royals  
Royals Stadium, Kansas City, MO  
Tue Aug 25 1987, 8:05 PM EDT  
Att: 21,037 - Unknown

AB 36  
R 8  
H 11  
RBI 7  
BB 10  
SO 5  
LOB 19





Batter	1	2	3	4	5	6	7	8	9	AB	R	H	RBI	BB	SO	LOB	TOP			
<b>Bob Brower, R</b> OBP: 0.337, SLG: 0.453 (1, 8)										3	0	0	0	1	0	6				
<b>Scott Fletcher, R</b> OBP: 0.367, SLG: 0.397 (1, 6)										4	0	0	0	0	1	1				
<b>Ruben Sierra, S</b> OBP: 0.315, SLG: 0.495 (1, 9)										4	0	1	0	0	0	1				
<b>Pete Incaviglia, R</b> OBP: 0.341, SLG: 0.517 (1, 7)										3	0	0	0	1	1	2				
<b>Larry Parrish, R</b> OBP: 0.324, SLG: 0.495 (1, 5)										3	0	0	0	1	1	1				
<b>Pete O'Brien, L</b> OBP: 0.354, SLG: 0.476 (1, 3)										4	0	0	0	0	1	1				
<b>Mike Stanley, R</b> OBP: 0.381, SLG: 0.438 (1, 10)										3	0	1	0	1	2	0				
<b>Steve Buechele, R</b> OBP: 0.289, SLG: 0.390 (1, 4)										4	0	1	0	0	1	3				
<b>Geno Petralli, L</b> OBP: 0.393, SLG: 0.465 (1, 2)										2	0	1	0	1	0	1				
<b>Inning Stats</b>	R: 0 E: 0 K: 2 S: 7	H: 0 LOB: 1 BB: 1 P: 11	R: 0 E: 0 K: 2 S: 7	H: 0 LOB: 0 BB: 0 P: 7	R: 0 E: 0 K: 0 S: 3	H: 1 LOB: 0 BB: 0 P: 3	R: 0 E: 0 K: 0 S: 3	H: 1 LOB: 0 BB: 0 P: 3	R: 0 E: 0 K: 1 S: 5	H: 0 LOB: 3 BB: 3 P: 17	R: 0 E: 0 K: 0 S: 3	H: 1 LOB: 2 BB: 0 P: 7	R: 0 E: 0 K: 0 S: 3	H: 0 LOB: 0 BB: 0 P: 3	R: 0 E: 0 K: 1 S: 6	H: 1 LOB: 1 BB: 0 P: 6	1B: 3 2B: 1 3B: 0 HR: 0	SF: 0 SAC: 0 DP: 2 HBP: 0	WP: 0 PB: 0 SB: 1 CS: 0	PA: 35
<b>PITCHER</b> <b>Danny Jackson, L</b> ERA: 3.79 (1, 1)	IP: 9.0 WLS: W BF: 35 H: 4 R: 0 ER: 0 SO: 7 BB: 5 IBB: 0 HBP: 0 BLK: 0 WP: 0 HR: 0 S: 44 P: 64 ERA: 0.00 WHIP: 1.000															<b>PITCHER</b>				

Texas Rangers @ Kansas City Royals  
Royals Stadium, Kansas City, MO  
Wed Aug 26 1987, 8:05 PM EDT  
Att: 22,398 - Unknown

AB 30  
R 0  
H 4  
RBI 0  
BB 5  
SO 7  
LOB 16



Batter	1	2	3	4	5	6	7	8	9	AB	R	H	RBI	BB	SO	LOB	BOTTOM			
<b>Willie Wilson, S</b> OBP: 0.317, SLG: 0.376 (1, 8)										3	1	2	0	1	0	1				
<b>Kevin Seitzer, R</b> OBP: 0.410, SLG: 0.489 (1, 5)										4	1	2	2	0	0	1				
<b>George Brett, L</b> OBP: 0.397, SLG: 0.508 (1, 3)										3	0	1	1	1	1	1				
<b>Danny Tartabull, R</b> OBP: 0.371, SLG: 0.487 (1, 9)										4	0	0	0	0	3	3				
<b>Frank White, R</b> OBP: 0.311, SLG: 0.389 (1, 4)										3	0	0	0	1	0	2				
<b>Lonnie Smith, R</b> OBP: 0.355, SLG: 0.400 (1, 10)										4	0	0	0	0	0	2				
<b>Bo Jackson, R</b> OBP: 0.310, SLG: 0.465 (1, 7)										4	0	1	0	0	0	0				
<b>Jamie Quirk, L</b> OBP: 0.336, SLG: 0.370 (1, 2)										4	0	0	0	0	0	1				
<b>Ross Jones, R</b> OBP: 0.247, SLG: 0.231 (1, 6)										3	1	2	0	0	1	0				
<b>Inning Stats</b>	R: 0 E: 0 K: 1 S: 6	H: 1 LOB: 2 BB: 1 P: 10	R: 0 E: 0 K: 0 S: 3	H: 0 LOB: 0 BB: 0 P: 3	R: 0 E: 0 K: 1 S: 5	H: 1 LOB: 1 BB: 1 P: 9	R: 0 E: 0 K: 0 S: 3	H: 0 LOB: 0 BB: 0 P: 3	R: 0 E: 0 K: 0 S: 4	H: 1 LOB: 1 BB: 0 P: 4	R: 0 E: 0 K: 2 S: 8	H: 0 LOB: 2 BB: 1 P: 12	R: 3 E: 0 K: 1 S: 9	H: 4 LOB: 1 BB: 0 P: 9	R: 0 E: 0 K: 0 S: 4	H: 1 LOB: 1 BB: 0 P: 4	1B: 5 2B: 3 3B: 0 HR: 0	SF: 0 SAC: 0 DP: 0 HBP: 0	WP: 0 PB: 2 SB: 1 CS: 1	PA: 35
<b>PITCHER</b> <b>Charlie Hough, R</b> ERA: 4.14 (1, 1)	IP: 8.0 WLS: L BF: 35 H: 8 R: 3 ER: 3 SO: 5 BB: 3 IBB: 0 HBP: 0 BLK: 0 WP: 0 HR: 0 S: 42 P: 54 ERA: 3.38 WHIP: 1.375															<b>PITCHER</b>				

Texas Rangers @ Kansas City Royals  
Royals Stadium, Kansas City, MO  
Wed Aug 26 1987, 8:05 PM EDT  
Att: 22,398 - Unknown

AB 32  
R 3  
H 8  
RBI 3  
BB 3  
SO 5  
LOB 11





Batter	1	2	3	4	5	6	7	8	9	10	AB	R	H	RBI	BB	SO	LOB				
<b>Oddibe McDowell, L</b> OBP: 0.331, SLG: 0.450 (1, 8)	L7	K			B3		4-3		BB		4	0	0	1	1	1	2				
<b>Scott Fletcher, R</b> OBP: 0.364, SLG: 0.393 (1, 6)	5-3		K		4-3			5-3	4-3		5	0	0	0	0	1	3				
<b>Ruben Sierra, S</b> OBP: 0.314, SLG: 0.498 (1, 9)	IHR		6-3		K			G3		4-3	5	1	1	1	0	1	0				
<b>Pete O'Brien, L</b> OBP: 0.358, SLG: 0.478 (1, 3)	WP 1B					BB		F7		FC5-4 1B	4	0	3	0	1	0	0				
<b>Pete Incaviglia, R</b> OBP: 0.340, SLG: 0.514 <b>Steve Buechele, R</b> OBP: 0.288, SLG: 0.389 (1, 7) (9, 4)	K		K		K				1B BB	FC5-4 1B	4	1	1	0	0	3	3				
<b>Larry Parrish, R</b> OBP: 0.327, SLG: 0.497 (1, 10)		BB 1B			P3		F9		BB G3 1B	1B	5	0	3	0	0	0	1				
<b>Tom O'Malley, L</b> OBP: 0.368, SLG: 0.451 (1, 5)		L7			FC6-4 BB		L5		G3	3-1	4	0	0	0	1	0	6				
<b>Mike Stanley, R</b> OBP: 0.376, SLG: 0.431 <b>Geno Petralli, L</b> OBP: 0.396, SLG: 0.465 (1, 2) (9, PH) (9, 2)		F9			FC6-4 1-2		6-3			BB IBB	3	0	0	0	0	0	2				
<b>Curtis Wilkerson, S</b> OBP: 0.376, SLG: 0.452 <b>Darrell Porter, L</b> OBP: 0.376, SLG: 0.416 <b>Bob Brower, R</b> OBP: 0.396, SLG: 0.451 (1, 4) (9, PH) (9, PH) (9, 7)					K		4-3		F3		2	0	0	0	1	1	1				
<b>Inning Stats</b>	R: 1 E: 0 K: 1 S: 7	H: 2 LOB: 1 BB: 0 P: 7	R: 0 E: 0 K: 1 S: 6	H: 1 LOB: 2 BB: 1 P: 10	R: 0 E: 0 K: 2 S: 8	H: 1 LOB: 1 BB: 0 P: 8	R: 0 E: 0 K: 1 S: 5	H: 0 LOB: 0 BB: 0 P: 5	R: 0 E: 0 K: 1 S: 5	H: 0 LOB: 1 BB: 1 P: 9	R: 0 E: 0 K: 0 S: 3	H: 0 LOB: 0 BB: 0 P: 3	R: 0 E: 0 K: 0 S: 3	H: 0 LOB: 0 BB: 0 P: 3	R: 1 E: 0 K: 0 S: 5	H: 2 LOB: 3 BB: 2 P: 13	R: 0 E: 0 K: 0 S: 5	H: 2 LOB: 2 BB: 0 P: 5	1B: 7 2B: 0 3B: 0 HR: 1	SF: 0 SAC: 0 DP: 0 HBP: 0	WP: 1 PA: 43
<b>PITCHER</b>	IP	WLS	BF	H	R	ER	SO	BB	IBB	HBP	BLK	WP	HR	S	P	ERA	WHIP				
<b>Bret Saberhagen, R</b> ERA: 3.4 (1, 1)	8.1		35	6	2	2	7	3	1	0	0	1	0	45	61	2.16	1.080				
<b>Jerry Don Gleaton, L</b> ERA: 4.36 (9, 1)	0.1		2	0	0	0	0	1	0	0	0	0	0	1	5	0.00	3.000				
<b>John Davis, R</b> ERA: 1.25 (9, 1)	1.1	W	6	2	0	0	0	0	0	0	0	0	0	6	6	0.00	1.500				

**TOP**

**Texas Rangers @ Kansas City Royals**  
Royals Stadium, Kansas City, MO

Thu Aug 27 1987, 8:05 PM EDT  
Att: 28,044 - Unknown

AB	38
R	2
H	8
RBI	2
BB	5
SO	7
LOB	22

Batter	1	2	3	4	5	6	7	8	9	10	AB	R	H	RBI	BB	SO	LOB				
<b>Willie Wilson, S</b> OBP: 0.318, SLG: 0.379 (1, 8)	4-3		G1-6-3 1B		4-3 2H		K			L8	5	0	2	1	0	1	0				
<b>Kevin Seltzer, R</b> OBP: 0.409, SLG: 0.485 (1, 5)	4-3 BB		G1-6-3 1-2		4-3 2-3			6-3		4-3	4	0	0	0	1	0	2				
<b>George Brett, L</b> OBP: 0.397, SLG: 0.517 (1, 3)	4-3 1B		G3		K			K			5	1	2	1	0	2	1				
<b>Danny Tartabull, R</b> OBP: 0.368, SLG: 0.482 (1, 9)	4-3 1-2 2-3				K		L1		F8		4	0	0	0	0	1	2				
<b>Frank White, R</b> OBP: 0.312, SLG: 0.387 (1, 4)	L4				BB				F8		2	0	0	0	2	0	2				
<b>Steve Balboni, R</b> OBP: 0.290, SLG: 0.424 (1, 10)		K			F7			K		6-3	4	0	0	0	0	2	2				
<b>Bo Jackson, R</b> OBP: 0.312, SLG: 0.477 (1, 7)		G3 2B			F4			5-3			4	1	2	1	0	0	2				
<b>Ross Jones, R</b> OBP: 0.298, SLG: 0.247 (1, 6)		G3						F6			3	1	1	0	1	0	1				
<b>Larry Owen, R</b> OBP: 0.247, SLG: 0.292 <b>Lonnie Smith, R</b> OBP: 0.353, SLG: 0.397 <b>Jamie Quirk, L</b> OBP: 0.336, SLG: 0.370 (1, 2) (9, PH) (10, 2)		F8			6-3			F2		F9	3	0	0	0	0	0	2				
<b>Inning Stats</b>	R: 0 E: 0 K: 0 S: 4	H: 1 LOB: 2 BB: 1 P: 8	R: 0 E: 0 K: 1 S: 6	H: 1 LOB: 1 BB: 0 P: 6	R: 0 E: 0 K: 0 S: 3	H: 1 LOB: 0 BB: 0 P: 3	R: 0 E: 0 K: 1 S: 5	H: 0 LOB: 1 BB: 1 P: 9	R: 1 E: 0 K: 1 S: 7	H: 2 LOB: 1 BB: 0 P: 7	R: 0 E: 0 K: 1 S: 5	H: 0 LOB: 0 BB: 0 P: 5	R: 0 E: 0 K: 1 S: 5	H: 0 LOB: 0 BB: 0 P: 5	R: 1 E: 0 K: 0 S: 4	H: 1 LOB: 1 BB: 1 P: 8	R: 1 E: 0 K: 0 S: 3	H: 1 LOB: 0 BB: 0 P: 3	1B: 2 2B: 3 3B: 0 HR: 2	SF: 0 SAC: 0 DP: 1 HBP: 0	WP: 0 PA: 39
<b>PITCHER</b>	IP	WLS	BF	H	R	ER	SO	BB	IBB	HBP	BLK	WP	HR	S	P	ERA	WHIP				
<b>Paul Kilgus, L</b> ERA: 4.14 (1, 1)	8.2		35	6	2	2	6	4	0	0	0	0	1	43	59	2.08	1.154				
<b>Dale Mohorcic, R</b> ERA: 2.9 (9, 1)	1.0	L	4	1	1	1	0	0	0	0	0	0	1	4	4	9.00	1.000				

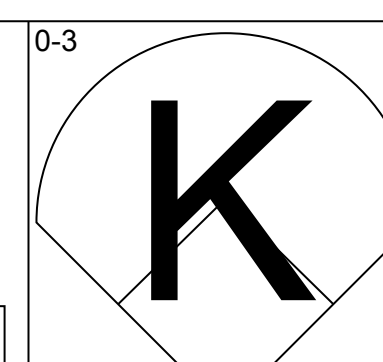
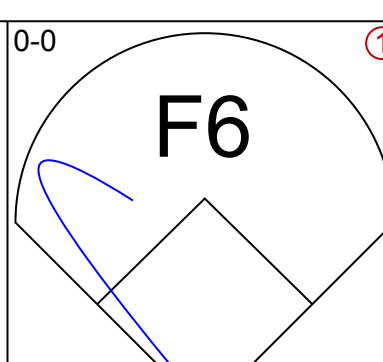
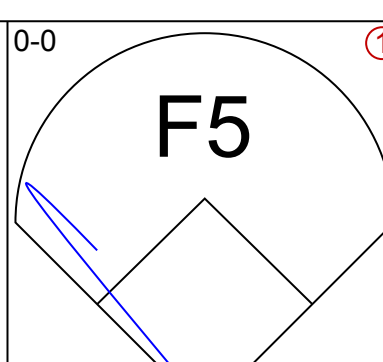
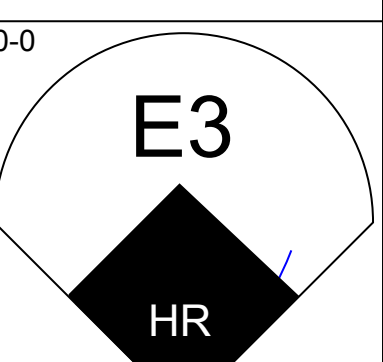
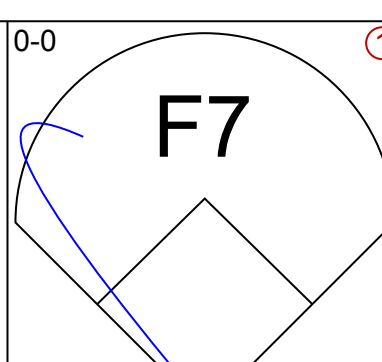
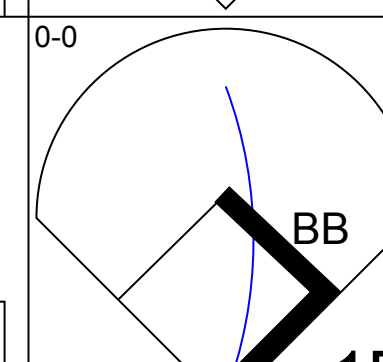
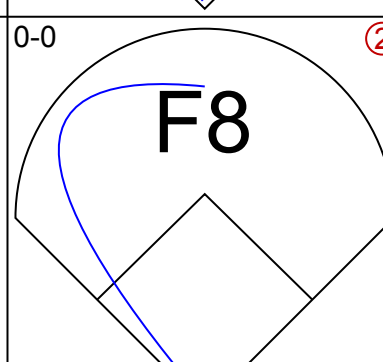
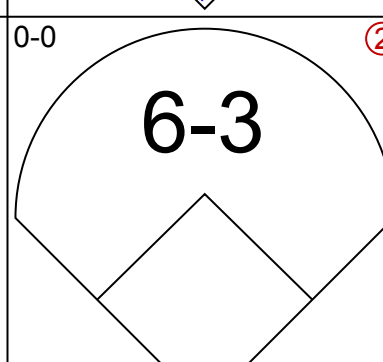
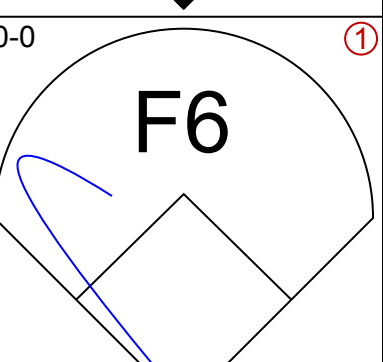
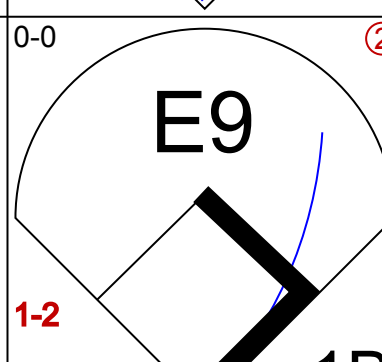
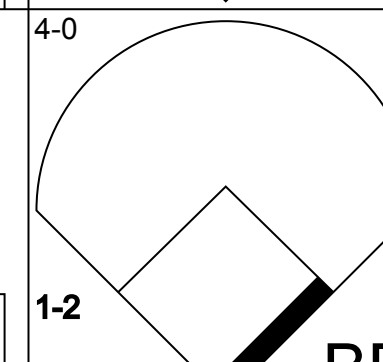
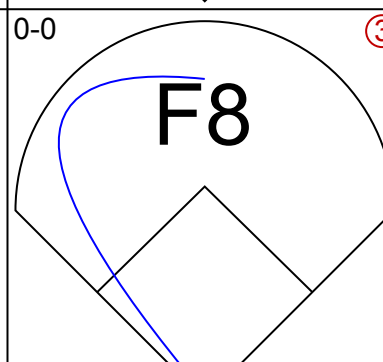
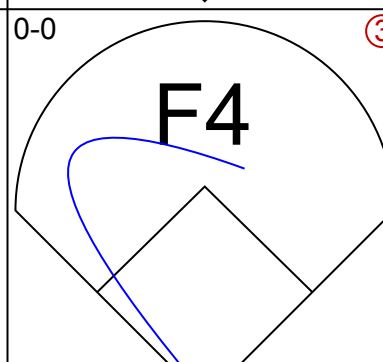
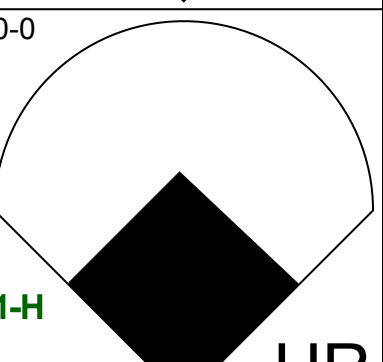
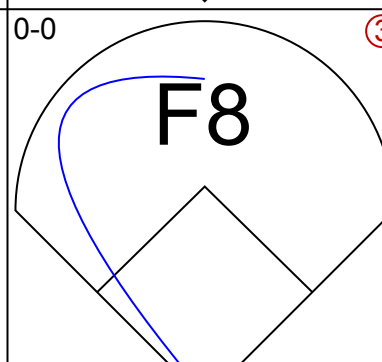
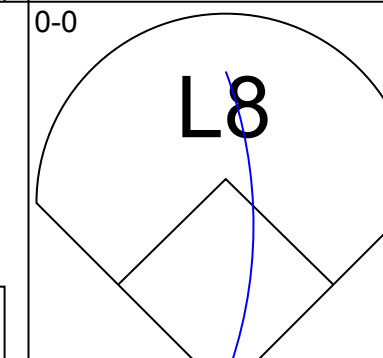
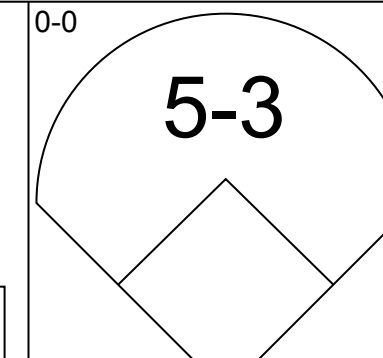
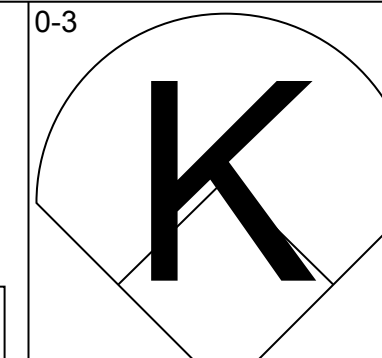
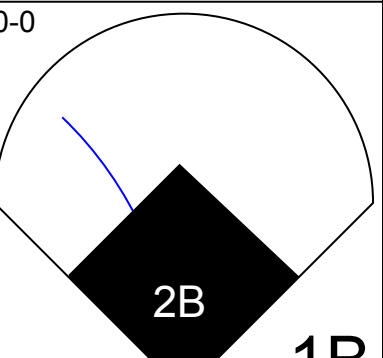
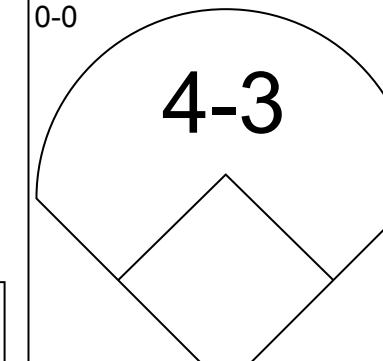
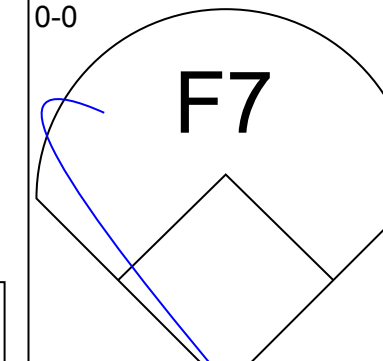
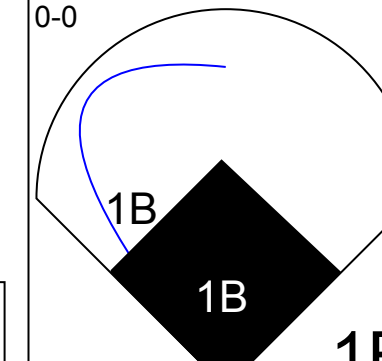
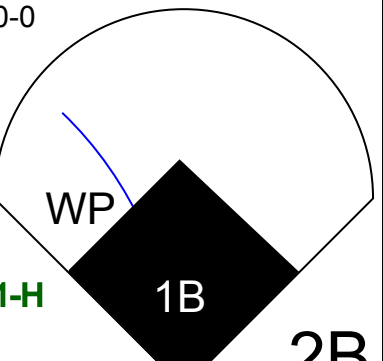
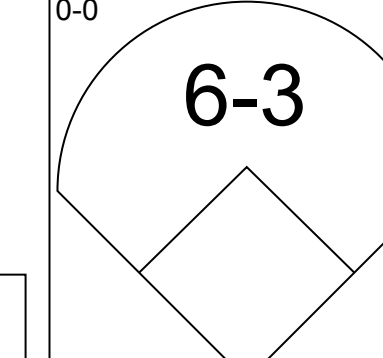
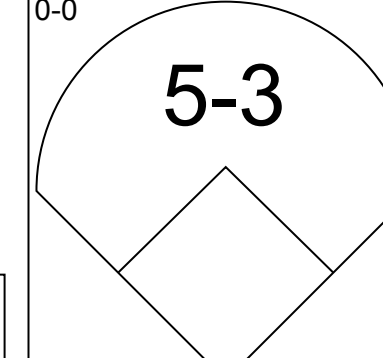
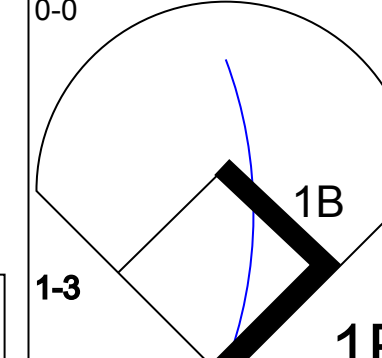
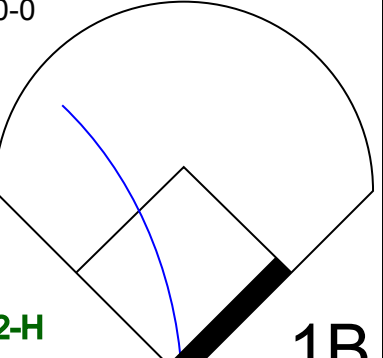
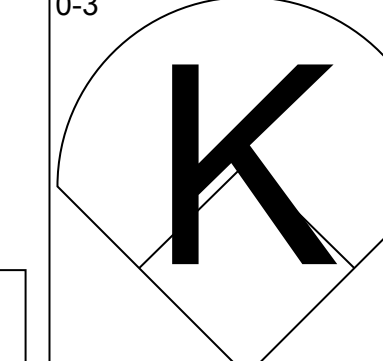
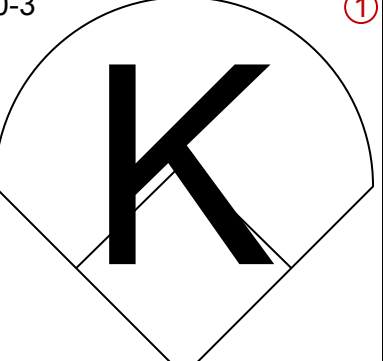
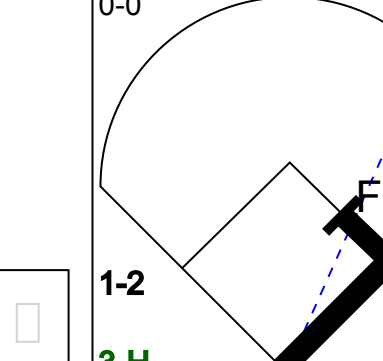
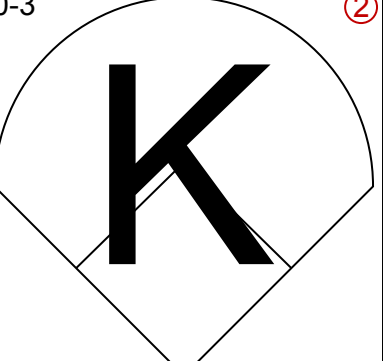
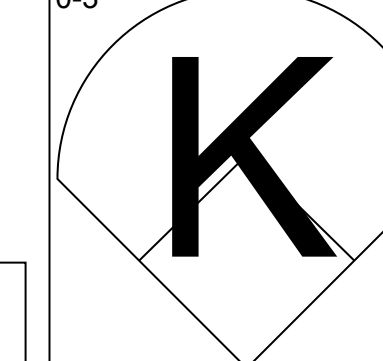
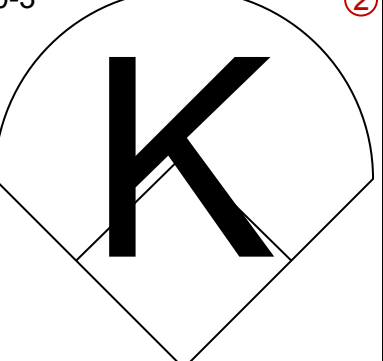
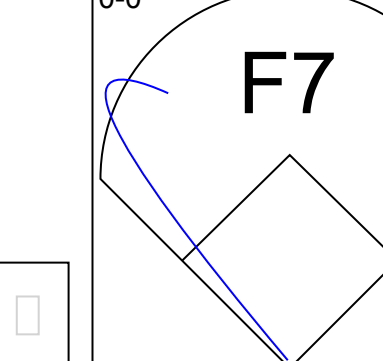
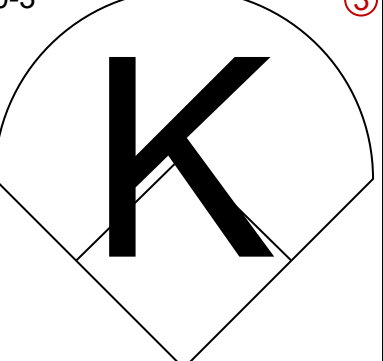

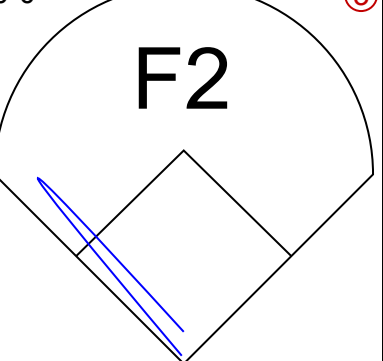
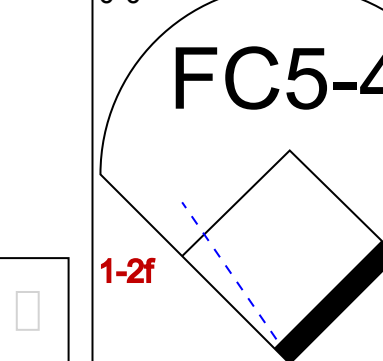

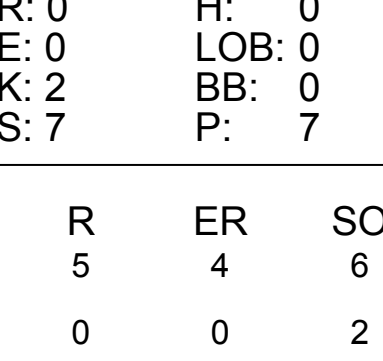
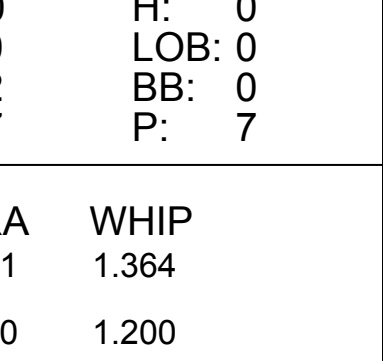
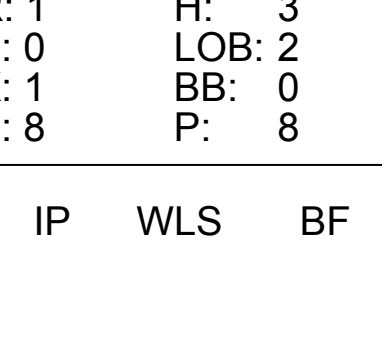
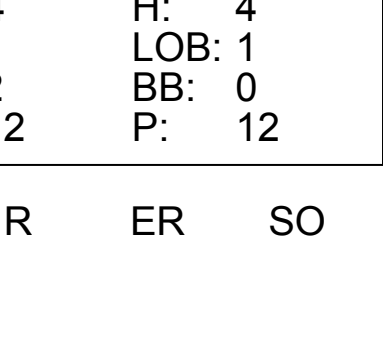




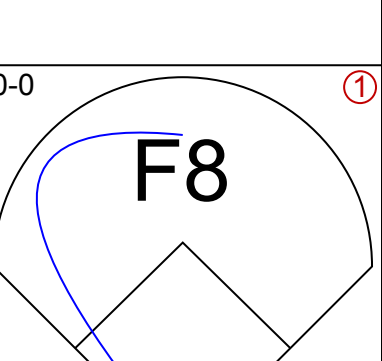


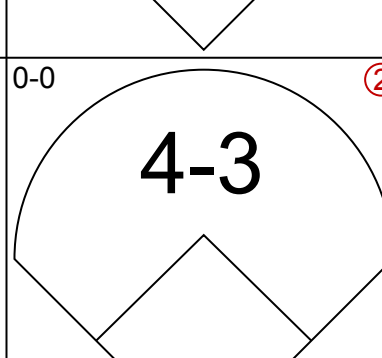
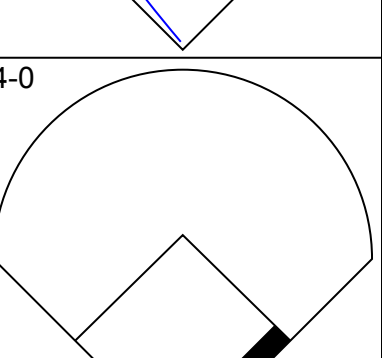
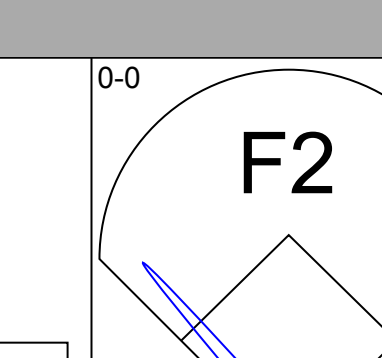
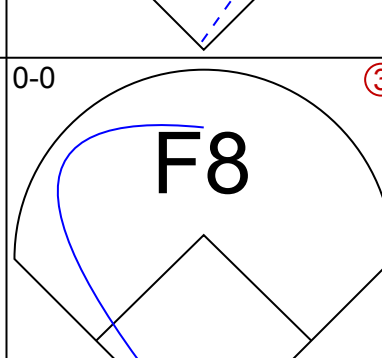
**BOTTOM**

**Texas Rangers @ Kansas City Royals**  
Royals Stadium, Kansas City, MO

Thu Aug 27 1987, 8:05 PM EDT  
Att: 28,044 - Unknown

AB	35
R	3
H	7
RBI	3
BB	4
SO	6
LOB	15

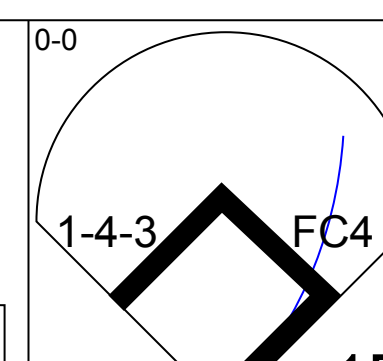
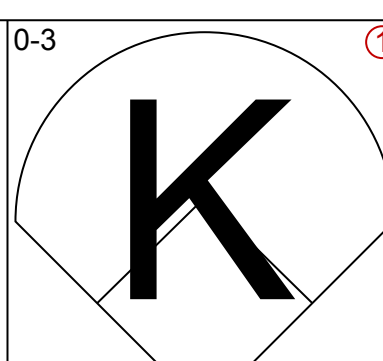
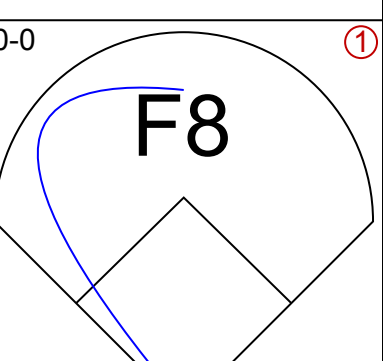
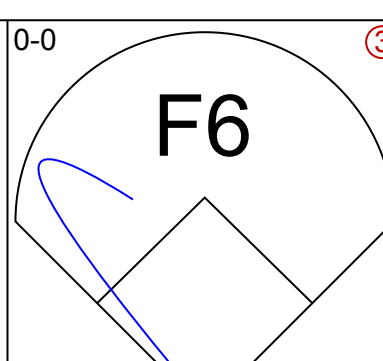
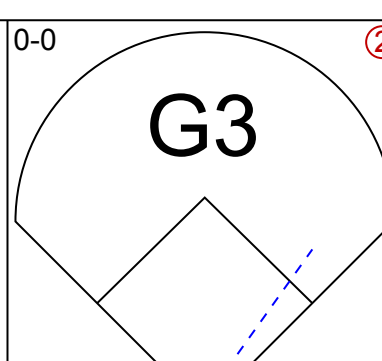
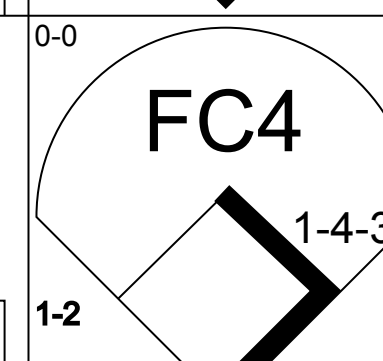
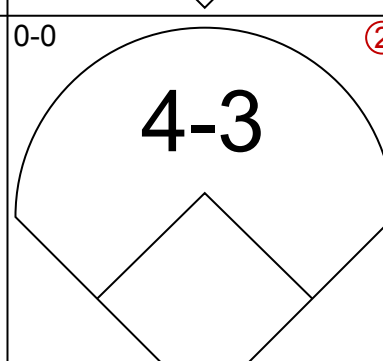
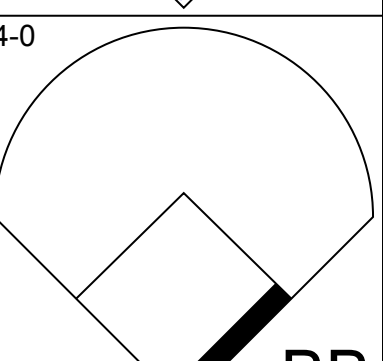
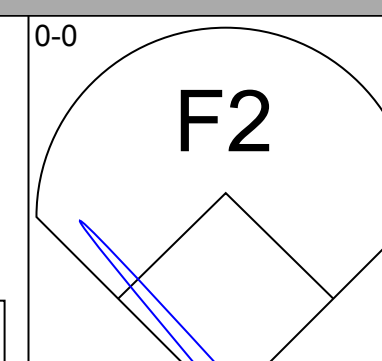
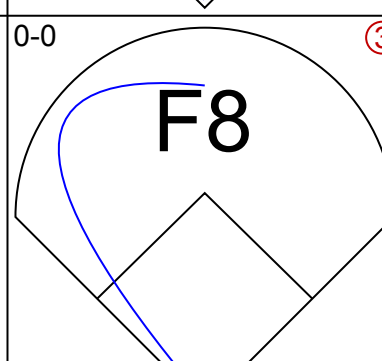
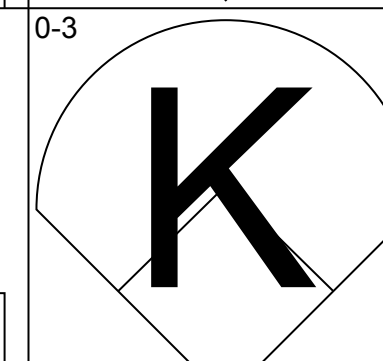
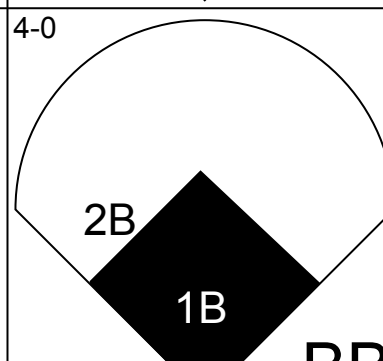
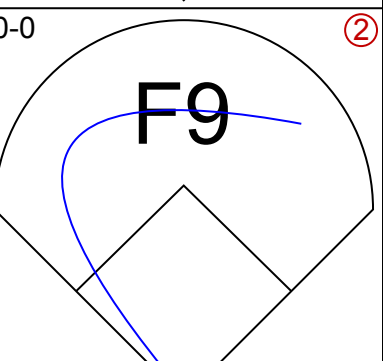
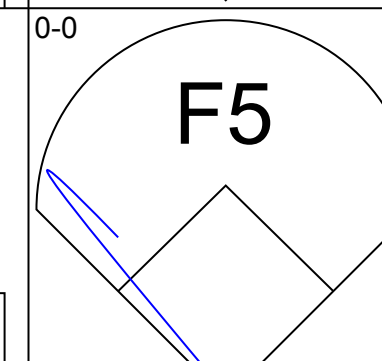
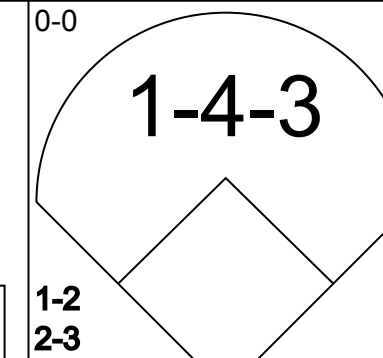
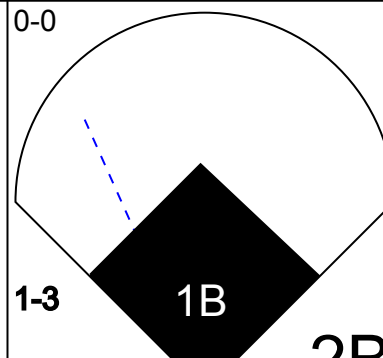
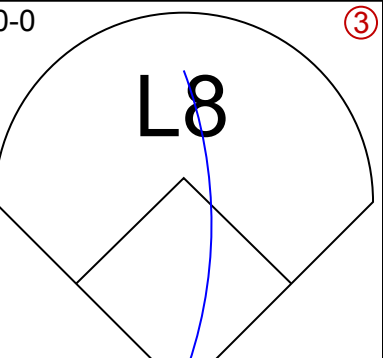
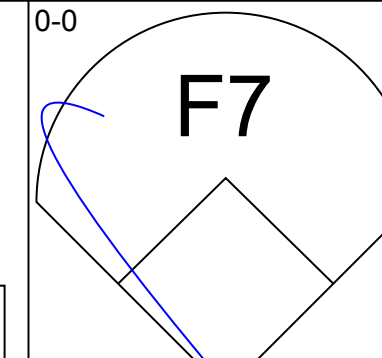
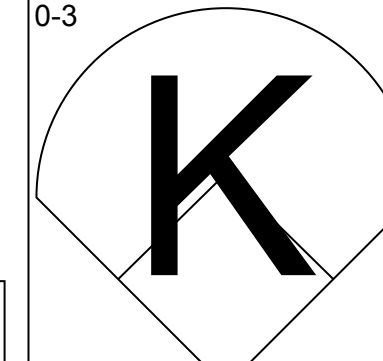
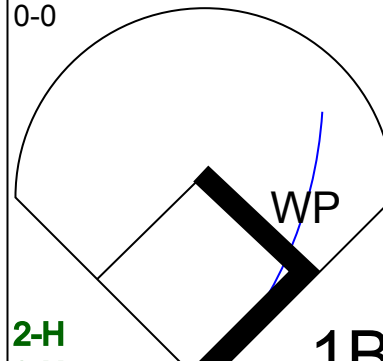
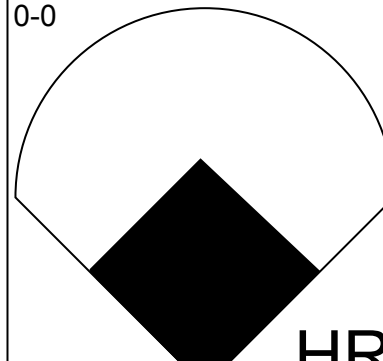
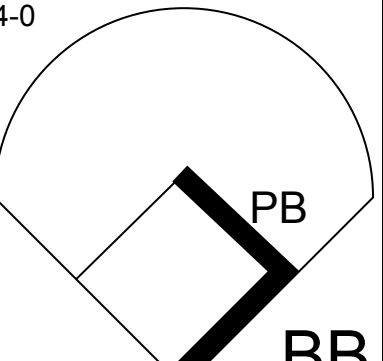

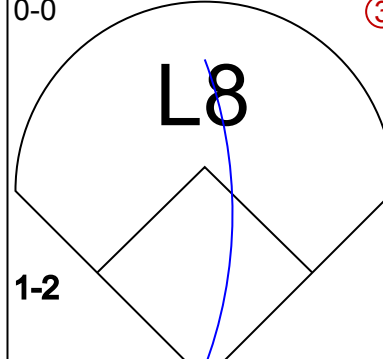
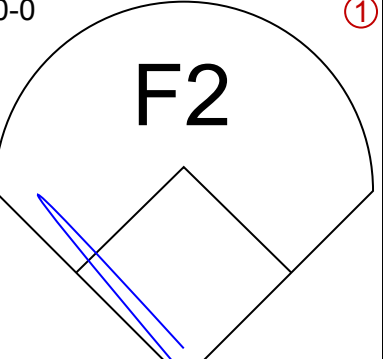
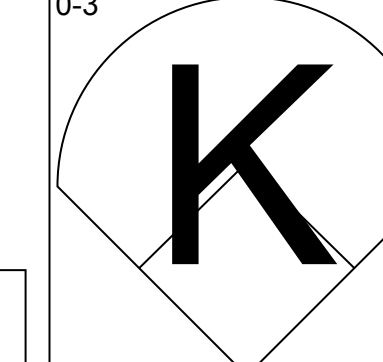

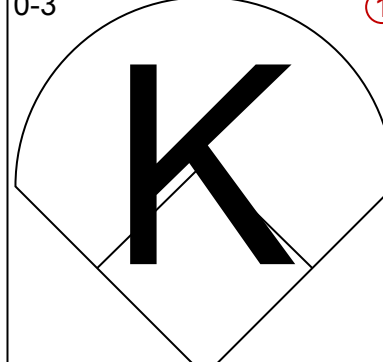
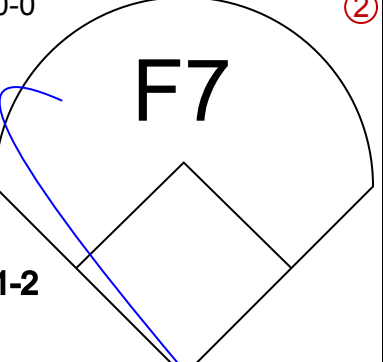
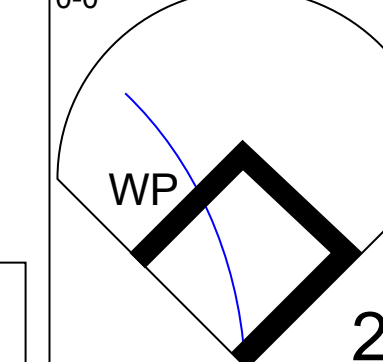
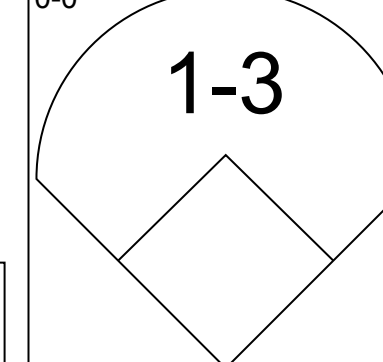
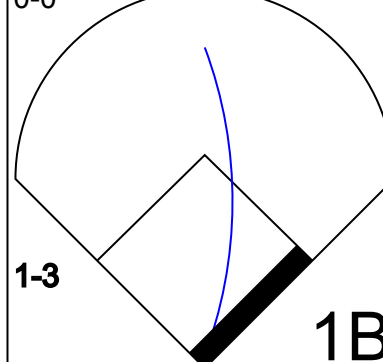
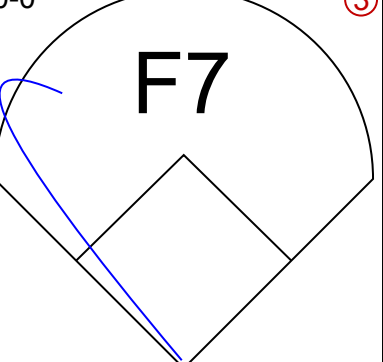
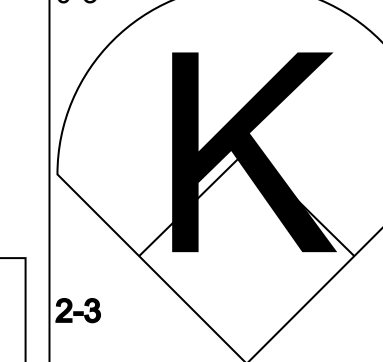
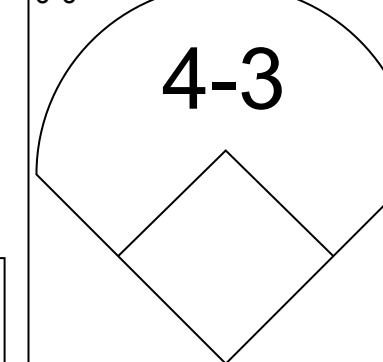
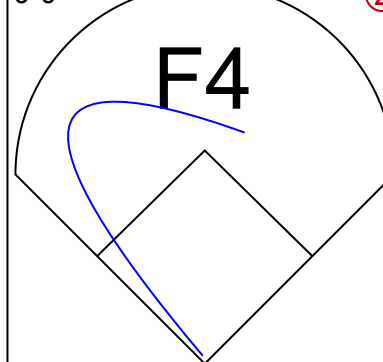

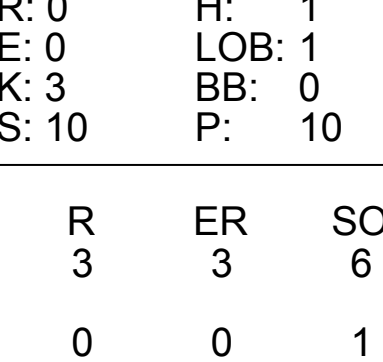
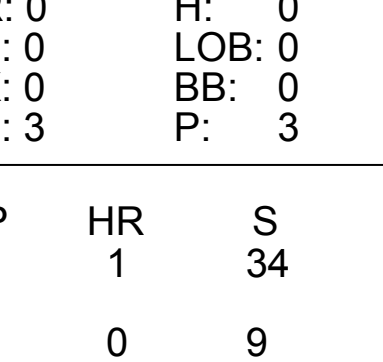
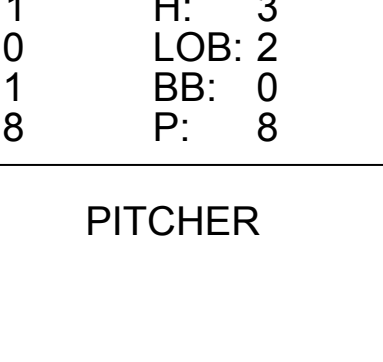
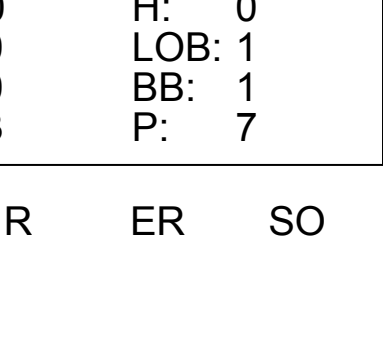






Batter	1	2	3	4	5	6	7	8	9	AB	R	H	RBI	BB	SO	LOB	TOP				
<b>Oddibe McDowell, L</b> OBP: 0.326, SLG: 0.443 (1, 8)										5	1	0	0	0	1	2					
<b>Tom O'Malley, L</b> OBP: 0.371, SLG: 0.446 (1, 5)										5	0	2	0	0	0	2					
<b>Ruben Sierra, S</b> OBP: 0.315, SLG: 0.502 (1, 9)										4	1	1	2	1	0	2					
<b>Pete Incaviglia, R</b> OBP: 0.339, SLG: 0.512 (1, 7)										4	1	1	0	0	1	2					
<b>Pete O'Brien, L</b> OBP: 0.359, SLG: 0.480 (1, 3)										4	2	2	1	0	0	2					
<b>Larry Parrish, R</b> OBP: 0.329, SLG: 0.497 (1, 10)										4	0	2	1	0	0	0					
<b>Mike Stanley, R</b> OBP: 0.372, SLG: 0.426 (6, 2)										2	0	0	0	0	2	0					
<b>Geno Petralli, L</b> OBP: 0.400, SLG: 0.469 (7, 4)										1	0	1	1	0	0	0					
<b>Don Slaught, R</b> OBP: 0.289, SLG: 0.386 (8, PH)										1	0	0	0	0	1	1					
<b>Steve Buechele, R</b> OBP: 0.287, SLG: 0.387 (7, PH)										2	0	0	0	0	2	0					
<b>Darrell Porter, L</b> OBP: 0.373, SLG: 0.412 (7, 2)										1	0	0	0	0	0	2					
<b>Curtis Wilkerson, S</b> OBP: 0.318, SLG: 0.448 (8, 4)										1	0	0	0	0	1	1					
<b>Scott Fletcher, R</b> OBP: 0.365, SLG: 0.393 (1, 6)										3	0	1	0	1	0	2					
<b>Inning Stats</b>	R: 0 E: 0 K: 1 S: 6	H: 1 LOB: 2 BB: 1 P: 10	R: 0 E: 0 K: 2 S: 7	H: 0 LOB: 0 BB: 0 P: 7	R: 0 E: 0 K: 0 S: 3	H: 0 LOB: 0 BB: 0 P: 3	R: 0 E: 0 K: 2 S: 7	H: 0 LOB: 0 BB: 0 P: 7	R: 0 E: 0 K: 0 S: 3	H: 0 LOB: 0 BB: 0 P: 3	R: 1 E: 0 K: 1 S: 8	H: 3 LOB: 2 BB: 0 P: 8	R: 4 E: 1 K: 2 S: 12	H: 4 LOB: 1 BB: 0 P: 12	R: 0 E: 0 K: 0 S: 4	H: 2 LOB: 1 BB: 0 P: 4	1B: 8 2B: 1 3B: 0 HR: 1	SF: 0 SAC: 0 DP: 0 HBP: 0	WP: 1 PB: 0 SB: 0 CS: 1	PA: 39	
<b>PITCHER</b>	IP	WLS	BF	H	R	ER	SO	BB	IBB	HBP	BLK	WP	HR	S	P	ERA	WHIP				
<b>Jack Morris, R</b> ERA: 3.47 (1, 1)	7.1	L	33	8	5	4	6	2	0	0	0	1	1	43	51	4.91	1.364				
<b>Willie Hernandez, L</b> ERA: 3.12 (8, 1)	1.2		6	2	0	0	2	0	0	0	0	0	0	10	10	0.00	1.200				

Texas Rangers @ Detroit Tigers  
Tiger Stadium, Detroit, MI  
Fri Aug 28 1987, 7:05 PM EDT  
Att: 32,362 - Unknown

AB 37  
R 5  
H 10  
RBI 5  
BB 2  
SO 8  
LOB 16



Batter	1	2	3	4	5	6	7	8	9	AB	R	H	RBI	BB	SO	LOB	BOTTOM				
<b>Lou Whitaker, L</b> OBP: 0.339, SLG: 0.431 (1, 4)										5	0	1	0	0	1	2					
<b>Darrell Evans, L</b> OBP: 0.374, SLG: 0.501 (1, 10)										4	0	0	0	1	0	1					
<b>Dave Bergman, L</b> OBP: 0.426, SLG: 0.536 (1, 3)										3	1	0	0	1	1	3					
<b>Alan Trammell, R</b> OBP: 0.374, SLG: 0.513 (1, 6)										4	1	1	0	0	0	3					
<b>Matt Nokes, L</b> OBP: 0.334, SLG: 0.525 (8, PH)										3	1	2	3	0	1	2					
<b>Mike Heath, R</b> OBP: 0.346, SLG: 0.443 (9, 2)										0	0	0	0	1	0	0					
<b>Chet Lemon, R</b> OBP: 0.389, SLG: 0.507 (1, 8)										4	0	1	0	0	1	2					
<b>Pat Sheridan, L</b> OBP: 0.347, SLG: 0.398 (1, 9)										4	0	0	0	0	2	2					
<b>Johnny Grubb, L</b> OBP: 0.299, SLG: 0.308 (6, PH)										2	0	1	0	0	0	0					
<b>Larry Herndon, R</b> OBP: 0.388, SLG: 0.552 (7, 7)										2	0	1	0	0	0	1					
<b>Tom Brookens, R</b> OBP: 0.297, SLG: 0.369 (8, PH)										3	0	0	0	0	1	3					
<b>Kirk Gibson, L</b> OBP: 0.370, SLG: 0.484 (9, PH)										1	0	0	0	0	0	0					
<b>Inning Stats</b>	R: 0 E: 0 K: 2 S: 9	H: 1 LOB: 2 BB: 0 P: 9	R: 0 E: 0 K: 3 S: 10	H: 1 LOB: 1 BB: 0 P: 10	R: 2 E: 0 K: 1 S: 7	H: 2 LOB: 1 BB: 1 P: 11	R: 0 E: 0 K: 0 S: 3	H: 0 LOB: 0 BB: 0 P: 3	R: 0 E: 0 K: 0 S: 3	H: 0 LOB: 0 BB: 0 P: 3	R: 1 E: 0 K: 1 S: 8	H: 3 LOB: 2 BB: 0 P: 8	R: 0 E: 0 K: 0 S: 3	H: 0 LOB: 0 BB: 0 P: 3	R: 0 E: 0 K: 0 S: 3	H: 0 LOB: 0 BB: 0 P: 3	1B: 4 2B: 2 3B: 0 HR: 1	SF: 0 SAC: 0 DP: 0 HBP: 0	WP: 2 PB: 1 SB: 0 CS: 0	PA: 38	
<b>PITCHER</b>	IP	WLS	BF	H	R	ER	SO	BB	IBB	HBP	BLK	WP	HR	S	P	ERA	WHIP				
<b>Jeff Russell, R</b> ERA: 4.86 (1, 1)	5.0		24	6	3	3	6	2	0	0	0	0	0	9	42	5.40	1.600				
<b>Mitch Williams, L</b> ERA: 3.14 (6, 1)	2.0	W	8	1	0	0	1	1	0	0	0	0	0	9	13	0.00	1.000				
<b>Dale Mohorcic, R</b> ERA: 2.83 (8, 1)	2.0	S	6	0	0	0	0	0	0	0	0	0	0	6	6	0.00	0.000				

Texas Rangers @ Detroit Tigers  
Tiger Stadium, Detroit, MI  
Fri Aug 28 1987, 7:05 PM EDT  
Att: 32,362 - Unknown

AB 35  
R 3  
H 7  
RBI 3  
BB 3  
SO 7  
LOB 19





Batter	1	2	3	4	5	6	7	8	9	AB	R	H	RBI	BB	SO	LOB	TOP					
Scott Fletcher, R (1, 6) OBP: 0.366, SLG: 0.393	4-0 L3 BB			0-0 B5-3		0-0 FC6-4 1B		0-0 4-3		3	0	1	0	1	0	0						
Tom O'Malley, L (1, 5) OBP: 0.346, SLG: 0.417	0-0 L3			0-0 6-3		0-0 FC6-4 1B		0-0 F7		4	0	0	0	0	0	2						
Ruben Sierra, S (1, 9) OBP: 0.315, SLG: 0.500	0-0 F7			0-0 F7		0-0 1B		0-3 K		4	0	1	0	0	1	0						
Pete Incaviglia, R (1, 7) OBP: 0.339, SLG: 0.510		0-3 K			0-0 2B 1B	0-0 F8			0-3 K	4	1	1	0	0	2	2						
Pete O'Brien, L (1, 3) OBP: 0.357, SLG: 0.476		0-0 6-3			0-3 K			0-0 6-3	0-0 E6 G6-4-3	4	0	0	0	0	1	1						
Larry Parrish, R (1, 10) OBP: 0.330, SLG: 0.498		0-3 K			0-0 2B			4-0 3-1 BB BB	0-0 G6-4-3	3	0	1	1	1	1	1						
Oddibe McDowell, L (1, 8) OBP: 0.326, SLG: 0.440			0-0 F7		0-3 K			4-0 3-1 BB		2	0	0	0	1	1	1						
Geno Petralli, L (1, 2) OBP: 0.393, SLG: 0.459 (7, 4)			0-0 F9		0-0 F5			0-0 3-1		3	0	0	0	0	0	3						
Curtis Wilkerson, S (1, 4) OBP: 0.313, SLG: 0.439			0-0 B1-3			0-0 4-3		0-0 4-3		2	0	0	0	0	0	0						
Darrell Porter, L (7, PH) OBP: 0.370, SLG: 0.408 (7, 2)										1	0	0	0	0	0	2						
<b>Inning Stats</b>	R: 0 E: 0 K: 0 S: 2	H: 0 LOB: 0 BB: 1 P: 6	R: 0 E: 0 K: 2 S: 7	H: 0 LOB: 0 BB: 0 P: 7	R: 0 E: 0 K: 0 S: 3	H: 0 LOB: 0 BB: 0 P: 3	R: 0 E: 0 K: 0 S: 3	H: 0 LOB: 0 BB: 0 P: 3	R: 1 E: 0 K: 2 S: 9	H: 2 LOB: 1 BB: 0 P: 9	R: 0 E: 0 K: 0 S: 5	H: 2 LOB: 2 BB: 0 P: 5	R: 0 E: 0 K: 0 S: 3	H: 0 LOB: 2 BB: 2 P: 11	R: 0 E: 0 K: 1 S: 5	H: 0 LOB: 0 BB: 0 P: 5	R: 0 E: 1 K: 1 S: 5	H: 0 LOB: 0 BB: 0 P: 5	1B: 3 2B: 2 3B: 0 HR: 0	SF: 0 SAC: 0 DP: 2 HBP: 0	WP: 0 PB: 0 SB: 0 CS: 0	PA: 33
<b>PITCHER</b> Walt Terrell, R (1, 1) ERA: 4.17	IP: 9.0 WLS: W BF: 33 H: 4 R: 1 ER: 1 SO: 6 BB: 3 IBB: 0 HBP: 0 BLK: 0 WP: 0 HR: 0 S: 42 P: 54 ERA: 1.00 WHIP: 0.778															<b>PITCHER</b>	IP: 9.0 WLS: W BF: 33 H: 4 R: 1 ER: 1 SO: 6 BB: 3 IBB: 0 HBP: 0 BLK: 0 WP: 0 HR: 0 S: 42 P: 54 ERA: 1.00 WHIP: 0.778					

Texas Rangers @ Detroit Tigers  
Tiger Stadium, Detroit, MI  
Sat Aug 29 1987, 7:05 PM EDT  
Att: 41,604 - Unknown

AB	30
R	1
H	4
RBI	1
BB	3
SO	6
LOB	12



Batter	1	2	3	4	5	6	7	8	9	AB	R	H	RBI	BB	SO	LOB	BOTTOM			
Lou Whitaker, L (1, 4) OBP: 0.343, SLG: 0.434	0-0 4-3 WP 1B		0-3 K		0-0 FC6-4 1B		0-0 1B	4-0 BB		4	1	3	0	1	1	0				
Bill Madlock, R (1, 10) OBP: 0.373, SLG: 0.493	0-0 4-3		0-0 1B		0-0 FC6-4		0-0 1B	0-0 F9		5	1	2	1	0	0	4				
Darrell Evans, L (1, 3) OBP: 0.375, SLG: 0.500	4-0 1B BB BB		0-0 1B		0-3 K		0-3 K			3	0	1	1	1	2	2				
Alan Trammell, R (1, 6) OBP: 0.375, SLG: 0.511	4-0 1B BB		4-0 1B BB		0-0 F8		0-0 5-3			2	0	0	0	2	0	0				
Matt Nokes, L (1, 2) OBP: 0.333, SLG: 0.522	0-0 1B		0-3 K		0-0 G3		0-0 G3			4	0	1	0	0	1	1				
Chet Lemon, R (1, 8) OBP: 0.390, SLG: 0.519	0-3 K		0-0 F7			0-0 HR		0-0 2B		4	1	2	1	0	1	4				
Pat Sheridan, L (1, 9) OBP: 0.343, SLG: 0.394	0-0 G3			0-3 K		0-3 K		0-3 K		4	0	0	0	0	3	4				
Jim Morrison, R (1, 5) OBP: 0.299, SLG: 0.412		0-3 K			0-3 K		0-0 5-3		0-0 5-3	4	0	0	0	0	2	0				
Tom Brookens, R (9, 5) OBP: 0.297, SLG: 0.369										0	0	0	0	0	0	0				
Johnny Grubb, L (1, 7) OBP: 0.306, SLG: 0.309		0-0 4-3			0-0 1B		4-0 1B BB		0-0 F9	3	1	1	0	1	0	0				
<b>Inning Stats</b>	R: 1 E: 0 K: 1 S: 7	H: 2 LOB: 3 BB: 2 P: 15	R: 0 E: 0 K: 2 S: 7	H: 0 LOB: 0 BB: 0 P: 7	R: 1 E: 0 K: 1 S: 6	H: 2 LOB: 1 BB: 1 P: 10	R: 0 E: 0 K: 2 S: 9	H: 2 LOB: 2 BB: 0 P: 9	R: 0 E: 0 K: 1 S: 5	H: 0 LOB: 0 BB: 0 P: 5	R: 2 E: 0 K: 1 S: 10	H: 3 LOB: 2 BB: 1 P: 14	R: 0 E: 0 K: 1 S: 6	H: 1 LOB: 1 BB: 0 P: 6	R: 0 E: 0 K: 0 S: 3	H: 0 LOB: 1 BB: 1 P: 7	1B: 7 2B: 2 3B: 0 HR: 1	SF: 0 SAC: 0 DP: 0 HBP: 0	WP: 1 PB: 0 SB: 2 CS: 0	PA: 38
<b>PITCHER</b> Bobby Witt, R (1, 1) ERA: 4.42	IP: 5.2 WLS: L BF: 29 H: 9 R: 4 ER: 4 SO: 4 BB: 4 IBB: 0 HBP: 0 BLK: 0 WP: 1 HR: 1 S: 41 P: 57 ERA: 6.35 WHIP: 2.294															<b>PITCHER</b> Steve Howe, L (6, 1) ERA: 5.52	IP: 2.1 WLS: L BF: 9 H: 1 R: 0 ER: 0 SO: 2 BB: 1 IBB: 0 HBP: 0 BLK: 0 WP: 0 HR: 0 S: 12 P: 16 ERA: 0.00 WHIP: 0.857			

Texas Rangers @ Detroit Tigers  
Tiger Stadium, Detroit, MI  
Sat Aug 29 1987, 7:05 PM EDT  
Att: 41,604 - Unknown

AB	33
R	4
H	10
RBI	3
BB	5
SO	10
LOB	15





Batter	1	2	3	4	5	6	7	8	9	AB	R	H	RBI	BB	SO	LOB	TOP			
Scott Fletcher, R OBP: 0.363, SLG: 0.389										4	0	0	0	0	1	0				
Tom O'Malley, L OBP: 0.357, SLG: 0.438										4	0	2	0	0	0	0				
Ruben Sierra, S OBP: 0.313, SLG: 0.496										4	0	0	0	0	1	2				
Pete O'Brien, L OBP: 0.355, SLG: 0.473										3	0	0	0	0	0	1				
Pete Incaviglia, R OBP: 0.337, SLG: 0.506										3	0	0	0	0	1	0				
Larry Parrish, R OBP: 0.330, SLG: 0.497										3	0	1	0	0	1	0				
Oddibe McDowell, L OBP: 0.323, SLG: 0.436										3	0	0	0	0	1	1				
Geno Petralli, L OBP: 0.386, SLG: 0.450										3	0	0	0	0	1	1				
Curtis Wilkerson, S OBP: 0.304, SLG: 0.427										3	0	0	0	0	0	0				
<b>Inning Stats</b>	R: 0 E: 0 K: 1 S: 6	H: 1 LOB: 1 BB: 0 P: 6	R: 0 E: 0 K: 1 S: 6	H: 1 LOB: 1 BB: 0 P: 6	R: 0 E: 0 K: 0 S: 3	H: 0 LOB: 0 BB: 0 P: 3	R: 0 E: 0 K: 1 S: 5	H: 0 LOB: 0 BB: 0 P: 5	R: 0 E: 0 K: 1 S: 5	H: 0 LOB: 0 BB: 0 P: 5	R: 0 E: 0 K: 0 S: 3	H: 0 LOB: 0 BB: 0 P: 3	R: 0 E: 0 K: 1 S: 5	H: 0 LOB: 0 BB: 0 P: 5	R: 0 E: 0 K: 0 S: 4	H: 1 LOB: 1 BB: 0 P: 4	1B: 2 2B: 1 3B: 0 HR: 0	SF: 0 SAC: 0 DP: 0 HBP: 0	WP: 0 PB: 0 SB: 0 CS: 0	PA: 30
<b>PITCHER</b> Doyle Alexander, R ERA: 3.77	IP: 9.0 WLS: W BF: 30 H: 3 R: 0 ER: 0 SO: 6 BB: 0 IBB: 0 HBP: 0 BLK: 0 WP: 0 HR: 0 S: 42 P: 42 ERA: 0.00 WHIP: 0.333															<b>PITCHER</b>				

Texas Rangers @ Detroit Tigers  
Tiger Stadium, Detroit, MI  
Sun Aug 30 1987, 3:33 AM EDT  
Att: 38,641 - Unknown

AB 30  
R 0  
H 3  
RBI 0  
BB 0  
SO 6  
LOB 5



Batter	1	2	3	4	5	6	7	8	9	AB	R	H	RBI	BB	SO	LOB	BOTTOM			
Lou Whitaker, L OBP: 0.346, SLG: 0.436										2	4	1	0	2	1	0				
Bill Madlock, R OBP: 0.375, SLG: 0.493										2	1	1	0	0	0	2				
Darrell Evans, L OBP: 0.374, SLG: 0.496										3	0	0	1	1	1	5				
Alan Trammell, R OBP: 0.378, SLG: 0.517										2	1	1	3	2	0	1				
Matt Nokes, L OBP: 0.330, SLG: 0.516										4	0	0	0	0	0	3				
Chet Lemon, R OBP: 0.389, SLG: 0.516										4	0	1	0	0	2	0				
Pat Sheridan, L OBP: 0.342, SLG: 0.391										3	0	0	0	1	0	1				
Johnny Grubb, L OBP: 0.296, SLG: 0.296										4	0	0	0	0	1	2				
Tom Brookens, R OBP: 0.294, SLG: 0.364										4	1	0	0	0	1	2				
<b>Inning Stats</b>	R: 1 E: 0 K: 1 S: 6	H: 1 LOB: 1 BB: 1 P: 10	R: 0 E: 0 K: 1 S: 5	H: 0 LOB: 1 BB: 1 P: 9	R: 1 E: 0 K: 0 S: 3	H: 1 LOB: 1 BB: 2 P: 11	R: 0 E: 0 K: 1 S: 5	H: 0 LOB: 0 BB: 0 P: 5	R: 3 E: 0 K: 1 S: 7	H: 1 LOB: 0 BB: 0 P: 8	R: 0 E: 0 K: 1 S: 5	H: 0 LOB: 0 BB: 0 P: 5	R: 2 E: 0 K: 1 S: 6	H: 0 LOB: 1 BB: 2 P: 14	R: 0 E: 0 K: 0 S: 4	H: 1 LOB: 1 BB: 0 P: 4	1B: 2 2B: 1 3B: 0 HR: 1	SF: 0 SAC: 1 DP: 0 HBP: 1	WP: 1 PB: 6 SB: 2 CS: 1	PA: 36
<b>PITCHER</b> Charlie Hough, R ERA: 4.02 Dwayne Henry, R ERA: 10.8	IP: 7.0 WLS: L BF: 32 H: 3 R: 7 ER: 0 SO: 6 BB: 6 IBB: 0 HBP: 1 BLK: 0 WP: 1 HR: 1 S: 37 P: 62 ERA: 0.00 WHIP: 1.286															<b>PITCHER</b>				

Texas Rangers @ Detroit Tigers  
Tiger Stadium, Detroit, MI  
Sun Aug 30 1987, 3:33 AM EDT  
Att: 38,641 - Unknown

AB 28  
R 7  
H 4  
RBI 4  
BB 6  
SO 6  
LOB 16





Batter	1	2	3	4	5	6	7	8	9	AB	R	H	RBI	BB	SO	LOB	TOP								
Scott Fletcher, R (1, 6) OBP: 0.360, SLG: 0.386	L7		F7			F8	4-3			4	0	0	0	0	0	3									
Tom O'Malley, L (1, 5) OBP: 0.365, SLG: 0.441	1B			1-3		6-3		G4-6-3 1B		4	1	2	0	0	0	0									
Ruben Sierra, S (1, 9) OBP: 0.312, SLG: 0.494	F8			F7		3-1		G4-6-3 1B		4	0	1	0	0	0	1									
Pete O'Brien, L (1, 3) OBP: 0.354, SLG: 0.471	4-3			P3			2B	G4-6-3 1B		4	1	1	0	0	0	3									
Pete Incaviglia, R (1, 7) OBP: 0.340, SLG: 0.517		4-3				1B	G4-1 1B	F8 1B	HR	4	3	3	3	0	0	0									
Larry Parrish, R (1, 10) OBP: 0.329, SLG: 0.494	5-3					G4-1 1B	4-3 1B	F8	5-3	4	1	1	0	0	0	1									
Oddibe McDowell, L (1, 8) OBP: 0.323, SLG: 0.434		L9				G4-1 1B	1-3 1B	1-3 E	4-3	4	0	1	2	0	0	1									
Mike Stanley, R (1, 2) OBP: 0.370, SLG: 0.420				6-3		4-3		1-3 BB	K	3	0	0	1	1	1	0									
Curtis Wilkerson, S (1, 4) OBP: 0.303, SLG: 0.416					5-3	5-3	1-3	1-3	6-3	3	0	0	0	1	0	2									
<b>Inning Stats</b>	R: 0 E: 0 K: 0 S: 4	H: 1 LOB: 1 BB: 0 P: 4	R: 0 E: 0 K: 0 S: 3	H: 0 LOB: 0 BB: 0 P: 3	R: 0 E: 0 K: 0 S: 2	H: 0 LOB: 0 BB: 1 P: 6	R: 0 E: 0 K: 0 S: 3	H: 0 LOB: 0 BB: 0 P: 3	R: 2 E: 0 K: 0 S: 5	H: 2 LOB: 0 BB: 0 P: 5	R: 0 E: 0 K: 0 S: 3	H: 0 LOB: 0 BB: 0 P: 3	R: 2 E: 1 K: 0 S: 6	H: 3 LOB: 2 BB: 1 P: 10	R: 2 E: 0 K: 0 S: 5	H: 3 LOB: 0 BB: 0 P: 5	R: 0 E: 0 K: 1 S: 5	H: 0 LOB: 0 BB: 0 P: 5	1B: 7 2B: 1 3B: 0 HR: 1	SF: 0 SAC: 0 DP: 1 HBP: 0	WP: 0 PB: 0 SB: 0 CS: 0	PA: 36			
<b>PITCHER</b>	IP	WLS	BF	H	R	ER	SO	BB	IBB	HBP	BLK	WP	HR	S	P	ERA	WHIP								
Bill Long, R (1, 1) ERA: 3.86	7.0	L	29	7	5	5	0	2	0	0	0	0	0	27	35	6.43	1.286								
Ray Searge, L (8, 1) ERA: 3.93	0.2		2	1	0	0	0	0	0	0	0	0	0	2	2	0.00	1.500								
Scott Nielsen, R (8, 1) ERA: 5.73	1.1		5	1	1	1	1	0	0	0	0	0	1	7	7	6.75	0.750								

Texas Rangers @ Chicago White Sox  
Comiskey Park, Chicago, IL  
Tue Sep 01 1987, 8:05 PM EDT  
Att: 7,866 - Unknown

AB 34  
R 6  
H 9  
RBI 6  
BB 2  
SO 1  
LOB 11



Batter	1	2	3	4	5	6	7	8	9	AB	R	H	RBI	BB	SO	LOB	BOTTOM								
Gary Redus, R (1, 7) OBP: 0.330, SLG: 0.388	6-3		6-3		6-3			G4-6-3 1B		4	0	1	0	0	0	1									
Donnie Hill, S (1, 4) OBP: 0.285, SLG: 0.370	1B	FC	F7			4-3		G4-6-3 1B		3	1	0	0	1	0	1									
Harold Baines, L (1, 10) OBP: 0.346, SLG: 0.466	FC	1B	F5			F6		2B	5-3 1B	4	2	1	0	0	0	1									
Ivan Calderon, R (1, 9) OBP: 0.363, SLG: 0.516	1B			K		F4		1B	2B	4	1	2	0	0	1	0									
Greg Walker, L (1, 3) OBP: 0.339, SLG: 0.466			F7			F9		5-3		4	0	1	3	0	0	1									
Ron Hassey, L (1, 2) OBP: 0.288, SLG: 0.328	G4-6-3									3	0	1	0	0	0	2									
Carlton Fisk, R (9, PH) OBP: 0.316, SLG: 0.448	G4-6-3			1-3			1B		1B	1	0	1	1	0	0	0									
Steve Lyons, L (1, 5) OBP: 0.331, SLG: 0.354			F9					F9		3	0	0	0	0	1	1									
Jerry Hairston, S (9, PH) OBP: 0.341, SLG: 0.444					K			F7		1	0	0	0	0	0	1									
Kenny Williams, R (1, 8) OBP: 0.321, SLG: 0.436			K			4-3			K	4	0	1	0	0	2	2									
Fred Manrique, R (1, 6) OBP: 0.313, SLG: 0.394			1-3			F7			K	3	0	0	0	0	1	1									
<b>Inning Stats</b>	R: 2 E: 0 K: 0 S: 5	H: 2 LOB: 1 BB: 1 P: 9	R: 0 E: 0 K: 1 S: 5	H: 0 LOB: 0 BB: 0 P: 5	R: 0 E: 0 K: 1 S: 5	H: 0 LOB: 0 BB: 0 P: 3	R: 0 E: 0 K: 1 S: 5	H: 0 LOB: 0 BB: 0 P: 5	R: 0 E: 0 K: 0 S: 3	H: 0 LOB: 0 BB: 0 P: 3	R: 0 E: 0 K: 0 S: 4	H: 1 LOB: 1 BB: 0 P: 4	R: 0 E: 0 K: 1 S: 5	H: 1 LOB: 0 BB: 0 P: 5	R: 2 E: 0 K: 1 S: 8	H: 3 LOB: 1 BB: 0 P: 8	1B: 7 2B: 1 3B: 0 HR: 0	SF: 0 SAC: 0 DP: 2 HBP: 0	WP: 0 PB: 0 SB: 1 CS: 0	PA: 35					
<b>PITCHER</b>	IP	WLS	BF	H	R	ER	SO	BB	IBB	HBP	BLK	WP	HR	S	P	ERA	WHIP								
Jose Guzman, R (1, 1) ERA: 5.05	8.0	W	31	7	4	4	4	1	0	0	0	0	0	38	42	4.50	1.000								
Mitch Williams, L (9, 1) ERA: 3.11	1.0	S	4	1	0	0	1	0	0	0	0	0	0	6	6	0.00	1.000								

Texas Rangers @ Chicago White Sox  
Comiskey Park, Chicago, IL  
Tue Sep 01 1987, 8:05 PM EDT  
Att: 7,866 - Unknown

AB 34  
R 4  
H 8  
RBI 4  
BB 1  
SO 5  
LOB 11

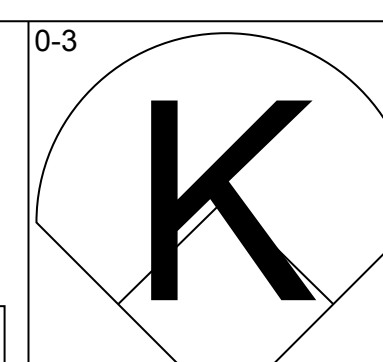
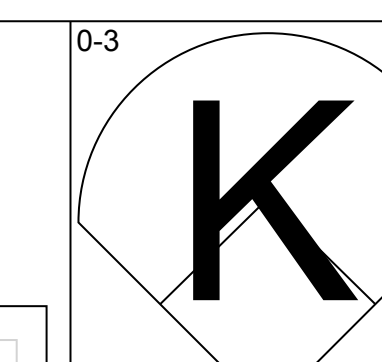
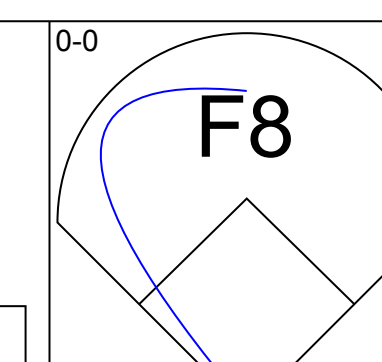
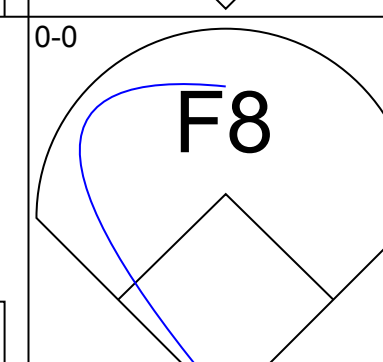
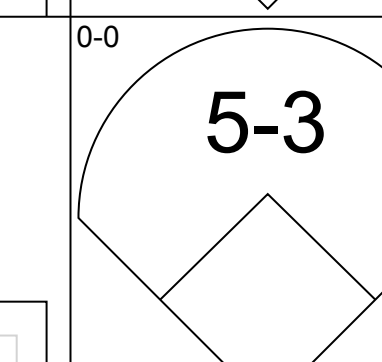

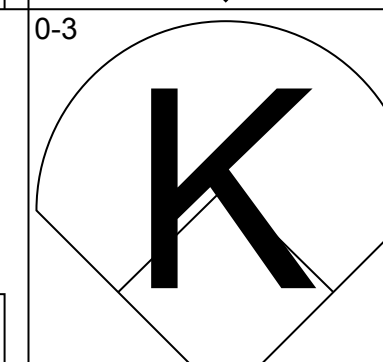





Batter	1	2	3	4	5	6	7	8	9	AB	R	H	RBI	BB	SO	LOB	TOP		
Bob Brower, R OBP: 0.332, SLG: 0.444 Oddibe McDowell, L OBP: 0.322, SLG: 0.432	F7		1-3		F8			F8		3	0	0	0	0	0	0	<p><b>Texas Rangers @ Chicago White Sox</b> Comiskey Park, Chicago, IL Wed Sep 02 1987, 8:05 PM EDT Att: 9,293 - Unknown</p>		
Scott Fletcher, R OBP: 0.359, SLG: 0.384	5-3		2B BB			3-1		F8		3	0	0	0	1	0				
Ruben Sierra, S OBP: 0.315, SLG: 0.498						5-3				4	0	3	0	0	0				
Pete Incaviglia, R OBP: 0.337, SLG: 0.513	F9		K			K		L4-3		4	0	0	0	0	2	3			
Larry Parrish, R OBP: 0.327, SLG: 0.490										4	0	0	0	0	0				
Pete O'Brien, L OBP: 0.354, SLG: 0.470										3	0	1	0	0	0				
Mike Stanley, R OBP: 0.370, SLG: 0.418										3	0	1	0	0	0				
Don Slaught, R OBP: 0.285, SLG: 0.380										3	0	0	0	0	0	2			
Steve Buechele, R OBP: 0.285, SLG: 0.384 Tom O'Malley, L OBP: 0.360, SLG: 0.435	FC5-4					K		F7		2	0	0	0	0	1	2			
<b>Inning Stats</b>	R: 0 E: 0 K: 0 S: 4	H: 1 LOB: 1 BB: 0 P: 4	R: 0 E: 1 K: 0 S: 5	H: 1 LOB: 2 BB: 0 P: 5	R: 0 E: 0 K: 1 S: 5	H: 0 LOB: 0 BB: 0 P: 3	R: 0 E: 0 K: 1 S: 5	H: 0 LOB: 0 BB: 0 P: 5	R: 0 E: 0 K: 0 S: 4	H: 1 LOB: 1 BB: 0 P: 4	R: 0 E: 0 K: 0 S: 3	H: 0 LOB: 0 BB: 0 P: 3	R: 0 E: 0 K: 0 S: 3	H: 1 LOB: 0 BB: 0 P: 3	1B: 4 2B: 2 3B: 0 HR: 0	SF: 0 SAC: 0 DP: 1 HBP: 0	WP: 0 PB: 0 SB: 1 CS: 0	PA: 32	
<b>PITCHER</b>	IP	WLS	BF	H	R	ER	SO	BB	IBB	HBP	BLK	WP	HR	S	P	ERA	WHIP		
Dave LaPoint, L ERA: 4.81 Bobby Thigpen, R ERA: 2.99	7.0	W	26	4	0	0	3	1	0	0	0	0	0	31	35	0.00	0.714		
	2.0		6	1	0	0	0	0	0	0	0	0	0	6	6	0.00	0.500		

Batter	1	2	3	4	5	6	7	8	9	AB	R	H	RBI	BB	SO	LOB	BOTTOM			
Gary Redus, R OBP: 0.330, SLG: 0.385			G6-4-3			K		F9		3	0	0	0	1	1	2	<p><b>Texas Rangers @ Chicago White Sox</b> Comiskey Park, Chicago, IL Wed Sep 02 1987, 8:05 PM EDT Att: 9,293 - Unknown</p>			
Fred Manrique, R OBP: 0.312, SLG: 0.391	L9				F3			F9		4	1	1	0	0	0	2				
Jerry Hairston, S OBP: 0.338, SLG: 0.438					F4			F6		4	1	1	0	0	1	2				
Ivan Calderon, R OBP: 0.363, SLG: 0.514					6-3					4	1	1	1	0	1	1				
Carlton Fisk, R OBP: 0.318, SLG: 0.450								F6		3	1	1	0	1	0	2				
Greg Walker, L OBP: 0.338, SLG: 0.470								F6		4	1	1	3	0	0	2				
Kenny Williams, R OBP: 0.321, SLG: 0.435										3	0	1	0	0	1	1				
Donnie Hill, S OBP: 0.288, SLG: 0.373										3	0	2	1	0	0	1				
Pat Keedy, R OBP: 0.200, SLG: 0.261								E5		3	0	0	0	0	0	2				
<b>Inning Stats</b>	R: 0 E: 0 K: 2 S: 7	H: 0 LOB: 1 BB: 1 P: 11	R: 0 E: 0 K: 1 S: 4	H: 0 LOB: 0 BB: 1 P: 8	R: 0 E: 0 K: 0 S: 3	H: 1 LOB: 0 BB: 0 P: 3	R: 0 E: 0 K: 0 S: 3	H: 0 LOB: 0 BB: 0 P: 3	R: 1 E: 0 K: 0 S: 5	H: 2 LOB: 1 BB: 0 P: 5	R: 4 E: 0 K: 1 S: 10	H: 5 LOB: 1 BB: 0 P: 10	R: 0 E: 1 K: 0 S: 4	H: 0 LOB: 1 BB: 0 P: 4	R: 0 E: 0 K: 0 S: 3	H: 0 LOB: 0 BB: 0 P: 3	1B: 6 2B: 1 3B: 0 HR: 1	SF: 0 SAC: 0 DP: 2 HBP: 0	WP: 0 PB: 0 SB: 2 CS: 0	PA: 33
<b>PITCHER</b>	IP	WLS	BF	H	R	ER	SO	BB	IBB	HBP	BLK	WP	HR	S	P	ERA	WHIP			
Paul Kilgus, L ERA: 4.44 Jeff Russell, R ERA: 4.64 Greg Harris, R ERA: 4.8 Steve Howe, L ERA: 5.4	5.2	L	24	7	5	5	4	2	0	0	0	0	0	2	2	0.00	3.000			
	0.1		2	1	0	0	0	0	0	0	0	0	0	2	2	0.00	3.000			
	1.2		6	0	0	0	0	0	0	0	0	0	0	6	6	0.00	0.000			
	0.1		1	0	0	0	0	0	0	0	0	0	0	1	1	0.00	0.000			

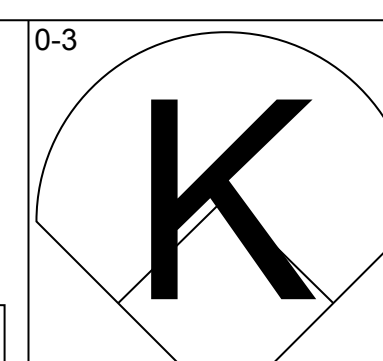
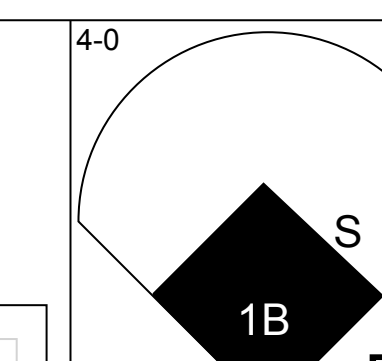

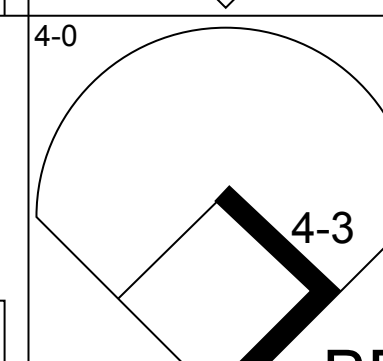
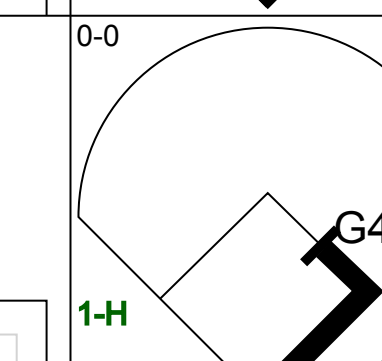
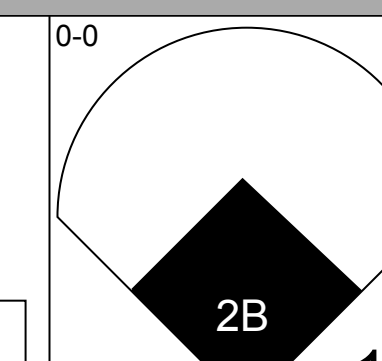
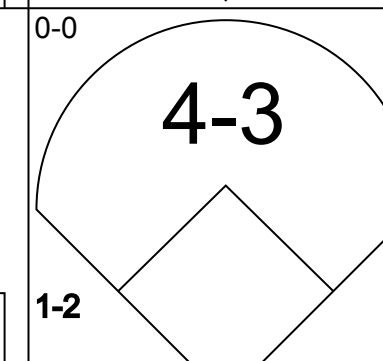
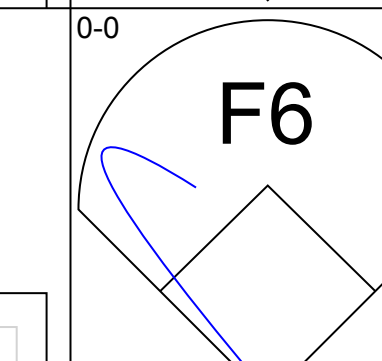
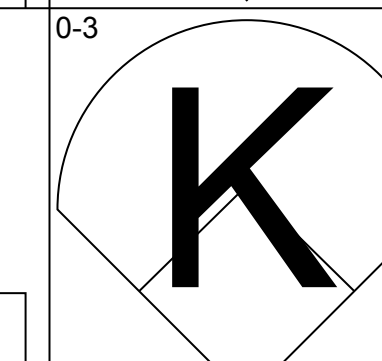
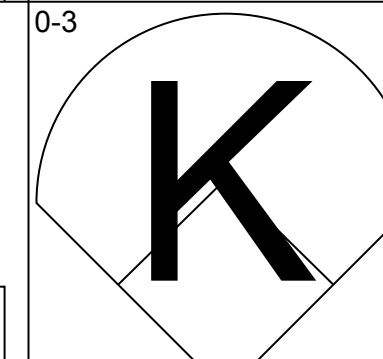
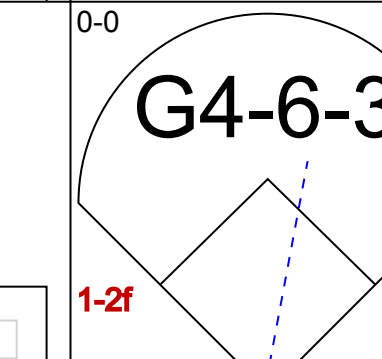
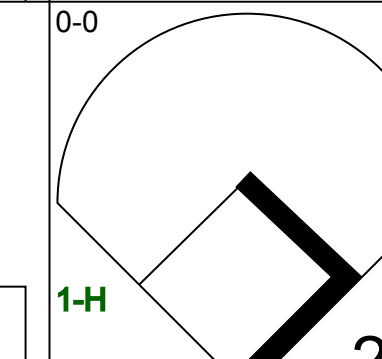
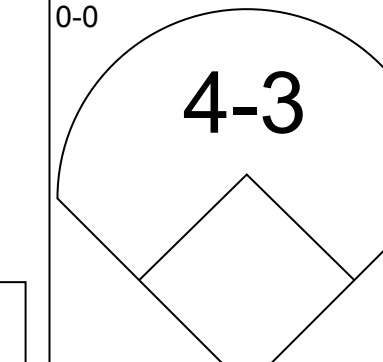
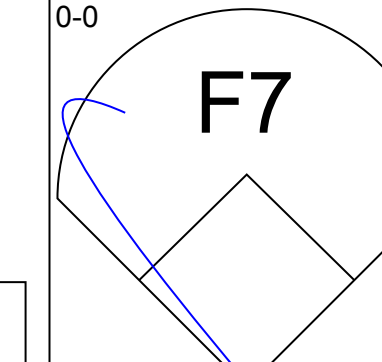
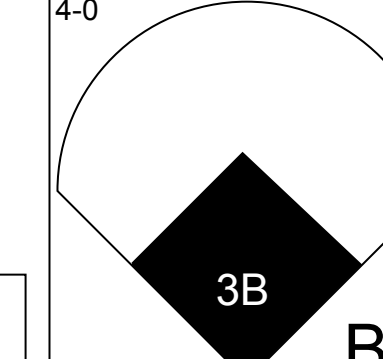
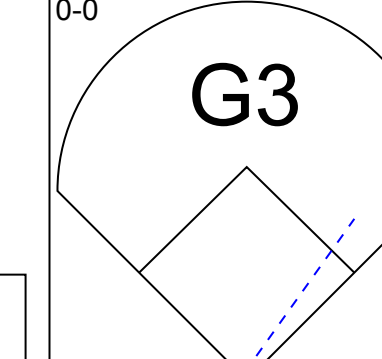
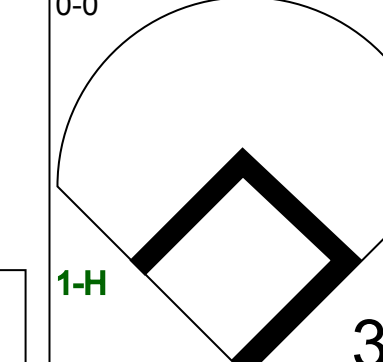

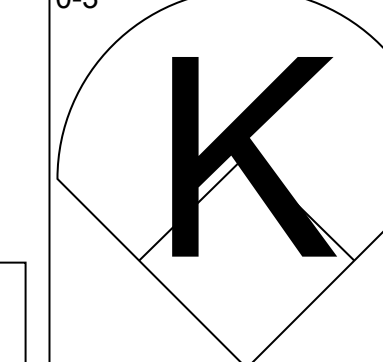

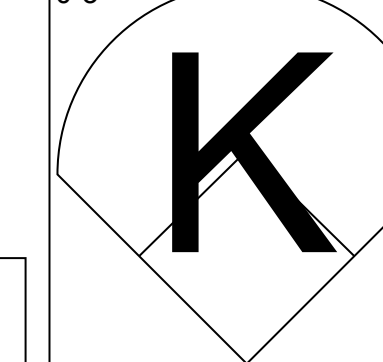



Batter	1	2	3	4	5	6	7	8	9	AB	R	H	RBI	BB	SO	LOB	TOP										
<b>Bob Brower, R</b> OBP: 0.331, SLG: 0.441 (1, 8)																	4 1 1 0 0 2 1										
<b>Scott Fletcher, R</b> OBP: 0.357, SLG: 0.381 (1, 6)																	4 0 0 0 0 0 2										
<b>Ruben Sierra, S</b> OBP: 0.316, SLG: 0.498 (1, 9)																	4 0 2 0 0 2 2										
<b>Pete Incaviglia, R</b> OBP: 0.338, SLG: 0.514 (2, PR)																	1 0 1 0 0 0 0										
<b>Tom Paciorek, R</b> OBP: 0.233, SLG: 0.214 (2, 7)																	3 0 1 2 0 1 2										
<b>Larry Parrish, R</b> OBP: 0.326, SLG: 0.488 (1, 5)																	4 0 1 0 0 3 3										
<b>Pete O'Brien, L</b> OBP: 0.355, SLG: 0.471 (1, 3)																	4 0 2 0 0 0 2										
<b>Mike Stanley, R</b> OBP: 0.365, SLG: 0.412 (9, PH)																	3 0 0 0 0 1 2										
<b>Tom O'Malley, L</b> OBP: 0.355, SLG: 0.429 (9, PH)																	1 0 0 0 0 0 0										
<b>Don Slaught, R</b> OBP: 0.281, SLG: 0.374 (9, PH)																	3 0 0 0 0 0 2										
<b>Geno Petrilli, L</b> OBP: 0.384, SLG: 0.447 (9, PH)																	1 0 0 0 0 0 0										
<b>Steve Buechele, R</b> OBP: 0.285, SLG: 0.384 (9, PH)																	3 1 1 0 0 0 1										
<b>Darrell Porter, L</b> OBP: 0.367, SLG: 0.404 (9, PH)																	1 0 0 0 0 1 0										
<b>Inning Stats</b>	R: 0 E: 0 K: 2 S: 7	H: 0 LOB: 0 BB: 0 P: 7	R: 0 E: 0 K: 2 S: 9	H: 2 LOB: 2 BB: 0 P: 9	R: 0 E: 0 K: 1 S: 5	H: 0 LOB: 0 BB: 0 P: 5	R: 0 E: 0 K: 1 S: 6	H: 2 LOB: 2 BB: 0 P: 6	R: 0 E: 1 K: 0 S: 4	H: 0 LOB: 1 BB: 0 P: 4	R: 0 E: 0 K: 2 S: 8	H: 1 LOB: 1 BB: 0 P: 8	R: 0 E: 0 K: 0 S: 3	H: 0 LOB: 0 BB: 0 P: 3	R: 2 E: 0 K: 1 S: 9	H: 4 LOB: 2 BB: 0 P: 9	R: 0 E: 0 K: 1 S: 5	H: 0 LOB: 0 BB: 0 P: 5	1B: 9 2B: 0 3B: 0 HR: 0	SF: 0 SAC: 0 DP: 0 HBP: 0	WP: 1 PB: 0 SB: 1 CS: 0	PA: 36					
<b>PITCHER</b>	IP	WLS	BF	H	R	ER	SO	BB	IBB	HBP	BLK	WP	HR	S	P	ERA	WHIP										
<b>Floyd Bannister, L</b> ERA: 4.19	(1, 1)	7.2	W	31	8	2	2	9	0	0	0	0	0	49	49	2.35	1.043										
<b>Bobby Thigpen, R</b> ERA: 2.92	(8, 1)	1.1	S	5	1	0	0	1	0	0	0	0	0	7	7	0.00	0.750										

**Texas Rangers @ Chicago White Sox**  
Comiskey Park, Chicago, IL  
Thu Sep 03 1987, 8:05 PM EDT  
Att: 8,262 - Unknown

AB	36
R	2
H	9
RBI	2
BB	0
SO	10
LOB	17



Batter	1	2	3	4	5	6	7	8	9	AB	R	H	RBI	BB	SO	LOB	BOTTOM										
<b>Gary Redus, R</b> OBP: 0.330, SLG: 0.384 (1, 7)																	4 2 1 0 1 2 3										
<b>Donnie Hill, S</b> OBP: 0.297, SLG: 0.378 (1, 4)																	2 1 2 1 2 0 0										
<b>Harold Baines, L</b> OBP: 0.345, SLG: 0.463 (1, 10)																	4 0 1 1 0 1 3										
<b>Ivan Calderon, R</b> OBP: 0.362, SLG: 0.513 (1, 9)																	4 0 1 1 0 1 4										
<b>Greg Walker, L</b> OBP: 0.336, SLG: 0.466 (1, 3)																	4 0 0 0 0 1 1										
<b>Ron Hassey, L</b> OBP: 0.294, SLG: 0.323 (1, 2)																	2 1 0 0 2 0 1										
<b>Daryl Boston, L</b> OBP: 0.291, SLG: 0.393 (1, 8)																	4 0 2 1 0 0 0										
<b>Steve Lyons, L</b> OBP: 0.322, SLG: 0.343 (1, 5)																	4 0 0 0 0 1 3										
<b>Fred Manrique, R</b> OBP: 0.315, SLG: 0.391 (1, 6)																	3 1 1 0 1 2 1										
<b>Inning Stats</b>	R: 0 E: 0 K: 2 S: 7	H: 0 LOB: 1 BB: 1 P: 11	R: 1 E: 0 K: 2 S: 8	H: 1 LOB: 1 BB: 1 P: 12	R: 1 E: 0 K: 0 S: 3	H: 1 LOB: 0 BB: 1 P: 7	R: 0 E: 0 K: 1 S: 6	H: 1 LOB: 3 BB: 2 P: 14	R: 1 E: 0 K: 1 S: 7	H: 2 LOB: 1 BB: 0 P: 7	R: 2 E: 2 K: 0 S: 6	H: 3 LOB: 2 BB: 1 P: 10	R: 0 E: 0 K: 1 S: 5	H: 0 LOB: 0 BB: 0 P: 5	R: 0 E: 0 K: 1 S: 5	H: 0 LOB: 0 BB: 0 P: 5	1B: 6 2B: 1 3B: 1 HR: 0	SF: 0 SAC: 0 DP: 1 HBP: 0	WP: 0 PB: 0 SB: 2 CS: 0	PA: 37							
<b>PITCHER</b>	IP	WLS	BF	H	R	ER	SO	BB	IBB	HBP	BLK	WP	HR	S	P	ERA	WHIP										
<b>Bobby Witt, R</b> ERA: 4.59	(1, 1)	5.2	L	29	7	5	5	6	6	0	0	0	0	35	59	7.94	2.294										
<b>Mitch Williams, L</b> ERA: 3.02	(6, 1)	2.1		8	1	0	0	2	0	0	0	0	0	12	12	0.00	0.429										

**Texas Rangers @ Chicago White Sox**  
Comiskey Park, Chicago, IL  
Thu Sep 03 1987, 8:05 PM EDT  
Att: 8,262 - Unknown

AB	31
R	5
H	8
RBI	4
BB	6
SO	8
LOB	16






Batter	1	2	3	4	5	6	7	8	9	AB	R	H	RBI	BB	SO	LOB	TOP																		
Lou Whitaker, L OBP: 0.344, SLG: 0.442 Jim Morrison, R OBP: 0.294, SLG: 0.402 Scott Lusader, L OBP: 0.500, SLG: 0.333 (6, 8)	L6	HR	F8		K	BB			G4-6-3 1B	3	1	1	0	0	0	0																			
Darrell Evans, L OBP: 0.374, SLG: 0.501 Larry Herndon, R OBP: 0.377, SLG: 0.534 (1, 10) (9, PH)	BB SF8 BB	HR	3-1		K	6-3			G4-6-3 1-2	4	2	1	2	1	1	3																			
Kirk Gibson, L OBP: 0.375, SLG: 0.485 Jim Walewander, S OBP: 0.280, SLG: 0.333 (1, 7) (5, 4)	PB BB 1-2 BB	K			3-1 6-3 BB	BB 1B BB			5-3	1	2	0	0	3	1	0																			
Alan Trammell, R OBP: 0.387, SLG: 0.527 Doug Baker, S (7, PH) (7, 6)	BB PB 1B BB	HR			6-3	BB 1B BB			K	2	2	1	2	2	0	1																			
Dave Bergman, L OBP: 0.411, SLG: 0.510 (1, 3)	SF8	F8			3-1	BB 1B			3-1	4	0	1	3	0	0	1																			
Chet Lemon, R OBP: 0.392, SLG: 0.503 Johnny Grubb, L OBP: 0.291, SLG: 0.290 (1, 8) (6, 7)	BB 1B BB	1B BB			5-3	BB 1B BB			5-3	1	1	0	0	3	0	1																			
Pat Sheridan, L OBP: 0.336, SLG: 0.382 (1, 9)	1B BB	FC6-4 1B				K			5-3	3	1	1	1	2	1	3																			
Tom Brookens, R OBP: 0.297, SLG: 0.365 (1, 5)	1B	FC6-4			BB 1B BB	L3			1B	5	1	3	2	0	0	2																			
Mike Heath, R OBP: 0.342, SLG: 0.436 Dwight Lowry, L OBP: 0.174, SLG: 0.261 (1, 2) (8, PH) (6, 2)	K				K	1-3			K	4	1	1	1	0	2	2																			
<b>Inning Stats</b>	R: 4 E: 0 K: 1 S: 6	H: 1 LOB: 2 BB: 5 P: 26	R: 3 E: 0 K: 1 S: 9	H: 4 LOB: 2 BB: 1 P: 13	R: 0 E: 0 K: 1 S: 5	H: 0 LOB: 0 BB: 0 P: 5	R: 0 E: 0 K: 0 S: 3	H: 0 LOB: 1 BB: 1 P: 7	R: 4 E: 0 K: 3 S: 12	H: 3 LOB: 3 BB: 4 P: 28	R: 0 E: 0 K: 0 S: 3	H: 0 LOB: 0 BB: 0 P: 5	R: 0 E: 0 K: 1 S: 6	H: 1 LOB: 1 BB: 0 P: 6	R: 0 E: 0 K: 0 S: 3	H: 1 LOB: 0 BB: 0 P: 3	1B: 7 2B: 0 3B: 1 HR: 2	SF: 1 SAC: 0 DP: 1 HBP: 0	WP: 0 PB: 1 SB: 0 CS: 0	PA: 48															
<b>PITCHER</b>	IP	WLS	BF	H	R	ER	SO	BB	IBB	HBP	BLK	WP	HR	S	P	ERA	WHIP	<b>PITCHER</b>	IP	WLS	BF	H	R	ER	SO	BB	IBB	HBP	BLK	WP	HR	S	P	ERA	WHIP
Charlie Hough, R ERA: 4.27	1.1	L	13	4	7	7	2	5	0	0	0	0	2	12	32	47.25	6.750	Dale Mohorcic, R ERA: 2.79	8.1	1.1	5	2	0	0	1	0	0	0	0	0	7	7	0.00	1.500	
Dwayne Henry, R ERA: 10.38	2.2		14	3	3	3	1	3	0	0	0	0	0	13	25	10.12	2.250																		
Mitch Williams, L ERA: 3.09	1.0		7	1	1	1	3	3	0	0	0	0	0	10	22	9.00	4.000																		
Jeff Russell, R ERA: 4.78	1.0		4	0	0	0	0	1	0	0	0	0	0	3	7	0.00	1.000																		
Steve Howe, L ERA: 4.69	1.2		5	0	0	0	1	0	0	0	0	0	0	7	7	0.00	0.000																		

**Detroit Tigers @ Texas Rangers**  
Arlington Stadium, Arlington, TX  
Fri Sep 04 1987, 8:05 PM EDT  
Att: 16,095 - Unknown


AB 35  
R 11  
H 10  
RBI 11  
BB 12  
SO 8  
LOB 17



Batter	1	2	3	4	5	6	7	8	9	AB	R	H	RBI	BB	SO	LOB	BOTTOM																		
Bob Brower, R OBP: 0.329, SLG: 0.451 (1, 7)	K		HR			6-3			4-3	4	1	1	1	0	1	1																			
Tom O'Malley, L OBP: 0.338, SLG: 0.405 (1, 5)	L5		F8			F8			K	4	0	0	0	0	1	1																			
Ruben Sierra, S OBP: 0.316, SLG: 0.496 Tom Paciorek, R OBP: 0.226, SLG: 0.207 (1, 9) (7, 9)	1B BB		4-3			P4			6-3	2	0	0	0	1	0	0																			
Pete O'Brien, L OBP: 0.356, SLG: 0.472 Darrell Porter, L OBP: 0.372, SLG: 0.410 (1, 3) (8, 3)	1B					P6			1B FC6-4 1B	3	0	2	0	0	0	0																			
Larry Parrish, R OBP: 0.324, SLG: 0.485 Mike Stanley, R OBP: 0.368, SLG: 0.415 (1, 10) (9, PH)	6-3					F8			FC6-4 1B	3	0	0	0	0	0	3																			
Geno Petralli, L OBP: 0.380, SLG: 0.442 Don Slaught, R OBP: 0.288, SLG: 0.380 (1, 2) (7, PH) (8, 2)			F8			F7			FC6-4 1B	2	0	0	0	0	0	0																			
Oddibe McDowell, L OBP: 0.318, SLG: 0.427 (1, 8)			K			F2			F8	4	0	0	0	0	1	5																			
Scott Fletcher, R OBP: 0.356, SLG: 0.379 Steve Buechele, R OBP: 0.294, SLG: 0.381 (1, 6) (6, 4)			F9			5-3			FC6-4	2	0	0	0	0	0	0																			
Curtis Wilkerson, S OBP: 0.301, SLG: 0.410 (1, 4) (6, 6)			5-3			4-3			L4	4	0	1	0	0	0	2																			
<b>Inning Stats</b>	R: 0 E: 0 K: 1 S: 6	H: 1 LOB: 2 BB: 1 P: 10	R: 0 E: 0 K: 1 S: 5	H: 0 LOB: 0 BB: 0 P: 5	R: 1 E: 0 K: 0 S: 4	H: 1 LOB: 0 BB: 0 P: 4	R: 0 E: 0 K: 0 S: 3	H: 0 LOB: 0 BB: 0 P: 3	R: 0 E: 0 K: 0 S: 3	H: 0 LOB: 0 BB: 0 P: 3	R: 0 E: 0 K: 0 S: 5	H: 2 LOB: 2 BB: 0 P: 5	R: 0 E: 0 K: 1 S: 6	H: 1 LOB: 1 BB: 0 P: 6	R: 1 E: 0 K: 0 S: 6	H: 3 LOB: 2 BB: 0 P: 6	1B: 7 2B: 0 3B: 0 HR: 1	SF: 0 SAC: 0 DP: 0 HBP: 0	WP: 1 PB: 0 SB: 0 CS: 0	PA: 36															
<b>PITCHER</b>	IP	WLS	BF	H	R	ER	SO	BB	IBB	HBP	BLK	WP	HR	S	P	ERA	WHIP	<b>PITCHER</b>	IP	WLS	BF	H	R	ER	SO	BB	IBB	HBP	BLK	WP	HR	S	P	ERA	WHIP
Doyle Alexander, R ERA: 3.66	7.0	W	26	4	1	1	2	1	0	0	0	0	1	29	33	1.29	0.714																		
Mark Thurmond, L ERA: 4.12	8.1		10	4	1	1	1	0	0	0	0	1	0	12	12	4.50	2.000																		

**Detroit Tigers @ Texas Rangers**  
Arlington Stadium, Arlington, TX  
Fri Sep 04 1987, 8:05 PM EDT  
Att: 16,095 - Unknown

AB 35  
R 2  
H 8  
RBI 2  
BB 1  
SO 3  
LOB 17





Batter	1	2	3	4	5	6	7	8	9	AB	R	H	RBI	BB	SO	LOB	TOP					
Lou Whitaker, L (1,4) OBP: 0.344, SLG: 0.440										5	1	1	0	1	0	3						
Bill Madlock, R (1,10) OBP: 0.371, SLG: 0.485										5	1	2	1	0	0	2						
Kirk Gibson, L (1,7) OBP: 0.378, SLG: 0.486										5	1	3	0	0	1	0						
Alan Trammell, R (1,6) OBP: 0.386, SLG: 0.523										4	1	0	0	1	1	3						
Darrell Evans, L (1,3) OBP: 0.379, SLG: 0.510										3	1	2	4	1	0	1						
Matt Nokes, L (1,2) OBP: 0.340, SLG: 0.527										4	0	1	0	1	0	4						
Chet Lemon, R (1,8) OBP: 0.390, SLG: 0.497										4	0	0	0	1	0	3						
Pat Sheridan, L (1,9) OBP: 0.336, SLG: 0.379										3	0	0	0	1	0	3						
Larry Hemdon, R (9, PH) OBP: 0.376, SLG: 0.532										1	0	0	0	0	1	0						
Scott Lusader, L (9, R) OBP: 0.500, SLG: 0.333										0	0	0	0	0	0	0						
Tom Brookens, R (1,5) OBP: 0.301, SLG: 0.377										5	2	3	1	0	0	1						
<b>Inning Stats</b>	R: 0 E: 0 K: 0 S: 5	H: 2 LOB: 3 BB: 1 P: 9	R: 2 E: 0 K: 0 S: 4	H: 1 LOB: 0 BB: 1 P: 8	R: 0 E: 0 K: 1 S: 6	H: 1 LOB: 3 BB: 2 P: 14	R: 4 E: 1 K: 0 S: 7	H: 3 LOB: 1 BB: 1 P: 11	R: 0 E: 0 K: 0 S: 3	H: 0 LOB: 1 BB: 1 P: 7	R: 0 E: 0 K: 0 S: 5	H: 2 LOB: 2 BB: 0 P: 5	R: 1 E: 0 K: 0 S: 4	H: 2 LOB: 0 BB: 0 P: 4	R: 0 E: 0 K: 1 S: 5	H: 0 LOB: 1 BB: 0 P: 6	R: 0 E: 0 K: 1 S: 6	H: 1 LOB: 1 BB: 0 P: 6	1B: 9 2B: 1 3B: 0 HR: 2	SF: 0 SAC: 0 DP: 0 HBP: 1	WP: 0 PB: 0 SB: 4 CS: 1	PA: 47
<b>PITCHER</b>	IP	WLS	BF	H	R	ER	SO	BB	IBB	HBP	BLK	WP	HR	S	P	ERA	WHIP					
Greg Harris, R (1,1) ERA: 4.97	3.2		22	6	5	4	1	5	0	0	0	0	1	19	39	9.82	3.000					
Jeff Russell, R (4,1) ERA: 4.94	2.2		14	4	2	2	0	1	0	0	0	0	1	13	17	6.75	1.875					
Steve Howe, L (7,1) ERA: 4.19	2.2	W	10	2	0	0	2	0	0	1	0	0	0	13	14	0.00	0.750					

Detroit Tigers @ Texas Rangers  
Arlington Stadium, Arlington, TX  
Sat Sep 05 1987, 8:05 PM EDT  
Att: 26,058 - Unknown

AB 39  
R 7  
H 12  
RBI 6  
BB 6  
SO 3  
LOB 20



Batter	1	2	3	4	5	6	7	8	9	AB	R	H	RBI	BB	SO	LOB	BOTTOM				
Bob Brower, R (1,8) OBP: 0.327, SLG: 0.447										2	0	0	0	0	1	2					
Oddibe McDowell, L (4, PH) OBP: 0.320, SLG: 0.428										4	1	2	1	0	1	2					
Scott Fletcher, R (1,6) OBP: 0.358, SLG: 0.389										5	2	3	1	0	0	2					
Ruben Sierra, S (1,9) OBP: 0.315, SLG: 0.495										5	0	1	1	0	0	2					
Larry Parrish, R (1,5) OBP: 0.327, SLG: 0.484										3	2	1	0	1	1	0					
Pete O'Brien, L (1,3) OBP: 0.359, SLG: 0.474										4	1	2	2	1	1	2					
Mike Stanley, R (1,10) OBP: 0.367, SLG: 0.419										3	1	1	0	0	0	2					
Darrell Porter, L (7, PH) OBP: 0.362, SLG: 0.415										1	0	1	0	1	0	0					
Curtis Wilkerson, S (9, PR) OBP: 0.301, SLG: 0.410										0	0	0	0	0	0	0					
Tom Paciorek, R (1,7) OBP: 0.235, SLG: 0.219										3	0	1	0	0	2	2					
Tom O'Malley, L (7, PH) OBP: 0.341, SLG: 0.400										1	1	0	0	1	0	1					
Don Slaught, R (1,2) OBP: 0.295, SLG: 0.379										3	0	1	0	1	0	4					
Steve Buechele, R (1,4) OBP: 0.288, SLG: 0.388										5	0	3	2	0	1	1					
<b>Inning Stats</b>	R: 0 E: 0 K: 0 S: 3	H: 0 LOB: 0 BB: 0 P: 3	R: 2 E: 0 K: 2 S: 10	H: 3 LOB: 2 BB: 0 P: 11	R: 1 E: 0 K: 1 S: 6	H: 1 LOB: 0 BB: 0 P: 6	R: 0 E: 0 K: 2 S: 10	H: 3 LOB: 2 BB: 0 P: 10	R: 0 E: 0 K: 0 S: 3	H: 1 LOB: 1 BB: 1 P: 7	R: 0 E: 0 K: 0 S: 5	H: 1 LOB: 3 BB: 2 P: 14	R: 2 E: 0 K: 0 S: 9	H: 3 LOB: 2 BB: 1 P: 13	R: 0 E: 0 K: 0 S: 4	H: 3 LOB: 3 BB: 1 P: 8	1B: 10 2B: 5 3B: 0 HR: 1	SF: 0 SAC: 0 DP: 2 HBP: 2	WP: 2 PB: 2 SB: 0 CS: 0	PA: 46	
<b>PITCHER</b>	IP	WLS	BF	H	R	ER	SO	BB	IBB	HBP	BLK	WP	HR	S	P	ERA	WHIP				
Frank Tanana, L (1,1) ERA: 4.0	3.1		18	7	4	4	4	0	0	1	0	0	0	25	26	10.80	2.100				
Dan Petty, R (4,1) ERA: 5.85	3.1		14	4	2	2	1	1	0	1	0	0	0	14	19	5.40	1.500				
Mike Henneman, R (7,1) ERA: 2.94	1.0		7	2	1	1	1	1	1	0	0	1	0	7	15	9.00	3.000				
Willie Hernandez, L (8,1) ERA: 3.22	0.2	L	7	3	1	1	1	0	2	0	0	0	0	7	15	13.50	4.500				

Detroit Tigers @ Texas Rangers  
Arlington Stadium, Arlington, TX  
Sat Sep 05 1987, 8:05 PM EDT  
Att: 26,058 - Unknown

AB 39  
R 8  
H 16  
RBI 7  
BB 5  
SO 7  
LOB 20






Batter	1	2	3	4	5	6	7	8	9	AB	R	H	RBI	BB	SO	LOB	TOP																					
Lou Whitaker, L (1,4) OBP: 0.345, SLG: 0.443	F5		L9		1B SF8 2B		K		2B	5	1	2	0	0	1	0																						
Bill Madlock, R (1,10) OBP: 0.368, SLG: 0.480	K2-3		F8		F7		1B		5-3	5	0	1	0	0	1	2																						
Kirk Gibson, L (1,7) OBP: 0.377, SLG: 0.484	P6		P6		2-3 1B		K			4	0	1	0	0	1	1																						
Alan Trammell, R (1,6) OBP: 0.385, SLG: 0.521		1B S 1B		5-3	SF8				F7	3	0	1	1	0	0	0																						
Darrell Evans, L (1,3) OBP: 0.380, SLG: 0.507		1B 1-2 BB		HR BB	3-H K				K	2	1	0	0	2	2	1																						
Matt Nokes, L (1,2) OBP: 0.341, SLG: 0.534		K		HR			K			3	1	1	2	1	2	2																						
Chet Lemon, R (1,8) OBP: 0.391, SLG: 0.496		1-2 2-3 1B		FC1-6 BB			K		L5	3	0	1	0	1	1	1																						
Pat Sheridan, L (1,9) OBP: 0.333, SLG: 0.376		F8		FC1-6 S	1-2		K		3-1	4	0	0	0	0	1	4																						
Tom Brookens, R (1,5) OBP: 0.299, SLG: 0.374		1-3		G3	1-2				6-3	3	0	0	0	0	0	4																						
Johnny Grubb, L (9, PH) OBP: 0.288, SLG: 0.287									K	1	0	0	0	0	1	0																						
<b>Inning Stats</b>	R: 0 E: 0 K: 1 S: 5	H: 0 LOB: 0 BB: 0 P: 5	R: 0 E: 0 K: 1 S: 7	H: 2 LOB: 3 BB: 1 P: 11	R: 0 E: 0 K: 0 S: 3	H: 0 LOB: 0 BB: 0 P: 3	R: 2 E: 0 K: 0 S: 4	H: 1 LOB: 2 BB: 2 P: 12	R: 1 E: 0 K: 1 S: 7	H: 2 LOB: 1 BB: 0 P: 7	R: 0 E: 0 K: 3 S: 9	H: 0 LOB: 0 BB: 0 P: 9	R: 0 E: 0 K: 2 S: 8	H: 1 LOB: 1 BB: 0 P: 8	R: 0 E: 0 K: 1 S: 5	H: 0 LOB: 1 BB: 1 P: 9	R: 0 E: 0 K: 1 S: 6	H: 1 LOB: 1 BB: 0 P: 6	1B: 4 2B: 2 3B: 0 HR: 1	SF: 1 SAC: 0 DP: 0 HBP: 0	WP: 0 PB: 0 SB: 2 CS: 0	PA: 38																
<b>PITCHER</b>	IP	WLS	BF	H	R	ER	SO	BB	IBB	HBP	BLK	WP	HR	S	P	ERA	WHIP	<b>PITCHER</b>				IP	WLS	BF	H	R	ER	SO	BB	IBB	HBP	BLK	WP	HR	S	P	ERA	WHIP
Jose Guzman, R (1,1) ERA: 4.97	8.0	W	34	6	3	3	9	4	0	0	0	0	1	48	64	3.38	1.250																					
Dale Mohorcic, R (9,1) ERA: 2.76	1.0		4	1	0	0	1	0	0	0	0	0	0	6	6	0.00	1.000																					

**Detroit Tigers @ Texas Rangers**  
Arlington Stadium, Arlington, TX  
Sun Sep 06 1987, 8:05 PM EDT  
Att: 22,374 - Unknown


AB 33  
R 3  
H 7  
RBI 3  
BB 4  
SO 10  
LOB 15



Batter	1	2	3	4	5	6	7	8	9	AB	R	H	RBI	BB	SO	LOB	BOTTOM																					
Oddibe McDowell, L (1,8) OBP: 0.319, SLG: 0.431	G3			L7		1-H SH1-3 3B		4-3		5	1	1	1	0	1	4																						
Scott Fletcher, R (1,6) OBP: 0.361, SLG: 0.391	1B SF9 HBP		E BB 1B	1-H FC3 1B		SH1-3		K		3	3	2	1	0	1	0																						
Ruben Sierra, S (1,9) OBP: 0.318, SLG: 0.495	1-3 1B		1-2 E BB 1B	3-H FC3 1-3		1B 1B		L9		4	2	2	1	1	0	0																						
Pete O'Brien, L (1,3) OBP: 0.359, SLG: 0.474	SF9		P5	1-3		1B		1B		4	0	2	1	0	0	3																						
Larry Parrish, R (1,10) OBP: 0.328, SLG: 0.483	4-3		2-H 3-H 1B	1-H		1-3 1B		1B		5	0	2	3	0	2	2																						
Tom O'Malley, L (1,5) OBP: 0.326, SLG: 0.380		F7	F7		5-3		P4			4	0	0	0	0	0	3																						
Don Slaught, R (1,2) OBP: 0.290, SLG: 0.372		6-3	L9		5-3		K2-3			4	0	0	0	0	1	1																						
Steve Buechele, R (1,4) OBP: 0.293, SLG: 0.399		1B 1B		HR		6-3	4-3 BB			3	1	2	1	1	0	0																						
Bob Brower, R (1,7) OBP: 0.333, SLG: 0.452		1-2 1B		E 1B		3B 1B	4-3			4	2	3	0	0	0	1																						
<b>Inning Stats</b>	R: 1 E: 0 K: 0 S: 4	H: 1 LOB: 1 BB: 0 P: 5	R: 0 E: 0 K: 1 S: 7	H: 2 LOB: 2 BB: 0 P: 7	R: 2 E: 1 K: 0 S: 5	H: 2 LOB: 1 BB: 1 P: 9	R: 3 E: 1 K: 0 S: 6	H: 3 LOB: 1 BB: 0 P: 6	R: 0 E: 0 K: 1 S: 5	H: 0 LOB: 0 BB: 0 P: 5	R: 3 E: 0 K: 0 S: 8	H: 5 LOB: 2 BB: 0 P: 8	R: 0 E: 0 K: 1 S: 5	H: 0 LOB: 1 BB: 1 P: 9	R: 0 E: 0 K: 2 S: 8	H: 1 LOB: 1 BB: 0 P: 8	R: 0 E: 0 K: 1 S: 6	H: 1 LOB: 1 BB: 0 P: 6	1B: 12 2B: 0 3B: 1 HR: 1	SF: 1 SAC: 1 DP: 0 HBP: 1	WP: 0 PB: 0 SB: 1 CS: 0	PA: 41																
<b>PITCHER</b>	IP	WLS	BF	H	R	ER	SO	BB	IBB	HBP	BLK	WP	HR	S	P	ERA	WHIP	<b>PITCHER</b>				IP	WLS	BF	H	R	ER	SO	BB	IBB	HBP	BLK	WP	HR	S	P	ERA	WHIP
Jeff Robinson, R (1,1) ERA: 5.39	3.0	L	18	7	5	4	1	0	0	0	0	0	0	14	14	10.12	1.500																					
Eric King, R (4,1) ERA: 4.56	2.2		12	4	4	3	1	0	0	0	0	0	0	14	14	10.12	1.500																					
Mark Thurmond, L (6,1) ERA: 4.09	0.1		3	2	0	0	0	0	0	0	0	0	0	3	3	0.00	6.000																					
Nate Snell, R (7,1) ERA: 3.38	2.0		8	1	0	0	3	1	0	0	0	0	0	13	17	0.00	1.000																					

**Detroit Tigers @ Texas Rangers**  
Arlington Stadium, Arlington, TX  
Sun Sep 06 1987, 8:05 PM EDT  
Att: 22,374 - Unknown

AB 36  
R 9  
H 14  
RBI 8  
BB 2  
SO 5  
LOB 14





Batter	1	2	3	4	5	6	7	8	9	AB	R	H	RBI	BB	SO	LOB	TOP			
<b>Oddibe McDowell, L</b> OBP: 0.317, SLG: 0.426	4-0 SH3-1 BB	0-3 K			0-3 K		0-0 L7		0-0 F5	4	0	0	0	1	2	3	<b>Texas Rangers @ Oakland Athletics</b> Oakland-Alameda County Coliseum, Oakland, CA Mon Sep 07 1987, 7:05 PM PDT Att: 27,691 - Unknown <a href="http://livebaseballscorecards.com">livebaseballscorecards.com</a>			
<b>Scott Fletcher, R</b> OBP: 0.382, SLG: 0.389	0-0 SH3-1		0-0 F7		4-0 2B BB		4-0 BB		0-0 5-3	2	0	0	0	2	0	0				
<b>Ruben Sierra, S</b> OBP: 0.317, SLG: 0.496	0-3 K		0-0 F7		0-0 1-H 2B		0-0 3-1			4	0	1	0	0	1	3				
<b>Pete O'Brien, L</b> OBP: 0.360, SLG: 0.480	4-0 BB		0-3 K2-3		0-0 F9			0-0 HR		3	1	1	1	1	1	1				
<b>Larry Parrish, R</b> OBP: 0.325, SLG: 0.479	0-0 5-3			0-3 K		0-3 K		0-0 F7		4	0	0	0	0	2	2				
<b>Tom O'Malley, L</b> OBP: 0.344, SLG: 0.390		4-0 FC3-6 BB		0-0 1B		0-0 4-3		0-0 FC6-4 1B		3	0	2	0	1	0	0				
<b>Curtis Wilkerson, S</b> OBP: 0.301, SLG: 0.410				0-0 1B						0	0	0	0	0	0	0				
<b>Mike Stanley, R</b> OBP: 0.413		0-0 FC3-6 BB		0-0 L9		0-0 5-3		0-0 F4		3	0	0	0	0	0	2				
<b>Geno Petralli, L</b> OBP: 0.378, SLG: 0.439		1-2 BB								1	0	0	0	0	0	1				
<b>Steve Buechele, R</b> OBP: 0.293, SLG: 0.398		0-0 F8		0-0 1-2 1B		0-3 K		0-0 FC6-4		4	0	1	0	0	1	2				
<b>Bob Brower, R</b> OBP: 0.336, SLG: 0.451		4-0 1-2 BB		0-0 1-3		0-0 BB 1B		0-0 F3		3	0	1	0	1	0	2				
<b>Inning Stats</b>	R: 0 E: 0 K: 1 S: 5	H: 0 LOB: 2 BB: 2 P: 13	R: 0 E: 0 K: 1 S: 5	H: 0 LOB: 2 BB: 2 P: 13	R: 0 E: 0 K: 1 S: 5	H: 2 LOB: 2 BB: 0 P: 7	R: 0 E: 0 K: 1 S: 5	H: 1 LOB: 1 BB: 1 P: 9	R: 0 E: 0 K: 1 S: 5	H: 0 LOB: 0 BB: 0 P: 5	R: 0 E: 0 K: 1 S: 6	H: 1 LOB: 2 BB: 1 P: 10	R: 1 E: 0 K: 0 S: 5	H: 2 LOB: 1 BB: 0 P: 5	R: 0 E: 0 K: 0 S: 3	H: 0 LOB: 0 BB: 0 P: 3	1B: 4 2B: 1 3B: 0 HR: 1	SF: 0 SAC: 1 DP: 0 HBP: 0	WP: 0 PB: 0 SB: 1 CS: 0	PA: 38
<b>PITCHER</b> <b>Dave Stewart, R</b> ERA: 3.42	IP: 9.0 WLS: W BF: 38 H: 6 R: 1 ER: 1 SO: 7 BB: 6 IBB: 0 HBP: 0 BLK: 0 WP: 0 HR: 1 S: 46 P: 70 ERA: 1.00 WHIP: 1.333															<b>PITCHER</b>				

Batter	1	2	3	4	5	6	7	8	9	AB	R	H	RBI	BB	SO	LOB	BOTTOM			
<b>Tony Bernazard, S</b> OBP: 0.331, SLG: 0.407	0-0 5-3		0-0 B3		0-0 5-3		0-0 F9			4	0	0	0	0	0	3	<b>Texas Rangers @ Oakland Athletics</b> Oakland-Alameda County Coliseum, Oakland, CA Mon Sep 07 1987, 7:05 PM PDT Att: 27,691 - Unknown <a href="http://livebaseballscorecards.com">livebaseballscorecards.com</a>			
<b>Mike Davis, L</b> OBP: 0.321, SLG: 0.476	0-0 F8		0-0 F1		0-0 E1			0-3 K		4	0	0	0	0	1	2				
<b>Jose Canseco, R</b> OBP: 0.313, SLG: 0.485	0-0 5-3		0-0 5-3		0-0 L9			4-0 BB		3	0	0	0	1	0	3				
<b>Carney Lansford, R</b> OBP: 0.377, SLG: 0.476		0-0 E 1B		0-0 6-3		0-0 L7		0-0 L5		4	0	1	0	0	0	1				
<b>Mark McGwire, R</b> OBP: 0.361, SLG: 0.608		0-0 F9		0-0 1B 2B		0-0 6-3		0-0 5-3		4	1	1	0	0	0	2				
<b>Steve Henderson, R</b> OBP: 0.351, SLG: 0.461		0-0 F3		0-0 5-3		0-0 L9				3	0	0	0	0	0	2				
<b>Luis Polonia, L</b> OBP: 0.328, SLG: 0.407									0-0 CS 1B	1	0	1	0	0	0	0				
<b>Dwayne Murphy, L</b> OBP: 0.359, SLG: 0.333		0-0 G3							0-0 CS 1B	3	0	1	1	0	1	1				
<b>Tony Phillips, S</b> OBP: 0.355, SLG: 0.385		1-3		0-0 2-H 1B		0-3 K			0-0 1-2 1B	1	1	1	0	0	0	0				
<b>Mickey Tettleton, S</b> OBP: 0.313, SLG: 0.363									0-0 1-2 1B	2	0	1	0	1	0	1				
<b>Terry Steinbach, R</b> OBP: 0.349, SLG: 0.471			0-0 1B		0-0 FC6-4				0-0 5-3	1	0	0	0	0	0	1				
<b>Alfredo Griffin, S</b> OBP: 0.319, SLG: 0.363			0-0 1-2 1B				0-0 FC6-4		0-0 2-H 1B	4	0	2	1	0	0	1				
<b>Inning Stats</b>	R: 0 E: 0 K: 0 S: 3	H: 0 LOB: 0 BB: 0 P: 3	R: 0 E: 1 K: 0 S: 4	H: 1 LOB: 1 BB: 0 P: 4	R: 0 E: 0 K: 0 S: 5	H: 2 LOB: 2 BB: 0 P: 5	R: 1 E: 0 K: 0 S: 5	H: 2 LOB: 1 BB: 0 P: 5	R: 0 E: 0 K: 0 S: 3	H: 0 LOB: 0 BB: 0 P: 3	R: 0 E: 0 K: 1 S: 5	H: 0 LOB: 1 BB: 1 P: 9	R: 0 E: 0 K: 1 S: 5	H: 0 LOB: 1 BB: 1 P: 9	R: 1 E: 0 K: 0 S: 4	H: 3 LOB: 1 BB: 0 P: 4	1B: 7 2B: 1 3B: 0 HR: 0	SF: 0 SAC: 0 DP: 0 HBP: 0	WP: 0 PB: 0 SB: 0 CS: 1	PA: 36
<b>PITCHER</b> <b>Paul Kilgus, L</b> ERA: 4.15	IP: 7.1 WLS: L BF: 30 H: 5 R: 1 ER: 1 SO: 2 BB: 2 IBB: 0 HBP: 0 BLK: 0 WP: 0 HR: 0 S: 32 P: 40 ERA: 1.23 WHIP: 0.955															<b>PITCHER</b>				
<b>Dale Mohorcic, R</b> ERA: 2.74	0.2	3	1	1	1	0	0	0	0	0	0	3	3	13.50	1.500					
<b>Mitch Williams, L</b> ERA: 3.17	0.2	L	3	2	0	0	0	0	0	0	0	3	3	0.00	3.000					





Batter	1	2	3	4	5	6	7	8	9	AB	R	H	RBI	BB	SO	LOB	TOP				
Jerry Browne, S OBP: 0.357, SLG: 0.343 (1, 4)	L5			1-3		CS	HR		2B	3	2	1	0	2	0	1	<b>Texas Rangers @ Oakland Athletics</b> Oakland-Alameda County Coliseum, Oakland, CA Tue Sep 08 1987, 7:05 PM PDT Att: 12,287 - Unknown <a href="http://livebaseballscorecards.com">livebaseballscorecards.com</a>				
Scott Fletcher, R OBP: 0.350, SLG: 0.388 Curtis Wilkerson, S OBP: 0.301, SLG: 0.410 (1, 6) (9, 6)	5-3		F8		5-3		L7		2B	5	1	1	0	0	0	2					
Ruben Sierra, S OBP: 0.318, SLG: 0.495 (1, 9)	4-3			2B			F7		F8	5	1	2	0	0	0	3					
Pete O'Brien, L OBP: 0.361, SLG: 0.481 Tom Paciorek, R OBP: 0.257, SLG: 0.273 (9, PH) (9, 3)		4-3		1B		F8			HR	3	2	1	1	1	0	1					
Larry Parrish, R OBP: 0.326, SLG: 0.491 (1, 10)		6-3		K			F7			5	2	2	5	0	1	2					
Tom O'Malley, L OBP: 0.351, SLG: 0.395 Don Slaught, R OBP: 0.288, SLG: 0.370 Steve Buechele, R OBP: 0.293, SLG: 0.398 (1, 5) (9, PH) (9, 5)				WP		3B			HR	4	1	2	0	0	1	0					
Oddibe McDowell, L OBP: 0.318, SLG: 0.422 (1, 8)				2-3		3B			1B	1	0	0	0	0	0	0					
Geno Petralli, L OBP: 0.375, SLG: 0.447 (1, 2)			F7			2B			K	4	1	1	2	0	1	1					
Bob Brower, R OBP: 0.338, SLG: 0.460 (1, 7)			F9			CS			K	4	0	2	1	0	1	0					
<b>Inning Stats</b>	R: 0 E: 0 K: 0 S: 3	H: 0 LOB: 0 BB: 0 P: 3	R: 0 E: 0 K: 1 S: 6	H: 1 LOB: 1 BB: 0 P: 6	R: 0 E: 0 K: 1 S: 3	H: 0 LOB: 1 BB: 1 P: 7	R: 5 E: 0 K: 1 S: 9	H: 5 LOB: 0 BB: 1 P: 13	R: 0 E: 0 K: 0 S: 4	H: 1 LOB: 1 BB: 0 P: 4	R: 3 E: 0 K: 1 S: 7	H: 2 LOB: 0 BB: 1 P: 11	R: 0 E: 0 K: 2 S: 7	H: 0 LOB: 0 BB: 0 P: 7	R: 4 E: 0 K: 1 S: 8	H: 3 LOB: 0 BB: 1 P: 12		1B: 6 2B: 4 3B: 1 HR: 2	SF: 0 SAC: 0 DP: 0 HBP: 0	WP: 1 PB: 0 SB: 2 CS: 2	PA: 44
<b>PITCHER</b>	IP	WLS	BF	H	R	ER	SO	BB	IBB	HBP	BLK	WP	HR	S	P	ERA	WHIP				
Gene Nelson, R ERA: 3.46 (1, 1)	3.1	L	18	6	5	5	2	2	0	0	0	1	0	20	28	13.50	2.400				
Rick Honeycutt, L ERA: 4.55 (4, 1)	3.1		13	3	2	2	0	2	0	0	0	0	0	11	19	5.40	1.500				
Jose Rijo, R ERA: 5.95 (7, 1)	1.1		5	1	1	1	3	0	0	0	0	0	1	11	11	6.75	0.750				
Dave Otto, L ERA: 36.0 (9, 1)	1.0		7	3	4	4	1	1	0	0	0	0	1	8	12	36.00	4.000				

Batter	1	2	3	4	5	6	7	8	9	AB	R	H	RBI	BB	SO	LOB	BOTTOM					
Luis Polonia, L OBP: 0.327, SLG: 0.404 (1, 10)	K		G3		L9			4-3		3	1	0	0	1	1	0	<b>Texas Rangers @ Oakland Athletics</b> Oakland-Alameda County Coliseum, Oakland, CA Tue Sep 08 1987, 7:05 PM PDT Att: 12,287 - Unknown <a href="http://livebaseballscorecards.com">livebaseballscorecards.com</a>					
Mike Davis, L OBP: 0.321, SLG: 0.474 (1, 9)	PB		G3		6-3			K		4	0	1	0	0	1	1						
Dwayne Murphy, L OBP: 0.403, SLG: 0.331 Stan Javier, S OBP: 0.293, SLG: 0.275 (1, 8) (8, 8)						4-3				1	0	0	0	2	0	0						
Carney Lansford, R OBP: 0.377, SLG: 0.477 Terry Steinbach, R OBP: 0.348, SLG: 0.470 (1, 5) (8, 5)										0	0	0	0	1	0	0						
Jose Canseco, R OBP: 0.311, SLG: 0.482 (1, 7)	K		K			L8		F3		3	0	1	0	0	0	3						
Mark McSwire, R OBP: 0.360, SLG: 0.607 (1, 3)										1	0	0	0	2	0	0						
Tony Bernazard, S OBP: 0.329, SLG: 0.404 Mike Gallego, R OBP: 0.300, SLG: 0.322 (1, 4) (8, 4)										4	0	1	0	0	2	1						
Mickey Tettleton, S OBP: 0.308, SLG: 0.357 (1, 2)										4	0	1	0	0	2	1						
Alfredo Griffin, S OBP: 0.317, SLG: 0.361 Walt Weiss, S (8, 6)										3	0	0	0	0	1	1						
<b>Inning Stats</b>	R: 0 E: 0 K: 2 S: 8	H: 1 LOB: 2 BB: 1 P: 12	R: 0 E: 0 K: 1 S: 6	H: 1 LOB: 0 BB: 0 P: 6	R: 1 E: 1 K: 1 S: 5	H: 0 LOB: 1 BB: 2 P: 13	R: 0 E: 0 K: 2 S: 7	H: 0 LOB: 0 BB: 0 P: 7	R: 0 E: 0 K: 0 S: 3	H: 0 LOB: 0 BB: 0 P: 3	R: 0 E: 0 K: 1 S: 6	H: 1 LOB: 1 BB: 0 P: 6	R: 0 E: 0 K: 1 S: 5	H: 0 LOB: 0 BB: 0 P: 5	R: 0 E: 0 K: 1 S: 5	H: 0 LOB: 1 BB: 1 P: 9		R: 0 E: 0 K: 0 S: 3	H: 0 LOB: 0 BB: 0 P: 3	1B: 1 2B: 2 3B: 0 HR: 0	SF: 0 SAC: 0 DP: 0 HBP: 0	WP: 0 PB: 4 SB: 0 CS: 0
<b>PITCHER</b>	IP	WLS	BF	H	R	ER	SO	BB	IBB	HBP	BLK	WP	HR	S	P	ERA	WHIP					
Charlie Hough, R ERA: 4.11 (1, 1)	9.0	W	34	3	1	0	9	4	0	0	0	0	0	48	64	0.00	0.778					

AB	38
R	12
H	13
RBI	11
BB	5
SO	6
LOB	11



AB	30
R	1
H	3
RBI	0
BB	4
SO	9
LOB	13













Batter	1	2	3	4	5	6	7	8	9	AB	R	H	RBI	BB	SO	LOB	TOP					
<b>Bob Brower, R</b> OBP: 0.344, SLG: 0.468 (1, 8)	4-0 1B BB		0-0 1B	0-0 F8			0-0 L9		0-3 K	4	2	1	0	1	1	1						
<b>Scott Fletcher, R</b> OBP: 0.380, SLG: 0.388 (1, 6)	0-0 4-3 1-2		0-0 1B	0-0 F8			0-3 K			4	0	1	0	0	0	1						
<b>Ruben Sierra, S</b> OBP: 0.319, SLG: 0.493 (1, 9)	0-3 K		0-0 G6-4-3	0-3 K					0-0 F5	4	0	0	0	0	2	3						
<b>Larry Parrish, R</b> OBP: 0.331, SLG: 0.496 (1, 10)	0-0 HR 1B		0-0 1B	0-0 1B					0-0 F9	4	1	3	2	0	0	0						
<b>Tom Paciorek, R</b> OBP: 0.268, SLG: 0.359 (8, PH) <b>Pete O'Brien, L</b> OBP: 0.360, SLG: 0.476 (8, 3)	0-0 HR		0-0 K	0-0 F9					0-3 K	3	1	1	2	0	1	2						
<b>Don Slaughter, R</b> OBP: 0.294, SLG: 0.376 (1, 2)	0-0 F9			0-0 6-3					0-0 1B FC3-6 2B	3	1	1	0	1	0	0						
<b>Dave Meier, R</b> OBP: 0.500, SLG: 0.750 (1, 7)		0-0 F4		0-0 HR 2B					0-0 F9	4	1	2	0	0	0	1						
<b>Steve Buechele, R</b> OBP: 0.292, SLG: 0.404 (1, 5)		0-0 F4		0-0 HR					0-3 K	4	1	1	2	0	1	2						
<b>Jerry Browne, S</b> OBP: 0.359, SLG: 0.343 (1, 4)		0-0 F8		0-0 F9					0-0 FC3-6 BLK	4	0	0	1	0	0	1						
<b>Inning Stats</b>	R: 3 E: 0 K: 1 S: 7	H: 2 LOB: 0 BB: 1 P: 11	R: 0 E: 0 K: 0 S: 3	H: 0 LOB: 0 BB: 0 P: 3	R: 1 E: 0 K: 1 S: 7	H: 3 LOB: 1 BB: 0 P: 7	R: 2 E: 0 K: 0 S: 5	H: 2 LOB: 0 BB: 0 P: 5	R: 0 E: 0 K: 1 S: 6	H: 1 LOB: 1 BB: 0 P: 6	R: 0 E: 0 K: 0 S: 2	H: 0 LOB: 0 BB: 1 P: 6	R: 0 E: 0 K: 1 S: 5	H: 0 LOB: 0 BB: 0 P: 5	R: 0 E: 0 K: 1 S: 9	H: 2 LOB: 1 BB: 0 P: 9	1B: 6 2B: 2 3B: 0 HR: 2	SF: 0 SAC: 0 DP: 1 HBP: 0	WP: 0 PB: 0 SB: 0 CS: 1	PA: 37		
<b>PITCHER</b>	IP	WLS	BF	H	R	ER	SO	BB	IBB	HBP	BLK	WP	HR	S	P	ERA	WHIP					
<b>John Candelaria, L</b> ERA: 4.71	(1, 1)	4.0	L	19	7	6	6	2	1	0	0	0	0	2	22	26	13.50	2.000				
<b>Willie Fraser, R</b> ERA: 3.85	(5, 1)	5.0		18	3	1	1	5	1	0	0	1	0	0	27	31	1.80	0.800				

Texas Rangers @ California Angels  
Anaheim Stadium, Anaheim, CA  
Fri Sep 11 1987, 10:05 PM EDT  
Att: 28,693 - Unknown


AB 35  
R 7  
H 10  
RBI 7  
BB 2  
SO 7  
LOB 11



Batter	1	2	3	4	5	6	7	8	9	AB	R	H	RBI	BB	SO	LOB	BOTTOM					
<b>Brian Downing, R</b> OBP: 0.387, SLG: 0.478 (1, 7)	0-0 F5		0-3 K		4-0 BB		0-3 K		0-0 HR	4	1	1	1	1	2	2						
<b>Jack Howell, L</b> OBP: 0.344, SLG: 0.459 (1, 5)	4-0 BB			0-0 G3	0-0 F4		0-3 K		0-3 K	4	0	0	0	1	2	3						
<b>Johnny Ray, S</b> OBP: 0.336, SLG: 0.372 (1, 4)	0-0 L4-3			0-3 K	0-0 L9				4-0 BB	3	0	0	0	1	1	3						
<b>Wally Joyner, L</b> OBP: 0.362, SLG: 0.519 (1, 3)		0-3 K		0-0 1B			0-0 L8		0-0 G4-6-3	4	0	1	0	0	1	1						
<b>Bill Buckner, L</b> OBP: 0.306, SLG: 0.336 (1, 10)		0-0 L7		0-0 1B			0-0 G3		0-0 1B	4	0	2	0	0	0	0						
<b>Devon White, S</b> OBP: 0.302, SLG: 0.454 (1, 8)		0-0 F7		0-0 F8			0-0 1B		0-0 1B	4	0	2	0	0	0	2						
<b>Ruppert Jones, L</b> OBP: 0.304, SLG: 0.422 (1, 9)			0-0 6-3		0-0 F6		0-0 6-3		0-0 F7	4	0	0	0	0	0	3						
<b>Bob Boone, R</b> OBP: 0.310, SLG: 0.310 (1, 2)			4-0 BB		0-0 1B				0-0 F5	2	1	1	0	2	0	0						
<b>Dick Schofield, R</b> OBP: 0.310, SLG: 0.369 (1, 6)			0-0 F3		0-0 2B		0-3 K		0-3 K	4	0	1	0	0	2	2						
<b>Inning Stats</b>	R: 0 E: 0 K: 0 S: 2	H: 0 LOB: 0 BB: 1 P: 6	R: 0 E: 0 K: 1 S: 5	H: 0 LOB: 0 BB: 0 P: 5	R: 0 E: 0 K: 1 S: 5	H: 0 LOB: 1 BB: 1 P: 9	R: 0 E: 0 K: 1 S: 7	H: 2 LOB: 2 BB: 0 P: 7	R: 1 E: 0 K: 0 S: 5	H: 2 LOB: 2 BB: 1 P: 9	R: 0 E: 0 K: 0 S: 4	H: 1 LOB: 1 BB: 0 P: 4	R: 0 E: 0 K: 3 S: 9	H: 0 LOB: 1 BB: 1 P: 13	R: 0 E: 0 K: 0 S: 4	H: 2 LOB: 2 BB: 1 P: 8	R: 1 E: 0 K: 2 S: 8	H: 1 LOB: 0 BB: 0 P: 8	1B: 6 2B: 2 3B: 0 HR: 1	SF: 0 SAC: 0 DP: 2 HBP: 0	WP: 1 PB: 0 SB: 1 CS: 0	PA: 38
<b>PITCHER</b>	IP	WLS	BF	H	R	ER	SO	BB	IBB	HBP	BLK	WP	HR	S	P	ERA	WHIP					
<b>Jose Guzman, R</b> ERA: 4.82	(1, 1)	9.0	W	38	8	2	2	8	5	0	0	0	1	1	49	69	2.00	1.444				

Texas Rangers @ California Angels  
Anaheim Stadium, Anaheim, CA  
Fri Sep 11 1987, 10:05 PM EDT  
Att: 28,693 - Unknown

AB 33  
R 2  
H 8  
RBI 1  
BB 5  
SO 8  
LOB 16









Batter	1	2	3	4	5	6	7	8	9	AB	R	H	RBI	BB	SO	LOB	TOP								
<b>Bob Brower, R</b> OBP: 0.343, SLG: 0.463 (1, 8)										4	1	2	1	0	0	1	<b>Texas Rangers @ California Angels</b> Anaheim Stadium, Anaheim, CA Sun Sep 13 1987, 6:33 AM EDT Att: 34,766 - Unknown								
<b>Scott Fletcher, R</b> OBP: 0.381, SLG: 0.391 (1, 6)										5	2	3	2	0	0	2									
<b>Ruben Sierra, S</b> OBP: 0.318, SLG: 0.495 (1, 9)										4	0	1	1	0	0	2									
<b>Larry Parrish, R</b> OBP: 0.330, SLG: 0.498 (8, PR)										4	1	2	3	0	1	1									
<b>Jerry Browne, S</b> OBP: 0.361, SLG: 0.347 (8, 4)										0	0	0	0	0	0	0									
<b>Pete Incaviglia, R</b> OBP: 0.338, SLG: 0.511 (1, 10)										4	0	1	0	0	3	1									
<b>Pete O'Brien, L</b> OBP: 0.357, SLG: 0.476 (1, 3)										4	0	0	0	0	1	1									
<b>Don Slaught, R</b> OBP: 0.297, SLG: 0.385 (1, 2)										3	1	1	0	1	0	0									
<b>Steve Buechele, R</b> OBP: 0.288, SLG: 0.399 (8, 5)										4	1	0	0	0	1	2									
<b>Dave Meier, R</b> OBP: 0.444, SLG: 0.556 (8, PR)										3	1	2	0	0	0	0									
<b>Oddibe McDowell, L</b> OBP: 0.315, SLG: 0.417 (8, 8)										1	1	0	0	0	1	2									
<b>Inning Stats</b>	R: 2 E: 0 K: 1 S: 7	H: 2 LOB: 0 BB: 0 P: 7	R: 0 E: 0 K: 1 S: 5	H: 0 LOB: 0 BB: 0 P: 5	R: 1 E: 0 K: 0 S: 5	H: 3 LOB: 1 BB: 0 P: 5	R: 0 E: 0 K: 1 S: 5	H: 0 LOB: 0 BB: 0 P: 5	R: 0 E: 0 K: 0 S: 3	H: 1 LOB: 0 BB: 0 P: 3	R: 0 E: 0 K: 1 S: 5	H: 0 LOB: 0 BB: 0 P: 5	R: 0 E: 0 K: 1 S: 6	H: 2 LOB: 1 BB: 0 P: 6	R: 2 E: 1 K: 1 S: 8	H: 2 LOB: 1 BB: 0 P: 8	R: 3 E: 1 K: 1 S: 8	H: 2 LOB: 1 BB: 1 P: 12	1B: 9 2B: 1 3B: 1 HR: 1	SF: 1 SAC: 1 DP: 1 HBP: 0	WP: 0 PB: 0 SB: 1 CS: 2	PA: 40			
<b>PITCHER</b>	IP	WLS	BF	H	R	ER	SO	BB	IBB	HBP	BLK	WP	HR	S	P	ERA	WHIP								
<b>Jerry Reuss, L</b> ERA: 5.7 (1, 1)	7.2	L	30	9	5	3	5	0	0	0	0	0	1	40	40	3.52	1.174								
<b>Donnie Moore, R</b> ERA: 2.7 (8, 1)	1.1		9	3	3	0	2	1	0	0	0	0	0	12	16	0.00	3.000								

Batter	1	2	3	4	5	6	7	8	9	AB	R	H	RBI	BB	SO	LOB	BOTTOM								
<b>Brian Downing, R</b> OBP: 0.386, SLG: 0.475 (1, 10)										3	0	0	0	1	0	1	<b>Texas Rangers @ California Angels</b> Anaheim Stadium, Anaheim, CA Sun Sep 13 1987, 6:33 AM EDT Att: 34,766 - Unknown								
<b>Wally Joyner, L</b> OBP: 0.382, SLG: 0.529 (1, 3)										4	2	2	2	0	1	1									
<b>Doug DeCinces, R</b> OBP: 0.339, SLG: 0.394 (1, 5)										4	0	0	0	0	0	1									
<b>Tony Armas, R</b> OBP: 0.228, SLG: 0.429 (1, 9)										4	0	0	0	0	0	1									
<b>George Hendrick, R</b> OBP: 0.306, SLG: 0.411 (7, PH)										2	0	1	0	0	0	0									
<b>Jack Howell, L</b> OBP: 0.343, SLG: 0.458 (8, 7)										1	0	0	0	0	0	0									
<b>Darrell Miller, R</b> OBP: 0.288, SLG: 0.360 (8, PH)										1	0	1	0	0	0	0									
<b>Johnny Ray, S</b> OBP: 0.334, SLG: 0.372 (1, 4)										4	0	1	0	0	1	2									
<b>Devon White, S</b> OBP: 0.302, SLG: 0.449 (1, 8)										2	0	0	0	2	0	2									
<b>Dick Schofield, R</b> OBP: 0.308, SLG: 0.366 (7, PH)										2	0	0	0	0	0	1									
<b>Bill Buckner, L</b> OBP: 0.307, SLG: 0.337 (7, PR)										1	0	1	0	0	0	0									
<b>Gary Pettis, S</b> OBP: 0.300, SLG: 0.258 (7, PR)										0	0	0	0	0	0	0									
<b>Jack Fimple, R</b> OBP: 0.222, SLG: 0.222 (8, 2)										1	0	0	0	0	0	1									
<b>Bob Boone, R</b> OBP: 0.309, SLG: 0.309 (7, PH)										2	0	1	0	0	0	0									
<b>Mark Ryal, L</b> OBP: 0.239, SLG: 0.447 (7, PH)										0	0	0	0	0	0	0									
<b>Gus Polidor, R</b> OBP: 0.272, SLG: 0.336 (8, 6)										1	0	0	0	0	1	2									
<b>Inning Stats</b>	R: 1 E: 0 K: 0 S: 4	H: 1 LOB: 0 BB: 0 P: 4	R: 0 E: 0 K: 0 S: 4	H: 1 LOB: 1 BB: 0 P: 4	R: 1 E: 0 K: 0 S: 4	H: 1 LOB: 0 BB: 0 P: 4	R: 0 E: 0 K: 0 S: 4	H: 1 LOB: 1 BB: 0 P: 4	R: 0 E: 0 K: 2 S: 8	H: 0 LOB: 2 BB: 1 P: 12	R: 0 E: 0 K: 1 S: 5	H: 0 LOB: 1 BB: 1 P: 9	R: 0 E: 0 K: 0 S: 3	H: 1 LOB: 1 BB: 1 P: 7	1B: 4 2B: 2 3B: 0 HR: 2	SF: 0 SAC: 0 DP: 2 HBP: 0	WP: 0 PB: 0 SB: 0 CS: 0	PA: 35							
<b>PITCHER</b>	IP	WLS	BF	H	R	ER	SO	BB	IBB	HBP	BLK	WP	HR	S	P	ERA	WHIP								
<b>Paul Kilgus, L</b> ERA: 4.21 (1, 1)	3.0		12	3	2	2	0	0	0	0	0	0	2	12	12	6.00	1.000								
<b>Jeff Russell, R</b> ERA: 4.72 (4, 1)	3.2	W	14	3	0	0	1	1	0	0	0	0	0	15	19	0.00	1.091								
<b>Mitch Williams, L</b> ERA: 3.17 (7, 1)	2.1	S	9	1	0	0	2	2	0	0	0	0	0	11	19	0.00	1.286								



Batter	1	2	3	4	5	6	7	8	9	10	11	AB	R	H	RBI	BB	SO	LOB	TOP						
Luis Polonia, L Steve Henderson, R Jerry Willard, L	1-4-3 1B			WP G3 1B		F7			1B		G1-6-3 BB	3	1	1	0	1	0	1							
Tony Bernazard, S	P6			G3			K		K		G1-6-3	5	0	0	0	1	2	5							
Jose Canseco, R	BB 1B			K			S		3-1			4	0	1	0	1	2	4							
Carney Lansford, R	1-2 2-H 1B			L4			S		F3		F3 4-3 1B	3	0	2	1	2	0	0							
Dwayne Murphy, L Mike Gallego, R	K			K		F7			G4-6-3 1B		4-3	4	0	0	0	0	2	5							
Mark McGwire, R Stan Javier, S	1-2 2-3 BB			1B		5-3			F3		F3	1	0	0	0	3	0	1							
Mike Davis, L Tony Phillips, S	K			1B		4-3			F6			3	0	1	0	0	1	4							
Terry Steinbach, R Reggie Jackson, L Walt Weiss, S				K		G3			G5-4-3 1B		SH3-4 1B	4	0	0	0	0	1	3							
Mickey Tettleton, S						F9			G5-4-3			4	0	1	0	0	0	0							
Alfredo Griffin, S	1-4-3 1B					F9			F8		SH3-4 1B	4	0	1	0	0	0	0							
<b>Inning Stats</b>	R: 1 E: 0 K: 2 S: 8	H: 1 LOB: 3 BB: 3 P: 20	R: 0 E: 0 K: 2 S: 8	H: 1 LOB: 2 BB: 1 P: 12	R: 0 E: 0 K: 1 S: 6	H: 1 LOB: 2 BB: 1 P: 10	R: 0 E: 0 K: 1 S: 6	H: 1 LOB: 1 BB: 0 P: 6	R: 0 E: 0 K: 0 S: 3	H: 0 LOB: 0 BB: 0 P: 3	R: 0 E: 0 K: 1 S: 5	H: 1 LOB: 1 BB: 1 P: 9	R: 0 E: 0 K: 1 S: 4	H: 0 LOB: 1 BB: 1 P: 8	R: 0 E: 0 K: 1 S: 6	H: 1 LOB: 1 BB: 0 P: 6	R: 0 E: 0 K: 0 S: 4	H: 1 LOB: 1 BB: 0 P: 4	R: 0 E: 0 K: 0 S: 3	H: 1 LOB: 2 BB: 1 P: 7	1B: 7 2B: 1 3B: 0 HR: 0	SF: 0 SAC: 1 DP: 3 HBP: 0	WP: 1 PB: 0 SB: 3 CS: 0	PA: 47	
<b>PITCHER</b>	IP 7.0	WLS 3	BF 33	H 5	R 1	ER 1	SO 7	BB 7	IBB 1	HBP 0	BLK 0	WP 1	HR 0	S 39	P 71	ERA 1.29	WHIP 1.714								
Bobby Witt, R	(1, 1)																								
Mitch Williams, L	(8, 1)	3.0	10	2	0	0	2	0	0	0	0	0	0	14	14	0.00	0.667								
Dale Mohorcic, R	(11, 1)	1.0	W	4	1	0	0	1	0	0	0	0	0	3	7	0.00	2.000								

Oakland Athletics @ Texas Rangers  
Arlington Stadium, Arlington, TX  
Mon Sep 14 1987, 8:05 PM EDT  
Att: 11,888 - Unknown


AB	37
R	1
H	8
RBI	1
BB	9
SO	9
LOB	27



Batter	1	2	3	4	5	6	7	8	9	10	11	AB	R	H	RBI	BB	SO	LOB	BOTTOM						
Jerry Browne, S	5-3			FC6 1B		K			F8		SH3-4	4	0	1	0	0	1	0							
Bob Brower, R	K			FC6					K		F9	5	1	1	1	0	2	3							
Pete O'Brien, L	5-3					F8			6-3		BB 1B	3	0	0	0	2	0	0							
Larry Parrish, R				F9		K			K2-4 BB		BB 1B	4	0	0	0	1	3	1							
Darrell Porter, L				K		K			4-3		BB	4	0	0	1	1	3	0							
Geno Petralli, L Cecil Espy, S											F8	3	0	2	0	0	0	0							
Don Slaught, R												1	0	0	0	0	0	0							
Oddibe McDowell, L												3	0	1	0	1	1	2							
Dave Meier, R Tom O'Malley, L Tom Pacliorek, R												3	0	0	0	0	1	3							
Curtis Wilkerson, S												1	0	0	0	0	0	0							
												4	1	1	0	0	1	2							
<b>Inning Stats</b>	R: 0 E: 0 K: 1 S: 5	H: 0 LOB: 0 BB: 0 P: 5	R: 0 E: 0 K: 1 S: 5	H: 0 LOB: 0 BB: 0 P: 5	R: 0 E: 0 K: 2 S: 8	H: 1 LOB: 2 BB: 1 P: 12	R: 0 E: 0 K: 2 S: 7	H: 0 LOB: 0 BB: 0 P: 7	R: 0 E: 0 K: 1 S: 6	H: 1 LOB: 1 BB: 0 P: 6	R: 1 E: 0 K: 2 S: 7	H: 1 LOB: 1 BB: 1 P: 11	R: 0 E: 0 K: 1 S: 5	H: 0 LOB: 0 BB: 0 P: 5	R: 0 E: 0 K: 2 S: 7	H: 0 LOB: 0 BB: 0 P: 7	R: 0 E: 0 K: 0 S: 3	H: 1 LOB: 0 BB: 0 P: 3	R: 1 E: 0 K: 0 S: 3	H: 1 LOB: 3 BB: 3 P: 15	1B: 5 2B: 1 3B: 0 HR: 1	SF: 0 SAC: 1 DP: 2 HBP: 0	WP: 1 PB: 0 SB: 0 CS: 0	PA: 41	
<b>PITCHER</b>	IP 7.0	WLS 3	BF 26	H 4	R 1	ER 1	SO 9	BB 2	IBB 0	HBP 0	BLK 0	WP 1	HR 1	S 42	P 50	ERA 1.29	WHIP 0.857								
Storm Davis, R	(1, 1)																								
Steve Ontiveros, R	(8, 1)	3.2	L	15	2	1	1	3	2	1	0	0	0	18	30	2.46	1.091								

Oakland Athletics @ Texas Rangers  
Arlington Stadium, Arlington, TX  
Mon Sep 14 1987, 8:05 PM EDT  
Att: 11,888 - Unknown

AB	35
R	2
H	6
RBI	2
BB	5
SO	12
LOB	12





Batter	1	2	3	4	5	6	7	8	9	AB	R	H	RBI	BB	SO	LOB	TOP
Luis Polonia, L (1, 10) Terry Steinbach, R (8, PH) OBP: 0.334, SLG: 0.402	4-3		B1-3			L4		HR	5-3	3	0	0	0	0	0	0	
Tony Phillips, S (1, 4) OBP: 0.352, SLG: 0.379	1B BB		G3			4-3		1B		3	0	1	0	1	0	0	
Mark McGwire, R (1, 3) OBP: 0.368, SLG: 0.620	F4					HR		F9		4	2	2	2	0	0	2	
Carney Lansford, R (1, 5) OBP: 0.378, SLG: 0.474	1-2 1B					L8		L4		3	1	1	0	1	0	0	
Dwayne Murphy, L (1, 8) Brian Harper, R (9, PH) Stan Javier, S (9, PR) OBP: 0.391, SLG: 0.324	P6					G3		HR BB		3	0	0	0	0	1	2	
Jose Canseco, R (1, 7) OBP: 0.314, SLG: 0.481						G3		HR BB		1	0	1	0	0	0	0	
Mike Davis, L (1, 9) OBP: 0.317, SLG: 0.464						K		1-2 HR 1B		4	1	1	3	0	1	0	
Mickey Tettleton, S (1, 2) OBP: 0.306, SLG: 0.346						K		1-2 HR		4	0	1	0	0	0	1	
Alfredo Griffin, S (1, 6) Steve Henderson, R (8, PH) Mike Gallego, R (8, 6) OBP: 0.308, SLG: 0.350						K		F9		2	0	0	0	0	2	0	
<b>Inning Stats</b>	R: 0 E: 0 K: 0 S: 4	H: 1 LOB: 2 BB: 1 P: 8	R: 0 E: 0 K: 0 S: 3	H: 0 LOB: 0 BB: 0 P: 3	R: 0 E: 0 K: 1 S: 5	H: 0 LOB: 0 BB: 0 P: 5	R: 1 E: 0 K: 1 S: 6	H: 1 LOB: 0 BB: 0 P: 6	R: 0 E: 0 K: 1 S: 5	H: 1 LOB: 0 BB: 0 P: 5	R: 1 E: 0 K: 0 S: 4	H: 2 LOB: 1 BB: 0 P: 7	R: 3 E: 0 K: 0 S: 6	H: 3 LOB: 1 BB: 1 P: 10	1B: 5 2B: 0 3B: 0 HR: 4	SF: 0 SAC: 0 DP: 1 HBP: 0	WP: 0 PA: 37 PB: 0 SB: 0 CS: 0
<b>PITCHER</b>	IP	WLS	BF	H	R	ER	SO	BB	IBB	HBP	BLK	WP	HR	S	P	ERA	WHIP
Greg Harris, R (1, 1) ERA: 4.73	7.0		25	4	2	2	4	1	0	0	0	0	2	32	36	2.57	0.714
Steve Howe, L (8, 1) ERA: 5.87	1.0		7	3	3	3	1	1	0	0	0	0	1	8	12	27.00	4.000
Dale Mohorcic, R (9, 1) ERA: 2.95	1.0	L	5	2	1	1	0	0	0	0	0	0	1	5	5	9.00	2.000

Oakland Athletics @ Texas Rangers  
Arlington Stadium, Arlington, TX  
Tue Sep 15 1987, 8:05 PM EDT  
Att: 9,533 - Unknown

AB 35  
R 6  
H 9  
RBI 6  
BB 2  
SO 5  
LOB 8



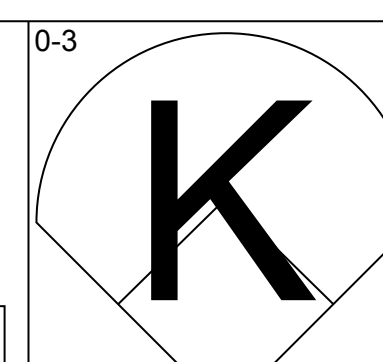
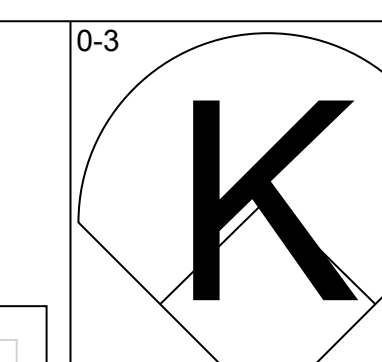
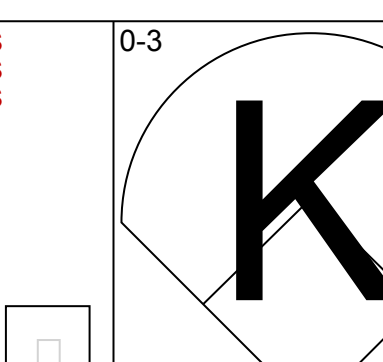
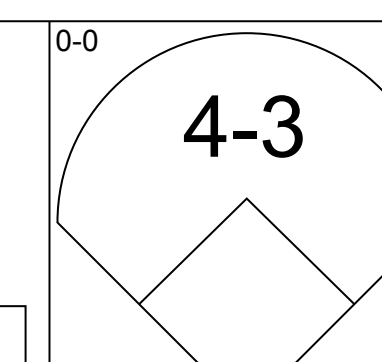
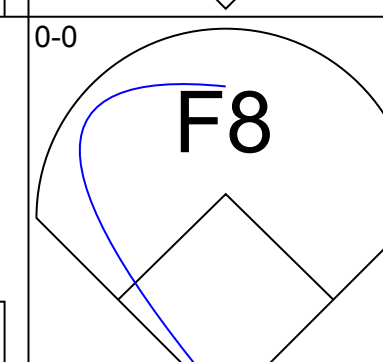
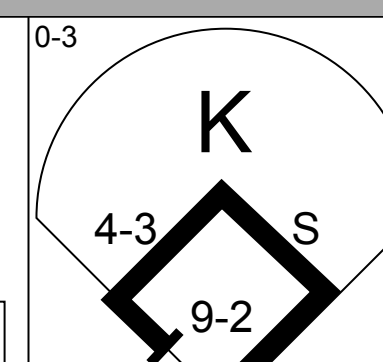
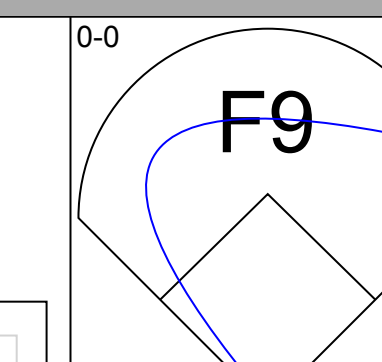
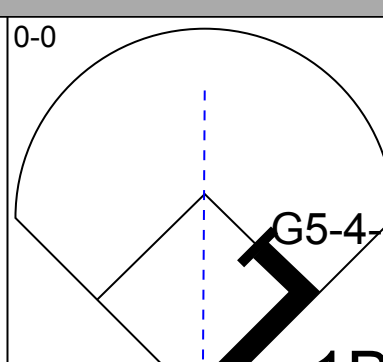
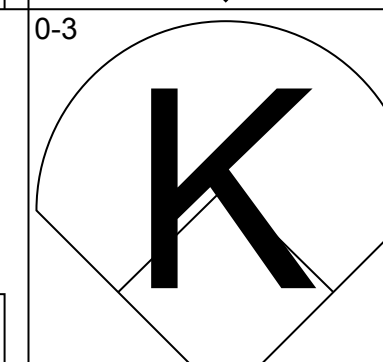
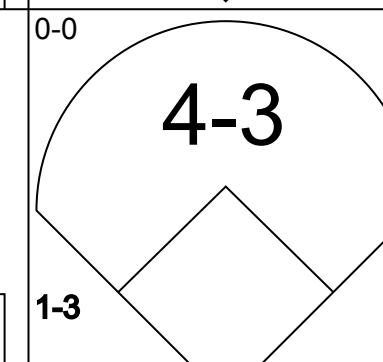
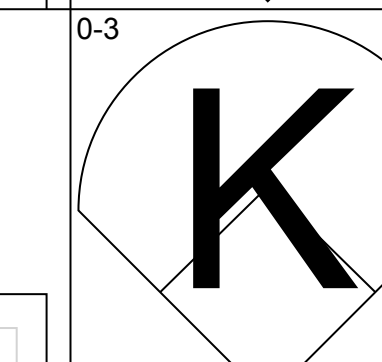
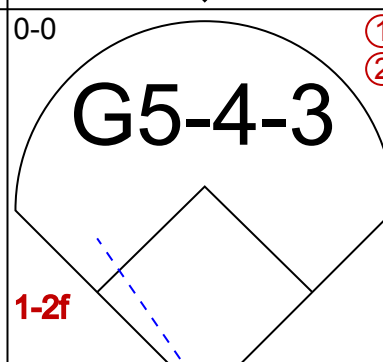
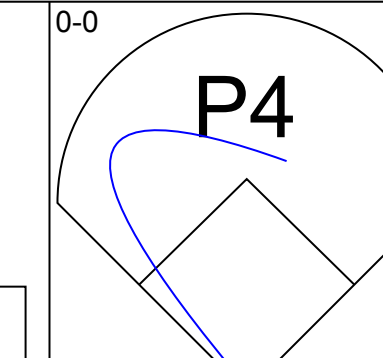
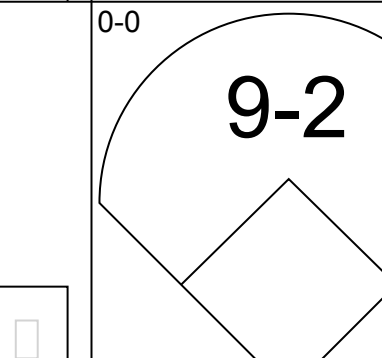
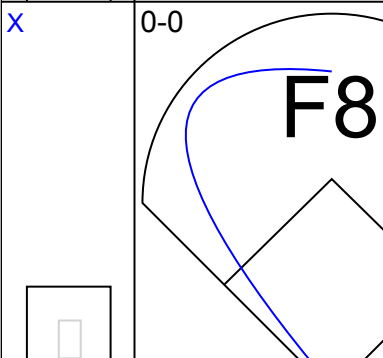
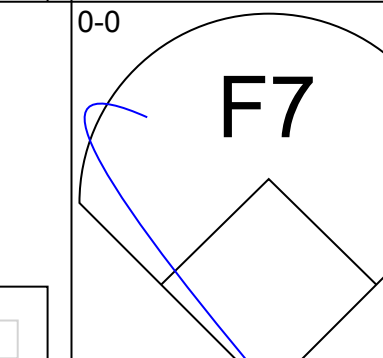
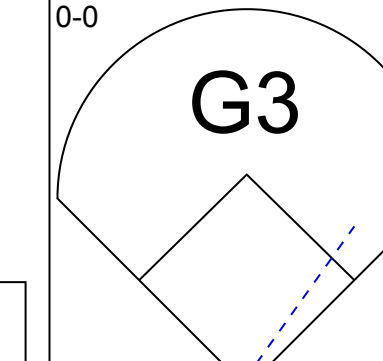
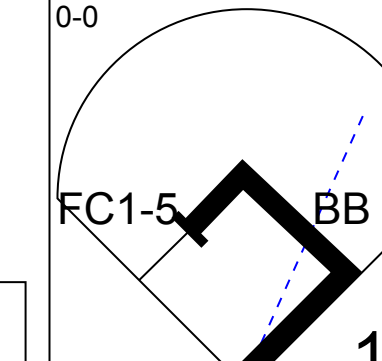
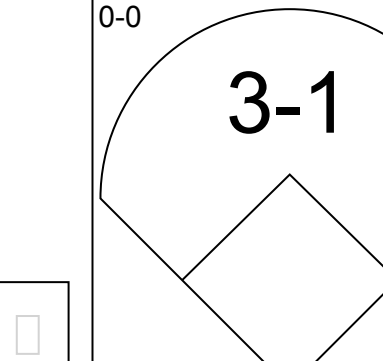
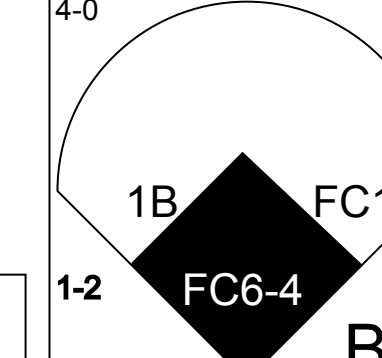
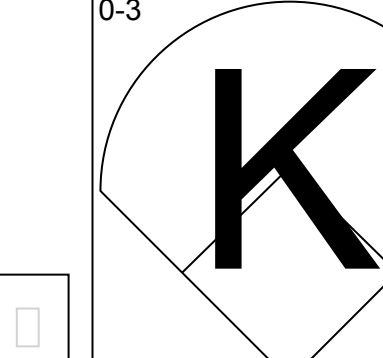
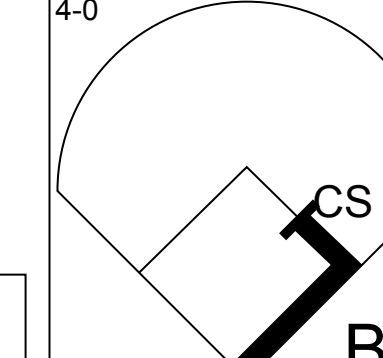
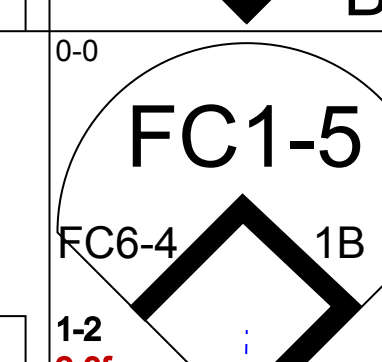
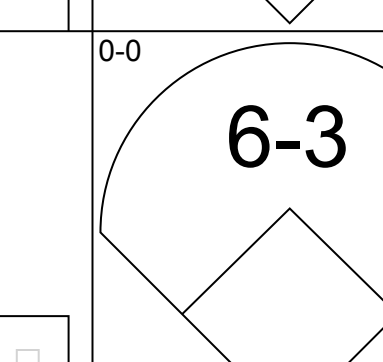
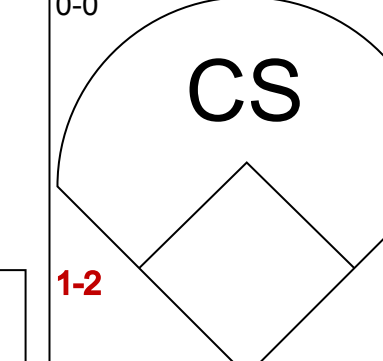
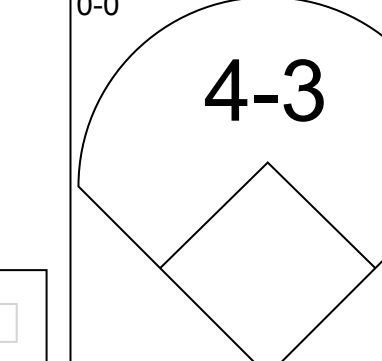
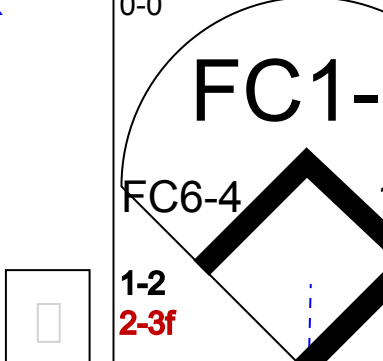
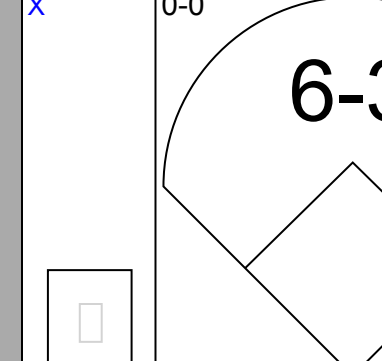
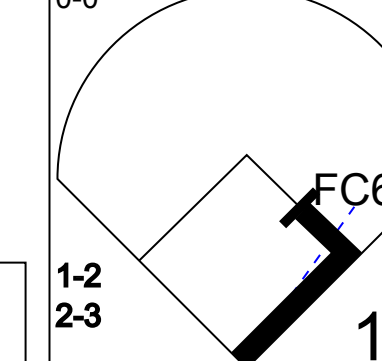
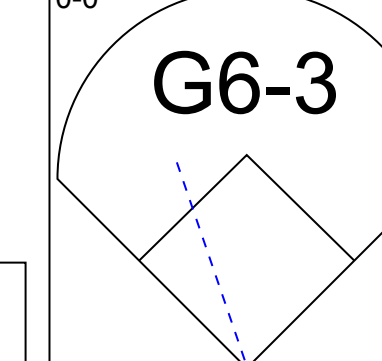
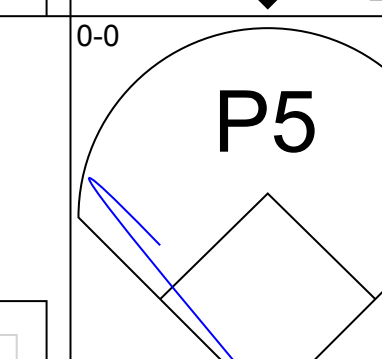
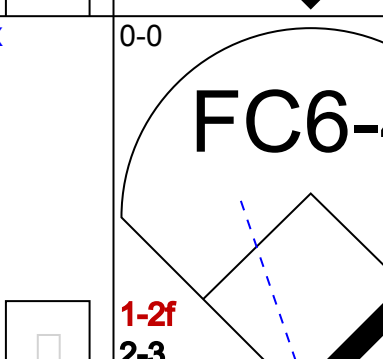
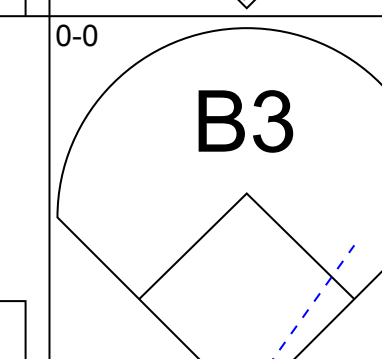
Batter	1	2	3	4	5	6	7	8	9	AB	R	H	RBI	BB	SO	LOB	BOTTOM		
Bob Brower, R (1, 8) OBP: 0.342, SLG: 0.473	S 5-3 2B								K	4	1	2	0	0	1	3			
Darrell Porter, L (9, PH) OBP: 0.371, SLG: 0.395									K	1	0	0	0	0	1	0			
Scott Fletcher, R (1, 6) OBP: 0.362, SLG: 0.390	1B 5-3 BB								K	3	0	1	2	1	0	2			
Steve Buechele, R (1, 4) OBP: 0.285, SLG: 0.394	5-3								K	4	0	0	1	0	1	4			
Larry Parrish, R (1, 5) OBP: 0.329, SLG: 0.493									K	3	0	1	0	0	1	0			
Jerry Browne, S (8, 4) OBP: 0.361, SLG: 0.348	2-3 1B								K	1	0	1	0	0	0	0			
Pete Incaviglia, R (1, 10) OBP: 0.337, SLG: 0.508	K								K	3	0	0	0	1	3	3			
Pete O'Brien, L (1, 3) OBP: 0.356, SLG: 0.471	4-3								K	3	0	0	0	1	1	3			
Tom Paciorek, R (1, 7) Cecil Espy, S (7, PR) OBP: 0.327, SLG: 0.381									K	3	0	1	0	0	1	1			
Don Slaught, R (1, 2) Geno Petrilli, L (9, PH) OBP: 0.302, SLG: 0.417									K	1	1	0	0	0	0	2			
Dave Meier, R (1, 9) Oddibe McDowell, L (7, PH) OBP: 0.357, SLG: 0.429									K	1	1	0	0	0	0	0			
<b>Inning Stats</b>	R: 1 E: 0 K: 1 S: 7	H: 2 LOB: 2 BB: 1 P: 11	R: 1 E: 0 K: 1 S: 6	H: 1 LOB: 0 BB: 0 P: 6	R: 0 E: 0 K: 1 S: 4	H: 0 LOB: 0 BB: 1 P: 8	R: 0 E: 0 K: 1 S: 5	H: 3 LOB: 1 BB: 0 P: 5	R: 0 E: 0 K: 2 S: 7	H: 0 LOB: 0 BB: 0 P: 7	R: 2 E: 1 K: 2 S: 9	H: 2 LOB: 2 BB: 1 P: 13	R: 0 E: 0 K: 1 S: 5	H: 1 LOB: 1 BB: 1 P: 9	R: 0 E: 0 K: 1 S: 5	H: 0 LOB: 0 BB: 0 P: 5	1B: 5 2B: 3 3B: 0 HR: 2	SF: 0 SAC: 1 DP: 3 HBP: 0	WP: 0 PA: 37 PB: 0 SB: 3 CS: 0
<b>PITCHER</b>	IP	WLS	BF	H	R	ER	SO	BB	IBB	HBP	BLK	WP	HR	S	P	ERA	WHIP		
Curt Young, L (1, 1) ERA: 4.3	5.0		21	6	3	3	3	2	0	0	0	0	0	21	29	6.00	1.333		
Eric Plunk, R (6, 1) ERA: 5.11	3.0	W	13	3	2	2	5	1	1	0	0	0	0	5	5	0.00	0.000		
Dennis Eckersley, R (9, 1) ERA: 3.06	1.0	S	3	0	0	0	1	0	0	0	0	0	0	5	5	0.00	0.000		

Oakland Athletics @ Texas Rangers  
Arlington Stadium, Arlington, TX  
Tue Sep 15 1987, 8:05 PM EDT  
Att: 9,533 - Unknown

AB 32  
R 5  
H 9  
RBI 5  
BB 4  
SO 9  
LOB 18



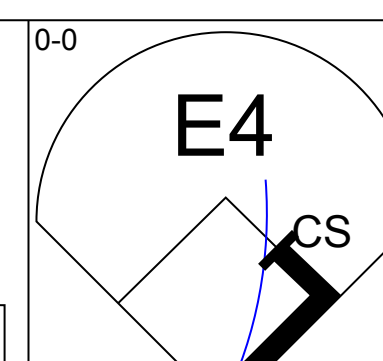
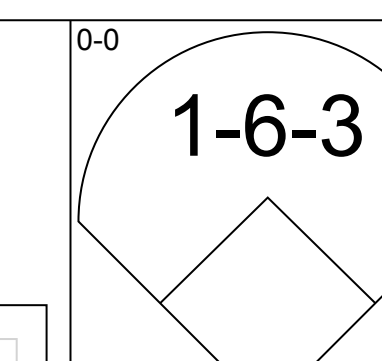
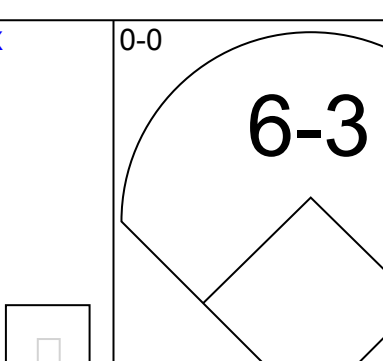
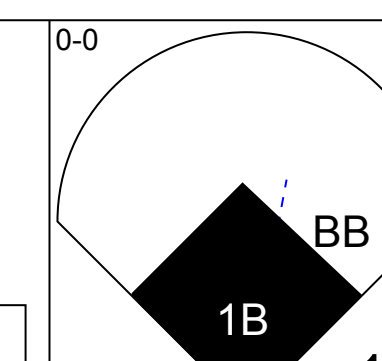
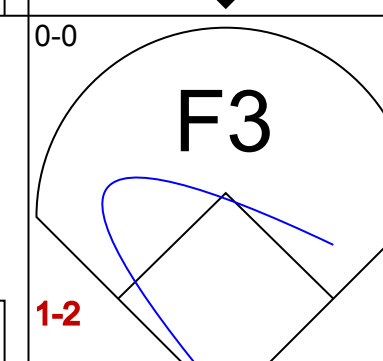
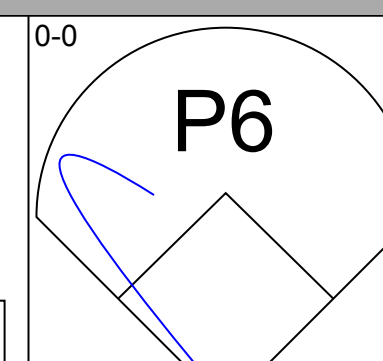
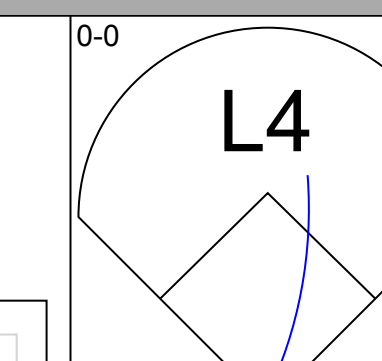
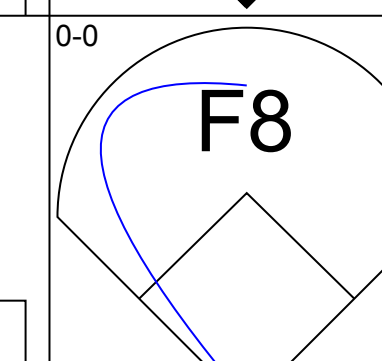
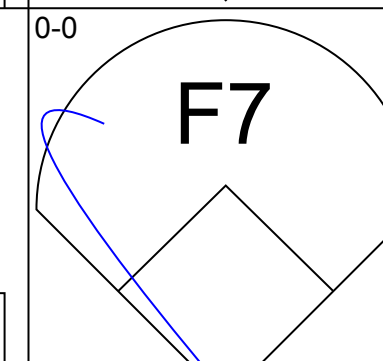
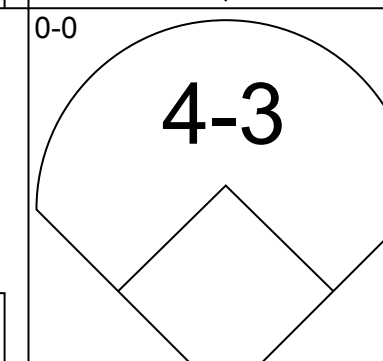
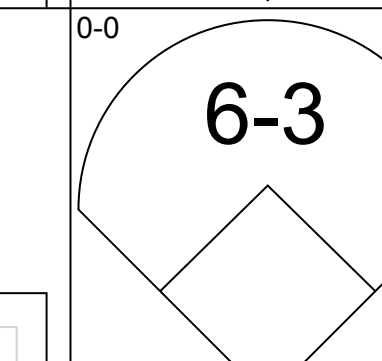
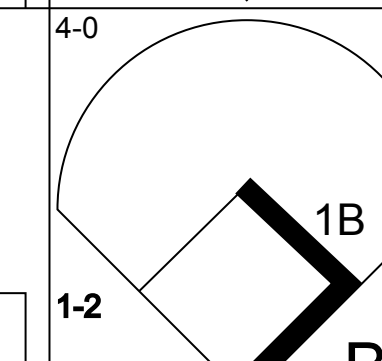
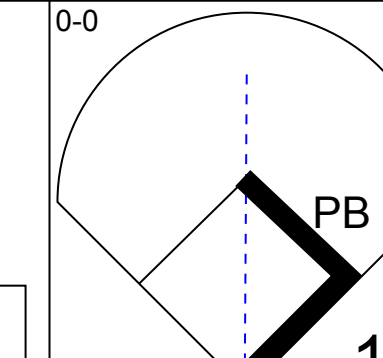
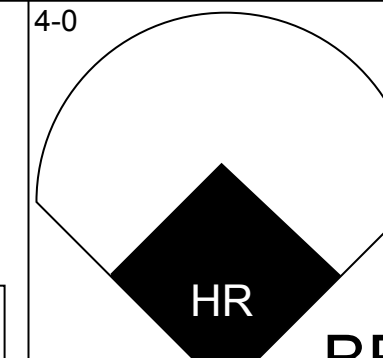
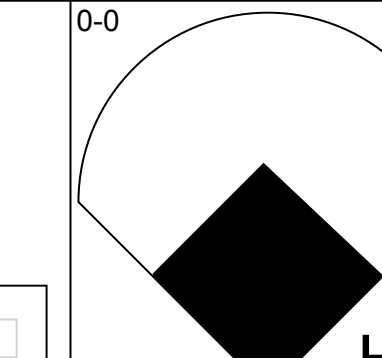
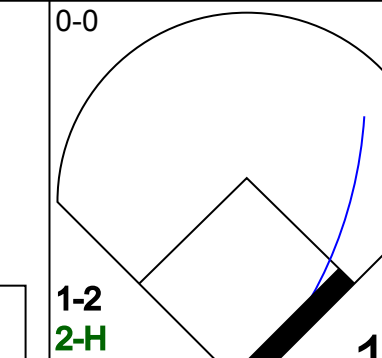
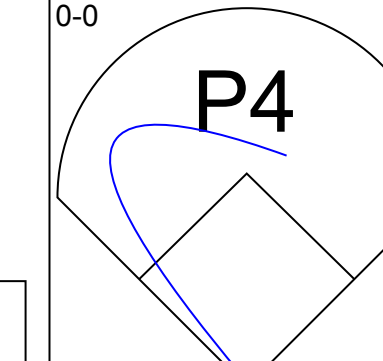
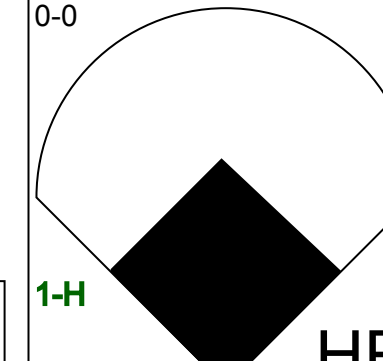
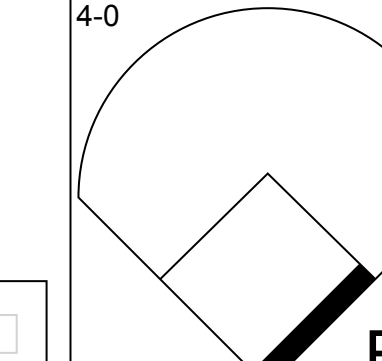
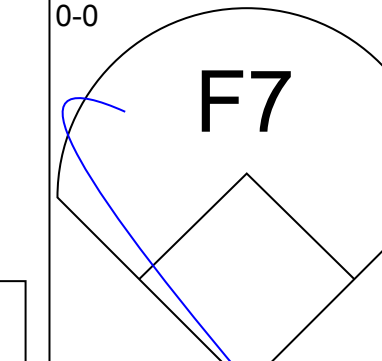
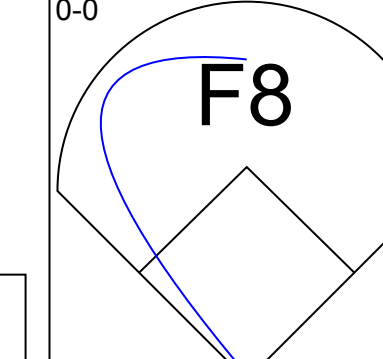
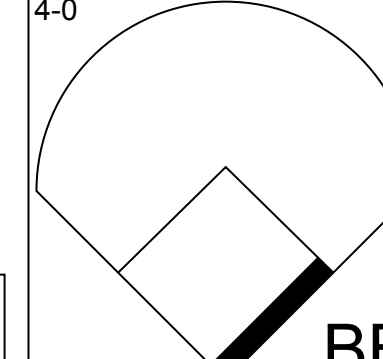
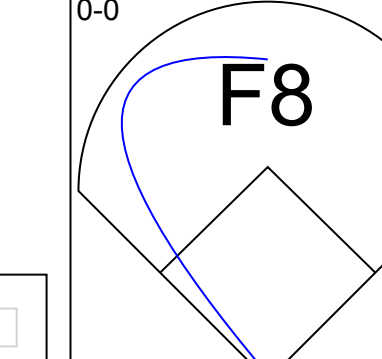
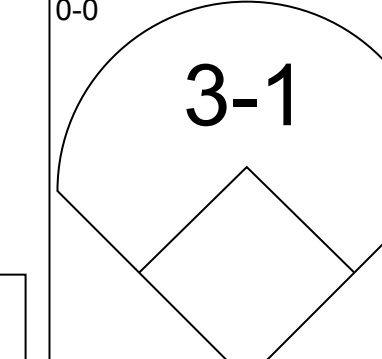
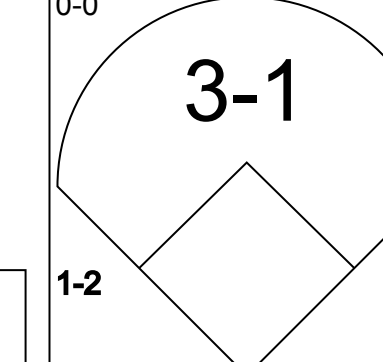
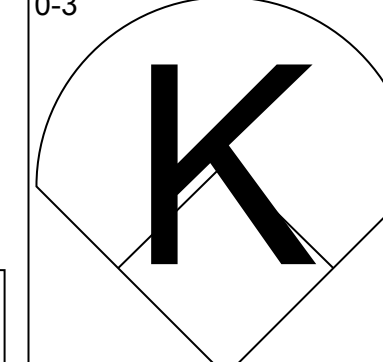
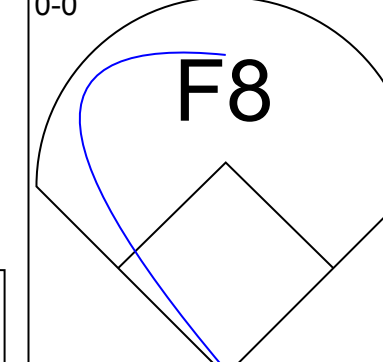
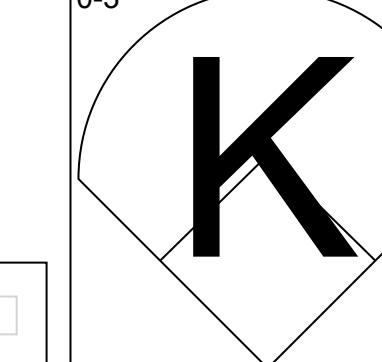
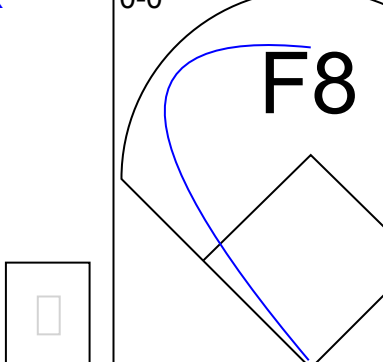
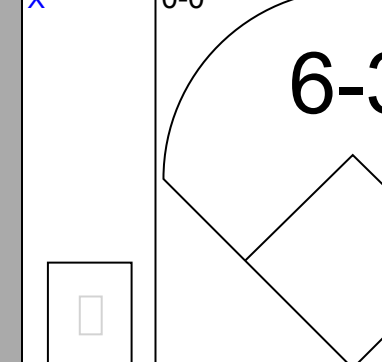
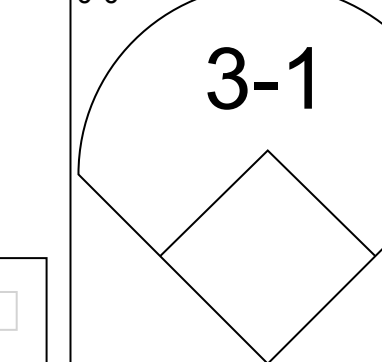
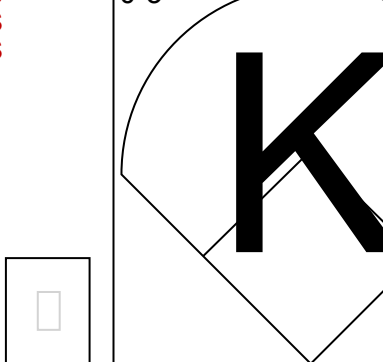
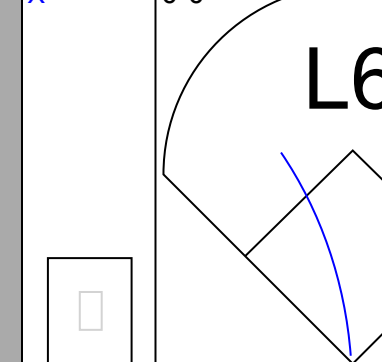


Batter	1	2	3	4	5	6	7	8	9	AB	R	H	RBI	BB	SO	LOB	TOP					
Dwayne Murphy, L (1.8) OBP: 0.384, SLG: 0.316										4	0	0	0	0	3	3						
Mike Davis, L (1.9) OBP: 0.316, SLG: 0.462										4	0	1	0	0	1	0						
Mark McGwire, R (1.3) OBP: 0.365, SLG: 0.615										4	0	0	0	0	2	2						
Carney Lansford, R (1.5) OBP: 0.376, SLG: 0.470										4	0	0	0	0	0	1						
Jerry Willard, L (1.10) OBP: 0.429, SLG: 0.200 Walt Weiss, S (5, PR)										2	0	1	0	0	0	0						
Reggie Jackson, L (7, PH) OBP: 0.283, SLG: 0.393										0	0	0	0	0	0	0						
Jose Canseco, R (1.7) OBP: 0.316, SLG: 0.480										1	1	0	0	2	1	0						
Mickey Tettleton, S (1.2) OBP: 0.302, SLG: 0.340										3	0	0	0	0	0	2						
Mike Gallego, R (1.4) OBP: 0.333, SLG: 0.364										2	0	1	0	1	0	0						
Alfredo Griffin, S (1.6) OBP: 0.306, SLG: 0.348 Tony Bernazard, S (8.4) OBP: 0.330, SLG: 0.398										3	0	0	1	0	0	3						
										0	0	0	0	0	0	0						
<b>Inning Stats</b>	R: 0 E: 0 K: 2 S: 7	H: 0 LOB: 0 BB: 0 P: 7	R: 0 E: 0 K: 0 S: 2	H: 0 LOB: 0 BB: 1 P: 6	R: 0 E: 0 K: 1 S: 5	H: 0 LOB: 1 BB: 1 P: 9	R: 0 E: 0 K: 1 S: 5	H: 0 LOB: 0 BB: 0 P: 5	R: 1 E: 0 K: 1 S: 7	H: 2 LOB: 2 BB: 1 P: 11	R: 0 E: 0 K: 1 S: 5	H: 0 LOB: 0 BB: 0 P: 5	R: 0 E: 0 K: 1 S: 5	H: 0 LOB: 0 BB: 0 P: 5	R: 0 E: 0 K: 0 S: 3	H: 0 LOB: 0 BB: 0 P: 3	R: 0 E: 0 K: 0 S: 3	H: 1 LOB: 0 BB: 0 P: 3	1B: 3 2B: 1 3B: 0 HR: 0	SF: 0 SAC: 0 DP: 2 HBP: 0	WP: 0 PB: 1 SB: 1 CS: 1	PA: 32
<b>PITCHER</b> Charlie Hough, R (1.1) ERA: 3.87	IP: 9.0 WLS: W BF: 31 H: 3 R: 1 ER: 1 SO: 7 BB: 3 IBB: 0 HBP: 0 BLK: 0 WP: 0 HR: 0 S: 42 P: 54 ERA: 1.00 WHIP: 0.667																					

Oakland Athletics @ Texas Rangers  
Arlington Stadium, Arlington, TX  
Wed Sep 16 1987, 8:05 PM EDT  
Att: 10,953 - Unknown

AB	28
R	1
H	3
RBI	1
BB	3
SO	7
LOB	11



Batter	1	2	3	4	5	6	7	8	9	AB	R	H	RBI	BB	SO	LOB	BOTTOM			
Jerry Browne, S (1.4) OBP: 0.360, SLG: 0.347										4	1	1	0	0	0	0				
Scott Fletcher, R (1.6) OBP: 0.360, SLG: 0.387										4	0	0	0	0	0	2				
Pete O'Brien, L (1.3) OBP: 0.356, SLG: 0.468										3	0	0	0	1	0	0				
Larry Parrish, R (1.5) OBP: 0.332, SLG: 0.501 Steve Buechele, R (8.5) OBP: 0.297, SLG: 0.396										2	2	2	1	1	0	0				
Darrell Porter, L (1.10) OBP: 0.375, SLG: 0.419										3	1	1	2	1	0	3				
Geno Petralli, L (1.2) OBP: 0.380, SLG: 0.460										3	0	0	0	1	0	4				
Oddibe McDowell, L (1.8) OBP: 0.316, SLG: 0.411										3	0	0	0	0	1	2				
Bob Brower, R (1.7) OBP: 0.339, SLG: 0.468										3	0	0	0	0	1	0				
Cecil Espy, S (1.9) OBP: 0.316, SLG: 0.411										3	0	0	0	0	1	0				
<b>Inning Stats</b>	R: 0 E: 1 K: 0 S: 3	H: 0 LOB: 0 BB: 0 P: 3	R: 0 E: 0 K: 0 S: 4	H: 1 LOB: 1 BB: 0 P: 4	R: 0 E: 0 K: 1 S: 5	H: 0 LOB: 0 BB: 0 P: 5	R: 2 E: 0 K: 1 S: 6	H: 1 LOB: 1 BB: 2 P: 14	R: 0 E: 0 K: 1 S: 5	H: 0 LOB: 0 BB: 0 P: 5	R: 1 E: 0 K: 0 S: 4	H: 1 LOB: 1 BB: 1 P: 8	R: 0 E: 0 K: 0 S: 3	H: 0 LOB: 0 BB: 0 P: 3	R: 1 E: 0 K: 0 S: 5	H: 2 LOB: 2 BB: 1 P: 9	1B: 3 2B: 0 3B: 0 HR: 2	SF: 0 SAC: 0 DP: 0 HBP: 0	WP: 0 PB: 1 SB: 0 CS: 1	PA: 33
<b>PITCHER</b> Dave Stewart, R (1.1) ERA: 3.66	IP: 8.0 WLS: L BF: 33 H: 5 R: 4 ER: 4 SO: 3 BB: 4 IBB: 0 HBP: 0 BLK: 0 WP: 0 HR: 2 S: 35 P: 51 ERA: 4.50 WHIP: 1.125																			

Oakland Athletics @ Texas Rangers  
Arlington Stadium, Arlington, TX  
Wed Sep 16 1987, 8:05 PM EDT  
Att: 10,953 - Unknown

AB	29
R	4
H	5
RBI	4
BB	4
SO	3
LOB	11





Batter	1	2	3	4	5	6	7	8	9	AB	R	H	RBI	BB	SO	LOB	TOP					
Ruppert Jones, L OBP: 0.303, SLG: 0.432 (1, 9)										4	0	0	0	0	2	1	California Angels @ Texas Rangers Arlington Stadium, Arlington, TX Fri Sep 18 1987, 8:05 PM EDT Att: 12,243 - Unknown					
Devon White, S OBP: 0.303, SLG: 0.445 (1, 8)										3	0	0	0	1	0	0						
Wally Joyner, L OBP: 0.368, SLG: 0.537 (1, 3)										4	1	1	1	0	0	1						
Johnny Ray, S OBP: 0.335, SLG: 0.372 (1, 4)										4	0	2	0	0	0	0						
Bill Buckner, L OBP: 0.311, SLG: 0.345 (1, 10)										3	0	0	0	1	0	2						
Brian Downing, R OBP: 0.389, SLG: 0.472 (1, 7)										3	0	1	0	1	1	1						
Jack Howell, L OBP: 0.334, SLG: 0.446 (1, 5)										3	0	0	0	1	1	2						
Dick Schofield, R OBP: 0.308, SLG: 0.369 (1, 6)										4	0	0	0	0	1	4						
Jack Fimple, R OBP: 0.273, SLG: 0.200 (7, PH)										1	0	0	0	1	0	0						
Mark Ryal, L OBP: 0.242, SLG: 0.455 (7, 2)										1	0	0	0	0	0	2						
Bob Boone, R OBP: 0.307, SLG: 0.314 (7, 2)										0	0	0	0	0	0	0						
<b>Inning Stats</b>	R: 0 E: 0 K: 1 S: 5	H: 0 LOB: 0 BB: 0 P: 5	R: 0 E: 0 K: 1 S: 6	H: 1 LOB: 2 BB: 1 P: 10	R: 0 E: 0 K: 0 S: 3	H: 0 LOB: 0 BB: 0 P: 3	R: 0 E: 0 K: 0 S: 4	H: 1 LOB: 1 BB: 0 P: 4	R: 0 E: 0 K: 1 S: 5	H: 0 LOB: 0 BB: 1 P: 9	R: 0 E: 0 K: 0 S: 2	H: 0 LOB: 0 BB: 0 P: 6	R: 0 E: 0 K: 1 S: 5	H: 0 LOB: 2 BB: 0 P: 13	R: 1 E: 0 K: 0 S: 5	H: 2 LOB: 1 BB: 0 P: 5	R: 0 E: 0 K: 1 S: 5	H: 0 LOB: 0 BB: 0 P: 5	1B: 2 2B: 1 3B: 0 HR: 1	SF: 0 SAC: 0 DP: 1 HBP: 0	WP: 0 PB: 0 SB: 0 CS: 0	PA: 35
<b>PITCHER</b> Jose Guzman, R ERA: 4.64 (1, 1)	IP: 9.0 WLS: W BF: 35 H: 4 R: 1 ER: 1 SO: 5 BB: 5 IBB: 0 HBP: 0 BLK: 0 WP: 0 HR: 1 S: 40 P: 60 ERA: 1.00 WHIP: 1.000															<b>PITCHER</b>	IP: 9.0 WLS: W BF: 35 H: 4 R: 1 ER: 1 SO: 5 BB: 5 IBB: 0 HBP: 0 BLK: 0 WP: 0 HR: 1 S: 40 P: 60 ERA: 1.00 WHIP: 1.000					

Batter	1	2	3	4	5	6	7	8	9	AB	R	H	RBI	BB	SO	LOB	BOTTOM			
Bob Brower, R OBP: 0.342, SLG: 0.474 (1, 8) (9, 7)										3	2	2	1	0	0	0	California Angels @ Texas Rangers Arlington Stadium, Arlington, TX Fri Sep 18 1987, 8:05 PM EDT Att: 12,243 - Unknown			
Scott Fletcher, R OBP: 0.361, SLG: 0.387 (1, 6)										3	1	1	1	1	0	2				
Ruben Sierra, S OBP: 0.316, SLG: 0.491 (1, 9)										4	0	0	0	0	0	5				
Larry Parrish, R OBP: 0.332, SLG: 0.498 (1, 10)										3	0	0	1	1	1	1				
Tom Paciorek, R OBP: 0.277, SLG: 0.378 (7, 3)										3	0	1	0	0	0	1				
Pete O'Brien, L OBP: 0.355, SLG: 0.467 (7, 3)										1	0	0	0	0	0	0				
Don Slaught, R OBP: 0.305, SLG: 0.419 (1, 2)										4	0	2	0	0	1	0				
Steve Buechele, R OBP: 0.287, SLG: 0.393 (1, 5)										3	1	0	0	1	3	4				
Dave Meier, R OBP: 0.353, SLG: 0.412 (8, PH)										3	1	1	0	0	0	3				
Oddie McDowell, L OBP: 0.315, SLG: 0.410 (9, 8)										1	0	0	0	0	0	0				
Jerry Browne, S OBP: 0.363, SLG: 0.351 (1, 4)										3	0	2	1	0	0	0				
<b>Inning Stats</b>	R: 0 E: 0 K: 0 S: 3	H: 0 LOB: 0 BB: 0 P: 3	R: 0 E: 0 K: 1 S: 6	H: 2 LOB: 2 BB: 1 P: 10	R: 2 E: 1 K: 0 S: 5	H: 2 LOB: 1 BB: 1 P: 9	R: 2 E: 0 K: 0 S: 6	H: 2 LOB: 2 BB: 1 P: 10	R: 0 E: 0 K: 1 S: 6	H: 1 LOB: 1 BB: 0 P: 6	R: 1 E: 0 K: 0 S: 4	H: 2 LOB: 1 BB: 0 P: 5	R: 0 E: 0 K: 2 S: 7	H: 0 LOB: 0 BB: 0 P: 7	R: 0 E: 0 K: 1 S: 5	H: 0 LOB: 0 BB: 0 P: 5	1B: 7 2B: 2 3B: 0 HR: 0	SF: 0 SAC: 1 DP: 1 HBP: 1	WP: 0 PB: 0 SB: 1 CS: 2	PA: 36
<b>PITCHER</b> Jerry Reuss, L ERA: 5.75 (1, 1)	IP: 5.1 WLS: L BF: 28 H: 8 R: 5 ER: 4 SO: 2 BB: 3 IBB: 0 HBP: 0 BLK: 0 WP: 0 HR: 0 S: 28 P: 41 ERA: 6.75 WHIP: 2.062															<b>PITCHER</b>	IP: 5.1 WLS: L BF: 28 H: 8 R: 5 ER: 4 SO: 2 BB: 3 IBB: 0 HBP: 0 BLK: 0 WP: 0 HR: 0 S: 28 P: 41 ERA: 6.75 WHIP: 2.062			
Jack Lazorko, R ERA: 4.87 (6, 1)	IP: 2.2 WLS: 8 BF: 1 H: 0 R: 0 ER: 0 SO: 3 BB: 0 IBB: 0 HBP: 0 BLK: 0 WP: 0 HR: 14 S: 14 P: 14 ERA: 0.00 WHIP: 0.375															<b>PITCHER</b>	IP: 2.2 WLS: 8 BF: 1 H: 0 R: 0 ER: 0 SO: 3 BB: 0 IBB: 0 HBP: 0 BLK: 0 WP: 0 HR: 14 S: 14 P: 14 ERA: 0.00 WHIP: 0.375			



Batter	1	2	3	4	5	6	7	8	9	10	AB	R	H	RBI	BB	SO	LOB	TOP		
<b>Brian Downing, R</b> OBP: 0.389, SLG: 0.469 (1, 7)	4-3 1B		6-3 1B		CS 1-2	FC3-6 1B BB	IBB			P6	3	1	0	0	2	0	0			
<b>Gary Pettis, S</b> OBP: 0.302, SLG: 0.257 (1, 8)	4-3 1B									E4 CS 1B	2	0	1	0	1	0	1			
<b>Doug DeCinces, R</b> OBP: 0.340, SLG: 0.395 (7, PH)	4-3 1B										2	0	0	0	0	1	2			
<b>Wally Joyner, L</b> OBP: 0.368, SLG: 0.536 (1, 3)	4-3										5	1	2	0	0	1	4			
<b>Johnny Ray, S</b> OBP: 0.334, SLG: 0.371 (1, 4)	F7										5	0	1	0	0	0	3			
<b>Bill Buckner, L</b> OBP: 0.310, SLG: 0.351 (1, 10)											4	1	1	2	0	0	2			
<b>George Hendrick, R</b> OBP: 0.305, SLG: 0.405 (10, PH)											0	0	0	0	0	0	0			
<b>Devon White, S</b> OBP: 0.302, SLG: 0.443 (7, 8)											4	0	1	1	0	2	0			
<b>Jack Howell, L</b> OBP: 0.332, SLG: 0.443 (7, 9)											3	0	0	0	0	0	2			
<b>Tony Armas, R</b> OBP: 0.246, SLG: 0.444 (9, PH)											1	0	0	0	0	1	0			
<b>Dick Schofield, R</b> OBP: 0.308, SLG: 0.368 (1, 6)											4	0	1	0	0	0	0			
<b>Bob Boone, R</b> OBP: 0.307, SLG: 0.313 (1, 2)											2	0	0	0	1	1	0			
<b>Inning Stats</b>	R: 0 E: 0 K: 0 S: 4	H: 1 LOB: 1 BB: 0 P: 4	R: 1 E: 0 K: 1 S: 6	H: 1 LOB: 0 BB: 0 P: 6	R: 0 E: 0 K: 0 S: 3	H: 0 LOB: 0 BB: 1 P: 11	R: 0 E: 0 K: 2 S: 2	H: 0 LOB: 0 BB: 1 P: 3	R: 0 E: 0 K: 0 S: 6	H: 1 LOB: 2 BB: 1 P: 10	R: 0 E: 0 K: 1 S: 5	H: 0 LOB: 0 BB: 0 P: 5	R: 0 E: 0 K: 1 S: 5	H: 0 LOB: 0 BB: 0 P: 5	R: 0 E: 0 K: 0 S: 4	H: 1 LOB: 1 BB: 0 P: 4	1B: 6 2B: 0 3B: 0 HR: 1	SF: 0 SAC: 1 DP: 0 HBP: 0	WP: 0 PB: 0 SB: 2 CS: 2	PA: 42
<b>PITCHER</b>	IP	WLS	BF	H	R	ER	SO	BB	IBB	HBP	BLK	WP	HR	S	P	ERA	WHIP			
<b>Bobby Witt, R</b> ERA: 4.79 (1, 1)	6.0		26	6	3	3	3	3	0	0	0	0	1	29	41	4.50	1.500			
<b>Mitch Williams, L</b> ERA: 2.95 (7, 1)	4.0	W	14	1	0	0	3	0	1	0	1	0	0	19	23	0.00	0.250			

California Angels @ Texas Rangers  
Arlington Stadium, Arlington, TX  
Sat Sep 19 1987, 8:05 PM EDT  
Att: 27,343 - Unknown

AB	35
R	3
H	7
RBI	3
BB	4
SO	6
LOB	14



Batter	1	2	3	4	5	6	7	8	9	10	AB	R	H	RBI	BB	SO	LOB	BOTTOM				
<b>Jerry Browne, S</b> OBP: 0.360, SLG: 0.347 (1, 4)	K		F8		4-3 1-2			F7		1-3	5	0	0	0	0	1	2					
<b>Scott Fletcher, R</b> OBP: 0.363, SLG: 0.388 (1, 6)	6-3				1-3						4	0	2	1	1	0	1					
<b>Ruben Sierra, S</b> OBP: 0.315, SLG: 0.495 (1, 9)											4	1	1	1	0	0	2					
<b>Pete O'Brien, L</b> OBP: 0.354, SLG: 0.466 (1, 3)											4	0	1	0	0	0	1					
<b>Larry Parrish, R</b> OBP: 0.331, SLG: 0.495 (1, 10)											3	0	0	0	1	1	1					
<b>Tom O'Malley, L</b> OBP: 0.327, SLG: 0.354 (1, 5)											1	0	0	0	1	0	1					
<b>Steve Buchete, R</b> OBP: 0.295, SLG: 0.391 (7, 5)											1	0	0	0	0	0	0					
<b>Darrell Porter, L</b> OBP: 0.379, SLG: 0.419 (9, PH)											0	0	0	0	1	0	0					
<b>Curtis Wilkerson, S</b> OBP: 0.295, SLG: 0.398 (10, 5)											0	0	0	0	0	0	0					
<b>Oddie McDowell, L</b> OBP: 0.313, SLG: 0.458 (2, PH)											2	1	0	0	0	1	1					
<b>Pete Incavigli, R</b> OBP: 0.298, SLG: 0.507 (8, 7)											1	0	0	0	0	0	0					
<b>Geno Petralli, L</b> OBP: 0.312, SLG: 0.483 (9, PH)											1	0	1	0	0	0	0					
<b>Dave Meier, R</b> OBP: 0.353, SLG: 0.412 (10, 7)											0	0	0	0	0	0	0					
<b>Don Slaught, R</b> OBP: 0.305, SLG: 0.420 (1, 2)											4	1	1	1	0	0	2					
<b>Bob Brower, R</b> OBP: 0.344, SLG: 0.478 (8, 8)											4	1	2	1	0	0	0					
<b>Inning Stats</b>	R: 1 E: 0 K: 1 S: 6	H: 2 LOB: 1 BB: 0 P: 6	R: 0 E: 0 K: 1 S: 4	H: 0 LOB: 0 BB: 1 P: 8	R: 0 E: 0 K: 0 S: 3	H: 0 LOB: 0 BB: 0 P: 3	R: 0 E: 0 K: 0 S: 4	H: 1 LOB: 1 BB: 0 P: 4	R: 0 E: 0 K: 0 S: 5	H: 2 LOB: 1 BB: 1 P: 9	R: 0 E: 0 K: 0 S: 3	H: 0 LOB: 0 BB: 0 P: 3	R: 0 E: 0 K: 0 S: 3	H: 0 LOB: 1 BB: 1 P: 7	R: 0 E: 0 K: 1 S: 6	H: 1 LOB: 2 BB: 1 P: 10	R: 1 E: 0 K: 0 S: 3	H: 2 LOB: 1 BB: 0 P: 3	1B: 5 2B: 2 3B: 0 HR: 1	SF: 0 SAC: 0 DP: 1 HBP: 0	WP: 0 PB: 0 SB: 0 CS: 0	PA: 38
<b>PITCHER</b>	IP	WLS	BF	H	R	ER	SO	BB	IBB	HBP	BLK	WP	HR	S	P	ERA	WHIP					
<b>Don Sutton, R</b> ERA: 4.57 (1, 1)	5.0		20	5	3	3	2	2	0	0	0	0	0	1	22	3.00	1.400					
<b>Gary Lucas, L</b> ERA: 3.56 (6, 1)	3.1	L	11	0	0	0	0	1	0	0	0	0	0	10	14	0.00	0.300					
<b>DeWayne Buice, R</b> ERA: 3.29 (9, 1)	1.0	L	7	3	1	1	1	1	0	0	0	0	0	8	12	9.00	4.000					

California Angels @ Texas Rangers  
Arlington Stadium, Arlington, TX  
Sat Sep 19 1987, 8:05 PM EDT  
Att: 27,343 - Unknown

AB	34
R	4
H	8
RBI	4
BB	4
SO	3
LOB	11






Batter	1	2	3	4	5	6	7	8	9	10	AB	R	H	RBI	BB	SO	LOB				
Brian Downing, R OBP: 0.389, SLG: 0.468 (1, 7)	1-3		K		WP HBP		1B BLK		5-3		4	1	1	0	0	1	0				
Devon White, S OBP: 0.303, SLG: 0.442 (1, 8)	BLK 1B		F9		BB		K		K		4	0	1	0	1	2	1				
Johnny Ray, S OBP: 0.333, SLG: 0.369 (1, 4)	F7			K	4-3					F8	5	0	1	1	0	1	4				
Wally Joyner, L OBP: 0.370, SLG: 0.534 (1, 3)	HBP			K		1B FC5-6 BB			K		2	0	0	0	1	2	0				
Bill Buckner, L OBP: 0.312, SLG: 0.353 George Hendrick, R (10, PH) OBP: 0.304, SLG: 0.403 (1, 10)	K				1B	PB FC5-6 1B		G3		P3	4	0	2	0	0	1	4				
Doug DeCinces, R OBP: 0.337, SLG: 0.391 (1, 5)		6-3		K			F9		4-3		4	0	0	0	0	1	3				
Tony Armas, R OBP: 0.232, SLG: 0.418 (1, 9)		F2			6-3	FC5-6 PB		K			4	0	0	0	0	1	2				
Dick Schofield, R OBP: 0.307, SLG: 0.367 (1, 6)		K			WP S 1B	F2		P4			4	0	1	0	0	1	2				
Bob Boone, R OBP: 0.304, SLG: 0.309 (1, 2)			P4		P4		L7		5-3		4	0	0	0	0	0	1				
<b>Inning Stats</b>	R: 0 E: 0 K: 1 S: 6	H: 1 LOB: 2 BB: 0 P: 7	R: 0 E: 0 K: 1 S: 5	H: 0 LOB: 0 BB: 0 P: 5	R: 0 E: 0 K: 1 S: 5	H: 0 LOB: 0 BB: 0 P: 5	R: 0 E: 0 K: 3 S: 10	H: 1 LOB: 1 BB: 0 P: 10	R: 0 E: 0 K: 0 S: 4	H: 1 LOB: 3 BB: 1 P: 8	R: 1 E: 0 K: 1 S: 7	H: 2 LOB: 2 BB: 0 P: 8	R: 0 E: 0 K: 1 S: 5	H: 0 LOB: 0 BB: 0 P: 5	R: 0 E: 0 K: 1 S: 5	H: 0 LOB: 0 BB: 0 P: 5	1B: 6 2B: 0 3B: 0 HR: 0	SF: 0 SAC: 0 DP: 0 HBP: 3	WP: 1 PB: 1 SB: 1 CS: 0	PA: 41	
<b>PITCHER</b>	IP WLS BF H R ER SO ERA WHIP	IP WLS BF H R ER SO ERA WHIP	IP WLS BF H R ER SO ERA WHIP	IP WLS BF H R ER SO ERA WHIP	IP WLS BF H R ER SO ERA WHIP	IP WLS BF H R ER SO ERA WHIP	IP WLS BF H R ER SO ERA WHIP	IP WLS BF H R ER SO ERA WHIP	IP WLS BF H R ER SO ERA WHIP	IP WLS BF H R ER SO ERA WHIP	IP WLS BF H R ER SO ERA WHIP	IP WLS BF H R ER SO ERA WHIP	IP WLS BF H R ER SO ERA WHIP	IP WLS BF H R ER SO ERA WHIP	IP WLS BF H R ER SO ERA WHIP	IP WLS BF H R ER SO ERA WHIP	IP WLS BF H R ER SO ERA WHIP	IP WLS BF H R ER SO ERA WHIP	IP WLS BF H R ER SO ERA WHIP	IP WLS BF H R ER SO ERA WHIP	
Charlie Hough, R ERA: 3.78 Steve Howe, L ERA: 5.4 (1, 1) (9, 1)	8.0 W 35 6 1 0 0 2.0	0 L 28 3 1 1 1 2.0	0 W 6 0 0 0 2 0	0 W 6 0 0 0 2 0	0 W 6 0 0 0 2 0	0 W 6 0 0 0 2 0	0 W 6 0 0 0 2 0	0 W 6 0 0 0 2 0	0 W 6 0 0 0 2 0	0 W 6 0 0 0 2 0	0 W 6 0 0 0 2 0	0 W 6 0 0 0 2 0	0 W 6 0 0 0 2 0	0 W 6 0 0 0 2 0	0 W 6 0 0 0 2 0	0 W 6 0 0 0 2 0	0 W 6 0 0 0 2 0	0 W 6 0 0 0 2 0	0 W 6 0 0 0 2 0	0 W 6 0 0 0 2 0	0 W 6 0 0 0 2 0

**California Angels @ Texas Rangers**  
Arlington Stadium, Arlington, TX  
Sun Sep 20 1987, 4:33 AM EDT  
Att. 11,496 - Unknown

livebaseballscores.com

AB 36  
R 1  
H 6  
RBI 1  
BB 2  
SO 10  
LOB 17




WP: 1 PA: 41  
PB: 1  
SB: 1  
CS: 0

Batter	1	2	3	4	5	6	7	8	9	10	AB	R	H	RBI	BB	SO	LOB					
Jerry Browne, S OBP: 0.360, SLG: 0.350 (1, 4)	P4		1B		2B		4-3		L8		5	0	2	0	0	0	2					
Scott Fletcher, R OBP: 0.362, SLG: 0.386 (1, 6)	K		L9		F9			5-3		2-3 S BB 1B	5	1	1	0	0	1	2					
Ruben Sierra, S OBP: 0.314, SLG: 0.492 (1, 9)	F8			G3		L6		2B FC1-5-2 1B		2-3	5	0	1	0	0	0	1					
Pete O'Brien, L OBP: 0.355, SLG: 0.466 (1, 3)		K		K		F8		FC1-5-2 2B		BB BB IBB	4	0	1	0	1	2	0					
Larry Parrish, R OBP: 0.335, SLG: 0.500 Steve Buechele, R OBP: 0.286, SLG: 0.391 (6, PR) (7, 5) Tom O'Malley, L OBP: 0.330, SLG: 0.350 (8, PH) (9, 5)								FC1-5-2 2B		BB BB IBB	3	0	3	0	0	0	0					
Darrell Porter, L OBP: 0.380, SLG: 0.408 (1, 10)	K				2B			FC1-5-2 2B		BB BB	1	0	0	0	1	0	2					
Geno Petralli, L OBP: 0.387, SLG: 0.460 Greg Tabor, R (7, PR) Don Staught, R OBP: 0.303, SLG: 0.418 (8, 2)		P6						FC1-5-2 2B		BB BB	3	0	0	1	2	1	3					
Oddie McDowell, L OBP: 0.312, SLG: 0.406 (1, 8)								FC1-5-2 2B		BB BB	1	0	0	0	1	0	2					
Bob Brower, R OBP: 0.340, SLG: 0.471 (1, 7)								FC1-5-2 2B		BB BB	3	0	0	1	2	1	3					
<b>Inning Stats</b>	R: 0 E: 0 K: 1 S: 5	H: 0 LOB: 0 BB: 0 P: 5	R: 0 E: 0 K: 2 S: 8	H: 1 LOB: 1 BB: 0 P: 8	R: 0 E: 0 K: 0 S: 4	H: 1 LOB: 1 BB: 0 P: 4	R: 0 E: 0 K: 1 S: 6	H: 1 LOB: 1 BB: 0 P: 6	R: 1 E: 0 K: 0 S: 4	H: 1 LOB: 1 BB: 1 P: 8	R: 0 E: 0 K: 0 S: 3	H: 0 LOB: 2 BB: 0 P: 4	R: 0 E: 0 K: 1 S: 7	H: 2 LOB: 3 BB: 1 P: 11	R: 0 E: 0 K: 0 S: 3	H: 0 LOB: 0 BB: 0 P: 3	R: 1 E: 0 K: 0 S: 2	H: 1 LOB: 3 BB: 3 P: 14	1B: 5 2B: 3 3B: 0 HR: 0	SF: 0 SAC: 2 DP: 0 HBP: 1	WP: 1 PB: 0 SB: 1 CS: 0	PA: 42
<b>PITCHER</b>	IP WLS BF H R ER SO ERA WHIP	IP WLS BF H R ER SO ERA WHIP	IP WLS BF H R ER SO ERA WHIP	IP WLS BF H R ER SO ERA WHIP	IP WLS BF H R ER SO ERA WHIP	IP WLS BF H R ER SO ERA WHIP	IP WLS BF H R ER SO ERA WHIP	IP WLS BF H R ER SO ERA WHIP	IP WLS BF H R ER SO ERA WHIP	IP WLS BF H R ER SO ERA WHIP	IP WLS BF H R ER SO ERA WHIP	IP WLS BF H R ER SO ERA WHIP	IP WLS BF H R ER SO ERA WHIP	IP WLS BF H R ER SO ERA WHIP	IP WLS BF H R ER SO ERA WHIP	IP WLS BF H R ER SO ERA WHIP	IP WLS BF H R ER SO ERA WHIP	IP WLS BF H R ER SO ERA WHIP	IP WLS BF H R ER SO ERA WHIP	IP WLS BF H R ER SO ERA WHIP		
Willie Fraser, R ERA: 3.62 Greg Minton, R ERA: 3.08 DeWayne Buice, R ERA: 3.28 (1, 1) (8, 1) (10, 1)	7.0 L 28 3 1 1 1 2.0	0 L 28 3 1 1 1 2.0	0 L 28 3 1 1 1 2.0	0 L 28 3 1 1 1 2.0	0 L 28 3 1 1 1 2.0	0 L 28 3 1 1 1 2.0	0 L 28 3 1 1 1 2.0	0 L 28 3 1 1 1 2.0	0 L 28 3 1 1 1 2.0	0 L 28 3 1 1 1 2.0	0 L 28 3 1 1 1 2.0	0 L 28 3 1 1 1 2.0	0 L 28 3 1 1 1 2.0	0 L 28 3 1 1 1 2.0	0 L 28 3 1 1 1 2.0	0 L 28 3 1 1 1 2.0	0 L 28 3 1 1 1 2.0	0 L 28 3 1 1 1 2.0	0 L 28 3 1 1 1 2.0	0 L 28 3 1 1 1 2.0	0 L 28 3 1 1 1 2.0	

**California Angels @ Texas Rangers**  
Arlington Stadium, Arlington, TX  
Sun Sep 20 1987, 4:33 AM EDT  
Att. 11,496 - Unknown


livebaseballscores.com


AB 34  
R 2  
H 8  
RBI 1  
BB 5  
SO 5  
LOB 16



WP: 1 PA: 42  
PB: 0  
SB: 1  
CS: 0



Batter	1	2	3	4	5	6	7	8	9	AB	R	H	RBI	BB	SO	LOB	TOP														
Jerry Browne, S OBP: 0.359, SLG: 0.349	K		E 2B 1B		K		3-1			4	1	1	0	0	2	1	<p><b>Texas Rangers @ Minnesota Twins</b>  Hubert H. Humphrey Metrodome, Minneapolis, MN  Tue Sep 22 1987, 8:05 PM EDT  Att: 18,294 - Unknown</p> <p>livebaseballscores.com</p> <table border="0"> <tr><td>AB</td><td>34</td></tr> <tr><td>R</td><td>4</td></tr> <tr><td>H</td><td>6</td></tr> <tr><td>RBI</td><td>3</td></tr> <tr><td>BB</td><td>1</td></tr> <tr><td>SO</td><td>5</td></tr> <tr><td>LOB</td><td>11</td></tr> </table> 	AB	34	R	4	H	6	RBI	3	BB	1	SO	5	LOB	11
AB	34																														
R	4																														
H	6																														
RBI	3																														
BB	1																														
SO	5																														
LOB	11																														
Scott Fletcher, R OBP: 0.359, SLG: 0.384	F9		E3 2B		F7			F3		4	1	0	0	0	0	1															
Ruben Sierra, S OBP: 0.312, SLG: 0.489	G3		F4		K			K		4	0	0	0	0	2	2															
Pete O'Brien, L OBP: 0.356, SLG: 0.470		4-3						F8		4	0	2	2	0	0	0															
Larry Parrish, R OBP: 0.332, SLG: 0.496	K		G3						P3	4	0	0	0	0	1	2															
Oddibe McDowell, L OBP: 0.314, SLG: 0.413					4-3					3	1	1	1	1	0	1															
Don Slaught, R OBP: 0.305, SLG: 0.419		HR								2	0	1	0	0	0	0															
Geno Petralli, L OBP: 0.383, SLG: 0.455					2-3					2	0	0	0	0	0	2															
Tom O'Malley, L OBP: 0.319, SLG: 0.337					F9					4	0	0	0	0	0	2															
Bob Brower, R OBP: 0.340, SLG: 0.470			L9							3	1	1	0	0	0	0															
<b>Inning Stats</b>	R: 0 E: 0 K: 1 S: 5	H: 0 LOB: 0 BB: 0 P: 5	R: 1 E: 0 K: 1 S: 7	H: 2 LOB: 1 BB: 0 P: 7	R: 2 E: 1 K: 0 S: 6	H: 2 LOB: 1 BB: 0 P: 6	R: 0 E: 0 K: 0 S: 3	H: 0 LOB: 0 BB: 0 P: 3	R: 1 E: 0 K: 2 S: 8	H: 1 LOB: 0 BB: 0 P: 8	R: 0 E: 0 K: 0 S: 4	H: 1 LOB: 1 BB: 0 P: 4	R: 0 E: 0 K: 0 S: 3	H: 0 LOB: 0 BB: 0 P: 3	R: 0 E: 0 K: 1 S: 5	H: 0 LOB: 0 BB: 1 P: 7	1B: 3 2B: 2 3B: 0 HR: 1	SF: 0 SAC: 0 DP: 0 HBP: 0	WP: 0 PB: 0 CS: 0	PA: 35											
<b>PITCHER</b>	IP	WLS	BF	H	R	ER	SO	BB	IBB	HBP	BLK	WP	HR	S	P	ERA	WHIP														
Joe Niekro, R ERA: 5.04	(1, 1)	5.1	W	23	6	4	2	4	0	0	0	0	0	1	31	3.38	1.125														
Dan Schatzeder, L ERA: 4.51	(6, 1)	0.1		1	0	0	0	0	0	0	0	0	0	0	1	0.00	0.000														
Keith Atherton, R ERA: 4.6	(6, 1)	2.1		7	0	0	0	1	0	0	0	0	0	9	9	0.00	0.000														
Jeff Reardon, R ERA: 4.42	(9, 1)	1.0	S	4	0	0	0	0	1	0	0	0	0	3	7	0.00	1.000														

Batter	1	2	3	4	5	6	7	8	9	AB	R	H	RBI	BB	SO	LOB	BOTTOM														
Dan Gladden, R OBP: 0.311, SLG: 0.360	F9		F7		K					4	0	0	0	0	1	0	<p><b>Texas Rangers @ Minnesota Twins</b>  Hubert H. Humphrey Metrodome, Minneapolis, MN  Tue Sep 22 1987, 8:05 PM EDT  Att: 18,294 - Unknown</p> <p>livebaseballscores.com</p> <table border="0"> <tr><td>AB</td><td>31</td></tr> <tr><td>R</td><td>6</td></tr> <tr><td>H</td><td>8</td></tr> <tr><td>RBI</td><td>6</td></tr> <tr><td>BB</td><td>3</td></tr> <tr><td>SO</td><td>5</td></tr> <tr><td>LOB</td><td>9</td></tr> </table> 	AB	31	R	6	H	8	RBI	6	BB	3	SO	5	LOB	9
AB	31																														
R	6																														
H	8																														
RBI	6																														
BB	3																														
SO	5																														
LOB	9																														
Mark Davidson, R OBP: 0.323, SLG: 0.329							4-3			0	0	0	0	0	0	0															
Greg Gagne, R OBP: 0.307, SLG: 0.437	F8									3	1	2	1	0	0	0															
Randy Bush, L OBP: 0.351, SLG: 0.423		HR								2	2	0	0	2	1	2															
Kirby Puckett, R OBP: 0.369, SLG: 0.540										3	1	1	2	1	0	1															
Gary Gaetti, R OBP: 0.310, SLG: 0.496										4	1	3	1	0	0	1															
Gene Larkin, S OBP: 0.347, SLG: 0.388	G3									4	0	0	0	0	1	4															
Tom Brunansky, R OBP: 0.350, SLG: 0.496										4	1	2	2	0	0	0															
Steve Lombardozzi, R OBP: 0.298, SLG: 0.347										4	0	0	0	0	1	1															
Tim Laudner, R OBP: 0.251, SLG: 0.392										3	0	0	0	0	1	0															
<b>Inning Stats</b>	R: 2 E: 0 K: 0 S: 5	H: 2 LOB: 1 BB: 1 P: 9	R: 0 E: 0 K: 1 S: 5	H: 0 LOB: 0 BB: 0 P: 5	R: 2 E: 0 K: 0 S: 4	H: 2 LOB: 1 BB: 2 P: 12	R: 1 E: 0 K: 1 S: 6	H: 1 LOB: 0 BB: 0 P: 6	R: 0 E: 0 K: 1 S: 5	H: 0 LOB: 1 BB: 0 P: 6	R: 0 E: 0 K: 0 S: 3	H: 0 LOB: 0 BB: 0 P: 3	R: 0 E: 0 K: 0 S: 4	H: 1 LOB: 1 BB: 0 P: 4	R: 1 E: 0 K: 2 S: 9	H: 2 LOB: 1 BB: 0 P: 9	1B: 3 2B: 2 3B: 0 HR: 3	SF: 0 SAC: 0 DP: 1 HBP: 1	WP: 1 PB: 0 CS: 0	PA: 35											
<b>PITCHER</b>	IP	WLS	BF	H	R	ER	SO	BB	IBB	HBP	BLK	WP	HR	S	P	ERA	WHIP														
Greg Harris, R ERA: 4.92	(1, 1)	2.1	L	14	4	4	4	1	3	0	0	0	0	0	25	15.43	3.000														
Jeff Russell, R ERA: 4.58	(3, 1)	4.2		16	2	1	1	2	0	0	1	0	0	1	19	1.93	0.429														
Dale Mohorcic, R ERA: 3.01	(8, 1)	1.0		5	2	1	1	2	0	0	0	0	0	9	9	9.00	2.000														







Batter	1	2	3	4	5	6	7	8	9	AB	R	H	RBI	BB	SO	LOB	TOP										
<b>Bob Brower, R</b> OBP: 0.336, SLG: 0.462 (1, 8)										3	0	0	0	1	1	2	<b>Texas Rangers @ Minnesota Twins</b> Hubert H. Humphrey Metrodome, Minneapolis, MN Thu Sep 24 1987, 8:05 PM EDT Att: 23,496 - Unknown <a href="http://livebaseballscorecards.com">livebaseballscorecards.com</a>										
<b>Scott Fletcher, R</b> OBP: 0.358, SLG: 0.379 (1, 6)										3	0	0	0	1	1	1											
<b>Ruben Sierra, S</b> OBP: 0.309, SLG: 0.483 (1, 9)										4	0	0	0	0	2	4											
<b>Larry Parrish, R</b> OBP: 0.328, SLG: 0.490 (8, 2)										3	0	0	0	0	3	1											
<b>Don Staight, R</b> OBP: 0.301, SLG: 0.413 (9, PH)										0	0	0	0	0	0	0											
<b>Oddibe McDowell, L</b> OBP: 0.317, SLG: 0.432 (9, PH)										1	0	0	0	0	1	0											
<b>Tom Paciorek, R</b> OBP: 0.294, SLG: 0.375 (1, 7)										3	0	1	0	1	1	0											
<b>Pete Incaviglia, R</b> OBP: 0.335, SLG: 0.504 (9, PH)										3	0	0	0	0	1	1											
<b>Pete O'Brien, L</b> OBP: 0.356, SLG: 0.467 (9, PH)										0	0	0	0	1	0	0											
<b>Mike Stanley, R</b> OBP: 0.365, SLG: 0.407 (9, PH)										2	0	0	0	1	1	0											
<b>Tom O'Malley, L</b> OBP: 0.322, SLG: 0.349 (9, PH)										1	0	0	0	0	1	2											
<b>Steve Buechele, R</b> OBP: 0.286, SLG: 0.391 (8, 5)										3	0	1	0	0	1	2											
<b>Geno Petralli, L</b> OBP: 0.383, SLG: 0.453 (8, PH)										2	0	1	0	0	0	0											
<b>Jerry Browne, S</b> OBP: 0.359, SLG: 0.346 (8, 4)										1	0	0	0	0	0	0											
<b>Inning Stats</b>	R: 0 E: 0 K: 1 S: 5	H: 0 LOB: 1 BB: 1 P: 9	R: 0 E: 0 K: 2 S: 7	H: 0 LOB: 0 BB: 0 P: 7	R: 0 E: 0 K: 1 S: 5	H: 0 LOB: 0 BB: 0 P: 5	R: 0 E: 0 K: 2 S: 7	H: 0 LOB: 0 BB: 0 P: 7	R: 0 E: 0 K: 1 S: 5	H: 2 LOB: 2 BB: 1 P: 8	R: 0 E: 0 K: 1 S: 6	H: 1 LOB: 2 BB: 1 P: 10	R: 0 E: 0 K: 3 S: 7	H: 0 LOB: 0 BB: 0 P: 7	R: 0 E: 0 K: 3 S: 9	H: 0 LOB: 2 BB: 2 P: 17	1B: 3 2B: 0 3B: 0 HR: 0	SF: 0 SAC: 0 DP: 1 HBP: 0	WP: 0 PB: 0 SB: 0 CS: 0	PA: 34							
<b>PITCHER</b>	IP	WLS	BF	H	R	ER	SO	BB	IBB	HBP	BLK	WP	HR	S	P	ERA	WHIP										
<b>Frank Viola, L</b> ERA: 2.89 (1, 1)	8.0	W	29	3	0	0	10	3	0	0	0	0	0	46	58	0.00	0.750										
<b>Juan Berenguer, R</b> ERA: 3.99 (9, 1)	1.0		5	0	0	0	3	2	0	0	0	0	0	9	17	0.00	2.000										

Batter	1	2	3	4	5	6	7	8	9	AB	R	H	RBI	BB	SO	LOB	BOTTOM											
<b>Al Newman, S</b> OBP: 0.296, SLG: 0.299 (1, 4)										4	0	0	0	0	1	1	<b>Texas Rangers @ Minnesota Twins</b> Hubert H. Humphrey Metrodome, Minneapolis, MN Thu Sep 24 1987, 8:05 PM EDT Att: 23,496 - Unknown <a href="http://livebaseballscorecards.com">livebaseballscorecards.com</a>											
<b>Mark Davidson, R</b> OBP: 0.321, SLG: 0.326 (1, 7)										4	1	1	0	0	2	0												
<b>Kirby Puckett, R</b> OBP: 0.367, SLG: 0.535 (1, 8)										3	0	1	0	0	1	0												
<b>Kent Hrbek, L</b> OBP: 0.386, SLG: 0.541 (1, 3)										2	0	1	0	2	0	0												
<b>Gary Gaetti, R</b> OBP: 0.308, SLG: 0.495 (1, 5)										3	1	1	1	0	1	3												
<b>Don Baylor, R</b> OBP: 0.358, SLG: 0.397 (1, 10)										3	0	0	0	0	1	2												
<b>Tom Brunansky, R</b> OBP: 0.351, SLG: 0.494 (1, 9)										3	1	1	0	1	0	0												
<b>Greg Gagne, R</b> OBP: 0.306, SLG: 0.439 (1, 6)										3	1	1	2	0	1	2												
<b>Tom Nieto, R</b> OBP: 0.273, SLG: 0.327 (1, 2)										4	0	0	0	0	1	4												
<b>Inning Stats</b>	R: 0 E: 0 K: 2 S: 7	H: 1 LOB: 2 BB: 1 P: 13	R: 1 E: 0 K: 2 S: 8	H: 1 LOB: 2 BB: 1 P: 13	R: 1 E: 0 K: 0 S: 4	H: 1 LOB: 1 BB: 1 P: 9	R: 0 E: 0 K: 0 S: 3	H: 0 LOB: 1 BB: 0 P: 4	R: 0 E: 0 K: 0 S: 4	H: 2 LOB: 1 BB: 0 P: 4	R: 2 E: 0 K: 0 S: 5	H: 2 LOB: 0 BB: 0 P: 5	R: 0 E: 0 K: 3 S: 9	H: 0 LOB: 1 BB: 1 P: 13	R: 0 E: 1 K: 1 S: 6	H: 0 LOB: 1 BB: 0 P: 6		1B: 4 2B: 1 3B: 0 HR: 1	SF: 1 SAC: 0 DP: 1 HBP: 3	WP: 1 PB: 0 SB: 0 CS: 0	PA: 36							
<b>PITCHER</b>	IP	WLS	BF	H	R	ER	SO	BB	IBB	HBP	BLK	WP	HR	S	P	ERA		WHIP										
<b>Charlie Hough, R</b> ERA: 3.8 (1, 1)	8.0	L	36	6	4	4	8	3	0	3	0	1	0	46	61	4.50		1.125										



Batter	1	2	3	4	5	6	7	8	9	AB	R	H	RBI	BB	SO	LOB	TOP		
Jerry Browne, S OBP: 0.356, SLG: 0.343 Greg Tabor, R (7.4)	F7		4-3		K		6-3		K	4	0	0	0	0	1	1			
Scott Fletcher, R OBP: 0.336, SLG: 0.377 Curtis Wilkerson, S OBP: 0.298, SLG: 0.400 (7.6)	5-3		6-3			6-3			6-3	3	0	0	0	0	0	0			
Ruben Sierra, S OBP: 0.309, SLG: 0.481 Cecl Espy, S (7.9)	K		K			G3 2B	F7			4	1	1	0	0	2	2			
Pete O'Brien, L OBP: 0.355, SLG: 0.466 Tom Paciorek, R OBP: 0.294, SLG: 0.375 (8.3)		4-3		4-3		G3			1B	4	0	1	0	0	0	1			
Larry Parrish, R OBP: 0.331, SLG: 0.491 Steve Buechele, R OBP: 0.286, SLG: 0.391 (8.5)		1B		L3		2B			1B	3	1	2	0	0	0	0			
Oddibe McDowell, L OBP: 0.316, SLG: 0.432 (1.8)		1B		F7		HBP			1B	4	0	1	1	0	2	3			
Pete Incaviglia, R OBP: 0.336, SLG: 0.505 Darrell Porter, L OBP: 0.381, SLG: 0.403 (8. PH)		1B				4-3 6-3 1B	K		F5	3	1	2	0	0	1	2			
Geno Petrali, L OBP: 0.387, SLG: 0.457 Mike Stanley, R OBP: 0.362, SLG: 0.405 (7.2)		1B		4-3					F9	3	0	2	1	0	0	1			
Bob Brower, R OBP: 0.333, SLG: 0.457 Dave Meier, R OBP: 0.333, SLG: 0.389 (7.7)		1-3		6-3			K		F8	3	0	0	1	0	1	3			
<b>Inning Stats</b>	R: 0 E: 0 K: 1 S: 5	H: 0 LOB: 0 BB: 0 P: 5	R: 1 E: 0 K: 1 S: 8	H: 3 LOB: 2 BB: 0 P: 8	R: 0 E: 0 K: 1 S: 5	H: 0 LOB: 0 BB: 0 P: 5	R: 0 E: 0 K: 0 S: 3	H: 0 LOB: 0 BB: 0 P: 3	R: 1 E: 0 K: 1 S: 6	H: 1 LOB: 0 BB: 0 P: 6	R: 1 E: 0 K: 1 S: 7	H: 2 LOB: 2 BB: 0 P: 8	R: 0 E: 0 K: 1 S: 7	H: 2 LOB: 2 BB: 0 P: 7	R: 0 E: 0 K: 1 S: 5	H: 0 LOB: 0 BB: 0 P: 5	1B: 9 2B: 1 3B: 0 HR: 0	SF: 0 SAC: 0 DP: 0 HBP: 1	WP: 1 PA: 38 PB: 0 CS: 0
<b>PITCHER</b> Mike Morgan, R ERA: 4.6 (1.1)	IP: 9.0 WLS: W BF: 38 H: 10 R: 3 ER: 3 SO: 8 BB: 0 IBB: 0 HBP: 1 BLK: 0 WP: 1 HR: 0 S: 53 P: 54 ERA: 3.00 WHIP: 1.111															<b>PITCHER</b> IP: WLS: BF: H: R: ER: SO: BB: IBB: HBP: BLK: WP: HR: S: P: ERA: WHIP:			

Texas Rangers @ Seattle Mariners  
The Kingdome, Seattle, WA  
Fri Sep 25 1987, 10:05 PM EDT  
Att: 7,246 - Unknown

AB 37  
R 3  
H 10  
RBI 3  
BB 0  
SO 8  
LOB 17



Batter	1	2	3	4	5	6	7	8	9	AB	R	H	RBI	BB	SO	LOB	BOTTOM		
Donell Nixon, R OBP: 0.300, SLG: 0.333 (1.8)	L4	SH1-4		G3 S BB			5-3			3	1	1	1	1	0	0			
Phil Bradley, R OBP: 0.384, SLG: 0.467 Dave Hengel, R OBP: 0.231, SLG: 0.231 (8.9)	S BB SF9 1B	S 1B		G3		K			K	4	1	2	1	0	1	1			
Alvin Davis, L OBP: 0.372, SLG: 0.509 Brick Smith, R (7.3)	4-0 1-2 BB	6-3		3-1		1B BB WP BB			4-3 BB	2	1	0	1	2	0	2			
Ken Phelps, L OBP: 0.411, SLG: 0.556 Gary Matthews, R OBP: 0.321, SLG: 0.342 (8. PH)	SF9 2H	K				K			4-3	2	1	0	1	1	2	1			
Jim Prestley, R OBP: 0.298, SLG: 0.438 Edgar Martinez, R OBP: 0.406, SLG: 0.567 (7.5)	K			K		2B 1B			F8	4	2	2	0	0	2	1			
Mike Kingery, L OBP: 0.331, SLG: 0.453 Jim Weaver, L (8.7)		BB 1B		F7		1-3 1B			F5	4	2	2	0	0	0	2			
Dave Valle, R OBP: 0.301, SLG: 0.452 (1.2)		4-0 1-2 SH BB		G3		K			1B	3	1	1	2	1	1	2			
Rey Quinones, R OBP: 0.318, SLG: 0.400 Mario Diaz, R OBP: 0.357, SLG: 0.500 (8.6)		SH1-4 1B							K	3	2	3	4	0	0	0			
Harold Reynolds, S OBP: 0.326, SLG: 0.373 (1.4)		SH S SH1-4		F9		G3			5-3	3	1	0	0	0	0	1			
<b>Inning Stats</b>	R: 1 E: 0 K: 1 S: 6	H: 1 LOB: 1 BB: 1 P: 10	R: 4 E: 1 K: 1 S: 9	H: 3 LOB: 1 BB: 1 P: 13	R: 0 E: 0 K: 1 S: 5	H: 0 LOB: 0 BB: 0 P: 5	R: 1 E: 0 K: 0 S: 4	H: 1 LOB: 1 BB: 1 P: 8	R: 2 E: 0 K: 2 S: 10	H: 3 LOB: 1 BB: 0 P: 10	R: 4 E: 0 K: 1 S: 7	H: 3 LOB: 1 BB: 2 P: 15	R: 0 E: 0 K: 1 S: 5	H: 0 LOB: 0 BB: 0 P: 5	R: 0 E: 0 K: 1 S: 5	H: 0 LOB: 1 BB: 1 P: 9	1B: 8 2B: 1 3B: 0 HR: 2	SF: 1 SAC: 2 DP: 0 HBP: 0	WP: 1 PA: 41 PB: 0 CS: 0
<b>PITCHER</b> Bobby Witt, R ERA: 5.17 Dwayne Henry, R ERA: 9.0 Steve Howe, L ERA: 5.19 Mitch Williams, L ERA: 2.9	IP: 1.1 WLS: L BF: 24 H: 7 R: 8 ER: 8 SO: 4 BB: 2 IBB: 0 HBP: 0 BLK: 0 WP: 1 HR: 1 S: 29 P: 41 ERA: 16.61 WHIP: 2.308															<b>PITCHER</b> IP: WLS: BF: H: R: ER: SO: BB: IBB: HBP: BLK: WP: HR: S: P: ERA: WHIP:			

Texas Rangers @ Seattle Mariners  
The Kingdome, Seattle, WA  
Fri Sep 25 1987, 10:05 PM EDT  
Att: 7,246 - Unknown

AB 32  
R 12  
H 11  
RBI 10  
BB 6  
SO 8  
LOB 12





Batter	1	2	3	4	5	6	7	8	9	AB	R	H	RBI	BB	SO	LOB	TOP										
Jerry Browne, S (1,4) OBP: 0.357, SLG: 0.343	0-0 CS 1B		0-0 5-3		4-0 BB			0-0 1-3		3	0	1	0	1	0	0											
Scott Fletcher, R (1,6) OBP: 0.355, SLG: 0.375	0-0 6-3		4-0 1B BB		0-3 K			0-3 K		3	0	0	0	1	2	2											
Ruben Sierra, S (1,9) OBP: 0.309, SLG: 0.480	0-0 G3		0-0 1-2 1B		0-0 F8			4-0 1B BB		3	0	1	0	1	0	0											
Pete O'Brien, L (1,3) Cecil Espy, S (8, PR) Tom Paciorek, R (8, 3) OBP: 0.319, SLG: 0.434 OBP: 0.294, SLG: 0.375		0-0 F7	0-0 F7		0-0 F9			0-0 BB 1B		4	0	1	0	0	0	2											
Larry Parrish, R (1,10) OBP: 0.330, SLG: 0.488		0-0 F9		0-0 5-3		0-3 K		4-0 BB FC6-4		3	0	0	0	1	1	0											
Pete Incaviglia, R (1,7) OBP: 0.336, SLG: 0.505		0-0 1B 2B		0-0 6-3				0-0 FC6-4		4	1	1	0	0	0	3											
Oddibe McDowell, L (1,8) Bob Brower, R (9, PH) OBP: 0.332, SLG: 0.455		0-0 1B	0-0 F7		0-0 1B 1B			0-3 K		3	0	2	1	0	0	0											
Mike Stanley, R (1,2) Greg Tabor, R (7, PR) Tom O'Malley, L (7, 5) Don Slaughter, R (9, PH) OBP: 0.361, SLG: 0.404 OBP: 0.322, SLG: 0.349 OBP: 0.300, SLG: 0.412		0-0 5-3		0-0 F9				0-0 5-3		3	0	1	0	0	0	1											
Steve Buechele, R (1,5) Geno Petralli, L (7, PH) Dave Meier, R (9, PH) OBP: 0.285, SLG: 0.389 OBP: 0.385, SLG: 0.454 OBP: 0.316, SLG: 0.368			0-0 6-3		0-0 1-3			0-0 K		2	0	0	0	0	0	0											
<b>Inning Stats</b>	R: 0 E: 0 K: 0 S: 3	H: 1 LOB: 0 BB: 0 P: 3	R: 1 E: 0 K: 0 S: 5	H: 2 LOB: 1 BB: 0 P: 5	R: 0 E: 0 K: 0 S: 4	H: 1 LOB: 2 BB: 1 P: 8	R: 0 E: 0 K: 0 S: 3	H: 0 LOB: 0 BB: 0 P: 3	R: 0 E: 0 K: 1 S: 5	H: 0 LOB: 1 BB: 1 P: 9	R: 0 E: 0 K: 0 S: 4	H: 2 LOB: 2 BB: 0 P: 4	R: 0 E: 0 K: 1 S: 6	H: 1 LOB: 3 BB: 2 P: 14	R: 0 E: 0 K: 2 S: 7	H: 0 LOB: 0 BB: 0 P: 7	1B: 6 2B: 1 3B: 0 HR: 0	SF: 0 SAC: 0 DP: 1 HBP: 0	WP: 0 PB: 0 SB: 0 CS: 1	PA: 36							
<b>PITCHER</b>	IP	WLS	BF	H	R	ER	SO	BB	IBB	HBP	BLK	WP	HR	S	P	ERA	WHIP										
Mike Moore, R (1,1) ERA: 4.63	7.2	W	31	7	1	1	3	3	0	0	0	0	0	34	46	1.17	1.304										
Jerry Reed, R (8,1) ERA: 3.18	0.1		2	0	0	0	0	1	0	0	0	0	0	1	5	0.00	3.000										
Bill Wilkinson, L (9,1) ERA: 3.72	1.0	S	3	0	0	0	2	0	0	0	0	0	0	7	7	0.00	0.000										

Texas Rangers @ Seattle Mariners  
The Kingdome, Seattle, WA  
Sat Sep 26 1987, 10:05 PM EDT  
Att: 30,977 - Unknown

AB 32  
R 1  
H 7  
RBI 1  
BB 4  
SO 5  
LOB 10



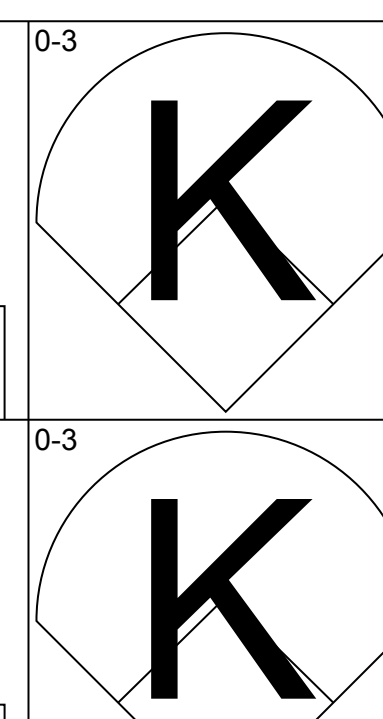
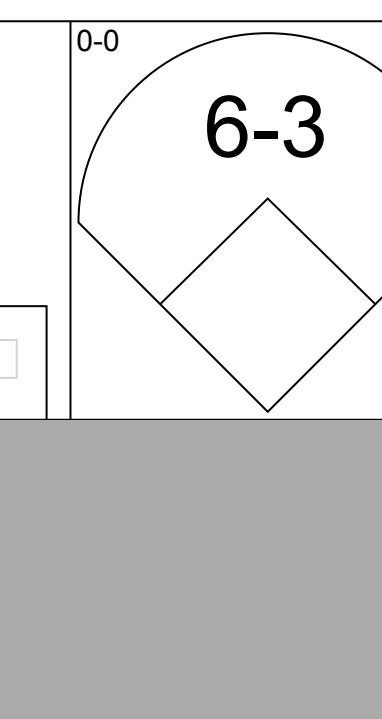
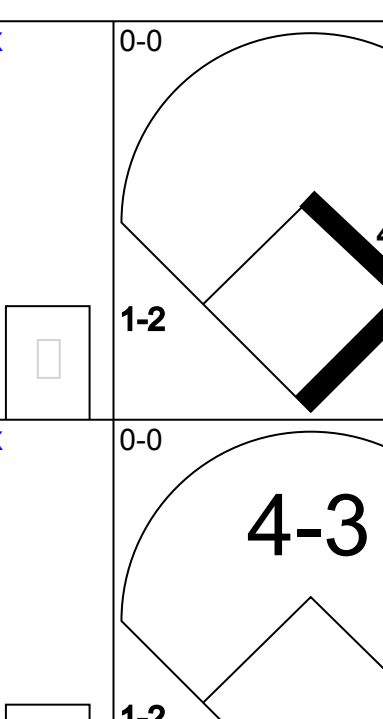
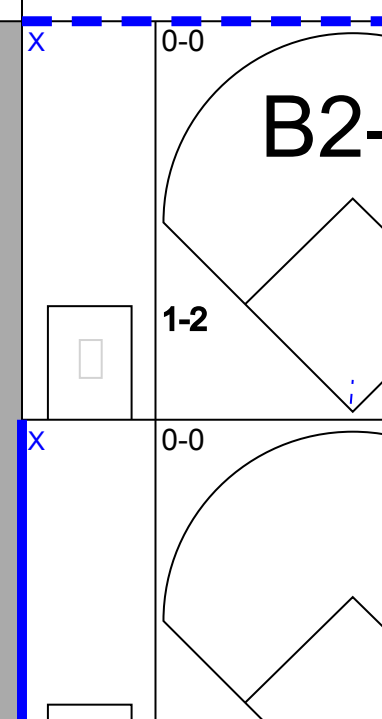
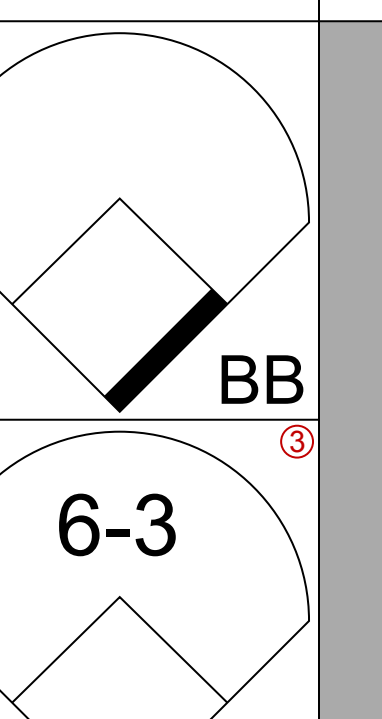
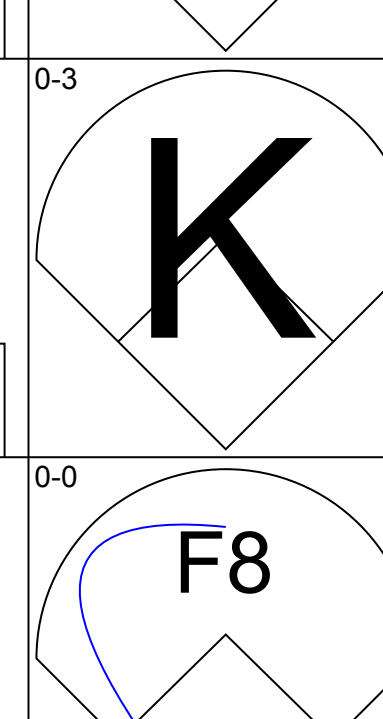
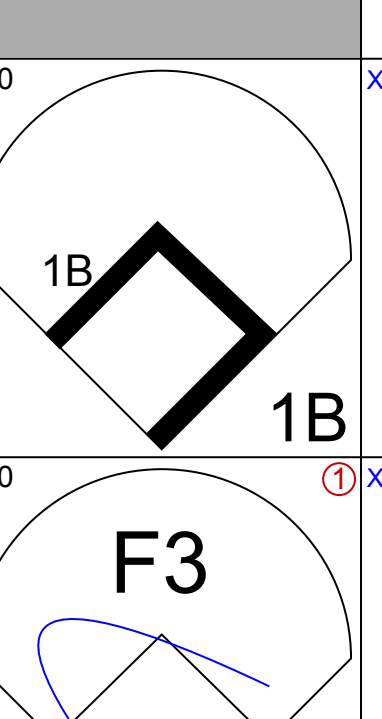
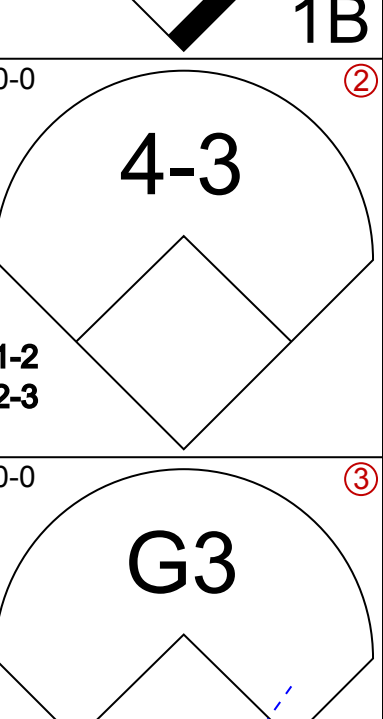
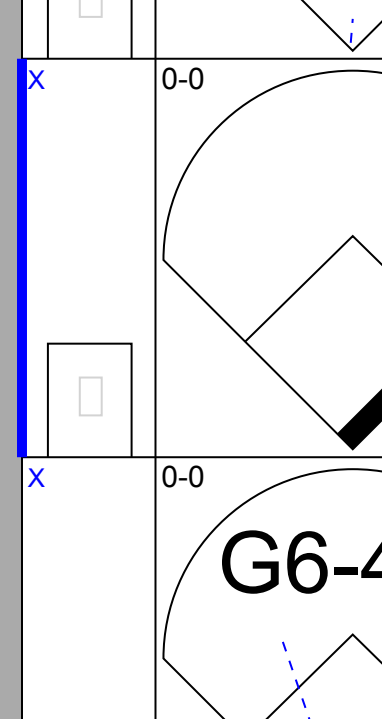
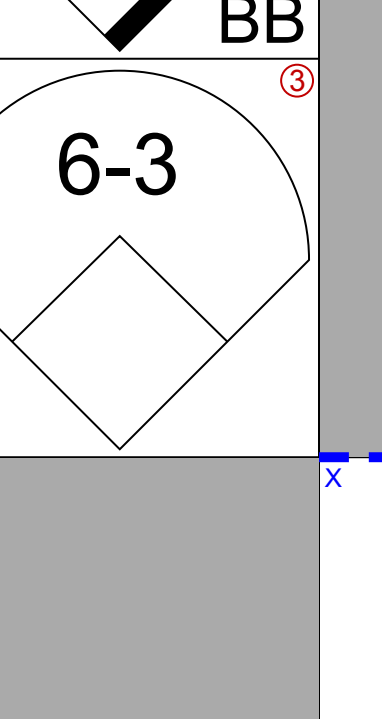
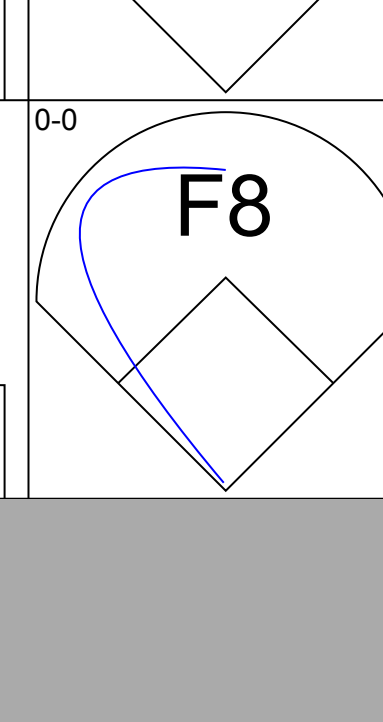
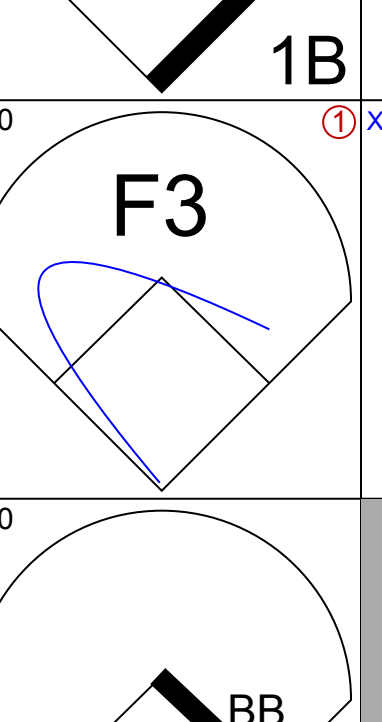
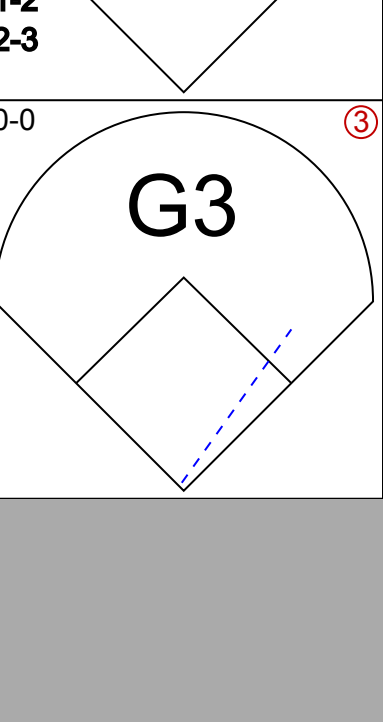
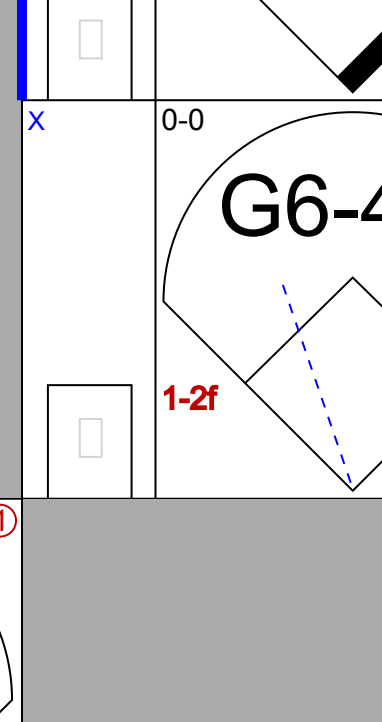
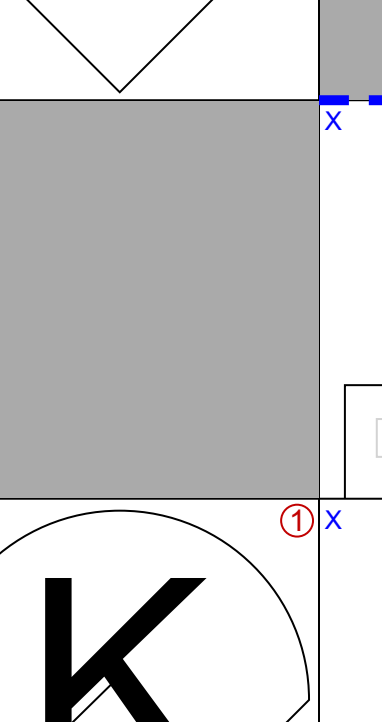
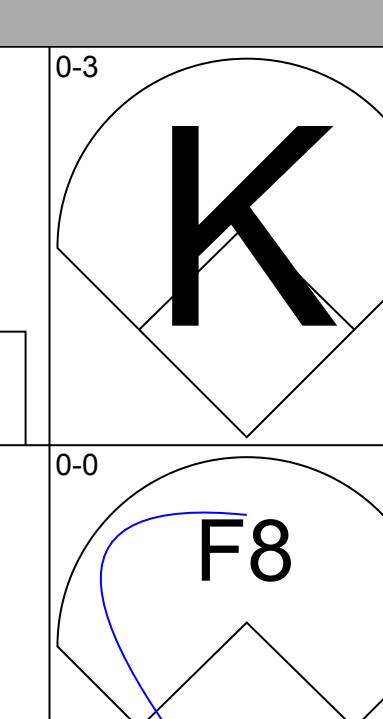
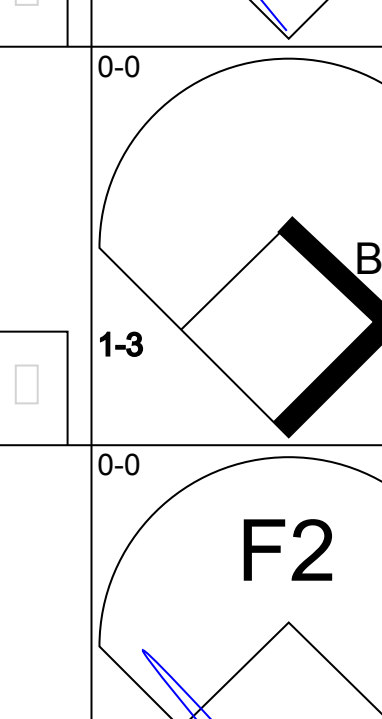
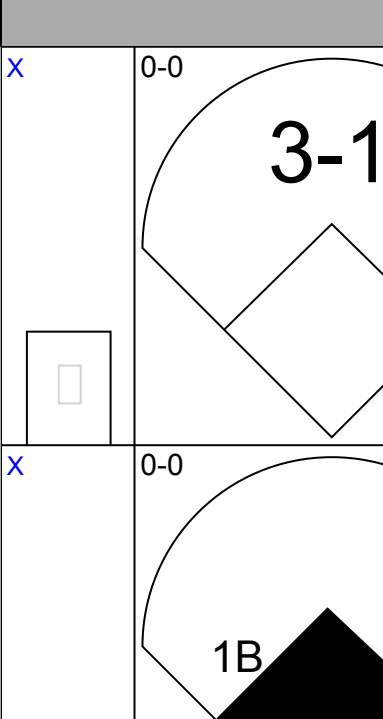
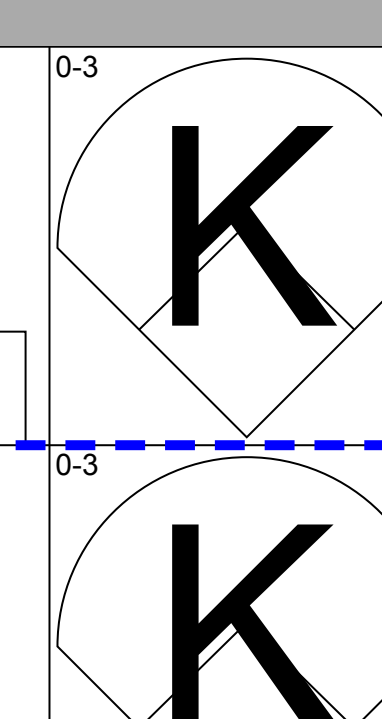
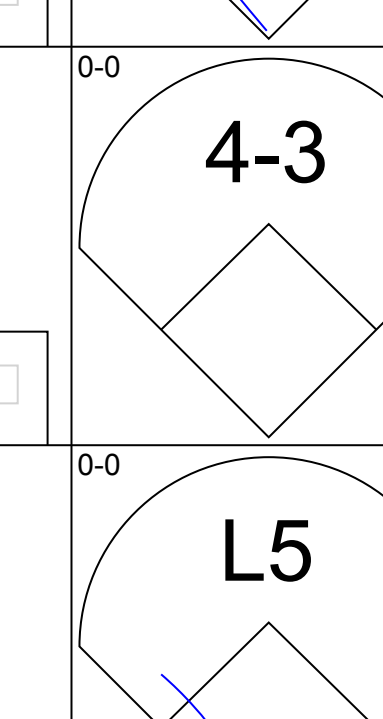
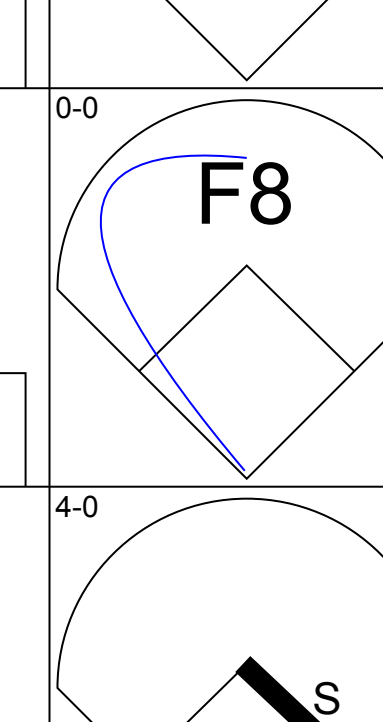
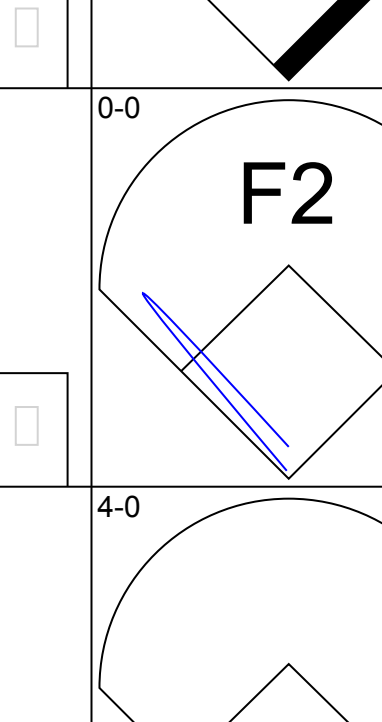
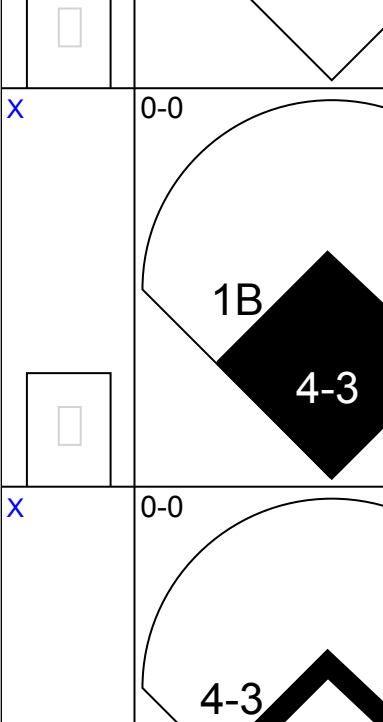
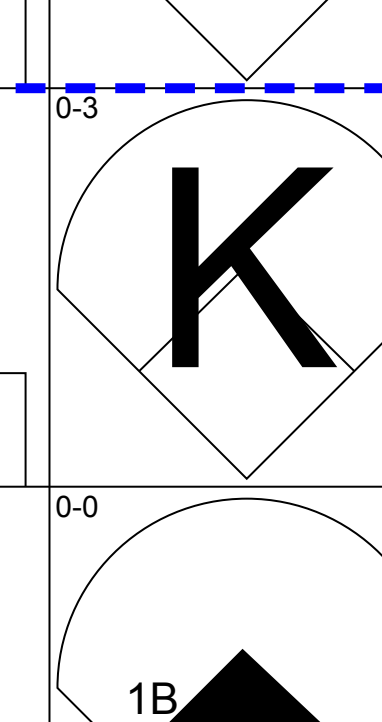
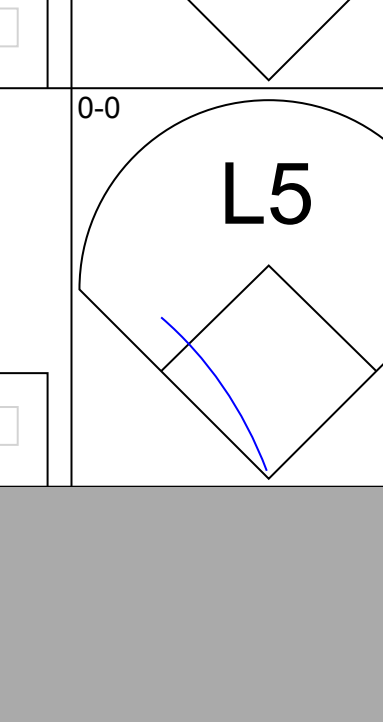
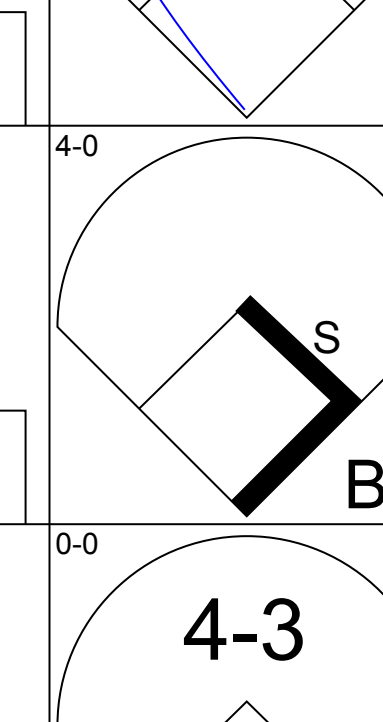
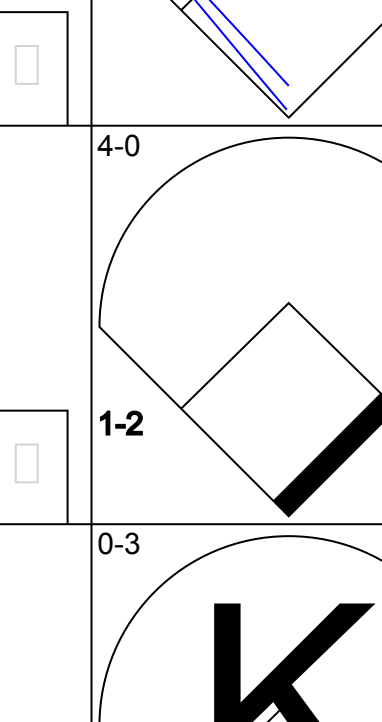
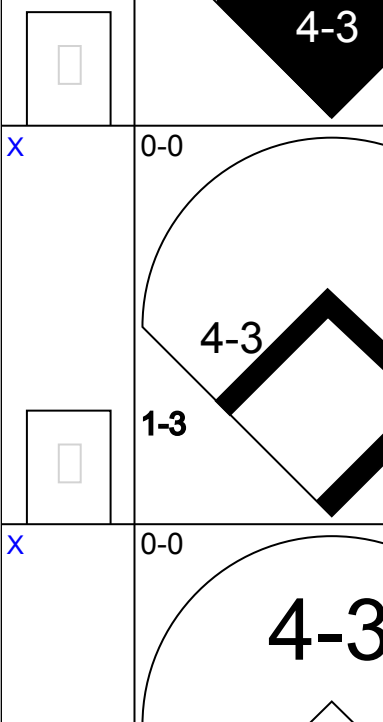
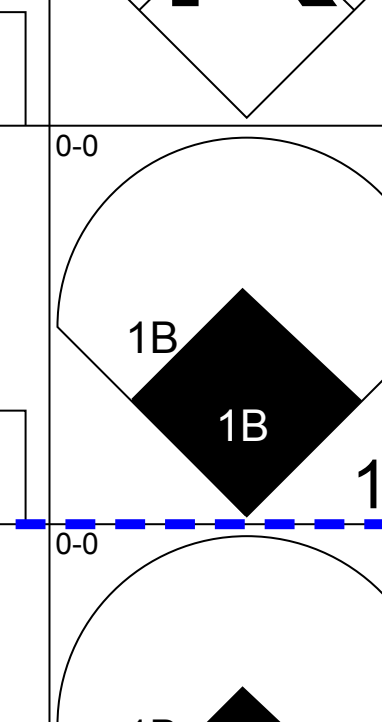
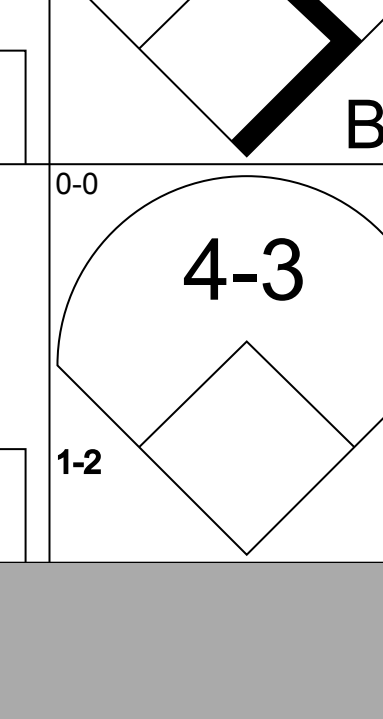
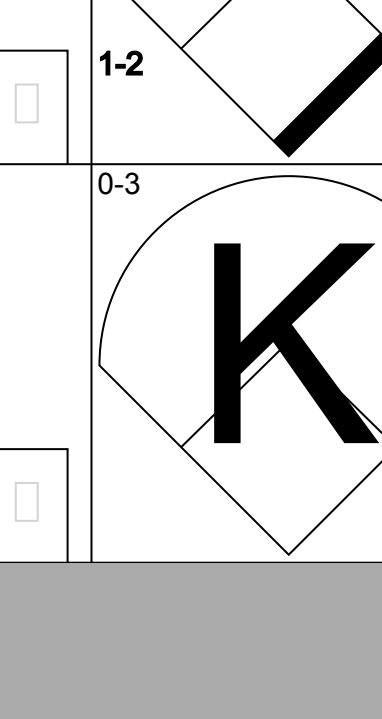
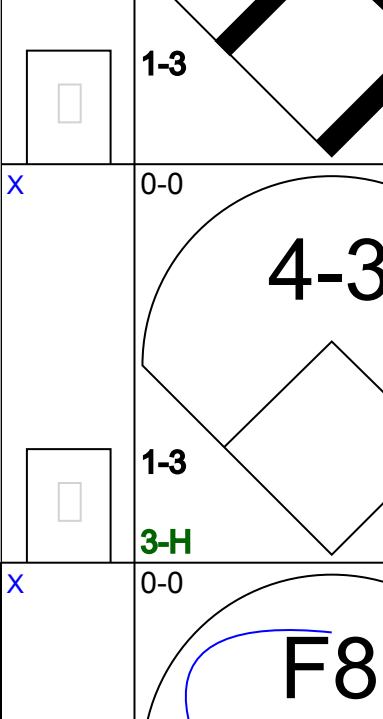
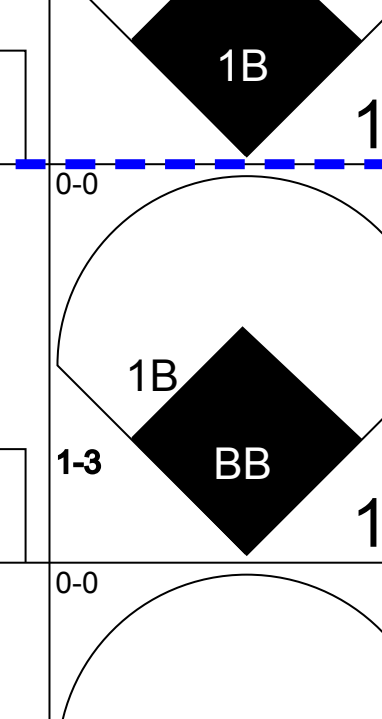

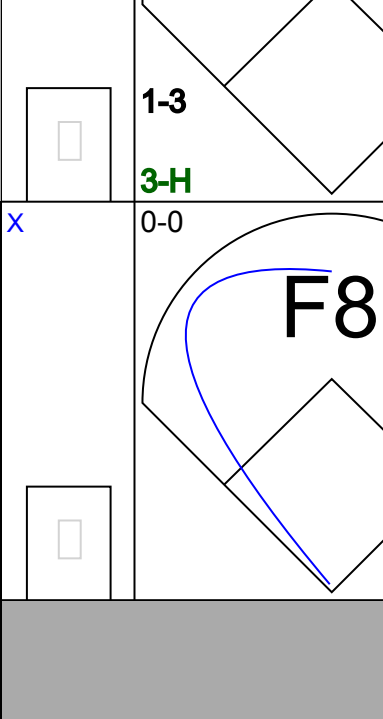
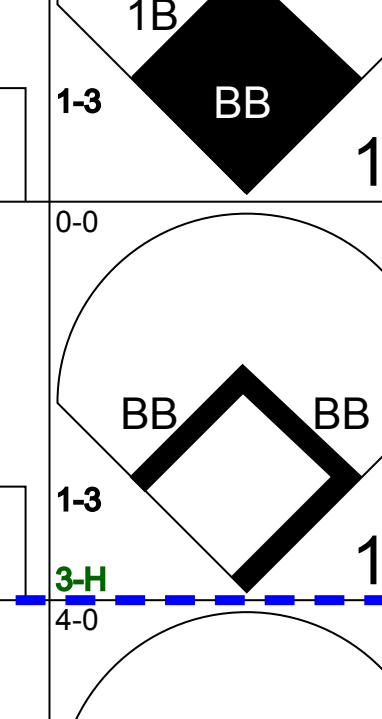
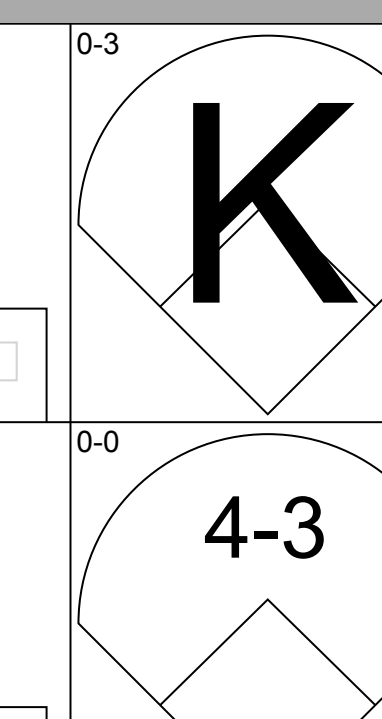
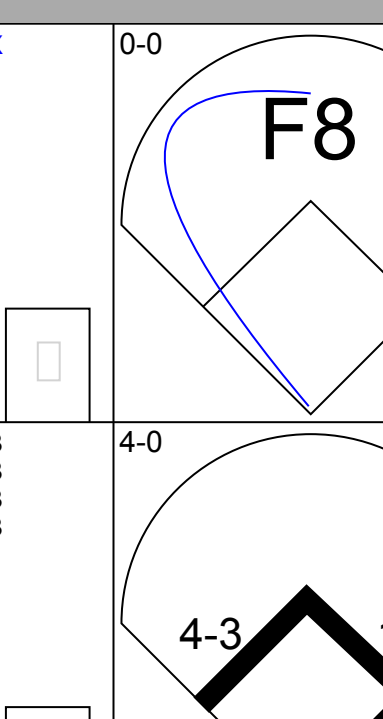
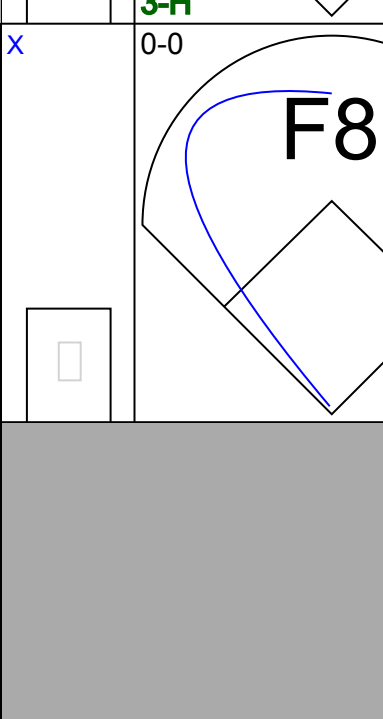
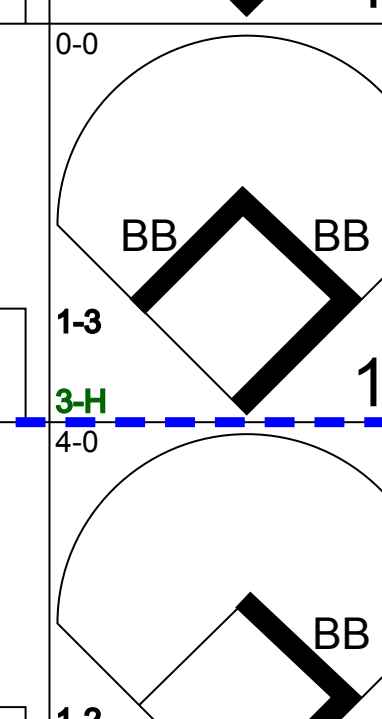

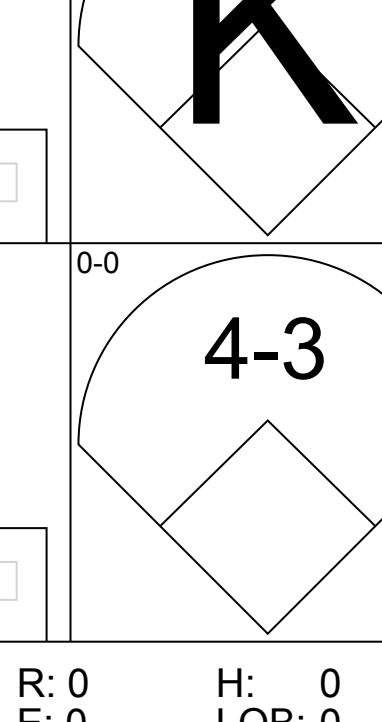
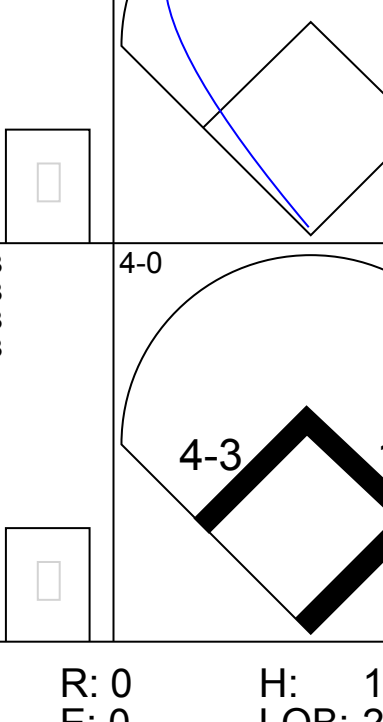
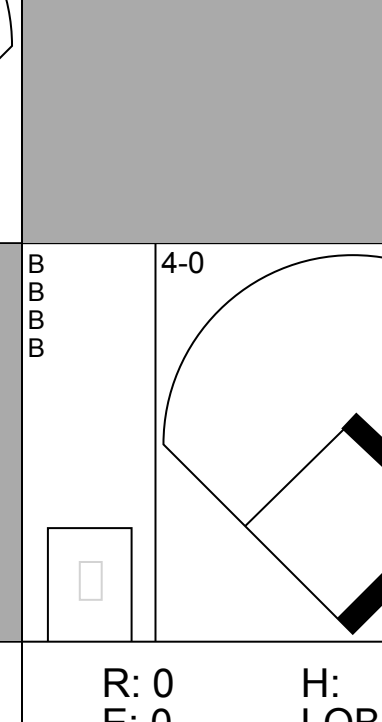
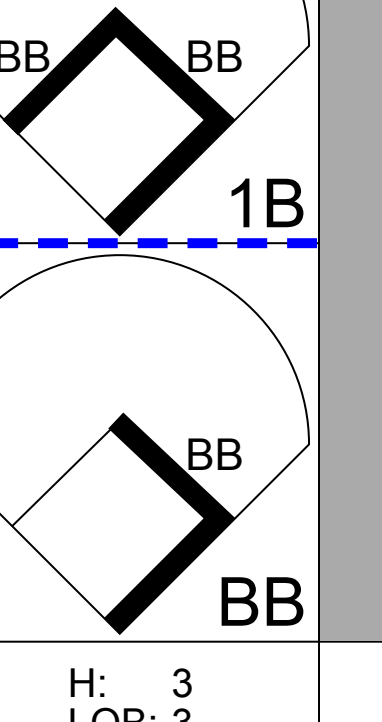
Batter	1	2	3	4	5	6	7	8	9	AB	R	H	RBI	BB	SO	LOB	BOTTOM										
Donell Nixon, R (1,8) OBP: 0.308, SLG: 0.342	0-0 FC6-4 1B		0-0 CS 1B			0-0 5-3				3	0	2	0	0	0	0											
Phil Bradley, R (1,7) OBP: 0.354, SLG: 0.466	0-0 FC6-4 HR		0-0 E7 1B			0-0 F8				3	1	1	0	0	0	1											
Mickey Brantley, R (1,9) OBP: 0.339, SLG: 0.482	0-0 1H HR			0-0 6-3				0-0 5-3		3	1	1	2	0	0	0											
Jim Presley, R (1,5) OBP: 0.296, SLG: 0.435		0-0 5-3		0-0 F9				0-0 F9		3	0	0	0	0	0	0											
Alvin Davis, L (1,3) OBP: 0.371, SLG: 0.506		0-0 F8		0-0 F5				0-0 5-3		3	0	0	0	0	0	0											
Dave Valle, R (1,2) OBP: 0.299, SLG: 0.447		0-3 K		0-0 5-3				0-0 F3		3	0	0	0	0	1	0											
Gary Matthews, R (1,10) Ken Phelps, L (8, PH) OBP: 0.317, SLG: 0.338 OBP: 0.410, SLG: 0.555		0-0 F7		0-0 F8				0-0 F7		2	0	0	0	0	0	0											
Mario Diaz, R (1,6) OBP: 0.294, SLG: 0.412		0-0 F8		0-0 F8				0-0 6-3		3	0	0	0	0	0	0											
Harold Reynolds, S (1,4) OBP: 0.325, SLG: 0.372			0-0 F4			0-0 6-3				2	0	0	0	0	0	0											
<b>Inning Stats</b>	R: 2 E: 0 K: 0 S: 5	H: 2 LOB: 0 BB: 0 P: 5	R: 0 E: 0 K: 1 S: 5	H: 0 LOB: 0 BB: 0 P: 5	R: 0 E: 1 K: 0 S: 3	H: 2 LOB: 1 BB: 0 P: 3	R: 0 E: 0 K: 0 S: 3	H: 0 LOB: 0 BB: 0 P: 3	R: 0 E: 0 K: 0 S: 3	H: 0 LOB: 0 BB: 0 P: 3	R: 0 E: 0 K: 0 S: 3	H: 0 LOB: 0 BB: 0 P: 3	R: 0 E: 0 K: 0 S: 3	H: 0 LOB: 0 BB: 0 P: 3	R: 0 E: 0 K: 0 S: 3	H: 0 LOB: 0 BB: 0 P: 3	1B: 3 2B: 0 3B: 0 HR: 1	SF: 0 SAC: 0 DP: 0 HBP: 0	WP: 0 PB: 0 SB: 0 CS: 1	PA: 26							
<b>PITCHER</b>	IP	WLS	BF	H	R	ER	SO	BB	IBB	HBP	BLK	WP	HR	S	P	ERA	WHIP										
Paul Kilgus, L (1,1) ERA: 4.13	6.0	L	20	4	2	2	1	0	0	0	0	0	0	22	22	3.00	0.667										
Jeff Russell, R (7,1) ERA: 4.45	2.0		6	0	0	0	0	0	0	0	0	0	0	6	6	0.00	0.000										

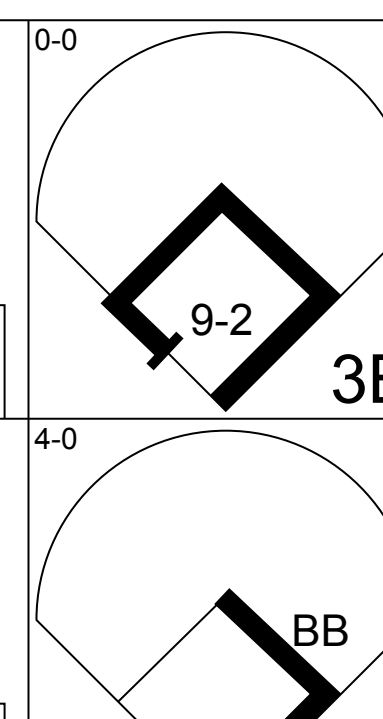
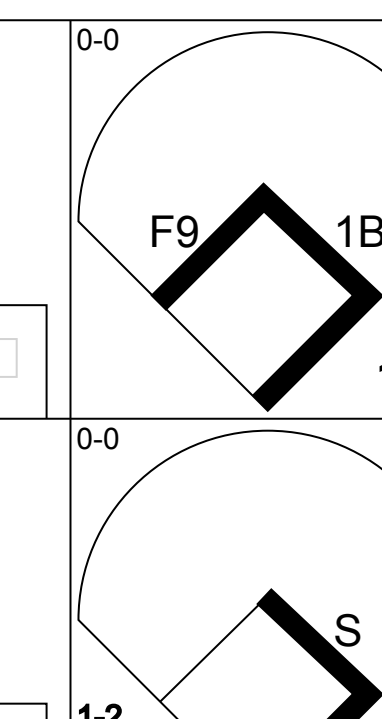
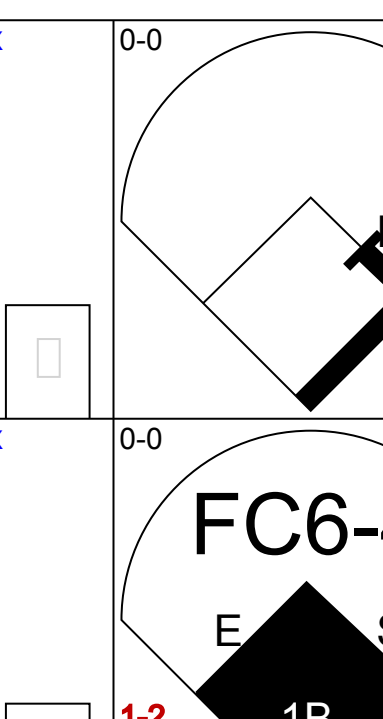
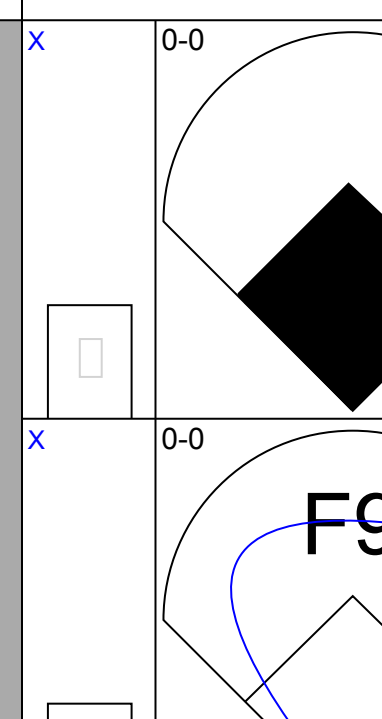
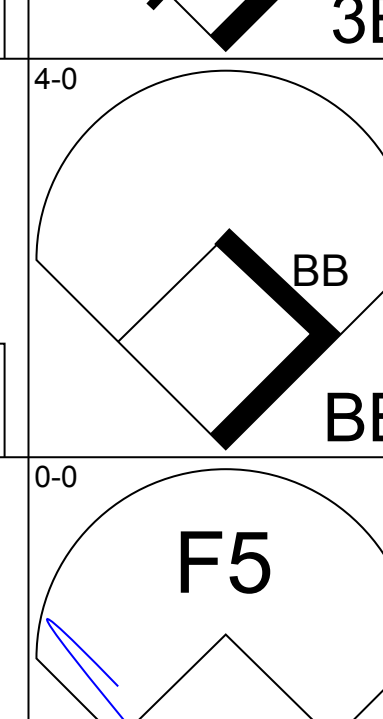
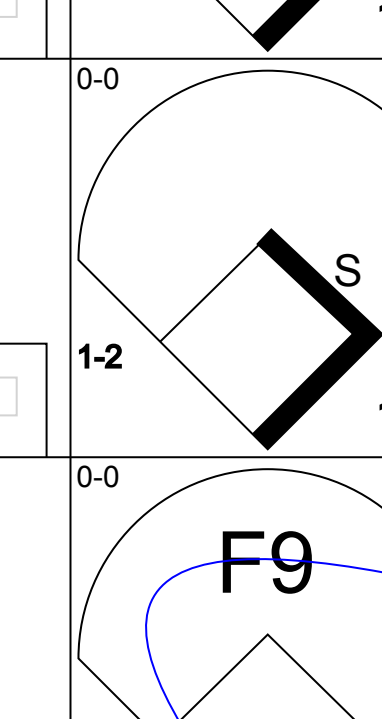
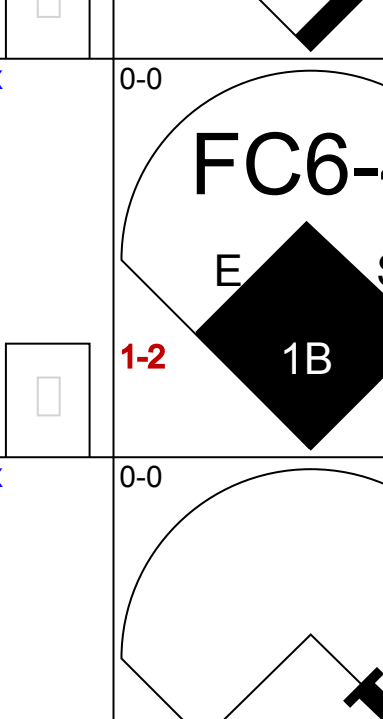
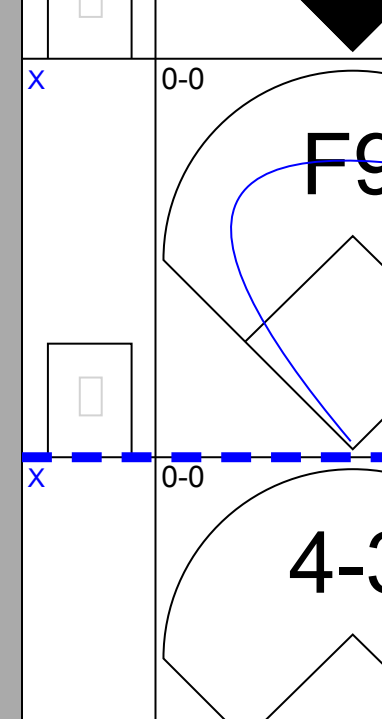
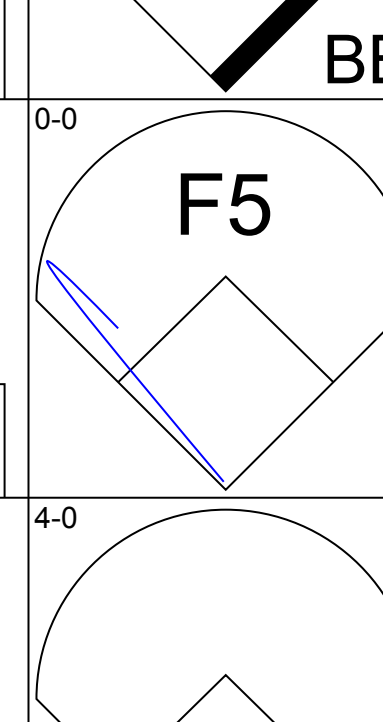
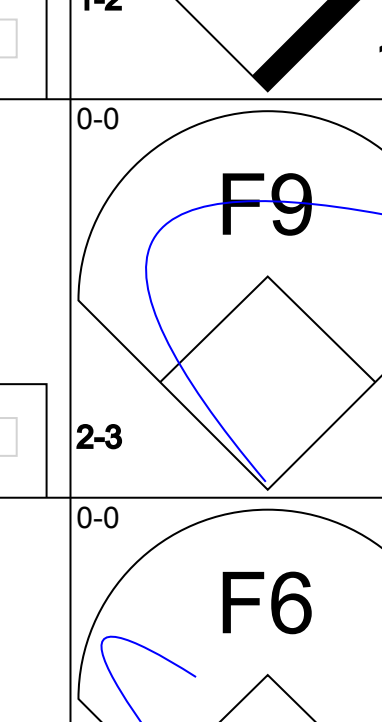
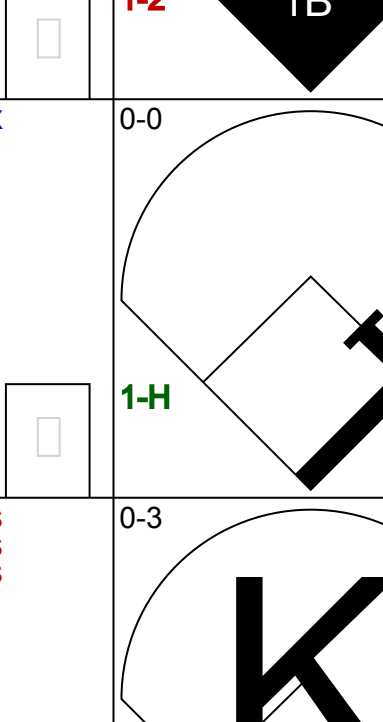
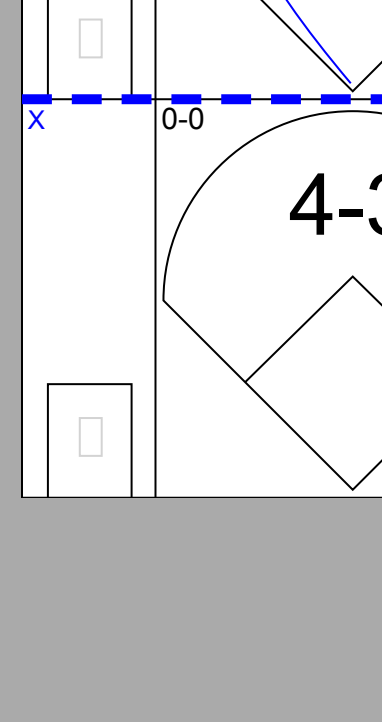
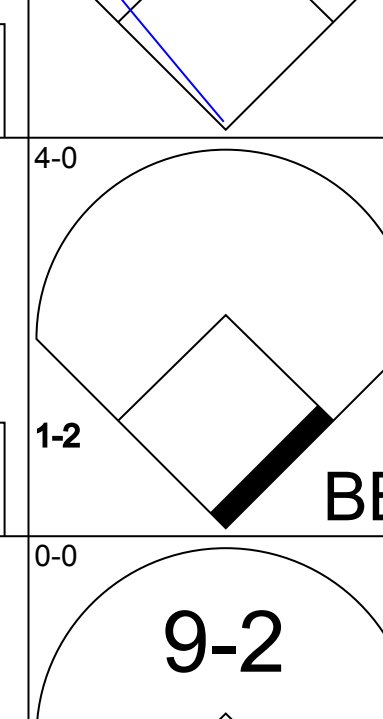
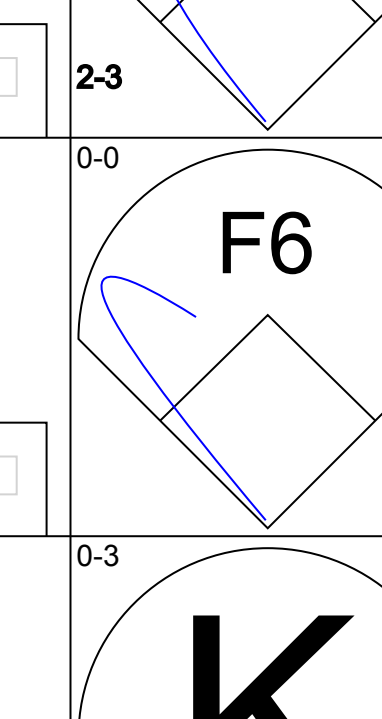
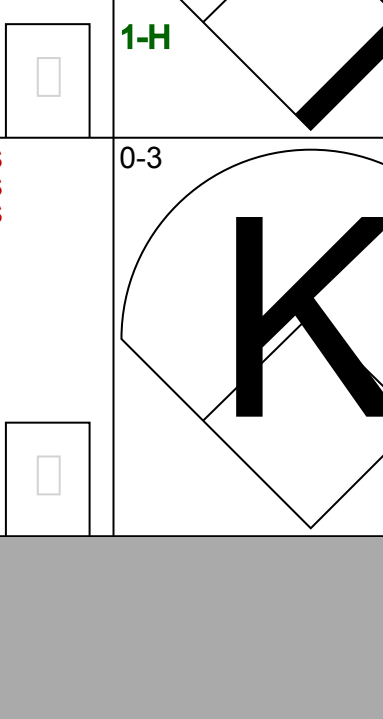

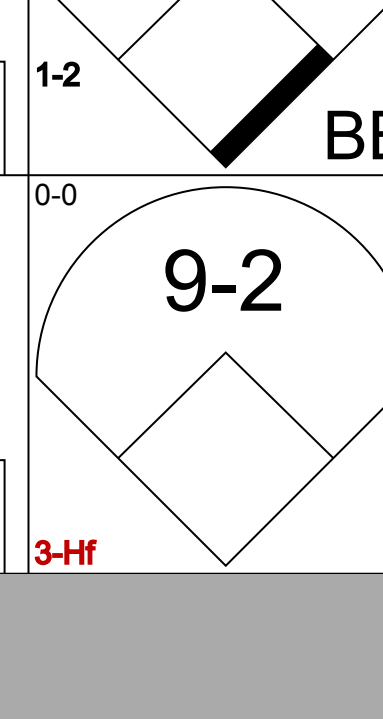
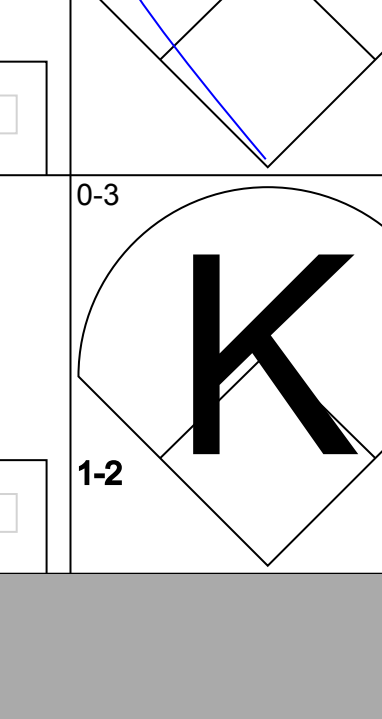
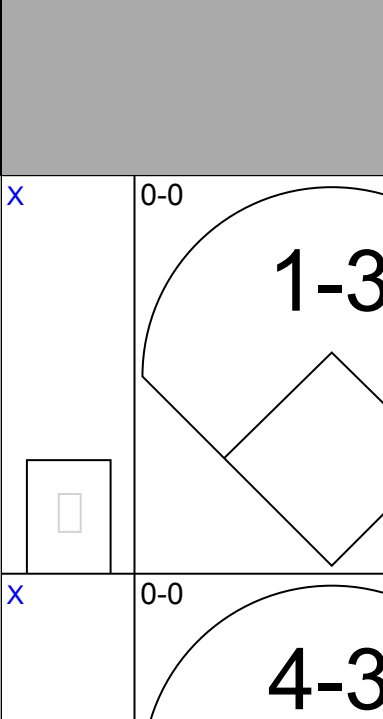
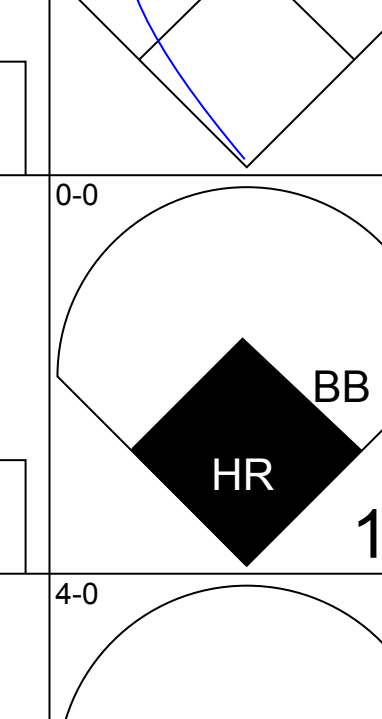
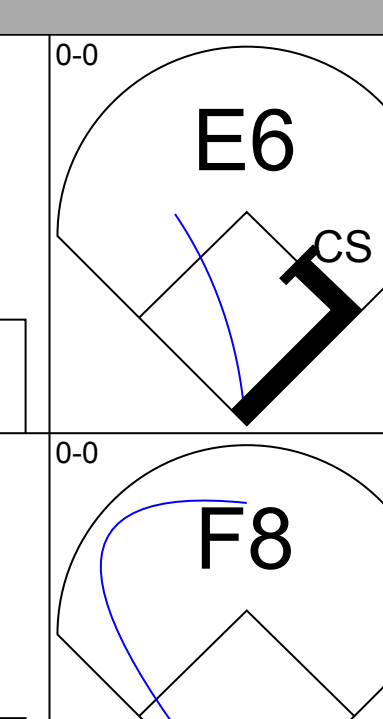
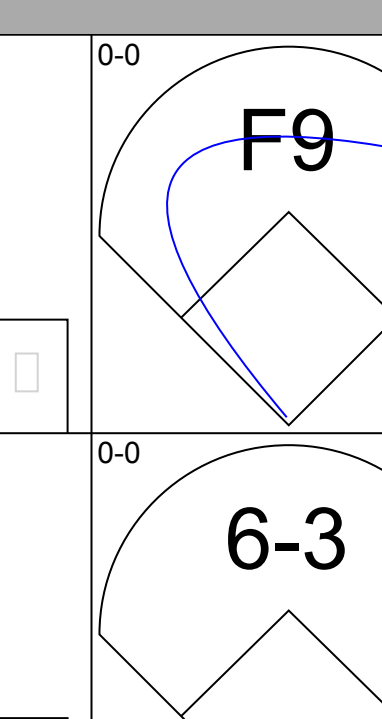
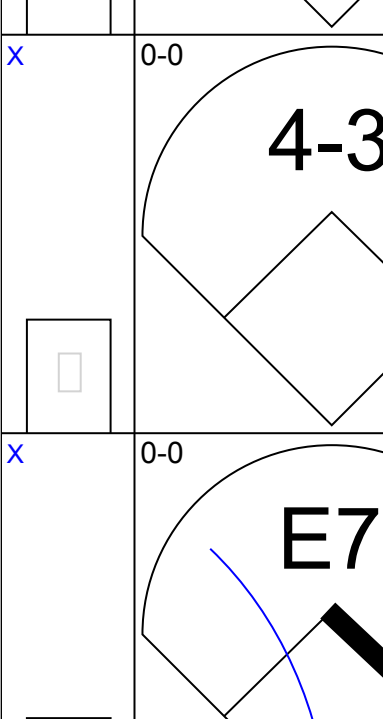
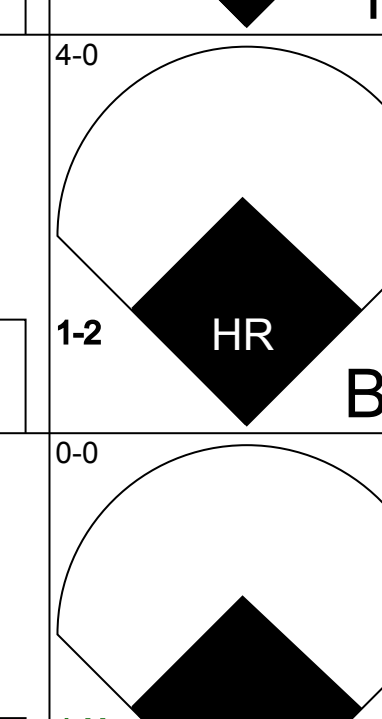
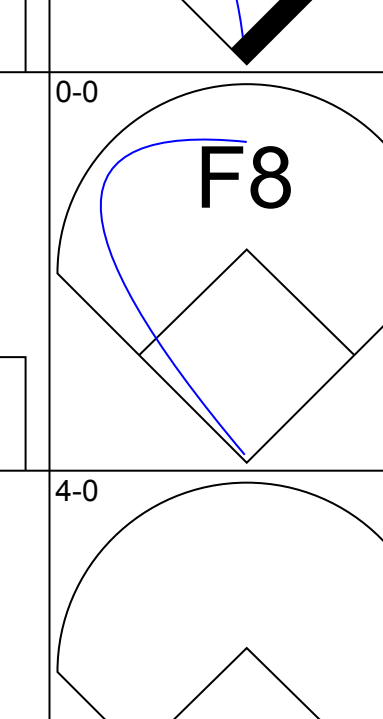
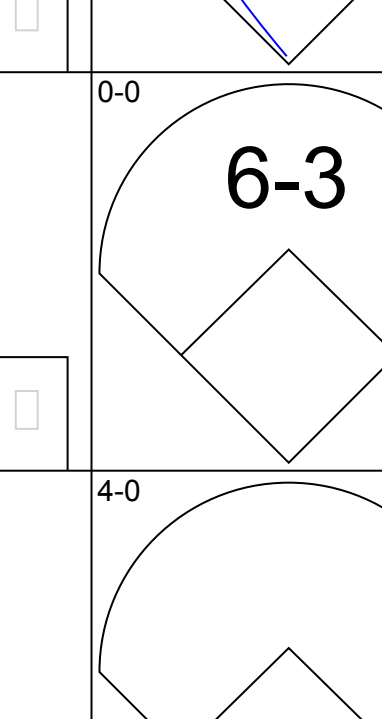
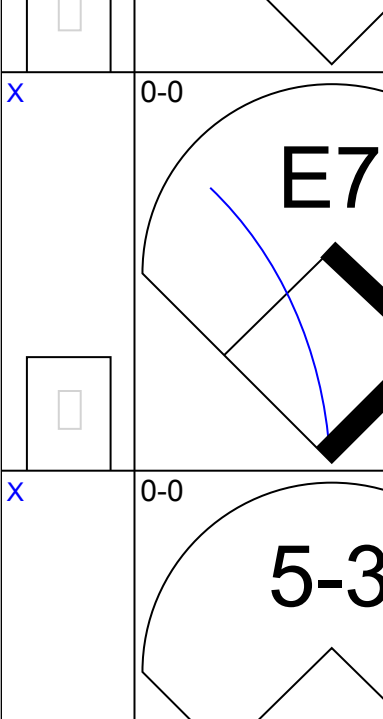
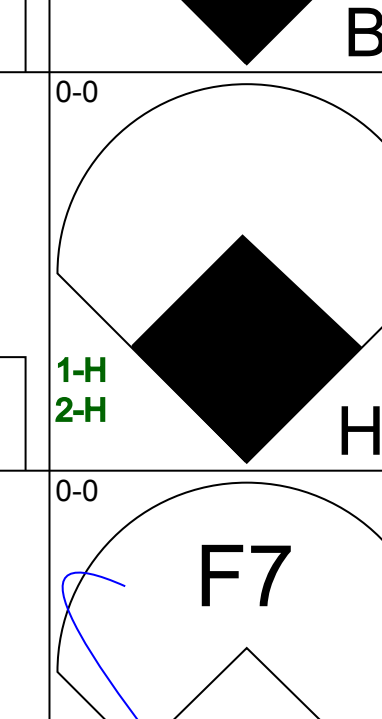
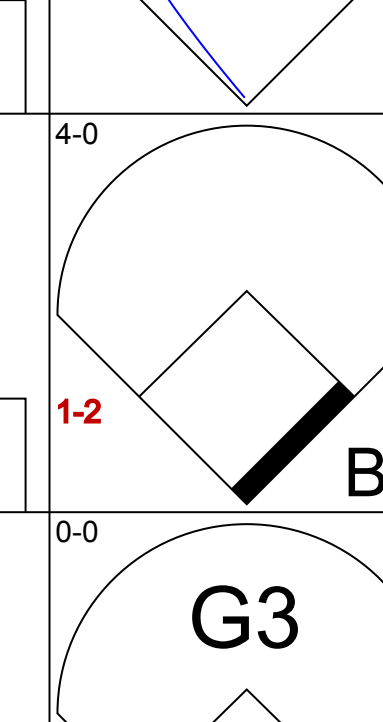
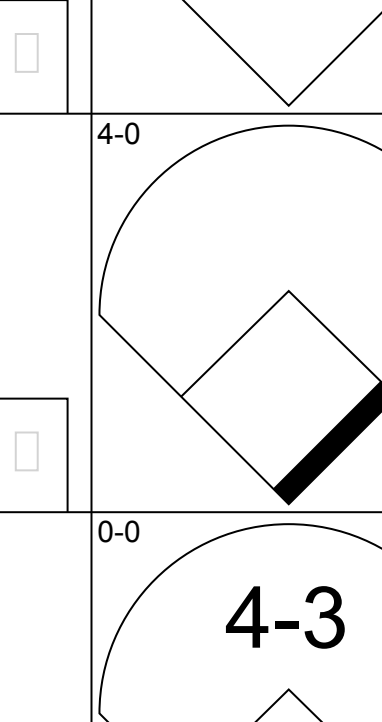
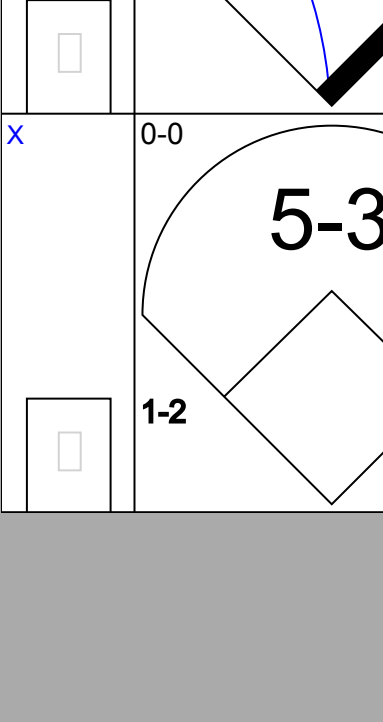
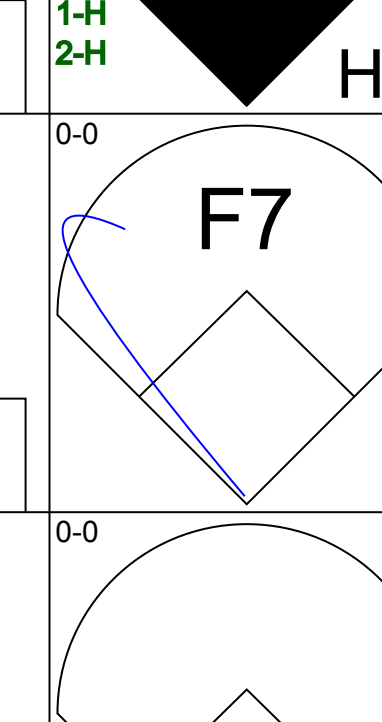
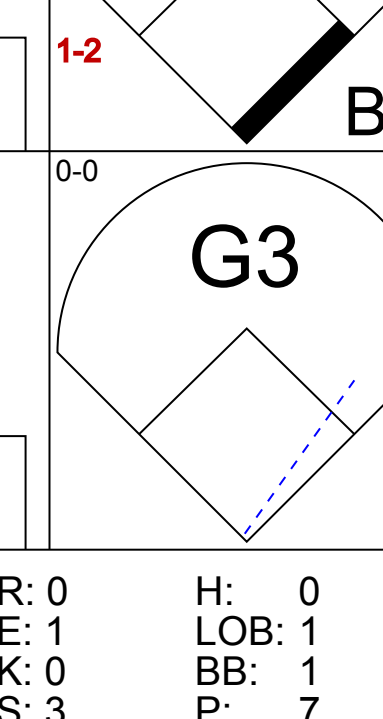
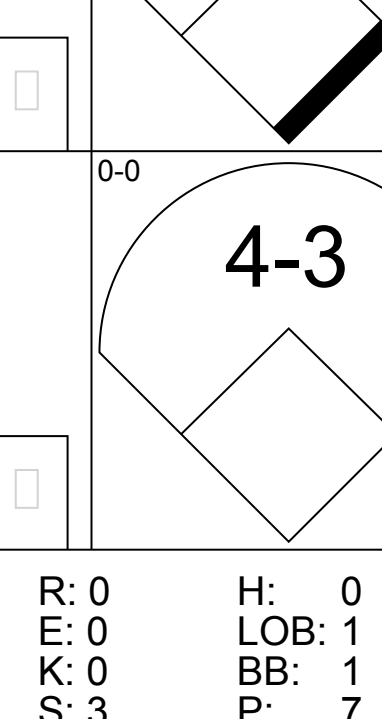
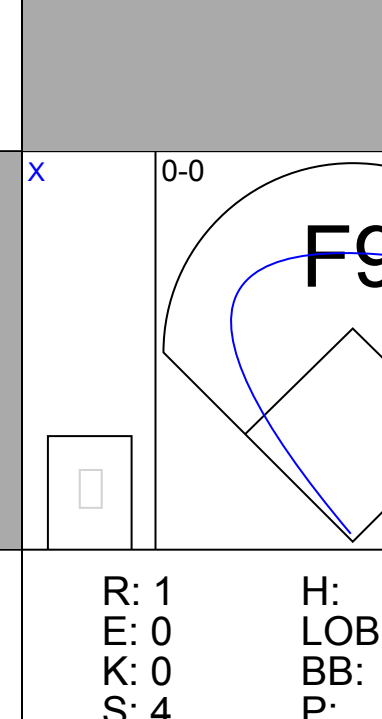
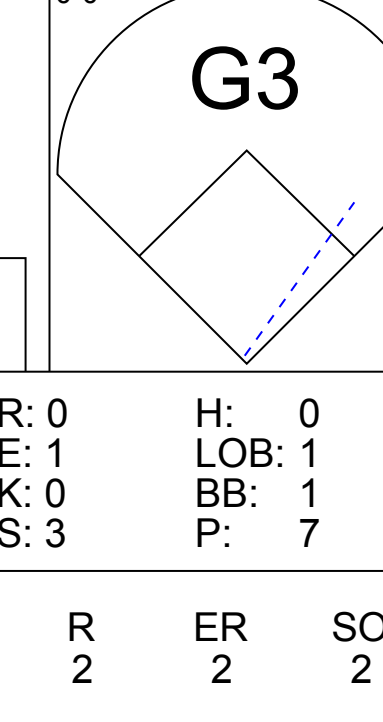
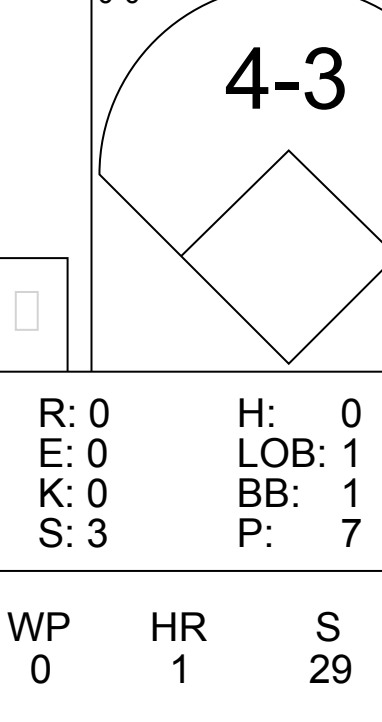
Texas Rangers @ Seattle Mariners  
The Kingdome, Seattle, WA  
Sat Sep 26 1987, 10:05 PM EDT  
Att: 30,977 - Unknown

AB 26  
R 2  
H 4  
RBI 2  
BB 0  
SO 1  
LOB 1





Batter	1	2	3	4	5	6	7	8	9	AB	R	H	RBI	BB	SO	LOB	TOP					
Jerry Browne, S OBP: 0.357, SLG: 0.342 (1, 4)					 1B		 1-2	 1-2 2-3 3H		4	0	1	1	1	1	1	<b>Texas Rangers @ Seattle Mariners</b> The Kingdome, Seattle, WA Sun Sep 27 1987, 6:33 AM EDT Att: 9,032 - Unknown					
Curtis Wilkerson, S OBP: 0.299, SLG: 0.398 Larry Parrish, R OBP: 0.332, SLG: 0.489 Scott Fletcher, R OBP: 0.355, SLG: 0.375 (1, 6) (7, PH) (7, PR) (7, 6)				 1B	 1-2 2-3		 1B			3	0	1	0	0	1	2						
Ruben Sierra, S OBP: 0.307, SLG: 0.477 (1, 9)							 1-2			5	0	0	0	0	0	5						
Pete O'Brien, L OBP: 0.353, SLG: 0.462 (1, 3)				 1B						5	0	1	0	0	2	0						
Darrell Porter, L OBP: 0.380, SLG: 0.402 Pete Incaviglia, R OBP: 0.335, SLG: 0.503 (1, 10) (8, PH)						 4-3 1B				3	1	1	0	0	0	2						
Oddibe McDowell, L OBP: 0.325, SLG: 0.437 (1, 8)	 BB			 1B		 1B		 1B		2	1	2	0	2	0	0						
Geno Petralli, L OBP: 0.380, SLG: 0.447 Mike Stanley, R OBP: 0.364, SLG: 0.407 Greg Tabor, R (1, 2) (8, PH) (8, PR)								 1B		3	0	0	1	0	1	5						
Don Slaught, R OBP: 0.300, SLG: 0.412 (8, 2)						 3H		 1B		0	0	0	0	0	0	0						
Tom Paciorek, R OBP: 0.278, SLG: 0.353 Steve Buechele, R OBP: 0.287, SLG: 0.390 (1, 7) (7, 5)								 1B		3	0	0	0	0	1	1						
Tom O'Malley, L OBP: 0.331, SLG: 0.346 Bob Brower, R OBP: 0.334, SLG: 0.455 (1, 5) (7, PR) (7, 7)						 1B		 BB	 1-2 BB	1	0	0	0	2	0	0						
<b>Inning Stats</b>	R: 0 E: 0 K: 2 S: 7	H: 0 LOB: 0 BB: 0 P: 7	R: 0 E: 0 K: 1 S: 5	H: 0 LOB: 1 BB: 1 P: 9	R: 0 E: 0 K: 1 S: 5	H: 0 LOB: 0 BB: 0 P: 5	R: 0 E: 0 K: 1 S: 7	H: 2 LOB: 3 BB: 1 P: 11	R: 0 E: 0 K: 0 S: 4	H: 1 LOB: 2 BB: 1 P: 8	R: 1 E: 0 K: 0 S: 5	H: 2 LOB: 1 BB: 0 P: 5	R: 0 E: 0 K: 0 S: 3	H: 1 LOB: 2 BB: 1 P: 7	R: 2 E: 0 K: 2 S: 10	H: 3 LOB: 3 BB: 2 P: 18	R: 0 E: 0 K: 0 S: 3	H: 0 LOB: 0 BB: 0 P: 3	1B: 9 2B: 0 3B: 0 HR: 0	SF: 0 SAC: 0 DP: 1 HBP: 0	WP: 0 PB: 0 SB: 2 CS: 0	PA: 41
<b>PITCHER</b>	IP	WLS	BF	H	R	ER	SO	BB	IBB	HBP	BLK	WP	HR	S	P	ERA	WHIP			ERA	WHIP	
Mike Campbell, R ERA: 4.74 (1, 1)	6.0		27	5	1	1	5	4	0	0	0	0	0	33	49	1.50	1.500			0.00	0.750	
Dennis Powell, L ERA: 3.48 (7, 1)	1.1		4	1	0	0	1	0	0	0	0	0	0	6	6	0.00	0.750			0.00	3.000	
Jerry Reed, R ERA: 3.28 (8, 1)	0.1		2	1	0	0	1	0	0	0	0	0	0	4	4	0.00	3.000			∞	∞	
Bill Wilkinson, L ERA: 3.84 (8, 1)	0.0		2	2	1	1	0	0	0	0	0	0	0	2	2	∞	∞			27.00	6.000	
Mike Trujillo, R ERA: 6.22 (8, 1)	0.1	W	3	0	1	1	0	2	0	0	0	0	0	1	9	27.00	6.000					

Batter	1	2	3	4	5	6	7	8	9	AB	R	H	RBI	BB	SO	LOB	BOTTOM				
Mickey Brantley, R OBP: 0.346, SLG: 0.503 (1, 8) (9, 9)	 3B		 1B		 1B					4	1	4	1	0	0	0	<b>Texas Rangers @ Seattle Mariners</b> The Kingdome, Seattle, WA Sun Sep 27 1987, 6:33 AM EDT Att: 9,032 - Unknown				
Phil Bradley, R OBP: 0.385, SLG: 0.465 (1, 7)	 BB		 1B		 1B					3	1	1	0	1	0	1					
Alvin Davis, L OBP: 0.370, SLG: 0.504 (1, 3)					 1H					4	0	1	1	0	0	4					
Ken Phelps, L OBP: 0.410, SLG: 0.551 Edgar Martinez, R OBP: 0.394, SLG: 0.548 (1, 10) (8, PH)	 1-2 BB									2	0	0	0	1	1	2					
Jim Prestley, R OBP: 0.296, SLG: 0.434 John Moses, S OBP: 0.299, SLG: 0.328 (1, 5) (8, PR) (9, 8)	 3H								 HR 1B	4	0	1	0	0	1	5					
Mike Kingery, L OBP: 0.328, SLG: 0.450 Gary Matthews, R OBP: 0.321, SLG: 0.338 Jim Weaver, L (1, 9) (8, PH) (8, PR)		 CS						 HR BB		3	0	0	0	0	0	0					
Domingo Ramos, R OBP: 0.333, SLG: 0.429 (9, 5)						 S		 1H 2H		0	0	0	0	0	0	0					
Dave Valle, R OBP: 0.296, SLG: 0.443 Donell Nixon, R OBP: 0.308, SLG: 0.342 Scott Bradley, L OBP: 0.309, SLG: 0.373 Dave Hengel, R OBP: 0.286, SLG: 0.500 Jerry Narron, L (1, 2) (6, PR) (7, 2) (8, PH) (9, 2)				 1-2 BB		 1-2				3	0	0	0	0	0	1					
Rey Quinones, R OBP: 0.319, SLG: 0.398 (1, 6)		 1-2 BB		 1-2 BB						2	0	0	0	2	0	2					
Harold Reynolds, S OBP: 0.322, SLG: 0.369 (1, 4)										4	0	0	0	0	0	3					
<b>Inning Stats</b>	R: 0 E: 0 K: 0 S: 3	H: 1 LOB: 2 BB: 2 P: 11	R: 0 E: 1 K: 0 S: 3	H: 0 LOB: 1 BB: 1 P: 7	R: 0 E: 0 K: 1 S: 7	H: 2 LOB: 2 BB: 0 P: 7	R: 0 E: 0 K: 0 S: 3	H: 0 LOB: 1 BB: 1 P: 7	R: 1 E: 1 K: 0 S: 4	H: 2 LOB: 0 BB: 0 P: 4	R: 0 E: 0 K: 0 S: 4	H: 0 LOB: 2 BB: 0 P: 4	R: 1 E: 0 K: 0 S: 4	H: 1 LOB: 0 BB: 0 P: 4	R: 3 E: 0 K: 0 S: 5	H: 2 LOB: 1 BB: 1 P: 9	1B: 5 2B: 1 3B: 1 HR: 2	SF: 0 SAC: 0 DP: 1 HBP: 0	WP: 0 PB: 0 SB: 3 CS: 1	PA: 36	
<b>PITCHER</b>	IP	WLS	BF	H	R	ER	SO	BB	IBB	HBP	BLK	WP	HR	S	P	ERA	WHIP			ERA	WHIP
Greg Harris, R ERA: 4.81 (1, 1)	6.2		29	6	2	2	2	4	0	0	0	0	1	29	45	2.70	1.500				
Mitch Williams, L ERA: 3.13 (7, 1)	1.1	L	7	2	3	3	0	1	0	0	0	0	1	6	10	20.25	2.250				



Batter	1	2	3	4	5	6	7	8	9	AB	R	H	RBI	BB	SO	LOB	TOP			
Dan Gladden, R OBP: 0.318, SLG: 0.372			6-3		K		K	F3		5	0	1	0	0	2	2	<b>Minnesota Twins @ Texas Rangers</b> Arlington Stadium, Arlington, TX Mon Sep 28 1987, 8:05 PM EDT Att: 9,986 - Unknown			
Greg Gagne, R OBP: 0.308, SLG: 0.433	F8				F8		K		FC4-6 1B	5	0	2	0	0	1					
Kirby Puckett, R OBP: 0.366, SLG: 0.534	F8		K		WP BB 1B		F8		FC4-6 FC3-6 1-2	5	0	1	0	0	1	3				
Kent Hrbek, L OBP: 0.389, SLG: 0.547				HR 2B	WP BB			1B 5-3 1B	FC3-6 1-2	3	2	2	0	2	0	1				
Gary Gaetti, R OBP: 0.308, SLG: 0.492	F7		6-3		1-2 2-3 BB		5-3	F7		4	0	0	0	1	0	5				
Randy Bush, L OBP: 0.356, SLG: 0.416		K		K	K					4	0	1	0	0	3	4				
Tom Brunansky, R OBP: 0.354, SLG: 0.490	P4		HR BB		F7			1B BLK BB		2	2	0	0	2	0	0				
Steve Lombardozzi, R OBP: 0.298, SLG: 0.352	F9			HR	K		K		BLK 1B	4	1	2	4	0	1	0				
Sal Butera, R OBP: 0.222, SLG: 0.274			1-3		L5			1-2 3-H BB		3	0	0	0	0	1	0				
Gene Larkin, S OBP: 0.345, SLG: 0.385 (8, PH)										0	0	0	0	0	0	0				
Don Baylor, R OBP: 0.357, SLG: 0.393 (8, PR)										0	0	0	0	1	0	0				
Chris Pittaro, S OBP: 0.375, SLG: 0.286 (8, PR)										0	0	0	0	0	0	0				
Tim Laudner, R OBP: 0.248, SLG: 0.391 (8, 2)										0	0	0	0	0	0	0				
<b>Inning Stats</b>	R: 0 E: 0 K: 0 S: 4	H: 1 LOB: 2 BB: 1 P: 8	R: 0 E: 0 K: 1 S: 5	H: 0 LOB: 0 BB: 0 P: 5	R: 0 E: 0 K: 1 S: 6	H: 1 LOB: 1 BB: 0 P: 6	R: 3 E: 0 K: 2 S: 9	H: 2 LOB: 0 BB: 1 P: 13	R: 0 E: 0 K: 1 S: 8	H: 0 LOB: 0 BB: 0 P: 5	R: 0 E: 0 K: 2 S: 7	H: 0 LOB: 0 BB: 0 P: 7	R: 0 E: 0 K: 0 S: 5	H: 3 LOB: 2 BB: 2 P: 13	R: 0 E: 0 K: 0 S: 4	H: 1 LOB: 1 BB: 0 P: 4	1B: 7 2B: 1 3B: 0 HR: 1	SF: 0 SAC: 0 DP: 0 HBP: 0	WP: 1 PB: 0 CS: 0	PA: 41
<b>PITCHER</b>	IP WLS BF H R ER SO BB IBB HBP BLK WP HR S P ERA WHIP																			
Jose Guzman, R ERA: 4.65 (1, 1)	7.2 L 33 7 4 0 9 4 0 0 0 1 1 47 63 4.70 1.435																			
Jeff Russell, R ERA: 4.59 (8, 1)	0.0 2 1 0 0 0 1 0 0 0 0 0 1 5 ∞ ∞																			
Mitch Williams, L ERA: 3.13 (8, 1)	0.0 1 0 1 1 0 1 0 0 0 1 0 0 4 ∞ ∞																			
Dale Mohorcic, R ERA: 2.99 (8, 1)	0.2 3 1 0 0 0 0 0 0 0 0 0 3 3 0.00 1.500																			
Steve Howe, L ERA: 5.09 (9, 1)	0.2 2 0 0 0 0 0 0 0 0 0 0 2 2 0.00 0.000																			

Batter	1	2	3	4	5	6	7	8	9	AB	R	H	RBI	BB	SO	LOB	BOTTOM					
Jerry Browne, S OBP: 0.397, SLG: 0.341	6-3			F8			6-3			4	0	1	0	0	0	3	<b>Minnesota Twins @ Texas Rangers</b> Arlington Stadium, Arlington, TX Mon Sep 28 1987, 8:05 PM EDT Att: 9,986 - Unknown					
Scott Fletcher, R OBP: 0.356, SLG: 0.376		F8					5-3			4	1	2	0	0	0	3						
Ruben Sierra, S OBP: 0.307, SLG: 0.475				P5		L3		F8		4	1	1	0	0	0	1						
Pete O'Brien, L OBP: 0.353, SLG: 0.459				K2-3		4-3		F8		3	1	0	0	1	1	0						
Larry Parrish, R OBP: 0.331, SLG: 0.487	SF7		6-3			G5-4-3 BB		F8		2	0	0	1	1	0	0						
Pete Incaviglia, R OBP: 0.334, SLG: 0.501				K		G5-4-3		K		4	0	1	1	0	2	1						
Oddibe McDowell, L OBP: 0.324, SLG: 0.435	G3			F8		G3				4	0	1	0	0	0	1						
Geno Petralli, L OBP: 0.377, SLG: 0.443				E1			F7			4	0	1	0	0	0	1						
Tom O'Malley, L OBP: 0.347, SLG: 0.373 (7, PR)								L4-3		3	0	3	0	0	0	0						
Steve Buechele, R OBP: 0.287, SLG: 0.390 (8, 5)							6-3			0	0	0	0	0	0	0						
<b>Inning Stats</b>	R: 3 E: 0 K: 0 S: 6	H: 3 LOB: 1 BB: 1 P: 10	R: 0 E: 0 K: 0 S: 4	H: 3 LOB: 1 BB: 0 P: 4	R: 0 E: 0 K: 1 S: 5	H: 0 LOB: 0 BB: 0 P: 5	R: 0 E: 1 K: 1 S: 7	H: 1 LOB: 2 BB: 0 P: 7	R: 0 E: 0 K: 0 S: 3	H: 1 LOB: 0 BB: 0 P: 3	R: 0 E: 0 K: 0 S: 2	H: 0 LOB: 0 BB: 1 P: 6	R: 0 E: 0 K: 0 S: 4	H: 1 LOB: 2 BB: 0 P: 4	R: 0 E: 0 K: 0 S: 3	H: 0 LOB: 0 BB: 0 P: 3	R: 0 E: 0 K: 1 S: 5	H: 1 LOB: 0 BB: 0 P: 5	1B: 9 2B: 3 3B: 0 HR: 0	SF: 1 SAC: 0 DP: 3 HBP: 0	WP: 2 PB: 0 CS: 0	PA: 35
<b>PITCHER</b>	IP WLS BF H R ER SO BB IBB HBP BLK WP HR S P ERA WHIP																					
Joe Niekro, R ERA: 5.0 (7, 1)	6.1 W 5 0 0 0 0 2 0 0 0 0 0 5 5 0.00 0.000																					
Juan Berenguer, R ERA: 3.97 (9, 1)	1.2 S 3 1 0 0 1 0 0 0 0 0 0 5 5 0.00 1.000																					
Jeff Reardon, R ERA: 4.6 (8, 1)	1.0 S 3 1 0 0 1 0 0 0 0 0 0 5 5 0.00 1.000																					



Batter	1	2	3	4	5	6	7	8	9	AB	R	H	RBI	BB	SO	LOB	TOP					
Chris Pittaro, S (1,4) OBP: 0.333, SLG: 0.273 Kent Hrbek, L (9, PH) OBP: 0.300, SLG: 0.551 Steve Lombardozzi, R (9, PR) OBP: 0.298, SLG: 0.352	0-0 1B WP SF9 1B	0-0 FC4-6 1-2		0-0 P3 2-3			0-0 F8		0-0 2B	4	1	1	0	0	0	2						
Mark Davidson, R (1,8) OBP: 0.317, SLG: 0.322 Kirby Puckett, R (9, PH) OBP: 0.365, SLG: 0.533	0-0 2B 1B	0-0 F8 1-2			0-0 P3		0-0 F6		0-0 6-3	4	1	1	0	0	0	1						
Randy Bush, L (1,7) OBP: 0.354, SLG: 0.426	0-0 SF9 1-2 3-H	0-0 2-3			0-0 L6		0-0 HR			3	1	1	2	0	0	1						
Gary Gaetti, R (1,5) OBP: 0.307, SLG: 0.492	0-0 4-3 2H PB 2B			0-0 F9		0-0 E6 2B		0-0 6-3		4	2	1	1	0	0	0						
Gene Larkin, S (1,3) OBP: 0.344, SLG: 0.387	0-0 4-3 2-3			0-0 F9		0-0 2B 1-H		0-0 4-3		4	0	1	1	0	0	1						
Don Baylor, R (1,10) OBP: 0.361, SLG: 0.393 Al Newman, S (8, PR) OBP: 0.301, SLG: 0.306	1-0 FC5 PB HBP			4-0 BB		0-0 5-3		0-0 CS 1B		2	0	1	0	1	0	1						
Billy Beane, R (1,9) OBP: 0.154, SLG: 0.231	0-3 K 1-2 3-H			0-3 K			0-3 K		0-0 F7	4	0	0	0	0	3	3						
Greg Gagne, R (1,6) OBP: 0.307, SLG: 0.430	0-0 FC5 2-3			4-0 CS 4-3 BB		0-0 F7		0-0 CS 1-2	0-0 2-3	3	0	0	0	1	0	2						
Tim Laudner, R (1,2) OBP: 0.250, SLG: 0.390 Roy Smalley, S (9, PH) OBP: 0.355, SLG: 0.418		0-0 FC4-6 1B		0-0 4-3 1-2		0-0 F7		0-0 F9		3	0	1	0	0	0	1						
<b>Inning Stats</b>	R: 3 E: 0 K: 1 S: 9	H: 3 LOB: 2 BB: 0 P: 10	R: 0 E: 0 K: 0 S: 4	H: 1 LOB: 1 BB: 0 P: 4	R: 0 E: 0 K: 1 S: 5	H: 0 LOB: 1 BB: 1 P: 9	R: 0 E: 0 K: 0 S: 2	H: 0 LOB: 0 BB: 1 P: 6	R: 1 E: 1 K: 0 S: 5	H: 1 LOB: 1 BB: 0 P: 5	R: 0 E: 0 K: 1 S: 5	H: 0 LOB: 0 BB: 0 P: 5	R: 1 E: 0 K: 0 S: 4	H: 1 LOB: 1 BB: 0 P: 4	R: 0 E: 0 K: 0 S: 3	H: 1 LOB: 1 BB: 0 P: 3	R: 0 E: 0 K: 0 S: 4	H: 1 LOB: 1 BB: 0 P: 4	1B: 4 2B: 3 3B: 0 HR: 1	SF: 1 SAC: 0 DP: 0 HBP: 1	WP: 1 PB: 1 CS: 2	PA: 39
<b>PITCHER</b> Charlie Hough, R (1,1) ERA: 3.78	IP: 9.0 WLS: W BF: 38 H: 8 R: 5 ER: 3 SO: 3 BB: 2 IBB: 0 HBP: 1 BLK: 0 WP: 1 HR: 1 S: 41 P: 50 ERA: 3.00 WHIP: 1.111															<b>PITCHER</b>						

Minnesota Twins @ Texas Rangers  
Arlington Stadium, Arlington, TX  
Tue Sep 29 1987, 8:05 PM EDT  
Att: 10,328 - Unknown

AB 34  
R 5  
H 8  
RBI 4  
BB 2  
SO 3  
LOB 13



Batter	1	2	3	4	5	6	7	8	9	AB	R	H	RBI	BB	SO	LOB	BOTTOM					
Bob Brower, R (1,8) OBP: 0.335, SLG: 0.455 Oddibe McDowell, L (5, PH) OBP: 0.325, SLG: 0.434	0-0 6-3		0-0 5-3 1B		0-3 K		4-0 1B 1-2 BB			2	1	1	1	0	0	0						
Scott Fletcher, R (1,6) OBP: 0.355, SLG: 0.374	0-0 1-5-3		0-0 F8		4-0 S BB		0-0 F9 2-3			3	0	0	0	1	0	3						
Ruben Sierra, S (1,9) OBP: 0.306, SLG: 0.474	0-0 F6		0-0 5-3 1-2		0-3 K 1-2		0-0 1-3 3-H 1B			4	0	1	1	0	1	2						
Larry Parrish, R (1,10) OBP: 0.331, SLG: 0.485		0-0 6-3	0-0 1B 2-H		0-0 F4 1-2 3-H		0-0 F2			4	0	1	1	0	0	2						
Pete Incaviglia, R (1,7) OBP: 0.333, SLG: 0.498 Cecil Espy, S (9,7)		4-0 BB	0-0 F4		0-3 K		0-0 4-3			3	0	0	0	1	1	1						
Pete O'Brien, L (1,3) OBP: 0.352, SLG: 0.463		0-0 F9		0-0 F7		0-0 F8		0-0 HR		4	1	1	1	0	0	1						
Mike Stanley, R (1,2) OBP: 0.361, SLG: 0.403 Geno Petralli, L (7, PH) OBP: 0.383, SLG: 0.479		0-3 K		0-3 K			0-0 HR	0-0 HR		2	0	0	0	0	2	1						
Curtis Wilkerson, S (1,5) OBP: 0.304, SLG: 0.397			0-0 2B 1B		0-0 F6		1-0 FC1-6 HBP	0-0 F8		3	1	1	0	0	0	0						
Greg Tabor, R (1,4) OBP: 0.333, SLG: 0.667 Jerry Browne, S (5, PH) OBP: 0.354, SLG: 0.339		0-0 WP 1B 2B			0-0 F8		0-0 FC1-6 F9 BB 1B	0-0 F4		1	1	1	1	0	0	0						
<b>Inning Stats</b>	R: 0 E: 0 K: 0 S: 3	H: 0 LOB: 0 BB: 0 P: 3	R: 0 E: 0 K: 1 S: 5	H: 0 LOB: 1 BB: 1 P: 9	R: 3 E: 0 K: 0 S: 7	H: 4 LOB: 1 BB: 0 P: 7	R: 0 E: 0 K: 1 S: 5	H: 0 LOB: 0 BB: 0 P: 5	R: 0 E: 0 K: 2 S: 7	H: 0 LOB: 1 BB: 1 P: 11	R: 0 E: 0 K: 1 S: 5	H: 0 LOB: 0 BB: 0 P: 5	R: 2 E: 0 K: 0 S: 5	H: 2 LOB: 2 BB: 1 P: 10	R: 2 E: 0 K: 0 S: 5	H: 2 LOB: 0 BB: 0 P: 5	R: 2 E: 0 K: 0 S: 5	H: 2 LOB: 0 BB: 0 P: 5	1B: 4 2B: 1 3B: 0 HR: 3	SF: 0 SAC: 0 DP: 0 HBP: 1	WP: 1 PB: 0 CS: 0	PA: 36
<b>PITCHER</b> Dan Schatzeder, L (1,1) ERA: 5.2 George Frazier, R (4,1) ERA: 5.11 Roy Smith, R (7,1) ERA: 4.96 Keith Atherton, R (7,1) ERA: 4.6	IP: 3.0 WLS: 0 BF: 14 H: 4 R: 3 ER: 3 SO: 4 BB: 1 IBB: 0 HBP: 0 BLK: 0 WP: 0 HR: 0 S: 15 P: 19 ERA: 9.00 WHIP: 1.667															<b>PITCHER</b>						

Minnesota Twins @ Texas Rangers  
Arlington Stadium, Arlington, TX  
Tue Sep 29 1987, 8:05 PM EDT  
Att: 10,328 - Unknown

AB 32  
R 7  
H 8  
RBI 7  
BB 3  
SO 5  
LOB 11

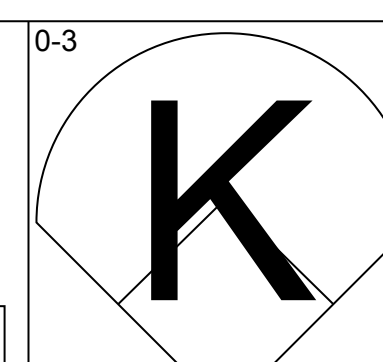
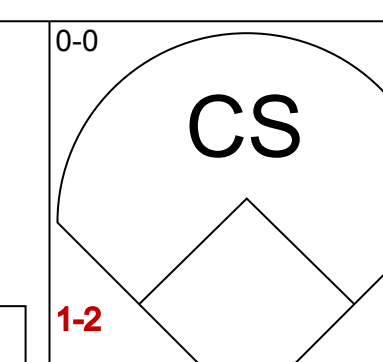
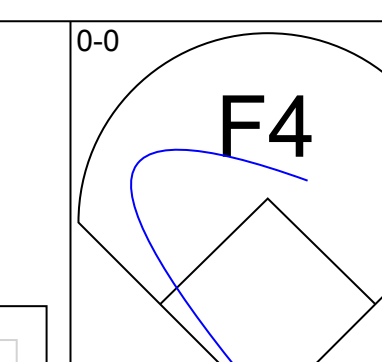
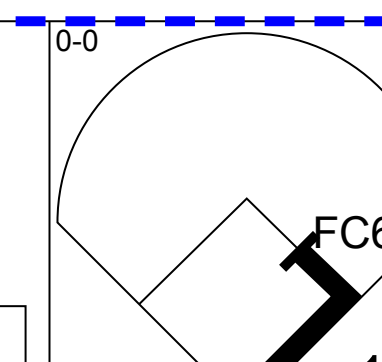
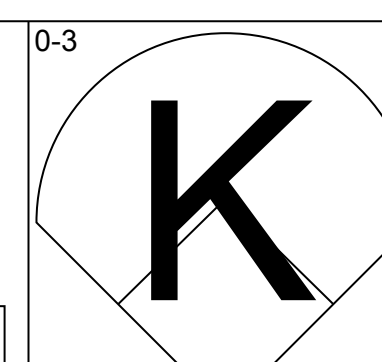
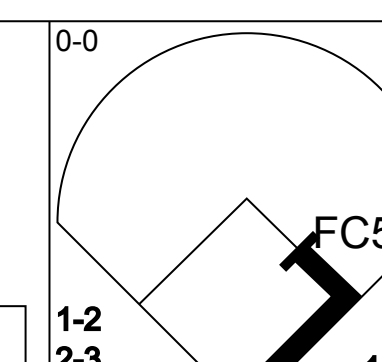
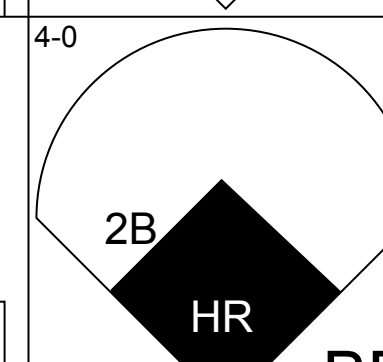
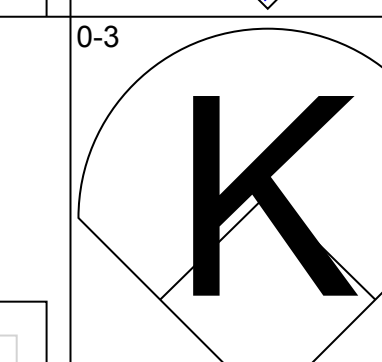
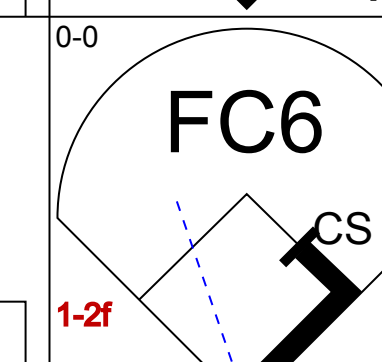
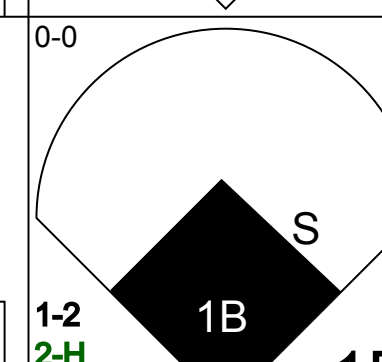
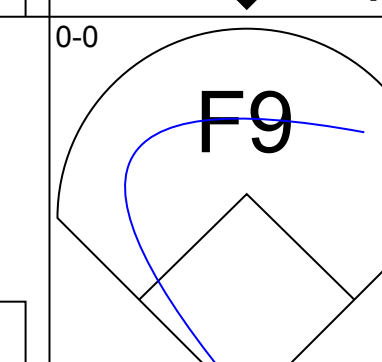
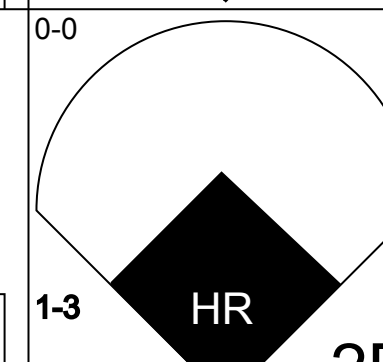
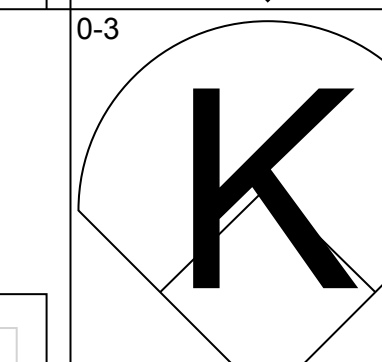
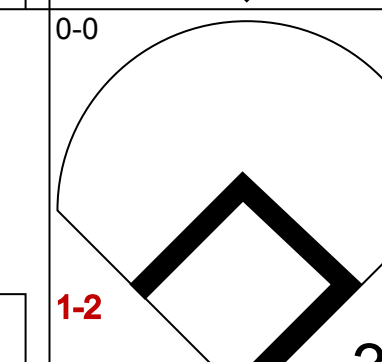
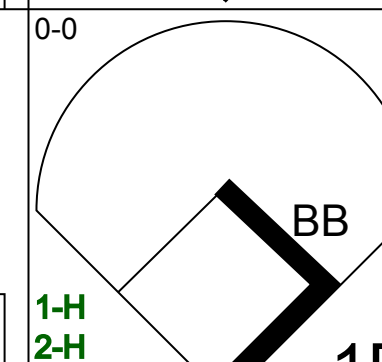
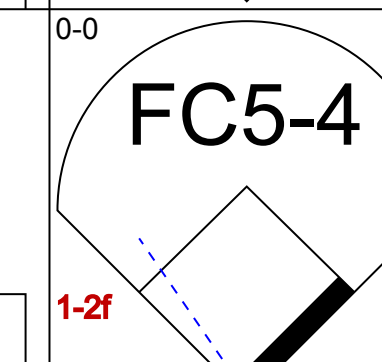
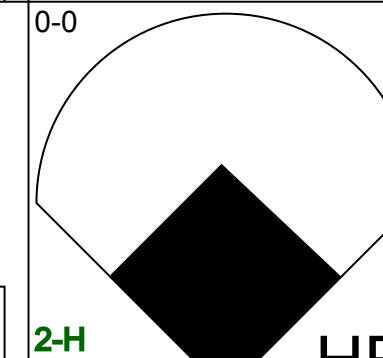
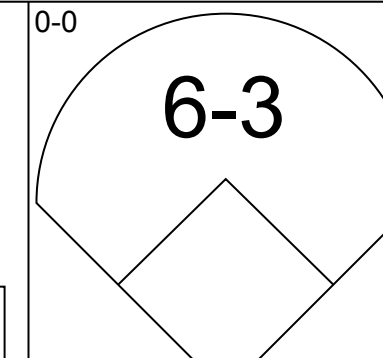
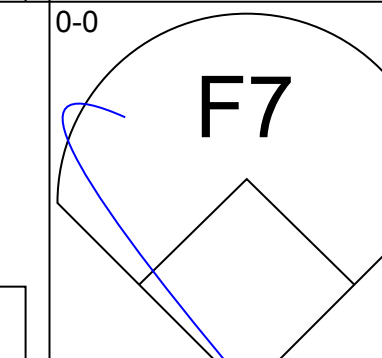
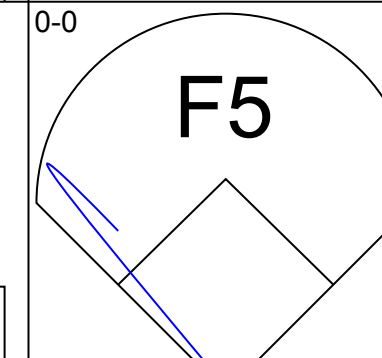
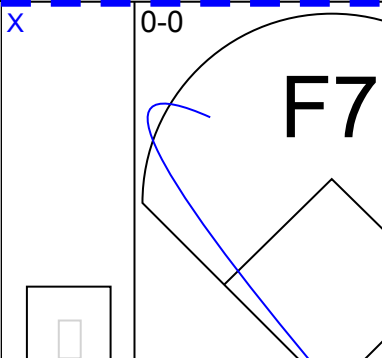
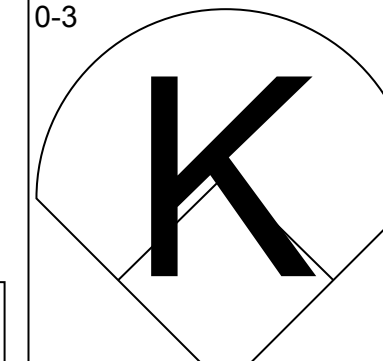
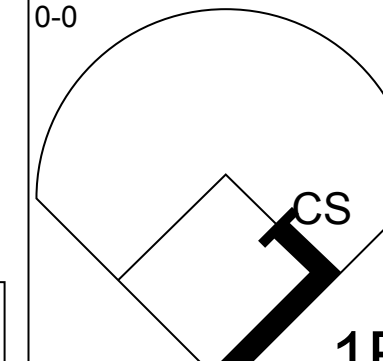
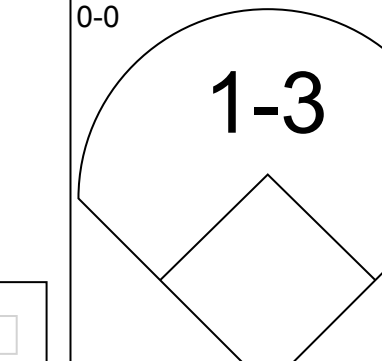
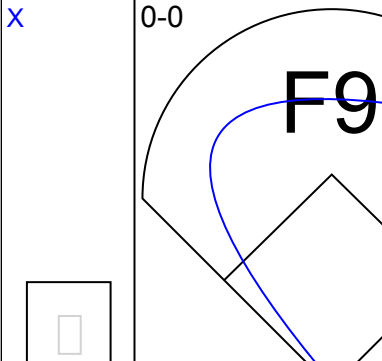
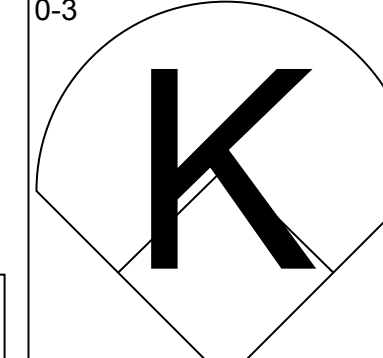
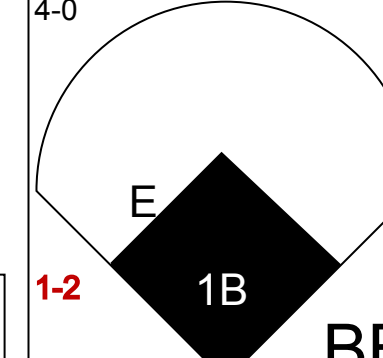
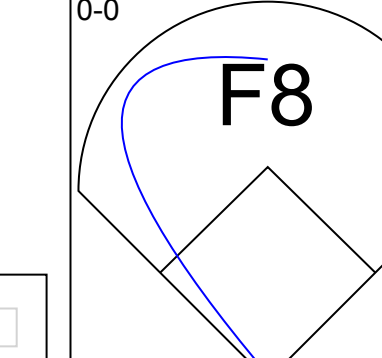
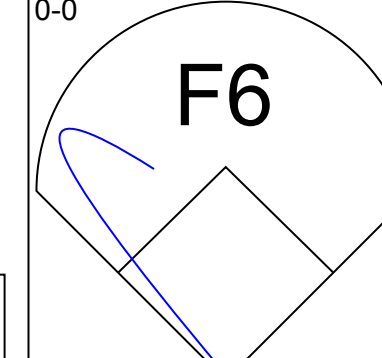
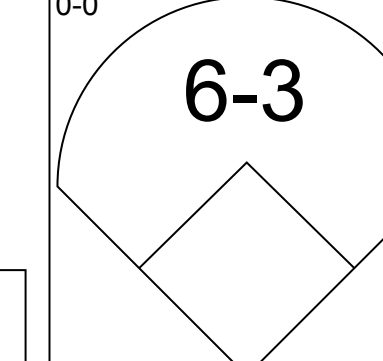
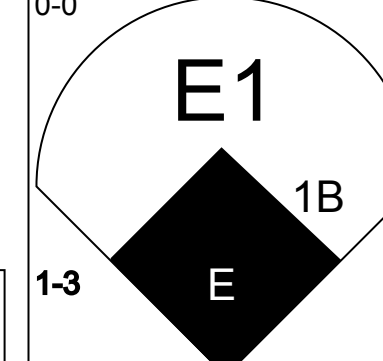
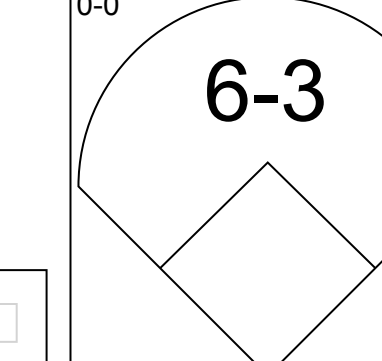
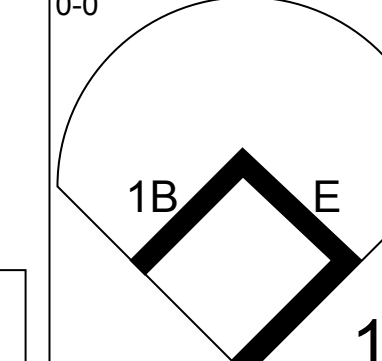
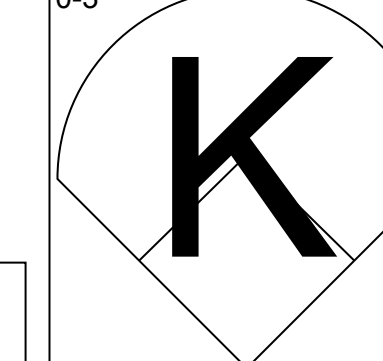
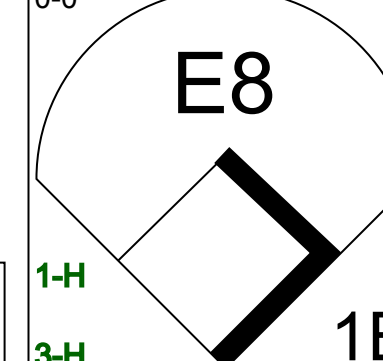
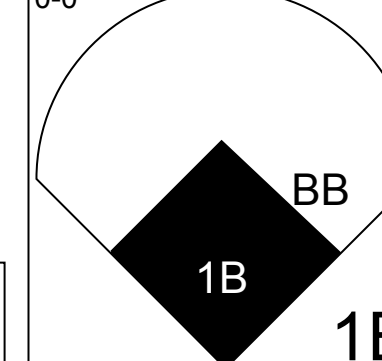
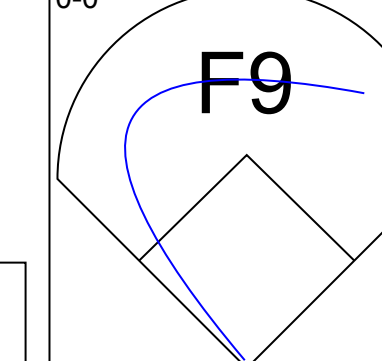
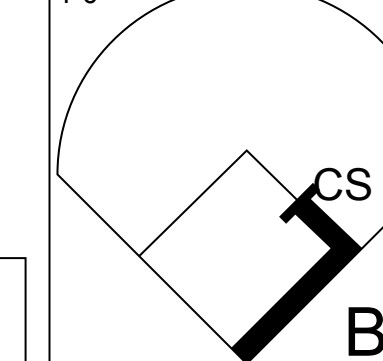
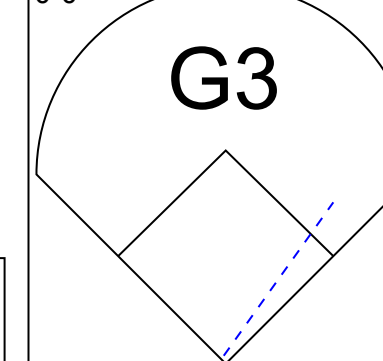
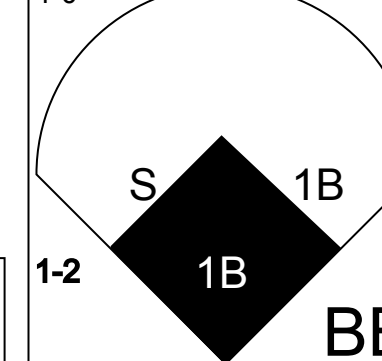
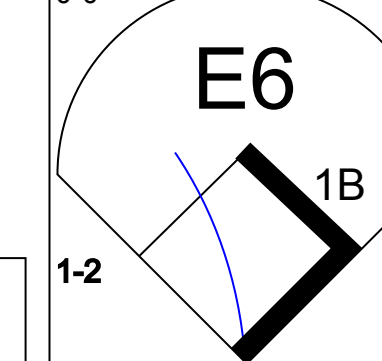


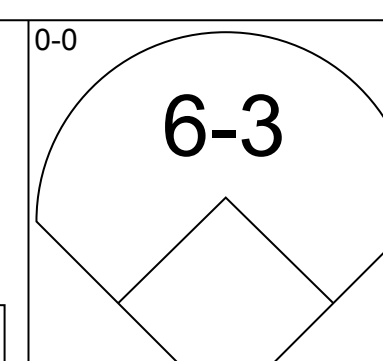
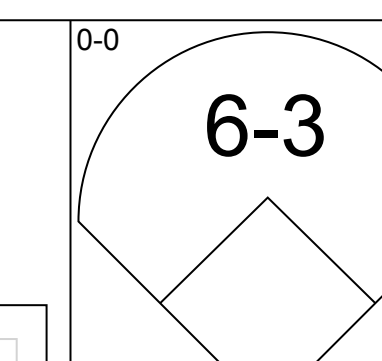
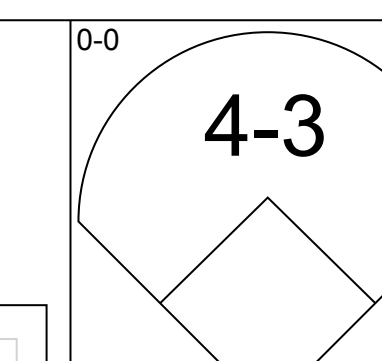
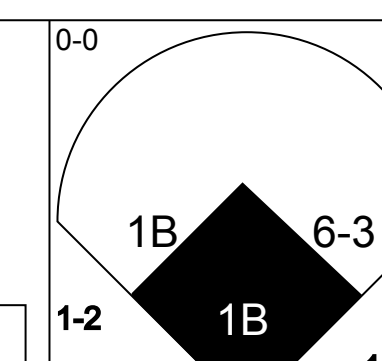
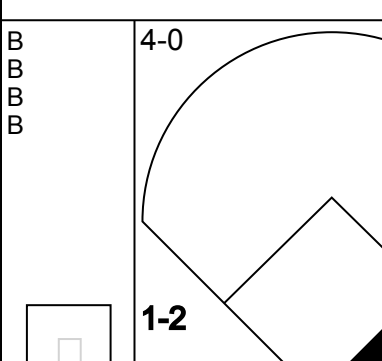
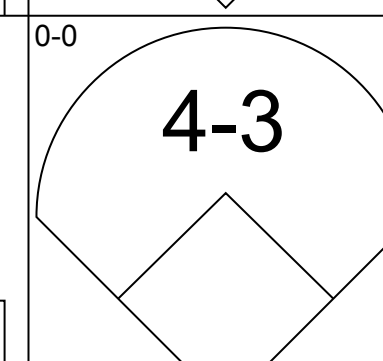
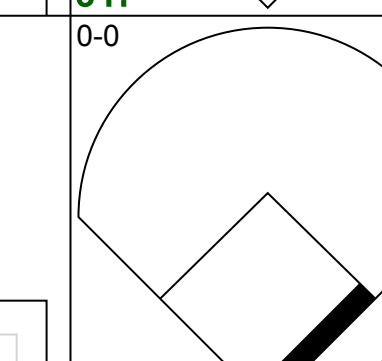
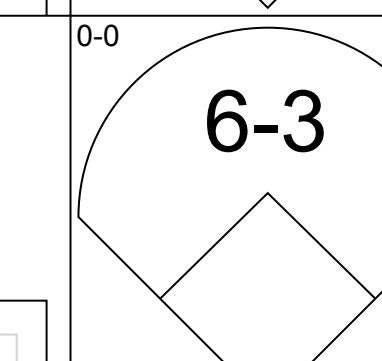
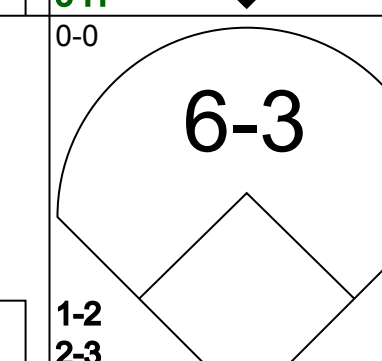
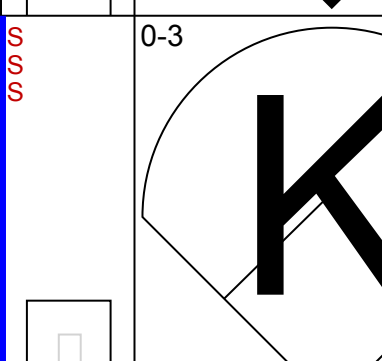
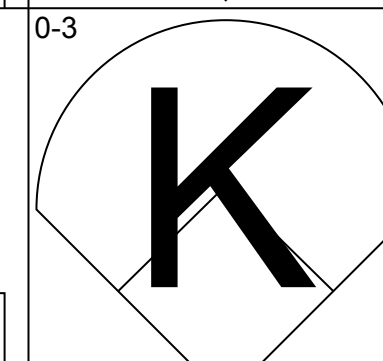
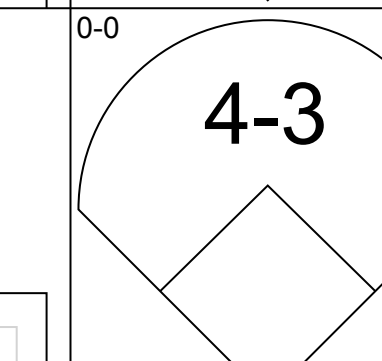
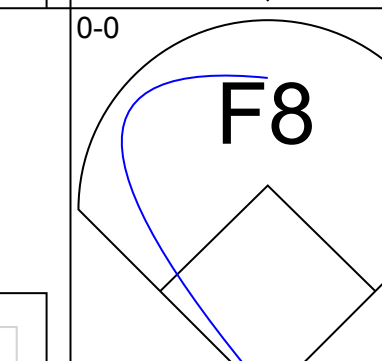
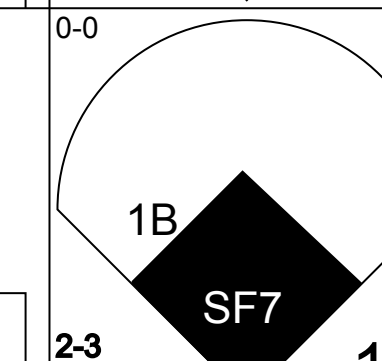
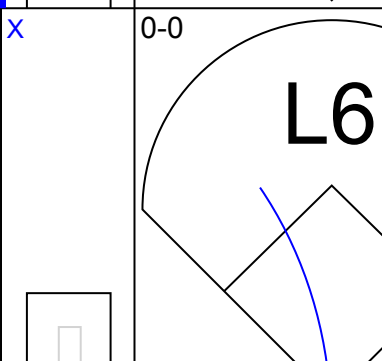
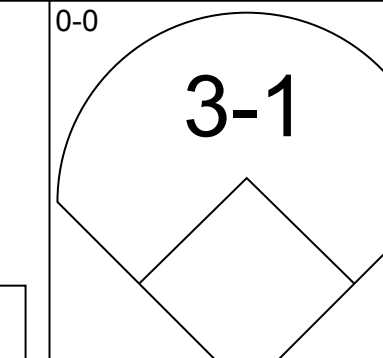
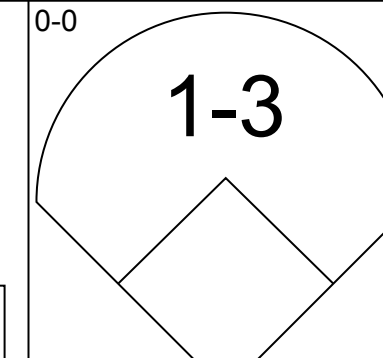
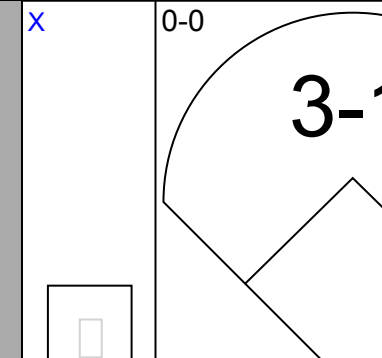
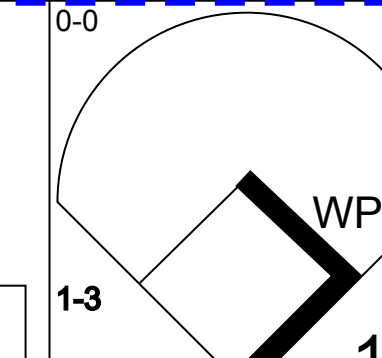
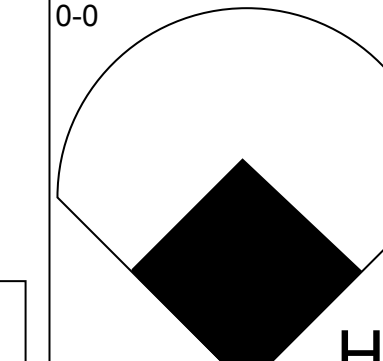
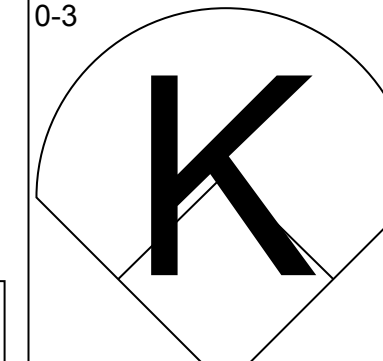
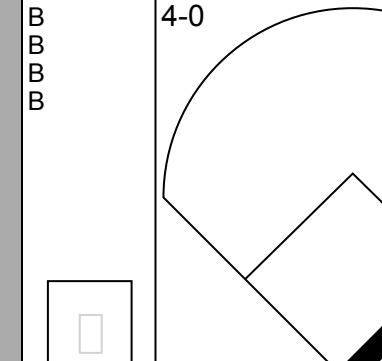
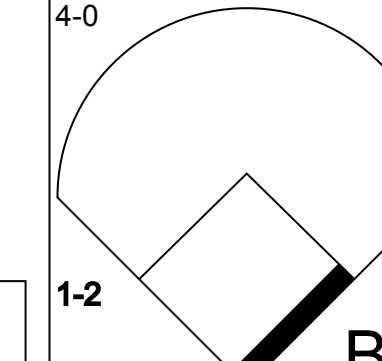
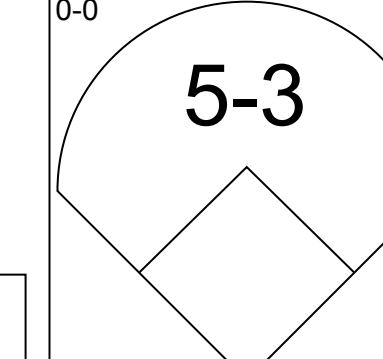
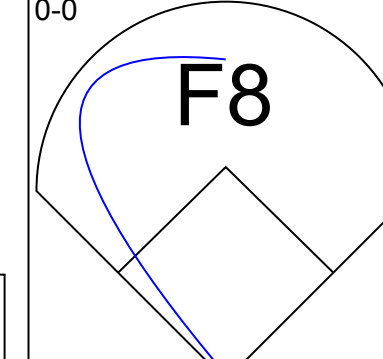
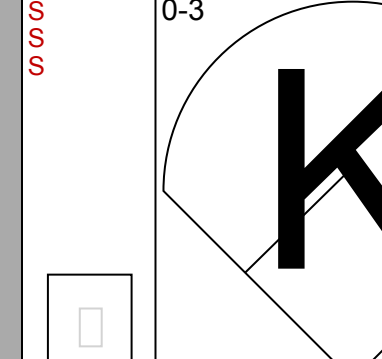
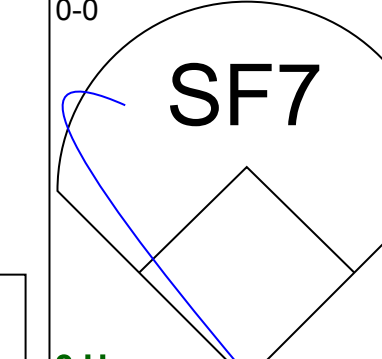
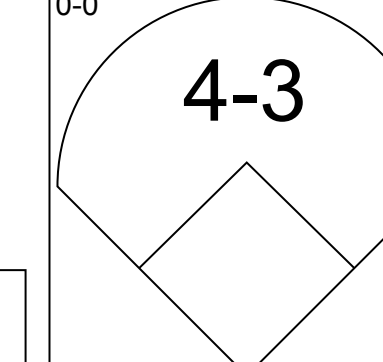
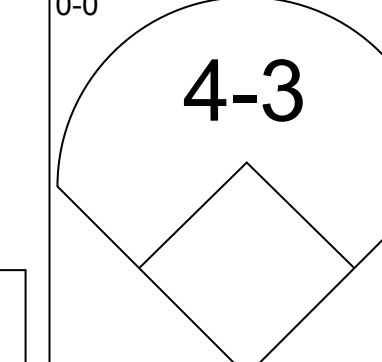
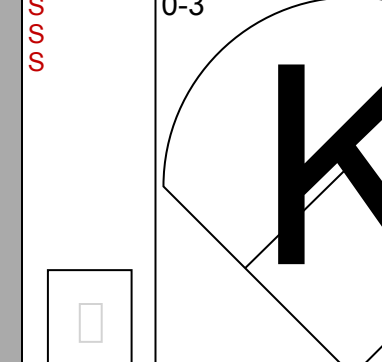
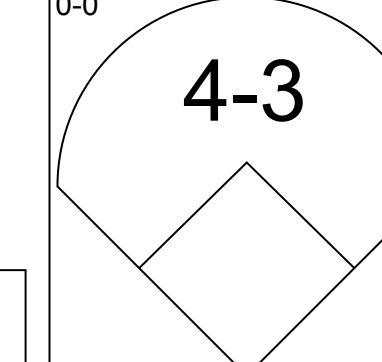
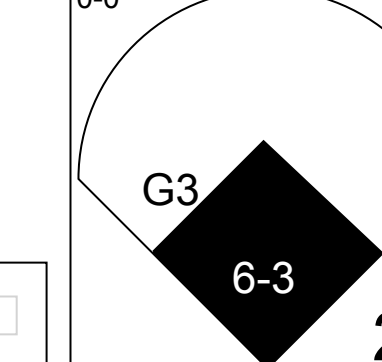
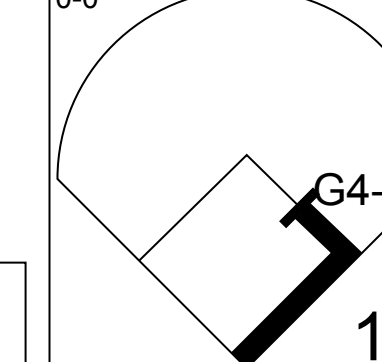
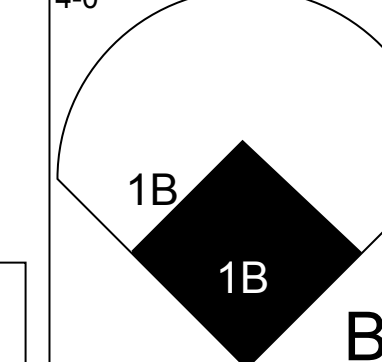
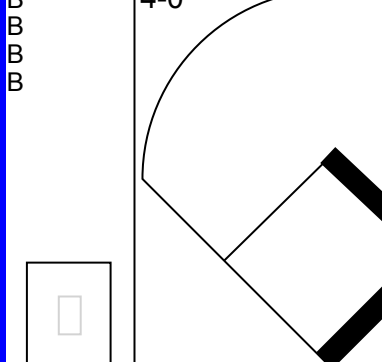
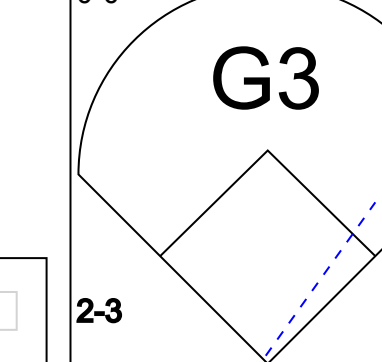
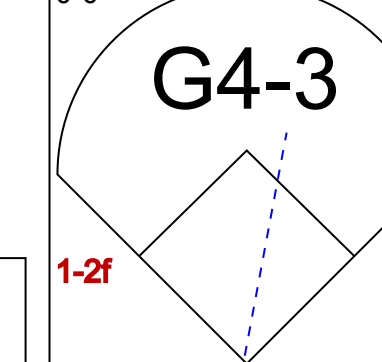
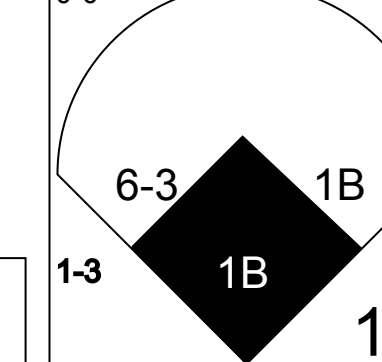
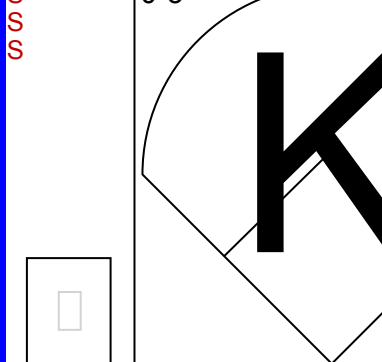


Batter	1	2	3	4	5	6	7	8	9	AB	R	H	RBI	BB	SO	LOB	TOP					
Dan Gladden, R OBP: 0.318, SLG: 0.369 (1, 7)	6-3		FC3-6 1B						K	3	1	0	0	2	1	2	<b>Minnesota Twins @ Texas Rangers</b> Arlington Stadium, Arlington, TX Wed Sep 30 1987, 8:05 PM EDT Att: 9,309 - Unknown					
Al Newman, S OBP: 0.301, SLG: 0.306 (1, 6)	4-3		BB							4	0	1	0	0	0	2						
Kirby Puckett, R OBP: 0.364, SLG: 0.531 (1, 8)	K		BB							4	0	1	1	0	2	0						
Kent Hrbek, L OBP: 0.395, SLG: 0.555 (1, 3)			BB							2	0	2	0	2	0	0						
Tom Brunansky, R OBP: 0.352, SLG: 0.487 (1, 9)	P6		K							4	0	0	0	0	2	5						
Roy Smalley, S OBP: 0.354, SLG: 0.414 (1, 5)	K									3	0	0	0	1	2	3						
Randy Bush, L OBP: 0.356, SLG: 0.423 (1, 10)										2	0	0	0	2	0	2						
Steve Lombardozzi, R OBP: 0.297, SLG: 0.349 (1, 4)										3	0	0	0	0	3	3						
Gene Larkin, S OBP: 0.342, SLG: 0.385 (9, PH)	K									1	0	0	0	0	1	1						
Sal Butera, R OBP: 0.225, SLG: 0.269 (1, 2)										2	0	0	0	1	0	1						
Gary Gaetti, R OBP: 0.307, SLG: 0.491 (9, PH)										1	0	0	0	0	0	1						
<b>Inning Stats</b>	R: 0 E: 0 K: 1 S: 5	H: 0 LOB: 0 BB: 0 P: 5	R: 0 E: 0 K: 2 S: 8	H: 1 LOB: 2 BB: 1 P: 12	R: 1 E: 0 K: 1 S: 6	H: 2 LOB: 2 BB: 2 P: 14	R: 0 E: 0 K: 1 S: 5	H: 0 LOB: 1 BB: 1 P: 9	R: 0 E: 0 K: 0 S: 2	H: 0 LOB: 0 BB: 1 P: 6	R: 0 E: 0 K: 0 S: 3	H: 0 LOB: 1 BB: 1 P: 7	R: 0 E: 0 K: 1 S: 5	H: 0 LOB: 1 BB: 1 P: 9	R: 0 E: 0 K: 3 S: 10	H: 1 LOB: 1 BB: 0 P: 10	R: 0 E: 0 K: 2 S: 7	H: 0 LOB: 1 BB: 1 P: 11	1B: 3 2B: 1 3B: 0 HR: 0	SF: 0 SAC: 0 DP: 1 HBP: 0	WP: 0 PB: 0 CS: 0	PA: 37
<b>PITCHER</b> Bobby Witt, R ERA: 4.91 (1, 1)	IP: 9.0 WLS: W BF: 37 H: 4 R: 1 ER: 1 SO: 11 BB: 8 IBB: 0 HBP: 0 BLK: 0 WP: 0 HR: 0 S: 51 P: 83 ERA: 1.00 WHIP: 1.333											<b>PITCHER</b>	IP: 9.0 WLS: W BF: 37 H: 4 R: 1 ER: 1 SO: 11 BB: 8 IBB: 0 HBP: 0 BLK: 0 WP: 0 HR: 0 S: 51 P: 83 ERA: 1.00 WHIP: 1.333									

Batter	1	2	3	4	5	6	7	8	9	AB	R	H	RBI	BB	SO	LOB	BOTTOM			
Jerry Browne, S OBP: 0.358, SLG: 0.341 (1, 4)	1B		K							3	1	2	0	1	1	1	<b>Minnesota Twins @ Texas Rangers</b> Arlington Stadium, Arlington, TX Wed Sep 30 1987, 8:05 PM EDT Att: 9,309 - Unknown			
Curtis Wilkerson, S OBP: 0.310, SLG: 0.396 (1, 6)	CS		FC4-6 BB							3	0	1	0	1	0	3				
Ruben Sierra, S OBP: 0.305, SLG: 0.471 (1, 9)	K		FC4-6							4	0	0	0	0	1	4				
Pete O'Brien, L OBP: 0.350, SLG: 0.461 (1, 3)	SF9									3	0	0	1	0	0	0				
Larry Parrish, R OBP: 0.328, SLG: 0.482 (1, 10)	CS		F9							4	0	0	0	0	2	0				
Pete Incaviglia, R OBP: 0.335, SLG: 0.501 (1, 7)										3	1	2	0	0	1	0				
Bob Brower, R OBP: 0.335, SLG: 0.455 (8, 7)	K									0	0	0	0	0	0	0				
Oddibe McDowell, L OBP: 0.325, SLG: 0.433 (1, 8)	F7									3	0	1	0	0	0	1				
Geno Petralli, L OBP: 0.378, SLG: 0.472 (1, 2)			K							3	0	0	0	0	2	2				
Tom O'Malley, L OBP: 0.346, SLG: 0.369 (1, 5)			BB							1	0	0	1	1	0	0				
<b>Inning Stats</b>	R: 1 E: 0 K: 1 S: 6	H: 2 LOB: 0 BB: 0 P: 6	R: 0 E: 0 K: 1 S: 5	H: 0 LOB: 0 BB: 0 P: 5	R: 0 E: 0 K: 2 S: 7	H: 0 LOB: 2 BB: 2 P: 15	R: 0 E: 0 K: 0 S: 4	H: 1 LOB: 1 BB: 0 P: 4	R: 0 E: 0 K: 0 S: 3	H: 0 LOB: 1 BB: 1 P: 7	R: 0 E: 0 K: 1 S: 5	H: 0 LOB: 0 BB: 0 P: 5	R: 0 E: 0 K: 1 S: 8	H: 3 LOB: 2 BB: 0 P: 8	R: 0 E: 0 K: 1 S: 5	H: 0 LOB: 0 BB: 0 P: 5	1B: 5 2B: 1 3B: 0 HR: 0	SF: 2 SAC: 0 DP: 0 HBP: 0	WP: 0 PB: 0 CS: 1	PA: 33
<b>PITCHER</b> Les Straker, R ERA: 4.34 (1, 1)	IP: 7.0 WLS: L BF: 29 H: 6 R: 2 ER: 2 SO: 6 BB: 3 IBB: 0 HBP: 0 BLK: 0 WP: 0 HR: 0 S: 38 P: 50 ERA: 2.57 WHIP: 1.286											<b>PITCHER</b>	IP: 7.0 WLS: L BF: 29 H: 6 R: 2 ER: 2 SO: 6 BB: 3 IBB: 0 HBP: 0 BLK: 0 WP: 0 HR: 0 S: 38 P: 50 ERA: 2.57 WHIP: 1.286							
Steve Carlton, L ERA: 5.74 (8, 1)	IP: 1.0 WLS: 3 BF: 0 H: 0 R: 0 ER: 0 SO: 1 BB: 0 IBB: 0 HBP: 0 BLK: 0 WP: 0 HR: 0 S: 5 P: 5 ERA: 0.00 WHIP: 0.000											<b>PITCHER</b>	IP: 1.0 WLS: 3 BF: 0 H: 0 R: 0 ER: 0 SO: 1 BB: 0 IBB: 0 HBP: 0 BLK: 0 WP: 0 HR: 0 S: 5 P: 5 ERA: 0.00 WHIP: 0.000							



Batter	1	2	3	4	5	6	7	8	9	AB	R	H	RBI	BB	SO	LOB	TOP			
<b>Donell Nixon, R</b> OBP: 0.319, SLG: 0.346 (1, 8)										5	0	2	0	0	2	2	<b>Seattle Mariners @ Texas Rangers</b> Arlington Stadium, Arlington, TX Thu Oct 01 1987, 8:05 PM EDT Att: 7,890 - Unknown			
<b>Phil Bradley, R</b> OBP: 0.369, SLG: 0.465 (1, 7)										4	2	1	1	1	1	4				
<b>Edgar Martinez, R</b> OBP: 0.429, SLG: 0.615 (1, 5)										5	1	3	2	0	1	3				
<b>Mickey Brantley, R</b> OBP: 0.342, SLG: 0.499 (1, 9)										5	1	1	3	0	0	2				
<b>Gary Matthews, R</b> OBP: 0.318, SLG: 0.325 (1, 10)										4	0	1	0	1	1	0				
<b>Brick Smith, R</b> (1, 3)										4	1	0	0	1	1	2				
<b>Scott Bradley, L</b> OBP: 0.311, SLG: 0.373 (1, 2)										4	1	1	0	0	0	1				
<b>Mario Diaz, R</b> OBP: 0.333, SLG: 0.429 (1, 6)										4	1	2	1	0	1	1				
<b>Harold Reynolds, S</b> OBP: 0.329, SLG: 0.376 (1, 4)										2	1	0	0	2	0	2				
<b>Inning Stats</b>	R: 3 E: 0 K: 3 S: 11	H: 2 LOB: 0 BB: 1 P: 15	R: 0 E: 0 K: 1 S: 4	H: 0 LOB: 0 BB: 1 P: 8	R: 0 E: 0 K: 2 S: 7	H: 0 LOB: 1 BB: 0 P: 7	R: 2 E: 2 K: 0 S: 5	H: 2 LOB: 1 BB: 1 P: 9	R: 0 E: 0 K: 0 S: 4	H: 0 LOB: 0 BB: 0 P: 3	R: 3 E: 0 K: 1 S: 8	H: 3 LOB: 2 BB: 2 P: 16	R: 0 E: 1 K: 0 S: 6	H: 2 LOB: 2 BB: 0 P: 6	R: 0 E: 0 K: 0 S: 3	H: 0 LOB: 0 BB: 0 P: 3	1B: 8 2B: 1 3B: 1 HR: 1	SF: 0 SAC: 0 DP: 0 HBP: 0	WP: 0 PB: 0 SB: 2 CS: 3	PA: 43
<b>PITCHER</b>	IP	WLS	BF	H	R	ER	SO	BB	IBB	HBP	BLK	WP	HR	S	P	ERA	WHIP			
<b>Mitch Williams, L</b> ERA: 3.26 (1, 1)	4.0	L	18	4	5	3	6	3	0	0	0	0	1	27	39	6.75	1.750			
<b>Jeff Russell, R</b> ERA: 4.45 (5, 1)	2.0		7	2	0	0	0	0	0	0	0	0	0	7	7	0.00	1.000			
<b>Mike Loynd, R</b> ERA: 6.1 (7, 1)	0.2		7	3	3	3	1	2	0	0	0	0	0	7	15	40.50	7.500			
<b>Dale Mohorcic, R</b> ERA: 2.95 (7, 1)	1.1		7	2	0	0	0	0	0	0	0	0	0	7	7	0.00	1.500			
<b>Steve Howe, L</b> ERA: 4.89 (9, 1)	1.0		3	0	0	0	0	0	0	0	0	0	0	3	3	0.00	0.000			

Batter	1	2	3	4	5	6	7	8	9	AB	R	H	RBI	BB	SO	LOB	BOTTOM			
<b>Jerry Browne, S</b> OBP: 0.358, SLG: 0.340 (1, 4)										4	1	1	2	1	0	0	<b>Seattle Mariners @ Texas Rangers</b> Arlington Stadium, Arlington, TX Thu Oct 01 1987, 8:05 PM EDT Att: 7,890 - Unknown			
<b>Curtis Wilkerson, S</b> OBP: 0.310, SLG: 0.394 (8, PH) <b>Cecil Espy, S</b> OBP: 0.299, SLG: 0.410 (9, 2)										3	0	1	0	0	0	0				
<b>Ruben Sierra, S</b> OBP: 0.304, SLG: 0.469 (1, 9)										5	1	1	1	0	1	3				
<b>Pete O'Brien, L</b> OBP: 0.348, SLG: 0.458 (8, 3) <b>Tom Paciorek, R</b> OBP: 0.291, SLG: 0.365 (8, 3)										3	0	0	0	0	0	0				
<b>Darrell Porter, L</b> OBP: 0.389, SLG: 0.426 (1, 10)										2	1	1	1	2	1	0				
<b>Pete Incaviglia, R</b> OBP: 0.333, SLG: 0.498 (1, 7)										3	0	0	1	0	1	1				
<b>Oddibe McDowell, L</b> OBP: 0.322, SLG: 0.429 (1, 8)										4	0	0	0	0	1	3				
<b>Geno Petralli, L</b> OBP: 0.386, SLG: 0.482 (8, PR) <b>Greg Tabor, R</b> OBP: 0.333, SLG: 0.667 (9, 6) <b>Scott Fletcher, R</b> OBP: 0.356, SLG: 0.374 (9, 6)										2	1	2	0	1	0	0				
<b>Tom O'Malley, L</b> OBP: 0.346, SLG: 0.368 (9, PH) <b>Bob Brower, R</b> OBP: 0.334, SLG: 0.454 (9, PH)										3	1	1	0	0	0	2				
<b>Inning Stats</b>	R: 0 E: 0 K: 1 S: 5	H: 0 LOB: 0 BB: 0 P: 5	R: 1 E: 0 K: 0 S: 4	H: 1 LOB: 0 BB: 0 P: 4	R: 1 E: 0 K: 0 S: 5	H: 2 LOB: 1 BB: 0 P: 5	R: 0 E: 0 K: 1 S: 5	H: 0 LOB: 0 BB: 0 P: 5	R: 0 E: 0 K: 0 S: 3	H: 0 LOB: 0 BB: 0 P: 3	R: 0 E: 0 K: 2 S: 7	H: 0 LOB: 1 BB: 1 P: 11	R: 4 E: 0 K: 0 S: 7	H: 4 LOB: 2 BB: 2 P: 15	R: 0 E: 0 K: 2 S: 7	H: 0 LOB: 2 BB: 2 P: 15	1B: 6 2B: 1 3B: 0 HR: 1	SF: 1 SAC: 0 DP: 1 HBP: 0	WP: 1 PB: 0 SB: 0 CS: 0	PA: 39
<b>PITCHER</b>	IP	WLS	BF	H	R	ER	SO	BB	IBB	HBP	BLK	WP	HR	S	P	ERA	WHIP			
<b>Mike Moore, R</b> ERA: 4.71 (1, 1)	7.1	W	30	7	6	6	4	2	0	0	0	1	0	36	44	7.36	1.227			
<b>Ed Nunez, R</b> ERA: 3.8 (8, 1)	0.2		5	1	0	0	0	2	0	0	0	1	0	3	11	0.00	4.500			
<b>Bill Wilkinson, L</b> ERA: 3.79 (9, 1)	1.0	S	4	0	0	0	2	1	0	0	0	0	0	7	11	0.00	1.000			



Batter	1	2	3	4	5	6	7	8	9	AB	R	H	RBI	BB	SO	LOB	TOP			
Harold Reynolds, S OBP: 0.328, SLG: 0.375 (1,4)	F7		L9		4-3		CS		6-3	5	0	1	1	0	0	1				
Phil Bradley, R OBP: 0.336, SLG: 0.463 (1,7)	F3					4-3	CS	1-3	6-3	5	0	1	0	0	0	0				
Edgar Martinez, R OBP: 0.413, SLG: 0.581 (1,5)	K		F9			FC4-6		6-3		4	0	1	0	0	1	1				
Mickey Brantley, R OBP: 0.344, SLG: 0.499 (7,8) (9,9)		K		G4-6-3		FC4-6		BB	BB	4	1	2	0	0	1	1				
Ken Phelps, L OBP: 0.409, SLG: 0.543 (1,10)		HR		G4-6-3		F7		BB	BB	2	1	0	0	2	0	2				
Alvin Davis, L OBP: 0.370, SLG: 0.512 (1,3)		HR		FC6-4			2B	BB		3	2	3	2	1	0	0				
Mario Diaz, R OBP: 0.322, SLG: 0.391 (7,PH)	F4			FC6-4			1B	FC6-4		2	0	0	0	0	0	1	AB 34			
Mike Kingery, L OBP: 0.330, SLG: 0.454 (7,9)							2B	BB		1	1	1	0	0	0	0	R 5			
Gary Matthews, R OBP: 0.322, SLG: 0.325 (8,PH)								BB		0	0	0	1	1	0	0	H 10			
Dave Valle, R OBP: 0.292, SLG: 0.435 (8,2)								BB		0	0	0	0	0	0	0	RBI 5			
Jerry Narron, L (1,2)										3	0	0	0	0	2	2	BB 4			
Domingo Ramos, R OBP: 0.336, SLG: 0.427 (7,6)	K							FC6-4		1	0	0	0	0	0	3	SO 4			
Donell Nixon, R OBP: 0.322, SLG: 0.348 (7,PH)										2	0	1	0	0	0	0	LOB 12			
Scott Bradley, L OBP: 0.309, SLG: 0.371 (7,2) (8,9)										2	0	0	1	0	0	1				
John Moses, S OBP: 0.299, SLG: 0.331 (9,8)										0	0	0	0	0	0	0				
<b>Inning Stats</b>	R: 0 E: 0 K: 1 S: 5	H: 0 LOB: 0 BB: 0 P: 5	R: 2 E: 0 K: 2 S: 8	H: 1 LOB: 0 BB: 1 P: 12	R: 0 E: 0 K: 0 S: 4	H: 2 LOB: 1 BB: 0 P: 4	R: 0 E: 0 K: 0 S: 4	H: 0 LOB: 0 BB: 0 P: 3	R: 0 E: 0 K: 0 S: 4	H: 1 LOB: 1 BB: 0 P: 4	R: 2 E: 0 K: 1 S: 7	H: 3 LOB: 0 BB: 0 P: 7	R: 1 E: 0 K: 0 S: 4	H: 1 LOB: 3 BB: 0 P: 16	R: 0 E: 0 K: 0 S: 3	H: 0 LOB: 0 BB: 0 P: 3	1B: 7 2B: 2 3B: 0 HR: 1	SF: 0 SAC: 0 DP: 1 HBP: 0	WP: 0 PB: 0 SB: 0 CS: 2	PA: 39
<b>PITCHER</b>	IP	WLS	BF	H	R	ER	SO	BB	IBB	HBP	BLK	WP	HR	S	P	ERA	WHIP			
Greg Harris, R ERA: 4.86 (1,1)	6.0		25	8	4	4	3	1	0	0	0	0	1	30	34	6.00	1.500			
Dale Mohorcic, R ERA: 2.99 (7,1)	1.2	L	7	2	1	1	1	1	0	0	0	0	0	8	12	5.40	1.800			
Steve Howe, L ERA: 4.66 (8,1)	1.1		6	0	0	0	0	2	0	0	0	0	0	4	12	0.00	1.500			

Seattle Mariners @ Texas Rangers  
Arlington Stadium, Arlington, TX  
Fri Oct 02 1987, 8:05 PM EDT  
Att: 11,711 - Unknown

AB 34  
R 5  
H 10  
RBI 5  
BB 4  
SO 4  
LOB 12



Batter	1	2	3	4	5	6	7	8	9	AB	R	H	RBI	BB	SO	LOB	BOTTOM			
Jerry Browne, S OBP: 0.358, SLG: 0.339 (1,4)	4-3		K		1B		L5-3		G4-3	4	1	1	0	1	1	1				
Scott Fletcher, R OBP: 0.359, SLG: 0.378 (1,6)			HR		1B		L5-3			4	2	3	0	0	0	1				
Ruben Sierra, S OBP: 0.303, SLG: 0.473 (1,9)	L6		HR		SF8		F9			3	1	1	3	0	0	1				
Pete Incaviglia, R OBP: 0.332, SLG: 0.497 (1,7)			4-3		FC6-4					1	0	0	0	0	1	1				
Bob Brower, R OBP: 0.337, SLG: 0.456 (3,7) (9,8)	K		4-3		1B					3	0	2	0	0	0	0				
Pete O'Brien, L OBP: 0.348, SLG: 0.457 (1,3)		4-3	4-3		SF8					3	0	1	1	0	0	0				
Larry Parrish, R OBP: 0.328, SLG: 0.480 (1,10)	F5				FC6-4					4	0	1	0	0	1	3				
Oddibe McDowell, L OBP: 0.325, SLG: 0.431 (1,8)										3	0	2	0	0	0	1				
Tom Paciorek, R OBP: 0.286, SLG: 0.358 (6,PH) (9,7)	1B				F8		CS		G6-4-3	1	0	0	0	0	0	2	AB 34			
Geno Petralli, L OBP: 0.387, SLG: 0.483 (1,2)										2	0	1	0	0	0	1	R 4			
Don Slaught, R OBP: 0.300, SLG: 0.410 (6,PH) (7,2)										2	0	1	0	0	0	1	H 13			
Cecil Espy, S (9,PR)										0	0	0	0	0	0	0	RBI 4			
Tom O'Malley, L OBP: 0.341, SLG: 0.362 (1,5)										2	0	0	0	0	1	3	BB 1			
Steve Buechele, R OBP: 0.285, SLG: 0.388 (6,PH) (7,5)					K					2	0	0	0	0	1	2	SO 5			
<b>Inning Stats</b>	R: 0 E: 0 K: 1 S: 6	H: 1 LOB: 1 BB: 0 P: 6	R: 0 E: 0 K: 0 S: 5	H: 2 LOB: 2 BB: 0 P: 5	R: 2 E: 0 K: 1 S: 7	H: 2 LOB: 0 BB: 0 P: 7	R: 0 E: 0 K: 1 S: 6	H: 1 LOB: 1 BB: 0 P: 6	R: 2 E: 0 K: 0 S: 5	H: 2 LOB: 1 BB: 1 P: 9	R: 0 E: 0 K: 0 S: 3	H: 1 LOB: 0 BB: 0 P: 3	R: 0 E: 0 K: 1 S: 6	H: 2 LOB: 1 BB: 0 P: 6	R: 0 E: 0 K: 1 S: 5	H: 1 LOB: 1 BB: 0 P: 5	1B: 11 2B: 2 3B: 0 HR: 1	SF: 2 SAC: 0 DP: 3 HBP: 0	WP: 0 PB: 0 SB: 0 CS: 1	PA: 37
<b>PITCHER</b>	IP	WLS	BF	H	R	ER	SO	BB	IBB	HBP	BLK	WP	HR	S	P	ERA	WHIP			
Clay Parker, R ERA: 10.57 (1,1)	4.1		22	8	4	4	3	1	0	0	0	0	0	10	10	0.00	1.500			
Dennis Powell, L ERA: 3.15 (5,1)	2.2	W	10	4	0	0	0	0	0	0	0	0	0	3	3	0.00	0.000			
Jerry Reed, R ERA: 3.32 (8,1)	0.1		1	0	0	0	1	0	0	0	0	0	0	6	6	0.00	0.600			
Bill Wilkinson, L ERA: 3.7 (8,1)	1.2	S	4	1	0	0	1	0	0	0	0	0	0	6	6	0.00	0.600			

Seattle Mariners @ Texas Rangers  
Arlington Stadium, Arlington, TX  
Fri Oct 02 1987, 8:05 PM EDT  
Att: 11,711 - Unknown

AB 34  
R 4  
H 13  
RBI 4  
BB 1  
SO 5  
LOB 17





Batter	1	2	3	4	5	6	7	8	9	AB	R	H	RBI	BB	SO	LOB	TOP								
<b>John Moses, S</b> (1, 8) OBP: 0.300, SLG: 0.330	0-0 6-3	0-0 2H 1B			0-0 F7		4-0 G1-6-3 BB	0-0 6-3	4-0 1-2 6-3	4	0	1	1	1	0	1									
<b>Phil Bradley, R</b> (1, 7) OBP: 0.396, SLG: 0.460	0-0 1-3	0-0 6-3			0-0 1-3		0-0 G1-6-3	0-0 PO	0-0 2-3	4	0	0	0	0	0	2									
<b>Alvin Davis, L</b> (1, 3) <b>Jim Weaver, L</b> (8, PR) (8, 8)	0-0 HR		0-3 K		0-0 6-3		0-0 6-3	0-0 G1-6-3 BB 1B		4	1	2	1	0	1	0									
<b>Ken Phelps, L</b> (1, 10) <b>Donell Nixon, R</b> (8, PH) (8, 8)	0-3 K		0-3 K		4-0 1B BB		4-0 1B BB	4-0 G1-6-3 BB 1B		2	1	0	0	1	2	0									
<b>Jim Prestley, R</b> (1, 5) OBP: 0.295, SLG: 0.427		0-0 1-3	0-0 6-3		0-0 F8		0-0 G1-6-3	0-0 1-2 2-3 BB		4	0	0	0	0	0	3									
<b>Mike Kingery, L</b> (1, 9) <b>Dave Hengel, R</b> (8, PH) (8, 9)	4-0 E 1B BB		0-0 F7		0-0 F7		0-0 1B 1B	0-0 WP 1B		2	1	1	0	1	0	0									
<b>Scott Bradley, L</b> (1, 2) OBP: 0.311, SLG: 0.373	0-0 E1 E 1B SF9		0-0 G5-4-3 1B		0-0 G5-4-3 1B		0-0 1-3 3H 1B	0-3 K		4	1	2	1	0	1	3									
<b>Rey Quinones, R</b> (1, 6) OBP: 0.316, SLG: 0.395	0-0 E9 E 1B SF9		0-0 G5-4-3 1B		0-0 F8		0-0 F8	0-3 K		4	1	1	1	0	1	3									
<b>Harold Reynolds, S</b> (1, 4) OBP: 0.327, SLG: 0.373	0-0 SF9		0-0 4-3		0-0 4-3		0-0 4-3	4-0 PO S BB		2	0	0	1	1	0	0									
<b>Inning Stats</b>	R: 1 E: 0 K: 1 S: 6	H: 1 LOB: 0 BB: 0 P: 6	R: 3 E: 2 K: 0 S: 6	H: 2 LOB: 1 BB: 1 P: 10	R: 0 E: 0 K: 2 S: 7	H: 0 LOB: 0 BB: 0 P: 7	R: 0 E: 0 K: 0 S: 3	H: 1 LOB: 0 BB: 0 P: 3	R: 0 E: 0 K: 0 S: 3	H: 0 LOB: 0 BB: 0 P: 3	R: 1 E: 0 K: 0 S: 5	H: 2 LOB: 2 BB: 1 P: 9	R: 0 E: 0 K: 0 S: 2	H: 0 LOB: 0 BB: 1 P: 6	R: 1 E: 0 K: 1 S: 6	H: 2 LOB: 1 BB: 1 P: 10	R: 0 E: 0 K: 1 S: 4	H: 0 LOB: 0 BB: 0 P: 8	1B: 7 2B: 0 3B: 0 HR: 1	SF: 1 SAC: 0 DP: 3 HBP: 0	WP: 1 PB: 0 SB: 2 CS: 0	PA: 38			
<b>PITCHER</b>	IP	WLS	BF	H	R	ER	SO	BB	IBB	HBP	BLK	WP	HR	S	P	ERA	WHIP								
<b>Jose Guzman, R</b> (1, 1) ERA: 4.67	7.0	L	30	7	6	4	3	3	0	0	0	0	1	33	45	5.14	1.429								
<b>Mitch Williams, L</b> (8, 1) ERA: 3.23	1.0		4	1	0	0	1	1	0	0	0	1	0	5	9	0.00	2.000								
<b>Jeff Russell, R</b> (9, 1) ERA: 4.44	1.0		3	0	0	0	1	1	0	0	0	0	0	4	8	0.00	1.000								

Seattle Mariners @ Texas Rangers  
Arlington Stadium, Arlington, TX  
Sat Oct 03 1987, 8:05 PM EDT  
Att: 19,696 - Unknown

AB 31  
R 6  
H 8  
RBI 6  
BB 5  
SO 5  
LOB 12



Batter	1	2	3	4	5	6	7	8	9	AB	R	H	RBI	BB	SO	LOB	BOTTOM								
<b>Bob Brower, R</b> (1, 8) OBP: 0.336, SLG: 0.453	0-3 K		0-0 CS 1B		0-0 G3		0-0 L4		4-0 1-2 G3	4	0	1	0	0	1	1									
<b>Scott Fletcher, R</b> (1, 6) OBP: 0.358, SLG: 0.376	0-0 F9		0-0 L1		4-0 2-3 BB		0-0 6-3		0-0 5-3	3	0	0	0	1	0	1									
<b>Ruben Sierra, S</b> (1, 9) OBP: 0.302, SLG: 0.470	0-0 6-3		0-0 F8		0-0 F9		0-0 5-3			4	0	0	0	0	0	2									
<b>Larry Parrish, R</b> (1, 10) OBP: 0.329, SLG: 0.486		0-0 HR	0-0 F7		0-0 F3		0-0 HR 1B			4	2	2	1	0	0	0									
<b>Tom Paciorek, R</b> (1, 3) OBP: 0.283, SLG: 0.404	0-3 K		0-0 E6		0-0 F4		0-0 1-H HR			4	1	1	2	0	1	0									
<b>Don Slaught, R</b> (1, 2) OBP: 0.286, SLG: 0.403	0-0 6-3		0-0 F8		0-0 4-3		0-3 K			4	0	0	0	0	1	1									
<b>Steve Buechele, R</b> (1, 5) OBP: 0.288, SLG: 0.401	0-0 2B		0-0 HR		0-0 G3		0-0 4-3			4	1	2	1	0	0	0									
<b>Greg Tabor, R</b> (1, 4) OBP: 0.143, SLG: 0.286	0-0 4-3		0-0 6-3		0-0 K		0-0 E3			4	0	0	0	0	1	1									
<b>Cecil Espy, S</b> (1, 7) <b>Dave Meier, R</b> (9, PH) (8, 8)		0-3 K2-3	0-0 S G3 BB		4-0 K		0-0 F8			2	0	0	0	1	2	0									
<b>Inning Stats</b>	R: 0 E: 0 K: 1 S: 5	H: 0 LOB: 0 BB: 0 P: 5	R: 1 E: 0 K: 1 S: 7	H: 2 LOB: 1 BB: 0 P: 7	R: 0 E: 0 K: 1 S: 5	H: 1 LOB: 0 BB: 0 P: 5	R: 0 E: 1 K: 0 S: 4	H: 0 LOB: 1 BB: 0 P: 4	R: 0 E: 0 K: 0 S: 4	H: 0 LOB: 0 BB: 0 P: 12	R: 0 E: 0 K: 0 S: 3	H: 0 LOB: 0 BB: 0 P: 3	R: 0 E: 0 K: 2 S: 7	H: 0 LOB: 0 BB: 0 P: 7	R: 0 E: 0 K: 0 S: 3	R: 2 E: 1 K: 1 S: 8	H: 2 LOB: 1 BB: 0 P: 8	1B: 2 2B: 1 3B: 0 HR: 3	SF: 0 SAC: 0 DP: 0 HBP: 0	WP: 0 PB: 0 SB: 1 CS: 1	PA: 36				
<b>PITCHER</b>	IP	WLS	BF	H	R	ER	SO	BB	IBB	HBP	BLK	WP	HR	S	P	ERA	WHIP								
<b>Lee Guetterman, L</b> (1, 1) ERA: 3.81	8.0	W	32	8	4	4	5	2	0	0	0	0	3	40	48	4.50	1.000								
<b>Bill Wilkinson, L</b> (9, 1) ERA: 3.66	1.0	S	4	0	0	0	1	0	0	0	0	0	0	6	6	0.00	0.000								

Seattle Mariners @ Texas Rangers  
Arlington Stadium, Arlington, TX  
Sat Oct 03 1987, 8:05 PM EDT  
Att: 19,696 - Unknown

AB 34  
R 4  
H 6  
RBI 4  
BB 2  
SO 6  
LOB 7





Batter	1	2	3	4	5	6	7	8	9	AB	R	H	RBI	BB	SO	LOB	TOP										
<b>Harold Reynolds, S</b> OBP: 0.325, SLG: 0.370 (1, 4)										5	1	0	0	0	0	1											
<b>John Moses, S</b> OBP: 0.301, SLG: 0.331 (1, 8) (7, 3)										5	1	2	0	0	1	2											
<b>Phil Bradley, R</b> OBP: 0.387, SLG: 0.463 (1, 7)										5	2	3	1	0	0	1											
<b>Alvin Davis, L</b> OBP: 0.370, SLG: 0.516 <b>Dave Hengel, R</b> OBP: 0.316, SLG: 0.474 (7, PR) (7, 9)										4	0	1	1	0	2	3											
<b>Ken Phelps, L</b> OBP: 0.410, SLG: 0.548 <b>Brick Smith, R</b> OBP: 0.300, SLG: 0.125 (1, 10) (7, PH)										2	2	1	2	1	0	0											
<b>Jim Prestley, R</b> OBP: 0.296, SLG: 0.433 (1, 5)										4	1	2	2	0	1	2											
<b>Scott Bradley, L</b> OBP: 0.310, SLG: 0.371 (1, 2)										4	0	1	0	0	0	0											
<b>Mike Kingery, L</b> OBP: 0.329, SLG: 0.449 (1, 9) (7, 8)										4	0	0	0	0	0	2											
<b>Rey Quinones, R</b> OBP: 0.317, SLG: 0.397 (1, 6)										4	0	2	0	0	0	0											
<b>Inning Stats</b>	R: 4 E: 1 K: 1 S: 8	H: 2 LOB: 0 BB: 1 P: 12	R: 0 E: 0 K: 0 S: 3	H: 0 LOB: 0 BB: 0 P: 3	R: 2 E: 0 K: 0 S: 7	H: 5 LOB: 2 BB: 0 P: 7	R: 0 E: 0 K: 1 S: 6	H: 1 LOB: 1 BB: 0 P: 6	R: 0 E: 0 K: 1 S: 5	H: 0 LOB: 0 BB: 0 P: 5	R: 0 E: 0 K: 0 S: 3	H: 0 LOB: 0 BB: 0 P: 3	R: 1 E: 0 K: 1 S: 8	H: 4 LOB: 2 BB: 0 P: 8	R: 0 E: 0 K: 0 S: 3	H: 1 LOB: 0 BB: 0 P: 3	R: 0 E: 0 K: 0 S: 3	H: 0 LOB: 0 BB: 0 P: 3	1B: 9 2B: 2 3B: 0 HR: 2	SF: 0 SAC: 0 DP: 1 HBP: 0	WP: 1 PB: 2 SB: 1 CS: 2	PA: 40					
<b>PITCHER</b>	IP	WLS	BF	H	R	ER	SO	BB	IBB	HBP	BLK	WP	HR	S	P	ERA	WHIP										
<b>Charlie Hough, R</b> ERA: 3.79	(1, 1)	6.2	L	31	11	7	3	3	1	0	0	0	0	0	0	4.05	1.800										
<b>Steve Howe, L</b> ERA: 4.31	(7, 1)	2.1	S	8	2	0	0	1	0	0	0	0	0	10	10	0.00	0.857										

Seattle Mariners @ Texas Rangers  
Arlington Stadium, Arlington, TX  
Sun Oct 04 1987, 4:33 AM EDT  
Att: 17,208 - Unknown

AB 38  
R 7  
H 13  
RBI 6  
BB 1  
SO 4  
LOB 11



Batter	1	2	3	4	5	6	7	8	9	AB	R	H	RBI	BB	SO	LOB	BOTTOM										
<b>Bob Brower, R</b> OBP: 0.338, SLG: 0.452 <b>Darrell Porter, L</b> OBP: 0.387, SLG: 0.423 (1, 7) (9, PH)										3	0	1	1	1	1	2											
<b>Scott Fletcher, R</b> OBP: 0.358, SLG: 0.374 (1, 6)										3	0	0	0	2	1	3											
<b>Pete O'Brien, L</b> OBP: 0.348, SLG: 0.457 (1, 3)										5	1	2	0	0	2	2											
<b>Larry Parrish, R</b> OBP: 0.328, SLG: 0.483 (1, 10)										5	1	1	0	0	3	3											
<b>Tom Paciorek, R</b> OBP: 0.302, SLG: 0.483 <b>Geno Petralli, L</b> OBP: 0.388, SLG: 0.480 (7, PH) (8, 9)										3	1	2	1	0	1	0											
<b>Steve Buechele, R</b> OBP: 0.290, SLG: 0.399 <b>Tom O'Malley, L</b> OBP: 0.351, SLG: 0.368 (1, 5) (8, PH)										1	1	0	0	2	0	2											
<b>Don Slaughter, R</b> OBP: 0.298, SLG: 0.495 (1, 2)										4	0	1	0	1	0	3											
<b>Oddibe McDowell, L</b> OBP: 0.324, SLG: 0.428 (1, 8)										3	0	0	0	1	0	3											
<b>Greg Tabor, R</b> OBP: 0.111, SLG: 0.222 <b>Dave Meier, R</b> OBP: 0.256, SLG: 0.333 <b>Curtis Wilkerson, S</b> OBP: 0.308, SLG: 0.391 (1, 4) (6, PH) (7, 4)										2	0	0	0	0	2	2											
<b>Inning Stats</b>	R: 0 E: 0 K: 2 S: 6	H: 0 LOB: 1 BB: 2 P: 14	R: 1 E: 0 K: 2 S: 8	H: 1 LOB: 2 BB: 2 P: 16	R: 0 E: 0 K: 1 S: 7	H: 2 LOB: 0 BB: 0 P: 7	R: 0 E: 0 K: 1 S: 5	H: 0 LOB: 0 BB: 0 P: 5	R: 0 E: 0 K: 2 S: 7	H: 0 LOB: 1 BB: 1 P: 11	R: 1 E: 0 K: 2 S: 9	H: 2 LOB: 3 BB: 2 P: 17	R: 0 E: 0 K: 0 S: 3	H: 0 LOB: 0 BB: 0 P: 3	R: 0 E: 0 K: 0 S: 3	H: 0 LOB: 1 BB: 1 P: 7	R: 2 E: 0 K: 2 S: 10	H: 3 LOB: 2 BB: 1 P: 14	1B: 5 2B: 2 3B: 0 HR: 1	SF: 0 SAC: 0 DP: 0 HBP: 0	WP: 0 PB: 0 SB: 1 CS: 1	PA: 43					
<b>PITCHER</b>	IP	WLS	BF	H	R	ER	SO	BB	IBB	HBP	BLK	WP	HR	S	P	ERA	WHIP										
<b>Mark Langston, L</b> ERA: 3.84	(1, 1)	6.0	W	29	5	2	2	10	7	0	0	0	0	0	0	3.00	2.000										
<b>Jerry Reed, R</b> ERA: 3.42	(7, 1)	3.0	S	14	3	2	2	2	2	0	0	0	0	16	24	6.00	1.667										

Seattle Mariners @ Texas Rangers  
Arlington Stadium, Arlington, TX  
Sun Oct 04 1987, 4:33 AM EDT  
Att: 17,208 - Unknown

AB 34  
R 4  
H 8  
RBI 4  
BB 9  
SO 12  
LOB 24

