

Texas Rangers - 1989

Batter	1	2	3	4	5	6	7	8	9	AB R H RBI BB SO LOB	TOP																								
Kenny Williams, R (1, 8) C S X	0-2 P4		4-2 B B 1-3 BB		3-2 P6			2-1 F9		3 0 0 0 1 0 1																									
Torey Lovullo, S (1, 3) X	0-0 F9		2-1 P2			1-1 G3		3-3 K		4 0 0 0 0 1 3																									
Lou Whitaker, L (1, 4) C B X	1-1 F8			4-2 2B BB		0-1 F8			2-2 F9	3 0 0 0 1 0 0																									
Alan Trammell, R (1, 6) OBP: 0.250, SLG: 0.500		0-3 K		2-0 1-3 2B		3-1 P5			0-1 G6-3	4 0 1 0 0 1 0																									
Fred Lynn, L (1, 7) OBP: 0.250, SLG: 0.250		0-0 L4		1-1 P2			3-1 G3-1		1-1 1B 1B	4 0 1 0 0 0 2																									
Matt Nokes, L (1, 2) OBP: 0.250, SLG: 0.250		2-2 L8		2-3 K			0-0 F9		0-2 1-2 1B	4 0 1 0 0 1 2																									
Chris Brown, R (1, 5)			0-1 G4-3	2-0 G5-3			1-1 P3		0-3 K	4 0 0 0 0 1 4																									
Chet Lemon, R (1, 9) OBP: 0.667, SLG: 0.667			2-1 WP S 1B		3-1 G6-3			2-1 1B		3 0 2 0 0 0 0																									
Pat Sheridan, L (1, 10)			1-3 K		1-0 F9			3-2 P3		3 0 0 0 0 1 2																									
Inning Stats	R: 0 E: 0 K: 0 S: 6 H: 0 LOB: 0 BB: 0 P: 7	R: 0 E: 0 K: 1 S: 7 H: 0 LOB: 0 BB: 0 P: 9	R: 0 E: 0 K: 1 S: 13 H: 1 LOB: 2 BB: 1 P: 21	R: 0 E: 0 K: 1 S: 11 H: 1 LOB: 2 BB: 1 P: 22	R: 0 E: 0 K: 0 S: 6 H: 0 LOB: 0 BB: 0 P: 13	R: 0 E: 0 K: 0 S: 6 H: 0 LOB: 0 BB: 0 P: 10	R: 0 E: 0 K: 0 S: 5 H: 0 LOB: 0 BB: 0 P: 9	R: 0 E: 0 K: 1 S: 10 H: 1 LOB: 1 BB: 0 P: 20	R: 0 E: 0 K: 1 S: 14 H: 2 LOB: 2 BB: 0 P: 17	1B: 4 2B: 1 3B: 0 HR: 0 SF: 0 SAC: 0 DP: 0 HBP: 0	WP: 1 PB: 0 SB: 1 CS: 0 PA: 34																								
PITCHER Charlie Hough, R (1, 1) ERA:	IP 9.0	WLS W	BF 34	H 5	R 0	ER 0	SO 5	BB 2	IBB 0	HBP 0	BLK 0	WP 1	HR 0	S 78	P 128	ERA 0.00	WHIP 0.778	PITCHER	IP 9.0	WLS W	BF 34	H 5	R 0	ER 0	SO 5	BB 2	IBB 0	HBP 0	BLK 0	WP 1	HR 0	S 78	P 128	ERA 0.00	WHIP 0.778

Detroit Tigers @ Texas Rangers
Arlington Stadium, Arlington, TX
Tue Apr 04 1989, 8:05 PM EDT
Att. 40,375 - Unknown - 70 F

livebaseballscorecards.com

AB	32
R	0
H	5
RBI	0
BB	2
SO	5
LOB	14



Batter	1	2	3	4	5	6	7	8	9	AB	R	H	RBI	BB	SO	LOB	
Cecil Espy, S OBP: 0.500, SLG: 0.667 (1, 8) C F B B X	2-2 G1-3		1-1 2B		4-1 2B BB		0-0 P5			3	1	1	0	1	0	1	
Scott Fletcher, R OBP: 0.750, SLG: 1.000 (1, 6) B F B B B	4-2 G1-3 BB		1-0 F9 2B		0-0 F9		2-1 1B			3	0	2	3	1	0	2	
Rafael Palmeiro, L OBP: 0.250, SLG: 0.500 (1, 3) B B C 1 S X SAFE	3-2 G1-3		2-1 F9 2B		1-0 2B		1-3 K			4	0	1	1	0	1	3	
Ruben Sierra, S (1, 9) C F B B S	2-3 K		3-1 F7		1-3 K2-3			0-0 P5		4	0	0	0	0	2	4	
Julio Franco, R (1, 4) C B C		0-3 K		1-3 K		1-1 F9		1-3 K		4	0	0	0	0	3	0	
Pete Incaviglia, R (1, 7) B B B B X		3-1 G5-3		1-0 P6		3-0 F9		0-1 F8		4	0	0	0	0	0	0	
Geno Petralli, L (1, 2) B B B C T		1-3 K		0-0 G6-3		2-0 F9				3	0	0	0	0	1	0	
Buddy Bell, R OBP: 0.333, SLG: 0.333 (1, 10) B B T T C			1-3 K		1-2 G6-3		3-2 G6-3 WP 1B 1B			3	1	1	0	0	1	0	
Steve Buechele, R OBP: 0.667, SLG: 0.500 (1, 5) B B B B X			4-1 2B 2B BB		0-0 2B 1B		1-2 G6-3			2	2	1	0	1	0	1	
Inning Stats	R: 0 H: 0 E: 0 LOB: 1 K: 1 BB: 1 S: 11 P: 22	R: 0 H: 0 E: 0 LOB: 0 K: 2 BB: 0 S: 10 P: 14	R: 2 H: 2 E: 0 LOB: 1 K: 1 BB: 1 S: 11 P: 23	R: 0 H: 0 E: 0 LOB: 0 K: 1 BB: 0 S: 5 P: 7	R: 1 H: 2 E: 0 LOB: 2 K: 1 BB: 1 S: 12 P: 19	R: 0 H: 0 E: 0 LOB: 0 K: 0 BB: 0 S: 4 P: 10	R: 1 H: 2 E: 0 LOB: 1 K: 1 BB: 0 S: 13 P: 20	R: 0 H: 0 E: 0 LOB: 0 K: 1 BB: 0 S: 6 P: 7		1B: 3 SF: 0 2B: 3 SAC: 0 3B: 0 DP: 0 HR: 0 HBP: 0	WP: 1 PA: 33 PB: 0 SB: 0 CS: 0						
PITCHER Jack Morris, R ERA: 4.5 (1, 1)	IP 8.0 WLS L BF 33 H 6 R 4 ER 4 SO 8		BB 3 IBB 0 HBP 0 BLK 0	WP 1 HR 0 S 72 P 122 ERA 4.50 WHIP 1.125		PITCHER	IP 0.0 WLS BF H R ER SO BB IBB HBP BLK WP HR S P ERA WHIP										

BOTTOM

Detroit Tigers @ Texas Rangers
Arlington Stadium, Arlington, TX
Tue Apr 04 1989, 8:05 PM EDT
Att: 40,375 - Unknown - 70 F

livebaseballscorecards.com

AB	30
R	4
H	6
RBI	4
BB	3
SO	8
LOB	11



Batter	1	2	3	4	5	6	7	8	9	AB R H RBI BB SO LOB	TOP																
Kenny Williams, R (1, 8) OBP: 0.222, SLG: 0.125	3-3 K	0-1 E5		1-1 E		1-2 FC5-4		3-2 L8		5 1 1 1 0 1 4																	
Torey Lovullo, S (1, 5) (8, 3)	0-3 K	4-2 BB		4-2 BB		3-2 F4		2-2 G4-3		3 0 0 0 2 1 2																	
Lou Whitaker, L (1, 4) OBP: 0.333, SLG: 0.250	1-2 1B	2-2 G3-1		0-2 1B			1-2 F7		1-0 F6	5 0 2 1 0 0 3																	
Alan Trammell, R (1, 6) OBP: 0.111, SLG: 0.222	1-3 K		3-2 F8	2-1 L7			1-1 F9		3-3 K	5 0 0 0 0 2 3																	
Fred Lynn, L (1, 7) OBP: 0.444, SLG: 0.286		0-1 1B	2-3 K		4-2 BB		4-1 BB		3-2 L4	3 1 1 0 2 1 0																	
Matt Nokes, L (1, 2) OBP: 0.250, SLG: 0.143		2-3 K	0-2 G4-3		3-3 K		4-0 BB			3 0 0 0 1 2 2																	
Pat Sheridan, L (1, 9) Chet Lemon, R (7, PH) (7, 9)		3-1 1B		1-0 F8	0-3 K		1-0 FC5			3 1 1 0 0 1 0 1 0 0 0 0 0 2																	
Dave Bergman, L (1, 10) OBP: 0.750, SLG: 0.667		0-0 1B		2-2 1B		4-1 BB		0-1 F7		3 1 2 1 1 0 0																	
Bill Bean, L (1, 3) Mike Brumley, S (8, PR) (8, 5)		0-3 K		1-2 G3-1		4-1 BB		2-2 HBP		2 0 0 0 1 1 3 0 0 0 0 0 0 0																	
Inning Stats	R: 0 E: 0 K: 3 S: 14	H: 1 LOB: 1 BB: 0 P: 19	R: 2 E: 1 K: 2 S: 20	H: 3 LOB: 3 BB: 1 P: 31	R: 0 E: 0 K: 1 S: 9	H: 0 LOB: 0 BB: 0 P: 14	R: 2 E: 1 K: 0 S: 16	H: 3 LOB: 2 BB: 1 P: 27	R: 0 E: 0 K: 2 S: 9	H: 0 LOB: 0 BB: 1 P: 16	R: 0 E: 0 K: 0 S: 10	H: 0 LOB: 1 BB: 2 P: 21	R: 0 E: 0 K: 0 S: 8	H: 0 LOB: 2 BB: 2 P: 19	R: 0 E: 0 K: 0 S: 12	H: 0 LOB: 1 BB: 0 P: 19	R: 0 E: 0 K: 1 S: 8	H: 0 LOB: 0 BB: 0 P: 15	1B: 7 2B: 0 3B: 0 HR: 0	SF: 0 SAC: 0 DP: 0 HBP: 1	WP: 1 PB: 0 SB: 2 CS: 2	PA: 41					
PITCHER	IP	WLS	BF	H	R	ER	SO	BB	IBB	HBP	BLK	WP	HR	S	P	ERA	WHIP										
Nolan Ryan, R (1, 1) ERA: 5.4	5.0		25	7	4	3	8	3	0	0	0	1	0	68	107	5.40	2.000										
Craig McMurtry, R (6, 1) ERA:	1.2		7	0	0	0	0	3	0	0	0	0	0	17	34	0.00	1.800										
Kenny Rogers, L (7, 1) ERA:	0.0		1	0	0	0	0	1	0	0	0	0	0	4	∞	∞											
Cecilio Guante, R (7, 1) ERA:	0.2	W	3	0	0	0	0	0	0	1	0	0	0	5	8	0.00	0.000										
Jeff Russell, R (8, 1) ERA:	1.2	S	5	0	0	0	1	0	0	0	0	0	0	16	28	0.00	0.000										

Detroit Tigers @ Texas Rangers
Arlington Stadium, Arlington, TX
Thu Apr 06 1989, 8:05 PM EDT
Att. 25,735 - Sunny - 85 F

livebaseballscorecards.com

AB 33
R 4
H 7
RBI 3
BB 7
SO 9
LOB 19



Batter	1	2	3	4	5	6	7	8	9	AB R H RBI BB SO LOB
Cecil Espy, S OBP: 0.625, SLG: 0.600 (1, 8)	4-1 SH5-3 1B BB		1-2 G1		4-1 WP 1B BB		3-2 1B 1B			2 3 1 0 2 0 0
Scott Fletcher, R OBP: 0.714, SLG: 0.833 (1, 6)	0-1 SH5-3 1-2		3-3 K		2-2 E WP 1B 1-H		2-1 L8 1B 1-2			3 1 2 1 0 1 0
Rafael Palmeiro, L OBP: 0.375, SLG: 0.500 (1, 3)	2-2 WP 2-H 1B		0-3 K		0-0 F6		3-2 BB 1-2 2-H 1B			4 0 2 2 0 1 1
Ruben Sierra, S SAFE (1, 9)	2-3 K 1-2		1-3 K		3-2 E3 WP 1-3		1-0 L8 2-3			4 0 0 0 0 2 4
Julio Franco, R OBP: 0.250, SLG: 0.143 (1, 4)	1-0 G5-3		1-2 1B 1B		3-3 K 1-3 3-H		4-0 1-2 BB			3 0 1 0 1 1 2
Pete Incaviglia, R OBP: 0.250, SLG: 0.143 (1, 7)		4-2 G1-6-3 BB		1-2 1-2 1B		1-3 K		0-2 F9		3 0 1 0 1 1 3
Geno Petralli, L (1, 10)		3-2 F8		3-2 F7		1-3 K		0-3 K		4 0 0 0 0 2 3
Steve Buechele, R OBP: 0.429, SLG: 0.200 (1, 5)		1-2 G1-6-3 1-2f		1-2 G6-3		2-3 K		4-0 CS BB		3 0 0 0 1 1 3
Jim Sundberg, R OBP: 0.250, SLG: 1.000 (1, 2)			0-0 HR		3-2 P2		0-3 K 1-2			4 1 1 1 0 2 1

Inning Stats	R: 1 E: 0 K: 1 S: 10	H: 1 LOB: 1 BB: 1 P: 19	R: 0 E: 0 K: 0 S: 9	H: 0 LOB: 0 BB: 1 P: 17	R: 1 E: 0 K: 2 S: 11	H: 1 LOB: 0 BB: 0 P: 15	R: 0 E: 0 K: 1 S: 15	H: 2 LOB: 2 BB: 0 P: 22	R: 2 E: 1 K: 1 S: 17	H: 1 LOB: 1 BB: 1 P: 32	R: 0 E: 0 K: 3 S: 11	H: 0 LOB: 0 BB: 0 P: 15	R: 1 E: 0 K: 1 S: 17	H: 3 LOB: 3 BB: 1 P: 30	R: 0 E: 0 K: 2 S: 6	H: 0 LOB: 0 BB: 1 P: 12
--------------	-------------------------------	----------------------------------	------------------------------	----------------------------------	-------------------------------	----------------------------------	-------------------------------	----------------------------------	-------------------------------	----------------------------------	-------------------------------	----------------------------------	-------------------------------	----------------------------------	------------------------------	----------------------------------

PITCHER	IP	WLS	BF	H	R	ER	SO	BB	IBB	HBP	BLK	WP	HR	S	P	ERA	WHIP
Jeff Robinson, R ERA: 5.4 (1, 1)	5.0		23	5	4	3	5	3	0	0	0	3	1	62	105	5.40	1.600
Frank Williams, R ERA: 4.5 (6, 1)	2.0	L	10	3	1	1	4	1	0	0	0	0	0	28	45	4.50	2.000
Mike Henneman, R ERA: (8, 1)	1.0		3	0	0	0	2	1	0	0	0	0	0	6	12	0.00	1.000

BOTTOM

Detroit Tigers @ Texas Rangers
Arlington Stadium, Arlington, TX
Thu Apr 06 1989, 8:05 PM EDT
Att. 25,735 - Sunny - 85 F

livebaseballscores.com

AB	30
R	5
H	8
RBI	4
BB	5
SO	11
LOB	17



1B: 7	SF: 0	WP: 4	PA: 36
2B: 0	SAC: 1	PB: 0	
3B: 0	DP: 1	SB: 1	
HR: 1	HBP: 0	CS: 1	

PITCHER	IP	WLS	BF	H	R	ER	SO	BB	IBB	HBP	BLK	WP	HR	S	P	ERA	WHIP
---------	----	-----	----	---	---	----	----	----	-----	-----	-----	----	----	---	---	-----	------

Batter	1	2	3	4	5	6	7	8	9	AB	R	H	RBI	BB	SO	LOB
Cecil Espy, S OBP: 0.615, SLG: 0.556 (1, 8)	3-2 P4		4-1 FC3-6 1B 1-2 2B BB	3-2 1B G3 1-2 1B		3-3 K			2-2 CS 1B	4	2	2	0	1	1	0
Scott Fletcher, R OBP: 0.833, SLG: 0.875 (1, 6)	4-0 FC5-4 1B 2B BB		3-2 FC3-6 1B 1-2 2-H	1-0 G3 1-3 2-H 1B			4-0 1B BB		4-1 1B BB	2	1	2	2	3	0	0
Rafael Palmeiro, L OBP: 0.308, SLG: 0.385 (1, 3)	2-2 FC5-4 1B		1-0 FC3-6 2B E 1-2f 2-3	0-0 G3 2-3 3-H			1-1 F8		3-2 P4	5	1	1	1	0	0	5
Ruben Sierra, S OBP: 0.154, SLG: 0.231 (1, 9)	3-2 FC5-4 2B		1-1 E 1-3 3-H 2B	1-3 K2-3			0-0 G6-4-3 1B		2-3 K	5	2	2	1	0	2	4
Julio Franco, R OBP: 0.333, SLG: 0.455 (1, 4)	1-0 2B		3-2 E8 BLK 2B			1-2 F9		1-2 G6-4-3		4	1	2	4	0	0	2
Jeff Kunkel, R (8, 4)										0	0	0	0	0	0	0
Pete Incaviglia, R OBP: 0.250, SLG: 0.100 (1, 7)		4-2 G5-4-3 BB	3-3 K			0-0 G5-3			2-3 K	3	0	0	0	1	2	1
Buddy Bell, R OBP: 0.143, SLG: 0.143 (1, 10)		1-1 G5-4-3	1-1 G5-3			1-0 F8			1-1 F9	4	0	0	0	0	0	1
Steve Buechele, R OBP: 0.364, SLG: 0.222 (1, 5)		2-2 G4-3				3-3 K		0-2 F9	1-0 1B	4	0	1	0	0	1	0
Jim Sundberg, R OBP: 0.375, SLG: 0.667 (1, 2)			4-2 BB 1B BB	4-2 1B BB		0-1 F9		2-2 P3		2	2	0	0	2	0	1

Inning Stats	R: 2	H: 2	E: 0	K: 13	S: 13	LOB: 1	BB: 1	P: 26	R: 0	H: 0	E: 0	K: 8	S: 8	LOB: 0	BB: 1	P: 15	R: 5	H: 3	E: 1	K: 1	S: 18	LOB: 0	BB: 2	P: 38	R: 2	H: 2	E: 0	K: 2	S: 15	LOB: 1	BB: 1	P: 27	R: 0	H: 0	E: 0	K: 5	S: 5	LOB: 0	BB: 0	P: 7	R: 0	H: 0	E: 0	K: 1	S: 8	LOB: 0	BB: 0	P: 11	R: 0	H: 1	E: 0	K: 0	S: 6	LOB: 1	BB: 1	P: 12	R: 0	H: 1	E: 0	K: 1	S: 13	LOB: 1	BB: 0	P: 19	R: 0	H: 1	E: 0	K: 1	S: 14	LOB: 1	BB: 1	P: 25	1B: 7	2B: 3	3B: 0	HR: 0	SF: 0	SAC: 0	DP: 2	HBP: 0	WP: 0	PB: 0	SB: 0	CS: 1	PA: 40
--------------	------	------	------	-------	-------	--------	-------	-------	------	------	------	------	------	--------	-------	-------	------	------	------	------	-------	--------	-------	-------	------	------	------	------	-------	--------	-------	-------	------	------	------	------	------	--------	-------	------	------	------	------	------	------	--------	-------	-------	------	------	------	------	------	--------	-------	-------	------	------	------	------	-------	--------	-------	-------	------	------	------	------	-------	--------	-------	-------	-------	-------	-------	-------	-------	--------	-------	--------	-------	-------	-------	-------	--------

PITCHER	IP	WLS	BF	H	R	ER	SO	BB	IBB	HBP	BLK	WP	HR	S	P	ERA	WHIP
Jeff Musselman, L ERA: 22.5 (1, 1)	2.0		11	3	5	5	0	4	0	0	0	0	0	28	59	22.50	3.500
David Wells, L ERA: 6.75 (3, 1)	4.0		18	4	4	3	4	2	0	0	1	0	0	39	69	6.75	1.500
Tony Castillo, L ERA: (7, 1)	2.0	W	7	2	0	0	1	0	0	0	0	0	0	19	27	0.00	1.000
Tom Henke, R ERA: (9, 1)	1.0	S	4	1	0	0	1	1	0	0	0	0	0	14	25	0.00	2.000

Toronto Blue Jays @ Texas Rangers
Arlington Stadium, Arlington, TX

Fri Apr 07 1989, 8:05 PM EDT
Att: 22,914 - Unknown - 81 F

AB 33
R 9
H 10
RBI 8
BB 7
SO 6
LOB 14



Batter	1	2	3	4	5	6	7	8	9
Cecil Espy, S OBP: 0.471, SLG: 0.385 (1, 8)	1-0 F9		0-0 F7		2-2 G5-3			1-2 E6	
Scott Fletcher, R OBP: 0.688, SLG: 0.833 (1, 6)	2-1 F9		1-1 G5-3			1-0 SF7		3-2 G6-3	
Rafael Palmeiro, L OBP: 0.353, SLG: 0.333 (1, 3)	2-2 F8			1-1 G3-1		4-1 BB		4-0 IBB	
Ruben Sierra, S OBP: 0.176, SLG: 0.313 (1, 9)		2-2 1B		1-2 F7		2-1 SF7		0-3 K	
Julio Franco, R OBP: 0.375, SLG: 0.429 (1, 10)		0-0 1B		0-3 K		3-0 F9		4-2 BB	
Pete Incaviglia, R OBP: 0.313, SLG: 0.214 (1, 7)		1-0 1B			0-1 SH2-4	0-3 K		2-0 G4-3	
Steve Buechele, R OBP: 0.357, SLG: 0.182 (1, 5)		1-2 G6-4-3			4-2 SH2-4		2-2 G6-3		
Jim Sundberg, R OBP: 0.300, SLG: 0.500 (1, 2)		0-3 K			0-0 SH2-4		0-2 F8		
Jeff Kunkel, R OBP: 0.333, SLG: 0.667 (1, 4)			0-2 G4-3		0-0 E7		1-0 G5-3		

AB	R	H	RBI	BB	SO	LOB
4	0	0	0	0	0	1
4	1	1	0	0	0	1
2	0	0	0	2	0	0
3	1	1	1	0	1	2
3	1	1	0	1	1	1
4	1	2	1	0	1	4
2	1	0	0	1	0	1
2	0	0	0	0	1	0
3	0	1	2	0	0	0

WP	HR	S	P	ERA	WHIP
0	0	47	71	8.44	1.500
0	0	31	48	0.00	0.375

AB	R	H	RBI	BB	SO	LOB
27	5	6	4	4	4	10



Toronto Blue Jays @ Texas Rangers
Arlington Stadium, Arlington, TX
Sat Apr 08 1989, 8:05 PM EDT
Att. 26,073 - Unknown

Inning Stats		R: 0	H: 0	E: 0	K: 0	S: 6	R: 2	H: 3	E: 0	K: 1	S: 12	R: 0	H: 0	E: 0	K: 0	S: 6	R: 0	H: 0	E: 0	K: 1	S: 8	R: 2	H: 2	E: 1	K: 0	S: 10	R: 1	H: 1	E: 0	K: 1	S: 11	R: 0	H: 0	E: 0	K: 0	S: 8	R: 0	H: 0	E: 1	K: 1	S: 17	R: 0	H: 0	E: 0	K: 0	S: 8	R: 0	H: 0	E: 0	K: 0	S: 11
PITCHER		IP	WLS	BF	H	R	ER	SO	BB	IBB	HBP	BLK	WP	HR	S	P	ERA	WHIP	PITCHER		IP	WLS	BF	H	R	ER	SO	BB	IBB	HBP	BLK	WP	HR	S	P	ERA	WHIP														
Jimmy Key, L		(1, 1)	5.1	L	22	6	5	5	2	2	0	0	0	0	47	71	8.44	1.500	Todd Stottlemyre, R		(6, 1)	2.2		11	0	0	0	2	1	1	0	0	0	0	31	48	0.00	0.375													

1B	2B	3B	HR	SF	SAC	DP	HBP
3	2	1	0	1	1	1	0

WP	PA
0	33

Batter	1	2	3	4	5	6	7	8	9	AB R H RBI BB SO LOB	TOP												
Lloyd Moseby, L (1, 8) OBP: 0.286, SLG: 0.308	1-3 K		1-1 6-3		3-2 FC4 1B		1-2 E6 BB		3-1 P6	5 0 1 1 0 1 4													
Kelly Gruber, R (1, 5) OBP: 0.435, SLG: 0.500	0-2 G4-3			3-2 F8	1-0 FC4		4-0 BB		0-0 F7	4 0 0 1 1 0 2													
Rance Mulliniks, L (1, 10) OBP: 0.278, SLG: 0.267	2-2 G1-3			4-1 2B BB		4-2 G6-4-3 BB	0-1 P6			2 0 0 0 2 0 3													
George Bell, R (1, 7) OBP: 0.200, SLG: 0.208		0-2 G6-3		1-1 1-3 2B		0-1 G6-4-3	3-1 F7			4 0 1 0 0 0 1													
Fred McGriff, L (1, 3) OBP: 0.500, SLG: 0.421		3-1 G5-3		0-3 K		2-3 K	4-2 S BB			3 0 0 0 1 2 2													
Jesse Barfield, R (1, 9) OBP: 0.280, SLG: 0.583		1-2 P6		0-3 K		1-0 L6	2-1 F7			4 0 0 0 0 1 3													
Nelson Liriano, S (1, 4) OBP: 0.214, SLG: 0.231			2-2 G4-3		2-2 S G6-3 1B 1B		1-0 G4-3	0-0 F9		4 1 1 0 0 0 1													
Pat Borders, R (1, 2) OBP: 0.308, SLG: 0.538			1-1 F9		1-0 G6-3		2-3 K E BB BB	1-1 1B 2B		4 1 1 0 0 1 1													
Manuel Lee, S (1, 6) OBP: 0.364, SLG: 0.263			1-0 1B		2-1 G1-3		4-1 BB E BB	3-0 2-3 1B		3 0 2 0 1 0 1													
Inning Stats	R: 0 E: 0 K: 1 S: 9	H: 0 LOB: 0 BB: 0 P: 12	R: 0 E: 0 K: 0 S: 8	H: 0 LOB: 0 BB: 0 P: 12	R: 0 E: 0 K: 0 S: 8	H: 1 LOB: 1 BB: 0 P: 13	R: 0 E: 0 K: 2 S: 13	H: 1 LOB: 2 BB: 1 P: 21	R: 1 E: 0 K: 1 S: 11	H: 2 LOB: 1 BB: 0 P: 20	R: 0 E: 0 K: 1 S: 7	H: 0 LOB: 0 BB: 1 P: 13	R: 1 E: 1 K: 1 S: 13	H: 0 LOB: 3 BB: 2 P: 26	R: 0 E: 0 K: 0 S: 7	H: 0 LOB: 1 BB: 1 P: 16	R: 0 E: 0 K: 0 S: 6	H: 2 LOB: 1 BB: 0 P: 13	1B: 4 2B: 2 3B: 0 HR: 0	SF: 0 SAC: 0 DP: 1 HBP: 0	WP: 0 PB: 1 SB: 2 CS: 0	PA: 38	
PITCHER	IP WLS BF H R ER SO BB IBB HBP BLK WP HR S P ERA WHIP																						
Kevin Brown, R (1, 1) ERA: 1.23	7.1		32	4	2	1	5	5	0	0	0	0	0	0	73	128	1.23	1.227					
Craig McMurtry, R (8, 1) ERA:	0.2		3	1	0	0	0	0	0	0	0	0	0	5	8	0.00	1.500						
Kenny Rogers, L (9, 1) ERA: 3.0	1.0	W	3	1	0	0	0	0	0	0	0	0	0	4	10	0.00	1.000						

Toronto Blue Jays @ Texas Rangers
Arlington Stadium, Arlington, TX
Sun Apr 09 1989, 4:33 AM EDT
Att. 19,498 - Unknown

livebaseballscorecards.com

AB 33
R 2
H 6
RBI 2
BB 5
SO 5
LOB 18



Batter	1	2	3	4	5	6	7	8	9	AB	R	H	RBI	BB	SO	LOB
Cecil Espy, S OBP: 0.381, SLG: 0.294 (1, 8)	0-1 F8		0-0 FC4-3 E S 1-2f 3-H			0-0 G6-4-3 1-2f		2-2 FC6-4 1-2f		4	0	0	1	0	0	4
Scott Fletcher, R OBP: 0.550, SLG: 0.625 (1, 6)	2-0 G5-3		2-2 G4-3 1-3			2-2 G4-3			3-2 G4-3	4	0	0	0	0	0	1
Rafael Palmeiro, L OBP: 0.333, SLG: 0.368 (1, 3)	2-2 P6			2-1 G4-3			1-1 G3		2-0 HR 2B	4	1	1	0	0	0	0
Ruben Sierra, S OBP: 0.333, SLG: 0.579 (1, 9)		4-2 G3-6-3 BB		0-0 G5-4-3 1B			0-1 G6-4-3 1B		1-2 HR 2-H	3	1	3	2	1	0	0
Julio Franco, R OBP: 0.316, SLG: 0.353 (1, 10)		0-0 G3-6-3 1-2f		0-2 G5-4-3 1-2f			1-1 G6-4-3 1-2f			3	0	0	0	0	0	3
Pete Incaviglia, R OBP: 0.316, SLG: 0.235 (1, 7)		2-3 K			1-0 F8			0-1 BB 1B		3	0	1	0	0	1	0
Steve Buechele, R OBP: 0.353, SLG: 0.154 (1, 5) (9, 4)		1-0 G5-3		1-2 G6-3			4-0 BB 1 SAFE BB		1-2 FC6-4 BB	2	0	0	0	1	0	0
Chad Kreuter, S Jim Sundberg, R OBP: 0.273, SLG: 0.444 (1, 2) (8, PH) (9, 2)		4-2 FC4-3 BB		3-2 F9			1-3 K		1-3 K	1	1	0	0	1	0	0
Jeff Kunkel, R OBP: 0.400, SLG: 0.600 Geno Petralli, L Mike Stanley, R (1, 4) (8, PH) (8, PH) (9, 5)		0-0 E3 FC4-3 1-3		0-0 G6-4-3 1B			1-3 K			2	0	1	0	0	0	1
										0	0	0	0	0	0	0
										1	0	0	0	0	1	2

Inning Stats	R: 0	H: 0	E: 0	K: 0	S: 6	R: 0	H: 0	E: 0	K: 1	S: 7	R: 1	H: 0	E: 2	K: 0	S: 10	R: 0	H: 1	E: 0	K: 0	S: 6	R: 0	H: 0	E: 0	K: 0	S: 7	R: 0	H: 1	E: 0	K: 0	S: 5	R: 0	H: 1	E: 0	K: 0	S: 6	R: 0	H: 1	E: 0	K: 2	S: 13	R: 2	H: 2	E: 0	K: 0	S: 8	1B: 4	2B: 1	3B: 0	HR: 1	SF: 0	SAC: 0	DP: 4	HBP: 0	WP: 0	PA: 31
--------------	------	------	------	------	------	------	------	------	------	------	------	------	------	------	-------	------	------	------	------	------	------	------	------	------	------	------	------	------	------	------	------	------	------	------	------	------	------	------	------	-------	------	------	------	------	------	-------	-------	-------	-------	-------	--------	-------	--------	-------	--------

PITCHER	IP	WLS	BF	H	R	ER	SO	BB	IBB	HBP	BLK	WP	HR	S	P	ERA	WHIP
John Cerutti, L ERA: 7.0	(1, 1)	7.0	24	4	1	0	1	2	0	0	0	0	0	49	77	0.00	0.857
Duane Ward, R ERA: 4.15	(8, 1)	0.1	2	0	0	0	1	1	0	0	0	0	0	3	8	0.00	3.000
Tony Castillo, L ERA: 2.7	(8, 1)	1.0	4	1	1	1	1	0	0	0	0	0	0	13	21	9.00	1.000
Tom Henke, R ERA: 6.75	(9, 1)	0.0	L 1	1	1	1	0	0	0	0	0	0	1	3	4	∞	∞

BOTTOM

Toronto Blue Jays @ Texas Rangers
Arlington Stadium, Arlington, TX
Sun Apr 09 1989, 4:33 AM EDT
Att. 19,498 - Unknown

livebaseballscorecards.com

AB	28
R	3
H	6
RBI	3
BB	3
SO	3
LOB	13



BOTTOM

Texas Rangers @ Milwaukee Brewers
Milwaukee County Stadium, Milwaukee, WI

Mon Apr 10 1989, 4:33 AM EDT
Att. 54,301 - Overcast - 33 F

livebaseballscorecards.com

AB	37
R	4
H	8
RBI	4
BB	4
SO	8
LOB	14



WP:	0	PA:	42
PB:	0		
SB:	0		
CS:	1		

AB R H RBI BB SO LOB

3 0 0 0 2 1 1

5 0 2 2 0 1 2

5 0 1 0 0 1 6

5 1 2 1 0 0 1

4 1 0 0 1 3 1

5 0 1 0 0 1 1

4 0 0 0 0 1 2

3 1 1 0 1 0 0

3 1 1 1 0 0 0

1B:	6	SF:	0
2B:	1	SAC:	1
3B:	0	DP:	0
HR:	1	HBP:	0

Batter	1	2	3	4	5	6	7	8	9	10
Mike Felder, S OBP: 0.429, SLG: 0.200 (1, 7)	L4	1B BB			K		BB		L4	
B.J. Surhoff, L OBP: 0.188, SLG: 0.188 (1, 2)	G3	1B			G3		K		1B	
Robin Yount, R OBP: 0.190, SLG: 0.381 (1, 8)	G6-3	F7			2B		F8		K	
Rob Deer, R OBP: 0.500, SLG: 0.895 (1, 9)		HR			P2		P4		G5-3	
Glenn Braggs, R OBP: 0.368, SLG: 0.556 (1, 10)		1B BB			P4		K		K	
Gary Sheffield, R OBP: 0.150, SLG: 0.300 (1, 5)		G5-3			K		G1-3		1B	
Terry Francona, L OBP: 0.083, SLG: 0.083 (1, 3)		F7			K		G4-3		F7	
Bill Spiers, L OBP: 0.286, SLG: 0.167 (1, 6)		1B BB			G3		SH1-4 1B		F8	
Jim Gantner, L OBP: 0.308, SLG: 0.462 (1, 4)		1B BB			F8		SH1-4		E6	

Inning Stats	R: 0	H: 0	E: 0	K: 0	S: 6	P: 13	R: 4	H: 3	E: 0	K: 0	S: 16	R: 0	H: 1	E: 0	K: 1	S: 9	R: 0	H: 0	E: 0	K: 0	S: 10	R: 0	H: 1	E: 0	K: 1	S: 10	R: 0	H: 0	E: 0	K: 1	S: 8	R: 0	H: 1	E: 0	K: 1	S: 10	R: 0	H: 1	E: 0	K: 1	S: 12	R: 0	H: 1	E: 1	K: 1	S: 10	R: 0	H: 0	E: 0	K: 1	S: 6	1B: 6	2B: 1	3B: 0	HR: 1	SF: 0	SAC: 1	DP: 0	HBP: 0	WP: 0	PA: 42
--------------	------	------	------	------	------	-------	------	------	------	------	-------	------	------	------	------	------	------	------	------	------	-------	------	------	------	------	-------	------	------	------	------	------	------	------	------	------	-------	------	------	------	------	-------	------	------	------	------	-------	------	------	------	------	------	-------	-------	-------	-------	-------	--------	-------	--------	-------	--------

PITCHER	IP	WLS	BF	H	R	ER	SO	BB	IBB	HBP	BLK	WP	HR	S	P	ERA	WHIP
Charlie Hough, R ERA: 3.38 (1, 1)	1.2		11	3	4	4	0	3	0	0	0	0	1	19	47	21.60	3.600
Brad Arnsberg, R ERA: 1.29 (2, 1)	4.2		17	3	0	0	4	1	0	0	0	0	0	46	65	0.00	0.857
Kenny Rogers, L ERA: 2.7 (7, 1)	0.1		1	0	0	0	1	0	0	0	0	0	0	3	5	0.00	0.000
Cecilio Guante, R ERA: 1.69 (7, 1)	2.0		9	2	0	0	1	0	0	0	0	0	0	20	28	0.00	1.000
Jeff Russell, R ERA: (9, 1)	1.1	W	4	0	0	0	2	0	0	0	0	0	0	9	12	0.00	0.000

Batter	1	2	3	4	5	6	7	8	9	AB R H RBI BB SO LOB
Cecil Espy, S OBP: 0.370, SLG: 0.304 (1, 8) C F B B X	2-2 P5 ①		0-1 F8 ①		2-1 S 1B		0-1 G5-3 ③		2-2 F7 ①	5 0 1 0 0 0 0
Scott Fletcher, R OBP: 0.500, SLG: 0.500 (1, 6) B X	1-0 F9 E 1B		2-1 G6-3 ②		4-1 SAFE SAFE 1-2 BB			4-0 1B E 1B BB	3-2 G6-3 ②	3 2 1 0 2 0 0
Rafael Palmeiro, L OBP: 0.290, SLG: 0.393 (1, 3) B B SAFE X	2-0 F9 1-2		1-2 F9 ③		3-1 SAFE SAFE SAFE SAFE G4-3 ③			0-1 E4 1B 1-2 1B	2-2 F7 ③	5 1 0 0 0 0 4
Ruben Sierra, S OBP: 0.400, SLG: 0.786 (1, 9) B B C C X	2-2 E9 1B 2B 2-H			0-0 HR		1-1 1B 2B		2-1 1B SF7 1-2 2-3 1B		4 4 4 2 0 0 0
Julio Franco, R OBP: 0.321, SLG: 0.346 (1, 4) C C B X	1-2 1B 3-H		1-2 G3-1 ①		0-1 G5-4-3 1B 2-H			1-0 SF7 1B 1-3 2-H 3-H 1B		4 1 3 4 0 0 0
Pete Incaviglia, R OBP: 0.286, SLG: 0.320 (1, 7) C SAFE SAFE F B B S	2-3 K ③		3-3 K ②		0-0 G5-4-3 ① ② 1-2f			0-0 F7 ①		4 0 0 0 0 2 4
Geno Petrali, L OBP: 0.143, SLG: 0.154 (1, 10) B B B B B B T T T T T T X		3-2 F8 ①		2-1 P7 ③		1-2 G6-3 ③		1-0 SF7 ②		3 0 0 1 0 0 0
Steve Buechele, R OBP: 0.308, SLG: 0.182 (1, 5) C B B B C X		2-3 K ②		3-2 G6-3 ①			2-2 P8 ①	1-2 2-H 1B		4 0 1 1 0 1 0
Chad Kreuter, S (1, 2) B B B F X		2-1 F7 ③		1-3 K ②			2-3 K ②	0-3 K ③		4 0 0 0 0 3 1

TOP											
Texas Rangers @ Milwaukee Brewers Milwaukee County Stadium, Milwaukee, WI Wed Apr 12 1989, 8:05 PM EDT Att. 7,590 - Unknown											
										AB	36
										R	8
										H	10
										RBI	8
										BB	2
										SO	6
										LOB	9
										WP: 0	PA: 39
										PB: 0	
										SB: 1	
										CS: 0	

livebaseballscorecards.com



Inning Stats	R: 2	H: 3	E: 1	K: 1	S: 16	P: 26	R: 0	H: 0	E: 0	K: 1	S: 11	P: 18	R: 0	H: 0	E: 0	K: 0	S: 7	P: 10	R: 1	H: 1	E: 0	K: 1	S: 10	P: 16	R: 0	H: 1	E: 0	K: 1	S: 14	P: 26	R: 1	H: 2	E: 0	K: 0	S: 8	P: 10	R: 0	H: 0	E: 0	K: 1	S: 9	P: 13	R: 4	H: 3	E: 1	K: 1	S: 14	P: 23	R: 0	H: 0	E: 0	K: 0	S: 10	P: 17	1B: 7	SF: 1	2B: 2	SAC: 0	3B: 0	DP: 1	HR: 1	HBP: 0
PITCHER	IP	WLS	BF	H	R	ER	SO	BB	IBB	HBP	BLK	WP	HR	S	P	ERA	WHIP																																													
Bill Wegman, R ERA: 6.75 (1, 1)	6.0	L	25	7	4	4	4	1	0	0	0	0	1	66	106	6.00	1.333																																													
Bryan Clutterbuck, R ERA: 4.5 (7, 1)	2.0		11	3	4	1	2	1	0	0	0	0	0	23	36	4.50	2.000																																													
Mark Knudson, R ERA: (9, 1)	1.0		3	0	0	0	0	0	0	0	0	0	0	10	17	0.00	0.000																																													

Batter	1	2	3	4	5	6	7	8	9	AB R H RBI BB SO LOB
--------	---	---	---	---	---	---	---	---	---	----------------------

Jim Gantner, L (1, 4) <small>OBP: 0.235, SLG: 0.353</small> 	0-2 			0-0 			3-3 		0-0 	4 0 0 0 0 1 0
B.J. Surhoff, L (1, 2) <small>OBP: 0.150, SLG: 0.150</small> 	2-3 			3-3 			1-2 		1-1 	4 0 0 0 0 2 0
Robin Yount, R (1, 8) <small>OBP: 0.240, SLG: 0.375</small> 	2-3 			3-3 			4-2 		2-1 	3 1 1 0 1 2 0
Rob Deer, R (1, 9) <small>OBP: 0.458, SLG: 0.783</small> 		2-3 		2-2 			2-3 		0-0 	4 0 1 0 0 2 1
Glenn Braggs, R (1, 7) <small>OBP: 0.381, SLG: 0.524</small> 		2-3 		2-3 			4-2 	4-2 	2-0 	3 0 1 1 1 2 0
Terry Francona, L (1, 3) <small>OBP: 0.125, SLG: 0.125</small> 		1-3 		3-2 			0-0 	0-0 	0-2 	4 0 1 0 0 1 2
Joey Meyer, R (1, 10) 			2-3 			3-3 		1-3 		3 0 0 0 0 3 2
Gus Polidor, R (1, 5) 			1-2 			2-3 		1-0 		3 0 0 0 0 1 2
Bill Spiers, L (1, 6) <small>OBP: 0.200, SLG: 0.111</small> 			2-1 			1-3 		2-0 		3 0 0 0 0 1 2

Inning Stats	R: 0	H: 0	E: 0	K: 2	S: 9	R: 0	H: 0	E: 0	K: 3	S: 9	R: 0	H: 0	E: 0	K: 1	S: 10	R: 0	H: 0	E: 0	K: 2	S: 9	R: 0	H: 0	E: 0	K: 1	S: 10	R: 0	H: 0	E: 0	K: 3	S: 12	R: 0	H: 1	E: 0	K: 1	S: 9	R: 1	H: 3	E: 0	K: 0	S: 11	1B: 4	SF: 0	2B: 0	SAC: 0	3B: 0	DP: 0	HR: 0	WP: 0	PA: 33
--------------	------	------	------	------	------	------	------	------	------	------	------	------	------	------	-------	------	------	------	------	------	------	------	------	------	-------	------	------	------	------	-------	------	------	------	------	------	------	------	------	------	-------	-------	-------	-------	--------	-------	-------	-------	-------	--------

PITCHER Nolan Ryan, R (1, 1) <small>ERA: 2.08</small> Craig McMurtry, R (9, 1) <small>ERA: 2.7</small>	IP	WLS	BF	H	R	ER	SO	BB	IBB	HBP	BLK	WP	HR	S	P	ERA	WHIP														
	8.0	W	27	1	0	0	15	2	0	0	0	0	0	84	135	0.00	0.375														
	1.0		6	3	1	1	0	0	0	0	0	0	0	11	16	9.00	3.000														

BOTTOM

Texas Rangers @ Milwaukee Brewers
 Milwaukee County Stadium, Milwaukee, WI
 Wed Apr 12 1989, 8:05 PM EDT
 Att. 7,590 - Unknown

AB	31
R	1
H	4
RBI	1
BB	2
SO	15
LOB	9



WP: 0	PA: 33
PB: 0	SB: 0
CS: 0	

livebaseballscorecards.com

Batter	1	2	3	4	5	6	7	8	9	AB R H RBI BB SO LOB	TOP											
Cecil Espy, S OBP: 0.375, SLG: 0.357 (1, 8)	3-2 G4-3		2-1 G1-6-3 SF9 BB 1B	0-0 2B		0-0 G4-3 1-2f			0-1 G3-1	5 1 2 0 0 0 3												
Scott Fletcher, R OBP: 0.514, SLG: 0.481 (1, 6)	4-2 BB BB		4-2 SF9 G1-6-3 BB 1-2	0-0 G5-3			0-0 G6-3		2-2 1B 1B	3 1 1 0 2 0 1												
Rafael Palmeiro, L OBP: 0.306, SLG: 0.375 (1, 3)	4-1 BB 1-2		1-0 G1-6-3		2-2 G6-3		3-0 F7		0-1 1B 1-2 HR 1B	4 1 1 0 1 0 2												
Ruben Sierra, S OBP: 0.457, SLG: 0.774 (1, 9)	1-2 F4		4-0 IBB		1-0 G5-4-3 1B		4-1 BB BB		1-0 1B 1-2 2-H HR 1B	3 1 2 1 2 0 2												
Julio Franco, R OBP: 0.333, SLG: 0.448 (1, 4)	1-3 K		1-1 SF9		1-0 G5-4-3 1-2f		4-0 BB 1-2		3-1 1B 1-1 2-H HR	3 1 1 4 1 1 3												
Pete Incaviglia, R OBP: 0.303, SLG: 0.333 (1, 7)		0-0 G6-4-3 1B 1B	1-2 P3			0-2 SH BB 1B		2-0 F8	1-0 F9	5 0 2 0 0 0 4												
Geno Petrali, L OBP: 0.263, SLG: 0.235 (1, 2)		3-2 G6-4-3 1B		2-2 L7		4-1 SH BB 1-2		0-0 F9	1-1 FC6-4 1B	4 0 2 0 1 0 0												
Rick Leach, L OBP: 0.167, SLG: 0.333 (1, 10)		2-2 G6-4-3		1-1 G3-1		1-0 SH G4-3 1-2 2-3		0-3 K	1-1 FC6-4 1-2f	3 0 0 0 0 0 1 2 1 0 0 0 0 0 1												
Mike Stanley, R (9, PH)																						
Steve Buechele, R OBP: 0.300, SLG: 0.308 (1, 5)		1-1 G5-3		2-0 HR		3-1 L6		1-1 L5		4 1 1 1 0 0 4												
Inning Stats	R: 0 E: 0 K: 1 S: 13	H: 0 LOB: 2 BB: 2 P: 26	R: 0 E: 0 K: 0 S: 9	H: 2 LOB: 1 BB: 0 P: 15	R: 1 E: 0 K: 0 S: 10	H: 1 LOB: 2 BB: 2 P: 23	R: 1 E: 0 K: 0 S: 8	H: 2 LOB: 1 BB: 0 P: 13	R: 0 E: 0 K: 0 S: 6	H: 1 LOB: 0 BB: 0 P: 10	R: 0 E: 1 K: 0 S: 8	H: 1 LOB: 2 BB: 1 P: 16	R: 0 E: 0 K: 0 S: 4	H: 0 LOB: 2 BB: 2 P: 17	R: 0 E: 0 K: 1 S: 6	H: 0 LOB: 0 BB: 0 P: 7	R: 4 E: 0 K: 0 S: 16	H: 5 LOB: 1 BB: 0 P: 25	1B: 9 2B: 1 3B: 0 HR: 2	SF: 1 SAC: 1 DP: 3 HBP: 0	WP: 0 PB: 0 SB: 0 CS: 0	PA: 44
PITCHER	IP WLS BF H R ER SO BB IBB HBP BLK WP HR S P ERA WHIP																					
Don August, R ERA: 2.29 (1, 1)	5.0 L 26 7 2 2 1 4 1 0 0 0 1 51 97 3.60 2.200																					
Chuck Crim, R ERA: 8.44 (6, 1)	3.1 13 2 2 2 1 2 0 0 0 0 0 21 40 5.40 1.200																					
Paul Mirabella, L ERA: 7.2 (9, 1)	0.2 5 3 2 2 0 0 0 0 0 0 1 8 15 27.00 4.500																					

Texas Rangers @ Milwaukee Brewers
Milwaukee County Stadium, Milwaukee, WI

Thu Apr 13 1989, 8:05 PM EDT
Att: 7,266 - Unknown - 50 F

livebaseballscorecards.com

AB	35
R	6
H	12
RBI	6
BB	7
SO	2
LOB	22



Batter	1	2	3	4	5	6	7	8	9	AB R H RBI BB SO LOB
Kenny Williams, R OBP: 0.300, SLG: 0.286 (1, 8)	1-2 G5-3	3-1 CS 1B		0-3 K		1-2 P6			3-2 G1-6-3 1-2f	5 0 1 0 0 1 3
Torey Lovullo, S OBP: 0.241, SLG: 0.043 Mike Brumley, S (7, PR) Bill Bean, L (8, 3)	2-2 BB HBP 1B	2-3 K		2-2 G5-4-3 1-2f			4-1 G1-6-3 BB			3 0 1 0 1 1 2 0 0 0 0 0 0 0 0 0 0 0 0 0 0
Lou Whitaker, L OBP: 0.333, SLG: 0.500 (1, 4)	2-1 BB HBP 1-2		3-2 P2		0-1 E3		0-1 G1-6-3 1-2f			3 0 0 0 0 0 1
Alan Trammell, R OBP: 0.300, SLG: 0.200 (1, 6)	3-1 F8		1-2 1B		1 SAFE 1 SAFE 3-1 L6		2-2 G6-3			4 0 1 0 0 0 4
Fred Lynn, L OBP: 0.308, SLG: 0.143 (1, 7)	4-2 FC6-4 BB 1-2 2-3		1-0 BB 1B		1-1 F8		4-1 G1-6-3 BB			2 0 1 0 2 0 1
Chris Brown, R OBP: 0.174, SLG: 0.217 Pat Sheridan, L OBP: 0.308, SLG: 0.250 Al Pedrique, R (9, 5)	0-0 FC6-4 1-2f		0-3 K		1-3 K		2-1 G1-6-3 1-2f			3 0 0 0 0 2 6 1 0 0 0 0 0 1 0 0 0 0 0 0 0
Chet Lemon, R OBP: 0.522, SLG: 0.412 (1, 9)		2-3 K	4-1 SAFE BB		0-1 BB 1B		2-2 F8			3 0 1 0 1 1 0
Keith Moreland, R OBP: 0.273, SLG: 0.200 Dave Bergman, L OBP: 0.500, SLG: 0.400 (9, PH)		1-0 HR 1B	0-0 G5-3		2-1 P4		2-3 K			3 1 1 0 0 0 4 1 0 0 0 0 1 0
Matt Nokes, L OBP: 0.333, SLG: 0.600 (1, 2)		1-1 HR		1-1 G5-4-3 1B		1-1 L5		0-1 G1-6-3 1B		4 1 3 2 0 0 1

Inning Stats	R: 0	H: 1	E: 0	K: 13	LOB: 3	BB: 1	P: 25	R: 2	H: 3	E: 0	K: 2	S: 11	LOB: 0	BB: 0	P: 20	R: 0	H: 2	E: 0	K: 1	S: 12	LOB: 3	BB: 1	P: 21	R: 0	H: 1	E: 0	K: 1	S: 8	LOB: 0	BB: 0	P: 11	R: 0	H: 0	E: 1	K: 1	S: 9	LOB: 1	BB: 0	P: 14	R: 0	H: 1	E: 0	K: 0	S: 9	LOB: 1	BB: 0	P: 13	R: 0	H: 0	E: 0	K: 0	S: 6	LOB: 1	BB: 1	P: 12	R: 0	H: 0	E: 0	K: 0	S: 7	LOB: 0	BB: 1	P: 15	R: 0	H: 1	E: 0	K: 1	S: 10	LOB: 0	BB: 0	P: 15	1B: 8	2B: 0	3B: 0	HR: 1	SF: 0	SAC: 0	DP: 4	HBP: 1	WP: 0	PA: 37
PITCHER	IP	WLS	BF	H	R	ER	SO	BB	IBB	HBP	BLK	WP	HR	S	P	ERA	WHIP																																																																
Jamie Moyer, L ERA: 3.6 (1, 1)	7.0	W	32	8	2	2	5	4	0	1	0	0	0	69	121	2.57	1.714																																																																
Jeff Russell, R ERA: (8, 1)	2.0	S	5	1	0	0	1	0	0	0	0	0	0	16	25	0.00	0.500																																																																


BOTTOM

Texas Rangers @ Detroit Tigers
Tiger Stadium, Detroit, MI
Fri Apr 14 1989, 7:05 PM EDT
Att. 12,384 - Unknown

livebaseballscores.com

AB	32
R	2
H	9
RBI	2
BB	4
SO	6
LOB	23



Batter	1	2	3	4	5	6	7	8	9	AB R H RBI BB SO LOB	TOP											
Cecil Espy, S (1, 8) OBP: 0.357, SLG: 0.342	2-2 1B 2B	1-1 1B 2B		3-2 FC1-5 S			1-0 G6-3		2-2 F7	5 2 2 0 0 0 1												
Scott Fletcher, R (1, 6) OBP: 0.568, SLG: 0.576	1-2 1B 1B	0-0 2B 1B		4-0 1B			0-1 2B			3 2 3 0 1 0 0												
Rafael Palmeiro, L (1, 3) OBP: 0.311, SLG: 0.390	3-2 F9 1B	1-1 E9 2B		0-1 F8			3-3 K			4 0 2 2 0 1 3												
Ruben Sierra, S (1, 9) OBP: 0.432, SLG: 0.718	1-1 1B	1-0 P3			3-0 P4		2-0 F7			4 0 1 1 0 0 2												
Julio Franco, R (1, 4) OBP: 0.268, SLG: 0.351	1-0 F9		1-3 K		2-2 F8		0-3 K			4 0 0 0 0 2 2												
Pete Incaviglia, R (1, 7) OBP: 0.268, SLG: 0.316	0-3 K		1-2 P2		3-2 F8		2-1 F8			4 0 0 0 0 1 2												
Mike Stanley, R (1, 10) Jeff Stone, L (8, PH)	1-2 F8		2-3 K			1-3 K	1-1 F8			3 0 0 0 0 2 2 1 0 0 0 0 0 0	AB 35 R 4 H 9 RBI 3 BB 1 SO 7 LOB 12											
Steve Buechele, R (1, 5) OBP: 0.289, SLG: 0.273		1-1 F9		2-1 FC1-5 SH1-4 1B		0-0 G3-1		2-3 K		4 0 1 0 0 1 0												
Chad Kreuter, S (1, 2)		1-2 L5		0-0 SH1-4		1-1 F8		0-2 G4-1		3 0 0 0 0 0 0												
Inning Stats	R: 2 E: 0 K: 1 S: 19	H: 4 LOB: 2 BB: 0 P: 28	R: 2 E: 1 K: 0 S: 11	H: 3 LOB: 1 BB: 0 P: 16	R: 0 E: 0 K: 2 S: 10	H: 0 LOB: 0 BB: 0 P: 14	R: 0 E: 0 K: 0 S: 12	H: 1 LOB: 2 BB: 1 P: 21	R: 0 E: 0 K: 0 S: 8	H: 0 LOB: 0 BB: 0 P: 16	R: 0 E: 0 K: 1 S: 7	H: 0 LOB: 0 BB: 0 P: 9	R: 0 E: 0 K: 1 S: 7	H: 1 LOB: 1 BB: 0 P: 13	R: 0 E: 0 K: 1 S: 7	H: 0 LOB: 0 BB: 0 P: 10	R: 0 E: 0 K: 1 S: 10	H: 0 LOB: 0 BB: 0 P: 14	1B: 6 2B: 3 3B: 0 HR: 0	SF: 0 SAC: 1 DP: 0 HBP: 0	WP: 0 PB: 0 SB: 1 CS: 0	PA: 37
PITCHER	IP WLS BF H R ER SO BB IBB HBP BLK WP HR S P ERA WHIP												PITCHER	IP WLS BF H R ER SO BB IBB HBP BLK WP HR S P ERA WHIP								
Frank Tanana, L (1, 1) ERA: 4.97	7.0 L 31 9 4 3 5 0 1 0 0 0 0 0 74 117 3.86 1.286																					
Mike Henneman, R (8, 1) ERA: 10.38	2.0 6 0 0 0 2 0 0 0 0 0 0 0 17 24 0.00 0.000																					

Texas Rangers @ Detroit Tigers
Tiger Stadium, Detroit, MI
 Sat Apr 15 1989, 3:33 AM EDT
 Att. 17,250 - Unknown

livebaseballscorecards.com

Texas Rangers @ Detroit Tigers
 Tiger Stadium, Detroit, MI
 Sun Apr 16 1989, 3:33 AM EDT
 Att. 16,030 - Unknown

AB	38
R	9
H	15
RBI	9
BB	7
SO	7
LOB	27



WP	0	PA	47
PB	0		
SB	2		
CS	3		

Batter	1	2	3	4	5	6	7	8	9	AB	R	H	RBI	BB	SO	LOB
Cecil Espy, S OBP: 0.375, SLG: 0.333 (1, 8)	1-1 CS 1B	0-3 K		1-3 K		1-1 1B HBP	4-0 FC6-4 BB		1-0 F8	4	0	1	0	1	2	3
Scott Fletcher, R OBP: 0.540, SLG: 0.526 (1, 6)	4-2 CS 1B BB	1-3 K		1-1 G6-4-3 1-2f		3-1 1B	1-2 FC6-4 1-2f		3-2 G5-3	5	1	1	0	1	1	5
Rafael Palmeiro, L OBP: 0.340, SLG: 0.455 (1, 3)	2-2 F7 1-2 2-3			1-0 HR		4-2 FC4-6 BB	2-2 F7		1-2 BB 1B HBP	3	2	1	1	1	0	4
Ruben Sierra, S OBP: 0.449, SLG: 0.690 (1, 9)	1-2 1B			4-0 G6-4-3 BB		2-1 FC4-6 1-2f	0-1 G4-3		4-1 1B BB	3	0	1	1	2	0	3
Julio Franco, R OBP: 0.283, SLG: 0.381 (1, 4)	2-1 G1-3			1-2 G6-4-3 1-2f		3-2 2B			1-0 1B	5	0	2	1	0	0	2
Geno Petralli, L OBP: 0.357, SLG: 0.360 (1, 2)				0-0 1B 2B		3-2 L7			0-0 F8	5	3	3	0	0	0	3
Pete Incaviglia, R OBP: 0.283, SLG: 0.395 (1, 7)				1-2 1B		1-3 K			3-3 K	5	1	2	3	0	3	3
Rick Leach, L OBP: 0.375, SLG: 0.500 (1, 10) Mike Stanley, R (3, PH) Jeff Stone, L (7, PH) OBP: 0.333, SLG: 0.333				0-1 1B		4-0 HR BB			2-1 F7	1	0	1	0	0	0	0
Steve Buechele, R OBP: 0.326, SLG: 0.378 (1, 5)				1-2 1B		3-1 HR			1-3 K	1	0	1	0	0	0	1

Inning Stats	R: 1	H: 2	E: 0	K: 0	S: 16	H: 3	LOB: 1	BB: 1	P: 26	R: 1	H: 3	E: 0	K: 3	S: 18	R: 2	H: 3	E: 0	K: 0	S: 11	R: 0	H: 0	E: 0	K: 1	S: 7	R: 0	H: 1	E: 0	K: 0	S: 14	R: 2	H: 2	E: 0	K: 1	S: 13	R: 2	H: 3	E: 0	K: 0	S: 14	R: 1	H: 1	E: 0	K: 1	S: 10	R: 0	H: 0	E: 0	K: 1	S: 7	R: 0	H: 0	E: 0	K: 1	S: 7	1B: 10	2B: 2	3B: 0	HR: 3	SF: 0	SAC: 0	DP: 2	HBP: 2	WP: 0	PA: 47
--------------	------	------	------	------	-------	------	--------	-------	-------	------	------	------	------	-------	------	------	------	------	-------	------	------	------	------	------	------	------	------	------	-------	------	------	------	------	-------	------	------	------	------	-------	------	------	------	------	-------	------	------	------	------	------	------	------	------	------	------	--------	-------	-------	-------	-------	--------	-------	--------	-------	--------

PITCHER	IP	WLS	BF	H	R	ER	SO	BB	IBB	HBP	BLK	WP	HR	S	P	ERA	WHIP
Jack Morris, R ERA: 8.16 (1, 1)	2.2	L	16	8	4	4	3	2	0	0	0	0	1	43	68	13.50	3.750
Paul Gibson, L ERA: (3, 1)	2.1		8	1	0	0	1	2	0	0	0	0	0	23	41	0.00	1.286
Charles Hudson, R ERA: 7.36 (6, 1)	0.1		5	2	2	2	1	1	0	1	0	0	1	8	20	54.00	9.000
Frank Williams, R ERA: 5.63 (6, 1)	1.2		9	3	2	2	0	1	0	0	0	0	1	19	30	10.80	2.400
Willie Hernandez, L ERA: 15.43 (8, 1)	0.0		2	0	1	1	0	1	0	1	0	0	0	3	8	∞	∞

PITCHER	IP	WLS	BF	H	R	ER	SO	BB	IBB	HBP	BLK	WP	HR	S	P	ERA	WHIP
Mike Henneman, R ERA: 7.11 (8, 1)	2.0		7	1	0	0	2	0	0	0	0	0	0	14	25	0.00	0.500


Batter	1	2	3	4	5	6	7	8	9	AB R H RBI BB SO LOB
Kenny Williams, R (1, 8) OBP: 0.268, SLG: 0.342	0-2 P3	1-2 F8		1-0 P4		2-2 HR	1-3 K		2-3 K	6 1 1 2 0 2 6
Pat Sheridan, L (1, 10) OBP: 0.400, SLG: 0.389 Keith Moreland, R (6, PH) OBP: 0.286, SLG: 0.231	2-1 E9 2B		2-2 P5	4-1 S BB		0-1 F8 BB 1B		1-0 G6-3	1-2 G4-3	2 0 1 0 1 0 0 3 0 1 0 0 0 2
Lou Whitaker, L (1, 4) OBP: 0.333, SLG: 0.406	4-2 BB		4-0 2B PB BB	0-0 L9		4-2 BB		2-2 P2		2 1 0 0 3 0 1
Alan Trammell, R (1, 6) OBP: 0.333, SLG: 0.303	1-3 K		1-2 E 2B	3-1 G5-3		1-1 F8		4-1 BB		4 1 1 0 1 1 5
Fred Lynn, L (1, 7) OBP: 0.257, SLG: 0.103	0-1 G3		4-2 WP PB BB			1-3 K		1-0 F8		4 0 0 0 1 1 5
Matt Nokes, L (1, 2) OBP: 0.367, SLG: 0.643		3-2 FC4 1B	4-1 BB	1-3 2-H 3-H BB		2-2 G1-3		3-3 K	0-0 HR	4 1 2 1 1 1 0
Chris Brown, R (1, 5) Al Pedrique, R (2, 5) OBP: 0.400, SLG: 0.600		1-2 FC4 HBP	2-3 K			2-3 K		1-0 BB 1B	1-0 BB 2B	0 0 0 0 0 0 0 5 0 2 0 0 2 3
Chet Lemon, R (1, 9) OBP: 0.500, SLG: 0.350		3-2 HBP	1-1 G4-3			3-2 G5-3		4-1 BB	1-2 L6	3 0 0 0 1 0 3
Dave Bergman, L (1, 3) Torey Lovullo, S (7, PH) OBP: 0.257, SLG: 0.071 (8, 3)		3-2 F9		3-1 HR		4-0 HR BB		0-1 F9	4-2 BB	2 2 1 1 1 0 2 1 0 0 0 1 0 2

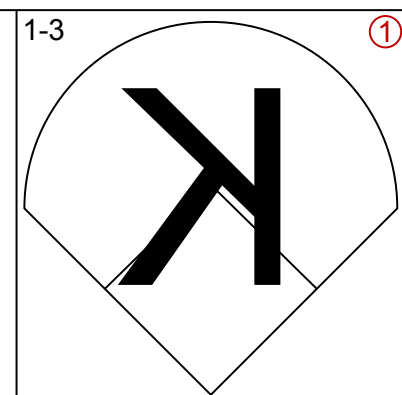
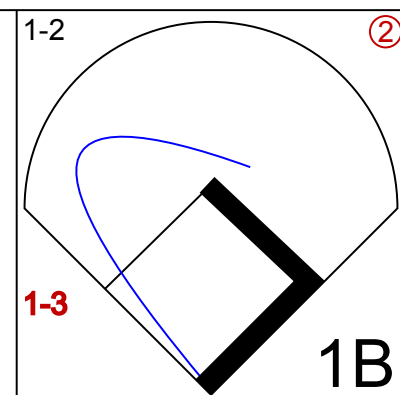
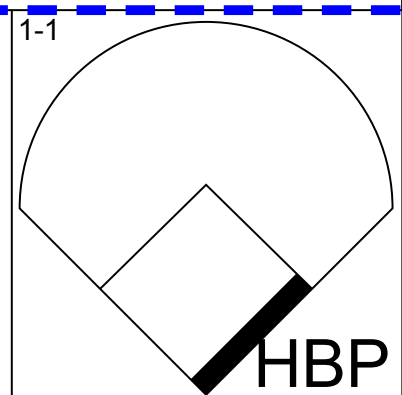
Inning Stats	R: 0	H: 1	LOB: 2	K: 13	S: 20	R: 0	H: 1	LOB: 2	K: 14	S: 25	R: 2	H: 1	LOB: 2	K: 14	S: 32	R: 1	H: 1	LOB: 1	K: 7	S: 18	R: 0	H: 0	LOB: 0	K: 8	S: 13	R: 2	H: 2	LOB: 2	K: 16	S: 31	R: 0	H: 1	LOB: 2	K: 10	S: 19	R: 0	H: 0	LOB: 1	K: 7	S: 15	R: 1	H: 2	LOB: 2	K: 15	S: 24	1B: 3	2B: 3	3B: 0	HR: 3	SF: 0	SAC: 0	DP: 0	HBP: 1	WP: 1	PB: 2	SB: 1	CS: 0	PA: 47
--------------	------	------	--------	-------	-------	------	------	--------	-------	-------	------	------	--------	-------	-------	------	------	--------	------	-------	------	------	--------	------	-------	------	------	--------	-------	-------	------	------	--------	-------	-------	------	------	--------	------	-------	------	------	--------	-------	-------	-------	-------	-------	-------	-------	--------	-------	--------	-------	-------	-------	-------	--------

PITCHER	IP	WLS	BF	H	R	ER	SO	BB	IBB	HBP	BLK	WP	HR	S	P	ERA	WHIP
Charlie Hough, R (1, 1) ERA: 4.5	5.1		28	5	5	4	3	6	0	1	0	1	2	62	123	6.75	2.062
Kenny Rogers, L (6, 1) ERA: 1.93	1.1		8	2	0	0	2	2	0	0	0	0	0	17	31	0.00	3.000
Cecilio Guante, R (7, 1) ERA: 2.57	1.2		9	2	1	1	1	2	0	0	0	0	1	19	34	5.40	2.400
Jeff Russell, R (9, 1) ERA:	0.2	S	2	0	0	0	1	0	0	0	0	0	0	6	9	0.00	0.000

TEXAS RANGERS @ DETROIT TIGERS
Tiger Stadium, Detroit, MI
 Sun Apr 16 1989, 3:33 AM EDT
 Att. 16,030 - Unknown

AB	36
R	6
H	9
RBI	4
BB	10
SO	7
LOB	29



Batter	1	2	3	4	5	6	7	8	9	AB R H RBI BB SO LOB	TOP											
Paul Molitor, R (1, 10) OBP: 0.400, SLG: 0.471	1-3 	1-0 WP 2-H 1B		1-2 				1-1 	2-2 F8 F9	0-1 F9	5 0 2 1 0 1 1											
B.J. Surhoff, L (1, 2) OBP: 0.205, SLG: 0.147	2-0 F9	4-2 WP 1-2 BB		0-0 P3				0-2 SF8	2-0 F8		3 0 0 1 1 0 1											
Gary Sheffield, R (1, 5) OBP: 0.308, SLG: 0.303 Mike Felder, S (9, PR) OBP: 0.417, SLG: 0.300	4-2 1B BB	4-2 1-2 2-3 BB			4-1 BB BB			1-1 F7		2-2 FC5-4 HBP	1 0 0 0 3 0 2 0 0 0 0 0 0 0											
Robin Yount, R (1, 8) OBP: 0.362, SLG: 0.489 Gus Polidor, R (9, 5) OBP: 0.130, SLG: 0.174	0-2 1-2 1B	1-0 F8			4-2 L4-3 1-2 BB			1-1 G5-3 1B	0-0 FC5-4 FC4-6 1B 1-2f HR	4 2 2 0 1 0 4 0 0 0 0 0 0 0												
Rob Deer, R (1, 9) OBP: 0.435, SLG: 0.692	0-2 G6-3		3-3 K		1-0 F6			0-0 G5-3	1-2 FC4-6 1B	5 0 1 0 0 1 5												
Glenn Braggs, R (1, 7) OBP: 0.356, SLG: 0.390		1-3 K	2-2 F7		3-2 L4-3 1-2			2-3 K	1-0 FC4-6 WP HR	5 1 0 0 0 2 5												
Terry Francona, L (1, 3) OBP: 0.258, SLG: 0.267		0-1 1B SF8 2B	1-0 F7					2-2 SH5-4 SF8 1B	4-2 1-2 HR BB	4 3 3 1 1 0 0												
Bill Spiers, L (1, 6) OBP: 0.250, SLG: 0.300		1-0 WP SF8 1B		1-0 G4-3				4-2 SF8 SH5-4 BB	1-0 G3	4 2 2 4 1 0 1												
Jim Gantner, L (1, 4) OBP: 0.206, SLG: 0.250 Juan Castillo, S (9, PR) (9, 4)		0-0 SF8		0-0 1B				0-1 SH5-4	3-3 K	1-0 HBP	2 0 1 1 0 1 0 0 0 0 0 0 0 0											
Inning Stats	R: 0 E: 0 K: 1 S: 14	H: 1 LOB: 2 BB: 1 P: 21	R: 2 E: 0 K: 1 S: 17	H: 3 LOB: 3 BB: 2 P: 29	R: 0 E: 0 K: 1 S: 7	H: 0 LOB: 0 BB: 0 P: 13	R: 0 E: 0 K: 0 S: 6	H: 2 LOB: 1 BB: 0 P: 8	R: 0 E: 0 K: 0 S: 9	H: 0 LOB: 1 BB: 2 P: 21	R: 1 E: 0 K: 0 S: 13	H: 1 LOB: 2 BB: 1 P: 21	R: 1 E: 0 K: 1 S: 10	H: 2 LOB: 1 BB: 0 P: 15	R: 0 E: 0 K: 1 S: 9	H: 0 LOB: 0 BB: 0 P: 16	R: 4 E: 0 K: 0 S: 16	H: 2 LOB: 1 BB: 1 P: 25	1B: 9 2B: 2 3B: 0 HR: 1	SF: 2 SAC: 1 DP: 1 HBP: 3	WP: 3 PB: 0 SB: 1 CS: 0	PA: 46
PITCHER	IP WLS BF H R ER SO BB IBB HBP BLK WP HR S P ERA WHIP																					
Nolan Ryan, R (1, 1) ERA: 3.0	5.0 L 26 7 3 3 3 6 0 0 0 2 0 58 103 5.40 2.600																					
Craig McMurtry, R (6, 1) ERA: 2.45	0.1 1 0 0 0 0 0 0 0 0 0 0 2 2 0.00 0.000																					
Brad Arnsberg, R (6, 1) ERA: 5.23	3.1 18 4 5 5 2 1 0 3 0 1 1 39 62 13.50 1.500																					
Kenny Rogers, L (9, 1) ERA: 1.8	0.1 1 0 0 0 0 0 0 0 0 0 0 2 2 0.00 0.000																					

Milwaukee Brewers @ Texas Rangers
Arlington Stadium, Arlington, TX
Mon Apr 17 1989, 8:05 PM EDT
Att. 38,274 - Unknown - 79 F

AB	33
R	8
H	11
RBI	8
BB	7
SO	5
LOB	19



Batter	1	2	3	4	5	6	7	8	9	AB R H RBI BB SO LOB	TOP
Paul Molitor, R (1, 10) OBP: 0.417, SLG: 0.619	1-2 G5-3		2-0 HR			2-2 G3-1 1B		0-0 G4-3		4 1 2 1 0 0 0	
B.J. Surhoff, L (1, 2) OBP: 0.209, SLG: 0.237	0-1 G1-6-3		1-0 F7			1-2 G3-1		2-1 HR		4 1 1 1 0 0 1	
Gary Sheffield, R (1, 5) OBP: 0.279, SLG: 0.270	0-0 G5-3		0-1 F9			1-2 F4		1-0 F8		4 0 0 0 0 0 1	
Robin Yount, R (1, 8) OBP: 0.373, SLG: 0.468		4-1 BB		1-1 G1-3		4-2 BB		1-1 G6-3		2 0 0 0 2 0 0	
Rob Deer, R (1, 9) OBP: 0.440, SLG: 0.667		4-2 SAFE SAFE BB		1-3 K		1-2 G5-3		0-0 G6-4-3 1B		3 0 1 0 1 1 2	
Glenn Braggs, R (1, 7) OBP: 0.347, SLG: 0.364		1-0 F8		0-1 L1		4-2 B1-3 G4-3 BB		0-0 G6-4-3		3 0 0 0 1 0 3	
Terry Francona, L (1, 3) OBP: 0.229, SLG: 0.235		1-3 K		3-3 K		0-0 G4-3		0-0 G4-3		4 0 0 0 0 2 3	
Bill Spiers, L (1, 6) OBP: 0.222, SLG: 0.261		2-3 K		0-1 G3-1		1-0 B1-3		2-3 G4-3		3 0 0 0 0 1 3	
Jim Gantner, L (1, 4) OBP: 0.189, SLG: 0.229		0-1 G6-3		0-1 F7		1-3 K				3 0 0 0 0 1 1	
Inning Stats	R: 0 E: 0 K: 0 S: 6 H: 0 LOB: 0 BB: 0 P: 7	R: 0 E: 0 K: 2 S: 11 H: 0 LOB: 2 BB: 2 P: 23	R: 1 E: 0 K: 0 S: 6 H: 1 LOB: 0 BB: 0 P: 9	R: 0 E: 0 K: 1 S: 7 H: 0 LOB: 0 BB: 0 P: 9	R: 0 E: 0 K: 1 S: 7 H: 0 LOB: 0 BB: 0 P: 10	R: 0 E: 0 K: 0 S: 15 H: 1 LOB: 2 BB: 1 P: 24	R: 0 E: 0 K: 1 S: 8 H: 0 LOB: 1 BB: 1 P: 14	R: 1 E: 0 K: 0 S: 6 H: 1 LOB: 0 BB: 0 P: 10	R: 0 E: 0 K: 0 S: 3 H: 1 LOB: 0 BB: 0 P: 3	1B: 2 2B: 0 3B: 0 HR: 2 SF: 0 SAC: 0 DP: 1 HBP: 0	WP: 0 PB: 0 SB: 0 CS: 0 PA: 34
PITCHER Bobby Witt, R (1, 1) ERA: 2.37	IP: 9.0 WLS: W BF: 34 H: 4 R: 2 ER: 2 SO: 5 BB: 4 IBB: 0 HBP: 0 BLK: 0 WP: 0 HR: 2 S: 69 P: 109 ERA: 2.00 WHIP: 0.889										

Milwaukee Brewers @ Texas Rangers
Arlington Stadium, Arlington, TX
Tue Apr 18 1989, 8:05 PM EDT
Att. 21,528 - Unknown - 81 F

livebaseballscorecards.com

AB	30
R	2
H	4
RBI	2
BB	4
SO	5
LOB	14



Batter	1	2	3	4	5	6	7	8	9	AB R H RBI BB SO LOB	TOP											
Paul Molitor, R (1, 10) OBP: 0.429, SLG: 0.640	3-2 G6-3		2-3 K			1-0 CS 1B		1-2 2B		4 0 2 0 0 1 0												
Jim Gantner, L (1, 4) OBP: 0.171, SLG: 0.205	0-2 F7		2-0 F8			2-1 B1-3		0-1 L3		4 0 0 0 0 0 2												
Robin Yount, R (1, 8) OBP: 0.364, SLG: 0.440	1-1 G6-3				0-1 G6-3		4-2 1B BB		1-1 F7	3 0 0 0 1 0 0												
Rob Deer, R (1, 9) OBP: 0.407, SLG: 0.609		1-1 F9			0-0 L5		3-1 F8		2-3 K	4 0 0 0 0 1 1												
Glenn Braggs, R (1, 7) OBP: 0.340, SLG: 0.354		2-2 G5-3			3-3 K		0-1 1-2 1B		3-3 K	4 0 1 0 0 2 0												
Gary Sheffield, R (1, 6) OBP: 0.283, SLG: 0.350		1-0 HR			1-1 P2		3-2 L8			3 1 1 1 0 0 2												
Joey Meyer, R (1, 3) OBP: 0.176, SLG: 0.067		3-0 FC6-4 1B			3-0 G5-3		0-3 K			3 0 1 0 0 1 2												
Gus Polidor, R (1, 5) OBP: 0.115, SLG: 0.154		1-0 FC6-4			2-2 G6-3			1-1 F8		3 0 0 0 0 0 1												
Charlie O'Brien, R (1, 2) OBP: 0.455, SLG: 0.556			2-1 G6-3			2-2 1B		2-2 F3		3 0 1 0 0 0 0												
Inning Stats	R: 0 E: 0 K: 0 S: 9	H: 0 LOB: 0 BB: 0 P: 13	R: 1 E: 0 K: 0 S: 9	H: 2 LOB: 1 BB: 0 P: 17	R: 0 E: 0 K: 1 S: 7	H: 0 LOB: 0 BB: 0 P: 13	R: 0 E: 0 K: 1 S: 6	H: 0 LOB: 0 BB: 0 P: 9	R: 0 E: 0 K: 0 S: 6	H: 0 LOB: 0 BB: 0 P: 12	R: 0 E: 0 K: 0 S: 7	H: 2 LOB: 0 BB: 0 P: 12	R: 0 E: 0 K: 1 S: 13	H: 1 LOB: 2 BB: 1 P: 23	R: 0 E: 0 K: 2 S: 12	H: 1 LOB: 1 BB: 0 P: 16	R: 0 E: 0 K: 2 S: 13	H: 0 LOB: 0 BB: 0 P: 19	1B: 4 2B: 1 3B: 0 HR: 1	SF: 0 SAC: 0 DP: 0 HBP: 0	WP: 0 PB: 0 SB: 0 CS: 1	PA: 32
PITCHER	IP WLS BF H R ER SO BB IBB HBP BLK WP HR S P ERA WHIP																					
Jamie Moyer, L (1, 1) ERA: 2.95	6.1 W 23 5 1 1 2 1 0 0 0 0 0 1 51 90 1.42 0.947																					
Cecilio Guante, R (7, 1) ERA: 1.86	2.2 S 9 1 0 0 3 0 0 0 0 0 0 0 31 44 0.00 0.375																					

Milwaukee Brewers @ Texas Rangers
Arlington Stadium, Arlington, TX
Wed Apr 19 1989, 8:05 PM EDT
Att. 19,444 - Unknown

livebaseballscorecards.com

AB	31
R	1
H	6
RBI	1
BB	1
SO	5
LOB	8



Batter	1	2	3	4	5	6	7	8	9
Cecil Espy, S OBP: 0.410, SLG: 0.455 (1, 8)	0-1 E6 G6-3 S		1-2 1B		2-0 1B	0-0 FC4-2			
Scott Fletcher, R OBP: 0.476, SLG: 0.429 (1, 6)	3-2 G6-3 1-3		0-1 G6-3		1-2 G4-6-3 1-2f	1-1 F8			
Rafael Palmeiro, L OBP: 0.371, SLG: 0.444 (1, 3)	2-0 G4-3			4-2 FC4-6 BB		1-1 F7	1-0 G4-3		
Ruben Sierra, S OBP: 0.410, SLG: 0.679 (1, 9)		1-3 K		0-0 FC4-6 2B SF9 1-2f		0-1 HR	3-3 K		
Julio Franco, R OBP: 0.310, SLG: 0.451 (1, 4)		1-0 HR		3-2 2B		4-1 HR BB	1-0 F9		
Pete Incaviglia, R OBP: 0.276, SLG: 0.415 (1, 7)		0-0 F8		0-0 SF9 3-H		2-0 HR	2-2 G5-3		
Rick Leach, L OBP: 0.286, SLG: 0.357 (1, 10)		1-1 G4-3		1-3 K2-3		0-0 BB FC4-2 1B	4-2 BB		
Mike Stanley, R (8, PH)									
Jeff Stone, L OBP: 0.333, SLG: 0.333 (8, PR)									
Steve Buechele, R OBP: 0.333, SLG: 0.362 (1, 5)			2-3 K		4-2 1B BB	1-2 FC4-2 BB 1B	0-3 K		
Jim Sundberg, R OBP: 0.250, SLG: 0.250 (1, 2)			2-0 G5-3		1-3 K	4-2 FC4-2 BB	1-0 F9		

AB	R	H	RBI	BB	SO	LOB
4	0	2	0	0	0	3
4	0	0	0	0	0	7
3	0	0	0	1	0	0
4	2	1	1	0	2	1
3	2	2	1	1	0	0
3	1	1	3	0	0	0
3	0	1	0	0	1	1
3	0	0	0	1	1	2

BOTTOM

Milwaukee Brewers @ Texas Rangers
Arlington Stadium, Arlington, TX
Wed Apr 19 1989, 8:05 PM EDT
Att. 19,444 - Unknown

livebaseballscores.com

AB	30
R	5
H	8
RBI	5
BB	5
SO	6
LOB	15



Inning	R	H	E	K	S	I	BB	IBB	HBP	BLK	WP	HR	S	P	ERA	WHIP
1	0	0	1	1	0	0	0	0	0	0	0	0	0	0	8.44	1.875
2	1	1	0	1	0	0	0	0	0	0	0	0	16	27	0.00	1.200
3	1	1	0	1	0	0	0	0	0	0	0	0	10	17	0.00	1.000
4	0	0	0	0	0	0	0	0	0	0	0	0	0	0	0.00	1.000
5	0	0	0	0	0	0	0	0	0	0	0	0	0	0	0.00	1.000
6	3	4	0	1	0	0	0	0	0	0	0	0	31	31	0.00	1.000
7	0	0	0	0	0	0	0	0	0	0	0	0	0	0	0.00	1.000
8	0	0	0	0	0	0	0	0	0	0	0	0	0	0	0.00	1.000
9	0	0	0	0	0	0	0	0	0	0	0	0	0	0	0.00	1.000

PITCHER	IP	WLS	BF	H	R	ER	SO	BB	IBB	HBP	BLK	WP	HR	S	P	ERA	WHIP
Mike Birkbeck, R ERA: 5.56 (1, 1)	5.1	L	25	7	5	5	4	3	0	0	0	0	3	50	86	8.44	1.875
Chuck Crim, R ERA: 5.19 (6, 1)	1.2		7	1	0	0	1	1	0	0	0	0	0	16	27	0.00	1.200
Paul Mirabella, L ERA: 5.14 (8, 1)	1.0		4	0	0	0	1	1	0	0	0	0	0	10	17	0.00	1.000

WP	PA
0	36

1B	2B	3B	HR	SF	SAC	DP	HBP
4	1	0	3	1	0	1	0

WP	HR	S	P	ERA	WHIP
0	0	0	0	0.00	1.000

Batter	1	2	3	4	5	6	7	8	9	AB R H RBI BB SO LOB	TOP											
Cecil Espy, S (1, 8) OBP: 0.385, SLG: 0.424	0-1 F9			2-3 K	1-3 K			2-1 P3		4 0 0 0 0 2 1												
Scott Fletcher, R (1, 6) OBP: 0.463, SLG: 0.404	0-3 K			4-1 1B 1B 1B BB		2-2 F9		1-2 G3		3 1 0 0 1 1 1												
Rafael Palmeiro, L (1, 3) OBP: 0.379, SLG: 0.466	3-2 G3			1-1 SAFE 1-2 1B 1B		1-0 F8		1-2 2B		4 2 2 0 0 0 0												
Ruben Sierra, S (1, 9) OBP: 0.400, SLG: 0.649		0-0 G3		3-2 FC5-4 1-2 2-3 1B 1B		1-3 K		1-1 L7		4 0 1 0 0 1 1												
Julio Franco, R (1, 4) OBP: 0.323, SLG: 0.444		1-0 L7		2-0 FC5-4 1-2 2-H 3-H 1B		2-0 G4-3		4-2 2B G1-2-1 BB		3 0 1 2 1 0 0												
Pete Incaviglia, R (1, 7) OBP: 0.274, SLG: 0.421		0-3 K		0-0 FC5-4 1-2f 2-3		1-0 F8		1-0 2B		4 0 1 1 0 1 2												
Geno Petralli, L (1, 10) OBP: 0.308, SLG: 0.286			3-2 L8	2-0 G4-3		1-3 K		4-2 BB		3 0 0 0 1 1 2												
Jeff Kunkel, R (9, PR) OBP: 0.400, SLG: 0.500										0 0 0 0 0 0 0												
Steve Buechele, R (1, 5) OBP: 0.328, SLG: 0.340			2-2 L8		0-0 L8			4-2 BB	1-2 G1-2-1	3 0 0 0 1 0 3												
Chad Kreuter, S (1, 2) OBP: 0.250, SLG: 0.250			1-0 L7		2-3 K			3-3 K		2 0 0 0 0 1 0												
Jeff Stone, L (8, PH) OBP: 0.250, SLG: 0.250										1 0 0 0 0 1 1												
Jim Sundberg, R (8, 2) OBP: 0.250, SLG: 0.250										0 0 0 0 0 0 0												
Inning Stats	R: 0 E: 0 K: 1 S: 10	H: 0 LOB: 0 BB: 0 P: 13	R: 0 E: 0 K: 1 S: 5	H: 0 LOB: 0 BB: 0 P: 6	R: 0 E: 0 K: 0 S: 8	H: 0 LOB: 0 BB: 0 P: 14	R: 2 E: 0 K: 1 S: 16	H: 3 LOB: 2 BB: 1 P: 30	R: 0 E: 0 K: 2 S: 8	H: 0 LOB: 0 BB: 0 P: 11	R: 0 E: 0 K: 1 S: 7	H: 0 LOB: 0 BB: 0 P: 11	R: 0 E: 0 K: 1 S: 7	H: 0 LOB: 0 BB: 0 P: 11	R: 0 E: 0 K: 1 S: 11	H: 0 LOB: 1 BB: 1 P: 21	R: 1 E: 0 K: 0 S: 16	H: 2 LOB: 2 BB: 2 P: 28	1B: 3 2B: 2 3B: 0 HR: 0	SF: 0 SAC: 0 DP: 1 HBP: 0	WP: 0 PB: 0 SB: 0 CS: 0	PA: 35
PITCHER	IP WLS BF H R ER SO BB IBB HBP BLK WP HR S P ERA WHIP																					
Dave Stieb, R (1, 1) ERA: 3.55	8.0 W 30 4 3 3 8 2 0 0 0 0 0 0 76 122 3.38 0.750																					
Tom Henke, R (9, 1) ERA: 6.75	0.1 4 1 0 0 0 2 0 0 0 0 0 0 9 19 0.00 9.000																					
Duane Ward, R (9, 1) ERA: 5.56	0.2 S 1 0 0 0 0 0 0 0 0 0 0 0 3 4 0.00 0.000																					

Texas Rangers @ Toronto Blue Jays
Exhibition Stadium, Toronto, ON

Fri Apr 21 1989, 7:05 PM EDT
Att. 22,186 - Unknown - 43 F

livebaseballscorecards.com

AB	31
R	3
H	5
RBI	3
BB	4
SO	8
LOB	11



Batter	1	2	3	4	5	6	7	8	9	AB R H RBI BB SO LOB
Lloyd Moseby, L OBP: 0.362, SLG: 0.321 (1, 8)	4-1 1B S FC6-4 BB	0-2 SF8		4-1 BB		2-3 K				1 1 0 1 2 1 0
Kelly Gruber, R OBP: 0.456, SLG: 0.600 (1, 5)	2-1 FC6-4 1B	0-2 L5		1-1 G3		2-3 K				4 0 1 0 0 1 4
Rance Mulliniks, L OBP: 0.302, SLG: 0.263 (1, 10)	1-2 FC6-4 2B	1-2 G3			2-1 G3		0-1 G1-3			4 1 0 1 0 0 2
George Bell, R OBP: 0.304, SLG: 0.439 (1, 7)	0-3 K		2-0 G6-3		1-1 HR		0-3 K G6-3			4 1 1 1 0 2 1
Fred McGriff, L OBP: 0.485, SLG: 0.673 (1, 3)	2-0 WP 2B		2-0 G3-1		4-1 S BB		0-0 G6-3			3 1 1 1 1 0 1
Ernie Whitt, L OBP: 0.345, SLG: 0.407 (1, 2)	2-1 G4-3		1-0 G3		2-3 K		0-0 L7			4 0 0 0 0 1 3
Jesse Barfield, R OBP: 0.262, SLG: 0.475 (1, 9)		0-0 BB SF8 2B		4-0 FC3-6 BB		3-2 E7		2-3 K		3 1 1 0 1 1 0
Nelson Liriano, S OBP: 0.267, SLG: 0.286 (1, 4)		0-0 SF8 BB WP 1B		1-2 FC3-6 G4-3		1-3 K		0-2 F8		4 1 1 0 0 1 2
Manuel Lee, S OBP: 0.339, SLG: 0.302 (1, 6)		4-0 WP PB BB		0-2 G4-3		1-3 K		1-2 F7		3 0 0 0 1 1 1

Inning Stats	R: 2 E: 0 K: 12 S: 12	H: 2 LOB: 1 BB: 1 P: 23	R: 2 E: 0 K: 13 S: 13	H: 2 LOB: 1 BB: 1 P: 18	R: 0 E: 0 K: 0 S: 3	H: 0 LOB: 0 BB: 0 P: 8	R: 0 E: 1 K: 0 S: 10	H: 0 LOB: 2 BB: 2 P: 20	R: 2 E: 1 K: 2 S: 18	H: 1 LOB: 1 BB: 1 P: 31	R: 0 E: 0 K: 3 S: 10	H: 0 LOB: 0 BB: 0 P: 15	R: 0 E: 0 K: 1 S: 7	H: 0 LOB: 1 BB: 0 P: 7	R: 0 E: 0 K: 1 S: 9	H: 0 LOB: 0 BB: 0 P: 12
--------------	--------------------------------	----------------------------------	--------------------------------	----------------------------------	------------------------------	---------------------------------	-------------------------------	----------------------------------	-------------------------------	----------------------------------	-------------------------------	----------------------------------	------------------------------	---------------------------------	------------------------------	----------------------------------

PITCHER	IP	WLS	BF	H	R	ER	SO	BB	IBB	HBP	BLK	WP	HR	S	P	ERA	WHIP
Kevin Brown, R ERA: 2.61 (1, 1)	4.1	L	23	5	6	5	1	5	0	0	0	2	1	43	81	10.38	2.308
Drew Hall, L ERA: (5, 1)	1.2		6	0	0	0	5	0	0	0	0	0	0	23	34	0.00	0.000
Kenny Rogers, L ERA: 1.35 (7, 1)	1.2		6	0	0	0	2	0	0	0	0	1	0	13	15	0.00	0.000
Jeff Russell, R ERA: (8, 1)	0.1		1	0	0	0	0	0	0	0	0	0	0	3	4	0.00	0.000

BOTTOM

Texas Rangers @ Toronto Blue Jays
Exhibition Stadium, Toronto, ON
Fri Apr 21 1989, 7:05 PM EDT
Att: 22,186 - Unknown - 43 F

livebaseballscores.com

AB	30
R	6
H	5
RBI	4
BB	5
SO	8
LOB	14



1B: 2	SF: 1	WP: 3	PA: 36
2B: 2	SAC: 0	PB: 1	
3B: 0	DP: 0	SB: 2	
HR: 1	HBP: 0	CS: 0	

PITCHER	IP	WLS	BF	H	R	ER	SO	BB	IBB	HBP	BLK	WP	HR	S	P	ERA	WHIP
---------	----	-----	----	---	---	----	----	----	-----	-----	-----	----	----	---	---	-----	------

Batter	1	2	3	4	5	6	7	8	9	AB R H RBI BB SO LOB	TOP															
Cecil Espy, S (1, 8) OBP: 0.362, SLG: 0.397	2-2 L4		0-3 K	2-0 F7			0-1 G4-3			4 0 0 0 0 1 4																
Scott Fletcher, R (1, 6) OBP: 0.451, SLG: 0.393	1-0 F7		1-0 G4-3		0-1 G6-3			0-2 G3-6-3 1B		4 0 1 0 0 0 1																
Rafael Palmeiro, L (1, 3) OBP: 0.371, SLG: 0.443	4-0 2B 1B BB		0-0 G3-1		2-2 G1-3			2-0 G3-6-3 1-2f		3 1 0 0 1 0 2																
Ruben Sierra, S (1, 9) OBP: 0.420, SLG: 0.689	3-2 1B 2B			0-1 F9 1B 2B	2-2 G4-3			2-2 S 1B		4 1 3 0 0 0 0																
Julio Franco, R (1, 4) OBP: 0.318, SLG: 0.431	2-2 1B 2-H 3-H		2-2 L8		1-0 F9		1-2 G6-3			4 0 1 1 0 0 2																
Pete Incaviglia, R (1, 7) OBP: 0.273, SLG: 0.400		0-3 K	1-0 F9		4-2 G4-6-3 BB			1-3 K		3 0 0 0 1 2 1																
Mike Stanley, R (1, 10) Rick Leach, L (9, PH) OBP: 0.267, SLG: 0.333		2-0 G6-3	4-0 1B 1B BB		0-0 G4-6-3 1-2f			1-3 K		2 0 0 0 1 0 1 1 0 0 0 0 1 0																
Steve Buechele, R (1, 5) OBP: 0.323, SLG: 0.333		2-2 P3	2-2 1B 1B		1-1 G5-3			0-3 K		4 0 1 1 0 1 0																
Jim Sundberg, R (1, 2) OBP: 0.304, SLG: 0.421		3-2 3B	3-2 1B		0-0 G5-3					3 0 2 0 0 0 0																
Inning Stats	R: 1 E: 0 K: 0 S: 14	H: 2 LOB: 2 BB: 1 P: 26	R: 0 E: 0 K: 1 S: 9	H: 0 LOB: 0 BB: 0 P: 13	R: 0 E: 0 K: 1 S: 8	H: 1 LOB: 1 BB: 0 P: 12	R: 1 E: 0 K: 0 S: 15	H: 3 LOB: 3 BB: 1 P: 29	R: 0 E: 0 K: 0 S: 8	H: 0 LOB: 0 BB: 0 P: 12	R: 0 E: 0 K: 0 S: 4	H: 0 LOB: 0 BB: 1 P: 9	R: 0 E: 0 K: 0 S: 5	H: 0 LOB: 0 BB: 0 P: 6	R: 0 E: 0 K: 0 S: 10	H: 2 LOB: 1 BB: 0 P: 15	R: 0 E: 0 K: 3 S: 10	H: 0 LOB: 0 BB: 0 P: 12	1B: 5 2B: 2 3B: 1 HR: 0	SF: 0 SAC: 0 DP: 2 HBP: 0	WP: 0 PB: 0 SB: 1 CS: 0	PA: 35				
PITCHER	IP WLS BF H R ER SO BB IBB HBP BLK WP HR S P ERA WHIP																									
Mike Flanagan, L (1, 1) ERA: 3.2	7.2	31	8	2	2	2	3	0	0	0	0	0	70	118	2.35	1.435										
Duane Ward, R (8, 1) ERA: 4.97	1.1	W	4	0	0	0	3	0	0	0	0	0	13	16	0.00	0.000										

Texas Rangers @ Toronto Blue Jays
 Exhibition Stadium, Toronto, ON
 Sat Apr 22 1989, 3:33 AM EDT
 Att. 27,278 - Sunny - 41 F

livebaseballscorecards.com

AB	32
R	2
H	8
RBI	2
BB	3
SO	5
LOB	11



Batter	1	2	3	4	5	6	7	8	9	AB R H RBI BB SO LOB	TOP											
Cecil Espy, S OBP: 0.351, SLG: 0.382 (1, 8) B C X	1-1 CS 1B	2-1 P5		2-1 F8			1-1 6-3		0-0 5-3	5 0 1 0 0 0 1												
Scott Fletcher, R OBP: 0.440, SLG: 0.383 (1, 6) B P SAFE 1 SAFE C F S	2-3 K 1-2		1-0 6-3	1-1 F8			1-1 1B			4 0 1 0 0 1 2												
Rafael Palmeiro, L OBP: 0.378, SLG: 0.438 (1, 3) B B B S	4-2 HR BB		2-1 G3		1-0 L9-4-6 6-3 1B		1-1 F8			3 1 1 0 1 0 1												
Ruben Sierra, S OBP: 0.425, SLG: 0.719 (1, 9) B B X	2-0 1-H HR		4-0 PB BB		2-2 6-3 1-2		1-2 P2			3 1 1 2 1 0 1												
Julio Franco, R OBP: 0.329, SLG: 0.426 (1, 4) B C X	1-1 1B 1B		1-3 K 1-2		0-1 L9-4-6 2-2		4-0 E BB			3 0 1 0 1 1 2												
Geno Petralli, L OBP: 0.349, SLG: 0.297 (1, 2) X	0-0 1-3 1B		4-1 1B 2B BB		1-1 4-3		4-2 G6-4-3 BB			2 1 1 0 2 0 0												
Pete Incaviglia, R OBP: 0.257, SLG: 0.375 (1, 7) B B S	2-3 K		0-3 K 1-2 2B 1B		1-3 K		0-0 G6-4-3 1-2f			4 0 0 0 0 3 5												
Rick Leach, L OBP: 0.294, SLG: 0.353 (1, 10) Jeff Kunkel, R OBP: 0.333, SLG: 0.417 (6, PH)		0-3 K	1 SAFE F 1 SAFE X	0-1 2B 1B		0-3 K		0-3 K		2 1 1 0 0 1 0 2 0 0 0 0 2 0												
Steve Buechele, R OBP: 0.318, SLG: 0.345 (1, 5) B S X		1-1 G6-3	1-1 G6-3	1-1 1-H 2-H 2B		1-3 K		1-3 K		4 0 1 2 0 2 0												
Inning Stats	R: 2 E: 0 K: 2 S: 15	H: 4 LOB: 2 BB: 1 P: 26	R: 0 E: 0 K: 1 S: 7	H: 0 LOB: 0 BB: 0 P: 10	R: 0 E: 0 K: 1 S: 6	H: 0 LOB: 1 BB: 1 P: 14	R: 2 E: 0 K: 1 S: 12	H: 2 LOB: 1 BB: 1 P: 20	R: 0 E: 0 K: 0 S: 7	H: 1 LOB: 0 BB: 0 P: 10	R: 0 E: 0 K: 2 S: 8	H: 0 LOB: 0 BB: 0 P: 10	R: 0 E: 1 K: 1 S: 9	H: 1 LOB: 1 BB: 0 P: 13	R: 0 E: 1 K: 0 S: 7	H: 0 LOB: 1 BB: 2 P: 16	R: 0 E: 0 K: 2 S: 7	H: 0 LOB: 0 BB: 0 P: 8	1B: 6 2B: 2 3B: 0 HR: 1	SF: 0 SAC: 0 DP: 2 HBP: 0	WP: 0 PB: 1 SB: 0 CS: 1	PA: 37
PITCHER	IP WLS BF H R ER SO BB IBB HBP BLK WP HR S P ERA WHIP																					
Todd Stottlemire, R ERA: 4.26 (1, 1)	5.0 L 23 7 4 4 5 3 0 0 0 0 1 47 80 7.20 2.000																					
David Wells, L ERA: 3.21 (6, 1)	4.0 14 1 0 0 5 2 0 0 0 0 0 31 47 0.00 0.750																					

Texas Rangers @ Toronto Blue Jays
Exhibition Stadium, Toronto, ON
Sun Apr 23 1989, 3:33 AM EDT
Att. 31,473 - Sunny - 45 F

livebaseballscorecards.com

AB	32
R	4
H	8
RBI	4
BB	5
SO	10
LOB	12




Batter	1	2	3	4	5	6	7	8	9	AB R H RBI BB SO LOB
Lloyd Moseby, L OBP: 0.377, SLG: 0.355 (1, 8)	1-0 G3		4-0 BB			4-1 BB			2-2 P5	2 0 0 0 2 0 0
Nelson Liriano, S OBP: 0.264, SLG: 0.306 (1, 4)	4-2 BB		2-1 4-3			3-3 BB			1-1 3B	3 1 1 0 1 1 2
Kelly Gruber, R OBP: 0.434, SLG: 0.552 (1, 5)	1-1 P4				0-2 4-3	2-2 P2			1-1 5-3	4 0 0 1 0 0 2
George Bell, R OBP: 0.286, SLG: 0.397 (1, 7)	1-3 K				1-0 F3				0-1 F8	4 0 0 0 0 1 1
Fred McGriff, L OBP: 0.453, SLG: 0.613 (1, 3)					0-0 F8					3 0 0 0 0 2 0
Ernie Whitt, L OBP: 0.314, SLG: 0.394 (1, 2)					3-3 K					3 0 0 0 0 2 0
Jesse Barfield, R OBP: 0.264, SLG: 0.448 (1, 9)					0-2 P5					3 0 0 0 0 2 0
Rance Mulliniks, L OBP: 0.306, SLG: 0.273 (1, 10)					2-2 L7					3 0 0 0 0 1 0
Manuel Lee, S OBP: 0.328, SLG: 0.310 (1, 6)					1-3 K					2 0 0 0 0 2 0
Rob Ducey, L OBP: 0.333, SLG: 0.250 (8, PH)						1-3 K				1 0 0 0 0 1 0
Alexis Infante, R (9, 6)										0 0 0 0 0 0 0

Inning Stats	R: 0	H: 0	E: 0	K: 1	S: 8	LOB: 1	BB: 1	P: 15
R: 0 H: 0 E: 0 K: 3 S: 9	R: 0 H: 0 E: 0 K: 1 S: 9	R: 0 H: 0 E: 0 K: 1 S: 9	R: 0 H: 0 E: 0 K: 0 S: 6	R: 0 H: 0 E: 0 K: 2 S: 13	R: 0 H: 0 E: 0 K: 1 S: 11	R: 0 H: 0 E: 0 K: 1 S: 8	R: 0 H: 1 E: 0 K: 0 S: 9	1B: 0 2B: 0 3B: 1 HR: 0
PITCHER Nolan Ryan, R ERA: 2.33 (1, 1)	IP: 9.0 WLS: W BF: 31 H: 1 R: 1 ER: 1 SO: 12 BB: 3 IBB: 0 HBP: 0 BLK: 0 WP: 0 HR: 0 S: 81 P: 130 ERA: 1.00 WHIP: 0.444	IP: 9.0 WLS: W BF: 31 H: 1 R: 1 ER: 1 SO: 12 BB: 3 IBB: 0 HBP: 0 BLK: 0 WP: 0 HR: 0 S: 81 P: 130 ERA: 1.00 WHIP: 0.444	IP: 9.0 WLS: W BF: 31 H: 1 R: 1 ER: 1 SO: 12 BB: 3 IBB: 0 HBP: 0 BLK: 0 WP: 0 HR: 0 S: 81 P: 130 ERA: 1.00 WHIP: 0.444	IP: 9.0 WLS: W BF: 31 H: 1 R: 1 ER: 1 SO: 12 BB: 3 IBB: 0 HBP: 0 BLK: 0 WP: 0 HR: 0 S: 81 P: 130 ERA: 1.00 WHIP: 0.444	IP: 9.0 WLS: W BF: 31 H: 1 R: 1 ER: 1 SO: 12 BB: 3 IBB: 0 HBP: 0 BLK: 0 WP: 0 HR: 0 S: 81 P: 130 ERA: 1.00 WHIP: 0.444	IP: 9.0 WLS: W BF: 31 H: 1 R: 1 ER: 1 SO: 12 BB: 3 IBB: 0 HBP: 0 BLK: 0 WP: 0 HR: 0 S: 81 P: 130 ERA: 1.00 WHIP: 0.444	IP: 9.0 WLS: W BF: 31 H: 1 R: 1 ER: 1 SO: 12 BB: 3 IBB: 0 HBP: 0 BLK: 0 WP: 0 HR: 0 S: 81 P: 130 ERA: 1.00 WHIP: 0.444	IP: 9.0 WLS: W BF: 31 H: 1 R: 1 ER: 1 SO: 12 BB: 3 IBB: 0 HBP: 0 BLK: 0 WP: 0 HR: 0 S: 81 P: 130 ERA: 1.00 WHIP: 0.444

TEXAS RANGERS @ TORONTO BLUE JAYS
 Exhibition Stadium, Toronto, ON
 Sun Apr 23 1989, 3:33 AM EDT
 Att: 31,473 - Sunny - 45 F

AB	28
R	1
H	1
RBI	1
BB	3
SO	12
LOB	5



WP: 0	PA: 31
WP: 0	PA: 31
PB: 0	CS: 0
SB: 2	

Batter	1	2	3	4	5	6	7	8	9	AB R H RBI BB SO LOB	TOP																									
Cecil Espy, S (1, 8) OBP: 0.329, SLG: 0.361	1-3 K	0-2 G6-3		2-3 K	2-0 SF9-5-6-1		0-0 G1-3			4 0 0 2 0 2 2																										
Scott Fletcher, R (1, 6) OBP: 0.438, SLG: 0.385	0-0 1B	2-1 G6-3		3-3 K		1-0 F9		2-1 F7		5 1 2 0 0 1 1																										
Rafael Palmeiro, L (1, 3) OBP: 0.392, SLG: 0.464	2-2 6-3	2-2 G6-3			0-0 1B	0-1 1B		0-0 1B		5 2 3 0 0 0 2																										
Ruben Sierra, S (1, 9) OBP: 0.423, SLG: 0.696	1-2 1B		0-1 L6		2-2 F7	2-3 K		1-0 1B		5 0 2 2 0 1 2																										
Julio Franco, R (1, 4) OBP: 0.347, SLG: 0.431	0-1 1B		2-2 G1-3		4-0 1B	1-0 1B		1-0 G6-4-3		4 1 2 0 1 0 1																										
Geno Petralli, L (1, 2) OBP: 0.333, SLG: 0.282	3-3 K		0-2 G6-3		4-0 1B	1-0 1B			2 0 0 0 0 1 2																											
Jim Sundberg, R (5, PH) OBP: 0.346, SLG: 0.429					1-2 2B	1-2 1B			2 1 1 0 1 0 0																											
Pete Incaviglia, R (1, 7) OBP: 0.293, SLG: 0.449		3-2 2B		2-1 1B	1-0 2B		2-3 K		5 3 4 2 0 1 0																											
Rick Leach, L (1, 10) OBP: 0.316, SLG: 0.421		0-2 3B		3-2 G5-3	0-1 2B		2-1 G5-3		2 1 1 1 0 0 1																											
Mike Stanley, R (5, PH) OBP: 0.267, SLG: 0.083		WP 3B			1-2 1B				3 1 1 0 0 1 1																											
Steve Buechele, R (1, 5) OBP: 0.352, SLG: 0.419		2-0 G6-3		3-2 1B	1-0 2B		4-2 BB		4 1 3 4 1 0 1																											
Inning Stats	R: 1 E: 0 K: 2 S: 16	H: 3 LOB: 2 BB: 0 P: 23	R: 3 E: 0 K: 0 S: 17	H: 4 LOB: 0 BB: 0 P: 26	R: 0 E: 0 K: 0 S: 8	H: 0 LOB: 0 BB: 0 P: 10	R: 1 E: 0 K: 2 S: 18	H: 2 LOB: 1 BB: 0 P: 31	R: 5 E: 0 K: 0 S: 9	H: 4 LOB: 0 BB: 2 P: 23	R: 0 E: 0 K: 1 S: 9	H: 3 LOB: 2 BB: 0 P: 14	R: 0 E: 0 K: 1 S: 11	H: 0 LOB: 1 BB: 1 P: 19	R: 1 E: 0 K: 0 S: 5	H: 2 LOB: 0 BB: 0 P: 9	R: 0 E: 0 K: 1 S: 12	H: 1 LOB: 1 BB: 0 P: 19	1B: 13 2B: 5 3B: 2 HR: 0	SF: 1 SAC: 0 DP: 3 HBP: 0	WP: 2 PB: 0 SB: 1 CS: 0	PA: 45														
PITCHER	IP WLS BF H R ER SO BB IBB HBP BLK WP HR S P ERA WHIP																																			
Rich Yett, R (1, 1) ERA: 6.86	1.1		11	7	4	4	2	0	0	0	0	1	0	30	44	27.00	5.250																			
Scott Bailes, L (2, 1) ERA: 3.71	3.0	L	14	4	5	5	2	2	0	0	0	0	0	34	62	15.00	2.000																			
Brad Havens, L (5, 1) ERA: 4.38	4.2		20	8	2	2	3	1	0	0	0	1	0	41	68	3.86	1.929																			

Texas Rangers @ Cleveland Indians
Cleveland Municipal Stadium, Cleveland, OH
 Tue Apr 25 1989, 7:05 PM EDT
 Att. 6,585 - Unknown

AB	41
R	11
H	19
RBI	11
BB	3
SO	7
LOB	13



Batter	1	2	3	4	5	6	7	8	9	AB	R	H	RBI	BB	SO	LOB
--------	---	---	---	---	---	---	---	---	---	----	---	---	-----	----	----	-----

Oddibe McDowell, L <small>(1, 7)</small> <small>OBP: 0.250, SLG: 0.220</small>	3-2 	2-1 		0-2 		1-0 			3-2 	5	2	2	0	0	0	0
Jerry Browne, S <small>(1, 4)</small> <small>OBP: 0.229, SLG: 0.212</small>	0-0 	0-0 		3-3 		3-3 			2-1 	4	1	2	0	0	2	0
Joe Carter, R <small>(1, 8)</small> <small>OBP: 0.278, SLG: 0.329</small>	0-0 	0-0 			0-2 			1-2 	1-2 	5	0	1	2	0	0	3
Pete O'Brien, L <small>(1, 3)</small> <small>OBP: 0.507, SLG: 0.587</small>	0-0 	2-0 			4-2 			0-2 	0-2 	3	2	2	1	1	0	1
Cory Snyder, R <small>(1, 9)</small> <small>OBP: 0.365, SLG: 0.529</small>	2-2 		2-3 		4-0 			1-1 	1-1 	3	1	1	2	1	1	1
Dave Clark, L <small>(1, 10)</small> <small>OBP: 0.333, SLG: 0.415</small>	4-1 		0-0 		1-1 			0-3 	0-3 	3	0	0	0	1	1	2
Brook Jacoby, R <small>(1, 5)</small> <small>OBP: 0.368, SLG: 0.389</small>	2-3 		4-2 		0-0 			2-1 	2-1 	3	0	1	2	1	1	2
Andy Allanson, R <small>(1, 2)</small> <small>OBP: 0.200, SLG: 0.212</small>	3-3 		0-0 		0-1 			3-1 	3-1 	4	0	0	0	0	1	4
Felix Fermin, R <small>(1, 6)</small> <small>OBP: 0.351, SLG: 0.260</small>		4-1 		0-0 		0-2 			0-2 	3	1	0	0	1	0	0

Inning Stats	R: 3	H: 4	E: 0	K: 2	S: 19	LOB: 2	BB: 1	P: 33	R: 2	H: 2	E: 0	K: 0	S: 6	LOB: 0	BB: 1	P: 14	R: 0	H: 0	E: 0	K: 1	S: 9	LOB: 1	BB: 1	P: 15	R: 0	H: 0	E: 0	K: 1	S: 7	LOB: 0	BB: 0	P: 10	R: 2	H: 1	E: 0	K: 0	S: 12	LOB: 1	BB: 2	P: 21	R: 0	H: 0	E: 0	K: 1	S: 7	LOB: 0	BB: 0	P: 11	R: 0	H: 1	E: 0	K: 0	S: 9	LOB: 0	BB: 0	P: 11	R: 0	H: 0	E: 0	K: 1	S: 7	LOB: 0	BB: 0	P: 12	R: 0	H: 0	E: 0	K: 1	S: 12	LOB: 1	BB: 0	P: 18	1B: 7	SF: 0	2B: 2	SAC: 1	3B: 0	DP: 1	HR: 0	HBP: 0	WP: 1	PA: 39
--------------	------	------	------	------	-------	--------	-------	-------	------	------	------	------	------	--------	-------	-------	------	------	------	------	------	--------	-------	-------	------	------	------	------	------	--------	-------	-------	------	------	------	------	-------	--------	-------	-------	------	------	------	------	------	--------	-------	-------	------	------	------	------	------	--------	-------	-------	------	------	------	------	------	--------	-------	-------	------	------	------	------	-------	--------	-------	-------	-------	-------	-------	--------	-------	-------	-------	--------	-------	--------

PITCHER	IP	WLS	BF	H	R	ER	SO	BB	IBB	HBP	BLK	WP	HR	S	P	ERA	WHIP
Bobby Witt, R <small>ERA: 4.5</small>	(1, 1)	5.0	W	26	7	7	7	4	5	0	0	0	0	53	93	12.60	2.400
Brad Ansborg, R <small>ERA: 3.77</small>	(6, 1)	4.0	S	13	2	0	2	0	0	0	0	0	0	35	52	0.00	0.500

BOTTOM

Texas Rangers @ Cleveland Indians
 Cleveland Municipal Stadium, Cleveland, OH

Tue Apr 25 1989, 7:05 PM EDT
 Att. 6,585 - Unknown

livebaseballscorecards.com

AB	33
R	7
H	9
RBI	7
BB	5
SO	6
LOB	13



Batter	1	2	3	4	5	6	7	8	9	10	AB	R	H	RBI	BB	SO	LOB	TOP									
Cecil Espy, S OBP: 0.321, SLG: 0.351 (1, 8)	2-2 G4-3 1B		1-2 G6-3			1-3 K		1-3 K		1-3 K	5	1	1	0	0	3	2										
Scott Fletcher, R OBP: 0.424, SLG: 0.371 (1, 6)	0-2 G4-3 1-2			1-2 L6		0-2 G6-3		1-0 1B		1-1 G5-3	5	0	1	0	0	0	3										
Rafael Palmeiro, L OBP: 0.398, SLG: 0.458 (1, 3)	2-2 CS 2-H 1B			1-1 L4				4-2 BB 1B BB		1-2 F9	3	1	1	1	1	0	1										
Ruben Sierra, S OBP: 0.415, SLG: 0.667 (1, 9)	3-3 K 1-2			2-2 L6				4-2 1B BB		0-1 G6-3	3	0	0	0	1	1	1										
Julio Franco, R OBP: 0.354, SLG: 0.435 (1, 4)		1-2 G4-3			1-2 F8			0-1 1-2 2-H 1B		2-2 G5-4-3 1B	4	0	2	1	0	0	0										
Pete Incaviglia, R OBP: 0.278, SLG: 0.425 (1, 7)			1-3 K		1-3 K			2-1 F7		2-2 G5-4-3 1-2f	4	0	0	0	0	2	3										
Mike Stanley, R OBP: 0.222, SLG: 0.067 Jeff Stone, L OBP: 0.200, SLG: 0.200 (10, PH)			2-3 K		3-3 K			1-3 K			3	0	0	0	0	3	2										
Steve Buechele, R OBP: 0.347, SLG: 0.424 (1, 5)				0-1 G1-3		1-0 F6		1-0 F7			4	1	1	0	0	0	2										
Jim Sundberg, R OBP: 0.345, SLG: 0.458 Geno Petralli, L OBP: 0.348, SLG: 0.325 (10, PH)			2-3 K			0-0 2B		0-1 F7			3	0	1	0	0	1	0										
										1-0 2B	1	0	1	1	0	0	0										
Inning Stats	R: 1 E: 0 K: 1 S: 15	H: 2 LOB: 0 BB: 0 P: 22	R: 0 E: 0 K: 2 S: 13	H: 0 LOB: 0 BB: 0 P: 17	R: 0 E: 0 K: 1 S: 9	H: 0 LOB: 0 BB: 0 P: 12	R: 0 E: 0 K: 0 S: 11	H: 0 LOB: 0 BB: 0 P: 15	R: 0 E: 0 K: 2 S: 9	H: 0 LOB: 0 BB: 0 P: 14	R: 0 E: 0 K: 1 S: 8	H: 1 LOB: 1 BB: 0 P: 10	R: 1 E: 0 K: 1 S: 15	H: 1 LOB: 2 BB: 2 P: 27	R: 0 E: 0 K: 1 S: 9	H: 1 LOB: 1 BB: 0 P: 12	R: 0 E: 0 K: 0 S: 9	H: 1 LOB: 0 BB: 0 P: 13	R: 1 E: 0 K: 1 S: 10	H: 2 LOB: 1 BB: 0 P: 15	1B: 5 2B: 3 3B: 0 HR: 0	SF: 0 SAC: 0 DP: 1 HBP: 0	WP: 0 PB: 0 SB: 0 CS: 1	PA: 38			
PITCHER Greg Swindell, L ERA: 2.5 Doug Jones, R ERA: 2.35	IP 8.0	WLS 30	BF 30	H 5	R 2	ER 2	SO 9	BB 2	IBB 0	HBP 0	BLK 0	WP 0	HR 0	S 89	P 129	ERA 2.25	WHIP 0.875										
	IP 2.0	WLS L	BF 8	H 3	R 1	ER 1	SO 1	BB 0	IBB 0	HBP 0	BLK 0	WP 0	HR 0	S 19	P 28	ERA 4.50	WHIP 1.500										


Texas Rangers @ Cleveland Indians
Cleveland Municipal Stadium, Cleveland, OH

Wed Apr 26 1989, 3:33 AM EDT
Att. 5,457 - Sunny - 50 F

livebaseballscorecards.com

AB 36
R 3
H 8
RBI 3
BB 2
SO 10
LOB 14



Batter	1	2	3	4	5	6	7	8	9	10	11	12	AB R H RBI BB SO LOB	TOP										
Wade Boggs, L OBP: 0.402, SLG: 0.372	4-2 G5-3 2B BB	2-0 G1-3	4-1 1-2 BB		3-3 K			2-1 SH1-4 1-2 1B		2-2 G6-3			4 1 1 0 2 1 1	Boston Red Sox @ Texas Rangers Arlington Stadium, Arlington, TX Fri Apr 28 1989, Postponed Att. 35,440 - Unknown										
Ed Romero, R OBP: 0.308, SLG: 0.333	0-1 G5-3 1-3 HR 2B	2-1 G5-3	0-1 G5-3			4-0 CS BB		0-0 SH1-4 1-2 2-3		2-3 K			4 1 1 0 1 1 3											
Ellis Burks, R OBP: 0.388, SLG: 0.415	4-1 G5-3 HR BB	1-0 E5		4-2 G4-3 BB		4-2 1-2 BB		4-0 IBB		1-3 K			2 1 0 0 4 1 0											
Mike Greenwell, L OBP: 0.406, SLG: 0.488	0-3 K	0-0 G4-3		1-0 G4-3 1-2		1-0 F7		2-0 G3-2 3-Hr		4-1 BB			5 0 0 0 1 1 9											
Jim Rice, R OBP: 0.294, SLG: 0.457	0-0 G5-3 1-2 2-3 3-H		1-0 BB S FC4-6 1B	1-3 K		2-1 F8		1-3 K		1-3 K			6 1 1 1 0 3 5											
Dwight Evans, R OBP: 0.400, SLG: 0.440	4-0 HR BB		3-3 K	2-2 F9		2-0 F8		2-3 K		3-2 G5-3			5 1 0 0 1 2 2											
Nick Esasky, R OBP: 0.351, SLG: 0.563	2-2 1-H 2-H 3-H HR		4-2 FC4-6 BB BB		0-0 F9		1-1 G5-3		3-3 K		1-0 F9				5 1 1 4 1 1 0									
Jody Reed, R OBP: 0.333, SLG: 0.224	0-2 1B		4-2 FC4-6 1-2 2-3 BB		3-2 F7		2-1 G4-3			1-2 G1-3		0-0 P5	5 0 1 0 1 0 0											
Rick Cerone, R OBP: 0.480, SLG: 0.474	2-3 K		0-0 FC4-6 1-2f 2-3 3-H BB		4-1 BB		4-1 SH1-4 G3-2 1B BB			3-3 K			2 0 0 1 2 1 3											
Marty Barrett, R OBP: 0.375, SLG: 0.436 (8, PR)													0 0 0 0 0 0 0											
Rich Gedman, L OBP: 0.207, SLG: 0.302 (8, 2)													1 0 0 0 0 1 0											
Inning Stats	R: 5 E: 1 K: 2 S: 24	H: 3 LOB: 1 BB: 3 P: 40	R: 0 E: 1 K: 0 S: 5	H: 0 LOB: 1 BB: 0 P: 10	R: 1 E: 0 K: 1 S: 13	H: 1 LOB: 3 BB: 3 P: 29	R: 0 E: 0 K: 1 S: 9	H: 0 LOB: 1 BB: 1 P: 17	R: 0 E: 0 K: 1 S: 8	H: 0 LOB: 0 BB: 0 P: 18	R: 0 E: 0 K: 0 S: 5	H: 1 LOB: 2 BB: 2 P: 17	R: 0 E: 0 K: 3 S: 9	H: 0 LOB: 0 BB: 0 P: 15	R: 0 E: 0 K: 1 S: 11	H: 0 LOB: 0 BB: 0 P: 17	R: 0 E: 0 K: 3 S: 10	H: 0 LOB: 1 BB: 1 P: 18	R: 0 E: 0 K: 0 S: 6	H: 0 LOB: 0 BB: 0 P: 10	1B: 3 2B: 1 3B: 0 HR: 1	SF: 0 SAC: 1 DP: 1 HBP: 0	WP: 0 PB: 0 SB: 1 CS: 1	PA: 53
PITCHER	IP WLS BF H R ER SO BB IBB HBP BLK WP HR S P ERA WHIP																							
Kevin Brown, R ERA: 4.7	(1, 1) 2.1 16 4 6 6 3 4 0 0 0 0 0 0 20 43 0.00 1.714																							
Brad Arnsberg, R ERA: 3.24	(3, 1) 2.1 11 0 0 0 1 4 0 0 0 0 0 0 13 32 0.00 0.857																							
Drew Hall, L ERA:	(5, 1) 2.1 8 0 0 0 1 2 0 0 0 0 0 0 5 17 0.00 2.000																							
Kenny Rogers, L ERA: 1.04	(8, 1) 1.0 5 1 0 0 0 1 1 0 0 0 0 0 36 60 0.00 0.250																							
Cecilio Guante, R ERA: 2.45	(9, 1) 4.0 W 13 0 0 0 7 1 0 0 0 0 0 0 0 0 0.00 0.250																							

Batter	1	2	3	4	5	6	7	8	9	10	11	12
Cecil Espy, S (1, 8) OBP: 0.315, SLG: 0.341 Buddy Bell, R (10, PH) OBP: 0.125, SLG: 0.125 Jim Sundberg, R (11, 2) OBP: 0.345, SLG: 0.458	1-3 K	0-0 G3			1-0 B2	2-1 G1-3		2-1 S 1B		2-3 K		
Scott Fletcher, R (1, 6) OBP: 0.429, SLG: 0.365	4-0 2B SF3 BB			1-0 G4-3	0-2 L3		4-2 FC5-4 BB	2-1 1B			2-2 G4-3	
Rafael Palmeiro, L (1, 3) OBP: 0.404, SLG: 0.468	1-2 1B 2B			2-1 L3	4-0 BB		0-0 F8		1-2 G6-4-3 1B		1-0 F7	
Ruben Sierra, S (1, 9) OBP: 0.386, SLG: 0.623	0-2 SF8			0-1 P8	3-2 F9		2-2 F9		2-0 F9		0-1 L7	
Julio Franco, R (1, 4) OBP: 0.365, SLG: 0.473	2-2 3-H S 1B			3-1 G4-3	4-1 1B BB		1-2 FC5-4		2-1 G6-4-3		2-2 HR	
Geno Petralli, L (1, 2) OBP: 0.340, SLG: 0.318 Mike Stanley, R (10, PH) OBP: 0.263, SLG: 0.125 Jeff Stone, L (10, PR) OBP: 0.200, SLG: 0.200 (11, 8)	0-1 F8			3-2 1B 1B	2-2 F9		0-3 K		0-0 SH1-4 1B			
Pete Incaviglia, R (1, 7) OBP: 0.321, SLG: 0.447		2-0 S HBP		2-0 FC6-4 1B	3-2 WP 1B 1B		4-2 2B BB		1-2 SH1-4 1B			
Rick Leach, L (1, 10) OBP: 0.348, SLG: 0.478 Jeff Kunkel, R (10, PH) OBP: 0.333, SLG: 0.417		2-0 F7		2-2 F9	2-1 WP 1B		1-0 1B 2B		0-2 SH1-4			
Steve Buechele, R (1, 5) OBP: 0.325, SLG: 0.394	2-3 K			1-0 FC6-4	2-3 K		1-3 K		0-3 K			

AB	R	H	RBI	BB	SO	LOB
5	1	1	1	0	1	3
1	0	0	0	0	1	3
0	0	0	0	0	0	0

4	1	1	1	2	0	0
---	---	---	---	---	---	---

5	1	2	0	1	0	1
---	---	---	---	---	---	---

5	0	0	1	0	0	3
---	---	---	---	---	---	---

5	2	2	2	1	0	2
---	---	---	---	---	---	---

4	0	1	0	0	1	2
1	0	1	0	0	0	0
0	0	0	0	0	0	0

3	1	3	0	1	0	0
---	---	---	---	---	---	---

4	1	2	2	0	0	3
0	0	0	0	0	0	0

5	0	0	0	0	4	9
---	---	---	---	---	---	---

BOTTOM

Boston Red Sox @ Texas Rangers
Arlington Stadium, Arlington, TX
Fri Apr 28 1989, Postponed
Att: 35,440 - Unknown

livebaseballscorecards.com

AB	42
R	7
H	13
RBI	7
BB	5
SO	7
LOB	26



Inning Stats	R	H	E	K	S	H	R	ER	SO	BB	IBB	HBP	BLK	WP	HR	S	P	ERA	WHIP
	2	2	0	14	5	0	0	0	2	0	0	0	0	0	0	2	11	5.06	1.500
	0	0	0	1	3	0	0	0	3	0	0	0	0	0	0	3	52	11.57	2.143
	0	0	0	2	4	0	0	0	0	0	0	0	0	0	0	10	16	0.00	1.500
	0	0	0	2	3	0	0	0	2	0	0	0	0	0	1	23	31	4.50	1.500

PITCHER	IP	WLS	BF	H	R	ER	SO	BB	IBB	HBP	BLK	WP	HR	S	P	ERA	WHIP
Mike Boddicker, R (1, 1) ERA: 7.89	5.1		25	5	3	3	2	3	0	1	0	0	0	54	99	5.06	1.500
Bob Stanley, R (6, 1) ERA: 5.82	2.1		12	3	3	3	3	2	0	0	0	1	0	31	52	11.57	2.143
Lee Smith, R (8, 1) ERA: 8.1	1.1		4	2	0	0	0	0	0	0	0	0	0	10	16	0.00	1.500
Rob Murphy, L (10, 1) ERA: 3.95	2.0	L	9	3	1	1	2	0	0	0	0	0	1	23	31	4.50	1.500

WP	1
PA	50
PB	0
SB	3
CS	0

Batter	1	2	3	4	5	6	7	8	9	AB R H RBI BB SO LOB	TOP
Wade Boggs, L (1, 5) OBP: 0.402, SLG: 0.367	1-0 L1-3	1-1 1B		4-0 IBB			2-2 F7		1-1 G6-3	4 0 1 0 1 0 0	
Ed Romero, R (1, 4) OBP: 0.333, SLG: 0.353	1-3 K	0-1 G5-3		1-2 F9			0-1 HR 1B		1-1 HR 1B	5 2 2 0 0 1 5	
Ellis Burks, R (1, 8) OBP: 0.398, SLG: 0.506	0-1 G5-3		2-1 F7		0-0 G4-3 SF7 2B		2-1 HR		0-1 HR	5 3 3 4 0 0 0	
Mike Greenwell, L (1, 7)		1-2 G5-3	1-0 P5		0-0 G4-3		2-3 K		1-3 K	5 0 0 0 0 2 1	
Jim Rice, R (1, 10) OBP: 0.311, SLG: 0.458		4-2 HR BB	1-3 K		1-0 SF7		4-1 BB		0-1 1B	2 1 1 1 2 1 0	
Dwight Evans, R (1, 9) OBP: 0.400, SLG: 0.468		1-2 HR		4-2 2B BB	1-1 G6-3		1-1 G5-3		0-3 K	4 1 1 2 1 1 2	
Nick Esasky, R (1, 3) OBP: 0.346, SLG: 0.547		1-2 FC5-4 1B		0-0 P3		0-0 F7		0-0 P5		4 0 1 0 0 0 1	
Jody Reed, R (1, 6) OBP: 0.329, SLG: 0.242		1-2 FC5-4 BLK 1B		2-0 SAFE 1B 2B	1-2 F9		2-3 K			4 1 1 0 0 1 1	
Rick Cerone, R (1, 2) OBP: 0.448, SLG: 0.435		1-1 SAFE SAFE 1B 1B		2-2 G5-3	3-3 K		0-0 F7			4 0 1 1 0 1 2	
Inning Stats	R: 0 E: 0 K: 1 S: 6 H: 0 LOB: 0 BB: 0 P: 8	R: 3 E: 0 K: 0 S: 22 H: 4 LOB: 2 BB: 1 P: 32	R: 0 E: 0 K: 1 S: 10 H: 0 LOB: 0 BB: 0 P: 14	R: 0 E: 0 K: 0 S: 11 H: 1 LOB: 3 BB: 2 P: 24	R: 1 E: 0 K: 0 S: 5 H: 1 LOB: 0 BB: 0 P: 7	R: 0 E: 0 K: 1 S: 8 H: 0 LOB: 0 BB: 0 P: 12	R: 2 E: 0 K: 1 S: 14 H: 2 LOB: 1 BB: 1 P: 25	R: 0 E: 0 K: 1 S: 5 H: 0 LOB: 0 BB: 0 P: 7	R: 2 E: 0 K: 2 S: 16 H: 3 LOB: 1 BB: 0 P: 19	1B: 6 2B: 2 3B: 0 HR: 3 SF: 1 SAC: 0 DP: 0 HBP: 0	WP: 0 PB: 0 SB: 0 CS: 0 PA: 42
PITCHER Charlie Hough, R (1, 1) ERA: 4.88 Jeff Russell, R (9, 1) ERA: 0.79	IP WLS BF H R ER SO BB IBB HBP BLK WP HR S P ERA WHIP	8.1 L 38 9 7 7 5 3 1 0 1 0 2 85 135 7.56 1.440	0.2 4 2 1 1 2 0 0 0 0 0 1 12 13 13.50 3.000		PITCHER IP WLS BF H R ER SO BB IBB HBP BLK WP HR S P ERA WHIP						

Boston Red Sox @ Texas Rangers
Arlington Stadium, Arlington, TX
Sat Apr 29 1989, 8:05 PM EDT
Att. 41,050 - Unknown

livebaseballscorecards.com

AB	37
R	8
H	11
RBI	8
BB	4
SO	7
LOB	12



Batter	1	2	3	4	5	6	7	8	9	AB R H RBI BB SO LOB
Cecil Espy, S OBP: 0.319, SLG: 0.345 (1, 8) C F X	0-2 S 1B	2-1 F8			0-3 K2-3		3-3 K		0-1 1B	5 1 2 1 0 2 2
Scott Fletcher, R OBP: 0.417, SLG: 0.346 (1, 6) 1 SAFE B B B	4-0 1B SF8 BB	2-2 CS	2-1 F8		1-2 G6-3			3-2 G6-3	0-3 K	4 1 0 0 1 1 2
Rafael Palmeiro, L OBP: 0.409, SLG: 0.463 (1, 3) B SAFE F 2 B F X	3-2 HR 1B		1-3 K		1-1 P5			4-2 S BB		3 1 1 1 1 1 0
Ruben Sierra, S OBP: 0.380, SLG: 0.608 (1, 9) C X	0-1 SF8		4-0 BB		0-0 F7			3-3 K	1-2 K	2 0 0 1 1 1 1
Julio Franco, R OBP: 0.371, SLG: 0.513 (1, 4) C SAFE B B X	2-1 HR		1-0 L4		2-0 CS 1B			0-1 F8		4 1 2 2 0 0 2
Geno Petralli, L OBP: 0.352, SLG: 0.333 (1, 2) B C X	1-1 F7			0-0 1B	3-2 L7			2-2 1B 1B		4 1 2 0 0 0 1
Pete Incaviglia, R OBP: 0.307, SLG: 0.425 (1, 7) X	0-0 L4			0-3 K	2-2 CS		3-1 P3		2-3 K	4 0 0 0 0 2 2
Rick Leach, L OBP: 0.333, SLG: 0.444 (1, 10) B C X		1-1 CS 1B		1-3 K	1-3 K		1-3 K		0-0 F9	4 0 1 0 0 2 2
Steve Buechele, R OBP: 0.333, SLG: 0.400 (1, 5) 1 SAFE B F 1 SAFE C X		2-2 L8		1-3 K			2-2 1B		2-1 1B	4 0 2 0 0 1 2

Inning Stats	R: 4 E: 0 K: 0 S: 14	H: 3 LOB: 0 BB: 1 P: 24	R: 0 E: 0 K: 0 S: 10	H: 1 LOB: 0 BB: 0 P: 16	R: 0 E: 0 K: 1 S: 7	H: 0 LOB: 1 BB: 1 P: 15	R: 0 E: 0 K: 3 S: 10	H: 1 LOB: 1 BB: 0 P: 12	R: 0 E: 0 K: 1 S: 8	H: 0 LOB: 0 BB: 0 P: 10	R: 0 E: 0 K: 0 S: 8	H: 1 LOB: 0 BB: 0 P: 14	R: 0 E: 0 K: 2 S: 12	H: 1 LOB: 1 BB: 0 P: 21	R: 0 E: 0 K: 1 S: 11	H: 0 LOB: 1 BB: 1 P: 21	R: 1 E: 0 K: 2 S: 16	H: 3 LOB: 2 BB: 0 P: 22	1B: 9 2B: 0 3B: 0 HR: 1	SF: 1 SAC: 0 DP: 0 HBP: 0	WP: 0 PB: 0 SB: 2 CS: 2	PA: 40	
PITCHER	IP	WLS	BF	H	R	ER	SO	BB	IBB	HBP	BLK	WP	HR	S	P	ERA	WHIP					WP	PA
Wes Gardner, R ERA: 6.56 (1, 1)	8.2	W	37	10	5	5	9	3	0	0	0	0	1	92	151	5.19	1.500					0	40
Lee Smith, R ERA: 7.71 (9, 1)	0.1	S	1	0	0	0	1	0	0	0	0	0	0	4	4	0.00	0.000					0	0

BOTTOM

Boston Red Sox @ Texas Rangers
Arlington Stadium, Arlington, TX
Sat Apr 29 1989, 8:05 PM EDT
Att. 41,050 - Unknown

livebaseballscorecards.com

AB	34
R	5
H	10
RBI	5
BB	3
SO	10
LOB	14



Batter	1	2	3	4	5	6	7	8	9	AB R H RBI BB SO LOB	TOP		
Wade Boggs, L (1, 5) OBP: 0.405, SLG: 0.359	4-0 FC4-6 BB		0-3 K		1-0 G4-3		4-0 G3-6-3 IBB			2 0 0 0 2 1 0	<p>Boston Red Sox @ Texas Rangers Arlington Stadium, Arlington, TX</p> <p>Sun Apr 30 1989, 4:33 AM EDT Att: 40,429 - Sunny</p> <p>livebaseballscorecards.com</p>		
Danny Heep, L (1, 9) OBP: 0.294, SLG: 0.250 Dwight Evans, R (7, 9) OBP: 0.400, SLG: 0.468	1-1 FC4-6 G4-3 HBP WP 1-2f		1-3 K		1-0 BB 1B		1-2 G3-6-3 1-2f			4 1 1 0 0 1 3 0 0 0 0 0 0 0			
Ellis Burks, R (1, 8) OBP: 0.404, SLG: 0.506 Randy Kutcher, R (1, PR) (1, 8)	1-1 WP G4-3 HBP 1-2		4-2 BB		4-0 BB 1-2		3-3 K			0 0 0 0 0 0 0 1 0 0 0 2 1 0			
Mike Greenwell, L (1, 7) OBP: 0.371, SLG: 0.441	3-2 G4-3 1-2 2-3		0-1 G4-3		2-2 F7		2-2 F9			4 0 0 0 0 0 5			
Jim Rice, R (1, 10) OBP: 0.309, SLG: 0.442	1-2 F7 2-3 3-H			3-2 PB HBP		1-3 K		1-3 K		3 0 0 0 0 2 2			
Nick Esasky, R (1, 3) OBP: 0.329, SLG: 0.519		2-3 K		2-3 K 1-2		1-3 K		1-3 K		4 0 0 0 0 4 1			
Rich Gedman, L (1, 2) OBP: 0.194, SLG: 0.281		1-0 F8		0-3 K		3-3 K		0-2 G4-3		4 0 0 0 0 2 1			
Jody Reed, R (1, 6) OBP: 0.329, SLG: 0.262 Sam Horn, L (9, PH) OBP: 0.250, SLG: 0.100		3-1 E6		1-3 K		2-2 1B 2B		1-3 K		3 0 1 0 0 1 1 1 0 0 0 0 1 0			
Ed Romero, R (1, 4) OBP: 0.333, SLG: 0.350	1-0 SAFE L7			2-2 G4-3		2-2 1B				3 0 1 0 0 0 1			
Inning Stats	R: 1 H: 0 E: 0 LOB: 2 K: 0 BB: 1 S: 9 P: 19	R: 0 H: 0 E: 1 LOB: 1 K: 1 BB: 0 S: 8 P: 15	R: 0 H: 0 E: 0 LOB: 1 K: 2 BB: 1 S: 12 P: 17	R: 0 H: 0 E: 0 LOB: 1 K: 3 BB: 0 S: 14 P: 20	R: 0 H: 1 E: 0 LOB: 2 K: 0 BB: 1 S: 8 P: 18	R: 0 H: 0 E: 0 LOB: 0 K: 3 BB: 0 S: 9 P: 14	R: 0 H: 2 E: 0 LOB: 1 K: 0 BB: 1 S: 9 P: 18	R: 0 H: 0 E: 0 LOB: 0 K: 2 BB: 0 S: 9 P: 15	R: 0 H: 0 E: 0 LOB: 0 K: 2 BB: 0 S: 10 P: 12	1B: 2 SF: 0 2B: 1 SAC: 0 3B: 0 DP: 1 HR: 0 HBP: 2		WP: 1 PA: 35 PB: 1 SB: 0 CS: 0	
PITCHER	IP WLS BF H R ER SO BB IBB HBP BLK WP HR S P ERA WHIP											PITCHER	IP WLS BF H R ER SO BB IBB HBP BLK WP HR S P ERA WHIP
Nolan Ryan, R (1, 1) ERA: 2.06 Jeff Russell, R (9, 1) ERA: 0.73	8.0 W 32 3 1 1 11 3 1 2 0 1 0 78 136 1.12 0.750												



Batter	1	2	3	4	5	6	7	8	9	AB R H RBI BB SO LOB	TOP											
Oddibe McDowell, L (1, 7) OBP: 0.292, SLG: 0.288	F5		E3 S G4-3 2B		SF8 SH1-4 BB		SF8 PB WP BB	G5-3	L8-1-4 1B	4 2 1 2 2 0 2	<p>Cleveland Indians @ Texas Rangers</p> <p>Arlington Stadium, Arlington, TX</p> <p>Mon May 01 1989, 8:05 PM EDT</p> <p>Att: 30,192 - Unknown</p>											
Jerry Browne, S (1, 4) OBP: 0.255, SLG: 0.284	K		G4-3		SH1-4		SF8	BB BB	L8-1-4 1B	4 1 2 4 0 1 1												
Joe Carter, R (1, 8) OBP: 0.288, SLG: 0.337	G5-3		G3-1 2B		SF8		WP IBB	BB BB IBB	L8-1-4 1B	3 0 1 2 2 0 2												
Pete O'Brien, L (1, 3) OBP: 0.459, SLG: 0.554		F5	G3-1 2B				K	BB BB		3 0 0 0 2 1 3												
Cory Snyder, R (1, 9) OBP: 0.323, SLG: 0.427		3B 1B	L9		F4		IBB	BB		3 1 1 1 2 0 3												
Dave Clark, L (1, 10) OBP: 0.321, SLG: 0.438	K				G5-3		F8			3 0 0 0 0 1 1												
Luis Medina, R (7, PH) OBP: 0.300, SLG: 0.432							K	K		2 0 0 0 0 2 5												
Brook Jacoby, R (1, 5) OBP: 0.386, SLG: 0.438					F8			WP G5-3 1B	BB 1B BB	4 2 3 1 1 0 0												
Andy Allanson, R (1, 2) OBP: 0.254, SLG: 0.279	K				F9		G6-4-3	G5-3 2B 1B	L8	5 1 1 0 0 1 3												
Felix Fermin, R (1, 6) OBP: 0.373, SLG: 0.266			E G4-3 BB		SH1-4 BB SF8 1B		PB BB SF8 1B	G1-3	1B 1B BB	3 4 2 0 2 0 2												
Inning Stats	R: 0 E: 0 K: 1 S: 9	H: 0 LOB: 0 BB: 0 P: 11	R: 1 E: 0 K: 2 S: 11	H: 2 LOB: 1 BB: 0 P: 16	R: 2 E: 1 K: 0 S: 12	H: 1 LOB: 1 BB: 1 P: 21	R: 0 E: 0 K: 0 S: 9	H: 0 LOB: 0 BB: 0 P: 14	R: 1 E: 0 K: 0 S: 9	H: 1 LOB: 2 BB: 2 P: 17	R: 0 E: 0 K: 0 S: 6	H: 1 LOB: 0 BB: 0 P: 9	R: 2 E: 0 K: 2 S: 9	H: 1 LOB: 2 BB: 3 P: 27	R: 3 E: 0 K: 1 S: 18	H: 3 LOB: 3 BB: 3 P: 35	R: 2 E: 0 K: 0 S: 11	H: 2 LOB: 1 BB: 2 P: 25	1B: 8 2B: 3 3B: 1 HR: 0	SF: 2 SAC: 1 DP: 2 HBP: 0	WP: 2 PB: 1 SB: 1 CS: 0	PA: 48
PITCHER	IP WLS BF H R ER SO BB IBB HBP BLK WP HR S P ERA WHIP																					
Bobby Witt, R (1, 1) ERA: 4.8	6.0 L 28 6 6 4 3 4 0 0 0 0 0 0 57 93 6.00 1.667																					
Kenny Rogers, L (7, 1) ERA: 3.38	2.0 14 3 3 3 3 2 3 0 0 2 0 26 57 13.50 2.500																					
Drew Hall, L (9, 1) ERA: 3.6	1.0 6 2 2 2 0 2 0 0 0 0 0 0 11 25 18.00 4.000																					

livebaseballscorecards.com

AB	34
R	11
H	11
RBI	10
BB	11
SO	6
LOB	22



Batter	1	2	3	4	5	6	7	8	9	AB	R	H	RBI	BB	SO	LOB
Cecil Espy, S OBP: 0.314, SLG: 0.337 (1, 8) C C X	0-2 L7 ①		0-3 K ③		0-0 F8 ②		0-0 S 1B			4	0	1	0	0	1	1
Scott Fletcher, R OBP: 0.394, SLG: 0.318 (1, 6) B F F X	2-2 G6-3 ②			4-1 BB BB	2-1 G5-3 ③		1-2 F9 ③			3	0	0	0	1	0	2
Rafael Palmeiro, L OBP: 0.396, SLG: 0.471 (1, 3) B X	1-0 F4 ③			1-3 K ①		1-1 G3 ①		1-2 G7 ①		4	0	0	0	0	1	1
Ruben Sierra, S OBP: 0.360, SLG: 0.563 (1, 9) B X		1-0 F9 ①		0-0 F8 ②		1-2 BB 1B		0-0 G3 ②		4	0	1	0	0	0	1
Julio Franco, R OBP: 0.392, SLG: 0.512 (1, 4) B F F X		1-2 BB 1B		4-2 BB BB	1-2 BB	4-2 BB 1B		0-2 1B		2	0	2	0	2	0	0
Pete Incaviglia, R OBP: 0.304, SLG: 0.410 (1, 7) 1 SAFE B F F B		4-1 BB 1-2		0-1 P5 ③		2-0 F5 ②		3-2 F3 ③		3	0	0	0	1	0	5
Geno Petralli, L OBP: 0.339, SLG: 0.321 (1, 2) X		0-0 G4-3 ③			0-0 L8 ①	0-0 F7 ③			1-2 G4-3 ①	4	0	0	0	0	0	3
Steve Buechele, R OBP: 0.344, SLG: 0.400 (1, 5) Rick Leach, L OBP: 0.323, SLG: 0.400 (9, PH) B X		2-0 G6-3 ①		2-0 3B 1B			0-0 G5-3 ①		3-2 F8 ②	3	1	1	0	0	0	0
Jeff Stone, L OBP: 0.167, SLG: 0.333 (1, 10) X		0-0 F9 ②		2-1 3B 1H			1-2 G4-3 ②		0-0 G6-3 ③	1	0	0	0	0	0	0

Inning Stats	R: 0	H: 0	E: 0	K: 0	S: 7	R: 0	H: 1	E: 0	K: 0	S: 6	R: 0	H: 0	E: 0	K: 1	S: 5	R: 0	H: 0	E: 0	K: 1	S: 9	R: 1	H: 2	E: 0	K: 0	S: 7	R: 0	H: 1	E: 0	K: 0	S: 12	R: 0	H: 1	E: 0	K: 0	S: 13	R: 0	H: 1	E: 0	K: 0	S: 13	R: 0	H: 0	E: 0	K: 0	S: 9	R: 0	H: 0	E: 0	K: 0	S: 9	R: 0	H: 0	E: 0	K: 0	S: 13	R: 0	H: 0	E: 0	K: 0	S: 13	1B: 5	2B: 0	3B: 1	SF: 0	SAC: 0	DP: 0	HBP: 0	WP: 0	PB: 0	SB: 1	CS: 0	PA: 36
--------------	------	------	------	------	------	------	------	------	------	------	------	------	------	------	------	------	------	------	------	------	------	------	------	------	------	------	------	------	------	-------	------	------	------	------	-------	------	------	------	------	-------	------	------	------	------	------	------	------	------	------	------	------	------	------	------	-------	------	------	------	------	-------	-------	-------	-------	-------	--------	-------	--------	-------	-------	-------	-------	--------

PITCHER	IP	WLS	BF	H	R	ER	SO	BB	IBB	HBP	BLK	WP	HR	S	P	ERA	WHIP
Rich Yett, R ERA: 5.76 (1, 1)	5.1	W	23	4	1	1	2	4	0	0	0	0	0	44	76	1.69	1.500
Keith Atherton, R ERA: 4.08 (6, 1)	3.2	S	13	2	0	0	0	0	0	0	0	0	0	37	49	0.00	0.545

BOTTOM

Cleveland Indians @ Texas Rangers
Arlington Stadium, Arlington, TX
Mon May 01 1989, 8:05 PM EDT
Att. 30,192 - Unknown

livebaseballscorecards.com

AB	32
R	1
H	6
RBI	1
BB	4
SO	2
LOB	13



Batter	1	2	3	4	5	6	7	8	9	AB R H RBI BB SO LOB	TOP					
Oddibe McDowell, L (1, 7) OBP: 0.287, SLG: 0.282	2-0 2B SF4 1B		2-3 K		2-0 P6		1-1 E9 G3 1B	1-3 K		5 2 1 0 0 2 0						
Jerry Browne, S (1, 4) OBP: 0.263, SLG: 0.293	2-1 1-3 2B		3-2 G3-1		1-0 F8		1-0 G3	4-0 BB		4 0 1 0 1 0 1						
Joe Carter, R (1, 8) OBP: 0.294, SLG: 0.343	2-1 SF4		2-2 F9		2-1 E7 1B HR		3-2 1B 1B	2-1 F8		4 2 2 2 0 0 1						
Pete O'Brien, L (1, 3) OBP: 0.476, SLG: 0.558	4-1 BB		4-2 L4-6 1B BB		3-1 HR 1B		2-2 BB 1B	2-1 F7		3 2 2 0 2 0 1						
Cory Snyder, R (1, 9) OBP: 0.337, SLG: 0.468	3-3 K		2-2 1B 1-2 1B		0-0 HR		2-2 BB 1B	0-2 G5-3		5 2 3 4 0 1 2						
Luis Medina, R (1, 10) OBP: 0.279, SLG: 0.400 Mike Young, S (7, PH) OBP: 0.364, SLG: 0.222	2-3 K		0-1 L4-6		1-1 P3		4-1 1B BB	1-2 G5-3		3 0 0 0 0 1 4 1 0 0 0 1 0 0						
Brook Jacoby, R (1, 5) OBP: 0.398, SLG: 0.434		0-0 G6-3		0-2 1-3 1B		4-2 CS BB	3-3 K	4-2 FC6-4 BB		3 0 1 0 2 1 3						
Andy Allanson, R (1, 2) OBP: 0.263, SLG: 0.278		2-3 K		1-3 K		4-0 BB	0-1 BB	0-0 FC6-4		4 0 1 2 1 2 3						
Felix Fermin, R (1, 6) OBP: 0.354, SLG: 0.250		0-1 F8		1-0 F8		0-0 G4-3	1-0 F9			4 0 0 0 0 0 3						
Inning Stats	R: 1 E: 0 K: 2 S: 12	H: 2 LOB: 2 BB: 1 P: 27	R: 0 E: 0 K: 1 S: 6	H: 0 LOB: 0 BB: 0 P: 8	R: 0 E: 0 K: 1 S: 14	H: 2 LOB: 2 BB: 1 P: 21	R: 0 E: 0 K: 1 S: 3	H: 3 LOB: 1 BB: 2 P: 25	R: 4 E: 1 K: 1 S: 22	H: 4 LOB: 2 BB: 1 P: 38	R: 0 E: 0 K: 1 S: 10	H: 0 LOB: 1 BB: 1 P: 15	1B: 9 2B: 2 3B: 0 HR: 1	SF: 1 SAC: 0 DP: 1 HBP: 0	WP: 0 PB: 0 SB: 0 CS: 1	PA: 44
PITCHER	IP WLS BF H R ER SO BB IBB HBP BLK WP HR S P ERA WHIP															
Jamie Moyer, L (1, 1) ERA: 3.0	5.1 L 25 7 4 4 5 3 0 0 0 0 1 58 103 6.75 1.875															
Cecilio Guante, R (6, 1) ERA: 2.81	1.1 10 4 4 1 1 2 0 0 0 0 0 22 41 6.75 4.500															
Kenny Rogers, L (7, 1) ERA: 3.0	1.1 5 0 0 0 1 1 0 0 0 0 0 9 19 0.00 0.750															
Brad Arnsberg, R (9, 1) ERA: 3.06	1.0 4 0 0 0 0 1 0 0 0 0 0 10 15 0.00 1.000															

Cleveland Indians @ Texas Rangers
Arlington Stadium, Arlington, TX
Tue May 02 1989, 8:05 PM EDT
Att. 12,772 - Unknown

AB	36
R	8
H	11
RBI	8
BB	7
SO	7
LOB	18



livebaseballscorecards.com

BOTTOM

New York Yankees @ Texas Rangers
Arlington Stadium, Arlington, TX
Thu May 04 1989, 8:05 PM EDT
Att: 26,856 - Unknown - 79 F

livebaseballscorecards.com

AB	35
R	7
H	10
RBI	7
BB	3
SO	8
LOB	8



WP:	1	PA:	39
PB:	0	SB:	1
CS:	0		

AB	R	H	RBI	BB	SO	LOB
4	0	1	0	0	2	2
1	0	0	0	0	0	0

4	1	2	0	1	1	1
---	---	---	---	---	---	---

5	2	2	1	0	0	2
---	---	---	---	---	---	---

3	1	0	0	1	1	1
---	---	---	---	---	---	---

4	1	2	3	0	1	0
---	---	---	---	---	---	---

3	1	1	2	0	2	0
---	---	---	---	---	---	---

2	0	0	0	1	0	1
1	0	0	0	0	0	0

4	1	1	0	0	1	1
---	---	---	---	---	---	---

2	0	1	0	0	0	0
1	0	0	1	0	0	0

1	0	0	0	0	0	0
---	---	---	---	---	---	---

1B:	5	SF:	1
2B:	2	SAC:	0
3B:	0	DP:	1
HR:	3	HBP:	0

Batter	1	2	3	4	5	6	7	8	9																
Cecil Espy, S OBP: 0.322, SLG: 0.336 Jeff Kunkel, R OBP: 0.250, SLG: 0.313	0-0 P6	1-3 K		1-3 K		1-0 S 1B			0-0 F9																
Scott Fletcher, R OBP: 0.407, SLG: 0.333	4-2 1B 2B BB		0-0 G5-4-3 1B		0-2 F8	3-3 K		2-2 DI 1B																	
Rafael Palmeiro, L OBP: 0.404, SLG: 0.510	2-2 BB 1-3 2B 1B		2-2 L3		1-0 HR		0-0 L3	2-1 L7																	
Ruben Sierra, S OBP: 0.357, SLG: 0.526	4-1 2B 1-2 SF7 BB		0-0 G5-4-3 1-2		0-0 F9		0-3 K																		
Julio Franco, R OBP: 0.385, SLG: 0.526	1-2 2B 1-3 2-H 3-H			2-0 L6	0-2 HR		1-3 K																		
Pete Incaviglia, R OBP: 0.298, SLG: 0.426	0-0 SF7			3-1 HR	0-3 K			0-3 K																	
Buddy Bell, R OBP: 0.263, SLG: 0.235 Jeff Stone, L OBP: 0.154, SLG: 0.308	1-1 F7			4-0 1B BB		1-0 G2-3		0-2 G6-3																	
Steve Buechele, R OBP: 0.337, SLG: 0.432		1-2 G5-3		1-3 K		2-1 WP G4-3 2B		1-2 G1-3																	
Jim Sundberg, R OBP: 0.353, SLG: 0.483 Geno Petralli, L OBP: 0.343, SLG: 0.305 Mike Stanley, R OBP: 0.250, SLG: 0.118		1-1 L8		2-2 1B		1-2 G4-3 2-H		1-2 F7																	
Inning Stats	R: 3 E: 0 K: 0 S: 14	H: 2 LOB: 1 BB: 2 P: 26	R: 0 E: 0 K: 1 S: 8	H: 0 LOB: 0 BB: 0 P: 11	R: 0 E: 0 K: 0 S: 5	H: 1 LOB: 0 BB: 0 P: 7	R: 1 E: 0 K: 2 S: 13	H: 2 LOB: 2 BB: 1 P: 26	R: 2 E: 0 K: 1 S: 11	H: 2 LOB: 0 BB: 0 P: 12	R: 1 E: 0 K: 1 S: 10	H: 2 LOB: 1 BB: 0 P: 18	R: 0 E: 0 K: 2 S: 7	H: 0 LOB: 0 BB: 0 P: 8	R: 0 E: 0 K: 1 S: 10	H: 0 LOB: 0 BB: 0 P: 11	R: 0 E: 0 K: 0 S: 9	H: 1 LOB: 1 BB: 0 P: 14	1B: 5 2B: 2 3B: 0 HR: 3	SF: 1 SAC: 0 DP: 1 HBP: 0	WP: 1 PB: 0 SB: 1 CS: 0	PA: 39			
PITCHER	IP	WLS	BF	H	R	ER	SO	BB	IBB	HBP	BLK	WP	HR	S	P	ERA	WHIP								
Dave LaPoint, L ERA: 5.71	(1, 1)	5.1	W	26	8	7	7	4	3	0	0	0	0	54	88	11.81	2.062								
Dale Mohorcic, R ERA: 2.93	(6, 1)	2.2		9	1	0	4	0	0	0	0	1	0	24	31	0.00	0.375								
Dave Righetti, L ERA: 5.25	(9, 1)	1.0		4	1	0	0	0	0	0	0	0	0	9	14	0.00	1.000								

Batter	1	2	3	4	5	6	7	8	9	AB R H RBI BB SO LOB	TOP	
Cecil Espy, S OBP: 0.342, SLG: 0.351 (1, 8) FCB X	2-2 CS S 1B		1-1 SAFE 1-2 2B 1B		1-2 G6-3 S 1B		4-0 IBB	0-1 FC6-4 1-2f		4 1 3 0 1 0 2		
Scott Fletcher, R OBP: 0.398, SLG: 0.320 (1, 6) SAFE C BB B	4-1 1-2 BB		2-3 K		0-2 G6-3 1-3		0-3 K		0-0 G1-3	4 0 0 0 1 2 5		
Rafael Palmeiro, L OBP: 0.403, SLG: 0.510 (1, 3) B C F C	1-3 K		0-0 1-H 2-H 2B		0-2 L5			4-2 2B 2B BB	0-0 G4-3	4 1 1 2 1 1 3		
Ruben Sierra, S OBP: 0.350, SLG: 0.520 (1, 9) SAFE C BB B S	3-3 K		1-2 G6-3			2-0 G1-3		0-0 2B 2B	0-1 G4-3	5 1 1 0 0 1 3		
Julio Franco, R OBP: 0.381, SLG: 0.525 (1, 4) C T B T T X		1-2 G5-3		0-3 K		1-1 L8		1-1 F8 2B 2B		4 1 1 2 0 1 0		
Geno Petralli, L OBP: 0.338, SLG: 0.349 (1, 2) B C T T T T X		2-2 G4-3		1-2 HR		1-0 F7		1-2 F8		4 1 1 1 0 0 1		
Rick Leach, L OBP: 0.333, SLG: 0.432 (1, 7) Jeff Kunkel, R OBP: 0.250, SLG: 0.313 (8, PR) (8, 7) B T B T B T B C		3-3 K		0-0 G4-3			4-2 SH3-4 BB	0-0 1B 1B		3 0 1 1 1 1 0 0 0 0 0 0 0 0	AB 35 R 6 H 10 RBI 6 BB 4 SO 10 LOB 17	
Jeff Stone, L OBP: 0.188, SLG: 0.313 (1, 10) B X			1-0 G4-3		1-3 K		0-0 SH3-4	2-1 FC6-4 1B		3 0 1 0 0 1 0		
Steve Buechele, R OBP: 0.333, SLG: 0.424 (1, 5) S B S S X			2-2 2B 1B 1B		2-3 K		2-3 K	0-3 K		4 1 1 0 0 3 3		
Inning Stats	R: 0 H: 1 E: 0 LOB: 2 K: 2 BB: 1 S: 10 P: 20	R: 0 H: 0 E: 0 LOB: 0 K: 1 BB: 0 S: 12 P: 18	R: 2 H: 3 E: 0 LOB: 1 K: 1 BB: 0 S: 14 P: 21	R: 1 H: 1 E: 0 LOB: 0 K: 2 BB: 0 S: 11 P: 13	R: 0 H: 1 E: 0 LOB: 1 K: 1 BB: 0 S: 12 P: 15	R: 0 H: 0 E: 0 LOB: 0 K: 0 BB: 0 S: 4 P: 8	R: 0 H: 0 E: 0 LOB: 2 K: 2 BB: 2 S: 11 P: 21	R: 3 H: 4 E: 0 LOB: 2 K: 1 BB: 1 S: 17 P: 25	R: 0 H: 0 E: 0 LOB: 0 K: 0 BB: 0 S: 4 P: 4	1B: 6 SF: 0 2B: 4 SAC: 1 3B: 0 DP: 1 HR: 1 HBP: 0	WP: 0 PA: 40 PB: 0 SB: 2 CS: 1	
PITCHER Roger Clemens, R ERA: 2.55 (1, 1) Lee Smith, R ERA: 7.56 (8, 1) Bob Stanley, R ERA: 4.71 (8, 1)	IP WLS BF H R ER SO BB IBB HBP BLK WP HR S P ERA WHIP	7.0 W 31 7 5 5 9 3 1 0 0 0 1 77 123 6.43 1.429	0.1 4 3 1 1 0 0 0 0 0 0 0 9 13 27.00 9.000	1.2 S 5 0 0 0 1 0 0 0 0 0 0 9 9 0.00 0.000	PITCHER IP WLS BF H R ER SO BB IBB HBP BLK WP HR S P ERA WHIP							

Texas Rangers @ Boston Red Sox
Fenway Park, Boston, MA
 Fri May 05 1989, 7:05 PM EDT
 Att: 32,555 - Unknown

livebaseballscorecards.com



Batter	1	2	3	4	5	6	7	8	9
Jody Reed, R OBP: 0.354, SLG: 0.333 (1, 6) B B F B X	3-1 G5-3 ①		1-0 F7 ②		2-0 1B ①		1-2 SH5-4 1B 2B	2-0 G5-3 ②	
Marty Barrett, R OBP: 0.374, SLG: 0.391 (1, 4) X	0-0 L4 ②		1-0 P5 ③		3-2 G5-3 ③		1-0 SH5-4 ① 2-3	1-2 G3 ③	
Ellis Burks, R OBP: 0.422, SLG: 0.541 (1, 8) B X	1-0 F7 ③			1-0 1B ①		0-2 HR 1B	3-2 E S WP 1B		
Mike Greenwell, L OBP: 0.406, SLG: 0.523 (1, 7) S B B T B T B X		2-2 HR ①		0-1 P6 1-3 SAFE SAFE SAFE		1-1 HR 1-H	1-2 E5 WP BB 1B		
Jim Rice, R OBP: 0.288, SLG: 0.407 (1, 10) B T B B T B T B X		2-2 G5-3 ①		3-3 K ②		3-1 F8 ①	2-0 P5 ②		
Dwight Evans, R OBP: 0.412, SLG: 0.464 (1, 9) B T B B T B T B X		4-2 BB ②		2-2 L8 ③		4-2 L3 1B BB	4-1 WP 1B BB		
Nick Esasky, R OBP: 0.324, SLG: 0.515 (1, 3) S B T B T B T B X		3-2 L7 ②			3-3 K ①	0-2 1B 1-2	1-0 1B 1-H 2-H 3-H		
Rich Gedman, L OBP: 0.205, SLG: 0.284 (1, 2) C B F X		0-3 K ③			4-2 FC5-4 BB	2-2 L3 2-3	3-2 F9 ③		
Ed Romero, R OBP: 0.258, SLG: 0.267 (1, 5) X			0-0 P5 ①		1-1 FC5-4 1B 1-2	1-1 P4 ③		1-1 G5-3 ①	

Inning Stats	R: 0 E: 0 K: 0 S: 4	H: 0 LOB: 0 BB: 0 P: 8	R: 1 E: 0 K: 1 S: 18	H: 1 LOB: 1 BB: 1 P: 29	R: 0 E: 0 K: 0 S: 3	H: 0 LOB: 0 BB: 0 P: 5	R: 0 E: 1 K: 1 S: 11	H: 1 LOB: 1 BB: 0 P: 17	R: 0 E: 0 K: 1 S: 12	H: 1 LOB: 2 BB: 1 P: 25	R: 2 E: 0 K: 0 S: 19	H: 3 LOB: 2 BB: 1 P: 30	R: 4 E: 1 K: 0 S: 20	H: 3 LOB: 1 BB: 1 P: 36	R: 0 E: 0 K: 0 S: 6	H: 0 LOB: 0 BB: 0 P: 10
1B: 6 2B: 1 3B: 0 HR: 2	SF: 0 SAC: 1 DP: 0 HBP: 0	WP: 1 PB: 0 SB: 1 CS: 0	PA: 38													

PITCHER	IP	WLS	BF	H	R	ER	SO	BB	IBB	HBP	BLK	WP	HR	S	P	ERA	WHIP
Nolan Ryan, R ERA: 2.61 (1, 1)	6.1	L	30	8	5	5	3	3	0	0	0	0	2	77	129	7.11	1.737
Kenny Rogers, L ERA: 2.57 (7, 1)	0.0		1	0	0	0	0	0	0	0	0	0	0	3	4	∞	∞
Cecilio Guante, R ERA: 3.24 (7, 1)	0.2		4	1	2	0	0	1	0	0	0	1	0	7	17	0.00	3.000
Craig McMurtry, R ERA: 1.93 (8, 1)	1.0		3	0	0	0	0	0	0	0	0	0	0	6	10	0.00	0.000

AB R H RBI BB SO LOB

5 1 2 0 0 0 0

4 0 0 0 0 0 2

4 2 3 1 0 0 0

4 3 2 3 0 0 2

4 0 0 0 0 1 3

1 1 0 0 3 0 1

4 0 2 2 0 1 1

3 0 0 0 1 1 4

4 0 0 0 0 0 3

AB 33

R 7


H 9

RBI 6

BB 4

SO 3

LOB 16



WP: 1 PA: 38

PB: 0

SB: 1

CS: 0

ERA WHIP

Texas Rangers @ Boston Red Sox

Fenway Park, Boston, MA

Fri May 05 1989, 7:05 PM EDT

Att. 32,555 - Unknown

livebaseballscorecards.com

Batter	1	2	3	4	5	6	7	8	9	AB R H RBI BB SO LOB	TOP																
Cecil Espy, S (1, 8) OBP: 0.333, SLG: 0.342 Rick Leach, L (6, 7) OBP: 0.325, SLG: 0.421	0-2 F7		2-2 F7		1-3 SAFE K			0-0 G4-3		3 0 0 0 0 1 2 1 0 0 0 0 0 0																	
Scott Fletcher, R (1, 6) OBP: 0.385, SLG: 0.307	1-0 P2		1-2 F9			2-1 L7		0-1 B1-3		4 0 0 0 0 0 0																	
Rafael Palmeiro, L (1, 3) OBP: 0.402, SLG: 0.505 Mike Stanley, R (6, 3) OBP: 0.236, SLG: 0.111	1-2 1B			2-1 G3		1-1 F8		0-2 G5-3		3 0 1 0 0 0 0 1 0 0 0 0 0 0																	
Ruben Sierra, S (1, 9) OBP: 0.342, SLG: 0.505 Jeff Kunkel, R (6, 9) OBP: 0.235, SLG: 0.294	0-3 K			0-0 F8		1-3 K		2-2 P1		3 0 0 0 0 2 1 1 0 0 0 0 0 0																	
Julio Franco, R (1, 4) OBP: 0.388, SLG: 0.529 Steve Buechele, R (7, 4) OBP: 0.333, SLG: 0.424		2-2 L1-3 1B		1-1 1B		2-3 K				3 0 2 0 0 1 0 0 0 0 0 0 0 0																	
Pete Incaviglia, R (1, 7) OBP: 0.290, SLG: 0.412		0-0 L1-3		2-3 K		3-2 G6-3				3 0 0 0 0 1 2																	
Geno Petralli, L (1, 2) OBP: 0.351, SLG: 0.364		1-0 1B			1-2 FC3-6 1B		2-0 F8			3 0 2 0 0 0 0																	
Buddy Bell, R (1, 5) OBP: 0.227, SLG: 0.200		2-3 K			2-1 F7		0-1 G1-3			3 0 0 0 0 1 2																	
Jeff Stone, L (1, 10) OBP: 0.211, SLG: 0.316			0-1 CS 1B		0-0 FC3-6		1-1 G1-3			3 0 1 0 0 0 1																	
Inning Stats	R: 0 E: 0 K: 1 S: 10	H: 1 LOB: 1 BB: 0 P: 12	R: 0 E: 0 K: 1 S: 8	H: 2 LOB: 1 BB: 0 P: 13	R: 0 E: 0 K: 0 S: 11	H: 1 LOB: 0 BB: 0 P: 13	R: 0 E: 0 K: 1 S: 8	H: 1 LOB: 1 BB: 0 P: 13	R: 0 E: 0 K: 1 S: 7	H: 0 LOB: 0 BB: 0 P: 11	R: 0 E: 0 K: 1 S: 7	H: 0 LOB: 0 BB: 0 P: 14	R: 0 E: 0 K: 0 S: 5	H: 0 LOB: 0 BB: 0 P: 6	R: 0 E: 0 K: 0 S: 8	H: 0 LOB: 0 BB: 0 P: 10	1B: 6 2B: 1 3B: 0 HR: 0	SF: 0 SAC: 0 DP: 1 HBP: 0	WP: 0 PB: 0 SB: 0 CS: 1	PA: 31							
PITCHER Mike Smithson, R (1, 1) ERA: 5.34 Bob Stanley, R (8, 1) ERA: 4.3	IP	WLS	BF	H	R	ER	SO	BB	IBB	HBP	BLK	WP	HR	S	P	ERA	WHIP										
	7.0	W	25	6	0	0	6	0	0	0	0	0	0	60	89	0.00	0.857										
	2.0		6	0	0	0	0	0	0	0	0	0	0	13	16	0.00	0.000										

Texas Rangers @ Boston Red Sox
Fenway Park, Boston, MA
 Sat May 06 1989, 3:33 AM EDT
 Att. 31,508 - Cloudy - 70 F

livebaseballscorecards.com

AB	31
R	0
H	6
RBI	0
BB	0
SO	6
LOB	8



Texas Rangers @ New York Yankees
 Yankee Stadium, Bronx, NY
 Mon May 08 1989, 7:05 PM EDT
 Att. 18,163 - Unknown - 55 F

livebaseballscorecards.com

AB	40
R	13
H	16
RBI	13
BB	6
SO	7
LOB	28



WP:	0	PA:	50
PB:	0		
SB:	1		
CS:	1		

Batter	1	2	3	4	5	6	7	8	9	AB	R	H	RBI	BB	SO	LOB
Cecil Espy, S OBP: 0.338, SLG: 0.341 Mike Stanley, R OBP: 0.227, SLG: 0.105	G5-3		1B			K		G6-3		4	1	2	0	1	1	3
Geno Petralli, L OBP: 0.370, SLG: 0.425 Buddy Bell, R OBP: 0.261, SLG: 0.238	1B		F8		P6	1B		1B	G6-4-3	5	0	3	3	0	0	2
Rafael Palmeiro, L OBP: 0.398, SLG: 0.483	1B		F9		F7	F7		G6-4-3	1-2f	4	1	0	0	1	0	5
Ruben Sierra, S OBP: 0.374, SLG: 0.544	P2			2B	3B	2B	1B	1B	FC6-4	5	3	4	1	0	0	2
Julio Franco, R OBP: 0.400, SLG: 0.519 Jeff Kunkel, R OBP: 0.250, SLG: 0.263	FC6-4		K	3B	IBB	BB	BB	FC6-4	1-2f	2	1	0	0	2	1	3
Jeff Stone, L OBP: 0.320, SLG: 0.478		S	K	HR	3B	1B	2B	P6		4	2	2	4	1	1	3
Pete Incaviglia, R OBP: 0.299, SLG: 0.453		K	1B	2B	HR	F8	L6-4			5	2	2	3	0	1	5
Steve Buechele, R OBP: 0.330, SLG: 0.408		K	1B	1B	F7	BB	1B	E5	G6-4-3	4	1	1	1	0	1	1
Scott Fletcher, R OBP: 0.379, SLG: 0.309		K	1B	2B	1B	1B	BB	G6-4-3	1-2f	4	1	1	1	1	2	3

Batter	1	2	3	4	5	6	7	8	9	AB	R	H	RBI	BB	SO	LOB
Cecil Espy, S OBP: 0.338, SLG: 0.341 Mike Stanley, R OBP: 0.227, SLG: 0.105	G5-3		1B			K		G6-3		4	1	2	0	1	1	3
Geno Petralli, L OBP: 0.370, SLG: 0.425 Buddy Bell, R OBP: 0.261, SLG: 0.238	1B		F8		P6	1B		1B	G6-4-3	5	0	3	3	0	0	2
Rafael Palmeiro, L OBP: 0.398, SLG: 0.483	1B		F9		F7	F7		G6-4-3	1-2f	4	1	0	0	1	0	5
Ruben Sierra, S OBP: 0.374, SLG: 0.544	P2			2B	3B	2B	1B	1B	FC6-4	5	3	4	1	0	0	2
Julio Franco, R OBP: 0.400, SLG: 0.519 Jeff Kunkel, R OBP: 0.250, SLG: 0.263	FC6-4		K	3B	IBB	BB	BB	FC6-4	1-2f	2	1	0	0	2	1	3
Jeff Stone, L OBP: 0.320, SLG: 0.478		S	K	HR	3B	1B	2B	P6		4	2	2	4	1	1	3
Pete Incaviglia, R OBP: 0.299, SLG: 0.453		K	1B	2B	HR	F8	L6-4			5	2	2	3	0	1	5
Steve Buechele, R OBP: 0.330, SLG: 0.408		K	1B	1B	F7	BB	1B	E5	G6-4-3	4	1	1	1	0	1	1
Scott Fletcher, R OBP: 0.379, SLG: 0.309		K	1B	2B	1B	1B	BB	G6-4-3	1-2f	4	1	1	1	1	2	3

Inning Stats	R: 0	H: 1	E: 0	K: 0	S: 11	P: 20	R: 0	H: 0	E: 0	K: 3	S: 12	P: 18	R: 0	H: 1	E: 0	K: 0	S: 7	P: 9	R: 2	H: 3	E: 0	K: 3	S: 25	P: 33	R: 7	H: 6	E: 0	K: 0	S: 22	P: 39	R: 4	H: 3	E: 0	K: 1	S: 14	P: 26	R: 0	H: 0	E: 0	K: 0	S: 5	P: 9	R: 0	H: 0	E: 1	K: 0	S: 8	P: 12	R: 0	H: 2	E: 0	K: 0	S: 8	P: 11	1B: 9	2B: 5	3B: 2	HR: 1	SF: 0	SAC: 0	DP: 3	HBP: 4	WP: 0	PA: 50
--------------	------	------	------	------	-------	-------	------	------	------	------	-------	-------	------	------	------	------	------	------	------	------	------	------	-------	-------	------	------	------	------	-------	-------	------	------	------	------	-------	-------	------	------	------	------	------	------	------	------	------	------	------	-------	------	------	------	------	------	-------	-------	-------	-------	-------	-------	--------	-------	--------	-------	--------

PITCHER	IP	WLS	BF	H	R	ER	SO	BB	IBB	HBP	BLK	WP	HR	S	P	ERA	WHIP
Andy Hawkins, R ERA: 6.14	4.2	L	27	9	9	9	6	3	1	1	1	0	1	72	113	17.36	2.571
Dale Mohoric, R ERA: 4.43	3.1		19	5	4	4	1	2	0	3	0	0	0	32	53	10.80	2.100
Lee Guetterman, L ERA:	1.0		4	2	0	0	0	0	0	0	0	0	0	8	11	0.00	2.000

PITCHER	IP	WLS	BF	H	R	ER	SO	BB	IBB	HBP	BLK	WP	HR	S	P	ERA	WHIP
---------	----	-----	----	---	---	----	----	----	-----	-----	-----	----	----	---	---	-----	------

Batter	1	2	3	4	5	6	7	8	9	AB	R	H	RBI	BB	SO	LOB
Rickey Henderson, R (1, 7) OBP: 0.361, SLG: 0.390	2-3 K	0-2 G5-3		1-2 BB	0-2 P3		1-0 G3-1			4	0	0	0	1	1	6
Steve Sax, R (1, 4) OBP: 0.379, SLG: 0.395	1-1 CS 2B		3-2 L4	0-0 F8	0-2 G1-3			1-2 1B		5	0	2	0	0	0	5
Don Mattingly, L (1, 3) OBP: 0.333, SLG: 0.304	4-0 BB BB BB 2-3 BB		3-1 L8		2-0 1B BB 1B	1-3 K		1-1 F8		4	1	1	0	1	1	1
Ken Phelps, L (1, 10) OBP: 0.377, SLG: 0.400 Steve Balboni, R (8, PH) OBP: 0.232, SLG: 0.409	4-2 BB 1-2 BB		4-1 HR BB		2-1 L9	3-3 K		0-3 K		2	1	0	0	2	1	1
Jesse Barfield, R (1, 9) OBP: 0.273, SLG: 0.393	4-2 1-2 2-3 BB		2-1 1-H HR		0-1 BB 1B 1B	1-2 P5		0-0 P4		4	2	2	2	1	0	1
Don Slaught, R (1, 2) OBP: 0.327, SLG: 0.447	1-2 F9		0-3 K		2-0 1B BB 1B		0-1 2B			4	1	2	0	0	1	3
Wayne Tolleson, S (1, 5) OBP: 0.276, SLG: 0.167		4-1 PB BB		0-0 G5-3	4-1 BB 1B BB		4-2 BB			1	0	0	1	3	0	0
Alvaro Espinoza, R (1, 6) OBP: 0.306, SLG: 0.275		1-0 L9		0-0 P4	0-0 BB 1B		1-3 K			4	0	1	1	0	1	3
Roberto Kelly, R (1, 8) OBP: 0.371, SLG: 0.409		2-3 K		4-1 S BB	4-2 BB		2-1 L8			2	0	0	1	2	1	3

Inning Stats	R: 0	H: 1	E: 0	K: 1	S: 12	R: 0	H: 0	E: 0	K: 1	S: 9	R: 2	H: 1	E: 0	K: 1	S: 11	R: 0	H: 0	E: 0	K: 0	S: 6	R: 3	H: 4	E: 0	K: 0	S: 16	R: 0	H: 0	E: 0	K: 2	S: 12	R: 0	H: 1	E: 0	K: 1	S: 12	R: 0	H: 1	E: 0	K: 1	S: 9
	LOB: 3	BB: 3				LOB: 1	BB: 1				LOB: 2	BB: 1				LOB: 3	BB: 2				LOB: 0	BB: 0		LOB: 2	BB: 3		LOB: 2	BB: 1		LOB: 0	BB: 0		LOB: 1	BB: 0		LOB: 1	BB: 11			

PITCHER	IP	WLS	BF	H	R	ER	SO	BB	IBB	HBP	BLK	WP	HR	S	P	ERA	WHIP
Charlie Hough, R (1, 1) ERA: 6.44	4.1	L	27	6	5	5	3	9	0	0	0	0	1	48	105	10.38	3.462
Craig McMurtry, R (5, 1) ERA: 3.24	2.0		8	1	0	0	3	1	0	0	0	0	0	27	37	0.00	1.000
Cecilio Guante, R (7, 1) ERA: 2.95	0.2		3	1	0	0	0	0	0	0	0	0	0	6	10	0.00	1.500
Kenny Rogers, L (8, 1) ERA: 2.25	1.0		3	0	0	0	1	0	0	0	0	0	0	6	7	0.00	0.000

BOTTOM

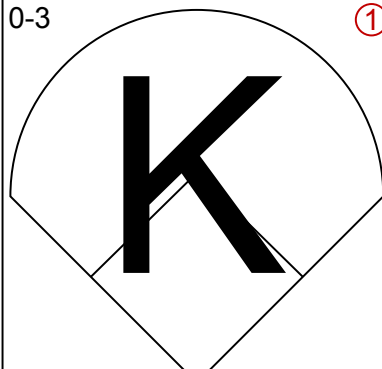
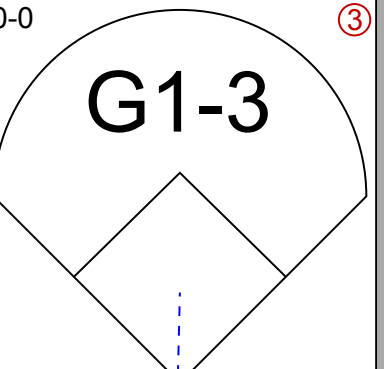
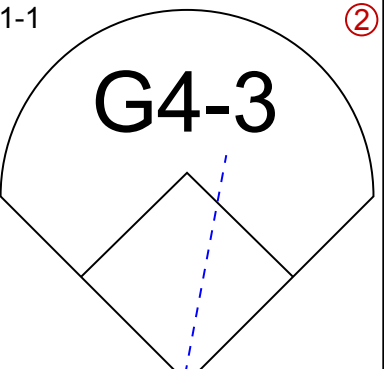
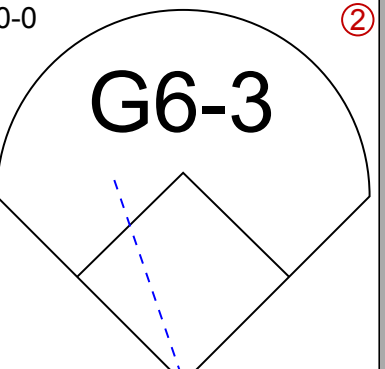
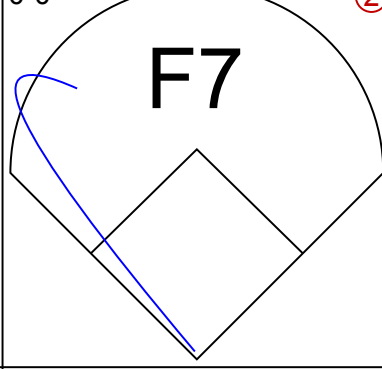
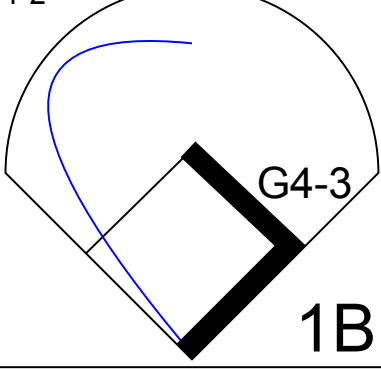
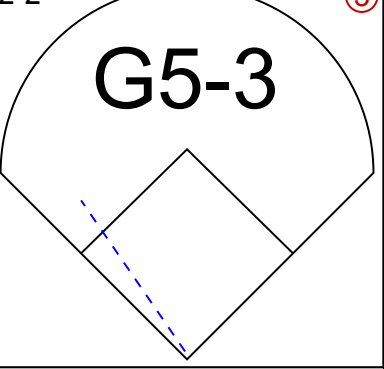
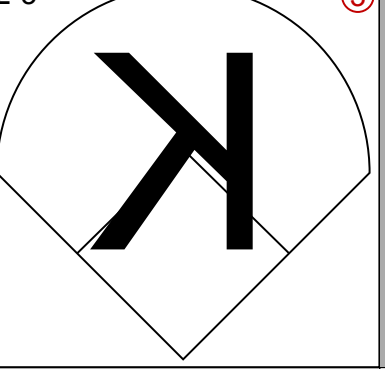
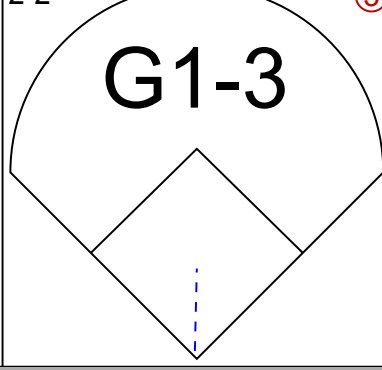
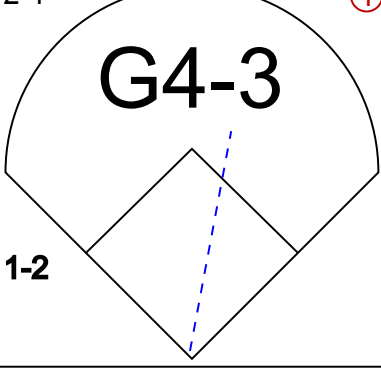
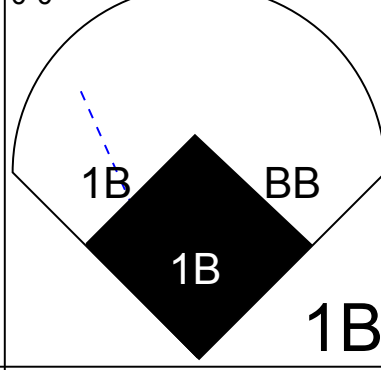
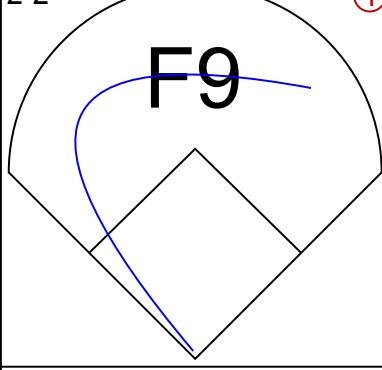
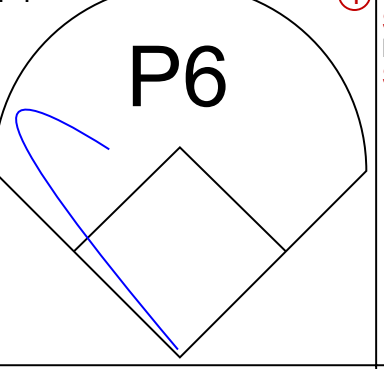
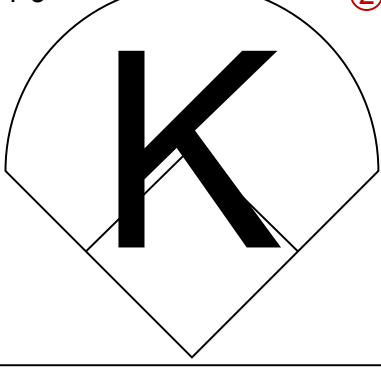
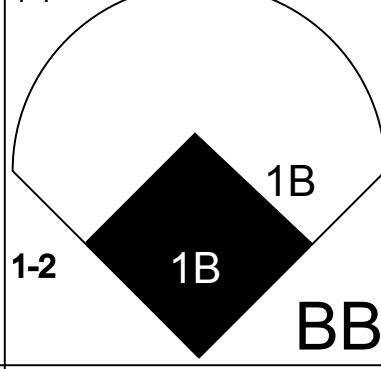
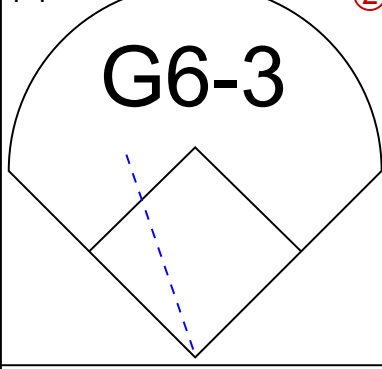
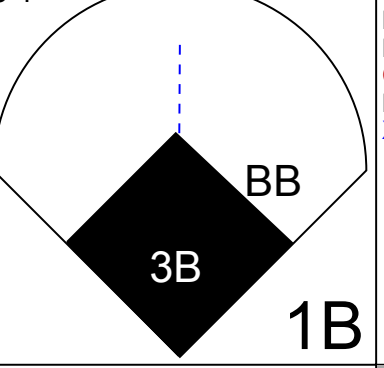
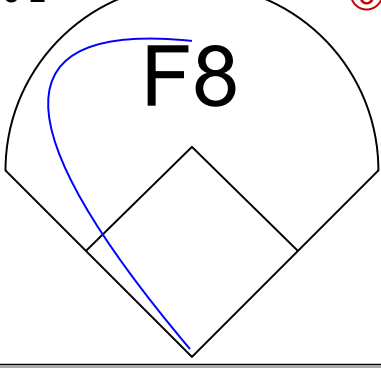
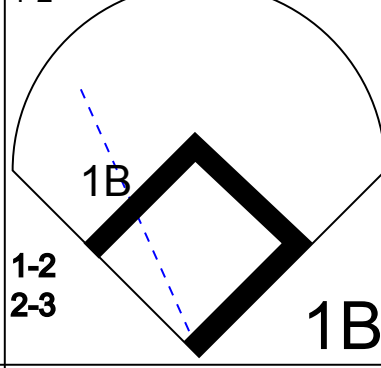
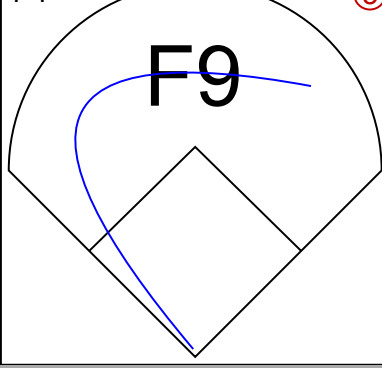
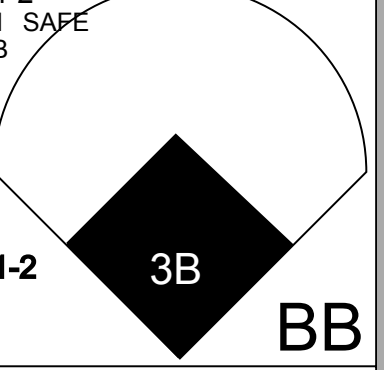
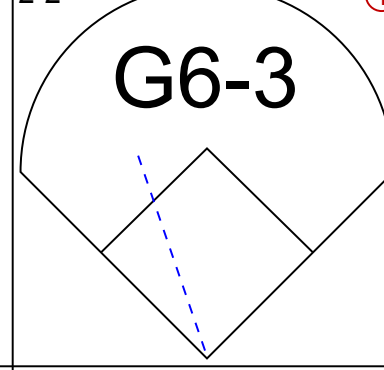
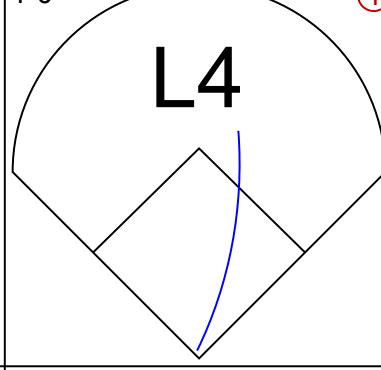
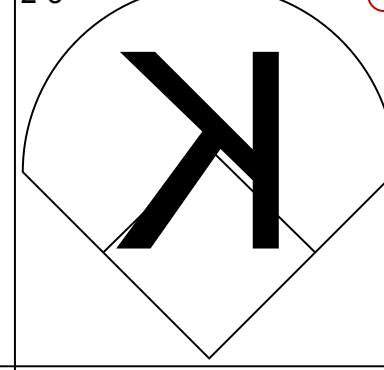
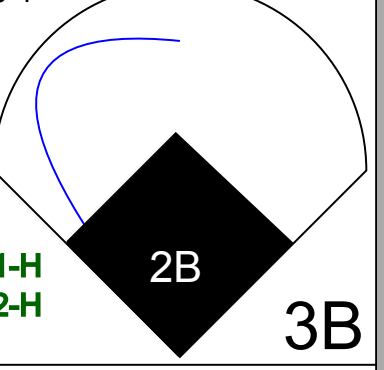
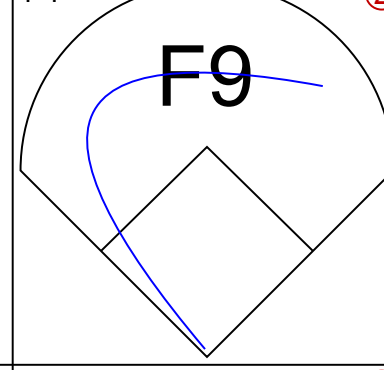
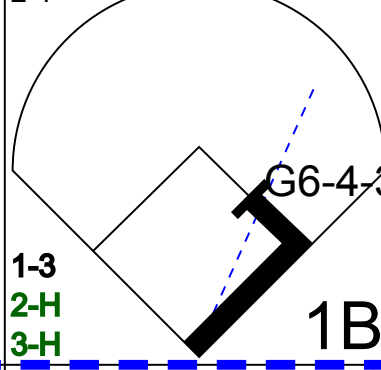
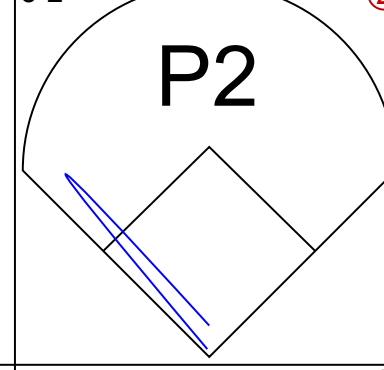
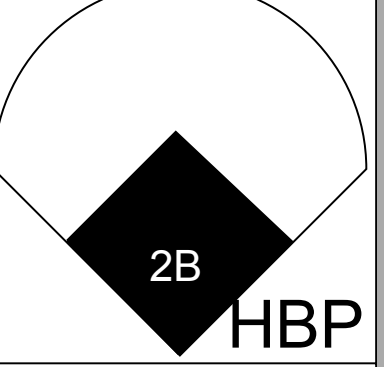
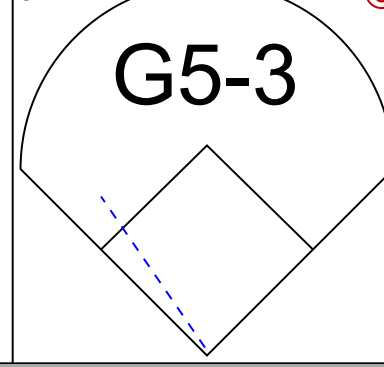
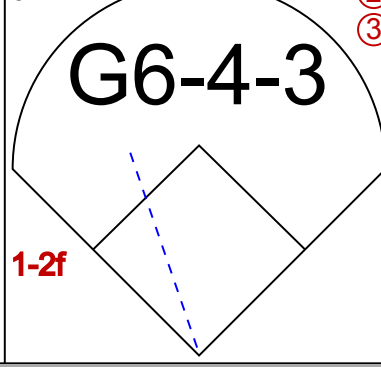
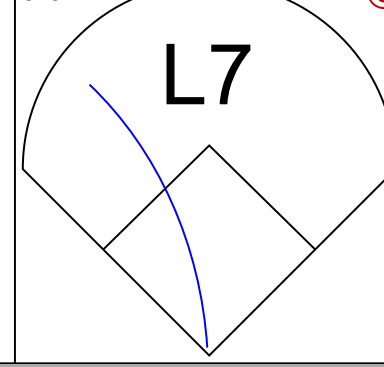
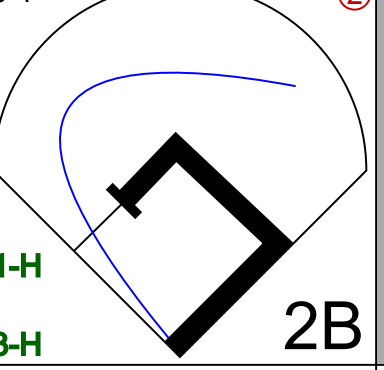

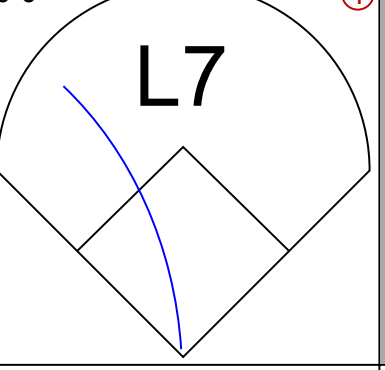
Texas Rangers @ New York Yankees
 Yankee Stadium, Bronx, NY

Tue May 09 1989, 7:05 PM EDT
 Att: 21,978 - Unknown - 55 F

AB	31
R	5
H	8
RBI	5
BB	10
SO	7
LOB	24



WP	PA	ERA	WHIP
0	41		

Batter	1	2	3	4	5	6	7	8	9	AB R H RBI BB SO LOB	TOP													
Cecil Espy, S OBP: 0.328, SLG: 0.331 (1, 8)	0-3 	0-0 			1-1 		0-0 			4 0 0 0 0 1 0														
Scott Fletcher, R OBP: 0.371, SLG: 0.299 (1, 6)	0-0 		1-2 		2-2 		2-3 			4 0 1 0 0 1 0														
Rafael Palmeiro, L OBP: 0.397, SLG: 0.480 (1, 3)	2-2 		2-1 		0-0 			2-2 		4 1 1 0 0 0 1														
Ruben Sierra, S OBP: 0.367, SLG: 0.521 (1, 9)		1-1 	1-3 		4-1 			1-1 		3 1 0 0 1 1 1														
Julio Franco, R OBP: 0.398, SLG: 0.509 (1, 4)		3-1 	3-2 		1-2 			1-1 		4 1 2 0 0 0 1														
Geno Petralli, L OBP: 0.365, SLG: 0.408 (1, 2)		4-2 		2-2 		1-0 		2-3 		3 1 0 0 1 1 3														
Pete Incaviglia, R OBP: 0.296, SLG: 0.456 (1, 7)		0-1 		1-1 		2-1 		3-2 		4 1 2 4 0 0 0														
Jeff Stone, L OBP: 0.321, SLG: 0.440 (1, 10)		1-2 		3-1 		0-2 		0-0 		2 1 0 0 0 0 2														
Buddy Bell, R OBP: 0.250, SLG: 0.231 (9, PH)										1 0 0 0 0 0 0														
Steve Buechele, R OBP: 0.336, SLG: 0.423 (1, 5)		0-1 			1-3 		0-0 			3 0 1 2 0 1 0														
Inning Stats	R: 0 E: 0 K: 1 S: 9	H: 0 LOB: 0 BB: 0 P: 11	R: 4 E: 0 K: 0 S: 15	H: 3 LOB: 0 BB: 1 P: 24	R: 0 E: 0 K: 1 S: 12	H: 1 LOB: 1 BB: 0 P: 19	R: 0 E: 0 K: 0 S: 7	H: 0 LOB: 0 BB: 0 P: 13	R: 0 E: 0 K: 1 S: 8	H: 0 LOB: 0 BB: 0 P: 12	R: 2 E: 0 K: 0 S: 11	H: 3 LOB: 1 BB: 1 P: 19	R: 0 E: 0 K: 1 S: 5	H: 0 LOB: 0 BB: 0 P: 7	R: 0 E: 0 K: 0 S: 7	H: 0 LOB: 0 BB: 0 P: 11	R: 0 E: 0 K: 1 S: 8	H: 0 LOB: 0 BB: 0 P: 13	R: 0 E: 0 K: 1 S: 8	H: 0 LOB: 0 BB: 0 P: 13	1B: 5 2B: 1 3B: 1 HR: 0	SF: 0 SAC: 0 DP: 1 HBP: 1	WP: 0 PB: 0 SB: 0 CS: 0	PA: 35
PITCHER	IP WLS BF H R ER SO BB IBB HBP BLK WP HR S P ERA WHIP																					PITCHER	IP WLS BF H R ER SO BB IBB HBP BLK WP HR S P ERA WHIP	
Mark Gubicza, R ERA: 2.96 (1, 1)	5.1 L 25 7 6 6 3 2 0 1 0 0 0 59 95 10.12 1.688																							
Tom Gordon, R ERA: 2.67 (6, 1)	2.2 7 0 0 0 1 0 0 0 0 0 0 15 21 0.00 0.000																							
Jerry Don Gleaton, L ERA: 8.31 (9, 1)	1.0 3 0 0 0 1 0 0 0 0 0 0 8 13 0.00 0.000																							

Texas Rangers @ Kansas City Royals
Royals Stadium, Kansas City, MO
Thu May 11 1989, 8:05 PM EDT
Att. 31,556 - Unknown

livebaseballscorecards.com

AB 32
R 6
H 7
RBI 6
BB 2
SO 5
LOB 8



Batter	1	2	3	4	5	6	7	8	9	AB	R	H	RBI	BB	SO	LOB
Willie Wilson, S OBP: 0.255, SLG: 0.207 (1, 8)										3	0	0	0	1	2	1
Kevin Seitzer, R OBP: 0.368, SLG: 0.369 (1, 5)										4	0	2	1	0	0	0
Jim Eisenreich, L OBP: 0.325, SLG: 0.440 (1, 9)										3	0	0	1	0	2	2
Danny Tartabull, R OBP: 0.398, SLG: 0.409 (1, 10)										4	0	0	0	0	1	2
Bill Buckner, L OBP: 0.224, SLG: 0.255 (1, 3)										4	0	0	0	0	1	0
Bo Jackson, R OBP: 0.313, SLG: 0.570 (1, 7)										4	0	0	0	0	4	0
Bob Boone, R OBP: 0.343, SLG: 0.322 (1, 2)										3	1	1	0	0	0	0
Frank White, R OBP: 0.274, SLG: 0.309 (1, 4)										3	1	1	0	0	0	1
Kurt Stillwell, S OBP: 0.281, SLG: 0.317 (1, 6)										2	1	1	1	1	1	0

Inning Stats	R: 0 E: 0 K: 2 S: 10	H: 0 LOB: 0 BB: 0 P: 13	R: 0 E: 0 K: 2 S: 12	H: 0 LOB: 0 BB: 0 P: 17	R: 2 E: 0 K: 0 S: 9	H: 2 LOB: 2 BB: 2 P: 21	R: 0 E: 0 K: 2 S: 11	H: 0 LOB: 0 BB: 0 P: 15	R: 1 E: 0 K: 2 S: 15	H: 3 LOB: 1 BB: 0 P: 23	R: 0 E: 0 K: 1 S: 8	H: 0 LOB: 0 BB: 0 P: 11	R: 0 E: 0 K: 1 S: 9	H: 0 LOB: 0 BB: 0 P: 13	R: 0 E: 0 K: 1 S: 8	H: 0 LOB: 0 BB: 0 P: 8	1B: 5 2B: 0 3B: 0 HR: 0	SF: 1 SAC: 0 DP: 0 HBP: 0	
PITCHER Nolan Ryan, R ERA: 2.68 (1, 1)	IP: 9.0 WLS: W BF: 33 H: 5 R: 3 ER: 3 SO: 11 BB: 2 IBB: 0 HBP: 0 BLK: 0 WP: 1 HR: 0 S: 93 P: 135 ERA: 3.00 WHIP: 0.778	IP: 9.0 WLS: W BF: 33 H: 5 R: 3 ER: 3 SO: 11 BB: 2 IBB: 0 HBP: 0 BLK: 0 WP: 1 HR: 0 S: 93 P: 135 ERA: 3.00 WHIP: 0.778	IP: 9.0 WLS: W BF: 33 H: 5 R: 3 ER: 3 SO: 11 BB: 2 IBB: 0 HBP: 0 BLK: 0 WP: 1 HR: 0 S: 93 P: 135 ERA: 3.00 WHIP: 0.778	IP: 9.0 WLS: W BF: 33 H: 5 R: 3 ER: 3 SO: 11 BB: 2 IBB: 0 HBP: 0 BLK: 0 WP: 1 HR: 0 S: 93 P: 135 ERA: 3.00 WHIP: 0.778	IP: 9.0 WLS: W BF: 33 H: 5 R: 3 ER: 3 SO: 11 BB: 2 IBB: 0 HBP: 0 BLK: 0 WP: 1 HR: 0 S: 93 P: 135 ERA: 3.00 WHIP: 0.778	IP: 9.0 WLS: W BF: 33 H: 5 R: 3 ER: 3 SO: 11 BB: 2 IBB: 0 HBP: 0 BLK: 0 WP: 1 HR: 0 S: 93 P: 135 ERA: 3.00 WHIP: 0.778	IP: 9.0 WLS: W BF: 33 H: 5 R: 3 ER: 3 SO: 11 BB: 2 IBB: 0 HBP: 0 BLK: 0 WP: 1 HR: 0 S: 93 P: 135 ERA: 3.00 WHIP: 0.778	IP: 9.0 WLS: W BF: 33 H: 5 R: 3 ER: 3 SO: 11 BB: 2 IBB: 0 HBP: 0 BLK: 0 WP: 1 HR: 0 S: 93 P: 135 ERA: 3.00 WHIP: 0.778	IP: 9.0 WLS: W BF: 33 H: 5 R: 3 ER: 3 SO: 11 BB: 2 IBB: 0 HBP: 0 BLK: 0 WP: 1 HR: 0 S: 93 P: 135 ERA: 3.00 WHIP: 0.778	IP: 9.0 WLS: W BF: 33 H: 5 R: 3 ER: 3 SO: 11 BB: 2 IBB: 0 HBP: 0 BLK: 0 WP: 1 HR: 0 S: 93 P: 135 ERA: 3.00 WHIP: 0.778	IP: 9.0 WLS: W BF: 33 H: 5 R: 3 ER: 3 SO: 11 BB: 2 IBB: 0 HBP: 0 BLK: 0 WP: 1 HR: 0 S: 93 P: 135 ERA: 3.00 WHIP: 0.778	IP: 9.0 WLS: W BF: 33 H: 5 R: 3 ER: 3 SO: 11 BB: 2 IBB: 0 HBP: 0 BLK: 0 WP: 1 HR: 0 S: 93 P: 135 ERA: 3.00 WHIP: 0.778	IP: 9.0 WLS: W BF: 33 H: 5 R: 3 ER: 3 SO: 11 BB: 2 IBB: 0 HBP: 0 BLK: 0 WP: 1 HR: 0 S: 93 P: 135 ERA: 3.00 WHIP: 0.778	IP: 9.0 WLS: W BF: 33 H: 5 R: 3 ER: 3 SO: 11 BB: 2 IBB: 0 HBP: 0 BLK: 0 WP: 1 HR: 0 S: 93 P: 135 ERA: 3.00 WHIP: 0.778	IP: 9.0 WLS: W BF: 33 H: 5 R: 3 ER: 3 SO: 11 BB: 2 IBB: 0 HBP: 0 BLK: 0 WP: 1 HR: 0 S: 93 P: 135 ERA: 3.00 WHIP: 0.778	IP: 9.0 WLS: W BF: 33 H: 5 R: 3 ER: 3 SO: 11 BB: 2 IBB: 0 HBP: 0 BLK: 0 WP: 1 HR: 0 S: 93 P: 135 ERA: 3.00 WHIP: 0.778	IP: 9.0 WLS: W BF: 33 H: 5 R: 3 ER: 3 SO: 11 BB: 2 IBB: 0 HBP: 0 BLK: 0 WP: 1 HR: 0 S: 93 P: 135 ERA: 3.00 WHIP: 0.778	IP: 9.0 WLS: W BF: 33 H: 5 R: 3 ER: 3 SO: 11 BB: 2 IBB: 0 HBP: 0 BLK: 0 WP: 1 HR: 0 S: 93 P: 135 ERA: 3.00 WHIP: 0.778	IP: 9.0 WLS: W BF: 33 H: 5 R: 3 ER: 3 SO: 11 BB: 2 IBB: 0 HBP: 0 BLK: 0 WP: 1 HR: 0 S: 93 P: 135 ERA: 3.00 WHIP: 0.778

TEXAS RANGERS @ KANSAS CITY ROYALS
ROYALS STADIUM, KANSAS CITY, MO
 Thu May 11 1989, 8:05 PM EDT
 Att. 31,556 - Unknown

AB	30
R	3
H	5
RBI	3
BB	2
SO	11
LOB	6

Batter	1	2	3	4	5	6	7	8	9	AB R H RBI BB SO LOB	TOP	
Cecil Espy, S (1, 8) OBP: 0.321, SLG: 0.323 Mike Stanley, R (6, PH) OBP: 0.217, SLG: 0.100 Jeff Kunkel, R (6, 8) OBP: 0.250, SLG: 0.261 Jeff Stone, L (9, PH) OBP: 0.310, SLG: 0.423	0-2 G1-3		0-1 P3		0-1 F7	2-2 G5-3			0-1 F8	3 0 0 0 0 0 1 1 0 0 0 0 0 1 0 0 0 0 0 0 0 1 0 0 0 0 0 0		
Scott Fletcher, R (1, 6) OBP: 0.379, SLG: 0.306	4-2 BB		0-1 1B		0-1 3B 1B			2-3 K	1-3 K	4 1 2 0 1 2 0		
Rafael Palmeiro, L (1, 3) OBP: 0.404, SLG: 0.500	3-1 P4		2-1 F8		0-0 3B 1B			2-0 WP 2B	1-1 1B 2B	5 2 3 0 0 0 3		
Ruben Sierra, S (1, 9) OBP: 0.368, SLG: 0.532	3-2 G1-3		2-2 P4		0-1 3B			1-1 G5-3	0-1 1B	5 0 2 3 0 0 4		
Julio Franco, R (1, 4) OBP: 0.384, SLG: 0.488					3-2 F7			3-2 P6	3-2 F8	5 0 0 0 0 1 3		
Pete Incaviglia, R (1, 7) OBP: 0.295, SLG: 0.449					2-2 1B 1B				0-0 G6-3	4 0 1 0 0 0 1		
Buddy Bell, R (1, 10) OBP: 0.250, SLG: 0.267					0-0 F9			1-2 F8	2-2 P2	4 0 1 0 0 0 1		
Steve Buechele, R (1, 5) OBP: 0.342, SLG: 0.426					0-1 1B			1-2 F9	0-1 1B	4 0 2 0 0 0 1		
Jim Sundberg, R (1, 2) OBP: 0.349, SLG: 0.432 Geno Petralli, L (8, PH) OBP: 0.360, SLG: 0.403 (8, 2)					1-1 1B 1B			0-0 E1 1B	1-1 F7	3 0 2 0 0 0 2 1 0 0 0 0 0 1		
Inning Stats	R: 0 H: 0 E: 0 LOB: 1 K: 0 BB: 1 S: 10 P: 20	R: 0 H: 1 E: 0 LOB: 1 K: 0 BB: 0 S: 9 P: 14	R: 0 H: 2 E: 0 LOB: 2 K: 0 BB: 0 S: 11 P: 16	R: 0 H: 2 E: 0 LOB: 2 K: 0 BB: 0 S: 11 P: 16	R: 2 H: 3 E: 0 LOB: 1 K: 1 BB: 0 S: 11 P: 12	R: 0 H: 1 E: 1 LOB: 1 K: 0 BB: 0 S: 11 P: 15	R: 0 H: 1 E: 0 LOB: 1 K: 1 BB: 0 S: 12 P: 20	R: 0 H: 1 E: 0 LOB: 1 K: 0 BB: 0 S: 8 P: 11	R: 1 H: 2 E: 0 LOB: 1 K: 1 BB: 0 S: 12 P: 17	1B: 9 SF: 0 2B: 3 SAC: 0 3B: 1 DP: 0 HR: 0 HBP: 0	WP: 1 PA: 41 PB: 0 SB: 0 CS: 0	
PITCHER	IP WLS BF H R ER SO BB IBB HBP BLK WP HR S P ERA WHIP											
Charlie Leibrandt, L (1, 1) ERA: 3.83 Jeff Montgomery, R (8, 1) ERA: 2.55 Steve Farr, R (9, 1) ERA: 1.54	7.0 W 32 10 2 2 2 1 0 0 0 1 0 75 113 2.57 1.571											
	1.0 4 1 0 0 0 0 0 0 0 0 0 8 11 0.00 1.000											
	1.0 S 5 2 1 1 1 0 0 0 0 0 0 12 17 9.00 2.000											

Texas Rangers @ Kansas City Royals
 Royals Stadium, Kansas City, MO

Fri May 12 1989, 8:05 PM EDT
 Att. 30,290 - Unknown - 72 F

livebaseballscorecards.com

AB	40
R	3
H	13
RBI	3
BB	1
SO	3
LOB	18



Batter	1	2	3	4	5	6	7	8	9	AB	R	H	RBI	BB	SO	LOB
Gary Thurman, R OBP: 0.350, SLG: 0.235 (1, 8) (8, 9)	1-3 K		4-1 FC3-6 1B 2B BB	4-2 BB		1-3 K				2	1	0	0	2	2	0
Kevin Seitzer, R OBP: 0.372, SLG: 0.373 (1, 5)	1-2 G6-3		2-0 FC3-6 1B	1-2 G1-3		0-0 G5-4-3 1B				4	0	2	0	0	0	2
Luis de los Santos, R OBP: 0.267, SLG: 0.267 (1, 3)	1-0 FC6 1B		1-0 P3		2-2 F9		0-0 G5-4-3 1-2f			4	0	1	0	0	0	3
Danny Tartabull, R OBP: 0.394, SLG: 0.404 Willie Wilson, S OBP: 0.255, SLG: 0.207 (1, 9) (8, 8)	1-1 FC6 1-2f		0-0 FC3-6 2B 1-2f 2-3		3-1 G3 1B 1B		3-3 K			4	2	1	0	0	1	3
Jim Eisenreich, L OBP: 0.333, SLG: 0.456 (1, 7)		2-2 BLK 1B 1B	0-0 1-H 3-H 2B		1-0 G3 1-2		2-2 G3-1			4	1	2	2	0	0	1
Pat Tabler, R OBP: 0.337, SLG: 0.311 (1, 10)		1-1 1-H 1B	1-1 G5-3		0-0 2-H 1B		1-2 F8			4	0	2	2	0	0	1
Bob Boone, R OBP: 0.330, SLG: 0.308 (1, 2)		1-3 K		2-1 F9		2-2 G5-3		1-0 F9		4	0	0	0	0	1	2
Frank White, R OBP: 0.266, SLG: 0.300 (1, 4)		1-2 L9		0-0 P3		2-0 F9				3	0	0	0	0	0	1
Kurt Stillwell, S OBP: 0.283, SLG: 0.318 (1, 6)		0-3 K		2-2 BB 1B		0-0 F8				3	0	1	0	0	1	1

Inning Stats	R: 0	H: 1	E: 0	LOB: 1	K: 1	BB: 0	S: 10	R: 1	H: 2	E: 0	LOB: 1	K: 2	BB: 0	S: 14	R: 2	H: 2	E: 0	LOB: 1	K: 0	BB: 1	S: 7	R: 0	H: 1	E: 0	LOB: 2	K: 0	BB: 1	S: 11	R: 1	H: 2	E: 0	LOB: 1	K: 1	BB: 0	S: 10	R: 0	H: 0	E: 0	LOB: 0	K: 1	BB: 0	S: 5	R: 0	H: 1	E: 0	LOB: 0	K: 1	BB: 0	S: 7	R: 0	H: 0	E: 0	LOB: 0	K: 0	BB: 0	S: 11
--------------	------	------	------	--------	------	-------	-------	------	------	------	--------	------	-------	-------	------	------	------	--------	------	-------	------	------	------	------	--------	------	-------	-------	------	------	------	--------	------	-------	-------	------	------	------	--------	------	-------	------	------	------	------	--------	------	-------	------	------	------	------	--------	------	-------	-------

PITCHER	IP	WLS	BF	H	R	ER	SO	BB	IBB	HBP	BLK	WP	HR	S	P	ERA	WHIP
Bobby Witt, R ERA: 5.4 (1, 1)	8.0	L	34	9	4	4	5	2	0	0	1	0	0	69	113	4.50	1.375

BOTTOM

Texas Rangers @ Kansas City Royals
Royals Stadium, Kansas City, MO
 Fri May 12 1989, 8:05 PM EDT
 Att: 30,290 - Unknown - 72 F

livebaseballscorecards.com

AB	32
R	4
H	9
RBI	4
BB	2
SO	5
LOB	14



WP: 0	PA: 34
PB: 0	SB: 0
CS: 0	

Batter	1	2	3	4	5	6	7	8	9	AB R H RBI BB SO LOB	TOP											
Cecil Espy, S (1, 8) OBP: 0.319, SLG: 0.316	0-3 		0-1 P6			3-3 		4-2 WP BB		3 0 0 0 1 2 1												
Scott Fletcher, R (1, 6) OBP: 0.376, SLG: 0.304	2-2 G4-3			0-0 G5-3		2-2 FC3-6 BB 1-2 1B		3-3 K		4 0 1 0 0 1 1												
Rafael Palmeiro, L (1, 3) OBP: 0.407, SLG: 0.496	2-2 			0-0 G3-1		4-0 FC3-6 BB 1-2 2-3		1-1 G3		3 0 1 0 1 0 1												
Ruben Sierra, S (1, 9) OBP: 0.372, SLG: 0.531	1-2 P2			2-1 FC6-4 1B		0-0 FC3-6 1-2f 2-3 3-H			0-1 G5-3 1B 1B	4 0 2 1 0 0 3												
Julio Franco, R (1, 4) OBP: 0.380, SLG: 0.480		1-1 G6-3		1-2 FC6-4 1-2f		1-2 G5-3			0-1 	4 0 1 0 0 0 3												
Geno Petralli, L (1, 2) OBP: 0.367, SLG: 0.400		0-0 			1-0 F7		4-0 		1-3 	3 0 1 0 1 1 2												
Pete Incaviglia, R (1, 7) OBP: 0.286, SLG: 0.434		1-0 FC5-4 CS 1-2f			2-1 G6-3		1-3 		1-0 G5-3 2-3f	4 0 0 0 0 1 4												
Jeff Stone, L (1, 10) OBP: 0.281, SLG: 0.379		2-1 CS 1-2	1-1 G4-3		3-2 G3		0-0 G6-4-3 1-2f			3 0 0 0 0 0 1												
Steve Buechele, R (1, 5) OBP: 0.341, SLG: 0.423			1-2 G6-3			2-1 		2-3 K		3 1 1 0 0 1 0												
Inning Stats	R: 0 E: 0 K: 1 S: 14	H: 1 LOB: 1 BB: 0 P: 19	R: 0 E: 0 K: 0 S: 5	H: 1 LOB: 0 BB: 0 P: 9	R: 0 E: 0 K: 0 S: 7	H: 0 LOB: 0 BB: 0 P: 9	R: 0 E: 0 K: 0 S: 7	H: 1 LOB: 1 BB: 0 P: 10	R: 0 E: 0 K: 1 S: 6	H: 0 LOB: 0 BB: 0 P: 12	R: 1 E: 0 K: 1 S: 12	H: 2 LOB: 2 BB: 1 P: 24	R: 0 E: 0 K: 1 S: 5	H: 0 LOB: 0 BB: 1 P: 10	R: 0 E: 0 K: 2 S: 10	H: 0 LOB: 1 BB: 1 P: 20	R: 0 E: 0 K: 1 S: 8	H: 2 LOB: 1 BB: 0 P: 10	1B: 7 2B: 0 3B: 0 HR: 0	SF: 0 SAC: 0 DP: 2 HBP: 0	WP: 1 PB: 0 SB: 0 CS: 1	PA: 35
PITCHER	IP WLS BF H R ER SO BB IBB HBP BLK WP HR S P ERA WHIP																					
Luis Aquino, R (1, 1) ERA: 1.8	5.1 W 21 5 1 1 2 1 0 0 0 0 0 0 47 78 1.69 1.125																					
Tom Gordon, R (6, 1) ERA: 2.43	2.2 9 0 0 0 3 2 0 0 0 1 0 19 35 0.00 0.750																					
Steve Farr, R (9, 1) ERA: 1.42	1.0 S 4 2 0 0 1 0 0 0 0 0 0 8 10 0.00 2.000																					

Texas Rangers @ Kansas City Royals
Royals Stadium, Kansas City, MO
Sat May 13 1989, 8:05 PM EDT
Att: 39,163 - Unknown

livebaseballscorecards.com

AB 31
R 1
H 7
RBI 1
BB 3
SO 6
LOB 16



Batter	1	2	3	4	5	6	7	8	9	AB	R	H	RBI	BB	SO	LOB
Gary Thurman, R OBP: 0.333, SLG: 0.200 (1, 8)	0-0 F9		3-2 F9		4-2 1B BB	1-1 G1-3				3	1	0	0	1	0	2
Kevin Seitzer, R OBP: 0.375, SLG: 0.406 (1, 5)	1-1 IHR		0-0 2B		0-0 F9				3-3 K	4	2	2	1	0	1	1
Luis de los Santos, R OBP: 0.353, SLG: 0.344 (1, 3)	4-0 G6-4-3 BB		0-1 2B		0-1 1B				4-2 1B BB	2	0	2	2	2	0	0
Danny Tartabull, R OBP: 0.390, SLG: 0.398 (1, 9)	3-2 G6-4-3 1-2f		2-3 K		2-2 F8				0-0 1B	4	0	1	0	0	1	3
Pat Tabler, R OBP: 0.343, SLG: 0.319 (1, 10)									1-3 K	4	0	2	0	0	1	2
Bo Jackson, R OBP: 0.311, SLG: 0.560 (1, 7)									1-3 K	4	0	1	0	0	1	3
Mike Macfarlane, R OBP: 0.194, SLG: 0.233 (1, 2)									0-2 P2	4	1	1	0	0	0	3
Frank White, R OBP: 0.265, SLG: 0.298 (1, 4)									1-0 G6-3	4	0	1	0	0	0	2
Brad Wellman, R OBP: 0.263, SLG: 0.222 (1, 6)									0-3 K	4	0	1	1	0	1	0

Inning Stats	R: 1	H: 1	R: 0	H: 1	R: 1	H: 2	R: 0	H: 2	R: 1	H: 1	R: 0	H: 1	R: 0	H: 1	R: 0	H: 0
	E: 0	LOB: 0	E: 0	LOB: 1	E: 0	LOB: 1	E: 0	LOB: 1	E: 0	LOB: 2	E: 0	LOB: 2	E: 0	LOB: 2	E: 0	LOB: 0
	K: 0	BB: 1	K: 0	BB: 0	K: 1	BB: 0	K: 0	BB: 0	K: 0	BB: 0	K: 3	BB: 1	K: 1	BB: 0	K: 1	BB: 0
	S: 7	P: 15	S: 11	P: 17	S: 12	P: 17	S: 7	P: 9	S: 10	P: 17	S: 11	P: 17	S: 13	P: 22	S: 8	P: 9

PITCHER	IP	WLS	BF	H	R	ER	SO	BB	IBB	HBP	BLK	WP	HR	S	P	ERA	WHIP
Jamie Moyer, L ERA: 3.92 (1, 1)	5.2	L	26	9	4	4	1	2	0	0	0	0	0	55	87	6.35	1.941
Kenny Rogers, L ERA: 2.2 (6, 1)	0.1		2	1	0	0	0	0	0	0	0	0	0	3	5	0.00	3.000
Cecilio Guante, R ERA: 2.79 (7, 1)	1.0		5	1	0	0	3	1	0	0	0	0	0	13	22	0.00	2.000
Jeff Russell, R ERA: 0.55 (8, 1)	1.0		3	0	0	0	1	0	0	0	0	0	0	8	9	0.00	0.000


BOTTOM

Texas Rangers @ Kansas City Royals
Royals Stadium, Kansas City, MO

Sat May 13 1989, 8:05 PM EDT
 Att. 39,163 - Unknown

livebaseballscores.com

AB	33
R	4
H	11
RBI	4
BB	3
SO	5
LOB	16



WP: 0	PA: 36
PB: 0	
SB: 2	
CS: 0	

Batter	1	2	3	4	5	6	7	8	9	10	AB	R	H	RBI	BB	SO	LOB	TOP								
Cecil Espy, S OBP: 0.315, SLG: 0.312 (1, 8)	3-3 K		2-3 K			2-3 K		1-1 G4-3 1B		0-1 G4-3	5	1	1	0	0	3	1									
Scott Fletcher, R OBP: 0.383, SLG: 0.310 (1, 6)	2-2 BB 1B		4-2 BB			0-2 3B 1B		2-2 G4-3 1-3		0-1 F8	4	1	2	0	1	0	1									
Rafael Palmeiro, L OBP: 0.416, SLG: 0.515 (1, 3)	4-1 G6-4-3 BB		0-1 G5-3			0-1 1-H 3B		2-1 3-H 1B			3	0	2	2	1	0	2									
Ruben Sierra, S OBP: 0.362, SLG: 0.515 (1, 9)	1-1 G6-4-3 1-2f			2-1 P5		2-1 G4-3		2-2 F8			4	0	0	0	0	0	4									
Julio Franco, R OBP: 0.370, SLG: 0.465 (1, 4)		1-1 F9		1-1 F9		1-0 L3		2-3 K			4	0	0	0	0	1	2									
Geno Petralli, L OBP: 0.362, SLG: 0.393 (1, 2)		3-2 G4-3		1-3 K			0-2 FC6-4 1B		0-0 G4-3		4	0	1	0	0	1	0									
Pete Incaviglia, R OBP: 0.277, SLG: 0.421 (1, 10)		1-3 K			2-3 K		1-0 FC6-4 1-2f		1-0 F7		4	0	0	0	0	2	1									
Jeff Stone, L OBP: 0.250, SLG: 0.333 Jeff Kunkel, R OBP: 0.250, SLG: 0.261 (1, 7) (10, 7)			1-2 G4-3		0-2 G5-3		1 SAFE 0-1 F8		2-0 G3		4	0	0	0	0	0	1									
Steve Buechele, R OBP: 0.339, SLG: 0.426 (1, 5)			1-1 2B		0-1 F7		0-1 L7			0-1 G5-3	4	0	1	0	0	0	1									
Inning Stats	R: 0 E: 0 K: 1 S: 10	H: 1 LOB: 1 BB: 1 P: 20	R: 0 E: 0 K: 1 S: 8	H: 0 LOB: 0 BB: 0 P: 13	R: 0 E: 0 K: 1 S: 17	H: 1 LOB: 2 BB: 1 P: 25	R: 0 E: 0 K: 1 S: 7	H: 0 LOB: 0 BB: 0 P: 11	R: 0 E: 0 K: 1 S: 13	H: 0 LOB: 0 BB: 0 P: 15	R: 1 E: 0 K: 1 S: 11	H: 2 LOB: 1 BB: 0 P: 16	R: 0 E: 0 K: 0 S: 8	H: 1 LOB: 1 BB: 0 P: 9	R: 1 E: 0 K: 1 S: 18	H: 2 LOB: 1 BB: 0 P: 24	R: 0 E: 0 K: 0 S: 3	H: 0 LOB: 0 BB: 0 P: 6	R: 0 E: 0 K: 0 S: 6	H: 0 LOB: 0 BB: 0 P: 6	1B: 5 2B: 1 3B: 1 HR: 0	SF: 0 SAC: 0 DP: 1 HBP: 0	WP: 0 PB: 0 SB: 1 CS: 0	PA: 38		
PITCHER Bret Saberhagen, R ERA: 2.82 Jeff Montgomery, R ERA: 2.61	IP 7.0	WLS 27	BF 27	H 5	R 1	ER 1	SO 6	BB 2	IBB 0	HBP 0	BLK 0	WP 0	HR 0	S 74	P 109	ERA 1.29	WHIP 1.000									
	IP 3.0	WLS 11	BF 11	H 2	R 1	ER 1	SO 1	BB 0	IBB 0	HBP 0	BLK 0	WP 0	HR 0	S 27	P 36	ERA 3.00	WHIP 0.667									

Texas Rangers @ Kansas City Royals
Royals Stadium, Kansas City, MO
Sun May 14 1989, 4:33 AM EDT
Att. 27,726 - Unknown

livebaseballscores.com

AB 36
R 2
H 7
RBI 2
BB 2
SO 7
LOB 13



Batter	1	2	3	4	5	6	7	8	9	AB R H RBI BB SO LOB	TOP											
Brady Anderson, L (1, 8) OBP: 0.352, SLG: 0.429	1-3 		1-1 1-2 3-H 1B 1B		0-1 1B 1B	2-1 G3-1 2-3	1-3 K			5 1 2 1 0 2 2												
Phil Bradley, R (1, 7) OBP: 0.365, SLG: 0.465	0-2 G4-3		2-2 1B 1B		3-1 1B 1B	4-0 BB		3-2 F8		4 1 2 1 1 0 0												
Cal Ripken Jr., R (1, 6) OBP: 0.357, SLG: 0.414	0-1 F8		1-0 1-2 1B		1-0 1-2 1B 1B	1-1 G5-3		3-1 F7		5 0 2 1 0 0 2												
Jim Traber, L (1, 10) OBP: 0.250, SLG: 0.256		3-2 L8	3-1 G3		2-2 1-2 2-H 1B		0-0 B1-3	4-1 BB BB		4 0 1 1 1 0 2												
Randy Milligan, R (1, 3) OBP: 0.369, SLG: 0.455		2-3 K		1-2 SH3-4 2B	2-3 K		2-1 3B 1B	4-2 BB		4 1 2 0 1 2 2												
Steve Finley, L (1, 9) OBP: 0.309, SLG: 0.392		2-1 G4-3		0-1 SH3-4 2-3	0-2 G4-3		1-0 2B 3B	2-1 G4-3		4 1 1 1 0 0 4												
Mickey Tettleton, S (1, 2) OBP: 0.279, SLG: 0.478			4-0 1B 1B S BB	0-1 G3		2-0 HR	4-0 2B G1-3 IBB		3-3 K	3 3 1 1 2 1 1	AB 39 R 8 H 14 RBI 8 BB 5 SO 8 LOB 16											
Craig Worthington, R (1, 5) OBP: 0.295, SLG: 0.316			3-3 SAFE K 1B 1B	1-0 G3		1-3 K	0-1 G1-3 2B		2-3 K	5 0 1 1 0 3 2												
Billy Ripken, R (1, 4) OBP: 0.338, SLG: 0.338			1-1 PB 1B 1B		2-2 G4-3	1-0 G3-1 2B	2-0 G1-3		0-0 L7	5 1 2 1 0 0 1												
Inning Stats	R: 0 E: 0 K: 1 S: 10	H: 0 LOB: 0 BB: 0 P: 11	R: 0 E: 0 K: 1 S: 8	H: 0 LOB: 0 BB: 0 P: 15	R: 2 E: 0 K: 1 S: 13	H: 4 LOB: 2 BB: 1 P: 28	R: 0 E: 0 K: 0 S: 8	H: 1 LOB: 1 BB: 0 P: 10	R: 2 E: 0 K: 1 S: 17	H: 4 LOB: 2 BB: 0 P: 27	R: 1 E: 0 K: 1 S: 11	H: 2 LOB: 2 BB: 1 P: 22	R: 3 E: 0 K: 1 S: 10	H: 3 LOB: 1 BB: 1 P: 20	R: 0 E: 0 K: 0 S: 12	H: 0 LOB: 2 BB: 2 P: 28	R: 0 E: 0 K: 2 S: 9	H: 0 LOB: 0 BB: 0 P: 14	1B: 9 2B: 3 3B: 1 HR: 1	SF: 0 SAC: 1 DP: 0 HBP: 0	WP: 0 PB: 1 SB: 1 CS: 0	PA: 45
PITCHER	IP WLS BF H R ER SO BB IBB HBP BLK WP HR S P ERA WHIP																					
Charlie Hough, R (1, 1) ERA: 6.64	4.1 L 22 9 4 4 3 1 0 0 0 0 0 0 50 83 8.31 2.308																					
Brad Arnsberg, R (5, 1) ERA: 3.42	1.1 7 2 1 1 2 1 0 0 0 0 0 1 15 27 6.75 2.250																					
Craig McMurtry, R (6, 1) ERA: 5.4	1.0 7 3 3 3 0 0 1 0 0 0 0 0 9 19 27.00 3.000																					
Kenny Rogers, L (7, 1) ERA: 1.89	1.1 6 0 0 0 1 2 0 0 0 0 0 0 15 32 0.00 1.500																					
Jeff Russell, R (9, 1) ERA: 0.52	1.0 3 0 0 0 2 0 0 0 0 0 0 0 9 14 0.00 0.000																					

Baltimore Orioles @ Texas Rangers
Arlington Stadium, Arlington, TX
Wed May 17 1989, 8:05 PM EDT
Att. 12,558 - Unknown

livebaseballscorecards.com

Batter	1	2	3	4	5	6	7	8	9	10	11	AB R H RBI BB SO LOB	TOP												
Dan Gladden, R OBP: 0.305, SLG: 0.350 (1, 7)	1-0 S 1B	0-1 2H 2B		1-0 SAFE CS	2-1 F8		0-3 K			3-3 K		5 1 2 1 0 2 1													
Randy Bush, L OBP: 0.330, SLG: 0.403 (1, 9) (6, 3)	4-2 SH3-4 1B WP BB	2-2 L7			2-3 K			1-3 K		1-0 E6 WP		4 1 0 0 1 2 1													
Kirby Puckett, R OBP: 0.374, SLG: 0.523 (1, 8)	1-2 WP SH3-4 1B				2-1 G6-3			1-3 K		4-0 FC6-4 IBB		4 0 1 1 1 1 0													
Gene Larkin, S OBP: 0.336, SLG: 0.349 John Moses, S OBP: 0.327, SLG: 0.313 (1, 3) (6, 9)	0-1 SH3-4			2-3 K		2-3 K		0-0 CS 1B		0-0 FC6-4		2 0 0 0 0 2 0 2 0 1 0 0 0 2													
Gary Gaetti, R OBP: 0.301, SLG: 0.473 (1, 5)	3-3 K			0-0 L7		1-1 P2		2-0 CS		2-1 HR		5 1 1 1 0 1 1													
Jim Dwyer, L OBP: 0.317, SLG: 0.306 (1, 10)	2-3 K			4-1 SH3-4 1B BB		2-0 G3-1				1-2 F7		4 1 0 0 1 1 1													
Tim Laudner, R OBP: 0.250, SLG: 0.351 (1, 2)		1-0 F7		0-0 SH3-4			3-1 F9			2-3 K		4 0 0 0 0 2 0													
Greg Gagne, R OBP: 0.290, SLG: 0.364 (1, 6)		1-0 F8		1-0 FC1-5 2H 1B			2-3 K			2-1 P4		4 0 1 1 0 1 0													
Al Newman, S OBP: 0.304, SLG: 0.254 (1, 4)		2-2 E3 2B		1-0 FC1-5 CS			4-0 S BB			0-1 B5-3		3 1 0 0 1 0 1													
Inning Stats	R: 2 E: 0 K: 2 S: 18	H: 2 LOB: 1 BB: 1 P: 29	R: 1 E: 1 K: 0 S: 11	H: 1 LOB: 1 BB: 0 P: 17	R: 0 E: 0 K: 1 S: 8	H: 0 LOB: 0 BB: 0 P: 11	R: 1 E: 0 K: 0 S: 5	H: 1 LOB: 0 BB: 1 P: 11	R: 0 E: 0 K: 1 S: 7	H: 0 LOB: 0 BB: 0 P: 13	R: 0 E: 0 K: 1 S: 6	H: 0 LOB: 0 BB: 0 P: 11	R: 0 E: 0 K: 2 S: 7	H: 1 LOB: 0 BB: 0 P: 11	R: 1 E: 0 K: 1 S: 10	H: 1 LOB: 0 BB: 0 P: 17	R: 0 E: 1 K: 1 S: 7	H: 0 LOB: 2 BB: 1 P: 15	R: 0 E: 0 K: 1 S: 9	H: 0 LOB: 0 BB: 0 P: 12	1B: 4 2B: 1 3B: 0 HR: 1	SF: 0 SAC: 2 DP: 0 HBP: 0	WP: 2 PB: 0 SB: 2 CS: 2	PA: 45	
PITCHER	IP	WLS	BF	H	R	ER	SO	BB	IBB	HBP	BLK	WP	HR	S	P	ERA	WHIP								
Nolan Ryan, R ERA: 2.88 (1, 1)	9.0		35	6	5	4	10	3	0	0	0	1	1	80	137	4.00	1.000								
Kenny Rogers, L ERA: 1.83 (10, 1)	0.2		3	0	0	0	1	0	0	0	0	0	0	6	10	0.00	0.000								
Jeff Russell, R ERA: 0.48 (10, 1)	1.1	W	5	0	0	0	1	0	1	0	0	1	0	10	17	0.00	0.000								

Minnesota Twins @ Texas Rangers
Arlington Stadium, Arlington, TX
Thu May 18 1989, 8:05 PM EDT
Att: 19,868 - Unknown - 88 F

AB	37
R	5
H	6
RBI	4
BB	4
SO	12
LOB	7



1B:	4	SF:	0
2B:	1	SAC:	2
3B:	0	DP:	0
HR:	1	HBP:	0

WP:	2	PA:	45
PB:	0		
SB:	2		
CS:	2		

livebaseballscorecards.com

Batter	1	2	3	4	5	6	7	8	9
Jeff Kunkel, R <small>OBP: 0.303, SLG: 0.531</small> (1, 8)	0-3 		3-1 		1-1 		2-2 		
Scott Fletcher, R <small>OBP: 0.363, SLG: 0.289</small> (1, 6)	0-0 		3-2 		0-3 		3-3 		
Rafael Palmeiro, L <small>OBP: 0.405, SLG: 0.500</small> (1, 3)	0-1 		0-1 		0-1 			0-1 	
Ruben Sierra, S <small>OBP: 0.373, SLG: 0.541</small> (1, 9)	0-1 			1-1 		0-0 		2-3 	
Julio Franco, R <small>OBP: 0.375, SLG: 0.490</small> (1, 4)		0-0 		0-2 		0-0 		1-0 	
Pete Incaviglia, R <small>OBP: 0.273, SLG: 0.399</small> (1, 7)		2-3 		2-3 		1-0 		2-3 	
Buddy Bell, R <small>OBP: 0.244, SLG: 0.237</small> (1, 10)		3-3 		3-2 		1-0 			
Steve Buechele, R <small>OBP: 0.333, SLG: 0.421</small> (1, 5)			1-0 		1-1 		1-3 		
Jim Sundberg, R <small>OBP: 0.375, SLG: 0.500</small> (1, 2)			1-0 		1-1 		0-2 		


AB	R	H	RBI	BB	SO	LOB
4	0	2	2	0	1	0
4	0	0	0	0	2	2
4	0	1	0	0	0	2
4	1	2	1	0	1	1
4	1	2	1	0	0	1
4	0	0	0	0	3	2
3	0	0	0	0	1	1
3	2	2	0	0	1	0
1	0	0	0	0	0	0

AB	31
R	4
H	9
RBI	4
BB	0
SO	9
LOB	9

Inning Stats	R: 0	H: 1	E: 0	LOB: 1	K: 1	BB: 0	S: 8	P: 8									
Frank Viola, L <small>ERA: 4.09</small> (1, 1)	IP: 8.0	WLS: L	BF: 33	H: 9	R: 4	ER: 4	SO: 9	BB: 0	IBB: 0	HBP: 0	BLK: 0	WP: 0	HR: 2	S: 76	P: 110	ERA: 4.50	WHIP: 1.125

Minnesota Twins @ Texas Rangers
 Arlington Stadium, Arlington, TX
 Fri May 19 1989, 8:05 PM EDT
 Att. 31,195 - Unknown

livebaseballscorecards.com



WP	PA
0	33
0	0
0	0
0	0

Batter	1	2	3	4	5	6	7	8	9	AB R H RBI BB SO LOB	TOP											
Dan Gladden, R OBP: 0.301, SLG: 0.349 (1, 7)	2-2 L7	1-3 K		0-0 G5-3			1-1 F9	FC6-4	1-0 F8	7 1 1 1 0 1 4												
Al Newman, S OBP: 0.344, SLG: 0.278 (1, 4) (8, 5)	4-1 G6-3 1B	0-0 1B		1-2 G4-3			1-0 1B SF9	4-1 1B HR	4-1 BB HR	3 4 2 0 3 0 0												
Kirby Puckett, R OBP: 0.382, SLG: 0.516 (1, 8)	0-0 G6-3	0-1 L8		0-0 G5-3			0-0 1B S	2-2 1B HR	4-1 BB HR	5 2 2 1 0 0 2 0 1 0 0 1 0 0												
Tim Laudner, R OBP: 0.261, SLG: 0.342 (8, 3)	1-2						1-3 1B	1-3 2-H HR	1-2 BB													
Randy Bush, L OBP: 0.337, SLG: 0.471 (1, 3) (8, 9)	2-2 2-H 1B			4-2 BB			0-0 3-H SF9	2-2 1-H 3-H HR	1-0 1-H 2-H HR	4 2 3 8 1 1 0												
Gary Gaetti, R OBP: 0.297, SLG: 0.458 (1, 5)	0-1 F9			2-2 F7			0-3 K	0-1 1B BB	2-1 1B WP	5 0 2 1 0 1 2 1 2 1 0 0 0 0												
Doug Baker, S OBP: 0.667, SLG: 1.000 (8, 4)							1-H	1B	1B													
Jim Dwyer, L OBP: 0.375, SLG: 0.341 (1, 10)				1-3 K			1-0 F6	4-1 1B BB	2-0 1B G3-1	5 2 3 2 1 1 1												
Brian Harper, R OBP: 0.284, SLG: 0.472 (1, 2)				1-0 F7			2-2 HR 1B	2-1 L7	0-0 1B G3-1	6 1 2 0 0 0 5												
John Moses, S OBP: 0.354, SLG: 0.386 (1, 9) (8, 8)				1-0 F8			0-1 K	0-1 HR	2-0 F8	5 3 2 3 1 1 3												
Greg Gagne, R OBP: 0.291, SLG: 0.378 (1, 6)				0-3 K			2-2 G6-3	2-0 G6-3	2-0 1B	5 1 2 3 1 1 1												
Inning Stats	R: 1 E: 0 K: 0 S: 10	H: 1 LOB: 1 BB: 1 P: 18	R: 3 E: 0 K: 1 S: 11	H: 3 LOB: 1 BB: 1 P: 18	R: 0 E: 0 K: 1 S: 16	H: 0 LOB: 1 BB: 1 P: 24	R: 0 E: 0 K: 2 S: 7	H: 0 LOB: 0 BB: 0 P: 7	R: 0 E: 0 K: 1 S: 8	H: 0 LOB: 0 BB: 0 P: 9	R: 2 E: 0 K: 1 S: 15	H: 2 LOB: 0 BB: 0 P: 20	R: 2 E: 0 K: 0 S: 10	H: 3 LOB: 2 BB: 1 P: 18	R: 7 E: 0 K: 0 S: 22	H: 7 LOB: 2 BB: 2 P: 41	R: 4 E: 0 K: 0 S: 10	H: 4 LOB: 2 BB: 2 P: 26	1B: 14 2B: 2 3B: 0 HR: 4	SF: 1 SAC: 0 DP: 0 HBP: 0	WP: 1 PB: 0 SB: 1 CS: 0	PA: 55
PITCHER	IP WLS BF H R ER SO BB IBB HBP BLK WP HR S P ERA WHIP												PITCHER	IP WLS BF H R ER SO BB IBB HBP BLK WP HR S P ERA WHIP								
Bobby Witt, R ERA: 6.14 (1, 1)	6.1 L 30 8 8 8 6 3 0 0 0 0 0 2 71 102 11.37 1.737																					
Craig McMurtry, R ERA: 5.56 (7, 1)	0.2 5 2 1 1 0 1 0 0 0 0 0 0 7 14 13.50 4.500																					
Brad Arnsberg, R ERA: 5.63 (8, 1)	0.1 8 6 5 5 0 1 0 0 1 1 1 15 27 135.00 21.000																					
Jeff Kunkel, R ERA: 21.6 (8, 1)	1.2 12 4 5 5 0 3 0 0 0 0 0 1 16 38 27.00 4.200																					

Minnesota Twins @ Texas Rangers
Arlington Stadium, Arlington, TX
Sat May 20 1989, 8:05 PM EDT
Att: 40,482 - Unknown

livebaseballscorecards.com

AB	46
R	19
H	20
RBI	19
BB	8
SO	6
LOB	18




Batter	1	2	3	4	5	6	7	8	9	AB	R	H	RBI	BB	SO	LOB
Cecil Espy, S OBP: 0.308, SLG: 0.299 (1, 8)	4-1 CS BB		2-2 G5-3		0-1 B5-3		1-2 G6-3		0-2 P3	4	0	0	0	1	0	0
Jeff Kunkel, R OBP: 0.316, SLG: 0.595 (1, 6) (8, 1)	2-3 K		1-0 1B		1-0 HR		0-0 P4		1-1 G6-3	5	1	2	1	0	1	1
Rafael Palmeiro, L OBP: 0.413, SLG: 0.507 (1, 3)	1-1 1B		2-1 F7		0-0 WP E 1B		1-1 1B			4	0	3	0	0	0	1
Ruben Sierra, S OBP: 0.365, SLG: 0.526 Jeff Stone, L OBP: 0.250, SLG: 0.333 (1, 9) (9, 9)	2-2 P2		2-1 L4		1-2 E4 WP		2-2 F9			4	0	0	0	0	0	4
Julio Franco, R OBP: 0.374, SLG: 0.507 Buddy Bell, R OBP: 0.238, SLG: 0.231 (1, 4) (8, PH) (9, 5)					1-0 F9				3-2 G6-3	3	1	1	1	0	0	2
Geno Petralli, L OBP: 0.347, SLG: 0.367 Mike Stanley, R OBP: 0.208, SLG: 0.095 (1, 2) (8, PH) (9, 2)					2-2 G6-3				2-2 P6	2	0	0	0	1	0	0
Pete Incaviglia, R OBP: 0.278, SLG: 0.408 (1, 7)					0-1 1B				2-1 2B	4	0	2	0	0	0	1
Rick Leach, L OBP: 0.327, SLG: 0.400 Scott Fletcher, R OBP: 0.361, SLG: 0.287 (1, 10) (8, 6)					0-0 L7				2-0 F9	3	0	0	0	0	1	2
Steve Buechele, R OBP: 0.331, SLG: 0.438 (1, 5) (9, 4)					3-2 G5-3				2-2 F8	4	1	1	1	0	0	1

Inning Stats	R: 0	H: 1	E: 0	K: 1	S: 11	LOB: 1	BB: 1	P: 19	R: 1	H: 1	E: 0	K: 0	S: 8	LOB: 1	BB: 1	P: 19	R: 0	H: 1	E: 0	K: 0	S: 10	LOB: 1	BB: 0	P: 17	R: 1	H: 2	E: 1	K: 0	S: 13	LOB: 2	BB: 0	P: 19	R: 0	H: 0	E: 0	K: 1	S: 6	LOB: 0	BB: 0	P: 9	R: 1	H: 2	E: 0	K: 0	S: 11	LOB: 1	BB: 0	P: 22	R: 0	H: 1	E: 0	K: 0	S: 13	LOB: 1	BB: 0	P: 11	R: 0	H: 0	E: 0	K: 0	S: 8	LOB: 0	BB: 0	P: 11
--------------	------	------	------	------	-------	--------	-------	-------	------	------	------	------	------	--------	-------	-------	------	------	------	------	-------	--------	-------	-------	------	------	------	------	-------	--------	-------	-------	------	------	------	------	------	--------	-------	------	------	------	------	------	-------	--------	-------	-------	------	------	------	------	-------	--------	-------	-------	------	------	------	------	------	--------	-------	-------

PITCHER	IP	WLS	BF	H	R	ER	SO	BB	IBB	HBP	BLK	WP	HR	S	P	ERA	WHIP
Roy Smith, R ERA: 3.32 (1, 1)	6.2		30	8	3	3	2	2	0	0	0	1	3	67	108	4.05	1.500
Juan Berenguer, R ERA: 4.28 (7, 1)	0.1		1	0	0	0	0	0	0	0	0	0	3	5	0.00	0.000	
Gary Wayne, L ERA: 5.01 (8, 1)	2.0		7	1	0	0	0	0	0	0	0	0	21	33	0.00	0.500	

MINNESOTA TWINS @ TEXAS RANGERS
Arlington Stadium, Arlington, TX
Sat May 20 1989, 8:05 PM EDT
Att. 40,482 - Unknown

AB	36
R	3
H	9
RBI	3
BB	2
SO	2
LOB	13



WP	PA	ERA	WHIP
1	38		
0			
0			
1			

Batter	1	2	3	4	5	6	7	8	9	AB	R	H	RBI	BB	SO	LOB
Cecil Espy, S OBP: 0.301, SLG: 0.291 (1, 8)	1-0 F8		1-2 L7		3-2 F9			3-3 K		4	0	0	0	0	1	1
Scott Fletcher, R OBP: 0.358, SLG: 0.286 (1, 6)	1-0 F9		0-1 1B			3-1 G6-3			2-1 L4	4	0	1	0	0	0	0
Rafael Palmeiro, L OBP: 0.409, SLG: 0.500 (1, 3)	2-2 F8		2-1 G4-3			2-1 F8			3-2 1B	4	0	1	0	0	0	1
Ruben Sierra, S OBP: 0.356, SLG: 0.513 (1, 9)		1-0 G4-3		0-0 G1-3		3-3 K			0-3 K	4	0	0	0	0	2	1
Julio Franco, R OBP: 0.371, SLG: 0.500 (1, 4)		2-2 BLK 1B		3-0 L7			3-1 F9		2-3 K	4	1	1	0	0	1	1
Geno Petralli, L OBP: 0.337, SLG: 0.355 (1, 2)		1-0 P8		1-2 F7			3-2 G4-3			3	0	0	0	0	0	1
Pete Incaviglia, R OBP: 0.280, SLG: 0.407 (1, 7)		1-2 SAFE 1B		2-3 K			1-0 L6			3	0	1	1	0	1	0
Steve Buechele, R OBP: 0.326, SLG: 0.432 (1, 10)		0-3 K		0-0 P6				0-1 F7		2	0	0	0	0	1	1
Rick Leach, L OBP: 0.320, SLG: 0.391 (8, PH)										1	0	0	0	0	0	0
Jeff Kunkel, R OBP: 0.317, SLG: 0.575 (1, 5)			2-2 L9		3-2 1B			1-2 G4-3		3	0	1	0	0	0	0

Inning Stats	R: 0	H: 0	E: 0	K: 0	S: 5	R: 1	H: 2	E: 0	K: 1	S: 13	R: 0	H: 1	E: 0	K: 0	S: 11	R: 0	H: 0	E: 0	K: 0	S: 5	R: 0	H: 1	E: 0	K: 1	S: 11	R: 0	H: 0	E: 0	K: 0	S: 7	R: 0	H: 0	E: 0	K: 0	S: 7	R: 0	H: 0	E: 0	K: 1	S: 8	R: 0	H: 1	E: 0	K: 2	S: 12	1B: 5	2B: 0	3B: 0	HR: 0	SF: 0	SAC: 0	DP: 0	HBP: 0	WP: 0	PA: 32
PITCHER	IP	WLS	BF	H	R	ER	SO	BB	IBB	HBP	BLK	WP	HR	S	P	ERA	WHIP																																						
Francisco Oliveras, R ERA: 3.44 (1, 1)	7.0	W	25	4	1	1	3	0	0	0	1	0	0	59	100	1.29	0.571																																						
Juan Berenguer, R ERA: 3.99 (8, 1)	2.0	S	7	1	0	0	3	0	0	0	0	0	0	20	31	0.00	0.500																																						

BOTTOM

Minnesota Twins @ Texas Rangers
Arlington Stadium, Arlington, TX
Sun May 21 1989, 4:33 AM EDT
Att. 40,299 - Unknown

livebaseballscorecards.com

AB	32
R	1
H	5
RBI	1
BB	0
SO	6
LOB	6



Kansas City Royals @ Texas Rangers
 Arlington Stadium, Arlington, TX

Mon May 22 1989, 8:05 PM EDT
 Att. 25,618 - Overcast - 88 F

livebaseballscorecards.com

AB	32
R	1
H	6
RBI	1
BB	3
SO	6
LOB	17



WP:	0	PA:	36
PB:	0		
SB:	1		
CS:	1		

Batter	1	2	3	4	5	6	7	8	9	AB	R	H	RBI	BB	SO	LOB
Willie Wilson, S (1, 8) OBP: 0.269, SLG: 0.254	G3-1		F9		F9		G3-1			4	0	1	0	0	0	1
Kevin Seitzer, R (1, 5) OBP: 0.386, SLG: 0.405	2-1		P3			E BB FC5-4 HBP	F9			3	1	1	0	0	0	2
Luis de los Santos, R (1, 3) OBP: 0.290, SLG: 0.305	3-3				G5-3					3	0	0	0	1	2	1
Danny Tartabull, R (1, 10) OBP: 0.381, SLG: 0.401		F8			G6-3		K			4	0	0	0	0	2	2
Jim Eisenreich, L (1, 9) OBP: 0.333, SLG: 0.429		G3					E3		G4-3	4	0	1	0	0	0	2
Bo Jackson, R (1, 7) OBP: 0.294, SLG: 0.516		F8					FC5-4			4	0	1	1	0	1	3
Bob Boone, R (1, 2) OBP: 0.315, SLG: 0.282			K				P4		G6-4-3	2	0	0	0	1	1	0
Pat Tabler, R (9, PH) OBP: 0.300, SLG: 0.277										1	0	0	0	0	0	1
Frank White, R (1, 4) OBP: 0.287, SLG: 0.281							B1-3			2	0	0	0	1	0	3
Bill Buckner, L (9, PH) OBP: 0.211, SLG: 0.236										1	0	1	0	0	0	0
Brad Wellman, R (9, PR) OBP: 0.298, SLG: 0.267										0	0	0	0	0	0	0
Kurt Stillwell, S (1, 6) OBP: 0.317, SLG: 0.396									F7	4	0	1	0	0	0	2

Inning Stats	R: 0	H: 1	E: 0	LOB: 0	K: 1	BB: 0	S: 9	P: 13	R: 0	H: 0	E: 0	LOB: 0	K: 0	BB: 0	S: 5	P: 7	R: 0	H: 1	E: 0	LOB: 2	K: 1	BB: 1	S: 13	P: 20	R: 0	H: 1	E: 0	LOB: 1	K: 1	BB: 0	S: 7	P: 13	R: 0	H: 1	E: 0	LOB: 1	K: 0	BB: 0	S: 8	P: 13	R: 1	H: 0	E: 1	LOB: 3	K: 1	BB: 2	S: 14	P: 28	R: 0	H: 0	E: 0	LOB: 0	K: 0	BB: 0	S: 6	P: 12	R: 0	H: 0	E: 0	LOB: 0	K: 2	BB: 0	S: 9	P: 12	R: 0	H: 2	E: 0	LOB: 1	K: 0	BB: 0	S: 7	P: 10	1B: 6	SF: 0	2B: 0	SAC: 0	3B: 0	DP: 1	HR: 0	HBP: 1	WP: 0	PA: 36
--------------	------	------	------	--------	------	-------	------	-------	------	------	------	--------	------	-------	------	------	------	------	------	--------	------	-------	-------	-------	------	------	------	--------	------	-------	------	-------	------	------	------	--------	------	-------	------	-------	------	------	------	--------	------	-------	-------	-------	------	------	------	--------	------	-------	------	-------	------	------	------	--------	------	-------	------	-------	------	------	------	--------	------	-------	------	-------	-------	-------	-------	--------	-------	-------	-------	--------	-------	--------

PITCHER	IP	WLS	BF	H	R	ER	SO	BB	IBB	HBP	BLK	WP	HR	S	P	ERA	WHIP
Charlie Hough, R (1, 1) ERA: 5.83	5.2	W	24	4	1	0	4	2	0	1	0	0	0	53	84	0.00	1.059
Cecilio Guante, R (6, 1) ERA: 2.55	2.1		9	1	0	0	2	1	0	0	0	0	0	21	38	0.00	0.857
Jeff Russell, R (9, 1) ERA: 1.66	1.0	S	3	1	0	0	0	0	0	0	0	0	0	4	6	0.00	1.000

Batter	1	2	3	4	5	6	7	8	9	AB	R	H	RBI	BB	SO	LOB	TOP										
Willie Wilson, S OBP: 0.273, SLG: 0.260 (1, 8)	2-2 S 1B		1-1 G4-3		1-2 FC5-4 HR	0-1 L9		2-1 G5-4-3 1B		5	1	2	2	0	0	4											
Kurt Stillwell, S OBP: 0.320, SLG: 0.391 (1, 6)	1-3 K		1-2 G4-3		0-1 FC3-6 1B		4-2 BB BB	0-0 G5-4-3		4	0	1	1	1	1	3											
Kevin Seitzer, R OBP: 0.381, SLG: 0.395 (1, 5)	4-2 BB			3-3 K	1-0 FC3-6 HR		2-0 F8		3-3 K	4	1	0	0	1	2	3											
Bo Jackson, R OBP: 0.304, SLG: 0.532 (1, 7)	1-3 K			2-3 K	3-2 HR		4-1 BB		4-2 1B 2B BB	3	2	1	3	2	2	2											
Jim Eisenreich, L OBP: 0.336, SLG: 0.422 (1, 10)	1-1 F7			4-1 BB	1-2 F9		3-3 K		2-2 2B 1B	4	1	1	0	1	1	5											
Danny Tartabull, R OBP: 0.376, SLG: 0.401 (1, 9)		1-0 F8		1-3 K		1-0 G5-3		2-3 K	3-1 G3 2B	5	0	1	2	0	2	3											
Bill Buckner, L OBP: 0.233, SLG: 0.246 Pat Tabler, R OBP: 0.295, SLG: 0.272 (8, 3)		3-1 G4-3			0-2 1B FC5-4 1B	4-2 1B BB		2-1 L7	1-1 G3	2	1	1	0	1	0	0											
Frank White, R OBP: 0.290, SLG: 0.285 Brad Wellman, R OBP: 0.320, SLG: 0.292 (5, 4)		0-0 P3			0-2 FC5-4 1B	1-0 1B		3-2 BB 1B	0-3 K	2	0	1	0	0	0	0											
Bob Boone, R OBP: 0.317, SLG: 0.286 Mike Macfarlane, R OBP: 0.244, SLG: 0.256 (5, 2)			0-3 K		0-0 FC5-4 1B	2-0 L5		4-0 1B BB		2	0	1	0	0	1	0											
Inning Stats	R: 0 E: 0 K: 2 S: 14	H: 1 LOB: 2 BB: 1 P: 23	R: 0 E: 0 K: 0 S: 4	H: 0 LOB: 0 BB: 0 P: 8	R: 0 E: 0 K: 1 S: 8	H: 0 LOB: 0 BB: 0 P: 10	R: 0 E: 0 K: 3 S: 11	H: 0 LOB: 1 BB: 1 P: 21	R: 5 E: 0 K: 0 S: 20	H: 5 LOB: 1 BB: 0 P: 26	R: 0 E: 0 K: 0 S: 8	H: 1 LOB: 2 BB: 1 P: 16	R: 0 E: 0 K: 2 S: 10	H: 0 LOB: 2 BB: 2 P: 25	R: 1 E: 0 K: 0 S: 9	H: 2 LOB: 1 BB: 1 P: 20	R: 2 E: 0 K: 2 S: 15	H: 2 LOB: 1 BB: 1 P: 28	1B: 9 2B: 1 3B: 0 HR: 1	SF: 0 SAC: 0 DP: 1 HBP: 0	WP: 0 PB: 0 SB: 1 CS: 0	PA: 44					
PITCHER	IP	WLS	BF	H	R	ER	SO	BB	IBB	HBP	BLK	WP	HR	S	P	ERA	WHIP										
Nolan Ryan, R ERA: 3.31 (1, 1)	6.0	W	29	7	5	5	6	4	0	0	0	0	1	67	110	7.50	1.833										
Gary Mielke, R ERA: (7, 1)	0.1		2	0	0	0	0	1	0	0	0	0	0	2	8	0.00	3.000										
Kenny Rogers, L ERA: 2.01 (7, 1)	1.2		7	2	1	1	2	1	0	0	0	0	0	15	31	5.40	1.800										
Craig McMurtry, R ERA: 6.94 (9, 1)	0.1		3	1	2	2	1	1	0	0	0	0	0	8	17	54.00	6.000										
Jeff Russell, R ERA: 1.61 (9, 1)	0.2	S	3	1	0	0	1	0	0	0	0	0	0	7	11	0.00	1.500										

Kansas City Royals @ Texas Rangers
 Arlington Stadium, Arlington, TX
 Tue May 23 1989, 8:05 PM EDT
 Att. 20,054 - Unknown - 89 F

livebaseballscorecards.com

AB	37
R	8
H	11
RBI	8
BB	7
SO	10
LOB	24



Batter	1	2	3	4	5	6	7	8	9	AB	R	H	RBI	BB	SO	LOB
Cecil Espy, S OBP: 0.298, SLG: 0.288 (1, 8)	0-0 HBP 1B	1-2 P6	1-2 G5-3 3-H		0-2 G1-3		0-0 G3			5	1	1	0	0	0	4
Scott Fletcher, R OBP: 0.363, SLG: 0.290 (1, 6)	1-0 1B 1-2 HBP 1B	1-2 1B BLK 1B 3-H		1-1 1B 2B 1B	1-0 F8		0-0 F8			4	3	2	1	0	0	0
Rafael Palmeiro, L OBP: 0.407, SLG: 0.494 (1, 3)	1-3 K	0-1 L6		2-1 2B SF9 1B 1-3	0-1 G6-3		3-0 CS 1B			5	1	2	0	0	1	4
Ruben Sierra, S OBP: 0.361, SLG: 0.521 (1, 9)	2-1 P6	0-0 BLK 1B 1B 1-3 2-H		0-0 SF9 SF8 2B 1-3 3-H	2-3 K		3-2 2B 1-2			5	2	3	2	0	1	2
Julio Franco, R OBP: 0.386, SLG: 0.503 (1, 4)	1-1 1B 1-3 2-H 1B	2-2 1B 1B 1-H 3-H		1-0 SF9	1-1 G3-1		4-0 IBB			3	0	2	3	1	0	0
Geno Petrali, L OBP: 0.343, SLG: 0.354 (1, 2)	1-1 1B	1-0 F9		4-2 BB			0-1 P4			3	0	1	1	1	1	1
Jim Sundberg, R OBP: 0.353, SLG: 0.465 (8, 2)	1-2 3-H 1B									1	0	0	0	0	0	2
Pete Incaviglia, R OBP: 0.280, SLG: 0.420 (1, 7)	0-0 L4		4-0 G6-4-3 1B PB BB	0-2 SF8			2-2 G6-3			2	1	0	1	1	0	2
Jeff Stone, L OBP: 0.270, SLG: 0.333 (1, 10)				0-1 P3			0-0 E1 1B			0	1	0	0	1	0	0
Buddy Bell, R OBP: 0.234, SLG: 0.227 (3, PH)		4-0 1B BB		1-2 G6-4-3 1B						2	0	1	0	0	0	1
Rick Leach, L OBP: 0.314, SLG: 0.383 (7, PH)										1	0	0	0	0	0	0
Steve Buechele, R OBP: 0.331, SLG: 0.428 (1, 5)		3-2 1B 1B	0-1 G6-4-3		0-0 F8		2-1 1B			4	1	2	0	0	0	2

Inning Stats	R: 2	H: 3	E: 0	K: 1	S: 11	LOB: 2	BB: 0	P: 17	R: 4	H: 4	E: 0	K: 0	S: 20	LOB: 1	BB: 1	P: 32	R: 1	H: 1	E: 0	K: 0	S: 6	LOB: 0	BB: 1	P: 11	R: 3	H: 3	E: 0	K: 0	S: 13	LOB: 1	BB: 1	P: 21	R: 0	H: 0	E: 0	K: 0	S: 5	LOB: 0	BB: 0	P: 6	R: 0	H: 0	E: 0	K: 1	S: 7	LOB: 0	BB: 0	P: 10	R: 0	H: 1	E: 1	K: 1	S: 10	LOB: 2	BB: 0	P: 16	R: 0	H: 2	E: 0	K: 0	S: 7	LOB: 2	BB: 1	P: 17
--------------	------	------	------	------	-------	--------	-------	-------	------	------	------	------	-------	--------	-------	-------	------	------	------	------	------	--------	-------	-------	------	------	------	------	-------	--------	-------	-------	------	------	------	------	------	--------	-------	------	------	------	------	------	------	--------	-------	-------	------	------	------	------	-------	--------	-------	-------	------	------	------	------	------	--------	-------	-------

PITCHER	IP	WLS	BF	H	R	ER	SO	BB	IBB	HBP	BLK	WP	HR	S	P	ERA	WHIP
Luis Aquino, R ERA: 3.71 (1, 1)	1.2	L	13	6	6	6	1	1	0	1	0	0	0	26	41	32.40	4.200
Jerry Don Gleaton, L ERA: 8.22 (2, 1)	2.1		13	5	4	3	0	2	0	0	1	0	0	24	40	11.57	3.000
Jeff Montgomery, R ERA: 2.25 (5, 1)	3.0		11	1	0	0	2	0	0	0	0	0	0	22	32	0.00	0.333
Steve Farr, R ERA: 2.3 (8, 1)	1.0		5	2	0	0	0	0	1	0	0	0	0	7	17	0.00	2.000

BOTTOM

Kansas City Royals @ Texas Rangers
Arlington Stadium, Arlington, TX

Tue May 23 1989, 8:05 PM EDT
Att: 20,054 - Unknown - 89 F

AB	35
R	10
H	14
RBI	8
BB	4
SO	3
LOB	18



WP	PA	1B	SF	2B	SAC	3B	DP	HR	HBP
0	42	12	2	2	0	0	1	0	1

Batter	1	2	3	4	5	6	7	8	9	AB R H RBI BB SO LOB	TOP	
Willie Wilson, S OBP: 0.264, SLG: 0.250 (1, 8)	L9		G6-4-3		G3-1	FC6-4		G3		5 0 0 0 0 0 3		
Kurt Stillwell, S OBP: 0.315, SLG: 0.383 (1, 6)	L4		L8		E4				K	5 1 1 0 0 1 0		
Kevin Seitzer, R OBP: 0.376, SLG: 0.386 (1, 5)	G6-3				G6-3				F7	4 1 0 0 1 1 2		
Bo Jackson, R OBP: 0.308, SLG: 0.547 (1, 7)			K		WP				K	3 2 1 1 1 1 1		
Gary Thurman, R OBP: 0.321, SLG: 0.174 (7, PR)					1B				K	1 0 0 0 0 1 0		
Pat Tabler, R OBP: 0.310, SLG: 0.276 (1, 3)					1B					2 0 1 0 2 0 2		
Luis de los Santos, R OBP: 0.280, SLG: 0.305 (7, 3)					L9					0 0 0 0 0 0 0		
Danny Tartabull, R OBP: 0.373, SLG: 0.397 (1, 9)			K		1B					4 1 1 2 0 3 4		
Mike Macfarlane, R OBP: 0.227, SLG: 0.238 (1, 10)					G1-3					3 0 0 0 0 0 2		
Jim Eisenreich, L OBP: 0.342, SLG: 0.427 (8, PH)					G5-3					1 0 1 0 0 0 0		
Frank White, R OBP: 0.303, SLG: 0.307 (1, 4)					G6-4-3					4 1 3 1 0 0 1		
Bob Boone, R OBP: 0.315, SLG: 0.284 (1, 2)					L4					4 0 1 0 0 1 3		
Inning Stats	R: 0 E: 0 K: 0 S: 6 H: 0 LOB: 0 BB: 0 P: 11	R: 0 E: 0 K: 2 S: 14 H: 0 LOB: 1 BB: 1 P: 24	R: 1 E: 0 K: 0 S: 5 H: 2 LOB: 0 BB: 0 P: 9	R: 3 E: 0 K: 0 S: 9 H: 2 LOB: 1 BB: 2 P: 24	R: 2 E: 1 K: 1 S: 15 H: 2 LOB: 1 BB: 0 P: 27	R: 0 E: 0 K: 0 S: 7 H: 1 LOB: 1 BB: 0 P: 10	R: 0 E: 0 K: 2 S: 16 H: 1 LOB: 2 BB: 1 P: 26	R: 0 E: 0 K: 1 S: 11 H: 1 LOB: 1 BB: 0 P: 18	R: 0 E: 0 K: 2 S: 8 H: 0 LOB: 0 BB: 0 P: 14	1B: 7 2B: 1 3B: 0 HR: 1 SF: 0 SAC: 0 DP: 1 HBP: 0	WP: 1 PB: 1 SB: 3 CS: 0 PA: 40	
PITCHER	IP WLS BF H R ER SO BB IBB HBP BLK WP HR S P ERA WHIP											
Jamie Moyer, L ERA: 4.32 (1, 1)	3.2 L 17 4 4 4 2 3 0 0 0 1 0 32 64 9.82 1.909											
Craig McMurtry, R ERA: 5.79 (4, 1)	2.1 12 4 2 0 1 0 0 0 0 0 1 27 47 0.00 1.714											
Gary Mielke, R ERA: (7, 1)	1.2 7 1 0 0 3 1 0 0 0 0 0 19 31 0.00 1.200											
Cecilio Guante, R ERA: 2.42 (8, 1)	1.1 4 0 0 0 2 0 0 0 0 0 0 13 21 0.00 0.000											

Kansas City Royals @ Texas Rangers
 Arlington Stadium, Arlington, TX
 Wed May 24 1989, 8:05 PM EDT
 Att. 18,905 - Unknown - 92 F

livebaseballscorecards.com

AB	36
R	6
H	9
RBI	4
BB	4
SO	8
LOB	18



Batter	1	2	3	4	5	6	7	8	9	AB R H RBI BB SO LOB	TOP											
Cecil Espy, S OBP: 0.298, SLG: 0.295 (1, 8) F X	0-1 1B 2B	0-0 L7		1-2 BLK 1B			2-1 G5-3	0-0 G6-3 1-2 2-3		5 1 2 0 0 0 2												
Scott Fletcher, R OBP: 0.359, SLG: 0.291 (1, 6) L X	1-1 1B 3B 1B	2-1 L8		0-3 K 1-2			1-1 BB 1B 1B	3-2 G4-3		5 1 2 0 0 1 3												
Rafael Palmeiro, L OBP: 0.414, SLG: 0.497 (1, 3) C F B B B X	3-2 1-3 3B 1B	2-2 L9					0-0 BB 1-2 1B		0-0 P5	5 1 2 1 0 0 0												
Ruben Sierra, S OBP: 0.359, SLG: 0.529 (1, 9) X	0-0 1-H 3-H 2B 3B		1-0 P6				2-1 P5	1-3 K	2-1 FC4-6 1B	5 1 2 2 0 1 2												
Julio Franco, R OBP: 0.389, SLG: 0.509 (1, 4) B C F B B F X	3-2 3-H 2B		2-2 F9				3-3 K	4-1 1-2 2-3 BB	1-1 SAFE FC4-6 1B 1-2f	4 0 1 1 1 1 1												
Geno Petralli, L OBP: 0.328, SLG: 0.337 (1, 2) C X	0-1 F8		0-0 F7				0-0 L3	3-1 G4-3	1-0 SAFE 1-3 1B	5 0 1 0 0 0 4												
Pete Incaviglia, R OBP: 0.272, SLG: 0.406 (1, 7) S F B B C	2-3 K			0-1 P4			0-3 K		1-2 G6-3 F S X	0-2 G6-3	5 0 0 0 0 2 3											
Rick Leach, L OBP: 0.356, SLG: 0.481 (1, 10) B B B B	4-0 BB			2-0 HR			3-2 F X 2B	1-1 G6-3 1B 1B		3 1 3 1 1 0 0												
Steve Buechele, R OBP: 0.327, SLG: 0.418 (1, 5) C B B X	2-1 P2			3-2 P4			1-1 F8	1-1 SAFE 0-1 G6-3 1-2 1B		4 0 1 0 0 0 3												
Inning Stats	R: 4 E: 0 K: 1 S: 20	H: 5 LOB: 2 BB: 1 P: 35	R: 0 E: 0 K: 0 S: 7	H: 0 LOB: 0 BB: 0 P: 11	R: 0 E: 0 K: 0 S: 5	H: 0 LOB: 0 BB: 0 P: 8	R: 1 E: 0 K: 1 S: 12	H: 2 LOB: 1 BB: 0 P: 18	R: 0 E: 0 K: 1 S: 9	H: 0 LOB: 0 BB: 0 P: 15	R: 0 E: 0 K: 1 S: 14	H: 1 LOB: 1 BB: 0 P: 18	R: 0 E: 0 K: 1 S: 12	H: 2 LOB: 3 BB: 1 P: 23	R: 0 E: 0 K: 0 S: 11	H: 2 LOB: 2 BB: 0 P: 16	R: 0 E: 0 K: 0 S: 9	H: 2 LOB: 2 BB: 0 P: 13	1B: 9 2B: 3 3B: 1 HR: 1	SF: 0 SAC: 0 DP: 0 HBP: 0	WP: 0 PB: 0 SB: 0 CS: 0	PA: 43
PITCHER	IP WLS BF H R ER SO BB IBB HBP BLK WP HR S P ERA WHIP																					
Roy Smith, R ERA: 4.15 (1, 1)	0.0 L 5 5 4 4 0 0 0 0 0 0 0 0 0 12 19 ∞ ∞																					
Francisco Oliveras, R ERA: 2.92 (1, 1)	6.1 25 5 1 1 4 1 0 0 1 0 1 60 94 1.42 0.947																					
Lee Tunnell, R ERA: (7, 1)	1.2 8 2 0 0 1 1 0 0 0 0 0 18 31 0.00 1.800																					
Gary Wayne, L ERA: 4.74 (9, 1)	0.1 1 0 0 0 0 0 0 0 0 0 0 1 1 0.00 0.000																					
Steve Shields, R ERA: 4.32 (9, 1)	0.2 4 2 0 0 0 0 0 0 0 0 0 0 8 12 0.00 3.000																					

Texas Rangers @ Minnesota Twins
Hubert H. Humphrey Metrodome, Minneapolis, MN
Fri May 26 1989, 8:05 PM EDT
Att: 33,112 - Unknown

AB	41
R	5
H	14
RBI	5
BB	2
SO	5
LOB	18



WP: 0	PA: 43
-------	--------

ERA	WHIP
-----	------

Batter	1	2	3	4	5	6	7	8	9	AB	R	H	RBI	BB	SO	LOB
Dan Gladden, R OBP: 0.295, SLG: 0.345 (1, 7)	2-2 P3		0-0 G1-3		1-3 K		1-2 FC6 2B		0-1 1B 1B	5	0	2	0	0	1	0
Al Newman, S OBP: 0.372, SLG: 0.274 (1, 4) (7, 6)	0-0 G5-3			4-1 1B 1B BB	1-3 K		4-0 FC6 BB		1-2 1B 1B	3	1	1	0	2	1	0
Kirby Puckett, R OBP: 0.386, SLG: 0.500 (1, 8)	1-2 L7			1-1 1B 1-2 1B		1-0 P3	1-2 FC6		1-0 G6-3	5	0	1	0	0	0	5
Randy Bush, L OBP: 0.327, SLG: 0.433 Tim Laudner, R OBP: 0.271, SLG: 0.337 (1, 9) (7, PH) (8, 3)		0-0 G4-3		3-3 K		3-2 L5	2-3 K			3	0	0	0	0	1	2
Gary Gaetti, R OBP: 0.278, SLG: 0.431 (1, 5)		0-1 G5-3		1-3 K		4-0 1B BB		0-1 G5-3		3	1	0	0	1	1	2
Jim Dwyer, L OBP: 0.429, SLG: 0.385 John Moses, S OBP: 0.381, SLG: 0.419 (1, 10) (8, PH)		3-2 2B		2-2 1B		4-1 E 1B BB		2-2 G5-3		2	1	2	1	1	0	0
Gene Larkin, S OBP: 0.348, SLG: 0.343 (1, 3) (8, 9)		2-0 P3		4-0 BB		2-1 E9 1B 1B		2-2 G6-3		3	0	1	1	1	0	1
Brian Harper, R OBP: 0.300, SLG: 0.456 (1, 2)			1-2 F9	0-0 F7		3-2 1B			1-1 G6-3	4	0	1	1	0	0	3
Greg Gagne, R OBP: 0.289, SLG: 0.366 Carmen Castillo, R OBP: 0.385, SLG: 0.559 Wally Backman, S OBP: 0.333, SLG: 0.330 (1, 6) (6, PH) (7, 4)			3-3 K		0-2 G5-3		2-3 K		1-1 1B 1B 1B	2	0	0	0	0	1	0

Inning Stats	R: 0	H: 0	E: 0	K: 0	S: 10	R: 0	H: 1	E: 0	K: 0	S: 8	R: 0	H: 0	E: 0	K: 1	S: 8	R: 1	H: 2	E: 0	K: 2	S: 14	R: 0	H: 0	E: 0	K: 2	S: 11	R: 2	H: 2	E: 1	K: 1	S: 16	R: 0	H: 1	E: 0	K: 1	S: 13	R: 0	H: 0	E: 0	K: 0	S: 8	R: 0	H: 3	E: 0	K: 0	S: 11	1B: 7	2B: 3	3B: 0	HR: 0	SF: 0	SAC: 0	DP: 2	HBP: 0	WP: 0	PB: 0	SB: 0	CS: 0	PA: 39
--------------	------	------	------	------	-------	------	------	------	------	------	------	------	------	------	------	------	------	------	------	-------	------	------	------	------	-------	------	------	------	------	-------	------	------	------	------	-------	------	------	------	------	------	------	------	------	------	-------	-------	-------	-------	-------	-------	--------	-------	--------	-------	-------	-------	-------	--------

PITCHER	IP	WLS	BF	H	R	ER	SO	BB	IBB	HBP	BLK	WP	HR	S	P	ERA	WHIP
Bobby Witt, R ERA: 5.84 (1, 1)	5.2	W	25	4	3	2	5	4	0	0	0	0	0	60	103	3.18	1.412
Gary Mielke, R ERA: (6, 1)	1.0		5	2	0	0	1	1	0	0	0	0	0	16	27	0.00	3.000
Kenny Rogers, L ERA: 1.9 (7, 1)	1.1		4	0	0	0	1	0	0	0	0	0	0	12	18	0.00	0.000
Jeff Russell, R ERA: 1.54 (9, 1)	1.0	S	5	3	0	0	0	0	0	0	0	0	0	11	15	0.00	3.000

BOTTOM

Texas Rangers @ Minnesota Twins
 Hubert H. Humphrey Metrodome, Minneapolis, MN
 Fri May 26 1989, 8:05 PM EDT
 Att. 33,112 - Unknown

livebaseballscorecards.com

AB	34
R	3
H	9
RBI	3
BB	5
SO	7
LOB	16



Batter	1	2	3	4	5	6	7	8	9	AB R H RBI BB SO LOB	TOP		
Jeff Kunkel, R (1, 8) OBP: 0.306, SLG: 0.542 (2, 5)	1-1 	1-2 		2-3 		0-1 		0-2 		4 2 2 1 0 1 3			
Scott Fletcher, R (1, 6) OBP: 0.355, SLG: 0.296 (1, 6)	1-2 	0-0 		1-0 		1-2 		2-2 		4 0 1 1 0 0 2			
Rafael Palmeiro, L (1, 3) OBP: 0.413, SLG: 0.503 (1, 3)	0-1 	1-0 		3-1 		2-1 		1-2 		4 0 2 2 0 0 1			
Ruben Sierra, S (1, 9) OBP: 0.355, SLG: 0.520 (1, 9)	0-1 	1-0 		1-3 		1-0 		1-1 		5 0 1 0 0 1 4			
Julio Franco, R (1, 4) OBP: 0.384, SLG: 0.497 (1, 4)	4-1 		2-2 		2-1 		3-2 		1-1 		4 0 0 0 1 0 1		
Buddy Bell, R (1, 10) OBP: 0.226, SLG: 0.204 Rick Leach, L (9, PH) OBP: 0.350, SLG: 0.473 (1, 10)	0-0 		1-1 		2-1 		0-0 		0-0 		4 0 0 0 0 0 2 1 0 0 0 0 0 2		
Pete Incaviglia, R (1, 7) OBP: 0.277, SLG: 0.421 (1, 7)		1-2 	2-2 		1-3 		1-0 				4 1 2 0 0 1 0	AB 37 R 5 H 11 RBI 5 BB 1 SO 3 LOB 19	
Steve Buechele, R (1, 5) OBP: 0.331, SLG: 0.429 Cecil Espy, S (2, 8) OBP: 0.298, SLG: 0.302 (1, 5)		2-2 		0-0 	0-1 		1-0 				1 1 1 1 0 0 0 3 1 1 0 0 0 2		
Jim Sundberg, R (1, 2) OBP: 0.345, SLG: 0.447 (1, 2)		2-2 		0-1 		1-0 		1-0 			3 0 1 0 0 0 2		
Inning Stats	R: 1 H: 2 E: 0 LOB: 2 K: 0 BB: 1 S: 11 P: 17	R: 3 H: 4 E: 0 LOB: 1 K: 0 BB: 0 S: 15 P: 23	R: 0 H: 0 E: 0 LOB: 0 K: 0 BB: 0 S: 10 P: 15	R: 1 H: 2 E: 0 LOB: 2 K: 2 BB: 0 S: 12 P: 19	R: 0 H: 0 E: 0 LOB: 1 K: 1 BB: 0 S: 9 P: 14	R: 0 H: 1 E: 0 LOB: 1 K: 0 BB: 0 S: 8 P: 12	R: 0 H: 0 E: 0 LOB: 0 K: 0 BB: 0 S: 6 P: 10	R: 0 H: 1 E: 0 LOB: 1 K: 0 BB: 0 S: 6 P: 9	R: 0 H: 1 E: 1 LOB: 2 K: 0 BB: 0 S: 12 P: 17	1B: 4 SF: 2 2B: 7 SAC: 2 3B: 0 DP: 0 HR: 0 HBP: 0	WP: 2 PA: 42 PB: 0 SB: 0 CS: 0		
PITCHER	IP WLS BF H R ER SO BB IBB HBP BLK WP HR S P ERA WHIP											PITCHER	IP WLS BF H R ER SO BB IBB HBP BLK WP HR S P ERA WHIP
Allan Anderson, L (1, 1) ERA: 4.43	2.0 L 13 6 4 4 0 1 0 0 0 0 0 0 26 40 18.00 3.500												
Juan Berenguer, R (3, 1) ERA: 3.74	3.2 16 3 1 1 3 0 0 0 0 2 0 37 56 2.46 0.818												
Gary Wayne, L (6, 1) ERA: 4.23	3.0 11 2 0 0 0 0 0 0 0 0 0 23 36 0.00 0.667												
Jeff Reardon, R (9, 1) ERA: 3.54	0.1 2 0 0 0 0 0 0 0 0 0 0 3 4 0.00 0.000												

Texas Rangers @ Minnesota Twins
 Hubert H. Humphrey Metrodome, Minneapolis, MN
 Sat May 27 1989, 8:05 PM EDT
 Att. 30,893 - Dome - 72 F

livebaseballscorecards.com

Batter	1	2	3	4	5	6	7	8	9	AB	R	H	RBI	BB	SO	LOB
Al Newman, S OBP: 0.377, SLG: 0.294 (1, 6) (9, 4)	0-1 G4-3 1B 2B	1-0 1-2 2-H 1B		4-1 S 1B 2-3 BB		2-2 SF8 2-H		1-1 SAFE F9		3	2	2	2	1	0	1
Wally Backman, S OBP: 0.336, SLG: 0.327 Dan Gladden, R OBP: 0.292, SLG: 0.341 (1, 4) (9, 7)	2-1 G4-3 2-3	3-3 K2-3		3-1 SAFE F7 1-2		0-1 F7			1-2 F8 1B 1B	4	0	0	0	0	1	5
Kirby Puckett, R OBP: 0.383, SLG: 0.492 (1, 8)	1-3 K 2-3		2-1 S 1B	1-2 2-H 3-H 1B			1-1 G4-3		2-0 1-2 1B	5	0	3	2	0	1	1
Jim Dwyer, L OBP: 0.403, SLG: 0.361 (1, 10)	0-0 1B		0-0 F9	2-1 F8			1-0 F8		2-0 F8 2-3	5	0	1	1	0	0	4
Gary Gaetti, R OBP: 0.271, SLG: 0.419 (1, 5)	2-3 K		0-1 P3		0-1 F7		1-0 G6-3		0-3 K	5	0	0	0	0	2	4
Randy Bush, L OBP: 0.331, SLG: 0.456 Greg Gagne, R OBP: 0.290, SLG: 0.366 Carmen Castillo, R OBP: 0.379, SLG: 0.550 (1, 9) (9, 6) (9, PH)		2-0 PB 1B 1B	4-0 SAFE SAFE 1B 1-2 BB		1-3 K			2-0 HR	1-1 P3	3	2	2	1	1	1	0
Gene Larkin, S OBP: 0.331, SLG: 0.324 (1, 3)		1-1 P2 1-2	0-0 G3		1-2 G4-1			1-3 K		4	0	0	0	0	1	3
Tim Laudner, R OBP: 0.272, SLG: 0.326 (1, 2)		0-3 K		3-1 F9		4-0 PB SH5-4 SF8 BB		1-3 K		3	1	0	0	1	2	1
John Moses, S OBP: 0.398, SLG: 0.442 (1, 7) (9, 9)		4-1 1B BB		2-2 S 1B 2B		0-0 SH5-4		1-2 1B		2	1	2	0	1	0	0

Inning Stats	R: 1	H: 2	E: 0	K: 2	S: 11	H: 2	LOB: 1	BB: 0	P: 16	R: 1	H: 2	E: 0	K: 2	S: 12	H: 2	LOB: 2	BB: 2	P: 23	R: 0	H: 1	E: 0	K: 0	S: 6	H: 2	LOB: 1	BB: 1	P: 12	R: 2	H: 2	E: 0	K: 0	S: 14	H: 0	LOB: 0	BB: 0	P: 10	R: 1	H: 0	E: 0	K: 0	S: 7	H: 0	LOB: 0	BB: 1	P: 13	R: 0	H: 0	E: 0	K: 0	S: 4	H: 0	LOB: 0	BB: 0	P: 7	R: 1	H: 2	E: 0	K: 2	S: 14	H: 2	LOB: 1	BB: 0	P: 20	R: 0	H: 2	E: 0	K: 1	S: 10	H: 2	LOB: 2	BB: 0	P: 16	1B: 8	SF: 1	2B: 2	SAC: 1	3B: 0	DP: 0	HR: 1	HBP: 0	WP: 0	PA: 42
--------------	------	------	------	------	-------	------	--------	-------	-------	------	------	------	------	-------	------	--------	-------	-------	------	------	------	------	------	------	--------	-------	-------	------	------	------	------	-------	------	--------	-------	-------	------	------	------	------	------	------	--------	-------	-------	------	------	------	------	------	------	--------	-------	------	------	------	------	------	-------	------	--------	-------	-------	------	------	------	------	-------	------	--------	-------	-------	-------	-------	-------	--------	-------	-------	-------	--------	-------	--------

PITCHER	IP	WLS	BF	H	R	ER	SO	BB	IBB	HBP	BLK	WP	HR	S	P	ERA	WHIP
Charlie Hough, R ERA: 5.85 (1, 1)	6.0		29	7	5	4	5	4	0	0	0	0	0	58	103	6.00	1.833
Cecilio Guante, R ERA: 2.57 (7, 1)	2.0	W	8	2	1	1	2	0	0	0	0	0	1	18	27	4.50	1.000
Jeff Russell, R ERA: 1.48 (9, 1)	1.0	S	5	2	0	0	1	0	0	0	0	0	0	10	16	0.00	2.000

BOTTOM

Texas Rangers @ Minnesota Twins
Hubert H. Humphrey Metrodome, Minneapolis, MN
Sun May 28 1989, 4:33 AM EDT
Att. 28,722 - Dome

livebaseballscorecards.com

AB	36
R	6
H	11
RBI	6
BB	4
SO	8
LOB	21



Batter	1	2	3	4	5	6	7	8	9	AB R H RBI BB SO LOB	TOP											
Cecil Espy, S OBP: 0.301, SLG: 0.305 (1, 8) X	0-0 F8		3-2 G4-3		1-1 G3-1			2-2 FC4-6 BB FC6-4 1B		4 1 1 0 0 0 1												
Scott Fletcher, R OBP: 0.350, SLG: 0.288 (1, 6) C C B F X	1-2 P8			1-1 F9		1-0 F9		4-1 FC4-6 BB		3 0 0 0 1 0 0												
Rafael Palmeiro, L OBP: 0.420, SLG: 0.511 (1, 3) B C C X	1-1 G4-3			1-3 K		3-2 G4-3 2B		0-2 FC4-6 FC6-4		4 0 1 0 0 1 2												
Ruben Sierra, S OBP: 0.350, SLG: 0.511 (1, 9) B B B B X		3-1 P5		3-0 S 1B		2-1 G4-3		0-1 FC6-4 BB		4 0 1 1 0 0 2												
Julio Franco, R OBP: 0.402, SLG: 0.512 (1, 4) C B B B X		2-2 1B		4-1 1-2 BB		4-1 S BB		4-2 1-2 BB		1 0 1 0 3 0 0												
Pete Incaviglia, R OBP: 0.269, SLG: 0.405 (1, 7) X		0-0 F8		0-3 K2-3		0-3 K 1-2		3-3 K		4 0 0 0 0 3 7												
Rick Leach, L OBP: 0.364, SLG: 0.467 (1, 10) B X		1-0 F6				2-2 S 1B		0-0 G1-3		3 0 1 0 1 0 1												
Steve Buechele, R OBP: 0.325, SLG: 0.413 (1, 5) X			0-0 G6-4-3 1B		3-3 K 1-2		2-3 K		0-1 G6-3 1-2f	4 0 1 0 0 2 2												
Chad Kreuter, S (1, 2) B C F X			1-2 G6-4-3 1 SAFE		2-1 P8		1-1 G4-3		2-3 K	4 0 0 0 0 1 2												
Inning Stats	R: 0 E: 0 K: 0 S: 7	H: 0 LOB: 0 BB: 0 P: 9	R: 0 E: 0 K: 0 S: 7	H: 1 LOB: 1 BB: 0 P: 13	R: 0 E: 0 K: 0 S: 8	H: 1 LOB: 0 BB: 0 P: 12	R: 0 E: 0 K: 2 S: 12	H: 1 LOB: 2 BB: 1 P: 21	R: 0 E: 0 K: 1 S: 10	H: 1 LOB: 1 BB: 0 P: 18	R: 0 E: 0 K: 1 S: 14	H: 1 LOB: 2 BB: 1 P: 24	R: 0 E: 0 K: 1 S: 6	H: 0 LOB: 0 BB: 0 P: 9	R: 1 E: 0 K: 1 S: 16	H: 1 LOB: 2 BB: 2 P: 29	R: 0 E: 0 K: 1 S: 7	H: 0 LOB: 0 BB: 1 P: 13	1B: 5 2B: 1 3B: 0 HR: 0	SF: 0 SAC: 0 DP: 2 HBP: 0	WP: 0 PB: 0 SB: 3 CS: 0	PA: 36
PITCHER	IP WLS BF H R ER SO BB IBB HBP BLK WP HR S P ERA WHIP																					
Brian Holton, R ERA: 3.46 (1, 1)	5.2 W 23 5 0 0 3 2 0 0 0 0 0 0 55 94 0.00 1.235																					
Mark Huisman, R ERA: (6, 1)	1.1 4 0 0 0 2 0 0 0 0 0 0 0 9 12 0.00 0.000																					
Kevin Hickey, L ERA: (8, 1)	0.2 5 1 1 1 0 2 0 0 0 0 0 0 13 23 13.50 4.500																					
Gregg Olson, R ERA: (8, 1)	1.1 4 0 0 0 2 1 0 0 0 0 0 0 10 19 0.00 0.750																					

Texas Rangers @ Baltimore Orioles
Memorial Stadium, Baltimore, MD
 Mon May 29 1989, 7:05 PM EDT
 Att. 32,263 - Unknown - 75 F

livebaseballscorecards.com

AB	31
R	1
H	6
RBI	1
BB	5
SO	7
LOB	17



Batter	1	2	3	4	5	6	7	8	9	AB R H RBI BB SO LOB	TOP							
Cecil Espy, S (1, 8) OBP: 0.298, SLG: 0.298	2-3 K		1-2 G5-3		4-0 1B S BB		1-1 F9		1-3 K	4 0 0 0 1 2 2								
Scott Fletcher, R (1, 6) OBP: 0.351, SLG: 0.291	2-3 K		1-0 1B		2-2 G3 1-3 1B		1-0 G4-1		2-3 K	5 0 2 0 0 2 2								
Rafael Palmeiro, L (1, 3) OBP: 0.416, SLG: 0.505	1-0 E 1B		0-0 P5		1-0 G3 1-2		1-2 G3-1			4 0 1 0 0 0 3								
Ruben Sierra, S (1, 9) OBP: 0.348, SLG: 0.505	0-0 E4 1-2			3-2 1B 1B	2-0 P5			2-1 P4		4 1 1 0 0 0 3								
Julio Franco, R (1, 4) OBP: 0.404, SLG: 0.511	1-3 K			1 SAFE 2-1 1B 1-3 G6-3 1B	2-0 F9			2-1 G1-6-3 1B		4 1 2 0 0 1 4								
Rick Leach, L (1, 10) OBP: 0.371, SLG: 0.469		2-2 G4-3		2-0 SAFE 1-3 G6-3 1B		3-2 FC2-5 1B		0-0 G1-6-3		4 0 2 1 0 0 1								
Steve Buechele, R (1, 5) OBP: 0.329, SLG: 0.421		1-0 G6-3		2-2 SAFE 1-2f 3-H G6-3		2-2 FC2-5 1B		1-1 2B		4 0 2 0 0 0 1								
Jeff Kunkel, R (1, 7) OBP: 0.333, SLG: 0.556		1-3 K		4-2 BB BB		0-0 FC2-5 G6-4-3		1-3 K		3 0 0 0 1 2 3								
Jim Sundberg, R (1, 2) OBP: 0.328, SLG: 0.420			2-3 K		1-0 G5-3		1-2 G6-4-3		4-1 BB	3 0 0 0 0 1 3								
Buddy Bell, R (9, PH) OBP: 0.228, SLG: 0.192										0 0 0 0 1 0 0								
Chad Kreuter, S (9, PR)										0 0 0 0 0 0 0								
Inning Stats	R: 0 E: 1 K: 3 S: 12	H: 1 LOB: 2 BB: 0 P: 18	R: 0 E: 0 K: 1 S: 7	H: 0 LOB: 0 BB: 0 P: 11	R: 0 E: 0 K: 1 S: 8	H: 1 LOB: 1 BB: 0 P: 12	R: 2 E: 0 K: 0 S: 15	H: 3 LOB: 1 BB: 1 P: 29	R: 0 E: 0 K: 0 S: 7	H: 1 LOB: 2 BB: 1 P: 18	R: 0 E: 0 K: 0 S: 6	H: 0 LOB: 0 BB: 0 P: 9	R: 0 E: 0 K: 3 S: 14	H: 1 LOB: 2 BB: 1 P: 23	1B: 9 2B: 1 3B: 0 HR: 0	SF: 0 SAC: 0 DP: 3 HBP: 0	WP: 0 PB: 0 SB: 1 CS: 0	PA: 38
PITCHER	IP WLS BF H R ER SO BB IBB HBP BLK WP HR S P ERA WHIP																	
Jay Tibbs, R (1, 1) ERA: 1.69	4.0		20	6	2	2	5	2	0	0	0	0	0	0	46	80	4.50	2.000
Mark Thurmond, L (5, 1) ERA: 3.24	1.0		5	2	0	0	0	0	0	0	0	0	0	11	21	0.00	2.000	
Mark Williamson, R (6, 1) ERA: 3.48	3.1	W	11	2	0	0	1	1	0	0	0	0	0	21	35	0.00	0.900	
Gregg Olson, R (9, 1) ERA: 2.32	0.2	S	2	0	0	0	2	0	0	0	0	0	0	8	11	0.00	0.000	

Texas Rangers @ Baltimore Orioles
 Memorial Stadium, Baltimore, MD
 Tue May 30 1989, 7:05 PM EDT
 Att. 19,044 - Unknown - 81 F

livebaseballscorecards.com

AB	35
R	2
H	10
RBI	1
BB	3
SO	8
LOB	22



Batter	1	2	3	4	5	6	7	8	9
Mike Devereaux, R (1, 8) OBP: 0.358, SLG: 0.479 Larry Sheets, L (7, PH) OBP: 0.294, SLG: 0.358 Steve Finley, L (7, PR) OBP: 0.250, SLG: 0.313 (8, 8)	2-1 		2-0 		2-0 		4-0 		
Phil Bradley, R (1, 7) OBP: 0.367, SLG: 0.439	2-3 			0-0 	1-2 		2-2 		
Cal Ripken Jr., R (1, 6) OBP: 0.351, SLG: 0.397	0-0 			3-2 	1-3 		0-2 		
Mickey Tettleton, S (1, 10) OBP: 0.323, SLG: 0.524		1-2 		4-1 		1-1 	4-0 		
Randy Milligan, R (1, 3) OBP: 0.363, SLG: 0.442		0-0 		3-2 		3-2 	2-3 		
Bob Melvin, R (1, 2) OBP: 0.323, SLG: 0.311		1-3 		2-1 		0-2 	1-3 		
Joe Orsulak, L (1, 9) OBP: 0.358, SLG: 0.420			2-1 	0-2 			0-1 	0-1 	
Craig Worthington, R (1, 5) OBP: 0.295, SLG: 0.288			2-0 		1-2 		4-0 	0-2 	
Billy Ripken, R (1, 4) OBP: 0.336, SLG: 0.370			2-1 		1-3 		3-1 	1-0 	

Inning Stats	R: 0	H: 0	E: 0	LOB: 0	K: 1	P: 10	R: 0	H: 0	E: 0	LOB: 0	K: 1	P: 9	R: 1	H: 2	E: 0	LOB: 0	K: 0	P: 14	R: 2	H: 2	E: 1	LOB: 1	K: 0	P: 26	R: 0	H: 1	E: 0	LOB: 2	K: 2	P: 28	R: 0	H: 0	E: 0	LOB: 0	K: 0	P: 12	R: 3	H: 3	E: 1	LOB: 3	K: 2	P: 39	R: 0	H: 0	E: 0	LOB: 0	K: 0	P: 7
	0	0	0	0	1	10	0	0	0	0	1	9	1	2	0	0	0	14	2	2	1	1	0	26	0	1	0	2	2	28	0	0	0	0	0	12	3	3	1	3	2	39	0	0	0	0	0	7

AB	R	H	RBI	BB	SO	LOB
3	0	1	0	0	0	0
0	0	0	0	1	0	0
0	1	0	0	0	0	0
3	1	2	2	1	1	0
4	0	1	0	0	1	3
2	1	0	0	2	0	0
4	0	0	0	0	1	4
4	0	1	1	0	2	3
4	1	1	0	0	0	1
3	1	1	1	1	0	0
4	1	1	0	0	1	1
1B: 7	2B: 2	3B: 0	HR: 0	SF: 0	SAC: 0	DP: 1
WP: 0	PB: 0	SB: 0	CS: 0	PA: 36		

TEXAS RANGERS @ BALTIMORE ORIOLES
 Memorial Stadium, Baltimore, MD

Tue May 30 1989, 7:05 PM EDT
 Att: 19,044 - Unknown - 81 F

AB	31
R	6
H	8
RBI	4
BB	5
SO	6
LOB	12

PITCHER	IP	WLS	BF	H	R	ER	SO	BB	IBB	HBP	BLK	WP	HR	S	P	ERA	WHIP
Jamie Moyer, L (1, 1) ERA: 4.39	3.1	L	12	3	2	2	2	0	0	0	0	0	0	23	40	5.40	0.900
Gary Mielke, R (4, 1) ERA:	1.2		9	2	1	0	2	2	0	0	0	0	0	29	47	0.00	2.400
Drew Hall, L (6, 1) ERA: 6.1	1.1		6	1	2	2	0	1	0	0	0	0	0	12	23	13.50	1.500
Cecilio Guante, R (7, 1) ERA: 2.83	0.2		6	2	1	1	2	0	2	0	0	0	0	15	28	13.50	3.000
Jeff Russell, R (8, 1) ERA: 1.42	1.0		3	0	0	0	0	0	0	0	0	0	0	6	7	0.00	0.000

Batter	1	2	3	4	5	6	7	8	9	AB R H RBI BB SO LOB	TOP
Jeff Kunkel, R (1, 8) OBP: 0.317, SLG: 0.526 Cecil Espy, S (6, PH) OBP: 0.295, SLG: 0.294 (6, 8)	1-3 		1-2 G4-6-3 		0-0 F7 	1-3 			0-0 F8 	3 0 0 0 0 1 2 2 0 0 0 0 1 1	
Scott Fletcher, R (1, 6) OBP: 0.344, SLG: 0.285	1-2 E6 			1-1 E1 		1-3 	1-2 G4-3 			4 0 0 0 0 1 0	
Rafael Palmeiro, L (1, 3) OBP: 0.408, SLG: 0.495	1-0 F9 			0-3 		0-1 G5-3 	0-2 G6-3 			4 0 0 0 0 1 2	
Ruben Sierra, S (1, 9) OBP: 0.350, SLG: 0.510	1-1 P3 			2-0 		1-0 	0-0 F9 			4 1 2 0 0 0 1	
Julio Franco, R (1, 4) OBP: 0.406, SLG: 0.511			1-2 	1-2 FC1-2-5 		0-1 		3-1 F9 		4 1 2 0 0 0 2	
Buddy Bell, R (1, 10) OBP: 0.220, SLG: 0.185 Rick Leach, L (6, PH) OBP: 0.375, SLG: 0.470	1-1 G4-3 	2-1 G4-3 		1-1 FC4-6 		1-1 	3-1 L1-3 			2 0 0 0 0 0 3 2 1 1 2 0 0 0	
Pete Incaviglia, R (1, 7) OBP: 0.269, SLG: 0.401	1-0 G1-3 				0-0 L1-3 	1-1 		2-2 F8 		4 1 1 0 0 0 0	
Steve Buechele, R (1, 5) OBP: 0.328, SLG: 0.423			1-2 G5-3 		2-2 F9 	0-1 		0-2 G4-3 		4 1 1 2 0 0 0	
Jim Sundberg, R (1, 2) OBP: 0.355, SLG: 0.463			1-1 		1-1 	0-0 		1-3 		4 0 3 1 0 1 0	
Inning Stats	R: 0 H: 0 E: 1 LOB: 1 K: 1 BB: 0 S: 10 P: 14	R: 0 H: 1 E: 0 LOB: 0 K: 0 BB: 0 S: 7 P: 10	R: 0 H: 1 E: 0 LOB: 0 K: 0 BB: 0 S: 10 P: 13	R: 0 H: 1 E: 1 LOB: 2 K: 1 BB: 0 S: 11 P: 16	R: 0 H: 1 E: 0 LOB: 1 K: 0 BB: 0 S: 7 P: 10	R: 5 H: 6 E: 0 LOB: 1 K: 2 BB: 0 S: 19 P: 24	R: 0 H: 0 E: 0 LOB: 0 K: 0 BB: 0 S: 7 P: 8	R: 0 H: 0 E: 0 LOB: 0 K: 0 BB: 0 S: 8 P: 16	R: 0 H: 0 E: 0 LOB: 0 K: 1 BB: 0 S: 8 P: 9	1B: 7 SF: 0 2B: 3 SAC: 0 3B: 0 DP: 2 HR: 0 HBP: 0	WP: 0 PA: 37 PB: 0 SB: 1 CS: 0
PITCHER Jeff Ballard, L (1, 1) ERA: 2.07 Mark Huismann, R (6, 1) ERA: 6.75 Mark Williamson, R (6, 1) ERA: 3.25 Gregg Olson, R (9, 1) ERA: 2.25	IP WLS BF H R ER SO BB IBB HBP BLK WP HR S P ERA WHIP 5.0 0 19 4 0 0 2 0 0 0 0 0 0 45 63 0.00 0.800 0.2 0 8 6 5 5 1 0 0 0 0 0 0 15 19 67.50 9.000 2.1 W 7 0 0 0 1 0 0 0 0 0 0 0 19 29 0.00 0.000 1.0 S 3 0 0 0 1 0 0 0 0 0 0 0 8 9 0.00 0.000	PITCHER IP WLS BF H R ER SO BB IBB HBP BLK WP HR S P ERA WHIP 0.0 0 0 0 0 0 0 0 0 0 0 0 0 0 0 0.00 0.000									

Texas Rangers @ Baltimore Orioles
 Memorial Stadium, Baltimore, MD
 Wed May 31 1989, 7:05 PM EDT
 Att. 25,236 - Unknown

livebaseballscorecards.com

AB	37
R	5
H	10
RBI	5
BB	0
SO	5
LOB	11



Batter	1	2	3	4	5	6	7	8	9	AB	R	H	RBI	BB	SO	LOB
Brady Anderson, L OBP: 0.328, SLG: 0.383 (1, 8)	2-3 K		1-1 SH1-4	1-2 F9		1-2 HR	4-1 BB			3	1	1	1	1	1	1
Phil Bradley, R OBP: 0.368, SLG: 0.432 (1, 7)	0-0 G1-3		2-2 WP 1B BLK HBP	2-2 G5-3		4-1 HR	0-2 F8			3	2	0	0	1	0	3
Cal Ripken Jr., R OBP: 0.352, SLG: 0.394 (1, 6)	1-1 E4		0-1 BLK WP FC6-4 1B		4-2 1B G3 SF8 BB	3-2 P6		1-0 G5-3		4	2	1	1	1	0	2
Mickey Tettleton, S OBP: 0.331, SLG: 0.543 (1, 2)	3-3 K		4-2 FC6-4 BB	1-3 2-H BB	2-0 G3	3-2 HR		0-1 1B		4	1	2	3	1	1	2
Randy Milligan, R OBP: 0.381, SLG: 0.449 (8, PH)		3-2 1B	4-0 FC6-4 BB	1-2 1B	2-2 SF8	4-0 CS		2-3 K		2	0	2	0	2	0	0
Jim Traber, L OBP: 0.255, SLG: 0.286 (9, 3)			1-2 BB		2-3 1B	BB				1	0	0	0	0	1	1
Steve Finley, L OBP: 0.240, SLG: 0.304 (6, PH)	1-3 K		0-0 FC6-4	1-1 SF8	1-3 K		3-2 P3			2	0	0	2	0	1	3
Mike Devereaux, R OBP: 0.349, SLG: 0.467 (7, 9)			1-2f 2-3 3-H	1-2 3-H	1-2 K					2	0	0	0	0	1	2
Larry Sheets, L OBP: 0.307, SLG: 0.366 (1, 10)	0-1 G6-3		3-2 F8		4-0 IBB		1-2 S			3	0	2	0	1	0	2
Rene Gonzales, R OBP: 0.310, SLG: 0.269 (1, 5)	1-0 G6-3		1-0 F9 SH2-4	1-0 SH2-4	0-3 K		3-3 K			4	0	1	0	0	2	5
Billy Ripken, R OBP: 0.345, SLG: 0.382 (1, 4)			4-2 SH1-4	0-0 SH2-4		2-2 2B	2-2 G6-3			2	2	1	0	1	0	1

Inning Stats	R: 0	H: 0	E: 1	K: 2	S: 10	H: 2	LOB: 1	BB: 0	P: 16	R: 0	H: 2	E: 0	K: 1	S: 9	R: 3	H: 1	E: 0	K: 0	S: 17	R: 0	H: 1	E: 0	K: 0	S: 8	R: 1	H: 1	E: 0	K: 1	S: 11	R: 4	H: 3	E: 0	K: 1	S: 21	R: 0	H: 1	E: 0	K: 1	S: 13	R: 0	H: 1	E: 0	K: 1	S: 10	1B: 7	2B: 2	3B: 0	HR: 1	SF: 1	SAC: 2	DP: 1	HBP: 1
--------------	------	------	------	------	-------	------	--------	-------	-------	------	------	------	------	------	------	------	------	------	-------	------	------	------	------	------	------	------	------	------	-------	------	------	------	------	-------	------	------	------	------	-------	------	------	------	------	-------	-------	-------	-------	-------	-------	--------	-------	--------

PITCHER	IP	WLS	BF	H	R	ER	SO	BB	IBB	HBP	BLK	WP	HR	S	P	ERA	WHIP
Bobby Witt, R ERA: 6.24 (1, 1)	5.0	L	28	7	6	6	4	4	4	1	1	2	0	63	112	10.80	2.200
Cecilio Guante, R ERA: 3.41 (6, 1)	0.1		4	1	2	2	0	2	0	0	0	0	1	9	23	54.00	9.000
Drew Hall, L ERA: 5.56 (6, 1)	1.0		3	1	0	0	2	0	0	0	0	0	0	10	15	0.00	1.000
Darrel Akerfelds, R ERA: (7, 1)	1.2		7	1	0	0	1	1	0	0	0	0	0	17	29	0.00	1.200


BOTTOM

Texas Rangers @ Baltimore Orioles
Memorial Stadium, Baltimore, MD

Wed May 31 1989, 7:05 PM EDT
Att. 25,236 - Unknown

AB	30
R	8
H	10
RBI	7
BB	8
SO	7
LOB	22

WP: 2 PA: 42
PB: 0
SB: 1
CS: 1



PITCHER	IP	WLS	BF	H	R	ER	SO	BB	IBB	HBP	BLK	WP	HR	S	P	ERA	WHIP
---------	----	-----	----	---	---	----	----	----	-----	-----	-----	----	----	---	---	-----	------

Batter	1	2	3	4	5	6	7	8	9	AB R H RBI BB SO LOB	TOP
--------	---	---	---	---	---	---	---	---	---	----------------------	-----

Cecil Espy, S OBP: 0.289, SLG: 0.288 (1, 8) C B X	1-1 F8 ①		3-3 K ③			2-1 F7 ①		2-1 SH1-3 ① X 1-2 2-3	0-0 G6-3 ③	4 0 0 0 0 1 2	
--	----------------	--	---------------	--	--	----------------	--	-----------------------------------	------------------	---------------	--

Scott Fletcher, R OBP: 0.342, SLG: 0.289 (1, 6) F C F F B B X	2-2 G6-3 ②			1-2 G4-3 ①		3-2 L1-3 ②		2-2 G3 2B 2-H 3-H 4-0		4 0 1 2 0 0 0	
--	------------------	--	--	------------------	--	------------------	--	--------------------------------------	--	---------------	--

Rafael Palmeiro, L OBP: 0.410, SLG: 0.492 (1, 3) B B C F B X	3-2 P6 ③			0-1 FC4-6 1B		3-2 G4-3 ③		G3 IBB		3 0 1 0 1 0 0	
--	----------------	--	--	--------------------	--	------------------	--	-----------	--	---------------	--

Ruben Sierra, S OBP: 0.344, SLG: 0.500 (1, 9) F C B B B X		3-2 G4-3 ①		0-1 FC4-6 ② 1-2f		0-0 G4-3 ①		2-2 G3 ② 1-2 2-3		4 0 0 0 0 0 3	
---	--	------------------	--	---------------------------	--	------------------	--	------------------------------	--	---------------	--

Julio Franco, R OBP: 0.403, SLG: 0.503 (1, 4) C B B B B X		4-2 S BB		1-1 L9 ③		2-3 K ②		1-3 K ③		3 0 0 0 1 2 4	
---	--	----------------	--	----------------	--	---------------	--	---------------	--	---------------	--

Rick Leach, L OBP: 0.382, SLG: 0.471 (1, 10) B 1 SAFE 1 SAFE SAFE X		2-2 P5 ② 1-2		1-1 F9 ①		3-2 1B			3-2 G1-3 BB 1B	4 0 2 0 0 0 1	
--	--	-----------------------	--	----------------	--	-----------	--	--	-------------------------	---------------	--

Pete Incaviglia, R OBP: 0.263, SLG: 0.392 (1, 7) B B B X		2-0 G4-3 ③		0-1 P4 ②		1-2 F9 ③			3-3 K ①	4 0 0 0 0 1 3	
--	--	------------------	--	----------------	--	----------------	--	--	---------------	---------------	--

Steve Buechele, R OBP: 0.337, SLG: 0.424 (1, 5) F C B B S			2-3 K ①		1-2 1B			4-1 SH1-3 2B BB	4-1 G1-3 BB	2 1 1 0 2 1 0	
--	--	--	---------------	--	-----------	--	--	--------------------------	-------------------	---------------	--

Chad Kreuter, S OBP: 0.130, SLG: 0.048 (1, 2) Jeff Kunkel, R OBP: 0.317, SLG: 0.526 (8, PR) Jim Sundberg, R OBP: 0.349, SLG: 0.455 (8, 2) B C B F X		2-2 F8 ②		1-0 G1-3 ③				1-2 SH1-3 2B 1B	1-1 G1-3 ② 1-2 2-3	3 0 1 0 0 0 1 0 1 0 0 0 0 0 1 0 0 0 0 0 2	
--	--	----------------	--	------------------	--	--	--	--------------------------	--------------------------------	---	--

Inning Stats	R: 0 E: 0 K: 0 S: 12	H: 0 LOB: 0 BB: 0 P: 18	R: 0 E: 0 K: 0 S: 13	H: 0 LOB: 1 BB: 1 P: 23	R: 0 E: 0 K: 2 S: 12	H: 0 LOB: 0 BB: 0 P: 19	R: 0 E: 0 K: 0 S: 9	H: 1 LOB: 1 BB: 0 P: 11	R: 0 E: 0 K: 0 S: 9	H: 1 LOB: 1 BB: 0 P: 12	R: 0 E: 0 K: 0 S: 9	H: 0 LOB: 0 BB: 0 P: 17	R: 0 E: 0 K: 1 S: 13	H: 1 LOB: 1 BB: 0 P: 19	R: 2 E: 0 K: 1 S: 19	H: 2 LOB: 3 BB: 2 P: 35	R: 0 E: 0 K: 1 S: 11	H: 1 LOB: 2 BB: 1 P: 22	1B: 5 2B: 1 3B: 0 HR: 0	SF: 0 SAC: 1 DP: 0 HBP: 0	WP: 0 PB: 0 SB: 1 CS: 0	PA: 37
---------------------	-------------------------------	----------------------------------	-------------------------------	----------------------------------	-------------------------------	----------------------------------	------------------------------	----------------------------------	------------------------------	----------------------------------	------------------------------	----------------------------------	-------------------------------	----------------------------------	-------------------------------	----------------------------------	-------------------------------	----------------------------------	----------------------------------	------------------------------------	----------------------------------	--------

PITCHER																	PITCHER																	
IP	WLS	BF	H	R	ER	SO	BB	IBB	HBP	BLK	WP	HR	S	P	ERA	WHIP	IP	WLS	BF	H	R	ER	SO	BB	IBB	HBP	BLK	WP	HR	S	P	ERA	WHIP	
6.2		24	3	0	0	3	1	0	0	0	0	0	73	114	0.00	0.600																		
0.2		6	2	2	2	0	1	1	0	0	0	0	15	29	27.00	4.500																		
1.2	W	7	1	0	0	2	1	0	0	0	0	0	19	33	0.00	1.200																		

Texas Rangers @ Seattle Mariners
The Kingdome, Seattle, WA
Thu Jun 01 1989, 10:05 PM EDT
Att. 3,558 - Dome

livebaseballscorecards.com

AB	32
R	2
H	6
RBI	2
BB	4
SO	5
LOB	16




Batter	1	2	3	4	5	6	7	8	9	AB	R	H	RBI	BB	SO	LOB
Harold Reynolds, S (1, 4) OBP: 0.360, SLG: 0.396	0-1 L7		0-1 G4-3			1-3 K	1-2 FC3-6			4	0	0	0	0	1	2
Scott Bradley, L (1, 2) OBP: 0.318, SLG: 0.418	2-1 G1-3			2-1 F8		0-0 G4-3	1-0 L8			4	0	0	0	0	0	2
Greg Briley, L (1, 7) OBP: 0.431, SLG: 0.475	2-2 G4-3			4-2 BB		3-1 HBP 1B		1-0 FC4-6 1B		3	1	2	0	1	0	0
Jeffrey Leonard, R (1, 10) OBP: 0.332, SLG: 0.476		1-1 G6-3		1-0 P3		3-2 HBP 1B		0-0 L8		3	0	0	0	0	0	2
Ken Griffey Jr., L (1, 8) OBP: 0.359, SLG: 0.512		1-2 G6-3		2-1 G3		3-0 HBP 1B		0-0 FC4-6		4	0	1	1	0	0	2
Jim Presley, R (1, 5) OBP: 0.315, SLG: 0.406		4-2 BB			2-2 HR	1-3 K		2-0 G5-3		3	1	1	1	1	1	3
Mickey Brantley, R (1, 9) OBP: 0.207, SLG: 0.204		2-2 P5			1-2 G5-3		0-2 G6-3		0-0 G5-3	4	0	0	0	0	0	1
Dave Cochrane, S (1, 3) OBP: 0.302, SLG: 0.475			2-3 K		0-2 L3		2-2 FC3-6 1B		0-1 HR	4	1	2	1	0	1	0
Omar Vizquel, S (1, 6) OBP: 0.265, SLG: 0.266			0-3 K		1-0 G3-1		1-1 FC3-6 1B			3	0	1	0	0	1	0

Inning Stats	R: 0	H: 0	E: 0	LOB: 0	K: 0	S: 7	P: 11	R: 0	H: 0	E: 0	LOB: 1	K: 0	BB: 0	S: 11	R: 0	H: 0	E: 0	LOB: 0	K: 2	BB: 0	S: 9	R: 1	H: 1	E: 0	LOB: 0	K: 0	BB: 0	S: 11	R: 1	H: 2	E: 0	LOB: 2	K: 2	BB: 0	S: 14	R: 0	H: 2	E: 0	LOB: 2	K: 0	BB: 0	S: 13	R: 0	H: 1	E: 0	LOB: 1	K: 0	BB: 0	S: 4	R: 1	H: 1	E: 0	LOB: 0	K: 0	BB: 0	S: 3	1B: 5	SF: 0	2B: 0	SAC: 0	3B: 0	DP: 0	HR: 2	HBP: 1	WP: 0	PA: 35
--------------	------	------	------	--------	------	------	-------	------	------	------	--------	------	-------	-------	------	------	------	--------	------	-------	------	------	------	------	--------	------	-------	-------	------	------	------	--------	------	-------	-------	------	------	------	--------	------	-------	-------	------	------	------	--------	------	-------	------	------	------	------	--------	------	-------	------	-------	-------	-------	--------	-------	-------	-------	--------	-------	--------

PITCHER	IP	WLS	BF	H	R	ER	SO	BB	IBB	HBP	BLK	WP	HR	S	P	ERA	WHIP
Kevin Brown, R (1, 1) ERA: 2.97	8.1	L	35	7	3	3	4	2	0	1	0	0	2	79	125	3.24	1.080

TEXAS RANGERS @ SEATTLE MARINERS
The Kingdom, Seattle, WA
Thu Jun 01 1989, 10:05 PM EDT
Att. 3,558 - Dome

AB	32
R	3
H	7
RBI	3
BB	2
SO	4
LOB	12



Batter	1	2	3	4	5	6	7	8	9	AB R H RBI BB SO LOB	TOP									
Cecil Espy, S (1, 8) OBP: 0.297, SLG: 0.312	0-0 E G6-3 1B	1-0 2-H 3-H 1B		2-0 L9			3-3 K	1-2 HR		5 2 3 3 0 1 0										
Scott Fletcher, R (1, 6) OBP: 0.335, SLG: 0.282	0-0 G6-3 1-2		0-0 G6-3		2-0 F8		2-3 K	1-3 K		5 0 0 0 0 2 1										
Rafael Palmeiro, L (1, 3) OBP: 0.419, SLG: 0.500	3-2 SAFE 2 G3 2-H 1B		4-2 HR BB		2-0 2B		1-1 BB 1B HBP		2-2 G4-1	3 2 2 1 1 0 0										
Ruben Sierra, S (1, 9) OBP: 0.345, SLG: 0.510	0-2 G3 1-2		1-1 HR		1-3 K		4-1 1B BB	2-3 K	2 4 1 1 2 1 2 2											
Julio Franco, R (1, 4) OBP: 0.403, SLG: 0.516	1-0 G5-3		0-0 HR		2-3 K		0-0 1-2 2-H 1B	1-3 K	3 5 1 2 2 0 2 2											
Rick Leach, L (1, 10) OBP: 0.400, SLG: 0.486		1-0 FC2-5 1B	0-0 G1-6-3 1B			3-2 1B	2-3 K			4 0 3 0 0 1 2										
Pete Incaviglia, R (1, 7) OBP: 0.263, SLG: 0.389		1-0 G4-1 1B FC2-5 1B	0-0 G1-6-3			1-3 K		2-2 G1-3		4 1 1 0 0 1 2										
Steve Buechele, R (1, 5) OBP: 0.330, SLG: 0.414		1-0 FC2-5 1B G4-1		2-0 G5-3		2-3 K		2-2 G6-3		4 1 0 0 0 1 3										
Chad Kreuter, S (1, 2) OBP: 0.148, SLG: 0.200		0-0 G4-1		0-2 L3		0-0 F7		2-1 HR		4 1 1 1 0 0 3										
Inning Stats	R: 1 E: 1 K: 0 S: 9	H: 2 LOB: 1 BB: 0 P: 13	R: 2 E: 0 K: 0 S: 5	H: 3 LOB: 1 BB: 0 P: 9	R: 3 E: 0 K: 0 S: 9	H: 3 LOB: 0 BB: 1 P: 14	R: 0 E: 0 K: 0 S: 5	H: 0 LOB: 0 BB: 0 P: 9	R: 0 E: 0 K: 2 S: 10	H: 1 LOB: 1 BB: 0 P: 16	R: 1 E: 0 K: 3 S: 13	H: 1 LOB: 2 BB: 1 P: 25	R: 2 E: 0 K: 1 S: 15	H: 2 LOB: 0 BB: 0 P: 23	R: 0 E: 0 K: 2 S: 9	H: 0 LOB: 0 BB: 0 P: 14	1B: 8 2B: 1 3B: 0 HR: 4	SF: 0 SAC: 0 DP: 1 HBP: 1	WP: 0 PB: 0 SB: 0 CS: 0	PA: 41
PITCHER	IP WLS BF H R ER SO BB IBB HBP BLK WP HR S P ERA WHIP																			
Bill Swift, R (1, 1) ERA: 5.35	3.0 L 16 8 6 5 0 1 0 0 0 0 0 2 23 36 15.00 3.000																			
Michael Jackson, R (4, 1) ERA: 3.63	3.2 16 3 1 1 6 1 0 1 0 0 0 0 33 60 2.46 1.091																			
Dennis Powell, L (7, 1) ERA: 4.73	2.1 9 2 2 2 4 0 0 0 0 0 0 2 28 43 7.71 0.857																			

Texas Rangers @ Seattle Mariners
The Kingdome, Seattle, WA
Fri Jun 02 1989, 10:05 PM EDT
Att: 11,797 - Unknown

livebaseballscorecards.com

AB 38
R 9
H 13
RBI 9
BB 2
SO 10
LOB 15



Batter	1	2	3	4	5	6	7	8	9	AB R H RBI BB SO LOB
Henry Cotto, R OBP: 0.313, SLG: 0.361 (1, 7)	1-2 G6-3		1-0 1B SF7 2B		2-2 G5-3		1-2 S 1B 1B		1-3 K	5 1 2 1 0 1 0
Darnell Coles, R OBP: 0.261, SLG: 0.312 (1, 3)	2-1 1B BB L5 1B		0-1 1B		1-1 G6-3 3B		0-0 P4		1-0 P2	5 1 3 0 0 0 2
Jeffrey Leonard, R OBP: 0.335, SLG: 0.476 (1, 10)	4-2 1B BB		0-1 SF7		1-1 G6-3		0-0 1B			2 0 1 3 1 0 0
Jim Presley, R OBP: 0.313, SLG: 0.403 (1, 5)	2-2 1B		0-3 K		1-3 K		0-3 K			4 0 1 0 0 3 3
Ken Griffey Jr., L OBP: 0.351, SLG: 0.500 (1, 8)	0-1 L5				1-2 G3		0-3 K			4 0 0 0 0 1 5
Jay Buhner, R OBP: 0.250, SLG: 0.500 (1, 9)		2-1 F8		3-2 2B 2B		0-1 G5-3		2-1 P2		4 1 1 0 0 0 0
Omar Vizquel, S OBP: 0.264, SLG: 0.274 (1, 6)		2-1 P4		2-1 2B		2-2 G4-3		1-1 F7		4 0 1 1 0 0 0
Mario Diaz, R OBP: 0.231, SLG: 0.229 (1, 4)		2-0 L8		0-1 G1-3			2-1 BB 1B	3-1 G4-3		2 0 0 0 0 0 1
Greg Briley, L OBP: 0.432, SLG: 0.476 (7, PH) (8, 4)										2 1 1 0 0 0 0
Bill McGuire, R OBP: 0.322, SLG: 0.413 (1, 2) (7, PH) (8, 2)			0-0 P4	0-2 P7			4-2 1B 1B		1-2 P5	2 0 0 0 0 0 1

Inning Stats	R: 0	H: 2	E: 0	K: 14	H: 0	LOB: 2	BB: 1	P: 23	R: 0	H: 0	E: 0	K: 5	H: 0	LOB: 0	BB: 0	P: 11	R: 1	H: 2	E: 0	K: 9	H: 2	LOB: 1	BB: 0	P: 10	R: 1	H: 2	E: 0	K: 14	H: 1	LOB: 0	BB: 0	P: 15	R: 0	H: 0	E: 0	K: 6	H: 3	LOB: 2	BB: 1	P: 22	R: 0	H: 0	E: 0	K: 6	H: 0	LOB: 0	BB: 0	P: 12	R: 0	H: 0	E: 0	K: 7	H: 0	LOB: 0	BB: 0	P: 10	1B: 6	SF: 1	2B: 4	SAC: 0	3B: 1	DP: 1	HR: 0	HBP: 0	WP: 0	PA: 38
--------------	------	------	------	-------	------	--------	-------	-------	------	------	------	------	------	--------	-------	-------	------	------	------	------	------	--------	-------	-------	------	------	------	-------	------	--------	-------	-------	------	------	------	------	------	--------	-------	-------	------	------	------	------	------	--------	-------	-------	------	------	------	------	------	--------	-------	-------	-------	-------	-------	--------	-------	-------	-------	--------	-------	--------

PITCHER	IP	WLS	BF	H	R	ER	SO	BB	IBB	HBP	BLK	WP	HR	S	P	ERA	WHIP
Mike Jeffcoat, L ERA: 5.06 (1, 1)	5.1	W	23	7	3	3	2	1	0	0	0	0	0	53	80	5.06	1.500
Gary Mielke, R ERA: 3.38 (6, 1)	0.2		5	2	2	2	0	1	0	0	0	0	0	12	21	27.00	4.500
Cecilio Guante, R ERA: 3.09 (7, 1)	3.0	S	10	1	0	0	3	0	0	0	0	0	0	21	30	0.00	0.333

BOTTOM

Texas Rangers @ Seattle Mariners
The Kingdome, Seattle, WA
Fri Jun 02 1989, 10:05 PM EDT
Att. 11,797 - Unknown

livebaseballscores.com

AB	35
R	5
H	10
RBI	5
BB	2
SO	5
LOB	12



Batter	1	2	3	4	5	6	7	8	9	AB R H RBI BB SO LOB
Harold Reynolds, S (1, 4) OBP: 0.358, SLG: 0.393	1-2 E S SF7 1B		0-3 K			2-1 G3			0-0 P6	4 1 1 0 0 1 0
Scott Bradley, L (1, 2) OBP: 0.309, SLG: 0.393	1-3 K 1-3		3-1 P7			2-1 P7			0-0 G4-3	4 0 0 0 0 1 1
Greg Briley, L (1, 7) OBP: 0.410, SLG: 0.455	2-2 SF7 3-H		0-2 G6-3			1-3 K			1-1 G3	3 0 0 1 0 1 0
Jeffrey Leonard, R (1, 10) OBP: 0.330, SLG: 0.468	0-3 K			0-0 P4			1-0 G3			3 0 0 0 0 1 0
Ken Griffey Jr., L (1, 8) OBP: 0.351, SLG: 0.494		4-1 S BB		2-1 G6-3			1-3 K			2 0 0 0 1 1 0
Jim Presley, R (1, 5) OBP: 0.308, SLG: 0.395		2-3 SAFE K 1-3		0-3 K			1-3 K			3 0 0 0 0 3 1
Jay Buhner, R (1, 9) OBP: 0.143, SLG: 0.286		2-3 K			2-3 K			3-3 K		3 0 0 0 0 3 1
Dave Cochrane, S (1, 3) OBP: 0.304, SLG: 0.452		4-2 BB			0-0 G4-3			0-1 G4-3		2 0 0 0 1 0 0
Omar Vizquel, S (1, 6) OBP: 0.258, SLG: 0.267		1-1 L4			1-0 F7			3-2 G4-3		3 0 0 0 0 0 2

Inning Stats	R: 1 E: 0 K: 2 S: 13	H: 1 LOB: 0 BB: 0 P: 17	R: 0 E: 0 K: 2 S: 12	H: 0 LOB: 2 BB: 2 P: 25	R: 0 E: 0 K: 1 S: 8	H: 0 LOB: 0 BB: 0 P: 11	R: 0 E: 0 K: 1 S: 6	H: 0 LOB: 0 BB: 0 P: 8	R: 0 E: 0 K: 1 S: 5	H: 0 LOB: 0 BB: 0 P: 8	R: 0 E: 0 K: 2 S: 7	H: 0 LOB: 0 BB: 0 P: 12	R: 0 E: 0 K: 2 S: 8	H: 0 LOB: 0 BB: 0 P: 11	R: 0 E: 0 K: 1 S: 8	H: 0 LOB: 0 BB: 0 P: 14	R: 0 E: 0 K: 0 S: 4	H: 0 LOB: 0 BB: 0 P: 5	1B: 1 2B: 0 3B: 0 HR: 0	SF: 1 SAC: 0 DP: 0 HBP: 0	WP: 0 PB: 0 SB: 3 CS: 0	PA: 30
--------------	-------------------------------	----------------------------------	-------------------------------	----------------------------------	------------------------------	----------------------------------	------------------------------	---------------------------------	------------------------------	---------------------------------	------------------------------	----------------------------------	------------------------------	----------------------------------	------------------------------	----------------------------------	------------------------------	---------------------------------	----------------------------------	------------------------------------	----------------------------------	--------

PITCHER	IP	WLS	BF	H	R	ER	SO	BB	IBB	HBP	BLK	WP	HR	S	P	ERA	WHIP	PITCHER	IP	WLS	BF	H	R	ER	SO	BB	IBB	HBP	BLK	WP	HR	S	P	ERA	WHIP		
Nolan Ryan, R (1, 1) ERA: 3.14	9.0	W	30	1	1	0	11	2	0	0	0	0	0	71	111	0.00	0.333																				

BOTTOM

Texas Rangers @ Seattle Mariners
The Kingdome, Seattle, WA
Sat Jun 03 1989, 10:05 PM EDT
Att. 24,601 - Dome

livebaseballscorecards.com

AB	27
R	1
H	1
RBI	1
BB	2
SO	11
LOB	5



Texas Rangers @ Seattle Mariners
 The Kingdome, Seattle, WA
 Sun Jun 04 1989, 6:33 AM EDT
 Att. 11,784 - Dome

livebaseballscorecards.com

AB	28
R	1
H	4
RBI	1
BB	5
SO	8
LOB	17



AB R H RBI BB SO LOB

3	0	0	0	0	3	0
0	0	0	0	1	0	0
2	0	0	0	2	0	1
3	0	0	0	1	0	2
4	1	2	0	0	0	2
3	0	0	1	0	2	1
3	0	2	0	1	1	0
0	0	0	0	0	0	0
3	0	0	0	0	0	2
3	0	0	0	0	0	4
1	0	0	0	0	1	2
3	0	0	0	0	1	3

Batter	1	2	3	4	5	6	7	8	9
Jeff Kunkel, R (1, 8) OBP: 0.299, SLG: 0.484 Cecil Espy, S (8, PH) OBP: 0.304, SLG: 0.309 (8, 8)	0-3 K		1-3 K			0-3 K		4-0 FC4-6 BB	
Scott Fletcher, R (1, 6) OBP: 0.338, SLG: 0.279	4-1 L6 BB		3-2 G5-3			4-1 G4-6-3 BB		1-0 FC4-6 BB 1-2f	
Rafael Palmeiro, L (1, 3) OBP: 0.409, SLG: 0.483	3-2 L6 1-2		1-0 L7			1-2 G4-6-3 1-2f		4-1 BB 1-2	
Ruben Sierra, S (1, 9) OBP: 0.351, SLG: 0.528		2-0 HBP BB 1B		0-1 G5-3			0-2 E SF9 1B	2-1 G4-3	
Julio Franco, R (1, 4) OBP: 0.388, SLG: 0.497		0-3 K		2-2 L8			0-0 SF9 1-H		3-3 K
Jim Sundberg, R (1, 2) OBP: 0.373, SLG: 0.483 Chad Kreuter, S (9, PR) OBP: 0.129, SLG: 0.172		4-2 HBP 1-2 BB		2-3 K			0-0 G4-3 2B		1-1 G5-3 1B
Pete Incaviglia, R (1, 7) OBP: 0.262, SLG: 0.385		3-2 1-2 2-3 HBP				1-0 F3		0-1 G4-3 2-3	0-0 G5-3 1-2
Buddy Bell, R (1, 10) OBP: 0.200, SLG: 0.167 Rick Leach, L (9, PH) OBP: 0.400, SLG: 0.468		3-2 F4				2-0 G5-3		0-0 L8	1-3 K
Steve Buechele, R (1, 5) OBP: 0.323, SLG: 0.405		1-3 K				2-1 F9		0-0 F8	

Inning Stats	R: 0	H: 0	E: 0	K: 1	S: 7	P: 14	R: 0	H: 1	E: 0	K: 2	S: 16	P: 29	R: 0	H: 0	E: 0	K: 1	S: 7	P: 12	R: 0	H: 0	E: 0	K: 1	S: 9	P: 13	R: 0	H: 0	E: 0	K: 0	S: 4	P: 9	R: 1	H: 2	E: 1	K: 0	S: 8	P: 8	R: 0	H: 0	E: 0	K: 0	S: 5	P: 16	R: 0	H: 1	E: 0	K: 2	S: 10	P: 15	1B: 3	SF: 1	2B: 2	SAC: 0	3B: 0	DP: 2	HR: 0	HBP: 1	WP: 0	PA: 35
--------------	------	------	------	------	------	-------	------	------	------	------	-------	-------	------	------	------	------	------	-------	------	------	------	------	------	-------	------	------	------	------	------	------	------	------	------	------	------	------	------	------	------	------	------	-------	------	------	------	------	-------	-------	-------	-------	-------	--------	-------	-------	-------	--------	-------	--------

PITCHER	IP	WLS	BF	H	R	ER	SO	BB	IBB	HBP	BLK	WP	HR	S	P	ERA	WHIP
Randy Johnson, L (1, 1) ERA: 5.06	7.0	W	26	3	1	0	6	3	0	1	0	0	0	59	98	0.00	0.857
Jerry Reed, R (8, 1) ERA: 3.58	0.2		3	0	0	0	0	1	0	0	0	0	0	2	7	0.00	1.500
Dennis Powell, L (8, 1) ERA: 4.73	0.0		1	0	0	0	0	1	0	0	0	0	0	1	5	∞	∞
Mike Schooler, R (8, 1) ERA: 1.61	1.1	S	5	1	0	0	2	0	0	0	0	0	0	12	19	0.00	0.750

Batter	1	2	3	4	5	6	7	8	9	AB	R	H	RBI	BB	SO	LOB
Harold Reynolds, S (1, 4) OBP: 0.360, SLG: 0.390	2-0 F8	4-2 HBP		2-0 G4-3		4-1 FC6-4 BB				2	0	0	0	1	0	1
Scott Bradley, L (1, 2) OBP: 0.306, SLG: 0.386	3-2 G4-3	1-1 G1-3			0-1 1B	0-0 FC6-4				4	0	1	0	0	0	5
Greg Briley, L (1, 7) OBP: 0.415, SLG: 0.464 Henry Cotto, R (9, 7) OBP: 0.313, SLG: 0.361	1-0 E BB HBP		3-2 2B		1-0 L9		0-0 G4-3			3	0	1	0	0	0	1
Jeffrey Leonard, R (1, 10) OBP: 0.329, SLG: 0.461	4-2 E BB		3-2 G3		0-0 F9		1-2 F3			3	0	0	0	1	0	1
Ken Griffey Jr., L (1, 8) OBP: 0.349, SLG: 0.506	1-0 E3		0-0 G3		3-2 L4		2-2 HR			4	1	1	1	0	0	3
Jim Presley, R (1, 5) OBP: 0.306, SLG: 0.410	0-3 K			2-1 HR		1-0 L6		1-3 K		4	1	1	1	0	2	3
Jay Buhner, R (1, 9) OBP: 0.182, SLG: 0.364		1-1 G4-1 FC5-2 2B		2-2 F4		2-1 P3		0-3 K		4	0	1	0	0	1	0
Dave Cochrane, S (1, 3) OBP: 0.320, SLG: 0.432		0-0 G4-1		0-0 F8		4-2 1B BB		4-2 CS BB		2	0	0	0	2	0	1
Omar Vizquel, S (1, 6) OBP: 0.266, SLG: 0.275		0-2 FC5-2 HBP		1-2 1B		1-1 BB 1B		3-3 SAFE K		4	0	2	0	0	1	2


Inning Stats	R: 0	H: 0	E: 1	K: 1	S: 11	LOB: 3	BB: 1	P: 22	R: 0	H: 1	E: 0	K: 0	S: 12	LOB: 2	BB: 0	P: 18	R: 0	H: 1	E: 0	K: 0	S: 7	LOB: 0	BB: 0	P: 13	R: 1	H: 2	E: 0	K: 0	S: 16	LOB: 1	BB: 0	P: 23	R: 0	H: 1	E: 0	K: 0	S: 7	LOB: 1	BB: 0	P: 11	R: 0	H: 1	E: 0	K: 1	S: 9	LOB: 3	BB: 2	P: 21	R: 1	H: 1	E: 0	K: 1	S: 12	LOB: 0	BB: 0	P: 16	R: 0	H: 0	E: 0	K: 2	S: 9	LOB: 0	BB: 1	P: 16
1B: 3	SF: 0	2B: 2	SAC: 0	3B: 0	DP: 0	HR: 2	HBP: 2	WP: 0	PA: 36																																																							

PITCHER	IP	WLS	BF	H	R	ER	SO	BB	IBB	HBP	BLK	WP	HR	S	P	ERA	WHIP
Charlie Hough, R (1, 1) ERA: 5.46	7.0	L	33	7	2	2	2	3	0	2	0	0	2	74	124	2.57	1.429
Kenny Rogers, L (8, 1) ERA: 1.73	1.0		3	0	0	0	2	1	0	0	0	0	0	9	16	0.00	1.000

TEXAS RANGERS @ SEATTLE MARINERS
The Kingdome, Seattle, WA
Sun Jun 04 1989, 6:33 AM EDT
Att. 11,784 - Dome

livebaseballscorecards.com

AB	30
R	2
H	7
RBI	2
BB	4
SO	4
LOB	17



Batter	1	2	3	4	5	6	7	8	9	AB R H RBI BB SO LOB	TOP
Dave Gallagher, R (1, 8) OBP: 0.374, SLG: 0.351	3-2 G5-3			0-1 G4-3		4-2 FC6-4 BB			2-1 G4-3 1B	3 1 1 0 1 0 0	
Ozzie Guillen, L (1, 6) OBP: 0.257, SLG: 0.286	0-1 G6-3			0-1 G4-3		1-0 FC6-4 1-2f			0-1 G4-3 1-2	4 0 0 0 0 0 2	
Harold Baines, L (1, 10) OBP: 0.410, SLG: 0.447	1-0 G4-3			4-0 BB			1-0 L7		3-2 G4-3 2-3	0 0 0 0 0 0 0	
Ron Kittle, R (1, 3) OBP: 0.376, SLG: 0.529		2-1 G4-3		1-2 G5-3			1-2 1B		3-2 1B	4 0 2 1 0 0 1	
Carlos Martinez, R (9, PR) OBP: 0.260, SLG: 0.329									3-H 1-3 1B	0 0 0 0 0 0 0	
Ivan Calderon, R (1, 9) OBP: 0.317, SLG: 0.417		1-2 G6-3			1-2 G1		2-3 K			4 0 0 0 0 2 2	
Carlton Fisk, R (1, 2) OBP: 0.244, SLG: 0.366		2-3 K			1-2 G5-3		0-1 L7			3 0 0 0 0 1 1	
Dan Pasqua, L (1, 7) OBP: 0.338, SLG: 0.453				2-3 K	1-1 L1			4-2 G4-6-3 BB		2 0 0 0 1 1 0	
Fred Manrique, R (1, 4) OBP: 0.402, SLG: 0.488		3-1 G5-3			2-3 K			0-3 K		0 0 0 0 0 0 0	
Eddie Williams, R (1, 5) OBP: 0.352, SLG: 0.359				2-2 L7		3-3 K		0-0 G4-6-3 1-2f		2 0 0 0 0 1 0	
Greg Walker, L (8, PH) OBP: 0.247, SLG: 0.289										1 0 0 0 0 0 1	
Steve Lyons, L (8, 5) OBP: 0.301, SLG: 0.289										0 0 0 0 0 0 0	
Inning Stats	R: 0 E: 0 K: 0 S: 6 H: 0 LOB: 0 BB: 0 P: 10	R: 0 E: 0 K: 1 S: 9 H: 0 LOB: 0 BB: 0 P: 14	R: 0 E: 0 K: 1 S: 8 H: 0 LOB: 0 BB: 0 P: 15	R: 0 E: 0 K: 0 S: 7 H: 0 LOB: 1 BB: 1 P: 12	R: 0 E: 0 K: 0 S: 8 H: 0 LOB: 0 BB: 0 P: 11	R: 0 E: 0 K: 2 S: 11 H: 0 LOB: 1 BB: 1 P: 21	R: 0 E: 0 K: 1 S: 9 H: 1 LOB: 1 BB: 0 P: 13	R: 0 E: 0 K: 1 S: 8 H: 0 LOB: 0 BB: 1 P: 12	R: 1 E: 0 K: 1 S: 13 H: 2 LOB: 1 BB: 0 P: 22	1B: 3 2B: 0 3B: 0 HR: 0 SF: 0 SAC: 0 DP: 1 HBP: 0	WP: 0 PB: 0 SB: 0 CS: 0 PA: 32
PITCHER	IP WLS BF H R ER SO BB IBB HBP BLK WP HR S P ERA WHIP										
Kevin Brown, R (1, 1) ERA: 2.76	8.2 W 31 3 1 1 6 3 0 0 0 0 0 0 76 126 1.04 0.692										
Jeff Russell, R (9, 1) ERA: 1.33	0.1 S 1 0 0 0 1 0 0 0 0 0 0 0 3 4 0.00 0.000										

Chicago White Sox @ Texas Rangers
Arlington Stadium, Arlington, TX

Tue Jun 06 1989, 8:05 PM EDT
Att. 13,486 - Unknown - 87 F

livebaseballscorecards.com

AB	23
R	1
H	3
RBI	1
BB	2
SO	5
LOB	7



Batter	1	2	3	4	5	6	7	8	9	AB	R	H	RBI	BB	SO	LOB
Cecil Espy, S OBP: 0.311, SLG: 0.313 (1, 8)	F9		B5-3 BLK 1B			4-2 CS BB		1-0 E 1B		3	2	2	0	1	0	0
Scott Fletcher, R OBP: 0.339, SLG: 0.281 (1, 6)	HBP		B5-3			L9		L9		3	0	0	0	0	0	3
Rafael Palmeiro, L OBP: 0.412, SLG: 0.483 (1, 3)	L8		4-1 3B BB			3-0 CS 1-2		4-2 G1-6-3 BB		2	1	1	1	2	0	1
Ruben Sierra, S OBP: 0.351, SLG: 0.541 (1, 9)	F7		1-2 3B			0-0 F8		0-0 FC3-6		4	0	1	1	0	0	3
Julio Franco, R OBP: 0.390, SLG: 0.515 (1, 4)			1-0 G1-3			1-2 G1-6-3				3	0	1	0	0	0	2
Rick Leach, L OBP: 0.400, SLG: 0.457 (1, 7)			4-1 BB			0-3 K		2-0 G3-6-3 1B		2	0	1	0	1	1	0
Kevin Reimer, L (1, 10)			0-2 L9-2			2-2 P6		0-0 G3-6-3		3	0	0	0	0	0	3
Steve Buechele, R OBP: 0.328, SLG: 0.404 (1, 5)			3-2 F8			0-0 P6		0-2 G5-3		3	0	0	0	0	0	1
Chad Kreuter, S OBP: 0.118, SLG: 0.156 (1, 2)			2-3 K			0-0 L7		3-2 G3-1		3	0	0	0	0	1	0

Inning Stats	R: 0	H: 0	E: 0	K: 0	S: 9	R: 0	H: 1	E: 0	K: 0	S: 8	R: 2	H: 2	E: 0	K: 1	S: 10	R: 0	H: 0	E: 0	K: 1	S: 7	R: 0	H: 0	E: 0	K: 0	S: 5	R: 0	H: 1	E: 0	K: 0	S: 5	R: 1	H: 2	E: 1	K: 0	S: 10	1B: 4	2B: 1	3B: 2	HR: 0	SF: 0	SAC: 0	DP: 3	HBP: 1	WP: 0	PB: 0	SB: 1	CS: 1	PA: 32
--------------	------	------	------	------	------	------	------	------	------	------	------	------	------	------	-------	------	------	------	------	------	------	------	------	------	------	------	------	------	------	------	------	------	------	------	-------	-------	-------	-------	-------	-------	--------	-------	--------	-------	-------	-------	-------	--------

PITCHER	IP	WLS	BF	H	R	ER	SO	BB	IBB	HBP	BLK	WP	HR	S	P	ERA	WHIP
Melido Perez, R ERA: 6.02 (1, 1)	7.0	L	26	4	2	2	2	4	0	0	1	0	0	52	93	2.57	1.143
Donn Pall, R ERA: 3.58 (8, 1)	1.0		5	2	1	0	0	0	0	0	0	0	0	10	15	0.00	2.000

BOTTOM

Chicago White Sox @ Texas Rangers
Arlington Stadium, Arlington, TX
Tue Jun 06 1989, 8:05 PM EDT
Att: 13,486 - Unknown - 87 F

livebaseballscorecards.com

AB	26
R	3
H	6
RBI	2
BB	4
SO	2
LOB	13



Batter	1	2	3	4	5	6	7	8	9	AB R H RBI BB SO LOB	TOP																
Dave Gallagher, R (1, 8) OBP: 0.378, SLG: 0.356	1-3 K		1-3 K		1-2 1B		2-1 G4-3 1B	2-2 1B		5 0 3 0 0 2 1																	
Fred Manrique, R (1, 4) OBP: 0.389, SLG: 0.470	2-2 G5-3		3-3 K		0-3 K		1-1 G4-3	1-1 G5-3		0 0 0 0 0 0 0																	
Steve Lyons, L (6, 4) OBP: 0.298, SLG: 0.286							1-2			2 0 0 0 0 0 3																	
Harold Baines, L (1, 10) OBP: 0.405, SLG: 0.441	1-1 L8				0-0 G4-3		1-3 K		0-1 1B	0 0 0 0 0 0 0																	
Ron Kittle, R (1, 3) OBP: 0.385, SLG: 0.554		2-2 1B 1B		2-2 G6-3		0-0 HR		1-2 2B SF8 1B	0-1 SH5-4	4 1 3 1 0 0 0																	
Daryl Boston, L (8, PR) OBP: 0.297, SLG: 0.250										0 1 0 0 0 0 0																	
Ivan Calderon, R (1, 9) OBP: 0.327, SLG: 0.428		0-0 1B G6-3 1B		0-0 1B BB 1B		0-0 G4-3		0-0 SF8 1B 2B	4-0 IBB	4 2 3 0 1 0 0																	
Carlton Fisk, R (1, 2) OBP: 0.240, SLG: 0.341		1-3 K		4-0 1B 1B BB		0-3 K		2-2 SF8	1-1 F9	3 1 0 1 1 2 4																	
Carlos Martinez, R (1, 7) OBP: 0.282, SLG: 0.329		2-1 G6-3		1-2 1B 1B		4-0 1B BB		2-3 3-H 1B SF7 IBB	2-3 P4	3 1 1 1 2 0 4																	
Ozzie Guillen, L (1, 6) OBP: 0.264, SLG: 0.293			0-0 G4-3		0-2 FC6-4 1B		1-1 SAFE 1B	0-0 1B		4 0 3 2 0 0 0																	
Eddie Williams, R (1, 5) OBP: 0.350, SLG: 0.358			1-1 1B		2-0 FC6-4		2-3 K	0-1 SF7		3 0 1 1 0 1 2																	
Inning Stats	R: 0 E: 0 K: 1 S: 9	H: 0 LOB: 0 BB: 0 P: 13	R: 0 E: 0 K: 1 S: 9	H: 2 LOB: 1 BB: 0 P: 14	R: 0 E: 0 K: 2 S: 11	H: 1 LOB: 1 BB: 0 P: 16	R: 2 E: 0 K: 0 S: 16	H: 3 LOB: 2 BB: 1 P: 26	R: 0 E: 0 K: 1 S: 7	H: 1 LOB: 0 BB: 0 P: 8	R: 1 E: 0 K: 1 S: 7	H: 2 LOB: 2 BB: 1 P: 12	R: 0 E: 0 K: 2 S: 10	H: 1 LOB: 1 BB: 0 P: 16	R: 3 E: 0 K: 0 S: 21	H: 4 LOB: 2 BB: 1 P: 28	R: 0 E: 0 K: 0 S: 10	H: 1 LOB: 2 BB: 1 P: 16	1B: 13 2B: 1 3B: 0 HR: 1	SF: 2 SAC: 1 DP: 1 HBP: 0	WP: 0 PB: 0 SB: 0 CS: 0	PA: 43					
PITCHER	IP WLS BF H R ER SO BB IBB HBP BLK WP HR S P ERA WHIP																										
Mike Jeffcoat, L (1, 1) ERA: 5.0	3.2		17	6	2	2	4	1	0	0	0	0	0	44	66	4.91	1.909										
Gary Mielke, R (4, 1) ERA: 3.68	2.0		8	2	1	1	2	1	0	0	0	0	1	13	20	4.50	1.500										
Drew Hall, L (6, 1) ERA: 4.97	1.1		5	2	0	0	2	0	0	0	0	0	0	12	19	0.00	1.500										
Cecilio Guante, R (8, 1) ERA: 3.9	0.1	L	4	2	3	3	0	0	1	0	0	0	0	11	15	81.00	6.000										
Kenny Rogers, L (8, 1) ERA: 1.59	1.2		9	3	0	0	0	0	1	0	0	0	0	20	29	0.00	1.800										

Chicago White Sox @ Texas Rangers
Arlington Stadium, Arlington, TX
Wed Jun 07 1989, 8:05 PM EDT
Att. 12,257 - Unknown - 77 F

livebaseballscorecards.com

AB	28
R	6
H	14
RBI	6
BB	4
SO	5
LOB	14



Batter	1	2	3	4	5	6	7	8	9	AB	R	H	RBI	BB	SO	LOB
Cecil Espy, S OBP: 0.318, SLG: 0.340 (1, 8)	0-0 HR		2-1 FC1-5-2-6 2B		2-1 F8		2-2 1B		0-1 G4-3	5	1	3	2	0	0	2
Scott Fletcher, R OBP: 0.338, SLG: 0.277 (1, 6)	1-2 G5-3		2-1 FC1-5-2-6 2-H			2-3 K	4-0 1-2 BB			3	0	0	0	1	1	1
Rafael Palmeiro, L OBP: 0.405, SLG: 0.474 (1, 3)	2-1 F9		0-1 P4			1-0 G3	1-3 K			4	0	0	0	0	1	3
Ruben Sierra, S OBP: 0.346, SLG: 0.531 (1, 9)	2-1 G5-3			0-0 F8		1-0 G5-3		1-0 L6		4	0	0	0	0	0	0
Julio Franco, R OBP: 0.391, SLG: 0.515 (1, 4)		2-2 FC5-4 1B		1-2 F9			1-0 BB 2B 1B	1-2 G6-3		4	1	2	0	0	0	0
Steve Buechele, R OBP: 0.327, SLG: 0.398 (1, 5)		1-2 FC5-4 1-2f		1-2 G6-3			4-0 2B 1-2 SF8 BB	2-3 K		3	1	0	0	1	1	1
Pete Incaviglia, R OBP: 0.257, SLG: 0.379 (1, 7)		3-2 P2			0-0 F9		1-1 SF8 1B 2B		2-3 K	4	1	1	1	0	1	1
Buddy Bell, R OBP: 0.217, SLG: 0.203 (1, 10)		2-1 F8			2-0 2B		0-0 P4		1-2 1B	4	0	2	0	0	0	3
Jeff Kunkel, R OBP: 0.286, SLG: 0.463 (9, PR)										0	0	0	0	0	0	0
Jim Sundberg, R OBP: 0.347, SLG: 0.444 (1, 2)			1-2 G5-3			3-2 G5-3			0-0 P6	2	0	0	0	0	0	1
Rick Leach, L OBP: 0.396, SLG: 0.457 (7, PH)										0	0	0	1	0	0	0
Chad Kreuter, S OBP: 0.118, SLG: 0.156 (8, 2)										0	0	0	0	0	0	0
Kevin Reimer, L OBP: 0.118, SLG: 0.156 (9, PH)										1	0	0	0	0	0	1

Inning Stats	R: 1	H: 1	E: 0	K: 0	S: 8	R: 0	H: 1	E: 0	K: 0	S: 13	R: 0	H: 1	E: 0	K: 0	S: 9	R: 0	H: 0	E: 0	K: 0	S: 7	R: 0	H: 1	E: 0	K: 0	S: 7	R: 0	H: 0	E: 0	K: 1	S: 14	R: 3	H: 3	E: 0	K: 1	S: 14	R: 0	H: 0	E: 0	K: 1	S: 10	R: 0	H: 1	E: 0	K: 1	S: 9	1B: 4	2B: 3	3B: 0	HR: 1	SF: 1	SAC: 0	DP: 0	HBP: 0	WP: 0	PB: 0	SB: 2	CS: 0	PA: 37
--------------	------	------	------	------	------	------	------	------	------	-------	------	------	------	------	------	------	------	------	------	------	------	------	------	------	------	------	------	------	------	-------	------	------	------	------	-------	------	------	------	------	-------	------	------	------	------	------	-------	-------	-------	-------	-------	--------	-------	--------	-------	-------	-------	-------	--------

PITCHER	IP	WLS	BF	H	R	ER	SO	BB	IBB	HBP	BLK	WP	HR	S	P	ERA	WHIP
Steve Rosenberg, L ERA: 3.83 (1, 1)	6.0		24	5	3	3	1	1	0	0	0	0	1	50	87	4.50	1.000
Shawn Hillegas, R ERA: 6.15 (7, 1)	0.1		2	1	0	0	0	0	0	0	0	0	0	3	4	0.00	3.000
Donn Pall, R ERA: 3.55 (7, 1)	0.1		3	1	1	1	0	1	0	0	0	0	0	6	12	27.00	6.000
Ken Patterson, L ERA: 4.91 (7, 1)	0.1	W	1	0	0	0	1	0	0	0	0	0	0	4	5	0.00	0.000
Bobby Thigpen, R ERA: 3.77 (8, 1)	2.0	S	7	1	0	0	2	0	0	0	0	0	0	19	26	0.00	0.500

BOTTOM

Chicago White Sox @ Texas Rangers
Arlington Stadium, Arlington, TX
Wed Jun 07 1989, 8:05 PM EDT
Att: 12,257 - Unknown - 77 F

livebaseballscorecards.com

AB	34
R	4
H	8
RBI	4
BB	2
SO	4
LOB	13



Batter	1	2	3	4	5	6	7	8	9	AB R H RBI BB SO LOB	TOP											
Dave Gallagher, R (1, 8) OBP: 0.379, SLG: 0.354	2-3 K		1-1 F8		4-2 1B 1B BB		1-2 L8		1-1 1-2 2-H 1B	4 1 1 1 1 1 0												
Steve Lyons, L (1, 4) OBP: 0.295, SLG: 0.283	3-1 L8			0-1 L3	2-1 1B 1B			0-0 F9	3-2 G4-3	5 0 1 1 0 0 2												
Harold Baines, L (1, 10) OBP: 0.411, SLG: 0.477	1-2 G6-3			0-0 HR	0-0 1B			1-2 HR		0 2 0 0 0 0 0												
Ron Kittle, R (1, 3) OBP: 0.382, SLG: 0.565		1-3 K		2-2 HR	0-3 K			1-3 K		4 1 1 1 0 3 2												
Ivan Calderon, R (1, 9) OBP: 0.325, SLG: 0.438		2-0 HR		1-1 G5-3		0-3 K		1-0 G6-3		4 1 1 1 0 1 0												
Dan Pasqua, L (1, 7) OBP: 0.333, SLG: 0.429		3-2 L9		1-3 K		1-1 G3-1		4-2 FC1-6-5 G5-3 BB		3 0 0 0 1 1 0												
Carlton Fisk, R (1, 2) OBP: 0.222, SLG: 0.313		1-2 G6-3			1-3 K	2-1 L9		2-2 G5-3		4 0 0 0 0 1 1												
Ozzie Guillen, L (1, 6) OBP: 0.260, SLG: 0.288			0-0 L9		1-2 F8		0-0 L8	0-0 FC1-6-5 1B		4 1 0 0 0 0 1												
Eddie Williams, R (1, 5) Carlos Martinez, R (9, PR) OBP: 0.282, SLG: 0.329			2-2 G4-3		1-0 1B HBP		3-2 L9	4-2 1B BB		2 1 0 0 1 0 0 0 0 0 0 0 0 0												
Inning Stats	R: 0 E: 0 K: 1 S: 8	H: 0 LOB: 0 BB: 0 P: 14	R: 1 E: 0 K: 1 S: 10	H: 1 LOB: 0 BB: 0 P: 17	R: 0 E: 0 K: 0 S: 6	H: 0 LOB: 0 BB: 0 P: 9	R: 2 E: 0 K: 1 S: 11	H: 2 LOB: 0 BB: 0 P: 15	R: 2 E: 0 K: 2 S: 16	H: 2 LOB: 2 BB: 1 P: 25	R: 0 E: 0 K: 1 S: 7	H: 0 LOB: 0 BB: 0 P: 10	R: 0 E: 0 K: 0 S: 8	H: 0 LOB: 0 BB: 0 P: 12	R: 1 E: 0 K: 1 S: 8	H: 1 LOB: 0 BB: 0 P: 11	R: 1 E: 0 K: 0 S: 16	H: 1 LOB: 2 BB: 2 P: 30	1B: 3 2B: 0 3B: 0 HR: 4	SF: 0 SAC: 0 DP: 0 HBP: 1	WP: 0 PB: 0 SB: 0 CS: 0	PA: 38
PITCHER	IP WLS BF H R ER SO BB IBB HBP BLK WP HR S P ERA WHIP												PITCHER	IP WLS BF H R ER SO BB IBB HBP BLK WP HR S P ERA WHIP								
Nolan Ryan, R (1, 1) ERA: 3.46	8.0 W 32 6 6 6 7 1 0 1 0 0 4 74 113 6.75 0.875																					
Drew Hall, L (9, 1) ERA: 5.4	0.2 5 1 1 1 0 2 0 0 0 0 0 0 12 23 13.50 4.500																					
Jeff Russell, R (9, 1) ERA: 1.32	0.1 S 1 0 0 0 0 0 0 0 0 0 0 0 4 7 0.00 0.000																					

Chicago White Sox @ Texas Rangers
Arlington Stadium, Arlington, TX
Thu Jun 08 1989, 8:05 PM EDT
Att. 27,669 - Unknown - 84 F

livebaseballscorecards.com

AB	30
R	7
H	4
RBI	4
BB	3
SO	7
LOB	6



Batter	1	2	3	4	5	6	7	8	9	AB R H RBI BB SO LOB	TOP
Glenn Hubbard, R (1, 4) OBP: 0.356, SLG: 0.460 Tony Phillips, S (6, PH) OBP: 0.371, SLG: 0.382 (6, 4)	2-1 G1-4-3 1B	2-1 G6-3		0-0 G3		0-1 1B PB 1B		0-1 E3 G4-6-3 BB		3 0 1 0 0 0 1 2 1 1 0 0 0 0	
Dave Henderson, R (1, 8) OBP: 0.352, SLG: 0.423	1-2 G1-4-3 1-2f		4-2 CS 1B BB	4-0 S BB		0-0 PB 1B		4-1 G4-6-3 BB		2 0 1 1 3 0 1	
Dave Parker, L (1, 10) OBP: 0.313, SLG: 0.440	2-2 BB HR 2B		1-0 CS 1B	2-2 G3-1		4-1 1-2 3-H IBB		0-0 G4-6-3 1-2f 2-3		4 1 2 0 1 0 4	
Ron Hassey, L (1, 2) OBP: 0.265, SLG: 0.373 Lance Blankenship, R (5, PH) OBP: 0.304, SLG: 0.386 (5, 9) Luis Polonia, L (6, PH) OBP: 0.306, SLG: 0.358 (6, 7)	4-1 BB HR BB		3-3 K 1-2 2-3		1-3 K	3-3 K		2-1 G4-3		1 1 0 0 1 1 2 1 0 0 0 0 1 0 2 0 0 0 0 1 3	
Carney Lansford, R (1, 5) OBP: 0.413, SLG: 0.456	4-2 HR BB		0-0 P3		1-0 G5-3		1-1 F9		3-1 G1-3	4 1 0 0 1 0 1	
Mark McGwire, R (1, 3) OBP: 0.328, SLG: 0.497	3-2 HR			4-1 2B BB	1-1 F8		0-1 1B		3-3 K	4 2 2 4 1 1 0	
Terry Steinbach, R (1, 7) OBP: 0.379, SLG: 0.431 (5, 2)	0-0 F9			1-1 2B 2B		2-2 G5-3	1-1 1B		1-3 K	5 1 2 0 0 1 0	
Stan Javier, S (1, 9) OBP: 0.327, SLG: 0.344 (5, 7) (6, 9)			1-0 F9	1-2 G3 2B		1-0 L6	0-1 F9			4 0 1 2 0 0 2	
Mike Gallego, R (1, 6) OBP: 0.340, SLG: 0.369		1-2 G5-3		2-3 K		0-0 1B 1B	0-1 P3			4 1 1 0 0 1 3	
Inning Stats	R: 4 H: 3 E: 0 LOB: 0 K: 0 BB: 2 S: 18 P: 34	R: 0 H: 0 E: 0 LOB: 0 K: 0 BB: 0 S: 7 P: 11	R: 0 H: 1 E: 0 LOB: 1 K: 1 BB: 1 S: 7 P: 15	R: 2 H: 2 E: 0 LOB: 2 K: 1 BB: 2 S: 14 P: 28	R: 0 H: 0 E: 0 LOB: 0 K: 1 BB: 0 S: 6 P: 9	R: 2 H: 3 E: 0 LOB: 2 K: 1 BB: 1 S: 13 P: 23	R: 0 H: 2 E: 0 LOB: 2 K: 0 BB: 0 S: 10 P: 12	R: 0 H: 0 E: 1 LOB: 1 K: 0 BB: 1 S: 6 P: 12	R: 0 H: 0 E: 0 LOB: 0 K: 2 BB: 0 S: 8 P: 15	1B: 7 SF: 0 2B: 4 SAC: 0 3B: 0 DP: 3 HR: 1 HBP: 0	WP: 0 PA: 43 PB: 1 SB: 1 CS: 2
PITCHER Charlie Hough, R (1, 1) ERA: 6.06 Gary Mielke, R (4, 1) ERA: 3.38 Drew Hall, L (4, 1) ERA: 5.28 Cecilio Guante, R (6, 1) ERA: 3.74 Kenny Rogers, L (8, 1) ERA: 1.53	IP WLS BF H R ER SO BB IBB HBP BLK WP HR S P ERA WHIP 3.0 0 16 5 6 6 1 4 0 0 0 0 1 35 68 18.00 3.000 0.2 0 4 1 0 0 1 1 0 0 0 0 0 7 14 0.00 3.000 2.0 0 7 1 1 1 1 0 0 0 0 0 0 16 24 4.50 0.500 1.1 W 11 4 1 0 1 1 1 1 0 0 0 0 20 33 0.00 3.750 1.0 0 2 0 0 0 0 0 0 0 0 0 0 3 5 0.00 0.000	PITCHER Jeff Russell, R (9, 1) ERA: 1.27 IP WLS BF H R ER SO BB IBB HBP BLK WP HR S P ERA WHIP 1.0 S 3 0 0 0 2 0 0 0 0 0 0 0 8 15 0.00 0.000									

Oakland Athletics @ Texas Rangers
 Arlington Stadium, Arlington, TX
 Fri Jun 09 1989, 8:05 PM EDT
 Att: 35,799 - Unknown

livebaseballscorecards.com

AB 36
R 8
H 11
RBI 7
BB 7
SO 6
LOB 17



Batter	1	2	3	4	5	6	7	8	9	AB	R	H	RBI	BB	SO	LOB
Cecil Espy, S OBP: 0.317, SLG: 0.335 (1, 8)	3-2 F9	0-0 E 1B		1-1 B3	1-0 L7		2-3 K			5	0	1	1	0	1	2
Scott Fletcher, R OBP: 0.344, SLG: 0.288 (1, 6)	1-2 2B	3-3 SAFE K		2-1 1B BB 1B	0-2 F9		1-2 G5-3			5	1	2	0	0	1	2
Rafael Palmeiro, L OBP: 0.405, SLG: 0.469 (1, 3)	1-3 K		3-2 1B 2B 1B	0-3 K		2-1 1B 1B	1-2 G6-3			5	2	2	0	0	2	3
Ruben Sierra, S OBP: 0.368, SLG: 0.584 (1, 9)	0-0 G3-1		2-2 2B SF8 1B	2-2 BB IBB 1B		2-1 SH2-3 2B 1B		2-2 SF8 3B		5	3	4	1	0	0	1
Julio Franco, R OBP: 0.400, SLG: 0.535 (1, 4)		0-2 HR	0-1 2B	4-0 BB IBB		2-1 SH2-3 2B 1B		0-0 SF8		3	2	3	4	1	0	0
Rick Leach, L OBP: 0.385, SLG: 0.447 (1, 10)		1-2 1B WP G4-3 1B	0-1 SF8	4-1 FC4 BB		0-1 SH2-3		2-2 L9		1	1	1	1	0	0	0
Buddy Bell, R OBP: 0.240, SLG: 0.217 (4, PH)			3-H	1-2 2-3 3-H		1-2 2-3				1	0	0	1	1	0	0
Pete Incaviglia, R OBP: 0.258, SLG: 0.380 (1, 7)		0-2 F9	1-1 F5	2-2 FC4		0-0 2B		2-3 K		5	0	1	2	0	1	5
Steve Buechele, R OBP: 0.324, SLG: 0.392 (1, 5)		0-1 G4-3 1B	3-1 F8		0-2 F9		0-3 K			4	1	1	0	0	1	2
Chad Kreuter, S OBP: 0.167, SLG: 0.179 (1, 2)		0-0 G4-3		4-2 1B BB	3-2 1B		1-3 K			3	1	1	1	1	1	2

Inning Stats	R: 0	H: 1	E: 0	K: 1	S: 10	R: 3	H: 4	E: 1	K: 1	S: 16	R: 2	H: 3	E: 0	K: 0	S: 17	R: 2	H: 2	E: 0	K: 1	S: 17	R: 0	H: 1	E: 0	K: 0	S: 10	R: 3	H: 4	E: 0	K: 2	S: 15	R: 0	H: 0	E: 0	K: 1	S: 9	R: 1	H: 1	E: 0	K: 1	S: 10
	LOB: 1	BB: 0	P: 15	LOB: 1	BB: 0	P: 20	LOB: 1	BB: 0	P: 26	LOB: 3	BB: 3	P: 36	LOB: 1	BB: 0	P: 14	LOB: 1	BB: 0	P: 22	LOB: 0	BB: 0	P: 13	LOB: 0	BB: 0	P: 16	LOB: 0	BB: 0	P: 16	LOB: 0	BB: 0	P: 13	LOB: 0	BB: 0	P: 16	LOB: 0	BB: 0	P: 16	LOB: 0	BB: 0	P: 16	

PITCHER	IP	WLS	BF	H	R	ER	SO	BB	IBB	HBP	BLK	WP	HR	S	P	ERA	WHIP
Dave Stewart, R ERA: 3.71 (1, 1)	3.1		20	9	7	7	2	1	0	0	0	1	1	49	74	18.90	3.000
Greg Cadaret, L ERA: 2.57 (4, 1)	0.1		3	1	0	0	1	0	1	0	0	0	0	6	12	0.00	3.000
Gene Nelson, R ERA: 2.59 (4, 1)	1.1	L	8	3	2	2	0	1	0	0	0	0	0	19	33	13.50	3.000
Eric Plunk, R ERA: 2.7 (6, 1)	2.0		9	3	2	2	3	0	0	0	0	0	0	23	32	9.00	1.500
Jim Corsi, R ERA: (8, 1)	1.0		3	0	0	0	1	0	0	0	0	0	0	7	11	0.00	0.000

BOTTOM

Oakland Athletics @ Texas Rangers
Arlington Stadium, Arlington, TX

Fri Jun 09 1989, 8:05 PM EDT
Att. 35,799 - Unknown

AB	37
R	11
H	16
RBI	11
BB	3
SO	7
LOB	17

livebaseballscorecards.com



1B: 11	SF: 2	WP: 1	PA: 43
2B: 3	SAC: 1	PB: 0	
3B: 1	DP: 0	SB: 0	
HR: 1	HBP: 0	CS: 0	

Batter	1	2	3	4	5	6	7	8	9	AB R H RBI BB SO LOB
--------	---	---	---	---	---	---	---	---	---	----------------------

Luis Polonia, L OBP: 0.303, SLG: 0.349 (1, 7)	4-1 S BB 2B BB	2-2 G6-3		0-0 G3-1			1-2 G4-3	0-1 F8		4 1 0 0 1 0 2
Dave Henderson, R OBP: 0.353, SLG: 0.419 (1, 8)	4-2 S 2B BB	1-3 K			0-1 G6-3		3-1 F8		0-0 G6-3 1B	4 1 1 0 1 1 0
Dave Parker, L OBP: 0.310, SLG: 0.434 (1, 10)	3-3 K	1-2 G4-3			1-0 G4-3		0-2 1B		1-0 G6-3 1-2f	5 0 1 0 0 1 3
Mark McGwire, R OBP: 0.335, SLG: 0.494 (1, 3)	4-0 2B 1B BB				1-1 BB 1B		3-2 F7		0-1 E4	3 1 1 0 2 0 1
Ron Hassey, L OBP: 0.280, SLG: 0.381 (1, 2)	0-0 1B SF8 2B			1-0 F8		4-0 1-2 BB		4-0 1B FC4-6 BB	2-2 G4-3	3 2 1 2 2 0 2
Carney Lansford, R OBP: 0.414, SLG: 0.457 Mike Gallego, R OBP: 0.340, SLG: 0.369 (1, 5) (9, 6)	1-2 1B			2-0 F9		2-2 F8		1-1 FC4-6 1B		4 0 2 1 0 0 3 0 0 0 0 0 0 0
Tony Phillips, S OBP: 0.369, SLG: 0.377 (1, 6) (9, 5)	2-2 SF8			0-1 G3		4-2 G5-4-3 BB		0-0 FC4-6 1B		2 0 0 2 1 0 2
Stan Javier, S OBP: 0.331, SLG: 0.348 (1, 9)	1-0 1B			0-0 F8		1-3 K		1-2 1-2f 3-H 1B		4 0 2 0 0 1 1
Glenn Hubbard, R OBP: 0.338, SLG: 0.433 (1, 4)	2-2 G5-3			1-3 K		0-0 G5-4-3 1-2f		1-3 K		4 0 0 0 0 2 5

Inning Stats	R: 4 E: 0 K: 1 S: 21	H: 3 LOB: 2 BB: 3 P: 42	R: 0 E: 0 K: 1 S: 10	H: 0 LOB: 0 BB: 0 P: 14	R: 0 E: 0 K: 0 S: 4	H: 0 LOB: 1 BB: 1 P: 11	R: 0 E: 0 K: 1 S: 6	H: 0 LOB: 0 BB: 0 P: 7	R: 0 E: 0 K: 0 S: 9	H: 1 LOB: 2 BB: 1 P: 17	R: 0 E: 0 K: 1 S: 8	H: 0 LOB: 0 BB: 1 P: 13	R: 0 E: 0 K: 0 S: 11	H: 1 LOB: 1 BB: 0 P: 18	R: 1 E: 0 K: 1 S: 11	H: 2 LOB: 2 BB: 1 P: 18	R: 0 E: 1 K: 0 S: 7	H: 1 LOB: 1 BB: 0 P: 10	1B: 7 2B: 1 3B: 0 HR: 0	SF: 1 SAC: 0 DP: 2 HBP: 0	WP: 0 PB: 0 SB: 2 CS: 0	PA: 41
--------------	-------------------------------	----------------------------------	-------------------------------	----------------------------------	------------------------------	----------------------------------	------------------------------	---------------------------------	------------------------------	----------------------------------	------------------------------	----------------------------------	-------------------------------	----------------------------------	-------------------------------	----------------------------------	------------------------------	----------------------------------	----------------------------------	------------------------------------	----------------------------------	--------

PITCHER	IP	WLS	BF	H	R	ER	SO	BB	IBB	HBP	BLK	WP	HR	S	P	ERA	WHIP
Bobby Witt, R ERA: 5.78 (1, 1)	7.1	L	35	7	5	5	4	7	0	0	0	0	0	75	134	6.14	1.909
Gary Mielke, R ERA: 2.79 (8, 1)	1.2		6	1	0	0	1	0	0	0	0	0	0	12	16	0.00	0.600

TOP

Oakland Athletics @ Texas Rangers
Arlington Stadium, Arlington, TX
Sat Jun 10 1989, 8:05 PM EDT
Att. 40,796 - Unknown - 83 F

AB	33
R	5
H	8
RBI	5
BB	7
SO	5
LOB	19



WP: 0	PA: 41
-------	--------

WP	HR	S	P	ERA	WHIP
----	----	---	---	-----	------

Batter	1	2	3	4	5	6	7	8	9	AB	R	H	RBI	BB	SO	LOB
Cecil Espy, S (1, 8) OBP: 0.312, SLG: 0.329	1-2 G4-3		0-3 K		3-3 K			3-3 K		4	0	0	0	0	3	3
Scott Fletcher, R (1, 6) OBP: 0.343, SLG: 0.288	1-0 L7		3-2 E4			0-1 1B		2-3 K		4	0	1	0	0	1	2
Rafael Palmeiro, L (1, 3) OBP: 0.398, SLG: 0.461	1-1 G3-1		1-0 F7			2-2 F9		0-1 F7		4	0	0	0	0	0	4
Ruben Sierra, S (1, 9) OBP: 0.366, SLG: 0.591		2-2 HR		1-3 K		0-0 L7		2-3 K		4	1	1	1	1	0	2
Julio Franco, R (1, 4) OBP: 0.394, SLG: 0.525		1-0 G6-3		1-3 K		2-3 K		0-3 K G4-3		4	0	0	0	0	3	1
Rick Leach, L (1, 10) OBP: 0.374, SLG: 0.432 Buddy Bell, R (9, PH) OBP: 0.237, SLG: 0.214		1-2 G6-3		0-0 G3-1			2-1 G4-3		1-2 G4-3	3	0	0	0	0	0	0
Pete Incaviglia, R (1, 7) OBP: 0.258, SLG: 0.375		4-1 CS BB		2-1 E6 FC5-4		1-3 K		2-2 P4		3	0	0	0	1	1	1
Steve Buechele, R (1, 5) OBP: 0.324, SLG: 0.392		0-2 CS	0-0 E 1B	1-2 FC5-4		1-1 P4				3	0	1	0	0	0	1
Chad Kreuter, S (1, 2) OBP: 0.163, SLG: 0.175 Kevin Reimer, L (5, PH) Jim Sundberg, R (6, 2) OBP: 0.356, SLG: 0.453			0-3 K		2-3 K			1-0 1B		1	0	0	0	0	1	1
										1	0	0	0	0	1	1
										1	0	1	0	0	0	0

Inning Stats	R: 0	H: 0	E: 0	K: 0	S: 6	R: 1	H: 1	E: 0	K: 0	S: 12	R: 0	H: 1	E: 1	K: 2	S: 11	R: 0	H: 0	E: 0	K: 2	S: 7	R: 0	H: 0	E: 1	K: 2	S: 12	R: 0	H: 1	E: 0	K: 1	S: 9	R: 0	H: 0	E: 0	K: 1	S: 7	R: 0	H: 1	E: 1	K: 2	S: 16	1B: 3	2B: 0	3B: 0	HR: 1	SF: 0	SAC: 0	DP: 0	HBP: 0	WP: 0	PA: 35
--------------	------	------	------	------	------	------	------	------	------	-------	------	------	------	------	-------	------	------	------	------	------	------	------	------	------	-------	------	------	------	------	------	------	------	------	------	------	------	------	------	------	-------	-------	-------	-------	-------	-------	--------	-------	--------	-------	--------

PITCHER	IP	WLS	BF	H	R	ER	SO	BB	IBB	HBP	BLK	WP	HR	S	P	ERA	WHIP
Storm Davis, R (1, 1) ERA: 5.62	5.0		19	2	1	1	6	1	0	0	0	0	1	48	73	1.80	0.600
Todd Burns, R (6, 1) ERA: 1.59	2.2		10	2	0	0	4	0	0	0	0	0	0	23	37	0.00	0.750
Rick Honeycutt, L (8, 1) ERA: 2.35	1.1		5	0	0	0	2	0	0	0	0	0	0	18	23	0.00	0.000

BOTTOM

Oakland Athletics @ Texas Rangers
Arlington Stadium, Arlington, TX
Sat Jun 10 1989, 8:05 PM EDT
Att: 40,796 - Unknown - 83 F

livebaseballscorecards.com

AB	33
R	1
H	4
RBI	1
BB	1
SO	12
LOB	16



Batter	1	2	3	4	5	6	7	8	9	AB R H RBI BB SO LOB	TOP											
Luis Polonia, L (1, 7) OBP: 0.302, SLG: 0.347 Billy Beane, R (9, PH) OBP: 0.286, SLG: 0.371 (9, 9)	1-1 G1-3	1-1 G3-1			0-2 BLK 1B		0-0 F8		1-2 1B 3-H	4 0 1 0 0 0 1 1 0 1 1 0 0 0												
Dave Henderson, R (1, 8) OBP: 0.350, SLG: 0.414	1-0 1B SF9 1B		1-1 L8		3-1 G5-3		2-0 G6-3		0-1 F5	5 1 1 0 0 0 3												
Dave Parker, L (1, 10) OBP: 0.313, SLG: 0.449	0-1 1-3 1B		2-2 G4-3			2-1 HR		3-3 K		4 1 2 1 0 1 0												
Mark McGwire, R (1, 3) OBP: 0.333, SLG: 0.509	0-1 SF9 3-H		2-0 G6-3			0-1 HR		2-3 K		3 1 1 2 0 1 0												
Terry Steinbach, R (1, 2) OBP: 0.371, SLG: 0.421	0-3 K				0-0 G6-3		0-0 G1-3		1-3 K	4 0 0 0 0 2 1												
Tony Phillips, S (1, 5) Carney Lansford, R (5, 5) OBP: 0.376, SLG: 0.381 OBP: 0.411, SLG: 0.453			4-2 1B G5-3 BB		3-2 G6-4-3 1B		3-3 K		1-0 P5	1 1 1 0 1 0 0 2 0 0 0 0 1 0												
Stan Javier, S (1, 9) OBP: 0.335, SLG: 0.348 (9, 7)			0-0 G5-3 1B		1-1 G6-4-3 1-2f		4-1 FC6-4 BB		1-1 G3	3 0 1 0 1 0 1												
Lance Blankenship, R (1, 4) OBP: 0.300, SLG: 0.396			1-3 K			3-3 K		2-2 FC6-4 1-2f		4 1 1 0 0 2 3												
Mike Gallego, R (1, 6) OBP: 0.338, SLG: 0.361			3-2 G5-3			1-0 G4-3		2-2 F8		4 1 1 0 0 2 3												
			1-2 3-H						4-1 1B BB	3 0 0 1 1 0 1												
Inning Stats	R: 1 E: 0 K: 1 S: 11	H: 2 LOB: 1 BB: 0 P: 13	R: 1 E: 0 K: 1 S: 14	H: 1 LOB: 1 BB: 1 P: 23	R: 0 E: 0 K: 0 S: 6	H: 0 LOB: 0 BB: 0 P: 11	R: 0 E: 0 K: 0 S: 6	H: 1 LOB: 0 BB: 0 P: 10	R: 0 E: 0 K: 1 S: 12	H: 1 LOB: 1 BB: 0 P: 19	R: 2 E: 0 K: 1 S: 16	H: 2 LOB: 1 BB: 1 P: 27	R: 0 E: 0 K: 0 S: 6	H: 0 LOB: 0 BB: 0 P: 10	R: 0 E: 0 K: 3 S: 11	H: 0 LOB: 0 BB: 0 P: 17	R: 1 E: 0 K: 0 S: 12	H: 2 LOB: 2 BB: 1 P: 20	1B: 6 2B: 1 3B: 0 HR: 2	SF: 1 SAC: 0 DP: 1 HBP: 0	WP: 0 PB: 0 SB: 1 CS: 0	PA: 38
PITCHER	IP WLS BF H R ER SO BB IBB HBP BLK WP HR S P ERA WHIP																					
Kevin Brown, R (1, 1) ERA: 2.95	7.0 L 29 7 4 4 4 2 0 0 0 1 0 2 71 113 5.14 1.286																					
Cecilio Guante, R (8, 1) ERA: 3.82	1.2 7 1 1 1 3 1 0 0 0 0 0 0 18 31 5.40 1.200																					
Kenny Rogers, L (9, 1) ERA: 1.52	0.1 2 1 0 0 0 0 0 0 0 0 0 0 5 6 0.00 3.000																					

Oakland Athletics @ Texas Rangers
Arlington Stadium, Arlington, TX
Sun Jun 11 1989, 8:05 PM EDT
Att. 32,127 - Unknown - 89 F

livebaseballscorecards.com

AB	34
R	5
H	9
RBI	5
BB	3
SO	7
LOB	10



Batter	1	2	3	4	5	6	7	8	9	AB	R	H	RBI	BB	SO	LOB
Cecil Espy, S OBP: 0.306, SLG: 0.323 (1, 8) B C F S	1-3 K2-3			2-2 F8		2-1 G6-3		2-1 F7		4	0	0	0	0	1	1
Scott Fletcher, R OBP: 0.341, SLG: 0.287 (1, 6) F B S B X	2-2 G4-6-3 1B			0-1 F8		1-3 K			1-3 K	4	0	1	0	0	2	1
Rafael Palmeiro, L OBP: 0.392, SLG: 0.453 (1, 3) B B X	2-0 G4-6-3 1-2f			3-1 G4-1		0-0 P5			2-1 G3-1	4	0	0	0	0	0	2
Ruben Sierra, S OBP: 0.364, SLG: 0.585 (1, 9) B C F S		2-2 G4-3			3-2 E FC5 G4-6-3 1B		0-1 G4-3		2-1 F7	4	1	1	0	0	0	0
Julio Franco, R OBP: 0.393, SLG: 0.521 (1, 4) B C F S		3-2 G5-3			1-2 FC5 G4-6-3		4-1 BB			2	0	0	0	1	0	1
Geno Petralli, L OBP: 0.322, SLG: 0.330 (1, 10) Buddy Bell, R OBP: 0.234, SLG: 0.211 (7, PH) B B X		1-0 G1-3			0-0 G4-6-3 1-2f 3-H		0-1 L9			2	0	0	0	0	0	1
Rick Leach, L OBP: 0.376, SLG: 0.433 (1, 7) Pete Incaviglia, R OBP: 0.258, SLG: 0.373 (7, PH) (8, 7) C C X			0-2 G4-3		2-2 1B		2-2 L7			2	0	1	0	0	0	0
Steve Buechele, R OBP: 0.319, SLG: 0.385 (1, 5) B C F S			0-2 F8		2-3 K			2-2 F4		3	0	0	0	0	1	1
Chad Kreuter, S OBP: 0.174, SLG: 0.167 (1, 2) C X			0-1 G3-1			4-2 PB G6-3 BB		0-0 G6-3		2	0	0	0	1	0	0

Inning Stats	R: 0	H: 1	E: 0	K: 1	S: 7	R: 0	H: 0	E: 0	K: 0	S: 8	R: 0	H: 0	E: 0	K: 0	S: 8	R: 1	H: 2	E: 1	K: 1	S: 19	R: 0	H: 0	E: 0	K: 0	S: 8	R: 0	H: 0	E: 0	K: 0	S: 6	R: 0	H: 0	E: 0	K: 1	S: 8	R: 0	H: 0	E: 0	K: 1	S: 8	1B: 3	2B: 0	3B: 0	HR: 0	SF: 0	SAC: 0	DP: 2	HBP: 0	WP: 0	PB: 1	SB: 0	CS: 0	PA: 31
--------------	------	------	------	------	------	------	------	------	------	------	------	------	------	------	------	------	------	------	------	-------	------	------	------	------	------	------	------	------	------	------	------	------	------	------	------	------	------	------	------	------	-------	-------	-------	-------	-------	--------	-------	--------	-------	-------	-------	-------	--------

PITCHER	IP	WLS	BF	H	R	ER	SO	BB	IBB	HBP	BLK	WP	HR	S	P	ERA	WHIP
Mike Moore, R ERA: 1.91 (1, 1)	6.1	W	23	3	1	0	3	2	0	0	0	0	0	60	95	0.00	0.789
Greg Cadaret, L ERA: 2.53 (7, 1)	0.1		1	0	0	0	0	0	0	0	0	0	0	2	2	0.00	0.000
Gene Nelson, R ERA: 2.36 (7, 1)	2.1	S	7	0	0	0	1	0	0	0	0	0	0	17	28	0.00	0.000

BOTTOM

Oakland Athletics @ Texas Rangers
Arlington Stadium, Arlington, TX
Sun Jun 11 1989, 8:05 PM EDT
Att: 32,127 - Unknown - 89 F

livebaseballscorecards.com

AB	29
R	1
H	3
RBI	0
BB	2
SO	4
LOB	9



Batter	1	2	3	4	5	6	7	8	9	AB R H RBI BB SO LOB	TOP	
Claudell Washington, L OBP: 0.343, SLG: 0.481 (1, 9) B C B X	3-1 G4-3 ①		0-0 G4-6-3 1B X		3-2 L7 ③			2-2 G4-3 ②		4 0 1 0 0 0 1	California Angels @ Texas Rangers Arlington Stadium, Arlington, TX Mon Jun 12 1989, 8:05 PM EDT Att. 18,960 - Unknown	
Johnny Ray, S OBP: 0.305, SLG: 0.350 (1, 4) B X	2-0 G5-3 ②		1-2 G4-6-3 ② 1-2f 1 SAFE SAFE			1-2 G4-3 ①		2-2 1B ②		4 0 1 0 0 0 1		
Devon White, S OBP: 0.320, SLG: 0.488 (1, 8) B X	1-0 G4-3 ③			0-3 K ①		3-1 G5-3 ②		3-2 F8 ③		4 0 0 0 0 1 1		
Wally Joyner, L OBP: 0.338, SLG: 0.358 (1, 3) B X C C C		1-2 2B 1B ①		2-3 K ②		2-0 G3-1 ③			1-3 K ①	4 0 1 0 0 2 0		
Brian Downing, R OBP: 0.360, SLG: 0.395 (1, 10) B X T S		1-2 1-3 2B ①		1-0 1B ①			2-2 L8 ①		1-1 G5-3 ②	4 0 2 0 0 0 0		
Dante Bichette, R OBP: 0.216, SLG: 0.315 (1, 7) B X		1-0 P4 ①		1-2 F8 ③			1-3 K ②		0-1 F8 ③	4 0 0 0 0 1 3		
Lance Parrish, R OBP: 0.333, SLG: 0.412 (1, 2) B X		1-0 L9 ②			1-2 F8 ①		4-1 BB ③			2 0 0 0 1 0 2		
Jack Howell, L OBP: 0.300, SLG: 0.333 (1, 5) C X		0-1 G4-3 ③			4-2 BB ③		3-3 K ③			2 0 0 0 1 1 3		
Dick Schofield, R OBP: 0.280, SLG: 0.293 (1, 6) B X			1-0 G5-3 ①		0-0 F9 ②			0-1 G6-3 ①		3 0 0 0 0 0 1		
Inning Stats	R: 0 E: 0 K: 0 S: 4 H: 0 LOB: 0 BB: 0 P: 10	R: 0 E: 0 K: 0 S: 10 H: 2 LOB: 2 BB: 0 P: 14	R: 0 E: 0 K: 0 S: 6 H: 1 LOB: 0 BB: 0 P: 8	R: 0 E: 0 K: 2 S: 10 H: 1 LOB: 1 BB: 0 P: 14	R: 0 E: 0 K: 0 S: 13 H: 0 LOB: 1 BB: 1 P: 21	R: 0 E: 0 K: 0 S: 6 H: 0 LOB: 0 BB: 0 P: 12	R: 0 E: 0 K: 2 S: 10 H: 0 LOB: 1 BB: 1 P: 20	R: 0 E: 0 K: 0 S: 12 H: 1 LOB: 1 BB: 0 P: 19	R: 0 E: 0 K: 1 S: 7 H: 0 LOB: 0 BB: 0 P: 9	1B: 4 2B: 1 3B: 0 HR: 0 SF: 0 SAC: 0 DP: 1 HBP: 0	WP: 0 PB: 0 SB: 0 CS: 0 PA: 33	
PITCHER Mike Jeffcoat, L ERA: 2.5 (1, 1)	IP 9.0 WLS W BF 33 H 5 R 0 ER 0 SO 5 BB 2 IBB 0 HBP 0 BLK 0 WP 0 HR 0 S 78 P 127 ERA 0.00 WHIP 0.778											PITCHER IP WLS BF H R ER SO BB IBB HBP BLK WP HR S P ERA WHIP

AB	31
R	0
H	5
RBI	0
BB	2
SO	5
LOB	12



livebaseballscorecards.com

Batter	1	2	3	4	5	6	7	8	9	AB R H RBI BB SO LOB
Cecil Espy, S OBP: 0.305, SLG: 0.326 (1, 8) 										4 1 1 0 0 1 0
Scott Fletcher, R OBP: 0.344, SLG: 0.295 (1, 6) 										4 0 2 0 0 0 1
Rafael Palmeiro, L OBP: 0.394, SLG: 0.449 (1, 3) 										2 1 0 0 2 0 2
Ruben Sierra, S OBP: 0.366, SLG: 0.582 (1, 9) 										3 1 1 1 1 0 2
Julio Franco, R OBP: 0.395, SLG: 0.534 (1, 4) 										4 1 2 2 0 1 2
Rick Leach, L OBP: 0.371, SLG: 0.419 (1, 10) 										3 0 0 0 1 0 1
Pete Incaviglia, R OBP: 0.258, SLG: 0.371 (1, 7) 										4 0 1 0 0 2 1
Buddy Bell, R OBP: 0.235, SLG: 0.213 (1, 5) 										4 0 1 0 0 0 1
Jim Sundberg, R OBP: 0.338, SLG: 0.426 (1, 2) 										4 0 0 0 0 1 3

Inning Stats	R: 0	H: 0	R: 0	H: 0	R: 3	H: 3	R: 0	H: 1	R: 0	H: 1	R: 0	H: 1	R: 0	H: 1	R: 0	H: 1
	E: 0	LOB: 2	E: 0	LOB: 0	E: 1	LOB: 1	E: 0	LOB: 0	E: 0	LOB: 1	E: 0	LOB: 1	E: 0	LOB: 1	E: 0	LOB: 2
	K: 2	BB: 2	K: 0	BB: 0	K: 0	BB: 1	K: 2	BB: 0	K: 0	BB: 0	K: 0	BB: 0	K: 1	BB: 1	K: 1	BB: 1
	S: 16	P: 30	S: 5	P: 5	S: 13	P: 25	S: 7	P: 11	S: 6	P: 11	S: 8	P: 14	S: 6	P: 8	S: 9	P: 17

PITCHER	IP	WLS	BF	H	R	ER	SO	BB	IBB	HBP	BLK	WP	HR	S	P	ERA	WHIP
Mike Witt, R ERA: 4.93 (1, 1)	6.0	L	27	6	4	3	4	3	0	0	0	0	1	55	96	4.50	1.500
Willie Fraser, R ERA: 3.03 (7, 1)	1.0		4	1	0	0	0	0	0	0	0	0	0	6	8	0.00	1.000
Bryan Harvey, R ERA: 3.32 (8, 1)	1.0		5	1	0	0	1	1	0	0	0	0	0	9	17	0.00	2.000

BOTTOM

California Angels @ Texas Rangers
Arlington Stadium, Arlington, TX

Mon Jun 12 1989, 8:05 PM EDT
Att. 18,960 - Unknown

AB	32
R	4
H	8
RBI	3
BB	4
SO	5
LOB	13

WP	PA	1B	SF	PB	SAC	3B	DP	HR	HBP	CS
0	36	5	0	0	0	0	0	1	0	0

Batter	1	2	3	4	5	6	7	8	9	AB R H RBI BB SO LOB	TOP											
Claudell Washington, L OBP: 0.335, SLG: 0.470 (1, 9)	3-3 K		0-1 L7			2-1 G6-3		1-3 K		4 0 0 0 0 2 1	<p>California Angels @ Texas Rangers Arlington Stadium, Arlington, TX</p> <p>Wed Jun 14 1989, 8:05 PM EDT Sunny - 82 F</p>											
Johnny Ray, S OBP: 0.299, SLG: 0.342 (1, 4)	3-1 G3-1		2-3 SAFE K			0-0 G4-3		1-1 L8		4 0 0 0 0 1 1												
Devon White, S OBP: 0.315, SLG: 0.480 (1, 8)	2-2 G3				1-2 G3		1-2 G6-3		2-3 K	4 0 0 0 0 1 0												
Wally Joyner, L OBP: 0.341, SLG: 0.358 (1, 3)		4-2 1B BB		0-2 G5-3 1B		0-1 F8		0-0 P8		3 0 1 0 1 0 0												
Brian Downing, R OBP: 0.362, SLG: 0.401 (1, 10)		0-0 L9		3-2 G5-3		0-1 1B 2B		3-2 1B 2B 1B		4 1 2 0 0 0 2												
Jack Howell, L OBP: 0.304, SLG: 0.337 (1, 7)		2-3 K		2-2 G4-3		2-2 1B		2-1 2B 1B		4 0 2 0 0 1 2												
Bill Schroeder, R OBP: 0.281, SLG: 0.525 (1, 2)		2-2 1B		3-3 K		2-1 P4		3-1 2B		4 0 2 1 0 1 2												
Kent Anderson, R OBP: 0.295, SLG: 0.256 (1, 5)		3-2 P2		0-3 K		0-0 F8		2-2 G6-3		4 0 0 0 0 1 6												
Dick Schofield, R OBP: 0.282, SLG: 0.287 (1, 6)		4-0 CS BB		3-3 K			2-2 F8			2 0 0 0 1 1 0												
Inning Stats	R: 0 E: 0 K: 1 S: 9	H: 0 LOB: 0 BB: 0 P: 17	R: 0 E: 0 K: 1 S: 13	H: 1 LOB: 2 BB: 1 P: 24	R: 0 E: 0 K: 1 S: 5	H: 0 LOB: 0 BB: 1 P: 11	R: 0 E: 0 K: 0 S: 12	H: 1 LOB: 1 BB: 0 P: 18	R: 0 E: 0 K: 3 S: 9	H: 0 LOB: 0 BB: 0 P: 15	R: 0 E: 0 K: 0 S: 6	H: 0 LOB: 0 BB: 0 P: 9	R: 0 E: 0 K: 0 S: 10	H: 2 LOB: 2 BB: 0 P: 14	R: 0 E: 0 K: 1 S: 8	H: 0 LOB: 0 BB: 0 P: 12	R: 1 E: 0 K: 1 S: 14	H: 3 LOB: 2 BB: 0 P: 26	1B: 5 2B: 2 3B: 0 HR: 0	SF: 0 SAC: 0 DP: 0 HBP: 0	WP: 0 PB: 0 SB: 0 CS: 1	PA: 35
PITCHER	IP WLS BF H R ER SO BB IBB HBP BLK WP HR S P ERA WHIP																					
Nolan Ryan, R ERA: 3.25 (1, 1)	8.2 W 34 7 1 1 8 2 0 0 0 0 0 0 83 141 1.04 1.038																					
Jeff Russell, R ERA: 1.26 (9, 1)	0.1 S 1 0 0 0 0 0 0 0 0 0 0 0 3 5 0.00 0.000																					

livebaseballscorecards.com

AB 33
R 1
H 7
RBI 1
BB 2
SO 8
LOB 14



Batter	1	2	3	4	5	6	7	8	9
Jeff Kunkel, R (1, 8) <small>OBP: 0.293, SLG: 0.458</small>	2-3 		2-1 		0-1 		0-0 		
Scott Fletcher, R (1, 6) <small>OBP: 0.346, SLG: 0.300</small>	4-1 		3-1 		0-0 		2-2 		
Ruben Sierra, S (1, 9) <small>OBP: 0.368, SLG: 0.593</small>	1-0 		1-3 		1-1 		1-1 		
Julio Franco, R (1, 4) <small>OBP: 0.396, SLG: 0.533</small>	3-1 			2-1 	2-1 		1-2 		
Pete Incaviglia, R (1, 7) <small>OBP: 0.254, SLG: 0.366</small> Rick Leach, L (7, PH) <small>OBP: 0.368, SLG: 0.415</small> (8, 7)		2-1 		1-3 	1-3 		2-3 		
Mike Stanley, R (1, 10) <small>OBP: 0.222, SLG: 0.125</small> Geno Petrali, L (8, PH) <small>OBP: 0.319, SLG: 0.327</small>		0-0 		2-3 	2-2 			1-3 	
Buddy Bell, R (1, 3) <small>OBP: 0.250, SLG: 0.221</small> Rafael Palmeiro, L (7, 3) <small>OBP: 0.396, SLG: 0.451</small>		4-0 		1-0 		0-0 		1-1 	
Steve Buechele, R (1, 5) <small>OBP: 0.318, SLG: 0.383</small>		0-1 		2-1 		3-3 		1-0 	
Jim Sundberg, R (1, 2) <small>OBP: 0.321, SLG: 0.403</small>			0-0 	0-3 		1-3 		1-3 	

AB	R	H	RBI	BB	SO	LOB
4	0	2	0	0	1	0
3	2	1	0	1	0	2
4	1	2	3	0	1	2
4	1	2	0	0	0	1
3	0	0	0	0	2	3
1	0	0	0	0	1	0
3	0	0	0	0	1	4
1	0	0	0	0	1	0
2	1	1	1	1	0	0
1	0	1	0	0	0	0
4	0	1	1	0	1	2
4	0	0	0	0	3	2

AB	R	H	RBI	BB	SO	LOB
34	5	10	5	2	11	16

Inning Stats	R: 0	H: 0	E: 0	K: 1	S: 7	R: 0	H: 0	E: 1	K: 0	S: 5	R: 0	H: 1	E: 0	K: 1	S: 9	R: 2	H: 3	E: 0	K: 3	S: 14	R: 1	H: 3	E: 0	K: 1	S: 13	R: 0	H: 0	E: 0	K: 2	S: 7	R: 2	H: 2	E: 0	K: 1	S: 14	R: 0	H: 1	E: 0	K: 2	S: 10
	0	0	0	1	7	0	0	1	0	5	0	1	0	1	9	2	3	0	3	14	1	3	0	1	13	0	0	0	2	7	2	2	0	1	14	0	1	0	2	10

WP	HR	S	P	ERA	WHIP
1	0	18	25	0.00	0.600

California Angels @ Texas Rangers
 Arlington Stadium, Arlington, TX
 Wed Jun 14 1989, 8:05 PM EDT
 Sunny - 82 F

livebaseballscores.com



Batter	1	2	3	4	5	6	7	8	9	AB R H RBI BB SO LOB	TOP											
Claudell Washington, L OBP: 0.328, SLG: 0.458 (1, 9)	P5		K			G1-3		G6-3		4 0 0 0 0 1 3												
Glenn Hoffman, R OBP: 0.297, SLG: 0.333 (1, 4)	K		P6			G6-3		G6-3		4 0 0 0 0 1 3												
Wally Joyner, L OBP: 0.339, SLG: 0.356 (1, 3)	G4-3				G4-3	L7		1B		4 0 1 1 0 0 0												
Brian Downing, R OBP: 0.357, SLG: 0.394 (1, 10)		F7			L7		G5-3	K		4 0 0 0 0 1 1												
Chili Davis, S OBP: 0.309, SLG: 0.383 (1, 7)		L8			P5		G5-3	2B		4 1 2 0 0 0 0												
Lance Parrish, R OBP: 0.337, SLG: 0.420 (1, 2)		K				FC6-4	G5-3	2B		4 0 2 1 0 1 1												
Dante Bichette, R OBP: 0.218, SLG: 0.310 (1, 8)			1B		L8		F7	K		2 0 0 0 1 0 2												
Devon White, S OBP: 0.314, SLG: 0.478 (9, PH)			BB							1 0 0 0 0 1 1												
Jack Howell, L OBP: 0.309, SLG: 0.337 (1, 5)					P6			K		3 1 1 0 1 1 2												
Kent Anderson, R OBP: 0.293, SLG: 0.256 (1, 6)			K		FC6-4			E9		4 1 1 0 0 2 4												
Inning Stats	R: 0 E: 0 K: 1 S: 9	H: 0 LOB: 0 BB: 0 P: 11	R: 0 E: 0 K: 1 S: 7	H: 0 LOB: 0 BB: 0 P: 12	R: 0 E: 0 K: 2 S: 11	H: 1 LOB: 2 BB: 1 P: 16	R: 0 E: 0 K: 0 S: 5	H: 0 LOB: 0 BB: 0 P: 9	R: 0 E: 0 K: 0 S: 7	H: 1 LOB: 1 BB: 0 P: 8	R: 0 E: 0 K: 0 S: 9	H: 0 LOB: 0 BB: 0 P: 11	R: 0 E: 0 K: 0 S: 9	H: 1 LOB: 1 BB: 0 P: 13	R: 2 E: 1 K: 1 S: 13	H: 2 LOB: 1 BB: 1 P: 24	R: 1 E: 0 K: 3 S: 14	H: 2 LOB: 1 BB: 0 P: 19	1B: 5 2B: 2 3B: 0 HR: 0	SF: 0 SAC: 0 DP: 0 HBP: 0	WP: 0 PB: 0 SB: 1 CS: 0	PA: 36
PITCHER	IP WLS BF H R ER SO BB IBB HBP BLK WP HR S P ERA WHIP																					
Charlie Hough, R ERA: 5.45 (1, 1)	7.0 W 25 3 0 0 4 1 0 0 0 0 0 0 57 80 0.00 0.571																					
Kenny Rogers, L ERA: 2.05 (8, 1)	1.0 8 4 3 2 1 1 0 0 0 0 0 0 17 31 18.00 5.000																					
Jeff Russell, R ERA: 1.21 (9, 1)	1.0 S 3 0 0 0 3 0 0 0 0 0 0 0 10 12 0.00 0.000																					

California Angels @ Texas Rangers
Arlington Stadium, Arlington, TX

Wed Jun 14 1989, 8:05 PM EDT
Att. 40,159 - Unknown - 78 F

livebaseballscorecards.com

AB 34
R 3
H 7
RBI 2
BB 2
SO 8
LOB 17



Batter	1	2	3	4	5	6	7	8	9	AB	R	H	RBI	BB	SO	LOB
Rick Leach, L (1, 7) OBP: 0.358, SLG: 0.402	1-0 G5-3	0-2 G4-3			1-3 K		0-1 SH1-3			3	0	0	0	0	1	2
Scott Fletcher, R (1, 6) OBP: 0.348, SLG: 0.308	0-1 G5-3		1-0 L6			2-1 2B	0-0 1B FC3-6			4	1	2	1	0	0	0
Rafael Palmeiro, L (1, 3) OBP: 0.398, SLG: 0.452	1-2 1B		1-0 P4			2-3 K	0-0 1B FC3-6			4	0	2	0	0	1	0
Ruben Sierra, S (1, 9) OBP: 0.366, SLG: 0.591	1-0 G4-3		3-1 L6			3-1 2B HR	1-0 1B FC3-6 FC6			4	1	1	1	0	0	2
Julio Franco, R (1, 4) OBP: 0.402, SLG: 0.535		2-0 1B SF8		1-2 1B G6-4-3		4-0 2B HR IBB	2-2 1B FC6			3	2	2	0	1	0	1
Geno Petralli, L (1, 10) OBP: 0.320, SLG: 0.355		0-0 1B E3		1-2 1B G6-4-3		0-0 2B HR	1-2 1B G6-4-3			3	1	1	3	0	0	2
Mike Stanley, R (8, PH) OBP: 0.243, SLG: 0.152		1-2 1B		1-2 1B		1-H 2-H				1	0	1	0	0	0	0
Steve Buechele, R (1, 5) OBP: 0.321, SLG: 0.382		4-1 1B BB		1-3 1B K		2-1 1B	0-0 1B G6-4-3			3	0	1	0	1	1	1
Chad Kreuter, S (1, 2) OBP: 0.160, SLG: 0.156		1-2 2-3 1B BB		1-3 1B K		2-1 1B	0-0 1B G6-4-3			3	0	0	1	0	2	1
Jeff Kunkel, R (1, 8) OBP: 0.295, SLG: 0.453		0-1 1B SF8		2-3 1B K		2-3 1B K	0-0 1B SH1-3			3	1	1	0	0	1	2

Inning Stats	R: 0	H: 1	E: 0	LOB: 1	K: 0	BB: 0	S: 7	R: 1	H: 1	E: 1	LOB: 2	K: 1	BB: 1	S: 11	R: 0	H: 0	E: 0	LOB: 0	K: 0	BB: 0	S: 4	R: 0	H: 1	E: 0	LOB: 0	K: 1	BB: 0	S: 10	R: 0	H: 0	E: 0	LOB: 0	K: 2	BB: 0	S: 8	R: 3	H: 4	E: 0	LOB: 1	K: 1	BB: 1	S: 11	R: 2	H: 3	E: 0	LOB: 1	K: 0	BB: 0	S: 11	R: 0	H: 1	E: 0	LOB: 0	K: 1	BB: 0	S: 7
--------------	------	------	------	--------	------	-------	------	------	------	------	--------	------	-------	-------	------	------	------	--------	------	-------	------	------	------	------	--------	------	-------	-------	------	------	------	--------	------	-------	------	------	------	------	--------	------	-------	-------	------	------	------	--------	------	-------	-------	------	------	------	--------	------	-------	------

PITCHER	IP	WLS	BF	H	R	ER	SO	BB	IBB	HBP	BLK	WP	HR	S	P	ERA	WHIP
Kirk McCaskill, R (1, 1) ERA: 2.42	6.0	L	26	7	4	3	5	1	1	0	0	0	1	51	86	4.50	1.333
Willie Fraser, R (7, 1) ERA: 3.52	1.0		6	3	2	2	0	0	0	0	0	0	0	11	14	18.00	3.000
Bob McClure, L (8, 1) ERA: 0.57	1.0		3	1	0	0	1	0	0	0	0	0	0	7	8	0.00	1.000


BOTTOM

California Angels @ Texas Rangers
Arlington Stadium, Arlington, TX

Wed Jun 14 1989, 8:05 PM EDT
Att: 40,159 - Unknown - 78 F

AB	31
R	6
H	11
RBI	6
BB	2
SO	6
LOB	11

WP: 0 PA: 35
PB: 0
SB: 0
CS: 0



PITCHER	IP	WLS	BF	H	R	ER	SO	BB	IBB	HBP	BLK	WP	HR	S	P	ERA	WHIP
---------	----	-----	----	---	---	----	----	----	-----	-----	-----	----	----	---	---	-----	------

Batter	1	2	3	4	5	6	7	8	9	AB R H RBI BB SO LOB	TOP											
Sammy Sosa, R (1, 8) OBP: 0.500, SLG: 0.750	1-0 CS 1B		1-0 F9			0-0 E 2B		0-2 E6 G6-4-3		4 1 2 0 0 0 0	Texas Rangers @ New York Yankees Yankee Stadium, Bronx, NY Fri Jun 16 1989, 3:33 AM EDT Overcast - 75 F											
Scott Fletcher, R (1, 6) OBP: 0.343, SLG: 0.303	3-3 SAFE SAFE SAFE 1-2		0-0 L8			2-2 E8 SF8 2-H		3-2 G6-4-3 1-2f		4 1 0 0 0 1 2												
Rafael Palmeiro, L (1, 3) OBP: 0.396, SLG: 0.455	1-0 2B				0-0 F7	1-0 SF8 3-H		3-2 F9		3 0 1 1 0 0 0												
Ruben Sierra, S (1, 9) OBP: 0.368, SLG: 0.594	1-0 F8				3-2 L9	1-0 1B			1-1 E G6-3 2B	4 1 2 0 0 0 1												
Julio Franco, R (1, 4) OBP: 0.396, SLG: 0.526		1-2 G6-3			0-2 G2-3	2-3 K			0-1 E6 2-3	4 0 0 0 0 1 2												
Geno Petralli, L (1, 10) OBP: 0.312, SLG: 0.345		1-0 F8			1-1 P4		0-1 F7		1-1 G6-3	3 0 0 0 0 0 0												
Buddy Bell, R (9, PH) OBP: 0.247, SLG: 0.218										1 0 0 1 0 0 1												
Rick Leach, L (1, 7) OBP: 0.357, SLG: 0.400		2-1 FC6 1B			3-2 F9		3-1 P3		1-2 F7	3 0 1 0 0 0 0												
Jeff Kunkel, R (9, PH) OBP: 0.291, SLG: 0.447										1 0 0 0 0 0 1												
Steve Buechele, R (1, 5) OBP: 0.320, SLG: 0.379		2-2 FC6 1-2f			0-0 P6		2-2 1B		2-2 P4	4 0 1 0 0 0 2												
Jim Sundberg, R (1, 2) OBP: 0.310, SLG: 0.387			2-0 F8			2-1 F9	2-1 F9			3 0 0 0 0 0 1												
Inning Stats	R: 0 E: 0 K: 1 S: 7	H: 2 LOB: 1 BB: 0 P: 13	R: 0 E: 0 K: 0 S: 10	H: 1 LOB: 1 BB: 0 P: 16	R: 0 E: 0 K: 0 S: 3	H: 0 LOB: 0 BB: 0 P: 6	R: 0 E: 0 K: 0 S: 10	H: 0 LOB: 0 BB: 0 P: 13	R: 0 E: 0 K: 0 S: 7	H: 1 LOB: 1 BB: 0 P: 11	R: 2 E: 1 K: 1 S: 14	H: 2 LOB: 1 BB: 0 P: 22	R: 0 E: 0 K: 0 S: 9	H: 1 LOB: 1 BB: 0 P: 16	R: 0 E: 1 K: 0 S: 11	H: 0 LOB: 0 BB: 0 P: 17	R: 1 E: 1 K: 0 S: 14	H: 1 LOB: 1 BB: 0 P: 19	1B: 4 2B: 4 3B: 0 HR: 0	SF: 1 SAC: 0 DP: 2 HBP: 0	WP: 0 PB: 0 SB: 0 CS: 1	PA: 35
PITCHER	IP WLS BF H R ER SO BB IBB HBP BLK WP HR S P ERA WHIP																					
Andy Hawkins, R (1, 1) ERA: 5.07	8.0 W 32 7 3 0 2 0 0 0 0 0 0 0 75 119 0.00 0.875																					
Andy Hawkins, R (9, 1) ERA: 5.07	8.0 W 32 7 3 0 2 0 0 0 0 0 0 0 75 119 0.00 0.875																					
Lee Guetterman, L (9, 1) ERA: 1.4	1.0 3 0 0 0 0 0 0 0 0 0 0 0 10 14 0.00 0.000																					

livebaseballscorecards.com

AB	34
R	3
H	7
RBI	2
BB	0
SO	2
LOB	10



Batter	1	2	3	4	5	6	7	8	9	AB R H RBI BB SO LOB	TOP											
Sammy Sosa, R (1, 8) OBP: 0.250, SLG: 0.375	1-3 K			1-2 G1-3		1-1 G6-3		1-0 G1-3		4 0 0 0 0 1 1												
Scott Fletcher, R (1, 6) OBP: 0.338, SLG: 0.298	1-0 G1-3			2-1 G5-3		0-0 G5-3		2-1 P4		4 0 0 0 0 0 1												
Rafael Palmeiro, L (1, 3) OBP: 0.394, SLG: 0.463	2-1 L9			2-2 HR			0-1 F8		0-0 F9	4 1 1 1 0 0 0												
Ruben Sierra, S (1, 9) OBP: 0.367, SLG: 0.588		0-3 K		3-3 K			2-1 F8 1B		3-2 F7	4 0 1 0 0 2 0												
Julio Franco, R (1, 4) OBP: 0.397, SLG: 0.525		2-1 CS 1B			2-2 G4-3		1-2 F8 1B		2-2 F8	4 0 2 0 0 0 0												
Geno Petralli, L (1, 10) OBP: 0.305, SLG: 0.336		2-2 L8			0-0 F9		2-2 F8			3 0 0 0 0 0 3												
Rick Leach, L (1, 7) OBP: 0.357, SLG: 0.398			0-0 G3		2-2 1B		0-3 K			3 0 1 0 0 1 2												
Buddy Bell, R (1, 5) OBP: 0.250, SLG: 0.235			1-1 P4		3-2 P4			0-1 G4-3 2B		3 0 1 0 0 0 1												
Chad Kreuter, S (1, 2) OBP: 0.151, SLG: 0.146			2-2 G6-3			1-2 G6-3		1-1 G4-3		3 0 0 0 0 0 1												
Inning Stats	R: 0 E: 0 K: 1 S: 8	H: 0 LOB: 0 BB: 0 P: 12	R: 0 E: 0 K: 1 S: 9	H: 1 LOB: 0 BB: 0 P: 13	R: 0 E: 0 K: 0 S: 6	H: 0 LOB: 0 BB: 0 P: 9	R: 1 E: 0 K: 1 S: 13	H: 1 LOB: 0 BB: 0 P: 21	R: 0 E: 0 K: 0 S: 10	H: 1 LOB: 1 BB: 0 P: 17	R: 0 E: 0 K: 0 S: 6	H: 0 LOB: 0 BB: 0 P: 8	R: 0 E: 0 K: 1 S: 15	H: 2 LOB: 2 BB: 0 P: 20	R: 0 E: 0 K: 0 S: 7	H: 1 LOB: 1 BB: 0 P: 11	R: 0 E: 0 K: 0 S: 8	H: 0 LOB: 0 BB: 0 P: 13	1B: 4 2B: 1 3B: 0 HR: 1	SF: 0 SAC: 0 DP: 0 HBP: 0	WP: 0 PB: 0 SB: 0 CS: 1	PA: 32
PITCHER	IP WLS BF H R ER SO BB IBB HBP BLK WP HR S P ERA WHIP																					
Jimmy Jones, R (1, 1) ERA: 4.62	6.0 W 20 3 1 1 3 0 0 0 0 0 0 1 52 80 1.50 0.500																					
Dale Mohoric, R (7, 1) ERA: 3.75	2.0 9 3 0 0 1 0 0 0 0 0 0 0 22 31 0.00 1.500																					
Dave Righetti, L (9, 1) ERA: 2.45	1.0 3 0 0 0 0 0 0 0 0 0 0 0 8 13 0.00 0.000																					

Texas Rangers @ New York Yankees
Yankee Stadium, Bronx, NY
Fri Jun 16 1989, 7:05 PM EDT
Att. 28,372 - Unknown

livebaseballscorecards.com

AB	32
R	1
H	6
RBI	1
BB	0
SO	4
LOB	9



Batter	1	2	3	4	5	6	7	8	9
Rickey Henderson, R OBP: 0.401, SLG: 0.360 (1, 7)	3-2 G4-3	0-0 G3 WP 1-3 1B		1-1 G1-3		4-2 BB 1-2		4-0 G4-3 BB	
Steve Sax, R OBP: 0.364, SLG: 0.365 (1, 4)	1-3 K	2-0 SAFE G3 1-3 3-H			3-2 G6-3	1-2 G3		0-2 G4-3 1-3 3-H	
Don Mattingly, L OBP: 0.355, SLG: 0.437 (1, 3)	2-2 1B 1B 1B	3-1 L7			2-0 F8		2-1 HR	1-2 G4-3	
Mel Hall, L OBP: 0.348, SLG: 0.481 Steve Balboni, R OBP: 0.291, SLG: 0.442 (1, 10) (7, PH)	1-2 1B 1B		0-0 G4-3		0-0 G4-3		2-3 K		
Mike Pagliarulo, L OBP: 0.282, SLG: 0.321 (1, 5)	1-0 E 1-2 2-3 1B		1-0 F7			1-0 SH5-4 1B 1B		1-1 G4-3	
Jesse Barfield, R OBP: 0.326, SLG: 0.416 (1, 9)	0-0 E7 1-3 2-H 3-H 1B		0-0 1B		1-1 1B 1-2 1B		4-0 FC5-4 BB		
Bob Geren, R OBP: 0.367, SLG: 0.655 (1, 2)	3-3 K		0-0 F7		1-1 SH5-4		2-2 FC5-4		
Alvaro Espinoza, R OBP: 0.289, SLG: 0.283 (1, 6)		0-1 G2-3		4-2 G1-6-3 BB		1-2 P4		0-0 F8 G4-3 2B	
Roberto Kelly, R OBP: 0.364, SLG: 0.409 (1, 8)		3-2 1B WP 1B		2-2 SAFE G1-6-3 1-2f		2-2 DI 1B		1-1 F8	

Inning Stats	R: 2	H: 4	E: 1	LOB: 2	K: 2	P: 17	R: 1	H: 2	E: 0	LOB: 1	K: 0	P: 18	R: 0	H: 1	E: 0	LOB: 1	K: 0	P: 5	R: 0	H: 0	E: 0	LOB: 0	K: 0	P: 8	R: 0	H: 0	E: 0	LOB: 0	K: 0	P: 10	R: 1	H: 3	E: 0	LOB: 3	K: 0	P: 20	R: 1	H: 1	E: 0	LOB: 1	K: 1	P: 11	R: 1	H: 1	E: 0	LOB: 1	K: 0	P: 9		
	S: 10	BB: 0	S: 10	BB: 0	S: 10	BB: 0	S: 10	BB: 0	S: 10	BB: 0	S: 10	BB: 0	S: 10	BB: 0	S: 10	BB: 0	S: 10	BB: 0	S: 10	BB: 0	S: 10	BB: 0	S: 10	BB: 0	S: 10	BB: 0	S: 10	BB: 0	S: 10	BB: 0	S: 10	BB: 0	S: 10	BB: 0	S: 10	BB: 0	S: 10	BB: 0	S: 10	BB: 0	S: 10	BB: 0	S: 10	BB: 0	S: 10	BB: 0	S: 10	BB: 0	S: 10	BB: 0

PITCHER	IP	WLS	BF	H	R	ER	SO	BB	IBB	HBP	BLK	WP	HR	S	P	ERA	WHIP
Kevin Brown, R ERA: 3.16 (1, 1)	5.2	L	26	9	4	4	2	1	0	0	0	1	0	55	91	6.35	1.765
Gary Mielke, R ERA: 2.38 (6, 1)	0.1		3	1	0	0	0	1	0	0	0	0	0	9	16	0.00	6.000
Drew Hall, L ERA: 5.71 (7, 1)	2.0		10	2	2	2	1	2	0	0	0	0	1	20	37	9.00	2.000

AB R H RBI BB SO LOB

3	0	1	0	2	0	0
5	0	0	1	0	1	5
5	2	2	1	0	0	2
3	1	1	0	0	0	0
1	0	0	0	0	1	0
4	1	2	0	0	0	0
3	0	3	2	1	0	0
3	0	0	0	0	1	4
3	1	1	0	1	0	2
4	1	2	1	0	0	2

AB	R	H	RBI	BB	SO	LOB
34	6	12	5	4	3	15

WP	PA
1	39

Texas Rangers @ New York Yankees
 Yankee Stadium, Bronx, NY
 Fri Jun 16 1989, 7:05 PM EDT
 Att. 28,372 - Unknown

livebaseballscorecards.com



Batter	1	2	3	4	5	6	7	8	9	AB R H RBI BB SO LOB	TOP											
Sammy Sosa, R (1, 8) OBP: 0.167, SLG: 0.250	1-2 G5-3		0-0 SH2-3		0-1 F9		0-0 F9		1-0 G4-3	4 0 0 0 0 0 1	<p>Texas Rangers @ New York Yankees Yankee Stadium, Bronx, NY</p> <p>Sat Jun 17 1989, 7:05 PM EDT Att: 38,917 - Unknown</p> <p>livebaseballscorecards.com</p>											
Scott Fletcher, R (1, 6) OBP: 0.340, SLG: 0.301	1-3 K		0-1 1B		2-2 E		1-1 F8			4 1 2 0 0 1 0												
Rafael Palmeiro, L (1, 3) OBP: 0.395, SLG: 0.464	3-1 CS		3-1 F7		1-0 G3		1-0 G5-3			4 0 2 0 0 0 3												
Ruben Sierra, S (1, 9) OBP: 0.368, SLG: 0.587	3-2 CS	2-0 G3	1-2 1B		0-0 P5		1-1 1B			4 0 2 1 0 0 1												
Julio Franco, R (1, 4) OBP: 0.399, SLG: 0.521		4-0 1B		1-2 G5-3		4-0 E		1-3 K		2 1 0 0 2 1 2												
Geno Petralli, L (1, 10) OBP: 0.313, SLG: 0.345		1-2 FC4-6		2-2 F8		1-1 E9		1-1 G5-3		3 0 2 1 0 0 0												
Buddy Bell, R (8, PH) OBP: 0.247, SLG: 0.232		1-3 1B		1-3 2-H		1-3 1B		2-3f		1 0 0 0 0 0 2												
Rick Leach, L (1, 7) OBP: 0.356, SLG: 0.390		1-2 FC4-6		0-0 G4-3		4-0 IBB		2-2 F9		2 0 0 1 1 0 1												
Mike Stanley, R (9, PH) OBP: 0.237, SLG: 0.147		1-2f 3-H								1 0 0 0 0 0 0												
Steve Buechele, R (1, 5) OBP: 0.314, SLG: 0.372		2-3 K			1-1 G6-3		1-3 K		0-1 F7	4 0 0 0 0 2 4												
Chad Kreuter, S (1, 2) OBP: 0.161, SLG: 0.140			4-2 1B		0-0 F7				2-2 1B	2 1 0 0 1 0 0												
Jim Sundberg, R (9, PH) OBP: 0.318, SLG: 0.395			SH2-3 1B				3-2 G5-3			1 0 1 0 0 0 0												
Inning Stats	R: 0 E: 0 K: 1 S: 11	H: 1 LOB: 0 BB: 0 P: 19	R: 1 E: 0 K: 1 S: 13	H: 1 LOB: 1 BB: 1 P: 24	R: 1 E: 0 K: 0 S: 10	H: 2 LOB: 2 BB: 1 P: 18	R: 0 E: 0 K: 0 S: 7	H: 0 LOB: 0 BB: 0 P: 10	R: 0 E: 0 K: 5 S: 5	H: 0 LOB: 0 BB: 0 P: 6	R: 1 E: 1 K: 1 S: 10	H: 2 LOB: 3 BB: 2 P: 23	R: 0 E: 0 K: 0 S: 9	H: 0 LOB: 0 BB: 0 P: 13	R: 0 E: 0 K: 1 S: 8	H: 2 LOB: 1 BB: 0 P: 12	R: 0 E: 0 K: 0 S: 9	H: 1 LOB: 1 BB: 0 P: 14	1B: 9 2B: 0 3B: 0 HR: 0	SF: 0 SAC: 1 DP: 1 HBP: 0	WP: 0 PB: 0 SB: 0 CS: 1	PA: 38
PITCHER	IP WLS BF H R ER SO BB IBB HBP BLK WP HR S P ERA WHIP																					
Dave Eiland, R (1, 1) ERA: 3.86	7.0 W 30 7 3 3 3 2 2 0 0 0 0 66 115 3.86 1.286																					
Lee Guetterman, L (8, 1) ERA: 1.37	1.0 3 1 0 0 1 0 0 0 0 0 0 7 10 0.00 1.000																					
Dave Righetti, L (9, 1) ERA: 2.37	1.0 S 4 1 0 0 0 0 0 0 0 0 0 9 14 0.00 1.000																					

Texas Rangers @ New York Yankees
 Yankee Stadium, Bronx, NY

Sat Jun 17 1989, 7:05 PM EDT
 Att: 38,917 - Unknown

livebaseballscorecards.com

AB	32
R	3
H	9
RBI	3
BB	4
SO	4
LOB	14



Batter	1	2	3	4	5	6	7	8	9
Rickey Henderson, R OBP: 0.398, SLG: 0.357 (1, 7)	2-1 G5-3 1B	2-2 G5-3 1-2		2-2 L8		1-0 S 1B		2-2 G4-3 1-2	
Steve Sax, R OBP: 0.368, SLG: 0.369 (1, 4)	0-1 G4-3 1B		2-1 G5-3		0-1 HR 1B	3-2 S 1B		0-1 L7	
Don Mattingly, L OBP: 0.357, SLG: 0.436 (1, 3)	1-0 G4-3 1-2		3-1 1B		0-2 F8	4-0 1-2 IBB			
Steve Balboni, R OBP: 0.297, SLG: 0.462 (1, 10)	4-2 BB		0-1 F8		1-2 HR	0-2 P2			
Jesse Barfield, R OBP: 0.329, SLG: 0.417 (1, 9)	1-3 K		0-1 P8		3-1 G4-6-3 1B		1-0 SH3-4 1B		
Bob Geren, R OBP: 0.364, SLG: 0.625 (1, 2)		0-0 FC6-4 1B		1-0 G3	0-0 G4-6-3 1-2f		0-1 SH3-4 1-2		
Wayne Tolleson, S OBP: 0.297, SLG: 0.232 (1, 5)		0-1 FC6-4 1-2f 1B		2-2 FC6-4 1B		1-2 F9	0-1 G5-3		
Alvaro Espinoza, R OBP: 0.294, SLG: 0.288 (1, 6)		0-0 FC6-4 1-2 1B		0-2 FC6-4 1-2f 3B		0-1 1B G5-3 1B	0-3 K		
Roberto Kelly, R OBP: 0.367, SLG: 0.421 (1, 8)		2-1 FC6-4 1-2f 2-3 PB		3-1 1-2f 3B		2-0 G5-3 1-2	1-1 G4-3 HBP		

Inning Stats	R: 0	H: 1	E: 0	K: 1	S: 10	R: 0	H: 2	E: 0	K: 0	S: 12	R: 0	H: 1	E: 0	K: 0	S: 8	R: 1	H: 2	E: 0	K: 0	S: 12	R: 2	H: 3	E: 0	K: 0	S: 12	R: 2	H: 3	E: 0	K: 1	S: 18	R: 0	H: 1	E: 0	K: 1	S: 7	R: 0	H: 0	E: 0	K: 0	S: 7
	LOB: 2	BB: 1	P: 18	LOB: 2	BB: 0	P: 16	LOB: 1	BB: 0	P: 13	LOB: 1	BB: 0	LOB: 1	BB: 0	P: 20	LOB: 0	BB: 0	P: 16	LOB: 2	BB: 1	P: 29	LOB: 1	BB: 0	P: 9	LOB: 0	BB: 0	P: 9	LOB: 0	BB: 0	P: 9	LOB: 0	BB: 0	P: 9	LOB: 0	BB: 0	P: 9	LOB: 0	BB: 0	P: 9		

PITCHER	IP	WLS	BF	H	R	ER	SO	BB	IBB	HBP	BLK	WP	HR	S	P	ERA	WHIP
Mike Jeffcoat, L ERA: 3.47 (1, 1)	5.1	L	26	10	4	4	1	1	0	0	0	0	1	59	89	6.75	2.062
Cecilio Guante, R ERA: 4.15 (6, 1)	2.2		12	3	1	1	1	0	1	1	0	0	0	28	41	3.38	1.125

AB R H RBI BB SO LOB

5 1 1 0 0 0 4

5 1 3 2 0 0 0

3 0 1 0 1 0 2

3 1 1 2 1 0 3

4 0 2 0 0 1 3

3 0 1 0 0 0 1

4 0 1 0 0 0 2

4 2 2 0 0 1 2

3 0 1 1 0 0 3

AB 34

R 5

H 13

RBI 5

BB 2

SO 2

LOB 20

WP: 0 PA: 38

PB: 1

SB: 2

CS: 0

1B: 11 SF: 0

2B: 0 SAC: 1

3B: 1 DP: 1


HR: 1 HBP: 1

Texas Rangers @ New York Yankees

Yankee Stadium, Bronx, NY

Sat Jun 17 1989, 7:05 PM EDT

Att. 38,917 - Unknown



AB	R	H	RBI	BB	SO	LOB
34	5	13	5	2	2	20

Batter	1	2	3	4	5	6	7	8	9	AB R H RBI BB SO LOB	TOP	
Sammy Sosa, R OBP: 0.250, SLG: 0.313 (1, 7) C X (9, 8)	0-1 G4-3 2B 1B		0-1 G5-3 1B	1-2 1B			0-1 G6-3 1B		3-1 SH1-4 2-3 1B	4 1 2 0 0 0 1		
Scott Fletcher, R OBP: 0.345, SLG: 0.309 (1, 6) B C F X	1-2 G4-3 1-3 1B 2B		4-2 G1-6-3 1B BB	0-1 P4 1B			1-0 BLK 1B		0-0 SF8 3-H 0-0 L8	3 2 2 1 1 0 2		
Rafael Palmeiro, L OBP: 0.388, SLG: 0.455 (1, 3) B X	1-0 G4-3 2-3 3-H 1B		3-2 G1-6-3 1-2 2-3 1B		0-0 L9 1B		1-2 G4-3 1-2 1B		0-0 L8	5 0 0 1 0 0 4		
Ruben Sierra, S OBP: 0.370, SLG: 0.586 (1, 9) B B S F X	2-2 G4-6-3 3-H 1B		1-2 1B 2-H 3-H 1B		0-1 G4-3 1B			1-0 G5-3 1B		4 0 2 3 0 0 0		
Julio Franco, R OBP: 0.396, SLG: 0.516 (1, 4) F X	0-1 G4-6-3 1-2f 1B		1-1 1B 1-2 1B		1-1 G5-3 1B			0-2 F7 1B		4 0 1 0 0 0 1		
Jim Sundberg, R OBP: 0.326, SLG: 0.413 (1, 2) B C B S X		2-2 G6-3 1B	2-2 G6-3 1B			0-1 G6-4-3 1B		0-0 2B		4 0 2 0 0 0 2		
Mike Stanley, R OBP: 0.262, SLG: 0.162 (1, 10) C B S B X		2-3 K 1B		2-2 1B		2-2 G6-4-3 1-2f 1B		4-1 BB		3 0 1 0 1 1 1		
Steve Buechele, R OBP: 0.309, SLG: 0.365 (1, 5) C X	0-1 F9 1B		0-1 F8 1B		1-0 F8 1B		1-2 G5-3 1B		2-1 P2 1B	4 0 0 0 0 0 2		
Jeff Kunkel, R OBP: 0.293, SLG: 0.456 Rick Leach, L OBP: 0.361, SLG: 0.406 (9, PH) (9, 7)			3-1 G1-6-3 1B 2B		2-2 E5 1B		1-1 F9 1B		1-1 SH1-4 SF8 2B	3 1 1 0 0 0 0 1 1 1 0 0 0 0		
Inning Stats	R: 2 H: 3 E: 0 LOB: 0 K: 0 BB: 0 S: 12 P: 16	R: 0 H: 0 E: 0 LOB: 0 K: 1 BB: 0 S: 8 P: 12	R: 2 H: 3 E: 0 LOB: 2 K: 0 BB: 1 S: 19 P: 33	R: 0 H: 2 E: 1 LOB: 2 K: 0 BB: 0 S: 14 P: 20	R: 0 H: 0 E: 0 LOB: 0 K: 0 BB: 0 S: 5 P: 6	R: 0 H: 1 E: 0 LOB: 0 K: 0 BB: 0 S: 11 P: 14	R: 0 H: 1 E: 0 LOB: 1 K: 0 BB: 0 S: 8 P: 11	R: 0 H: 1 E: 0 LOB: 2 K: 0 BB: 1 S: 9 P: 16	R: 1 H: 1 E: 0 LOB: 0 K: 0 BB: 0 S: 6 P: 10	1B: 8 SF: 1 2B: 4 SAC: 1 3B: 0 DP: 2 HR: 0 HBP: 0	WP: 0 PA: 39 PB: 0 SB: 0 CS: 0	
PITCHER Dave LaPoint, L ERA: 5.09 Lance McCullers, R ERA: 5.18	IP WLS BF H R ER SO BB IBB HBP BLK WP HR S P ERA WHIP											PITCHER IP WLS BF H R ER SO BB IBB HBP BLK WP HR S P ERA WHIP
	(1, 1) 8.0 L 35 11 4 4 1 2 0 0 0 0 0 0 86 128 4.50 1.625											
	(9, 1) 1.0 4 1 1 1 0 0 0 0 0 0 0 6 10 9.00 1.000											

Texas Rangers @ New York Yankees
Yankee Stadium, Bronx, NY
Sun Jun 18 1989, 3:33 AM EDT
Att. 42,825 - Cloudy - 80 F

livebaseballscorecards.com

AB 35
R 5
H 12
RBI 5
BB 2
SO 1
LOB 13



Batter	1	2	3	4	5	6	7	8	9	AB R H RBI BB SO LOB	TOP											
Sammy Sosa, R OBP: 0.200, SLG: 0.250 (1, 8)	2-2 G4-3		0-1 G6-3		0-0 SH3-4		1-0 G6-3		0-2 F7	4 0 0 0 0 0 0												
Scott Fletcher, R OBP: 0.344, SLG: 0.308 (1, 6)	2-3 K		0-2 BLK 1B		0-1 F8		1-0 G1-3			4 0 1 0 0 1 1												
Rafael Palmeiro, L OBP: 0.386, SLG: 0.452 (1, 3)	1-2 G3-1		2-1 P6		0-0 E 1B		0-1 F7			4 0 1 1 0 0 1												
Ruben Sierra, S OBP: 0.365, SLG: 0.577 (1, 9)		2-1 L3		0-3 K		3-2 G3		1-0 G3-1		4 0 0 0 0 1 1												
Julio Franco, R OBP: 0.394, SLG: 0.516 (1, 4)		0-0 G6-3		2-3 K		1-0 1B 2B		1-3 K		4 1 1 0 0 2 0												
Geno Petralli, L OBP: 0.326, SLG: 0.390 (1, 10)		0-0 1B 1B		3-1 2B		1-3 K		2-1 HR		4 1 3 1 0 1 1												
Rick Leach, L OBP: 0.374, SLG: 0.413 (1, 7)		0-0 1-2 1B		4-0 IBB		1-1 G3 1B		3-1 F7		3 0 2 1 1 0 0												
Steve Buechele, R OBP: 0.303, SLG: 0.358 (1, 5)		3-2 G4-3		0-1 G5-3		1 SAFE G3		2-2 F8		4 0 0 0 0 0 5												
Jim Sundberg, R OBP: 0.323, SLG: 0.405 (1, 2)			2-3 K		1-0 SH3-4 1B		1-2 G6-3		1-1 F9	4 1 1 0 0 1 1												
Inning Stats	R: 0 E: 0 K: 1 S: 11	H: 0 LOB: 0 BB: 0 P: 16	R: 0 E: 0 K: 0 S: 10	H: 2 LOB: 2 BB: 0 P: 15	R: 0 E: 0 K: 1 S: 11	H: 1 LOB: 1 BB: 0 P: 15	R: 0 E: 0 K: 2 S: 10	H: 1 LOB: 2 BB: 1 P: 19	R: 1 E: 1 K: 0 S: 8	H: 2 LOB: 1 BB: 0 P: 12	R: 1 E: 0 K: 1 S: 11	H: 2 LOB: 1 BB: 0 P: 17	R: 0 E: 0 K: 0 S: 4	H: 0 LOB: 0 BB: 0 P: 6	R: 1 E: 0 K: 1 S: 8	H: 1 LOB: 0 BB: 0 P: 15	R: 0 E: 0 K: 0 S: 8	H: 0 LOB: 0 BB: 0 P: 11	1B: 6 2B: 2 3B: 0 HR: 1	SF: 0 SAC: 1 DP: 0 HBP: 0	WP: 0 PB: 0 SB: 0 CS: 0	PA: 37
PITCHER Mike Boddicker, R ERA: 5.65 Lee Smith, R ERA: 5.7	IP 8.0 WLS W BF 34 H 9 R 3 ER 3 SO 6 BB 0 IBB 1 HBP 0 BLK 1 WP 0 HR 1 S 73 P 115 ERA 3.38 WHIP 1.125	IP 1.0 WLS S BF 3 H 0 R 0 ER 0 SO 0 BB 0 IBB 0 HBP 0 BLK 0 WP 0 HR 0 S 8 P 11 ERA 0.00 WHIP 0.000											PITCHER IP WLS BF H R ER SO BB IBB HBP BLK WP HR S P ERA WHIP									

Texas Rangers @ Boston Red Sox
Fenway Park, Boston, MA
Tue Jun 20 1989, 7:05 PM EDT
Att. 34,443 - Unknown - 78 F

livebaseballscorecards.com

AB 35
R 3
H 9
RBI 3
BB 1
SO 6
LOB 10



Batter	1	2	3	4	5	6	7	8	9	AB	R	H	RBI	BB	SO	LOB
Jody Reed, R OBP: 0.347, SLG: 0.360 (1, 4)	1-0 G6-3			1-3 K		0-1 P3		2B BB E6		4	1	0	0	1	1	1
Danny Heep, L OBP: 0.402, SLG: 0.365 (1, 10) Ed Romero, R OBP: 0.291, SLG: 0.266 (8, PH)	1-0 F8			2-2 P4		4-1 1B BB		F9 G4-3		2	0	0	0	1	0	0
Wade Boggs, L OBP: 0.417, SLG: 0.484 (1, 5)	3-2 G3-1			4-2 BB		3-2 1B		1-2 2B 2B		3	1	2	0	1	0	0
Mike Greenwell, L OBP: 0.374, SLG: 0.431 (1, 7)			1-3 K	2-0 G1-3		3-3 K		0-1 E 2B		4	1	1	2	0	2	3
Dwight Evans, R OBP: 0.414, SLG: 0.478 (1, 9)			2-1 P2		0-1 F9	1-1 F8		4-2 E BB		3	1	0	0	1	0	2
Nick Esasky, R OBP: 0.324, SLG: 0.454 (1, 3)			3-3 K		0-0 P3		2-3 K	2-0 E4 3B		4	1	1	2	0	2	0
Rick Cerone, R OBP: 0.430, SLG: 0.395 (1, 2) Dana Williams, R (7, PR) Rich Gedman, L OBP: 0.272, SLG: 0.289 (8, 2)			2-1 G6-4-3 1B		3-1 2B 1B		4-2 FC4-6 BB	0-1 G5-3 BB E 1B		2	0	2	0	1	0	0
Randy Kutcher, R OBP: 0.370, SLG: 0.396 (1, 8)			0-1 G6-4-3		3-2 2B		2-3 K	4-0 E G5-3 BB		3	0	1	0	1	1	2
Luis Rivera, R OBP: 0.351, SLG: 0.444 (1, 6)			2-0 G6-3		1-2 P7		0-0 FC4-6	3-2 G5-3		4	0	0	0	0	0	5

Inning Stats	R: 0 E: 0 K: 5 S: 5	H: 0 LOB: 0 BB: 10 P: 10	R: 0 E: 0 K: 2 S: 8	H: 0 LOB: 0 BB: 0 P: 14	R: 0 E: 0 K: 5 S: 5	H: 1 LOB: 0 BB: 0 P: 9	R: 0 E: 0 K: 1 S: 10	H: 0 LOB: 1 BB: 1 P: 19	R: 0 E: 0 K: 12 S: 12	H: 2 LOB: 2 BB: 0 P: 19	R: 0 E: 0 K: 14 S: 14	H: 1 LOB: 2 BB: 1 P: 25	R: 0 E: 0 K: 2 S: 11	H: 0 LOB: 1 BB: 1 P: 19	R: 6 E: 2 K: 0 S: 25	H: 4 LOB: 2 BB: 3 P: 46
--------------	------------------------------	-----------------------------------	------------------------------	----------------------------------	------------------------------	---------------------------------	-------------------------------	----------------------------------	--------------------------------	----------------------------------	--------------------------------	----------------------------------	-------------------------------	----------------------------------	-------------------------------	----------------------------------

PITCHER	IP	WLS	BF	H	R	ER	SO	BB	IBB	HBP	BLK	WP	HR	S	P	ERA	WHIP
Nolan Ryan, R ERA: 3.03 (1, 1)	7.0		27	4	0	0	6	3	0	0	0	0	0	65	115	0.00	1.000
Kenny Rogers, L ERA: 2.61 (8, 1)	0.1		3	1	2	2	0	1	0	0	0	0	0	8	13	54.00	6.000
Jeff Russell, R ERA: 2.03 (8, 1)	0.1	L	7	3	4	3	0	2	0	0	0	0	0	15	30	81.00	15.000
Gary Mielke, R ERA: 2.31 (8, 1)	0.1		1	0	0	0	0	0	0	0	0	0	0	2	3	0.00	0.000


AB R H RBI BB SO LOB

BOTTOM

Texas Rangers @ Boston Red Sox
Fenway Park, Boston, MA
 Tue Jun 20 1989, 7:05 PM EDT
 Att: 34,443 - Unknown - 78 F

livebaseballscorecards.com

AB 32
R 6
H 8
RBI 4
BB 6
SO 6
LOB 16



WP: 0 PA: 38
 PB: 0
 SB: 0
 CS: 0

Batter	1	2	3	4	5	6	7	8	9	AB R H RBI BB SO LOB
Jody Reed, R OBP: 0.352, SLG: 0.364 (1, 4)	0-2 1B SF7 2B	4-1 1B BB		1-3 K			0-0 L5		4-2 FC1-2 BB	3 1 1 0 2 1 0
Danny Heep, L OBP: 0.414, SLG: 0.380 (1, 7) (8, 9)	1-1 2B 2B 1B	0-0 1B			2-2 G4-6-3 BB 1B		1-1 G3		0-1 FC1-2 BB	5 1 3 0 0 0 3
Wade Boggs, L OBP: 0.417, SLG: 0.482 (1, 5)	0-1 SF7	0-1 G3-1			1 SAFE 4-0 G4-6-3 BB		0-1 FC6-4 1B		0-2 L4	3 0 1 1 1 0 5
Mike Greenwell, L OBP: 0.376, SLG: 0.436 (1, 10)	1-2 2B 1-3 2B		0-0 S 1B		0-1 G4-6-3		2-2 FC6-4 1-2f			4 1 2 0 0 0 3
Dwight Evans, R OBP: 0.413, SLG: 0.480 Dana Williams, R (8, 7)	2-2 2B		2-1 F9		0-3 K		2-3 K			3 0 1 2 0 1 2 1 0 0 0 0 1 1
Nick Esasky, R OBP: 0.318, SLG: 0.446 (1, 3)	3-3 K		1-0 P4		0-3 K		1-3 K			4 0 0 0 0 3 3
Rick Cerone, R OBP: 0.423, SLG: 0.380 (1, 2)	2-3 K		2-2 F9		2-1 G5-3		2-1 G5-3		4-1 F8 FC1-2 BB	3 0 0 0 1 1 2
Randy Kutcher, R OBP: 0.362, SLG: 0.385 (1, 8)			3-3 K		2-3 K		0-1 G6-3		3-2 FC1-2 DI 1B	4 0 1 0 0 2 0
Luis Rivera, R OBP: 0.317, SLG: 0.400 (1, 6)		2-0 F8		2-2 F7			0-1 G5-3		0-1 F8	4 0 0 0 0 0 2

Inning Stats	R: 3 E: 0 K: 2 S: 23	H: 4 LOB: 1 BB: 0 P: 32	R: 0 E: 0 K: 1 S: 8	H: 1 LOB: 2 BB: 1 P: 17	R: 0 E: 0 K: 0 S: 7	H: 1 LOB: 1 BB: 0 P: 12	R: 0 E: 0 K: 2 S: 9	H: 0 LOB: 0 BB: 0 P: 14	R: 0 E: 0 K: 1 S: 8	H: 1 LOB: 1 BB: 1 P: 14	R: 0 E: 0 K: 1 S: 7	H: 0 LOB: 0 BB: 0 P: 9	R: 0 E: 0 K: 0 S: 5	H: 0 LOB: 0 BB: 0 P: 6	R: 0 E: 0 K: 2 S: 12	H: 1 LOB: 1 BB: 0 P: 17	R: 0 E: 0 K: 0 S: 16	H: 1 LOB: 3 BB: 2 P: 27	1B: 6 2B: 3 3B: 0 HR: 0	SF: 1 SAC: 0 DP: 1 HBP: 0
--------------	-------------------------------	----------------------------------	------------------------------	----------------------------------	------------------------------	----------------------------------	------------------------------	----------------------------------	------------------------------	----------------------------------	------------------------------	---------------------------------	------------------------------	---------------------------------	-------------------------------	----------------------------------	-------------------------------	----------------------------------	----------------------------------	------------------------------------

PITCHER	IP	WLS	BF	H	R	ER	SO	BB	IBB	HBP	BLK	WP	HR	S	P	ERA	WHIP
Bobby Witt, R ERA: 6.07 (1, 1)	4.0		21	7	3	3	5	2	0	0	0	0	0	50	84	6.75	2.250
Drew Hall, L ERA: 5.5 (5, 1)	0.2		1	0	0	0	0	0	0	0	0	0	0	2	2	0.00	0.000
Gary Mielke, R ERA: 1.93 (5, 1)	2.1	W	7	0	0	0	2	0	0	0	0	0	0	15	18	0.00	0.000
Kenny Rogers, L ERA: 2.53 (8, 1)	1.0		4	1	0	0	2	0	0	0	0	0	0	12	17	0.00	1.000
Cecilio Guante, R ERA: 4.05 (9, 1)	1.0		6	1	0	0	0	2	0	0	0	0	0	16	27	0.00	3.000

BOTTOM

Texas Rangers @ Boston Red Sox
Fenway Park, Boston, MA
 Wed Jun 21 1989, 7:05 PM EDT
 Att: 34,338 - Unknown - 80 F

livebaseballscorecards.com

AB	34
R	3
H	9
RBI	3
BB	4
SO	9
LOB	21



WP: 0	PA: 39
PB: 0	
SB: 1	
CS: 0	

Batter	1	2	3	4	5	6	7	8	9	AB R H RBI BB SO LOB	TOP											
Cecil Espy, S OBP: 0.305, SLG: 0.324 (1, 8) X	0-0 F9		0-0 SH2-3 1-2	1-0 2B 1B	0-1 G1-3			1-0 FC6-5 2-3		4 1 1 1 0 0 1												
Scott Fletcher, R OBP: 0.343, SLG: 0.310 Jeff Kunkel, R OBP: 0.286, SLG: 0.444 (1, 6) C X (4, 6) X	1-1 G6-3		1-1 F7	1-0 1B 2B			1-2 F9	0-0 G5-3		3 1 1 2 0 0 1 2 0 0 0 0 0 1												
Rafael Palmeiro, L OBP: 0.393, SLG: 0.457 (1, 3) C X	0-1 F8		1-0 1B 1B	1-0 1B HBP			1-0 G3-1		1-1 L8	4 1 1 1 0 0 0												
Ruben Sierra, S OBP: 0.366, SLG: 0.577 (1, 9) B X		1-0 F8	4-0 1B BB	1-0 E7 BB 1B			1-1 G6-3		1-3 K	4 0 1 1 1 1 0												
Julio Franco, R OBP: 0.405, SLG: 0.521 (1, 4) C X		0-1 G5-3	0-0 1B	1-2 BB 1B			4-2 G4-6-3 BB		3-2 1B 1B	4 1 3 1 1 0 0												
Geno Petralli, L OBP: 0.366, SLG: 0.435 (1, 10) H		1-0 BB HBP					1-2 G4-6-3 1-2f		1-2 1B 1B	3 1 2 0 1 0 1												
Rick Leach, L OBP: 0.379, SLG: 0.400 (1, 7) B T H B B B T T		4-2 1-2 BB					0-0 L4		1-0 1B 1B	3 2 1 1 2 0 3												
Steve Buechele, R OBP: 0.299, SLG: 0.351 (1, 5) C B B B X		2-2 F8		1-0 FC1-5 1B 2B	1-3 K			0-0 G4-3	1-0 1B	5 1 1 2 0 1 4												
Chad Kreuter, S OBP: 0.197, SLG: 0.203 (1, 2) B B C C B B			4-1 SH2-3 1B BB	2-0 F8	2-3 K			0-1 FC6-5 2B	3-3 K	4 1 1 0 1 2 3												
Inning Stats	R: 0 E: 0 K: 0 S: 5	H: 0 LOB: 0 BB: 0 P: 6	R: 0 E: 0 K: 0 S: 10	H: 0 LOB: 2 BB: 1 P: 18	R: 1 E: 0 K: 0 S: 6	H: 2 LOB: 2 BB: 2 P: 16	R: 5 E: 1 K: 0 S: 16	H: 5 LOB: 3 BB: 2 P: 38	R: 0 E: 0 K: 2 S: 9	H: 0 LOB: 0 BB: 0 P: 12	R: 0 E: 0 K: 0 S: 6	H: 0 LOB: 0 BB: 0 P: 9	R: 0 E: 0 K: 0 S: 7	H: 0 LOB: 0 BB: 1 P: 12	R: 0 E: 0 K: 0 S: 5	H: 1 LOB: 1 BB: 0 P: 6	R: 3 E: 0 K: 2 S: 20	H: 4 LOB: 1 BB: 0 P: 31	1B: 9 2B: 3 3B: 0 HR: 0	SF: 0 SAC: 1 DP: 1 HBP: 2	WP: 0 PB: 0 SB: 0 CS: 0	PA: 45
PITCHER	IP WLS BF H R ER SO BB IBB HBP BLK WP HR S P ERA WHIP																					
Mike Smithson, R ERA: 4.86 (1, 1)	3.2 L 21 5 6 6 0 4 0 2 0 0 0 0 27 59 14.73 2.455																					
Bob Stanley, R ERA: 4.73 (4, 1)	4.1 17 3 0 0 2 2 0 0 0 0 0 0 37 58 0.00 1.154																					
Lee Smith, R ERA: 6.57 (9, 1)	1.0 7 4 3 3 2 0 0 0 0 0 0 0 20 31 27.00 4.000																					

Texas Rangers @ Boston Red Sox
Fenway Park, Boston, MA
Thu Jun 22 1989, 7:05 PM EDT
Att. 34,000 - Unknown - 75 F

livebaseballscorecards.com

AB	36
R	9
H	12
RBI	9
BB	6
SO	4
LOB	14



Batter	1	2	3	4	5	6	7	8	9	AB	R	H	RBI	BB	SO	LOB
Jody Reed, R OBP: 0.346, SLG: 0.358 (1, 4)	G5-3		G5-3		G5-3		L7			4	0	0	0	0	0	3
Danny Heep, L OBP: 0.396, SLG: 0.361 (1, 10)	G4-3		G1-3		G4-3			F9		4	0	0	0	0	0	1
Wade Boggs, L OBP: 0.411, SLG: 0.475 (1, 5)	G4-3		F9			G6-3		K		4	0	0	0	0	1	1
Mike Greenwell, L OBP: 0.371, SLG: 0.429 (1, 7)		G1-3		F7		L4		G3		4	0	0	0	0	0	0
Dwight Evans, R OBP: 0.418, SLG: 0.481 (1, 9)		1B		FC5-4 BB		L1			G5-4-3 BB	2	0	1	0	2	0	0
Nick Esasky, R OBP: 0.313, SLG: 0.438 (1, 3)		L9		FC5-4 2B			P4		G5-4-3	4	1	0	0	0	0	3
Rick Cerone, R OBP: 0.426, SLG: 0.398 (1, 2)		1-0 SAFE 1B		1-2f 2B			G6-3		G5-3	4	0	2	1	0	0	0
Randy Kutcher, R OBP: 0.344, SLG: 0.364 (1, 8)		K		K			E6			3	0	0	0	0	2	3
Luis Rivera, R OBP: 0.341, SLG: 0.419 (1, 6)			G1-3 G5-3 1B			F8		E7		3	0	2	0	0	0	0

Inning Stats	R: 0 E: 0 K: 0 S: 7	H: 0 LOB: 0 BB: 0 P: 10	R: 0 E: 0 K: 1 S: 13	H: 2 LOB: 2 BB: 0 P: 18	R: 0 E: 0 K: 0 S: 8	H: 1 LOB: 1 BB: 0 P: 14	R: 1 E: 0 K: 1 S: 15	H: 1 LOB: 1 BB: 1 P: 31	R: 0 E: 0 K: 0 S: 5	H: 0 LOB: 0 BB: 0 P: 10	R: 0 E: 0 K: 0 S: 9	H: 0 LOB: 0 BB: 0 P: 15	R: 0 E: 2 K: 0 S: 10	H: 1 LOB: 2 BB: 0 P: 16	R: 0 E: 0 K: 1 S: 5	H: 0 LOB: 0 BB: 0 P: 8	R: 0 E: 0 K: 0 S: 4	H: 0 LOB: 0 BB: 1 P: 8	R: 0 E: 0 K: 0 S: 4	H: 0 LOB: 0 BB: 1 P: 8	1B: 4 2B: 1 3B: 0 HR: 0	SF: 0 SAC: 0 DP: 1 HBP: 0	WP: 0 PB: 0 SB: 0 CS: 0	PA: 34
---------------------	------------------------------	----------------------------------	-------------------------------	----------------------------------	------------------------------	----------------------------------	-------------------------------	----------------------------------	------------------------------	----------------------------------	------------------------------	----------------------------------	-------------------------------	----------------------------------	------------------------------	---------------------------------	------------------------------	---------------------------------	------------------------------	---------------------------------	----------------------------------	------------------------------------	----------------------------------	--------

PITCHER Kevin Brown, R ERA: 2.97 (1, 1)	IP 9.0	WLS W	BF 34	H 5	R 1	ER 1	SO 3	BB 2	IBB 0	HBP 0	BLK 0	WP 0	HR 0	S 76	P 130	ERA 1.00	WHIP 0.778
PITCHER	IP	WLS	BF	H	R	ER	SO	BB	IBB	HBP	BLK	WP	HR	S	P	ERA	WHIP


BOTTOM

Texas Rangers @ Boston Red Sox
Fenway Park, Boston, MA

Thu Jun 22 1989, 7:05 PM EDT
Att: 34,000 - Unknown - 75 F

livebaseballscorecards.com

AB	32
R	1
H	5
RBI	1
BB	2
SO	3
LOB	11



Batter	1	2	3	4	5	6	7	8	9	AB R H RBI BB SO LOB	TOP
Jerry Browne, S (1, 4) OBP: 0.343, SLG: 0.393	1-1 2B		1-1 E4			0-3 K		4-2 BB		3 0 1 0 1 1 0	Cleveland Indians @ Texas Rangers Arlington Stadium, Arlington, TX Fri Jun 23 1989, 8:05 PM EDT Att. 25,490 - Unknown - 88 F
Danny Sheaffer, R (1, 10) OBP: 0.167, SLG: 0.091	3-2 G6-3		1-2 F8			0-0 G3-1		2-1 G3		4 0 0 0 0 0 3	
Joe Carter, R (1, 8) OBP: 0.302, SLG: 0.425	3-2 G5-3		3-2 F7			0-2 F8			1-1 F9	4 0 0 0 0 0 2	
Cory Snyder, R (1, 9) OBP: 0.271, SLG: 0.395	4-0 BB				0-0 F8		0-2 F9		0-2 F8	3 0 0 0 1 0 0	
Pete O'Brien, L (1, 3) OBP: 0.397, SLG: 0.464	2-2 P5				0-3 K		2-2 1B		3-2 1B	4 0 2 0 0 1 2	
Brook Jacoby, R (1, 5) OBP: 0.351, SLG: 0.432					2-1 P5		0-0 L7		3-3 K	4 0 1 0 0 1 2	
Dave Hengel, R (1, 7) OBP: 0.150, SLG: 0.158					1-1 F8		1-1 F7			3 0 0 0 0 0 2	
Joel Skinner, R (1, 2) OBP: 0.273, SLG: 0.328					0-1 G3-1			0-2 G5-3		3 0 0 0 0 0 0	
Felix Fermin, R (1, 6) OBP: 0.313, SLG: 0.265					1-2 L8			0-1 G6-3		3 0 0 0 0 0 0	
Inning Stats	R: 0 H: 1 E: 0 LOB: 2 K: 0 BB: 1 S: 14 P: 27	R: 0 H: 1 E: 0 LOB: 0 K: 0 BB: 0 S: 6 P: 10	R: 0 H: 0 E: 1 LOB: 1 K: 0 BB: 0 S: 13 P: 18	R: 0 H: 0 E: 0 LOB: 0 K: 1 BB: 0 S: 6 P: 8	R: 0 H: 0 E: 0 LOB: 0 K: 0 BB: 0 S: 8 P: 10	R: 0 H: 0 E: 0 LOB: 0 K: 1 BB: 0 S: 7 P: 7	R: 0 H: 1 E: 0 LOB: 1 K: 0 BB: 0 S: 9 P: 12	R: 0 H: 0 E: 0 LOB: 1 K: 0 BB: 1 S: 10 P: 16	R: 0 H: 1 E: 0 LOB: 1 K: 1 BB: 0 S: 11 P: 18	1B: 3 SF: 0 2B: 1 SAC: 0 3B: 0 DP: 1 HR: 0 HBP: 0	WP: 0 PA: 33 PB: 0 SB: 0 CS: 0
PITCHER Mike Jeffcoat, L (1, 1) ERA: 2.51	IP WLS BF H R ER SO BB IBB HBP BLK WP HR S P ERA WHIP										

AB	31
R	0
H	4
RBI	0
BB	2
SO	3
LOB	11



Batter	1	2	3	4	5	6	7	8	9	AB R H RBI BB SO LOB
--------	---	---	---	---	---	---	---	---	---	----------------------

Cecil Espy, S <small>OBP: 0.304, SLG: 0.336</small> <small>(1, 8)</small>	 <small>0-0</small>	 <small>1-1</small>				 <small>0-0</small>	 <small>2-2</small>			4 1 1 1 0 0 4
Sammy Sosa, R <small>OBP: 0.233, SLG: 0.367</small> <small>(1, 7)</small>	 <small>1-0</small>	 <small>2-2</small>	 <small>1-2</small>			 <small>1-3</small>		 <small>0-3</small>		4 1 1 0 0 2 0
Rafael Palmeiro, L <small>OBP: 0.388, SLG: 0.450</small> <small>(1, 3)</small>	 <small>2-2</small>		 <small>1-2</small>			 <small>0-0</small>		 <small>2-1</small>		4 0 0 0 0 0 1
Ruben Sierra, S <small>OBP: 0.371, SLG: 0.585</small> <small>(1, 9)</small>	 <small>2-2</small>		 <small>4-1</small>			 <small>1-0</small>	 <small>0-1</small>			3 1 2 1 1 0 0
Julio Franco, R <small>OBP: 0.409, SLG: 0.529</small> <small>(1, 4)</small>	 <small>1-1</small>		 <small>2-0</small>			 <small>1-2</small>		 <small>0-0</small>		4 0 3 0 0 0 1
Mike Stanley, R <small>OBP: 0.244, SLG: 0.150</small> <small>(1, 10)</small>	 <small>1-2</small>		 <small>1-1</small>			 <small>0-0</small>		 <small>0-0</small>		3 0 0 0 0 0 4
Steve Buechele, R <small>OBP: 0.302, SLG: 0.358</small> <small>(1, 5)</small>		 <small>0-0</small>		 <small>1-3</small>		 <small>1-1</small>		 <small>2-3</small>		4 1 2 0 0 2 1
Jim Sundberg, R <small>OBP: 0.330, SLG: 0.395</small> <small>(1, 2)</small>		 <small>3-2</small>		 <small>2-2</small>		 <small>4-1</small>		 <small>4-1</small>		2 0 0 0 2 0 1
Jeff Kunkel, R <small>OBP: 0.284, SLG: 0.447</small> <small>(1, 6)</small>		 <small>0-2</small>		 <small>3-1</small>		 <small>0-0</small>		 <small>0-0</small>		4 0 1 1 0 0 3

Inning Stats	R: 2 E: 0 K: 0 S: 17	H: 3 LOB: 1 BB: 0 P: 24	R: 0 E: 1 K: 0 S: 11	H: 1 LOB: 1 BB: 0 P: 17	R: 0 E: 0 K: 0 S: 10	H: 1 LOB: 2 BB: 1 P: 19	R: 0 E: 0 K: 1 S: 9	H: 0 LOB: 0 BB: 0 P: 15	R: 0 E: 0 K: 1 S: 5	H: 0 LOB: 0 BB: 0 P: 6	R: 0 E: 0 K: 0 S: 13	H: 4 LOB: 2 BB: 1 P: 22	R: 0 E: 0 K: 1 S: 9	H: 0 LOB: 0 BB: 0 P: 11	R: 0 E: 0 K: 1 S: 7	H: 1 LOB: 2 BB: 1 P: 13	1B: 4 2B: 5 3B: 0 HR: 1	SF: 0 SAC: 1 DP: 1 HBP: 0	WP: 0 PB: 0 SB: 0 CS: 1	PA: 37
--------------	-------------------------------	----------------------------------	-------------------------------	----------------------------------	-------------------------------	----------------------------------	------------------------------	----------------------------------	------------------------------	---------------------------------	-------------------------------	----------------------------------	------------------------------	----------------------------------	------------------------------	----------------------------------	----------------------------------	------------------------------------	----------------------------------	--------

PITCHER	IP	WLS	BF	H	R	ER	SO	BB	IBB	HBP	BLK	WP	HR	S	P	ERA	WHIP
Scott Bailes, L <small>ERA: 3.51</small> <small>(1, 1)</small>	5.2	L	26	8	4	4	2	2	0	0	0	0	1	61	97	6.35	1.765
Tim Stoddard, R <small>ERA: 3.45</small> <small>(6, 1)</small>	2.1		10	2	0	0	2	1	0	0	0	0	0	20	30	0.00	1.286

BOTTOM

Cleveland Indians @ Texas Rangers
Arlington Stadium, Arlington, TX
Fri Jun 23 1989, 8:05 PM EDT
Att: 25,490 - Unknown - 88 F

livebaseballscorecards.com

AB	32
R	4
H	10
RBI	3
BB	3
SO	4
LOB	15



Batter	1	2	3	4	5	6	7	8	9	AB R H RBI BB SO LOB	TOP											
Jerry Browne, S (1, 4) OBP: 0.338, SLG: 0.387	3-3 K		3-2 P4			2-2 L8		2-1 G3		4 0 0 0 0 1 0	Cleveland Indians @ Texas Rangers Arlington Stadium, Arlington, TX Sat Jun 24 1989, 8:05 PM EDT Att. 39,496 - Unknown - 88 F											
Dave Clark, L (1, 7) OBP: 0.303, SLG: 0.368	2-3 K			1-2 G4-3		3-3 K		1-2 G4-3		4 0 0 0 0 2 0												
Joe Carter, R (1, 8) OBP: 0.308, SLG: 0.460	0-3 K2-3			1-2 HR		3-1 HR		2-2 HR		4 3 3 3 0 1 0												
Pete O'Brien, L (1, 3) OBP: 0.395, SLG: 0.473		3-2 P4		1-0 HR		2-3 K		0-0 G4-3		4 1 1 1 0 1 0												
Cory Snyder, R (1, 9) OBP: 0.270, SLG: 0.404		2-3 K		1-3 K		1-2 L9		0-0 HR		4 1 1 1 0 2 0												
Mark Salas, L (1, 10) OBP: 0.329, SLG: 0.453		4-2 BB		2-2 L9		1-1 F9		1-0 F9		2 0 0 0 1 0 0 1 0 0 0 0 0 0												
Dave Hengel, R (9, PH) OBP: 0.143, SLG: 0.150																						
Brook Jacoby, R (1, 5) OBP: 0.350, SLG: 0.427		1-1 L8		0-3 K		4-0 HR BB		1-3 K		3 1 0 0 1 2 1												
Andy Allanson, R (1, 2) OBP: 0.258, SLG: 0.259			2-3 K		0-1 L8		1-0 HR	2-2 P6		4 1 1 2 0 1 0												
Felix Fermin, R (1, 6) OBP: 0.309, SLG: 0.261			1-1 G1-3		2-1 L9		1-2 G5-3			3 0 0 0 0 0 0												
Inning Stats	R: 0 E: 0 K: 3 S: 12	H: 0 LOB: 0 BB: 0 P: 17	R: 0 E: 0 K: 1 S: 11	H: 0 LOB: 1 BB: 1 P: 21	R: 0 E: 0 K: 1 S: 12	H: 0 LOB: 0 BB: 0 P: 18	R: 2 E: 0 K: 1 S: 14	H: 2 LOB: 0 BB: 0 P: 20	R: 0 E: 0 K: 1 S: 7	H: 0 LOB: 0 BB: 0 P: 9	R: 1 E: 0 K: 2 S: 13	H: 1 LOB: 0 BB: 0 P: 23	R: 2 E: 0 K: 0 S: 10	H: 1 LOB: 0 BB: 1 P: 18	R: 1 E: 0 K: 0 S: 9	H: 1 LOB: 0 BB: 0 P: 14	R: 1 E: 0 K: 1 S: 8	H: 1 LOB: 0 BB: 0 P: 12	1B: 0 2B: 0 3B: 0 HR: 6	SF: 0 SAC: 0 DP: 0 HBP: 0	WP: 0 PB: 0 SB: 0 CS: 0	PA: 35
PITCHER	IP WLS BF H R ER SO BB IBB HBP BLK WP HR S P ERA WHIP																					
Charlie Hough, R (1, 1) ERA: 5.19	7.2 L 30 5 6 6 9 2 0 0 0 0 0 5 87 139 7.04 0.913																					
Kenny Rogers, L (8, 1) ERA: 2.7	1.1 5 1 1 1 1 0 0 0 0 0 0 1 9 13 6.75 0.750																					

AB	33
R	7
H	6
RBI	7
BB	2
SO	10
LOB	1



BOTTOM

Cleveland Indians @ Texas Rangers
Arlington Stadium, Arlington, TX
Sat Jun 24 1989, 8:05 PM EDT
Att: 39,496 - Unknown - 88 F

livebaseballscorecards.com

AB	37
R	3
H	12
RBI	3
BB	2
SO	7
LOB	17



WP:	0	PA:	40
PB:	0	SB:	0
CS:	2		

AB R H RBI BB SO LOB

5	0	0	0	0	1	2
5	0	4	0	0	0	0
5	0	1	0	0	0	4
4	2	3	1	0	1	2
4	0	1	1	0	0	3
3	0	0	0	1	1	1
2	0	0	0	1	0	0
1	0	0	0	0	0	1
0	0	0	0	0	0	0
3	0	1	0	0	2	3
1	0	0	0	0	1	0
4	1	2	1	0	1	1

1B:	8	SF:	0
2B:	1	SAC:	0
3B:	1	DP:	0
HR:	2	HBP:	0

Batter	1	2	3	4	5	6	7	8	9
Cecil Espy, S OBP: 0.298, SLG: 0.329 (1, 8)	K2-3		FC5-4		G6-3		F7		P6
Sammy Sosa, R OBP: 0.314, SLG: 0.429 (1, 7)	F8		CS		1B		1B		1B
Rafael Palmeiro, L OBP: 0.385, SLG: 0.446 (1, 3)	L8				L8		F9		G4-3
Ruben Sierra, S OBP: 0.376, SLG: 0.604 (1, 9)					HR				
Julio Franco, R OBP: 0.407, SLG: 0.528 (1, 4)			L9		2B				G1-3
Steve Buechele, R OBP: 0.302, SLG: 0.353 (1, 5)			G6-3		BB				K
Jim Sundberg, R OBP: 0.330, SLG: 0.386 (1, 2)			F7						G4-3
Rick Leach, L OBP: 0.376, SLG: 0.397 (8, PH)									
Chad Kreuter, S OBP: 0.197, SLG: 0.203 (9, 2)									
Mike Stanley, R OBP: 0.250, SLG: 0.163 (1, 10)			FC5-4		K				K
Geno Petrali, L OBP: 0.363, SLG: 0.432 (9, PH)									
Jeff Kunkel, R OBP: 0.293, SLG: 0.483 (1, 6)			K						G6-3

Inning Stats	R: 0	H: 0	E: 0	K: 1	S: 11	R: 1	H: 1	E: 0	K: 0	S: 10	R: 0	H: 1	E: 0	K: 1	S: 11	R: 1	H: 3	E: 0	K: 1	S: 13	R: 1	H: 3	E: 0	K: 1	S: 14	R: 0	H: 0	E: 0	K: 1	S: 10	R: 0	H: 1	E: 0	K: 0	S: 7	R: 0	H: 1	E: 0	K: 1	S: 9	R: 0	H: 2	E: 0	K: 1	S: 10	1B: 8	SF: 0	2B: 1	SAC: 0	3B: 1	DP: 0	HR: 2	HBP: 0	WP: 0	PA: 40
	0	0	0	1	11	1	1	0	0	10	0	1	0	1	11	1	3	0	1	13	1	3	0	0	14	0	0	0	0	10	0	1	0	7	0	1	0	9	0	1	0	10	8	0	1	0	1	2	0	0	0	0	40		

PITCHER	IP	WLS	BF	H	R	ER	SO	BB	IBB	HBP	BLK	WP	HR	S	P	ERA	WHIP
Greg Swindell, L ERA: 2.55 (1, 1)	7.0	W	31	10	3	3	5	2	0	0	0	0	2	77	117	3.86	1.714
Doug Jones, R ERA: 2.1 (8, 1)	2.0	S	8	2	0	0	2	0	0	0	0	0	0	18	28	0.00	1.000

Batter	1	2	3	4	5	6	7	8	9	AB R H RBI BB SO LOB	TOP											
Jerry Browne, S (1, 4) OBP: 0.333, SLG: 0.381	0-0 F8			1-1 G4-3		3-2 G4-3			1-2 FC4-6 HR	4 1 0 0 0 0 2												
Dave Clark, L (1, 7) OBP: 0.301, SLG: 0.386	1-3 K			0-0 G4-3			0-0 G3-1		0-2 HR	4 1 1 2 0 1 0												
Joe Carter, R (1, 8) OBP: 0.304, SLG: 0.454	2-0 G5-3			0-3 K			1-0 P4		2-3 K	4 0 0 0 0 2 0												
Pete O'Brien, L (1, 3) OBP: 0.390, SLG: 0.465			0-3 K		0-0 G4-3		3-3 K		1-2 G4-1	4 0 0 0 0 2 0												
Cory Snyder, R (1, 9) OBP: 0.268, SLG: 0.400		2-2 G6-3			2-2 F8			0-1 F9		3 0 0 0 0 0 0												
Mark Salas, L (1, 10) OBP: 0.315, SLG: 0.433		1-0 G3			2-2 F9			0-2 F8		3 0 0 0 0 0 0												
Brook Jacoby, R (1, 5) OBP: 0.353, SLG: 0.432				2-3 K		4-2 SH3-4 BB		3-2 2B		2 0 1 0 1 1 0												
Andy Allanson, R (1, 2) OBP: 0.257, SLG: 0.257				1-0 P3		0-0 SH3-4		2-3 K		1 0 0 0 0 0 0												
Oddibe McDowell, L (8, PH) OBP: 0.292, SLG: 0.293						1-2				1 0 0 0 0 1 1												
Joel Skinner, R (8, 2) OBP: 0.273, SLG: 0.328										0 0 0 0 0 0 0												
Felix Fermin, R (1, 6) OBP: 0.309, SLG: 0.262				1-1 G4-3		0-3 K			0-1 FC4-6 1B	3 0 1 0 0 1 1												
Inning Stats	R: 0 E: 0 K: 1 S: 5	H: 0 LOB: 0 BB: 0 P: 8	R: 0 E: 0 K: 1 S: 8	H: 0 LOB: 0 BB: 0 P: 11	R: 0 E: 0 K: 1 S: 6	H: 0 LOB: 0 BB: 0 P: 10	R: 0 E: 0 K: 1 S: 6	H: 0 LOB: 0 BB: 0 P: 7	R: 0 E: 0 K: 0 S: 8	H: 0 LOB: 0 BB: 0 P: 12	R: 0 E: 0 K: 1 S: 9	H: 0 LOB: 1 BB: 1 P: 16	R: 0 E: 0 K: 1 S: 5	H: 0 LOB: 0 BB: 0 P: 9	R: 0 E: 0 K: 1 S: 12	H: 1 LOB: 1 BB: 0 P: 17	R: 2 E: 0 K: 1 S: 17	H: 2 LOB: 0 BB: 0 P: 21	1B: 1 2B: 1 3B: 0 HR: 1	SF: 0 SAC: 1 DP: 0 HBP: 0	WP: 0 PB: 0 SB: 0 CS: 0	PA: 31
PITCHER	IP WLS BF H R ER SO BB IBB HBP BLK WP HR S P ERA WHIP																					
Nolan Ryan, R (1, 1) ERA: 2.96	8.1 W 29 3 2 2 7 1 0 0 0 0 1 67 99 2.16 0.480																					
Jeff Russell, R (9, 1) ERA: 1.99	0.2 S 2 0 0 0 1 0 0 0 0 0 0 9 12 0.00 0.000																					

Cleveland Indians @ Texas Rangers
Arlington Stadium, Arlington, TX

Sun Jun 25 1989, 8:05 PM EDT
Att. 23,606 - Unknown - 88 F

AB	29
R	2
H	3
RBI	2
BB	1
SO	8
LOB	4



WP: 0	PA: 31
PB: 0	
SB: 0	
CS: 0	

ERA	WHIP

livebaseballscorecards.com

Batter	1	2	3	4	5	6	7	8	9
Cecil Espy, S OBP: 0.301, SLG: 0.332 (1, 8)	1-2 K 1B			1-3 K		0-1 SH1-4 2B 1B	0-0 SH1-4	2-3 K	
Sammy Sosa, R OBP: 0.289, SLG: 0.395 (1, 7)	1-3 K 1-2			1-1 G6-3		0-1 SH1-4 1-2	1-3 K		
Rafael Palmeiro, L OBP: 0.387, SLG: 0.444 (1, 3)	2-1 F8			2-3 K		4-0 2B BB	1-1 2B 1B		
Ruben Sierra, S OBP: 0.378, SLG: 0.610 (1, 9)		0-0 L9			0-0 G4-3	1-0 2B	1-2 2B		
Julio Franco, R OBP: 0.412, SLG: 0.526 (1, 4)		0-3 K			4-2 1B S G3 BB	4-0 IBB	4-0 IBB		
Geno Petralli, L OBP: 0.360, SLG: 0.426 (1, 2)		2-1 G6-3			2-2 G3 1B	1-3 K	0-3 K		
Rick Leach, L OBP: 0.365, SLG: 0.383 (1, 10)			0-0 F9		0-1 G3	1-3 K		0-0 F7	
Steve Buechele, R OBP: 0.305, SLG: 0.353 (1, 5)			3-2 F7		1-0 HBP		1-2 SH1-4 SH 1B	2-1 G1-3	
Jeff Kunkel, R OBP: 0.295, SLG: 0.478 (1, 6)			1-3 K		1-2 F9		0-0 SH 1B	0-2 1B	

Inning Stats	R: 0 E: 0 K: 1 S: 8	H: 1 LOB: 0 BB: 0 P: 12	R: 0 E: 0 K: 1 S: 6	H: 0 LOB: 0 BB: 0 P: 8	R: 0 E: 0 K: 1 S: 7	H: 0 LOB: 0 BB: 0 P: 11	R: 0 E: 0 K: 2 S: 9	H: 0 LOB: 0 BB: 0 P: 13	R: 1 E: 0 K: 0 S: 12	H: 1 LOB: 2 BB: 1 P: 20	R: 1 E: 0 K: 2 S: 11	H: 2 LOB: 3 BB: 2 P: 22	R: 2 E: 0 K: 2 S: 17	H: 3 LOB: 3 BB: 1 P: 25	R: 0 E: 0 K: 1 S: 10	H: 1 LOB: 1 BB: 0 P: 14
--------------	------------------------------	----------------------------------	------------------------------	---------------------------------	------------------------------	----------------------------------	------------------------------	----------------------------------	-------------------------------	----------------------------------	-------------------------------	----------------------------------	-------------------------------	----------------------------------	-------------------------------	----------------------------------


PITCHER	IP	WLS	BF	H	R	ER	SO	BB	IBB	HBP	BLK	WP	HR	S	P	ERA	WHIP
Tom Candiotti, R ERA: 3.66 (1, 1)	5.1	L	20	3	2	2	5	1	0	1	0	0	0	46	68	3.38	0.750
Jesse Orosco, L ERA: 2.45 (6, 1)	1.2		13	4	2	2	4	1	2	0	0	0	0	24	43	10.80	3.000
Tim Stoddard, R ERA: 3.24 (8, 1)	1.0		4	1	0	0	1	0	0	0	0	0	0	10	14	0.00	1.000

AB R H RBI BB SO LOB
4 1 2 0 0 2 1
3 0 0 0 0 2 3
3 0 1 2 1 1 0
4 0 2 1 0 0 0
1 1 0 0 3 1 0
4 0 1 0 0 2 6
4 0 0 1 0 1 4
3 1 1 0 0 0 0
3 1 1 0 0 1 2

BOTTOM

Cleveland Indians @ Texas Rangers
Arlington Stadium, Arlington, TX
Sun Jun 25 1989, 8:05 PM EDT
Att: 23,606 - Unknown - 88 F

AB 29
R 4
H 8
RBI 4
BB 4
SO 10
LOB 16



WP: 0 PA: 37
PB: 0 SB: 1
CS: 0

PITCHER	IP	WLS	BF	H	R	ER	SO	BB	IBB	HBP	BLK	WP	HR	S	P	ERA	WHIP
---------	----	-----	----	---	---	----	----	----	-----	-----	-----	----	----	---	---	-----	------

Batter	1	2	3	4	5	6	7	8	9	AB R H RBI BB SO LOB	TOP													
Jerry Browne, S OBP: 0.336, SLG: 0.381 (1, 4)	4-2 S 1B BB	2-2 G4-3		0-0 2-H 1B			0-0 SH1-3 1-2		0-0 F9	3 1 1 0 1 0 2														
Oddibe McDowell, L OBP: 0.289, SLG: 0.289 Dave Hengel, R OBP: 0.130, SLG: 0.136 (1, 7) (5, 7)	3-1 F8		0-1 G3			1-3 K	3-2 F9		0-0 F9	3 0 0 0 0 1 1 2 0 0 0 0 0 3														
Joe Carter, R OBP: 0.300, SLG: 0.448 (1, 8)	3-3 K 1-2		1-3 K			3-2 F8	0-1 P3			4 0 0 0 0 2 2														
Pete O'Brien, L OBP: 0.392, SLG: 0.464 (1, 3)	0-0 2-H 1B		2-2 G3			3-0 FC6-4 HBP		2-3 K		3 1 1 1 0 1 0														
Cory Snyder, R OBP: 0.267, SLG: 0.398 (1, 9)	2-2 2-H 1B			1-3 K		2-2 FC6-4 1-2f		0-0 F9		4 0 1 1 0 1 1														
Dave Clark, L OBP: 0.306, SLG: 0.385 (1, 10)	0-0 1-2 1B			4-2 1B BB			1-3 K	1-2 L7		3 1 1 0 1 1 0														
Brook Jacoby, R OBP: 0.352, SLG: 0.429 (1, 5)	1-1 G5-3			0-0 E 1B SH1-3 1B			0-0 F8		0-1 G6-3	4 1 1 0 0 0 2	AB 33 R 4 H 9 RBI 4 BB 2 SO 8 LOB 11													
Joel Skinner, R OBP: 0.286, SLG: 0.338 (1, 2)		0-1 G6-3		1-1 E7 SH1-3 1B 1B			2-3 K		0-0 1B 1B	4 0 2 1 0 1 0														
Felix Fermin, R OBP: 0.313, SLG: 0.267 (1, 6)		0-3 K		0-0 SH1-3			1-1 SH1-3 1B		1-1 1B 1B	3 0 2 1 0 1 0														
Inning Stats	R: 2 E: 0 K: 1 S: 15	H: 3 LOB: 2 BB: 1 P: 28	R: 0 E: 0 K: 1 S: 10	H: 0 LOB: 0 BB: 0 P: 12	R: 0 E: 0 K: 1 S: 11	H: 0 LOB: 0 BB: 0 P: 14	R: 2 E: 1 K: 1 S: 11	H: 3 LOB: 2 BB: 1 P: 17	R: 0 E: 0 K: 1 S: 15	H: 0 LOB: 1 BB: 0 P: 24	R: 0 E: 0 K: 2 S: 8	H: 0 LOB: 0 BB: 0 P: 11	R: 0 E: 0 K: 0 S: 8	H: 1 LOB: 1 BB: 0 P: 12	R: 0 E: 0 K: 1 S: 8	H: 0 LOB: 0 BB: 0 P: 11	R: 0 E: 0 K: 0 S: 7	H: 2 LOB: 2 BB: 0 P: 8	1B: 9 2B: 0 3B: 0 HR: 0	SF: 0 SAC: 2 DP: 0 HBP: 1	WP: 0 PB: 0 SB: 1 CS: 0	PA: 38		
PITCHER	IP WLS BF H R ER SO BB IBB HBP BLK WP HR S P ERA WHIP																							
Bobby Witt, R ERA: 6.23 Gary Mielke, R ERA: 2.6 Drew Hall, L ERA: 4.87 Cecilio Guante, R ERA: 3.8	(1, 1) 0.2 L 6 3 2 2 1 1 0 0 0 0 0 0 13 25 27.00 6.000	(1, 1) 3.1 13 3 2 2 3 1 0 0 0 0 0 0 34 46 5.40 1.200	(5, 1) 2.1 9 1 0 0 3 0 0 1 0 0 0 26 39 0.00 0.429	(7, 1) 2.2 10 2 0 0 1 0 0 0 0 0 0 20 27 0.00 0.750																				

Cleveland Indians @ Texas Rangers
Arlington Stadium, Arlington, TX
Mon Jun 26 1989, 8:05 PM EDT
Att. 17,676 - Unknown

livebaseballscorecards.com



Batter	1	2	3	4	5	6	7	8	9	AB R H RBI BB SO LOB	TOP			
Cecil Espy, S (1, 8) OBP: 0.306, SLG: 0.331	1-3 		1 SAFE 4-0 BB 1B	2-1 G6-3		1-3 K			4-1 G5-4-3 BB	3 1 0 0 2 2 3				
Sammy Sosa, R (1, 7) OBP: 0.255, SLG: 0.340	0-0 G5-3		1-2 1B 1-3 2-H		1-2 F8			1-2 G5-3	0-0 G5-4-3 1-2f	5 0 1 1 0 0 1				
Rafael Palmeiro, L (1, 3) OBP: 0.385, SLG: 0.441	3-2 G3		1-0 1B 1-3 3-H		1-0 L4			1-2 G3	1-2 BB 1B	5 0 2 1 0 0 0				
Ruben Sierra, S (1, 9) OBP: 0.380, SLG: 0.605		2-1 F9	0-2 P6		1-0 2B			1-0 F7	4-2 BB	4 0 1 0 1 0 2				
Julio Franco, R (1, 4) OBP: 0.406, SLG: 0.515		2-1 F9	2-1 G3		1-0 G4-3			4-2 PB 1B BB	0-0 F8	4 1 0 0 1 0 5				
Mike Stanley, R (1, 10) Thad Bosley, L (8, PH) OBP: 1.000, SLG: 1.000	3-3 K		3-1 F9		1-0 G4-3 HBP			3-2 1-H S 1B		2 0 0 0 0 1 0 1 0 1 1 0 0 0				
Steve Buechele, R (1, 5) OBP: 0.299, SLG: 0.346			0-0 E6 SH2-3 1B		3-1 G6-3			3-1 P4		4 1 0 0 0 0 2				
Jim Sundberg, R (1, 2) OBP: 0.340, SLG: 0.389		1 SAFE 2-1 BB F X	SH2-3	0-2 WP 2B 1B		4-1 BB		3-3 K		2 1 1 0 1 1 1				
Jeff Kunkel, R (1, 6) OBP: 0.304, SLG: 0.480		1-1 BB 1B 2-H	1-1 BB 1B	3-2 1-H 2B		1-3 K		1-0 F7		4 1 2 2 0 1 3				
Inning Stats	R: 0 E: 0 K: 1 S: 7 H: 0 LOB: 0 BB: 0 P: 11	R: 0 E: 0 K: 1 S: 10 H: 0 LOB: 0 BB: 0 P: 17	R: 3 E: 1 K: 0 S: 14 H: 3 LOB: 2 BB: 1 P: 25	R: 1 E: 0 K: 0 S: 14 H: 2 LOB: 1 BB: 0 P: 25	R: 0 E: 0 K: 0 S: 6 H: 1 LOB: 1 BB: 0 P: 10	R: 0 E: 0 K: 2 S: 12 H: 0 LOB: 2 BB: 1 P: 21	R: 0 E: 0 K: 0 S: 9 H: 0 LOB: 0 BB: 0 P: 12	R: 1 E: 0 K: 1 S: 12 H: 1 LOB: 1 BB: 1 P: 26	R: 0 E: 0 K: 0 S: 10 H: 1 LOB: 2 BB: 2 P: 19	1B: 6 2B: 2 3B: 0 HR: 0 SF: 0 SAC: 1 DP: 1 HBP: 1	WP: 2 PB: 1 SB: 1 CS: 0 PA: 41			
PITCHER	IP WLS BF H R ER SO BB IBB HBP BLK WP HR S P ERA WHIP												PITCHER	IP WLS BF H R ER SO BB IBB HBP BLK WP HR S P ERA WHIP
Greg Hibbard, L (1, 1) ERA: 3.03	4.2 L 22 6 4 3 2 1 0 0 0 1 0 50 86 5.79 1.500													
Donn Pall, R (5, 1) ERA: 3.27	2.1 9 0 0 0 2 1 0 1 0 0 0 22 35 0.00 0.429													
John Davis, R (8, 1) ERA: 3.0	1.0 5 1 1 0 1 1 0 0 0 0 0 12 26 0.00 2.000													
Ken Patterson, L (9, 1) ERA: 4.85	1.0 5 1 0 0 0 2 0 0 0 0 0 10 19 0.00 3.000													

Texas Rangers @ Chicago White Sox
Comiskey Park, Chicago, IL
Tue Jun 27 1989, 8:05 PM EDT
Att: 9,631 - Unknown - 70 F

livebaseballscorecards.com

AB 34
R 5
H 8
RBI 5
BB 5
SO 5
LOB 17




Batter	1	2	3	4	5	6	7	8	9	AB R H RBI BB SO LOB
Dave Gallagher, R OBP: 0.365, SLG: 0.348 (1, 8)	1-2 G6-3 ①		2-2 1B ③			2-2 WP 1B		3-2 G6-3 ③		4 0 2 0 0 0 0
Steve Lyons, L OBP: 0.324, SLG: 0.323 (1, 4)	2-2 2B		0-0 B1-3 ③			1-2 F8 ②			0-0 1B 1B	4 1 2 0 0 0 2
Harold Baines, L OBP: 0.421, SLG: 0.490 (1, 10)	2-3 K ②			0-0 G6-3 ①		1-0 G4-3 ③			1-1 L7 ①	4 0 0 0 0 1 3
Ivan Calderon, R OBP: 0.326, SLG: 0.464 (1, 9)	0-0 G5-3 ③			2-1 G4-3 ②			3-2 G5-3 ①		0-0 1B 1B	4 0 1 0 0 0 1
Dan Pasqua, L OBP: 0.341, SLG: 0.473 (1, 7)		4-0 G6-4-3 BB		2-3 K ③			0-0 F7 ②		0-0 1B 1B	3 0 1 1 1 1 0
Carlton Fisk, R OBP: 0.348, SLG: 0.437 (1, 2)		0-2 SAFE P6 ①			1-2 G6-3 ①		1-3 K		1-3 K ②	4 0 0 0 0 2 3
Greg Walker, L OBP: 0.275, SLG: 0.296 (1, 3)		1-0 G6-4-3 ② ③ 1-2f			1-2 G5-3 ②		2-2 G4-3 ③		1-1 G4-3 ③	4 0 0 0 0 0 4
Eddie Williams, R OBP: 0.348, SLG: 0.353 (1, 5)			3-1 G5-3 ①			3-2 G5-3 ③		1-0 G6-3 ①		3 0 0 0 0 0 0
Ozzie Guillen, L OBP: 0.251, SLG: 0.280 (1, 6)			1-2 F7 ②			3-2 L8 ①		1-0 G6-3 ②		3 0 0 0 0 0 0

Inning Stats	R: 0	H: 1	E: 0	K: 1	S: 11	LOB: 1	BB: 0	P: 16	R: 0	H: 0	E: 0	K: 0	S: 4	LOB: 0	BB: 1	P: 9	R: 0	H: 1	E: 0	K: 0	S: 9	LOB: 1	BB: 0	P: 15	R: 0	H: 0	E: 0	K: 1	S: 6	LOB: 0	BB: 0	P: 10	R: 0	H: 0	E: 0	K: 0	S: 11	LOB: 0	BB: 0	P: 16	R: 0	H: 1	E: 0	K: 0	S: 14	LOB: 1	BB: 0	P: 21	R: 0	H: 0	E: 0	K: 1	S: 10	LOB: 1	BB: 0	P: 16	R: 0	H: 0	E: 0	K: 0	S: 5	LOB: 0	BB: 0	P: 10	R: 1	H: 3	E: 0	K: 1	S: 13	LOB: 2	BB: 0	P: 16	1B: 5	SF: 0	2B: 1	SAC: 0	3B: 0	DP: 1	HR: 0	HBP: 0	WP: 1	PA: 34
--------------	------	------	------	------	-------	--------	-------	-------	------	------	------	------	------	--------	-------	------	------	------	------	------	------	--------	-------	-------	------	------	------	------	------	--------	-------	-------	------	------	------	------	-------	--------	-------	-------	------	------	------	------	-------	--------	-------	-------	------	------	------	------	-------	--------	-------	-------	------	------	------	------	------	--------	-------	-------	------	------	------	------	-------	--------	-------	-------	-------	-------	-------	--------	-------	-------	-------	--------	-------	--------

PITCHER	IP	WLS	BF	H	R	ER	SO	BB	IBB	HBP	BLK	WP	HR	S	P	ERA	WHIP
Kevin Brown, R ERA: 2.82 (1, 1)	8.1	W	32	6	1	1	3	1	0	0	0	1	0	75	119	1.08	0.840
Jeff Russell, R ERA: 1.95 (9, 1)	0.2	S	2	0	0	0	1	0	0	0	0	0	0	8	10	0.00	0.000

TEXAS RANGERS @ CHICAGO WHITE SOX
Comiskey Park, Chicago, IL
 Tue Jun 27 1989, 8:05 PM EDT
 Att. 9,631 - Unknown - 70 F

AB 33
 R 1
 H 6
 RBI 1
 BB 1
 SO 4
 LOB 13



Batter	1	2	3	4	5	6	7	8	9	AB R H RBI BB SO LOB	TOP											
Cecil Espy, S OBP: 0.304, SLG: 0.328 (1, 8) X	0-0 G6-3		2-1 G5-6-3	1-2 G6-3	0-1 1B			2-2 L7		5 0 1 1 0 0 3												
Scott Fletcher, R OBP: 0.344, SLG: 0.312 (1, 10) C X	1-1 1B		2-0 G5-3 1B		E3 1B			0-1 G5-3		5 1 2 1 0 0 2												
Rafael Palmeiro, L OBP: 0.382, SLG: 0.437 (1, 3) B C X	3-2 F7		2-2 G5-3 1B		1-0 BB E 1B		2-0 L6		2-1 G4-3	5 1 1 1 0 0 2												
Ruben Sierra, S OBP: 0.380, SLG: 0.601 (1, 9) F C X	1-3 K		1-1 L9		4-1 FC6-4 BB		1-1 G4-3		1-1 1B FC3 1B	4 1 1 0 1 1 2												
Julio Franco, R OBP: 0.406, SLG: 0.513 (1, 4) C X		3-2 L8		1-1 SH1-3 SF8 1B	2-3 K		1-2 L7		0-2 FC3 1B	5 1 2 0 0 1 3												
Sammy Sosa, R OBP: 0.285, SLG: 0.347 (1, 7) B C X		2-1 L7		0-0 SF8 SH1-3 2B 1B	2-1 FC6-4 1B		1-1 F8		2-1 FC3 FC6-4	2 1 1 0 0 0 0 3 1 0 2 0 0 2												
Rick Leach, L OBP: 0.354, SLG: 0.378 (5, PH) (5, 7) B C X		2-1 L7		3-1 SH1-3	4-1 1B BB		1-3 K		1-3 K	2 1 0 0 1 1 0 1 0 0 0 0 1 2 0 0 0 0 0 0 0												
Jim Sundberg, R OBP: 0.340, SLG: 0.380 (1, 2) B C X				1-2 2-3																		
Thad Bosley, L OBP: 0.500, SLG: 0.500 (9, PH) B C X				1-1 SF8	1-2 1B		2-2 F9		0-0 FC6-4	4 2 2 2 0 0 2												
Chad Kreuter, S OBP: 0.191, SLG: 0.197 (9, 2) F C X				0-2 2B 1B	2-3 3-H				1-2 1B													
Steve Buechele, R OBP: 0.301, SLG: 0.348 (1, 5) F C X				1-1 1B SAFE	1-1 2B				1-2 1B													
Jeff Kunkel, R OBP: 0.321, SLG: 0.510 (1, 6) C X				1-1 1B SAFE	1-1 G5-3 2B				0-3 K	4 1 3 2 0 1 0												
Inning Stats	R: 0 E: 0 K: 1 S: 9	H: 1 LOB: 1 BB: 0 P: 14	R: 0 E: 0 K: 0 S: 9	H: 0 LOB: 0 BB: 0 P: 16	R: 2 E: 0 K: 0 S: 13	H: 3 LOB: 1 BB: 0 P: 21	R: 2 E: 0 K: 0 S: 12	H: 3 LOB: 1 BB: 0 P: 19	R: 5 E: 2 K: 1 S: 19	H: 4 LOB: 2 BB: 2 P: 36	R: 0 E: 0 K: 0 S: 7	H: 0 LOB: 0 BB: 0 P: 11	R: 0 E: 0 K: 1 S: 10	H: 0 LOB: 0 BB: 0 P: 14	R: 0 E: 0 K: 1 S: 8	H: 0 LOB: 0 BB: 0 P: 10	R: 1 E: 0 K: 1 S: 13	H: 2 LOB: 2 BB: 0 P: 19	1B: 11 2B: 2 3B: 0 HR: 0	SF: 1 SAC: 1 DP: 0 HBP: 0	WP: 0 PB: 0 SB: 0 CS: 0	PA: 44
PITCHER	IP WLS BF H R ER SO BB IBB HBP BLK WP HR S P ERA WHIP																					
Steve Rosenberg, L ERA: 4.86 (1, 1)	4.0 L 21 8 6 6 1 0 0 0 0 0 0 0 46 75 13.50 2.000																					
Shawn Hillegas, R ERA: 5.54 (5, 1)	1.0 8 3 3 1 1 2 0 0 0 0 0 0 16 31 9.00 5.000																					
Tom McCarthy, R ERA: 4.38 (6, 1)	4.0 15 2 1 1 3 0 0 0 0 0 0 0 38 54 2.25 0.500																					

Texas Rangers @ Chicago White Sox
Comiskey Park, Chicago, IL
Wed Jun 28 1989, 8:05 PM EDT
Att: 8,622 - Unknown - 58 F

livebaseballscorecards.com

AB 40
R 10
H 13
RBI 9
BB 2
SO 5
LOB 18



Batter	1	2	3	4	5	6	7	8	9	AB	R	H	RBI	BB	SO	LOB
Dave Gallagher, R OBP: 0.368, SLG: 0.352 (1, 8)	1-1 G4-3 1B E 1B	3-2 1B		2-2 G4-3		1-0 1-2 1B		2-2 G6-3		5	1	3	0	0	0	1
Fred Manrique, R OBP: 0.320, SLG: 0.403 (1, 4)	2-0 1-2 1B	1-0 F9 1B		0-1 G6-3		1-1 G6-3			1-1 G6-3	5	0	1	0	0	0	3
Harold Baines, L OBP: 0.417, SLG: 0.482 Russ Morman, R (9, PR)	0-1 G4-3 1-2 2-3	2-2 G6-3			0-3 K		0-1 G1-3		4-2 BB	4	0	0	0	1	1	3
Ivan Calderon, R OBP: 0.327, SLG: 0.470 (1, 9)	2-1 E5 3B 2-3 3-H		1-1 G1-3 E 1B		2-0 L9		0-0 SF8 3B		0-3 K	5	3	2	0	0	1	2
Carlton Fisk, R OBP: 0.350, SLG: 0.467 (1, 2)	2-1 1-H 3-H 3B		1-1 G1-3		1-0 2B		1-0 SF8		1-2 P3	4	0	2	3	0	0	2
Dan Pasqua, L OBP: 0.338, SLG: 0.461 (1, 7)	G3		4-0 FC6 BB		2-3 K		2-3 K			3	0	0	0	1	2	2
Greg Walker, L OBP: 0.281, SLG: 0.292 (1, 3)	4-1 BB		0-0 FC6 1-2f 2-H		1-3 K			4-2 FC3-6 BB		2	0	0	0	2	1	1
Eddie Williams, R OBP: 0.346, SLG: 0.347 (1, 5)	3-3 K		2-2 F7		4-2 1B BB			1-2 FC3-6 FC6-4 1-2f		3	0	0	0	1	1	4
Ozzie Guillen, L OBP: 0.249, SLG: 0.277 (1, 6)		2-2 F7		2-1 G4-3		0-0 P5		3-2 FC6-4 1-2f		4	0	0	0	0	0	2

Inning Stats	R: 3	H: 3	LOB: 2	K: 14	S: 14	R: 0	H: 1	LOB: 1	K: 0	S: 10	R: 1	H: 1	LOB: 1	K: 0	S: 8	R: 0	H: 1	LOB: 1	K: 2	S: 9	R: 0	H: 1	LOB: 2	K: 1	S: 12	R: 1	H: 1	LOB: 0	K: 1	S: 7	R: 0	H: 0	LOB: 1	K: 0	S: 11	R: 0	H: 0	LOB: 1	K: 1	S: 12	1B: 5	SF: 1	2B: 1	SAC: 0	3B: 2	DP: 0	HR: 0	HBP: 0	WP: 0	PA: 41
PITCHER	IP	WLS	BF	H	R	ER	SO	BB	IBB	HBP	BLK	WP	HR	S	P	ERA	WHIP																																	
Mike Jeffcoat, L ERA: 2.75 (1, 1)	7.0	W	33	8	5	3	5	3	0	0	0	0	0	67	118	3.86	1.571																																	
Kenny Rogers, L ERA: 2.55 (8, 1)	2.0		8	0	0	0	1	2	0	0	0	0	0	23	39	0.00	1.000																																	

BOTTOM

Texas Rangers @ Chicago White Sox
Comiskey Park, Chicago, IL
Wed Jun 28 1989, 8:05 PM EDT
Att. 8,622 - Unknown - 58 F

livebaseballscores.com

AB	35
R	4
H	8
RBI	3
BB	5
SO	6
LOB	20



Batter	1	2	3	4	5	6	7	8	9	AB R H RBI BB SO LOB	TOP
Harold Reynolds, S (1, 4) OBP: 0.345, SLG: 0.371	1-2 G1-3		0-1 1B		2-0 G3		3-1 F8			4 0 1 0 0 0 2	
Greg Briley, L (1, 7) OBP: 0.353, SLG: 0.434	1-0 G4-3		2-2 G4-6-3 1B		4-1 BB			2-2 G6-3		3 0 1 0 1 0 0	
Alvin Davis, L (1, 3) OBP: 0.429, SLG: 0.476	3-1 G5-3		1-0 G4-6-3 1-2f		1-3 K			1-0 G3-1		4 0 0 0 0 1 4	
Jeffrey Leonard, R (1, 10) OBP: 0.320, SLG: 0.459		1-2 G5-3		0-0 1B		1-2 F7		1-1 F8		4 1 1 0 0 0 0	
Ken Griffey Jr., L (1, 8) OBP: 0.348, SLG: 0.472		1-1 1B SF8		0-1 1B		2-2 F7		2-2 P5		4 1 2 0 0 0 0	
Darnell Coles, R (1, 9) OBP: 0.284, SLG: 0.351		1-2 1B		0-0 1B		0-0 1B		2-1 F7		4 0 3 1 0 0 0	
Scott Bradley, L (1, 2) OBP: 0.307, SLG: 0.374		2-2 SF8		0-0 F9		1-2 PO	2-2 L6		0-0 1B	3 0 1 1 0 0 1	AB 32 R 2 H 11 RBI 2 BB 2 SO 2 LOB 10
Edgar Martinez, R (1, 5) OBP: 0.336, SLG: 0.366		2-1 G4-3		1-1 CS	3-2 G3 1B		4-1 1B BB		0-3 K	3 0 1 0 1 1 2	
Omar Vizquel, S (1, 6) OBP: 0.294, SLG: 0.272			2-2 P5		1-2 F8		2-1 1B			3 0 1 0 0 0 1	
Inning Stats	R: 0 E: 0 K: 0 S: 6 H: 0 LOB: 0 BB: 0 P: 11	R: 1 E: 0 K: 0 S: 18 H: 2 LOB: 1 BB: 0 P: 24	R: 0 E: 0 K: 0 S: 9 H: 2 LOB: 1 BB: 0 P: 14	R: 1 E: 0 K: 0 S: 6 H: 3 LOB: 0 BB: 0 P: 7	R: 0 E: 0 K: 1 S: 13 H: 1 LOB: 2 BB: 1 P: 24	R: 0 E: 0 K: 0 S: 10 H: 1 LOB: 0 BB: 0 P: 14	R: 0 E: 0 K: 0 S: 8 H: 1 LOB: 1 BB: 1 P: 19	R: 0 E: 0 K: 0 S: 6 H: 0 LOB: 0 BB: 0 P: 10	R: 0 E: 0 K: 1 S: 9 H: 1 LOB: 1 BB: 0 P: 13	1B: 11 2B: 0 3B: 0 HR: 0 SF: 1 SAC: 0 DP: 1 HBP: 0	WP: 0 PB: 0 SB: 0 CS: 1 PA: 37
PITCHER Charlie Hough, R (1, 1) ERA: 4.88	IP 9.0 WLS L BF 35 H 11 R 2 ER 2 SO 2 BB 2 IBB 0 HBP 0 BLK 0 WP 0 HR 0 S 85 P 136 ERA 2.00 WHIP 1.444	PITCHER IP WLS BF H R ER SO BB IBB HBP BLK WP HR S P ERA WHIP									

Seattle Mariners @ Texas Rangers
Arlington Stadium, Arlington, TX
Thu Jun 29 1989, 8:05 PM EDT
Att. 26,244 - Unknown - 84 F

livebaseballscorecards.com



Batter	1	2	3	4	5	6	7	8	9	AB R H RBI BB SO LOB
Cecil Espy, S OBP: 0.303, SLG: 0.327 (1, 8) C B B F X	3-2 F7 ①		0-3 K ③			1-0 G4-3 ③			1-2 E7 1B ①	4 0 1 0 0 1 0
Sammy Sosa, R OBP: 0.269, SLG: 0.346 (1, 7) Scott Fletcher, R OBP: 0.343, SLG: 0.311 (9, PH) C S X	0-3 K ②			0-2 G4-6-3 1B ①			0-3 K ①		1-3 K ②	3 0 1 0 0 2 0 1 0 0 0 0 1 1
Rafael Palmeiro, L OBP: 0.381, SLG: 0.434 (1, 3) C B B X	2-1 1B ①			0-1 G4-6-3 1-2f ① ②			2-0 G4-3 ②		3-2 P4 ③	4 0 1 0 0 0 2
Ruben Sierra, S OBP: 0.377, SLG: 0.595 (1, 9) F X	0-1 P9 ③			3-2 G4-3 ③			2-1 G4-3 ③			3 0 0 0 0 0 1
Julio Franco, R OBP: 0.406, SLG: 0.511 (1, 4) C B X		0-2 G5-3 ①			2-0 F9 ①			2-2 FC4-6 1B ①		3 0 1 0 0 0 0
Rick Leach, L OBP: 0.347, SLG: 0.369 (1, 10) C B X		1-1 G3-1 ②			1-3 K ②			0-0 FC4-6 1-2f ①		3 0 0 0 0 1 1
Steve Buechele, R OBP: 0.298, SLG: 0.344 (1, 5) X		0-0 L7 ③			1-1 F9 ③			1-1 F9 ②		3 0 0 0 0 0 1
Chad Kreuter, S OBP: 0.186, SLG: 0.190 (1, 2) Thad Bosley, L OBP: 0.333, SLG: 0.333 (8, PH) Jim Sundberg, R OBP: 0.340, SLG: 0.380 (9, 2) C B B F X			3-2 G6-3 ①			2-2 L5 ①		2-2 G4-3 ③		2 0 0 0 0 0 0 1 0 0 0 0 0 1 0 0 0 0 0 0 0
Jeff Kunkel, R OBP: 0.312, SLG: 0.495 (1, 6) X			0-0 F8 ②			2-2 G1-3 ②			2-3 K ①	3 0 0 0 0 1 0

Inning Stats	R: 0 E: 0 K: 1 S: 10	H: 1 LOB: 1 BB: 0 P: 15	R: 0 E: 0 K: 0 S: 6	H: 0 LOB: 0 BB: 0 P: 7	R: 0 E: 0 K: 1 S: 7	H: 0 LOB: 0 BB: 0 P: 10	R: 0 E: 0 K: 0 S: 10	H: 1 LOB: 0 BB: 0 P: 13	R: 0 E: 0 K: 1 S: 6	H: 0 LOB: 0 BB: 0 P: 10	R: 0 E: 0 K: 0 S: 9	H: 0 LOB: 0 BB: 0 P: 14	R: 0 E: 0 K: 1 S: 6	H: 0 LOB: 0 BB: 0 P: 10	R: 0 E: 0 K: 0 S: 9	H: 1 LOB: 1 BB: 0 P: 14	R: 0 E: 1 K: 2 S: 19	H: 1 LOB: 1 BB: 0 P: 26	1B: 4 2B: 0 3B: 0 HR: 0	SF: 0 SAC: 0 DP: 1 HBP: 0	WP: 0 PB: 0 SB: 0 CS: 0	PA: 30	
PITCHER	IP	WLS	BF	H	R	ER	SO	BB	IBB	HBP	BLK	WP	HR	S	P	ERA	WHIP						
Scott Bankhead, R ERA: 3.08 (1, 1)	8.0	W	26	3	0	0	4	0	0	0	0	0	0	63	93	0.00	0.375						
Mike Schooler, R ERA: 1.63 (9, 1)	1.0	S	4	1	0	0	2	0	0	0	0	0	0	19	26	0.00	1.000						

BOTTOM

Seattle Mariners @ Texas Rangers
Arlington Stadium, Arlington, TX
Thu Jun 29 1989, 8:05 PM EDT
Att: 26,244 - Unknown - 84 F

livebaseballscorecards.com

AB	30
R	0
H	4
RBI	0
BB	0
SO	6
LOB	7



Batter	1	2	3	4	5	6	7	8	9	AB R H RBI BB SO LOB	TOP											
Harold Reynolds, S (1, 4) OBP: 0.344, SLG: 0.369	1-0 P6		3-2 G1-3			3-2 1B BB	1-1 SAFE F9			4 1 1 0 0 0 1												
Greg Briley, L (1, 7) OBP: 0.356, SLG: 0.453	3-2 HR		1-3 K			4-0 1B WP	1-0 F9			3 2 1 1 1 1 1												
Alvin Davis, L (1, 3) OBP: 0.426, SLG: 0.472	1-2 G4-3			3-2 F7		1-1 1B WP		0-3 K		4 1 1 1 0 1 0												
Jeffrey Leonard, R (1, 10) OBP: 0.323, SLG: 0.457	4-1 BB			3-3 K		1-3 K		1-0 S 1B		3 0 1 0 1 2 2												
Ken Griffey Jr., L (1, 8) OBP: 0.347, SLG: 0.468	0-3 K			0-2 G5-3		2-2 1B 1B		1-3 K		4 0 1 1 0 2 2												
Darnell Coles, R (1, 9) OBP: 0.284, SLG: 0.349		1-3 K			1-3 K	0-0 1B		2-2 F8		4 0 1 0 0 2 1												
Scott Bradley, L (1, 2) OBP: 0.306, SLG: 0.371		0-1 G4-3			1-0 P5	0-0 G4-6-3		0-0 L3 1B		4 0 1 0 0 0 2												
Edgar Martinez, R (1, 5) OBP: 0.333, SLG: 0.357		3-3 K			4-1 BB		1-2 F8		0-0 L3	3 0 0 0 1 1 1												
Omar Vizquel, S (1, 6) OBP: 0.293, SLG: 0.271			0-0 L8		2-3 K		2-2 1B		2-3 K	4 0 1 0 0 2 1												
Inning Stats	R: 1 E: 0 K: 1 S: 12	H: 1 LOB: 1 BB: 1 P: 21	R: 0 E: 0 K: 2 S: 8	H: 0 LOB: 0 BB: 0 P: 12	R: 0 E: 0 K: 1 S: 7	H: 0 LOB: 0 BB: 0 P: 11	R: 0 E: 0 K: 1 S: 9	H: 0 LOB: 0 BB: 0 P: 15	R: 0 E: 0 K: 2 S: 8	H: 0 LOB: 1 BB: 1 P: 16	R: 3 E: 0 K: 1 S: 15	H: 4 LOB: 1 BB: 1 P: 26	R: 0 E: 0 K: 0 S: 9	H: 1 LOB: 1 BB: 0 P: 14	R: 0 E: 0 K: 2 S: 10	H: 1 LOB: 1 BB: 0 P: 14	R: 0 E: 0 K: 1 S: 5	H: 1 LOB: 0 BB: 0 P: 7	1B: 7 2B: 1 3B: 0 HR: 1	SF: 0 SAC: 0 DP: 2 HBP: 0	WP: 1 PB: 0 SB: 1 CS: 0	PA: 36
PITCHER	IP WLS BF H R ER SO BB IBB HBP BLK WP HR S P ERA WHIP																					
Nolan Ryan, R (1, 1) ERA: 3.14	5.1 L 24 5 4 4 8 3 0 0 0 1 1 58 100 6.75 1.500																					
Drew Hall, L (6, 1) ERA: 4.37	2.1 8 2 0 0 2 0 0 0 0 0 0 17 24 0.00 0.857																					
Cecilio Cuante, R (8, 1) ERA: 3.68	1.1 4 1 0 0 1 0 0 0 0 0 0 8 12 0.00 0.750																					

Seattle Mariners @ Texas Rangers
Arlington Stadium, Arlington, TX
Fri Jun 30 1989, 8:05 PM EDT
Att. 28,338 - Unknown

livebaseballscorecards.com

AB 33
R 4
H 8
RBI 3
BB 3
SO 11
LOB 11



Batter	1	2	3	4	5	6	7	8	9	AB R H RBI BB SO LOB
Cecil Espy, S OBP: 0.305, SLG: 0.326 (1, 8) BB CS BB	4-1 CS BB		2-1 FC6-4 BB 1-2f		2-2 G4-3		0-0 CS 1B		3-2 F8	4 0 1 1 1 0 3
Scott Fletcher, R OBP: 0.344, SLG: 0.310 (1, 6) S BB X	2-2 E6 G6-3 1-2		4-1 BB 1-2 BB			1-0 G1-3	0-1 CS 1-2	0-1 F8	1-2 BB	4 0 1 0 1 0 1
Rafael Palmeiro, L OBP: 0.378, SLG: 0.430 (1, 3) C BB X	1-2 G6-3 1-2f		1-1 G4-3			2-1 G4-3 1B		1-3 K	2-3 K	5 0 1 0 0 2 5
Ruben Sierra, S OBP: 0.375, SLG: 0.590 (1, 9) X		0-0 F7		2-2 G4-3		1-1 G4-3 1-2		1-1 E9 2B 1B		4 1 1 0 0 0 1
Julio Franco, R OBP: 0.407, SLG: 0.517 (1, 4) BB X		2-1 2B		0-1 G4-3		0-3 K		1-2 2B		4 0 2 1 0 1 1
Rick Leach, L OBP: 0.351, SLG: 0.368 (1, 10) BB X		3-3 K		0-0 G3-1			1-1 3B 1B	4-2 BB		3 1 1 0 1 1 1
Pete Incaviglia, R OBP: 0.254, SLG: 0.373 (1, 7) X		0-1 G4-3			0-0 G4-3		3-2 1B 3B	0-1 P3		4 1 1 1 0 0 3
Steve Buechele, R OBP: 0.297, SLG: 0.343 (1, 5) Jeff Kunkel, R OBP: 0.312, SLG: 0.495 (9, PR)			1-2 G1-3		2-0 G6-3		3-1 G5-3		0-0 1B 1B	4 0 1 0 0 0 1 0 0 0 0 0 0 0
Chad Kreuter, S OBP: 0.208, SLG: 0.203 (1, 2) Thad Bosley, L OBP: 0.250, SLG: 0.250 (7, PH) Jim Sundberg, R OBP: 0.336, SLG: 0.376 (8, 2)			4-2 FC6-4 BB		0-0 1B		0-3 K		1-3 K	1 0 1 0 1 0 0 1 0 0 0 0 1 1 1 0 0 0 0 1 1

Inning Stats	R: 0 E: 1 K: 0 S: 7	H: 0 LOB: 0 BB: 1 P: 14	R: 0 E: 0 K: 1 S: 12	H: 1 LOB: 1 BB: 0 P: 17	R: 0 E: 0 K: 0 S: 10	H: 0 LOB: 2 BB: 2 P: 22	R: 0 E: 0 K: 0 S: 6	H: 0 LOB: 0 BB: 0 P: 8	R: 0 E: 0 K: 0 S: 6	H: 1 LOB: 1 BB: 0 P: 10	R: 0 E: 0 K: 1 S: 8	H: 1 LOB: 1 BB: 0 P: 12	R: 2 E: 0 K: 1 S: 12	H: 3 LOB: 0 BB: 0 P: 19	R: 1 E: 1 K: 1 S: 14	H: 2 LOB: 2 BB: 1 P: 21	R: 0 E: 0 K: 2 S: 14	H: 2 LOB: 2 BB: 0 P: 21	1B: 7 2B: 2 3B: 1 HR: 0	SF: 0 SAC: 0 DP: 1 HBP: 0
--------------	------------------------------	----------------------------------	-------------------------------	----------------------------------	-------------------------------	----------------------------------	------------------------------	---------------------------------	------------------------------	----------------------------------	------------------------------	----------------------------------	-------------------------------	----------------------------------	-------------------------------	----------------------------------	-------------------------------	----------------------------------	----------------------------------	------------------------------------

PITCHER	IP	WLS	BF	H	R	ER	SO	BB	IBB	HBP	BLK	WP	HR	S	P	ERA	WHIP
Bill Swift, R ERA: 5.74 (1, 1)	6.0	W	25	5	2	2	2	3	0	0	0	0	0	54	92	3.00	1.333
Michael Jackson, R ERA: 4.18 (7, 1)	2.0		9	3	1	0	2	1	0	0	0	0	0	21	31	0.00	2.000
Mike Schooler, R ERA: 1.59 (9, 1)	1.0	S	5	2	0	0	2	0	0	0	0	0	0	14	21	0.00	2.000

BOTTOM

Seattle Mariners @ Texas Rangers
Arlington Stadium, Arlington, TX
Fri Jun 30 1989, 8:05 PM EDT
Att. 28,338 - Unknown

livebaseballscores.com

AB	35
R	3
H	10
RBI	3
BB	4
SO	6
LOB	18



WP: 0	PA: 40
PB: 0	
SB: 0	
CS: 2	

Batter	1	2	3	4	5	6	7	8	9	AB R H RBI BB SO LOB	TOP											
Harold Reynolds, S (1, 4) OBP: 0.343, SLG: 0.367	3-2 L6		1-1 G1-6-3			0-2 G3		3-2 1B		4 0 1 0 0 0 1												
Greg Briley, L (1, 7) OBP: 0.348, SLG: 0.441	3-3 K			0-0 F7		2-1 F7		0-0 F8		4 0 0 0 0 1 2												
Alvin Davis, L (1, 3) Henry Cotto, R (9, PR) OBP: 0.424, SLG: 0.465 OBP: 0.310, SLG: 0.395	2-3 K			3-2 E3		2-2 G3			4-2 G4-3 BB	3 0 0 0 1 1 0 0 0 0 0 0 0 0												
Jeffrey Leonard, R (1, 10) OBP: 0.319, SLG: 0.451		1-0 F9		1-0 F9			1-3 K		1-2 G4-3 1-2f	4 0 0 0 0 1 2												
Ken Griffey Jr., L (1, 8) OBP: 0.345, SLG: 0.462		4-2 G1-3 BB		0-2 G3			1-3 K		2-3 K	3 0 0 0 1 2 2												
Darnell Coles, R (1, 9) OBP: 0.284, SLG: 0.349		2-2 G1-3 1-2			2-0 1B		3-3 K			3 0 1 0 0 1 1												
Scott Bradley, L (1, 2) OBP: 0.300, SLG: 0.363		3-2 G3-1			1-0 P3			2-2 F7		3 0 0 0 0 0 2												
Edgar Martinez, R (1, 5) OBP: 0.326, SLG: 0.347			2-1 G6-3		2-2 P3			0-3 K		3 0 0 0 0 1 1												
Omar Vizquel, S (1, 6) Dave Cochrane, S (8, PH) OBP: 0.295, SLG: 0.270 OBP: 0.333, SLG: 0.375			4-2 G1-6-3 BB		1-3 K			4-2 1B BB		1 0 0 0 1 1 1 0 0 0 0 1 0 0												
Inning Stats	R: 0 E: 0 K: 2 S: 11	H: 0 LOB: 0 BB: 0 P: 19	R: 0 E: 0 K: 0 S: 9	H: 0 LOB: 1 BB: 1 P: 19	R: 0 E: 0 K: 0 S: 6	H: 0 LOB: 0 BB: 1 P: 13	R: 0 E: 1 K: 0 S: 9	H: 0 LOB: 1 BB: 0 P: 13	R: 0 E: 0 K: 1 S: 8	H: 1 LOB: 1 BB: 0 P: 14	R: 0 E: 0 K: 0 S: 9	H: 0 LOB: 0 BB: 0 P: 13	R: 0 E: 0 K: 3 S: 11	H: 0 LOB: 0 BB: 0 P: 16	R: 0 E: 0 K: 1 S: 15	H: 1 LOB: 2 BB: 1 P: 24	R: 0 E: 0 K: 1 S: 9	H: 0 LOB: 1 BB: 1 P: 16	1B: 2 2B: 0 3B: 0 HR: 0	SF: 0 SAC: 0 DP: 2 HBP: 0	WP: 0 PB: 0 SB: 0 CS: 0	PA: 32
PITCHER	IP WLS BF H R ER SO BB IBB HBP BLK WP HR S P ERA WHIP												IP WLS BF H R ER SO BB IBB HBP BLK WP HR S P ERA WHIP									
Bobby Witt, R (1, 1) ERA: 5.72	7.2 W 28 2 0 0 7 3 0 0 0 0 0 0 77 130 0.00 0.652																					
Jeff Russell, R (8, 1) ERA: 1.87	1.1 S 4 0 0 0 1 1 0 0 0 0 0 0 10 17 0.00 0.750																					

Seattle Mariners @ Texas Rangers
Arlington Stadium, Arlington, TX
Sat Jul 01 1989, 8:05 PM EDT
Att: 31,114 - Unknown

livebaseballscorecards.com

AB	28
R	0
H	2
RBI	0
BB	4
SO	8
LOB	12



Batter	1	2	3	4	5	6	7	8	9	AB R H RBI BB SO LOB	TOP											
Sammy Sosa, R OBP: 0.317, SLG: 0.400 (1, 8)	3-1 G6-3		0-0 1B		0-1 G4-3			2-1 G4-3 BLK 2B		4 1 2 0 0 0 0												
Scott Fletcher, R OBP: 0.339, SLG: 0.305 (1, 6)	1-1 G5-3		0-1 1B			2-0 G4-3		1-1 G4-3		4 0 1 1 0 0 1												
Rafael Palmeiro, L OBP: 0.369, SLG: 0.419 (1, 3)	3-2 L9		1-0 G4-3			2-2 L8		1-2 G4-3		4 0 0 0 0 0 2												
Ruben Sierra, S OBP: 0.376, SLG: 0.585 (1, 9)		2-0 G4-3		1-0 F7		0-1 E S 1B			1-1 F5	4 0 1 0 0 0 0												
Julio Franco, R OBP: 0.401, SLG: 0.509 (1, 10)		0-2 G5-3		2-2 G6-3		2-1 L9			1-0 G3 PB 1B	4 0 1 0 0 0 1												
Pete Incaviglia, R OBP: 0.259, SLG: 0.376 (1, 7)		3-2 G6-3		0-0 2B			1-1 G5-3		4-1 G3 BB	3 0 1 0 1 0 0												
Steve Buechele, R OBP: 0.291, SLG: 0.335 (1, 5)			1-0 L8	1-3 K			1-3 K		3-2 G3	3 0 0 0 0 2 1												
Thad Bosley, L OBP: 0.200, SLG: 0.200 (9, PH)									1-2 2-3	1 0 0 0 0 0 2												
Jeff Kunkel, R OBP: 0.304, SLG: 0.477 (1, 4)			3-3 K		1-3 K		2-3 K		2-3 K	3 0 0 0 0 3 0												
Rick Leach, L OBP: 0.349, SLG: 0.366 (9, PH)										1 0 0 0 0 1 2												
Jim Sundberg, R OBP: 0.345, SLG: 0.381 (1, 2)			4-0 1B BB		0-3 K			2-1 G6-3		2 1 0 0 1 1 0												
Inning Stats	R: 0 E: 0 K: 0 S: 7	H: 0 LOB: 0 BB: 0 P: 14	R: 0 E: 0 K: 0 S: 7	H: 0 LOB: 0 BB: 0 P: 12	R: 1 E: 0 K: 1 S: 10	H: 2 LOB: 2 BB: 1 P: 19	R: 0 E: 0 K: 1 S: 9	H: 1 LOB: 1 BB: 0 P: 13	R: 0 E: 0 K: 2 S: 8	H: 0 LOB: 0 BB: 0 P: 9	R: 0 E: 0 K: 2 S: 9	H: 1 LOB: 1 BB: 0 P: 15	R: 0 E: 0 K: 2 S: 12	H: 0 LOB: 0 BB: 0 P: 16	R: 1 E: 0 K: 0 S: 9	H: 1 LOB: 0 BB: 0 P: 15	R: 0 E: 0 K: 1 S: 10	H: 1 LOB: 2 BB: 1 P: 21	1B: 4 2B: 2 3B: 0 HR: 0	SF: 0 SAC: 0 DP: 0 HBP: 0	WP: 0 PB: 1 SB: 1 CS: 0	PA: 35
PITCHER	IP WLS BF H R ER SO BB IBB HBP BLK WP HR S P ERA WHIP																					
Jim Abbott, L ERA: 3.71 (1, 1)	8.0 W 30 5 2 2 6 1 0 0 1 0 0 71 113 2.25 0.750																					
Bryan Harvey, R ERA: 3.25 (9, 1)	1.0 S 5 1 0 0 1 1 0 0 0 0 0 10 21 0.00 2.000																					

Texas Rangers @ California Angels
Anaheim Stadium, Anaheim, CA
Mon Jul 03 1989, 10:05 PM EDT
Att: 29,614 - Unknown

livebaseballscorecards.com

AB 33
R 2
H 6
RBI 1
BB 2
SO 7
LOB 9



Batter	1	2	3	4	5	6	7	8	9
Dick Schofield, R OBP: 0.271, SLG: 0.269 (1, 6)	0-1 G3-1		1-0 BB 2B HBP	3-2 F3		3-3 K 1-2		4-2 BB	
Johnny Ray, S OBP: 0.305, SLG: 0.358 (1, 4)	1-1 F7		3-1 F7	4-2 BB BB			0-0 G6-3	0-1 L8	
Devon White, S OBP: 0.302, SLG: 0.448 (1, 8)	4-1 1B BB		4-2 2B BB	4-0 BB			0-2 F4		
Wally Joyner, L OBP: 0.340, SLG: 0.378 (1, 3)	0-0 1-2 1B		2-2 1B PB 2B	0-1 F8			1-3 K		
Brian Downing, R OBP: 0.381, SLG: 0.457 (1, 10)	2-3 K		1-1 PB 1B		4-1 G4-6-3 BB			4-0 1B 2B BB	
Chili Davis, S OBP: 0.313, SLG: 0.417 (1, 7)		0-2 G4-3	1-0 F9		1-2 G4-6-3			2-1 L4-3 1B	
Tony Armas, R OBP: 0.435, SLG: 0.750 (1, 9)		2-3 K	4-2 BB		1-0 F9			1-0 L4-3	
Lance Parrish, R OBP: 0.311, SLG: 0.390 (1, 2)		0-0 1B	2-2 F9			1-1 F9		1-1 1B 2B	
Glenn Hoffman, R OBP: 0.300, SLG: 0.333 (1, 5)		3-2 G6-3		0-0 F7		2-2 CS 1B		2-2 1B	

Inning Stats	R: 0 E: 0 K: 1 S: 9	H: 1 LOB: 2 BB: 1 P: 16	R: 0 E: 0 K: 1 S: 11	H: 1 LOB: 1 BB: 0 P: 16	R: 3 E: 0 K: 0 S: 16	H: 2 LOB: 2 BB: 2 P: 34	R: 0 E: 0 K: 0 S: 14	H: 0 LOB: 2 BB: 1 P: 25	R: 0 E: 0 K: 1 S: 11	H: 1 LOB: 1 BB: 0 P: 17	R: 0 E: 0 K: 1 S: 8	H: 0 LOB: 0 BB: 0 P: 9	R: 2 E: 0 K: 0 S: 12	H: 3 LOB: 2 BB: 2 P: 26
--------------	------------------------------	----------------------------------	-------------------------------	----------------------------------	-------------------------------	----------------------------------	-------------------------------	----------------------------------	-------------------------------	----------------------------------	------------------------------	---------------------------------	-------------------------------	----------------------------------

PITCHER	IP	WLS	BF	H	R	ER	SO	BB	IBB	HBP	BLK	WP	HR	S	P	ERA	WHIP
Mike Jeffcoat, L ERA: 3.21 (1, 1)	2.2	L	16	4	3	3	2	3	0	1	0	0	0	32	60	10.12	2.625
Cecilio Guante, R ERA: 3.6 (3, 1)	1.0		5	0	0	0	0	2	0	0	0	0	0	16	29	0.00	2.000
Drew Hall, L ERA: 3.96 (4, 1)	2.1		7	1	0	0	1	1	0	0	0	0	0	18	30	0.00	0.857
Kenny Rogers, L ERA: 2.72 (7, 1)	1.0		5	1	2	2	1	1	0	0	0	0	0	10	17	18.00	2.000
Gary Mielke, R ERA: 2.95 (8, 1)	1.0		5	2	0	0	0	1	0	0	0	0	0	10	18	0.00	3.000

AB R H RBI BB SO LOB

3	1	0	0	1	1	1
4	0	0	0	1	0	3
1	1	0	0	3	0	0
4	1	2	2	0	1	2
2	1	1	0	2	1	2
4	0	1	0	0	0	2
3	0	0	0	1	1	2
4	1	2	1	0	0	2
4	0	2	1	0	0	1

AB	R	H	RBI	BB	SO	LOB
29	5	8	4	8	4	15

WP	PA
0	38

Texas Rangers @ California Angels
Anaheim Stadium, Anaheim, CA
Mon Jul 03 1989, 10:05 PM EDT
Att. 29,614 - Unknown

livebaseballscores.com



WP	PA	ERA	WHIP
0	38		

Batter	1	2	3	4	5	6	7	8	9	AB R H RBI BB SO LOB	TOP											
Cecil Espy, S (1, 8) OBP: 0.299, SLG: 0.319	0-0 G4-3			0-2 G1-3		1-1 F5	0-0 B4		2-1 F7	5 0 0 0 0 0 1												
Scott Fletcher, R (1, 6) OBP: 0.337, SLG: 0.301 Jeff Kunkel, R (9, 6) OBP: 0.304, SLG: 0.477	2-3 K			4-2 BB		1-2 F9		1-0 G3		3 0 0 0 1 1 0 0 0 0 0 0 0 0												
Rafael Palmeiro, L (1, 3) OBP: 0.371, SLG: 0.420	0-1 G4-3			3-2 F7		0-0 1B		2-2 FC3-6 1B		4 1 2 0 0 0 1												
Ruben Sierra, S (1, 9) OBP: 0.378, SLG: 0.584		1-1 G6-4-3 1B		1-2 F8		1-2 1B		3-0 FC3-6 1B		4 0 2 0 0 0 2												
Julio Franco, R (1, 4) OBP: 0.402, SLG: 0.508		0-1 G6-4-3 1-2f			3-2 L7	1-1 HBP 1B		2-2 1-3 2-H 1B		4 0 2 1 0 0 1												
Pete Incaviglia, R (1, 7) OBP: 0.260, SLG: 0.373 Sammy Sosa, R (7, 7) OBP: 0.317, SLG: 0.400 Thad Bosley, L (8, PH) OBP: 0.167, SLG: 0.167		0-0 G6-3			3-2 G4-3	3-1 HBP		1-0 G5-3		2 0 0 0 0 0 0 0 0 0 0 0 0 0 1 0 0 0 0 0 2												
Rick Leach, L (1, 10) OBP: 0.353, SLG: 0.370				3-2 F7		2-2 2B 1B		2-2 F9		4 1 2 0 0 0 3												
Steve Buechele, R (1, 5) OBP: 0.291, SLG: 0.338				3-2 G5-3		1-0 1-H 2B		0-0 F5		3 0 1 1 0 0 0												
Chad Kreuter, S (1, 2) OBP: 0.197, SLG: 0.191				3-2 L9		1-2 F8		1-2 F9		4 0 0 0 0 0 2												
Inning Stats	R: 0 E: 0 K: 1 S: 6	H: 0 LOB: 0 BB: 0 P: 8	R: 0 E: 0 K: 0 S: 5	H: 1 LOB: 0 BB: 0 P: 6	R: 0 E: 0 K: 0 S: 12	H: 0 LOB: 0 BB: 0 P: 21	R: 0 E: 0 K: 0 S: 12	H: 0 LOB: 1 BB: 1 P: 20	R: 1 E: 0 K: 0 S: 13	H: 2 LOB: 1 BB: 0 P: 23	R: 1 E: 0 K: 0 S: 16	H: 3 LOB: 3 BB: 0 P: 25	R: 0 E: 0 K: 0 S: 5	H: 0 LOB: 0 BB: 0 P: 6	R: 0 E: 0 K: 0 S: 9	H: 2 LOB: 2 BB: 0 P: 18	R: 0 E: 0 K: 0 S: 10	H: 1 LOB: 1 BB: 0 P: 16	1B: 8 2B: 1 3B: 0 HR: 0	SF: 0 SAC: 1 DP: 1 HBP: 1	WP: 0 PB: 0 SB: 0 CS: 0	PA: 37
PITCHER	IP WLS BF H R ER SO BB IBB HBP BLK WP HR S P ERA WHIP												PITCHER	IP WLS BF H R ER SO BB IBB HBP BLK WP HR S P ERA WHIP								
Mike Witt, R (1, 1) ERA: 4.21 Willie Fraser, R (7, 1) ERA: 3.12	6.0 W 25 6 2 2 1 1 0 1 0 0 0 64 103 3.00 1.167													3.0 W 12 3 0 0 0 0 0 0 0 0 0 24 40 0.00 1.000								

Texas Rangers @ California Angels
Anaheim Stadium, Anaheim, CA

Tue Jul 04 1989, 10:05 PM EDT
Att. 62,390 - Unknown - 70 F

AB 34
R 2
H 9
RBI 2
BB 1
SO 1
LOB 12



livebaseballscorecards.com

Batter	1	2	3	4	5	6	7	8	9	AB	R	H	RBI	BB	SO	LOB
Dick Schofield, R OBP: 0.265, SLG: 0.263 (1, 6)	0-0 G4-3		1-0 G4-3			1-0 G6-3		3-2 G6-3		4	0	0	0	0	0	1
Johnny Ray, S OBP: 0.301, SLG: 0.353 (1, 4)	1-1 G4-3		3-2 G1-3			1-1 G4-3		3-2 G4-3		4	0	0	0	0	0	1
Devon White, S OBP: 0.298, SLG: 0.443 (1, 8)	1-3 K			2-2 F7		1-0 G3			1-1 G3	4	0	0	0	0	1	0
Wally Joyner, L OBP: 0.342, SLG: 0.384 (1, 3)		2-3 K		0-1 1B			2-3 K		1-2 G6-3 HR	4	1	2	0	0	2	0
Brian Downing, R OBP: 0.380, SLG: 0.455 (1, 10)		1-0 G5-3		1-1 L9			0-2 FC6-4 1B		1-2 G6-3	4	0	1	0	0	0	2
Chili Davis, S OBP: 0.312, SLG: 0.413 (1, 7)		2-1 G6-3		2-1 G4-3			2-1 FC6-4 1-2f		4-0 HR IBB	3	1	0	0	1	0	2
Tony Armas, R OBP: 0.420, SLG: 0.771 (1, 9)			0-3 K		0-3 K		1-1 F6		0-1 HR	4	1	1	3	0	2	1
Lance Parrish, R OBP: 0.312, SLG: 0.390 (1, 2)			3-2 HR 1B		3-3 K			1-3 K		3	1	1	0	0	2	0
Jack Howell, L OBP: 0.331, SLG: 0.409 (1, 5)			0-0 HR		3-2 F9			1-0 E6		3	1	1	2	0	0	0

Inning Stats	R: 0	H: 0	E: 0	K: 1	S: 7	R: 0	H: 0	E: 0	K: 1	S: 6	R: 2	H: 2	E: 0	K: 1	S: 11	R: 0	H: 1	E: 0	K: 0	S: 9	R: 0	H: 0	E: 0	K: 2	S: 10	R: 0	H: 0	E: 0	K: 1	S: 4	R: 0	H: 1	E: 0	K: 1	S: 11	R: 0	H: 0	E: 1	K: 1	S: 10	R: 3	H: 2	E: 0	K: 0	S: 12	1B: 3	SF: 0	2B: 1	SAC: 0	3B: 0	DP: 0	HR: 2	HBP: 0	WP: 0	PA: 34
--------------	------	------	------	------	------	------	------	------	------	------	------	------	------	------	-------	------	------	------	------	------	------	------	------	------	-------	------	------	------	------	------	------	------	------	------	-------	------	------	------	------	-------	------	------	------	------	-------	-------	-------	-------	--------	-------	-------	-------	--------	-------	--------


PITCHER	IP	WLS	BF	H	R	ER	SO	BB	IBB	HBP	BLK	WP	HR	S	P	ERA	WHIP	PITCHER	IP	WLS	BF	H	R	ER	SO	BB	IBB	HBP	BLK	WP	HR	S	P	ERA	WHIP															
Kevin Brown, R ERA: 3.0 (1, 1)	8.2	L	34	6	5	5	7	0	1	0	0	0	2	80	128	5.19	0.692																																	

TEXAS RANGERS @ CALIFORNIA ANGELS
Anaheim Stadium, Anaheim, CA

Tue Jul 04 1989, 10:05 PM EDT
 Att: 62,390 - Unknown - 70 F

livebaseballscorecards.com

AB	33
R	5
H	6
RBI	5
BB	1
SO	7
LOB	7



Batter	1	2	3	4	5	6	7	8	9	AB R H RBI BB SO LOB	TOP											
Cecil Espy, S (1, 8) OBP: 0.299, SLG: 0.316	2-3 K2-3	3-3 K		0-2 FC6-4			4-1 BB			3 0 0 0 1 2 4												
Sammy Sosa, R (1, 7) OBP: 0.297, SLG: 0.375	2-2 G1-3		0-2 G6-3		1-2 G6-3		0-0 F9			4 0 0 0 0 0 1												
Rafael Palmeiro, L (1, 3) OBP: 0.372, SLG: 0.420	0-1 1B		4-0 BB BB		0-1 G4-3			1-0 G3		3 0 1 0 1 0 0												
Ruben Sierra, S (1, 9) OBP: 0.376, SLG: 0.579	2-2 G4-3		4-0 BB BB		0-1 G5-3			1-1 F8		3 0 0 0 1 0 1												
Julio Franco, R (1, 4) OBP: 0.398, SLG: 0.502		1-3 K	3-1 G6-4-3		1-2 G3			1-2 F8		4 0 0 0 0 1 2												
Steve Buechele, R (1, 5) OBP: 0.291, SLG: 0.337		1-2 1B 1B		0-0 F8		2-1 F9		2-2 G5-3		4 1 1 0 0 0 0												
Jim Sundberg, R (1, 2) OBP: 0.342, SLG: 0.370		1-3 SAFE K		4-2 1B BB		0-0 F8		2-3 K		3 0 0 0 1 2 1												
Jeff Kunkel, R (1, 6) OBP: 0.303, SLG: 0.470		1-1 1B 1B		2-3 K			0-0 G6-3		2-2 G5-3	4 0 1 0 0 1 1												
Mike Stanley, R (1, 10) OBP: 0.273, SLG: 0.184		0-1 1B		1-1 FC6-4 1B			1-0 F8			3 0 2 1 0 0 0												
Inning Stats	R: 0 E: 0 K: 1 S: 11	H: 1 LOB: 1 BB: 0 P: 17	R: 1 E: 0 K: 3 S: 18	H: 3 LOB: 2 BB: 0 P: 25	R: 0 E: 0 K: 0 S: 5	H: 0 LOB: 1 BB: 2 P: 16	R: 0 E: 0 K: 1 S: 11	H: 1 LOB: 2 BB: 1 P: 18	R: 0 E: 0 K: 0 S: 7	H: 0 LOB: 0 BB: 0 P: 8	R: 0 E: 0 K: 0 S: 6	H: 0 LOB: 0 BB: 0 P: 9	R: 0 E: 0 K: 0 S: 4	H: 0 LOB: 1 BB: 1 P: 9	R: 0 E: 0 K: 0 S: 6	H: 0 LOB: 0 BB: 0 P: 9	R: 0 E: 0 K: 1 S: 9	H: 0 LOB: 0 BB: 0 P: 15	1B: 5 2B: 0 3B: 0 HR: 0	SF: 0 SAC: 0 DP: 1 HBP: 0	WP: 0 PB: 0 SB: 0 CS: 0	PA: 35
PITCHER Chuck Finley, L (1, 1) ERA: 2.24	IP: 9.0 WLS: W BF: 35 H: 5 R: 1 ER: 1 SO: 6 BB: 4 IBB: 0 HBP: 0 BLK: 0 WP: 0 HR: 0 S: 77 P: 126 ERA: 1.00 WHIP: 1.000											PITCHER IP: WLS: BF: H: R: ER: SO: BB: IBB: HBP: BLK: WP: HR: S: P: ERA: WHIP:										

Texas Rangers @ California Angels
Anaheim Stadium, Anaheim, CA
 Wed Jul 05 1989, 10:05 PM EDT
 Att. 24,852 - Unknown

livebaseballscorecards.com

AB 31
R 1
H 5
RBI 1
BB 4
SO 6
LOB 10



Batter	1	2	3	4	5	6	7	8	9	AB R H RBI BB SO LOB	TOP	
Cecil Espy, S (1, 8) OBP: 0.298, SLG: 0.315	0-0 B5-3		1-2 1-3 1B		0-0 L1			2-2 G6-3		4 0 1 0 0 0 1		
Thad Bosley, L (1, 10) OBP: 0.100, SLG: 0.100 Sammy Sosa, R (8, PR) OBP: 0.297, SLG: 0.375	0-0 G4-3		2-3 1 SAFE 1 SAFE 1 SAFE 1 SAFE			2-2 G3-1		1-1 E8		4 0 0 0 0 1 2 0 0 0 0 0 0 0		
Rafael Palmeiro, L (1, 3) OBP: 0.371, SLG: 0.417	1-2 G6-3			0-0 P6		1-0 G5-3 BB 1B		0-3 K		4 0 1 0 0 1 1		
Ruben Sierra, S (1, 9) OBP: 0.377, SLG: 0.586		2-2 G3		3-2 P4		4-1 1 SAFE 1 SAFE 1B BB		1-0 HR		3 1 1 1 1 0 0		
Julio Franco, R (1, 4) OBP: 0.396, SLG: 0.498		3-2 L9		1-0 1B		0-0 G5-3 2-3f		0-0 F8		4 0 1 0 0 0 2		
Rick Leach, L (1, 7) OBP: 0.344, SLG: 0.359		1-2 G4-3		2-1 G3		2-0 F9		1-1 F8		4 0 0 0 0 0 1		
Steve Buechele, R (1, 5) OBP: 0.297, SLG: 0.352			2-2 L6		4-2 SH1-4 BB		0-0 HR		0-0 2B 1B	3 2 2 1 1 0 0		
Jeff Kunkel, R (1, 6) OBP: 0.303, SLG: 0.475			1-1 G4-3		0-1 SH1-4		2-3 K		0-2 2B	3 0 1 1 0 1 0		
Chad Kreuter, S (1, 2) OBP: 0.200, SLG: 0.183			4-2 1B BB		0-0 L5		0-1 G4-3		3-3 K	3 0 0 0 1 1 2		
Inning Stats	R: 0 E: 0 K: 0 S: 5 H: 0 LOB: 0 BB: 0 P: 6	R: 0 E: 0 K: 0 S: 12 H: 0 LOB: 0 BB: 0 P: 18	R: 0 E: 0 K: 1 S: 14 H: 1 LOB: 2 BB: 1 P: 24	R: 0 E: 0 K: 0 S: 7 H: 1 LOB: 1 BB: 0 P: 13	R: 0 E: 0 K: 0 S: 6 H: 0 LOB: 1 BB: 1 P: 10	R: 0 E: 0 K: 0 S: 7 H: 1 LOB: 1 BB: 1 P: 14	R: 1 E: 0 K: 1 S: 8 H: 1 LOB: 0 BB: 0 P: 12	R: 0 E: 1 K: 1 S: 8 H: 0 LOB: 1 BB: 0 P: 11	R: 2 E: 0 K: 1 S: 15 H: 3 LOB: 1 BB: 0 P: 20	1B: 4 2B: 1 3B: 0 HR: 2 SF: 0 SAC: 1 DP: 1 HBP: 0	WP: 0 PB: 0 SB: 0 CS: 0 PA: 36	
PITCHER Kirk McCaskill, R (1, 1) ERA: 2.81 Willie Fraser, R (9, 1) ERA: 3.27	IP 8.0 WLS L BF 31 H 5 R 2 ER 2 SO 3 BB 3 IBB 0 HBP 0 BLK 0	IP 1.0 WLS L BF 5 H 2 R 1 ER 1 SO 1 BB 0 IBB 0 HBP 0 BLK 0	IP 14.0 WLS L BF 68 H 14 R 2 ER 68 SO 110 BB 3 IBB 0 HBP 0 BLK 0	IP 18.0 WLS L BF 14 H 14 R 0 ER 14 SO 18 BB 0 IBB 0 HBP 0 BLK 0	IP 14.0 WLS L BF 14 H 14 R 0 ER 14 SO 110 BB 3 IBB 0 HBP 0 BLK 0	IP 12.0 WLS L BF 12 H 12 R 0 ER 12 SO 110 BB 3 IBB 0 HBP 0 BLK 0	IP 11.0 WLS L BF 11 H 11 R 0 ER 11 SO 110 BB 3 IBB 0 HBP 0 BLK 0	IP 20.0 WLS L BF 20 H 20 R 3 ER 20 SO 110 BB 3 IBB 0 HBP 0 BLK 0	ERA 2.81 3.27	ERA 2.81 3.27	ERA 2.25 2.00	ERA 2.25 2.00

Texas Rangers @ California Angels
Anaheim Stadium, Anaheim, CA

Thu Jul 06 1989, 10:05 PM EDT
Att: 37,867 - Unknown

livebaseballscorecards.com

AB 32
R 3
H 7
RBI 3
BB 3
SO 4
LOB 9




Batter	1	2	3	4	5	6	7	8	9	AB R H RBI BB SO LOB
Dick Schofield, R OBP: 0.269, SLG: 0.271 (1, 6)	4-2 1B BB	0-0 F7			1-3 K			3-3 K		3 0 0 0 1 2 2
Johnny Ray, S OBP: 0.299, SLG: 0.351 (1, 4)	2-0 L9		1-0 P5			0-1 G6-3		2-2 BB 1B		4 0 1 0 0 0 1
Devon White, S OBP: 0.294, SLG: 0.435 (1, 8)	1-2 1B		1-3 K			1-1 B1-3		0-3 K		4 0 1 0 0 2 1
Wally Joyner, L OBP: 0.334, SLG: 0.374 (1, 3)	1-0 F7		1-0 F8			0-0 F9		0-3 K		4 0 0 0 0 1 3
Brian Downing, R OBP: 0.383, SLG: 0.454 (1, 10)	1-3 K			2-2 G3-6-3 HBP		2-1 G6-3		4-1 BB		2 0 0 0 1 1 2
Chili Davis, S OBP: 0.308, SLG: 0.406 (1, 7)		1-1 F9		1-2 G3-6-3 1-2f		1-3 K		0-2 G1-3		4 0 0 0 0 1 3
Tony Armas, R OBP: 0.375, SLG: 0.685 (1, 9)		0-3 K 1B		1-3 K2-3		1-3 K				3 0 0 0 0 3 0
Lance Parrish, R OBP: 0.312, SLG: 0.386 (1, 2)		3-1 1B			0-1 F9			2-2 P2		3 0 1 0 0 0 0
Kent Anderson, R OBP: 0.265, SLG: 0.231 (1, 5)		2-3 K			3-3 K			1-0 F7		3 0 0 0 0 2 2

Inning Stats	R: 0 E: 0 K: 1 S: 11	H: 1 LOB: 2 BB: 1 P: 20	R: 0 E: 0 K: 2 S: 14	H: 1 LOB: 2 BB: 0 P: 20	R: 0 E: 0 K: 1 S: 5	H: 0 LOB: 0 BB: 0 P: 8	R: 0 E: 0 K: 1 S: 8	H: 0 LOB: 0 BB: 0 P: 12	R: 0 E: 0 K: 2 S: 10	H: 0 LOB: 0 BB: 0 P: 14	R: 0 E: 0 K: 0 S: 5	H: 0 LOB: 0 BB: 0 P: 6	R: 0 E: 0 K: 2 S: 9	H: 0 LOB: 0 BB: 0 P: 13	R: 0 E: 0 K: 1 S: 8	H: 0 LOB: 0 BB: 0 P: 14	R: 0 E: 0 K: 2 S: 13	H: 1 LOB: 2 BB: 1 P: 19	1B: 3 2B: 0 3B: 0 HR: 0	SF: 0 SAC: 0 DP: 1 HBP: 1	
PITCHER Nolan Ryan, R ERA: 2.91 (1, 1)	IP 9.0	WLS W	BF 33	H 3	R 0	ER 0	SO 12	BB 2	IBB 0	HBP 1	BLK 0	WP 1	HR 0	S 83	P 126	ERA 0.00	WHIP 0.556				

TEXAS RANGERS @ CALIFORNIA ANGELS
Anaheim Stadium, Anaheim, CA
Thu Jul 06 1989, 10:05 PM EDT
Att. 37,867 - Unknown

AB	30
R	0
H	3
RBI	0
BB	2
SO	12
LOB	14



WP: 1	PA: 33
PB: 0	
SB: 0	
CS: 0	

Batter	1	2	3	4	5	6	7	8	9	AB R H RBI BB SO LOB	TOP											
Cecil Espy, S (1, 8) OBP: 0.303, SLG: 0.315	0-1 G4-3		3-2 CS 1B			4-2 BB BB		1-2 HR HBP	1-0 G4-1	3 1 1 0 1 0 1												
Jeff Kunkel, R (1, 6) OBP: 0.302, SLG: 0.467	1-1 L7		3-3 K			1-3 K		0-2 HR 1B		4 1 1 0 0 2 2												
Rafael Palmeiro, L (1, 3) OBP: 0.369, SLG: 0.414	1-2 F7				2-0 G6-3	4-0 BB		0-1 P5		3 0 0 0 1 0 2												
Ruben Sierra, S (1, 9) OBP: 0.376, SLG: 0.591		3-2 F9		3-2 G3-1		0-1 G4-3		0-0 HR		4 1 1 3 0 0 2												
Julio Franco, R (1, 4) OBP: 0.397, SLG: 0.498		1-2 1B S 1B		3-3 K			1-0 E1 SF9 1B	0-1 F8		4 2 2 0 0 1 0												
Rick Leach, L (1, 7) OBP: 0.346, SLG: 0.361		0-1 G4-3 S 1B			1-1 P2		2-2 G5-3	0-0 F9		2 0 1 0 0 0 0												
Sammy Sosa, R (7, PH) OBP: 0.288, SLG: 0.364		1-3 G4-3 S 1B								2 0 0 0 0 0 1												
Jack Daugherty, S (1, 10) OBP: 0.500, SLG: 0.667		2-1 G4-3		1-2 G4-6-3 1B			3-1 SF9		1-1 G2-3 1B	3 0 2 1 0 0 1	AB 33 R 6 H 9 RBI 5 BB 2 SO 5 LOB 13											
Steve Buechele, R (1, 5) OBP: 0.296, SLG: 0.361		1-3 3-H K		0-0 G4-6-3			0-1 3-H HR		0-0 F4	4 1 1 1 0 1 3												
Jim Sundberg, R (1, 2) OBP: 0.331, SLG: 0.356			0-1 L7				3-2 F9		0-0 G2-3	4 0 0 0 0 1 1												
Inning Stats	R: 0 E: 0 K: 0 S: 9	H: 0 LOB: 0 BB: 0 P: 11	R: 1 E: 0 K: 1 S: 13	H: 2 LOB: 1 BB: 0 P: 20	R: 0 E: 0 K: 1 S: 9	H: 1 LOB: 1 BB: 0 P: 14	R: 0 E: 0 K: 1 S: 8	H: 0 LOB: 0 BB: 0 P: 16	R: 0 E: 0 K: 1 S: 7	H: 1 LOB: 0 BB: 0 P: 9	R: 0 E: 0 K: 1 S: 14	H: 0 LOB: 2 BB: 2 P: 26	R: 2 E: 1 K: 1 S: 12	H: 2 LOB: 0 BB: 0 P: 20	R: 3 E: 0 K: 0 S: 13	H: 2 LOB: 0 BB: 0 P: 14	R: 0 E: 0 K: 0 S: 5	H: 1 LOB: 1 BB: 0 P: 7	1B: 7 2B: 1 3B: 0 HR: 2	SF: 1 SAC: 0 DP: 2 HBP: 1	WP: 0 PB: 0 SB: 2 CS: 1	PA: 37
PITCHER	IP WLS BF H R ER SO BB IBB HBP BLK WP HR S P ERA WHIP																					
Storm Davis, R (1, 1) ERA: 5.38	8.0 L 33 8 6 6 5 2 0 1 0 0 2 85 130 6.75 1.250																					
Jim Corsi, R (9, 1) ERA: 2.95	1.0 4 1 0 0 0 0 0 0 0 0 0 5 7 0.00 1.000																					

Texas Rangers @ Oakland Athletics
Oakland-Alameda County Coliseum, Oakland, CA
Fri Jul 07 1989, 7:05 PM PDT
Att. 39,678 - Unknown - 73 F

livebaseballscorecards.com



Batter	1	2	3	4	5	6	7	8	9	AB	R	H	RBI	BB	SO	LOB
Rickey Henderson, R OBP: 0.411, SLG: 0.388 (1, 7)	3-2 L6		4-0 BB			1-1 SH5-3 1B 2B		4-2 G5-3 G4-3 BB		2	2	1	0	2	0	0
Carney Lansford, R OBP: 0.393, SLG: 0.404 (1, 5)	1-2 G4-3		0-1 P4			2-0 SH5-3 2-3		0-1 G5-3 1-3		3	0	0	0	0	0	2
Dave Parker, L OBP: 0.316, SLG: 0.450 (1, 10)	4-0 FC6-4 BB					0-1 1B		0-0 G4-3 3-H		3	0	1	2	1	1	0
Mark McGwire, R OBP: 0.332, SLG: 0.474 (1, 3)	0-1 FC6-4 1-2f					2-0 F7		2-1 L7 2-1		4	0	0	0	0	0	2
Ron Hassey, L OBP: 0.303, SLG: 0.378 (1, 2)		2-1 G4-3				1-3 K		1-3 K		4	0	0	0	0	2	1
Dave Henderson, R OBP: 0.315, SLG: 0.362 (1, 8)		4-1 G3-6 BB				0-1 P4		1-2 G6-3		3	0	0	0	1	0	0
Tony Phillips, S OBP: 0.366, SLG: 0.380 (1, 4)		1-1 G3-6 1-2f				3-1 FC3-6 1B		1-2 G4-3		4	0	1	0	0	1	1
Stan Javier, S OBP: 0.326, SLG: 0.336 (1, 9)			1-2 G4-3			2-1 FC3-6 FC6-4 1-2f		0-1 F8		3	0	0	0	0	0	1
Mike Gallego, R OBP: 0.333, SLG: 0.358 (1, 6)			1-0 P3			1-0 FC6-4 1-2f		2-2 HR		3	1	1	1	0	0	1

Inning Stats	R: 0	H: 0	E: 0	K: 10	H: 0	LOB: 1	BB: 1	P: 18	R: 0	H: 0	E: 0	K: 5	H: 0	LOB: 0	BB: 1	P: 12	R: 0	H: 0	E: 0	K: 6	H: 0	LOB: 1	BB: 1	P: 12	R: 0	H: 0	E: 0	K: 9	H: 0	LOB: 0	BB: 0	P: 13	R: 0	H: 1	E: 0	K: 7	H: 1	LOB: 1	BB: 0	P: 13	R: 1	H: 2	E: 0	K: 12	H: 2	LOB: 1	BB: 0	P: 19	R: 0	H: 0	E: 0	K: 9	H: 0	LOB: 0	BB: 0	P: 11	R: 2	H: 1	E: 0	K: 10	H: 1	LOB: 0	BB: 1	P: 18	R: 0	H: 0	E: 0	K: 9	H: 0	LOB: 0	BB: 0	P: 13	1B: 2	SF: 0	2B: 1	SAC: 1	3B: 0	DP: 1	HR: 1	HBP: 0	WP: 0	PA: 34
--------------	------	------	------	-------	------	--------	-------	-------	------	------	------	------	------	--------	-------	-------	------	------	------	------	------	--------	-------	-------	------	------	------	------	------	--------	-------	-------	------	------	------	------	------	--------	-------	-------	------	------	------	-------	------	--------	-------	-------	------	------	------	------	------	--------	-------	-------	------	------	------	-------	------	--------	-------	-------	------	------	------	------	------	--------	-------	-------	-------	-------	-------	--------	-------	-------	-------	--------	-------	--------

PITCHER	IP	WLS	BF	H	R	ER	SO	BB	IBB	HBP	BLK	WP	HR	S	P	ERA	WHIP
Bobby Witt, R ERA: 5.6 (1, 1)	7.0	W	28	4	3	3	3	4	0	0	0	0	1	63	109	3.86	1.143
Gary Mielke, R ERA: 2.89 (8, 1)	0.1		1	0	0	0	0	0	0	0	0	0	0	2	2	0.00	0.000
Kenny Rogers, L ERA: 2.7 (8, 1)	0.1		1	0	0	0	0	0	0	0	0	0	0	1	1	0.00	0.000
Jeff Russell, R ERA: 1.77 (8, 1)	1.1	S	4	0	0	0	1	0	0	0	0	0	0	11	17	0.00	0.000

BOTTOM

Texas Rangers @ Oakland Athletics
Oakland-Alameda County Coliseum, Oakland, CA

livebaseballscores.com

AB 29
R 3
H 4
RBI 3
BB 4
SO 4
LOB 8



Fri Jul 07 1989, 7:05 PM PDT
Att: 39,678 - Unknown - 73 F

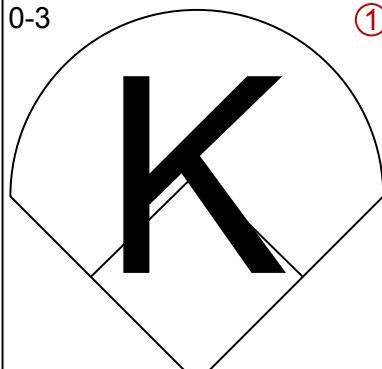
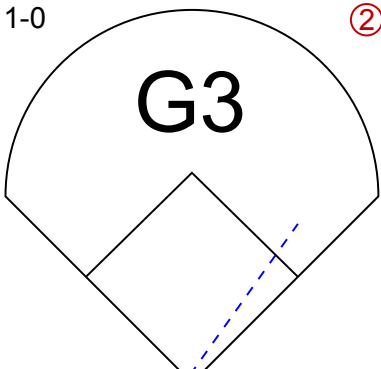
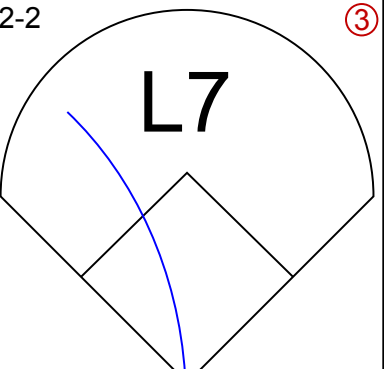
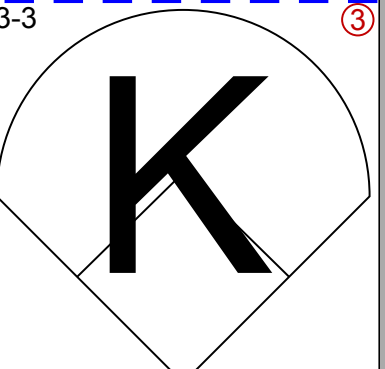
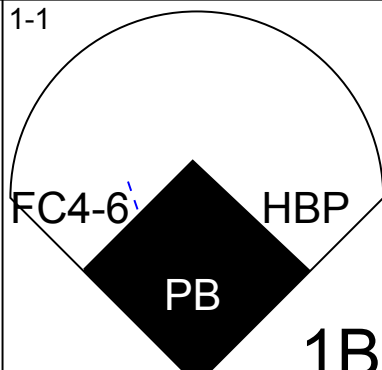
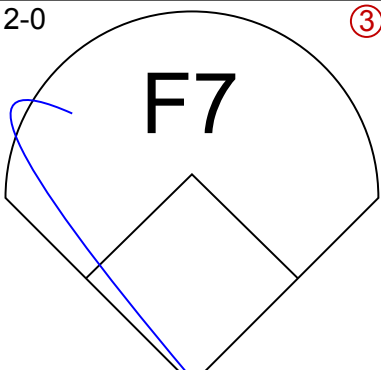
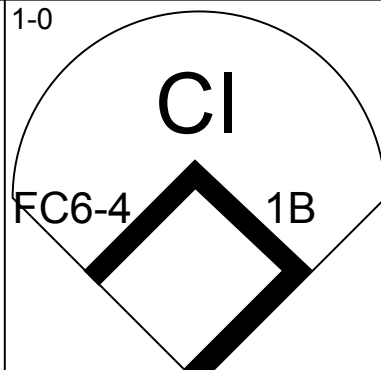
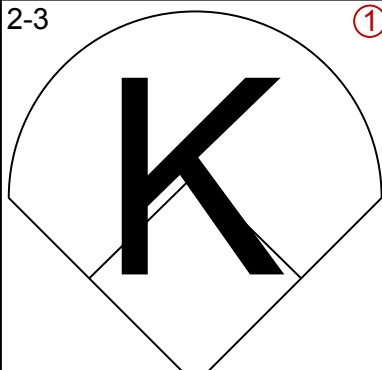
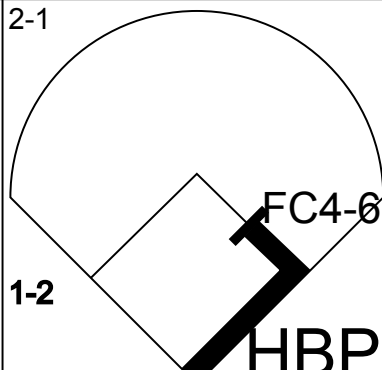
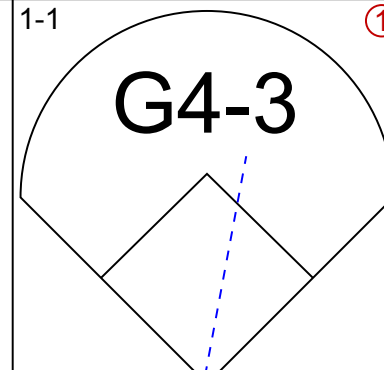
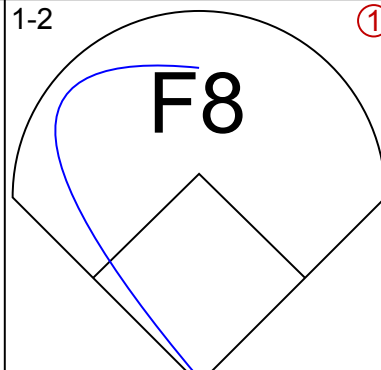
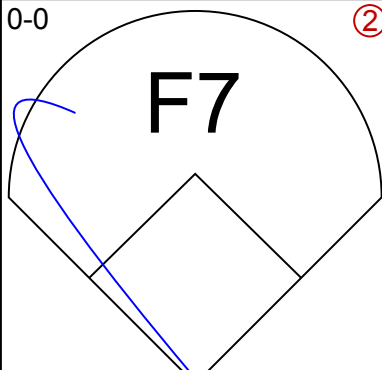
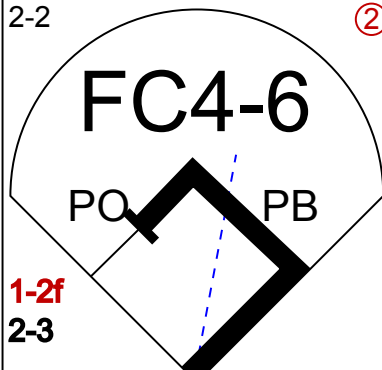
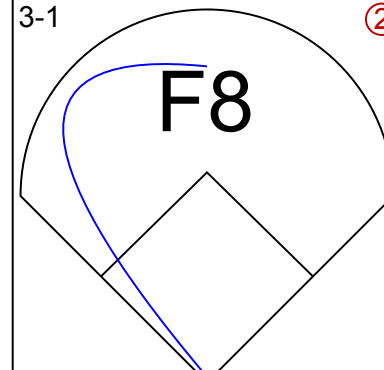
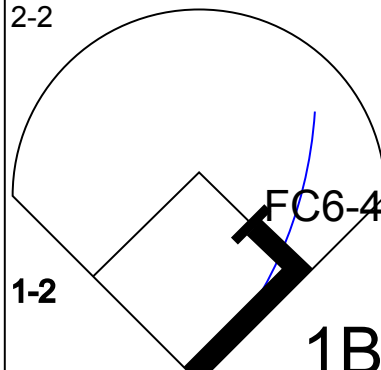
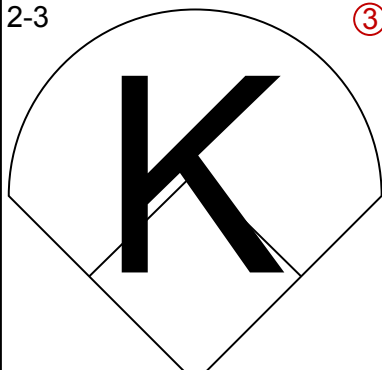
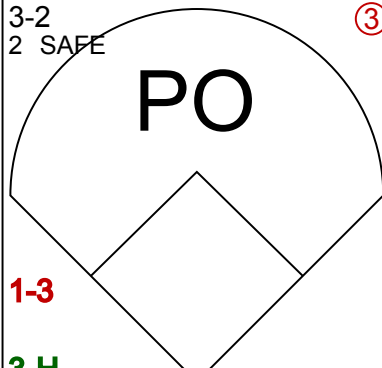
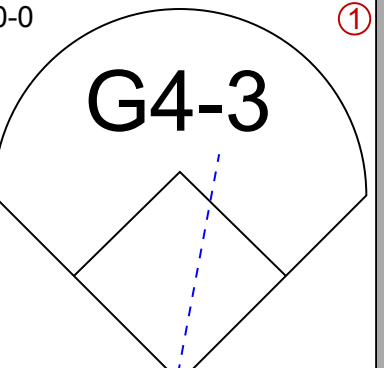
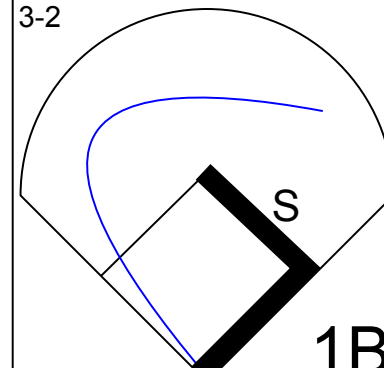
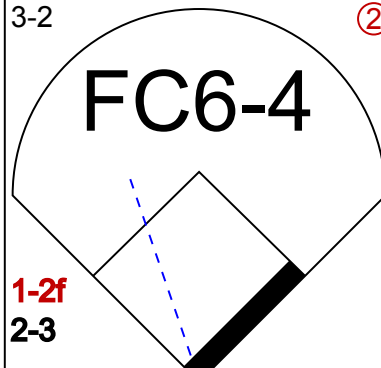
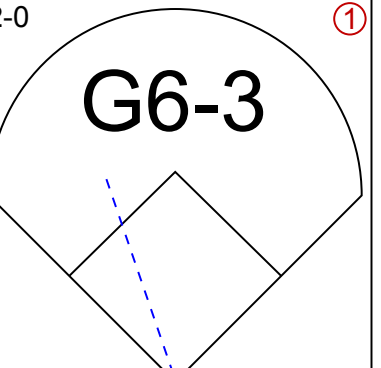
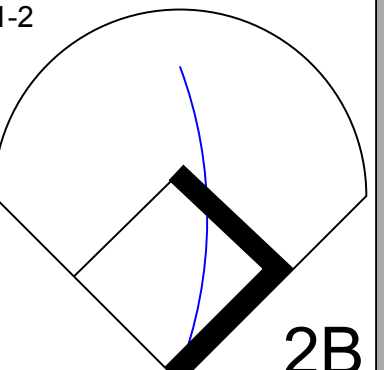
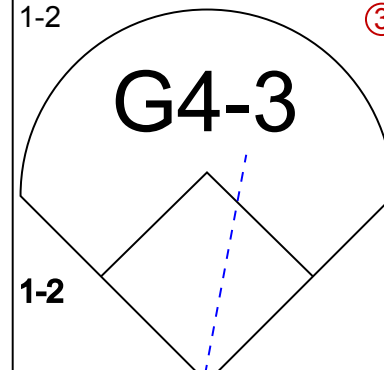
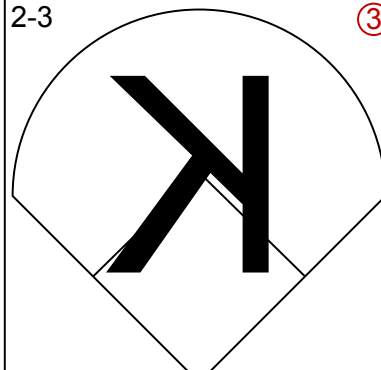
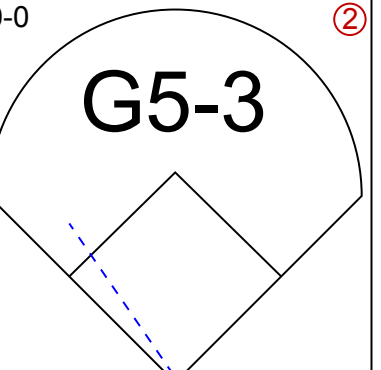
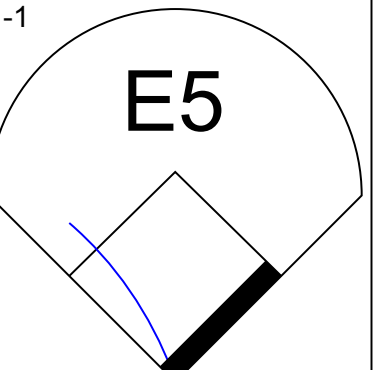
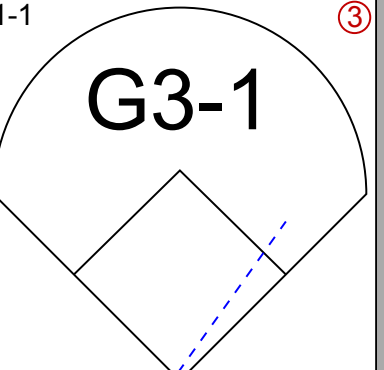
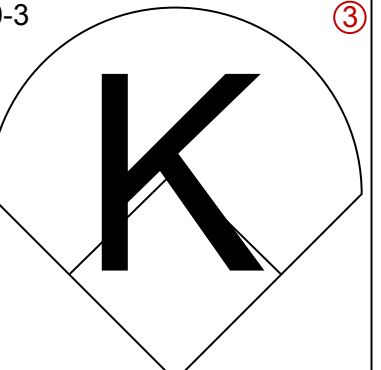
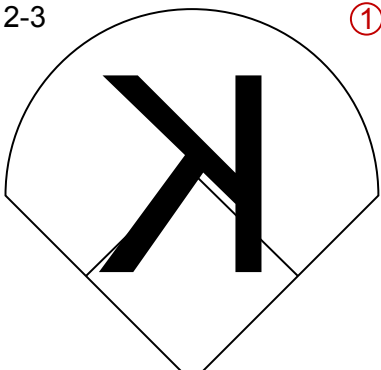
Batter	1	2	3	4	5	6	7	8	9	10	AB R H RBI BB SO LOB	TOP													
Cecil Espy, S OBP: 0.301, SLG: 0.313 (1, 8)	2-2 FC4-6 S 1B		3-1 G1-3		1-3 K		1-0 L7		2-3 K		5 0 1 0 0 2 3														
Sammy Sosa, R OBP: 0.268, SLG: 0.338 (1, 7)	0-3 K		0-2 P4			0-0 F8		0-1 G6-3		2-2 F7	5 0 0 0 0 1 1														
Rafael Palmeiro, L OBP: 0.373, SLG: 0.415 (1, 3)	4-0 FC4-6 1-2 BB		3-2 F7			1-0 P5		1-2 G4-6-3 1B		1-1 1B 1B	4 1 2 0 1 0 0														
Ruben Sierra, S OBP: 0.374, SLG: 0.585 (1, 9)	1-2 FC4-6 1-2f 2-3			0-0 G1		0-2 F6		2-0 G4-6-3 1-2f		3-2 1B 1B	5 0 1 0 0 0 3														
Julio Franco, R OBP: 0.397, SLG: 0.497 (1, 4)	0-1 G1-3			3-2 L8			1-0 1B G6-3 1B		0-1 G5-3	1-0 1-2 2-H 1B	5 1 2 1 0 0 2														
Jack Daugherty, S OBP: 0.444, SLG: 0.500 (1, 10)		2-1 P5		1-3 K			0-0 1-3 G6-3 1B		2-1 2B 1B	0-1 F7	5 1 2 0 0 1 2														
Steve Buechele, R OBP: 0.301, SLG: 0.380 (1, 5) (9, 6)		2-2 1B			2-1 HR		1-1 1-2f 3-H G6-3		0-0 1-3 1B 2B	2-2 F8	5 2 3 1 0 0 3														
Jeff Kunkel, R OBP: 0.302, SLG: 0.464 (1, 6) Thad Bosley, L OBP: 0.182, SLG: 0.182 (9, PH) Jim Sundberg, R OBP: 0.331, SLG: 0.356 (9, 2)		0-3 K			2-2 P3		0-1 1B 1B		1-1 2-H 3-H 1B		3 0 1 0 0 1 1 1 0 1 2 0 0 0 0 0 0 0 0 0 0	AB 42 R 5 H 14 RBI 4 BB 1 SO 7 LOB 17													
Chad Kreuter, S OBP: 0.205, SLG: 0.189 (1, 2) Rick Leach, L OBP: 0.346, SLG: 0.361 (9, PH) Mike Stanley, R OBP: 0.268, SLG: 0.180 (9, 5)		2-3 K			2-1 L8		1-1 1-2 1B		0-3 K		3 0 1 0 0 1 1 0 0 0 0 0 0 0 1 0 0 0 0 1 1														
Inning Stats	R: 0 E: 0 K: 1 S: 13	H: 1 LOB: 2 BB: 1 P: 20	R: 0 E: 0 K: 2 S: 12	H: 1 LOB: 1 BB: 0 P: 18	R: 0 E: 0 K: 0 S: 8	H: 0 LOB: 0 BB: 0 P: 14	R: 0 E: 0 K: 1 S: 13	H: 0 LOB: 0 BB: 0 P: 17	R: 1 E: 0 K: 1 S: 11	H: 1 LOB: 0 BB: 0 P: 18	R: 0 E: 0 K: 0 S: 5	H: 0 LOB: 0 BB: 0 P: 6	R: 1 E: 0 K: 0 S: 9	H: 4 LOB: 2 BB: 0 P: 13	R: 0 E: 0 K: 0 S: 8	H: 1 LOB: 0 BB: 0 P: 11	R: 2 E: 0 K: 2 S: 14	H: 3 LOB: 1 BB: 0 P: 19	R: 1 E: 0 K: 0 S: 21	H: 3 LOB: 2 BB: 0 P: 30	1B: 12 2B: 1 3B: 0 HR: 1	SF: 0 SAC: 0 DP: 2 HBP: 0	WP: 0 PB: 0 SB: 1 CS: 0	PA: 43	
PITCHER	IP WLS BF H R ER SO BB IBB HBP BLK WP HR S P ERA WHIP																								
Dave Stewart, R ERA: 3.24 (1, 1)	8.0																								
Todd Burns, R ERA: 2.23 (9, 1)	0.1	4	3	2	2	0	0	0	0	0	0	0	0	7	10	54.00	9.000								
Matt Young, L ERA: 6.38 (9, 1)	1.0	L	5	2	1	1	2	0	0	0	0	0	0	19	27	9.00	2.000								
Gene Nelson, R ERA: 3.09 (10, 1)	0.2		3	1	0	0	0	0	0	0	0	0	0	9	12	0.00	1.500								

Texas Rangers @ Oakland Athletics
Oakland-Alameda County Coliseum, Oakland, CA

Sat Jul 08 1989, 3:33 AM PDT
Att. 38,220 - Sunny - 73 F

livebaseballscorecards.com



Batter	1	2	3	4	5	6	7	8	9	AB R H RBI BB SO LOB	TOP		
Cecil Espy, S (1, 8) OBP: 0.297, SLG: 0.309	0-3 		1-0 		2-2 		3-3 			4 0 0 0 0 2 2			
Jack Daugherty, S (1, 10) OBP: 0.455, SLG: 0.500 Sammy Sosa, R (8, PH) OBP: 0.264, SLG: 0.333	1-1 FC4-6 HBP  1B		2-0 			1-0 FC6-4 		2-3 		2 1 1 0 0 0 0 1 0 0 0 0 1 0			
Rafael Palmeiro, L (1, 3) OBP: 0.371, SLG: 0.411	2-1  1-2 HBP			1-1 		1-2 		0-0 		3 0 0 0 0 0 1			
Ruben Sierra, S (1, 9) OBP: 0.372, SLG: 0.581	2-2 FC4-6  1-2f 2-3			3-1 		2-2  1-2 1B		2-3 		4 0 1 0 0 1 2			
Julio Franco, R (1, 4) OBP: 0.396, SLG: 0.494	3-2 2 SAFE  1-3 3-H		0-0 		3-2  1B		3-2 FC6-4  1-2f 2-3		2-0 	4 0 1 0 0 0 2			
Rick Leach, L (1, 7) OBP: 0.345, SLG: 0.367 Mike Stanley, R (9, PH) OBP: 0.263, SLG: 0.176			1-2  2B		1-2 		2-3 		0-0 	3 0 1 0 0 1 3 1 0 0 0 0 0 0			
Steve Buechele, R (1, 5) OBP: 0.297, SLG: 0.375									1-1 	4 0 0 0 0 1 1			
Jeff Kunkel, R (1, 6) OBP: 0.308, SLG: 0.473			1-1 						0-3 	4 0 2 0 0 1 2			
Chad Kreuter, S (1, 2) OBP: 0.200, SLG: 0.184 Thad Bosley, L (7, PH) OBP: 0.182, SLG: 0.182 Jim Sundberg, R (7, PH) OBP: 0.328, SLG: 0.352 (7, 2)									2-3 	2 0 0 0 0 2 1 0 0 0 0 0 0 0 1 0 0 0 0 0 1			
Inning Stats	R: 1 H: 1 E: 0 LOB: 0 K: 1 BB: 0 S: 15 P: 23	R: 0 H: 1 E: 0 LOB: 1 K: 0 BB: 0 S: 9 P: 13	R: 0 H: 0 E: 0 LOB: 0 K: 1 BB: 0 S: 5 P: 10	R: 0 H: 1 E: 0 LOB: 1 K: 0 BB: 0 S: 12 P: 20	R: 0 H: 1 E: 0 LOB: 1 K: 2 BB: 0 S: 10 P: 14	R: 0 H: 1 E: 1 LOB: 2 K: 1 BB: 0 S: 15 P: 24	R: 0 H: 1 E: 0 LOB: 1 K: 1 BB: 0 S: 11 P: 16	R: 0 H: 0 E: 0 LOB: 0 K: 2 BB: 0 S: 8 P: 12	R: 0 H: 0 E: 1 LOB: 1 K: 1 BB: 0 S: 7 P: 10	1B: 4 SF: 0 2B: 2 SAC: 0 3B: 0 DP: 0 HR: 0 HBP: 1	WP: 0 PA: 36 PB: 1 SB: 1 CS: 0		
PITCHER	IP WLS BF H R ER SO BB IBB HBP BLK WP HR S P ERA WHIP											PITCHER	IP WLS BF H R ER SO BB IBB HBP BLK WP HR S P ERA WHIP
Bob Welch, R (1, 1) ERA: 2.93	6.1 W 26 6 1 0 5 0 0 1 0 0 0 0 71 111 0.00 0.947												
Rick Honeycutt, L (7, 1) ERA: 2.44	2.2 S 9 0 0 0 4 0 0 0 0 0 0 0 21 31 0.00 0.000												

Texas Rangers @ Oakland Athletics
Oakland-Alameda County Coliseum, Oakland, CA

Sun Jul 09 1989, 3:33 AM PDT
Att. 40,060 - Unknown - 66 F

AB	33
R	1
H	6
RBI	0
BB	0
SO	9
LOB	15



Batter	1	2	3	4	5	6	7	8	9
Rickey Henderson, R OBP: 0.417, SLG: 0.406 Tony Phillips, S OBP: 0.367, SLG: 0.378	4-2 WP PB SF8 BB		4-0 S E E BB		3-3 K		1-0 1B 1-2 1B	3-2 1B	
Carney Lansford, R OBP: 0.395, SLG: 0.401 Jamie Quirk, L OBP: 0.200, SLG: 0.219	4-1 PB E 1-3 BB		1-1 E5 S 1-2 1B		0-1 F9		2-1 1B 1-3 2-H 1B	2-3 K	
Dave Parker, L OBP: 0.319, SLG: 0.447	2-3 K		2-3 K 1-3 2-H			2-3 K	2-1 1B 1-3 3-H		
Mark McGwire, R OBP: 0.332, SLG: 0.481	3-2 SF8 1-2 3-H		0-1 G4-6-3 1B 3-H			1-1 HR	4-0 WP IBB		
Ron Hassey, L OBP: 0.302, SLG: 0.371	2-1 G4-3		1-2 G4-6-3 1-2f			1-1 G3	4-2 1-2 BB		
Dave Henderson, R OBP: 0.311, SLG: 0.354		2-1 G4-3		0-0 F8		4-0 CS BB	3-2 P5		
Glenn Hubbard, R OBP: 0.308, SLG: 0.333		1-0 F8		1-2 P6		1-2 CS 1-2	0-2 G6-3	1-3 K	
Lance Blankenship, R OBP: 0.262, SLG: 0.300		2-1 E1 1B		0-3 K			4-2 S 1B BB	1-3 K	
Mike Gallego, R OBP: 0.333, SLG: 0.358		1-0 G6-3			1-3 K		0-2 1B 1-H 1B 1B	2-2 1B	

Inning Stats	R: 1	H: 0	E: 1	K: 1	S: 12	LOB: 1	BB: 2	P: 27
	R: 0	H: 1	E: 1	K: 0	S: 6	LOB: 1	BB: 0	P: 12
	R: 2	H: 1	E: 1	K: 1	S: 10	LOB: 0	BB: 1	P: 18
	R: 0	H: 0	E: 0	K: 1	S: 9	LOB: 0	BB: 0	P: 10
	R: 0	H: 0	E: 0	K: 2	S: 8	LOB: 0	BB: 0	P: 12
	R: 1	H: 1	E: 0	K: 1	S: 12	LOB: 0	BB: 1	P: 20
	R: 3	H: 4	E: 0	K: 0	S: 18	LOB: 3	BB: 3	P: 38
	R: 0	H: 2	E: 0	K: 3	S: 18	LOB: 2	BB: 0	P: 27

PITCHER	IP	WLS	BF	H	R	ER	SO	BB	IBB	HBP	BLK	WP	HR	S	P	ERA	WHIP
Charlie Hough, R ERA: 4.85	(1, 1)	6.1	28	5	7	5	6	5	0	0	0	1	1	66	113	7.11	1.579
Gary Mielke, R ERA: 2.89	(7, 1)	0.0	1	1	0	0	0	0	0	0	0	0	0	2	4	∞	∞
Kenny Rogers, L ERA: 2.68	(7, 1)	0.1	3	1	0	0	0	1	1	0	0	1	0	4	14	0.00	6.000
Cecilio Guante, R ERA: 3.5	(7, 1)	1.1	6	2	0	0	3	0	0	0	0	0	0	21	33	0.00	1.500

AB R H RBI BB SO LOB

2	3	1	0	2	1	0
1	0	1	0	0	0	0
3	1	1	1	1	0	1
1	0	0	0	0	1	2
4	0	1	1	0	3	3
2	1	2	3	1	0	0
3	0	0	0	1	0	2
3	0	0	0	1	0	3
4	0	0	0	0	1	0
3	1	1	0	1	2	0
4	1	2	1	0	1	1

AB	R	H	RBI	BB	SO	LOB
30	7	9	6	7	9	12

WP	PA
2	39

Texas Rangers @ Oakland Athletics
Oakland-Alameda County Coliseum, Oakland, CA

Sun Jul 09 1989, 3:33 AM PDT
Att: 40,060 - Unknown - 66 F

livebaseballscores.com

AB	R	H	RBI	BB	SO	LOB
30	7	9	6	7	9	12



WP	PA
2	39

Batter	1	2	3	4	5	6	7	8	9	10	11	AB R H RBI BB SO LOB	TOP												
Cecil Espy, S (1, 8) OBP: 0.308, SLG: 0.319	1-0 1B		1-2 G6-4-3 1B		0-2 L4-3 1B			0-1 F9			1B	6 1 5 3 0 0 0													
Sammy Sosa, R (1, 10) OBP: 0.247, SLG: 0.312	1-3 K		1-0 G6-4-3 1B		1-2 L4-3 1B			2-3 K			1B	4 0 0 0 0 2 3													
Jack Daugherty, S (11, PH) OBP: 0.417, SLG: 0.455			1-2f		1-2						6-3	2 0 0 0 0 1 3													
Rafael Palmeiro, L (1, 3) OBP: 0.366, SLG: 0.405	1-2 G3				0-2 F8			2-2 F8		0-1 L4	F9	5 0 0 0 0 0 1													
Ruben Sierra, S (1, 9) OBP: 0.375, SLG: 0.580					0-1 F8			0-0 6-3		1-2 FC6-4 1B	F9	4 2 2 0 1 0 0													
Julio Franco, R (1, 4) OBP: 0.396, SLG: 0.495					0-2 F9			2-2 F9		0-0 FC6-4	1B	5 1 2 2 0 0 1													
Pete Incaviglia, R (1, 7) OBP: 0.263, SLG: 0.378								0-0 FC6-5 2B		2-2 F8	1B	5 1 2 2 0 1 2													
Steve Buechele, R (1, 5) OBP: 0.293, SLG: 0.368					1-1 FC6-5 1B			0-2 F3		1-3 K	E6	5 2 0 0 0 2 3													
Jeff Kunkel, R (1, 6) OBP: 0.312, SLG: 0.466					4-2 1B			1-1 6-3		0-3 K	1B	4 2 1 1 1 2 1													
Jim Sundberg, R (1, 2) OBP: 0.328, SLG: 0.352					1-2 1B			1-2 5-3		1-3 K	1B	3 0 1 1 0 0 0													
Thad Bosley, L (10, PH) OBP: 0.167, SLG: 0.167					1-1 L4						1B	1 0 0 0 0 1 0													
Chad Kreuter, S (10, 2) OBP: 0.209, SLG: 0.184					1-2 1B						BB	0 0 0 0 1 0 0													
Inning Stats	R: 0 E: 0 K: 1 S: 7	H: 1 LOB: 0 BB: 0 P: 10	R: 1 E: 0 K: 3 S: 15	H: 2 LOB: 1 BB: 0 P: 21	R: 0 E: 0 K: 0 S: 6	H: 1 LOB: 0 BB: 0 P: 9	R: 0 E: 0 K: 0 S: 8	H: 0 LOB: 0 BB: 0 P: 8	R: 2 E: 0 K: 0 S: 16	H: 3 LOB: 1 BB: 1 P: 25	R: 0 E: 0 K: 0 S: 7	H: 0 LOB: 0 BB: 0 P: 11	R: 0 E: 0 K: 1 S: 8	H: 0 LOB: 0 BB: 0 P: 11	R: 0 E: 0 K: 0 S: 9	H: 1 LOB: 1 BB: 0 P: 12	R: 0 E: 0 K: 3 S: 10	H: 0 LOB: 0 BB: 0 P: 12	R: 6 E: 2 K: 1 S: 29	H: 5 LOB: 2 BB: 2 P: 49	1B: 11 2B: 3 3B: 0 HR: 0	SF: 0 SAC: 0 DP: 2 HBP: 0	WP: 0 PB: 0 SB: 2 CS: 0	PA: 47	
PITCHER	IP	WLS	BF	H	R	ER	SO	BB	IBB	HBP	BLK	WP	HR	S	P	ERA	WHIP								
Bud Black, L (1, 1) ERA: 3.45	7.0		26	7	3	3	4	1	0	0	0	0	0	66	93	3.86	1.143								
Jesse Orosco, L (8, 1) ERA: 2.23	1.1		5	1	0	0	1	0	0	0	0	0	0	13	17	0.00	0.750								
Doug Jones, R (9, 1) ERA: 1.49	1.2		5	0	0	0	3	0	0	0	0	0	0	14	18	0.00	0.000								
Rod Nichols, R (11, 1) ERA: 40.5	0.2	L	8	4	6	3	1	1	0	0	0	0	0	20	33	40.50	7.500								
Keith Atherton, R (11, 1) ERA: 4.22	0.1		3	1	0	0	0	1	0	0	0	0	0	9	16	0.00	6.000								

Texas Rangers @ Cleveland Indians
Cleveland Municipal Stadium, Cleveland, OH
Thu Jul 13 1989, 7:05 PM EDT
Att. 11,300 - Unknown

livebaseballscorecards.com

AB	44
R	9
H	13
RBI	9
BB	3
SO	9
LOB	14



Batter	1	2	3	4	5	6	7	8	9	10	11	AB R H RBI BB SO LOB	BOTTOM																		
Jerry Browne, S OBP: 0.366, SLG: 0.395 (1, 4)	2-1 S 1B		0-0 SH1-3 1-2	2-1 2B			2-1 4-3		4-1 BB			3 1 2 0 1 0 0	Texas Rangers @ Cleveland Indians Cleveland Municipal Stadium, Cleveland, OH Thu Jul 13 1989, 7:05 PM EDT Att. 11,300 - Unknown livebaseballscorecards.com																		
Dion James, L OBP: 0.357, SLG: 0.352 (1, 7)	1-1 F7		0-2 F5	2-2 4-3			2-1 1B		0-3 K			4 0 1 0 0 0 4																			
Brad Komminsk, R OBP: 0.304, SLG: 0.429 (9, PH) (10, 8)												1 0 0 0 0 1 1																			
Joe Carter, R OBP: 0.283, SLG: 0.422 (1, 8) (10, 7)	1-0 F8 1-2		4-1 1B BB				1-2 F9		1-3 K			4 0 0 0 1 1 2																			
Pete O'Brien, L OBP: 0.386, SLG: 0.433 (1, 3)	0-0 1B		0-0 1B				0-2 P2		2-2 F8			5 0 2 2 0 0 1																			
Dave Clark, L OBP: 0.319, SLG: 0.385 (1, 10)	3-2 4-3		3-2 G3				4-2 BB		1-2 1B			3 0 0 0 1 0 3																			
Paul Zuvella, R OBP: 1.000, SLG: 1.000 (10, PH)												1 0 1 0 0 0 0																			
Cory Snyder, R OBP: 0.261, SLG: 0.369 (1, 9)			1-3 K				1-3 K		0-3 K			5 0 0 0 0 4 2																			
Brook Jacoby, R OBP: 0.346, SLG: 0.414 (1, 5)			2-2 F9				0-0 6-3		1-0 1-3			3 1 0 0 1 0 0																			
Luis Aguayo, R OBP: 0.244, SLG: 0.209 (9, 5)				4-2 1B FC4-6 BB								0 0 0 0 1 0 0																			
Joel Skinner, R OBP: 0.309, SLG: 0.333 (1, 2)			1-3 K				2-3 K		2-3 K			3 0 1 0 0 2 0																			
Pete Dalena, L (9, PH)				0-1 FC4-6 1B								1 0 0 0 0 1 0																			
Andy Allanson, R OBP: 0.267, SLG: 0.275 (10, 2)												1 0 0 0 0 0 1																			
Felix Fermin, R OBP: 0.306, SLG: 0.258 (1, 6)			4-0 SH1-3 1B BB	0-0 FC4-6 2B			1-0 F9		0-2 4-3			4 1 0 1 1 0 1																			
Inning Stats	R: 1 E: 0 K: 0 S: 11	H: 2 LOB: 1 BB: 0 P: 18	R: 0 E: 0 K: 2 S: 9	H: 0 LOB: 0 BB: 0 P: 13	R: 1 E: 0 K: 0 S: 11	H: 1 LOB: 2 BB: 2 P: 22	R: 1 E: 0 K: 0 S: 12	H: 2 LOB: 2 BB: 1 P: 21	R: 0 E: 0 K: 1 S: 13	H: 0 LOB: 1 BB: 1 P: 20	R: 0 E: 0 K: 1 S: 5	H: 0 LOB: 0 BB: 0 P: 8	R: 0 E: 0 K: 0 S: 10	H: 1 LOB: 1 BB: 0 P: 15	R: 0 E: 0 K: 1 S: 7	H: 0 LOB: 0 BB: 0 P: 10	R: 0 E: 0 K: 2 S: 11	H: 0 LOB: 1 BB: 1 P: 17	R: 0 E: 0 K: 2 S: 13	H: 1 LOB: 1 BB: 0 P: 17	R: 0 E: 0 K: 0 S: 9	H: 0 LOB: 0 BB: 1 P: 13	1B: 6 2B: 1 3B: 0 HR: 0	SF: 0 SAC: 1 DP: 1 HBP: 0	WP: 0 PB: 0 SB: 1 CS: 0	PA: 45					
PITCHER	IP WLS BF H R ER SO BB IBB HBP BLK WP HR S P ERA WHIP																														
Bobby Witt, R ERA: 5.4 (1, 1)	8.2	37	6	3	3	6	5	0	0	0	0	0	0	86	141	3.12	1.269														
Kenny Rogers, L ERA: 2.61 (9, 1)	1.0	4	1	0	0	2	0	0	0	0	0	0	0	13	17	0.00	1.000														
Jeff Russell, R ERA: 1.85 (10, 1)	0.1	W 1	0	0	0	1	0	0	0	0	0	0	0	3	3	0.00	0.000														
Gary Mielke, R ERA: 2.75 (11, 1)	1.0	3	0	0	0	0	1	0	0	0	0	0	0	9	13	0.00	1.000														

Texas Rangers @ Cleveland Indians
 Cleveland Municipal Stadium, Cleveland, OH
 Thu Jul 13 1989, 7:05 PM EDT
 Att. 11,300 - Unknown

AB 38
R 3
H 7
RBI 3
BB 6
SO 9
LOB 15



Batter	1	2	3	4	5	6	7	8	9	AB R H RBI BB SO LOB
Jerry Browne, S OBP: 0.364, SLG: 0.396 (1, 4)	2-1 F9		1-0 F8	0-3 K		0-0 F8		1-2 2B		5 1 1 0 0 1 4
Paul Zuvella, R OBP: 0.500, SLG: 1.167 (1, 5)	1-1 5-3		1-1 HR	0-1 5-3		1-3 K		0-1 1B 2B		5 2 2 2 0 1 4
Dion James, L OBP: 0.358, SLG: 0.350 (1, 10)	2-3 K		0-0 F7		0-1 B2-3		1-0 SF7 1B	4-1 1B BB		4 2 1 0 1 1 0
Joe Carter, R OBP: 0.284, SLG: 0.430 (1, 7)		0-0 PB S 1B		2-3 K HR	0-0 HR		1-3 K	0-0 5-3		5 3 2 1 0 2 3
Pete O'Brien, L OBP: 0.386, SLG: 0.429 (1, 3)		3-2 P5		2-3 K	1-2 G3		4-0 SF7 IBB	4-0 1B 2B IBB		3 1 0 0 2 1 2
Brad Komminsk, R OBP: 0.393, SLG: 0.609 (1, 8)		4-2 PB PB BB		0-0 HR	4-2 S BB		0-2 SF7	1-1 2B 1B		2 2 2 5 2 0 0
Dave Clark, L OBP: 0.327, SLG: 0.399 (1, 9)		3-3 K		3-1 BB 2B	1-3 K		4-0 IBB	1-1 1-H 2B		4 0 2 2 1 2 3
Andy Allanson, R OBP: 0.271, SLG: 0.271 (1, 2)		2-0 F7		1-0 BB HBP		4-0 BB	0-3 K	0-2 L7		3 0 0 0 1 1 4
Felix Fermin, R OBP: 0.305, SLG: 0.255 (1, 6)			1-3 K	4-1 BB		3-1 F8		1-1 F3		3 0 0 0 1 1 1

Inning Stats	R: 0 E: 0 K: 1 S: 8	H: 0 LOB: 0 BB: 0 P: 13	R: 1 E: 0 K: 1 S: 12	H: 1 LOB: 1 BB: 1 P: 24	R: 1 E: 0 K: 1 S: 7	H: 1 LOB: 0 BB: 0 P: 10	R: 2 E: 0 K: 3 S: 17	H: 2 LOB: 3 BB: 1 P: 29	R: 1 E: 0 K: 1 S: 12	H: 1 LOB: 1 BB: 1 P: 18	R: 0 E: 0 K: 1 S: 6	H: 0 LOB: 1 BB: 1 P: 14	R: 1 E: 1 K: 2 S: 11	H: 1 LOB: 2 BB: 2 P: 21	R: 5 E: 0 K: 0 S: 16	H: 4 LOB: 1 BB: 2 P: 28
1B: 3 2B: 4 3B: 0 HR: 3	SF: 1 SAC: 0 DP: 0 HBP: 1	WP: 1 PB: 3 SB: 3 CS: 0	PA: 44													

PITCHER	IP	WLS	BF	H	R	ER	SO	BB	IBB	HBP	BLK	WP	HR	S	P	ERA	WHIP
Charlie Hough, R ERA: 4.95 (1, 1)	5.0		26	5	5	4	7	4	0	1	0	1	3	56	98	7.20	1.800
Cecilio Guante, R ERA: 3.7 (6, 1)	2.1	L	12	3	3	2	3	0	2	0	0	0	0	24	40	7.71	1.286
Drew Hall, L ERA: 4.68 (8, 1)	0.0		1	0	0	0	0	1	0	0	0	0	0	1	5	∞	∞
Gary Mielke, R ERA: 3.54 (8, 1)	0.2		5	2	3	3	0	0	1	0	0	0	0	8	14	40.50	3.000

BOTTOM

Texas Rangers @ Cleveland Indians
Cleveland Municipal Stadium, Cleveland, OH

Fri Jul 14 1989, 7:05 PM EDT
Att: 14,511 - Unknown - 70 F

livebaseballscorecards.com

AB	34
R	11
H	10
RBI	10
BB	8
SO	10
LOB	21



Batter	1	2	3	4	5	6	7	8	9	AB R H RBI BB SO LOB	TOP											
Cecil Espy, S (1, 8) OBP: 0.307, SLG: 0.316 Jack Daugherty, S (5, 7) OBP: 0.357, SLG: 0.385	0-3 K		1-1 P4		1-2 CS 1B			1-3 K		3 0 1 1 0 1 1 1 0 0 0 0 1 0												
Sammy Sosa, R (1, 10) OBP: 0.235, SLG: 0.296	1-3 K			2-3 SAFE 1B	2-2 F7			0-0 F8		4 0 0 0 0 2 2												
Rafael Palmeiro, L (1, 3) OBP: 0.367, SLG: 0.404 Mike Stanley, R (9, PH) OBP: 0.259, SLG: 0.173	2-2 G1-3			3-1 1B 1B			1-1 F9		3-3 K	3 0 1 0 0 0 0 1 0 0 0 0 1 0												
Ruben Sierra, S (1, 9) OBP: 0.370, SLG: 0.570		0-0 F7		0-1 1B			1-1 F9		1-1 P6	4 0 1 0 0 0 0												
Julio Franco, R (1, 4) OBP: 0.392, SLG: 0.488		2-1 F8		1-3 1B			0-0 L3		2-2 F8	4 0 0 0 0 1 2												
Pete Incaviglia, R (1, 7) OBP: 0.264, SLG: 0.372 (5, 8)		2-3 K		0-3 K			0-0 L6			3 0 0 0 0 2 2												
Steve Buechele, R (1, 5) OBP: 0.292, SLG: 0.366			0-0 1B		1-2 P4		1-0 P9			3 0 1 0 0 0 0												
Jeff Kunkel, R (1, 6) OBP: 0.303, SLG: 0.446			2-3 K		4-2 2B 1B BB		2-3 K			2 1 0 0 1 2 1												
Jim Sundberg, R (1, 2) OBP: 0.328, SLG: 0.360			2-2 F9		0-1 1B 2B		2-1 L7			3 0 1 0 0 0 1												
Inning Stats	R: 0 E: 0 K: 2 S: 12	H: 0 LOB: 0 BB: 0 P: 15	R: 0 E: 0 K: 1 S: 8	H: 0 LOB: 0 BB: 0 P: 12	R: 0 E: 0 K: 1 S: 9	H: 1 LOB: 1 BB: 0 P: 14	R: 0 E: 0 K: 3 S: 13	H: 2 LOB: 2 BB: 0 P: 19	R: 1 E: 0 K: 0 S: 14	H: 2 LOB: 1 BB: 1 P: 22	R: 0 E: 0 K: 0 S: 5	H: 0 LOB: 0 BB: 0 P: 7	R: 0 E: 0 K: 1 S: 5	H: 0 LOB: 0 BB: 0 P: 8	R: 0 E: 0 K: 1 S: 6	H: 0 LOB: 0 BB: 0 P: 9	R: 0 E: 0 K: 1 S: 11	H: 0 LOB: 0 BB: 0 P: 17	1B: 4 2B: 1 3B: 0 HR: 0	SF: 0 SAC: 0 DP: 0 HBP: 0	WP: 0 PB: 0 SB: 0 CS: 1	PA: 32
PITCHER Greg Swindell, L (1, 1) ERA: 2.64	IP: 9.0 WLS: W BF: 32 H: 5 R: 1 ER: 1 SO: 10 BB: 1 IBB: 0 HBP: 0 BLK: 0 WP: 0 HR: 0 S: 83 P: 123 ERA: 1.00 WHIP: 0.667																				PITCHER IP: WLS: BF: H: R: ER: SO: BB: IBB: HBP: BLK: WP: HR: S: P: ERA: WHIP:	

Texas Rangers @ Cleveland Indians
Cleveland Municipal Stadium, Cleveland, OH

Sat Jul 15 1989, 7:05 PM EDT
Att: 28,952 - Unknown

livebaseballscorecards.com

AB	31
R	1
H	5
RBI	1
BB	1
SO	10
LOB	9



Batter	1	2	3	4	5	6	7	8	9
Jerry Browne, S OBP: 0.367, SLG: 0.400 (1, 4)	1-1 2B	4-0 1B BB		2-3 1-2 K		2-2 1-2 2-H 2B 1B		1-0 F3	
Paul Zuvella, R OBP: 0.364, SLG: 0.727 (1, 5)	2-3 K	0-0 1-2 1B			2-2 L9	0-2 F6		0-0 F8	
Dion James, L OBP: 0.359, SLG: 0.348 (1, 10)	4-1 2B BB	1-2 G6-3			2-3 K	1-2 2B 1-2 2-3 1B		2-3 K	
Joe Carter, R OBP: 0.289, SLG: 0.444 (1, 7)	1-2 1-1 1B 2B		0-3 K		2-1 WP 3B	1-2 1-3 2-H 3-H 2B			
Pete O'Brien, L OBP: 0.390, SLG: 0.429 (1, 3)	3-2 1B 1B		1-1 G4-3		4-2 BB	4-0 IBB			
Albert Belle, R OBP: 0.250, SLG: 0.250 (1, 9)	1-1 S 1B		0-3 K		3-1 P4	1-0 L8			
Brad Komminsk, R OBP: 0.375, SLG: 0.538 (1, 8)	3-3 K			0-0 F8		4-2 SH3-4 1B BB	2-3 K2-3		
Andy Allanson, R OBP: 0.271, SLG: 0.268 (1, 2)			1-3 K	4-1 S BB		0-1 SH3-4	2-2 F8		
Felix Fermin, R OBP: 0.305, SLG: 0.253 (1, 6)		1-1 G6-3		3-2 L8		4-2 1B 1B 2B BB	2-3 K		

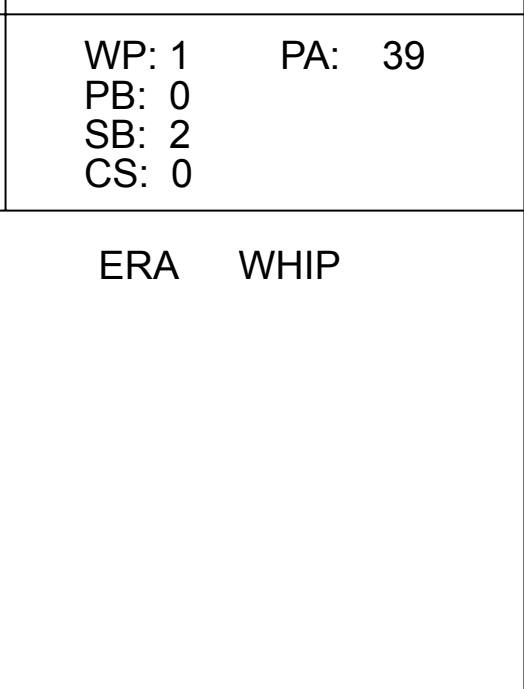
Inning Stats	R: 3	H: 4	E: 0	LOB: 1	K: 2	P: 35	R: 0	H: 1	E: 0	LOB: 2	K: 1	P: 16	R: 0	H: 0	E: 0	LOB: 0	K: 2	P: 9	R: 0	H: 0	E: 0	LOB: 1	K: 1	P: 17	R: 1	H: 1	E: 0	LOB: 1	K: 1	P: 26	R: 3	H: 3	E: 0	LOB: 3	K: 0	P: 40	R: 0	H: 0	E: 0	LOB: 0	K: 2	P: 19	R: 0	H: 0	E: 0	LOB: 0	K: 1	P: 8
	S: 20	BB: 1	S: 9	BB: 1	S: 8	S: 8	S: 8	S: 8	S: 13	S: 23	S: 13	S: 5	S: 7	S: 7	S: 7	S: 6	S: 0	S: 0	S: 0	S: 0	S: 0	S: 0	S: 0	S: 0	S: 0	S: 0	S: 0	S: 0	S: 0	S: 0	S: 0	S: 0	S: 0	S: 0	S: 0	S: 0	S: 0	S: 0	S: 0	S: 0	S: 0	S: 0	S: 0	S: 0	S: 0	S: 0	S: 0	

AB	R	H	RBI	BB	SO	LOB
4	2	2	1	1	1	1
5	0	1	0	0	1	3
4	1	1	0	1	2	2
4	1	3	4	0	1	0
2	1	1	0	2	0	0
4	0	1	1	0	1	4
3	1	0	0	1	2	1
2	0	0	0	1	1	0
3	1	0	0	1	1	1

WP	HR	S	P	ERA	WHIP
1	0	7	7	11.81	2.438
0	0	0	0	0.00	0.000
0	0	5	6	∞	∞
0	0	5	11	0.00	3.000
0	0	18	27	0.00	0.000

TEXAS RANGERS @ CLEVELAND INDIANS
CLEVELAND MUNICIPAL STADIUM, CLEVELAND, OH
 Sat Jul 15 1989, 7:05 PM EDT
 Att. 28,952 - Unknown

AB	31
R	7
H	9
RBI	6
BB	7
SO	10
LOB	12



Batter	1	2	3	4	5	6	7	8	9
Jerry Browne, S OBP: 0.366, SLG: 0.399 (1, 4)									
Paul Zuvella, R OBP: 0.353, SLG: 0.533 (1, 5)									
Dion James, L OBP: 0.364, SLG: 0.351 (1, 10)									
Joe Carter, R OBP: 0.293, SLG: 0.448 (1, 7)									
Pete O'Brien, L OBP: 0.390, SLG: 0.427 (1, 3)									
Albert Belle, R OBP: 0.333, SLG: 0.444 (1, 9)									
Brad Komminsk, R OBP: 0.405, SLG: 0.633 (1, 8)									
Joel Skinner, R OBP: 0.323, SLG: 0.340 (1, 2)									
Felix Fermin, R OBP: 0.303, SLG: 0.252 (1, 6)									

Inning Stats	R: 6 E: 1 K: 1 S: 26	H: 4 LOB: 2 BB: 2 P: 41	R: 0 E: 1 K: 2 S: 12	H: 1 LOB: 2 BB: 0 P: 22	R: 0 E: 0 K: 0 S: 8	H: 1 LOB: 1 BB: 0 P: 15	R: 0 E: 0 K: 0 S: 9	H: 1 LOB: 1 BB: 0 P: 11	R: 0 E: 0 K: 0 S: 8	H: 2 LOB: 2 BB: 0 P: 12	R: 5 E: 1 K: 0 S: 14	H: 3 LOB: 2 BB: 4 P: 38	R: 0 E: 0 K: 2 S: 10	H: 1 LOB: 1 BB: 0 P: 13	R: 0 E: 0 K: 1 S: 12	H: 1 LOB: 1 BB: 0 P: 12
--------------	-------------------------------	----------------------------------	-------------------------------	----------------------------------	------------------------------	----------------------------------	------------------------------	----------------------------------	------------------------------	----------------------------------	-------------------------------	----------------------------------	-------------------------------	----------------------------------	-------------------------------	----------------------------------

PITCHER	IP	WLS	BF	H	R	ER	SO	BB	IBB	HBP	BLK	WP	HR	S	P	ERA	WHIP
Kevin Brown, R ERA: 3.14 (1, 1)	5.0	L	31	9	8	5	3	4	0	1	0	0	0	66	112	9.00	2.600
Drew Hall, L ERA: 5.4 (6, 1)	0.0		2	1	0	0	0	1	0	0	0	0	0	3	8	∞	∞
Gary Mielke, R ERA: 3.57 (6, 1)	2.0		10	3	3	3	2	1	0	0	0	0	1	18	32	13.50	2.000
Jeff Russell, R ERA: 1.8 (8, 1)	1.0		4	1	0	0	1	0	0	0	0	0	0	12	12	0.00	1.000

AB	R	H	RBI	BB	SO	LOB
6	1	2	1	0	0	4
4	1	0	0	1	1	6
4	2	2	0	1	0	2
4	2	2	1	1	1	1
4	2	1	1	1	0	3
5	1	2	2	0	2	6
4	2	2	4	1	2	3
4	0	2	1	1	0	0
5	0	1	1	0	0	5


WP	PA	ERA	WHIP
0	47		
0			
0			
0			
0			
0			

Texas Rangers @ Cleveland Indians
Cleveland Municipal Stadium, Cleveland, OH
Sun Jul 16 1989, 3:33 AM EDT
Att. 22,095 - Sunny - 73 F

AB	40
R	11
H	14
RBI	11
BB	6
SO	6
LOB	30



1B:	11	SF:	0	WP:	0	PA:	47
2B:	2	SAC:	0	PB:	1		
3B:	0	DP:	0	SB:	0		
HR:	1	HBP:	1	CS:	0		

Batter	1	2	3	4	5	6	7	8	9	AB R H RBI BB SO LOB	TOP																									
Wade Boggs, L (1, 5) OBP: 0.421, SLG: 0.448	1-2 CS 1B		4-1 SAFE 2B SAFE 1B 2-3 BB		2-2 1B 2B 1B	4-1 2B BB		2-2 L5		3 2 2 0 2 0 0																										
Jody Reed, R (1, 4) OBP: 0.362, SLG: 0.355	2-2 G4-3 1-2		1-0 SF7 3-H		2-1 1B 2B 1B	1-1 2B		3-2 F9		4 1 2 1 0 0 1																										
Kevin Romine, R (1, 8) OBP: 0.375, SLG: 0.419	2-2 L4		0-0 1B 1-3 2B 1B		1-2 2B SF8 1B	0-1 F4		1-3 K		5 2 2 0 0 1 2																										
Mike Greenwell, L (1, 10) OBP: 0.362, SLG: 0.444			0-2 G6-3 1-2 2B 1B		0-1 SF8 1-3 2-H 3-H 2B		0-0 F7		0-3 K	5 0 2 3 0 1 0																										
Dwight Evans, R (1, 9) OBP: 0.394, SLG: 0.460			3-3 K 1-3 2-H		1-1 SF8 2-3 3-H		1-3 K			3 0 1 2 0 2 0																										
Nick Esasky, R (1, 3) OBP: 0.326, SLG: 0.452			4-1 BLK BB G1-3		0-1 F7		4-0 BB			2 0 0 0 2 0 3																										
Carlos Quintana, R (1, 7) OBP: 0.276, SLG: 0.200			2-0 L5 1-2		1-1 G5-3		2-1 G6-3			2 0 0 0 0 0 1																										
Danny Heep, L (5, PH) OBP: 0.382, SLG: 0.379					2-3 K				2 0 0 0 0 1 2		AB 34 R 6 H 10 RBI 6 BB 4 SO 6 LOB 10																									
Luis Rivera, R (1, 6) OBP: 0.333, SLG: 0.417			0-2 E SF7 G1-6-3 1B		0-2 G4-3		1-0 F7		0-2 P6	4 1 1 0 0 0 0																										
Rick Cerone, R (1, 2) OBP: 0.364, SLG: 0.354			1-0 G1-6-3 1-2		0-0 G6-3		1-3 K2-3		1-2 P5	4 0 0 0 0 1 1																										
Inning Stats	R: 0 E: 0 K: 0 S: 9	H: 1 LOB: 0 BB: 0 P: 14	R: 0 E: 0 K: 1 S: 9	H: 0 LOB: 1 BB: 1 P: 18	R: 3 E: 1 K: 0 S: 14	H: 4 LOB: 2 BB: 1 P: 20	R: 0 E: 0 K: 0 S: 7	H: 0 LOB: 0 BB: 0 P: 8	R: 3 E: 0 K: 1 S: 17	H: 4 LOB: 1 BB: 0 P: 25	R: 0 E: 0 K: 1 S: 10	H: 1 LOB: 2 BB: 1 P: 17	R: 0 E: 0 K: 1 S: 6	H: 0 LOB: 1 BB: 1 P: 13	R: 0 E: 0 K: 0 S: 11	H: 0 LOB: 0 BB: 0 P: 14	R: 0 E: 0 K: 2 S: 10	H: 0 LOB: 0 BB: 0 P: 14	1B: 7 2B: 3 3B: 0 HR: 0	SF: 2 SAC: 0 DP: 0 HBP: 0	WP: 0 PB: 0 SB: 0 CS: 1	PA: 40														
PITCHER	IP WLS BF H R ER SO BB IBB HBP BLK WP HR S P ERA WHIP																																			
Mike Jeffcoat, L (1, 1) ERA: 4.11	4.0		22	9	6	6	1	2	0	0	1	0	0	49	75	13.50	2.750																			
Cecilio Guante, R (5, 1) ERA: 3.4	4.0	W	15	1	0	0	3	2	0	0	0	0	0	34	54	0.00	0.750																			
Drew Hall, L (9, 1) ERA: 5.19	1.0		3	0	0	0	2	0	0	0	0	0	0	10	14	0.00	0.000																			

Boston Red Sox @ Texas Rangers
Arlington Stadium, Arlington, TX
Mon Jul 17 1989, 8:05 PM EDT
Att. 27,230 - Unknown - 93 F

livebaseballscorecards.com

Batter	1	2	3	4	5	6	7	8	9	AB R H RBI BB SO LOB	TOP
Wade Boggs, L (1, 5) OBP: 0.422, SLG: 0.446	4-0 BB BB		4-1 SH2-3 BB G4-3 BB		3-3 K		1-2 L7			2 1 0 0 2 1 1	Boston Red Sox @ Texas Rangers Arlington Stadium, Arlington, TX Tue Jul 18 1989, 8:05 PM EDT Att. 30,275 - Unknown - 99 F
Jody Reed, R (1, 4) OBP: 0.363, SLG: 0.352	4-1 BB BB		4-2 G4-3 SH2-3 BB		0-1 G5-3		1-2 G3-1			2 0 0 0 2 0 0	
Danny Heep, L (1, 7) OBP: 0.373, SLG: 0.370	3-3 K		0-0 SH2-3		2-3 K		0-0 G5-3			3 0 0 0 0 2 2	
Mike Greenwell, L (1, 10) OBP: 0.361, SLG: 0.442	1-2 F7		0-0 G4-3		2-1 G3-1		0-0 1B			4 0 1 1 0 0 3	
Dwight Evans, R (1, 9) OBP: 0.389, SLG: 0.454 Randy Kutcher, R (8, 9) OBP: 0.286, SLG: 0.305	3-2 F8		0-3 K		2-2 F8		0-2 L8			4 0 0 0 0 1 4 0 0 0 0 0 0 0	
Nick Esasky, R (1, 3) OBP: 0.322, SLG: 0.446			0-3 K		0-0 F9		0-3 K			4 0 0 0 0 3 0	
Kevin Romine, R (1, 8) OBP: 0.370, SLG: 0.411			2-3 K		0-0 1B		0-1 F8			4 0 1 0 0 1 0	
Luis Rivera, R (1, 6) OBP: 0.331, SLG: 0.405			4-1 BB		1-0 P4		1-1 G5-3			3 0 0 0 1 0 1	
Rick Cerone, R (1, 2) OBP: 0.359, SLG: 0.349 Rich Gedman, L (7, PH) OBP: 0.272, SLG: 0.272	3-2 F9		1-1 L8		4-1 BB					2 0 0 0 0 0 2 0 0 0 0 1 0 0	
Inning Stats	R: 0 H: 0 E: 0 LOB: 2 K: 1 BB: 2 S: 16 P: 31	R: 0 H: 0 E: 0 LOB: 1 K: 2 BB: 1 S: 14 P: 26	R: 1 H: 0 E: 0 LOB: 1 K: 1 BB: 2 S: 9 P: 17	R: 0 H: 1 E: 0 LOB: 1 K: 1 BB: 0 S: 7 P: 9	R: 0 H: 0 E: 0 LOB: 0 K: 2 BB: 0 S: 8 P: 13	R: 0 H: 0 E: 0 LOB: 0 K: 0 BB: 0 S: 6 P: 10	R: 0 H: 0 E: 0 LOB: 1 K: 0 BB: 1 S: 8 P: 14	R: 0 H: 1 E: 0 LOB: 1 K: 0 BB: 0 S: 8 P: 9	R: 0 H: 0 E: 0 LOB: 0 K: 1 BB: 0 S: 5 P: 7	1B: 2 SF: 0 2B: 0 SAC: 1 3B: 0 DP: 0 HR: 0 HBP: 0	WP: 0 PA: 35 PB: 0 SB: 1 CS: 0
PITCHER Bobby Witt, R (1, 1) ERA: 5.07	IP WLS BF H R ER SO BB IBB HBP BLK WP HR S P ERA WHIP	IP WLS BF H R ER SO BB IBB HBP BLK WP HR S P ERA WHIP									

AB	28
R	1
H	2
RBI	1
BB	6
SO	8
LOB	13



Batter	1	2	3	4	5	6	7	8	9	AB	R	H	RBI	BB	SO	LOB
--------	---	---	---	---	---	---	---	---	---	----	---	---	-----	----	----	-----

Cecil Espy, S (1, 8) OBP: 0.305, SLG: 0.317 Pete Incaviglia, R (7, 8) OBP: 0.272, SLG: 0.411										4	0	1	2	0	2	2
Jack Daugherty, S (1, 10) OBP: 0.400, SLG: 0.353 Thad Bosley, L (8, PH) OBP: 0.214, SLG: 0.214										3	0	1	0	1	1	0
Rafael Palmeiro, L (1, 3) OBP: 0.365, SLG: 0.397										4	2	1	0	1	0	3
Ruben Sierra, S (1, 9) OBP: 0.370, SLG: 0.569										4	1	1	0	1	2	4
Julio Franco, R (1, 4) OBP: 0.396, SLG: 0.496										5	2	2	3	0	0	3
Rick Leach, L (1, 7) OBP: 0.348, SLG: 0.361										3	1	2	1	1	0	0
Steve Buechele, R (1, 5) OBP: 0.303, SLG: 0.382										3	1	2	1	1	0	0
Jeff Kunkel, R (1, 6) OBP: 0.312, SLG: 0.456										1	1	0	0	2	1	0
Jim Sundberg, R (1, 2) OBP: 0.316, SLG: 0.342										3	0	0	1	1	2	5

Inning Stats	R: 0	H: 0	R: 0	H: 0	R: 0	H: 0	R: 5	H: 4	R: 0	H: 1	R: 3	H: 3	R: 0	H: 2	1B: 7	SF: 0	WP: 0	PA: 41
	E: 0	LOB: 1	E: 0	LOB: 0	E: 0	LOB: 0	E: 0	LOB: 2	E: 1	LOB: 1	E: 0	LOB: 3	E: 0	LOB: 1	2B: 2	SAC: 1	PB: 0	
	K: 0	BB: 1	K: 0	BB: 0	K: 3	BB: 0	K: 1	BB: 3	K: 1	BB: 0	K: 1	BB: 3	K: 0	BB: 0	3B: 2	DP: 2	SB: 1	
	S: 10	P: 16	S: 3	P: 4	S: 10	P: 15	S: 15	P: 36	S: 7	P: 14	S: 13	P: 22	S: 7	P: 10	HR: 0	HBP: 0	CS: 0	

PITCHER	IP	WLS	BF	H	R	ER	SO	BB	IBB	HBP	BLK	WP	HR	S	P	ERA	WHIP
Roger Clemens, R (1, 1) ERA: 3.29	6.1	L	33	8	8	8	8	6	1	0	0	0	0	70	132	11.37	2.211
Mike Smithson, R (7, 1) ERA: 4.89	1.2		8	3	0	0	0	1	0	0	0	0	0	16	27	0.00	2.400

BOTTOM

Boston Red Sox @ Texas Rangers
 Arlington Stadium, Arlington, TX
 Tue Jul 18 1989, 8:05 PM EDT
 Att: 30,275 - Unknown - 99 F

livebaseballscorecards.com

AB	32
R	8
H	11
RBI	8
BB	8
SO	8
LOB	20



Batter	1	2	3	4	5	6	7	8	9	AB R H RBI BB SO LOB	TOP											
Wade Boggs, L (1, 5) OBP: 0.424, SLG: 0.446	1-1 1B 1B	4-0 BB		3-2 1B		1-0 G5-3			3-3 K	4 1 2 0 1 1 1												
Jody Reed, R (1, 4) OBP: 0.358, SLG: 0.347	1-2 P3	1-2 G5-3		2-2 F9			2-1 G4-3		3-2 F7	5 0 0 0 0 0 4												
Danny Heep, L (1, 7) OBP: 0.370, SLG: 0.366	3-1 1B 1B		0-1 G4-3		1-0 G3-1		2-1 G4-3			4 1 1 0 0 0 0												
Mike Greenwell, L (1, 10) OBP: 0.363, SLG: 0.451	0-0 1B 1B		0-0 HR		1-0 F9		1-1 G3-1			4 2 2 2 0 0 0												
Dwight Evans, R (1, 9) OBP: 0.396, SLG: 0.457	3-2 1B 1B		4-1 BB		3-1 2B 1B			4-0 CS BB		2 0 2 1 2 0 0												
Nick Esasky, R (1, 3) OBP: 0.322, SLG: 0.448	1-0 P3		1-1 F7		1-0 2B			3-3 K		3 0 1 0 0 0 3												
Randy Kutcher, R (8, PH) OBP: 0.283, SLG: 0.302								1-2 K		1 0 0 0 0 1 1												
Kevin Romine, R (1, 8) OBP: 0.365, SLG: 0.404	0-1 1B		1-0 F8		0-1 G3			0-0 G6-3		4 0 1 1 0 0 3												
Luis Rivera, R (1, 6) OBP: 0.328, SLG: 0.400		1-2 G4-3		0-2 G1-3		0-1 CS 1B		2-3 K		4 0 1 0 0 1 0												
Rick Cerone, R (1, 2) OBP: 0.357, SLG: 0.346		0-3 K2-3		2-2 G5-3		1-2 G6-3		2-2 PB 1B		4 0 1 0 0 1 1												
Inning Stats	R: 3 E: 0 K: 0 S: 15	H: 5 LOB: 2 BB: 0 P: 24	R: 0 E: 0 K: 1 S: 11	H: 0 LOB: 1 BB: 1 P: 17	R: 1 E: 0 K: 0 S: 7	H: 1 LOB: 1 BB: 1 P: 13	R: 0 E: 0 K: 0 S: 14	H: 1 LOB: 1 BB: 0 P: 21	R: 0 E: 0 K: 0 S: 7	H: 2 LOB: 2 BB: 0 P: 13	R: 0 E: 0 K: 0 S: 6	H: 1 LOB: 0 BB: 0 P: 8	R: 0 E: 0 K: 0 S: 6	H: 0 LOB: 0 BB: 0 P: 11	R: 0 E: 0 K: 1 S: 4	H: 0 LOB: 0 BB: 1 P: 11	R: 0 E: 0 K: 2 S: 17	H: 1 LOB: 1 BB: 0 P: 27	1B: 9 2B: 2 3B: 0 HR: 1	SF: 0 SAC: 0 DP: 1 HBP: 0	WP: 0 PB: 1 SB: 1 CS: 2	PA: 38
PITCHER	IP WLS BF H R ER SO BB IBB HBP BLK WP HR S P ERA WHIP																					
Charlie Hough, R (1, 1) ERA: 5.06	4.2 L 24 9 4 4 1 2 0 0 0 0 1 52 86 7.71 2.357																					
Gary Mielke, R (5, 1) ERA: 3.12	3.1 10 1 0 0 1 1 0 0 0 0 0 18 32 0.00 0.600																					
Kenny Rogers, L (9, 1) ERA: 2.41	1.0 4 1 0 0 2 0 0 0 0 0 0 17 27 0.00 1.000																					

Boston Red Sox @ Texas Rangers
Arlington Stadium, Arlington, TX
Wed Jul 19 1989, 8:05 PM EDT
Att. 22,830 - Unknown - 95 F

livebaseballscorecards.com

AB	35
R	4
H	11
RBI	4
BB	3
SO	4
LOB	13



Batter	1	2	3	4	5	6	7	8	9	AB	R	H	RBI	BB	SO	LOB
Cecil Espy, S (1, 8) OBP: 0.304, SLG: 0.316	0-0 P4		1-0 G3		3-1 G4-3			2-2 WP 1B		4	0	1	0	0	0	3
Rick Leach, L (1, 10) OBP: 0.343, SLG: 0.354 Sammy Sosa, R (8, PH) OBP: 0.238, SLG: 0.310	2-1 P6			3-2 L3		3-2 F7		2-3 K 1-2		3	0	0	0	0	0	0
Rafael Palmeiro, L (1, 3) OBP: 0.366, SLG: 0.397	1-1 G3-1			2-2 1B		0-0 G4-3		4-2 BB		3	0	1	0	1	0	0
Ruben Sierra, S (1, 9) OBP: 0.366, SLG: 0.563		1-3 K		0-0 F8		1-2 P6		0-2 L4		4	0	0	0	0	1	3
Julio Franco, R (1, 4) OBP: 0.395, SLG: 0.491		0-0 G1-3		2-3 K			4-2 HBP BB		2-3 K	3	0	0	0	1	2	1
Pete Incaviglia, R (1, 7) OBP: 0.276, SLG: 0.417		0-2 G6-3			1-2 SH2-4 2B		0-1 F8		1-2 WP 1B	4	0	2	0	0	0	1
Steve Buechele, R (1, 5) OBP: 0.308, SLG: 0.383			0-0 B1-3 1B		4-0 SH2-4 BB		2-1 G5-4-3 HBP		2-3 K 1-2	2	0	1	0	1	1	1
Jeff Kunkel, R (1, 6) OBP: 0.306, SLG: 0.447			0-0 B1-3		0-0 SH2-4		0-0 G5-4-3		1-3 K	3	0	0	0	0	1	4
Jim Sundberg, R (1, 2) OBP: 0.314, SLG: 0.339 Jack Daugherty, S (5, PH) OBP: 0.381, SLG: 0.333 Chad Kreuter, S (6, 2) OBP: 0.215, SLG: 0.183			2-1 F8		2-0 P3			3-3 K		1	0	0	0	0	0	1

Inning Stats	R: 0	H: 0	E: 0	K: 0	S: 5	R: 0	H: 0	E: 0	K: 1	S: 7	R: 0	H: 1	E: 0	K: 0	S: 5	R: 0	H: 1	E: 0	K: 1	S: 11	R: 0	H: 1	E: 0	K: 0	S: 7	R: 0	H: 0	E: 0	K: 0	S: 8	R: 0	H: 0	E: 0	K: 0	S: 8	R: 0	H: 1	E: 0	K: 2	S: 19	R: 0	H: 1	E: 0	K: 3	S: 14
	0	0	0	0	8	0	0	0	1	8	0	1	0	0	8	0	1	0	0	18	0	1	0	2	1	17	0	0	0	1	12	0	0	0	14	0	1	0	30	0	1	0	20		
	1B: 4	SF: 0	2B: 1	SAC: 1	3B: 0	DP: 1	HR: 0	HBP: 1	WP: 2	PA: 35																																			

BOTTOM

Boston Red Sox @ Texas Rangers
Arlington Stadium, Arlington, TX

Wed Jul 19 1989, 8:05 PM EDT
Att: 22,830 - Unknown - 95 F

livebaseballscorecards.com

AB	30
R	0
H	5
RBI	0
BB	3
SO	7
LOB	17



PITCHER	IP	WLS	BF	H	R	ER	SO	BB	IBB	HBP	BLK	WP	HR	S	P	ERA	WHIP
Mike Boddicker, R (1, 1) ERA: 4.51	6.1	W	25	3	0	0	2	2	0	1	0	0	0	50	84	0.00	0.789
Rob Murphy, L (7, 1) ERA: 2.39	2.2	S	10	2	0	0	5	1	0	0	0	2	0	34	51	0.00	1.125

Batter	1	2	3	4	5	6	7	8	9	AB R H RBI BB SO LOB	TOP											
Steve Sax, R (1, 4) OBP: 0.373, SLG: 0.391	3-3 K		2-1 G5-3			3-2 SF8		3-2 E7 1B		3 0 0 1 0 1 3												
Luis Polonia, L (1, 7) OBP: 0.330, SLG: 0.376	1-3 K			0-3 K		0-0 B6		2-2 G4-6-3 1B		3 0 0 0 0 2 0												
Steve Balboni, R (8, PH) OBP: 0.309, SLG: 0.520										1 0 1 1 0 0 0												
Wayne Tolleson, S (8, PR) OBP: 0.239, SLG: 0.171										0 0 0 0 0 0 0												
Eric Plunk, R (8, 1)										0 0 0 0 0 0 0												
Lance McCullers, S (8, 1)										0 0 0 0 0 0 0												
Don Mattingly, L (1, 3) OBP: 0.357, SLG: 0.462	0-1 L8			3-1 P6			0-3 K	1-0 G4-6-3 1-2f		4 0 0 0 0 1 3												
Mel Hall, L (1, 10) OBP: 0.318, SLG: 0.469		1-2 F9		0-3 K			1-1 2B		0-1 F9	4 0 1 0 0 1 0												
Jesse Barfield, R (1, 9) OBP: 0.356, SLG: 0.430		1-3 K			0-3 K		2-3 K		2-3 K	4 0 0 0 0 4 1												
Mike Pagliarulo, L (1, 5) OBP: 0.271, SLG: 0.301		1-2 P6			2-2 F8		0-3 K		2-3 K	4 0 0 0 0 2 1												
Don Slaught, R (1, 2) OBP: 0.334, SLG: 0.415			1-0 F8		0-3 K			0-0 F8		3 0 0 0 0 1 0												
Alvaro Espinoza, R (1, 6) OBP: 0.296, SLG: 0.308			0-3 K			1-0 SH5-4 SF8 2B		2-2 E 1B 1B		3 2 2 0 0 1 0												
Roberto Kelly, R (1, 8) OBP: 0.378, SLG: 0.438			3-2 S 1B			1-0 SH5-4		1-1 1B E		2 0 2 0 0 0 0												
Inning Stats	R: 0 E: 0 K: 2 S: 8	H: 0 LOB: 0 BB: 0 P: 12	R: 0 E: 0 K: 1 S: 9	H: 0 LOB: 0 BB: 0 P: 12	R: 0 E: 0 K: 1 S: 9	H: 1 LOB: 1 BB: 0 P: 15	R: 0 E: 0 K: 2 S: 8	H: 0 LOB: 0 BB: 0 P: 11	R: 0 E: 0 K: 3 S: 11	H: 1 LOB: 1 BB: 0 P: 14	R: 1 E: 0 K: 0 S: 6	H: 1 LOB: 0 BB: 0 P: 11	R: 0 E: 0 K: 3 S: 11	H: 1 LOB: 1 BB: 0 P: 14	R: 1 E: 1 K: 0 S: 14	H: 3 LOB: 3 BB: 0 P: 23	R: 0 E: 0 K: 2 S: 10	H: 0 LOB: 0 BB: 0 P: 14	1B: 4 2B: 2 3B: 0 HR: 0	SF: 1 SAC: 1 DP: 1 HBP: 0	WP: 0 PB: 0 SB: 1 CS: 0	PA: 33
PITCHER	IP WLS BF H R ER SO BB IBB HBP BLK WP HR S P ERA WHIP																					
Nolan Ryan, R (1, 1) ERA: 3.23	7.1 W 28 5 2 2 11 0 0 0 0 0 0 69 101 2.46 0.682																					
Kenny Rogers, L (8, 1) ERA: 2.32	1.2 S 5 1 0 0 2 0 0 0 0 0 0 0 15 22 0.00 0.600																					

New York Yankees @ Texas Rangers
Arlington Stadium, Arlington, TX

Thu Jul 20 1989, 8:05 PM EDT
Att. 32,202 - Unknown - 90 F

livebaseballscorecards.com

AB	31
R	2
H	6
RBI	2
BB	0
SO	13
LOB	8



Batter	1	2	3	4	5	6	7	8	9
Cecil Espy, S OBP: 0.307, SLG: 0.323 (1, 8) B S F B B	4-2 G3-1 SH3 BB		2-3 K			3-2 1B 3B	1-0 SH1-4	0-2 P5	
Scott Fletcher, R OBP: 0.336, SLG: 0.301 (1, 6) 1 SAFE X	0-0 SH3		1-0 F8			1-0 G6-3	2-2 1B	3-2 G6-3	
Rafael Palmeiro, L OBP: 0.365, SLG: 0.393 (1, 3) C B X	1-1 G3-1			0-0 F8		4-0 1B BB	1-2 G3		
Ruben Sierra, S OBP: 0.365, SLG: 0.559 (1, 9) B X	1-0 F7			2-3 K		1-0 1B		1-3 K	
Julio Franco, R OBP: 0.393, SLG: 0.489 (1, 4) X C F C		1-2 F9		1-0 G6-3		1-0 P4		0-0 BB 1B	
Pete Incaviglia, R OBP: 0.278, SLG: 0.427 (1, 7) C F T F		0-3 K			1-0 HR	2-3 K		4-2 BB 1B BB	
Rick Leach, L OBP: 0.357, SLG: 0.372 (1, 10) F X		0-1 FC5-4 1B			1-0 G4-6-3 1B		0-1 1B 2B	4-2 1B BB	
Steve Buechele, R OBP: 0.311, SLG: 0.385 (1, 5) B C X		1-1 FC5-4			1-2 G4-6-3		1-2 SH1-4 1B	0-0 BB 1B	
Chad Kreuter, S OBP: 0.219, SLG: 0.179 (1, 2) C B F S			1-3 K		3-3 K		0-0 SH1-4	4-1 BB	

Inning Stats	R: 0	H: 0	E: 0	K: 0	S: 7	R: 0	H: 1	E: 0	K: 1	S: 10	R: 0	H: 0	E: 0	K: 2	S: 7	R: 1	H: 2	E: 0	K: 1	S: 8	R: 1	H: 2	E: 0	K: 1	S: 9	R: 2	H: 3	E: 0	K: 0	S: 13	R: 2	H: 2	E: 0	K: 1	S: 19
	0	0	0	0	7	0	1	0	1	10	0	0	0	2	7	1	2	0	1	8	1	2	0	1	9	2	3	0	0	13	2	2	0	1	35

PITCHER	IP	WLS	BF	H	R	ER	SO	BB	IBB	HBP	BLK	WP	HR	S	P	ERA	WHIP
Andy Hawkins, R ERA: 4.41 (1, 1)	6.1	L	27	7	4	4	6	2	0	0	0	0	1	52	86	5.68	1.421
Lee Guetterman, L ERA: 2.83 (7, 1)	0.2		3	1	0	0	0	0	0	0	0	0	0	7	11	0.00	1.500
Eric Plunk, R ERA: 2.54 (8, 1)	0.1		6	2	2	2	1	3	0	0	0	0	0	13	26	54.00	15.000
Lance McCullers, R ERA: 5.84 (8, 1)	0.2		2	0	0	0	0	0	0	0	0	0	0	6	9	0.00	0.000

BOTTOM


New York Yankees @ Texas Rangers
Arlington Stadium, Arlington, TX

Thu Jul 20 1989, 8:05 PM EDT
Att: 32,202 - Unknown - 90 F

AB	R	H	RBI	BB	SO	LOB
3	1	1	1	1	1	3
4	0	1	0	0	0	4
3	0	0	0	1	0	2
4	0	1	1	0	2	1
4	1	1	0	0	0	2
3	2	1	1	1	2	2
3	1	3	0	1	0	0
4	1	2	3	0	0	2
2	0	0	0	1	2	0

AB	30
R	6
H	10
RBI	6
BB	5
SO	7
LOB	16

WP: 0 PA: 38
PB: 0
SB: 0
CS: 0



1B	2B	3B	HR	SF	SAC	DP	HBP
7	1	1	1	0	3	1	0

New York Yankees @ Texas Rangers
 Arlington Stadium, Arlington, TX

Fri Jul 21 1989, 8:05 PM EDT
 Att. 35,665 - Unknown - 92 F

AB	29
R	2
H	4
RBI	2
BB	3
SO	4
LOB	9



WP:	1	PA:	33
PB:	0		
SB:	1		
CS:	1		

AB	R	H	RBI	BB	SO	LOB
3	0	0	0	1	0	1
3	0	1	1	1	0	0
4	0	0	0	0	0	4
4	1	1	0	0	2	0
4	0	0	0	0	1	1
4	0	0	0	0	1	1
2	0	1	1	0	0	0
3	1	0	0	0	0	2
2	0	1	0	1	0	0
1B:	4	SF:	1			
2B:	0	SAC:	0			
3B:	0	DP:	1			
HR:	0	HBP:	0			

Batter	1	2	3	4	5	6	7	8	9
Steve Sax, R (1, 4) OBP: 0.371, SLG: 0.387	1-0 G1-3		4-1 1B BB		1-1 G6-3			0-1 L7	
Luis Polonia, L (1, 7) OBP: 0.332, SLG: 0.376	1-0 G3-1		1-0 G6-4-3 1B		0-0 F7			4-0 BB	
Don Mattingly, L (1, 3) OBP: 0.354, SLG: 0.457	2-0 G4-3		2-1 G6-4-3			0-1 G4-3		2-1 F8	
Mel Hall, L (1, 9) OBP: 0.316, SLG: 0.463		1-3 K		1-1 E SF8 1B		2-2 F7			1-3 K
Ken Phelps, L (1, 10) OBP: 0.352, SLG: 0.370		0-1 G6-3		1-1 F7		3-3 K			2-2 F9
Mike Pagliarulo, L (1, 5) OBP: 0.266, SLG: 0.296		1-3 K		0-0 E8 SF8 1-3			0-0 P6		3-2 L5
Don Slaught, R (1, 2) OBP: 0.334, SLG: 0.415			1-0 FC5-6 1B		0-0 SF8		0-0 G6-3		
Alvaro Espinoza, R (1, 6) OBP: 0.293, SLG: 0.305			1-1 FC5-6 WP BB 1B		0-1 F9		1-1 G5-3		
Roberto Kelly, R (1, 8) OBP: 0.381, SLG: 0.439			4-2 1B S BB		0-0 CS 1B			1-1 P6	
Inning Stats	R: 0 E: 0 K: 0 S: 3 H: 0 LOB: 0 BB: 0 P: 7	R: 0 E: 0 K: 2 S: 9 H: 0 LOB: 0 BB: 0 P: 11	R: 1 E: 0 K: 0 S: 9 H: 2 LOB: 2 BB: 2 P: 22	R: 1 E: 1 K: 0 S: 8 H: 1 LOB: 1 BB: 0 P: 10	R: 0 E: 0 K: 0 S: 5 H: 1 LOB: 0 BB: 0 P: 5	R: 0 E: 0 K: 1 S: 8 H: 0 LOB: 0 BB: 0 P: 13	R: 0 E: 0 K: 0 S: 4 H: 0 LOB: 0 BB: 0 P: 5	R: 0 E: 0 K: 0 S: 6 H: 0 LOB: 1 BB: 1 P: 13	R: 0 E: 0 K: 1 S: 12 H: 0 LOB: 0 BB: 0 P: 18
PITCHER Kevin Brown, R (1, 1) ERA: 3.0	IP: 9.0 WLS: W BF: 33 H: 4 R: 2 ER: 1 SO: 4 BB: 3 IBB: 0 HBP: 0 BLK: 0 WP: 1 HR: 0 S: 64 P: 104 ERA: 1.00 WHIP: 0.778								
						PITCHER			

livebaseballscorecards.com

Batter	1	2	3	4	5	6	7	8	9	AB R H RBI BB SO LOB	TOP		
Steve Sax, R (1, 4) OBP: 0.370, SLG: 0.386	1-1 G3-1 G6-3 1B		2-2 G4-3		0-1 P5		1-3 K			4 0 1 0 0 1 5			
Luis Polonia, L (1, 7) OBP: 0.331, SLG: 0.377	2-1 G6-3		0-0 G5-3			1-1 1B 2B	0-1 G6-3			4 1 1 0 0 0 5			
Don Mattingly, L (1, 3) OBP: 0.355, SLG: 0.457	2-2 G3-1			0-1 FC6-4 1B		0-1 F8		1-2 G6-4-3 1B		4 0 2 0 0 0 2			
Steve Balboni, R (1, 10) OBP: 0.307, SLG: 0.514	0-3 K			2-3 K		2-2 2-H 1B		0-0 G6-4-3		4 0 1 1 0 2 3			
Jesse Barfield, R (1, 9) OBP: 0.355, SLG: 0.430		1-3 K		1-3 K		0-3 K		0-0 2B		4 0 1 0 0 3 2			
Tom Brookens, R (1, 5) OBP: 0.276, SLG: 0.344		0-2 F9		0-0 FC6-4 1-2f		2-2 F9		1-3 K		4 0 0 0 0 1 3			
Don Slaught, R (1, 2) OBP: 0.340, SLG: 0.416		3-1 L9			4-2 BB		3-1 1B 1B 1B		1-1 G4-6-3 HBP	2 0 1 0 1 0 0	AB 34 R 1 H 10 RBI 1 BB 1 SO 8 LOB 23		
Alvaro Espinoza, R (1, 6) OBP: 0.291, SLG: 0.303			0-1 L9		1-2 L9		0-1 1B		1-1 G4-6-3	2 0 0 0 0 0 1			
Ken Phelps, L (7, PH) OBP: 0.356, SLG: 0.374							1-2 1B		1-2f	1 0 1 0 0 0 0			
Wayne Tolleson, S (7, PR) OBP: 0.239, SLG: 0.171							1-2 1B			0 0 0 0 0 0 0			
Mel Hall, L (9, PH) OBP: 0.315, SLG: 0.461										1 0 0 0 0 0 1			
Roberto Kelly, R (1, 8) OBP: 0.383, SLG: 0.440			0-2 G4-3 1B		0-0 L8		1-0 G6-3 1B		0-3 K	4 0 2 0 0 1 1			
Inning Stats	R: 0 H: 1 E: 0 LOB: 1 K: 1 BB: 0 S: 10 P: 15	R: 0 H: 0 E: 0 LOB: 0 K: 1 BB: 0 S: 8 P: 12	R: 0 H: 1 E: 0 LOB: 1 K: 0 BB: 0 S: 9 P: 11	R: 0 H: 1 E: 0 LOB: 1 K: 2 BB: 0 S: 12 P: 15	R: 0 H: 0 E: 0 LOB: 1 K: 0 BB: 1 S: 10 P: 15	R: 1 H: 2 E: 0 LOB: 1 K: 1 BB: 0 S: 19 P: 24	R: 0 H: 3 E: 0 LOB: 3 K: 1 BB: 0 S: 11 P: 16	R: 0 H: 2 E: 0 LOB: 1 K: 1 BB: 0 S: 10 P: 12	R: 0 H: 0 E: 0 LOB: 0 K: 1 BB: 0 S: 6 P: 8	1B: 8 SF: 0 2B: 2 SAC: 0 3B: 0 DP: 3 HR: 0 HBP: 1	WP: 0 PA: 36 PB: 0 SB: 0 CS: 0		
PITCHER	IP WLS BF H R ER SO BB IBB HBP BLK WP HR S P ERA WHIP											PITCHER	IP WLS BF H R ER SO BB IBB HBP BLK WP HR S P ERA WHIP
Mike Jeffcoat, L (1, 1) ERA: 3.81	6.0 W 25 6 1 1 5 1 0 0 0 0 0 0 70 97 1.50 1.167												
Gary Mielke, R (7, 1) ERA: 3.08	0.1 3 2 0 0 1 0 0 0 0 0 0 0 7 9 0.00 6.000												
Kenny Rogers, L (7, 1) ERA: 2.28	0.2 2 1 0 0 0 0 0 0 0 0 0 0 6 7 0.00 1.500												
Jeff Russell, R (8, 1) ERA: 1.71	2.0 S 6 1 0 0 2 0 0 0 1 0 0 0 12 15 0.00 0.500												

New York Yankees @ Texas Rangers
Arlington Stadium, Arlington, TX
Sat Jul 22 1989, 8:05 PM EDT
Att. 41,647 - Unknown - 91 F

livebaseballscorecards.com



Batter	1	2	3	4	5	6	7	8	9	10	AB	R	H	RBI	BB	SO	LOB	TOP						
Steve Sax, R OBP: 0.367, SLG: 0.382 (1, 4)	1-1 L4		1-1 G4-3		0-1 G4-3			1-1 G3			4	0	0	0	0	0	0							
Luis Polonia, L OBP: 0.327, SLG: 0.373 (1, 7)	1-3 K			2-3 K2-3	0-1 F7			0-0 G1-3			4	0	0	0	0	2	0							
Don Mattingly, L OBP: 0.352, SLG: 0.452 (1, 3)	1-1 L9			1-2 F8		0-0 G3-1			0-2 F8		4	0	0	0	0	0	0							
Mel Hall, L OBP: 0.308, SLG: 0.450 (1, 10)		2-3 K		2-1 L9		3-3 K			2-0 F8		4	0	0	0	0	2	0							
Jesse Barfield, R OBP: 0.353, SLG: 0.426 (1, 9)		2-2 P5			4-1 FC5-4 BB	2-3 K			1-3 K		3	0	0	0	1	2	0							
Tom Brookens, R OBP: 0.275, SLG: 0.342 (1, 5)		1-1 1B			1-0 FC5-4 1B		0-1 G5-3		0-1 F9		4	1	1	0	0	0	1							
Bob Geren, R OBP: 0.415, SLG: 0.541 Wayne Tolleson, S OBP: 0.239, SLG: 0.171 (10, PR) (10, 6)		1-0 P6			3-2 1B HR 1B		1-3 K		4-0 S BB		3	1	1	1	1	1	1							
Alvaro Espinoza, R OBP: 0.292, SLG: 0.303 Ken Phelps, L OBP: 0.354, SLG: 0.371 Don Slaught, R OBP: 0.340, SLG: 0.416 (1, 6) (10, PH) (10, 2)			1-3 K		0-0 HR 1B		2-1 G6-3		1-3 K		3	1	1	0	0	1	0							
Roberto Kelly, R OBP: 0.381, SLG: 0.448 (1, 8)			0-0 F9		1-2 HR			3-3 K		2-3 K	4	1	1	3	0	2	1							
Inning Stats	R: 0 E: 0 K: 1 S: 7	H: 0 LOB: 0 BB: 0 P: 10	R: 0 E: 0 K: 1 S: 10	H: 1 LOB: 1 BB: 0 P: 16	R: 0 E: 0 K: 1 S: 7	H: 0 LOB: 0 BB: 0 P: 9	R: 0 E: 0 K: 1 S: 9	H: 0 LOB: 0 BB: 0 P: 14	R: 4 E: 0 K: 0 S: 13	H: 3 LOB: 0 BB: 1 P: 22	R: 0 E: 0 K: 2 S: 9	H: 0 LOB: 0 BB: 0 P: 14	R: 0 E: 0 K: 1 S: 7	H: 0 LOB: 0 BB: 0 P: 10	R: 0 E: 0 K: 1 S: 7	H: 0 LOB: 0 BB: 0 P: 11	R: 0 E: 0 K: 1 S: 7	H: 0 LOB: 0 BB: 0 P: 10	R: 0 E: 0 K: 2 S: 8	H: 0 LOB: 2 BB: 1 P: 15	1B: 3 2B: 0 3B: 0 HR: 1	SF: 0 SAC: 0 DP: 0 HBP: 0	WP: 0 PB: 0 SB: 2 CS: 0	PA: 36
PITCHER Bobby Witt, R ERA: 4.95 (1, 1)	IP 10.0	WLS W	BF 36	H 4	R 4	ER 4	SO 11	BB 2	IBB 0	HBP 0	BLK 0	WP 0	HR 1	S 84	P 131	ERA 3.60	WHIP 0.600							

New York Yankees @ Texas Rangers
Arlington Stadium, Arlington, TX
Sun Jul 23 1989, 8:05 PM EDT
Att. 27,039 - Sunny - 81 F

livebaseballscorecards.com

AB	34
R	4
H	4
RBI	4
BB	2
SO	11
LOB	4



Batter	1	2	3	4	5	6	7	8	9	AB R H RBI BB SO LOB	TOP											
Junior Felix, S OBP: 0.338, SLG: 0.435 (1, 8)	1-2 HR 1B	0-3 K	0-2 G4-3		1-3 K			0-0 B1-3		5 1 1 0 0 2 2												
Tony Fernandez, S OBP: 0.295, SLG: 0.382 (1, 6)	1-2 HR 1-H	4-1 FC6-4 BB		1-3 K		1-1 G4-3		1-2 G4-3		4 1 1 2 1 1 0												
Kelly Gruber, R OBP: 0.343, SLG: 0.453 (1, 5)	2-2 HR	0-2 FC6-4 1-2f 2-3		2-2 G4-3		0-1 F8		0-0 P2		5 1 1 1 0 0 2												
George Bell, R OBP: 0.324, SLG: 0.419 (1, 7)	4-2 SH1-3 BB	1-1 G4-3		3-1 BB 1B		1-2 P4		1-0 G5-3		4 0 1 0 1 0 2												
Fred McGriff, L OBP: 0.376, SLG: 0.561 (1, 3)	4-0 SH1-3 BB		2-2 HR	4-0 BB		1-2 P6		3-2 G4-3		3 1 1 1 2 0 0												
Pat Borders, R OBP: 0.312, SLG: 0.377 (1, 2)	0-0 SH1-3 1-2 2-3		1-3 K	1-1 P6		1-0 1B 1B		0-0 FC6-4 1B		4 0 2 0 0 1 2												
Francisco Cabrera, R (1, 10)	0-3 K		4-1 HR BB		1-1 G5-3		0-0 F8	0-0 FC6-4 1-2f		4 1 0 0 1 1 4												
Manuel Lee, S OBP: 0.314, SLG: 0.335 (1, 4)	1-2 F8		0-0 HR 1-H		1-1 1B		2-2 1B			4 1 3 2 0 0 2												
Tom Lawless, R OBP: 0.304, SLG: 0.260 (1, 9)		2-1 FC6-4 2B	2-3 K		2-2 P9		0-0 P3			4 0 1 0 0 1 3												
Inning Stats	R: 3 E: 0 K: 1 S: 21	H: 3 LOB: 2 BB: 2 P: 34	R: 0 E: 0 K: 1 S: 11	H: 1 LOB: 2 BB: 1 P: 18	R: 3 E: 0 K: 2 S: 14	H: 2 LOB: 0 BB: 1 P: 23	R: 0 E: 0 K: 1 S: 11	H: 1 LOB: 2 BB: 1 P: 22	R: 0 E: 0 K: 1 S: 10	H: 1 LOB: 1 BB: 0 P: 15	R: 0 E: 0 K: 0 S: 7	H: 0 LOB: 0 BB: 0 P: 9	R: 0 E: 0 K: 0 S: 10	H: 2 LOB: 2 BB: 0 P: 14	R: 0 E: 0 K: 0 S: 10	H: 0 LOB: 0 BB: 0 P: 11	R: 0 E: 0 K: 0 S: 6	H: 1 LOB: 1 BB: 0 P: 10	1B: 6 2B: 1 3B: 0 HR: 4	SF: 0 SAC: 1 DP: 0 HBP: 0	WP: 0 PB: 0 SB: 0 CS: 0	PA: 43
PITCHER	IP WLS BF H R ER SO BB IBB HBP BLK WP HR S P ERA WHIP																					
Wilson Alvarez, L ERA: (1, 1)	0.0 L 5 3 3 3 0 2 0 0 0 0 0 2 14 26 ∞ ∞																					
Cecilio Guante, R ERA: 3.7 (1, 1)	3.0 14 3 3 3 4 2 0 0 0 0 2 32 49 9.00 1.667																					
Drew Hall, L ERA: 4.22 (4, 1)	6.0 24 5 0 0 2 1 0 0 0 0 0 54 81 0.00 1.000																					

Toronto Blue Jays @ Texas Rangers
Arlington Stadium, Arlington, TX
Mon Jul 24 1989, 8:05 PM EDT
Att. 33,754 - Unknown - 88 F

AB	37
R	6
H	11
RBI	6
BB	5
SO	6
LOB	17



Batter	1	2	3	4	5	6	7	8	9	AB	R	H	RBI	BB	SO	LOB
Cecil Espy, S OBP: 0.301, SLG: 0.316 (1, 8)	0-1 G4-3		1-3 K			1-2 G3		1-1 G2-3		4	0	0	0	0	1	3
Scott Fletcher, R OBP: 0.329, SLG: 0.296 (1, 6)	4-0 HR BB		0-0 G6-3			2-2 G6-3		1-0 G5-3		3	1	0	0	1	0	3
Rafael Palmeiro, L OBP: 0.365, SLG: 0.396 (1, 3)	0-2 HR			4-0 G6-3 BB		1-1 P6		1-0 L7		3	1	1	2	1	0	2
Ruben Sierra, S OBP: 0.363, SLG: 0.570 (1, 9)	2-2 CS 1B		2-2 G6-3			0-0 G3-1			2-3 K	4	0	1	0	0	1	1
Julio Franco, R OBP: 0.388, SLG: 0.477 (1, 4)	1-1 L8		0-1 G5-3			1-2 F8			0-2 G5-3	4	0	0	0	0	0	1
Rick Leach, L OBP: 0.368, SLG: 0.393 (1, 10)	2-2 CS	2-2 L8			0-2 E 2B	0-1 2B			2-1 1B	4	1	3	0	0	0	0
Pete Incaviglia, R OBP: 0.281, SLG: 0.429 (1, 7)			2-3 K		0-0 P2	2-1 G6-3			3-3 K	4	0	0	0	0	2	2
Steve Buechele, R OBP: 0.307, SLG: 0.385 (1, 5)			0-0 F9		0-3 K			0-0 E5 2B		3	0	0	0	0	1	0
Jim Sundberg, R OBP: 0.313, SLG: 0.325 (1, 2)			4-1 G6-3 BB		1-3 K			1-1 2B		1	0	0	0	1	1	0
Jack Daugherty, S OBP: 0.333, SLG: 0.370 (8, PH)										1	0	1	0	0	0	0
Chad Kreuter, S OBP: 0.232, SLG: 0.198 (9, 2)										0	0	0	0	0	0	0
Inning Stats	R: 2 E: 0 K: 0 S: 15	H: 2 LOB: 0 BB: 1 P: 23	R: 0 E: 0 K: 1 S: 11	H: 0 LOB: 0 BB: 0 P: 15	R: 0 E: 0 K: 1 S: 7	H: 0 LOB: 0 BB: 1 P: 12	R: 1 E: 1 K: 2 S: 11	H: 1 LOB: 0 BB: 0 P: 12	R: 0 E: 0 K: 0 S: 8	H: 1 LOB: 1 BB: 0 P: 11	R: 0 E: 1 K: 0 S: 7	H: 1 LOB: 2 BB: 0 P: 11	R: 0 E: 0 K: 2 S: 13	H: 1 LOB: 1 BB: 0 P: 20	1B: 2 2B: 3 3B: 0 HR: 1	SF: 0 SAC: 0 DP: 1 HBP: 0
PITCHER	IP WLS BF H R ER SO BB IBB HBP BLK WP HR S P ERA WHIP	IP WLS BF H R ER SO BB IBB HBP BLK WP HR S P ERA WHIP	IP WLS BF H R ER SO BB IBB HBP BLK WP HR S P ERA WHIP	IP WLS BF H R ER SO BB IBB HBP BLK WP HR S P ERA WHIP	IP WLS BF H R ER SO BB IBB HBP BLK WP HR S P ERA WHIP	IP WLS BF H R ER SO BB IBB HBP BLK WP HR S P ERA WHIP	IP WLS BF H R ER SO BB IBB HBP BLK WP HR S P ERA WHIP	IP WLS BF H R ER SO BB IBB HBP BLK WP HR S P ERA WHIP	IP WLS BF H R ER SO BB IBB HBP BLK WP HR S P ERA WHIP	IP WLS BF H R ER SO BB IBB HBP BLK WP HR S P ERA WHIP	IP WLS BF H R ER SO BB IBB HBP BLK WP HR S P ERA WHIP	IP WLS BF H R ER SO BB IBB HBP BLK WP HR S P ERA WHIP	IP WLS BF H R ER SO BB IBB HBP BLK WP HR S P ERA WHIP	IP WLS BF H R ER SO BB IBB HBP BLK WP HR S P ERA WHIP	IP WLS BF H R ER SO BB IBB HBP BLK WP HR S P ERA WHIP	IP WLS BF H R ER SO BB IBB HBP BLK WP HR S P ERA WHIP
Todd Stottlemyre, R ERA: 4.73 (1, 1)	7.0 W	25 S	4 2	3 0	2 0	4 2	4 0	4 0	4 0	4 0	4 0	4 0	4 0	4 0	4 0	4 0
Tom Henke, R ERA: 2.68 (8, 1)	2.0 S	9 9	2 2	0 0	0 0	2 2	0 0	0 0	0 0	0 0	0 0	0 0	0 0	0 0	0 0	0 0

BOTTOM

Toronto Blue Jays @ Texas Rangers
Arlington Stadium, Arlington, TX
Mon Jul 24 1989, 8:05 PM EDT
Att. 33,754 - Unknown - 88 F

AB	31
R	3
H	6
RBI	2
BB	3
SO	6
LOB	12



WP: 0	PA: 35
PB: 0	
SB: 0	
CS: 1	

Batter	1	2	3	4	5	6	7	8	9	AB R H RBI BB SO LOB	TOP											
Junior Felix, S (1, 9) OBP: 0.335, SLG: 0.434	3-2 E8 G3 PB	2-2 L4		2-3 K S		0-0 2B		0-0 F9		5 1 1 0 0 1 3												
Tony Fernandez, S (1, 6) OBP: 0.291, SLG: 0.376	1-0 G3	1-1 F8		2-3 K		0-3 K		0-1 F9		5 0 0 0 0 2 6												
Kelly Gruber, R (1, 5) OBP: 0.342, SLG: 0.449	1-3 K		1-3 K		2-2 E5 G5-3		0-0 S 2B 1B		0-0 L6	5 1 1 0 0 2 1												
George Bell, R (1, 7) OBP: 0.325, SLG: 0.422	2-3 K		1-3 K		0-1 G5-3		1-0 1-H 2B		1-0 1B 1B	5 1 2 1 0 2 1												
Fred McGriff, L (1, 3) OBP: 0.379, SLG: 0.560	2-3 K		3-2 1B		4-0 IBB		3-3 K		1-1 FC1-6 1B 1B	4 0 2 0 1 2 2												
Ernie Whitt, L (1, 2) OBP: 0.392, SLG: 0.443			0-3 K		2-3 K		4-0 IBB		2-1 FC1-6 1B	2 0 0 0 0 2 1												
Pat Borders, R (3, 2) OBP: 0.318, SLG: 0.378									1-2 2-H 1B	2 0 1 1 1 1 2												
Lloyd Moseby, L (1, 8) OBP: 0.298, SLG: 0.331		4-2 S 2B BB		1-3 K		0-3 K		0-3 K	2-2 FC1-6	4 1 0 0 1 3 6												
Greg Myers, L (1, 10) OBP: 0.091, SLG: 0.063		4-1 2B BB		3-1 P6				1-3 K	2-3 K	2 0 0 0 1 0 0												
Manuel Lee, S (7, PH) OBP: 0.311, SLG: 0.332		1-2 BB							1-2 2-3	2 0 0 0 0 2 4												
Nelson Liriano, S (1, 4) OBP: 0.327, SLG: 0.372		1-0 2B		3-2 WP S 1B				1-0 G6-3		4 0 2 1 0 1 0												
Inning Stats	R: 1 E: 1 K: 3 S: 14	H: 0 LOB: 1 BB: 0 P: 23	R: 1 E: 0 K: 1 S: 13	H: 1 LOB: 2 BB: 2 P: 25	R: 0 E: 0 K: 3 S: 13	H: 1 LOB: 1 BB: 0 P: 20	R: 0 E: 0 K: 3 S: 16	H: 1 LOB: 2 BB: 0 P: 27	R: 0 E: 1 K: 2 S: 11	H: 0 LOB: 2 BB: 1 P: 19	R: 0 E: 0 K: 2 S: 11	H: 1 LOB: 1 BB: 0 P: 15	R: 1 E: 0 K: 3 S: 11	H: 2 LOB: 2 BB: 1 P: 20	R: 0 E: 0 K: 0 S: 4	H: 0 LOB: 0 BB: 0 P: 5	R: 1 E: 0 K: 1 S: 13	H: 3 LOB: 2 BB: 0 P: 21	1B: 6 2B: 3 3B: 0 HR: 0	SF: 0 SAC: 0 DP: 0 HBP: 0	WP: 1 PB: 1 SB: 4 CS: 0	PA: 44
PITCHER	IP WLS BF H R ER SO BB IBB HBP BLK WP HR S P ERA WHIP																				PITCHER	IP WLS BF H R ER SO BB IBB HBP BLK WP HR S P ERA WHIP
Nolan Ryan, R (1, 1) ERA: 3.22	6.0 L 31 6 3 2 14 2 1 0 0 1 0 80 132 3.00 1.333																					
Kenny Rogers, L (7, 1) ERA: 2.18	2.0 7 0 0 0 3 0 0 1 0 0 0 0 13 22 0.00 0.000																					
Gary Mielke, R (9, 1) ERA: 3.38	0.1 4 3 1 1 0 0 0 0 0 0 0 0 6 10 27.00 9.000																					
Paul Wilmet, R (9, 1) ERA:	0.2 2 0 0 0 0 1 0 0 0 0 0 0 7 11 0.00 0.000																					

Toronto Blue Jays @ Texas Rangers
Arlington Stadium, Arlington, TX
Tue Jul 25 1989, 8:05 PM EDT
Att. 25,297 - Overcast - 84 F

AB	40
R	4
H	9
RBI	3
BB	4
SO	18
LOB	26



Batter	1	2	3	4	5	6	7	8	9	AB	R	H	RBI	BB	SO	LOB
Cecil Espy, S OBP: 0.298, SLG: 0.313 Jeff Kunkel, R OBP: 0.302, SLG: 0.447	3-2 P5		0-3 K			2-1 SH5-3		1-1 G3		3	0	0	0	0	1	2
Scott Fletcher, R OBP: 0.329, SLG: 0.295	1-2 2B 1B		2-0 FC6-4			3-1 G5-3			2-3 K	4	0	1	0	0	1	2
Rafael Palmeiro, L OBP: 0.364, SLG: 0.397	3-1 L4-6 2B			2-1 L6		3-1 P6			1-1 G3	4	0	1	0	0	0	1
Ruben Sierra, S OBP: 0.362, SLG: 0.566	1-0 L4-6			2-2 G3			1-3 K		0-0 FC6-4 1B	4	0	1	0	0	1	2
Julio Franco, R OBP: 0.384, SLG: 0.471		1-0 G6-3		1-2 G6-3			2-1 G4-3		1-0 FC6-4	4	0	0	0	0	0	1
Rick Leach, L OBP: 0.370, SLG: 0.391 Mike Stanley, R OBP: 0.258, SLG: 0.183		4-2 G4-6-3 BB			3-1 F7		1-3 K			1	0	0	0	1	0	0
Pete Incaviglia, R OBP: 0.278, SLG: 0.424		0-1 G4-6-3			1-1 G6-3			0-3 K		3	0	0	0	0	1	1
Steve Buechele, R OBP: 0.305, SLG: 0.382 Thad Bosley, L OBP: 0.188, SLG: 0.188			1-0 G5-3		1-3 K			1-3 K		2	0	0	0	0	1	0
Chad Kreuter, S OBP: 0.248, SLG: 0.198 Jack Daugherty, S OBP: 0.355, SLG: 0.393 Jim Sundberg, R OBP: 0.313, SLG: 0.325			4-2 FC6-4 BB			4-2 SH5-3 BB		3-2 1B		1	0	1	0	0	0	0
										0	0	0	0	0	2	0
										1	0	1	0	0	0	0
										0	0	0	0	0	0	0

Inning Stats	R: 0	H: 2	E: 0	K: 0	S: 9	R: 0	H: 0	E: 0	K: 0	S: 6	R: 0	H: 0	E: 0	K: 1	S: 8	R: 0	H: 0	E: 0	K: 0	S: 10	R: 0	H: 0	E: 0	K: 1	S: 8	R: 0	H: 0	E: 0	K: 0	S: 8	R: 0	H: 1	E: 0	K: 2	S: 12	R: 0	H: 1	E: 0	K: 1	S: 9	1B: 3	2B: 2	3B: 0	HR: 0	SF: 0	SAC: 1	DP: 2	HBP: 0	WP: 0	PB: 0	SB: 0	CS: 0	PA: 32
--------------	------	------	------	------	------	------	------	------	------	------	------	------	------	------	------	------	------	------	------	-------	------	------	------	------	------	------	------	------	------	------	------	------	------	------	-------	------	------	------	------	------	-------	-------	-------	-------	-------	--------	-------	--------	-------	-------	-------	-------	--------

PITCHER	IP	WLS	BF	H	R	ER	SO	BB	IBB	HBP	BLK	WP	HR	S	P	ERA	WHIP
Dave Stieb, R ERA: 3.94	(1, 1)	5.2	W	20	2	0	2	3	0	0	0	0	0	47	86	0.00	0.882
David Wells, L ERA: 2.89	(6, 1)	1.1		4	0	0	2	0	0	0	0	0	0	10	17	0.00	0.000
Duane Ward, R ERA: 2.94	(8, 1)	2.0	S	8	2	0	3	0	0	0	0	0	0	21	30	0.00	1.000

BOTTOM

Toronto Blue Jays @ Texas Rangers
Arlington Stadium, Arlington, TX
Tue Jul 25 1989, 8:05 PM EDT
Att. 25,297 - Overcast - 84 F

livebaseballscores.com

AB	28
R	0
H	4
RBI	0
BB	3
SO	7
LOB	9



Batter	1	2	3	4	5	6	7	8	9	AB R H RBI BB SO LOB	TOP		
Junior Felix, S (1, 9) OBP: 0.337, SLG: 0.435	2-2 G2-3		2-2 G4-3			2-1 FC4-6 1B		0-1 1B		4 0 2 0 0 0 1			
Tony Fernandez, S (1, 6) OBP: 0.291, SLG: 0.375	0-0 L7			0-1 FC5-4 1B		0-0 FC4-6 1-2f		1-2 G4-3		4 0 1 0 0 0 2			
George Bell, R (1, 7) OBP: 0.322, SLG: 0.417	0-1 G1-6-3			0-0 FC5-4 G1-6-3 1-2f		1-2 F8			0-3 K	4 0 0 0 0 1 2			
Fred McGriff, L (1, 3) OBP: 0.377, SLG: 0.559		3-3 K		1-1 G1-6-3 1-2f		3-3 K			1-0 PB 2B	4 0 1 0 0 2 2			
Ernie Whitt, L (1, 2) OBP: 0.393, SLG: 0.453		2-2 L7			1-1 SH1-3 1B		3-2 L6 2B		0-0 F7	4 1 2 0 0 0 1			
Lloyd Moseby, L (1, 8) OBP: 0.296, SLG: 0.328		2-1 E6 PO			0-1 SH1-3		0-3 K		2-3 K	3 0 0 0 0 2 2			
Rance Mulliniks, L (1, 10) OBP: 0.314, SLG: 0.304		0-1 PO	0-0 FC4-6 1B		0-0 G6-3 1B		0-0 L6			3 0 2 1 0 0 1			
Nelson Liriano, S (1, 4) OBP: 0.324, SLG: 0.369			1-2 FC4-6 FC6-4 1-2f		0-0 G6-3			1-1 G6-3		3 0 0 0 0 0 2			
Manuel Lee, S (1, 5) OBP: 0.306, SLG: 0.327			0-0 FC6-4 1-2f		2-3 K			0-1 G3		3 0 0 0 0 1 2			
Inning Stats	R: 0 E: 0 K: 0 S: 6 H: 0 LOB: 0 BB: 0 P: 8	R: 0 E: 1 K: 1 S: 10 H: 0 LOB: 0 BB: 0 P: 17	R: 0 E: 0 K: 0 S: 15 H: 1 LOB: 1 BB: 0 P: 17	R: 0 E: 0 K: 0 S: 5 H: 1 LOB: 0 BB: 0 P: 6	R: 1 E: 0 K: 1 S: 9 H: 2 LOB: 1 BB: 0 P: 12	R: 0 E: 0 K: 1 S: 9 H: 1 LOB: 1 BB: 0 P: 15	R: 0 E: 0 K: 1 S: 8 H: 1 LOB: 0 BB: 0 P: 11	R: 0 E: 0 K: 0 S: 9 H: 1 LOB: 1 BB: 0 P: 11	R: 0 E: 0 K: 2 S: 9 H: 1 LOB: 1 BB: 0 P: 12	1B: 5 2B: 4 3B: 0 HR: 0 SF: 0 SAC: 1 DP: 2 HBP: 0	WP: 0 PB: 1 SB: 0 CS: 0 PA: 34		
PITCHER	IP WLS BF H R ER SO BB IBB HBP BLK WP HR S P ERA WHIP											PITCHER	IP WLS BF H R ER SO BB IBB HBP BLK WP HR S P ERA WHIP
Kevin Brown, R (1, 1) ERA: 2.9	8.0 W 29 7 1 1 4 0 0 0 0 0 0 0 71 97 1.12 0.875												
Jeff Russell, R (9, 1) ERA: 1.67	1.0 4 1 0 0 2 0 0 0 0 0 0 0 9 12 0.00 1.000												

Toronto Blue Jays @ Texas Rangers
Arlington Stadium, Arlington, TX
Wed Jul 26 1989, 8:05 PM EDT
Att. 16,633 - Unknown - 77 F

AB	32
R	1
H	8
RBI	1
BB	0
SO	6
LOB	15



Milwaukee Brewers @ Texas Rangers
 Arlington Stadium, Arlington, TX
 Fri Jul 28 1989, 8:05 PM EDT
 Att. 27,105 - Sunny - 94 F

livebaseballscorecards.com

AB	41
R	15
H	15
RBI	15
BB	4
SO	2
LOB	19



WP:	0	PA:	49
PB:	0		
SB:	1		
CS:	0		

Batter	1	2	3	4	5	6	7	8	9	AB	R	H	RBI	BB	SO	LOB
Paul Molitor, R (1, 5) OBP: 0.375, SLG: 0.427	G4-3 1B BB	G1-3							G5-3	5	3	3	1	1	0	0
Jim Gantner, L (1, 4) OBP: 0.303, SLG: 0.301	G4-3	F7								3	0	0	1	0	0	3
B.J. Surhoff, L (6, 2) OBP: 0.277, SLG: 0.326	G4-3	F7								1	1	1	0	0	0	0
Rob Deer, R (1, 9) OBP: 0.324, SLG: 0.483	HBP 1B								P2	3	1	2	1	0	0	0
Terry Francona, L (5, PR) OBP: 0.256, SLG: 0.330	HBP 1B									2	2	1	2	1	0	1
Robin Yount, R (1, 8) OBP: 0.387, SLG: 0.500	F7									4	3	2	2	0	0	1
Tom Filer, R (7, 1)	F7									0	0	0	0	0	0	0
Mark Knudson, R (8, 1)	1B FC4-6 HBP									0	0	0	0	0	0	0
Dave Engle, R (9, PH) OBP: 0.261, SLG: 0.354	FC4-6 HBP									1	0	0	0	0	1	1
Bill Krueger, L (9, 1)	FC4-6 HBP									0	0	0	0	0	0	0
Glenn Braggs, R (1, 10) OBP: 0.312, SLG: 0.391	FC4-6 1B									4	1	1	1	1	0	2
Greg Brock, L (1, 3) OBP: 0.365, SLG: 0.453	FC4-6 HBP									4	1	2	3	0	0	4
Joey Meyer, R (6, 3) OBP: 0.270, SLG: 0.367	FC4-6 HBP									1	0	0	0	0	0	1
Charlie O'Brien, R (1, 2) OBP: 0.327, SLG: 0.347	FC6-4 HBP									2	1	0	1	1	0	1
Gus Polidor, R (6, 4) OBP: 0.236, SLG: 0.264	FC6-4 HBP									1	0	0	0	0	0	0
Mike Felder, S (1, 7) OBP: 0.300, SLG: 0.308	FC6-4									5	2	2	2	0	0	3
Bill Spiers, L (1, 6) OBP: 0.325, SLG: 0.309	G5-3									5	0	1	1	0	1	2

Inning Stats	R: 3	H: 2	E: 0	K: 0	S: 19	P: 31	R: 0	H: 0	E: 0	K: 0	S: 6	P: 10	R: 0	H: 0	E: 0	K: 0	S: 7	P: 13	R: 0	H: 1	E: 0	K: 0	S: 12	P: 20	R: 6	H: 6	E: 0	K: 0	S: 19	P: 38	R: 2	H: 1	E: 0	K: 0	S: 11	P: 19	R: 4	H: 4	E: 0	K: 1	S: 18	P: 31	R: 0	H: 0	E: 0	K: 0	S: 11	P: 15	R: 0	H: 1	E: 0	K: 1	S: 8	P: 9	1B: 9	2B: 3	3B: 2	HR: 1	SF: 1	SAC: 0	DP: 0	HBP: 3	WP: 0	PA: 49
--------------	------	------	------	------	-------	-------	------	------	------	------	------	-------	------	------	------	------	------	-------	------	------	------	------	-------	-------	------	------	------	------	-------	-------	------	------	------	------	-------	-------	------	------	------	------	-------	-------	------	------	------	------	-------	-------	------	------	------	------	------	------	-------	-------	-------	-------	-------	--------	-------	--------	-------	--------

PITCHER	IP	WLS	BF	H	R	ER	SO	BB	IBB	HBP	BLK	WP	HR	S	P	ERA	WHIP
Paul Wilmet, R (5, 1) ERA: 20.25	0.2		7	3	2	2	0	1	1	0	0	0	0	11	23	27.00	6.000
Gary Mielke, R (6, 1) ERA: 3.9	1.0		5	1	2	2	0	1	0	0	0	0	1	11	19	18.00	2.000
Kenny Rogers, L (7, 1) ERA: 2.91	1.0		8	4	4	4	1	0	0	1	0	0	0	18	31	36.00	4.000
Cecilio Guante, R (8, 1) ERA: 3.57	2.0		7	1	0	0	1	0	0	0	0	0	0	19	24	0.00	0.500
Cecilio Guante, R (9, 1) ERA: 3.57	2.0		7	1	0	0	1	0	0	0	0	0	0	19	24	0.00	0.500

BOTTOM

Milwaukee Brewers @ Texas Rangers
Arlington Stadium, Arlington, TX
Fri Jul 28 1989, 8:05 PM EDT
Att. 27,105 - Sunny - 94 F

livebaseballscorecards.com

AB 31
R 3
H 5
RBI 3
BB 2
SO 1
LOB 10



WP: 0 PA: 34
PB: 0
SB: 1
CS: 0

AB	R	H	RBI	BB	SO	LOB
4	1	2	0	0	0	0
4	0	0	0	0	0	2
3	1	0	0	0	0	1
0	0	0	0	0	0	0
3	1	1	3	0	0	1
1	0	0	0	0	0	0
2	0	0	0	1	0	0
1	0	0	0	0	0	0
4	0	1	0	0	0	1
3	0	0	0	1	1	2
3	0	1	0	0	0	1
0	0	0	0	0	0	0
1	0	0	0	0	0	0
1	0	0	0	0	0	2
1	0	0	0	0	0	0

Batter	1	2	3	4	5	6	7	8	9
Cecil Espy, S OBP: 0.303, SLG: 0.323 (1, 8)	2-1 G3 1B		1-1 G3			1-2 HR 3B	1-2 G5-3		
Scott Fletcher, R OBP: 0.323, SLG: 0.290 (1, 6)	0-1 B5		3-2 F9			0-0 G1-3		0-0 G4-3	
Rafael Palmeiro, L OBP: 0.363, SLG: 0.402 Cecilio Guante, R (9, 1)	2-1 G3			2-0 L7		2-1 HR HBP		0-2 G3-1	
Ruben Sierra, S OBP: 0.364, SLG: 0.575 Jack Daugherty, S OBP: 0.344, SLG: 0.379 (1, 9)	1-2 G6-3			0-0 F7		1-1 HR		1-0 F7	
Julio Franco, R OBP: 0.385, SLG: 0.469 Jeff Kunkel, R OBP: 0.303, SLG: 0.443 (1, 4)		4-1 G5-3 BB		1-1 G6-3		2-2 L9		0-0 F9	
Pete Incaviglia, R OBP: 0.277, SLG: 0.419 (1, 7)		1-0 G5-3			1-0 G5-3	0-0 1B		3-2 G5-3	
Rick Leach, L OBP: 0.367, SLG: 0.384 (1, 10)		1-0 P6			4-2 1B BB	1-0 G3		1-3 K	
Steve Buechele, R OBP: 0.307, SLG: 0.392 Mike Stanley, R OBP: 0.250, SLG: 0.177 (1, 5)		0-0 P4			0-0 G4-6-3 1B		2-1 L1		
Jim Sundberg, R OBP: 0.310, SLG: 0.323 Thad Bosley, L OBP: 0.167, SLG: 0.167 Chad Kreuter, S OBP: 0.274, SLG: 0.213 (1, 2)			1-0 G6-3		2-0 G4-6-3		1-2 G5-3		

Inning Stats	R: 0	H: 1	E: 0	K: 0	S: 9	H: 0	LOB: 1	BB: 0	P: 14	R: 0	H: 0	E: 0	K: 0	S: 4	H: 0	LOB: 0	BB: 0	P: 10	R: 0	H: 0	E: 0	K: 0	S: 6	H: 0	LOB: 0	BB: 0	P: 11	R: 0	H: 0	E: 0	K: 0	S: 4	R: 0	H: 1	E: 0	K: 0	S: 6	R: 3	H: 3	E: 0	K: 0	S: 16	R: 0	H: 0	E: 0	K: 0	S: 8	R: 0	H: 0	E: 0	K: 0	S: 5	R: 0	H: 0	E: 0	K: 1	S: 9	R: 0	H: 0	E: 0	K: 0	S: 13	R: 0	H: 0	E: 0	K: 0	S: 12
--------------	------	------	------	------	------	------	--------	-------	-------	------	------	------	------	------	------	--------	-------	-------	------	------	------	------	------	------	--------	-------	-------	------	------	------	------	------	------	------	------	------	------	------	------	------	------	-------	------	------	------	------	------	------	------	------	------	------	------	------	------	------	------	------	------	------	------	-------	------	------	------	------	-------

PITCHER	IP	WLS	BF	H	R	ER	SO	BB	IBB	HBP	BLK	WP	HR	S	P	ERA	WHIP
Tom Filer, R ERA: 2.84 (1, 1)	7.0	W	28	5	3	3	0	2	0	1	0	0	1	53	90	3.86	1.000
Tom Filer, R ERA: 2.84 (7, 1)	7.0	W	28	5	3	3	0	2	0	1	0	0	1	53	90	3.86	1.000
Mark Knudson, R ERA: 3.94 (8, 1)	1.0		3	0	0	0	0	0	0	0	0	0	0	5	6	0.00	0.000
Bill Krueger, L ERA: 3.73 (9, 1)	1.0		3	0	0	0	1	0	0	0	0	0	0	9	13	0.00	0.000

Milwaukee Brewers @ Texas Rangers
 Arlington Stadium, Arlington, TX
 Sat Jul 29 1989, 8:05 PM EDT
 Att. 37,867 - Unknown - 94 F

AB	36
R	8
H	11
RBI	7
BB	4
SO	5
LOB	17



WP	1	PA	42
PB	0		
SB	2		
CS	0		

AB R H RBI BB SO LOB

4	0	0	0	1	0	2
5	1	2	1	0	0	0
0	0	0	0	0	0	0
4	0	0	0	0	3	2
1	0	0	0	0	0	1
4	3	3	0	0	0	0
1	0	1	1	0	0	0
3	0	0	0	1	2	3
4	2	2	3	0	0	2
3	1	1	1	1	0	1
3	0	1	0	1	0	2
4	1	1	1	0	0	4

1B	6	SF	1
2B	4	SAC	1
3B	1	DP	0
HR	0	HBP	0

Batter	1	2	3	4	5	6	7	8	9
Paul Molitor, R (1, 5) OBP: 0.373, SLG: 0.423	1-2 F9	1-0 G1-3		4-2 E 1B BB		2-2 F8		0-0 G4-3	
Jim Gantner, L (1, 4) OBP: 0.305, SLG: 0.306	2-2 G4-3		2-1 G4-3	1-2 E6		1-1 G6-3		3-2 2B	
Gus Polidor, R (9, 4) OBP: 0.236, SLG: 0.264				1-3 2-H 1B					
Rob Deer, R (1, 9) OBP: 0.321, SLG: 0.477	1-3 K		1-3 K	3-3 K		1-1 G5-3		2-1 F8	
Glenn Braggs, R (6, 7) OBP: 0.311, SLG: 0.390									
Robin Yount, R (1, 8) OBP: 0.390, SLG: 0.513		1-1 1B 2B	0-0 F8		2-2 1B 3B		1-0 SH5-3 SF9 2B	2-2 G6-3 2B	
Terry Francona, L (7, 9) OBP: 0.260, SLG: 0.339								2-H	
Greg Brock, L (1, 3) OBP: 0.362, SLG: 0.445		0-3 K		4-2 FC1-6 BB	0-3 K		0-0 SH5-3	1-1 G6-3	
B.J. Surhoff, L (1, 10) OBP: 0.279, SLG: 0.329		0-2 S 1B		1-1 FC1-6 WP BLK	1-2 E S 1B		3-2 SF9	2-2 F7	
Charlie O'Brien, R (1, 2) OBP: 0.333, SLG: 0.347		2-2 1B 1B		4-2 BLK BB	0-1 F8		2-0 G5-3		
Mike Felder, S (1, 7) OBP: 0.305, SLG: 0.309		0-2 1B		1-2 F9	4-2 FC6-4 BB			3-2 G4-3	
Bill Spiers, L (1, 6) OBP: 0.323, SLG: 0.308		1-2 1B		2-3 F9	1-3 FC6-4 BB			1-0 P4	
Bill Spiers, L (1, 6) OBP: 0.323, SLG: 0.308		0-0 F8		3-0 1B 1B	1-0 FC6-4				

Inning Stats	R: 0 H: 0 E: 0 K: 1 S: 13	H: 0 LOB: 0 BB: 0 P: 17	R: 2 H: 4 E: 0 K: 1 S: 17	H: 4 LOB: 2 BB: 0 P: 21	R: 0 H: 0 E: 0 K: 1 S: 6	H: 0 LOB: 0 BB: 0 P: 9	R: 3 H: 2 E: 1 K: 1 S: 20	H: 2 LOB: 2 BB: 3 P: 41	R: 1 H: 2 E: 0 K: 1 S: 17	H: 2 LOB: 2 BB: 1 P: 25	R: 0 H: 0 E: 0 K: 0 S: 7	H: 0 LOB: 0 BB: 0 P: 11	R: 1 H: 1 E: 0 K: 0 S: 6	H: 1 LOB: 0 BB: 0 P: 12	R: 0 H: 0 E: 0 K: 0 S: 5	H: 0 LOB: 0 BB: 0 P: 9	R: 1 H: 2 E: 0 K: 0 S: 14	H: 2 LOB: 1 BB: 0 P: 24	1B: 6 SF: 1 2B: 4 SAC: 1 3B: 1 DP: 0 HR: 0 HBP: 0
--------------	---------------------------	-------------------------	---------------------------	-------------------------	--------------------------	------------------------	---------------------------	-------------------------	---------------------------	-------------------------	--------------------------	-------------------------	--------------------------	-------------------------	--------------------------	------------------------	---------------------------	-------------------------	---

PITCHER	IP	WLS	BF	H	R	ER	SO	BB	IBB	HBP	BLK	WP	HR	S	P	ERA	WHIP
Bobby Witt, R (1, 1) ERA: 5.14	4.0	L	21	6	5	5	4	3	0	0	1	1	0	56	88	11.25	2.250
Drew Hall, L (5, 1) ERA: 4.37	3.0		13	3	2	2	1	1	0	0	0	0	0	30	48	6.00	1.333
Gary Mielke, R (8, 1) ERA: 3.77	1.0		3	0	0	0	0	0	0	0	0	0	0	5	9	0.00	0.000
Paul Wilmet, R (9, 1) ERA: 15.43	1.0		5	2	1	1	0	0	0	0	0	0	0	14	24	9.00	2.000

PITCHER	IP	WLS	BF	H	R	ER	SO	BB	IBB	HBP	BLK	WP	HR	S	P	ERA	WHIP
---------	----	-----	----	---	---	----	----	----	-----	-----	-----	----	----	---	---	-----	------

Batter	1	2	3	4	5	6	7	8	9	AB	R	H	RBI	BB	SO	LOB
Cecil Espy, S OBP: 0.299, SLG: 0.319 (1, 8) S B X	1-1 L7 ①		1-3 K ②		1-1 G5-3 ②			2-3 K ②		4	0	0	0	0	2	2
Rafael Palmeiro, L OBP: 0.360, SLG: 0.397 (1, 3) C X	0-1 G3 ②		1-2 FC6 ③		1-0 L3 ③			1-1 P4 ③		4	0	0	0	0	0	2
Harold Baines, L OBP: 0.419, SLG: 0.499 (1, 10) C F B B S	2-3 K ③			1-1 G6-3 ①		3-2 F7 ①			0-0 G5-3 ①	4	0	0	0	0	1	0
Ruben Sierra, S OBP: 0.366, SLG: 0.573 (1, 9) B X		1-0 1B 1B		4-1 S HR BB		1-3 K ②			2-1 G4-3 ②	3	1	1	0	1	1	0
Julio Franco, R OBP: 0.386, SLG: 0.469 (1, 4) 1 SAFE B C C X		1-2 K 1B		3-3 K ②		2-2 G1-3 ③			1-1 1B	4	0	2	0	0	1	1
Pete Incaviglia, R OBP: 0.277, SLG: 0.428 (1, 7) C C X SAFE		0-3 K ① ②		0-0 HR			2-1 E6 FC5-6-4		1-3 K ③	4	1	1	2	0	2	3
Steve Buechele, R OBP: 0.305, SLG: 0.389 (1, 5) B B S X		2-3 K ③		2-2 F9 ③			2-2 FC5-6-4 G4-6-3 1-2f			3	0	0	0	0	1	2
Jeff Kunkel, R OBP: 0.309, SLG: 0.447 (1, 6) X			0-0 FC6 1B		1-2 G5-3 1B		0-1 G4-6-3 ② ③			3	0	2	0	0	0	1
Jim Sundberg, R OBP: 0.306, SLG: 0.317 (1, 2) Jack Daugherty, S OBP: 0.333, SLG: 0.367 (8, PH) Chad Kreuter, S OBP: 0.274, SLG: 0.213 (9, 2) L B B B X			3-1 P4 ①		1-3 K ①			0-0 G5-3 ①		2	0	0	0	0	1	2
										1	0	0	0	0	0	0
										0	0	0	0	0	0	0

Inning Stats	R: 0	H: 0	R: 0	H: 2	R: 0	H: 1	R: 0	H: 1	R: 0	H: 0	R: 0	H: 0	R: 0	H: 0	R: 0	H: 1	R: 0	H: 0
	E: 0	LOB: 0	E: 0	LOB: 1	E: 0	LOB: 1	E: 0	LOB: 0	E: 0	LOB: 0	E: 1	LOB: 0	E: 0	LOB: 0	E: 0	LOB: 1	E: 0	LOB: 0
	K: 1	BB: 0	K: 2	BB: 0	K: 1	BB: 0	K: 1	BB: 1	K: 1	BB: 0	K: 0	BB: 0	K: 1	BB: 0	K: 1	BB: 0	K: 1	BB: 0
	S: 7	P: 10	S: 10	P: 14	S: 9	P: 14	S: 12	P: 22	S: 9	P: 13	S: 10	P: 16	S: 7	P: 11	S: 6	P: 9	S: 8	P: 12


PITCHER	IP	WLS	BF	H	R	ER	SO	BB	IBB	HBP	BLK	WP	HR	S	P	ERA	WHIP
Chris Bosio, R ERA: 2.78 (1, 1)	6.0	W	24	5	2	2	7	1	0	0	0	0	1	59	93	3.00	1.000
Chuck Crim, R ERA: 3.2 (7, 1)	3.0	S	9	1	0	0	2	0	0	0	0	0	0	19	28	0.00	0.333

BOTTOM

Milwaukee Brewers @ Texas Rangers
Arlington Stadium, Arlington, TX

Sat Jul 29 1989, 8:05 PM EDT
Att: 37,867 - Unknown - 94 F

AB	32
R	2
H	6
RBI	2
BB	1
SO	9
LOB	13



WP	PA	3B	DP	HBP	CS
0	33	0	1	0	0

Batter	1	2	3	4	5	6	7	8	9	AB R H RBI BB SO LOB	TOP	
Paul Molitor, R (1, 5) OBP: 0.372, SLG: 0.421	1-3 	0-1 E6 WP 			2-3 K 			0-1 		4 0 1 0 0 2 1		
Jim Gantner, L (1, 4) OBP: 0.301, SLG: 0.302	2-3 	1-2 G6-3 			0-2 G3-1 			0-0 FC3-6 1-2f 		4 0 0 0 0 1 3		
Terry Francona, L (1, 9) OBP: 0.256, SLG: 0.333 Glenn Braggs, R (8, PH) OBP: 0.310, SLG: 0.388 (8, 7)	1-2 G4-3 			3-2 G6-3 		1-1 G3 		0-1 G4-3 		3 0 0 0 0 0 0 1 0 0 0 0 0 1		
Robin Yount, R (1, 8) OBP: 0.389, SLG: 0.509		2-1 		3-2 P4 		0-0 F9 		2-1 F9 		3 1 0 0 0 0 0		
Greg Brock, L (1, 3) OBP: 0.355, SLG: 0.435		2-3 K 		2-2 G6-3 		2-2 L8 		2-0 G6-3 		4 0 0 0 0 1 1		
B.J. Surhoff, L (1, 10) OBP: 0.278, SLG: 0.328		0-1 SAFE 1 X 		1-2 G4-3 		1-2 F7 		1-1 G4-3 		4 1 1 0 0 0 0		
Charlie O'Brien, R (1, 2) OBP: 0.333, SLG: 0.375		3-2 		2-3 K 		2-2 G1-3 				3 1 1 3 0 1 0		
Mike Felder, S (1, 7) OBP: 0.305, SLG: 0.309 (8, 9)		3-2 E BLK 		1-3 K 		3-3 K 				3 0 1 0 0 2 0		
Bill Spiers, L (1, 6) OBP: 0.317, SLG: 0.301		1-3 SAFE SAFE SAFE SAFE SAFE SAFE SAFE 		2-3 K 				2-3 K 		3 0 0 0 0 3 1		
Inning Stats	R: 0 E: 0 K: 2 S: 10 H: 0 LOB: 0 BB: 0 P: 14	R: 3 E: 1 K: 2 S: 24 H: 3 LOB: 2 BB: 0 P: 36	R: 0 E: 0 K: 0 S: 9 H: 0 LOB: 0 BB: 0 P: 17	R: 0 E: 0 K: 2 S: 10 H: 0 LOB: 0 BB: 0 P: 14	R: 0 E: 0 K: 2 S: 11 H: 0 LOB: 0 BB: 0 P: 15	R: 0 E: 0 K: 0 S: 7 H: 0 LOB: 0 BB: 0 P: 10	R: 0 E: 0 K: 1 S: 10 H: 0 LOB: 0 BB: 0 P: 16	R: 0 E: 0 K: 1 S: 9 H: 1 LOB: 1 BB: 0 P: 11	R: 0 E: 0 K: 0 S: 5 H: 0 LOB: 0 BB: 0 P: 10	1B: 3 2B: 0 3B: 0 HR: 1 SF: 0 SAC: 0 DP: 0 HBP: 1	WP: 1 PB: 0 SB: 0 CS: 0 PA: 33	
PITCHER	IP WLS BF H R ER SO BB IBB HBP BLK WP HR S P ERA WHIP											
Nolan Ryan, R (1, 1) ERA: 3.24	7.1 W 28 4 3 3 10 0 0 1 1 1 1 87 130 3.68 0.545											
Kenny Rogers, L (8, 1) ERA: 2.87	0.2 2 0 0 0 0 0 0 0 0 0 0 3 3 0.00 0.000											
Jeff Russell, R (9, 1) ERA: 1.64	1.0 3 0 0 0 0 0 0 0 0 0 0 5 10 0.00 0.000											

Milwaukee Brewers @ Texas Rangers
Arlington Stadium, Arlington, TX
Sun Jul 30 1989, 8:05 PM EDT
Att. 37,943 - Sunny - 96 F

livebaseballscorecards.com

AB	32
R	3
H	4
RBI	3
BB	0
SO	10
LOB	7



Batter	1	2	3	4	5	6	7	8	9	AB	R	H	RBI	BB	SO	LOB
Rafael Palmeiro, L OBP: 0.356, SLG: 0.393 Jack Daugherty, S OBP: 0.324, SLG: 0.355 (9, 3)	1-0 G6-3	0-1 G4-3		2-3 K		0-2 FC5-4		2-2 P6		4	0	0	0	0	1	2
Fred Manrique, R OBP: 0.337, SLG: 0.411 (8, 4)	1-3 K		1-0 2B	2-1 F8			4-2 HR			3	2	1	0	1	1	0
Harold Baines, L OBP: 0.422, SLG: 0.507 (1, 10)	0-0 1B		2-2 HR		3-2 L8-6		0-1 F7			4	2	3	1	0	0	1
Ruben Sierra, S OBP: 0.367, SLG: 0.580 (1, 9)	1-0 2B		1-1 F7		2-1 L8-6		2-2 SAFE			4	2	2	3	0	0	2
Julio Franco, R OBP: 0.387, SLG: 0.468 Steve Buechele, R OBP: 0.305, SLG: 0.389 (8, 5)	4-2 2B		0-0 E5		2-1 P4		0-1 HR			3	2	1	0	1	0	1
Pete Incaviglia, R OBP: 0.283, SLG: 0.444 (4, 7)	3-2 2B		0-0 HR			4-1 1B		0-3 K		3	1	2	5	1	1	1
Rick Leach, L OBP: 0.365, SLG: 0.382 Cecil Espy, S OBP: 0.302, SLG: 0.322 (4, 8)	1-0 P5		0-0 G4-3			1-2 CS		2-3 K		1	0	0	0	0	0	1
Jeff Kunkel, R OBP: 0.302, SLG: 0.437 (1, 6)		1-0 F9	1-1 G4-3			0-1 G1-3		1-1 F9		4	0	0	0	0	0	3
Chad Kreuter, S OBP: 0.273, SLG: 0.207 (1, 2)		1-3 K		0-0 F7		4-0 FC5-4		1-0 F9		3	0	0	0	1	1	0

Inning Stats	R: 3	H: 3	LOB: 1	K: 14	S: 14	R: 0	H: 0	LOB: 0	K: 1	S: 6	R: 4	H: 4	LOB: 0	K: 0	S: 12	R: 0	H: 1	LOB: 0	K: 0	S: 10	R: 0	H: 1	LOB: 2	K: 2	S: 15	R: 2	H: 2	LOB: 1	K: 2	S: 15	R: 0	H: 0	LOB: 0	K: 0	S: 7	1B: 6	2B: 4	3B: 0	HR: 2	SF: 0	SAC: 0	DP: 2	HBP: 0	WP: 0	PB: 0	SB: 2	CS: 1	PA: 37
--------------	------	------	--------	-------	-------	------	------	--------	------	------	------	------	--------	------	-------	------	------	--------	------	-------	------	------	--------	------	-------	------	------	--------	------	-------	------	------	--------	------	------	-------	-------	-------	-------	-------	--------	-------	--------	-------	-------	-------	-------	--------

PITCHER	IP	WLS	BF	H	R	ER	SO	BB	IBB	HBP	BLK	WP	HR	S	P	ERA	WHIP
Don August, R ERA: 5.49 (1, 1)	2.1	L	15	6	7	6	2	1	0	0	0	0	1	29	46	23.14	3.000
Bill Krueger, L ERA: 3.53 (3, 1)	3.2		13	3	0	0	1	2	0	0	0	0	0	31	52	0.00	1.364
Mark Knudson, R ERA: 4.1 (7, 1)	2.0		9	2	2	2	2	1	0	0	0	0	1	22	34	9.00	1.500


BOTTOM

Milwaukee Brewers @ Texas Rangers
Arlington Stadium, Arlington, TX

Sun Jul 30 1989, 8:05 PM EDT
Att. 37,943 - Sunny - 96 F

livebaseballscorecards.com

AB	33
R	9
H	11
RBI	9
BB	4
SO	5
LOB	12



Batter	1	2	3	4	5	6	7	8	9	AB R H RBI BB SO LOB	TOP
Fred Manrique, R (1, 6) <small>OBP: 0.340, SLG: 0.418</small> Cecil Espy, S (7, PR) <small>OBP: 0.304, SLG: 0.327</small> (7, 8)	1-2 FC5-4 1B		2-3 1B	0-0 G5-3			1-0 2B		2-2 HR 2B	4 1 2 0 0 1 1 1 1 1 0 0 0 0	
Rafael Palmeiro, L (1, 3) <small>OBP: 0.357, SLG: 0.396</small>	1-1 FC5-4 1B		2-0 1B 2B		2-1 F8		0-1 L7		0-0 P4	5 1 2 0 0 0 2	
Harold Baines, L (1, 10) <small>OBP: 0.424, SLG: 0.516</small>	2-2 FC5-4 1-2f 2-3		0-0 1B 1B 2-H		0-3 K		4-1 FC6-4 BB		0-0 HR 2-H	4 1 2 3 1 1 2	
Ruben Sierra, S (1, 9) <small>OBP: 0.367, SLG: 0.578</small>	0-0 SF8 3-H		0-1 F8		4-1 FC6-4 BB		3-0 FC6-4 1-2f		1-2 1B	3 0 1 1 1 0 3	
Julio Franco, R (1, 4) <small>OBP: 0.386, SLG: 0.466</small>	2-3 K		3-2 1-2 1B		0-2 FC6-4 1-2f			3-3 K		4 0 1 0 0 2 2	
Pete Inaviglia, R (1, 7) <small>OBP: 0.279, SLG: 0.438</small>		0-0 G5-3	0-3 K		1-3 K CS			3-3 K		4 0 0 0 0 3 2	
Steve Buechele, R (1, 5) <small>OBP: 0.304, SLG: 0.387</small>		3-1 F9		0-1 G3-1		2-2 F9 1-2		2-0 FC6-4 1B		4 0 1 0 0 0 1	
Jeff Kunkel, R (1, 8) <small>OBP: 0.306, SLG: 0.438</small> (7, 6)		2-2 G6-3 1B		0-0 G6-3 1B		0-2 G6-3		1-2 FC6-4 1-2f		4 0 2 0 0 0 1	
Chad Kreuter, S (1, 2) <small>OBP: 0.265, SLG: 0.200</small> Mike Stanley, R (9, PH) <small>OBP: 0.250, SLG: 0.177</small> Rick Leach, L (9, PH) <small>OBP: 0.364, SLG: 0.379</small> Jim Sundberg, R (9, 2) <small>OBP: 0.306, SLG: 0.317</small>	1 SAFE F9	2-2 F9		3-2 G6-3 1-2		1-3 K		3-2 F7		3 0 0 0 0 1 2 0 0 0 0 0 0 0 1 0 0 0 0 0 0 0 0 0 0 0 0 0	
Inning Stats	R: 1 H: 2 E: 0 LOB: 1 K: 1 BB: 0 S: 14 P: 20	R: 0 H: 1 E: 0 LOB: 1 K: 0 BB: 0 S: 9 P: 16	R: 1 H: 3 E: 0 LOB: 2 K: 2 BB: 0 S: 13 P: 20	R: 0 H: 1 E: 0 LOB: 1 K: 0 BB: 0 S: 8 P: 11	R: 0 H: 0 E: 0 LOB: 1 K: 1 BB: 1 S: 9 P: 15	R: 0 H: 0 E: 0 LOB: 0 K: 1 BB: 0 S: 9 P: 12	R: 0 H: 1 E: 0 LOB: 2 K: 1 BB: 1 S: 8 P: 17	R: 0 H: 1 E: 0 LOB: 1 K: 2 BB: 0 S: 13 P: 22	R: 2 H: 3 E: 0 LOB: 1 K: 0 BB: 0 S: 19 P: 25	1B: 8 SF: 1 2B: 3 SAC: 0 3B: 0 DP: 0 HR: 1 HBP: 0	WP: 1 PA: 40 PB: 0 SB: 0 CS: 1
Frank Tanana, L (1, 1) <small>ERA: 3.5</small> Mike Henneman, R (9, 1) <small>ERA: 4.81</small> Paul Gibson, L (9, 1) <small>ERA: 4.44</small>	IP WLS BF H R ER SO BB IBB HBP BLK WP HR S P ERA WHIP 8.0 0 35 9 2 2 8 2 0 0 0 1 0 83 133 2.25 1.375 0.1 0 2 1 1 1 0 0 0 0 0 0 0 14 19 27.00 3.000 0.2 L 3 2 1 1 0 0 0 0 0 0 0 0 1 5 6 13.50 3.000										

Texas Rangers @ Detroit Tigers
 Tiger Stadium, Detroit, MI
 Tue Aug 01 1989, 7:05 PM EDT
 Att. 15,305 - Unknown - 75 F

livebaseballscorecards.com

AB	37
R	4
H	12
RBI	4
BB	2
SO	8
LOB	16



Batter	1	2	3	4	5	6	7	8	9	AB R H RBI BB SO LOB
Gary Pettis, S OBP: 0.374, SLG: 0.325 (1, 8) X	0-0 G5-3		1-2 1B		2-3			1-3		4 0 1 0 0 2 1
Alan Trammell, R OBP: 0.318, SLG: 0.321 (1, 6) C X	0-1 G6-3		0-1 L5			2-1 HR		3-2 G3-1		4 1 1 0 0 0 1
Lou Whitaker, L OBP: 0.364, SLG: 0.493 (1, 4) B F B	4-1 BB			1-1 F7		0-0 HR		4-2 BB		2 1 1 2 2 0 0
Fred Lynn, L OBP: 0.311, SLG: 0.343 (1, 10) X	0-0 G6-3			1-0 HR		3-3 K		2-1 G4-3		4 1 1 1 0 1 2
Chet Lemon, R OBP: 0.339, SLG: 0.349 (1, 9) X C		2-1 G6-3		0-2 F7		0-0 G5-3		1-3 K		4 0 0 0 0 1 0
Dave Bergman, L OBP: 0.342, SLG: 0.344 (1, 3) X		0-0 G3		1-1 G3		1-1 G3		0-0 P7		4 0 0 0 0 0 0
Kenny Williams, R OBP: 0.230, SLG: 0.290 (1, 7) B C		2-3 K		4-2 G4-6-3 BB		2-3 K		3-3 K		3 0 0 0 1 3 0
Doug Strange, S OBP: 0.196, SLG: 0.217 (1, 5) S B C F			3-3 K2-3		0-0 G4-6-3		0-0 G4-3			3 0 0 0 0 1 1
Mike Heath, R OBP: 0.324, SLG: 0.422 (1, 2) X			1-0 G4-3		0-0 2B		2-2 P4			3 0 1 0 0 0 0

Inning Stats	R: 0	H: 0	E: 0	K: 0	S: 5	R: 0	H: 0	E: 0	K: 1	S: 8	R: 0	H: 1	E: 0	K: 1	S: 9	R: 1	H: 1	E: 0	K: 0	S: 8	R: 0	H: 1	E: 0	K: 1	S: 7	R: 2	H: 2	E: 0	K: 1	S: 9	R: 0	H: 0	E: 0	K: 1	S: 8	R: 0	H: 0	E: 0	K: 1	S: 11	R: 0	H: 0	E: 0	K: 2	S: 7	1B: 2	SF: 0	2B: 1	SAC: 0	3B: 0	DP: 1	HR: 2	HBP: 0	WP: 0	PA: 34
--------------	------	------	------	------	------	------	------	------	------	------	------	------	------	------	------	------	------	------	------	------	------	------	------	------	------	------	------	------	------	------	------	------	------	------	------	------	------	------	------	-------	------	------	------	------	------	-------	-------	-------	--------	-------	-------	-------	--------	-------	--------

PITCHER	IP	WLS	BF	H	R	ER	SO	BB	IBB	HBP	BLK	WP	HR	S	P	ERA	WHIP
Kevin Brown, R ERA: 2.92 (1, 1)	8.0	W	31	5	3	3	6	3	0	0	0	0	2	65	107	3.38	1.000
Jeff Russell, R ERA: 1.6 (9, 1)	1.0	S	3	0	0	0	2	0	0	0	0	0	0	7	11	0.00	0.000

BOTTOM

Texas Rangers @ Detroit Tigers
Tiger Stadium, Detroit, MI
Tue Aug 01 1989, 7:05 PM EDT
Att: 15,305 - Unknown - 75 F

AB	31
R	3
H	5
RBI	3
BB	3
SO	8
LOB	5



WP: 0	PA: 34
PB: 0	ERA
SB: 0	WHIP
CS: 0	

livebaseballscorecards.com

Batter	1	2	3	4	5	6	7	8	9
Gary Pettis, S OBP: 0.372, SLG: 0.332 (1, 8)	3-2 2B 3B	3-3 K			0-0 F8		0-3 K		
Alan Trammell, R OBP: 0.317, SLG: 0.323 (1, 6)	2-2 G3-1 HR 2B		1-1 G4-3		0-2 L5-3		1-1 G4-3		
Lou Whitaker, L OBP: 0.360, SLG: 0.487 (1, 4)	2-1 G3-1		2-3 K		0-0 G4-3		1-1 G3-1		
Chet Lemon, R OBP: 0.335, SLG: 0.344 (1, 9)	3-2 P6		0-3 K		1-2 G4-3		0-2 G6-3		
Tracy Jones, R OBP: 0.285, SLG: 0.319 (1, 10)	4-2 HR BB			0-0 F7		0-1 1B	0-2 G3-1		
Gary Ward, R OBP: 0.290, SLG: 0.399 (1, 3)	2-1 HR		3-1 F9		1-0 P3				
Kenny Williams, R OBP: 0.232, SLG: 0.291 (1, 7)	1-3 K		1-0 1B				0-1 P2		
Rick Schu, R OBP: 0.303, SLG: 0.343 (1, 5)		2-2 CS 1B		1-0 F9			0-0 HR 1B		
Mike Heath, R OBP: 0.329, SLG: 0.441 (1, 2)		0-1 P3			0-2 L5-3 1B		1-1 HR		


Inning Stats	R: 4	H: 3	E: 0	K: 1	S: 23	LOB: 0	BB: 1	P: 40
	R: 0	H: 1	E: 0	K: 1	S: 9 <td>LOB: 1</td> <td>BB: 0</td> <td>P: 14 </td>	LOB: 1	BB: 0	P: 14
	R: 0	H: 0	E: 0	K: 2	S: 8 <td>LOB: 0</td> <td>BB: 0</td> <td>P: 11 </td>	LOB: 0	BB: 0	P: 11
	R: 0	H: 1	E: 0	K: 0	S: 5 <td>LOB: 1</td> <td>BB: 0</td> <td>P: 10 </td>	LOB: 1	BB: 0	P: 10
	R: 0	H: 1	E: 0	K: 0	S: 8 <td>LOB: 0</td> <td>BB: 0</td> <td>P: 8 </td>	LOB: 0	BB: 0	P: 8
	R: 0	H: 1	E: 0	K: 0	S: 7 <td>LOB: 1</td> <td>BB: 0</td> <td>P: 9 </td>	LOB: 1	BB: 0	P: 9
	R: 2	H: 2	E: 0	K: 1	S: 10 <td>LOB: 0</td> <td>BB: 0</td> <td>P: 12 </td>	LOB: 0	BB: 0	P: 12
	R: 0	H: 0	E: 0	K: 0	S: 8 <td>LOB: 0</td> <td>BB: 0</td> <td>P: 9 </td>	LOB: 0	BB: 0	P: 9

PITCHER	IP	WLS	BF	H	R	ER	SO	BB	IBB	HBP	BLK	WP	HR	S	P	ERA	WHIP
Mike Jeffcoat, L ERA: 4.81 (1, 1)	7.1	L	30	9	6	6	5	1	0	0	0	0	2	72	107	7.36	1.364
Cecilio Guante, R ERA: 3.53 (8, 1)	0.2		2	0	0	0	0	0	0	0	0	0	0	6	6	0.00	0.000

AB R H RBI BB SO LOB

4	1	1	0	0	2	2
4	1	1	1	0	0	1
4	0	0	0	0	1	1
4	0	0	0	0	1	1
3	1	1	0	1	0	0
3	1	1	3	0	0	1
3	0	1	0	0	1	0
3	1	2	0	0	0	1
3	1	2	2	0	0	1

AB 31
R 6
H 9
RBI 6
BB 1
SO 5
LOB 8



WP: 0 PA: 32
PB: 0
SB: 0
CS: 1

Texas Rangers @ Detroit Tigers
Tiger Stadium, Detroit, MI
Wed Aug 02 1989, 7:05 PM EDT
Att: 14,884 - Unknown - 83 F

livebaseballscorecards.com

Batter	1	2	3	4	5	6	7	8	9	AB R H RBI BB SO LOB	TOP																
Cecil Espy, S OBP: 0.306, SLG: 0.326 (1, 8) X	0-0 P6		1-0 SH2-3		2-2 SH1-3	1-3 K	1-3 K			3 0 0 0 0 2 3																	
Rafael Palmeiro, L OBP: 0.359, SLG: 0.400 (1, 3) C B B B F X	3-2 1B		3-2 F9		2-1 G4-3	1-0 G3		1-3 K		5 0 1 1 0 1 3																	
Harold Baines, L OBP: 0.422, SLG: 0.510 (1, 10) B C 1 B SAFE X	2-1 F7		3-1 G5-3		4-2 E BB		3-1 1B HR 1B	0-0 G1-3		4 1 1 0 1 0 2																	
Ruben Sierra, S OBP: 0.366, SLG: 0.573 (1, 9) B C B B F X	3-1 G4-3			4-2 G5-4-3 BB	1-0 E8 1B		0-0 1B HR 1B	0-2 G4-3		4 1 2 1 1 0 1																	
Julio Franco, R OBP: 0.387, SLG: 0.472 (1, 4) C B F B B X		2-2 L8		2-1 G5-4-3 1-2f	1-0 IBB		1-2 1B HR	0-2 1B 1B		4 1 2 3 1 0 1																	
Pete Incaviglia, R OBP: 0.278, SLG: 0.435 (1, 7) C X		0-1 F8		3-0 2B	2-2 P3		1-2 G5-3	0-0 F8		5 0 1 0 0 0 4																	
Fred Manrique, R OBP: 0.341, SLG: 0.432 (1, 5) B B F B B X		3-1 1B		0-1 G4-3		0-1 HR	2-2 F9	0-0 F7		5 1 2 1 0 0 2																	
Jeff Kunkel, R OBP: 0.313, SLG: 0.441 (1, 6) S B F B X		1-1 F7			4-0 SH1-3 BB G4-3 BB	0-0 G6-3	0-0 2B	0-2 1B		4 1 2 0 1 0 1																	
Jim Sundberg, R OBP: 0.320, SLG: 0.317 (1, 2) B B B B			4-0 SH2-3 BB		4-0 G4-3 SH1-3 E BB	4-0 BB	4-0 IBB			0 1 0 0 3 0 0																	
Rick Leach, L OBP: 0.367, SLG: 0.379 (7, PH) B B B B								1-3 K		0 0 0 0 1 0 0																	
Chad Kreuter, S OBP: 0.261, SLG: 0.196 (7, 2) B B B B										0 0 0 0 0 0 0																	
Jack Daugherty, S OBP: 0.306, SLG: 0.333 (9, PH) B B B B										1 0 0 0 0 1 2																	
Inning Stats	R: 0 H: 1 E: 0 LOB: 1 K: 0 BB: 0 S: 9 P: 17	R: 0 H: 1 E: 0 LOB: 1 K: 0 BB: 0 S: 9 P: 15	R: 0 H: 0 E: 0 LOB: 1 K: 0 BB: 1 S: 8 P: 19	R: 0 H: 1 E: 0 LOB: 1 K: 0 BB: 1 S: 7 P: 16	R: 2 H: 1 E: 1 LOB: 3 K: 0 BB: 4 S: 12 P: 34	R: 1 H: 1 E: 0 LOB: 1 K: 1 BB: 1 S: 7 P: 13	R: 3 H: 4 E: 0 LOB: 2 K: 1 BB: 1 S: 16 P: 28	R: 0 H: 0 E: 0 LOB: 0 K: 1 BB: 0 S: 7 P: 8	R: 0 H: 2 E: 0 LOB: 2 K: 1 BB: 0 S: 13 P: 14	1B: 7 SF: 0 2B: 2 SAC: 2 3B: 0 DP: 1 HR: 2 HBP: 0	WP: 0 PA: 45 PB: 0 SB: 0 CS: 0																
PITCHER	IP WLS BF H R ER SO BB IBB HBP BLK WP HR S P ERA WHIP											PITCHER	IP WLS BF H R ER SO BB IBB HBP BLK WP HR S P ERA WHIP														
Jeff Robinson, R ERA: 3.89 (1, 1)	4.2		22	4	2	2	0	5	0	0	0	0	0	42	92	3.86	1.929										
Ed Nunez, R ERA: 3.76 (5, 1)	2.0		13	5	4	4	1	1	1	0	0	0	2	23	42	18.00	3.000										
Mike Henneman, R ERA: 4.62 (7, 1)	2.1	W	10	2	0	0	3	0	1	0	0	0	0	23	30	0.00	0.857										

Texas Rangers @ Detroit Tigers
Tiger Stadium, Detroit, MI
Thu Aug 03 1989, 7:05 PM EDT
Att. 16,039 - Sunny - 87 F

livebaseballscorecards.com

AB 35
R 6
H 11
RBI 6
BB 8
SO 4
LOB 19



Batter	1	2	3	4	5	6	7	8	9	AB R H RBI BB SO LOB	TOP											
Fred Manrique, R OBP: 0.344, SLG: 0.433 (1, 5) B X	1-0 1B 1B	0-1 SH1-3 1B		1-3 K		0-2 1B			2-3 K	4 1 2 1 0 2 0												
Rafael Palmeiro, L OBP: 0.361, SLG: 0.403 (1, 3) C F X	0-2 1B 1B HR	3-2 1B 1B		0-1 FC5-4 1B		2-3 K			1-3 K2-3	5 1 3 1 0 2 1												
Ruben Sierra, S OBP: 0.367, SLG: 0.571 (1, 9) F X	0-1 1B 1B HR	0-0 G6-4-3 1B		2-0 FC5-4 1-2f			2-2 F9		0-3 K	5 1 2 1 0 1 1												
Harold Baines, L OBP: 0.418, SLG: 0.504 (1, 10) X	0-0 P5	3-1 G6-4-3 1-2f		0-0 G4-3			1-1 G6-3			4 0 0 0 0 0 4												
Julio Franco, R OBP: 0.386, SLG: 0.477 (1, 4) C 1 SAFE X	0-1 HR 1-H 3-H		0-3 K		1-0 F8		1-3 K			4 1 1 3 0 2 0												
Pete Incaviglia, R OBP: 0.277, SLG: 0.439 (1, 7) B F X	1-1 G4-3		0-0 FC6-2 3B		0-0 G6-3			0-1 L7		4 0 1 0 0 0 0												
Jeff Kunkel, R OBP: 0.322, SLG: 0.458 (1, 6) C S B B X	3-2 1B		1-2 FC6-2 FC5-4 3-H			1-1 1B 3B		0-0 S 1B		4 1 3 0 0 0 1												
Jim Sundberg, R OBP: 0.312, SLG: 0.308 (1, 2) X	0-0 L9		1 SAFE 0-0 FC5-4 1-2f			2-1 P3		2-3 K 1-2		4 0 0 0 0 1 4												
Cecil Espy, S OBP: 0.306, SLG: 0.325 (1, 8) X		0-0 SH1-3 1B S		3-2 F8		0-0 G5-3		0-1 F8		4 1 1 0 0 0 2												
Inning Stats	R: 4 E: 0 K: 0 S: 15	H: 5 LOB: 1 BB: 0 P: 20	R: 1 E: 0 K: 0 S: 9	H: 3 LOB: 1 BB: 0 P: 15	R: 0 E: 0 K: 1 S: 8	H: 1 LOB: 1 BB: 0 P: 9	R: 0 E: 0 K: 1 S: 12	H: 1 LOB: 1 BB: 0 P: 18	R: 0 E: 0 K: 0 S: 3	H: 0 LOB: 0 BB: 0 P: 4	R: 1 E: 0 K: 1 S: 12	H: 2 LOB: 1 BB: 0 P: 17	R: 0 E: 0 K: 1 S: 9	H: 0 LOB: 0 BB: 0 P: 13	R: 0 E: 0 K: 1 S: 8	H: 1 LOB: 1 BB: 0 P: 10	R: 0 E: 0 K: 3 S: 9	H: 0 LOB: 0 BB: 0 P: 12	1B: 10 2B: 0 3B: 2 HR: 1	SF: 0 SAC: 1 DP: 1 HBP: 0	WP: 0 PB: 0 SB: 2 CS: 0	PA: 39
PITCHER	IP WLS BF H R ER SO BB IBB HBP BLK WP HR S P ERA WHIP																					
Dave Schmidt, R ERA: 5.59 (1, 1)	1.1 L 11 7 5 5 0 0 0 0 0 0 0 1 21 29 33.75 5.250																					
Mark Thurmond, L ERA: 3.39 (2, 1)	4.2 18 5 1 1 3 0 0 0 0 0 0 0 38 54 1.93 1.071																					
Kevin Hickey, L ERA: 2.48 (7, 1)	2.0 7 1 0 0 2 0 0 0 0 0 0 0 17 23 0.00 0.500																					
Gregg Olson, R ERA: 2.43 (9, 1)	1.0 3 0 0 0 3 0 0 0 0 0 0 0 9 12 0.00 0.000																					

Texas Rangers @ Baltimore Orioles
Memorial Stadium, Baltimore, MD
 Fri Aug 04 1989, 7:05 PM EDT
 Att. 37,754 - Unknown - 91 F

livebaseballscorecards.com

AB	38
R	6
H	13
RBI	6
BB	0
SO	8
LOB	13



Batter	1	2	3	4	5	6	7	8	9	AB	R	H	RBI	BB	SO	LOB
--------	---	---	---	---	---	---	---	---	---	----	---	---	-----	----	----	-----

Mike Devereaux, R <small>(1, 9) OBP: 0.343, SLG: 0.388</small>										3	0	0	0	2	0	2
Phil Bradley, R <small>(1, 7) OBP: 0.377, SLG: 0.437</small>										4	0	0	1	1	0	1
Cal Ripken Jr., R <small>(1, 6) OBP: 0.336, SLG: 0.412</small>										5	0	1	0	0	0	5
Mickey Tettleton, S <small>(1, 2) OBP: 0.382, SLG: 0.523</small>										3	0	1	0	2	1	4
Keith Moreland, R <small>(1, 10) OBP: 0.358, SLG: 0.398</small>										4	0	0	0	0	0	6
Jim Traber, L <small>(1, 3) OBP: 0.271, SLG: 0.326</small>										3	1	0	0	1	0	2
Craig Worthington, R <small>(1, 5) OBP: 0.339, SLG: 0.387</small>										3	2	1	2	1	1	0
Brady Anderson, L <small>(1, 8) OBP: 0.327, SLG: 0.315</small>										4	0	0	0	0	0	1
Billy Ripken, R <small>(1, 4) OBP: 0.298, SLG: 0.323</small> Joe Orsulak, L <small>(9, PH) OBP: 0.333, SLG: 0.407</small>										2	0	1	0	1	0	0
										0	1	0	0	1	0	0

Inning Stats	R: 0	H: 1	E: 0	LOB: 1	K: 0	S: 13	R: 0	H: 0	E: 0	LOB: 0	K: 1	S: 9	R: 0	H: 1	E: 0	LOB: 0	K: 0	S: 9	R: 0	H: 1	E: 1	LOB: 1	K: 0	S: 8	R: 2	H: 1	E: 0	LOB: 0	K: 0	S: 11	R: 0	H: 0	E: 1	LOB: 2	K: 0	S: 11	R: 0	H: 0	E: 0	LOB: 0	K: 0	S: 4	R: 0	H: 0	E: 1	LOB: 2	K: 0	S: 20	R: 2	H: 0	E: 1	LOB: 3	K: 1	S: 26	1B: 3	SF: 0	2B: 1	SAC: 0	3B: 0	DP: 3	HR: 1	HBP: 0	WP: 0	PA: 40
--------------	------	------	------	--------	------	-------	------	------	------	--------	------	------	------	------	------	--------	------	------	------	------	------	--------	------	------	------	------	------	--------	------	-------	------	------	------	--------	------	-------	------	------	------	--------	------	------	------	------	------	--------	------	-------	------	------	------	--------	------	-------	-------	-------	-------	--------	-------	-------	-------	--------	-------	--------

PITCHER	IP	WLS	BF	H	R	ER	SO	BB	IBB	HBP	BLK	WP	HR	S	P	ERA	WHIP
Charlie Hough, R <small>(1, 1) ERA: 4.9</small>	7.2	W	31	4	2	2	1	5	0	0	0	0	0	81	146	2.35	1.174
Jeff Russell, R <small>(8, 1) ERA: 1.75</small>	1.1	S	9	0	2	1	1	4	0	0	0	0	0	30	54	6.75	3.000

BOTTOM

Texas Rangers @ Baltimore Orioles
Memorial Stadium, Baltimore, MD

Fri Aug 04 1989, 7:05 PM EDT
 Att: 37,754 - Unknown - 91 F

livebaseballscorecards.com

AB	31
R	4
H	4
RBI	3
BB	9
SO	2
LOB	21



Batter	1	2	3	4	5	6	7	8	9	AB R H RBI BB SO LOB	TOP											
Fred Manrique, R (1, 6) OBP: 0.345, SLG: 0.430	3-3 K		1-2 1B		4-2 1B BB		0-1 G6-3		1-1 G5-3	4 1 1 0 1 1 1												
Rafael Palmeiro, L (1, 3) OBP: 0.362, SLG: 0.403	3-2 E6		3-1 FC4-6 1B		2-1 1B BB 1B		1-0 G4-3		1-1 G6-3	5 0 2 0 0 0 1												
Ruben Sierra, S (1, 8) OBP: 0.364, SLG: 0.566	3-3 K		2-1 FC4-6 1-2f		1-2 P3		1-0 G4-3			4 0 0 0 0 1 5												
Harold Baines, L (1, 9) OBP: 0.417, SLG: 0.500	1-0 F8			3-2 G4-3	4-1 1B BB			1-1 F7		3 0 0 0 1 0 1												
Julio Franco, R (1, 4) OBP: 0.384, SLG: 0.475		0-3 K		0-2 G5-3	1-1 1B			1-0 G6-3		4 0 1 1 0 1 0												
Pete Incaviglia, R (1, 7) OBP: 0.280, SLG: 0.453		0-1 G5-3		2-1 2B	1-3 K			2-2 HR		4 1 2 1 0 1 3												
Rick Leach, L (1, 10) OBP: 0.365, SLG: 0.373		2-0 L7		4-2 BB		1-1 G4-3		2-3 K		3 0 0 0 1 1 0												
Steve Buechele, R (1, 5) OBP: 0.298, SLG: 0.378			0-2 L8	0-3 K		3-1 P7			2-3 K	4 0 0 0 0 2 2												
Chad Kreuter, S (1, 2) OBP: 0.254, SLG: 0.190			3-3 K		0-0 G5-3	2-2 P4			0-1 1B	3 0 0 0 0 1 0												
Jack Daugherty, S (9, PH) OBP: 0.324, SLG: 0.353										1 0 1 0 0 0 0												
Inning Stats	R: 0 E: 1 K: 2 S: 10	H: 0 LOB: 1 BB: 0 P: 20	R: 0 E: 0 K: 1 S: 7	H: 0 LOB: 0 BB: 0 P: 9	R: 0 E: 0 K: 1 S: 13	H: 2 LOB: 2 BB: 0 P: 22	R: 0 E: 0 K: 1 S: 17	H: 1 LOB: 2 BB: 1 P: 26	R: 1 E: 0 K: 1 S: 17	H: 2 LOB: 3 BB: 2 P: 30	R: 0 E: 0 K: 0 S: 7	H: 0 LOB: 0 BB: 0 P: 13	R: 0 E: 0 K: 0 S: 4	H: 0 LOB: 0 BB: 0 P: 6	R: 1 E: 0 K: 1 S: 9	H: 1 LOB: 0 BB: 0 P: 15	R: 0 E: 0 K: 1 S: 10	H: 1 LOB: 1 BB: 0 P: 14	1B: 5 2B: 1 3B: 0 HR: 1	SF: 0 SAC: 0 DP: 0 HBP: 0	WP: 0 PB: 0 SB: 2 CS: 0	PA: 38
PITCHER	IP WLS BF H R ER SO BB IBB HBP BLK WP HR S P ERA WHIP												PITCHER	IP WLS BF H R ER SO BB IBB HBP BLK WP HR S P ERA WHIP								
Bob Milacki, R (1, 1) ERA: 4.12	8.1 W 36 7 2 2 8 3 0 0 0 0 1 90 149 2.16 1.200																					
Gregg Olson, R (9, 1) ERA: 2.4	0.2 S 2 0 0 0 0 0 0 0 0 0 0 4 6 0.00 0.000																					

Texas Rangers @ Baltimore Orioles
Memorial Stadium, Baltimore, MD

Sat Aug 05 1989, 7:05 PM EDT
Att. 48,776 - Unknown - 89 F

livebaseballscorecards.com

AB 35
R 2
H 7
RBI 2
BB 3
SO 8
LOB 13



Batter	1	2	3	4	5	6	7	8	9
Mike Devereaux, R (1, 8) OBP: 0.349, SLG: 0.392	3-2 S BB G3-1 1B	2-1 S 1B	4-2 1-2 2-3 3-H BB			0-1 G5-3			
Phil Bradley, R (1, 7) OBP: 0.378, SLG: 0.435	4-2 SAFE G3-1 S 1-2 G3 BB	4-2 SAFE 1-2 BB	1-0 F4			2-3 K			
Cal Ripken Jr., R (1, 6) OBP: 0.333, SLG: 0.409	0-2 G3-1 1-3 2-H	2-2 F9			1-3 K	0-0 F8			
Larry Sheets, L (1, 10) OBP: 0.289, SLG: 0.354	3-0 G3 3-H		0-1 E 2B		1-3 K	0-2 F7			
Randy Milligan, R (1, 3) OBP: 0.413, SLG: 0.498	4-2 BB		0-2 F9 2-H		2-3 K	3-2 G6-3			
Joe Orsulak, L (1, 9) OBP: 0.332, SLG: 0.403	1-3 K		4-2 1B WP BB		2-2 F8	0-1 P4			
Craig Worthington, R (1, 5) OBP: 0.340, SLG: 0.397		0-0 HR	0-2 BB BB 1-3 1B		0-0 F7	0-2 F7			
Bob Melvin, R (1, 2) OBP: 0.291, SLG: 0.297		3-3 K	1-0 P2		0-0 1B	1-3 K			
Billy Ripken, R (1, 4) OBP: 0.298, SLG: 0.320		1-3 K	4-0 BB 1-2 BB		0-3 K	3-2 G6-3			

Inning Stats	R: 2 E: 0 K: 1 S: 17	H: 1 LOB: 1 BB: 2 P: 32	R: 1 E: 0 K: 2 S: 16	H: 2 LOB: 2 BB: 1 P: 28	R: 2 E: 1 K: 0 S: 15	H: 2 LOB: 3 BB: 3 P: 29	R: 0 E: 0 K: 3 S: 9	H: 0 LOB: 0 BB: 0 P: 13	R: 0 E: 0 K: 1 S: 8	H: 1 LOB: 1 BB: 0 P: 10	R: 0 E: 0 K: 1 S: 6	H: 0 LOB: 0 BB: 0 P: 8	R: 0 E: 0 K: 0 S: 9	H: 0 LOB: 0 BB: 0 P: 12	R: 0 E: 0 K: 1 S: 9	H: 0 LOB: 0 BB: 0 P: 13
--------------	-------------------------------	----------------------------------	-------------------------------	----------------------------------	-------------------------------	----------------------------------	------------------------------	----------------------------------	------------------------------	----------------------------------	------------------------------	---------------------------------	------------------------------	----------------------------------	------------------------------	----------------------------------

PITCHER	IP	WLS	BF	H	R	ER	SO	BB	IBB	HBP	BLK	WP	HR	S	P	ERA	WHIP
Nolan Ryan, R (1, 1) ERA: 3.38	7.0	L	33	6	5	5	8	6	0	0	0	1	1	80	132	6.43	1.714
Cecilio Guante, R (8, 1) ERA: 3.67	1.0		3	0	0	0	1	0	0	0	0	0	0	9	13	0.00	0.000

AB R H RBI BB SO LOB

3	1	2	0	1	0	0
2	1	0	0	2	1	3
4	0	0	1	0	1	3
4	1	1	1	0	1	0
3	0	0	0	1	1	0
3	1	0	0	1	1	1
4	1	2	1	0	0	0
4	0	1	0	0	2	2
3	0	0	0	1	2	1

AB 30
R 5
H 6
RBI 3
BB 6
SO 9
LOB 10

WP: 1 PA: 36
PB: 0
SB: 3
CS: 0



Texas Rangers @ Baltimore Orioles
Memorial Stadium, Baltimore, MD
Sat Aug 05 1989, 7:05 PM EDT
Att: 48,776 - Unknown - 89 F

livebaseballscores.com

Texas Rangers @ Baltimore Orioles
 Memorial Stadium, Baltimore, MD

Sun Aug 06 1989, 3:33 AM EDT
 Att. 28,592 - Sunny - 91 F

AB	35
R	2
H	7
RBI	2
BB	6
SO	5
LOB	18



AB	R	H	RBI	BB	SO	LOB
5	0	1	0	0	2	2
3	0	0	0	2	0	3
5	1	1	0	0	0	2
5	0	1	0	0	1	1
4	0	1	0	1	0	1
4	0	1	1	0	0	3
1	0	0	0	0	0	1
3	1	1	1	2	0	2
2	0	0	0	1	1	2
3	0	1	0	0	1	1

Batter	1	2	3	4	5	6	7	8	9	10
Cecil Espy, S OBP: 0.304, SLG: 0.323 (1, 8)	0-3 K	1 SAFE 2-3 K		1-1 B5-3		1-1 F8			2-2 CS 1B	
Rafael Palmeiro, L OBP: 0.362, SLG: 0.400 (1, 3)	4-2 FC1-6 BB	1 SAFE 1-1 F7		4-2 BB			2-1 F9		1 SAFE 2-2 L3	
Ruben Sierra, S OBP: 0.362, SLG: 0.561 (1, 9)	0-1 FC1-6 1B		1-1 S 1B	0-0 F7			3-1 G4-3			1-1 G4-3
Harold Baines, L OBP: 0.414, SLG: 0.496 (1, 10)	1 SAFE 0-2 BB 1B		1 SAFE 0-3 K	1-2 K		3-2 F8	0-0 F8			0-0 F8
Julio Franco, R OBP: 0.385, SLG: 0.475 (1, 4)	4-2 BB		0-1 P4			3-2 F9		0-2 G6-3		1-1 E 2B
Rick Leach, L OBP: 0.362, SLG: 0.370 Pete Incaviglia, R OBP: 0.279, SLG: 0.451 (1, 7) (9, 7)	2-2 L6		2-0 1B			0-1 G4-3		1-2 P5		1-0 E5 FC6-4
Steve Buechele, R OBP: 0.302, SLG: 0.386 (1, 5)		2-2 HR	4-2 BB			4-2 SH1-4 BB		1-1 G6-3		0-2 FC6-4
Chad Kreuter, S OBP: 0.256, SLG: 0.186 (1, 2)		1-0 G5-3	2-3 K			0-0 SH1-4			4-2 1B SH1-4 BB	
Jeff Kunkel, R OBP: 0.322, SLG: 0.456 (1, 6)		1-1 1B		0-1 F8		1-3 K			0-0 SH1-4	

Inning Stats	R: 0	H: 1	E: 0	K: 1	S: 18	H: 3	BB: 2	P: 28	R: 1	H: 2	E: 0	K: 1	S: 11	R: 1	H: 2	E: 0	K: 2	S: 17	R: 0	H: 0	E: 0	K: 0	S: 9	R: 0	H: 0	E: 0	K: 0	S: 14	R: 0	H: 0	E: 0	K: 1	S: 10	R: 0	H: 0	E: 0	K: 0	S: 5	R: 0	H: 0	E: 0	K: 0	S: 8	R: 0	H: 1	E: 0	K: 0	S: 9	R: 0	H: 1	E: 1	K: 0	S: 9	1B: 5	2B: 1	3B: 0	HR: 1	SF: 0	SAC: 2	DP: 0	HBP: 0	WP: 0	PB: 0	SB: 1	CS: 1	PA: 43
--------------	------	------	------	------	-------	------	-------	-------	------	------	------	------	-------	------	------	------	------	-------	------	------	------	------	------	------	------	------	------	-------	------	------	------	------	-------	------	------	------	------	------	------	------	------	------	------	------	------	------	------	------	------	------	------	------	------	-------	-------	-------	-------	-------	--------	-------	--------	-------	-------	-------	-------	--------

PITCHER	IP	WLS	BF	H	R	ER	SO	BB	IBB	HBP	BLK	WP	HR	S	P	ERA	WHIP
Pete Harnisch, R ERA: 5.55 (1, 1)	8.1		37	6	2	2	5	6	0	0	0	0	1	98	154	2.16	1.440
Mark Williamson, R ERA: 3.08 (9, 1)	1.2	W	6	1	0	0	0	0	0	0	0	0	0	12	17	0.00	0.600

PITCHER	IP	WLS	BF	H	R	ER	SO	BB	IBB	HBP	BLK	WP	HR	S	P	ERA	WHIP
---------	----	-----	----	---	---	----	----	----	-----	-----	-----	----	----	---	---	-----	------

Batter	1	2	3	4	5	6	7	8	9	10	AB	R	H	RBI	BB	SO	LOB
Mike Devereaux, R OBP: 0.346, SLG: 0.401 (1, 8)	1-1 G4-3		2-2 F9			3-2 G6-3		2-2 P4		2-1 HR	5	1	1	1	0	0	0
Phil Bradley, R OBP: 0.377, SLG: 0.433 (1, 7)	0-1 G4-3		0-2 L3			2-1 1B			1-2 G3		4	0	1	0	0	0	0
Cal Ripken Jr., R OBP: 0.333, SLG: 0.407 (1, 6)	1-1 G3-1		0-1 G5-3			2-3 K			1-1 2B E 1B		4	1	1	0	0	1	1
Keith Moreland, R OBP: 0.359, SLG: 0.402 (1, 10)		1-0 G6-3		1-0 G4-6-3 1B		1-1 P3			0-2 E 1-3 2B		4	0	2	0	0	0	1
Brady Anderson, L OBP: 0.327, SLG: 0.315 (9, PR)											0	0	0	0	0	0	0
Randy Milligan, R OBP: 0.415, SLG: 0.498 (1, 3)		3-3 K		0-1 G4-6-3 1-2f		2-2 G4-6-3 1B			3-2 E8 1B		4	0	2	1	0	1	1
Joe Orsulak, L OBP: 0.334, SLG: 0.402 (1, 9)		0-0 2B 1B		0-1 F9		0-0 B2			2-3 3-H 4-0 IBB		3	1	1	0	1	0	1
Craig Worthington, R OBP: 0.339, SLG: 0.394 (1, 5)		4-2 2B 1-2 BB			2-1 P5		2-2 G4-6-3 1-2f		3-3 K		3	0	0	0	1	1	4
Bob Melvin, R OBP: 0.290, SLG: 0.302 (1, 2)		0-0 1-3 2-H 2B			1-3 K				0-0 G1-3		4	0	1	1	0	1	3
Billy Ripken, R OBP: 0.296, SLG: 0.318 (1, 4)		3-3 K			2-3 K				0-0 G1-3		2	0	0	0	0	2	2
Larry Sheets, L OBP: 0.288, SLG: 0.353 (8, PH)											1	0	0	0	0	0	0
Rene Gonzales, R OBP: 0.293, SLG: 0.292 (9, 4)										0-1 G5-3	1	0	0	0	0	0	0

Inning Stats	R: 0	H: 0	E: 0	K: 0	S: 6	H: 0	LOB: 0	BB: 0	P: 8	R: 1	H: 2	E: 0	K: 2	S: 17	H: 2	LOB: 2	BB: 1	P: 28	R: 0	H: 0	E: 0	K: 0	S: 8	H: 0	LOB: 0	BB: 0	P: 10	R: 0	H: 1	E: 0	K: 0	S: 5	H: 0	LOB: 0	BB: 0	P: 6	R: 0	H: 0	E: 0	K: 2	S: 11	H: 0	LOB: 0	BB: 0	P: 16	R: 0	H: 1	E: 0	K: 1	S: 10	H: 1	LOB: 0	BB: 0	P: 18	R: 0	H: 1	E: 0	K: 0	S: 8	H: 1	LOB: 0	BB: 0	P: 12	R: 0	H: 0	E: 0	K: 0	S: 6	H: 0	LOB: 0	BB: 0	P: 11	R: 1	H: 3	E: 1	K: 1	S: 18	H: 3	LOB: 3	BB: 1	P: 30	R: 0	H: 1	E: 0	K: 0	S: 4	H: 1	LOB: 0	BB: 0	P: 6	1B: 6	SF: 0	2B: 2	SAC: 0	3B: 0	DP: 2	HR: 1	HBP: 0	WP: 0	PA: 37
--------------	------	------	------	------	------	------	--------	-------	------	------	------	------	------	-------	------	--------	-------	-------	------	------	------	------	------	------	--------	-------	-------	------	------	------	------	------	------	--------	-------	------	------	------	------	------	-------	------	--------	-------	-------	------	------	------	------	-------	------	--------	-------	-------	------	------	------	------	------	------	--------	-------	-------	------	------	------	------	------	------	--------	-------	-------	------	------	------	------	-------	------	--------	-------	-------	------	------	------	------	------	------	--------	-------	------	-------	-------	-------	--------	-------	-------	-------	--------	-------	--------

PITCHER	IP	WLS	BF	H	R	ER	SO	BB	IBB	HBP	BLK	WP	HR	S	P	ERA	WHIP
Kevin Brown, R ERA: 2.88 (1, 1)	8.1		31	7	2	2	5	1	0	0	0	0	0	79	119	2.16	0.960
Jeff Russell, R ERA: 1.9 (9, 1)	1.0	L	6	2	1	1	1	0	1	0	0	0	1	14	26	9.00	2.000

BOTTOM

Texas Rangers @ Baltimore Orioles
 Memorial Stadium, Baltimore, MD

Sun Aug 06 1989, 3:33 AM EDT
 Att: 28,592 - Sunny - 91 F

livebaseballscorecards.com

AB	35
R	3
H	9
RBI	3
BB	2
SO	6
LOB	13



Batter	1	2	3	4	5	6	7	8	9	AB R H RBI BB SO LOB	TOP											
Cecil Espy, S (1, 8) OBP: 0.306, SLG: 0.321	3-2 G4-3		4-1 BB			4-0 L3 BB		1-3 K		2 0 0 0 2 1 2												
Rafael Palmeiro, L (1, 3) OBP: 0.356, SLG: 0.392	1-1 P7		2-0 P5			0-0 L3			0-3 K	4 0 0 0 0 1 2												
Ruben Sierra, S (1, 9) OBP: 0.357, SLG: 0.553 Rick Leach, L (9, PH) OBP: 0.365, SLG: 0.374	1-1 G3-1				2-2 P4		2-2 F7		1-0 1B 1B	3 0 0 0 0 0 0 1 0 1 0 0 0 0												
Harold Baines, L (1, 10) OBP: 0.417, SLG: 0.497		1-0 FC6 1B		2-2 G6-3 1B		1-1 G1-3		1-0 1B	1-0 1B	4 0 3 0 0 0 0 4 0 0 0 0 0 0												
Julio Franco, R (1, 4) OBP: 0.378, SLG: 0.466		2-2 P4		0-0 G6-3		3-1 F9		1-0 F9		4 0 0 0 0 0 3												
Pete Incaviglia, R (1, 7) OBP: 0.279, SLG: 0.449		3-1 F9			2-3 K		1-3 K			3 0 0 0 0 2 1												
Steve Buechele, R (1, 5) OBP: 0.300, SLG: 0.391		0-1 FC6			2-1 G5-3		0-0 G5-3			3 0 0 0 0 0 1												
Jim Sundberg, R (1, 2) OBP: 0.304, SLG: 0.299 Jack Daugherty, S (8, PH) OBP: 0.342, SLG: 0.353 Mike Stanley, R (8, 2) OBP: 0.261, SLG: 0.190			3-2 G6-3		1-0 F8		4-0 2B BB			2 0 0 0 0 0 0 0 0 0 0 1 0 0 0 0 0 0 0 0 0												
Jeff Kunkel, R (1, 6) OBP: 0.317, SLG: 0.452			1-3 K		2-1 G6-3		1-0 2B			3 0 1 0 0 1 0												
Inning Stats	R: 0 E: 0 K: 0 S: 9	H: 0 LOB: 0 BB: 0 P: 14	R: 0 E: 0 K: 0 S: 8	H: 1 LOB: 1 BB: 0 P: 14	R: 0 E: 0 K: 1 S: 11	H: 0 LOB: 1 BB: 1 P: 20	R: 0 E: 0 K: 0 S: 7	H: 1 LOB: 0 BB: 0 P: 11	R: 0 E: 0 K: 1 S: 7	H: 0 LOB: 0 BB: 0 P: 12	R: 0 E: 0 K: 0 S: 3	H: 0 LOB: 0 BB: 1 P: 9	R: 0 E: 0 K: 0 S: 7	H: 0 LOB: 0 BB: 0 P: 13	R: 0 E: 0 K: 2 S: 8	H: 1 LOB: 2 BB: 1 P: 15	R: 0 E: 0 K: 1 S: 6	H: 2 LOB: 1 BB: 0 P: 9	1B: 4 2B: 2 3B: 0 HR: 0	SF: 0 SAC: 0 DP: 2 HBP: 0	WP: 0 PB: 0 SB: 0 CS: 0	PA: 32
PITCHER	IP WLS BF H R ER SO BB IBB HBP BLK WP HR S P ERA WHIP																					
Mauro Gozzo, R (1, 1) ERA: 3.22	8.0 W 28 3 0 0 4 3 0 0 0 0 0 0 60 108 0.00 0.750																					
Duane Ward, R (9, 1) ERA: 3.22	1.0 4 2 0 0 1 0 0 0 0 0 0 0 6 9 0.00 2.000																					

Texas Rangers @ Toronto Blue Jays
SkyDome, Toronto, ON
Tue Aug 08 1989, 7:05 PM EDT
Att. 48,689 - Unknown - 65 F

livebaseballscorecards.com

AB	29
R	0
H	5
RBI	0
BB	3
SO	5
LOB	9



Batter	1	2	3	4	5	6	7	8	9
Tony Fernandez, S OBP: 0.277, SLG: 0.361 (1, 6)	3-3 K		1 SAFE 4-0 1-2 BB	0-3 K		1-0 FC6-4 1B		0-0 G5-3	
Junior Felix, S OBP: 0.338, SLG: 0.425 (1, 9)	3-2 P7		0-3 K		2-2 G5-3 1B	0-1 FC6-4 1-2f			
Kelly Gruber, R OBP: 0.337, SLG: 0.453 (1, 5)	1-2 F9		1-1 SF7		0-3 K		0-1 1B 2B		
George Bell, R OBP: 0.325, SLG: 0.431 (1, 10)		1-2 P8	2-3 K		1 SAFE 1 SAFE G5-3	1-2 G5-4-3 1B			
Fred McGriff, L OBP: 0.391, SLG: 0.579 (1, 3)		1-1 HR		4-1 G3-1 G4-3 HR BB	4-1 BB		2-0 G5-4-3 1-2f		
Ernie Whitt, L OBP: 0.378, SLG: 0.449 (1, 2)		0-1 F7		1 SAFE 1 SAFE 1 SAFE G4-3	0-0 G1-4-3		2-3 K		
Lloyd Moseby, L OBP: 0.296, SLG: 0.350 (1, 8)		1-2 G5-3		4-1 G3-1 HR BB		0-0 F7		3-2 F8	
Mookie Wilson, S OBP: 0.224, SLG: 0.281 (1, 7)			1-1 1B 2B	0-2 G3-1	1-2 2-3	1-0 G5-3		2-0 F7	
Nelson Liriano, S OBP: 0.329, SLG: 0.376 (1, 4)			1-1 SF7 2-H	3-1 HR		1-2 1B		4-1 BB	

Inning Stats	R: 0	H: 0	E: 0	K: 1	S: 9	R: 1	H: 1	E: 0	K: 0	S: 10	R: 2	H: 2	E: 0	K: 2	S: 17	R: 3	H: 1	E: 0	K: 1	S: 13	R: 0	H: 1	E: 0	K: 1	S: 13	R: 0	H: 2	E: 0	K: 0	S: 9	R: 1	H: 2	E: 0	K: 1	S: 8	R: 0	H: 0	E: 0	K: 0	S: 6	R: 4	H: 1	E: 0	K: 1	S: 11	R: 3	H: 4	E: 0	K: 3	S: 10
1B: 5	SF: 1	2B: 2	SAC: 0	3B: 0	DP: 1	HR: 2	HBP: 0	WP: 0	PA: 37	SB: 3	CS: 0																																							

PITCHER	IP	WLS	BF	H	R	ER	SO	BB	IBB	HBP	BLK	WP	HR	S	P	ERA	WHIP
Bobby Witt, R ERA: 5.36 (1, 1)	4.2	L	22	5	6	6	5	3	0	0	0	0	2	60	93	11.57	1.714
Drew Hall, L ERA: 4.58 (5, 1)	2.1		11	4	1	1	1	1	0	0	0	0	0	19	32	3.86	2.143
Kenny Rogers, L ERA: 2.94 (8, 1)	1.0		4	0	0	0	0	1	0	0	0	0	0	6	15	0.00	1.000

BOTTOM

Texas Rangers @ Toronto Blue Jays
 SkyDome, Toronto, ON
 Tue Aug 08 1989, 7:05 PM EDT
 Att: 48,689 - Unknown - 65 F

livebaseballscorecards.com

AB	31
R	7
H	9
RBI	7
BB	5
SO	6
LOB	14



Batter	1	2	3	4	5	6	7	8	9	AB R H RBI BB SO LOB	TOP											
Cecil Espy, S (1, 8) OBP: 0.305, SLG: 0.318	1-3 K	1-3 SAFE K		1-0 L8			0-0 G4-3		4-2 BB	4 0 0 0 1 2 4												
Rafael Palmeiro, L (1, 3) OBP: 0.352, SLG: 0.388	2-1 G4-3		2-1 F9		3-2 F8		1-0 F9		0-3 K	5 0 0 0 0 1 4												
Harold Baines, L (1, 10) OBP: 0.415, SLG: 0.503	2-2 HR		0-2 G4-3		3-1 L6			0-1 G5-3		4 1 1 1 0 0 0												
Ruben Sierra, S (1, 9) OBP: 0.354, SLG: 0.548	2-1 G3-1		3-2 G4-3		1-0 G4-3			2-2 G5-3		4 0 0 0 0 0 0												
Julio Franco, R (1, 4) OBP: 0.379, SLG: 0.466		1-2 2B 1B		0-1 G6-3 1B 1B		1-1 G6-3		0-0 F9		4 2 2 0 0 0 0												
Pete Incaviglia, R (1, 7) OBP: 0.276, SLG: 0.443		1 SAFE 0-0 F6		1-3 K		1-1 G6-3		0-1 F8		4 0 0 0 0 1 2												
Steve Buechele, R (1, 5) OBP: 0.302, SLG: 0.393		1 SAFE 1 SAFE 1B 1B	2-1 1B 2B	4-0 1B G6-3 BB		2-2 P6		0-0 G5-3		3 1 1 1 1 0 0												
Jim Sundberg, R (1, 2) OBP: 0.309, SLG: 0.304		1-3 K		2-1 G6-3			2-1 G4-3 SH2-3 1B	1-2 BB 1B		4 0 2 0 0 1 3												
Chad Kreuter, S (9, PR) OBP: 0.256, SLG: 0.186				1-2 2-3 1B						0 0 0 0 0 0 0												
Fred Manrique, R (1, 6) OBP: 0.350, SLG: 0.432		1-0 1B		0-1 1B		1 SAFE 1-0 SH2-3		1-2 BB 1B		2 0 2 2 0 0 0												
Jeff Kunkel, R (7, 6) OBP: 0.321, SLG: 0.455				2-3 3-H 1B						1 0 1 0 0 0 0												
Inning Stats	R: 1 E: 0 K: 1 S: 11	H: 1 LOB: 0 BB: 0 P: 18	R: 2 E: 0 K: 2 S: 15	H: 3 LOB: 1 BB: 0 P: 21	R: 0 E: 0 K: 0 S: 9	H: 0 LOB: 0 BB: 0 P: 14	R: 1 E: 0 K: 1 S: 10	H: 2 LOB: 2 BB: 1 P: 18	R: 0 E: 0 K: 0 S: 6	H: 0 LOB: 0 BB: 0 P: 13	R: 0 E: 0 K: 0 S: 8	H: 0 LOB: 0 BB: 0 P: 12	R: 0 E: 0 K: 0 S: 6	H: 1 LOB: 1 BB: 0 P: 9	R: 0 E: 0 K: 0 S: 6	H: 0 LOB: 0 BB: 0 P: 8	R: 0 E: 0 K: 1 S: 14	H: 2 LOB: 3 BB: 1 P: 20	1B: 7 2B: 1 3B: 0 HR: 1	SF: 0 SAC: 1 DP: 0 HBP: 0	WP: 0 PB: 0 SB: 1 CS: 0	PA: 38
PITCHER	IP WLS BF H R ER SO BB IBB HBP BLK WP HR S P ERA WHIP																					
Dave Stieb, R (1, 1) ERA: 3.96	7.0 L 29 7 4 4 4 1 0 0 0 0 0 1 65 105 5.14 1.143																					
Tony Castillo, L (8, 1) ERA: 7.2	1.0 3 0 0 0 0 0 0 0 0 0 0 0 6 8 0.00 0.000																					
Tom Henke, R (9, 1) ERA: 2.89	1.0 6 2 0 0 0 1 1 0 0 0 0 0 14 20 0.00 3.000																					

Texas Rangers @ Toronto Blue Jays
SkyDome, Toronto, ON
Wed Aug 09 1989, 7:05 PM EDT
Att. 48,962 - Unknown - 70 F

livebaseballscorecards.com

AB	35
R	4
H	9
RBI	4
BB	2
SO	5
LOB	13



Batter	1	2	3	4	5	6	7	8	9	AB	R	H	RBI	BB	SO	LOB
Tony Fernandez, S OBP: 0.274, SLG: 0.357 (1, 6)	2-2 G4-3	3-1 G3			1-1 F7		2-2 G6-3			4	0	0	1	0	0	1
Junior Felix, S OBP: 0.337, SLG: 0.421 (1, 9)	4-1 PB BLK BB	3-2 G4-3			2-2 P2		1-3 K			3	0	0	0	1	1	1
Kelly Gruber, R OBP: 0.336, SLG: 0.450 (1, 5)	2-3 K				2-3 K				1-3 K	2	0	0	0	0	1	1
Tom Lawless, R OBP: 0.283, SLG: 0.241 (4, 5)	1-2 K				0-1 G3					2	0	0	0	0	2	0
George Bell, R OBP: 0.327, SLG: 0.432 (1, 7)	4-0 PB BB				0-1 F8		1-0 G1-6-3 2B		0-2 L7	3	0	1	0	1	0	0
Fred McGriff, L OBP: 0.390, SLG: 0.574 (1, 3)	1-1 F8				2-3 K		4-0 G1-6-3 BB		2-2 F8	3	0	0	0	1	1	2
Ernie Whitt, L OBP: 0.381, SLG: 0.449 (1, 2)		1-1 HR 1B			4-0 S BB		3-2 G1-6-3 1-2f 2-3		3-2 1B	2	1	1	0	1	0	2
Pat Borders, R OBP: 0.305, SLG: 0.358 (9, PH)		3-2 HR			3-1 F8		2-1 L3		1-0 F7	0	0	0	0	0	0	0
Manuel Lee, S OBP: 0.313, SLG: 0.349 (9, PH)		1-1 HR			0-2 G4-3		0-2 SH1-3 G6-3 2B		2-2 F8	1	0	1	0	0	0	0
Lee Mazzilli, S OBP: 0.365, SLG: 0.382 (1, 10)		3-2 HR			1-2 G4-3		1-1 G4-3		1-0 F7	4	1	1	2	0	0	3
Mookie Wilson, S OBP: 0.228, SLG: 0.288 (1, 8)		0-1 G3 S 1B			1-2 G4-3				1 SAFE 2-2 F8	4	1	2	0	0	0	2
Nelson Liriano, S OBP: 0.326, SLG: 0.372 (1, 4)		3-2 P5			1-1 G4-3		1-1 SH1-3		1-2 G4-3	3	0	0	0	0	0	3

Inning Stats	R: 0	H: 0	E: 0	K: 1	S: 10	R: 2	H: 3	E: 0	K: 0	S: 17	R: 0	H: 0	E: 0	K: 1	S: 7	R: 0	H: 0	E: 0	K: 0	S: 7	R: 0	H: 1	E: 0	K: 0	S: 6	R: 1	H: 1	E: 0	K: 1	S: 15	R: 0	H: 0	E: 0	K: 1	S: 10	R: 0	H: 1	E: 0	K: 0	S: 12	1B: 3	2B: 2	3B: 0	HR: 1	SF: 0	SAC: 1	DP: 1	HBP: 0	WP: 0	PB: 1	SB: 2	CS: 0	PA: 36
--------------	------	------	------	------	-------	------	------	------	------	-------	------	------	------	------	------	------	------	------	------	------	------	------	------	------	------	------	------	------	------	-------	------	------	------	------	-------	------	------	------	------	-------	-------	-------	-------	-------	-------	--------	-------	--------	-------	-------	-------	-------	--------

PITCHER	IP	WLS	BF	H	R	ER	SO	BB	IBB	HBP	BLK	WP	HR	S	P	ERA	WHIP
Charlie Hough, R ERA: 4.88 (1, 1)	6.0	W	26	5	3	3	3	4	0	0	1	0	1	58	109	4.50	1.500
Kenny Rogers, L ERA: 2.82 (7, 1)	2.0		6	0	0	0	2	0	0	0	0	0	0	22	29	0.00	0.000
Jeff Russell, R ERA: 1.86 (9, 1)	1.0	S	4	1	0	0	0	0	0	0	0	0	0	12	18	0.00	1.000

BOTTOM

Texas Rangers @ Toronto Blue Jays
SkyDome, Toronto, ON
 Wed Aug 09 1989, 7:05 PM EDT
 Att: 48,962 - Unknown - 70 F

AB	31
R	3
H	6
RBI	3
BB	4
SO	5
LOB	15



WP	HR	S	P	ERA	WHIP
0	1	18	12	0.00	1.000

livebaseballscorecards.com

Batter	1	2	3	4	5	6	7	8	9	AB R H RBI BB SO LOB	TOP	
Gary Pettis, S OBP: 0.369, SLG: 0.312 (1, 8) B X	1-0 G6-3 ①		0-0 G3 ②		4-1 S BB			1-3 K ①		3 0 0 0 1 1 1		
Alan Trammell, R OBP: 0.312, SLG: 0.324 (1, 6) C B F X	1-2 L8 ②		4-2 BB BB		2-1 G6-3 ③			2-2 L6 ②		3 0 0 0 1 0 1		
Lou Whitaker, L OBP: 0.369, SLG: 0.501 (1, 4) B B B	4-0 BB		4-2 1-2 BB		4-2 FC3-6 BB			1-3 K ③		1 0 0 0 3 1 0		
Fred Lynn, L OBP: 0.310, SLG: 0.320 (1, 7) C S F B S	2-3 K ③		0-3 K ③		2-3 K ①			2-3 K ①		4 0 0 0 0 4 5		
Dave Bergman, L OBP: 0.335, SLG: 0.336 (1, 3) C B X		1-1 L8 ①		0-1 L8 ①		1-2 FC3-6 1-2f		0-1 2B G3-1 1B		4 1 1 0 0 0 1		
Matt Nokes, L OBP: 0.295, SLG: 0.404 (1, 10) B C T C X		1-3 K ②		0-0 G4-3 ②		3-2 F9 ③		0-2 G3-1 1-3 2B		4 0 1 0 0 1 1		
Chet Lemon, R OBP: 0.328, SLG: 0.335 (1, 9) C X		0-1 G6-3 ③		1-3 K ③			1-0 F9 ①	2-2 G3-1 2-3 3-H 2-3		4 0 0 1 0 1 1		
Doug Strange, S OBP: 0.231, SLG: 0.254 (1, 5) C T F B S			4-2 G3 S BB		2-3 K ①		0-3 K ②	2-3 K ③		3 0 0 0 1 3 1		
Mike Heath, R OBP: 0.322, SLG: 0.444 (1, 2) B S T C B L C			3-3 K ①		2-3 K ②		2-3 K ③			3 0 0 0 0 3 1		
Inning Stats	R: 0 E: 0 K: 1 S: 8 H: 0 LOB: 1 BB: 1 P: 16	R: 0 E: 0 K: 1 S: 7 H: 0 LOB: 0 BB: 0 P: 9	R: 0 E: 0 K: 2 S: 18 H: 0 LOB: 3 BB: 3 P: 33	R: 0 E: 0 K: 1 S: 6 H: 0 LOB: 0 BB: 0 P: 7	R: 0 E: 0 K: 2 S: 10 H: 0 LOB: 1 BB: 1 P: 20	R: 0 E: 1 K: 1 S: 15 H: 0 LOB: 1 BB: 1 P: 25	R: 0 E: 0 K: 2 S: 8 H: 0 LOB: 0 BB: 0 P: 11	R: 0 E: 0 K: 2 S: 13 H: 0 LOB: 0 BB: 0 P: 17	R: 1 E: 0 K: 2 S: 14 H: 2 LOB: 1 BB: 0 P: 20	1B: 1 2B: 1 3B: 0 HR: 0 SF: 0 SAC: 0 DP: 0 HBP: 0	WP: 0 PB: 0 SB: 2 CS: 0 PA: 35	
PITCHER	IP WLS BF H R ER SO BB IBB HBP BLK WP HR S P ERA WHIP											
Nolan Ryan, R ERA: 3.27 (1, 1)	8.1 W 33 2 1 1 13 6 0 0 0 0 0 0 93 148 1.08 0.960											
Jeff Russell, R ERA: 1.84 (9, 1)	0.2 S 2 0 0 0 1 0 0 0 0 0 0 0 6 10 0.00 0.000											

Detroit Tigers @ Texas Rangers
Arlington Stadium, Arlington, TX
Thu Aug 10 1989, 8:05 PM EDT
Att. 35,266 - Unknown - 80 F

livebaseballscorecards.com

AB 29
R 1
H 2
RBI 1
BB 6
SO 14
LOB 12



Batter	1	2	3	4	5	6	7	8	9
Cecil Espy, S OBP: 0.305, SLG: 0.318 (1, 8) M B C B X	2-2 F7 X	0-0 B1 2			0-1 SH5-4 1-2 F X		2-2 G4-6-3 1-2 1B F B B X		
Rafael Palmeiro, L OBP: 0.351, SLG: 0.385 (1, 3) B C F B B B B	4-2 2B BB	0-1 F8 3			0-0 L8 2		2-0 G4-6-3 1-2 2-3 1 2		
Harold Baines, L OBP: 0.414, SLG: 0.503 (1, 10) F B B X	2-2 1B 1-H 2B		2-3 K 1		2-1 G3-1 3		0-0 G3-1 3		
Ruben Sierra, S OBP: 0.355, SLG: 0.553 (1, 9) B B B B	4-0 1B BB		1-0 L8 2		3-0 HR B B B X		0-2 G4-3 1		
Julio Franco, R OBP: 0.378, SLG: 0.464 (1, 4) B X	1-0 1B 1-2 2-3		0-1 F8 3		0-1 G5-3 C X		2-2 L9 2		
Pete Incaviglia, R OBP: 0.276, SLG: 0.450 (1, 7) F B B B X	3-2 F6 2			2-2 G1-3 1		0-0 F8 2		2-0 HR B B X	
Steve Buechele, R OBP: 0.301, SLG: 0.392 (1, 5) B S B F S	2-3 K 3			2-2 G5-3 2		2-3 K 3		3-0 1B B B B X	
Chad Kreuter, S OBP: 0.256, SLG: 0.217 (1, 2) C B F B X		3-2 F9 1		3-2 F9 3			0-0 HR X	0-0 L7 3	
Jeff Kunkel, R OBP: 0.327, SLG: 0.465 (1, 6) X		0-0 2B			0-0 SH5-4 1B X		1-0 G4-6-3 1B B X		

AB	R	H	RBI	BB	SO	LOB
3	0	1	0	0	0	1
3	1	0	0	1	0	4
4	0	1	1	0	1	2
3	1	1	1	1	0	0
4	0	1	0	0	0	0
4	1	1	1	0	0	3
4	0	1	0	0	2	3
4	1	1	1	0	0	1
2	0	2	0	0	0	0
1	0	1	0	0	0	0
1B: 5	SF: 0					
2B: 2	SAC: 1					
3B: 0	DP: 1					
HR: 3	HBP: 0					

BOTTOM

Detroit Tigers @ Texas Rangers
Arlington Stadium, Arlington, TX
Thu Aug 10 1989, 8:05 PM EDT
Att: 35,266 - Unknown - 80 F

AB	32
R	4
H	10
RBI	4
BB	2
SO	3
LOB	14



Inning Stats	R: 1	H: 2	E: 0	K: 1	S: 16	LOB: 3	BB: 2	P: 34
	R: 0	H: 1	E: 0	K: 0	S: 8	LOB: 1	BB: 0	P: 11
	R: 0	H: 0	E: 0	K: 1	S: 6	LOB: 0	BB: 0	P: 9
	R: 0	H: 0	E: 0	K: 0	S: 10	LOB: 0	BB: 0	P: 17
	R: 0	H: 1	E: 0	K: 0	S: 6	LOB: 1	BB: 0	P: 8
	R: 1	H: 1	E: 0	K: 1	S: 9	LOB: 0	BB: 0	P: 14
	R: 1	H: 3	E: 0	K: 0	S: 7	LOB: 1	BB: 0	P: 12
	R: 1	H: 2	E: 0	K: 0	S: 10	LOB: 1	BB: 0	P: 17

PITCHER	IP	WLS	BF	H	R	ER	SO	BB	IBB	HBP	BLK	WP	HR	S	P	ERA	WHIP
Doyle Alexander, R ERA: 4.43 (1, 1)	8.0	L	35	10	4	4	3	2	0	0	0	0	3	72	122	4.50	1.500

PITCHER	IP	WLS	BF	H	R	ER	SO	BB	IBB	HBP	BLK	WP	HR	S	P	ERA	WHIP

WP: 0	PA: 35
PB: 0	
SB: 0	
CS: 0	

Batter	1	2	3	4	5	6	7	8	9
Cecil Espy, S OBP: 0.307, SLG: 0.319 (1, 8)	1-1 E7 F8 1B	3-2 S 2B 1B		0-1 G6-3		0-3 K		0-2 P4	
Fred Manrique, R OBP: 0.349, SLG: 0.434 (1, 6)	2-2 F8 2-3	SAFE 1-0 1B 2B		3-3 K		2-2 P5		0-3 K	
Ruben Sierra, S OBP: 0.356, SLG: 0.559 (1, 9)	0-0 P2	1-1 HR 1B		1-0 HR		2-3 K			
Julio Franco, R OBP: 0.379, SLG: 0.470 (1, 4)	4-1 BB	1-0 HR		0-3 K			1-2 F8		
Harold Baines, L OBP: 0.411, SLG: 0.499 (1, 10)	0-1 G3	3-2 F8		2-2 G2-3			1-3 K		
Rick Leach, L OBP: 0.364, SLG: 0.372 (7, PH)									
Pete Incaviglia, R OBP: 0.281, SLG: 0.460 (1, 7)		1-1 HR	2-3 K		4-1 CS BB BB		4-1 BB		
Steve Buechele, R OBP: 0.301, SLG: 0.389 (1, 5)		1-3 K	1-1 L7		4-0 BB		0-0 L5-3		
Chad Kreuter, S OBP: 0.258, SLG: 0.220 (1, 2)		2-2 G6-3	3-2 1B		3-3 SAFE K			0-0 1B	
Mike Stanley, R OBP: 0.271, SLG: 0.203 (8, PH) (9, 2)									
Jack Daugherty, S OBP: 0.357, SLG: 0.474 (1, 3)		0-0 HR	1-1 G4-3			3-2 WP 2B		3-2 F7	

Inning Stats	R: 0	H: 1	E: 1	K: 0	S: 9	LOB: 2	BB: 1	P: 16
	R: 6	H: 6	E: 0	K: 1	S: 21	LOB: 0	BB: 0	P: 34
	R: 0	H: 1	E: 0	K: 1	S: 11	LOB: 1	BB: 0	P: 18
	R: 1	H: 1	E: 0	K: 2	S: 13	LOB: 0	BB: 0	P: 17
	R: 0	H: 0	E: 0	K: 1	S: 7	LOB: 2	BB: 2	P: 20
	R: 0	H: 1	E: 0	K: 2	S: 15	LOB: 1	BB: 0	P: 22
	R: 0	H: 0	E: 0	K: 1	S: 8	LOB: 1	BB: 1	P: 14
	R: 0	H: 1	E: 0	K: 1	S: 10	LOB: 1	BB: 0	P: 13

PITCHER	IP	WLS	BF	H	R	ER	SO	BB	IBB	HBP	BLK	WP	HR	S	P	ERA	WHIP
Frank Tanana, L ERA: 3.7 (1, 1)	1.2	L	13	7	6	6	1	1	0	0	0	0	3	25	42	32.40	4.800
Charles Hudson, R ERA: 6.35 (2, 1)	3.1		13	2	1	1	4	2	0	0	0	0	1	36	63	2.70	1.200
Ed Nunez, R ERA: 3.21 (6, 1)	3.0		12	2	0	0	4	1	0	0	0	1	0	33	49	0.00	1.000

AB R H RBI BB SO LOB

5	1	2	0	0	1	2
5	1	1	1	0	2	3
4	2	2	2	0	1	2
3	1	1	2	1	1	0
3	0	0	0	0	0	2
1	0	0	0	0	1	0
2	1	1	1	2	1	0
3	0	0	0	1	1	1
3	0	1	0	0	1	2
1	0	1	0	0	0	0
4	1	2	1	0	0	2


1B: 5	SF: 0	WP: 1	PA: 38
2B: 3	SAC: 0	PB: 0	
3B: 0	DP: 1	SB: 2	
HR: 4	HBP: 0	CS: 1	

Detroit Tigers @ Texas Rangers
Arlington Stadium, Arlington, TX
Fri Aug 11 1989, 8:05 PM EDT
Att: 26,400 - Unknown - 85 F

livebaseballscorecards.com

AB	34
R	7
H	11
RBI	7
BB	4
SO	9
LOB	14



Batter	1	2	3	4	5	6	7	8	9	AB R H RBI BB SO LOB	TOP																									
Gary Pettis, S (1, 8) OBP: 0.372, SLG: 0.316	0-3 K		1-2 2B 1B	3-2 G4-3		3-2 G5-3		3-2 WP SF7 1B		5 2 2 0 0 1 3																										
Tracy Jones, R (1, 10) OBP: 0.295, SLG: 0.325	0-1 G4-3		1-1 2B 1B		0-1 WP SF8 2B		0-0 G5-3	2-1 SF7		4 1 2 2 0 0 0																										
Lou Whitaker, L (1, 4) OBP: 0.369, SLG: 0.499	0-1 1B 2B		1-2 L4		2-1 F7		4-2 2B BB	0-3 K		4 1 1 0 0 1 1 3																										
Gary Ward, R (1, 3) OBP: 0.307, SLG: 0.424 (7, 7) (8, 9)	2-1 1B		0-0 1B 2B		3-2 SF8		0-0 1-3 2B	4-1 FC5-6 BB		3 0 3 2 1 0 0																										
Chet Lemon, R (1, 9) OBP: 0.325, SLG: 0.331 Dave Bergman, L (7, PH) OBP: 0.335, SLG: 0.336 (7, 3)	3-0 FC6-4 1B		3-2 G5-3		2-2 G4-3		2-2 F7	0-1 FC5-6 S		3 0 1 1 0 0 2 2 0 0 0 0 0 3																										
Rick Schu, R (1, 5) OBP: 0.293, SLG: 0.341 Doug Strange, S (6, PH) OBP: 0.236, SLG: 0.257 (6, 5)	1-1 FC6-4 1-2f		1-1 G4-3			1-0 L9	1-2 F9	3-3 K		2 0 0 0 0 0 4 3 0 0 0 0 0 1 3																										
Mike Heath, R (1, 2) OBP: 0.319, SLG: 0.451		0-1 E5 G1-6-3		1-3 K		3-2 G3-1		2-2 HR	1-1 F8	5 1 1 1 0 1 1	AB 37 R 6 H 12 RBI 6 BB 3 SO 4 LOB 22																									
Kenny Williams, R (1, 7) OBP: 0.262, SLG: 0.305 Fred Lynn, L (8, PH) OBP: 0.315, SLG: 0.321 (8, 7)		0-1 G1-6-3		1-2 G1-3 HBP		2-2 1B 1B		4-0 WP SF7 1B BB		2 0 1 0 0 0 1 0 1 0 0 1 0 0																										
Mike Brumley, S (1, 6) OBP: 0.276, SLG: 0.280		0-0 G4-3		0-2 G1-3		1-0 1B		0-0 B3		4 0 1 0 0 0 2																										
Inning Stats	R: 1 E: 0 K: 1 S: 12	H: 3 LOB: 2 BB: 0 P: 18	R: 0 E: 1 K: 0 S: 5	H: 0 LOB: 0 BB: 0 P: 5	R: 1 E: 0 K: 0 S: 14	H: 3 LOB: 2 BB: 0 P: 21	R: 0 E: 0 K: 1 S: 12	H: 0 LOB: 1 BB: 0 P: 17	R: 1 E: 0 K: 0 S: 12	H: 1 LOB: 0 BB: 0 P: 19	R: 0 E: 0 K: 0 S: 13	H: 2 LOB: 2 BB: 0 P: 23	R: 0 E: 0 K: 0 S: 12	H: 1 LOB: 2 BB: 1 P: 19	R: 3 E: 0 K: 1 S: 16	H: 2 LOB: 0 BB: 1 P: 27	R: 0 E: 0 K: 1 S: 8	H: 0 LOB: 1 BB: 1 P: 16	1B: 7 2B: 4 3B: 0 HR: 1	SF: 2 SAC: 0 DP: 1 HBP: 1	WP: 2 PB: 0 SB: 1 CS: 0	PA: 43														
PITCHER	IP WLS BF H R ER SO BB IBB HBP BLK WP HR S P ERA WHIP																																			
Mike Jeffcoat, L (1, 1) ERA: 4.42	2.1		13	6	2	2	1	0	0	0	0	0	0	26	35	7.71	2.571																			
Gary Mielke, R (3, 1) ERA: 4.18	3.1		14	3	1	1	1	0	0	1	0	1	0	39	62	2.70	0.900																			
Drew Hall, L (6, 1) ERA: 4.5	0.2		4	1	0	0	0	1	0	0	0	0	0	8	15	0.00	3.000																			
Cecilio Guante, R (7, 1) ERA: 3.73	0.2		3	1	1	1	0	0	0	0	0	0	1	13	18	13.50	1.500																			
Kenny Rogers, L (8, 1) ERA: 3.02	1.2	L	8	1	2	2	2	2	0	0	0	1	0	16	32	10.80	1.800																			
PITCHER	IP WLS BF H R ER SO BB IBB HBP BLK WP HR S P ERA WHIP																																			
Jeff Russell, R (9, 1) ERA: 1.82	0.1		1	0	0	0	0	0	0	0	0	0	0	2	3	0.00	0.000																			

Detroit Tigers @ Texas Rangers
Arlington Stadium, Arlington, TX
Sat Aug 12 1989, 8:05 PM EDT
Att. 38,421 - Unknown - 88 F

livebaseballscorecards.com

Batter	1	2	3	4	5	6	7	8	9	AB	R	H	RBI	BB	SO	LOB
Cecil Espy, S OBP: 0.303, SLG: 0.315 (1, 8)	1-3 K	1-3 K		0-0 F7		1-1 SF8		1-1 F7		4	0	0	1	0	2	3
Rafael Palmeiro, L OBP: 0.351, SLG: 0.389 (1, 3)	1-1 F7	0-1 WP		1-2 P5		0-0 G4-3			1-2 E6	4	1	1	1	0	0	3
Chad Kreuter, S OBP: 0.258, SLG: 0.220 (7, 2)										0	0	0	0	0	0	0
Rick Leach, L OBP: 0.362, SLG: 0.370 (9, PH)										1	0	0	0	0	0	0
Harold Baines, L OBP: 0.411, SLG: 0.495 (1, 10)	4-2 1B 2B BB	4-1 BB			2-2 F8		0-0 F8		0-3 K	3	1	0	0	2	1	1
Ruben Sierra, S OBP: 0.354, SLG: 0.555 (1, 9)	3-1 2B 1B	0-0 L4			1-3 K		0-3 K		2-2 F9	5	1	1	0	0	2	2
Julio Franco, R OBP: 0.379, SLG: 0.472 (1, 4)	2-2 2B		1-0 L6		1-0 F7		0-0 1B		2-3 K	5	0	2	2	0	1	1
Pete Incaviglia, R OBP: 0.284, SLG: 0.457 (1, 7)	4-1 FC6-4 BB		2-2 P2			4-0 BB SH1-3 SF8 BB		1-0 P4		2	1	0	0	2	0	1
Steve Buechele, R OBP: 0.299, SLG: 0.385 (1, 5)	2-1 FC6-4		1-1 P4			0-0 SH1-3		2-2 G4-3		3	0	0	0	0	0	2
Jim Sundberg, R OBP: 0.305, SLG: 0.300 (1, 2)			1-2 L5		2-1 G6-3		4-2 BB BB		2-3 K	2	0	0	0	0	0	0
Jack Daugherty, S OBP: 0.364, SLG: 0.462 (6, PH) (7, 3)										1	0	0	0	1	1	0
Fred Manrique, R OBP: 0.360, SLG: 0.446 (1, 6)		2-2 WP 3B 2B		0-0 1B		4-1 1-2 2-3 BB		0-0 1B		3	1	3	0	1	0	0

Inning Stats	R: 2	H: 2	E: 0	K: 1	S: 17	L: 2	LOB: 2	BB: 2	P: 34	R: 2	H: 2	E: 0	K: 1	S: 13	R: 0	H: 0	E: 0	K: 0	S: 6	R: 0	H: 1	E: 0	K: 0	S: 7	R: 0	H: 0	E: 0	K: 1	S: 7	R: 1	H: 0	E: 0	K: 0	S: 8	R: 0	H: 1	E: 0	K: 1	S: 6	R: 0	H: 1	E: 0	K: 1	S: 11	R: 0	H: 0	E: 1	K: 2	S: 14	1B: 4	2B: 2	3B: 1	HR: 0	SF: 1	SAC: 1	DP: 0	HBP: 0	WP: 2	PB: 0	SB: 0	CS: 0	PA: 41
--------------	------	------	------	------	-------	------	--------	-------	-------	------	------	------	------	-------	------	------	------	------	------	------	------	------	------	------	------	------	------	------	------	------	------	------	------	------	------	------	------	------	------	------	------	------	------	-------	------	------	------	------	-------	-------	-------	-------	-------	-------	--------	-------	--------	-------	-------	-------	-------	--------

PITCHER	IP	WLS	BF	H	R	ER	SO	BB	IBB	HBP	BLK	WP	HR	S	P	ERA	WHIP
Kevin Ritz, R ERA: 4.5 (1, 1)	5.1		27	5	5	5	3	6	0	0	0	2	0	55	103	8.44	2.062
Paul Gibson, L ERA: 4.5 (6, 1)	1.2	W	6	1	0	0	1	0	0	0	0	0	0	9	11	0.00	0.600
Mike Henneman, R ERA: 4.48 (8, 1)	1.0		5	1	0	0	1	0	0	0	0	0	0	14	20	0.00	1.000
Willie Hernandez, L ERA: 5.52 (9, 1)	1.0	S	3	0	0	0	2	0	0	0	0	0	0	11	15	0.00	0.000

BOTTOM

Detroit Tigers @ Texas Rangers
Arlington Stadium, Arlington, TX
Sat Aug 12 1989, 8:05 PM EDT
Att: 38,421 - Unknown - 88 F

livebaseballscorecards.com

AB	33
R	5
H	7
RBI	4
BB	6
SO	7
LOB	13



Batter	1	2	3	4	5	6	7	8	9	AB	R	H	RBI	BB	SO	LOB
Harold Reynolds, S (1, 4) OBP: 0.351, SLG: 0.359	1-3 K		2-2 P4			1-1 WP BLK SF9 1B	0-1 L8			4	1	1	0	0	1	1
Greg Briley, L (1, 7) OBP: 0.360, SLG: 0.504	4-1 F8 PB BB		2-0 P5			3-3 SAFE	1-2 H	2-1 L7		3	0	0	0	1	1	1
Alvin Davis, L (1, 3) OBP: 0.449, SLG: 0.514	4-0 SAFE 1-2 BB BB		3-3 K			4-1 WP IBB	1-0 G3	1-0 G3		2	0	0	0	2	1	0
Jeffrey Leonard, R (1, 10) OBP: 0.303, SLG: 0.429	1-2 F8		2-2 L7			1-2 SF9	0-1 F8	0-1 F8		3	0	0	1	0	0	2
Darnell Coles, R (1, 9) OBP: 0.302, SLG: 0.387	4-1 SAFE 1-2 BB FC6-4 BB		3-1 F7			0-0 P5				2	0	0	0	1	0	1
Mike Kingery, L (1, 8) OBP: 0.323, SLG: 0.390	1-0 FC6-4		1-2 G4-3			4-1 S E BB				2	1	0	0	1	0	3
Jim Presley, R (1, 5) OBP: 0.282, SLG: 0.393		2-2 G6-3				0-1 G6-3	2-2 G6-3			3	0	0	0	0	0	1
Dave Valle, R (1, 2) OBP: 0.333, SLG: 0.379		1-2 G5-3				3-2 P2	2-0 E5			3	0	0	0	0	0	0
Omar Vizquel, S (1, 6) OBP: 0.286, SLG: 0.281		0-2 G1-3				0-2 G3	2-2 G6-3			2	0	0	0	0	0	0
Scott Bradley, L (7, PH) OBP: 0.338, SLG: 0.397										1	0	0	0	0	0	1
Mario Diaz, R (8, 6) OBP: 0.216, SLG: 0.213										0	0	0	0	0	0	0


Inning Stats	R: 0	H: 0	E: 0	LOB: 3	K: 1	BB: 3	S: 9	R: 0	H: 0	E: 0	LOB: 0	K: 0	BB: 0	S: 9	R: 0	H: 0	E: 0	LOB: 0	K: 1	BB: 0	S: 7	R: 0	H: 0	E: 0	LOB: 0	K: 0	BB: 0	S: 8	R: 0	H: 0	E: 0	LOB: 0	K: 0	BB: 0	S: 9	R: 1	H: 1	E: 0	LOB: 1	K: 1	BB: 1	S: 10	R: 1	H: 0	E: 1	LOB: 1	K: 0	BB: 1	S: 11	R: 0	H: 0	E: 0	LOB: 0	K: 0	BB: 0	S: 5
CHARLIE HOUGH, R (1, 1) ERA: 4.66	IP	WLS	BF	H	R	ER	SO	BB	IBB	HBP	BLK	WP	HR	S	P	ERA	WHIP	IP	WLS	BF	H	R	ER	SO	BB	IBB	HBP	BLK	WP	HR	S	P	ERA	WHIP	IP	WLS	BF	H	R	ER	SO	BB	IBB	HBP	BLK	WP	HR	S	P	ERA	WHIP					
	8.0	L	31	1	2	1	3	4	1	0	1	1	0	68	124	1.12	0.625																																							

BOTTOM

Texas Rangers @ Seattle Mariners
The Kingdome, Seattle, WA
Tue Aug 15 1989, 10:05 PM EDT
Att. 11,330 - Dome

livebaseballscorecards.com

AB	25
R	2
H	1
RBI	1
BB	5
SO	3
LOB	10



WP: 1	PA: 31
PB: 1	
SB: 1	
CS: 0	

Batter	1	2	3	4	5	6	7	8	9	AB	R	H	RBI	BB	SO	LOB
Harold Reynolds, S (1, 4) OBP: 0.352, SLG: 0.359	3-2 G1-3 HBP 1B		0-0 F7		1-0 G4-3			4-1 G4-3 S BB		3	0	1	0	1	0	0
Greg Briley, L (1, 7) OBP: 0.359, SLG: 0.498	1-0 G1-3 HBP		3-3 K			1-3 K		2-3 K		3	0	0	0	0	3	1
Alvin Davis, L (1, 3) OBP: 0.452, SLG: 0.518 Henry Cotto, R (8, PR) OBP: 0.286, SLG: 0.392 (9, 9)	2-3 K			3-2 WP BB SF9 1B		0-1 2B		4-0 G4-3 BB		3	1	2	0	1	1	2
Jeffrey Leonard, R (1, 10) OBP: 0.303, SLG: 0.426	2-0 G1-3			1-3 K		4-2 G3-6-3 BB		0-0 G4-3		3	0	0	0	1	1	5
Darnell Coles, R (1, 9) OBP: 0.301, SLG: 0.384 (9, 3)	1-3 K			4-0 WP BB		1-1 G3-6-3		1-0 G6-3		3	0	0	0	1	1	7
Mike Kingery, L (1, 8) OBP: 0.304, SLG: 0.371		0-0 F9		1-0 SF9			1-1 F8		3-2 G6-3	3	0	0	1	0	0	0
Jim Presley, R (1, 5) OBP: 0.279, SLG: 0.388		1-1 F8		1-3 K			2-3 K		2-3 K	4	0	0	0	0	3	1
Scott Bradley, L (1, 2) OBP: 0.336, SLG: 0.399		3-2 G6-3			1-1 F8		1-0 E6		0-1 2B	4	0	1	0	0	0	0
Omar Vizquel, S (1, 6) OBP: 0.284, SLG: 0.279 Dave Cochrane, S (7, PH) OBP: 0.292, SLG: 0.372 (8, 6)			1-0 F7		0-2 G3		2-1 F8		0-3 K	2	0	0	0	0	0	0
										2	0	0	0	0	1	2

Inning Stats	R: 0	H: 1	E: 0	K: 2	S: 11	LOB: 2	BB: 0	P: 20
	R: 0	H: 0	E: 0	K: 0	S: 7	LOB: 0	BB: 0	P: 11
	R: 0	H: 0	E: 0	K: 1	S: 6	LOB: 0	BB: 0	P: 10
	R: 1	H: 1	E: 0	K: 2	S: 11	LOB: 1	BB: 1	P: 21
	R: 0	H: 0	E: 0	K: 0	S: 6	LOB: 0	BB: 0	P: 8
	R: 0	H: 1	E: 0	K: 1	S: 10	LOB: 1	BB: 1	P: 16
	R: 0	H: 0	E: 1	K: 1	S: 8	LOB: 1	BB: 0	P: 14
	R: 0	H: 0	E: 0	K: 1	S: 7	LOB: 3	BB: 2	P: 17
	R: 0	H: 1	E: 0	K: 2	S: 12	LOB: 1	BB: 0	P: 17
	R: 0	H: 0	E: 0	K: 0	S: 11	LOB: 0	BB: 0	P: 11
	R: 0	H: 0	E: 0	K: 0	S: 6	LOB: 0	BB: 0	P: 8
	R: 0	H: 1	E: 0	K: 1	S: 10	LOB: 1	BB: 1	P: 16
	R: 0	H: 0	E: 1	K: 1	S: 8	LOB: 1	BB: 0	P: 14
	R: 0	H: 0	E: 0	K: 1	S: 7	LOB: 3	BB: 2	P: 17
	R: 0	H: 1	E: 0	K: 2	S: 12	LOB: 1	BB: 0	P: 17
	R: 0	H: 0	E: 0	K: 0	S: 11	LOB: 0	BB: 0	P: 11
	R: 0	H: 0	E: 0	K: 0	S: 6	LOB: 0	BB: 0	P: 8
	R: 1	H: 1	E: 0	K: 2	S: 11	LOB: 1	BB: 1	P: 21
	R: 0	H: 0	E: 0	K: 0	S: 6	LOB: 0	BB: 0	P: 8
	R: 0	H: 1	E: 0	K: 1	S: 10	LOB: 1	BB: 1	P: 16
	R: 0	H: 0	E: 1	K: 1	S: 8	LOB: 1	BB: 0	P: 14
	R: 0	H: 0	E: 0	K: 1	S: 7	LOB: 3	BB: 2	P: 17
	R: 0	H: 1	E: 0	K: 2	S: 12	LOB: 1	BB: 0	P: 17
	R: 0	H: 0	E: 0	K: 0	S: 11	LOB: 0	BB: 0	P: 11
	R: 0	H: 0	E: 0	K: 0	S: 6	LOB: 0	BB: 0	P: 8
	R: 1	H: 1	E: 0	K: 2	S: 11	LOB: 1	BB: 1	P: 21
	R: 0	H: 0	E: 0	K: 0	S: 6	LOB: 0	BB: 0	P: 8
	R: 0	H: 1	E: 0	K: 1	S: 10	LOB: 1	BB: 1	P: 16
	R: 0	H: 0	E: 1	K: 1	S: 8	LOB: 1	BB: 0	P: 14
	R: 0	H: 0	E: 0	K: 1	S: 7	LOB: 3	BB: 2	P: 17
	R: 0	H: 1	E: 0	K: 2	S: 12	LOB: 1	BB: 0	P: 17
	R: 0	H: 0	E: 0	K: 0	S: 11	LOB: 0	BB: 0	P: 11
	R: 0	H: 0	E: 0	K: 0	S: 6	LOB: 0	BB: 0	P: 8
	R: 1	H: 1	E: 0	K: 2	S: 11	LOB: 1	BB: 1	P: 21
	R: 0	H: 0	E: 0	K: 0	S: 6	LOB: 0	BB: 0	P: 8
	R: 0	H: 1	E: 0	K: 1	S: 10	LOB: 1	BB: 1	P: 16
	R: 0	H: 0	E: 1	K: 1	S: 8	LOB: 1	BB: 0	P: 14
	R: 0	H: 0	E: 0	K: 1	S: 7	LOB: 3	BB: 2	P: 17
	R: 0	H: 1	E: 0	K: 2	S: 12	LOB: 1	BB: 0	P: 17
	R: 0	H: 0	E: 0	K: 0	S: 11	LOB: 0	BB: 0	P: 11
	R: 0	H: 0	E: 0	K: 0	S: 6	LOB: 0	BB: 0	P: 8
	R: 1	H: 1	E: 0	K: 2	S: 11	LOB: 1	BB: 1	P: 21
	R: 0	H: 0	E: 0	K: 0	S: 6	LOB: 0	BB: 0	P: 8
	R: 0	H: 1	E: 0	K: 1	S: 10	LOB: 1	BB: 1	P: 16
	R: 0	H: 0	E: 1	K: 1	S: 8	LOB: 1	BB: 0	P: 14
	R: 0	H: 0	E: 0	K: 1	S: 7	LOB: 3	BB: 2	P: 17
	R: 0	H: 1	E: 0	K: 2	S: 12	LOB: 1	BB: 0	P: 17
	R: 0	H: 0	E: 0	K: 0	S: 11	LOB: 0	BB: 0	P: 11
	R: 0	H: 0	E: 0	K: 0	S: 6	LOB: 0	BB: 0	P: 8
	R: 1	H: 1	E: 0	K: 2	S: 11	LOB: 1	BB: 1	P: 21
	R: 0	H: 0	E: 0	K: 0	S: 6	LOB: 0	BB: 0	P: 8
	R: 0	H: 1	E: 0	K: 1	S: 10	LOB: 1	BB: 1	P: 16
	R: 0	H: 0	E: 1	K: 1	S: 8	LOB: 1	BB: 0	P: 14
	R: 0	H: 0	E: 0	K: 1	S: 7	LOB: 3	BB: 2	P: 17
	R: 0	H: 1	E: 0	K: 2	S: 12	LOB: 1	BB: 0	P: 17
	R: 0	H: 0	E: 0	K: 0	S: 11	LOB: 0	BB: 0	P: 11
	R: 0	H: 0	E: 0	K: 0	S: 6	LOB: 0	BB: 0	P: 8
	R: 1	H: 1	E: 0	K: 2	S: 11	LOB: 1	BB: 1	P: 21
	R: 0	H: 0	E: 0	K: 0	S: 6	LOB: 0	BB: 0	P: 8
	R: 0	H: 1	E: 0	K: 1	S: 10	LOB: 1	BB: 1	P: 16
	R: 0	H: 0	E: 1	K: 1	S: 8	LOB: 1	BB: 0	P: 14
	R: 0	H: 0	E: 0	K: 1	S: 7	LOB: 3	BB: 2	P: 17
	R: 0	H: 1	E: 0	K: 2	S: 12	LOB: 1	BB: 0	P: 17
	R: 0	H: 0	E: 0	K: 0	S: 11	LOB: 0	BB: 0	P: 11
	R: 0	H: 0	E: 0	K: 0	S: 6	LOB: 0	BB: 0	P: 8
	R: 1	H: 1	E: 0	K: 2	S: 11	LOB: 1	BB: 1	P: 21
	R: 0	H: 0	E: 0	K: 0	S: 6	LOB: 0	BB: 0	P: 8
	R: 0	H: 1	E: 0	K: 1	S: 10	LOB: 1	BB: 1	P: 16
	R: 0	H: 0	E: 1	K: 1	S: 8	LOB: 1	BB: 0	P: 14
	R: 0	H: 0	E: 0	K: 1	S: 7	LOB: 3	BB: 2	P: 17
	R: 0	H: 1	E: 0	K: 2	S: 12	LOB: 1	BB: 0	P: 17
	R: 0	H: 0	E: 0	K: 0	S: 11	LOB: 0	BB: 0	P: 11
	R: 0	H: 0	E: 0	K: 0	S: 6	LOB: 0	BB: 0	P: 8
	R: 1	H: 1	E: 0	K: 2	S: 11	LOB: 1	BB: 1	P: 21
	R: 0	H: 0	E: 0	K: 0	S: 6	LOB: 0	BB: 0	P: 8
	R: 0	H: 1	E: 0	K: 1	S: 10	LOB: 1	BB: 1	P: 16
	R: 0	H: 0	E: 1	K: 1	S: 8	LOB: 1	BB: 0	P: 14
	R: 0	H: 0	E: 0	K: 1	S: 7	LOB: 3	BB: 2	P: 17
	R: 0	H: 1	E: 0	K: 2	S: 12	LOB: 1	BB: 0	P: 17
	R: 0	H: 0	E: 0	K: 0	S: 11	LOB: 0	BB: 0	P: 11
	R: 0	H: 0	E: 0	K: 0	S: 6	LOB: 0	BB: 0	P: 8
	R: 1	H: 1	E: 0	K: 2	S: 11	LOB: 1	BB: 1	P: 21
	R: 0	H: 0	E: 0	K: 0	S: 6	LOB: 0	BB: 0	P: 8
	R: 0	H: 1	E: 0	K: 1	S: 10	LOB: 1	BB: 1	P: 16
	R: 0	H: 0	E: 1	K: 1	S: 8	LOB: 1	BB: 0	P: 14
	R: 0	H: 0	E: 0	K: 1	S: 7	LOB: 3	BB: 2	P: 17
	R: 0	H: 1	E: 0	K: 2	S: 12	LOB: 1	BB: 0	P: 17
	R: 0	H: 0	E: 0	K: 0	S: 11	LOB: 0	BB: 0	P: 11
	R: 0	H: 0	E: 0	K: 0	S: 6	LOB: 0	BB: 0	P: 8
	R: 1	H: 1	E: 0	K: 2	S: 11	LOB: 1	BB: 1	P: 21
	R: 0	H: 0	E: 0	K: 0	S: 6	LOB: 0	BB: 0	P: 8
	R: 0	H: 1	E: 0	K: 1	S: 10	LOB: 1	BB: 1	P: 16
	R: 0	H: 0	E: 1	K: 1	S: 8	LOB: 1	BB: 0	P: 14
	R: 0	H: 0	E: 0	K: 1	S: 7	LOB: 3	BB: 2	P: 17
	R: 0	H: 1	E: 0	K: 2	S: 12	LOB: 1	BB: 0	P: 17
	R: 0	H: 0	E: 0	K: 0	S: 11	LOB: 0	BB: 0	P: 11
	R: 0	H: 0	E: 0	K: 0	S: 6	LOB: 0	BB: 0	P: 8
	R: 1	H: 1	E: 0	K: 2	S: 11	LOB: 1	BB: 1	P: 21
	R: 0	H: 0	E: 0	K: 0	S: 6	LOB: 0	BB: 0	P: 8
	R: 0	H: 1	E: 0	K: 1	S: 10	LOB: 1	BB: 1	P: 16
	R: 0	H: 0	E: 1	K: 1	S: 8	LOB: 1	BB: 0	P: 14
	R: 0	H: 0	E: 0	K: 1	S: 7	LOB: 3	BB: 2	P: 17
	R: 0	H: 1	E: 0	K: 2	S: 12	LOB: 1	BB: 0	P: 17
	R: 0	H: 0	E: 0	K: 0	S: 11	LOB: 0	BB: 0	P: 11
	R: 0	H: 0	E: 0	K: 0	S: 6	LOB: 0	BB: 0	P: 8
	R: 1	H: 1	E: 0	K: 2	S: 11	LOB: 1	BB: 1	P: 21
	R: 0	H: 0	E: 0	K: 0	S: 6	LOB: 0	BB: 0	P: 8
	R: 0	H: 1	E: 0	K: 1	S: 10	LOB: 1	BB: 1	P: 16
	R: 0	H: 0	E: 1	K: 1	S: 8	LOB: 1	BB: 0	P: 14
	R: 0	H: 0	E: 0	K: 1	S: 7	LOB: 3	BB: 2	P: 17
	R: 0	H: 1	E: 0	K: 2	S: 12	LOB: 1	BB: 0	P: 17
	R: 0	H: 0	E: 0	K: 0	S: 11	LOB: 0	BB: 0	P: 11
	R: 0	H: 0	E: 0	K: 0	S: 6	LOB: 0	BB: 0	P: 8
	R: 1	H: 1	E: 0	K: 2	S: 11	LOB: 1	BB: 1	P: 21
	R: 0	H: 0	E: 0	K: 0	S: 6	LOB: 0	BB: 0	P: 8
	R: 0	H: 1	E: 0	K: 1	S: 10	LOB: 1	BB: 1	P: 16
	R: 0	H: 0	E: 1	K: 1	S: 8	LOB: 1	BB: 0	P: 14
	R: 0	H: 0	E: 0	K: 1	S: 7	LOB: 3	BB: 2	P: 17
	R: 0	H: 1	E: 0	K: 2	S: 12	LOB: 1	BB: 0	P: 17

Batter	1	2	3	4	5	6	7	8	9	AB R H RBI BB SO LOB	TOP
Cecil Espy, S OBP: 0.304, SLG: 0.316 (1, 8) C X	0-1 L4		0-1 SH3-4 1-2 2-3			2-1 5-3		0-2 F7		3 0 0 0 0 0 1	
Rafael Palmeiro, L OBP: 0.354, SLG: 0.395 (1, 3) B C X	1-1 F8		0-0 4-3 2-3 3-H			0-3 K		1-2 4-3		4 0 0 1 0 1 1	
Ruben Sierra, S OBP: 0.350, SLG: 0.544 (1, 9) B B B C F X	3-2 FC6-4 1B		0-2 L7			1-0 L1		2-1 F8		4 0 1 0 0 0 1	
Julio Franco, R OBP: 0.370, SLG: 0.457 (1, 4) B X	2-0 FC6-4 1-2f			3-2 6-3			1-0 F7		2-1 6-3	4 0 0 0 0 0 1	
Harold Baines, L OBP: 0.413, SLG: 0.491 (1, 10) B C B B C X		3-2 1B		0-0 1B			0-0 1B			0 0 0 0 0 0 0	
Pete Incaviglia, R OBP: 0.261, SLG: 0.446 (1, 7) B X		1-0 G5-4-3 1-2f		1-1 G6-4-3 1-2f			1-1 G6-4-3 1-2f			3 0 0 0 0 0 3	
Fred Manrique, R OBP: 0.355, SLG: 0.430 (1, 6) C B X		1-1 6-3			1-3 K			0-1 5-3		0 0 0 0 0 0 0	
Steve Buechele, R OBP: 0.300, SLG: 0.382 (1, 5) F B B B B			4-1 SH3-4 4-3 BB BB		0-0 F8			3-2 F8		2 1 0 0 1 0 0	
Chad Kreuter, S OBP: 0.277, SLG: 0.246 (1, 2) C B B B B X			4-2 4-3 SH3-4 1-2 BB		2-1 5-3			4-2 BB		1 0 0 0 2 0 0	
Inning Stats	R: 0 E: 0 K: 0 S: 8 H: 1 LOB: 1 BB: 0 P: 14	R: 0 E: 0 K: 0 S: 7 H: 1 LOB: 0 BB: 0 P: 12	R: 1 E: 0 K: 0 S: 9 H: 0 LOB: 1 BB: 2 P: 17	R: 0 E: 0 K: 0 S: 8 H: 1 LOB: 0 BB: 0 P: 12	R: 0 E: 0 K: 1 S: 6 H: 0 LOB: 0 BB: 0 P: 9	R: 0 E: 0 K: 1 S: 6 H: 0 LOB: 0 BB: 0 P: 9	R: 0 E: 0 K: 0 S: 4 H: 1 LOB: 0 BB: 0 P: 6	R: 0 E: 0 K: 0 S: 12 H: 0 LOB: 1 BB: 1 P: 19	R: 0 E: 0 K: 0 S: 8 H: 0 LOB: 0 BB: 0 P: 13	1B: 4 2B: 0 3B: 0 HR: 0 SF: 0 SAC: 1 DP: 3 HBP: 0	WP: 0 PB: 0 SB: 0 CS: 0 PA: 31
PITCHER Greg Hibbard, L ERA: 3.15 (1, 1)	IP 9.0 WLS W BF 31 H 4 R 1 ER 1 SO 2 BB 3 IBB 0 HBP 0 BLK 0 WP 0 HR 0 S 68 P 111 ERA 1.00 WHIP 0.778						PITCHER IP WLS BF H R ER SO BB IBB HBP BLK WP HR S P ERA WHIP				

Texas Rangers @ Chicago White Sox
Comiskey Park, Chicago, IL
Thu Aug 17 1989, 8:05 PM EDT
Att. 12,567 - Unknown - 71 F

livebaseballscorecards.com

AB	21
R	1
H	1
RBI	1
BB	3
SO	1
LOB	7




Batter	1	2	3	4	5	6	7	8	9	AB	R	H	RBI	BB	SO	LOB
Dave Gallagher, R OBP: 0.337, SLG: 0.322 (1, 8)	2-1 5-3		3-2 1B 1B	0-3 K			3-2 F8			4	1	1	0	0	1	1
Scott Fletcher, R OBP: 0.336, SLG: 0.294 (1, 4)	4-2 BB		1-0 1B G3 1B			1-0 5-3	4-1 3B BB			2	2	1	0	2	0	0
Ivan Calderon, R OBP: 0.339, SLG: 0.453 (1, 9)	1-3 K		0-2 G3 1B 1B			0-0 1B 2B	0-1 1B 3B			4	2	3	2	0	1	1
Carlton Fisk, R OBP: 0.346, SLG: 0.490 (1, 2)	2-1 5-3		0-1 G3			0-0 1B	1-0 FC4-6 1B			4	0	2	2	0	0	2
Dan Pasqua, L OBP: 0.315, SLG: 0.427 (1, 10)		0-0 4-3	2-0 1-3			0-3 K	0-0 L7			4	0	0	0	0	1	4
Carlos Martinez, R OBP: 0.327, SLG: 0.408 (1, 5)		2-2 1B 1B	0-0 1B			0-0 P5	1-1 FC4-6			4	1	2	1	0	0	3
Steve Lyons, L OBP: 0.303, SLG: 0.320 (1, 3)		1-1 F7	2-2 G3			2-1 5-3	1-0 4-3			4	0	0	0	0	0	2
Lance Johnson, L OBP: 0.514, SLG: 0.500 (1, 7)		3-2 1B		0-2 CS G1-3 1B		3-3 K	0-1 F8			4	0	2	1	0	1	0
Ozzie Guillen, L OBP: 0.275, SLG: 0.323 (1, 6)		1-0 1-3		0-1 G1-3		0-1 F9	2-2 P6			4	0	0	0	0	0	2

Inning Stats	R: 0	H: 0	E: 0	K: 12	S: 12	R: 1	H: 2	E: 0	K: 12	S: 12	R: 3	H: 4	E: 0	K: 14	S: 14	R: 0	H: 2	E: 0	K: 7	S: 7	R: 0	H: 0	E: 0	K: 1	S: 7	R: 2	H: 2	E: 0	K: 0	S: 10	R: 0	H: 0	E: 0	K: 6	S: 6	R: 0	H: 0	E: 0	K: 0	S: 6	1B: 9	SF: 0	2B: 1	SAC: 0	3B: 1	DP: 0	HR: 0	HBP: 0	WP: 0	PA: 36
--------------	------	------	------	-------	-------	------	------	------	-------	-------	------	------	------	-------	-------	------	------	------	------	------	------	------	------	------	------	------	------	------	------	-------	------	------	------	------	------	------	------	------	------	------	-------	-------	-------	--------	-------	-------	-------	--------	-------	--------

PITCHER	IP	WLS	BF	H	R	ER	SO	BB	IBB	HBP	BLK	WP	HR	S	P	ERA	WHIP
Kevin Brown, R ERA: 2.99 (1, 1)	4.1	L	22	9	4	4	2	1	0	0	0	0	0	50	74	8.31	2.308
Drew Hall, L ERA: 4.5 (5, 1)	2.0		7	0	1	1	2	1	0	0	0	0	0	15	27	4.50	0.500
Gary Mielke, R ERA: 4.24 (7, 1)	1.2		7	2	1	1	0	0	0	0	0	0	0	12	17	5.40	1.200

TEXAS RANGERS @ CHICAGO WHITE SOX
Comiskey Park, Chicago, IL
Thu Aug 17 1989, 8:05 PM EDT
Att: 12,567 - Unknown - 71 F

AB	34
R	6
H	11
RBI	6
BB	2
SO	4
LOB	15



Batter	1	2	3	4	5	6	7	8	9	AB R H RBI BB SO LOB	TOP
Cecil Espy, S (1, 8) OBP: 0.309, SLG: 0.322	1-2 F7		1-2 2B	1-1 G4-3		2-2 S 1B		4-0 BB		4 0 2 2 1 0 1	
Rafael Palmeiro, L (1, 3) OBP: 0.352, SLG: 0.391	2-0 P6		1-3 2B	3-1 G4-3		1-2 F9		1-1 G4-3		5 0 0 0 0 1 5	
Harold Baines, L (1, 10) OBP: 0.411, SLG: 0.490 Pete Incaviglia, R (5, PR) OBP: 0.282, SLG: 0.444	0-1 G4-3		0-0 G5-3		2-2 2B	2-3 K			1-3 K	0 0 0 0 0 0 0 2 0 0 0 0 2 1	
Ruben Sierra, S (1, 9) OBP: 0.349, SLG: 0.544		0-0 G3		3-1 F9	0-3 K	1-1 F8			3-2 FC5-2 3B	5 0 1 0 0 1 2	
Julio Franco, R (1, 4) OBP: 0.371, SLG: 0.460		1-1 G6-3		1-1 1B 3B	4-1 BB		1-1 F9		0-0 FC5-2 1B	4 1 1 0 1 0 1	
Geno Petralli, L (1, 2) OBP: 0.368, SLG: 0.433 Chad Kreuter, S (9, PR) OBP: 0.277, SLG: 0.246 (9, 2)		3-2 1B		3-1 1B 1B	0-2 F8		0-0 F7		1-1 1B	5 1 3 1 0 0 2 0 0 0 0 0 0 0	
Rick Leach, L (1, 7) OBP: 0.350, SLG: 0.356		0-0 F7		1-2 1B 2B 1B	0-1 F8		0-0 G6-3		0-3 K	5 1 1 0 0 1 5	
Fred Manrique, R (1, 6) OBP: 0.350, SLG: 0.426			0-1 G6-3	0-0 1B		2-2 E6		1-0 P3		0 2 0 0 0 0 0	
Steve Buechele, R (1, 5) OBP: 0.304, SLG: 0.397			3-1 2B 2B	1-1 G4-3 2B		2-2 1B E 1B		2-3 K		4 2 3 2 0 1 0	
Inning Stats	R: 0 E: 0 K: 0 S: 6 H: 0 LOB: 0 BB: 0 P: 9	R: 0 E: 0 K: 0 S: 7 H: 1 LOB: 1 BB: 0 P: 11	R: 1 E: 0 K: 1 S: 11 H: 2 LOB: 1 BB: 0 P: 16	R: 4 E: 0 K: 0 S: 16 H: 5 LOB: 1 BB: 0 P: 29	R: 0 E: 0 K: 1 S: 14 H: 1 LOB: 2 BB: 1 P: 20	R: 2 E: 2 K: 1 S: 22 H: 2 LOB: 1 BB: 0 P: 31	R: 0 E: 0 K: 0 S: 4 H: 0 LOB: 0 BB: 0 P: 5	R: 0 E: 0 K: 1 S: 8 H: 0 LOB: 1 BB: 1 P: 16	R: 0 E: 0 K: 2 S: 12 H: 2 LOB: 2 BB: 0 P: 17	1B: 7 2B: 4 3B: 2 HR: 0 SF: 0 SAC: 0 DP: 0 HBP: 0	WP: 0 PB: 0 SB: 2 CS: 0 PA: 43
PITCHER	IP WLS BF H R ER SO BB IBB HBP BLK WP HR S P ERA WHIP										
Richard Dotson, R (1, 1) ERA: 5.4	3.1 L 18 8 5 5 1 0 0 0 0 0 0 0 36 57 13.50 2.400										
Bill Long, R (4, 1) ERA: 4.67	4.2 20 3 2 0 3 2 0 0 0 0 0 0 52 80 0.00 1.071										
Donn Pall, R (9, 1) ERA: 2.92	1.0 5 2 0 0 0 2 0 0 0 0 0 0 12 17 0.00 2.000										

Texas Rangers @ Chicago White Sox
Comiskey Park, Chicago, IL
Sat Aug 19 1989, 8:05 PM EDT
Att. 18,638 - Unknown - 78 F

livebaseballscorecards.com

AB	34
R	7
H	11
RBI	5
BB	2
SO	6
LOB	17



Batter	1	2	3	4	5	6	7	8	9	AB R H RBI BB SO LOB
Lance Johnson, L (1, 7) OBP: 0.477, SLG: 0.538	0-1 1B FC6-4 2B	3-2 1B 1-2 2-H 1B		3-3 K			1-2 1-H 3B	3-2 F8		5 1 3 2 0 1 1
Scott Fletcher, R (1, 4) OBP: 0.339, SLG: 0.294	0-0 FC6-4 2-3 1B	0-1 1-3 2-H 1B		1-0 G6-3			0-3 K	4-2 G5-4-6 BB		4 0 2 1 1 1 1
Dave Gallagher, R (1, 8) OBP: 0.335, SLG: 0.318	3-1 P3		4-2 1B BB BB				0-0 L4	1-1 G5-4-6 1-2f		4 0 0 0 1 1 4
Ivan Calderon, R (1, 10) OBP: 0.339, SLG: 0.451	2-2 FC6-4 1-2f 3-H 2-3		4-1 1B BB				2-3 K	0-0 G1-3		4 0 0 1 1 2 2
Carlton Fisk, R (1, 2) OBP: 0.353, SLG: 0.487	K		0-1 1-2 2-3 1B				3-2 G5-3	4-2 1B BB		3 1 1 0 1 1 1
Steve Lyons, L (1, 3) (9, 9) OBP: 0.303, SLG: 0.318		3-3 K	0-3 K				0-1 G3	2-1 F8		4 0 0 0 0 2 4
Carlos Martinez, R (1, 5) OBP: 0.328, SLG: 0.407		2-2 G4-3	0-3 K				0-0 G5-3	2-2 WP 1B G4-3 1B		4 1 1 0 0 1 3
Daryl Boston, L (1, 9) OBP: 0.296, SLG: 0.325 Russ Morman, R (8, PH) OBP: 0.317, SLG: 0.297 (9, 3)		4-1 1B BB	1-2 G4-3				1-2 G5-3	1-0 G4-3 WP 1-2 2-H 1B		2 1 0 0 1 0 3 1 0 1 1 0 0 0
Ozzie Guillen, L (1, 6) OBP: 0.273, SLG: 0.321		0-1 1B 1-2 1B		3-3 K			1-2 E3 3B	1-2 G4-3		4 2 1 1 0 1 1

Inning Stats	R: 1 E: 0 K: 1 S: 12	H: 2 LOB: 1 BB: 0 P: 19	R: 2 E: 0 K: 1 S: 15	H: 3 LOB: 2 BB: 1 P: 27	R: 0 E: 0 K: 2 S: 16	H: 1 LOB: 3 BB: 2 P: 25	R: 0 E: 0 K: 2 S: 9	H: 0 LOB: 0 BB: 0 P: 16	R: 0 E: 0 K: 2 S: 11	H: 0 LOB: 0 BB: 0 P: 18	R: 0 E: 0 K: 0 S: 6	H: 0 LOB: 0 BB: 0 P: 7	R: 1 E: 1 K: 2 S: 14	H: 1 LOB: 1 BB: 0 P: 18	R: 2 E: 0 K: 0 S: 17	H: 2 LOB: 1 BB: 1 P: 30	R: 0 E: 0 K: 0 S: 5	H: 0 LOB: 0 BB: 1 P: 10	1B: 7 2B: 1 3B: 1 HR: 0	SF: 0 SAC: 0 DP: 1 HBP: 0	WP: 1 PB: 0 SB: 0 CS: 0	PA: 40
--------------	-------------------------------	----------------------------------	-------------------------------	----------------------------------	-------------------------------	----------------------------------	------------------------------	----------------------------------	-------------------------------	----------------------------------	------------------------------	---------------------------------	-------------------------------	----------------------------------	-------------------------------	----------------------------------	------------------------------	----------------------------------	----------------------------------	------------------------------------	----------------------------------	--------

PITCHER	IP	WLS	BF	H	R	ER	SO	BB	IBB	HBP	BLK	WP	HR	S	P	ERA	WHIP
Bobby Witt, R (1, 1) ERA: 5.27	7.1	W	34	8	6	5	10	4	0	0	0	0	0	92	147	6.14	1.636
Kenny Rogers, L (8, 1) ERA: 3.16	0.2		3	1	0	0	0	0	0	0	0	1	0	8	13	0.00	1.500
Jeff Russell, R (9, 1) ERA: 1.87	1.0	S	3	0	0	0	0	1	0	0	0	0	0	5	10	0.00	1.000

TEXAS RANGERS @ CHICAGO WHITE SOX
Comiskey Park, Chicago, IL

Sat Aug 19 1989, 8:05 PM EDT
Att: 18,638 - Unknown - 78 F

AB	35
R	6
H	9
RBI	6
BB	5
SO	10
LOB	20

Batter	1	2	3	4	5	6	7	8	9	AB R H RBI BB SO LOB	TOP											
Fred Manrique, R (1, 6) OBP: 0.343, SLG: 0.418	2-3 K		1-3 K		0-1 B5		0-1 G6-3		2-3 K	0 0 0 0 0 0 0												
Jeff Kunkel, R (1, 10) OBP: 0.317, SLG: 0.449	4-1 BB		2-3 K		2-0 2B		1-3 K		0-1 G4-3	4 1 1 1 1 2 0												
Julio Franco, R (1, 4) OBP: 0.375, SLG: 0.466	0-1 L8		4-2 HR		1-1 2B		4-1 E		1-1 2B	3 2 2 1 2 0 1												
Ruben Sierra, S (1, 9) OBP: 0.348, SLG: 0.546	1-1 P3		0-0 HR		1-1 L9		0-2 E6		0-0 P5	5 1 1 2 0 0 3												
Pete Incaviglia, R (1, 7) OBP: 0.279, SLG: 0.439		1-0 G5-3	0-3 K		1-3 K		0-3 K			4 0 0 0 0 3 2												
Jack Daugherty, S (1, 3) OBP: 0.420, SLG: 0.500		0-1 2B		2-1 1B		4-2 BB		3-3 K		3 1 2 0 1 1 0												
Steve Buechele, R (1, 5) OBP: 0.306, SLG: 0.408		3-1 2B		1-1 G1-6-3		0-0 G6-4-3		3-2 HR		4 1 2 2 0 0 2												
Chad Kreuter, S (1, 2) OBP: 0.276, SLG: 0.246		3-2 P6		0-1 G1-3		3-1 1B		0-3 K		4 0 1 0 0 1 1												
Cecil Espy, S (1, 8) OBP: 0.308, SLG: 0.319		1-1 G6-3		4-0 BB		3-2 F9		2-3 K		3 1 0 0 1 1 2												
Inning Stats	R: 0 E: 0 K: 1 S: 8	H: 0 LOB: 1 BB: 1 P: 15	R: 1 E: 0 K: 0 S: 12	H: 2 LOB: 1 BB: 0 P: 20	R: 2 E: 1 K: 3 S: 12	H: 1 LOB: 0 BB: 1 P: 19	R: 0 E: 0 K: 0 S: 6	H: 1 LOB: 0 BB: 0 P: 9	R: 2 E: 0 K: 1 S: 10	H: 2 LOB: 1 BB: 1 P: 19	R: 0 E: 0 K: 0 S: 15	H: 1 LOB: 1 BB: 1 P: 25	R: 1 E: 1 K: 2 S: 12	H: 0 LOB: 1 BB: 1 P: 17	R: 1 E: 0 K: 3 S: 21	H: 1 LOB: 0 BB: 0 P: 29	R: 0 E: 0 K: 1 S: 8	H: 1 LOB: 1 BB: 0 P: 11	1B: 3 2B: 4 3B: 0 HR: 2	SF: 0 SAC: 0 DP: 2 HBP: 0	WP: 0 PB: 0 SB: 0 CS: 0	PA: 40
PITCHER	IP WLS BF H R ER SO BB IBB HBP BLK WP HR S P ERA WHIP																					
Steve Rosenberg, L (1, 1) ERA: 4.96	4.1 L 20 5 5 5 4 3 0 0 0 0 1 41 72 10.38 1.846																					
Shawn Hillegas, R (5, 1) ERA: 4.75	1.2 7 2 0 0 1 1 0 0 0 0 0 22 35 0.00 1.800																					
Ken Patterson, L (7, 1) ERA: 4.21	2.0 9 1 2 1 5 1 0 0 0 0 1 33 46 4.50 1.000																					
Bobby Thigpen, R (9, 1) ERA: 3.92	1.0 4 1 0 0 1 0 0 0 0 0 0 8 11 0.00 1.000																					

Texas Rangers @ Chicago White Sox
Comiskey Park, Chicago, IL
Sun Aug 20 1989, 4:33 AM EDT
Att. 27,158 - Sunny - 80 F

livebaseballscorecards.com

AB 30
R 7
H 9
RBI 6
BB 5
SO 8
LOB 11



Batter	1	2	3	4	5	6	7	8	9	AB R H RBI BB SO LOB	TOP
Rickey Henderson, R OBP: 0.419, SLG: 0.411 (1, 7) C B B B X	3-1 G6-3 2B		3-3 K		3-3 K		1-1 G5-3			4 0 1 0 0 2 1	
Carney Lansford, R OBP: 0.405, SLG: 0.408 (1, 5) B C S B X	2-2 G6-3 2-3		1-0 1B 2-3 1B		0-0 E 1B		0-1 L9			4 1 2 0 0 0 1	
Jose Canseco, R OBP: 0.325, SLG: 0.505 (1, 9) B C F S	1-3 K		0-0 1-2 3-H 1B		3-2 E8 1-H		0-3 K			4 0 1 1 0 2 1	
Ron Hassey, L OBP: 0.296, SLG: 0.346 (1, 2) X	0-0 G4-3		1-3 K		1-3 K		0-3 K			4 0 0 0 0 3 4	
Dave Henderson, R OBP: 0.315, SLG: 0.369 (1, 8) B S T B S			0-0 G5-3		3-3 K		0-2 L9			4 0 0 0 0 2 3	
Mark McGwire, R OBP: 0.341, SLG: 0.451 (1, 3) B B B B			4-0 BB		1-1 L8		1-3 K			3 0 0 0 1 1 0	
Tony Phillips, S OBP: 0.335, SLG: 0.336 (1, 4) S T C S			0-3 K		1-0 G3		0-3 K			4 0 0 0 0 2 1	
Terry Steinbach, R OBP: 0.342, SLG: 0.382 (1, 10) B B X			1-0 F8		4-2 BB		3-3 K			3 0 0 0 1 1 1	
Walt Weiss, S OBP: 0.277, SLG: 0.315 (1, 6) X			0-0 1B 1B 2B		3-2 G6-3		3-1 P6			3 1 1 0 0 0 1	
Inning Stats	R: 0 H: 1 E: 0 LOB: 1 K: 1 BB: 0 S: 9 P: 15	R: 0 H: 0 E: 0 LOB: 1 K: 2 BB: 1 S: 9 P: 17	R: 1 H: 3 E: 0 LOB: 2 K: 2 BB: 0 S: 11 P: 16	R: 0 H: 0 E: 0 LOB: 1 K: 0 BB: 1 S: 10 P: 19	R: 1 H: 1 E: 1 LOB: 1 K: 3 BB: 0 S: 18 P: 28	R: 0 H: 0 E: 0 LOB: 0 K: 3 BB: 0 S: 10 P: 14	R: 0 H: 0 E: 0 LOB: 0 K: 0 BB: 0 S: 6 P: 10	R: 0 H: 0 E: 0 LOB: 0 K: 2 BB: 0 S: 9 P: 9	R: 0 H: 0 E: 0 LOB: 0 K: 0 BB: 0 S: 6 P: 7	1B: 3 SF: 0 2B: 2 SAC: 0 3B: 0 DP: 0 HR: 0 HBP: 0	WP: 0 PA: 35 PB: 0 SB: 0 CS: 0
PITCHER Nolan Ryan, R (1, 1) ERA: 3.08	IP WLS BF H R ER SO BB IBB HBP BLK WP HR S P ERA WHIP										
	9.0 L 35 5 2 1 13 2 0 0 0 0 0 0 88 135 1.00 0.778										

Oakland Athletics @ Texas Rangers
Arlington Stadium, Arlington, TX
Tue Aug 22 1989, 8:05 PM EDT
Att. 42,869 - Unknown - 95 F

livebaseballscorecards.com

AB	33
R	2
H	5
RBI	1
BB	2
SO	13
LOB	13



Batter	1	2	3	4	5	6	7	8	9	AB R H RBI BB SO LOB
Cecil Espy, S OBP: 0.305, SLG: 0.316 (1, 8)	0-2 L5		3-3 K			0-2 G4-3			1-3 K	4 0 0 0 0 2 1
Fred Manrique, R OBP: 0.343, SLG: 0.417 Jack Daugherty, S OBP: 0.412, SLG: 0.489 (1, 6)	0-0 L9-3 1B			0-1 G6-3		1-1 G5-3			0-1 L8	3 0 1 0 0 0 0 1 0 0 0 0 0 0
Harold Baines, L OBP: 0.410, SLG: 0.487 (1, 10)	1-2 L9-3			1-3 K			4-2 FC4-6 BB		0-3 K	3 0 0 0 1 2 1
Ruben Sierra, S OBP: 0.346, SLG: 0.543 (1, 9)		3-2 F8		1-3 K		0-1 FC4-6				3 0 0 0 0 1 1
Julio Franco, R OBP: 0.376, SLG: 0.467 (1, 4)		0-1 1B		0-1 S 1B		1-3 K				3 0 2 0 0 1 1
Rafael Palmeiro, L OBP: 0.350, SLG: 0.389 (1, 3)		0-3 K		1-3 K		1-0 F8				3 0 0 0 0 2 3
Pete Incaviglia, R OBP: 0.277, SLG: 0.437 Rick Leach, L OBP: 0.348, SLG: 0.354 (1, 7)		0-0 F6		1-3 K			2-2 F5			2 0 0 0 0 1 2 1 0 0 0 0 0 0
Steve Buechele, R OBP: 0.306, SLG: 0.408 (1, 5)			0-2 G6-3		3-3 K		1-1 G1-6-3 1B			3 0 1 0 0 1 1
Chad Kreuter, S OBP: 0.281, SLG: 0.252 Geno Petralli, L OBP: 0.363, SLG: 0.427 (1, 2)			0-2 CS 1B			2-3 K		3-2 G1-6-3		1 0 1 0 0 0 0 2 0 0 0 0 1 1

Inning Stats	R: 0 E: 0 K: 0 S: 8	H: 1 LOB: 0 BB: 0 P: 9	R: 0 E: 0 K: 1 S: 10	H: 1 LOB: 1 BB: 0 P: 13	R: 0 E: 0 K: 1 S: 10	H: 1 LOB: 1 BB: 0 P: 13	R: 0 E: 0 K: 2 S: 8	H: 0 LOB: 0 BB: 0 P: 10	R: 0 E: 0 K: 3 S: 11	H: 1 LOB: 1 BB: 0 P: 16	R: 0 E: 0 K: 1 S: 8	H: 0 LOB: 0 BB: 0 P: 11	R: 0 E: 0 K: 1 S: 10	H: 0 LOB: 1 BB: 1 P: 16	R: 0 E: 0 K: 0 S: 9	H: 1 LOB: 0 BB: 0 P: 15	R: 0 E: 0 K: 2 S: 9	H: 0 LOB: 0 BB: 0 P: 10	1B: 5 2B: 2 3B: 0 HR: 0	SF: 0 SAC: 0 DP: 3 HBP: 0	WP: 0 PB: 0 SB: 1 CS: 1	PA: 30
--------------	------------------------------	---------------------------------	-------------------------------	----------------------------------	-------------------------------	----------------------------------	------------------------------	----------------------------------	-------------------------------	----------------------------------	------------------------------	----------------------------------	-------------------------------	----------------------------------	------------------------------	----------------------------------	------------------------------	----------------------------------	----------------------------------	------------------------------------	----------------------------------	--------

PITCHER	IP	WLS	BF	H	R	ER	SO	BB	IBB	HBP	BLK	WP	HR	S	P	ERA	WHIP
Bob Welch, R ERA: 2.92 (1, 1)	8.0	W	27	5	0	0	9	1	0	0	0	0	0	74	103	0.00	0.750
Dennis Eckersley, R ERA: 0.97 (9, 1)	1.0	S	3	0	0	0	2	0	0	0	0	0	0	9	10	0.00	0.000


BOTTOM

Oakland Athletics @ Texas Rangers
Arlington Stadium, Arlington, TX

Tue Aug 22 1989, 8:05 PM EDT
Att: 42,869 - Unknown - 95 F

livebaseballscores.com

AB	29
R	0
H	5
RBI	0
BB	1
SO	11
LOB	11



Batter	1	2	3	4	5	6	7	8	9	AB R H RBI BB SO LOB	TOP		
Rickey Henderson, R OBP: 0.420, SLG: 0.412 (1, 7)	2-2 CS 1B		4-1 G4-6-3 BB		1-3 K		0-2 1B PB 1B		1-0 L7	4 1 2 0 1 1 0	<p>Oakland Athletics @ Texas Rangers Arlington Stadium, Arlington, TX</p> <p>Wed Aug 23 1989, 8:05 PM EDT Att. 23,453 - Unknown - 97 F</p>		
Carney Lansford, R OBP: 0.403, SLG: 0.406 (1, 5)	2-2 G4-3 1-2		2-2 G4-6-3 1-2 2-3		1-0 G4-3		1-0 CS 1B		0-0 G1-3	5 0 1 0 0 0 3			
Jose Canseco, R OBP: 0.339, SLG: 0.510 (1, 9)	4-2 1B BB		1-0 1B		0-1 G6-3		2-1 CS 1B			3 0 2 2 1 0 0			
Ron Hassey, L OBP: 0.301, SLG: 0.347 Lance Blankenship, R OBP: 0.267, SLG: 0.283 (1, 10) (7, PH)	2-2 1-3 1B		3-H 1-2 G6-3		4-2 BB 2B BB		1-3 K 1-2 2-3			2 1 1 0 1 0 1 1 0 0 0 0 1 2			
Mark McGwire, R OBP: 0.340, SLG: 0.447 (1, 3)	0-3 K			2-2 G6-3		4-2 2B SF8 BB		1-3 K		3 1 0 0 1 2 3			
Dave Henderson, R OBP: 0.316, SLG: 0.373 Stan Javier, S OBP: 0.308, SLG: 0.314 (1, 8) (8, 8)		0-0 G4-3		1-1 S 1B		2-2 1B 2B		3-3 K		4 1 2 1 0 1 0 0 0 0 0 0 0 0			
Terry Steinbach, R OBP: 0.339, SLG: 0.379 (1, 2)		1-3 K		3-3 K 1-2		1-1 SF8		1-0 G1-3		3 0 0 1 0 2 1			
Tony Phillips, S OBP: 0.334, SLG: 0.335 (1, 4)		3-1 G1-3		2-2 G4-3		3-H 1-0 1B		1-3 K		4 0 1 1 0 1 1			
Walt Weiss, S OBP: 0.276, SLG: 0.314 (1, 6)			1-1 G4-6-3 BB 1B		0-3 K		1-1 G1-3		2-2 L7	4 1 1 0 0 1 1			
Inning Stats	R: 0 H: 2 E: 0 LOB: 2 K: 1 BB: 1 S: 16 P: 26	R: 0 H: 0 E: 0 LOB: 0 K: 1 BB: 0 S: 6 P: 10	R: 1 H: 2 E: 0 LOB: 1 K: 0 BB: 1 S: 10 P: 19	R: 0 H: 1 E: 0 LOB: 1 K: 1 BB: 0 S: 11 P: 19	R: 0 H: 0 E: 0 LOB: 0 K: 2 BB: 0 S: 8 P: 10	R: 3 H: 2 E: 0 LOB: 1 K: 0 BB: 2 S: 17 P: 29	R: 1 H: 3 E: 0 LOB: 1 K: 2 BB: 0 S: 12 P: 17	R: 0 H: 0 E: 0 LOB: 0 K: 2 BB: 0 S: 8 P: 13	R: 0 H: 0 E: 0 LOB: 0 K: 0 BB: 0 S: 5 P: 8	1B: 9 SF: 1 2B: 1 SAC: 0 3B: 0 DP: 1 HR: 0 HBP: 0		WP: 0 PA: 38 PB: 1 SB: 1 CS: 3	
PITCHER	IP WLS BF H R ER SO BB IBB HBP BLK WP HR S P ERA WHIP											PITCHER	IP WLS BF H R ER SO BB IBB HBP BLK WP HR S P ERA WHIP
Kevin Brown, R ERA: 3.14 (1, 1)	6.0 L 30 10 5 5 5 4 0 0 0 0 0 0 74 122 7.50 2.333												
Kenny Rogers, L ERA: 3.0 (7, 1)	3.0 8 0 0 0 4 0 0 0 0 0 0 0 19 29 0.00 0.000												

livebaseballscorecards.com

AB	33
R	5
H	10
RBI	5
BB	4
SO	9
LOB	12



Batter	1	2	3	4	5	6	7	8	9	AB	R	H	RBI	BB	SO	LOB
Cecil Espy, S OBP: 0.302, SLG: 0.313 (1, 8)	1-1 P6		0-0 B2		1-3 K		0-3 K			4	0	0	0	0	2	0
Jack Daugherty, S OBP: 0.400, SLG: 0.469 (1, 3)	3-2 G4-3		1-3 K			0-1 E 1B SF8 1B		2-2 P6		4	1	1	0	0	1	0
Harold Baines, L OBP: 0.411, SLG: 0.487 (1, 10)	0-0 HR 1B		0-1 G6-3			3-2 E8 1B		0-1 F8		4	1	2	0	0	0	0
Ruben Sierra, S OBP: 0.347, SLG: 0.549 (1, 9)	1-0 HR			1-3 K		2-0 SF8		4-0 BB		2	1	1	3	1	1	0
Julio Franco, R OBP: 0.375, SLG: 0.465 (1, 4)	0-1 L8			3-2 WP 1B		1-3 K		0-0 G4-3		4	0	1	0	0	1	2
Geno Petrali, L OBP: 0.356, SLG: 0.418 Chad Kreuter, S OBP: 0.281, SLG: 0.252 Pete Incaviglia, R OBP: 0.276, SLG: 0.436 (1, 2), (8, 2), (9, PH)		0-0 G3		3-0 F7		0-0 G3-1			2-3 K	3	0	0	0	0	0	2
Rick Leach, L OBP: 0.347, SLG: 0.357 (1, 7)		1-2 L7		1-3 K			0-0 1B G6-3 2B		1-2 G4-3	4	1	1	0	0	1	1
Fred Manrique, R OBP: 0.346, SLG: 0.418 (1, 6)		2-2 1B			0-2 L7		0-1 G6-3 1B		0-1 G5-3	4	0	2	0	0	0	0
Steve Buechele, R OBP: 0.304, SLG: 0.405 (1, 5)		0-0 F8			0-3 K		1-2 G6-3			3	0	0	0	0	1	2

Inning Stats	R: 2	H: 2	E: 0	K: 0	S: 9	LOB: 0	BB: 0	P: 14	R: 0	H: 1	E: 0	K: 0	S: 9	LOB: 1	BB: 0	P: 12	R: 0	H: 0	E: 0	K: 1	S: 7	LOB: 0	BB: 0	P: 8	R: 0	H: 1	E: 0	K: 2	S: 14	LOB: 1	BB: 0	P: 21	R: 0	H: 0	E: 0	K: 2	S: 9	LOB: 0	BB: 0	P: 10	R: 1	H: 2	E: 2	K: 1	S: 11	LOB: 1	BB: 0	P: 17	R: 1	H: 2	E: 0	K: 1	S: 9	LOB: 0	BB: 0	P: 10	R: 0	H: 0	E: 0	K: 0	S: 6	LOB: 1	BB: 1	P: 12	R: 0	H: 0	E: 0	K: 1	S: 8	LOB: 0	BB: 0	P: 11	1B: 6	SF: 1	2B: 1	SAC: 0	3B: 0	DP: 1	HR: 1	HBP: 0	WP: 1	PA: 35
--------------	------	------	------	------	------	--------	-------	-------	------	------	------	------	------	--------	-------	-------	------	------	------	------	------	--------	-------	------	------	------	------	------	-------	--------	-------	-------	------	------	------	------	------	--------	-------	-------	------	------	------	------	-------	--------	-------	-------	------	------	------	------	------	--------	-------	-------	------	------	------	------	------	--------	-------	-------	------	------	------	------	------	--------	-------	-------	-------	-------	-------	--------	-------	-------	-------	--------	-------	--------

PITCHER	IP	WLS	BF	H	R	ER	SO	BB	IBB	HBP	BLK	WP	HR	S	P	ERA	WHIP
Dave Stewart, R ERA: 3.45 (1, 1)	7.0	W	28	8	4	3	7	0	0	0	0	1	1	68	92	3.86	1.143
Rick Honeycutt, L ERA: 2.53 (8, 1)	1.0		4	0	0	0	0	1	0	0	0	0	0	6	12	0.00	1.000
Dennis Eckersley, R ERA: 0.95 (9, 1)	1.0	S	3	0	0	0	1	0	0	0	0	0	0	8	11	0.00	0.000

BOTTOM


Oakland Athletics @ Texas Rangers
Arlington Stadium, Arlington, TX

Wed Aug 23 1989, 8:05 PM EDT
Att: 23,453 - Unknown - 97 F

livebaseballscorecards.com

AB	33
R	4
H	8
RBI	3
BB	1
SO	8
LOB	7



Batter	1	2	3	4	5	6	7	8	9	AB R H RBI BB SO LOB	TOP											
Rickey Henderson, R OBP: 0.419, SLG: 0.409 (1, 7)	0-2 G4-3		2-0 G5-4-3		4-1 BB		1-2 FC6-4			3 0 0 0 1 0 3												
Carney Lansford, R OBP: 0.399, SLG: 0.402 (1, 5)	1-2 G4-3		1-0 G6-3		2-1 L9		0-1 FC5			4 0 0 0 0 0 4												
Jose Canseco, R OBP: 0.336, SLG: 0.495 (1, 10)	2-1 F9			1-2 HR HBP	2-3 K			2-3 K		3 1 0 0 0 2 2												
Mark McGwire, R OBP: 0.341, SLG: 0.454 (1, 3)		0-1 G4-3		1-1 HR		4-2 G6-4-3 BB		0-0 L4		3 1 1 2 1 0 0												
Dave Henderson, R OBP: 0.316, SLG: 0.370 (1, 8)		1-2 G3-1		4-1 G5-4-3 BB		1-0 F9		2-1 G6-3		3 0 0 0 1 0 1												
Terry Steinbach, R OBP: 0.335, SLG: 0.375 (1, 9)		0-2 E6 1B		0-3 K		0-0 G6-4-3			1-0 G5-3	4 0 0 0 0 1 2												
Tony Phillips, S OBP: 0.333, SLG: 0.334 (1, 4) (7, 6)		0-2 1B		1-1 G5-4-3			0-3 K		2-2 L7	4 0 1 0 0 1 1												
Ron Hassey, L OBP: 0.304, SLG: 0.350 (1, 2)		2-1 G1			2-1 SH1-4 1B		3-2 FC6-4 FC5 1B		0-0 G3	4 0 2 0 0 0 2												
Mike Gallego, R OBP: 0.333, SLG: 0.338 Lance Blankenship, R OBP: 0.267, SLG: 0.283 (1, 6) (7, PR) (7, 4)			1-1 G5-4-3 1B		0-0 SH1-4		0-1 FC6-4 1B			2 0 2 0 0 0 0 0 0 0 0 0 0 0												
Inning Stats	R: 0 E: 0 K: 0 S: 8	H: 0 LOB: 0 BB: 0 P: 11	R: 0 E: 1 K: 0 S: 13	H: 1 LOB: 2 BB: 0 P: 16	R: 0 E: 0 K: 0 S: 4	H: 1 LOB: 0 BB: 0 P: 8	R: 2 E: 0 K: 1 S: 10	H: 1 LOB: 0 BB: 1 P: 17	R: 0 E: 0 K: 1 S: 9	H: 1 LOB: 2 BB: 1 P: 19	R: 0 E: 0 K: 0 S: 4	H: 0 LOB: 0 BB: 1 P: 9	R: 0 E: 0 K: 1 S: 14	H: 2 LOB: 2 BB: 0 P: 18	R: 0 E: 0 K: 1 S: 6	H: 0 LOB: 0 BB: 0 P: 10	R: 0 E: 0 K: 0 S: 6	H: 0 LOB: 0 BB: 0 P: 9	1B: 5 2B: 0 3B: 0 HR: 1	SF: 0 SAC: 1 DP: 3 HBP: 1	WP: 0 PB: 0 SB: 0 CS: 0	PA: 35
PITCHER	IP WLS BF H R ER SO BB IBB HBP BLK WP HR S P ERA WHIP																					
Mike Jeffcoat, L ERA: 3.96 Gary Mielke, R ERA: 3.93	(1, 1) (7, 1)	6.1 W 27 6 2 2 3 3 0 1 0 0 1 57 92 2.84 1.421																				
<div style="display: flex; justify-content: space-between;"> <div style="width: 45%;"> <p>Oakland Athletics @ Texas Rangers Arlington Stadium, Arlington, TX</p> <p>Thu Aug 24 1989, 8:05 PM EDT Att: 25,604 - Unknown</p> </div> <div style="width: 45%; text-align: right;"> <p>AB 30 R 2 H 6 RBI 2 BB 3 SO 4 LOB 15</p>  </div> </div>																						

Batter	1	2	3	4	5	6	7	8	9
Jack Daugherty, S OBP: 0.400, SLG: 0.500 (1, 3)	0-0 L9		1-1 L4		1-3 K	0-0 S 3B		0-0 1B	
Fred Manrique, R OBP: 0.347, SLG: 0.418 (1, 6)	1-2 F4		0-0 1B		2-2 WP G4-3 1B	2-3 K		1-3 K	
Ruben Sierra, S OBP: 0.345, SLG: 0.545 (1, 9)	0-3 K		1-1 G3		1-0 G4-3	1-3 K			
Julio Franco, R OBP: 0.380, SLG: 0.469 (1, 4)		1-2 G1 E G1-3 1B		1-2 S 1B	2-2 BB 1B		4-2 SH5-3 BB		
Harold Baines, L OBP: 0.410, SLG: 0.486 (1, 10)		0-1 G1-3		4-1 G6-3 BB	2-2 BB 1B		0-0 SH5-3		
Rafael Palmeiro, L OBP: 0.352, SLG: 0.390 (4, PH)		1-2 G1		1-2 L8	1-2 BB 1B		1-2 K		
Geno Petralli, L OBP: 0.354, SLG: 0.409 (1, 2)		0-1 G1		0-2 L8	4-0 BB		2-3 K		
Rick Leach, L OBP: 0.341, SLG: 0.350 (1, 7)		0-0 E8		1-1 G6-3	3-1 F7		1-2 F7		
Jeff Kunkel, R OBP: 0.320, SLG: 0.463 (1, 8)		3-2 F4		1-1 G6-3	0-1 HR	2-2 3B 1B		0-3 K	
Steve Buechele, R OBP: 0.303, SLG: 0.403 (1, 5)			2-0 G5-3		0-2 1B G4-3 1B	1-2 F8		1-1 G6-3	

Inning Stats	R: 0 E: 0 K: 1 S: 8	H: 0 LOB: 0 BB: 0 P: 9	R: 1 E: 1 K: 0 S: 11	H: 1 LOB: 1 BB: 0 P: 15	R: 0 E: 0 K: 0 S: 6	H: 1 LOB: 1 BB: 0 P: 10	R: 0 E: 0 K: 0 S: 10	H: 1 LOB: 1 BB: 1 P: 15	R: 3 E: 0 K: 1 S: 22	H: 5 LOB: 3 BB: 1 P: 37	R: 2 E: 0 K: 2 S: 14	H: 2 LOB: 0 BB: 0 P: 20	R: 0 E: 0 K: 1 S: 10	H: 0 LOB: 1 BB: 1 P: 17	R: 0 E: 0 K: 2 S: 9	H: 1 LOB: 1 BB: 0 P: 11
--------------	------------------------------	---------------------------------	-------------------------------	----------------------------------	------------------------------	----------------------------------	-------------------------------	----------------------------------	-------------------------------	----------------------------------	-------------------------------	----------------------------------	-------------------------------	----------------------------------	------------------------------	----------------------------------

PITCHER	IP	WLS	BF	H	R	ER	SO	BB	IBB	HBP	BLK	WP	HR	S	P	ERA	WHIP
Storm Davis, R ERA: 4.69 (1, 1)	4.2	L	23	8	4	3	2	1	0	0	0	1	1	55	77	5.79	1.929
Matt Young, L ERA: 4.73 (5, 1)	2.1		11	2	2	2	3	2	0	0	0	0	0	26	46	7.71	1.714
Gene Nelson, R ERA: 4.09 (8, 1)	1.0		4	1	0	0	2	0	0	0	0	0	0	9	11	0.00	1.000

BOTTOM

Oakland Athletics @ Texas Rangers
Arlington Stadium, Arlington, TX

Thu Aug 24 1989, 8:05 PM EDT
Att. 25,604 - Unknown

AB	R	H	RBI	BB	SO	LOB
5	1	2	1	0	1	1
5	1	2	0	0	2	1
4	0	0	1	0	2	2
3	1	3	1	1	0	0
1	0	0	0	0	0	1
1	0	1	0	1	0	0
3	0	0	0	1	1	4
4	0	0	0	0	0	6
4	2	2	1	0	1	1
4	1	1	0	0	0	1

AB	34
R	6
H	11
RBI	4
BB	3
SO	7
LOB	17

livebaseballscorecards.com

1B:	9	SF:	0	WP:	1	PA:	38
2B:	0	SAC:	1	PB:	0		
3B:	1	DP:	1	SB:	2		
HR:	1	HBP:	0	CS:	0		



Batter	1	2	3	4	5	6	7	8	9	AB R H RBI BB SO LOB	TOP	
Devon White, S OBP: 0.299, SLG: 0.405 (1, 8)	3-3 K		0-0 G5-3			4-1 S 2B S BB	1-0 E 1B		2-3 K	4 2 1 0 1 2 0		
Claudell Washington, L OBP: 0.312, SLG: 0.424 (1, 9)	0-1 F9			1-2 G5-4-3 1B		2-1 SAFE L4	2-2 SAFE E8			4 0 1 0 0 0 1		
Johnny Ray, S OBP: 0.333, SLG: 0.368 (1, 4)	4-1 BB			1-0 G5-4-3 1-2f		4-2 BB 2B BB	0-2 F8			2 1 0 0 2 0 2		
Wally Joyner, L OBP: 0.341, SLG: 0.417 (1, 3)	3-3 K			3-3 K		4-1 2B 2-3 BB		0-0 L6		3 1 0 0 1 2 1		
Chili Davis, S OBP: 0.329, SLG: 0.439 (1, 7)		3-2 P5			3-3 K	3-1 P4		2-2 F8		4 0 0 0 0 1 3		
Brian Downing, R OBP: 0.359, SLG: 0.404 (1, 10)		2-2 F7			1-2 1B 1B	3-2 1-H 2-H 3-H 2B		4-2 BB		3 0 2 3 1 0 0		
Lance Parrish, R OBP: 0.313, SLG: 0.419 (1, 2)		0-1 F9			2-3 K	2-2 F7		3-3 K		4 0 0 0 0 2 3		
Jack Howell, L OBP: 0.323, SLG: 0.444 (1, 5)			2-1 G4-3		2-1 1B 1-2 1B		2-1 P3		0-3 K	4 0 1 0 0 1 0		
Kent Anderson, R OBP: 0.281, SLG: 0.244 (1, 6)			0-3 K		0-0 G1-3		2-1 P5		1-2 G4-3	4 0 0 0 0 1 2		
Inning Stats	R: 0 E: 0 K: 2 S: 9 H: 0 LOB: 1 BB: 1 P: 19	R: 0 E: 0 K: 0 S: 8 H: 0 LOB: 0 BB: 0 P: 13	R: 0 E: 0 K: 1 S: 6 H: 0 LOB: 0 BB: 0 P: 8	R: 0 E: 0 K: 1 S: 7 H: 1 LOB: 0 BB: 0 P: 12	R: 0 E: 0 K: 2 S: 12 H: 2 LOB: 2 BB: 0 P: 20	R: 3 E: 0 K: 0 S: 16 H: 1 LOB: 1 BB: 3 P: 38	R: 1 E: 1 K: 0 S: 14 H: 1 LOB: 1 BB: 0 P: 20	R: 0 E: 0 K: 1 S: 14 H: 0 LOB: 1 BB: 1 P: 23	R: 0 E: 0 K: 2 S: 9 H: 0 LOB: 0 BB: 0 P: 12	1B: 4 2B: 1 3B: 0 HR: 0 SF: 0 SAC: 0 DP: 1 HBP: 0	WP: 0 PB: 0 SB: 3 CS: 0 PA: 37	
PITCHER	IP WLS BF H R ER SO BB IBB HBP BLK WP HR S P ERA WHIP											
Bobby Witt, R ERA: 5.21 (1, 1)	7.0 L 30 5 4 3 6 4 0 0 0 0 0 0 72 130 3.86 1.286											
Drew Hall, L ERA: 4.43 (8, 1)	0.2 3 0 0 0 0 1 0 0 0 0 0 0 11 17 0.00 1.500											
Jeff Russell, R ERA: 1.82 (8, 1)	1.1 4 0 0 0 3 0 0 0 0 0 0 0 12 18 0.00 0.000											

California Angels @ Texas Rangers
Arlington Stadium, Arlington, TX
Fri Aug 25 1989, 8:05 PM EDT
Att. 25,427 - Unknown - 94 F

livebaseballscorecards.com

AB	32
R	4
H	5
RBI	3
BB	5
SO	9
LOB	12



Batter	1	2	3	4	5	6	7	8	9	AB R H RBI BB SO LOB	TOP											
Devon White, S OBP: 0.299, SLG: 0.404 (1, 8)	2-2 L1		0-1 SH2-3		2-1 F7		2-0 1B		0-1 G3	4 0 1 0 0 0 1												
Claudell Washington, L OBP: 0.314, SLG: 0.423 (1, 9)	1-2 1B		0-1 G6-3			4-2 1B FC3-6 BB	2-3 K			3 1 1 1 1 1 2												
Johnny Ray, S OBP: 0.335, SLG: 0.370 (1, 4)	2-2 G6-4-3 1B		2-1 G4-3			2-1 FC3-6 1B		0-0 WP 1B		4 0 2 0 0 0 2												
Wally Joyner, L OBP: 0.339, SLG: 0.414 (1, 3)		3-3 K2-3		2-2 G4-3		3-1 FC3-6 1B BB		1-0 F8		4 0 0 1 0 1 2												
Chili Davis, S OBP: 0.331, SLG: 0.437 (1, 7)		2-0 G3		1-3 K		4-1 G5-3 1B BB		4-2 1B BB		2 0 0 0 2 1 0												
Brian Downing, R OBP: 0.362, SLG: 0.406 (1, 10)		4-2 FC6-4 BB		3-2 F8		1-2 1B		0-1 1B		3 0 2 0 1 0 0												
Bobby Rose, R OBP: 0.316, SLG: 0.667 (1, 5)		1-0 FC6-4			2-2 G5-3		0-2 G5-3		1-0 G4-3	3 0 0 0 0 0 4												
Jack Howell, L OBP: 0.322, SLG: 0.442 (8, PH) (8, 5)										1 0 0 0 0 0 2												
John Orton, R OBP: 0.545, SLG: 0.600 (1, 2)			2-1 SH2-3 G6-3 1B		0-0 G5-3 1B		1-3 K		0-3 K	4 1 2 0 0 2 0												
Glenn Hoffman, R OBP: 0.279, SLG: 0.305 (1, 6)			0-1 G6-3 SH2-3 1B		1-0 G5-3		1-1 G6-3		2-2 L8	4 0 1 0 0 0 1												
Inning Stats	R: 0 E: 0 K: 0 S: 13	H: 1 LOB: 0 BB: 0 P: 17	R: 0 E: 0 K: 1 S: 9	H: 0 LOB: 1 BB: 1 P: 19	R: 1 E: 0 K: 0 S: 10	H: 2 LOB: 1 BB: 0 P: 14	R: 0 E: 0 K: 1 S: 12	H: 0 LOB: 0 BB: 0 P: 18	R: 0 E: 0 K: 0 S: 7	H: 1 LOB: 1 BB: 0 P: 12	R: 1 E: 0 K: 0 S: 17	H: 2 LOB: 2 BB: 2 P: 31	R: 0 E: 0 K: 2 S: 9	H: 1 LOB: 1 BB: 0 P: 15	R: 0 E: 0 K: 0 S: 7	H: 2 LOB: 2 BB: 1 P: 13	R: 0 E: 0 K: 1 S: 9	H: 0 LOB: 0 BB: 0 P: 11	1B: 9 2B: 0 3B: 0 HR: 0	SF: 0 SAC: 1 DP: 2 HBP: 0	WP: 1 PB: 0 SB: 0 CS: 0	PA: 37
PITCHER	IP WLS BF H R ER SO BB IBB HBP BLK WP HR S P ERA WHIP																					
Charlie Hough, R ERA: 4.4 (1, 1)	5.1 W 23 5 2 2 2 3 0 0 0 0 0 0 59 101 3.38 1.500																					
Gary Mielke, R ERA: 3.79 (6, 1)	1.1 5 2 0 0 1 0 0 0 0 0 0 0 15 20 0.00 1.500																					
Kenny Rogers, L ERA: 2.97 (7, 1)	0.2 3 1 0 0 1 0 0 0 0 0 0 0 5 8 0.00 1.500																					
Jeff Russell, R ERA: 1.77 (8, 1)	1.2 S 6 1 0 0 1 1 0 0 0 0 1 0 14 21 0.00 1.200																					

California Angels @ Texas Rangers
Arlington Stadium, Arlington, TX
Sat Aug 26 1989, 8:05 PM EDT
Att: 32,157 - Unknown

livebaseballscorecards.com

AB	32
R	2
H	9
RBI	2
BB	4
SO	5
LOB	14



Batter	1	2	3	4	5	6	7	8	9	AB	R	H	RBI	BB	SO	LOB					
Cecil Espy, S OBP: 0.306, SLG: 0.320 (1, 8)	0-0 SF8 3B	0-0 G4-3			2-1 G6-3 BLK WP 1B		4-1 E BB			3	2	2	0	1	0	0					
Jack Daugherty, S OBP: 0.382, SLG: 0.475 (1, 3)	2-0 SF8		0-2 G4-6-3 1B		3-1 G6-3 1-3		0-1 L7			3	0	1	1	0	0	2					
Rafael Palmeiro, L OBP: 0.349, SLG: 0.386 (1, 10)	2-2 1B		1-3 K 1B		1-3 K 1B		2-2 P6 1-2			4	0	1	0	0	2	2					
Ruben Sierra, S OBP: 0.345, SLG: 0.542 (1, 9)	1-1 BB 1-3 1B		1-2 G4-6-3 1-2f		1-1 1-2 1B			1-3 K		4	0	2	0	0	1	1					
Julio Franco, R OBP: 0.382, SLG: 0.468 (1, 4)	4-1 FC6-4 BB 1-2			4-1 G5-4-3 BB	0-1 G6-3			3-0 F8		2	0	0	0	2	0	2					
Pete Incaviglia, R OBP: 0.273, SLG: 0.431 (1, 7)	2-2 P8			1-0 G5-4-3 1-2f		3-1 L4		2-0 G6-3		4	0	0	0	0	0	4					
Steve Buechele, R OBP: 0.301, SLG: 0.406 (1, 5)	0-2 FC6-4 1-2f			3-3 K		1-1 G1-3				3	0	0	0	0	1	3					
Jeff Kunkel, R OBP: 0.311, SLG: 0.449 (1, 6)		2-3 K			0-0 E5 SH1-4 WP		0-1 G4-3			3	1	0	0	0	1	0					
Chad Kreuter, S OBP: 0.280, SLG: 0.252 (1, 2)		3-3 K			2-1 SH1-4		1-0 G1-3			2	0	0	0	0	1	0					
Inning Stats	R: 1 E: 0 K: 0 S: 17	H: 3 LOB: 3 BB: 1 P: 28	R: 0 E: 0 K: 2 S: 7	H: 0 LOB: 0 BB: 0 P: 12	R: 0 E: 0 K: 1 S: 9	H: 1 LOB: 0 BB: 0 P: 11	R: 0 E: 0 K: 1 S: 6	H: 0 LOB: 0 BB: 1 P: 14	R: 2 E: 1 K: 1 S: 14	H: 2 LOB: 2 BB: 0 P: 23	R: 0 E: 0 K: 0 S: 6	H: 0 LOB: 0 BB: 0 P: 10	R: 0 E: 1 K: 0 S: 10	H: 0 LOB: 1 BB: 1 P: 17	R: 0 E: 0 K: 1 S: 5	H: 0 LOB: 0 BB: 0 P: 11	1B: 5 2B: 0 3B: 1 HR: 0	SF: 1 SAC: 1 DP: 2 HBP: 0	WP: 2 PB: 0 SB: 0 CS: 0	PA: 33	
PITCHER	IP WLS BF H R ER SO ERA WHIP	IP WLS BF H R ER SO ERA WHIP	IP WLS BF H R ER SO ERA WHIP	IP WLS BF H R ER SO ERA WHIP	IP WLS BF H R ER SO ERA WHIP	IP WLS BF H R ER SO ERA WHIP	IP WLS BF H R ER SO ERA WHIP	IP WLS BF H R ER SO ERA WHIP	IP WLS BF H R ER SO ERA WHIP	IP WLS BF H R ER SO ERA WHIP	IP WLS BF H R ER SO ERA WHIP	IP WLS BF H R ER SO ERA WHIP	IP WLS BF H R ER SO ERA WHIP	IP WLS BF H R ER SO ERA WHIP	IP WLS BF H R ER SO ERA WHIP	IP WLS BF H R ER SO ERA WHIP	IP WLS BF H R ER SO ERA WHIP	IP WLS BF H R ER SO ERA WHIP	IP WLS BF H R ER SO ERA WHIP	IP WLS BF H R ER SO ERA WHIP	
Terry Clark, R ERA: 1.93 (1, 1)	4.2 L																				
Willie Fraser, R ERA: 2.57 (5, 1)	3.1																				

BOTTOM

California Angels @ Texas Rangers
Arlington Stadium, Arlington, TX
Sat Aug 26 1989, 8:05 PM EDT
Att. 32,157 - Unknown

livebaseballscorecards.com

AB	28
R	3
H	6
RBI	1
BB	3
SO	6
LOB	14



Batter	1	2	3	4	5	6	7	8	9	AB R H RBI BB SO LOB
Cecil Espy, S OBP: 0.303, SLG: 0.317 (1, 8)	1-3 K		2-3 K2-3		2-0 G4-3		1-0 L7		1-2 G5-3	5 0 0 0 0 2 0
Fred Manrique, R OBP: 0.344, SLG: 0.414 (1, 5)	1-2 F8			0-0 WP 1B 2B	2-2 G1-3		4-1 BB BB		2-2 G5-3	4 1 1 0 1 0 0
Rafael Palmeiro, L OBP: 0.350, SLG: 0.384 (1, 7)	1-2 G1-3			4-0 1B WP SF8 BB		0-2 L7	1 SAFE BB BB BB	4-0 BB		2 1 0 0 2 0 0
Ruben Sierra, S OBP: 0.346, SLG: 0.541 (1, 9)		3-3 K		2-2 BB 1B	1-3 2-H	4-1 1B G6-3 BB	1-1 F7			3 1 1 1 1 1 2
Julio Franco, R OBP: 0.383, SLG: 0.469 (1, 4)		3-1 G4-3 1B		3-2 SF8	3-H	3-2 G6-3 S 1B 1B		0-1 L8		3 1 2 1 0 0 0
Jack Daugherty, S OBP: 0.375, SLG: 0.462 (1, 3)		1-0 G4-3		0-0 P8		1 SAFE G6-3	0-1 1B			4 0 1 1 0 0 3
Pete Incaviglia, R OBP: 0.276, SLG: 0.430 (1, 10)		1-3 K		4-2 BB	1-2 BB	1-3 S 1B	2-3 K			3 0 1 1 1 2 2
Chad Kreuter, S OBP: 0.275, SLG: 0.246 (1, 2)			0-0 G5-3	2-3 K		3-H F7	0-3 K			3 0 0 0 0 1 3
Steve Buechele, R OBP: 0.300, SLG: 0.405 (8, PH)						1-2 F7				1 0 0 0 0 1 1
Geno Petralli, L OBP: 0.351, SLG: 0.401 (9, 2)										0 0 0 0 0 0 0
Jeff Kunkel, R OBP: 0.305, SLG: 0.441 (1, 6)			1-3 K		1-1 F9		1-1 L4		2-1 G6-3	4 0 0 0 0 1 0

Inning Stats	R: 0 E: 0 K: 1 S: 11	H: 0 LOB: 0 BB: 0 P: 14	R: 0 E: 0 K: 2 S: 10	H: 1 LOB: 1 BB: 0 P: 18	R: 0 E: 0 K: 2 S: 7	H: 0 LOB: 0 BB: 0 P: 10	R: 2 E: 0 K: 1 S: 15	H: 2 LOB: 2 BB: 2 P: 30	R: 0 E: 0 K: 0 S: 6	H: 0 LOB: 0 BB: 0 P: 11	R: 2 E: 0 K: 0 S: 14	H: 2 LOB: 1 BB: 1 P: 27	R: 0 E: 0 K: 0 S: 6	H: 0 LOB: 2 BB: 2 P: 17	R: 0 E: 0 K: 2 S: 10	H: 1 LOB: 1 BB: 0 P: 12	R: 0 E: 0 K: 0 S: 9	H: 0 LOB: 0 BB: 0 P: 14	1B: 5 2B: 1 3B: 0 HR: 0	SF: 1 SAC: 0 DP: 0 HBP: 0
--------------	-------------------------------	----------------------------------	-------------------------------	----------------------------------	------------------------------	----------------------------------	-------------------------------	----------------------------------	------------------------------	----------------------------------	-------------------------------	----------------------------------	------------------------------	----------------------------------	-------------------------------	----------------------------------	------------------------------	----------------------------------	----------------------------------	------------------------------------

PITCHER	IP	WLS	BF	H	R	ER	SO	BB	IBB	HBP	BLK	WP	HR	S	P	ERA	WHIP
Mike Witt, R ERA: 4.43 (1, 1)	5.1		23	4	4	4	6	3	0	0	0	1	0	56	97	6.75	1.312
Greg Minton, R ERA: 2.69 (6, 1)	1.1		7	1	0	0	0	2	0	0	0	0	0	11	27	0.00	2.250
Bob McClure, L ERA: 1.53 (7, 1)	2.1	W	8	1	0	0	2	0	0	0	0	0	0	21	29	0.00	0.429

BOTTOM

California Angels @ Texas Rangers
Arlington Stadium, Arlington, TX
Sun Aug 27 1989, 8:05 PM EDT
Att. 25,270 - Unknown

livebaseballscorecards.com

AB	32
R	4
H	6
RBI	4
BB	5
SO	8
LOB	11



WP: 1	PA: 38
PB: 0	
SB: 2	
CS: 0	

Batter	1	2	3	4	5	6	7	8	9	AB R H RBI BB SO LOB	TOP																
Cecil Espy, S (1, 8) OBP: 0.300, SLG: 0.313	2-2 G1-3		2-1 G6-3		2-3 K		1-1 G3-1	3-3 K		5 0 0 0 0 2 3																	
Fred Manrique, R (1, 6) OBP: 0.345, SLG: 0.421	1-3 K		0-0 G5-3 1B 2B		2-1 F8		0-1 P7		1-0 PB FC4-2-5-4 2B	5 1 2 0 0 1 0																	
Rafael Palmeiro, L (1, 3) OBP: 0.348, SLG: 0.382	1-2 1B		0-1 G5-3		0-0 G4-3		3-0 G4-3		2-2 G4-3	5 0 1 0 0 0 2																	
Ruben Sierra, S (1, 9) OBP: 0.348, SLG: 0.544	1-1 P6		2-2 1B		3-2 G4-3 3B		4-2 G5-3 E		1-0 FC4-2-5-4	4 2 2 1 1 0 2																	
Julio Franco, R (1, 4) OBP: 0.379, SLG: 0.464		0-1 G5-3	2-0 G4-3		1-0 G4-3		1-0 F8		1-2 G4-3	5 0 0 1 0 0 3																	
Harold Baines, L (1, 10) OBP: 0.409, SLG: 0.484		1-3 K		3-3 K		0-0 BB 1B		0-0 G5-3		3 0 1 0 0 2 0																	
Pete Incaviglia, R (6, PR) OBP: 0.275, SLG: 0.429										1 0 0 0 0 0 1																	
Geno Petrali, L (1, 2) OBP: 0.360, SLG: 0.406		1-0 1B		2-2 F8		4-2 FC5-4 BB		1-2 E7 1B		3 0 2 1 1 0 0																	
Chad Kreuter, S (8, PR) OBP: 0.275, SLG: 0.246										0 1 0 0 0 0 0																	
Rick Leach, L (1, 7) OBP: 0.348, SLG: 0.359		1-2 1B		0-0 2B		2-0 F8		2-0 S 1B		3 0 2 0 0 0 2																	
Jeff Kunkel, R (8, PH) OBP: 0.308, SLG: 0.443										1 0 1 1 0 0 0																	
Steve Buechele, R (1, 5) OBP: 0.300, SLG: 0.402		0-2 L4		1-3 K		1-2 FC5-4		4-1 BB		3 0 0 0 1 1 5																	
Inning Stats	R: 0 E: 0 K: 1 S: 12	H: 1 LOB: 1 BB: 0 P: 17	R: 0 E: 0 K: 1 S: 12	H: 2 LOB: 2 BB: 0 P: 15	R: 1 E: 0 K: 0 S: 9	H: 2 LOB: 1 BB: 0 P: 15	R: 0 E: 0 K: 2 S: 11	H: 1 LOB: 1 BB: 0 P: 17	R: 0 E: 0 K: 1 S: 6	H: 0 LOB: 0 BB: 0 P: 10	R: 1 E: 0 K: 0 S: 11	H: 2 LOB: 2 BB: 1 P: 22	R: 0 E: 0 K: 0 S: 5	H: 0 LOB: 0 BB: 0 P: 9	R: 2 E: 1 K: 1 S: 17	H: 2 LOB: 3 BB: 2 P: 32	R: 0 E: 0 K: 0 S: 9	H: 1 LOB: 1 BB: 0 P: 14	1B: 7 2B: 3 3B: 1 HR: 0	SF: 0 SAC: 0 DP: 0 HBP: 0	WP: 0 PB: 1 SB: 1 CS: 0	PA: 41					
PITCHER	IP	WLS	BF	H	R	ER	SO	BB	IBB	HBP	BLK	WP	HR	S	P	ERA	WHIP										
Rick Aguilera, R (1, 1) ERA: 3.06	7.2	L	34	9	4	3	5	2	0	0	0	0	0	77	122	3.52	1.435										
Gary Wayne, L (8, 1) ERA: 3.41	0.0		2	1	0	0	0	1	0	0	0	0	0	2	8	∞	∞										
Tim Drummond, R (8, 1) ERA:	1.1		5	1	0	0	1	0	0	0	0	0	0	13	21	0.00	0.750										

Texas Rangers @ Minnesota Twins
 Hubert H. Humphrey Metrodome, Minneapolis, MN
 Tue Aug 29 1989, 8:05 PM EDT
 Att. 19,004 - Dome

livebaseballscorecards.com

AB 38
R 4
H 11
RBI 4
BB 3
SO 6
LOB 18




Batter	1	2	3	4	5	6	7	8	9	AB	R	H	RBI	BB	SO	LOB
Al Newman, S OBP: 0.344, SLG: 0.313 (1, 5) (9, 6)	1-1 SH BB 1B	1-2 L6		1-2 FC3-6 BB 1-2f		3-2 F8		0-0 G3		5	1	1	0	0	0	6
Wally Backman, S OBP: 0.315, SLG: 0.293 (1, 4) 1 SAFE 1B BB BB BB	4-0 SH BB 1-2		2-1 G4-3	4-2 BB 1-2		1-3 K		3-3 K		3	0	0	0	2	2	2
Dan Gladden, R OBP: 0.327, SLG: 0.391 (1, 7) X	0-0 SH 1-3 2-H		2-0 2B	0-1 F8		2-0 L5		0-3 K		4	1	1	0	0	1	2
Kent Hrbek, L OBP: 0.356, SLG: 0.538 (1, 10) X	0-0 G1-3		1-0 2B 2-H	1-2 F7		2-3 K		2-1 G4-3		5	0	1	1	0	1	2
Gene Larkin, S OBP: 0.352, SLG: 0.337 (1, 3) BB C C C C B B B	4-2 BB G4-6-3 BB		3-2 G5-3	0-1 G6-3		2-1 G5-3				0	0	0	0	0	0	0
Brian Harper, R OBP: 0.340, SLG: 0.432 (1, PH) (2, 9) (9, 2)										3	0	0	0	1	0	1
Randy Bush, L OBP: 0.340, SLG: 0.428 (1, 9) (2, 3) X	0-0 G4-6-3 1-2f		4-0 BB	1-3 K		4-0 FC1-5 1B BB		0-2 FC1-5 1B		2	0	0	0	1	1	3
Kirby Puckett, R OBP: 0.378, SLG: 0.467 (8, PH) (9, 8)								0-1 FC1-5		0	0	0	0	1	0	0
John Moses, S OBP: 0.333, SLG: 0.368 (1, 8) (9, 9)		3-2 G1-3	0-0 F9	4-1 F8 BB		1-1 F8		1-2 FC1-5 1B		3	0	1	0	1	0	2
Tim Laudner, R OBP: 0.301, SLG: 0.362 (1, 2) (9, 3)		3-1 F9	0-1 FC3-6 1B	1-2 F8		1-2 FC1-5 1B 2-3f		0-1 FC1-5		4	0	1	0	0	0	3
Greg Gagne, R OBP: 0.302, SLG: 0.413 (1, 6) BB C C C C B B B		0-1 2B	3-2 L7	4-2 BB		4-2 BB		1-3 K		2	0	1	0	1	0	1
Chip Hale, L OBP: 0.143, SLG: 0.143 (8, PH) (9, 5)										1	0	0	0	0	1	2

Inning Stats	R: 1	H: 1	E: 1	K: 0	S: 7	LOB: 2	BB: 2	P: 16	R: 0	H: 1	E: 0	K: 0	S: 11	LOB: 1	BB: 0	P: 18	R: 1	H: 2	E: 0	K: 0	S: 8	LOB: 2	BB: 1	P: 20	R: 0	H: 1	E: 0	K: 0	S: 15	LOB: 2	BB: 1	P: 22	R: 0	H: 0	E: 0	K: 1	S: 8	LOB: 0	BB: 0	P: 10	R: 0	H: 0	E: 0	K: 1	S: 11	LOB: 2	BB: 2	P: 24	R: 0	H: 0	E: 0	K: 1	S: 6	LOB: 0	BB: 0	P: 12	R: 0	H: 1	E: 0	K: 1	S: 10	LOB: 2	BB: 1	P: 15	R: 0	H: 0	E: 0	K: 2	S: 8	LOB: 0	BB: 0	P: 13	1B: 3	SF: 0	2B: 3	SAC: 1	3B: 0	DP: 1	HR: 0	HBP: 0	WP: 0	PA: 40
--------------	------	------	------	------	------	--------	-------	-------	------	------	------	------	-------	--------	-------	-------	------	------	------	------	------	--------	-------	-------	------	------	------	------	-------	--------	-------	-------	------	------	------	------	------	--------	-------	-------	------	------	------	------	-------	--------	-------	-------	------	------	------	------	------	--------	-------	-------	------	------	------	------	-------	--------	-------	-------	------	------	------	------	------	--------	-------	-------	-------	-------	-------	--------	-------	-------	-------	--------	-------	--------

PITCHER	IP	WLS	BF	H	R	ER	SO	BB	IBB	HBP	BLK	WP	HR	S	P	ERA	WHIP
Kevin Brown, R ERA: 3.14 (1, 1)	2.2		15	4	2	1	0	3	0	0	0	0	0	25	53	3.38	2.625
Gary Mielke, R ERA: 3.66 (3, 1)	1.1		6	1	0	0	1	0	0	0	0	0	0	16	23	0.00	1.500
Drew Hall, L ERA: 4.12 (5, 1)	3.0	W	11	0	0	0	3	2	0	0	0	0	0	25	46	0.00	0.667
Kenny Rogers, L ERA: 2.97 (8, 1)	0.0		2	1	0	0	0	1	0	0	0	0	0	3	7	∞	∞
Jeff Russell, R ERA: 1.69 (8, 1)	2.0	S	6	0	0	0	3	0	0	0	0	0	0	15	21	0.00	0.000

TEXAS RANGERS @ MINNESOTA TWINS
Hubert H. Humphrey Metrodome, Minneapolis, MN
 Tue Aug 29 1989, 8:05 PM EDT
 Att. 19,004 - Dome

AB	32
R	2
H	6
RBI	1
BB	7
SO	6
LOB	24



Batter	1	2	3	4	5	6	7	8	9	AB R H RBI BB SO LOB	TOP											
Fred Manrique, R (1, 6) OBP: 0.347, SLG: 0.422	0-2 G5-3		0-0 CS 1B		0-0 F9		2-2 1B			4 0 2 0 0 0 0												
Jack Daugherty, S (1, 10) OBP: 0.355, SLG: 0.435	2-2 G3-1		2-0 F7		1-3 K		0-0 F8			4 0 0 0 0 1 2												
Rafael Palmeiro, L (1, 3) OBP: 0.346, SLG: 0.379	2-3 K		3-1 CS 1-2	3-2 G4-3	1-0 P5			2-0 G4-3		4 0 0 0 0 1 0												
Ruben Sierra, S (1, 9) OBP: 0.351, SLG: 0.546		0-0 F7		1-0 2B 2B 1B		1-0 G3-6-1 1B		0-0 G6-4-3 1B		4 1 3 0 0 0 0												
Julio Franco, R (1, 4) OBP: 0.362, SLG: 0.470		1-0 2B		1-1 2B 2B		4-2 G3-6-1 BB		1-2 G6-4-3 1-2f		3 1 2 0 1 0 1												
Rick Leach, L (1, 7) OBP: 0.354, SLG: 0.365		4-1 BB		3-1 2B HBP		0-1 G3-6-1 1-2f 2-3		0-1 1B 2B		2 1 1 0 1 0 2												
Pete Incaviglia, R (1, 8) OBP: 0.275, SLG: 0.427		0-0 F8		0-3 K		2-3 K2-3		0-0 L4-3 1B		4 0 1 0 0 2 6												
Geno Petralli, L (1, 2) OBP: 0.358, SLG: 0.409		2-1 L8		1-0 2B 1-H 2-H 3-H			0-0 G3		1-2 F7	4 0 1 3 0 0 4												
Steve Buechele, R (1, 5) OBP: 0.298, SLG: 0.399 Cecil Espy, S (9, PH) OBP: 0.299, SLG: 0.312			1-3 K	1-1 P8			3-3 K		1-2 L4-3 1-2	3 0 0 0 0 2 1 1 0 0 0 0 0 2												
Inning Stats	R: 0 E: 0 K: 1 S: 10	H: 0 LOB: 0 BB: 0 P: 14	R: 0 E: 0 K: 0 S: 6	H: 1 LOB: 2 BB: 1 P: 13	R: 0 E: 0 K: 1 S: 6	H: 1 LOB: 0 BB: 0 P: 12	R: 3 E: 0 K: 1 S: 15	H: 3 LOB: 1 BB: 0 P: 25	R: 0 E: 0 K: 1 S: 6	H: 0 LOB: 0 BB: 0 P: 8	R: 0 E: 0 K: 1 S: 10	H: 1 LOB: 1 BB: 1 P: 17	R: 0 E: 0 K: 1 S: 9	H: 1 LOB: 1 BB: 0 P: 14	R: 0 E: 0 K: 0 S: 5	H: 1 LOB: 0 BB: 0 P: 8	R: 0 E: 0 K: 0 S: 11	H: 2 LOB: 1 BB: 0 P: 13	1B: 6 2B: 5 3B: 0 HR: 0	SF: 0 SAC: 0 DP: 3 HBP: 1	WP: 0 PB: 0 SB: 0 CS: 1	PA: 37
PITCHER	IP WLS BF H R ER SO BB IBB HBP BLK WP HR S P ERA WHIP																					
Mike Dyer, R (1, 1) ERA: 4.17	8.0 W 32 8 3 3 6 2 0 1 0 0 0 0 67 111 3.38 1.250																					
Juan Berenguer, R (9, 1) ERA: 3.77	0.1 3 2 0 0 0 0 0 0 0 0 0 0 7 8 0.00 6.000																					
Jeff Reardon, R (9, 1) ERA: 4.02	0.2 S 1 0 0 0 0 0 0 0 0 0 0 0 4 5 0.00 0.000																					

Texas Rangers @ Minnesota Twins
Hubert H. Humphrey Metrodome, Minneapolis, MN
Wed Aug 30 1989, 8:05 PM EDT
Att. 18,651 - Dome

livebaseballscorecards.com

AB	33
R	3
H	10
RBI	3
BB	2
SO	6
LOB	18



Batter	1	2	3	4	5	6	7	8	9	AB R H RBI BB SO LOB	TOP
Jeff Kunkel, R (1, 8) OBP: 0.311, SLG: 0.442 Harold Baines, L (9, PH) OBP: 0.409, SLG: 0.483	1-3 		4-0 		0-1 		0-1 		0-0 	3 0 1 0 1 1 1 1 0 0 1 0 0 1	
Jack Daugherty, S (1, 3) OBP: 0.346, SLG: 0.419	1-3 		3-2 		1-0 			3-2 	0-0 	5 0 1 0 0 1 3	
Julio Franco, R (1, 4) OBP: 0.382, SLG: 0.468	4-2 			1-0 	2-2 			3-1 	1-1 	4 1 1 0 1 0 2	
Ruben Sierra, S (1, 9) OBP: 0.351, SLG: 0.543	0-1 			4-0 		1-2 		1-0 		3 1 0 0 1 0 2	
Fred Manrique, R (1, 6) OBP: 0.342, SLG: 0.418		0-0 		3-2 		0-3 		1-0 		3 0 0 1 0 1 1	
Pete Incaviglia, R (1, 7) Rick Leach, L (9, PH) OBP: 0.357, SLG: 0.368		0-1 		2-2 		2-3 			0-0 	3 0 0 0 0 1 1 1 1 1 0 0 0 0	
Steve Buechele, R (1, 5) Geno Petrali, L (9, PH) OBP: 0.362, SLG: 0.413				2-2 			0-0 		1-2 	3 1 2 1 0 0 0 1 1 1 0 0 0 0	
Jim Sundberg, R (1, 2) Rafael Palmeiro, L (9, PH) OBP: 0.347, SLG: 0.379			1-3 	1-1 			1-2 		4-2 	3 0 1 1 0 1 1 0 1 0 0 1 0 0	
Cecil Espy, S (1, 10) OBP: 0.299, SLG: 0.314			3-3 	1-0 			2-0 		1-1 	4 0 1 2 0 1 2	
Inning Stats	R: 0 H: 0 E: 0 LOB: 1 K: 2 BB: 1 S: 11 P: 17	R: 0 H: 0 E: 0 LOB: 0 K: 0 BB: 0 S: 4 P: 5	R: 0 H: 0 E: 0 LOB: 1 K: 2 BB: 1 S: 10 P: 21	R: 3 H: 3 E: 1 LOB: 1 K: 0 BB: 1 S: 17 P: 31	R: 0 H: 1 E: 0 LOB: 0 K: 0 BB: 0 S: 7 P: 10	R: 0 H: 0 E: 0 LOB: 0 K: 2 BB: 0 S: 9 P: 12	R: 0 H: 1 E: 0 LOB: 1 K: 0 BB: 0 S: 7 P: 10	R: 0 H: 1 E: 0 LOB: 1 K: 0 BB: 0 S: 7 P: 15	R: 3 H: 3 E: 0 LOB: 1 K: 0 BB: 1 S: 12 P: 19	1B: 6 SF: 1 2B: 3 SAC: 0 3B: 0 DP: 1 HR: 0 HBP: 0	WP: 0 PA: 39 PB: 0 SB: 0 CS: 0
PITCHER David West, L (1, 1) ERA: 7.36 Tim Drummond, R (8, 1) ERA: 11.57 Tim Drummond, R (9, 1) ERA: 11.57 Jeff Reardon, R (9, 1) ERA: 3.95	IP WLS BF H R ER SO BB IBB HBP BLK WP HR S P ERA WHIP 7.0 W 28 5 3 3 6 3 0 0 0 0 0 0 65 106 3.86 1.143 1.0 8 4 3 3 0 1 0 0 0 0 0 0 15 29 27.00 5.000 1.0 8 4 3 3 0 1 0 0 0 0 0 0 15 29 27.00 5.000 1.0 S 3 0 0 0 0 0 0 0 0 0 0 0 4 5 0.00 0.000	PITCHER IP WLS BF H R ER SO BB IBB HBP BLK WP HR S P ERA WHIP									

Texas Rangers @ Minnesota Twins
 Hubert H. Humphrey Metrodome, Minneapolis, MN
 Thu Aug 31 1989, 8:05 PM EDT
 Att. 18,556 - Dome

AB	34
R	6
H	9
RBI	6
BB	4
SO	6
LOB	14



Batter	1	2	3	4	5	6	7	8	9
Al Newman, S OBP: 0.347, SLG: 0.315 (1, 5)	4-2 BB 1B BB		0-0 FC2-5 BB 1B	1-1 1-2 1B		0-0 P7		0-0 SH1-3	
Wally Backman, S OBP: 0.318, SLG: 0.291 Carmen Castillo, R OBP: 0.307, SLG: 0.436 Tim Drummond, R Jeff Reardon, R	4-1 1B BB		4-1 G3 FC2-5 BB	0-1 G4-3		3-3 K		1-0 CS 1B	
Kirby Puckett, R OBP: 0.379, SLG: 0.470 (1, 8)	1-3 K		1-0 FC2-5 G3 1-2 2-3f		1-1 BB 1B 1B	1-2 F7		3-2 1-2 1B 2B	
Kent Hrbek, L OBP: 0.355, SLG: 0.528 (1, 3)	0-0 P8		2-2 G3 1-2 2-3		2-1 F9		4-1 SH3-4 BB	2-2 2-H 1B	
Brian Harper, R OBP: 0.344, SLG: 0.437 (1, 2)	0-2 1-2 2-H 1B		0-0 P9		0-0 1B BB SF8 1B		0-0 SH3-4	0-2 F9	
Randy Bush, L OBP: 0.343, SLG: 0.436 John Moses, S OBP: 0.336, SLG: 0.375 (1, 9) (8, 9)	0-1 G4-3			2-0 HR	4-0 SF8 1B BB 1-2 2-3		4-0 1B IBB		
Dan Gladden, R OBP: 0.329, SLG: 0.392 (1, 7)			3-3 K	0-2 F8	0-0 SF8 1-2 2-3 3-H 1B		0-1 1-3 2-H 1B 1B		
Chip Hale, L OBP: 0.231, SLG: 0.333 (1, 10) (9, 4)			2-2 G4-3	3-2 F8	0-1 SF8		2-2 2-H 1B		
Greg Gagne, R OBP: 0.306, SLG: 0.419 (1, 6)			1-1 P3	1-0 E5 1B	0-0 G5-3		3-2 SH1-3 1B 2B		

AB	R	H	RBI	BB	SO	LOB
3	1	2	0	1	0	0
2	0	0	0	2	1	2
1	0	1	1	0	0	0
0	0	0	0	0	0	0
0	0	0	0	0	0	0
5	2	2	0	0	1	4
4	1	1	1	1	0	5
4	1	2	1	0	0	3
2	1	1	1	2	0	2
0	0	0	0	0	0	0
4	1	2	2	0	1	0
3	0	1	2	0	0	0
4	1	1	0	0	0	2

AB	R	H	RBI	BB	SO	LOB
32	8	13	8	6	3	18

Inning Stats	R: 1	H: 1	E: 0	K: 1	S: 14	LOB: 2	BB: 2	P: 23
R: 0	H: 0	E: 0	K: 1	S: 8 <td>LOB: 0</td> <td>BB: 0</td> <td>P: 14 </td>	LOB: 0	BB: 0	P: 14	
R: 0	H: 1	E: 0	K: 0	S: 7 <td>LOB: 2</td> <td>BB: 1</td> <td>P: 14 </td>	LOB: 2	BB: 1	P: 14	
R: 1	H: 2	E: 1	K: 0	S: 12 <td>LOB: 2</td> <td>BB: 0</td> <td>P: 19 </td>	LOB: 2	BB: 0	P: 19	
R: 2	H: 3	E: 0	K: 0	S: 9 <td>LOB: 2</td> <td>BB: 1</td> <td>P: 16 </td>	LOB: 2	BB: 1	P: 16	
R: 0	H: 0	E: 0	K: 1	S: 7 <td>LOB: 0</td> <td>BB: 0</td> <td>P: 11 </td>	LOB: 0	BB: 0	P: 11	
R: 2	H: 2	E: 0	K: 0	S: 7 <td>LOB: 1</td> <td>BB: 2</td> <td>P: 17 </td>	LOB: 1	BB: 2	P: 17	
R: 2	H: 4	E: 0	K: 0	S: 16 <td>LOB: 1</td> <td>BB: 0</td> <td>P: 25 </td>	LOB: 1	BB: 0	P: 25	

PITCHER	IP	WLS	BF	H	R	ER	SO	BB	IBB	HBP	BLK	WP	HR	S	P	ERA	WHIP
Bobby Witt, R ERA: 5.32 (1, 1)	7.0	L	35	9	6	6	3	5	1	0	0	0	1	64	114	7.71	2.000
Craig McMurtry, R ERA: 6.43 (8, 1)	0.0		1	1	1	1	0	0	0	0	0	0	0	3	6	∞	∞
Kenny Rogers, L ERA: 3.05 (8, 1)	1.0		5	3	1	1	0	0	0	0	0	0	0	13	19	9.00	3.000

PITCHER	IP	WLS	BF	H	R	ER	SO	BB	IBB	HBP	BLK	WP	HR	S	P	ERA	WHIP
R: 0	H: 0	E: 0	K: 1	S: 7	LOB: 0	BB: 0	P: 11										
R: 2	H: 2	E: 0	K: 0	S: 7	LOB: 1	BB: 2	P: 17										
R: 2	H: 4	E: 0	K: 0	S: 16	LOB: 1	BB: 0	P: 25										

Texas Rangers @ Minnesota Twins
Hubert H. Humphrey Metrodome, Minneapolis, MN
Thu Aug 31 1989, 8:05 PM EDT
Att. 18,556 - Dome

livebaseballscorecards.com



Batter	1	2	3	4	5	6	7	8	9	10	11	12
Cecil Espy, S OBP: 0.297, SLG: 0.312 Juan Gonzalez, R Fred Manrique, R OBP: 0.341, SLG: 0.416	L8		FC4-6		K		G6-3		FC5-4		SH5-4	
Rafael Palmeiro, L OBP: 0.347, SLG: 0.376	L8		G4-3-6			FC5-4 BB		F7	F8		FC6-4 IBB	
Harold Baines, L OBP: 0.406, SLG: 0.480 Dean Palmer, R	G3			G4-3		FC5-4 WP HR		L8		FC4-6 1B	K	
Ruben Sierra, S OBP: 0.350, SLG: 0.545		G4-3		F8		HR		BB BB		FC4-6 G6-3	FC6-4	
Julio Franco, R OBP: 0.385, SLG: 0.468		1B		E6		BB		BB		G6-3		G4-3 1B
Rick Leach, L OBP: 0.357, SLG: 0.364		1B		G3		L9		G1-3		FC4-6 IBB		G4-3
Jeff Kunkel, R OBP: 0.308, SLG: 0.448			K			HR		K		P5	FC4-6	K
Steve Buechele, R OBP: 0.298, SLG: 0.403 Jack Daugherty, S OBP: 0.354, SLG: 0.427 Pete Incaviglia, R OBP: 0.274, SLG: 0.422			K			K		F8		FC5-4 BB 1B	SH5-4 1B BB	G6-3
Chad Kreuter, S OBP: 0.276, SLG: 0.242 Geno Petralli, L OBP: 0.369, SLG: 0.416						P5		G6-3		FC5-4 BB	SH5-4 1B	

AB	R	H	RBI	BB	SO	LOB
2	0	0	0	0	0	1
2	0	0	0	0	1	0
1	0	0	0	0	0	2
4	0	0	0	2	0	3
5	1	1	0	0	0	1
1	0	0	0	0	1	3
5	1	1	2	1	0	4
4	0	2	0	2	0	1
5	0	1	0	1	0	5
6	1	1	1	0	3	6
3	0	0	0	0	2	2
1	0	1	0	0	0	0
1	0	0	0	1	0	1
2	0	0	0	1	0	0
1	0	1	0	1	0	0

AB	R	H	RBI	BB	SO	LOB
43	3	8	3	9	7	29

Inning Stats	R: 0	H: 0	E: 0	K: 4	H: 2	LOB: 2	P: 5	R: 0	H: 2	E: 0	K: 13	H: 0	LOB: 0	P: 13	R: 0	H: 0	E: 1	K: 11	H: 0	LOB: 1	P: 16	R: 1	H: 1	E: 0	K: 9	H: 1	LOB: 0	P: 11	R: 2	H: 1	E: 0	K: 9	H: 0	LOB: 2	P: 16	R: 0	H: 0	E: 0	K: 6	H: 0	LOB: 0	P: 7	R: 0	H: 0	E: 0	K: 5	H: 0	LOB: 2	P: 16	R: 0	H: 1	E: 0	K: 13	H: 1	LOB: 3	P: 21	R: 0	H: 1	E: 0	K: 7	H: 1	LOB: 2	P: 15	R: 0	H: 1	E: 0	K: 9	H: 1	LOB: 3	P: 19	R: 0	H: 1	E: 0	K: 10	H: 1	LOB: 1	P: 14	1B: 6	2B: 0	3B: 0	HR: 2	SF: 0	SAC: 1	DP: 1	HBP: 0	WP: 1	PA: 53
PITCHER	IP	WLS	BF	H	R	ER	SO	BB	IBB	HBP	BLK	WP	HR	S	P	ERA	WHIP																																																																						
Tom Gordon, R ERA: 2.88	(1, 1)	7.2		32	4	3	5	5	0	0	0	1	2	62	103	3.52	1.174																																																																						
Steve Crawford, R ERA: 3.06	(8, 1)	2.1		11	2	0	0	1	1	0	0	0	0	21	39	0.00	1.286																																																																						
Rick Luecken, R ERA: 1.5	(11, 1)	1.0	W	6	1	0	1	1	1	0	0	0	0	9	19	0.00	2.000																																																																						
Jeff Montgomery, R ERA: 1.3	(12, 1)	1.0	S	4	1	0	1	0	0	0	0	0	0	10	14	0.00	1.000																																																																						

Kansas City Royals @ Texas Rangers
 Arlington Stadium, Arlington, TX
 Fri Sep 01 1989, 8:05 PM EDT
 Att: 21,036 - Unknown - 97 F

livebaseballscorecards.com



Batter	1	2	3	4	5	6	7	8	9	AB R H RBI BB SO LOB	TOP
Kevin Seitzer, R (1, 5) OBP: 0.386, SLG: 0.328	1-0 G6-3		4-2 G4-3 HR G3 BB		3-2 1B 2B	2-0 1B			1-2 F8	4 2 2 0 1 0 0	
Willie Wilson, S (1, 8) OBP: 0.299, SLG: 0.348	1-3 K		3-2 G3		3-3 K	1-2 F8			2-2 G1-3	5 0 0 0 0 2 4	
George Brett, L (1, 3) OBP: 0.349, SLG: 0.416	4-2 S BB		3-1 G4-3		0-3 K			1-3 K	3-3 K	4 0 0 0 1 3 2	
Bo Jackson, R (1, 10) OBP: 0.312, SLG: 0.511	1-3 K		0-0 HR		1-2 1B			3-3 K		4 1 2 3 0 2 1	
Jim Eisenreich, L (1, 7) OBP: 0.354, SLG: 0.452		2-0 G5-3	2-2 F7		1-1 1B			2-0 P4		4 0 1 0 0 0 0	
Kurt Stillwell, S (1, 6) OBP: 0.341, SLG: 0.413		0-3 K		2-3 K	0-0 G6-3			0-1 F7		4 0 0 0 0 2 2	
Pat Tabler, R (1, 9) OBP: 0.328, SLG: 0.308		4-2 1B BB		0-0 F9		0-0 F9		2-1 1B		3 0 1 0 1 0 0	
Bob Boone, R (1, 2) OBP: 0.351, SLG: 0.319		0-0 1B		4-2 BB		1-3 K		1-1 P4		3 0 1 0 1 1 1	
Brad Wellman, R (1, 4) OBP: 0.263, SLG: 0.271 Jeff Schulz, L (6, PH) OBP: 1.000, SLG: 1.000 Bill Pecota, R (6, PR) OBP: 0.253, SLG: 0.387 Matt Winters, L (8, PH) OBP: 0.343, SLG: 0.365 Frank White, R (8, 4) OBP: 0.313, SLG: 0.325		1-3 K		1-3 K		1-2 1B		3-2 G1-3		2 0 0 0 0 2 3 1 0 1 0 0 0 0 0 0 0 0 0 0 0 1 0 0 0 0 0 1 0 0 0 0 0 0 0	
Inning Stats	R: 0 H: 0 E: 0 LOB: 1 K: 2 BB: 1 S: 9 P: 16	R: 0 H: 1 E: 0 LOB: 2 K: 2 BB: 1 S: 10 P: 17	R: 2 H: 1 E: 0 LOB: 0 K: 0 BB: 1 S: 11 P: 23	R: 0 H: 0 E: 0 LOB: 1 K: 2 BB: 1 S: 9 P: 16	R: 1 H: 3 E: 0 LOB: 2 K: 2 BB: 0 S: 18 P: 26	R: 0 H: 2 E: 0 LOB: 2 K: 1 BB: 0 S: 11 P: 16	R: 0 H: 0 E: 0 LOB: 0 K: 2 BB: 0 S: 9 P: 15	R: 0 H: 1 E: 0 LOB: 1 K: 0 BB: 0 S: 11 P: 17	R: 0 H: 0 E: 0 LOB: 0 K: 1 BB: 0 S: 11 P: 17	1B: 6 SF: 0 2B: 1 SAC: 0 3B: 0 DP: 0 HR: 1 HBP: 0	WP: 0 PA: 39 PB: 0 SB: 1 CS: 0
PITCHER Nolan Ryan, R (1, 1) ERA: 3.18 Jeff Russell, R (9, 1) ERA: 2.02	IP WLS BF H R ER SO BB IBB HBP BLK WP HR S P ERA WHIP	8.0 W 36 8 3 3 11 4 0 0 0 0 0 1 88 146 3.38 1.500	1.0 S 3 0 0 0 1 0 0 0 0 0 0 0 0 11 17 0.00 0.000								

Kansas City Royals @ Texas Rangers
Arlington Stadium, Arlington, TX
Sat Sep 02 1989, 8:05 PM EDT
Att. 33,550 - Sunny - 98 F

livebaseballscorecards.com

AB	35
R	3
H	8
RBI	3
BB	4
SO	12
LOB	14



Kansas City Royals @ Texas Rangers
 Arlington Stadium, Arlington, TX
 Sun Sep 03 1989, 4:33 AM EDT
 Att. 18,144 - Cloudy - 100 F

AB	40
R	13
H	13
RBI	13
BB	5
SO	7
LOB	32



WP	0	PA	50
PB	0		
SB	0		
CS	0		

AB	R	H	RBI	BB	SO	LOB
2	2	0	1	2	0	2
1	1	1	0	0	0	0
3	2	1	2	1	2	4
1	0	0	0	0	0	1
2	1	1	2	0	0	2
3	1	1	1	0	0	5
4	1	1	3	1	2	3
1	0	0	0	0	0	2
5	0	2	3	0	0	3
1	0	0	0	0	0	2
4	1	1	0	0	1	3
0	0	0	0	0	0	0
5	1	2	0	0	1	1
4	2	2	1	1	0	1
0	1	0	0	0	0	0
4	0	1	0	0	1	3

Batter	1	2	3	4	5	6	7	8	9	AB	R	H	RBI	BB	SO	LOB						
Kevin Seitzer, R (1, 5) OBP: 0.388, SLG: 0.327 Bill Pecota, R (7, PR) OBP: 0.262, SLG: 0.395 (7, 6)	2-2 2B HBP	4-0 G3 1B BB		1-2 G5-3	4-2 BB		0-1 FC5-4 1B		1-1 FC3-6 1B	2	2	0	1	2	0	2						
Kurt Stillwell, S (1, 6) OBP: 0.344, SLG: 0.412 Jeff Schulz, L (7, 7) OBP: 0.500, SLG: 0.500	2-3 K	4-1 G3 1B BB		3-0 HBP	3-3 K		3-2 1B HR		0-2 E6 FC3-6	3	2	1	2	1	2	4						
George Brett, L (1, 3) OBP: 0.351, SLG: 0.420 Rey Palacios, R (4, PR) OBP: 0.196, SLG: 0.238 (4, 3) (7, 5)	2-2 G6-3 1B	0-0 G3		1-0 HBP	2-1 FC5		1-0 HR		1-2 F8	2	1	1	2	0	0	2						
Bo Jackson, R (1, 10) OBP: 0.313, SLG: 0.515 Bill Buckner, L (9, PH) OBP: 0.242, SLG: 0.266	3-2 G6-3	4-0 1B IBB		2-3 K		1-3 K		0-0 HR	0-0 FC3-6	4	1	1	3	1	2	3						
Jim Eisenreich, L (1, 8) OBP: 0.355, SLG: 0.451 Gary Thurman, R (7, 8) OBP: 0.308, SLG: 0.256	2-2 1B	2-2 G6-4-3 1B		1-1 G4-3		3-2 F8		0-1 L7	2-0 F9	5	0	2	3	0	0	3						
Mike Macfarlane, R (1, 2) OBP: 0.281, SLG: 0.341 Bob Boone, R (8, PR) OBP: 0.351, SLG: 0.319 (8, 2)	2-0 F9	1-0 G6-4-3		1-1 2B 1B		0-3 K		1-1 HBP		4	1	1	0	0	1	3						
Matt Winters, L (1, 9) OBP: 0.346, SLG: 0.378		1-0 HBP 1B BB 1B		0-0 P6		0-0 1B 2B		0-0 G3	3-3 K	5	1	2	0	0	1	1						
Pat Tabler, R (1, 7) OBP: 0.332, SLG: 0.311 (7, 3)		2-1 BB HBP BB 1B		0-2 F8		2-1 FC5 BB 1B		4-2 FC5-4 1B BB	0-1 F8	4	2	2	1	1	0	1						
Frank White, R (1, 4) OBP: 0.315, SLG: 0.325 Brad Wellman, R (2, 4) OBP: 0.263, SLG: 0.270		3-2 BB BB G3 HBP		0-1 L8		1-3 K		2-1 FC5-4 1B	1-1 G3-1	0	1	0	0	0	0	0						
Inning Stats	R: 2 E: 0 K: 1 S: 19	H: 2 LOB: 1 BB: 0 P: 32	R: 5 E: 0 K: 0 S: 14	H: 3 LOB: 1 BB: 3 P: 35	R: 0 E: 0 K: 0 S: 6	H: 0 LOB: 0 BB: 0 P: 6	R: 0 E: 0 K: 1 S: 8	H: 0 LOB: 2 BB: 0 P: 16	R: 1 E: 0 K: 2 S: 9	H: 3 LOB: 3 BB: 1 P: 29	R: 0 E: 0 K: 2 S: 9	H: 0 LOB: 0 BB: 0 P: 13	R: 5 E: 0 K: 0 S: 14	H: 4 LOB: 1 BB: 1 P: 24	R: 0 E: 0 K: 1 S: 8	H: 0 LOB: 1 BB: 0 P: 13	R: 0 E: 1 K: 0 S: 10	H: 1 LOB: 2 BB: 0 P: 14	1B: 10 2B: 2 3B: 0 HR: 1	SF: 0 SAC: 0 DP: 1 HBP: 5	WP: 0 PB: 0 SB: 0 CS: 0	PA: 50
PITCHER	IP	WLS	BF	H	R	ER	SO	BB	IBB	HBP	BLK	WP	HR	S	P	ERA	WHIP					
Kevin Brown, R (1, 1) ERA: 3.42	1.0	L	10	4	6	6	1	1	0	2	0	0	0	27	50	54.00	5.000					
Drew Hall, L (2, 1) ERA: 4.05	3.0		13	1	1	1	1	1	1	2	0	0	0	20	39	3.00	0.667					
Darrel Akerfelds, R (5, 1) ERA: 2.45	2.0		10	3	1	1	4	1	0	0	0	0	0	25	42	4.50	2.000					
Craig McMurtry, R (7, 1) ERA: 8.44	2.0		12	4	5	5	1	1	0	1	0	0	1	22	37	22.50	2.500					
Cecilio Guante, R (9, 1) ERA: 3.78	1.0		5	1	0	0	0	0	0	0	0	0	0	10	14	0.00	1.000					

Batter	1	2	3	4	5	6	7	8	9	AB R H RBI BB SO LOB
Jack Daugherty, S (1, 7) OBP: 0.352, SLG: 0.422	1-3 K		0-1 PB 1B		0-0 F7		1-1 SF8		1-0 F7	4 1 1 1 0 1 0
Rafael Palmeiro, L (1, 3) Scott Coolbaugh, R (7, 5)	1-3 K		3-3 K		1-0 L9		0-0 P3			3 0 0 0 0 2 1 1 0 0 0 0 0 1
Harold Baines, L (1, 10) Mike Stanley, R (8, PH)	2-0 1B		2-2 G1-6-3		2-3 K			4-0 1B 1B BB		3 0 1 0 0 1 1 0 0 0 0 1 0 0
Ruben Sierra, S (1, 9) Juan Gonzalez, R (6, PR)	2-3 K		0-1 1B		4-2 BB		0-1 F6			2 0 1 1 1 1 1 1 0 0 0 0 0 1
Julio Franco, R (1, 4) Fred Manrique, R (7, 4)		1-0 F9	1-1 G6-3		2-1 G6-4-3		0-1 1B			3 0 0 0 0 0 2 1 0 1 0 0 0 0
Pete Incaviglia, R (1, 8) (7, 3)		0-0 HBP 1B		0-0 G4-3 2B		1-3 K		1-0 1B		4 0 3 0 0 1 1
Jeff Kunkel, R (1, 6) (7, 9)		2-3 K		2-2 G4-3		2-2 SF8 HBP		1-0 G1-6-3		2 1 0 0 0 1 2 1 0 0 0 0 0 3
Thad Bosley, L (8, PH) (9, 9)		1-1 FC4 HBP		3-3 K		0-0 SF8 2B		1-2 G3-1		1 0 0 0 0 1 1 2 0 1 0 0 0 0
Steve Buechele, R (1, 5) Dean Palmer, R (7, 6)		0-0 FC4		0-1 F4		2-3 K		1-0 G6-3		4 0 0 0 0 1 5
Chad Kreuter, S (1, 2) OBP: 0.267, SLG: 0.234										

BOTTOM

Kansas City Royals @ Texas Rangers
Arlington Stadium, Arlington, TX
Sun Sep 03 1989, 4:33 AM EDT
Att. 18,144 - Cloudy - 100 F


livebaseballscorecards.com

AB	32
R	2
H	8
RBI	2
BB	2
SO	9
LOB	19



Inning Stats	R: 0	H: 1	E: 0	LOB: 1	K: 3	S: 11	R: 0	H: 1	E: 0	LOB: 2	K: 1	S: 7	R: 1	H: 2	E: 0	LOB: 1	K: 1	S: 12	R: 0	H: 1	E: 0	LOB: 1	K: 1	S: 15	R: 0	H: 0	E: 0	LOB: 0	K: 1	S: 6	R: 0	H: 0	E: 0	LOB: 1	K: 1	S: 8	R: 1	H: 1	E: 0	LOB: 1	K: 1	S: 9	R: 0	H: 2	E: 0	LOB: 2	K: 0	S: 6	R: 0	H: 0	E: 0	LOB: 0	K: 0	S: 5	1B: 6	SF: 1	2B: 2	SAC: 0	3B: 0	DP: 2	HR: 0	HBP: 2	WP: 0	PA: 37
--------------	------	------	------	--------	------	-------	------	------	------	--------	------	------	------	------	------	--------	------	-------	------	------	------	--------	------	-------	------	------	------	--------	------	------	------	------	------	--------	------	------	------	------	------	--------	------	------	------	------	------	--------	------	------	------	------	------	--------	------	------	-------	-------	-------	--------	-------	-------	-------	--------	-------	--------

PITCHER	IP	WLS	BF	H	R	ER	SO	BB	IBB	HBP	BLK	WP	HR	S	P	ERA	WHIP
Mark Gubicza, R (1, 1) ERA: 2.81	5.0	W	21	5	1	0	7	0	0	1	0	0	0	51	75	0.00	1.000
Larry McWilliams, L (6, 1) ERA: 4.11	2.0		8	1	1	1	2	1	0	1	0	0	0	17	29	4.50	1.000
Luis Aquino, R (8, 1) ERA: 3.6	2.0		8	2	0	0	0	1	0	0	0	0	0	11	20	0.00	1.500

Batter	1	2	3	4	5	6	7	8	9	AB R H RBI BB SO LOB	TOP																	
Al Newman, S (1, 5) OBP: 0.346, SLG: 0.313	0-0 B1-3	0-1 P6		0-0 1B			0-1 L7			4 0 1 0 0 0 2																		
Greg Gagne, R (1, 6) OBP: 0.307, SLG: 0.429	1-1 E6 2B G6-3	1-1 P6			1-0 G6-3		1-1 FC1-6 FC4-6 1-2f			4 1 0 0 0 0 2																		
Dan Gladden, R (1, 7) OBP: 0.327, SLG: 0.399	3-2 HR 2B			2-2 WP 1B 2B		0-1 L1-3		1-0 FC4-6 1-2f		4 2 2 0 0 0 1																		
Kirby Puckett, R (1, 10) OBP: 0.378, SLG: 0.470	2-2 G6-3			3-1 B1-4		2-0 WP 1B		0-0 G4-6-3 1B		4 0 2 1 0 0 2																		
Brian Harper, R (1, 2) OBP: 0.350, SLG: 0.448	0-1 HR			2-2 3-H 1B		1-0 F7 1-2		1-1 P4		4 1 2 3 0 0 2																		
Gene Larkin, S (1, 3) OBP: 0.349, SLG: 0.339	1-1 CS 1B			1-2 L7		0-1 G6-3		0-0 G4-6-3 1-2f		4 0 1 0 0 0 2																		
Carmen Castillo, R (1, 9) OBP: 0.311, SLG: 0.446	1-1 CS			1-1 L8		0-0 G5-3				2 1 0 0 1 0 1																		
Randy Bush, L (9, PH) OBP: 0.339, SLG: 0.429	1-2 2B BB	4-2 SH1-4 2B BB								1 0 0 0 0 1 0	AB 33																	
John Moses, S (1, 8) OBP: 0.335, SLG: 0.377		0-1 SH1-4		1-1 G3		1-1 L8				3 0 0 0 0 1 0	R 5																	
Wally Backman, S (1, 4) OBP: 0.313, SLG: 0.288		1-1 2B		2-3 K		4-2 FC1-6 BB				3 0 1 1 1 1 0	H 9																	
Inning Stats	R: 3 E: 1 K: 0 S: 18	H: 3 LOB: 0 BB: 0 P: 26	R: 1 E: 0 K: 0 S: 15	H: 1 LOB: 1 BB: 1 P: 21	R: 1 E: 0 K: 0 S: 15	H: 2 LOB: 1 BB: 0 P: 24	R: 0 E: 0 K: 1 S: 7	H: 1 LOB: 1 BB: 0 P: 10	R: 0 E: 0 K: 0 S: 5	H: 0 LOB: 0 BB: 0 P: 6	R: 0 E: 0 K: 0 S: 8	H: 0 LOB: 1 BB: 1 P: 14	R: 0 E: 0 K: 0 S: 4	H: 1 LOB: 0 BB: 0 P: 5	R: 0 E: 0 K: 2 S: 12	H: 0 LOB: 0 BB: 0 P: 17	1B: 5 2B: 3 3B: 0 HR: 1	SF: 0 SAC: 1 DP: 1 HBP: 0	WP: 2 PB: 0 SB: 0 CS: 1	PA: 37								
PITCHER	IP WLS BF H R ER SO BB IBB HBP BLK WP HR S P ERA WHIP																											
Mike Jeffcoat, L (1, 1) ERA: 4.06	2.0		12	5	5	2	0	1	0	0	0	0	1	37	53	9.00	3.000											
Brad Arnsberg, R (3, 1) ERA: 4.82	4.0	W	14	3	0	0	1	0	0	0	0	2	0	28	43	0.00	0.750											
Gary Mielke, R (7, 1) ERA: 3.48	2.0		7	1	0	0	0	1	0	0	0	0	0	12	19	0.00	1.000											
Jeff Russell, R (9, 1) ERA: 1.99	1.0	S	3	0	0	0	2	0	0	0	0	0	0	12	17	0.00	0.000											

Minnesota Twins @ Texas Rangers
Arlington Stadium, Arlington, TX
Mon Sep 04 1989, 4:33 AM EDT
Att. 13,693 - Sunny - 99 F

livebaseballscorecards.com

Batter	1	2	3	4	5	6	7	8	9
Jeff Kunkel, R <small>OBP: 0.311, SLG: 0.443</small> (1, 6)	1-1 		2-2 		2-2 	4-2 		0-0 	
Jack Daugherty, S <small>OBP: 0.358, SLG: 0.412</small> Dean Palmer, R <small>OBP: 0.200, SLG: 0.400</small> Rafael Palmeiro, L <small>OBP: 0.345, SLG: 0.373</small> (1, 3) (8, PH) (9, 3)	1-2 		1-2 		2-1 	4-2 		1-0 	
Julio Franco, R <small>OBP: 0.389, SLG: 0.471</small> Fred Manrique, R <small>OBP: 0.348, SLG: 0.425</small> (1, 4) (8, 4)	1-2 		1-0 		4-0 	3-2 		3-2 	
Ruben Sierra, S <small>OBP: 0.350, SLG: 0.546</small> (1, 9)	1-1 		1-2 		0-0 	0-0 		1-2 	
Harold Baines, L <small>OBP: 0.407, SLG: 0.478</small> (1, 10)	1-0 		2-2 			4-0 	0-0 		
Pete Incaviglia, R <small>OBP: 0.278, SLG: 0.425</small> (1, 7)	1-1 			4-0 		1-0 	1-3 		
Mike Stanley, R <small>OBP: 0.288, SLG: 0.200</small> Geno Petralli, L <small>OBP: 0.372, SLG: 0.418</small> (1, 2) (6, PH) (7, 2)		4-1 		3-3 		2-2 	3-2 		
Scott Coolbaugh, R <small>OBP: 0.200, SLG: 0.158</small> Steve Buechele, R <small>OBP: 0.298, SLG: 0.400</small> (1, 5) (6, PH) (7, 5)		1-3 		1-0 		4-2 	1-1 		
Juan Gonzalez, R <small>OBP: 0.182, SLG: 0.100</small> (1, 8)		0-0 		2-3 		4-2 		1-0 	

AB	R	H	RBI	BB	SO	LOB
3	1	1	1	1	0	0
2	2	0	1	1	0	1
1	0	0	0	0	0	1
0	0	0	0	0	0	0
3	1	3	2	1	0	0
1	0	1	1	0	0	0
5	0	0	1	0	0	7
3	1	1	2	1	0	1
3	0	0	0	1	1	2
1	0	0	0	1	1	1
2	0	1	0	0	0	1
2	0	0	0	0	1	2
0	1	0	0	1	0	0
1	0	0	0	0	0	1
3	2	1	0	1	1	2

AB	R	H	RBI	BB	SO	LOB
30	8	8	8	8	4	19

Inning	R	H	E	K	S	P
1	2	2	0	12	18	
2	0	0	0	5	10	
3	1	2	0	14	21	
4	0	0	0	8	18	
5	0	0	0	6	14	
6	4	1	1	22	48	
7	0	1	0	10	15	
8	1	2	0	9	15	
9	0	0	0	0	0	

PITCHER	IP	WLS	BF	H	R	ER	SO	BB	IBB	HBP	BLK	WP	HR	S	P	ERA	WHIP
Allan Anderson, L <small>ERA: 3.78</small>	(1, 1)		3.0	14	4	3	3	1	1	0	0	0	0	31	49	9.00	1.667
Mike Cook, R <small>ERA: 4.4</small>	(4, 1)		1.0	4	0	0	2	1	0	0	0	0	0	8	18	0.00	1.000
Mike Dyer, R <small>ERA: 4.03</small>	(5, 1)	L	1.2	11	0	4	0	6	0	0	0	0	0	24	55	0.00	3.600
Juan Berenguer, R <small>ERA: 3.67</small>	(6, 1)		1.1	6	2	0	1	0	0	0	0	0	0	14	22	0.00	1.500
Shane Rawley, L <small>ERA: 5.29</small>	(8, 1)		1.0	5	2	1	1	0	0	0	0	0	0	9	15	9.00	2.000

PITCHER	IP	WLS	BF	H	R	ER	SO	BB	IBB	HBP	BLK	WP	HR	S	P	ERA	WHIP

Minnesota Twins @ Texas Rangers
 Arlington Stadium, Arlington, TX
 Mon Sep 04 1989, 4:33 AM EDT
 Att. 13,693 - Sunny - 99 F



Batter	1	2	3	4	5	6	7	8	9	AB	R	H	RBI	BB	SO	LOB
Cecil Espy, S OBP: 0.297, SLG: 0.314 (1, 8)	2-1 HR 2B		2-3 K		0-0 G6-3			3-1 G4-3		4	1	1	0	0	1	0
Rafael Palmeiro, L OBP: 0.344, SLG: 0.372 (1, 3)	1-2 G6-3		0-0 G3		1-1 F8			3-2 1B		4	0	1	0	0	0	1
Harold Baines, L OBP: 0.408, SLG: 0.485 (1, 10)	1-2 2-H HR		1-2 1B		1-1 G4-3			1-3 K		4	1	2	2	0	1	1
Ruben Sierra, S OBP: 0.348, SLG: 0.542 (1, 9)	3-2 L9		0-1 F8		1-2 F8			0-0 F9		4	0	0	0	0	0	2
Julio Franco, R OBP: 0.386, SLG: 0.467 (1, 4)	2-2 F9			1-2 F8		1-1 G6-3			1-3 K	4	0	0	0	0	1	0
Geno Petralli, L OBP: 0.380, SLG: 0.426 (1, 2)		1-2 1B		3-1 1B		1-2 G3			0-2 HR 1B	4	1	3	0	0	0	0
Rick Leach, L OBP: 0.360, SLG: 0.365 (1, 7)		0-0 F8		4-2 BB 1B		1-0 G6-4-3 1B			2-1 P4	3	0	1	0	1	0	2
Steve Buechele, R OBP: 0.296, SLG: 0.397 (1, 5)		2-0 F9		1-3 K		1-1 G6-4-3			0-0 HR	3	0	0	0	0	1	4
Thad Bosley, L OBP: 0.236, SLG: 0.350 (9, PH)				0-3 K		0-0 F7			1-H G4-3	1	1	1	2	0	0	0
Fred Manrique, R OBP: 0.344, SLG: 0.421 (1, 6)		2-2 G4-3							0-1 G4-3	3	0	0	0	0	1	3
Jack Daugherty, S OBP: 0.354, SLG: 0.407 (9, PH)										1	0	0	0	0	0	0

Inning Stats	R: 2	H: 2	E: 0	K: 0	S: 20	R: 0	H: 1	E: 0	K: 0	S: 8	R: 0	H: 1	E: 0	K: 1	S: 11	R: 0	H: 1	E: 0	K: 2	S: 17	R: 0	H: 0	E: 0	K: 0	S: 5	R: 0	H: 0	E: 0	K: 0	S: 9	R: 0	H: 1	E: 0	K: 0	S: 4	R: 0	H: 1	E: 0	K: 1	S: 10	R: 2	H: 2	E: 0	K: 1	S: 12	1B: 6	SF: 0	2B: 1	SAC: 0	3B: 0	DP: 1	HR: 2	HBP: 0	WP: 0	PA: 36
PITCHER	IP	WLS	BF	H	R	ER	SO	BB	IBB	HBP	BLK	WP	HR	S	P	ERA	WHIP																																						
Kevin Tapani, R ERA: 3.14 (1, 1)	7.0	W	27	6	2	2	3	1	0	0	0	0	1	74	107	2.57	1.000																																						
Tim Drummond, R ERA: 8.1 (8, 1)	1.0		4	1	0	0	1	0	0	0	0	0	0	10	17	0.00	1.000																																						
Jeff Reardon, R ERA: 4.16 (9, 1)	1.0		5	2	2	2	1	0	0	0	0	0	1	12	15	18.00	2.000																																						

BOTTOM

Minnesota Twins @ Texas Rangers
Arlington Stadium, Arlington, TX
Tue Sep 05 1989, 8:05 PM EDT
Att: 11,320 - Sunny - 94 F

livebaseballscorecards.com

AB	35
R	4
H	9
RBI	4
BB	1
SO	5
LOB	13



Batter	1	2	3	4	5	6	7	8	9	AB R H RBI BB SO LOB	TOP											
Al Newman, S OBP: 0.345, SLG: 0.313 (1, 5)	1-0 F7	2-1 G4-3			0-2 G4-3		2-1 1B		1-3 K	5 0 1 0 0 1 1												
Dan Gladden, R OBP: 0.332, SLG: 0.402 (1, 7)	3-2 PB S 1B		1-1 FC6-4 1B		3-3 K		1-2 F8		0-3 K	5 0 2 0 0 2 1												
Kirby Puckett, R OBP: 0.379, SLG: 0.469 (1, 8)	2-0 F8		1-1 FC6-4 1B		2-2 S 1B		4-2 BB			3 0 2 0 1 0 1												
Kent Hrbek, L OBP: 0.351, SLG: 0.512 (1, 3)	4-2 S BB		1-2 F9		4-2 BB		2-3 K			2 0 0 0 2 1 4												
Brian Harper, R OBP: 0.340, SLG: 0.435 (1, 2)	1-2 G5-3		2-0 FC6-4 S 1-2f 2-3		1-0 P4		2-2 F7			4 0 0 0 0 0 8												
Randy Bush, L OBP: 0.341, SLG: 0.438 (1, 9)		1-1 2B	2-3 K		0-0 G3 SF7 2B		2-2 G6-3			3 2 2 0 0 1 2												
John Moses, S OBP: 0.332, SLG: 0.374 (8, PH) (8, 9)			1-2							1 0 0 0 0 0 0												
Gene Larkin, S OBP: 0.353, SLG: 0.360 (1, 10)		0-0 F8 2-H 2B		0-2 G4-3		0-0 G3		3-3 K		4 0 1 1 0 1 1												
Wally Backman, S OBP: 0.309, SLG: 0.285 (1, 4)		3-3 K		1-2 F7		1-2 SF7		0-2 G4-3		2 0 0 1 0 1 1												
Carmen Castillo, R OBP: 0.318, SLG: 0.480 (8, PH)										1 0 0 0 0 0 0												
Doug Baker, S OBP: 0.377, SLG: 0.390 (8, 4)										0 0 0 0 0 0 0												
Greg Gagne, R OBP: 0.304, SLG: 0.424 (1, 6)		0-0 F8		2-1 G6-3		3-H 1-0 G3			2-1 F8	3 0 0 0 0 0 1												
Chip Hale, L OBP: 0.200, SLG: 0.263 (9, PH)		2-3								1 0 0 0 0 0 0												
Inning Stats	R: 0 E: 0 K: 0 S: 12	H: 1 LOB: 2 BB: 1 P: 23	R: 1 E: 0 K: 1 S: 9	H: 2 LOB: 1 BB: 0 P: 15	R: 0 E: 0 K: 1 S: 12	H: 2 LOB: 2 BB: 0 P: 18	R: 0 E: 0 K: 0 S: 8	H: 0 LOB: 0 BB: 0 P: 11	R: 0 E: 0 K: 1 S: 12	H: 1 LOB: 2 BB: 1 P: 22	R: 1 E: 0 K: 0 S: 6	H: 1 LOB: 0 BB: 0 P: 8	R: 0 E: 0 K: 1 S: 16	H: 1 LOB: 2 BB: 1 P: 27	R: 0 E: 0 K: 1 S: 11	H: 0 LOB: 0 BB: 0 P: 16	R: 0 E: 0 K: 2 S: 8	H: 0 LOB: 0 BB: 0 P: 11	1B: 5 2B: 3 3B: 0 HR: 0	SF: 1 SAC: 0 DP: 0 HBP: 0	WP: 0 PB: 1 SB: 5 CS: 0	PA: 38
PITCHER	IP WLS BF H R ER SO BB IBB HBP BLK WP HR S P ERA WHIP																					
Charlie Hough, R ERA: 4.3 (1, 1)	6.0 W 27 7 2 2 3 2 0 0 0 0 0 0 59 97 3.00 1.500																					
Gary Mielke, R ERA: 3.43 (7, 1)	0.1 3 1 0 0 0 1 0 0 0 0 0 0 9 16 0.00 6.000																					
Kenny Rogers, L ERA: 3.17 (7, 1)	1.1 4 0 0 0 2 0 0 0 0 0 0 0 15 24 0.00 0.000																					
Jeff Russell, R ERA: 1.95 (8, 1)	1.1 S 4 0 0 0 2 0 0 0 0 0 0 0 11 14 0.00 0.000																					

Minnesota Twins @ Texas Rangers
Arlington Stadium, Arlington, TX
Wed Sep 06 1989, 8:05 PM EDT
Att: 10,276 - Unknown

livebaseballscorecards.com

AB	34
R	2
H	8
RBI	2
BB	3
SO	7
LOB	20



Batter	1	2	3	4	5	6	7	8	9	AB	R	H	RBI	BB	SO	LOB
Jeff Kunkel, R (1, 6) OBP: 0.309, SLG: 0.434 Rafael Palmeiro, L (8, PH) OBP: 0.345, SLG: 0.374 Rick Leach, L (9, 9) OBP: 0.360, SLG: 0.365	0-0 G6-3		0-1 G4-3		3-2 E5			2-2 1B		3	0	0	1	0	0	2
Steve Buechele, R (1, 5) OBP: 0.298, SLG: 0.403 Thad Bosley, L (8, PH) OBP: 0.227, SLG: 0.333 Fred Manrique, R (9, 6) OBP: 0.344, SLG: 0.421	3-2 G5-3			2-3 K	0-0 L8			2-3 K		3	0	0	0	0	1	1
Julio Franco, R (1, 4) OBP: 0.384, SLG: 0.462	1-2 G6-3			0-1 F9		0-1 F4		0-0 F8		4	0	0	0	0	0	1
Ruben Sierra, S (1, 9) OBP: 0.350, SLG: 0.548 Scott Coolbaugh, R (9, 5) OBP: 0.200, SLG: 0.111		0-1 G6-3		0-1 HR		4-1 BB		2-1 G1-3		3	1	1	1	1	0	1
Harold Baines, L (1, 10) OBP: 0.406, SLG: 0.482		2-2 G4-3		1-1 CS 1B		0-0 F5			3-3 K	4	0	1	0	0	1	1
Pete Incaviglia, R (1, 7) OBP: 0.278, SLG: 0.425		1-3 K		3-2 CS 1-2	2-2 1B 2B	2-1 G3			1-1 G5-3	4	1	1	0	0	1	1
Mike Stanley, R (1, 3) OBP: 0.321, SLG: 0.243 Jack Daugherty, S (7, PH) OBP: 0.354, SLG: 0.404			1-1 G5-4-3 1B		2-1 SH1-4 E 1B		0-3 K2-3		1-0 1B 1B	2	1	2	0	0	0	0
Juan Gonzalez, R (1, 8) OBP: 0.188, SLG: 0.133 Cecil Espy, S (7, PH) OBP: 0.298, SLG: 0.315			0-0 G5-4-3 1-2f		0-0 E5 SH1-4 1B		0-2 G6-3		0-0 1-2 1B	2	0	1	1	0	0	1
Chad Kreuter, S (1, 2) OBP: 0.273, SLG: 0.241 Geno Petralli, L (7, PH) OBP: 0.379, SLG: 0.424			0-0 1B		0-1 SH1-4 1-2 2-3		0-0 L7		2-3 K	1	0	1	0	0	0	0

Inning Stats	R: 0	H: 0	E: 0	K: 0	S: 8	R: 0	H: 0	E: 0	K: 1	S: 8	R: 0	H: 2	E: 0	K: 0	S: 6	R: 1	H: 2	E: 0	K: 1	S: 11	R: 2	H: 3	E: 1	K: 0	S: 12	R: 0	H: 0	E: 0	K: 0	S: 6	R: 0	H: 1	E: 0	K: 1	S: 10	R: 0	H: 2	E: 0	K: 2	S: 11	1B: 8	SF: 0	2B: 1	SAC: 1	3B: 0	DP: 1	HR: 1	HBP: 0	WP: 0	PA: 37
Jeff Ballard, L (1, 1) ERA: 3.65 Mark Williamson, R (7, 1) ERA: 3.01	IP	WLS	BF	H	R	ER	SO	BB	IBB	HBP	BLK	WP	HR	S	P	ERA	WHIP																																	
	6.0	W	24	7	3	3	2	1	0	0	0	0	0	51	78	4.50	1.333																																	
	3.0	S	12	3	0	0	4	0	0	0	0	0	0	29	42	0.00	1.000																																	


BOTTOM

Baltimore Orioles @ Texas Rangers
 Arlington Stadium, Arlington, TX

Thu Sep 07 1989, 8:05 PM EDT
 Unknown

livebaseballscorecards.com

AB	34
R	3
H	10
RBI	3
BB	1
SO	6
LOB	11



Batter	1	2	3	4	5	6	7	8	9	AB R H RBI BB SO LOB	TOP
Mike Devereaux, R (1, 8) OBP: 0.337, SLG: 0.388	0-0 F7	0-0 3B 1B		0-0 F9		0-0 1B		0-3 K		5 1 2 1 0 1 2	
Steve Finley, L (1, 7) OBP: 0.310, SLG: 0.337	0-0 S 1B	0-0 1B 3B		0-0 F4		0-0 G1-2-3		0-0 1B		5 1 3 2 0 0 3	
Cal Ripken Jr., R (1, 6) OBP: 0.324, SLG: 0.417	0-3 K	0-0 1B			0-0 F7		0-3 K2-3	0-0 G5-4-3		5 0 1 1 0 2 4	
Larry Sheets, L (1, 10) OBP: 0.309, SLG: 0.365	0-0 F9	0-3 K			0-0 3-1		0-0 4-3		0-0 1B S 1B	5 0 1 0 0 1 2 0 1 0 0 0 0 0	
Juan Bell, R (9, PR)											
Randy Milligan, R (1, 3) OBP: 0.397, SLG: 0.444		0-3 K	0-0 4-3 1B 2B		0-0 4-3		4-0 FC6-4 BB		0-3 K	4 1 1 0 1 2 1	
Craig Worthington, R (1, 5) OBP: 0.335, SLG: 0.379		0-0 1B 2B	0-0 4-3			0-0 P3	0-0 FC6-4		0-0 1B	5 1 2 0 0 0 2	
Stan Jefferson, S (1, 9) OBP: 0.229, SLG: 0.352		0-0 S 1B 1B	0-0 G4-6-3 1B			0-0 E5 BB WP 1B		0-0 E 1B 2B	0-0 SF7-5-4	4 3 3 3 0 0 0	
Tim Hulett, R (1, 4) OBP: 0.322, SLG: 0.377		0-3 K	0-0 G4-6-3			4-0 1B BB		0-0 E5 1B 1B		3 0 0 0 1 1 3	
Brady Anderson, L (8, PR) OBP: 0.327, SLG: 0.315		1-2 K	1-2f			1-2 G1-2-3 BB		2-3 1B 1B		0 0 0 0 0 0 0	
Billy Ripken, R (8, 4) OBP: 0.288, SLG: 0.307										0 0 0 0 0 0 0	
Jamie Quirk, L (1, 2) OBP: 0.273, SLG: 0.254		0-0 1B 3B 1B		0-0 L4		4-0 1B BB		0-0 1B		3 1 2 2 1 0 0	
Inning Stats	R: 0 H: 1 E: 0 LOB: 1 K: 1 BB: 0 S: 6 P: 6	R: 5 H: 6 E: 0 LOB: 1 K: 3 BB: 0 S: 15 P: 15	R: 1 H: 2 E: 0 LOB: 0 K: 0 BB: 0 S: 4 P: 4	R: 0 H: 0 E: 0 LOB: 0 K: 0 BB: 0 S: 3 P: 3	R: 0 H: 0 E: 0 LOB: 0 K: 0 BB: 0 S: 3 P: 3	R: 1 H: 1 E: 1 LOB: 2 K: 0 BB: 2 S: 4 P: 12	R: 0 H: 0 E: 0 LOB: 1 K: 1 BB: 1 S: 5 P: 9	R: 1 H: 3 E: 1 LOB: 3 K: 1 BB: 0 S: 8 P: 8	R: 1 H: 2 E: 0 LOB: 1 K: 1 BB: 0 S: 6 P: 6	1B: 11 SF: 1 2B: 4 SAC: 0 3B: 1 DP: 4 HR: 0 HBP: 0	WP: 1 PA: 43 PB: 0 SB: 3 CS: 0
PITCHER	IP WLS BF H R ER SO BB IBB HBP BLK WP HR S P ERA WHIP										
Bobby Witt, R (1, 1) ERA: 5.53	1.2 L 12 7 5 5 3 0 0 0 0 0 0 0 18 18 27.00 4.200										
John Barfield, L (2, 1) ERA: 1.93	3.2 15 2 2 1 1 2 0 0 0 1 0 15 23 2.46 1.091										
Brad Arnsberg, R (6, 1) ERA: 4.85	1.2 9 3 1 1 1 1 0 0 0 0 0 10 14 5.40 2.400										
Cecilio Guante, R (8, 1) ERA: 3.71	2.0 7 3 1 1 2 0 0 0 0 0 0 11 11 4.50 1.500										

Baltimore Orioles @ Texas Rangers
 Arlington Stadium, Arlington, TX
 Thu Sep 07 1989, 8:05 PM EDT
 Att: 15,759 - Unknown

AB	39
R	9
H	15
RBI	9
BB	3
SO	7
LOB	17



Batter	1	2	3	4	5	6	7	8	9	AB	R	H	RBI	BB	SO	LOB
Fred Manrique, R OBP: 0.345, SLG: 0.418 (1, 6)	0-3 K		4-0 1B BB		0-0 F4	0-0 G4-6-3 1B		0-0 L3		4	0	1	2	1	1	0
Rafael Palmeiro, L OBP: 0.346, SLG: 0.373 Scott Coolbaugh, R OBP: 0.200, SLG: 0.111 Cecil Espy, S OBP: 0.299, SLG: 0.319 (1, 3)	4-0 BB BB		0-0 F8		0-0 1B	0-0 G4-6-3 1B			0-0 1B WP 2B	3	0	1	0	1	0	3
Harold Baines, L OBP: 0.410, SLG: 0.488 (1, 10)	0-0 F7		0-0 1B		0-0 1B		0-0 2B		0-0 WP PB 6-3 1B	5	2	4	0	0	0	1
Ruben Sierra, S OBP: 0.348, SLG: 0.544 (1, 9)	4-0 FC6-4 BB		0-3 K		0-3 K		0-0 5-3		0-0 6-3	4	0	0	1	1	2	5
Julio Franco, R OBP: 0.381, SLG: 0.458 (1, 4)	0-0 FC6-4		0-0 F4			0-0 F8		0-0 6-3	0-0 5-3	5	0	0	0	0	0	5
Geno Petrali, L OBP: 0.383, SLG: 0.431 Pete Incaviglia, R OBP: 0.281, SLG: 0.429 Chad Kreuter, S OBP: 0.273, SLG: 0.241 Jack Daugherty, S OBP: 0.350, SLG: 0.400 (1, 2)		0-0 3-1 2B		0-0 G3		1-0 BB 1B HBP		0-0 2B	0-0 G3	2	1	1	0	0	0	0
Rick Leach, L OBP: 0.358, SLG: 0.360 (1, 7)		0-0 3-1		0-0 4-3		4-0 1B BB		0-0 6-3		3	1	0	0	1	0	2
Dean Palmer, R OBP: 0.143, SLG: 0.286 Thad Bosley, L OBP: 0.250, SLG: 0.318 (1, 5)		0-3 K		0-3 K		4-0 1B BB		0-3 K		2	0	0	0	0	2	1
Juan Gonzalez, R OBP: 0.200, SLG: 0.158 (1, 8)		0-0 6-3			0-0 5-3			0-3 K		1	1	0	0	1	1	0

Inning Stats	R: 0	H: 0	E: 0	K: 1	S: 5	R: 0	H: 1	E: 0	K: 1	S: 6	R: 0	H: 1	E: 0	K: 1	S: 5	R: 0	H: 0	E: 0	K: 1	S: 5	R: 0	H: 2	E: 0	K: 0	S: 4	R: 3	H: 2	E: 0	K: 0	S: 4	R: 1	H: 2	E: 0	K: 0	S: 5	R: 0	H: 0	E: 0	K: 2	S: 7	R: 2	H: 2	E: 0	K: 0	S: 5	1B: 6	SF: 0	2B: 4	SAC: 0	3B: 0	DP: 1	HR: 0	HBP: 1	WP: 1	PA: 42
--------------	------	------	------	------	------	------	------	------	------	------	------	------	------	------	------	------	------	------	------	------	------	------	------	------	------	------	------	------	------	------	------	------	------	------	------	------	------	------	------	------	------	------	------	------	------	-------	-------	-------	--------	-------	-------	-------	--------	-------	--------

PITCHER	IP	WLS	BF	H	R	ER	SO	BB	IBB	HBP	BLK	WP	HR	S	P	ERA	WHIP
Pete Harnisch, R ERA: 4.36 (1, 1)	5.1	W	26	4	3	3	5	5	0	0	0	0	0	30	51	5.06	1.688
Mark Thurmond, L ERA: 3.63 (6, 1)	1.1		6	3	1	1	0	0	0	0	0	0	0	6	6	6.75	2.250
Brian Holton, R ERA: 4.1 (7, 1)	1.2		8	3	2	1	2	0	0	0	0	1	0	12	12	5.40	1.800
Gregg Olson, R ERA: 1.94 (9, 1)	0.2		2	0	0	0	0	0	0	0	0	0	0	2	2	0.00	0.000

BOTTOM

Baltimore Orioles @ Texas Rangers
Arlington Stadium, Arlington, TX
Thu Sep 07 1989, 8:05 PM EDT
Att. 15,759 - Unknown

livebaseballscores.com

AB	36
R	6
H	10
RBI	5
BB	5
SO	7
LOB	18



Batter	1	2	3	4	5	6	7	8	9	AB	R	H	RBI	BB	SO	LOB	TOP							
Phil Bradley, R (1, 7) OBP: 0.363, SLG: 0.407	4-1 FC6-4 BB		1-3 K			0-1 G4-3	1-0 1B			3	0	1	0	1	1	1								
Steve Finley, L (1, 9) OBP: 0.310, SLG: 0.337 Keith Moreland, R (8, PH) OBP: 0.333, SLG: 0.373 Brady Anderson, L (8, 9) OBP: 0.327, SLG: 0.315	1-2 FC6-4 1-2f		1-0 G1-3			1-0 2B 1B		0-0 P2		3	1	1	0	0	0	2								
Cal Ripken Jr., R (1, 6) OBP: 0.323, SLG: 0.417	1-3 K		0-1 G6-3			1-1 G4-3 1-H 2B		3-2 P3		4	0	1	1	0	1	2								
Larry Sheets, L (1, 10) OBP: 0.306, SLG: 0.361 Butch Davis, R (8, PH) Joe Orsulak, L (8, PH) OBP: 0.351, SLG: 0.427	0-0 G6-3			3-3 K		1-2 G4-3 2-3		0-0 1B		3	0	0	0	0	1	2								
Mike Devereaux, R (1, 8) OBP: 0.339, SLG: 0.390		2-1 1B		3-2 G3-6-1 1B		3-3 K		3-3 K		4	0	2	0	0	2	2								
Francisco Melendez, L (1, 3) OBP: 0.250, SLG: 0.250		1 SAFE SAFE 1 1 SAFE SAFE C T C SAFE	2-3 K 1-2	1 SAFE SAFE 1 SAFE 1 SAFE C T C SAFE	1-0 G3-6-1 1-2f		2-1 F8		2-2 G1-6-3 1B		4	0	1	0	0	1	2							
Craig Worthington, R (1, 5) OBP: 0.334, SLG: 0.377		2-1 1B			3-3 K		2-3 K		1-1 P4		4	0	1	0	0	2	1	AB 32						
Jamie Quirk, L (1, 2) OBP: 0.271, SLG: 0.242		1-0 F7			1-3 K		4-2 PB 1B BB		1-2 G1-6-3 1-2f		3	0	0	0	1	1	2	R 1						
Tim Hulett, R (1, 4) OBP: 0.339, SLG: 0.382			2-0 G1-3 1B		3-1 G6-3		1 SAFE SAFE 1 SAFE 1 SAFE C T C SAFE	4-2 1B BB		2	0	1	0	1	0	0		H 9						
Inning Stats	R: 0 E: 0 K: 1 S: 8	H: 0 LOB: 1 BB: 1 P: 14	R: 0 E: 0 K: 1 S: 8	H: 2 LOB: 1 BB: 0 P: 15	R: 0 E: 0 K: 1 S: 7	H: 1 LOB: 1 BB: 0 P: 11	R: 0 E: 0 K: 1 S: 8	H: 1 LOB: 0 BB: 0 P: 15	R: 0 E: 0 K: 2 S: 9	H: 0 LOB: 0 BB: 0 P: 16	R: 1 E: 0 K: 1 S: 11	H: 2 LOB: 1 BB: 0 P: 17	R: 0 E: 0 K: 1 S: 12	H: 1 LOB: 2 BB: 2 P: 25	R: 0 E: 0 K: 1 S: 8	H: 1 LOB: 1 BB: 0 P: 14	R: 0 E: 0 K: 0 S: 9	H: 1 LOB: 0 BB: 0 P: 13	1B: 8 2B: 1 3B: 0 HR: 0	SF: 0 SAC: 0 DP: 2 HBP: 0	WP: 0 PB: 1 SB: 0 CS: 0	PA: 35		
PITCHER	IP	WLS	BF	H	R	ER	SO	BB	IBB	HBP	BLK	WP	HR	S	P	ERA	WHIP							
Kevin Brown, R (1, 1) ERA: 3.35	6.2	W	27	6	1	1	8	3	0	0	0	0	0	62	111	1.35	1.350							
Gary Mielke, R (7, 1) ERA: 3.4	0.1		1	1	0	0	0	0	0	0	0	0	0	1	2	0.00	3.000							
Kenny Rogers, L (8, 1) ERA: 3.12	0.2		2	0	0	0	0	0	0	0	0	0	0	4	7	0.00	0.000							
Jeff Russell, R (8, 1) ERA: 1.91	1.1	S	5	2	0	0	1	0	0	0	0	0	0	13	20	0.00	1.500							

Baltimore Orioles @ Texas Rangers
Arlington Stadium, Arlington, TX

Fri Sep 08 1989, 8:05 PM EDT
Att. 15,080 - Unknown - 94 F

livebaseballscorecards.com



BOTTOM

Baltimore Orioles @ Texas Rangers
Arlington Stadium, Arlington, TX
Sat Sep 09 1989, 8:05 PM EDT
Att: 30,332 - Unknown

livebaseballscorecards.com

AB	34
R	2
H	5
RBI	2
BB	5
SO	6
LOB	11



WP:	0	PA:	40
PB:	0		
SB:	0		
CS:	0		

AB R H RBI BB SO LOB

2 0 1 0 1 0 0
0 0 0 0 1 0 0
1 0 0 0 0 1 0

5 0 0 0 0 0 4

4 0 1 0 1 2 0

3 0 0 0 0 0 2
0 0 0 0 0 0 0
1 0 0 0 0 0 3
0 0 0 0 0 0 0

4 0 0 0 0 2 0

2 1 0 0 1 0 0
1 0 0 0 0 0 0
0 0 0 0 0 0 0

3 1 1 2 1 0 0

2 0 0 0 0 0 0
2 0 2 0 0 0 0

1B: 2 SF: 0
2B: 2 SAC: 1
3B: 0 DP: 0
HR: 1 HBP: 0

Batter	1	2	3	4	5	6	7	8	9	10								
Fred Manrique, R OBP: 0.340, SLG: 0.411 (1, 6)	L6		6-3		5-3			SH1	K									
Rafael Palmeiro, L OBP: 0.349, SLG: 0.376 Mike Stanley, R OBP: 0.329, SLG: 0.243 Jack Daugherty, S OBP: 0.347, SLG: 0.396 (8, PH) (8, PR) (9, 3)	1B BB		2B		F7			BB IBB	K									
Harold Baines, L OBP: 0.409, SLG: 0.486 (1, 10)	F9		6-3		F7			F7	6-3									
Ruben Sierra, S OBP: 0.350, SLG: 0.546 (1, 9)	1B				K2-3			FC6-4 BB	F8									
Geno Petralli, L OBP: 0.376, SLG: 0.421 Chad Kreuter, S OBP: 0.268, SLG: 0.236 Thad Bosley, L OBP: 0.240, SLG: 0.304 Jim Sundberg, R OBP: 0.302, SLG: 0.297 (1, 2) (7, 2) (8, PH) (9, 2)	4-3		G3		G3			FC6-4										
Pete Incaviglia, R OBP: 0.278, SLG: 0.431 (1, 7)			5-3		4-3			K	K									
Juan Gonzalez, R OBP: 0.217, SLG: 0.143 Rick Leach, L OBP: 0.357, SLG: 0.359 Cecil Espy, S OBP: 0.300, SLG: 0.318 (1, 8) (9, PH) (10, 8)			5-3		HR BB			F8	6-3									
Steve Buechele, R OBP: 0.301, SLG: 0.409 (1, 4) (9, 5)			F7		HR			5-3	2B BB									
Scott Coolbaugh, R OBP: 0.167, SLG: 0.091 Julio Franco, R OBP: 0.382, SLG: 0.459 (1, 5) (8, PH) (9, 4)			F4		F7			BB SH1 1B	2B									
Inning Stats	R: 0 H: 1 E: 0 LOB: 2 K: 0 BB: 1 S: 4 P: 8	R: 0 H: 0 E: 0 LOB: 0 K: 0 BB: 0 S: 3 P: 3	R: 0 H: 1 E: 0 LOB: 1 K: 0 BB: 0 S: 4 P: 4	R: 0 H: 0 E: 0 LOB: 0 K: 1 BB: 0 S: 5 P: 5	R: 2 H: 1 E: 0 LOB: 0 K: 0 BB: 1 S: 4 P: 8	R: 0 H: 0 E: 0 LOB: 0 K: 1 BB: 0 S: 5 P: 5	R: 0 H: 0 E: 0 LOB: 0 K: 1 BB: 0 S: 5 P: 5	R: 0 H: 1 E: 0 LOB: 3 K: 0 BB: 2 S: 4 P: 12	R: 0 H: 1 E: 0 LOB: 2 K: 2 BB: 1 S: 8 P: 12	R: 0 H: 0 E: 0 LOB: 0 K: 1 BB: 0 S: 5 P: 5								
PITCHER	IP WLS BF H R ER SO BB IBB HBP BLK WP HR S P ERA WHIP																	
Bob Milacki, R ERA: 3.92 (1, 1)	7.1		28	4	2	2	3	2	0	0	0	0	0	1	32	40	2.46	0.818
Kevin Hickey, L ERA: 2.85 (8, 1)	0.1		3	0	0	0	0	1	1	0	0	0	0	0	1	9	0.00	3.000
Mark Williamson, R ERA: 2.98 (8, 1)	1.0		5	1	0	0	1	1	0	0	0	0	0	0	6	10	0.00	2.000
Gregg Olson, R ERA: 1.9 (9, 1)	1.1	W	4	0	0	0	2	0	0	0	0	0	0	0	8	8	0.00	0.000

Batter	1	2	3	4	5	6	7	8	9	AB R H RBI BB SO LOB	TOP									
Mike Devereaux, R (1, 8) OBP: 0.336, SLG: 0.391	0-0 3-1		0-0 2B		0-0 F7			0-0 F9		4 0 1 0 0 0 0										
Phil Bradley, R (1, 7) OBP: 0.363, SLG: 0.411	0-0 HR		0-0 F8			0-0 F3		0-0 1-3		4 1 1 1 0 0 1										
Cal Ripken Jr., R (1, 6) OBP: 0.323, SLG: 0.414	0-0 G5-4-3 1B		4-0 BB			0-0 F8		0-0 5-3		3 0 1 0 1 0 0										
Keith Moreland, R (1, 10) Mickey Tettleton, S (9, PH) OBP: 0.330, SLG: 0.367 OBP: 0.362, SLG: 0.520	0-0 G5-4-3 1-2f		0-0 L7			0-0 1-3		4-0 BB		3 0 0 0 0 0 3 0 0 0 0 0 1 0 0										
Randy Milligan, R (1, 3) OBP: 0.395, SLG: 0.457		0-0 G3		0-3 K			0-0 F8		0-3 K	4 0 0 0 0 2 1										
Craig Worthington, R (1, 5) OBP: 0.334, SLG: 0.376		0-0 FC5-4 1B		0-0 L5			0-0 1B 1B		0-3 K	4 0 2 0 0 1 1										
Stan Jefferson, S (1, 9) OBP: 0.222, SLG: 0.345		0-0 F8		0-0 F8			0-0 F4		0-0 F9	4 0 0 0 0 0 3										
Bob Melvin, R (1, 2) Chris Hoiles, R (7, 2)		0-0 FC5-4 1-2f			0-0 F8		0-0 FC5-4 1B			3 0 1 0 0 0 1 0 0 0 0 0 0 0										
Tim Hulett, R (1, 4) Billy Ripken, R (5, 4) OBP: 0.318, SLG: 0.356 OBP: 0.287, SLG: 0.306			0-0 L5			0-0 5-3		0-0 FC5-4		2 0 0 0 0 0 0 1 0 0 0 0 0 2										
Inning Stats	R: 1 E: 0 K: 0 S: 4	H: 2 LOB: 0 BB: 0 P: 4	R: 0 E: 0 K: 0 S: 4	H: 1 LOB: 1 BB: 0 P: 4	R: 0 E: 0 K: 0 S: 4	H: 1 LOB: 2 BB: 1 P: 8	R: 0 E: 0 K: 1 S: 5	H: 0 LOB: 0 BB: 0 P: 5	R: 0 E: 0 K: 0 S: 3	H: 0 LOB: 0 BB: 0 P: 3	R: 0 E: 0 K: 0 S: 5	H: 2 LOB: 2 BB: 0 P: 5	R: 0 E: 0 K: 2 S: 7	H: 0 LOB: 0 BB: 0 P: 3	R: 0 E: 0 K: 2 S: 7	H: 0 LOB: 1 BB: 1 P: 11	1B: 4 2B: 1 3B: 0 HR: 1	SF: 0 SAC: 0 DP: 1 HBP: 0	WP: 0 PB: 0 SB: 0 CS: 0	PA: 34
PITCHER Jamie Moyer, L (1, 1) ERA: 3.91	IP: 9.0 WLS: W BF: 34 H: 6 R: 1 ER: 1 SO: 3 BB: 2 IBB: 0 HBP: 0 BLK: 0 WP: 0 HR: 1 S: 38 P: 46 ERA: 1.00 WHIP: 0.889											PITCHER	IP: 9.0 WLS: W BF: 34 H: 6 R: 1 ER: 1 SO: 3 BB: 2 IBB: 0 HBP: 0 BLK: 0 WP: 0 HR: 1 S: 38 P: 46 ERA: 1.00 WHIP: 0.889							

Baltimore Orioles @ Texas Rangers
Arlington Stadium, Arlington, TX
Sun Sep 10 1989, 4:33 AM EDT
Att: 13,783 - Unknown

livebaseballscorecards.com

AB 32
R 1
H 6
RBI 1
BB 2
SO 3
LOB 12



Batter	1	2	3	4	5	6	7	8	9	AB	R	H	RBI	BB	SO	LOB
Fred Manrique, R OBP: 0.337, SLG: 0.407 (1, 6)	4-3		F7		4-3			6-3		5	0	1	1	0	0	0
Rafael Palmeiro, L OBP: 0.349, SLG: 0.375 Jack Daugherty, S OBP: 0.353, SLG: 0.424 (1, 3) (7, 3)				F7		F5		3B		4	1	1	0	0	0	2
Harold Baines, L OBP: 0.409, SLG: 0.488 Dean Palmer, R OBP: 0.125, SLG: 0.250 (1, 10) (8, PH)		4-3		F7		2B		K		4	1	2	0	0	0	0
Ruben Sierra, S OBP: 0.349, SLG: 0.547 Thad Bosley, L OBP: 0.231, SLG: 0.292 (1, 9) (7, 9)	SF8	G1		2B		F7		4-3		3	0	1	1	0	0	1
Julio Franco, R OBP: 0.386, SLG: 0.465 Steve Buechele, R OBP: 0.301, SLG: 0.409 (1, 4) (7, 4)	E9	1B		BB		BB				2	2	2	0	2	0	0
Rick Leach, L OBP: 0.359, SLG: 0.358 (1, 7)	2B	1B		4-3		F8				3	1	1	1	1	0	4
Mike Stanley, R OBP: 0.325, SLG: 0.257 (1, 2)	1B	K				F8		K		4	1	1	3	0	2	1
Scott Coolbaugh, R OBP: 0.250, SLG: 0.400 (1, 5)	1B	1B		4-3		HR		K		4	2	2	2	0	1	0
Cecil Espy, S OBP: 0.301, SLG: 0.318 Juan Gonzalez, R OBP: 0.208, SLG: 0.136 (1, 8) (7, 8)	1B	1B		G3		4-3		F8		3	0	1	0	0	0	0

Inning Stats	R: 6	H: 7	E: 1	LOB: 2	K: 0	S: 10	R: 1	H: 2	E: 0	LOB: 1	K: 1	S: 7	R: 0	H: 0	E: 0	LOB: 0	K: 0	S: 3	R: 0	H: 1	E: 0	LOB: 2	K: 0	S: 4	R: 1	H: 1	E: 0	LOB: 0	K: 0	S: 4	R: 0	H: 1	E: 0	LOB: 2	K: 0	S: 4	R: 0	H: 0	E: 0	LOB: 0	K: 2	S: 7	R: 0	H: 1	E: 0	LOB: 1	K: 1	S: 6
--------------	------	------	------	--------	------	-------	------	------	------	--------	------	------	------	------	------	--------	------	------	------	------	------	--------	------	------	------	------	------	--------	------	------	------	------	------	--------	------	------	------	------	------	--------	------	------	------	------	------	--------	------	------


PITCHER	IP	WLS	BF	H	R	ER	SO	BB	IBB	HBP	BLK	WP	HR	S	P	ERA	WHIP
Dave Schmidt, R ERA: 5.75 (1, 1)	0.2	L	8	5	6	6	0	1	0	0	0	0	0	7	11	81.00	9.000
Jose Bautista, R ERA: 5.28 (1, 1)	4.1		20	6	2	2	1	1	0	0	0	0	1	21	25	4.15	1.615
Curt Schilling, R ERA: 8.31 (6, 1)	2.0		8	1	0	0	2	1	0	0	0	0	0	11	15	0.00	1.000
Mickey Weston, R ERA: 5.73 (8, 1)	1.0		4	1	0	0	1	0	0	0	0	0	0	6	6	0.00	1.000

BOTTOM

Baltimore Orioles @ Texas Rangers
Arlington Stadium, Arlington, TX

Sun Sep 10 1989, 4:33 AM EDT
Att. 13,783 - Unknown

AB	36
R	8
H	13
RBI	8
BB	3
SO	4
LOB	10



1B: 7	SF: 1	WP: 0	PA: 40
2B: 3	SAC: 0	PB: 0	
3B: 2	DP: 0	SB: 0	
HR: 1	HBP: 0	CS: 0	

PITCHER	IP	WLS	BF	H	R	ER	SO	BB	IBB	HBP	BLK	WP	HR	S	P	ERA	WHIP
---------	----	-----	----	---	---	----	----	----	-----	-----	-----	----	----	---	---	-----	------

Batter	1	2	3	4	5	6	7	8	9	AB	R	H	RBI	BB	SO	LOB	TOP								
Fred Manrique, R (1, 6) OBP: 0.338, SLG: 0.410	0-0 G5-3			2-2 G5-3	0-0 CS 1B		1-2 G6-4-3		2-0 2B	5	0	2	2	0	0	2									
Rafael Palmeiro, L (1, 3) OBP: 0.347, SLG: 0.373	0-1 L6			2-1 F8	2-3 3-H			3-1 P6	0-0 L7	2	0	0	0	0	0	0									
Mike Stanley, R (5, PH) OBP: 0.321, SLG: 0.253										1	0	0	0	0	1	2									
Geno Petralli, L (8, PH) OBP: 0.372, SLG: 0.417					1-2 3-H					2	0	0	0	0	0	1									
Harold Baines, L (1, 10) OBP: 0.406, SLG: 0.484	2-1 G4-3			1-1 G1-4-3		1-2 G4-3		1-1 F7		4	0	0	0	0	0	0									
Ruben Sierra, S (1, 9) OBP: 0.352, SLG: 0.552		0-0 G6-4-3 1B			0-1 1B 1B 1B	2-1 L7		1-1 3B		4	1	3	0	0	0	0									
Julio Franco, R (1, 4) OBP: 0.389, SLG: 0.466		1-1 G6-4-3			1-2 1B 2B 1B	2-2 1B		4-0 FC3-6 IBB		3	1	2	0	1	0	1									
Rick Leach, L (1, 7) OBP: 0.360, SLG: 0.360		2-2 F8			1-0 1B 2B 1B	0-3 K		0-0 FC3-6		2	1	1	0	0	0	0									
Juan Gonzalez, R (6, PH) OBP: 0.200, SLG: 0.130										1	0	0	0	0	1	1									
Cecil Espy, S (8, PH) OBP: 0.300, SLG: 0.318					1-2 2-3			1-2f		1	0	0	0	0	0	2									
Pete Incaviglia, R (1, 8) OBP: 0.277, SLG: 0.429			0-3 K		2-3 K			2-2 1B 1B	2-1 G4-3	4	0	1	0	0	2	3									
Scott Coolbaugh, R (1, 5) OBP: 0.235, SLG: 0.375			1-2 G5-3		0-1 2B 1B 1B			2-2 G6-4-3 1B	0-2 G3	1	0	0	0	0	0	0									
Thad Bosley, L (5, PH) OBP: 0.259, SLG: 0.320					1-2 2-3 3-H			1-3 1B		1	1	1	1	0	0	0									
Steve Buechele, R (5, 5) OBP: 0.302, SLG: 0.410					2-0 1B CS 2B			0-3 K	4-1 2B BB	2	0	1	0	0	0	0									
Chad Kreuter, S (1, 2) OBP: 0.266, SLG: 0.234			2-2 G1-3		1-3 2-H 3-H					1	0	0	0	0	0	0									
Jack Daugherty, S (5, PH) OBP: 0.362, SLG: 0.436										2	1	1	2	1	1	2									
Inning Stats	R: 0 E: 0 K: 0 S: 5	H: 0 LOB: 0 BB: 0 P: 7	R: 0 E: 0 K: 0 S: 6	H: 1 LOB: 0 BB: 0 P: 9	R: 0 E: 0 K: 1 S: 10	H: 0 LOB: 0 BB: 0 P: 13	R: 0 E: 0 K: 0 S: 7	H: 0 LOB: 0 BB: 0 P: 12	R: 4 E: 0 K: 2 S: 18	H: 6 LOB: 1 BB: 0 P: 26	R: 0 E: 0 K: 1 S: 11	H: 1 LOB: 1 BB: 0 P: 16	R: 0 E: 0 K: 1 S: 16	H: 2 LOB: 1 BB: 0 P: 18	R: 0 E: 0 K: 0 S: 7	H: 1 LOB: 2 BB: 1 P: 16	R: 1 E: 0 K: 0 S: 8	H: 1 LOB: 1 BB: 1 P: 16	1B: 9 2B: 2 3B: 1 HR: 0	SF: 0 SAC: 0 DP: 2 HBP: 0	WP: 0 PB: 0 SB: 0 CS: 2	PA: 38			
PITCHER	IP	WLS	BF	H	R	ER	SO	BB	IBB	HBP	BLK	WP	HR	S	P	ERA	WHIP								
Mark Gubicza, R (1, 1) ERA: 2.79	4.0		15	4	3	3	1	0	0	0	0	0	0	34	49	6.75	1.000								
Terry Leach, R (5, 1) ERA: 4.0	0.1		4	3	1	1	1	0	0	0	0	0	0	7	11	27.00	9.000								
Jerry Don Gleaton, L (5, 1) ERA: 6.35	2.0		8	3	0	0	3	0	0	0	0	0	0	28	37	0.00	1.500								
Rick Luecken, R (7, 1) ERA: 3.63	2.2	W	11	2	1	1	0	1	1	0	0	0	0	19	36	3.38	1.125								

Texas Rangers @ Kansas City Royals
 Royals Stadium, Kansas City, MO
 Tue Sep 12 1989, 8:05 PM EDT
 Att. 19,477 - Overcast - 48 F

AB	36
R	5
H	12
RBI	5
BB	2
SO	5
LOB	14



Batter	1	2	3	4	5	6	7	8	9	AB	R	H	RBI	BB	SO	LOB
Kevin Seitzer, R OBP: 0.384, SLG: 0.326 (1, 5)										4	0	2	0	0	1	0
Willie Wilson, S OBP: 0.300, SLG: 0.347 (1, 8)										4	1	0	0	0	3	4
George Brett, L OBP: 0.360, SLG: 0.434 (1, 3)										4	1	4	2	0	0	0
Bo Jackson, R OBP: 0.319, SLG: 0.524 (1, 7)										4	0	0	1	0	2	5
Jim Eisenreich, L OBP: 0.347, SLG: 0.445 (1, 9)										3	0	0	0	1	1	2
Danny Tartabull, R OBP: 0.371, SLG: 0.449 (1, 10)										4	0	0	0	0	2	0
Kurt Stillwell, S OBP: 0.337, SLG: 0.401 (1, 6)										4	0	0	0	0	2	0
Frank White, R OBP: 0.314, SLG: 0.329 (1, 4)										4	0	2	0	0	2	0
Bill Pecota, R OBP: 0.262, SLG: 0.395 (9, PR)										0	1	0	0	0	0	0
Bob Boone, R OBP: 0.353, SLG: 0.317 (1, 2)										1	1	0	0	2	0	1
Gary Thurman, R OBP: 0.308, SLG: 0.256 (7, PR)										0	1	0	0	0	0	0
Rey Palacios, R OBP: 0.196, SLG: 0.238 (8, 2)										0	0	0	0	0	0	0
Bill Buckner, L OBP: 0.238, SLG: 0.261 (9, PH)										0	0	0	0	0	0	0
Pat Tabler, R OBP: 0.332, SLG: 0.318 (9, PH)										1	1	1	2	0	0	0

Inning Stats	R: 2	H: 1	E: 1	K: 1	S: 14	H: 1	LOB: 0	BB: 1	P: 25	R: 0	H: 0	E: 0	K: 2	S: 8	H: 0	LOB: 0	BB: 0	P: 10	R: 1	H: 2	E: 0	K: 3	S: 19	H: 2	LOB: 2	BB: 1	P: 31	R: 0	H: 1	E: 0	K: 1	S: 9	H: 1	LOB: 1	BB: 0	P: 17	R: 0	H: 1	E: 0	K: 1	S: 12	H: 1	LOB: 1	BB: 0	P: 18	R: 1	H: 2	E: 0	K: 3	S: 21	H: 2	LOB: 2	BB: 1	P: 33	R: 0	H: 0	E: 0	K: 0	S: 9	H: 0	LOB: 0	BB: 0	P: 14	R: 2	H: 2	E: 0	K: 0	S: 6	H: 2	LOB: 1	BB: 0	P: 10	1B: 7	SF: 0	2B: 1	SAC: 0	3B: 0	DP: 0	HR: 1	HBP: 0
--------------	------	------	------	------	-------	------	--------	-------	-------	------	------	------	------	------	------	--------	-------	-------	------	------	------	------	-------	------	--------	-------	-------	------	------	------	------	------	------	--------	-------	-------	------	------	------	------	-------	------	--------	-------	-------	------	------	------	------	-------	------	--------	-------	-------	------	------	------	------	------	------	--------	-------	-------	------	------	------	------	------	------	--------	-------	-------	-------	-------	-------	--------	-------	-------	-------	--------


PITCHER	IP	WLS	BF	H	R	ER	SO	BB	IBB	HBP	BLK	WP	HR	S	P	ERA	WHIP
Nolan Ryan, R ERA: 3.39 (1, 1)	8.0		35	8	5	3	13	3	0	0	0	1	0	102	164	3.38	1.375
Kenny Rogers, L ERA: 3.26 (9, 1)	0.0	L	1	1	1	1	0	0	0	0	0	0	1	4	7	∞	∞

TEXAS RANGERS @ KANSAS CITY ROYALS
ROYALS STADIUM, KANSAS CITY, MO
 Tue Sep 12 1989, 8:05 PM EDT
 Att: 19,477 - Overcast - 48 F

AB 33
 R 6
 H 9
 RBI 5
 BB 3
 SO 13
 LOB 12

WP: 2 PA: 37
 PB: 0
 SB: 2
 CS: 1

ERA WHIP

Batter	1	2	3	4	5	6	7	8	9	AB R H RBI BB SO LOB	TOP
Jack Daugherty, S (1, 7) <small>OBP: 0.352, SLG: 0.423</small> Cecil Espy, S (7, 8) <small>OBP: 0.299, SLG: 0.317</small>	1-2 G4-3		0-3 K		1-3 K			1-2 G1-3		3 0 0 0 0 2 1 1 0 0 0 0 0 0	
Rafael Palmeiro, L (1, 3) <small>OBP: 0.348, SLG: 0.373</small>	1-3 K		0-0 1B		4-1 BB			0-0 L7		3 0 1 0 1 1 0	
Harold Baines, L (1, 10) <small>OBP: 0.405, SLG: 0.482</small> Dean Palmer, R (8, PR) <small>OBP: 0.125, SLG: 0.250</small>	3-3 K		2-3 K2-3		1-2 G4-6-3			1-2 WP 1B		4 0 1 0 0 2 3 0 0 0 0 0 0 0	
Ruben Sierra, S (1, 9) <small>OBP: 0.351, SLG: 0.551</small>		0-2 F9 1B 2B		0-2 4-3		2-1 L8		3-0 4-3		4 1 1 0 0 0 1	
Julio Franco, R (1, 4) <small>OBP: 0.386, SLG: 0.463</small>		2-2 5-3		1-0 L9		1-0 L8		0-0 P3		4 0 0 0 0 0 1	
Steve Buechele, R (1, 5) <small>OBP: 0.302, SLG: 0.409</small> Rick Leach, L (9, PH) <small>OBP: 0.359, SLG: 0.358</small>		0-2 F9		2-1 1B		1-0 F9		1-3 K		3 0 1 0 0 0 1 1 0 0 0 0 1 0	
Mike Stanley, R (1, 2) <small>OBP: 0.322, SLG: 0.256</small> Geno Petralli, L (9, PH) <small>OBP: 0.370, SLG: 0.414</small>		3-1 1B		0-0 G1-3		1-1 5-3		1-3 K		3 0 1 1 0 0 1 1 0 0 0 0 1 0	AB 33 R 2 H 7 RBI 1 BB 1 SO 7 LOB 9
Juan Gonzalez, R (1, 8) <small>OBP: 0.214, SLG: 0.192</small> <small>(7, 7)</small>		0-0 F7		2-2 E 2B		1-2 F8				3 1 1 0 0 0 1	
Fred Manrique, R (1, 6) <small>OBP: 0.338, SLG: 0.410</small>			1-2 5-3		0-1 E1 1B		1-0 F8			3 0 1 0 0 0 0	
Inning Stats	R: 0 H: 0 E: 0 LOB: 0 K: 2 BB: 0 S: 10 P: 15	R: 1 H: 2 E: 0 LOB: 1 K: 0 BB: 0 S: 12 P: 17	R: 0 H: 1 E: 0 LOB: 1 K: 2 BB: 0 S: 11 P: 14	R: 0 H: 1 E: 0 LOB: 1 K: 0 BB: 0 S: 7 P: 10	R: 1 H: 2 E: 1 LOB: 1 K: 1 BB: 1 S: 12 P: 20	R: 0 H: 0 E: 0 LOB: 0 K: 0 BB: 0 S: 4 P: 8	R: 0 H: 0 E: 0 LOB: 0 K: 0 BB: 0 S: 6 P: 9	R: 0 H: 1 E: 0 LOB: 2 K: 0 BB: 0 S: 11 P: 16	R: 0 H: 0 E: 0 LOB: 0 K: 2 BB: 0 S: 9 P: 11	1B: 5 SF: 0 2B: 2 SAC: 0 3B: 0 DP: 1 HR: 0 HBP: 0	WP: 1 PA: 34 PB: 0 SB: 0 CS: 0
PITCHER Bret Saberhagen, R (1, 1) <small>ERA: 2.41</small>	IP WLS BF H R ER SO BB IBB HBP BLK WP HR S P ERA WHIP 9.0 W 34 7 2 1 7 1 0 0 0 1 0 82 120 1.00 0.889	PITCHER IP WLS BF H R ER SO BB IBB HBP BLK WP HR S P ERA WHIP									

Texas Rangers @ Kansas City Royals
 Royals Stadium, Kansas City, MO
 Wed Sep 13 1989, 8:05 PM EDT
 Att. 20,011 - Unknown - 50 F

livebaseballscorecards.com

Batter	1	2	3	4	5	6	7	8	9	AB R H RBI BB SO LOB	TOP											
Fred Manrique, R (1, 6) OBP: 0.338, SLG: 0.408	3-3 K	1-1 1B	1-0 2B 1B		3-3 K		1-2 G4-3-6		1-0 L9	6 2 2 2 0 2 2												
Rafael Palmeiro, L (1, 3) OBP: 0.351, SLG: 0.376	4-1 1B BB	0-0 1B	0-0 1B 2B		2-2 L8		0-3 K			4 1 2 1 1 1 0												
Harold Baines, L (1, 10) OBP: 0.406, SLG: 0.481 Dean Palmer, R (8, PH) OBP: 0.111, SLG: 0.222	4-1 1B BB	3-1 1B	1-0 F7		1-1 G4-3			0-1 P3		3 1 1 1 1 0 1 1 0 0 0 0 0 0												
Ruben Sierra, S (1, 9) OBP: 0.351, SLG: 0.549 Cecil Espy, S (6, 9) OBP: 0.301, SLG: 0.318	1-2 1B 1B	1-0 3-1		2-1 G4-3		2-2 P6		1-1 1B		4 1 1 1 0 0 2 1 0 1 0 0 0 0												
Julio Franco, R (1, 4) OBP: 0.387, SLG: 0.464 Scott Coolbaugh, R (4, 5) OBP: 0.211, SLG: 0.333	0-0 1B 1B		2-0 1B 1B	2-1 F9		2-1 G5-3		0-1 F8		3 1 2 1 0 0 0 2 0 0 0 0 0 1												
Pete Incaviglia, R (1, 7) OBP: 0.281, SLG: 0.430	1-0 1B		1-2 F8	4-1 2B BB		0-0 2B 1B		2-3 K		4 2 2 1 1 1 2												
Mike Stanley, R (1, 2) OBP: 0.337, SLG: 0.280	1-2 G4-6-3		0-1 WP 1B 1B	4-2 2B BB		2-0 2B			1-3 K	4 1 2 1 1 1 2	AB 41 R 10 H 16 RBI 10 BB 5 SO 8 LOB 16											
Juan Gonzalez, R (1, 8) OBP: 0.273, SLG: 0.267		3-3 K	0-1 WP 1B 1B	1-2 2B		0-1 F8			4-2 BB	4 1 2 2 1 1 1												
Steve Buechele, R (1, 5) OBP: 0.301, SLG: 0.407		1-0 P4	2-3 K	1-3 K		1-1 G4-3-6 1B			0-1 P2	5 0 1 0 0 2 5												
Inning Stats	R: 3 E: 0 K: 1 S: 14	H: 3 LOB: 1 BB: 2 P: 28	R: 1 E: 0 K: 1 S: 14	H: 3 LOB: 2 BB: 0 P: 23	R: 4 E: 0 K: 1 S: 17	H: 5 LOB: 1 BB: 0 P: 24	R: 1 E: 0 K: 1 S: 13	H: 1 LOB: 2 BB: 2 P: 27	R: 0 E: 0 K: 1 S: 9	H: 0 LOB: 0 BB: 0 P: 15	R: 1 E: 0 K: 0 S: 9	H: 2 LOB: 1 BB: 0 P: 15	R: 0 E: 0 K: 1 S: 8	H: 1 LOB: 0 BB: 0 P: 10	R: 0 E: 0 K: 1 S: 10	H: 1 LOB: 1 BB: 0 P: 13	R: 0 E: 0 K: 1 S: 9	H: 0 LOB: 1 BB: 1 P: 15	1B: 13 2B: 3 3B: 0 HR: 0	SF: 0 SAC: 0 DP: 2 HBP: 0	WP: 1 PB: 0 SB: 0 CS: 0	PA: 46
PITCHER	IP WLS BF H R ER SO BB IBB HBP BLK WP HR S P ERA WHIP																					
Tom Gordon, R (1, 1) ERA: 3.67	2.0 L 14 7 5 5 2 2 0 0 0 0 0 0 29 54 22.50 4.500																					
Luis Aquino, R (3, 1) ERA: 3.69	1.0 7 4 3 3 1 0 0 0 0 0 1 0 16 21 27.00 4.000																					
Jose De Jesus, R (4, 1) ERA: 6.0	3.0 14 3 2 2 2 2 0 0 0 0 0 0 31 57 6.00 1.667																					
Charlie Leibrandt, L (7, 1) ERA: 5.22	1.0 3 1 0 0 1 0 0 0 0 0 0 0 8 10 0.00 1.000																					
Jerry Don Gleaton, L (8, 1) ERA: 5.84	1.0 4 1 0 0 1 0 0 0 0 0 0 0 10 13 0.00 1.000																					
PITCHER	IP WLS BF H R ER SO BB IBB HBP BLK WP HR S P ERA WHIP																					
Jeff Montgomery, R (9, 1) ERA: 1.24	1.0 4 0 0 0 1 1 0 0 0 0 0 0 9 15 0.00 1.000																					

Texas Rangers @ Kansas City Royals
Royals Stadium, Kansas City, MO
Thu Sep 14 1989, 8:05 PM EDT
Att. 25,857 - Unknown - 55 F

livebaseballscorecards.com



Batter	1	2	3	4	5	6	7	8	9	AB	R	H	RBI	BB	SO	LOB
Kevin Seitzer, R OBP: 0.386, SLG: 0.332 Rey Palacios, R OBP: 0.191, SLG: 0.233 (1, 5) (6, PR) (7, 5)	1-1 G3-4 1B		0-1 F9			4-2 2B BB		0-2 G5-3		2	0	1	0	1	0	1
Kurt Stillwell, S OBP: 0.337, SLG: 0.402 Bill Pecota, R OBP: 0.259, SLG: 0.390 (1, 6) (6, PR) (7, 6)	1-0 P4			3-1 L8		0-0 2B 1-H		0-0 P4		3	0	1	1	0	0	1
George Brett, L OBP: 0.356, SLG: 0.429 Luis de los Santos, R OBP: 0.287, SLG: 0.293 (1, 3) (7, 3)	0-0 G3-4 1-2f			2-2 F7		2-1 G3		1-1 1B		3	0	0	0	0	0	3
Bo Jackson, R OBP: 0.317, SLG: 0.519 Matt Winters, L OBP: 0.342, SLG: 0.374 (1, 7) (7, 9)		1-2 L9		2-3 K			2-2 1B 2B	2-3 K		2	0	0	0	0	1	0
Jim Eisenreich, L OBP: 0.346, SLG: 0.442 Gary Thurman, R OBP: 0.312, SLG: 0.263 (1, 8) (6, 8)		0-1 G6-3			2-3 K		2-0 1B 1-3 FC5-4 1B	2-3 K		2	0	0	0	0	1	0
Danny Tartabull, R OBP: 0.370, SLG: 0.453 (1, 10)		2-2 L4			0-1 G6-3		1-0 1-3	3-2 HR		4	1	1	1	0	0	2
Pat Tabler, R OBP: 0.332, SLG: 0.318 Jeff Schulz, L OBP: 0.500, SLG: 0.500 (1, 9) (9, PH)			1-3 K		3-1 G6-3		0-0 FC5-4 1B	3-3 K		3	0	1	1	0	1	0
Frank White, R OBP: 0.316, SLG: 0.338 Mike Macfarlane, R OBP: 0.270, SLG: 0.321 (1, 4) (5, 2)			1-0 F9			0-1 F8	0-1 FC5-4 FC3-6	0-0 F8		1	0	0	0	0	0	0
Bob Boone, R OBP: 0.354, SLG: 0.319 Brad Wellman, R OBP: 0.255, SLG: 0.261 (1, 2) (5, 4)			2-1 1B			0-0 G6-3	2-0 FC3-6			1	0	1	0	0	0	0

Inning Stats	R: 0	H: 1	E: 0	LOB: 0	K: 0	BB: 0	S: 4	P: 6	R: 0	H: 0	E: 0	LOB: 0	K: 0	BB: 0	S: 8	P: 11	R: 0	H: 1	E: 0	LOB: 1	K: 1	BB: 0	S: 8	P: 12	R: 0	H: 0	E: 0	LOB: 0	K: 1	BB: 0	S: 8	P: 15	R: 0	H: 0	E: 0	LOB: 0	K: 1	BB: 0	S: 7	P: 12	R: 1	H: 1	E: 0	LOB: 2	K: 0	BB: 1	S: 9	P: 15	R: 2	H: 3	E: 0	LOB: 1	K: 0	BB: 0	S: 9	P: 16	R: 0	H: 1	E: 0	LOB: 1	K: 1	BB: 0	S: 9	P: 12	R: 1	H: 1	E: 0	LOB: 0	K: 2	BB: 0	S: 12	P: 20	1B: 5	SF: 0	2B: 2	SAC: 0	3B: 0	DP: 1	HR: 1	HBP: 0	WP: 0	PA: 35
--------------	------	------	------	--------	------	-------	------	------	------	------	------	--------	------	-------	------	-------	------	------	------	--------	------	-------	------	-------	------	------	------	--------	------	-------	------	-------	------	------	------	--------	------	-------	------	-------	------	------	------	--------	------	-------	------	-------	------	------	------	--------	------	-------	------	-------	------	------	------	--------	------	-------	------	-------	------	------	------	--------	------	-------	-------	-------	-------	-------	-------	--------	-------	-------	-------	--------	-------	--------

PITCHER	IP	WLS	BF	H	R	ER	SO	BB	IBB	HBP	BLK	WP	HR	S	P	ERA	WHIP
Mike Jeffcoat, L ERA: 3.86 (1, 1)	8.0	W	31	7	3	3	4	1	0	0	0	0	0	62	99	3.38	1.000
Drew Hall, L ERA: 4.17 (9, 1)	1.0		4	1	1	1	2	0	0	0	0	0	1	12	20	9.00	1.000


BOTTOM

Texas Rangers @ Kansas City Royals
Royals Stadium, Kansas City, MO

Thu Sep 14 1989, 8:05 PM EDT
Att: 25,857 - Unknown - 55 F

livebaseballscorecards.com

AB	34
R	4
H	8
RBI	4
BB	1
SO	6
LOB	10



Batter	1	2	3	4	5	6	7	8	9	AB R H RBI BB SO LOB	TOP											
Fred Manrique, R (1, 6) OBP: 0.334, SLG: 0.403	0-0 4-3		0-0 FC6-5 1B		0-0 F9		0-0 P3			4 0 0 0 0 0 5												
Rafael Palmeiro, L (1, 3) OBP: 0.350, SLG: 0.375	0-0 L4		0-0 G4-6-3 1B		0-3 K			0-0 L3		4 0 1 1 0 1 1												
Harold Baines, L (1, 10) OBP: 0.406, SLG: 0.481 Rick Leach, L (6, PH) OBP: 0.360, SLG: 0.357	0-0 1B		0-0 G4-6-3 1-2f		4-0 BB			0-0 4-3		2 0 1 0 0 0 2 1 0 0 0 1 0 0												
Ruben Sierra, S (1, 9) OBP: 0.348, SLG: 0.545	0-0 F7			0-0 F9		0-0 G4-6-3 1-2f		0-0 F8		4 0 0 0 0 0 2												
Julio Franco, R (1, 4) OBP: 0.387, SLG: 0.463 Steve Buechele, R (6, 4) OBP: 0.303, SLG: 0.410		0-0 5-3		0-0 1B		0-0 6-3			0-0 2B	3 0 1 0 0 0 0 1 1 1 0 0 0 0												
Pete Incaviglia, R (1, 7) OBP: 0.283, SLG: 0.435		0-0 F4		0-3 K			0-0 2B		0-0 2B	4 0 2 1 0 1 1												
Mike Stanley, R (1, 2) OBP: 0.326, SLG: 0.271 Geno Petralli, L (9, PH) OBP: 0.370, SLG: 0.414 Dean Palmer, R (9, PH) OBP: 0.100, SLG: 0.200		0-0 F9		0-0 F9			0-3 K		0-0 F9	3 0 0 0 0 0 1 2 0 0 0 0 0 0 0 0 1 0 0 0 0 0 0 1												
Juan Gonzalez, R (1, 8) OBP: 0.297, SLG: 0.250			4-0 FC6-5 SH BB		0-3 K		4-0 BB		0-3 K	2 0 0 0 2 2 1												
Scott Coolbaugh, R (1, 5) OBP: 0.227, SLG: 0.333			0-0 SH FC6-5 1B		0-0 1B		0-3 K		0-0 6-3	3 1 1 0 0 1 3												
Inning Stats	R: 0 E: 0 K: 0 S: 4	H: 1 LOB: 1 BB: 0 P: 4	R: 0 E: 0 K: 0 S: 3	H: 0 LOB: 0 BB: 0 P: 3	R: 1 E: 1 K: 0 S: 4	H: 1 LOB: 1 BB: 1 P: 8	R: 0 E: 0 K: 1 S: 6	H: 1 LOB: 1 BB: 0 P: 6	R: 0 E: 0 K: 2 S: 8	H: 1 LOB: 1 BB: 0 P: 8	R: 0 E: 0 K: 0 S: 2	H: 0 LOB: 0 BB: 1 P: 6	R: 0 E: 0 K: 2 S: 8	H: 1 LOB: 2 BB: 1 P: 12	R: 0 E: 0 K: 0 S: 3	H: 0 LOB: 0 BB: 0 P: 3	R: 1 E: 0 K: 1 S: 7	H: 2 LOB: 1 BB: 0 P: 7	1B: 4 2B: 3 3B: 0 HR: 0	SF: 0 SAC: 1 DP: 2 HBP: 0	WP: 0 PB: 0 SB: 0 CS: 0	PA: 36
PITCHER	IP WLS BF H R ER SO BB IBB HBP BLK WP HR S P ERA WHIP																					
Jaime Navarro, R (1, 1) ERA: 3.16	8.0 W 33 7 2 1 5 3 0 0 0 0 0 0 40 52 1.12 1.250																					
Tony Fossas, L (9, 1) ERA: 3.47	1.0 3 0 0 0 1 0 0 0 0 0 0 0 5 5 0.00 0.000																					

Texas Rangers @ Milwaukee Brewers
Milwaukee County Stadium, Milwaukee, WI

Fri Sep 15 1989, 8:05 PM EDT
Att. 18,290 - Unknown

livebaseballscorecards.com

AB	32
R	2
H	7
RBI	2
BB	3
SO	6
LOB	18



Batter	1	2	3	4	5	6	7	8	9	AB R H RBI BB SO LOB
Mike Felder, S OBP: 0.285, SLG: 0.310 (1, 9) (9, 8)	0-0 F8		0-0 SH1-4	0-0 F9			0-0 FC3-6			3 0 0 0 0 0 2
Gary Sheffield, R OBP: 0.310, SLG: 0.335 George Canale, L OBP: 0.250, SLG: 0.500 (1, 5) (7, 3)	0-0 FC1-4 1B		4-0 1B BB	0-0 F3			0-0 FC6-4			2 1 1 0 1 0 1 1 0 0 0 0 0 1
Paul Molitor, R OBP: 0.372, SLG: 0.417 (1, 4)	0-0 FC1-4		0-0 BB PB 1B		0-0 4-3		0-0 F9			4 1 1 1 0 0 2
Robin Yount, R OBP: 0.381, SLG: 0.510 Terry Francona, L OBP: 0.254, SLG: 0.320 (1, 8) (9, 9)	0-0 F9		4-0 BB E BB		0-3 K			0-0 5-3		3 1 0 0 1 1 1 0 0 0 0 0 0 0
Greg Vaughn, R OBP: 0.368, SLG: 0.526 (1, 10)		0-0 5-3	4-0 PB 1B BB		0-0 6-3			0-3 K		3 1 0 1 1 1 0
Glenn Braggs, R OBP: 0.299, SLG: 0.372 (1, 7)		0-0 F9	0-0 L4-3 1B			0-0 P5		0-0 3-1		4 0 1 1 0 0 0
Joey Meyer, R OBP: 0.268, SLG: 0.349 Gus Polidor, R OBP: 0.231, SLG: 0.236 (1, 3) (7, 5)		0-0 1-4-3	0-0 L4-3			0-0 F7				3 0 0 0 0 0 1 0 0 0 0 0 0 0
Charlie O'Brien, R OBP: 0.338, SLG: 0.371 (1, 2)			0-0 HR	4-0 BB		0-3 K				2 1 1 1 1 1 0
Bill Spiers, L OBP: 0.300, SLG: 0.297 (1, 6)			0-0 SH1-4 1B	0-3 K			0-0 FC3-6 1B			3 1 2 0 0 1 1

Inning Stats	R: 0	H: 1	E: 0	K: 0	S: 4	LOB: 1	BB: 0	P: 4	R: 0	H: 0	E: 0	K: 0	S: 3	LOB: 0	BB: 0	P: 3	R: 6	H: 4	E: 0	K: 0	S: 6	LOB: 0	BB: 3	P: 18	R: 0	H: 0	E: 0	K: 1	S: 5	LOB: 1	BB: 1	P: 9	R: 0	H: 0	E: 0	K: 1	S: 5	LOB: 0	BB: 0	P: 5	R: 0	H: 0	E: 0	K: 1	S: 5	LOB: 0	BB: 0	P: 5	R: 0	H: 1	E: 0	K: 0	S: 4	LOB: 1	BB: 0	P: 4	R: 0	H: 0	E: 0	K: 1	S: 5	LOB: 0	BB: 0	P: 5	R: 0	H: 0	E: 0	K: 1	S: 5	LOB: 0	BB: 0	P: 5
--------------	------	------	------	------	------	--------	-------	------	------	------	------	------	------	--------	-------	------	------	------	------	------	------	--------	-------	-------	------	------	------	------	------	--------	-------	------	------	------	------	------	------	--------	-------	------	------	------	------	------	------	--------	-------	------	------	------	------	------	------	--------	-------	------	------	------	------	------	------	--------	-------	------	------	------	------	------	------	--------	-------	------

PITCHER	IP	WLS	BF	H	R	ER	SO	BB	IBB	HBP	BLK	WP	HR	S	P	ERA	WHIP
Jamie Moyer, L ERA: 4.29 (1, 1)	2.1	L	14	4	6	4	0	3	0	0	0	0	1	11	23	15.43	3.000
Brad Ansborg, R ERA: 4.08 (3, 1)	5.2		19	2	0	0	4	1	0	0	0	0	0	26	30	0.00	0.529

BOTTOM

Texas Rangers @ Milwaukee Brewers
Milwaukee County Stadium, Milwaukee, WI

livebaseballscores.com

AB 28
R 6
H 6
RBI 4
BB 4
SO 4
LOB 9



WP	HR	S	P	ERA	WHIP
0	0	1	33	0	0

Fri Sep 15 1989, 8:05 PM EDT
Att. 18,290 - Unknown

Batter	1	2	3	4	5	6	7	8	9	AB R H RBI BB SO LOB	TOP																
Fred Manrique, R (1, 6) OBP: 0.332, SLG: 0.400	0-0 F7		0-0 1B		0-3 K		0-0 5-3		0-0 F8	5 0 1 0 0 1 1																	
Rafael Palmeiro, L (1, 3) OBP: 0.354, SLG: 0.378	0-0 1B		0-0 1B		4-0 BB		0-0 1B		0-3 K	4 0 3 0 1 1 0																	
Julio Franco, R (1, 10) OBP: 0.388, SLG: 0.464	4-0 BB		0-0 F9		0-0 2B		0-3 K			3 1 1 1 1 1 3																	
Ruben Sierra, S (1, 9) OBP: 0.348, SLG: 0.543	0-0 FC6-4		0-0 FC5-4		0-0 1B		0-0 G3			4 1 1 1 0 0 4																	
Pete Incaviglia, R (1, 7) OBP: 0.286, SLG: 0.437		0-0 1B		0-0 6-3		0-0 1B		0-0 F4		3 0 2 1 0 0 0																	
Cecil Espy, S (5, PR) OBP: 0.300, SLG: 0.318										1 0 0 0 0 0 0																	
Steve Buechele, R (1, 4) OBP: 0.300, SLG: 0.407		0-0 FC6-4		0-3 K		0-0 F8		0-0 F8		4 0 0 0 0 1 2																	
Juan Gonzalez, R (1, 8) OBP: 0.300, SLG: 0.235		0-0 F9		4-0 BB		0-0 F9		0-0 E4		2 0 0 0 1 0 1																	
Thad Bosley, L (8, PH) OBP: 0.250, SLG: 0.308										1 0 0 0 0 0 0																	
Scott Coolbaugh, R (1, 5) OBP: 0.200, SLG: 0.292		0-3 K		0-0 6-3		0-0 5-3		0-0 G3		3 0 0 0 0 1 2																	
Geno Petrali, L (8, PH) OBP: 0.368, SLG: 0.412										1 0 0 0 0 0 1																	
Dean Palmer, R (8, 5) OBP: 0.100, SLG: 0.200										0 0 0 0 0 0 0																	
Chad Kreuter, S (1, 2) OBP: 0.267, SLG: 0.231			0-0 F8		4-0 BB		0-3 K		0-3 K	2 1 0 0 1 1 0																	
Rick Leach, L (9, PH) OBP: 0.360, SLG: 0.357										0 0 0 0 0 0 0																	
Jeff Kunkel, R (9, PH) OBP: 0.308, SLG: 0.433										1 0 0 0 0 1 0																	
Inning Stats	R: 0 E: 0 K: 0 S: 3	H: 1 LOB: 1 BB: 1 P: 7	R: 0 E: 0 K: 1 S: 6	H: 1 LOB: 1 BB: 0 P: 6	R: 0 E: 0 K: 0 S: 5	H: 2 LOB: 2 BB: 0 P: 5	R: 0 E: 0 K: 1 S: 5	H: 0 LOB: 1 BB: 1 P: 9	R: 3 E: 0 K: 1 S: 7	H: 3 LOB: 1 BB: 2 P: 15	R: 0 E: 0 K: 1 S: 5	H: 0 LOB: 0 BB: 0 P: 5	R: 0 E: 0 K: 1 S: 6	H: 1 LOB: 1 BB: 0 P: 6	R: 0 E: 1 K: 0 S: 4	H: 0 LOB: 1 BB: 0 P: 4	R: 0 E: 0 K: 2 S: 7	H: 0 LOB: 0 BB: 0 P: 7	1B: 7 2B: 1 3B: 0 HR: 0	SF: 0 SAC: 0 DP: 0 HBP: 0	WP: 0 PB: 0 SB: 0 CS: 0	PA: 38					
PITCHER	IP WLS BF H R ER SO BB IBB HBP BLK WP HR S P ERA WHIP																										
Jerry Reuss, L (1, 1) ERA: 4.98	4.2		22	6	3	3	3	4	0	0	0	0	0	24	40	5.79	2.143										
Don August, R (5, 1) ERA: 5.17	1.2	W	7	2	0	0	1	0	0	0	0	0	0	9	9	0.00	1.200										
Chuck Crim, R (7, 1) ERA: 2.77	1.2		6	0	0	0	1	0	0	0	0	0	0	8	8	0.00	0.000										
Dan Plesac, L (9, 1) ERA: 2.09	1.0	S	3	0	0	0	2	0	0	0	0	0	0	7	7	0.00	0.000										

Texas Rangers @ Milwaukee Brewers
Milwaukee County Stadium, Milwaukee, WI

Sat Sep 16 1989, 8:05 PM EDT
Att: 44,115 - Unknown

livebaseballscorecards.com

AB	34
R	3
H	8
RBI	3
BB	4
SO	7
LOB	14



Batter	1	2	3	4	5	6	7	8	9
Mike Felder, S (1, 9) OBP: 0.291, SLG: 0.314	0-0 6-3		0-0 1B		0-0 1B		4-0 BB		
Gary Sheffield, R (1, 5) OBP: 0.307, SLG: 0.331 Gus Polidor, R (8, 5) OBP: 0.231, SLG: 0.236	0-0 6-3		0-0 G5-4-3		0-0 6-3		0-3 K		
Paul Molitor, R (1, 4) OBP: 0.375, SLG: 0.419	0-0 1B			0-0 6-3	0-0 1B		0-0 1B	0-0 1B	
Robin Yount, R (1, 8) OBP: 0.378, SLG: 0.506	0-3 K			0-0 F8	0-3 K		0-0 G3	0-0 G3	
Greg Vaughn, R (1, 7) OBP: 0.374, SLG: 0.524		0-0 6-3		0-3 K		0-0 1B	0-0 1B	0-0 1B	
Glenn Braggs, R (1, 10) OBP: 0.300, SLG: 0.371		4-0 BB			4-0 BB	0-0 1-2f	0-3 K	0-3 K	
B.J. Surhoff, L (1, 2) OBP: 0.280, SLG: 0.338		0-3 K			0-0 1B	0-0 2B	0-0 F7		
Joey Meyer, R (1, 3) OBP: 0.278, SLG: 0.359 Greg Brock, L (7, PH) OBP: 0.350, SLG: 0.407			0-0 1B		0-0 1B		0-0 4-3		
Bill Spiers, L (1, 6) OBP: 0.298, SLG: 0.295			0-3 K		0-0 SH2-3		0-0 4-3		


Inning Stats	R: 0	H: 1	E: 0	LOB: 1	K: 1	S: 6	P: 6	R: 0	H: 0	E: 0	LOB: 0	K: 1	S: 4	P: 8	R: 0	H: 2	E: 0	LOB: 1	K: 1	S: 6	P: 6	R: 0	H: 0	E: 0	LOB: 0	K: 1	S: 5	P: 5	R: 4	H: 4	E: 1	LOB: 1	K: 1	S: 9	P: 13	R: 0	H: 1	E: 0	LOB: 0	K: 0	S: 3	P: 3	R: 0	H: 0	E: 0	LOB: 1	K: 1	S: 5	P: 9	R: 1	H: 2	E: 0	LOB: 0	K: 1	S: 6	P: 6
--------------	------	------	------	--------	------	------	------	------	------	------	--------	------	------	------	------	------	------	--------	------	------	------	------	------	------	--------	------	------	------	------	------	------	--------	------	------	-------	------	------	------	--------	------	------	------	------	------	------	--------	------	------	------	------	------	------	--------	------	------	------

PITCHER	IP	WLS	BF	H	R	ER	SO	BB	IBB	HBP	BLK	WP	HR	S	P	ERA	WHIP
John Barfield, L (1, 1) ERA: 4.0	4.1	L	19	6	4	3	4	2	0	0	0	0	0	25	33	6.23	1.846
Gary Mielke, R (5, 1) ERA: 3.15	1.2		6	2	0	0	1	0	0	0	0	0	0	8	8	0.00	1.200
Drew Hall, L (7, 1) ERA: 4.11	0.2		3	0	0	0	0	1	0	0	0	0	0	2	6	0.00	1.500
Craig McMurtry, R (7, 1) ERA: 8.5	1.1		5	2	1	1	2	0	0	0	0	1	0	9	9	6.75	1.500

BOTTOM

AB	R	H	RBI	BB	SO	LOB
3	1	2	1	1	0	0
4	0	0	0	0	1	4
0	0	0	0	0	0	0
4	1	3	1	0	0	0
4	0	0	0	0	2	3
4	0	2	1	0	1	0
2	1	0	0	2	1	2
3	1	1	1	0	1	1
2	1	2	1	0	0	0
1	0	0	0	0	0	0
2	0	0	0	0	1	1

AB	29
R	5
H	10
RBI	5
BB	3
SO	7
LOB	11



WP	PA	3B	SF	SAC	DP	HBP
1	33	0	0	1	2	0

Texas Rangers @ Milwaukee Brewers
Milwaukee County Stadium, Milwaukee, WI
 Sat Sep 16 1989, 8:05 PM EDT
 Att. 44,115 - Unknown

livebaseballscorecards.com

Batter	1	2	3	4	5	6	7	8	9	AB R H RBI BB SO LOB	TOP									
Cecil Espy, S OBP: 0.302, SLG: 0.318 (1, 8) (8, 7)	0-0 E 1B	0-0 F9			0-3 K			4-0 SH1-4 HR BB		3 2 1 0 1 1 1										
Thad Bosley, L OBP: 0.226, SLG: 0.276 (1, 7) Fred Manrique, R OBP: 0.332, SLG: 0.400 (8, PH) (8, 6)	0-3 K		0-0 4-3		0-0 F9			0-0 SH1-4		3 0 0 0 0 1 2 0 0 0 0 0 0 0										
Rafael Palmeiro, L OBP: 0.354, SLG: 0.378 (1, 3) Pete Incaviglia, R OBP: 0.287, SLG: 0.446 (8, PH) Juan Gonzalez, R OBP: 0.300, SLG: 0.235 (8, 8)	0-0 E 1B		0-0 F8		0-3 K			0-0 HR		3 0 1 0 0 1 0 1 1 1 3 0 0 0 0 0 0 0 0 0 0										
Ruben Sierra, S OBP: 0.349, SLG: 0.543 (1, 9)	0-0 E7 1B		0-0 P2		0-0 3-1			0-0 G4-6-3 1B		4 0 2 1 0 0 0										
Julio Franco, R OBP: 0.385, SLG: 0.461 (1, 10)	0-3 K			0-0 6-3		0-0 F9		0-0 G4-6-3		4 0 0 0 0 1 3										
Geno Petralli, L OBP: 0.368, SLG: 0.408 (1, 2) Mike Stanley, R OBP: 0.323, SLG: 0.267 (9, PH) (9, 2)	4-0 BB			0-0 F9		0-0 4-3			0-0 4-3	2 0 0 0 1 0 0 1 0 0 0 0 0 0										
Steve Buechele, R OBP: 0.298, SLG: 0.403 (1, 4)	0-0 4-3			0-3 K		0-3 K			0-0 F8	4 0 0 0 0 2 3										
Dean Palmer, R OBP: 0.077, SLG: 0.154 (1, 5) Scott Coolbaugh, R OBP: 0.231, SLG: 0.292 (8, 5)		0-3 K			0-3 K				4-0 BB	3 0 0 0 0 3 0 0 0 0 0 1 0 0										
Jeff Kunkel, R OBP: 0.310, SLG: 0.433 (1, 6) Rick Leach, L OBP: 0.361, SLG: 0.358 (8, PH) (8, 3)		0-3 K			0-0 1B			0-0 SH1-4 HR BB 1B	0-0 F9	2 0 1 0 0 1 0 2 1 1 0 0 0 1										
Inning Stats	R: 1 E: 1 K: 2 S: 10	H: 3 LOB: 3 BB: 1 P: 14	R: 0 E: 0 K: 2 S: 7	H: 0 LOB: 0 BB: 0 P: 7	R: 0 E: 0 K: 0 S: 3	H: 0 LOB: 0 BB: 0 P: 3	R: 0 E: 0 K: 1 S: 5	H: 0 LOB: 0 BB: 0 P: 5	R: 0 E: 0 K: 1 S: 5	H: 0 LOB: 0 BB: 0 P: 5	R: 0 E: 0 K: 2 S: 7	H: 0 LOB: 0 BB: 0 P: 7	R: 3 E: 0 K: 0 S: 5	H: 3 LOB: 0 BB: 1 P: 9	R: 0 E: 0 K: 0 S: 3	H: 0 LOB: 1 BB: 1 P: 7	1B: 6 2B: 0 3B: 0 HR: 1	SF: 0 SAC: 1 DP: 1 HBP: 0	WP: 0 PB: 0 SB: 0 CS: 0	PA: 36
PITCHER	IP WLS BF H R ER SO BB IBB HBP BLK WP HR S P ERA WHIP																			
Chris Bosio, R ERA: 2.95 (1, 1)	7.0 L 28 5 3 3 10 2 0 0 0 0 0 0 46 54 3.86 1.000																			
Tony Fossas, L ERA: 3.45 (8, 1)	0.1 1 0 0 0 0 0 0 0 0 0 0 0 1 1 0.00 0.000																			
Chuck Crim, R ERA: 2.81 (8, 1)	1.2 7 2 1 1 0 1 0 0 0 0 0 1 6 10 5.40 1.800																			

Texas Rangers @ Milwaukee Brewers
Milwaukee County Stadium, Milwaukee, WI
 Sun Sep 17 1989, 4:33 AM EDT
 Att: 22,129 - Unknown

livebaseballscorecards.com

AB	32
R	4
H	7
RBI	4
BB	3
SO	10
LOB	10



Seattle Mariners @ Texas Rangers
 Arlington Stadium, Arlington, TX
 Mon Sep 18 1989, 8:05 PM EDT
 Att. 4,654 - Unknown

livebaseballscorecards.com

AB	30
R	2
H	3
RBI	2
BB	5
SO	2
LOB	16



Batter	1	2	3	4	5	6	7	8	9	AB R H RBI BB SO LOB	TOP																
Harold Reynolds, S (1, 4) OBP: 0.357, SLG: 0.367	0-0 WP 1B		0-0 1-3		0-0 F8		4-0 1-2 BB		0-0 1-3	4 0 1 0 1 0 0																	
Greg Briley, L (1, 7) OBP: 0.341, SLG: 0.453	0-3 K 1-2			4-0 FC6-4 BB	0-0 P3		0-0 F7			3 0 0 0 1 1 3																	
Alvin Davis, L (1, 3) OBP: 0.439, SLG: 0.503	0-0 4-3			0-0 FC6-4 BB 1-2f 2B	4-0 BB		0-0 F8			3 1 0 0 1 0 4																	
Jeffrey Leonard, R (1, 10) OBP: 0.297, SLG: 0.419	0-0 6-3			4-0 1-2 2B BB	0-0 L8			0-0 P3		3 1 0 0 1 0 2																	
Ken Griffey Jr., L (1, 8) OBP: 0.336, SLG: 0.431		0-0 P2		0-0 HBP 1-H 2-H 2B		0-0 6-3		0-0 FC4-6 1B		4 0 2 2 0 0 0																	
Jay Buhner, R (1, 9) OBP: 0.350, SLG: 0.522		0-0 F8		0-0 6-3		0-0 F9		0-0 FC4-6 1-2f		4 0 0 0 0 0 2																	
Darnell Coles, R (1, 5) OBP: 0.293, SLG: 0.366		0-0 F9		4-0 HBP BB		0-3 K		0-0 F9		3 0 0 0 1 1 1																	
Dave Valle, R (1, 2) OBP: 0.312, SLG: 0.359			0-0 5-3	1-0 1-2 2-3 HBP		1-0 BB HBP			0-0 F8	2 0 0 0 0 0 0																	
Omar Vizquel, S (1, 6) OBP: 0.273, SLG: 0.263			0-0 L8	0-0 6-3			0-0 P2		0-0 F8	3 0 0 0 0 0 4																	
Scott Bradley, L (9, PH) OBP: 0.333, SLG: 0.383										0 0 0 0 0 0 0																	
Edgar Martinez, R (9, PH) OBP: 0.314, SLG: 0.301										1 0 0 0 0 0 0																	
Inning Stats	R: 0 E: 0 K: 1 S: 6	H: 1 LOB: 1 BB: 0 P: 6	R: 0 E: 0 K: 0 S: 3	H: 0 LOB: 0 BB: 0 P: 3	R: 0 E: 0 K: 0 S: 3	H: 0 LOB: 0 BB: 0 P: 3	R: 2 E: 0 K: 0 S: 4	H: 1 LOB: 3 BB: 3 P: 17	R: 0 E: 0 K: 0 S: 3	H: 0 LOB: 1 BB: 1 P: 7	R: 0 E: 0 K: 1 S: 5	H: 0 LOB: 0 BB: 0 P: 5	R: 0 E: 0 K: 0 S: 3	H: 0 LOB: 2 BB: 1 P: 8	R: 0 E: 0 K: 0 S: 4	H: 1 LOB: 1 BB: 0 P: 4	R: 0 E: 0 K: 0 S: 3	H: 0 LOB: 0 BB: 0 P: 3	1B: 2 2B: 1 3B: 0 HR: 0	SF: 0 SAC: 0 DP: 0 HBP: 2	WP: 1 PB: 0 SB: 0 CS: 0	PA: 37					
PITCHER	IP WLS BF H R ER SO BB IBB HBP BLK WP HR S P ERA WHIP																										
Nolan Ryan, R (1, 1) ERA: 3.36	7.1		32	3	2	2	2	5	0	2	0	1	0	29	51	2.46	1.091										
Cecilio Guante, R (8, 1) ERA: 3.65	1.0	W	3	0	0	0	0	0	0	0	0	0	0	3	3	0.00	0.000										
Kenny Rogers, L (9, 1) ERA: 3.18	0.2		2	0	0	0	0	0	0	0	0	0	0	2	2	0.00	0.000										

Batter	1	2	3	4	5	6	7	8	9
Cecil Espy, S OBP: 0.307, SLG: 0.320 (1, 7) X	0-0 E9 1B		X 0-0 4-3 BB 1B	X 0-0 1-2 E6		B B B B 4-0 1-2 BB		B B B B 4-0 1-2 2B BB	
Fred Manrique, R OBP: 0.333, SLG: 0.401 (1, 4) X	0-0 5-3		B B B B 4-0 1-2 4-3 BB	X 0-0 F9		X 0-0 FC5		X 0-0 SH5-3 2B	
Rafael Palmeiro, L OBP: 0.353, SLG: 0.375 (1, 3) B B B B	4-0 BB		X 0-0 4-3 1-2 2-3	0-3 K		X 0-0 4-3		X 0-0 SH5-3	
Ruben Sierra, S OBP: 0.347, SLG: 0.539 (1, 9) X	0-0 F8		4-0 IBB	X 0-0 P5		X 0-0 5-3		X 0-0 F8	
Pete Incaviglia, R OBP: 0.287, SLG: 0.444 (1, 10) S S S S	0-3 K		X 0-0 F4	X 0-0 P3		X 0-0 BB 1B			
Scott Coolbaugh, R OBP: 0.207, SLG: 0.259 (1, 5) X		X 0-0 F9		X 0-0 P3		X 0-0 F4			
Thad Bosley, L OBP: 0.250, SLG: 0.276 (7, PH)									
Steve Buechele, R OBP: 0.298, SLG: 0.403 (8, 5)									
Jeff Kunkel, R OBP: 0.313, SLG: 0.432 (1, 6) S S S S		0-3 K		X 0-0 HR 1B		B B B B 4-0 FC5 S BB			
Juan Gonzalez, R OBP: 0.295, SLG: 0.316 (1, 8) X		0-0 5-3		X 0-0 1-H HR		X 0-0 P4		X 0-0 P2	
Chad Kreuter, S OBP: 0.269, SLG: 0.228 (1, 2) S S S S			0-3 K	4-0 E BB		S S S S 0-3 K		B B B B 4-0 2B BB	
Jack Daugherty, S OBP: 0.358, SLG: 0.423 (8, PH)									
Mike Stanley, R OBP: 0.323, SLG: 0.267 (9, 2)									

Inning Stats	R: 0	H: 1	E: 1	K: 1	S: 6	LOB: 2	BB: 1	P: 10
	R: 0	H: 0	E: 0	K: 1	S: 5 <td>LOB: 0</td> <td>BB: 0</td> <td>P: 5 </td>	LOB: 0	BB: 0	P: 5
	R: 0	H: 1	E: 0	K: 1	S: 6 <td>LOB: 3</td> <td>BB: 2</td> <td>P: 14 </td>	LOB: 3	BB: 2	P: 14
	R: 2	H: 2	E: 1	K: 1	S: 8 <td>LOB: 2</td> <td>BB: 1</td> <td>P: 12 </td>	LOB: 2	BB: 1	P: 12
	R: 0	H: 0	E: 0	K: 0	S: 3 <td>LOB: 0</td> <td>BB: 0</td> <td>P: 3 </td>	LOB: 0	BB: 0	P: 3
	R: 0	H: 0	E: 0	K: 1	S: 5 <td>LOB: 2</td> <td>BB: 2</td> <td>P: 13 </td>	LOB: 2	BB: 2	P: 13
	R: 0	H: 1	E: 0	K: 1	S: 6 <td>LOB: 2</td> <td>BB: 1</td> <td>P: 10 </td>	LOB: 2	BB: 1	P: 10
	R: 3	H: 1	E: 0	K: 0	S: 4 <td>LOB: 0</td> <td>BB: 2</td> <td>P: 12 </td>	LOB: 0	BB: 2	P: 12

PITCHER	IP	WLS	BF	H	R	ER	SO	BB	IBB	HBP	BLK	WP	HR	S	P	ERA	WHIP
Scott Bankhead, R ERA: 3.35 (1, 1)	6.0		29	4	2	2	5	5	1	0	0	0	1	33	57	3.00	1.500
Michael Jackson, R ERA: 3.34 (7, 1)	1.1	L	9	2	3	3	1	3	0	0	0	0	0	8	20	20.25	3.750
Keith Comstock, L ERA: 2.63 (8, 1)	0.2		2	0	0	0	0	0	0	0	0	0	0	2	2	0.00	0.000

BOTTOM


Seattle Mariners @ Texas Rangers
Arlington Stadium, Arlington, TX

Mon Sep 18 1989, 8:05 PM EDT
Att. 4,654 - Unknown

AB	R	H	RBI	BB	SO	LOB
3	1	2	0	2	0	1
4	1	1	2	1	0	5
3	0	0	1	1	1	4
4	0	0	0	1	0	2
4	0	1	0	0	1	5
3	0	0	0	0	0	0
0	0	0	0	1	0	0
0	0	0	0	0	0	0
3	1	1	0	1	2	2
4	1	1	2	0	0	1
2	0	0	0	1	2	1
0	1	0	0	1	0	0
0	0	0	0	0	0	0

AB	30
R	5
H	6
RBI	5
BB	9
SO	6
LOB	21

livebaseballscorecards.com



WP	PA
0	40
PB	0
SB	1
CS	0

Seattle Mariners @ Texas Rangers
 Arlington Stadium, Arlington, TX

Tue Sep 19 1989, 8:05 PM EDT
 Att. 10,478 - Unknown - 82 F

AB	33
R	3
H	6
RBI	3
BB	6
SO	4
LOB	17



WP:	0	PA:	39
PB:	0		
SB:	1		
CS:	0		

Batter	1	2	3	4	5	6	7	8	9	AB R H RBI BB SO LOB
Harold Reynolds, S (1, 4) OBP: 0.359, SLG: 0.367	2-0 BB S 1B	2-1 L7		2-2 F8			4-2 1B BB		4-1 1B BB	3 1 1 0 2 0 1
Greg Briley, L (1, 7) OBP: 0.340, SLG: 0.450	4-2 1B BB FC4-6	2-2 F8		0-1 F8			0-0 1-2 1B		0-0 1-2 1B	2 1 0 0 1 0 0 2 0 2 0 0 0 0
Henry Cotto, R (7, PH) OBP: 0.313, SLG: 0.425										
Alvin Davis, L (1, 3) OBP: 0.438, SLG: 0.500	4-0 FC4-6 1B 1-2 2-3 1B BB		0-1 L4			4-1 BLK BB	0-0 F7		3-2 G4-3	3 1 0 0 2 0 4
Jeffrey Leonard, R (1, 10) OBP: 0.299, SLG: 0.420	0-0 FC4-6 1-2 2-3 3-H 1B		0-0 FC5-4 1B		1-2 L7		2-0 P5			4 0 2 1 0 0 3
Ken Griffey Jr., L (1, 8) OBP: 0.333, SLG: 0.427	1-0 FC4-6 1-2f 2-3 3-H 1B		2-2 F8		2-3 K			0-0 G4-3		4 0 0 1 0 1 4
Jay Buhner, R (1, 9) OBP: 0.343, SLG: 0.511	2-1 F8		2-1 FC5-4 1-2f			1-3 K		0-0 F7		4 0 0 0 0 1 3
Darnell Coles, R (1, 5) OBP: 0.283, SLG: 0.365	3-1 SAFE SAFE 1B 1-2 3-H 1B		1-2 L5		2-3 K		1-2 G6-3			4 0 1 1 0 1 0
Dave Valle, R (1, 2) OBP: 0.308, SLG: 0.354	2-3 K		0-0 F7		2-1 F7			1-0 G6-3		4 0 0 0 0 1 2
Omar Vizquel, S (1, 6) OBP: 0.275, SLG: 0.262		2-2 G1		4-2 BB			0-0 F9		1-0 L6	1 0 0 0 1 0 0 1 0 0 0 0 0 0 0 0 0 0 0 0 0 1 0 0 0 0 0 0
Scott Bradley, L (7, PH) OBP: 0.332, SLG: 0.381										
Mario Diaz, R (7, 6) OBP: 0.197, SLG: 0.167										
Mike Kingery, L (9, PH) OBP: 0.291, SLG: 0.361										

Inning Stats	R: 3	H: 3	E: 0	K: 1	S: 12	P: 30	R: 0	H: 0	E: 0	K: 0	S: 9	P: 15	R: 0	H: 1	E: 0	K: 0	S: 8	P: 10	R: 0	H: 0	E: 0	K: 1	S: 9	P: 16	R: 0	H: 0	E: 0	K: 2	S: 9	P: 14	R: 0	H: 1	E: 0	K: 0	S: 6	P: 12	R: 0	H: 0	E: 0	K: 0	S: 5	P: 6	R: 0	H: 1	E: 0	K: 0	S: 10	P: 19	1B: 6	SF: 0	2B: 0	SAC: 0	3B: 0	DP: 0	HR: 0	HBP: 0	WP: 0	PA: 39
--------------	------	------	------	------	-------	-------	------	------	------	------	------	-------	------	------	------	------	------	-------	------	------	------	------	------	-------	------	------	------	------	------	-------	------	------	------	------	------	-------	------	------	------	------	------	------	------	------	------	------	-------	-------	-------	-------	-------	--------	-------	-------	-------	--------	-------	--------

PITCHER	IP	WLS	BF	H	R	ER	SO	BB	IBB	HBP	BLK	WP	HR	S	P	ERA	WHIP
Charlie Hough, R (1, 1) ERA: 4.4	0.2		6	2	3	3	0	2	0	0	0	0	0	7	20	40.50	6.000
Brad Arnsberg, R (1, 1) ERA: 3.51	5.2	W	22	2	0	0	4	3	0	0	1	0	0	54	90	0.00	0.882
Kenny Rogers, L (7, 1) ERA: 3.1	1.2		6	1	0	0	0	0	0	0	0	0	0	8	11	0.00	0.600
Jeff Russell, R (9, 1) ERA: 2.0	1.0	S	5	1	0	0	0	1	0	0	0	0	0	10	19	0.00	2.000

PITCHER	IP	WLS	BF	H	R	ER	SO	BB	IBB	HBP	BLK	WP	HR	S	P	ERA	WHIP
---------	----	-----	----	---	---	----	----	----	-----	-----	-----	----	----	---	---	-----	------

Batter	1	2	3	4	5	6	7	8	9	AB R H RBI BB SO LOB
Fred Manrique, R OBP: 0.332, SLG: 0.399 (1, 4)	1-1 G4-6-3 WP 1B		3-2 F9		3-1 F7		1-0 G5-3			4 0 1 0 0 0 0
Jeff Kunkel, R OBP: 0.319, SLG: 0.444 (1, 6)	4-2 G4-6-3 1-2 BB		4-2 3B BB		0-0 HR		0-1 F9			2 2 1 1 2 0 0
Rafael Palmeiro, L OBP: 0.352, SLG: 0.373 (1, 3)	1-2 G4-6-3 1-2f 2-3		2-3 K		4-1 1B BB		0-0 G4-3			3 0 0 0 1 1 3
Ruben Sierra, S OBP: 0.350, SLG: 0.549 (1, 9)	1-3 K		2-2 SAFE 1-H 3B		3-1 1-3 1B		3-2 HR			4 1 3 2 0 1 1
Julio Franco, R OBP: 0.384, SLG: 0.461 (1, 10)		1-0 SH3-4 G5-3 2B	0-2 G5-3		1-3 K		1-0 G4-3			4 1 1 0 0 1 3
Pete Incaviglia, R OBP: 0.291, SLG: 0.453 (1, 7)		4-0 G5-3 SH3-4 BB		1-3 K		0-0 HR	0-1 FC5-4 1B			3 1 2 1 1 1 0
Juan Gonzalez, R OBP: 0.277, SLG: 0.293 (1, 8)		3-1 SH3-4 1-2 2-3		0-1 F7		3-3 K	2-2 FC5-4 1B 1-2f			3 0 0 0 0 1 1
Mike Stanley, R OBP: 0.320, SLG: 0.267 (1, 2)		0-0 G5-3 2-3 3-H		2-2 F8		0-1 G6-3	1-2 SAFE 1-3 1B			4 0 1 1 0 0 1
Steve Buechele, R OBP: 0.295, SLG: 0.400 (1, 5)		1-2 G5-3		3-2 P6		2-1 F6	1-2 F9			4 0 0 0 0 0 3

Inning Stats	R: 0	H: 1	E: 0	LOB: 1	K: 1	S: 10	R: 1	H: 1	E: 0	LOB: 1	K: 0	S: 7	R: 1	H: 1	E: 0	LOB: 1	K: 1	S: 15	R: 0	H: 0	E: 0	LOB: 0	K: 1	S: 9	R: 1	H: 2	E: 0	LOB: 2	K: 1	S: 12	R: 1	H: 1	E: 0	LOB: 0	K: 1	S: 8	R: 0	H: 0	E: 0	LOB: 0	K: 0	S: 4	R: 1	H: 3	E: 0	LOB: 2	K: 0	S: 16		


PITCHER	IP	WLS	BF	H	R	ER	SO	BB	IBB	HBP	BLK	WP	HR	S	P	ERA	WHIP
Clint Zavaras, R ERA: 5.4 (1, 1)	4.2		21	4	3	3	3	4	0	0	0	1	1	48	88	5.79	1.714
Jerry Reed, R ERA: 3.23 (5, 1)	2.1	L	10	3	2	2	2	0	0	0	0	0	2	20	33	7.71	1.286
Bill Swift, R ERA: 4.93 (8, 1)	1.0		5	2	0	0	0	0	0	0	0	0	0	13	18	0.00	2.000

BOTTOM

Seattle Mariners @ Texas Rangers
Arlington Stadium, Arlington, TX

Tue Sep 19 1989, 8:05 PM EDT
Att: 10,478 - Unknown - 82 F

AB	31
R	5
H	9
RBI	5
BB	4
SO	5
LOB	12



1B	2B	3B	HR	SF	SAC	DP	HBP	WP	PA
4	1	1	3	0	1	1	0	1	36

Batter	1	2	3	4	5	6	7	8	9	AB R H RBI BB SO LOB	TOP	
Harold Reynolds, S (1, 4) OBP: 0.360, SLG: 0.368	2-2 1B		1-0 G6-3		2-0 P4		1-2 1B			4 0 2 0 0 0 0		
Henry Cotto, R (1, 8) OBP: 0.309, SLG: 0.418 (3, 7)	1-1 F8		1-0 G5-3			0-0 F7	0-1 P6			4 0 0 0 0 0 3		
Darnell Coles, R (1, 7) OBP: 0.292, SLG: 0.364 (3, 9)	1-0 L7		2-1 F7			1-0 F9		2-1 FC4-8 1B		4 0 1 0 0 0 1		
Jeffrey Leonard, R (1, 10) OBP: 0.298, SLG: 0.424	2-1 G1-3				0-2 G6-3		0-0 HR	0-1 FC4-6 L4-3		4 1 1 1 0 0 2		
Jay Buhner, R (1, 9) OBP: 0.346, SLG: 0.514 Ken Griffey Jr., L (3, 8) OBP: 0.333, SLG: 0.434		2-2 1B 1B			0-0 F9		0-0 HR	0-1 L4-3		1 0 1 0 0 0 0 3 1 1 1 0 0 1		
Jim Presley, R (1, 3) OBP: 0.279, SLG: 0.390 Scott Bradley, L (9, PH) OBP: 0.331, SLG: 0.380		2-3 K			4-2 BB		0-3 K		1-3 K	2 0 0 0 1 2 1 1 0 0 0 0 1 0		
Dave Valle, R (1, 2) OBP: 0.308, SLG: 0.354 Bill McGuire, R (7, 2) OBP: 0.207, SLG: 0.259 Greg Briley, L (9, PH) OBP: 0.342, SLG: 0.450		1-2 FC5-4 1B			1-0 P5			1-2 G1-3		3 0 1 0 0 0 1 0 0 0 0 0 0 0 0 0 0 0 1 0 0	AB 34 R 2 H 8 RBI 2 BB 2 SO 5 LOB 15	
Edgar Martinez, R (1, 5) OBP: 0.309, SLG: 0.295 Alvin Davis, L (9, PH) OBP: 0.437, SLG: 0.499		0-1 F8				1-0 G4-3		0-3 K		3 0 0 0 0 1 2 1 0 0 0 0 0 1		
Mario Diaz, R (1, 6) OBP: 0.203, SLG: 0.175 Mike Kingery, L (9, PH) OBP: 0.288, SLG: 0.356		1-1 FC5-4				2-1 G6-3		1-1 1B		3 0 1 0 0 0 2 1 0 0 0 0 1 1		
Inning Stats	R: 0 H: 1 E: 0 LOB: 1 K: 0 BB: 0 S: 8 P: 14	R: 0 H: 2 E: 0 LOB: 2 K: 1 BB: 0 S: 14 P: 20	R: 0 H: 0 E: 0 LOB: 0 K: 0 BB: 0 S: 4 P: 8	R: 0 H: 0 E: 0 LOB: 1 K: 0 BB: 1 S: 8 P: 13	R: 0 H: 0 E: 0 LOB: 0 K: 0 BB: 0 S: 4 P: 9	R: 2 H: 2 E: 0 LOB: 0 K: 1 BB: 0 S: 7 P: 8	R: 0 H: 2 E: 0 LOB: 2 K: 1 BB: 0 S: 16 P: 19	R: 0 H: 1 E: 0 LOB: 0 K: 0 BB: 0 S: 11 P: 16	R: 0 H: 0 E: 0 LOB: 1 K: 2 BB: 1 S: 16 P: 24	1B: 6 SF: 0 2B: 1 SAC: 0 3B: 0 DP: 1 HR: 2 HBP: 0	WP: 0 PA: 36 PB: 0 SB: 0 CS: 0	
PITCHER	IP WLS BF H R ER SO BB IBB HBP BLK WP HR S P ERA WHIP											
Mike Jeffcoat, L (1, 1) ERA: 3.78	7.0 W 30 8 2 2 3 1 0 0 0 0 2 63 95 2.57 1.286											
Gary Mielke, R (8, 1) ERA: 3.13	0.1 1 0 0 0 0 0 0 0 0 0 0 2 2 0.00 0.000											
Kenny Rogers, L (8, 1) ERA: 3.07	0.2 1 0 0 0 0 0 0 0 0 0 0 7 10 0.00 0.000											
Jeff Russell, R (9, 1) ERA: 1.98	1.0 S 4 0 0 0 2 1 0 0 0 0 0 16 24 0.00 1.000											

Seattle Mariners @ Texas Rangers
Arlington Stadium, Arlington, TX
Wed Sep 20 1989, 8:05 PM EDT
Att. 10,684 - Unknown - 85 F

livebaseballscorecards.com




Batter	1	2	3	4	5	6	7	8	9	AB	R	H	RBI	BB	SO	LOB
Cecil Espy, S OBP: 0.308, SLG: 0.322 (1, 8)	1-1 G4-3	0-1 1B			2-3 K		0-1 SH1-4 WP 1B			4	1	2	0	0	1	0
Fred Manrique, R OBP: 0.335, SLG: 0.402 (1, 4)	1-0 1B BB E 1B	2-1 P4			1-0 1B		0-0 SH1-4 1-2			3	1	2	0	0	0	2
Rafael Palmeiro, L OBP: 0.355, SLG: 0.374 (1, 3)	4-1 BB E FC5-2 BB 1-2	0-1 SAFE F7			0-0 1-3 1B		4-1 WP SF8 BB			2	1	1	0	2	0	2
Ruben Sierra, S OBP: 0.349, SLG: 0.548 (1, 9)	2-0 E7 FC5-2 BB 1-2 2-H 1B		2-1 G3-1		1-3 K		1-0 SF8 1-H 2-H			3	0	1	1	0	1	2
Julio Franco, R OBP: 0.385, SLG: 0.461 (1, 10)	4-1 FC5-2 BB 1-2 2-3		2-2 FC6-4 1B		2-2 G1-3		1-3 K			3	0	1	0	1	1	2
Pete Incaviglia, R OBP: 0.288, SLG: 0.448 (1, 7)	1-1 FC5-2		0-0 SAFE FC6-4 CS 1-2f		1-3 K			3-3 K		4	0	0	0	0	2	4
Mike Stanley, R OBP: 0.317, SLG: 0.266 (1, 2)	0-3 K		1-2 CS 1-2	0-0 F7	2-2 1B			2-3 K		4	0	1	0	0	2	3
Jeff Kunkel, R OBP: 0.314, SLG: 0.437 (1, 6)		3-3 K		3-2 F8	1-1 P3			1-0 P8		4	0	0	0	0	1	1
Scott Coolbaugh, R OBP: 0.219, SLG: 0.267 (1, 5)		2-0 1B		1-0 F8						3	0	1	0	0	0	1
Steve Buechele, R OBP: 0.295, SLG: 0.400 (9, 5)										0	0	0	0	0	0	0

Inning Stats	R: 1	H: 2	R: 0	H: 2	R: 0	H: 1	R: 0	H: 2	R: 0	H: 1	R: 2	H: 1	R: 0	H: 0	R: 0	H: 0
	E: 1	LOB: 3	E: 0	LOB: 2	E: 0	LOB: 0	E: 0	LOB: 2	E: 0	LOB: 1	E: 0	LOB: 0	E: 0	LOB: 0	E: 0	LOB: 0
	K: 1	BB: 2	K: 1	BB: 0	K: 0	BB: 0	K: 2	BB: 0	K: 1	BB: 0	K: 1	BB: 1	K: 2	BB: 0	K: 2	BB: 0
	S: 11	P: 24	S: 12	P: 19	S: 9	P: 14	S: 5	P: 24	S: 13	P: 18	S: 8	P: 14	S: 8	P: 14	S: 8	P: 14

PITCHER	IP	WLS	BF	H	R	ER	SO	BB	IBB	HBP	BLK	WP	HR	S	P	ERA	WHIP
Erik Hanson, R ERA: 3.41 (1, 1)	6.1		29	9	2	2	5	2	0	0	0	0	0	71	111	2.84	1.737
Keith Comstock, L ERA: 2.92 (7, 1)	0.2	L	3	0	1	1	1	1	0	0	0	1	0	5	11	13.50	1.500
Michael Jackson, R ERA: 3.3 (8, 1)	1.0		3	0	0	0	2	0	0	0	0	0	0	8	14	0.00	0.000

Seattle Mariners @ Texas Rangers
Arlington Stadium, Arlington, TX
Wed Sep 20 1989, 8:05 PM EDT
Att: 10,684 - Unknown - 85 F

AB	30
R	3
H	9
RBI	1
BB	3
SO	8
LOB	17



WP	PA	ERA	WHIP
3	36		

Batter	1	2	3	4	5	6	7	8	9	AB R H RBI BB SO LOB	TOP											
Harold Reynolds, S (1, 4) OBP: 0.362, SLG: 0.369	1-0 F9			1-0 2B	3-2 1B	1-1 G4-3			4-2 G5-3	4 2 2 0 1 0 1												
Henry Cotto, R (1, 7) OBP: 0.310, SLG: 0.421	2-1 P4			0-0 SF7	3-2 1B		0-3 K		3-2 G5-3	5 1 2 1 0 1 1												
Alvin Davis, L (1, 3) OBP: 0.434, SLG: 0.494	2-1 F7			2-2 F8	1-0 G4-6-3		1-0 F7		1-0 F8	5 0 0 0 0 0 3												
Jeffrey Leonard, R (1, 10) OBP: 0.297, SLG: 0.423 Jim Wilson, R (7, PH)		1-1 G6-3		3-2 SF7	2-3 K		0-2 G6-3			2 0 0 1 0 1 0 1 0 0 0 0 0 0												
Darnell Coles, R (1, 9) OBP: 0.296, SLG: 0.367		2-1 G6-3		1-1 1B		0-1 F7-4		0-0 FC4-6		4 1 3 0 0 0 0												
Ken Griffey Jr., L (1, 8) OBP: 0.332, SLG: 0.431		1-0 F7		4-1 1B	1-2 1B	1-2 F7-4		3-2 L8		3 1 0 0 1 0 2												
Edgar Martinez, R (1, 5) OBP: 0.313, SLG: 0.300			0-2 F9	1-1 1B	1-2 E	2-2 1B		0-0 FC4-6		4 2 2 0 0 0 1												
Scott Bradley, L (1, 2) OBP: 0.333, SLG: 0.379			2-0 G3	1-1 E8	1-2 1B	4-1 1B		2-2 FC6-4		3 1 1 2 1 0 1												
Mario Diaz, R (1, 6) OBP: 0.205, SLG: 0.179			0-0 F7	0-2 G6-3		2-0 WP			1-2 G1-3	4 0 1 1 0 0 1												
Inning Stats	R: 0 E: 0 K: 0 S: 5	H: 0 LOB: 0 BB: 0 P: 10	R: 0 E: 0 K: 0 S: 5	H: 0 LOB: 0 BB: 0 P: 9	R: 0 E: 0 K: 0 S: 5	H: 0 LOB: 0 BB: 0 P: 7	R: 5 E: 1 K: 0 S: 19	H: 5 LOB: 1 BB: 1 P: 32	R: 1 E: 0 K: 1 S: 10	H: 2 LOB: 0 BB: 0 P: 19	R: 2 E: 0 K: 0 S: 16	H: 3 LOB: 1 BB: 1 P: 26	R: 0 E: 0 K: 1 S: 8	H: 0 LOB: 0 BB: 0 P: 9	R: 0 E: 0 K: 0 S: 9	H: 1 LOB: 1 BB: 0 P: 14	R: 0 E: 0 K: 0 S: 13	H: 0 LOB: 1 BB: 1 P: 22	1B: 10 2B: 2 3B: 0 HR: 0	SF: 1 SAC: 0 DP: 2 HBP: 0	WP: 1 PB: 0 SB: 1 CS: 0	PA: 39
PITCHER	IP WLS BF H R ER SO BB IBB HBP BLK WP HR S P ERA WHIP																					
Jamie Moyer, L (1, 1) ERA: 4.56	3.2 L 17 5 5 4 0 1 0 0 0 0 0 0 31 55 9.82 1.636																					
Craig McMurtry, R (4, 1) ERA: 8.55	2.0 8 4 2 2 1 0 0 0 0 0 0 0 25 37 9.00 2.000																					
Drew Hall, L (6, 1) ERA: 4.18	1.1 6 1 1 1 1 1 0 0 0 1 0 12 20 6.75 1.500																					
Darrel Akerfelds, R (8, 1) ERA: 2.84	2.0 8 1 0 0 0 1 0 0 0 0 0 0 22 36 0.00 1.000																					

Seattle Mariners @ Texas Rangers
Arlington Stadium, Arlington, TX
Thu Sep 21 1989, 8:05 PM EDT
Att: 10,268 - Unknown

livebaseballscorecards.com

AB 35
R 8
H 11
RBI 5
BB 3
SO 2
LOB 10



Batter	1	2	3	4	5	6	7	8	9	AB R H RBI BB SO LOB
Fred Manrique, R (1, 4) OBP: 0.334, SLG: 0.400	0-3 K	0-3 K			3-2 F9		0-0 1B			4 0 1 0 0 2 0
Jeff Kunkel, R (1, 6) OBP: 0.320, SLG: 0.447	1-2 2B		1-0 G5-4-3 2B		4-2 BB		2-3 K			3 1 2 0 0 1 1 1
Pete Incaviglia, R (1, 7) OBP: 0.290, SLG: 0.450	1-1 1B 2B		4-1 G5-4-3 BB		2-2 F9		2-3 K			3 1 1 1 1 1 1 1
Ruben Sierra, S (1, 9) OBP: 0.349, SLG: 0.546	0-0 FC6-4 1B		2-2 G5-4-3		1-1 G6-3		1-0 P3			4 0 1 1 0 0 2
Steve Buechele, R (1, 5) OBP: 0.295, SLG: 0.398	0-1 FC6-4		2-1 F9		0-0 E6		2-1 FC5-4 1B			4 0 1 0 0 0 2
Mike Stanley, R (1, 3) OBP: 0.306, SLG: 0.255	3-3 K				2-1 G6-3		2-2 FC5-4			4 0 0 0 0 2 3
Juan Gonzalez, R (1, 8) OBP: 0.260, SLG: 0.273		3-2 P6			1-3 K		2-1 F9		1-0 L5	3 0 0 0 0 1 1
Rick Leach, L (9, PH) OBP: 0.360, SLG: 0.356										1 0 0 0 0 0 0
Dean Palmer, R (1, 10) OBP: 0.063, SLG: 0.125		2-3 K			0-3 K		2-3 K		1-3 K	3 0 0 0 0 3 0
Rafael Palmeiro, L (9, PH) OBP: 0.354, SLG: 0.373										1 0 0 0 0 1 0
Chad Kreuter, S (1, 2) OBP: 0.270, SLG: 0.250		0-2 HR					3-2 P3		1-3 K	3 1 1 1 0 0 0
Thad Bosley, L (9, PH) OBP: 0.242, SLG: 0.267										1 0 0 0 0 1 0

Inning Stats	R: 2	H: 3	E: 0	K: 2	S: 18	LOB: 1	BB: 0	P: 23	R: 1	H: 1	E: 0	K: 2	S: 14	LOB: 0	BB: 0	P: 19	R: 0	H: 0	E: 0	K: 3	S: 9	LOB: 0	BB: 0	P: 13	R: 0	H: 0	E: 0	K: 0	S: 10	LOB: 1	BB: 1	P: 19	R: 0	H: 0	E: 1	K: 0	S: 7	LOB: 1	BB: 0	P: 12	R: 0	H: 1	E: 0	K: 2	S: 12	LOB: 1	BB: 0	P: 19	R: 0	H: 1	E: 0	K: 1	S: 11	LOB: 1	BB: 0	P: 18	R: 0	H: 0	E: 0	K: 2	S: 9	LOB: 0	BB: 0	P: 12	1B: 3	2B: 3	3B: 0	HR: 1	SF: 0	SAC: 0	DP: 1	HBP: 0	WP: 0	PB: 0	SB: 0	CS: 0	PA: 36
--------------	------	------	------	------	-------	--------	-------	-------	------	------	------	------	-------	--------	-------	-------	------	------	------	------	------	--------	-------	-------	------	------	------	------	-------	--------	-------	-------	------	------	------	------	------	--------	-------	-------	------	------	------	------	-------	--------	-------	-------	------	------	------	------	-------	--------	-------	-------	------	------	------	------	------	--------	-------	-------	-------	-------	-------	-------	-------	--------	-------	--------	-------	-------	-------	-------	--------

PITCHER	IP	WLS	BF	H	R	ER	SO	BB	IBB	HBP	BLK	WP	HR	S	P	ERA	WHIP
Randy Johnson, L (1, 1) ERA: 4.81	8.0	W	33	7	3	3	10	2	0	0	0	0	1	88	139	3.38	1.125
Mike Schooler, R (9, 1) ERA: 2.63	1.0		3	0	0	0	2	0	0	0	0	0	0	9	12	0.00	0.000


BOTTOM

Seattle Mariners @ Texas Rangers
Arlington Stadium, Arlington, TX

Thu Sep 21 1989, 8:05 PM EDT
Att. 10,268 - Unknown

livebaseballscores.com

AB	34
R	3
H	7
RBI	3
BB	2
SO	12
LOB	10



Chicago White Sox @ Texas Rangers
Arlington Stadium, Arlington, TX

Fri Sep 22 1989, 8:05 PM EDT
Att. 15,655 - Unknown - 77 F

AB	37
R	9
H	14
RBI	9
BB	4
SO	3
LOB	16



Batter	1	2	3	4	5	6	7	8	9	AB	R	H	RBI	BB	SO	LOB	TOP								
Lance Johnson, L OBP: 0.358, SLG: 0.375 (1, 7) (9, 8)	0-2 G3		3-3 K	1-1 G1-3			2-1 E8 SH3-4 1B	3-2 F8		5	1	1	0	0	1	1									
Scott Fletcher, R OBP: 0.330, SLG: 0.307 (1, 4) (9, 8)	0-2 F7		2-2 1B 2B	3-3 K			0-1 SH3-4		1-1 FC1-5 1B	4	1	2	0	0	1	0									
Ivan Calderon, R OBP: 0.331, SLG: 0.437 (1, 10) (9, 8)	0-0 1B		1-1 2B 1B				4-0 FC6-4 1B IBB		2-1 FC1-5 2B 1B	4	2	3	1	1	0	0									
Carlton Fisk, R OBP: 0.349, SLG: 0.470 (1, 2) (9, 8)	0-0 FC5-4 1B		1-1 1B 2B				0-1 FC6-4 1B		0-0 FC1-5 2B 1B	4	2	3	2	1	0	2									
Carlos Martinez, R OBP: 0.346, SLG: 0.417 (1, 5) (6, 3)	0-0 FC5-4		1-1 2B 1B				0-2 FC6-4		0-2 1B SF9 2B	5	2	2	2	0	0	5									
Dave Gallagher, R OBP: 0.321, SLG: 0.315 Steve Lyons, L OBP: 0.321, SLG: 0.339 (1, 9) (9, PH) (9, 9)		0-1 G5-3	0-1 2B				4-2 G5-3 G6-3 BB		1-2 CS 1B	3	0	1	1	1	0	2									
Russ Morman, R OBP: 0.300, SLG: 0.259 Robin Ventura, L OBP: 0.321, SLG: 0.286 (1, 3) (6, PH) (6, 5)		0-0 F9	3-2 G5-3				3-2 G6-3		4-2 BB	2	0	0	0	0	0	1									
Sammy Sosa, R OBP: 0.307, SLG: 0.370 Daryl Boston, L OBP: 0.332, SLG: 0.388 (1, 8) (9, PH) (9, 7)		2-3 K		2-2 HR			1-1 G5-3		3-2 F9	4	1	1	1	0	1	2									
Ozzie Guillen, L OBP: 0.272, SLG: 0.322 (1, 6) (9, 8)			2-2 G6-3	0-0 G3			0-0 G1-3		0-1 P5	4	0	0	0	0	0	2									
Inning Stats	R: 0 E: 0 K: 0 S: 10	H: 2 LOB: 2 BB: 0 P: 10	R: 0 E: 0 K: 1 S: 9	H: 0 LOB: 0 BB: 0 P: 11	R: 4 E: 0 K: 1 S: 23	H: 5 LOB: 1 BB: 0 P: 36	R: 1 E: 0 K: 1 S: 10	H: 1 LOB: 0 BB: 0 P: 16	R: 0 E: 0 K: 0 S: 6	H: 0 LOB: 0 BB: 1 P: 13	R: 0 E: 0 K: 0 S: 8	H: 0 LOB: 1 BB: 1 P: 16	R: 1 E: 1 K: 0 S: 11	H: 2 LOB: 2 BB: 1 P: 17	R: 0 E: 0 K: 0 S: 19	H: 0 LOB: 1 BB: 1 P: 29	R: 3 E: 0 K: 0 S: 16	H: 4 LOB: 0 BB: 0 P: 21	1B: 9 2B: 5 3B: 0 HR: 1	SF: 1 SAC: 1 DP: 1 HBP: 0	WP: 0 PB: 0 SB: 0 CS: 1	PA: 44			
PITCHER	IP	WLS	BF	H	R	ER	SO	BB	IBB	HBP	BLK	WP	HR	S	P	ERA	WHIP								
John Barfield, L ERA: 6.17 (1, 1)	2.2		15	7	4	4	2	0	0	0	0	0	0	37	49	13.50	2.625								
Brad Arnsberg, R ERA: 3.53 (3, 1)	2.1		8	1	1	1	1	1	0	0	0	0	1	21	37	3.86	0.857								
Gary Mielke, R ERA: 3.19 (6, 1)	2.0		10	2	1	1	0	1	1	0	0	0	0	19	33	4.50	1.500								
Kenny Rogers, L ERA: 3.03 (8, 1)	1.0		4	0	0	0	0	1	0	0	0	0	0	19	29	0.00	1.000								
Cecilio Guante, R ERA: 3.91 (9, 1)	0.0	L	2	2	2	2	0	0	0	0	0	0	0	4	7	∞	∞								
PITCHER	IP	WLS	BF	H	R	ER	SO	BB	IBB	HBP	BLK	WP	HR	S	P	ERA	WHIP								
Jeff Russell, R ERA: 2.08 (9, 1)	1.0		4	2	1	1	0	0	0	0	0	0	0	12	14	9.00	2.000								

livebaseballscorecards.com

BOTTOM

Chicago White Sox @ Texas Rangers
Arlington Stadium, Arlington, TX

livebaseballscores.com

AB 36
R 5
H 13
RBI 6
BB 3
SO 6
LOB 17



WP: 0 PA: 41
PB: 0
SB: 1
CS: 1

Fri Sep 22 1989, 8:05 PM EDT
Att: 15,655 - Unknown - 77 F

AB R H RBI BB SO LOB

5	0	2	0	0	0	1
3	1	0	0	1	0	1
3	1	2	1	2	0	0
5	1	2	2	0	1	2
5	0	1	0	0	1	4
4	1	2	1	0	2	4
3	1	2	1	0	0	1
1	0	1	0	0	0	0
3	0	1	1	0	0	0
0	0	0	0	0	0	0
0	0	0	0	0	0	0
3	0	0	0	0	2	3
1	0	0	0	0	0	1
0	0	0	0	0	0	0

Batter	1	2	3	4	5	6	7	8	9
Fred Manrique, R (1, 4) OBP: 0.335, SLG: 0.403	0-0 2B		0-0 F8		0-0 F8	1-1 1B		1-0 F9	
Jeff Kunkel, R (1, 6) OBP: 0.319, SLG: 0.442	1-1 SH1		1-0 L3		4-2 BB 1B	0-1 F8		0-1 F7	
Rafael Palmeiro, L (1, 3) OBP: 0.358, SLG: 0.377	1-2 1B			3-1 1B 2B	1-2 BB		1-2 F9	4-1 DI BB	
Ruben Sierra, S (1, 9) OBP: 0.349, SLG: 0.545	2-2 F7			1-0 1B 1B	1-2 1B		3-3 K	2-1 F8	
Harold Baines, L (1, 10) OBP: 0.404, SLG: 0.478	0-0 F7			1-0 1B	1-3 K		1-0 F7	1-1 F7	
Pete Incaviglia, R (1, 7) OBP: 0.292, SLG: 0.458					3-3 K			3-2 HR	
Mike Stanley, R (1, 2) OBP: 0.315, SLG: 0.297					3-0 1B			0-0 SH5-3 1B	
Cecil Espy, S (8, PH) OBP: 0.310, SLG: 0.323					1-2 2-3 1B			1-0 SH5-3	
Juan Gonzalez, R (1, 8) OBP: 0.264, SLG: 0.277					1-2 G6-4-3 1B			1-2 SH5-3	
Rick Leach, L (8, PH) OBP: 0.360, SLG: 0.356					1-2 2-3 3-H			2-1 FC1-5-6	
Chad Kreuter, S (9, 2) OBP: 0.270, SLG: 0.250					0-1 G6-4-3			2-3	
Scott Coolbaugh, R (1, 5) OBP: 0.200, SLG: 0.242					0-1 G6-4-3				
Thad Bosley, L (8, PH) OBP: 0.235, SLG: 0.258									
Steve Buechele, R (9, 5) OBP: 0.295, SLG: 0.398									

Inning Stats	R: 1	H: 2	E: 0	K: 0	S: 10	R: 0	H: 1	E: 0	K: 0	S: 10	R: 0	H: 0	E: 0	K: 1	S: 5	R: 2	H: 5	E: 0	K: 1	S: 13	R: 1	H: 1	E: 0	K: 2	S: 13	R: 0	H: 0	E: 0	K: 1	S: 7	R: 1	H: 2	E: 0	K: 0	S: 9	R: 0	H: 0	E: 0	K: 0	S: 7	R: 0	H: 0	E: 0	K: 0	S: 7	R: 1	H: 2	E: 0	K: 0	S: 9	R: 0	H: 0	E: 0	K: 0	S: 7	1B: 9	2B: 2	3B: 0	HR: 2	SF: 0	SAC: 2	DP: 1	HBP: 0
--------------	------	------	------	------	-------	------	------	------	------	-------	------	------	------	------	------	------	------	------	------	-------	------	------	------	------	-------	------	------	------	------	------	------	------	------	------	------	------	------	------	------	------	------	------	------	------	------	------	------	------	------	------	------	------	------	------	------	-------	-------	-------	-------	-------	--------	-------	--------

PITCHER	IP	WLS	BF	H	R	ER	SO	BB	IBB	HBP	BLK	WP	HR	S	P	ERA	WHIP
Shawn Hillegas, R (1, 1) ERA: 4.59	3.1		16	7	3	3	2	0	0	0	0	0	0	33	56	8.10	2.100
Tom McCarthy, R (4, 1) ERA: 3.51	1.0		5	1	1	1	0	2	0	0	0	0	0	9	18	9.00	3.000
Wayne Edwards, L (5, 1) ERA: 2.08	0.2		4	2	1	1	2	0	0	0	0	0	1	11	18	13.50	3.000
Donn Pall, R (6, 1) ERA: 3.39	2.0		8	2	1	1	2	0	0	0	0	0	1	21	34	4.50	1.000
Barry Jones, R (8, 1) ERA: 2.7	1.0	W	4	1	0	0	0	0	0	0	0	0	0	5	9	0.00	1.000

PITCHER	IP	WLS	BF	H	R	ER	SO	BB	IBB	HBP	BLK	WP	HR	S	P	ERA	WHIP
Bobby Thigpen, R (9, 1) ERA: 3.74	1.0		4	0	0	0	0	1	0	0	0	0	0	7	14	0.00	1.000

Batter	1	2	3	4	5	6	7	8	9
Cecil Espy, S OBP: 0.308, SLG: 0.321 (1, 8) X	0-0 F8		0-0 4-3		0-0 F9			0-0 SH1-4	
Rafael Palmeiro, L OBP: 0.359, SLG: 0.378 (1, 3) X	0-0 4-3			0-0 1B 1B 1B 1B	0-0 G4-6-3			0-0 1B 1B 1B 1B	
Harold Baines, L OBP: 0.403, SLG: 0.475 (1, 10) X	0-0 G3			0-3 K		4-0 BB		0-3 K	
Ruben Sierra, S OBP: 0.350, SLG: 0.545 (1, 9)		0-0 F7		0-0 1B 1B 1-2 1B 1B		0-0 F8		0-0 1B 1B 1-2 E 1B	
Julio Franco, R OBP: 0.386, SLG: 0.462 (1, 4)		0-0		0-0		0-0 G4-3		0-0 E8	
Jeff Kunkel, R OBP: 0.319, SLG: 0.442 (7, 6)		S BLK		1B 1B		1-2 2-3		1-H 2-H	
Thad Bosley, L OBP: 0.257, SLG: 0.281 (8, PH)		1B		1-2 2-3					
Scott Coolbaugh, R OBP: 0.200, SLG: 0.242 (9, 5)									
Pete Incaviglia, R OBP: 0.292, SLG: 0.456 (1, 7)		0-3 K		0-0 1B			0-0 P5	0-0 4-3	
Fred Manrique, R OBP: 0.335, SLG: 0.402 (1, 6) (7, 4) (9, 6)		0-0 6-3		0-0 1B			0-0 6-3		
Steve Buechele, R OBP: 0.293, SLG: 0.396 (1, 5) (9, 4)			0-0 6-3	0-0 G6-4-3			0-3 K		
Mike Stanley, R OBP: 0.319, SLG: 0.294 (1, 2)			0-3 K		4-0 BB			4-0 SH1-4 1B BB	
Rick Leach, L OBP: 0.362, SLG: 0.356 (8, PH)									
Chad Kreuter, S OBP: 0.270, SLG: 0.250 (9, 2)									

Inning Stats	R: 0 E: 0 K: 0 S: 3	H: 0 LOB: 0 BB: 0 P: 3	R: 0 E: 0 K: 1 S: 6	H: 1 LOB: 1 BB: 0 P: 6	R: 0 E: 0 K: 1 S: 5	H: 0 LOB: 0 BB: 0 P: 5	R: 3 E: 0 K: 1 S: 9	H: 5 LOB: 1 BB: 0 P: 9	R: 0 E: 0 K: 0 S: 2	H: 0 LOB: 0 BB: 1 P: 6	R: 0 E: 0 K: 1 S: 5	H: 0 LOB: 0 BB: 0 P: 5	R: 3 E: 1 K: 1 S: 8	H: 3 LOB: 1 BB: 1 P: 12
1B: 9 2B: 0 3B: 0 HR: 0	SF: 0 SAC: 1 DP: 3 HBP: 0	WP: 0 PA: 33 PB: 0 SB: 1 CS: 0												

PITCHER	IP	WLS	BF	H	R	ER	SO	BB	IBB	HBP	BLK	WP	HR	S	P	ERA	WHIP
Eric King, R ERA: 3.52 (1, 1)	6.0		23	6	3	3	3	2	0	0	1	0	0	27	35	4.50	1.333
Jose Segura, R ERA: 19.29 (7, 1)	1.2	L	9	3	3	2	2	1	0	0	0	0	0	12	16	10.80	2.400
Barry Jones, R ERA: 2.67 (8, 1)	0.1		1	0	0	0	0	0	0	0	0	0	0	1	1	0.00	0.000

BOTTOM

Chicago White Sox @ Texas Rangers
Arlington Stadium, Arlington, TX
Sat Sep 23 1989, 8:05 PM EDT
Att. 22,570 - Unknown

livebaseballscorecards.com

AB	29
R	6
H	9
RBI	5
BB	3
SO	5
LOB	11



BOTTOM

Chicago White Sox @ Texas Rangers
Arlington Stadium, Arlington, TX
Sun Sep 24 1989, 4:33 AM EDT
Att. 23,631 - Sunny - 68 F

livebaseballscorecards.com



AB	35
R	4
H	10
RBI	5
BB	7
SO	3
LOB	18

WP:	0	PA:	44
PB:	0		
SB:	1		
CS:	0		

AB R H RBI BB SO LOB

4	0	1	1	1	0	0
5	0	2	0	0	0	3
4	1	1	2	1	0	1
3	0	1	0	2	0	1
4	0	0	0	1	1	5
2	0	1	0	0	1	0
3	0	2	0	0	0	0
0	1	0	0	0	0	0
2	0	0	0	0	1	2
0	0	0	0	2	0	0
3	1	1	0	0	0	3
1	0	0	0	0	0	1
0	0	0	1	0	0	0
2	0	1	1	0	0	0
1	1	0	0	0	0	1
0	0	0	0	0	0	0
1	0	0	0	0	0	1

Batter	1	2	3	4	5	6	7	8	9	10
Fred Manrique, R OBP: 0.336, SLG: 0.403 (1, 4) LB X (9, 6)	2-1 G6-3		4-1 BB	1-1 1-H 2B			1-0 G4-3		2-1 F8	
Rafael Palmeiro, L OBP: 0.359, SLG: 0.381 (1, 3) CB X (9, 6)	1-1 G3		2-1 F8	0-0 G6-3			2-2 3B		1-1 1B	
Ruben Sierra, S OBP: 0.350, SLG: 0.548 (1, 9) CB X (9, 6)	2-1 G6-3		3-1 SAFE 1-H HR			0-1 L4	4-1 G5-3 BB		3-2 SAFE P4	
Pete Incaviglia, R OBP: 0.295, SLG: 0.455 (1, 7)		0-0 FC5-4 1B	4-1 BB			1-2 G1-3	4-1 1-2 BB		3-0 SAFE P6	
Steve Buechele, R OBP: 0.292, SLG: 0.392 (1, 5) CB X (9, 4)		1-2 FC5-4 1B 1-2f	3-3 K			0-2 F8	0-0 G5-3 2-3f			4-1 2B BB
Scott Coolbaugh, R OBP: 0.216, SLG: 0.257 (1, 10) Harold Baines, L OBP: 0.405, SLG: 0.478 (6, PH) Jack Daugherty, S OBP: 0.358, SLG: 0.423 (10, PR)		3-2 SAFE 1-2 1B		1-3 K		2-2 1B		0-0 G5-3	2-1 SAFE 1-H 2-3 2B	
Juan Gonzalez, R OBP: 0.255, SLG: 0.265 (1, 8) Cecil Espy, S OBP: 0.311, SLG: 0.321 (8, PH) (9, 8)		1-3 K		2-0 P5		1-1 SH1-4		4-0 S BB	4-0 DI IBB	
Jeff Kunkel, R OBP: 0.320, SLG: 0.449 (1, 6) Thad Bosley, L OBP: 0.250, SLG: 0.273 (8, PH) Dean Palmer, R OBP: 0.059, SLG: 0.125 (9, 5)		0-2 F9		2-2 1B 3B		2-2 G5-3		2-1 SAFE F8	2-2 SAFE 1-2 3-H SF7	
Jim Sundberg, R OBP: 0.394, SLG: 0.299 (4, PR) Chad Kreuter, S OBP: 0.268, SLG: 0.248 (5, 2) Rick Leach, L OBP: 0.302, SLG: 0.356 (8, PH) Mike Stanley, R OBP: 0.319, SLG: 0.291 (8, PH) (9, 2)			1-0 G1-3	0-2 2B 1B 3-H		2-0 P5		2-1 F8		

Inning Stats	R: 0	H: 0	E: 0	K: 0	S: 6	WLS	BF	H	R	ER	SO	BB	IBB	HBP	BLK	WP	HR	S	P	ERA	WHIP
	0	0	0	0	11		20	6	4	4	3	2	0	0	0	0	1	45	78	9.00	2.000
	0	0	0	0	11		14	2	0	0	0	3	0	0	0	0	0	26	48	0.00	1.500
	0	0	0	0	11		1	0	0	0	0	0	0	0	0	0	0	2	4	0.00	0.000
	0	0	0	0	11	L	8	2	1	1	0	1	1	0	0	0	0	13	34	5.40	1.800
	0	0	0	0	11		1	0	0	0	0	0	0	0	0	0	0	3	5	0.00	0.000

PITCHER	IP	WLS	BF	H	R	ER	SO	BB	IBB	HBP	BLK	WP	HR	S	P	ERA	WHIP
Greg Hibbard, L ERA: 3.27 (1, 1)	4.0		20	6	4	4	3	2	0	0	0	0	1	45	78	9.00	2.000
Bill Long, R ERA: 4.06 (5, 1)	3.1		14	2	0	0	0	3	0	0	0	0	0	26	48	0.00	1.500
Barry Jones, R ERA: 2.63 (8, 1)	0.1		1	0	0	0	0	0	0	0	0	0	0	2	4	0.00	0.000
Steve Rosenberg, L ERA: 4.94 (8, 1)	1.2	L	8	2	1	1	0	1	1	0	0	0	0	13	34	5.40	1.800
Donn Pall, R ERA: 3.38 (10, 1)	0.1		1	0	0	0	0	0	0	0	0	0	0	3	5	0.00	0.000

1B:	5	SF:	1
2B:	2	SAC:	1
3B:	2	DP:	1
HR:	1	HBP:	0

Batter	1	2	3	4	5	6	7	8	9	AB	R	H	RBI	BB	SO	LOB
Rickey Henderson, R OBP: 0.411, SLG: 0.402 (1, 7)	G4-3 ①		FC2-5-1 1-3 2B	G4-3 ③			FC1-6 S BB		3-3 ②	4	0	1	0	1	1	2
Carney Lansford, R OBP: 0.397, SLG: 0.407 Walt Weiss, S OBP: 0.300, SLG: 0.324 (1, 5) (8, 6)	F8 ②		FC2-5-1 ②		L8 ①		FC1-6 1-2 HBP		1-1 ③	3	0	0	0	0	0	2
Jose Canseco, R OBP: 0.328, SLG: 0.533 (1, 9)	K ③		K ③		L7 ②		FC1-6 G4-6-3 1-2f 2-3			4	0	0	0	0	2	4
Dave Parker, L OBP: 0.311, SLG: 0.436 (1, 10)				HR 1B		F8 ③	G4-6-3 ② ③			4	1	2	0	0	0	2
Dave Henderson, R OBP: 0.313, SLG: 0.375 (1, 8)		F9 ①		HR 1-H		F9 ①		L7 ①		4	1	1	2	0	0	1
Ron Hassey, L OBP: 0.290, SLG: 0.330 Terry Steinbach, R OBP: 0.321, SLG: 0.356 (1, 2) (8, PH) (9, 2)		F8 ②		1B BB		F7 ②		F8 ②		2	0	0	0	1	0	1
Mark McGwire, R OBP: 0.337, SLG: 0.455 (1, 3)		G3 ③		P5 ①		1B BB		F8 ②		1	0	0	0	0	0	0
Tony Phillips, S OBP: 0.348, SLG: 0.355 (1, 4) (8, 5)			G3-1 ①	F8 ②		1B ②		G6-3 ③		4	0	1	0	0	0	2
Mike Gallego, R OBP: 0.330, SLG: 0.333 (1, 6) (8, 4)			FC2-5-1 2B 1B	1B ①		F9 ③		G6-3 ①		3	0	2	0	0	0	2
Ken Phelps, L OBP: 0.345, SLG: 0.379 (9, PH)				1B ①						1	0	0	0	0	0	0

Inning Stats	R: 0	H: 0	E: 0	K: 1	S: 7	H: 0	LOB: 0	BB: 0	P: 9	R: 0	H: 1	E: 0	K: 0	S: 12	H: 1	LOB: 1	BB: 0	P: 18	R: 0	H: 2	E: 0	K: 1	S: 9	H: 2	LOB: 2	BB: 0	P: 15	R: 2	H: 3	E: 0	K: 0	S: 18	H: 0	LOB: 0	BB: 0	P: 7	R: 0	H: 1	E: 0	K: 0	S: 11	H: 1	LOB: 2	BB: 1	P: 21	R: 0	H: 0	E: 0	K: 0	S: 6	H: 0	LOB: 1	BB: 1	P: 14	R: 0	H: 0	E: 0	K: 0	S: 9	H: 0	LOB: 1	BB: 1	P: 19	R: 0	H: 0	E: 0	K: 1	S: 8	H: 0	LOB: 0	BB: 0	P: 13	1B: 5	SF: 0	2B: 1	SAC: 0	3B: 0	DP: 1	HR: 1	HBP: 1	WP: 0	PA: 38
--------------	------	------	------	------	------	------	--------	-------	------	------	------	------	------	-------	------	--------	-------	-------	------	------	------	------	------	------	--------	-------	-------	------	------	------	------	-------	------	--------	-------	------	------	------	------	------	-------	------	--------	-------	-------	------	------	------	------	------	------	--------	-------	-------	------	------	------	------	------	------	--------	-------	-------	------	------	------	------	------	------	--------	-------	-------	-------	-------	-------	--------	-------	-------	-------	--------	-------	--------

PITCHER	IP	WLS	BF	H	R	ER	SO	BB	IBB	HBP	BLK	WP	HR	S	P	ERA	WHIP
Charlie Hough, R ERA: 4.35 (1, 1)	6.0		28	7	2	2	2	3	0	0	0	0	1	62	106	3.00	1.667
Gary Mielke, R ERA: 3.14 (7, 1)	0.1		2	0	0	0	0	0	0	1	0	0	0	5	8	0.00	0.000
Drew Hall, L ERA: 3.93 (7, 1)	1.1	W	3	0	0	0	0	0	0	0	0	0	0	8	14	0.00	0.000
Jeff Russell, R ERA: 1.99 (8, 1)	1.1	S	5	0	0	0	1	1	0	0	0	0	0	10	20	0.00	0.750

BOTTOM

Texas Rangers @ Oakland Athletics
Oakland-Alameda County Coliseum, Oakland, CA
Mon Sep 25 1989, 7:05 PM PDT
Att: 32,701 - Unknown - 60 F

livebaseballscorecards.com

AB	33
R	2
H	7
RBI	2
BB	4
SO	3
LOB	18



Batter	1	2	3	4	5	6	7	8	9	AB R H RBI BB SO LOB	TOP																						
Fred Manrique, R OBP: 0.334, SLG: 0.408 (1, 4) (8, 6)	1-2 G5-3		1-1 L7			1-1 E5		0-0 G4-3		4 0 1 0 0 0 2																							
Jeff Kunkel, R OBP: 0.315, SLG: 0.441 (1, 6) Harold Baines, L OBP: 0.405, SLG: 0.480 (8, PH) Dean Palmer, R OBP: 0.059, SLG: 0.125 (8, 5)	0-0 G4-3			1-2 F9		1-2 G5-4-3		2-2 G4-3		3 0 1 1 0 0 0 1 0 0 1 0 0 1 0 0 0 0 0 0 0																							
Ruben Sierra, S OBP: 0.346, SLG: 0.541 (1, 9)	3-1 F9			2-2 G5-3		0-0 G5-4-3		3-1 G6-3		4 0 0 0 0 0 4																							
Pete Incaviglia, R OBP: 0.292, SLG: 0.451 (1, 7)		2-3 K		1-0 F9			1-0 F9		0-2 G4-3	4 1 1 0 0 1 0																							
Juan Gonzalez, R OBP: 0.241, SLG: 0.250 (1, 8) Rick Leach, L OBP: 0.361, SLG: 0.355 (9, PH)		1-2 G6-3			0-1 P2		0-3 K		0-2 G4-3	3 0 0 0 0 1 0 1 0 0 0 0 0 1																							
Scott Coolbaugh, R OBP: 0.262, SLG: 0.308 (1, 10) Thad Bosley, L OBP: 0.243, SLG: 0.273 (9, PH)		1-2 G6-3			3-2 G5-3		4-2 BB		1-2 SF8	2 0 0 0 1 0 0 0 0 0 1 0 0 0																							
Steve Buechele, R OBP: 0.293, SLG: 0.390 (1, 5) (8, 4)			4-2 BB		0-0 P4		0-1 F9		1-3 K	3 0 0 0 1 1 1																							
Mike Stanley, R OBP: 0.306, SLG: 0.282 (1, 3) (8, 2)			2-2 F9			3-2 E8		0-0 F9		3 1 1 0 0 0 1																							
Chad Kreuter, S OBP: 0.269, SLG: 0.245 (1, 2) Cecil Espy, S OBP: 0.310, SLG: 0.320 (8, PR) Rafael Palmeiro, L OBP: 0.357, SLG: 0.379 (8, 3)			2-2 L8			2-3 K		4-2 G4-3		2 0 0 0 1 1 2 0 1 0 0 0 0 0 0 0 0 0 0 0 0																							
Inning Stats	R: 0 E: 0 K: 0 S: 8	H: 0 LOB: 0 BB: 0 P: 12	R: 0 E: 0 K: 1 S: 9	H: 0 LOB: 0 BB: 0 P: 13	R: 0 E: 0 K: 0 S: 11	H: 0 LOB: 1 BB: 1 P: 20	R: 0 E: 0 K: 0 S: 7	H: 0 LOB: 0 BB: 0 P: 11	R: 0 E: 0 K: 0 S: 7	H: 0 LOB: 0 BB: 0 P: 10	R: 1 E: 2 K: 1 S: 14	H: 2 LOB: 1 BB: 0 P: 21	R: 0 E: 0 K: 1 S: 8	H: 0 LOB: 1 BB: 1 P: 13	R: 1 E: 0 K: 1 S: 10	H: 1 LOB: 2 BB: 1 P: 19	R: 1 E: 0 K: 1 S: 14	H: 1 LOB: 0 BB: 0 P: 16	1B: 3 2B: 1 3B: 0 HR: 0	SF: 1 SAC: 0 DP: 1 HBP: 0	WP: 0 PB: 0 SB: 2 CS: 0	PA: 34											
PITCHER Curt Young, L ERA: 3.8 (1, 1) Dennis Eckersley, R ERA: 1.62 (8, 1)	IP 7.1	WLS 28	BF 3	H 2	R 1	ER 1	SO 3	BB 3	IBB 0	HBP 0	BLK 0	WP 0	HR 0	S 69	P 109	ERA 1.23	WHIP 0.818																
											PITCHER	IP	WLS	BF	H	R	ER	SO	BB	IBB	HBP	BLK	WP	HR	S	P	ERA	WHIP					

Texas Rangers @ Oakland Athletics
Oakland-Alameda County Coliseum, Oakland, CA

Tue Sep 26 1989, 7:05 PM PDT
Att. 23,119 - Unknown - 62 F

AB	30
R	3
H	4
RBI	3
BB	3
SO	4
LOB	12



Batter	1	2	3	4	5	6	7	8	9
Rickey Henderson, R OBP: 0.410, SLG: 0.400 (1, 7) C B B C X	2-2 F8 1B		2-2 F8			2-1 G4-3		1-0 G6-3	
Dave Henderson, R OBP: 0.314, SLG: 0.382 (1, 8) B C C C X	1-2 F8			1-0 2B 1B		0-3 K		1-0 HR	
Jose Canseco, R OBP: 0.327, SLG: 0.532 (1, 9) B C F C X	1-3 K			1-2 G4-3 1-H 2B		0-1 G6-3		0-3 K	
Mark McGwire, R OBP: 0.338, SLG: 0.453 (1, 3) B X	1-0 F9			4-0 G4-3 BB			1-0 G4-3	4-1 FC5-4 BB	
Terry Steinbach, R OBP: 0.319, SLG: 0.353 (1, 2)		3-2 G5-3		2-1 G4-3 1-2f 2-3			1-1 G5-3	1-1 FC5-4	
Dave Parker, L OBP: 0.311, SLG: 0.437 (1, 10) B B C C X		2-1 G3		0-1 G4-3			0-0 E 2B		
Tony Phillips, S OBP: 0.348, SLG: 0.355 (1, 5) X		0-0 L8			2-2 G5-3		1-1 E4 2-H 1B		
Mike Gallego, R OBP: 0.327, SLG: 0.330 (1, 4) C B S B X			2-2 F8			0-0 F8		0-0 G5-3	
Walt Weiss, S OBP: 0.301, SLG: 0.324 (1, 6) C X			0-1 L7			2-2 F9		0-0 E5 HR 1B	

Inning Stats	R: 0	H: 1	E: 0	K: 1	S: 10	LOB: 1	BB: 0	P: 15
	R: 0	H: 0	E: 0	K: 0	S: 6	LOB: 0	BB: 0	P: 11
	R: 0	H: 0	E: 0	K: 0	S: 8	LOB: 0	BB: 0	P: 12
	R: 1	H: 2	E: 0	K: 0	S: 8	LOB: 1	BB: 1	P: 16
	R: 0	H: 0	E: 0	K: 0	S: 8	LOB: 0	BB: 0	P: 12
	R: 0	H: 0	E: 0	K: 1	S: 7	LOB: 0	BB: 0	P: 9
	R: 1	H: 2	E: 1	K: 0	S: 7	LOB: 1	BB: 0	P: 10
	R: 2	H: 2	E: 1	K: 1	S: 9	LOB: 1	BB: 1	P: 16

PITCHER	IP	WLS	BF	H	R	ER	SO	BB	IBB	HBP	BLK	WP	HR	S	P	ERA	WHIP
Mike Jeffcoat, L ERA: 3.71 (1, 1)	7.0	L	27	6	3	2	2	1	0	0	0	0	0	55	86	2.57	1.000
Gary Mielke, R ERA: 3.26 (8, 1)	1.0		5	1	1	1	1	1	0	0	0	0	1	8	15	9.00	2.000

AB R H RBI BB SO LOB

4 0 1 0 0 0 1

4 2 2 2 0 1 1

4 0 1 1 0 2 1

2 0 0 0 2 0 1

4 0 0 0 0 0 3

3 1 1 0 0 0 1

3 0 1 0 0 0 0

3 0 0 0 0 0 1

3 1 1 0 0 0 0

AB 30

R 4

H 7

RBI 3

BB 2

SO 3

LOB 9

WP: 0 PA: 32

PB: 0

SB: 0

CS: 0

WP: 0

PA: 32

ERA


WHIP

Texas Rangers @ Oakland Athletics

Oakland-Alameda County Coliseum, Oakland, CA

Tue Sep 26 1989, 7:05 PM PDT

Att. 23,119 - Unknown - 62 F



Batter	1	2	3	4	5	6	7	8	9	AB R H RBI BB SO LOB	TOP											
Cecil Espy, S (1, 8) OBP: 0.310, SLG: 0.318	0-1 F9			1-3 K			4-1 G6-3 BB		1-3 K	3 0 0 0 1 2 1	Texas Rangers @ Oakland Athletics Oakland-Alameda County Coliseum, Oakland, CA Wed Sep 27 1989, 7:05 PM PDT Att. 32,280 - Unknown - 65 F											
Fred Manrique, R (1, 4) OBP: 0.331, SLG: 0.404 (8, 6)	0-1 G3-1			0-0 L4			2-3 K		0-1 P4	4 0 0 0 0 1 2												
Rafael Palmeiro, L (1, 3) OBP: 0.355, SLG: 0.377	1-2 G1-3			1-2 G4-3			1-2 G6-3 1-2f		0-1 G3	4 0 0 0 0 0 2												
Ruben Sierra, S (1, 9) OBP: 0.346, SLG: 0.540		2-1 E4 G1-4-3		0-0 G4-3				0-0 FC6-4 1B		3 0 1 0 0 0 0												
Harold Baines, L (1, 10) OBP: 0.402, SLG: 0.477		2-3 K		0-0 L7				0-0 FC6-4 FC5-4 1-2f		3 0 0 0 0 1 2												
Pete Incaviglia, R (1, 7) OBP: 0.290, SLG: 0.448		0-1 G1-4-3 1-2f		2-3 K				1-1 FC5-4 2B 1-2f		3 0 0 0 0 1 2												
Mike Stanley, R (1, 2) OBP: 0.315, SLG: 0.301			2-2 G4-6-3 1B		0-2 G6-3			2-0 2B 1-3		3 0 2 0 0 0 0												
Jeff Kunkel, R (1, 6) OBP: 0.313, SLG: 0.438 Thad Bosley, L (8, PH) OBP: 0.237, SLG: 0.265 Scott Coolbaugh, R (8, 5) OBP: 0.262, SLG: 0.308			1-0 L9		2-1 F8			3-3 K		2 0 0 0 0 0 1 1 0 0 0 0 1 2 0 0 0 0 0 0 0												
Steve Buechele, R (1, 5) OBP: 0.292, SLG: 0.388 (8, 4) Rick Leach, L (9, PH) OBP: 0.363, SLG: 0.357			1-0 G4-6-3 1-2f		2-2 G6-3			1-0 1B		2 0 0 0 0 0 1 1 0 1 0 0 0 0												
Inning Stats	R: 0 E: 0 K: 0 S: 7	H: 0 LOB: 0 BB: 0 P: 8	R: 0 E: 1 K: 1 S: 8	H: 0 LOB: 0 BB: 0 P: 12	R: 0 E: 0 K: 0 S: 10	H: 1 LOB: 0 BB: 0 P: 14	R: 0 E: 0 K: 1 S: 7	H: 0 LOB: 0 BB: 0 P: 9	R: 0 E: 0 K: 1 S: 6	H: 0 LOB: 0 BB: 0 P: 8		R: 0 E: 0 K: 0 S: 8	H: 0 LOB: 0 BB: 0 P: 12	R: 0 E: 0 K: 1 S: 10	H: 0 LOB: 0 BB: 1 P: 17	R: 0 E: 0 K: 1 S: 12	H: 2 LOB: 2 BB: 0 P: 18	R: 0 E: 0 K: 1 S: 8	H: 1 LOB: 1 BB: 0 P: 10	1B: 3 2B: 1 3B: 0 HR: 0	SF: 0 SAC: 0 DP: 3 HBP: 0	WP: 0 PB: 0 SB: 0 CS: 0
PITCHER	IP WLS BF H R ER SO BB IBB HBP BLK WP HR S P ERA WHIP																					
Mike Moore, R (1, 1) ERA: 2.61	7.0 W 21 1 0 0 4 1 0 0 0 0 0 0 56 80 0.00 0.286																					
Rick Honeycutt, L (8, 1) ERA: 2.37	0.2 4 2 0 0 0 0 0 0 0 0 0 0 5 8 0.00 3.000																					
Gene Nelson, R (8, 1) ERA: 3.22	1.1 5 1 0 0 2 0 0 0 0 0 0 0 15 20 0.00 0.750																					

AB	29
R	0
H	4
RBI	0
BB	1
SO	6
LOB	13



Batter	1	2	3	4	5	6	7	8	9	AB R H RBI BB SO LOB	TOP											
Fred Manrique, R (1, 4) OBP: 0.330, SLG: 0.402	0-2 G3 G4-3 1B	0-0 FC6			2-3 K			1-1 G4-3		4 0 1 0 0 1 3												
Rick Leach, L (1, 3) OBP: 0.359, SLG: 0.353 Dean Palmer, R (8, PH) OBP: 0.056, SLG: 0.118 Rafael Palmeiro, L (8, 3) OBP: 0.355, SLG: 0.377	1-0 G4-3		1-2 F5		0-0 L9			1-3 K		3 0 0 0 0 0 1 1 0 0 0 0 1 0 0 0 0 0 0 0 0												
Harold Baines, L (1, 10) OBP: 0.401, SLG: 0.475	0-0 G3		0-1 FC4-6 1B		0-0 L8			2-3 K		4 0 1 0 0 1 1												
Ruben Sierra, S (1, 9) OBP: 0.346, SLG: 0.543	0-0 G4-3		1-2 FC4-6 PO						0-1 HR	4 1 1 1 0 0 2												
Thad Bosley, L (1, 7) OBP: 0.268, SLG: 0.324 Pete Incaviglia, R (8, 7) OBP: 0.292, SLG: 0.448		2-1 S BB 1B	0-1 PO	1-0 2B			3-2 G5-3		4-1 3B BB	3 0 2 0 0 0 0 0 1 0 0 1 0 0												
Mike Stanley, R (1, 2) OBP: 0.328, SLG: 0.322		4-0 S BB		4-1 BB			2-2 P6		1-1 SF8 3B	2 1 1 1 2 0 0												
Scott Coolbaugh, R (1, 5) OBP: 0.261, SLG: 0.310		3-3 K		2-3 K			2-0 G5-4-3 1B		0-2 SF8	3 0 1 1 0 2 4												
Juan Gonzalez, R (1, 8) OBP: 0.230, SLG: 0.236 Cecil Espy, S (9, PH) OBP: 0.309, SLG: 0.318		0-3 K		1-3 K			0-0 F4		0-1 G4-3	3 0 0 0 0 2 5 1 0 0 0 0 0 0												
Jeff Kunkel, R (1, 6) OBP: 0.314, SLG: 0.435 Jack Daugherty, S (9, PH) OBP: 0.360, SLG: 0.418		4-2 FC6 BB		1-3 K			0-1 G5-4-3		3-2 G3-1	2 0 0 0 1 1 3 1 0 0 0 0 0 0												
Inning Stats	R: 0 E: 0 K: 0 S: 6	H: 1 LOB: 1 BB: 0 P: 7	R: 0 E: 0 K: 2 S: 13	H: 1 LOB: 3 BB: 2 P: 26	R: 0 E: 0 K: 0 S: 10	H: 1 LOB: 0 BB: 0 P: 12	R: 0 E: 0 K: 3 S: 13	H: 1 LOB: 2 BB: 1 P: 22	R: 0 E: 0 K: 1 S: 7	H: 0 LOB: 0 BB: 0 P: 9	R: 0 E: 0 K: 0 S: 7	H: 0 LOB: 0 BB: 0 P: 12	R: 0 E: 0 K: 0 S: 4	H: 1 LOB: 0 BB: 0 P: 6	R: 0 E: 0 K: 2 S: 9	H: 0 LOB: 0 BB: 0 P: 13	R: 3 E: 0 K: 0 S: 14	H: 2 LOB: 0 BB: 1 P: 22	1B: 4 2B: 1 3B: 1 HR: 1	SF: 1 SAC: 0 DP: 1 HBP: 0	WP: 0 PB: 0 SB: 2 CS: 0	PA: 37
PITCHER	IP WLS BF H R ER SO BB IBB HBP BLK WP HR S P ERA WHIP																					
Dave Stewart, R (1, 1) ERA: 3.32	5.0 W 21 4 0 0 6 3 0 0 0 0 0 0 49 76 0.00 1.400																					
Todd Burns, R (6, 1) ERA: 2.26	2.0 6 1 0 0 0 0 0 0 0 0 0 0 11 18 0.00 0.500																					
Matt Young, L (8, 1) ERA: 6.19	1.0 6 2 3 3 2 1 0 0 0 0 0 1 14 23 27.00 3.000																					
Dennis Eckersley, R (9, 1) ERA: 1.59	1.0 S 3 0 0 0 0 0 0 0 0 0 0 0 9 12 0.00 0.000																					

Texas Rangers @ Oakland Athletics
Oakland-Alameda County Coliseum, Oakland, CA

Thu Sep 28 1989, 3:33 AM PDT
Att. 21,127 - Unknown

AB	31
R	3
H	7
RBI	3
BB	4
SO	8
LOB	19



Batter	1	2	3	4	5	6	7	8	9
Lance Blankenship, R OBP: 0.279, SLG: 0.300 (1, 4)	0-1 G5-3		0-2 1B 1B 2B	0-0 L7		0-1 BB 1B			
Stan Javier, S OBP: 0.320, SLG: 0.320 (1, 8)	2-2 G6-3		1-0 1B 1B	3-2 G4-3		4-1 BB 1B			
Carney Lansford, R OBP: 0.397, SLG: 0.407 Tony Phillips, S OBP: 0.346, SLG: 0.353 (1, 5) (6, PH) (7, 5)	1-0 G6-3		2-1 1B WP 1B		1-1 E4 G3-6	2-0 L9			
Dave Parker, L OBP: 0.312, SLG: 0.442 Mike Gallego, R OBP: 0.323, SLG: 0.326 (1, 10) (7, PH)		2-2 HR	1-0 FC1-6 WP 1B		2-1 G3-6-1		0-1 G5-3		
Terry Steinbach, R OBP: 0.317, SLG: 0.351 (1, 2)		2-1 F7	1-1 F8		2-1 1B		0-0 F3		
Ken Phelps, L OBP: 0.344, SLG: 0.373 (1, 3)		2-1 F7	4-1 FC1-6 BB		3-2 G4-3		0-0 G4-1		
Felix Jose, S OBP: 0.250, SLG: 0.232 (1, 9)		1-2 1B	1-1 FC1-6		1-0 G4-3		1-3 K		
Doug Jennings, L Billy Beane, R OBP: 0.238, SLG: 0.304 (1, 7) (6, PH) (7, 7)		1-3 K	2-0 L7		3-3 K		1-2 F8		
Walt Weiss, S OBP: 0.303, SLG: 0.323 (1, 6)			3-2 2B 1B	3-2 G3		4-2 BB 1B BB		0-0 F7	

Inning Stats	R: 0	H: 0	E: 0	K: 0	S: 6	R: 1	H: 2	E: 0	K: 1	S: 14	R: 4	H: 5	E: 0	K: 0	S: 16	R: 0	H: 1	E: 1	K: 0	S: 11	R: 0	H: 1	E: 0	K: 1	S: 14	R: 0	H: 0	E: 0	K: 1	S: 7	R: 0	H: 0	E: 0	K: 0	S: 4	R: 0	H: 0	E: 0	K: 1	S: 7	R: 0	H: 0	E: 0	K: 1	S: 9
	0	0	0	0	6	1	2	0	1	14	4	5	0	0	16	0	1	1	0	0	11	0	1	0	0	14	0	0	0	0	7	0	0	0	4	0	0	0	1	7	0	0	0	1	9

PITCHER	IP	WLS	BF	H	R	ER	SO	BB	IBB	HBP	BLK	WP	HR	S	P	ERA	WHIP
Brad Arnsberg, R ERA: 4.13 (1, 1)	4.2	L	23	8	5	5	1	1	0	0	0	1	1	49	86	9.64	1.929
Drew Hall, L ERA: 3.7 (5, 1)	3.1		13	1	0	0	2	2	0	0	0	0	0	30	49	0.00	0.900

AB R H RBI BB SO LOB

BOTTOM

4	1	2	1	0	0	0
3	1	1	0	1	0	0
3	1	1	1	0	0	0
1	0	0	0	0	0	3
3	1	2	2	0	0	1
1	0	0	0	0	0	0
4	0	1	0	0	0	1
3	0	0	0	1	0	1
4	0	1	0	0	1	2
2	0	0	0	0	1	3
2	0	0	0	0	1	0
3	1	1	0	1	0	0

AB	33
R	5
H	9
RBI	4
BB	3
SO	3
LOB	11



WP	HR	S	P	ERA	WHIP
1	1	0	36		

Texas Rangers @ Oakland Athletics
Oakland-Alameda County Coliseum, Oakland, CA
Thu Sep 28 1989, 3:33 AM PDT
Att. 21,127 - Unknown

livebaseballscores.com

Batter	1	2	3	4	5	6	7	8	9	AB R H RBI BB SO LOB	TOP											
Fred Manrique, R (1, 4) OBP: 0.327, SLG: 0.398	2-2 E4 G4-3 SH5-3		2-1 G1-3		1-3 K		0-0 SH1-3		2-1 F8	4 0 0 1 0 1 1												
Jeff Kunkel, R (1, 6) OBP: 0.316, SLG: 0.434	0-0 SH5-3		0-0 F9			4-2 FC4-6 BB	1-2 1B		1-3 K2-3	3 0 1 1 1 1 0												
Rafael Palmeiro, L (1, 3) OBP: 0.354, SLG: 0.374	4-1 G4-3 BB		3-1 G4-3			0-0 F7	3-2 G3		1-2 G3	4 0 0 0 1 0 2												
Ruben Sierra, S (1, 9) OBP: 0.347, SLG: 0.545	2-2 G4-3			3-2 G4-3 2B		1-1 FC4-6 1-2f		1-2 1B 2B		4 1 2 0 0 0 3												
Harold Baines, L (1, 10) OBP: 0.399, SLG: 0.471	3-3 K			0-0 G4-3 2-3		1-0 FC6-4 1-2f		0-3 K		4 0 0 0 0 2 5												
Pete Incaviglia, R (1, 7) OBP: 0.294, SLG: 0.454		2-2 HR		1-3 K			3-2 G5-3	2-1 1B HBP		3 1 1 1 0 1 1												
Mike Stanley, R (1, 2) OBP: 0.326, SLG: 0.319			1-3 K		2-1 G4-3		1-0 1B 2B 1B	1-2 F8		4 1 1 0 0 1 3												
Scott Coolbaugh, R (1, 5) OBP: 0.280, SLG: 0.326			3-3 K		1-0 P6		0-2 2B SH1-3 1B	1-0 1B		4 1 2 1 0 1 0												
Juan Gonzalez, R (1, 8) OBP: 0.238, SLG: 0.263			1-0 G4-3		0-0 K 2B		1-2 SH1-3 1B 2B	1-3 K		2 0 1 0 0 0 0												
Thad Bosley, L (7, PH) OBP: 0.286, SLG: 0.368										1 1 1 1 0 0 0												
Cecil Espy, S (7, 8) OBP: 0.309, SLG: 0.317										1 0 0 0 0 1 2												
Inning Stats	R: 0 E: 1 K: 1 S: 13	H: 0 LOB: 2 BB: 1 P: 24	R: 1 E: 0 K: 2 S: 12	H: 1 LOB: 0 BB: 0 P: 19	R: 0 E: 0 K: 0 S: 5	H: 0 LOB: 0 BB: 0 P: 10	R: 0 E: 0 K: 1 S: 9	H: 1 LOB: 1 BB: 0 P: 15	R: 0 E: 0 K: 1 S: 5	H: 1 LOB: 1 BB: 0 P: 7	R: 0 E: 0 K: 0 S: 10	H: 0 LOB: 1 BB: 1 P: 16	R: 3 E: 0 K: 0 S: 19	H: 4 LOB: 1 BB: 0 P: 28	R: 1 E: 0 K: 2 S: 18	H: 2 LOB: 2 BB: 0 P: 24	R: 0 E: 0 K: 1 S: 8	H: 0 LOB: 0 BB: 0 P: 12	1B: 4 2B: 4 3B: 0 HR: 1	SF: 0 SAC: 2 DP: 0 HBP: 1	WP: 0 PB: 0 SB: 0 CS: 0	PA: 39
PITCHER	IP WLS BF H R ER SO BB IBB HBP BLK WP HR S P ERA WHIP																					
Mike Witt, R (1, 1) ERA: 4.54	6.2 L 29 7 4 4 5 2 0 0 0 0 0 1 70 113 5.40 1.350																					
Bob McClure, L (7, 1) ERA: 1.55	0.2 3 1 1 1 1 0 0 0 0 0 0 9 13 13.50 1.500																					
Greg Minton, R (8, 1) ERA: 2.21	0.2 4 1 0 0 1 0 0 1 0 0 0 12 17 0.00 1.500																					
Sherman Corbett, L (9, 1) ERA: 4.91	1.0 3 0 0 0 1 0 0 0 0 0 0 8 12 0.00 0.000																					

Texas Rangers @ California Angels
Anaheim Stadium, Anaheim, CA

Fri Sep 29 1989, 10:05 PM EDT
Att: 27,598 - Unknown

livebaseballscorecards.com

AB 34
R 5
H 9
RBI 5
BB 2
SO 8
LOB 17



Batter	1	2	3	4	5	6	7	8	9	AB R H RBI BB SO LOB
Devon White, S OBP: 0.283, SLG: 0.373 (1, 8)	2-3 K		2-3 K		0-1 B5			2-3 K		4 0 0 0 0 3 2
Johnny Ray, S OBP: 0.326, SLG: 0.357 (1, 4)	3-3 K		0-2 G5-3		0-0 P5			1-1 G3		4 0 0 0 0 1 2
Chili Davis, S OBP: 0.342, SLG: 0.440 (1, 7)	4-2 BB BB			0-3 K		2-1 G4-3		2-3 K		3 0 0 0 1 2 0
Wally Joyner, L OBP: 0.337, SLG: 0.423 (1, 3)	4-2 SAFE SAFE 1-2 BB		3-1 F7		1-0 F7		3-2 L7			3 0 0 0 1 0 0
Brian Downing, R OBP: 0.355, SLG: 0.413 (1, 10)	1-0 P9		1-2 1B		0-3 K		2-3 K			4 0 1 0 0 2 2
Claudell Washington, L OBP: 0.320, SLG: 0.430 (1, 9)		1-0 G5-3	2-2 P7			2-3 K				3 0 0 0 0 1 1
Lance Parrish, R OBP: 0.306, SLG: 0.388 (1, 2)		0-0 F8		1-2 FC4-6 1B		0-0 L9				3 0 1 0 0 0 0
Jack Howell, L OBP: 0.309, SLG: 0.414 (1, 5)		1-3 K	2-2 FC4-6 BB 1-2f		0-0 G4-3					3 0 0 0 0 1 1
Dick Schofield, R OBP: 0.299, SLG: 0.321 (1, 6)			2-1 G5-3		4-2 SAFE BB		1-2 G6-3			2 0 0 0 1 0 0

Inning Stats	R: 0	H: 0	E: 0	K: 2	S: 13	R: 0	H: 0	E: 0	K: 1	S: 6	R: 0	H: 0	E: 0	K: 1	S: 9	R: 0	H: 1	E: 0	K: 1	S: 12	R: 0	H: 1	E: 0	K: 0	S: 11	R: 0	H: 0	E: 0	K: 1	S: 6	R: 0	H: 0	E: 0	K: 1	S: 5	R: 0	H: 0	E: 0	K: 2	S: 10	R: 0	H: 0	E: 0	K: 2	S: 13	1B: 2	2B: 0	3B: 0	HR: 0	SF: 0	SAC: 0	DP: 0	HBP: 0	WP: 0	PB: 0	SB: 0	CS: 0	PA: 32
	0	0	0	2	27	0	0	0	1	8	0	0	0	1	13	0	1	0	0	18	0	2	0	0	1	18	0	0	0	0	7	0	0	0	14	0	0	0	0	20	2	0	0	0	0	0	0	0	0	32								

PITCHER	IP	WLS	BF	H	R	ER	SO	BB	IBB	HBP	BLK	WP	HR	S	P	ERA	WHIP
Bobby Witt, R ERA: 5.14 (1, 1)	9.0	W	32	2	0	0	10	3	0	0	0	0	0	85	134	0.00	0.556

BOTTOM

Texas Rangers @ California Angels
Anaheim Stadium, Anaheim, CA

Fri Sep 29 1989, 10:05 PM EDT
 Att. 27,598 - Unknown

livebaseballscorecards.com

AB	29
R	0
H	2
RBI	0
BB	3
SO	10
LOB	8



Batter	1	2	3	4	5	6	7	8	9	AB R H RBI BB SO LOB	TOP											
Jeff Kunkel, R (1, 6) OBP: 0.317, SLG: 0.436	1-1 CS 1B		1-2 L9		0-1 L6-4 2B		1-1 L5		1-3 K	5 0 2 0 0 1 0												
Jack Daugherty, S (1, 3) OBP: 0.379, SLG: 0.426	4-2 1-2 BB		0-0 1B		4-1 BB			3-2 FC4 1B	0-0 F7	3 1 2 0 2 0 0												
Ruben Sierra, S (1, 9) OBP: 0.347, SLG: 0.545	1-2 F7		3-1 1-2 1B		0-0 L6-4			0-0 1B FC4		4 0 2 0 0 0 4												
Pete Incaviglia, R (1, 7) OBP: 0.291, SLG: 0.450	2-3 K		2-3 K			0-0 F8		1-2 FC4 1B		4 0 0 0 0 2 5												
Steve Buechele, R (1, 4) (8, 5) OBP: 0.294, SLG: 0.389		0-0 G4-3		2-2 G6-3		1-2 1B		2-2 1-2 2-3 3-H 1B		4 0 2 1 0 0 0												
Scott Coolbaugh, R (1, 5) OBP: 0.302, SLG: 0.333		4-2 BB		2-3 K		2-1 1B		3-1 F7		2 0 1 0 1 1 0												
Thad Bosley, L (8, PH) OBP: 0.279, SLG: 0.359		G4-6-3		G4-6-3		1-2 1B		G6-4-3		1 0 0 0 0 0 3												
Cecil Espy, S (8, 8) OBP: 0.309, SLG: 0.317		BB		K		1-2 1B		F7		0 0 0 0 0 0 0												
Juan Gonzalez, R (1, 8) OBP: 0.227, SLG: 0.250		1-0 G4-6-3		1-2 F9		0-2 G6-4-3		0-2 P5		3 0 0 0 0 0 3												
Rafael Palmeiro, L (8, PH) OBP: 0.354, SLG: 0.374		1-2f		F9		1-2f		P5		0 0 0 0 0 0 0												
Fred Mannique, R (8, PH) OBP: 0.326, SLG: 0.397		1-2f		F9		1-2f		P5		1 0 0 0 0 0 3												
Dean Palmer, R (1, 10) OBP: 0.100, SLG: 0.211			0-1 G4-3		1-2 2B		1-1 G4-3	3-2 L9		2 0 1 0 0 0 0												
Harold Baines, L (7, PH) OBP: 0.397, SLG: 0.469			G4-3		2B		G4-3	L9		2 0 0 0 0 0 3												
Chad Kreuter, S (1, 2) OBP: 0.274, SLG: 0.266			1-2 HR		2B BB		1-1 G6-3		0-0 P3	3 1 1 1 1 0 0												
Inning Stats	R: 0 E: 0 K: 1 S: 10	H: 1 LOB: 1 BB: 1 P: 18	R: 0 E: 0 K: 0 S: 4	H: 0 LOB: 0 BB: 1 P: 9	R: 1 E: 0 K: 1 S: 16	H: 3 LOB: 2 BB: 0 P: 23	R: 0 E: 0 K: 1 S: 10	H: 0 LOB: 0 BB: 0 P: 15	R: 0 E: 0 K: 0 S: 9	H: 2 LOB: 2 BB: 2 P: 18	R: 0 E: 0 K: 0 S: 10	H: 2 LOB: 1 BB: 0 P: 13	R: 0 E: 0 K: 0 S: 6	H: 0 LOB: 0 BB: 0 P: 9	R: 1 E: 0 K: 0 S: 19	H: 3 LOB: 3 BB: 0 P: 31	R: 0 E: 0 K: 1 S: 5	H: 0 LOB: 0 BB: 0 P: 6	1B: 8 2B: 3 3B: 0 HR: 1	SF: 0 SAC: 0 DP: 3 HBP: 0	WP: 0 PB: 0 SB: 0 CS: 1	PA: 38
PITCHER	IP WLS BF H R ER SO BB IBB HBP BLK WP HR S P ERA WHIP																					
Chuck Finley, L (1, 1) ERA: 2.57	6.0 L 25 8 1 1 3 4 0 0 0 0 0 1 59 96 1.50 2.000																					
Willie Fraser, R (7, 1) ERA: 3.24	1.1 8 3 1 1 0 0 0 0 0 0 0 0 18 30 6.75 2.250																					
Sherman Corbett, L (8, 1) ERA: 3.38	1.2 5 0 0 0 0 1 0 0 0 0 0 0 12 16 0.00 0.000																					

Texas Rangers @ California Angels
Anaheim Stadium, Anaheim, CA
Sat Sep 30 1989, 10:05 PM EDT
Att. 34,910 - Unknown

livebaseballscorecards.com

AB 34
R 2
H 11
RBI 2
BB 4
SO 4
LOB 21



Batter	1	2	3	4	5	6	7	8	9	AB R H RBI BB SO LOB
Devon White, S (1, 8) OBP: 0.282, SLG: 0.371	0-0 G4-3			3-3 K			2-2 F9		3-3 K	4 0 0 0 0 2 0
Mark McLemore, S (1, 4) OBP: 0.287, SLG: 0.273	3-2 F7			3-3 K			2-3 K		1-0 1B	4 0 1 0 0 2 0
Chili Davis, S (1, 7) OBP: 0.340, SLG: 0.436	2-3 K			2-1 G4-3			0-2 F8		3-2 G1-3	4 0 0 0 0 1 1
Wally Joyner, L (1, 3) OBP: 0.336, SLG: 0.421		1-1 G4-3			0-1 L1			0-1 F8		3 0 0 0 0 0 0
Brian Downing, R (1, 10) OBP: 0.355, SLG: 0.413		0-0 P2			1-0 F8			0-0 1B		3 0 1 0 0 0 0
Dante Bichette, R (1, 9) OBP: 0.239, SLG: 0.328		2-1 F9			0-1 G5-3			0-1 1B		3 0 1 0 0 0 0
Jack Howell, L (1, 5) OBP: 0.308, SLG: 0.411			0-3 K			3-3 K		2-3 K		3 0 0 0 0 3 2
John Orton, R (1, 2) OBP: 0.211, SLG: 0.194			2-3 K			3-3 K		0-3 K		2 0 0 0 0 2 0
Jim Eppard, L (8, PH) OBP: 0.308, SLG: 0.250										1 0 0 0 0 1 2
Ron Tingley, R (9, 2) OBP: 0.500, SLG: 0.333										0 0 0 0 0 0 0
Dick Schofield, R (1, 6) OBP: 0.296, SLG: 0.318			0-1 G5-3			2-3 K			1-3 K	3 0 0 0 0 2 0

Inning Stats	R: 0	H: 0	E: 0	K: 1	S: 7	R: 0	H: 0	E: 0	K: 0	S: 5	R: 0	H: 0	E: 0	K: 2	S: 8	R: 0	H: 0	E: 0	K: 2	S: 9	R: 0	H: 0	E: 0	K: 0	S: 5	R: 0	H: 0	E: 0	K: 3	S: 12	R: 0	H: 0	E: 0	K: 1	S: 10	R: 0	H: 2	E: 0	K: 2	S: 11	R: 0	H: 1	E: 0	K: 2	S: 12	1B: 3	2B: 0	3B: 0	HR: 0	SF: 0	SAC: 0	DP: 0	HBP: 0	WP: 0	PB: 0	SB: 0	CS: 0	PA: 30
PITCHER Nolan Ryan, R (1, 1) ERA: 3.2	IP	WLS	BF	H	R	ER	SO	BB	IBB	HBP	BLK	WP	HR	S	P	ERA	WHIP	IP	WLS	BF	H	R	ER	SO	BB	IBB	HBP	BLK	WP	HR	S	P	ERA	WHIP	IP	WLS	BF	H	R	ER	SO	BB	IBB	HBP	BLK	WP	HR	S	P	ERA	WHIP							

TEXAS RANGERS @ CALIFORNIA ANGELS
Anaheim Stadium, Anaheim, CA
 Sat Sep 30 1989, 10:05 PM EDT
 Att. 34,910 - Unknown

livebaseballscorecards.com

AB	30
R	0
H	3
RBI	0
BB	0
SO	13
LOB	5



Batter	1	2	3	4	5	6	7	8	9	AB R H RBI BB SO LOB	TOP																	
Cecil Espy, S (1, 8) OBP: 0.313, SLG: 0.331	1-1 L9-2 3B		1-1 CS 1B		1-1 3B		1-1 FC3-6 1B 1-2f		1-0 E S 1B	5 0 4 0 0 0 1																		
Jeff Kunkel, R (1, 6) OBP: 0.323, SLG: 0.437	4-2 BB		1-0 CS 1-2	4-2 BB	1-3 K		1-1 1B		0-3 K	2 0 1 0 2 1 1 1 0 0 0 0 1 1																		
Thad Bosley, L (9, PH) OBP: 0.273, SLG: 0.350																												
Jack Daugherty, S (1, 3) OBP: 0.364, SLG: 0.406	2-3 K			1-2 F7	1-2 F9		0-3 K		1-0 P6	5 0 0 0 0 2 7																		
Ruben Sierra, S (1, 9) OBP: 0.347, SLG: 0.543	1-2 L9-2 3-H			0-0 F7		1-0 G1-3		4-0 HBP BB		3 0 0 0 1 0 3																		
Harold Baines, L (1, 10) OBP: 0.395, SLG: 0.465		2-3 K		3-1 P5		2-3 K		1-1 L9		4 0 0 0 0 2 2																		
Pete Incaviglia, R (1, 7) OBP: 0.293, SLG: 0.453			1-3 K		3-2 HR 2B	3-0 FC6-4 1B		0-3 K		4 1 2 0 0 2 1																		
Mike Stanley, R (1, 2) OBP: 0.324, SLG: 0.311			0-0 G5-3		1-1 F8	1-2 FC6-4		1-1 HBP		3 0 0 0 0 0 2																		
Steve Buechele, R (1, 4) OBP: 0.294, SLG: 0.387			3-3 K		4-2 HR BB		0-0 F9	2-1 F9		3 1 0 0 1 1 2																		
Scott Coolbaugh, R (1, 5) OBP: 0.321, SLG: 0.412			0-1 L7		2-2 HR		3-1 FC3-6 1B		3-2 L6	3 1 2 3 0 0 0 1 0 0 0 0 0 0																		
Rick Leach, L (9, PH) OBP: 0.358, SLG: 0.351																												
Inning Stats	R: 0 E: 0 K: 1 S: 11	H: 1 LOB: 1 BB: 1 P: 19	R: 0 E: 0 K: 2 S: 9	H: 0 LOB: 0 BB: 0 P: 12	R: 0 E: 0 K: 1 S: 8	H: 1 LOB: 0 BB: 0 P: 13	R: 0 E: 0 K: 0 S: 8	H: 0 LOB: 1 BB: 1 P: 16	R: 3 E: 0 K: 1 S: 24	H: 3 LOB: 1 BB: 1 P: 37	R: 0 E: 0 K: 1 S: 10	H: 1 LOB: 1 BB: 0 P: 17	R: 0 E: 0 K: 1 S: 10	H: 2 LOB: 2 BB: 0 P: 15	R: 0 E: 0 K: 1 S: 8	H: 0 LOB: 2 BB: 1 P: 16	R: 0 E: 0 K: 1 S: 10	H: 1 LOB: 1 BB: 0 P: 15	1B: 5 2B: 2 3B: 2 HR: 1	SF: 0 SAC: 0 DP: 1 HBP: 1	WP: 0 PB: 0 SB: 1 CS: 1	PA: 40						
PITCHER	IP WLS BF H R ER SO BB IBB HBP BLK WP HR S P ERA WHIP												PITCHER	IP WLS BF H R ER SO BB IBB HBP BLK WP HR S P ERA WHIP														
Kirk McCaskill, R (1, 1) ERA: 2.93	4.2		20	5	3	3	5	3	0	0	0	0	1	55	91	5.79	1.714											
Rich Monteleone, R (5, 1) ERA: 3.18	3.0		14	3	0	0	3	1	0	1	0	0	0	31	50	0.00	1.333											
Greg Minton, R (8, 1) ERA: 2.2	0.1	W	1	0	0	0	0	0	0	0	0	0	0	2	4	0.00	0.000											
Bryan Harvey, R (9, 1) ERA: 3.44	1.0	S	4	1	0	0	1	0	0	0	0	0	0	10	15	0.00	1.000											

Texas Rangers @ California Angels
Anaheim Stadium, Anaheim, CA

Sun Oct 01 1989, 6:33 AM EDT
Att: 37,259 - Unknown

livebaseballscorecards.com

AB	34
R	3
H	9
RBI	3
BB	4
SO	9
LOB	20



Batter	1	2	3	4	5	6	7	8	9
Dick Schofield, R OBP: 0.299, SLG: 0.318 (1, 6)	1-0 G6-3 ①	3-2 F9 ③			4-0 BB ③		0-0 1B 1B		
Mark McLemore, S OBP: 0.295, SLG: 0.291 (1, 4)	0-1 2B		1-1 F9 ①		0-0 G4-3 ③		0-2 1B 1B 2-H		
Wally Joyner, L OBP: 0.335, SLG: 0.420 (1, 3)	3-2 L8 ②		2-3 K ②		2-2 FC5-4 1B		1-0 F7 ③		
Tony Armas, R OBP: 0.280, SLG: 0.465 (1, 7)	0-0 F8 ③		0-1 G6-3 ③		0-3 K ①		2-1 F8 ①		
Brian Downing, R OBP: 0.354, SLG: 0.414 Devon White, S OBP: 0.282, SLG: 0.371 (8, PR)		3-2 L8 ①		1-3 K ①		0-0 F8 ②		0-0 1B 2B	
Dante Bichette, R OBP: 0.240, SLG: 0.326 (1, 8)		1-1 G5-3 ②		0-0 G5-3 ②		0-0 FC5-4 ③		2-2 1B G4-3 1B 2-H	
Claudell Washington, L OBP: 0.319, SLG: 0.428 (1, 9)		1-2 1B 1B		1-2 G3-1 ③		2-2 F7 ①		0-0 G4-3 ②	
Bobby Rose, R OBP: 0.268, SLG: 0.421 Johnny Ray, S OBP: 0.327, SLG: 0.358 Gary Disarcina, R OBP: 0.308, SLG: 0.411 (9, 5)		1-0 1B 1B		0-2 F9 ①		1-2 G6-3 ②		1-2 1B WP 1B 2-H	
John Orton, R OBP: 0.220, SLG: 0.205 Chili Davis, S OBP: 0.340, SLG: 0.436 Ron Tingley, R OBP: 0.500, SLG: 0.333 (9, 2)		1-0 1B		1-1 F8 ②		1-0 E6 1B 1B		1-3 K ③	

Inning Stats	R: 0	H: 1	E: 0	LOB: 1	K: 0	BB: 0	S: 7	P: 11
	R: 1	H: 3	E: 0	LOB: 2	K: 0	BB: 0	S: 15	P: 25
	R: 0	H: 0	E: 0	LOB: 0	K: 1	BB: 0	S: 7	P: 10
	R: 0	H: 0	E: 0	LOB: 0	K: 1	BB: 0	S: 8	P: 10
	R: 0	H: 0	E: 0	LOB: 1	K: 0	BB: 1	S: 6	P: 11
	R: 0	H: 1	E: 0	LOB: 1	K: 1	BB: 0	S: 10	P: 12
	R: 1	H: 2	E: 1	LOB: 2	K: 0	BB: 0	S: 14	P: 19
	R: 2	H: 3	E: 0	LOB: 2	K: 1	BB: 0	S: 15	P: 21

PITCHER	IP	WLS	BF	H	R	ER	SO	BB	IBB	HBP	BLK	WP	HR	S	P	ERA	WHIP
Mike Jeffcoat, L ERA: 3.58 (1, 1)	7.0		30	7	2	1	3	1	0	0	0	0	0	67	98	1.29	1.143
Darrel Akerfelds, R ERA: 3.27 (8, 1)	0.2	L	4	2	2	2	0	0	0	0	0	0	0	7	11	27.00	3.000
Jeff Russell, R ERA: 1.98 (8, 1)	0.1		2	1	0	0	1	0	0	0	0	1	0	8	10	0.00	3.000

BOTTOM

Texas Rangers @ California Angels
Anaheim Stadium, Anaheim, CA

Sun Oct 01 1989, 6:33 AM EDT
Att. 37,259 - Unknown

AB	35
R	4
H	10
RBI	4
BB	1
SO	4
LOB	14



1B	8	SF	0	WP	1	PA	36
2B	2	SAC	0	PB	0		
3B	0	DP	0	SB	0		
HR	0	HBP	0	CS	0		

PITCHER	IP	WLS	BF	H	R	ER	SO	BB	IBB	HBP	BLK	WP	HR	S	P	ERA	WHIP
---------	----	-----	----	---	---	----	----	----	-----	-----	-----	----	----	---	---	-----	------