

# Texas Rangers - 1989

Batter	1	2	3	4	5	6	7	8	9	AB	R	H	RBI	BB	SO	LOB	TOP			
Kenny Williams, R (1, 8)	0-2 P4		4-2 BB		3-2 P6			2-1 F9		3	0	0	0	1	0	1				
Torey Lovullo, S (1, 3)	0-0 F9		2-1 P2			1-1 G3		3-3 K		4	0	0	0	0	1	3				
Lou Whitaker, L (1, 4)	1-1 F8			4-2 2B BB		0-1 F8			2-2 F9	3	0	0	0	1	0	0				
Alan Trammell, R (1, 6) OBP: 0.250, SLG: 0.500		0-3 K		2-0 2B		3-1 P5			0-1 G6-3	4	0	1	0	0	1	0				
Fred Lynn, L (1, 7) OBP: 0.250, SLG: 0.250	0-0 L4			1-1 P2			3-1 G3-1		1-1 1B	4	0	1	0	0	0	2				
Matt Nokes, L (1, 2) OBP: 0.250, SLG: 0.250	2-2 L8			2-3 K			0-0 F9		0-2 1B	4	0	1	0	0	1	2				
Chris Brown, R (1, 5)			0-1 G4-3	2-0 G5-3			1-1 P3		0-3 K	4	0	0	0	0	1	4				
Chet Lemon, R (1, 9) OBP: 0.667, SLG: 0.667			2-1 WP 1B		3-1 G6-3			2-1 1B		3	0	2	0	0	0	0				
Pat Sheridan, L (1, 10)			1-3 K		1-0 F9			3-2 P3		3	0	0	0	0	1	2				
<b>Inning Stats</b>	R: 0 E: 0 K: 0 S: 6	H: 0 LOB: 0 BB: 0 P: 7	R: 0 E: 0 K: 1 S: 7	H: 0 LOB: 0 BB: 0 P: 9	R: 0 E: 0 K: 1 S: 13	H: 1 LOB: 2 BB: 1 P: 21	R: 0 E: 0 K: 1 S: 11	H: 1 LOB: 2 BB: 1 P: 22	R: 0 E: 0 K: 0 S: 6	H: 0 LOB: 0 BB: 0 P: 10	R: 0 E: 0 K: 0 S: 5	H: 0 LOB: 0 BB: 0 P: 9	R: 0 E: 0 K: 1 S: 10	H: 1 LOB: 1 BB: 0 P: 20	R: 0 E: 0 K: 1 S: 14	H: 2 LOB: 2 BB: 0 P: 17	1B: 4 2B: 1 3B: 0 HR: 0	SF: 0 SAC: 0 DP: 0 HBP: 0	WP: 1 PB: 0 SB: 1 CS: 0	PA: 34
<b>PITCHER</b> Charlie Hough, R (1, 1) ERA: 0.00	IP: 9.0 WLS: W BF: 34 H: 5 R: 0 ER: 0 SO: 5 BB: 2 IBB: 0 HBP: 0 BLK: 0 WP: 1 HR: 0 S: 78 P: 128 ERA: 0.00 WHIP: 0.778															<b>PITCHER</b>				

**Detroit Tigers @ Texas Rangers**  
 Arlington Stadium, Arlington, TX  
 Tue Apr 04 1989, 8:05 PM EDT  
 Att: 40,375 - Unknown - 70 F

AB	32
R	0
H	5
RBI	0
BB	2
SO	5
LOB	14



Batter	1	2	3	4	5	6	7	8	9	AB	R	H	RBI	BB	SO	LOB	BOTTOM			
Cecil Espy, S (1, 8) OBP: 0.500, SLG: 0.667	2-2 G1-3		1-1 2B		4-1 2B BB		0-0 P5			3	1	1	0	1	0	1				
Scott Fletcher, R (1, 6) OBP: 0.750, SLG: 1.000	4-2 G1-3 BB		1-0 F9		0-0 F9		2-1 1B			3	0	2	3	1	0	2				
Rafael Palmeiro, L (1, 3) OBP: 0.250, SLG: 0.500	3-2 G1-3		2-1 F9		1-0 1B		1-3 K			4	0	1	1	0	1	3				
Ruben Sierra, S (1, 9)	2-3 K		2-3 F9		1-3 2B		1-3 K2-3		0-0 P5	4	0	0	0	0	2	4				
Julio Franco, R (1, 4)		0-3 K		1-3 K		1-1 F9		1-3 K		4	0	0	0	0	3	0				
Pete Incaviglia, R (1, 7)		3-1 G5-3		1-0 P6		3-0 F9		0-1 F8		4	0	0	0	0	0	0				
Geno Petralli, L (1, 2)		1-3 K		0-0 G6-3		2-0 F9				3	0	0	0	0	1	0				
Buddy Bell, R (1, 10) OBP: 0.333, SLG: 0.333			1-3 K		1-2 G6-3		3-2 G6-3 WP 1B			3	1	1	0	0	1	0				
Steve Buechele, R (1, 5) OBP: 0.667, SLG: 0.500			4-1 2B BB		0-0 2B BB		1-2 G6-3			2	2	1	0	1	0	1				
<b>Inning Stats</b>	R: 0 E: 0 K: 1 S: 11	H: 0 LOB: 1 BB: 1 P: 22	R: 0 E: 0 K: 2 S: 10	H: 0 LOB: 0 BB: 0 P: 14	R: 2 E: 0 K: 1 S: 11	H: 2 LOB: 1 BB: 1 P: 23	R: 0 E: 0 K: 1 S: 5	H: 0 LOB: 0 BB: 0 P: 7	R: 1 E: 0 K: 1 S: 12	H: 2 LOB: 2 BB: 1 P: 19	R: 0 E: 0 K: 0 S: 4	H: 0 LOB: 0 BB: 0 P: 10	R: 1 E: 0 K: 1 S: 13	H: 2 LOB: 1 BB: 0 P: 20	R: 0 E: 0 K: 1 S: 6	H: 0 LOB: 0 BB: 0 P: 7	1B: 3 2B: 3 3B: 0 HR: 0	SF: 0 SAC: 0 DP: 0 HBP: 0	WP: 1 PB: 0 SB: 0 CS: 0	PA: 33
<b>PITCHER</b> Jack Morris, R (1, 1) ERA: 4.5	IP: 8.0 WLS: L BF: 33 H: 6 R: 4 ER: 4 SO: 8 BB: 3 IBB: 0 HBP: 0 BLK: 0 WP: 1 HR: 0 S: 72 P: 122 ERA: 4.50 WHIP: 1.125															<b>PITCHER</b>				

**Detroit Tigers @ Texas Rangers**  
 Arlington Stadium, Arlington, TX  
 Tue Apr 04 1989, 8:05 PM EDT  
 Att: 40,375 - Unknown - 70 F

AB	30
R	4
H	6
RBI	4
BB	3
SO	8
LOB	11









Batter	1	2	3	4	5	6	7	8	9	AB	R	H	RBI	BB	SO	LOB	TOP								
Lloyd Moseby, L OBP: 0.368, SLG: 0.412	P5	HR	F8				K			4	1	1	0	1	1	4									
Kelly Gruber, R OBP: 0.571, SLG: 0.769	S	K		G5-3			P6	HR		5	2	2	1	0	1	3									
Tony Fernandez, S Tom Lawless, R	F7	HR		L9			P4	G6-4-3 HBP		4	1	1	4	0	0	1									
George Bell, R OBP: 0.176, SLG: 0.176		K		P7			K	G6-4-3		5	0	1	1	0	2	1									
Fred McGriff, L OBP: 0.538, SLG: 0.538	F8									2	3	1	0	2	0	1									
Jesse Barfield, R OBP: 0.353, SLG: 0.625										5	1	1	0	0	2	4									
Ernie Whitt, L Pat Borders, R	FC4	BLK								3	1	2	1	0	0	1									
Rance Mulliniks, L Bob Brenly, R	F7	FC4								3	0	1	1	0	0	3									
Nelson Liriano, S Manuel Lee, S										2	0	0	0	0	0	0									
										2	0	0	0	0	0	2									
										5	1	3	1	0	0	2									
<b>Inning Stats</b>	R: 1 E: 0 K: 0 S: 12	H: 2 LOB: 1 BB: 0 P: 20	R: 5 E: 1 K: 2 S: 23	H: 3 LOB: 0 BB: 1 P: 38	R: 1 E: 0 K: 0 S: 13	H: 2 LOB: 2 BB: 1 P: 25	R: 0 E: 0 K: 0 S: 7	H: 0 LOB: 0 BB: 0 P: 13	R: 1 E: 0 K: 0 S: 11	H: 3 LOB: 2 BB: 1 P: 21	R: 0 E: 0 K: 1 S: 9	H: 0 LOB: 0 BB: 0 P: 13	R: 1 E: 0 K: 2 S: 13	H: 2 LOB: 2 BB: 0 P: 18	R: 1 E: 0 K: 1 S: 11	H: 2 LOB: 2 BB: 0 P: 18	R: 0 E: 0 K: 1 S: 5	H: 0 LOB: 0 BB: 0 P: 6	1B: 12 2B: 0 3B: 0 HR: 2	SF: 0 SAC: 0 DP: 1 HBP: 2	WP: 1 PB: 0 SB: 2 CS: 0	PA: 45			
<b>PITCHER</b>	IP	WLS	BF	H	R	ER	SO	BB	IBB	HBP	BLK	WP	HR	S	P	ERA	WHIP								
Bobby Witt, R ERA: 9.0	2.0		14	5	7	2	2	2	0	0	1	0	1	36	63	9.00	3.500								
Brad Arnsberg, R ERA: 3.89	2.1		12	4	1	1	0	1	0	0	0	1	0	27	48	3.86	2.143								
Kenny Rogers, L ERA: 4.5	2.0		8	2	1	1	2	0	0	1	0	0	0	19	28	4.50	1.000								
Cecilio Guante, R ERA: 2.7	2.2	L	11	3	1	1	3	0	0	1	0	0	1	22	33	3.38	1.125								

Toronto Blue Jays @ Texas Rangers  
Arlington Stadium, Arlington, TX  
Fri Apr 07 1989, 8:05 PM EDT  
Att: 22,914 - Unknown - 81 F

AB 40  
R 10  
H 14  
RBI 9  
BB 3  
SO 7  
LOB 22



Batter	1	2	3	4	5	6	7	8	9	AB	R	H	RBI	BB	SO	LOB	BOTTOM								
Cecil Espy, S OBP: 0.615, SLG: 0.556	P4		FC3-6	1B		K			CS	4	2	2	0	1	1	0									
Scott Fletcher, R OBP: 0.833, SLG: 0.875	FC5-4	2B	FC3-6	G3						2	1	2	2	3	0	0									
Rafael Palmeiro, L OBP: 0.308, SLG: 0.385	FC5-4	1B	FC3-6	G3			F8		P4	5	1	1	1	0	0	5									
Ruben Sierra, S OBP: 0.154, SLG: 0.231	FC5-4	2B	E	K2-3			G6-4-3		K	5	2	2	1	0	2	4									
Julio Franco, R Jeff Kunkel, R		2B	E8	BLK			G6-4-3			4	1	2	4	0	0	2									
Pete Incaviglia, R OBP: 0.250, SLG: 0.100										3	0	0	0	1	2	1									
Buddy Bell, R OBP: 0.143, SLG: 0.143										4	0	0	0	0	0	1									
Steve Buechele, R OBP: 0.364, SLG: 0.222										4	0	1	0	0	1	0									
Jim Sundberg, R OBP: 0.375, SLG: 0.667										2	2	0	0	2	0	1									
<b>Inning Stats</b>	R: 2 E: 0 K: 0 S: 13	H: 2 LOB: 1 BB: 1 P: 26	R: 0 E: 0 K: 0 S: 8	H: 0 LOB: 0 BB: 1 P: 15	R: 5 E: 1 K: 1 S: 18	H: 3 LOB: 0 BB: 2 P: 38	R: 2 E: 0 K: 2 S: 15	H: 2 LOB: 1 BB: 1 P: 27	R: 0 E: 0 K: 1 S: 8	H: 0 LOB: 0 BB: 0 P: 11	R: 0 E: 0 K: 0 S: 6	H: 1 LOB: 1 BB: 1 P: 12	R: 0 E: 0 K: 1 S: 13	H: 1 LOB: 1 BB: 0 P: 19	R: 0 E: 0 K: 1 S: 14	H: 1 LOB: 1 BB: 1 P: 25	1B: 7 2B: 3 3B: 0 HR: 0	SF: 0 SAC: 0 DP: 2 HBP: 0	WP: 0 PB: 0 SB: 0 CS: 1	PA: 40					
<b>PITCHER</b>	IP	WLS	BF	H	R	ER	SO	BB	IBB	HBP	BLK	WP	HR	S	P	ERA	WHIP								
Jeff Musselman, L ERA: 22.5	2.0		11	3	5	5	0	4	0	0	0	0	0	28	59	22.50	3.500								
David Wells, L ERA: 6.75	4.0		18	4	4	3	4	2	0	0	1	0	0	39	69	6.75	1.500								
Tony Castillo, L ERA:	2.0	W	7	2	0	0	1	0	0	0	0	0	0	19	27	0.00	1.000								
Tom Henke, R ERA:	1.0	S	4	1	0	0	1	1	0	0	0	0	0	14	25	0.00	2.000								

Toronto Blue Jays @ Texas Rangers  
Arlington Stadium, Arlington, TX  
Fri Apr 07 1989, 8:05 PM EDT  
Att: 22,914 - Unknown - 81 F

AB 33  
R 9  
H 10  
RBI 8  
BB 7  
SO 6  
LOB 14









Batter	1	2	3	4	5	6	7	8	9	AB	R	H	RBI	BB	SO	LOB	TOP										
Lloyd Moseby, L (1, 8) OBP: 0.286, SLG: 0.308	1-3 SAFE K		1-1 SAFE 6-3		3-2 FC4 1B		1-2 E6 BB		3-1 SAFE P6	5	0	1	1	0	1	4											
Kelly Gruber, R (1, 5) OBP: 0.435, SLG: 0.500	0-2 G4-3			3-2 F8	1-0 FC4		4-0 BB		0-0 SAFE F7	4	0	0	1	1	0	2											
Rance Mulliniks, L (1, 10) OBP: 0.278, SLG: 0.267	2-2 G1-3			4-1 2B BB		4-2 G6-4-3 BB		0-1 P6		2	0	0	0	2	0	3											
George Bell, R (1, 7) OBP: 0.200, SLG: 0.208		0-2 G6-3		1-1 SAFE 2B		0-1 SAFE G6-4-3		3-1 F7		4	0	1	0	0	0	1											
Fred McGriff, L (1, 3) OBP: 0.500, SLG: 0.421		3-1 G5-3		0-3 K		2-3 K		4-2 S BB		3	0	0	0	1	2	2											
Jesse Barfield, R (1, 9) OBP: 0.280, SLG: 0.583		1-2 P6		0-3 K		1-0 L6		2-1 F7		4	0	0	0	0	1	3											
Nelson Liriano, S (1, 4) OBP: 0.214, SLG: 0.231			2-2 G4-3		2-2 S G6-3 1B		1-0 G4-3		0-0 F9	4	1	1	0	0	0	1											
Pat Borders, R (1, 2) OBP: 0.308, SLG: 0.538			1-1 F9		1-0 G6-3		2-3 K E BB BB		1-1 1B 2B	4	1	1	0	0	1	1											
Manuel Lee, S (1, 6) OBP: 0.364, SLG: 0.263			1-0 1B		2-1 G1-3		4-1 BB E BB		3-0 SAFE 1B	3	0	2	0	1	0	1											
<b>Inning Stats</b>	R: 0 E: 0 K: 1 S: 9	H: 0 LOB: 0 BB: 0 P: 12	R: 0 E: 0 K: 0 S: 8	H: 0 LOB: 0 BB: 0 P: 12	R: 0 E: 0 K: 0 S: 8	H: 1 LOB: 1 BB: 0 P: 13	R: 0 E: 0 K: 2 S: 13	H: 1 LOB: 2 BB: 1 P: 21	R: 1 E: 0 K: 0 S: 11	H: 2 LOB: 1 BB: 0 P: 20	R: 0 E: 0 K: 1 S: 7	H: 0 LOB: 0 BB: 1 P: 13	R: 1 E: 1 K: 1 S: 13	H: 0 LOB: 3 BB: 2 P: 26	R: 0 E: 0 K: 0 S: 7	H: 0 LOB: 1 BB: 1 P: 16	R: 0 E: 0 K: 0 S: 6	H: 2 LOB: 1 BB: 0 P: 13	1B: 4 2B: 2 3B: 0 HR: 0	SF: 0 SAC: 0 DP: 1 HBP: 0	WP: 0 PB: 1 SB: 2 CS: 0	PA: 38					
<b>PITCHER</b>	IP	WLS	BF	H	R	ER	SO	BB	IBB	HBP	BLK	WP	HR	S	P	ERA	WHIP										
Kevin Brown, R (1, 1) ERA: 1.23	7.1		32	4	2	1	5	5	0	0	0	0	0	73	128	1.23	1.227										
Craig McMurtry, R (8, 1) ERA:	0.2		3	1	0	0	0	0	0	0	0	0	0	5	8	0.00	1.500										
Kenny Rogers, L (9, 1) ERA: 3.0	1.0	W	3	1	0	0	0	0	0	0	0	0	0	4	10	0.00	1.000										

Toronto Blue Jays @ Texas Rangers  
Arlington Stadium, Arlington, TX  
Sun Apr 09 1989, 4:33 AM EDT  
Att: 19,498 - Unknown

AB	33
R	2
H	6
RBI	2
BB	5
SO	5
LOB	18



Batter	1	2	3	4	5	6	7	8	9	AB	R	H	RBI	BB	SO	LOB	BOTTOM										
Cecil Espy, S (1, 8) OBP: 0.381, SLG: 0.294	0-1 F8		0-0 FC4-3 E S 1-2f			0-0 G6-4-3		2-2 FC6-4		4	0	0	1	0	0	4											
Scott Fletcher, R (1, 6) OBP: 0.550, SLG: 0.625	2-0 G5-3		2-2 SAFE G4-3			2-2 G4-3		3-2 G4-3		4	0	0	0	0	0	1											
Rafael Palmeiro, L (1, 3) OBP: 0.333, SLG: 0.368	2-2 P6			2-1 G4-3		1-1 G3		2-0 HR 2B		4	1	1	0	0	0	0											
Ruben Sierra, S (1, 9) OBP: 0.333, SLG: 0.579		4-2 G3-6-3 BB		0-0 G5-4-3 1B		0-1 G6-4-3 1B		1-2 HR		3	1	3	2	1	0	0											
Julio Franco, R (1, 10) OBP: 0.316, SLG: 0.353		0-0 G3-6-3		0-2 G5-4-3		1-1 G6-4-3				3	0	0	0	0	0	3											
Pete Incaviglia, R (1, 7) OBP: 0.316, SLG: 0.235		2-3 K			1-0 F8			0-1 BB 1B		3	0	1	0	0	1	0											
Steve Buechele, R (1, 5) OBP: 0.353, SLG: 0.154			1-0 G5-3		1-2 G6-3			4-0 FC6-4 BB		2	0	0	0	1	0	0											
Chad Kreuter, S (1, 2) OBP: 0.400, SLG: 0.600			4-2 E FC4-3 BB		3-2 F9			1-3 K		1	1	0	0	1	0	0											
Jim Sundberg, R (8, PH) OBP: 0.273, SLG: 0.444								1-3 K		1	0	0	0	0	1	2											
Jeff Kunkel, R (1, 4) OBP: 0.400, SLG: 0.600			0-0 E3			0-0 G6-4-3 1B				2	0	1	0	0	0	1											
Geno Petralli, L (8, PH) OBP: 0.273, SLG: 0.444										0	0	0	0	0	0	0											
Mike Stanley, R (8, PH) OBP: 0.273, SLG: 0.444										1	0	0	0	0	1	2											
<b>Inning Stats</b>	R: 0 E: 0 K: 0 S: 6	H: 0 LOB: 0 BB: 0 P: 10	R: 0 E: 0 K: 1 S: 7	H: 0 LOB: 1 BB: 1 P: 13	R: 1 E: 2 K: 0 S: 10	H: 0 LOB: 1 BB: 1 P: 17	R: 0 E: 0 K: 0 S: 6	H: 1 LOB: 0 BB: 0 P: 8	R: 0 E: 0 K: 0 S: 5	H: 0 LOB: 0 BB: 0 P: 7	R: 0 E: 0 K: 0 S: 6	H: 1 LOB: 0 BB: 0 P: 8	R: 0 E: 0 K: 2 S: 13	H: 1 LOB: 2 BB: 1 P: 21	R: 2 E: 0 K: 0 S: 8	H: 2 LOB: 0 BB: 0 P: 14	1B: 4 2B: 1 3B: 0 HR: 1	SF: 0 SAC: 0 DP: 4 HBP: 0	WP: 0 PB: 0 SB: 1 CS: 0	PA: 31							
<b>PITCHER</b>	IP	WLS	BF	H	R	ER	SO	BB	IBB	HBP	BLK	WP	HR	S	P	ERA	WHIP										
John Cerutti, L (1, 1) ERA:	7.0		24	4	1	0	1	2	0	0	0	0	0	3	7	0.00	0.857										
Duane Ward, R (8, 1) ERA: 4.15	0.1		2	0	0	0	1	1	0	0	0	0	0	3	8	0.00	3.000										
Tony Castillo, L (8, 1) ERA: 2.7	1.0		4	1	1	1	1	0	0	0	0	0	0	13	21	9.00	1.000										
Tom Henke, R (9, 1) ERA: 6.75	0.0	L	1	1	1	1	0	0	0	0	0	0	1	3	4	∞	∞										

Toronto Blue Jays @ Texas Rangers  
Arlington Stadium, Arlington, TX  
Sun Apr 09 1989, 4:33 AM EDT  
Att: 19,498 - Unknown

AB	28
R	3
H	6
RBI	3
BB	3
SO	3
LOB	13





Batter	1	2	3	4	5	6	7	8	9	10	AB	R	H	RBI	BB	SO	LOB	
<b>Julio Franco, R</b> OBP: 0.250, SLG: 0.273 (1, 10)	F8	P3			F8		F9		L9		5	0	0	0	0	0	3	
<b>Scott Fletcher, R</b> OBP: 0.480, SLG: 0.524 (1, 6)	HR	FC5-4			F8		L7			G1-3	5	1	1	0	0	0	1	
<b>Rafael Palmeiro, L</b> OBP: 0.346, SLG: 0.478 (1, 3)	HR				K						4	2	1	2	1	2	0	
<b>Ruben Sierra, S</b> OBP: 0.308, SLG: 0.542 (1, 9)	L7				P6		G4-3				5	1	1	1	0	0	0	
<b>Gene Petrall, L</b> OBP: 0.200, SLG: 0.200 (1, 2)					G3													
<b>Mike Stanley, R</b> (8, PH)																		
<b>Chad Kreuter, S</b> (8, 2)	HBP																	
<b>Pete Inzaglia, R</b> OBP: 0.333, SLG: 0.381 (1, 8)					G6-3													
<b>Rick Leach, L</b> OBP: 0.333, SLG: 0.667 (1, 7)																		
<b>Jim Sundberg, R</b> OBP: 0.250, SLG: 0.400 (9, PH)																		
<b>Cecil Espy, S</b> OBP: 0.409, SLG: 0.333 (9, 8)																		
<b>Steve Buechele, R</b> OBP: 0.318, SLG: 0.167 (1, 5)																		
<b>Jeff Kunkel, R</b> OBP: 0.444, SLG: 0.556 (1, 4)																		
<b>Inning Stats</b>	R: 2 E: 0 K: 0 S: 10	H: 3 LOB: 2 BB: 0 P: 19	R: 0 E: 0 K: 1 S: 9	H: 1 LOB: 1 BB: 0 P: 13	R: 0 E: 0 K: 1 S: 9	H: 0 LOB: 0 BB: 0 P: 8	R: 0 E: 0 K: 1 S: 8	H: 2 LOB: 0 BB: 0 P: 11	R: 0 E: 0 K: 0 S: 7	H: 0 LOB: 0 BB: 0 P: 12	R: 0 E: 0 K: 1 S: 12	H: 2 LOB: 2 BB: 0 P: 20	R: 2 E: 0 K: 0 S: 12	H: 2 LOB: 2 BB: 2 P: 21	1B: 7 2B: 2 3B: 0 HR: 2	SF: 0 SAC: 0 DP: 0 HBP: 1	WP: 0 PB: 1 SB: 0 CS: 0	PA: 44
<b>PITCHER</b>	IP	WLS	BF	H	R	ER	SO	BB	IBB	HBP	BLK	WP	HR	S	P	ERA	WHIP	
<b>Chris Bosio, R</b> ERA: 2.25 (1, 1)	7.0		29	7	4	4	4	0	0	0	0	0	0	61	93	5.14	1.000	
<b>Paul Mirabella, L</b> ERA: 4.15 (8, 1)	1.2		7	2	0	0	2	0	0	0	0	0	0	17	28	0.00	1.200	
<b>Chuck Crim, R</b> ERA: 13.5 (9, 1)	1.1	L	8	2	2	2	0	2	0	0	0	0	0	15	26	13.50	3.000	


**TOP**

**Texas Rangers @ Milwaukee Brewers**  
Milwaukee County Stadium, Milwaukee, WI

Mon Apr 10 1989, 4:33 AM EDT  
Att: 54,301 - Overcast - 33 F

livebaseballscorecards.com

AB	41
R	6
H	11
RBI	6
BB	2
SO	6
LOB	12



Batter	1	2	3	4	5	6	7	8	9	10	AB	R	H	RBI	BB	SO	LOB			
<b>Mike Felder, S</b> OBP: 0.429, SLG: 0.200 (1, 7)	L4	1B							L4		3	0	0	0	2	1	1			
<b>B.J. Surhoff, L</b> OBP: 0.188, SLG: 0.188 (1, 2)	G3				G3						5	0	2	2	0	1	2			
<b>Robin Yount, R</b> OBP: 0.190, SLG: 0.381 (1, 8)	G6-3										5	0	1	0	0	1	6			
<b>Rob Deer, R</b> OBP: 0.500, SLG: 0.895 (1, 9)		HR			P2															
<b>Glenn Braggs, R</b> OBP: 0.305, SLG: 0.556 (1, 10)		G5-3			P4															
<b>Gary Sheffield, R</b> OBP: 0.150, SLG: 0.300 (1, 5)		G5-3																		
<b>Terry Francona, L</b> OBP: 0.083, SLG: 0.083 (1, 3)		F7																		
<b>Bill Spiers, L</b> OBP: 0.286, SLG: 0.167 (1, 6)		1B			G3															
<b>Jim Gantner, L</b> OBP: 0.308, SLG: 0.462 (1, 4)		1B			F8															
<b>Inning Stats</b>	R: 0 E: 0 K: 0 S: 6	H: 0 LOB: 0 BB: 0 P: 13	R: 4 E: 0 K: 0 S: 16	H: 3 LOB: 2 BB: 3 P: 39	R: 0 E: 0 K: 1 S: 9	H: 1 LOB: 0 BB: 0 P: 12	R: 0 E: 0 K: 1 S: 10	H: 0 LOB: 0 BB: 0 P: 12	R: 0 E: 0 K: 1 S: 8	H: 1 LOB: 2 BB: 1 P: 17	R: 0 E: 0 K: 1 S: 12	H: 1 LOB: 1 BB: 0 P: 15	R: 0 E: 1 K: 1 S: 10	H: 1 LOB: 2 BB: 0 P: 15	R: 0 E: 0 K: 1 S: 6	H: 0 LOB: 0 BB: 0 P: 8	1B: 6 2B: 1 3B: 0 HR: 1	SF: 0 SAC: 1 DP: 0 HBP: 0	WP: 0 PB: 0 SB: 0 CS: 1	PA: 42
<b>PITCHER</b>	IP	WLS	BF	H	R	ER	SO	BB	IBB	HBP	BLK	WP	HR	S	P	ERA	WHIP			
<b>Charlie Hough, R</b> ERA: 3.38 (1, 1)	1.2		11	3	4	4	0	3	0	0	0	0	0	19	47	21.60	3.600			
<b>Brad Arnsberg, R</b> ERA: 1.29 (2, 1)	4.2		17	3	0	0	4	1	0	0	0	0	0	46	65	0.00	0.857			
<b>Kenny Rogers, L</b> ERA: 2.7 (7, 1)	0.1		1	0	0	0	1	0	0	0	0	0	0	3	5	0.00	0.000			
<b>Cecilio Guante, R</b> ERA: 1.69 (7, 1)	2.0		9	2	0	0	1	0	0	0	0	0	0	20	28	0.00	1.000			
<b>Jeff Russell, R</b> ERA: (9, 1)	1.1	W	4	0	0	0	2	0	0	0	0	0	0	9	12	0.00	0.000			


**BOTTOM**

**Texas Rangers @ Milwaukee Brewers**  
Milwaukee County Stadium, Milwaukee, WI

Mon Apr 10 1989, 4:33 AM EDT  
Att: 54,301 - Overcast - 33 F

livebaseballscorecards.com

AB	37
R	4
H	8
RBI	4
BB	4
SO	8
LOB	14









Batter	1	2	3	4	5	6	7	8	9	AB	R	H	RBI	BB	SO	LOB	TOP								
<b>Cecil Espy, S</b> OBP: 0.375, SLG: 0.357 (1, 8)	G4-3		G1-6-3 BB SF9 1B	2B		G4-3			G3-1	5	1	2	0	0	0	3									
<b>Scott Fletcher, R</b> OBP: 0.514, SLG: 0.481 (1, 6)	BB BB		SF9 G1-6-3 BB	G5-3		G6-3			1B 1B	3	1	1	0	2	0	1									
<b>Rafael Palmeiro, L</b> OBP: 0.306, SLG: 0.375 (1, 3)	BB		G1-6-3		G6-3		F7		1B 1B HR	4	1	1	0	1	0	2									
<b>Ruben Sierra, S</b> OBP: 0.457, SLG: 0.774 (1, 9)	F4		IBB		G5-4-3 1B		BB BB		HR 1B	3	1	2	1	2	0	2									
<b>Julio Franco, R</b> OBP: 0.333, SLG: 0.448 (1, 4)	K		SF9		G5-4-3 1B		BB		HR	3	1	1	4	1	1	3									
<b>Pete Incaviglia, R</b> OBP: 0.303, SLG: 0.333 (1, 7)		G6-4-3 1B	P3			SH BB 1B			F9	5	0	2	0	0	0	4									
<b>Geno Petralli, L</b> OBP: 0.283, SLG: 0.235 (1, 2)	G6-4-3 1B			L7		SH BB		F9	FC6-4 1B	4	0	2	0	1	0	0									
<b>Rick Leach, L</b> OBP: 0.167, SLG: 0.333 (1, 10)	G6-4-3		G3-1			SH G4-3		K	FC6-4	3	0	0	0	0	1	2									
<b>Mike Stanley, R</b> (9, PH)						1-2 2-3				1	0	0	0	0	0	1									
<b>Steve Buechele, R</b> OBP: 0.300, SLG: 0.308 (1, 5)	G5-3			HR		L6		L5		4	1	1	1	0	0	4									
<b>Inning Stats</b>	R: 0 E: 0 K: 1 S: 13	H: 0 LOB: 2 BB: 2 P: 26	R: 0 E: 0 K: 0 S: 9	H: 2 LOB: 1 BB: 0 P: 15	R: 1 E: 0 K: 0 S: 10	H: 1 LOB: 2 BB: 2 P: 23	R: 1 E: 0 K: 0 S: 8	H: 2 LOB: 1 BB: 0 P: 13	R: 0 E: 0 K: 0 S: 6	H: 1 LOB: 0 BB: 0 P: 10	R: 0 E: 0 K: 0 S: 8	H: 1 LOB: 2 BB: 1 P: 16	R: 0 E: 0 K: 0 S: 4	H: 0 LOB: 2 BB: 2 P: 17	R: 0 E: 0 K: 1 S: 6	H: 0 LOB: 0 BB: 0 P: 7	R: 4 E: 0 K: 0 S: 16	H: 5 LOB: 1 BB: 0 P: 25	1B: 9 2B: 1 3B: 0 HR: 2	SF: 1 SAC: 1 DP: 3 HBP: 0	WP: 0 PB: 0 SB: 0 CS: 0	PA: 44			
<b>PITCHER</b>	IP	WLS	BF	H	R	ER	SO	BB	IBB	HBP	BLK	WP	HR	S	P	ERA	WHIP								
<b>Don August, R</b> ERA: 2.29 (1, 1)	5.0	L	26	7	2	2	1	4	1	0	0	0	1	51	97	3.60	2.200								
<b>Chuck Cmm, R</b> ERA: 8.44 (6, 1)	3.1		13	2	2	2	1	2	0	0	0	0	0	21	40	5.40	1.200								
<b>Paul Mirabella, L</b> ERA: 7.2 (9, 1)	0.2		5	3	2	2	0	0	0	0	0	0	1	8	15	27.00	4.500								

Texas Rangers @ Milwaukee Brewers  
Milwaukee County Stadium, Milwaukee, WI  
Thu Apr 13 1989, 8:05 PM EDT  
Att. 7,266 - Unknown - 50 F

AB 35  
R 6  
H 12  
RBI 6  
BB 7  
SO 2  
LOB 22



Batter	1	2	3	4	5	6	7	8	9	AB	R	H	RBI	BB	SO	LOB	BOTTOM								
<b>Mike Felder, S</b> OBP: 0.417, SLG: 0.300 (1, 10)	F7		G4-3		S 1B		F9		1B	5	0	2	0	0	0	2									
<b>B.J. Surhoff, L</b> OBP: 0.160, SLG: 0.130 (1, 2)	G4-3		SF9		P2			BB 1B BB	F9	3	0	0	1	1	0	3									
<b>Robin Yount, R</b> OBP: 0.310, SLG: 0.429 (1, 8)	1B		HBP 1B		F9			BB 1B		4	0	3	0	0	0	1									
<b>Rob Deer, R</b> OBP: 0.429, SLG: 0.692 (1, 9)	K		HBP		F9			K		3	0	0	0	0	2	3									
<b>Glenn Braggs, R</b> OBP: 0.370, SLG: 0.458 (1, 7)		G3	K		G5-3			G4-6-3 BB		3	0	0	0	1	1	2									
<b>Terry Francona, L</b> OBP: 0.100, SLG: 0.100 (1, 3)	K		K		K			G4-6-3		4	0	0	0	0	3	3									
<b>Gus Polidor, R</b> OBP: 0.105, SLG: 0.158 (1, 5)	2B		G4-3		G4-3		G6-3 SH3-4 1B		G3-1	4	0	2	0	0	0	0									
<b>Bill Spiers, L</b> OBP: 0.154, SLG: 0.083 (1, 6)	G4-3		K		K		SH3-4		G3	3	0	0	0	0	1	1									
<b>Jim Gantner, L</b> OBP: 0.238, SLG: 0.333 (1, 4)			G4-3 WP SF9 1B		K		G6-3		E4 1B	4	1	1	0	0	1	1									
<b>Inning Stats</b>	R: 0 E: 0 K: 1 S: 9	H: 1 LOB: 1 BB: 0 P: 14	R: 0 E: 0 K: 1 S: 8	H: 1 LOB: 0 BB: 0 P: 10	R: 1 E: 0 K: 1 S: 10	H: 2 LOB: 2 BB: 0 P: 18	R: 0 E: 0 K: 2 S: 10	H: 0 LOB: 0 BB: 0 P: 18	R: 0 E: 0 K: 1 S: 7	H: 1 LOB: 1 BB: 0 P: 10	R: 0 E: 0 K: 1 S: 8	H: 0 LOB: 0 BB: 0 P: 10	R: 0 E: 0 K: 0 S: 8	H: 1 LOB: 1 BB: 0 P: 13	R: 0 E: 0 K: 1 S: 7	H: 1 LOB: 2 BB: 2 P: 19	R: 0 E: 1 K: 0 S: 11	H: 1 LOB: 2 BB: 0 P: 16	1B: 7 2B: 1 3B: 0 HR: 0	SF: 1 SAC: 1 DP: 1 HBP: 1	WP: 1 PB: 0 SB: 1 CS: 0	PA: 38			
<b>PITCHER</b>	IP	WLS	BF	H	R	ER	SO	BB	IBB	HBP	BLK	WP	HR	S	P	ERA	WHIP								
<b>Bobby Witt, R</b> ERA: 2.7 (1, 1)	8.0	W	33	7	1	1	8	2	0	1	0	0	0	67	112	1.12	1.125								
<b>Jeff Russell, R</b> ERA: (9, 1)	1.0		5	1	0	0	0	0	0	0	0	0	0	11	16	0.00	1.000								

Texas Rangers @ Milwaukee Brewers  
Milwaukee County Stadium, Milwaukee, WI  
Thu Apr 13 1989, 8:05 PM EDT  
Att. 7,266 - Unknown - 50 F

AB 33  
R 1  
H 8  
RBI 1  
BB 2  
SO 8  
LOB 16





Batter	1	2	3	4	5	6	7	8	9	AB	R	H	RBI	BB	SO	LOB	TOP				
<b>Cecil Espy, S</b> (1, 8) OBP: 0.391, SLG: 0.333	F8	L9			F8		1B	G4-3		5	1	1	0	0	0	4					
<b>Scott Fletcher, R</b> (1, 6) OBP: 0.525, SLG: 0.467	G4-3 3B		1B		F9		1B		K	3	1	1	1	2	1	0					
<b>Rafael Palmeiro, L</b> (1, 3) OBP: 0.293, SLG: 0.351	G4-3				P5		F8		G1-3	5	0	1	0	0	0	2					
<b>Ruben Sierra, S</b> (1, 9) OBP: 0.450, SLG: 0.771					F9		E4		K	4	0	1	1	1	1	1					
<b>Julio Franco, R</b> (1, 4) OBP: 0.297, SLG: 0.394	K				F9		L8		FC6-4 1B	4	1	0	0	0	1	4					
<b>Pete Incaviglia, R</b> (1, 7) OBP: 0.297, SLG: 0.353					K		K		G6-3	4	0	1	0	0	2	2					
<b>Geno Petralli, L</b> (1, 10) OBP: 0.304, SLG: 0.250					F7		L3		BB 1B	3	1	1	0	1	0	2					
<b>Steve Buechele, R</b> (1, 5) OBP: 0.294, SLG: 0.276					K		K		1B BB	3	0	0	0	1	3	2					
<b>Jim Sundberg, R</b> (1, 2) OBP: 0.267, SLG: 0.333					P6		G6-3		1B	2	0	0	0	1	0	1					
<b>Rick Leach, L</b> (8, PH) OBP: 0.286, SLG: 0.429									1-3 2-H	1	0	1	2	0	0	0					
<b>Chad Kreuter, S</b> (8, 2)									1B	0	0	0	0	0	0	0					
<b>Inning Stats</b>	R: 1 E: 0 K: 1 S: 17	H: 1 LOB: 1 BB: 1 P: 28	R: 0 E: 0 K: 1 S: 12	H: 1 LOB: 2 BB: 1 P: 19	R: 0 E: 0 K: 2 S: 8	H: 1 LOB: 1 BB: 1 P: 15	R: 0 E: 0 K: 2 S: 10	H: 0 LOB: 0 BB: 0 P: 15	R: 0 E: 1 K: 1 S: 9	H: 0 LOB: 1 BB: 0 P: 13	R: 1 E: 0 K: 1 S: 12	H: 2 LOB: 1 BB: 0 P: 18	R: 2 E: 0 K: 0 S: 10	H: 1 LOB: 2 BB: 3 P: 26	R: 0 E: 0 K: 2 S: 10	H: 0 LOB: 0 BB: 0 P: 16	1B: 5 2B: 1 3B: 1 HR: 0	SF: 0 SAC: 0 DP: 0 HBP: 0	WP: 1 PB: 0 SB: 1 CS: 0	PA: 40	
<b>PITCHER</b>	IP	WLS	BF	H	R	ER	SO	BB	IBB	HBP	BLK	WP	HR	S	P	ERA	WHIP				
<b>Doyle Alexander, R</b> (1, 1) ERA: 3.14	7.0		30	6	2	2	6	3	0	0	0	0	0	78	121	2.57	1.286				
<b>Frank Williams, R</b> (8, 1) ERA: 4.25	2.0	L	10	1	2	2	2	2	1	0	0	1	0	20	42	9.00	1.500				

Texas Rangers @ Detroit Tigers  
Tiger Stadium, Detroit, MI  
Fri Apr 14 1989, 7:05 PM EDT  
Att: 12,384 - Unknown

AB	34
R	4
H	7
RBI	4
BB	6
SO	8
LOB	18



Batter	1	2	3	4	5	6	7	8	9	AB	R	H	RBI	BB	SO	LOB	BOTTOM				
<b>Kenny Williams, R</b> (1, 8) OBP: 0.300, SLG: 0.286	G5-3			K		P6			G1-6-3	5	0	1	0	0	1	3					
<b>Torey Lovullo, S</b> (1, 3) OBP: 0.241, SLG: 0.043										3	0	1	0	1	1	2					
<b>Mike Brumley, S</b> (7, PR)										0	0	0	0	0	0	0					
<b>Bill Bean, L</b> (8, 3)										0	0	0	0	0	0	0					
<b>Lou Whitaker, L</b> (1, 4) OBP: 0.333, SLG: 0.500					P2		E3		G1-6-3	3	0	0	0	0	0	1					
<b>Alan Trammell, R</b> (1, 6) OBP: 0.300, SLG: 0.200	F8				L6		L6		G6-3	4	0	1	0	0	0	4					
<b>Fred Lynn, L</b> (1, 7) OBP: 0.308, SLG: 0.143					F8		F8		G1-6-3	2	0	1	0	2	0	1					
<b>Chris Brown, R</b> (1, 5) OBP: 0.174, SLG: 0.217					K		K		G1-6-3	3	0	0	0	0	2	6					
<b>Pat Sheridan, L</b> (8, PH) OBP: 0.308, SLG: 0.250	FC6-4								G1-6-3	1	0	0	0	0	0	1					
<b>Al Pedrique, R</b> (9, 5)										0	0	0	0	0	0	0					
<b>Chet Lemon, R</b> (1, 9) OBP: 0.522, SLG: 0.412									F8	3	0	1	0	1	1	0					
<b>Keith Moreland, R</b> (1, 10) OBP: 0.273, SLG: 0.200										3	1	1	0	0	0	4					
<b>Dave Bergman, L</b> (9, PH) OBP: 0.500, SLG: 0.400										1	0	0	0	0	1	0					
<b>Matt Nokes, L</b> (1, 2) OBP: 0.333, SLG: 0.600										4	1	3	2	0	0	1					
<b>Inning Stats</b>	R: 0 E: 0 K: 0 S: 13	H: 1 LOB: 3 BB: 1 P: 25	R: 2 E: 0 K: 2 S: 11	H: 3 LOB: 0 BB: 0 P: 20	R: 0 E: 0 K: 1 S: 12	H: 2 LOB: 3 BB: 1 P: 21	R: 0 E: 0 K: 1 S: 8	H: 1 LOB: 1 BB: 0 P: 11	R: 0 E: 1 K: 1 S: 9	H: 0 LOB: 1 BB: 0 P: 14	R: 0 E: 0 K: 0 S: 6	H: 0 LOB: 1 BB: 1 P: 12	R: 0 E: 0 K: 0 S: 7	H: 0 LOB: 0 BB: 1 P: 15	R: 0 E: 0 K: 1 S: 10	H: 1 LOB: 0 BB: 0 P: 15	1B: 8 2B: 0 3B: 0 HR: 1	SF: 0 SAC: 0 DP: 4 HBP: 1	WP: 0 PB: 0 SB: 0 CS: 1	PA: 37	
<b>PITCHER</b>	IP	WLS	BF	H	R	ER	SO	BB	IBB	HBP	BLK	WP	HR	S	P	ERA	WHIP				
<b>Jamie Moyer, L</b> (1, 1) ERA: 3.6	7.0		32	8	2	2	5	4	0	1	0	0	0	69	121	2.57	1.714				
<b>Jeff Russell, R</b> (8, 1) ERA:	2.0	S	5	1	0	0	1	0	0	0	0	0	0	16	25	0.00	0.500				

Texas Rangers @ Detroit Tigers  
Tiger Stadium, Detroit, MI  
Fri Apr 14 1989, 7:05 PM EDT  
Att: 12,384 - Unknown

AB	32
R	2
H	9
RBI	2
BB	4
SO	6
LOB	23





Batter	1	2	3	4	5	6	7	8	9	AB	R	H	RBI	BB	SO	LOB	TOP	
<b>Cecil Espy, S</b> OBP: 0.397, SLG: 0.342 (1, 8)										5	2	2	0	0	0	1		
<b>Scott Fletcher, R</b> OBP: 0.568, SLG: 0.576 (1, 6)										3	2	3	0	1	0	0		
<b>Rafael Palmeiro, L</b> OBP: 0.311, SLG: 0.390 (1, 3)										4	0	2	2	0	1	3		
<b>Ruben Sierra, S</b> OBP: 0.432, SLG: 0.718 (1, 9)										4	0	1	1	0	0	2		
<b>Julio Franco, R</b> OBP: 0.268, SLG: 0.351 (1, 4)										4	0	0	0	0	2	2		
<b>Pete Incaviglia, R</b> OBP: 0.268, SLG: 0.316 (1, 7)										4	0	0	0	0	1	2		
<b>Mike Stanley, R</b> <b>Jeff Stone, L</b> (8, PH)										3	0	0	0	0	2	2		
<b>Steve Buechele, R</b> OBP: 0.289, SLG: 0.273 (1, 5)										4	0	1	0	0	1	0		
<b>Chad Kreuter, S</b> (1, 2)										3	0	0	0	0	0	0		
<b>Inning Stats</b>	R: 2 H: 4 E: 0 K: 1 S: 19	H: 4 R: 3 ER: 1 LOB: 1 BB: 0 P: 28	R: 0 H: 0 E: 0 K: 2 S: 10	H: 0 R: 0 ER: 0 LOB: 0 BB: 1 P: 14	R: 0 H: 1 E: 0 K: 0 S: 12	H: 0 R: 0 ER: 0 LOB: 0 BB: 0 P: 16	R: 0 H: 0 E: 0 K: 1 S: 7	H: 0 R: 0 ER: 0 LOB: 0 BB: 0 P: 9	R: 0 H: 1 E: 0 K: 1 S: 7	R: 0 H: 0 E: 0 K: 1 S: 7	R: 0 H: 0 E: 0 K: 1 S: 10	R: 0 H: 0 E: 0 K: 1 S: 14	1B: 6 2B: 3 3B: 0 HR: 0	SF: 0 SAC: 1 DP: 0 HBP: 0	WP: 0 PB: 0 SB: 1 CS: 0	PA: 37		
<b>PITCHER</b>	IP WLS BF H R ER SO BB IBB HBP BLK WP HR S P ERA WHIP																	
<b>Frank Tanana, L</b> ERA: 4.97 (1, 1)	7.0 L 31 9 4 3 5 0 1 0 0 0 0 0 74 117 3.86 1.286																	
<b>Mike Henneman, R</b> ERA: 10.38 (8, 1)	2.0 6 0 0 0 2 0 0 0 0 0 0 0 17 24 0.00 0.000																	

Texas Rangers @ Detroit Tigers  
Tiger Stadium, Detroit, MI  
Sat Apr 15 1989, 3:33 AM EDT  
Att: 17,250 - Unknown

AB 35  
R 4  
H 9  
RBI 3  
BB 1  
SO 7  
LOB 12



Batter	1	2	3	4	5	6	7	8	9	AB	R	H	RBI	BB	SO	LOB	BOTTOM	
<b>Kenny Williams, R</b> OBP: 0.286, SLG: 0.281 (1, 8)										4	0	1	1	0	1	3		
<b>Torey Lovullo, S</b> OBP: 0.242, SLG: 0.074 (1, 5)										4	0	1	0	0	1	1		
<b>Lou Whitaker, L</b> OBP: 0.294, SLG: 0.433 (1, 4)										4	0	0	0	0	1	2		
<b>Alan Trammell, R</b> OBP: 0.324, SLG: 0.276 (1, 6)										4	0	2	0	0	0	0		
<b>Fred Lynn, L</b> OBP: 0.267, SLG: 0.120 (1, 7)										4	0	0	0	0	1	2		
<b>Matt Nokes, L</b> OBP: 0.320, SLG: 0.542 (1, 2)										4	0	1	0	0	0	0		
<b>Pat Sheridan, L</b> OBP: 0.353, SLG: 0.313 (1, 10)										4	0	2	0	0	0	2		
<b>Dave Bergman, L</b> OBP: 0.300, SLG: 0.222 (1, 3)										4	1	0	0	0	2			
<b>Bill Bean, L</b> (1, 9)										3	0	0	0	1	1	2		
<b>Inning Stats</b>	R: 0 H: 0 E: 0 K: 1 S: 9	H: 0 R: 0 ER: 0 LOB: 0 BB: 0 P: 16	R: 1 H: 1 E: 1 K: 0 S: 9	H: 1 R: 0 ER: 0 LOB: 0 BB: 0 P: 12	R: 0 H: 2 E: 0 K: 0 S: 8	H: 2 R: 0 ER: 0 LOB: 2 BB: 0 P: 10	R: 0 H: 0 E: 0 K: 0 S: 4	H: 0 R: 0 ER: 0 LOB: 1 BB: 1 P: 7	R: 0 H: 1 E: 0 K: 1 S: 7	R: 0 H: 1 E: 0 K: 2 S: 12	R: 0 H: 1 E: 0 K: 1 S: 7	R: 0 H: 1 E: 0 K: 2 S: 17	1B: 6 2B: 1 3B: 0 HR: 0	SF: 1 SAC: 0 DP: 0 HBP: 0	WP: 0 PB: 1 SB: 0 CS: 0	PA: 37		
<b>PITCHER</b>	IP WLS BF H R ER SO BB IBB HBP BLK WP HR S P ERA WHIP																	
<b>Kevin Brown, R</b> ERA: 0.55 (1, 1)	9.0 W 37 7 1 0 5 1 0 0 0 0 0 0 70 112 0.00 0.889																	

Texas Rangers @ Detroit Tigers  
Tiger Stadium, Detroit, MI  
Sat Apr 15 1989, 3:33 AM EDT  
Att: 17,250 - Unknown

AB 35  
R 1  
H 7  
RBI 1  
BB 1  
SO 5  
LOB 14









Batter	1	2	3	4	5	6	7	8	9	AB	R	H	RBI	BB	SO	LOB	TOP								
<b>Paul Moltzer, R</b> (1, 10) OBP: 0.400, SLG: 0.471	1-3 K	1-0 WP S 2H 1B		1-2 1B		1-1 HBP		2-2 F8	0-1 F9	5	0	2	1	0	1	1									
<b>B.J. Surhoff, L</b> (1, 2) OBP: 0.205, SLG: 0.147	2-0 F9	4-2 WP BB		0-0 P3		0-2 SF8		2-0 F8		3	0	0	1	1	0	1									
<b>Gary Sheffield, R</b> (1, 5) OBP: 0.308, SLG: 0.303	4-2 1B	4-2			4-1 BB				2-2 FC5-4	1	0	0	0	3	0	2									
<b>Mike Felder, S</b> (9, PR) OBP: 0.417, SLG: 0.300	BB	1-2 2-3 BB			BB				HBP	0	0	0	0	0	0	0									
<b>Robin Yount, R</b> (1, 8) OBP: 0.362, SLG: 0.489	0-2				4-2 BB				0-0 FC5-4	4	2	2	0	1	0	4									
<b>Gus Poldor, R</b> (9, S) OBP: 0.130, SLG: 0.174	1-2 1B	F8			1-2 BB				FC4-6 1B HR	0	0	0	0	0	0	0									
<b>Rob Deer, R</b> (1, 9) OBP: 0.435, SLG: 0.692	0-2 G6-3		3-3 K		1-0 F6				1-2 FC4-6 1B	5	0	1	0	0	1	5									
<b>Glenn Braggs, R</b> (1, 7) OBP: 0.356, SLG: 0.390		1-3 K	2-2 F7		3-2 L4-3				1-0 FC4-6 WP HR	5	1	0	0	0	2	5									
<b>Terry Francona, L</b> (1, 3) OBP: 0.258, SLG: 0.267		0-1 1B SF8 2B	1-0 F7					2-2 SH5-4 BB 1B	4-2 HR BB	4	3	3	1	1	0	0									
<b>Bill Spiers, L</b> (1, 6) OBP: 0.250, SLG: 0.300		1-0 WP SF8 1B		1-0 G4-3		4-2 SF8 SH5-4 BB		1-0 G3	0-1 HR	4	2	2	4	1	0	1									
<b>Jim Gantner, L</b> (1, 4) OBP: 0.206, SLG: 0.250		2-3 1B		0-0 1B		1-2 SH5-4			1-0 HBP	2	0	1	1	0	1	0									
<b>Juan Castillo, S</b> (9, PR) OBP: 0.417, SLG: 0.300		1-2 3H				1-2 2-3				0	0	0	0	0	0	0									
<b>Inning Stats</b>	R: 0 E: 0 K: 1 S: 14	H: 1 LOB: 2 BB: 1 P: 21	R: 2 E: 0 K: 1 S: 17	H: 3 LOB: 3 BB: 2 P: 29	R: 0 E: 0 K: 1 S: 7	H: 0 LOB: 0 BB: 0 P: 13	R: 0 E: 0 K: 0 S: 6	H: 2 LOB: 1 BB: 0 P: 8	R: 0 E: 0 K: 0 S: 9	H: 0 LOB: 1 BB: 2 P: 21	R: 1 E: 0 K: 0 S: 13	H: 1 LOB: 2 BB: 1 P: 21	R: 1 E: 0 K: 1 S: 10	H: 2 LOB: 1 BB: 0 P: 15	R: 0 E: 0 K: 1 S: 9	H: 0 LOB: 0 BB: 0 P: 16	R: 4 E: 0 K: 0 S: 16	H: 2 LOB: 1 BB: 1 P: 25	1B: 9 2B: 2 3B: 0 HR: 1	SF: 2 SAC: 1 DP: 1 HBP: 3	WP: 3 PB: 0 SB: 1 CS: 0	PA: 46			
<b>PITCHER</b>	IP	WLS	BF	H	R	ER	SO	BB	IBB	HBP	BLK	WP	HR	S	P	ERA	WHIP								
<b>Nolan Ryan, R</b> (1, 1) ERA: 3.0	5.0	L	26	7	3	3	3	6	0	0	0	2	0	58	103	5.40	2.600								
<b>Craig McMurtry, R</b> (6, 1) ERA: 2.45	0.1		1	0	0	0	0	0	0	0	0	0	0	2	2	0.00	0.000								
<b>Brad Arnsberg, R</b> (6, 1) ERA: 5.23	3.1		18	4	5	5	2	1	0	3	0	1	1	39	62	13.50	1.500								
<b>Kenny Rogers, L</b> (9, 1) ERA: 1.8	0.1		1	0	0	0	0	0	0	0	0	0	0	2	2	0.00	0.000								

Milwaukee Brewers @ Texas Rangers  
Arlington Stadium, Arlington, TX  
Mon Apr 17 1989, 8:05 PM EDT  
Att: 38,274 - Unknown - 79 F

AB 33  
R 8  
H 11  
RBI 8  
BB 7  
SO 5  
LOB 19



Batter	1	2	3	4	5	6	7	8	9	AB	R	H	RBI	BB	SO	LOB	BOTTOM								
<b>Cecil Espy, S</b> (1, 8) OBP: 0.365, SLG: 0.370	1-0 G6-3 3B		1-1 G4-3		1-1 B1-3			1-3 K		4	1	1	0	0	1	0									
<b>Scott Fletcher, R</b> (1, 6) OBP: 0.500, SLG: 0.476	2-2 G6-3		0-0 G6-3		0-2 G1-3			1-2 L1-3		4	0	0	1	0	0	0									
<b>Rafael Palmeiro, L</b> (1, 3) OBP: 0.352, SLG: 0.458	2-0 G4-3		2-1 1B			2-1 G4-3		0-1 1B		4	0	2	0	0	0	0									
<b>Ruben Sierra, S</b> (1, 9) OBP: 0.453, SLG: 0.696	0-0 F8		1-1 FC6-4 1B			0-2 G6-3		1-2 F8		4	0	2	0	0	0	1									
<b>Julio Franco, R</b> (1, 4) OBP: 0.300, SLG: 0.378		4-2 G6-4-3 1B BB	2-2 FC6-4			3-2 G6-3		0-1 1B		3	0	1	0	1	0	3									
<b>Geno Petralli, L</b> (1, 2) OBP: 0.323, SLG: 0.321		1-1 F7		0-0 G4-3		1-2 G5-3			0-3 K	3	0	0	0	0	0	2									
<b>Jeff Kunkel, R</b> (9, PH) OBP: 0.400, SLG: 0.500		SAFE								1	0	0	0	0	1	1									
<b>Pete Incaviglia, R</b> (1, 7) OBP: 0.280, SLG: 0.383		0-0 G6-4-3 1B		1-3 K G6-4-3			1-1 G6-3		0-0 P3	4	0	1	0	0	1	1									
<b>Rick Leach, L</b> (1, 10) OBP: 0.273, SLG: 0.364		3-2 G6-4-3		2-0 G6-4-3			2-2 F9		1-3 K	3	0	0	0	0	0	3									
<b>Jim Sundberg, R</b> (9, PH) OBP: 0.250, SLG: 0.308		SAFE								1	0	0	0	0	1	1									
<b>Steve Buechele, R</b> (1, 5) OBP: 0.304, SLG: 0.350		2-2 G5-3			1-2 F9					3	0	0	0	0	0	2									
<b>Inning Stats</b>	R: 1 E: 0 K: 0 S: 6	H: 1 LOB: 0 BB: 0 P: 11	R: 0 E: 0 K: 0 S: 11	H: 1 LOB: 2 BB: 1 P: 21	R: 0 E: 0 K: 0 S: 10	H: 2 LOB: 0 BB: 0 P: 16	R: 0 E: 0 K: 1 S: 5	H: 0 LOB: 0 BB: 0 P: 8	R: 0 E: 0 K: 0 S: 8	H: 0 LOB: 0 BB: 0 P: 10	R: 0 E: 0 K: 0 S: 11	H: 1 LOB: 1 BB: 0 P: 17	R: 0 E: 0 K: 1 S: 7	H: 0 LOB: 0 BB: 0 P: 11	R: 0 E: 0 K: 1 S: 11	H: 1 LOB: 0 BB: 0 P: 14	R: 0 E: 0 K: 2 S: 10	H: 1 LOB: 1 BB: 0 P: 11	1B: 5 2B: 1 3B: 1 HR: 0	SF: 0 SAC: 0 DP: 1 HBP: 0	WP: 0 PB: 1 SB: 0 CS: 0	PA: 35			
<b>PITCHER</b>	IP	WLS	BF	H	R	ER	SO	BB	IBB	HBP	BLK	WP	HR	S	P	ERA	WHIP								
<b>Bill Wegman, R</b> (1, 1) ERA: 4.58	7.2	W	30	6	1	1	2	1	0	0	0	0	0	66	104	1.17	0.913								
<b>Dan Plesac, L</b> (8, 1) ERA:	1.1	S	5	1	0	0	2	0	0	0	0	0	0	13	15	0.00	0.750								

Milwaukee Brewers @ Texas Rangers  
Arlington Stadium, Arlington, TX  
Mon Apr 17 1989, 8:05 PM EDT  
Att: 38,274 - Unknown - 79 F

AB 34  
R 1  
H 7  
RBI 1  
BB 1  
SO 4  
LOB 14





Batter	1	2	3	4	5	6	7	8	9	AB	R	H	RBI	BB	SO	LOB	TOP					
Paul Moltzer, R OBP: 0.417, SLG: 0.619 (1, 10)	G5-3		HR			G3-1 1B		G4-3		4	1	2	1	0	0	0	<b>Milwaukee Brewers @ Texas Rangers</b> Arlington Stadium, Arlington, TX Tue Apr 18 1989, 8:05 PM EDT Att: 21,528 - Unknown - 81 F <a href="http://livebaseballscorecards.com">livebaseballscorecards.com</a>					
B.J. Surhoff, L OBP: 0.209, SLG: 0.237 (1, 2)	G1-6-3		F7			G3-1		HR		4	1	1	1	0	0	1						
Gary Sheffield, R OBP: 0.279, SLG: 0.270 (1, 5)	G5-3		F9			F4		F8		4	0	0	0	0	0	1						
Robin Yount, R OBP: 0.373, SLG: 0.468 (1, 8)		BB BB			G1-3			G6-3		2	0	0	0	2	0	0						
Rob Deer, R OBP: 0.440, SLG: 0.667 (1, 9)		SAFE SAFE BB BB			K			G6-4-3 1B		3	0	1	0	1	1	2						
Glenn Braggs, R OBP: 0.347, SLG: 0.364 (1, 7)	F8				L1			G6-4-3		3	0	0	0	1	0	3						
Terry Francona, L OBP: 0.229, SLG: 0.235 (1, 3)			K			K		G4-3		4	0	0	0	0	2	3						
Bill Spiers, L OBP: 0.222, SLG: 0.261 (1, 6)			K			G3-1		B1-3		3	0	0	0	0	1	3						
Jim Gantner, L OBP: 0.189, SLG: 0.229 (1, 4)			G6-3			F7		K		3	0	0	0	0	1	1						
<b>Inning Stats</b>	R: 0 E: 0 K: 0 S: 6	H: 0 LOB: 0 BB: 0 P: 7	R: 0 E: 0 K: 2 S: 11	H: 0 LOB: 2 BB: 2 P: 23	R: 1 E: 0 K: 0 S: 6	H: 1 LOB: 0 BB: 0 P: 9	R: 0 E: 0 K: 1 S: 7	H: 0 LOB: 0 BB: 0 P: 9	R: 0 E: 0 K: 1 S: 7	H: 0 LOB: 2 BB: 0 P: 10	R: 0 E: 0 K: 0 S: 15	H: 1 LOB: 1 BB: 1 P: 24	R: 0 E: 0 K: 1 S: 8	H: 0 LOB: 1 BB: 1 P: 14	R: 1 E: 0 K: 0 S: 6	H: 1 LOB: 0 BB: 0 P: 10		R: 0 E: 0 K: 0 S: 3	H: 1 LOB: 0 BB: 0 P: 3	1B: 2 2B: 0 3B: 0 HR: 2	SF: 0 SAC: 0 DP: 1 HBP: 0	WP: 0 PB: 0 SB: 0 CS: 0
<b>PITCHER</b> Bobby Witt, R ERA: 2.37 (1, 1)	IP: 9.0 WLS: W BF: 34 H: 4 R: 2 ER: 2 SO: 5 BB: 4 IBB: 0 HBP: 0 BLK: 0 WP: 0 HR: 2 S: 69 P: 109 ERA: 2.00 WHIP: 0.889															<b>PITCHER</b>						

Batter	1	2	3	4	5	6	7	8	9	AB	R	H	RBI	BB	SO	LOB	BOTTOM			
Cecil Espy, S OBP: 0.404, SLG: 0.451 (1, 8)	S 1B		S 1B			FC3 3B		G6-3		5	3	4	0	0	0	0	<b>Milwaukee Brewers @ Texas Rangers</b> Arlington Stadium, Arlington, TX Tue Apr 18 1989, 8:05 PM EDT Att: 21,528 - Unknown - 81 F <a href="http://livebaseballscorecards.com">livebaseballscorecards.com</a>			
Scott Fletcher, R OBP: 0.508, SLG: 0.467 (1, 6)	K		SAFE SAFE SAFE SAFE BB BB		SAFE SAFE SAFE SAFE BB BB	FC3 E BB		G4-3		3	2	1	0	2	1	1				
Rafael Palmeiro, L OBP: 0.379, SLG: 0.471 (1, 3)			FC4-6 1B			FC3 E SF7				3	1	2	3	1	0	1				
Ruben Sierra, S OBP: 0.421, SLG: 0.653 (1, 9)	P6		SF9			E3 G1-3		G6-3		3	0	0	1	0	0	5				
Julio Franco, R OBP: 0.278, SLG: 0.354 (1, 4)	G1-3		FC4-6 S			SF7		G5-3		3	0	0	1	0	0	2				
Pete Incaviglia, R OBP: 0.278, SLG: 0.360 (1, 7)			G6-3			G1-3				3	0	0	0	1	1	2				
Geno Petralli, L OBP: 0.314, SLG: 0.313 (1, 10)						F8				4	0	1	0	0	0	2				
Steve Buechele, R OBP: 0.320, SLG: 0.364 (1, 5)			G6-4-3 1B			K		F8		4	0	2	0	0	1	1				
Chad Kreuter, S (1, 2)	G6-4-3					G3-1		G1-6-3		4	0	0	0	0	0	3				
<b>Inning Stats</b>	R: 1 E: 0 K: 1 S: 12	H: 2 LOB: 1 BB: 0 P: 19	R: 0 E: 0 K: 1 S: 11	H: 2 LOB: 1 BB: 0 P: 20	R: 2 E: 0 K: 0 S: 8	H: 2 LOB: 1 BB: 1 P: 14	R: 0 E: 0 K: 1 S: 6	H: 0 LOB: 0 BB: 0 P: 10	R: 3 E: 1 K: 0 S: 15	H: 1 LOB: 1 BB: 1 P: 23	R: 0 E: 0 K: 0 S: 13	H: 3 LOB: 3 BB: 1 P: 21	R: 0 E: 0 K: 0 S: 10	H: 0 LOB: 1 BB: 1 P: 17	R: 0 E: 0 K: 0 S: 6	H: 0 LOB: 0 BB: 0 P: 10		1B: 9 2B: 0 3B: 1 HR: 0	SF: 2 SAC: 0 DP: 2 HBP: 0	WP: 0 PB: 0 SB: 0 CS: 0
<b>PITCHER</b> Don August, R ERA: 3.16 Mark Knudson, R ERA: 1.04 (7, 1)	IP: 6.0 WLS: L BF: 31 H: 6 R: 0 ER: 4 SO: 3 BB: 3 IBB: 0 HBP: 0 BLK: 0 WP: 0 HR: 0 S: 65 P: 107 ERA: 6.00 WHIP: 2.167															<b>PITCHER</b>				



Batter	1	2	3	4	5	6	7	8	9	AB	R	H	RBI	BB	SO	LOB	TOP										
Paul Molitor, R OBP: 0.429, SLG: 0.640	G6-3		K			1-0 CS 1B		1-2 2B		4	0	2	0	0	1	0	<b>Milwaukee Brewers @ Texas Rangers</b> Arlington Stadium, Arlington, TX Wed Apr 19 1989, 8:05 PM EDT Att: 19,444 - Unknown										
Jim Gantner, L OBP: 0.171, SLG: 0.205	F7		F8			2-1 B1-3		L3		4	0	0	0	0	0	2											
Robin Yount, R OBP: 0.364, SLG: 0.440	G6-3				0-1 G6-3				1-1 F7	3	0	0	0	1	0	0											
Rob Deer, R OBP: 0.407, SLG: 0.609		1-1 F9			0-0 L5				2-3 K	4	0	0	0	0	1	1											
Glenn Braggs, R OBP: 0.340, SLG: 0.354		2-2 G5-3			3-3 K				3-3 K	4	0	1	0	0	2	0											
Gary Sheffield, R OBP: 0.283, SLG: 0.350		1-0 HR			1-1 P2				3-2 L8	3	1	1	1	0	0	2											
Joey Meyer, R OBP: 0.176, SLG: 0.067		3-0 FC6-4 1B			3-0 G5-3				0-3 K	3	0	1	0	0	1	2											
Gus Polidor, R OBP: 0.115, SLG: 0.154		1-0 FC6-4			2-2 G6-3				1-1 F8	3	0	0	0	0	0	1											
Charlie O'Brien, R OBP: 0.455, SLG: 0.556			2-1 G6-3			2-2 1B			2-2 F3	3	0	1	0	0	0	0	<b>AB 31</b> <b>R 1</b> <b>H 6</b> <b>RBI 1</b> <b>BB 1</b> <b>SO 5</b> <b>LOB 8</b>										
<b>Inning Stats</b>	R: 0 E: 0 K: 0 S: 9	H: 0 LOB: 0 BB: 0 P: 13	R: 1 E: 0 K: 0 S: 9	H: 2 LOB: 1 BB: 0 P: 17	R: 0 E: 0 K: 1 S: 7	H: 0 LOB: 0 BB: 0 P: 13	R: 0 E: 0 K: 1 S: 6	H: 0 LOB: 0 BB: 0 P: 9	R: 0 E: 0 K: 0 S: 6	H: 0 LOB: 0 BB: 0 P: 12	R: 0 E: 0 K: 0 S: 7	H: 2 LOB: 0 BB: 0 P: 2	R: 0 E: 0 K: 1 S: 13	H: 1 LOB: 2 BB: 1 P: 23	R: 0 E: 0 K: 2 S: 12	H: 1 LOB: 1 BB: 0 P: 16		R: 0 E: 0 K: 2 S: 13	H: 0 LOB: 0 BB: 0 P: 19	1B: 4 2B: 1 3B: 0 HR: 1	SF: 0 SAC: 0 DP: 0 HBP: 0	WP: 0 PB: 0 SB: 0 CS: 1	PA: 32				
<b>PITCHER</b>	IP	WLS	BF	H	R	ER	SO	BB	IBB	HBP	BLK	WP	HR	S	P	ERA		WHIP									
Jamie Moyer, L ERA: 2.95	(1, 1)	6.1	W	23	5	1	1	2	1	0	0	0	0	1	51	90		1.42	0.947								
Cecilio Guante, R ERA: 1.86	(7, 1)	2.2	S	9	1	0	0	3	0	0	0	0	0	0	31	44		0.00	0.375								

Batter	1	2	3	4	5	6	7	8	9	AB	R	H	RBI	BB	SO	LOB	BOTTOM									
Cecil Espy, S OBP: 0.410, SLG: 0.455	E6 G6-3		1-2 1B		2-0 G4-6-3 1B	0-0 FC4-2				4	0	2	0	0	0	3	<b>Milwaukee Brewers @ Texas Rangers</b> Arlington Stadium, Arlington, TX Wed Apr 19 1989, 8:05 PM EDT Att: 19,444 - Unknown									
Scott Fletcher, R OBP: 0.476, SLG: 0.429	3-2 G6-3		0-1 G6-3		1-2 G4-6-3	1-1 F8				4	0	0	0	0	0	7										
Rafael Palmeiro, L OBP: 0.371, SLG: 0.444	2-0 G4-3				4-2 FC4-6 BB	1-1 F7			1-0 G4-3	3	0	0	0	1	0	0										
Ruben Sierra, S OBP: 0.410, SLG: 0.679		1-3 K			0-0 FC4-6 2B SF9	0-1 HR			3-3 K	4	2	1	1	0	2	1										
Julio Franco, R OBP: 0.310, SLG: 0.451		1-0 HR			3-2 2B	4-1 HR BB			1-0 F9	3	2	2	1	1	0	0										
Pete Incaviglia, R OBP: 0.276, SLG: 0.415		0-0 F8			0-0 SF9	1-1 HR			2-2 G5-3	3	1	1	3	0	0	0										
Rick Leach, L ERA: 5.56	(1, 10)	5.1	L	25	7	5	5	4		3	0	1	0	0	1	1		<b>AB 30</b> <b>R 5</b> <b>H 8</b> <b>RBI 5</b> <b>BB 5</b> <b>SO 6</b> <b>LOB 15</b>								
Chuck Crim, R ERA: 5.19	(6, PH)	1.2		7	1	0	0	1		0	0	0	0	1	0	0										
Jeff Stone, L OBP: 0.333, SLG: 0.333	(8, PR)	1.0		4	0	0	0	1		0	0	0	0	0	0	0										
Steve Buechele, R OBP: 0.333, SLG: 0.362	(1, 5)	1.0		4	0	0	0	1		3	0	1	0	1	2	1										
Jim Sundberg, R OBP: 0.250, SLG: 0.250	(1, 2)	1.0		4	0	0	0	1		3	0	0	0	1	1	2										
<b>Inning Stats</b>	R: 0 E: 1 K: 0 S: 6	H: 0 LOB: 0 BB: 0 P: 11	R: 1 E: 0 K: 1 S: 7	H: 1 LOB: 0 BB: 0 P: 10	R: 0 E: 0 K: 1 S: 10	H: 1 LOB: 1 BB: 0 P: 15	R: 1 E: 0 K: 1 S: 11	H: 1 LOB: 1 BB: 1 P: 19	R: 0 E: 0 K: 1 S: 9	H: 1 LOB: 1 BB: 1 P: 17	R: 3 E: 0 K: 0 S: 18	H: 4 LOB: 3 BB: 2 P: 31	R: 0 E: 0 K: 1 S: 5	H: 0 LOB: 0 BB: 0 P: 10	R: 0 E: 0 K: 1 S: 10	H: 0 LOB: 1 BB: 1 P: 17	R: 0 E: 0 K: 1 S: 10		H: 0 LOB: 1 BB: 1 P: 17	1B: 4 2B: 1 3B: 0 HR: 3	SF: 1 SAC: 0 DP: 1 HBP: 0	WP: 0 PB: 0 SB: 1 CS: 0	PA: 36			
<b>PITCHER</b>	IP	WLS	BF	H	R	ER	SO	BB	IBB	HBP	BLK	WP	HR	S	P	ERA	WHIP									
Mike Birkbeck, R ERA: 5.56	(1, 1)	5.1	L	25	7	5	5	4		3	0	1	0	0	1	1	8.44		1.875							
Chuck Crim, R ERA: 5.19	(6, 1)	1.2		7	1	0	0	1		0	0	0	0	0	1	0	0.00	1.200								
Paul Mirabella, L ERA: 5.14	(8, 1)	1.0		4	0	0	0	1		0	0	0	0	0	1	0	0.00	1.000								



Batter	1	2	3	4	5	6	7	8	9	AB	R	H	RBI	BB	SO	LOB	TOP								
<b>Cecil Espy, S</b> OBP: 0.385, SLG: 0.424 (1, 8)	F9			K	K			P3		4	0	0	0	0	2	1	<b>Texas Rangers @ Toronto Blue Jays</b> Exhibition Stadium, Toronto, ON Fri Apr 21 1989, 7:05 PM EDT Att: 22,186 - Unknown - 43 F								
<b>Scott Fletcher, R</b> OBP: 0.483, SLG: 0.404 (1, 6)	K			1B	1B			G3		3	1	0	0	1	1										
<b>Rafael Palmeiro, L</b> OBP: 0.379, SLG: 0.466 (1, 3)	G3			1B	1B					4	2	2	0	0	0										
<b>Ruben Sierra, S</b> OBP: 0.400, SLG: 0.649 (1, 9)		G3		1B	1B					4	0	1	0	0	1										
<b>Julio Franco, R</b> OBP: 0.323, SLG: 0.444 (1, 4)	L7			1B	1B					3	0	1	2	1	0										
<b>Pete Incaviglia, R</b> OBP: 0.274, SLG: 0.421 (1, 7)	K			1B	1B					4	0	1	1	0	1										
<b>Geno Petralli, L</b> OBP: 0.308, SLG: 0.288 (1, 10)			L8							3	0	0	0	1	1										
<b>Jeff Kunkel, R</b> OBP: 0.400, SLG: 0.500 (9, PR)			G4-3							0	0	0	0	0	0										
<b>Steve Buechele, R</b> OBP: 0.328, SLG: 0.340 (1, 5)		L8			L8					3	0	0	0	1	0										
<b>Chad Kreuter, S</b> OBP: 0.250, SLG: 0.250 (8, PH)	L7									2	0	0	0	0	1										
<b>Jeff Stone, L</b> OBP: 0.250, SLG: 0.250 (8, 2)										1	0	0	0	0	1										
<b>Jim Sundberg, R</b> OBP: 0.250, SLG: 0.250 (8, 2)										0	0	0	0	0	0										
<b>Inning Stats</b>	R: 0 E: 0 K: 1 S: 10	H: 0 LOB: 0 BB: 0 P: 13	R: 0 E: 0 K: 1 S: 5	H: 0 LOB: 0 BB: 0 P: 6	R: 0 E: 0 K: 0 S: 8	H: 0 LOB: 0 BB: 0 P: 14	R: 2 E: 0 K: 1 S: 16	H: 3 LOB: 2 BB: 1 P: 30	R: 0 E: 0 K: 1 S: 7	H: 0 LOB: 0 BB: 0 P: 11	R: 0 E: 0 K: 1 S: 7	H: 0 LOB: 0 BB: 0 P: 11	R: 0 E: 0 K: 1 S: 11	H: 0 LOB: 1 BB: 2 P: 21	R: 1 E: 0 K: 0 S: 16	H: 2 LOB: 2 BB: 2 P: 28	1B: 3 2B: 2 3B: 0 HR: 0	SF: 0 SAC: 0 DP: 1 HBP: 0	WP: 0 PB: 0 SB: 0 CS: 0	PA: 35					
<b>PITCHER</b>	IP	WLS	BF	H	R	ER	SO	BB	IBB	HBP	BLK	WP	HR	S	P	ERA	WHIP								
<b>Dave Stieb, R</b> ERA: 3.55 (1, 1)	8.0	W	30	4	3	3	8	2	0	0	0	0	0	76	122	3.38	0.750								
<b>Tom Henke, R</b> ERA: 8.75 (9, 1)	0.1		4	1	0	0	0	2	0	0	0	0	0	9	19	0.00	9.000								
<b>Duane Ward, R</b> ERA: 5.56 (9, 1)	0.2	S	1	0	0	0	0	0	0	0	0	0	0	3	4	0.00	0.000								

AB	31
R	3
H	5
RBI	3
BB	4
SO	8
LOB	11



Batter	1	2	3	4	5	6	7	8	9	AB	R	H	RBI	BB	SO	LOB	BOTTOM								
<b>Lloyd Moseby, L</b> OBP: 0.362, SLG: 0.321 (1, 8)	1B	SF8				K				1	1	0	1	2	1	0	<b>Texas Rangers @ Toronto Blue Jays</b> Exhibition Stadium, Toronto, ON Fri Apr 21 1989, 7:05 PM EDT Att: 22,186 - Unknown - 43 F								
<b>Kelly Gruber, R</b> OBP: 0.456, SLG: 0.600 (1, 5)	1B	L5		G3		K				4	0	1	0	0	1	4									
<b>Rance Mulliniks, L</b> OBP: 0.302, SLG: 0.263 (1, 10)	1B	G3								4	1	0	1	0	0	2									
<b>George Bell, R</b> OBP: 0.304, SLG: 0.439 (1, 7)	K			G6-3						4	1	1	1	0	2	1									
<b>Fred McGriff, L</b> OBP: 0.485, SLG: 0.673 (1, 3)	2B			G3-1						3	1	1	1	1	0	1									
<b>Ernie Whitt, L</b> OBP: 0.345, SLG: 0.407 (1, 2)	G4-3			G3						4	0	0	0	0	1	3									
<b>Jesse Barfield, R</b> OBP: 0.262, SLG: 0.475 (1, 9)										3	1	1	0	1	1	0									
<b>Nelson Liriano, S</b> OBP: 0.267, SLG: 0.286 (1, 4)										4	1	1	0	0	1	2									
<b>Manuel Lee, S</b> OBP: 0.339, SLG: 0.302 (1, 6)										3	0	0	0	1	1	1									
<b>Inning Stats</b>	R: 2 E: 0 K: 1 S: 12	H: 2 LOB: 1 BB: 1 P: 23	R: 2 E: 0 K: 0 S: 13	H: 2 LOB: 1 BB: 1 P: 18	R: 0 E: 0 K: 0 S: 3	H: 0 LOB: 0 BB: 0 P: 8	R: 0 E: 1 K: 0 S: 10	H: 0 LOB: 2 BB: 2 P: 20	R: 2 E: 1 K: 2 S: 18	H: 1 LOB: 1 BB: 1 P: 31	R: 0 E: 0 K: 3 S: 10	H: 0 LOB: 0 BB: 0 P: 15	R: 0 E: 0 K: 1 S: 7	H: 0 LOB: 1 BB: 0 P: 7	R: 0 E: 0 K: 1 S: 9	H: 0 LOB: 0 BB: 0 P: 12	1B: 2 2B: 2 3B: 0 HR: 1	SF: 1 SAC: 0 DP: 0 HBP: 0	WP: 3 PB: 1 SB: 2 CS: 0	PA: 36					
<b>PITCHER</b>	IP	WLS	BF	H	R	ER	SO	BB	IBB	HBP	BLK	WP	HR	S	P	ERA	WHIP								
<b>Kevin Brown, R</b> ERA: 2.61 (1, 1)	4.1	L	23	5	6	5	1	5	0	0	0	0	0	23	34	0.00	2.308								
<b>Drew Hall, L</b> ERA: (5, 1)	1.2		6	0	0	0	5	0	0	0	0	0	0	23	34	0.00	0.000								
<b>Kenny Rogers, L</b> ERA: 1.35 (7, 1)	1.2		6	0	0	0	2	0	0	0	0	1	0	13	15	0.00	0.000								
<b>Jeff Russell, R</b> ERA: (8, 1)	0.1		1	0	0	0	0	0	0	0	0	0	0	3	4	0.00	0.000								

AB	30
R	6
H	5
RBI	4
BB	5
SO	8
LOB	14





Batter	1	2	3	4	5	6	7	8	9	AB	R	H	RBI	BB	SO	LOB	TOP			
<b>Cecil Espy, S</b> (1, 8) OBP: 0.362, SLG: 0.397	L4		K	F7			G4-3			4	0	0	0	0	1	4				
<b>Scott Fletcher, R</b> (1, 6) OBP: 0.451, SLG: 0.393	F7		G4-3		G6-3			G3-6-3 1B		4	0	1	0	0	0	1				
<b>Rafael Palmeiro, L</b> (1, 3) OBP: 0.371, SLG: 0.443	2B 1B BB		G3-1		G1-3			G3-6-3 1-2		3	1	0	0	1	0	2				
<b>Ruben Sierra, S</b> (1, 9) OBP: 0.420, SLG: 0.689	3-2 1-3 1B 2B			F9 1B 2B	G4-3			2-2 1B		4	1	3	0	0	0	0				
<b>Julio Franco, R</b> (1, 4) OBP: 0.318, SLG: 0.431	2-2 2H 3-H 1B			L8			F9	G6-3 1-2		4	0	1	1	0	0	2				
<b>Pete Incaviglia, R</b> (1, 7) OBP: 0.273, SLG: 0.400		K		F9			G4-6-3 BB		K	3	0	0	0	1	2	1				
<b>Mike Stanley, R</b> (1, 10)		G6-3							K	2	0	0	0	1	0	1				
<b>Rick Leach, L</b> (9, PH) OBP: 0.267, SLG: 0.333				1B 1B BB			G4-6-3 1-2		K	1	0	0	0	0	1	0				
<b>Steve Buechele, R</b> (1, 5) OBP: 0.323, SLG: 0.333		P3						G5-3	K	4	0	1	1	0	1	0				
<b>Jim Sundberg, R</b> (1, 2) OBP: 0.304, SLG: 0.421								G5-3		3	0	2	0	0	0	0				
<b>Inning Stats</b>	R: 1 E: 0 K: 0 S: 14	H: 2 LOB: 2 BB: 1 P: 26	R: 0 E: 0 K: 1 S: 9	H: 0 LOB: 0 BB: 0 P: 13	R: 0 E: 0 K: 1 S: 8	H: 1 LOB: 1 BB: 0 P: 12	R: 1 E: 0 K: 0 S: 15	H: 3 LOB: 3 BB: 1 P: 29	R: 0 E: 0 K: 0 S: 4	H: 0 LOB: 0 BB: 0 P: 9	R: 0 E: 0 K: 0 S: 5	H: 0 LOB: 0 BB: 0 P: 6	R: 0 E: 0 K: 0 S: 10	H: 2 LOB: 1 BB: 0 P: 15	R: 0 E: 0 K: 3 S: 10	H: 0 LOB: 0 BB: 0 P: 12	1B: 5 2B: 2 3B: 1 HR: 0	SF: 0 SAC: 0 DP: 2 HBP: 0	WP: 0 PB: 0 SB: 1 CS: 0	PA: 35
<b>PITCHER</b>	IP	WLS	BF	H	R	ER	SO	BB	IBB	HBP	BLK	WP	HR	S	P	ERA	WHIP			
<b>Mike Flanagan, L</b> (1, 1) ERA: 3.2	7.2		31	8	2	2	2	3	0	0	0	0	0	70	118	2.35	1.435			
<b>Duane Ward, R</b> (8, 1) ERA: 4.97	1.1	W	4	0	0	0	3	0	0	0	0	0	0	13	16	0.00	0.000			

Texas Rangers @ Toronto Blue Jays  
Exhibition Stadium, Toronto, ON  
Sat Apr 22 1989, 3:33 AM EDT  
Att: 27,278 - Sunny - 41 F

AB 32  
R 2  
H 8  
RBI 2  
BB 3  
SO 5  
LOB 11



Batter	1	2	3	4	5	6	7	8	9	AB	R	H	RBI	BB	SO	LOB	BOTTOM			
<b>Lloyd Moseby, L</b> (1, 8) OBP: 0.370, SLG: 0.367	G5-3			G5-4-3 2B	F7			BB PB 2B		4	1	2	0	0	0	1				
<b>Kelly Gruber, R</b> (1, 5) OBP: 0.458, SLG: 0.587	G5-3			G5-4-3 1B			G6-3	PB BB HBP		3	1	1	0	0	0	0				
<b>Ernie Whitt, L</b> (1, 2) OBP: 0.344, SLG: 0.433				G5-4-3				BB 1B BB		3	0	1	0	0	0	2				
<b>Pat Borders, R</b> (6, PH) OBP: 0.293, SLG: 0.400	G6-3			1-2 2-3			FC3-6 2B	1-2 2-3 BB		0	0	0	0	1	0	0				
<b>George Bell, R</b> (1, 7) OBP: 0.301, SLG: 0.420				P4			FC3-6 BB	F7		3	0	0	0	1	0	4				
<b>Fred McGriff, L</b> (1, 3) OBP: 0.472, SLG: 0.644		K			P6		FC3-6 1-2 2-3	BB 1B		4	0	1	1	0	1	2				
<b>Jesse Barfield, R</b> (1, 9) OBP: 0.275, SLG: 0.469					F9		F9			3	0	1	0	1	0	2				
<b>Rance Mulliniks, L</b> (1, 10) ERA: 3.91		CS 1B						BB		3	1	2	0	0	0	0				
<b>Tom Lawless, R</b> (7, PR) OBP: 0.556, SLG: 0.333		CS		F7				F8		0	0	0	0	0	0	0				
<b>Bob Brenly, R</b> (8, PH) OBP: 0.292, SLG: 0.190		1-2			E 2B 1B			FC4-6 1B		1	0	0	0	0	0	3				
<b>Nelson Liriano, S</b> (1, 4) OBP: 0.245, SLG: 0.261								FC4-6 F7		4	1	0	0	0	2	5				
<b>Manuel Lee, S</b> (1, 6) OBP: 0.339, SLG: 0.321								F7		3	0	1	2	0	0	1				
<b>Inning Stats</b>	R: 0 E: 0 K: 0 S: 8	H: 0 LOB: 0 BB: 0 P: 12	R: 0 E: 0 K: 1 S: 7	H: 1 LOB: 0 BB: 0 P: 12	R: 0 E: 0 K: 1 S: 6	H: 0 LOB: 0 BB: 0 P: 9	R: 0 E: 0 K: 0 S: 9	H: 2 LOB: 1 BB: 0 P: 12	R: 2 E: 1 K: 0 S: 12	H: 2 LOB: 1 BB: 0 P: 18	R: 0 E: 0 K: 0 S: 7	H: 1 LOB: 2 BB: 1 P: 15	R: 0 E: 0 K: 0 S: 6	H: 1 LOB: 1 BB: 0 P: 8	R: 2 E: 0 K: 1 S: 14	H: 2 LOB: 3 BB: 2 P: 30	1B: 5 2B: 4 3B: 0 HR: 0	SF: 0 SAC: 0 DP: 1 HBP: 1	WP: 0 PB: 1 SB: 0 CS: 1	PA: 36
<b>PITCHER</b>	IP	WLS	BF	H	R	ER	SO	BB	IBB	HBP	BLK	WP	HR	S	P	ERA	WHIP			
<b>Charlie Hough, R</b> (1, 1) ERA: 3.91	7.0	L	29	8	4	2	2	1	0	1	0	0	0	58	93	2.57	1.286			
<b>Drew Hall, L</b> (8, 1) ERA: 1.8	0.0		1	0	0	0	0	1	0	0	0	0	0	4	4	∞	∞			
<b>Cecilio Guante, R</b> (8, 1) ERA: 1.8	0.1		1	0	0	0	0	0	0	0	0	0	0	4	5	0.00	0.000			
<b>Kenny Rogers, L</b> (8, 1) ERA: 1.23	0.2		4	1	0	0	1	1	0	0	0	0	0	7	14	0.00	3.000			

Texas Rangers @ Toronto Blue Jays  
Exhibition Stadium, Toronto, ON  
Sat Apr 22 1989, 3:33 AM EDT  
Att: 27,278 - Sunny - 41 F

AB 31  
R 4  
H 9  
RBI 3  
BB 3  
SO 3  
LOB 20





Batter	1	2	3	4	5	6	7	8	9	AB	R	H	RBI	BB	SO	LOB	TOP				
<b>Cecil Espy, S</b> OBP: 0.391, SLG: 0.382 (1, 8)	1-1 CS 1B	2-1 P5		2-1 F8			1-1 6-3		0-0 5-3	5	0	1	0	0	0	1					
<b>Scott Fletcher, R</b> OBP: 0.440, SLG: 0.383 (1, 6)	2-3 K 1-2		1-0 6-3	1-1 F8			1-1 1B			4	0	1	0	0	1	2					
<b>Rafael Palmeiro, L</b> OBP: 0.378, SLG: 0.438 (1, 3)	4-2 HR BB		2-1 G3		1-0 L9-4-6 6-3 1B		1-1 F8			3	1	1	0	1	0	1					
<b>Ruben Sierra, S</b> OBP: 0.425, SLG: 0.719 (1, 9)	2-0 HR		4-0 PB BB		2-2 6-3		1-2 P2			3	1	1	2	1	0	1					
<b>Julio Franco, R</b> OBP: 0.329, SLG: 0.426 (1, 4)	1-1 1B		1-3 K		0-1 L9-4-6		4-0 E BB			3	0	1	0	1	1	2					
<b>Geno Petralli, L</b> OBP: 0.349, SLG: 0.297 (1, 2)	0-0 1B			4-1 1B 2B BB		1-1 4-3		4-2 G6-4-3 BB		2	1	1	0	2	0	0					
<b>Pete Incaviglia, R</b> OBP: 0.297, SLG: 0.375 (1, 7)	2-3 K		0-3 K		0-3 K		1-3 K		0-0 G6-4-3	4	0	0	0	0	3	5					
<b>Rick Leach, L</b> OBP: 0.294, SLG: 0.353 (6, PH)		0-3 K		0-1 2B 1B		0-3 K			0-3 K	2	1	1	0	0	1	0					
<b>Jeff Kunkel, R</b> OBP: 0.333, SLG: 0.417 (6, PH)				1-2 2B 1B						2	0	0	0	0	2	0					
<b>Steve Buechele, R</b> OBP: 0.318, SLG: 0.345 (1, 5)		1-1 G6-3		1-1 2B			1-3 K		1-3 K	4	0	1	2	0	2	0					
<b>Inning Stats</b>	R: 2 H: 4 E: 0 K: 2 S: 15	H: 4 R: 23 ER: 1 LOB: 26	R: 0 H: 0 E: 0 K: 1 S: 7	H: 0 R: 4 ER: 0 LOB: 10	R: 0 H: 0 E: 0 K: 1 S: 6	H: 0 R: 4 ER: 0 LOB: 14	R: 2 H: 2 E: 0 K: 1 S: 12	H: 2 R: 47 ER: 0 LOB: 20	R: 0 H: 0 E: 0 K: 2 S: 8	H: 0 R: 0 ER: 0 LOB: 0	R: 0 H: 1 E: 0 K: 1 S: 9	H: 1 R: 13 ER: 0 LOB: 13	R: 0 H: 0 E: 1 K: 0 S: 7	H: 0 R: 0 ER: 1 LOB: 1	R: 0 H: 0 E: 0 K: 2 S: 7	H: 0 R: 0 ER: 0 LOB: 8	1B: 6 2B: 2 HR: 1	SF: 0 SAC: 0 DP: 2 HBP: 0	WP: 0 PB: 1 SB: 0 CS: 1	PA: 37	
<b>PITCHER</b>	IP	WLS	BF	H	R	ER	SO	BB	IBB	HBP	BLK	WP	HR	S	P	ERA	WHIP				
<b>Todd Stottlemeyer, R</b> ERA: 4.28 (1, 1)	5.0	L	23	7	4	4	5	3	0	0	0	0	1	47	80	7.20	2.000				
<b>David Welts, L</b> ERA: 3.21 (6, 1)	4.0		14	1	0	0	5	2	0	0	0	0	0	31	47	0.00	0.750				

Texas Rangers @ Toronto Blue Jays  
Exhibition Stadium, Toronto, ON  
Sun Apr 23 1989, 3:33 AM EDT  
Att: 31,473 - Sunny - 45 F

AB 32  
R 4  
H 8  
RBI 4  
BB 5  
SO 10  
LOB 12



Batter	1	2	3	4	5	6	7	8	9	AB	R	H	RBI	BB	SO	LOB	BOTTOM					
<b>Lloyd Moseby, L</b> OBP: 0.377, SLG: 0.355 (1, 8)	1-0 G3		4-0 BB			4-1 S BB			2-2 P5	2	0	0	0	2	0	0						
<b>Nelson Lirio, S</b> OBP: 0.284, SLG: 0.306 (1, 4)	4-2 S BB		2-1 4-3			3-3 K			1-1 5-3 3B	3	1	1	0	1	1	2						
<b>Kelly Gruber, R</b> OBP: 0.434, SLG: 0.552 (1, 5)	1-1 P4 1-2			0-2 4-3		2-2 P2			1-1 5-3	4	0	0	1	0	0	2						
<b>George Bell, R</b> OBP: 0.286, SLG: 0.397 (1, 7)	1-3 K			1-0 F3		1-0 F8			0-1 F8	4	0	0	0	0	1	1						
<b>Fred McGriff, L</b> OBP: 0.453, SLG: 0.613 (1, 3)		2-3 K		0-0 F8		2-3 K				3	0	0	0	0	2	0						
<b>Ernie Whitt, L</b> OBP: 0.314, SLG: 0.394 (1, 2)		3-3 K			3-3 K		1-2 F8			3	0	0	0	0	2	0						
<b>Jesse Barfield, R</b> OBP: 0.284, SLG: 0.448 (1, 9)		2-3 K			0-2 P5			1-3 K		3	0	0	0	0	2	0						
<b>Rance Mulliniks, L</b> OBP: 0.306, SLG: 0.273 (1, 10)			2-2 L7		2-3 K			0-1 6-3		3	0	0	0	0	1	0						
<b>Manuel Lee, S</b> OBP: 0.328, SLG: 0.310 (8, PH)			1-3 K			1-3 K			1-3 K	2	0	0	0	0	2	0						
<b>Rob Ducey, L</b> OBP: 0.333, SLG: 0.250 (9, 6)										1	0	0	0	0	1	0						
<b>Alexis Infante, R</b> (9, 6)										0	0	0	0	0	0	0						
<b>Inning Stats</b>	R: 0 H: 0 E: 0 K: 1 S: 8	H: 0 R: 31 ER: 1 LOB: 15	R: 0 H: 0 E: 0 K: 3 S: 9	H: 0 R: 1 ER: 1 LOB: 0	R: 0 H: 0 E: 0 K: 1 S: 9	H: 0 R: 1 ER: 0 LOB: 18	R: 0 H: 0 E: 0 K: 0 S: 6	H: 0 R: 81 ER: 0 LOB: 7	R: 0 H: 0 E: 0 K: 2 S: 13	H: 0 R: 0 ER: 0 LOB: 18	R: 0 H: 0 E: 0 K: 2 S: 11	H: 0 R: 0 ER: 0 LOB: 21	R: 0 H: 0 E: 0 K: 1 S: 8	H: 0 R: 0 ER: 0 LOB: 12	R: 0 H: 0 E: 0 K: 2 S: 8	H: 0 R: 10 ER: 0 LOB: 10	R: 1 H: 1 E: 0 K: 0 S: 9	H: 1 R: 13 ER: 0 LOB: 13	1B: 0 2B: 0 3B: 1 HR: 0	SF: 0 SAC: 0 DP: 0 HBP: 0	WP: 0 PB: 0 SB: 2 CS: 0	PA: 31
<b>PITCHER</b>	IP	WLS	BF	H	R	ER	SO	BB	IBB	HBP	BLK	WP	HR	S	P	ERA	WHIP					
<b>Nolan Ryan, R</b> ERA: 2.33 (1, 1)	9.0	W	31	1	1	1	12	3	0	0	0	0	0	81	130	1.00	0.444					

Texas Rangers @ Toronto Blue Jays  
Exhibition Stadium, Toronto, ON  
Sun Apr 23 1989, 3:33 AM EDT  
Att: 31,473 - Sunny - 45 F

AB 28  
R 1  
H 1  
RBI 1  
BB 3  
SO 12  
LOB 5





Batter	1	2	3	4	5	6	7	8	9	AB	R	H	RBI	BB	SO	LOB	TOP								
<b>Cecil Espy, S</b> OBP: 0.329, SLG: 0.361 (1, 8)	1-3 K	0-2 G6-3		2-3 K	2-0 SF9-5-6-1		0-0 G1-3			4	0	0	2	0	2	2									
<b>Scott Fletcher, R</b> OBP: 0.438, SLG: 0.385 (1, 6)	0-0 6-3 1B	2-1 G6-3 1B		3-3 K		1-0 F9		2-1 F7		5	1	2	0	0	1	1									
<b>Rafael Palmeiro, L</b> OBP: 0.392, SLG: 0.464 (1, 3)	2-2 6-3	2-2 G6-3			0-0 BB 1B	0-1 1B 1B		0-0 WP 1B 2B		5	2	3	0	0	0	2									
<b>Ruben Sierra, S</b> OBP: 0.423, SLG: 0.696 (1, 9)	1-2 1B 2H		0-1 L6		2-2 F7	2-3 K		1-0 G6-4-3 1B		5	0	2	2	0	1	2									
<b>Julio Franco, R</b> OBP: 0.347, SLG: 0.431 (1, 4)	0-1 1B		2-2 G1-3		4-0 BB 1B	1-0 1B 1B		1-0 G6-4-3		4	1	2	0	1	0	1									
<b>Geno Petralli, L</b> OBP: 0.333, SLG: 0.282 (1, 2)	3-3 K		0-2 G6-3		4-0 1B BB	1-0 1B 1B			2-1 F8	2	0	0	0	0	1	2									
<b>Jim Sundberg, R</b> OBP: 0.346, SLG: 0.429 (5, PH)					1-2 2-3 BB	1-2 2H 1B				2	1	1	0	1	0	0									
<b>Pete Incaviglia, R</b> OBP: 0.293, SLG: 0.449 (1, 7)		3-2 2B 3B		2-1 1B 2B	1-0 1B 2B		2-3 K		3-2 S 1B	5	3	4	2	0	1	0									
<b>Rick Leach, L</b> OBP: 0.316, SLG: 0.421 (1, 10)		0-2 WP 3B 2B		3-2 G5-3	0-1 2B 1B		2-1 G5-3		2-3 K	2	1	1	1	0	0	1									
<b>Mike Stanley, R</b> OBP: 0.371, SLG: 0.083 (5, PH)		3H			2-3 SF9-5-6-1 1B				1-2 K	3	1	1	0	0	1	1									
<b>Steve Buechele, R</b> OBP: 0.352, SLG: 0.419 (1, 5)		2H G6-3 3B		3-2 1B	1-0 1B 2B		4-2 BB		0-0 P3	4	1	3	4	1	0	1									
<b>Inning Stats</b>	R: 1 E: 0 K: 2 S: 16	H: 3 LOB: 2 BB: 0 P: 23	R: 3 E: 0 K: 0 S: 17	H: 4 LOB: 0 BB: 0 P: 26	R: 0 E: 0 K: 0 S: 8	H: 0 LOB: 0 BB: 0 P: 10	R: 1 E: 0 K: 2 S: 18	H: 2 LOB: 1 BB: 0 P: 31	R: 5 E: 0 K: 0 S: 9	H: 4 LOB: 0 BB: 2 P: 23	R: 0 E: 0 K: 1 S: 9	H: 3 LOB: 1 BB: 0 P: 14	R: 0 E: 0 K: 1 S: 11	H: 0 LOB: 1 BB: 1 P: 19	R: 1 E: 0 K: 0 S: 5	H: 2 LOB: 0 BB: 0 P: 9	R: 0 E: 0 K: 1 S: 12	H: 1 LOB: 1 BB: 0 P: 19	1B: 13 2B: 5 3B: 2 HR: 0	SF: 1 SAC: 0 DP: 3 HBP: 0	WP: 2 PB: 0 SB: 1 CS: 0	PA: 45			
<b>PITCHER</b>	IP	WLS	BF	H	R	ER	SO	BB	IBB	HBP	BLK	WP	HR	S	P	ERA	WHIP								
<b>Rich Yett, R</b> ERA: 6.86 (1, 1)	1.1		11	7	4	4	2	0	0	0	0	1	0	30	44	27.00	5.250								
<b>Scott Bailes, L</b> ERA: 3.71 (2, 1)	3.0	L	14	4	5	5	2	2	0	0	0	0	0	34	62	15.00	2.000								
<b>Brad Havens, L</b> ERA: 4.38 (5, 1)	4.2		20	8	2	2	3	1	0	0	0	1	0	41	68	3.86	1.929								

Texas Rangers @ Cleveland Indians  
Cleveland Municipal Stadium, Cleveland, OH  
Tue Apr 25 1989, 7:05 PM EDT  
Att: 6,585 - Unknown

AB 41  
R 11  
H 19  
RBI 11  
BB 3  
SO 7  
LOB 13



Batter	1	2	3	4	5	6	7	8	9	AB	R	H	RBI	BB	SO	LOB	BOTTOM								
<b>Oddibe McDowell, L</b> OBP: 0.250, SLG: 0.220 (1, 7)	3-2 1B 2B	2-1 SH3-4 1B		0-2 B4-3		1-0 P6			3-2 F7	5	2	2	0	0	0	0									
<b>Jerry Browne, S</b> OBP: 0.228, SLG: 0.212 (1, 4)	0-0 2B 1B	0-0 SH3-4		3-3 K		3-3 K			2-1 1B	4	1	2	0	0	2	0									
<b>Joe Carter, R</b> OBP: 0.278, SLG: 0.329 (1, 8)	0-0 F9	0-0 CS 1B			0-2 F8		1-2 G5-3		1-2 G5-3	5	0	1	2	0	0	3									
<b>Pete O'Brien, L</b> OBP: 0.507, SLG: 0.587 (1, 3)	0-0 1B 2B	2-0 G3			4-2 BB BB		0-2 G5-4-3 1B			3	2	2	1	1	0	1									
<b>Cory Snyder, R</b> OBP: 0.365, SLG: 0.529 (1, 9)	2-2 WP BB 1B		2-3 K		4-0 2B BB		1-1 G5-4-3			3	1	1	2	1	1	1									
<b>Dave Clark, L</b> OBP: 0.333, SLG: 0.415 (1, 10)	4-1 WP BB		0-0 G6-3		1-1 F8			0-3 K		3	0	0	0	1	1	2									
<b>Brook Jacoby, R</b> OBP: 0.368, SLG: 0.389 (1, 5)	2-3 K		4-2 FC5-4 BB		0-0 1H 2H 2B			2-1 L8		3	0	1	2	1	1	2									
<b>Andy Allanson, R</b> OBP: 0.200, SLG: 0.212 (1, 2)	3-3 K		0-0 FC5-4		0-1 F9			3-1 G5-3		4	0	0	0	0	1	4									
<b>Felix Fermin, R</b> OBP: 0.351, SLG: 0.260 (1, 6)		4-1 SH3-4 1B BB		0-0 G4-3		0-2 G4-3			0-2 G1-3	3	1	0	0	1	0	0									
<b>Inning Stats</b>	R: 3 E: 0 K: 2 S: 19	H: 4 LOB: 2 BB: 1 P: 33	R: 2 E: 0 K: 0 S: 6	H: 2 LOB: 0 BB: 1 P: 14	R: 0 E: 0 K: 1 S: 9	H: 0 LOB: 1 BB: 1 P: 15	R: 0 E: 0 K: 1 S: 7	H: 0 LOB: 0 BB: 2 P: 10	R: 2 E: 0 K: 0 S: 12	H: 1 LOB: 1 BB: 2 P: 21	R: 0 E: 0 K: 1 S: 7	H: 0 LOB: 0 BB: 0 P: 11	R: 0 E: 0 K: 1 S: 7	H: 0 LOB: 0 BB: 0 P: 12	R: 0 E: 0 K: 1 S: 12	H: 1 LOB: 1 BB: 0 P: 18	1B: 7 2B: 2 3B: 0 HR: 0	SF: 0 SAC: 1 DP: 1 HBP: 0	WP: 1 PB: 0 SB: 0 CS: 1	PA: 39					
<b>PITCHER</b>	IP	WLS	BF	H	R	ER	SO	BB	IBB	HBP	BLK	WP	HR	S	P	ERA	WHIP								
<b>Bobby Witt, R</b> ERA: 4.5 (1, 1)	5.0	W	26	7	7	7	4	5	0	0	0	0	0	53	93	12.60	2.400								
<b>Brad Arnsberg, R</b> ERA: 3.77 (6, 1)	4.0	S	13	2	0	0	2	0	0	0	0	0	0	35	52	0.00	0.500								

Texas Rangers @ Cleveland Indians  
Cleveland Municipal Stadium, Cleveland, OH  
Tue Apr 25 1989, 7:05 PM EDT  
Att: 6,585 - Unknown

AB 33  
R 7  
H 9  
RBI 7  
BB 5  
SO 6  
LOB 13





Batter	1	2	3	4	5	6	7	8	9	10	AB	R	H	RBI	BB	SO	LOB	TOP								
<b>Cecil Espy, S</b> OBP: 0.321, SLG: 0.351 (1, 8)											5	1	1	0	0	3	2									
<b>Scott Fletcher, R</b> OBP: 0.424, SLG: 0.371 (1, 6)											5	0	1	0	0	0	3									
<b>Rafael Palmeiro, L</b> OBP: 0.398, SLG: 0.458 (1, 3)											3	1	1	1	1	0	1									
<b>Ruben Sierra, S</b> OBP: 0.415, SLG: 0.667 (1, 9)											3	0	0	0	1	1	1									
<b>Julio Franco, R</b> OBP: 0.354, SLG: 0.435 (1, 4)												4	0	2	1	0	0									
<b>Pete Incaviglia, R</b> OBP: 0.278, SLG: 0.425 (1, 7)											4	0	0	0	0	2	3									
<b>Mike Stanley, R</b> OBP: 0.222, SLG: 0.067 (1, 10)											3	0	0	0	0	3	2									
<b>Jeff Stone, L</b> OBP: 0.200, SLG: 0.200 (10, PH)											1	0	0	0	0	0	0									
<b>Steve Buechele, R</b> OBP: 0.347, SLG: 0.424 (1, 5)											4	1	1	0	0	0	2									
<b>Jim Sundberg, R</b> OBP: 0.345, SLG: 0.458 (1, 2)											3	0	1	0	0	1	0									
<b>Geng Petralli, L</b> OBP: 0.348, SLG: 0.325 (10, 2)											1	0	1	1	0	0	0									
<b>Inning Stats</b>	R: 1 E: 0 K: 1 S: 15	H: 2 LOB: 0 BB: 0 P: 22	R: 0 E: 0 K: 2 S: 13	H: 0 LOB: 0 BB: 0 P: 17	R: 0 E: 0 K: 1 S: 9	H: 0 LOB: 0 BB: 0 P: 12	R: 0 E: 0 K: 0 S: 11	H: 0 LOB: 0 BB: 0 P: 15	R: 0 E: 0 K: 2 S: 9	H: 0 LOB: 0 BB: 0 P: 14	R: 0 E: 0 K: 1 S: 8	H: 1 LOB: 1 BB: 0 P: 10	R: 0 E: 0 K: 1 S: 15	H: 1 LOB: 2 BB: 2 P: 27	R: 0 E: 0 K: 1 S: 9	H: 1 LOB: 1 BB: 0 P: 12	R: 0 E: 0 K: 0 S: 9	H: 1 LOB: 0 BB: 0 P: 13	R: 1 E: 0 K: 1 S: 10	H: 2 LOB: 1 BB: 0 P: 15	1B: 5 2B: 3 3B: 0 HR: 0	SF: 0 SAC: 0 DP: 1 HBP: 0	WP: 0 PA: 38 PB: 0 SB: 0 CS: 1			
<b>PITCHER</b>	IP WLS BF H R ER SO BB IBB HBP BLK WP HR S P ERA WHIP	IP WLS BF H R ER SO BB IBB HBP BLK WP HR S P ERA WHIP	IP WLS BF H R ER SO BB IBB HBP BLK WP HR S P ERA WHIP	IP WLS BF H R ER SO BB IBB HBP BLK WP HR S P ERA WHIP	IP WLS BF H R ER SO BB IBB HBP BLK WP HR S P ERA WHIP	IP WLS BF H R ER SO BB IBB HBP BLK WP HR S P ERA WHIP	IP WLS BF H R ER SO BB IBB HBP BLK WP HR S P ERA WHIP	IP WLS BF H R ER SO BB IBB HBP BLK WP HR S P ERA WHIP	IP WLS BF H R ER SO BB IBB HBP BLK WP HR S P ERA WHIP	IP WLS BF H R ER SO BB IBB HBP BLK WP HR S P ERA WHIP	IP WLS BF H R ER SO BB IBB HBP BLK WP HR S P ERA WHIP	IP WLS BF H R ER SO BB IBB HBP BLK WP HR S P ERA WHIP	IP WLS BF H R ER SO BB IBB HBP BLK WP HR S P ERA WHIP	IP WLS BF H R ER SO BB IBB HBP BLK WP HR S P ERA WHIP	IP WLS BF H R ER SO BB IBB HBP BLK WP HR S P ERA WHIP	IP WLS BF H R ER SO BB IBB HBP BLK WP HR S P ERA WHIP	IP WLS BF H R ER SO BB IBB HBP BLK WP HR S P ERA WHIP	IP WLS BF H R ER SO BB IBB HBP BLK WP HR S P ERA WHIP	IP WLS BF H R ER SO BB IBB HBP BLK WP HR S P ERA WHIP	IP WLS BF H R ER SO BB IBB HBP BLK WP HR S P ERA WHIP	IP WLS BF H R ER SO BB IBB HBP BLK WP HR S P ERA WHIP	IP WLS BF H R ER SO BB IBB HBP BLK WP HR S P ERA WHIP	IP WLS BF H R ER SO BB IBB HBP BLK WP HR S P ERA WHIP	IP WLS BF H R ER SO BB IBB HBP BLK WP HR S P ERA WHIP		
<b>Greg Swindell, L</b> ERA: 2.5 (1, 1)	8.0	WLS: 30	H: 5	R: 2	ER: 2	SO: 9	BB: 2	IBB: 0	HBP: 0	BLK: 0	WP: 0	HR: 0	S: 89	P: 129	ERA: 2.25	WHIP: 0.875										
<b>Doug Jones, R</b> ERA: 2.35 (9, 1)	2.0	L	8	3	1	1	1	0	0	0	0	0	0	0	19	28	4.50	1.500								

Texas Rangers @ Cleveland Indians  
Cleveland Municipal Stadium, Cleveland, OH  
Wed Apr 26 1989, 3:33 AM EDT  
Att: 5,457 - Sunny - 50 F

AB	36
R	3
H	8
RBI	3
BB	2
SO	10
LOB	14



Batter	1	2	3	4	5	6	7	8	9	10	AB	R	H	RBI	BB	SO	LOB	BOTTOM							
<b>Oddie McDowell, L</b> OBP: 0.261, SLG: 0.210 (1, 7)											3	0	0	0	1	0	0								
<b>Jerry Browne, S</b> OBP: 0.253, SLG: 0.239 (1, 4)											5	0	3	0	0	0	4								
<b>Joe Carter, R</b> OBP: 0.274, SLG: 0.321 (1, 8)											5	0	1	0	0	0	6								
<b>Pete O'Brien, L</b> OBP: 0.488, SLG: 0.574 (1, 3)											5	1	1	0	0	0	5								
<b>Cory Snyder, R</b> OBP: 0.354, SLG: 0.500 (1, 9)											4	0	0	0	1	4	1								
<b>Luis Medina, R</b> OBP: 0.367, SLG: 0.444 (1, 10)											2	0	0	0	1	0	1								
<b>Dave Clark, L</b> OBP: 0.340, SLG: 0.405 (8, PH)											1	0	0	0	1	1	0								
<b>Brook Jacoby, R</b> OBP: 0.347, SLG: 0.362 (1, 5)											4	0	0	0	0	1	4								
<b>Pat Keedy, R</b> OBP: 0.417, SLG: 0.500 (8, PR)											0	1	0	0	0	0	0								
<b>Joel Skinner, R</b> OBP: 0.083, SLG: 0.167 (1, 2)											3	0	1	0	0	0	2								
<b>Mike Young, S</b> ERA: 1.17 (8, PH)											1	0	1	1	0	0	0								
<b>Andy Allanson, R</b> OBP: 0.200, SLG: 0.212 (9, 2)											0	0	0	0	0	0	0								
<b>Felix Fermin, R</b> OBP: 0.344, SLG: 0.245 (1, 6)											3	0	0	0	1	0	1								
<b>Inning Stats</b>	R: 0 E: 0 K: 0 S: 9	H: 1 LOB: 1 BB: 0 P: 13	R: 0 E: 0 K: 2 S: 10	H: 0 LOB: 1 BB: 1 P: 21	R: 0 E: 0 K: 0 S: 8	H: 0 LOB: 2 BB: 1 P: 17	R: 0 E: 0 K: 0 S: 9	H: 0 LOB: 1 BB: 1 P: 17	R: 0 E: 0 K: 0 S: 16	H: 2 LOB: 2 BB: 0 P: 23	R: 0 E: 0 K: 1 S: 6	H: 0 LOB: 0 BB: 0 P: 8	R: 0 E: 0 K: 0 S: 10	H: 1 LOB: 2 BB: 1 P: 24	R: 2 E: 0 K: 1 S: 14	H: 2 LOB: 1 BB: 1 P: 25	R: 0 E: 0 K: 0 S: 14	H: 1 LOB: 1 BB: 0 P: 20	R: 0 E: 0 K: 2 S: 8	H: 0 LOB: 0 BB: 0 P: 12	1B: 5 2B: 2 3B: 0 HR: 0	SF: 0 SAC: 0 DP: 0 HBP: 1	WP: 1 PA: 43 PB: 0 SB: 2 CS: 1		
<b>PITCHER</b>	IP WLS BF H R ER SO BB IBB HBP BLK WP HR S P ERA WHIP	IP WLS BF H R ER SO BB IBB HBP BLK WP HR S P ERA WHIP	IP WLS BF H R ER SO BB IBB HBP BLK WP HR S P ERA WHIP	IP WLS BF H R ER SO BB IBB HBP BLK WP HR S P ERA WHIP	IP WLS BF H R ER SO BB IBB HBP BLK WP HR S P ERA WHIP	IP WLS BF H R ER SO BB IBB HBP BLK WP HR S P ERA WHIP	IP WLS BF H R ER SO BB IBB HBP BLK WP HR S P ERA WHIP	IP WLS BF H R ER SO BB IBB HBP BLK WP HR S P ERA WHIP	IP WLS BF H R ER SO BB IBB HBP BLK WP HR S P ERA WHIP	IP WLS BF H R ER SO BB IBB HBP BLK WP HR S P ERA WHIP	IP WLS BF H R ER SO BB IBB HBP BLK WP HR S P ERA WHIP	IP WLS BF H R ER SO BB IBB HBP BLK WP HR S P ERA WHIP	IP WLS BF H R ER SO BB IBB HBP BLK WP HR S P ERA WHIP	IP WLS BF H R ER SO BB IBB HBP BLK WP HR S P ERA WHIP	IP WLS BF H R ER SO BB IBB HBP BLK WP HR S P ERA WHIP	IP WLS BF H R ER SO BB IBB HBP BLK WP HR S P ERA WHIP	IP WLS BF H R ER SO BB IBB HBP BLK WP HR S P ERA WHIP	IP WLS BF H R ER SO BB IBB HBP BLK WP HR S P ERA WHIP	IP WLS BF H R ER SO BB IBB HBP BLK WP HR S P ERA WHIP	IP WLS BF H R ER SO BB IBB HBP BLK WP HR S P ERA WHIP	IP WLS BF H R ER SO BB IBB HBP BLK WP HR S P ERA WHIP	IP WLS BF H R ER SO BB IBB HBP BLK WP HR S P ERA WHIP	IP WLS BF H R ER SO BB IBB HBP BLK WP HR S P ERA WHIP	IP WLS BF H R ER SO BB IBB HBP BLK WP HR S P ERA WHIP	
<b>Jamie Moyer, L</b> ERA: 2.28 (7, 1)	6.1	0.1	4	0	0	0	4	0	0	0	0	0	0	0	63	113	0.00	1.263							
<b>Kenny Rogers, L</b> ERA: 1.17 (7, 1)	0.2	4	1	2	2	1	1	0	0	0	0	0	0	9	19	27.00	3.000								
<b>Cecilio Guante, R</b> ERA: 3.38 (8, 1)	2.2	W	9	2	0	0	2	0	0	0	0	1	0	30	43	0.00	0.750								

Texas Rangers @ Cleveland Indians  
Cleveland Municipal Stadium, Cleveland, OH  
Wed Apr 26 1989, 3:33 AM EDT  
Att: 5,457 - Sunny - 50 F

AB	36
R	2
H	7
RBI	1
BB	5
SO	6
LOB	24









Batter	1	2	3	4	5	6	7	8	9	AB R H RBI BB SO LOB	TOP											
Wade Boggs, L (1, 5) OBP: 0.302, SLG: 0.367	L1-3						F7		G6-3	4 0 1 0 1 0 0	<b>Boston Red Sox @ Texas Rangers</b> Arlington Stadium, Arlington, TX Sat Apr 29 1989, 8:05 PM EDT Att: 41,050 - Unknown											
Ed Romero, R (1, 4) OBP: 0.333, SLG: 0.353	K	G5-3		IBB			HR		HR	5 2 2 0 0 1 5												
Ellis Burks, R (1, 8) OBP: 0.398, SLG: 0.506	G5-3				F7				HR	5 3 3 4 0 0 0												
Mike Greenwell, L (1, 7)		G5-3	P5		G4-3		K		K	5 0 0 0 0 2 1												
Jim Rice, R (1, 10) OBP: 0.311, SLG: 0.458		HR	K		SF7					2 1 1 1 2 1 0												
Dwight Evans, R (1, 9) OBP: 0.400, SLG: 0.468		HR			2B		G5-3		K	4 1 1 2 1 1 2												
Nick Esasky, R (1, 3) OBP: 0.346, SLG: 0.547		FC5-4			P3		F7		P5	4 0 1 0 0 0 1												
Jody Reed, R (1, 6) OBP: 0.329, SLG: 0.242		FC5-4					F9		K	4 1 1 0 0 1 1												
Rick Cerone, R (1, 2) OBP: 0.448, SLG: 0.435		1B			G5-3		K		F7	4 0 1 1 0 1 2												
<b>Inning Stats</b>	R: 0 E: 0 K: 1 S: 6	H: 0 LOB: 0 BB: 0 P: 8	R: 3 E: 0 K: 0 S: 22	H: 4 LOB: 2 BB: 1 P: 32	R: 0 E: 0 K: 1 S: 10	H: 0 LOB: 0 BB: 0 P: 14	R: 0 E: 0 K: 0 S: 11	H: 1 LOB: 3 BB: 2 P: 24	R: 1 E: 0 K: 0 S: 5	H: 1 LOB: 0 BB: 0 P: 7	R: 0 E: 0 K: 1 S: 8	H: 0 LOB: 0 BB: 0 P: 12	R: 2 E: 0 K: 1 S: 14	H: 2 LOB: 1 BB: 1 P: 25	R: 0 E: 0 K: 1 S: 5	H: 0 LOB: 0 BB: 0 P: 7	R: 2 E: 0 K: 2 S: 16	H: 3 LOB: 1 BB: 0 P: 19	1B: 6 2B: 2 3B: 0 HR: 3	SF: 1 SAC: 0 DP: 0 HBP: 0	WP: 0 PB: 0 SB: 0 CS: 0	PA: 42
<b>PITCHER</b>	IP WLS BF H R ER SO BB IBB HBP BLK WP HR S P ERA WHIP											<b>PITCHER</b>	IP WLS BF H R ER SO BB IBB HBP BLK WP HR S P ERA WHIP									
Charlie Hough, R (1, 1) ERA: 4.88	8.1 L 38 9 7 7 5 3 1 0 1 0 2 85 135 7.56 1.440																					
Jeff Russell, R (9, 1) ERA: 0.79	0.2 4 2 1 1 2 0 0 0 0 0 1 12 13 13.50 3.000																					

Batter	1	2	3	4	5	6	7	8	9	AB R H RBI BB SO LOB	BOTTOM									
Cecil Espy, S (1, 8) OBP: 0.319, SLG: 0.345	S	F8			K2-3		K			5 1 2 1 0 2 2	<b>Boston Red Sox @ Texas Rangers</b> Arlington Stadium, Arlington, TX Sat Apr 29 1989, 8:05 PM EDT Att: 41,050 - Unknown									
Scott Fletcher, R (1, 6) OBP: 0.417, SLG: 0.346	1B	CS		F8	G6-3		G6-3		K	4 1 0 0 1 1 2										
Rafael Palmeiro, L (1, 3) OBP: 0.409, SLG: 0.463	HR			K	P5				S	3 1 1 1 1 1 0										
Ruben Sierra, S (1, 9) OBP: 0.380, SLG: 0.608	SF8						F7		K	2 0 0 1 1 1 1										
Julio Franco, R (1, 4) OBP: 0.371, SLG: 0.513	HR			L4			CS		F8	4 1 2 2 0 0 2										
Geno Petralli, L (1, 2) OBP: 0.352, SLG: 0.333	F7				1B		L7		1B	4 1 2 0 0 0 1										
Pete Incaviglia, R (1, 7) OBP: 0.307, SLG: 0.425	L4			K			CS		P3	4 0 0 0 0 2 2										
Rick Leach, L (1, 10) OBP: 0.333, SLG: 0.444				K			K		F9	4 0 1 0 0 2 2										
Steve Buechele, R (1, 5) OBP: 0.333, SLG: 0.400		L8			K				1B	4 0 2 0 0 1 2										
<b>Inning Stats</b>	R: 4 E: 0 K: 0 S: 14	H: 3 LOB: 0 BB: 1 P: 24	R: 0 E: 0 K: 0 S: 10	H: 1 LOB: 0 BB: 0 P: 16	R: 0 E: 0 K: 1 S: 7	H: 0 LOB: 1 BB: 1 P: 15	R: 0 E: 0 K: 3 S: 10	H: 1 LOB: 1 BB: 0 P: 12	R: 0 E: 0 K: 1 S: 8	H: 0 LOB: 0 BB: 0 P: 10	R: 0 E: 0 K: 2 S: 12	H: 1 LOB: 1 BB: 0 P: 21	R: 0 E: 0 K: 1 S: 11	H: 0 LOB: 1 BB: 1 P: 21	R: 1 E: 0 K: 2 S: 16	H: 3 LOB: 2 BB: 0 P: 22	1B: 9 2B: 0 3B: 0 HR: 1	SF: 1 SAC: 0 DP: 0 HBP: 0	WP: 0 PB: 0 SB: 2 CS: 2	PA: 40
<b>PITCHER</b>	IP WLS BF H R ER SO BB IBB HBP BLK WP HR S P ERA WHIP											<b>PITCHER</b>	IP WLS BF H R ER SO BB IBB HBP BLK WP HR S P ERA WHIP							
Wes Gardner, R (1, 1) ERA: 6.56	8.2 W 37 10 5 5 9 3 0 0 0 0 0 92 151 5.19 1.500																			
Lee Smith, R (9, 1) ERA: 7.71	0.1 S 1 0 0 0 1 0 0 0 0 0 0 4 4 0.00 0.000																			







Batter	1	2	3	4	5	6	7	8	9	AB	R	H	RBI	BB	SO	LOB	TOP					
<b>Oddibe McDowell, L</b> (1, 7) OBP: 0.292, SLG: 0.288	F5		E3 S G4-3 2B				SF8 SH1-4 BB	G5-3	L8-1-4 1B	4	2	1	2	2	0	2	<b>Cleveland Indians @ Texas Rangers</b> Arlington Stadium, Arlington, TX Mon May 01 1989, 8:05 PM EDT Att: 30,192 - Unknown					
<b>Jerry Browne, S</b> (1, 4) OBP: 0.255, SLG: 0.284	K		G4-3				SF8	BB	1B	4	1	2	4	0	1	1						
<b>Joe Carter, R</b> (1, 8) OBP: 0.288, SLG: 0.337	G5-3		G3-1 2B				SF8	BB	L8-1-4	3	0	1	2	2	0	2						
<b>Pete O'Brien, L</b> (1, 3)		F5	G3-1				K	BB		3	0	0	0	2	1	3						
<b>Cory Snyder, R</b> (1, 9) OBP: 0.323, SLG: 0.427		3B	L9				F4	BB		3	1	1	1	2	0	3						
<b>Dave Clark, L</b> (1, 10) OBP: 0.321, SLG: 0.438 <b>Luis Medina, R</b> (7, PH) OBP: 0.300, SLG: 0.432	K			G5-3			F8	K	K	3	0	0	0	0	1	1						
<b>Brook Jacoby, R</b> (1, 5) OBP: 0.386, SLG: 0.438				F8			G6-4-3 1B	WP	1B	4	2	3	1	1	0	0						
<b>Andy Allanson, R</b> (1, 2) OBP: 0.254, SLG: 0.279				F9			G6-4-3	G5-3	L8	5	1	1	0	0	1	3						
<b>Felix Fermin, R</b> (1, 6) OBP: 0.373, SLG: 0.266			E G4-3 BB				SH1-4 BB SF8	PB	BB G1-3	3	4	2	0	2	0	2						
<b>Inning Stats</b>	R: 0 E: 0 K: 1 S: 9	H: 0 LOB: 0 BB: 0 P: 11	R: 1 E: 0 K: 2 S: 11	H: 2 LOB: 1 BB: 0 P: 16	R: 2 E: 1 K: 0 S: 12	H: 1 LOB: 1 BB: 1 P: 21	R: 0 E: 0 K: 0 S: 9	H: 0 LOB: 0 BB: 0 P: 14	R: 1 E: 0 K: 0 S: 9	H: 1 LOB: 2 BB: 2 P: 17	R: 0 E: 0 K: 0 S: 6	H: 1 LOB: 0 BB: 0 P: 9	R: 2 E: 0 K: 2 S: 9	H: 1 LOB: 2 BB: 3 P: 27	R: 3 E: 0 K: 1 S: 18	H: 3 LOB: 3 BB: 3 P: 35	R: 2 E: 0 K: 0 S: 11	H: 2 LOB: 1 BB: 2 P: 25	1B: 8 2B: 3 3B: 1 HR: 0	SF: 2 SAC: 1 DP: 2 HBP: 0	WP: 2 PB: 1 SB: 1 CS: 0	PA: 48
<b>PITCHER</b>	IP	WLS	BF	H	R	ER	SO	BB	IBB	HBP	BLK	WP	HR	S	P	ERA	WHIP					
<b>Bobby Witt, R</b> (1, 1) ERA: 4.8	6.0	L	28	6	6	4	3	4	0	0	0	0	0	57	93	6.00	1.667					
<b>Kenny Rogers, L</b> (7, 1) ERA: 3.39	2.0		14	3	3	3	3	2	3	0	0	2	0	26	57	13.50	2.500					
<b>Drew Hall, L</b> (9, 1) ERA: 3.6	1.0		6	2	2	2	0	2	0	0	0	0	0	11	25	18.00	4.000					

AB	34
R	11
H	11
RBI	10
BB	11
SO	6
LOB	22



Batter	1	2	3	4	5	6	7	8	9	AB	R	H	RBI	BB	SO	LOB	BOTTOM					
<b>Cecil Espy, S</b> (1, 8) OBP: 0.314, SLG: 0.337	L7		K				F8	S	1B	4	0	1	0	0	1	1	<b>Cleveland Indians @ Texas Rangers</b> Arlington Stadium, Arlington, TX Mon May 01 1989, 8:05 PM EDT Att: 30,192 - Unknown					
<b>Scott Fletcher, R</b> (1, 6) OBP: 0.394, SLG: 0.318	G6-3			BB	BB		G5-3	F9		3	0	0	0	1	0	2						
<b>Rafael Palmeiro, L</b> (1, 3) OBP: 0.396, SLG: 0.471	F4			K			G3	G7		4	0	0	0	0	1	1						
<b>Ruben Sierra, S</b> (1, 9) OBP: 0.360, SLG: 0.563		F9		F8			F8	G3		4	0	1	0	0	0	1						
<b>Julio Franco, R</b> (1, 4) OBP: 0.392, SLG: 0.512		BB		BB			BB	BB		2	0	2	0	2	0	0						
<b>Pete Incaviglia, R</b> (1, 7) OBP: 0.304, SLG: 0.410	SAFE	BB		P5			F5	F3		3	0	0	0	1	0	5						
<b>Geno Petralli, L</b> (1, 2) OBP: 0.339, SLG: 0.321	G4-3			L8			F7	G4-3		4	0	0	0	0	0	3						
<b>Steve Buechele, R</b> (1, 5) OBP: 0.344, SLG: 0.400 <b>Rick Leach, L</b> (9, PH) OBP: 0.323, SLG: 0.400		G6-3		G6-3			3B	1B	F8	3	1	1	0	0	0	0						
<b>Jeff Stone, L</b> (1, 10) OBP: 0.167, SLG: 0.333				F9			G4-3	G6-3		4	0	1	1	0	0	0						
<b>Inning Stats</b>	R: 0 E: 0 K: 0 S: 7	H: 0 LOB: 0 BB: 0 P: 10	R: 0 E: 0 K: 0 S: 6	H: 1 LOB: 1 BB: 1 P: 12	R: 0 E: 0 K: 1 S: 5	H: 0 LOB: 0 BB: 0 P: 7	R: 0 E: 0 K: 1 S: 9	H: 0 LOB: 2 BB: 2 P: 18	R: 1 E: 0 K: 0 S: 7	H: 2 LOB: 1 BB: 0 P: 13	R: 0 E: 0 K: 0 S: 12	H: 1 LOB: 1 BB: 1 P: 20	R: 0 E: 0 K: 0 S: 13	H: 1 LOB: 1 BB: 0 P: 15	R: 0 E: 0 K: 0 S: 13	H: 1 LOB: 1 BB: 0 P: 17	R: 0 E: 0 K: 0 S: 9	H: 0 LOB: 0 BB: 0 P: 13	1B: 5 2B: 0 3B: 1 HR: 0	SF: 0 SAC: 0 DP: 0 HBP: 0	WP: 0 PB: 0 SB: 1 CS: 0	PA: 36
<b>PITCHER</b>	IP	WLS	BF	H	R	ER	SO	BB	IBB	HBP	BLK	WP	HR	S	P	ERA	WHIP					
<b>Rich Yett, R</b> (1, 1) ERA: 5.76	5.1	W	23	4	1	1	2	4	0	0	0	0	0	44	76	1.69	1.500					
<b>Keith Atherton, R</b> (6, 1) ERA: 4.09	3.2	S	13	2	0	0	0	0	0	0	0	0	0	37	49	0.00	0.545					






Batter	1	2	3	4	5	6	7	8	9	AB	R	H	RBI	BB	SO	LOB	TOP		
<b>Oddibe McDowell, L</b> (1, 7) OBP: 0.287, SLG: 0.282	2-0 2B SF4 1B		2-3 K		2-0 P6		1-1 E9 G3 1B	1-3 K		5	2	1	0	0	2	0	<b>Cleveland Indians @ Texas Rangers</b> Arlington Stadium, Arlington, TX Tue May 02 1989, 8:05 PM EDT Att: 12,772 - Unknown		
<b>Jerry Browne, S</b> (1, 4) OBP: 0.263, SLG: 0.293	2-1 1-3 2B		3-2 G3-1		1-0 F8		1-0 G3	4-0 BB		4	0	1	0	1	0	1			
<b>Joe Carter, R</b> (1, 8) OBP: 0.284, SLG: 0.343	2-1 SF4		2-2 F9			2-1 E7 1B HR	3-2 1B 1B	2-1 F8		4	2	2	2	0	0	1			
<b>Pete O'Brien, L</b> (1, 3) OBP: 0.476, SLG: 0.558	4-1 BB			4-2 L4-6 1B BB		3-1 HR 1B	2-2 BB 1B	2-1 F7		3	2	2	0	2	0	1			
<b>Cory Snyder, R</b> (1, 9) OBP: 0.337, SLG: 0.468	3-3 K			2-2 1B 1B		0-0 HR 1B	2-2 BB 1B		0-2 G5-3	5	2	3	4	0	1	2			
<b>Luis Medina, R</b> (1, 10) OBP: 0.279, SLG: 0.400	2-3 K			0-1 L4-6		1-1 P3	4-1 1B BB		1-2 G5-3	3	0	0	0	0	1	4			
<b>Mike Young, S</b> (7, PH) OBP: 0.364, SLG: 0.222				2-3 K			1-2 BB		4-1 G5-3	1	0	0	0	1	0	0			
<b>Brook Jacoby, R</b> (1, 5) OBP: 0.398, SLG: 0.434		0-0 G6-3		0-2 1B		4-2 CS BB	3-3 K		4-2 FC6-4 BB	3	0	1	0	2	1	3			
<b>Andy Allanson, R</b> (1, 2) OBP: 0.263, SLG: 0.278		2-3 K		1-3 K		4-0 BB	0-1 BB		0-0 FC6-4	4	0	1	2	1	2	3			
<b>Felix Fermin, R</b> (1, 6) OBP: 0.354, SLG: 0.250		0-1 F8			1-0 F8	0-0 G4-3	1-0 F9			4	0	0	0	0	0	3			
<b>Inning Stats</b>	R: 1 E: 0 K: 2 S: 12	H: 2 LOB: 2 BB: 1 P: 27	R: 0 E: 0 K: 1 S: 6	H: 0 LOB: 0 BB: 0 P: 8	R: 0 E: 0 K: 1 S: 14	H: 2 LOB: 2 BB: 1 P: 20	R: 0 E: 0 K: 0 S: 3	H: 3 LOB: 1 BB: 2 P: 25	R: 4 E: 1 K: 1 S: 22	H: 4 LOB: 2 BB: 1 P: 38	R: 0 E: 0 K: 1 S: 8	H: 0 LOB: 1 BB: 1 P: 17	R: 0 E: 0 K: 0 S: 10	H: 0 LOB: 1 BB: 1 P: 15	1B: 9 2B: 2 3B: 0 HR: 1	SF: 1 SAC: 0 DP: 1 HBP: 0	WP: 0 PB: 0 SB: 0 CS: 1	PA: 44	
<b>PITCHER</b>	IP WLS BF H R ER SO BB IBB HBP BLK WP HR S P ERA WHIP																		
<b>Jamie Moyer, L</b> (1, 1) ERA: 3.0	5.1 L	25	7	4	4	5	3	0	0	0	0	0	0	0	0	103	6.75	1.875	
<b>Cecil Guante, R</b> (6, 1) ERA: 2.91	1.1	10	4	4	1	1	2	0	0	0	0	0	0	22	41	6.75	4.500		
<b>Kenny Rogers, L</b> (7, 1) ERA: 3.0	1.1	5	0	0	0	1	1	0	0	0	0	0	0	9	19	0.00	0.750		
<b>Brad Amsberg, R</b> (9, 1) ERA: 3.06	1.0	4	0	0	0	0	1	0	0	0	0	0	0	10	15	0.00	1.000		

Batter	1	2	3	4	5	6	7	8	9	AB	R	H	RBI	BB	SO	LOB	BOTTOM					
<b>Cecil Espy, S</b> (1, 8) OBP: 0.321, SLG: 0.343	0-0 CS 1B		2-2 G4-3			2-2 G4-3		2-2 FC5-4 1B		4	0	2	0	0	0	0	<b>Cleveland Indians @ Texas Rangers</b> Arlington Stadium, Arlington, TX Tue May 02 1989, 8:05 PM EDT Att: 12,772 - Unknown					
<b>Rafael Palmeiro, L</b> (1, 3) OBP: 0.400, SLG: 0.473	1-1 1-2 1B			0-0 G4-3		1-1 1B		1-1 FC5-4		4	0	2	1	0	0	1						
<b>Pete Incaviglia, R</b> (1, 7) OBP: 0.292, SLG: 0.391	1-3 2-3 K			0-3 K		1-3 K		2-2 L5		4	0	0	0	0	3	4						
<b>Ruben Sierra, S</b> (1, 9) OBP: 0.346, SLG: 0.538	0-3 K			2-1 F7		1-1 L8			2-2 F9	4	0	0	0	0	1	2						
<b>Julio Franco, R</b> (1, 4) OBP: 0.376, SLG: 0.489		0-1 F9			3-3 K		1-2 G5-3		1-3 K	4	0	0	0	0	2	0						
<b>Buddy Bell, R</b> (1, 10) OBP: 0.250, SLG: 0.273		3-0 F8			0-2 HR 2B		1-2 G6		4-1 DI BB	3	1	1	0	1	0	0						
<b>Jeff Stone, L</b> (9, FR) OBP: 0.167, SLG: 0.333										0	0	0	0	0	0	0						
<b>Steve Buechele, R</b> (1, 5) OBP: 0.340, SLG: 0.429		3-2 F9			1-0 HR		0-1 G1-3		1-3 K	4	1	1	2	0	1	1						
<b>Jim Sundberg, R</b> (1, 2) OBP: 0.344, SLG: 0.481			1-2 G6-3		1-0 F8			2-0 1B FC5-4 2B		3	1	1	0	0	0	0						
<b>Jeff Kunkel, R</b> (1, 6) OBP: 0.267, SLG: 0.333			1-2 G6-3		1-3 K			3-1 L8		3	0	0	0	0	1	1						
<b>Inning Stats</b>	R: 0 E: 0 K: 2 S: 9	H: 2 LOB: 1 BB: 0 P: 11	R: 0 E: 0 K: 0 S: 6	H: 0 LOB: 0 BB: 0 P: 12	R: 0 E: 0 K: 0 S: 9	H: 0 LOB: 0 BB: 0 P: 13	R: 0 E: 0 K: 1 S: 7	H: 1 LOB: 1 BB: 0 P: 9	R: 2 E: 0 K: 2 S: 11	H: 2 LOB: 1 BB: 0 P: 17	R: 0 E: 0 K: 1 S: 10	H: 0 LOB: 0 BB: 0 P: 15	R: 0 E: 0 K: 0 S: 8	H: 0 LOB: 1 BB: 0 P: 10	R: 1 E: 0 K: 0 S: 11	H: 2 LOB: 1 BB: 0 P: 21	R: 0 E: 0 K: 2 S: 10	H: 0 LOB: 2 BB: 1 P: 18	1B: 4 2B: 2 3B: 0 HR: 1	SF: 0 SAC: 0 DP: 0 HBP: 0	WP: 0 PB: 0 SB: 0 CS: 1	PA: 34
<b>PITCHER</b>	IP WLS BF H R ER SO BB IBB HBP BLK WP HR S P ERA WHIP																					
<b>Greg Swindell, L</b> (1, 1) ERA: 2.7	7.1	28	7	3	3	6	0	0	0	0	0	0	0	0	100	3.68	0.955					
<b>Jesse Orosco, L</b> (8, 1) ERA:	1.2	6	0	0	0	2	1	0	0	0	0	0	0	15	26	0.00	0.600					

AB	36
R	8
H	11
RBI	8
BB	7
SO	7
LOB	18





Batter	1	2	3	4	5	6	7	8	9	AB	R	H	RBI	BB	SO	LOB	TOP					
Rickey Henderson, R OBP: 0.381, SLG: 0.416 (1, 7)	P9		G6-3			G6-3			F9	4	1	1	0	0	0	0						
Steve Sax, R OBP: 0.310, SLG: 0.362 (1, 4)	G4-3		G5-3			G6-3			G5-3	4	0	0	1	0	0	0						
Don Mattingly, L OBP: 0.310, SLG: 0.259 (1, 3)	G6-3			G6-3		G6-3			F8	4	0	0	0	0	0	0						
Ken Phelps, L OBP: 0.368, SLG: 0.400 (1, 10)		G4-3		P5					L8	3	0	0	0	0	0	0						
Jesse Barfield, R OBP: 0.258, SLG: 0.419 (1, 9)		1B BB		G5-3					K	2	0	0	0	1	1	0						
Mike Pagliarulo, L OBP: 0.218, SLG: 0.176 (1, 5)						G6-3 BB			G3	2	0	1	0	1	0	0						
Don Slaught, R OBP: 0.295, SLG: 0.446 (1, 2)		P4		G6-3					G6-3 BB	2	0	0	0	1	0	3						
Alvaro Espinoza, R OBP: 0.316, SLG: 0.288 (8, PH)									G6-3	2	0	0	0	0	0	2						
Jamie Quirk, L OBP: 0.200, SLG: 0.111 (8, PH)									G6-3	1	0	0	0	0	0	1						
Wayne Tolleson, S OBP: 0.133, SLG: 0.071 (8, 6)		FC6				G1-3			G6-3	0	0	0	0	0	0	0						
Roberto Kelly, R OBP: 0.365, SLG: 0.456 (1, 8)				K					G5-3	3	0	0	0	0	1	0						
<b>Inning Stats</b>	R: 0 E: 0 K: 0 S: 4	H: 0 LOB: 0 BB: 0 P: 6	R: 0 E: 0 K: 0 S: 10	H: 1 LOB: 2 BB: 1 P: 18	R: 0 E: 0 K: 1 S: 10	H: 0 LOB: 0 BB: 0 P: 16	R: 0 E: 0 K: 0 S: 6	H: 0 LOB: 0 BB: 0 P: 9	R: 0 E: 0 K: 0 S: 3	H: 0 LOB: 0 BB: 1 P: 8	R: 1 E: 1 K: 0 S: 7	H: 1 LOB: 0 BB: 0 P: 11	R: 0 E: 0 K: 1 S: 10	H: 0 LOB: 0 BB: 0 P: 16	R: 0 E: 0 K: 0 S: 4	H: 0 LOB: 0 BB: 1 P: 10	R: 0 E: 0 K: 0 S: 7	H: 0 LOB: 0 BB: 0 P: 11	1B: 1 2B: 1 3B: 0 HR: 0	SF: 0 SAC: 0 DP: 2 HBP: 0	WP: 0 PB: 0 CS: 0	PA: 30
<b>PITCHER</b> Kevin Brown, R ERA: 3.38 (1, 1)	IP: 9.0 WLS: W BF: 30 H: 2 R: 1 ER: 0 SO: 2 BB: 3 IBB: 0 HBP: 0 BLK: 0 WP: 0 HR: 0 S: 61 P: 105 ERA: 0.00 WHIP: 0.556															<b>PITCHER</b>	IP: 9.0 WLS: W BF: 30 H: 2 R: 1 ER: 0 SO: 2 BB: 3 IBB: 0 HBP: 0 BLK: 0 WP: 0 HR: 0 S: 61 P: 105 ERA: 0.00 WHIP: 0.556					

New York Yankees @ Texas Rangers  
Arlington Stadium, Arlington, TX  
Wed May 03 1989, 8:05 PM EDT  
Att: 18,898 - Unknown - 71 F

AB	27
R	1
H	2
RBI	1
BB	3
SO	2
LOB	6



Batter	1	2	3	4	5	6	7	8	9	AB	R	H	RBI	BB	SO	LOB	BOTTOM			
Cecil Espy, S OBP: 0.324, SLG: 0.340 (1, 8)	G4-3		P4						K	4	0	1	1	1	1	2				
Scott Fletcher, R OBP: 0.398, SLG: 0.326 (1, 6)	G3-6-3 1B		2B						K	4	1	2	0	0	1	1				
Rafael Palmeiro, L OBP: 0.404, SLG: 0.484 (1, 3)	G3-6-3		1B						1B	4	2	2	1	0	1	1				
Ruben Sierra, S OBP: 0.361, SLG: 0.543 (1, 9)		K		1B					1B	3	0	2	1	1	1	0				
Julio Franco, R OBP: 0.381, SLG: 0.484 (1, 4)		F9		1B					F7	3	0	1	1	1	0	1				
Geno Petralli, L OBP: 0.348, SLG: 0.310 (1, 2)		1B BB		G4-3					P6	2	0	0	0	2	0	4				
Pete Incaviglia, R OBP: 0.300, SLG: 0.396 (1, 7)		1B		G5-3					F8	4	0	2	0	0	0	0				
Buddy Bell, R OBP: 0.250, SLG: 0.267 (8, PR)									L7	4	0	1	0	0	1	4				
Steve Buechele, R OBP: 0.340, SLG: 0.429 (9, 5)		F7		K					L8 WP 1B	0	0	0	0	0	0	0				
Rick Leach, L OBP: 0.314, SLG: 0.441 (1, 10)				F7					L8	4	1	1	0	0	0	3				
<b>Inning Stats</b>	R: 0 E: 0 K: 0 S: 7	H: 1 LOB: 0 BB: 0 P: 12	R: 0 E: 0 K: 1 S: 8	H: 1 LOB: 1 BB: 1 P: 17	R: 2 E: 0 K: 0 S: 16	H: 3 LOB: 2 BB: 1 P: 29	R: 1 E: 0 K: 1 S: 10	H: 2 LOB: 0 BB: 0 P: 16	R: 0 E: 0 K: 1 S: 8	H: 1 LOB: 1 BB: 0 P: 14	R: 0 E: 0 K: 0 S: 11	H: 1 LOB: 1 BB: 1 P: 16	R: 1 E: 0 K: 1 S: 13	H: 2 LOB: 2 BB: 2 P: 25	R: 0 E: 0 K: 1 S: 9	H: 1 LOB: 2 BB: 0 P: 15	1B: 10 2B: 1 3B: 1 HR: 0	SF: 0 SAC: 0 DP: 2 HBP: 0	WP: 1 PB: 0 CS: 1	PA: 38
<b>PITCHER</b> Andy Hawkins, R ERA: 4.81 Lance McCullers, R ERA: 2.77 (7, 1)	IP: 6.0 WLS: L BF: 28 H: 9 R: 4 ER: 4 SO: 3 BB: 4 IBB: 0 HBP: 0 BLK: 0 WP: 1 HR: 0 S: 60 P: 108 ERA: 6.00 WHIP: 2.167															<b>PITCHER</b>	IP: 6.0 WLS: L BF: 28 H: 9 R: 4 ER: 4 SO: 3 BB: 4 IBB: 0 HBP: 0 BLK: 0 WP: 1 HR: 0 S: 60 P: 108 ERA: 6.00 WHIP: 2.167			

New York Yankees @ Texas Rangers  
Arlington Stadium, Arlington, TX  
Wed May 03 1989, 8:05 PM EDT  
Att: 18,898 - Unknown - 71 F

AB	32
R	4
H	12
RBI	4
BB	5
SO	5
LOB	16





Batter	1	2	3	4	5	6	7	8	9	AB R H RBI BB SO LOB	TOP									
Rickey Henderson, R OBP: 0.388, SLG: 0.417 Bob Brower, R OBP: 0.302, SLG: 0.342	4-0 1B S G3	1-0 G5-3	1-2 1B 1B	1-3 SAFE K		3-3 K			0-0 G6-3	2 2 1 2 1 0 0 3 0 0 0 0 2 4										
Steve Sax, R OBP: 0.325, SLG: 0.370 Tom Brookens, R OBP: 0.229, SLG: 0.250	1-1 SAFE 1B SAFE 2B 1B	2-1 G4-3	4-1 1B BB		3-2 G4-3 1B		3-3 K		1-0 G1-3	3 1 2 0 1 0 0 2 0 0 0 0 1 0										
Don Mattingly, L OBP: 0.311, SLG: 0.256	1-0 G3	2-3 K	0-1 1B		1-1 G4-6-3 1-2		4-0 2B BB		0-2 G1-3	5 0 1 3 1 1 2										
Ken Phelps, L OBP: 0.390, SLG: 0.442 Steve Balboni, R OBP: 0.211, SLG: 0.382	3-2 2B 1B		1B K		3-2 HR		1-1 2B			2 2 2 1 0 0 0 3 1 2 1 0 1 2										
Jesse Barfield, R OBP: 0.265, SLG: 0.404	4-1 1B 1B BB		2-1 FC1 1B G1-3 1B	4-0 2B BB	2-3 K		1-0 F7			3 3 0 0 2 1 2										
Wayne Tolleson, S OBP: 0.258, SLG: 0.222	2-2 1B 1-2 2H		2-2 G1-3	0-1 G1-3 1H		2-3 K		4-1 G4-3 S BB		4 0 2 2 1 1 2										
Don Slaught, R OBP: 0.301, SLG: 0.437	0-2 L8		0-0 BB 1B	2-3 K		4-2 BB BB		3-3 SAFE SAFE SAFE K		4 1 1 1 1 2 4										
Alvaro Espinoza, R OBP: 0.310, SLG: 0.282	0-0 1B		0-0 B3	1-0 G1-3		0-0 L8		0-2 G4-3		5 0 1 1 0 0 5										
Roberto Kelly, R OBP: 0.378, SLG: 0.444	0-3 K		4-2 1B 1B BB	4-0 BB		4-1 1-2 BB		2-1 P4		2 1 0 0 3 1 3										
<b>Inning Stats</b>	R: 4 E: 0 K: 1 S: 21	H: 4 LOB: 2 BB: 2 P: 38	R: 0 E: 0 K: 1 S: 6	H: 0 LOB: 0 BB: 0 P: 11	R: 5 E: 1 K: 1 S: 21	H: 4 LOB: 2 BB: 2 P: 37	R: 1 E: 0 K: 2 S: 10	H: 1 LOB: 2 BB: 2 P: 22	R: 1 E: 0 K: 1 S: 14	H: 2 LOB: 0 BB: 0 P: 23	R: 0 E: 0 K: 2 S: 18	H: 0 LOB: 2 BB: 2 P: 31	R: 0 E: 0 K: 1 S: 9	H: 0 LOB: 1 BB: 1 P: 18	R: 0 E: 0 K: 0 S: 5	H: 0 LOB: 0 BB: 0 P: 6	1B: 8 2B: 3 3B: 0 HR: 1	SF: 0 SAC: 0 DP: 1 HBP: 0	WP: 0 PB: 0 SB: 2 CS: 0	PA: 48
<b>PITCHER</b>	IP WLS BF H R ER SO BB IBB HBP BLK WP HR S P ERA WHIP											<b>PITCHER</b>	IP WLS BF H R ER SO BB IBB HBP BLK WP HR S P ERA WHIP							
Charlie Hough, R ERA: 5.91	(1, 1) 0.2 L 8 4 4 4 0 2 0 0 0 0 0 0 18 35 54.00 9.000																			
Brad Arnsberg, R ERA: 2.75	(1, 1) 2.0 12 3 5 0 2 2 0 0 0 0 0 0 24 45 0.00 2.500																			
Drew Hall, L ERA: 4.32	(3, 1) 3.1 17 4 2 2 6 4 0 0 0 0 0 1 48 82 5.40 2.400																			
Kenny Rogers, L ERA: 2.57	(7, 1) 2.0 8 1 0 0 2 2 0 0 0 0 0 0 17 35 0.00 1.500																			
Jeff Russell, R ERA: 0.68	(9, 1) 1.0 3 0 0 0 0 0 0 0 0 0 0 0 5 6 0.00 0.000																			

New York Yankees @ Texas Rangers  
Arlington Stadium, Arlington, TX  
Thu May 04 1989, 8:05 PM EDT  
Att: 26,856 - Unknown - 79 F

AB	38
R	11
H	12
RBI	11
BB	10
SO	10
LOB	24



Batter	1	2	3	4	5	6	7	8	9	AB R H RBI BB SO LOB	BOTTOM											
Cecil Espy, S OBP: 0.322, SLG: 0.336 Jeff Kunkel, R OBP: 0.250, SLG: 0.313	0-0 P6		1-3 K	1-3 K		1-0 S 1B			0-0 F9	4 0 1 0 0 2 2 1 0 0 0 0 0 0												
Scott Fletcher, R OBP: 0.407, SLG: 0.333	4-2 1B 2B BB		0-0 G5-4-3 1B		0-2 F8	3-3 SAFE SAFE SAFE K		2-2 DI 1B		4 1 2 0 1 1 1												
Rafael Palmeiro, L OBP: 0.404, SLG: 0.510	2-2 2B 1B		2-2 L3		1-0 HR		0-0 L3		2-1 L7	5 2 2 1 0 0 2												
Ruben Sierra, S OBP: 0.357, SLG: 0.526	4-1 2B SF7 BB		0-0 G5-4-3		0-0 F9		0-3 K			3 1 0 0 1 1 1												
Julio Franco, R OBP: 0.385, SLG: 0.526	1-2 2B		2-0 L6		0-2 HR		1-3 K			4 1 2 3 0 1 0												
Pete Incaviglia, R OBP: 0.298, SLG: 0.426	1-3 2H 3H SF7		3-1 HR		0-3 K		0-3 K			3 1 1 2 0 2 0												
Buddy Bell, R OBP: 0.263, SLG: 0.235 Jeff Stone, L OBP: 0.154, SLG: 0.308	3-1 F7		4-0 1B BB		1-0 G2-3		0-2 G6-3		0-2 G1-3	2 0 0 0 1 0 1 1 0 0 0 0 0 0	AB 35 R 7 H 10 RBI 7 BB 3 SO 8 LOB 8											
Steve Buechele, R OBP: 0.337, SLG: 0.432		1-2 G5-3		1-3 K		2-1 WP G4-3 2B		1-2 G1-3		4 1 1 0 0 1 1												
Jim Sundberg, R OBP: 0.353, SLG: 0.483 Geno Petralli, L OBP: 0.343, SLG: 0.305		1-1 L8		2-2 1B		1-2 2H		1-2 F7		2 0 1 0 0 0 0 1 0 0 1 0 0 0												
Mike Stanley, R OBP: 0.250, SLG: 0.118			1-2 1B							1 0 0 0 0 0 0												
<b>Inning Stats</b>	R: 3 E: 0 K: 0 S: 14	H: 2 LOB: 1 BB: 2 P: 26	R: 0 E: 0 K: 1 S: 8	H: 0 LOB: 0 BB: 0 P: 11	R: 0 E: 0 K: 0 S: 5	H: 1 LOB: 0 BB: 0 P: 7	R: 1 E: 0 K: 2 S: 13	H: 2 LOB: 2 BB: 1 P: 26	R: 2 E: 0 K: 1 S: 11	H: 2 LOB: 0 BB: 0 P: 12	R: 1 E: 0 K: 1 S: 10	H: 2 LOB: 1 BB: 0 P: 18	R: 0 E: 0 K: 2 S: 7	H: 0 LOB: 0 BB: 0 P: 8	R: 0 E: 0 K: 1 S: 10	H: 0 LOB: 0 BB: 0 P: 11	R: 0 E: 0 K: 0 S: 9	H: 1 LOB: 1 BB: 0 P: 14	1B: 5 2B: 2 3B: 0 HR: 3	SF: 1 SAC: 0 DP: 1 HBP: 0	WP: 1 PB: 0 SB: 1 CS: 0	PA: 39
<b>PITCHER</b>	IP WLS BF H R ER SO BB IBB HBP BLK WP HR S P ERA WHIP											<b>PITCHER</b>	IP WLS BF H R ER SO BB IBB HBP BLK WP HR S P ERA WHIP									
Dave LaPoint, L ERA: 5.71	(1, 1) 5.1 W 26 8 7 7 4 3 0 0 0 0 1 0 24 31 0.00 0.375																					
Dale Mohorcic, R ERA: 2.93	(6, 1) 2.2 9 1 0 0 4 0 0 0 0 0 0 0 9 14 0.00 1.000																					
Dave Righetti, L ERA: 5.25	(9, 1) 1.0 4 1 0 0 0 0 0 0 0 0 0 0 9 14 0.00 1.000																					

New York Yankees @ Texas Rangers  
Arlington Stadium, Arlington, TX  
Thu May 04 1989, 8:05 PM EDT  
Att: 26,856 - Unknown - 79 F

AB	35
R	7
H	10
RBI	7
BB	3
SO	8
LOB	8





Batter	1	2	3	4	5	6	7	8	9	AB	R	H	RBI	BB	SO	LOB	TOP										
<b>Cecil Espy, S</b> (1, 8) OBP: 0.342, SLG: 0.351	2-2 CS S 1B		1-1 SAFE 1-2 2B 1B		1-2 G6-3 1B		4-0 IBB	0-1 FC6-4		4	1	3	0	1	0	2											
<b>Scott Fletcher, R</b> (1, 6) OBP: 0.398, SLG: 0.320	4-1 SAFE 1B		2-3 K		0-2 G6-3		0-3 K		0-0 G1-3	4	0	0	0	1	2	5											
<b>Rafael Palmeiro, L</b> (1, 3) OBP: 0.403, SLG: 0.510	1-3 K		0-0 1-H 2-H 2B		0-2 L5			4-2 2B BB	0-0 G4-3	4	1	1	2	1	1	3											
<b>Ruben Sierra, S</b> (1, 9) OBP: 0.350, SLG: 0.520	3-3 K		1-2 G6-3			2-0 G1-3		0-0 2B BB	0-1 G4-3	5	1	1	0	0	1	3											
<b>Julio Franco, R</b> (1, 4) OBP: 0.381, SLG: 0.525		1-2 G5-3		0-3 K		1-1 L8		1-1 F8 1B 2B		4	1	1	2	0	1	0											
<b>Geno Petralli, L</b> (1, 2) OBP: 0.338, SLG: 0.349		2-2 G4-3		1-2 HR		1-0 F7		2-H 3-H 1-2 F8		4	1	1	1	0	0	1											
<b>Rick Leach, L</b> (1, 7) <b>Jeff Kunkel, R</b> (8, PR) OBP: 0.250, SLG: 0.313		3-3 K		0-0 G4-3			4-2 SH3-4 BB	0-0 1B 1B		3	0	1	1	1	1	0											
<b>Jeff Stone, L</b> (1, 10) OBP: 0.188, SLG: 0.313			1-0 G4-3		1-3 K		0-0 SH3-4	2-1 FC6-4 1B		3	0	1	0	0	1	0											
<b>Steve Buechele, R</b> (1, 5) OBP: 0.333, SLG: 0.424			2-2 1B 2B 1B		2-3 K		2-3 K	0-3 K		4	1	1	0	0	3	3											
<b>Inning Stats</b>	R: 0 E: 0 K: 2 S: 10	H: 1 LOB: 2 BB: 1 P: 20	R: 0 E: 0 K: 1 S: 12	H: 0 LOB: 0 BB: 0 P: 18	R: 2 E: 0 K: 1 S: 14	H: 3 LOB: 1 BB: 0 P: 21	R: 1 E: 0 K: 2 S: 11	H: 1 LOB: 0 BB: 0 P: 13	R: 0 E: 0 K: 1 S: 12	H: 0 LOB: 0 BB: 0 P: 8	R: 0 E: 0 K: 0 S: 4	H: 0 LOB: 0 BB: 0 P: 8	R: 0 E: 0 K: 2 S: 11	H: 0 LOB: 2 BB: 2 P: 21	R: 3 E: 0 K: 1 S: 17	H: 4 LOB: 2 BB: 1 P: 25	R: 0 E: 0 K: 0 S: 4	H: 0 LOB: 0 BB: 0 P: 4	1B: 6 2B: 4 3B: 0 HR: 1	SF: 0 SAC: 1 DP: 1 HBP: 0	WP: 0 PB: 0 SB: 2 CS: 1	PA: 40					
<b>PITCHER</b>	IP	WLS	BF	H	R	ER	SO	BB	IBB	HBP	BLK	WP	HR	S	P	ERA	WHIP										
<b>Roger Clemens, R</b> (1, 1) ERA: 2.55	7.0	W	31	7	5	5	9	3	1	0	0	0	1	77	123	6.43	1.429										
<b>Lee Smith, R</b> (8, 1) ERA: 7.56	0.1		4	3	1	1	0	0	0	0	0	0	0	9	13	27.00	9.000										
<b>Bob Stanley, R</b> (8, 1) ERA: 4.71	1.2	S	5	0	0	0	1	0	0	0	0	0	0	9	9	0.00	0.000										

Texas Rangers @ Boston Red Sox  
Fenway Park, Boston, MA  
Fri May 05 1989, 7:05 PM EDT  
Att: 32,555 - Unknown

AB 35  
R 6  
H 10  
RBI 6  
BB 4  
SO 10  
LOB 17



Batter	1	2	3	4	5	6	7	8	9	AB	R	H	RBI	BB	SO	LOB	BOTTOM										
<b>Jody Reed, R</b> (1, 6) OBP: 0.354, SLG: 0.333	3-1 G5-3		1-0 F7		2-0 1B		1-2 SH5-4 1B 2B	2-0 G5-3		5	1	2	0	0	0	0											
<b>Marty Barrett, R</b> (1, 4) OBP: 0.374, SLG: 0.391	0-0 L4		1-0 P5		3-2 G5-3		1-0 SH5-4	1-2 G3		4	0	0	0	0	0	2											
<b>Ellis Burks, R</b> (1, 8) OBP: 0.422, SLG: 0.541	1-0 F7			1-0 E 1B		0-2 HR 1B	3-2 E S 1B			4	2	3	1	0	0	0											
<b>Mike Greenwell, L</b> (1, 7) OBP: 0.406, SLG: 0.523		2-2 HR		0-1 SAFE SAFE P6		1-1 SAFE SAFE 1-H HR	1-2 SAFE SAFE SAFE E5 WP BB 1B			4	3	2	3	0	0	2											
<b>Jim Rice, R</b> (1, 10) OBP: 0.288, SLG: 0.407		2-2 G5-3		3-3 K		3-1 F8	2-0 P5			4	0	0	0	0	1	3											
<b>Dwight Evans, R</b> (1, 9) OBP: 0.412, SLG: 0.464		4-2 BB		2-2 L8		4-2 L3 1B BB	4-1 L3 1B BB			1	1	0	0	3	0	1											
<b>Nick Esasky, R</b> (1, 3) OBP: 0.324, SLG: 0.515		3-2 L7			3-3 K		0-2 1B	1-0 1B		4	0	2	2	0	1	1											
<b>Rich Gedman, L</b> (1, 2) OBP: 0.205, SLG: 0.284		0-3 K			4-2 FC5-4 BB		2-2 L3	3-2 F9		3	0	0	0	1	1	4											
<b>Ed Romero, R</b> (1, 5) OBP: 0.258, SLG: 0.267			0-0 P5		1-1 FC5-4 1B		1-1 P4	1-1 G5-3		4	0	0	0	0	0	3											
<b>Inning Stats</b>	R: 0 E: 0 K: 0 S: 4	H: 0 LOB: 0 BB: 0 P: 8	R: 1 E: 0 K: 1 S: 18	H: 1 LOB: 1 BB: 1 P: 29	R: 0 E: 0 K: 0 S: 3	H: 0 LOB: 0 BB: 0 P: 5	R: 0 E: 1 K: 1 S: 11	H: 1 LOB: 1 BB: 0 P: 17	R: 0 E: 0 K: 1 S: 12	H: 1 LOB: 2 BB: 1 P: 25	R: 2 E: 0 K: 0 S: 19	H: 3 LOB: 2 BB: 1 P: 30	R: 4 E: 1 K: 0 S: 20	H: 3 LOB: 1 BB: 1 P: 36	R: 0 E: 0 K: 0 S: 6	H: 0 LOB: 0 BB: 0 P: 10	1B: 6 2B: 1 3B: 0 HR: 2	SF: 0 SAC: 1 DP: 0 HBP: 0	WP: 1 PB: 0 SB: 1 CS: 0	PA: 38							
<b>PITCHER</b>	IP	WLS	BF	H	R	ER	SO	BB	IBB	HBP	BLK	WP	HR	S	P	ERA	WHIP										
<b>Nolan Ryan, R</b> (1, 1) ERA: 2.61	6.1	L	30	8	5	5	3	3	0	0	0	0	0	3	4												
<b>Kenny Rogers, L</b> (7, 1) ERA: 2.57	0.0		1	0	0	0	0	0	0	0	0	0	0	3	4												
<b>Cecilio Guante, R</b> (7, 1) ERA: 3.24	0.2		4	1	2	0	0	1	0	0	0	1	0	7	17	0.00	3.000										
<b>Craig McMurtry, R</b> (8, 1) ERA: 1.93	1.0		3	0	0	0	0	0	0	0	0	0	0	6	10	0.00	0.000										

Texas Rangers @ Boston Red Sox  
Fenway Park, Boston, MA  
Fri May 05 1989, 7:05 PM EDT  
Att: 32,555 - Unknown

AB 33  
R 7  
H 9  
RBI 6  
BB 4  
SO 3  
LOB 16





Batter	1	2	3	4	5	6	7	8	9	AB	R	H	RBI	BB	SO	LOB	TOP										
<b>Cecil Espy, S</b> OBP: 0.333, SLG: 0.342 <b>Rick Leach, L</b> OBP: 0.325, SLG: 0.421	0-2 F7		2-2 F7					0-0 G4-3		3	0	0	0	0	1	2											
<b>Scott Fletcher, R</b> OBP: 0.385, SLG: 0.307	1-0 P2		1-2 F9						0-1 B1-3	4	0	0	0	0	0	0											
<b>Rafael Palmeiro, L</b> OBP: 0.402, SLG: 0.505 <b>Mike Stanley, R</b> OBP: 0.238, SLG: 0.111	1-2 1B			2-1 G3				1-1 F8	0-2 G5-3	3	0	1	0	0	0	0											
<b>Ruben Sierra, S</b> OBP: 0.342, SLG: 0.505 <b>Jeff Kunkel, R</b> OBP: 0.294, SLG: 0.294	0-3 K			0-0 F8				1-3 K	2-2 P1	3	0	0	0	0	2	1											
<b>Julio Franco, R</b> OBP: 0.388, SLG: 0.529 <b>Steve Buechele, R</b> OBP: 0.333, SLG: 0.424		2-2 L1-3 1B		1-1 1B				2-3 K		3	0	2	0	0	1	0											
<b>Pete Incaviglia, R</b> OBP: 0.290, SLG: 0.412		0-0 L1-3		2-3 K				3-2 G6-3		3	0	0	0	0	1	2											
<b>Geno Petralli, L</b> OBP: 0.351, SLG: 0.364		1-0 1B						1-2 FC3-6 1B		3	0	2	0	0	0	0											
<b>Buddy Bell, R</b> OBP: 0.227, SLG: 0.200								2-1 F7	0-1 G1-3	3	0	0	0	0	1	2											
<b>Jeff Stone, L</b> OBP: 0.211, SLG: 0.316			0-1 CS 1B					0-0 FC3-6	1-1 G1-3	3	0	1	0	0	0	1											
<b>Inning Stats</b>	R: 0 E: 0 K: 1 S: 10	H: 1 LOB: 1 BB: 0 P: 12	R: 0 E: 0 K: 1 S: 8	H: 2 LOB: 1 BB: 0 P: 13	R: 0 E: 0 K: 0 S: 11	H: 1 LOB: 0 BB: 0 P: 13	R: 0 E: 0 K: 1 S: 8	H: 1 LOB: 1 BB: 0 P: 13	R: 0 E: 0 K: 1 S: 7	H: 0 LOB: 0 BB: 0 P: 11	R: 0 E: 0 K: 1 S: 7	H: 0 LOB: 0 BB: 0 P: 14	R: 0 E: 0 K: 0 S: 5	H: 0 LOB: 0 BB: 0 P: 6	R: 0 E: 0 K: 0 S: 8	H: 0 LOB: 0 BB: 0 P: 10	1B: 6 2B: 1 3B: 0 HR: 0	SF: 0 SAC: 0 DP: 1 HBP: 0	WP: 0 PB: 0 SB: 0 CS: 1	PA: 31							
<b>PITCHER</b>	IP	WLS	BF	H	R	ER	SO	BB	IBB	HBP	BLK	WP	HR	S	P	ERA	WHIP										
<b>Mike Smithson, R</b> ERA: 5.34	(1, 1)	7.0	W	25	6	0	6	0	0	0	0	0	0	60	89	0.00	0.857										
<b>Bob Stanley, R</b> ERA: 4.3	(8, 1)	2.0		6	0	0	0	0	0	0	0	0	0	13	16	0.00	0.000										

Texas Rangers @ Boston Red Sox  
Fenway Park, Boston, MA  
Sat May 06 1989, 3:33 AM EDT  
Att: 31,508 - Cloudy - 70 F

AB 31  
R 0  
H 6  
RBI 0  
BB 0  
SO 6  
LOB 8



Batter	1	2	3	4	5	6	7	8	9	AB	R	H	RBI	BB	SO	LOB	BOTTOM										
<b>Wade Boggs, L</b> OBP: 0.325, SLG: 0.427	0-0 FC6-4 1B		4-2 1B	1-1 SF9				2-2 F7		4	3	3	1	1	0	0											
<b>Marty Barrett, R</b> OBP: 0.384, SLG: 0.394	4-0 FC6-4 BB		0-1 F9	2-H SF9				4-0 1B	1-0 WP	2	0	1	1	2	0	1											
<b>Ellis Burks, R</b> OBP: 0.414, SLG: 0.526	0-0 FC6-4 1B		3-1 P4	3-H 2B				0-3 K	0-3 K	5	2	1	0	0	2	6											
<b>Mike Greenwell, L</b> OBP: 0.414, SLG: 0.534	0-3 K		2-0 1B	1-1 WP				0-0 1B	1-3 K	5	1	3	1	0	2	4											
<b>Jim Rice, R</b> OBP: 0.301, SLG: 0.411	1-1 1B		0-1 WP	0-0 F9				1-2 1B	1-2 F8	4	0	2	3	1	0	3											
<b>Dwight Evans, R</b> OBP: 0.411, SLG: 0.455	2-3 K		4-2 1B	1-3 1B				1-2 K	2-1 FC4-6	4	0	1	0	1	1	4											
<b>Nick Esasky, R</b> OBP: 0.324, SLG: 0.519 <b>Danny Heep, L</b> OBP: 0.278, SLG: 0.235		1-3 K	1-2 P4	1-2 2B				2-1 FC4-6	2-0 FC4-6	3	0	1	0	0	1	2											
<b>Rich Gedman, L</b> OBP: 0.221, SLG: 0.286		4-0 CS BB		3-2 SH1-4 1B				0-2 F8	0-2 F8	3	1	1	0	1	0	2											
<b>Jody Reed, R</b> OBP: 0.343, SLG: 0.322		3-3 K		0-0 SH1-4 1B				1-3 K	3-2 G3	3	0	0	0	0	2	3											
<b>Inning Stats</b>	R: 2 E: 0 K: 2 S: 10	H: 2 LOB: 1 BB: 1 P: 17	R: 0 E: 0 K: 2 S: 6	H: 0 LOB: 0 BB: 1 P: 14	R: 2 E: 0 K: 0 S: 16	H: 2 LOB: 2 BB: 2 P: 30	R: 3 E: 0 K: 0 S: 15	H: 4 LOB: 1 BB: 0 P: 20	R: 0 E: 0 K: 1 S: 10	H: 1 LOB: 2 BB: 1 P: 17	R: 0 E: 0 K: 0 S: 9	H: 1 LOB: 1 BB: 0 P: 16	R: 0 E: 0 K: 2 S: 17	H: 2 LOB: 3 BB: 1 P: 26	1B: 9 2B: 3 3B: 1 HR: 0	SF: 1 SAC: 1 DP: 0 HBP: 0	WP: 2 PB: 0 SB: 1 CS: 1	PA: 42									
<b>PITCHER</b>	IP	WLS	BF	H	R	ER	SO	BB	IBB	HBP	BLK	WP	HR	S	P	ERA	WHIP										
<b>Bobby Witt, R</b> ERA: 5.59	(1, 1)	7.0	L	38	13	7	6	5	0	0	0	1	0	83	139	9.00	2.571										
<b>Jeff Russell, R</b> ERA: 0.63	(8, 1)	1.0		4	0	0	2	1	0	0	0	1	0	11	17	0.00	1.000										

Texas Rangers @ Boston Red Sox  
Fenway Park, Boston, MA  
Sat May 06 1989, 3:33 AM EDT  
Att: 31,508 - Cloudy - 70 F

AB 34  
R 7  
H 13  
RBI 6  
BB 6  
SO 8  
LOB 26





Batter	1	2	3	4	5	6	7	8	9	AB	R	H	RBI	BB	SO	LOB	TOP								
<b>Cecil Espy, S</b> OBP: 0.328, SLG: 0.336 (1, 8)	G1-3		G1-3		FC4-6 WP		K		G4-6-3 1B	5	0	1	0	0	1	2	<b>Texas Rangers @ Boston Red Sox</b> Fenway Park, Boston, MA Sun May 07 1989, 3:33 AM EDT Att: 33,067 - Unknown								
<b>Scott Fletcher, R</b> OBP: 0.378, SLG: 0.302 (1, 6)	G1-3		G5-3		G3-1		1B G3		G4-6-3 1B	5	1	1	0	0	0	2									
<b>Rafael Palmeiro, L</b> OBP: 0.402, SLG: 0.500 (1, 3)	G6-3			G3-1		G3-1		G3 1B	5	1	2	0	0	0	0	0									
<b>Ruben Sierra, S</b> OBP: 0.352, SLG: 0.505 (1, 9)		G6-4-3 1B		P4		F8 BB		G3 1B	4	0	2	1	1	0	1	1									
<b>Julio Franco, R</b> OBP: 0.397, SLG: 0.528 (1, 4)	G6-4-3			2-1		4-0		F9	4	0	2	1	1	0	2	2									
<b>Pete Incaviglia, R</b> OBP: 0.295, SLG: 0.416 (1, 7)	BLK BB			0-1		0-0		F8	4	0	1	0	1	0	5	5									
<b>Rick Leach, L</b> OBP: 0.364, SLG: 0.450 (1, 10)				4-1		0-1		L3	2	1	1	0	2	0	2	2									
<b>Steve Buechele, R</b> OBP: 0.327, SLG: 0.415 (7, PH)				0-3		0-0		P4	2	0	0	0	0	1	3	3									
<b>Jeff Stone, L</b> OBP: 0.250, SLG: 0.316 (7, 5)	K							HR BB	0	1	0	0	1	0	0	0									
<b>Jeff Kunkel, R</b> OBP: 0.222, SLG: 0.278 (7, 5)								K	1	0	0	0	0	1	2	2									
<b>Jim Sundberg, R</b> OBP: 0.333, SLG: 0.452 (7, PH)								G6-3	2	0	0	0	0	1	1	1									
<b>Geno Petralli, L</b> OBP: 0.355, SLG: 0.412 (7, 2)			K			E5 FC4-6		HR	2	1	1	2	0	0	2	2									
<b>Inning Stats</b>	R: 0 E: 0 K: 0 S: 8	H: 0 LOB: 0 BB: 0 P: 9	R: 0 E: 0 K: 1 S: 9	H: 1 LOB: 2 BB: 2 P: 19	R: 0 E: 0 K: 1 S: 9	H: 0 LOB: 0 BB: 0 P: 15	R: 0 E: 0 K: 0 S: 8	H: 1 LOB: 1 BB: 0 P: 14	R: 1 E: 1 K: 0 S: 9	H: 1 LOB: 1 BB: 0 P: 12	R: 0 E: 0 K: 0 S: 10	H: 0 LOB: 2 BB: 2 P: 20	R: 3 E: 0 K: 1 S: 17	H: 3 LOB: 1 BB: 1 P: 34	R: 0 E: 0 K: 1 S: 10	H: 1 LOB: 1 BB: 1 P: 21	R: 1 E: 0 K: 0 S: 15	H: 4 LOB: 2 BB: 0 P: 24	1B: 8 2B: 2 3B: 0 HR: 1	SF: 0 SAC: 0 DP: 3 HBP: 0	WP: 1 PB: 0 SB: 0 CS: 0	PA: 42			
<b>PITCHER</b>	IP	WLS	BF	H	R	ER	SO	BB	IBB	HBP	BLK	WP	HR	S	P	ERA	WHIP								
<b>John Dopson, R</b> ERA: 2.28	(1, 1)	6.0	W	26	3	2	1	2	5	0	0	1	0	53	93	1.50	1.333								
<b>Dennis Lamp, R</b> ERA: 3.72	(7, 1)	0.1		4	3	1	1	1	0	0	0	0	1	11	19	27.00	9.000								
<b>Bob Stanley, R</b> ERA: 4.26	(7, 1)	2.1	S	11	5	2	2	1	1	0	0	0	0	28	50	7.71	2.571								
<b>Lee Smith, R</b> ERA: 7.27	(9, 1)	0.1		1	0	0	0	0	0	0	0	0	0	3	6	0.00	0.000								

Batter	1	2	3	4	5	6	7	8	9	AB	R	H	RBI	BB	SO	LOB	BOTTOM								
<b>Wade Boggs, L</b> OBP: 0.332, SLG: 0.474 (1, 5)	F8	SF9 1B BB		HR		PB 3B			L7	4	2	2	1	1	0	0	<b>Texas Rangers @ Boston Red Sox</b> Fenway Park, Boston, MA Sun May 07 1989, 3:33 AM EDT Att: 33,067 - Unknown								
<b>Marty Barrett, R</b> OBP: 0.385, SLG: 0.388 (1, 4)	E6 FC4-6	SF9 1B		BB BB		P6			L9	4	0	1	1	1	0	1									
<b>Ellis Burks, R</b> OBP: 0.406, SLG: 0.513 (1, 8)	FC4-6 CS	SF9		F8		BB			K	3	0	0	1	1	1	2									
<b>Mike Greenwell, L</b> OBP: 0.413, SLG: 0.521 (1, 7)	CS	G3-1		L4-3 BB		F8			S HBP	3	0	0	0	1	0	3									
<b>Jim Rice, R</b> OBP: 0.297, SLG: 0.397 (1, 10)		BB E 2B BB		L8		G5-3			K	4	1	0	0	1	1	4									
<b>Dwight Evans, R</b> OBP: 0.414, SLG: 0.447 (1, 9)		E7 BB 2B		G5-3		FC5-4 BB			HR BB	2	2	0	0	2	0	1									
<b>Nick Esasky, R</b> OBP: 0.339, SLG: 0.547 (1, 3)		2B 1B BB		1B BB		K			HR	2	2	1	2	2	1	1									
<b>Jody Reed, R</b> OBP: 0.350, SLG: 0.341 (1, 6)		1B BB 2B		1B		FC5-4			G1-3	4	1	2	2	0	0	1									
<b>Rick Cerone, R</b> OBP: 0.395, SLG: 0.429 (1, 2)		1B BB SF9 1B		F9		P4			F8	4	1	1	1	0	0	3									
<b>Inning Stats</b>	R: 0 E: 1 K: 0 S: 10	H: 0 LOB: 0 BB: 0 P: 18	R: 5 E: 1 K: 0 S: 22	H: 3 LOB: 3 BB: 3 P: 44	R: 0 E: 0 K: 0 S: 13	H: 1 LOB: 2 BB: 1 P: 24	R: 1 E: 0 K: 0 S: 11	H: 1 LOB: 1 BB: 2 P: 25	R: 0 E: 0 K: 1 S: 12	H: 0 LOB: 1 BB: 1 P: 21	R: 1 E: 0 K: 0 S: 14	H: 1 LOB: 1 BB: 1 P: 26	R: 2 E: 0 K: 0 S: 9	H: 1 LOB: 0 BB: 1 P: 20	R: 0 E: 0 K: 2 S: 8	H: 0 LOB: 1 BB: 0 P: 14		1B: 3 2B: 2 3B: 1 HR: 2	SF: 1 SAC: 0 DP: 1 HBP: 1	WP: 0 PB: 1 SB: 1 CS: 1	PA: 42				
<b>PITCHER</b>	IP	WLS	BF	H	R	ER	SO	BB	IBB	HBP	BLK	WP	HR	S	P	ERA	WHIP								
<b>Jamie Moyer, L</b> ERA: 3.53	(1, 1)	2.2	L	17	4	5	3	0	4	0	0	0	0	44	84	6.75	3.000								
<b>Brad Arnsberg, R</b> ERA: 3.22	(3, 1)	2.2		12	2	2	2	1	3	0	0	0	0	29	58	6.75	1.875								
<b>Craig McMurtry, R</b> ERA: 4.26	(6, 1)	1.2		8	1	2	2	0	2	0	0	0	0	18	36	10.80	1.800								
<b>Cecilio Guante, R</b> ERA: 3.06	(8, 1)	1.0		4	0	0	0	2	0	0	1	0	0	8	14	0.00	0.000								

AB	36
R	5
H	11
RBI	4
BB	6
SO	4
LOB	22



AB	30
R	9
H	7
RBI	8
BB	9
SO	3
LOB	16





Batter	1	2	3	4	5	6	7	8	9	AB	R	H	RBI	BB	SO	LOB	TOP					
<b>Cecil Espy, S</b> OBP: 0.338, SLG: 0.341 <b>Mike Stanley, R</b> OBP: 0.227, SLG: 0.105	G5-3		1B					G6-3		4	1	2	0	1	1	3						
<b>Geno Petrilli, L</b> OBP: 0.370, SLG: 0.425 <b>Buddy Bell, R</b> OBP: 0.261, SLG: 0.238	1B		F8					1B	G6-4-3	5	0	3	3	0	0	2						
<b>Rafael Palmeiro, L</b> OBP: 0.398, SLG: 0.483	1B		F9					G6-4-3	1-2	4	1	0	0	1	0	5						
<b>Ruben Sierra, S</b> OBP: 0.374, SLG: 0.544	P2							1B	FC6-4	5	3	4	1	0	0	2						
<b>Julio Franco, R</b> OBP: 0.400, SLG: 0.519 <b>Jeff Kunkel, R</b> OBP: 0.250, SLG: 0.263	FC6-4							1B	FC6-4	2	1	0	0	2	1	3						
<b>Jeff Stone, L</b> OBP: 0.320, SLG: 0.478										4	2	2	4	1	1	3						
<b>Pete Incaviglia, R</b> OBP: 0.299, SLG: 0.453										5	2	2	3	0	1	5						
<b>Steve Buechele, R</b> OBP: 0.330, SLG: 0.408										4	1	1	1	0	1	1						
<b>Scott Fletcher, R</b> OBP: 0.379, SLG: 0.309										4	1	1	1	1	2	3						
<b>Inning Stats</b>	R: 0 E: 0 K: 0 S: 11	H: 1 LOB: 2 BB: 1 P: 20	R: 0 E: 0 K: 3 S: 12	H: 0 LOB: 1 BB: 1 P: 18	R: 0 E: 0 K: 0 S: 7	H: 1 LOB: 0 BB: 0 P: 9	R: 2 E: 0 K: 3 S: 25	H: 3 LOB: 1 BB: 0 P: 33	R: 7 E: 0 K: 0 S: 22	H: 6 LOB: 2 BB: 2 P: 39	R: 4 E: 0 K: 1 S: 14	H: 3 LOB: 2 BB: 2 P: 26	R: 0 E: 0 K: 0 S: 5	H: 0 LOB: 1 BB: 0 P: 9	R: 0 E: 1 K: 0 S: 8	H: 0 LOB: 0 BB: 0 P: 12	R: 0 E: 0 K: 0 S: 8	H: 2 LOB: 1 BB: 0 P: 11	1B: 9 2B: 5 3B: 2 HR: 1	SF: 0 SAC: 0 DP: 3 HBP: 4	WP: 0 PB: 0 SB: 1 CS: 1	PA: 50
<b>PITCHER</b>	IP	WLS	BF	H	R	ER	SO	BB	IBB	HBP	BLK	WP	HR	S	P	ERA	WHIP					
<b>Andy Hawkins, R</b> ERA: 6.14	(1, 1)	4.2	L	27	9	9	6	3	1	1	1	0	1	72	113	17.36	2.571					
<b>Dale Mohorcic, R</b> ERA: 4.43	(5, 1)	3.1		19	5	4	1	2	0	3	0	0	0	32	53	10.80	2.100					
<b>Lee Guetterman, L</b> ERA:	(9, 1)	1.0		4	2	0	0	0	0	0	0	0	0	8	11	0.00	2.000					

Texas Rangers @ New York Yankees  
Yankee Stadium, Bronx, NY  
Mon May 08 1989, 7:05 PM EDT  
Att: 18,163 - Unknown - 55 F

AB	40
R	13
H	16
RBI	13
BB	6
SO	7
LOB	28



Batter	1	2	3	4	5	6	7	8	9	AB	R	H	RBI	BB	SO	LOB	BOTTOM					
<b>Rickey Henderson, R</b> OBP: 0.367, SLG: 0.403	L9							F9		4	0	1	0	0	0	0						
<b>Steve Sax, R</b> OBP: 0.376, SLG: 0.387	K							2B		2	1	0	0	2	1	1						
<b>Don Mattingly, L</b> OBP: 0.331, SLG: 0.306	L9							2B		4	0	2	1	0	0	0						
<b>Ken Phelps, L</b> OBP: 0.369, SLG: 0.414 <b>Steve Balboni, R</b> OBP: 0.235, SLG: 0.415	G3							K		3	0	1	0	0	0	0						
<b>Jesse Barfield, R</b> OBP: 0.259, SLG: 0.359	K							K		4	1	1	0	0	2	4						
<b>Mike Pagliarulo, L</b> OBP: 0.250, SLG: 0.210	G3-1							1B		4	0	1	0	0	1	1						
<b>Don Slaught, R</b> OBP: 0.321, SLG: 0.434	G5-3							1B		4	0	2	1	0	0	0						
<b>Alvaro Espinoza, R</b> OBP: 0.309, SLG: 0.276 <b>Wayne Tolleson, S</b> OBP: 0.230, SLG: 0.174	L3							K		2	0	0	0	0	0	1						
<b>Roberto Kelly, R</b> OBP: 0.366, SLG: 0.418 <b>Hal Morris, L</b> OBP: 0.333, SLG: 0.333	F9							G6-3		2	0	0	0	0	0	0						
<b>Inning Stats</b>	R: 0 E: 0 K: 1 S: 12	H: 0 LOB: 0 BB: 0 P: 16	R: 0 E: 0 K: 1 S: 7	H: 0 LOB: 0 BB: 0 P: 13	R: 0 E: 0 K: 0 S: 9	H: 0 LOB: 0 BB: 0 P: 13	R: 0 E: 0 K: 0 S: 10	H: 1 LOB: 0 BB: 0 P: 13	R: 1 E: 0 K: 0 S: 8	H: 2 LOB: 1 BB: 0 P: 11	R: 1 E: 0 K: 0 S: 8	H: 2 LOB: 1 BB: 1 P: 18	R: 0 E: 0 K: 1 S: 7	H: 2 LOB: 1 BB: 0 P: 10	R: 0 E: 0 K: 2 S: 13	H: 1 LOB: 2 BB: 1 P: 20	R: 0 E: 0 K: 1 S: 8	H: 0 LOB: 0 BB: 0 P: 13	1B: 7 2B: 1 3B: 0 HR: 0	SF: 0 SAC: 0 DP: 2 HBP: 0	WP: 1 PB: 0 SB: 0 CS: 0	PA: 35
<b>PITCHER</b>	IP	WLS	BF	H	R	ER	SO	BB	IBB	HBP	BLK	WP	HR	S	P	ERA	WHIP					
<b>Kevin Brown, R</b> ERA: 3.23	(1, 1)	7.0	W	27	7	2	2	3	1	0	0	0	0	61	94	2.57	1.143					
<b>Kenny Rogers, L</b> ERA: 2.5	(8, 1)	1.0		5	1	0	0	2	1	0	0	0	0	13	20	0.00	2.000					
<b>Jeff Russell, R</b> ERA: 0.59	(9, 1)	1.0		3	0	0	0	1	0	0	0	0	0	8	13	0.00	0.000					

Texas Rangers @ New York Yankees  
Yankee Stadium, Bronx, NY  
Mon May 08 1989, 7:05 PM EDT  
Att: 18,163 - Unknown - 55 F

AB	33
R	2
H	8
RBI	2
BB	2
SO	6
LOB	13





Batter	1	2	3	4	5	6	7	8	9	AB	R	H	RBI	BB	SO	LOB	TOP	
<b>Scott Fletcher, R</b> OBP: 0.375, SLG: 0.301 (1, 6)	L7	F8					G6-4-3			3	0	0	0	1	0	3		
<b>Jim Sundberg, R</b> OBP: 0.325, SLG: 0.412 (1, 2)	2B 1B	FC6-4				G4-6-3	G4-3			3	1	0	0	1	0	3		
<b>Rafael Palmeiro, L</b> OBP: 0.401, SLG: 0.487 (1, 3)	1B	2B				G3		G3-1		3	1	1	0	1	0	0		
<b>Ruben Sierra, S</b> OBP: 0.370, SLG: 0.534 (1, 9)	1B				P2			F8		4	0	1	2	0	0	1		
<b>Julio Franco, R</b> OBP: 0.395, SLG: 0.509 (1, 10)	L8				L7			L9		4	0	1	0	0	0	2		
<b>Pete Incaviglia, R</b> OBP: 0.285, SLG: 0.436 (1, 7)	K				L8				G6-3	4	0	0	0	0	1	3		
<b>Buddy Bell, R</b> OBP: 0.259, SLG: 0.240 (0, PR)			E5		F9					4	0	1	0	0	0	1	AB 32	
<b>Cecil Espy, S</b> OBP: 0.338, SLG: 0.341 (0, PR)									FC6-4	0	0	0	0	0	0	0	R 3	
<b>Steve Buechele, R</b> OBP: 0.336, SLG: 0.416 (1, 4)					F9					3	1	1	0	1	1	1	H 6	
<b>Jeff Kunkel, R</b> OBP: 0.250, SLG: 0.261 (1, 8)					F8					4	0	1	0	0	1	3	RBI 2	
<b>Inning Stats</b>	R: 2 H: 2 E: 0 K: 1 S: 12	W: 27 L: 1 P: 23	R: 0 H: 0 E: 1 K: 1 S: 7	R: 0 H: 0 E: 1 K: 1 S: 12	R: 0 H: 0 E: 0 K: 0 S: 7	R: 0 H: 0 E: 0 K: 0 S: 6	R: 0 H: 0 E: 0 K: 0 S: 5	R: 0 H: 1 E: 0 K: 0 S: 10	R: 1 H: 2 E: 0 K: 0 S: 11	R: 0 H: 0 E: 0 K: 0 S: 5	R: 0 H: 1 E: 0 K: 1 S: 10	R: 0 H: 0 E: 0 K: 0 S: 5	R: 0 H: 1 E: 0 K: 1 S: 10	1B: 4 2B: 2 3B: 0 HR: 0	SF: 0 SAC: 0 DP: 2 HBP: 0	WP: 0 PB: 0 SB: 0 CS: 0	PA: 36	
<b>PITCHER</b>	IP	WLS	BF	H	R	ER	SO	BB	IBB	HBP	BLK	WP	HR	S	P	ERA	WHIP	
<b>Dave LaPoint, L</b> ERA: 5.53 (1, 1)	6.0	W	27	5	3	3	2	4	0	0	0	0	0	53	93	4.50	1.500	
<b>Lee Guetterman, L</b> ERA: (7, 1)	2.1		7	1	0	0	0	0	0	0	0	0	0	14	25	0.00	0.429	
<b>Dave Righetti, L</b> ERA: 4.5 (0, 1)	0.2	S	2	0	0	0	1	0	0	0	0	0	0	6	8	0.00	0.000	

Texas Rangers @ New York Yankees  
Yankee Stadium, Bronx, NY  
Tue May 09 1989, 7:05 PM EDT  
Att: 21,978 - Unknown - 55 F

AB 32  
R 3  
H 6  
RBI 2  
BB 4  
SO 3  
LOB 17



Batter	1	2	3	4	5	6	7	8	9	AB	R	H	RBI	BB	SO	LOB	BOTTOM	
<b>Rickey Henderson, R</b> OBP: 0.361, SLG: 0.390 (1, 7)	K	G5-3					G3-1			4	0	0	0	1	1	6		
<b>Steve Sax, R</b> OBP: 0.379, SLG: 0.395 (1, 4)	2B									5	0	2	0	0	0	5		
<b>Don Mattingly, L</b> OBP: 0.333, SLG: 0.304 (1, 3)	BB									4	1	1	0	1	1	1		
<b>Ken Phelps, L</b> OBP: 0.377, SLG: 0.400 (1, 10)										2	1	0	0	2	1	1		
<b>Steve Balboni, R</b> OBP: 0.232, SLG: 0.409 (0, PH)										1	0	0	0	0	1	1		
<b>Jesse Barfield, R</b> OBP: 0.273, SLG: 0.393 (1, 9)										4	2	2	2	1	0	1		
<b>Don Slaught, R</b> OBP: 0.327, SLG: 0.447 (1, 2)	F9									4	1	2	0	0	1	3		
<b>Wayne Tolleson, S</b> OBP: 0.276, SLG: 0.167 (1, 5)										1	0	0	1	3	0	0	AB 31	
<b>Alvaro Espinoza, R</b> OBP: 0.306, SLG: 0.275 (1, 6)										4	0	1	1	0	1	3	R 5	
<b>Roberto Kelly, R</b> OBP: 0.371, SLG: 0.409 (1, 8)										2	0	0	1	2	1	3	H 8	
<b>Inning Stats</b>	R: 0 H: 1 E: 0 K: 1 S: 12	H: 1 LOB: 3 BB: 3 P: 28	R: 0 H: 0 E: 0 K: 1 S: 9	R: 2 H: 1 E: 0 K: 1 S: 11	R: 0 H: 0 E: 0 K: 0 S: 6	R: 3 H: 4 E: 0 K: 0 S: 16	R: 0 H: 0 E: 0 K: 2 S: 12	R: 0 H: 1 E: 0 K: 1 S: 12	R: 0 H: 1 E: 0 K: 1 S: 9	1B: 5 2B: 2 3B: 0 HR: 1	SF: 0 SAC: 0 DP: 0 HBP: 0	WP: 0 PB: 1 SB: 1 CS: 1	PA: 41					
<b>PITCHER</b>	IP	WLS	BF	H	R	ER	SO	BB	IBB	HBP	BLK	WP	HR	S	P	ERA	WHIP	
<b>Charlie Hough, R</b> ERA: 6.44 (1, 1)	4.1	L	27	6	5	5	3	9	0	0	0	0	0	27	105	10.38	3.462	
<b>Craig McMurtry, R</b> ERA: 3.24 (0, 1)	2.0		8	1	0	0	3	1	0	0	0	0	0	27	37	0.00	1.000	
<b>Cecilio Guante, R</b> ERA: 2.95 (7, 1)	0.2		3	1	0	0	0	0	0	0	0	0	0	6	10	0.00	1.500	
<b>Kenny Rogers, L</b> ERA: 2.25 (0, 1)	1.0		3	0	0	0	1	0	0	0	0	0	0	6	7	0.00	0.000	

Texas Rangers @ New York Yankees  
Yankee Stadium, Bronx, NY  
Tue May 09 1989, 7:05 PM EDT  
Att: 21,978 - Unknown - 55 F

AB 31  
R 5  
H 8  
RBI 5  
BB 10  
SO 7  
LOB 24





Batter	1	2	3	4	5	6	7	8	9	AB	R	H	RBI	BB	SO	LOB	TOP											
<b>Cecil Espy, S</b> OBP: 0.328, SLG: 0.331 (1, 8)										4	0	0	0	0	1	0	<b>Texas Rangers @ Kansas City Royals</b> Royals Stadium, Kansas City, MO Thu May 11 1989, 8:05 PM EDT Att: 31,556 - Unknown											
<b>Scott Fletcher, R</b> OBP: 0.371, SLG: 0.299 (1, 6)										4	0	1	0	0	1	0												
<b>Rafael Palmeiro, L</b> OBP: 0.397, SLG: 0.480 (1, 3)										4	1	1	0	0	0	1												
<b>Ruben Sierra, S</b> OBP: 0.367, SLG: 0.521 (1, 9)										3	1	0	0	1	1	1												
<b>Julio Franco, R</b> OBP: 0.398, SLG: 0.509 (1, 4)										4	1	2	0	0	0	1												
<b>Geno Petralli, L</b> OBP: 0.385, SLG: 0.408 (1, 2)										3	1	0	0	1	1	3												
<b>Pete Incaviglia, R</b> OBP: 0.298, SLG: 0.456 (1, 7)										4	1	2	4	0	0	0												
<b>Jeff Stone, L</b> OBP: 0.321, SLG: 0.440 <b>Buddy Bell, R</b> OBP: 0.250, SLG: 0.231 (9, PH)										2	1	0	0	0	0	2												
<b>Steve Buechele, R</b> OBP: 0.336, SLG: 0.423 (1, 5)										3	0	1	2	0	1	0												
<b>Inning Stats</b>	R: 0 E: 0 K: 1 S: 9	H: 0 LOB: 0 BB: 0 P: 11	R: 4 E: 0 K: 0 S: 15	H: 3 LOB: 0 BB: 1 P: 24	R: 0 E: 0 K: 1 S: 12	H: 1 LOB: 1 BB: 0 P: 19	R: 0 E: 0 K: 0 S: 7	H: 0 LOB: 0 BB: 0 P: 13	R: 0 E: 0 K: 1 S: 8	H: 0 LOB: 0 BB: 0 P: 12	R: 2 E: 0 K: 0 S: 11	H: 3 LOB: 1 BB: 0 P: 19	R: 0 E: 0 K: 1 S: 5	H: 0 LOB: 0 BB: 0 P: 7	R: 0 E: 0 K: 1 S: 7	H: 0 LOB: 0 BB: 0 P: 11		R: 0 E: 0 K: 1 S: 8	H: 0 LOB: 0 BB: 0 P: 13	1B: 5 2B: 1 3B: 1 HR: 0	SF: 0 SAC: 0 DP: 1 HBP: 1	WP: 0 PB: 0 SB: 0 CS: 0	PA: 35					
<b>PITCHER</b>	IP	WLS	BF	H	R	ER	SO	BB	IBB	HBP	BLK	WP	HR	S	P	ERA	WHIP											
<b>Mark Gubicza, R</b> ERA: 2.96 <b>Tom Gordon, R</b> ERA: 2.67 <b>Jerry Don Gleaton, L</b> ERA: 8.31	(1, 1)	5.1	L	25	7	6	6	3	2	0	1	0	0	0	59	95	10.12	1.688										

AB	32
R	6
H	7
RBI	6
BB	2
SO	5
LOB	8



Batter	1	2	3	4	5	6	7	8	9	AB	R	H	RBI	BB	SO	LOB	BOTTOM											
<b>Willie Wilson, S</b> OBP: 0.255, SLG: 0.207 (1, 8)										3	0	0	0	1	2	1	<b>Texas Rangers @ Kansas City Royals</b> Royals Stadium, Kansas City, MO Thu May 11 1989, 8:05 PM EDT Att: 31,556 - Unknown											
<b>Kevin Seitzer, R</b> OBP: 0.368, SLG: 0.369 (1, 5)										4	0	2	1	0	0	0												
<b>Jim Eisenreich, L</b> OBP: 0.325, SLG: 0.440 (1, 9)										3	0	0	1	0	2	2												
<b>Danny Tartabull, R</b> OBP: 0.398, SLG: 0.409 (1, 10)										4	0	0	0	0	1	2												
<b>Bill Buckner, L</b> OBP: 0.224, SLG: 0.255 (1, 3)										4	0	0	0	0	1	0												
<b>Bo Jackson, R</b> OBP: 0.313, SLG: 0.570 (1, 7)										4	0	0	0	0	4	0												
<b>Bob Boone, R</b> OBP: 0.343, SLG: 0.322 (1, 2)										3	1	1	0	0	0	0												
<b>Frank White, R</b> OBP: 0.274, SLG: 0.309 (1, 4)										3	1	1	0	0	0	1												
<b>Kurt Stillwell, S</b> OBP: 0.281, SLG: 0.317 (1, 6)										2	1	1	1	1	1	0												
<b>Inning Stats</b>	R: 0 E: 0 K: 2 S: 10	H: 0 LOB: 0 BB: 0 P: 13	R: 0 E: 0 K: 2 S: 12	H: 0 LOB: 0 BB: 0 P: 17	R: 2 E: 0 K: 0 S: 9	H: 2 LOB: 2 BB: 2 P: 21	R: 0 E: 0 K: 2 S: 11	H: 0 LOB: 0 BB: 0 P: 15	R: 1 E: 0 K: 2 S: 15	H: 3 LOB: 1 BB: 0 P: 23	R: 0 E: 0 K: 1 S: 8	H: 0 LOB: 0 BB: 0 P: 11	R: 0 E: 0 K: 1 S: 9	H: 0 LOB: 0 BB: 0 P: 13	R: 0 E: 0 K: 0 S: 11	H: 0 LOB: 0 BB: 0 P: 14		R: 0 E: 0 K: 1 S: 8	H: 0 LOB: 0 BB: 0 P: 8	1B: 5 2B: 0 3B: 0 HR: 0	SF: 1 SAC: 0 DP: 0 HBP: 0	WP: 1 PB: 0 SB: 2 CS: 2	PA: 34					
<b>PITCHER</b>	IP	WLS	BF	H	R	ER	SO	BB	IBB	HBP	BLK	WP	HR	S	P	ERA	WHIP											
<b>Nolan Ryan, R</b> ERA: 2.88	(1, 1)	9.0	W	33	5	3	3	11	2	0	0	0	1	0	93	135	3.00	0.778										

AB	30
R	3
H	5
RBI	3
BB	2
SO	11
LOB	6





Batter	1	2	3	4	5	6	7	8	9	AB	R	H	RBI	BB	SO	LOB	TOP					
<b>Cecil Espy, S</b> (1, 8) OBP: 0.321, SLG: 0.323	G1-3		P3		F7	G5-3			F8	3	0	0	0	0	0	1	<b>Texas Rangers @ Kansas City Royals</b> Royals Stadium, Kansas City, MO Fri May 12 1989, 8:05 PM EDT Att: 30,290 - Unknown - 72 F					
<b>Mike Stanley, R</b> (6, PH) OBP: 0.217, SLG: 0.100										1	0	0	0	0	0	1						
<b>Jeff Kunkel, R</b> (6, 8) OBP: 0.250, SLG: 0.261										0	0	0	0	0	0	0						
<b>Jeff Stone, L</b> (9, PH) OBP: 0.310, SLG: 0.423										1	0	0	0	0	0	0						
<b>Scott Fletcher, R</b> (1, 6) OBP: 0.379, SLG: 0.306	BB		1B		1B				K	4	1	2	0	1	2	0						
<b>Rafael Palmeiro, L</b> (1, 3) OBP: 0.404, SLG: 0.500	P4		F8		3B		WP		1B	5	2	3	0	0	0	3						
<b>Ruben Sierra, S</b> (1, 9) OBP: 0.368, SLG: 0.532	G1-3		P4		1B		G5-3		2B	5	0	2	3	0	0	4						
<b>Julio Franco, R</b> (1, 4) OBP: 0.384, SLG: 0.488		F8		F7	K		P6		F8	5	0	0	0	0	1	3						
<b>Pete Incaviglia, R</b> (1, 7) OBP: 0.295, SLG: 0.449	F9			1B	G1-3				G6-3	4	0	1	0	0	0	1						
<b>Buddy Bell, R</b> (1, 10) OBP: 0.250, SLG: 0.267	2B		F9		F8		P2			4	0	1	0	0	0	1						
<b>Steve Buechele, R</b> (1, 5) OBP: 0.342, SLG: 0.426	F9			1B	F9				1B	4	0	2	0	0	0	1						
<b>Jim Sundberg, R</b> (1, 2) OBP: 0.349, SLG: 0.432			1B		G3		E1		F7	3	0	2	0	0	0	2						
<b>Geno Petralli, L</b> (8, PH) OBP: 0.360, SLG: 0.403			1B							1	0	0	0	0	0	1						
<b>Inning Stats</b>	R: 0 E: 0 K: 0 S: 10	H: 0 LOB: 1 BB: 1 P: 20	R: 0 E: 0 K: 0 S: 9	H: 1 LOB: 1 BB: 0 P: 14	R: 0 E: 0 K: 0 S: 11	H: 2 LOB: 2 BB: 0 P: 16	R: 0 E: 0 K: 0 S: 11	H: 2 LOB: 2 BB: 0 P: 16	R: 2 E: 0 K: 1 S: 11	H: 3 LOB: 1 BB: 0 P: 12	R: 0 E: 1 K: 0 S: 11	H: 1 LOB: 1 BB: 0 P: 15	R: 0 E: 0 K: 1 S: 12	H: 1 LOB: 1 BB: 0 P: 20	R: 0 E: 0 K: 0 S: 8	H: 1 LOB: 1 BB: 0 P: 11	R: 1 E: 0 K: 1 S: 12	H: 2 LOB: 1 BB: 0 P: 17	1B: 9 2B: 3 3B: 1 HR: 0	SF: 0 SAC: 0 DP: 0 HBP: 0	WP: 1 PB: 0 SB: 0 CS: 0	PA: 41
<b>PITCHER</b>	IP	WLS	BF	H	R	ER	SO	BB	IBB	HBP	BLK	WP	HR	S	P	ERA	WHIP					
<b>Charlie Leibrandt, L</b> (1, 1) ERA: 3.83	7.0	W	32	10	2	2	2	1	0	0	0	1	0	75	113	2.57	1.571					
<b>Jeff Montgomery, R</b> (8, 1) ERA: 2.56	1.0		4	1	0	0	0	0	0	0	0	0	0	8	11	0.00	1.000					
<b>Steve Farr, R</b> (9, 1) ERA: 1.54	1.0	S	5	2	1	1	1	0	0	0	0	0	0	12	17	9.00	2.000					

AB	40
R	3
H	13
RBI	3
BB	1
SO	3
LOB	18



Batter	1	2	3	4	5	6	7	8	9	AB	R	H	RBI	BB	SO	LOB	BOTTOM					
<b>Gary Thurman, R</b> (1, 8) OBP: 0.350, SLG: 0.235	K		FC3-6 1B 2B	BB		K				2	1	0	0	2	2	0	<b>Texas Rangers @ Kansas City Royals</b> Royals Stadium, Kansas City, MO Fri May 12 1989, 8:05 PM EDT Att: 30,290 - Unknown - 72 F					
<b>Kevin Seitzer, R</b> (1, 5) OBP: 0.372, SLG: 0.373	G6-3		FC3-6 1B	G1-3		G5-4-3 1B				4	0	2	0	0	0	2						
<b>Luis de los Santos, R</b> (1, 3) OBP: 0.287, SLG: 0.287	FC6 1B		P3		F9	G5-4-3 1B				4	0	1	0	0	0	3						
<b>Danny Tartabull, R</b> (1, 9) OBP: 0.394, SLG: 0.404	FC6		FC3-6 2B		G3 1B		K			4	2	1	0	0	1	3						
<b>Willie Wilson, S</b> (8, 8) OBP: 0.255, SLG: 0.207			FC3-6 2B		G3 1B					0	0	0	0	0	0	0						
<b>Jim Eisenreich, L</b> (1, 7) OBP: 0.333, SLG: 0.456		BLK 1B		1B	G3		G3-1			4	1	2	2	0	0	1						
<b>Pat Tabler, R</b> (1, 10) OBP: 0.337, SLG: 0.311		1B	G5-3		1B		F8			4	0	2	2	0	0	1						
<b>Bob Boone, R</b> (1, 2) OBP: 0.330, SLG: 0.308	K			F9	G5-3		F9			4	0	0	0	0	1	2						
<b>Frank White, R</b> (1, 4) OBP: 0.266, SLG: 0.300	L9			P3		F9				3	0	0	0	0	0	1						
<b>Kurt Stillwell, S</b> (1, 6) OBP: 0.283, SLG: 0.318	K			BB 1B		F8				3	0	1	0	0	1	1						
<b>Inning Stats</b>	R: 0 E: 0 K: 1 S: 10	H: 1 LOB: 1 BB: 0 P: 14	R: 1 E: 0 K: 2 S: 14	H: 2 LOB: 1 BB: 0 P: 19	R: 2 E: 0 K: 0 S: 7	H: 2 LOB: 1 BB: 1 P: 15	R: 0 E: 0 K: 0 S: 11	H: 1 LOB: 2 BB: 1 P: 20	R: 1 E: 0 K: 0 S: 10	H: 2 LOB: 1 BB: 0 P: 18	R: 0 E: 0 K: 1 S: 5	H: 0 LOB: 0 BB: 0 P: 8	R: 0 E: 0 K: 0 S: 5	H: 1 LOB: 0 BB: 0 P: 8	R: 0 E: 0 K: 0 S: 7	H: 0 LOB: 0 BB: 0 P: 11	R: 0 E: 0 K: 0 S: 7	H: 0 LOB: 0 BB: 0 P: 11	1B: 8 2B: 1 3B: 0 HR: 0	SF: 0 SAC: 0 DP: 1 HBP: 0	WP: 0 PB: 0 SB: 0 CS: 0	PA: 34
<b>PITCHER</b>	IP	WLS	BF	H	R	ER	SO	BB	IBB	HBP	BLK	WP	HR	S	P	ERA	WHIP					
<b>Bobby Witt, R</b> (1, 1) ERA: 5.4	8.0	L	34	9	4	4	5	2	0	0	0	0	0	69	113	4.50	1.375					

AB	32
R	4
H	9
RBI	4
BB	2
SO	5
LOB	14





Batter	1	2	3	4	5	6	7	8	9	AB	R	H	RBI	BB	SO	LOB	TOP										
<b>Cecil Espy, S</b> OBP: 0.319, SLG: 0.316 (1, 8)										3	0	0	0	1	2	1	<b>Texas Rangers @ Kansas City Royals</b> Royals Stadium, Kansas City, MO Sat May 13 1989, 8:05 PM EDT Att: 39,163 - Unknown										
<b>Scott Fletcher, R</b> OBP: 0.376, SLG: 0.304 (1, 6)										4	0	1	0	0	1	1											
<b>Rafael Palmeiro, L</b> OBP: 0.407, SLG: 0.496 (1, 3)										3	0	1	0	1	0	1											
<b>Ruben Sierra, S</b> OBP: 0.372, SLG: 0.531 (1, 9)											4	0	2	1	0	0		3									
<b>Julio Franco, R</b> OBP: 0.380, SLG: 0.480 (1, 4)											4	0	1	0	0	0		3									
<b>Geno Petralli, L</b> OBP: 0.387, SLG: 0.400 (1, 2)										3	0	1	0	1	1	2											
<b>Pete Incaviglia, R</b> OBP: 0.286, SLG: 0.434 (1, 7)										4	0	0	0	0	1	4											
<b>Jeff Stone, L</b> OBP: 0.281, SLG: 0.379 (1, 10)										3	0	0	0	0	0	1											
<b>Steve Buechele, R</b> OBP: 0.341, SLG: 0.423 (1, 5)										3	1	1	0	0	1	0											
<b>Inning Stats</b>	R: 0 E: 0 K: 1 S: 14	H: 1 LOB: 1 BB: 0 P: 19	R: 0 E: 0 K: 0 S: 5	H: 1 LOB: 0 BB: 0 P: 9	R: 0 E: 0 K: 0 S: 7	H: 1 LOB: 1 BB: 0 P: 10	R: 0 E: 0 K: 0 S: 6	H: 0 LOB: 0 BB: 0 P: 12	R: 1 E: 0 K: 1 S: 12	H: 2 LOB: 2 BB: 1 P: 24	R: 0 E: 0 K: 1 S: 5	H: 0 LOB: 0 BB: 1 P: 10	R: 0 E: 0 K: 2 S: 10	H: 0 LOB: 1 BB: 1 P: 20	R: 0 E: 0 K: 1 S: 8	H: 2 LOB: 1 BB: 0 P: 10	1B: 7 2B: 0 3B: 0 HR: 0	SF: 0 SAC: 0 DP: 2 HBP: 0	WP: 1 PB: 0 SB: 0 CS: 1	PA: 35							
<b>PITCHER</b>	IP	WLS	BF	H	R	ER	SO	BB	IBB	HBP	BLK	WP	HR	S	P	ERA	WHIP										
<b>Luis Aquino, R</b> ERA: 1.8 (1, 1)	5.1	W	21	5	1	1	2	1	0	0	0	0	0	47	78	1.69	1.125										
<b>Tom Gordon, R</b> ERA: 2.43 (6, 1)	2.2		9	0	0	0	3	2	0	0	0	1	0	19	35	0.00	0.750										
<b>Steve Farr, R</b> ERA: 1.42 (9, 1)	1.0	S	4	2	0	0	1	0	0	0	0	0	0	8	10	0.00	2.000										

Batter	1	2	3	4	5	6	7	8	9	AB	R	H	RBI	BB	SO	LOB	BOTTOM										
<b>Gary Thurman, R</b> OBP: 0.333, SLG: 0.200 (1, 8)										3	1	0	0	1	0	2	<b>Texas Rangers @ Kansas City Royals</b> Royals Stadium, Kansas City, MO Sat May 13 1989, 8:05 PM EDT Att: 39,163 - Unknown										
<b>Kevin Seitzer, R</b> OBP: 0.375, SLG: 0.406 (1, 5)										4	2	2	1	0	1	1											
<b>Luis de los Santos, R</b> OBP: 0.353, SLG: 0.344 (1, 3)										2	0	2	2	2	0	0											
<b>Danny Tartabull, R</b> OBP: 0.390, SLG: 0.398 (1, 9)											4	0	1	0	0	1		3									
<b>Pat Tabler, R</b> OBP: 0.343, SLG: 0.319 (1, 10)										4	0	2	0	0	1	2											
<b>Bo Jackson, R</b> OBP: 0.311, SLG: 0.560 (1, 7)										4	0	1	0	0	1	3											
<b>Mike MacFarlane, R</b> OBP: 0.194, SLG: 0.233 (1, 2)											4	1	1	0	0	0		3									
<b>Frank White, R</b> OBP: 0.265, SLG: 0.298 (1, 4)										4	0	1	0	0	0	2											
<b>Brad Wellman, R</b> OBP: 0.263, SLG: 0.222 (1, 6)											4	0	1	1	0	1	0										
<b>Inning Stats</b>	R: 1 E: 0 K: 0 S: 7	H: 1 LOB: 1 BB: 1 P: 15	R: 0 E: 0 K: 0 S: 11	H: 1 LOB: 1 BB: 0 P: 17	R: 1 E: 0 K: 1 S: 12	H: 2 LOB: 1 BB: 0 P: 17	R: 0 E: 0 K: 0 S: 7	H: 2 LOB: 1 BB: 0 P: 9	R: 1 E: 0 K: 0 S: 10	H: 1 LOB: 1 BB: 1 P: 17	R: 0 E: 0 K: 3 S: 13	H: 1 LOB: 2 BB: 1 P: 22	R: 0 E: 0 K: 1 S: 8	H: 0 LOB: 0 BB: 0 P: 9	1B: 8 2B: 2 3B: 0 HR: 1	SF: 0 SAC: 0 DP: 2 HBP: 0	WP: 0 PB: 0 SB: 2 CS: 0	PA: 36									
<b>PITCHER</b>	IP	WLS	BF	H	R	ER	SO	BB	IBB	HBP	BLK	WP	HR	S	P	ERA	WHIP										
<b>Jamie Moyer, L</b> ERA: 3.92 (1, 1)	5.2	L	26	9	4	4	4	4	0	0	0	0	0	55	87	6.35	1.941										
<b>Kenny Rogers, L</b> ERA: 2.2 (6, 1)	0.1		2	1	0	0	0	0	0	0	0	0	0	3	5	0.00	3.000										
<b>Cecilio Guante, R</b> ERA: 2.79 (7, 1)	1.0		5	1	0	0	3	1	0	0	0	0	0	13	22	0.00	2.000										
<b>Jeff Russell, R</b> ERA: 0.55 (8, 1)	1.0		3	0	0	0	1	0	0	0	0	0	0	8	9	0.00	0.000										

AB 31  
R 1  
H 7  
RBI 1  
BB 3  
SO 6  
LOB 16

AB 33  
R 4  
H 11  
RBI 4  
BB 3  
SO 5  
LOB 16







Batter	1	2	3	4	5	6	7	8	9	AB	R	H	RBI	BB	SO	LOB	TOP										
<b>Brady Anderson, L</b> OBP: 0.352, SLG: 0.429										5	1	2	1	0	2	2	<b>Baltimore Orioles @ Texas Rangers</b> Arlington Stadium, Arlington, TX Wed May 17 1989, 8:05 PM EDT Att: 12,558 - Unknown										
<b>Phil Bradley, R</b> OBP: 0.365, SLG: 0.465										4	1	2	1	1	0	0											
<b>Cal Ripken Jr., R</b> OBP: 0.357, SLG: 0.414										5	0	2	1	0	0	2											
<b>Jim Traber, L</b> OBP: 0.250, SLG: 0.256										4	0	1	1	1	0	2											
<b>Randy Milligan, R</b> OBP: 0.368, SLG: 0.455										4	1	2	0	1	2	2											
<b>Steve Finley, L</b> OBP: 0.305, SLG: 0.392										4	1	1	1	0	0	4											
<b>Mickey Tettleton, S</b> OBP: 0.279, SLG: 0.478										3	3	1	1	2	1	1		<b>AB</b> 39 <b>R</b> 8 <b>H</b> 14 <b>RBI</b> 8 <b>BB</b> 5 <b>SO</b> 8 <b>LOB</b> 16									
<b>Craig Worthington, R</b> OBP: 0.295, SLG: 0.316										5	0	1	1	0	3	2											
<b>Billy Ripken, R</b> OBP: 0.338, SLG: 0.338										5	1	2	1	0	0	1											
<b>Inning Stats</b>	R: 0 E: 0 K: 1 S: 10	H: 0 LOB: 0 BB: 0 P: 11	R: 0 E: 0 K: 1 S: 8	H: 0 LOB: 0 BB: 15	R: 2 E: 0 K: 1 S: 13	H: 4 LOB: 2 BB: 1 P: 28	R: 0 E: 0 K: 0 S: 8	H: 1 LOB: 1 BB: 0 P: 10	R: 2 E: 0 K: 1 S: 17	H: 4 LOB: 2 BB: 0 P: 27	R: 1 E: 0 K: 1 S: 11	H: 2 LOB: 2 BB: 1 P: 22	R: 3 E: 0 K: 1 S: 10	H: 3 LOB: 1 BB: 1 P: 20	R: 0 E: 0 K: 0 S: 12	H: 0 LOB: 2 BB: 2 P: 28		1B: 9 2B: 3 3B: 1 HR: 1	SF: 0 SAC: 1 DP: 0 HBP: 0	WP: 0 PB: 1 SB: 1 CS: 0	PA: 45						
<b>PITCHER</b>	IP	WLS	BF	H	R	ER	SO	BB	IBB	HBP	BLK	WP	HR	S	P	ERA	WHIP										
<b>Charlie Hough, R</b> ERA: 6.64	4.1	L	22	9	4	4	3	1	0	0	0	0	0	50	83	8.31	2.308										
<b>Brad Amsberg, R</b> ERA: 3.42	1.1		7	2	1	1	2	1	0	0	0	0	1	15	27	6.75	2.250										
<b>Craig McMurtry, R</b> ERA: 5.4	1.0		7	3	3	3	0	0	1	0	0	0	0	0	19	27.00	3.000										
<b>Kenny Rogers, L</b> ERA: 1.89	1.1		6	0	0	0	1	2	0	0	0	0	0	15	32	0.00	1.500										
<b>Jeff Russell, R</b> ERA: 0.52	1.0		3	0	0	0	2	0	0	0	0	0	0	9	14	0.00	0.000										
Batter	1	2	3	4	5	6	7	8	9	AB	R	H	RBI	BB	SO	LOB	BOTTOM										
<b>Cecil Espy, S</b> OBP: 0.307, SLG: 0.303										4	0	0	0	0	0	2	<b>Baltimore Orioles @ Texas Rangers</b> Arlington Stadium, Arlington, TX Wed May 17 1989, 8:05 PM EDT Att: 12,558 - Unknown										
<b>Scott Fletcher, R</b> OBP: 0.373, SLG: 0.301										4	0	0	0	0	0	1											
<b>Rafael Palmeiro, L</b> OBP: 0.411, SLG: 0.514										4	1	1	0	0	0	0											
<b>Ruben Sierra, S</b> OBP: 0.359, SLG: 0.507										4	1	1	0	0	0	0											
<b>Julio Franco, R</b> OBP: 0.367, SLG: 0.466										4	0	1	2	0	0	0											
<b>Geno Petralli, L</b> OBP: 0.351, SLG: 0.379										3	0	0	0	0	0	1											
<b>Pete Incaviglia, R</b> OBP: 0.279, SLG: 0.419										3	0	1	0	0	0	1		<b>AB</b> 31 <b>R</b> 2 <b>H</b> 5 <b>RBI</b> 2 <b>BB</b> 1 <b>SO</b> 0 <b>LOB</b> 8									
<b>Buddy Bell, R</b> OBP: 0.286, SLG: 0.281										2	0	1	0	1	0	0											
<b>Steve Buechele, R</b> OBP: 0.331, SLG: 0.415										3	0	0	0	0	0	3											
<b>Inning Stats</b>	R: 0 E: 0 K: 0 S: 4	H: 0 LOB: 0 BB: 0 P: 6	R: 0 E: 0 K: 0 S: 9	H: 0 LOB: 0 BB: 0 P: 12	R: 0 E: 0 K: 0 S: 7	H: 2 LOB: 1 BB: 0 P: 9	R: 2 E: 0 K: 0 S: 15	H: 3 LOB: 1 BB: 0 P: 22	R: 0 E: 0 K: 0 S: 10	H: 0 LOB: 1 BB: 1 P: 16	R: 0 E: 0 K: 0 S: 10	H: 0 LOB: 0 BB: 0 P: 12	R: 0 E: 0 K: 0 S: 6	H: 0 LOB: 0 BB: 0 P: 8	R: 0 E: 0 K: 0 S: 7	H: 0 LOB: 0 BB: 0 P: 12		R: 0 E: 0 K: 0 S: 6	H: 0 LOB: 0 BB: 0 P: 11	1B: 3 2B: 2 3B: 0 HR: 0	SF: 0 SAC: 0 DP: 1 HBP: 0	WP: 0 PB: 0 SB: 0 CS: 0	PA: 32				
<b>PITCHER</b>	IP	WLS	BF	H	R	ER	SO	BB	IBB	HBP	BLK	WP	HR	S	P	ERA	WHIP										
<b>Dave Schmidt, R</b> ERA: 5.79	7.0	W	26	5	2	2	0	1	0	0	0	0	0	61	85	2.57	0.857										
<b>Mark Williamson, R</b> ERA: 5.09	2.0		6	0	0	0	0	0	0	0	0	0	0	13	23	0.00	0.000										







Batter	1	2	3	4	5	6	7	8	9	AB	R	H	RBI	BB	SO	LOB	TOP										
<b>Al Newman, S</b> (1, 4) OBP: 0.310, SLG: 0.263	G5-3		G6-3		E6		2B 1B		BB 1B	5	0	2	0	0	0	2	<b>Minnesota Twins @ Texas Rangers</b> Arlington Stadium, Arlington, TX Fri May 19 1989, 8:05 PM EDT Att: 31,195 - Unknown										
<b>Greg Gagne, R</b> (1, 6) OBP: 0.281, SLG: 0.352	F8		K		G5-3		F8		BB BB	4	0	0	0	0	1	4											
<b>Jim Dwyer, L</b> (9, PH) OBP: 0.333, SLG: 0.306									BB BB	0	0	0	0	1	0	0											
<b>Dan Gladden, R</b> (1, 7) OBP: 0.308, SLG: 0.359	G3-1		K				F8 1B SF8 1B		K	5	1	2	0	0	2	3											
<b>Kirby Puckett, R</b> (1, 8) OBP: 0.381, SLG: 0.519		G1-3 2B BB			F8		F8 1B		G3-1	3	1	1	0	2	0	2											
<b>Gary Gaetti, R</b> (1, 5) OBP: 0.294, SLG: 0.460		G1-3			G6-3		F8 1B			4	0	0	0	0	1	6											
<b>Tim Laudner, R</b> (1, 2) OBP: 0.253, SLG: 0.342										2	0	0	0	1	1	1											
<b>Doug Baker, S</b> (8, PH) OBP: 0.500, SLG: 0.500		K			G6-3					1	0	0	0	0	0	0											
<b>Orlando Mercado, R</b> (8, 2)									F5	0	0	0	0	0	0	0											
<b>Brian Harper, R</b> (1, 10) OBP: 0.360, SLG: 0.470							L9		K	2	0	1	2	0	0	0											
<b>Gene Larkin, S</b> (8, PH) OBP: 0.333, SLG: 0.346		2H 2B					SF8			1	0	0	0	0	1	0											
<b>Randy Bush, L</b> (1, 3) OBP: 0.315, SLG: 0.383							G3		P3	4	0	0	0	0	2	3											
<b>John Moses, S</b> (1, 9) OBP: 0.339, SLG: 0.327					G6-3 S 1B		E S 1B		L6	4	0	2	0	0	1	0											
<b>Inning Stats</b>	R: 0 E: 0 K: 0 S: 10	H: 0 LOB: 0 BB: 0 P: 19	R: 1 E: 0 K: 2 S: 14	H: 1 LOB: 1 BB: 1 P: 23	R: 0 E: 0 K: 2 S: 17	H: 1 LOB: 0 BB: 0 P: 27	R: 0 E: 0 K: 0 S: 5	H: 0 LOB: 0 BB: 0 P: 8	R: 0 E: 1 K: 0 S: 13	H: 1 LOB: 2 BB: 0 P: 20	R: 1 E: 0 K: 1 S: 10	H: 2 LOB: 2 BB: 1 P: 19	R: 0 E: 0 K: 1 S: 11	H: 2 LOB: 3 BB: 1 P: 20	R: 0 E: 0 K: 1 S: 7	H: 0 LOB: 0 BB: 0 P: 11	R: 0 E: 0 K: 2 S: 12	H: 1 LOB: 2 BB: 1 P: 17	1B: 6 2B: 2 3B: 0 HR: 0	SF: 1 SAC: 0 DP: 0 HBP: 0	WP: 0 PB: 0 CS: 0	PA: 40					
<b>PITCHER</b>	IP	WLS	BF	H	R	ER	SO	BB	IBB	HBP	BLK	WP	HR	S	P	ERA	WHIP										
<b>Jamie Moyer, L</b> (1, 1) ERA: 3.88	5.0		22	5	2	2	4	1	0	0	0	0	0	62	102	3.60	1.200										
<b>Craig McMurtry, R</b> (6, 1) ERA: 5.09	0.2	3	0	0	0	0	0	1	0	0	0	0	0	4	10	0.00	1.500										
<b>Kenny Rogers, L</b> (6, 1) ERA: 1.77	0.2	W	3	1	0	0	1	0	0	0	0	0	0	6	10	0.00	1.500										
<b>Cecilio Guante, R</b> (7, 1) ERA: 2.82	2.0		10	2	0	0	3	2	0	0	0	0	0	23	38	0.00	2.000										
<b>Jeff Russell, R</b> (9, 1) ERA: 0.47	0.2	S	2	0	0	0	1	0	0	0	0	0	0	4	4	0.00	0.000										
<b>Batter</b>	<b>1</b>	<b>2</b>	<b>3</b>	<b>4</b>	<b>5</b>	<b>6</b>	<b>7</b>	<b>8</b>	<b>9</b>	<b>AB</b>	<b>R</b>	<b>H</b>	<b>RBI</b>	<b>BB</b>	<b>SO</b>	<b>LOB</b>	<b>BOTTOM</b>										
<b>Jeff Kunkel, R</b> (1, 8) OBP: 0.303, SLG: 0.531	K		2H 2B				G5-3			4	0	2	2	0	1	0	<b>Minnesota Twins @ Texas Rangers</b> Arlington Stadium, Arlington, TX Fri May 19 1989, 8:05 PM EDT Att: 31,195 - Unknown										
<b>Scott Fletcher, R</b> (1, 6) OBP: 0.363, SLG: 0.289	F8		F9				K		K	4	0	0	0	0	2	2											
<b>Rafael Palmeiro, L</b> (1, 3) OBP: 0.405, SLG: 0.500	1B		F8				F8		F7	4	0	1	0	0	0	2											
<b>Ruben Sierra, S</b> (1, 9) OBP: 0.373, SLG: 0.541	P5						2B		K	4	1	2	1	0	1	1											
<b>Julio Franco, R</b> (1, 4) OBP: 0.375, SLG: 0.490		G6-3					HR		K	4	1	2	1	0	0	1											
<b>Pete Incaviglia, R</b> (1, 7) OBP: 0.273, SLG: 0.399		K					HR		1B	4	0	0	0	0	3	2											
<b>Buddy Bell, R</b> (1, 10) OBP: 0.244, SLG: 0.237		K					G5-3		K	3	0	0	0	0	1	1											
<b>Steve Buechele, R</b> (1, 5) OBP: 0.333, SLG: 0.421							SH3-4 2B 1B		K	3	2	2	0	0	1	0											
<b>Jim Sundberg, R</b> (1, 2) OBP: 0.375, SLG: 0.500							SH1-3 1B 2B		L7	1	0	0	0	0	0	0											
<b>Inning Stats</b>	R: 0 E: 0 K: 1 S: 8	H: 1 LOB: 1 BB: 0 P: 8	R: 0 E: 0 K: 2 S: 9	H: 0 LOB: 0 BB: 0 P: 14	R: 1 E: 0 K: 0 S: 9	H: 2 LOB: 1 BB: 0 P: 17	R: 0 E: 0 K: 1 S: 12	H: 1 LOB: 1 BB: 0 P: 18	R: 1 E: 0 K: 1 S: 12	H: 2 LOB: 1 BB: 0 P: 14	R: 2 E: 0 K: 1 S: 7	H: 2 LOB: 0 BB: 0 P: 10	R: 0 E: 0 K: 1 S: 9	H: 0 LOB: 0 BB: 0 P: 14	R: 0 E: 0 K: 2 S: 10	H: 1 LOB: 1 BB: 0 P: 15		1B: 4 2B: 3 3B: 0 HR: 2	SF: 0 SAC: 2 DP: 0 HBP: 0	WP: 0 PB: 0 CS: 0	PA: 33						
<b>PITCHER</b>	IP	WLS	BF	H	R	ER	SO	BB	IBB	HBP	BLK	WP	HR	S	P	ERA	WHIP										
<b>Frank Viola, L</b> (1, 1) ERA: 4.09	8.0	L	33	9	4	4	9	0	0	0	0	0	2	76	110	4.50	1.125										








Batter	1	2	3	4	5	6	7	8	9	AB	R	H	RBI	BB	SO	LOB	TOP																	
Dan Gladden, R (1, 7) OBP: 0.290, SLG: 0.338	1-1 G4-3	2-2 E5		0-1 G4-3			2-0 F9	2-1 SF9	2-0 G1-3	5	0	0	1	0	0	5																		
Al Newman, S (1, 4) OBP: 0.337, SLG: 0.265	4-0 BB BB	1-3 K			2-1 G5-3		3-1 F8	1-3 K		4	0	0	0	1	2	5																		
Kirby Puckett, R (1, 8) OBP: 0.393, SLG: 0.519	4-1 BB		3-2 G4-6-3 BB		4-0 BB		2-1 1B		0-0 G4-3	3	0	2	0	2	0	0																		
Randy Bush, L (1, 3) OBP: 0.340, SLG: 0.455	4-1 G6-4-3 BB		4-0 G4-6-3 BB		1-0 P5		1-1 F8		3-3 K	3	0	0	0	2	1	2																		
Gary Gaetti, R (1, 5) OBP: 0.288, SLG: 0.444	1-1 G6-4-3		3-2 P4		0-0 F9			1-2 G6-3	1-3 K PB 1B	5	1	0	0	0	1	6																		
Jim Dwyer, L (1, 10) OBP: 0.365, SLG: 0.318 Tim Laudner, R (9, PH) OBP: 0.270, SLG: 0.342		1-2 F9	3-2 G4-6-3		1-0 G3			4-1 BB BB 1B	4-2 E 1B BB	3	1	0	0	1	0	2																		
John Moses, S (1, 9) OBP: 0.371, SLG: 0.393		1-0 G4-3	1-1 L7		0-0 CS 1B			4-1 1B BB 2B	1-1 E 1B	4	2	2	1	1	0	2																		
Greg Gagne, R (1, 6) OBP: 0.299, SLG: 0.380 Gene Larkin, S (8, PH) OBP: 0.338, SLG: 0.352 Doug Baker, S (8, FR) OBP: 0.500, SLG: 0.750		0-2 E 1B		1-1 G5-3		4-2 BB		1-0 2B SF9 1B	0-0 E5 HBP	2	0	1	0	1	0	0																		
Orlando Mercado, R (1, 2) OBP: 0.667, SLG: 0.500 Carmen Castillo, R (8, PH) OBP: 0.414, SLG: 0.615 Brian Harper, R (8, 2) OBP: 0.293, SLG: 0.472		0-0 E 1B		4-1 G4-3 BB		0-0 G1-3		0-1 SF9	1-0 HBP	2	0	1	0	1	0	1																		
<b>Inning Stats</b>	R: 0 E: 0 K: 0 S: 6	H: 0 LOB: 2 BB: 3 P: 20	R: 0 E: 1 K: 1 S: 15	H: 2 LOB: 3 BB: 0 P: 20	R: 0 E: 0 K: 0 S: 12	H: 1 LOB: 2 BB: 1 P: 26	R: 0 E: 0 K: 0 S: 5	H: 0 LOB: 0 BB: 1 P: 10	R: 0 E: 0 K: 0 S: 4	H: 1 LOB: 1 BB: 1 P: 11	R: 0 E: 0 K: 0 S: 7	H: 1 LOB: 1 BB: 0 P: 15	R: 3 E: 0 K: 1 S: 16	H: 2 LOB: 2 BB: 2 P: 28	R: 3 E: 1 K: 2 S: 16	H: 1 LOB: 2 BB: 1 P: 28	1B: 7 2B: 1 3B: 0 HR: 0	SF: 1 SAC: 0 DP: 2 HBP: 1	WP: 1 PB: 1 SB: 0 CS: 1	PA: 46														
<b>PITCHER</b>	IP WLS BF H R ER SO BB IBB HBP BLK WP HR S P ERA WHIP																																	
Kevin Brown, R (1, 1) ERA: 2.92	7.1		33	5	1	1	1	8	0	0	0	0	0	0	61	123	1.23	1.773																
Jeff Russell, R (8, 1) ERA: 1.74	1.1	L	8	2	3	3	3	1	0	0	0	1	0	20	31	20.25	2.250																	
Kenny Rogers, L (9, 1) ERA: 1.74	0.1		5	1	2	0	0	1	0	1	0	0	0	6	14	0.00	6.000																	

Minnesota Twins @ Texas Rangers  
Arlington Stadium, Arlington, TX  
Sun May 21 1989, 4:33 AM EDT  
Att: 40,299 - Unknown


AB 34  
R 6  
H 8  
RBI 4  
BB 10  
SO 4  
LOB 23



Batter	1	2	3	4	5	6	7	8	9	AB	R	H	RBI	BB	SO	LOB	BOTTOM																
Cecil Espy, S (1, 8) OBP: 0.301, SLG: 0.291	1-0 F8		1-2 L7		3-2 F9			3-3 K		4	0	0	0	0	1	1																	
Scott Fletcher, R (1, 6) OBP: 0.358, SLG: 0.286	1-0 F9		0-1 1B		3-1 G6-3			2-1 L4		4	0	1	0	0	0	0																	
Rafael Palmeiro, L (1, 3) OBP: 0.409, SLG: 0.500	2-2 F8		2-1 G4-3		2-1 F8			3-2 1B		4	0	1	0	0	0	1																	
Ruben Sierra, S (1, 9) OBP: 0.356, SLG: 0.513		1-0 G4-3		0-0 G1-3		3-3 K		0-3 K		4	0	0	0	0	2	1																	
Julio Franco, R (1, 4) OBP: 0.371, SLG: 0.500		2-2 BLK 1B 1B		3-0 L7			3-1 F9		2-3 K	4	1	1	0	0	1	1																	
Geno Petralli, L (1, 2) OBP: 0.337, SLG: 0.355		1-0 P8		1-2 F7			3-2 G4-3			3	0	0	0	0	0	1																	
Pete Incaviglia, R (1, 7) OBP: 0.280, SLG: 0.407		1-2 1B		2-3 K			1-0 L6			3	0	1	1	0	1	0																	
Steve Buechele, R (1, 10) OBP: 0.326, SLG: 0.432 Rick Leach, L (8, PH) OBP: 0.320, SLG: 0.391		0-3 K		0-0 P6			0-1 F7			2	0	0	0	0	1	1																	
Jeff Kunkel, R (1, 5) OBP: 0.317, SLG: 0.575			2-2 L9		3-2 1B			1-2 G4-3		3	0	1	0	0	0	0																	
<b>Inning Stats</b>	R: 0 E: 0 K: 0 S: 5	H: 0 LOB: 0 BB: 0 P: 9	R: 1 E: 0 K: 1 S: 13	H: 2 LOB: 1 BB: 0 P: 18	R: 0 E: 0 K: 0 S: 11	H: 1 LOB: 1 BB: 0 P: 16	R: 0 E: 0 K: 0 S: 5	H: 0 LOB: 0 BB: 0 P: 9	R: 0 E: 0 K: 1 S: 11	H: 1 LOB: 1 BB: 0 P: 19	R: 0 E: 0 K: 1 S: 7	H: 0 LOB: 0 BB: 0 P: 15	R: 0 E: 0 K: 0 S: 7	H: 0 LOB: 0 BB: 0 P: 14	R: 0 E: 0 K: 1 S: 8	H: 0 LOB: 0 BB: 0 P: 12	R: 0 E: 0 K: 2 S: 12	H: 1 LOB: 1 BB: 0 P: 19	1B: 5 2B: 0 3B: 0 HR: 0	SF: 0 SAC: 0 DP: 0 HBP: 0	WP: 0 PB: 0 SB: 0 CS: 0	PA: 32											
<b>PITCHER</b>	IP WLS BF H R ER SO BB IBB HBP BLK WP HR S P ERA WHIP																																
Francisco Oliveras, R (1, 1) ERA: 3.44	2.0	S	7	1	0	0	3	0	0	0	0	0	0	20	31	0.00	0.500																
Juan Berenguer, R (8, 1) ERA: 3.99																																	

Minnesota Twins @ Texas Rangers  
Arlington Stadium, Arlington, TX  
Sun May 21 1989, 4:33 AM EDT  
Att: 40,299 - Unknown

AB 32  
R 1  
H 5  
RBI 1  
BB 0  
SO 6  
LOB 6









Batter	1	2	3	4	5	6	7	8	9	AB	R	H	RBI	BB	SO	LOB	TOP									
Willie Wilson, S OBP: 0.273, SLG: 0.260	(1, 8) 2-2 1B		(1, 1) 1-1 G4-3		(1, 2) 1-2 FC5-4 HR	(1, 3) 0-1 L9		(1, 4) 2-1 G5-4-3 1B		5	1	2	2	0	0	4	<b>Kansas City Royals @ Texas Rangers</b> Arlington Stadium, Arlington, TX Tue May 23 1989, 8:05 PM EDT Att: 20,054 - Unknown - 89 F									
Kurt Stillwell, S OBP: 0.376, SLG: 0.391	(1, 6) 1-3 K		(1, 2) 1-2 G4-3		(1, 3) 0-1 FC3-6 1B		(1, 4) 4-2 BB BB	(1, 5) 0-0 G5-4-3		4	0	1	1	1	1	3										
Kevin Seitzer, R OBP: 0.381, SLG: 0.395	(1, 5) 4-2 BB			(1, 6) 3-3 K	(1, 7) 1-2 FC3-6 HR		(1, 8) 2-0 F8		(1, 9) 3-3 K	4	1	0	0	1	2	3										
Bo Jackson, R OBP: 0.304, SLG: 0.532	(1, 7) 1-3 K			(1, 8) 2-3 K	(1, 9) 3-2 HR		(1, 10) 4-1 BB		(1, 11) 4-2 1B 2B BB	3	2	1	3	2	2	2										
Jim Eisenreich, L OBP: 0.336, SLG: 0.422	(1, 10) 1-1 F7			(1, 11) 4-1 BB	(1, 12) 1-2 F9		(1, 13) 3-3 K		(1, 14) 2-2 2B 1B	4	1	1	0	1	1	5										
Danny Tartabull, R OBP: 0.376, SLG: 0.401	(1, 9) 1-0 F8			(1, 10) 1-3 K		(1, 11) 1-0 G5-3		(1, 12) 3-1 G3 2B		5	0	1	2	0	2	3										
Bill Buckner, L Pat Tabler, R OBP: 0.233, SLG: 0.246 OBP: 0.295, SLG: 0.272	(1, 3) 3-1 G4-3			(1, 4) 0-2 1B 1B FC5-4 1B	(1, 5) 4-2 1B BB		(1, 6) 2-1 L7		(1, 7) 1-1 G3	2	1	1	0	1	0	0										
Frank White, R Brad Wellman, R OBP: 0.290, SLG: 0.285 OBP: 0.320, SLG: 0.292	(1, 4) 0-0 P3			(1, 5) 0-2 FC5-4 1B 1B	(1, 6) 1-0 1B	(1, 7) 1-3 1B		(1, 8) 3-2 BB 1B	(1, 9) 0-3 K	2	0	1	0	0	0	0										
Bob Boone, R Mike Macfarlane, R OBP: 0.317, SLG: 0.286 OBP: 0.244, SLG: 0.256	(1, 2) 0-3 K			(1, 3) 0-0 FC5-4 1B	(1, 4) 2-0 L5		(1, 5) 4-0 1B BB			2	0	1	0	0	1	0										
										1	0	0	0	1	0	2										
<b>Inning Stats</b>	R: 0 E: 0 K: 2 S: 14	H: 1 LOB: 2 BB: 1 P: 23	R: 0 E: 0 K: 0 S: 4	H: 0 LOB: 0 BB: 0 P: 8	R: 0 E: 0 K: 1 S: 8	H: 0 LOB: 0 BB: 0 P: 10	R: 0 E: 0 K: 3 S: 11	H: 0 LOB: 1 BB: 1 P: 21	R: 5 E: 0 K: 0 S: 20	H: 5 LOB: 1 BB: 0 P: 26	R: 0 E: 0 K: 0 S: 8	H: 1 LOB: 2 BB: 1 P: 16	R: 0 E: 0 K: 2 S: 10	H: 0 LOB: 2 BB: 2 P: 25	R: 1 E: 0 K: 0 S: 9	H: 2 LOB: 1 BB: 1 P: 20	R: 2 E: 0 K: 2 S: 15	H: 2 LOB: 1 BB: 1 P: 28	1B: 9 2B: 1 3B: 0 HR: 1	SF: 0 SAC: 0 DP: 1 HBP: 0	WP: 0 PB: 0 SB: 1 CS: 0	PA: 44				
<b>PITCHER</b>	IP	WLS	BF	H	R	ER	SO	BB	IBB	HBP	BLK	WP	HR	S	P	ERA	WHIP									
Nolan Ryan, R Garry Mielke, R Kenny Rogers, L Craig McMurtry, R Jeff Russell, R	(1, 1) (7, 1) (7, 1) (9, 1) (9, 1)	6.0 0.1 1.2 0.1 0.2	W 2 7 3 S	29 0 2 1 3	7 0 2 1 0	5 0 1 2 0	5 0 1 2 0	6 0 2 1 1	4 1 0 0 0	0 0 0 0 0	0 0 0 0 0	0 0 0 0 0	0 0 0 0 0	1 2 8 8 7	67 2 15 17 11	110 8 31 17 11	7.50 0.00 5.40 54.00 0.00	1.833 3.000 1.800 6.000 1.500								

Batter	1	2	3	4	5	6	7	8	9	AB	R	H	RBI	BB	SO	LOB	BOTTOM								
Cecil Espy, S OBP: 0.298, SLG: 0.288	(1, 8) 0-0 HBP 1B		(1, 2) 1-2 P6		(1, 3) 1-2 G5-3		(1, 4) 0-2 G1-3		(1, 5) 0-0 G3	5	1	1	0	0	0	4	<b>Kansas City Royals @ Texas Rangers</b> Arlington Stadium, Arlington, TX Tue May 23 1989, 8:05 PM EDT Att: 20,054 - Unknown - 89 F								
Scott Fletcher, R OBP: 0.343, SLG: 0.290	(1, 6) 1-0 1B 1B		(1, 2) 3-1 BLK 1B		(1, 3) 1-1 2B 1B		(1, 4) 1-0 F8		(1, 5) 0-0 F8	4	3	2	1	0	0	0									
Rafael Palmeiro, L OBP: 0.407, SLG: 0.494	(1, 3) 1-3 K		(1, 2) 0-1 L6		(1, 3) 2-1 2B SF9 1B		(1, 4) 0-1 G6-3		(1, 5) 3-0 CS 1B	5	1	2	0	0	1	4									
Ruben Sierra, S OBP: 0.361, SLG: 0.521	(1, 9) 2-1 P6		(1, 2) 0-0 BLK 1B		(1, 3) 0-0 SF9 SF8 2B		(1, 4) 2-3 K		(1, 5) 3-2 2B	5	2	3	2	0	1	2									
Julio Franco, R OBP: 0.386, SLG: 0.503	(1, 4) 1-1 1B		(1, 2) 1-3 2H 1B		(1, 3) 1-0 SF9		(1, 4) 1-1 G3-1		(1, 5) 4-0 IBB	3	0	2	3	1	0	0									
Geno Petralli, L Buddy Bell, R Rick Leach, L OBP: 0.343, SLG: 0.354 OBP: 0.234, SLG: 0.227 OBP: 0.314, SLG: 0.383	(1, 2) 1-1 1B		(1, 2) 1-1 F9		(1, 3) 2-3 3H BB		(1, 4) 2-3 K		(1, 5) 0-1 P4	3	0	1	1	1	1	1									
Jim Sundberg, R OBP: 0.353, SLG: 0.465	(8, 2) 1-2 1B									1	0	0	0	0	0	2									
Pete Incaviglia, R OBP: 0.280, SLG: 0.420	(1, 7) 0-0 L4		(1, 2) 4-0 G6-4-3 1B BB		(1, 3) 0-2 SF8		(1, 4) 2-2 G6-3			2	1	0	1	1	0	2									
Jeff Stone, L Buddy Bell, R Rick Leach, L OBP: 0.270, SLG: 0.333 OBP: 0.234, SLG: 0.227 OBP: 0.314, SLG: 0.383	(1, 10) 4-0 1B BB		(1, 2) 0-0 P3		(1, 3) 0-1 P3		(1, 4) 0-0 E1 1B			0	1	0	0	1	0	0									
Steve Buechele, R OBP: 0.331, SLG: 0.428	(1, 5) 3-2 1B 1B		(1, 2) 0-1 G6-4-3		(1, 3) 0-0 F8		(1, 4) 2-1 1B			4	1	2	0	0	0	2									
										1	0	0	0	0	0	0									
<b>Inning Stats</b>	R: 2 E: 0 K: 1 S: 11	H: 3 LOB: 2 BB: 0 P: 17	R: 4 E: 0 K: 0 S: 20	H: 4 LOB: 1 BB: 1 P: 32	R: 1 E: 0 K: 0 S: 6	H: 1 LOB: 0 BB: 1 P: 11	R: 3 E: 0 K: 0 S: 13	H: 3 LOB: 1 BB: 1 P: 21	R: 0 E: 0 K: 1 S: 7	H: 0 LOB: 0 BB: 0 P: 10	R: 0 E: 1 K: 1 S: 10	H: 1 LOB: 2 BB: 0 P: 16	R: 0 E: 0 K: 0 S: 7	H: 2 LOB: 2 BB: 1 P: 17	1B: 12 2B: 2 3B: 0 HR: 0	SF: 2 SAC: 0 DP: 1 HBP: 1	WP: 0 PB: 1 SB: 0 CS: 1	PA: 42							
<b>PITCHER</b>	IP	WLS	BF	H	R	ER	SO	BB	IBB	HBP	BLK	WP	HR	S	P	ERA	WHIP								
Luis Aquino, R Jerry Don Gleaton, L Jeff Montgomery, R Steve Farr, R	(1, 1) (2, 1) (5, 1) (8, 1)	1.2 2.1 3.0 1.0	L 13 11 5	6 5 1 2	6 4 0 0	6 3 0 0	6 0 2 0	6 0 2 0	1 2 0 0	0 0 0 1	0 0 0 0	0 0 0 0	0 0 0 0	0 0 22 7	26 40 32 17	4 11.57 0.00 0.00	4.200 3.000 0.333 2.000								

AB	37
R	8
H	11
RBI	8
BB	7
SO	10
LOB	24









Batter	1	2	3	4	5	6	7	8	9	AB	R	H	RBI	BB	SO	LOB	TOP										
<b>Cecil Espy, S</b> OBP: 0.298, SLG: 0.295 (1, 8)										5	1	2	0	0	0	2	<b>Texas Rangers @ Minnesota Twins</b> Hubert H. Humphrey Metrodome, Minneapolis, MN Fri May 26 1989, 8:05 PM EDT Att: 33,112 - Unknown										
<b>Scott Fletcher, R</b> OBP: 0.359, SLG: 0.291 (1, 6)										5	1	2	0	0	1	3											
<b>Rafael Palmeiro, L</b> OBP: 0.414, SLG: 0.497 (1, 3)										5	1	2	1	0	0	0											
<b>Ruben Sierra, S</b> OBP: 0.359, SLG: 0.529 (1, 9)										5	1	2	2	0	1	2											
<b>Julio Franco, R</b> OBP: 0.389, SLG: 0.509 (1, 4)										4	0	1	1	1	1	1											
<b>Geno Petralli, L</b> OBP: 0.328, SLG: 0.337 (1, 2)										5	0	1	0	0	0	4											
<b>Pete Incaviglia, R</b> OBP: 0.272, SLG: 0.406 (1, 7)										5	0	0	0	0	2	3											
<b>Rick Leach, L</b> OBP: 0.356, SLG: 0.481 (1, 10)										3	1	3	1	1	0	0											
<b>Steve Buechele, R</b> OBP: 0.327, SLG: 0.418 (1, 5)										4	0	1	0	0	0	3											
<b>Inning Stats</b>	R: 4 E: 0 K: 1 S: 20	H: 5 LOB: 2 BB: 1 P: 35	R: 0 E: 0 K: 0 S: 7	H: 0 LOB: 0 BB: 0 P: 11	R: 0 E: 0 K: 0 S: 5	H: 0 LOB: 0 BB: 0 P: 8	R: 1 E: 0 K: 1 S: 12	H: 2 LOB: 1 BB: 0 P: 18	R: 0 E: 0 K: 1 S: 9	H: 0 LOB: 0 BB: 0 P: 15	R: 0 E: 0 K: 1 S: 14	H: 1 LOB: 1 BB: 0 P: 18	R: 0 E: 0 K: 1 S: 12	H: 2 LOB: 3 BB: 1 P: 23	R: 0 E: 0 K: 0 S: 11	H: 2 LOB: 2 BB: 0 P: 16	R: 0 E: 0 K: 0 S: 9	H: 2 LOB: 2 BB: 0 P: 13	1B: 9 2B: 3 3B: 1 HR: 1	SF: 0 SAC: 0 DP: 0 HBP: 0	WP: 0 PB: 0 SB: 0 CS: 0	PA: 43					
<b>PITCHER</b>	IP	WLS	BF	H	R	ER	SO	BB	IBB	HBP	BLK	WP	HR	S	P	ERA	WHIP										
<b>Roy Smith, R</b> ERA: 4.15 (1, 1)	0.0	L	5	5	4	4	0	0	0	0	0	0	0	0	12	19	∞										
<b>Francisco Oliveras, R</b> ERA: 2.92 (7, 1)	6.1		25	5	1	1	4	1	0	0	1	0	1	60	94	1.42	0.947										
<b>Lee Tunnell, R</b> ERA: (7, 1)	1.2		8	2	0	0	1	1	0	0	0	0	0	18	31	0.00	1.800										
<b>Gary Wayne, L</b> ERA: 4.74 (9, 1)	0.1		1	0	0	0	0	0	0	0	0	0	0	1	1	0.00	0.000										
<b>Steve Shields, R</b> ERA: 4.32 (9, 1)	0.2		4	2	0	0	0	0	0	0	0	0	0	8	12	0.00	3.000										

Batter	1	2	3	4	5	6	7	8	9	AB	R	H	RBI	BB	SO	LOB	BOTTOM										
<b>Dan Gladden, R</b> OBP: 0.295, SLG: 0.345 (1, 7)																	5	0	2	0	0	1	0				
<b>Al Newman, S</b> OBP: 0.372, SLG: 0.274 (7, 6)																	3	1	1	0	2	1	0				
<b>Kirby Puckett, R</b> OBP: 0.386, SLG: 0.500 (1, 8)																	5	0	1	0	0	0	5				
<b>Randy Bush, L</b> OBP: 0.327, SLG: 0.433 (7, PH)																	3	0	0	0	0	1	2				
<b>Tim Laudner, R</b> OBP: 0.271, SLG: 0.337 (8, 3)																	1	0	0	0	0	1	1				
<b>Gary Gaetti, R</b> OBP: 0.278, SLG: 0.431 (1, 5)																	3	1	0	0	1	1	2				
<b>Jim Dwyer, L</b> OBP: 0.426, SLG: 0.385 (6, PH)																	2	1	2	1	1	0	0				
<b>John Moses, S</b> OBP: 0.381, SLG: 0.419 (8, PH)																	1	0	0	0	0	0	0				
<b>Gene Larkin, S</b> OBP: 0.348, SLG: 0.343 (8, 9)																	3	0	1	1	1	0	1				
<b>Brian Harper, R</b> OBP: 0.300, SLG: 0.456 (1, 2)																	4	0	1	1	0	0	3				
<b>Greg Gagne, R</b> OBP: 0.289, SLG: 0.366 (6, PH)																	2	0	0	0	0	1	0				
<b>Carmen Castillo, R</b> OBP: 0.385, SLG: 0.559 (7, 4)																	1	0	0	0	0	1	2				
<b>Wally Backman, S</b> OBP: 0.333, SLG: 0.330 (7, 4)																	1	0	1	0	0	0	0				
<b>Inning Stats</b>	R: 0 E: 0 K: 0 S: 10	H: 0 LOB: 0 BB: 0 P: 13	R: 0 E: 0 K: 0 S: 8	H: 1 LOB: 1 BB: 0 P: 13	R: 0 E: 0 K: 1 S: 8	H: 0 LOB: 0 BB: 0 P: 12	R: 1 E: 0 K: 2 S: 14	H: 2 LOB: 2 BB: 2 P: 29	R: 0 E: 0 K: 2 S: 11	H: 0 LOB: 0 BB: 0 P: 13	R: 2 E: 1 K: 1 S: 16	H: 2 LOB: 2 BB: 2 P: 35	R: 0 E: 0 K: 1 S: 13	H: 1 LOB: 1 BB: 1 P: 21	R: 0 E: 0 K: 0 S: 8	H: 0 LOB: 0 BB: 0 P: 12	R: 0 E: 0 K: 0 S: 11	H: 3 LOB: 2 BB: 0 P: 15	1B: 7 2B: 3 3B: 0 HR: 0	SF: 0 SAC: 0 DP: 2 HBP: 0	WP: 0 PB: 0 SB: 0 CS: 0	PA: 39					
<b>PITCHER</b>	IP	WLS	BF	H	R	ER	SO	BB	IBB	HBP	BLK	WP	HR	S	P	ERA	WHIP										
<b>Bobby Witt, R</b> ERA: 5.84 (6, 1)	5.2	W	25	4	3	2	5	4	0	0	0	0	0	16	27	0.00	3.000										
<b>Gary Mielke, R</b> ERA: (7, 1)	1.0		5	2	0	0	1	1	0	0	0	0	0	12	18	0.00	0.000										
<b>Kenny Rogers, L</b> ERA: 1.9 (9, 1)	1.1	S	5	3	0	0	0	0	0	0	0	0	0	11	15	0.00	3.000										
<b>Jeff Russell, R</b> ERA: 1.54 (9, 1)	1.0	S	5	3	0	0	0	0	0	0	0	0	0	11	15	0.00	3.000										

AB	41
R	5
H	14
RBI	5
BB	2
SO	5
LOB	18



AB	34
R	3
H	9
RBI	3
BB	5
SO	7
LOB	16









Batter	1	2	3	4	5	6	7	8	9	AB	R	H	RBI	BB	SO	LOB	TOP
<b>Jeff Kunkel, R</b> (1, 8) <small>OBP: 0.340, SLG: 0.588</small> <b>Jeff Stone, L</b> (9, PH) <small>OBP: 0.250, SLG: 0.306</small> <b>Jim Sundberg, R</b> (9, 2) <small>OBP: 0.345, SLG: 0.447</small>										3	2	2	0	1	1	0	
<b>Scott Fletcher, R</b> (1, 6) <small>OBP: 0.351, SLG: 0.293</small>										5	1	1	1	1	0	4	
<b>Rafael Palmeiro, L</b> (1, 3) <small>OBP: 0.423, SLG: 0.511</small>										5	1	4	2	0	0	2	
<b>Ruben Sierra, S</b> (1, 9) <small>OBP: 0.351, SLG: 0.516</small>										5	1	1	1	1	0	5	
<b>Julio Franco, R</b> (1, 4) <small>OBP: 0.390, SLG: 0.509</small>										4	1	2	2	1	2	1	
<b>Buddy Bell, R</b> (1, 10) <small>OBP: 0.214, SLG: 0.192</small> <b>Rick Leach, L</b> (8, PH) <small>OBP: 0.355, SLG: 0.474</small>										3	0	0	0	0	0	2	
<b>Pete Incaviglia, R</b> (1, 7) <small>OBP: 0.275, SLG: 0.415</small>										5	0	1	1	0	1	2	
<b>Steve Buechele, R</b> (1, 5) <small>OBP: 0.327, SLG: 0.417</small>										4	0	0	0	1	0	3	
<b>Mike Stanley, R</b> (1, 2) <small>OBP: 0.233, SLG: 0.115</small> <b>Cecil Espy, S</b> (9, PH) <small>OBP: 0.302, SLG: 0.306</small>										2	0	0	0	1	1	1	
<b>Inning Stats</b>	R: 1 H: 2 E: 0 K: 1 S: 11	H: 2 R: 2 ER: 2 SO: 4 BB: 1 IBB: 0 HBP: 0 BLK: 0 WP: 0 HR: 0 S: 64 P: 108 ERA: 10.80 WHIP: 1.429	H: 0 R: 0 ER: 0 SO: 6 BB: 1 IBB: 0 HBP: 0 BLK: 0 WP: 0 HR: 0 S: 19 P: 31 ERA: ∞ WHIP: ∞	H: 1 R: 0 ER: 0 SO: 10 BB: 0 IBB: 0 HBP: 0 BLK: 0 WP: 0 HR: 0 S: 7 P: 16 ERA: 27.00 WHIP: 3.000	H: 0 R: 0 ER: 0 SO: 7 BB: 2 IBB: 0 HBP: 0 BLK: 0 WP: 0 HR: 0 S: 64 P: 108 ERA: 10.80 WHIP: 1.429	H: 1 R: 0 ER: 0 SO: 15 BB: 0 IBB: 0 HBP: 0 BLK: 0 WP: 0 HR: 0 S: 19 P: 31 ERA: ∞ WHIP: ∞	H: 2 R: 1 ER: 1 SO: 11 BB: 1 IBB: 0 HBP: 0 BLK: 0 WP: 0 HR: 0 S: 64 P: 108 ERA: 10.80 WHIP: 1.429	H: 0 R: 0 ER: 0 SO: 7 BB: 0 IBB: 0 HBP: 0 BLK: 0 WP: 0 HR: 0 S: 19 P: 31 ERA: ∞ WHIP: ∞	H: 7 R: 6 ER: 2 SO: 28 BB: 0 IBB: 0 HBP: 0 BLK: 0 WP: 0 HR: 0 S: 44 P: 44 ERA: 2.57 WHIP: 1.200	1B: 8 2B: 5 3B: 0 HR: 0	SF: 0 SAC: 0 DP: 0 HBP: 0	WP: 0 PA: 44 FB: 0 SB: 1 CS: 0					

Texas Rangers @ Minnesota Twins  
 Hubert H. Humphrey Metrodome, Minneapolis, MN  
 Sun May 28 1989, 4:33 AM EDT  
 Att: 28,722 - Dome

AB 40  
 R 8  
 H 13  
 RBI 8  
 BB 4  
 SO 6  
 LOB 21

Batter	1	2	3	4	5	6	7	8	9	AB	R	H	RBI	BB	SO	LOB	BOTTOM
<b>Al Newman, S</b> (1, 6) <small>OBP: 0.377, SLG: 0.294</small>										3	2	2	2	1	0	1	
<b>Wally Backman, S</b> (1, 4) <small>OBP: 0.336, SLG: 0.327</small> <b>Dan Gladden, R</b> (9, 7) <small>OBP: 0.292, SLG: 0.341</small>										4	0	0	0	0	1	5	
<b>Kirby Puckett, R</b> (1, 8) <small>OBP: 0.383, SLG: 0.492</small>										5	0	3	2	0	1	1	
<b>Jim Dwyer, L</b> (1, 10) <small>OBP: 0.403, SLG: 0.361</small>										5	0	1	1	0	0	4	
<b>Gary Gaetti, R</b> (1, 5) <small>OBP: 0.271, SLG: 0.419</small>										5	0	0	0	0	2	4	
<b>Randy Bush, L</b> (1, 9) <small>OBP: 0.331, SLG: 0.456</small> <b>Greg Gagne, R</b> (9, 6) <small>OBP: 0.290, SLG: 0.366</small> <b>Carmen Castillo, R</b> (9, PH) <small>OBP: 0.379, SLG: 0.550</small>										3	2	2	1	1	1	0	
<b>Gene Larkin, S</b> (1, 3) <small>OBP: 0.331, SLG: 0.324</small>										4	0	0	0	0	1	3	
<b>Tim Laudner, R</b> (1, 2) <small>OBP: 0.272, SLG: 0.326</small>										3	1	0	0	1	2	1	
<b>John Moses, S</b> (1, 7) <small>OBP: 0.398, SLG: 0.442</small>										2	1	2	0	1	0	0	
<b>Inning Stats</b>	R: 1 H: 2 E: 0 K: 2 S: 11	H: 2 R: 2 ER: 2 SO: 23 BB: 1 IBB: 0 HBP: 0 BLK: 0 WP: 0 HR: 0 S: 29 P: 23 ERA: 6.00 WHIP: 1.833	H: 1 R: 0 ER: 0 SO: 6 BB: 1 IBB: 0 HBP: 0 BLK: 0 WP: 0 HR: 0 S: 12 P: 12 ERA: 0.00 WHIP: 2.000	H: 2 R: 2 ER: 0 SO: 14 BB: 1 IBB: 0 HBP: 0 BLK: 0 WP: 0 HR: 0 S: 58 P: 103 ERA: 6.00 WHIP: 1.833	H: 0 R: 0 ER: 0 SO: 7 BB: 1 IBB: 0 HBP: 0 BLK: 0 WP: 0 HR: 0 S: 19 P: 31 ERA: ∞ WHIP: ∞	H: 0 R: 0 ER: 0 SO: 13 BB: 0 IBB: 0 HBP: 0 BLK: 0 WP: 0 HR: 0 S: 18 P: 27 ERA: 4.50 WHIP: 1.000	H: 0 R: 0 ER: 0 SO: 14 BB: 0 IBB: 0 HBP: 0 BLK: 0 WP: 0 HR: 0 S: 10 P: 16 ERA: 0.00 WHIP: 2.000	H: 2 R: 1 ER: 1 SO: 20 BB: 0 IBB: 0 HBP: 0 BLK: 0 WP: 0 HR: 1 S: 44 P: 44 ERA: 2.57 WHIP: 1.200	1B: 8 2B: 2 3B: 0 HR: 1	SF: 1 SAC: 1 DP: 0 HBP: 0	WP: 0 PA: 42 FB: 2 SB: 3 CS: 0						

Texas Rangers @ Minnesota Twins  
 Hubert H. Humphrey Metrodome, Minneapolis, MN  
 Sun May 28 1989, 4:33 AM EDT  
 Att: 28,722 - Dome

AB 36  
 R 6  
 H 11  
 RBI 6  
 BB 4  
 SO 8  
 LOB 21



Batter	1	2	3	4	5	6	7	8	9	AB	R	H	RBI	BB	SO	LOB	TOP					
<b>Cecil Espy, S</b> OBP: 0.301, SLG: 0.305 (1, 8)	F8		G4-3		G3-1			FC4-6 BB FC6-4 1B		4	1	1	0	0	0	1						
<b>Scott Fletcher, R</b> OBP: 0.350, SLG: 0.288 (1, 6)	P8			F9		F9		FC4-6 BB		3	0	0	0	1	0	0						
<b>Rafael Palmeiro, L</b> OBP: 0.420, SLG: 0.511 (1, 3)	G4-3			K		G4-3	2B	FC4-6 FC6-4		4	0	1	0	0	1	2						
<b>Ruben Sierra, S</b> OBP: 0.350, SLG: 0.511 (1, 9)		P5		1B		G4-3		FC6-4 BB		4	0	1	1	0	0	2						
<b>Julio Franco, R</b> OBP: 0.402, SLG: 0.512 (1, 4)		1B		1B		BB		BB		1	0	1	0	3	0	0						
<b>Pete Incaviglia, R</b> OBP: 0.285, SLG: 0.405 (1, 7)	F8			BB		BB		BB		4	0	0	0	0	3	7						
<b>Rick Leach, L</b> OBP: 0.364, SLG: 0.467 (1, 10)	F6			1B		G1-3		G6-3 BB		3	0	1	0	1	0	1						
<b>Steve Buechele, R</b> OBP: 0.325, SLG: 0.413 (1, 5)			G6-4-3 1B		K		K	G6-3		4	0	1	0	0	2	2						
<b>Chad Kreuter, S</b> (1, 2)			G6-4-3 SAFE		P8		G4-3	K		4	0	0	0	0	1	2						
<b>Inning Stats</b>	R: 0 E: 0 K: 0 S: 7	H: 0 LOB: 0 BB: 0 P: 9	R: 0 E: 0 K: 0 S: 7	H: 1 LOB: 1 BB: 0 P: 13	R: 0 E: 0 K: 0 S: 8	H: 1 LOB: 0 BB: 0 P: 12	R: 0 E: 0 K: 2 S: 12	H: 1 LOB: 2 BB: 1 P: 21	R: 0 E: 0 K: 1 S: 10	H: 1 LOB: 1 BB: 0 P: 18	R: 0 E: 0 K: 1 S: 14	H: 1 LOB: 0 BB: 0 P: 24	R: 0 E: 0 K: 1 S: 6	H: 0 LOB: 0 BB: 0 P: 9	R: 1 E: 0 K: 1 S: 16	H: 1 LOB: 2 BB: 2 P: 29	R: 0 E: 0 K: 1 S: 7	H: 0 LOB: 0 BB: 1 P: 13	1B: 5 2B: 1 3B: 0 HR: 0	SF: 0 SAC: 0 DP: 2 HBP: 0	WP: 0 PB: 0 SB: 3 CS: 0	PA: 36
<b>PITCHER</b>	IP	WLS	BF	H	R	ER	SO	BB	IBB	HBP	BLK	WP	HR	S	P	ERA	WHIP					
<b>Brian Holton, R</b> ERA: 3.46 (1, 1)	5.2	W	23	5	0	0	3	2	0	0	0	0	0	55	94	0.00	1.235					
<b>Mark Huisman, R</b> ERA: (6, 1)	1.1		4	0	0	0	2	0	0	0	0	0	0	9	12	0.00	0.000					
<b>Kevin Hickey, L</b> ERA: 2.77 (8, 1)	0.2		5	1	1	1	0	2	0	0	0	0	0	13	23	13.50	4.500					
<b>Gregg Olson, R</b> ERA: 2.37 (8, 1)	1.1		4	0	0	0	2	1	0	0	0	0	0	10	19	0.00	0.750					

Texas Rangers @ Baltimore Orioles  
Memorial Stadium, Baltimore, MD  
Mon May 29 1989, 7:05 PM EDT  
Att: 32,263 - Unknown - 75 F

AB 31  
R 1  
H 6  
RBI 1  
BB 5  
SO 7  
LOB 17



Batter	1	2	3	4	5	6	7	8	9	AB	R	H	RBI	BB	SO	LOB	BOTTOM						
<b>Brady Anderson, L</b> OBP: 0.325, SLG: 0.378 (1, 8)	K	F8		K		F9	F9			5	0	0	0	0	2	6							
<b>Steve Finley, L</b> OBP: 0.250, SLG: 0.313 (1, 9)	P7		F8	F8		1B		G1-3		5	0	1	1	0	0	0							
<b>Cal Ripken Jr., R</b> OBP: 0.353, SLG: 0.400 (1, 6)	K		HR		1B	G6-3		G5-3		5	1	2	1	0	1	1							
<b>Mickey Tettleton, S</b> OBP: 0.319, SLG: 0.531 (1, 2)		HR	1B		K		K	1B		5	2	3	1	0	2	1							
<b>Joe Orsulak, L</b> OBP: 0.362, SLG: 0.417 (1, 7)		P8	E6 1B		K		1B 2B	K2-3		5	1	1	0	0	2	3							
<b>Randy Milligan, R</b> OBP: 0.376, SLG: 0.462 (1, 3)		K	K		BB		F9			3	0	0	0	1	2	3							
<b>Larry Sheets, L</b> OBP: 0.289, SLG: 0.358 ERA: 5.0 Phil Bradley, R OBP: 0.359, SLG: 0.435 (7, PH)		HR	1B		K		1B IBB			3	1	2	2	0	1	2							
<b>Craig Worthington, R</b> OBP: 0.290, SLG: 0.287 (1, 5)		1B BB	K			F9 SH5-3 1B BB	1B			2	1	1	1	2	1	2							
<b>Billy Ripken, R</b> OBP: 0.339, SLG: 0.375 (1, 4)		1B			K		BB			2	0	1	0	1	1	0							
<b>Inning Stats</b>	R: 0 E: 0 K: 2 S: 8	H: 0 LOB: 0 BB: 0 P: 11	R: 2 E: 0 K: 1 S: 16	H: 3 LOB: 1 BB: 1 P: 28	R: 2 E: 1 K: 2 S: 20	H: 3 LOB: 2 BB: 0 P: 28	R: 0 E: 0 K: 2 S: 9	H: 0 LOB: 0 BB: 0 P: 12	R: 0 E: 0 K: 3 S: 14	H: 1 LOB: 2 BB: 1 P: 24	R: 1 E: 0 K: 0 S: 13	H: 1 LOB: 1 BB: 1 P: 23	R: 1 E: 0 K: 1 S: 16	H: 2 LOB: 3 BB: 2 P: 31	R: 0 E: 0 K: 1 S: 10	H: 1 LOB: 1 BB: 0 P: 15	1B: 7 2B: 1 3B: 0 HR: 3	SF: 0 SAC: 1 DP: 0 HBP: 0	WP: 0 PB: 1 SB: 1 CS: 0	PA: 41			
<b>PITCHER</b>	IP	WLS	BF	H	R	ER	SO	BB	IBB	HBP	BLK	WP	HR	S	P	ERA	WHIP						
<b>Nolan Ryan, R</b> ERA: 3.53 (1, 1)	6.0	L	30	8	5	4	10	3	0	0	0	0	0	3	80	126	6.00	1.833					
<b>Drew Hall, L</b> ERA: 5.0 (7, 1)	0.2		3	1	1	1	1	0	0	0	0	0	0	10	14	13.50	1.500						
<b>Gary Mielke, R</b> ERA: (7, 1)	0.0		3	1	0	0	0	1	1	0	0	0	0	4	12	∞	∞						
<b>Kenny Rogers, L</b> ERA: 1.8 (7, 1)	1.1		5	1	0	0	1	0	0	0	0	0	0	12	20	0.00	0.750						

Texas Rangers @ Baltimore Orioles  
Memorial Stadium, Baltimore, MD  
Mon May 29 1989, 7:05 PM EDT  
Att: 32,263 - Unknown - 75 F

AB 35  
R 6  
H 11  
RBI 6  
BB 5  
SO 12  
LOB 18





Batter	1	2	3	4	5	6	7	8	9	AB	R	H	RBI	BB	SO	LOB	TOP			
<b>Cecil Espy, S</b> OBP: 0.298, SLG: 0.298 (1, 8)										4	0	0	0	1	2	2	<b>Texas Rangers @ Baltimore Orioles</b> Memorial Stadium, Baltimore, MD Tue May 30 1989, 7:05 PM EDT Att: 19,044 - Unknown - 81 F			
<b>Scott Fletcher, R</b> OBP: 0.351, SLG: 0.291 (1, 6)										5	0	2	0	0	2	2				
<b>Rafael Palmeiro, L</b> OBP: 0.416, SLG: 0.505 (1, 3)										4	0	1	0	0	0	3				
<b>Ruben Sierra, S</b> OBP: 0.348, SLG: 0.505 (1, 9)										4	1	1	0	0	0	3				
<b>Julio Franco, R</b> OBP: 0.404, SLG: 0.511 (1, 4)										4	1	2	0	0	1	4				
<b>Rick Leach, L</b> OBP: 0.371, SLG: 0.469 (1, 10)										4	0	2	1	0	0	1				
<b>Steve Buechele, R</b> OBP: 0.329, SLG: 0.421 (1, 5)										4	0	2	0	0	0	1				
<b>Jeff Kunkel, R</b> OBP: 0.333, SLG: 0.556 (1, 7)										3	0	0	0	1	2	3				
<b>Jim Sundberg, R</b> OBP: 0.328, SLG: 0.420 (1, 2)										3	0	0	0	0	1	3				
<b>Buddy Bell, R</b> OBP: 0.228, SLG: 0.192 (9, PH)										0	0	0	0	1	0	0				
<b>Chad Kreuter, S</b> (9, PR)										0	0	0	0	0	0	0				
<b>Inning Stats</b>	R: 0 E: 1 K: 3 S: 12	H: 1 LOB: 2 BB: 0 P: 18	R: 0 E: 0 K: 1 S: 7	H: 0 LOB: 0 BB: 0 P: 11	R: 0 E: 0 K: 1 S: 8	H: 1 LOB: 1 BB: 0 P: 12	R: 2 E: 0 K: 0 S: 15	H: 3 LOB: 1 BB: 1 P: 29	R: 0 E: 0 K: 0 S: 7	H: 1 LOB: 2 BB: 1 P: 18	R: 0 E: 0 K: 0 S: 6	H: 0 LOB: 0 BB: 0 P: 9	R: 0 E: 0 K: 0 S: 5	H: 1 LOB: 0 BB: 0 P: 9	R: 0 E: 0 K: 3 S: 14	H: 1 LOB: 2 BB: 1 P: 23	1B: 9 2B: 1 3B: 0 HR: 0	SF: 0 SAC: 0 DP: 3 HBP: 0	WP: 0 PB: 0 SB: 1 CS: 0	PA: 38
<b>PITCHER</b>	IP WLS BF H R ER SO BB IBB HBP BLK WP HR S P ERA WHIP																			
<b>Jay Tibbs, R</b> ERA: 1.69 (1, 1)	4.0	20	6	2	2	5	2	0	0	0	0	0	0	0	46	80	4.50	2.000		
<b>Mark Thurmond, L</b> ERA: 3.24 (5, 1)	1.0	5	2	0	0	0	0	0	0	0	0	0	0	11	21	0.00	2.000			
<b>Mark Williamson, R</b> ERA: 3.48 (6, 1)	3.1	W	11	2	0	0	1	0	0	0	0	0	0	21	35	0.00	0.900			
<b>Gregg Olson, R</b> ERA: 2.32 (9, 1)	0.2	S	2	0	0	0	2	0	0	0	0	0	0	8	11	0.00	0.000			

Batter	1	2	3	4	5	6	7	8	9	AB	R	H	RBI	BB	SO	LOB	BOTTOM			
<b>Mike Devereaux, R</b> OBP: 0.358, SLG: 0.479 (1, 8)										3	0	1	0	0	0	0	<b>Texas Rangers @ Baltimore Orioles</b> Memorial Stadium, Baltimore, MD Tue May 30 1989, 7:05 PM EDT Att: 19,044 - Unknown - 81 F			
<b>Larry Sheets, L</b> OBP: 0.294, SLG: 0.358 (7, PH)										0	0	0	0	1	0	0				
<b>Steve Finley, L</b> OBP: 0.250, SLG: 0.313 (7, PR)										0	1	0	0	0	0	0				
<b>Phil Bradley, R</b> OBP: 0.307, SLG: 0.439 (1, 7)										3	1	2	2	1	1	0				
<b>Cal Ripken Jr., R</b> OBP: 0.351, SLG: 0.397 (1, 6)										4	0	1	0	0	1	3				
<b>Mickey Tettleton, S</b> OBP: 0.323, SLG: 0.524 (1, 10)										2	1	0	0	2	0	0				
<b>Randy Milligan, R</b> OBP: 0.363, SLG: 0.442 (1, 3)										4	0	0	0	0	1	4				
<b>Bob Melvin, R</b> OBP: 0.323, SLG: 0.311 (1, 2)										4	0	1	1	0	2	3				
<b>Joe Orsulak, L</b> OBP: 0.358, SLG: 0.420 (1, 9)										4	1	1	0	0	0	1				
<b>Craig Worthington, R</b> OBP: 0.295, SLG: 0.288 (1, 5)										3	1	1	1	1	0	0				
<b>Billy Ripken, R</b> OBP: 0.336, SLG: 0.370 (1, 4)										4	1	1	0	0	1	1				
<b>Inning Stats</b>	R: 0 E: 0 K: 1 S: 6	H: 0 LOB: 0 BB: 0 P: 10	R: 0 E: 0 K: 1 S: 7	H: 0 LOB: 0 BB: 0 P: 9	R: 1 E: 0 K: 0 S: 6	H: 2 LOB: 0 BB: 0 P: 14	R: 2 E: 1 K: 0 S: 14	H: 2 LOB: 1 BB: 1 P: 26	R: 0 E: 0 K: 2 S: 19	H: 1 LOB: 2 BB: 1 P: 28	R: 0 E: 0 K: 0 S: 8	H: 0 LOB: 0 BB: 0 P: 12	R: 3 E: 1 K: 2 S: 19	H: 3 LOB: 3 BB: 3 P: 39	R: 0 E: 0 K: 0 S: 6	H: 0 LOB: 0 BB: 0 P: 7	1B: 7 2B: 2 3B: 0 HR: 0	SF: 0 SAC: 0 DP: 1 HBP: 0	WP: 0 PB: 0 SB: 0 CS: 0	PA: 36
<b>PITCHER</b>	IP WLS BF H R ER SO BB IBB HBP BLK WP HR S P ERA WHIP																			
<b>Jamie Moyer, L</b> ERA: 4.39 (1, 1)	3.1	L	12	3	2	2	2	0	0	0	0	0	0	29	47	0.00	2.400			
<b>Gary Mielke, R</b> ERA: 6.1 (4, 1)	1.2		9	2	1	0	2	2	0	0	0	0	0	12	23	13.50	1.500			
<b>Drew Hall, L</b> ERA: 6.1 (6, 1)	1.1		6	1	2	2	0	1	0	0	0	0	0	15	28	13.50	3.000			
<b>Cecilio Guante, R</b> ERA: 2.83 (7, 1)	0.2		6	2	1	1	2	0	2	0	0	0	0	6	7	0.00	0.000			
<b>Jeff Russell, R</b> ERA: 1.42 (8, 1)	1.0		3	0	0	0	0	0	0	0	0	0	0	6	7	0.00	0.000			

AB	35
R	2
H	10
RBI	1
BB	3
SO	8
LOB	22





Batter	1	2	3	4	5	6	7	8	9	AB	R	H	RBI	BB	SO	LOB	TOP										
<b>Jeff Kunkel, R</b> (1, 8) OBP: 0.317, SLG: 0.526 <b>Cecil Espy, S</b> (6, PH) OBP: 0.295, SLG: 0.294 (6, 8)										3	0	0	0	0	1	2											
<b>Scott Fletcher, R</b> (1, 6) OBP: 0.344, SLG: 0.285										4	0	0	0	0	1	0											
<b>Rafael Palmeiro, L</b> (1, 3) OBP: 0.408, SLG: 0.495										4	0	0	0	0	1	2											
<b>Ruben Sierra, S</b> (1, 9) OBP: 0.350, SLG: 0.510										4	1	2	0	0	0	1											
<b>Julio Franco, R</b> (1, 4) OBP: 0.406, SLG: 0.511										4	1	2	0	0	0	2											
<b>Buddy Bell, R</b> (1, 10) OBP: 0.220, SLG: 0.185 <b>Rick Leach, L</b> (6, PH) OBP: 0.375, SLG: 0.470										2	0	0	0	0	0	3											
<b>Pete Incaviglia, R</b> (1, 7) OBP: 0.269, SLG: 0.401										4	1	1	0	0	0	0											
<b>Steve Buechele, R</b> (1, 5) OBP: 0.328, SLG: 0.423										4	1	1	2	0	0	0											
<b>Jim Sundberg, R</b> (1, 2) OBP: 0.355, SLG: 0.463										4	0	3	1	0	1	0											
<b>Inning Stats</b>	R: 0 E: 1 K: 1 S: 10	H: 0 LOB: 1 BB: 0 P: 14	R: 0 E: 0 K: 0 S: 7	H: 1 LOB: 0 BB: 0 P: 10	R: 0 E: 0 K: 0 S: 10	H: 1 LOB: 0 BB: 0 P: 13	R: 0 E: 1 K: 1 S: 11	H: 1 LOB: 2 BB: 0 P: 16	R: 0 E: 0 K: 0 S: 7	H: 1 LOB: 1 BB: 0 P: 10	R: 5 E: 0 K: 2 S: 19	H: 6 LOB: 1 BB: 0 P: 24	R: 0 E: 0 K: 0 S: 8	H: 0 LOB: 0 BB: 0 P: 8	R: 0 E: 0 K: 0 S: 8	H: 0 LOB: 0 BB: 0 P: 16	R: 0 E: 0 K: 1 S: 8	H: 0 LOB: 0 BB: 0 P: 9	1B: 7 2B: 3 3B: 0 HR: 0	SF: 0 SAC: 0 DP: 2 HBP: 0	WP: 0 PB: 0 SB: 1 CS: 0	PA: 37					
<b>PITCHER</b>	IP	WLS	BF	H	R	ER	SO	BB	IBB	HBP	BLK	WP	HR	S	P	ERA	WHIP										
<b>Jeff Ballard, L</b> (1, 1) ERA: 2.07 <b>Mark Huisman, R</b> (6, 1) ERA: 8.75 <b>Mark Williamson, R</b> (6, 1) ERA: 3.25 <b>Gregg Olson, R</b> (9, 1) ERA: 2.25	5.0		19	4	0	0	2	0	0	0	0	0	0	45	63	0.00	0.800										

Texas Rangers @ Baltimore Orioles  
 Memorial Stadium, Baltimore, MD  
 Wed May 31 1989, 7:05 PM EDT  
 Att: 25,236 - Unknown

AB 37  
 R 5  
 H 10  
 RBI 5  
 BB 0  
 SO 5  
 LOB 11



Batter	1	2	3	4	5	6	7	8	9	AB	R	H	RBI	BB	SO	LOB	BOTTOM										
<b>Brady Anderson, L</b> (1, 8) OBP: 0.328, SLG: 0.383										3	1	1	1	1	1	1											
<b>Phil Bradley, R</b> (1, 7) OBP: 0.368, SLG: 0.432										3	2	0	0	1	0	3											
<b>Cal Ripken Jr., R</b> (1, 6) OBP: 0.352, SLG: 0.394										4	2	1	1	1	0	2											
<b>Mickey Tettleton, S</b> (1, 2) OBP: 0.331, SLG: 0.543										4	1	2	3	1	1	2											
<b>Randy Milligan, R</b> (1, 3) OBP: 0.381, SLG: 0.449 <b>Jim Traber, L</b> (8, PH) OBP: 0.255, SLG: 0.286 (9, 3)										2	0	2	0	2	0	0											
<b>Steve Finley, L</b> (1, 9) OBP: 0.240, SLG: 0.304 <b>Mike Devereaux, R</b> (6, PH) OBP: 0.349, SLG: 0.467 (7, 9)										2	0	0	2	0	1	3											
<b>Larry Sheets, L</b> (1, 10) OBP: 0.307, SLG: 0.366										3	0	2	0	1	0	2											
<b>Rene Gonzales, R</b> (1, 5) OBP: 0.310, SLG: 0.269										4	0	1	0	0	2	5											
<b>Billy Ripken, R</b> (1, 4) OBP: 0.345, SLG: 0.382										2	2	1	0	1	0	1											
<b>Inning Stats</b>	R: 0 E: 1 K: 2 S: 10	H: 2 LOB: 1 BB: 0 P: 16	R: 0 E: 0 K: 1 S: 9	H: 2 LOB: 0 BB: 0 P: 14	R: 3 E: 0 K: 0 S: 17	H: 1 LOB: 2 BB: 3 P: 35	R: 0 E: 0 K: 0 S: 8	H: 1 LOB: 1 BB: 0 P: 12	R: 1 E: 0 K: 1 S: 11	H: 1 LOB: 2 BB: 2 P: 24	R: 4 E: 0 K: 1 S: 21	H: 3 LOB: 2 BB: 2 P: 39	R: 0 E: 0 K: 1 S: 13	H: 1 LOB: 2 BB: 1 P: 23	R: 0 E: 0 K: 1 S: 10	H: 1 LOB: 1 BB: 0 P: 16	1B: 7 2B: 2 3B: 0 HR: 1	SF: 1 SAC: 2 DP: 1 HBP: 1	WP: 2 PB: 0 SB: 1 CS: 1	PA: 42							
<b>PITCHER</b>	IP	WLS	BF	H	R	ER	SO	BB	IBB	HBP	BLK	WP	HR	S	P	ERA	WHIP										
<b>Bobby Witt, R</b> (1, 1) ERA: 6.24 <b>Cecilio Guante, R</b> (6, 1) ERA: 3.41 <b>Drew Hall, L</b> (6, 1) ERA: 5.56 <b>Darrel Akerfelds, R</b> (7, 1) ERA:	5.0		28	7	6	6	4	4	1	1	1	1	1	9	23	54.00	9.000										

Texas Rangers @ Baltimore Orioles  
 Memorial Stadium, Baltimore, MD  
 Wed May 31 1989, 7:05 PM EDT  
 Att: 25,236 - Unknown

AB 30  
 R 8  
 H 10  
 RBI 7  
 BB 8  
 SO 7  
 LOB 22





Batter	1	2	3	4	5	6	7	8	9	AB	R	H	RBI	BB	SO	LOB	TOP										
<b>Cecil Espy, S</b> OBP: 0.289, SLG: 0.288 (1, 8)	1-1 F8		3-3 K			2-1 F7		2-1 SH1-3	0-0 G6-3	4	0	0	0	0	1	2											
<b>Scott Fletcher, R</b> OBP: 0.342, SLG: 0.289 (1, 6)	2-2 G6-3			1-2 G4-3		3-2 L1-3		2-2 G3		4	0	1	2	0	0	0											
<b>Rafael Palmeiro, L</b> OBP: 0.410, SLG: 0.492 (1, 3)	3-2 P6			0-1 FC4-6 1B		3-2 G4-3		4-0 G3		3	0	1	0	1	0	0											
<b>Ruben Sierra, S</b> OBP: 0.344, SLG: 0.500 (1, 9)		3-2 G4-3		0-1 FC4-6 1-2			0-0 G4-3	2-2 G3		4	0	0	0	0	0	3											
<b>Julio Franco, R</b> OBP: 0.403, SLG: 0.503 (1, 4)		4-2 S BB		1-1 L9			2-3 K	1-3 K		3	0	0	0	1	2	4											
<b>Rick Leach, L</b> OBP: 0.382, SLG: 0.471 (1, 10)		2-2 P5			1-1 F9		3-2 1B		3-2 G1-3 BB	4	0	2	0	0	0	1											
<b>Pete Incaviglia, R</b> OBP: 0.263, SLG: 0.392 (1, 7)		2-0 G4-3			0-1 P4		1-2 F9		3-3 K	4	0	0	0	0	1	3											
<b>Steve Buechele, R</b> OBP: 0.337, SLG: 0.424 (1, 5)			2-3 K		1-2 1B			4-1 SH1-3 1B BB	4-1 G1-3 BB	2	1	1	0	2	1	0											
<b>Chad Kreuter, S</b> OBP: 0.130, SLG: 0.048 (1, 2)			2-2 F8		1-0 G1-3			1-2 SH1-3 2B 1B	1-1 G1-3	3	0	1	0	0	0	1											
<b>Jeff Kunkel, R</b> OBP: 0.317, SLG: 0.526 (8, PR)										0	1	0	0	0	0	0											
<b>Jim Sundberg, R</b> OBP: 0.349, SLG: 0.455 (8, 2)										1	0	0	0	0	0	2											
<b>Inning Stats</b>	R: 0 E: 0 K: 0 S: 12	H: 0 LOB: 0 BB: 0 P: 18	R: 0 E: 0 K: 0 S: 13	H: 0 LOB: 1 BB: 1 P: 23	R: 0 E: 0 K: 2 S: 12	H: 0 LOB: 0 BB: 0 P: 19	R: 0 E: 0 K: 0 S: 9	H: 1 LOB: 1 BB: 0 P: 11	R: 0 E: 0 K: 0 S: 9	H: 1 LOB: 1 BB: 0 P: 12	R: 0 E: 0 K: 0 S: 9	H: 0 LOB: 0 BB: 0 P: 17	R: 0 E: 0 K: 1 S: 13	H: 1 LOB: 1 BB: 0 P: 19	R: 2 E: 0 K: 1 S: 19	H: 2 LOB: 3 BB: 2 P: 35	R: 0 E: 0 K: 1 S: 11	H: 1 LOB: 2 BB: 1 P: 22	1B: 5 2B: 1 3B: 0 HR: 0	SF: 0 SAC: 1 DP: 0 HBP: 0	WP: 0 PB: 0 SB: 1 CS: 0	PA: 37					
<b>PITCHER</b>	IP	WLS	BF	H	R	ER	SO	BB	IBB	HBP	BLK	WP	HR	S	P	ERA	WHIP										
<b>Scott Bankhead, R</b> ERA: 4.07 (1, 1)	6.2		24	3	0	0	3	1	0	0	0	0	0	73	114	0.00	0.600										
<b>Tom Niedenfuer, R</b> ERA: 14.29 (7, 1)	0.2		6	2	2	2	0	1	1	0	0	0	0	15	29	27.00	4.500										
<b>Mike Schooler, R</b> ERA: 1.69 (8, 1)	1.2	W	7	1	0	0	2	1	0	0	0	0	0	19	33	0.00	1.200										

Texas Rangers @ Seattle Mariners  
The Kingdome, Seattle, WA  
Thu Jun 01 1989, 10:05 PM EDT  
Att: 3,558 - Dome

AB 32  
R 2  
H 6  
RBI 2  
BB 4  
SO 5  
LOB 16



Batter	1	2	3	4	5	6	7	8	9	AB	R	H	RBI	BB	SO	LOB	BOTTOM										
<b>Harold Reynolds, S</b> OBP: 0.360, SLG: 0.396 (1, 4)	0-1 L7		0-1 G4-3			1-3 K	1-2 FC3-6			4	0	0	0	0	1	2											
<b>Scott Bradley, L</b> OBP: 0.318, SLG: 0.418 (1, 2)	2-1 G1-3			2-1 F8		0-0 G4-3	1-0 L8			4	0	0	0	0	0	2											
<b>Greg Briley, L</b> OBP: 0.431, SLG: 0.475 (1, 7)	2-2 G4-3			4-2 BB		3-1 HBP 1B		1-0 FC4-6 1B		3	1	2	0	1	0	0											
<b>Jeffrey Leonard, R</b> OBP: 0.332, SLG: 0.476 (1, 10)		1-1 G6-3		1-0 P3		3-2 HBP 1B	1-0 L8	0-0 L8		3	0	0	0	0	0	2											
<b>Ken Griffey Jr., L</b> OBP: 0.359, SLG: 0.512 (1, 8)		1-2 G6-3		2-1 G3		3-0 HBP	3-0 FC4-6	0-0 FC4-6		4	0	1	1	0	0	2											
<b>Jim Prestley, R</b> OBP: 0.315, SLG: 0.406 (1, 5)		4-2 BB			2-2 HR	1-3 K		2-0 G5-3		3	1	1	1	1	1	3											
<b>Mickey Brantley, R</b> OBP: 0.207, SLG: 0.204 (1, 9)		2-2 P5			1-2 G5-3		0-2 G6-3		0-0 G5-3	4	0	0	0	0	0	1											
<b>Dave Cochrane, S</b> OBP: 0.302, SLG: 0.475 (1, 3)			2-3 K		0-2 L3		2-2 FC3-6 1B		0-1 HR	4	1	2	1	0	1	0											
<b>Omar Vizquel, S</b> OBP: 0.265, SLG: 0.266 (1, 6)			0-3 K		1-0 G3-1		1-1 FC3-6 1B			3	0	1	0	0	1	0											
<b>Inning Stats</b>	R: 0 E: 0 K: 0 S: 7	H: 0 LOB: 0 BB: 0 P: 11	R: 0 E: 0 K: 0 S: 11	H: 0 LOB: 1 BB: 1 P: 19	R: 0 E: 0 K: 2 S: 9	H: 0 LOB: 0 BB: 0 P: 11	R: 0 E: 0 K: 0 S: 7	H: 0 LOB: 1 BB: 1 P: 16	R: 1 E: 0 K: 0 S: 11	H: 1 LOB: 0 BB: 0 P: 15	R: 1 E: 0 K: 2 S: 14	H: 2 LOB: 2 BB: 0 P: 25	R: 0 E: 0 K: 0 S: 13	H: 2 LOB: 2 BB: 0 P: 18	R: 0 E: 0 K: 0 S: 4	H: 1 LOB: 1 BB: 0 P: 7	R: 1 E: 0 K: 0 S: 3	H: 1 LOB: 0 BB: 0 P: 3	1B: 5 2B: 0 3B: 0 HR: 2	SF: 0 SAC: 0 DP: 0 HBP: 1	WP: 0 PB: 0 SB: 0 CS: 0	PA: 35					
<b>PITCHER</b>	IP	WLS	BF	H	R	ER	SO	BB	IBB	HBP	BLK	WP	HR	S	P	ERA	WHIP										
<b>Kevin Brown, R</b> ERA: 2.97 (1, 1)	8.1	L	35	7	3	3	4	2	0	1	0	0	2	79	125	3.24	1.080										

Texas Rangers @ Seattle Mariners  
The Kingdome, Seattle, WA  
Thu Jun 01 1989, 10:05 PM EDT  
Att: 3,558 - Dome

AB 32  
R 3  
H 7  
RBI 3  
BB 2  
SO 4  
LOB 12






Batter	1	2	3	4	5	6	7	8	9	AB	R	H	RBI	BB	SO	LOB	TOP				
<b>Cecil Espy, S</b> OBP: 0.297, SLG: 0.312 (1, 8)										5	2	3	3	0	1	0					
<b>Scott Fletcher, R</b> OBP: 0.335, SLG: 0.282 (1, 6)										5	0	0	0	0	2	1					
<b>Rafael Palmeiro, L</b> OBP: 0.419, SLG: 0.500 (1, 3)										3	2	2	1	1	0	0					
<b>Ruben Sierra, S</b> OBP: 0.345, SLG: 0.510 (1, 9)										4	1	1	2	1	2	2					
<b>Julio Franco, R</b> OBP: 0.403, SLG: 0.516 (1, 4)										5	1	2	2	0	2	2					
<b>Rick Leach, L</b> OBP: 0.400, SLG: 0.486 (1, 10)										4	0	3	0	0	1	2					
<b>Pete Incaviglia, R</b> OBP: 0.389, SLG: 0.389 (1, 7)										4	1	1	0	0	1	2					
<b>Steve Buechele, R</b> OBP: 0.330, SLG: 0.414 (1, 5)										4	1	0	0	0	1	3					
<b>Chad Kreuter, S</b> OBP: 0.148, SLG: 0.200 (1, 2)										4	1	1	1	0	0	3					
<b>Inning Stats</b>	R: 1 E: 1 K: 0 S: 9	H: 2 LOB: 1 BB: 0 P: 13	R: 2 E: 0 K: 0 S: 5	H: 3 LOB: 1 BB: 0 P: 9	R: 3 E: 0 K: 0 S: 9	H: 3 LOB: 0 BB: 1 P: 14	R: 0 E: 0 K: 2 S: 5	H: 0 LOB: 0 BB: 0 P: 9	R: 0 E: 0 K: 2 S: 10	H: 1 LOB: 1 BB: 0 P: 16	R: 0 E: 0 K: 3 S: 13	H: 1 LOB: 2 BB: 1 P: 25	R: 2 E: 0 K: 1 S: 15	H: 2 LOB: 0 BB: 0 P: 23	R: 0 E: 0 K: 2 S: 9	H: 0 LOB: 0 BB: 0 P: 14	1B: 8 2B: 1 3B: 0 HR: 4	SF: 0 SAC: 0 DP: 1 HBP: 1	WP: 0 PB: 0 SB: 0 CS: 0	PA: 41	
<b>PITCHER</b>	IP	WLS	BF	H	R	ER	SO	BB	IBB	HBP	BLK	WP	HR	S	P	ERA	WHIP				
<b>Bill Swift, R</b> ERA: 5.35 (1, 1)	3.0	L	16	8	6	5	0	1	0	0	0	0	2	23	36	15.00	3.000				
<b>Michael Jackson, R</b> ERA: 3.53 (4, 1)	3.2		16	3	1	1	6	1	0	1	0	0	0	33	60	2.46	1.091				
<b>Dennis Powell, L</b> ERA: 4.73 (7, 1)	2.1		9	2	2	2	4	0	0	0	0	0	2	28	43	7.71	0.857				

Texas Rangers @ Seattle Mariners  
The Kingdome, Seattle, WA  
Fri Jun 02, 1989, 10:05 PM EDT  
Att: 11,797 - Unknown


AB 38  
R 9  
H 13  
RBI 9  
BB 2  
SO 10  
LOB 15



Batter	1	2	3	4	5	6	7	8	9	AB	R	H	RBI	BB	SO	LOB	BOTTOM					
<b>Henry Cotto, R</b> OBP: 0.313, SLG: 0.361 (1, 7)										5	1	2	1	0	1	0						
<b>Darnell Coles, R</b> OBP: 0.261, SLG: 0.312 (1, 3)										5	1	3	0	0	0	2						
<b>Jeffrey Leonard, R</b> OBP: 0.335, SLG: 0.476 (1, 10)										2	0	1	3	1	0	0						
<b>Jim Presley, R</b> OBP: 0.313, SLG: 0.403 (1, 5)										4	0	1	0	0	3	3						
<b>Ken Griffey Jr., L</b> OBP: 0.351, SLG: 0.500 (1, 8)										4	0	0	0	0	1	5						
<b>Jay Buhner, R</b> OBP: 0.250, SLG: 0.500 (1, 9)										4	1	1	0	0	0	0						
<b>Omar Vizquel, S</b> OBP: 0.284, SLG: 0.274 (1, 6)										4	0	1	1	0	0	0						
<b>Mario Diaz, R</b> OBP: 0.231, SLG: 0.229 (1, 4)										2	0	0	0	0	0	1						
<b>Greg Briesley, L</b> OBP: 0.432, SLG: 0.476 (7, PH) (8, 4)										2	1	1	0	0	0	0						
<b>Bill McGuire, R</b> (1, 2)										2	0	0	0	0	0	1						
<b>Scott Bradley, L</b> OBP: 0.322, SLG: 0.413 (7, PH) (8, 2)										1	1	0	0	1	0	0						
<b>Inning Stats</b>	R: 0 E: 0 K: 0 S: 14	H: 2 LOB: 2 BB: 1 P: 23	R: 0 E: 0 K: 0 S: 5	H: 0 LOB: 0 BB: 0 P: 11	R: 1 E: 0 K: 1 S: 9	H: 2 LOB: 1 BB: 0 P: 10	R: 1 E: 0 K: 0 S: 14	H: 2 LOB: 1 BB: 0 P: 20	R: 1 E: 0 K: 1 S: 10	H: 1 LOB: 0 BB: 0 P: 15	R: 0 E: 0 K: 0 S: 6	H: 0 LOB: 0 BB: 0 P: 8	R: 2 E: 0 K: 2 S: 15	H: 3 LOB: 2 BB: 1 P: 22	R: 0 E: 0 K: 0 S: 6	H: 0 LOB: 0 BB: 0 P: 12	R: 0 E: 0 K: 1 S: 7	H: 0 LOB: 0 BB: 0 P: 10	1B: 6 2B: 4 3B: 1 HR: 0	SF: 1 SAC: 0 DP: 1 HBP: 0	WP: 0 PB: 0 SB: 1 CS: 0	PA: 38
<b>PITCHER</b>	IP	WLS	BF	H	R	ER	SO	BB	IBB	HBP	BLK	WP	HR	S	P	ERA	WHIP					
<b>Mike Jeffcoat, L</b> ERA: 5.06 (1, 1)	5.1	W	23	7	3	3	2	1	0	0	0	0	0	12	21	27.00	4.500					
<b>Gary Mielke, R</b> ERA: 3.39 (6, 1)	0.2		5	2	2	2	0	1	0	0	0	0	0	12	21	27.00	4.500					
<b>Cecilio Guante, R</b> ERA: 3.09 (7, 1)	3.0	S	10	1	0	0	3	0	0	0	0	0	0	21	30	0.00	0.333					

Texas Rangers @ Seattle Mariners  
The Kingdome, Seattle, WA  
Fri Jun 02, 1989, 10:05 PM EDT  
Att: 11,797 - Unknown

AB 35  
R 5  
H 10  
RBI 5  
BB 2  
SO 5  
LOB 12





Batter	1	2	3	4	5	6	7	8	9	AB	R	H	RBI	BB	SO	LOB	TOP				
<b>Cecil Espy, S</b> OBP: 0.301, SLG: 0.309 (1, 8)											2	2	0	0	2	0					
<b>Jeff Kunkel, R</b> OBP: 0.313, SLG: 0.508 <b>Scott Fletcher, R</b> OBP: 0.335, SLG: 0.282 (1, 6) (8, 6)											4	0	1	1	0	0	1				
<b>Rafael Palmeiro, L</b> OBP: 0.412, SLG: 0.490 (1, 3)											4	0	0	0	0	0	1				
<b>Ruben Sierra, S</b> OBP: 0.348, SLG: 0.529 (1, 9)											4	2	2	1	0	1	2				
<b>Julio Franco, R</b> OBP: 0.395, SLG: 0.505 (1, 4)											4	0	0	0	0	1	3				
<b>Rick Leach, L</b> OBP: 0.405, SLG: 0.474 (1, 10)											2	1	0	0	2	0	0				
<b>Pete Incaviglia, R</b> OBP: 0.263, SLG: 0.391 (1, 7)											4	1	1	1	0	2	1				
<b>Buddy Bell, R</b> OBP: 0.210, SLG: 0.175 <b>Steve Buechele, R</b> OBP: 0.326, SLG: 0.412 (1, 5) (7, 5)											3	0	0	0	0	1	1				
<b>Chad Kreuter, S</b> OBP: 0.129, SLG: 0.172 (1, 2)											1	0	0	0	0	1	1				
<b>Inning Stats</b>	R: 1 H: 0 E: 1 K: 1 S: 12	H: 0 LOB: 1 BB: 1 P: 20	R: 0 H: 0 E: 0 K: 0 S: 7	H: 0 LOB: 1 BB: 1 P: 14	R: 1 H: 1 E: 0 K: 1 S: 13	H: 1 LOB: 0 BB: 0 P: 23	R: 0 H: 0 E: 0 K: 1 S: 6	H: 0 LOB: 0 BB: 0 P: 10	R: 0 H: 0 E: 0 K: 0 S: 6	H: 1 LOB: 0 BB: 0 P: 8	R: 0 H: 0 E: 0 K: 2 S: 8	H: 0 LOB: 0 BB: 0 P: 10	R: 0 H: 0 E: 0 K: 0 S: 6	H: 0 LOB: 0 BB: 0 P: 10	R: 3 H: 2 E: 1 K: 1 S: 12	H: 2 LOB: 0 BB: 1 P: 23	1B: 1 2B: 2 3B: 0 HR: 1	SF: 0 SAC: 0 DP: 0 HBP: 0	WP: 0 PB: 0 SB: 1 CS: 0	PA: 36	
<b>PITCHER</b>	IP	WLS	BF	H	R	ER	SO	BB	IBB	HBP	BLK	WP	HR	S	P	ERA	WHIP				
<b>Clint Zavaras, R</b> ERA: 4.5 (1, 1)	8.0	L	31	3	4	4	6	3	0	0	0	0	1	66	107	4.50	0.750				
<b>Tom Niedenfuer, R</b> ERA: 12.15 (9, 1)	1.0		5	1	2	0	1	0	1	0	0	0	0	10	19	0.00	1.000				

Texas Rangers @ Seattle Mariners  
The Kingdome, Seattle, WA  
Sat Jun 03 1989, 10:05 PM EDT  
Att: 24,601 - Dome

AB 32  
R 6  
H 4  
RBI 3  
BB 4  
SO 7  
LOB 10



Batter	1	2	3	4	5	6	7	8	9	AB	R	H	RBI	BB	SO	LOB	BOTTOM					
<b>Harold Reynolds, S</b> OBP: 0.358, SLG: 0.393 (1, 4)											4	1	1	0	0	1	0					
<b>Scott Bradley, L</b> OBP: 0.305, SLG: 0.393 (1, 2)											4	0	0	0	0	1	1					
<b>Greg Briley, L</b> OBP: 0.410, SLG: 0.455 (1, 7)											3	0	0	1	0	1	0					
<b>Jeffrey Leonard, R</b> OBP: 0.330, SLG: 0.468 (1, 10)											3	0	0	0	0	1	0					
<b>Ken Griffey Jr., L</b> OBP: 0.351, SLG: 0.494 (1, 8)											2	0	0	0	1	1	0					
<b>Jim Presley, R</b> OBP: 0.306, SLG: 0.395 (1, 5)											3	0	0	0	0	3	1					
<b>Jay Buhner, R</b> OBP: 0.143, SLG: 0.286 (1, 9)											3	0	0	0	0	3	1					
<b>Dave Cochrane, S</b> OBP: 0.304, SLG: 0.452 (1, 3)											2	0	0	0	1	0	0					
<b>Omar Vizquel, S</b> OBP: 0.258, SLG: 0.267 (1, 6)											3	0	0	0	0	2						
<b>Inning Stats</b>	R: 1 H: 1 E: 0 K: 2 S: 13	H: 0 LOB: 2 BB: 2 P: 17	R: 0 H: 0 E: 0 K: 2 S: 12	H: 0 LOB: 2 BB: 2 P: 25	R: 0 H: 0 E: 0 K: 1 S: 8	H: 0 LOB: 0 BB: 0 P: 11	R: 0 H: 0 E: 0 K: 1 S: 6	H: 0 LOB: 0 BB: 0 P: 8	R: 0 H: 0 E: 0 K: 1 S: 5	H: 0 LOB: 0 BB: 0 P: 8	R: 0 H: 0 E: 0 K: 1 S: 7	H: 0 LOB: 0 BB: 0 P: 12	R: 0 H: 0 E: 0 K: 2 S: 8	H: 0 LOB: 0 BB: 0 P: 11	R: 0 H: 0 E: 0 K: 1 S: 8	H: 0 LOB: 0 BB: 0 P: 14	R: 0 H: 0 E: 0 K: 0 S: 4	H: 0 LOB: 0 BB: 0 P: 5	1B: 1 2B: 0 3B: 0 HR: 0	SF: 1 SAC: 0 DP: 0 HBP: 0	WP: 0 PB: 0 SB: 3 CS: 0	PA: 30
<b>PITCHER</b>	IP	WLS	BF	H	R	ER	SO	BB	IBB	HBP	BLK	WP	HR	S	P	ERA	WHIP					
<b>Nolan Ryan, R</b> ERA: 3.14 (1, 1)	9.0	W	30	1	1	0	11	2	0	0	0	0	0	71	111	0.00	0.333					

Texas Rangers @ Seattle Mariners  
The Kingdome, Seattle, WA  
Sat Jun 03 1989, 10:05 PM EDT  
Att: 24,601 - Dome

AB 27  
R 1  
H 1  
RBI 1  
BB 2  
SO 11  
LOB 5





Batter	1	2	3	4	5	6	7	8	9	AB	R	H	RBI	BB	SO	LOB	TOP										
Jeff Kunkel, R OBP: 0.299, SLG: 0.484 Cecil Espy, S OBP: 0.304, SLG: 0.309	0-3 K		1-3 K			0-3 K		4-0 FC4-6 BB		3	0	0	0	0	3	0											
Scott Fletcher, R OBP: 0.338, SLG: 0.279	4-1 L6 BB		3-2 G5-3			4-1 G4-6-3 BB		1-0 FC4-6 BB		2	0	0	0	2	0	1											
Rafael Palmeiro, L OBP: 0.409, SLG: 0.483	3-2 L6		1-0 L7			1-2 G4-6-3		4-1 BB		3	0	0	0	1	0	2											
Ruben Sierra, S OBP: 0.351, SLG: 0.528		2-0 HBP BB 1B		0-1 G5-3		0-2 SF9 1B		2-1 G4-3		4	1	2	0	0	0	2											
Julio Franco, R OBP: 0.388, SLG: 0.497	0-3 K		2-2 L8			0-0 SF9		3-3 K		3	0	0	1	0	2	1											
Jim Sundberg, R OBP: 0.373, SLG: 0.483 Chad Kreuter, S OBP: 0.129, SLG: 0.172	4-2 HBP BB		2-3 K			0-0 G4-3 2B		1-1 G5-3 1B		3	0	2	0	1	1	0											
Pete Incaviglia, R OBP: 0.262, SLG: 0.385	3-2 HBP		1-0 F3			0-1 G4-3		0-0 G5-3		3	0	0	0	0	0	2											
Buddy Bell, R OBP: 0.200, SLG: 0.167 Rick Leach, L OBP: 0.200, SLG: 0.468	3-2 F4		2-0 G5-3			0-0 L8		1-3 K		3	0	0	0	0	0	4											
Steve Buechele, R OBP: 0.323, SLG: 0.405	1-3 K		2-1 F9			0-0 F8				3	0	0	0	0	1	3											
<b>Inning Stats</b>	R: 0 E: 0 K: 1 S: 7	H: 0 LOB: 0 BB: 1 P: 14	R: 0 E: 0 K: 2 S: 16	H: 1 LOB: 3 BB: 1 P: 29	R: 0 E: 0 K: 1 S: 7	H: 0 LOB: 0 BB: 0 P: 12	R: 0 E: 0 K: 1 S: 9	H: 0 LOB: 0 BB: 0 P: 13	R: 0 E: 0 K: 0 S: 4	H: 0 LOB: 0 BB: 0 P: 9	R: 0 E: 0 K: 1 S: 8	H: 0 LOB: 0 BB: 1 P: 13	R: 1 E: 1 K: 0 S: 8	H: 2 LOB: 1 BB: 0 P: 8	R: 0 E: 0 K: 2 S: 5	H: 0 LOB: 2 BB: 0 P: 16	R: 0 E: 0 K: 2 S: 10	H: 1 LOB: 2 BB: 0 P: 15	1B: 3 2B: 2 3B: 0 HR: 0	SF: 1 SAC: 0 DP: 2 HBP: 1	WP: 0 PB: 0 SB: 0 CS: 0	PA: 35					
<b>PITCHER</b>	IP	WLS	BF	H	R	ER	SO	BB	IBB	HBP	BLK	WP	HR	S	P	ERA	WHIP										
Randy Johnson, L ERA: 5.06	(1, 1)	7.0	W	26	3	1	0	6	3	0	0	0	0	59	98	0.00	0.857										
Jerry Reed, R ERA: 3.59	(8, 1)	0.2		3	0	0	0	0	1	0	0	0	0	2	7	0.00	1.500										
Dennis Powell, L ERA: 4.73	(8, 1)	0.0		1	0	0	0	0	1	0	0	0	0	1	5	∞	∞										
Mike Schooler, R ERA: 1.61	(8, 1)	1.1	S	5	1	0	0	2	0	0	0	0	0	12	19	0.00	0.750										

Texas Rangers @ Seattle Mariners  
The Kingdome, Seattle, WA  
Sun Jun 04 1989, 6:33 AM EDT  
Att: 11,784 - Dome

AB	28
R	1
H	4
RBI	1
BB	5
SO	8
LOB	17



Batter	1	2	3	4	5	6	7	8	9	AB	R	H	RBI	BB	SO	LOB	BOTTOM										
Harold Reynolds, S OBP: 0.360, SLG: 0.390	2-0 F8		4-2 HBP		2-0 G4-3			4-1 FC6-4 BB		2	0	0	0	1	0	1											
Scott Bradley, L OBP: 0.306, SLG: 0.386	3-2 G4-3		1-1 G1-3		0-1 1B		0-0 FC6-4			4	0	1	0	0	0	5											
Greg Briley, L OBP: 0.415, SLG: 0.464 Henry Cotto, R OBP: 0.313, SLG: 0.361	1-0 E BB HBP		3-2 2B		1-0 L9		0-0 G4-3			3	0	1	0	0	0	1											
Jeffrey Leonard, R OBP: 0.329, SLG: 0.461	4-2 E BB		3-2 G3		0-0 F9		1-2 F3			3	0	0	0	1	0	1											
Ken Griffey Jr., L OBP: 0.349, SLG: 0.506	1-0 E3		0-0 G3		3-2 L4		2-2 HR			4	1	1	1	0	0	3											
Jim Prestley, R OBP: 0.306, SLG: 0.410	1-2 2-3 K				2-1 HR		1-0 L6		1-3 K	4	1	1	1	0	2	3											
Jay Buhner, R OBP: 0.182, SLG: 0.364		1-1 G4-1 FC5-2 2B		2-2 F4		2-1 P3		0-3 K		4	0	1	0	0	1	0											
Dave Cochrane, S OBP: 0.320, SLG: 0.432	0-0 G4-1		2-3 F8		0-0 F8		4-2 1B BB		4-2 CS BB	2	0	0	0	2	0	1											
Omar Vizquel, S OBP: 0.266, SLG: 0.275	0-2 FC5-2 HBP		1-2 1B		1-2 1B		1-1 BB		3-3 SAFE K	4	0	2	0	0	1	2											
<b>Inning Stats</b>	R: 0 E: 1 K: 1 S: 11	H: 0 LOB: 3 BB: 1 P: 22	R: 0 E: 0 K: 0 S: 12	H: 1 LOB: 2 BB: 0 P: 18	R: 0 E: 0 K: 0 S: 7	H: 1 LOB: 0 BB: 0 P: 13	R: 1 E: 0 K: 0 S: 16	H: 2 LOB: 1 BB: 0 P: 23	R: 0 E: 0 K: 0 S: 7	H: 1 LOB: 1 BB: 0 P: 11	R: 0 E: 0 K: 0 S: 9	H: 1 LOB: 3 BB: 2 P: 21	R: 1 E: 0 K: 1 S: 12	H: 1 LOB: 0 BB: 0 P: 16	R: 0 E: 0 K: 2 S: 9	H: 0 LOB: 0 BB: 1 P: 16	R: 0 E: 0 K: 2 S: 10	H: 0 LOB: 0 BB: 1 P: 16	1B: 3 2B: 2 3B: 0 HR: 2	SF: 0 SAC: 0 DP: 0 HBP: 2	WP: 0 PB: 0 SB: 0 CS: 1	PA: 36					
<b>PITCHER</b>	IP	WLS	BF	H	R	ER	SO	BB	IBB	HBP	BLK	WP	HR	S	P	ERA	WHIP										
Charlie Hough, R ERA: 5.46	(1, 1)	7.0	L	33	7	2	2	2	3	0	0	0	0	74	124	2.57	1.429										
Kenny Rogers, L ERA: 1.73	(8, 1)	1.0		3	0	0	0	2	1	0	0	0	0	9	16	0.00	1.000										

Texas Rangers @ Seattle Mariners  
The Kingdome, Seattle, WA  
Sun Jun 04 1989, 6:33 AM EDT  
Att: 11,784 - Dome

AB	30
R	2
H	7
RBI	2
BB	4
SO	4
LOB	17

















Batter	1	2	3	4	5	6	7	8	9	AB	R	H	RBI	BB	SO	LOB	TOP											
Glenn Hubbard, R OBP: 0.356, SLG: 0.460 Tony Phillips, S OBP: 0.371, SLG: 0.382	2-1 G1-4-3 1B	2-1 G6-3		0-0 G3		0-1 1B PB 1B		0-1 E3 G4-6-3 BB		3	0	1	0	0	0	1												
Dave Henderson, R OBP: 0.352, SLG: 0.423	1-2 G1-4-3 1-2f		4-2 CS 1B BB	4-0 S BB		0-0 1-3 PB 1B		4-1 G4-6-3 BB		2	0	1	1	3	0	1												
Dave Parker, L OBP: 0.313, SLG: 0.440	2-2 BB HR 2B		1-0 CS 1B	2-2 G3-1		3-3 1-2 IBB		0-0 G4-6-3 1-2f 2-3		4	1	2	0	1	0	4												
Ron Hassey, L OBP: 0.265, SLG: 0.373 Lance Blankenship, R OBP: 0.304, SLG: 0.386	4-1 BB HR BB		3-3 K		1-3 K			2-1 G4-3		1	1	0	0	1	1	2												
Luis Polonia, L OBP: 0.306, SLG: 0.358			1-2 2-3							1	0	0	0	0	1	0												
Carney Lansford, R OBP: 0.413, SLG: 0.456	4-2 HR BB		0-0 P3		1-0 G5-3		1-1 F9		3-1 G1-3	4	1	0	0	1	0	1												
Mark McGwire, R OBP: 0.328, SLG: 0.497	3-2 1-H 2-H 3-H HR			4-1 2B BB	1-1 F8		0-1 1B		3-3 K	4	2	2	4	1	1	0												
Terry Steinbach, R OBP: 0.379, SLG: 0.431	0-0 F9			1-1 2B BB		2-2 G5-3	1-1 1B		1-3 K	5	1	2	0	0	1	0												
Stan Javier, S OBP: 0.327, SLG: 0.344			1-0 F9		1-2 G3 2-H 3-H 2B		1-0 L6	0-1 F9		4	0	1	2	0	0	2												
Mike Gallego, R OBP: 0.340, SLG: 0.369			1-2 G5-3				0-0 1B 1B	0-1 P3		4	1	1	0	0	1	3												
<b>Inning Stats</b>	R: 4 E: 0 K: 0 S: 18	H: 3 LOB: 0 BB: 2 P: 34	R: 0 E: 0 K: 0 S: 7	H: 0 LOB: 0 BB: 0 P: 11	R: 0 E: 0 K: 1 S: 7	H: 1 LOB: 1 BB: 1 P: 15	R: 2 E: 0 K: 1 S: 14	H: 2 LOB: 2 BB: 2 P: 28	R: 0 E: 0 K: 1 S: 6	H: 0 LOB: 0 BB: 0 P: 9	R: 2 E: 0 K: 1 S: 13	H: 3 LOB: 2 BB: 1 P: 23	R: 0 E: 0 K: 0 S: 10	H: 2 LOB: 2 BB: 0 P: 12	R: 0 E: 1 K: 0 S: 6	H: 0 LOB: 1 BB: 1 P: 12	R: 0 E: 0 K: 2 S: 8	H: 0 LOB: 0 BB: 0 P: 15	1B: 7 2B: 4 3B: 0 HR: 1	SF: 0 SAC: 0 DP: 3 HBP: 0	WP: 0 PB: 1 SB: 1 CS: 2	PA: 43						
<b>PITCHER</b>	IP WLS BF H R ER SO BB IBB HBP BLK WP HR S P ERA WHIP	IP WLS BF H R ER SO BB IBB HBP BLK WP HR S P ERA WHIP											IP WLS BF H R ER SO BB IBB HBP BLK WP HR S P ERA WHIP															
Charlie Hough, R ERA: 6.06	3.0	16	5	6	6	1	4	0	0	0	0	0	0	1	35	68	18.00	3.000										
Gary Mielke, R ERA: 3.35	0.2	4	1	0	0	1	1	0	0	0	0	0	0	0	7	14	0.00	3.000										
Drew Hall, L ERA: 5.28	2.0	7	1	1	1	1	0	0	0	0	0	0	0	0	16	24	4.50	0.500										
Cecilio Guante, R ERA: 3.74	1.1	W	11	4	1	0	1	1	1	0	0	0	0	0	20	33	0.00	3.750										
Kenny Rogers, L ERA: 1.53	1.0	2	0	0	0	0	0	0	0	0	0	0	0	0	3	5	0.00	0.000										

Oakland Athletics @ Texas Rangers  
Arlington Stadium, Arlington, TX  
Fri Jun 09 1989, 8:05 PM EDT  
Att: 35,799 - Unknown

AB 36  
R 8  
H 11  
RBI 7  
BB 7  
SO 6  
LOB 17



Batter	1	2	3	4	5	6	7	8	9	AB	R	H	RBI	BB	SO	LOB	BOTTOM											
Cecil Espy, S OBP: 0.317, SLG: 0.335	3-2 F9	0-0 E 1B		1-1 B3	1-0 L7		2-3 K			5	0	1	1	0	1	2												
Scott Fletcher, R OBP: 0.344, SLG: 0.288	1-2 1B 2B	3-3 K		2-1 1B BB 1B	0-2 F9		1-2 G5-3			5	1	2	0	0	1	2												
Rafael Palmeiro, L OBP: 0.405, SLG: 0.469	1-3 K		3-2 1B 2B 1B	0-3 K		2-1 1B 1B	1-2 G6-3			5	2	2	0	0	2	3												
Ruben Sierra, S OBP: 0.368, SLG: 0.584	0-0 G3-1		2-2 2B SF8 1B	2-2 BB IBB 1B		2-1 SH2-3 2B 1B	1-2 2B 1B	2-2 SF8 3B		5	3	4	1	0	0	1												
Julio Franco, R OBP: 0.400, SLG: 0.535		0-2 HR	0-1 2B	4-0 BB IBB		2-1 SH2-3 2B 1B	0-0 SF8			3	2	3	4	1	0	0												
Rick Leach, L OBP: 0.385, SLG: 0.447 Buddy Bell, R OBP: 0.240, SLG: 0.217		1-2 1B WP G4-3 1B	0-1 SF8	4-1 FC4 BB		0-1 SH2-3	0-1 L9			1	1	1	1	0	0	0												
Pete Incaviglia, R OBP: 0.259, SLG: 0.380		0-2 F9	0-2 F5	1-2 FC4 BB		0-0 2B	2-3 K			5	0	1	2	0	1	5												
Steve Buechele, R OBP: 0.324, SLG: 0.392		0-1 G4-3 1B 1B	3-1 F8		0-2 F9		0-3 K			4	1	1	0	0	1	2												
Chad Kreuter, S OBP: 0.167, SLG: 0.179		0-0 G4-3		4-2 1B BB	3-2 F9		1-3 K			3	1	1	1	1	1	2												
<b>Inning Stats</b>	R: 0 E: 0 K: 1 S: 10	H: 1 LOB: 1 BB: 0 P: 15	R: 3 E: 1 K: 1 S: 16	H: 4 LOB: 1 BB: 0 P: 20	R: 2 E: 0 K: 0 S: 17	H: 3 LOB: 1 BB: 0 P: 26	R: 2 E: 0 K: 1 S: 17	H: 2 LOB: 3 BB: 3 P: 36	R: 0 E: 0 K: 0 S: 10	H: 1 LOB: 1 BB: 0 P: 14	R: 3 E: 0 K: 2 S: 15	H: 4 LOB: 1 BB: 0 P: 22	R: 0 E: 0 K: 1 S: 9	H: 0 LOB: 0 BB: 0 P: 13	R: 1 E: 0 K: 1 S: 10	H: 1 LOB: 0 BB: 0 P: 16	1B: 11 2B: 3 3B: 1 HR: 1	SF: 2 SAC: 1 DP: 0 HBP: 0	WP: 1 PB: 0 SB: 0 CS: 0	PA: 43								
<b>PITCHER</b>	IP WLS BF H R ER SO BB IBB HBP BLK WP HR S P ERA WHIP	IP WLS BF H R ER SO BB IBB HBP BLK WP HR S P ERA WHIP											IP WLS BF H R ER SO BB IBB HBP BLK WP HR S P ERA WHIP															
Dave Stewart, R ERA: 3.71	3.1	20	9	7	7	2	1	0	0	0	0	0	0	0	1	49	18.90	3.000										
Greg Cadaret, L ERA: 2.57	0.1	3	1	0	0	1	0	1	0	0	0	0	0	6	12	0.00	3.000											
Gene Nelson, R ERA: 2.59	1.1	L	8	3	2	2	0	1	0	0	0	0	0	19	33	13.50	3.000											
Eric Plunk, R ERA: 2.7	2.0	9	3	2	2	3	0	0	0	0	0	0	0	23	32	9.00	1.500											
Jim Corsi, R ERA:	1.0	3	0	0	0	1	0	0	0	0	0	0	0	7	11	0.00	0.000											

Oakland Athletics @ Texas Rangers  
Arlington Stadium, Arlington, TX  
Fri Jun 09 1989, 8:05 PM EDT  
Att: 35,799 - Unknown

AB 37  
R 11  
H 16  
RBI 11  
BB 3  
SO 7  
LOB 17





Batter	1	2	3	4	5	6	7	8	9	AB	R	H	RBI	BB	SO	LOB	TOP					
Luis Polonia, L OBP: 0.303, SLG: 0.349	4-1 S BB 2B BB	2-2 G6-3		0-0 G3-1			1-2 G4-3	0-1 F8		4	1	0	0	1	0	2						
Dave Henderson, R OBP: 0.353, SLG: 0.419	4-2 S BB 2B BB	1-3 K			0-1 G6-3		3-1 F8		0-0 G6-3 1B	4	1	1	0	1	1	0						
Dave Parker, L OBP: 0.310, SLG: 0.434	3-3 K	1-2 G4-3			1-0 G4-3		0-2 1B		1-0 G6-3 1-2	5	0	1	0	0	1	3						
Mark McGwire, R OBP: 0.335, SLG: 0.494	4-0 2B 1B BB				1-1 BB 1B		3-2 F7		0-1 E4	3	1	1	0	2	0	1						
Ron Hassey, L OBP: 0.280, SLG: 0.381	0-0 1B SF8 2B			1-0 F8		4-0 1B		4-0 1B FC4-6 BB	2-2 G4-3	3	2	1	2	2	0	2						
Carney Lansford, R OBP: 0.414, SLG: 0.457	1-2 1B			2-0 F9		2-2 F8		1-1 FC4-6 1B		4	0	2	1	0	0	3						
Mike Gallego, R OBP: 0.340, SLG: 0.369	2-3 3-H 1B							1-3 1B		0	0	0	0	0	0	0						
Tony Phillips, S OBP: 0.389, SLG: 0.377	2-2 SF8			0-1 G3		4-2 G5-4-3 BB		0-0 FC4-6 1B 1-2		2	0	0	2	1	0	2						
Stan Javier, S OBP: 0.331, SLG: 0.348	1-0 1B			0-0 F8		1-3 K		1-3 1B		4	0	2	0	0	1	1						
Glenn Hubbard, R OBP: 0.338, SLG: 0.433	2-2 G5-3			1-3 K		0-0 G5-4-3 1-2		1-3 K		4	0	0	0	0	2	5						
<b>Inning Stats</b>	R: 4 E: 0 K: 1 S: 21	H: 3 LOB: 2 BB: 3 P: 42	R: 0 E: 0 K: 1 S: 10	H: 0 LOB: 0 BB: 0 P: 14	R: 0 E: 0 K: 0 S: 4	H: 0 LOB: 1 BB: 1 P: 11	R: 0 E: 0 K: 1 S: 6	H: 0 LOB: 0 BB: 0 P: 7	R: 0 E: 0 K: 0 S: 9	H: 1 LOB: 2 BB: 1 P: 17	R: 0 E: 0 K: 1 S: 8	H: 0 LOB: 0 BB: 1 P: 13	R: 0 E: 0 K: 0 S: 11	H: 1 LOB: 1 BB: 0 P: 18	R: 1 E: 0 K: 0 S: 11	H: 2 LOB: 2 BB: 1 P: 18	R: 0 E: 1 K: 0 S: 7	H: 1 LOB: 1 BB: 0 P: 10	1B: 7 2B: 1 3B: 0 HR: 0	SF: 1 SAC: 0 DP: 2 HBP: 0	WP: 0 PB: 0 SB: 2 CS: 0	PA: 41
<b>PITCHER</b>	IP WLS BF H R ER SO BB IBB HBP BLK WP HR S P ERA WHIP	IP WLS BF H R ER SO BB IBB HBP BLK WP HR S P ERA WHIP																				
Bobby Witt, R ERA: 5.78	(1, 1) 7.1 L 35 7 5 5 4 7 0 0 0 0 0 0 75 134 6.14 1.909	(8, 1) 1.2 6 1 0 0 1 0 0 0 0 0 0 0 0 12 16 0.00 0.600																				

Oakland Athletics @ Texas Rangers  
Arlington Stadium, Arlington, TX  
Sat Jun 10 1989, 8:05 PM EDT  
Att: 40,796 - Unknown - 83 F

AB	33
R	5
H	8
RBI	5
BB	7
SO	5
LOB	19



Batter	1	2	3	4	5	6	7	8	9	AB	R	H	RBI	BB	SO	LOB	BOTTOM					
Cecil Espy, S OBP: 0.312, SLG: 0.329	1-2 G4-3		0-3 K		3-3 K			3-3 K		4	0	0	0	0	3	3						
Scott Fletcher, R OBP: 0.343, SLG: 0.288	1-0 L7		3-2 E4			0-1 1B		2-3 K		4	0	1	0	0	1	2						
Rafael Palmeiro, L OBP: 0.398, SLG: 0.461	1-1 G3-1		1-0 F7			2-2 F9		0-1 F7		4	0	0	0	0	0	4						
Ruben Sierra, S OBP: 0.366, SLG: 0.591		2-2 HR		1-3 K		0-0 L7		2-3 K		4	1	1	1	0	2	1						
Julio Franco, R OBP: 0.394, SLG: 0.525	1-0 G6-3		1-3 K			2-3 K		0-3 K G4-3		4	0	0	0	0	3	1						
Rick Leach, L OBP: 0.374, SLG: 0.432	1-2 G6-3			0-0 G3-1			2-1 G4-3		1-2 G4-3	3	0	0	0	0	0	0						
Buddy Bell, R OBP: 0.237, SLG: 0.214								1-2 G4-3		1	0	0	0	0	0	1						
Pete Incaviglia, R OBP: 0.259, SLG: 0.375	4-1 CS BB				2-1 E6 FC5-4		1-3 K		2-2 P4	3	0	0	0	1	1	1						
Steve Buechele, R OBP: 0.324, SLG: 0.392	0-2 CS		0-0 E 1B		1-2 FC5-4		1-1 P4			3	0	1	0	0	0	1						
Chad Kreuter, S OBP: 0.163, SLG: 0.175			0-3 K		2-3 K			1-0 1B		1	0	0	0	0	1	1						
Kevin Reimer, L (5, PH)										1	0	0	0	0	1	1						
Jim Sundberg, R OBP: 0.356, SLG: 0.453										1	0	1	0	0	0	0						
<b>Inning Stats</b>	R: 0 E: 0 K: 0 S: 6	H: 0 LOB: 0 BB: 0 P: 9	R: 1 E: 0 K: 0 S: 12	H: 1 LOB: 0 BB: 1 P: 20	R: 0 E: 1 K: 2 S: 11	H: 1 LOB: 2 BB: 0 P: 15	R: 0 E: 0 K: 2 S: 7	H: 0 LOB: 0 BB: 0 P: 9	R: 0 E: 1 K: 2 S: 12	H: 0 LOB: 1 BB: 0 P: 20	R: 0 E: 0 K: 1 S: 9	H: 1 LOB: 1 BB: 0 P: 13	R: 0 E: 0 K: 1 S: 7	H: 0 LOB: 0 BB: 0 P: 11	R: 0 E: 0 K: 2 S: 9	H: 1 LOB: 1 BB: 0 P: 15	R: 0 E: 1 K: 2 S: 16	H: 0 LOB: 1 BB: 0 P: 21	1B: 3 2B: 0 3B: 0 HR: 1	SF: 0 SAC: 0 DP: 0 HBP: 0	WP: 0 PB: 0 SB: 0 CS: 1	PA: 35
<b>PITCHER</b>	IP WLS BF H R ER SO BB IBB HBP BLK WP HR S P ERA WHIP	IP WLS BF H R ER SO BB IBB HBP BLK WP HR S P ERA WHIP																				
Storm Davis, R ERA: 5.62	(1, 1) 5.0 W 19 2 0 0 6 1 0 0 0 0 0 0 23 37 0.00 0.750	(6, 1) 2.2 10 2 0 0 4 0 0 0 0 0 0 0 0 23 37 0.00 0.750	(8, 1) 1.1 5 0 0 0 2 0 0 0 0 0 0 0 0 18 23 0.00 0.000																			

Oakland Athletics @ Texas Rangers  
Arlington Stadium, Arlington, TX  
Sat Jun 10 1989, 8:05 PM EDT  
Att: 40,796 - Unknown - 83 F

AB	33
R	1
H	4
RBI	1
BB	1
SO	12
LOB	16





Batter	1	2	3	4	5	6	7	8	9	AB	R	H	RBI	BB	SO	LOB	TOP				
Luis Polonia, L OBP: 0.302, SLG: 0.347 Billy Beane, R OBP: 0.286, SLG: 0.371	G1-3	G3-1					F8		F5	4	0	1	0	0	0	1					
Dave Henderson, R OBP: 0.313, SLG: 0.414	1B SF9		L8			G5-3			F5	5	1	1	0	0	0	3					
Dave Parker, L OBP: 0.313, SLG: 0.449	1B		G4-3				HR			4	1	2	1	0	1	0					
Mark McGwire, R OBP: 0.333, SLG: 0.509	SF9		G6-3				HR			3	1	1	2	0	1	0					
Terry Steinbach, R OBP: 0.371, SLG: 0.421	K				G6-3		G1-3			4	0	0	0	0	2	1					
Tony Phillips, S OBP: 0.376, SLG: 0.381 Carney Lansford, R OBP: 0.411, SLG: 0.453		1B G5-3 BB			G6-4-3 1B		K		P5	1	1	1	0	1	0	0					
Stan Javier, S OBP: 0.335, SLG: 0.348			G5-3 1B		G6-4-3 1-2		FC6-4 BB		G3	3	0	1	0	1	0	1					
Lance Blankenship, R OBP: 0.300, SLG: 0.396			K				K		FC6-4 1-2	4	1	1	0	0	2	3					
Mike Gallego, R OBP: 0.338, SLG: 0.361		G5-3 3-H			G4-3		F8		1B 2B BB	3	0	0	1	1	0	1					
<b>Inning Stats</b>	R: 1 E: 0 K: 1 S: 11	H: 2 LOB: 1 BB: 0 P: 13	R: 1 E: 0 K: 1 S: 14	H: 1 LOB: 1 BB: 1 P: 23	R: 0 E: 0 K: 0 S: 6	H: 0 LOB: 0 BB: 0 P: 11	R: 0 E: 0 K: 0 S: 6	H: 1 LOB: 1 BB: 0 P: 10	R: 0 E: 0 K: 1 S: 12	H: 2 LOB: 1 BB: 1 P: 19	R: 0 E: 0 K: 0 S: 6	H: 0 LOB: 0 BB: 0 P: 10	R: 0 E: 0 K: 3 S: 11	H: 0 LOB: 0 BB: 0 P: 17	R: 1 E: 0 K: 0 S: 12	H: 2 LOB: 2 BB: 1 P: 20	1B: 6 2B: 1 3B: 0 HR: 2	SF: 1 SAC: 0 DP: 1 HBP: 0	WP: 0 PB: 0 SB: 1 CS: 0	PA: 38	
<b>PITCHER</b>	IP	WLS	BF	H	R	ER	SO	BB	IBB	HBP	BLK	WP	HR	S	P	ERA	WHIP				
Kevin Brown, R ERA: 2.95	7.0	L	29	7	4	4	4	2	0	0	1	0	2	71	113	5.14	1.286				
Cecil Guante, R ERA: 3.82	1.2		7	1	1	1	3	1	0	0	0	0	0	18	31	5.40	1.200				
Kenny Rogers, L ERA: 1.52	0.1	S	2	1	0	0	0	0	0	0	0	0	0	5	6	0.00	3.000				

Oakland Athletics @ Texas Rangers  
Arlington Stadium, Arlington, TX  
Sun Jun 11 1989, 8:05 PM EDT  
Att: 32,127 - Unknown - 89 F

AB 34  
R 5  
H 9  
RBI 5  
BB 3  
SO 7  
LOB 10



Batter	1	2	3	4	5	6	7	8	9	AB	R	H	RBI	BB	SO	LOB	BOTTOM					
Cecil Espy, S OBP: 0.306, SLG: 0.323	K2-3			F8		G6-3		F7		4	0	0	0	0	1	1						
Scott Fletcher, R OBP: 0.341, SLG: 0.287	G4-6-3 1B			F8		K			K	4	0	1	0	0	2	1						
Rafael Palmeiro, L OBP: 0.392, SLG: 0.453	G4-6-3 1-2			G4-1		P5			G3-1	4	0	0	0	0	0	2						
Ruben Sierra, S OBP: 0.364, SLG: 0.585		G4-3				FC5 G4-6-3 1B		G4-3	F7	4	1	1	0	0	0	0						
Julio Franco, R OBP: 0.393, SLG: 0.521		G5-3		FC5 G4-6-3						2	0	0	0	1	0	1						
Geno Petralli, L OBP: 0.322, SLG: 0.330 Buddy Bell, R OBP: 0.234, SLG: 0.211				G4-6-3 1-2		G4-6-3		L9		2	0	0	0	0	0	1						
Rick Leach, L OBP: 0.376, SLG: 0.433 Pete Incaviglia, R OBP: 0.258, SLG: 0.373			G4-3					L7		1	0	0	0	0	0	1						
Steve Buechele, R OBP: 0.319, SLG: 0.385		F8						F4		3	0	0	0	0	1	1						
Chad Kreuter, S OBP: 0.174, SLG: 0.167			G3-1			PB G6-3 BB		G6-3		2	0	0	0	1	0	0						
<b>Inning Stats</b>	R: 0 E: 0 K: 1 S: 7	H: 1 LOB: 0 BB: 0 P: 12	R: 0 E: 0 K: 0 S: 8	H: 0 LOB: 0 BB: 0 P: 14	R: 0 E: 0 K: 0 S: 8	H: 0 LOB: 0 BB: 0 P: 8	R: 0 E: 0 K: 0 S: 7	H: 0 LOB: 0 BB: 0 P: 12	R: 1 E: 1 K: 1 S: 19	H: 2 LOB: 1 BB: 0 P: 27	R: 0 E: 0 K: 1 S: 8	H: 0 LOB: 1 BB: 1 P: 15	R: 0 E: 0 K: 0 S: 8	H: 0 LOB: 0 BB: 1 P: 14	R: 0 E: 0 K: 0 S: 6	H: 0 LOB: 0 BB: 0 P: 10	R: 0 E: 0 K: 1 S: 8	H: 0 LOB: 0 BB: 0 P: 13	1B: 3 2B: 0 3B: 0 HR: 0	SF: 0 SAC: 0 DP: 2 HBP: 0	WP: 0 PB: 1 SB: 0 CS: 0	PA: 31
<b>PITCHER</b>	IP	WLS	BF	H	R	ER	SO	BB	IBB	HBP	BLK	WP	HR	S	P	ERA	WHIP					
Mike Moore, R ERA: 1.91	6.1	W	23	3	1	0	3	2	0	0	0	0	0	60	95	0.00	0.789					
Greg Cadaret, L ERA: 2.53	0.1		1	0	0	0	0	0	0	0	0	0	0	2	2	0.00	0.000					
Gene Nelson, R ERA: 2.36	2.1	S	7	0	0	0	1	0	0	0	0	0	0	17	28	0.00	0.000					

Oakland Athletics @ Texas Rangers  
Arlington Stadium, Arlington, TX  
Sun Jun 11 1989, 8:05 PM EDT  
Att: 32,127 - Unknown - 89 F

AB 29  
R 1  
H 3  
RBI 0  
BB 2  
SO 4  
LOB 9





Batter	1	2	3	4	5	6	7	8	9	AB	R	H	RBI	BB	SO	LOB	TOP					
<b>Claudell Washington, L</b> OBP: 0.343, SLG: 0.481 (1.9)	G4-3		G4-3 1B		L7			G4-3		4	0	1	0	0	0	1						
<b>Johnny Ray, S</b> OBP: 0.305, SLG: 0.350 (1.4)	G5-3		G4-6-3 1-2			G4-3		G4-3 1B		4	0	1	0	0	0	1						
<b>Devon White, S</b> OBP: 0.320, SLG: 0.488 (1.8)	G4-3			K		G5-3		F8		4	0	0	0	0	1	1						
<b>Wally Joyner, L</b> OBP: 0.338, SLG: 0.358 (1.3)		2B 1B		K		G3-1			K	4	0	1	0	0	2	0						
<b>Brian Downing, R</b> OBP: 0.360, SLG: 0.395 (1.10)		2B		1B			L8		G5-3	4	0	2	0	0	0	0						
<b>Dante Bichette, R</b> OBP: 0.216, SLG: 0.315 (1.7)		2B	P4		F8		K		F8	4	0	0	0	0	1	3						
<b>Lance Parrish, R</b> OBP: 0.333, SLG: 0.412 (1.2)		L9			F8		BB			2	0	0	0	1	0	2						
<b>Jack Howell, L</b> OBP: 0.300, SLG: 0.333 (1.5)		G4-3				BB	K			2	0	0	0	1	1	3						
<b>Dick Schofield, R</b> OBP: 0.280, SLG: 0.293 (1.6)			G5-3		F9			G6-3		3	0	0	0	0	0	1						
<b>Inning Stats</b>	R: 0 E: 0 K: 0 S: 4	H: 0 LOB: 0 BB: 0 P: 10	R: 0 E: 0 K: 0 S: 10	H: 2 LOB: 2 BB: 0 P: 14	R: 0 E: 0 K: 0 S: 6	H: 1 LOB: 0 BB: 0 P: 8	R: 0 E: 0 K: 2 S: 10	H: 1 LOB: 1 BB: 0 P: 14	R: 0 E: 0 K: 0 S: 13	H: 0 LOB: 1 BB: 1 P: 21	R: 0 E: 0 K: 0 S: 6	H: 0 LOB: 0 BB: 0 P: 12	R: 0 E: 0 K: 2 S: 10	H: 0 LOB: 1 BB: 1 P: 20	R: 0 E: 0 K: 1 S: 12	H: 1 LOB: 1 BB: 0 P: 19	R: 0 E: 0 K: 1 S: 7	H: 0 LOB: 0 BB: 0 P: 9	1B: 4 2B: 1 3B: 0 HR: 0	SF: 0 SAC: 0 DP: 1 HBP: 0	WP: 0 PB: 0 SB: 0 CS: 0	PA: 33
<b>PITCHER</b> <b>Mike Jeffcoat, L</b> ERA: 2.5 (1.1)	IP: 9.0 WLS: W BF: 33 H: 5 R: 0 ER: 0 SO: 5 BB: 2 IBB: 0 HBP: 0 BLK: 0 WP: 0 HR: 0 S: 78 P: 127 ERA: 0.00 WHIP: 0.778															<b>PITCHER</b>						

California Angels @ Texas Rangers  
Arlington Stadium, Arlington, TX  
Mon Jun 12 1989, 8:05 PM EDT  
Att: 18,960 - Unknown

AB 31  
R 0  
H 5  
RBI 0  
BB 2  
SO 5  
LOB 12



Batter	1	2	3	4	5	6	7	8	9	AB	R	H	RBI	BB	SO	LOB	BOTTOM					
<b>Cecil Espy, S</b> OBP: 0.305, SLG: 0.326 (1.8)	K		G4-3 1B 2B		B1-3		B3			4	1	1	0	0	1	0						
<b>Scott Fletcher, R</b> OBP: 0.344, SLG: 0.295 (1.6)	B5-3		G4-3		FC6 1B		2B			4	0	2	0	0	0	1						
<b>Rafael Palmeiro, L</b> OBP: 0.394, SLG: 0.449 (1.3)	BB		BB		F9		F7			2	1	0	0	2	0	2						
<b>Ruben Sierra, S</b> OBP: 0.366, SLG: 0.582 (1.9)	BB		E9 1B		FC6		P4			3	1	1	1	1	0	2						
<b>Julio Franco, R</b> OBP: 0.395, SLG: 0.534 (1.4)	BB		1B		HR		G6-3			4	1	2	2	0	1	2						
<b>Rick Leach, L</b> OBP: 0.371, SLG: 0.419 (1.10)		G4-3	G5-3		G1-3		BB			3	0	0	0	1	0	1						
<b>Pete Incaviglia, R</b> OBP: 0.258, SLG: 0.371 (1.7)		L8		K		1B		K		4	0	1	0	0	2	1						
<b>Buddy Bell, R</b> OBP: 0.235, SLG: 0.213 (1.5)		G5-3		G6-3		F8		1B		4	0	1	0	0	0	1						
<b>Jim Sundberg, R</b> OBP: 0.338, SLG: 0.426 (1.2)			G5-3		K		P6		F8	4	0	0	0	0	1	3						
<b>Inning Stats</b>	R: 0 E: 0 K: 2 S: 16	H: 0 LOB: 2 BB: 2 P: 30	R: 0 E: 0 K: 0 S: 5	H: 0 LOB: 0 BB: 0 P: 5	R: 3 E: 1 K: 0 S: 13	H: 3 LOB: 1 BB: 1 P: 25	R: 0 E: 0 K: 2 S: 7	H: 0 LOB: 0 BB: 0 P: 11	R: 0 E: 0 K: 0 S: 6	H: 1 LOB: 1 BB: 0 P: 11	R: 1 E: 0 K: 0 S: 8	H: 2 LOB: 1 BB: 0 P: 14	R: 0 E: 0 K: 0 S: 6	H: 1 LOB: 1 BB: 0 P: 8	R: 0 E: 0 K: 1 S: 9	H: 1 LOB: 2 BB: 1 P: 17	R: 0 E: 0 K: 1 S: 9	H: 1 LOB: 1 BB: 1 P: 17	1B: 5 2B: 2 3B: 0 HR: 1	SF: 0 SAC: 0 DP: 0 HBP: 0	WP: 0 PB: 0 SB: 0 CS: 0	PA: 36
<b>PITCHER</b> <b>Mike Witt, R</b> ERA: 4.93 (7.1)	IP: 6.0 WLS: L BF: 27 H: 6 R: 4 ER: 3 SO: 4 BB: 3 IBB: 0 HBP: 0 BLK: 0 WP: 0 HR: 1 S: 55 P: 96 ERA: 4.50 WHIP: 1.500															<b>PITCHER</b>						
<b>Willie Fraser, R</b> ERA: 3.03 (8.1)	IP: 1.0 WLS: 0 BF: 4 H: 1 R: 0 ER: 0 SO: 0 BB: 0 IBB: 0 HBP: 0 BLK: 0 WP: 0 HR: 0 S: 6 P: 8 ERA: 0.00 WHIP: 1.000															<b>PITCHER</b>						
<b>Bryan Harvey, R</b> ERA: 3.32 (8.1)	IP: 1.0 WLS: 0 BF: 5 H: 1 R: 0 ER: 0 SO: 1 BB: 1 IBB: 0 HBP: 0 BLK: 0 WP: 0 HR: 0 S: 9 P: 17 ERA: 0.00 WHIP: 2.000															<b>PITCHER</b>						

California Angels @ Texas Rangers  
Arlington Stadium, Arlington, TX  
Mon Jun 12 1989, 8:05 PM EDT  
Att: 18,960 - Unknown

AB 32  
R 4  
H 8  
RBI 3  
BB 4  
SO 5  
LOB 13









Batter	1	2	3	4	5	6	7	8	9	AB	R	H	RBI	BB	SO	LOB	TOP										
<b>Claudell Washington, L</b> OBP: 0.328, SLG: 0.458 (1, 9)	1-2 P5		0-3 K			0-2 G1-3		0-0 G6-3		4	0	0	0	0	1	3											
<b>Glenn Hoffman, R</b> OBP: 0.297, SLG: 0.333 (1, 4)	0-3 K		0-0 P6			1-2 G6-3		2-3 G6-3		4	0	0	0	0	1	3											
<b>Wally Joyner, L</b> OBP: 0.339, SLG: 0.356 (1, 3)	1-0 G4-3				3-1 G4-3		1-1 L7		1-1 1B	4	0	1	1	0	0	0											
<b>Brian Downing, R</b> OBP: 0.357, SLG: 0.394 (1, 10)		2-2 F7			1-1 L7		2-2 G5-3		3-3 K	4	0	0	0	0	1	1											
<b>Chili Davis, S</b> OBP: 0.309, SLG: 0.383 (1, 7)		3-0 L8			0-0 P5		1-2 G5-3 1B		0-1 2B	4	1	2	0	0	0	0											
<b>Lance Parrish, R</b> OBP: 0.337, SLG: 0.420 (1, 2)		0-3 K			0-1 FC6-4 1B		1-1 G5-3		3-1 2B	4	0	2	1	0	1	1											
<b>Dante Bichette, R</b> OBP: 0.218, SLG: 0.310 <b>Devon White, S</b> OBP: 0.314, SLG: 0.478 (9, PH)			4-2 1B BB		0-0 L8		0-0 F7		0-3 K	2	0	0	0	1	0	2	AB 34										
<b>Jack Howell, L</b> OBP: 0.309, SLG: 0.337 (1, 5)			0-0 1B		1-1 P6				4-2 1B BB	3	1	1	0	1	1	2	R 3										
<b>Kent Anderson, R</b> OBP: 0.293, SLG: 0.256 (1, 6)			1-3 K		0-1 FC6-4				1-1 E9 1B	4	1	1	0	0	2	4	H 7										
<b>Inning Stats</b>	R: 0 E: 0 K: 1 S: 9	H: 0 LOB: 0 BB: 0 P: 11	R: 0 E: 0 K: 1 S: 7	H: 0 LOB: 0 BB: 0 P: 12	R: 0 E: 0 K: 2 S: 11	H: 1 LOB: 2 BB: 1 P: 16	R: 0 E: 0 K: 0 S: 5	H: 0 LOB: 0 BB: 0 P: 9	R: 0 E: 0 K: 0 S: 7	H: 1 LOB: 1 BB: 0 P: 8	R: 0 E: 0 K: 0 S: 9	H: 1 LOB: 1 BB: 0 P: 13	R: 2 E: 1 K: 1 S: 13	H: 2 LOB: 1 BB: 1 P: 24	R: 1 E: 0 K: 3 S: 14	H: 2 LOB: 1 BB: 0 P: 19	1B: 5 2B: 2 3B: 0 HR: 0	SF: 0 SAC: 0 DP: 0 HBP: 0	WP: 0 PB: 0 SB: 1 CS: 0	PA: 36							
<b>PITCHER</b>	IP	WLS	BF	H	R	ER	SO	BB	IBB	HBP	BLK	WP	HR	S	P	ERA	WHIP										
<b>Charlie Hough, R</b> ERA: 5.45 (1, 1)	7.0	W	25	3	0	0	4	1	0	0	0	0	0	57	80	0.00	0.571										
<b>Kenny Rogers, L</b> ERA: 2.05 (8, 1)	1.0		8	4	3	2	1	1	0	0	0	0	0	17	31	18.00	5.000										
<b>Jeff Russell, R</b> ERA: 1.21 (9, 1)	1.0	S	3	0	0	0	3	0	0	0	0	0	0	10	12	0.00	0.000										

California Angels @ Texas Rangers  
Arlington Stadium, Arlington, TX  
Wed Jun 14 1989, 8:05 PM EDT  
Att: 40,159 - Unknown - 78 F

AB 34  
R 3  
H 7  
RBI 2  
BB 2  
SO 8  
LOB 17



Batter	1	2	3	4	5	6	7	8	9	AB	R	H	RBI	BB	SO	LOB	BOTTOM										
<b>Rick Leach, L</b> OBP: 0.358, SLG: 0.402 (1, 7)	1-0 G5-3	0-2 G4-3			1-3 K		0-1 SH1-3			3	0	0	0	0	1	2											
<b>Scott Fletcher, R</b> OBP: 0.348, SLG: 0.308 (1, 6)	0-1 G5-3		1-0 L6			2-1 2B	0-0 1B FC3-6			4	1	2	1	0	0	0											
<b>Rafael Palmeiro, L</b> OBP: 0.398, SLG: 0.452 (1, 3)	1-2 1B		1-0 P4			2-3 K	0-0 FC3-6 1B			4	0	2	0	0	1	0											
<b>Ruben Sierra, S</b> OBP: 0.366, SLG: 0.591 (1, 9)	1-0 G4-3		3-1 L6			3-1 HR 2B	1-0 FC3-6 FC6			4	1	1	1	0	0	2											
<b>Julio Franco, R</b> OBP: 0.402, SLG: 0.535 (1, 4)		2-0 BB SF8 1B			1-2 G6-4-3 1B		4-0 HR IBB		2-2 FC6	3	2	2	0	1	0	1											
<b>Geno Petralli, L</b> OBP: 0.320, SLG: 0.355 <b>Mike Stanley, R</b> OBP: 0.243, SLG: 0.152 (8, PH)		0-0 E3 BB			1-2 G6-4-3		0-0 HR		1-2 G6-4-3 1B	3	1	1	3	0	0	2											
<b>Steve Buechele, R</b> OBP: 0.321, SLG: 0.382 (1, 5)		4-1 1B BB			1-3 K		2-1 1B		0-0 G6-4-3	3	0	1	0	1	1	1	AB 31										
<b>Chad Kreuter, S</b> OBP: 0.160, SLG: 0.156 (1, 2)		0-1 SF8					0-0 L7		0-3 K	3	0	0	1	0	2	1	R 6										
<b>Jeff Kunkel, R</b> OBP: 0.295, SLG: 0.453 (1, 8)		3-H 2-3 K			0-0 P3				0-1 SH1-3 1B	3	1	1	0	0	1	2	H 11										
<b>Inning Stats</b>	R: 0 E: 0 K: 0 S: 7	H: 1 LOB: 1 BB: 0 P: 10	R: 1 E: 1 K: 1 S: 11	H: 1 LOB: 2 BB: 1 P: 19	R: 0 E: 0 K: 0 S: 4	H: 0 LOB: 0 BB: 0 P: 9	R: 0 E: 0 K: 1 S: 10	H: 1 LOB: 0 BB: 0 P: 13	R: 0 E: 0 K: 2 S: 8	H: 0 LOB: 0 BB: 0 P: 11	R: 3 E: 0 K: 1 S: 11	H: 4 LOB: 1 BB: 1 P: 24	R: 2 E: 0 K: 0 S: 11	H: 3 LOB: 1 BB: 0 P: 14	R: 0 E: 0 K: 1 S: 7	H: 1 LOB: 0 BB: 0 P: 8	1B: 8 2B: 2 3B: 0 HR: 1	SF: 1 SAC: 1 DP: 2 HBP: 0	WP: 0 PB: 0 SB: 0 CS: 0	PA: 35							
<b>PITCHER</b>	IP	WLS	BF	H	R	ER	SO	BB	IBB	HBP	BLK	WP	HR	S	P	ERA	WHIP										
<b>Kirk McCaskill, R</b> ERA: 2.42 (1, 1)	6.0	L	26	7	4	3	5	1	0	0	0	0	0	51	86	4.50	1.333										
<b>Willie Fraser, R</b> ERA: 3.52 (7, 1)	1.0		6	3	2	2	0	0	0	0	0	0	0	11	14	18.00	3.000										
<b>Bob McClure, L</b> ERA: 0.57 (8, 1)	1.0		3	1	0	0	1	0	0	0	0	0	0	7	8	0.00	1.000										

California Angels @ Texas Rangers  
Arlington Stadium, Arlington, TX  
Wed Jun 14 1989, 8:05 PM EDT  
Att: 40,159 - Unknown - 78 F

AB 31  
R 6  
H 11  
RBI 6  
BB 2  
SO 6  
LOB 11





Batter	1	2	3	4	5	6	7	8	9	AB	R	H	RBI	BB	SO	LOB	TOP								
Sammy Sosa, R (1, 8) OBP: 0.500, SLG: 0.750										4	1	2	0	0	0	0									
Scott Fletcher, R (1, 6) OBP: 0.343, SLG: 0.303										4	1	0	0	0	1	2									
Rafael Palmeiro, L (1, 3) OBP: 0.396, SLG: 0.455										3	0	1	1	0	0	0									
Ruben Sierra, S (1, 9) OBP: 0.368, SLG: 0.594										4	1	2	0	0	0	1									
Julio Franco, R (1, 4) OBP: 0.396, SLG: 0.526										4	0	0	0	0	1	2									
Geno Petralli, L (1, 10) OBP: 0.312, SLG: 0.345										3	0	0	0	0	0	0									
Buddy Bell, R (9, PH) OBP: 0.247, SLG: 0.218										1	0	0	1	0	0	1									
Rick Leach, L (1, 7) OBP: 0.357, SLG: 0.400										3	0	1	0	0	0	0									
Jeff Kunkel, R (9, PH) OBP: 0.291, SLG: 0.447										1	0	0	0	0	0	1									
Steve Buechele, R (1, 5) OBP: 0.320, SLG: 0.379										4	0	1	0	0	0	2									
Jim Sundberg, R (1, 2) OBP: 0.310, SLG: 0.387										3	0	0	0	0	0	1									
<b>Inning Stats</b>	R: 0 E: 0 K: 1 S: 7	H: 2 LOB: 1 BB: 13	R: 0 E: 0 K: 0 S: 10	H: 1 LOB: 1 BB: 0 P: 16	R: 0 E: 0 K: 0 S: 3	H: 0 LOB: 0 BB: 0 P: 6	R: 0 E: 0 K: 0 S: 10	H: 0 LOB: 0 BB: 0 P: 13	R: 0 E: 0 K: 0 S: 7	H: 0 LOB: 0 BB: 0 P: 11	R: 2 E: 1 K: 1 S: 14	H: 2 LOB: 1 BB: 22	R: 0 E: 0 K: 0 S: 9	H: 1 LOB: 1 BB: 0 P: 16	R: 0 E: 1 K: 0 S: 11	H: 0 LOB: 0 BB: 0 P: 17	R: 1 E: 1 K: 0 S: 14	H: 1 LOB: 1 BB: 0 P: 19	1B: 4 2B: 4 3B: 0 HR: 0	SF: 1 SAC: 0 DP: 2 HBP: 0	WP: 0 PB: 0 SB: 0 CS: 1	PA: 35			
<b>PITCHER</b>	IP	WLS	BF	H	R	ER	SO	BB	IBB	HBP	BLK	WP	HR	S	P	ERA	WHIP								
Andy Hawkins, R (1, 1) ERA: 5.07	8.0	W	32	7	3	0	2	0	0	0	0	0	0	75	119	0.00	0.875								
Andy Hawkins, R (9, 1) ERA: 5.07	8.0	W	32	7	3	0	2	0	0	0	0	0	0	75	119	0.00	0.875								
Lee Guetterman, L (9, 1) ERA: 1.4	1.0		3	0	0	0	0	0	0	0	0	0	0	10	14	0.00	0.000								

Texas Rangers @ New York Yankees  
Yankee Stadium, Bronx, NY  
Fri Jun 16 1989, 3:33 AM EDT  
Overcast - 75 F


AB 34  
R 3  
H 7  
RBI 2  
BB 0  
SO 2  
LOB 10




Batter	1	2	3	4	5	6	7	8	9	AB	R	H	RBI	BB	SO	LOB	BOTTOM								
Rickey Henderson, R (1, 7) OBP: 0.398, SLG: 0.361										2	3	1	1	3	0	0									
Steve Sax, R (1, 4) OBP: 0.371, SLG: 0.372										5	2	3	2	0	0	1									
Don Mattingly, L (1, 10) OBP: 0.354, SLG: 0.426										2	0	0	0	3	0	0									
Steve Balboni, R (1, 3) OBP: 0.293, SLG: 0.445										4	0	1	0	0	1	2									
Ken Phelps, L (9, PH) OBP: 0.354, SLG: 0.333									1	0	1	2	0	0	0										
Andy Hawkins, R (9, 1) ERA: 1.4									0	0	0	0	0	0	0										
Lee Guetterman, L (9, 1) ERA: 1.4									0	0	0	0	0	0	0										
Mel Hall, L (1, 9) OBP: 0.349, SLG: 0.487										2	1	1	1	1	0	2									
Roberto Kelly, R (6, PH) OBP: 0.361, SLG: 0.407									2	0	2	1	0	0	0										
Mike Pagliarulo, L (1, 5) OBP: 0.277, SLG: 0.316										3	1	1	0	0	0	1									
Tom Brookens, R (6, PH) OBP: 0.257, SLG: 0.333									2	0	0	0	0	1	5										
Jesse Barfield, R (1, 8) OBP: 0.315, SLG: 0.407									4	1	1	0	1	2	4										
Don Slaught, R (1, 2) OBP: 0.332, SLG: 0.395									4	0	1	1	0	0	3										
Alvaro Espinoza, R (1, 6) OBP: 0.285, SLG: 0.277										4	0	0	0	0	3										
<b>Inning Stats</b>	R: 0 E: 0 K: 0 S: 8	H: 0 LOB: 0 BB: 0 P: 12	R: 1 E: 0 K: 1 S: 13	H: 2 LOB: 2 BB: 1 P: 23	R: 0 E: 0 K: 0 S: 4	H: 0 LOB: 0 BB: 1 P: 11	R: 0 E: 1 K: 1 S: 7	H: 0 LOB: 2 BB: 1 P: 14	R: 1 E: 0 K: 0 S: 6	H: 1 LOB: 2 BB: 2 P: 19	R: 4 E: 0 K: 0 S: 18	H: 6 LOB: 3 BB: 1 P: 31	R: 0 E: 0 K: 0 S: 4	H: 0 LOB: 0 BB: 0 P: 6	R: 2 E: 0 K: 2 S: 16	H: 3 LOB: 2 BB: 2 P: 27	R: 2 E: 0 K: 2 S: 16	H: 3 LOB: 2 BB: 2 P: 27	1B: 8 2B: 2 3B: 1 HR: 1	SF: 0 SAC: 0 DP: 0 HBP: 0	WP: 0 PB: 0 SB: 0 CS: 1	PA: 43			
<b>PITCHER</b>	IP	WLS	BF	H	R	ER	SO	BB	IBB	HBP	BLK	WP	HR	S	P	ERA	WHIP								
Bobby Witt, R (1, 1) ERA: 6.04	5.2	L	29	7	6	6	2	4	1	0	0	0	0	4	12	9.53	1.941								
Kenny Rogers, L (6, 1) ERA: 2.05	0.0		3	2	0	0	0	1	0	0	0	0	0	4	12	∞	∞								
Gary Mielke, R (6, 1) ERA: 2.45	1.1		4	0	0	0	0	0	0	0	0	0	0	7	10	0.00	0.000								
Cecilio Guante, R (8, 1) ERA: 4.21	1.0		7	3	2	2	2	1	1	0	0	0	0	16	27	18.00	4.000								


Texas Rangers @ New York Yankees  
Yankee Stadium, Bronx, NY  
Fri Jun 16 1989, 3:33 AM EDT  
Overcast - 75 F

AB 35  
R 8  
H 12  
RBI 8  
BB 8  
SO 4  
LOB 21





Batter	1	2	3	4	5	6	7	8	9	AB	R	H	RBI	BB	SO	LOB	TOP											
Sammy Sosa, R OBP: 0.250, SLG: 0.375	1-3 K			1-2 G1-3		1-1 G6-3		1-0 G1-3		4	0	0	0	0	1	1	Texas Rangers @ New York Yankees Yankee Stadium, Bronx, NY Fri Jun 16 1989, 7:05 PM EDT Att: 28,372 - Unknown  livebaseballscores.com  AB 32 R 1 H 6 RBI 1 BB 0 SO 4 LOB 9  											
Scott Fletcher, R OBP: 0.338, SLG: 0.298	1-0 G1-3			2-1 G5-3		0-0 G5-3		2-1 P4		4	0	0	0	0	1													
Rafael Palmeiro, L OBP: 0.394, SLG: 0.463	2-1 L9			2-2 HR				0-1 F8		4	1	1	1	0	0													
Ruben Sierra, S OBP: 0.367, SLG: 0.588		0-3 K		3-3 K				2-1 F8 1B		4	0	1	0	0	2	0												
Julio Franco, R OBP: 0.397, SLG: 0.525		2-1 CS 1B			2-2 G4-3			1-2 F8 1B		4	0	2	0	0	0	0												
Geno Petralli, L OBP: 0.305, SLG: 0.336		2-2 L8			0-0 F9			2-2 F8		3	0	0	0	0	0	3												
Rick Leach, L OBP: 0.357, SLG: 0.398				0-0 G3		2-2 1B		0-3 K		3	0	1	0	0	1	2												
Buddy Bell, R OBP: 0.250, SLG: 0.235				1-1 P4		3-2 P4		0-1 G4-3		3	0	1	0	0	0	1												
Chad Kreuter, S OBP: 0.151, SLG: 0.146				2-2 G6-3		1-2 G6-3		1-1 G4-3		3	0	0	0	0	0	1												
<b>Inning Stats</b>	R: 0 E: 0 K: 1 S: 8	H: 0 LOB: 0 BB: 0 P: 12	R: 0 E: 0 K: 1 S: 9	H: 1 LOB: 0 BB: 0 P: 13	R: 0 E: 0 K: 0 S: 6	H: 0 LOB: 0 BB: 0 P: 9	R: 1 E: 0 K: 1 S: 13	H: 1 LOB: 0 BB: 0 P: 21	R: 0 E: 0 K: 0 S: 10	H: 1 LOB: 1 BB: 0 P: 17	R: 0 E: 0 K: 0 S: 6	H: 0 LOB: 0 BB: 0 P: 8	R: 0 E: 0 K: 1 S: 15	H: 2 LOB: 2 BB: 0 P: 20	R: 0 E: 0 K: 0 S: 7	H: 1 LOB: 1 BB: 0 P: 11	R: 0 E: 0 K: 0 S: 8	H: 0 LOB: 0 BB: 0 P: 13	1B: 4 2B: 1 3B: 0 HR: 1	SF: 0 SAC: 0 DP: 0 HBP: 0	WP: 0 PB: 0 SB: 0 CS: 1	PA: 32						
<b>PITCHER</b>	IP	WLS	BF	H	R	ER	SO	BB	IBB	HBP	BLK	WP	HR	S	P	ERA	WHIP											
Jimmy Jones, R ERA: 4.62	(1, 1)	6.0	W	20	3	1	1	3	0	0	0	0	0	1	52	80	1.50	0.500										
Dale Mohorcic, R ERA: 3.75	(7, 1)	2.0		9	3	0	0	1	0	0	0	0	0	0	22	31	0.00	1.500										
Dave Righetti, L ERA: 2.45	(9, 1)	1.0		3	0	0	0	0	0	0	0	0	0	0	8	13	0.00	0.000										

Batter	1	2	3	4	5	6	7	8	9	AB	R	H	RBI	BB	SO	LOB	BOTTOM												
Rickey Henderson, R OBP: 0.401, SLG: 0.380	3-2 G4-3	0-0 G3 WP		1-1 G1-3		4-2 BB		4-0 G4-3		3	0	1	0	2	0	0	Texas Rangers @ New York Yankees Yankee Stadium, Bronx, NY Fri Jun 16 1989, 7:05 PM EDT Att: 28,372 - Unknown  livebaseballscores.com  AB 34 R 6 H 12 RBI 5 BB 4 SO 3 LOB 15  												
Steve Sax, R OBP: 0.364, SLG: 0.365	1-3 K	2-0 G3			3-2 G6-3	1-2 G3		0-2 G4-3		5	0	0	1	0	1	5													
Don Mattingly, L OBP: 0.355, SLG: 0.437	2-2 1B	3-1 L7			2-0 F8		2-1 HR	1-2 G4-3		5	2	2	1	0	0	2													
Mel Hall, L OBP: 0.348, SLG: 0.481	1-2 1B			0-0 G4-3		0-0 G4-3		2-3 K		3	1	1	0	0	0	0													
Steve Balboni, R OBP: 0.291, SLG: 0.442	1-2 1B									1	0	0	0	0	1	0													
Mike Pagliarulo, L OBP: 0.282, SLG: 0.321	1-0 E 1B					1-0 SH5-4 1B		1-1 G4-3		4	1	2	0	0	0	0													
Jesse Barfield, R OBP: 0.326, SLG: 0.416	1-2 2-3 1B					1-1 1B SH5-4		4-0 FC5-4		3	0	3	2	1	0	0													
Bob Geren, R OBP: 0.367, SLG: 0.655	1-3 2-3 1B					1-1 SH5-4 1B		2-2 FC5-4		3	0	0	0	0	1	4													
Alvaro Espinoza, R OBP: 0.289, SLG: 0.283		0-1 G2-3		4-2 G1-6-3		1-2 P4		0-0 F8		3	1	1	0	1	0	2													
Roberto Kelly, R OBP: 0.364, SLG: 0.409		3-2 1B WP		2-2 G1-6-3		2-2 DI 1B		1-1 F8		4	1	2	1	0	0	2													
<b>Inning Stats</b>	R: 2 E: 1 K: 2 S: 17	H: 4 LOB: 2 BB: 0 P: 28	R: 1 E: 0 K: 0 S: 10	H: 2 LOB: 1 BB: 0 P: 18	R: 0 E: 0 K: 0 S: 4	H: 1 LOB: 0 BB: 0 P: 5	R: 0 E: 0 K: 0 S: 8	H: 0 LOB: 1 BB: 1 P: 15	R: 0 E: 0 K: 0 S: 5	H: 0 LOB: 0 BB: 0 P: 10	R: 0 E: 0 K: 0 S: 20	H: 3 LOB: 3 BB: 1 P: 31	R: 1 E: 0 K: 1 S: 11	H: 1 LOB: 1 BB: 1 P: 22	R: 1 E: 0 K: 0 S: 9	H: 1 LOB: 1 BB: 1 P: 15		R: 0 E: 0 K: 0 S: 8	H: 0 LOB: 0 BB: 0 P: 13	1B: 10 2B: 1 3B: 0 HR: 1	SF: 0 SAC: 1 DP: 1 HBP: 0	WP: 1 PB: 0 SB: 1 CS: 0	PA: 39						
<b>PITCHER</b>	IP	WLS	BF	H	R	ER	SO	BB	IBB	HBP	BLK	WP	HR	S	P	ERA		WHIP											
Kevin Brown, R ERA: 3.16	(1, 1)	5.2	L	26	9	4	4	2	1	0	0	0	0	0	55	91		6.35	1.765										
Gary Mielke, R ERA: 2.39	(6, 1)	0.1		3	1	0	0	0	1	0	0	0	0	9	16	0.00		6.000											
Drew Hall, L ERA: 5.71	(7, 1)	2.0		10	2	2	2	1	2	0	0	0	0	1	20	37		9.00	2.000										



Batter	1	2	3	4	5	6	7	8	9	AB	R	H	RBI	BB	SO	LOB	TOP					
Sammy Sosa, R (1, 8) OBP: 0.167, SLG: 0.250	G5-3		SH2-3		F9		F9		G4-3	4	0	0	0	0	0	1						
Scott Fletcher, R (1, 6) OBP: 0.340, SLG: 0.301	K		1B			G3	F8			4	1	2	0	0	1	0						
Rafael Palmeiro, L (1, 3) OBP: 0.395, SLG: 0.464	1B		F7			G3		G5-3	1B	4	0	2	0	0	0	3						
Ruben Sierra, S (1, 9) OBP: 0.368, SLG: 0.587	CS	G3				P5		1B	1B	4	0	2	1	0	0	1						
Julio Franco, R (1, 4) OBP: 0.399, SLG: 0.521					G5-3				K	2	1	0	0	2	1	2						
Geno Petralli, L (1, 10) OBP: 0.313, SLG: 0.345					F8				G5-3	3	0	2	1	0	0	0						
Buddy Bell, R (8, PH) OBP: 0.247, SLG: 0.232						E9				1	0	0	0	0	2							
Rick Leach, L (1, 7) OBP: 0.356, SLG: 0.390										2	0	0	1	1	0	1						
Mike Stanley, R (8, PH) OBP: 0.237, SLG: 0.147					G4-3					1	0	0	0	0	0	0						
Steve Buechele, R (1, 5) OBP: 0.314, SLG: 0.372									F9	4	0	0	0	0	2	4						
Chad Kreuter, S (1, 2) OBP: 0.161, SLG: 0.140										2	1	0	0	1	0	0						
Jim Sundberg, R (8, PH) OBP: 0.318, SLG: 0.395										1	0	1	0	0	0	0						
<b>Inning Stats</b>	R: 0 E: 0 K: 1 S: 11	H: 1 LOB: 0 BB: 0 P: 19	R: 1 E: 0 K: 1 S: 13	H: 1 LOB: 1 BB: 1 P: 24	R: 1 E: 0 K: 0 S: 10	H: 2 LOB: 2 BB: 1 P: 18	R: 0 E: 0 K: 0 S: 7	H: 0 LOB: 0 BB: 0 P: 10	R: 0 E: 0 K: 0 S: 5	H: 0 LOB: 0 BB: 0 P: 6	R: 1 E: 0 K: 1 S: 10	H: 2 LOB: 2 BB: 2 P: 23	R: 0 E: 0 K: 0 S: 9	H: 0 LOB: 0 BB: 0 P: 13	R: 0 E: 0 K: 1 S: 8	H: 2 LOB: 1 BB: 0 P: 12	R: 0 E: 0 K: 0 S: 9	H: 1 LOB: 1 BB: 0 P: 14	1B: 9 2B: 0 3B: 0 HR: 0	SF: 0 SAC: 1 DP: 1 HBP: 0	WP: 0 PB: 0 SB: 0 CS: 1	PA: 38
<b>PITCHER</b>	IP	WLS	BF	H	R	ER	SO	BB	IBB	HBP	BLK	WP	HR	S	P	ERA	WHIP					
Dave Eiland, R (1, 1) ERA: 3.86	7.0	W	30	7	3	3	3	2	2	0	0	0	0	66	115	3.86	1.286					
Lee Guetterman, L (8, 1) ERA: 1.37	1.0		3	1	0	0	1	0	0	0	0	0	0	7	10	0.00	1.000					
Dave Righetti, L (8, 1) ERA: 2.37	1.0	S	4	1	0	0	0	0	0	0	0	0	0	9	14	0.00	1.000					

Texas Rangers @ New York Yankees  
Yankee Stadium, Bronx, NY  
Sat Jun 17 1989, 7:05 PM EDT  
Att: 38,917 - Unknown


AB 32  
R 3  
H 9  
RBI 3  
BB 4  
SO 4  
LOB 14



Batter	1	2	3	4	5	6	7	8	9	AB	R	H	RBI	BB	SO	LOB	BOTTOM				
Rickey Henderson, R (1, 7) OBP: 0.398, SLG: 0.357	G5-3	G5-3		L8				G4-3		5	1	1	0	0	0	4					
Steve Sax, R (1, 4) OBP: 0.366, SLG: 0.369	G4-3					HR		L7		5	1	3	2	0	0	0					
Don Mattingly, L (1, 3) OBP: 0.357, SLG: 0.436	G4-3					F8				3	0	1	0	1	0	2					
Steve Balboni, R (1, 10) OBP: 0.297, SLG: 0.462						F8				3	1	1	2	1	0	3					
Jesse Barfield, R (1, 9) OBP: 0.329, SLG: 0.417	K					P8				4	0	2	0	0	1	3					
Bob Geren, R (1, 2) OBP: 0.364, SLG: 0.625						G3				3	0	1	0	0	0	1					
Wayne Tolleson, S (1, 5) OBP: 0.297, SLG: 0.232										4	0	1	0	0	0	2					
Alvaro Espinoza, R (1, 6) OBP: 0.294, SLG: 0.288										4	2	2	0	0	1	2					
Roberto Kelly, R (1, 8) OBP: 0.367, SLG: 0.421										3	0	1	1	0	0	3					
<b>Inning Stats</b>	R: 0 E: 0 K: 1 S: 10	H: 1 LOB: 2 BB: 1 P: 18	R: 0 E: 0 K: 0 S: 12	H: 2 LOB: 0 BB: 0 P: 16	R: 0 E: 0 K: 0 S: 8	H: 1 LOB: 1 BB: 0 P: 13	R: 1 E: 0 K: 0 S: 12	H: 2 LOB: 1 BB: 0 P: 20	R: 2 E: 0 K: 0 S: 12	H: 3 LOB: 0 BB: 0 P: 16	R: 2 E: 0 K: 0 S: 18	H: 3 LOB: 1 BB: 1 P: 29	R: 0 E: 0 K: 1 S: 8	H: 1 LOB: 1 BB: 0 P: 9	R: 0 E: 0 K: 0 S: 7	H: 0 LOB: 0 BB: 0 P: 9	1B: 11 2B: 0 3B: 1 HR: 1	SF: 0 SAC: 1 DP: 1 HBP: 1	WP: 0 PB: 1 SB: 2 CS: 0	PA: 38	
<b>PITCHER</b>	IP	WLS	BF	H	R	ER	SO	BB	IBB	HBP	BLK	WP	HR	S	P	ERA	WHIP				
Mike Jeffcoat, L (1, 1) ERA: 3.47	5.1	L	26	10	4	4	1	1	0	0	0	0	0	28	41	3.38	1.125				
Cecilio Guante, R (6, 1) ERA: 4.15	2.2		12	3	1	1	1	0	1	1	0	0	0	28	41	3.38	1.125				

Texas Rangers @ New York Yankees  
Yankee Stadium, Bronx, NY  
Sat Jun 17 1989, 7:05 PM EDT  
Att: 38,917 - Unknown

AB 34  
R 5  
H 13  
RBI 5  
BB 2  
SO 2  
LOB 20





Batter	1	2	3	4	5	6	7	8	9	AB	R	H	RBI	BB	SO	LOB	TOP							
Sammy Sosa, R OBP: 0.250, SLG: 0.313 (1, 7)										4	1	2	0	0	0	1								
Scott Fletcher, R OBP: 0.345, SLG: 0.309 (1, 6)										3	2	2	1	1	0	2								
Rafael Palmeiro, L OBP: 0.388, SLG: 0.455 (1, 3)										5	0	0	1	0	0	4								
Ruben Sierra, S OBP: 0.370, SLG: 0.586 (1, 9)										4	0	2	3	0	0	0								
Julio Franco, R OBP: 0.396, SLG: 0.516 (1, 4)										4	0	1	0	0	0	1								
Jim Sundberg, R OBP: 0.326, SLG: 0.413 (1, 2)										4	0	2	0	0	0	2								
Mike Stanley, R OBP: 0.262, SLG: 0.162 (1, 10)										3	0	1	0	1	1	1								
Steve Buechele, R OBP: 0.309, SLG: 0.365 (1, 5)										4	0	0	0	0	0	2								
Jeff Kunkel, R OBP: 0.293, SLG: 0.456 Rick Leach, L OBP: 0.361, SLG: 0.406 (9, PH)										3	1	1	0	0	0	0								
										1	1	1	0	0	0	0								
<b>Inning Stats</b>	R: 2 E: 0 K: 0 S: 12	H: 3 LOB: 0 BB: 0 P: 16	R: 0 E: 0 K: 1 S: 8	H: 0 LOB: 0 BB: 0 P: 12	R: 2 E: 0 K: 0 S: 19	H: 3 LOB: 2 BB: 1 P: 33	R: 0 E: 1 K: 0 S: 14	H: 2 LOB: 2 BB: 0 P: 20	R: 0 E: 0 K: 0 S: 5	H: 1 LOB: 1 BB: 0 P: 6	R: 0 E: 0 K: 0 S: 11	H: 1 LOB: 1 BB: 0 P: 14	R: 0 E: 0 K: 0 S: 8	H: 1 LOB: 1 BB: 0 P: 11	R: 0 E: 0 K: 0 S: 9	H: 1 LOB: 2 BB: 1 P: 16	R: 1 E: 0 K: 0 S: 6	H: 1 LOB: 0 BB: 0 P: 10	1B: 8 2B: 4 3B: 0 HR: 0	SF: 1 SAC: 1 DP: 2 HBP: 0	WP: 0 PB: 0 SB: 0 CS: 0	PA: 39		
<b>PITCHER</b>	IP WLS BF H R ER SO BB IBB HBP BLK WP HR S P ERA WHIP	8.0 L 35 11 4 4 1 1 0 0 0 0 0 0 6 128 4.50 1.625	1.0 4 1 1 1 0 0 0 0 0 0 0 0 6 10 9.00 1.000																					

Texas Rangers @ New York Yankees  
 Yankee Stadium, Bronx, NY  
 Sun Jun 18 1989, 3:33 AM EDT  
 Att: 42,825 - Cloudy - 80 F

AB 35  
 R 5  
 H 12  
 RBI 5  
 BB 2  
 SO 1  
 LOB 13

Batter	1	2	3	4	5	6	7	8	9	AB	R	H	RBI	BB	SO	LOB	BOTTOM						
Rickey Henderson, R OBP: 0.392, SLG: 0.351 (1, 7)										4	0	0	0	0	1	0							
Wayne Tolleson, S OBP: 0.309, SLG: 0.237 (1, 4)										3	1	1	0	1	0	0							
Don Mattingly, L OBP: 0.359, SLG: 0.437 (1, 3)										4	0	2	0	0	0	0							
Ken Phelps, L OBP: 0.351, SLG: 0.357 (1, 10)										4	1	1	1	0	1	4							
Mike Pagliarulo, L OBP: 0.276, SLG: 0.313 (1, 5)										4	0	0	1	0	0	1							
Jesse Barfield, R OBP: 0.328, SLG: 0.411 (1, 9)										3	0	0	0	1	1	1							
Don Slaught, R OBP: 0.327, SLG: 0.389 (1, 2)										3	0	0	0	0	0	1							
Alvaro Espinoza, R OBP: 0.294, SLG: 0.289 (1, 6)										3	0	1	0	0	0	0							
Roberto Kelly, R OBP: 0.361, SLG: 0.413 (1, 8)										3	0	0	0	0	0	1							
<b>Inning Stats</b>	R: 0 E: 0 K: 0 S: 6	H: 0 LOB: 0 BB: 0 P: 10	R: 0 E: 0 K: 0 S: 9	H: 0 LOB: 1 BB: 1 P: 17	R: 0 E: 0 K: 0 S: 9	H: 0 LOB: 0 BB: 0 P: 12	R: 1 E: 0 K: 0 S: 11	H: 1 LOB: 0 BB: 0 P: 17	R: 0 E: 0 K: 1 S: 10	H: 2 LOB: 1 BB: 0 P: 20	R: 0 E: 0 K: 0 S: 8	H: 0 LOB: 0 BB: 0 P: 11	R: 0 E: 0 K: 0 S: 10	H: 0 LOB: 0 BB: 0 P: 15	R: 1 E: 0 K: 2 S: 14	H: 1 LOB: 1 BB: 1 P: 22	1B: 4 2B: 1 3B: 0 HR: 1	SF: 0 SAC: 0 DP: 1 HBP: 0	WP: 0 PB: 1 SB: 0 CS: 0	PA: 33			
<b>PITCHER</b>	IP WLS BF H R ER SO BB IBB HBP BLK WP HR S P ERA WHIP	8.0 W 28 4 1 1 1 1 0 0 0 0 0 0 14 115 1.12 0.625	1.0 5 1 1 0 2 1 0 0 0 0 0 0 14 22 0.00 2.000																				

Texas Rangers @ New York Yankees  
 Yankee Stadium, Bronx, NY  
 Sun Jun 18 1989, 3:33 AM EDT  
 Att: 42,825 - Cloudy - 80 F


AB 31  
 R 2  
 H 5  
 RBI 2  
 BB 2  
 SO 3  
 LOB 8



Batter	1	2	3	4	5	6	7	8	9	AB	R	H	RBI	BB	SO	LOB	TOP				
Sammy Sosa, R (1, 8) OBP: 0.200, SLG: 0.250	G4-3		G6-3		SH3-4		G6-3		F7	4	0	0	0	0	0	0					
Scott Fletcher, R (1, 6) OBP: 0.344, SLG: 0.308	K		BLK 1B		F8		G1-3			4	0	1	0	0	1	1					
Rafael Palmeiro, L (1, 3) OBP: 0.386, SLG: 0.452	G3-1		P6		E 1B		F7			4	0	1	1	0	0	1					
Ruben Sierra, S (1, 9)		L3			K		G3		G3-1	4	0	0	0	0	1	1					
Julio Franco, R (1, 4) OBP: 0.394, SLG: 0.516	G6-3				K		1B 2B		K	4	1	1	0	0	2	0					
Geno Petralli, L (1, 10) OBP: 0.326, SLG: 0.390	1B 1B				2B		K		HR	4	1	3	1	0	1	1					
Rick Leach, L (1, 7) OBP: 0.374, SLG: 0.413	1B				IBB		G3 1B		F7	3	0	2	1	1	0	0					
Steve Buechele, R (1, 5) OBP: 0.303, SLG: 0.358	G4-3				G5-3		G3		F8	4	0	0	0	0	0	5					
Jim Sundberg, R (1, 2) OBP: 0.323, SLG: 0.405			K				SH3-4 1B 1B		F9	4	1	1	0	0	1	1					
<b>Inning Stats</b>	R: 0 H: 0 E: 0 K: 1 S: 11	H: 0 LOB: 0 BB: 0 P: 16	R: 0 H: 2 E: 0 K: 0 S: 10	LOB: 2 BB: 0 P: 15	R: 0 H: 1 E: 0 K: 1 S: 11	LOB: 1 BB: 0 P: 15	R: 0 H: 1 E: 0 K: 2 S: 10	LOB: 2 BB: 1 P: 19	R: 1 H: 2 E: 1 K: 0 S: 8	H: 2 LOB: 1 BB: 0 P: 12	R: 1 H: 2 E: 0 K: 1 S: 11	H: 2 LOB: 1 BB: 0 P: 17	R: 0 H: 0 E: 0 K: 0 S: 4	H: 0 LOB: 0 BB: 0 P: 6	R: 1 H: 1 E: 0 K: 1 S: 8	H: 1 LOB: 0 BB: 0 P: 15	R: 0 H: 0 E: 0 K: 0 S: 8	H: 0 LOB: 0 BB: 0 P: 11	1B: 6 2B: 2 3B: 0 HR: 1	SF: 0 SAC: 1 DP: 0 HBP: 0	WP: 0 PA: 37 PB: 0 SB: 0 CS: 0
<b>PITCHER</b>	IP	WLS	BF	H	R	ER	SO	BB	IBB	HBP	BLK	WP	HR	S	P	ERA	WHIP				
Mike Boddicker, R (1, 1) ERA: 5.65	8.0	W	34	9	3	3	6	0	1	0	1	0	1	73	115	3.38	1.125				
Lee Smith, R (9, 1) ERA: 5.7	1.0	S	3	0	0	0	0	0	0	0	0	0	0	8	11	0.00	0.000				

**Texas Rangers @ Boston Red Sox**  
Fenway Park, Boston, MA  
Tue Jun 20 1989, 7:05 PM EDT  
Att: 34,443 - Unknown - 78 F


AB 35  
R 3  
H 9  
RBI 3  
BB 1  
SO 6  
LOB 10



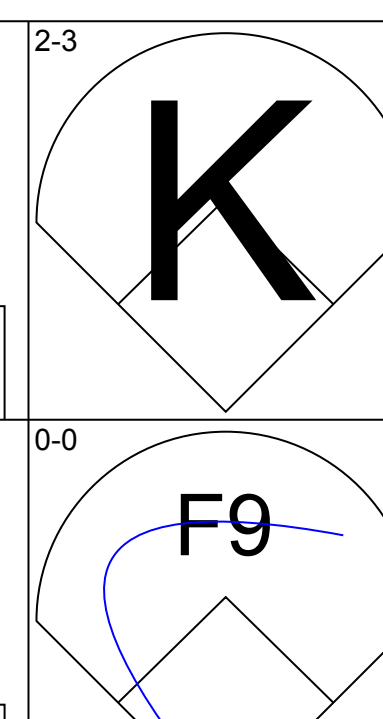
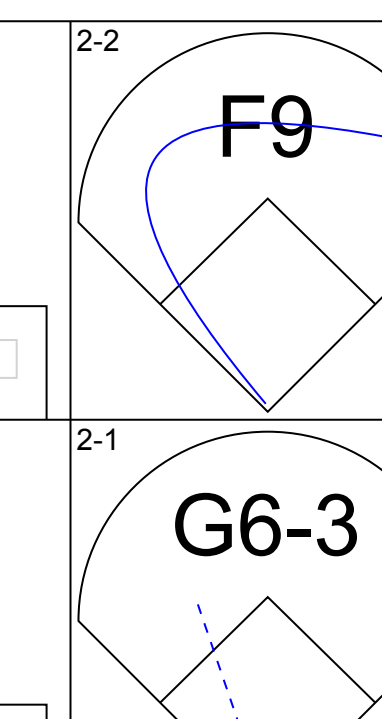
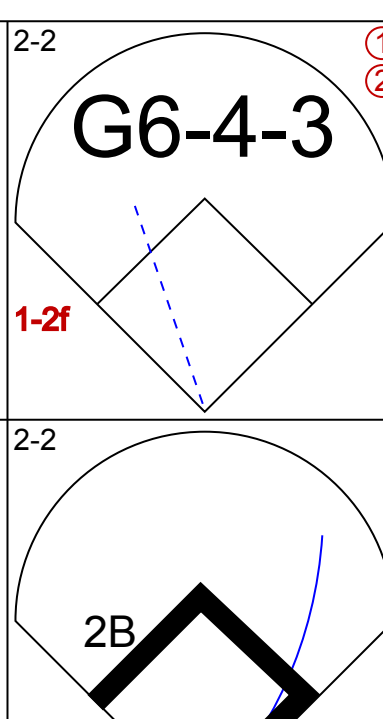
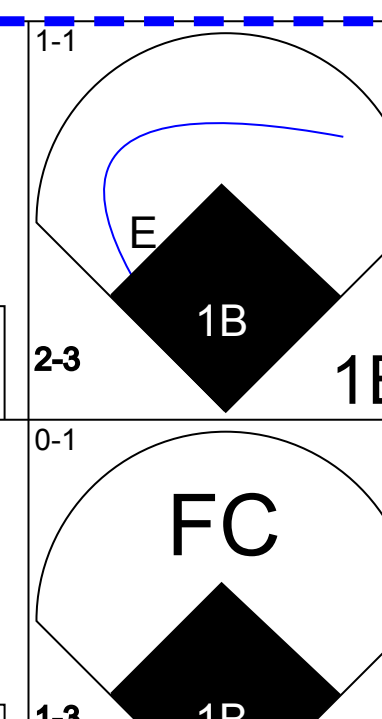
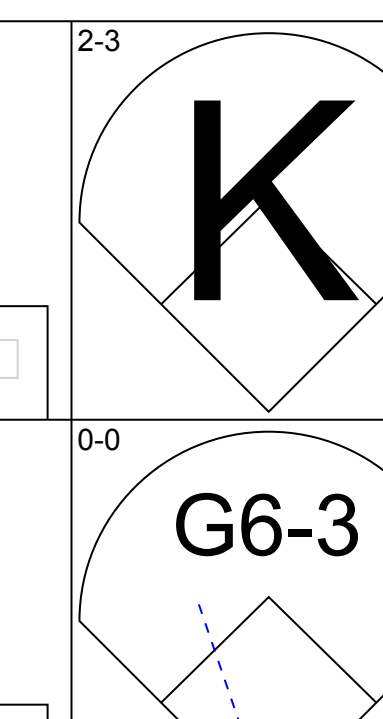
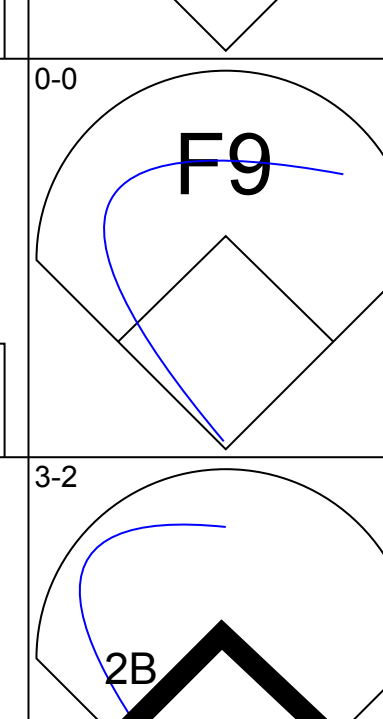
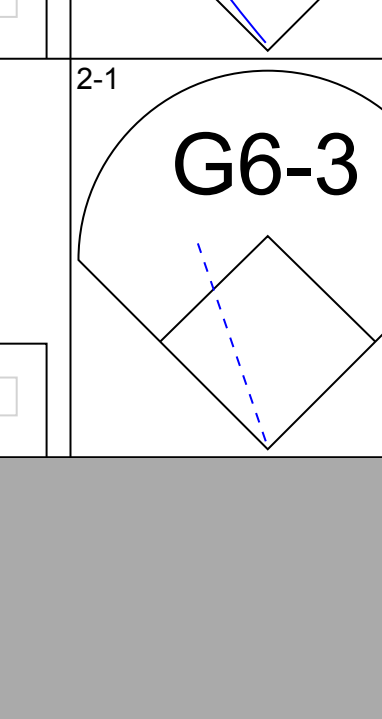
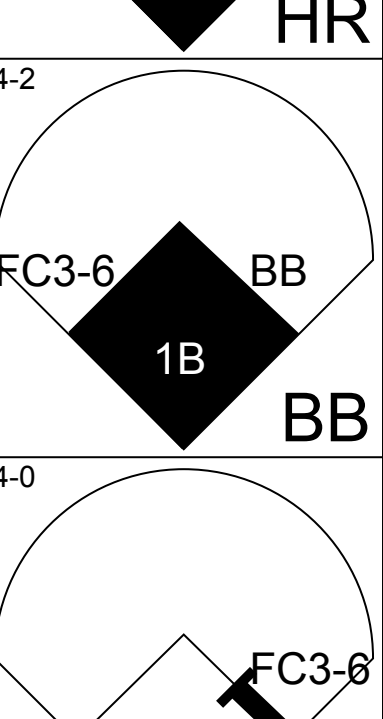
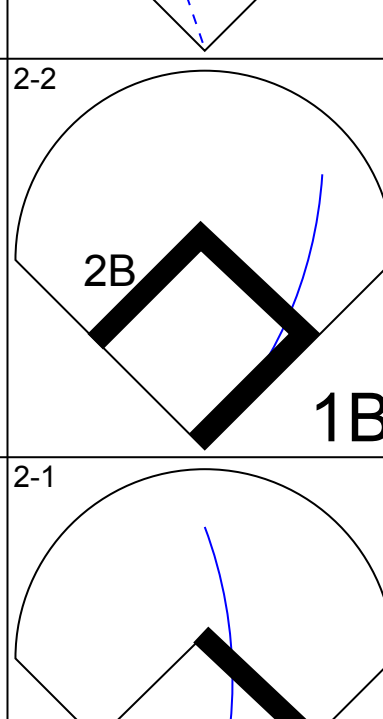
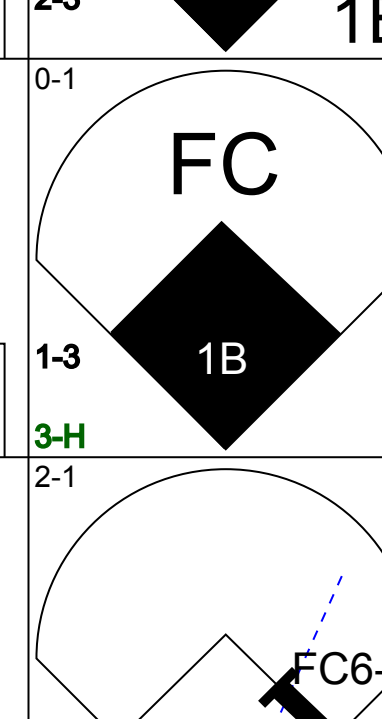
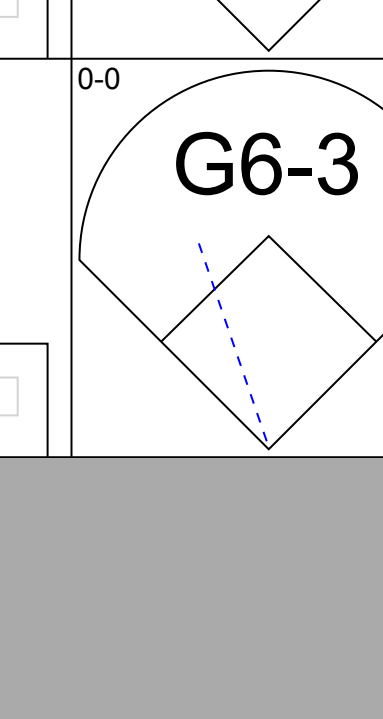
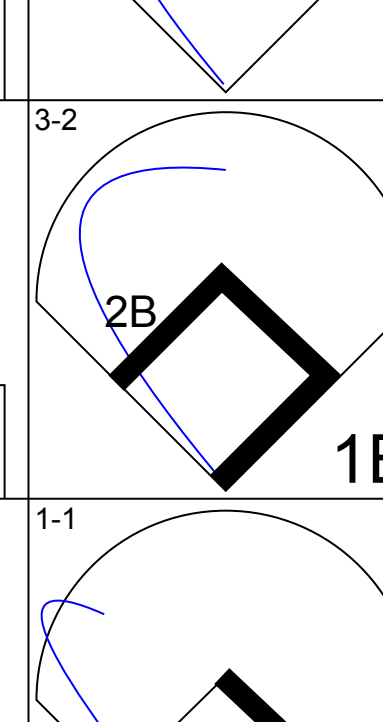
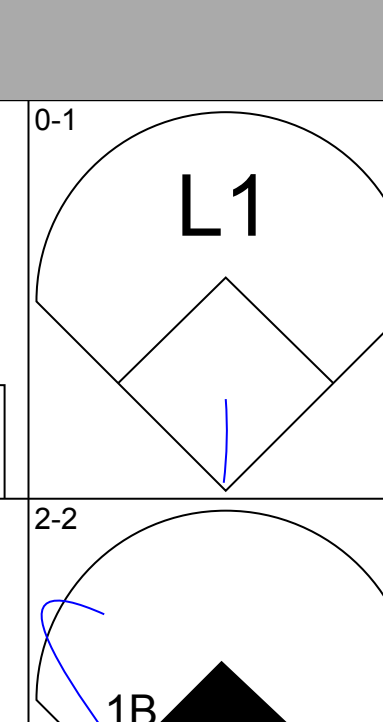
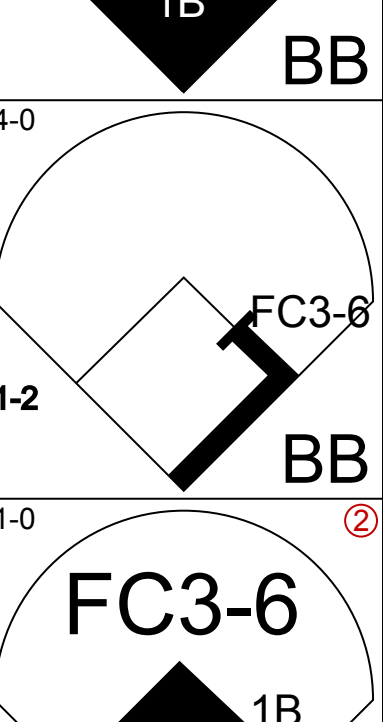
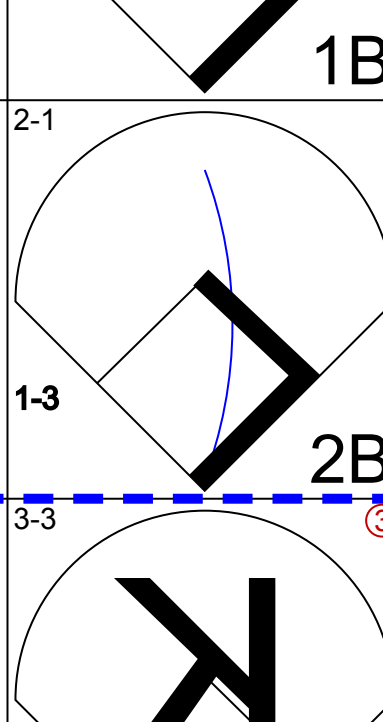
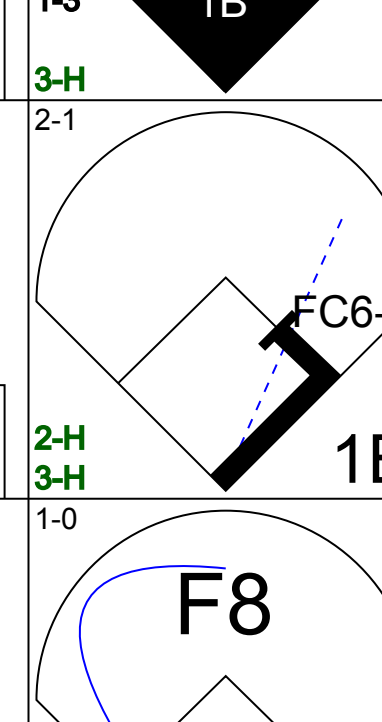
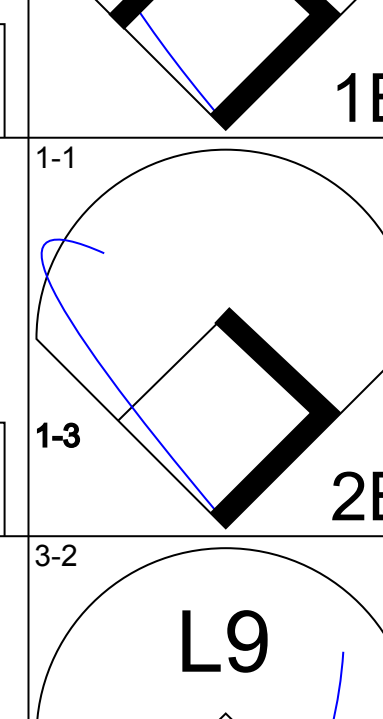
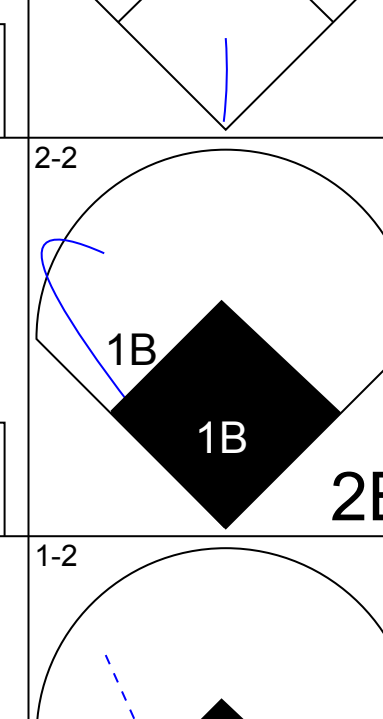
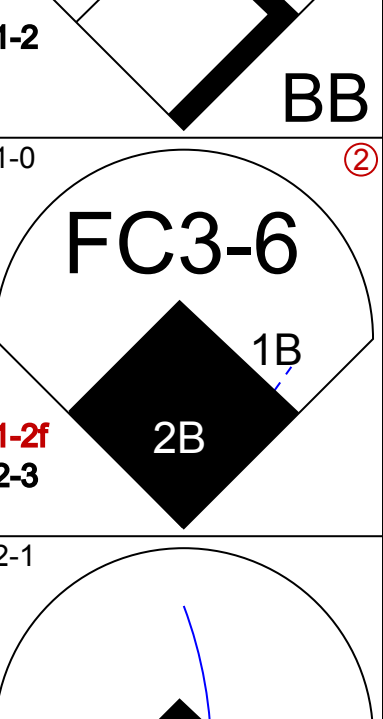
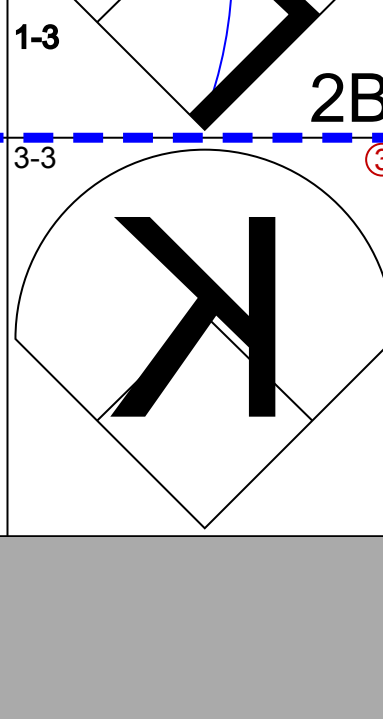
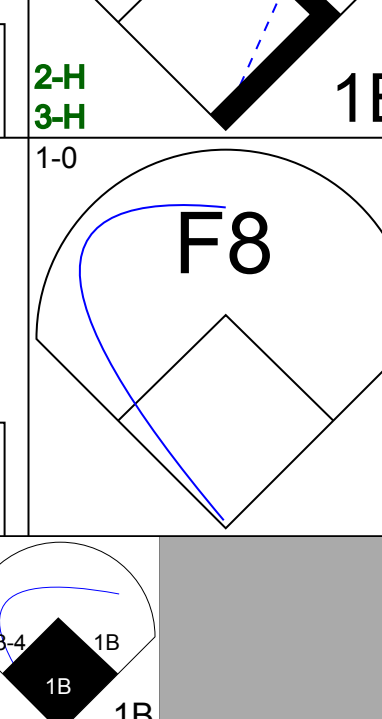
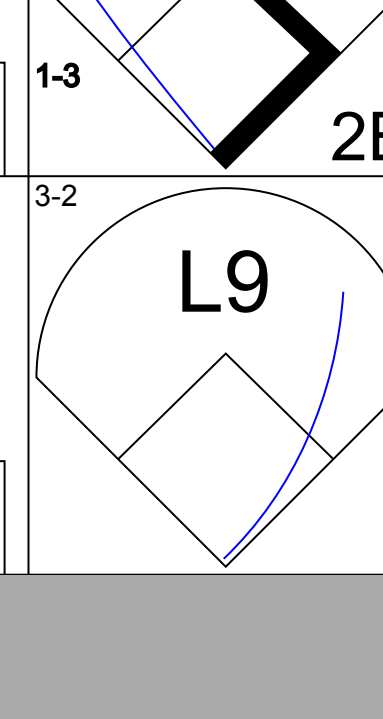
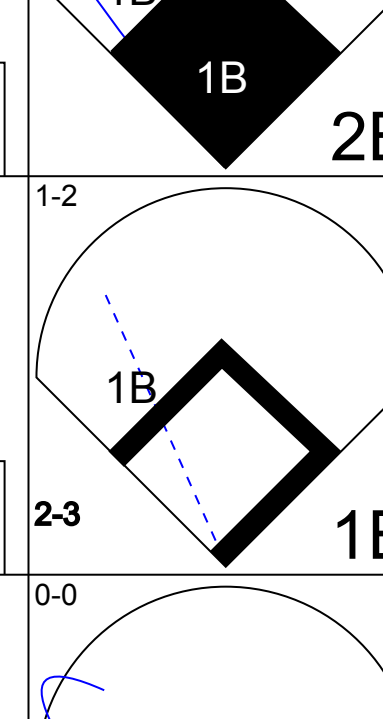
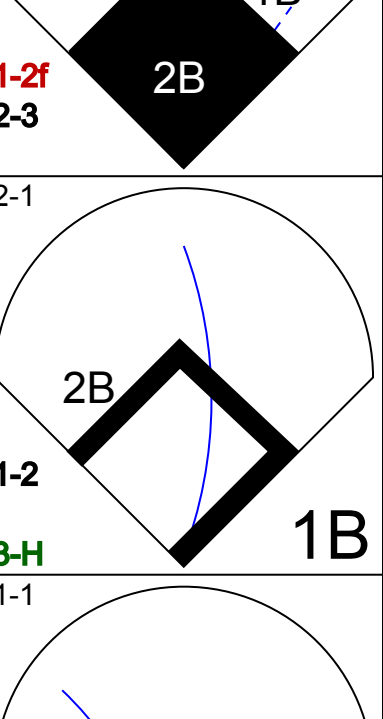
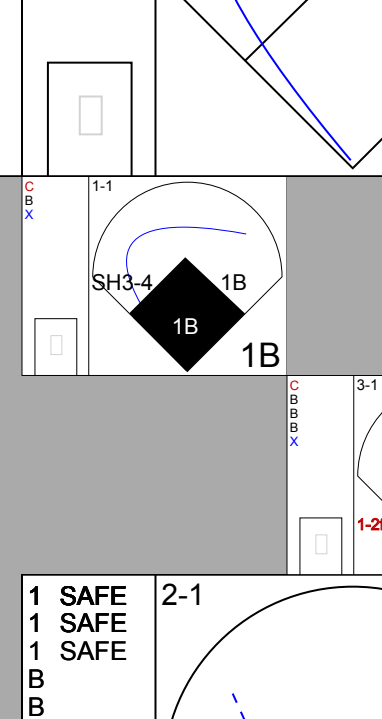
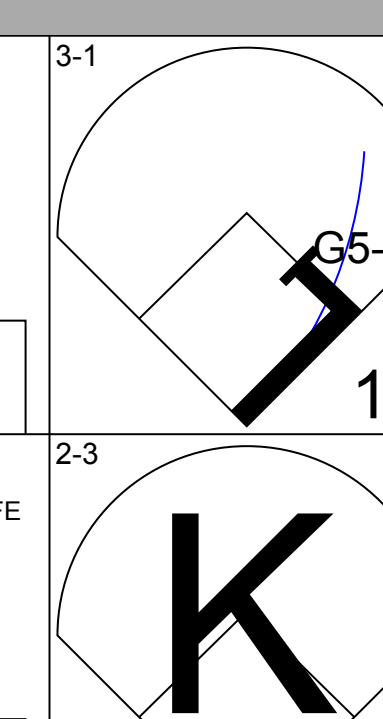
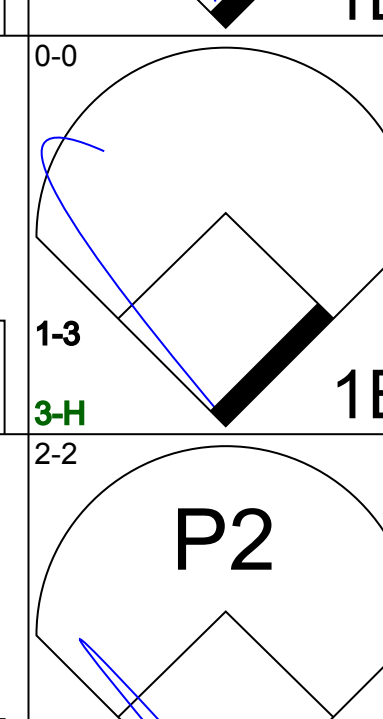
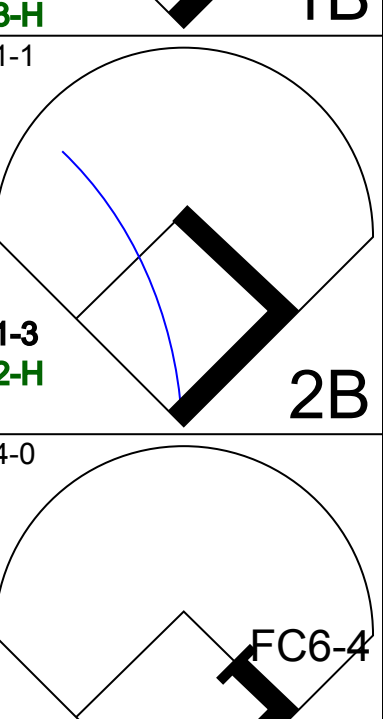

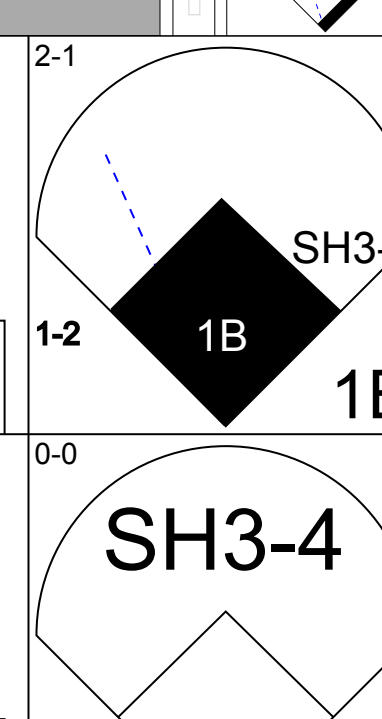
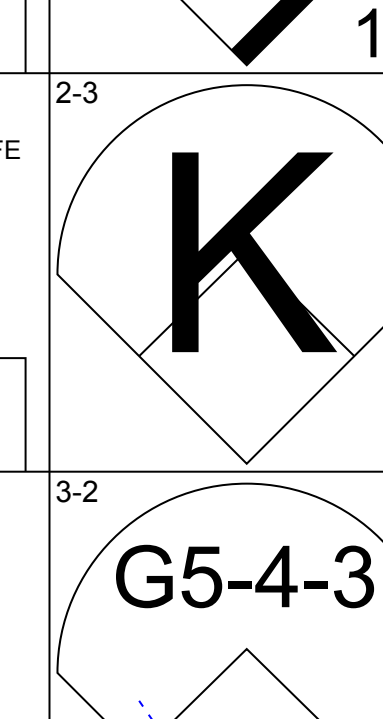
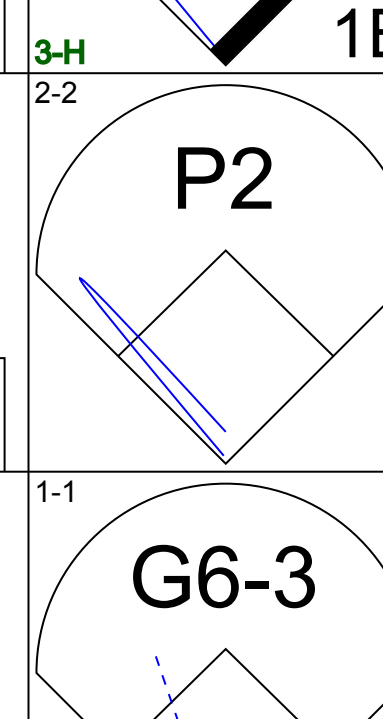
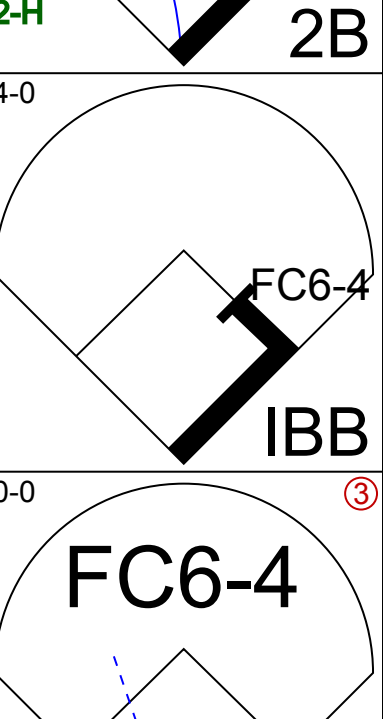
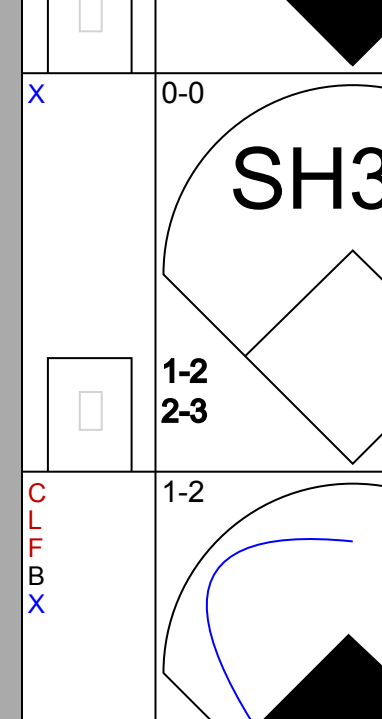
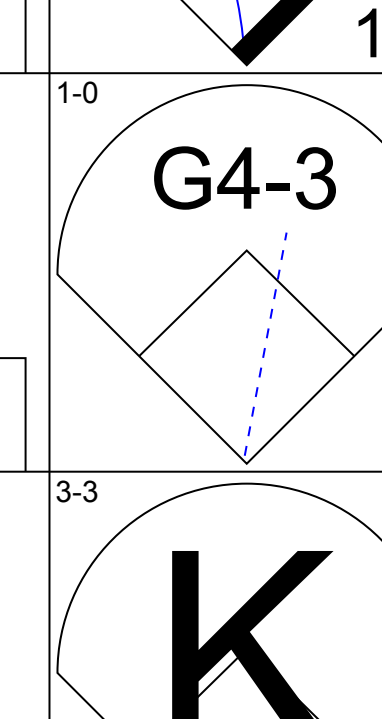
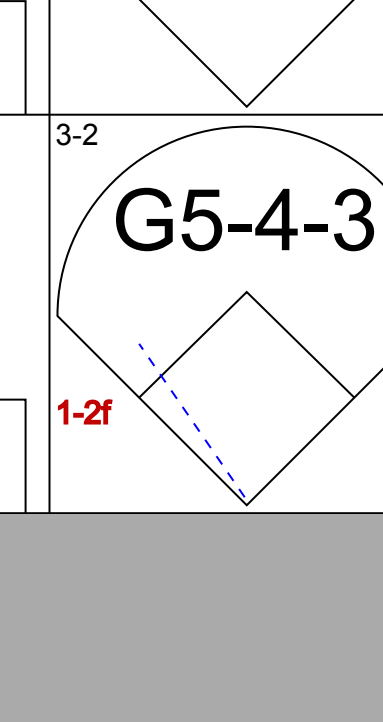
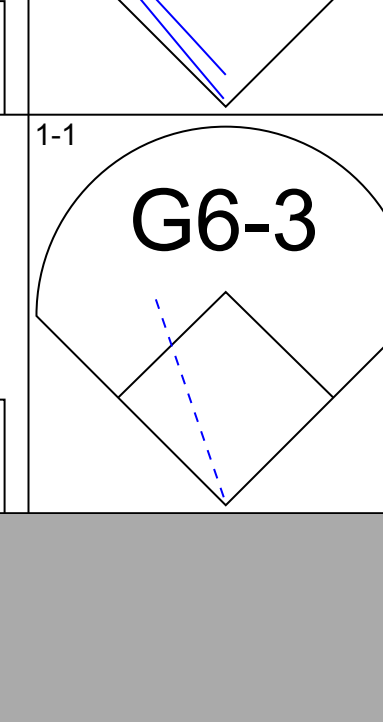
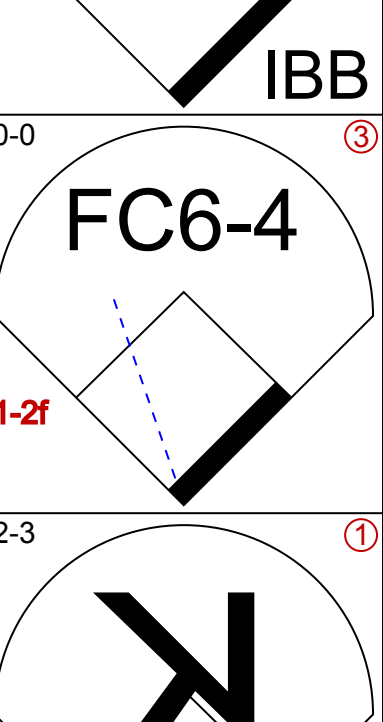
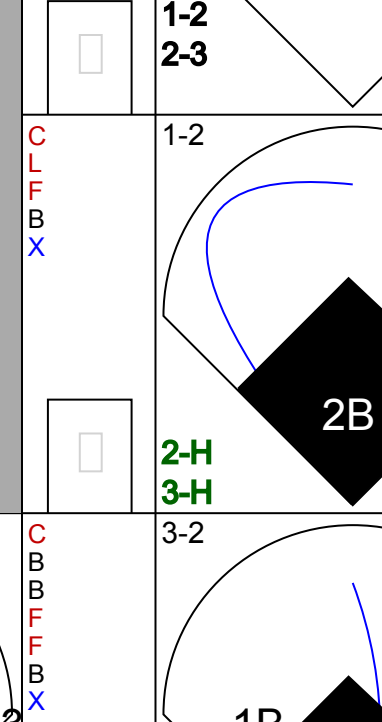
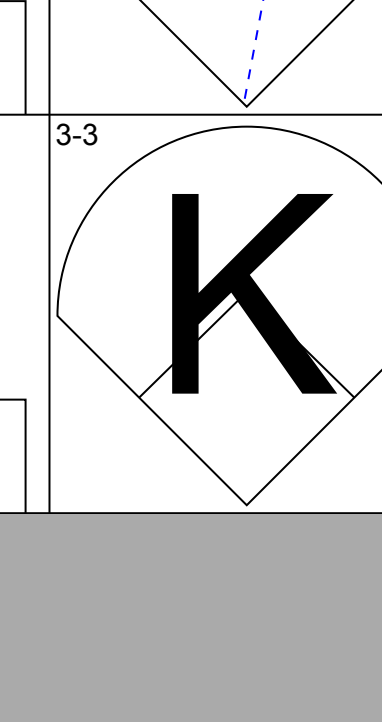
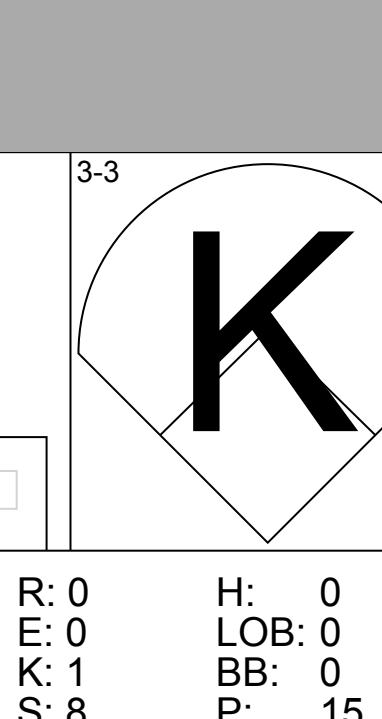
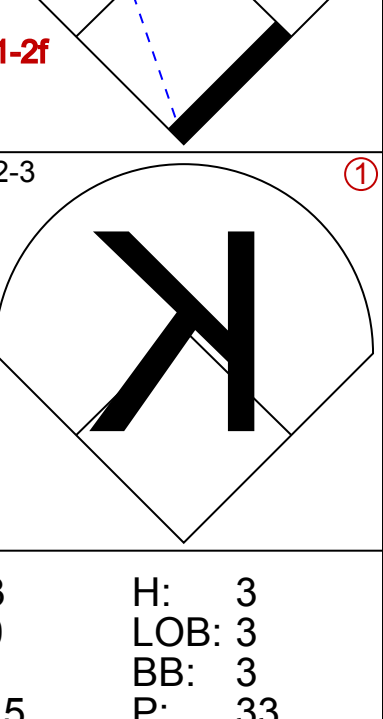
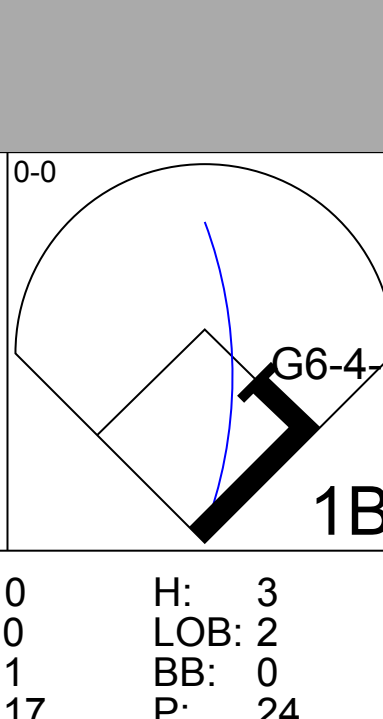
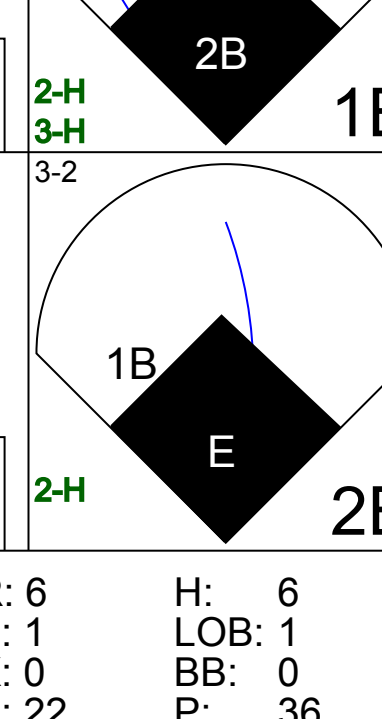
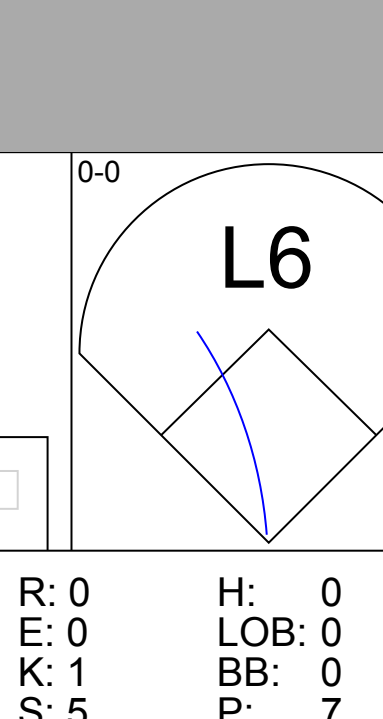
Batter	1	2	3	4	5	6	7	8	9	AB	R	H	RBI	BB	SO	LOB	BOTTOM				
Jody Reed, R (1, 4) OBP: 0.347, SLG: 0.360	G6-3			K		P3		BB E6		4	1	0	0	1	1	1					
Danny Heep, L (1, 10) OBP: 0.402, SLG: 0.365	F8			P4		1B BB		F9 G4-3		2	0	0	0	1	0	0					
Ed Romero, R (8, PH) OBP: 0.291, SLG: 0.266						BB		G4-3		2	0	0	0	0	0	3					
Wade Boggs, L (1, 5) OBP: 0.417, SLG: 0.484	G3-1			BB		1B		2B 2B		3	1	2	0	1	0	0					
Mike Greenwell, L (1, 7) OBP: 0.374, SLG: 0.431		K		G1-3		K		E 2B		4	1	1	2	0	2	3					
Dwight Evans, R (1, 9) OBP: 0.414, SLG: 0.478	P2					F9 F8		E BB		3	1	0	0	1	0	2					
Nick Esasky, R (1, 3) OBP: 0.324, SLG: 0.454	K					P3		E4 3B		4	1	1	2	0	2	0					
Rick Cerone, R (1, 2) OBP: 0.430, SLG: 0.395				G6-4-3 1B		2B 1B		G5-3 BB E 1B		2	0	2	0	1	0	0					
Dana Williams, R (7, PR)						BB		BB		0	0	0	0	0	0	0					
Rich Gedman, L (8, 2) OBP: 0.272, SLG: 0.289						BB		BB		1	1	1	0	0	0	0					
Randy Kutcher, R (1, 8) OBP: 0.370, SLG: 0.396				G6-4-3 1-2		2B		E G5-3 BB		3	0	1	0	1	1	2					
Luis Rivera, R (1, 6) OBP: 0.351, SLG: 0.444	G6-3					P7		G5-3		4	0	0	0	0	0	5					
<b>Inning Stats</b>	R: 0 H: 0 E: 0 K: 0 S: 5	H: 0 LOB: 0 BB: 0 P: 10	R: 0 H: 0 E: 0 K: 2 S: 8	LOB: 0 BB: 0 P: 14	R: 0 H: 1 E: 0 K: 0 S: 5	LOB: 0 BB: 0 P: 9	R: 0 H: 0 E: 0 K: 1 S: 10	LOB: 1 BB: 1 P: 19	R: 0 H: 2 E: 0 K: 0 S: 12	H: 2 LOB: 2 BB: 0 P: 19	R: 0 H: 1 E: 0 K: 1 S: 14	H: 1 LOB: 1 BB: 1 P: 25	R: 0 H: 0 E: 0 K: 2 S: 11	H: 0 LOB: 1 BB: 1 P: 19	R: 6 H: 4 E: 2 K: 0 S: 25	H: 4 LOB: 2 BB: 3 P: 46	1B: 4 2B: 3 3B: 1 HR: 0	SF: 0 SAC: 0 DP: 1 HBP: 0	WP: 0 PA: 38 PB: 0 SB: 0 CS: 0		
<b>PITCHER</b>	IP	WLS	BF	H	R	ER	SO	BB	IBB	HBP	BLK	WP	HR	S	P	ERA	WHIP				
Nolan Ryan, R (1, 1) ERA: 3.03	7.0		27	4	0	0	6	3	0	0	0	0	0	65	115	0.00	1.000				
Kenny Rogers, L (8, 1) ERA: 2.61	0.1	3	1	2	2	0	0	1	0	0	0	0	0	8	13	54.00	6.000				
Jeff Russell, R (8, 1) ERA: 2.03	0.1	L	7	3	4	3	0	2	0	0	0	0	0	15	30	81.00	15.000				
Gary Mielke, R (8, 1) ERA: 2.31	0.1	1	0	0	0	0	0	0	0	0	0	0	0	2	3	0.00	0.000				

**Texas Rangers @ Boston Red Sox**  
Fenway Park, Boston, MA  
Tue Jun 20 1989, 7:05 PM EDT  
Att: 34,443 - Unknown - 78 F

AB 32  
R 6  
H 8  
RBI 4  
BB 6  
SO 6  
LOB 16

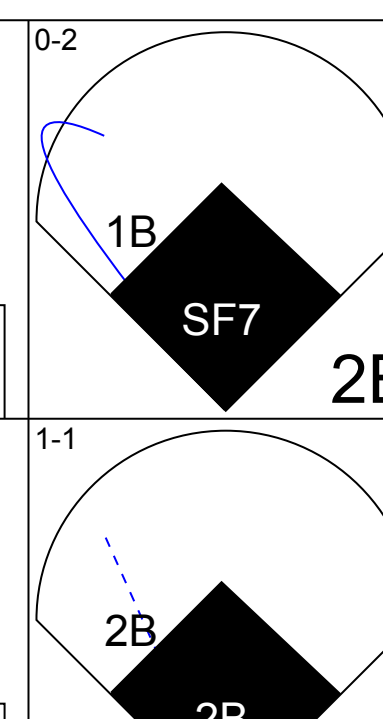
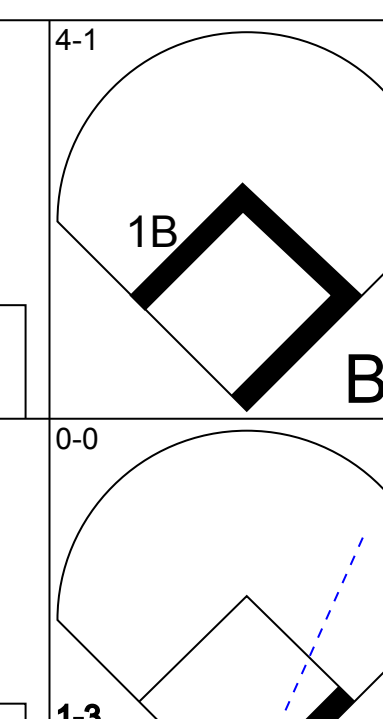

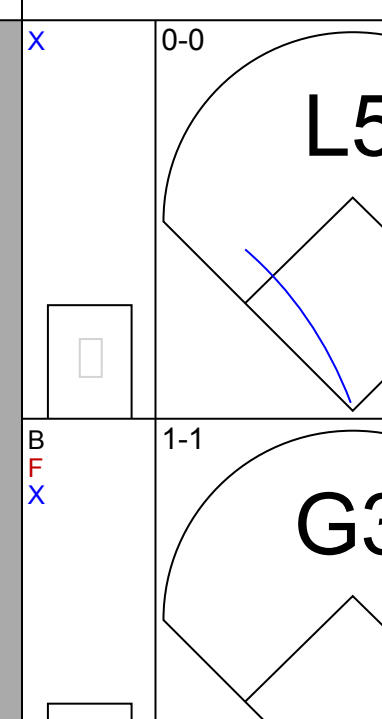
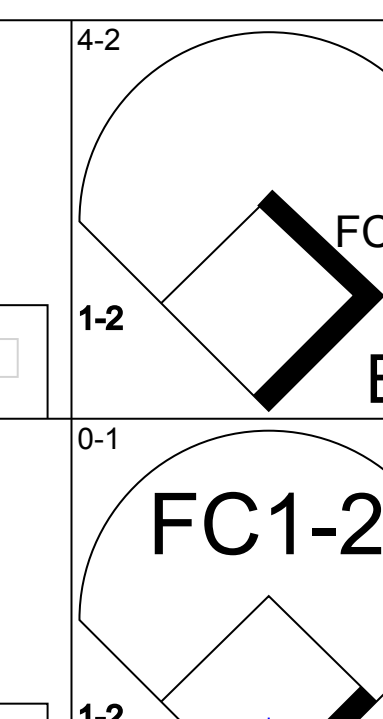
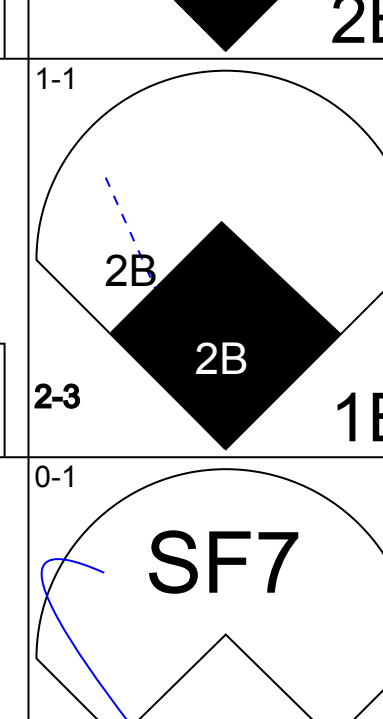
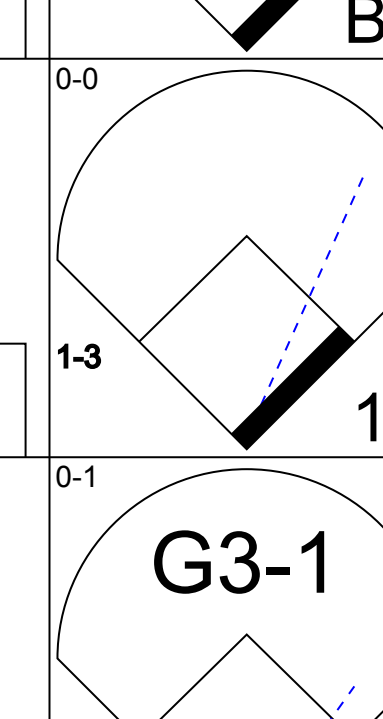
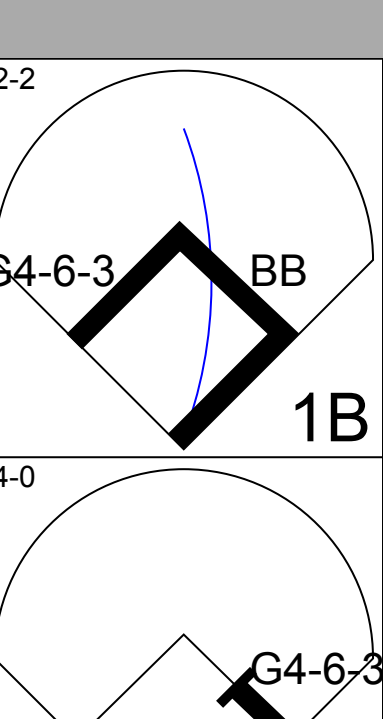

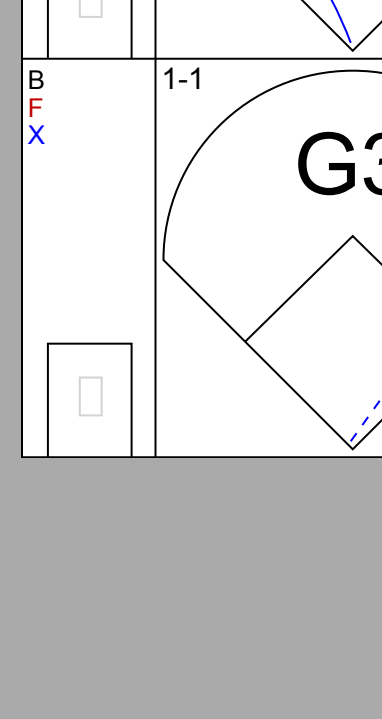
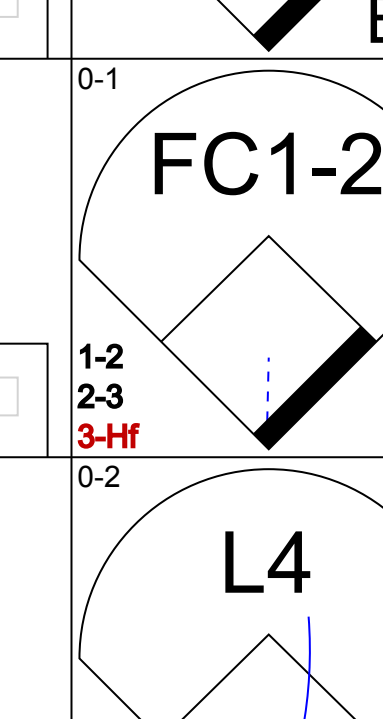
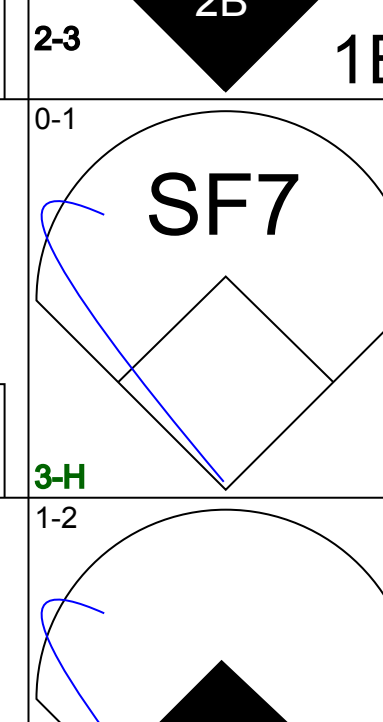
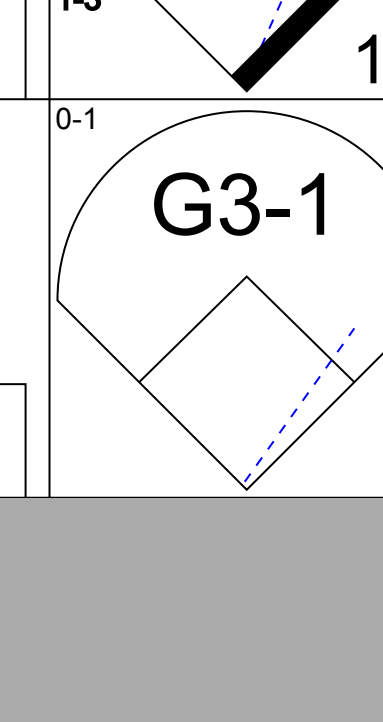
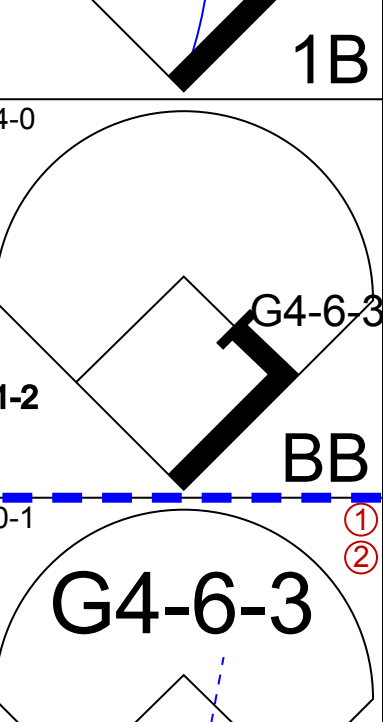

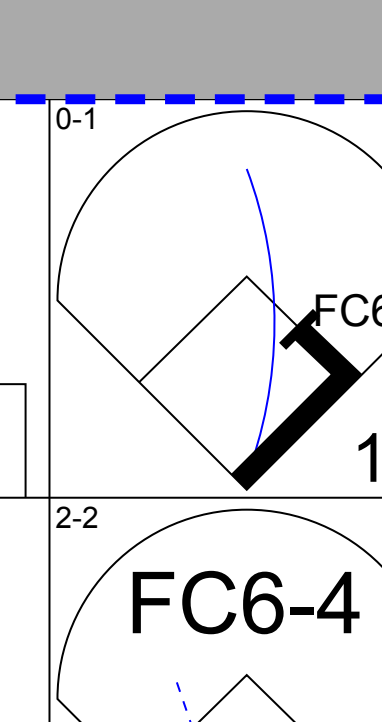
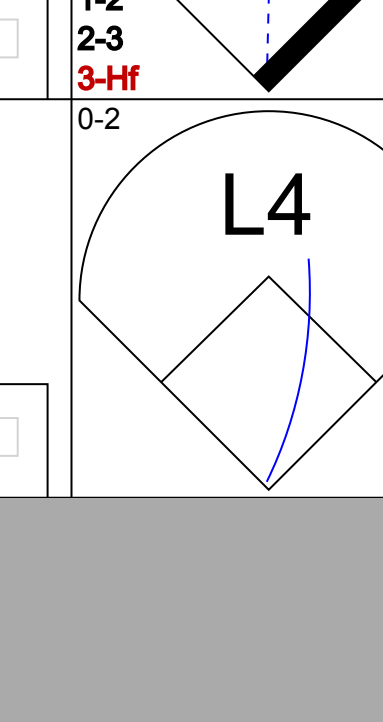
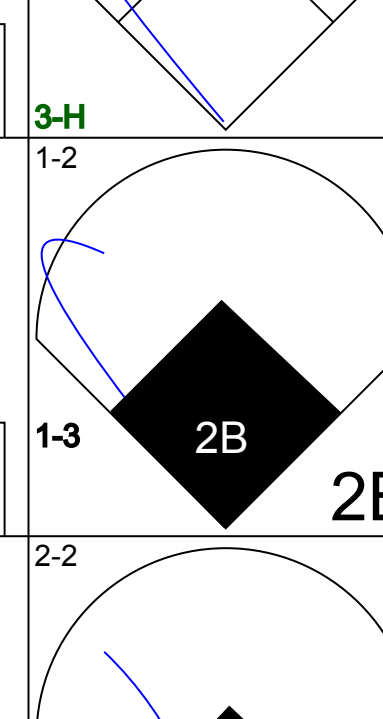
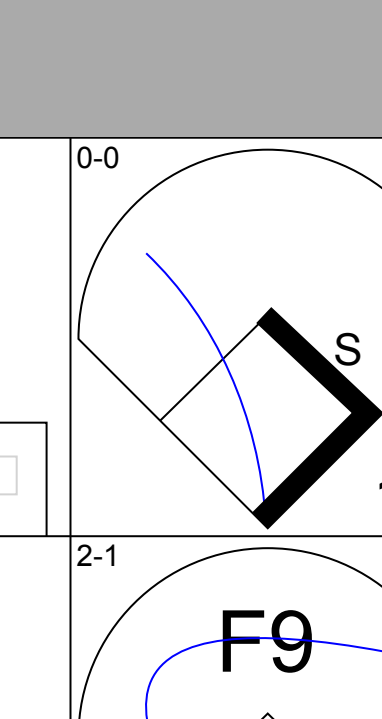

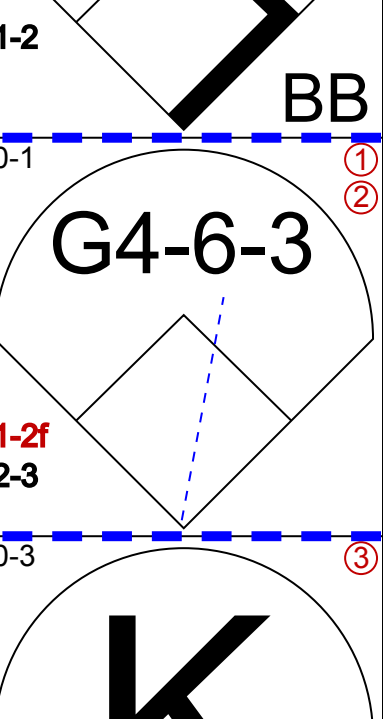
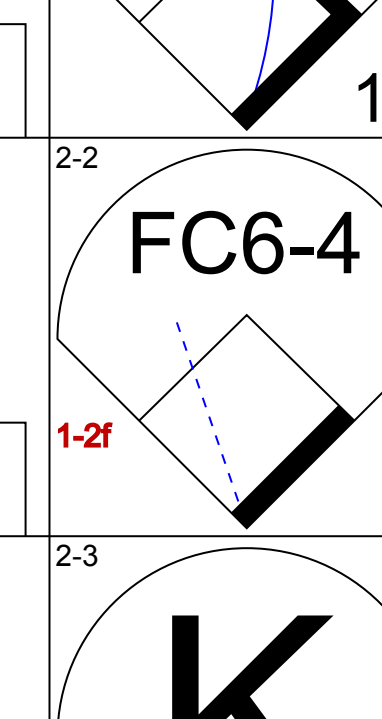
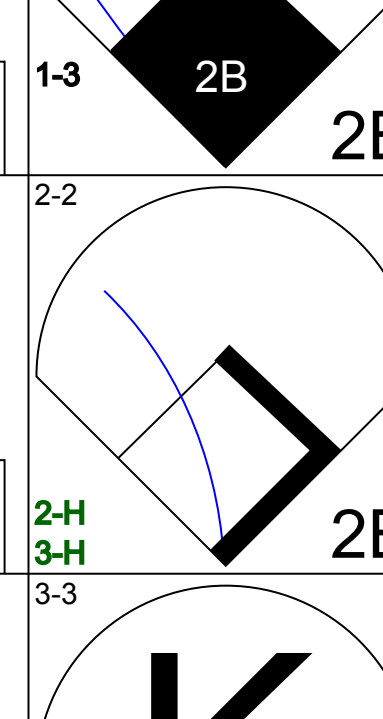
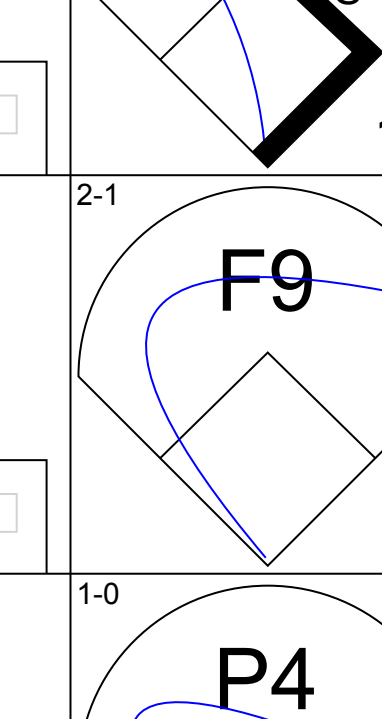
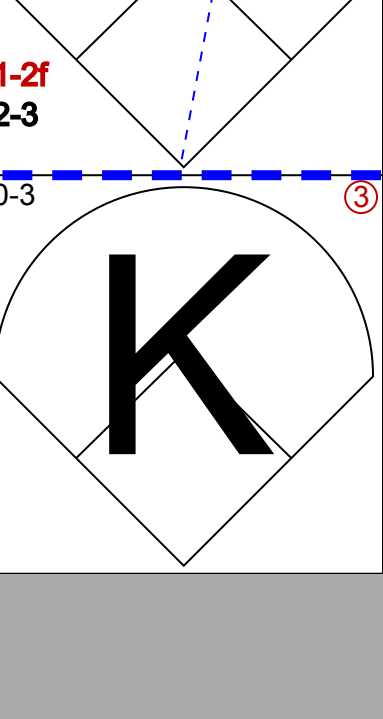
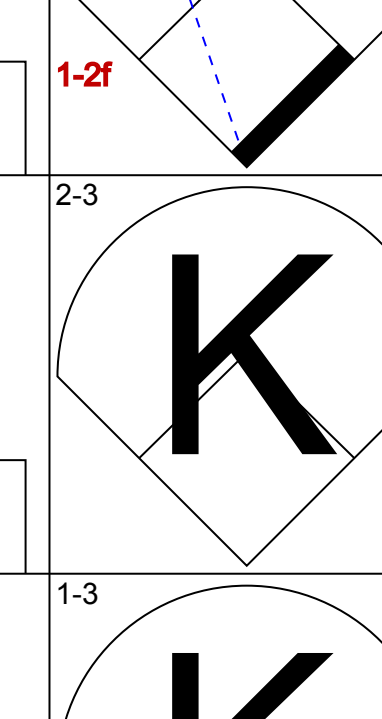
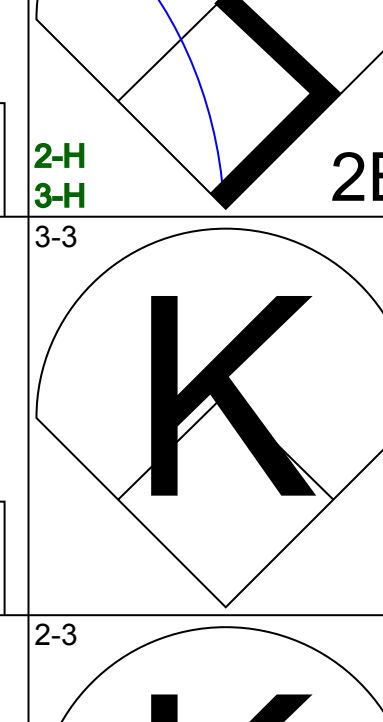
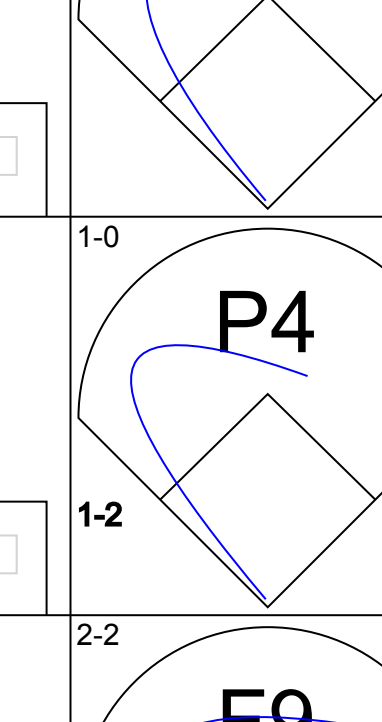
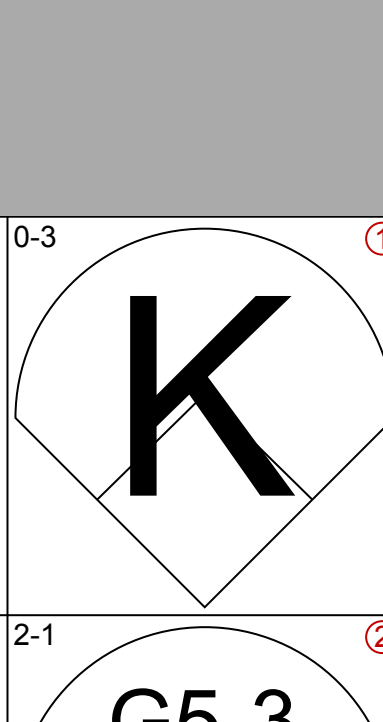
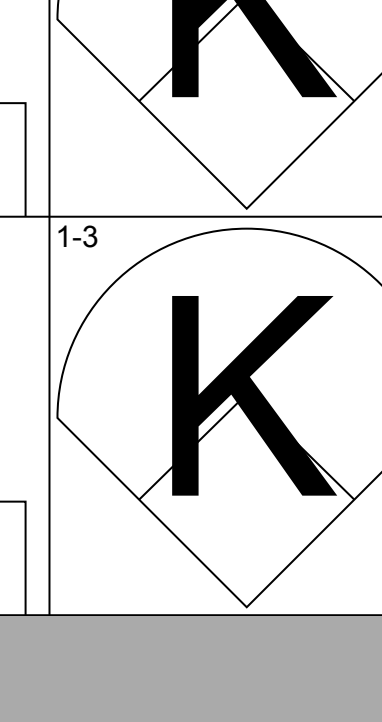
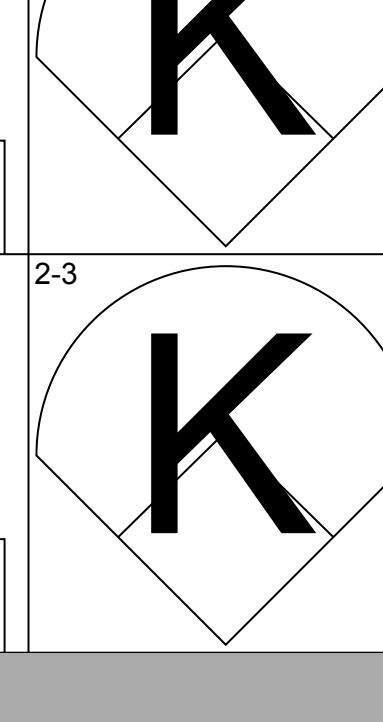
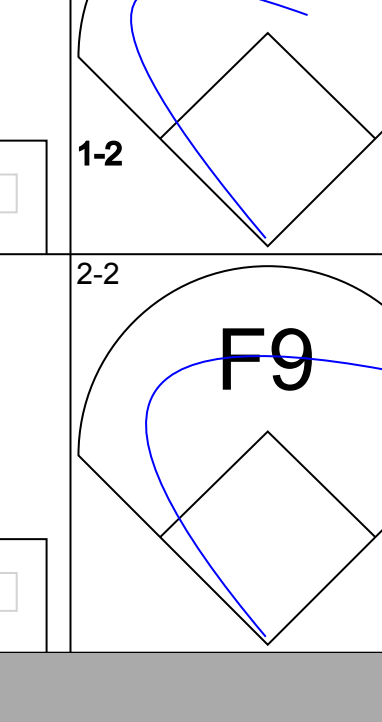
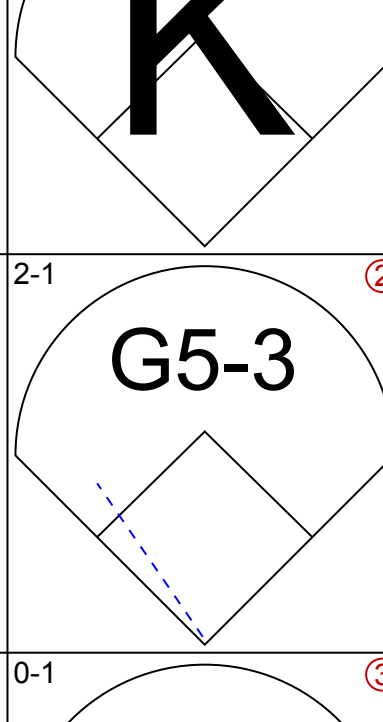
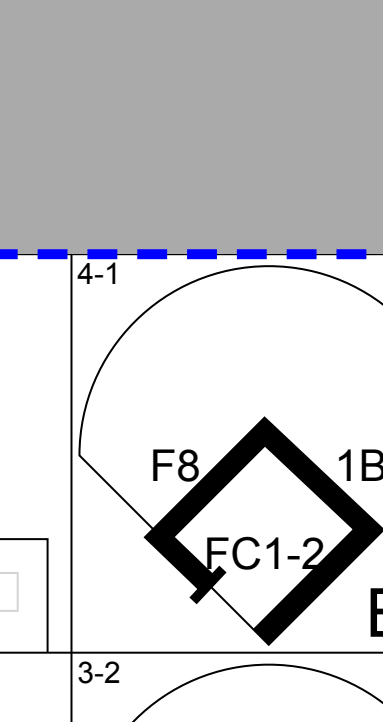
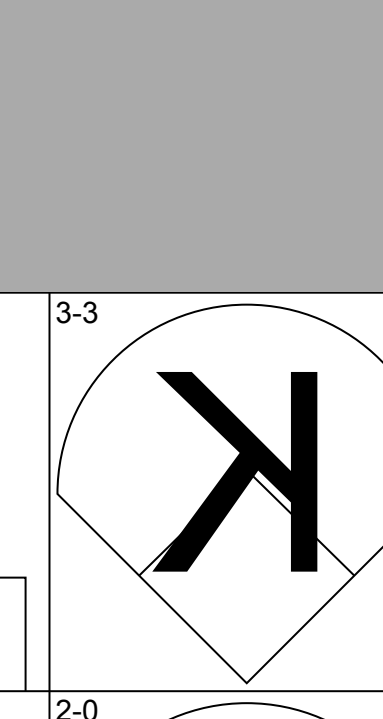
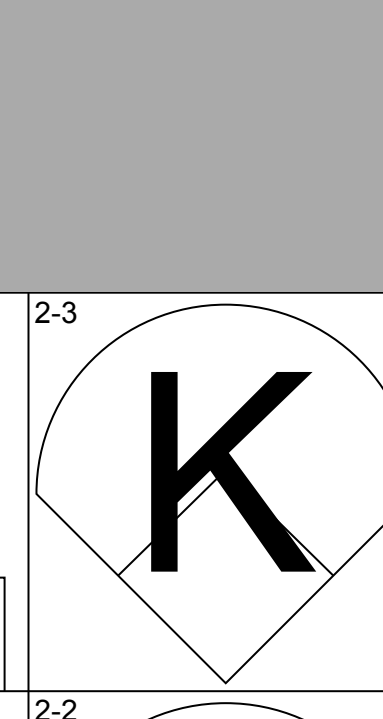
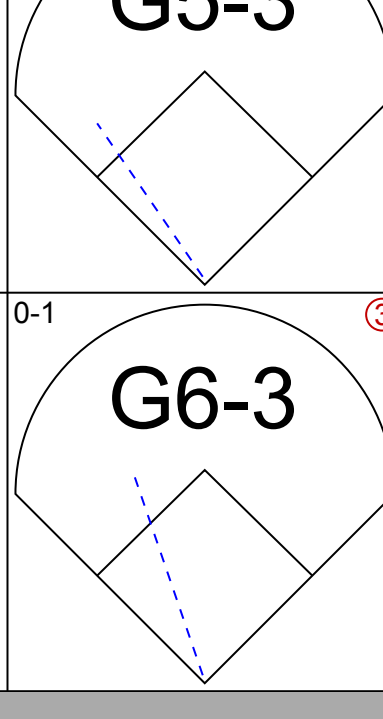
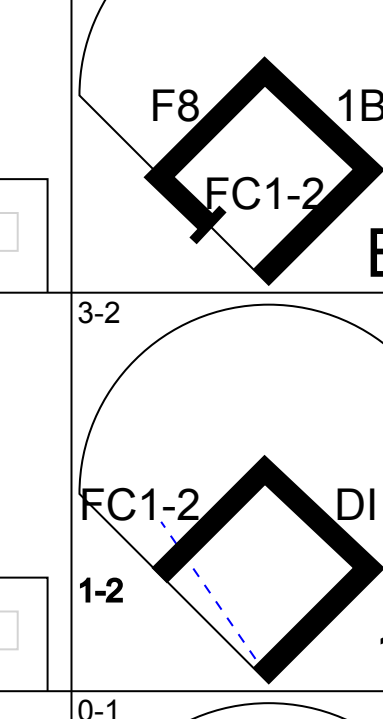

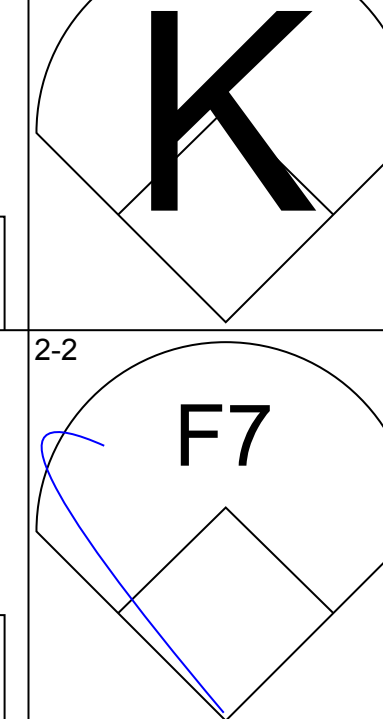
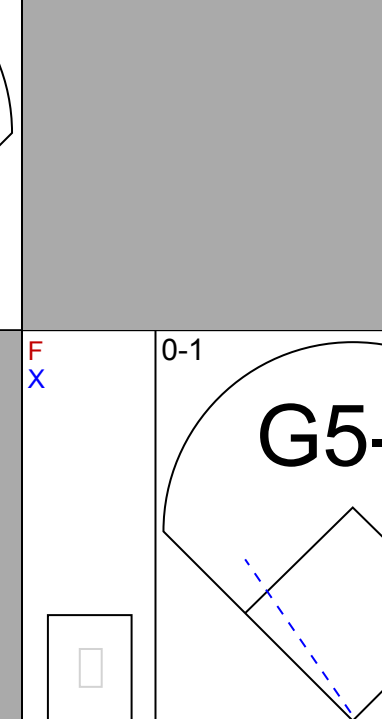
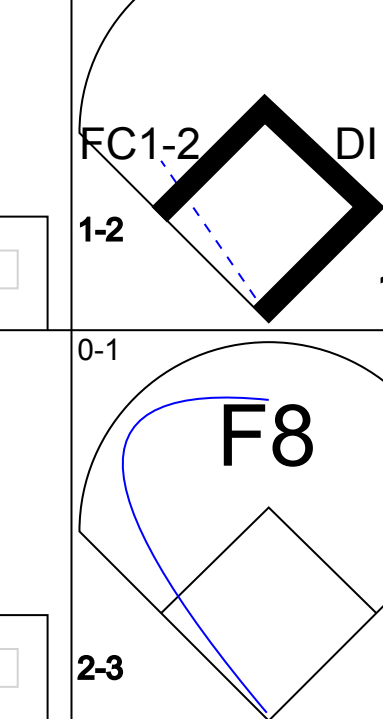




Batter	1	2	3	4	5	6	7	8	9	AB	R	H	RBI	BB	SO	LOB	TOP						
Sammy Sosa, R OBP: 0.231, SLG: 0.385 (1, 8)										6	2	2	1	0	2	1	<b>Texas Rangers @ Boston Red Sox</b> Fenway Park, Boston, MA Wed Jun 21 1989, 7:05 PM EDT Att: 34,338 - Unknown - 80 F						
Scott Fletcher, R OBP: 0.343, SLG: 0.306 (1, 6)										5	2	1	0	1	0	1							
Rafael Palmeiro, L OBP: 0.393, SLG: 0.460 (1, 3)										4	0	3	2	1	0	0							
Ruben Sierra, S OBP: 0.366, SLG: 0.581 Cecil Espy, S OBP: 0.305, SLG: 0.326 (1, 9) (8, 8)										5	2	2	0	0	1	5							
Julio Franco, R OBP: 0.398, SLG: 0.518 Jeff Kunkel, R OBP: 0.293, SLG: 0.456 (1, 4) (9, 4)										5	1	3	1	0	0	3							
Geno Petralli, L OBP: 0.350, SLG: 0.422 (1, 10)										5	1	5	2	0	0	0							
Rick Leach, L OBP: 0.370, SLG: 0.402 (1, 7)										3	0	0	0	1	1	3							
Steve Buechele, R OBP: 0.301, SLG: 0.356 (1, 5)										5	1	1	2	0	1	6							
Chad Kreuter, S OBP: 0.180, SLG: 0.182 (1, 2)										5	1	2	1	0	2	0							
<b>Inning Stats</b>	R: 0 E: 0 K: 1 S: 13	H: 2 LOB: 2 BB: 0 P: 22	R: 0 E: 0 K: 1 S: 9	H: 1 LOB: 0 BB: 0 P: 17	R: 0 E: 0 K: 1 S: 8	H: 0 LOB: 0 BB: 0 P: 15	R: 1 E: 0 K: 0 S: 15	H: 3 LOB: 2 BB: 0 P: 21	R: 3 E: 0 K: 1 S: 15	H: 3 LOB: 3 BB: 3 P: 33	R: 0 E: 0 K: 1 S: 17	H: 3 LOB: 2 BB: 0 P: 24	R: 6 E: 1 K: 0 S: 22	H: 6 LOB: 1 BB: 0 P: 36	R: 0 E: 0 K: 1 S: 6	H: 1 LOB: 0 BB: 0 P: 10	R: 0 E: 0 K: 1 S: 5	H: 0 LOB: 0 BB: 0 P: 7	1B: 13 2B: 5 3B: 0 HR: 1	SF: 0 SAC: 1 DP: 2 HBP: 0	WP: 0 PB: 0 SB: 0 CS: 0	PA: 47	
<b>PITCHER</b>	IP WLS BF H R ER SO BB IBB HBP BLK WP HR S P ERA WHIP	IP WLS BF H R ER SO BB IBB HBP BLK WP HR S P ERA WHIP	IP WLS BF H R ER SO BB IBB HBP BLK WP HR S P ERA WHIP	IP WLS BF H R ER SO BB IBB HBP BLK WP HR S P ERA WHIP	IP WLS BF H R ER SO BB IBB HBP BLK WP HR S P ERA WHIP	IP WLS BF H R ER SO BB IBB HBP BLK WP HR S P ERA WHIP	IP WLS BF H R ER SO BB IBB HBP BLK WP HR S P ERA WHIP	IP WLS BF H R ER SO BB IBB HBP BLK WP HR S P ERA WHIP	IP WLS BF H R ER SO BB IBB HBP BLK WP HR S P ERA WHIP	IP WLS BF H R ER SO BB IBB HBP BLK WP HR S P ERA WHIP	IP WLS BF H R ER SO BB IBB HBP BLK WP HR S P ERA WHIP	IP WLS BF H R ER SO BB IBB HBP BLK WP HR S P ERA WHIP	IP WLS BF H R ER SO BB IBB HBP BLK WP HR S P ERA WHIP	IP WLS BF H R ER SO BB IBB HBP BLK WP HR S P ERA WHIP	IP WLS BF H R ER SO BB IBB HBP BLK WP HR S P ERA WHIP	IP WLS BF H R ER SO BB IBB HBP BLK WP HR S P ERA WHIP	IP WLS BF H R ER SO BB IBB HBP BLK WP HR S P ERA WHIP	IP WLS BF H R ER SO BB IBB HBP BLK WP HR S P ERA WHIP	IP WLS BF H R ER SO BB IBB HBP BLK WP HR S P ERA WHIP	IP WLS BF H R ER SO BB IBB HBP BLK WP HR S P ERA WHIP	IP WLS BF H R ER SO BB IBB HBP BLK WP HR S P ERA WHIP	IP WLS BF H R ER SO BB IBB HBP BLK WP HR S P ERA WHIP	IP WLS BF H R ER SO BB IBB HBP BLK WP HR S P ERA WHIP
Roger Clemens, R ERA: 2.91 (1, 1)	5.2 L	30 12	4 4	4 4	4 1	2 0	0 0	0 0	0 0	0 0	0 0	0 0	0 0	0 0	0 0	0 0	6.35 2.471						
Bob Stanley, R ERA: 5.17 (6, 1)	0.2	6 4	4 4	4 1	0 0	0 0	0 0	0 0	0 0	0 0	0 0	0 0	0 0	0 0	0 0	54.00 6.000							
Dennis Lamp, R ERA: 3.51 (7, 1)	2.2	11 3	2 2	0 2	0 0	0 0	0 0	0 0	0 0	0 0	0 0	0 0	0 0	0 0	0 0	0.00 1.125							

AB	43
R	10
H	19
RBI	9
BB	3
SO	7
LOB	19



Batter	1	2	3	4	5	6	7	8	9	AB	R	H	RBI	BB	SO	LOB	BOTTOM					
Jody Reed, R OBP: 0.352, SLG: 0.364 (1, 4)										3	1	1	0	2	1	0	<b>Texas Rangers @ Boston Red Sox</b> Fenway Park, Boston, MA Wed Jun 21 1989, 7:05 PM EDT Att: 34,338 - Unknown - 80 F					
Danny Heep, L OBP: 0.414, SLG: 0.380 (1, 7) (8, 9)										5	1	3	0	0	0	3						
Wade Boggs, L OBP: 0.417, SLG: 0.482 (1, 5)										3	0	1	1	1	0	5						
Mike Greenwell, L OBP: 0.376, SLG: 0.436 (1, 10)										4	1	2	0	0	0	3						
Dwight Evans, R OBP: 0.413, SLG: 0.480 Dana Williams, R (1, 9) (8, 7)										3	0	1	2	0	1	2						
Nick Esasky, R OBP: 0.316, SLG: 0.446 (1, 3)										4	0	0	0	0	3	3						
Rick Cerone, R OBP: 0.423, SLG: 0.380 (1, 2)										3	0	0	0	1	1	2						
Randy Kutcher, R OBP: 0.362, SLG: 0.385 (1, 8)										4	0	1	0	0	2	0						
Luis Rivera, R OBP: 0.317, SLG: 0.400 (1, 6)										4	0	0	0	0	0	2						
<b>Inning Stats</b>	R: 3 E: 0 K: 2 S: 23	H: 4 LOB: 1 BB: 0 P: 32	R: 0 E: 0 K: 1 S: 8	H: 1 LOB: 1 BB: 1 P: 17	R: 0 E: 0 K: 0 S: 7	H: 1 LOB: 0 BB: 0 P: 12	R: 0 E: 0 K: 2 S: 9	H: 0 LOB: 0 BB: 0 P: 14	R: 0 E: 0 K: 1 S: 7	H: 0 LOB: 0 BB: 0 P: 9	R: 0 E: 0 K: 0 S: 5	H: 0 LOB: 0 BB: 0 P: 6	R: 0 E: 0 K: 2 S: 12	H: 1 LOB: 1 BB: 0 P: 17	R: 0 E: 0 K: 0 S: 16	H: 1 LOB: 3 BB: 2 P: 27	1B: 6 2B: 3 3B: 0 HR: 0	SF: 1 SAC: 0 DP: 1 HBP: 0	WP: 0 PB: 0 SB: 1 CS: 0	PA: 39		
<b>PITCHER</b>	IP WLS BF H R ER SO BB IBB HBP BLK WP HR S P ERA WHIP	IP WLS BF H R ER SO BB IBB HBP BLK WP HR S P ERA WHIP	IP WLS BF H R ER SO BB IBB HBP BLK WP HR S P ERA WHIP	IP WLS BF H R ER SO BB IBB HBP BLK WP HR S P ERA WHIP	IP WLS BF H R ER SO BB IBB HBP BLK WP HR S P ERA WHIP	IP WLS BF H R ER SO BB IBB HBP BLK WP HR S P ERA WHIP	IP WLS BF H R ER SO BB IBB HBP BLK WP HR S P ERA WHIP	IP WLS BF H R ER SO BB IBB HBP BLK WP HR S P ERA WHIP	IP WLS BF H R ER SO BB IBB HBP BLK WP HR S P ERA WHIP	IP WLS BF H R ER SO BB IBB HBP BLK WP HR S P ERA WHIP	IP WLS BF H R ER SO BB IBB HBP BLK WP HR S P ERA WHIP	IP WLS BF H R ER SO BB IBB HBP BLK WP HR S P ERA WHIP	IP WLS BF H R ER SO BB IBB HBP BLK WP HR S P ERA WHIP	IP WLS BF H R ER SO BB IBB HBP BLK WP HR S P ERA WHIP	IP WLS BF H R ER SO BB IBB HBP BLK WP HR S P ERA WHIP	IP WLS BF H R ER SO BB IBB HBP BLK WP HR S P ERA WHIP	IP WLS BF H R ER SO BB IBB HBP BLK WP HR S P ERA WHIP	IP WLS BF H R ER SO BB IBB HBP BLK WP HR S P ERA WHIP	IP WLS BF H R ER SO BB IBB HBP BLK WP HR S P ERA WHIP	IP WLS BF H R ER SO BB IBB HBP BLK WP HR S P ERA WHIP	IP WLS BF H R ER SO BB IBB HBP BLK WP HR S P ERA WHIP	IP WLS BF H R ER SO BB IBB HBP BLK WP HR S P ERA WHIP
Bobby Witt, R ERA: 6.07 (1, 1)	4.0	21 7	3 3	3 5	2 0	0 0	0 0	0 0	0 0	0 0	0 0	0 0	0 0	0 0	0 0	6.75 2.250						
Drew Hall, L ERA: 5.5 (5, 1)	0.2	1 0	0 0	0 0	0 0	0 0	0 0	0 0	0 0	0 0	0 0	0 0	0 0	0 0	0 0	0.00 0.000						
Gary Mielke, R ERA: 1.93 (5, 1)	2.1 W	7 0	0 0	0 2	0 0	0 0	0 0	0 0	0 0	0 0	0 0	0 0	0 0	0 0	0 0	0.00 0.000						
Kenny Rogers, L ERA: 2.53 (8, 1)	1.0	4 1	0 0	0 2	0 0	0 0	0 0	0 0	0 0	0 0	0 0	0 0	0 0	0 0	0 0	0.00 1.000						
Cecilie Guante, R ERA: 4.05 (9, 1)	1.0	6 1	0 0	0 0	2 0	0 0	0 0	0 0	0 0	0 0	0 0	0 0	0 0	0 0	0 0	0.00 3.000						




AB	34
R	3
H	9
RBI	3
BB	4
SO	9
LOB	21



Batter	1	2	3	4	5	6	7	8	9	AB	R	H	RBI	BB	SO	LOB	TOP				
<b>Cecil Espy, S</b> OBP: 0.305, SLG: 0.324 (1, 8)	F9		SH2-3	2B	G1-3			FC6-5		4	1	1	1	0	0	1					
<b>Scott Fletcher, R</b> OBP: 0.343, SLG: 0.310 <b>Jeff Kunkel, R</b> OBP: 0.286, SLG: 0.444 (1, 6)	G6-3		F7	1B	F9			G5-3		3	1	1	2	0	0	1					
<b>Rafael Palmeiro, L</b> OBP: 0.393, SLG: 0.457 (1, 3)	F8		1B	1B	E	1B		G3-1		4	1	1	1	0	0	0					
<b>Ruben Sierra, S</b> OBP: 0.366, SLG: 0.577 (1, 9)		F8	1B	E7	BB	1B		G6-3		4	0	1	1	1	1	0					
<b>Julio Franco, R</b> OBP: 0.405, SLG: 0.521 (1, 4)	G5-3		1B	BB	1B			1B		4	1	3	1	1	0	0					
<b>Geno Petralli, L</b> OBP: 0.386, SLG: 0.435 (1, 10)							G4-6-3	1B		3	1	2	0	1	0	1					
<b>Rick Leach, L</b> OBP: 0.379, SLG: 0.400 (1, 7)							L4	1B		3	2	1	1	2	0	3					
<b>Steve Buechele, R</b> OBP: 0.299, SLG: 0.351 (1, 5)	F8			FC1-5	1B	2B		G4-3		5	1	1	2	0	1	4					
<b>Chad Kreuter, S</b> OBP: 0.197, SLG: 0.203 (1, 2)			SH2-3	1B	F8			FC6-5	2B	4	1	1	0	1	2	3					
<b>Inning Stats</b>	R: 0 E: 0 K: 0 S: 5	H: 0 LOB: 0 BB: 0 P: 6	R: 0 E: 0 K: 0 S: 10	H: 0 LOB: 2 BB: 1 P: 18	R: 1 E: 0 K: 0 S: 6	H: 2 LOB: 2 BB: 2 P: 16	R: 5 E: 1 K: 0 S: 16	H: 5 LOB: 3 BB: 2 P: 38	R: 0 E: 0 K: 0 S: 9	H: 0 LOB: 0 BB: 0 P: 12	R: 0 E: 0 K: 0 S: 7	H: 0 LOB: 0 BB: 1 P: 12	R: 0 E: 0 K: 0 S: 5	H: 1 LOB: 1 BB: 0 P: 6	R: 3 E: 0 K: 2 S: 20	H: 4 LOB: 1 BB: 0 P: 31	1B: 9 2B: 3 3B: 0 HR: 0	SF: 0 SAC: 1 DP: 1 HBP: 2	WP: 0 PB: 0 SB: 0 CS: 0	PA: 45	
<b>PITCHER</b>	IP	WLS	BF	H	R	ER	SO	BB	IBB	HBP	BLK	WP	HR	S	P	ERA	WHIP				
<b>Mike Smithson, R</b> ERA: 4.86 (1, 1)	3.2	L	21	5	6	6	0	4	0	2	0	0	0	27	59	14.73	2.455				
<b>Bob Stanley, R</b> ERA: 4.73 (4, 1)	4.1		17	3	0	0	2	2	0	0	0	0	0	37	58	0.00	1.154				
<b>Lee Smith, R</b> ERA: 6.57 (9, 1)	1.0		7	4	3	3	2	0	0	0	0	0	0	20	31	27.00	4.000				

**Texas Rangers @ Boston Red Sox**  
Fenway Park, Boston, MA  
Thu Jun 22 1989, 7:05 PM EDT  
Att: 34,000 - Unknown - 75 F


AB 36  
R 9  
H 12  
RBI 9  
BB 6  
SO 4  
LOB 14



Batter	1	2	3	4	5	6	7	8	9	AB	R	H	RBI	BB	SO	LOB	BOTTOM					
<b>Jody Reed, R</b> OBP: 0.346, SLG: 0.358 (1, 4)	G5-3		G5-3		G5-3			L7		4	0	0	0	0	0	3						
<b>Danny Heep, L</b> OBP: 0.396, SLG: 0.361 (1, 10)	G4-3		G1-3		G4-3			F9		4	0	0	0	0	0	1						
<b>Wade Boggs, L</b> OBP: 0.411, SLG: 0.475 (1, 5)	G4-3		F9		G6-3			K		4	0	0	0	0	1	1						
<b>Mike Greenwell, L</b> OBP: 0.371, SLG: 0.429 (1, 7)		G1-3		F7		L4		G3		4	0	0	0	0	0	0						
<b>Dwight Evans, R</b> OBP: 0.418, SLG: 0.481 (1, 9)		1B		FC5-4	BB	L1		G5-4-3	BB	2	0	1	0	2	0	0						
<b>Nick Esasky, R</b> OBP: 0.313, SLG: 0.438 (1, 3)		L9		FC5-4	2B		P4	G5-4-3		4	1	0	0	0	0	3						
<b>Rick Cerone, R</b> OBP: 0.426, SLG: 0.398 (1, 2)		1B		1B	2B		G6-3	G5-3		4	0	2	1	0	0	0						
<b>Randy Kutcher, R</b> OBP: 0.344, SLG: 0.364 (1, 8)		K		K			E6			3	0	0	0	0	2	3						
<b>Luis Rivera, R</b> OBP: 0.341, SLG: 0.419 (1, 6)			G1-3	G5-3	1B		F8	E7		3	0	2	0	0	0	0						
<b>Inning Stats</b>	R: 0 E: 0 K: 0 S: 7	H: 0 LOB: 0 BB: 0 P: 10	R: 0 E: 0 K: 1 S: 13	H: 2 LOB: 2 BB: 0 P: 18	R: 0 E: 0 K: 0 S: 8	H: 1 LOB: 1 BB: 0 P: 14	R: 1 E: 0 K: 1 S: 15	H: 1 LOB: 1 BB: 1 P: 31	R: 0 E: 0 K: 0 S: 5	H: 0 LOB: 0 BB: 0 P: 10	R: 0 E: 0 K: 0 S: 9	H: 0 LOB: 0 BB: 0 P: 15	R: 0 E: 0 K: 1 S: 10	H: 1 LOB: 2 BB: 0 P: 16	R: 0 E: 0 K: 0 S: 5	H: 0 LOB: 0 BB: 1 P: 8	R: 0 E: 0 K: 0 S: 4	H: 0 LOB: 0 BB: 1 P: 8	1B: 4 2B: 1 3B: 0 HR: 0	SF: 0 SAC: 0 DP: 1 HBP: 0	WP: 0 PB: 0 SB: 0 CS: 0	PA: 34
<b>PITCHER</b>	IP	WLS	BF	H	R	ER	SO	BB	IBB	HBP	BLK	WP	HR	S	P	ERA	WHIP					
<b>Kevin Brown, R</b> ERA: 2.97 (1, 1)	9.0	W	34	5	1	1	3	2	0	0	0	0	0	76	130	1.00	0.778					

**Texas Rangers @ Boston Red Sox**  
Fenway Park, Boston, MA  
Thu Jun 22 1989, 7:05 PM EDT  
Att: 34,000 - Unknown - 75 F

AB 32  
R 1  
H 5  
RBI 1  
BB 2  
SO 3  
LOB 11





Batter	1	2	3	4	5	6	7	8	9	AB	R	H	RBI	BB	SO	LOB	TOP								
<b>Jerry Browne, S</b> OBP: 0.343, SLG: 0.393 (1, 4)	1-1 2B		1-1 E4			0-3 K		4-2 BB		3	0	1	0	1	1	0	<b>Cleveland Indians @ Texas Rangers</b> Arlington Stadium, Arlington, TX Fri Jun 23 1989, 8:05 PM EDT Att: 25,490 - Unknown - 88 F <a href="http://livebaseballscorecards.com">livebaseballscorecards.com</a>								
<b>Danny Sheaffer, R</b> OBP: 0.167, SLG: 0.091 (1, 10)	3-2 G6-3		1-2 F8			0-0 G3-1		2-1 G3		4	0	0	0	0	0	3									
<b>Joe Carter, R</b> OBP: 0.302, SLG: 0.425 (1, 8)	3-2 G5-3		3-2 F7			0-2 F8			1-1 F9	4	0	0	0	0	0	2									
<b>Cory Snyder, R</b> OBP: 0.271, SLG: 0.395 (1, 9)	4-0 BB				0-0 F8				0-2 F8	3	0	0	0	1	0	0									
<b>Pete O'Brien, L</b> OBP: 0.397, SLG: 0.464 (1, 3)	2-2 P5				0-3 K				3-2 1B	4	0	2	0	0	1	2									
<b>Brook Jacoby, R</b> OBP: 0.351, SLG: 0.432 (1, 5)					2-1 P5				0-0 L7	4	0	1	0	0	1	2									
<b>Dave Hengel, R</b> OBP: 0.150, SLG: 0.158 (1, 7)					1-1 G4-6-3				1-1 F8	3	0	0	0	0	0	2									
<b>Joel Skinner, R</b> OBP: 0.273, SLG: 0.328 (1, 2)					3-2 F9				0-1 G3-1	3	0	0	0	0	0	0									
<b>Felix Fermin, R</b> OBP: 0.313, SLG: 0.265 (1, 6)					0-0 G1-3				0-1 L8	3	0	0	0	0	0	0									
<b>Inning Stats</b>	R: 0 E: 0 K: 0 S: 14	H: 1 LOB: 2 BB: 1 P: 27	R: 0 E: 0 K: 0 S: 6	H: 1 LOB: 0 BB: 0 P: 10	R: 0 E: 1 K: 0 S: 13	H: 0 LOB: 1 BB: 0 P: 18	R: 0 E: 0 K: 1 S: 6	H: 0 LOB: 0 BB: 0 P: 8	R: 0 E: 0 K: 0 S: 8	H: 0 LOB: 0 BB: 0 P: 10	R: 0 E: 0 K: 1 S: 7	H: 0 LOB: 0 BB: 0 P: 7	R: 0 E: 0 K: 0 S: 9	H: 1 LOB: 1 BB: 0 P: 12	R: 0 E: 0 K: 0 S: 10	H: 0 LOB: 1 BB: 1 P: 16	R: 0 E: 0 K: 1 S: 11	H: 1 LOB: 1 BB: 0 P: 18	1B: 3 2B: 1 3B: 0 HR: 0	SF: 0 SAC: 0 DP: 1 HBP: 0	WP: 0 PB: 0 SB: 0 CS: 0	PA: 33			
<b>PITCHER</b> <b>Mike Jeffcoat, L</b> ERA: 2.51 (1, 1)	IP: 9.0 WLS: W BF: 33	H: 4 R: 0 ER: 0 SO: 3	BB: 2 IBB: 0 HBP: 0 BLK: 0	WP: 0 HR: 0 S: 84 P: 126	ERA: 0.00 WHIP: 0.667																				

Batter	1	2	3	4	5	6	7	8	9	AB	R	H	RBI	BB	SO	LOB	BOTTOM								
<b>Cecil Espy, S</b> OBP: 0.304, SLG: 0.336 (1, 8)	0-0 HR		1-1 F9			0-0 6-3		2-2 F9		4	1	1	1	0	0	4	<b>Cleveland Indians @ Texas Rangers</b> Arlington Stadium, Arlington, TX Fri Jun 23 1989, 8:05 PM EDT Att: 25,490 - Unknown - 88 F <a href="http://livebaseballscorecards.com">livebaseballscorecards.com</a>								
<b>Sammy Sosa, R</b> OBP: 0.233, SLG: 0.367 (1, 7)	1-0 2B		2-2 CS		1-3 K		0-3 K			4	1	1	0	0	2	0									
<b>Rafael Palmeiro, L</b> OBP: 0.388, SLG: 0.450 (1, 3)	2-2 L9		1-2 G1-3		0-0 G3-1		2-1 F7			4	0	0	0	0	0	1									
<b>Ruben Sierra, S</b> OBP: 0.371, SLG: 0.585 (1, 9)	2-2 2B		4-1 2B		1-0 1B		0-1 G4-3			3	1	2	1	1	0	0									
<b>Julio Franco, R</b> OBP: 0.409, SLG: 0.529 (1, 4)	1-1 F9		2-0 2B		1-2 1B		0-0 SH1-3			4	0	3	0	0	0	1									
<b>Mike Stanley, R</b> OBP: 0.244, SLG: 0.150 (1, 10)	1-2 F9		1-1 F8		0-0 G6-4-3		0-0 SH1-3			3	0	0	0	0	0	4									
<b>Steve Buechele, R</b> OBP: 0.302, SLG: 0.358 (1, 5)			0-0 F9		1-3 K		1-1 2B		2-3 K	4	1	2	0	0	2	1									
<b>Jim Sundberg, R</b> OBP: 0.330, SLG: 0.395 (1, 2)			3-2 G4-3		2-2 L5		4-1 2B		4-1 FC6-4	2	0	0	0	2	0	1									
<b>Jeff Kunkel, R</b> OBP: 0.284, SLG: 0.447 (1, 6)			0-2 FC1		3-1 F8		0-0 2B		0-0 FC6-4	4	0	1	1	0	0	3									
<b>Inning Stats</b>	R: 2 E: 0 K: 0 S: 17	H: 3 LOB: 1 BB: 0 P: 24	R: 0 E: 1 K: 0 S: 11	H: 1 LOB: 1 BB: 0 P: 17	R: 0 E: 0 K: 1 S: 9	H: 0 LOB: 0 BB: 0 P: 15	R: 0 E: 0 K: 1 S: 5	H: 0 LOB: 0 BB: 0 P: 6	R: 2 E: 0 K: 0 S: 13	H: 4 LOB: 2 BB: 1 P: 22	R: 0 E: 0 K: 1 S: 9	H: 0 LOB: 0 BB: 0 P: 11	R: 0 E: 0 K: 1 S: 7	H: 1 LOB: 2 BB: 1 P: 13	R: 0 E: 0 K: 1 S: 7	H: 1 LOB: 2 BB: 1 P: 13	1B: 4 2B: 5 3B: 0 HR: 1	SF: 0 SAC: 1 DP: 1 HBP: 0	WP: 0 PB: 0 SB: 0 CS: 1	PA: 37					
<b>PITCHER</b> <b>Scott Bailes, L</b> ERA: 3.51 (1, 1)	IP: 5.2 WLS: L BF: 26	H: 8 R: 4 ER: 4 SO: 2	BB: 2 IBB: 0 HBP: 0 BLK: 0	WP: 0 HR: 1 S: 61 P: 97	ERA: 6.35 WHIP: 1.765																				
<b>Tim Stoddard, R</b> ERA: 3.45 (6, 1)	IP: 2.1 WLS: 10 BF: 2	H: 2 R: 0 ER: 0 SO: 2	BB: 1 IBB: 0 HBP: 0 BLK: 0	WP: 0 HR: 0 S: 20 P: 30	ERA: 0.00 WHIP: 1.286																				



Batter	1	2	3	4	5	6	7	8	9	AB	R	H	RBI	BB	SO	LOB	TOP					
Jerry Browne, S (1,4) OBP: 0.338, SLG: 0.387	K		P4			L8		G3		4	0	0	0	0	1	0	<b>Cleveland Indians @ Texas Rangers</b> Arlington Stadium, Arlington, TX Sat Jun 24 1989, 8:05 PM EDT Att: 39,496 - Unknown - 88 F					
Dave Clark, L (1,7) OBP: 0.303, SLG: 0.368	K			G4-3		K		G4-3		4	0	0	0	0	2	0						
Joe Carter, R (1,8) OBP: 0.308, SLG: 0.460	K2-3				HR		HR		HR	4	3	3	3	0	1	0						
Pete O'Brien, L (1,3)		P4			HR			G4-3		4	1	1	1	0	1	0						
Cory Snyder, R (1,9) OBP: 0.270, SLG: 0.404	K						L9			4	1	1	1	0	2	0						
Mark Salas, L (1,10) OBP: 0.329, SLG: 0.453 Dave Hengel, R (9, PH) OBP: 0.143, SLG: 0.150							F9			2	0	0	0	1	0	0						
Brook Jacoby, R (1,5) OBP: 0.350, SLG: 0.427										1	0	0	0	0	0	0						
Andy Allanson, R (1,2) OBP: 0.258, SLG: 0.259										3	1	0	0	1	2	1						
Felix Fermin, R (1,6) OBP: 0.309, SLG: 0.261										4	1	1	2	0	1	0						
Inning Stats	R: 0 E: 0 K: 3 S: 12	H: 0 LOB: 0 BB: 0 P: 17	R: 0 E: 0 K: 1 S: 11	H: 0 LOB: 1 BB: 1 P: 21	R: 0 E: 0 K: 1 S: 12	H: 0 LOB: 0 BB: 0 P: 18	R: 2 E: 0 K: 1 S: 14	H: 2 LOB: 0 BB: 0 P: 20	R: 0 E: 0 K: 1 S: 7	H: 0 LOB: 2 BB: 0 P: 9	R: 1 E: 0 K: 2 S: 13	H: 1 LOB: 0 BB: 0 P: 23	R: 2 E: 0 K: 0 S: 10	H: 1 LOB: 0 BB: 1 P: 18	R: 1 E: 0 K: 0 S: 9	H: 1 LOB: 0 BB: 0 P: 14		R: 1 E: 0 K: 1 S: 8	H: 1 LOB: 0 BB: 0 P: 12	1B: 0 2B: 0 3B: 0 HR: 6	SF: 0 SAC: 0 DP: 0 HBP: 0	WP: 0 PB: 0 SB: 0 CS: 0
PITCHER	IP	WLS	BF	H	R	ER	SO	BB	IBB	HBP	BLK	WP	HR	S	P	ERA	WHIP					
Charlie Hough, R (1,1) ERA: 5.19	7.2	L	30	5	6	6	9	2	0	0	0	0	5	87	139	7.04	0.913					
Kenny Rogers, L (8,1) ERA: 2.7	1.1		5	1	1	1	1	0	0	0	0	0	1	9	13	6.75	0.750					

AB	33
R	7
H	6
RBI	7
BB	2
SO	10
LOB	1



Batter	1	2	3	4	5	6	7	8	9	AB	R	H	RBI	BB	SO	LOB	BOTTOM					
Cecil Espy, S (1,8) OBP: 0.298, SLG: 0.329	K2-3		FC5-4		G6-3		F7		P6	5	0	0	0	0	1	2	<b>Cleveland Indians @ Texas Rangers</b> Arlington Stadium, Arlington, TX Sat Jun 24 1989, 8:05 PM EDT Att: 39,496 - Unknown - 88 F					
Sammy Sosa, R (1,7) OBP: 0.314, SLG: 0.429	F8		CS							5	0	4	0	0	0	0						
Rafael Palmeiro, L (1,3) OBP: 0.385, SLG: 0.446	L8									5	0	1	0	0	0	4						
Ruben Sierra, S (1,9) OBP: 0.376, SLG: 0.604										4	2	3	1	0	1	2						
Julio Franco, R (1,4) OBP: 0.407, SLG: 0.528										4	0	1	1	0	0	3						
Steve Buechele, R (1,5) OBP: 0.302, SLG: 0.353										3	0	0	0	1	1	1						
Jim Sundberg, R (1,2) OBP: 0.330, SLG: 0.386										2	0	0	0	1	0	0						
Rick Leach, L (6, PH) OBP: 0.376, SLG: 0.397										1	0	0	0	0	0	1						
Chad Kreuter, S (9,2) OBP: 0.197, SLG: 0.203										0	0	0	0	0	0	0						
Mike Stanley, R (1,10) OBP: 0.250, SLG: 0.163										3	0	1	0	0	2	3						
Geno Petralli, L (9, PH) OBP: 0.363, SLG: 0.432										1	0	0	0	0	1	0						
Jeff Kunkel, R (1,6) OBP: 0.293, SLG: 0.483										4	1	2	1	0	1	1						
Inning Stats	R: 0 E: 0 K: 1 S: 11	H: 0 LOB: 0 BB: 0 P: 16	R: 1 E: 0 K: 0 S: 10	H: 1 LOB: 0 BB: 0 P: 15	R: 0 E: 0 K: 1 S: 11	H: 1 LOB: 0 BB: 0 P: 14	R: 1 E: 0 K: 1 S: 13	H: 3 LOB: 2 BB: 2 P: 28	R: 1 E: 0 K: 1 S: 14	H: 3 LOB: 2 BB: 0 P: 17	R: 0 E: 0 K: 1 S: 10	H: 0 LOB: 0 BB: 0 P: 15	R: 0 E: 0 K: 0 S: 7	H: 1 LOB: 1 BB: 0 P: 11	R: 0 E: 0 K: 1 S: 9	H: 1 LOB: 2 BB: 0 P: 13	R: 0 E: 0 K: 1 S: 10	H: 2 LOB: 2 BB: 0 P: 16	1B: 8 2B: 1 3B: 1 HR: 2	SF: 0 SAC: 0 DP: 0 HBP: 0	WP: 0 PB: 0 SB: 0 CS: 2	PA: 40
PITCHER	IP	WLS	BF	H	R	ER	SO	BB	IBB	HBP	BLK	WP	HR	S	P	ERA	WHIP					
Greg Swindell, L (1,1) ERA: 2.55	7.0	W	31	10	3	3	5	2	0	0	0	0	2	77	117	3.86	1.714					
Doug Jones, R (8,1) ERA: 2.1	2.0	S	8	2	0	0	2	0	0	0	0	0	0	18	28	0.00	1.000					





Batter	1	2	3	4	5	6	7	8	9	AB	R	H	RBI	BB	SO	LOB	TOP										
Jerry Browne, S OBP: 0.333, SLG: 0.381 (1, 4)	F8			G4-3		G4-3			FC4-6 HR	4	1	0	0	0	0	2	<b>Cleveland Indians @ Texas Rangers</b> Arlington Stadium, Arlington, TX Sun Jun 25 1989, 8:05 PM EDT Att: 23,606 - Unknown - 88 F										
Dave Clark, L OBP: 0.301, SLG: 0.386 (1, 7)	K			G4-3			G3-1		HR	4	1	1	2	0	1	0											
Joe Carter, R OBP: 0.304, SLG: 0.454 (1, 8)	G5-3			K			P4		K	4	0	0	0	0	2	0											
Pete O'Brien, L OBP: 0.390, SLG: 0.465 (1, 3)					G4-3				G4-1	4	0	0	0	0	2	0											
Cory Snyder, R OBP: 0.268, SLG: 0.400 (1, 9)		G6-3			F8				F9	3	0	0	0	0	0	0											
Mark Salas, L OBP: 0.315, SLG: 0.433 (1, 10)		G3			F9				F8	3	0	0	0	0	0	0											
Brook Jacoby, R OBP: 0.353, SLG: 0.432 (1, 5)				K					SH3-4 BB	2	0	1	0	1	1	0											
Andy Allanson, R OBP: 0.257, SLG: 0.257 (8, PH)				P3					2B	1	0	0	0	0	0	0											
Oddibe McDowell, L OBP: 0.292, SLG: 0.293 (8, 2)				K		SH3-4			K	1	0	0	0	0	1	1											
Joel Skinner, R OBP: 0.273, SLG: 0.328 (8, 2)										0	0	0	0	0	0	0											
Felix Fermin, R OBP: 0.309, SLG: 0.262 (1, 6)				G4-3					FC4-6 1B	3	0	1	0	0	1	1											
<b>Inning Stats</b>	R: 0 E: 0 K: 1 S: 5	H: 0 LOB: 0 BB: 0 P: 8	R: 0 E: 0 K: 1 S: 8	H: 0 LOB: 0 BB: 0 P: 11	R: 0 E: 0 K: 1 S: 6	H: 0 LOB: 0 BB: 0 P: 10	R: 0 E: 0 K: 1 S: 6	H: 0 LOB: 0 BB: 0 P: 7	R: 0 E: 0 K: 0 S: 8	H: 0 LOB: 0 BB: 0 P: 12	R: 0 E: 0 K: 1 S: 9	H: 0 LOB: 1 BB: 1 P: 16	R: 0 E: 0 K: 1 S: 5	H: 0 LOB: 0 BB: 0 P: 9	R: 0 E: 0 K: 1 S: 12	H: 1 LOB: 1 BB: 0 P: 17	R: 2 E: 0 K: 1 S: 17	H: 2 LOB: 0 BB: 0 P: 21	1B: 1 2B: 1 3B: 0 HR: 1	SF: 0 SAC: 1 DP: 0 HBP: 0	WP: 0 PB: 0 SB: 0 CS: 0	PA: 31					
<b>PITCHER</b>	IP	WLS	BF	H	R	ER	SO	BB	IBB	HBP	BLK	WP	HR	S	P	ERA	WHIP										
Nolan Ryan, R ERA: 2.96 (1, 1)	8.1	W	29	3	2	2	7	1	0	0	0	0	1	67	99	2.16	0.480										
Jeff Russell, R ERA: 1.99 (9, 1)	0.2	S	2	0	0	0	1	0	0	0	0	0	0	9	12	0.00	0.000										

Batter	1	2	3	4	5	6	7	8	9	AB	R	H	RBI	BB	SO	LOB	BOTTOM										
Cecil Espy, S OBP: 0.301, SLG: 0.332 (1, 8)	K 1B			K		SH1-4 2B		K		4	1	2	0	0	2	1	<b>Cleveland Indians @ Texas Rangers</b> Arlington Stadium, Arlington, TX Sun Jun 25 1989, 8:05 PM EDT Att: 23,606 - Unknown - 88 F										
Sammy Sosa, R OBP: 0.289, SLG: 0.395 (1, 7)	K			G6-3		SH1-4		K		3	0	0	0	0	2	3											
Rafael Palmeiro, L OBP: 0.387, SLG: 0.444 (1, 3)	F8			K		2B BB		2B 1B		3	0	1	2	1	1	0											
Ruben Sierra, S OBP: 0.378, SLG: 0.610 (1, 9)		L9			G4-3	2B 2H		2B		4	0	2	1	0	0	0											
Julio Franco, R OBP: 0.412, SLG: 0.526 (1, 4)		K			1B G3 BB	2B		2B		1	1	0	0	3	1	0											
Geno Petralli, L OBP: 0.380, SLG: 0.426 (1, 2)		G6-3			G3 1B	K		K		4	0	1	0	0	2	6											
Rick Leach, L OBP: 0.365, SLG: 0.383 (1, 10)				F9		K		F7		4	0	0	1	0	1	4											
Steve Buechele, R OBP: 0.305, SLG: 0.353 (1, 5)				F7				G1-3		3	1	1	0	0	0	0											
Jeff Kunkel, R OBP: 0.295, SLG: 0.478 (1, 6)				K		F9		SH 1B		3	1	1	0	0	1	2											
<b>Inning Stats</b>	R: 0 E: 0 K: 1 S: 8	H: 1 LOB: 0 BB: 0 P: 12	R: 0 E: 0 K: 1 S: 6	H: 0 LOB: 0 BB: 0 P: 8	R: 0 E: 0 K: 1 S: 7	H: 0 LOB: 0 BB: 0 P: 11	R: 0 E: 0 K: 2 S: 9	H: 0 LOB: 0 BB: 0 P: 13	R: 1 E: 0 K: 0 S: 12	H: 1 LOB: 2 BB: 1 P: 20	R: 1 E: 0 K: 2 S: 11	H: 2 LOB: 3 BB: 2 P: 22	R: 2 E: 0 K: 2 S: 17	H: 3 LOB: 3 BB: 1 P: 25	R: 0 E: 0 K: 1 S: 10	H: 1 LOB: 1 BB: 0 P: 14		1B: 6 2B: 2 3B: 0 HR: 0	SF: 0 SAC: 3 DP: 0 HBP: 1	WP: 0 PB: 0 SB: 1 CS: 0	PA: 37						
<b>PITCHER</b>	IP	WLS	BF	H	R	ER	SO	BB	IBB	HBP	BLK	WP	HR	S	P	ERA	WHIP										
Tom Candiotti, R ERA: 3.66 (1, 1)	5.1	L	20	3	2	2	5	1	0	1	0	0	0	46	68	3.38	0.750										
Jesse Orosco, L ERA: 2.45 (6, 1)	1.2		13	4	2	2	4	1	2	0	0	0	0	24	43	10.80	3.000										
Tim Stoddard, R ERA: 3.24 (8, 1)	1.0		4	1	0	0	1	0	0	0	0	0	0	10	14	0.00	1.000										




Batter	1	2	3	4	5	6	7	8	9	AB	R	H	RBI	BB	SO	LOB	TOP				
<b>Jerry Browne, S</b> OBP: 0.336, SLG: 0.381 (1, 4)										3	1	1	0	1	0	2	<b>Cleveland Indians @ Texas Rangers</b> Arlington Stadium, Arlington, TX Mon Jun 26 1989, 8:05 PM EDT Att: 17,676 - Unknown				
<b>Oddibe McDowell, L</b> OBP: 0.289, SLG: 0.289 <b>Dave Hengel, R</b> OBP: 0.130, SLG: 0.136 (1, 7) (5, 7)										3	0	0	0	0	1	1					
<b>Joe Carter, R</b> OBP: 0.300, SLG: 0.448 (1, 8)										4	0	0	0	0	2	2					
<b>Pete O'Brien, L</b> OBP: 0.392, SLG: 0.464 (1, 3)										3	1	1	1	0	1	0					
<b>Cory Snyder, R</b> OBP: 0.267, SLG: 0.398 (1, 9)										4	0	1	1	0	1	1					
<b>Dave Clark, L</b> OBP: 0.306, SLG: 0.385 (1, 10)										3	1	1	0	1	1	0					
<b>Brook Jacoby, R</b> OBP: 0.352, SLG: 0.429 (1, 5)										4	1	1	0	0	0	2					
<b>Joel Skinner, R</b> OBP: 0.286, SLG: 0.338 (1, 2)										4	0	2	1	0	1	0					
<b>Felix Fermin, R</b> OBP: 0.313, SLG: 0.267 (1, 6)										3	0	2	1	0	1	0					
<b>Inning Stats</b>	R: 2 E: 0 K: 1 S: 15	H: 3 LOB: 2 BB: 1 P: 28	R: 0 E: 0 K: 1 S: 10	H: 0 LOB: 0 BB: 0 P: 12	R: 0 E: 0 K: 1 S: 11	H: 0 LOB: 0 BB: 0 P: 14	R: 2 E: 1 K: 1 S: 11	H: 3 LOB: 2 BB: 1 P: 17	R: 0 E: 0 K: 2 S: 15	H: 0 LOB: 0 BB: 0 P: 24	R: 0 E: 0 K: 0 S: 8	H: 1 LOB: 1 BB: 0 P: 12	R: 0 E: 0 K: 1 S: 8	H: 0 LOB: 0 BB: 0 P: 11	R: 0 E: 0 K: 0 S: 7	H: 2 LOB: 2 BB: 0 P: 8		1B: 9 2B: 0 3B: 0 HR: 0	SF: 0 SAC: 2 DP: 0 HBP: 1	WP: 0 PB: 0 SB: 1 CS: 0	PA: 38
<b>PITCHER</b>	IP	WLS	BF	H	R	ER	SO	BB	IBB	HBP	BLK	WP	HR	S	P	ERA	WHIP				
<b>Bobby Witt, R</b> ERA: 6.23 (1, 1)	0.2	L	6	3	2	2	1	1	0	0	0	0	0	13	25	27.00	6.000				
<b>Gary Mielke, R</b> ERA: 2.5 (1, 1)	3.1		13	3	2	2	3	1	0	0	0	0	0	34	46	5.40	1.200				
<b>Drew Hall, L</b> ERA: 4.87 (5, 1)	2.1		9	1	0	0	3	0	0	1	0	0	0	26	39	0.00	0.429				
<b>Cecilio Guante, R</b> ERA: 3.8 (7, 1)	2.2		10	2	0	0	1	0	0	0	0	0	0	20	27	0.00	0.750				

Batter	1	2	3	4	5	6	7	8	9	AB	R	H	RBI	BB	SO	LOB	BOTTOM					
<b>Cecil Espy, S</b> OBP: 0.304, SLG: 0.335 (1, 8)										4	0	2	0	0	0	0	<b>Cleveland Indians @ Texas Rangers</b> Arlington Stadium, Arlington, TX Mon Jun 26 1989, 8:05 PM EDT Att: 17,676 - Unknown					
<b>Sammy Sosa, R</b> OBP: 0.282, SLG: 0.357 (1, 7)										4	0	0	0	0	2	4						
<b>Rafael Palmeiro, L</b> OBP: 0.385, SLG: 0.442 (1, 3)										4	0	1	1	0	0	0						
<b>Ruben Sierra, S</b> OBP: 0.379, SLG: 0.607 (1, 9)										3	1	1	0	0	0	0						
<b>Julio Franco, R</b> OBP: 0.410, SLG: 0.522 (1, 4)										4	0	1	0	0	0	1						
<b>Geno Petralli, L</b> OBP: 0.380, SLG: 0.426 <b>Chad Kreuter, S</b> OBP: 0.191, SLG: 0.197 (1, 2) (4, FH)										0	0	0	0	0	0	0						
<b>Mike Stanley, R</b> OBP: 0.245, SLG: 0.159 (9, FH)										2	0	0	0	0	0	1						
<b>Rick Leach, L</b> OBP: 0.362, SLG: 0.387 (1, 10)										4	1	1	1	0	0	1						
<b>Steve Buechele, R</b> OBP: 0.304, SLG: 0.351 (1, 5)										4	1	1	1	0	0	1						
<b>Jeff Kunkel, R</b> OBP: 0.296, SLG: 0.468 (1, 6)										2	0	0	0	1	1	1						
<b>Inning Stats</b>	R: 0 E: 0 K: 1 S: 7	H: 0 LOB: 0 BB: 0 P: 10	R: 1 E: 0 K: 0 S: 12	H: 1 LOB: 1 BB: 0 P: 17	R: 0 E: 0 K: 0 S: 6	H: 0 LOB: 0 BB: 0 P: 9	R: 0 E: 0 K: 0 S: 7	H: 1 LOB: 1 BB: 0 P: 10	R: 2 E: 0 K: 2 S: 12	H: 4 LOB: 2 BB: 0 P: 19	R: 0 E: 0 K: 0 S: 3	H: 0 LOB: 0 BB: 0 P: 5	R: 0 E: 1 K: 0 S: 11	H: 1 LOB: 2 BB: 1 P: 15	R: 0 E: 0 K: 0 S: 7	H: 0 LOB: 0 BB: 0 P: 10	R: 0 E: 0 K: 0 S: 8	H: 0 LOB: 0 BB: 0 P: 12	1B: 6 2B: 1 3B: 0 HR: 0	SF: 0 SAC: 1 DP: 0 HBP: 1	WP: 0 PB: 0 SB: 0 CS: 0	PA: 35
<b>PITCHER</b>	IP	WLS	BF	H	R	ER	SO	BB	IBB	HBP	BLK	WP	HR	S	P	ERA	WHIP					
<b>John Farrell, R</b> ERA: 4.39 (1, 1)	6.2	W	27	6	3	3	3	1	0	1	0	0	0	20	27	4.05	1.050					
<b>Doug Jones, R</b> ERA: 1.95 (7, 1)	2.1	S	8	1	0	0	0	0	0	0	0	0	0	20	27	0.00	0.429					

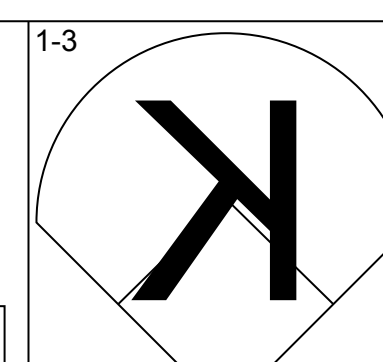
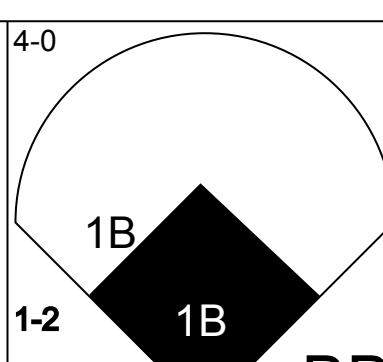
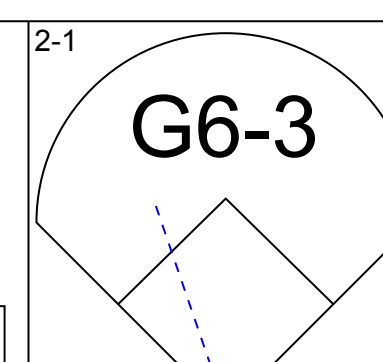
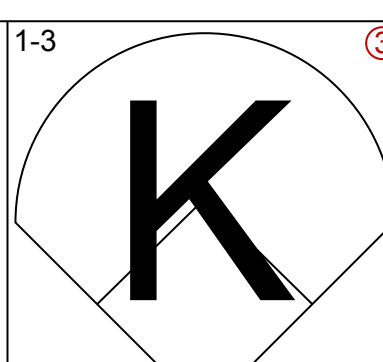
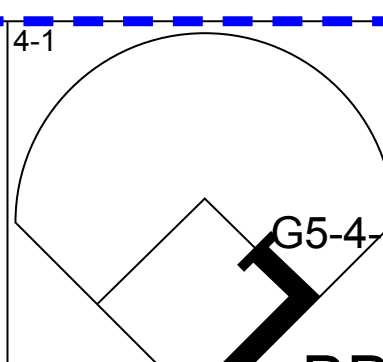
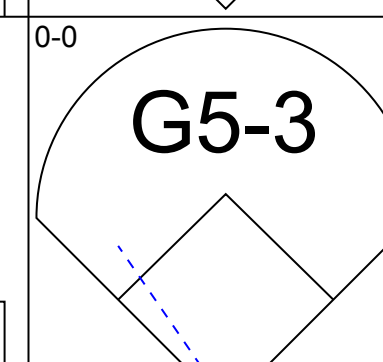
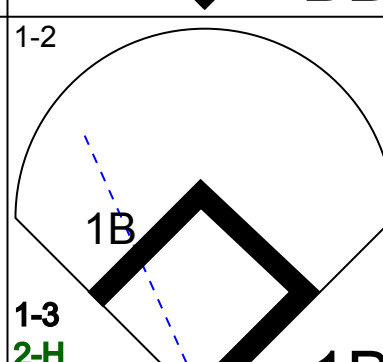
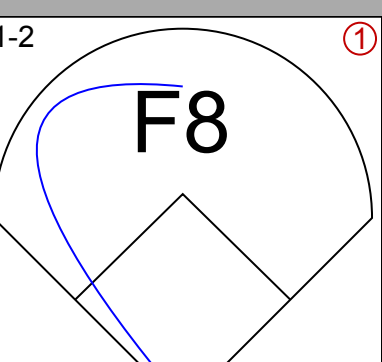
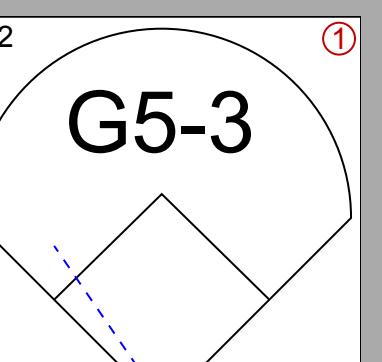
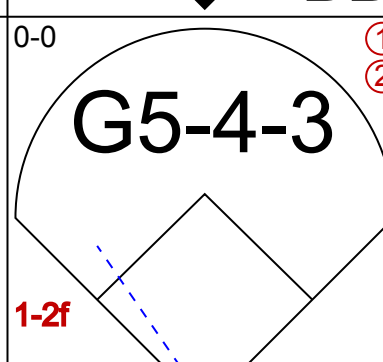
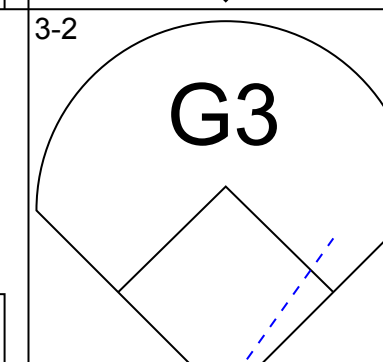
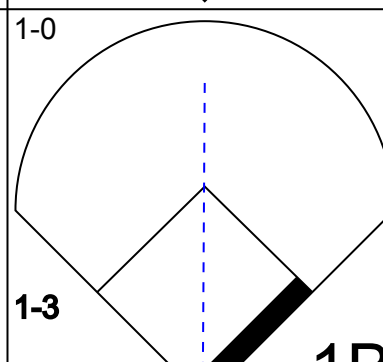
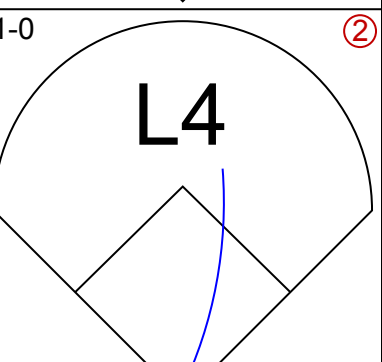
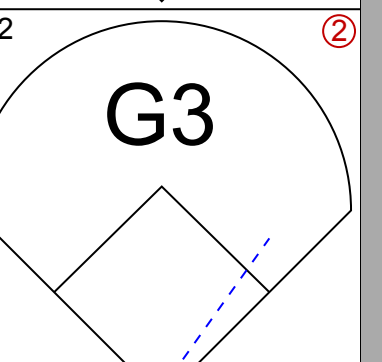
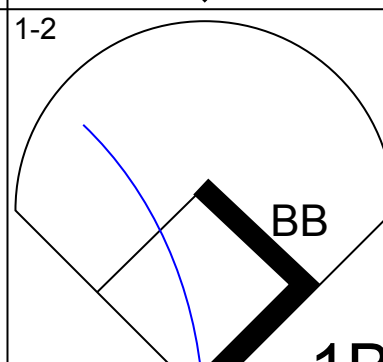
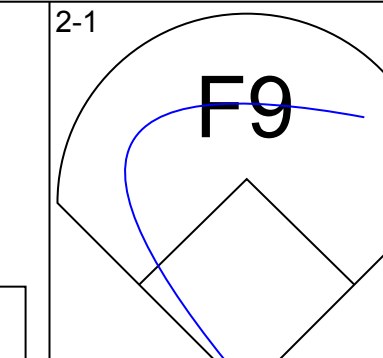
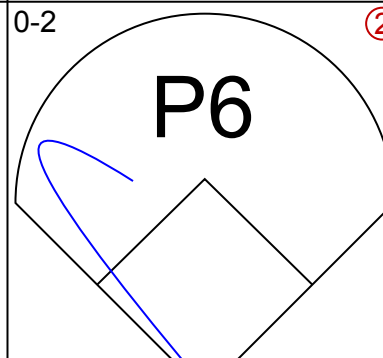
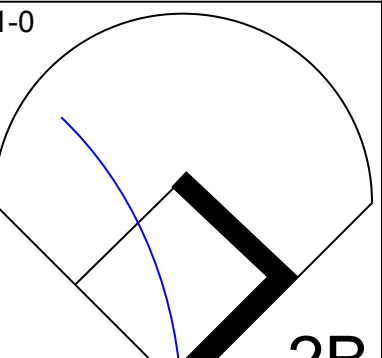
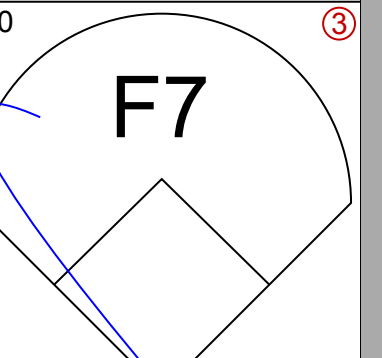
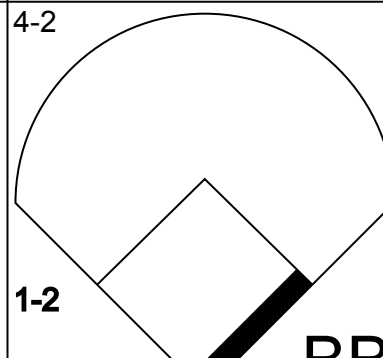
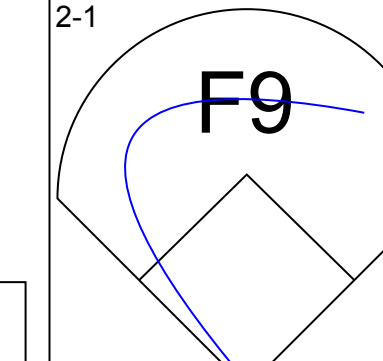
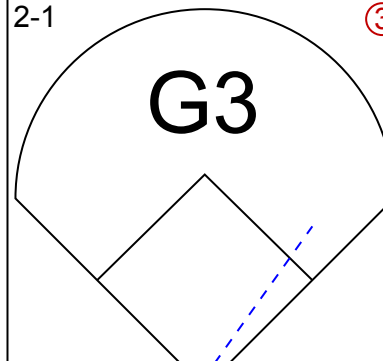
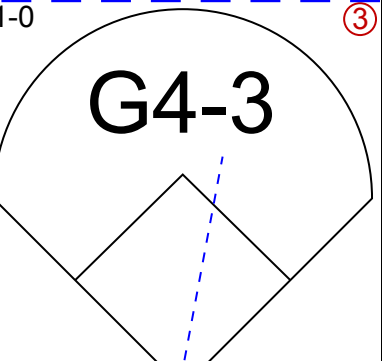
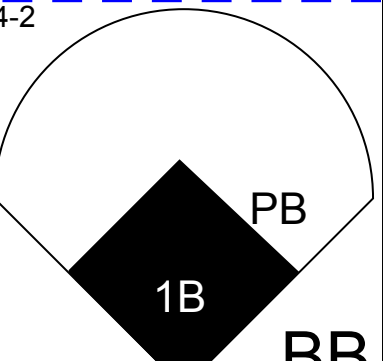
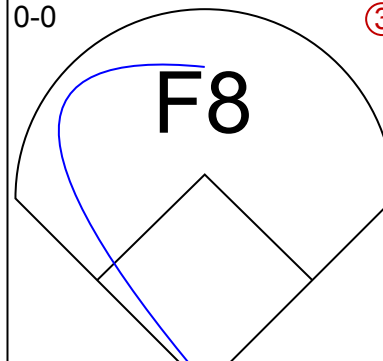
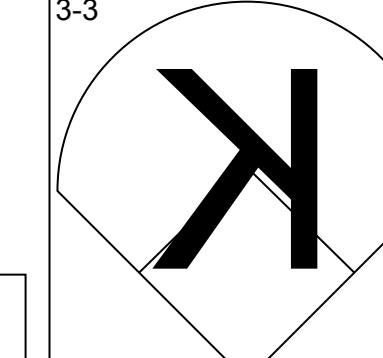
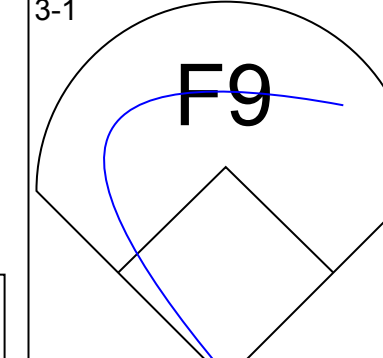
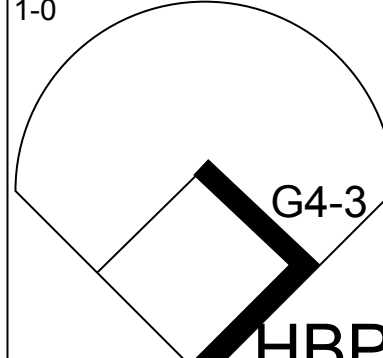
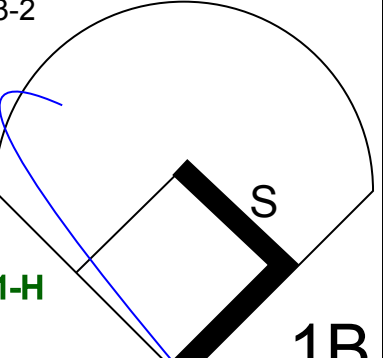
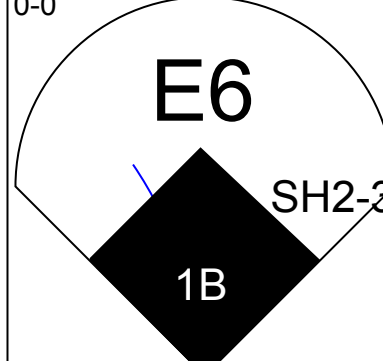
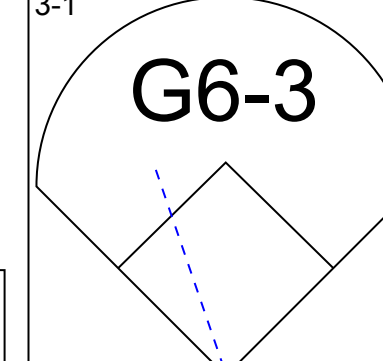
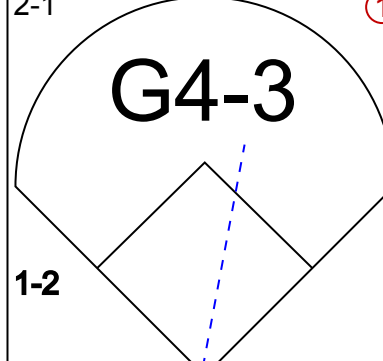
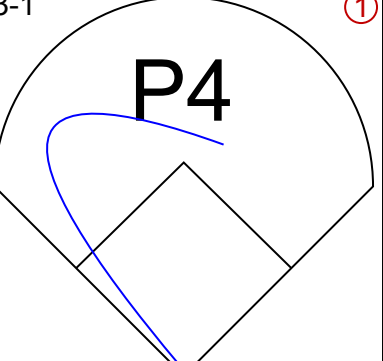
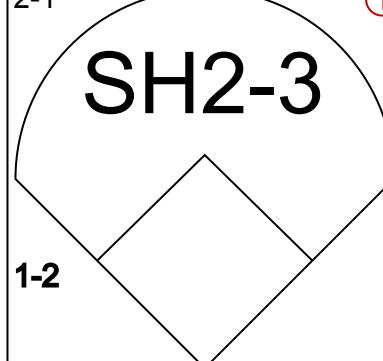
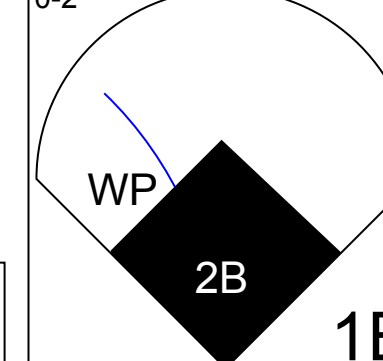
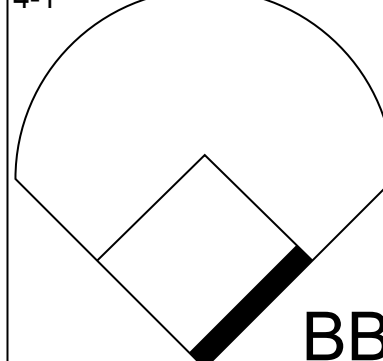
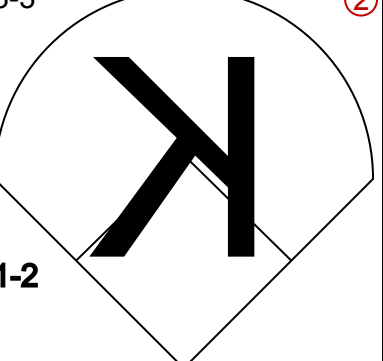
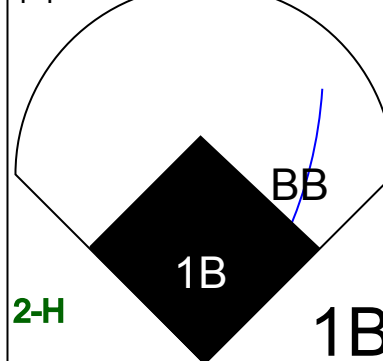


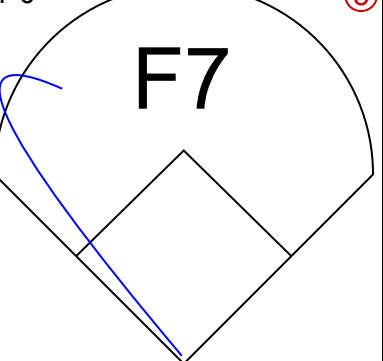
AB	33
R	4
H	9
RBI	4
BB	2
SO	8
LOB	11



AB	32
R	3
H	7
RBI	3
BB	1
SO	3
LOB	9



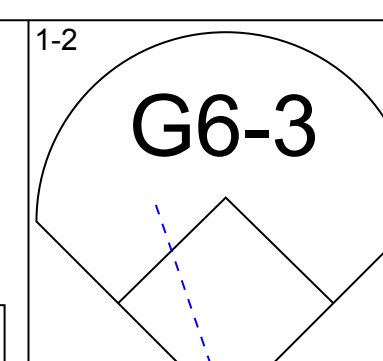
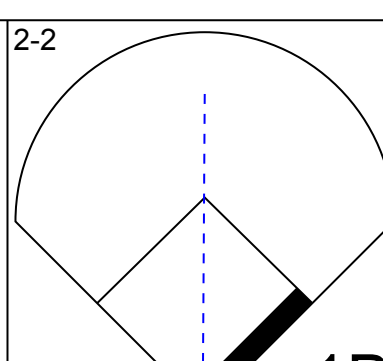
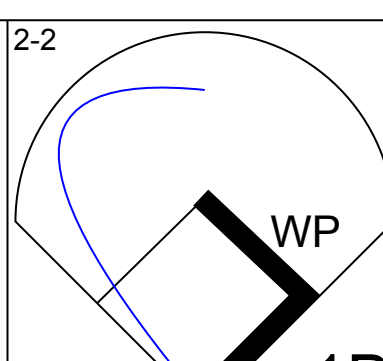
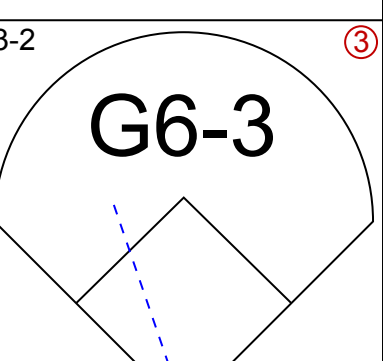

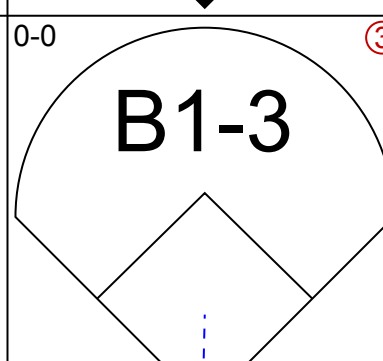
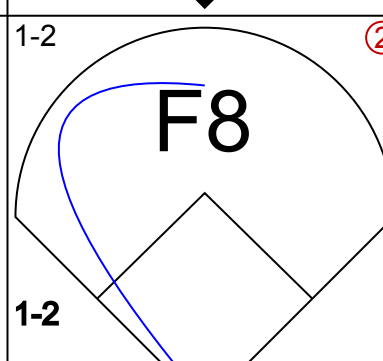
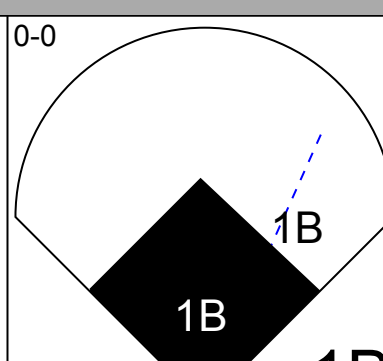

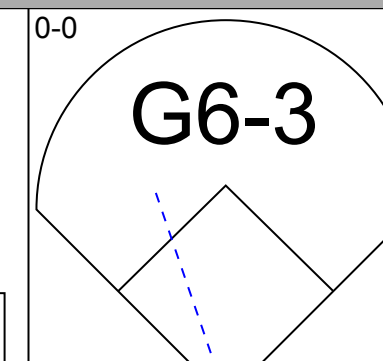
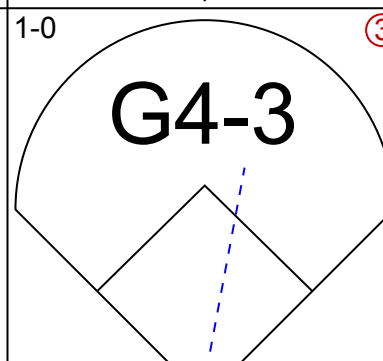
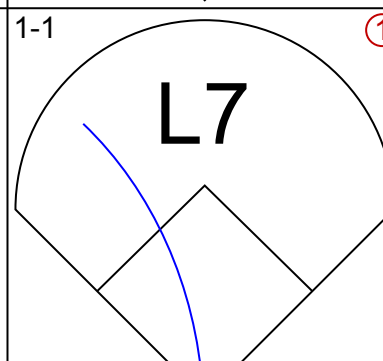
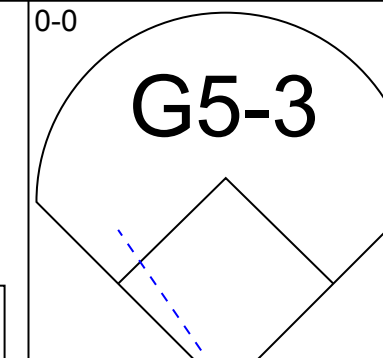
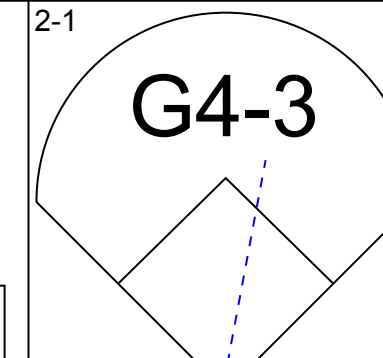
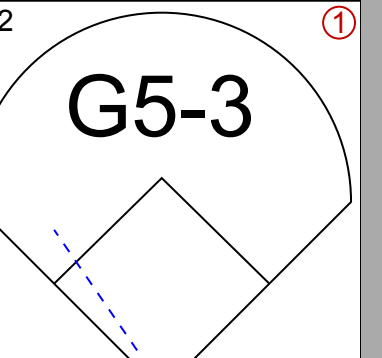
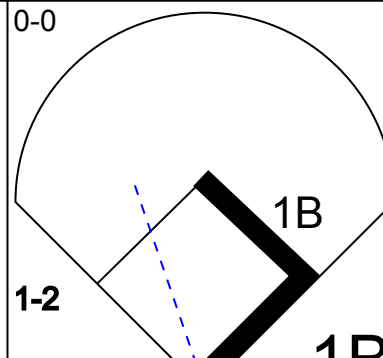
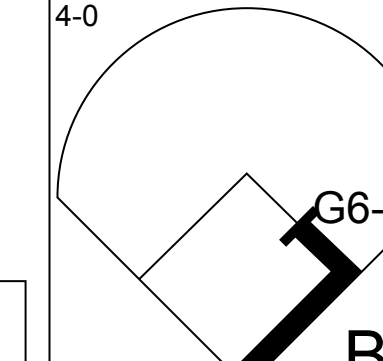
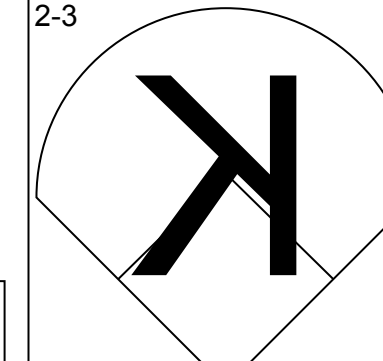
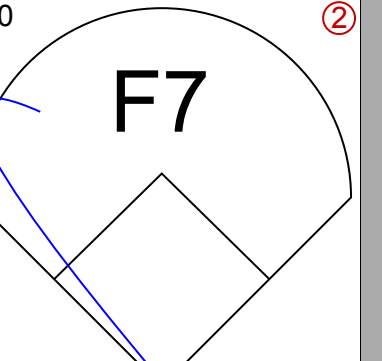
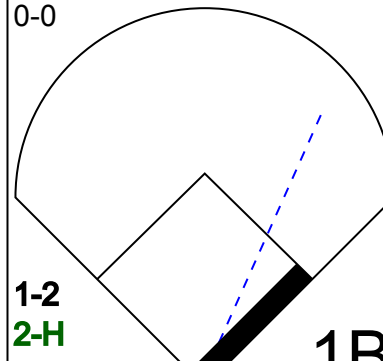
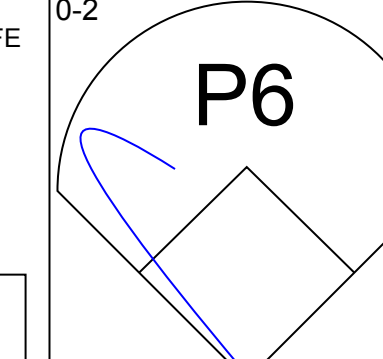
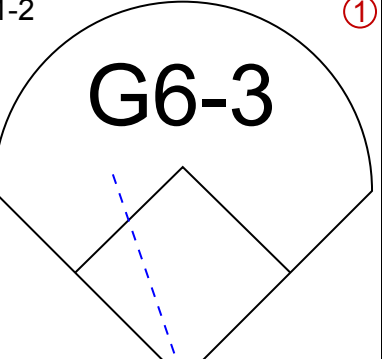
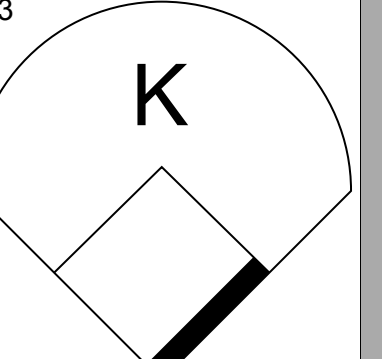
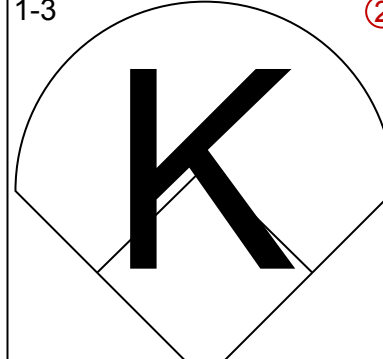
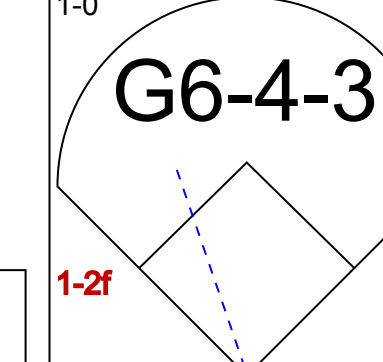
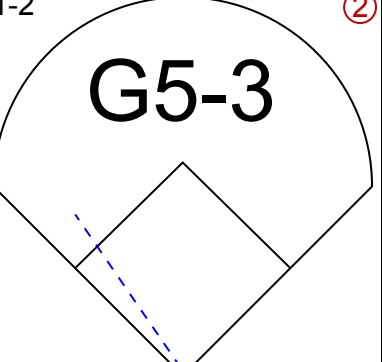
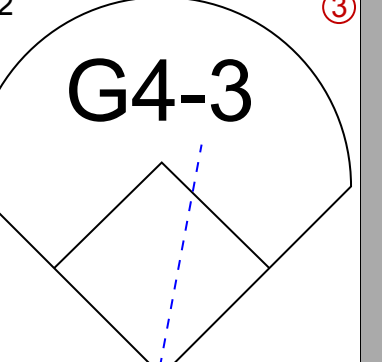
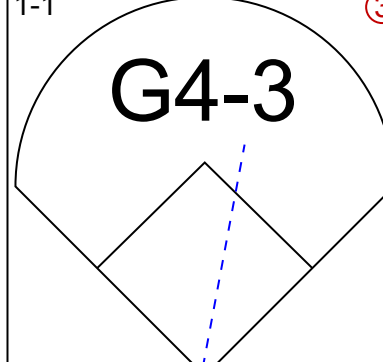
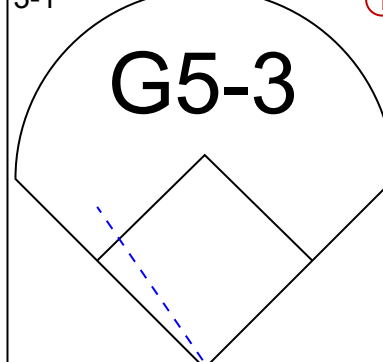
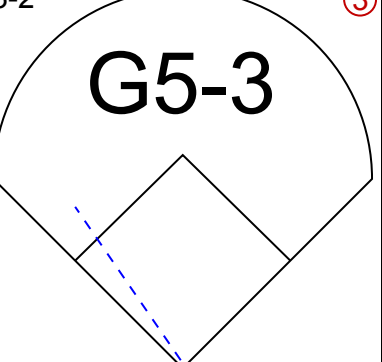
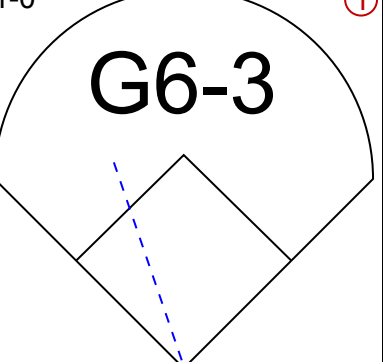
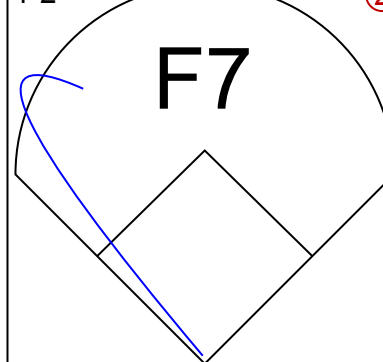
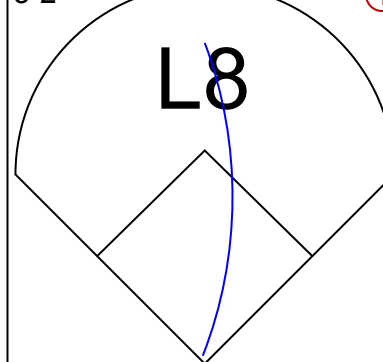
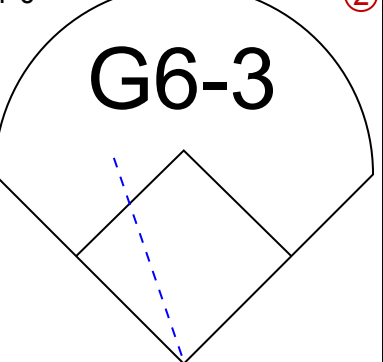


Batter	1	2	3	4	5	6	7	8	9	AB	R	H	RBI	BB	SO	LOB	TOP					
<b>Cecil Espy, S</b> OBP: 0.306, SLG: 0.331 (1, 8)										3	1	0	0	2	2	3						
<b>Sammy Sosa, R</b> OBP: 0.255, SLG: 0.340 (1, 7)										5	0	1	1	1	0	0	1					
<b>Rafael Palmeiro, L</b> OBP: 0.385, SLG: 0.441 (1, 3)										5	0	2	1	0	0	0						
<b>Ruben Sierra, S</b> OBP: 0.380, SLG: 0.605 (1, 9)										4	0	1	0	1	0	2						
<b>Julio Franco, R</b> OBP: 0.406, SLG: 0.515 (1, 4)										4	1	0	0	1	0	5						
<b>Mike Stanley, R</b> OBP: 0.250, SLG: 0.152 (1, 10)										2	0	0	0	0	1	0						
<b>Thad Bosley, L</b> OBP: 1.000, SLG: 1.000 (8, FH)										1	0	1	1	0	0	0						
<b>Steve Buechele, R</b> OBP: 0.299, SLG: 0.346 (1, 5)										4	1	0	0	0	0	2						
<b>Jim Sundberg, R</b> OBP: 0.340, SLG: 0.389 (1, 2)										2	1	1	0	1	1	1						
<b>Jeff Kunkel, R</b> OBP: 0.304, SLG: 0.480 (1, 6)										4	1	2	2	0	1	3						
<b>Inning Stats</b>	R: 0 E: 0 K: 1 S: 7	H: 0 LOB: 0 BB: 0 P: 11	R: 0 E: 0 K: 1 S: 10	H: 0 LOB: 0 BB: 0 P: 17	R: 3 E: 1 K: 0 S: 14	H: 3 LOB: 2 BB: 1 P: 25	R: 1 E: 0 K: 0 S: 14	H: 2 LOB: 1 BB: 0 P: 25	R: 0 E: 0 K: 0 S: 6	H: 1 LOB: 1 BB: 0 P: 10	R: 0 E: 0 K: 2 S: 12	H: 0 LOB: 0 BB: 1 P: 21	R: 0 E: 0 K: 0 S: 9	H: 0 LOB: 0 BB: 0 P: 12	R: 1 E: 0 K: 0 S: 12	H: 1 LOB: 1 BB: 2 P: 26	R: 0 E: 0 K: 0 S: 10	H: 1 LOB: 2 BB: 2 P: 19	1B: 6 2B: 2 3B: 0 HR: 0	SF: 0 SAC: 1 DP: 1 HBP: 1	WP: 2 PB: 1 SB: 1 CS: 0	PA: 41
<b>PITCHER</b>	IP	WLS	BF	H	R	ER	SO	BB	IBB	HBP	BLK	WP	HR	S	P	ERA	WHIP					
<b>Greg Hibbard, L</b> ERA: 3.03 (1, 1)	4.2	L	22	6	4	3	2	1	0	0	0	1	0	50	86	5.79	1.500					
<b>Donn Patti, R</b> ERA: 3.27 (5, 1)	2.1		9	0	0	0	2	1	0	1	0	0	0	22	35	0.00	0.429					
<b>John Davis, R</b> ERA: 3.0 (8, 1)	1.0		5	1	1	0	1	1	0	0	0	0	0	12	26	0.00	2.000					
<b>Ken Patterson, L</b> ERA: 4.85 (9, 1)	1.0		5	1	0	0	0	2	0	0	0	0	0	10	19	0.00	3.000					

Texas Rangers @ Chicago White Sox  
Comiskey Park, Chicago, IL  
Tue Jun 27 1989, 8:05 PM EDT  
Alt. 9,631 - Unknown - 70 F

AB 34  
R 5  
H 8  
RBI 5  
BB 5  
SO 5  
LOB 17



Batter	1	2	3	4	5	6	7	8	9	AB	R	H	RBI	BB	SO	LOB	BOTTOM					
<b>Dave Gallagher, R</b> OBP: 0.365, SLG: 0.348 (1, 8)										4	0	2	0	0	0	0						
<b>Steve Lyons, L</b> OBP: 0.324, SLG: 0.323 (1, 4)										4	1	2	0	0	0	2						
<b>Harold Baines, L</b> OBP: 0.421, SLG: 0.490 (1, 10)										4	0	0	0	0	1	3						
<b>Ivan Calderon, R</b> OBP: 0.326, SLG: 0.464 (1, 9)										4	0	1	0	0	0	1						
<b>Dan Pasqua, L</b> OBP: 0.341, SLG: 0.473 (1, 7)										3	0	1	1	1	1	0						
<b>Carlton Fisk, R</b> OBP: 0.348, SLG: 0.437 (1, 2)										4	0	0	0	0	2	3						
<b>Greg Walker, L</b> OBP: 0.275, SLG: 0.296 (1, 3)										4	0	0	0	0	0	4						
<b>Eddie Williams, R</b> OBP: 0.348, SLG: 0.353 (1, 5)										3	0	0	0	0	0	0						
<b>Ozzie Guillen, L</b> OBP: 0.251, SLG: 0.280 (1, 6)										3	0	0	0	0	0	0						
<b>Inning Stats</b>	R: 0 E: 0 K: 1 S: 11	H: 1 LOB: 1 BB: 0 P: 16	R: 0 E: 0 K: 0 S: 4	H: 0 LOB: 0 BB: 1 P: 9	R: 0 E: 0 K: 0 S: 9	H: 1 LOB: 0 BB: 0 P: 15	R: 0 E: 0 K: 1 S: 6	H: 0 LOB: 0 BB: 0 P: 10	R: 0 E: 0 K: 0 S: 11	H: 0 LOB: 0 BB: 0 P: 16	R: 0 E: 0 K: 0 S: 14	H: 1 LOB: 1 BB: 0 P: 21	R: 0 E: 0 K: 1 S: 10	H: 0 LOB: 1 BB: 0 P: 16	R: 0 E: 0 K: 0 S: 5	H: 0 LOB: 0 BB: 0 P: 10	R: 1 E: 0 K: 1 S: 13	H: 3 LOB: 2 BB: 0 P: 16	1B: 5 2B: 1 3B: 0 HR: 0	SF: 0 SAC: 0 DP: 1 HBP: 0	WP: 1 PB: 1 SB: 0 CS: 0	PA: 34
<b>PITCHER</b>	IP	WLS	BF	H	R	ER	SO	BB	IBB	HBP	BLK	WP	HR	S	P	ERA	WHIP					
<b>Kevin Brown, R</b> ERA: 2.82 (1, 1)	8.1	W	32	6	1	1	3	1	0	0	0	0	0	75	119	1.08	0.840					
<b>Jeff Russell, R</b> ERA: 1.95 (9, 1)	0.2	S	2	0	0	0	1	0	0	0	0	0	0	8	10	0.00	0.000					

Texas Rangers @ Chicago White Sox  
Comiskey Park, Chicago, IL  
Tue Jun 27 1989, 8:05 PM EDT  
Alt. 9,631 - Unknown - 70 F

AB 33  
R 1  
H 6  
RBI 1  
BB 1  
SO 4  
LOB 13





Batter	1	2	3	4	5	6	7	8	9	AB	R	H	RBI	BB	SO	LOB	TOP								
<b>Cecil Espy, S</b> OBP: 0.304, SLG: 0.328 (1, 8)	G6-3		G5-6-3	G6-3	1-3 2-H 1B			L7		5	0	1	1	0	0	3	<b>Texas Rangers @ Chicago White Sox</b> Comiskey Park, Chicago, IL Wed Jun 28 1989, 8:05 PM EDT Alt. 8,622 - Unknown - 58 F								
<b>Scott Fletcher, R</b> OBP: 0.344, SLG: 0.312 (1, 10)	1B		G5-3		G5-3			G5-3		5	1	2	1	0	0	2									
<b>Rafael Palmeiro, L</b> OBP: 0.382, SLG: 0.437 (1, 3)	F7		G5-3		1-0 BB 1-2 E 1B			L6		5	1	1	1	0	0	2									
<b>Ruben Sierra, S</b> OBP: 0.380, SLG: 0.601 (1, 9)	K		L9		4-1 FC6-4 BB 1-2 2-3			G4-3		4	1	1	0	1	1	2									
<b>Julio Franco, R</b> OBP: 0.406, SLG: 0.513 (1, 4)			L8		1-1 SH1-3 1B SF8 1B			L7		5	1	2	0	0	1	3									
<b>Sammy Sosa, R</b> OBP: 0.285, SLG: 0.347 (1, 7)			L7		0-0 SH1-3 1B			FC6-4		2	1	1	0	0	0	0									
<b>Rick Leach, L</b> OBP: 0.354, SLG: 0.378 (5, 7)			L7		1-2 2B 1B			FC3		3	1	0	2	0	0	2									
<b>Jim Sundberg, R</b> OBP: 0.285, SLG: 0.380 (1, 2)			L7		3-1 SH1-3 1B			K		2	1	0	0	1	1	0									
<b>Thad Bosley, L</b> OBP: 0.500, SLG: 0.500 (9, PH)					1-2 2-3 BB			K		1	0	0	0	0	1	2									
<b>Chad Kreuter, S</b> OBP: 0.191, SLG: 0.197 (9, 2)					1-2 2-3 BB			K		0	0	0	0	0	0	0									
<b>Steve Buechele, R</b> OBP: 0.301, SLG: 0.348 (1, 5)					0-2 2B 1B			F9		4	2	2	2	0	0	2									
<b>Jeff Kunkel, R</b> OBP: 0.321, SLG: 0.510 (1, 6)					1-1 SAFE 1-3 G5-3 2B			K		4	1	3	2	0	1	0									
<b>Inning Stats</b>	R: 0 E: 0 K: 1 S: 9	H: 1 LOB: 1 BB: 0 P: 14	R: 0 E: 0 K: 0 S: 9	H: 0 LOB: 0 BB: 0 P: 16	R: 2 E: 0 K: 0 S: 13	H: 3 LOB: 1 BB: 0 P: 21	R: 2 E: 0 K: 0 S: 12	H: 3 LOB: 1 BB: 0 P: 19	R: 5 E: 2 K: 1 S: 19	H: 4 LOB: 2 BB: 2 P: 36	R: 0 E: 0 K: 0 S: 7	H: 0 LOB: 0 BB: 0 P: 11	R: 0 E: 0 K: 1 S: 10	H: 0 LOB: 0 BB: 0 P: 14	R: 0 E: 0 K: 1 S: 8	H: 0 LOB: 0 BB: 0 P: 10		R: 1 E: 0 K: 1 S: 13	H: 2 LOB: 2 BB: 0 P: 19	1B: 11 2B: 2 3B: 0 HR: 0	SF: 1 SAC: 1 DP: 0 HBP: 0	WP: 0 PB: 0 SB: 0 CS: 0	PA: 44		
<b>PITCHER</b>	IP	WLS	BF	H	R	ER	SO	BB	IBB	HBP	BLK	WP	HR	S	P	ERA	WHIP								
<b>Steve Rosenberg, L</b> ERA: 4.86 (1, 1)	4.0	L	21	8	6	6	1	0	0	0	0	0	0	46	75	13.50	2.000								
<b>Shawn Hillegas, R</b> ERA: 5.54 (5, 1)	1.0		8	3	3	1	1	2	0	0	0	0	0	16	31	9.00	5.000								
<b>Tom McCarthy, R</b> ERA: 4.38 (6, 1)	4.0		15	2	1	1	3	0	0	0	0	0	0	38	54	2.25	0.500								


Batter	1	2	3	4	5	6	7	8	9	AB	R	H	RBI	BB	SO	LOB	BOTTOM									
<b>Dave Gallagher, R</b> OBP: 0.368, SLG: 0.352 (1, 8)	G4-3 E 1B			G4-3				G6-3		5	1	3	0	0	0	1	<b>Texas Rangers @ Chicago White Sox</b> Comiskey Park, Chicago, IL Wed Jun 28 1989, 8:05 PM EDT Alt. 8,622 - Unknown - 58 F									
<b>Fred Manrique, R</b> OBP: 0.320, SLG: 0.403 (1, 4)	1B			G6-3				G6-3		5	0	1	0	0	0	3										
<b>Harold Baines, L</b> OBP: 0.417, SLG: 0.482 (1, 10)	G4-3			G6-3				G1-3		4	0	0	0	1	1	3										
<b>Russ Morman, R</b> (9, PR)	1-2 2-3							BB		0	0	0	0	0	0	0										
<b>Ivan Calderon, R</b> OBP: 0.327, SLG: 0.470 (1, 9)	E5 3B			G1-3 E 1B				K		5	3	2	0	0	1	2										
<b>Carlton Fisk, R</b> OBP: 0.350, SLG: 0.467 (1, 2)	2-3 3-H			G1-3				SF8 3B		4	0	2	3	0	0	2										
<b>Dan Pasqua, L</b> OBP: 0.338, SLG: 0.461 (1, 7)	1-H 3-H			G3				P3		3	0	0	0	1	2	2										
<b>Greg Walker, L</b> OBP: 0.281, SLG: 0.292 (1, 3)	2-0			FC6 BB				K		2	0	0	0	2	1	1										
<b>Eddie Williams, R</b> OBP: 0.346, SLG: 0.347 (1, 5)	BB			FC6 1-2 2-H				FC3-6 BB		3	0	0	0	1	1	4										
<b>Ozzie Guillen, L</b> OBP: 0.249, SLG: 0.277 (1, 6)	K			F7				FC3-6 FC6-4 1-2		4	0	0	0	0	2	2										
<b>Inning Stats</b>	R: 3 E: 1 K: 1 S: 14	H: 3 LOB: 2 BB: 1 P: 30	R: 0 E: 0 K: 0 S: 10	H: 1 LOB: 1 BB: 0 P: 18	R: 1 E: 1 K: 0 S: 8	H: 1 LOB: 1 BB: 1 P: 16	R: 0 E: 0 K: 0 S: 7	H: 0 LOB: 0 BB: 0 P: 11	R: 0 E: 0 K: 2 S: 9	H: 1 LOB: 2 BB: 0 P: 14	R: 0 E: 0 K: 1 S: 12	H: 1 LOB: 1 BB: 1 P: 19	R: 1 E: 0 K: 1 S: 7	H: 1 LOB: 0 BB: 0 P: 10	R: 0 E: 0 K: 0 S: 11	H: 0 LOB: 1 BB: 1 P: 21		R: 0 E: 0 K: 1 S: 12	H: 0 LOB: 1 BB: 1 P: 18	1B: 5 2B: 1 3B: 2 HR: 0	SF: 1 SAC: 0 DP: 0 HBP: 0	WP: 0 PB: 0 SB: 0 CS: 0	PA: 41			
<b>PITCHER</b>	IP	WLS	BF	H	R	ER	SO	BB	IBB	HBP	BLK	WP	HR	S	P	ERA		WHIP								
<b>Mike Jeffcoat, L</b> ERA: 2.75 (1, 1)	7.0	W	33	8	0	0	3	5	3	0	0	0	0	67	118	3.86		1.571								
<b>Kenny Rogers, L</b> ERA: 2.55 (8, 1)	2.0		8	0	0	0	1	2	0	0	0	0	0	23	39	0.00	1.000									



Batter	1	2	3	4	5	6	7	8	9	AB	R	H	RBI	BB	SO	LOB	TOP		
<b>Harold Reynolds, S</b> OBP: 0.345, SLG: 0.371 (1,4)	G1-3		1B			G3		F8									4 0 1 0 0 0 2		
<b>Greg Britley, L</b> OBP: 0.353, SLG: 0.434 (1,7)	G4-3		G4-6-3 1B					G6-3									3 0 1 0 1 0 0		
<b>Alvin Davis, L</b> OBP: 0.429, SLG: 0.476 (1,3)	G5-3		G4-6-3 1-2			K		G3-1									4 0 0 0 0 1 4		
<b>Jeffrey Leonard, R</b> OBP: 0.320, SLG: 0.459 (1,10)		G5-3				1B		F7									4 1 1 0 0 0 0		
<b>Ken Griffey Jr., L</b> OBP: 0.348, SLG: 0.472 (1,8)		1B	SF8 1B			1B		F7									4 1 2 0 0 0 0		
<b>Darnell Coles, R</b> OBP: 0.294, SLG: 0.351 (1,9)		1B	1B			CS		PO									4 0 3 1 0 0 0		
<b>Scott Bradley, L</b> OBP: 0.307, SLG: 0.374 (1,2)		SF8	1B			F9		PO	L6								3 0 1 1 0 0 1		
<b>Edgar Martinez, R</b> OBP: 0.336, SLG: 0.366 (1,5)		G4-3				CS		G3	1B								3 0 1 0 1 1 2		
<b>Omar Vizquel, S</b> OBP: 0.294, SLG: 0.272 (1,6)			P5					F8									3 0 1 0 0 0 1		
<b>Inning Stats</b>	R: 0 H: 0 E: 0 K: 0 S: 6	H: 0 LOB: 0 BB: 0 P: 11	R: 1 H: 2 E: 0 K: 0 S: 18	LOB: 1 BB: 0 P: 24	R: 0 H: 2 E: 0 K: 0 S: 9	LOB: 1 BB: 0 P: 14	R: 1 H: 3 E: 0 K: 1 S: 6	LOB: 0 BB: 1 P: 7	R: 0 H: 1 E: 0 K: 0 S: 10	LOB: 2 BB: 1 P: 24	R: 0 H: 1 E: 0 K: 0 S: 8	LOB: 1 BB: 1 P: 19	R: 0 H: 0 E: 0 K: 0 S: 6	LOB: 0 BB: 0 P: 10	R: 0 H: 1 E: 0 K: 1 S: 9	LOB: 1 BB: 0 P: 13	1B: 11 SF: 1 2B: 0 3B: 0 HR: 0	SF: 1 SAC: 0 DP: 1 HBP: 0	WP: 0 PA: 37 PB: 0 SB: 0 CS: 1
<b>PITCHER</b> <b>Charlie Hough, R</b> ERA: 4.88 (1,1)	IP: 9.0 WLS: L BF: 35 H: 11 R: 2 ER: 2 SO: 2 BB: 2 IBB: 0 HBP: 0 BLK: 0 WP: 0 HR: 0 S: 85 P: 136 ERA: 2.00 WHIP: 1.444																		

**Seattle Mariners @ Texas Rangers**  
Arlington Stadium, Arlington, TX  
Thu Jun 29 1989, 8:05 PM EDT  
Att: 26,244 - Unknown - 84 F


AB	32
R	2
H	11
RBI	2
BB	2
SO	2
LOB	10



Batter	1	2	3	4	5	6	7	8	9	AB	R	H	RBI	BB	SO	LOB	BOTTOM				
<b>Cecil Espy, S</b> OBP: 0.303, SLG: 0.327 (1,8)	F7		K			G4-3			E7 1B								4 0 1 0 0 1 0				
<b>Sammy Sosa, R</b> OBP: 0.289, SLG: 0.346 (1,7)									K								3 0 1 0 0 2 0				
<b>Scott Fletcher, R</b> OBP: 0.343, SLG: 0.311 (9, PH)									K								1 0 0 0 0 1 1				
<b>Rafael Palmeiro, L</b> OBP: 0.381, SLG: 0.434 (1,3)						G4-6-3 1B		G4-3	P4								4 0 1 0 0 0 2				
<b>Ruben Sierra, S</b> OBP: 0.377, SLG: 0.595 (1,9)						G4-3		G4-3									3 0 0 0 0 0 1				
<b>Julio Franco, R</b> OBP: 0.406, SLG: 0.511 (1,4)								F9	FC4-6 1B								3 0 1 0 0 0 0				
<b>Rick Leach, L</b> OBP: 0.347, SLG: 0.369 (1,10)								G3-1	K								3 0 0 0 0 1 1				
<b>Steve Buechele, R</b> OBP: 0.298, SLG: 0.344 (1,5)								L7	F9								3 0 0 0 0 0 1				
<b>Chad Kreuter, S</b> OBP: 0.186, SLG: 0.190 (1,2)									G6-3								2 0 0 0 0 0 0				
<b>Thad Bosley, L</b> OBP: 0.333, SLG: 0.333 (8, PH)																	1 0 0 0 0 0 1				
<b>Jim Sundberg, R</b> OBP: 0.340, SLG: 0.380 (9,2)																	0 0 0 0 0 0 0				
<b>Jeff Kunkel, R</b> OBP: 0.312, SLG: 0.495 (1,6)									F8								3 0 0 0 0 1 0				
<b>Inning Stats</b>	R: 0 H: 1 E: 0 K: 1 S: 10	H: 1 LOB: 1 BB: 0 P: 15	R: 0 H: 0 E: 0 K: 0 S: 6	H: 0 LOB: 0 BB: 0 P: 7	R: 0 H: 0 E: 0 K: 1 S: 7	LOB: 0 BB: 0 P: 10	R: 0 H: 1 E: 0 K: 0 S: 10	LOB: 0 BB: 0 P: 13	R: 0 H: 0 E: 0 K: 1 S: 6	LOB: 0 BB: 0 P: 10	R: 0 H: 0 E: 0 K: 0 S: 9	LOB: 0 BB: 0 P: 14	R: 0 H: 0 E: 0 K: 1 S: 6	LOB: 0 BB: 0 P: 10	R: 0 H: 1 E: 0 K: 0 S: 9	LOB: 1 BB: 0 P: 14	R: 0 H: 1 E: 1 K: 2 S: 19	LOB: 1 BB: 0 P: 26	1B: 4 SF: 0 2B: 0 3B: 0 HR: 0	SF: 0 SAC: 0 DP: 1 HBP: 0	WP: 0 PA: 30 PB: 0 SB: 0 CS: 0
<b>PITCHER</b> <b>Scott Bankhead, R</b> ERA: 3.08 (1,1)	IP: 8.0 WLS: W BF: 26 H: 3 R: 0 ER: 0 SO: 4 BB: 0 IBB: 0 HBP: 0 BLK: 0 WP: 0 HR: 0 S: 63 P: 93 ERA: 0.00 WHIP: 0.375																				
<b>Mike Schooler, R</b> ERA: 1.63 (9,1)	IP: 1.0 WLS: S BF: 4 H: 1 R: 0 ER: 0 SO: 2 BB: 0 IBB: 0 HBP: 0 BLK: 0 WP: 0 HR: 0 S: 19 P: 26 ERA: 0.00 WHIP: 1.000																				

**Seattle Mariners @ Texas Rangers**  
Arlington Stadium, Arlington, TX  
Thu Jun 29 1989, 8:05 PM EDT  
Att: 26,244 - Unknown - 84 F

AB	30
R	0
H	4
RBI	0
BB	0
SO	6
LOB	7





Batter	1	2	3	4	5	6	7	8	9	AB	R	H	RBI	BB	SO	LOB	TOP								
<b>Harold Reynolds, S</b> OBP: 0.344, SLG: 0.369 (1, 4)										4	1	1	0	0	0	1									
<b>Greg Britley, L</b> OBP: 0.356, SLG: 0.453 (1, 7)										3	2	1	1	1	1	1									
<b>Alvin Davis, L</b> OBP: 0.426, SLG: 0.472 (1, 3)										4	1	1	1	0	1	0									
<b>Jeffrey Leonard, R</b> OBP: 0.323, SLG: 0.457 (1, 10)										3	0	1	0	1	2	2									
<b>Ken Griffey Jr., L</b> OBP: 0.347, SLG: 0.468 (1, 8)										4	0	1	1	0	2	2									
<b>Darnell Coles, R</b> OBP: 0.284, SLG: 0.349 (1, 9)										4	0	1	0	0	2	1									
<b>Scott Bradley, L</b> OBP: 0.306, SLG: 0.371 (1, 2)										4	0	1	0	0	0	2									
<b>Edgar Martinez, R</b> OBP: 0.333, SLG: 0.357 (1, 5)										3	0	0	0	1	1	1									
<b>Omar Vizquel, S</b> OBP: 0.293, SLG: 0.271 (1, 6)										4	0	1	0	0	2	1									
<b>Inning Stats</b>	R: 1 E: 0 K: 1 S: 12	H: 1 LOB: 1 BB: 1 P: 21	R: 0 E: 0 K: 2 S: 8	H: 0 LOB: 0 BB: 0 P: 12	R: 0 E: 0 K: 1 S: 7	H: 0 LOB: 0 BB: 0 P: 11	R: 0 E: 0 K: 1 S: 9	H: 0 LOB: 0 BB: 0 P: 15	R: 0 E: 0 K: 2 S: 8	H: 0 LOB: 1 BB: 1 P: 16	R: 3 E: 0 K: 1 S: 15	H: 4 LOB: 1 BB: 1 P: 26	R: 0 E: 0 K: 0 S: 9	H: 1 LOB: 0 BB: 0 P: 14	R: 0 E: 0 K: 2 S: 10	H: 1 LOB: 1 BB: 0 P: 14	R: 0 E: 0 K: 1 S: 5	H: 1 LOB: 0 BB: 0 P: 7	1B: 7 2B: 1 3B: 0 HR: 1	SF: 0 SAC: 0 DP: 2 HBP: 0	WP: 1 PB: 0 SB: 1 CS: 0	PA: 36			
<b>PITCHER</b>	IP	WLS	BF	H	R	ER	SO	BB	IBB	HBP	BLK	WP	HR	S	P	ERA	WHIP								
<b>Nolan Ryan, R</b> ERA: 3.14 (1, 1)	5.1	L	24	5	4	4	8	3	0	0	0	1	1	58	100	6.75	1.500								
<b>Drew Hall, L</b> ERA: 4.37 (6, 1)	2.1		8	2	0	0	2	0	0	0	0	0	0	17	24	0.00	0.857								
<b>Cecilio Guante, R</b> ERA: 3.68 (8, 1)	1.1		4	1	0	0	1	0	0	0	0	0	0	8	12	0.00	0.750								

Seattle Mariners @ Texas Rangers  
Arlington Stadium, Arlington, TX  
Fri Jun 30 1989, 8:05 PM EDT  
Att: 28,338 - Unknown

AB 33  
R 4  
H 8  
RBI 3  
BB 3  
SO 11  
LOB 11



Batter	1	2	3	4	5	6	7	8	9	AB	R	H	RBI	BB	SO	LOB	BOTTOM								
<b>Cecil Espy, S</b> OBP: 0.305, SLG: 0.326 (1, 8)										4	0	1	1	1	0	3									
<b>Scott Fletcher, R</b> OBP: 0.344, SLG: 0.310 (1, 6)										4	0	1	0	1	0	1									
<b>Rafael Palmeiro, L</b> OBP: 0.378, SLG: 0.430 (1, 3)										5	0	1	0	0	2	5									
<b>Ruben Sierra, S</b> OBP: 0.375, SLG: 0.590 (1, 9)										4	1	1	0	0	0	1									
<b>Julio Franco, R</b> OBP: 0.407, SLG: 0.517 (1, 4)										4	0	2	1	0	1	1									
<b>Rick Leach, L</b> OBP: 0.351, SLG: 0.368 (1, 10)										3	1	1	0	1	1	1									
<b>Pete Incaviglia, R</b> OBP: 0.254, SLG: 0.373 (1, 7)										4	1	1	1	0	0	3									
<b>Steve Buechele, R</b> OBP: 0.297, SLG: 0.343 (1, 5)										4	0	1	0	0	0	1									
<b>Jeff Kunkel, R</b> OBP: 0.312, SLG: 0.495 (9, PR)										0	0	0	0	0	0	0									
<b>Chad Kreuter, S</b> OBP: 0.208, SLG: 0.203 (1, 2)										1	0	1	0	1	0	0									
<b>Thad Bosley, L</b> OBP: 0.250, SLG: 0.250 (7, PH)										1	0	0	0	0	1	1									
<b>Jim Sundberg, R</b> OBP: 0.336, SLG: 0.376 (8, 2)										1	0	0	0	0	1	1									
<b>Inning Stats</b>	R: 0 E: 1 K: 0 S: 7	H: 0 LOB: 0 BB: 1 P: 14	R: 0 E: 0 K: 1 S: 12	H: 1 LOB: 1 BB: 0 P: 17	R: 0 E: 0 K: 0 S: 10	H: 0 LOB: 2 BB: 2 P: 22	R: 0 E: 0 K: 0 S: 6	H: 0 LOB: 0 BB: 0 P: 8	R: 0 E: 0 K: 0 S: 6	H: 1 LOB: 1 BB: 0 P: 10	R: 2 E: 0 K: 1 S: 12	H: 3 LOB: 0 BB: 0 P: 19	R: 1 E: 1 K: 1 S: 14	H: 2 LOB: 2 BB: 1 P: 21	R: 0 E: 0 K: 2 S: 14	H: 2 LOB: 2 BB: 0 P: 21	1B: 7 2B: 2 3B: 1 HR: 0	SF: 0 SAC: 0 DP: 1 HBP: 0	WP: 0 PB: 0 SB: 0 CS: 2	PA: 40					
<b>PITCHER</b>	IP	WLS	BF	H	R	ER	SO	BB	IBB	HBP	BLK	WP	HR	S	P	ERA	WHIP								
<b>Bill Swift, R</b> ERA: 5.74 (1, 1)	6.0	W	25	5	2	2	2	3	0	0	0	0	0	54	92	3.00	1.333								
<b>Michael Jackson, R</b> ERA: 4.19 (7, 1)	2.0		9	3	1	0	2	1	0	0	0	0	0	21	31	0.00	2.000								
<b>Mike Schooler, R</b> ERA: 1.59 (9, 1)	1.0	S	5	2	0	0	2	0	0	0	0	0	0	14	21	0.00	2.000								

Seattle Mariners @ Texas Rangers  
Arlington Stadium, Arlington, TX  
Fri Jun 30 1989, 8:05 PM EDT  
Att: 28,338 - Unknown

AB 35  
R 3  
H 10  
RBI 3  
BB 4  
SO 6  
LOB 18





Batter	1	2	3	4	5	6	7	8	9	AB	R	H	RBI	BB	SO	LOB	TOP		
<b>Harold Reynolds, S</b> (1,4) OBP: 0.343, SLG: 0.367	L6		G1-6-3			G3				4	0	1	0	0	0	1			
<b>Greg Britley, L</b> (1,7) OBP: 0.348, SLG: 0.441	K				F7	F7		F8		4	0	0	0	0	1	2			
<b>Alvin Davis, L</b> (1,3) <b>Henry Cotto, R</b> (9, PR) OBP: 0.310, SLG: 0.395	K			E3		G3			G4-3 BB	3	0	0	0	1	1	0			
<b>Jeffrey Leonard, R</b> (1,10) OBP: 0.319, SLG: 0.451		F9		F9			K		G4-3	4	0	0	0	0	1	2			
<b>Ken Griffey Jr., L</b> (1,8) OBP: 0.345, SLG: 0.462		G1-3 BB		G3			K		K	3	0	0	0	1	2	2			
<b>Darnell Coles, R</b> (1,9) OBP: 0.284, SLG: 0.349		G1-3					K			3	0	1	0	0	1	1			
<b>Scott Bradley, L</b> (1,2) OBP: 0.300, SLG: 0.363		G3-1								3	0	0	0	0	0	2			
<b>Edgar Martinez, R</b> (1,5) OBP: 0.326, SLG: 0.347			G6-3							3	0	0	0	0	1	1			
<b>Omar Vizquel, S</b> (1,6) <b>Dave Cochrane, S</b> (8, PH) OBP: 0.333, SLG: 0.375										1	0	0	0	1	1	1			
<b>Inning Stats</b>	R: 0 E: 0 K: 2 S: 11	H: 0 LOB: 0 BB: 0 P: 19	R: 0 E: 0 K: 0 S: 9	H: 0 LOB: 1 BB: 1 P: 19	R: 0 E: 0 K: 0 S: 6	H: 0 LOB: 0 BB: 1 P: 13	R: 0 E: 1 K: 1 S: 9	H: 1 LOB: 1 BB: 0 P: 13	R: 0 E: 0 K: 0 S: 9	H: 0 LOB: 0 BB: 0 P: 16	R: 0 E: 0 K: 3 S: 15	H: 1 LOB: 2 BB: 1 P: 24	R: 0 E: 0 K: 1 S: 9	H: 0 LOB: 1 BB: 1 P: 16	1B: 2 2B: 0 3B: 0 HR: 0	SF: 0 SAC: 0 DP: 2 HBP: 0	WP: 0 PB: 0 SB: 0 CS: 0	PA: 32	
<b>PITCHER</b>	IP	WLS	BF	H	R	ER	SO	BB	IBB	HBP	BLK	WP	HR	S	P	ERA	WHIP		
<b>Bobby Witt, R</b> (1,1) ERA: 5.72	7.2	W	28	2	0	0	7	3	0	0	0	0	0	77	130	0.00	0.652		
<b>Jeff Russell, R</b> (8,1) ERA: 1.87	1.1	S	4	0	0	0	1	1	0	0	0	0	0	10	17	0.00	0.750		

Seattle Mariners @ Texas Rangers  
Arlington Stadium, Arlington, TX  
Sat Jul 01 1989, 8:05 PM EDT  
Att: 31,114 - Unknown

AB 28  
R 0  
H 2  
RBI 0  
BB 4  
SO 8  
LOB 12



Batter	1	2	3	4	5	6	7	8	9	AB	R	H	RBI	BB	SO	LOB	BOTTOM			
<b>Sammy Sosa, R</b> (1,10) OBP: 0.304, SLG: 0.375	G4-6-3 1B									4	0	3	1	0	1	1				
<b>Scott Fletcher, R</b> (1,6) OBP: 0.340, SLG: 0.305	F9		F9			G5-3		G4-3		4	0	0	0	0	0	4				
<b>Rafael Palmeiro, L</b> (1,3) OBP: 0.374, SLG: 0.425	G4-6-3		G3			F7		K		4	0	0	0	0	1	4				
<b>Ruben Sierra, S</b> (1,9) OBP: 0.378, SLG: 0.590		L5								2	0	1	0	1	0	0				
<b>Julio Franco, R</b> (1,4) OBP: 0.403, SLG: 0.512		G4-3		G6-4-3						3	0	0	0	0	1	2				
<b>Pete Incaviglia, R</b> (1,7) OBP: 0.285, SLG: 0.372			G5-3							3	0	1	0	0	0	0				
<b>Steve Buechele, R</b> (1,5) OBP: 0.294, SLG: 0.339			G5-3							3	0	0	0	0	1	1				
<b>Jim Sundberg, R</b> (1,2) OBP: 0.345, SLG: 0.389										2	1	1	0	1	1	0				
<b>Jeff Kunkel, R</b> (1,8) OBP: 0.313, SLG: 0.491										3	0	1	0	0	1	1				
<b>Inning Stats</b>	R: 0 E: 0 K: 0 S: 6	H: 1 LOB: 0 BB: 0 P: 11	R: 0 E: 0 K: 0 S: 7	H: 0 LOB: 0 BB: 0 P: 12	R: 1 E: 0 K: 0 S: 14	H: 3 LOB: 2 BB: 0 P: 20	R: 0 E: 0 K: 0 S: 3	H: 1 LOB: 0 BB: 0 P: 3	R: 0 E: 0 K: 1 S: 9	H: 0 LOB: 1 BB: 1 P: 17	R: 0 E: 0 K: 1 S: 6	H: 0 LOB: 1 BB: 1 P: 13	R: 0 E: 0 K: 2 S: 10	H: 1 LOB: 0 BB: 0 P: 15	R: 0 E: 0 K: 2 S: 10	H: 1 LOB: 1 BB: 0 P: 16	1B: 6 2B: 1 3B: 0 HR: 0	SF: 0 SAC: 0 DP: 2 HBP: 0	WP: 0 PB: 0 SB: 0 CS: 0	PA: 30
<b>PITCHER</b>	IP	WLS	BF	H	R	ER	SO	BB	IBB	HBP	BLK	WP	HR	S	P	ERA	WHIP			
<b>Randy Johnson, L</b> (1,1) ERA: 4.83	8.0	L	30	7	1	1	6	2	0	0	0	0	0	65	107	1.12	1.125			

Seattle Mariners @ Texas Rangers  
Arlington Stadium, Arlington, TX  
Sat Jul 01 1989, 8:05 PM EDT  
Att: 31,114 - Unknown

AB 28  
R 1  
H 7  
RBI 1  
BB 2  
SO 6  
LOB 13





Batter	1	2	3	4	5	6	7	8	9	AB	R	H	RBI	BB	SO	LOB	TOP										
<b>Sammy Sosa, R</b> OBP: 0.317, SLG: 0.400	G6-3		1B					G4-3 BLK		4	1	2	0	0	0	0	<b>Texas Rangers @ California Angels</b> Anaheim Stadium, Anaheim, CA Mon Jul 03 1989, 10:05 PM EDT Att: 29,614 - Unknown										
<b>Scott Fletcher, R</b> OBP: 0.339, SLG: 0.305	G5-3		1B				G4-3	G4-3		4	0	1	1	0	0	1											
<b>Rafael Palmeiro, L</b> OBP: 0.369, SLG: 0.419	L9		G4-3				L8	G4-3		4	0	0	0	0	0	2											
<b>Ruben Sierra, S</b> OBP: 0.376, SLG: 0.585		G4-3		F7			F5			4	0	1	0	0	0	0											
<b>Julio Franco, R</b> OBP: 0.401, SLG: 0.509	G5-3		G6-3				L9	G3 PB		4	0	1	0	0	0	1											
<b>Pete Incaviglia, R</b> OBP: 0.295, SLG: 0.376	G6-3						G5-3	G3 BB		3	0	1	0	1	0	0											
<b>Steve Buechele, R</b> OBP: 0.291, SLG: 0.335			L8							3	0	0	0	0	2	1											
<b>Thad Bosley, L</b> OBP: 0.200, SLG: 0.200				K			K			1	0	0	0	0	0	2											
<b>Jeff Kunkel, R</b> OBP: 0.304, SLG: 0.477			K				K			3	0	0	0	0	3	0											
<b>Rick Leach, L</b> OBP: 0.349, SLG: 0.366										1	0	0	0	0	1	2											
<b>Jim Sundberg, R</b> OBP: 0.345, SLG: 0.381			1B BB				K			2	1	0	0	1	1	0											
<b>Inning Stats</b>	R: 0 E: 0 K: 0 S: 7	H: 0 LOB: 0 BB: 0 P: 14	R: 0 E: 0 K: 0 S: 7	H: 0 LOB: 0 BB: 0 P: 12	R: 1 E: 0 K: 1 S: 10	H: 2 LOB: 2 BB: 1 P: 19	R: 0 E: 0 K: 1 S: 9	H: 1 LOB: 1 BB: 0 P: 13	R: 0 E: 0 K: 2 S: 8	H: 0 LOB: 0 BB: 0 P: 9	R: 0 E: 0 K: 1 S: 9	H: 1 LOB: 1 BB: 0 P: 15	R: 0 E: 0 K: 1 S: 12	H: 0 LOB: 0 BB: 0 P: 16	R: 1 E: 0 K: 0 S: 9	H: 1 LOB: 2 BB: 1 P: 15	R: 0 E: 0 K: 1 S: 10	H: 1 LOB: 2 BB: 1 P: 21	1B: 4 2B: 2 3B: 0 HR: 0	SF: 0 SAC: 0 DP: 0 HBP: 0	WP: 0 PB: 1 SB: 1 CS: 0	PA: 35					
<b>PITCHER</b>	IP	WLS	BF	H	R	ER	SO	BB	IBB	HBP	BLK	WP	HR	S	P	ERA	WHIP										
<b>Jim Abbott, L</b> ERA: 3.71	8.0	W	30	5	2	2	6	1	0	0	1	0	0	71	113	2.25	0.750										
<b>Bryan Harvey, R</b> ERA: 3.25	1.0	S	5	1	0	0	1	1	0	0	0	0	0	10	21	0.00	2.000										


Batter	1	2	3	4	5	6	7	8	9	AB	R	H	RBI	BB	SO	LOB	BOTTOM										
<b>Dick Schofield, R</b> OBP: 0.271, SLG: 0.269	G3-1		BB	F3		K				3	1	0	0	1	1	1	<b>Texas Rangers @ California Angels</b> Anaheim Stadium, Anaheim, CA Mon Jul 03 1989, 10:05 PM EDT Att: 29,614 - Unknown										
<b>Johnny Ray, S</b> OBP: 0.305, SLG: 0.358	F7		F7	BB			G6-3	L8		4	0	0	0	1	0	3											
<b>Devon White, S</b> OBP: 0.302, SLG: 0.448	1B BB		BB				F4			1	1	0	0	3	0	0											
<b>Wally Joyner, L</b> OBP: 0.340, SLG: 0.378	1B		BB	F8		K				4	1	2	2	0	1	2											
<b>Brian Downing, R</b> OBP: 0.381, SLG: 0.457	K		PB			G4-6-3		1B BB		2	1	1	0	2	1	2											
<b>Chili Davis, S</b> OBP: 0.313, SLG: 0.417		G4-3	F9			G4-6-3		L4-3		4	0	1	0	0	0	2											
<b>Tony Armas, R</b> OBP: 0.435, SLG: 0.750		K				F9		L4-3		3	0	0	0	1	1	2											
<b>Lance Parrish, R</b> OBP: 0.311, SLG: 0.390				F9		F9		1B		4	1	2	1	0	0	2											
<b>Glenn Hoffman, R</b> OBP: 0.300, SLG: 0.333	G6-3							1B		4	0	2	1	0	0	1											
<b>Inning Stats</b>	R: 0 E: 0 K: 1 S: 9	H: 1 LOB: 2 BB: 1 P: 16	R: 0 E: 0 K: 1 S: 11	H: 1 LOB: 1 BB: 0 P: 16	R: 3 E: 0 K: 0 S: 16	H: 2 LOB: 2 BB: 2 P: 34	R: 0 E: 0 K: 0 S: 14	H: 0 LOB: 2 BB: 2 P: 25	R: 0 E: 0 K: 1 S: 11	H: 1 LOB: 1 BB: 0 P: 17	R: 0 E: 0 K: 1 S: 8	H: 0 LOB: 0 BB: 0 P: 9	R: 2 E: 0 K: 0 S: 12	H: 3 LOB: 2 BB: 2 P: 26	R: 0 E: 0 K: 0 S: 10	H: 0 LOB: 0 BB: 0 P: 21		1B: 6 2B: 4 3B: 0 HR: 0	SF: 0 SAC: 0 DP: 3 HBP: 1	WP: 0 PB: 0 SB: 0 CS: 1	PA: 38						
<b>PITCHER</b>	IP	WLS	BF	H	R	ER	SO	BB	IBB	HBP	BLK	WP	HR	S	P	ERA	WHIP										
<b>Mike Jeffcoat, L</b> ERA: 3.21	2.2	L	16	4	3	3	2	3	0	1	0	0	0	16	29	0.00	2.000										
<b>Cecilio Guante, R</b> ERA: 3.6	1.0		5	0	0	0	0	2	0	0	0	0	0	16	29	0.00	2.000										
<b>Drew Hall, L</b> ERA: 3.96	2.1		7	1	0	0	1	1	0	0	0	0	0	18	30	0.00	0.857										
<b>Kenny Rogers, L</b> ERA: 2.72	1.0		5	1	2	2	1	1	0	0	0	0	0	10	17	18.00	2.000										
<b>Gary Mielke, R</b> ERA: 2.95	1.0		5	2	0	0	0	1	0	0	0	0	0	10	18	0.00	3.000										



Batter	1	2	3	4	5	6	7	8	9	AB	R	H	RBI	BB	SO	LOB	TOP					
<b>Cecil Espy, S</b> OBP: 0.299, SLG: 0.319 (1, 8)	G4-3			G1-3		F5	B4		F7	5	0	0	0	0	0	1						
<b>Scott Fletcher, R</b> OBP: 0.337, SLG: 0.301 <b>Jeff Kunkel, R</b> OBP: 0.304, SLG: 0.477 (1, 6) (9, 6)	K			BB		F9		G3		3	0	0	0	1	1	0						
<b>Rafael Palmeiro, L</b> OBP: 0.371, SLG: 0.420 (1, 3)	G4-3			F7		1B	1B	FC3-6	1B	4	1	2	0	0	0	1						
<b>Ruben Sierra, S</b> OBP: 0.378, SLG: 0.584 (1, 9)				F8		1B	1B	FC3-6	1B	4	0	2	0	0	0	2						
<b>Julio Franco, R</b> OBP: 0.402, SLG: 0.508 (1, 4)	G6-4-3				L7		HBP	1B		4	0	2	1	0	0	1						
<b>Pete Incaviglia, R</b> OBP: 0.280, SLG: 0.373 <b>Sammy Sosa, R</b> OBP: 0.317, SLG: 0.400 <b>Thad Bosley, L</b> OBP: 0.167, SLG: 0.167 (8, PH) (6, 7)	G6-3				G4-3		HBP		G5-3	2	0	0	0	0	0	0						
<b>Rick Leach, L</b> OBP: 0.353, SLG: 0.370 (1, 10)				F7		2B	1B	F9		4	1	2	0	0	0	3						
<b>Steve Buechele, R</b> OBP: 0.291, SLG: 0.338 (1, 5)				G5-3		1-H	2B		SH1	3	0	1	1	0	0	0						
<b>Chad Kreuter, S</b> OBP: 0.197, SLG: 0.191 (1, 2)				L9		F8		F9		4	0	0	0	0	0	2						
<b>Inning Stats</b>	R: 0 E: 0 K: 1 S: 6	H: 0 LOB: 0 BB: 0 P: 8	R: 0 E: 0 K: 0 S: 5	H: 1 LOB: 0 BB: 0 P: 6	R: 0 E: 0 K: 0 S: 12	H: 0 LOB: 0 BB: 0 P: 21	R: 0 E: 0 K: 0 S: 12	H: 0 LOB: 1 BB: 1 P: 20	R: 1 E: 0 K: 0 S: 13	H: 2 LOB: 1 BB: 0 P: 23	R: 1 E: 0 K: 0 S: 16	H: 3 LOB: 3 BB: 0 P: 25	R: 0 E: 0 K: 0 S: 5	H: 0 LOB: 0 BB: 0 P: 6	R: 0 E: 0 K: 0 S: 9	H: 2 LOB: 2 BB: 0 P: 18	R: 0 E: 0 K: 0 S: 10	H: 1 LOB: 1 BB: 0 P: 16	1B: 8 2B: 1 3B: 0 HR: 0	SF: 0 SAC: 1 DP: 1 HBP: 1	WP: 0 PB: 0 SB: 0 CS: 0	PA: 37
<b>PITCHER</b>	IP	WLS	BF	H	R	ER	SO	BB	IBB	HBP	BLK	WP	HR	S	P	ERA	WHIP					
<b>Mike Witt, R</b> ERA: 4.21 <b>Willie Fraser, R</b> ERA: 3.12	(1, 1)	6.0	25	6	2	2	1	1	0	1	0	0	0	64	103	3.00	1.167					

Texas Rangers @ California Angels  
Anaheim Stadium, Anaheim, CA  
Tue Jul 04 1989, 10:05 PM EDT  
Att: 62,390 - Unknown - 70 F


AB 34  
R 2  
H 9  
RBI 2  
BB 1  
SO 1  
LOB 12



Batter	1	2	3	4	5	6	7	8	9	AB	R	H	RBI	BB	SO	LOB	BOTTOM					
<b>Dick Schofield, R</b> OBP: 0.265, SLG: 0.263 (1, 6)	G4-3		G4-3			G6-3		G6-3		4	0	0	0	0	0	1						
<b>Johnny Ray, S</b> OBP: 0.301, SLG: 0.353 (1, 4)	G4-3		G1-3			G4-3		G4-3		4	0	0	0	0	0	1						
<b>Devon White, S</b> OBP: 0.298, SLG: 0.443 (1, 8)	K			F7		G3		G3		4	0	0	0	0	1	0						
<b>Wally Joyner, L</b> OBP: 0.342, SLG: 0.384 (1, 3)		K		1B			K	G6-3	HR	4	1	2	0	0	2	0						
<b>Brian Downing, R</b> OBP: 0.380, SLG: 0.455 (1, 10)		G5-3		L9		FC6-4	1B	G6-3		4	0	1	0	0	0	2						
<b>Chili Davis, S</b> OBP: 0.312, SLG: 0.413 (1, 7)		G6-3		G4-3		FC6-4	1-2	HR	IBB	3	1	0	0	1	0	2						
<b>Tony Armas, R</b> OBP: 0.420, SLG: 0.771 (1, 9)			K		K		F6		HR	4	1	1	3	0	2	1						
<b>Lance Parrish, R</b> OBP: 0.312, SLG: 0.390 (1, 2)			HR	1B				K		3	1	1	0	0	2	0						
<b>Jack Howell, L</b> OBP: 0.331, SLG: 0.409 (1, 5)			HR		F9			E6		3	1	1	2	0	0	0						
<b>Inning Stats</b>	R: 0 E: 0 K: 1 S: 7	H: 0 LOB: 0 BB: 0 P: 9	R: 0 E: 0 K: 1 S: 6	H: 0 LOB: 0 BB: 0 P: 11	R: 2 E: 0 K: 1 S: 11	H: 2 LOB: 0 BB: 0 P: 18	R: 0 E: 0 K: 0 S: 9	H: 1 LOB: 1 BB: 0 P: 14	R: 0 E: 0 K: 2 S: 10	H: 0 LOB: 0 BB: 0 P: 16	R: 0 E: 0 K: 0 S: 4	H: 0 LOB: 0 BB: 0 P: 7	R: 0 E: 1 K: 1 S: 11	H: 1 LOB: 1 BB: 0 P: 16	R: 0 E: 1 K: 1 S: 10	H: 0 LOB: 1 BB: 0 P: 18	R: 3 E: 0 K: 0 S: 12	H: 2 LOB: 0 BB: 1 P: 19	1B: 3 2B: 1 3B: 0 HR: 2	SF: 0 SAC: 0 DP: 0 HBP: 0	WP: 0 PB: 0 SB: 0 CS: 0	PA: 34
<b>PITCHER</b>	IP	WLS	BF	H	R	ER	SO	BB	IBB	HBP	BLK	WP	HR	S	P	ERA	WHIP					
<b>Kevin Brown, R</b> ERA: 3.0	(1, 1)	8.2	34	6	5	5	7	0	1	0	0	0	2	80	128	5.19	0.692					

Texas Rangers @ California Angels  
Anaheim Stadium, Anaheim, CA  
Tue Jul 04 1989, 10:05 PM EDT  
Att: 62,390 - Unknown - 70 F

AB 33  
R 5  
H 6  
RBI 5  
BB 1  
SO 7  
LOB 7





Batter	1	2	3	4	5	6	7	8	9	AB	R	H	RBI	BB	SO	LOB	TOP			
<b>Cecil Espy, S</b> OBP: 0.299, SLG: 0.316 (1, 8)	K2-3	K		FC6-4			BB			3	0	0	0	1	2	4	<b>Texas Rangers @ California Angels</b> Anaheim Stadium, Anaheim, CA Wed Jul 05 1989, 10:05 PM EDT Att: 24,852 - Unknown			
<b>Sammy Sosa, R</b> OBP: 0.297, SLG: 0.375 (1, 7)	G1-3		G6-3		G6-3		F9			4	0	0	0	0	0	1				
<b>Rafael Palmeiro, L</b> OBP: 0.372, SLG: 0.420 (1, 3)	1B		BB	BB	G4-3			G3		3	0	1	0	1	0	0				
<b>Ruben Sierra, S</b> OBP: 0.376, SLG: 0.579 (1, 9)	G4-3		BB	BB	G5-3			F8		3	0	0	0	1	0	1				
<b>Julio Franco, R</b> OBP: 0.398, SLG: 0.502 (1, 4)		K	G6-4-3			G3		F8		4	0	0	0	0	1	2				
<b>Steve Buechele, R</b> OBP: 0.291, SLG: 0.337 (1, 5)		1B			F8		F9		G5-3	4	1	1	0	0	0	0				
<b>Jim Sundberg, R</b> OBP: 0.342, SLG: 0.370 (1, 2)		1B			F8		F8			3	0	0	0	1	2	1				
<b>Jeff Kunkel, R</b> OBP: 0.303, SLG: 0.470 (1, 6)		1B			K			G6-3		4	0	1	0	0	1	1				
<b>Mike Stanley, R</b> OBP: 0.273, SLG: 0.184 (1, 10)		1B			FC6-4		F8			3	0	2	1	0	0	0				
<b>Inning Stats</b>	R: 0 E: 0 K: 1 S: 11	H: 1 LOB: 1 BB: 0 P: 17	R: 1 E: 0 K: 3 S: 18	H: 3 LOB: 2 BB: 0 P: 25	R: 0 E: 0 K: 0 S: 5	H: 0 LOB: 1 BB: 2 P: 16	R: 0 E: 0 K: 1 S: 11	H: 1 LOB: 2 BB: 1 P: 18	R: 0 E: 0 K: 0 S: 7	H: 0 LOB: 0 BB: 0 P: 8	R: 0 E: 0 K: 0 S: 6	H: 0 LOB: 1 BB: 1 P: 9	R: 0 E: 0 K: 0 S: 4	H: 0 LOB: 0 BB: 0 P: 9	R: 0 E: 0 K: 1 S: 9	H: 0 LOB: 0 BB: 0 P: 15	1B: 5 2B: 0 3B: 0 HR: 0	SF: 0 SAC: 0 DP: 1 HBP: 0	WP: 0 PB: 0 SB: 0 CS: 0	PA: 35
<b>PITCHER</b> <b>Chuck Finley, L</b> ERA: 2.24 (1, 1)	IP: 9.0 WLS: W BF: 35 H: 5 R: 1 ER: 1 SO: 6 BB: 4 IBB: 0 HBP: 0 BLK: 0 WP: 0 HR: 0 S: 77 P: 126 ERA: 1.00 WHIP: 1.000															<b>PITCHER</b>				

Batter	1	2	3	4	5	6	7	8	9	AB	R	H	RBI	BB	SO	LOB	BOTTOM			
<b>Dick Schofield, R</b> OBP: 0.270, SLG: 0.276 (1, 6)	L7		BLK	BB		G5-3		SF8		3	1	1	1	1	0	0	<b>Texas Rangers @ California Angels</b> Anaheim Stadium, Anaheim, CA Wed Jul 05 1989, 10:05 PM EDT Att: 24,852 - Unknown			
<b>Johnny Ray, S</b> OBP: 0.300, SLG: 0.352 (1, 4)	PB		G4-3			K		SF8		3	0	1	1	0	1	1				
<b>Devon White, S</b> OBP: 0.295, SLG: 0.437 (1, 8)	K				G3-1		K2-3	P5		4	0	0	0	0	2	1				
<b>Wally Joyner, L</b> OBP: 0.339, SLG: 0.379 (1, 3)	K				K		P2			3	0	0	0	0	2	1				
<b>Brian Downing, R</b> OBP: 0.382, SLG: 0.457 (1, 10)			G4-6-3		F7		1B	1B		3	0	2	0	0	0	0				
<b>Chili Davis, S</b> OBP: 0.312, SLG: 0.412 (1, 7)		G4-6-3			F9		FC6-4			3	0	1	0	0	0	1				
<b>Tony Armas, R</b> OBP: 0.396, SLG: 0.725 (1, 9)		G1-3			P2		FC6-4			3	0	0	0	0	0	2				
<b>Lance Parrish, R</b> OBP: 0.312, SLG: 0.386 (1, 2)			G6-3		P5			FC3-6		2	0	0	0	1	0	0				
<b>Jack Howell, L</b> OBP: 0.327, SLG: 0.404 (1, 5)			G3-1		F8			FC3-6		3	1	0	0	0	0	1				
<b>Inning Stats</b>	R: 0 E: 0 K: 2 S: 10	H: 1 LOB: 1 BB: 0 P: 18	R: 0 E: 0 K: 0 S: 8	H: 1 LOB: 0 BB: 0 P: 12	R: 0 E: 0 K: 0 S: 12	H: 0 LOB: 1 BB: 1 P: 20	R: 0 E: 0 K: 1 S: 7	H: 0 LOB: 0 BB: 0 P: 11	R: 0 E: 0 K: 0 S: 5	H: 0 LOB: 0 BB: 0 P: 8	R: 0 E: 0 K: 1 S: 9	H: 0 LOB: 2 BB: 0 P: 13	R: 0 E: 0 K: 1 S: 10	H: 2 LOB: 2 BB: 0 P: 16	R: 2 E: 0 K: 0 S: 11	H: 1 LOB: 0 BB: 1 P: 21	1B: 4 2B: 0 3B: 1 HR: 0	SF: 1 SAC: 0 DP: 1 HBP: 0	WP: 0 PB: 1 SB: 0 CS: 0	PA: 30
<b>PITCHER</b> <b>Charlie Hough, R</b> ERA: 4.71 (1, 1)	IP: 7.1 WLS: L BF: 28 H: 5 R: 2 ER: 2 SO: 5 BB: 2 IBB: 0 HBP: 0 BLK: 0 WP: 0 HR: 0 S: 67 P: 110 ERA: 2.46 WHIP: 0.955															<b>PITCHER</b>				
<b>Jeff Russell, R</b> ERA: 1.63 (8, 1)	IP: 0.2 WLS: L BF: 2 H: 0 R: 0 ER: 0 SO: 0 BB: 0 IBB: 0 HBP: 0 BLK: 0 WP: 0 HR: 0 S: 5 P: 9 ERA: 0.00 WHIP: 0.000															<b>PITCHER</b>				



Batter	1	2	3	4	5	6	7	8	9	AB	R	H	RBI	BB	SO	LOB	TOP								
<b>Cecil Espy, S</b> OBP: 0.298, SLG: 0.315 (1, 8)	B5-3		1-2 SAFE 1B		L1			G6-3		4	0	1	0	0	0	1									
<b>Thad Bosley, L</b> OBP: 0.100, SLG: 0.100 (1, 10)	G4-3		2-3 SAFE SAFE 1B					E8		4	0	0	0	0	1	2									
<b>Sammy Sosa, R</b> OBP: 0.297, SLG: 0.375 (8, FR)										0	0	0	0	0	0	0									
<b>Rafael Palmeiro, L</b> OBP: 0.371, SLG: 0.417 (1, 3)	G6-3			P6				K		4	0	1	0	0	1	1									
<b>Ruben Sierra, S</b> OBP: 0.377, SLG: 0.586 (1, 9)		G3		P4						3	1	1	1	1	0	0									
<b>Julio Franco, R</b> OBP: 0.396, SLG: 0.498 (1, 4)	L9									4	0	1	0	0	0	2									
<b>Rick Leach, L</b> OBP: 0.344, SLG: 0.359 (1, 7)	G4-3									4	0	0	0	0	0	1									
<b>Steve Buechele, R</b> OBP: 0.297, SLG: 0.352 (1, 5)			L6							3	2	2	1	1	0	0									
<b>Jeff Kunkel, R</b> OBP: 0.303, SLG: 0.475 (1, 6)			G4-3		SH1-4 BB					3	0	1	1	0	1	0									
<b>Chad Kreuter, S</b> OBP: 0.200, SLG: 0.183 (1, 2)					L5					3	0	0	0	1	1	2									
<b>Inning Stats</b>	R: 0 E: 0 K: 0 S: 5	H: 0 LOB: 0 BB: 0 P: 6	R: 0 E: 0 K: 0 S: 12	H: 0 LOB: 0 BB: 0 P: 18	R: 0 E: 0 K: 1 S: 14	H: 1 LOB: 2 BB: 1 P: 24	R: 0 E: 0 K: 0 S: 7	H: 1 LOB: 1 BB: 0 P: 13	R: 0 E: 0 K: 0 S: 6	H: 0 LOB: 1 BB: 1 P: 10	R: 0 E: 0 K: 0 S: 7	H: 1 LOB: 0 BB: 1 P: 14	R: 1 E: 0 K: 1 S: 8	H: 1 LOB: 0 BB: 0 P: 12	R: 0 E: 1 K: 1 S: 8	H: 0 LOB: 1 BB: 0 P: 11	R: 2 E: 0 K: 1 S: 15	H: 3 LOB: 1 BB: 0 P: 20	1B: 4 2B: 1 3B: 0 HR: 2	SF: 0 SAC: 1 DP: 1 HBP: 0	WP: 0 PB: 0 SB: 0 CS: 0	PA: 36			
<b>PITCHER</b>	IP	WLS	BF	H	R	ER	SO	BB	IBB	HBP	BLK	WP	HR	S	P	ERA	WHIP								
<b>Kirk McCaskill, R</b> ERA: 2.81 (1, 1)	8.0	L	31	5	2	2	3	3	0	0	0	0	2	68	110	2.25	1.000								
<b>Willie Fraser, R</b> ERA: 3.27 (9, 1)	1.0		5	2	1	1	1	0	0	0	0	0	0	14	18	9.00	2.000								

Texas Rangers @ California Angels  
Anaheim Stadium, Anaheim, CA  
Thu Jul 06 1989, 10:05 PM EDT  
Att: 37,867 - Unknown

AB	32
R	3
H	7
RBI	3
BB	3
SO	4
LOB	9



Batter	1	2	3	4	5	6	7	8	9	AB	R	H	RBI	BB	SO	LOB	BOTTOM								
<b>Dick Schofield, R</b> OBP: 0.269, SLG: 0.271 (1, 6)	1B BB	F7			K			K		3	0	0	0	1	2	2									
<b>Johnny Ray, S</b> OBP: 0.299, SLG: 0.351 (1, 4)	L9		P5					G6-3		4	0	1	0	0	0	1									
<b>Devon White, S</b> OBP: 0.294, SLG: 0.435 (1, 8)	1-2 1B		K					B1-3		4	0	1	0	0	2	1									
<b>Wally Joyner, L</b> OBP: 0.334, SLG: 0.374 (1, 3)	F7		F8					F9		4	0	0	0	0	1	3									
<b>Brian Downing, R</b> OBP: 0.383, SLG: 0.454 (1, 10)	K				G3-6-3 HBP			G6-3		2	0	0	0	1	1	2									
<b>Chili Davis, S</b> OBP: 0.308, SLG: 0.406 (1, 7)		F9			G3-6-3 1-2f			K		4	0	0	0	0	1	3									
<b>Tony Armas, R</b> OBP: 0.375, SLG: 0.685 (1, 9)		K 1B			K2-3			K		3	0	0	0	0	3	0									
<b>Lance Parrish, R</b> OBP: 0.312, SLG: 0.386 (1, 2)								F9		3	0	1	0	0	0	0									
<b>Kent Anderson, R</b> OBP: 0.265, SLG: 0.231 (1, 5)		K						F7		3	0	0	0	0	2	2									
<b>Inning Stats</b>	R: 0 E: 0 K: 1 S: 11	H: 1 LOB: 2 BB: 1 P: 20	R: 0 E: 0 K: 2 S: 14	H: 1 LOB: 0 BB: 0 P: 20	R: 0 E: 0 K: 1 S: 5	H: 0 LOB: 0 BB: 0 P: 8	R: 0 E: 0 K: 1 S: 8	H: 0 LOB: 0 BB: 0 P: 12	R: 0 E: 0 K: 2 S: 10	H: 0 LOB: 0 BB: 0 P: 14	R: 0 E: 0 K: 0 S: 5	H: 0 LOB: 0 BB: 0 P: 6	R: 0 E: 0 K: 2 S: 9	H: 0 LOB: 0 BB: 0 P: 13	R: 0 E: 0 K: 1 S: 8	H: 0 LOB: 0 BB: 0 P: 14	R: 0 E: 0 K: 2 S: 13	H: 1 LOB: 2 BB: 1 P: 19	1B: 3 2B: 0 3B: 0 HR: 0	SF: 0 SAC: 0 DP: 1 HBP: 1	WP: 1 PB: 0 SB: 0 CS: 0	PA: 33			
<b>PITCHER</b>	IP	WLS	BF	H	R	ER	SO	BB	IBB	HBP	BLK	WP	HR	S	P	ERA	WHIP								
<b>Nolan Ryan, R</b> ERA: 2.91 (1, 1)	9.0	W	33	3	0	0	12	2	0	1	0	1	0	83	126	0.00	0.556								

Texas Rangers @ California Angels  
Anaheim Stadium, Anaheim, CA  
Thu Jul 06 1989, 10:05 PM EDT  
Att: 37,867 - Unknown

AB	30
R	0
H	3
RBI	0
BB	2
SO	12
LOB	14





Batter	1	2	3	4	5	6	7	8	9	AB	R	H	RBI	BB	SO	LOB	TOP					
<b>Cecil Espy, S</b> OBP: 0.303, SLG: 0.315 (1, 8)	G4-3		CS 1B			BB BB		1B HR HBP	G4-1	3	1	0	1	0	1							
<b>Jeff Kunkel, R</b> OBP: 0.302, SLG: 0.467 (1, 6)	L7		K			K		HR		4	1	1	0	0	2	2						
<b>Rafael Palmeiro, L</b> OBP: 0.369, SLG: 0.414 (1, 3)	F7			G6-3		BB		P5		3	0	0	0	1	0	2						
<b>Ruben Sierra, S</b> OBP: 0.376, SLG: 0.591 (1, 9)		F9		G3-1		G4-3		HR		4	1	1	3	0	0	2						
<b>Julio Franco, R</b> OBP: 0.397, SLG: 0.498 (1, 4)		1B S 1B		K			E1 SF9 1B	F8		4	2	2	0	0	1	0						
<b>Rick Leach, L</b> OBP: 0.346, SLG: 0.361 (1, 7)					P2		G5-3	F9		2	0	1	0	0	0	0						
<b>Sammy Sosa, R</b> OBP: 0.288, SLG: 0.364 (7, PH)		G4-3 S 1B								2	0	0	0	0	0	1						
<b>Jack Daugherty, S</b> OBP: 0.500, SLG: 0.667 (1, 10)		G4-3			G4-6-3 1B		SF9		G2-3 1B	3	0	2	1	0	0	1						
<b>Steve Buechele, R</b> OBP: 0.296, SLG: 0.361 (1, 5)					G4-6-3		HR		F4	4	1	1	1	0	1	3						
<b>Jim Sundberg, R</b> OBP: 0.331, SLG: 0.356 (1, 2)			L7			F9	K		G2-3	4	0	0	0	0	1	1						
<b>Inning Stats</b>	R: 0 E: 0 K: 0 S: 9	H: 0 LOB: 0 BB: 0 P: 11	R: 1 E: 0 K: 1 S: 13	H: 2 LOB: 1 BB: 0 P: 20	R: 0 E: 0 K: 1 S: 9	H: 1 LOB: 1 BB: 0 P: 14	R: 0 E: 0 K: 1 S: 8	H: 0 LOB: 0 BB: 0 P: 16	R: 0 E: 0 K: 0 S: 7	H: 1 LOB: 0 BB: 0 P: 9	R: 0 E: 0 K: 1 S: 14	H: 0 LOB: 2 BB: 2 P: 26	R: 2 E: 1 K: 1 S: 12	H: 2 LOB: 0 BB: 0 P: 20	R: 3 E: 0 K: 0 S: 13	H: 2 LOB: 1 BB: 0 P: 14	R: 0 E: 0 K: 0 S: 5	H: 1 LOB: 1 BB: 0 P: 7	1B: 7 2B: 1 3B: 0 HR: 2	SF: 1 SAC: 0 DP: 2 HBP: 1	WP: 0 PB: 0 SB: 2 CS: 1	PA: 37
<b>PITCHER</b>	IP	WLS	BF	H	R	ER	SO	BB	IBB	HBP	BLK	WP	HR	S	P	ERA	WHIP					
<b>Storm Davis, R</b> ERA: 5.38 (1, 1)	8.0	L	33	8	6	6	5	2	0	1	0	0	2	85	130	6.75	1.250					
<b>Jim Corsi, R</b> ERA: 2.95 (9, 1)	1.0		4	1	0	0	0	0	0	0	0	0	0	5	7	0.00	1.000					

Texas Rangers @ Oakland Athletics  
Oakland-Alameda County Coliseum, Oakland, CA  
Fri Jul 07 1989, 7:05 PM PDT  
Att: 39,678 - Unknown - 73 F

AB	33
R	6
H	9
RBI	5
BB	2
SO	5
LOB	13



Batter	1	2	3	4	5	6	7	8	9	AB	R	H	RBI	BB	SO	LOB	BOTTOM					
<b>Rickey Henderson, R</b> OBP: 0.411, SLG: 0.388 (1, 7)	L6					SH5-3 1B 2B		G5-3 S BB		2	2	1	0	2	0	0						
<b>Carney Lansford, R</b> OBP: 0.393, SLG: 0.404 (1, 5)	G4-3		P4			SH5-3		G5-3		3	0	0	0	0	0	2						
<b>Dave Parker, L</b> OBP: 0.316, SLG: 0.450 (1, 10)				K				G4-3		3	0	1	2	1	1	0						
<b>Mark McGwire, R</b> OBP: 0.332, SLG: 0.474 (1, 3)	FC6-4			F7		L7		G1-3		4	0	0	0	0	0	2						
<b>Ron Hassey, L</b> OBP: 0.303, SLG: 0.378 (1, 2)		G4-3				K			G6-3	4	0	0	0	0	2	1						
<b>Dave Henderson, R</b> OBP: 0.315, SLG: 0.362 (1, 8)					P4			G6-3		3	0	0	0	1	0	0						
<b>Tony Phillips, S</b> OBP: 0.366, SLG: 0.380 (1, 4)			G3-6					G4-3		4	0	1	0	0	1	1						
<b>Stan Javier, S</b> OBP: 0.326, SLG: 0.336 (1, 9)								F8		3	0	0	0	0	0	1						
<b>Mike Gallego, R</b> OBP: 0.333, SLG: 0.358 (1, 6)					P3			HR		3	1	1	1	0	0	1						
<b>Inning Stats</b>	R: 0 E: 0 K: 0 S: 10	H: 0 LOB: 1 BB: 1 P: 18	R: 0 E: 0 K: 0 S: 5	H: 0 LOB: 0 BB: 1 P: 12	R: 0 E: 0 K: 2 S: 9	H: 0 LOB: 0 BB: 0 P: 13	R: 0 E: 0 K: 1 S: 12	H: 2 LOB: 1 BB: 0 P: 19	R: 0 E: 0 K: 0 S: 9	H: 0 LOB: 0 BB: 0 P: 11	R: 2 E: 0 K: 0 S: 10	H: 1 LOB: 0 BB: 1 P: 18	R: 0 E: 0 K: 1 S: 9	H: 0 LOB: 0 BB: 0 P: 13	1B: 2 2B: 1 3B: 0 HR: 1	SF: 0 SAC: 1 DP: 1 HBP: 0	WP: 0 PB: 0 SB: 1 CS: 0	PA: 34				
<b>PITCHER</b>	IP	WLS	BF	H	R	ER	SO	BB	IBB	HBP	BLK	WP	HR	S	P	ERA	WHIP					
<b>Bobby Witt, R</b> ERA: 5.6 (1, 1)	7.0		28	4	3	3	3	4	0	0	0	0	1	63	109	3.86	1.143					
<b>Gary Mielke, R</b> ERA: 2.89 (8, 1)	0.1		1	0	0	0	0	0	0	0	0	0	0	2	2	0.00	0.000					
<b>Kenny Rogers, L</b> ERA: 2.7 (8, 1)	0.1		1	0	0	0	0	0	0	0	0	0	0	1	1	0.00	0.000					
<b>Jeff Russell, R</b> ERA: 1.77 (8, 1)	1.1	S	4	0	0	0	1	0	0	0	0	0	0	11	17	0.00	0.000					

Texas Rangers @ Oakland Athletics  
Oakland-Alameda County Coliseum, Oakland, CA  
Fri Jul 07 1989, 7:05 PM PDT  
Att: 39,678 - Unknown - 73 F

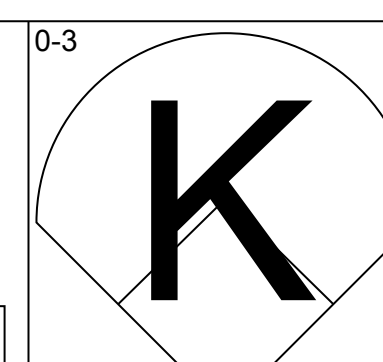
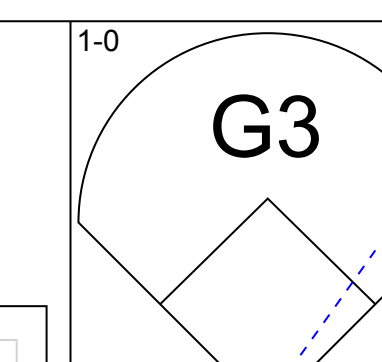
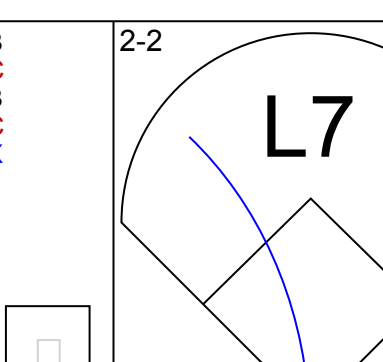
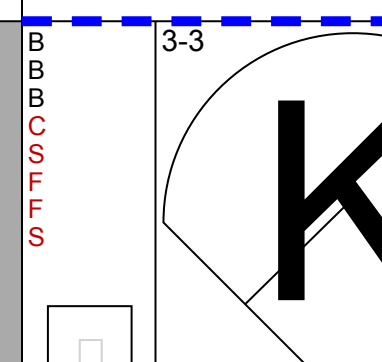
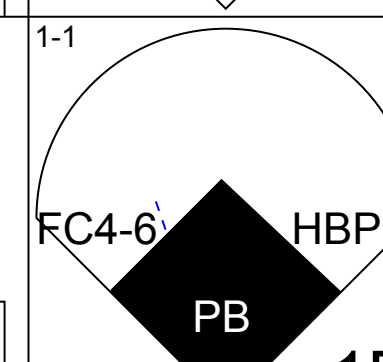
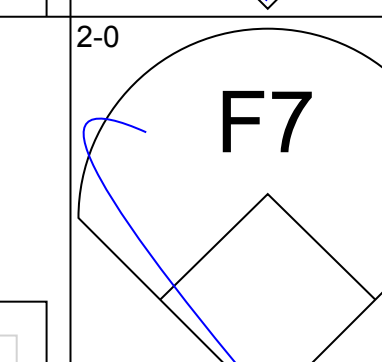
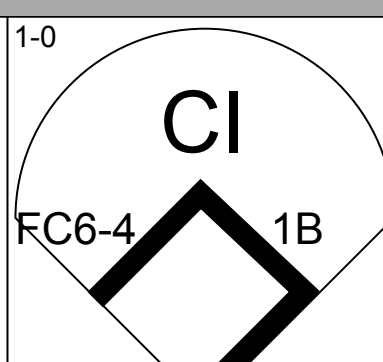
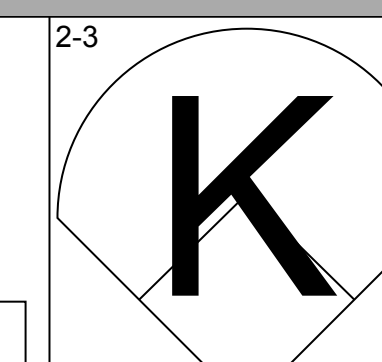
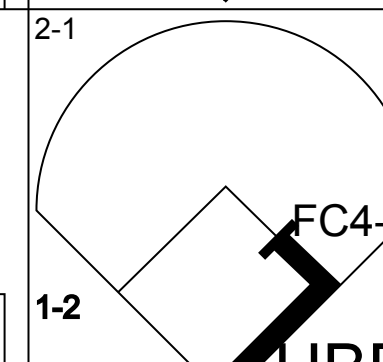
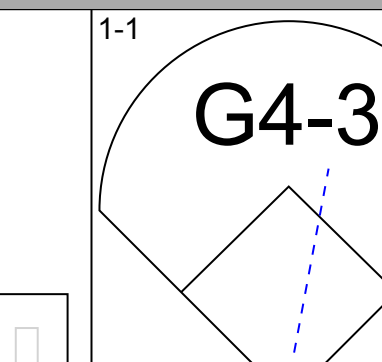
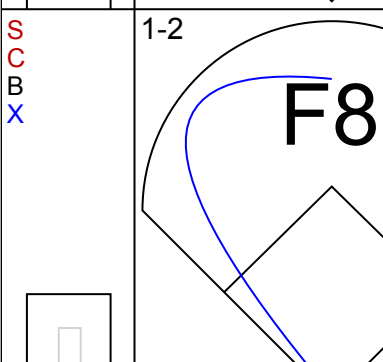
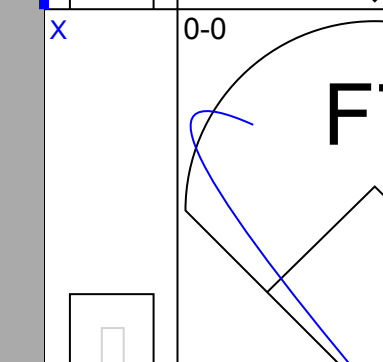
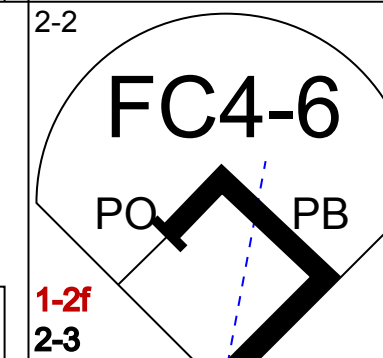
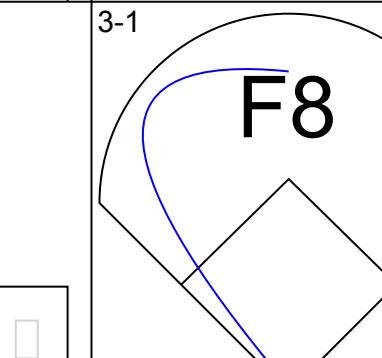
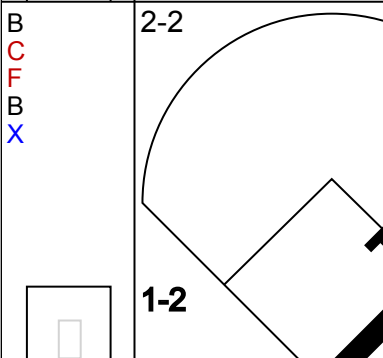
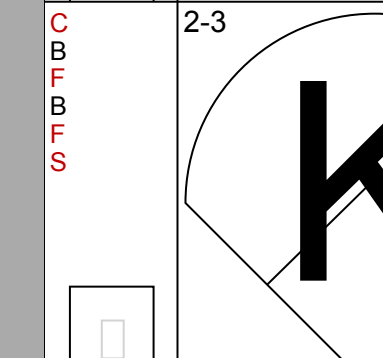
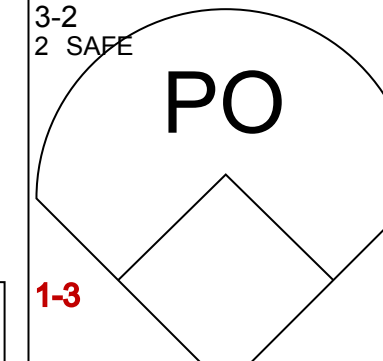
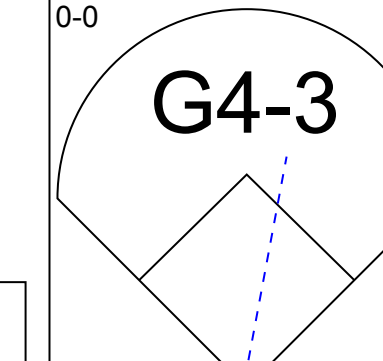
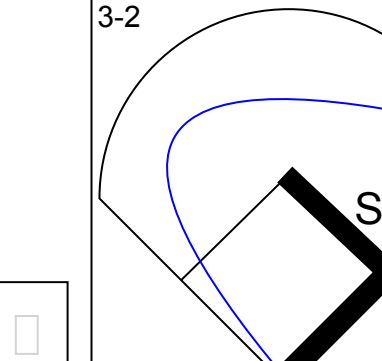
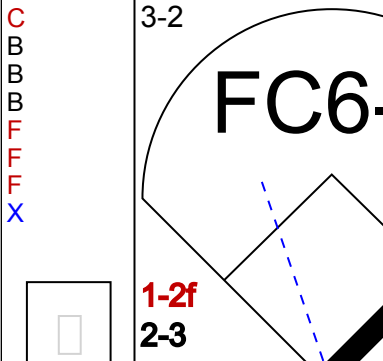
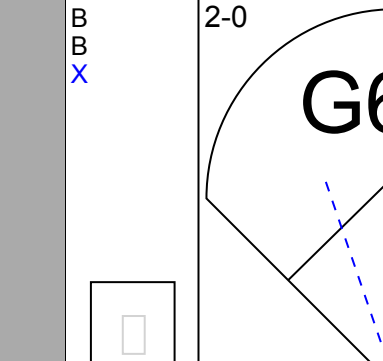
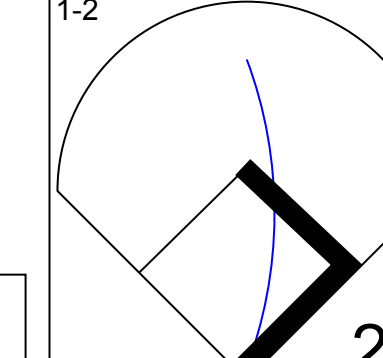
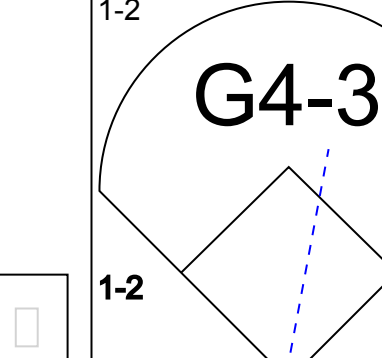
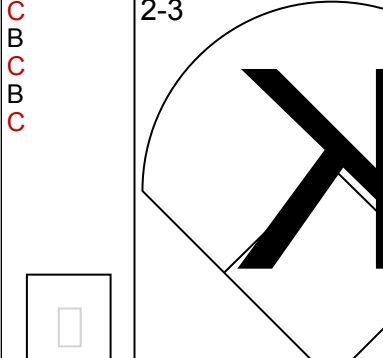
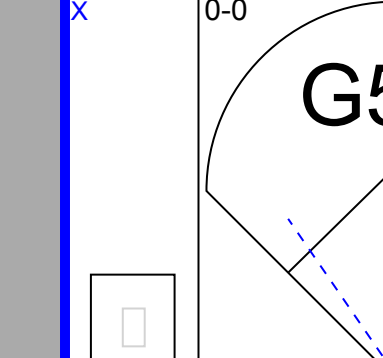
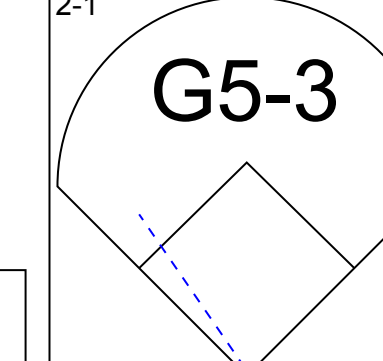
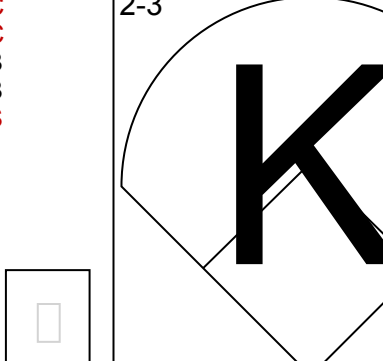
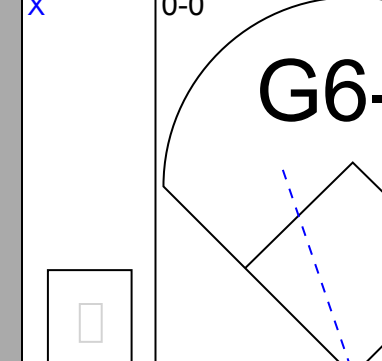
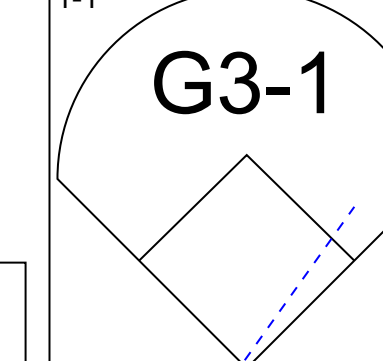
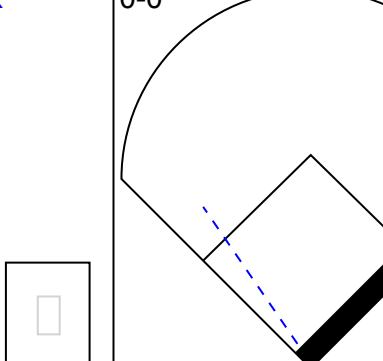
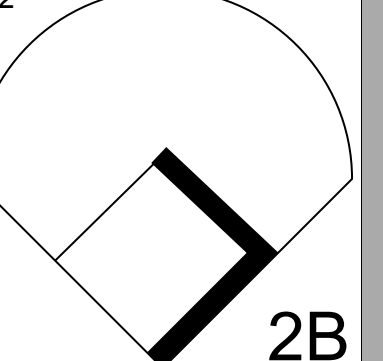
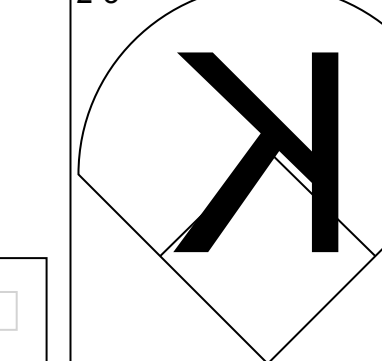
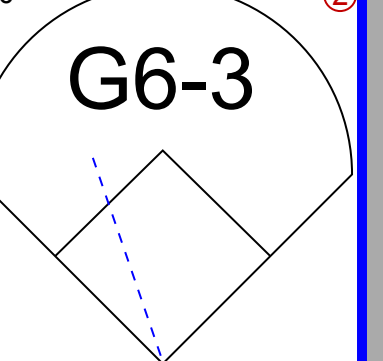
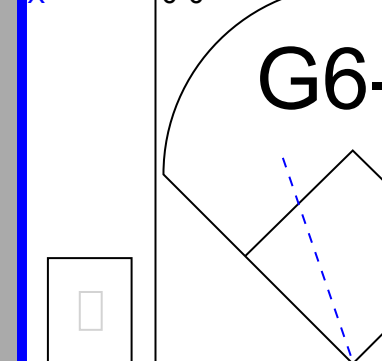
AB	29
R	3
H	4
RBI	3
BB	4
SO	4
LOB	8

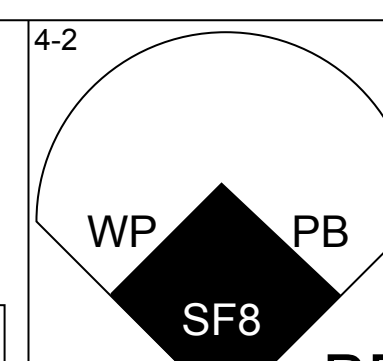
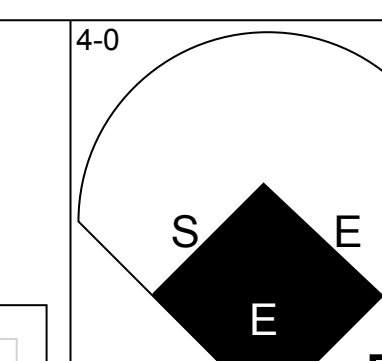
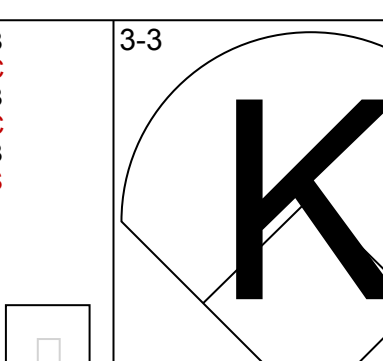
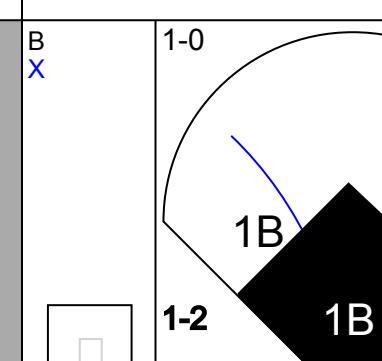
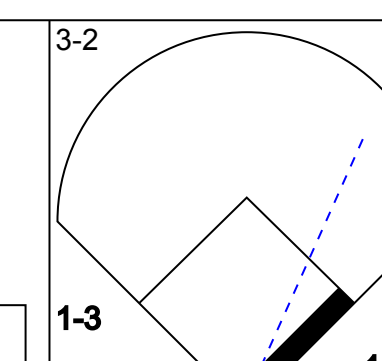
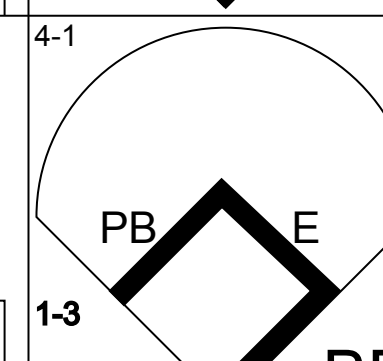
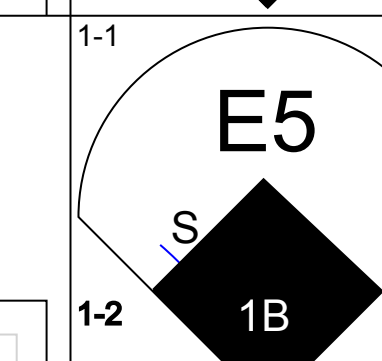
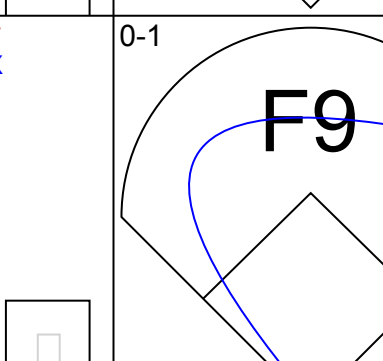
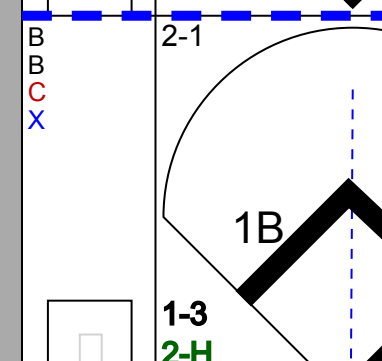
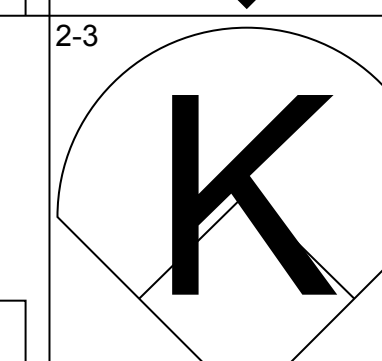
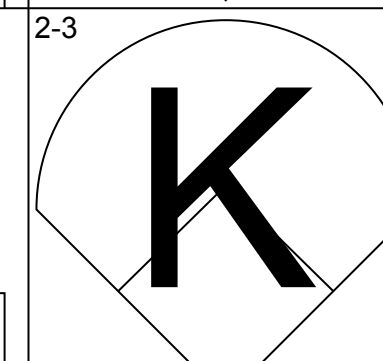
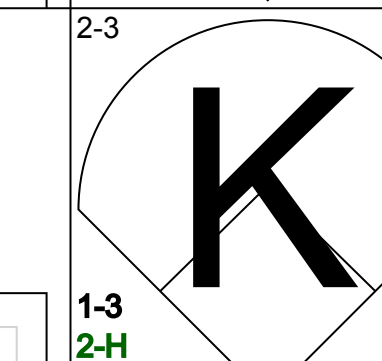

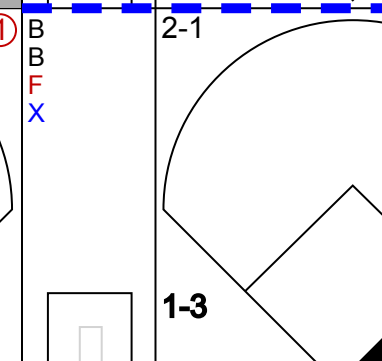
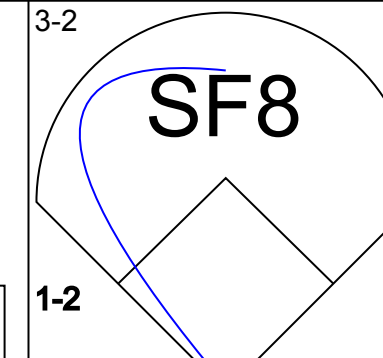
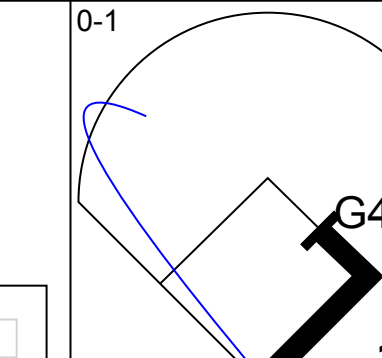

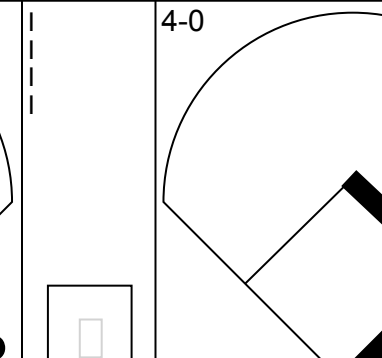
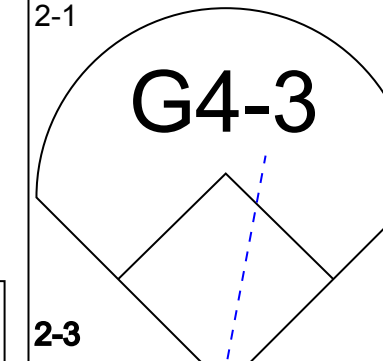
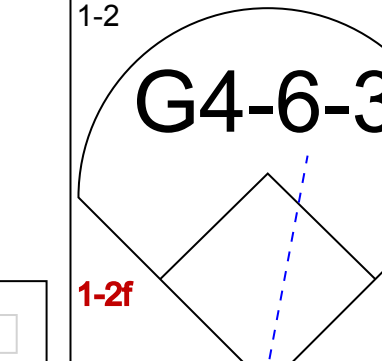

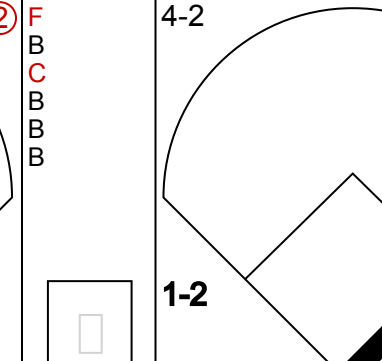
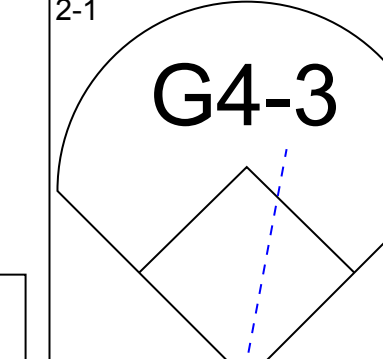
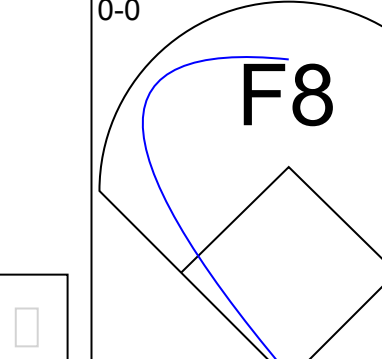
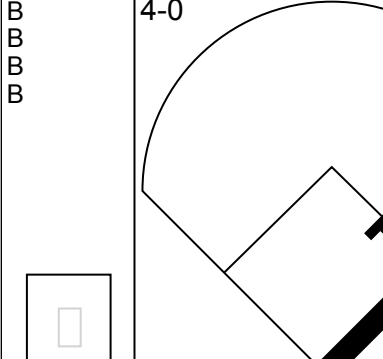
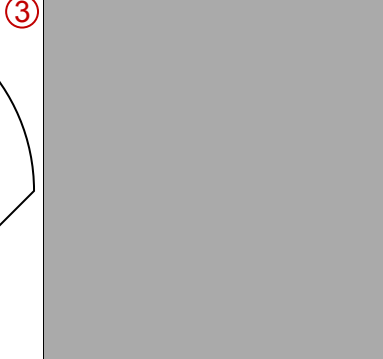
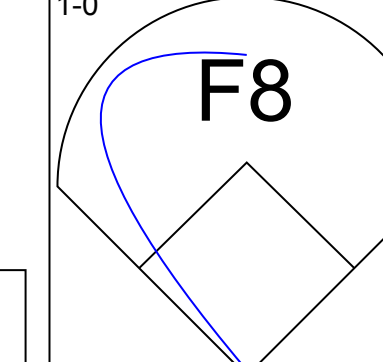
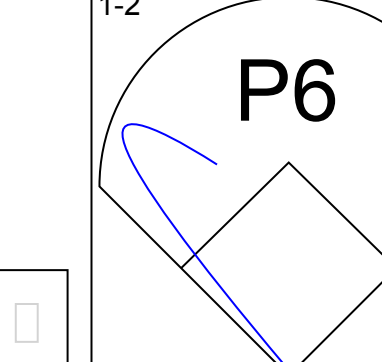
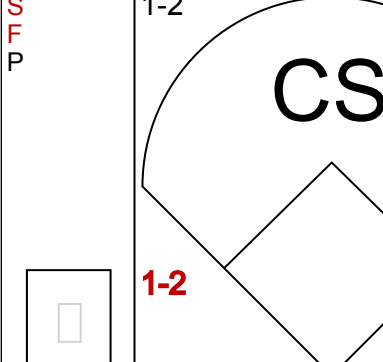
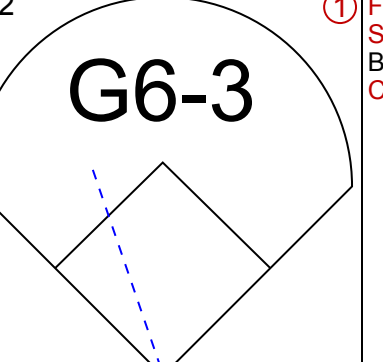
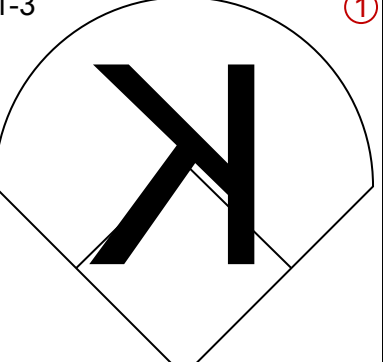
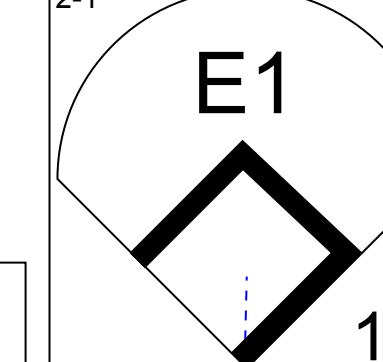
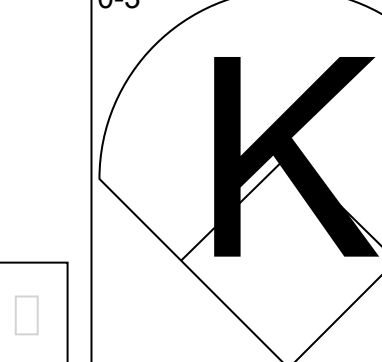
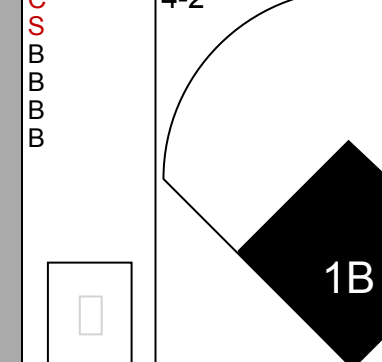
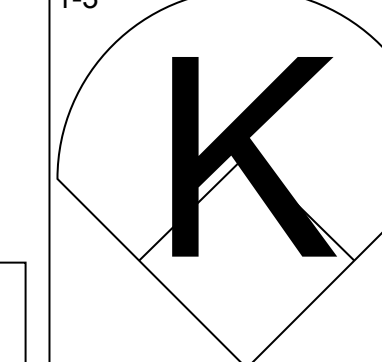
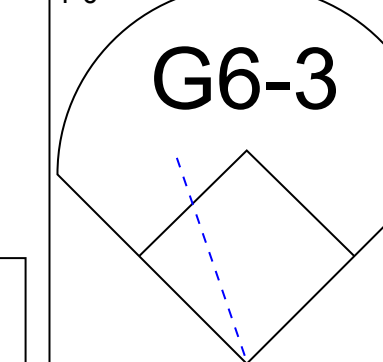
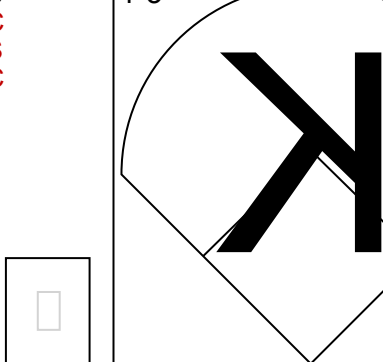
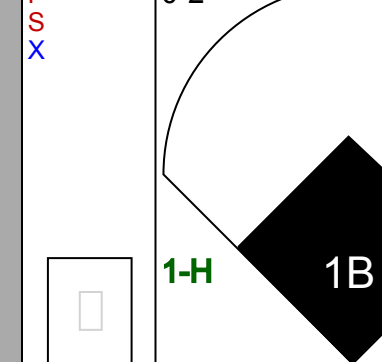
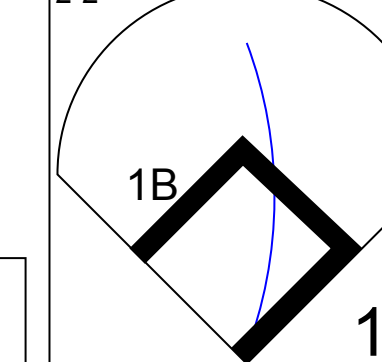








Batter	1	2	3	4	5	6	7	8	9	AB	R	H	RBI	BB	SO	LOB	TOP					
<b>Cecil Espy, S</b> OBP: 0.297, SLG: 0.309 (1, 8)										4	0	0	0	0	2	2	<b>Texas Rangers @ Oakland Athletics</b> Oakland-Alameda County Coliseum, Oakland, CA Sun Jul 09 1989, 3:33 AM PDT Att: 40,060 - Unknown - 66 F <a href="http://livebaseballscorecards.com">livebaseballscorecards.com</a>					
<b>Jack Daugherty, S</b> OBP: 0.455, SLG: 0.500 <b>Sammy Sosa, R</b> OBP: 0.264, SLG: 0.333 (1, 10) (8, PH)										2	1	1	0	0	0	0						
<b>Rafael Palmeiro, L</b> OBP: 0.371, SLG: 0.411 (1, 3)										3	0	0	0	0	0	1						
<b>Ruben Sierra, S</b> OBP: 0.372, SLG: 0.581 (1, 9)										4	0	1	0	0	1	2						
<b>Julio Franco, R</b> OBP: 0.396, SLG: 0.494 (1, 4)										4	0	1	0	0	0	2						
<b>Rick Leach, L</b> OBP: 0.345, SLG: 0.367 <b>Mike Stanley, R</b> OBP: 0.263, SLG: 0.176 (1, 7) (9, PH)										3	0	1	0	0	1	3						
<b>Steve Buechele, R</b> OBP: 0.297, SLG: 0.375 (1, 5)										4	0	0	0	0	1	1						
<b>Jeff Kunkel, R</b> OBP: 0.308, SLG: 0.473 (1, 6)										4	0	2	0	0	1	2						
<b>Chad Kreuter, S</b> OBP: 0.200, SLG: 0.184 <b>Thad Bosley, L</b> OBP: 0.162, SLG: 0.182 <b>Jim Sundberg, R</b> OBP: 0.328, SLG: 0.352 (1, 2) (7, PH) (7, PH) (7, 2)										2	0	0	0	0	2	1						
<b>Inning Stats</b>	R: 1 E: 0 K: 1 S: 15	H: 1 LOB: 0 BB: 0 P: 23	R: 0 E: 0 K: 0 S: 9	H: 1 LOB: 1 BB: 0 P: 13	R: 0 E: 0 K: 1 S: 5	H: 0 LOB: 0 BB: 0 P: 10	R: 0 E: 0 K: 0 S: 12	H: 1 LOB: 1 BB: 0 P: 20	R: 0 E: 0 K: 2 S: 10	H: 1 LOB: 1 BB: 0 P: 14	R: 0 E: 1 K: 1 S: 15	H: 1 LOB: 2 BB: 0 P: 24	R: 0 E: 0 K: 2 S: 11	H: 1 LOB: 1 BB: 0 P: 16	R: 0 E: 0 K: 2 S: 8	H: 0 LOB: 0 BB: 0 P: 12		R: 0 E: 1 K: 1 S: 7	H: 0 LOB: 1 BB: 0 P: 10	1B: 4 2B: 2 3B: 0 HR: 0	SF: 0 SAC: 0 DP: 0 HBP: 1	WP: 0 PB: 1 SB: 1 CS: 0
<b>PITCHER</b>	IP	WLS	BF	H	R	ER	SO	BB	IBB	HBP	BLK	WP	HR	S	P	ERA	WHIP					
<b>Bob Welch, R</b> ERA: 2.93 <b>Rick Honeycutt, L</b> ERA: 2.44 (1, 1) (7, 1)	6.1	W	26	6	1	0	5	0	0	1	0	0	0	71	111	0.00	0.947					
<b>Bob Welch, R</b> ERA: 2.93 <b>Rick Honeycutt, L</b> ERA: 2.44 (1, 1) (7, 1)	6.1	W	26	6	1	0	5	0	0	1	0	0	0	71	111	0.00	0.947					

Batter	1	2	3	4	5	6	7	8	9	AB	R	H	RBI	BB	SO	LOB	BOTTOM				
<b>Rickey Henderson, R</b> OBP: 0.417, SLG: 0.406 <b>Tony Phillips, S</b> OBP: 0.397, SLG: 0.378 (1, 7) (8, PH) (9, 7)										2	3	1	0	2	1	0	<b>Texas Rangers @ Oakland Athletics</b> Oakland-Alameda County Coliseum, Oakland, CA Sun Jul 09 1989, 3:33 AM PDT Att: 40,060 - Unknown - 66 F <a href="http://livebaseballscorecards.com">livebaseballscorecards.com</a>				
<b>Carney Lansford, R</b> OBP: 0.395, SLG: 0.401 <b>Jamie Quirk, L</b> OBP: 0.200, SLG: 0.219 (1, 5) (8, PH) (9, 5)										3	1	1	1	1	0	1					
<b>Dave Parker, L</b> OBP: 0.319, SLG: 0.447 (1, 10)										4	0	1	1	0	3	3					
<b>Mark McGwire, R</b> OBP: 0.332, SLG: 0.481 (1, 3)										2	1	2	3	1	0	0					
<b>Ron Hassey, L</b> OBP: 0.302, SLG: 0.371 (1, 2)										3	0	0	0	1	0	2					
<b>Dave Henderson, R</b> OBP: 0.311, SLG: 0.354 (1, 8)										3	0	0	0	1	0	3					
<b>Glenn Hubbard, R</b> OBP: 0.308, SLG: 0.333 (1, 4)										4	0	0	0	0	1	0					
<b>Lance Blankenship, R</b> OBP: 0.262, SLG: 0.300 (1, 9)										3	1	1	0	1	2	0					
<b>Mike Gallego, R</b> OBP: 0.333, SLG: 0.358 (1, 6)										4	1	2	1	0	1	1					
<b>Inning Stats</b>	R: 1 E: 1 K: 1 S: 12	H: 0 LOB: 1 BB: 2 P: 27	R: 0 E: 1 K: 0 S: 6	H: 1 LOB: 1 BB: 0 P: 12	R: 2 E: 1 K: 1 S: 10	H: 1 LOB: 0 BB: 1 P: 18	R: 0 E: 0 K: 1 S: 9	H: 0 LOB: 0 BB: 0 P: 10	R: 0 E: 0 K: 2 S: 8	H: 0 LOB: 0 BB: 0 P: 12	R: 1 E: 0 K: 0 S: 12	H: 1 LOB: 0 BB: 1 P: 20	R: 3 E: 0 K: 0 S: 18	H: 4 LOB: 3 BB: 3 P: 38	R: 0 E: 0 K: 3 S: 18	H: 2 LOB: 2 BB: 0 P: 27		1B: 8 2B: 0 3B: 0 HR: 1	SF: 1 SAC: 0 DP: 1 HBP: 0	WP: 2 PB: 2 SB: 4 CS: 1	PA: 39
<b>PITCHER</b>	IP	WLS	BF	H	R	ER	SO	BB	IBB	HBP	BLK	WP	HR	S	P	ERA	WHIP				
<b>Charlie Hough, R</b> ERA: 4.85 <b>Gary Mielke, R</b> ERA: 2.89 <b>Kenny Rogers, L</b> ERA: 2.68 <b>Cecilio Guante, R</b> ERA: 3.5 (1, 1) (7, 1) (7, 1) (7, 1)	6.1	L	28	5	1	0	0	0	0	0	0	0	0	2	4	∞	∞				
<b>Charlie Hough, R</b> ERA: 4.85 <b>Gary Mielke, R</b> ERA: 2.89 <b>Kenny Rogers, L</b> ERA: 2.68 <b>Cecilio Guante, R</b> ERA: 3.5 (1, 1) (7, 1) (7, 1) (7, 1)	6.1	L	28	5	1	0	0	0	0	0	0	0	0	2	4	∞	∞				



Batter	1	2	3	4	5	6	7	8	9	10	11	AB	R	H	RBI	BB	SO	LOB	TOP						
<b>Cecil Espy, S</b> OBP: 0.308, SLG: 0.319 (1, 8)	1-0 1B		1-2 G6-4-3 1B		0-2 1-2 2-H 1B			0-1 F9			1B	6	1	5	3	0	0	0							
<b>Sammy Sosa, R</b> OBP: 0.297, SLG: 0.312 <b>Jack Daugherty, S</b> OBP: 0.417, SLG: 0.455 (11, PH)	1-3 K		1-0 G6-4-3 1B		1-2 1B			2-3 K			6-3	4	0	0	0	0	2	3							
<b>Rafael Palmeiro, L</b> OBP: 0.386, SLG: 0.405 (1, 3)	1-2 G3			0-2 F8		2-2 F8			0-1 L4		2-0 F9	5	0	0	0	0	0	1							
<b>Ruben Sierra, S</b> OBP: 0.375, SLG: 0.580 (1, 9)		0-1 2B 1B		0-1 F8		0-0 6-3			1-2 FC6-4 1B		4-1 1B BB	4	2	2	0	1	0	0							
<b>Julio Franco, R</b> OBP: 0.396, SLG: 0.495 (1, 4)		3-2 1-H 2B		0-2 F9		2-2 F9			0-0 FC6-4 1-2		1-1 S 1B	5	1	2	2	0	0	1							
<b>Pete Incaviglia, R</b> OBP: 0.263, SLG: 0.378 (1, 7)		0-3 K		0-0 FC6-5 2B				1-1 4-3		2-2 F8	1-1 E 1B 1B	5	1	2	2	0	1	2							
<b>Steve Buechele, R</b> OBP: 0.293, SLG: 0.368 (1, 5)		1-3 K		1-1 FC6-5 1B BB				0-2 F3			2-2 E6 1B 1B	5	2	0	0	0	2	3							
<b>Jeff Kunkel, R</b> OBP: 0.312, SLG: 0.466 (1, 6)		2-3 K		4-2 1B BB				1-1 6-3			2-2 BB 1B 1B	4	2	1	1	1	2	1							
<b>Jim Sundberg, R</b> OBP: 0.328, SLG: 0.352 <b>Thad Bosley, L</b> OBP: 0.167, SLG: 0.167 <b>Chad Kreuter, S</b> OBP: 0.209, SLG: 0.184 (10, 2)			1-1 L4		3-2 1B BB			1-2 5-3			4-1 E 1B BB	3	0	1	1	0	0	0							
<b>Inning Stats</b>	R: 0 E: 0 K: 1 S: 7	H: 1 LOB: 0 BB: 0 P: 10	R: 1 E: 0 K: 3 S: 15	H: 2 LOB: 1 BB: 0 P: 21	R: 0 E: 0 K: 0 S: 6	H: 1 LOB: 0 BB: 0 P: 9	R: 0 E: 0 K: 0 S: 8	H: 0 LOB: 0 BB: 0 P: 8	R: 2 E: 0 K: 0 S: 16	H: 3 LOB: 1 BB: 1 P: 25	R: 0 E: 0 K: 0 S: 7	H: 0 LOB: 0 BB: 0 P: 11	R: 0 E: 0 K: 1 S: 8	H: 0 LOB: 0 BB: 0 P: 11	R: 0 E: 0 K: 0 S: 9	H: 1 LOB: 1 BB: 0 P: 12	R: 0 E: 0 K: 3 S: 10	H: 0 LOB: 0 BB: 0 P: 12	R: 6 E: 2 K: 1 S: 29	H: 5 LOB: 2 BB: 2 P: 49	1B: 11 2B: 3 3B: 0 HR: 0	SF: 0 SAC: 0 DP: 2 HBP: 0	WP: 0 PB: 0 SB: 2 CS: 0	PA: 47	
<b>PITCHER</b>	IP 7.0	WLS 26	BF 7	H 7	R 3	ER 3	SO 4	BB 1	IBB 0	HBP 0	BLK 0	WP 0	HR 0	S 66	P 93	ERA 3.45	WHIP 1.143								
<b>Bud Black, L</b> ERA: 3.45 (1, 1)																									
<b>Jesse Orosco, L</b> ERA: 2.23 (8, 1)	1.1	5	1	0	0	1	0	0	0	0	0	0	0	13	17	0.00	0.750								
<b>Doug Jones, R</b> ERA: 1.49 (9, 1)	1.2	5	0	0	0	3	0	0	0	0	0	0	0	14	18	0.00	0.000								
<b>Rod Nichols, R</b> ERA: 40.5 (11, 1)	0.2	L	8	4	6	3	1	1	0	0	0	0	0	20	33	40.50	7.500								
<b>Keith Atherton, R</b> ERA: 4.22 (11, 1)	0.1	3	1	0	0	0	1	0	0	0	0	0	0	9	16	0.00	6.000								

Texas Rangers @ Cleveland Indians  
Cleveland Municipal Stadium, Cleveland, OH  
Thu Jul 13 1989, 7:05 PM EDT  
Att: 11,300 - Unknown

livebaseballscorecards.com

AB 44  
R 9  
H 13  
RBI 9  
BB 3  
SO 9  
LOB 14



Batter	1	2	3	4	5	6	7	8	9	10	11	AB	R	H	RBI	BB	SO	LOB	BOTTOM						
<b>Jerry Browne, S</b> OBP: 0.366, SLG: 0.395 (1, 4)	2-1 S 1B		0-0 SH1-3	2-1 2B			2-1 4-3		4-1 BB			3	1	2	0	1	0	0							
<b>Dion James, L</b> OBP: 0.357, SLG: 0.352 <b>Brad Komminsk, R</b> OBP: 0.304, SLG: 0.429 (10, 8)	1-1 F7		0-2 F5	2-2 4-3			2-1 1B		0-3 K			4	0	1	0	0	0	4							
<b>Joe Carter, R</b> OBP: 0.283, SLG: 0.422 (10, 7)	1-0 F8		4-1 1B BB		0-2 F9		1-2 F9			1-3 K		4	0	0	0	1	1	2							
<b>Pete O'Brien, L</b> OBP: 0.386, SLG: 0.433 (1, 3)	0-0 1B		0-0 1B		3-2 F9		0-2 P2			2-2 F8		5	0	2	2	0	0	1							
<b>Dave Clark, L</b> OBP: 0.319, SLG: 0.385 <b>Paul Zuvella, R</b> OBP: 1.000, SLG: 1.000 (10, PH)	3-2 4-3		3-2 G3		4-2 BB		1-2 F7		1-2 1B			3	0	0	0	1	0	3							
<b>Cory Snyder, R</b> OBP: 0.281, SLG: 0.369 (1, 9)		1-3 K		1-0 P3		1-3 K		1-3 K		0-3 1B		5	0	0	0	0	4	2							
<b>Brook Jacoby, R</b> OBP: 0.346, SLG: 0.414 <b>Luis Aguayo, R</b> OBP: 0.244, SLG: 0.209 (9, 5)		2-2 F9		4-2 1B FC4-6 BB		0-0 6-3		1-0 1-3			4-2 G4-6-3 BB	3	1	0	0	1	0	0							
<b>Joel Skinner, R</b> OBP: 0.309, SLG: 0.333 <b>Pete Dalena, L</b> OBP: 0.267, SLG: 0.275 (10, 2)	1-3 K		0-1 FC4-6 1B		2-3 K			2-3 K			0-2 G4-6-3	3	0	1	0	0	2	0							
<b>Felix Fermin, R</b> OBP: 0.306, SLG: 0.258 (1, 6)		4-0 SH1-3 1B BB		0-0 FC4-6 2B		1-0 F9			0-2 4-3		0-2 6-3	4	1	0	1	1	0	1							
<b>Inning Stats</b>	R: 1 E: 0 K: 0 S: 11	H: 2 LOB: 1 BB: 0 P: 18	R: 0 E: 0 K: 2 S: 9	H: 0 LOB: 0 BB: 0 P: 13	R: 1 E: 0 K: 0 S: 11	H: 1 LOB: 2 BB: 2 P: 22	R: 1 E: 0 K: 0 S: 12	H: 2 LOB: 2 BB: 1 P: 21	R: 0 E: 0 K: 1 S: 13	H: 0 LOB: 0 BB: 0 P: 8	R: 0 E: 0 K: 0 S: 10	H: 1 LOB: 1 BB: 0 P: 15	R: 0 E: 0 K: 1 S: 7	H: 0 LOB: 0 BB: 0 P: 10	R: 0 E: 0 K: 2 S: 11	H: 0 LOB: 1 BB: 1 P: 17	R: 0 E: 0 K: 2 S: 13	H: 1 LOB: 1 BB: 0 P: 17	R: 0 E: 0 K: 0 S: 9	H: 0 LOB: 0 BB: 1 P: 13	1B: 6 2B: 1 3B: 0 HR: 0	SF: 0 SAC: 1 DP: 1 HBP: 0	WP: 0 PB: 0 SB: 1 CS: 0	PA: 45	
<b>PITCHER</b>	IP 8.2	WLS 37	BF 6	H 6	R 3	ER 3	SO 6	BB 5	IBB 0	HBP 0	BLK 0	WP 0	HR 0	S 86	P 141	ERA 3.12	WHIP 1.269								
<b>Bobby Witt, R</b> ERA: 5.4 (9, 1)	1.0	4	1	0	0	2	0	0	0	0	0	0	0	13	17	0.00	1.000								
<b>Kenny Rogers, L</b> ERA: 2.61 (10, 1)	0.1	W	1	0	0	0	1	0	0	0	0	0	0	3	3	0.00	0.000								
<b>Jeff Russell, R</b> ERA: 1.85 <b>Gary Mielke, R</b> ERA: 2.75 (11, 1)	1.0	3	0	0	0	0	1	0	0	0	0	0	0	9	13	0.00	1.000								

Texas Rangers @ Cleveland Indians  
Cleveland Municipal Stadium, Cleveland, OH  
Thu Jul 13 1989, 7:05 PM EDT  
Att: 11,300 - Unknown

livebaseballscorecards.com

AB 38  
R 3  
H 7  
RBI 3  
BB 6  
SO 9  
LOB 15









Batter	1	2	3	4	5	6	7	8	9	AB	R	H	RBI	BB	SO	LOB	TOP					
<b>Cecil Espy, S</b> OBP: 0.307, SLG: 0.316 (1, 8)										3	0	1	1	0	1	1	<b>Texas Rangers @ Cleveland Indians</b> Cleveland Municipal Stadium, Cleveland, OH Sat Jul 15 1989, 7:05 PM EDT Att: 28,952 - Unknown					
<b>Jack Daugherty, S</b> OBP: 0.357, SLG: 0.385 (5, 7)										1	0	0	0	0	1	0						
<b>Sammy Sosa, R</b> OBP: 0.235, SLG: 0.296 (1, 10)										4	0	0	0	0	2	2						
<b>Rafael Palmeiro, L</b> OBP: 0.367, SLG: 0.404 <b>Mike Stanley, R</b> OBP: 0.259, SLG: 0.173 (9, PH)										3	0	1	0	0	0	0						
<b>Ruben Sierra, S</b> OBP: 0.370, SLG: 0.570 (1, 9)										4	0	1	0	0	0	0						
<b>Julio Franco, R</b> OBP: 0.392, SLG: 0.488 (1, 4)										4	0	0	0	0	1	2						
<b>Pete Incaviglia, R</b> OBP: 0.264, SLG: 0.372 (5, 8)										3	0	0	0	0	2	2						
<b>Steve Buechele, R</b> OBP: 0.292, SLG: 0.366 (1, 5)										3	0	1	0	0	0	0						
<b>Jeff Kunkel, R</b> OBP: 0.303, SLG: 0.446 (1, 6)										2	1	0	0	1	2	1						
<b>Jim Sundberg, R</b> OBP: 0.328, SLG: 0.360 (1, 2)										3	0	1	0	0	0	1						
<b>Inning Stats</b>	R: 0 H: 0 E: 0 K: 2 S: 12	H: 0 LOB: 0 BB: 0 P: 15	R: 0 H: 0 E: 0 K: 1 S: 8	H: 0 LOB: 2 BB: 1 P: 12	R: 0 H: 1 E: 0 K: 1 S: 9	H: 1 LOB: 1 BB: 0 P: 14	R: 0 H: 2 E: 0 K: 3 S: 13	H: 2 LOB: 2 BB: 0 P: 19	R: 1 H: 2 E: 0 K: 0 S: 14	H: 2 LOB: 1 BB: 1 P: 22	R: 0 H: 0 E: 0 K: 1 S: 5	H: 0 LOB: 0 BB: 0 P: 7	R: 0 H: 0 E: 0 K: 1 S: 5	H: 0 LOB: 0 BB: 0 P: 8	R: 0 H: 0 E: 0 K: 1 S: 6	H: 0 LOB: 0 BB: 0 P: 9	R: 0 H: 0 E: 0 K: 1 S: 11	H: 0 LOB: 0 BB: 0 P: 17	1B: 4 2B: 1 3B: 0 HR: 0	SF: 0 SAC: 0 DP: 0 HBP: 0	WP: 0 PB: 0 SB: 0 CS: 1	PA: 32
<b>PITCHER</b> <b>Greg Swindell, L</b> ERA: 2.64 (1, 1)	IP: 9.0 WLS: W BF: 32 H: 5 R: 1 ER: 1 SO: 10 BB: 1 IBB: 0 HBP: 0 BLK: 0 WP: 0 HR: 0 S: 83 P: 123 ERA: 1.00 WHIP: 0.667															<b>PITCHER</b> IP: WLS: BF: H: R: ER: SO: BB: IBB: HBP: BLK: WP: HR: S: P: ERA: WHIP						

Batter	1	2	3	4	5	6	7	8	9	AB	R	H	RBI	BB	SO	LOB	BOTTOM					
<b>Jerry Browne, S</b> OBP: 0.367, SLG: 0.400 (1, 4)										4	2	2	1	1	1	1	<b>Texas Rangers @ Cleveland Indians</b> Cleveland Municipal Stadium, Cleveland, OH Sat Jul 15 1989, 7:05 PM EDT Att: 28,952 - Unknown					
<b>Paul Zuvella, R</b> OBP: 0.364, SLG: 0.727 (1, 5)										5	0	1	0	0	1	3						
<b>Dion James, L</b> OBP: 0.359, SLG: 0.348 (1, 10)										4	1	1	0	1	2	2						
<b>Joe Carter, R</b> OBP: 0.289, SLG: 0.444 (1, 7)										4	1	3	4	0	1	0						
<b>Pete O'Brien, L</b> OBP: 0.390, SLG: 0.429 (1, 3)										2	1	1	0	2	0	0						
<b>Albert Belle, R</b> OBP: 0.250, SLG: 0.250 (1, 9)										4	0	1	1	0	1	4						
<b>Brad Komminsk, R</b> OBP: 0.375, SLG: 0.538 (1, 8)										3	1	0	0	1	2	1						
<b>Andy Allanson, R</b> OBP: 0.271, SLG: 0.268 (1, 2)										2	0	0	0	1	1	0						
<b>Felix Fermin, R</b> OBP: 0.305, SLG: 0.253 (1, 6)										3	1	0	0	1	1	1						
<b>Inning Stats</b>	R: 3 H: 4 E: 0 K: 2 S: 20	H: 4 LOB: 1 BB: 1 P: 35	R: 0 H: 1 E: 0 K: 1 S: 9	H: 1 LOB: 2 BB: 1 P: 16	R: 0 H: 0 E: 0 K: 2 S: 8	H: 0 LOB: 0 BB: 0 P: 9	R: 0 H: 0 E: 0 K: 1 S: 8	H: 0 LOB: 1 BB: 1 P: 17	R: 1 H: 1 E: 0 K: 1 S: 13	H: 1 LOB: 1 BB: 1 P: 26	R: 3 H: 3 E: 0 K: 0 S: 23	H: 3 LOB: 3 BB: 3 P: 40	R: 0 H: 0 E: 0 K: 2 S: 13	H: 0 LOB: 0 BB: 0 P: 19	R: 0 H: 0 E: 0 K: 1 S: 5	H: 0 LOB: 0 BB: 0 P: 8	R: 0 H: 0 E: 0 K: 1 S: 5	H: 0 LOB: 0 BB: 0 P: 8	1B: 5 2B: 3 3B: 1 HR: 0	SF: 0 SAC: 1 DP: 0 HBP: 0	WP: 1 PB: 0 SB: 2 CS: 0	PA: 39
<b>PITCHER</b> <b>Nolan Ryan, R</b> ERA: 3.27 <b>Gary Mielke, R</b> ERA: 3.48 <b>Drew Hall, L</b> ERA: 4.68 <b>Cecilio Guante, R</b> ERA: 3.67 <b>Kenny Rogers, L</b> ERA: 2.48	IP: 5.1 WLS: L BF: 28 H: 7 R: 7 ER: 7 SO: 7 BB: 6 IBB: 0 HBP: 0 BLK: 0 WP: 1 HR: 0 S: 68 P: 123 ERA: 11.81 WHIP: 2.438															<b>PITCHER</b> IP: WLS: BF: H: R: ER: SO: BB: IBB: HBP: BLK: WP: HR: S: P: ERA: WHIP						

AB	31
R	1
H	5
RBI	1
BB	1
SO	10
LOB	9



AB	31
R	7
H	9
RBI	6
BB	7
SO	10
LOB	12





Batter	1	2	3	4	5	6	7	8	9	AB	R	H	RBI	BB	SO	LOB	TOP														
Sammy Sosa, R (1, 8) OBP: 0.241, SLG: 0.313 Cecil Espy, S (4, PH) OBP: 0.311, SLG: 0.320										2	1	1	0	0	0	1															
Rafael Palmeiro, L (1, 3) OBP: 0.365, SLG: 0.401										5	1	1	0	0	1	4															
Julio Franco, R (1, 4) OBP: 0.391, SLG: 0.485 Rick Leach, L (9, PH) OBP: 0.335, SLG: 0.355										4	1	1	1	0	0	1															
Ruben Sierra, S (1, 9) OBP: 0.366, SLG: 0.563										4	0	0	0	0	1	3															
Pete Incaviglia, R (1, 7) OBP: 0.267, SLG: 0.399										4	2	2	4	0	1	1															
Mike Stanley, R (1, 10) OBP: 0.250, SLG: 0.167 Jack Daugherty, S (5, PH) OBP: 0.375, SLG: 0.357										2	0	0	0	0	0	0															
Steve Buechele, R (1, 5) OBP: 0.292, SLG: 0.368										4	0	1	0	0	0	2															
Jeff Kunkel, R (1, 6) OBP: 0.302, SLG: 0.441										4	0	1	0	0	1	1															
Chad Kreuter, S (1, 2) OBP: 0.217, SLG: 0.185 Thad Bosley, L (8, PH) OBP: 0.154, SLG: 0.154 Jim Sundberg, R (8, 2) OBP: 0.328, SLG: 0.360										2	0	0	0	1	0	1															
										1B: 5	SF: 0	2B: 2	SAC: 0	3B: 0	DP: 0	HR: 2	HBP: 0														
<b>Inning Stats</b>	R: 4 E: 0 K: 0 S: 15	H: 3 BB: 0 P: 26	R: 0 E: 0 K: 0 S: 12	H: 1 LOB: 1 BB: 0 P: 20	R: 1 E: 0 K: 0 S: 9	H: 1 LOB: 0 BB: 0 P: 13	R: 0 E: 0 K: 1 S: 13	H: 1 LOB: 2 BB: 1 P: 20	R: 0 E: 0 K: 1 S: 9	H: 1 LOB: 1 BB: 0 P: 15	R: 0 E: 0 K: 0 S: 7	H: 0 LOB: 0 BB: 0 P: 11	R: 0 E: 0 K: 0 S: 9	H: 1 LOB: 1 BB: 0 P: 12	R: 0 E: 0 K: 1 S: 6	H: 0 LOB: 0 BB: 0 P: 10	WP: 0 PA: 39														
<b>PITCHER</b>	IP WLS BF H R ER SO BB IBB HBP BLK WP HR S P ERA WHIP	IP WLS BF H R ER SO BB IBB HBP BLK WP HR S P ERA WHIP																													
Scott Bailes, L (1, 1) ERA: 3.82	3.0	15	5	5	5	0	0	0	0	0	2	36	59	15.00	1.667																
Rich Yett, R (4, 1) ERA: 5.07	2.2	W	13	3	0	0	3	2	0	0	0	31	50	0.00	1.875																
Jesse Orosco, L (6, 1) ERA: 2.09	1.1	4	0	0	0	1	0	0	0	0	0	10	16	0.00	0.000																
Keith Atherton, R (8, 1) ERA: 3.97	2.0	7	1	0	0	1	0	0	0	0	0	15	22	0.00	0.500																

Texas Rangers @ Cleveland Indians  
Cleveland Municipal Stadium, Cleveland, OH

AB 37  
R 5  
H 9  
RBI 5  
BB 2  
SO 5  
LOB 15



WP: 0 PA: 39  
PB: 0  
SB: 2  
CS: 0

Sun Jul 16 1989, 3:33 AM EDT  
Att: 22,095 - Sunny - 73 F

Batter	1	2	3	4	5	6	7	8	9	AB	R	H	RBI	BB	SO	LOB	BOTTOM														
Jerry Browne, S (1, 4) OBP: 0.366, SLG: 0.399										6	1	2	1	0	0	4															
Paul Zuvella, R (1, 5) OBP: 0.353, SLG: 0.533										4	1	0	0	1	1	6															
Dion James, L (1, 10) OBP: 0.364, SLG: 0.351										4	2	2	0	1	0	2															
Joe Carter, R (1, 7) OBP: 0.293, SLG: 0.448										4	2	2	1	1	1	1															
Pete O'Brien, L (1, 3) OBP: 0.390, SLG: 0.427										4	2	1	1	1	0	3															
Albert Belle, R (1, 9) OBP: 0.333, SLG: 0.444										5	1	2	2	0	2	6															
Brad Komminsk, R (1, 8) OBP: 0.405, SLG: 0.633										4	2	2	4	1	2	3															
Joel Skinner, R (1, 2) OBP: 0.323, SLG: 0.340										4	0	2	1	1	0	0															
Felix Fermin, R (1, 6) OBP: 0.303, SLG: 0.252										5	0	1	1	0	0	5															
										1B: 11	SF: 0	2B: 2	SAC: 0	3B: 0	DP: 0	HR: 1	HBP: 1														
<b>Inning Stats</b>	R: 6 E: 1 K: 1 S: 26	H: 4 LOB: 2 BB: 2 P: 41	R: 0 E: 1 K: 2 S: 12	H: 1 LOB: 2 BB: 0 P: 22	R: 0 E: 0 K: 0 S: 8	H: 1 LOB: 1 BB: 0 P: 15	R: 0 E: 0 K: 0 S: 9	H: 1 LOB: 1 BB: 0 P: 11	R: 0 E: 0 K: 0 S: 8	H: 2 LOB: 2 BB: 0 P: 12	R: 5 E: 1 K: 0 S: 14	H: 3 LOB: 2 BB: 4 P: 38	R: 0 E: 0 K: 2 S: 10	H: 1 LOB: 1 BB: 0 P: 13	R: 0 E: 0 K: 1 S: 12	H: 1 LOB: 1 BB: 0 P: 12	WP: 0 PA: 47														
<b>PITCHER</b>	IP WLS BF H R ER SO BB IBB HBP BLK WP HR S P ERA WHIP	IP WLS BF H R ER SO BB IBB HBP BLK WP HR S P ERA WHIP																													
Kevin Brown, R (1, 1) ERA: 3.14	5.0	L	31	9	8	5	3	4	0	0	0	66	112	9.00	2.600																
Drew Hall, L (6, 1) ERA: 5.4	0.0	2	1	0	0	0	1	0	0	0	0	3	8	∞	∞																
Gary Mielke, R (6, 1) ERA: 3.57	2.0	10	3	3	3	2	1	0	0	0	1	18	32	13.50	2.000																
Jeff Russell, R (8, 1) ERA: 1.8	1.0	4	1	0	0	1	0	0	0	0	0	12	12	0.00	1.000																

Texas Rangers @ Cleveland Indians  
Cleveland Municipal Stadium, Cleveland, OH

AB 40  
R 11  
H 14  
RBI 11  
BB 6  
SO 6  
LOB 30



WP: 0 PA: 47  
PB: 1  
SB: 0  
CS: 0


Sun Jul 16 1989, 3:33 AM EDT  
Att: 22,095 - Sunny - 73 F



Batter	1	2	3	4	5	6	7	8	9	AB	R	H	RBI	BB	SO	LOB	TOP					
<b>Wade Boggs, L</b> (1, 5) OBP: 0.321, SLG: 0.448	1-2 CS 1B		4-1 SAFE SAFE 1B 2-3 1B BB		2-2 1B 1B	4-1 2B BB		2-2 L5		3	2	2	0	2	0	0						
<b>Jody Reed, R</b> (1, 4) OBP: 0.362, SLG: 0.355	2-2 G4-3		1-0 SF7		2-1 1B 1B	1-1 2B BB			3-2 F9	4	1	2	1	0	0	1						
<b>Kevin Romine, R</b> (1, 8) OBP: 0.375, SLG: 0.419	2-2 L4		3-H 0-0 1B 1-3 2B 1B		1-2 2B 1B	0-1 F4			1-3 K	5	2	2	0	0	1	2						
<b>Mike Greenwell, L</b> (1, 10) OBP: 0.362, SLG: 0.444		0-1 G6-3	0-2 2B 1B		0-1 SF8 2B				0-3 K	5	0	2	3	0	1	0						
<b>Dwight Evans, R</b> (1, 9) OBP: 0.394, SLG: 0.460		3-3 K	1-2 3-H 1B		0-0 SF8				1-3 K	3	0	1	2	0	2	0						
<b>Nick Esasky, R</b> (1, 3) OBP: 0.326, SLG: 0.452		4-1 BLK BB	0-1 G1-3		0-1 F7				4-0 BB	2	0	0	0	2	0	3						
<b>Carlos Quintana, R</b> (1, 7) <b>Danny Heep, L</b> (5, PH) OBP: 0.382, SLG: 0.379	2-0 L5		1-1 G5-3		2-3 K				2-1 G6-3	2	0	0	0	0	0	1						
<b>Luis Rivera, R</b> (1, 6) OBP: 0.333, SLG: 0.417			0-2 SF7 1B		0-2 G4-3				0-2 P6	4	1	1	0	0	0	0						
<b>Rick Cerone, R</b> (1, 2) OBP: 0.364, SLG: 0.354			1-0 G1-6-3		0-0 G6-3				1-2 P5	4	0	0	0	0	1	1						
<b>Inning Stats</b>	R: 0 E: 0 K: 0 S: 9	H: 1 LOB: 0 BB: 0 P: 14	R: 0 E: 0 K: 1 S: 9	H: 0 LOB: 1 BB: 1 P: 18	R: 3 E: 1 K: 0 S: 14	H: 4 LOB: 2 BB: 1 P: 20	R: 0 E: 0 K: 0 S: 7	H: 0 LOB: 0 BB: 0 P: 8	R: 3 E: 0 K: 1 S: 17	H: 4 LOB: 1 BB: 0 P: 25	R: 0 E: 0 K: 1 S: 10	H: 1 LOB: 2 BB: 1 P: 17	R: 0 E: 0 K: 1 S: 6	H: 0 LOB: 1 BB: 1 P: 13	R: 0 E: 0 K: 0 S: 11	H: 0 LOB: 0 BB: 0 P: 14	R: 0 E: 0 K: 2 S: 10	H: 0 LOB: 0 BB: 0 P: 14	1B: 7 2B: 3 3B: 0 HR: 0	SF: 2 SAC: 0 DP: 0 HBP: 0	WP: 0 PB: 0 SB: 0 CS: 1	PA: 40
<b>PITCHER</b>	IP	WLS	BF	H	R	ER	SO	BB	IBB	HBP	BLK	WP	HR	S	P	ERA	WHIP					
<b>Mike Jeffcoat, L</b> (1, 1) ERA: 4.11	4.0		22	9	6	6	1	2	0	0	1	0	0	49	75	13.50	2.750					
<b>Cecilio Guante, R</b> (5, 1) ERA: 3.4	4.0	W	15	1	0	0	3	2	0	0	0	0	0	34	54	0.00	0.750					
<b>Drew Hall, L</b> (9, 1) ERA: 5.19	1.0		3	0	0	0	2	0	0	0	0	0	0	10	14	0.00	0.000					

**Boston Red Sox @ Texas Rangers**  
Arlington Stadium, Arlington, TX  
Mon Jul 17 1989, 8:05 PM EDT  
Att: 27,230 - Unknown - 93 F


AB	34
R	6
H	10
RBI	6
BB	4
SO	6
LOB	10



Batter	1	2	3	4	5	6	7	8	9	AB	R	H	RBI	BB	SO	LOB	BOTTOM				
<b>Cecil Espy, S</b> (1, 8) OBP: 0.306, SLG: 0.315	0-3 K	0-0 G3		1-3 K		0-0 B3	2-2 L8			5	0	0	0	0	2	2					
<b>Jeff Kunkel, R</b> (1, 6) OBP: 0.305, SLG: 0.459	2-3 K		1-0 L7	1-0 HR			2-2 G1-3 1B	3-2 G4-3		5	2	2	2	0	1	0					
<b>Rafael Palmeiro, L</b> (1, 3) <b>Mike Stanley, R</b> (6, PH) OBP: 0.262, SLG: 0.182	1-1 2B HR 1B		2-2 F7	3-H 1-0 G3			1-1 G1-3	2-2 BB 1B		4	1	1	0	0	0	1					
<b>Ruben Sierra, S</b> (1, 9) OBP: 0.369, SLG: 0.567	0-1 HR 2B		3-1 BB 1B		2-2 P5		0-0 2B 1B	1-0 P6		5	2	3	1	0	0	1					
<b>Julio Franco, R</b> (1, 4) OBP: 0.396, SLG: 0.488	4-0 HR IBB		4-2 BB		1-3 K		1-1 1B 2B	4-1 BB		2	2	1	1	3	1	0					
<b>Pete Incaviglia, R</b> (1, 7) OBP: 0.273, SLG: 0.413	0-0 HR		1-3 K		4-2 BB		0-1 1B 1B SF9	3-2 P3		4	2	2	5	1	1	4					
<b>Rick Leach, L</b> (1, 10) OBP: 0.339, SLG: 0.355	3-3 K			4-0 3B BB		0-0 F8	1-0 1B 1B			3	2	1	0	1	1	1					
<b>Steve Buechele, R</b> (1, 5) OBP: 0.298, SLG: 0.380		0-0 G1-6-3 1B		0-1 HR 3B			0-0 G5-3	1-2 E 1B		4	1	3	1	0	0	0					
<b>Jim Sundberg, R</b> (1, 2) <b>Chad Kreuter, S</b> (9, 2) OBP: 0.217, SLG: 0.185		2-1 G1-6-3		2-3 K			2-1 F9	3-2 SF9		3	0	0	1	0	1	2					
<b>Inning Stats</b>	R: 4 E: 0 K: 3 S: 18	H: 3 LOB: 0 BB: 1 P: 28	R: 0 E: 0 K: 0 S: 4	H: 1 LOB: 0 BB: 0 P: 6	R: 0 E: 0 K: 1 S: 11	H: 1 LOB: 2 BB: 1 P: 22	R: 3 E: 0 K: 2 S: 12	H: 2 LOB: 0 BB: 1 P: 21	R: 0 E: 0 K: 0 S: 4	H: 0 LOB: 0 BB: 0 P: 6	R: 5 E: 1 K: 0 S: 21	H: 6 LOB: 1 BB: 0 P: 32	R: 0 E: 0 K: 0 S: 16	H: 1 LOB: 2 BB: 1 P: 29	R: 0 E: 0 K: 2 S: 10	H: 0 LOB: 0 BB: 0 P: 14	1B: 9 2B: 2 3B: 1 HR: 2	SF: 1 SAC: 0 DP: 1 HBP: 0	WP: 0 PB: 0 SB: 0 CS: 0	PA: 42	
<b>PITCHER</b>	IP	WLS	BF	H	R	ER	SO	BB	IBB	HBP	BLK	WP	HR	S	P	ERA	WHIP				
<b>Wes Gardner, R</b> (1, 1) ERA: 6.99	3.2	L	20	7	7	7	6	2	1	0	0	0	0	21	34	6.75	1.125				
<b>Dennis Lamp, R</b> (4, 1) ERA: 3.59	2.2		11	2	2	2	1	1	0	0	0	0	0	15	23	27.00	6.000				
<b>Bob Stanley, R</b> (7, 1) ERA: 5.47	0.2		6	4	3	2	0	0	0	0	0	0	0	16	29	0.00	2.000				
<b>Joe Price, L</b> (8, 1) ERA: 4.77	1.0		5	1	0	0	0	1	0	0	0	0	0	16	29	0.00	2.000				

**Boston Red Sox @ Texas Rangers**  
Arlington Stadium, Arlington, TX  
Mon Jul 17 1989, 8:05 PM EDT  
Att: 27,230 - Unknown - 93 F

AB	36
R	12
H	14
RBI	11
BB	5
SO	7
LOB	11





Batter	1	2	3	4	5	6	7	8	9	AB	R	H	RBI	BB	SO	LOB	TOP					
Wade Boggs, L (1,5) OBP: 0.322, SLG: 0.446	4-0 BB BB		4-1 SH2-3 G4-3 BB		3-3 K		1-2 L7			2	1	0	0	2	1	1						
Jody Read, R (1,4) OBP: 0.363, SLG: 0.352	4-1 BB		4-2 G4-3 SH2-3 BB		0-1 G5-3		1-2 G3-1			2	0	0	0	2	0	0						
Danny Heep, L (1,7) OBP: 0.373, SLG: 0.370	3-3 K		0-0 SH2-3		2-3 K		0-0 G5-3			3	0	0	0	0	2	2						
Mike Greenwell, L (1,10) OBP: 0.361, SLG: 0.442	1-2 F7		0-0 G4-3		2-1 G3-1		0-0 1B			4	0	1	1	0	0	3						
Dwight Evans, R (1,9) OBP: 0.389, SLG: 0.454 Randy Kutcher, R (8,9) OBP: 0.286, SLG: 0.305	3-2 F8		0-3 K		2-2 F8		0-2 L8			4	0	0	0	0	1	4						
Nick Esasky, R (1,3) OBP: 0.322, SLG: 0.446		3-3 K		0-3 K		0-0 F9		0-3 K		4	0	0	0	0	3	0						
Kevin Romine, R (1,8) OBP: 0.370, SLG: 0.411		2-3 K		0-0 1B		0-1 F8		1-0 G6-3		4	0	1	0	0	1	0						
Luis Rivera, R (1,6) OBP: 0.331, SLG: 0.405		4-1 BB		1-0 P4		1-1 G5-3		1-0 G5-3		3	0	0	0	1	0	1						
Rick Cerone, R (1,2) OBP: 0.359, SLG: 0.349 Rich Gedman, L (7,PH) OBP: 0.272, SLG: 0.272	3-2 F9		1-1 L8		4-1 BB					2	0	0	0	0	0	2						
<b>Inning Stats</b>	R: 0 E: 0 K: 1 S: 16	H: 0 LOB: 2 BB: 2 P: 31	R: 0 E: 0 K: 2 S: 14	H: 0 LOB: 1 BB: 1 P: 26	R: 1 E: 0 K: 1 S: 9	H: 0 LOB: 1 BB: 2 P: 17	R: 0 E: 0 K: 1 S: 7	H: 1 LOB: 1 BB: 0 P: 9	R: 0 E: 0 K: 2 S: 8	H: 0 LOB: 0 BB: 0 P: 13	R: 0 E: 0 K: 0 S: 6	H: 0 LOB: 0 BB: 0 P: 10	R: 0 E: 0 K: 0 S: 8	H: 0 LOB: 1 BB: 1 P: 14	R: 0 E: 0 K: 0 S: 8	H: 1 LOB: 1 BB: 0 P: 9	R: 0 E: 0 K: 1 S: 5	H: 0 LOB: 0 BB: 0 P: 7	1B: 2 2B: 0 3B: 0 HR: 0	SF: 0 SAC: 1 DP: 0 HBP: 0	WP: 0 PB: 0 SB: 1 CS: 0	PA: 35
<b>PITCHER</b> Bobby Witt, R (1,1) ERA: 5.07	IP: 9.0 WLS: W BF: 35 H: 2 R: 1 ER: 1 SO: 8 BB: 6 IBB: 0 HBP: 0 BLK: 0 WP: 0 HR: 0 S: 81 P: 136 ERA: 1.00 WHIP: 0.889															<b>PITCHER</b>						

**Boston Red Sox @ Texas Rangers**  
Arlington Stadium, Arlington, TX  
Tue Jul 18, 1989, 8:05 PM EDT  
Att: 30,275 - Unknown - 99 F

AB 28  
R 1  
H 2  
RBI 1  
BB 6  
SO 8  
LOB 13



Batter	1	2	3	4	5	6	7	8	9	AB	R	H	RBI	BB	SO	LOB	BOTTOM			
Cecil Espy, S (1,8) OBP: 0.305, SLG: 0.317 Pete Incaviglia, R (7,8) OBP: 0.272, SLG: 0.411	1-2 P6		2-3 K	0-1 2B		1-3 K	1-0 P1			4	0	1	2	0	2	2				
Jack Daugherty, S (1,10) OBP: 0.400, SLG: 0.353 Thad Bosley, L (8,PH) OBP: 0.214, SLG: 0.214	4-1 BB		2-1 G6-3	1-0 1B		2-3 K	0-1 1B			3	0	1	0	1	1	0				
Rafael Palmeiro, L (1,3) OBP: 0.365, SLG: 0.397	0-1 L6		2-1 1B	2-1 E6		4-1 BB	2-2 G3-6-1			4	2	1	0	1	0	3				
Ruben Sierra, S (1,9) OBP: 0.370, SLG: 0.569	1-0 P6		3-3 K	3-3 K		4-2 BB	0-0 3B			4	1	1	0	1	2	4				
Julio Franco, R (1,4) OBP: 0.396, SLG: 0.496		1-0 L9	2-1 1B	1-0 G5-4-3		1-2 BB	1-0 P4			5	2	2	3	0	0	3				
Rick Leach, L (1,7) OBP: 0.348, SLG: 0.361		0-0 L3	4-0 1B	1-2 BB		2-2 SH5-4	2-1 BB			3	1	2	1	1	0	0				
Steve Buechele, R (1,5) OBP: 0.303, SLG: 0.382		0-0 L9	0-0 BB	1-3 2B		4-2 SH5-4	3-1 BB			3	1	2	1	1	0	0				
Jeff Kunkel, R (1,6) OBP: 0.312, SLG: 0.456			3-3 K	4-2 BB		0-0 SH5-4	4-2 BB			1	1	0	0	2	1	0				
Jim Sundberg, R (1,2) OBP: 0.316, SLG: 0.342			0-3 K	4-1 BB		2-3 K	0-2 P3			3	0	0	1	1	2	5				
<b>Inning Stats</b>	R: 0 E: 0 K: 0 S: 10	H: 0 LOB: 1 BB: 1 P: 16	R: 0 E: 0 K: 0 S: 3	H: 0 LOB: 0 BB: 0 P: 4	R: 0 E: 0 K: 3 S: 10	H: 0 LOB: 0 BB: 0 P: 15	R: 5 E: 0 K: 1 S: 15	H: 4 LOB: 2 BB: 3 P: 36	R: 0 E: 1 K: 1 S: 7	H: 1 LOB: 1 BB: 0 P: 14	R: 0 E: 0 K: 2 S: 13	H: 1 LOB: 2 BB: 1 P: 22	R: 3 E: 0 K: 1 S: 21	H: 3 LOB: 3 BB: 3 P: 42	R: 0 E: 0 K: 0 S: 7	H: 2 LOB: 1 BB: 0 P: 10	1B: 7 2B: 2 3B: 2 HR: 0	SF: 0 SAC: 1 DP: 2 HBP: 0	WP: 0 PB: 0 SB: 1 CS: 0	PA: 41
<b>PITCHER</b> Roger Clemens, R (1,1) ERA: 3.29 Mike Smithson, R (7,1) ERA: 4.69	IP: 6.1 WLS: L BF: 33 H: 8 R: 8 ER: 8 SO: 8 BB: 6 IBB: 1 HBP: 0 BLK: 0 WP: 0 HR: 0 S: 70 P: 132 ERA: 11.37 WHIP: 2.211															<b>PITCHER</b>				

**Boston Red Sox @ Texas Rangers**  
Arlington Stadium, Arlington, TX  
Tue Jul 18, 1989, 8:05 PM EDT  
Att: 30,275 - Unknown - 99 F

AB 32  
R 8  
H 11  
RBI 8  
BB 8  
SO 8  
LOB 20





Batter	1	2	3	4	5	6	7	8	9	AB	R	H	RBI	BB	SO	LOB	TOP			
Wade Boggs, L (1, 5) OBP: 0.324, SLG: 0.446	1-1 1B	4-0 BB		3-2 1B		1-0 G5-3			3-3 K	4	1	2	0	1	1	1	<b>Boston Red Sox @ Texas Rangers</b> Arlington Stadium, Arlington, TX Wed Jul 19 1989, 8:05 PM EDT Att: 22,830 - Unknown - 95 F  <b>AB 35</b> <b>R 4</b> <b>H 11</b> <b>RBI 4</b> <b>BB 3</b> <b>SO 4</b> <b>LOB 13</b>			
Jody Reed, R (1, 4) OBP: 0.356, SLG: 0.347	1-2 P3	1-2 G5-3		2-2 F9			2-1 G4-3		3-2 F7	5	0	0	0	0	0	4				
Danny Heep, L (1, 7) OBP: 0.370, SLG: 0.366	3-1 1B			0-1 G4-3		1-0 G3-1			2-1 G4-3	4	1	1	0	0	0	0				
Mike Greenwell, L (1, 10) OBP: 0.363, SLG: 0.451	0-0 1B			0-0 HR		1-0 F9			1-1 G3-1	4	2	2	2	0	0	0				
Dwight Evans, R (1, 9) OBP: 0.396, SLG: 0.457	3-2 1B			4-1 BB		3-1 2B			4-0 CS	2	0	2	1	2	0	0				
Nick Esasky, R (1, 3) OBP: 0.322, SLG: 0.448	1-0 P3			1-1 F7		1-0 1B			3-3 K	3	0	1	0	0	0	3				
Randy Kutcher, R (8, PH) OBP: 0.283, SLG: 0.302						1-3 2B			1-2 K	1	0	0	0	0	1	1				
Kevin Romine, R (1, 8) OBP: 0.365, SLG: 0.404	0-1 1B			1-0 F8		0-1 G3			0-0 G6-3	4	0	1	1	0	0	3				
Luis Rivera, R (1, 6) OBP: 0.328, SLG: 0.400		1-2 G4-3		0-2 G1-3		0-1 CS			2-3 K	4	0	1	0	0	1	0				
Rick Cerone, R (1, 2) OBP: 0.357, SLG: 0.346		0-3 K2-3		2-2 G5-3		1-2 G6-3			2-2 PB	4	0	1	0	0	1	1				
<b>Inning Stats</b>	R: 3 E: 0 K: 0 S: 15	H: 5 LOB: 2 BB: 0 P: 24	R: 0 E: 0 K: 1 S: 11	H: 0 LOB: 1 BB: 1 P: 17	R: 1 E: 0 K: 0 S: 7	H: 1 LOB: 1 BB: 1 P: 13	R: 0 E: 0 K: 0 S: 14	H: 1 LOB: 2 BB: 0 P: 21	R: 0 E: 0 K: 0 S: 6	H: 1 LOB: 0 BB: 0 P: 8	R: 0 E: 0 K: 0 S: 6	H: 0 LOB: 0 BB: 0 P: 11	R: 0 E: 0 K: 1 S: 4	H: 0 LOB: 0 BB: 1 P: 11	R: 0 E: 0 K: 2 S: 17	H: 1 LOB: 1 BB: 0 P: 27	1B: 9 2B: 2 3B: 0 HR: 1	SF: 0 SAC: 0 DP: 1 HBP: 0	WP: 0 PB: 1 SB: 1 CS: 2	PA: 38
<b>PITCHER</b>	IP WLS BF H R ER SO BB IBB HBP BLK WP HR S P ERA WHIP	IP WLS BF H R ER SO BB IBB HBP BLK WP HR S P ERA WHIP	IP WLS BF H R ER SO BB IBB HBP BLK WP HR S P ERA WHIP	IP WLS BF H R ER SO BB IBB HBP BLK WP HR S P ERA WHIP	IP WLS BF H R ER SO BB IBB HBP BLK WP HR S P ERA WHIP	IP WLS BF H R ER SO BB IBB HBP BLK WP HR S P ERA WHIP	IP WLS BF H R ER SO BB IBB HBP BLK WP HR S P ERA WHIP	IP WLS BF H R ER SO BB IBB HBP BLK WP HR S P ERA WHIP	IP WLS BF H R ER SO BB IBB HBP BLK WP HR S P ERA WHIP	IP WLS BF H R ER SO BB IBB HBP BLK WP HR S P ERA WHIP	IP WLS BF H R ER SO BB IBB HBP BLK WP HR S P ERA WHIP	IP WLS BF H R ER SO BB IBB HBP BLK WP HR S P ERA WHIP	IP WLS BF H R ER SO BB IBB HBP BLK WP HR S P ERA WHIP	IP WLS BF H R ER SO BB IBB HBP BLK WP HR S P ERA WHIP	IP WLS BF H R ER SO BB IBB HBP BLK WP HR S P ERA WHIP	IP WLS BF H R ER SO BB IBB HBP BLK WP HR S P ERA WHIP	IP WLS BF H R ER SO BB IBB HBP BLK WP HR S P ERA WHIP			
Charlie Hough, R (1, 1) ERA: 5.06	4.2 L	24 9	4 4	1 4	1 4	1 4	1 4	1 4	1 4	1 4	1 4	1 4	1 4	1 4	1 4	1 4	7.71 2.357			
Gary Mielke, R (5, 1) ERA: 3.12	3.1 10	1 0	0 0	1 1	0 0	0 0	0 0	0 0	0 0	18 32	0.00 0.600									
Kenny Rogers, L (9, 1) ERA: 2.41	1.0 4	1 0	0 0	2 2	0 0	0 0	0 0	0 0	0 0	17 27	0.00 1.000									

Batter	1	2	3	4	5	6	7	8	9	AB	R	H	RBI	BB	SO	LOB	BOTTOM					
Cecil Espy, S (1, 8) OBP: 0.304, SLG: 0.316	0-0 P4		1-0 G3		3-1 G4-3			2-2 WP		4	0	1	0	0	0	3	<b>Boston Red Sox @ Texas Rangers</b> Arlington Stadium, Arlington, TX Wed Jul 19 1989, 8:05 PM EDT Att: 22,830 - Unknown - 95 F  <b>AB 30</b> <b>R 0</b> <b>H 5</b> <b>RBI 0</b> <b>BB 3</b> <b>SO 7</b> <b>LOB 17</b>					
Rick Leach, L (1, 10) OBP: 0.343, SLG: 0.354	2-1 P6			3-2 L3		3-2 F7		2-3 K		3	0	0	0	0	0	0						
Sammy Sosa, R (8, PH) OBP: 0.238, SLG: 0.310								1-2 K		1	0	0	0	0	1	1						
Rafael Palmeiro, L (1, 3) OBP: 0.366, SLG: 0.397	1-1 G3-1			2-2 1B		0-0 G4-3		4-2 BB		3	0	1	0	1	0	0						
Ruben Sierra, S (1, 9) OBP: 0.366, SLG: 0.563		1-3 K		0-0 F8		1-2 P6		0-2 L4		4	0	0	0	0	1	3						
Julio Franco, R (1, 4) OBP: 0.395, SLG: 0.491		0-0 G1-3		2-3 K			4-2 HBP		2-3 K	3	0	0	0	1	2	1						
Pete Incaviglia, R (1, 7) OBP: 0.276, SLG: 0.417		0-2 G6-3				1-2 SH2-4		0-1 F8		4	0	2	0	0	0	1						
Steve Buechele, R (1, 5) OBP: 0.308, SLG: 0.383					0-0 B1-3		4-0 SH2-4		2-3 K	2	0	1	0	1	1	1						
Jeff Kunkel, R (1, 6) OBP: 0.306, SLG: 0.447				0-0 B1-3		0-0 SH2-4		1-2 HBP		3	0	0	0	0	1	4						
Jim Sundberg, R (1, 2) OBP: 0.314, SLG: 0.339				2-1 F8		2-0 P3		3-3 K		1	0	0	0	0	0	1						
Jack Daugherty, S (5, PH) OBP: 0.381, SLG: 0.333										1	0	0	0	0	0	2						
Chad Kreuter, S (6, 2) OBP: 0.215, SLG: 0.183										1	0	0	0	0	1	0						
<b>Inning Stats</b>	R: 0 E: 0 K: 0 S: 5	H: 0 LOB: 0 BB: 0 P: 8	R: 0 E: 0 K: 1 S: 7	H: 0 LOB: 0 BB: 0 P: 8	R: 0 E: 0 K: 0 S: 5	H: 1 LOB: 1 BB: 0 P: 8	R: 0 E: 0 K: 1 S: 11	H: 1 LOB: 1 BB: 0 P: 18	R: 0 E: 0 K: 0 S: 7	H: 1 LOB: 2 BB: 1 P: 17	R: 0 E: 0 K: 0 S: 8	H: 0 LOB: 0 BB: 0 P: 12	R: 0 E: 0 K: 2 S: 8	H: 1 LOB: 2 BB: 1 P: 14	R: 0 E: 0 K: 2 S: 19	H: 1 LOB: 1 BB: 1 P: 30	R: 0 E: 0 K: 3 S: 14	H: 1 LOB: 1 BB: 0 P: 20	1B: 4 2B: 1 3B: 0 HR: 0	SF: 0 SAC: 1 DP: 1 HBP: 1	WP: 2 PB: 0 SB: 0 CS: 0	PA: 35
<b>PITCHER</b>	IP WLS BF H R ER SO BB IBB HBP BLK WP HR S P ERA WHIP	IP WLS BF H R ER SO BB IBB HBP BLK WP HR S P ERA WHIP	IP WLS BF H R ER SO BB IBB HBP BLK WP HR S P ERA WHIP	IP WLS BF H R ER SO BB IBB HBP BLK WP HR S P ERA WHIP	IP WLS BF H R ER SO BB IBB HBP BLK WP HR S P ERA WHIP	IP WLS BF H R ER SO BB IBB HBP BLK WP HR S P ERA WHIP	IP WLS BF H R ER SO BB IBB HBP BLK WP HR S P ERA WHIP	IP WLS BF H R ER SO BB IBB HBP BLK WP HR S P ERA WHIP	IP WLS BF H R ER SO BB IBB HBP BLK WP HR S P ERA WHIP	IP WLS BF H R ER SO BB IBB HBP BLK WP HR S P ERA WHIP	IP WLS BF H R ER SO BB IBB HBP BLK WP HR S P ERA WHIP	IP WLS BF H R ER SO BB IBB HBP BLK WP HR S P ERA WHIP	IP WLS BF H R ER SO BB IBB HBP BLK WP HR S P ERA WHIP	IP WLS BF H R ER SO BB IBB HBP BLK WP HR S P ERA WHIP	IP WLS BF H R ER SO BB IBB HBP BLK WP HR S P ERA WHIP	IP WLS BF H R ER SO BB IBB HBP BLK WP HR S P ERA WHIP	IP WLS BF H R ER SO BB IBB HBP BLK WP HR S P ERA WHIP					
Mike Boddicker, R (1, 1) ERA: 4.51	6.1 W	25 3	0 0	2 0	0 0	2 0	0 0	2 0	0 0	50 84	0.00 0.789											
Rob Murphy, L (7, 1) ERA: 2.39	2.2 S	10 2	0 0	0 0	5 5	1 0	0 0	0 0	0 0	34 51	0.00 1.125											





Batter	1	2	3	4	5	6	7	8	9	AB	R	H	RBI	BB	SO	LOB	TOP					
Steve Sax, R OBP: 0.373, SLG: 0.391			G5-3			SF8		E7		3	0	0	1	0	1	3	<p><b>New York Yankees @ Texas Rangers</b> Arlington Stadium, Arlington, TX Thu Jul 20 1989, 8:05 PM EDT Att: 32,202 - Unknown - 90 F</p>					
Luis Polonia, L OBP: 0.330, SLG: 0.376						B6				3	0	0	0	0	2	0						
Steve Balboni, R OBP: 0.309, SLG: 0.520										1	0	1	1	0	0	0						
Wayne Tolleson, S OBP: 0.239, SLG: 0.171										0	0	0	0	0	0	0						
Eric Plunk, R										0	0	0	0	0	0	0						
Lance McCullers, S										0	0	0	0	0	0	0						
Don Mattingly, L OBP: 0.357, SLG: 0.462	L8			P6				G4-6-3		4	0	0	0	0	1	3						
Mel Hall, L OBP: 0.318, SLG: 0.469		F9		K					F9	4	0	1	0	0	1	0						
Jesse Barfield, R OBP: 0.356, SLG: 0.430		K			K				K	4	0	0	0	0	4	1						
Mike Pagliaro, L OBP: 0.271, SLG: 0.301		P6			F8				K	4	0	0	0	0	2	1						
Don Slaught, R OBP: 0.334, SLG: 0.415			F8		K				F8	3	0	0	0	0	1	0						
Alvaro Espinoza, R OBP: 0.296, SLG: 0.308			K			SH5-4 SF8 2B			E 1B 1B	3	2	2	0	0	1	0						
Roberto Kelly, R OBP: 0.378, SLG: 0.438						SH5-4			1B E 1B	2	0	2	0	0	0	0						
<b>Inning Stats</b>	R: 0 E: 0 K: 2 S: 8	H: 0 LOB: 0 BB: 0 P: 12	R: 0 E: 0 K: 1 S: 9	H: 0 LOB: 0 BB: 0 P: 12	R: 0 E: 0 K: 1 S: 9	H: 1 LOB: 1 BB: 0 P: 15	R: 0 E: 0 K: 2 S: 8	H: 0 LOB: 0 BB: 0 P: 11	R: 0 E: 0 K: 2 S: 9	H: 0 LOB: 0 BB: 0 P: 11	R: 1 E: 0 K: 0 S: 6	H: 1 LOB: 0 BB: 0 P: 11	R: 0 E: 0 K: 3 S: 11	H: 1 LOB: 1 BB: 0 P: 14	R: 1 E: 1 K: 0 S: 14	H: 3 LOB: 3 BB: 0 P: 23	R: 0 E: 0 K: 2 S: 10	H: 0 LOB: 0 BB: 0 P: 14	1B: 4 2B: 2 3B: 0 HR: 0	SF: 1 SAC: 1 DP: 1 HBP: 0	WP: 0 PB: 0 SB: 1 CS: 0	PA: 33
<b>PITCHER</b>	IP WLS BF H R ER SO BB IBB HBP BLK WP HR S P ERA WHIP																					
Nolan Ryan, R ERA: 3.23	(1, 1) 7.1 W 28 5 2 2 11 0 0 0 0 0 0 0 69 101 2.46 0.682																					
Kenny Rogers, L ERA: 2.32	(8, 1) 1.2 S 5 1 0 0 2 0 0 0 0 0 0 0 15 22 0.00 0.600																					

Batter	1	2	3	4	5	6	7	8	9	AB	R	H	RBI	BB	SO	LOB	BOTTOM					
Cecil Espy, S OBP: 0.307, SLG: 0.323	G3-1 SH3 BB		K			1B 3B		P5		3	1	1	1	1	1	3	<p><b>New York Yankees @ Texas Rangers</b> Arlington Stadium, Arlington, TX Thu Jul 20 1989, 8:05 PM EDT Att: 32,202 - Unknown - 90 F</p>					
Scott Fletcher, R OBP: 0.336, SLG: 0.301	SH3		F8			G6-3		G6-3		4	0	1	0	0	0	4						
Rafael Palmeiro, L OBP: 0.365, SLG: 0.393	G3-1					1B BB		G3		3	0	0	0	1	0	2						
Ruben Sierra, S OBP: 0.365, SLG: 0.559	F7					1B				4	0	1	1	0	2	1						
Julio Franco, R OBP: 0.393, SLG: 0.489	F9					P4		BB 1B 1B		4	1	1	0	0	0	2						
Pete Incaviglia, R OBP: 0.278, SLG: 0.427	K					K		BB 1B BB		3	2	1	1	1	2	2						
Rick Leach, L OBP: 0.357, SLG: 0.372						HR		1B BB		3	1	3	0	1	0	0						
Steve Buechele, R OBP: 0.311, SLG: 0.385	FC5-4 1B					G4-6-3 1B		1B 2B		4	1	2	3	0	0	2						
Chad Kreuter, S OBP: 0.219, SLG: 0.179						K		SH1-4 1B		2	0	0	0	1	2	0						
<b>Inning Stats</b>	R: 0 E: 0 K: 0 S: 7	H: 0 LOB: 1 BB: 1 P: 13	R: 0 E: 0 K: 1 S: 10	H: 1 LOB: 0 BB: 0 P: 12	R: 0 E: 0 K: 2 S: 7	H: 0 LOB: 0 BB: 0 P: 11	R: 0 E: 0 K: 1 S: 5	H: 0 LOB: 0 BB: 0 P: 8	R: 1 E: 0 K: 1 S: 8	H: 2 LOB: 0 BB: 0 P: 14	R: 1 E: 0 K: 1 S: 9	H: 2 LOB: 2 BB: 1 P: 21	R: 2 E: 0 K: 0 S: 13	H: 3 LOB: 1 BB: 0 P: 18	R: 2 E: 0 K: 1 S: 19	H: 2 LOB: 3 BB: 3 P: 35	R: 2 E: 0 K: 1 S: 10	H: 0 LOB: 0 BB: 0 P: 14	1B: 7 2B: 1 3B: 1 HR: 1	SF: 0 SAC: 3 DP: 1 HBP: 0	WP: 0 PB: 0 SB: 0 CS: 0	PA: 38
<b>PITCHER</b>	IP WLS BF H R ER SO BB IBB HBP BLK WP HR S P ERA WHIP																					
Andy Hawkins, R ERA: 4.41	(1, 1) 6.1 L 27 7 4 4 6 2 0 0 0 0 0 0 52 86 5.68 1.421																					
Lee Guetterman, L ERA: 2.53	(7, 1) 0.2 3 1 0 0 0 0 0 0 0 0 0 7 11 0.00 1.500																					
Eric Plunk, R ERA: 2.54	(8, 1) 0.1 6 2 2 2 1 3 0 0 0 0 0 0 13 26 54.00 15.000																					
Lance McCullers, R ERA: 5.84	(8, 1) 0.2 2 0 0 0 0 0 0 0 0 0 0 6 9 0.00 0.000																					



Batter	1	2	3	4	5	6	7	8	9	AB	R	H	RBI	BB	SO	LOB	TOP			
Steve Sax, R (1.4) OBP: 0.371, SLG: 0.387	G1-3		1B BB		G6-3			L7		3	0	0	0	1	0	1	<p><b>New York Yankees @ Texas Rangers</b> Arlington Stadium, Arlington, TX Fri Jul 21 1989, 8:05 PM EDT Att: 35,665 - Unknown - 92 F</p>			
Luis Polonia, L (1.7) OBP: 0.332, SLG: 0.376	G3-1		1-2 2-3 1B		F7			BB		3	0	1	1	1	0	0				
Don Mattingly, L (1.3) OBP: 0.354, SLG: 0.457	G4-3		1-2 2-3 3-H 2-1 1-2		G6-4-3			BB		4	0	0	0	0	0	4				
Mel Hall, L (1.9) OBP: 0.316, SLG: 0.463		K			F7			K		4	1	1	0	0	2	0				
Ken Phelps, L (1.10) OBP: 0.352, SLG: 0.370	G6-3		1-1 1B		F7			F9		4	0	0	0	0	1	1				
Mike Pagliarulo, L (1.5) OBP: 0.286, SLG: 0.296	K		1-3 SF8		E8			L5		4	0	0	0	0	1	1				
Don Slaught, R (1.2) OBP: 0.334, SLG: 0.415			1-0 FC5-6 1B		SF8			G6-3		2	0	1	1	0	0	0				
Alvaro Espinoza, R (1.6) OBP: 0.293, SLG: 0.305			1-1 FC5-6 WP BB 1B		F9			G5-3		3	1	0	0	0	0	2				
Roberto Kelly, R (1.8) OBP: 0.381, SLG: 0.439			4-2 1B S BB					P6		2	0	1	0	1	0	0				
<b>Inning Stats</b>	R: 0 E: 0 K: 0 S: 3	H: 0 LOB: 0 BB: 0 P: 7	R: 0 E: 0 K: 2 S: 9	H: 0 LOB: 0 BB: 0 P: 11	R: 1 E: 0 K: 0 S: 9	H: 2 LOB: 2 BB: 2 P: 22	R: 1 E: 1 K: 0 S: 8	H: 1 LOB: 1 BB: 0 P: 10	R: 0 E: 0 K: 1 S: 5	H: 0 LOB: 0 BB: 0 P: 13	R: 0 E: 0 K: 0 S: 4	H: 0 LOB: 0 BB: 0 P: 5	R: 0 E: 0 K: 0 S: 6	H: 0 LOB: 1 BB: 1 P: 13	R: 0 E: 0 K: 1 S: 12	H: 0 LOB: 0 BB: 0 P: 18	1B: 4 2B: 0 3B: 0 HR: 0	SF: 1 SAC: 0 DP: 1 HBP: 0	WP: 1 PB: 0 SB: 1 CS: 1	PA: 33
<b>PITCHER</b> Kevin Brown, R (1.1) ERA: 3.0	IP: 9.0 WLS: W BF: 33 H: 4 R: 2 ER: 1 SO: 4 BB: 3 IBB: 0 HBP: 0 BLK: 0 WP: 1 HR: 0 S: 64 P: 104 ERA: 1.00 WHIP: 0.778															<b>PITCHER</b>				

Batter	1	2	3	4	5	6	7	8	9	AB	R	H	RBI	BB	SO	LOB	BOTTOM			
Cecil Espy, S (1.10) OBP: 0.303, SLG: 0.319	F9		G4-3		K			K		4	0	0	0	0	2	2	<p><b>New York Yankees @ Texas Rangers</b> Arlington Stadium, Arlington, TX Fri Jul 21 1989, 8:05 PM EDT Att: 35,665 - Unknown - 92 F</p>			
Scott Fletcher, R (1.6) OBP: 0.332, SLG: 0.297	G5-3		G6-3				G3-1	FC1-6-5-4		4	0	0	0	0	0	2				
Rafael Palmeiro, L (1.3) OBP: 0.361, SLG: 0.389	F8				G4-3		E3	G3		4	1	0	0	0	0	1				
Ruben Sierra, S (1.9) OBP: 0.364, SLG: 0.556		F7			L7			F8		4	0	1	0	0	0	0				
Julio Franco, R (1.4) OBP: 0.394, SLG: 0.487		CS S BB			2B 1B		FC4-6 HR	P4		3	2	1	0	1	0	2				
Pete Incaviglia, R (1.7) OBP: 0.288, SLG: 0.447		4-2 1-2 BB			1-H 2B		1-H 3-H HR	1B BB		2	1	2	4	2	0	0				
Steve Buechele, R (1.5) OBP: 0.310, SLG: 0.383		L8			G6-3			1B		4	0	1	0	0	1	3				
Jeff Kunkel, R (1.8) OBP: 0.305, SLG: 0.449		CS			F8		G1-3	K		4	1	1	0	0	1	2				
Chad Kreuter, S (1.2) OBP: 0.232, SLG: 0.198					G4-3		G5-3	2B		2	0	1	1	1	0	0				
<b>Inning Stats</b>	R: 0 E: 0 K: 0 S: 5	H: 0 LOB: 0 BB: 0 P: 7	R: 0 E: 0 K: 0 S: 6	H: 0 LOB: 2 BB: 2 P: 18	R: 0 E: 0 K: 0 S: 13	H: 0 LOB: 1 BB: 1 P: 20	R: 1 E: 0 K: 0 S: 8	H: 2 LOB: 1 BB: 0 P: 15	R: 0 E: 0 K: 1 S: 10	H: 0 LOB: 0 BB: 0 P: 14	R: 3 E: 1 K: 1 S: 11	H: 2 LOB: 0 BB: 0 P: 14	R: 1 E: 0 K: 1 S: 12	H: 2 LOB: 1 BB: 0 P: 18	R: 0 E: 0 K: 1 S: 15	H: 1 LOB: 2 BB: 1 P: 23	1B: 3 2B: 3 3B: 0 HR: 1	SF: 0 SAC: 0 DP: 0 HBP: 0	WP: 0 PB: 0 SB: 1 CS: 1	PA: 36
<b>PITCHER</b> Greg Cadaret, L (1.1) ERA: 3.69 Lee Guetterman, L (7.1) ERA: 2.79 Eric Plunk, R (8.1) ERA: 2.49	IP: 6.0 WLS: L BF: 27 H: 6 R: 3 ER: 2 SO: 2 BB: 3 IBB: 0 HBP: 0 BLK: 0 WP: 0 HR: 1 S: 59 P: 96 ERA: 3.00 WHIP: 1.500															<b>PITCHER</b>				



Batter	1	2	3	4	5	6	7	8	9	AB	R	H	RBI	BB	SO	LOB	TOP					
Steve Sax, R OBP: 0.370, SLG: 0.386										4	0	1	0	0	1	5						
Luis Polonia, L OBP: 0.331, SLG: 0.377										4	1	1	0	0	0	5						
Don Mattingly, L OBP: 0.355, SLG: 0.457										4	0	2	0	0	0	2						
Steve Balboni, R OBP: 0.307, SLG: 0.514										4	0	1	1	0	2	3						
Jesse Barfield, R OBP: 0.355, SLG: 0.430										4	0	1	0	0	3	2						
Tom Brookens, R OBP: 0.276, SLG: 0.344										4	0	0	0	0	1	3						
Don Slaught, R OBP: 0.340, SLG: 0.416										2	0	1	0	1	0	0						
Alvaro Espinoza, R OBP: 0.291, SLG: 0.303										2	0	0	0	0	0	1						
Ken Phelps, L OBP: 0.356, SLG: 0.374										1	0	1	0	0	0	0						
Wayne Tolleson, S OBP: 0.239, SLG: 0.171										0	0	0	0	0	0	0						
Mel Hall, L OBP: 0.315, SLG: 0.461										1	0	0	0	0	0	1						
Roberto Kelly, R OBP: 0.383, SLG: 0.440										4	0	2	0	0	1	1						
<b>Inning Stats</b>	R: 0 E: 0 K: 1 S: 10	H: 1 LOB: 1 BB: 0 P: 15	R: 0 E: 0 K: 1 S: 8	H: 0 LOB: 0 BB: 0 P: 12	R: 0 E: 0 K: 0 S: 9	H: 1 LOB: 1 BB: 0 P: 11	R: 0 E: 0 K: 2 S: 12	H: 1 LOB: 1 BB: 0 P: 15	R: 0 E: 0 K: 0 S: 10	H: 0 LOB: 1 BB: 0 P: 15	R: 1 E: 0 K: 1 S: 19	H: 2 LOB: 1 BB: 0 P: 24	R: 0 E: 0 K: 1 S: 11	H: 3 LOB: 3 BB: 0 P: 16	R: 0 E: 0 K: 1 S: 10	H: 2 LOB: 1 BB: 0 P: 12	R: 0 E: 0 K: 1 S: 6	H: 0 LOB: 0 BB: 0 P: 8	1B: 8 2B: 2 3B: 0 HR: 0	SF: 0 SAC: 0 DP: 3 HBP: 1	WP: 0 PB: 0 CS: 0	PA: 36
<b>PITCHER</b>	IP WLS BF H R ER SO BB IBB HBP BLK WP HR S P ERA WHIP																					
Mike Jeffcoat, L ERA: 3.81	(1, 1) 6.0 W 25 6 1 1 5 1 0 0 0 0 0 0 70 97 1.50 1.167																					
Gary Mielke, R ERA: 3.09	(7, 1) 0.1 3 2 0 0 1 0 0 0 0 0 0 0 7 9 0.00 6.000																					
Kenny Rogers, L ERA: 2.28	(7, 1) 0.2 2 1 0 0 0 0 0 0 0 0 0 0 6 7 0.00 1.500																					
Jeff Russell, R ERA: 1.71	(8, 1) 2.0 S 6 1 0 0 2 0 0 0 1 0 0 0 0 12 15 0.00 0.500																					

New York Yankees @ Texas Rangers  
Arlington Stadium, Arlington, TX  
Sat Jul 22 1989, 8:05 PM EDT  
Att: 41,647 - Unknown - 91 F

AB 34  
R 1  
H 10  
RBI 1  
BB 1  
SO 8  
LOB 23



Batter	1	2	3	4	5	6	7	8	9	AB	R	H	RBI	BB	SO	LOB	BOTTOM					
Scott Fletcher, R OBP: 0.328, SLG: 0.293										4	0	0	0	0	2	1						
Jack Daugherty, S OBP: 0.360, SLG: 0.364										4	0	1	0	0	0	0						
Julio Franco, R OBP: 0.393, SLG: 0.485										4	0	1	0	0	0	1						
Ruben Sierra, S OBP: 0.365, SLG: 0.568										4	1	2	1	0	0	1						
Pete Incaviglia, R OBP: 0.285, SLG: 0.441										4	0	0	0	0	3	3						
Steve Buechele, R OBP: 0.310, SLG: 0.392										3	1	1	1	0	2	1						
Mike Stanley, R OBP: 0.270, SLG: 0.193										2	0	1	0	0	0	0						
Rafael Palmeiro, L OBP: 0.363, SLG: 0.389										0	0	0	0	1	0	0						
Jeff Kunkel, R OBP: 0.307, SLG: 0.456										2	0	1	0	0	0	0						
Cecil Espy, S OBP: 0.302, SLG: 0.318										1	0	0	0	0	0	2						
Jim Sundberg, R OBP: 0.314, SLG: 0.333										2	0	0	0	1	1	0						
<b>Inning Stats</b>	R: 0 E: 1 K: 2 S: 14	H: 1 LOB: 2 BB: 0 P: 21	R: 1 E: 0 K: 1 S: 12	H: 1 LOB: 0 BB: 0 P: 18	R: 0 E: 0 K: 0 S: 6	H: 0 LOB: 0 BB: 0 P: 10	R: 1 E: 0 K: 1 S: 10	H: 3 LOB: 2 BB: 0 P: 15	R: 0 E: 0 K: 0 S: 11	H: 1 LOB: 1 BB: 1 P: 19	R: 0 E: 0 K: 2 S: 11	H: 1 LOB: 2 BB: 1 P: 20	R: 0 E: 0 K: 1 S: 10	H: 0 LOB: 0 BB: 0 P: 14	R: 0 E: 0 K: 1 S: 5	H: 0 LOB: 0 BB: 0 P: 8	R: 0 E: 0 K: 1 S: 5	H: 0 LOB: 0 BB: 0 P: 8	1B: 2 2B: 2 3B: 1 HR: 2	SF: 0 SAC: 0 DP: 1 HBP: 0	WP: 0 PB: 0 CS: 0	PA: 32
<b>PITCHER</b>	IP WLS BF H R ER SO BB IBB HBP BLK WP HR S P ERA WHIP																					
Dave LaPoint, L ERA: 5.42	(1, 1) 5.0 L 22 7 2 2 4 1 0 0 0 0 0 0 20 33 0.00 0.500																					
Lance McCullers, R ERA: 5.61	(6, 1) 2.0 7 0 0 0 3 1 0 0 0 0 0 0 5 8 0.00 0.000																					
Dave Righetti, L ERA: 2.3	(8, 1) 1.0 3 0 0 0 1 0 0 0 0 0 0 0 5 8 0.00 0.000																					

New York Yankees @ Texas Rangers  
Arlington Stadium, Arlington, TX  
Sat Jul 22 1989, 8:05 PM EDT  
Att: 41,647 - Unknown - 91 F

AB 30  
R 2  
H 7  
RBI 2  
BB 2  
SO 8  
LOB 9






Batter	1	2	3	4	5	6	7	8	9	10	AB	R	H	RBI	BB	SO	LOB	TOP	
Steve Sax, R OBP: 0.367, SLG: 0.382 (1, 4)	L4		G4-3		G4-3			G3			4	0	0	0	0	0	0		
Luis Polonia, L OBP: 0.327, SLG: 0.373 (1, 7)	K			K2-3	F7			G1-3			4	0	0	0	0	2	0		
Don Mattingly, L OBP: 0.352, SLG: 0.452 (1, 3)	L9			F8		G3-1			F8		4	0	0	0	0	0	0		
Mel Hall, L OBP: 0.308, SLG: 0.450 (1, 10)		K		L9					F8		4	0	0	0	0	2	0		
Jesse Barfield, R OBP: 0.333, SLG: 0.426 (1, 9)		P5				FC5-4 BB				K	3	0	0	0	1	2	0		
Tom Brookens, R OBP: 0.275, SLG: 0.342 (1, 5)						FC5-4 1B		G5-3		F9	4	1	1	0	0	0	1		
Bob Geren, R OBP: 0.415, SLG: 0.541 Wayne Tolleson, S OBP: 0.239, SLG: 0.171 (10, PR)																			
Alvaro Espinoza, R OBP: 0.292, SLG: 0.303 Ken Phelps, L OBP: 0.354, SLG: 0.371 Don Slaught, R OBP: 0.340, SLG: 0.416 (10, 2)																			
Roberto Kelly, R OBP: 0.381, SLG: 0.448 (1, 8)																			
<b>Inning Stats</b>	R: 0 E: 0 K: 1 S: 7	H: 0 LOB: 0 BB: 0 P: 10	R: 0 E: 0 K: 1 S: 10	H: 1 LOB: 1 BB: 0 P: 16	R: 0 E: 0 K: 1 S: 7	H: 0 LOB: 0 BB: 0 P: 9	R: 0 E: 0 K: 1 S: 9	H: 0 LOB: 0 BB: 0 P: 14	R: 4 E: 0 K: 2 S: 9	H: 3 LOB: 0 BB: 0 P: 22	R: 0 E: 0 K: 1 S: 7	H: 0 LOB: 0 BB: 0 P: 10	R: 0 E: 0 K: 1 S: 7	H: 0 LOB: 0 BB: 0 P: 11	R: 0 E: 0 K: 2 S: 8	H: 0 LOB: 2 BB: 1 P: 15	1B: 3 2B: 0 3B: 0 HR: 1	SF: 0 SAC: 0 DP: 0 HBP: 0	WP: 0 PA: 36 PB: 0 SB: 2 CS: 0
<b>PITCHER</b> Bobby Witt, R ERA: 4.95 (1, 1)	IP 10.0	WLS W 36	H 4	R 4	ER 4	SO 11	BB 2	IBB 0	HBP 0	BLK 0	WP 0	HR 1	S 84	P 131	ERA 3.60	WHIP 0.600			
<b>PITCHER</b>	IP	WLS	BF	H	R	ER	SO	BB	IBB	HBP	BLK	WP	HR	S	P	ERA	WHIP		

New York Yankees @ Texas Rangers  
Arlington Stadium, Arlington, TX  
Sun Jul 23 1989, 8:05 PM EDT  
Att. 27,039 - Sunny - 81 F


AB	34
R	4
H	4
RBI	4
BB	2
SO	11
LOB	4



Batter	1	2	3	4	5	6	7	8	9	10	AB	R	H	RBI	BB	SO	LOB	BOTTOM					
Jeff Kunkel, R OBP: 0.302, SLG: 0.447 Thad Bosley, L OBP: 0.200, SLG: 0.200 Chad Kreuter, S OBP: 0.232, SLG: 0.198 (9, PH)	P4			F9		F7			G3		3	0	0	0	0	0	0						
Scott Fletcher, R OBP: 0.330, SLG: 0.299 (1, 6)											4	1	2	1	0	0	0						
Julio Franco, R OBP: 0.392, SLG: 0.482 (1, 4)											4	1	1	1	0	2	1						
Ruben Sierra, S OBP: 0.364, SLG: 0.573 (1, 9)											4	1	1	2	0	2	0						
Pete Incaviglia, R OBP: 0.265, SLG: 0.436 (1, 7)											3	0	0	0	1	1	0						
Steve Buschele, R OBP: 0.309, SLG: 0.388 (1, 5)											3	0	0	0	1	1	1						
Jack Daugherty, S OBP: 0.310, SLG: 0.308 (1, 3)											4	0	0	0	0	0	1						
Mike Stanley, R OBP: 0.262, SLG: 0.186 Rafael Palmeiro, L OBP: 0.363, SLG: 0.388 (9, PH)											2	0	0	0	0	1	0						
Jim Sundberg, R OBP: 0.310, SLG: 0.328 Rick Leach, L OBP: 0.360, SLG: 0.372 Cecil Espy, S OBP: 0.304, SLG: 0.320 (10, 8)											0	1	0	0	1	0	0						
<b>Inning Stats</b>	R: 0 E: 0 K: 0 S: 8	H: 1 LOB: 0 BB: 0 P: 11	R: 0 E: 0 K: 2 S: 7	H: 0 LOB: 0 BB: 0 P: 10	R: 0 E: 0 K: 1 S: 5	H: 0 LOB: 0 BB: 0 P: 7	R: 0 E: 0 K: 1 S: 6	H: 0 LOB: 0 BB: 0 P: 8	R: 0 E: 0 K: 1 S: 9	H: 0 LOB: 1 BB: 1 P: 17	R: 0 E: 0 K: 0 S: 4	H: 0 LOB: 0 BB: 0 P: 6	R: 0 E: 0 K: 2 S: 9	H: 0 LOB: 0 BB: 0 P: 14	R: 0 E: 0 K: 0 S: 8	H: 0 LOB: 0 BB: 0 P: 11	R: 4 E: 0 K: 0 S: 14	H: 3 LOB: 1 BB: 2 P: 27	R: 1 E: 1 K: 0 S: 4	H: 1 LOB: 1 BB: 1 P: 10	1B: 3 2B: 1 3B: 0 HR: 1	SF: 0 SAC: 0 DP: 1 HBP: 0	WP: 0 PA: 36 PB: 0 SB: 0 CS: 0
<b>PITCHER</b> Chuck Cary, L ERA: 2.41 Dave Righetti, L ERA: 2.68 (9, 1)	IP 8.2	WLS L 29	H 2	R 2	ER 2	SO 7	BB 2	IBB 0	HBP 0	BLK 0	WP 0	HR 0	S 64	P 97	ERA 2.08	WHIP 0.462							
<b>PITCHER</b>	IP	WLS	BF	H	R	ER	SO	BB	IBB	HBP	BLK	WP	HR	S	P	ERA	WHIP						

New York Yankees @ Texas Rangers  
Arlington Stadium, Arlington, TX  
Sun Jul 23 1989, 8:05 PM EDT  
Att. 27,039 - Sunny - 81 F

AB	32
R	5
H	5
RBI	4
BB	4
SO	7
LOB	4





Batter	1	2	3	4	5	6	7	8	9	AB	R	H	RBI	BB	SO	LOB	TOP										
<b>Junior Felix, S</b> OBP: 0.338, SLG: 0.435 (1, 8)	1-2 HR 1B	0-3 K	0-2 G4-3		1-3 K			0-0 B1-3		5	1	1	0	0	2	2											
<b>Tony Fernandez, S</b> OBP: 0.295, SLG: 0.382 (1, 6)	1-2 HR	4-1 FC6-4 BB		1-3 K		1-1 G4-3		1-2 G4-3		4	1	1	2	1	1	0											
<b>Kelly Gruber, R</b> OBP: 0.343, SLG: 0.453 (1, 5)	2-2 HR	0-2 FC6-4		2-2 G4-3		0-1 F8		0-0 P2		5	1	1	1	0	0	2											
<b>George Bell, R</b> OBP: 0.324, SLG: 0.419 (1, 7)	4-2 SH1-3 BB	1-1 G4-3		3-1 BB 1B		1-2 P4			1-0 G5-3	4	0	1	0	1	0	2											
<b>Fred McGriff, L</b> OBP: 0.376, SLG: 0.561 (1, 3)	4-0 SH1-3 BB		2-2 HR	4-0 BB			1-2 P6		3-2 G4-3	3	1	1	1	2	0	0											
<b>Pat Borders, R</b> OBP: 0.312, SLG: 0.377 (1, 2)	0-0 SH1-3		1-3 K	1-1 P6			1-0 1B		0-0 FC6-4 1B	4	0	2	0	0	1	2											
<b>Francisco Cabrera, R</b> (1, 10)	0-3 K		4-1 HR BB		1-1 G5-3		0-0 F8		0-0 FC6-4	4	1	0	0	1	1	4											
<b>Manuel Lee, S</b> OBP: 0.314, SLG: 0.335 (1, 4)	1-2 F8		0-0 HR		1-1 1B		2-2 1B			4	1	3	2	0	0	2											
<b>Tom Lawless, R</b> OBP: 0.304, SLG: 0.260 (1, 9)		2-1 FC6-4 2B	2-3 K		2-2 P9		0-0 P3			4	0	1	0	0	1	3											
<b>Inning Stats</b>	R: 3 E: 0 K: 1 S: 21	H: 3 LOB: 2 BB: 2 P: 34	R: 0 E: 0 K: 1 S: 11	H: 1 LOB: 2 BB: 1 P: 18	R: 3 E: 0 K: 2 S: 14	H: 2 LOB: 0 BB: 1 P: 23	R: 0 E: 0 K: 1 S: 11	H: 1 LOB: 2 BB: 1 P: 22	R: 0 E: 0 K: 1 S: 10	H: 0 LOB: 0 BB: 0 P: 9	R: 0 E: 0 K: 0 S: 10	H: 2 LOB: 2 BB: 0 P: 14	R: 0 E: 0 K: 0 S: 10	H: 0 LOB: 1 BB: 0 P: 11	R: 0 E: 0 K: 0 S: 6	H: 1 LOB: 1 BB: 0 P: 10	1B: 6 2B: 1 3B: 0 HR: 4	SF: 0 SAC: 1 DP: 0 HBP: 0	WP: 0 PB: 0 SB: 0 CS: 0	PA: 43							
<b>PITCHER</b>	IP	WLS	BF	H	R	ER	SO	BB	IBB	HBP	BLK	WP	HR	S	P	ERA	WHIP										
<b>Wilson Alvarez, L</b> ERA: 4.73	(1, 1)	0.0	L	5	3	3	0	2	0	0	0	0	2	14	26	∞	∞										
<b>Cecilio Guante, R</b> ERA: 3.7	(1, 1)	3.0		14	3	3	4	2	0	0	0	0	2	32	49	9.00	1.667										
<b>Drew Hall, L</b> ERA: 4.22	(4, 1)	6.0		24	5	0	2	1	0	0	0	0	0	54	81	0.00	1.000										

Toronto Blue Jays @ Texas Rangers  
Arlington Stadium, Arlington, TX  
Mon Jul 24 1989, 8:05 PM EDT  
Att: 33,754 - Unknown - 88 F

AB 37  
R 6  
H 11  
RBI 6  
BB 5  
SO 6  
LOB 17



Batter	1	2	3	4	5	6	7	8	9	AB	R	H	RBI	BB	SO	LOB	BOTTOM										
<b>Cecil Espy, S</b> OBP: 0.301, SLG: 0.316 (1, 8)	0-1 G4-3		1-3 K			1-2 G3		1-1 G2-3		4	0	0	0	0	1	3											
<b>Scott Fletcher, R</b> OBP: 0.329, SLG: 0.296 (1, 6)	4-0 HR BB		0-0 G6-3			2-2 G6-3		1-0 G5-3		3	1	0	0	1	0	3											
<b>Rafael Palmeiro, L</b> OBP: 0.365, SLG: 0.396 (1, 3)	0-2 HR			4-0 G6-3 BB		1-1 P6		1-0 L7		3	1	1	2	1	0	2											
<b>Ruben Sierra, S</b> OBP: 0.363, SLG: 0.570 (1, 9)	2-2 CS 1B			2-2 G6-3		0-0 G3-1			2-3 K	4	0	1	0	0	1	1											
<b>Julio Franco, R</b> OBP: 0.388, SLG: 0.477 (1, 4)	1-1 L8			0-1 G5-3		1-2 F8		0-2 G5-3		4	0	0	0	0	0	1											
<b>Rick Leach, L</b> OBP: 0.368, SLG: 0.393 (1, 10)	2-2 CS		2-2 L8		0-2 E 2B		0-1 2B		2-1 1B	4	1	3	0	0	0	0											
<b>Pete Incaviglia, R</b> OBP: 0.281, SLG: 0.429 (1, 7)			2-3 K		0-0 P2		2-1 G6-3		3-3 K	4	0	0	0	0	2	2											
<b>Steve Buechele, R</b> OBP: 0.307, SLG: 0.385 (1, 5)		0-0 F9			0-3 K			0-0 E5 2B		3	0	0	0	0	1	0											
<b>Jim Sundberg, R</b> OBP: 0.313, SLG: 0.325 (1, 2)			4-1 BB					1-1 2B		1	0	0	0	1	1	0											
<b>Jack Daugherty, S</b> OBP: 0.333, SLG: 0.370 (8, PH)										1	0	1	0	0	0	0											
<b>Chad Kreuter, S</b> OBP: 0.232, SLG: 0.198 (9, 2)										0	0	0	0	0	0	0											
<b>Inning Stats</b>	R: 2 E: 0 K: 0 S: 15	H: 2 LOB: 0 BB: 1 P: 23	R: 0 E: 0 K: 1 S: 11	H: 0 LOB: 0 BB: 0 P: 15	R: 0 E: 0 K: 1 S: 7	H: 0 LOB: 0 BB: 1 P: 12	R: 0 E: 0 K: 0 S: 6	H: 0 LOB: 0 BB: 1 P: 12	R: 1 E: 1 K: 2 S: 11	H: 1 LOB: 0 BB: 0 P: 12	R: 0 E: 0 K: 0 S: 8	H: 1 LOB: 1 BB: 0 P: 11	R: 0 E: 1 K: 0 S: 7	H: 1 LOB: 2 BB: 0 P: 11	R: 0 E: 0 K: 2 S: 13	H: 1 LOB: 1 BB: 0 P: 20	1B: 2 2B: 3 3B: 0 HR: 1	SF: 0 SAC: 0 DP: 1 HBP: 0	WP: 0 PB: 0 SB: 0 CS: 1	PA: 35							
<b>PITCHER</b>	IP	WLS	BF	H	R	ER	SO	BB	IBB	HBP	BLK	WP	HR	S	P	ERA	WHIP										
<b>Todd Stottlemyre, R</b> ERA: 4.73	(1, 1)	7.0	W	25	4	3	2	4	3	0	0	0	0	66	97	2.57	1.000										
<b>Tom Henke, R</b> ERA: 2.68	(8, 1)	2.0	S	9	2	0	2	0	0	0	0	0	0	20	31	0.00	1.000										

Toronto Blue Jays @ Texas Rangers  
Arlington Stadium, Arlington, TX  
Mon Jul 24 1989, 8:05 PM EDT  
Att: 33,754 - Unknown - 88 F

AB 31  
R 3  
H 6  
RBI 2  
BB 3  
SO 6  
LOB 12













Batter	1	2	3	4	5	6	7	8	9	AB	R	H	RBI	BB	SO	LOB	TOP								
Paul Molitor, R OBP: 0.375, SLG: 0.427										5	3	3	1	1	0	0									
Jim Gantner, L OBP: 0.303, SLG: 0.301										3	0	0	1	0	0	3									
B.J. Surhoff, L OBP: 0.277, SLG: 0.326										1	1	1	0	0	0	0									
Rob Deer, R OBP: 0.324, SLG: 0.483										3	1	2	1	0	0	0									
Terry Francona, L OBP: 0.256, SLG: 0.330										2	2	1	2	1	0	1									
Robin Yount, R OBP: 0.387, SLG: 0.500										4	3	2	2	0	0	1									
Tom Filer, R										0	0	0	0	0	0	0									
Mark Knudson, R										0	0	0	0	0	0	0									
Dave Engle, R OBP: 0.251, SLG: 0.354										1	0	0	0	0	1	1									
Bill Krueger, L										0	0	0	0	0	0	0									
Glenn Braggs, R OBP: 0.312, SLG: 0.391										4	1	1	1	1	0	2									
Greg Brock, L OBP: 0.365, SLG: 0.453										4	1	2	3	0	0	4									
Joey Meyer, R OBP: 0.270, SLG: 0.367										1	0	0	0	0	0	1									
Charlie O'Brien, R OBP: 0.227, SLG: 0.347										2	1	0	1	1	0	1									
Gus Polidor, R OBP: 0.236, SLG: 0.264										1	0	0	0	0	0	0									
Mike Felder, S OBP: 0.300, SLG: 0.308										5	2	2	2	0	0	3									
Bill Spiers, L OBP: 0.325, SLG: 0.309										5	0	1	1	0	1	2									
<b>Inning Stats</b>	R: 3 E: 0 K: 0 S: 19	H: 2 LOB: 2 BB: 1 P: 31	R: 0 E: 0 K: 0 S: 6	H: 0 LOB: 0 BB: 0 P: 10	R: 0 E: 0 K: 0 S: 7	H: 0 LOB: 0 BB: 0 P: 13	R: 0 E: 0 K: 0 S: 12	H: 1 LOB: 1 BB: 0 P: 20	R: 6 E: 0 K: 0 S: 19	H: 6 LOB: 2 BB: 2 P: 38	R: 2 E: 0 K: 0 S: 11	H: 1 LOB: 0 BB: 1 P: 19	R: 4 E: 0 K: 1 S: 18	H: 4 LOB: 1 BB: 0 P: 31	R: 0 E: 0 K: 0 S: 11	H: 0 LOB: 1 BB: 0 P: 15	R: 0 E: 0 K: 1 S: 8	H: 1 LOB: 1 BB: 0 P: 9	1B: 9 2B: 3 3B: 2 HR: 1	SF: 1 SAC: 0 DP: 0 HBP: 3	WP: 0 PB: 0 SB: 1 CS: 0	PA: 49			
<b>PITCHER</b>	IP WLS BF H R ER SO BB IBB HBP BLK WP HR S P ERA WHIP	IP WLS BF H R ER SO BB IBB HBP BLK WP HR S P ERA WHIP	IP WLS BF H R ER SO BB IBB HBP BLK WP HR S P ERA WHIP	IP WLS BF H R ER SO BB IBB HBP BLK WP HR S P ERA WHIP	IP WLS BF H R ER SO BB IBB HBP BLK WP HR S P ERA WHIP	IP WLS BF H R ER SO BB IBB HBP BLK WP HR S P ERA WHIP	IP WLS BF H R ER SO BB IBB HBP BLK WP HR S P ERA WHIP	IP WLS BF H R ER SO BB IBB HBP BLK WP HR S P ERA WHIP	IP WLS BF H R ER SO BB IBB HBP BLK WP HR S P ERA WHIP	IP WLS BF H R ER SO BB IBB HBP BLK WP HR S P ERA WHIP	IP WLS BF H R ER SO BB IBB HBP BLK WP HR S P ERA WHIP	IP WLS BF H R ER SO BB IBB HBP BLK WP HR S P ERA WHIP	IP WLS BF H R ER SO BB IBB HBP BLK WP HR S P ERA WHIP	IP WLS BF H R ER SO BB IBB HBP BLK WP HR S P ERA WHIP	IP WLS BF H R ER SO BB IBB HBP BLK WP HR S P ERA WHIP	IP WLS BF H R ER SO BB IBB HBP BLK WP HR S P ERA WHIP	IP WLS BF H R ER SO BB IBB HBP BLK WP HR S P ERA WHIP	IP WLS BF H R ER SO BB IBB HBP BLK WP HR S P ERA WHIP	IP WLS BF H R ER SO BB IBB HBP BLK WP HR S P ERA WHIP	IP WLS BF H R ER SO BB IBB HBP BLK WP HR S P ERA WHIP	IP WLS BF H R ER SO BB IBB HBP BLK WP HR S P ERA WHIP	IP WLS BF H R ER SO BB IBB HBP BLK WP HR S P ERA WHIP	IP WLS BF H R ER SO BB IBB HBP BLK WP HR S P ERA WHIP	IP WLS BF H R ER SO BB IBB HBP BLK WP HR S P ERA WHIP	IP WLS BF H R ER SO BB IBB HBP BLK WP HR S P ERA WHIP

Milwaukee Brewers @ Texas Rangers  
Arlington Stadium, Arlington, TX  
Fri Jul 28 1989, 8:05 PM EDT  
Att: 27,105 - Sunny - 94 F

AB 41  
R 15  
H 15  
RBI 15  
BB 4  
SO 2  
LOB 19



Batter	1	2	3	4	5	6	7	8	9	AB	R	H	RBI	BB	SO	LOB	BOTTOM								
Cecil Espy, S OBP: 0.303, SLG: 0.323										4	1	2	0	0	0	0									
Scott Fletcher, R OBP: 0.323, SLG: 0.290										4	0	0	0	0	0	2									
Rafael Palmeiro, L OBP: 0.363, SLG: 0.402										3	1	0	0	0	0	1									
Cecilio Guante, R										0	0	0	0	0	0	0									
Ruben Sierra, S OBP: 0.364, SLG: 0.575										3	1	1	3	0	0	1									
Jack Daugherty, S OBP: 0.344, SLG: 0.379										1	0	0	0	0	0	0									
Julio Franco, R OBP: 0.385, SLG: 0.469										2	0	0	0	1	0	0									
Jeff Kunkel, R OBP: 0.303, SLG: 0.443										1	0	0	0	0	0	0									
Pete Incaviglia, R OBP: 0.277, SLG: 0.419										4	0	1	0	0	0	1									
Rick Leach, L OBP: 0.367, SLG: 0.384										3	0	0	0	1	1	2									
Steve Buechele, R OBP: 0.307, SLG: 0.392										3	0	1	0	0	0	1									
Mike Stanley, R OBP: 0.256, SLG: 0.177										0	0	0	0	0	0	0									
Jim Sundberg, R OBP: 0.310, SLG: 0.323										1	0	0	0	0	0	0									
Thad Bosley, L OBP: 0.167, SLG: 0.167										1	0	0	0	0	0	2									
Chad Kreuter, S OBP: 0.274, SLG: 0.213										1	0	0	0	0	0	0									
<b>Inning Stats</b>	R: 0 E: 0 K: 0 S: 9	H: 1 LOB: 1 BB: 0 P: 14	R: 0 E: 0 K: 0 S: 4	H: 0 LOB: 1 BB: 1 P: 10	R: 0 E: 0 K: 0 S: 6	H: 0 LOB: 0 BB: 0 P: 11	R: 0 E: 0 K: 0 S: 4	H: 0 LOB: 0 BB: 0 P: 7	R: 0 E: 0 K: 0 S: 6	H: 1 LOB: 1 BB: 1 P: 13	R: 3 E: 0 K: 0 S: 16	H: 3 LOB: 1 BB: 0 P: 23	R: 0 E: 0 K: 0 S: 8	H: 0 LOB: 0 BB: 0 P: 12	R: 0 E: 0 K: 0 S: 5	H: 0 LOB: 0 BB: 0 P: 6	R: 0 E: 0 K: 1 S: 9	H: 0 LOB: 0 BB: 0 P: 13	1B: 3 2B: 0 3B: 1 HR: 1	SF: 0 SAC: 0 DP: 1 HBP: 1	WP: 0 PB: 0 SB: 1 CS: 0	PA: 34			
<b>PITCHER</b>	IP WLS BF H R ER SO BB IBB HBP BLK WP HR S P ERA WHIP	IP WLS BF H R ER SO BB IBB HBP BLK WP HR S P ERA WHIP	IP WLS BF H R ER SO BB IBB HBP BLK WP HR S P ERA WHIP	IP WLS BF H R ER SO BB IBB HBP BLK WP HR S P ERA WHIP	IP WLS BF H R ER SO BB IBB HBP BLK WP HR S P ERA WHIP	IP WLS BF H R ER SO BB IBB HBP BLK WP HR S P ERA WHIP	IP WLS BF H R ER SO BB IBB HBP BLK WP HR S P ERA WHIP	IP WLS BF H R ER SO BB IBB HBP BLK WP HR S P ERA WHIP	IP WLS BF H R ER SO BB IBB HBP BLK WP HR S P ERA WHIP	IP WLS BF H R ER SO BB IBB HBP BLK WP HR S P ERA WHIP	IP WLS BF H R ER SO BB IBB HBP BLK WP HR S P ERA WHIP	IP WLS BF H R ER SO BB IBB HBP BLK WP HR S P ERA WHIP	IP WLS BF H R ER SO BB IBB HBP BLK WP HR S P ERA WHIP	IP WLS BF H R ER SO BB IBB HBP BLK WP HR S P ERA WHIP	IP WLS BF H R ER SO BB IBB HBP BLK WP HR S P ERA WHIP	IP WLS BF H R ER SO BB IBB HBP BLK WP HR S P ERA WHIP	IP WLS BF H R ER SO BB IBB HBP BLK WP HR S P ERA WHIP	IP WLS BF H R ER SO BB IBB HBP BLK WP HR S P ERA WHIP	IP WLS BF H R ER SO BB IBB HBP BLK WP HR S P ERA WHIP	IP WLS BF H R ER SO BB IBB HBP BLK WP HR S P ERA WHIP	IP WLS BF H R ER SO BB IBB HBP BLK WP HR S P ERA WHIP	IP WLS BF H R ER SO BB IBB HBP BLK WP HR S P ERA WHIP	IP WLS BF H R ER SO BB IBB HBP BLK WP HR S P ERA WHIP	IP WLS BF H R ER SO BB IBB HBP BLK WP HR S P ERA WHIP	IP WLS BF H R ER SO BB IBB HBP BLK WP HR S P ERA WHIP

Milwaukee Brewers @ Texas Rangers  
Arlington Stadium, Arlington, TX  
Fri Jul 28 1989, 8:05 PM EDT  
Att: 27,105 - Sunny - 94 F

AB 31  
R 3  
H 5  
RBI 3  
BB 2  
SO 1  
LOB 10





Batter	1	2	3	4	5	6	7	8	9	AB	R	H	RBI	BB	SO	LOB	TOP										
<b>Paul Moltzer, R</b> OBP: 0.373, SLG: 0.423 (1, 5)	F9	G1-3		E 1B BB		F8		G4-3		4	0	0	0	1	0	2											
<b>Jim Gantner, L</b> OBP: 0.305, SLG: 0.306 (1, 4)	G4-3		G4-3	E6		G6-3			2B	5	1	2	1	0	0	0											
<b>Gus Poldor, R</b> OBP: 0.236, SLG: 0.264 (9, 4)				1-3 2-H					2B	0	0	0	0	0	0	0											
<b>Rob Deer, R</b> OBP: 0.321, SLG: 0.477 (1, 9)	K		K	K		G5-3			F8	4	0	0	0	0	3	2											
<b>Glenn Braggs, R</b> OBP: 0.311, SLG: 0.390 (6, 7)										1	0	0	0	0	0	1											
<b>Robin Yount, R</b> OBP: 0.390, SLG: 0.513 (1, 8)			F8							4	3	3	0	0	0	0											
<b>Terry Francona, L</b> OBP: 0.250, SLG: 0.339 (7, 9)									G6-3	1	0	1	1	0	0	0											
<b>Greg Brock, L</b> OBP: 0.362, SLG: 0.445 (1, 3)	K								2B	3	0	0	0	1	2	3											
<b>B.J. Surhoff, L</b> OBP: 0.279, SLG: 0.329 (1, 10)	S 1B								G6-3	3	0	0	0	1	2	3											
<b>Charlie O'Brien, R</b> OBP: 0.333, SLG: 0.347 (1, 2)	2-H 1B								F7	4	2	2	3	0	0	2											
<b>Mike Felder, S</b> OBP: 0.305, SLG: 0.309 (1, 7)										3	1	1	1	1	0	1											
<b>Bill Spiers, L</b> OBP: 0.323, SLG: 0.308 (1, 6)	F8									3	0	1	0	1	0	2											
<b>Inning Stats</b>	R: 0 E: 0 K: 1 S: 13	H: 0 LOB: 0 BB: 0 P: 17	R: 2 E: 0 K: 1 S: 17	H: 4 LOB: 2 BB: 0 P: 21	R: 0 E: 0 K: 1 S: 6	H: 0 LOB: 0 BB: 0 P: 9	R: 3 E: 1 K: 1 S: 20	H: 2 LOB: 2 BB: 3 P: 41	R: 1 E: 0 K: 0 S: 7	H: 2 LOB: 2 BB: 0 P: 11	R: 1 E: 0 K: 0 S: 6	H: 1 LOB: 0 BB: 0 P: 12	R: 0 E: 0 K: 0 S: 5	H: 0 LOB: 0 BB: 0 P: 9	R: 1 E: 0 K: 0 S: 14	H: 2 LOB: 1 BB: 0 P: 24	1B: 6 2B: 4 3B: 1 HR: 0	SF: 1 SAC: 1 DP: 0 HBP: 0	WP: 1 PB: 0 SB: 2 CS: 0	PA: 42							
<b>PITCHER</b>	IP	WLS	BF	H	R	ER	SO	BB	IBB	HBP	BLK	WP	HR	S	P	ERA	WHIP										
<b>Bobby Witt, R</b> ERA: 5.14 (1, 1)	4.0	L	21	6	5	5	4	3	0	0	1	1	0	56	88	11.25	2.250										
<b>Drew Hall, L</b> ERA: 4.37 (5, 1)	3.0		13	3	2	2	1	1	0	0	0	0	0	30	48	6.00	1.333										
<b>Gary Mielke, R</b> ERA: 3.77 (8, 1)	1.0		3	0	0	0	0	0	0	0	0	0	0	5	9	0.00	0.000										
<b>Paul Wilmet, R</b> ERA: 15.43 (9, 1)	1.0		5	2	1	1	0	0	0	0	0	0	0	14	24	9.00	2.000										

Milwaukee Brewers @ Texas Rangers  
Arlington Stadium, Arlington, TX

AB 36  
R 8  
H 11  
RBI 7  
BB 4  
SO 5  
LOB 17



WP: 1 PA: 42  
PB: 0  
SB: 2  
CS: 0

Sat Jul 29 1989, 8:05 PM EDT  
Att: 37,867 - Unknown - 94 F

Batter	1	2	3	4	5	6	7	8	9	AB	R	H	RBI	BB	SO	LOB	BOTTOM										
<b>Cecil Espy, S</b> OBP: 0.299, SLG: 0.319 (1, 8)	L7		K		G5-3			K		4	0	0	0	0	2	2											
<b>Rafael Palmeiro, L</b> OBP: 0.360, SLG: 0.397 (1, 3)	G3		FC6		L3			P4		4	0	0	0	0	0	2											
<b>Harold Baines, L</b> OBP: 0.419, SLG: 0.499 (1, 10)	K									4	0	0	0	0	1	0											
<b>Ruben Sierra, S</b> OBP: 0.366, SLG: 0.573 (1, 9)										3	1	1	0	1	1	0											
<b>Julio Franco, R</b> OBP: 0.386, SLG: 0.469 (1, 4)										4	0	2	0	0	1	1											
<b>Pete Incaviglia, R</b> OBP: 0.277, SLG: 0.428 (1, 7)	K									4	1	1	2	0	2	3											
<b>Steve Buechele, R</b> OBP: 0.305, SLG: 0.389 (1, 5)	K									3	0	0	0	0	1	2											
<b>Jeff Kunkel, R</b> OBP: 0.309, SLG: 0.447 (1, 6)										3	0	2	0	0	0	1											
<b>Jim Sundberg, R</b> OBP: 0.306, SLG: 0.317 (1, 2)										2	0	0	0	0	1	2											
<b>Jack Daugherty, S</b> OBP: 0.333, SLG: 0.367 (8, PH)										1	0	0	0	0	0	0											
<b>Chad Kreuter, S</b> OBP: 0.274, SLG: 0.213 (9, 2)										0	0	0	0	0	0	0											
<b>Inning Stats</b>	R: 0 E: 0 K: 1 S: 7	H: 2 LOB: 1 BB: 0 P: 10	R: 0 E: 0 K: 2 S: 10	H: 2 LOB: 1 BB: 0 P: 14	R: 0 E: 0 K: 1 S: 9	H: 1 LOB: 1 BB: 0 P: 14	R: 2 E: 0 K: 1 S: 12	H: 1 LOB: 0 BB: 1 P: 22	R: 0 E: 0 K: 1 S: 9	H: 1 LOB: 1 BB: 0 P: 13	R: 0 E: 0 K: 1 S: 10	H: 0 LOB: 0 BB: 0 P: 16	R: 0 E: 1 K: 0 S: 7	H: 0 LOB: 0 BB: 0 P: 11	R: 0 E: 0 K: 1 S: 6	H: 0 LOB: 0 BB: 0 P: 9	R: 0 E: 0 K: 1 S: 8	H: 1 LOB: 1 BB: 0 P: 12	1B: 5 2B: 0 3B: 0 HR: 1	SF: 0 SAC: 0 DP: 1 HBP: 0	WP: 0 PB: 0 SB: 1 CS: 0	PA: 33					
<b>PITCHER</b>	IP	WLS	BF	H	R	ER	SO	BB	IBB	HBP	BLK	WP	HR	S	P	ERA	WHIP										
<b>Chris Bosio, R</b> ERA: 2.78 (1, 1)	6.0	W	24	5	2	2	7	1	0	0	0	0	0	19	28	3.00	1.000										
<b>Chuck Crim, R</b> ERA: 3.2 (7, 1)	3.0	S	9	1	0	0	2	0	0	0	0	0	0	19	28	0.00	0.333										

Milwaukee Brewers @ Texas Rangers  
Arlington Stadium, Arlington, TX

AB 32  
R 2  
H 6  
RBI 2  
BB 1  
SO 9  
LOB 13



WP: 0 PA: 33  
PB: 0  
SB: 1  
CS: 0

Sat Jul 29 1989, 8:05 PM EDT  
Att: 37,867 - Unknown - 94 F



Batter	1	2	3	4	5	6	7	8	9	AB	R	H	RBI	BB	SO	LOB	TOP					
<b>Paul Moltzer, R</b> OBP: 0.372, SLG: 0.421 (1, 5)										4	0	1	0	0	2	1	<b>Milwaukee Brewers @ Texas Rangers</b> Arlington Stadium, Arlington, TX Sun Jul 30 1989, 8:05 PM EDT Att: 37,943 - Sunny - 96 F					
<b>Jim Gantner, L</b> OBP: 0.301, SLG: 0.302 (1, 4)										4	0	0	0	0	1	3						
<b>Terry Francona, L</b> OBP: 0.256, SLG: 0.333 (8, PH)										3	0	0	0	0	0	0						
<b>Glenn Braggs, R</b> OBP: 0.310, SLG: 0.388 (8, 7)										1	0	0	0	0	0	1						
<b>Robin Yount, R</b> OBP: 0.389, SLG: 0.509 (1, 8)										3	1	0	0	0	0	0						
<b>Greg Brock, L</b> OBP: 0.355, SLG: 0.435 (1, 3)										4	0	0	0	0	1	1						
<b>B.J. Surhoff, L</b> OBP: 0.276, SLG: 0.328 (1, 10)										4	1	1	0	0	0	0						
<b>Charlie O'Brien, R</b> OBP: 0.333, SLG: 0.375 (1, 2)										3	1	1	3	0	1	0						
<b>Mike Felder, S</b> OBP: 0.305, SLG: 0.309 (8, 9)										3	0	1	0	0	2	0						
<b>Bill Spiers, L</b> OBP: 0.317, SLG: 0.301 (1, 6)										3	0	0	0	0	3	1						
<b>Inning Stats</b>	R: 0 E: 0 K: 2 S: 10	H: 0 LOB: 0 BB: 0 P: 14	R: 3 E: 1 K: 2 S: 24	H: 3 LOB: 2 BB: 0 P: 36	R: 0 E: 0 K: 2 S: 9	H: 0 LOB: 0 BB: 0 P: 17	R: 0 E: 0 K: 2 S: 10	H: 0 LOB: 0 BB: 0 P: 14	R: 0 E: 0 K: 2 S: 11	H: 0 LOB: 0 BB: 0 P: 15	R: 0 E: 0 K: 1 S: 7	H: 0 LOB: 0 BB: 0 P: 10	R: 0 E: 0 K: 1 S: 10	H: 0 LOB: 0 BB: 0 P: 16	R: 0 E: 0 K: 1 S: 9	H: 1 LOB: 1 BB: 0 P: 11	R: 0 E: 0 K: 0 S: 5	H: 0 LOB: 0 BB: 0 P: 10	1B: 3 2B: 0 3B: 0 HR: 1	SF: 0 SAC: 0 DP: 0 HBP: 1	WP: 1 PB: 0 SB: 0 CS: 0	PA: 33
<b>PITCHER</b>	IP	WLS	BF	H	R	ER	SO	BB	IBB	HBP	BLK	WP	HR	S	P	ERA	WHIP					
<b>Nolan Ryan, R</b> ERA: 3.24 (1, 1)	7.1	W	28	4	3	3	10	0	0	1	1	1	1	87	130	3.68	0.545					
<b>Kenny Rogers, L</b> ERA: 2.57 (8, 1)	0.2		2	0	0	0	0	0	0	0	0	0	0	3	3	0.00	0.000					
<b>Jeff Russell, R</b> ERA: 1.64 (9, 1)	1.0		3	0	0	0	0	0	0	0	0	0	0	5	10	0.00	0.000					

Batter	1	2	3	4	5	6	7	8	9	AB	R	H	RBI	BB	SO	LOB	BOTTOM				
<b>Rafael Palmeiro, L</b> OBP: 0.356, SLG: 0.393 (1, 3)										4	0	0	0	0	1	2	<b>Milwaukee Brewers @ Texas Rangers</b> Arlington Stadium, Arlington, TX Sun Jul 30 1989, 8:05 PM EDT Att: 37,943 - Sunny - 96 F				
<b>Jack Daugherty, S</b> OBP: 0.324, SLG: 0.355 (8, 3)										1	0	0	0	0	0	0					
<b>Fred Manrique, R</b> OBP: 0.337, SLG: 0.411 (8, 4)										3	2	1	0	1	1	0					
<b>Harold Baines, L</b> OBP: 0.422, SLG: 0.507 (1, 10)										4	2	3	1	0	0	1					
<b>Ruben Sierra, S</b> OBP: 0.367, SLG: 0.580 (1, 9)										4	2	2	3	0	0	2					
<b>Julio Franco, R</b> OBP: 0.387, SLG: 0.468 (7, PR)										3	2	1	0	1	0	1					
<b>Steve Buechele, R</b> OBP: 0.305, SLG: 0.389 (8, 5)										0	0	0	0	0	0	0					
<b>Pete Incaviglia, R</b> OBP: 0.283, SLG: 0.444 (4, 7)										3	1	2	5	1	1	1					
<b>Rick Leach, L</b> OBP: 0.365, SLG: 0.382 (1, 7)										1	0	0	0	0	0	1					
<b>Cecil Espy, S</b> OBP: 0.302, SLG: 0.322 (4, 8)										3	0	2	0	0	1	1					
<b>Jeff Kunkel, R</b> OBP: 0.302, SLG: 0.437 (1, 6)										4	0	0	0	0	0	3					
<b>Chad Kreuter, S</b> OBP: 0.273, SLG: 0.207 (1, 2)										3	0	0	0	1	1	0					
<b>Inning Stats</b>	R: 3 E: 0 K: 1 S: 14	H: 3 LOB: 1 BB: 1 P: 25	R: 0 E: 0 K: 1 S: 6	H: 0 LOB: 0 BB: 0 P: 8	R: 4 E: 1 K: 0 S: 12	H: 4 LOB: 0 BB: 0 P: 17	R: 0 E: 0 K: 1 S: 6	H: 0 LOB: 0 BB: 0 P: 10	R: 0 E: 0 K: 0 S: 12	H: 1 LOB: 2 BB: 2 P: 21	R: 2 E: 0 K: 2 S: 15	H: 2 LOB: 1 BB: 1 P: 23	R: 0 E: 0 K: 0 S: 7	H: 0 LOB: 0 BB: 0 P: 11	R: 0 E: 0 K: 0 S: 5	H: 0 LOB: 0 BB: 0 P: 11	1B: 6 2B: 4 3B: 0 HR: 2	SF: 0 SAC: 0 DP: 2 HBP: 0	WP: 0 PB: 0 SB: 2 CS: 1	PA: 37	
<b>PITCHER</b>	IP	WLS	BF	H	R	ER	SO	BB	IBB	HBP	BLK	WP	HR	S	P	ERA	WHIP				
<b>Don August, R</b> ERA: 5.49 (1, 1)	2.1	L	15	6	7	6	2	1	0	0	0	0	0	29	46	23.14	3.000				
<b>Bill Krueger, L</b> ERA: 3.53 (3, 1)	3.2		13	3	0	0	1	2	0	0	0	0	0	31	52	0.00	1.364				
<b>Mark Knudson, R</b> ERA: 4.1 (7, 1)	2.0		9	2	2	2	2	1	0	0	0	0	1	22	34	9.00	1.500				



Batter	1	2	3	4	5	6	7	8	9	AB	R	H	RBI	BB	SO	LOB	TOP								
<b>Fred Manrique, R</b> OBP: 0.340, SLG: 0.418 <b>Cecil Espy, S</b> OBP: 0.304, SLG: 0.327	1-2 FC5-4 1B SF8		2-3 K	0-0 G5-3			1-0 2B		2-2 HR 2B	4	1	2	0	0	1	1									
<b>Rafael Palmeiro, L</b> OBP: 0.357, SLG: 0.396	1-1 FC5-4 1B		2-0 1B 2B		2-1 F8		0-1 L7		0-0 P4	5	1	2	0	0	0	2									
<b>Harold Baines, L</b> OBP: 0.424, SLG: 0.516	2-2 FC5-4 1-2 2-3		0-0 1B 2H		0-3 K		4-1 FC6-4 BB		0-0 HR	4	1	2	3	1	1	2									
<b>Ruben Sierra, S</b> OBP: 0.367, SLG: 0.578	0-0 SF8		0-1 F8		4-1 FC6-4 BB		3-0 FC6-4 1-2		1-2 1B	3	0	1	1	1	0	3									
<b>Julio Franco, R</b> OBP: 0.386, SLG: 0.466	2-3 K		3-2 1B		0-2 FC6-4 1-2			3-3 K		4	0	1	0	0	2	2									
<b>Pete Incaviglia, R</b> OBP: 0.278, SLG: 0.438		0-0 G5-3	0-3 K			1-3 K CS		3-3 K		4	0	0	0	0	3	2									
<b>Steve Buechele, R</b> OBP: 0.304, SLG: 0.387		3-1 F9		0-1 G3-1		2-2 F9 1-2		2-0 FC6-4 1B		4	0	1	0	0	0	1									
<b>Jeff Kunkel, R</b> OBP: 0.306, SLG: 0.438		2-2 1B		0-0 G6-3 1B		0-2 G6-3		1-2 FC6-4 1-2		4	0	2	0	0	0	1									
<b>Chad Kreuter, S</b> OBP: 0.265, SLG: 0.200 <b>Mike Stanley, R</b> OBP: 0.250, SLG: 0.177 <b>Rick Leach, L</b> OBP: 0.364, SLG: 0.379 <b>Jim Sundberg, R</b> OBP: 0.306, SLG: 0.317	1 SAFE 1 SAFE 1 SAFE F9	2-2 F9	3-2 G6-3		1-2 G6-3		1-3 K		3-2 F7	3	0	0	0	0	1	2									
<b>Inning Stats</b>	R: 1 E: 0 K: 1 S: 14	H: 2 LOB: 1 BB: 0 P: 20	R: 0 E: 0 K: 0 S: 9	H: 1 LOB: 1 BB: 0 P: 16	R: 1 E: 0 K: 2 S: 13	H: 3 LOB: 2 BB: 0 P: 20	R: 0 E: 0 K: 0 S: 8	H: 1 LOB: 1 BB: 0 P: 11	R: 0 E: 0 K: 1 S: 9	H: 0 LOB: 1 BB: 1 P: 15	R: 0 E: 0 K: 1 S: 9	H: 0 LOB: 0 BB: 0 P: 12	R: 0 E: 0 K: 1 S: 8	H: 1 LOB: 2 BB: 1 P: 17	R: 0 E: 0 K: 2 S: 13	H: 1 LOB: 1 BB: 0 P: 22	R: 2 E: 0 K: 0 S: 19	H: 3 LOB: 1 BB: 0 P: 25	1B: 8 2B: 3 3B: 0 HR: 1	SF: 1 SAC: 0 DP: 0 HBP: 0	WP: 1 PB: 0 SB: 0 CS: 1	PA: 40			
<b>PITCHER</b>	IP	WLS	BF	H	R	ER	SO	BB	IBB	HBP	BLK	WP	HR	S	P	ERA	WHIP								
<b>Frank Tanana, L</b> ERA: 3.5	8.0		35	9	2	2	8	2	0	0	0	1	0	83	133	2.25	1.375								
<b>Mike Henneman, R</b> ERA: 4.51	0.1		2	1	1	1	0	0	0	0	0	0	0	14	19	27.00	3.000								
<b>Paul Gibson, L</b> ERA: 4.44	0.2	L	3	2	1	1	0	0	0	0	0	0	1	5	6	13.50	3.000								

Texas Rangers @ Detroit Tigers  
Tiger Stadium, Detroit, MI  
Tue Aug 01 1989, 7:05 PM EDT  
Att: 15,305 - Unknown - 75 F

AB 37  
R 4  
H 12  
RBI 4  
BB 2  
SO 8  
LOB 16



Batter	1	2	3	4	5	6	7	8	9	AB	R	H	RBI	BB	SO	LOB	BOTTOM								
<b>Gary Pettis, S</b> OBP: 0.374, SLG: 0.325	0-0 G5-3		1-2 1B		2-3 K			1-3 K		4	0	1	0	0	2	1									
<b>Alan Trammell, R</b> OBP: 0.318, SLG: 0.321	0-1 G6-3		0-1 L5			2-1 HR 1B		3-2 G3-1		4	1	1	0	0	0	1									
<b>Lou Whitaker, L</b> OBP: 0.364, SLG: 0.493	4-1 BB			1-1 F7		0-0 HR		4-2 BB		2	1	1	2	2	0	0									
<b>Fred Lynn, L</b> OBP: 0.311, SLG: 0.343	0-0 G6-3			1-0 HR		3-3 K		2-1 G4-3		4	1	1	1	0	1	2									
<b>Chet Lemon, R</b> OBP: 0.339, SLG: 0.349		2-1 G6-3		0-2 F7		0-0 G5-3		1-3 K		4	0	0	0	0	1	0									
<b>Dave Bergman, L</b> OBP: 0.342, SLG: 0.344		0-0 G3		1-1 G3		1-1 G3		0-0 P7		4	0	0	0	0	0	0									
<b>Kenny Williams, R</b> OBP: 0.230, SLG: 0.290		2-3 K			4-2 G4-6-3 BB		2-3 K		3-3 K	3	0	0	0	1	3	0									
<b>Doug Strange, S</b> OBP: 0.196, SLG: 0.217			3-3 K2-3		0-0 G4-6-3 1-2		0-0 G4-3			3	0	0	0	0	1	1									
<b>Mike Heath, R</b> OBP: 0.324, SLG: 0.422		1-0 G4-3			0-0 2B		2-2 P4			3	0	1	0	0	0	0									
<b>Inning Stats</b>	R: 0 E: 0 K: 0 S: 5	H: 0 LOB: 1 BB: 1 P: 9	R: 0 E: 0 K: 1 S: 8	H: 0 LOB: 0 BB: 0 P: 12	R: 0 E: 0 K: 1 S: 9	H: 1 LOB: 1 BB: 0 P: 14	R: 1 E: 0 K: 0 S: 8	H: 1 LOB: 0 BB: 0 P: 11	R: 0 E: 0 K: 1 S: 7	H: 1 LOB: 1 BB: 1 P: 13	R: 2 E: 0 K: 1 S: 9	H: 2 LOB: 0 BB: 0 P: 15	R: 0 E: 0 K: 1 S: 8	H: 0 LOB: 0 BB: 0 P: 12	R: 0 E: 0 K: 1 S: 11	H: 0 LOB: 1 BB: 1 P: 21	R: 0 E: 0 K: 2 S: 7	H: 0 LOB: 0 BB: 0 P: 11	1B: 2 2B: 1 3B: 0 HR: 2	SF: 0 SAC: 0 DP: 1 HBP: 0	WP: 0 PB: 0 SB: 0 CS: 0	PA: 34			
<b>PITCHER</b>	IP	WLS	BF	H	R	ER	SO	BB	IBB	HBP	BLK	WP	HR	S	P	ERA	WHIP								
<b>Kevin Brown, R</b> ERA: 2.92	8.0		31	5	3	3	6	3	0	0	0	0	2	65	107	3.38	1.000								
<b>Jeff Russell, R</b> ERA: 1.6	1.0	S	3	0	0	0	2	0	0	0	0	0	0	7	11	0.00	0.000								

Texas Rangers @ Detroit Tigers  
Tiger Stadium, Detroit, MI  
Tue Aug 01 1989, 7:05 PM EDT  
Att: 15,305 - Unknown - 75 F

AB 31  
R 3  
H 5  
RBI 3  
BB 3  
SO 8  
LOB 5





Batter	1	2	3	4	5	6	7	8	9	AB	R	H	RBI	BB	SO	LOB	TOP				
<b>Cecil Espy, S</b> OBP: 0.309, SLG: 0.328 (1, 8)										2	1	1	0	2	0	0					
<b>Rafael Palmeiro, L</b> OBP: 0.360, SLG: 0.403 (1, 3)										3	2	2	1	1	0	1					
<b>Harold Baines, L</b> OBP: 0.423, SLG: 0.513 (1, 10)										4	1	1	0	0	1	2					
<b>Ruben Sierra, S</b> OBP: 0.364, SLG: 0.574 (1, 9)										3	0	0	1	0	3	3					
<b>Julio Franco, R</b> OBP: 0.384, SLG: 0.464 (1, 4)										4	0	1	0	0	0	0					
<b>Pete Incaviglia, R</b> OBP: 0.278, SLG: 0.435 (1, 7)										4	0	1	2	0	2	0					
<b>Steve Buechele, R</b> OBP: 0.301, SLG: 0.383 (1, 5)										4	0	0	0	0	1	1					
<b>Jeff Kunkel, R</b> OBP: 0.305, SLG: 0.434 (1, 6)										4	0	1	0	0	1	0					
<b>Chad Kreuter, S</b> OBP: 0.261, SLG: 0.196 (7, PH)										2	0	0	0	0	0	0					
<b>Jack Daugherty, S</b> OBP: 0.314, SLG: 0.344 (7, 2)										1	0	0	0	0	1	1					
<b>Jim Sundberg, R</b> OBP: 0.306, SLG: 0.317 (7, 2)										0	0	0	0	0	0	0					
<b>Inning Stats</b>	R: 0 E: 1 K: 1 S: 11	H: 1 LOB: 1 BB: 1 P: 19	R: 0 E: 0 K: 0 S: 6	H: 0 LOB: 0 BB: 0 P: 12	R: 0 E: 0 K: 1 S: 11	H: 0 LOB: 0 BB: 0 P: 13	R: 2 E: 0 K: 1 S: 9	H: 3 LOB: 1 BB: 1 P: 22	R: 0 E: 0 K: 0 S: 10	H: 1 LOB: 1 BB: 0 P: 17	R: 0 E: 0 K: 3 S: 15	H: 1 LOB: 1 BB: 0 P: 19	R: 2 E: 0 K: 1 S: 9	H: 1 LOB: 0 BB: 1 P: 15	R: 0 E: 0 K: 1 S: 9	H: 0 LOB: 0 BB: 0 P: 15	1B: 6 2B: 0 3B: 1 HR: 0	SF: 1 SAC: 0 DP: 0 HBP: 0	WP: 0 PB: 0 SB: 1 CS: 1	PA: 35	
<b>PITCHER</b> <b>Kevin Ritz, R</b> ERA: 4.39 (1, 1)	IP: 9.0 WLS: W BF: 35 H: 7 R: 4 ER: 4 SO: 9 BB: 3 IBB: 0 HBP: 0 BLK: 0 WP: 0 HR: 0 S: 88 P: 144 ERA: 4.00 WHIP: 1.111																				

Texas Rangers @ Detroit Tigers  
Tiger Stadium, Detroit, MI  
Wed Aug 02 1989, 7:05 PM EDT  
Att: 14,884 - Unknown - 83 F

AB	31
R	4
H	7
RBI	4
BB	3
SO	9
LOB	8



Batter	1	2	3	4	5	6	7	8	9	AB	R	H	RBI	BB	SO	LOB	BOTTOM				
<b>Gary Pettis, S</b> OBP: 0.372, SLG: 0.332 (1, 8)										4	1	1	0	0	2	2					
<b>Alan Trammell, R</b> OBP: 0.317, SLG: 0.323 (1, 6)										4	1	1	1	0	0	1					
<b>Lou Whitaker, L</b> OBP: 0.360, SLG: 0.487 (1, 4)										4	0	0	0	0	1	1					
<b>Chet Lemon, R</b> OBP: 0.335, SLG: 0.344 (1, 9)										4	0	0	0	0	1	1					
<b>Tracy Jones, R</b> OBP: 0.285, SLG: 0.319 (1, 10)										3	1	1	0	1	0	0					
<b>Gary Ward, R</b> OBP: 0.290, SLG: 0.399 (1, 3)										3	1	1	3	0	0	1					
<b>Kenny Williams, R</b> OBP: 0.232, SLG: 0.291 (1, 7)										3	0	1	0	0	1	0					
<b>Rick Schu, R</b> OBP: 0.303, SLG: 0.343 (1, 5)										3	1	2	0	0	0	1					
<b>Mike Heath, R</b> OBP: 0.329, SLG: 0.441 (1, 2)										3	1	2	2	0	0	1					
<b>Inning Stats</b>	R: 4 E: 0 K: 1 S: 23	H: 3 LOB: 0 BB: 1 P: 40	R: 0 E: 0 K: 1 S: 9	H: 1 LOB: 0 BB: 0 P: 14	R: 0 E: 0 K: 2 S: 8	H: 0 LOB: 0 BB: 0 P: 11	R: 0 E: 0 K: 0 S: 5	H: 1 LOB: 1 BB: 0 P: 10	R: 0 E: 0 K: 0 S: 8	H: 1 LOB: 0 BB: 0 P: 8	R: 0 E: 0 K: 0 S: 7	H: 1 LOB: 1 BB: 0 P: 9	R: 2 E: 0 K: 1 S: 10	H: 2 LOB: 0 BB: 0 P: 12	R: 0 E: 0 K: 0 S: 8	H: 0 LOB: 0 BB: 0 P: 9	1B: 5 2B: 3 3B: 1 HR: 2	SF: 0 SAC: 0 DP: 2 HBP: 0	WP: 0 PB: 0 SB: 0 CS: 1	PA: 32	
<b>PITCHER</b> <b>Mike Jeffcoat, L</b> ERA: 4.81 <b>Cecilio Guante, R</b> ERA: 3.53 (8, 1)	IP: 7.1 WLS: L BF: 30 H: 9 R: 6 ER: 6 SO: 6 BB: 1 IBB: 0 HBP: 0 BLK: 0 WP: 0 HR: 2 S: 72 P: 107 ERA: 7.36 WHIP: 1.364																				

Texas Rangers @ Detroit Tigers  
Tiger Stadium, Detroit, MI  
Wed Aug 02 1989, 7:05 PM EDT  
Att: 14,884 - Unknown - 83 F

AB	31
R	6
H	9
RBI	6
BB	1
SO	5
LOB	8









Batter	1	2	3	4	5	6	7	8	9	AB	R	H	RBI	BB	SO	LOB	TOP										
<b>Fred Manrique, R</b> OBP: 0.344, SLG: 0.433 (1, 5)	1-0 1B 1B	0-1 SH1-3		1-3 K		0-2 3-H 1B			2-3 K	4	1	2	1	0	2	0											
<b>Rafael Palmeiro, L</b> OBP: 0.361, SLG: 0.403 (1, 3)	0-2 1B HR	3-2 1B		0-1 FC5-4 1B		2-3 K			1-3 K2-3	5	1	3	1	0	2	1											
<b>Ruben Sierra, S</b> OBP: 0.367, SLG: 0.571 (1, 9)	0-1 HR	0-0 G6-4-3 1B		2-0 FC5-4 1-2			2-2 F9		0-3 K	5	1	2	1	0	1	1											
<b>Harold Baines, L</b> OBP: 0.418, SLG: 0.504 (1, 10)	0-0 P5	3-1 G6-4-3 1-2			0-0 G4-3			1-1 G6-3		4	0	0	0	0	0	4											
<b>Julio Franco, R</b> OBP: 0.386, SLG: 0.477 (1, 4)	0-1 HR		0-3 K		1-0 F8			1-3 K		4	1	1	3	0	2	0											
<b>Pete Incaviglia, R</b> OBP: 0.277, SLG: 0.439 (1, 7)	0-0 G4-3		0-0 FC6-2 3B		0-0 G6-3			0-1 L7		4	0	1	0	0	0	0											
<b>Jeff Kunkel, R</b> OBP: 0.322, SLG: 0.458 (1, 6)	3-2 1B		1-2 FC6-2 FC5-4			1-1 1B 3B		0-0 S 1B		4	1	3	0	0	0	1											
<b>Jim Sundberg, R</b> OBP: 0.312, SLG: 0.308 (1, 2)	0-0 L9		0-0 FC5-4 1-2			2-1 P3		2-3 K		4	0	0	0	0	1	4											
<b>Cecil Espy, S</b> OBP: 0.306, SLG: 0.325 (1, 8)		0-0 SH1-3 1B S 1B		3-2 F8		0-0 G5-3		0-1 F8		4	1	1	0	0	0	2											
<b>Inning Stats</b>	R: 4 E: 0 K: 0 S: 15	H: 5 LOB: 1 BB: 0 P: 20	R: 1 E: 0 K: 0 S: 9	H: 3 LOB: 1 BB: 0 P: 15	R: 0 E: 0 K: 1 S: 8	H: 1 LOB: 1 BB: 0 P: 9	R: 0 E: 0 K: 1 S: 12	H: 1 LOB: 0 BB: 0 P: 18	R: 0 E: 0 K: 0 S: 3	H: 0 LOB: 0 BB: 0 P: 4	R: 1 E: 0 K: 1 S: 12	H: 2 LOB: 1 BB: 0 P: 17	R: 0 E: 0 K: 1 S: 9	H: 0 LOB: 0 BB: 0 P: 13	R: 0 E: 0 K: 1 S: 8	H: 1 LOB: 1 BB: 0 P: 10	R: 0 E: 0 K: 3 S: 9	H: 0 LOB: 0 BB: 0 P: 12	1B: 10 2B: 0 3B: 2 HR: 1	SF: 0 SAC: 1 DP: 1 HBP: 0	WP: 0 PB: 0 SB: 2 CS: 0	PA: 39					
<b>PITCHER</b>	IP	WLS	BF	H	R	ER	SO	BB	IBB	HBP	BLK	WP	HR	S	P	ERA	WHIP										
<b>Dave Schmidt, R</b> ERA: 5.59 (1, 1)	1.1	L	11	7	5	5	0	0	0	0	0	0	1	21	29	33.75	5.250										
<b>Mark Thurmond, L</b> ERA: 3.39 (2, 1)	4.2		18	5	1	1	3	0	0	0	0	0	0	38	54	1.93	1.071										
<b>Kevin Hickey, L</b> ERA: 2.48 (7, 1)	2.0		7	1	0	0	2	0	0	0	0	0	0	17	23	0.00	0.500										
<b>Gregg Olson, R</b> ERA: 2.43 (9, 1)	1.0		3	0	0	0	3	0	0	0	0	0	0	9	12	0.00	0.000										

Texas Rangers @ Baltimore Orioles  
Memorial Stadium, Baltimore, MD  
Fri Aug 04 1989, 7:05 PM EDT  
Att: 37,754 - Unknown - 91 F


AB 38  
R 6  
H 13  
RBI 6  
BB 0  
SO 8  
LOB 13



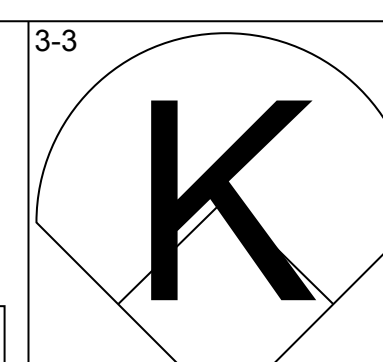
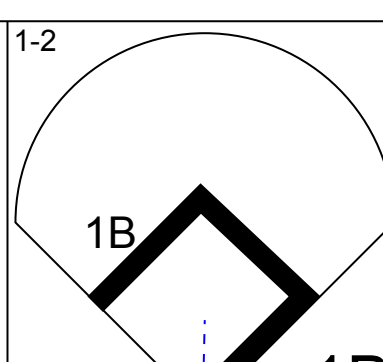
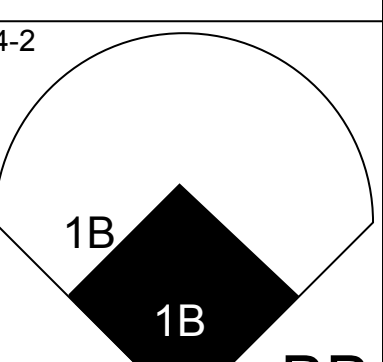
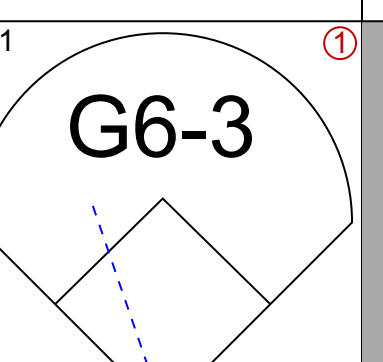
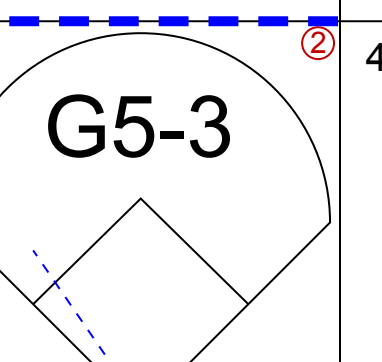
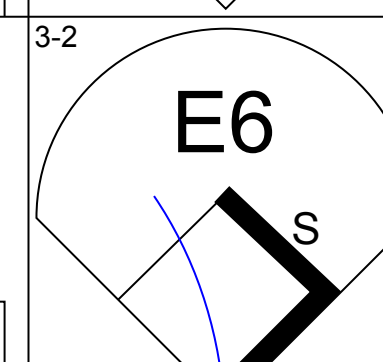
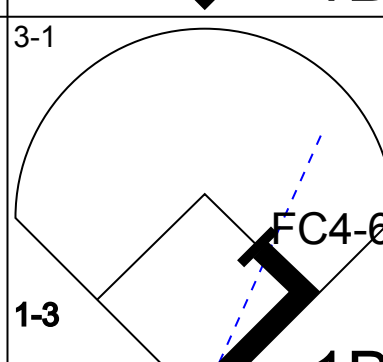
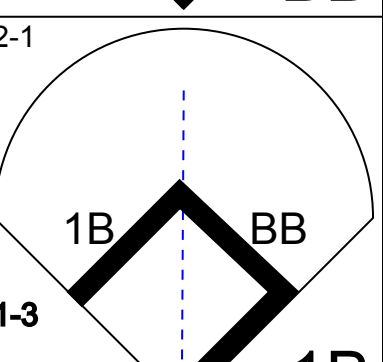
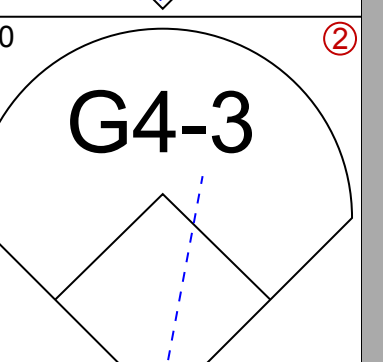
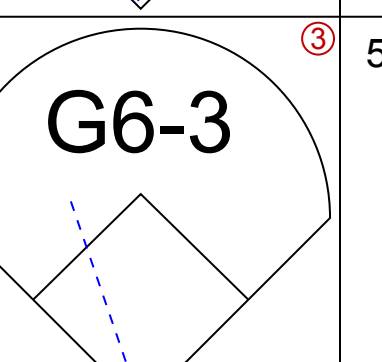
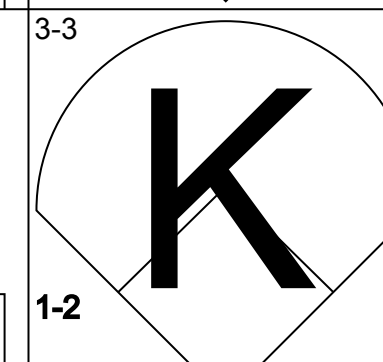
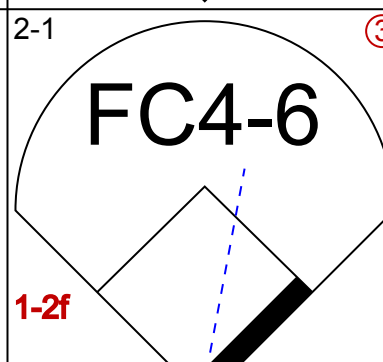
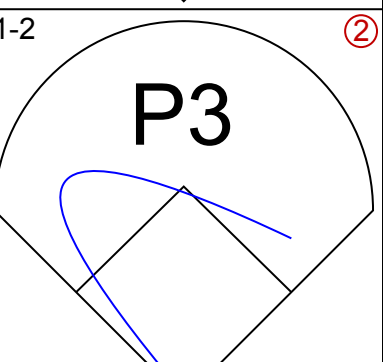
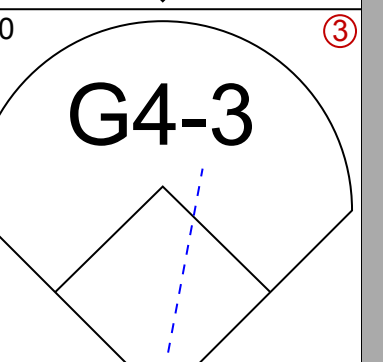
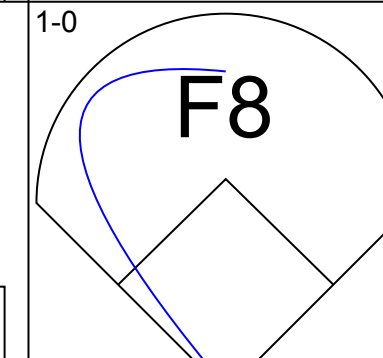
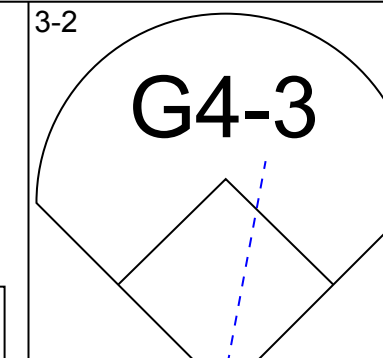
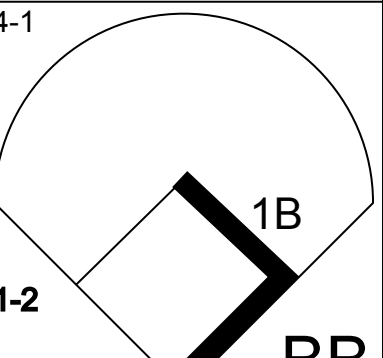
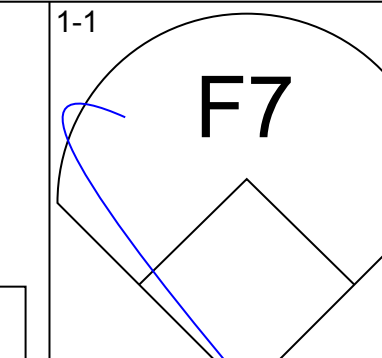
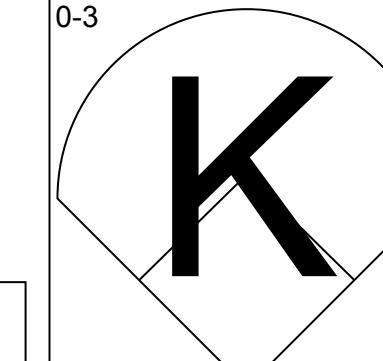
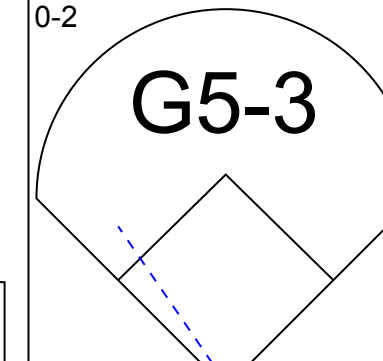
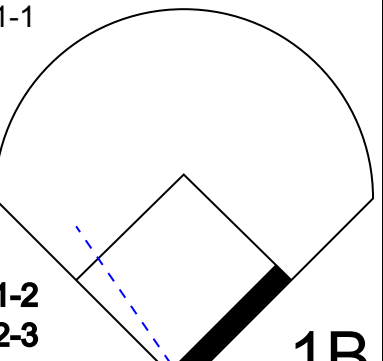
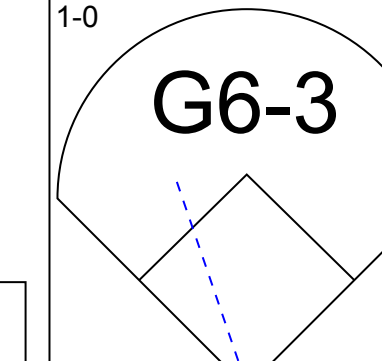
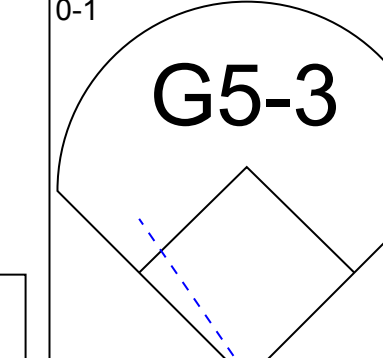
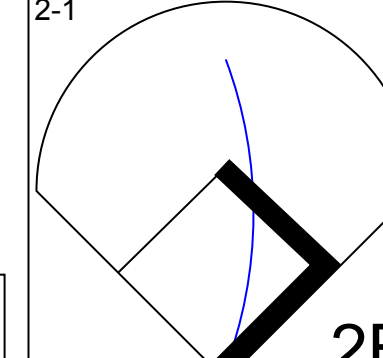
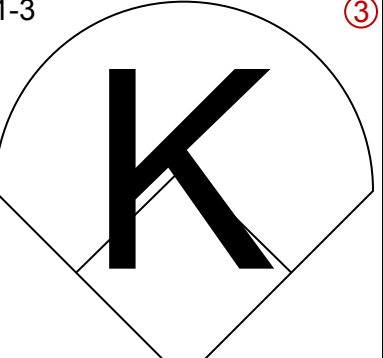
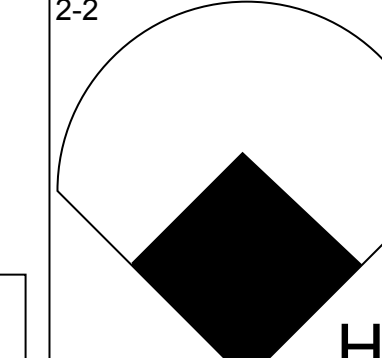
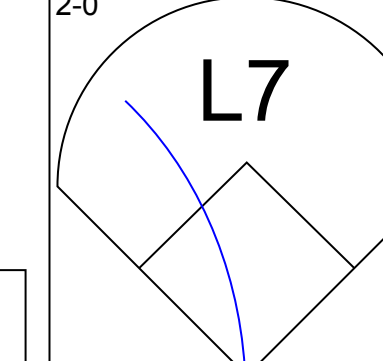
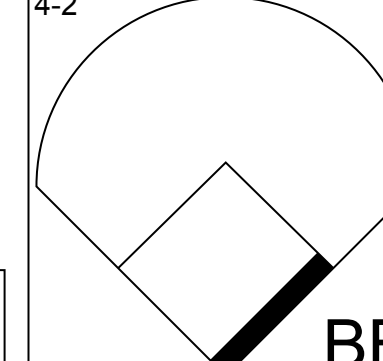
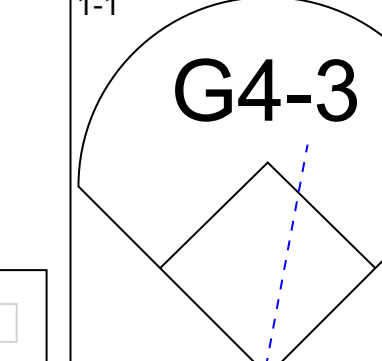
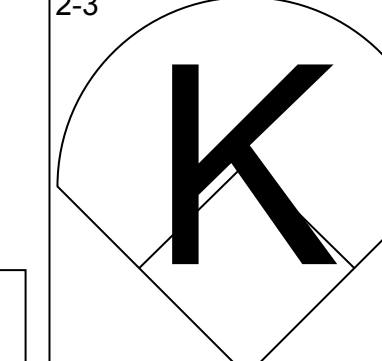
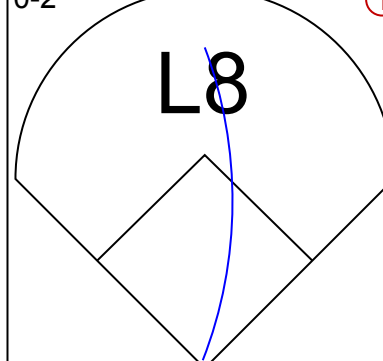
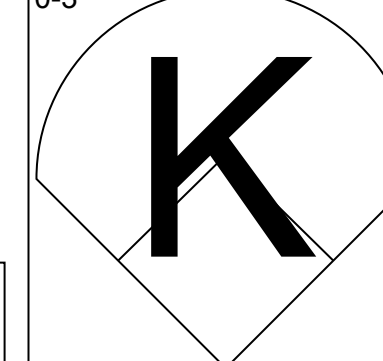
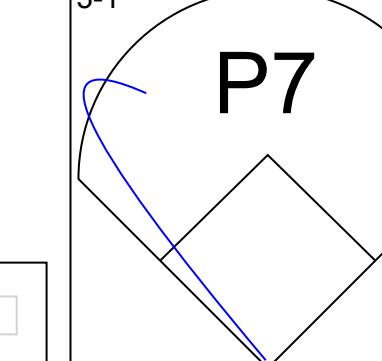
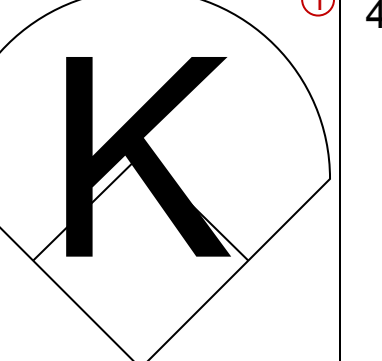
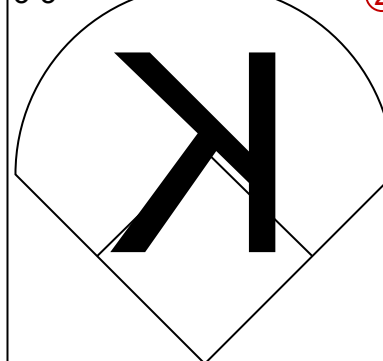
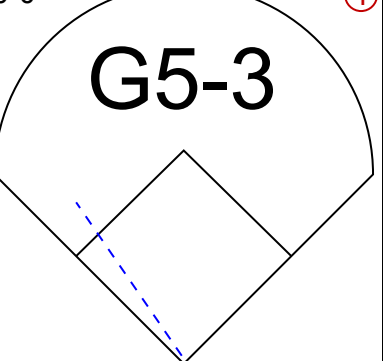
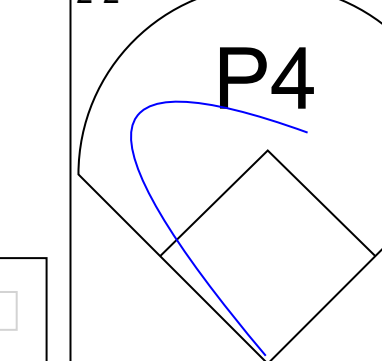
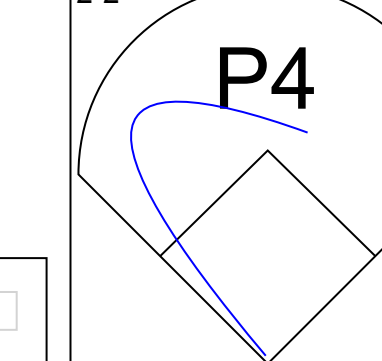
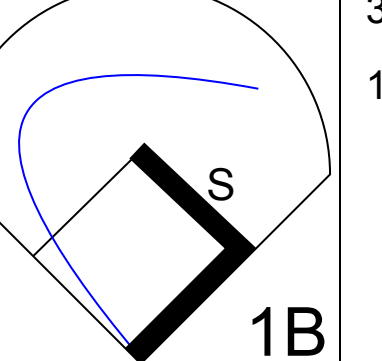
Batter	1	2	3	4	5	6	7	8	9	AB	R	H	RBI	BB	SO	LOB	BOTTOM										
<b>Mike Devereaux, R</b> OBP: 0.343, SLG: 0.388 (1, 9)	4-2 CS BB		3-2 L6-3 1-2		2-2 G1-4-3 1-2			3-2 G5-3	4-0 E BB BB	3	0	0	0	2	0	2											
<b>Phil Bradley, R</b> OBP: 0.377, SLG: 0.437 (1, 7)	2-2 G6-3 1-2			2-2 E5 1B		1-2 E9 G5-3		1-2 E4 G4-3	4-1 E BB BB	4	0	0	1	1	0	1											
<b>Cal Ripken Jr., R</b> OBP: 0.336, SLG: 0.412 (1, 6)	3-2 1B			1-1 P3		1-2 F8		2-1 G4-3	2-2 E6	5	0	1	0	0	0	5											
<b>Mickey Tettleton, S</b> OBP: 0.382, SLG: 0.523 (1, 2)	1-1 F8			0-1 G6-4-3 1B		4-2 G5-3 BB		4-2 BB	0-3 K	3	0	1	0	2	1	4											
<b>Keith Moreland, R</b> OBP: 0.358, SLG: 0.398 (1, 10)		1-1 P4		2-0 G6-4-3 1-2		1-0 G5-3		3-2 G3		4	0	0	0	0	0	6											
<b>Jim Traber, L</b> OBP: 0.271, SLG: 0.326 (1, 3)		2-2 F8			4-0 HR BB	0-1 P6		2-2 F7		3	1	0	0	1	0	2											
<b>Craig Worthington, R</b> OBP: 0.339, SLG: 0.367 (1, 5)			3-3 K			3-2 HR		4-2 BB BB		3	2	1	2	1	1	0											
<b>Brady Anderson, L</b> OBP: 0.327, SLG: 0.315 (1, 8)					3-2 G4-3		0-0 B2		1-0 L8	4	0	0	0	0	0	1											
<b>Billy Ripken, R</b> OBP: 0.298, SLG: 0.323 <b>Joe Orsulak, L</b> OBP: 0.333, SLG: 0.407 (9, PH)					3-2 L6-3 1B		4-0 G1-4-3 BB		4-2 BB BB E BB	2	0	1	0	1	0	0											
<b>Inning Stats</b>	R: 0 E: 0 K: 0 S: 13	H: 1 LOB: 1 BB: 1 P: 23	R: 0 E: 0 K: 1 S: 9	H: 0 LOB: 0 BB: 0 P: 15	R: 0 E: 0 K: 0 S: 9	H: 1 LOB: 0 BB: 0 P: 18	R: 0 E: 1 K: 0 S: 8	H: 1 LOB: 1 BB: 0 P: 13	R: 2 E: 0 K: 0 S: 11	H: 1 LOB: 2 BB: 1 P: 27	R: 0 E: 1 K: 0 S: 11	H: 0 LOB: 0 BB: 1 P: 18	R: 0 E: 0 K: 0 S: 4	H: 0 LOB: 0 BB: 0 P: 6	R: 0 E: 1 K: 0 S: 20	H: 0 LOB: 2 BB: 1 P: 33	R: 2 E: 1 K: 1 S: 26	H: 0 LOB: 3 BB: 4 P: 47	1B: 3 2B: 1 3B: 0 HR: 1	SF: 0 SAC: 0 DP: 3 HBP: 0	WP: 0 PB: 0 SB: 0 CS: 1	PA: 40					
<b>PITCHER</b>	IP	WLS	BF	H	R	ER	SO	BB	IBB	HBP	BLK	WP	HR	S	P	ERA	WHIP										
<b>Charlie Hough, R</b> ERA: 4.9 (1, 1)	7.2	W	31	4	2	2	1	5	0	0	0	0	0	81	146	2.35	1.174										
<b>Jeff Russell, R</b> ERA: 1.75 (8, 1)	1.1	S	9	0	2	1	1	4	0	0	0	0	0	30	54	6.75	3.000										

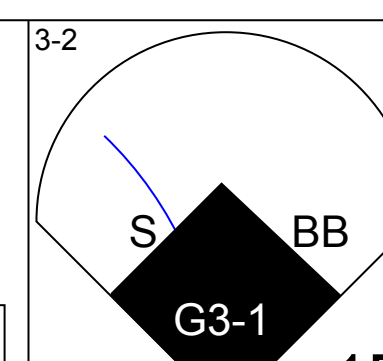
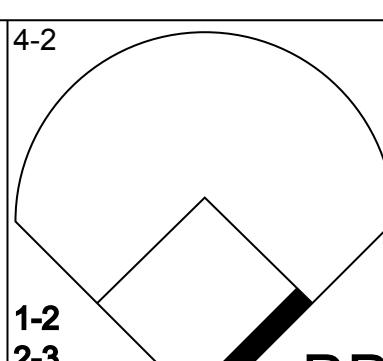

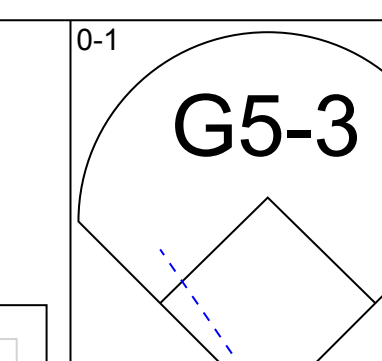
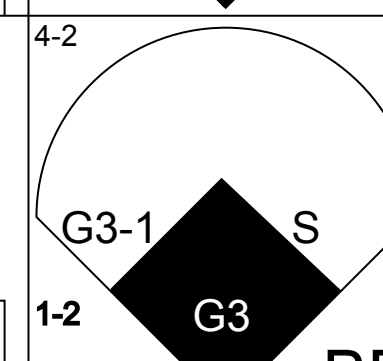
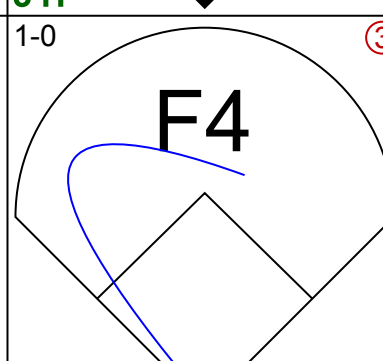
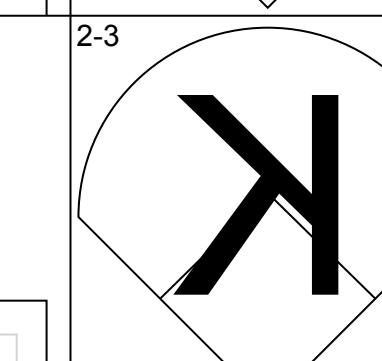
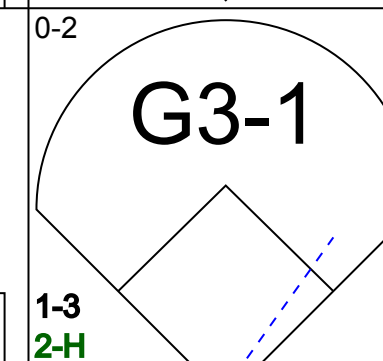
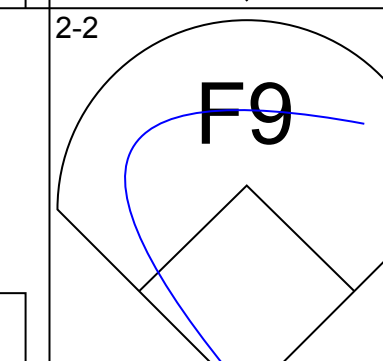
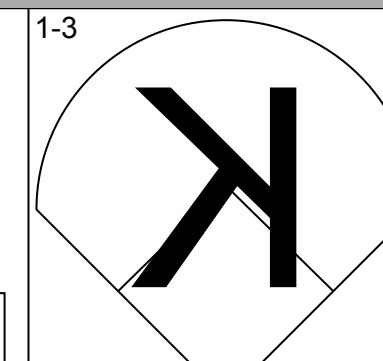
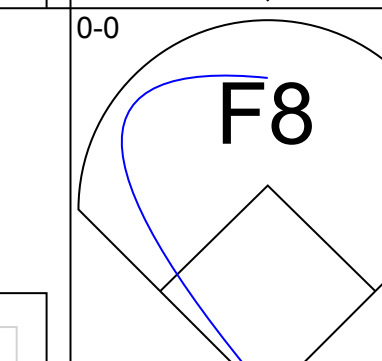
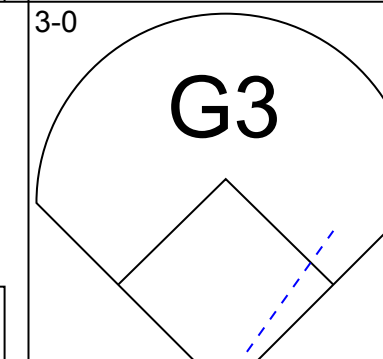
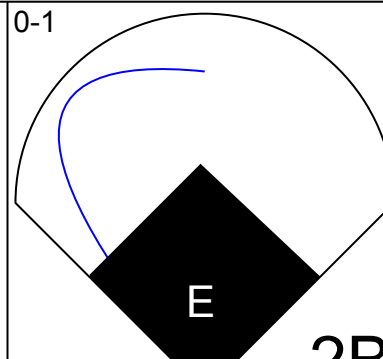
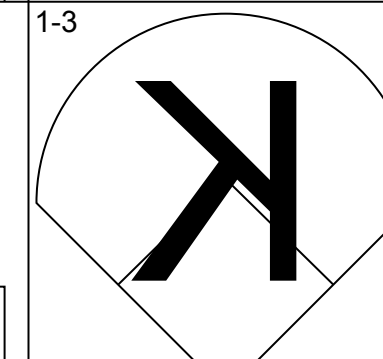
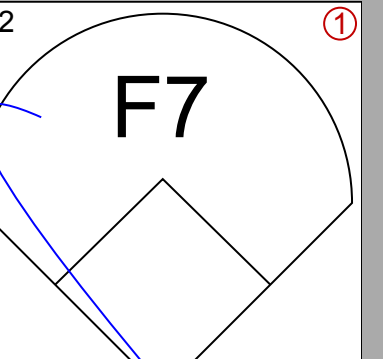

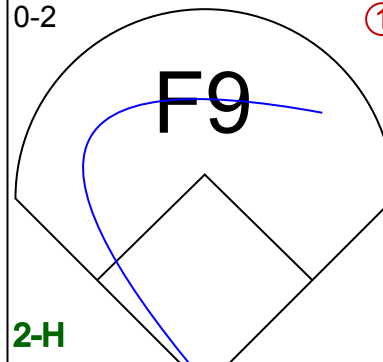
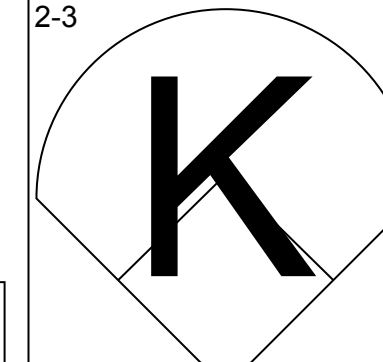
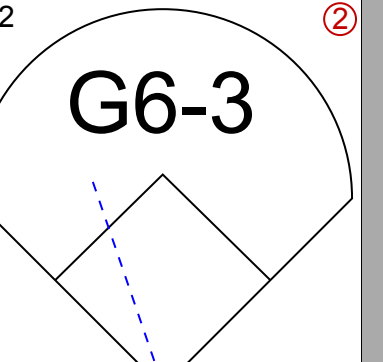
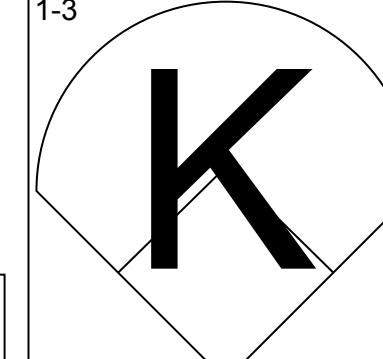
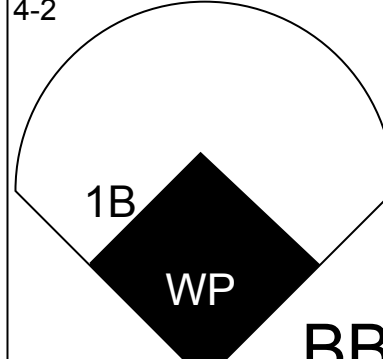

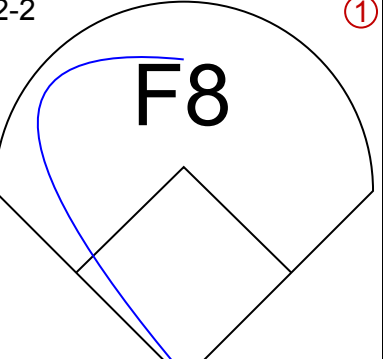
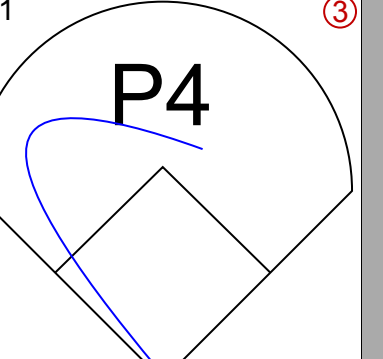
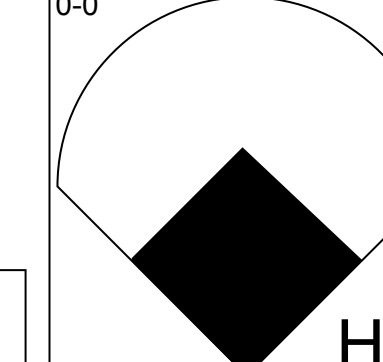
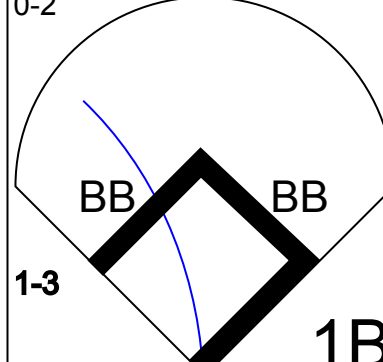
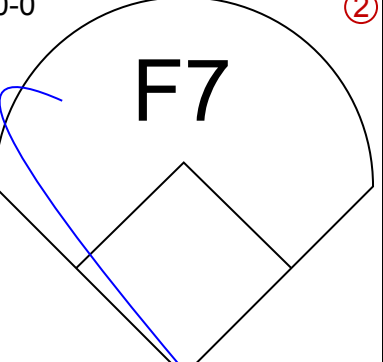
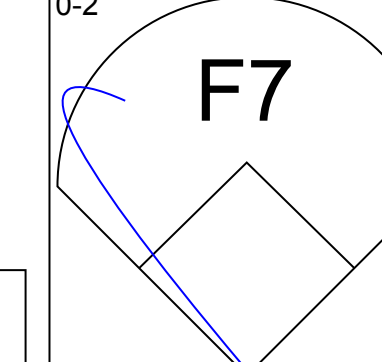
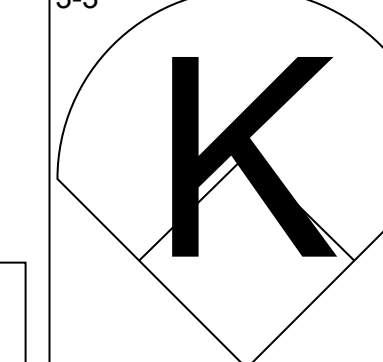
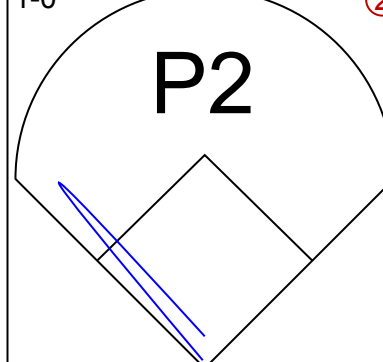
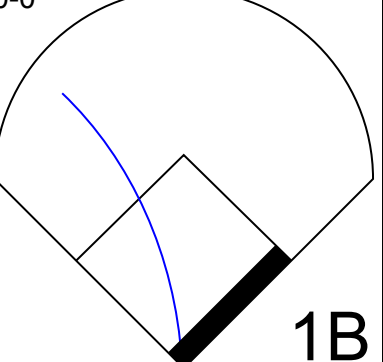
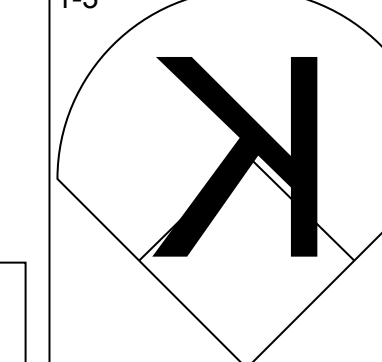
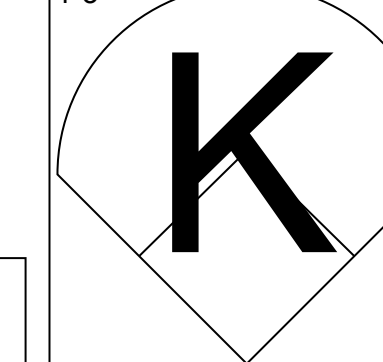
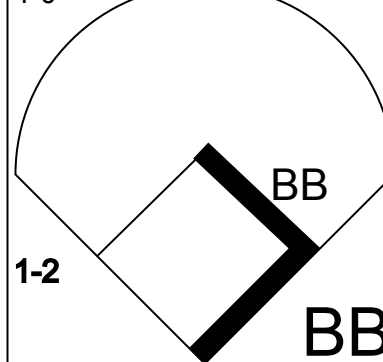
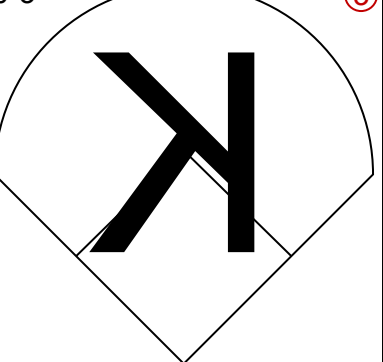
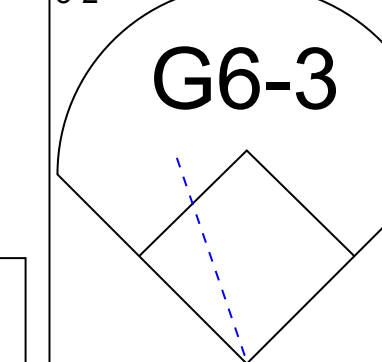
Texas Rangers @ Baltimore Orioles  
Memorial Stadium, Baltimore, MD  
Fri Aug 04 1989, 7:05 PM EDT  
Att: 37,754 - Unknown - 91 F

AB 31  
R 4  
H 4  
RBI 3  
BB 9  
SO 2  
LOB 21





Batter	1	2	3	4	5	6	7	8	9	AB	R	H	RBI	BB	SO	LOB	TOP					
<b>Fred Manrique, R</b> OBP: 0.345, SLG: 0.430 (1, 6)										4	1	1	0	1	1	1	<b>Texas Rangers @ Baltimore Orioles</b> Memorial Stadium, Baltimore, MD Sat Aug 05 1989, 7:05 PM EDT Att: 48,776 - Unknown - 89 F					
<b>Rafael Palmeiro, L</b> OBP: 0.362, SLG: 0.403 (1, 3)										5	0	2	0	0	0	1						
<b>Ruben Sierra, S</b> OBP: 0.364, SLG: 0.566 (1, 8)										4	0	0	0	0	1	5						
<b>Harold Baines, L</b> OBP: 0.417, SLG: 0.500 (1, 9)										3	0	0	0	1	0	1						
<b>Julio Franco, R</b> OBP: 0.384, SLG: 0.475 (1, 4)										4	0	1	1	0	1	0						
<b>Pete Incaviglia, R</b> OBP: 0.280, SLG: 0.453 (1, 7)										4	1	2	1	0	1	3						
<b>Rick Leach, L</b> OBP: 0.365, SLG: 0.373 (1, 10)										3	0	0	0	1	1	0						
<b>Steve Buechele, R</b> OBP: 0.298, SLG: 0.378 (1, 5)										4	0	0	0	0	2	2						
<b>Chad Kreuter, S</b> OBP: 0.254, SLG: 0.190 (1, 2)										3	0	0	0	0	1	0						
<b>Jack Daugherty, S</b> OBP: 0.324, SLG: 0.353 (9, PH)										1	0	1	0	0	0	0						
<b>Inning Stats</b>	R: 0 E: 1 K: 2 S: 10	H: 0 LOB: 1 BB: 0 P: 20	R: 0 E: 0 K: 1 S: 7	H: 0 LOB: 2 BB: 0 P: 9	R: 0 E: 0 K: 1 S: 13	H: 2 LOB: 2 BB: 0 P: 22	R: 0 E: 0 K: 1 S: 17	H: 1 LOB: 2 BB: 1 P: 26	R: 1 E: 0 K: 1 S: 17	H: 2 LOB: 3 BB: 2 P: 30	R: 0 E: 0 K: 0 S: 7	H: 0 LOB: 0 BB: 0 P: 13	R: 0 E: 0 K: 0 S: 4	H: 0 LOB: 0 BB: 0 P: 6	R: 1 E: 0 K: 1 S: 9	H: 1 LOB: 0 BB: 0 P: 15	R: 0 E: 0 K: 1 S: 10	H: 1 LOB: 1 BB: 0 P: 14	1B: 5 2B: 1 3B: 0 HR: 1	SF: 0 SAC: 0 DP: 0 HBP: 0	WP: 0 PB: 0 SB: 2 CS: 0	PA: 38
<b>PITCHER</b>	IP	WLS	BF	H	R	ER	SO	BB	IBB	HBP	BLK	WP	HR	S	P	ERA	WHIP					
<b>Bob Milacki, R</b> ERA: 4.12 (1, 1)	8.1	W	36	7	2	2	8	3	0	0	0	0	1	90	149	2.16	1.200					
<b>Gregg Olson, R</b> ERA: 2.4 (9, 1)	0.2	S	2	0	0	0	0	0	0	0	0	0	0	4	6	0.00	0.000					

Batter	1	2	3	4	5	6	7	8	9	AB	R	H	RBI	BB	SO	LOB	BOTTOM					
<b>Mike Devereaux, R</b> OBP: 0.349, SLG: 0.392 (1, 8)										3	1	2	0	1	0	0	<b>Texas Rangers @ Baltimore Orioles</b> Memorial Stadium, Baltimore, MD Sat Aug 05 1989, 7:05 PM EDT Att: 48,776 - Unknown - 89 F					
<b>Phil Bradley, R</b> OBP: 0.376, SLG: 0.435 (1, 7)										2	1	0	0	2	1	3						
<b>Cal Ripken Jr., R</b> OBP: 0.333, SLG: 0.409 (1, 6)										4	0	0	1	0	1	3						
<b>Larry Sheets, L</b> OBP: 0.289, SLG: 0.354 (1, 10)										4	1	1	1	0	1	0						
<b>Randy Milligan, R</b> OBP: 0.413, SLG: 0.498 (1, 3)										3	0	0	0	1	1	0						
<b>Joe Orsulak, L</b> OBP: 0.332, SLG: 0.403 (1, 9)										3	1	0	0	1	1	1						
<b>Craig Worthington, R</b> OBP: 0.340, SLG: 0.397 (1, 5)										4	1	2	1	0	0	0						
<b>Bob Melvin, R</b> OBP: 0.291, SLG: 0.297 (1, 2)										4	0	1	0	0	2	2						
<b>Billy Ripken, R</b> OBP: 0.298, SLG: 0.320 (1, 4)										3	0	0	0	1	2	1						
<b>Inning Stats</b>	R: 2 E: 0 K: 1 S: 17	H: 1 LOB: 1 BB: 2 P: 32	R: 1 E: 0 K: 2 S: 16	H: 2 LOB: 1 BB: 1 P: 28	R: 2 E: 1 K: 0 S: 15	H: 2 LOB: 3 BB: 3 P: 29	R: 0 E: 0 K: 3 S: 9	H: 0 LOB: 0 BB: 0 P: 13	R: 0 E: 0 K: 1 S: 8	H: 1 LOB: 1 BB: 0 P: 10	R: 0 E: 0 K: 1 S: 6	H: 0 LOB: 0 BB: 0 P: 8	R: 0 E: 0 K: 0 S: 9	H: 0 LOB: 0 BB: 0 P: 12	R: 0 E: 0 K: 1 S: 9	H: 0 LOB: 0 BB: 0 P: 13	R: 0 E: 0 K: 1 S: 9	H: 0 LOB: 0 BB: 0 P: 13	1B: 4 2B: 1 3B: 0 HR: 1	SF: 0 SAC: 0 DP: 0 HBP: 0	WP: 1 PB: 0 SB: 3 CS: 0	PA: 36
<b>PITCHER</b>	IP	WLS	BF	H	R	ER	SO	BB	IBB	HBP	BLK	WP	HR	S	P	ERA	WHIP					
<b>Nolan Ryan, R</b> ERA: 3.38 (1, 1)	7.0	L	33	6	5	5	8	6	0	0	0	0	1	80	132	6.43	1.714					
<b>Cecilio Guante, R</b> ERA: 3.67 (8, 1)	1.0		3	0	0	0	1	0	0	0	0	0	0	9	13	0.00	0.000					

AB	35
R	2
H	7
RBI	2
BB	3
SO	8
LOB	13



AB	30
R	5
H	6
RBI	3
BB	6
SO	9
LOB	10









Batter	1	2	3	4	5	6	7	8	9	AB	R	H	RBI	BB	SO	LOB	TOP					
<b>Fred Manrique, R</b> OBP: 0.344, SLG: 0.427 (1, 6)	L3		S 1B			F7		K		4	0	1	0	0	1	1	<b>Texas Rangers @ Toronto Blue Jays</b> SkyDome, Toronto, ON Mon Aug 07 1989, 3:33 AM EDT Att: 48,773 - Cloudy - 57 F					
<b>Rafael Palmeiro, L</b> OBP: 0.359, SLG: 0.396 (1, 3)	L9		K 1-2			G3-1		G3		4	0	0	0	0	1	2						
<b>Julio Franco, R</b> OBP: 0.381, SLG: 0.471 (1, 4)	F9					F7			L8	4	0	0	0	0	0	0						
<b>Ruben Sierra, S</b> OBP: 0.359, SLG: 0.556 (1, 9)		G5-3				G6-3			F8	4	0	0	0	0	0	0						
<b>Pete Incaviglia, R</b> OBP: 0.282, SLG: 0.453 (1, 7)						K			F8	3	0	1	0	0	2	0						
<b>Harold Baines, L</b> OBP: 0.414, SLG: 0.495 (1, 10)									P6	3	0	1	0	0	0	1						
<b>Steve Buechele, R</b> OBP: 0.302, SLG: 0.394 (1, 5)									P2	3	1	1	1	0	0	3						
<b>Jeff Kunkel, R</b> OBP: 0.317, SLG: 0.449 (1, 8)									G6-3	3	0	0	0	0	0	0						
<b>Jim Sundberg, R</b> OBP: 0.308, SLG: 0.303 (8, PH)									G6-3	2	0	0	0	0	1	0						
<b>Mike Stanley, R</b> OBP: 0.261, SLG: 0.190 (8, PR)										1	0	1	0	0	0	0						
<b>Cecil Espy, S</b> OBP: 0.304, SLG: 0.323 (8, PR)										0	0	0	0	0	0	0						
<b>Chad Kreuter, S</b> OBP: 0.256, SLG: 0.186 (8, 2)										0	0	0	0	0	0	0						
<b>Inning Stats</b>	R: 0 E: 0 K: 0 S: 5	H: 0 LOB: 0 BB: 0 P: 7	R: 0 E: 0 K: 0 S: 6	H: 1 LOB: 1 BB: 0 P: 14	R: 0 E: 0 K: 2 S: 13	H: 1 LOB: 1 BB: 0 P: 19	R: 0 E: 0 K: 1 S: 7	H: 0 LOB: 0 BB: 0 P: 9	R: 1 E: 0 K: 0 S: 7	H: 1 LOB: 0 BB: 0 P: 14	R: 0 E: 0 K: 0 S: 6	H: 0 LOB: 0 BB: 0 P: 9	R: 0 E: 0 K: 2 S: 9	H: 1 LOB: 1 BB: 0 P: 14	R: 0 E: 0 K: 1 S: 10	H: 1 LOB: 0 BB: 0 P: 11	R: 0 E: 0 K: 1 S: 8	H: 0 LOB: 0 BB: 0 P: 12	1B: 3 2B: 1 3B: 0 HR: 1	SF: 0 SAC: 0 DP: 1 HBP: 1	WP: 0 PB: 0 SB: 1 CS: 0	PA: 32
<b>PITCHER</b> <b>John Cerutti, L</b> ERA: 2.39 (1, 1)	IP: 9.0 WLS: W BF: 32 H: 5 R: 1 ER: 1 SO: 5 BB: 0 IBB: 0 HBP: 1 BLK: 0 WP: 0 HR: 1 S: 71 P: 109 ERA: 1.00 WHIP: 0.556																					

AB	31
R	1
H	5
RBI	1
BB	0
SO	5
LOB	7



Batter	1	2	3	4	5	6	7	8	9	AB	R	H	RBI	BB	SO	LOB	BOTTOM			
<b>Tony Fernandez, S</b> OBP: 0.276, SLG: 0.362 (1, 6)	G6-3		P4			E6 G4-3 SF9 2H				4	1	1	0	0	0	0	<b>Texas Rangers @ Toronto Blue Jays</b> SkyDome, Toronto, ON Mon Aug 07 1989, 3:33 AM EDT Att: 48,773 - Cloudy - 57 F			
<b>Mookie Wilson, S</b> OBP: 0.224, SLG: 0.278 (1, 9)	L8					G4-3		L3		4	0	0	0	0	0	3				
<b>Kelly Gruber, R</b> OBP: 0.338, SLG: 0.451 (1, 5)										3	0	1	1	0	0	2				
<b>George Bell, R</b> OBP: 0.326, SLG: 0.432 (1, 7)										3	0	0	0	0	1	1				
<b>Fred McGriff, L</b> OBP: 0.388, SLG: 0.571 (1, 3)										2	0	1	0	1	0	0				
<b>Pat Borders, R</b> OBP: 0.305, SLG: 0.358 (1, 2)										3	0	0	0	0	2	2				
<b>Lloyd Moseby, L</b> OBP: 0.296, SLG: 0.353 (1, 8)										3	0	0	0	0	1	2				
<b>Lee Mazzilli, S</b> OBP: 0.370, SLG: 0.347 (1, 10)										3	0	0	0	0	0	1				
<b>Manuel Lee, S</b> OBP: 0.310, SLG: 0.346 (1, 4)										2	1	1	0	1	0	0				
<b>Inning Stats</b>	R: 0 E: 0 K: 0 S: 6	H: 1 LOB: 1 BB: 0 P: 12	R: 0 E: 0 K: 0 S: 11	H: 0 LOB: 0 BB: 1 P: 17	R: 0 E: 0 K: 0 S: 4	H: 0 LOB: 0 BB: 0 P: 9	R: 0 E: 0 K: 1 S: 5	H: 0 LOB: 0 BB: 0 P: 8	R: 0 E: 0 K: 2 S: 8	H: 0 LOB: 0 BB: 0 P: 12	R: 0 E: 0 K: 2 S: 8	H: 0 LOB: 0 BB: 0 P: 12	R: 0 E: 0 K: 0 S: 8	H: 1 LOB: 2 BB: 1 P: 14	R: 0 E: 0 K: 0 S: 8	H: 1 LOB: 1 BB: 1 P: 14		1B: 3 2B: 1 3B: 1 HR: 0	SF: 1 SAC: 0 DP: 1 HBP: 0	WP: 0 PB: 0 SB: 1 CS: 0
<b>PITCHER</b> <b>Mike Jeffcoat, L</b> ERA: 4.31 (1, 1)	IP: 7.1 WLS: L BF: 28 H: 4 R: 2 ER: 0 SO: 4 BB: 4 IBB: 2 HBP: 0 BLK: 0 WP: 0 HR: 0 S: 54 P: 93 ERA: 0.00 WHIP: 0.818																			
<b>PITCHER</b> <b>Cecilio Guante, R</b> ERA: 3.63 (8, 1)	IP: 0.2 WLS: L BF: 2 H: 0 R: 0 ER: 0 SO: 0 BB: 0 IBB: 0 HBP: 0 BLK: 0 WP: 0 HR: 0 S: 4 P: 4 ERA: 0.00 WHIP: 0.000																			

AB	27
R	2
H	4
RBI	1
BB	2
SO	4
LOB	11






Batter	1	2	3	4	5	6	7	8	9	AB	R	H	RBI	BB	SO	LOB	TOP					
<b>Cecil Espy, S</b> OBP: 0.306, SLG: 0.321 (1, 8)	G4-3		BB			BB		K		2	0	0	0	2	1	2						
<b>Rafael Palmeiro, L</b> OBP: 0.356, SLG: 0.392 (1, 3)	P7		P5			L3			K	4	0	0	0	0	1	2						
<b>Ruben Sierra, S</b> OBP: 0.357, SLG: 0.553 (9, PH)	G3-1																					
<b>Rick Leach, L</b> OBP: 0.365, SLG: 0.374 (9, PH)																						
<b>Harold Baines, L</b> OBP: 0.417, SLG: 0.497 (1, 10)																						
<b>Julio Franco, R</b> OBP: 0.378, SLG: 0.466 (1, 4)																						
<b>Pete Incaviglia, R</b> OBP: 0.278, SLG: 0.449 (1, 7)																						
<b>Steve Buechele, R</b> OBP: 0.300, SLG: 0.391 (1, 5)																						
<b>Jim Sundberg, R</b> OBP: 0.304, SLG: 0.299 (8, PH)																						
<b>Jack Daugherty, S</b> OBP: 0.342, SLG: 0.353 (8, PH)																						
<b>Mike Stanley, R</b> OBP: 0.261, SLG: 0.190 (8, 2)																						
<b>Jeff Kunkel, R</b> OBP: 0.317, SLG: 0.452 (1, 6)																						
<b>Inning Stats</b>	R: 0 E: 0 K: 0 S: 9	H: 0 LOB: 0 BB: 0 P: 14	R: 0 E: 0 K: 0 S: 8	H: 1 LOB: 1 BB: 0 P: 14	R: 0 E: 0 K: 1 S: 11	H: 0 LOB: 1 BB: 1 P: 20	R: 0 E: 0 K: 0 S: 7	H: 1 LOB: 0 BB: 0 P: 11	R: 0 E: 0 K: 1 S: 7	H: 0 LOB: 0 BB: 1 P: 12	R: 0 E: 0 K: 0 S: 3	H: 0 LOB: 0 BB: 0 P: 9	R: 0 E: 0 K: 0 S: 7	H: 0 LOB: 0 BB: 0 P: 13	R: 0 E: 0 K: 2 S: 8	H: 1 LOB: 2 BB: 1 P: 15	R: 0 E: 0 K: 1 S: 6	H: 2 LOB: 1 BB: 0 P: 9	1B: 4 2B: 2 3B: 0 HR: 0	SF: 0 SAC: 0 DP: 2 HBP: 0	WP: 0 PB: 0 SB: 0 CS: 0	PA: 32
<b>PITCHER</b>	IP	WLS	BF	H	R	ER	SO	BB	IBB	HBP	BLK	WP	HR	S	P	ERA	WHIP					
<b>Mauro Gozzo, R</b> ERA: 3.22 (1, 1)	8.0	W	28	3	0	0	4	3	0	0	0	0	0	60	108	0.00	0.750					
<b>Duane Ward, R</b> ERA: 3.22 (9, 1)	1.0		4	2	0	0	1	0	0	0	0	0	0	6	9	0.00	2.000					

Texas Rangers @ Toronto Blue Jays  
SkyDome, Toronto, ON  
Tue Aug 08 1989, 7:05 PM EDT  
Att: 48,689 - Unknown - 65 F


AB	29
R	0
H	5
RBI	0
BB	3
SO	5
LOB	9



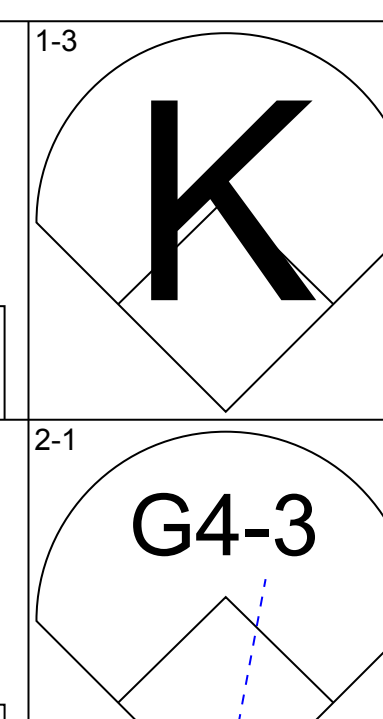
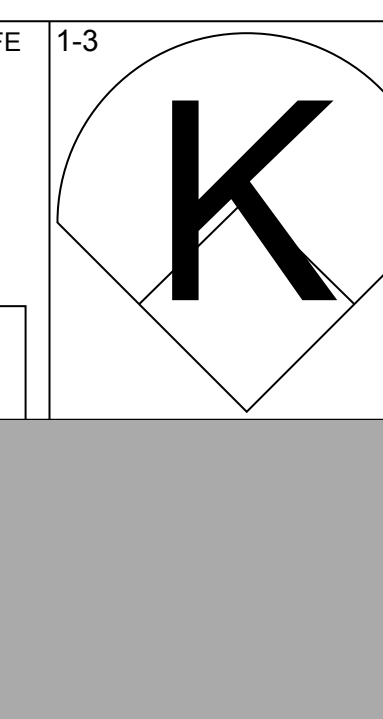
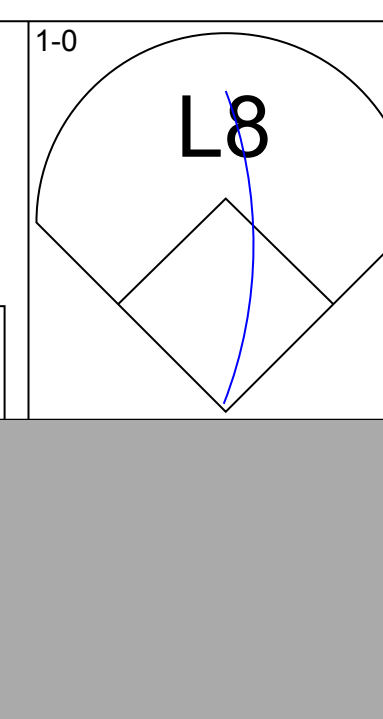
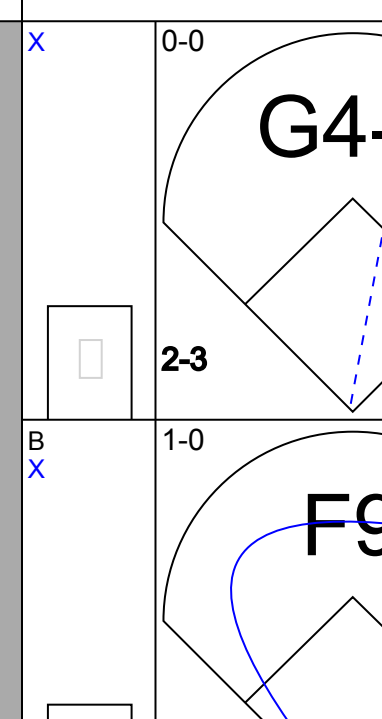
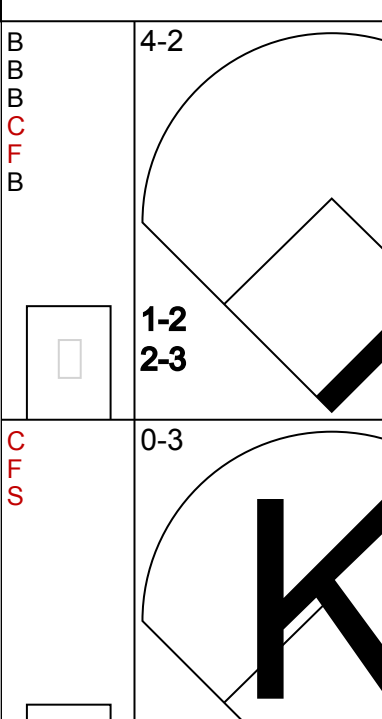
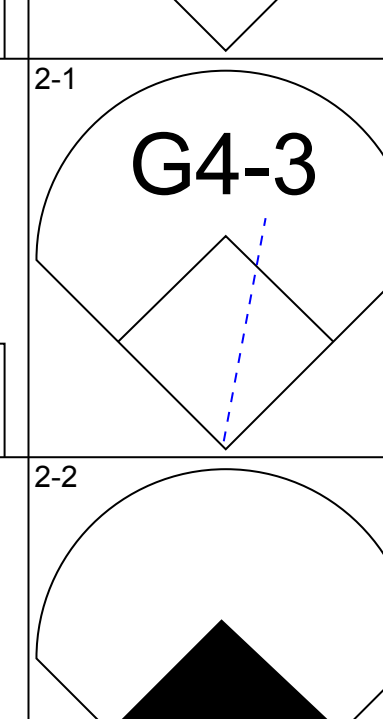
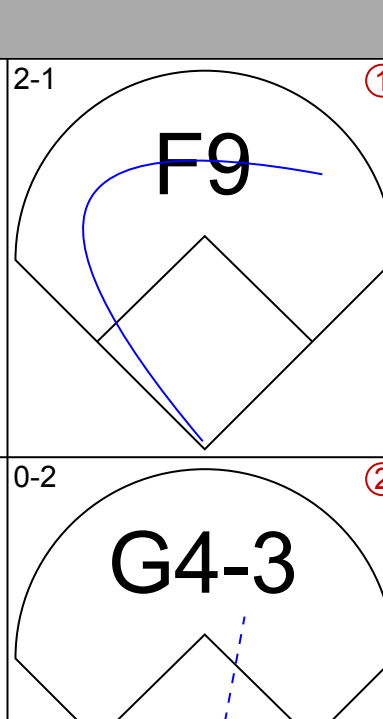
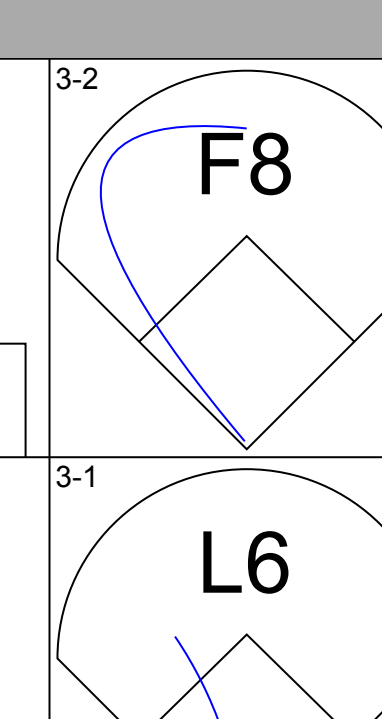
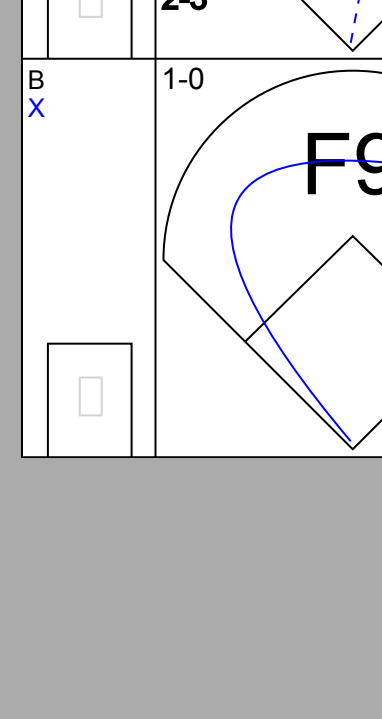
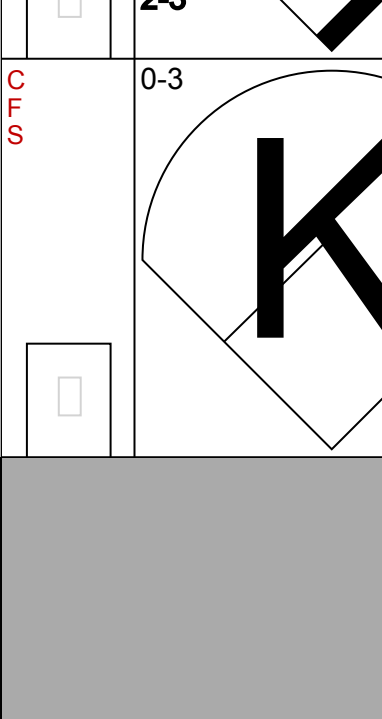
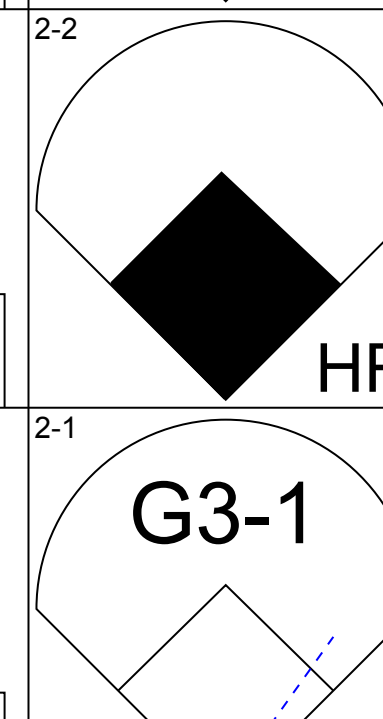
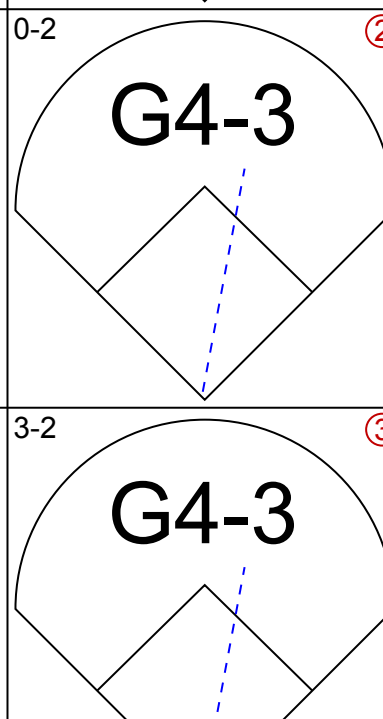
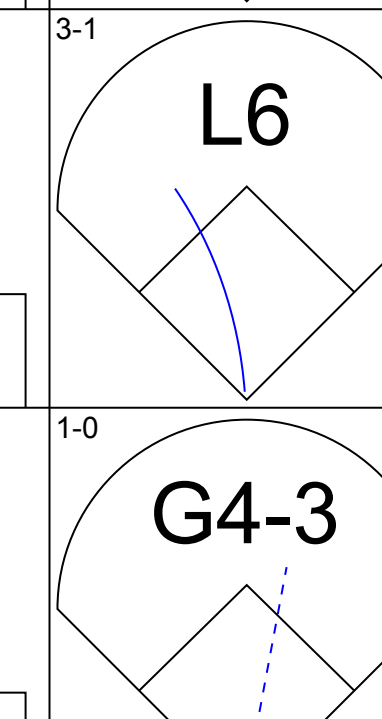
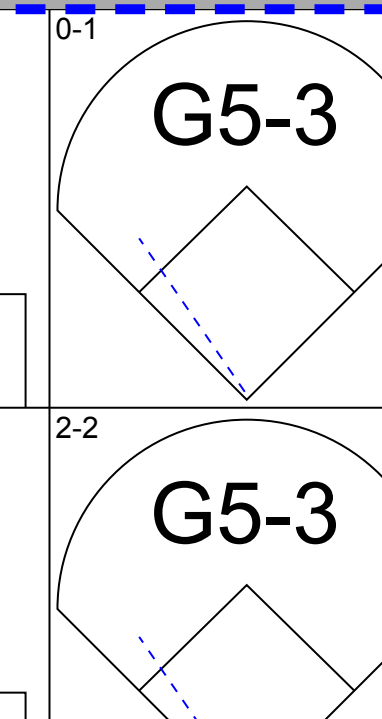
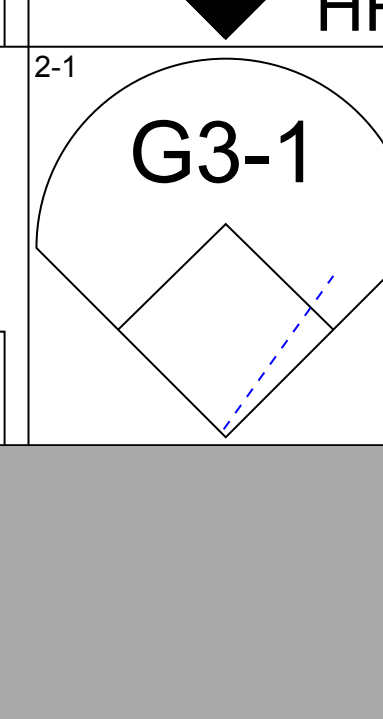
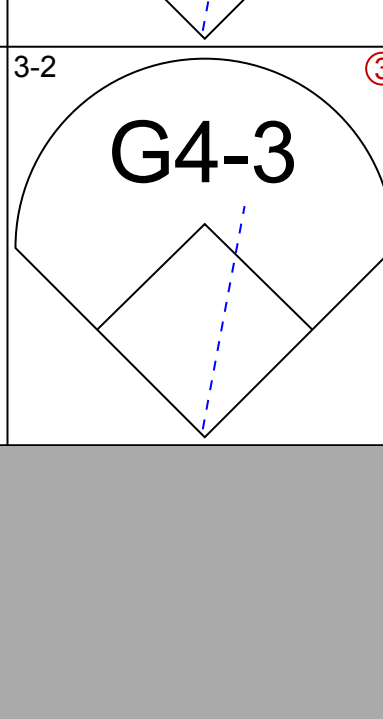
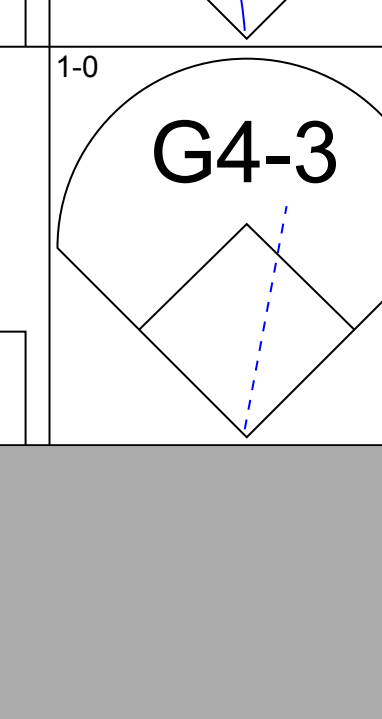
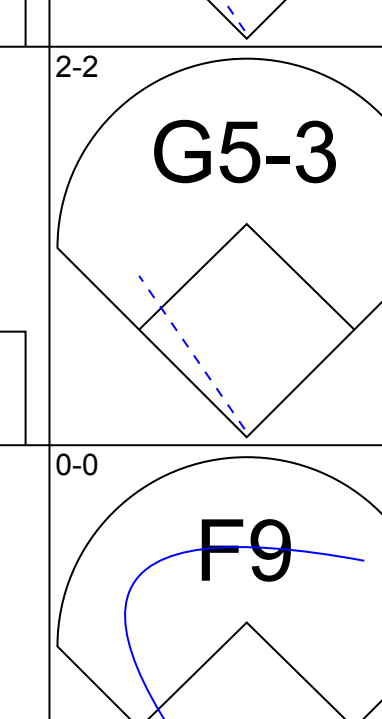
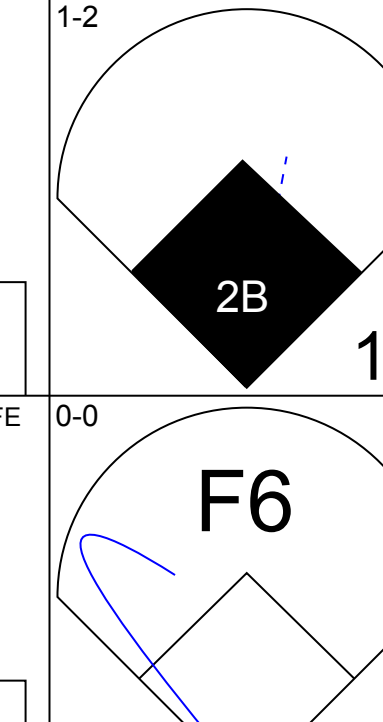
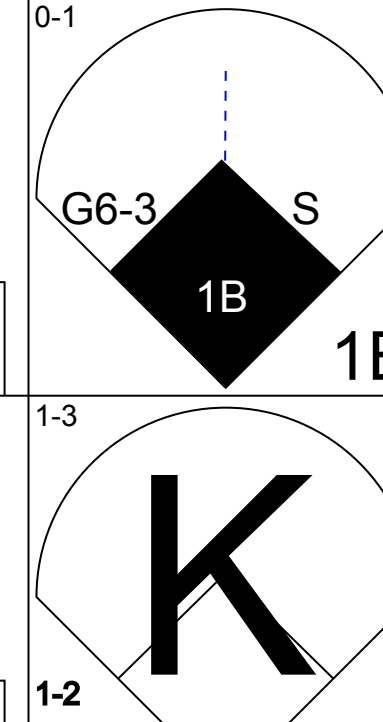
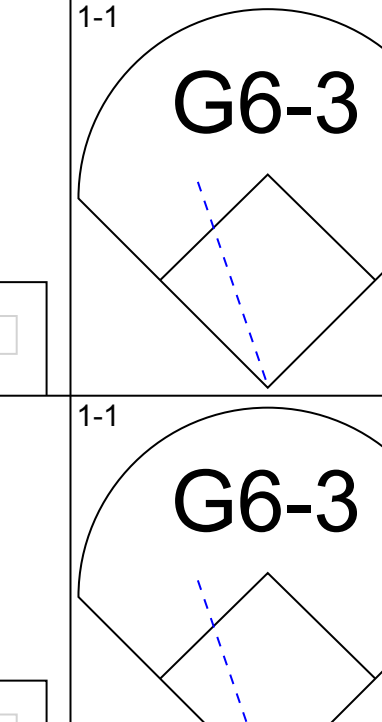
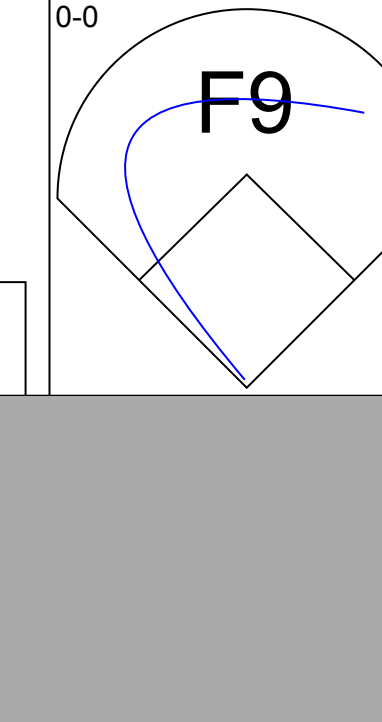

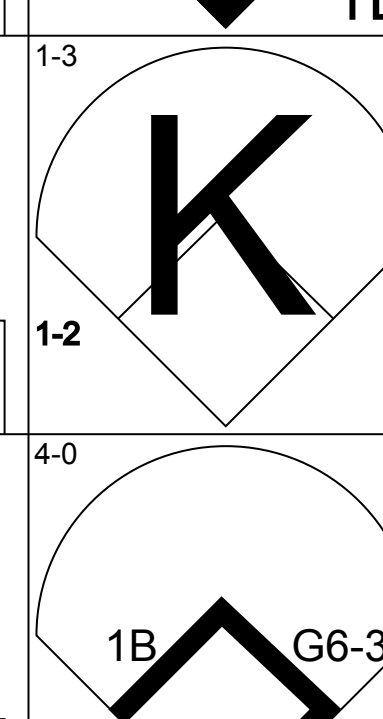
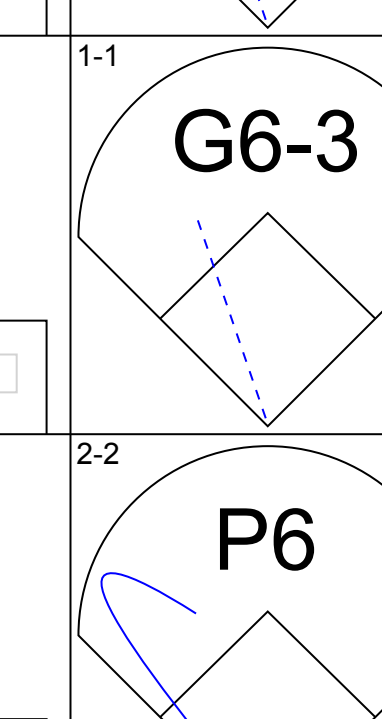
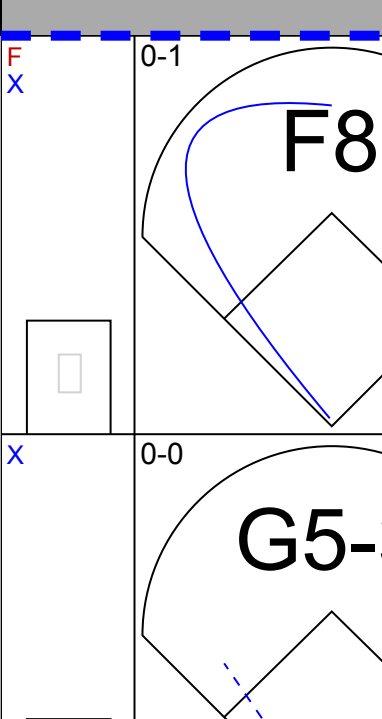

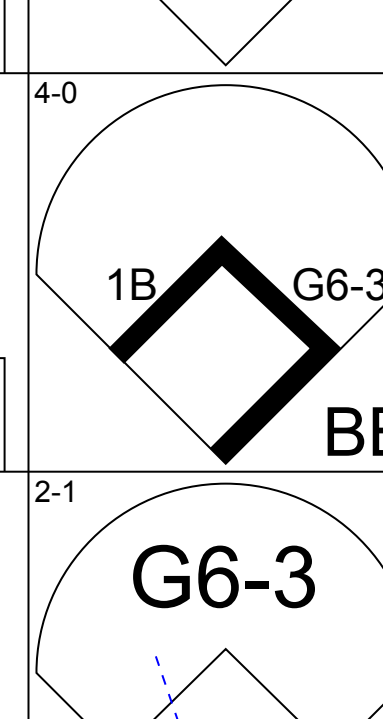
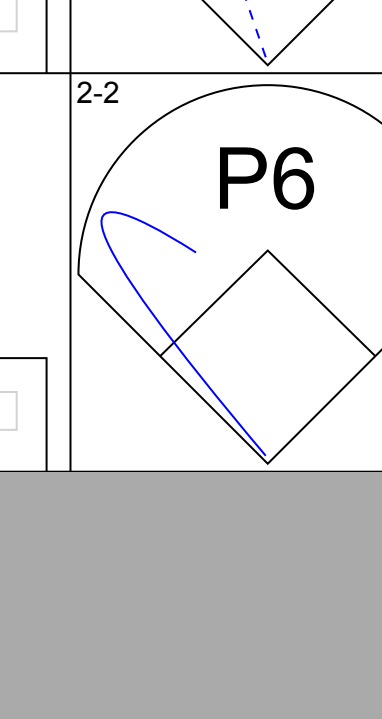
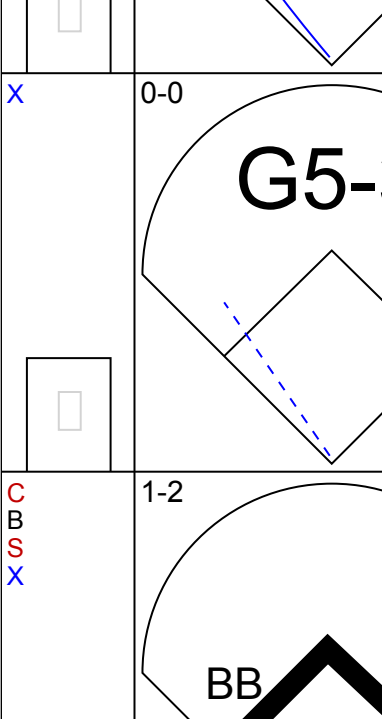

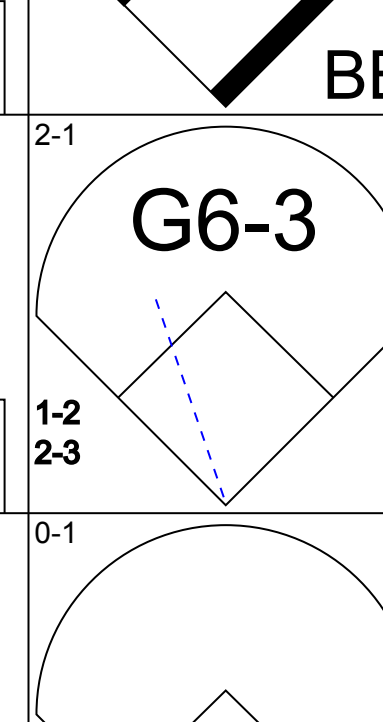
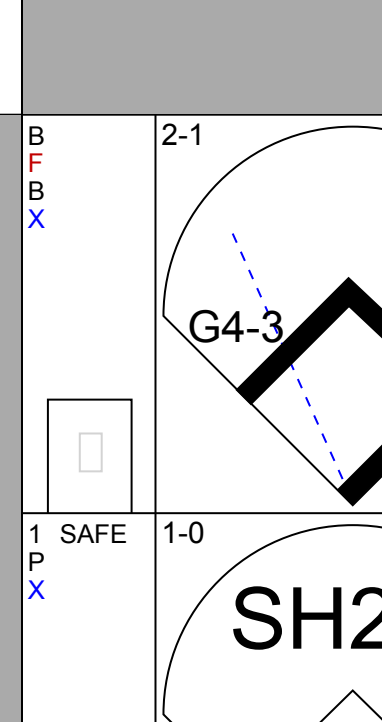
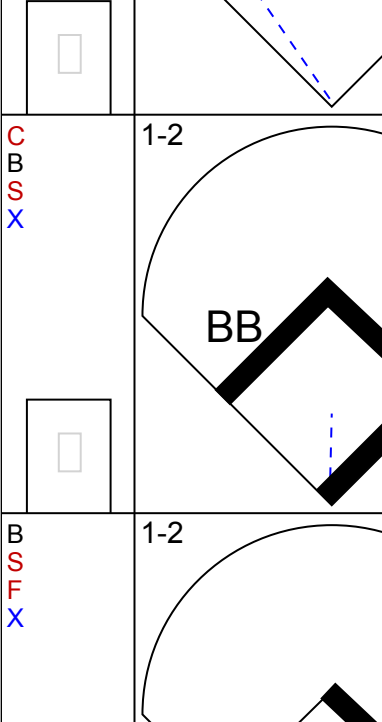
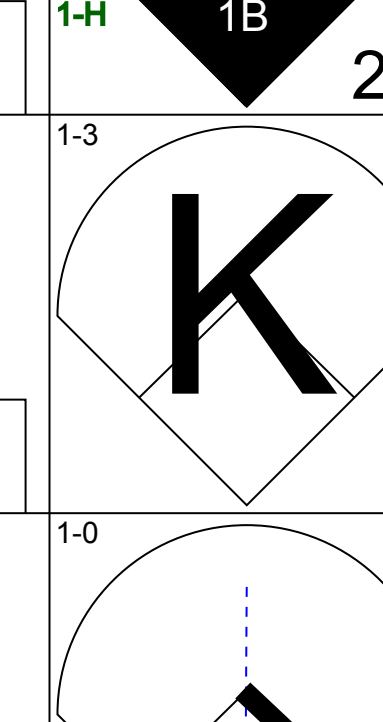
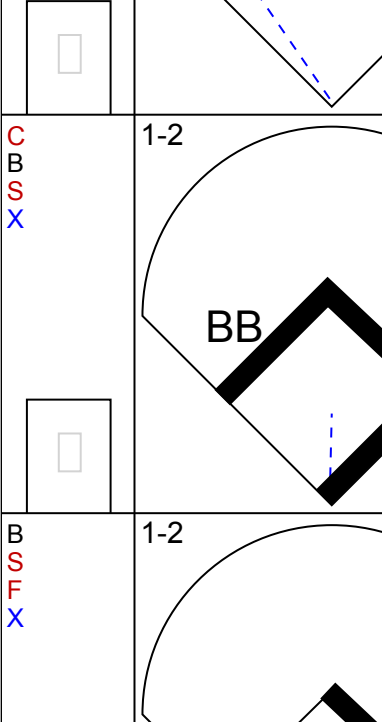

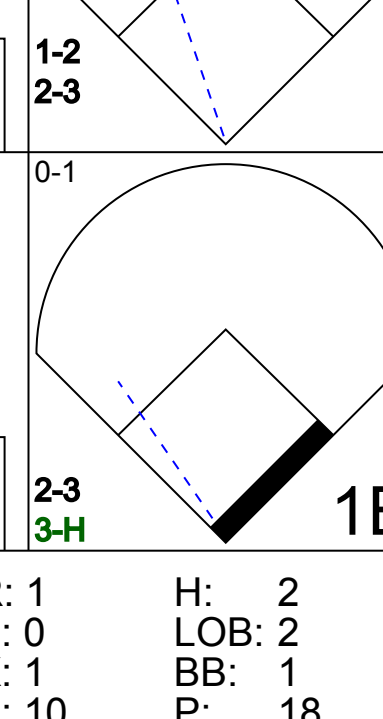

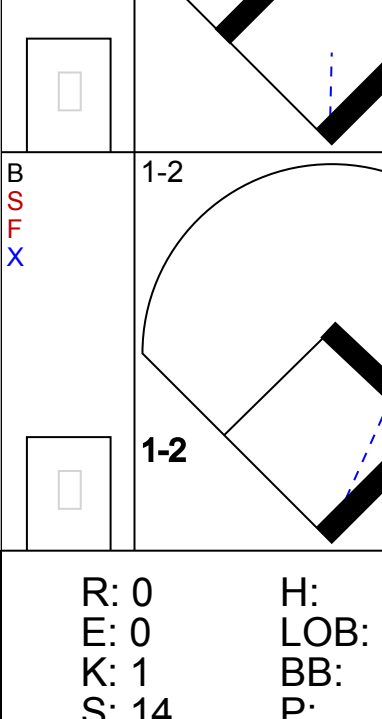
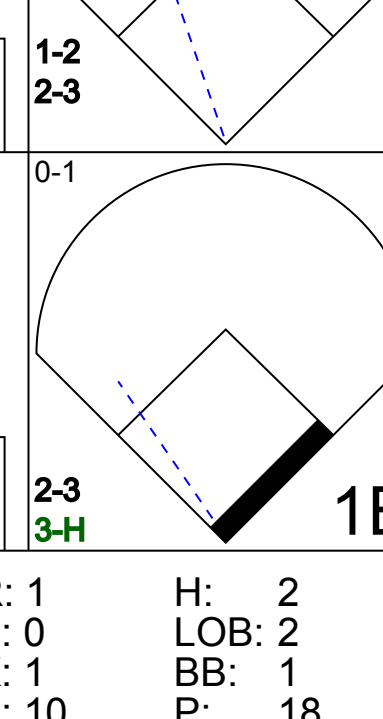
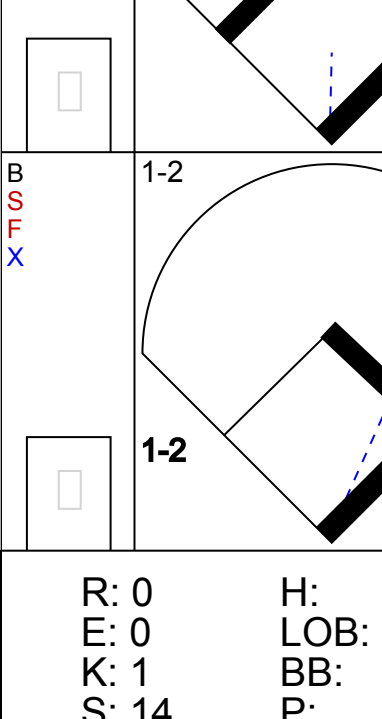
Batter	1	2	3	4	5	6	7	8	9	AB	R	H	RBI	BB	SO	LOB	BOTTOM				
<b>Tony Fernandez, S</b> OBP: 0.277, SLG: 0.361 (1, 6)	K		S			FC6-4		G5-3		4	0	1	0	1	2	1					
<b>Junior Felix, S</b> OBP: 0.338, SLG: 0.425 (1, 9)	P7		K			FC6-4				4	0	1	0	0	1	4					
<b>Kelly Gruber, R</b> OBP: 0.337, SLG: 0.453 (1, 5)	F9		SF7			1B				3	1	1	1	0	1	1					
<b>George Bell, R</b> OBP: 0.325, SLG: 0.431 (1, 10)																					
<b>Fred McGriff, L</b> OBP: 0.391, SLG: 0.579 (1, 3)																					
<b>Ernie Whitt, L</b> OBP: 0.378, SLG: 0.449 (1, 2)																					
<b>Lloyd Moseby, L</b> OBP: 0.296, SLG: 0.350 (1, 8)																					
<b>Mookie Wilson, S</b> OBP: 0.224, SLG: 0.281 (1, 7)																					
<b>Nelson Liriano, S</b> OBP: 0.329, SLG: 0.376 (1, 4)																					
<b>Inning Stats</b>	R: 0 E: 0 K: 1 S: 9	H: 0 LOB: 0 BB: 0 P: 16	R: 1 E: 0 K: 0 S: 10	H: 1 LOB: 0 BB: 0 P: 13	R: 2 E: 0 K: 2 S: 17	H: 2 LOB: 1 BB: 1 P: 25	R: 3 E: 0 K: 1 S: 13	H: 1 LOB: 2 BB: 2 P: 20	R: 0 E: 0 K: 0 S: 9	H: 2 LOB: 0 BB: 0 P: 12	R: 1 E: 0 K: 1 S: 8	H: 2 LOB: 0 BB: 0 P: 14	R: 0 E: 0 K: 0 S: 6	H: 0 LOB: 1 BB: 1 P: 15	R: 0 E: 0 K: 0 S: 6	H: 0 LOB: 1 BB: 1 P: 15	1B: 5 2B: 2 3B: 0 HR: 2	SF: 1 SAC: 0 DP: 1 HBP: 0	WP: 0 PB: 0 SB: 3 CS: 0	PA: 37	
<b>PITCHER</b>	IP	WLS	BF	H	R	ER	SO	BB	IBB	HBP	BLK	WP	HR	S	P	ERA	WHIP				
<b>Bobby Witt, R</b> ERA: 5.36 (1, 1)	4.2	L	22	5	6	6	5	3	0	0	0	0	0	19	32	3.86	2.143				
<b>Drew Hall, L</b> ERA: 4.59 (5, 1)	2.1		11	4	1	1	1	1	0	0	0	0	0	6	15	0.00	1.000				
<b>Kenny Rogers, L</b> ERA: 2.94 (8, 1)	1.0		4	0	0	0	0	1	0	0	0	0	0	6	15	0.00	1.000				

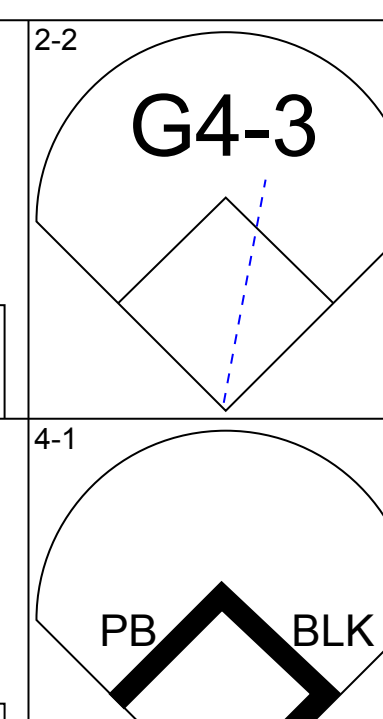
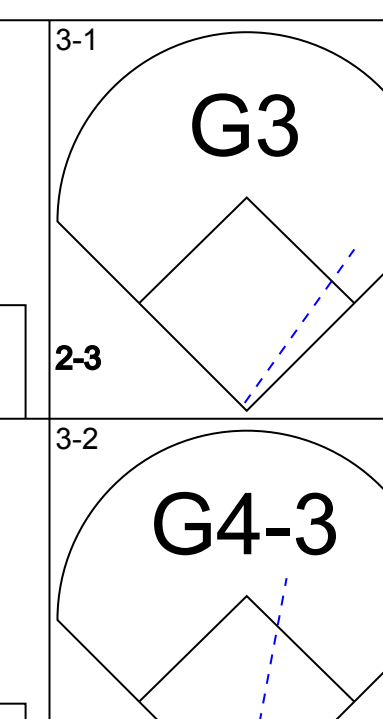
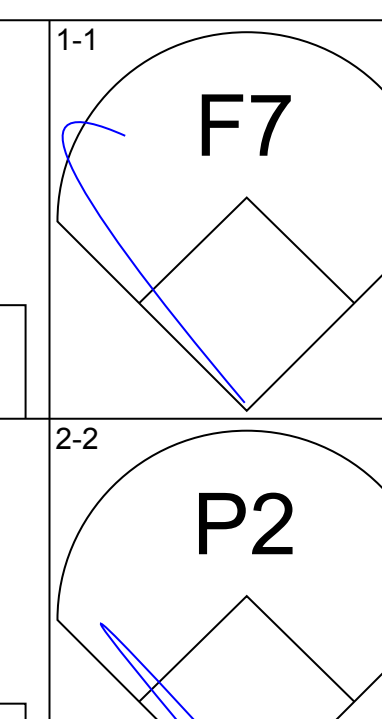
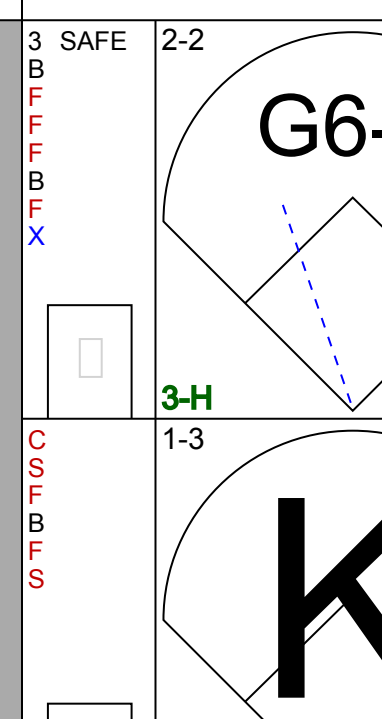
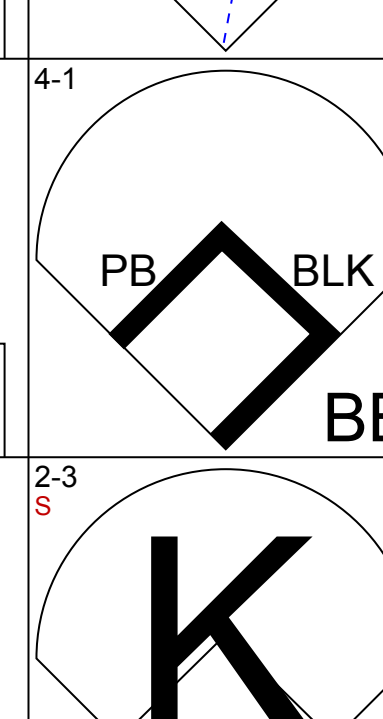
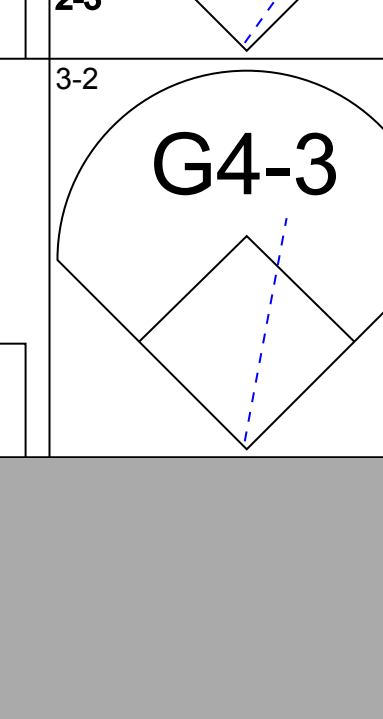
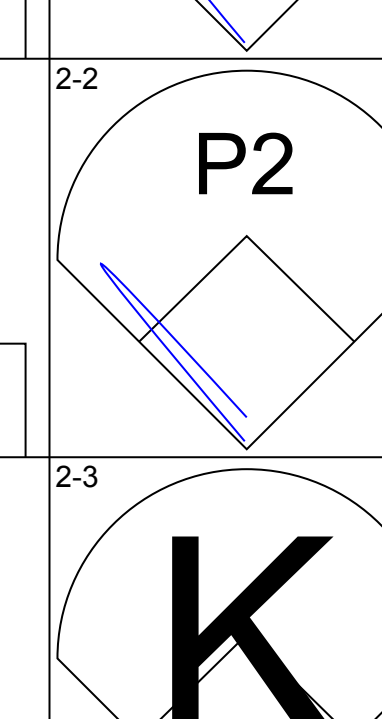
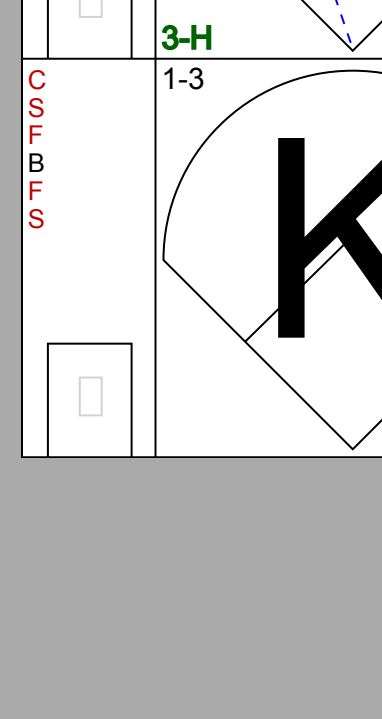
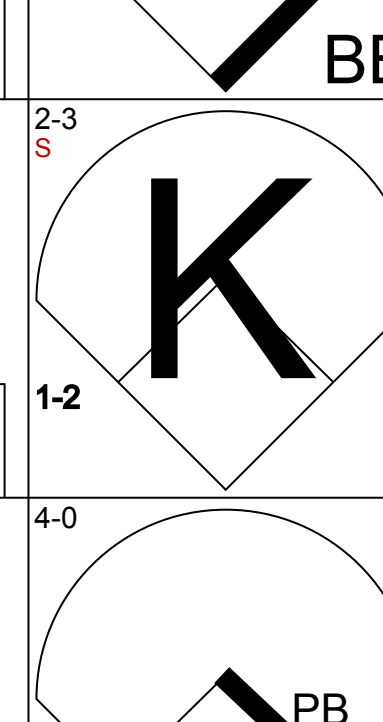
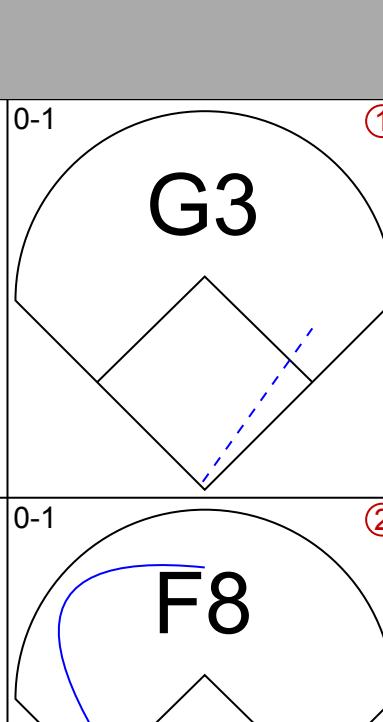
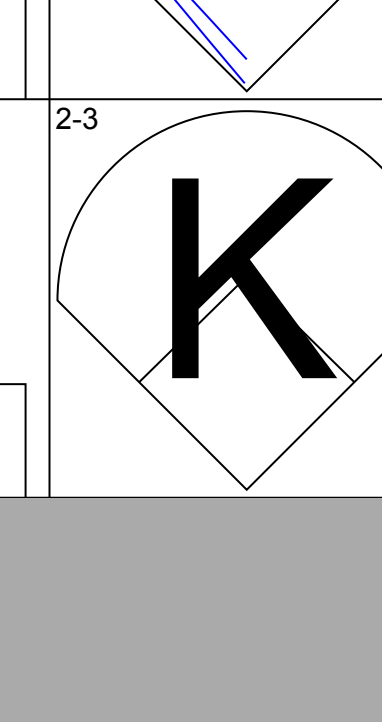
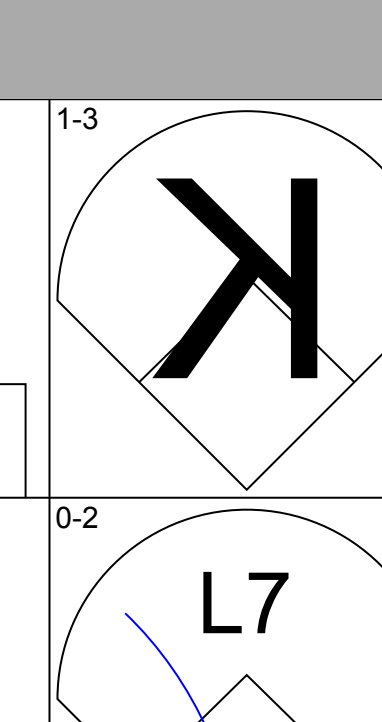
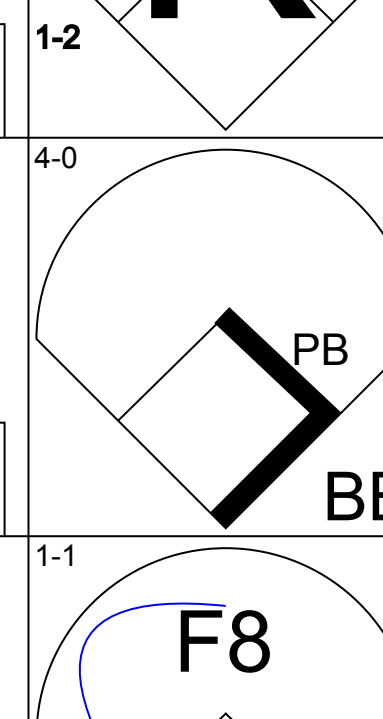
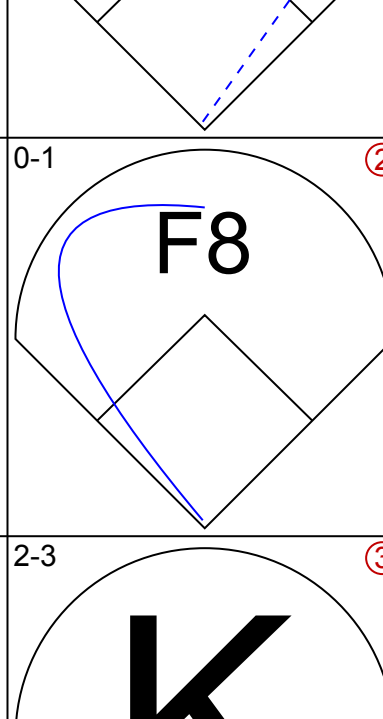

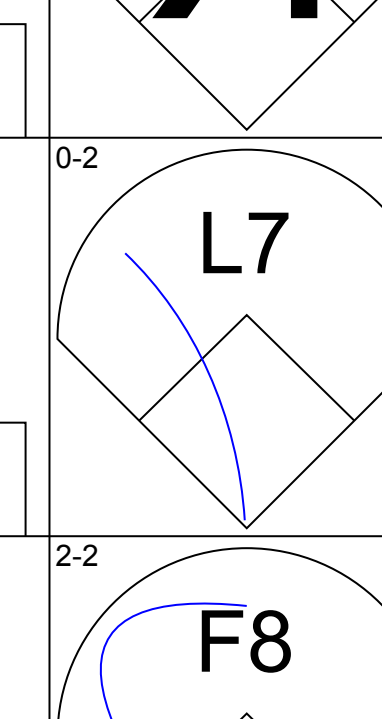
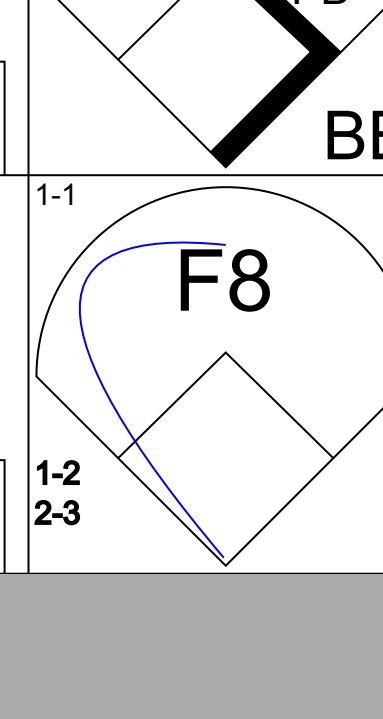
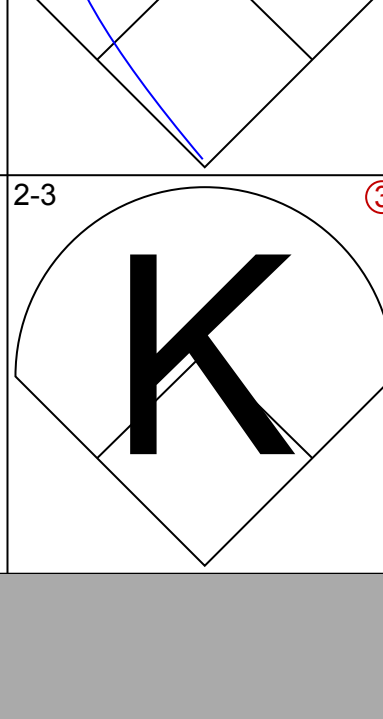
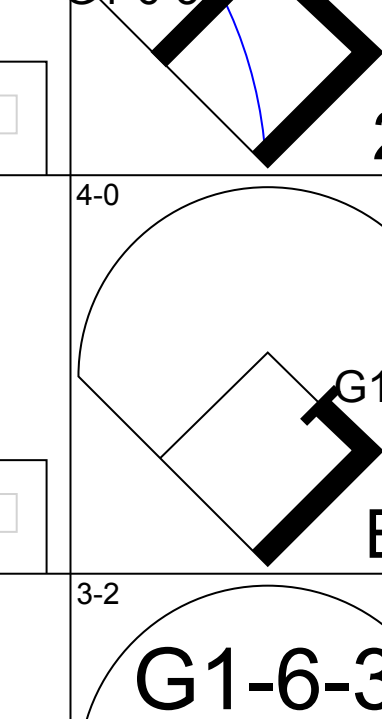
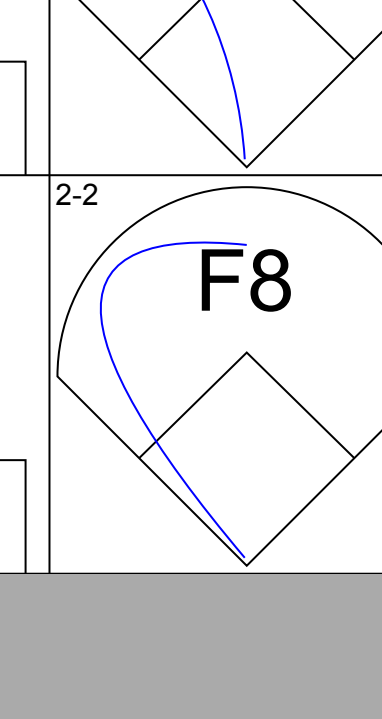
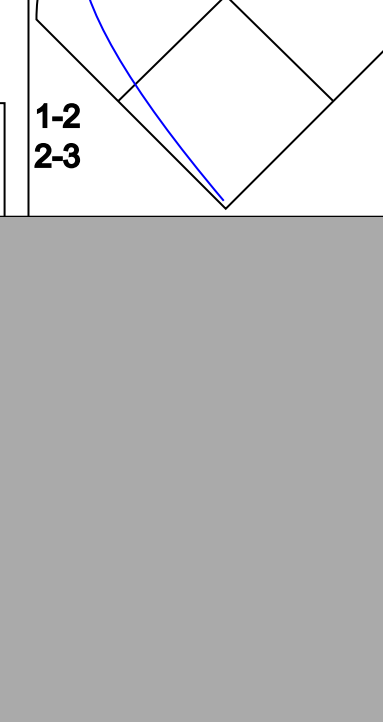
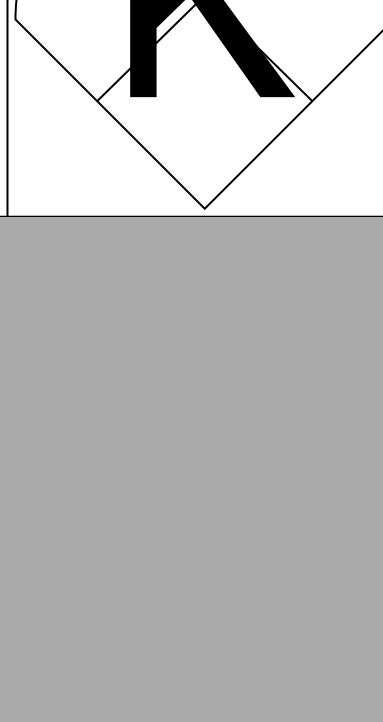
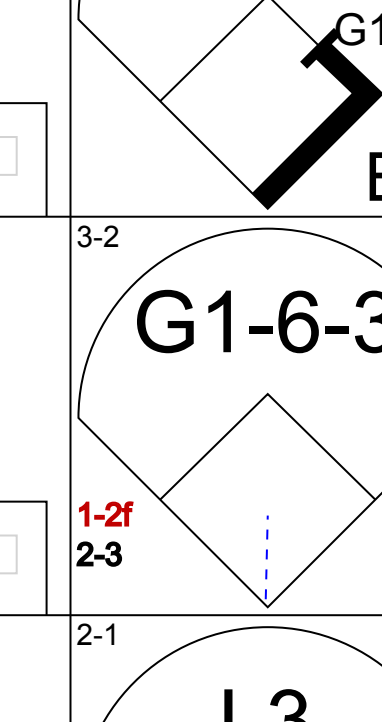
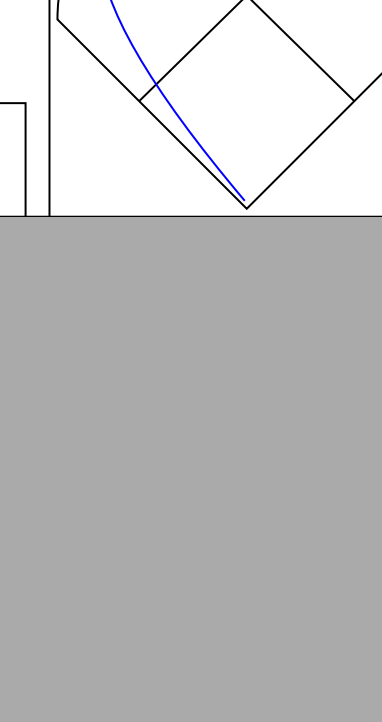
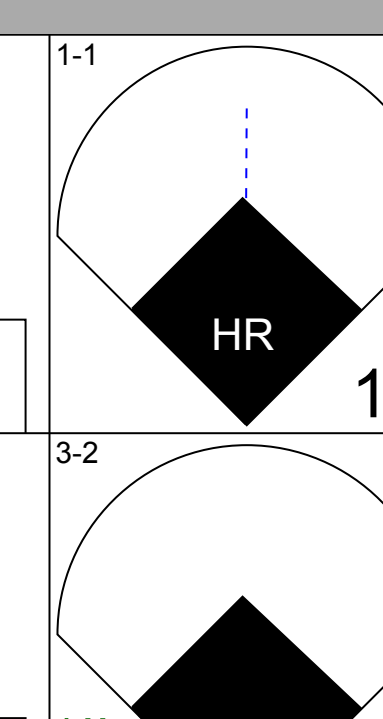
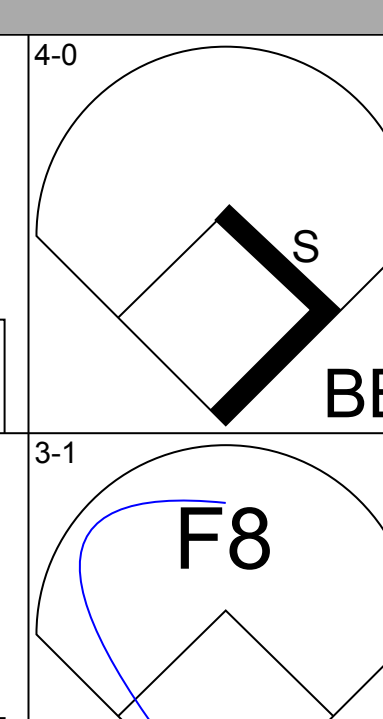
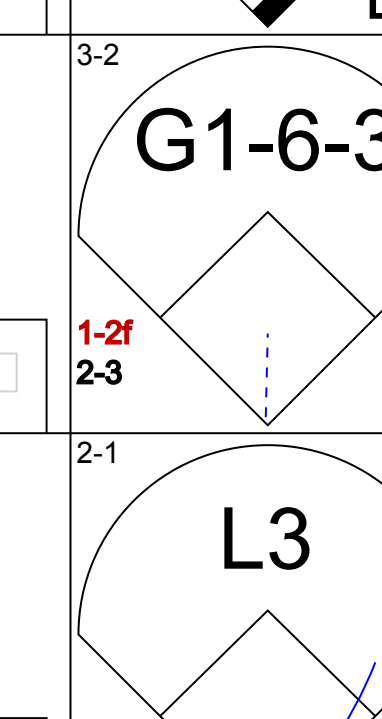
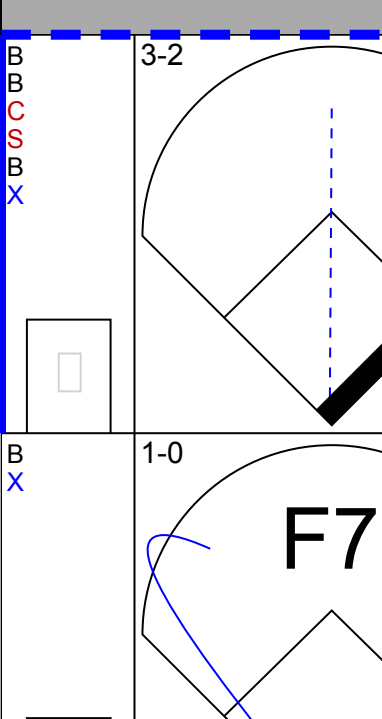
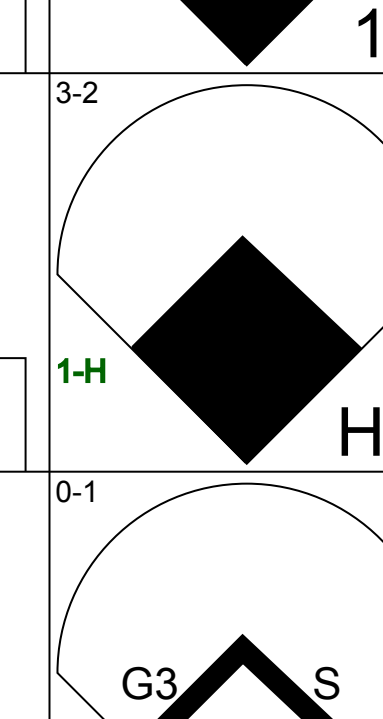
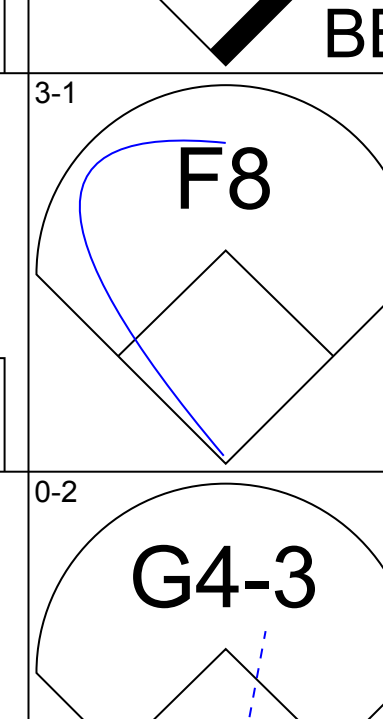
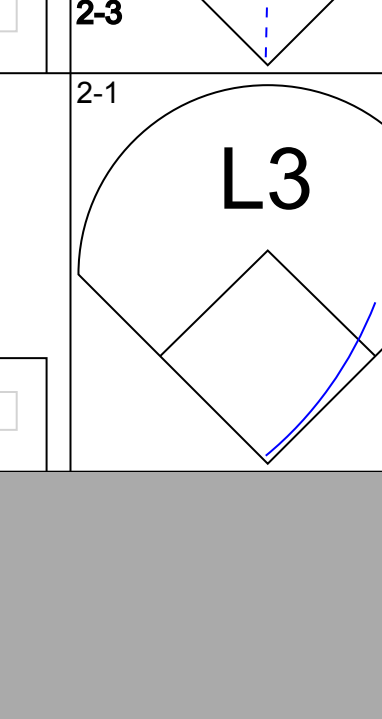
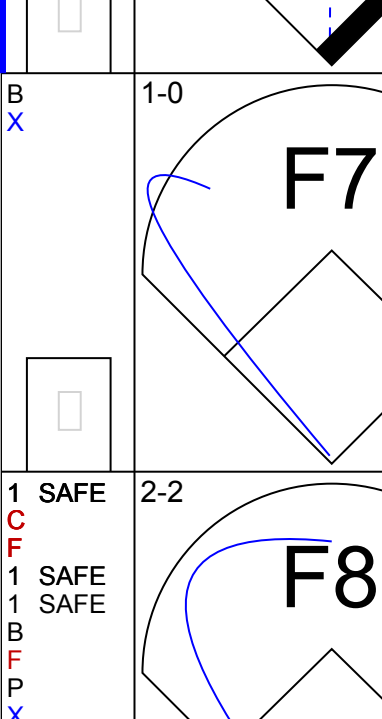
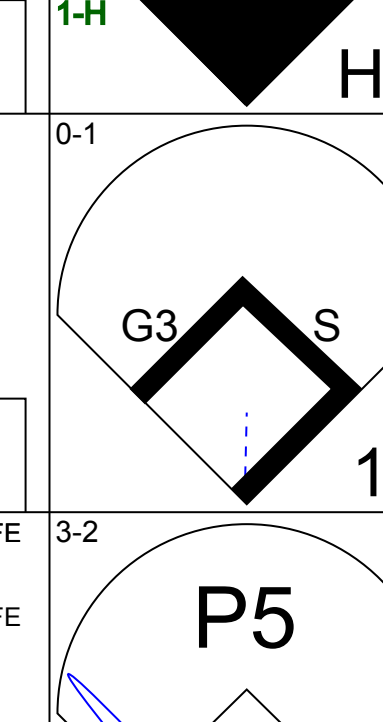
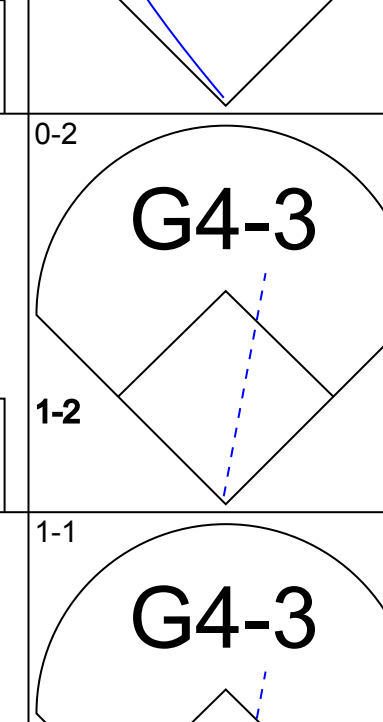
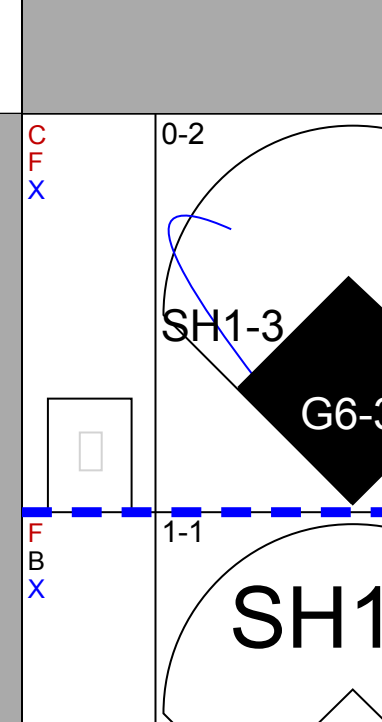
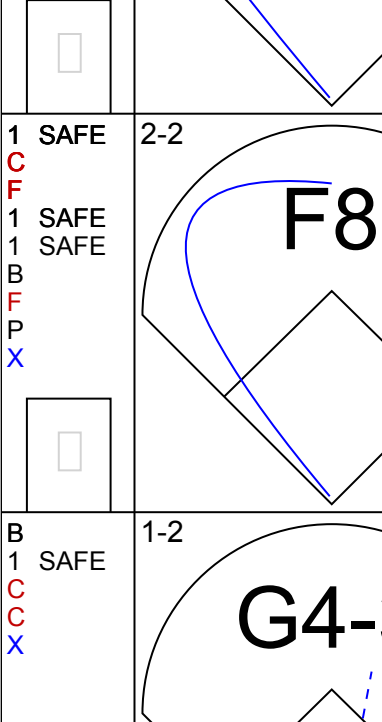
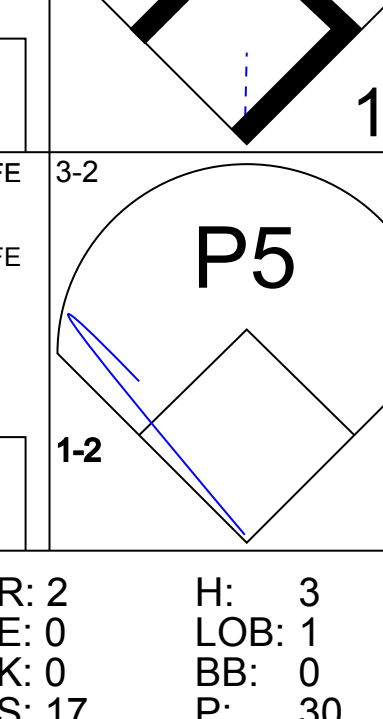
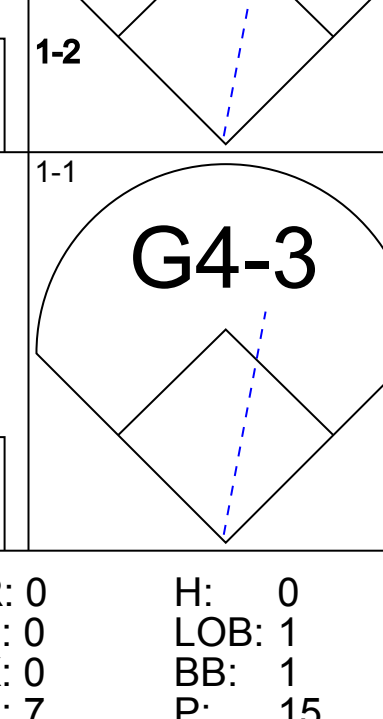
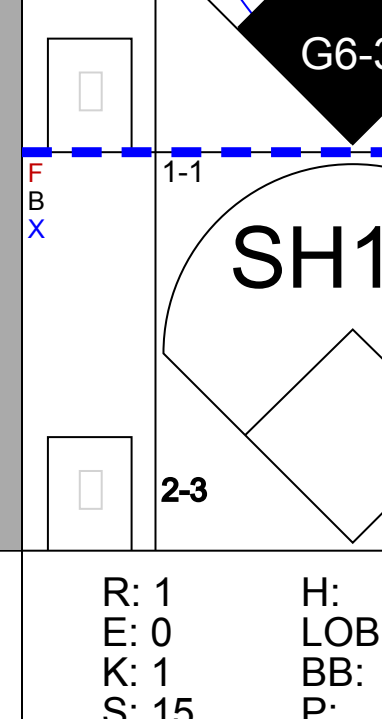
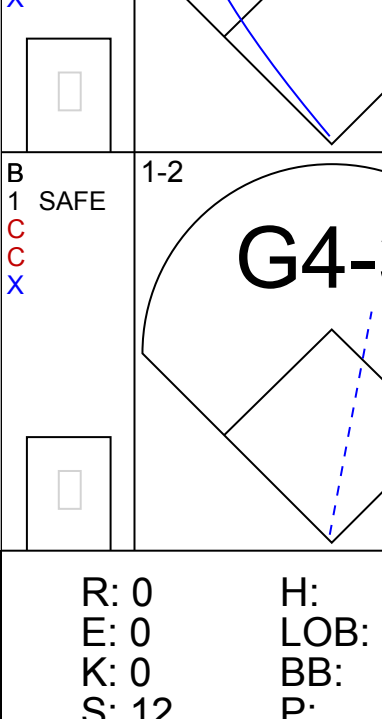
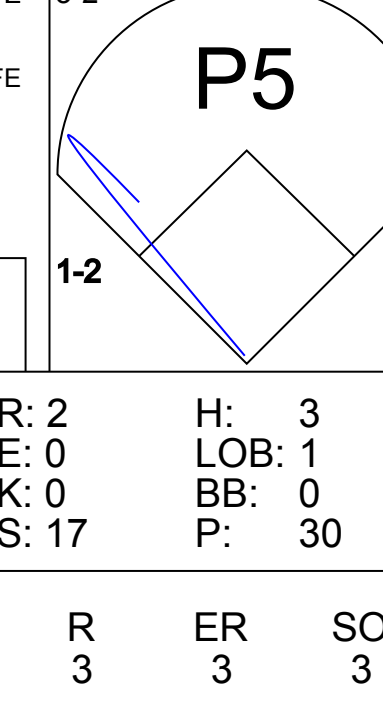
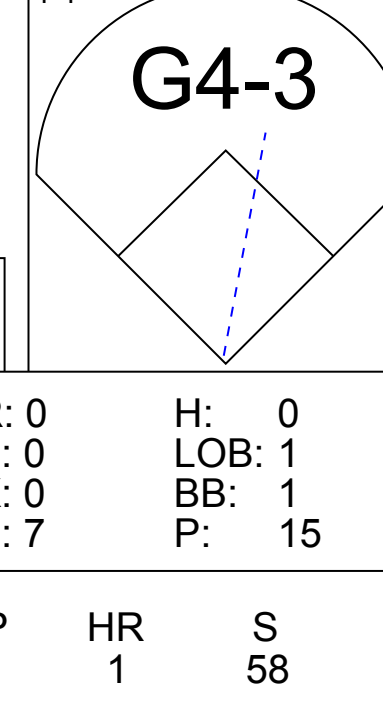
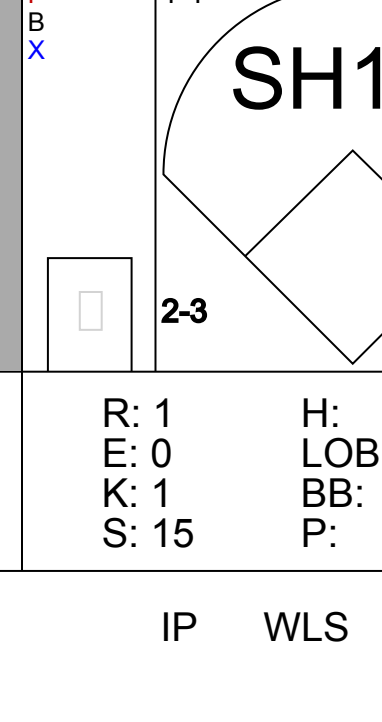
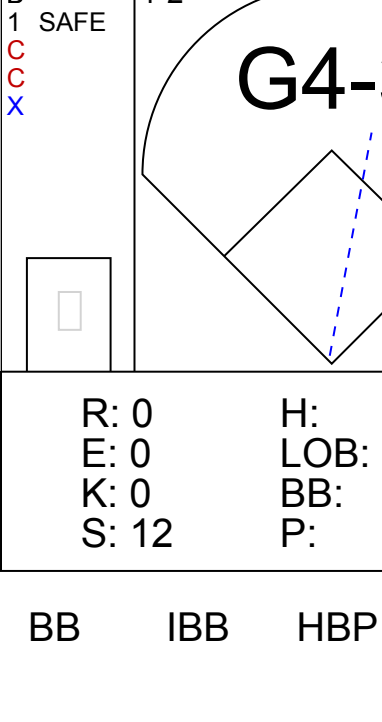
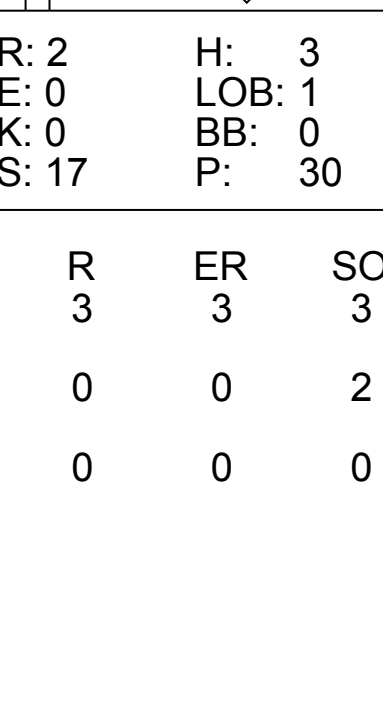
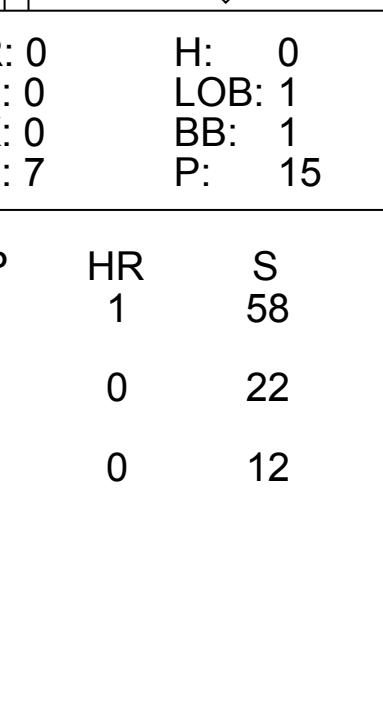
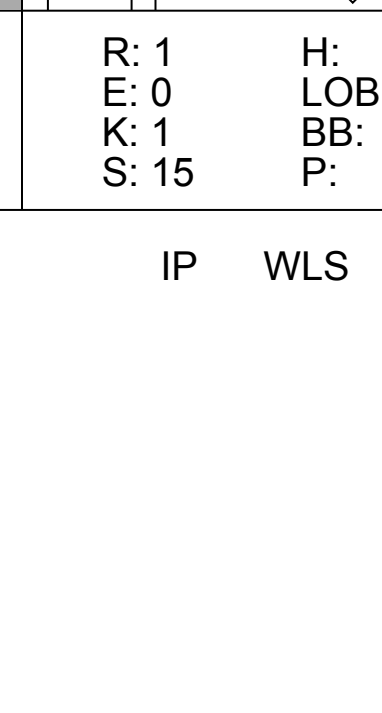
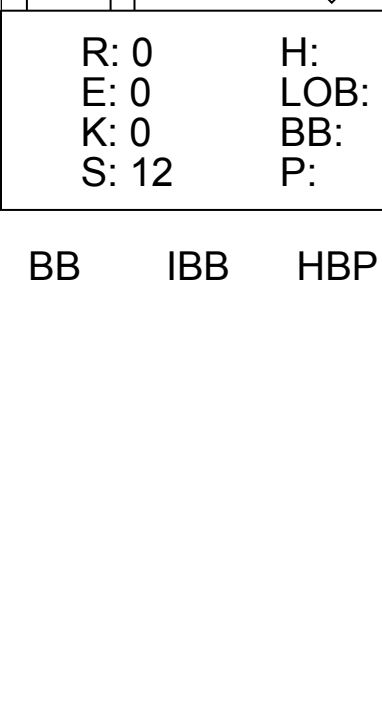
Texas Rangers @ Toronto Blue Jays  
SkyDome, Toronto, ON  
Tue Aug 08 1989, 7:05 PM EDT  
Att: 48,689 - Unknown - 65 F

AB	31
R	7
H	9
RBI	7
BB	5
SO	6
LOB	14





Batter	1	2	3	4	5	6	7	8	9	AB	R	H	RBI	BB	SO	LOB	TOP			
<b>Cecil Espy, S</b> OBP: 0.305, SLG: 0.318 (1, 8)										4	0	0	0	1	2	4	<b>Texas Rangers @ Toronto Blue Jays</b> SkyDome, Toronto, ON Wed Aug 09 1989, 7:05 PM EDT Att: 48,962 - Unknown - 70 F			
<b>Rafael Palmeiro, L</b> OBP: 0.352, SLG: 0.388 (1, 3)										5	0	0	0	0	1	4				
<b>Harold Baines, L</b> OBP: 0.415, SLG: 0.503 (1, 10)										4	1	1	1	0	0	0				
<b>Ruben Sierra, S</b> OBP: 0.354, SLG: 0.548 (1, 9)										4	0	0	0	0	0	0				
<b>Julio Franco, R</b> OBP: 0.379, SLG: 0.466 (1, 4)										4	2	2	0	0	0	0				
<b>Pete Incaviglia, R</b> OBP: 0.276, SLG: 0.443 (1, 7)										4	0	0	0	0	1	2				
<b>Steve Buechele, R</b> OBP: 0.302, SLG: 0.393 (1, 5)										3	1	1	1	1	0	0				
<b>Jim Sundberg, R</b> OBP: 0.309, SLG: 0.304 (9, PR)										4	0	2	0	0	1	3				
<b>Chad Kreuter, S</b> OBP: 0.256, SLG: 0.186 (9, 2)										0	0	0	0	0	0	0				
<b>Fred Manrique, R</b> OBP: 0.350, SLG: 0.432 (7, 6)										2	0	2	2	0	0	0				
<b>Jeff Kunkel, R</b> OBP: 0.321, SLG: 0.455 (7, 6)										1	0	1	0	0	0	0				
<b>Inning Stats</b>	R: 1 E: 0 K: 1 S: 11	H: 1 LOB: 0 BB: 0 P: 18	R: 2 E: 0 K: 2 S: 15	H: 3 LOB: 1 BB: 0 P: 21	R: 0 E: 0 K: 0 S: 9	H: 0 LOB: 0 BB: 0 P: 14	R: 1 E: 0 K: 1 S: 10	H: 2 LOB: 2 BB: 1 P: 18	R: 0 E: 0 K: 0 S: 6	H: 0 LOB: 0 BB: 0 P: 13	R: 0 E: 0 K: 0 S: 8	H: 1 LOB: 1 BB: 0 P: 9	R: 0 E: 0 K: 0 S: 6	H: 0 LOB: 0 BB: 0 P: 8	R: 0 E: 0 K: 1 S: 14	H: 2 LOB: 3 BB: 1 P: 20	1B: 7 2B: 1 3B: 0 HR: 1	SF: 0 SAC: 1 DP: 0 HBP: 0	WP: 0 PB: 0 SB: 1 CS: 0	PA: 38
<b>PITCHER</b>	IP	WLS	BF	H	R	ER	SO	BB	IBB	HBP	BLK	WP	HR	S	P	ERA	WHIP			
<b>Dave Stieb, R</b> ERA: 3.96 (1, 1)	7.0	L	29	7	4	4	4	1	0	0	0	0	1	65	105	5.14	1.143			
<b>Tony Castillo, L</b> ERA: 7.2 (8, 1)	1.0		3	0	0	0	0	0	0	0	0	0	0	6	8	0.00	0.000			
<b>Tom Henke, R</b> ERA: 2.89 (9, 1)	1.0	S	6	2	0	0	1	1	0	0	0	0	0	14	20	0.00	3.000			

Batter	1	2	3	4	5	6	7	8	9	AB	R	H	RBI	BB	SO	LOB	BOTTOM			
<b>Tony Fernandez, S</b> OBP: 0.274, SLG: 0.357 (1, 6)										4	0	0	1	0	0	1	<b>Texas Rangers @ Toronto Blue Jays</b> SkyDome, Toronto, ON Wed Aug 09 1989, 7:05 PM EDT Att: 48,962 - Unknown - 70 F			
<b>Junior Felix, S</b> OBP: 0.337, SLG: 0.421 (1, 9)										3	0	0	0	1	1	1				
<b>Kelly Gruber, R</b> OBP: 0.336, SLG: 0.450 (1, 5)										2	0	0	0	0	1	1				
<b>Tom Lawless, R</b> OBP: 0.283, SLG: 0.241 (4, 5)										2	0	0	0	0	2	0				
<b>George Bell, R</b> OBP: 0.327, SLG: 0.432 (1, 7)										3	0	1	0	1	0	0				
<b>Fred McGriff, L</b> OBP: 0.390, SLG: 0.574 (1, 3)										3	0	0	0	1	1	2				
<b>Ernie Whitt, L</b> OBP: 0.381, SLG: 0.449 (1, 2)										2	1	1	0	1	0	2				
<b>Pat Borders, R</b> OBP: 0.305, SLG: 0.358 (9, PH)										0	0	0	0	0	0	0				
<b>Manuel Lee, S</b> OBP: 0.313, SLG: 0.349 (9, PH)										1	0	1	0	0	0	0				
<b>Lee Mazzilli, S</b> OBP: 0.365, SLG: 0.382 (1, 10)										4	1	1	2	0	0	3				
<b>Mookie Wilson, S</b> OBP: 0.228, SLG: 0.288 (1, 8)										4	1	2	0	0	0	2				
<b>Nelson Liriano, S</b> OBP: 0.326, SLG: 0.372 (1, 4)										3	0	0	0	0	0	3				
<b>Inning Stats</b>	R: 0 E: 0 K: 1 S: 10	H: 0 LOB: 2 BB: 2 P: 23	R: 2 E: 0 K: 0 S: 17	H: 3 LOB: 1 BB: 0 P: 30	R: 0 E: 0 K: 1 S: 7	H: 0 LOB: 0 BB: 0 P: 9	R: 0 E: 0 K: 0 S: 7	H: 0 LOB: 1 BB: 1 P: 15	R: 0 E: 0 K: 0 S: 6	H: 1 LOB: 1 BB: 1 P: 16	R: 1 E: 0 K: 1 S: 15	H: 1 LOB: 0 BB: 0 P: 19	R: 0 E: 0 K: 1 S: 10	H: 0 LOB: 0 BB: 0 P: 13	R: 0 E: 0 K: 0 S: 12	H: 1 LOB: 1 BB: 0 P: 18	1B: 3 2B: 2 3B: 0 HR: 1	SF: 0 SAC: 1 DP: 1 HBP: 0	WP: 0 PB: 1 SB: 2 CS: 0	PA: 36
<b>PITCHER</b>	IP	WLS	BF	H	R	ER	SO	BB	IBB	HBP	BLK	WP	HR	S	P	ERA	WHIP			
<b>Charlie Hough, R</b> ERA: 4.88 (1, 1)	6.0	W	26	5	3	3	3	4	0	0	1	0	0	22	29	0.00	1.500			
<b>Kenny Rogers, L</b> ERA: 2.82 (7, 1)	2.0		6	0	0	0	2	0	0	0	0	0	0	22	29	0.00	0.000			
<b>Jeff Russell, R</b> ERA: 1.86 (9, 1)	1.0	S	4	1	0	0	0	0	0	0	0	0	0	12	18	0.00	1.000			

AB	35
R	4
H	9
RBI	4
BB	2
SO	5
LOB	13



AB	31
R	3
H	6
RBI	3
BB	4
SO	5
LOB	15





Batter	1	2	3	4	5	6	7	8	9	AB	R	H	RBI	BB	SO	LOB	TOP										
<b>Gary Pettis, S</b> OBP: 0.369, SLG: 0.312 (1, 8)	G6-3		G3					K		3	0	0	0	1	1	1	<b>Detroit Tigers @ Texas Rangers</b> Arlington Stadium, Arlington, TX Thu Aug 10 1989, 8:05 PM EDT Att: 35,266 - Unknown - 80 F										
<b>Alan Trammell, R</b> OBP: 0.312, SLG: 0.324 (1, 6)	L8		BB					L6		3	0	0	0	1	0	1											
<b>Lou Whitaker, L</b> OBP: 0.369, SLG: 0.501 (1, 4)	BB		BB					K		1	0	0	0	3	1	0											
<b>Fred Lynn, L</b> OBP: 0.310, SLG: 0.320 (1, 7)	K		K					K		4	0	0	0	0	4	5											
<b>Dave Bergman, L</b> OBP: 0.335, SLG: 0.336 (1, 3)		L8						FC3-6		4	1	1	0	0	0	1											
<b>Matt Nokes, L</b> OBP: 0.295, SLG: 0.404 (1, 10)	K							FC3-6		4	0	1	0	0	1	1											
<b>Chet Lemon, R</b> OBP: 0.328, SLG: 0.335 (1, 9)	G6-3							F9		4	0	0	1	0	1	1											
<b>Doug Strange, S</b> OBP: 0.231, SLG: 0.254 (1, 5)			G3					K		3	0	0	0	1	3	1											
<b>Mike Heath, R</b> OBP: 0.322, SLG: 0.444 (1, 2)			K					K		3	0	0	0	0	3	1											
<b>Inning Stats</b>	R: 0 E: 0 K: 1 S: 8	H: 0 LOB: 1 BB: 1 P: 16	R: 0 E: 0 K: 1 S: 7	H: 0 LOB: 0 BB: 0 P: 9	R: 0 E: 0 K: 1 S: 18	H: 0 LOB: 3 BB: 3 P: 33	R: 0 E: 0 K: 1 S: 6	H: 0 LOB: 0 BB: 0 P: 7	R: 0 E: 0 K: 2 S: 10	H: 0 LOB: 1 BB: 1 P: 20	R: 0 E: 0 K: 2 S: 15	H: 0 LOB: 0 BB: 0 P: 11	R: 0 E: 0 K: 2 S: 13	H: 0 LOB: 0 BB: 0 P: 17	R: 1 E: 0 K: 2 S: 14	H: 2 LOB: 1 BB: 0 P: 20	1B: 1 2B: 1 3B: 0 HR: 0	SF: 0 SAC: 0 DP: 0 HBP: 0	WP: 0 PB: 0 SB: 2 CS: 0	PA: 35							
<b>PITCHER</b>	IP	WLS	BF	H	R	ER	SO	BB	IBB	HBP	BLK	WP	HR	S	P	ERA	WHIP										
<b>Nolan Ryan, R</b> ERA: 3.27 (1, 1)	8.1	W	33	2	1	1	13	6	0	0	0	0	0	93	148	1.08	0.960										
<b>Jeff Russell, R</b> ERA: 1.64 (9, 1)	0.2	S	2	0	0	0	1	0	0	0	0	0	0	6	10	0.00	0.000										

Batter	1	2	3	4	5	6	7	8	9	AB	R	H	RBI	BB	SO	LOB	BOTTOM										
<b>Cecil Espy, S</b> OBP: 0.305, SLG: 0.318 (1, 8)	F7	B1			SH5-4					3	0	1	0	0	0	1	<b>Detroit Tigers @ Texas Rangers</b> Arlington Stadium, Arlington, TX Thu Aug 10 1989, 8:05 PM EDT Att: 35,266 - Unknown - 80 F										
<b>Rafael Palmeiro, L</b> OBP: 0.351, SLG: 0.385 (1, 3)	BB	F8			L8			G4-6-3		3	1	0	0	1	0	4											
<b>Harold Baines, L</b> OBP: 0.414, SLG: 0.503 (1, 10)	1B				K			G3-1		4	0	1	1	0	1	2											
<b>Ruben Sierra, S</b> OBP: 0.355, SLG: 0.553 (1, 9)	1B				L8					3	1	1	1	1	0	0											
<b>Julio Franco, R</b> OBP: 0.378, SLG: 0.464 (1, 4)	1B				F8			G5-3		4	0	1	0	0	0	0											
<b>Pete Incaviglia, R</b> OBP: 0.276, SLG: 0.450 (1, 7)	F6				G1-3			F8		4	1	1	1	0	0	3											
<b>Steve Buechele, R</b> OBP: 0.301, SLG: 0.392 (1, 5)	K				G5-3			K		4	0	1	0	0	2	3											
<b>Chad Kreuter, S</b> OBP: 0.256, SLG: 0.217 (1, 2)		F9			F9					4	1	1	1	0	0	1											
<b>Jeff Kunkel, R</b> OBP: 0.327, SLG: 0.465 (1, 6)										2	0	2	0	0	0	0											
<b>Fred Manrique, R</b> OBP: 0.352, SLG: 0.435 (6, 6)					SH5-4			G4-6-3		1	0	1	0	0	0	0											
<b>Inning Stats</b>	R: 1 E: 0 K: 1 S: 16	H: 2 LOB: 3 BB: 2 P: 34	R: 0 E: 0 K: 0 S: 8	H: 1 LOB: 0 BB: 0 P: 11	R: 0 E: 0 K: 1 S: 6	H: 0 LOB: 0 BB: 0 P: 9	R: 0 E: 0 K: 0 S: 10	H: 0 LOB: 0 BB: 0 P: 17	R: 0 E: 0 K: 0 S: 6	H: 1 LOB: 1 BB: 0 P: 8	R: 1 E: 0 K: 1 S: 9	H: 1 LOB: 0 BB: 0 P: 14	R: 1 E: 0 K: 0 S: 7	H: 3 LOB: 1 BB: 0 P: 12	R: 1 E: 0 K: 0 S: 10	H: 2 LOB: 1 BB: 0 P: 17	1B: 5 2B: 2 3B: 0 HR: 3	SF: 0 SAC: 1 DP: 1 HBP: 0	WP: 0 PB: 0 SB: 0 CS: 0	PA: 35							
<b>PITCHER</b>	IP	WLS	BF	H	R	ER	SO	BB	IBB	HBP	BLK	WP	HR	S	P	ERA	WHIP										
<b>Doyle Alexander, R</b> ERA: 4.43 (1, 1)	8.0	L	35	10	4	4	3	2	0	0	0	0	3	72	122	4.50	1.500										

AB	29
R	1
H	2
RBI	1
BB	6
SO	14
LOB	12



AB	32
R	4
H	10
RBI	4
BB	2
SO	3
LOB	14





Batter	1	2	3	4	5	6	7	8	9	AB	R	H	RBI	BB	SO	LOB	TOP											
Gary Pettis, S OBP: 0.372, SLG: 0.314 (1, 8)	4-2 CS BB		2-2 E 1B		0-0 G3		3-1 1B		0-3 K	4	0	2	0	1	1	1												
Alan Trammell, R OBP: 0.311, SLG: 0.323 Mike Brumley, S OBP: 0.276, SLG: 0.281 Rick Schu, R OBP: 0.296, SLG: 0.344 (9, PH)	2-2 G5-3		1-0 E4 FC4-6		2-3 K		2-3 K		1-1 G6-3	1	0	0	0	0	0	1												
Lou Whitaker, L OBP: 0.368, SLG: 0.499 (1, 4)	0-0 G4-3		3-H FC4-6		2-1 1B				1-3 K	4	0	1	1	0	1	2												
Fred Lynn, L OBP: 0.312, SLG: 0.321 (1, 10)		2-1 FC4-6 1B		3-2 G3		2-0 L9			4-1 1B FC4-6 BB	3	1	1	0	1	0	1												
Dave Bergman, L OBP: 0.337, SLG: 0.339 (1, 3)	0-0 FC4-6		0-0 1B G4-3 1B		0-1 G4-3				1-0 FC4-6 1B	4	0	2	0	0	0	1												
Matt Nokes, L OBP: 0.294, SLG: 0.401 (1, 2)	1-2 G6-4-3		3-2 G4-3		0-0 G4-3				0-0 FC4-6 1B	4	0	1	0	0	0	2												
Tracy Jones, R OBP: 0.293, SLG: 0.319 (1, 7)			2-1 G4-3		1-0 FC4-6 1B				1-1 FC4-6	4	0	1	1	0	0	2												
Chet Lemon, R OBP: 0.325, SLG: 0.331 (1, 9)			2-2 G1-3		2-1 FC4-6				3-3 K L6	4	0	0	0	0	1	4												
Doug Strange, S OBP: 0.246, SLG: 0.269 (1, 5)			0-1 1B WP E 1B		2-2 G3 1B				3-1 G5-3	4	2	2	0	0	0	0												
<b>Inning Stats</b>	R: 0 E: 0 K: 0 S: 8	H: 0 LOB: 0 BB: 1 P: 14	R: 0 E: 0 K: 0 S: 6	H: 1 LOB: 0 BB: 0 P: 9	R: 1 E: 1 K: 0 S: 13	H: 2 LOB: 2 BB: 0 P: 21	R: 0 E: 0 K: 0 S: 11	H: 2 LOB: 2 BB: 0 P: 20	R: 1 E: 0 K: 1 S: 10	H: 2 LOB: 1 BB: 0 P: 18	R: 0 E: 0 K: 2 S: 4	H: 0 LOB: 1 BB: 0 P: 6	R: 0 E: 0 K: 2 S: 9	H: 1 LOB: 1 BB: 0 P: 17	R: 1 E: 0 K: 1 S: 10	H: 2 LOB: 2 BB: 1 P: 18	R: 0 E: 0 K: 1 S: 7	H: 0 LOB: 0 BB: 0 P: 11	1B: 10 2B: 3 3B: 0 HR: 0	SF: 0 SAC: 0 DP: 1 HBP: 0	WP: 1 PB: 0 SB: 0 CS: 1	PA: 38						
<b>PITCHER</b>	IP	WLS	BF	H	R	ER	SO	BB	IBB	HBP	BLK	WP	HR	S	P	ERA	WHIP											
Kevin Brown, R ERA: 2.85 Kenny Rogers, L ERA: 2.77	(1, 1)	8.0	W	35	10	3	2	4	2	0	0	0	1	0	71	123	2.25	1.500										
(9, 1)	1.0	3	0	0	0	0	1	0	0	0	0	0	0	7	11	0.00	0.000											

Detroit Tigers @ Texas Rangers  
Arlington Stadium, Arlington, TX  
Fri Aug 11 1989, 8:05 PM EDT  
Att: 26,400 - Unknown - 85 F

AB 36  
R 3  
H 10  
RBI 2  
BB 2  
SO 5  
LOB 17



Batter	1	2	3	4	5	6	7	8	9	AB	R	H	RBI	BB	SO	LOB	BOTTOM										
Cecil Espy, S OBP: 0.307, SLG: 0.319 (1, 8)	1-1 E7 F8 1B		3-2 S 2B 1B		0-1 G6-3		0-3 K		0-2 P4	5	1	2	0	0	1	2											
Fred Manrique, R OBP: 0.349, SLG: 0.434 (1, 6)	2-2 F8		1-0 1B		3-3 K		2-2 P5		0-3 K	5	1	1	1	0	2	3											
Ruben Sierra, S OBP: 0.356, SLG: 0.559 (1, 9)	0-0 P2		1-1 HR 1B		1-0 HR		2-3 K			4	2	2	2	0	1	2											
Julio Franco, R OBP: 0.379, SLG: 0.470 (1, 4)	4-1 BB		1-0 HR		0-3 K				1-2 F8	3	1	1	2	1	1	0											
Harold Baines, L OBP: 0.411, SLG: 0.499 Rick Leach, L OBP: 0.364, SLG: 0.372 (7, PH)	0-1 G3		3-2 F8		2-2 G2-3		1-3 K			3	0	0	0	0	0	2											
Pete Incaviglia, R OBP: 0.281, SLG: 0.460 (1, 7)		1-1 HR	2-3 K		4-1 CS BB BB		4-1 BB			2	1	1	1	2	1	0											
Steve Buechele, R OBP: 0.301, SLG: 0.389 (1, 5)	1-3 K		1-1 L7		4-0 BB		0-0 L5-3			3	0	0	0	1	1	1											
Chad Kreuter, S OBP: 0.258, SLG: 0.220 Mike Stanley, R OBP: 0.271, SLG: 0.203 (9, 2)	2-2 G6-3		3-2 1B		3-3 K				0-0 1B	3	0	1	0	0	1	2											
Jack Daugherty, S OBP: 0.357, SLG: 0.474 (1, 3)	0-0 HR		1-1 G4-3		3-2 WP 2B				3-2 F7	4	1	2	1	0	0	2											
<b>Inning Stats</b>	R: 0 E: 1 K: 0 S: 9	H: 1 LOB: 2 BB: 1 P: 16	R: 6 E: 0 K: 1 S: 21	H: 6 LOB: 0 BB: 0 P: 34	R: 0 E: 0 K: 1 S: 11	H: 1 LOB: 1 BB: 0 P: 18	R: 1 E: 0 K: 2 S: 13	H: 1 LOB: 0 BB: 0 P: 17	R: 0 E: 0 K: 1 S: 7	H: 0 LOB: 2 BB: 2 P: 20	R: 0 E: 0 K: 2 S: 15	H: 1 LOB: 1 BB: 0 P: 22	R: 0 E: 0 K: 1 S: 8	H: 0 LOB: 1 BB: 1 P: 14	R: 0 E: 0 K: 1 S: 10	H: 1 LOB: 1 BB: 0 P: 13	R: 0 E: 0 K: 1 S: 7	H: 0 LOB: 0 BB: 0 P: 11	1B: 5 2B: 3 3B: 0 HR: 4	SF: 0 SAC: 0 DP: 1 HBP: 0	WP: 1 PB: 0 SB: 2 CS: 1	PA: 38					
<b>PITCHER</b>	IP	WLS	BF	H	R	ER	SO	BB	IBB	HBP	BLK	WP	HR	S	P	ERA	WHIP										
Frank Tanana, L ERA: 3.7 Charles Hudson, R ERA: 6.35 Ed Nunez, R ERA: 3.21	(1, 1)	1.2	L	13	7	6	6	1	0	0	0	0	1	36	63	2.70	1.200										
(6, 1)	3.0	12	2	0	0	4	1	0	0	0	0	1	0	33	49	0.00	1.000										

Detroit Tigers @ Texas Rangers  
Arlington Stadium, Arlington, TX  
Fri Aug 11 1989, 8:05 PM EDT  
Att: 26,400 - Unknown - 85 F

AB 34  
R 7  
H 11  
RBI 7  
BB 4  
SO 9  
LOB 14









Batter	1	2	3	4	5	6	7	8	9	AB	R	H	RBI	BB	SO	LOB	TOP											
Gary Pettis, S OBP: 0.379, SLG: 0.319	4-2 S BB		1-1 BB 1B		2-0 1B WP 1B		3-1 G5-3 1-2		4-2 HBP 1B BB	3	2	2	0	2	0	1												
Dave Bergman, L OBP: 0.339, SLG: 0.336	2-2 G1-3 1-2		4-0 BB 1-2		2-1 L8 2-3		3-1 1B 2-H		2-2 1B HBP	3	0	1	0	1	0	3												
Lou Whitaker, L OBP: 0.369, SLG: 0.497	0-0 P6		2-3 K		0-2 WP 1B			0-0 G4-3	1-2 FC4-6 1B	5	0	2	3	0	1	3												
Fred Lynn, L OBP: 0.315, SLG: 0.318	4-0 BB		0-0 P3		1-3 3-H 1-3 K			4-1 FC6-4 BB	1-2 2-H 3-H 1-0 FC4-6 1B	2	0	0	0	1	1	3												
Gary Ward, R OBP: 0.309, SLG: 0.422					1-2 3-H K				1-2 1B	1	0	0	0	1	0	2												
Matt Nokes, L OBP: 0.290, SLG: 0.395	0-1 F5				1-1 G6-3			1-1 F7		3	0	0	0	0	0	2												
Tracy Jones, R OBP: 0.294, SLG: 0.324								0-1 G3		1	0	0	0	0	0	1												
Chet Lemon, R OBP: 0.324, SLG: 0.330		2-2 G4-6-3 1B			3-3 K			0-1 F9		4	0	1	0	0	1	1												
Kenny Williams, R OBP: 0.262, SLG: 0.305								1-2 FC6-4		0	0	0	0	0	0	0												
Doug Strange, S OBP: 0.224, SLG: 0.243	1-1 G4-6-3 1-2				0-1 G5-3			0-0 P4		4	0	0	0	0	0	1												
Mike Heath, R OBP: 0.314, SLG: 0.444		2-3 K			0-0 P5			3-3 K		4	0	0	0	0	2	0												
Mike Brumley, S OBP: 0.290, SLG: 0.289			2-3 K		0-1 L8 1B 1B			4-2 S 1B BB		3	2	2	0	1	1	0												
	R: 0 E: 0 K: 0 S: 8	H: 0 LOB: 2 BB: 2 P: 18	R: 0 E: 0 K: 1 S: 10	H: 1 LOB: 0 BB: 0 P: 15	R: 0 E: 0 K: 2 S: 11	H: 1 LOB: 2 BB: 1 P: 20	R: 0 E: 0 K: 1 S: 8	H: 0 LOB: 0 BB: 0 P: 12	R: 2 E: 0 K: 1 S: 12	H: 3 LOB: 1 BB: 0 P: 17	R: 0 E: 0 K: 0 S: 4	H: 0 LOB: 0 BB: 0 P: 4	R: 0 E: 0 K: 1 S: 10	H: 1 LOB: 2 BB: 1 P: 23	R: 0 E: 0 K: 0 S: 7	H: 0 LOB: 1 BB: 1 P: 13	R: 2 E: 0 K: 0 S: 15	H: 2 LOB: 2 BB: 1 P: 26	1B: 8 2B: 0 3B: 0 HR: 0	SF: 0 SAC: 0 DP: 1 HBP: 1	WP: 1 PB: 0 SB: 3 CS: 0	PA: 40						
PITCHER	IP	WLS	BF	H	R	ER	SO	BB	IBB	HBP	BLK	WP	HR	S	P	ERA	WHIP											
Bobby Witt, R ERA: 5.23	(1, 1)	7.0		29	6	2	2	6	4	0	0	0	1	0	63	109	2.57	1.429										
Kenny Rogers, L ERA: 3.09	(8, 1)	1.2	L	7	1	1	1	0	1	0	0	0	0	0	13	22	5.40	1.200										
Jeff Russell, R ERA: 1.99	(9, 1)	0.1		4	1	1	1	0	1	0	1	0	0	0	9	17	27.00	6.000										

Detroit Tigers @ Texas Rangers  
Arlington Stadium, Arlington, TX  
Sun Aug 13 1989, 8:05 PM EDT  
Att: 21,056 - Unknown - 89 F

AB	33
R	4
H	8
RBI	3
BB	6
SO	6
LOB	17



Batter	1	2	3	4	5	6	7	8	9	AB	R	H	RBI	BB	SO	LOB	BOTTOM											
Cecil Espy, S OBP: 0.306, SLG: 0.319	1-1 S G4-3 1B		1-1 BB 1B		0-0 G4-3		0-1 E SH3-4 G4-3 1B		0-1 G4-3	5	2	3	0	0	0	4												
Fred Manrique, R OBP: 0.397, SLG: 0.446	1-3 K		0-0 G5-3 BB 1B		4-0 FC4-6 BB		1-0 SH3-4 1-2		4-1 G4-3 BB	2	0	1	0	2	1	1												
Harold Baines, L OBP: 0.409, SLG: 0.490	2-0 G4-3 2-H		4-2 BB 1-2 2-3		0-0 F7		2-2 E6 G4-3		3-2 G4-3 1-2	4	0	0	1	1	0	3												
Ruben Sierra, S OBP: 0.353, SLG: 0.550	4-0 BB		2-0 L3		2-2 FC4-6 1B		0-0 G4-3		1-3 K	4	0	0	1	1	1	5												
Julio Franco, R OBP: 0.378, SLG: 0.470	0-0 F8		1-1 G5-3		1-0 FC6-4 1B		0-3 K			4	0	1	0	0	1	5												
Rafael Palmeiro, L OBP: 0.350, SLG: 0.386		1-0 F9		2-1 G6-3		1-2 FC6-4		4-2 FC6-4 BB		3	0	0	0	1	0	2												
Pete Incaviglia, R OBP: 0.283, SLG: 0.453	1-2 F7		4-0 BB BB		0-0 G5-3		0-0 G5-3		2-0 FC6-4 1-2	3	0	0	0	1	0	1												
Steve Buechele, R OBP: 0.298, SLG: 0.382	4-0 BB		1-2 P3		1-3 K		1-3 K		0-1 FC5-4 1B	3	0	0	0	1	1	2												
Chad Kreuter, S OBP: 0.260, SLG: 0.216	3-3 K		4-2 BB		1-2 K		1-3 K		1-2 1B	2	0	0	0	1	2	1												
Jack Daugherty, S OBP: 0.378, SLG: 0.475										1	0	1	0	0	0	0												
Jim Sundberg, R OBP: 0.305, SLG: 0.300										0	0	0	0	0	0	0												
	R: 1 E: 0 K: 1 S: 8	H: 1 LOB: 1 BB: 1 P: 15	R: 0 E: 0 K: 1 S: 8	H: 0 LOB: 1 BB: 1 P: 17	R: 0 E: 0 K: 0 S: 8	H: 2 LOB: 2 BB: 1 P: 16	R: 0 E: 0 K: 0 S: 8	H: 0 LOB: 2 BB: 2 P: 19	R: 0 E: 0 K: 2 S: 7	H: 1 LOB: 0 BB: 0 P: 9	R: 1 E: 1 K: 1 S: 14	H: 1 LOB: 1 BB: 0 P: 16	R: 0 E: 0 K: 0 S: 10	H: 1 LOB: 2 BB: 1 P: 17	R: 0 E: 0 K: 1 S: 8	H: 0 LOB: 0 BB: 1 P: 16	1B: 6 2B: 0 3B: 0 HR: 0	SF: 0 SAC: 1 DP: 2 HBP: 0	WP: 0 PB: 0 SB: 2 CS: 0	PA: 40								
PITCHER	IP	WLS	BF	H	R	ER	SO	BB	IBB	HBP	BLK	WP	HR	S	P	ERA	WHIP											
Jeff Robinson, R ERA: 3.61	(1, 1)	6.0		27	4	1	1	4	6	0	0	0	0	0	49	93	1.50	1.667										
Ed Nunez, R ERA: 3.12	(7, 1)	1.0		5	1	1	0	1	0	0	0	0	0	14	16	0.00	1.000											
Mike Henneman, R ERA: 4.41	(8, 1)	1.0	W	6	1	0	0	0	2	0	0	0	0	11	22	0.00	3.000											
Willie Hernandez, L ERA: 5.34	(9, 1)	1.0	S	2	0	0	0	1	0	0	0	0	0	7	11	0.00	0.000											

Detroit Tigers @ Texas Rangers  
Arlington Stadium, Arlington, TX  
Sun Aug 13 1989, 8:05 PM EDT  
Att: 21,056 - Unknown - 89 F

AB	31
R	2
H	6
RBI	2
BB	8
SO	6
LOB	24





Batter	1	2	3	4	5	6	7	8	9	AB	R	H	RBI	BB	SO	LOB	TOP			
<b>Cecil Espy, S</b> OBP: 0.305, SLG: 0.318 (1, 8)	0-2 G3 1B 1B		1-0 L5		0-1 G4-3		0-0 B1-3		1-1 L7	5	0	1	0	0	0	0				
<b>Rafael Palmeiro, L</b> OBP: 0.354, SLG: 0.391 (1, 3)	1-0 G3 1B		2-0 1B		1-2 FC6 1B		1-1 BB 1B		1-2 F9	5	0	4	0	0	0	0				
<b>Harold Baines, L</b> OBP: 0.411, SLG: 0.490 (1, 10)	1-1 G3 1-2 2-3		1-0 1B		0-0 FC6 1-2		4-1 BB		3-2 2B 1B	4	0	2	0	1	0	3				
<b>Ruben Sierra, S</b> OBP: 0.353, SLG: 0.551 (1, 9)	1-1 L3		0-3 K		1-0 1B 1B		0-0 L8		2-2 1B 2B	5	0	2	0	0	1	6				
<b>Julio Franco, R</b> OBP: 0.376, SLG: 0.466 (1, 4)	1-3 K		1-0 L8		1-0 P3		4-0 1B BB		0-2 G5-3	4	0	0	0	1	1	5				
<b>Pete Incaviglia, R</b> OBP: 0.283, SLG: 0.450 (1, 7)		0-0 G1-6-3 1B		1-3 K		1-3 K		2-3 K		4	0	1	0	0	3	2				
<b>Steve Buechele, R</b> OBP: 0.300, SLG: 0.384 (1, 5)		1-1 G1-6-3 1-2		0-1 FC6-4 1B		2-1 1B		2-3 K		4	0	2	0	0	1	2				
<b>Jim Sundberg, R</b> OBP: 0.301, SLG: 0.296 (6, PH)		2-3 K		1-1 FC6-4		0-0 F7		1-0 FC5-4 1B		2	0	0	0	0	1	1				
<b>Rick Leach, L</b> OBP: 0.360, SLG: 0.368 (6, PH)										1	0	0	0	0	0	2				
<b>Chad Kreuter, S</b> OBP: 0.260, SLG: 0.216 (6, PH)										0	0	0	0	0	0	0				
<b>Jack Daugherty, S</b> OBP: 0.391, SLG: 0.488 (6, PH)										1	0	1	0	0	0	0				
<b>Mike Stanley, R</b> OBP: 0.271, SLG: 0.203 (6, 2)										0	0	0	0	0	0	0				
<b>Fred Manrique, R</b> OBP: 0.361, SLG: 0.439 (1, 6)			2-0 G6-3		1-1 L8		2-2 G6-3		1-2 FC5-4	4	0	0	0	0	0	2				
<b>Inning Stats</b>	R: 0 E: 0 K: 1 S: 11	H: 2 LOB: 2 BB: 0 P: 15	R: 0 E: 0 K: 1 S: 6	H: 1 LOB: 0 BB: 0 P: 9	R: 0 E: 0 K: 1 S: 7	H: 2 LOB: 2 BB: 0 P: 13	R: 0 E: 0 K: 1 S: 8	H: 1 LOB: 1 BB: 0 P: 11	R: 0 E: 0 K: 0 S: 8	H: 2 LOB: 2 BB: 0 P: 13	R: 0 E: 0 K: 0 S: 8	H: 1 LOB: 2 BB: 1 P: 15	R: 0 E: 0 K: 2 S: 13	H: 1 LOB: 2 BB: 1 P: 23	R: 0 E: 0 K: 0 S: 14	H: 2 LOB: 2 BB: 0 P: 21	1B: 12 2B: 1 3B: 0 HR: 0	SF: 0 SAC: 0 DP: 1 HBP: 0	WP: 0 PB: 0 SB: 0 CS: 0	PA: 41
<b>PITCHER</b>	IP	WLS	BF	H	R	ER	SO	BB	IBB	HBP	BLK	WP	HR	S	P	ERA	WHIP			
<b>Brian Holman, R</b> ERA: 3.78 (1, 1)	7.0	W	32	10	0	0	5	2	0	0	0	0	0	56	90	0.00	1.714			
<b>Mike Schooler, R</b> ERA: 2.05 (8, 1)	2.0	S	9	3	0	0	2	0	0	0	0	0	0	27	40	0.00	1.500			

Texas Rangers @ Seattle Mariners  
The Kingdome, Seattle, WA  
Tue Aug 15 1989, 10:05 PM EDT  
Att: 11,330 - Dome


AB 39  
R 0  
H 13  
RBI 0  
BB 2  
SO 7  
LOB 23



Batter	1	2	3	4	5	6	7	8	9	AB	R	H	RBI	BB	SO	LOB	BOTTOM			
<b>Harold Reynolds, S</b> OBP: 0.351, SLG: 0.359 (1, 4)	1-3 K		2-2 P4			1-1 WP BLK SF9 1B		0-1 L8		4	1	1	0	0	1	1				
<b>Greg Britley, L</b> OBP: 0.360, SLG: 0.504 (1, 7)	4-1 F8 PB BB		2-0 P5			3-3 K		2-1 L7		3	0	0	0	1	1	1				
<b>Alvin Davis, L</b> OBP: 0.449, SLG: 0.514 (1, 3)	1-0 BB 1-2 BB		3-3 K			4-1 WP IBB		1-0 G3		2	0	0	0	2	1	0				
<b>Jeffrey Leonard, R</b> OBP: 0.303, SLG: 0.429 (1, 10)	1-2 F8			2-2 L7		1-2 SF9		0-1 F8		3	0	0	1	0	0	2				
<b>Darnell Coles, R</b> OBP: 0.302, SLG: 0.387 (1, 9)	4-1 FC6-4 BB			3-1 F7		0-0 P5				2	0	0	0	1	0	1				
<b>Mike Kingery, L</b> OBP: 0.323, SLG: 0.390 (1, 8)	1-0 FC6-4			1-2 G4-3				4-1 S E BB		2	1	0	0	1	0	3				
<b>Jim Presley, R</b> OBP: 0.282, SLG: 0.393 (1, 5)		2-2 G6-3			0-1 G6-3		2-2 G6-3		1-2 G6-3	3	0	0	0	0	0	1				
<b>Dave Valle, R</b> OBP: 0.333, SLG: 0.379 (1, 2)		1-2 G5-3			3-2 P2		2-0 E5		2-2 G6-3	3	0	0	0	0	0	0				
<b>Omar Vizquel, S</b> OBP: 0.286, SLG: 0.281 (7, PH)			0-2 G1-3		0-2 G3					2	0	0	0	0	0	0				
<b>Scott Bradley, L</b> OBP: 0.338, SLG: 0.397 (6, 6)										1	0	0	0	0	0	1				
<b>Mario Diaz, R</b> OBP: 0.216, SLG: 0.213 (8, 6)										0	0	0	0	0	0	0				
<b>Inning Stats</b>	R: 0 E: 0 K: 1 S: 9	H: 0 LOB: 3 BB: 3 P: 24	R: 0 E: 0 K: 0 S: 9	H: 0 LOB: 0 BB: 0 P: 12	R: 0 E: 0 K: 1 S: 7	H: 0 LOB: 0 BB: 0 P: 14	R: 0 E: 0 K: 0 S: 8	H: 0 LOB: 0 BB: 0 P: 14	R: 0 E: 0 K: 0 S: 9	H: 0 LOB: 0 BB: 0 P: 12	R: 1 E: 0 K: 0 S: 10	H: 1 LOB: 1 BB: 1 P: 19	R: 1 E: 1 K: 0 S: 11	H: 0 LOB: 1 BB: 1 P: 21	R: 0 E: 0 K: 0 S: 5	H: 0 LOB: 0 BB: 0 P: 8	1B: 1 2B: 0 3B: 0 HR: 0	SF: 1 SAC: 0 DP: 0 HBP: 0	WP: 1 PB: 1 SB: 1 CS: 0	PA: 31
<b>PITCHER</b>	IP	WLS	BF	H	R	ER	SO	BB	IBB	HBP	BLK	WP	HR	S	P	ERA	WHIP			
<b>Charlie Hough, R</b> ERA: 4.66 (1, 1)	8.0	L	31	1	2	1	3	4	1	0	0	1	0	68	124	1.12	0.625			

Texas Rangers @ Seattle Mariners  
The Kingdome, Seattle, WA  
Tue Aug 15 1989, 10:05 PM EDT  
Att: 11,330 - Dome

AB 25  
R 2  
H 1  
RBI 1  
BB 5  
SO 3  
LOB 10





Batter	1	2	3	4	5	6	7	8	9	AB	R	H	RBI	BB	SO	LOB	TOP								
<b>Cecil Espy, S</b> OBP: 0.306, SLG: 0.319 (1, 8)										5	0	2	0	0	1	2									
<b>Rafael Palmeiro, L</b> OBP: 0.357, SLG: 0.398 (1, 3)										4	1	2	1	1	0	2									
<b>Harold Baines, L</b> OBP: 0.409, SLG: 0.487 (1, 10)										2	0	0	1	1	1	2									
<b>Ruben Sierra, S</b> OBP: 0.350, SLG: 0.546 (1, 9)										4	0	0	0	0	1	5									
<b>Julio Franco, R</b> OBP: 0.373, SLG: 0.461 (1, 4)										4	0	0	0	0	0	0									
<b>Rick Leach, L</b> OBP: 0.353, SLG: 0.360 (9, 5)										4	0	0	0	0	0	1									
<b>Steve Buechele, R</b> OBP: 0.300, SLG: 0.384 (9, 5)										0	0	0	0	0	0	0									
<b>Fred Manrique, R</b> OBP: 0.359, SLG: 0.435 (9, 6)										4	0	1	0	0	1	1									
<b>Jeff Kunkel, R</b> OBP: 0.321, SLG: 0.456 (9, PR)										4	0	0	0	0	1	1									
<b>Pete Incaviglia, R</b> OBP: 0.293, SLG: 0.450 (9, 7)										0	0	0	0	0	0	0									
<b>Chad Kreuter, S</b> OBP: 0.269, SLG: 0.248 (1, 2)										2	2	1	1	1	0	0									
<b>Inning Stats</b>	R: 0 E: 0 K: 1 S: 8	H: 0 LOB: 0 BB: 0 P: 13	R: 0 E: 1 K: 0 S: 12	H: 0 LOB: 1 BB: 0 P: 17	R: 1 E: 0 K: 1 S: 11	H: 2 LOB: 2 BB: 1 P: 18	R: 0 E: 0 K: 0 S: 6	H: 0 LOB: 0 BB: 0 P: 9	R: 1 E: 0 K: 1 S: 16	H: 2 LOB: 2 BB: 1 P: 26	R: 0 E: 0 K: 1 S: 10	H: 1 LOB: 1 BB: 0 P: 14	R: 1 E: 0 K: 0 S: 9	H: 1 LOB: 1 BB: 1 P: 17	R: 0 E: 0 K: 1 S: 5	H: 0 LOB: 0 BB: 0 P: 6	R: 0 E: 1 K: 0 S: 7	H: 0 LOB: 2 BB: 0 P: 10	1B: 4 2B: 0 3B: 0 HR: 2	SF: 1 SAC: 1 DP: 0 HBP: 0	WP: 0 PB: 0 SB: 3 CS: 0	PA: 38			
<b>PITCHER</b>	IP	WLS	BF	H	R	ER	SO	BB	IBB	HBP	BLK	WP	HR	S	P	ERA	WHIP								
<b>Scott Bankhead, R</b> ERA: 3.37 (1, 1)	6.2	L	30	6	3	3	4	3	0	0	0	0	2	70	112	4.05	1.350								
<b>Michael Jackson, R</b> ERA: 3.7 (7, 1)	1.1		4	0	0	0	1	0	0	0	0	0	0	7	8	0.00	0.000								
<b>Bill Swift, R</b> ERA: 4.95 (9, 1)	0.2		3	0	0	0	0	0	0	0	0	0	0	5	6	0.00	0.000								
<b>Keith Comstock, L</b> ERA: 3.63 (9, 1)	0.1		1	0	0	0	0	0	0	0	0	0	0	2	4	0.00	0.000								

Texas Rangers @ Seattle Mariners  
The Kingdome, Seattle, WA  
Wed Aug 16 1989, 6:33 AM EDT  
Att: 16,873 - Dome


AB 33  
R 3  
H 6  
RBI 3  
BB 3  
SO 5  
LOB 14



Batter	1	2	3	4	5	6	7	8	9	AB	R	H	RBI	BB	SO	LOB	BOTTOM								
<b>Harold Reynolds, S</b> OBP: 0.352, SLG: 0.359 (1, 4)										3	0	1	0	1	0	0									
<b>Greg Britley, L</b> OBP: 0.359, SLG: 0.498 (1, 7)										3	0	0	0	0	3	1									
<b>Alvin Davis, L</b> OBP: 0.452, SLG: 0.518 (6, PR)										3	1	2	0	1	1	2									
<b>Henry Cotto, R</b> OBP: 0.286, SLG: 0.392 (9, 9)										0	0	0	0	0	0	0									
<b>Jeffrey Leonard, R</b> OBP: 0.303, SLG: 0.426 (1, 10)										3	0	0	0	1	1	5									
<b>Darnell Coles, R</b> OBP: 0.301, SLG: 0.384 (9, 3)										3	0	0	0	1	1	7									
<b>Mike Kingsley, L</b> OBP: 0.304, SLG: 0.371 (1, 8)										3	0	0	1	0	0	0									
<b>Jim Presley, R</b> OBP: 0.279, SLG: 0.388 (1, 5)										4	0	0	0	0	3	1									
<b>Scott Bradley, L</b> OBP: 0.336, SLG: 0.399 (1, 2)										4	0	1	0	0	0	0									
<b>Omar Vizquel, S</b> OBP: 0.284, SLG: 0.279 (7, PH)										2	0	0	0	0	0	0									
<b>Dave Cochrane, S</b> OBP: 0.292, SLG: 0.372 (8, 6)										2	0	0	0	0	1	2									
<b>Inning Stats</b>	R: 0 E: 0 K: 2 S: 11	H: 1 LOB: 2 BB: 0 P: 20	R: 0 E: 0 K: 0 S: 7	H: 0 LOB: 0 BB: 0 P: 11	R: 0 E: 0 K: 1 S: 6	H: 0 LOB: 0 BB: 0 P: 10	R: 1 E: 0 K: 2 S: 11	H: 1 LOB: 1 BB: 1 P: 21	R: 0 E: 0 K: 0 S: 6	H: 0 LOB: 0 BB: 0 P: 8	R: 0 E: 0 K: 1 S: 10	H: 1 LOB: 1 BB: 1 P: 16	R: 0 E: 1 K: 1 S: 8	H: 0 LOB: 0 BB: 0 P: 14	R: 0 E: 0 K: 1 S: 7	H: 0 LOB: 3 BB: 2 P: 17	R: 0 E: 0 K: 2 S: 12	H: 1 LOB: 1 BB: 0 P: 17	1B: 2 2B: 2 3B: 0 HR: 0	SF: 1 SAC: 0 DP: 1 HBP: 1	WP: 1 PB: 0 SB: 1 CS: 0	PA: 36			
<b>PITCHER</b>	IP	WLS	BF	H	R	ER	SO	BB	IBB	HBP	BLK	WP	HR	S	P	ERA	WHIP								
<b>Nolan Ryan, R</b> ERA: 3.18 (1, 1)	7.1	W	30	3	1	1	8	4	0	1	0	0	0	64	114	1.23	0.955								
<b>Jeff Russell, R</b> ERA: 1.93 (8, 1)	1.2	S	6	1	0	0	2	0	0	0	0	0	0	14	20	0.00	0.600								

Texas Rangers @ Seattle Mariners  
The Kingdome, Seattle, WA  
Wed Aug 16 1989, 6:33 AM EDT  
Att: 16,873 - Dome

AB 30  
R 1  
H 4  
RBI 1  
BB 4  
SO 10  
LOB 18






Batter	1	2	3	4	5	6	7	8	9	AB	R	H	RBI	BB	SO	LOB	TOP		
<b>Cecil Espy, S</b> OBP: 0.304, SLG: 0.316 (1, 8)	L4		SH3-4			5-3		F7		3	0	0	0	0	0	1			
<b>Rafael Palmeiro, L</b> OBP: 0.354, SLG: 0.395 (1, 3)	F8		4-3			K			4-3	4	0	0	1	0	1	1			
<b>Ruben Sierra, S</b> OBP: 0.350, SLG: 0.544 (1, 9)	FC6-4 1B		L7			L1			F8	4	0	1	0	0	0	1			
<b>Julio Franco, R</b> OBP: 0.370, SLG: 0.457 (1, 4)	FC6-4			6-3			F7		6-3	4	0	0	0	0	0	1			
<b>Harold Baines, L</b> OBP: 0.413, SLG: 0.491 (1, 10)		1B								0	0	0	0	0	0	0			
<b>Pete Incaviglia, R</b> OBP: 0.281, SLG: 0.446 (1, 7)	G5-4-3			G6-4-3			G6-4-3			3	0	0	0	0	0	3			
<b>Fred Manrique, R</b> OBP: 0.355, SLG: 0.430 (1, 6)		6-3				K		5-3		0	0	0	0	0	0	0			
<b>Steve Buechele, R</b> OBP: 0.300, SLG: 0.382 (1, 5)			SH3-4 4-3 BB		F8		F8		F8	2	1	0	0	1	0	0			
<b>Chad Kreuter, S</b> OBP: 0.277, SLG: 0.246 (1, 2)			4-3 SH3-4 BB		5-3					1	0	0	0	2	0	0			
<b>Inning Stats</b>	R: 0 E: 0 K: 0 S: 8	H: 1 LOB: 1 BB: 0 P: 14	R: 0 E: 0 K: 0 S: 7	H: 1 LOB: 0 BB: 0 P: 12	R: 1 E: 0 K: 0 S: 9	H: 0 LOB: 1 BB: 2 P: 17	R: 0 E: 0 K: 0 S: 8	H: 1 LOB: 0 BB: 0 P: 12	R: 0 E: 0 K: 1 S: 6	H: 0 LOB: 0 BB: 0 P: 9	R: 0 E: 0 K: 0 S: 4	H: 1 LOB: 0 BB: 0 P: 6	R: 0 E: 0 K: 0 S: 12	H: 0 LOB: 1 BB: 1 P: 19	R: 0 E: 0 K: 0 S: 8	H: 0 LOB: 0 BB: 0 P: 13	1B: 4 2B: 0 3B: 0 HR: 0	SF: 0 SAC: 1 DP: 3 HBP: 0	WP: 0 PA: 31 PB: 0 SB: 0 CS: 0
<b>PITCHER</b> <b>Greg Hibbard, L</b> ERA: 3.15 (1, 1)	IP: 9.0 WLS: W BF: 31 H: 4 R: 1 ER: 1 SO: 2 BB: 3 IBB: 0 HBP: 0 BLK: 0 WP: 0 HR: 0 S: 68 P: 111 ERA: 1.00 WHIP: 0.778															<b>PITCHER</b>			

**Texas Rangers @ Chicago White Sox**  
Comiskey Park, Chicago, IL  
Thu Aug 17 1989, 8:05 PM EDT  
Att: 12,567 - Unknown - 71 F

AB 21  
R 1  
H 1  
RBI 1  
BB 3  
SO 1  
LOB 7



Batter	1	2	3	4	5	6	7	8	9	AB	R	H	RBI	BB	SO	LOB	BOTTOM		
<b>Dave Gallagher, R</b> OBP: 0.337, SLG: 0.322 (1, 8)	5-3		1B 1B	K			F8			4	1	1	0	0	1	1			
<b>Scott Fletcher, R</b> OBP: 0.336, SLG: 0.294 (1, 4)			1B G3 1B		5-3		3B BB			2	2	1	0	2	0	0			
<b>Ivan Calderon, R</b> OBP: 0.339, SLG: 0.453 (1, 9)	K		G3 1B 1B		1B 2B		1B 3B			4	2	3	2	0	1	1			
<b>Carlton Fisk, R</b> OBP: 0.346, SLG: 0.490 (1, 2)	5-3		G3		1B		FC4-6 1B			4	0	2	2	0	0	2			
<b>Dan Pasqua, L</b> OBP: 0.315, SLG: 0.427 (1, 10)		4-3	1-3		K		L7			4	0	0	0	0	1	4			
<b>Carlos Martinez, R</b> OBP: 0.327, SLG: 0.408 (1, 5)		1B 1B	1B		P5		FC4-6			4	1	2	1	0	0	3			
<b>Steve Lyons, L</b> OBP: 0.303, SLG: 0.320 (1, 3)	F7		G3			5-3		4-3		4	0	0	0	0	0	2			
<b>Lance Johnson, L</b> OBP: 0.514, SLG: 0.500 (1, 7)		1B	CS G1-3 1B			K		F8		4	0	2	1	0	1	0			
<b>Ozzie Guillen, L</b> OBP: 0.275, SLG: 0.323 (1, 6)	1-3		G1-3			F9		P6		4	0	0	0	0	0	2			
<b>Inning Stats</b>	R: 0 E: 0 K: 1 S: 12	H: 0 LOB: 1 BB: 1 P: 21	R: 1 E: 0 K: 0 S: 12	H: 2 LOB: 1 BB: 0 P: 18	R: 3 E: 0 K: 0 S: 14	H: 4 LOB: 1 BB: 0 P: 22	R: 0 E: 0 K: 1 S: 9	H: 1 LOB: 0 BB: 0 P: 9	R: 0 E: 0 K: 1 S: 7	H: 2 LOB: 2 BB: 0 P: 8	R: 0 E: 0 K: 1 S: 7	H: 0 LOB: 0 BB: 0 P: 12	R: 2 E: 0 K: 0 S: 10	H: 2 LOB: 1 BB: 1 P: 19	R: 0 E: 0 K: 0 S: 6	H: 0 LOB: 0 BB: 0 P: 9	1B: 9 2B: 1 3B: 1 HR: 0	SF: 0 SAC: 0 DP: 0 HBP: 0	WP: 0 PA: 36 PB: 0 SB: 0 CS: 1
<b>PITCHER</b> <b>Kevin Brown, R</b> ERA: 2.99 (1, 1)	IP: 4.1 WLS: L BF: 22 H: 4 R: 4 ER: 4 SO: 2 BB: 1 IBB: 0 HBP: 0 BLK: 0 WP: 0 HR: 0 S: 50 P: 74 ERA: 8.31 WHIP: 2.308															<b>PITCHER</b>			
<b>Drew Hall, L</b> ERA: 4.5 (5, 1)	IP: 2.0 WLS: 7 BF: 7 H: 0 R: 1 ER: 1 SO: 2 BB: 1 IBB: 0 HBP: 0 BLK: 0 WP: 0 HR: 15 S: 27 ERA: 4.50 WHIP: 0.500															<b>PITCHER</b>			
<b>Gary Mielke, R</b> ERA: 4.24 (7, 1)	IP: 1.2 WLS: 7 BF: 2 H: 1 R: 1 ER: 1 SO: 0 BB: 0 IBB: 0 HBP: 0 BLK: 0 WP: 0 HR: 12 S: 17 ERA: 5.40 WHIP: 1.200															<b>PITCHER</b>			

**Texas Rangers @ Chicago White Sox**  
Comiskey Park, Chicago, IL  
Thu Aug 17 1989, 8:05 PM EDT  
Att: 12,567 - Unknown - 71 F

AB 34  
R 6  
H 11  
RBI 6  
BB 2  
SO 4  
LOB 15

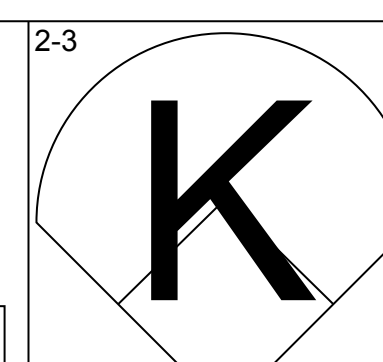
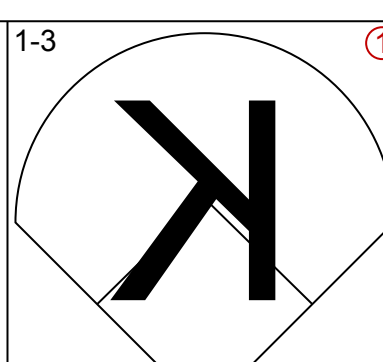
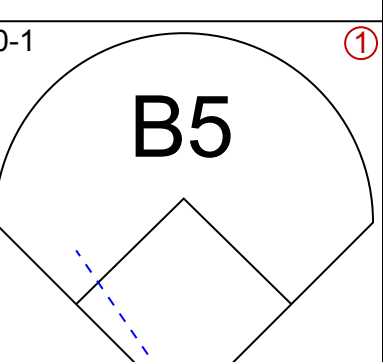
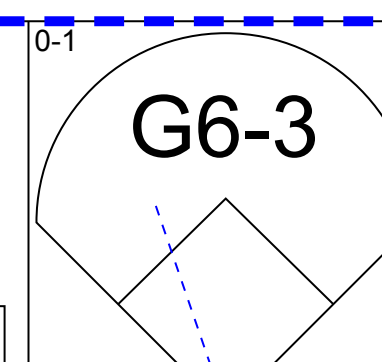
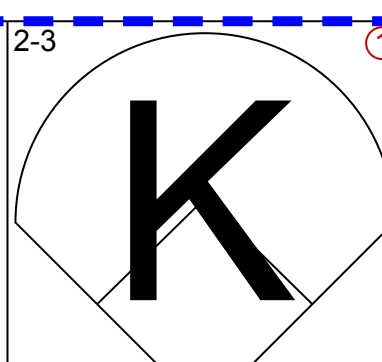

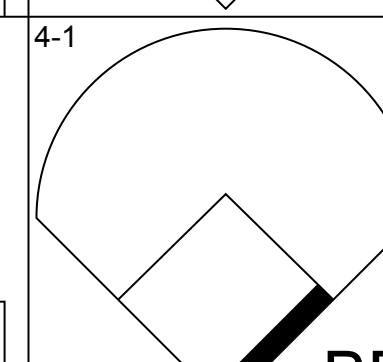
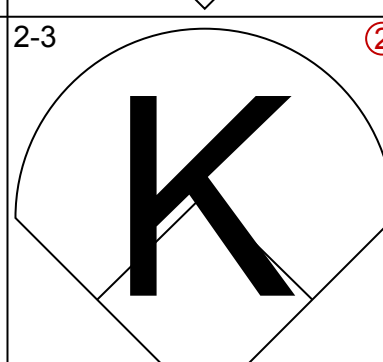
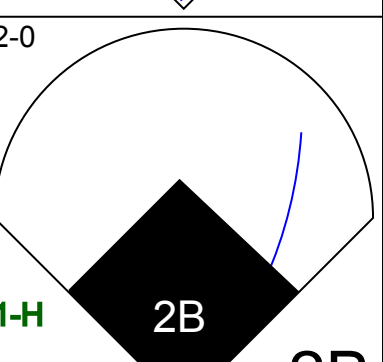
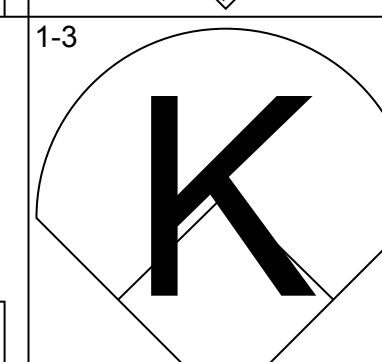
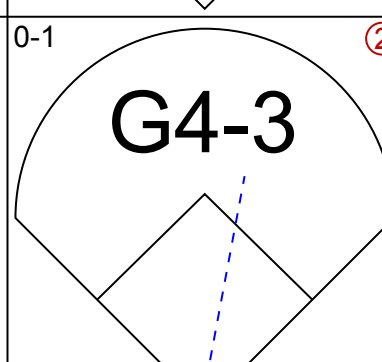
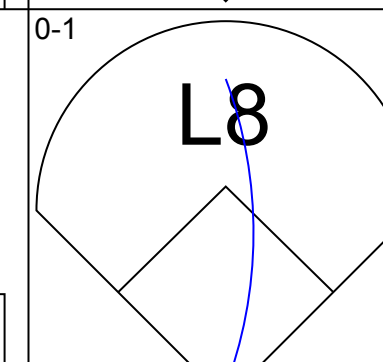
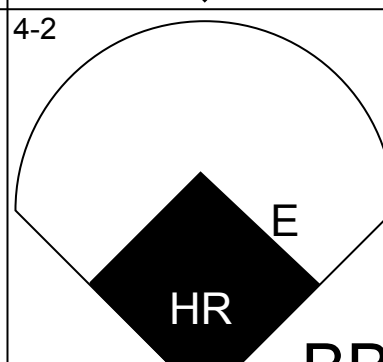
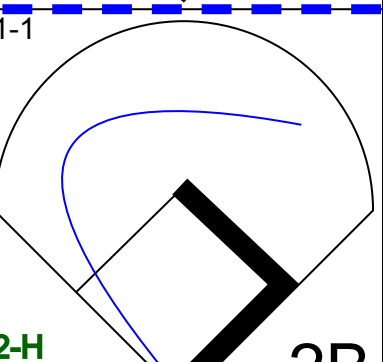
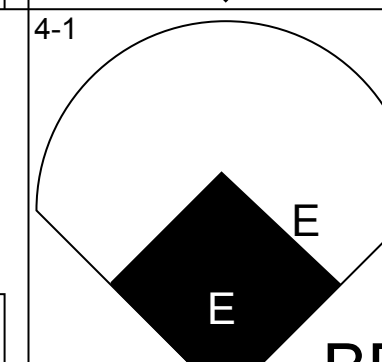
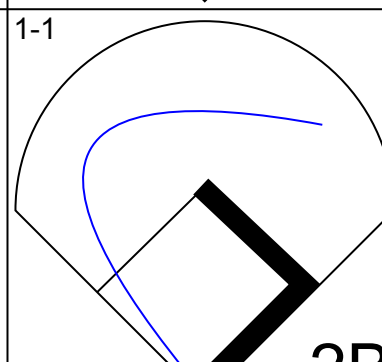
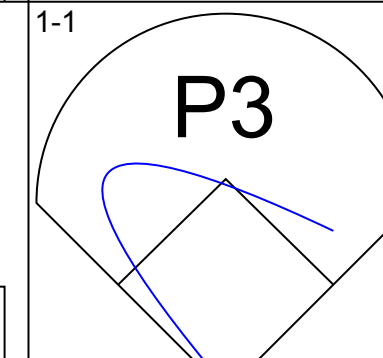
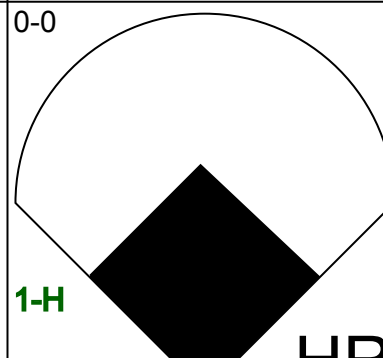
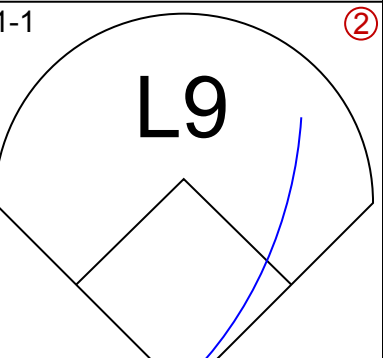
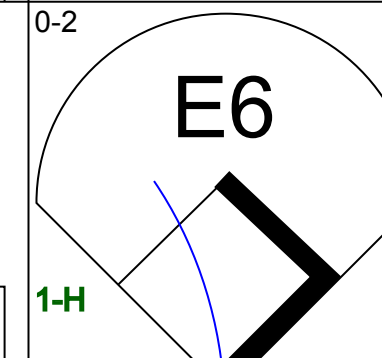
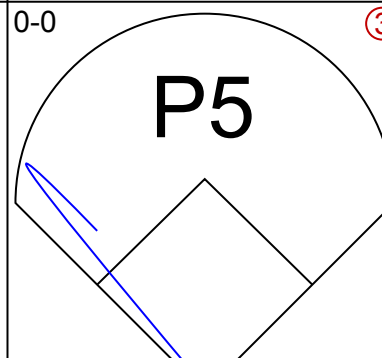
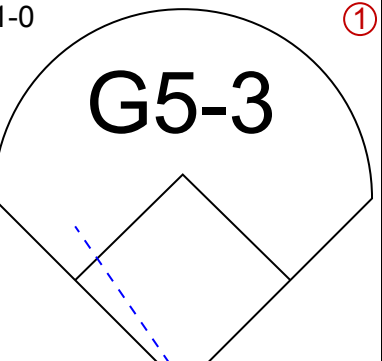
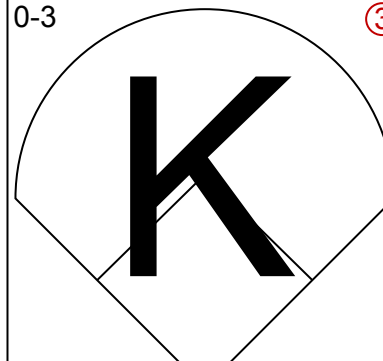
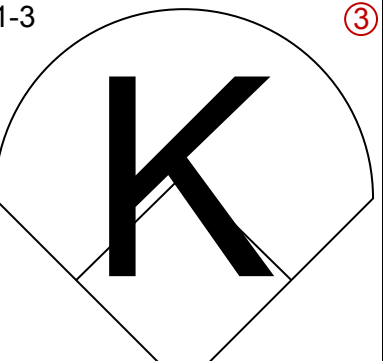
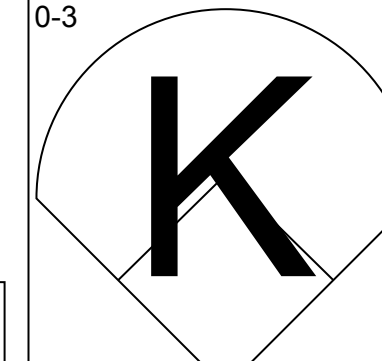
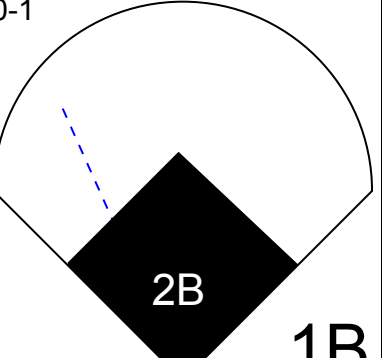
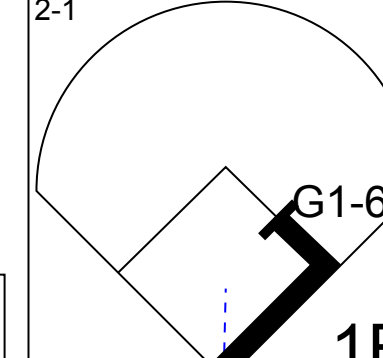
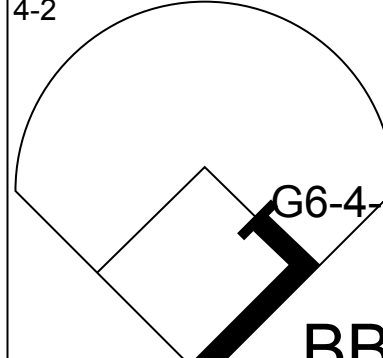
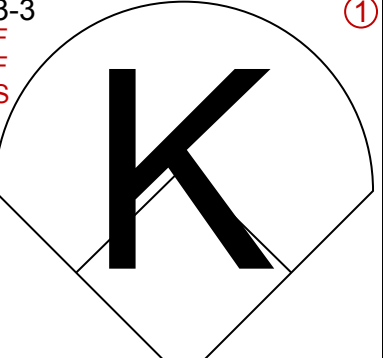
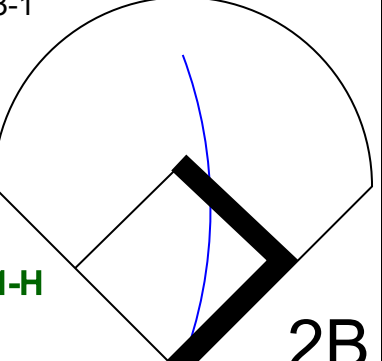
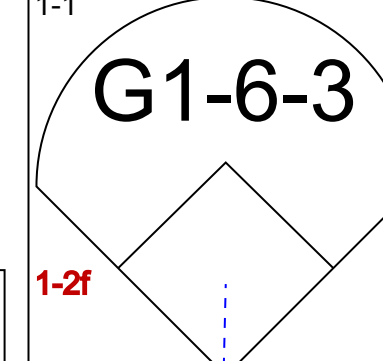
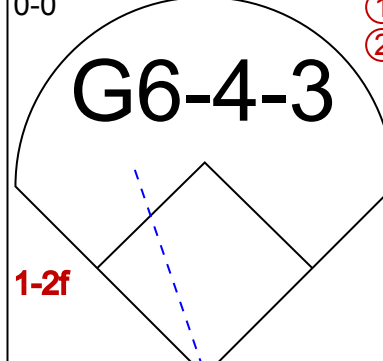
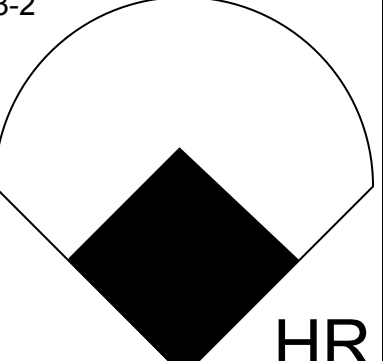
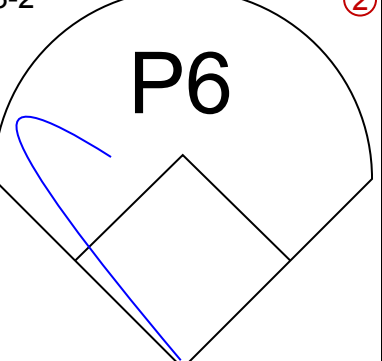
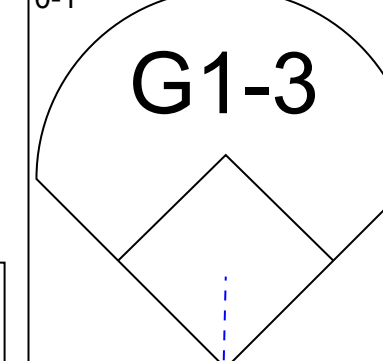
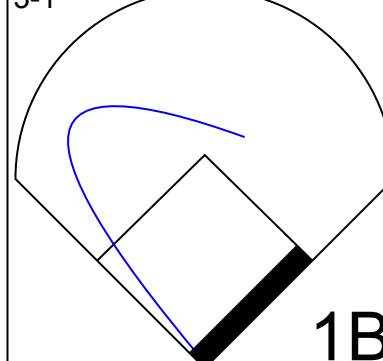
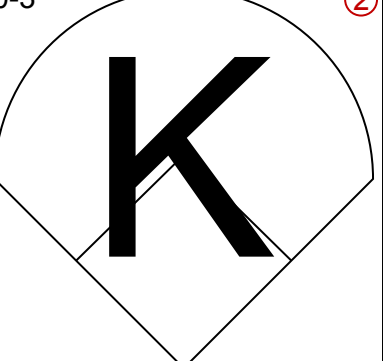
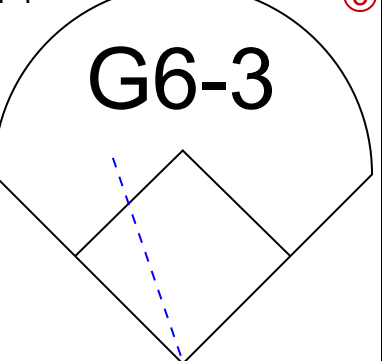
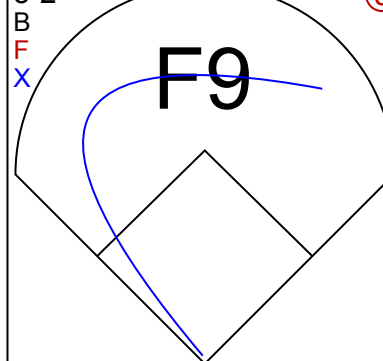
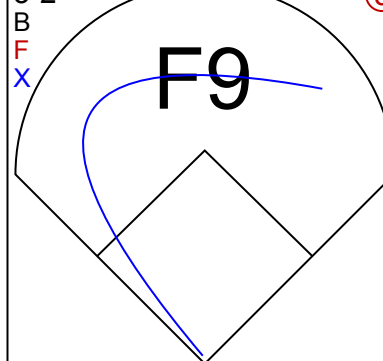


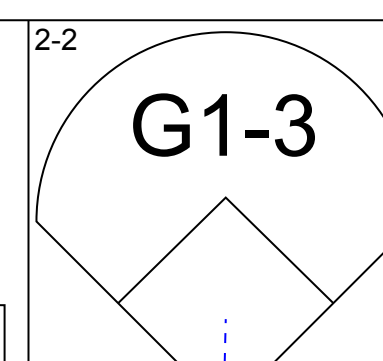
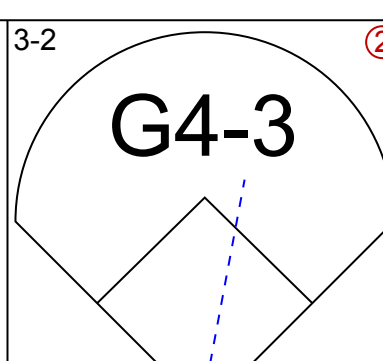
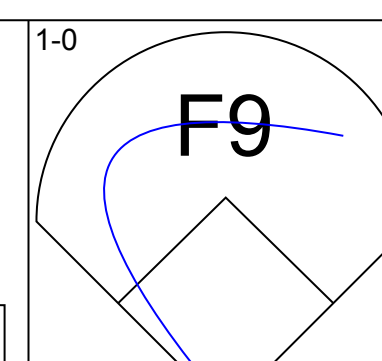
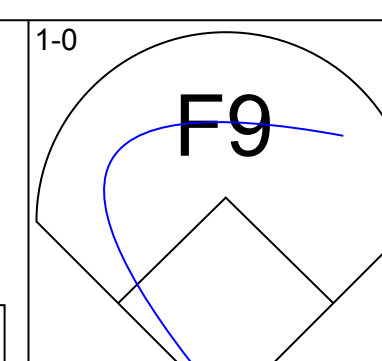

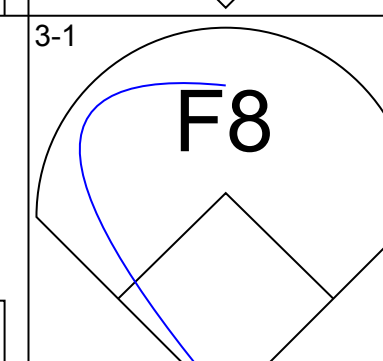
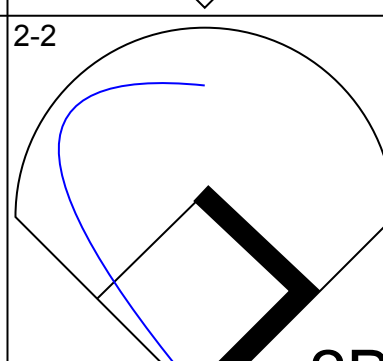
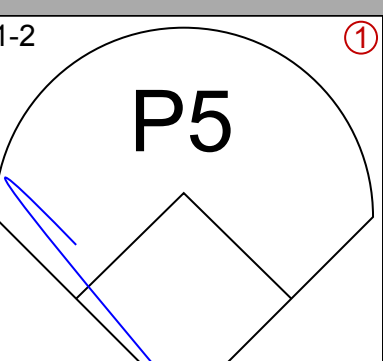
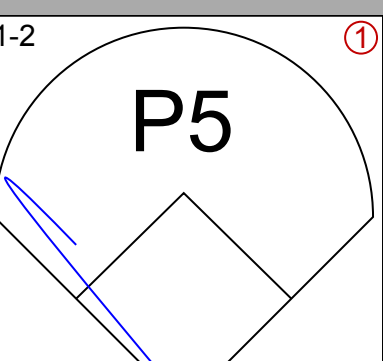
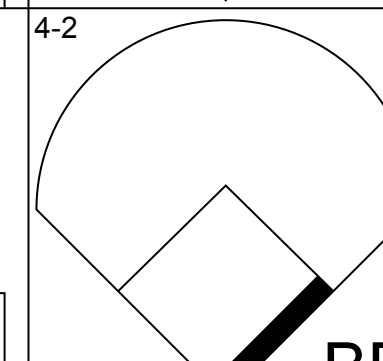
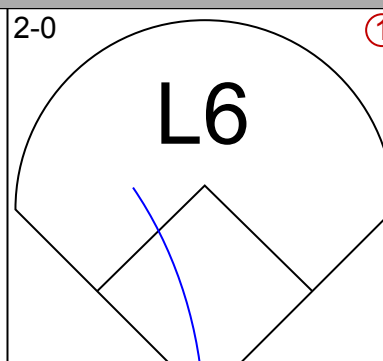
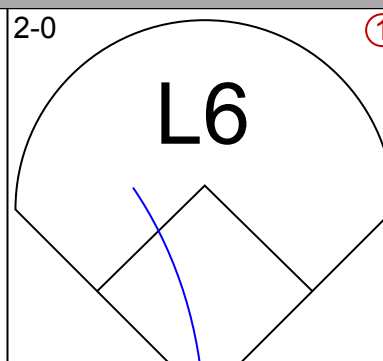
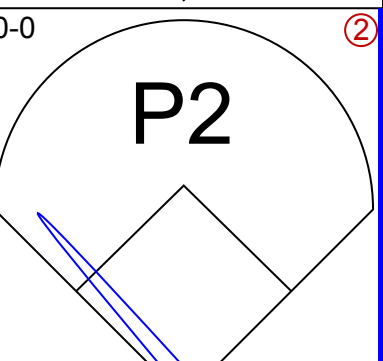
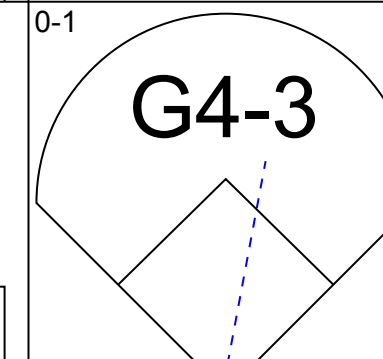
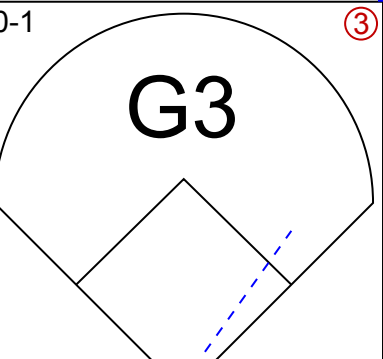
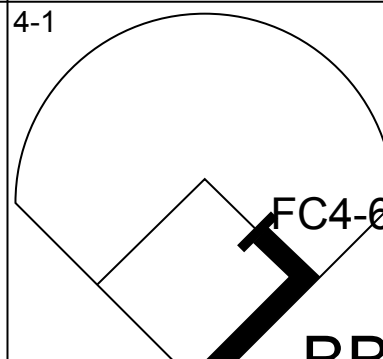
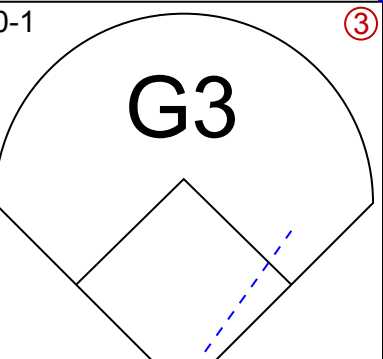
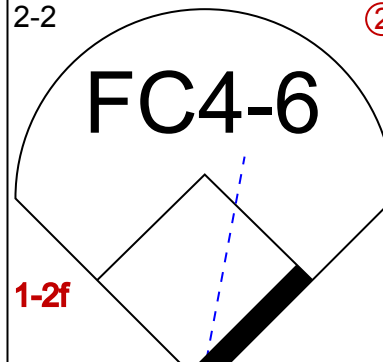

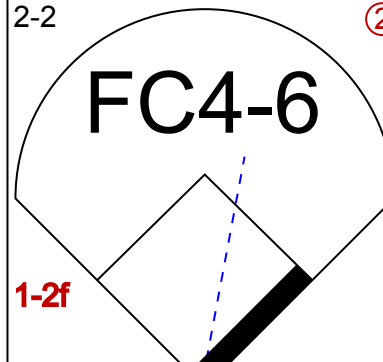

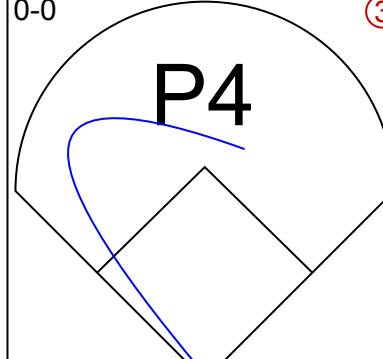
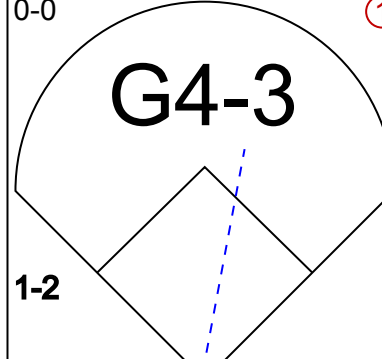
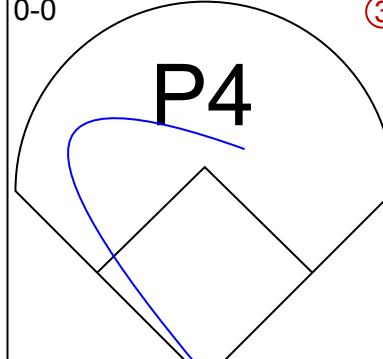




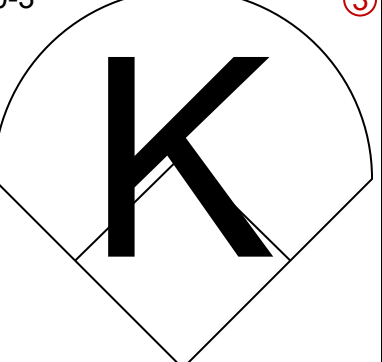

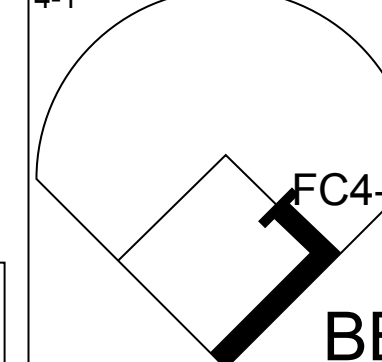
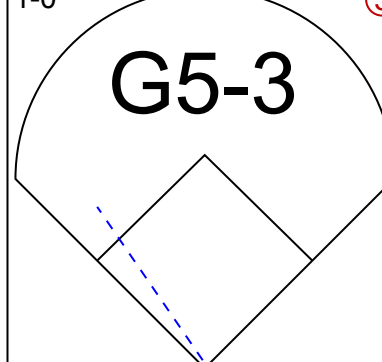

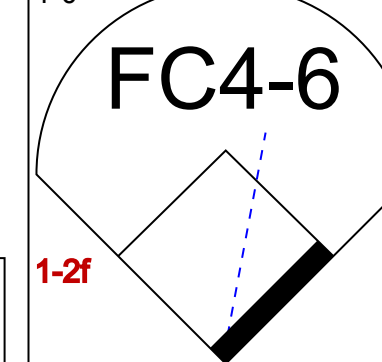


Batter	1	2	3	4	5	6	7	8	9	AB	R	H	RBI	BB	SO	LOB	TOP								
<b>Cecil Espy, S</b> OBP: 0.309, SLG: 0.322 (1, 8)	F7		G4-3	G4-3		S		BB		4	0	2	2	1	0	1	<b>Texas Rangers @ Chicago White Sox</b> Comiskey Park, Chicago, IL Sat Aug 19 1989, 8:05 PM EDT Att: 18,638 - Unknown - 78 F								
<b>Rafael Palmeiro, L</b> OBP: 0.352, SLG: 0.391 (1, 3)	P6		G4-3	G4-3		F9		G4-3		5	0	0	0	0	1	5									
<b>Harold Baines, L</b> OBP: 0.411, SLG: 0.490 (1, 10)	G4-3		G5-3							0	0	0	0	0	0	0									
<b>Pete Incaviglia, R</b> OBP: 0.282, SLG: 0.444 (5, PR)										2	0	0	0	0	2	1									
<b>Ruben Sierra, S</b> OBP: 0.349, SLG: 0.544 (1, 9)		G3		F9				F8		5	0	1	0	0	1	2									
<b>Julio Franco, R</b> OBP: 0.371, SLG: 0.460 (1, 4)		G6-3		1B				F9		4	1	1	0	1	0	1									
<b>Geno Petralli, L</b> OBP: 0.388, SLG: 0.433 (1, 2)				3B																					
<b>Chad Kreuter, S</b> OBP: 0.277, SLG: 0.246 (9, 2)				1B				F7		5	1	3	1	0	0	2									
<b>Rick Leach, L</b> OBP: 0.350, SLG: 0.356 (1, 7)				1B						0	0	0	0	0	0	0									
<b>Fred Manrique, R</b> OBP: 0.350, SLG: 0.426 (1, 6)			G6-3					E6		0	2	0	0	0	0	0									
<b>Steve Buechele, R</b> OBP: 0.304, SLG: 0.397 (1, 5)				1B						4	2	3	2	0	1	0									
<b>Inning Stats</b>	R: 0 E: 0 K: 0 S: 6	H: 0 LOB: 0 BB: 0 P: 9	R: 0 E: 0 K: 0 S: 7	H: 1 LOB: 1 BB: 0 P: 11	R: 1 E: 0 K: 1 S: 11	H: 2 LOB: 1 BB: 0 P: 16	R: 4 E: 0 K: 0 S: 16	H: 5 LOB: 1 BB: 0 P: 29	R: 0 E: 0 K: 1 S: 14	H: 1 LOB: 2 BB: 1 P: 20	R: 2 E: 2 K: 1 S: 22	H: 2 LOB: 1 BB: 0 P: 31	R: 0 E: 0 K: 0 S: 4	H: 0 LOB: 0 BB: 0 P: 5	R: 0 E: 0 K: 1 S: 8	H: 0 LOB: 1 BB: 1 P: 16	R: 0 E: 0 K: 2 S: 12	H: 2 LOB: 2 BB: 0 P: 17	1B: 7 2B: 4 3B: 2 HR: 0	SF: 0 SAC: 0 DP: 0 HBP: 0	WP: 0 PB: 0 SB: 2 CS: 0	PA: 43			
<b>PITCHER</b>	IP	WLS	BF	H	R	ER	SO	BB	IBB	HBP	BLK	WP	HR	S	P	ERA	WHIP								
<b>Richard Dotson, R</b> ERA: 5.4 (1, 1)	3.1	L	18	8	5	5	1	0	0	0	0	0	0	36	57	13.50	2.400								
<b>Bill Long, R</b> ERA: 4.57 (4, 1)	4.2		20	3	2	0	3	2	0	0	0	0	0	52	80	0.00	1.071								
<b>Donn Pall, R</b> ERA: 2.92 (9, 1)	1.0	S	5	2	0	0	2	0	0	0	0	0	0	12	17	0.00	2.000								

Batter	1	2	3	4	5	6	7	8	9	AB	R	H	RBI	BB	SO	LOB	BOTTOM								
<b>Lance Johnson, L</b> OBP: 0.477, SLG: 0.538 (1, 7)	1B			K				F8		5	1	3	2	0	1	1	<b>Texas Rangers @ Chicago White Sox</b> Comiskey Park, Chicago, IL Sat Aug 19 1989, 8:05 PM EDT Att: 18,638 - Unknown - 78 F								
<b>Scott Fletcher, R</b> OBP: 0.339, SLG: 0.294 (1, 4)				G6-3						4	0	2	1	1	1	1									
<b>Dave Gallagher, R</b> OBP: 0.335, SLG: 0.318 (1, 8)	P3			1B						4	0	0	0	1	1	4									
<b>Ivan Calderon, R</b> OBP: 0.339, SLG: 0.451 (1, 10)	FC6-4			1B						4	0	0	1	1	2	2									
<b>Carlton Fisk, R</b> OBP: 0.353, SLG: 0.487 (1, 2)	K									3	1	1	0	1	1	1									
<b>Steve Lyons, L</b> OBP: 0.303, SLG: 0.318 (1, 3)										4	0	0	0	0	2	4									
<b>Carlos Martinez, R</b> OBP: 0.328, SLG: 0.407 (1, 5)		G4-3		K						4	1	1	0	0	1	3									
<b>Daryl Boston, L</b> OBP: 0.296, SLG: 0.325 (1, 9)										2	1	0	0	1	0	3									
<b>Russ Morman, R</b> OBP: 0.317, SLG: 0.297 (9, 3)				G4-3						1	0	1	1	0	0	0									
<b>Ozzie Guillen, L</b> OBP: 0.273, SLG: 0.321 (1, 6)										4	2	1	1	0	1	1									
<b>Inning Stats</b>	R: 1 E: 0 K: 1 S: 12	H: 2 LOB: 1 BB: 0 P: 19	R: 2 E: 0 K: 1 S: 15	H: 3 LOB: 2 BB: 1 P: 27	R: 0 E: 0 K: 2 S: 16	H: 1 LOB: 2 BB: 2 P: 25	R: 0 E: 0 K: 2 S: 9	H: 0 LOB: 0 BB: 0 P: 16	R: 0 E: 0 K: 0 S: 6	H: 0 LOB: 0 BB: 0 P: 7	R: 1 E: 1 K: 2 S: 14	H: 1 LOB: 1 BB: 0 P: 18	R: 2 E: 0 K: 0 S: 17	H: 2 LOB: 1 BB: 1 P: 30	R: 0 E: 0 K: 0 S: 5	H: 0 LOB: 0 BB: 1 P: 10	1B: 7 2B: 1 3B: 1 HR: 0	SF: 0 SAC: 0 DP: 1 HBP: 0	WP: 1 PB: 0 SB: 0 CS: 0	PA: 40					
<b>PITCHER</b>	IP	WLS	BF	H	R	ER	SO	BB	IBB	HBP	BLK	WP	HR	S	P	ERA	WHIP								
<b>Bobby Witt, R</b> ERA: 5.27 (1, 1)	7.1	W	34	8	6	5	10	4	0	0	0	0	0	92	147	6.14	1.636								
<b>Kenny Rogers, L</b> ERA: 3.16 (8, 1)	0.2		3	1	0	0	0	0	0	0	0	1	0	8	13	0.00	1.500								
<b>Jeff Russell, R</b> ERA: 1.87 (9, 1)	1.0	S	3	0	0	0	0	1	0	0	0	0	0	5	10	0.00	1.000								



Batter	1	2	3	4	5	6	7	8	9	AB	R	H	RBI	BB	SO	LOB	TOP					
<b>Fred Manrique, R</b> OBP: 0.343, SLG: 0.418 (1, 6)										0	0	0	0	0	0	0	<b>Texas Rangers @ Chicago White Sox</b> Comiskey Park, Chicago, IL Sun Aug 20 1989, 4:33 AM EDT Att: 27,158 - Sunny - 80 F  <b>AB 30</b> <b>R 7</b> <b>H 9</b> <b>RBI 6</b> <b>BB 5</b> <b>SO 8</b> <b>LOB 11</b> 					
<b>Jeff Kunkel, R</b> OBP: 0.317, SLG: 0.449 (1, 10)										4	1	1	1	1	2	0						
<b>Julio Franco, R</b> OBP: 0.375, SLG: 0.466 (1, 4)										3	2	2	1	2	0	1						
<b>Ruben Sierra, S</b> OBP: 0.348, SLG: 0.546 (1, 9)										5	1	1	2	0	0	3						
<b>Pete Incaviglia, R</b> OBP: 0.278, SLG: 0.439 (1, 7)										4	0	0	0	0	3	2						
<b>Jack Daugherty, S</b> OBP: 0.420, SLG: 0.500 (1, 3)										3	1	2	0	1	1	0						
<b>Steve Buechele, R</b> OBP: 0.306, SLG: 0.408 (1, 5)										4	1	2	2	0	0	2						
<b>Chad Kreuter, S</b> OBP: 0.276, SLG: 0.246 (1, 2)										4	0	1	0	0	1	1						
<b>Cecil Espy, S</b> OBP: 0.308, SLG: 0.319 (1, 8)										3	1	0	0	1	1	2						
<b>Inning Stats</b>	R: 0 E: 0 K: 1 S: 8	H: 0 LOB: 1 BB: 1 P: 15	R: 1 E: 0 K: 0 S: 12	H: 2 LOB: 1 BB: 0 P: 20	R: 2 E: 1 K: 3 S: 12	H: 1 LOB: 0 BB: 1 P: 19	R: 0 E: 0 K: 0 S: 6	H: 1 LOB: 0 BB: 0 P: 9	R: 2 E: 0 K: 1 S: 10	H: 2 LOB: 1 BB: 1 P: 19	R: 0 E: 0 K: 0 S: 15	H: 1 LOB: 1 BB: 1 P: 25	R: 1 E: 1 K: 2 S: 12	H: 0 LOB: 1 BB: 1 P: 17	R: 1 E: 0 K: 3 S: 21	H: 1 LOB: 0 BB: 0 P: 29	R: 0 E: 0 K: 1 S: 8	H: 1 LOB: 1 BB: 0 P: 11	1B: 3 2B: 4 3B: 0 HR: 2	SF: 0 SAC: 0 DP: 2 HBP: 0	WP: 0 PB: 0 SB: 0 CS: 0	PA: 40
<b>PITCHER</b>	IP	WLS	BF	H	R	ER	SO	BB	IBB	HBP	BLK	WP	HR	S	P	ERA	WHIP					
<b>Steve Rosenberg, L</b> ERA: 4.96 (1, 1)	4.1	L	20	5	5	5	4	3	0	0	0	0	1	41	72	10.38	1.846					
<b>Shawn Hillegas, R</b> ERA: 4.75 (5, 1)	1.2		7	2	0	0	1	1	0	0	0	0	0	22	35	0.00	1.800					
<b>Ken Patterson, L</b> ERA: 4.21 (7, 1)	2.0		9	1	2	1	5	1	0	0	0	0	1	33	46	4.50	1.000					
<b>Bobby Thigpen, R</b> ERA: 3.92 (9, 1)	1.0		4	1	0	0	1	0	0	0	0	0	0	8	11	0.00	1.000					

Batter	1	2	3	4	5	6	7	8	9	AB	R	H	RBI	BB	SO	LOB	BOTTOM					
<b>Lance Johnson, L</b> OBP: 0.458, SLG: 0.512 (1, 8)										4	0	1	0	0	0	1	<b>Texas Rangers @ Chicago White Sox</b> Comiskey Park, Chicago, IL Sun Aug 20 1989, 4:33 AM EDT Att: 27,158 - Sunny - 80 F  <b>AB 31</b> <b>R 1</b> <b>H 5</b> <b>RBI 1</b> <b>BB 4</b> <b>SO 5</b> <b>LOB 11</b> 					
<b>Scott Fletcher, R</b> OBP: 0.338, SLG: 0.296 (1, 4)										4	0	1	0	0	0	1						
<b>Ivan Calderon, R</b> OBP: 0.358, SLG: 0.448 (9, 9)										3	0	0	0	1	1	1						
<b>Dave Gallagher, R</b> OBP: 0.335, SLG: 0.318 (9, 9)										0	0	0	0	0	0	0						
<b>Greg Walker, L</b> OBP: 0.287, SLG: 0.338 (1, 10)										3	0	0	0	1	0	1						
<b>Daryl Boston, L</b> OBP: 0.306, SLG: 0.353 (1, 7)										4	1	3	1	0	0	1						
<b>Carlos Martinez, R</b> OBP: 0.326, SLG: 0.402 (1, 5)										3	0	0	0	1	1	2						
<b>Steve Lyons, L</b> OBP: 0.300, SLG: 0.314 (1, 3)										4	0	0	0	0	1	2						
<b>Ron Karkovice, R</b> OBP: 0.301, SLG: 0.395 (1, 2)										3	0	0	0	1	2	1						
<b>Ozzie Guillen, L</b> OBP: 0.272, SLG: 0.319 (1, 6)										3	0	0	0	0	0	1						
<b>Inning Stats</b>	R: 0 E: 0 K: 0 S: 10	H: 0 LOB: 1 BB: 1 P: 19	R: 1 E: 0 K: 2 S: 11	H: 1 LOB: 0 BB: 0 P: 14	R: 0 E: 0 K: 1 S: 11	H: 1 LOB: 1 BB: 0 P: 18	R: 0 E: 0 K: 1 S: 7	H: 1 LOB: 1 BB: 1 P: 15	R: 0 E: 0 K: 0 S: 12	H: 0 LOB: 1 BB: 1 P: 17	R: 0 E: 0 K: 0 S: 6	H: 0 LOB: 1 BB: 1 P: 14	R: 0 E: 0 K: 0 S: 5	H: 0 LOB: 0 BB: 1 P: 12	R: 0 E: 0 K: 0 S: 6	H: 0 LOB: 0 BB: 0 P: 7	R: 0 E: 0 K: 0 S: 7	H: 1 LOB: 1 BB: 0 P: 11	1B: 3 2B: 1 3B: 0 HR: 1	SF: 0 SAC: 0 DP: 0 HBP: 0	WP: 1 PB: 0 SB: 0 CS: 1	PA: 35
<b>PITCHER</b>	IP	WLS	BF	H	R	ER	SO	BB	IBB	HBP	BLK	WP	HR	S	P	ERA	WHIP					
<b>Charlie Hough, R</b> ERA: 4.44 (1, 1)	9.0	W	35	5	1	1	5	4	0	0	1	1	1	75	127	1.00	1.000					



Batter	1	2	3	4	5	6	7	8	9	AB	R	H	RBI	BB	SO	LOB	TOP					
Rickey Henderson, R OBP: 0.419, SLG: 0.411	3-1 G6-3 2B		3-3 K		3-3 K		1-1 G5-3			4	0	1	0	0	2	1						
Carney Lansford, R OBP: 0.405, SLG: 0.408	2-2 G6-3		1-0 1B		0-0 E 1B		0-1 L9			4	1	2	0	0	0	1						
Jose Canseco, R OBP: 0.325, SLG: 0.505	1-3 K		0-0 1B		3-2 E8 1-H			0-3 K		4	0	1	1	0	2	1						
Ron Hassey, L OBP: 0.296, SLG: 0.346	0-0 G4-3		1-2 3-H 1-3 1B		1-3 K			0-3 K		4	0	0	0	0	3	4						
Dave Henderson, R OBP: 0.315, SLG: 0.369		3-3 K	0-0 G5-3		3-3 K			0-2 L9		4	0	0	0	0	2	3						
Mark McGwire, R OBP: 0.341, SLG: 0.451		4-0 BB		1-1 L8		1-3 K			0-0 F4	3	0	0	0	1	1	0						
Tony Phillips, S OBP: 0.335, SLG: 0.336		0-3 K		1-0 G3		0-3 K			1-2 F9	4	0	0	0	0	2	1						
Terry Steinbach, R OBP: 0.342, SLG: 0.382		1-0 F8		4-2 BB		3-3 K			0-1 G5-3	3	0	0	0	1	1	1						
Walt Weiss, S OBP: 0.277, SLG: 0.315			0-0 1B 1B 2B		3-2 G6-3		3-1 P6			3	1	1	0	0	0	1						
<b>Inning Stats</b>	R: 0 E: 0 K: 1 S: 9	H: 1 LOB: 1 BB: 0 P: 15	R: 0 E: 0 K: 2 S: 9	H: 0 LOB: 1 BB: 1 P: 17	R: 1 E: 0 K: 2 S: 11	H: 3 LOB: 2 BB: 0 P: 16	R: 0 E: 0 K: 0 S: 10	H: 0 LOB: 1 BB: 1 P: 19	R: 1 E: 1 K: 3 S: 10	H: 1 LOB: 1 BB: 0 P: 28	R: 0 E: 0 K: 0 S: 10	H: 0 LOB: 0 BB: 0 P: 14	R: 0 E: 0 K: 0 S: 6	H: 0 LOB: 0 BB: 0 P: 10	R: 0 E: 0 K: 2 S: 9	H: 0 LOB: 0 BB: 0 P: 9	R: 0 E: 0 K: 0 S: 6	H: 0 LOB: 0 BB: 0 P: 7	1B: 3 2B: 2 3B: 0 HR: 0	SF: 0 SAC: 0 DP: 0 HBP: 0	WP: 0 PB: 0 SB: 0 CS: 0	PA: 35
<b>PITCHER</b> Nolan Ryan, R ERA: 3.08	IP: 9.0 WLS: L BF: 35	H: 5 R: 2 ER: 1 SO: 13	BB: 2 IBB: 0 HBP: 0 BLK: 0	WP: 0 HR: 0 S: 88 P: 135	ERA: 1.00 WHIP: 0.778	<b>PITCHER</b>										IP: 9.0 WLS: L BF: 35	H: 5 R: 2 ER: 1 SO: 13	BB: 2 IBB: 0 HBP: 0 BLK: 0	WP: 0 HR: 0 S: 88 P: 135	ERA: 1.00 WHIP: 0.778		

Oakland Athletics @ Texas Rangers  
Arlington Stadium, Arlington, TX  
Tue Aug 22 1989, 8:05 PM EDT  
Att: 42,869 - Unknown - 95 F

AB 33  
R 2  
H 5  
RBI 1  
BB 2  
SO 13  
LOB 13



Batter	1	2	3	4	5	6	7	8	9	AB	R	H	RBI	BB	SO	LOB	BOTTOM			
Cecil Espy, S OBP: 0.305, SLG: 0.316	0-2 L5		3-3 K 1-2			0-2 G4-3			1-3 K	4	0	0	0	0	2	1				
Fred Manrique, R OBP: 0.343, SLG: 0.417	0-0 L9-3 1B			0-1 G6-3		1-1 G5-3			0-1 L8	3	0	1	0	0	0	0				
Jack Daugherty, S OBP: 0.412, SLG: 0.489										1	0	0	0	0	0	0				
Harold Baines, L OBP: 0.410, SLG: 0.487	1-2 L9-3			1-3 K		4-2 FC4-6 BB			0-3 K	3	0	0	0	1	2	1				
Ruben Sierra, S OBP: 0.346, SLG: 0.543		3-2 F8		1-3 K		0-1 FC4-6			0-1 FC4-6	3	0	0	0	0	1	1				
Julio Franco, R OBP: 0.376, SLG: 0.467		0-1 1B			0-1 S 1B		1-3 K			3	0	2	0	0	1	1				
Rafael Palmeiro, L OBP: 0.350, SLG: 0.389		0-3 K			1-3 K		1-0 F8			3	0	0	0	0	2	3				
Pete Incaviglia, R OBP: 0.277, SLG: 0.437		0-0 F6			1-3 K				2-2 F5	2	0	0	0	0	1	2				
Rick Leach, L OBP: 0.348, SLG: 0.354					1-2 K					1	0	0	0	0	0	0				
Steve Buechele, R OBP: 0.306, SLG: 0.408			0-2 G6-3		3-3 K				1-1 G1-6-3 1B	3	0	1	0	0	1	1				
Chad Kreuter, S OBP: 0.281, SLG: 0.252			0-2 CS 1B			2-3 K			3-2 G1-6-3	1	0	1	0	0	0	0				
Geno Petralli, L OBP: 0.363, SLG: 0.427									1-2 G1-6-3	2	0	0	0	0	1	1				
<b>Inning Stats</b>	R: 0 E: 0 K: 0 S: 8	H: 1 LOB: 0 BB: 0 P: 9	R: 0 E: 0 K: 1 S: 10	H: 1 LOB: 0 BB: 0 P: 13	R: 0 E: 0 K: 2 S: 8	H: 0 LOB: 0 BB: 0 P: 10	R: 0 E: 0 K: 1 S: 8	H: 0 LOB: 0 BB: 0 P: 11	R: 0 E: 0 K: 1 S: 10	H: 0 LOB: 1 BB: 1 P: 16	R: 0 E: 0 K: 0 S: 9	H: 1 LOB: 0 BB: 0 P: 15	R: 0 E: 0 K: 2 S: 9	H: 0 LOB: 0 BB: 0 P: 10	1B: 5 2B: 2 3B: 0 HR: 0	SF: 0 SAC: 0 DP: 3 HBP: 0	WP: 0 PB: 0 SB: 1 CS: 1	PA: 30		
<b>PITCHER</b> Bob Welch, R ERA: 2.92	IP: 8.0 WLS: W BF: 27	H: 5 R: 0 ER: 0 SO: 9	BB: 1 IBB: 0 HBP: 0 BLK: 0	WP: 0 HR: 0 S: 74 P: 103	ERA: 0.00 WHIP: 0.750	<b>PITCHER</b>										IP: 1.0 WLS: S BF: 3	H: 0 R: 0 ER: 0 SO: 2	BB: 0 IBB: 0 HBP: 0 BLK: 0	WP: 0 HR: 0 S: 9 P: 10	ERA: 0.00 WHIP: 0.000

Oakland Athletics @ Texas Rangers  
Arlington Stadium, Arlington, TX  
Tue Aug 22 1989, 8:05 PM EDT  
Att: 42,869 - Unknown - 95 F

AB 29  
R 0  
H 5  
RBI 0  
BB 1  
SO 11  
LOB 11





Batter	1	2	3	4	5	6	7	8	9	AB	R	H	RBI	BB	SO	LOB	TOP								
Rickey Henderson, R OBP: 0.420, SLG: 0.412 (1, 7)	2-2 CS 1B		4-1 SAFE BB		1-3 K		0-2 1B PB 1B		1-0 L7	4	1	2	0	1	1	0									
Camery Lansford, R OBP: 0.403, SLG: 0.406 (1, 5)	2-2 G4-3		2-2 G4-6-3		1-0 G4-3		1-0 CS 1B		0-0 G1-3	5	0	1	0	0	0	3									
Jose Canseco, R OBP: 0.339, SLG: 0.510 (1, 9)	4-2 1B BB		1-0 1B		0-1 G6-3		2-1 CS 1B			3	0	2	2	1	0	0									
Ron Hassey, L OBP: 0.301, SLG: 0.347 (1, 10)	2-2 1B		3-H 1-2 G6-3		4-2 2B BB		3-H 1-3 K			2	1	1	0	1	0	1									
Lance Blankenship, R OBP: 0.287, SLG: 0.283 (7, PH)	1-3 1B				1-2 2B BB		1-2 2-3 K			1	0	0	0	0	1	2									
Mark McGwire, R OBP: 0.340, SLG: 0.447 (1, 3)	0-3 K				2-2 G6-3		4-2 2B SF8 BB			3	1	0	0	1	2	3									
Dave Henderson, R OBP: 0.316, SLG: 0.373 (1, 8)			0-0 G4-3		1-1 S 1B		2-2 1B 2B		3-3 K	4	1	2	1	0	1	0									
Stan Javier, S OBP: 0.308, SLG: 0.314 (8, 8)							1-3 2-H 2B			0	0	0	0	0	0	0									
Terry Steinbach, R OBP: 0.339, SLG: 0.379 (1, 2)			1-3 K		3-3 K		1-1 SF8		1-0 G1-3	3	0	0	1	0	2	1									
Tony Phillips, S OBP: 0.334, SLG: 0.335 (1, 4)			3-1 G1-3		2-2 G4-3		3-H 1-0 1B		1-3 K	4	0	1	1	0	1	1									
Walt Weiss, S OBP: 0.276, SLG: 0.314 (1, 6)			1-1 G4-6-3 BB 1B		0-3 K		1-1 G1-3		2-2 L7	4	1	1	0	0	1	1									
<b>Inning Stats</b>	R: 0 E: 0 K: 1 S: 16	H: 2 LOB: 2 BB: 1 P: 26	R: 0 E: 0 K: 1 S: 6	H: 0 LOB: 0 BB: 0 P: 10	R: 1 E: 0 K: 0 S: 10	H: 2 LOB: 1 BB: 1 P: 19	R: 0 E: 0 K: 1 S: 11	H: 1 LOB: 1 BB: 0 P: 19	R: 0 E: 0 K: 2 S: 8	H: 0 LOB: 0 BB: 0 P: 10	R: 3 E: 0 K: 0 S: 17	H: 2 LOB: 1 BB: 2 P: 29	R: 1 E: 0 K: 2 S: 12	H: 3 LOB: 1 BB: 0 P: 17	R: 0 E: 0 K: 2 S: 8	H: 0 LOB: 0 BB: 0 P: 13	R: 0 E: 0 K: 0 S: 5	H: 0 LOB: 0 BB: 0 P: 8	1B: 9 2B: 1 3B: 0 HR: 0	SF: 1 SAC: 0 DP: 1 HBP: 0	WP: 0 PB: 1 SB: 1 CS: 3	PA: 38			
<b>PITCHER</b>	IP WLS BF H R ER SO BB IBB HBP BLK WP HR S P ERA WHIP	IP WLS BF H R ER SO BB IBB HBP BLK WP HR S P ERA WHIP	IP WLS BF H R ER SO BB IBB HBP BLK WP HR S P ERA WHIP	IP WLS BF H R ER SO BB IBB HBP BLK WP HR S P ERA WHIP	IP WLS BF H R ER SO BB IBB HBP BLK WP HR S P ERA WHIP	IP WLS BF H R ER SO BB IBB HBP BLK WP HR S P ERA WHIP	IP WLS BF H R ER SO BB IBB HBP BLK WP HR S P ERA WHIP	IP WLS BF H R ER SO BB IBB HBP BLK WP HR S P ERA WHIP	IP WLS BF H R ER SO BB IBB HBP BLK WP HR S P ERA WHIP	IP WLS BF H R ER SO BB IBB HBP BLK WP HR S P ERA WHIP	IP WLS BF H R ER SO BB IBB HBP BLK WP HR S P ERA WHIP	IP WLS BF H R ER SO BB IBB HBP BLK WP HR S P ERA WHIP	IP WLS BF H R ER SO BB IBB HBP BLK WP HR S P ERA WHIP	IP WLS BF H R ER SO BB IBB HBP BLK WP HR S P ERA WHIP	IP WLS BF H R ER SO BB IBB HBP BLK WP HR S P ERA WHIP	IP WLS BF H R ER SO BB IBB HBP BLK WP HR S P ERA WHIP	IP WLS BF H R ER SO BB IBB HBP BLK WP HR S P ERA WHIP	IP WLS BF H R ER SO BB IBB HBP BLK WP HR S P ERA WHIP	IP WLS BF H R ER SO BB IBB HBP BLK WP HR S P ERA WHIP	IP WLS BF H R ER SO BB IBB HBP BLK WP HR S P ERA WHIP	IP WLS BF H R ER SO BB IBB HBP BLK WP HR S P ERA WHIP	IP WLS BF H R ER SO BB IBB HBP BLK WP HR S P ERA WHIP	IP WLS BF H R ER SO BB IBB HBP BLK WP HR S P ERA WHIP	IP WLS BF H R ER SO BB IBB HBP BLK WP HR S P ERA WHIP	IP WLS BF H R ER SO BB IBB HBP BLK WP HR S P ERA WHIP

Oakland Athletics @ Texas Rangers  
Arlington Stadium, Arlington, TX  
Wed Aug 23 1989, 8:05 PM EDT  
Att: 23,453 - Unknown - 97 F

AB 33  
R 5  
H 10  
RBI 5  
BB 4  
SO 9  
LOB 12



Batter	1	2	3	4	5	6	7	8	9	AB	R	H	RBI	BB	SO	LOB	BOTTOM								
Cecil Espy, S OBP: 0.302, SLG: 0.313 (1, 8)	1-1 P6		0-0 B2		1-3 K		0-3 K			4	0	0	0	0	2	0									
Jack Daugherty, S OBP: 0.400, SLG: 0.469 (1, 3)	3-2 G4-3		1-3 K		0-1 E SF8 1B		2-2 P6			4	1	1	0	0	1	0									
Harold Baines, L OBP: 0.411, SLG: 0.487 (1, 10)	0-0 HR 1B		0-1 G6-3		3-2 E8 1B		0-1 F8			4	1	2	0	0	0	0									
Ruben Sierra, S OBP: 0.347, SLG: 0.549 (1, 9)	1-0 HR				1-3 K		2-0 SF8		4-0 BB	2	1	1	3	1	1	0									
Julio Franco, R OBP: 0.375, SLG: 0.465 (1, 4)	0-1 L8				3-2 WP 1B		1-3 K		0-0 G4-3	4	0	1	0	0	1	2									
Geno Petralli, L OBP: 0.356, SLG: 0.418 (1, 2)			0-0 G3		3-0 F7		0-0 G3-1		2-3 K	3	0	0	0	0	0	2									
Chad Kreuter, S OBP: 0.281, SLG: 0.252 (8, PH)					1-2 K					0	0	0	0	0	0	0									
Pete Inaviglia, R OBP: 0.276, SLG: 0.436 (8, PH)										1	0	0	0	0	1	0									
Rick Leach, L OBP: 0.347, SLG: 0.357 (1, 7)	1-2 L7				1-3 K		0-0 1B G6-3 2B		1-2 G4-3	4	1	1	0	0	1	1									
Fred Manrique, R OBP: 0.346, SLG: 0.418 (1, 6)	2-2 1B						0-2 L7		0-1 G5-3	4	0	2	0	0	0	0									
Steve Buechele, R OBP: 0.304, SLG: 0.405 (1, 5)	0-0 F8				0-3 K		1-2 G6-3			3	0	0	0	0	1	2									
<b>Inning Stats</b>	R: 2 E: 0 K: 0 S: 9	H: 2 LOB: 0 BB: 0 P: 14	R: 0 E: 0 K: 0 S: 9	H: 1 LOB: 0 BB: 0 P: 12	R: 0 E: 0 K: 1 S: 7	H: 0 LOB: 0 BB: 0 P: 8	R: 0 E: 0 K: 2 S: 14	H: 1 LOB: 1 BB: 0 P: 21	R: 0 E: 0 K: 2 S: 9	H: 0 LOB: 0 BB: 0 P: 10	R: 1 E: 0 K: 1 S: 11	H: 2 LOB: 1 BB: 0 P: 17	R: 1 E: 0 K: 1 S: 9	H: 2 LOB: 0 BB: 0 P: 10	R: 0 E: 0 K: 0 S: 6	H: 0 LOB: 1 BB: 1 P: 12	R: 0 E: 0 K: 1 S: 8	H: 0 LOB: 0 BB: 0 P: 11	1B: 6 2B: 1 3B: 0 HR: 1	SF: 1 SAC: 0 DP: 1 HBP: 0	WP: 1 PB: 0 SB: 0 CS: 0	PA: 35			
<b>PITCHER</b>	IP WLS BF H R ER SO BB IBB HBP BLK WP HR S P ERA WHIP	IP WLS BF H R ER SO BB IBB HBP BLK WP HR S P ERA WHIP	IP WLS BF H R ER SO BB IBB HBP BLK WP HR S P ERA WHIP	IP WLS BF H R ER SO BB IBB HBP BLK WP HR S P ERA WHIP	IP WLS BF H R ER SO BB IBB HBP BLK WP HR S P ERA WHIP	IP WLS BF H R ER SO BB IBB HBP BLK WP HR S P ERA WHIP	IP WLS BF H R ER SO BB IBB HBP BLK WP HR S P ERA WHIP	IP WLS BF H R ER SO BB IBB HBP BLK WP HR S P ERA WHIP	IP WLS BF H R ER SO BB IBB HBP BLK WP HR S P ERA WHIP	IP WLS BF H R ER SO BB IBB HBP BLK WP HR S P ERA WHIP	IP WLS BF H R ER SO BB IBB HBP BLK WP HR S P ERA WHIP	IP WLS BF H R ER SO BB IBB HBP BLK WP HR S P ERA WHIP	IP WLS BF H R ER SO BB IBB HBP BLK WP HR S P ERA WHIP	IP WLS BF H R ER SO BB IBB HBP BLK WP HR S P ERA WHIP	IP WLS BF H R ER SO BB IBB HBP BLK WP HR S P ERA WHIP	IP WLS BF H R ER SO BB IBB HBP BLK WP HR S P ERA WHIP	IP WLS BF H R ER SO BB IBB HBP BLK WP HR S P ERA WHIP	IP WLS BF H R ER SO BB IBB HBP BLK WP HR S P ERA WHIP	IP WLS BF H R ER SO BB IBB HBP BLK WP HR S P ERA WHIP	IP WLS BF H R ER SO BB IBB HBP BLK WP HR S P ERA WHIP	IP WLS BF H R ER SO BB IBB HBP BLK WP HR S P ERA WHIP	IP WLS BF H R ER SO BB IBB HBP BLK WP HR S P ERA WHIP	IP WLS BF H R ER SO BB IBB HBP BLK WP HR S P ERA WHIP	IP WLS BF H R ER SO BB IBB HBP BLK WP HR S P ERA WHIP	IP WLS BF H R ER SO BB IBB HBP BLK WP HR S P ERA WHIP

Oakland Athletics @ Texas Rangers  
Arlington Stadium, Arlington, TX  
Wed Aug 23 1989, 8:05 PM EDT  
Att: 23,453 - Unknown - 97 F

AB 33  
R 4  
H 8  
RBI 3  
BB 1  
SO 8  
LOB 7









Batter	1	2	3	4	5	6	7	8	9	AB	R	H	RBI	BB	SO	LOB	TOP								
<b>Devon White, S</b> OBP: 0.299, SLG: 0.405 (1, 8)										4	2	1	0	1	2	0	<b>California Angels @ Texas Rangers</b> Arlington Stadium, Arlington, TX Fri Aug 25 1989, 8:05 PM EDT Att: 25,427 - Unknown - 94 F								
<b>Claudell Washington, L</b> OBP: 0.312, SLG: 0.624 (1, 9)										4	0	1	0	0	0	1									
<b>Johnny Ray, S</b> OBP: 0.333, SLG: 0.368 (1, 4)										2	1	0	0	2	0	2									
<b>Wally Joyner, L</b> OBP: 0.341, SLG: 0.417 (1, 3)										3	1	0	0	1	2	1									
<b>Chili Davis, S</b> OBP: 0.329, SLG: 0.439 (1, 7)										4	0	0	0	0	1	3									
<b>Brian Downing, R</b> OBP: 0.359, SLG: 0.404 (1, 10)										3	0	2	3	1	0	0									
<b>Lance Parrish, R</b> OBP: 0.313, SLG: 0.419 (1, 2)										4	0	0	0	0	2	3									
<b>Jack Howell, L</b> OBP: 0.323, SLG: 0.444 (1, 5)										4	0	1	0	0	1	0									
<b>Kent Anderson, R</b> OBP: 0.281, SLG: 0.244 (1, 6)										4	0	0	0	0	1	2									
<b>Inning Stats</b>	R: 0 E: 0 K: 2 S: 9	H: 0 LOB: 1 BB: 1 P: 19	R: 0 E: 0 K: 0 S: 8	H: 0 LOB: 0 BB: 0 P: 13	R: 0 E: 0 K: 1 S: 6	H: 0 LOB: 0 BB: 0 P: 8	R: 0 E: 0 K: 1 S: 7	H: 1 LOB: 0 BB: 0 P: 12	R: 0 E: 0 K: 2 S: 12	H: 2 LOB: 2 BB: 0 P: 20	R: 3 E: 0 K: 0 S: 16	H: 1 LOB: 1 BB: 3 P: 38	R: 1 E: 1 K: 0 S: 14	H: 1 LOB: 0 BB: 0 P: 20	R: 0 E: 0 K: 1 S: 14	H: 0 LOB: 1 BB: 1 P: 23		R: 0 E: 0 K: 2 S: 9	H: 0 LOB: 0 BB: 0 P: 12	1B: 4 2B: 1 3B: 0 HR: 0	SF: 0 SAC: 0 DP: 1 HBP: 0	WP: 0 PB: 0 SB: 3 CS: 0	PA: 37		
<b>PITCHER</b>	IP	WLS	BF	H	R	ER	SO	BB	IBB	HBP	BLK	WP	HR	S	P	ERA	WHIP								
<b>Bobby Witt, R</b> ERA: 5.21 (1, 1)	7.0	L	30	5	4	3	6	4	0	0	0	0	0	72	130	3.86	1.286								
<b>Drew Hall, L</b> ERA: 4.43 (8, 1)	0.2		3	0	0	0	0	1	0	0	0	0	0	11	17	0.00	1.500								
<b>Jeff Russell, R</b> ERA: 1.82 (8, 1)	1.1		4	0	0	0	3	0	0	0	0	0	0	12	18	0.00	0.000								

AB 32  
R 4  
H 5  
RBI 3  
BB 5  
SO 9  
LOB 12



Batter	1	2	3	4	5	6	7	8	9	AB	R	H	RBI	BB	SO	LOB	BOTTOM								
<b>Jack Daugherty, S</b> OBP: 0.391, SLG: 0.483 (1, 7)										4	0	1	0	0	1	3	<b>California Angels @ Texas Rangers</b> Arlington Stadium, Arlington, TX Fri Aug 25 1989, 8:05 PM EDT Att: 25,427 - Unknown - 94 F								
<b>Fred Manrique, R</b> OBP: 0.343, SLG: 0.413 (1, 6)										3	0	0	0	0	0	3									
<b>Jim Sundberg, R</b> OBP: 0.301, SLG: 0.296 (8, 2)										0	0	0	0	0	0	0									
<b>Rafael Palmeiro, L</b> OBP: 0.349, SLG: 0.387 (1, 3)										4	0	0	0	0	0	1									
<b>Ruben Sierra, S</b> OBP: 0.344, SLG: 0.542 (1, 9) (8, 8)										4	0	1	0	0	0	1									
<b>Julio Franco, R</b> OBP: 0.381, SLG: 0.470 (1, 4)										3	0	1	0	0	0	1									
<b>Geno Petralli, L</b> OBP: 0.351, SLG: 0.401 (1, 10)										3	0	0	0	1	3	1									
<b>Steve Buechele, R</b> OBP: 0.303, SLG: 0.409 (1, 5)										4	1	1	1	0	1	3									
<b>Jeff Kunkel, R</b> OBP: 0.315, SLG: 0.455 (1, 8) (8, 6)										4	0	0	0	0	2	2									
<b>Chad Kreuter, S</b> OBP: 0.284, SLG: 0.256 (1, 2)										2	0	1	0	0	0	2									
<b>Rick Leach, L</b> OBP: 0.343, SLG: 0.350 (7, PH) (8, 9)										0	0	0	0	1	0	0									
<b>Inning Stats</b>	R: 0 E: 0 K: 0 S: 6	H: 1 LOB: 1 BB: 0 P: 11	R: 0 E: 0 K: 2 S: 13	H: 1 LOB: 2 BB: 1 P: 22	R: 0 E: 0 K: 0 S: 5	H: 0 LOB: 0 BB: 0 P: 9	R: 0 E: 0 K: 1 S: 9	H: 0 LOB: 1 BB: 0 P: 14	R: 0 E: 0 K: 0 S: 10	H: 1 LOB: 1 BB: 0 P: 16	R: 0 E: 0 K: 0 S: 7	H: 1 LOB: 0 BB: 0 P: 11	R: 1 E: 1 K: 2 S: 15	H: 1 LOB: 2 BB: 1 P: 26	R: 0 E: 0 K: 0 S: 6	H: 0 LOB: 0 BB: 0 P: 10	R: 0 E: 0 K: 2 S: 9	H: 0 LOB: 0 BB: 0 P: 14	1B: 3 2B: 1 3B: 0 HR: 1	SF: 0 SAC: 1 DP: 1 HBP: 1	WP: 1 PB: 0 SB: 0 CS: 0	PA: 35			
<b>PITCHER</b>	IP	WLS	BF	H	R	ER	SO	BB	IBB	HBP	BLK	WP	HR	S	P	ERA	WHIP								
<b>Kirk McCaskill, R</b> ERA: 2.78 (1, 1)	6.1	W	26	5	1	1	4	1	0	1	0	0	0	22	38	0.00	0.947								
<b>Greg Minton, R</b> ERA: 2.74 (7, 1)	2.2	S	9	0	0	0	3	1	0	0	0	0	0	22	38	0.00	0.375								

AB 31  
R 1  
H 5  
RBI 1  
BB 2  
SO 7  
LOB 17





Batter	1	2	3	4	5	6	7	8	9	AB	R	H	RBI	BB	SO	LOB	TOP										
<b>Devon White, S</b> OBP: 0.299, SLG: 0.404 (1, 8)	L1		SH2-3		F7				G3	4	0	1	0	0	0	1											
<b>Claudell Washington, L</b> OBP: 0.314, SLG: 0.423 (1, 9)	G6-4-3 1B		G6-3			1B FC3-6 BB	K			3	1	1	1	1	1	2											
<b>Johnny Ray, S</b> OBP: 0.335, SLG: 0.370 (1, 4)	G6-4-3 1-2		G4-3			1B FC3-6			WP 1B 1B	4	0	2	0	0	0	2											
<b>Wally Joyner, L</b> OBP: 0.339, SLG: 0.414 (1, 3)		K2-3		G4-3		1B FC3-6 BB			F8	4	0	0	1	0	1	2											
<b>Chili Davis, S</b> OBP: 0.331, SLG: 0.437 (1, 7)	G3			K		G5-3 1B BB			1B BB	2	0	0	0	2	1	0											
<b>Brian Downing, R</b> OBP: 0.362, SLG: 0.406 (1, 10)				F8		1B FC3-6 BB			1B	3	0	2	0	1	0	0											
<b>Bobby Rose, R</b> OBP: 0.316, SLG: 0.667 (1, 5)					G5-3					3	0	0	0	0	0	4											
<b>Jack Howell, L</b> OBP: 0.322, SLG: 0.442 (8, PH) (8, 5)	FC6-4 1-2				G5-3				G4-3	1	0	0	0	0	0	2											
<b>John Orton, R</b> OBP: 0.545, SLG: 0.600 (1, 2)			SH2-3 G6-3 1B		G5-3 1B		K		K	4	1	2	0	0	2	0											
<b>Glenn Hoffman, R</b> OBP: 0.279, SLG: 0.305 (1, 6)			G6-3 SH2-3 1B		G5-3		G6-3		L8	4	0	1	0	0	0	1											
<b>Inning Stats</b>	R: 0 E: 0 K: 0 S: 13	H: 1 LOB: 0 BB: 0 P: 17	R: 0 E: 0 K: 1 S: 9	H: 0 LOB: 1 BB: 1 P: 19	R: 1 E: 0 K: 0 S: 10	H: 2 LOB: 1 BB: 0 P: 14	R: 0 E: 0 K: 1 S: 12	H: 0 LOB: 0 BB: 0 P: 18	R: 0 E: 0 K: 0 S: 7	H: 1 LOB: 1 BB: 0 P: 12	R: 1 E: 0 K: 0 S: 17	H: 2 LOB: 2 BB: 2 P: 31	R: 0 E: 0 K: 2 S: 9	H: 1 LOB: 1 BB: 0 P: 15	R: 0 E: 0 K: 0 S: 7	H: 2 LOB: 2 BB: 1 P: 13	R: 0 E: 0 K: 1 S: 9	H: 0 LOB: 0 BB: 0 P: 11	1B: 9 2B: 0 3B: 0 HR: 0	SF: 0 SAC: 1 DP: 2 HBP: 0	WP: 1 PB: 0 SB: 0 CS: 0	PA: 37					
<b>PITCHER</b>	IP	WLS	BF	H	R	ER	SO	BB	IBB	HBP	BLK	WP	HR	S	P	ERA	WHIP										
<b>Charlie Hough, R</b> ERA: 4.4 (1, 1)	5.1	W	23	5	2	2	2	3	0	0	0	0	0	59	101	3.38	1.500										
<b>Gary Mielke, R</b> ERA: 3.79 (6, 1)	1.1		5	2	0	0	1	0	0	0	0	0	0	15	20	0.00	1.500										
<b>Kenny Rogers, L</b> ERA: 2.97 (7, 1)	0.2		3	1	0	0	1	0	0	0	0	0	0	8	8	0.00	1.500										
<b>Jeff Russell, R</b> ERA: 1.77 (8, 1)	1.2	S	6	1	0	0	1	1	0	0	0	1	0	14	21	0.00	1.200										

California Angels @ Texas Rangers  
Arlington Stadium, Arlington, TX  
Sat Aug 26 1989, 8:05 PM EDT  
Att: 32,157 - Unknown

AB 32  
R 2  
H 9  
RBI 2  
BB 4  
SO 5  
LOB 14



Batter	1	2	3	4	5	6	7	8	9	AB	R	H	RBI	BB	SO	LOB	BOTTOM										
<b>Cecil Espy, S</b> OBP: 0.306, SLG: 0.320 (1, 8)	SF8 3B		G4-3		G6-3 BLK WP 1B		E BB			3	2	2	0	1	0	0											
<b>Jack Daugherty, S</b> OBP: 0.382, SLG: 0.475 (1, 3)	SF8		G4-6-3 1B		G6-3		L7			3	0	1	1	0	0	2											
<b>Rafael Palmeiro, L</b> OBP: 0.349, SLG: 0.386 (1, 10)	1B		K		K 1B		P6			4	0	1	0	0	2	2											
<b>Ruben Sierra, S</b> OBP: 0.345, SLG: 0.542 (1, 9)	BB 1B		G4-6-3 1-2		G6-3 1B		K			4	0	2	0	0	1	1											
<b>Julio Franco, R</b> OBP: 0.382, SLG: 0.468 (1, 4)	FC6-4 BB			G5-4-3 BB	G6-3		F8			2	0	0	0	2	0	2											
<b>Pete Incaviglia, R</b> OBP: 0.273, SLG: 0.431 (1, 7)	P8			G5-4-3 1-2		L4		G6-3		4	0	0	0	0	0	4											
<b>Steve Buechele, R</b> OBP: 0.301, SLG: 0.406 (1, 5)	FC6-4 1-2			K		G1-3				3	0	0	0	0	1	3											
<b>Jeff Kunkel, R</b> OBP: 0.311, SLG: 0.449 (1, 6)			K		E5 SH1-4 WP		G4-3			3	1	0	0	0	1	0											
<b>Chad Kreuter, S</b> OBP: 0.280, SLG: 0.252 (1, 2)			K		SH1-4		G1-3			2	0	0	0	0	1	0											
<b>Inning Stats</b>	R: 1 E: 0 K: 0 S: 17	H: 3 LOB: 3 BB: 1 P: 28	R: 0 E: 0 K: 2 S: 7	H: 0 LOB: 0 BB: 0 P: 12	R: 0 E: 0 K: 1 S: 9	H: 1 LOB: 0 BB: 0 P: 11	R: 0 E: 0 K: 1 S: 6	H: 0 LOB: 0 BB: 1 P: 14	R: 2 E: 1 K: 1 S: 14	H: 2 LOB: 2 BB: 0 P: 23	R: 0 E: 0 K: 0 S: 6	H: 0 LOB: 0 BB: 0 P: 10	R: 0 E: 1 K: 0 S: 10	H: 0 LOB: 1 BB: 1 P: 17	R: 0 E: 0 K: 1 S: 5	H: 0 LOB: 0 BB: 0 P: 11	1B: 5 2B: 0 3B: 1 HR: 0	SF: 1 SAC: 1 DP: 2 HBP: 0	WP: 2 PB: 0 SB: 0 CS: 0	PA: 33							
<b>PITCHER</b>	IP	WLS	BF	H	R	ER	SO	BB	IBB	HBP	BLK	WP	HR	S	P	ERA	WHIP										
<b>Terry Clark, R</b> ERA: 1.93 (1, 1)	4.2	L	22	6	3	1	5	2	0	0	0	1	0	51	86	1.93	1.714										
<b>Willie Fraser, R</b> ERA: 2.57 (5, 1)	3.1		11	0	0	0	1	1	0	0	0	0	0	23	40	0.00	0.300										

California Angels @ Texas Rangers  
Arlington Stadium, Arlington, TX  
Sat Aug 26 1989, 8:05 PM EDT  
Att: 32,157 - Unknown

AB 28  
R 3  
H 6  
RBI 1  
BB 3  
SO 6  
LOB 14









Batter	1	2	3	4	5	6	7	8	9	AB	R	H	RBI	BB	SO	LOB	TOP					
<b>Cecil Espy, S</b> OBP: 0.300, SLG: 0.313 (1, 8)	G1-3		G6-3		K		G3-1	K		5	0	0	0	0	2	3	<b>Texas Rangers @ Minnesota Twins</b> Hubert H. Humphrey Metrodome, Minneapolis, MN Tue Aug 29 1989, 8:05 PM EDT Att: 19,004 - Dome <a href="http://livebaseballscorecards.com">livebaseballscorecards.com</a>					
<b>Fred Manrique, R</b> OBP: 0.345, SLG: 0.421 (1, 6)	K		G5-3 1B 2B		F8		P7		FC4-2-5-4 2B	5	1	2	0	0	1	0						
<b>Rafael Palmeiro, L</b> OBP: 0.348, SLG: 0.382 (1, 3)			G5-3		G4-3		G4-3		G4-3	5	0	1	0	0	0	2						
<b>Ruben Sierra, S</b> OBP: 0.348, SLG: 0.544 (1, 9)	P6								G5-3 E BB	4	2	2	1	1	0	2						
<b>Julio Franco, R</b> OBP: 0.379, SLG: 0.464 (1, 4)		G5-3	G4-3		G4-3		G4-3		F8 G4-3	5	0	0	1	0	0	3						
<b>Harold Baines, L</b> OBP: 0.409, SLG: 0.484 <b>Pete Inaviglia, R</b> OBP: 0.275, SLG: 0.429 (6, PR)	K				K				G5-3	3	0	1	0	0	2	0						
<b>Geno Petralli, L</b> OBP: 0.360, SLG: 0.406 <b>Chad Kreuter, S</b> OBP: 0.275, SLG: 0.246 (8, PR)					F8				E7 1B	3	0	2	1	1	0	0						
<b>Rick Leach, L</b> OBP: 0.348, SLG: 0.359 <b>Jeff Kunkel, R</b> OBP: 0.308, SLG: 0.443 (8, PH)							F8		S 1B	3	0	2	0	0	0	2						
<b>Steve Buechele, R</b> OBP: 0.300, SLG: 0.402 (1, 5)	L4				K				BB	3	0	0	0	1	1	5						
<b>Inning Stats</b>	R: 0 E: 0 K: 1 S: 12	H: 1 LOB: 1 BB: 0 P: 17	R: 0 E: 0 K: 1 S: 12	H: 2 LOB: 2 BB: 0 P: 15	R: 1 E: 0 K: 0 S: 9	H: 2 LOB: 1 BB: 0 P: 15	R: 0 E: 0 K: 2 S: 11	H: 1 LOB: 1 BB: 0 P: 17	R: 0 E: 0 K: 1 S: 6	H: 0 LOB: 0 BB: 0 P: 10	R: 1 E: 0 K: 0 S: 11	H: 2 LOB: 2 BB: 1 P: 22	R: 0 E: 0 K: 0 S: 5	H: 0 LOB: 0 BB: 0 P: 9	R: 2 E: 1 K: 1 S: 17	H: 2 LOB: 3 BB: 2 P: 32		R: 0 E: 0 K: 0 S: 9	H: 1 LOB: 1 BB: 0 P: 14	1B: 7 2B: 3 3B: 1 HR: 0	SF: 0 SAC: 0 DP: 0 HBP: 0	WP: 0 PB: 1 SB: 1 CS: 0
<b>PITCHER</b>	IP	WLS	BF	H	R	ER	SO	BB	IBB	HBP	BLK	WP	HR	S	P	ERA	WHIP					
<b>Rick Aguilera, R</b> ERA: 3.06 <b>Gary Wayne, L</b> ERA: 3.41 <b>Tim Drummond, R</b> ERA:	(1, 1)	7.2	L 34	9	4	3	5	2	0	0	0	0	0	77	122	3.52	1.435					
(8, 1)	0.0	2	1	0	0	0	0	1	0	0	0	0	0	2	8	∞	∞					
(8, 1)	1.1	5	1	0	0	1	0	0	0	0	0	0	0	13	21	0.00	0.750					

Batter	1	2	3	4	5	6	7	8	9	AB	R	H	RBI	BB	SO	LOB	BOTTOM					
<b>Al Newman, S</b> OBP: 0.344, SLG: 0.313 (1, 5)	SH BB 1B	L6		FC3-6 BB		F8		G3		5	1	1	0	0	0	6	<b>Texas Rangers @ Minnesota Twins</b> Hubert H. Humphrey Metrodome, Minneapolis, MN Tue Aug 29 1989, 8:05 PM EDT Att: 19,004 - Dome <a href="http://livebaseballscorecards.com">livebaseballscorecards.com</a>					
<b>Wally Backman, S</b> OBP: 0.315, SLG: 0.293 (1, 4)	SH BB		G4-3			K			K	3	0	0	0	2	2	2						
<b>Dan Gladden, R</b> OBP: 0.327, SLG: 0.391 (1, 7)	SH				F8		L5		K	4	1	1	0	0	1	2						
<b>Kent Hrbek, L</b> OBP: 0.356, SLG: 0.538 (1, 10)	G1-3				F7				G4-3	5	0	1	1	0	1	2						
<b>Gene Larkin, S</b> OBP: 0.352, SLG: 0.337 <b>Brian Harper, R</b> OBP: 0.340, SLG: 0.432 (1, PH)			G5-3		G6-3		G5-3			0	0	0	0	0	0	0						
<b>Randy Bush, L</b> OBP: 0.340, SLG: 0.428 (1, 9)	G4-6-3									2	0	0	0	1	1	3						
<b>Kirby Puckett, R</b> OBP: 0.376, SLG: 0.467 (8, PH)									FC1-5 1B BB	0	0	0	0	1	0	0						
<b>John Moses, S</b> OBP: 0.333, SLG: 0.368 (8, 9)		G1-3	F9						FC1-5 1B	3	0	1	0	1	0	2						
<b>Tim Laudner, R</b> OBP: 0.301, SLG: 0.362 (1, 2)		F9							FC1-5	4	0	1	0	0	0	3						
<b>Greg Gagne, R</b> OBP: 0.302, SLG: 0.413 <b>Chip Hale, L</b> OBP: 0.143, SLG: 0.143 (8, PH)					L7				K	2	0	1	0	1	0	1						
<b>Inning Stats</b>	R: 1 E: 1 K: 0 S: 7	H: 1 LOB: 2 BB: 2 P: 16	R: 0 E: 0 K: 0 S: 11	H: 1 LOB: 0 BB: 0 P: 18	R: 1 E: 0 K: 0 S: 8	H: 2 LOB: 2 BB: 1 P: 20	R: 0 E: 0 K: 1 S: 15	H: 1 LOB: 2 BB: 1 P: 22	R: 0 E: 0 K: 1 S: 8	H: 0 LOB: 0 BB: 0 P: 10	R: 0 E: 0 K: 1 S: 11	H: 0 LOB: 2 BB: 2 P: 24	R: 0 E: 0 K: 1 S: 6	H: 0 LOB: 0 BB: 0 P: 12	R: 0 E: 0 K: 1 S: 10	H: 1 LOB: 2 BB: 1 P: 15	R: 0 E: 0 K: 2 S: 8	H: 0 LOB: 0 BB: 0 P: 13	1B: 3 2B: 3 3B: 0 HR: 0	SF: 0 SAC: 1 DP: 1 HBP: 0	WP: 0 PB: 0 SB: 0 CS: 0	PA: 40
<b>PITCHER</b>	IP	WLS	BF	H	R	ER	SO	BB	IBB	HBP	BLK	WP	HR	S	P	ERA	WHIP					
<b>Kevin Brown, R</b> ERA: 3.14 <b>Gary Mielke, R</b> ERA: 3.66 <b>Drew Hall, L</b> ERA: 4.12 <b>Kenny Rogers, L</b> ERA: 2.97 <b>Jeff Russell, R</b> ERA: 1.69	(1, 1)	2.2	15	4	2	1	0	3	0	0	0	0	0	25	53	3.38	2.625					
(3, 1)	1.1	6	1	0	0	0	0	1	0	0	0	0	0	16	23	0.00	1.500					
(5, 1)	3.0	W 11	0	0	0	3	2	0	0	0	0	0	0	25	46	0.00	0.667					
(8, 1)	0.0	2	1	0	0	0	1	0	0	0	0	0	0	3	7	∞	∞					
(8, 1)	2.0	S 6	0	0	0	3	0	0	0	0	0	0	0	15	21	0.00	0.000					

AB 38  
R 4  
H 11  
RBI 4  
BB 3  
SO 6  
LOB 18



AB 32  
R 2  
H 6  
RBI 1  
BB 7  
SO 6  
LOB 24





Batter	1	2	3	4	5	6	7	8	9	AB	R	H	RBI	BB	SO	LOB	TOP										
<b>Fred Manrique, R</b> (1, 6) OBP: 0.347, SLG: 0.422	G5-3		CS 1B		F9		1B			4	0	2	0	0	0	0	<b>Texas Rangers @ Minnesota Twins</b> Hubert H. Humphrey Metrodome, Minneapolis, MN Wed Aug 30 1989, 8:05 PM EDT Att: 18,651 - Dome										
<b>Jack Daugherty, S</b> (1, 10) OBP: 0.355, SLG: 0.435	G3-1		F7		K		F8			4	0	0	0	0	1	2											
<b>Rafael Palmeiro, L</b> (1, 3) OBP: 0.346, SLG: 0.379	K		CS	G4-3	P5			G4-3		4	0	0	0	0	1	0											
<b>Ruben Sierra, S</b> (1, 9) OBP: 0.351, SLG: 0.546		F7		2B 1B		G3-6-1 1B		G6-4-3 1B		4	1	3	0	0	0	0											
<b>Julio Franco, R</b> (1, 4) OBP: 0.382, SLG: 0.470		2B		2B		G3-6-1 BB		G6-4-3		3	1	2	0	1	0	1											
<b>Rick Leach, L</b> (1, 7) OBP: 0.354, SLG: 0.365		BB		HBP		G3-6-1				2	1	1	0	1	0	2											
<b>Pete Incaviglia, R</b> (1, 8) OBP: 0.275, SLG: 0.427	F8		K		K2-3					4	0	1	0	0	2	6											
<b>Geno Petralli, L</b> (1, 2) OBP: 0.356, SLG: 0.409	L8		2B		G3					4	0	1	3	0	0	4											
<b>Steve Buechele, R</b> (1, 5) OBP: 0.298, SLG: 0.399			K	P8						3	0	0	0	0	2	1											
<b>Cecil Espy, S</b> (9, PH) OBP: 0.299, SLG: 0.312								L4-3		1	0	0	0	0	0	2											
<b>Inning Stats</b>	R: 0 E: 0 K: 1 S: 10	H: 0 LOB: 0 BB: 0 P: 14	R: 0 E: 0 K: 0 S: 6	H: 1 LOB: 2 BB: 1 P: 13	R: 0 E: 0 K: 1 S: 6	H: 1 LOB: 0 BB: 0 P: 12	R: 3 E: 0 K: 1 S: 15	H: 3 LOB: 1 BB: 0 P: 25	R: 0 E: 0 K: 1 S: 6	H: 0 LOB: 0 BB: 0 P: 8	R: 0 E: 0 K: 1 S: 10	H: 1 LOB: 1 BB: 1 P: 17	R: 0 E: 0 K: 1 S: 9	H: 1 LOB: 1 BB: 0 P: 14	R: 0 E: 0 K: 0 S: 5	H: 2 LOB: 1 BB: 0 P: 8	R: 0 E: 0 K: 0 S: 11	H: 2 LOB: 1 BB: 0 P: 13	1B: 6 2B: 5 3B: 0 HR: 0	SF: 0 SAC: 0 DP: 3 HBP: 1	WP: 0 PB: 0 SB: 0 CS: 1	PA: 37					
<b>PITCHER</b>	IP	WLS	BF	H	R	ER	SO	BB	IBB	HBP	BLK	WP	HR	S	P	ERA	WHIP										
<b>Mike Dyer, R</b> (1, 1) ERA: 4.17	8.0	W	32	8	3	3	6	2	0	1	0	0	0	67	111	3.38	1.250										
<b>Juan Berenguer, R</b> (9, 1) ERA: 3.77	0.1		3	2	0	0	0	0	0	0	0	0	0	7	8	0.00	6.000										
<b>Jeff Reardon, R</b> (9, 1) ERA: 4.02	0.2	S	1	0	0	0	0	0	0	0	0	0	0	4	5	0.00	0.000										

Batter	1	2	3	4	5	6	7	8	9	AB	R	H	RBI	BB	SO	LOB	BOTTOM										
<b>Al Newman, S</b> (1, 5) OBP: 0.303, SLG: 0.312	G4-3		P6		L1			SH2 1B		4	1	1	0	0	0	2	<b>Texas Rangers @ Minnesota Twins</b> Hubert H. Humphrey Metrodome, Minneapolis, MN Wed Aug 30 1989, 8:05 PM EDT Att: 18,651 - Dome										
<b>Dan Gladden, R</b> (1, 7) OBP: 0.327, SLG: 0.391	FC6-4 1B		L4		F7			SH2		3	0	1	0	0	0	2											
<b>Kirby Puckett, R</b> (1, 8) OBP: 0.379, SLG: 0.469	FC6-4 1-2			1B 2B		G4-3		2B 1B		4	2	2	2	0	0	1											
<b>Brian Harper, R</b> (1, 2) OBP: 0.342, SLG: 0.436	G4-3			1B		P2		G4-3 E		4	1	2	2	0	0	1											
<b>Kent Hrbek, L</b> (1, 3) OBP: 0.354, SLG: 0.532			K		P9			G4-3 E		3	1	0	0	1	1	1											
<b>Tim Laudner, R</b> (1, 10) OBP: 0.298, SLG: 0.357			K		F7			G4-3		3	0	0	0	0	1	1											
<b>Randy Bush, L</b> (8, PH) OBP: 0.339, SLG: 0.426			K					G4-3		1	0	0	0	0	0	2											
<b>Carmen Castillo, R</b> (1, 9) OBP: 0.303, SLG: 0.433								G4-3		3	0	0	0	0	0	1											
<b>John Moses, S</b> (9, PH) OBP: 0.336, SLG: 0.375								E5 1B		1	1	1	2	0	0	0											
<b>Greg Gagne, R</b> (1, 6) OBP: 0.307, SLG: 0.419								2B 1B		4	0	3	1	0	0	0											
<b>Chip Hale, L</b> (1, 4) OBP: 0.222, SLG: 0.333			SH1-4 1B		G3-1 2B			CS 1B		2	1	1	0	0	0	1											
<b>Inning Stats</b>	R: 0 E: 0 K: 0 S: 6	H: 1 LOB: 1 BB: 0 P: 11	R: 0 E: 0 K: 2 S: 9	H: 0 LOB: 0 BB: 0 P: 13	R: 0 E: 0 K: 0 S: 6	H: 1 LOB: 1 BB: 0 P: 7	R: 1 E: 0 K: 0 S: 8	H: 2 LOB: 1 BB: 0 P: 10	R: 0 E: 0 K: 0 S: 6	H: 1 LOB: 1 BB: 0 P: 9	R: 0 E: 0 K: 0 S: 3	H: 0 LOB: 0 BB: 0 P: 3	R: 0 E: 0 K: 0 S: 11	H: 0 LOB: 0 BB: 0 P: 17	R: 6 E: 1 K: 0 S: 16	H: 6 LOB: 0 BB: 1 P: 27	R: 0 E: 0 K: 0 S: 11	H: 2 LOB: 1 BB: 0 P: 13	1B: 6 2B: 5 3B: 0 HR: 0	SF: 0 SAC: 2 DP: 0 HBP: 0	WP: 0 PB: 0 SB: 0 CS: 1	PA: 36					
<b>PITCHER</b>	IP	WLS	BF	H	R	ER	SO	BB	IBB	HBP	BLK	WP	HR	S	P	ERA	WHIP										
<b>Mike Jeffcoat, L</b> (1, 1) ERA: 3.95	7.0		28	7	3	3	2	0	0	0	0	0	0	52	75	3.86	1.000										
<b>Jeff Russell, R</b> (8, 1) ERA: 2.12	0.2	L	7	4	4	3	0	0	1	0	0	0	0	13	21	40.50	6.000										
<b>Kenny Rogers, L</b> (8, 1) ERA: 2.95	0.1		0	0	0	0	0	0	0	0	0	0	0	0	1	0.00	0.000										

AB	33
R	3
H	10
RBI	3
BB	2
SO	6
LOB	18

AB	32
R	7
H	11
RBI	7
BB	1
SO	2
LOB	12



Batter	1	2	3	4	5	6	7	8	9	AB	R	H	RBI	BB	SO	LOB	TOP				
Jeff Kunkel, R (1, 8) OBP: 0.311, SLG: 0.442 Harold Baines, L (9, PH) OBP: 0.409, SLG: 0.483										3	0	1	0	1	1	1	<p><b>Texas Rangers @ Minnesota Twins</b> Hubert H. Humphrey Metrodome, Minneapolis, MN</p> <p>Thu Aug 31 1989, 8:05 PM EDT Att: 18,556 - Dome</p> <p>livebaseballscores.com</p> <p>AB 34 R 6 H 9 RBI 6 BB 4 SO 6 LOB 14</p>				
Jack Daugherty, S (1, 3) OBP: 0.346, SLG: 0.419										5	0	1	0	0	1	3					
Julio Franco, R (1, 4) OBP: 0.382, SLG: 0.468										4	1	1	0	1	0	2					
Ruben Sierra, S (1, 9) OBP: 0.351, SLG: 0.543										3	1	0	0	1	0	2					
Fred Manrique, R (1, 6) OBP: 0.342, SLG: 0.418										3	0	0	1	0	1	1					
Pete Incaviglia, R (1, 7) OBP: 0.273, SLG: 0.423 Rick Leach, L (9, PH) OBP: 0.357, SLG: 0.368										3	0	0	0	0	1	1					
Steve Buechele, R (1, 5) Geno Petralli, L (9, PH) OBP: 0.362, SLG: 0.413										3	1	2	1	0	0	0					
Jim Sundberg, R (1, 2) OBP: 0.302, SLG: 0.297 Rafael Palmeiro, L (9, PH) OBP: 0.347, SLG: 0.379										3	0	1	1	0	1	1					
Cecil Espy, S (1, 10) OBP: 0.299, SLG: 0.314										4	0	1	2	0	1	2					
<b>Inning Stats</b>	R: 0 E: 0 K: 2 S: 11	H: 0 LOB: 1 BB: 1 P: 17	R: 0 E: 0 K: 0 S: 4	H: 0 LOB: 0 BB: 0 P: 5	R: 0 E: 0 K: 2 S: 10	H: 0 LOB: 1 BB: 1 P: 21	R: 3 E: 1 K: 0 S: 17	H: 3 LOB: 1 BB: 1 P: 31	R: 0 E: 0 K: 0 S: 7	H: 0 LOB: 0 BB: 0 P: 12	R: 0 E: 0 K: 0 S: 9	H: 1 LOB: 1 BB: 0 P: 10	R: 0 E: 0 K: 0 S: 7	H: 1 LOB: 1 BB: 0 P: 15	R: 3 E: 0 K: 0 S: 12	H: 3 LOB: 1 BB: 1 P: 19		1B: 6 2B: 3 3B: 0 HR: 0	SF: 1 SAC: 0 DP: 1 HBP: 0	WP: 0 PB: 0 SB: 0 CS: 0	PA: 39
<b>PITCHER</b>	IP	WLS	BF	H	R	ER	SO	BB	IBB	HBP	BLK	WP	HR	S	P	ERA	WHIP				
David West, L (1, 1) ERA: 7.36	7.0	W	28	5	3	3	6	3	0	0	0	0	0	65	106	3.86	1.143				
Tim Drummond, R (8, 1) ERA: 11.57	1.0		8	4	3	3	0	1	0	0	0	0	0	15	29	27.00	5.000				
Tim Drummond, R (9, 1) ERA: 11.57	1.0		8	4	3	3	0	1	0	0	0	0	0	15	29	27.00	5.000				
Jeff Reardon, R (9, 1) ERA: 3.95	1.0	S	3	0	0	0	0	0	0	0	0	0	0	4	5	0.00	0.000				

Batter	1	2	3	4	5	6	7	8	9	AB	R	H	RBI	BB	SO	LOB	BOTTOM				
Al Newman, S (1, 5) OBP: 0.347, SLG: 0.315										3	1	2	0	1	0	0	<p><b>Texas Rangers @ Minnesota Twins</b> Hubert H. Humphrey Metrodome, Minneapolis, MN</p> <p>Thu Aug 31 1989, 8:05 PM EDT Att: 18,556 - Dome</p> <p>livebaseballscores.com</p> <p>AB 32 R 8 H 13 RBI 8 BB 6 SO 3 LOB 18</p>				
Wally Backman, S (1, 4) OBP: 0.318, SLG: 0.291 Carmen Castillo, R (8, PH) OBP: 0.307, SLG: 0.436 Tim Drummond, R (9, 1) Jeff Reardon, R (9, 1)										2	0	0	0	2	1	2					
Kirby Puckett, R (1, 8) OBP: 0.379, SLG: 0.470										5	2	2	0	0	1	4					
Kent Hrbek, L (1, 3) OBP: 0.355, SLG: 0.528										4	1	1	1	1	0	5					
Brian Harper, R (1, 2) OBP: 0.344, SLG: 0.437										4	1	2	1	0	0	3					
Randy Bush, L (1, 9) OBP: 0.343, SLG: 0.436 John Moses, S (8, 9) OBP: 0.336, SLG: 0.375										2	1	1	1	2	0	2					
Dan Gladden, R (1, 7) OBP: 0.329, SLG: 0.392										4	1	2	2	0	1	0					
Chip Hale, L (1, 10) OBP: 0.231, SLG: 0.333 (9, 4)										3	0	1	2	0	0	0					
Greg Gagne, R (1, 6) OBP: 0.306, SLG: 0.419										4	1	1	0	0	0	2					
<b>Inning Stats</b>	R: 1 E: 0 K: 1 S: 14	H: 1 LOB: 2 BB: 2 P: 23	R: 0 E: 0 K: 1 S: 8	H: 0 LOB: 0 BB: 0 P: 14	R: 0 E: 0 K: 0 S: 7	H: 1 LOB: 2 BB: 1 P: 14	R: 1 E: 1 K: 0 S: 12	H: 2 LOB: 2 BB: 0 P: 19	R: 2 E: 0 K: 0 S: 9	H: 3 LOB: 2 BB: 1 P: 16	R: 0 E: 0 K: 1 S: 7	H: 0 LOB: 0 BB: 0 P: 11	R: 2 E: 0 K: 0 S: 7	H: 2 LOB: 1 BB: 2 P: 17	R: 2 E: 0 K: 0 S: 16	H: 4 LOB: 1 BB: 0 P: 25		1B: 10 2B: 2 3B: 0 HR: 1	SF: 1 SAC: 2 DP: 0 HBP: 0	WP: 0 PB: 0 SB: 0 CS: 1	PA: 41
<b>PITCHER</b>	IP	WLS	BF	H	R	ER	SO	BB	IBB	HBP	BLK	WP	HR	S	P	ERA	WHIP				
Bobby Witt, R (1, 1) ERA: 5.32	7.0	L	35	9	6	6	3	5	1	0	0	0	0	64	114	7.71	2.000				
Craig McMurtry, R (8, 1) ERA: 6.43	0.0		1	1	1	1	0	0	0	0	0	0	0	3	6	∞	∞				
Kenny Rogers, L (8, 1) ERA: 3.05	1.0		5	3	1	1	0	0	0	0	0	0	0	13	19	9.00	3.000				




Batter	1	2	3	4	5	6	7	8	9	10	11	12	AB	R	H	RBI	BB	SO	LOB									
<b>Kevin Seltzer, R</b> OBP: 0.394, SLG: 0.325	F8		SAFE 4-2 BB		K2-3		F7			K		2B IBB	4	0	0	0	2	2	1									
<b>Willie Wilson, S</b> OBP: 0.303, SLG: 0.354	P5		F7			F9		K		K		2B	6	0	1	2	0	2	2									
<b>George Brett, L</b> OBP: 0.351, SLG: 0.421	F8			HR		F8 PB BB		G4-3			F8	G3	5	1	1	1	1	0	2									
<b>Bo Jackson, R</b> OBP: 0.310, SLG: 0.504		F8		K		SAFE 4-2 BB		HR			FC1-4 1B		4	1	2	1	1	1	0									
<b>Jim Eisenreich, L</b> OBP: 0.355, SLG: 0.454	F9		G3-1			SAFE 2-1 BB		F8		P5	FC1-4 CS		5	0	0	0	0	0	3									
<b>Kurt Stillwell, S</b> OBP: 0.344, SLG: 0.417	F8			HR		SAFE 3-2 SAFE 1-2 SAFE 1-2 SAFE 1-2 SAFE 1-2		G4-3		FC1-5 2B	CS	SH3-4 2B BB	4	2	2	1	1	0	2									
<b>Pat Tabler, R</b> OBP: 0.326, SLG: 0.308			G4-3		K		P4			FC1-5 G4-3		SH3-4 2B 1B	5	1	1	0	0	1	1									
<b>Bob Boone, R</b> OBP: 0.349, SLG: 0.319	F8				K		F7			G4-3		SH3-4 1B	4	0	0	0	0	1	1									
<b>Bill Peacock, R</b> OBP: 0.337, SLG: 0.387 <b>Dwight Gooden, R</b> OBP: 0.338, SLG: 0.454 <b>Frank White, R</b> OBP: 0.313, SLG: 0.325					L8							G5-3	2	0	1	0	0	0	0									
<b>Matt Winters, L</b> OBP: 0.347, SLG: 0.389 <b>Gary Thurman, R</b> OBP: 0.311, SLG: 0.280													1	0	0	0	0	1	0									
<b>Inning Stats</b>	R: 0 E: 0 K: 0 S: 7	H: 0 LOB: 0 BB: 0 P: 14	R: 0 E: 0 K: 0 S: 8	H: 0 LOB: 0 BB: 0 P: 9	R: 0 E: 0 K: 0 S: 10	H: 1 LOB: 2 BB: 1 P: 18	R: 2 E: 0 K: 2 S: 12	H: 2 LOB: 0 BB: 0 P: 13	R: 0 E: 0 K: 2 S: 8	H: 0 LOB: 2 BB: 0 P: 14	R: 0 E: 0 K: 0 S: 5	H: 1 LOB: 0 BB: 1 P: 10	R: 1 E: 0 K: 1 S: 7	H: 1 LOB: 0 BB: 0 P: 11	R: 0 E: 0 K: 0 S: 6	H: 1 LOB: 0 BB: 0 P: 10	R: 0 E: 0 K: 3 S: 10	H: 0 LOB: 0 BB: 0 P: 16	R: 0 E: 0 K: 0 S: 4	H: 1 LOB: 0 BB: 0 P: 7	R: 2 E: 0 K: 0 S: 10	H: 2 LOB: 2 BB: 2 P: 20	1B: 3 2B: 2 3B: 0 HR: 3	SF: 0 SAC: 1 DP: 1 HBP: 0	WP: 0 PB: 1 SB: 1 CS: 1	PA: 49		
<b>PITCHER</b>	IP	WLS	BF	H	R	ER	SO	BB	IBB	HBP	BLK	WP	HR	S	P	ERA	WHIP											
<b>Charlie Hough, R</b> ERA: 4.35	(1, 1)			3	3	5										123	3.38	1.125										
<b>Jeff Russell, R</b> ERA: 2.05	(9, 1)	2.0	5	0	0	0	3	0	0	0	0	0	0	0	13	20	0.00	0.000										
<b>Kenny Rogers, L</b> ERA: 3.23	(11, 1)	2.0	L	10	3	2	2	0	1	1	0	0	0	0	14	27	9.00	2.000										

**Kansas City Royals @ Texas Rangers**  
Arlington Stadium, Arlington, TX  
Fri Sep 01 1989, 8:05 PM EDT  
Att. 21,036 - Unknown - 97 F

**livebaseballscorecards.com**

AB 41  
R 5  
H 8  
RBI 5  
BB 6  
SO 8  
LOB 14



Batter	1	2	3	4	5	6	7	8	9	10	11	12	AB	R	H	RBI	BB	SO	LOB									
<b>Cecil Espy, S</b> OBP: 0.297, SLG: 0.312	L8		SAFE 1-2 FC4-6		K		G6-3			FC5-4 DI		SH5-4	2	0	0	0	0	0	1									
<b>Juan Gonzalez, R</b> OBP: 0.341, SLG: 0.416			SAFE 2-1 G4-3-6							F8			2	0	0	0	0	1	0									
<b>Rafael Palmeiro, L</b> OBP: 0.347, SLG: 0.376	L8		SAFE 2-1 G4-3-6			FC5-4 BB		F7		F8		FC6-4 IBB	4	0	0	0	2	0	3									
<b>Harold Baines, L</b> OBP: 0.406, SLG: 0.480	G3			G4-3		FC5-4 WP HR		L8				K	5	1	1	0	0	0	1									
<b>Dean Palmer, R</b> OBP: 0.347, SLG: 0.376						HR							1	0	0	0	0	1	3									
<b>Ruben Sierra, S</b> OBP: 0.350, SLG: 0.545		G4-3		F8		HR		BB BB		BB BB		FC4-6 1B	5	1	1	2	1	0	4									
<b>Julio Franco, R</b> OBP: 0.385, SLG: 0.468		1B		E6						G6-3			4	0	2	0	2	0	1									
<b>Rick Leach, L</b> OBP: 0.357, SLG: 0.364		1B		G3		BB		BB		G1-3		G4-3 1B	5	0	1	0	1	0	5									
<b>Jeff Kunkel, R</b> OBP: 0.308, SLG: 0.448		K				HR		K		P5		K	6	1	1	1	0	3	6									
<b>Steve Buechele, R</b> OBP: 0.286, SLG: 0.403																												
<b>Jack Daugherty, S</b> OBP: 0.354, SLG: 0.427																												
<b>Pete Incaviglia, R</b> OBP: 0.274, SLG: 0.422																												
<b>Chad Kreuter, S</b> OBP: 0.276, SLG: 0.242																												
<b>Geno Petralli, L</b> OBP: 0.369, SLG: 0.416																												
<b>Inning Stats</b>	R: 0 E: 0 K: 0 S: 4	H: 0 LOB: 0 BB: 0 P: 5	R: 0 E: 0 K: 2 S: 13	H: 2 LOB: 2 BB: 0 P: 17	R: 0 E: 0 K: 0 S: 13	H: 0 LOB: 0 BB: 1 P: 13	R: 0 E: 1 K: 0 S: 11	H: 0 LOB: 1 BB: 0 P: 16	R: 1 E: 0 K: 2 S: 9	H: 1 LOB: 0 BB: 0 P: 11	R: 2 E: 0 K: 1 S: 9	H: 1 LOB: 1 BB: 2 P: 21	R: 0 E: 0 K: 0 S: 6	H: 0 LOB: 0 BB: 0 P: 5	R: 0 E: 0 K: 0 S: 5	H: 0 LOB: 2 BB: 2 P: 16	R: 0 E: 0 K: 0 S: 13	H: 1 LOB: 3 BB: 1 P: 21	R: 0 E: 0 K: 1 S: 7	H: 1 LOB: 2 BB: 1 P: 15	R: 0 E: 0 K: 1 S: 9	H: 1 LOB: 3 BB: 2 P: 19	R: 0 E: 0 K: 1 S: 10	H: 1 LOB: 0 BB: 0 P: 14	1B: 6 2B: 0 3B: 0 HR: 2	SF: 0 SAC: 1 DP: 1 HBP: 0	WP: 1 PB: 0 SB: 0 CS: 0	PA: 53
<b>PITCHER</b>	IP	WLS	BF	H	R	ER	SO	BB	IBB	HBP	BLK	WP	HR	S	P	ERA	WHIP											
<b>Tom Gordon, R</b> ERA: 2.88	(1, 1)	7.2	32	4	3	3	5	5	0	0	0	1	2	62	103	3.52	1.174											
<b>Steve Crawford, R</b> ERA: 3.06	(8, 1)	2.1	11	2	0	0	0	1	1	0	0	0	0	21	39	0.00	1.286											
<b>Rick Luecken, R</b> ERA: 1.5	(11, 1)	1.0	W	6	1	0	0	1	1	0	0	0	0	9	19	0.00	2.000											
<b>Jeff Montgomery, R</b> ERA: 1.3	(12, 1)	1.0	S	4	1	0	0	1	0	0	0	0	0	10	14	0.00	1.000											

**Kansas City Royals @ Texas Rangers**  
Arlington Stadium, Arlington, TX  
Fri Sep 01 1989, 8:05 PM EDT  
Att. 21,036 - Unknown - 97 F

**livebaseballscorecards.com**

AB 43  
R 3  
H 8  
RBI 3  
BB 9  
SO 7  
LOB 29





Batter	1	2	3	4	5	6	7	8	9	AB	R	H	RBI	BB	SO	LOB	TOP											
<b>Kevin Seitzer, R</b> OBP: 0.386, SLG: 0.328 (1, 5)	G6-3		G4-3 HR BB			1B 2B			F8	4	2	2	0	1	0	0	<b>Kansas City Royals @ Texas Rangers</b> Arlington Stadium, Arlington, TX Sat Sep 02 1989, 8:05 PM EDT Att: 33,550 - Sunny - 98 F											
<b>Willie Wilson, S</b> OBP: 0.299, SLG: 0.348 (1, 8)	K		G3			K			F8	5	0	0	0	0	2	4												
<b>George Brett, L</b> OBP: 0.349, SLG: 0.416 (1, 3)			G4-3			K				4	0	0	0	1	3	2												
<b>Bo Jackson, R</b> OBP: 0.312, SLG: 0.511 (1, 10)	K					1B				4	1	2	3	0	2	1												
<b>Jim Eisenreich, L</b> OBP: 0.354, SLG: 0.452 (1, 7)			F7			1B			P4	4	0	1	0	0	0	0												
<b>Kurt Stillwell, S</b> OBP: 0.341, SLG: 0.413 (1, 6)	K					G6-3			F7	4	0	0	0	0	2	2												
<b>Pat Tabler, R</b> OBP: 0.328, SLG: 0.308 (1, 9)	1B BB					F9			F9	3	0	1	0	1	0	0												
<b>Bob Boone, R</b> OBP: 0.351, SLG: 0.319 (1, 2)									P4	3	0	1	0	1	1	1												
<b>Brad Wellman, R</b> OBP: 0.263, SLG: 0.271 (5, PH) <b>Jeff Schultz, L</b> OBP: 1.000, SLG: 1.000 (5, PH) <b>Bill Pascoe, R</b> OBP: 0.251, SLG: 0.387 (5, 4) <b>Matt Winters, L</b> OBP: 0.343, SLG: 0.365 (8, PH) <b>Frank White, R</b> OBP: 0.333, SLG: 0.325 (8, 4)	K					1B			G1-3	2	0	0	0	0	2	3												
<b>Inning Stats</b>	R: 0 H: 0 E: 0 K: 2 S: 9	H: 0 LOB: 1 BB: 1 P: 16	R: 0 H: 1 E: 0 K: 2 S: 10	LOB: 2 BB: 1 P: 17	R: 2 H: 1 E: 0 K: 0 S: 11	H: 1 LOB: 0 BB: 1 P: 23	R: 0 H: 0 E: 0 K: 2 S: 9	H: 0 LOB: 1 BB: 1 P: 16	R: 1 H: 3 E: 0 K: 2 S: 18	H: 3 LOB: 2 BB: 0 P: 26	R: 0 H: 2 E: 0 K: 1 S: 11	H: 2 LOB: 2 BB: 0 P: 16	R: 0 H: 0 E: 0 K: 2 S: 9	H: 0 LOB: 0 BB: 0 P: 15	R: 0 H: 1 E: 0 K: 1 S: 11	H: 1 LOB: 1 BB: 0 P: 17	R: 0 H: 0 E: 0 K: 1 S: 11	H: 0 LOB: 0 BB: 0 P: 17	1B: 6 2B: 1 3B: 0 HR: 1	SF: 0 SAC: 0 DP: 0 HBP: 0	WP: 0 PB: 0 SB: 1 CS: 0	PA: 39						
<b>PITCHER</b>	IP	WLS	BF	H	R	ER	SO	BB	IBB	HBP	BLK	WP	HR	S	P	ERA	WHIP											
<b>Nolan Ryan, R</b> ERA: 3.18 <b>Jeff Russell, R</b> ERA: 2.02	(1, 1)	8.0	W	36	8	3	3	11	4	0	0	0	0	1	88	146	3.38	1.500										
(9, 1)	1.0	S	3	0	0	0	1	0	0	0	0	0	0	0	11	17	0.00	0.000										

Batter	1	2	3	4	5	6	7	8	9	AB	R	H	RBI	BB	SO	LOB	BOTTOM										
<b>Fred Manrique, R</b> OBP: 0.343, SLG: 0.421 (1, 6)	1B SF7	G4-3		1B 2B		B2				4	2	2	0	0	0	2	<b>Kansas City Royals @ Texas Rangers</b> Arlington Stadium, Arlington, TX Sat Sep 02 1989, 8:05 PM EDT Att: 33,550 - Sunny - 98 F										
<b>Jack Daugherty, S</b> OBP: 0.360, SLG: 0.430 (1, 3)	P4		G4-3 1B	1B		G6-3				4	1	2	1	0	0	1											
<b>Harold Baines, L</b> OBP: 0.407, SLG: 0.480 (1, 10)	1B		G4-3			G3-1				4	1	2	0	0	0	1											
<b>Ruben Sierra, S</b> OBP: 0.351, SLG: 0.552 (1, 9)	SF7		G4-3 1B	1B		F8				3	2	2	4	0	0	0											
<b>Julio Franco, R</b> OBP: 0.386, SLG: 0.468 (1, 4)	G1-3		F7			E9				4	0	2	0	0	0	2											
<b>Geno Petralli, L</b> OBP: 0.370, SLG: 0.417 (5, PH) <b>Dean Palmer, R</b> OBP: 0.274, SLG: 0.241 (6, 2)	G6-3		G4-3 1B			K				2	0	1	1	0	0	0											
<b>Rick Leach, L</b> OBP: 0.358, SLG: 0.366 (5, PH) <b>Pete Incaviglia, R</b> OBP: 0.275, SLG: 0.422 (6, 7)	1B		L7			P6				2	0	1	0	0	0	1											
<b>Juan Gonzalez, R</b> (1, 8)	K					G5-3 1B				4	0	0	0	0	2	3											
<b>Scott Coolbaugh, R</b> <b>Steve Buechele, R</b> OBP: 0.298, SLG: 0.402 (7, 5)	1B BB					K				2	0	0	0	1	1	0											
<b>Inning Stats</b>	R: 1 H: 2 E: 0 K: 0 S: 14	H: 2 LOB: 1 BB: 0 P: 18	R: 0 H: 1 E: 0 K: 1 S: 14	H: 1 LOB: 1 BB: 1 P: 21	R: 2 H: 3 E: 0 K: 0 S: 9	H: 3 LOB: 1 BB: 0 P: 14	R: 1 H: 2 E: 0 K: 0 S: 9	H: 2 LOB: 1 BB: 0 P: 15	R: 2 H: 3 E: 0 K: 2 S: 12	H: 3 LOB: 1 BB: 0 P: 17	R: 0 H: 0 E: 0 K: 1 S: 5	H: 0 LOB: 0 BB: 0 P: 7	R: 0 H: 1 E: 1 K: 0 S: 4	H: 1 LOB: 0 BB: 0 P: 5	R: 0 H: 1 E: 0 K: 1 S: 8	H: 1 LOB: 1 BB: 0 P: 13	R: 0 H: 0 E: 0 K: 1 S: 8	H: 0 LOB: 0 BB: 0 P: 13	1B: 11 2B: 1 3B: 0 HR: 1	SF: 1 SAC: 0 DP: 0 HBP: 0	WP: 0 PB: 0 SB: 2 CS: 0	PA: 36					
<b>PITCHER</b>	IP	WLS	BF	H	R	ER	SO	BB	IBB	HBP	BLK	WP	HR	S	P	ERA	WHIP										
<b>Terry Leach, R</b> ERA: 3.95 <b>Charlie Leibrandt, L</b> ERA: 4.94	(1, 1)	4.0	L	22	10	6	6	1	1	0	0	0	0	0	73	13.50	2.750										
(5, 1)	4.0		14	3	0	0	4	0	0	0	0	0	0	26	37	0.00	0.750										

AB	35
R	3
H	8
RBI	3
BB	4
SO	12
LOB	14



AB	34
R	6
H	13
RBI	6
BB	1
SO	5
LOB	13









Batter	1	2	3	4	5	6	7	8	9	AB	R	H	RBI	BB	SO	LOB	TOP										
<b>Al Newman, S</b> OBP: 0.346, SLG: 0.313 (1, 5)	B1-3	P6		1B			L7			4	0	1	0	0	0	2	<b>Minnesota Twins @ Texas Rangers</b> Arlington Stadium, Arlington, TX Mon Sep 04 1989, 4:33 AM EDT Att: 13,693 - Sunny - 99 F										
<b>Greg Gagne, R</b> OBP: 0.307, SLG: 0.429 (1, 6)	E6 2B G6-3	P6			G6-3		FC1-6 FC4-6			4	1	0	0	0	0	2											
<b>Dan Gladden, R</b> OBP: 0.327, SLG: 0.399 (1, 7)	HR 2B			WP 1B 2B	L1-3		FC4-6			4	2	2	0	0	0	1											
<b>Kirby Puckett, R</b> OBP: 0.378, SLG: 0.470 (1, 10)	G6-3			B1-4		WP 1B		G4-6-3 1B		4	0	2	1	0	0	2											
<b>Brian Harper, R</b> OBP: 0.350, SLG: 0.448 (1, 2)	HR				F7			P4		4	1	2	3	0	0	2											
<b>Gene Larkin, S</b> OBP: 0.349, SLG: 0.339 (1, 3)	CS 1B			L7		G6-3		G4-6-3		4	0	1	0	0	0	2											
<b>Carmen Castillo, R</b> OBP: 0.311, SLG: 0.446 (9, PH)	CS	SH1-4 2B BB		L8		G5-3			K	2	1	0	0	0	1	0											
<b>Randy Bush, L</b> OBP: 0.339, SLG: 0.429 (9, PH)										1	0	0	0	0	1	0											
<b>John Moses, S</b> OBP: 0.335, SLG: 0.377 (1, 8)		SH1-4		G3		L8			K	3	0	0	0	0	1	0											
<b>Wally Backman, S</b> OBP: 0.313, SLG: 0.288 (1, 4)				K				G4-3		3	0	1	1	1	1	0											
<b>Inning Stats</b>	R: 3 E: 1 K: 0 S: 18	H: 3 LOB: 0 BB: 0 P: 26	R: 1 E: 0 K: 0 S: 15	H: 1 LOB: 1 BB: 1 P: 21	R: 1 E: 0 K: 0 S: 15	H: 2 LOB: 1 BB: 0 P: 24	R: 0 E: 0 K: 1 S: 7	H: 1 LOB: 1 BB: 0 P: 10	R: 0 E: 0 K: 0 S: 5	H: 0 LOB: 0 BB: 0 P: 9	R: 0 E: 0 K: 0 S: 5	H: 0 LOB: 0 BB: 1 P: 6	R: 0 E: 0 K: 0 S: 8	H: 1 LOB: 0 BB: 1 P: 14	R: 0 E: 0 K: 0 S: 4	H: 0 LOB: 0 BB: 0 P: 5	R: 0 E: 0 K: 12 S: 12	H: 0 LOB: 0 BB: 0 P: 17	1B: 5 2B: 3 3B: 0 HR: 1	SF: 0 SAC: 1 DP: 1 HBP: 0	WP: 2 PB: 0 SB: 0 CS: 1	PA: 37					
<b>PITCHER</b>	IP	WLS	BF	H	R	ER	SO	BB	IBB	HBP	BLK	WP	HR	S	P	ERA	WHIP										
<b>Mike Jeffcoat, L</b> ERA: 4.06 (1, 1)	2.0		12	5	5	2	0	1	0	0	0	0	1	37	53	9.00	3.000										
<b>Brad Arnsberg, R</b> ERA: 4.92 (3, 1)	4.0	W	14	3	0	0	1	0	0	0	0	2	0	28	43	0.00	0.750										
<b>Gary Mielke, R</b> ERA: 3.48 (7, 1)	2.0		7	1	0	0	0	1	0	0	0	0	0	12	19	0.00	1.000										
<b>Jeff Russell, R</b> ERA: 1.99 (9, 1)	1.0	S	3	0	0	0	2	0	0	0	0	0	0	12	17	0.00	0.000										

Batter	1	2	3	4	5	6	7	8	9	AB	R	H	RBI	BB	SO	LOB	BOTTOM										
<b>Jeff Kunkel, R</b> OBP: 0.311, SLG: 0.443 (1, 6)	P4		FC6-4 1B		F9	BB 1B BB		SH3-4		3	1	1	1	1	0	0	<b>Minnesota Twins @ Texas Rangers</b> Arlington Stadium, Arlington, TX Mon Sep 04 1989, 4:33 AM EDT Att: 13,693 - Sunny - 99 F										
<b>Jack Daugherty, S</b> OBP: 0.358, SLG: 0.412 (1, 3)					F5	BB 1B BB		G5-3		2	2	0	1	1	0	1											
<b>Dean Palmer, R</b> OBP: 0.200, SLG: 0.400 (8, PH)	2B 1B HBP		FC6-4 1B FC6-4							1	0	0	0	0	0	1											
<b>Rafael Palmeiro, L</b> OBP: 0.345, SLG: 0.373 (9, 3)										0	0	0	0	0	0	0											
<b>Julio Franco, R</b> OBP: 0.389, SLG: 0.471 (1, 4)										3	1	3	2	1	0	0											
<b>Fred Manrique, R</b> OBP: 0.348, SLG: 0.425 (8, 4)	1B 2B		FC6-4 1B		BB	BB 1B		1B		1	0	1	1	0	0	0											
<b>Ruben Sierra, S</b> OBP: 0.350, SLG: 0.546 (1, 9)	G5-3		FC6-4		G3	F9		F9		5	0	0	1	0	0	7											
<b>Harold Baines, L</b> OBP: 0.407, SLG: 0.478 (1, 10)	1B		G3			BB BB BB		L7		3	1	1	2	1	0	1											
<b>Pete Incaviglia, R</b> OBP: 0.278, SLG: 0.425 (1, 7)	G1-3			BB		P3		K		3	0	0	0	1	1	2											
<b>Mike Stanley, R</b> OBP: 0.286, SLG: 0.200 (1, 2)										1	0	0	0	1	1	1											
<b>Geno Petralli, L</b> OBP: 0.372, SLG: 0.418 (6, PH)			G5-4-3 BB		K			F7		2	0	1	0	0	0	1											
<b>Scott Coolbaugh, R</b> (1, 5)										2	0	0	0	0	1	2											
<b>Thad Bosley, L</b> OBP: 0.200, SLG: 0.158 (6, PH)										0	1	0	0	1	0	0											
<b>Steve Buechele, R</b> OBP: 0.298, SLG: 0.400 (7, 5)										1	0	0	0	0	0	1											
<b>Juan Gonzalez, R</b> OBP: 0.182, SLG: 0.100 (1, 8)			G5-4-3		K					3	2	1	0	1	1	2											
<b>Inning Stats</b>	R: 2 E: 0 K: 0 S: 12	H: 2 LOB: 1 BB: 0 P: 18	R: 0 E: 0 K: 1 S: 5	H: 0 LOB: 0 BB: 1 P: 10	R: 1 E: 0 K: 0 S: 14	H: 2 LOB: 1 BB: 0 P: 21	R: 0 E: 0 K: 2 S: 8	H: 0 LOB: 1 BB: 1 P: 18	R: 0 E: 0 K: 0 S: 6	H: 0 LOB: 0 BB: 1 P: 14	R: 4 E: 1 K: 0 S: 22	H: 1 LOB: 2 BB: 5 P: 48	R: 0 E: 0 K: 1 S: 10	H: 1 LOB: 0 BB: 0 P: 15	R: 1 E: 0 K: 0 S: 9	H: 2 LOB: 1 BB: 0 P: 15	1B: 7 2B: 1 3B: 0 HR: 0	SF: 0 SAC: 1 DP: 1 HBP: 1	WP: 0 PB: 0 SB: 1 CS: 0	PA: 40							
<b>PITCHER</b>	IP	WLS	BF	H	R	ER	SO	BB	IBB	HBP	BLK	WP	HR	S	P	ERA	WHIP										
<b>Allan Anderson, L</b> ERA: 3.78 (1, 1)	3.0		14	4	3	3	1	1	0	0	0	0	0	8	18	0.00	1.000										
<b>Mike Cook, R</b> ERA: 4.4 (4, 1)	1.0		4	0	0	0	2	1	0	0	0	0	0	8	18	0.00	1.000										
<b>Mike Dyer, R</b> ERA: 4.03 (5, 1)	1.2	L	11	0	4	0	0	6	0	0	0	0	0	24	55	0.00	3.600										
<b>Juan Berenguer, R</b> ERA: 3.67 (6, 1)	1.1		6	2	0	0	1	0	0	0	0	0	0	14	22	0.00	1.500										
<b>Shane Rawley, L</b> ERA: 5.29 (8, 1)	1.0		5	2	1	1	0	0	0	0	0	0	0	9	15	9.00	2.000										

AB 33  
R 5  
H 9  
RBI 5  
BB 2  
SO 3  
LOB 12



AB 30  
R 8  
H 8  
RBI 8  
BB 8  
SO 4  
LOB 19





Batter	1	2	3	4	5	6	7	8	9	AB	R	H	RBI	BB	SO	LOB	TOP							
<b>Al Newman, S</b> OBP: 0.346, SLG: 0.314 (1, 5)	G5-3		G5-3		K												5 1 2 2 0 1 2							
<b>Dan Gladden, R</b> OBP: 0.331, SLG: 0.402 (1, 7)	K																5 0 3 0 0 2 2							
<b>Kirby Puckett, R</b> OBP: 0.377, SLG: 0.468 (1, 8)	G5-3																5 0 1 1 1 0 1 2							
<b>Brian Harper, R</b> OBP: 0.345, SLG: 0.441 (1, 2)																	5 0 0 0 0 1 2							
<b>Gene Larkin, S</b> OBP: 0.354, SLG: 0.358 (1, 10)																	5 3 4 1 0 0 0							
<b>Carmen Castillo, R</b> OBP: 0.319, SLG: 0.482 (1, 9)																	4 2 3 3 0 0 0							
<b>John Moses, S</b> OBP: 0.333, SLG: 0.376 (8, 9)																	1 0 0 0 0 0 1							
<b>Kent Hrbek, L</b> OBP: 0.349, SLG: 0.515 (1, 3)																	3 1 1 0 1 0 1							
<b>Greg Gagne, R</b> OBP: 0.306, SLG: 0.427 (1, 6)																	4 0 1 0 0 1 1							
<b>Chip Hale, L</b> OBP: 0.211, SLG: 0.278 (9, 4)																	0 0 0 0 0 0 0							
<b>Wally Backman, S</b> OBP: 0.312, SLG: 0.287 (1, 4)																	4 1 1 0 0 0 4							
<b>Doug Baker, S</b> OBP: 0.377, SLG: 0.390 (8, 4)																	0 0 0 0 0 0 0							
<b>Inning Stats</b>	R: 0 E: 0 K: 1 S: 6	H: 0 LOB: 0 BB: 0 P: 10	R: 1 E: 1 K: 0 S: 8	H: 2 LOB: 0 BB: 0 P: 13	R: 0 E: 0 K: 1 S: 5	H: 0 LOB: 0 BB: 0 P: 11	R: 0 E: 0 K: 1 S: 6	H: 1 LOB: 0 BB: 0 P: 11	R: 1 E: 0 K: 1 S: 9	H: 2 LOB: 2 BB: 1 P: 18	R: 0 E: 0 K: 0 S: 4	H: 1 LOB: 0 BB: 0 P: 6	R: 4 E: 0 K: 0 S: 15	H: 6 LOB: 2 BB: 0 P: 25	R: 2 E: 1 K: 1 S: 17	H: 3 LOB: 2 BB: 0 P: 26	R: 0 E: 0 K: 1 S: 10	H: 1 LOB: 1 BB: 0 P: 16	1B: 11 2B: 2 3B: 0 HR: 3	SF: 0 SAC: 0 DP: 3 HBP: 0	WP: 0 PB: 0 SB: 0 CS: 1	PA: 42		
<b>PITCHER</b>	IP	WLS	BF	H	R	ER	SO	BB	IBB	HBP	BLK	WP	HR	S	P	ERA	WHIP							
<b>Jamie Moyer, L</b> ERA: 4.35 (1, 1)	6.2	L	28	10	6	3	4	1	0	0	0	0	2	49	88	4.05	1.650							
<b>Gary Mielke, R</b> ERA: 3.46 (7, 1)	0.1		3	2	0	0	0	0	0	0	0	0	0	4	6	0.00	6.000							
<b>Darrel Akerfelds, R</b> ERA: 4.15 (8, 1)	0.2		6	3	2	1	0	0	0	0	0	0	1	14	22	13.50	4.500							
<b>Cecilio Guante, R</b> ERA: 3.7 (8, 1)	1.1		5	1	0	0	2	0	0	0	0	0	0	13	20	0.00	0.750							

Minnesota Twins @ Texas Rangers  
Arlington Stadium, Arlington, TX  
Tue Sep 05 1989, 8:05 PM EDT  
Att: 11,320 - Sunny - 94 F

AB 41  
R 8  
H 16  
RBI 7  
BB 1  
SO 6  
LOB 15



Batter	1	2	3	4	5	6	7	8	9	AB	R	H	RBI	BB	SO	LOB	BOTTOM							
<b>Cecil Espy, S</b> OBP: 0.297, SLG: 0.314 (1, 8)	HR		K		G6-3			G4-3									4 1 1 0 0 1 0							
<b>Rafael Palmeiro, L</b> OBP: 0.344, SLG: 0.372 (1, 3)	G6-3		G3		F8			1B									4 0 1 0 0 0 1							
<b>Harold Baines, L</b> OBP: 0.408, SLG: 0.485 (1, 10)	HR		1B		G4-3			K									4 1 2 2 0 1 1							
<b>Ruben Sierra, S</b> OBP: 0.348, SLG: 0.542 (1, 9)	L9		F8		F8			F9									4 0 0 0 0 0 2							
<b>Julio Franco, R</b> OBP: 0.386, SLG: 0.467 (1, 4)	F9		F8		G6-3			K									4 0 0 0 0 1 0							
<b>Geno Petralli, L</b> OBP: 0.380, SLG: 0.426 (1, 2)			1B		G3			HR									4 1 3 0 0 0 0							
<b>Rick Leach, L</b> OBP: 0.360, SLG: 0.365 (1, 7)	F8		1B		G6-4-3			P4									3 0 1 0 1 0 2							
<b>Steve Buechele, R</b> OBP: 0.296, SLG: 0.397 (1, 5)	F9		K		G6-4-3			HR									3 0 0 0 0 1 4							
<b>Thad Bosley, L</b> OBP: 0.236, SLG: 0.350 (9, PH)			K		F7			G4-3									1 1 1 2 0 0 0							
<b>Fred Manrique, R</b> OBP: 0.344, SLG: 0.421 (1, 6)	G4-3		K														3 0 0 0 0 1 3							
<b>Jack Daugherty, S</b> OBP: 0.354, SLG: 0.407 (9, PH)																	1 0 0 0 0 0 0							
<b>Inning Stats</b>	R: 2 E: 0 K: 0 S: 20	H: 2 LOB: 0 BB: 0 P: 29	R: 0 E: 0 K: 0 S: 8	H: 1 LOB: 1 BB: 0 P: 13	R: 0 E: 0 K: 1 S: 11	H: 1 LOB: 1 BB: 0 P: 14	R: 0 E: 0 K: 2 S: 17	H: 1 LOB: 2 BB: 1 P: 26	R: 0 E: 0 K: 0 S: 5	H: 0 LOB: 0 BB: 0 P: 7	R: 0 E: 0 K: 0 S: 9	H: 0 LOB: 0 BB: 0 P: 12	R: 0 E: 0 K: 0 S: 4	H: 1 LOB: 0 BB: 0 P: 6	R: 0 E: 0 K: 1 S: 10	H: 1 LOB: 1 BB: 0 P: 17	R: 2 E: 0 K: 1 S: 12	H: 2 LOB: 0 BB: 0 P: 15	1B: 6 2B: 1 3B: 0 HR: 2	SF: 0 SAC: 0 DP: 1 HBP: 0	WP: 0 PB: 0 SB: 0 CS: 0	PA: 36		
<b>PITCHER</b>	IP	WLS	BF	H	R	ER	SO	BB	IBB	HBP	BLK	WP	HR	S	P	ERA	WHIP							
<b>Kevin Tapani, R</b> ERA: 3.14 (1, 1)	7.0	W	27	6	2	2	3	1	0	0	0	0	0	74	107	2.57	1.000							
<b>Tim Drummond, R</b> ERA: 8.1 (8, 1)	1.0		4	1	0	0	1	0	0	0	0	0	0	10	17	0.00	1.000							
<b>Jeff Reardon, R</b> ERA: 4.16 (9, 1)	1.0		5	2	2	2	1	0	0	0	0	0	1	12	15	18.00	2.000							

Minnesota Twins @ Texas Rangers  
Arlington Stadium, Arlington, TX  
Tue Sep 05 1989, 8:05 PM EDT  
Att: 11,320 - Sunny - 94 F

AB 35  
R 4  
H 9  
RBI 4  
BB 1  
SO 5  
LOB 13






Batter	1	2	3	4	5	6	7	8	9	AB	R	H	RBI	BB	SO	LOB	TOP											
<b>Al Newman, S</b> OBP: 0.345, SLG: 0.313 (1, 5)	F7	G4-3			G4-3				K	5	0	1	0	0	1	1	<b>Minnesota Twins @ Texas Rangers</b> Arlington Stadium, Arlington, TX Wed Sep 06 1989, 8:05 PM EDT Att: 10,276 - Unknown <a href="http://livebaseballscorecards.com">livebaseballscorecards.com</a>											
<b>Dan Gladden, R</b> OBP: 0.332, SLG: 0.402 (1, 7)	PB S 1B		FC6-4 1B		K		F8		K	5	0	2	0	0	2	1												
<b>Kirby Puckett, R</b> OBP: 0.379, SLG: 0.469 (1, 8)	F8		FC6-4 1B		S 1B					3	0	2	0	1	0	1												
<b>Kent Hrbek, L</b> OBP: 0.351, SLG: 0.512 (1, 3)	S BB		F9				K		K	2	0	0	0	2	1	4												
<b>Brian Harper, R</b> OBP: 0.340, SLG: 0.435 (1, 2)	G5-3		FC6-4 S		P4		F7		F7	4	0	0	0	0	0	8												
<b>Randy Bush, L</b> OBP: 0.341, SLG: 0.438 (8, PH)		2B	K						G6-3	3	2	2	0	0	1	2												
<b>John Moses, S</b> OBP: 0.332, SLG: 0.374 (8, 9)										1	0	0	0	0	0	0												
<b>Gene Larkin, S</b> OBP: 0.353, SLG: 0.360 (1, 10)	F8 2H 2B				G4-3				K	4	0	1	1	0	1	1												
<b>Wally Backman, S</b> OBP: 0.309, SLG: 0.285 (8, PH)					F7		SF7		G4-3	2	0	0	1	0	1	1												
<b>Carmen Castillo, R</b> OBP: 0.318, SLG: 0.480 (8, 4)										1	0	0	0	0	0	0												
<b>Doug Baker, S</b> OBP: 0.377, SLG: 0.390 (8, 4)										0	0	0	0	0	0	0												
<b>Greg Gagne, R</b> OBP: 0.304, SLG: 0.424 (9, PH)	F8				G6-3		G3		F8	3	0	0	0	0	0	1												
<b>Chip Hale, L</b> OBP: 0.200, SLG: 0.263 (9, PH)										1	0	0	0	0	0	0												
<b>Inning Stats</b>	R: 0 E: 0 K: 0 S: 12	H: 1 LOB: 2 BB: 1 P: 23	R: 1 E: 0 K: 1 S: 9	H: 2 LOB: 1 BB: 0 P: 15	R: 0 E: 0 K: 1 S: 12	H: 2 LOB: 0 BB: 0 P: 18	R: 0 E: 0 K: 0 S: 8	H: 0 LOB: 0 BB: 0 P: 11	R: 0 E: 0 K: 1 S: 12	H: 1 LOB: 2 BB: 1 P: 22	R: 0 E: 0 K: 1 S: 16	H: 1 LOB: 2 BB: 1 P: 27	R: 0 E: 0 K: 1 S: 11	H: 0 LOB: 0 BB: 0 P: 16	R: 0 E: 0 K: 2 S: 8	H: 0 LOB: 0 BB: 0 P: 11	1B: 5 2B: 3 3B: 0 HR: 0	SF: 1 SAC: 0 DP: 0 HBP: 0	WP: 0 PB: 1 CS: 5	PA: 38								
<b>PITCHER</b>	IP	WLS	BF	H	R	ER	SO	BB	IBB	HBP	BLK	WP	HR	S	P	ERA	WHIP											
<b>Charlie Hough, R</b> ERA: 4.3	(1, 1)	6.0	W	27	7	2	2	3	2	0	0	0	0	0	59	97	3.00	1.500										
<b>Gary Mielke, R</b> ERA: 3.43	(7, 1)	0.1		3	1	0	0	0	1	0	0	0	0	0	9	16	0.00	6.000										
<b>Kenny Rogers, L</b> ERA: 3.17	(7, 1)	1.1	S	4	0	0	0	2	0	0	0	0	0	15	24	0.00	0.000											
<b>Jeff Russell, R</b> ERA: 1.95	(8, 1)	1.1		4	0	0	0	2	0	0	0	0	0	11	14	0.00	0.000											

Batter	1	2	3	4	5	6	7	8	9	AB	R	H	RBI	BB	SO	LOB	BOTTOM										
<b>Jeff Kunkel, R</b> OBP: 0.313, SLG: 0.440 (1, 6)	G6-4-3 1B		FC3-6 G6-4-3 1-2 2-3		F9			L8		4	0	1	0	0	0	3	<b>Minnesota Twins @ Texas Rangers</b> Arlington Stadium, Arlington, TX Wed Sep 06 1989, 8:05 PM EDT Att: 10,276 - Unknown <a href="http://livebaseballscorecards.com">livebaseballscorecards.com</a>										
<b>Scott Coolbaugh, R</b> OBP: 0.200, SLG: 0.111 (1, 5)	F9		G6-4-3 1-2		BB 2B 1B		F9			4	1	1	0	0	0	6											
<b>Julio Franco, R</b> OBP: 0.387, SLG: 0.466 (1, 10)	G6-4-3 1-2				1B SF8 1B				K	3	1	1	0	1	1	1											
<b>Ruben Sierra, S</b> OBP: 0.349, SLG: 0.544 (1, 9)		P3			1B 1B		G4-3			4	0	2	1	0	0	0											
<b>Pete Incaviglia, R</b> OBP: 0.278, SLG: 0.424 (1, 7)		P6			SF8 G5-3					3	0	1	1	0	0	2											
<b>Juan Gonzalez, R</b> OBP: 0.143, SLG: 0.077 (7, PH)					3H K				F8	3	0	0	0	0	2	1											
<b>Harold Baines, L</b> OBP: 0.407, SLG: 0.484 (8, 8)									K	1	0	0	0	0	1	1											
<b>Cecil Espy, S</b> OBP: 0.297, SLG: 0.314 (8, 8)									K	0	0	0	0	0	0	0											
<b>Steve Buechele, R</b> OBP: 0.300, SLG: 0.406 (1, 4)					HR 1B		HBP BB		K	3	1	2	1	1	1	0											
<b>Mike Stanley, R</b> OBP: 0.303, SLG: 0.221 (6, PR)					FC3-6 1B		G4-3		K	3	0	2	0	0	0	2											
<b>Jack Daugherty, S</b> OBP: 0.351, SLG: 0.402 (7, 3)									K	1	0	0	0	0	1	0											
<b>Chad Kreuter, S</b> OBP: 0.268, SLG: 0.236 (8, PH)					FC3-6 1B		P4			3	0	1	0	0	1	2											
<b>Geno Petralli, L</b> OBP: 0.383, SLG: 0.429 (9, 2)										1	0	1	0	0	0	0											
<b>Inning Stats</b>	R: 0 E: 0 K: 0 S: 5	H: 1 LOB: 0 BB: 0 P: 8	R: 0 E: 0 K: 1 S: 6	H: 0 LOB: 0 BB: 0 P: 10	R: 1 E: 0 K: 0 S: 10	H: 3 LOB: 1 BB: 0 P: 18	R: 1 E: 0 K: 1 S: 13	H: 3 LOB: 2 BB: 0 P: 21	R: 1 E: 0 K: 0 S: 14	H: 2 LOB: 3 BB: 1 P: 19	R: 0 E: 0 K: 2 S: 13	H: 1 LOB: 1 BB: 0 P: 17	R: 0 E: 0 K: 2 S: 9	H: 1 LOB: 1 BB: 0 P: 12	1B: 10 2B: 1 3B: 0 HR: 1	SF: 1 SAC: 0 DP: 2 HBP: 1	WP: 0 PB: 0 CS: 0	PA: 37									
<b>PITCHER</b>	IP	WLS	BF	H	R	ER	SO	BB	IBB	HBP	BLK	WP	HR	S	P	ERA	WHIP										
<b>David West, L</b> ERA: 7.04	(1, 1)	6.0	L	29	10	3	3	0	2	0	1	0	0	62	100	4.50	2.000										
<b>Juan Berenguer, R</b> ERA: 3.59	(7, 1)	2.0		8	2	0	0	4	0	0	0	0	0	22	29	0.00	1.000										

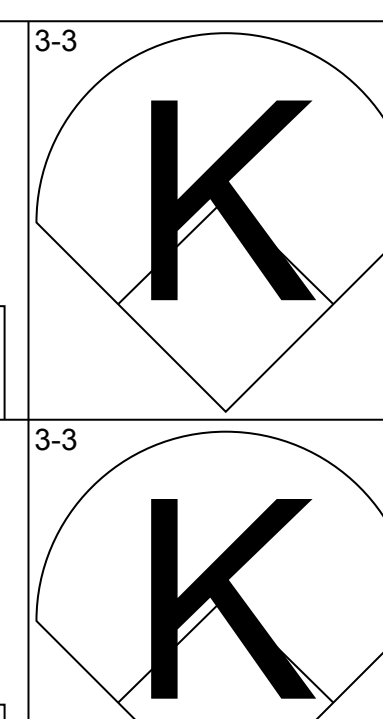
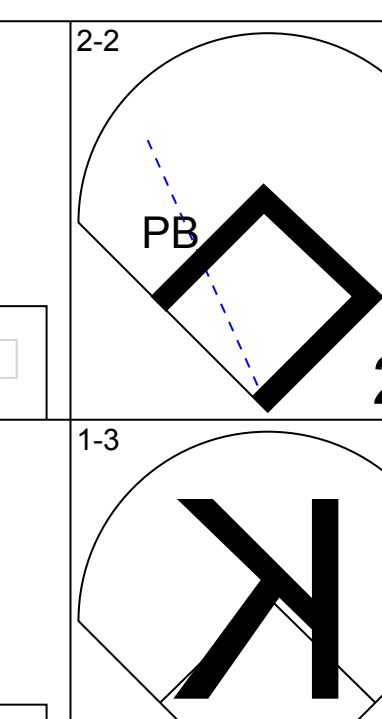

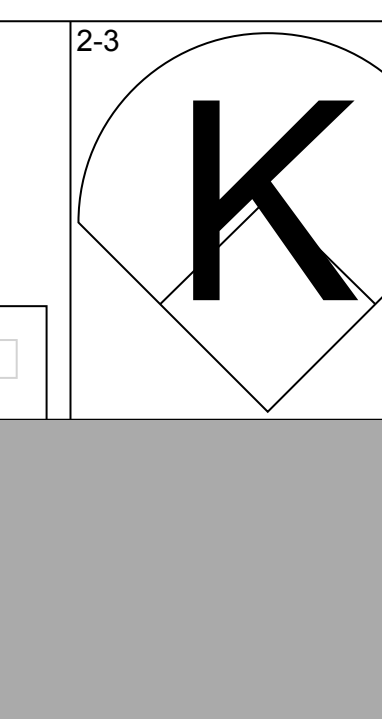
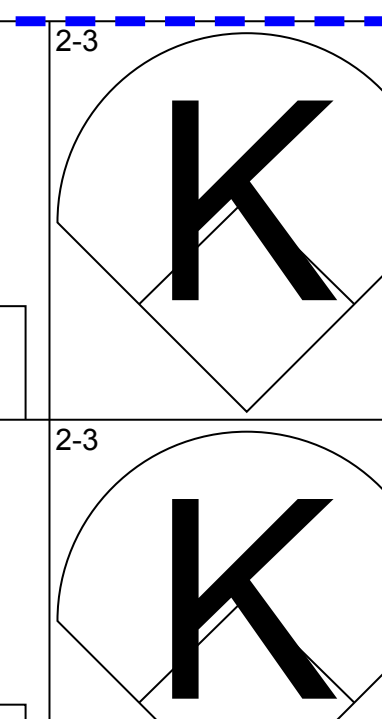

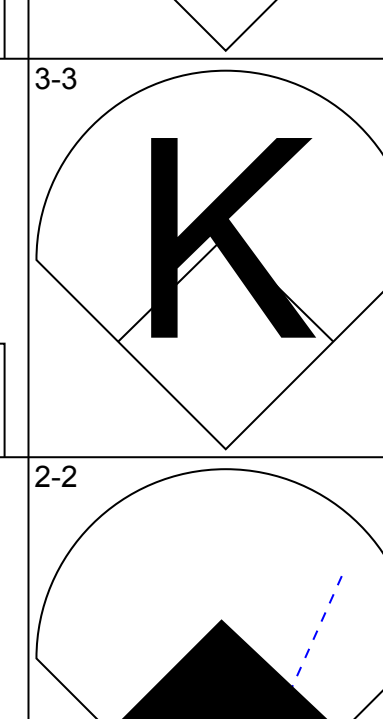
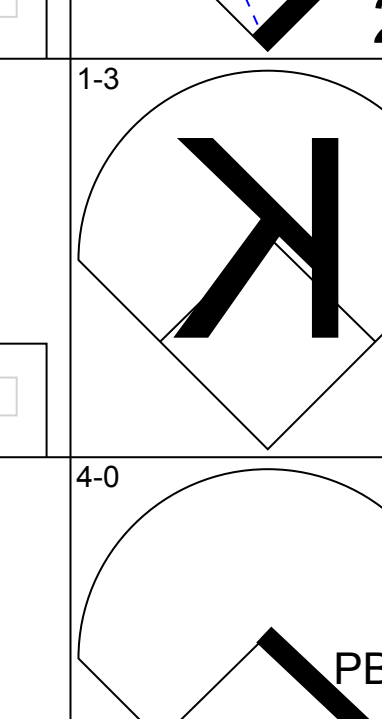
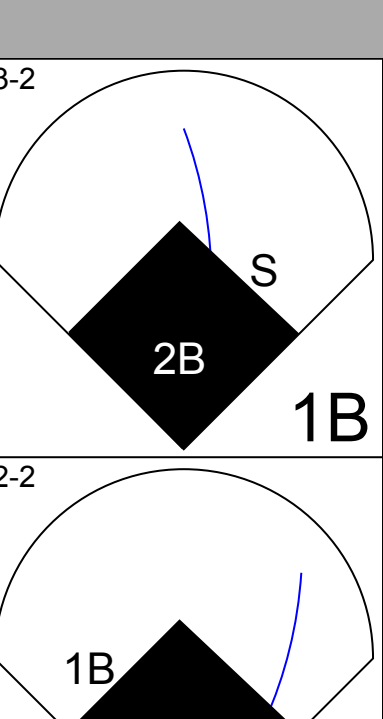
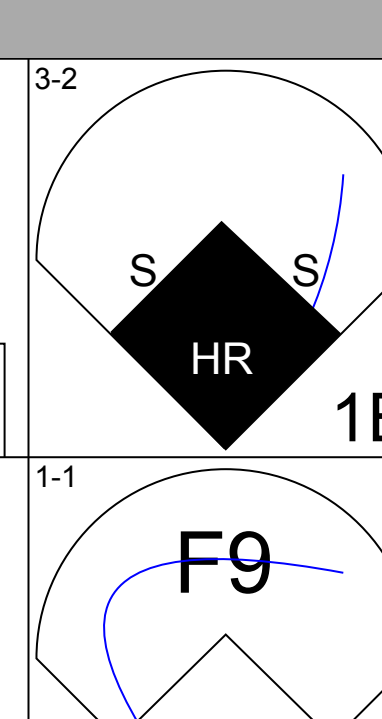
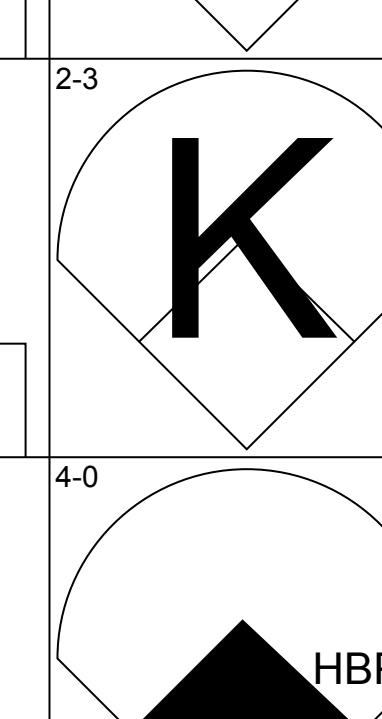
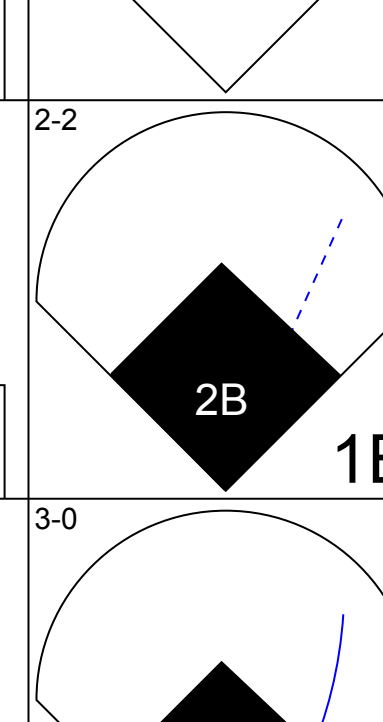
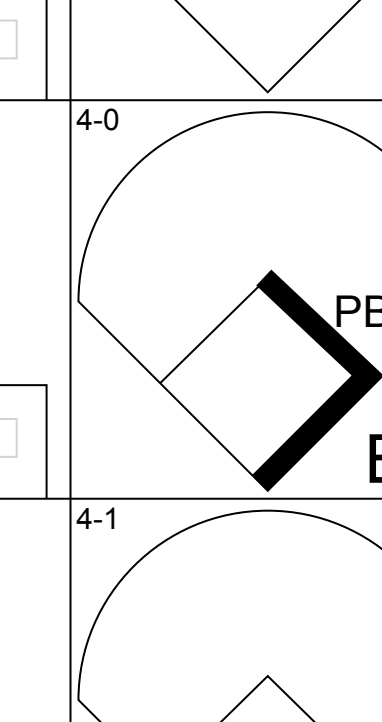

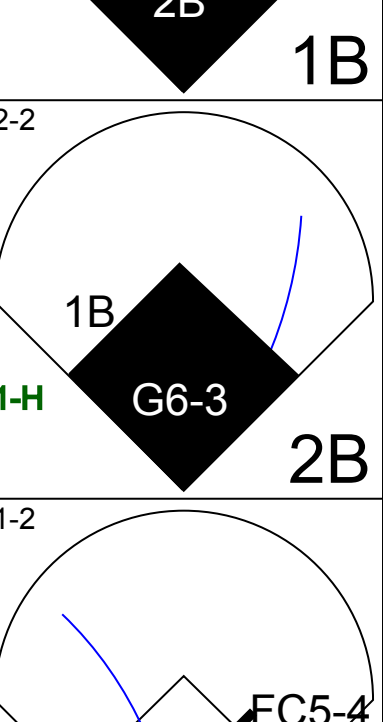
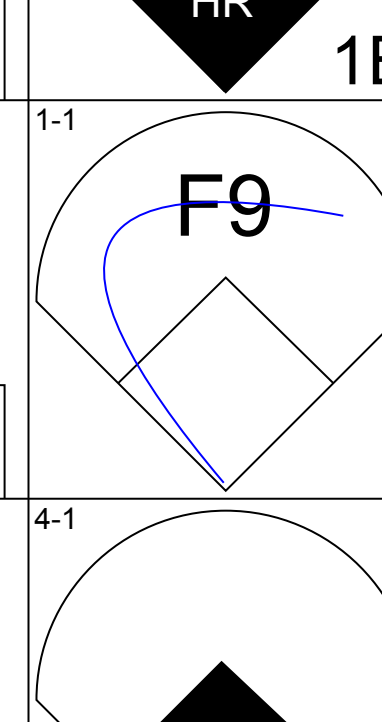
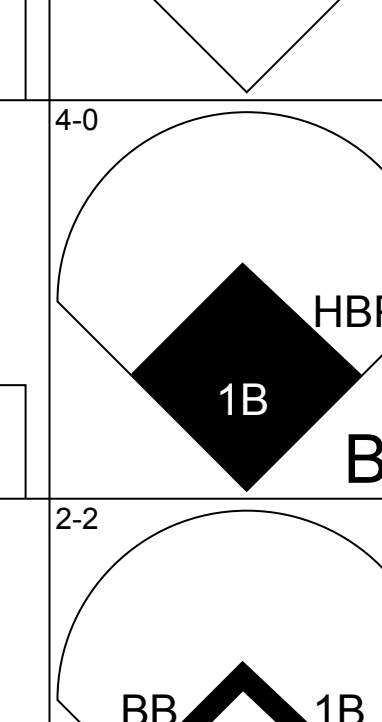
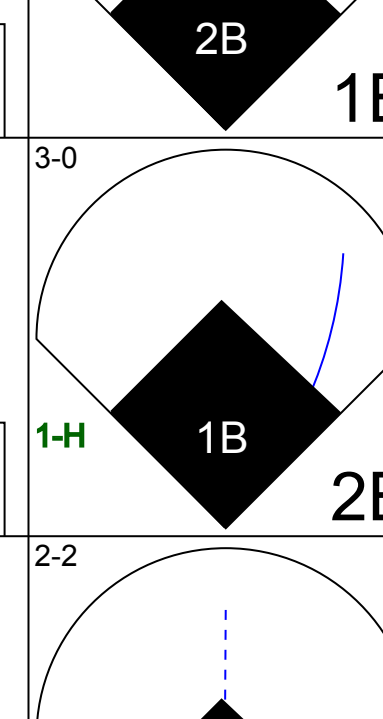
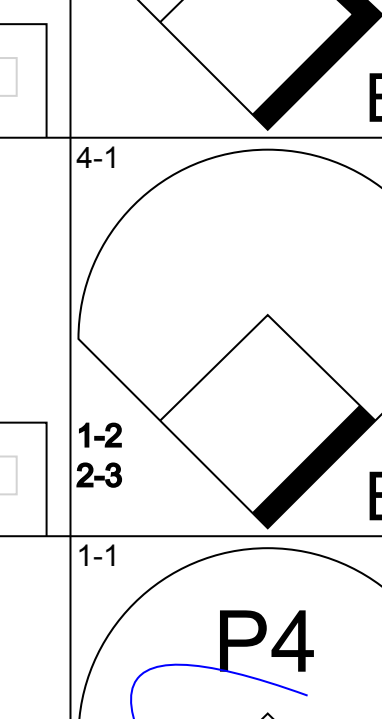

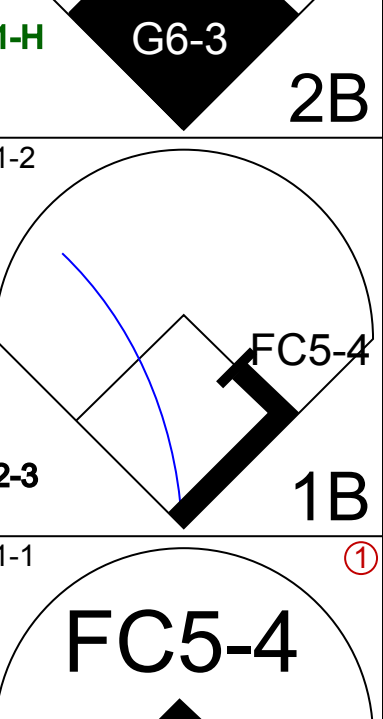
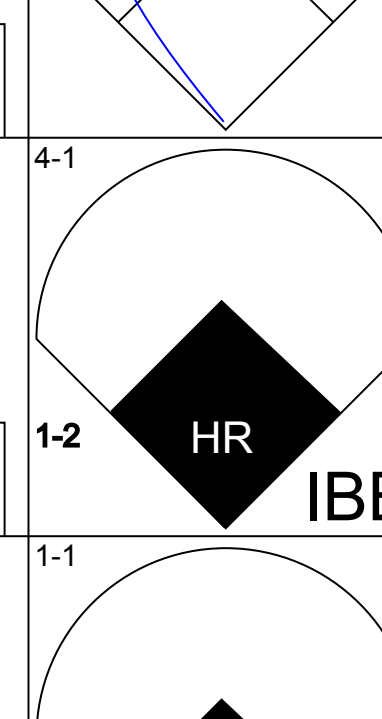
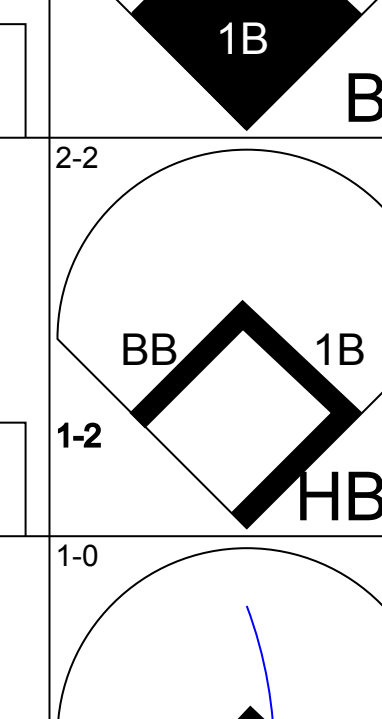
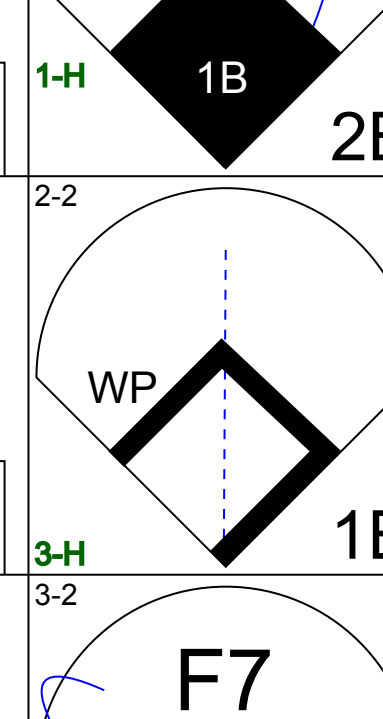
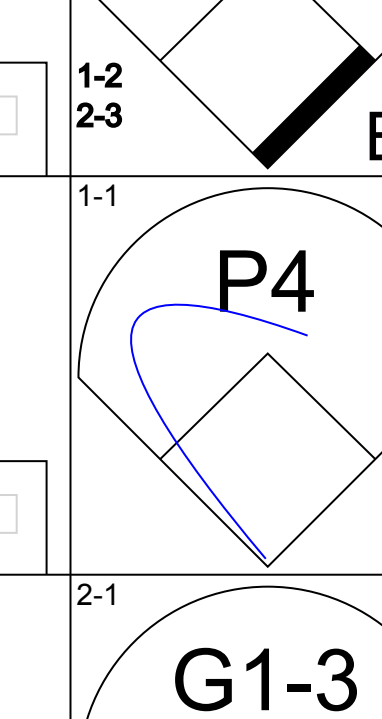

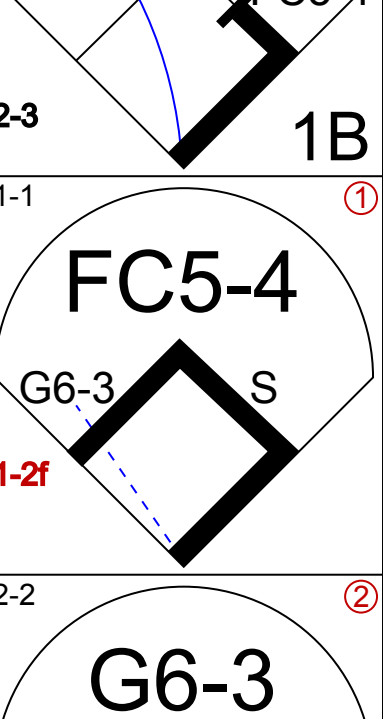
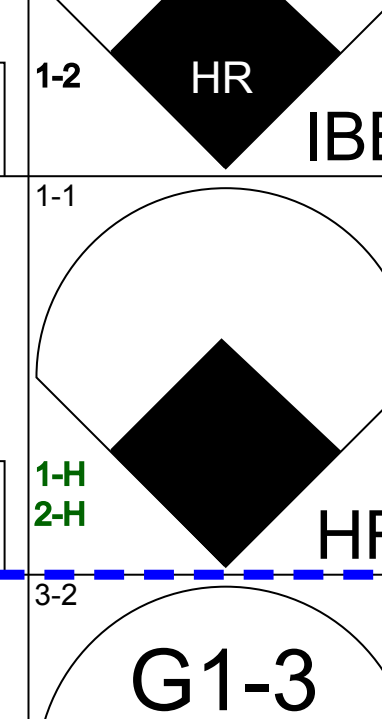
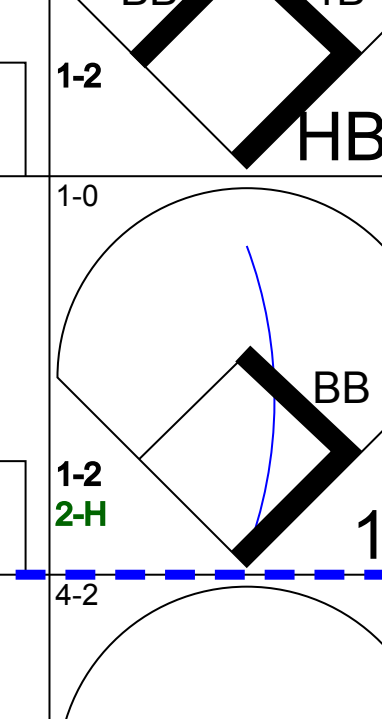
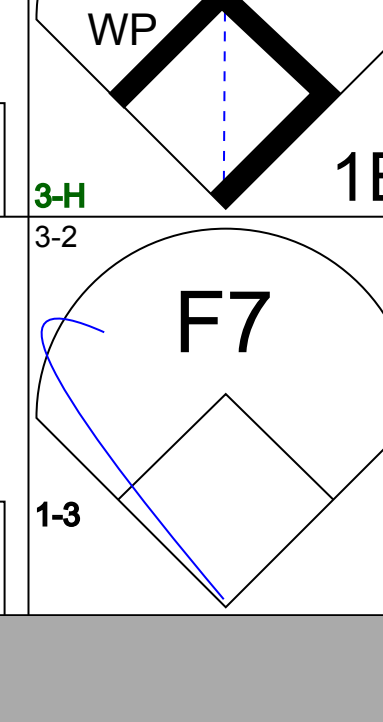
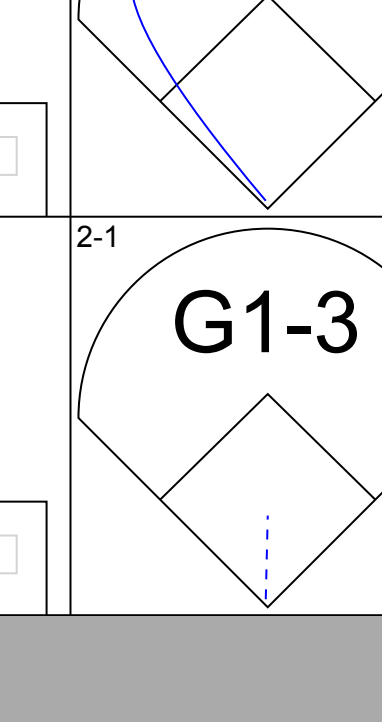

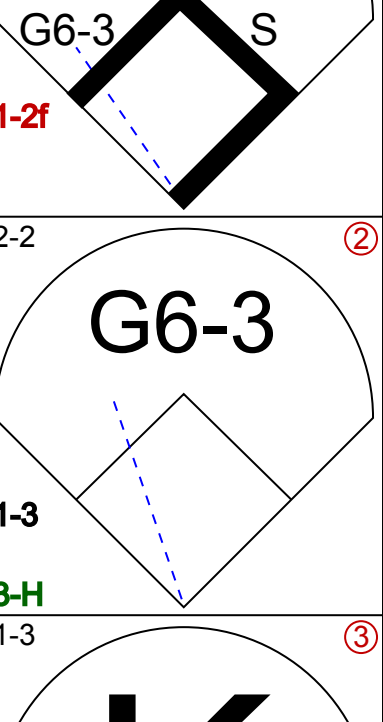
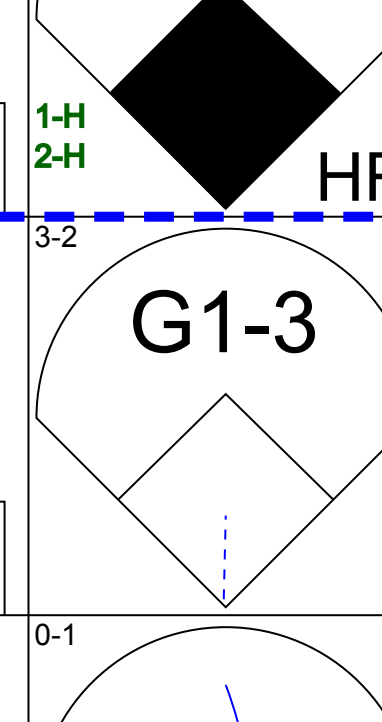
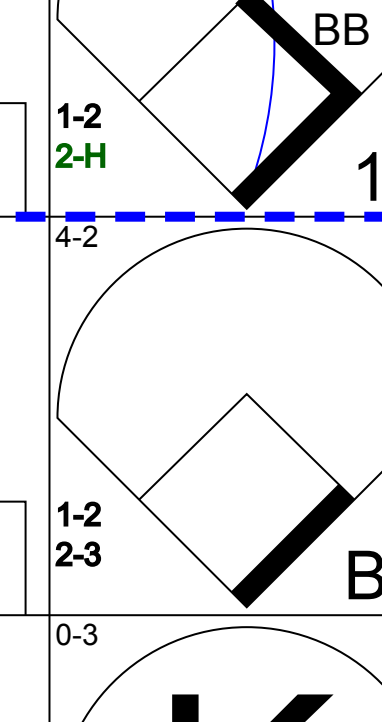
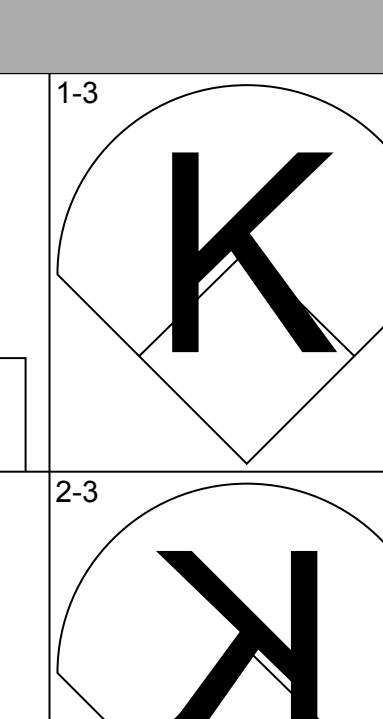
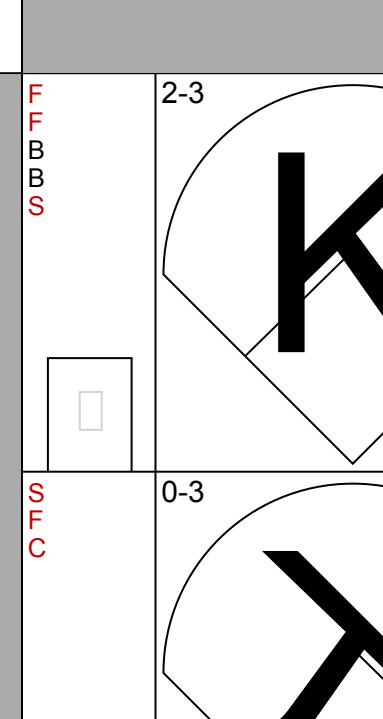
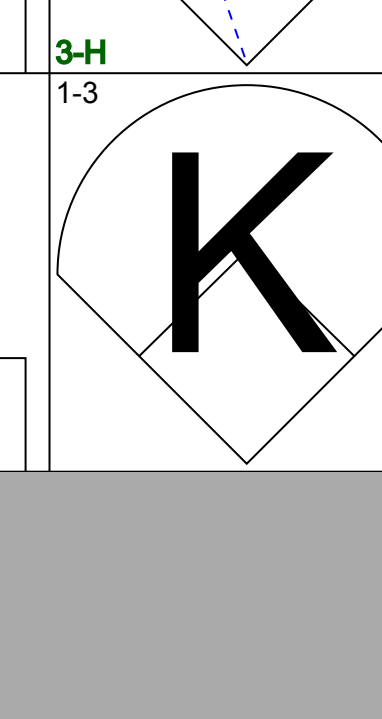
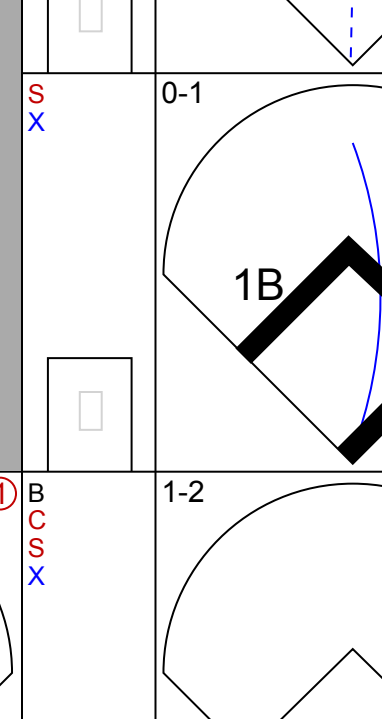
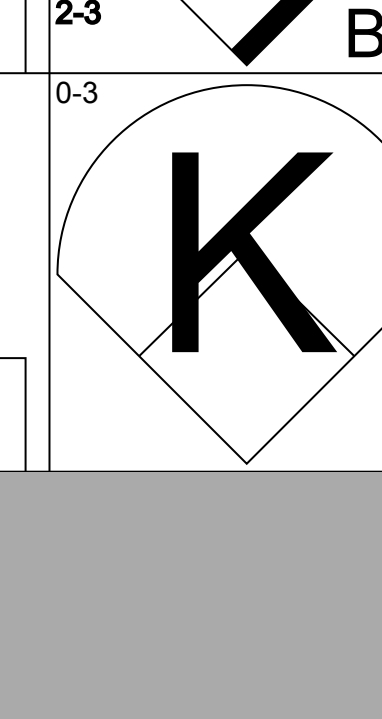


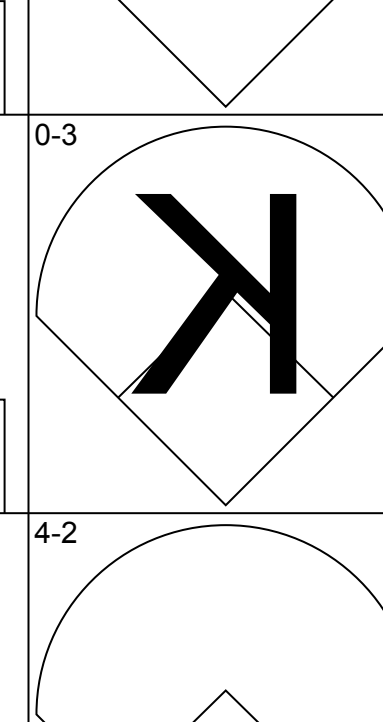
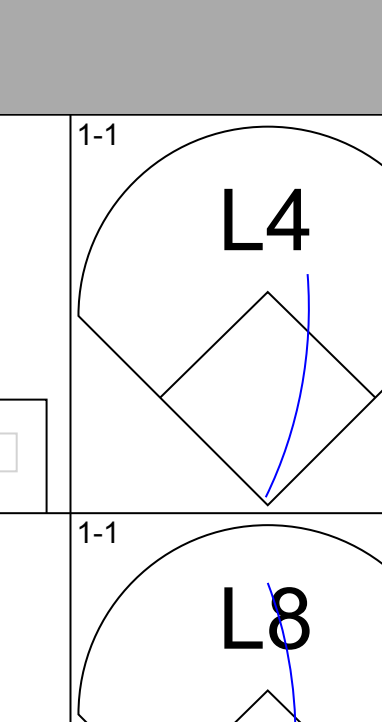


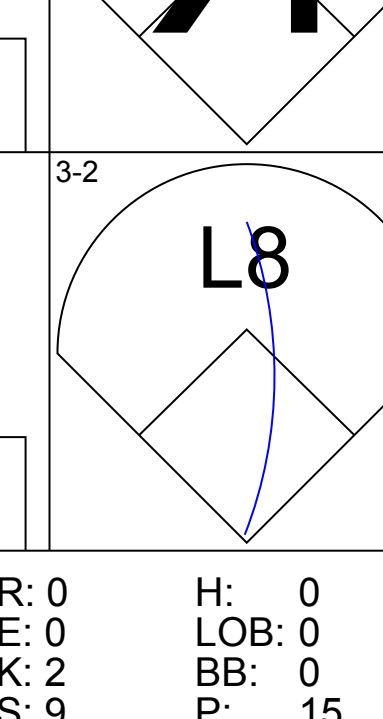

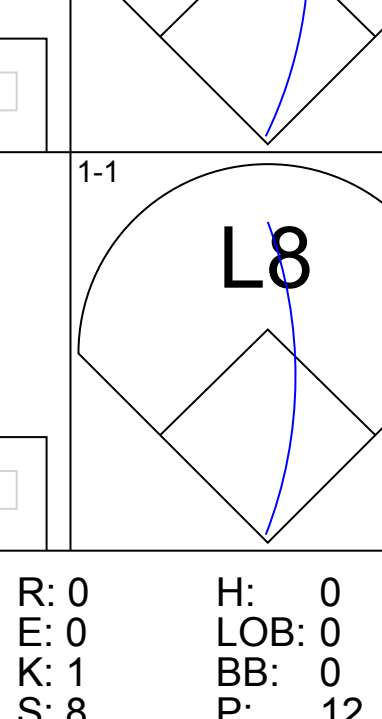

AB 34  
R 2  
H 8  
RBI 2  
BB 3  
SO 7  
LOB 20

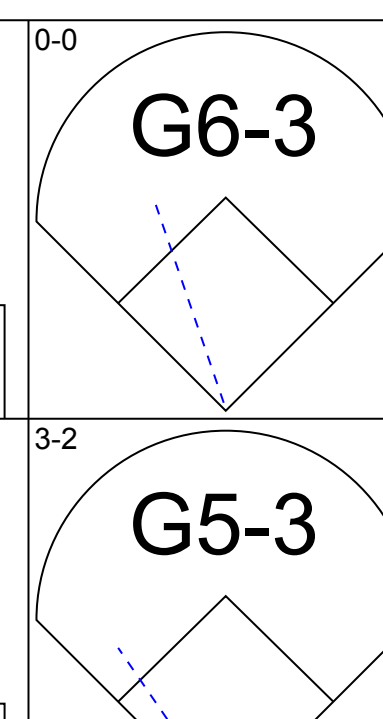
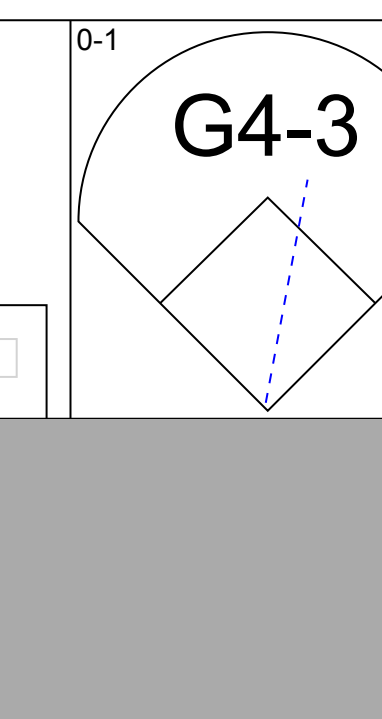
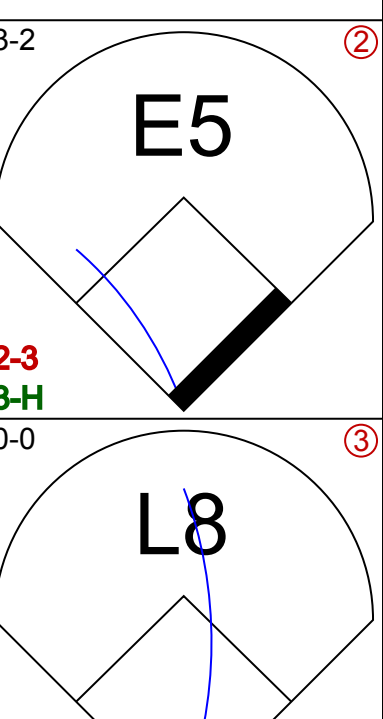
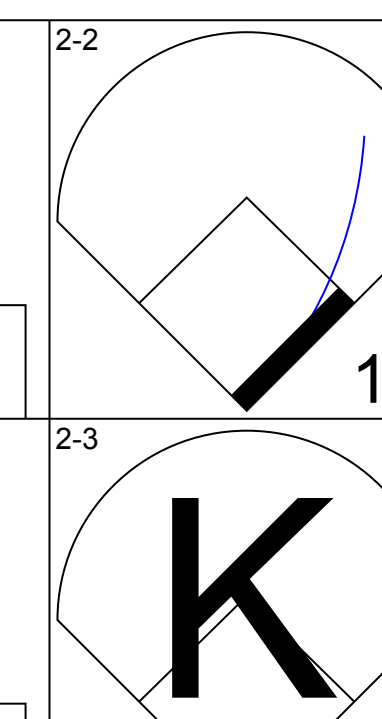
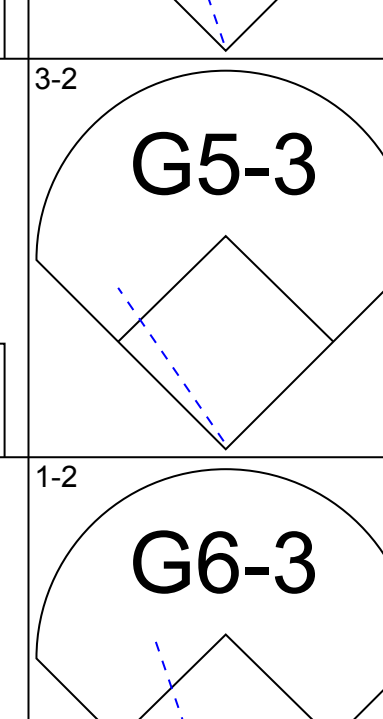
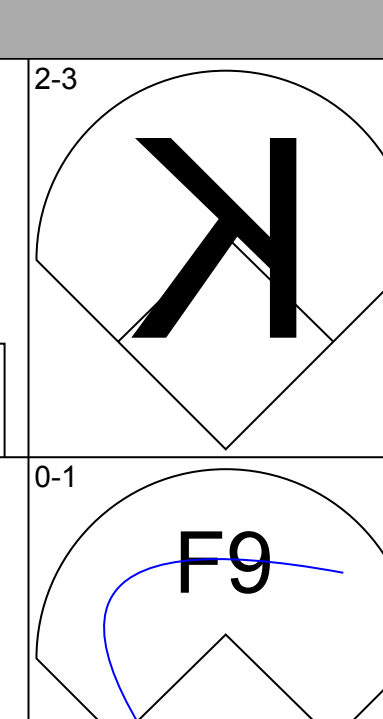
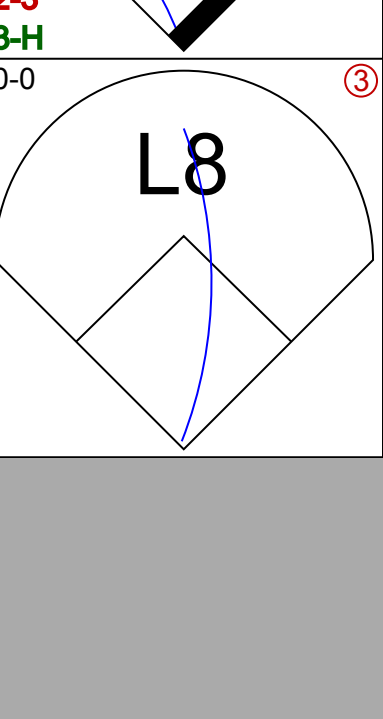
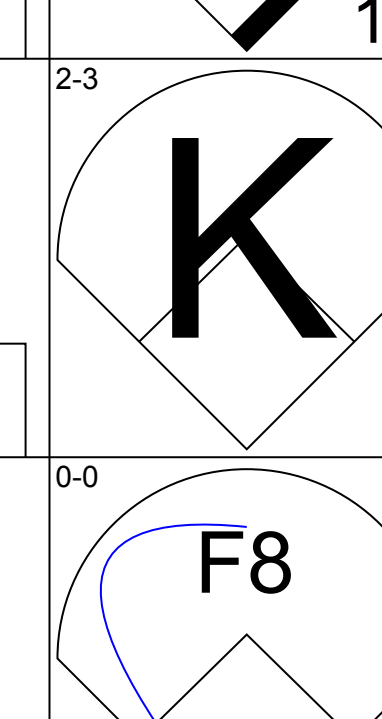
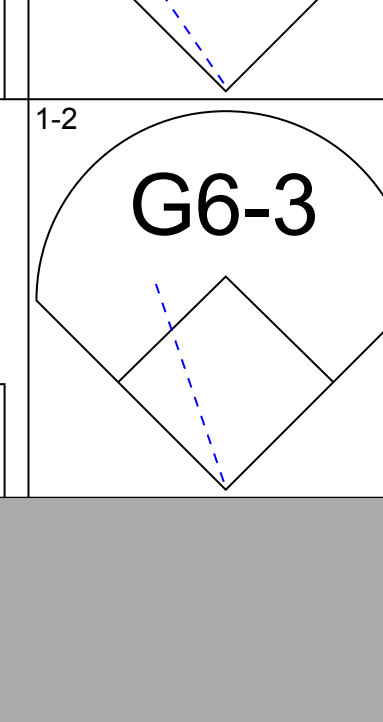
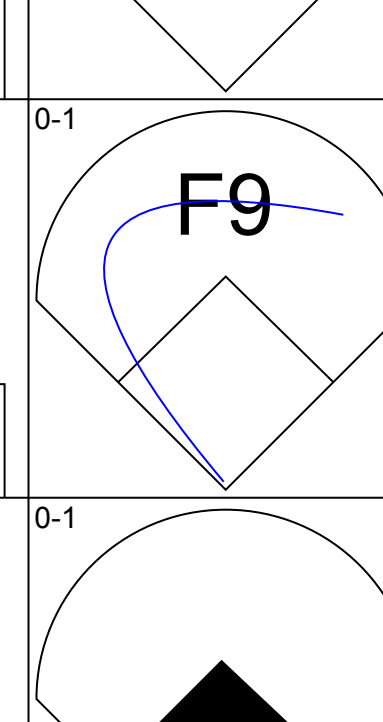
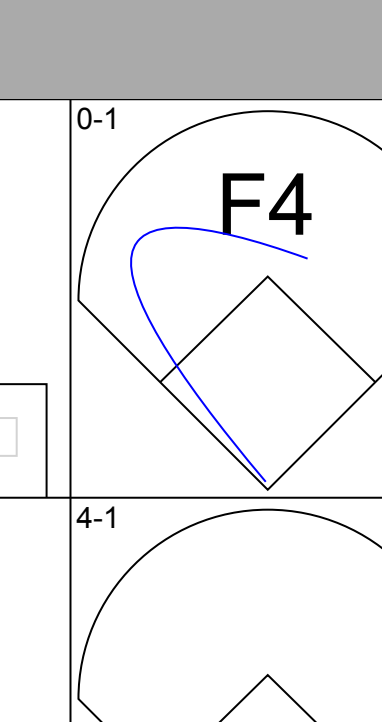
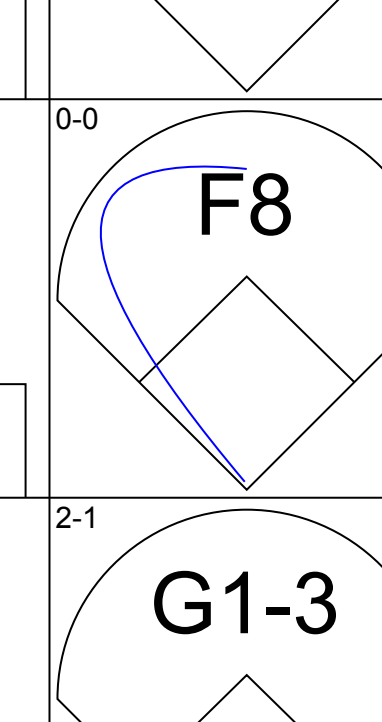

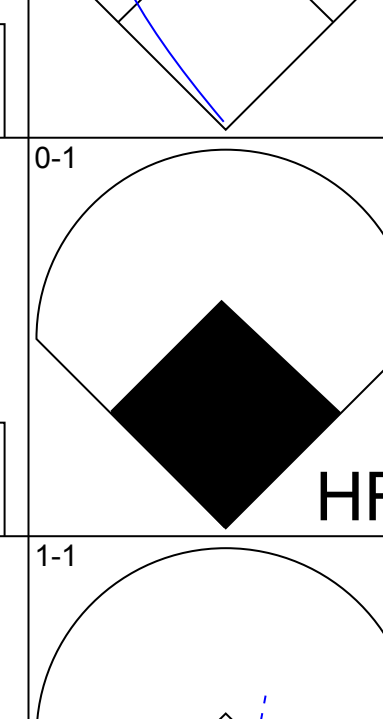
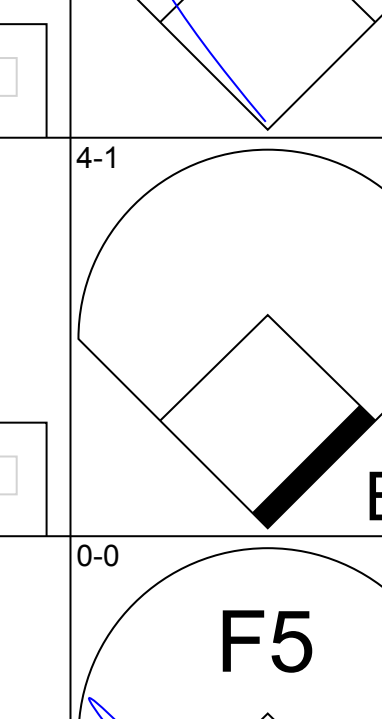
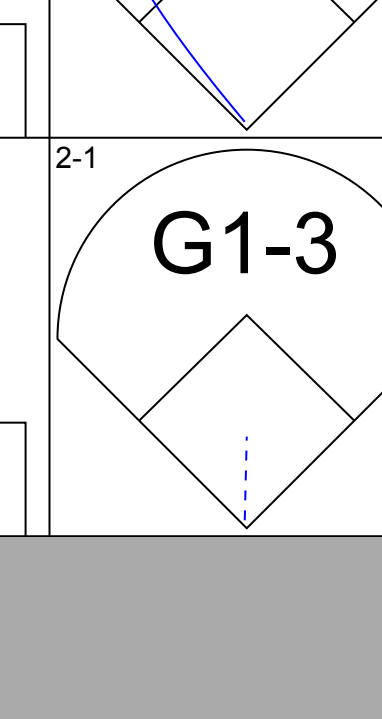

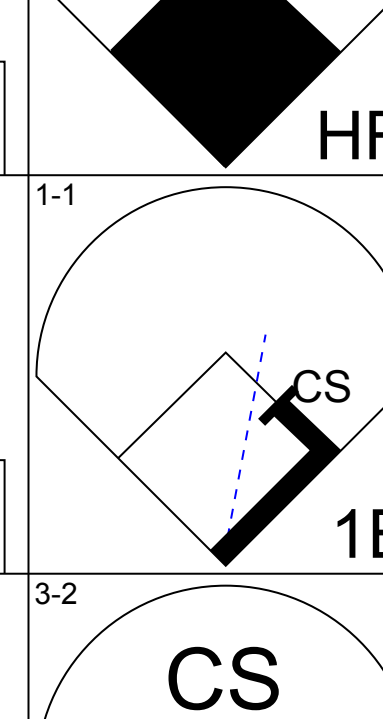
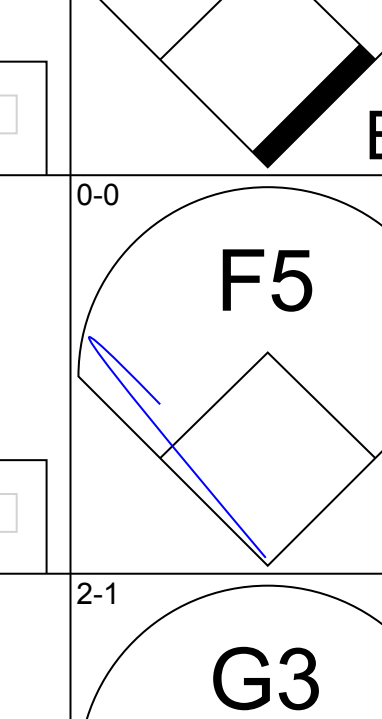


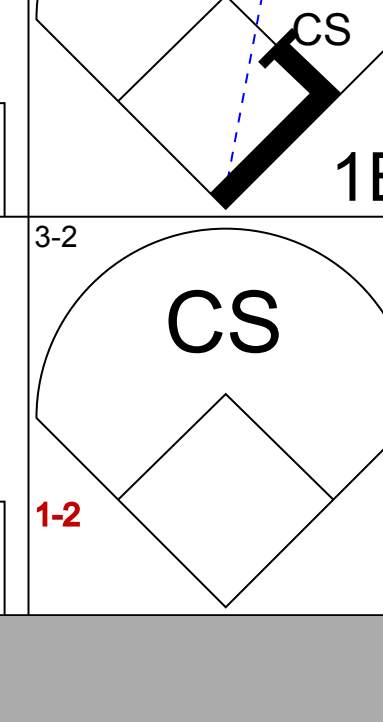
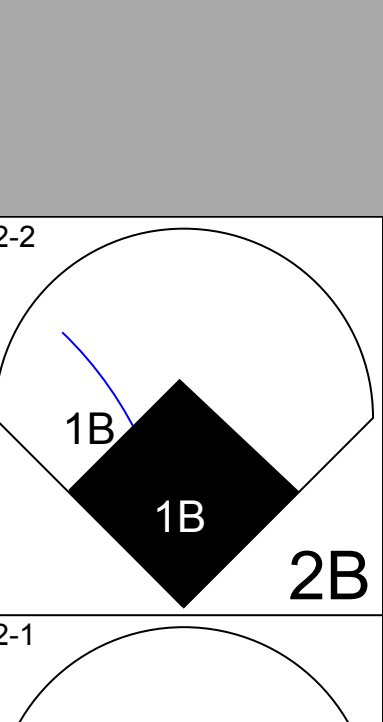
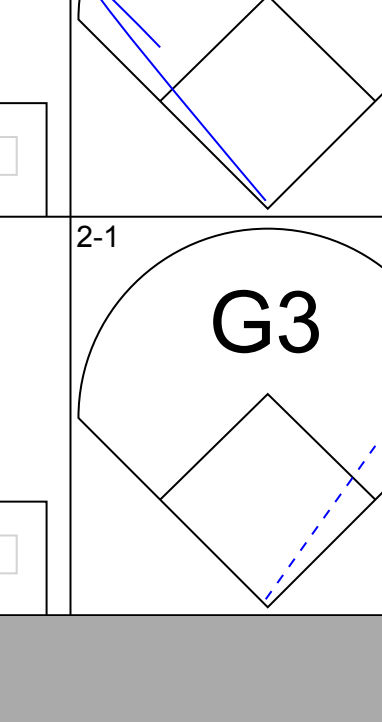

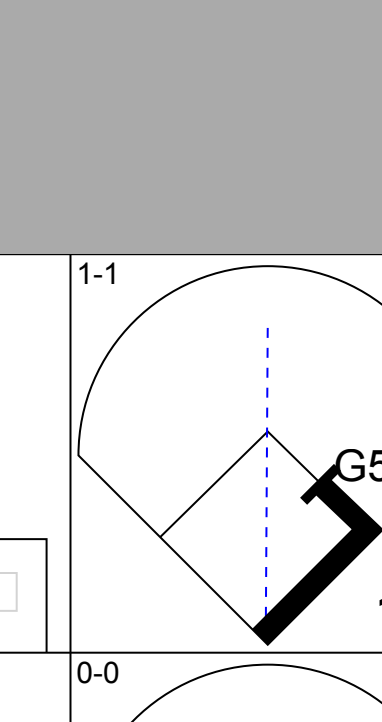
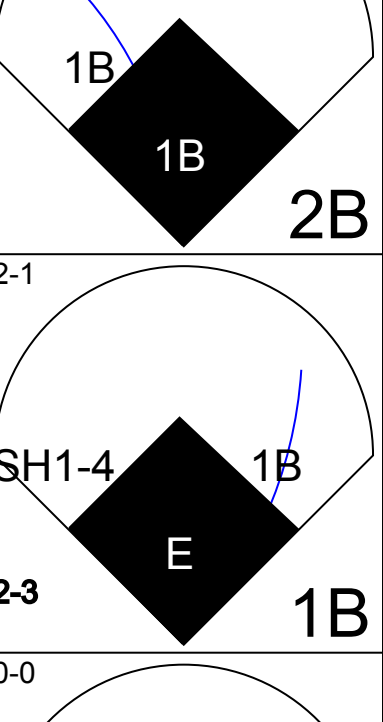
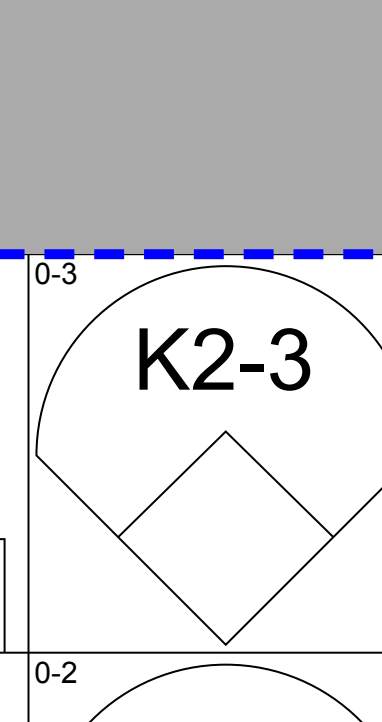

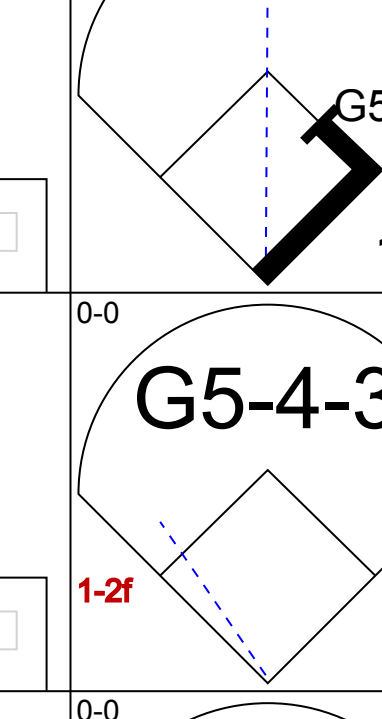
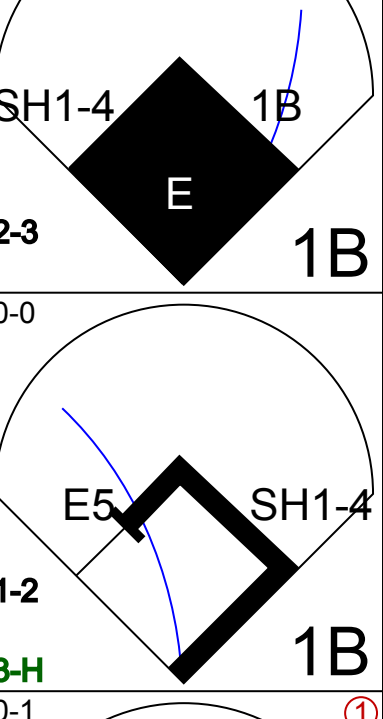
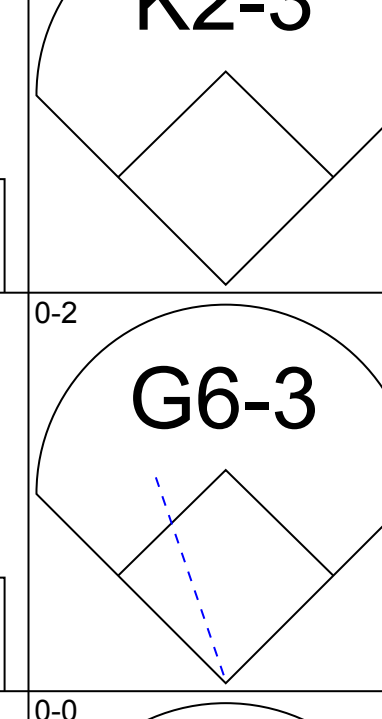

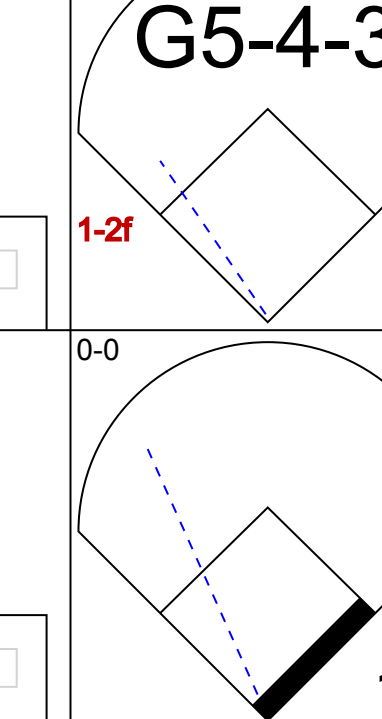
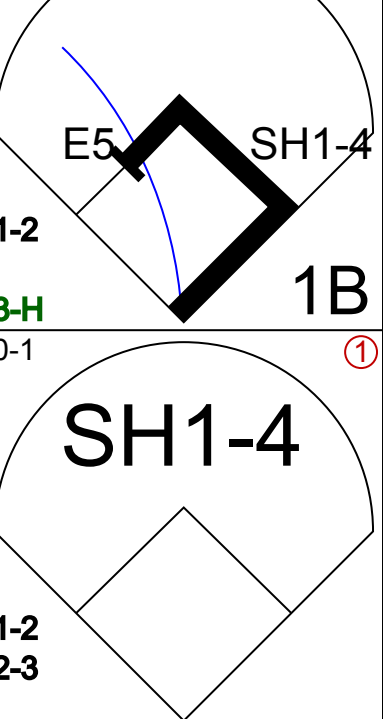
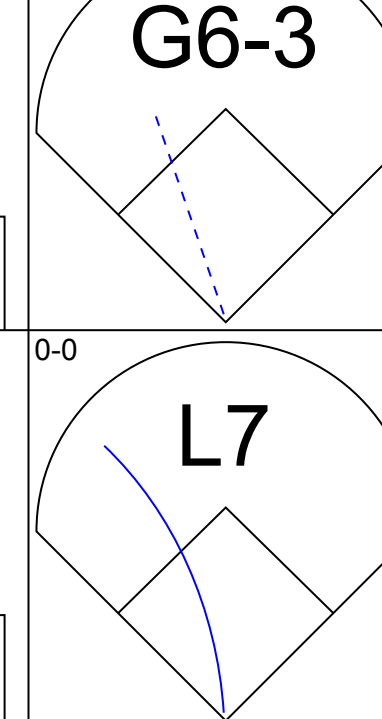



AB 33  
R 3  
H 12  
RBI 3  
BB 2  
SO 7  
LOB 18





Batter	1	2	3	4	5	6	7	8	9	AB	R	H	RBI	BB	SO	LOB	TOP					
<b>Phil Bradley, R</b> OBP: 0.362, SLG: 0.407 (1, 7)										6	0	1	0	0	5	1	<b>Baltimore Orioles @ Texas Rangers</b> Arlington Stadium, Arlington, TX Thu Sep 07 1989, 8:05 PM EDT Unknown <a href="http://livebaseballscorecards.com">livebaseballscorecards.com</a>					
<b>Steve Finley, L</b> OBP: 0.303, SLG: 0.318 (1, 9)										5	2	2	0	0	3	1						
<b>Cal Ripken Jr., R</b> OBP: 0.325, SLG: 0.419 (1, 6)										3	3	2	1	2	0	1						
<b>Larry Sheets, L</b> OBP: 0.311, SLG: 0.368 <b>Brady Anderson, L</b> OBP: 0.327, SLG: 0.315 (8, PR)										2	2	2	1	2	0	0						
<b>Mike Devereaux, R</b> OBP: 0.336, SLG: 0.388 (1, 8)										0	0	0	0	0	0	0						
<b>Jim Traber, L</b> OBP: 0.270, SLG: 0.300 <b>Randy Milligan, R</b> OBP: 0.397, SLG: 0.443 (8, 3)										5	1	3	5	0	0	5						
<b>Craig Worthington, R</b> OBP: 0.334, SLG: 0.376 (1, 5)										5	0	1	0	0	4	4						
<b>Bob Melvin, R</b> OBP: 0.282, SLG: 0.301 (1, 2)										5	0	1	0	0	3	0						
<b>Tim Hulett, R</b> OBP: 0.327, SLG: 0.400 (1, 4)										4	0	0	0	1	1	2						
<b>Inning Stats</b>	R: 2 E: 0 K: 2 S: 18	H: 3 LOB: 1 BB: 0 P: 34	R: 0 E: 0 K: 2 S: 9	H: 0 LOB: 0 BB: 0 P: 15	R: 0 E: 0 K: 1 S: 11	H: 1 LOB: 3 BB: 2 P: 25	R: 0 E: 0 K: 3 S: 12	H: 0 LOB: 1 BB: 1 P: 18	R: 2 E: 0 K: 1 S: 17	H: 3 LOB: 1 BB: 0 P: 27	R: 0 E: 0 K: 1 S: 8	H: 0 LOB: 0 BB: 0 P: 12	R: 3 E: 0 K: 1 S: 23	H: 4 LOB: 2 BB: 1 P: 39	R: 1 E: 0 K: 3 S: 16	H: 1 LOB: 3 BB: 2 P: 31		R: 0 E: 0 K: 2 S: 9	H: 0 LOB: 0 BB: 0 P: 10	1B: 8 2B: 3 3B: 0 HR: 1	SF: 0 SAC: 0 DP: 0 HBP: 1	WP: 2 PB: 1 SB: 4 CS: 0
<b>PITCHER</b>	IP	WLS	BF	H	R	ER	SO	BB	IBB	HBP	BLK	WP	HR	S	P	ERA	WHIP					
<b>Nolan Ryan, R</b> ERA: 3.39	6.1	L	32	9	7	7	10	3	1	0	0	1	1	85	150	9.95	1.895					
<b>Kenny Rogers, L</b> ERA: 3.15	0.1		3	2	0	0	0	0	0	0	0	0	0	9	13	0.00	6.000					
<b>Cecilio Guante, R</b> ERA: 3.68	0.1		1	0	0	0	1	0	0	0	0	0	0	4	7	0.00	0.000					
<b>Craig McMurtry, R</b> ERA: 8.64	0.2		5	1	1	1	2	1	0	1	0	0	0	9	20	13.50	3.000					
<b>Drew Hall, L</b> ERA: 4.02	0.1		2	0	0	0	1	1	0	0	0	0	0	7	11	0.00	3.000					
<b>PITCHER</b>	IP	WLS	BF	H	R	ER	SO	BB	IBB	HBP	BLK	WP	HR	S	P	ERA	WHIP					
<b>John Barfield, L</b> ERA:	1.0		3	0	0	0	2	0	0	0	0	0	0	9	10	0.00	0.000					

Batter	1	2	3	4	5	6	7	8	9	AB	R	H	RBI	BB	SO	LOB	BOTTOM					
<b>Jeff Kunkel, R</b> OBP: 0.309, SLG: 0.434 <b>Rafael Palmeiro, L</b> OBP: 0.345, SLG: 0.374 <b>Rick Leach, L</b> OBP: 0.360, SLG: 0.365 (8, PH)										3	0	0	1	0	0	2	<b>Baltimore Orioles @ Texas Rangers</b> Arlington Stadium, Arlington, TX Thu Sep 07 1989, 8:05 PM EDT Unknown <a href="http://livebaseballscorecards.com">livebaseballscorecards.com</a>					
<b>Steve Buechele, R</b> OBP: 0.298, SLG: 0.403 <b>Thad Bosley, L</b> OBP: 0.227, SLG: 0.333 <b>Fred Manrique, R</b> OBP: 0.344, SLG: 0.421 (8, PH)										3	0	0	0	0	1	1						
<b>Julio Franco, R</b> OBP: 0.384, SLG: 0.462 (1, 4)										4	0	0	0	0	0	1						
<b>Ruben Sierra, S</b> OBP: 0.350, SLG: 0.548 <b>Scott Coolbaugh, R</b> OBP: 0.200, SLG: 0.111 (9, 5)										3	1	1	1	1	0	1						
<b>Harold Baines, L</b> OBP: 0.406, SLG: 0.482 (1, 10)										4	0	1	0	0	1	1						
<b>Pete Incaviglia, R</b> OBP: 0.278, SLG: 0.425 (1, 7)										4	1	1	0	0	1	1						
<b>Mike Stanley, R</b> OBP: 0.321, SLG: 0.243 <b>Jack Daugherty, S</b> OBP: 0.354, SLG: 0.404 (7, PH)										2	1	2	0	0	0	0						
<b>Juan Gonzalez, R</b> OBP: 0.188, SLG: 0.133 <b>Cecil Espy, S</b> OBP: 0.256, SLG: 0.315 (7, PH)										2	0	1	1	0	0	1						
<b>Chad Kreuter, S</b> OBP: 0.273, SLG: 0.241 <b>Geno Petralli, L</b> OBP: 0.379, SLG: 0.424 (7, PH)										1	0	1	0	0	0	0						
<b>Inning Stats</b>	R: 0 E: 0 K: 0 S: 8	H: 0 LOB: 0 BB: 0 P: 12	R: 0 E: 0 K: 1 S: 8	H: 0 LOB: 0 BB: 0 P: 11	R: 0 E: 0 K: 0 S: 6	H: 2 LOB: 1 BB: 0 P: 7	R: 1 E: 0 K: 1 S: 11	H: 2 LOB: 0 BB: 0 P: 17	R: 2 E: 1 K: 0 S: 12	H: 3 LOB: 1 BB: 0 P: 19	R: 0 E: 0 K: 0 S: 6	H: 0 LOB: 0 BB: 1 P: 12	R: 0 E: 0 K: 1 S: 8	H: 0 LOB: 0 BB: 0 P: 8	R: 0 E: 0 K: 1 S: 10	H: 1 LOB: 1 BB: 0 P: 16		R: 0 E: 0 K: 2 S: 11	H: 2 LOB: 2 BB: 0 P: 18	1B: 8 2B: 1 3B: 0 HR: 1	SF: 0 SAC: 1 DP: 1 HBP: 0	WP: 0 PB: 0 SB: 0 CS: 1
<b>PITCHER</b>	IP	WLS	BF	H	R	ER	SO	BB	IBB	HBP	BLK	WP	HR	S	P	ERA	WHIP					
<b>Jeff Ballard, L</b> ERA: 3.65	6.0	W	24	7	3	3	2	1	0	0	0	0	0	51	78	4.50	1.333					
<b>Mark Williamson, R</b> ERA: 3.01	3.0	S	12	3	0	0	4	0	0	0	0	0	0	29	42	0.00	1.000					
<b>PITCHER</b>	IP	WLS	BF	H	R	ER	SO	BB	IBB	HBP	BLK	WP	HR	S	P	ERA	WHIP					











Batter	1	2	3	4	5	6	7	8	9	10	AB	R	H	RBI	BB	SO	LOB	TOP							
Mike Devereaux, R OBP: 0.337, SLG: 0.390 (1, 8)	K		K			CS 4-3 2B	FC1 G4-6-3		F8		5	1	1	0	0	2	2								
Phil Bradley, R OBP: 0.364, SLG: 0.406 (1, 7)			6-3			E5 4-3 5-3 BB	G4-6-3 1-2		F9		3	0	1	0	1	0	3								
Billy Ripken, R OBP: 0.288, SLG: 0.307 (7, 4)	BB 1B										0	0	0	0	0	0	0								
Butch Davis, R (10, PH)											1	0	0	0	0	0	0								
Rene Gonzales, R OBP: 0.265, SLG: 0.260 (10, 4)											0	0	0	0	0	0	0								
Cal Ripken Jr., R OBP: 0.322, SLG: 0.414 (1, 6)	G6-4-3 BB					5-3 1-2			K		4	0	0	0	1	1	2								
Keith Moreland, R OBP: 0.332, SLG: 0.370 (8, PR)											3	0	0	1	1	0	3								
Brady Anderson, L OBP: 0.327, SLG: 0.315 (10, PH)	G6-4-3					4-3					0	0	0	0	0	0	0								
Mickey Tettleton, S OBP: 0.381, SLG: 0.520 (10, PR)											1	0	1	0	0	0	0								
Juan Bell, R (10, PR)											0	1	0	0	0	0	0								
Randy Milligan, R OBP: 0.309, SLG: 0.463 (1, 3)		F8				F8					5	1	3	2	0	0	1								
Craig Worthington, R OBP: 0.330, SLG: 0.375 (1, 5)						2B																			
Stan Jefferson, S OBP: 0.230, SLG: 0.358 (1, 9)	FC6-4 1B										4	1	1	0	0	1	4								
Bob Melvin, R OBP: 0.280, SLG: 0.298 (1, 2)											2	0	0	0	0	0	1								
Joe Orsulak, L OBP: 0.352, SLG: 0.427 (7, PH)	FC5-4										0	0	0	0	1	0	0								
Jamie Quirk, L OBP: 0.288, SLG: 0.238 (7, 2)											1	0	0	0	0	0	0								
Tim Hulett, R OBP: 0.328, SLG: 0.388 (7, PH)											2	0	0	0	0	1	0								
Steve Finley, L OBP: 0.312, SLG: 0.344 (7, 7)	K										2	0	1	1	0	1	0								
<b>Inning Stats</b>	R: 0 E: 0 K: 1 S: 4	H: 1 LOB: 1 BB: 1 P: 9	R: 0 E: 0 K: 0 S: 4	H: 1 LOB: 0 BB: 0 P: 4	R: 0 E: 0 K: 2 S: 7	H: 0 LOB: 0 BB: 0 P: 7	R: 0 E: 0 K: 0 S: 4	H: 1 LOB: 1 BB: 0 P: 4	R: 0 E: 0 K: 0 S: 3	H: 0 LOB: 0 BB: 0 P: 3	R: 1 E: 1 K: 0 S: 4	H: 1 LOB: 1 BB: 1 P: 8	R: 1 E: 1 K: 1 S: 7	H: 2 LOB: 2 BB: 1 P: 11	R: 0 E: 0 K: 2 S: 8	H: 1 LOB: 3 BB: 1 P: 12	R: 0 E: 0 K: 1 S: 5	H: 0 LOB: 0 BB: 0 P: 6	R: 2 E: 0 K: 1 S: 7	H: 2 LOB: 1 BB: 0 P: 7	1B: 3 2B: 5 3B: 0 HR: 1	SF: 0 SAC: 0 DP: 2 HBP: 0	WP: 0 PB: 0 SB: 1 CS: 1	PA: 42	
<b>PITCHER</b>	IP	WLS	BF	H	R	ER	SO	BB	IBB	HBP	BLK	WP	HR	S	P	ERA	WHIP								
Mike Jeffcoat, L ERA: 3.9	6.1		25	5	2	1	4	2	0	0	0	0	0	31	39	1.42	1.105								
Cecilio Guante, R ERA: 3.71	0.0		1	0	0	0	0	1	0	0	0	0	0	0	4	∞	∞								
Kenny Rogers, L ERA: 3.12	0.0		2	1	0	0	0	0	0	0	0	0	0	2	2	∞	∞								
Gary Mielke, R ERA: 3.27	1.2		6	1	0	0	2	1	0	0	0	0	0	9	13	0.00	1.200								
Drew Hall, L ERA: 4.07	1.2	L	6	1	1	1	1	0	0	0	0	0	0	8	8	5.40	0.600								

Baltimore Orioles @ Texas Rangers  
Arlington Stadium, Arlington, TX  
Sat Sep 09 1989, 8:05 PM EDT  
Att: 30,332 - Unknown

AB 38  
R 4  
H 9  
RBI 4  
BB 4  
SO 8  
LOB 21



Batter	1	2	3	4	5	6	7	8	9	10	AB	R	H	RBI	BB	SO	LOB	BOTTOM							
Fred Manrique, R OBP: 0.340, SLG: 0.411 (1, 6)	L6		6-3						SH1 1-2	K	4	0	0	0	0	1	2								
Rafael Palmeiro, L OBP: 0.349, SLG: 0.376 (1, 3)											2	0	1	0	1	0	0								
Mike Stanley, R OBP: 0.329, SLG: 0.243 (8, PH)	BB										0	0	0	0	1	0	0								
Jack Daugherty, S OBP: 0.347, SLG: 0.396 (9, 3)	1B BB										1	0	0	0	0	1	0								
Harold Baines, L OBP: 0.409, SLG: 0.486 (1, 10)	F9		6-3								5	0	0	0	0	0	4								
Ruben Sierra, S OBP: 0.350, SLG: 0.546 (1, 9)						K2-3					4	0	1	0	1	2	0								
Gene Petrall, L OBP: 0.376, SLG: 0.421 (1, 2)											3	0	0	0	0	0	2								
Chad Kreuter, S OBP: 0.268, SLG: 0.236 (7, 2)	4-3										0	0	0	0	0	0	0								
Thad Bosley, L OBP: 0.240, SLG: 0.304 (8, PH)											1	0	0	0	0	0	3								
Jim Sundberg, R OBP: 0.302, SLG: 0.297 (9, 2)											0	0	0	0	0	0	0								
Pete Incaviglia, R OBP: 0.278, SLG: 0.431 (1, 7)											4	0	0	0	0	2	0								
Juan Gonzalez, R OBP: 0.217, SLG: 0.143 (1, 8)											2	1	0	0	1	0	0								
Rick Leach, L OBP: 0.357, SLG: 0.359 (9, PH)											1	0	0	0	0	0	0								
Cecil Espy, S OBP: 0.300, SLG: 0.318 (10, 8)											0	0	0	0	0	0	0								
Steve Buechele, R OBP: 0.301, SLG: 0.409 (1, 4)											3	1	1	2	1	0	0								
Scott Coolbaugh, R OBP: 0.167, SLG: 0.091 (1, 5)											2	0	0	0	0	0	0								
Julio Franco, R OBP: 0.382, SLG: 0.459 (8, PH)											2	0	2	0	0	0	0								
Gregg Olson, R ERA: 1.9 (9, 4)											2	0	2	0	0	0	0								
<b>Inning Stats</b>	R: 0 E: 0 K: 0 S: 4	H: 1 LOB: 2 BB: 1 P: 8	R: 0 E: 0 K: 0 S: 3	H: 0 LOB: 0 BB: 0 P: 3	R: 0 E: 0 K: 0 S: 4	H: 1 LOB: 1 BB: 0 P: 4	R: 0 E: 0 K: 1 S: 5	H: 0 LOB: 0 BB: 0 P: 5	R: 2 E: 0 K: 0 S: 4	H: 0 LOB: 0 BB: 0 P: 5	R: 0 E: 0 K: 1 S: 5	H: 0 LOB: 0 BB: 0 P: 5	R: 0 E: 0 K: 0 S: 4	H: 1 LOB: 3 BB: 2 P: 12	R: 0 E: 0 K: 2 S: 8	H: 1 LOB: 2 BB: 1 P: 12	R: 0 E: 0 K: 1 S: 5	H: 0 LOB: 0 BB: 0 P: 5	1B: 2 2B: 2 3B: 0 HR: 1	SF: 0 SAC: 1 DP: 0 HBP: 0	WP: 0 PB: 0 SB: 0 CS: 0	PA: 40			
<b>PITCHER</b>	IP	WLS	BF	H	R	ER	SO	BB	IBB	HBP	BLK	WP	HR	S	P	ERA	WHIP								
Bob Milacki, R ERA: 3.92	7.1		28	4	2	2	3	2	0	0	0	0	0	1	32	2.46	0.818								
Kevin Hickey, L ERA: 2.85	0.1		3	0	0	0	0	1	1	0	0	0	0	1	9	0.00	3.000								
Mark Williamson, R ERA: 2.98	1.0		5	1	0	0	1	1	0	0	0	0	0	6	10	0.00	2.000								
Gregg Olson, R ERA: 1.9 (9, 1)	1.1	W	4	0	0	0	2	0	0	0	0	0	0	8	8	0.00	0.000								

Baltimore Orioles @ Texas Rangers  
Arlington Stadium, Arlington, TX  
Sat Sep 09 1989, 8:05 PM EDT  
Att: 30,332 - Unknown

AB 34  
R 2  
H 5  
RBI 2  
BB 5  
SO 6  
LOB 11





Batter	1	2	3	4	5	6	7	8	9	AB	R	H	RBI	BB	SO	LOB	TOP
Mike Devereaux, R OBP: 0.336, SLG: 0.391	3-1		2B		F7			F9		4	0	1	0	0	0	0	<p>Baltimore Orioles @ Texas Rangers</p> <p>Arlington Stadium, Arlington, TX</p> <p>Sun Sep 10 1989, 4:33 AM EDT</p> <p>Att: 13,783 - Unknown</p>
Phil Bradley, R OBP: 0.363, SLG: 0.411	HR		F8			F3		1-3		4	1	1	1	0	0	1	
Cal Ripken Jr., R OBP: 0.323, SLG: 0.414	G5-4-3 1B		BB		F8			5-3		3	0	1	0	1	0	0	
Keith Moreland, R OBP: 0.330, SLG: 0.367	G5-4-3		L7						4-0	3	0	0	0	0	0	3	
Mickey Tettleton, S OBP: 0.382, SLG: 0.520	1-2				1-3				BB	0	0	0	0	1	0	0	
Randy Milligan, R OBP: 0.395, SLG: 0.457		G3		K				F8		4	0	0	0	0	2	1	
Craig Worthington, R OBP: 0.334, SLG: 0.376		FC5-4 1B		L5					K	4	0	2	0	0	1	1	
Stan Jefferson, S OBP: 0.222, SLG: 0.345		F8		F8				F4		4	0	0	0	0	0	3	
Bob Melvin, R OBP: 0.280, SLG: 0.299		FC5-4			F8					3	0	1	0	0	0	1	
Chris Hoiles, R (7.2)	1-2							FC5-4 1B		0	0	0	0	0	0	0	
Tim Hulett, R OBP: 0.318, SLG: 0.356				L5						2	0	0	0	0	0	0	
Billy Ripken, R OBP: 0.287, SLG: 0.306					5-3			FC5-4		1	0	0	0	0	0	2	
<b>Inning Stats</b>	R: 1 E: 0 K: 0 S: 4	H: 2 LOB: 0 BB: 0 P: 4	R: 0 E: 0 K: 0 S: 4	H: 1 LOB: 1 BB: 0 P: 4	R: 0 E: 0 K: 0 S: 4	H: 1 LOB: 2 BB: 1 P: 8	R: 0 E: 0 K: 1 S: 5	H: 0 LOB: 0 BB: 0 P: 5	R: 0 E: 0 K: 0 S: 3	H: 0 LOB: 0 BB: 0 P: 3	R: 0 E: 0 K: 0 S: 5	H: 2 LOB: 2 BB: 0 P: 5	R: 0 E: 0 K: 0 S: 3	H: 0 LOB: 1 BB: 1 P: 11	1B: 4 2B: 1 3B: 0 HR: 1	SF: 0 SAC: 0 DP: 1 HBP: 0	WP: 0 PA: 34 PB: 0 SB: 0 CS: 0
<b>PITCHER</b> Jamie Moyer, L ERA: 3.91	IP: 9.0 WLS: W BF: 34 H: 6 R: 1 ER: 1 SO: 3 BB: 2 IBB: 0 HBP: 0 BLK: 0 WP: 0 HR: 1 S: 38 P: 46 ERA: 1.00 WHIP: 0.889											<b>PITCHER</b>	IP: 9.0 WLS: W BF: 34 H: 6 R: 1 ER: 1 SO: 3 BB: 2 IBB: 0 HBP: 0 BLK: 0 WP: 0 HR: 1 S: 38 P: 46 ERA: 1.00 WHIP: 0.889				

Batter	1	2	3	4	5	6	7	8	9	AB	R	H	RBI	BB	SO	LOB	BOTTOM		
Fred Manrique, R OBP: 0.337, SLG: 0.407	4-3		F7		4-3			6-3		5	0	1	1	0	0	0	<p>Baltimore Orioles @ Texas Rangers</p> <p>Arlington Stadium, Arlington, TX</p> <p>Sun Sep 10 1989, 4:33 AM EDT</p> <p>Att: 13,783 - Unknown</p>		
Rafael Palmeiro, L OBP: 0.348, SLG: 0.375					F7					4	1	1	0	0	0	2			
Jack Daugherty, S OBP: 0.353, SLG: 0.424	1B									1	0	1	0	0	0	0			
Harold Baines, L OBP: 0.409, SLG: 0.488										4	1	2	0	0	0	0			
Dean Palmer, R OBP: 0.125, SLG: 0.250	2B	4-3			F7			K		1	0	0	0	0	1	1			
Ruben Sierra, S OBP: 0.349, SLG: 0.547	1B									3	0	1	1	0	0	1			
Thad Bosley, L OBP: 0.231, SLG: 0.292	SF8	G1						4-3		1	0	0	0	0	0	1			
Julio Franco, R OBP: 0.386, SLG: 0.465	3H									2	2	2	0	2	0	0			
Steve Buechele, R OBP: 0.301, SLG: 0.409	E9									0	0	0	0	0	0	0			
Rick Leach, L OBP: 0.359, SLG: 0.358	2B	1B			4-3					3	1	1	1	1	0	4			
Mike Stanley, R OBP: 0.325, SLG: 0.257	2B									4	1	1	3	0	2	1			
Scott Coolbaugh, R OBP: 0.250, SLG: 0.400	1B				4-3					4	2	2	2	0	1	0			
Cecil Espy, S OBP: 0.301, SLG: 0.318	1B									3	0	1	0	0	0	0			
Juan Gonzalez, R OBP: 0.208, SLG: 0.136	1B				G3					1	0	0	0	0	0	0			
<b>Inning Stats</b>	R: 6 E: 1 K: 0 S: 10	H: 7 LOB: 2 BB: 1 P: 14	R: 1 E: 0 K: 1 S: 7	H: 2 LOB: 1 BB: 0 P: 7	R: 0 E: 0 K: 0 S: 3	H: 0 LOB: 0 BB: 0 P: 3	R: 0 E: 0 K: 0 S: 4	H: 1 LOB: 2 BB: 1 P: 8	R: 1 E: 0 K: 0 S: 4	H: 1 LOB: 0 BB: 0 P: 4	R: 0 E: 0 K: 0 S: 4	H: 1 LOB: 2 BB: 1 P: 8	R: 0 E: 0 K: 2 S: 7	H: 0 LOB: 0 BB: 0 P: 7	R: 0 E: 0 K: 1 S: 6	H: 1 LOB: 1 BB: 0 P: 6	1B: 7 2B: 3 3B: 2 HR: 1	SF: 1 SAC: 0 DP: 0 HBP: 0	WP: 0 PA: 40 PB: 0 SB: 0 CS: 0
<b>PITCHER</b> Dave Schmidt, R ERA: 5.75	IP: 0.2 WLS: L BF: 20 H: 6 R: 2 ER: 2 SO: 1 BB: 1 IBB: 0 HBP: 0 BLK: 0 WP: 0 HR: 0 S: 7 P: 11 ERA: 81.00 WHIP: 9.000											<b>PITCHER</b>	IP: 0.2 WLS: L BF: 20 H: 6 R: 2 ER: 2 SO: 1 BB: 1 IBB: 0 HBP: 0 BLK: 0 WP: 0 HR: 0 S: 7 P: 11 ERA: 81.00 WHIP: 9.000						
Jose Bautista, R ERA: 5.23	IP: 4.1 WLS: 0 BF: 20 H: 6 R: 2 ER: 2 SO: 1 BB: 1 IBB: 0 HBP: 0 BLK: 0 WP: 0 HR: 1 S: 21 P: 25 ERA: 4.15 WHIP: 1.615											<b>PITCHER</b>	IP: 4.1 WLS: 0 BF: 20 H: 6 R: 2 ER: 2 SO: 1 BB: 1 IBB: 0 HBP: 0 BLK: 0 WP: 0 HR: 1 S: 21 P: 25 ERA: 4.15 WHIP: 1.615						
Curt Schilling, R ERA: 8.31	IP: 2.0 WLS: 0 BF: 8 H: 1 R: 0 ER: 0 SO: 2 BB: 1 IBB: 0 HBP: 0 BLK: 0 WP: 0 HR: 0 S: 11 P: 15 ERA: 0.00 WHIP: 1.000											<b>PITCHER</b>	IP: 2.0 WLS: 0 BF: 8 H: 1 R: 0 ER: 0 SO: 2 BB: 1 IBB: 0 HBP: 0 BLK: 0 WP: 0 HR: 0 S: 11 P: 15 ERA: 0.00 WHIP: 1.000						
Mickey Weston, R ERA: 5.73	IP: 1.0 WLS: 0 BF: 4 H: 1 R: 0 ER: 0 SO: 1 BB: 0 IBB: 0 HBP: 0 BLK: 0 WP: 0 HR: 0 S: 6 P: 6 ERA: 0.00 WHIP: 1.000											<b>PITCHER</b>	IP: 1.0 WLS: 0 BF: 4 H: 1 R: 0 ER: 0 SO: 1 BB: 0 IBB: 0 HBP: 0 BLK: 0 WP: 0 HR: 0 S: 6 P: 6 ERA: 0.00 WHIP: 1.000						

AB 32  
R 1  
H 6  
RBI 1  
BB 2  
SO 3  
LOB 12





Batter	1	2	3	4	5	6	7	8	9	AB	R	H	RBI	BB	SO	LOB	TOP			
Fred Manrique, R OBP: 0.338, SLG: 0.410	G5-3			G5-3	CS 1B		G6-4-3		2B	5	0	2	2	0	0	2				
Rafael Palmeiro, L OBP: 0.347, SLG: 0.373	L6			F8				P6	L7	2	0	0	0	0	0	0				
Mike Stanley, R OBP: 0.321, SLG: 0.253										1	0	0	0	0	1	2				
Geno Petralli, L OBP: 0.372, SLG: 0.417										2	0	0	0	0	0	1				
Harold Baines, L OBP: 0.406, SLG: 0.484	G4-3			G1-4-3				F7		4	0	0	0	0	0	0				
Ruben Sierra, S OBP: 0.352, SLG: 0.552										4	1	3	0	0	0	0				
Julio Franco, R OBP: 0.389, SLG: 0.466	G6-4-3									3	1	2	0	1	0	1				
Rick Leach, L OBP: 0.360, SLG: 0.360										2	1	1	0	0	0	0				
Juan Gonzalez, R OBP: 0.200, SLG: 0.130										1	0	0	0	0	1	1				
Cecil Espy, S OBP: 0.300, SLG: 0.318										1	0	0	0	0	0	2				
Pete Incaviglia, R OBP: 0.277, SLG: 0.429				K					G4-3	4	0	1	0	0	2	3				
Scott Coolbaugh, R OBP: 0.235, SLG: 0.375				G5-3					G3	1	0	0	0	0	0	0				
Thad Bosley, L OBP: 0.250, SLG: 0.320										1	1	1	1	0	0	0				
Steve Buechele, R OBP: 0.302, SLG: 0.410										2	0	1	0	0	0	0				
Chad Kreuter, S OBP: 0.266, SLG: 0.234				G1-3						1	0	0	0	0	0	0				
Jack Daugherty, S OBP: 0.362, SLG: 0.436										2	1	1	2	1	1	2				
<b>Inning Stats</b>	R: 0 E: 0 K: 0 S: 5	H: 0 LOB: 0 BB: 7	R: 0 E: 0 K: 0 S: 6	H: 1 LOB: 0 BB: 9	R: 0 E: 0 K: 1 S: 10	H: 0 LOB: 0 BB: 13	R: 0 E: 0 K: 0 S: 7	H: 0 LOB: 0 BB: 12	R: 0 E: 0 K: 1 S: 11	H: 1 LOB: 1 BB: 0	R: 0 E: 0 K: 1 S: 16	H: 2 LOB: 1 BB: 0	R: 0 E: 0 K: 0 S: 7	H: 1 LOB: 2 BB: 1	R: 1 E: 0 K: 0 S: 8	H: 1 LOB: 1 BB: 1	1B: 9 2B: 2 3B: 1 HR: 0	SF: 0 SAC: 0 DP: 2 HBP: 0	WP: 0 PB: 0 SB: 0 CS: 2	PA: 38
<b>PITCHER</b>	IP WLS BF H R ER SO BB IBB HBP BLK WP HR S P ERA WHIP																			
Mark Gubicza, R ERA: 2.79	4.0 15 4 3 3 1 0 0 0 0 0 0 34 49 6.75 1.000																			
Terry Leach, R ERA: 4.0	0.1 4 3 1 1 1 0 0 0 0 0 0 7 11 27.00 9.000																			
Jerry Don Gleaton, L ERA: 6.35	2.0 8 3 0 0 3 0 0 0 0 0 0 28 37 0.00 1.500																			
Rick Luecken, R ERA: 3.63	2.2 W 11 2 1 1 0 1 1 0 0 0 0 19 36 3.38 1.125																			

Texas Rangers @ Kansas City Royals  
 Royals Stadium, Kansas City, MO  
 Tue Sep 12, 1989, 8:05 PM EDT  
 Att. 19,477 - Overcast - 48 F

AB 36  
 R 5  
 H 12  
 RBI 5  
 BB 2  
 SO 5  
 LOB 14



Batter	1	2	3	4	5	6	7	8	9	AB	R	H	RBI	BB	SO	LOB	BOTTOM					
Kevin Seitzer, R OBP: 0.384, SLG: 0.326	K				G6-3					4	0	2	0	0	1	0						
Willie Wilson, S OBP: 0.300, SLG: 0.347	E6 1B WP			K						4	1	0	0	0	3	4						
George Brett, L OBP: 0.360, SLG: 0.434	WP G1-3 1B									4	1	4	2	0	0	0						
Bo Jackson, R OBP: 0.319, SLG: 0.524	G1-3									4	0	0	1	0	2	5						
Jim Eisenreich, L OBP: 0.347, SLG: 0.445	CS BB									3	0	0	0	1	1	2						
Danny Tartabull, R OBP: 0.371, SLG: 0.449	CS	G5-3								4	0	0	0	0	2	0						
Kurt Stillwell, S OBP: 0.337, SLG: 0.401										4	0	0	0	0	2	0						
Frank White, R OBP: 0.314, SLG: 0.329										4	0	2	0	0	2	0						
Bill Pecota, R OBP: 0.262, SLG: 0.395										0	1	0	0	0	0	0						
Bob Boone, R OBP: 0.353, SLG: 0.317										1	1	0	0	2	0	1						
Gary Thurman, R OBP: 0.308, SLG: 0.256										0	1	0	0	0	0	0						
Rey Palacios, R OBP: 0.196, SLG: 0.238										0	0	0	0	0	0	0						
Bill Buckner, L OBP: 0.238, SLG: 0.261										0	0	0	0	0	0	0						
Pat Tabler, R OBP: 0.332, SLG: 0.318										1	1	1	2	0	0	0						
<b>Inning Stats</b>	R: 2 E: 1 K: 1 S: 14	H: 1 LOB: 0 BB: 1 P: 25	R: 0 E: 0 K: 2 S: 8	H: 0 LOB: 0 BB: 0 P: 10	R: 1 E: 0 K: 3 S: 19	H: 2 LOB: 2 BB: 1 P: 31	R: 0 E: 0 K: 1 S: 9	H: 1 LOB: 1 BB: 0 P: 17	R: 0 E: 0 K: 2 S: 12	H: 0 LOB: 0 BB: 0 P: 18	R: 0 E: 0 K: 2 S: 8	H: 0 LOB: 0 BB: 0 P: 13	R: 1 E: 0 K: 3 S: 21	H: 2 LOB: 2 BB: 1 P: 33	R: 0 E: 0 K: 0 S: 9	H: 0 LOB: 0 BB: 0 P: 14	R: 2 E: 0 K: 0 S: 6	H: 2 LOB: 1 BB: 0 P: 10	1B: 7 2B: 1 3B: 0 HR: 1	SF: 0 SAC: 0 DP: 0 HBP: 0	WP: 2 PB: 0 SB: 2 CS: 1	PA: 37
<b>PITCHER</b>	IP WLS BF H R ER SO BB IBB HBP BLK WP HR S P ERA WHIP																					
Nolan Ryan, R ERA: 3.39	8.0 35 8 5 3 13 3 0 0 0 0 0 102 164 3.38 1.375																					
Kenny Rogers, L ERA: 3.26	0.0 L 1 1 1 1 0 0 0 0 0 0 1 4 7 ∞ ∞																					

Texas Rangers @ Kansas City Royals  
 Royals Stadium, Kansas City, MO  
 Tue Sep 12, 1989, 8:05 PM EDT  
 Att. 19,477 - Overcast - 48 F

AB 33  
 R 6  
 H 9  
 RBI 5  
 BB 3  
 SO 13  
 LOB 12









Batter	1	2	3	4	5	6	7	8	9	AB	R	H	RBI	BB	SO	LOB	TOP					
<b>Fred Manrique, R</b> OBP: 0.338, SLG: 0.408 (1, 6)										6	2	2	2	0	2	2						
<b>Rafael Palmeiro, L</b> OBP: 0.351, SLG: 0.376 (1, 3)										4	1	2	1	1	1	0						
<b>Harold Baines, L</b> OBP: 0.406, SLG: 0.481 <b>Dean Palmer, R</b> OBP: 0.111, SLG: 0.222 (8, PH)										3	1	1	1	1	0	1						
<b>Ruben Sierra, S</b> OBP: 0.351, SLG: 0.549 <b>Cecil Espy, S</b> OBP: 0.301, SLG: 0.318 (6, 9)										4	1	1	1	0	0	2						
<b>Julio Franco, R</b> OBP: 0.387, SLG: 0.464 <b>Scott Coolbaugh, R</b> OBP: 0.211, SLG: 0.333 (4, 5)										3	1	2	1	0	0	0						
<b>Pete Incaviglia, R</b> OBP: 0.281, SLG: 0.430 (1, 7)										4	2	2	1	1	1	2						
<b>Mike Stanley, R</b> OBP: 0.337, SLG: 0.280 (1, 2)										4	1	2	1	1	1	2						
<b>Juan Gonzalez, R</b> OBP: 0.273, SLG: 0.267 (1, 8)										4	1	2	2	1	1	1						
<b>Steve Buechele, R</b> OBP: 0.301, SLG: 0.407 (4, 4)										5	0	1	0	0	2	5						
<b>Inning Stats</b>	R: 3 E: 0 K: 1 S: 14	H: 3 LOB: 1 BB: 2 P: 28	R: 1 E: 0 K: 1 S: 14	H: 3 LOB: 2 BB: 0 P: 23	R: 4 E: 0 K: 1 S: 17	H: 5 LOB: 1 BB: 0 P: 24	R: 1 E: 0 K: 1 S: 13	H: 1 LOB: 2 BB: 2 P: 27	R: 0 E: 0 K: 1 S: 9	H: 0 LOB: 0 BB: 0 P: 15	R: 1 E: 0 K: 0 S: 9	H: 2 LOB: 1 BB: 0 P: 15	R: 0 E: 0 K: 1 S: 8	H: 1 LOB: 0 BB: 0 P: 10	R: 0 E: 0 K: 1 S: 10	H: 1 LOB: 1 BB: 1 P: 13	R: 0 E: 0 K: 1 S: 9	H: 0 LOB: 1 BB: 1 P: 15	1B: 13 2B: 3 3B: 0 HR: 0	SF: 0 SAC: 0 DP: 2 HBP: 0	WP: 1 PB: 0 SB: 0 CS: 0	PA: 46
<b>PITCHER</b>	IP	WLS	BF	H	R	ER	SO	BB	IBB	HBP	BLK	WP	HR	S	P	ERA	WHIP					
<b>Tom Gordon, R</b> ERA: 3.67 <b>Luis Aquino, R</b> ERA: 3.69 <b>Jose De Jesus, R</b> ERA: 5.0 <b>Charlie Leibrandt, L</b> ERA: 5.22 <b>Jerry Don Gleaton, L</b> ERA: 5.84	2.0	1	14	7	5	3	2	2	0	0	0	0	0	29	54	22.50	4.500					
<b>Jeff Montgomery, R</b> ERA: 1.24 (9, 1)	1.0	0	4	0	0	0	1	0	0	0	0	0	0	9	15	0.00	1.000					

Texas Rangers @ Kansas City Royals  
 Royals Stadium, Kansas City, MO  
 Thu Sep 14 1989, 8:05 PM EDT  
 Att: 25,857 - Unknown - 55 F

livebaseballscores.com

AB 41  
 R 10  
 H 16  
 RBI 10  
 BB 5  
 SO 8  
 LOB 16

Batter	1	2	3	4	5	6	7	8	9	AB	R	H	RBI	BB	SO	LOB	BOTTOM					
<b>Kevin Seitzer, R</b> OBP: 0.386, SLG: 0.332 <b>Rey Palacios, R</b> OBP: 0.191, SLG: 0.233 (6, FR)										2	0	1	0	1	0	1						
<b>Kurt Stillwell, S</b> OBP: 0.337, SLG: 0.402 <b>Bill Pecota, R</b> OBP: 0.259, SLG: 0.390 (6, FR)										3	0	1	1	0	0	1						
<b>George Brett, L</b> OBP: 0.356, SLG: 0.429 <b>Luis de los Santos, R</b> OBP: 0.287, SLG: 0.293 (7, 3)										3	0	0	0	0	0	3						
<b>Bo Jackson, R</b> OBP: 0.317, SLG: 0.519 <b>Matt Winters, L</b> OBP: 0.342, SLG: 0.374 (7, 9)										2	0	0	0	0	1	0						
<b>Jim Eisenreich, L</b> OBP: 0.346, SLG: 0.442 <b>Gary Thurman, R</b> OBP: 0.312, SLG: 0.263 (6, 8)										2	0	0	0	0	1	0						
<b>Danny Tartabull, R</b> OBP: 0.370, SLG: 0.453 (1, 10)										4	1	1	1	0	0	2						
<b>Pat Tabler, R</b> OBP: 0.332, SLG: 0.318 (7, 7)										3	0	1	1	0	1	0						
<b>Jeff Schulz, L</b> OBP: 0.500, SLG: 0.500 (9, PH)										1	0	0	0	0	1	0						
<b>Frank White, R</b> OBP: 0.316, SLG: 0.338 <b>Mike Mactavane, R</b> OBP: 0.270, SLG: 0.321 (5, 2)										1	0	0	0	0	0	0						
<b>Bob Boone, R</b> OBP: 0.354, SLG: 0.319 <b>Brad Wellman, R</b> OBP: 0.255, SLG: 0.261 (5, 4)										2	0	0	0	0	0	1						
<b>Inning Stats</b>	R: 0 E: 0 K: 0 S: 4	H: 1 LOB: 0 BB: 0 P: 6	R: 0 E: 0 K: 0 S: 8	H: 0 LOB: 0 BB: 0 P: 11	R: 0 E: 0 K: 1 S: 8	H: 1 LOB: 1 BB: 0 P: 12	R: 0 E: 0 K: 1 S: 8	H: 0 LOB: 0 BB: 0 P: 15	R: 0 E: 0 K: 1 S: 7	H: 0 LOB: 0 BB: 0 P: 12	R: 1 E: 0 K: 0 S: 9	H: 1 LOB: 2 BB: 1 P: 15	R: 2 E: 0 K: 0 S: 9	H: 3 LOB: 1 BB: 0 P: 16	R: 0 E: 0 K: 1 S: 9	H: 1 LOB: 1 BB: 0 P: 12	R: 1 E: 0 K: 2 S: 12	H: 1 LOB: 0 BB: 0 P: 20	1B: 5 2B: 2 3B: 0 HR: 1	SF: 0 SAC: 0 DP: 1 HBP: 0	WP: 0 PB: 0 SB: 0 CS: 0	PA: 35
<b>PITCHER</b>	IP	WLS	BF	H	R	ER	SO	BB	IBB	HBP	BLK	WP	HR	S	P	ERA	WHIP					
<b>Mike Jeffcoat, L</b> ERA: 3.86 <b>Drew Hall, L</b> ERA: 4.17	3.0	0	31	7	3	3	4	1	0	0	0	0	0	12	20	9.00	1.000					
<b>Jeff Montgomery, R</b> ERA: 1.24 (9, 1)	1.0	0	4	1	1	1	2	0	0	0	0	0	1	12	20	9.00	1.000					

Texas Rangers @ Kansas City Royals  
 Royals Stadium, Kansas City, MO  
 Thu Sep 14 1989, 8:05 PM EDT  
 Att: 25,857 - Unknown - 55 F

livebaseballscores.com

AB 34  
 R 4  
 H 8  
 RBI 4  
 BB 1  
 SO 6  
 LOB 10



Batter	1	2	3	4	5	6	7	8	9	AB	R	H	RBI	BB	SO	LOB	TOP										
<b>Fred Manrique, R</b> OBP: 0.334, SLG: 0.403 (1, 6)	4-3		FC6-5 1B		F9		P3			4	0	0	0	0	0	5	<b>Texas Rangers @ Milwaukee Brewers</b> Milwaukee County Stadium, Milwaukee, WI Fri Sep 15 1989, 8:05 PM EDT Att: 18,290 - Unknown										
<b>Rafael Palmeiro, L</b> OBP: 0.350, SLG: 0.375 (1, 3)	L4		G4-6-3 1B		K			L3		4	0	1	1	0	1	1											
<b>Harold Baines, L</b> OBP: 0.406, SLG: 0.481 (1, 10) <b>Rick Leach, L</b> OBP: 0.360, SLG: 0.357 (6, PH)			G4-6-3 1B					4-3		2	0	1	0	0	0	2											
<b>Ruben Sierra, S</b> OBP: 0.348, SLG: 0.545 (1, 9)	F7				F9			F8		4	0	0	0	0	0	2											
<b>Julio Franco, R</b> OBP: 0.326, SLG: 0.463 (1, 4) <b>Steve Buechele, R</b> OBP: 0.303, SLG: 0.410 (6, 4)		5-3						2B		3	0	1	0	0	0	0											
<b>Pete Incaviglia, R</b> OBP: 0.283, SLG: 0.435 (1, 7)	F4				K			2B		4	0	2	1	0	1	1											
<b>Mike Stanley, R</b> OBP: 0.327, SLG: 0.271 (1, 2) <b>Geno Petralli, L</b> OBP: 0.370, SLG: 0.414 (9, PH) <b>Dean Palmer, R</b> OBP: 0.100, SLG: 0.200 (9, PH)	F9				F9			F9		3	0	0	0	0	1	2											
<b>Juan Gonzalez, R</b> OBP: 0.297, SLG: 0.250 (1, 8)			FC6-5 SH BB		K			K		2	0	0	0	2	2	1											
<b>Scott Coolbaugh, R</b> OBP: 0.227, SLG: 0.333 (1, 5)			SH FC6-5 1B					K		3	1	1	0	0	1	3											
<b>Inning Stats</b>	R: 0 E: 0 K: 0 S: 4	H: 1 LOB: 1 BB: 0 P: 4	R: 0 E: 0 K: 0 S: 3	H: 0 LOB: 0 BB: 0 P: 3	R: 1 E: 1 K: 0 S: 4	H: 1 LOB: 1 BB: 1 P: 8	R: 0 E: 0 K: 1 S: 6	H: 1 LOB: 1 BB: 0 P: 6	R: 0 E: 0 K: 2 S: 8	H: 0 LOB: 0 BB: 1 P: 6	R: 0 E: 0 K: 2 S: 8	H: 1 LOB: 2 BB: 1 P: 12	R: 0 E: 0 K: 0 S: 3	H: 0 LOB: 0 BB: 0 P: 3	R: 1 E: 0 K: 1 S: 7	H: 2 LOB: 1 BB: 0 P: 7		1B: 4 2B: 3 3B: 0 HR: 0	SF: 0 SAC: 1 DP: 2 HBP: 0	WP: 0 PB: 0 SB: 0 CS: 0	PA: 36						
<b>PITCHER</b>	IP	WLS	BF	H	R	ER	SO	BB	IBB	HBP	BLK	WP	HR	S	P	ERA	WHIP										
<b>Jaime Navarro, R</b> ERA: 3.16 (1, 1)	8.0	W	33	7	2	1	5	3	0	0	0	0	0	40	52	1.12	1.250										
<b>Tony Fossas, L</b> ERA: 3.47 (9, 1)	1.0		3	0	0	0	1	0	0	0	0	0	0	5	5	0.00	0.000										

AB	32
R	2
H	7
RBI	2
BB	3
SO	6
LOB	18





Batter	1	2	3	4	5	6	7	8	9	AB	R	H	RBI	BB	SO	LOB	BOTTOM											
<b>Mike Felder, S</b> OBP: 0.285, SLG: 0.310 (1, 9) (9, 8)	F8		SH1-4		F9		FC3-6 FC6-4			3	0	0	0	0	0	2	<b>Texas Rangers @ Milwaukee Brewers</b> Milwaukee County Stadium, Milwaukee, WI Fri Sep 15 1989, 8:05 PM EDT Att: 18,290 - Unknown											
<b>Gary Sheffield, R</b> OBP: 0.310, SLG: 0.335 (1, 5) <b>George Canale, L</b> OBP: 0.250, SLG: 0.500 (7, 3)			BB		F3		FC6-4			2	1	1	0	1	0	1												
<b>Paul Molitor, R</b> OBP: 0.372, SLG: 0.417 (1, 4)	FC1-4		BB				F9			4	1	1	1	0	0	2												
<b>Robin Yount, R</b> OBP: 0.381, SLG: 0.510 (1, 8) <b>Terry Francona, L</b> OBP: 0.254, SLG: 0.320 (9, 9)	F9		BB		K			5-3		3	1	0	0	1	1	1												
<b>Greg Vaughn, R</b> OBP: 0.368, SLG: 0.526 (1, 10)		5-3	PB		6-3			K		3	1	0	1	1	1	0												
<b>Glenn Braggs, R</b> OBP: 0.295, SLG: 0.372 (1, 7)	F9		1B				P5			4	0	1	1	0	0	0												
<b>Joey Meyer, R</b> OBP: 0.268, SLG: 0.349 (1, 3) <b>Gus Polidor, R</b> OBP: 0.231, SLG: 0.236 (7, 5)	1-4-3		L4-3				F7			3	0	0	0	0	0	1												
<b>Charlie O'Brien, R</b> OBP: 0.338, SLG: 0.371 (1, 2)			HR				K			2	1	1	1	1	1	0												
<b>Bill Spiers, L</b> OBP: 0.300, SLG: 0.297 (1, 6)			SH1-4		K			FC3-6		3	1	2	0	0	1	1												
<b>Inning Stats</b>	R: 0 E: 0 K: 0 S: 4	H: 1 LOB: 1 BB: 0 P: 4	R: 0 E: 0 K: 0 S: 3	H: 0 LOB: 0 BB: 0 P: 3	R: 6 E: 0 K: 0 S: 6	H: 4 LOB: 0 BB: 3 P: 18	R: 0 E: 0 K: 1 S: 5	H: 0 LOB: 1 BB: 1 P: 9	R: 0 E: 0 K: 1 S: 5	H: 0 LOB: 0 BB: 0 P: 5	R: 0 E: 0 K: 1 S: 4	H: 1 LOB: 1 BB: 0 P: 4	R: 0 E: 0 K: 1 S: 5	H: 0 LOB: 0 BB: 0 P: 5	R: 0 E: 0 K: 1 S: 5	H: 0 LOB: 0 BB: 0 P: 5		1B: 5 2B: 1 3B: 0 HR: 1	SF: 0 SAC: 1 DP: 1 HBP: 0	WP: 0 PB: 3 SB: 0 CS: 0	PA: 33							
<b>PITCHER</b>	IP	WLS	BF	H	R	ER	SO	BB	IBB	HBP	BLK	WP	HR	S	P	ERA	WHIP											
<b>Jamie Moyer, L</b> ERA: 4.29 (1, 1)	2.1	L	14	4	6	4	0	3	0	0	0	0	0	1	11	23	15.43	3.000										
<b>Brad Arnsberg, R</b> ERA: 4.09 (3, 1)	5.2		19	2	0	0	4	1	0	0	0	0	0	26	30	0.00	0.529											

AB	28
R	6
H	6
RBI	4
BB	4
SO	4
LOB	9





Batter	1	2	3	4	5	6	7	8	9	AB	R	H	RBI	BB	SO	LOB	TOP									
Fred Manrique, R OBP: 0.332, SLG: 0.400	F7		1B		K		5-3		F8	5	0	1	0	0	1	1	<p><b>Texas Rangers @ Milwaukee Brewers</b> Milwaukee County Stadium, Milwaukee, WI</p> <p>Sat Sep 16 1989, 8:05 PM EDT Att: 44,115 - Unknown</p> <p>livebaseballscorecards.com</p> <p>AB 34 R 3 H 8 RBI 3 BB 4 SO 7 LOB 14</p> 									
Rafael Palmeiro, L OBP: 0.354, SLG: 0.378	1B		FC5-4 1B		2B		1B		K	4	0	3	0	1	1	0										
Julio Franco, R OBP: 0.388, SLG: 0.464	FC6-4 BB		F9		1B		K			3	1	1	1	1	1	3										
Ruben Sierra, S OBP: 0.348, SLG: 0.543	FC6-4		FC5-4		1B		G3			4	1	1	1	0	0	4										
Pete Incaviglia, R OBP: 0.288, SLG: 0.437									F4	3	0	2	1	0	0	0										
Cecil Espy, S OBP: 0.300, SLG: 0.318										1	0	0	0	0	0	0										
Steve Buechele, R OBP: 0.300, SLG: 0.407	FC6-4				K		F8		F8	4	0	0	0	0	1	2										
Juan Gonzalez, R OBP: 0.235, SLG: 0.235	F9						F9		E4	2	0	0	0	1	0	1										
Thad Bosley, L OBP: 0.250, SLG: 0.308					BB					1	0	0	0	0	0	0										
Scott Coolbaugh, R OBP: 0.200, SLG: 0.292									G3	3	0	0	0	0	1	2										
Geno Petralli, L OBP: 0.388, SLG: 0.412	K				6-3		5-3			1	0	0	0	0	1	0										
Dean Palmer, R OBP: 0.100, SLG: 0.200										0	0	0	0	0	0	0										
Chad Kreuter, S OBP: 0.267, SLG: 0.231									K	2	1	0	0	1	1	0										
Rick Leach, L OBP: 0.360, SLG: 0.357										0	0	0	0	0	0	0										
Jeff Kunkel, R OBP: 0.308, SLG: 0.433										1	0	0	0	0	1	0										
<b>Inning Stats</b>	R: 0 E: 0 K: 1 S: 3	H: 1 LOB: 1 BB: 1 P: 7	R: 0 E: 0 K: 1 S: 6	H: 1 LOB: 1 BB: 0 P: 6	R: 0 E: 0 K: 0 S: 5	H: 2 LOB: 2 BB: 0 P: 5	R: 0 E: 0 K: 1 S: 5	H: 0 LOB: 1 BB: 1 P: 9	R: 3 E: 0 K: 1 S: 7	H: 3 LOB: 1 BB: 2 P: 15	R: 0 E: 0 K: 0 S: 5	H: 0 LOB: 0 BB: 0 P: 5	R: 0 E: 0 K: 1 S: 6	H: 1 LOB: 1 BB: 0 P: 6	R: 0 E: 1 K: 0 S: 4	H: 0 LOB: 1 BB: 0 P: 4	R: 0 E: 0 K: 2 S: 7	H: 0 LOB: 0 BB: 0 P: 7	1B: 7 2B: 1 3B: 0 HR: 0	SF: 0 SAC: 0 DP: 0 HBP: 0	WP: 0 PB: 0 SB: 0 CS: 0	PA: 38				
<b>PITCHER</b>	IP WLS BF H R ER SO BB IBB HBP BLK WP HR S P ERA WHIP																									
Jerry Reuss, L ERA: 4.98	(1, 1) 4.2	W 22	6	3	3	3	4	0	0	0	0	0	0	0	24	40	5.79	2.143								
Don August, R ERA: 5.17	(5, 1) 1.2	W 7	2	0	0	1	0	0	0	0	0	0	0	0	9	9	0.00	1.200								
Chuck Crim, R ERA: 2.77	(7, 1) 1.2		6	0	0	1	0	0	0	0	0	0	0	8	8	0.00	0.000									
Dan Plesac, L ERA: 2.09	(9, 1) 1.0	S 3	0	0	0	2	0	0	0	0	0	0	0	7	7	0.00	0.000									

Batter	1	2	3	4	5	6	7	8	9	AB	R	H	RBI	BB	SO	LOB	BOTTOM									
Mike Felder, S OBP: 0.291, SLG: 0.314	6-3		G5-4-3 1B		6-3 E 1B		S BB			3	1	2	1	1	0	0	<p><b>Texas Rangers @ Milwaukee Brewers</b> Milwaukee County Stadium, Milwaukee, WI</p> <p>Sat Sep 16 1989, 8:05 PM EDT Att: 44,115 - Unknown</p> <p>livebaseballscorecards.com</p> <p>AB 29 R 5 H 10 RBI 5 BB 3 SO 7 LOB 11</p> 									
Gary Sheffield, R OBP: 0.307, SLG: 0.331	6-3		G5-4-3		6-3		K			4	0	0	0	0	1	4										
Gus Polidor, R OBP: 0.231, SLG: 0.236										0	0	0	0	0	0	0										
Paul Molitor, R OBP: 0.375, SLG: 0.419					6-3					4	1	3	1	0	0	0										
Robin Yount, R OBP: 0.378, SLG: 0.506	K				F8		K		G3	4	0	0	0	0	2	3										
Greg Vaughn, R OBP: 0.374, SLG: 0.524					K					4	0	2	1	0	1	0										
Glenn Braggs, R OBP: 0.300, SLG: 0.371							G4-3 1B			2	1	0	0	2	1	2										
B.J. Surhoff, L OBP: 0.280, SLG: 0.338										3	1	1	1	0	1	1										
Joey Meyer, R OBP: 0.278, SLG: 0.359										2	1	2	1	0	0	0										
Greg Brock, L OBP: 0.350, SLG: 0.407										1	0	0	0	0	0	0										
Bill Spiers, L OBP: 0.298, SLG: 0.295										2	0	0	0	0	1	1										
<b>Inning Stats</b>	R: 0 E: 0 K: 1 S: 6	H: 1 LOB: 0 BB: 0 P: 6	R: 0 E: 0 K: 1 S: 4	H: 0 LOB: 0 BB: 1 P: 8	R: 0 E: 0 K: 1 S: 6	H: 2 LOB: 1 BB: 0 P: 6	R: 0 E: 0 K: 1 S: 5	H: 0 LOB: 0 BB: 0 P: 5	R: 4 E: 1 K: 1 S: 9	H: 4 LOB: 1 BB: 1 P: 13	R: 0 E: 0 K: 0 S: 3	H: 1 LOB: 0 BB: 0 P: 3	R: 0 E: 0 K: 1 S: 5	H: 0 LOB: 1 BB: 1 P: 9	R: 1 E: 0 K: 1 S: 6	H: 2 LOB: 0 BB: 0 P: 6		1B: 9 2B: 1 3B: 0 HR: 0	SF: 0 SAC: 1 DP: 2 HBP: 0	WP: 1 PB: 0 SB: 2 CS: 2	PA: 33					
<b>PITCHER</b>	IP WLS BF H R ER SO BB IBB HBP BLK WP HR S P ERA WHIP																									
John Barfield, L ERA: 4.0	(1, 1) 4.1	L 19	6	4	3	4	2	0	0	0	0	0	0	0	25	33	6.23	1.846								
Gary Mielke, R ERA: 3.15	(5, 1) 1.2		6	2	0	1	0	0	0	0	0	0	0	8	8	0.00	1.200									
Drew Hall, L ERA: 4.11	(7, 1) 0.2		3	0	0	0	1	0	0	0	0	0	0	2	6	0.00	1.500									
Craig McMurtry, R ERA: 8.5	(7, 1) 1.1		5	2	1	1	2	0	0	0	0	1	0	9	9	6.75	1.500									



Batter	1	2	3	4	5	6	7	8	9	AB	R	H	RBI	BB	SO	LOB	TOP									
<b>Cecil Espy, S</b> OBP: 0.302, SLG: 0.318 (1, 8)										3	2	1	0	1	1	1	<b>Texas Rangers @ Milwaukee Brewers</b> Milwaukee County Stadium, Milwaukee, WI Sun Sep 17 1989, 4:33 AM EDT Att: 22,129 - Unknown									
<b>Thad Bosley, L</b> OBP: 0.226, SLG: 0.276 (1, 7)										3	0	0	0	0	1	2										
<b>Fred Manrique, R</b> OBP: 0.332, SLG: 0.400 (8, 6)										0	0	0	0	0	0	0										
<b>Rafael Palmeiro, L</b> OBP: 0.354, SLG: 0.378 (1, 3)										3	0	1	0	0	1	0										
<b>Pete Incaviglia, R</b> OBP: 0.287, SLG: 0.446 (8, 6)										1	1	1	3	0	0	0										
<b>Juan Gonzalez, R</b> OBP: 0.300, SLG: 0.235 (8, 8)										0	0	0	0	0	0	0										
<b>Ruben Sierra, S</b> OBP: 0.349, SLG: 0.543 (1, 9)										4	0	2	1	0	0	0										
<b>Julio Franco, R</b> OBP: 0.385, SLG: 0.461 (1, 10)										4	0	0	0	0	1	3										
<b>Geno Petralli, L</b> OBP: 0.388, SLG: 0.408 (1, 2)										2	0	0	0	1	0	0										
<b>Mike Stanley, R</b> OBP: 0.323, SLG: 0.267 (9, 2)										1	0	0	0	0	0	0										
<b>Steve Buechele, R</b> OBP: 0.298, SLG: 0.403 (1, 4)										4	0	0	0	0	2	3										
<b>Dean Palmer, R</b> OBP: 0.077, SLG: 0.154 (1, 5)										3	0	0	0	0	3	0										
<b>Scott Coolbaugh, R</b> OBP: 0.231, SLG: 0.292 (8, 5)										0	0	0	0	1	0	0										
<b>Jeff Kunkel, R</b> OBP: 0.310, SLG: 0.433 (1, 6)										2	0	1	0	0	1	0										
<b>Rick Leach, L</b> OBP: 0.361, SLG: 0.358 (8, 3)										2	1	1	0	0	0	1										
<b>Inning Stats</b>	R: 1 E: 1 K: 2 S: 10	H: 3 LOB: 3 BB: 1 P: 14	R: 0 E: 0 K: 2 S: 7	H: 0 LOB: 0 BB: 0 P: 7	R: 0 E: 0 K: 0 S: 3	H: 0 LOB: 0 BB: 0 P: 3	R: 0 E: 0 K: 1 S: 5	H: 0 LOB: 0 BB: 1 P: 5	R: 0 E: 0 K: 2 S: 8	H: 0 LOB: 0 BB: 0 P: 5	R: 0 E: 0 K: 2 S: 7	H: 0 LOB: 0 BB: 0 P: 7	R: 0 E: 0 K: 0 S: 3	H: 0 LOB: 1 BB: 1 P: 7	R: 3 E: 0 K: 0 S: 5	H: 3 LOB: 0 BB: 1 P: 9	R: 0 E: 0 K: 0 S: 3	H: 0 LOB: 1 BB: 1 P: 7	1B: 6 2B: 0 3B: 0 HR: 1	SF: 0 SAC: 1 DP: 1 HBP: 0	WP: 0 PB: 0 SB: 0 CS: 0	PA: 36				
<b>PITCHER</b>	IP	WLS	BF	H	R	ER	SO	BB	IBB	HBP	BLK	WP	HR	S	P	ERA	WHIP									
<b>Chris Bosio, R</b> ERA: 2.95	(1, 1)	7.0	L	28	5	3	3	10	2	0	0	0	0	0	46	54	3.86	1.000								
<b>Tony Fossas, L</b> ERA: 3.45	(8, 1)	0.1		1	0	0	0	0	0	0	0	0	0	1	1	0.00	0.000									
<b>Chuck Crim, R</b> ERA: 2.81	(8, 1)	1.2		7	2	1	1	0	1	0	0	0	0	1	6	10	5.40	1.800								

Batter	1	2	3	4	5	6	7	8	9	AB	R	H	RBI	BB	SO	LOB	BOTTOM								
<b>Mike Felder, S</b> OBP: 0.289, SLG: 0.309 (1, 9)										4	1	0	0	1	2	0	<b>Texas Rangers @ Milwaukee Brewers</b> Milwaukee County Stadium, Milwaukee, WI Sun Sep 17 1989, 4:33 AM EDT Att: 22,129 - Unknown								
<b>Bill Spiers, L</b> OBP: 0.301, SLG: 0.312 (1, 6)										4	1	2	1	0	1	0									
<b>Paul Moltor, R</b> OBP: 0.374, SLG: 0.418 (1, 4)										4	0	1	1	0	0	1									
<b>Robin Yount, R</b> OBP: 0.379, SLG: 0.506 (1, 8)										4	0	2	0	0	2	2									
<b>Greg Brock, L</b> OBP: 0.347, SLG: 0.402 (1, 3)										4	0	0	0	0	2	4									
<b>Greg Vaughn, R</b> OBP: 0.372, SLG: 0.512 (1, 7)										2	0	0	0	1	0	0									
<b>Rob Deer, R</b> OBP: 0.300, SLG: 0.422 (7, 9)										1	0	0	0	0	0	1									
<b>Gary Sheffield, R</b> OBP: 0.309, SLG: 0.331 (1, 5)										3	0	1	0	1	0	1									
<b>B.J. Surhoff, L</b> OBP: 0.282, SLG: 0.337 (1, 10)										2	0	0	0	2	0	4									
<b>Charlie O'Brien, R</b> OBP: 0.333, SLG: 0.364 (1, 2)										3	0	0	0	0	0	5									
<b>George Canale, L</b> OBP: 0.250, SLG: 0.500 (8, 6)										0	0	0	0	0	0	0									
<b>Joey Meyer, R</b> OBP: 0.276, SLG: 0.357 (8, 6)										1	0	0	0	0	1	1									
<b>Inning Stats</b>	R: 1 E: 0 K: 1 S: 6	H: 1 LOB: 1 BB: 1 P: 10	R: 0 E: 0 K: 0 S: 4	H: 1 LOB: 1 BB: 0 P: 4	R: 0 E: 0 K: 1 S: 5	H: 0 LOB: 0 BB: 0 P: 5	R: 0 E: 0 K: 1 S: 6	H: 1 LOB: 3 BB: 2 P: 14	R: 1 E: 0 K: 1 S: 7	H: 2 LOB: 1 BB: 0 P: 7	R: 0 E: 0 K: 0 S: 3	H: 0 LOB: 1 BB: 1 P: 7	R: 0 E: 0 K: 2 S: 7	H: 0 LOB: 0 BB: 0 P: 7	R: 0 E: 0 K: 1 S: 6	H: 1 LOB: 1 BB: 0 P: 6	R: 0 E: 0 K: 1 S: 4	H: 0 LOB: 0 BB: 1 P: 8	1B: 4 2B: 1 3B: 0 HR: 1	SF: 0 SAC: 0 DP: 0 HBP: 0	WP: 0 PB: 0 SB: 5 CS: 0	PA: 37			
<b>PITCHER</b>	IP	WLS	BF	H	R	ER	SO	BB	IBB	HBP	BLK	WP	HR	S	P	ERA	WHIP								
<b>Bobby Witt, R</b> ERA: 5.38	(1, 1)	8.0	W	35	6	2	2	7	5	0	0	0	0	4	64	2.25	1.375								
<b>Kenny Rogers, L</b> ERA: 3.21	(9, 1)	1.0	S	2	0	0	0	1	0	0	0	0	0	4	4	0.00	0.000								

AB 32  
R 4  
H 7  
RBI 4  
BB 3  
SO 10  
LOB 10

AB 32  
R 2  
H 6  
RBI 2  
BB 5  
SO 8  
LOB 19



Batter	1	2	3	4	5	6	7	8	9	AB	R	H	RBI	BB	SO	LOB	TOP										
<b>Harold Reynolds, S</b> (1, 4) OBP: 0.357, SLG: 0.367	0-0 WP 1B		0-0 1-3		0-0 F8		4-0 1-2 BB		0-0 1-3	4	0	1	0	1	0	0											
<b>Greg Britley, L</b> (1, 7) OBP: 0.341, SLG: 0.453	0-3 K			4-0 FC6-4 BB	0-0 P3		0-0 F7			3	0	0	0	1	1	3											
<b>Alvin Davis, L</b> (1, 3) OBP: 0.439, SLG: 0.503	0-0 4-3			0-0 FC6-4 BB 1-2 2B	4-0 BB		0-0 F8			3	1	0	0	1	0	4											
<b>Jeffrey Leonard, R</b> (1, 10) OBP: 0.297, SLG: 0.419	0-0 6-3			4-0 BB 1-2 2B	0-0 L8			0-0 P3		3	1	0	0	1	0	2											
<b>Ken Griffey Jr., L</b> (1, 8) OBP: 0.336, SLG: 0.431		0-0 P2		0-0 HBP 1-H 2-H 2B		0-0 6-3		0-0 FC4-6 1B		4	0	2	2	0	0	0											
<b>Jay Buhner, R</b> (1, 9) OBP: 0.350, SLG: 0.522		0-0 F8		0-0 6-3		0-0 F9		0-0 FC4-6 1-2		4	0	0	0	0	0	2											
<b>Darnell Coles, R</b> (1, 5) OBP: 0.293, SLG: 0.366		0-0 F9		4-0 HBP BB		0-3 K		0-0 F9		3	0	0	0	1	1	1											
<b>Dave Valle, R</b> (1, 2) OBP: 0.312, SLG: 0.359			0-0 5-3	1-0 1-2 2-3 HBP		1-0 BB HBP		0-0 F8		2	0	0	0	0	0	0											
<b>Omar Vizquel, S</b> (1, 6) OBP: 0.273, SLG: 0.263			0-0 L8		0-0 6-3		0-0 P2		0-0 F8	3	0	0	0	0	0	4											
<b>Scott Bradley, L</b> (9, PH) OBP: 0.333, SLG: 0.383										0	0	0	0	0	0	0											
<b>Edgar Martinez, R</b> (9, PH) OBP: 0.314, SLG: 0.301										1	0	0	0	0	0	0											
<b>Inning Stats</b>	R: 0 E: 0 K: 1 S: 6	H: 1 LOB: 1 BB: 0 P: 6	R: 0 E: 0 K: 0 S: 3	H: 0 LOB: 0 BB: 0 P: 3	R: 0 E: 0 K: 0 S: 3	H: 0 LOB: 0 BB: 0 P: 3	R: 2 E: 0 K: 0 S: 4	H: 1 LOB: 3 BB: 3 P: 17	R: 0 E: 0 K: 0 S: 3	H: 0 LOB: 1 BB: 1 P: 7	R: 0 E: 0 K: 1 S: 5	H: 0 LOB: 0 BB: 0 P: 5	R: 0 E: 0 K: 0 S: 3	H: 0 LOB: 2 BB: 1 P: 8	R: 0 E: 0 K: 0 S: 4	H: 1 LOB: 1 BB: 0 P: 4	R: 0 E: 0 K: 0 S: 3	H: 0 LOB: 0 BB: 0 P: 3	1B: 2 2B: 1 3B: 0 HR: 0	SF: 0 SAC: 0 DP: 0 HBP: 2	WP: 1 PB: 0 SB: 0 CS: 0	PA: 37					
<b>PITCHER</b>	IP	WLS	BF	H	R	ER	SO	BB	IBB	HBP	BLK	WP	HR	S	P	ERA	WHIP										
<b>Nolan Ryan, R</b> (1, 1) ERA: 3.36	7.1		32	3	2	2	2	5	0	2	0	1	0	29	51	2.46	1.091										
<b>Cecilio Guante, R</b> (8, 1) ERA: 3.65	1.0	W	3	0	0	0	0	0	0	0	0	0	0	3	3	0.00	0.000										
<b>Kenny Rogers, L</b> (9, 1) ERA: 3.18	0.2		2	0	0	0	0	0	0	0	0	0	0	2	2	0.00	0.000										

Seattle Mariners @ Texas Rangers  
Arlington Stadium, Arlington, TX  
Mon Sep 18 1999, 8:05 PM EDT  
Att: 4,654 - Unknown

AB 30  
R 2  
H 3  
RBI 2  
BB 5  
SO 2  
LOB 16



Batter	1	2	3	4	5	6	7	8	9	AB	R	H	RBI	BB	SO	LOB	BOTTOM										
<b>Cecil Espy, S</b> (1, 7) OBP: 0.307, SLG: 0.320	0-0 E9 1B		0-0 4-3 BB 1B	0-0 1-2 HBP		4-0 1-2 BB		4-0 1-2 2B BB		3	1	2	0	2	0	1											
<b>Fred Manrique, R</b> (1, 4) OBP: 0.333, SLG: 0.401	0-0 5-3		4-0 1-2 4-3 BB	0-0 F9		0-0 FC5 2-3f		0-0 SH5-3 2B		4	1	1	2	1	0	5											
<b>Rafael Palmeiro, L</b> (1, 3) OBP: 0.353, SLG: 0.375	4-0 BB		0-0 4-3 1-2 2-3	0-3 K		0-0 4-3		0-0 SH5-3 2B		3	0	0	1	1	1	4											
<b>Ruben Sierra, S</b> (1, 9) OBP: 0.347, SLG: 0.539	0-0 F8		4-0 IBB		0-0 P5		0-0 5-3	0-0 F8		4	0	0	0	1	0	2											
<b>Pete Incaviglia, R</b> (1, 10) OBP: 0.287, SLG: 0.444	0-3 K		0-0 F4		0-0 P3		0-0 BB 1B			4	0	1	0	0	1	5											
<b>Scott Coolbaugh, R</b> (1, 5) OBP: 0.207, SLG: 0.259		0-0 F9		0-0 P3		0-0 F4				3	0	0	0	0	0	0											
<b>Thad Bosley, L</b> (7, PH) OBP: 0.250, SLG: 0.276										0	0	0	0	1	0	0											
<b>Steve Buechele, R</b> (8, 5) OBP: 0.296, SLG: 0.403										0	0	0	0	0	0	0											
<b>Jeff Kunkel, R</b> (1, 6) OBP: 0.313, SLG: 0.432	0-3 K		0-0 K		0-0 HR 1B		4-0 FC5 S BB	0-3 K		3	1	1	0	1	2	2											
<b>Juan Gonzalez, R</b> (1, 8) OBP: 0.295, SLG: 0.316		0-0 5-3		0-0 HR		0-0 P4		0-0 P2		4	1	1	2	0	0	1											
<b>Chad Kreuter, S</b> (1, 2) OBP: 0.269, SLG: 0.228			0-3 K		4-0 HR		0-3 K	4-0 BB 2B		2	0	0	0	1	2	1											
<b>Jack Daugherty, S</b> (8, PH) OBP: 0.358, SLG: 0.423										0	1	0	0	1	0	0											
<b>Mike Stanley, R</b> (9, 2) OBP: 0.323, SLG: 0.267										0	0	0	0	0	0	0											
<b>Inning Stats</b>	R: 0 E: 1 K: 1 S: 6	H: 1 LOB: 2 BB: 1 P: 10	R: 0 E: 0 K: 1 S: 5	H: 0 LOB: 0 BB: 0 P: 5	R: 0 E: 0 K: 1 S: 6	H: 1 LOB: 2 BB: 2 P: 14	R: 2 E: 0 K: 1 S: 8	H: 2 LOB: 2 BB: 1 P: 12	R: 0 E: 0 K: 0 S: 3	H: 0 LOB: 0 BB: 0 P: 3	R: 0 E: 0 K: 1 S: 5	H: 0 LOB: 2 BB: 2 P: 13	R: 0 E: 0 K: 1 S: 6	H: 1 LOB: 2 BB: 1 P: 10	R: 3 E: 0 K: 0 S: 4	H: 1 LOB: 0 BB: 2 P: 12	1B: 4 2B: 1 3B: 0 HR: 1	SF: 0 SAC: 1 DP: 0 HBP: 0	WP: 0 PB: 0 SB: 1 CS: 0	PA: 40							
<b>PITCHER</b>	IP	WLS	BF	H	R	ER	SO	BB	IBB	HBP	BLK	WP	HR	S	P	ERA	WHIP										
<b>Scott Bankhead, R</b> (1, 1) ERA: 3.35	6.0		29	4	2	2	5	5	1	0	0	0	0	33	57	3.00	1.500										
<b>Michael Jackson, R</b> (7, 1) ERA: 3.34	1.1	L	9	2	3	3	1	3	0	0	0	0	0	8	20	20.25	3.750										
<b>Keith Comstock, L</b> (8, 1) ERA: 2.63	0.2		2	0	0	0	0	0	0	0	0	0	0	2	2	0.00	0.000										

Seattle Mariners @ Texas Rangers  
Arlington Stadium, Arlington, TX  
Mon Sep 18 1999, 8:05 PM EDT  
Att: 4,654 - Unknown

AB 30  
R 5  
H 6  
RBI 5  
BB 9  
SO 6  
LOB 21





Batter	1	2	3	4	5	6	7	8	9	AB	R	H	RBI	BB	SO	LOB	TOP			
<b>Harold Reynolds, S</b> OBP: 0.359, SLG: 0.367 (1,4)										3	1	1	0	2	0	1				
<b>Greg Britley, L</b> OBP: 0.340, SLG: 0.450 (1,7)										2	1	0	0	1	0	0				
<b>Henry Cotto, R</b> OBP: 0.313, SLG: 0.425 (7, PH)										2	0	2	0	0	0	0				
<b>Alvin Davis, L</b> OBP: 0.438, SLG: 0.500 (1,3)										3	1	0	0	2	0	4				
<b>Jeffrey Leonard, R</b> OBP: 0.299, SLG: 0.420 (1,10)										4	0	2	1	0	0	3				
<b>Ken Griffey Jr., L</b> OBP: 0.333, SLG: 0.427 (1,8)										4	0	0	1	0	1	4				
<b>Jay Buhner, R</b> OBP: 0.343, SLG: 0.511 (1,9)										4	0	0	0	0	1	3				
<b>Darnell Coles, R</b> OBP: 0.293, SLG: 0.365 (1,5)										4	0	1	1	0	1	0				
<b>Dave Valle, R</b> OBP: 0.308, SLG: 0.354 (1,2)										4	0	0	0	0	1	2				
<b>Omar Vizquel, S</b> OBP: 0.275, SLG: 0.262 (1,6)										1	0	0	0	1	0	0				
<b>Scott Bradley, L</b> OBP: 0.332, SLG: 0.381 (7, PH)										1	0	0	0	0	0	0				
<b>Mario Diaz, R</b> OBP: 0.197, SLG: 0.167 (7,6)										0	0	0	0	0	0	0				
<b>Mike Kingery, L</b> OBP: 0.291, SLG: 0.361 (9, PH)										1	0	0	0	0	0	0				
<b>Inning Stats</b>	R: 3 E: 0 K: 1 S: 12	H: 3 LOB: 2 BB: 2 P: 30	R: 0 E: 0 K: 0 S: 9	H: 0 LOB: 0 BB: 0 P: 15	R: 0 E: 0 K: 0 S: 8	H: 1 LOB: 1 BB: 0 P: 10	R: 0 E: 0 K: 0 S: 11	H: 0 LOB: 1 BB: 1 P: 18	R: 0 E: 0 K: 2 S: 9	H: 0 LOB: 0 BB: 0 P: 14	R: 0 E: 0 K: 0 S: 6	H: 1 LOB: 2 BB: 1 P: 12	R: 0 E: 0 K: 0 S: 5	H: 0 LOB: 0 BB: 0 P: 6	R: 0 E: 0 K: 0 S: 10	H: 1 LOB: 2 BB: 1 P: 19	1B: 6 2B: 0 3B: 0 HR: 0	SF: 0 SAC: 0 DP: 0 HBP: 0	WP: 0 PB: 0 SB: 1 CS: 0	PA: 39
<b>PITCHER</b>	IP	WLS	BF	H	R	ER	SO	BB	IBB	HBP	BLK	WP	HR	S	P	ERA	WHIP			
<b>Charlie Hough, R</b> ERA: 4.4 (1,1)	0.2		6	2	3	3	0	2	0	0	0	0	0	7	20	40.50	6.000			
<b>Brad Arnsberg, R</b> ERA: 3.51 (1,1)	5.2	W	22	2	0	0	4	3	0	0	1	0	0	54	90	0.00	0.882			
<b>Kenny Rogers, L</b> ERA: 3.1 (7,1)	1.2		6	1	0	0	0	0	0	0	0	0	0	8	11	0.00	0.600			
<b>Jeff Russell, R</b> ERA: 2.0 (9,1)	1.0	S	5	1	0	0	0	1	0	0	0	0	0	10	19	0.00	2.000			

Seattle Mariners @ Texas Rangers  
Arlington Stadium, Arlington, TX  
Tue Sep 19 1989, 8:05 PM EDT  
Att: 10,478 - Unknown - 82 F

AB 33  
R 3  
H 6  
RBI 3  
BB 6  
SO 4  
LOB 17



Batter	1	2	3	4	5	6	7	8	9	AB	R	H	RBI	BB	SO	LOB	BOTTOM			
<b>Fred Manrique, R</b> OBP: 0.332, SLG: 0.399 (1,4)										4	0	1	0	0	0	0				
<b>Jeff Kunkel, R</b> OBP: 0.319, SLG: 0.444 (1,6)										2	2	1	1	2	0	0				
<b>Rafael Palmeiro, L</b> OBP: 0.352, SLG: 0.373 (1,3)										3	0	0	0	1	1	3				
<b>Ruben Sierra, S</b> OBP: 0.350, SLG: 0.549 (1,9)										4	1	3	2	0	1	1				
<b>Julio Franco, R</b> OBP: 0.384, SLG: 0.461 (1,10)										4	1	1	0	0	1	3				
<b>Pete Incaviglia, R</b> OBP: 0.291, SLG: 0.453 (1,7)										3	1	2	1	1	1	0				
<b>Juan Gonzalez, R</b> OBP: 0.277, SLG: 0.293 (1,8)										3	0	0	0	0	1	1				
<b>Mike Stanley, R</b> OBP: 0.320, SLG: 0.267 (1,2)										4	0	1	1	0	0	1				
<b>Steve Buechele, R</b> OBP: 0.295, SLG: 0.400 (1,5)										4	0	0	0	0	0	3				
<b>Inning Stats</b>	R: 0 E: 0 K: 1 S: 10	H: 1 LOB: 1 BB: 1 P: 17	R: 1 E: 0 K: 0 S: 7	H: 1 LOB: 1 BB: 1 P: 16	R: 1 E: 0 K: 1 S: 15	H: 1 LOB: 1 BB: 1 P: 26	R: 0 E: 0 K: 1 S: 9	H: 0 LOB: 0 BB: 0 P: 12	R: 1 E: 0 K: 1 S: 12	H: 2 LOB: 2 BB: 1 P: 26	R: 1 E: 0 K: 1 S: 8	H: 1 LOB: 0 BB: 0 P: 13	R: 0 E: 0 K: 0 S: 4	H: 0 LOB: 0 BB: 0 P: 5	R: 1 E: 0 K: 0 S: 16	H: 3 LOB: 2 BB: 0 P: 24	1B: 4 2B: 1 3B: 1 HR: 3	SF: 0 SAC: 1 DP: 1 HBP: 0	WP: 1 PB: 0 SB: 0 CS: 0	PA: 36
<b>PITCHER</b>	IP	WLS	BF	H	R	ER	SO	BB	IBB	HBP	BLK	WP	HR	S	P	ERA	WHIP			
<b>Clint Zavaras, R</b> ERA: 5.4 (1,1)	4.2		21	4	3	3	3	4	0	0	0	0	2	20	33	7.71	1.286			
<b>Jerry Reed, R</b> ERA: 3.33 (5,1)	2.1	L	10	3	2	2	2	0	0	0	0	0	2	20	33	7.71	1.286			
<b>Bill Swift, R</b> ERA: 4.93 (8,1)	1.0		5	2	0	0	0	0	0	0	0	0	0	13	18	0.00	2.000			

Seattle Mariners @ Texas Rangers  
Arlington Stadium, Arlington, TX  
Tue Sep 19 1989, 8:05 PM EDT  
Att: 10,478 - Unknown - 82 F

AB 31  
R 5  
H 9  
RBI 5  
BB 4  
SO 5  
LOB 12










Batter	1	2	3	4	5	6	7	8	9	AB	R	H	RBI	BB	SO	LOB	TOP					
<b>Harold Reynolds, S</b> (1, 4) OBP: 0.362, SLG: 0.369	F9			2B	1B	G4-3			G5-3 BB	4	2	2	0	1	0	1	<b>Seattle Mariners @ Texas Rangers</b> Arlington Stadium, Arlington, TX Thu Sep 21 1989, 8:05 PM EDT Att: 10,268 - Unknown					
<b>Henry Cotto, R</b> (1, 7) OBP: 0.310, SLG: 0.421	P4			F8 SF7 2B	G4-6-3 1B		K		G5-3	5	1	2	1	0	1	1						
<b>Alvin Davis, L</b> (1, 3) OBP: 0.434, SLG: 0.494	F7			F8	G4-6-3		F7		F8	5	0	0	0	0	0	3						
<b>Jeffrey Leonard, R</b> (1, 10) OBP: 0.297, SLG: 0.423 <b>Jim Wilson, R</b> (7, PH)		G6-3		SF7			G6-3			2	0	0	1	0	1	0						
<b>Darnell Coles, R</b> (1, 9) OBP: 0.296, SLG: 0.367		G6-3		3-H	1B					4	1	3	0	0	0	0						
<b>Ken Griffey Jr., L</b> (1, 8) OBP: 0.332, SLG: 0.431		F7		4-1	1B		F7-4		L8	3	1	0	0	1	0	2						
<b>Edgar Martinez, R</b> (1, 5) OBP: 0.313, SLG: 0.300				1-2	1B		1-2		FC4-6 FC6-4	4	2	2	0	0	0	1						
<b>Scott Bradley, L</b> (1, 2) OBP: 0.333, SLG: 0.379				1-1	1B		1-2		FC6-4	3	1	1	2	1	0	1						
<b>Mario Diaz, R</b> (1, 6) OBP: 0.205, SLG: 0.179				0-0	F7		1-2		G1-3	4	0	1	1	0	0	1						
<b>Inning Stats</b>	R: 0 E: 0 K: 0 S: 5	H: 0 LOB: 0 BB: 0 P: 10	R: 0 E: 0 K: 0 S: 5	H: 0 LOB: 0 BB: 0 P: 9	R: 0 E: 0 K: 0 S: 5	H: 0 LOB: 0 BB: 0 P: 7	R: 5 E: 1 K: 0 S: 19	H: 5 LOB: 1 BB: 1 P: 32	R: 1 E: 0 K: 1 S: 10	H: 2 LOB: 0 BB: 0 P: 19	R: 2 E: 0 K: 0 S: 16	H: 3 LOB: 1 BB: 1 P: 26	R: 0 E: 0 K: 1 S: 8	H: 0 LOB: 0 BB: 0 P: 9	R: 0 E: 0 K: 0 S: 9	H: 1 LOB: 1 BB: 0 P: 14	R: 0 E: 0 K: 0 S: 13	H: 0 LOB: 1 BB: 1 P: 22	1B: 10 2B: 2 3B: 0 HR: 0	SF: 1 SAC: 0 DP: 2 HBP: 0	WP: 1 PB: 0 SB: 1 CS: 0	PA: 39
<b>PITCHER</b>	IP	WLS	BF	H	R	ER	SO	BB	IBB	HBP	BLK	WP	HR	S	P	ERA	WHIP					
<b>Jamie Moyer, L</b> (1, 1) ERA: 4.56	3.2	L	17	5	5	4	0	1	0	0	0	0	0	31	55	9.82	1.636					
<b>Craig McMurtrey, R</b> (4, 1) ERA: 8.55	2.0		8	4	2	2	1	0	0	0	0	0	0	25	37	9.00	2.000					
<b>Drew Hall, L</b> (6, 1) ERA: 4.15	1.1		6	1	1	1	1	1	0	0	0	1	0	12	20	6.75	1.500					
<b>Darrel Akerfelds, R</b> (8, 1) ERA: 2.84	2.0		8	1	0	0	0	1	0	0	0	0	0	22	36	0.00	1.000					

Batter	1	2	3	4	5	6	7	8	9	AB	R	H	RBI	BB	SO	LOB	BOTTOM					
<b>Fred Manrique, R</b> (1, 4) OBP: 0.334, SLG: 0.400	K	K			F9					4	0	1	0	0	2	0	<b>Seattle Mariners @ Texas Rangers</b> Arlington Stadium, Arlington, TX Thu Sep 21 1989, 8:05 PM EDT Att: 10,268 - Unknown					
<b>Jeff Kunkel, R</b> (1, 6) OBP: 0.320, SLG: 0.447			G5-4-3 2B		4-2		2-3		K	3	1	2	0	1	1	1						
<b>Pete Incaviglia, R</b> (1, 7) OBP: 0.290, SLG: 0.450			4-1		2-2		F9			3	1	1	1	1	1	1						
<b>Ruben Sierra, S</b> (1, 9) OBP: 0.349, SLG: 0.546			2-2		1-1		G6-3		P3	4	0	1	1	0	0	2						
<b>Steve Buechele, R</b> (1, 5) OBP: 0.295, SLG: 0.398			1-2		0-0		E6 G6-3		FC5-4 1B	4	0	1	0	0	0	2						
<b>Mike Stanley, R</b> (1, 3) OBP: 0.306, SLG: 0.255			3-3		2-1		G6-3		FC5-4	4	0	0	0	0	2	3						
<b>Juan Gonzalez, R</b> (1, 8) OBP: 0.260, SLG: 0.273 <b>Rick Leach, L</b> (9, PH) OBP: 0.360, SLG: 0.356		P6		1-3			F9		L5	3	0	0	0	0	1	1						
<b>Dean Palmer, R</b> (1, 10) OBP: 0.063, SLG: 0.125 <b>Rafael Palmeiro, L</b> (9, PH) OBP: 0.354, SLG: 0.373			2-3		0-3					3	0	0	0	0	3	0						
<b>Chad Kreuter, S</b> (1, 2) OBP: 0.270, SLG: 0.250 <b>Thad Bosley, L</b> (9, PH) OBP: 0.242, SLG: 0.267			0-2		0-0		P5			3	1	1	1	0	0	0						
<b>Inning Stats</b>	R: 2 E: 0 K: 2 S: 18	H: 3 LOB: 1 BB: 0 P: 23	R: 1 E: 0 K: 2 S: 14	H: 1 LOB: 0 BB: 0 P: 19	R: 0 E: 0 K: 3 S: 9	H: 1 LOB: 0 BB: 1 P: 16	R: 0 E: 0 K: 3 S: 9	H: 0 LOB: 0 BB: 0 P: 13	R: 0 E: 0 K: 0 S: 10	H: 0 LOB: 1 BB: 1 P: 19	R: 0 E: 1 K: 0 S: 7	H: 0 LOB: 1 BB: 0 P: 12	R: 0 E: 0 K: 2 S: 12	H: 1 LOB: 1 BB: 0 P: 19	R: 0 E: 0 K: 1 S: 11	H: 1 LOB: 1 BB: 0 P: 18	R: 0 E: 0 K: 2 S: 9	H: 0 LOB: 0 BB: 0 P: 12	1B: 3 2B: 3 3B: 0 HR: 1	SF: 0 SAC: 0 DP: 1 HBP: 0	WP: 0 PB: 0 SB: 0 CS: 0	PA: 36
<b>PITCHER</b>	IP	WLS	BF	H	R	ER	SO	BB	IBB	HBP	BLK	WP	HR	S	P	ERA	WHIP					
<b>Randy Johnson, L</b> (1, 1) ERA: 4.81	8.0	W	33	7	3	3	10	2	0	0	0	0	1	88	139	3.38	1.125					
<b>Mike Schooler, R</b> (9, 1) ERA: 2.63	1.0		3	0	0	0	2	0	0	0	0	0	0	9	12	0.00	0.000					













Batter	1	2	3	4	5	6	7	8	9	10	AB	R	H	RBI	BB	SO	LOB	TOP							
Lance Johnson, L OBP: 0.361, SLG: 0.365 (1.8) (3.7)											3	1	0	0	2	2	1								
Scott Fletcher, R OBP: 0.333, SLG: 0.310 (1.4) (1.4)											4	2	2	1	1	0	1								
Steve Lyons, L OBP: 0.319, SLG: 0.336 (1.9) (3.3)											4	0	1	1	0	2	3								
Sammy Sosa, R OBP: 0.311, SLG: 0.370 (10. PH) (10.8)											0	0	0	0	1	0	0								
Ivan Calderon, R OBP: 0.329, SLG: 0.434 (1.10)											5	0	1	0	0	1	2								
Daryl Boston, L OBP: 0.331, SLG: 0.379 (1.7) (3.9)											3	0	0	0	1	0	0								
Carlton Fisk, R OBP: 0.347, SLG: 0.474 (10. PH) Russ Morman, R OBP: 0.300, SLG: 0.259 (10.3)											0	0	0	0	1	0	0								
Carlos Martinez, R OBP: 0.347, SLG: 0.415 (1.3) Dave Gallagher, R OBP: 0.320, SLG: 0.313 (3.8) (10.9)											1	0	0	0	0	1	0								
Robin Ventura, L OBP: 0.306, SLG: 0.250 (1.5)											3	0	0	0	1	2	3								
Ron Karkovice, R OBP: 0.313, SLG: 0.393 (1.2)											4	1	0	0	0	1	2								
Ozzie Guillen, L OBP: 0.273, SLG: 0.324 (1.6)											4	0	1	0	0	1	1								
<b>Inning Stats</b>	R: 0 E: 1 K: 0 S: 6	H: 0 LOB: 0 BB: 1 P: 14	R: 0 E: 0 K: 1 S: 8	H: 0 LOB: 0 BB: 0 P: 11	R: 3 E: 1 K: 0 S: 12	H: 2 LOB: 1 BB: 2 P: 25	R: 0 E: 0 K: 1 S: 9	H: 0 LOB: 1 BB: 1 P: 19	R: 0 E: 0 K: 0 S: 9	H: 0 LOB: 0 BB: 0 P: 17	R: 0 E: 0 K: 2 S: 10	H: 1 LOB: 1 BB: 0 P: 12	R: 1 E: 1 K: 2 S: 14	H: 1 LOB: 2 BB: 1 P: 23	R: 0 E: 0 K: 1 S: 6	H: 0 LOB: 0 BB: 0 P: 9	R: 0 E: 0 K: 0 S: 5	H: 1 LOB: 2 BB: 2 P: 13	1B: 3 2B: 3 3B: 0 HR: 0	SF: 0 SAC: 0 DP: 2 HBP: 0	WP: 0 PB: 0 SB: 2 CS: 0	PA: 42			
<b>PITCHER</b>	IP 8.0	WLS 7	BF 34	H 4	R 4	ER 2	SO 9	BB 6	IBB 0	HBP 0	BLK 0	WP 0	HR 0	S 79	P 140	ERA 2.25	WHIP 1.250								
Nolan Ryan, R ERA: 3.32																									
Kenny Rogers, L ERA: 2.93																									
Jeff Russell, R ERA: 2.03																									

Chicago White Sox @ Texas Rangers  
Arlington Stadium, Arlington, TX  
Sun Sep 24 1989, 4:33 AM EDT  
Att. 23,631 - Sunny - 68 F


AB 34  
R 4  
H 5  
RBI 2  
BB 8  
SO 10  
LOB 17



Batter	1	2	3	4	5	6	7	8	9	10	AB	R	H	RBI	BB	SO	LOB	BOTTOM						
Fred Manrique, R OBP: 0.336, SLG: 0.403 (1.4) (9.6)											4	0	1	1	1	0	0							
Rafael Palmeiro, L OBP: 0.359, SLG: 0.381 (1.3)											5	0	2	0	0	0	3							
Ruben Sierra, S OBP: 0.350, SLG: 0.548 (1.9)											4	1	1	2	1	0	1							
Pete Incaviglia, R OBP: 0.250, SLG: 0.455 (1.7)											3	0	1	0	2	0	1							
Steve Buechele, R OBP: 0.292, SLG: 0.392 (1.5) (9.4)											4	0	0	0	1	1	5							
Scott Coolbaugh, R OBP: 0.216, SLG: 0.257 (1.10) Harold Baines, L OBP: 0.405, SLG: 0.478 (6. PH) Jack Daugherty, S OBP: 0.358, SLG: 0.423 (10. PR)											2	0	1	0	0	1	0							
Juan Gonzalez, R OBP: 0.255, SLG: 0.265 (1.8) Cecil Espy, S OBP: 0.311, SLG: 0.321 (8. PH) (9.8)											0	0	0	0	2	0	0							
Jeff Kunkel, R OBP: 0.320, SLG: 0.449 (1.6) Thad Bosley, L OBP: 0.292, SLG: 0.273 (8. PH) Dean Palmer, R OBP: 0.059, SLG: 0.125 (9.5)											3	1	1	0	0	0	3							
Jim Sundberg, R OBP: 0.304, SLG: 0.289 (4. PR) Chad Kreider, S OBP: 0.288, SLG: 0.248 (5.2) Rick Leach, L OBP: 0.282, SLG: 0.356 (8. PH) Mike Stanley, R OBP: 0.145, SLG: 0.291 (8. PH) (9.2)											2	0	1	1	0	0	0							
<b>Inning Stats</b>	R: 0 E: 0 K: 0 S: 6	H: 0 LOB: 0 BB: 0 P: 11	R: 0 E: 1 K: 1 S: 16	H: 2 LOB: 2 BB: 0 P: 21	R: 2 E: 0 K: 1 S: 10	H: 1 LOB: 1 BB: 2 P: 27	R: 2 E: 0 K: 1 S: 13	H: 3 LOB: 2 BB: 0 P: 19	R: 0 E: 0 K: 0 S: 8	H: 1 LOB: 1 BB: 0 P: 16	R: 0 E: 0 K: 0 S: 8	H: 1 LOB: 2 BB: 0 P: 18	R: 0 E: 0 K: 0 S: 5	H: 0 LOB: 1 BB: 1 P: 13	R: 0 E: 0 K: 0 S: 8	H: 1 LOB: 1 BB: 0 P: 17	R: 1 E: 0 K: 0 S: 6	H: 1 LOB: 2 BB: 2 P: 18	1B: 5 2B: 2 3B: 2 HR: 1	SF: 1 SAC: 1 DP: 1 HBP: 0	WP: 0 PB: 0 SB: 1 CS: 0	PA: 44		
<b>PITCHER</b>	IP 4.0	WLS 3	BF 14	H 2	R 0	ER 0	SO 3	BB 0	IBB 0	HBP 0	BLK 0	WP 0	HR 1	S 45	P 78	ERA 9.00	WHIP 2.000							
Greg Hibbard, L ERA: 3.27																								
Bill Long, R ERA: 4.06																								
Barry Jones, R ERA: 2.63																								
Steve Rosenberg, L ERA: 4.94																								
Donn Pall, R ERA: 3.39																								

Chicago White Sox @ Texas Rangers  
Arlington Stadium, Arlington, TX  
Sun Sep 24 1989, 4:33 AM EDT  
Att. 23,631 - Sunny - 68 F

AB 35  
R 4  
H 10  
RBI 5  
BB 7  
SO 3  
LOB 18







Batter	1	2	3	4	5	6	7	8	9	AB	R	H	RBI	BB	SO	LOB	TOP			
<b>Cecil Espy, S</b> (1, 8) OBP: 0.310, SLG: 0.320	G5-3		F9					P3		4	0	1	1	0	0	2	<b>Texas Rangers @ Oakland Athletics</b> Oakland-Alameda County Coliseum, Oakland, CA Mon Sep 25 1989, 7:05 PM PDT Att: 32,701 - Unknown - 60 F			
<b>Fred Manrique, R</b> (1, 4) OBP: 0.335, SLG: 0.410	K		K					HR		4	1	1	2	0	2	2				
<b>Rafael Palmeiro, L</b> (1, 3) OBP: 0.397, SLG: 0.379 <b>Steve Buechele, R</b> (8, PH) OBP: 0.294, SLG: 0.392 (8, 5)	G1			G3-1				WP BB		3	0	0	0	0	0	0				
<b>Ruben Sierra, S</b> (1, 9) OBP: 0.348, SLG: 0.544		K		F7				5-3		4	0	0	0	0	1	1				
<b>Harold Baines, L</b> (1, 10) OBP: 0.405, SLG: 0.480		G5-3 1B		G6-3				K		4	0	2	0	0	1	1				
<b>Pete Incaviglia, R</b> (1, 7) OBP: 0.293, SLG: 0.451		G5-3		G5-3						4	0	0	0	0	1	2				
<b>Jeff Kunkel, R</b> (1, 6) OBP: 0.315, SLG: 0.442		G6-3		B5-3						4	0	0	0	0	2	1				
<b>Mike Stanley, R</b> (1, 2) OBP: 0.305, SLG: 0.280			G5-3	F9				G3-1		4	0	0	0	0	0	0				
<b>Scott Coolbaugh, R</b> (1, 5) OBP: 0.256, SLG: 0.324 <b>Jack Daugherty, S</b> (8, PH) OBP: 0.364, SLG: 0.423 (8, 3)								HR BB		2	1	2	0	0	0	0				
<b>Inning Stats</b>	R: 0 E: 0 K: 1 S: 7	H: 0 LOB: 0 BB: 0 P: 9	R: 0 E: 0 K: 1 S: 8	H: 1 LOB: 1 BB: 0 P: 14	R: 0 E: 0 K: 1 S: 11	H: 1 LOB: 1 BB: 0 P: 16	R: 0 E: 0 K: 0 S: 6	H: 1 LOB: 1 BB: 0 P: 11	R: 1 E: 0 K: 0 S: 10	H: 2 LOB: 1 BB: 0 P: 15	R: 0 E: 0 K: 2 S: 12	H: 0 LOB: 0 BB: 0 P: 14	R: 2 E: 0 K: 1 S: 18	H: 1 LOB: 1 BB: 2 P: 32	R: 0 E: 0 K: 1 S: 8	H: 0 LOB: 0 BB: 0 P: 9	1B: 3 2B: 2 3B: 0 HR: 1	SF: 0 SAC: 0 DP: 0 HBP: 0	WP: 1 PB: 0 SB: 1 CS: 0	PA: 35
<b>PITCHER</b>	IP	WLS	BF	H	R	ER	SO	BB	IBB	HBP	BLK	WP	HR	S	P	ERA	WHIP			
<b>Bob Welch, R</b> (1, 1) ERA: 3.03	7.0		26	5	1	1	5	0	0	0	0	0	0	62	94	1.29	0.714			
<b>Todd Burns, R</b> (8, 1) ERA: 2.31	0.1	L	3	1	2	2	0	1	0	0	0	0	1	8	14	54.00	6.000			
<b>Rick Honeycutt, L</b> (8, 1) ERA: 2.39	1.2		6	0	0	0	2	1	0	0	0	1	0	18	27	0.00	0.600			

Batter	1	2	3	4	5	6	7	8	9	AB	R	H	RBI	BB	SO	LOB	BOTTOM					
<b>Rickey Henderson, R</b> (1, 7) OBP: 0.411, SLG: 0.402	G4-3		FC2-5-1 2B	G4-3				FC1-6 BB		4	0	1	0	1	1	2	<b>Texas Rangers @ Oakland Athletics</b> Oakland-Alameda County Coliseum, Oakland, CA Mon Sep 25 1989, 7:05 PM PDT Att: 32,701 - Unknown - 60 F					
<b>Carney Lansford, R</b> (1, 5) OBP: 0.397, SLG: 0.407 <b>Walt Weiss, S</b> (8, 6) OBP: 0.300, SLG: 0.324	F8		FC2-5-1		L8			FC1-6 HBP		3	0	0	0	0	0	2						
<b>Jose Canseco, R</b> (1, 9) OBP: 0.328, SLG: 0.533	K		K		L7			FC1-6 G4-6-3		4	0	0	0	0	2	4						
<b>Dave Parker, L</b> (1, 10) OBP: 0.311, SLG: 0.436					F8			G4-6-3		4	1	2	0	0	0	2						
<b>Dave Henderson, R</b> (1, 8) OBP: 0.313, SLG: 0.375		F9		HR				L7		4	1	1	2	0	0	1						
<b>Ron Hassey, L</b> (1, 2) OBP: 0.290, SLG: 0.330 <b>Terry Steinbach, R</b> (8, PH) OBP: 0.321, SLG: 0.356 (9, 2)		F8		1B BB				F8		2	0	0	0	1	0	1						
<b>Mark McGwire, R</b> (1, 3) OBP: 0.337, SLG: 0.455		G3		P5						2	0	0	0	2	0	2						
<b>Tony Phillips, S</b> (1, 4) OBP: 0.348, SLG: 0.355 (8, 5)			G3-1	F8				G6-3		4	0	1	0	0	0	2						
<b>Mike Gallego, R</b> (1, 6) OBP: 0.330, SLG: 0.333 (8, 4) <b>Ken Phelps, L</b> (9, PH) OBP: 0.345, SLG: 0.379			2B FC2-5-1 1B		F9			G6-3		3	0	2	0	0	0	2						
<b>Inning Stats</b>	R: 0 E: 0 K: 1 S: 7	H: 0 LOB: 0 BB: 0 P: 9	R: 0 E: 0 K: 0 S: 12	H: 1 LOB: 1 BB: 0 P: 18	R: 0 E: 0 K: 1 S: 9	H: 2 LOB: 2 BB: 0 P: 15	R: 2 E: 0 K: 0 S: 18	H: 3 LOB: 2 BB: 1 P: 32	R: 0 E: 0 K: 0 S: 5	H: 0 LOB: 0 BB: 0 P: 7	R: 0 E: 0 K: 0 S: 11	H: 1 LOB: 2 BB: 1 P: 21	R: 0 E: 0 K: 0 S: 6	H: 0 LOB: 1 BB: 1 P: 14	R: 0 E: 0 K: 0 S: 9	H: 0 LOB: 1 BB: 1 P: 19	R: 0 E: 0 K: 1 S: 8	H: 0 LOB: 0 BB: 0 P: 13	1B: 5 2B: 1 3B: 0 HR: 1	SF: 0 SAC: 0 DP: 1 HBP: 1	WP: 0 PB: 0 SB: 1 CS: 0	PA: 38
<b>PITCHER</b>	IP	WLS	BF	H	R	ER	SO	BB	IBB	HBP	BLK	WP	HR	S	P	ERA	WHIP					
<b>Charlie Hough, R</b> (1, 1) ERA: 4.35	6.0		28	7	2	2	2	3	0	0	0	0	0	5	8	3.00	1.667					
<b>Gary Mielke, R</b> (7, 1) ERA: 3.14	0.1		2	0	0	0	0	0	0	1	0	0	0	5	8	0.00	0.000					
<b>Drew Hall, L</b> (7, 1) ERA: 3.93	1.1	W	3	0	0	0	0	0	0	0	0	0	0	8	14	0.00	0.000					
<b>Jeff Russell, R</b> (8, 1) ERA: 1.99	1.1	S	5	0	0	0	1	1	0	0	0	0	0	10	20	0.00	0.750					

**AB** 33  
**R** 3  
**H** 6  
**RBI** 3  
**BB** 2  
**SO** 7  
**LOB** 9



**AB** 33  
**R** 2  
**H** 7  
**RBI** 2  
**BB** 4  
**SO** 3  
**LOB** 18






Batter	1	2	3	4	5	6	7	8	9	AB	R	H	RBI	BB	SO	LOB	TOP				
<b>Fred Manrique, R</b> OBP: 0.334, SLG: 0.408 (1, 4)	G5-3		L7			E5		G4-3		4	0	1	0	0	0	2	<b>Texas Rangers @ Oakland Athletics</b> Oakland-Alameda County Coliseum, Oakland, CA Tue Sep 26 1989, 7:05 PM PDT Att: 23,119 - Unknown - 62 F				
<b>Jeff Kunkel, R</b> OBP: 0.315, SLG: 0.441 <b>Harold Baines, L</b> OBP: 0.405, SLG: 0.480 <b>Dean Palmer, R</b> OBP: 0.059, SLG: 0.125	G4-3			F9		G5-4-3		G4-3		3	0	1	1	0	0	0					
<b>Ruben Sierra, S</b> OBP: 0.346, SLG: 0.541 (1, 9)	F9			G5-3		G5-4-3		G6-3		4	0	0	0	0	0	4					
<b>Pete Incaviglia, R</b> OBP: 0.292, SLG: 0.451 (1, 7)		K		F9			F9		G4-3	4	1	1	0	0	1	0					
<b>Juan Gonzalez, R</b> OBP: 0.241, SLG: 0.250 <b>Rick Leach, L</b> OBP: 0.361, SLG: 0.355 (1, 8)	G6-3				P2		K		G4-3	3	0	0	0	0	1	0					
<b>Scott Coolbaugh, R</b> OBP: 0.282, SLG: 0.308 <b>Thad Bosley, L</b> OBP: 0.243, SLG: 0.273 (1, 10)	G6-3				G5-3				SF8	2	0	0	0	1	0	0					
<b>Steve Buechele, R</b> OBP: 0.293, SLG: 0.390 (1, 5)					P4		F9		K	3	0	0	0	1	1	1					
<b>Mike Stanley, R</b> OBP: 0.306, SLG: 0.282 (1, 3)					F9		E8		F9	3	1	1	0	0	0	1					
<b>Chad Kreuter, S</b> OBP: 0.269, SLG: 0.245 <b>Cecil Espy, S</b> OBP: 0.310, SLG: 0.320 <b>Rafael Palmeiro, L</b> OBP: 0.357, SLG: 0.379 (1, 2)					L8		K		S	2	0	0	0	1	1	2					
<b>Inning Stats</b>	R: 0 E: 0 K: 0 S: 8	H: 0 LOB: 0 BB: 0 P: 12	R: 0 E: 0 K: 1 S: 9	H: 0 LOB: 0 BB: 0 P: 13	R: 0 E: 0 K: 0 S: 11	H: 0 LOB: 1 BB: 1 P: 20	R: 0 E: 0 K: 0 S: 7	H: 0 LOB: 0 BB: 0 P: 11	R: 0 E: 0 K: 1 S: 14	H: 2 LOB: 1 BB: 0 P: 21	R: 0 E: 0 K: 1 S: 8	H: 0 LOB: 1 BB: 1 P: 13	R: 1 E: 0 K: 0 S: 10	H: 1 LOB: 2 BB: 1 P: 19	R: 1 E: 0 K: 1 S: 14	H: 1 LOB: 0 BB: 0 P: 16		1B: 3 2B: 1 3B: 0 HR: 0	SF: 1 SAC: 0 DP: 1 HBP: 0	WP: 0 PB: 0 SB: 2 CS: 0	PA: 34
<b>PITCHER</b>	IP	WLS	BF	H	R	ER	SO	BB	IBB	HBP	BLK	WP	HR	S	P	ERA	WHIP				
<b>Curt Young, L</b> ERA: 3.8	7.1		28	3	2	1	3	3	0	0	0	0	0	69	109	1.23	0.818				
<b>Dennis Eckerlesley, R</b> ERA: 1.62	1.2	W	6	1	1	1	1	0	0	0	0	0	0	19	26	5.40	0.600				

AB	30
R	3
H	4
RBI	3
BB	3
SO	4
LOB	12



Batter	1	2	3	4	5	6	7	8	9	AB	R	H	RBI	BB	SO	LOB	BOTTOM				
<b>Rickey Henderson, R</b> OBP: 0.410, SLG: 0.400 (1, 7)	F8					G4-3		G6-3		4	0	1	0	0	0	1	<b>Texas Rangers @ Oakland Athletics</b> Oakland-Alameda County Coliseum, Oakland, CA Tue Sep 26 1989, 7:05 PM PDT Att: 23,119 - Unknown - 62 F				
<b>Dave Henderson, R</b> OBP: 0.314, SLG: 0.382 (1, 8)	F8					K				4	2	2	2	0	1	1					
<b>Jose Canseco, R</b> OBP: 0.327, SLG: 0.532 (1, 9)	K					G6-3		K		4	0	1	1	0	2	1					
<b>Mark McGwire, R</b> OBP: 0.338, SLG: 0.453 (1, 3)	F9									2	0	0	0	2	0	1					
<b>Terry Steinbach, R</b> OBP: 0.319, SLG: 0.353 (1, 2)		G5-3				G4-3		FC5-4		4	0	0	0	0	0	3					
<b>Dave Parker, L</b> OBP: 0.311, SLG: 0.437 (1, 10)		G3				G4-3		E		3	1	1	0	0	0	1					
<b>Tony Phillips, S</b> OBP: 0.348, SLG: 0.355 (1, 5)		L8				G5-3		E4		3	0	1	0	0	0	0					
<b>Mike Gallego, R</b> OBP: 0.327, SLG: 0.330 (1, 4)						F8		G5-3		3	0	0	0	0	0	1					
<b>Walt Weiss, S</b> OBP: 0.301, SLG: 0.324 (1, 6)						L7		F9		3	1	1	0	0	0	0					
<b>Inning Stats</b>	R: 0 E: 0 K: 1 S: 10	H: 1 LOB: 1 BB: 0 P: 15	R: 0 E: 0 K: 0 S: 6	H: 0 LOB: 0 BB: 0 P: 11	R: 0 E: 0 K: 0 S: 8	H: 0 LOB: 0 BB: 0 P: 12	R: 1 E: 0 K: 0 S: 8	H: 2 LOB: 1 BB: 1 P: 16	R: 0 E: 0 K: 0 S: 7	H: 0 LOB: 0 BB: 0 P: 9	R: 1 E: 1 K: 0 S: 7	H: 2 LOB: 1 BB: 0 P: 10	R: 2 E: 1 K: 1 S: 9	H: 2 LOB: 1 BB: 1 P: 16	1B: 4 2B: 2 3B: 0 HR: 1	SF: 0 SAC: 0 DP: 1 HBP: 0		WP: 0 PB: 0 SB: 0 CS: 0	PA: 32		
<b>PITCHER</b>	IP	WLS	BF	H	R	ER	SO	BB	IBB	HBP	BLK	WP	HR	S	P	ERA	WHIP				
<b>Mike Jeffcoat, L</b> ERA: 3.71	7.0	L	27	6	3	2	2	1	0	0	0	0	0	55	86	2.57	1.000				
<b>Gary Mielke, R</b> ERA: 3.25	1.0		5	1	1	1	1	1	0	0	0	0	1	8	15	9.00	2.000				

AB	30
R	4
H	7
RBI	3
BB	2
SO	3
LOB	9





Batter	1	2	3	4	5	6	7	8	9	AB	R	H	RBI	BB	SO	LOB	TOP				
<b>Cecil Espy, S</b> OBP: 0.310, SLG: 0.318 (1, 8)	F9			K			G6-3 BB		K	3	0	0	0	1	2	1	<b>Texas Rangers @ Oakland Athletics</b> Oakland-Alameda County Coliseum, Oakland, CA Wed Sep 27 1989, 7:05 PM PDT Att: 32,280 - Unknown - 65 F <a href="http://livebaseballscorecards.com">livebaseballscorecards.com</a>				
<b>Fred Manrique, R</b> OBP: 0.331, SLG: 0.404 (1, 4) (8, 6)	G3-1			L4			K		P4	4	0	0	0	0	1	2					
<b>Rafael Palmeiro, L</b> OBP: 0.355, SLG: 0.377 (1, 3)	G1-3			G4-3			G6-3		G3	4	0	0	0	0	0	2					
<b>Ruben Sierra, S</b> OBP: 0.346, SLG: 0.540 (1, 9)		E4 G1-4-3			G4-3				FC6-4 1B	3	0	1	0	0	0	0					
<b>Harold Baines, L</b> OBP: 0.402, SLG: 0.477 (1, 10)		K			L7				FC6-4 FC5-4	3	0	0	0	0	1	2					
<b>Pete Incauglia, R</b> OBP: 0.290, SLG: 0.448 (1, 7)	G1-4-3				K				FC5-4 2B	3	0	0	0	0	1	2					
<b>Mike Stanley, R</b> OBP: 0.315, SLG: 0.301 (1, 2)				G4-6-3 1B			G6-3		2B	3	0	2	0	0	0	0					
<b>Jeff Kunkel, R</b> OBP: 0.313, SLG: 0.438 (8, PH)				L9			F8		K	2	0	0	0	0	0	1					
<b>Thad Bosley, L</b> OBP: 0.237, SLG: 0.265 (8, 5)										1	0	0	0	0	1	2					
<b>Scott Coolbaugh, R</b> OBP: 0.262, SLG: 0.308 (8, 5)										0	0	0	0	0	0	0					
<b>Steve Buechele, R</b> OBP: 0.292, SLG: 0.388 (8, 4)				G4-6-3			G6-3			2	0	0	0	0	0	1					
<b>Rick Leach, L</b> OBP: 0.363, SLG: 0.357 (9, PH)									1B	1	0	1	0	0	0	0					
<b>Inning Stats</b>	R: 0 E: 0 K: 0 S: 7	H: 0 LOB: 0 BB: 0 P: 8	R: 0 E: 1 K: 1 S: 8	H: 0 LOB: 0 BB: 0 P: 12	R: 0 E: 0 K: 0 S: 10	H: 1 LOB: 0 BB: 0 P: 14	R: 0 E: 0 K: 1 S: 7	H: 0 LOB: 0 BB: 0 P: 9	R: 0 E: 0 K: 1 S: 6	H: 0 LOB: 0 BB: 0 P: 8	R: 0 E: 0 K: 1 S: 10	H: 0 LOB: 0 BB: 1 P: 17	R: 0 E: 0 K: 1 S: 12	H: 2 LOB: 2 BB: 0 P: 18	R: 0 E: 0 K: 1 S: 8	H: 1 LOB: 1 BB: 0 P: 10	1B: 3 2B: 1 3B: 0 HR: 0	SF: 0 SAC: 0 DP: 3 HBP: 0	WP: 0 PB: 0 SB: 0 CS: 0	PA: 30	
<b>PITCHER</b>	IP	WLS	BF	H	R	ER	SO	BB	IBB	HBP	BLK	WP	HR	S	P	ERA	WHIP				
<b>Mike Moore, R</b> ERA: 2.61 (1, 1)	7.0	W	21	1	0	0	4	1	0	0	0	0	0	56	80	0.00	0.286				
<b>Rick Honeycutt, L</b> ERA: 2.37 (8, 1)	0.2		4	2	0	0	0	0	0	0	0	0	0	5	8	0.00	3.000				
<b>Gene Nelson, R</b> ERA: 3.22 (8, 1)	1.1		5	1	0	0	2	0	0	0	0	0	0	15	20	0.00	0.750				

Batter	1	2	3	4	5	6	7	8	9	AB	R	H	RBI	BB	SO	LOB	BOTTOM				
<b>Rickey Henderson, R</b> OBP: 0.411, SLG: 0.402 (1, 7)	F9	K 1-H 2B			E6 WP SF8					3	1	1	1	1	0	0	<b>Texas Rangers @ Oakland Athletics</b> Oakland-Alameda County Coliseum, Oakland, CA Wed Sep 27 1989, 7:05 PM PDT Att: 32,280 - Unknown - 65 F <a href="http://livebaseballscorecards.com">livebaseballscorecards.com</a>				
<b>Dave Henderson, R</b> OBP: 0.314, SLG: 0.382 (1, 8)	HR 2B	K 2-3			K				K	4	1	1	0	0	3	3					
<b>Jose Canseco, R</b> OBP: 0.329, SLG: 0.543 (1, 9)										3	1	1	2	1	1	0					
<b>Carney Lansford, R</b> OBP: 0.397, SLG: 0.407 (9, 5)	HR 2H	P3			PB 1B IBB				K	0	0	0	0	0	0	0					
<b>Mark McGwire, R</b> OBP: 0.337, SLG: 0.454 (1, 3)	E 1B 2B			F8	SF8				E4	3	1	1	1	0	0	0					
<b>Terry Steinbach, R</b> OBP: 0.318, SLG: 0.352 (1, 2)	E5 1B			G6-3	3-H				F9	4	0	1	0	0	0	2					
<b>Dave Parker, L</b> OBP: 0.310, SLG: 0.435 (1, 10)	F3			K	1-2 1B				G4-3	3	0	0	0	1	1	3					
<b>Tony Phillips, S</b> OBP: 0.347, SLG: 0.354 (9, 9)				G4-3	F8				G5-3	4	0	1	1	0	0	3					
<b>Mike Gallego, R</b> OBP: 0.324, SLG: 0.327 (1, 4)	P4			K					F7	4	0	0	0	0	1	2					
<b>Walt Weiss, S</b> OBP: 0.300, SLG: 0.323 (1, 6)		2B 1B		P5					K	4	1	1	0	0	1	0					
<b>Inning Stats</b>	R: 3 E: 1 K: 0 S: 21	H: 4 LOB: 2 BB: 0 P: 36	R: 1 E: 0 K: 1 S: 9	H: 2 LOB: 0 BB: 0 P: 18	R: 0 E: 0 K: 1 S: 7	H: 0 LOB: 0 BB: 0 P: 11	R: 0 E: 0 K: 1 S: 8	H: 0 LOB: 0 BB: 0 P: 11	R: 1 E: 0 K: 1 S: 13	H: 1 LOB: 3 BB: 2 P: 25	R: 0 E: 0 K: 2 S: 10	H: 0 LOB: 1 BB: 1 P: 19	R: 0 E: 1 K: 1 S: 12	H: 0 LOB: 1 BB: 0 P: 19	R: 0 E: 0 K: 0 S: 8	H: 0 LOB: 0 BB: 0 P: 14	1B: 3 2B: 3 3B: 0 HR: 1	SF: 1 SAC: 0 DP: 0 HBP: 0	WP: 1 PB: 1 SB: 0 CS: 0	PA: 36	
<b>PITCHER</b>	IP	WLS	BF	H	R	ER	SO	BB	IBB	HBP	BLK	WP	HR	S	P	ERA	WHIP				
<b>Jamie Moyer, L</b> ERA: 4.86 (1, 1)	1.0	L	10	6	4	3	0	0	0	0	0	0	0	26	46	27.00	6.000				
<b>Darrel Akerfelds, R</b> ERA: 1.74 (2, 1)	4.0		15	1	1	0	4	0	2	0	0	1	0	32	55	0.00	0.250				
<b>Craig McMurtry, R</b> ERA: 7.43 (6, 1)	3.0		11	0	0	0	3	1	0	0	0	0	0	30	52	0.00	0.333				







Batter	1	2	3	4	5	6	7	8	9	AB R H RBI BB SO LOB	TOP											
<b>Fred Manrique, R</b> OBP: 0.327, SLG: 0.398 (1, 4)	E4 G4-3 SH5-3		G1-3		K		SH1-3		F8	4 0 0 1 0 1 1	<b>Texas Rangers @ California Angels</b> Anaheim Stadium, Anaheim, CA Fri Sep 29 1989, 10:05 PM EDT Att: 27,598 - Unknown <a href="http://livebaseballscorecards.com">livebaseballscorecards.com</a>											
<b>Jeff Kunkel, R</b> OBP: 0.316, SLG: 0.434 (1, 6)	SH5-3		F9			FC4-6 BB	1B		K2-3	3 0 1 1 1 1 0												
<b>Rafael Palmeiro, L</b> OBP: 0.354, SLG: 0.374 (1, 3)	G4-3 BB		G4-3			F7	G3		G3	4 0 0 0 1 0 2												
<b>Ruben Sierra, S</b> OBP: 0.347, SLG: 0.545 (1, 9)	G4-3					FC4-6 FC6-4			1B 2B	4 1 2 0 0 0 3												
<b>Harold Baines, L</b> OBP: 0.399, SLG: 0.471 (1, 10)	K		G4-3			FC6-4			K	4 0 0 0 0 2 5												
<b>Pete Incaviglia, R</b> OBP: 0.294, SLG: 0.454 (1, 7)										3 1 1 1 0 1 1												
<b>Mike Stanley, R</b> OBP: 0.326, SLG: 0.319 (1, 2)										4 1 1 0 0 1 3												
<b>Scott Coolbaugh, R</b> OBP: 0.280, SLG: 0.326 (1, 5)										4 1 2 1 0 1 0												
<b>Juan Gonzalez, R</b> OBP: 0.238, SLG: 0.263 (7, PH)										2 0 1 0 0 0 0												
<b>Thad Bosley, L</b> OBP: 0.296, SLG: 0.368 (7, PH)										1 1 1 1 0 0 0												
<b>Cecil Espy, S</b> OBP: 0.309, SLG: 0.317 (7, 8)										1 0 0 0 0 1 2												
<b>Inning Stats</b>	R: 0 E: 1 K: 1 S: 13	H: 0 LOB: 2 BB: 1 P: 24	R: 1 E: 0 K: 2 S: 12	H: 1 LOB: 0 BB: 0 P: 19	R: 0 E: 0 K: 0 S: 5	H: 0 LOB: 0 BB: 0 P: 10	R: 0 E: 0 K: 1 S: 9	H: 1 LOB: 1 BB: 0 P: 15	R: 0 E: 0 K: 1 S: 5	H: 0 LOB: 1 BB: 1 P: 7	R: 0 E: 0 K: 0 S: 10	H: 0 LOB: 1 BB: 0 P: 16	R: 3 E: 0 K: 0 S: 19	H: 4 LOB: 1 BB: 0 P: 28	R: 1 E: 0 K: 2 S: 18	H: 2 LOB: 2 BB: 0 P: 24	R: 0 E: 0 K: 1 S: 8	H: 0 LOB: 0 BB: 0 P: 12	1B: 4 2B: 4 3B: 0 HR: 1	SF: 0 SAC: 2 DP: 0 HBP: 1	WP: 0 PB: 0 SB: 0 CS: 0	PA: 39
<b>PITCHER</b>	IP WLS BF H R ER SO BB IBB HBP BLK WP HR S P ERA WHIP											<b>PITCHER</b>	IP WLS BF H R ER SO BB IBB HBP BLK WP HR S P ERA WHIP									
<b>Mike Witt, R</b> ERA: 4.54 (1, 1)	6.2 L 29 7 4 4 5 2 0 0 0 0 0 1 70 113 5.40 1.350																					
<b>Bob McClure, L</b> ERA: 1.55 (7, 1)	0.2 3 1 1 1 1 0 0 0 0 0 0 9 13 13.50 1.500																					
<b>Greg Minton, R</b> ERA: 2.21 (8, 1)	0.2 4 1 0 0 1 0 0 0 1 0 0 0 12 17 0.00 1.500																					
<b>Sherman Corbett, L</b> ERA: 4.91 (9, 1)	1.0 3 0 0 0 1 0 0 0 0 0 0 0 8 12 0.00 0.000																					

Batter	1	2	3	4	5	6	7	8	9	AB R H RBI BB SO LOB	BOTTOM											
<b>Devon White, S</b> OBP: 0.283, SLG: 0.373 (1, 8)	K		K		B5			K		4 0 0 0 0 3 2	<b>Texas Rangers @ California Angels</b> Anaheim Stadium, Anaheim, CA Fri Sep 29 1989, 10:05 PM EDT Att: 27,598 - Unknown <a href="http://livebaseballscorecards.com">livebaseballscorecards.com</a>											
<b>Johnny Ray, S</b> OBP: 0.326, SLG: 0.357 (1, 4)	K		G5-3		P5			G3		4 0 0 0 0 1 2												
<b>Chili Davis, S</b> OBP: 0.342, SLG: 0.440 (1, 7)					K			G4-3		3 0 0 0 1 2 0												
<b>Wally Joyner, L</b> OBP: 0.337, SLG: 0.423 (1, 3)					F7			F7		3 0 0 0 1 0 0												
<b>Brian Downing, R</b> OBP: 0.355, SLG: 0.413 (1, 10)					P9			K		4 0 1 0 0 2 2												
<b>Claudell Washington, L</b> OBP: 0.320, SLG: 0.430 (1, 9)					G5-3			P7		3 0 0 0 0 1 1												
<b>Lance Parrish, R</b> OBP: 0.306, SLG: 0.388 (1, 2)					F8			L9		3 0 1 0 0 0 0												
<b>Jack Howell, L</b> OBP: 0.309, SLG: 0.414 (1, 5)					K			FC4-6 1B		3 0 0 0 0 1 1												
<b>Dick Schofield, R</b> OBP: 0.299, SLG: 0.321 (1, 6)					G5-3			FC4-6 BB		2 0 0 0 1 0 0												
<b>Inning Stats</b>	R: 0 E: 0 K: 2 S: 13	H: 0 LOB: 2 BB: 2 P: 27	R: 0 E: 0 K: 1 S: 6	H: 0 LOB: 0 BB: 0 P: 8	R: 0 E: 0 K: 1 S: 9	H: 0 LOB: 0 BB: 0 P: 13	R: 0 E: 0 K: 1 S: 12	H: 1 LOB: 1 BB: 0 P: 18	R: 0 E: 0 K: 0 S: 11	H: 1 LOB: 2 BB: 1 P: 18	R: 0 E: 0 K: 1 S: 6	H: 0 LOB: 0 BB: 0 P: 9	R: 0 E: 0 K: 1 S: 5	H: 0 LOB: 0 BB: 0 P: 7	R: 0 E: 0 K: 1 S: 10	H: 0 LOB: 0 BB: 0 P: 14	R: 0 E: 0 K: 2 S: 13	H: 0 LOB: 0 BB: 0 P: 20	1B: 2 2B: 0 3B: 0 HR: 0	SF: 0 SAC: 0 DP: 0 HBP: 0	WP: 0 PB: 0 SB: 0 CS: 0	PA: 32
<b>PITCHER</b>	IP WLS BF H R ER SO BB IBB HBP BLK WP HR S P ERA WHIP											<b>PITCHER</b>	IP WLS BF H R ER SO BB IBB HBP BLK WP HR S P ERA WHIP									
<b>Bobby Witt, R</b> ERA: 5.14 (1, 1)	9.0 W 32 2 0 0 10 3 0 0 0 0 0 0 85 134 0.00 0.556																					







Batter	1	2	3	4	5	6	7	8	9	AB	R	H	RBI	BB	SO	LOB	TOP								
<b>Cecil Espy, S</b> OBP: 0.313, SLG: 0.331	1-1 L9-2 3B		1-1 CS 1B		1-1 3B		1-1 FC3-6 1B		1-0 E S 1B	5	0	4	0	0	0	1	<b>Texas Rangers @ California Angels</b> Anaheim Stadium, Anaheim, CA Sun Oct 01 1989, 6:33 AM EDT Att: 37,259 - Unknown								
<b>Jeff Kunkel, R</b> OBP: 0.323, SLG: 0.437 <b>Thad Bosley, L</b> OBP: 0.273, SLG: 0.350	4-2 BB		1-0 CS 1-2	4-2 BB	1-3 K		1-1 1B	1-3 K	0-3 K	2	0	1	0	2	1	1									
<b>Jack Daugherty, S</b> OBP: 0.364, SLG: 0.406	2-3 K			1-2 F7	1-2 F9		0-3 K		1-0 P6	5	0	0	0	0	2	7									
<b>Ruben Sierra, S</b> OBP: 0.347, SLG: 0.543	1-2 L9-2 3H			0-0 F7		1-0 G1-3		4-0 HBP BB		3	0	0	0	1	0	3									
<b>Harold Baines, L</b> OBP: 0.395, SLG: 0.465		2-3 K		3-1 P5		2-3 K		1-1 L9		4	0	0	0	0	2	2									
<b>Pete Incaviglia, R</b> OBP: 0.293, SLG: 0.453		1-3 K			3-2 HR 2B	3-0 FC6-4 1B		0-3 K		4	1	2	0	0	2	1									
<b>Mike Stanley, R</b> OBP: 0.324, SLG: 0.311		0-0 G5-3			1-1 F8	1-2 FC6-4 1-2		1-1 HBP		3	0	0	0	0	0	2									
<b>Steve Buechele, R</b> OBP: 0.294, SLG: 0.387			3-3 K		4-2 HR BB		0-0 F9	2-1 F9		3	1	0	0	1	1	2									
<b>Scott Coolbaugh, R</b> OBP: 0.321, SLG: 0.412 <b>Rick Leach, L</b> OBP: 0.358, SLG: 0.351			0-1 L7		2-2 HR		3-1 FC3-6 1B		3-2 L6	3	1	2	3	0	0	0									
<b>Inning Stats</b>	R: 0 E: 0 K: 1 S: 11	H: 1 LOB: 1 BB: 1 P: 19	R: 0 E: 0 K: 2 S: 9	H: 0 LOB: 0 BB: 0 P: 12	R: 0 E: 0 K: 1 S: 8	H: 1 LOB: 0 BB: 0 P: 13	R: 0 E: 0 K: 0 S: 8	H: 0 LOB: 1 BB: 1 P: 16	R: 3 E: 0 K: 1 S: 24	H: 3 LOB: 1 BB: 1 P: 37	R: 0 E: 0 K: 1 S: 10	H: 1 LOB: 1 BB: 0 P: 17	R: 0 E: 0 K: 1 S: 10	H: 2 LOB: 2 BB: 0 P: 15	R: 0 E: 0 K: 1 S: 8	H: 0 LOB: 2 BB: 1 P: 16	R: 0 E: 0 K: 1 S: 10	H: 1 LOB: 1 BB: 0 P: 15	1B: 5 2B: 2 3B: 2 HR: 1	SF: 0 SAC: 0 DP: 1 HBP: 1	WP: 0 PB: 0 SB: 1 CS: 1	PA: 40			
<b>PITCHER</b>	IP	WLS	BF	H	R	ER	SO	BB	IBB	HBP	BLK	WP	HR	S	P	ERA	WHIP								
<b>Kirk McCaskill, R</b> ERA: 2.93	4.2		20	5	3	3	5	3	0	0	0	0	1	55	91	5.79	1.714								
<b>Rich Monteleone, R</b> ERA: 3.18	3.0		14	3	0	0	3	1	0	1	0	0	0	31	50	0.00	1.333								
<b>Greg Minton, R</b> ERA: 2.2	0.1	W	1	0	0	0	0	0	0	0	0	0	0	2	4	0.00	0.000								
<b>Bryan Harvey, R</b> ERA: 3.44	1.0	S	4	1	0	0	1	0	0	0	0	0	0	10	15	0.00	1.000								

Batter	1	2	3	4	5	6	7	8	9	AB	R	H	RBI	BB	SO	LOB	BOTTOM								
<b>Dick Schofield, R</b> OBP: 0.299, SLG: 0.318	1-0 G6-3	3-2 F9			4-0 BB		0-0 1B			3	0	1	0	1	0	2	<b>Texas Rangers @ California Angels</b> Anaheim Stadium, Anaheim, CA Sun Oct 01 1989, 6:33 AM EDT Att: 37,259 - Unknown								
<b>Mark McLemore, S</b> OBP: 0.295, SLG: 0.291	0-1 2B		1-1 F9		0-0 G4-3		0-2 1B	1-2 2H 1B		4	0	2	1	0	0	1									
<b>Wally Joyner, L</b> OBP: 0.335, SLG: 0.420	3-2 L8		2-3 K			2-2 FC5-4 1B		1-0 F7		4	0	1	0	0	1	3									
<b>Tony Armas, R</b> OBP: 0.280, SLG: 0.465	0-0 F8		0-1 G6-3			0-3 K		2-1 F8		4	0	0	0	0	1	2									
<b>Brian Downing, R</b> OBP: 0.354, SLG: 0.414 <b>Devon White, S</b> OBP: 0.282, SLG: 0.371		3-2 L8		1-3 K		0-0 F8		0-0 1B 2B		4	0	1	0	0	1	1									
<b>Dante Bichette, R</b> OBP: 0.240, SLG: 0.326		1-1 G5-3		0-0 G5-3		0-0 FC5-4 1-2		2-2 2H 1B 1B		4	1	1	1	0	0	1									
<b>Claudell Washington, L</b> OBP: 0.319, SLG: 0.428		1-2 1B 1B		1-2 G3-1			2-2 F7	0-0 G4-3		4	1	1	0	0	0	2									
<b>Bobby Rose, R</b> OBP: 0.268, SLG: 0.421 <b>Johnny Ray, S</b> OBP: 0.327, SLG: 0.358 <b>Gary Disarcina, R</b> OBP: 0.308, SLG: 0.411	1-0 1B 1B				0-2 F9		1-2 G6-3	1-2 2H 1B		3	0	1	0	0	0	0									
<b>John Orton, R</b> OBP: 0.220, SLG: 0.205 <b>Chili Davis, S</b> OBP: 0.340, SLG: 0.436 <b>Ron Tingley, R</b> OBP: 0.500, SLG: 0.333	1-0 1B				1-1 F8		1-0 E6 1B	1-3 K		3	1	1	1	0	0	0									
<b>Inning Stats</b>	R: 0 E: 0 K: 0 S: 7	H: 1 LOB: 1 BB: 0 P: 11	R: 1 E: 0 K: 0 S: 15	H: 3 LOB: 2 BB: 0 P: 25	R: 0 E: 0 K: 1 S: 7	H: 0 LOB: 0 BB: 0 P: 10	R: 0 E: 0 K: 1 S: 8	H: 0 LOB: 1 BB: 1 P: 11	R: 0 E: 0 K: 1 S: 10	H: 1 LOB: 1 BB: 0 P: 12	R: 1 E: 1 K: 0 S: 14	H: 2 LOB: 2 BB: 0 P: 19	R: 2 E: 0 K: 1 S: 15	H: 3 LOB: 2 BB: 0 P: 21	1B: 8 2B: 2 3B: 0 HR: 0	SF: 0 SAC: 0 DP: 0 HBP: 0	WP: 1 PB: 0 SB: 0 CS: 0	PA: 36							
<b>PITCHER</b>	IP	WLS	BF	H	R	ER	SO	BB	IBB	HBP	BLK	WP	HR	S	P	ERA	WHIP								
<b>Mike Jeffcoat, L</b> ERA: 3.56	7.0		30	7	2	1	3	1	0	0	0	0	0	67	98	1.29	1.143								
<b>Darrel Akerfelds, R</b> ERA: 3.27	0.2	L	4	2	2	2	0	0	0	0	0	0	0	7	11	27.00	3.000								
<b>Jeff Russell, R</b> ERA: 1.98	0.1		2	1	0	0	1	0	0	0	0	1	0	8	10	0.00	3.000								