

Texas Rangers - 1991

Batter	1	2	3	4	5	6	7	8	9	AB R H RBI BB SO LOB	TOP														
Paul Molitor, R (1, 10) OBP: 0.500, SLG: 0.500	0-0 1B S	1-2 1B			2-3 K		2-0 L9			4 1 2 1 0 1 2															
Robin Yount, R (1, 8) OBP: 0.500, SLG: 1.250	2-2 F9	1-1 F9			2-1 HR		0-0 1B			4 1 2 2 0 0 2															
Gary Sheffield, R (1, 5) OBP: 0.500, SLG: 0.500	0-2 2B 1B		0-0 F7		2-2 CS 1B		0-2 F7			4 1 2 1 0 0 2															
Franklin Stubbs, L (1, 3) Darryl Hamilton, L (8, PR) Greg Brock, L (8, 3)	1-1 2B		2-3 K		0-3 K		3-2 K 1B			4 0 2 1 0 2 1 0 0 0 0 0 0 0 0 0 0 0 0 0 0															
Candy Maldonado, R (1, 7)	3-2 F8		3-3 K		4-2 G4-6-3 BB		0-3 K			3 0 0 0 1 2 2															
Dante Bichette, R (1, 9)	1-3 K		0-3 K		0-0 G4-6-3		1-3 K			4 0 0 0 0 3 3															
B.J. Surhoff, L (1, 2)		1-0 F7		2-1 F7		0-1 F7		1-1 F9		4 0 0 0 0 0 0															
Jim Gantner, L (1, 4)		3-3 K		2-3 K		1-3 K		1-0 L7		4 0 0 0 0 3 0															
Bill Spiers, L (1, 6) OBP: 0.750, SLG: 0.667		0-0 1B		4-0 HR BB		0-0 1B		3-2 L9		3 2 2 0 1 0 0															
Inning Stats	R: 2 E: 0 K: 1 S: 16	H: 3 LOB: 1 BB: 0 P: 23	R: 1 E: 0 K: 1 S: 10	H: 2 LOB: 1 BB: 0 P: 16	R: 0 E: 0 K: 2 S: 7	H: 0 LOB: 0 BB: 0 P: 12	R: 0 E: 0 K: 2 S: 8	H: 0 LOB: 0 BB: 0 P: 12	R: 2 E: 0 K: 2 S: 14	H: 2 LOB: 1 BB: 1 P: 24	R: 0 E: 0 K: 0 S: 5	H: 0 LOB: 0 BB: 1 P: 9	R: 0 E: 0 K: 1 S: 11	H: 2 LOB: 2 BB: 0 P: 14	R: 0 E: 0 K: 2 S: 11	H: 1 LOB: 1 BB: 0 P: 15	R: 0 E: 0 K: 0 S: 6	H: 0 LOB: 0 BB: 0 P: 11	1B: 8 2B: 2 3B: 0 HR: 1	SF: 0 SAC: 0 DP: 2 HBP: 0	WP: 0 PB: 0 SB: 3 CS: 1	PA: 36			
PITCHER	IP	WLS	BF	H	R	ER	SO	BB	IBB	HBP	BLK	WP	HR	S	P	ERA	WHIP								
Nolan Ryan, R (1, 1) ERA: 6.43	7.0	L	30	9	5	5	9	2	0	0	0	0	1	71	110	6.43	1.571								
John Barfield, L (8, 1) ERA:	0.0		1	1	0	0	0	0	0	0	0	0	0	5	8	∞	∞								
Rich Gossage, R (8, 1) ERA:	1.0		2	0	0	0	2	0	0	0	0	0	0	6	7	0.00	0.000								
Mike Jeffcoat, L (9, 1) ERA:	1.0		3	0	0	0	0	0	0	0	0	0	0	6	11	0.00	0.000								

Milwaukee Brewers @ Texas Rangers  
Arlington Stadium, Arlington, TX  
Mon Apr 08 1991, 8:05 PM EDT  
Att. 40,560 - Sunny - 93 F

livebaseballscorecards.com

AB	34
R	5
H	10
RBI	5
BB	2
SO	11
LOB	12



Batter	1	2	3	4	5	6	7	8	9	AB	R	H	RBI	BB	SO	LOB
Julio Franco, R (1, 4) BB X	2-1 G1-3		1-2 P6		2-2 G6-3		3-1 G6-3			4	0	0	0	0	0	1
Jack Daugherty, S (1, 7) Tony Scruggs, R (8, PH) (9, 7) BB F X	2-1 G4-3		1-1 E5 1B		0-0 G5-3			1-2 F8		3	0	0	0	0	0	0
Rafael Palmeiro, L (1, 3) OBP: 0.500, SLG: 1.250 C BB F X	2-2 F7		1-0 1-2 1B			2-2 L8		1-0 HR		4	1	2	1	0	0	0
Ruben Sierra, S (1, 9) OBP: 0.750, SLG: 1.750 B C BB X		3-1 HR 2B	1-1 F8			2-2 HR		2-2 G6-4-3 1B		4	2	3	1	0	0	2
Kevin Reimer, L (1, 10) OBP: 0.250, SLG: 1.000 C X		0-1 HR		2-1 P2		0-0 G3		1-1 G6-4-3		4	1	1	2	0	0	1
Geno Petralli, L (1, 2) Mike Stanley, R (6, PH) (7, 2) Chad Kreuter, S (9, PR) BB F X	2-1 G3-1		1-3 K			1-0 P4			2-2 E5 SH3	2	0	0	0	0	1	0
Steve Buechele, R (1, 5) OBP: 0.333, SLG: 0.667 C BB F X	2-3 K		2-0 2B				1-3 K		3-1 SH3	3	0	1	0	0	2	0
Jeff Huson, L (1, 6) Mario Diaz, R (7, PH) (8, 6) Denny Walling, L (9, PH) C BB F X	3-3 K		2-0 P7				1-1 F8		1-3 K	2	0	0	0	0	1	1
Gary Pettis, S (1, 8) OBP: 0.250, SLG: 0.250 B C BB F X			3-2 L8		0-1 F7		0-0 E S 1B		1-3 K	4	0	1	0	0	1	2

Inning Stats	R: 0	H: 0	E: 0	K: 0	S: 7	R: 2	H: 2	E: 0	K: 2	S: 13	R: 0	H: 1	E: 1	K: 0	S: 11	R: 0	H: 1	E: 0	K: 1	S: 7	R: 0	H: 0	E: 0	K: 0	S: 6	R: 1	H: 1	E: 0	K: 0	S: 10	R: 0	H: 1	E: 0	K: 1	S: 8	R: 1	H: 2	E: 0	K: 0	S: 10	R: 0	H: 0	E: 1	K: 2	S: 12	R: 0	H: 0	E: 1	K: 2	S: 19	1B: 3	2B: 2	3B: 0	HR: 3	SF: 0	SAC: 1	DP: 1	HBP: 0	WP: 0	PB: 0	SB: 1	CS: 0	PA: 36
--------------	------	------	------	------	------	------	------	------	------	-------	------	------	------	------	-------	------	------	------	------	------	------	------	------	------	------	------	------	------	------	-------	------	------	------	------	------	------	------	------	------	-------	------	------	------	------	-------	------	------	------	------	-------	-------	-------	-------	-------	-------	--------	-------	--------	-------	-------	-------	-------	--------

PITCHER	IP	WLS	BF	H	R	ER	SO	BB	IBB	HBP	BLK	WP	HR	S	P	ERA	WHIP
Mark Knudson, R (1, 1) ERA: 5.06	5.1		22	5	3	3	3	0	0	0	0	0	2	52	88	5.06	0.938
Mark Lee, L (6, 1) ERA:	1.1		5	1	0	0	1	0	0	0	0	0	0	8	11	0.00	0.750
Chuck Crim, R (7, 1) ERA:	0.1		1	0	0	0	0	0	0	0	0	0	0	2	5	0.00	0.000
Dan Plesac, L (8, 1) ERA: 9.0	1.0		4	2	1	1	0	0	0	0	0	0	1	10	15	9.00	2.000
Ed Nunez, R (9, 1) ERA:	1.0	S	4	0	0	0	2	0	0	0	0	0	0	12	19	0.00	0.000

**BOTTOM**

**Milwaukee Brewers @ Texas Rangers**  
Arlington Stadium, Arlington, TX

Mon Apr 08 1991, 8:05 PM EDT  
Att: 40,560 - Sunny - 93 F

livebaseballscorecards.com

AB	35
R	4
H	8
RBI	4
BB	0
SO	6
LOB	9



Batter	1	2	3	4	5	6	7	8	9	AB R H RBI BB SO LOB	TOP										
Paul Molitor, R (1, 10) OBP: 0.444, SLG: 0.375	3-2 G6-3	0-0 G1-3		0-0 1B			4-2 1B BB		2-2 G6-3	4 0 1 0 1 0 1											
Robin Yount, R (1, 8) OBP: 0.500, SLG: 0.875 Darryl Hamilton, L (7, 8)	1-2 1B 2B 1B		1-1 L4	2-2 G4-3	1 SAFE 1 SAFE 1 SAFE 1 SAFE		2-0 1B 1B		2-3 K	4 1 2 0 0 0 1 1 0 0 0 0 1 0											
Gary Sheffield, R (1, 5) OBP: 0.500, SLG: 0.429	0-1 2B 1B		4-1 CS BB			1-2 G4-3	2-3 K			3 1 1 0 0 1 1 2											
Franklin Stubbs, L (1, 3)	0-0 P5		1-0 L8			1-1 G3-1	3-2 F8			4 0 0 0 0 0 5											
Candy Maldonado, R (1, 7) OBP: 0.429, SLG: 0.400 Greg Vaughn, R (6, 7) OBP: 1.000, SLG: 4.000	2-1 2B 1-H 2-H			4-2 2B WP BB		0-0 F9		2-1 HR		2 1 1 2 1 0 0 1 1 1 1 0 0 0											
Dante Bichette, R (1, 9) OBP: 0.125, SLG: 0.250	1-2 G5-3		1 SAFE 1 SAFE	0-0 WP SF8 2B		0-0 G5-3		0-3 K		4 1 1 0 0 1 1											
B.J. Surhoff, L (1, 2)		2-0 F7		1-1 F7		1-1 L8		3-2 G4-3		4 0 0 0 0 0 1											
Jim Gantner, L (1, 4) OBP: 0.125, SLG: 0.286		0-1 2B		2-1 SF8		2-0 G3		0-3 K		3 0 1 1 0 1 0											
Bill Spiers, L (1, 6) OBP: 0.500, SLG: 0.857 Dale Sveum, S (9, 6)		0-1 L7		3-2 HR			2-3 K		0-2 G1-3	4 1 1 1 0 1 1 0 0 0 0 0 0 0											
<b>Inning Stats</b>	R: 2 E: 0 K: 0 S: 15	H: 3 LOB: 1 BB: 0 P: 22	R: 0 E: 0 K: 0 S: 6	H: 1 LOB: 1 BB: 0 P: 8	R: 0 E: 0 K: 0 S: 4	H: 0 LOB: 0 BB: 1 P: 10	R: 3 E: 0 K: 0 S: 14	H: 3 LOB: 1 BB: 1 P: 26	R: 0 E: 0 K: 0 S: 6	H: 0 LOB: 0 BB: 0 P: 8	R: 0 E: 0 K: 2 S: 14	H: 1 LOB: 2 BB: 1 P: 27	R: 1 E: 0 K: 2 S: 13	H: 1 LOB: 0 BB: 0 P: 18	R: 0 E: 0 K: 1 S: 12	H: 0 LOB: 0 BB: 0 P: 16	1B: 4 2B: 3 3B: 0 HR: 2	SF: 1 SAC: 0 DP: 0 HBP: 0	WP: 1 PB: 0 SB: 0 CS: 1	PA: 38	
<b>PITCHER</b>	IP WLS BF H R ER SO BB IBB HBP BLK WP HR S P ERA WHIP																			<b>PITCHER</b>	IP WLS BF H R ER SO BB IBB HBP BLK WP HR S P ERA WHIP
Kevin Brown, R (1, 1) ERA: 12.27	3.2 L 19 7 5 5 0 2 0 0 0 1 1 36 61 12.27 2.455																				
John Barfield, L (4, 1) ERA:	2.2 10 1 0 0 1 1 0 0 0 0 0 20 35 0.00 0.750																				
Brad Arnsberg, R (7, 1) ERA: 5.4	1.2 6 1 1 1 3 0 0 0 0 0 1 20 30 5.40 0.600																				
Jeff Russell, R (9, 1) ERA:	1.0 3 0 0 0 0 1 0 0 0 0 0 12 16 0.00 0.000																				

Milwaukee Brewers @ Texas Rangers  
Arlington Stadium, Arlington, TX  
Wed Apr 10 1991, 8:05 PM EDT  
Att. 15,293 - Cloudy - 75 F

livebaseballscorecards.com

AB	34
R	6
H	9
RBI	5
BB	3
SO	5
LOB	12



Batter	1	2	3	4	5	6	7	8	9	AB R H RBI BB SO LOB	BOTTOM
Julio Franco, R OBP: 0.125, SLG: 0.125 (1, 4) C F B B R X	3-2 P9		2-2 G6-3 1B		0-1 F9			2-1 P4		4 0 1 0 0 0 0	<b>Milwaukee Brewers @ Texas Rangers</b> Arlington Stadium, Arlington, TX Wed Apr 10 1991, 8:05 PM EDT Att: 15,293 - Cloudy - 75 F
Jeff Huson, L (1, 6) B C F B X	3-2 G4-3		0-1 G6-3 1-2			4-0 G3-6-1 BB		4-2 BB		2 0 0 0 2 0 1	
Rafael Palmeiro, L OBP: 0.375, SLG: 0.750 (1, 3) B S X	1-1 1B		1-0 G3			1-1 G3-6-1 1-2f		0-3 K		4 0 1 0 0 1 3	
Ruben Sierra, S OBP: 0.625, SLG: 1.250 (1, 9) B S SAFE F X	2-2 F7			1-1 FC3-6 1B		1-1 L9		1-1 2B		4 0 2 0 0 0 1	
Kevin Reimer, L OBP: 0.143, SLG: 0.571 (1, 10) John Russell, R (9, PH)		2-3 K2-3		1-3 K			1-3 K		0-3 K	3 0 0 0 0 3 1 1 0 0 0 0 1 1	
Denny Walling, L Mike Stanley, R (9, PH)		1-3 K2-3		3-1 FC3-6 1-2f			1-2 FC6-4 HBP		0-3 K	2 0 0 0 0 1 1 1 0 0 0 0 1 1	
Geno Petralli, L OBP: 0.333, SLG: 0.333 (1, 2) Chad Kreuter, S (4, 2)		0-2 1B		0-0 F8			0-1 FC6-4 1-2f		0-2 G5-3	1 0 1 0 0 0 0 3 0 0 0 0 0 3	
Steve Buechele, R OBP: 0.167, SLG: 0.333 (1, 5)		0-3 K			2-2 G4-3		1-0 FC6-4 1-2f			3 0 0 0 0 1 2	
Gary Pettis, S OBP: 0.143, SLG: 0.143 (1, 8) B C F B B R X			3-2 F8			1-1 G3		1-1 G3		3 0 0 0 0 0 0	
<b>Inning Stats</b>	R: 0 H: 1 E: 0 LOB: 1 K: 0 BB: 0 S: 11 P: 20	R: 0 H: 1 E: 0 LOB: 1 K: 3 BB: 0 S: 14 P: 17	R: 0 H: 1 E: 0 LOB: 1 K: 0 BB: 0 S: 11 P: 17	R: 0 H: 1 E: 0 LOB: 1 K: 1 BB: 0 S: 9 P: 14	R: 0 H: 0 E: 0 LOB: 0 K: 0 BB: 0 S: 7 P: 10	R: 0 H: 0 E: 0 LOB: 0 K: 0 BB: 1 S: 4 P: 10	R: 0 H: 0 E: 0 LOB: 1 K: 1 BB: 0 S: 8 P: 11	R: 0 H: 0 E: 0 LOB: 1 K: 1 BB: 1 S: 9 P: 16	R: 0 H: 1 E: 0 LOB: 1 K: 2 BB: 0 S: 11 P: 12	1B: 4 SF: 0 2B: 1 SAC: 0 3B: 0 DP: 1 HR: 0 HBP: 1	
<b>PITCHER</b> Chris Bosio, R ERA: Mark Lee, L ERA:	(1, 1) 8.0 WLS BF H R ER SO BB IBB HBP BLK WP HR S P ERA WHIP 1.0 W 4 1 0 0 2 0 0 0 0 0 0 11 12 0.00 1.000										

AB	31
R	0
H	5
RBI	0
BB	2
SO	8
LOB	14



Batter	1	2	3	4	5	6	7	8	9	AB R H RBI BB SO LOB	TOP
<b>Brady Anderson, L</b> OBP: 1.000, SLG: 1.000 (1, 8) CBBB (7, 7)	4-1 PB S FC6-4 BB		4-1 E SF9 BB	4-2 1-2 2-3 BB		0-0 CS 1B			1-1 SH1-4 1-2	1 2 1 0 3 0 0	
<b>Randy Milligan, R</b> OBP: 0.250, SLG: 0.111 (1, 7) SAFE SAFE	4-1 FC6-4 BB 1-2 BB		1-2 SF9 1-H	0-3 K		1-1 CS 1-2		3-2 G6-3	1-0 F8	2 0 0 1 1 1 3 1 0 0 0 0 0 1	
<b>Cal Ripken Jr., R</b> OBP: 0.385, SLG: 0.200 (1, 6) BBB	4-0 FC6-4 BB 1-2 2-3		4-2 S BB		2-1 2B 1B			3-2 P5	0-1 G4-3	3 1 1 0 2 0 1	
<b>Glenn Davis, R</b> OBP: 0.167, SLG: 0.333 (1, 3) S X	0-1 FC6-4 1-2f 2-3 3-H		3-3 K 1-2		2-0 1-H 2B			0-2 F8		4 0 1 2 0 1 3	
<b>Sam Horn, L</b> OBP: 0.500, SLG: 0.333 (1, 10) BFFC (8, PH)	1-3 K		3-3 K		0-3 K			4-1 WP SH1-4 BB		3 0 0 0 0 3 4 0 0 0 0 1 0 0	
<b>Craig Worthington, R</b> OBP: 0.222, SLG: 0.250 (1, 5) CBBB C	2-3 K			1-1 F8	2-0 G5-3			1 SAFE 1 SAFE 1 SAFE SH1-4	0-0 SH1-4 1-2	3 0 0 0 0 1 3	
<b>Joe Orsulak, L</b> OBP: 0.111, SLG: 0.111 (1, 9) B X		1-1 G4-3		1-2 L7	1-0 G3			1-2 G5-3		3 0 0 0 0 0 1 1 0 0 0 0 0 1	
<b>Chris Hoiles, R</b> OBP: 0.286, SLG: 0.167 (1, 2) B B B B C		2-3 K		2-1 BB 1B 1B		3-1 F8		3-2 G4-3		4 0 1 0 0 1 1	
<b>Billy Ripken, R</b> OBP: 0.200, SLG: 0.111 (1, 4) B X		0-1 F8		0-0 BB 1-2 1B		1-0 P4		4-1 SH1-4 BB		3 0 1 0 1 0 0	
<b>Inning Stats</b>	R: 1 H: 0 E: 0 LOB: 2 K: 2 BB: 3 S: 10 P: 25	R: 0 H: 0 E: 0 LOB: 0 K: 1 BB: 0 S: 8 P: 11	R: 1 H: 0 E: 1 LOB: 1 K: 2 BB: 2 S: 13 P: 28	R: 0 H: 2 E: 0 LOB: 3 K: 1 BB: 1 S: 14 P: 22	R: 1 H: 2 E: 0 LOB: 1 K: 1 BB: 0 S: 8 P: 15	R: 0 H: 1 E: 0 LOB: 0 K: 0 BB: 0 S: 5 P: 10	R: 0 H: 0 E: 0 LOB: 0 K: 0 BB: 0 S: 11 P: 17	R: 0 H: 0 E: 0 LOB: 1 K: 0 BB: 1 S: 8 P: 16	R: 0 H: 0 E: 0 LOB: 1 K: 0 BB: 1 S: 6 P: 12	1B: 4 SF: 1 2B: 1 SAC: 2 3B: 0 DP: 0 HR: 0 HBP: 0	WP: 1 PA: 40 PB: 1 SB: 2 CS: 1
<b>PITCHER</b> <b>Bobby Witt, R</b> ERA: 2.57 (1, 1)	IP WLS BF H R ER SO BB IBB HBP BLK WP HR S P ERA WHIP	7.0 L 31 5 3 2 7 6 0 0 0 0 0 0 69 128 2.57 1.571									
<b>Mike Jeffcoat, L</b> ERA: (8, 1)	0.1	2 0 0 0 0 0 1 0 0 0 0 0 0 2 6 0.00 3.000									
<b>Rich Gossage, R</b> ERA: (8, 1)	1.2	6 0 0 0 0 0 1 0 0 0 1 0 0 12 22 0.00 0.600									

**Baltimore Orioles @ Texas Rangers**  
Arlington Stadium, Arlington, TX  
Fri Apr 12 1991, 8:05 PM EDT  
Att. 15,932 - Overcast - 79 F

livebaseballscorecards.com

AB	28
R	3
H	5
RBI	3
BB	8
SO	7
LOB	18



Batter	1	2	3	4	5	6	7	8	9	AB R H RBI BB SO LOB
Julio Franco, R OBP: 0.083, SLG: 0.083 (1, 4)	1-1 G4-3		0-3 K			2-1 F8		2-0 F8		4 0 0 0 0 1 1
Denny Walling, L (1, 7)	1-3 K		1-2 G4-3			0-2 G1-3			1-3 K1-3	4 0 0 0 0 2 0
Rafael Palmeiro, L OBP: 0.417, SLG: 0.750 (1, 3)	0-0 2B			1-2 L1-3 1B			3-2 G4-3		3-1 P5	4 0 2 0 0 0 0
Ruben Sierra, S OBP: 0.500, SLG: 0.917 (1, 9)	1-1 G4-3			2-2 L1-3			0-0 1B 1B		2-0 G3-1	4 0 1 0 0 0 2
Kevin Reimer, L OBP: 0.200, SLG: 0.500 (1, 10)		0-3 K		1-0 F9			2-1 1B			3 0 1 0 0 1 0
Geno Petralli, L OBP: 0.200, SLG: 0.200 (1, 2)		1-0 P6			3-2 F8		3-2 L7			2 0 0 0 0 0 0
Mike Stanley, R (7, PH) (8, 2)										1 0 0 0 0 0 2
Steve Buechele, R OBP: 0.222, SLG: 0.250 (1, 5)		4-0 BB			1-2 F7		0-0 F8			2 0 0 0 1 0 2
Mario Diaz, R (1, 6)		2-2 F7			1-2 G3-1			1-2 G6-3		3 0 0 0 0 0 1
Gary Pettis, S OBP: 0.200, SLG: 0.111 (1, 8)			4-2 CS BB			1-1 P6		1-3 K		2 0 0 0 1 1 0

Inning Stats	R: 0	H: 1	E: 0	K: 10	LOB: 1	BB: 0	P: 13	R: 0	H: 0	E: 0	K: 7	LOB: 1	BB: 1	P: 14	R: 0	H: 0	E: 0	K: 8	LOB: 0	BB: 1	P: 13	R: 0	H: 1	E: 0	K: 7	LOB: 0	BB: 0	P: 11	R: 0	H: 0	E: 0	K: 9	LOB: 0	BB: 0	P: 14	R: 0	H: 2	E: 0	K: 10	LOB: 2	BB: 0	P: 18	R: 0	H: 0	E: 0	K: 8	LOB: 0	BB: 0	P: 12	R: 0	H: 0	E: 0	K: 7	LOB: 0	BB: 0	P: 13	1B: 3	SF: 0	2B: 2	SAC: 0	3B: 0	DP: 1	HR: 0	HBP: 0
--------------	------	------	------	-------	--------	-------	-------	------	------	------	------	--------	-------	-------	------	------	------	------	--------	-------	-------	------	------	------	------	--------	-------	-------	------	------	------	------	--------	-------	-------	------	------	------	-------	--------	-------	-------	------	------	------	------	--------	-------	-------	------	------	------	------	--------	-------	-------	-------	-------	-------	--------	-------	-------	-------	--------

PITCHER	IP	WLS	BF	H	R	ER	SO	BB	IBB	HBP	BLK	WP	HR	S	P	ERA	WHIP
Dave Johnson, R ERA: (1, 1)	6.1	W	23	4	0	0	3	2	0	0	0	0	0	54	86	0.00	0.947
Paul Kilgus, L ERA: 3.38 (7, 1)	0.1		1	0	0	0	0	0	0	0	0	0	0	3	6	0.00	0.000
Mark Williamson, R ERA: (7, 1)	1.1		4	0	0	0	1	0	0	0	0	0	0	9	13	0.00	0.000
Gregg Olson, R ERA: (9, 1)	1.0	S	3	0	0	0	1	0	0	0	0	0	0	7	13	0.00	0.000


**BOTTOM**

**Baltimore Orioles @ Texas Rangers**  
Arlington Stadium, Arlington, TX

Fri Apr 12 1991, 8:05 PM EDT  
Att. 15,932 - Overcast - 79 F

livebaseballscores.com

AB	29
R	0
H	4
RBI	0
BB	2
SO	5
LOB	8



WP: 0	PA: 31
PB: 0	
SB: 0	
CS: 1	

Batter	1	2	3	4	5	6	7	8	9	AB R H RBI BB SO LOB	TOP											
Mike Devereaux, R (1, 8) OBP: 0.286, SLG: 0.462	2-1 F7	1-0 BB 1B		0-2 G5-3		1-2 HR 3B		2-1 F8		5 2 2 0 0 0 0												
Randy Milligan, R (1, 7) OBP: 0.353, SLG: 0.091 Brady Anderson, L (8, PR) OBP: 1.000, SLG: 1.000 (8, 7)	4-1 3B	1 SAFE 1B 4-1 BB		1-1 G6-3		3-3 K		4-0 HR BB		2 1 0 0 3 1 1 0 1 0 0 0 0 0												
Cal Ripken Jr., R (1, 6) OBP: 0.500, SLG: 0.933	1-0 1B	3-1 HBP 1B		1-0 F7		0-1 HR		0-0 HR		5 3 4 7 0 0 0												
Glenn Davis, R (1, 3) OBP: 0.235, SLG: 0.267	4-1 1B G5-3 BB	1-1 HBP		1-2 G5-3		1-3 K		0-1 G6-3		3 1 0 0 1 1 1												
Dwight Evans, R (1, 9) OBP: 0.214, SLG: 0.214	1-1 G5-3 1B	2-3 K		0-1 HR 1B		0-0 P4		1-3 K		5 1 2 1 0 2 3												
Craig Worthington, R (1, 5) OBP: 0.214, SLG: 0.462	0-2 G5-3	0-0 G1-3		1-0 HR		0-0 G5-3		2-0 F7		5 1 1 3 0 0 4												
Leo Gomez, R (1, 10) OBP: 0.556, SLG: 0.429	2-3 K		4-2 G5-4-3 BB		2-1 G6-3		3-2 1B		1-2 1B	4 0 2 0 1 1 1												
Chris Hoiles, R (1, 2) OBP: 0.167, SLG: 0.091		0-0 P4	0-1 G5-4-3		2-2 G6-3		0-0 F9		1-3 K	5 0 0 0 0 1 3												
Billy Ripken, R (1, 4) OBP: 0.214, SLG: 0.154		2-2 1B 1B	1-0 G4-3		0-0 F8		1-2 G4-3			4 1 1 0 0 0 0												
<b>Inning Stats</b>	R: 3 E: 0 K: 1 S: 13	H: 2 LOB: 1 BB: 2 P: 27	R: 2 E: 0 K: 1 S: 13	H: 3 LOB: 3 BB: 1 P: 26	R: 0 E: 0 K: 0 S: 7	H: 0 LOB: 0 BB: 1 P: 12	R: 0 E: 0 K: 0 S: 9	H: 0 LOB: 0 BB: 0 P: 11	R: 2 E: 0 K: 0 S: 11	H: 2 LOB: 0 BB: 0 P: 17	R: 2 E: 0 K: 2 S: 13	H: 2 LOB: 0 BB: 0 P: 18	R: 0 E: 0 K: 0 S: 7	H: 1 LOB: 1 BB: 0 P: 10	R: 2 E: 0 K: 0 S: 8	H: 1 LOB: 1 BB: 1 P: 15	R: 0 E: 0 K: 2 S: 14	H: 1 LOB: 1 BB: 0 P: 19	1B: 7 2B: 0 3B: 2 HR: 3	SF: 0 SAC: 0 DP: 1 HBP: 1	WP: 0 PB: 0 SB: 0 CS: 0	PA: 44
<b>PITCHER</b>	IP WLS BF H R ER SO BB IBB HBP BLK WP HR S P ERA WHIP																					
Kenny Rogers, L (1, 1) ERA: 33.75	1.1 L 13 5 5 5 1 3 0 1 0 0 0 0 22 47 33.75 6.000																					
John Barfield, L (2, 1) ERA: 4.05	4.0 15 3 3 3 1 1 0 0 0 0 1 35 51 6.75 1.000																					
Brad Arnsberg, R (6, 1) ERA: 8.31	2.2 12 3 3 3 2 1 0 0 0 0 2 24 38 10.12 1.500																					
Jeff Russell, R (9, 1) ERA:	1.0 4 1 0 0 0 2 0 0 0 0 0 0 14 19 0.00 1.000																					

**Baltimore Orioles @ Texas Rangers**  
Arlington Stadium, Arlington, TX  
Sat Apr 13 1991, 8:05 PM EDT  
Att. 23,632 - Cloudy - 72 F

[livebaseballscorecards.com](http://livebaseballscorecards.com)

AB	38
R	11
H	12
RBI	11
BB	5
SO	6
LOB	13





Batter	1	2	3	4	5	6	7	8	9	AB R H RBI BB SO LOB
Brian Downing, R OBP: 0.800, SLG: 0.667 (1, 10)	1-1 G3 HBP		1-0 BB HR 1B		3-2 P3		4-2 BB		2-1 1B 1B	3 1 2 0 1 0 0
Mario Diaz, R (1, 6)	0-0 F8		4-0 HR BB		0-2 F7		2-3 K		2-1 1B	2 1 0 0 1 0 1 2 0 1 0 0 1 1
Jeff Huson, L OBP: 0.375, SLG: 0.167 (7, PH) (8, 6)			3-1 HR		0-0 1B		0-1 F7		0-3 K	5 1 2 3 0 1 4
Rafael Palmeiro, L OBP: 0.412, SLG: 0.824 (1, 3)	3-2 G3		1-2 HR		3-2 G5-3		1-3 K		1-1 L7	5 0 0 0 0 1 5
Ruben Sierra, S OBP: 0.353, SLG: 0.647 (1, 9)	2-1 P9		0-0 G3		0-2 P9		2-0 BB 2B		1-2 F8	5 0 1 0 0 0 2
Julio Franco, R OBP: 0.118, SLG: 0.176 (1, 4)		2-1 G6-3	0-2 P9		0-0 F8		1-0 2B 1B			3 0 1 0 0 0 0 0 0 0 0 1 0 0
Mike Stanley, R OBP: 0.143, SLG: 0.143 Geno Petrali, L OBP: 0.333, SLG: 0.200 (8, PH) (9, 2)		0-1 G5-3		0-0 F8		0-0 P6		0-3 K		3 0 1 0 0 0 1 0 0 0 0 0 0 0
John Russell, R OBP: 0.250, SLG: 0.250 Jack Daugherty, S (8, PH) Chad Kreuter, S (8, PH) Gary Pettis, S OBP: 0.200, SLG: 0.111 (9, 8)		2-1 1B		0-2 F8		0-1 2B		4-2 BB G6-4-3 BB		3 1 2 1 1 0 1
Steve Buechele, R OBP: 0.385, SLG: 0.727 (1, 5)	3-2 F8		1-2 HR		1-1 G5-3		0-0 G6-3		2-1 G6-4-3	4 0 0 0 0 1 5
Tony Scruggs, R (1, 8) (9, 7)			2-3 K							

Inning Stats	R: 0	H: 0	E: 0	K: 0	S: 8	H: 0	LOB: 1	BB: 0	P: 14	R: 0	H: 1	E: 0	K: 0	S: 9	H: 1	LOB: 1	BB: 0	P: 16	R: 3	H: 2	E: 0	K: 1	S: 10	H: 2	LOB: 0	BB: 1	P: 20	R: 1	H: 1	E: 0	K: 0	S: 10	H: 1	LOB: 1	BB: 0	P: 20	R: 0	H: 1	E: 0	K: 0	S: 14	H: 2	LOB: 2	BB: 0	P: 8	R: 0	H: 0	E: 0	K: 2	S: 11	H: 0	LOB: 1	BB: 1	P: 18	R: 0	H: 1	E: 0	K: 1	S: 10	H: 1	LOB: 2	BB: 2	P: 22	R: 0	H: 2	E: 0	K: 1	S: 12	H: 2	LOB: 2	BB: 0	P: 18	1B: 6	SF: 0	2B: 2	SAC: 0	3B: 0	DP: 1	HR: 2	HBP: 1	WP: 0	PA: 41
--------------	------	------	------	------	------	------	--------	-------	-------	------	------	------	------	------	------	--------	-------	-------	------	------	------	------	-------	------	--------	-------	-------	------	------	------	------	-------	------	--------	-------	-------	------	------	------	------	-------	------	--------	-------	------	------	------	------	------	-------	------	--------	-------	-------	------	------	------	------	-------	------	--------	-------	-------	------	------	------	------	-------	------	--------	-------	-------	-------	-------	-------	--------	-------	-------	-------	--------	-------	--------

PITCHER	IP	WLS	BF	H	R	ER	SO	BB	IBB	HBP	BLK	WP	HR	S	P	ERA	WHIP
Jeff Ballard, L ERA: 7.71 (1, 1)	6.0	W	27	7	4	4	1	1	0	1	0	0	2	57	90	6.00	1.333
Jose Bautista, R ERA: 9.0 (7, 1)	1.0		6	1	0	0	2	2	0	0	0	0	0	14	27	0.00	3.000
Mike Flanagan, L ERA: (8, 1)	2.0		8	2	0	0	2	1	0	0	0	0	0	19	31	0.00	1.500

BOTTOM

Baltimore Orioles @ Texas Rangers  
Arlington Stadium, Arlington, TX  
Sat Apr 13 1991, 8:05 PM EDT  
Att: 23,632 - Cloudy - 72 F

livebaseballscorecards.com

AB	36
R	4
H	10
RBI	4
BB	4
SO	5
LOB	22



Batter	1	2	3	4	5	6	7	8	9	AB R H RBI BB SO LOB	TOP											
Brady Anderson, L (1, 8) OBP: 0.625, SLG: 0.600	3-2 B4-3	1-3 K			1-3 K			2-1 1B 2B		4 0 1 0 0 2 0												
Randy Milligan, R (1, 7) OBP: 0.333, SLG: 0.133	2-2 F9		3-2 F7		1-3 K			3-2 1B		4 0 1 0 0 1 0												
Cal Ripken Jr., R (1, 6) OBP: 0.524, SLG: 0.875 Tim Hulett, R (8, PH) (8, 6)	4-1 BB HR BB		4-1 1B BB		0-0 L8			3-3 K		1 1 0 0 2 0 0 1 0 0 0 0 1 2												
Glenn Davis, R (1, 3) OBP: 0.286, SLG: 0.278 Leo Gomez, R (8, 3) OBP: 0.556, SLG: 0.429	4-0 1-2 HR BB		0-2 G4-6-3 1B		2-3 K			0-3 K		3 1 1 0 1 2 2 0 0 0 0 0 0 0												
Sam Horn, L (1, 10) OBP: 0.182, SLG: 0.400	0-0 1-H 2-H HR		0-1 G4-6-3		3-3 K			0-0 G6-3		4 1 1 3 0 1 2												
Craig Worthington, R (1, 5) OBP: 0.278, SLG: 0.438	4-2 BB		2-2 F9		1-0 P5			2-1 BB 1B		3 0 1 0 1 0 0												
Joe Orsulak, L (1, 9)	0-1 P6		1-3 K		1-2 F9			4-1 1-2 BB		3 0 0 0 1 1 1												
Ernie Whitt, L (1, 2)		0-3 K	1-3 K		3-3 K			1-3 K		4 0 0 0 0 4 2												
Juan Bell, R (1, 4)		1-0 F8			0-0 F8			0-0 G4-3 F8		4 0 0 0 0 0 2												
<b>Inning Stats</b>	R: 3 E: 0 K: 0 S: 12	H: 1 LOB: 1 BB: 3 P: 29	R: 0 E: 0 K: 2 S: 7	H: 0 LOB: 0 BB: 0 P: 9	R: 0 E: 0 K: 0 S: 10	H: 1 LOB: 1 BB: 1 P: 17	R: 0 E: 0 K: 2 S: 9	H: 0 LOB: 0 BB: 0 P: 13	R: 0 E: 0 K: 1 S: 9	H: 0 LOB: 0 BB: 0 P: 11	R: 0 E: 0 K: 2 S: 7	H: 0 LOB: 0 BB: 0 P: 12	R: 0 E: 0 K: 1 S: 8	H: 0 LOB: 0 BB: 0 P: 13	R: 0 E: 0 K: 2 S: 14	H: 2 LOB: 2 BB: 0 P: 22	R: 0 E: 0 K: 1 S: 8	H: 1 LOB: 2 BB: 1 P: 15	1B: 3 2B: 1 3B: 0 HR: 1	SF: 0 SAC: 0 DP: 1 HBP: 0	WP: 0 PB: 0 SB: 0 CS: 0	PA: 36
<b>PITCHER</b>	IP WLS BF H R ER SO BB IBB HBP BLK WP HR S P ERA WHIP																					
Nolan Ryan, R (1, 1) ERA: 5.14	7.0 W 26 2 3 3 9 4 0 0 0 0 0 1 62 104 3.86 0.857																					
Rich Gossage, R (8, 1) ERA:	1.0 5 2 0 0 2 0 0 0 0 0 0 0 14 22 0.00 2.000																					
Mike Jeffcoat, L (9, 1) ERA:	0.2 4 1 0 0 1 1 0 0 0 0 0 0 7 14 0.00 3.000																					
Jeff Russell, R (9, 1) ERA:	0.1 1 0 0 0 0 0 0 0 0 0 0 0 1 1 0.00 0.000																					

Baltimore Orioles @ Texas Rangers  
Arlington Stadium, Arlington, TX  
Sun Apr 14 1991, 4:33 AM EDT  
Att. 24,084 - Cloudy - 77 F

livebaseballscorecards.com

AB	31
R	3
H	5
RBI	3
BB	5
SO	12
LOB	11



Batter	1	2	3	4	5	6	7	8	9	AB R H RBI BB SO LOB
<b>Brian Downing, R</b> OBP: 0.800, SLG: 1.167 (1, 10)	1-0 F7 BB	4-1 G6-4-3 BB		1-0 2-H HR		0-2 1B 1B 2-H	1-1 1B HBP 1-2 2-3			3 3 2 3 1 0 0
<b>Jeff Huson, L</b> OBP: 0.462, SLG: 0.364 (1, 6)	1-1 2B 1B	3-2 G6-4-3 1-2f		3-2 G3-1		1 SAFE 3-2 F7 1B 1-3 1B	0-0 1B 2B 1B 1-3 2-H 3-H			5 3 3 2 0 0 2
<b>Rafael Palmeiro, L</b> OBP: 0.545, SLG: 0.952 (1, 3)	3-2 G6-3 1-H HR 2B		3-2 1B 2B	4-1 BB		1-1 1B F7 WP 1B 1-2 3-H	2-0 1B 1B 1-3 3-H			4 3 4 3 1 0 0
<b>Ruben Sierra, S</b> OBP: 0.364, SLG: 0.636 (1, 9)	3-1 G6-3 2-3		2-1 G6-3 1B 2-H	1-3 K		1-0 F7 1-2 2-3	1-1 2B			5 0 2 2 0 1 4
<b>Julio Franco, R</b> OBP: 0.182, SLG: 0.190 (1, 4)	4-0 HR BB		3-2 G6-3 1-2		2-1 G6-3	1-0 WP 1B 2-3 3-H	1-0 F7			4 1 1 1 1 0 2
<b>Kevin Reimer, L</b> OBP: 0.286, SLG: 0.714 <b>Tony Scruggs, R</b> (7, 7)	1-1 HR		2-3 K		3-2 CS 1B	2-2 F8 1-2 3-H	1-2 G1-3			4 1 2 3 0 1 2 1 0 0 0 0 0 0
<b>Geno Petralli, L</b> OBP: 0.182, SLG: 0.100 (1, 2)	1-3 K2-3		0-0 G3		1-2 G4-3 1-2		0-0 G4-3 G3	0-1 G3		5 0 0 0 0 1 2
<b>Steve Buechele, R</b> OBP: 0.412, SLG: 0.714 <b>Mario Diaz, R</b> (8, PH) (9, 5)		2-2 F8		2-2 SH5-4 HR HBP		1-1 G5-3	2-2 HBP 1B 2B	0-2 F9		3 2 1 0 0 0 0 1 0 0 0 0 0 0
<b>Gary Pettis, S</b> OBP: 0.385, SLG: 0.300 (1, 8)		4-1 S BB		0-1 SH5-4 1-2		1-2 1B 2B	4-2 HBP 1B BB			1 2 1 0 2 0 0

Inning Stats	R: 4	H: 3	E: 0	K: 13	LOB: 0	P: 27	R: 0	H: 0	E: 0	K: 8	LOB: 1	P: 21	R: 1	H: 2	E: 0	K: 12	LOB: 1	P: 22	R: 2	H: 1	E: 0	K: 12	LOB: 1	P: 23	R: 0	H: 1	E: 0	K: 8	LOB: 0	P: 14	R: 4	H: 5	E: 0	K: 21	LOB: 1	P: 31	R: 4	H: 4	E: 0	K: 12	LOB: 1	P: 23	R: 0	H: 0	E: 0	K: 8	LOB: 0	P: 9
<b>1B:</b> 9	<b>SF:</b> 0	<b>WP:</b> 1	<b>PA:</b> 44	<b>2B:</b> 5	<b>SAC:</b> 1	<b>PB:</b> 0	<b>3B:</b> 0	<b>DP:</b> 1	<b>SB:</b> 1	<b>HR:</b> 2	<b>HBP:</b> 2	<b>CS:</b> 1	<b>AB:</b> 36	<b>R:</b> 15	<b>H:</b> 16	<b>RBI:</b> 14	<b>BB:</b> 5	<b>SO:</b> 3	<b>LOB:</b> 12																													
PITCHER	IP	WLS	BF	H	R	ER	SO	BB	IBB	HBP	BLK	WP	HR	S	P	ERA	WHIP																															
<b>Jeff Robinson, R</b> ERA: 22.5 (1, 1)	2.0	L	13	5	5	5	1	3	0	0	0	0	1	26	58	22.50	4.000																															
<b>Paul Kilgus, L</b> ERA: 4.76 (3, 1)	3.0		12	2	2	2	2	1	0	1	0	0	1	27	49	6.00	1.000																															
<b>Jose Bautista, R</b> ERA: 20.25 (6, 1)	3.0		19	9	8	8	0	1	0	1	0	1	0	41	63	24.00	3.333																															

BOTTOM

**Baltimore Orioles @ Texas Rangers**  
Arlington Stadium, Arlington, TX

Sun Apr 14 1991, 4:33 AM EDT  
Att: 24,084 - Cloudy - 77 F

livebaseballscorecards.com



Batter	1	2	3	4	5	6	7	8	9	AB R H RBI BB SO LOB	TOP		
<b>Brian Downing, R</b> (1, 10) OBP: 0.800, SLG: 1.091	1-2 2B		1-0 SF7 1-3 1B		0-1 1-H G4-3 1B		1-0 FC4-6 1-2 1B		3-2 F8 1-2	5 0 4 1 0 0 1			
<b>Jeff Huson, L</b> (1, 6) OBP: 0.353, SLG: 0.286	2-3 K		0-0 SF7 1-2 3-H		3-2 G4-3 1-2		0-2 FC4-6 1-2f			3 0 0 1 0 1 4			
<b>Rafael Palmeiro, L</b> (1, 3) OBP: 0.462, SLG: 0.800	3-1 P5		0-0 F8		1-2 G3			0-0 L6		4 0 0 0 0 0 3			
<b>Ruben Sierra, S</b> (1, 9) OBP: 0.308, SLG: 0.538	1-3 K		0-0 G3-1			2-3 K		2-3 K		4 0 0 0 0 3 2			
<b>Julio Franco, R</b> (1, 4) OBP: 0.154, SLG: 0.160		2-0 E5 G4-3 G3		0-0 G6-3		1-2 G5-3		1-0 G4-3		4 0 0 0 0 0 0			
<b>Kevin Reimer, L</b> (1, 7) OBP: 0.278, SLG: 0.611 <b>Tony Scruggs, R</b> (9, PR) (9, 7)		1-2 G3 1-2		1-3 K		0-2 F7			0-2 SH5-3 1B	4 0 1 0 0 1 1 0 1 0 0 0 0 0			
<b>Geno Petralli, L</b> (1, 2) OBP: 0.143, SLG: 0.077		1-1 G4-3 2-3		2-0 L9			0-0 F8		0-0 SH5-3 1-2	3 0 0 0 0 0 1			
<b>Steve Buechele, R</b> (1, 5) OBP: 0.381, SLG: 0.611		2-2 G1-4-3			2-2 F9		0-2 G5-3		1-0 WP 2-H 1B	4 0 1 1 0 0 1			
<b>Gary Pettis, S</b> (1, 8) OBP: 0.471, SLG: 0.385			4-2 1B SF7 BB		2-2 1B S 1B		0-2 1B		1-3 K	3 2 2 0 1 1 1			
<b>Inning Stats</b>	R: 0 E: 0 K: 2 S: 13 H: 1 LOB: 1 BB: 0 P: 20	R: 0 E: 1 K: 0 S: 9 H: 0 LOB: 1 BB: 0 P: 16	R: 1 E: 0 K: 0 S: 7 H: 1 LOB: 1 BB: 1 P: 12	R: 0 E: 0 K: 1 S: 5 H: 0 LOB: 0 BB: 0 P: 8	R: 1 E: 0 K: 0 S: 15 H: 2 LOB: 1 BB: 0 P: 23	R: 0 E: 0 K: 1 S: 9 H: 0 LOB: 0 BB: 0 P: 12	R: 0 E: 0 K: 0 S: 11 H: 2 LOB: 2 BB: 0 P: 12	R: 0 E: 0 K: 1 S: 6 H: 0 LOB: 0 BB: 0 P: 9	R: 1 E: 0 K: 1 S: 11 H: 2 LOB: 2 BB: 0 P: 16	1B: 7 2B: 1 3B: 0 HR: 0 SF: 1 SAC: 1 DP: 0 HBP: 0	WP: 1 PB: 0 SB: 1 CS: 0 PA: 37		
<b>PITCHER</b>	IP WLS BF H R ER SO BB IBB HBP BLK WP HR S P ERA WHIP											<b>PITCHER</b>	IP WLS BF H R ER SO BB IBB HBP BLK WP HR S P ERA WHIP
<b>Eric King, R</b> (1, 1) ERA: 3.6	8.1 L 35 8 3 3 5 1 0 0 0 0 0 0 80 118 3.24 1.080												
<b>Shawn Hillegas, R</b> (9, 1) ERA:	0.2 2 0 0 0 1 0 0 0 0 1 0 6 10 0.00 0.000												

Texas Rangers @ Cleveland Indians  
Cleveland Municipal Stadium, Cleveland, OH

Tue Apr 16 1991, 3:33 AM EDT  
Att. 46,606 - Cloudy - 53 F

livebaseballscorecards.com

AB	34
R	3
H	8
RBI	3
BB	1
SO	6
LOB	14



Batter	1	2	3	4	5	6	7	8	9	AB R H RBI BB SO LOB
<b>Mike Huff, R</b> OBP: 0.400, SLG: 0.364 (1, 8) C S B B F B F X	3-2 F8 ①		2-0 G5-3 ③			4-2 FC1-6 BB		0-0 SF8 3B		3 1 1 0 1 0 1
<b>Jerry Browne, S</b> OBP: 0.258, SLG: 0.160 (1, 4) B B C C C X	2-2 G6-3 ②			0-2 L8 ①		1-0 F9 ①		0-0 SF8 ①		3 0 0 1 0 0 1
<b>Carlos Baerga, S</b> OBP: 0.300, SLG: 0.192 (1, 5) B F X	1-1 F7 ③			4-2 FC6-4 BB BB		1-2 FC1-6 1B 1-2f		0-1 G1-3 ②		3 0 0 0 1 0 1
<b>Albert Belle, R</b> OBP: 0.343, SLG: 0.594 (1, 7) B X		1-0 F7 ①		4-2 FC6-4 BB 1-2		1-0 1B 1-2		2-3 K ③		3 0 1 0 1 1 0
<b>Sandy Alomar, Jr., R</b> OBP: 0.290, SLG: 0.367 (1, 2) C B B B B X		3-2 G5-3 ②		0-0 FC6-4 1-2f 2-3		0-3 K ③			2-1 P4 ①	4 0 0 0 0 1 4
<b>Brook Jacoby, R</b> OBP: 0.286, SLG: 0.441 (1, 3) B B B B F X		3-2 G6-3 ③		2-1 P6 ③			2-2 G5-3 ①		1-1 F8 ②	4 0 0 0 0 0 2
<b>Chris James, R</b> OBP: 0.286, SLG: 0.172 (1, 10) B C B F H			3-2 BLK SH1-4 HBP		2-0 G5-3 ①		1-0 G6-3 2B		2-2 G5-3 ③	3 0 1 0 0 0 0
<b>Felix Fermin, R</b> OBP: 0.138, SLG: 0.074 (1, 6) 1 SAFE 1 SAFE 1 SAFE 1 SAFE X			0-1 SH1-4 ①		2-1 G6-3 ②		0-0 G6-3 ②			2 0 0 0 0 0 1
<b>Turner Ward, S</b> OBP: 0.294, SLG: 0.294 (1, 9) B B 2 SAFE S			2-3 K ②		2-2 F9 ③		2-3 K ③			3 0 0 0 0 2 2

<b>Inning Stats</b>	R: 0 E: 0 K: 0 S: 10	H: 0 LOB: 0 BB: 0 P: 16	R: 0 E: 0 K: 0 S: 9	H: 0 LOB: 0 BB: 0 P: 16	R: 0 E: 0 K: 1 S: 8	H: 0 LOB: 1 BB: 0 P: 15	R: 0 E: 0 K: 0 S: 11	H: 0 LOB: 2 BB: 2 P: 21	R: 0 E: 0 K: 0 S: 6	H: 0 LOB: 0 BB: 0 P: 12	R: 0 E: 0 K: 1 S: 12	H: 1 LOB: 2 BB: 1 P: 19	R: 0 E: 0 K: 1 S: 11	H: 1 LOB: 1 BB: 0 P: 16	R: 1 E: 0 K: 1 S: 7	H: 1 LOB: 0 BB: 0 P: 9	R: 0 E: 0 K: 0 S: 7	H: 0 LOB: 0 BB: 0 P: 12	1B: 1 2B: 1 3B: 1 HR: 0	SF: 1 SAC: 1 DP: 0 HBP: 1	WP: 0 PB: 0 SB: 0 CS: 0	PA: 34
<b>PITCHER</b>	IP	WLS	BF	H	R	ER	SO	BB	IBB	HBP	BLK	WP	HR	S	P	ERA	WHIP					
<b>Kevin Brown, R</b> ERA: 5.06 (1, 1)	7.0	W	28	3	1	1	3	3	0	1	1	0	0	68	116	1.29	0.857					
<b>Jeff Russell, R</b> ERA: (8, 1)	2.0	S	6	0	0	0	1	0	0	0	0	0	0	13	20	0.00	0.000					

**TEXAS RANGERS @ CLEVELAND INDIANS**  
**Cleveland Municipal Stadium, Cleveland, OH**

Tue Apr 16 1991, 3:33 AM EDT  
 Att: 46,606 - Cloudy - 53 F

<b>AB</b>	<b>28</b>
<b>R</b>	<b>1</b>
<b>H</b>	<b>3</b>
<b>RBI</b>	<b>1</b>
<b>BB</b>	<b>3</b>
<b>SO</b>	<b>4</b>
<b>LOB</b>	<b>12</b>



Batter	1	2	3	4	5	6	7	8	9	AB R H RBI BB SO LOB	TOP	
Brian Downing, R (1, 10) OBP: 0.800, SLG: 1.000	1-1 G6-3 SH3-4 HBP		1 SAFE 4-1 BB BB BB G3 1B E BB	4-0 BB BB BB 2-3 BB		2-1 S B B X F9		4-1 BB BB BB WP BB		1 1 0 0 3 0 0		
Mario Diaz, R (1, 6) OBP: 0.182, SLG: 0.100	0-1 SH3-4		0-0 G3 E 1B	1-0 F9		0-1 C X G5-3		2-3 BB BB BB K		3 1 1 1 0 0 2		
Kevin Reimer, L (8, PH) OBP: 0.263, SLG: 0.579	1-2		1-2 2-H E 1B					1-2 2-3 3-H		1 0 0 0 0 1 2		
Jeff Huson, L (8, 6) OBP: 0.353, SLG: 0.286										0 0 0 0 0 0 0		
Rafael Palmeiro, L (1, 3) OBP: 0.419, SLG: 0.700	2-1 G6-3		1-1 G3		1-1 B F X HR 1B		2-0 BB BB X G4-1		2-0 BB BB X F8	5 1 1 0 0 0 3		
Ruben Sierra, S (1, 9) OBP: 0.290, SLG: 0.484	1-2 P2		1-1 E7 1B		0-3 F C F X K		2-0 BB BB X F9		1-0 B X P4	5 1 1 2 0 1 2		
Julio Franco, R (1, 4) OBP: 0.194, SLG: 0.300			0-1 F9	0-1 2-H 1B	1-1 1 SAFE 1 SAFE B C C X SAFE 1-H HR		2-2 BB BB X F9		0-0 X G5-3	5 1 2 3 0 0 0		
Steve Buechele, R (1, 5) OBP: 0.360, SLG: 0.545			1-2 G5-3	3-1 F8	2-0 B B X F9			1-0 BB BB WP 1B 1B		4 1 1 0 0 0 1		
Mike Stanley, R (1, 2) OBP: 0.273, SLG: 0.200			2-2 F8		4-0 BB BB BB WP WP 1B BB			0-1 F X F9		3 0 1 0 1 0 1		
John Russell, R (1, 7) OBP: 0.143, SLG: 0.143			1-3 K	2-2 P4	2-0 B B X G5-3			0-1 S X F7		3 0 0 0 0 1 2		
Jack Daugherty, S (7, 7)				1-2 P4						1 0 0 0 0 0 1		
Gary Pettis, S (1, 8) OBP: 0.476, SLG: 0.375			4-1 S 1B BB	1-0 G5-3		0-3 C S S K		0-1 S X WP BB 1B		3 1 1 0 1 1 1		
<b>Inning Stats</b>	R: 0 H: 0 E: 0 LOB: 1 K: 0 BB: 0 S: 8 P: 12	R: 0 H: 0 E: 0 LOB: 0 K: 0 BB: 0 S: 10 P: 13	R: 4 H: 3 E: 1 LOB: 1 K: 1 BB: 2 S: 14 P: 28	R: 0 H: 1 E: 0 LOB: 2 K: 0 BB: 1 S: 8 P: 18	R: 2 H: 2 E: 0 LOB: 1 K: 1 BB: 1 S: 10 P: 20	R: 0 H: 0 E: 0 LOB: 0 K: 1 BB: 0 S: 7 P: 9	R: 0 H: 0 E: 0 LOB: 0 K: 0 BB: 0 S: 5 P: 11	R: 1 H: 2 E: 0 LOB: 2 K: 1 BB: 1 S: 12 P: 19	R: 0 H: 0 E: 0 LOB: 0 K: 0 BB: 0 S: 3 P: 6	1B: 7 SF: 0 2B: 0 SAC: 1 3B: 0 DP: 0 HR: 1 HBP: 1	WP: 3 PA: 41 PB: 0 SB: 1 CS: 0	
<b>PITCHER</b>	IP WLS BF H R ER SO BB IBB HBP BLK WP HR S P ERA WHIP											
Greg Swindell, L (1, 1) ERA: 5.29	4.1 L 23 6 6 5 2 3 0 1 0 2 1 48 81 10.38 2.077											
Shawn Hillegas, R (5, 1) ERA: 2.25	3.1 14 2 1 1 1 2 0 0 0 0 0 22 43 2.70 1.200											
Bruce Eglolf, R (8, 1) ERA: 5.4	0.1 1 0 0 0 1 0 0 0 0 1 0 4 6 0.00 0.000											
Jesse Orosco, L (9, 1) ERA:	1.0 3 0 0 0 0 0 0 0 0 0 0 3 6 0.00 0.000											

Texas Rangers @ Cleveland Indians  
Cleveland Municipal Stadium, Cleveland, OH

Thu Apr 18 1991, 7:05 PM EDT  
Att: 6,023 - Cloudy - 42 F

livebaseballscorecards.com

AB	34
R	7
H	8
RBI	6
BB	5
SO	4
LOB	15



Batter	1	2	3	4	5	6	7	8	9	AB R H RBI BB SO LOB
Mike Huff, R OBP: 0.421, SLG: 0.308 (1, 8)	4-0 S 1B BB		4-1 G4-6-3 BB		2-1 P6			0-0 F9		2 0 0 0 2 0 1
Jerry Browne, S OBP: 0.229, SLG: 0.138 (1, 4)	2-1 F8		1-2 G4-6-3 1-2f			1-2 F9		1-2 G4-3		4 0 0 0 0 0 2
Chris James, R OBP: 0.308, SLG: 0.188 (1, 10)	0-1 1-2 1B		3-1 P4			0-3 K		4-1 BB		3 0 1 0 1 1 0
Albert Belle, R OBP: 0.308, SLG: 0.528 (1, 7)	2-3 K			2-1 P6		2-3 K		1-1 L5		4 0 0 0 0 2 3
Sandy Alomar Jr., R OBP: 0.314, SLG: 0.382 (1, 2)	0-1 F8			2-2 G6-3			0-1 G3 BB 1B		1-1 FC1-6 1B	4 0 2 0 0 0 2
Brook Jacoby, R OBP: 0.282, SLG: 0.405 (1, 3)		0-3 K		2-3 K			4-1 G3 1-2 BB	1-1 FC1-6 FC6 1-2f	3 0 0 0 1 2 1	
Carlos Baerga, S OBP: 0.265, SLG: 0.167 (1, 5)		3-2 F8			1-1 G3		0-1 L8	0-2 FC6 1-2f	4 0 0 0 0 0 3	
Felix Fermin, R OBP: 0.161, SLG: 0.103 (1, 6)		1-1 E 1B			1-1 G5-3		1-2 G3	2-3 K	2 0 1 0 0 0 0	
Beau Allred, L (7, PH)							1-2 2-3		1 0 0 0 0 0 2	
Jose Escobar, R (8, 6)									0 0 0 0 0 0 0	
Mitch Webster, S (9, PH)									1 0 0 0 0 1 1	
Turner Ward, S OBP: 0.300, SLG: 0.263 (1, 9)		1-3 K			4-1 BB		0-0 F8		2 0 0 0 1 1 3	

Inning Stats	R: 0	H: 1	E: 0	LOB: 2	K: 1	S: 9	P: 17	R: 0	H: 1	E: 1	LOB: 1	K: 2	S: 14	R: 0	H: 0	E: 0	LOB: 0	K: 0	S: 6	R: 0	H: 0	E: 0	LOB: 0	K: 1	S: 9	R: 0	H: 0	E: 0	LOB: 1	K: 0	S: 7	R: 0	H: 1	E: 0	LOB: 2	K: 0	S: 10	R: 0	H: 0	E: 0	LOB: 1	K: 0	S: 8	R: 0	H: 1	E: 0	LOB: 1	K: 1	S: 10	1B: 4	2B: 0	3B: 0	HR: 0	SF: 0	SAC: 0	DP: 1	HBP: 0	WP: 0	PB: 0	SB: 1	CS: 0	PA: 35
PITCHER Bobby Witt, R ERA: 1.13 (1, 1)	IP	WLS	BF	H	R	ER	SO	BB	IBB	HBP	BLK	WP	HR	S	P	ERA	WHIP																			IP	WLS	BF	H	R	ER	SO	BB	IBB	HBP	BLK	WP	HR	S	P	ERA	WHIP										

BOTTOM

Texas Rangers @ Cleveland Indians  
Cleveland Municipal Stadium, Cleveland, OH

Thu Apr 18 1991, 7:05 PM EDT  
Att. 6,023 - Cloudy - 42 F

livebaseballscorecards.com

AB	30
R	0
H	4
RBI	0
BB	5
SO	7
LOB	18



Batter	1	2	3	4	5	6	7	8	9	AB R H RBI BB SO LOB	TOP											
<b>Brian Downing, R</b> (1, 10) OBP: 0.833, SLG: 1.000	0-1 G5-4-3 1B		4-0 BB		1-2 1B			3-1 FC6-4 1B		3 0 3 0 1 0 0												
<b>Jeff Huson, L</b> (1, 6) OBP: 0.300, SLG: 0.235 <b>Mario Diaz, R</b> (8, PH) OBP: 0.167, SLG: 0.091	2-2 G5-4-3 1-2f		3-2 F8		2-3 K			2-1 F8		3 0 0 0 0 1 5 1 0 0 0 0 0 1												
<b>Rafael Palmeiro, L</b> (1, 3) OBP: 0.371, SLG: 0.618	0-0 P6		3-1 L8				1-3 K	0-1 L4		4 0 0 0 0 1 3												
<b>Ruben Sierra, S</b> (1, 9) OBP: 0.314, SLG: 0.471		4-2 G6-4-3 BB		3-2 G3		2-2 1B		0-0 FC6-4 1-2f		3 0 1 0 1 0 1												
<b>Julio Franco, R</b> (1, 4) OBP: 0.171, SLG: 0.265		0-1 G6-4-3 1-2f		2-3 K		2-2 F7			2-3 K	4 0 0 0 0 2 2												
<b>Kevin Reimer, L</b> (1, 7) OBP: 0.273, SLG: 0.545 <b>Mike Stanley, R</b> (9, PH) OBP: 0.333, SLG: 0.200		0-0 1B		0-0 P5		1-3 K			4-0 FC5-4 BB	3 0 1 0 0 1 1 0 0 0 0 1 0 0												
<b>Geno Petrali, L</b> (1, 2) OBP: 0.118, SLG: 0.063 <b>John Russell, R</b> (9, PH) OBP: 0.125, SLG: 0.125		3-2 G4-3			2-1 G4-3			0-1 G4-3	2-2 FC5-4 FC6-4 1-2f	3 0 0 0 0 0 1 1 0 0 0 0 0 1	<b>AB 30</b>											
<b>Steve Buechele, R</b> (1, 5) OBP: 0.310, SLG: 0.462			2-1 F7		2-3 K			1-0 F7	2-1 FC6-4 1-2f	4 0 0 0 0 1 1	<b>R 0</b>											
<b>Gary Pettis, S</b> (1, 8) OBP: 0.500, SLG: 0.353			4-2 BB BB		4-2 1B BB			1-2 G4-3		1 0 0 0 2 0 0	<b>H 5</b>											
<b>Inning Stats</b>	R: 0 E: 0 K: 0 S: 8	H: 1 LOB: 0 BB: 0 P: 9	R: 0 E: 0 K: 0 S: 10	H: 1 LOB: 1 BB: 1 P: 17	R: 0 E: 0 K: 0 S: 11	H: 0 LOB: 2 BB: 2 P: 27	R: 0 E: 0 K: 1 S: 10	H: 0 LOB: 0 BB: 0 P: 15	R: 0 E: 0 K: 2 S: 16	H: 1 LOB: 2 BB: 1 P: 26	R: 0 E: 0 K: 2 S: 14	H: 1 LOB: 1 BB: 0 P: 20	R: 0 E: 0 K: 0 S: 6	H: 0 LOB: 0 BB: 0 P: 8	R: 0 E: 0 K: 0 S: 7	H: 1 LOB: 1 BB: 0 P: 12	R: 0 E: 0 K: 1 S: 8	H: 0 LOB: 1 BB: 1 P: 18	1B: 5 2B: 0 3B: 0 HR: 0	SF: 0 SAC: 0 DP: 2 HBP: 0	WP: 0 PB: 0 SB: 0 CS: 0	PA: 35
<b>PITCHER</b>	IP WLS BF H R ER SO BB IBB HBP BLK WP HR S P ERA WHIP												<b>PITCHER</b>	IP WLS BF H R ER SO BB IBB HBP BLK WP HR S P ERA WHIP								
<b>Jeff Robinson, R</b> (1, 1) ERA: 5.0	7.0 W 27 4 0 0 5 4 0 0 0 0 0 0 75 122 0.00 1.143																					
<b>Paul Kilgus, L</b> (8, 1) ERA: 2.53	2.0 8 1 0 0 1 1 0 0 0 0 0 0 15 30 0.00 1.000																					

**Texas Rangers @ Baltimore Orioles**  
**Memorial Stadium, Baltimore, MD**  
 Fri Apr 19 1991, 7:05 PM EDT  
 Att. 21,834 - Cloudy - 51 F

livebaseballscorecards.com

**AB 30**  
**R 0**  
**H 5**  
**RBI 0**  
**BB 5**  
**SO 6**  
**LOB 16**







Batter	1	2	3	4	5	6	7	8	9	AB	R	H	RBI	BB	SO	LOB	TOP								
<b>Brian Downing, R</b> (1, 10) OBP: 0.750, SLG: 0.833	4-2 SH5-3 BB		3-0 F7		3-3 K		2-2 G5-3			3	0	0	0	1	1	2									
<b>Geno Petralli, L</b> (1, 2) OBP: 0.200, SLG: 0.111	0-0 SH5-3		4-1 BB		1-0 1B		0-1 L8			2	0	1	0	1	0	0									
<b>Rafael Palmeiro, L</b> (1, 3) OBP: 0.333, SLG: 0.568	2-3 K		0-0 G3-1		1-0 SF7		2-2 G2-3			3	0	0	1	0	1	3									
<b>Ruben Sierra, S</b> (1, 9) OBP: 0.308, SLG: 0.447	2-1 P5			2-2 G3	0-0 FC5-4 1B		0-0 F8			4	0	1	0	0	0	1									
<b>Julio Franco, R</b> (1, 4) OBP: 0.179, SLG: 0.263		1-3 K		2-2 F9 HBP 1B	1-1 FC5-4		1-0 G6-3			4	0	1	0	0	1	2									
<b>Kevin Reimer, L</b> (1, 7) OBP: 0.320, SLG: 0.522		3-2 P6		1-2 HBP		4-1 F9-3 BB		0-0 G5-3		1	0	0	0	1	0	0									
<b>Tony Scruggs, R</b> (6, PR)				1-2 HBP						0	0	0	0	0	0	0									
<b>Jack Daugherty, S</b> (9, PH)										1	0	0	0	0	0	0									
<b>Steve Buechele, R</b> (1, 5) OBP: 0.273, SLG: 0.400		1-1 F8		0-0 F9		0-0 F8		3-1 G6-3		4	0	0	0	0	0	3									
<b>Jeff Huson, L</b> (1, 6) OBP: 0.250, SLG: 0.190			0-1 G5-3		1-3 K		3-2 F9-3		1-0 F9	4	0	0	0	0	1	3									
<b>Gary Pettis, S</b> (1, 8) OBP: 0.519, SLG: 0.368			4-2 S BB		2-1 1B SF7 1B		1-0 G6-3			2	1	1	0	1	0	0									
<b>Inning Stats</b>	R: 0 E: 0 K: 1 S: 8	H: 0 LOB: 1 BB: 1 P: 16	R: 0 E: 0 K: 1 S: 13	H: 0 LOB: 0 BB: 0 P: 18	R: 0 E: 0 K: 0 S: 11	H: 0 LOB: 2 BB: 2 P: 20	R: 0 E: 0 K: 1 S: 14	H: 1 LOB: 2 BB: 0 P: 20	R: 1 E: 0 K: 1 S: 10	H: 3 LOB: 2 BB: 0 P: 18	R: 0 E: 0 K: 0 S: 6	H: 0 LOB: 1 BB: 1 P: 13	R: 0 E: 0 K: 0 S: 8	H: 0 LOB: 0 BB: 0 P: 11	R: 0 E: 0 K: 0 S: 5	H: 0 LOB: 0 BB: 0 P: 8	R: 0 E: 0 K: 0 S: 4	H: 0 LOB: 0 BB: 0 P: 8	1B: 4 2B: 1 3B: 0 HR: 0	SF: 1 SAC: 1 DP: 1 HBP: 1	WP: 0 PB: 0 SB: 2 CS: 0	PA: 35			
<b>PITCHER</b>	IP	WLS	BF	H	R	ER	SO	BB	IBB	HBP	BLK	WP	HR	S	P	ERA	WHIP								
<b>Jose Mesa, R</b> (1, 1) ERA: 2.45	7.0	L	29	4	1	1	4	4	0	1	0	0	0	70	116	1.29	1.143								
<b>Mark Williamson, R</b> (8, 1) ERA:	2.0		6	0	0	0	0	0	0	0	0	0	0	9	16	0.00	0.000								

**Texas Rangers @ Baltimore Orioles**  
**Memorial Stadium, Baltimore, MD**  
 Sat Apr 20 1991, 3:33 AM EDT  
 Att. 22,448 - Overcast - 49 F

[livebaseballscorecards.com](http://livebaseballscorecards.com)

**AB 28**  
**R 1**  
**H 4**  
**RBI 1**  
**BB 4**  
**SO 4**  
**LOB 14**



Batter	1	2	3	4	5	6	7	8	9	AB R H RBI BB SO LOB
Mike Devereaux, R (1, 8) OBP: 0.188, SLG: 0.290	2-3 K ①		3-2 G5-3 ②		2-0 F7 ②			1-2 E 2B		4 0 1 0 0 1 1
Randy Milligan, R (1, 7) OBP: 0.324, SLG: 0.207 Tim Hulett, R (9, 4)	2-3 K ②		0-0 P4 ③		2-3 K ③			0-0 F8 ②		4 0 0 0 0 2 2 0 0 0 0 0 0 0
Cal Ripken Jr., R (1, 6) OBP: 0.442, SLG: 0.676	2-2 F9 ③			1-0 F8 ①		0-1 P2 ①		0-0 E6 2-3		4 0 0 0 0 0 1
Glenn Davis, R (1, 3) OBP: 0.381, SLG: 0.471 Leo Gomez, R (7, 3) OBP: 0.333, SLG: 0.250		1-1 G5-3 ①		4-1 1B BB		2-3 K ②		3-3 K ③		2 0 0 0 1 1 0 1 0 0 0 0 1 2
Sam Horn, L (1, 10) OBP: 0.286, SLG: 0.440		1-3 K ②		1-2 1B		2-3 K ③		1-3 K ①		4 0 1 0 0 3 0
Joe Orsulak, L (1, 9) OBP: 0.188, SLG: 0.133		0-1 WP 1B		2-3 K ②		1-0 P6 ①		3-1 F8 ②		4 0 1 0 0 1 2
Craig Worthington, R (1, 5) OBP: 0.265, SLG: 0.300	1 SAFE	4-0 1B BB		3-2 G6-3 ③		2-3 K ②		1-0 G5-3 ③		3 0 0 0 1 1 2
Chris Hoiles, R (1, 2) OBP: 0.174, SLG: 0.136		2-2 F9 ③		1-3 K ①		2-3 K ③				3 0 0 0 0 2 2
Billy Ripken, R (1, 4) OBP: 0.241, SLG: 0.185 Brady Anderson, L (8, PH) OBP: 0.467, SLG: 0.364 (9, 7)			0-0 F9 ①		2-1 1B			1-0 F7 ①		2 0 1 0 0 0 0 1 0 0 0 0 0 0

Inning Stats	R: 0	H: 0	E: 0	K: 2	S: 9	R: 0	H: 1	E: 0	K: 1	S: 11	R: 0	H: 0	E: 0	K: 0	S: 8	R: 0	H: 1	E: 0	K: 1	S: 11	R: 0	H: 0	E: 0	K: 2	S: 8	R: 0	H: 0	E: 0	K: 2	S: 7	R: 0	H: 1	E: 1	K: 1	S: 10	R: 0	H: 0	E: 0	K: 1	S: 7	1B: 3	SF: 0	2B: 1	SAC: 0	3B: 0	DP: 0	HR: 0	HBP: 0
	0	0	0	2	9	0	1	0	1	11	0	0	0	0	8	0	0	0	1	1	11	0	0	0	2	8	0	0	0	0	7	0	1	1	1	10	0	0	0	0	7	3	0	1	0	0	0	0
PITCHER	IP	WLS	BF	H	R	ER	SO	BB	IBB	HBP	BLK	WP	HR	S	P	ERA	WHIP																															
Nolan Ryan, R (1, 1) ERA: 3.38	7.1	W	28	4	0	0	10	2	0	0	0	1	0	69	115	0.00	0.818																															
Jeff Russell, R (8, 1) ERA:	1.2	S	6	0	0	0	2	0	0	0	0	0	0	13	21	0.00	0.000																															

**BOTTOM**

**Texas Rangers @ Baltimore Orioles**  
**Memorial Stadium, Baltimore, MD**

Sat Apr 20 1991, 3:33 AM EDT  
 Att. 22,448 - Overcast - 49 F

livebaseballscorecards.com

AB	32
R	0
H	4
RBI	0
BB	2
SO	12
LOB	12

WP: 1 PA: 34  
 PB: 0  
 SB: 0  
 CS: 0



Batter	1	2	3	4	5	6	7	8	9	10	11	AB R H RBI BB SO LOB	TOP
Brian Downing, R (1, 10) OBP: 0.676, SLG: 0.750 Mario Diaz, R (11, PR) OBP: 0.167, SLG: 0.091	3-2 F7		0-3 K	1-2 1B 2B		2-2 F8		1-3 K			1-2 SH1-3 1B	6 1 2 1 0 2 3 0 0 0 0 0 0 0	
Geno Petralli, L (1, 2) OBP: 0.280, SLG: 0.182 Mike Stanley, R (11, PH) OBP: 0.333, SLG: 0.200	0-0 CS 1B		4-2 1B BB	1-0 1B		1-3 K			0-0 F7		1-0 SH1-3	4 0 2 1 1 1 1 0 0 0 1 0 0 0	
Rafael Palmeiro, L (1, 3) OBP: 0.311, SLG: 0.512	3-3 K		0-1 G3-4 1B	1-2 G3			2-1 F8		1-1 G4-3		2-0 G4-3	6 0 1 0 0 1 3	
Ruben Sierra, S (1, 9) OBP: 0.295, SLG: 0.488		3-2 HR	0-1 G3-4		1-3 K		2-3 K		2-1 F7			5 1 1 1 0 2 2	
Julio Franco, R (1, 4) OBP: 0.182, SLG: 0.256		1-1 3B 1B	2-3 K		2-2 F9		2-0 F9			1-0 F9		5 1 1 0 0 1 2	
Jack Daugherty, S (1, 7) OBP: 0.200, SLG: 0.111		1-3 K		4-2 SH2-3 1B G4-3 BB	1-1 1B			0-3 K		1-0 F8		4 1 1 0 1 2 1	
Steve Buechele, R (1, 5) OBP: 0.263, SLG: 0.371		0-3 K		2-1 G4-3 SH2-3 2B 1B	0-0 L7			3-2 P4		0-0 F9		5 1 1 0 0 1 2	
Jeff Huson, L (1, 6) OBP: 0.321, SLG: 0.304		0-2 1-H 3B		1-0 SH2-3		4-2 BB		4-2 BB BB			2-1 G4-3	2 0 1 1 2 0 0	
Gary Pettis, S (1, 8) OBP: 0.467, SLG: 0.318 Kevin Reimer, L (8, PH) OBP: 0.346, SLG: 0.522 Nick Capra, R (8, PR)		1-3 K		2-1 G4-3		2-2 L4		4-0 BB			4-2 1B SH1-3 BB	3 0 0 1 0 1 3 0 0 0 0 1 0 0 0 1 0 0 1 0 0	
<b>Inning Stats</b>	R: 0 H: 1 E: 0 LOB: 1 K: 1 BB: 0 S: 9 P: 15	R: 2 H: 3 E: 0 LOB: 1 K: 3 BB: 0 S: 18 P: 24	R: 0 H: 1 E: 0 LOB: 2 K: 2 BB: 1 S: 12 P: 18	R: 3 H: 3 E: 0 LOB: 1 K: 0 BB: 1 S: 14 P: 26	R: 0 H: 1 E: 0 LOB: 1 K: 1 BB: 0 S: 9 P: 13	R: 0 H: 0 E: 0 LOB: 1 K: 1 BB: 1 S: 12 P: 21	R: 0 H: 0 E: 0 LOB: 0 K: 1 BB: 0 S: 7 P: 13	R: 0 H: 0 E: 0 LOB: 2 K: 2 BB: 2 S: 13 P: 25	R: 0 H: 0 E: 0 LOB: 0 K: 0 BB: 0 S: 5 P: 8	R: 0 H: 0 E: 0 LOB: 0 K: 0 BB: 0 S: 3 P: 5	R: 1 H: 1 E: 0 LOB: 1 K: 0 BB: 1 S: 11 P: 21	1B: 7 SF: 0 2B: 2 SAC: 2 3B: 1 DP: 1 HR: 1 HBP: 0	WP: 0 PA: 48 PB: 0 SB: 0 CS: 1
<b>PITCHER</b>	IP WLS BF H R ER SO BB IBB HBP BLK WP HR S P ERA WHIP												
Jaime Navarro, R (1, 1) ERA: 5.51	3.2 20 8 5 5 6 2 0 0 0 0 1 50 79 12.27 2.727												
Mark Lee, L (4, 1) ERA:	2.1 9 1 0 0 2 1 0 0 0 0 0 24 38 0.00 0.857												
Julio Machado, R (7, 1) ERA: 4.35	1.2 7 0 0 0 2 2 0 0 0 0 0 17 34 0.00 1.200												
Chuck Crim, R (8, 1) ERA: 6.1	2.2 L 10 1 1 1 1 1 0 0 0 0 0 20 33 3.38 0.750												
Dan Plesac, L (11, 1) ERA: 4.32	0.2 2 0 0 0 0 0 0 0 0 0 0 2 5 0.00 0.000												

Texas Rangers @ Milwaukee Brewers  
 Milwaukee County Stadium, Milwaukee, WI  
 Tue Apr 23 1991, 8:05 PM EDT  
 Att. 6,896 - Cloudy - 43 F

livebaseballscorecards.com

AB 40  
 R 6  
 H 10  
 RBI 6  
 BB 6  
 SO 11  
 LOB 17



Batter	1	2	3	4	5	6	7	8	9	10	11	AB R H RBI BB SO LOB	BOTTOM														
<b>Darryl Hamilton, L</b> OBP: 0.367, SLG: 0.280 (1, 7)	1-3 K	0-0 HR 1B		2-2 P8			0-2 G3			1-1 G1-3		5 1 1 0 0 1 0	<b>Texas Rangers @ Milwaukee Brewers</b> <b>Milwaukee County Stadium, Milwaukee, WI</b> Tue Apr 23 1991, 8:05 PM EDT Att. 6,896 - Cloudy - 43 F														
<b>Robin Yount, R</b> OBP: 0.345, SLG: 0.636 (1, 8)	3-2 2B	2-0 HR		3-2 1B			2-3 K			2-3 K		5 2 3 3 0 2 0															
<b>Gary Sheffield, R</b> OBP: 0.304, SLG: 0.420 (1, 5)	2-0 L6	4-2 BB		1-3 K			2-3 K			0-0 F9		4 0 0 0 1 2 2															
<b>Franklin Stubbs, L</b> OBP: 0.289, SLG: 0.343 (1, 3)	4-1 2B	3-2 P5			2-1 P3		2-1 G3			0-0 F9		4 1 0 0 1 0 1															
<b>Dante Bichette, R</b> OBP: 0.250, SLG: 0.340 (1, 9)	3-1 2B		1-1 G6-3		1-2 G4-3		1-0 L3 1B			1-1 L8		5 0 2 2 0 0 0															
<b>Jim Gantner, L</b> OBP: 0.273, SLG: 0.276 (1, 4)	1-3 K		4-0 BB BB		2-1 P6		1-0 L3			0-0 F7		4 0 0 0 1 1 2															
<b>Greg Vaughn, R</b> OBP: 0.313, SLG: 0.370 (1, 10)		2-1 F8	4-0 G1-6-3 BB			1-1 G3			0-1 F8		3 0 0 0 1 0 0																
<b>B.J. Surhoff, L</b> OBP: 0.114, SLG: 0.093 (1, 2)		0-0 G6-3	1-1 G1-6-3			1-0 L9			0-3 K		4 0 0 0 0 1 2																
<b>Bill Spiers, L</b> OBP: 0.289, SLG: 0.463 (1, 6)		1-2 1B HR 1B		2-1 G3		0-1 P2			3-1 F8		4 1 1 0 0 0 0																
<b>Inning Stats</b>	R: 2 E: 0 K: 2 S: 13	H: 2 LOB: 1 BB: 1 P: 27	R: 3 E: 0 K: 0 S: 16	H: 3 LOB: 1 BB: 1 P: 28	R: 0 E: 0 K: 0 S: 4	H: 0 LOB: 1 BB: 2 P: 14	R: 0 E: 0 K: 1 S: 15	H: 1 LOB: 1 BB: 0 P: 23	R: 0 E: 0 K: 0 S: 7	H: 0 LOB: 0 BB: 0 P: 12	R: 0 E: 0 K: 0 S: 5	H: 0 LOB: 0 BB: 0 P: 7		R: 0 E: 0 K: 2 S: 10	H: 0 LOB: 0 BB: 0 P: 14	R: 0 E: 0 K: 0 S: 4	H: 1 LOB: 0 BB: 0 P: 8	R: 0 E: 0 K: 1 S: 8	H: 0 LOB: 0 BB: 0 P: 11	R: 0 E: 0 K: 1 S: 7	H: 0 LOB: 0 BB: 0 P: 10	R: 0 E: 0 K: 0 S: 4	H: 0 LOB: 0 BB: 0 P: 5	1B: 4 2B: 3 3B: 0 HR: 1	SF: 0 SAC: 0 DP: 2 HBP: 0	WP: 0 PB: 0 SB: 1 CS: 0	PA: 42
<b>PITCHER</b>	IP	WLS	BF	H	R	ER	SO	BB	IBB	HBP	BLK	WP		HR	S	P	ERA	WHIP									
<b>Bobby Witt, R</b> ERA: 3.44 (1, 1)	2.1		16	5	5	5	2	4	0	0	0	0	1	31	66	19.29	3.857										
<b>Gerald Alexander, R</b> ERA: (3, 1)	4.2		14	1	0	0	3	0	0	0	0	0	0	39	59	0.00	0.214										
<b>Mike Jeffcoat, L</b> ERA: (8, 1)	2.1		7	1	0	0	1	0	0	0	0	0	0	14	22	0.00	0.429										
<b>Rich Gossage, R</b> ERA: (10, 1)	0.2	W	2	0	0	0	1	0	0	0	0	0	0	5	7	0.00	0.000										
<b>Jeff Russell, R</b> ERA: (11, 1)	1.0	S	3	0	0	0	0	0	0	0	0	0	0	4	5	0.00	0.000										

AB	38
R	5
H	7
RBI	5
BB	4
SO	7
LOB	7



Batter	1	2	3	4	5	6	7	8	9	AB R H RBI BB SO LOB	TOP											
Jack Daugherty, S (1, 7) OBP: 0.143, SLG: 0.083 Nick Capra, R (8, 7)	2-2 L6			0-0 G3	1-2 SF9		1-1 SH2-3	2-2 G4-3		3 0 0 1 0 0 2 0 0 0 0 0 0 0												
Geno Petralli, L (1, 2) OBP: 0.300, SLG: 0.269	2-2 F7			4-1 FC4-6 BB	1-0 2B 3B		3-2 F9		0-3 K	4 1 1 1 1 1 1												
Rafael Palmeiro, L (1, 3) OBP: 0.340, SLG: 0.532	1-0 G6-3			1-0 FC4-6 2B	3-2 2B			4-1 2B 1B BB	2-2 E 1B	4 2 2 1 1 0 1												
Ruben Sierra, S (1, 9) OBP: 0.327, SLG: 0.532		1-1 G3-1		3-2 2B	4-2 BB			1-0 1B SF6 2B	2-2 F8	4 1 2 1 1 0 1												
Julio Franco, R (1, 4) OBP: 0.204, SLG: 0.271		1-2 L9-6 S 1B		2-2 F9	2-2 FC6			1-2 BLK 1B	2-1 E5	5 1 2 1 0 0 4												
Kevin Reimer, L (1, 10) OBP: 0.290, SLG: 0.444		2-2 L9-6		1-0 P2	0-3 K			1-0 SF6	2-3 K	4 0 0 1 0 2 3												
Steve Buechele, R (1, 5) OBP: 0.286, SLG: 0.447			2-2 F9	0-0 HR	0-0 F9			4-2 1B BB		3 1 1 1 1 0 0												
Jeff Huson, L (1, 6) OBP: 0.344, SLG: 0.333			0-1 G4-1	3-2 2B SF9 1B	2-3 K			0-0 1B		4 1 2 1 0 1 0												
Gary Pettis, S (1, 8) OBP: 0.471, SLG: 0.385			2-3 K	0-0 3B 2B			2-2 CS SH2-3 1B	1-3 K		4 1 2 0 0 2 2												
<b>Inning Stats</b>	R: 0 E: 0 K: 0 S: 9	H: 0 LOB: 0 BB: 0 P: 14	R: 0 E: 0 K: 1 S: 8	H: 1 LOB: 0 BB: 0 P: 12	R: 0 E: 0 K: 1 S: 8	H: 0 LOB: 0 BB: 0 P: 12	R: 1 E: 0 K: 0 S: 9	H: 1 LOB: 1 BB: 1 P: 19	R: 4 E: 0 K: 0 S: 25	H: 5 LOB: 2 BB: 1 P: 40	R: 0 E: 0 K: 2 S: 7	H: 0 LOB: 0 BB: 0 P: 9	R: 0 E: 0 K: 0 S: 10	H: 1 LOB: 0 BB: 0 P: 16	R: 3 E: 0 K: 1 S: 19	H: 3 LOB: 2 BB: 2 P: 33	R: 0 E: 1 K: 2 S: 15	H: 1 LOB: 2 BB: 0 P: 23	1B: 6 2B: 5 3B: 1 HR: 1	SF: 2 SAC: 1 DP: 1 HBP: 0	WP: 0 PB: 0 SB: 1 CS: 1	PA: 42
<b>PITCHER</b>	IP WLS BF H R ER SO BB IBB HBP BLK WP HR S P ERA WHIP																					
Mark Knudson, R (1, 1) ERA: 8.03	4.2 L 21 7 5 5 1 1 0 0 0 0 1 50 82 9.64 1.714																					
Darren Holmes, R (5, 1) ERA: 2.38	2.1 8 1 0 0 2 1 0 0 0 0 0 26 40 0.00 0.857																					
Ed Nunez, R (8, 1) ERA: 5.87	2.0 13 4 3 3 3 2 0 0 1 0 0 34 56 13.50 3.000																					

Texas Rangers @ Milwaukee Brewers  
Milwaukee County Stadium, Milwaukee, WI

Wed Apr 24 1991, 8:05 PM EDT  
Att: 9,822 - Sunny - 58 F

livebaseballscorecards.com

AB	35
R	8
H	12
RBI	8
BB	4
SO	6
LOB	14



Batter	1	2	3	4	5	6	7	8	9	AB	R	H	RBI	BB	SO	LOB
Darryl Hamilton, L (1, 7) OBP: 0.324, SLG: 0.241	0-0 G6-3		1-0 F8			1-1 G4-3		2-1 G6-3		4	0	0	0	0	0	2
Jim Gantner, L (1, 4) OBP: 0.270, SLG: 0.303	2-0 G6-3		0-0 2B			2-1 F8			1-0 F8	4	0	1	1	0	0	0
Gary Sheffield, R (1, 5) OBP: 0.317, SLG: 0.426	0-0 FC6-4 1B		1-1 G5-3			2-2 G5-3			2-1 G4-6-3 1B	4	0	2	0	0	0	1
Robin Yount, R (1, 8) OBP: 0.323, SLG: 0.593	1-0 FC6-4			2-3 K			0-0 L9		1-0 G4-6-3	4	0	0	0	0	1	2
Franklin Stubbs, L (1, 3) OBP: 0.268, SLG: 0.316		2-0 L8		1-0 F8			0-0 F8			3	0	0	0	0	0	0
Dante Bichette, R (1, 9) OBP: 0.237, SLG: 0.321		3-2 G5-3		2-2 F8			1-2 G4-3			3	0	0	0	0	0	0
Greg Vaughn, R (1, 10) OBP: 0.314, SLG: 0.467		0-1 G5-3			1-3 K			1-1 HR		3	1	1	1	0	1	0
B.J. Surhoff, L (1, 2) OBP: 0.106, SLG: 0.087			1-2 L7		0-1 G6-3			2-2 F7		3	0	0	0	0	0	0
Rick Dempsey, R (9, 2) OBP: 0.125, SLG: 0.500										0	0	0	0	0	0	0
Bill Spiers, L (1, 6) OBP: 0.313, SLG: 0.465			4-1 2B BB		2-2 G4-3			2-2 G6-3 1B		2	1	1	0	1	0	0

Inning Stats		R: 0	H: 1	R: 0	H: 0	R: 1	H: 1	R: 0	H: 0	R: 0	H: 0	R: 0	H: 0	R: 1	H: 2	R: 0	H: 1	1B: 3	SF: 0	WP: 0	PA: 31	
		E: 0	LOB: 1	E: 0	LOB: 0	E: 0	LOB: 1	E: 0	LOB: 0	E: 0	LOB: 0	E: 0	LOB: 0	E: 0	LOB: 0	E: 0	LOB: 0	2B: 1	SAC: 0	PB: 0		
		K: 0	BB: 0	K: 0	BB: 0	K: 0	BB: 1	K: 1	BB: 0	K: 1	BB: 0	K: 0	BB: 0	K: 0	BB: 0	K: 0	BB: 0	3B: 0	DP: 2	SB: 0		
		S: 4	P: 7	S: 6	P: 11	S: 8	P: 15	S: 9	P: 14	S: 9	P: 12	S: 7	P: 12	S: 5	P: 6	S: 11	P: 18	HR: 1	HBP: 0	CS: 0		
PITCHER	IP	WLS	BF	H	R	ER	SO	BB	IBB	HBP	BLK	WP	HR	S	P	ERA	WHIP					
Kevin Brown, R (1, 1) ERA: 3.86	8.0	W	28	4	2	2	2	1	0	0	0	0	1	59	95	2.25	0.625					
Brad Ansborg, R (9, 1) ERA: 5.14	1.0		3	1	0	0	0	0	0	0	0	0	0	4	8	0.00	1.000					

BOTTOM

Texas Rangers @ Milwaukee Brewers  
Milwaukee County Stadium, Milwaukee, WI

Wed Apr 24 1991, 8:05 PM EDT  
Att. 9,822 - Sunny - 58 F

livebaseballscores.com

AB	30
R	2
H	5
RBI	2
BB	1
SO	2
LOB	5



Batter	1	2	3	4	5	6	7	8	9	AB R H RBI BB SO LOB	TOP																								
<b>Brian Downing, R</b> (1, 10) OBP: 0.615, SLG: 0.643	1-1 G1-3		0-3 K		1-1 G6-3		3-2 F9		4-1 1B BB	4 0 0 0 1 1 3																									
<b>Julio Franco, R</b> (1, 4) OBP: 0.222, SLG: 0.269	1-0 B1-3		4-2 BB			3-1 G6-3		0-1 G4-3	0-2 1B	4 0 1 1 1 0 0																									
<b>Rafael Palmeiro, L</b> (1, 3) OBP: 0.345, SLG: 0.519	3-1 1B		0-1 G4-3			0-0 G4-3		0-0 G3 1B	1-1 G3	5 0 2 0 0 0 4																									
<b>Ruben Sierra, S</b> (1, 9) OBP: 0.321, SLG: 0.510	2-1 F8			2-1 P3		2-2 1B		0-0 G3		4 0 1 0 0 0 2																									
<b>Kevin Reimer, L</b> (1, 7) OBP: 0.286, SLG: 0.419				1-0 G4-3		0-0 G4-3		1-1 P4		4 0 1 0 0 0 2																									
<b>Steve Buechele, R</b> (1, 5) <b>Mario Diaz, R</b> (7, 5) OBP: 0.267, SLG: 0.415 OBP: 0.154, SLG: 0.083		2-0 F8		2-2 F8			1-1 G6-3		1-1 G5-3	3 0 0 0 0 0 1 1 0 0 0 0 0 0																									
<b>Mike Stanley, R</b> (1, 2) OBP: 0.436, SLG: 0.250		2-2 FC1-5 FC6			4-2 G6-3 BB		0-0 1B G3 1B		4-1 BB 1B BB	2 1 1 0 2 0 1	<b>AB 35</b>																								
<b>Jeff Huson, L</b> (1, 6) <b>Geno Petralli, L</b> (9, PH) OBP: 0.314, SLG: 0.300 OBP: 0.323, SLG: 0.296		0-2 FC6			2-2 G6-3		0-0 G3		2-0 1B BB 1B	3 0 0 0 0 0 3 1 0 1 0 0 0 0	<b>R 1</b>																								
<b>Gary Pettis, S</b> (1, 8) <b>Jack Daugherty, S</b> (7, PH) OBP: 0.472, SLG: 0.393 OBP: 0.188, SLG: 0.143			1-3 K		0-1 E1 1B		2-2 1B		0-0 P5	2 0 1 0 0 1 0 2 0 1 0 0 0 2	<b>H 9</b>																								
<b>Inning Stats</b>	R: 0 E: 0 K: 0 S: 7	H: 1 LOB: 1 BB: 0 P: 14	R: 0 E: 0 K: 0 S: 9	H: 1 LOB: 1 BB: 0 P: 13	R: 0 E: 0 K: 2 S: 10	H: 0 LOB: 1 BB: 1 P: 15	R: 0 E: 0 K: 0 S: 7	H: 0 LOB: 0 BB: 0 P: 12	R: 0 E: 1 K: 0 S: 9	H: 1 LOB: 1 BB: 1 P: 16	R: 0 E: 0 K: 0 S: 7	H: 1 LOB: 1 BB: 0 P: 12	R: 0 E: 0 K: 0 S: 10	H: 2 LOB: 2 BB: 0 P: 16	R: 0 E: 0 K: 0 S: 6	H: 1 LOB: 1 BB: 0 P: 7	R: 1 E: 0 K: 0 S: 11	H: 2 LOB: 3 BB: 2 P: 23	1B: 9 2B: 0 3B: 0 HR: 0	SF: 0 SAC: 0 DP: 1 HBP: 0	WP: 1 PB: 0 SB: 0 CS: 0	PA: 39													
<b>PITCHER</b> <b>Chris Bosio, R</b> (1, 1) ERA: 2.03	IP 9.0	WLS W	BF 39	H 9	R 1	ER 1	SO 2	BB 4	IBB 0	HBP 0	BLK 0	WP 1	HR 0	S 76	P 128	ERA 1.00	WHIP 1.444	<b>PITCHER</b>	IP 9.0	WLS W	BF 39	H 9	R 1	ER 1	SO 2	BB 4	IBB 0	HBP 0	BLK 0	WP 1	HR 0	S 76	P 128	ERA 1.00	WHIP 1.444

Texas Rangers @ Milwaukee Brewers  
Milwaukee County Stadium, Milwaukee, WI

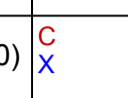
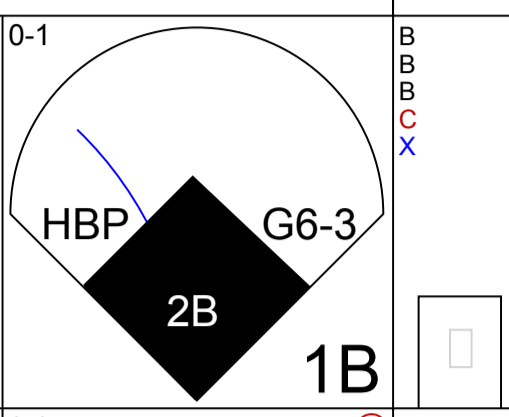
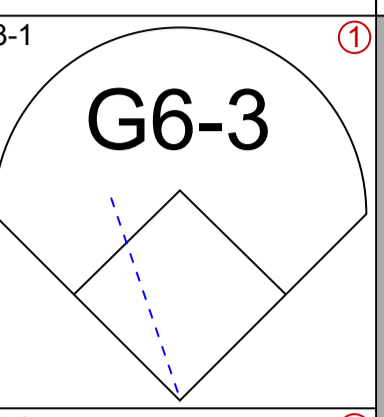

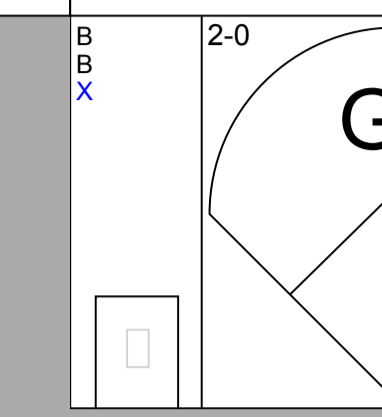
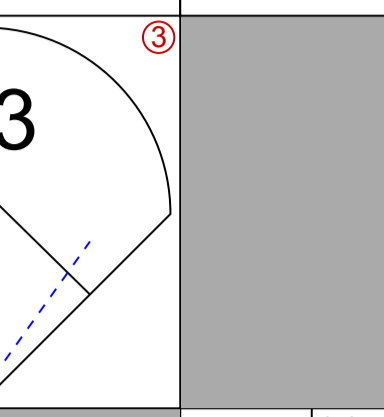
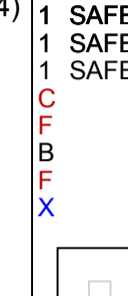
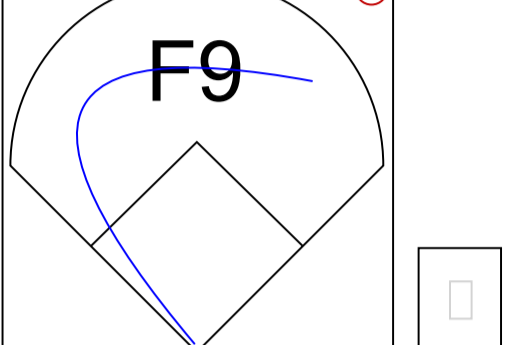
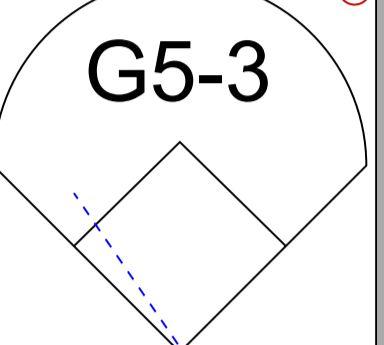

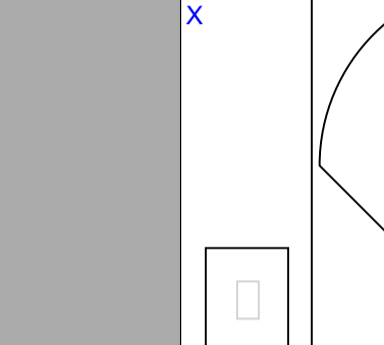
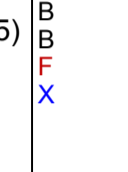
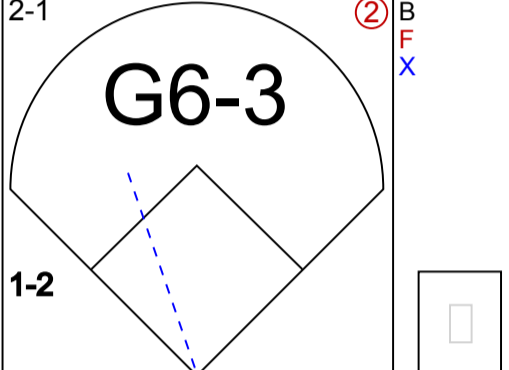
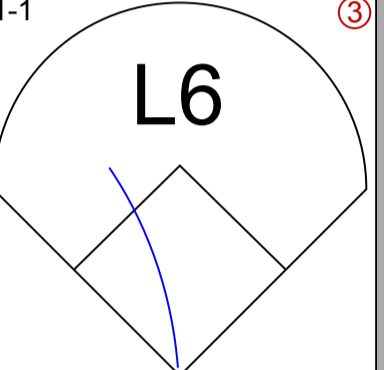

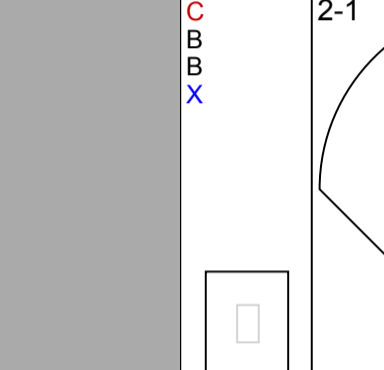

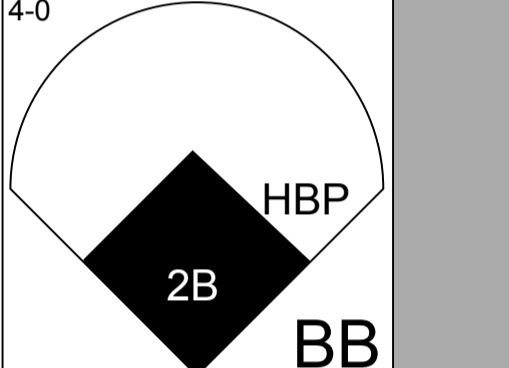
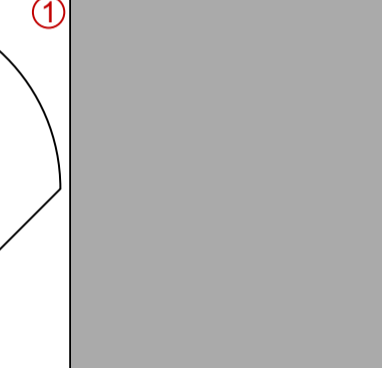
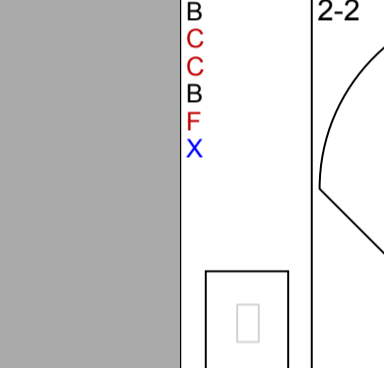
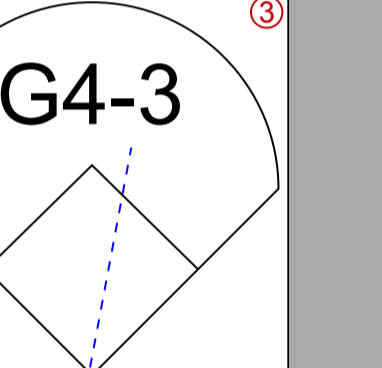
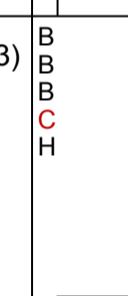
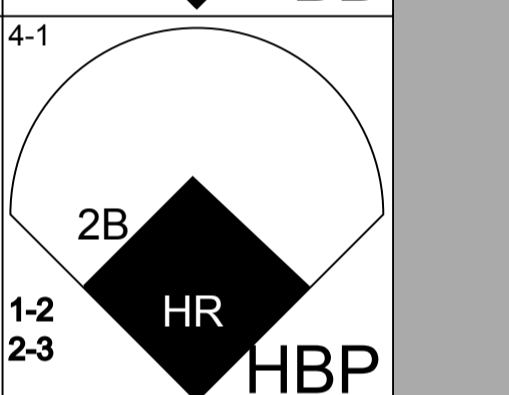
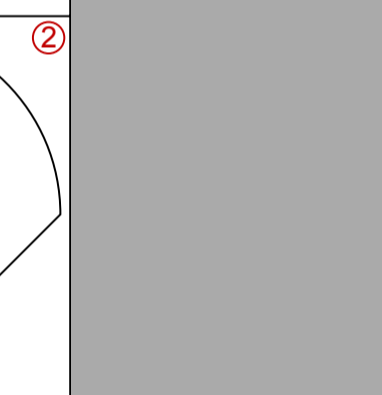

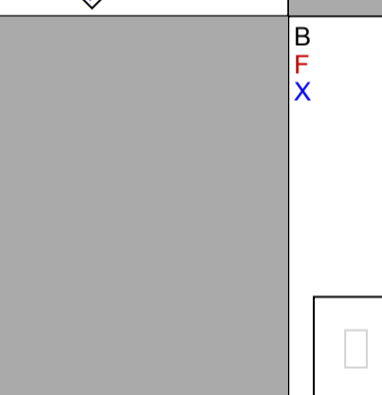
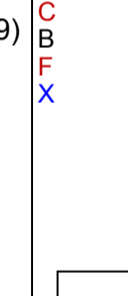
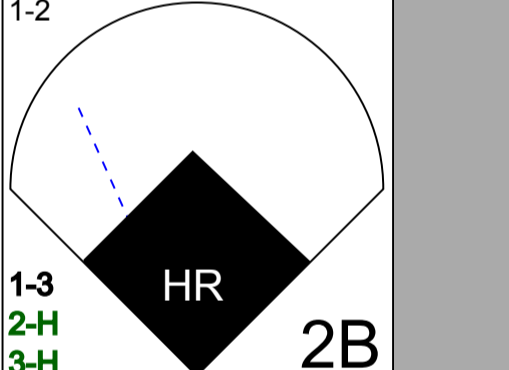
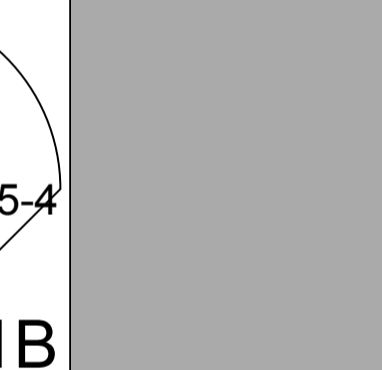



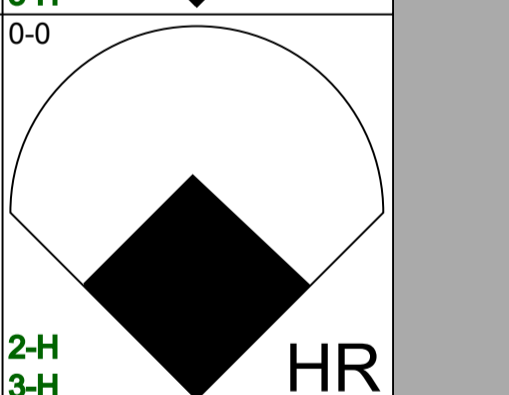
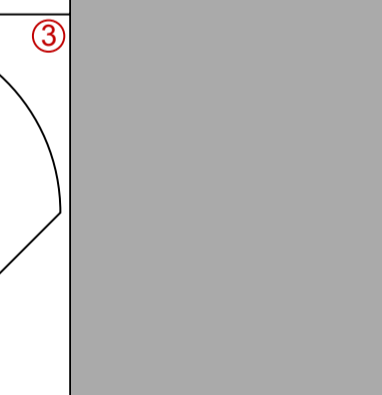

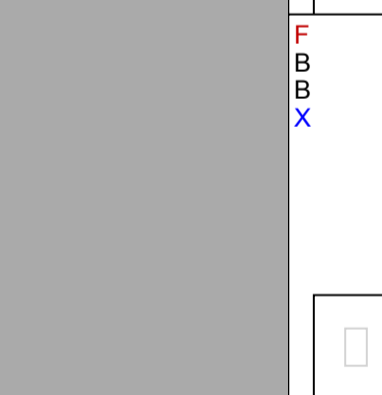
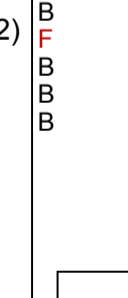
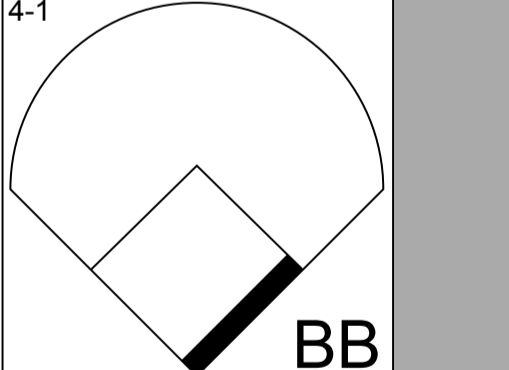
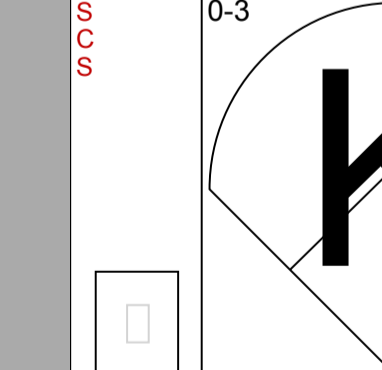
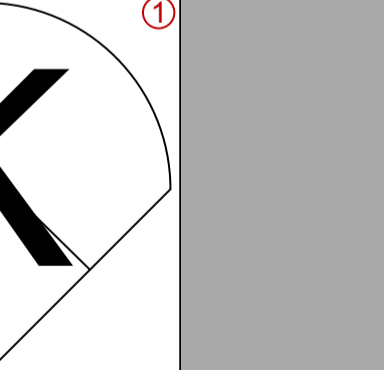

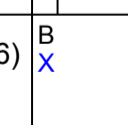
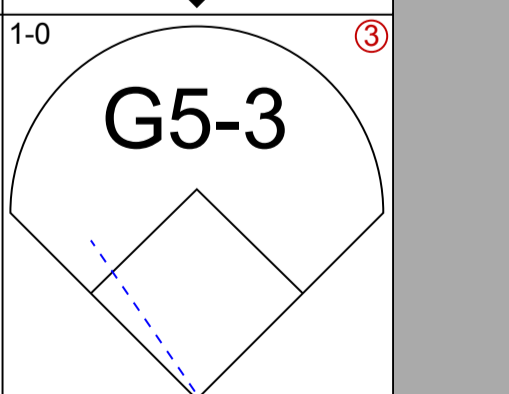
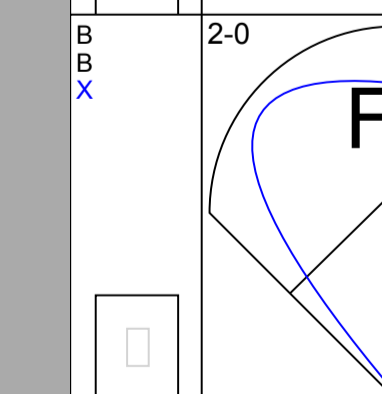
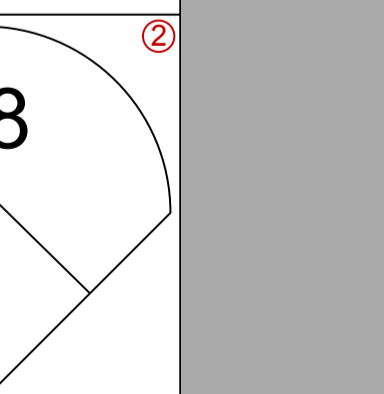
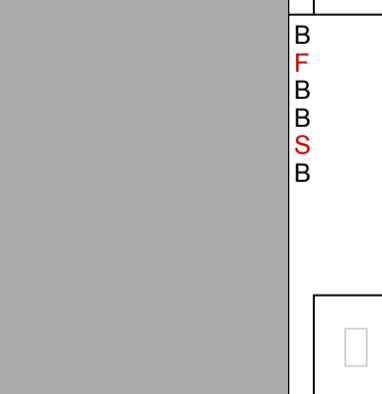
Thu Apr 25 1991, 4:33 AM EDT  
Att. 10,034 - Cloudy - 57 F

livebaseballscorecards.com





Batter	1	2	3	4	5	6	7	8	9	AB R H RBI BB SO LOB
--------	---	---	---	---	---	---	---	---	---	----------------------

<b>Paul Molitor, R</b> <small>OBP: 0.352, SLG: 0.460</small> <small>(1, 10)</small>  												
<b>Willie Randolph, R</b> <small>OBP: 0.360, SLG: 0.238</small> <small>(1, 4)</small>  												
<b>Gary Sheffield, R</b> <small>OBP: 0.313, SLG: 0.414</small> <small>(1, 5)</small>  												
<b>Robin Yount, R</b> <small>OBP: 0.333, SLG: 0.629</small> <small>(1, 8)</small>  												
<b>Franklin Stubbs, L</b> <small>OBP: 0.289, SLG: 0.317</small> <small>(1, 3)</small>  												
<b>Dante Bichette, R</b> <small>OBP: 0.254, SLG: 0.350</small> <small>(1, 9)</small>  												
<b>Greg Vaughn, R</b> <small>OBP: 0.333, SLG: 0.647</small> <small>(1, 7)</small>  												
<b>Rick Dempsey, R</b> <small>OBP: 0.167, SLG: 0.364</small> <small>(1, 2)</small>  												
<b>Dale Sveum, S</b> <small>(1, 6)</small>  												

<b>Inning Stats</b>	R: 5 E: 0 K: 0 S: 15	H: 3 LOB: 1 BB: 2 P: 33	R: 0 E: 0 K: 0 S: 5	H: 0 LOB: 0 BB: 0 P: 9	R: 0 E: 0 K: 0 S: 6	H: 1 LOB: 1 BB: 0 P: 10	R: 0 E: 0 K: 1 S: 5	H: 0 LOB: 0 BB: 0 P: 9	R: 0 E: 0 K: 0 S: 7	H: 0 LOB: 0 BB: 0 P: 12	R: 2 E: 0 K: 1 S: 13	H: 2 LOB: 1 BB: 1 P: 25	R: 2 E: 0 K: 0 S: 8	H: 2 LOB: 0 BB: 0 P: 12	R: 0 E: 0 K: 1 S: 6	H: 0 LOB: 0 BB: 0 P: 9	1B: 4 2B: 1 3B: 0 HR: 3	SF: 0 SAC: 0 DP: 0 HBP: 1	WP: 0 PB: 0 SB: 1 CS: 0	PA: 36			
<b>PITCHER</b>	IP	WLS	BF	H	R	ER	SO	BB	IBB	HBP	BLK	WP	HR	S	P	ERA	WHIP						
<b>Kenny Rogers, L</b> <small>ERA: 13.11</small>	(1, 1)	6.0	L	28	6	7	7	2	3	0	1	0	0	2	51	98	10.50	1.500					
<b>John Barfield, L</b> <small>ERA: 5.19</small>	(7, 1)	2.0		8	2	2	2	1	0	0	0	0	1	14	21	9.00	1.000						

**BOTTOM**

**Texas Rangers @ Milwaukee Brewers**  
 Milwaukee County Stadium, Milwaukee, WI

Thu Apr 25 1991, 4:33 AM EDT  
 Att: 10,034 - Cloudy - 57 F

livebaseballscorecards.com

AB	32
R	9
H	8
RBI	9
BB	3
SO	3
LOB	6



Batter	1	2	3	4	5	6	7	8	9	AB R H RBI BB SO LOB	TOP											
Alex Cole, L (1, 8) OBP: 0.381, SLG: 0.395	2-1 G4-3		0-1 SH1-4		2-0 L4		2-1 G4-3		4-2 FC4-6 BB	3 0 0 0 1 0 2												
Jerry Browne, S (1, 4) OBP: 0.208, SLG: 0.152	1-3 K		1-1 SF7		1-0 FC6			1-3 K	1-1 FC4-6	4 0 0 1 0 2 4												
Carlos Baerga, S (1, 5) OBP: 0.327, SLG: 0.400	1-0		3-2 G3			0-1 FC6-4 1B		2-0 P5	2-2 F9	3 1 2 1 0 0 1												
Jeff Manto, R (6, PR) OBP: 0.429, SLG: 0.200	HR									2 0 0 0 0 0 3												
Albert Belle, R (1, 7) OBP: 0.314, SLG: 0.489	2-3 K			1-1 P3		0-2 FC6-4 1B		3-3 K		4 0 1 0 0 2 0												
Turner Ward, S (9, 9) OBP: 0.276, SLG: 0.286										0 0 0 0 0 0 0												
Chris James, R (1, 10) OBP: 0.344, SLG: 0.321		2-1 L7		1-1 G5-3		0-2 FC6-4			1-3 K	4 0 0 0 0 1 2												
Brook Jacoby, R (1, 3) OBP: 0.246, SLG: 0.345		1-2 F8		1-2 P6		2-3 K			1-0 WP E	4 0 1 0 0 1 3												
Mitch Webster, S (9, PR)									2B	0 1 0 0 0 0 0												
Jose Escobar, R (9, 5) OBP: 0.250, SLG: 0.182										0 0 0 0 0 0 0												
Sandy Alomar Jr., R (1, 2) OBP: 0.271, SLG: 0.304		2-3 K			0-1 P5	0-0 F9			2-0 E5 2B	4 1 1 1 0 1 2												
Beau Alred, L (1, 9) OBP: 0.400, SLG: 0.444			2-1 E4 SH1-4 SF7 1B		0-0 1B 2B				4-2 2B BB	3 2 2 0 1 1 0												
Mark Lewis, R (1, 6) OBP: 0.750, SLG: 1.000			4-1 SF7 SH1-4 BB		0-2 FC6 1B				0-0 FC4-6 2B	3 0 2 2 1 1 0												
<b>Inning Stats</b>	R: 1 E: 0 K: 2 S: 10	H: 1 LOB: 0 BB: 0 P: 16	R: 0 E: 0 K: 1 S: 12	H: 0 LOB: 0 BB: 0 P: 17	R: 1 E: 1 K: 0 S: 10	H: 1 LOB: 1 BB: 1 P: 20	R: 0 E: 0 K: 0 S: 7	H: 0 LOB: 0 BB: 0 P: 10	R: 0 E: 0 K: 0 S: 9	H: 2 LOB: 2 BB: 0 P: 12	R: 0 E: 0 K: 1 S: 13	H: 2 LOB: 2 BB: 0 P: 15	R: 0 E: 0 K: 2 S: 8	H: 0 LOB: 0 BB: 0 P: 12	R: 0 E: 0 K: 2 S: 8	H: 0 LOB: 0 BB: 0 P: 14	R: 3 E: 1 K: 1 S: 16	H: 3 LOB: 3 BB: 2 P: 31	1B: 5 2B: 3 3B: 0 HR: 1	SF: 1 SAC: 1 DP: 0 HBP: 0	WP: 1 PB: 0 SB: 1 CS: 0	PA: 39
<b>PITCHER</b>	IP WLS BF H R ER SO BB IBB HBP BLK WP HR S P ERA WHIP																					
Nolan Ryan, R (1, 1) ERA: 3.94	8.1 L 35 8 5 5 9 2 0 0 0 1 1 84 131 5.40 1.200																					
Rich Gossage, R (9, 1) ERA:	0.2 4 1 0 0 0 1 0 0 0 0 0 9 16 0.00 3.000																					

Cleveland Indians @ Texas Rangers  
Arlington Stadium, Arlington, TX  
Fri Apr 26 1991, 8:05 PM EDT  
Att. 29,510 - Cloudy - 86 F

livebaseballscorecards.com

AB	34
R	5
H	9
RBI	5
BB	3
SO	9
LOB	17



Batter	1	2	3	4	5	6	7	8	9	AB	R	H	RBI	BB	SO	LOB
Brian Downing, R OBP: 0.581, SLG: 0.625 (1, 10)	3-2 E9 F9 1B		1-2 F8		2-1 2B			0-1 P2		4	1	1	0	0	0	0
Geno Petralli, L OBP: 0.286, SLG: 0.258 (1, 2)	3-2 L9		1-2 F7		0-0 F7			0-0 L5		4	0	0	0	0	0	2
Rafael Palmeiro, L OBP: 0.322, SLG: 0.482 (1, 3)	2-2 F9		3-1 F8			3-2 G3-1		2-2 F7		4	0	0	0	0	0	1
Ruben Sierra, S OBP: 0.316, SLG: 0.491 (1, 9)	1-2 1B			0-1 G6-3		2-1 G3			1-2 G4-3	4	0	1	1	0	0	0
Julio Franco, R OBP: 0.241, SLG: 0.286 (1, 4)	0-2 F9			1-1 1B		2-1 L9			1-0 1B	4	0	2	0	0	0	1
Jack Daugherty, S OBP: 0.211, SLG: 0.125 (1, 7)		2-0 G3		1 SAFE 1 SAFE 3-2 F9			4-0 BB		2-3 K	2	0	0	0	1	0	1
Gary Pettis, S OBP: 0.459, SLG: 0.379 (7, PR) (8, 8)				1 SAFE 1 SAFE 1 SAFE 1 SAFE 1-2 F9					1-2 K	1	0	0	0	0	1	1
Juan Gonzalez, R OBP: 0.250, SLG: 1.000 (1, 8) (8, 7)		2-3 K			1-2 HR		1-3 K		1-2 F8	4	1	1	1	0	2	2
Steve Buechele, R OBP: 0.271, SLG: 0.409 (1, 5)		0-1 1B			3-1 F8		3-2 G5-3			3	0	1	0	0	0	2
Jeff Huson, L OBP: 0.289, SLG: 0.273 (1, 6)		0-1 FC6			1-0 P4		0-0 P6			3	0	0	0	0	0	3


Inning Stats	R: 1	H: 1	E: 1	K: 0	S: 17	R: 0	H: 1	E: 0	K: 1	S: 8	R: 0	H: 0	E: 0	K: 0	S: 8	R: 0	H: 1	E: 0	K: 0	S: 8	R: 1	H: 2	E: 0	K: 0	S: 9	R: 0	H: 0	E: 0	K: 0	S: 8	R: 0	H: 0	E: 0	K: 1	S: 9	R: 0	H: 0	E: 0	K: 0	S: 6	R: 0	H: 1	E: 0	K: 1	S: 12	1B: 4	SF: 0	2B: 1	SAC: 0	3B: 0	DP: 0	HR: 1	HBP: 0	WP: 0	PA: 34
PITCHER	IP	WLS	BF	H	R	ER	SO	BB	IBB	HBP	BLK	WP	HR	S	P	ERA	WHIP																																						
Tom Candiotti, R ERA: 1.24 (1, 1)	7.0		27	5	2	1	2	1	0	0	0	0	1	67	110	1.29	0.857																																						
Steve Olin, R ERA: 0.87 (8, 1)	1.0	W	3	0	0	0	0	0	0	0	0	0	0	6	8	0.00	0.000																																						
Doug Jones, R ERA: 3.38 (9, 1)	1.0	S	4	1	0	0	1	0	0	0	0	0	0	12	17	0.00	1.000																																						

**BOTTOM**

**Cleveland Indians @ Texas Rangers**  
Arlington Stadium, Arlington, TX

Fri Apr 26 1991, 8:05 PM EDT  
Att: 29,510 - Cloudy - 86 F

AB	33
R	2
H	6
RBI	2
BB	1
SO	3
LOB	13



Batter	1	2	3	4	5	6	7	8	9	AB R H RBI BB SO LOB	TOP		
Alex Cole, L (1, 8) OBP: 0.391, SLG: 0.405	2-2 SH5-3 1B		0-0 E S 1B		1-1 F8			1-2 G4-6-3 1-2f		4 0 2 0 0 0 1			
Jerry Browne, S (1, 4) OBP: 0.196, SLG: 0.143	2-1 SH5-3		3-2 F8			0-1 G5-3		3-2 L7		3 0 0 0 0 0 1			
Beau Allred, L (1, 9) OBP: 0.391, SLG: 0.429 Mitch Webster, S (9, PH)	1-3 K			2-1 1B 1B		3-1 G3-1			1-3 K	3 0 1 0 0 1 1 1 0 0 0 0 1 0			
Albert Belle, R (1, 7) OBP: 0.327, SLG: 0.480	1-0 P3			1-2 G4-3 1B		4-2 BB			2-1 L6	3 0 1 0 1 0 1			
Chris James, R (1, 10) OBP: 0.338, SLG: 0.316				1-0 G4-3		0-0 G5-3			1-0 1B	4 0 1 0 0 0 2			
Brook Jacoby, R (1, 3) OBP: 0.231, SLG: 0.323				0-0 G5-3			1-2 G6-3		0-0 F9	4 0 0 0 0 0 2			
Sandy Alomar Jr., R (1, 2) OBP: 0.255, SLG: 0.286			2-3 K		2-2 F8		0-1 G5-3			3 0 0 0 0 1 0			
Jeff Manto, R (1, 5) OBP: 0.400, SLG: 0.625				0-2 G5-3		2-0 HR		3-3 K		3 1 1 1 0 1 0			
Mark Lewis, R (1, 6) OBP: 0.429, SLG: 0.500				0-1 G6-3		3-2 G4-3		2-1 E6 G4-6-3		3 0 0 0 0 0 0			
<b>Inning Stats</b>	R: 0 H: 1 E: 0 LOB: 1 K: 1 BB: 0 S: 10 P: 16	R: 0 H: 0 E: 0 LOB: 0 K: 1 BB: 0 S: 6 P: 10	R: 0 H: 1 E: 0 LOB: 1 K: 0 BB: 0 S: 10 P: 12	R: 0 H: 2 E: 0 LOB: 1 K: 0 BB: 0 S: 7 P: 11	R: 1 H: 1 E: 0 LOB: 0 K: 0 BB: 0 S: 9 P: 17	R: 0 H: 0 E: 0 LOB: 1 K: 0 BB: 1 S: 7 P: 14	R: 0 H: 0 E: 0 LOB: 0 K: 1 BB: 0 S: 10 P: 14	R: 0 H: 0 E: 1 LOB: 0 K: 0 BB: 0 S: 8 P: 14	R: 0 H: 1 E: 0 LOB: 1 K: 1 BB: 0 S: 8 P: 12	1B: 5 SF: 0 2B: 0 SAC: 1 3B: 0 DP: 1 HR: 1 HBP: 0	WP: 0 PA: 33 PB: 0 SB: 1 CS: 0		
<b>PITCHER</b>	IP WLS BF H R ER SO BB IBB HBP BLK WP HR S P ERA WHIP											<b>PITCHER</b>	IP WLS BF H R ER SO BB IBB HBP BLK WP HR S P ERA WHIP
Scott Chiamparino, R (1, 1) ERA: 1.29	7.0 26 5 1 1 3 1 0 0 0 0 1 59 94 1.29 0.857												
Mike Jeffcoat, L (8, 1) ERA:	1.0 W 3 0 0 0 0 0 0 0 0 0 0 8 14 0.00 0.000												
Jeff Russell, R (9, 1) ERA:	1.0 S 4 1 0 0 1 0 0 0 0 0 0 8 12 0.00 1.000												

Cleveland Indians @ Texas Rangers  
Arlington Stadium, Arlington, TX  
Sat Apr 27 1991, 8:05 PM EDT  
Att. 27,428 - Cloudy - 86 F

livebaseballscorecards.com

AB 31  
R 1  
H 6  
RBI 1  
BB 1  
SO 4  
LOB 8



Batter	1	2	3	4	5	6	7	8	9
<b>Gary Pettis, S</b> (1, 8) OBP: 0.452, SLG: 0.382	1-3 <b>K</b>		1-0 <b>1B</b>	3-2 <b>F9</b>			0-0 <b>P1</b>	0-2 <b>G5-2-3</b> <b>1B</b>	
<b>Jeff Huson, L</b> (1, 6) OBP: 0.286, SLG: 0.270 <b>Brian Downing, R</b> (8, PH) OBP: 0.568, SLG: 0.606 <b>Mario Diaz, R</b> (9, 6) OBP: 0.154, SLG: 0.083	0-1 <b>G4-3</b> <b>1B</b>		0-1 <b>F7</b>		0-1 <b>G4-3</b>		1-1 <b>G1-3</b>	1-2 <b>G5-2-3</b>	
<b>Rafael Palmeiro, L</b> (1, 3) OBP: 0.302, SLG: 0.450	1-0 <b>G4-3</b>		1 SAFE 2-1 <b>L8</b>		1-1 <b>G4-3</b>		0-1 <b>G4-3</b>		
<b>Ruben Sierra, S</b> (1, 9) OBP: 0.311, SLG: 0.466	1-1 <b>G3-1</b>			4-2 <b>2B</b> <b>1B</b> <b>BB</b>	1-1 <b>L9</b>			2-2 <b>G4-3</b>	
<b>Julio Franco, R</b> (1, 4) OBP: 0.274, SLG: 0.333		2-1 <b>G5-3</b> <b>1B</b>		1-2 <b>1B</b> <b>2B</b>		1-0 <b>G5-3</b>	3-1 <b>2B</b> <b>1B</b>		
<b>Kevin Reimer, L</b> (1, 10) OBP: 0.282, SLG: 0.429		2-2 <b>G5-3</b>		1-3 <b>K</b>		1-2 <b>L9</b>	0-1 <b>2B</b> <b>2B</b>		
<b>Juan Gonzalez, R</b> (1, 7) OBP: 0.500, SLG: 1.000		0-3 <b>K</b>		1-1 <b>BLK</b> <b>1B</b> <b>1B</b>		4-2 <b>FC6-4</b> <b>BB</b>	2-1 <b>1B</b> <b>2B</b>		
<b>Geno Petralli, L</b> (1, 2) OBP: 0.308, SLG: 0.265		3-3 <b>K</b>		2-2 <b>BLK</b> <b>1B</b>		0-0 <b>FC6-4</b>	4-0 <b>1B</b> <b>1B</b> <b>IBB</b>		
<b>Steve Buechele, R</b> (1, 5) OBP: 0.308, SLG: 0.426			0-0 <b>G5-3</b>	4-1 <b>1B</b> <b>BB</b>		0-1 <b>G1-3</b> <b>1B</b>	0-0 <b>G5-2-3</b> <b>1B</b>		

AB	R	H	RBI	BB	SO	LOB
5	0	2	1	0	1	4
4	0	1	0	0	0	2
1	0	0	0	0	0	3
0	0	0	0	0	0	0
4	0	0	0	0	0	3
3	1	0	0	1	0	1
4	1	3	0	0	0	0
4	1	1	0	0	1	3
3	1	2	3	1	1	1
3	0	1	0	1	1	2
3	0	2	0	1	0	0

**BOTTOM**

**Cleveland Indians @ Texas Rangers**  
Arlington Stadium, Arlington, TX  
Sat Apr 27 1991, 8:05 PM EDT  
Att: 27,428 - Cloudy - 86 F

livebaseballscorecards.com

<b>AB</b>	<b>34</b>
<b>R</b>	<b>4</b>
<b>H</b>	<b>12</b>
<b>RBI</b>	<b>4</b>
<b>BB</b>	<b>4</b>
<b>SO</b>	<b>4</b>
<b>LOB</b>	<b>19</b>



1B: 9	SF: 0	WP: 0	PA: 38
2B: 3	SAC: 0	PB: 0	
3B: 0	DP: 1	SB: 0	
HR: 0	HBP: 0	CS: 0	

Inning Stats		R: 0	H: 1	R: 0	H: 1	R: 0	H: 1	R: 1	H: 3	R: 0	H: 0	R: 0	H: 0	R: 0	H: 1	R: 3	H: 5
		E: 0	LOB: 1	E: 0	LOB: 1	E: 0	LOB: 1	E: 0	LOB: 3	E: 0	LOB: 0	E: 0	LOB: 1	E: 0	LOB: 1	E: 0	LOB: 2
		K: 1	BB: 0	K: 2	BB: 0	K: 1	BB: 0	K: 1	BB: 2	K: 0	BB: 0	K: 0	BB: 1	K: 0	BB: 0	K: 0	BB: 1
		S: 8	P: 11	S: 13	P: 20	S: 6	P: 9	S: 18	P: 34	S: 6	P: 8	S: 7	P: 13	S: 7	P: 8	S: 18	P: 30
<b>PITCHER</b>	<b>IP</b>	<b>WLS</b>	<b>BF</b>	<b>H</b>	<b>R</b>	<b>ER</b>	<b>SO</b>	<b>BB</b>	<b>IBB</b>	<b>HBP</b>	<b>BLK</b>	<b>WP</b>	<b>HR</b>	<b>S</b>	<b>P</b>	<b>ERA</b>	<b>WHIP</b>
<b>Charles Nagy, R</b> (1, 1) ERA: 1.57	6.0		26	6	1	1	4	3	0	0	1	0	0	58	95	1.50	1.500
<b>Steve Olin, R</b> (7, 1) ERA: 3.09	1.1	L	11	6	3	3	0	0	1	0	0	0	0	22	34	20.25	4.500
<b>Jesse Orosco, L</b> (8, 1) ERA:	0.2		1	0	0	0	0	0	0	0	0	0	0	3	4	0.00	0.000

Batter	1	2	3	4	5	6	7	8	9	AB R H RBI BB SO LOB
Alex Cole, L (1, 8) OBP: 0.392, SLG: 0.447	0-0 G6-3		0-1 L6		1-0 WP 3B		3-3 K		3-2 SH1-4 1B	5 1 2 1 0 1 0
Jerry Browne, S (1, 4) OBP: 0.200, SLG: 0.135	2-1 G1-3			1-2 F7	4-1 L3 BB		0-2 F7		1-1 SH1-4	3 0 0 0 1 0 0
Beau Allred, L (1, 7) OBP: 0.444, SLG: 0.435	4-2 E S BB			0-0 WP S 1B	1-1 L3		4-1		1-3 K	2 1 1 0 2 0 1
Albert Belle, R (9, PH) OBP: 0.321, SLG: 0.471					1-2					1 0 0 0 0 1 2
Mike Huff, R (9, 7) OBP: 0.417, SLG: 0.333					1-2					0 0 0 0 0 0 0
Chris James, R (1, 10) OBP: 0.329, SLG: 0.306	1-3 K			3-1 F9	0-0		1-0 F8		1-0 P3	5 0 1 0 0 1 5
Brook Jacoby, R (1, 3) OBP: 0.246, SLG: 0.323		0-0 G6-3		4-0 WP 1B	1-2 BB			2-1 G4-6-3 1B		3 1 1 0 1 0 1
Sandy Alomar Jr., R (1, 2) OBP: 0.255, SLG: 0.269		0-1 F7		4-1 1B	1-2 BB	1-1 F8		0-0 G4-6-3		3 0 0 0 1 0 1
Jeff Manto, R (1, 5) OBP: 0.500, SLG: 0.600		1-1 G6-3		0-0 1B	1-2 BB	4-1 BB		4-1 S 1B BB		2 0 1 2 2 0 0
Mark Lewis, R (1, 6) OBP: 0.364, SLG: 0.400		2-2 G5-3		3-1 F9		1-3 K		2-0 1B		4 0 1 0 0 1 3
Turner Ward, S (1, 9) OBP: 0.303, SLG: 0.313		3-3 K		0-1 3B 1B		2-0 L3		0-0 SH1-4 1B		4 1 2 0 0 1 1

Inning Stats	R: 0 E: 0 K: 1 S: 10	H: 0 LOB: 1 BB: 1 P: 17	R: 0 E: 0 K: 0 S: 5	H: 0 LOB: 0 BB: 0 P: 6	R: 0 E: 0 K: 1 S: 8	H: 0 LOB: 0 BB: 0 P: 13	R: 2 E: 0 K: 0 S: 11	H: 2 LOB: 2 BB: 2 P: 26	R: 2 E: 0 K: 0 S: 10	H: 3 LOB: 1 BB: 1 P: 17	R: 0 E: 0 K: 1 S: 8	H: 0 LOB: 1 BB: 1 P: 15	R: 0 E: 0 K: 1 S: 8	H: 0 LOB: 1 BB: 1 P: 16	R: 0 E: 0 K: 0 S: 5	H: 2 LOB: 1 BB: 1 P: 13	R: 0 E: 0 K: 1 S: 11	H: 2 LOB: 2 BB: 0 P: 16	1B: 8 2B: 1 3B: 1 HR: 0	SF: 0 SAC: 1 DP: 2 HBP: 0	WP: 2 PB: 0 SB: 3 CS: 0	PA: 40
--------------	-------------------------------	----------------------------------	------------------------------	---------------------------------	------------------------------	----------------------------------	-------------------------------	----------------------------------	-------------------------------	----------------------------------	------------------------------	----------------------------------	------------------------------	----------------------------------	------------------------------	----------------------------------	-------------------------------	----------------------------------	----------------------------------	------------------------------------	----------------------------------	--------

PITCHER	IP	WLS	BF	H	R	ER	SO	BB	IBB	HBP	BLK	WP	HR	S	P	ERA	WHIP
Bobby Witt, R (1, 1) ERA: 3.76	8.0	L	35	7	4	4	4	7	0	0	0	2	0	65	123	4.50	1.750
Mike Jeffcoat, L (9, 1) ERA:	0.1		3	2	0	0	0	0	0	0	0	0	0	7	10	0.00	6.000
Rich Gossage, R (9, 1) ERA:	0.2		2	0	0	0	1	0	0	0	0	0	0	4	6	0.00	0.000

**Cleveland Indians @ Texas Rangers**  
Arlington Stadium, Arlington, TX

Sun Apr 28 1991, 4:33 AM EDT  
Att. 21,264 - Cloudy - 73 F

<b>AB</b>	<b>32</b>
<b>R</b>	<b>4</b>
<b>H</b>	<b>9</b>
<b>RBI</b>	<b>3</b>
<b>BB</b>	<b>7</b>
<b>SO</b>	<b>5</b>
<b>LOB</b>	<b>14</b>

C™

Batter	1	2	3	4	5	6	7	8	9	AB	R	H	RBI	BB	SO	LOB
Brian Downing, R OBP: 0.521, SLG: 0.541 (1, 10)	3-3 K		3-3 K			1-2 L5			2-2 G4-3	4	0	0	0	0	2	1
Mario Diaz, R OBP: 0.125, SLG: 0.067 Kevin Reimer, L OBP: 0.300, SLG: 0.472 (9, PH)	0-0 G5-3		3-2 G3-1			2-1 F8			3-1 2B	3	0	0	0	0	0	1
Rafael Palmeiro, L OBP: 0.328, SLG: 0.484 (1, 3)	2-0 1B					2-1 F8			2-1 2B	4	0	3	1	0	0	0
Ruben Sierra, S OBP: 0.292, SLG: 0.435 (1, 9)	1-1 G4-3					1-1 G3			1-2 P6	4	0	0	0	0	0	3
Julio Franco, R OBP: 0.258, SLG: 0.313 (1, 4)						2-2 L4			0-1 P9	4	0	0	0	0	0	2
Juan Gonzalez, R OBP: 0.455, SLG: 0.900 (1, 7)						1-0 F7			0-0 G6-3	3	1	1	0	0	1	0
Mike Stanley, R OBP: 0.389, SLG: 0.214 Jack Daugherty, S OBP: 0.200, SLG: 0.118 Jeff Huson, L OBP: 0.286, SLG: 0.270 (9, 5)						2-1 G6-3			1-1 G6-3	2	0	0	0	0	1	0
Steve Buechele, R OBP: 0.315, SLG: 0.429 Geno Petrali, L OBP: 0.300, SLG: 0.257 (8, PH)						1-2 G1-3			1-0 G4-3	2	0	1	0	0	0	0
Gary Pettis, S OBP: 0.422, SLG: 0.351 (1, 8)						2-3 K			1-0 P3	3	0	0	0	0	1	1

Inning Stats	R: 0	H: 1	E: 0	K: 1	S: 9	LOB: 1	BB: 0	P: 15	R: 0	H: 0	E: 0	K: 2	S: 10	LOB: 0	BB: 0	P: 14	R: 0	H: 1	E: 1	K: 2	S: 11	LOB: 1	BB: 0	P: 19	R: 0	H: 0	E: 0	K: 0	S: 7	LOB: 0	BB: 0	P: 12	R: 0	H: 0	E: 0	K: 0	S: 7	LOB: 0	BB: 0	P: 11	R: 0	H: 1	E: 0	K: 0	S: 6	LOB: 0	BB: 0	P: 9	R: 1	H: 1	E: 0	K: 0	S: 5	LOB: 0	BB: 0	P: 8	R: 1	H: 2	E: 0	K: 0	S: 14	LOB: 1	BB: 0	P: 22
1B: 3	SF: 0	2B: 4	SAC: 0	3B: 0	DP: 1	HR: 0	HBP: 0	WP: 0	PA: 32	1B: 3	SF: 0	2B: 4	SAC: 0	3B: 0	DP: 1	HR: 0	HBP: 0	WP: 0	PA: 32	1B: 3	SF: 0	2B: 4	SAC: 0	3B: 0	DP: 1	HR: 0	HBP: 0	WP: 0	PA: 32	1B: 3	SF: 0	2B: 4	SAC: 0	3B: 0	DP: 1	HR: 0	HBP: 0	WP: 0	PA: 32	1B: 3	SF: 0	2B: 4	SAC: 0	3B: 0	DP: 1	HR: 0	HBP: 0	WP: 0	PA: 32															

**BOTTOM**

**Cleveland Indians @ Texas Rangers**  
Arlington Stadium, Arlington, TX

Sun Apr 28 1991, 4:33 AM EDT  
Att. 21,264 - Cloudy - 73 F

livebaseballscorecards.com

AB	32
R	2
H	6
RBI	2
BB	0
SO	5
LOB	9



PITCHER	IP	WLS	BF	H	R	ER	SO	BB	IBB	HBP	BLK	WP	HR	S	P	ERA	WHIP
Eric King, R ERA: 4.55 (1, 1)	8.1	W	30	6	2	2	5	0	0	0	0	0	0	71	115	2.16	0.720
Doug Jones, R ERA: 3.12 (9, 1)	0.2	S	2	0	0	0	0	0	0	0	0	0	0	5	6	0.00	0.000

# Toronto Blue Jays @ Texas Rangers

## Arlington Stadium, Arlington, TX

Tue Apr 30 1991, 8:05 PM EDT  
Att. 24,873 - Sunny - 84 F

[livebaseballscorecards.com](http://livebaseballscorecards.com)

AB	35
R	5
H	11
RBI	5
BB	5
SO	4
LOB	23



Batter	1	2	3	4	5	6	7	8	9	AB	R	H	RBI	BB	SO	LOB	TOP										
Devon White, S OBP: 0.386, SLG: 0.480 (1, 8)	2-0 FC5-4 1B		3-1 F8			3-1 FC6 1-2f		1-2 SH5-4 1B	2-2 FC4-6		5	0	2	1	0	0	4										
Roberto Alomar, S OBP: 0.315, SLG: 0.366 (1, 4)	1-2 F9			2-1 F9 G6-3 2B 1B		1-2 P7	1-0 SH5-4	3-2 G4-3		4	1	1	0	0	0	3											
Kelly Gruber, R OBP: 0.321, SLG: 0.419 (1, 5)	2-1 FC5-4 CS 1-2f			2-2 G6-3		0-0 E BB 1B	2-3 K		1-1 F7	5	1	1	0	0	1	4											
Joe Carter, R OBP: 0.391, SLG: 0.542 (1, 7)	2-0 CS 1-2	1-0 G3-1		1-2 F9		4-2 E BB 1B	4-2 BB		2-2 G6-3	3	1	0	0	2	0	1											
John Olerud, L OBP: 0.375, SLG: 0.475 (1, 3)			3-1 G5-3		4-2 2B BB	4-2 FC5 1B 1-2 2-3 BB	0-2 G4-3		2-3 K	3	1	0	0	2	1	3											
Mark Whiten, S OBP: 0.339, SLG: 0.436 (1, 9)			1-3 K		2-1 1-H 3-H 2B	1-2 FC5 1B		0-0 1B 1B FC4-6 1B		4	1	3	4	0	1	0											
Glenallen Hill, R OBP: 0.423, SLG: 0.571 (1, 10)			2-0 F7			0-0 P6		2-2 FC4-6 1B 1-2 1B		4	0	1	0	0	0	2											
Greg Myers, L OBP: 0.283, SLG: 0.347 Pat Borders, R OBP: 0.069, SLG: 0.071 (1, 2) (8, PH) (8, 2)			0-0 G4-3			3-1 FC6 1B		2-2 FC4-6 1B		3	0	1	0	0	0	2											
Manuel Lee, S OBP: 0.377, SLG: 0.338 (1, 6)			0-1 1B			1-2 F7		1-2 2-3 SH5-4 1B BB	0-3 K	3	0	1	0	1	1	4											
<b>Inning Stats</b>	R: 0 E: 0 K: 0 S: 6	H: 1 LOB: 0 BB: 0 P: 13	R: 0 E: 0 K: 1 S: 6	H: 0 LOB: 0 BB: 0 P: 11	R: 0 E: 0 K: 0 S: 6	H: 1 LOB: 1 BB: 0 P: 11	R: 2 E: 0 K: 0 S: 14	H: 2 LOB: 1 BB: 1 P: 25	R: 0 E: 0 K: 0 S: 8	H: 1 LOB: 1 BB: 0 P: 15	R: 2 E: 1 K: 0 S: 20	H: 2 LOB: 2 BB: 2 P: 32	R: 0 E: 0 K: 1 S: 20	H: 1 LOB: 3 BB: 2 P: 32	R: 1 E: 0 K: 1 S: 17	H: 3 LOB: 2 BB: 0 P: 26	R: 0 E: 0 K: 1 S: 8	H: 0 LOB: 0 BB: 0 P: 13	1B: 10 2B: 1 3B: 0 HR: 0	SF: 0 SAC: 1 DP: 0 HBP: 0	WP: 0 PB: 0 SB: 0 CS: 1	PA: 42					
<b>PITCHER</b>	IP	WLS	BF	H	R	ER	SO	BB	IBB	HBP	BLK	WP	HR	S	P	ERA	WHIP										
Kevin Brown, R ERA: 4.38 (1, 1)	6.0		26	7	4	4	1	3	0	0	0	0	0	60	107	6.00	1.667										
John Barfield, L ERA: 5.0 (7, 1)	0.1		3	1	0	0	0	1	0	0	0	0	0	10	16	0.00	6.000										
Rich Gossage, R ERA: (7, 1)	0.2	W	3	0	0	0	1	1	0	0	0	0	0	10	16	0.00	1.500										
Mike Jeffcoat, L ERA: 1.5 (8, 1)	0.0		2	2	1	1	0	0	0	0	0	0	0	4	6	∞	∞										
Jeff Russell, R ERA: (8, 1)	2.0	S	7	1	0	0	2	0	0	0	0	0	0	21	33	0.00	0.500										



Batter	1	2	3	4	5	6	7	8	9	AB	R	H	RBI	BB	SO	LOB
<b>Brian Downing, R</b> OBP: 0.500, SLG: 0.500 (1, 10)	1-1 F8		4-1 1B SF8 BB		0-2 P8		0-0 SH1-4 1-2	2-2 F8		3	1	0	0	1	0	1
<b>Geno Petralli, L</b> OBP: 0.318, SLG: 0.282 (1, 2)	1-2 G3-1		0-0 FC4-6 1-3 1B		1-1		0-0 F7			4	0	2	0	0	0	1
<b>Rafael Palmeiro, L</b> OBP: 0.338, SLG: 0.485 (1, 3)	2-1 HR 1B		0-1 SF8		2-3 K		4-0 HR BB			2	2	1	1	1	1	1
<b>Ruben Sierra, S</b> OBP: 0.304, SLG: 0.530 (1, 9)	1-0 HR		2-1 FC4-6 S 1-2f		0-0 F9		2-1 HR			4	2	2	5	0	0	2
<b>Julio Franco, R</b> OBP: 0.271, SLG: 0.313 (1, 4)	3-2 G6-3		4-2 BB		1-2 1B		1-0 G6-3			3	1	1	0	1	0	0
<b>Kevin Reimer, L</b> OBP: 0.302, SLG: 0.462 <b>Gary Pettis, S</b> OBP: 0.413, SLG: 0.342 (1, 7) (8, 8)		3-2 G6-4-3 1B	2-3 K		2-2 F9		2-3 K			3	0	1	0	0	1	3
<b>Juan Gonzalez, R</b> OBP: 0.467, SLG: 0.786 (1, 8) (8, 7)		1-1 G6-4-3 1-2f		3-2 P6		1-2 G5-4-3 1B		0-1 SH1-3 2B 1B		4	1	2	1	0	0	1
<b>Steve Buechele, R</b> OBP: 0.333, SLG: 0.431 (1, 5)		2-1 1B		4-2 CS BB		1-1 G5-4-3 1-2f		0-0 SH1-3		2	0	1	0	1	0	1
<b>Jeff Huson, L</b> OBP: 0.304, SLG: 0.317 (1, 6)		2-0 G3		2-1 G3-1 1-2		2-2 SH1-4 HR 1B		3-1 2B		4	1	2	1	0	0	2

Inning Stats	R: 2	H: 2	E: 0	K: 0	S: 12	R: 0	H: 2	E: 0	K: 0	S: 8	R: 1	H: 1	E: 0	K: 1	S: 14	R: 0	H: 0	E: 0	K: 0	S: 8	R: 0	H: 1	E: 0	K: 1	S: 9	R: 1	H: 2	E: 0	K: 0	S: 12	R: 3	H: 2	E: 0	K: 0	S: 8	R: 1	H: 2	E: 0	K: 1	S: 11	1B: 9	SF: 1	2B: 1	SAC: 2	3B: 0	DP: 2	HR: 2	HBP: 0	WP: 0	PA: 37
--------------	------	------	------	------	-------	------	------	------	------	------	------	------	------	------	-------	------	------	------	------	------	------	------	------	------	------	------	------	------	------	-------	------	------	------	------	------	------	------	------	------	-------	-------	-------	-------	--------	-------	-------	-------	--------	-------	--------

PITCHER	IP	WLS	BF	H	R	ER	SO	BB	IBB	HBP	BLK	WP	HR	S	P	ERA	WHIP
<b>Dave Stieb, R</b> ERA: 4.22 (1, 1)	6.0		26	8	4	4	2	3	0	0	0	0	1	63	107	6.00	1.833
<b>Jim Acker, R</b> ERA: 3.6 (7, 1)	1.0	L	6	2	3	3	0	1	0	0	0	0	1	8	17	27.00	3.000
<b>Frank Wills, R</b> ERA: 16.62 (8, 1)	1.0		5	2	1	1	1	0	0	0	0	0	0	11	18	9.00	2.000


**BOTTOM**

**Toronto Blue Jays @ Texas Rangers**  
Arlington Stadium, Arlington, TX  
Tue Apr 30 1991, 8:05 PM EDT  
Att. 24,873 - Sunny - 84 F

livebaseballscores.com

<b>AB</b>	<b>30</b>
<b>R</b>	<b>8</b>
<b>H</b>	<b>12</b>
<b>RBI</b>	<b>8</b>
<b>BB</b>	<b>4</b>
<b>SO</b>	<b>3</b>
<b>LOB</b>	<b>12</b>



Batter	1	2	3	4	5	6	7	8	9	AB R H RBI BB SO LOB	TOP														
Devon White, S (1, 8) OBP: 0.368, SLG: 0.456	3-3 K		0-3 K			2-3 K			3-2 G4-3	4 0 0 0 0 3 0	<p><b>Toronto Blue Jays @ Texas Rangers</b> Arlington Stadium, Arlington, TX</p> <p>Wed May 01 1991, 8:05 PM EDT Att. 33,439 - Sunny - 78 F</p> <p>livebaseballscorecards.com</p> <table border="1"> <tr><td>AB</td><td>27</td></tr> <tr><td>R</td><td>0</td></tr> <tr><td>H</td><td>0</td></tr> <tr><td>RBI</td><td>0</td></tr> <tr><td>BB</td><td>2</td></tr> <tr><td>SO</td><td>16</td></tr> <tr><td>LOB</td><td>2</td></tr> </table> 	AB	27	R	0	H	0	RBI	0	BB	2	SO	16	LOB	2
AB	27																								
R	0																								
H	0																								
RBI	0																								
BB	2																								
SO	16																								
LOB	2																								
Roberto Alomar, S (1, 4) OBP: 0.301, SLG: 0.349	0-1 G4-3			2-3 K			1-3 K		2-3 K	4 0 0 0 0 3 0															
Kelly Gruber, R (1, 5) OBP: 0.322, SLG: 0.408	4-2 BB			1-2 F7			0-3 K			2 0 0 0 1 1 0															
Joe Carter, R (1, 7) OBP: 0.389, SLG: 0.529	1-0 P4			1-3 K			4-2 BB			2 0 0 0 1 1 1															
John Olerud, L (1, 3) OBP: 0.360, SLG: 0.453		1-3 K			2-2 P6		0-1 P5			3 0 0 0 0 1 1															
Mark Whiten, S (1, 9) OBP: 0.323, SLG: 0.414		2-3 K			3-1 F8			0-0 L9		3 0 0 0 0 1 0															
Glenallen Hill, R (1, 10) OBP: 0.379, SLG: 0.500		1-3 K			0-3 K			1-3 K		3 0 0 0 0 3 0															
Greg Myers, L (1, 2) OBP: 0.268, SLG: 0.327			0-0 P5			3-3 K			0-3 K	3 0 0 0 0 2 0															
Manuel Lee, S (1, 6) OBP: 0.363, SLG: 0.324			1-3 K			0-0 P8			1-0 G4-3	3 0 0 0 0 1 0															
<b>Inning Stats</b>	R: 0 E: 1 K: 1 S: 8	H: 0 LOB: 1 BB: 1 P: 16	R: 0 E: 0 K: 3 S: 10	H: 0 LOB: 0 BB: 0 P: 14	R: 0 E: 0 K: 2 S: 8	H: 0 LOB: 0 BB: 0 P: 9	R: 0 E: 0 K: 2 S: 10	H: 0 LOB: 0 BB: 0 P: 14	R: 0 E: 0 K: 1 S: 10	H: 0 LOB: 0 BB: 0 P: 15	R: 0 E: 0 K: 2 S: 8	H: 0 LOB: 0 BB: 0 P: 13	R: 0 E: 0 K: 2 S: 11	H: 0 LOB: 1 BB: 1 P: 16	R: 0 E: 0 K: 2 S: 8	H: 0 LOB: 0 BB: 0 P: 9	R: 0 E: 0 K: 1 S: 10	H: 0 LOB: 0 BB: 0 P: 16	1B: 0 2B: 0 3B: 0 HR: 0	SF: 0 SAC: 0 DP: 0 HBP: 0	WP: 0 PB: 0 SB: 0 CS: 0	PA: 29			
<b>PITCHER</b> Nolan Ryan, R (1, 1) ERA: 3.03	IP: 9.0 WLS: W BF: 29 H: 0 R: 0 ER: 0 SO: 16 BB: 2 IBB: 0 HBP: 0 BLK: 0 WP: 0 HR: 0 S: 83 P: 122 ERA: 0.00 WHIP: 0.222											<b>PITCHER</b>	IP: 9.0 WLS: W BF: 29 H: 0 R: 0 ER: 0 SO: 16 BB: 2 IBB: 0 HBP: 0 BLK: 0 WP: 0 HR: 0 S: 83 P: 122 ERA: 0.00 WHIP: 0.222												

Batter	1	2	3	4	5	6	7	8	9	AB	R	H	RBI	BB	SO	LOB
<b>Gary Pettis, S</b> OBP: 0.400, SLG: 0.333 (1, 8)	L5		S E 1B 1B	K			K			4	1	1	0	0	2	1
<b>Jack Daugherty, S</b> OBP: 0.208, SLG: 0.143 (1, 7)	G5-3		K	FC5				1B 1B		4	0	1	0	0	1	2
<b>Rafael Palmeiro, L</b> OBP: 0.347, SLG: 0.486 (1, 3)	F8		1 SAFE 1B HR 1B			F9		FC5-4 1B		4	1	2	0	0	0	0
<b>Ruben Sierra, S</b> OBP: 0.301, SLG: 0.557 (1, 9)		K	1-1 HR		G1		FC5-4			4	1	1	2	0	1	2
<b>Julio Franco, R</b> OBP: 0.257, SLG: 0.296 (1, 4)		E6	1-1 G5-3		K			F9		4	0	0	0	0	1	0
<b>Juan Gonzalez, R</b> OBP: 0.474, SLG: 0.765 (1, 10)		1-2 2B	2-2 E5 FC6-4			F9		2B CS HBP		3	0	1	0	0	0	0
<b>Mike Stanley, R</b> OBP: 0.409, SLG: 0.294 (1, 2)		1-3 2B	1-1 FC6-4			G6-3		CS 2B		3	0	1	0	1	0	1
<b>Steve Buechele, R</b> OBP: 0.328, SLG: 0.418 (1, 5)		0-1 P7	1-1 FC5 SH1-4 1B			K		G5-3		4	0	1	0	0	1	5
<b>Jeff Huson, L</b> OBP: 0.292, SLG: 0.302 (1, 6)		0-1 G1-3	0-0 SH1-4				K			2	0	0	0	0	1	3

Inning Stats	R: 0	H: 0	E: 0	K: 0	S: 10	R: 0	H: 1	E: 1	K: 1	S: 15	R: 3	H: 3	E: 1	K: 1	S: 16	R: 0	H: 1	E: 0	K: 1	S: 12	R: 0	H: 0	E: 0	K: 1	S: 6	R: 0	H: 0	E: 0	K: 1	S: 5	R: 0	H: 2	E: 0	K: 2	S: 12	R: 0	H: 1	E: 0	K: 0	S: 7	1B: 5	SF: 0	2B: 2	SAC: 1	3B: 0	DP: 0	HR: 1	HBP: 1	WP: 0	PA: 35
--------------	------	------	------	------	-------	------	------	------	------	-------	------	------	------	------	-------	------	------	------	------	-------	------	------	------	------	------	------	------	------	------	------	------	------	------	------	-------	------	------	------	------	------	-------	-------	-------	--------	-------	-------	-------	--------	-------	--------

PITCHER	IP	WLS	BF	H	R	ER	SO	BB	IBB	HBP	BLK	WP	HR	S	P	ERA	WHIP
<b>Jimmy Key, L</b> ERA: 2.31 (1, 1)	6.0	L	26	5	3	3	5	1	0	0	0	0	1	64	99	4.50	1.000
<b>Bob MacDonald, L</b> ERA: (7, 1)	1.0		5	2	0	0	2	0	0	0	0	0	0	12	16	0.00	2.000
<b>Willie Fraser, R</b> ERA: 1.35 (8, 1)	1.0		4	1	0	0	0	0	0	1	0	0	0	7	12	0.00	1.000

**BOTTOM**

**Toronto Blue Jays @ Texas Rangers**  
Arlington Stadium, Arlington, TX  
Wed May 01 1991, 8:05 PM EDT  
Att. 33,439 - Sunny - 78 F

livebaseballscorecards.com

<b>AB</b>	<b>32</b>
<b>R</b>	<b>3</b>
<b>H</b>	<b>8</b>
<b>RBI</b>	<b>2</b>
<b>BB</b>	<b>1</b>
<b>SO</b>	<b>7</b>
<b>LOB</b>	<b>14</b>



Batter	1	2	3	4	5	6	7	8	9	10	11	AB R H RBI BB SO LOB	TOP				
Brian Downing, R (1, 10) OBP: 0.500, SLG: 0.500	2-2 SH3 1B	1-2 P3	0-2 E1 1B		0-3 K			2-3 K		2-0 1B		6 0 3 0 0 2 1	<p><b>Texas Rangers @ Detroit Tigers</b>  Tiger Stadium, Detroit, MI  Fri May 03 1991, 7:05 PM EDT  Att: 13,337 - Sunny - 54 F</p>				
Mario Diaz, R (1, 6) OBP: 0.150, SLG: 0.105 Kevin Reimer, L (10, PH) OBP: 0.295, SLG: 0.450 Jeff Huson, L (10, 6) OBP: 0.292, SLG: 0.302	0-0 SH3	0-0 F7	2-2 E9 1B			1-1 G4-3		0-1 F8		0-0 F7		4 0 1 2 0 0 1 1 0 0 0 0 0 2 0 0 0 0 0 0 0					
Rafael Palmeiro, L (1, 3) OBP: 0.358, SLG: 0.533	4-0 S BB		1-3 2-H 3-H 1B			1-0 F7		1-0 2B		2-3 K		5 1 2 1 1 1 4					
Ruben Sierra, S (1, 9) OBP: 0.304, SLG: 0.560	3-3 K		2-2 G6-3 3B			4-1 BB		1-0 G6-3			3-0 G4-3	5 1 1 0 1 1 3					
Julio Franco, R (1, 4) OBP: 0.250, SLG: 0.276	4-1 IBB		0-1 G6-3			3-2 G5-3		3-2 G4-3		2-2 F8	2-0 G1-3	5 0 0 1 1 0 1					
Juan Gonzalez, R (1, 7) OBP: 0.440, SLG: 0.619	2-3 K		4-1 BB 1B BB			4-0 BB		1-3 K		0-1 G6-3	2-0 F8	4 1 0 0 2 2 3					
Mike Stanley, R (1, 2) OBP: 0.407, SLG: 0.429		2-1 HR	4-2 1B 1B E BB			2-3 K		3-3 K		1-1 F8		4 2 1 1 1 2 1					
Steve Buechele, R (1, 5) OBP: 0.348, SLG: 0.414		4-2 SH2-4 BB	1-0 1B E 1B			0-1 F9		4-2 BB		1-2 G5-3		3 1 1 1 2 0 0					
Gary Pettis, S (1, 8) OBP: 0.389, SLG: 0.326	2-1 SH2-4		3-3 K			3-2 F7		0-0 G4-3		0-0 1B		4 0 1 0 0 1 3					
<b>Inning Stats</b>	R: 0 H: 1 E: 0 K: 2 S: 13	R: 1 H: 1 E: 0 K: 0 S: 10	R: 5 H: 5 E: 1 K: 1 S: 22	R: 0 H: 0 E: 0 K: 1 S: 13	R: 0 H: 0 E: 0 K: 1 S: 9	R: 0 H: 0 E: 0 K: 0 S: 8	R: 0 H: 0 E: 0 K: 2 S: 11	R: 0 H: 1 E: 0 K: 1 S: 7	R: 0 H: 0 E: 0 K: 0 S: 7	R: 0 H: 2 E: 0 K: 1 S: 10	R: 0 H: 0 E: 0 K: 0 S: 3	1B: 6 SF: 0 2B: 1 SAC: 2 3B: 1 DP: 0 HR: 2 HBP: 0		WP: 0 PA: 51 PB: 0 SB: 2 CS: 0			
<b>PITCHER</b>	IP WLS BF H R ER SO BB IBB HBP BLK WP HR S P ERA WHIP																
Frank Tanana, L (1, 1) ERA: 4.71	2.1	16	4	5	5	2	4	1	0	0	0	0	2	33	69	19.29	3.429
Mark Leiter, R (3, 1) ERA: 5.14	5.1	23	4	1	1	6	3	0	0	0	0	0	0	59	99	1.69	1.312
Jerry Don Gleaton, L (8, 1) ERA: 5.79	1.1	4	0	0	0	0	0	0	0	0	0	0	0	8	12	0.00	0.000
Mike Henneman, R (10, 1) ERA: 0.55	2.0	W 8	2	0	0	1	0	0	0	0	0	0	0	13	24	0.00	1.000

AB	41
R	6
H	10
RBI	6
BB	8
SO	9
LOB	19



livebaseballscorecards.com

Batter	1	2	3	4	5	6	7	8	9	10	11	AB R H RBI BB SO LOB	BOTTOM				
<b>Tony Phillips, S</b> OBP: 0.337, SLG: 0.453 (1, 7) (9, 8)	G2-3	FC4-6		BB BB 1B	CS	F7		F9		F8		6 0 1 2 0 0 2					
<b>Alan Trammell, R</b> OBP: 0.386, SLG: 0.458 (1, 6)	BB	F9		P4		P6		F9			SH5-4 1B BB	4 1 0 0 2 0 4					
<b>Lou Whitaker, L</b> OBP: 0.491, SLG: 0.718 (1, 4)	F9		FC4-6 BB	BB		BB			G4-3		SH5-4	2 0 0 0 3 0 1					
<b>Cecil Fielder, R</b> OBP: 0.374, SLG: 0.430 (1, 3)	G5-3		FC4-6 BB			P6			K		1B IBB	3 0 0 1 3 1 2					
<b>Mickey Tettleton, S</b> OBP: 0.352, SLG: 0.414 (1, 2)		1B BB 1B	FC4-6	K				K		HR 1B	1B	6 2 3 1 0 2 5					
<b>Rob Deer, R</b> OBP: 0.360, SLG: 0.528 (1, 9)		1B FC4-6 BB	F8	K				1B		HR		4 2 2 2 1 1 5					
<b>Pete Incaviglia, R</b> OBP: 0.212, SLG: 0.242 (1, 10)		FC4-6 1B	F8			K		K		P3		5 0 1 0 0 2 3					
<b>Travis Fryman, R</b> OBP: 0.278, SLG: 0.352 (1, 5)		FC4-6 1B		1B 2B		L8		F9			G5-3	5 1 2 1 0 0 1					
<b>Milt Cuyler, S</b> OBP: 0.292, SLG: 0.250 <b>Dave Bergman, L</b> OBP: 0.300, SLG: 0.294 (8, PH) (9, 7)		K		BB 1B BB		CS BB		K			G5-3	1 1 0 0 2 1 3 2 0 0 0 0 1 0					
<b>Inning Stats</b>	R: 0 H: 0 E: 0 K: 0 S: 9	R: 2 H: 3 E: 0 K: 1 S: 21	R: 0 H: 0 E: 0 K: 0 S: 11	R: 2 H: 2 E: 0 K: 2 S: 14	R: 0 H: 0 E: 0 K: 1 S: 8	R: 0 H: 0 E: 0 K: 0 S: 14	R: 0 H: 1 E: 0 K: 2 S: 12	R: 0 H: 0 E: 0 K: 1 S: 6	R: 2 H: 2 E: 0 K: 1 S: 13	R: 0 H: 0 E: 0 K: 0 S: 9	R: 1 H: 1 E: 0 K: 0 S: 4	1B: 7 SF: 0 2B: 1 SAC: 1 3B: 0 DP: 0 HR: 1 HBP: 0	WP: 0 PA: 51 PB: 0 SB: 0 CS: 1				
<b>PITCHER</b>	IP WLS BF H R ER SO BB IBB HBP BLK WP HR S P ERA WHIP																
<b>Scott Chiamparino, R</b> ERA: 4.35 <b>Gerardo Alexander, R</b> ERA: <b>Rich Gossage, R</b> ERA: <b>Jeff Russell, R</b> ERA: 1.5 <b>Brad Arnsberg, R</b> ERA: 6.43	(1, 1) (4, 1) (7, 1) (9, 1) (11, 1)	3.1 3.0 1.2 2.0 0.0	L	21 12 5 8 1	5 1 0 2 0	4 0 0 2 1	1 0 0 1 0	6 3 0 0 1	0 0 0 0 0	0 0 0 0 0	0 0 0 1 0	0 0 0 22 1	96 70 14 31 5	10.80 0.00 0.00 9.00 ∞	3.300 1.333 0.000 1.000 ∞		
<b>PITCHER</b>	IP WLS BF H R ER SO BB IBB HBP BLK WP HR S P ERA WHIP																
<b>Mike Jeffcoat, L</b> ERA: 1.42	(11, 1)	0.1		3	1	0	0	0	0	0	0	0	0	0	0	0.00	3.000

Texas Rangers @ Detroit Tigers  
Tiger Stadium, Detroit, MI  
Fri May 03 1991, 7:05 PM EDT  
Att. 13,337 - Sunny - 54 F

livebaseballscores.com

AB 38  
R 7  
H 9  
RBI 7  
BB 11  
SO 8  
LOB 26







Batter	1	2	3	4	5	6	7	8	9	AB R H RBI BB SO LOB	TOP	
Jack Daugherty, S (1, 7) OBP: 0.265, SLG: 0.200	3-2 G6-3		0-1 G3		2-0 1B	0-0 1B		1-2 G1-3		5 0 2 0 0 0 1		
Geno Petralli, L (1, 2) OBP: 0.314, SLG: 0.267 Mike Stanley, R (6, PH) OBP: 0.379, SLG: 0.391 (6, 2)	0-0 G4-3		2-0 G3-1		1-0 1B	0-1 F8		0-1 G6-3		3 0 1 0 0 0 0 2 0 0 0 0 0 3		
Rafael Palmeiro, L (1, 3) OBP: 0.341, SLG: 0.488	2-1 L1			1-2 G4-3	3-1 P7		3-2 F9		3-2 F8 G3 1B 1B	5 1 1 0 0 0 2		
Ruben Sierra, S (1, 9) OBP: 0.292, SLG: 0.553		0-1 HR		1-1 1B 1B	1-1 G4-3		1-2 P2		2-2 G3	5 2 2 1 0 0 3		
Julio Franco, R (1, 4) OBP: 0.289, SLG: 0.345		4-0 BB		0-1 F9		2-1 G3 E 2B	4-1 FC4 BB		1-0 F8	3 1 1 0 2 0 2		
Kevin Reimer, L (1, 10) OBP: 0.333, SLG: 0.457 Brian Downing, R (7, PH) OBP: 0.492, SLG: 0.490		1-1 SAFE 1B		0-0 1B	1-3 1B	0-1 G3	1-2 FC4		0-2 1B 1B	3 0 2 0 0 0 1 2 1 1 0 0 0 1		
Juan Gonzalez, R (1, 8) OBP: 0.529, SLG: 0.828 Gary Pettis, S (9, PR) OBP: 0.389, SLG: 0.326		2-2 L8		1-1 1B	1-2 3-H 1B	3-2 E6 PB 1B		1-0 2B 2B	0-1 1B 1B	5 2 3 3 0 0 2 0 0 0 0 0 0 0		
Steve Buechele, R (1, 5) OBP: 0.333, SLG: 0.391 (8, 6)		2-0 G5-4-3		3-1 P6		1-1 L8		1-1 F9	3-2 1B	5 0 1 1 0 0 6		
Jeff Huson, L (1, 6) OBP: 0.308, SLG: 0.304 Mario Diaz, R (6, PH) OBP: 0.217, SLG: 0.182 (6, 6) Denny Walling, L (8, PH) OBP: 0.167, SLG: 0.182 (8, 5)			2-2 F8		2-1 F8	2-0 1B		3-2 G1-3 2B	1-0 F8	2 0 0 0 0 0 0 1 0 1 1 0 0 0 2 0 1 1 0 0 2		
<b>Inning Stats</b>	R: 0 H: 0 E: 0 LOB: 0 K: 0 BB: 0 S: 6 P: 11	R: 1 H: 2 E: 0 LOB: 1 K: 0 BB: 1 S: 8 P: 17	R: 0 H: 0 E: 0 LOB: 0 K: 0 BB: 0 S: 6 P: 10	R: 1 H: 3 E: 0 LOB: 2 K: 0 BB: 0 S: 12 P: 18	R: 0 H: 2 E: 0 LOB: 2 K: 0 BB: 0 S: 8 P: 17	R: 2 H: 3 E: 1 LOB: 2 K: 0 BB: 0 S: 13 P: 21	R: 0 H: 0 E: 0 LOB: 1 K: 0 BB: 1 S: 14 P: 23	R: 1 H: 2 E: 0 LOB: 1 K: 0 BB: 0 S: 11 P: 17	R: 2 H: 4 E: 0 LOB: 2 K: 0 BB: 0 S: 18 P: 28	1B: 12 SF: 0 2B: 3 SAC: 0 3B: 0 DP: 1 HR: 1 HBP: 0	WP: 0 PA: 45 PB: 1 SB: 0 CS: 0	
<b>PITCHER</b>	IP WLS BF H R ER SO BB IBB HBP BLK WP HR S P ERA WHIP											
Walt Terrell, R (1, 1) ERA: 3.79	5.2 W 26 8 4 3 0 1 0 0 0 0 0 1 49 88 4.76 1.588											
Steve Searcy, L (6, 1) ERA: 6.35	0.1 3 2 0 0 0 0 0 0 0 0 0 0 4 6 0.00 6.000											
Paul Gibson, L (7, 1) ERA: 0.84	1.0 4 0 0 0 0 1 0 0 0 0 0 0 14 23 0.00 1.000											
Mike Henneman, R (8, 1) ERA: 1.96	2.0 12 6 3 3 0 0 0 0 0 0 0 0 29 45 13.50 3.000											

Texas Rangers @ Detroit Tigers  
Tiger Stadium, Detroit, MI  
Sun May 05 1991, 3:33 AM EDT  
Att. 14,619 - Cloudy - 60 F

livebaseballscorecards.com

AB 43  
R 7  
H 16  
RBI 7  
BB 2  
SO 0  
LOB 23





Batter	1	2	3	4	5	6	7	8	9
<b>Tony Phillips, S</b> OBP: 0.352, SLG: 0.447 (1, 7)	3-3 K	0-0 S 2B 1B		1-0 1B		1-2 G6-3		1-0 1B	
<b>Alan Trammell, R</b> OBP: 0.387, SLG: 0.463 (1, 6)	0-2 1B	2-2 2B		2-1 F9		2-3 K		1-1 F7	
<b>Lou Whitaker, L</b> OBP: 0.462, SLG: 0.617 (1, 4)	1-0 F9	4-1 BB		3-3 K		0-1 1B		1-1 F8	
<b>Cecil Fielder, R</b> OBP: 0.354, SLG: 0.395 (1, 3)	3-3 K	0-0 F9			1-2 P5	1-1 F8			
<b>Mickey Tettleton, S</b> OBP: 0.354, SLG: 0.415 (1, 2)					4-2 HR BB		3-3 K		
<b>Rob Deer, R</b> OBP: 0.381, SLG: 0.613 (1, 9)		1-0 2B 1B 1B	2-2 CS 1B		1-2 HR		2-0 HR		
<b>Pete Incaviglia, R</b> OBP: 0.216, SLG: 0.221 (1, 10)		2-3 K	1-3 K		1-0 G5-3		1-0 G4-3 HBP		
<b>Travis Fryman, R</b> OBP: 0.279, SLG: 0.351 (1, 5)		0-0 1B 2B	3-3 K		4-1 BB		1-2 G4-3		
<b>Milt Cuyler, S</b> OBP: 0.321, SLG: 0.286 (1, 8)		4-1 S 1B 2B BB		2-2 L6		2-3 K		0-0 F7	

Inning Stats	R: 0	H: 1	E: 0	K: 2	S: 11	H: 1	LOB: 1	BB: 0	P: 18	R: 5	H: 5	E: 0	K: 2	S: 19	H: 1	LOB: 0	BB: 0	P: 15	R: 0	H: 1	E: 0	K: 1	S: 10	R: 2	H: 1	E: 0	K: 1	S: 15	R: 1	H: 1	E: 0	K: 1	S: 7	R: 0	H: 1	E: 0	K: 0	S: 6			

PITCHER															PITCHER																								
<b>Kevin Brown, R</b> ERA: 5.88 (1, 1)	IP	WLS	BF	H	R	ER	SO	BB	IBB	HBP	BLK	WP	HR	S	P	ERA	WHIP	<b>Mike Jeffcoat, L</b> ERA: 1.13 (7, 1)	IP	WLS	BF	H	R	ER	SO	BB	IBB	HBP	BLK	WP	HR	S	P	ERA	WHIP				
<b>John Barfield, L</b> ERA: 3.86 (2, 1)	1.1	L	11	6	5	5	3	1	0	0	0	0	0	23	41	33.75	5.250	1.2	1.2	5	1	0	0	0	0	0	0	0	0	0	0	0	0	0	0.00	1.125			
<b>Brad Arnsberg, R</b> ERA: 8.22 (5, 1)	0.2		5	1	2	2	0	2	0	0	0	0	1	12	23	27.00	4.500																						
<b>Kenny Rogers, L</b> ERA: 11.77 (5, 1)	1.1		5	1	0	0	2	0	0	0	0	0	0	15	21	0.00	0.750																						
<b>Gerald Alexander, R</b> ERA: 1.13 (7, 1)	0.1		3	1	1	1	1	0	0	1	0	0	0	4	10	27.00	3.000																						

**BOTTOM**

AB	R	H	RBI	BB	SO	LOB
5	1	3	2	0	1	0
5	0	2	2	0	1	2
4	0	1	0	1	1	3
4	0	0	0	0	1	4
3	2	1	0	1	2	2
4	3	4	3	0	0	0
3	0	0	0	0	2	3
3	1	1	1	1	1	2
3	1	0	0	1	1	1

<b>AB</b>	34
<b>R</b>	8
<b>H</b>	12
<b>RBI</b>	8
<b>BB</b>	4
<b>SO</b>	10
<b>LOB</b>	17



WP	HR	S	P	ERA	WHIP
0	0	9	13	0.00	0.600

**Texas Rangers @ Detroit Tigers**  
**Tiger Stadium, Detroit, MI**  
 Sun May 05 1991, 3:33 AM EDT  
 Att. 14,619 - Cloudy - 60 F

livebaseballscorecards.com

Batter	1	2	3	4	5	6	7	8	9	AB R H RBI BB SO LOB	TOP											
<b>Brian Downing, R</b> (1, 10) OBP: 0.500, SLG: 0.500	2-2 FC6-4 2B 1B	0-2 F8		1-1 1-3 1B		1-2 1B 1B		1-0 G5-3		5 1 3 0 0 0 1												
<b>Mario Diaz, R</b> (1, 6) OBP: 0.192, SLG: 0.160 <b>Kevin Reimer, L</b> (6, PH) OBP: 0.327, SLG: 0.447 <b>Jeff Huson, L</b> (6, 6) OBP: 0.302, SLG: 0.298	1-0 P3		1-2 G6-3	2-1 L9		0-0 F8		0-1 G1-3		3 0 0 0 0 0 3 1 0 0 0 0 0 1 1 0 0 0 0 0 0												
<b>Rafael Palmeiro, L</b> (1, 3) OBP: 0.344, SLG: 0.494	1-1 FC6-4 1-3 2B		2-2 F8		2-1 G3-1	3-1 1-3 1B		0-1 G3-1		5 0 2 0 0 0 0												
<b>Ruben Sierra, S</b> (1, 9) OBP: 0.319, SLG: 0.557	4-2 FC6-4 BB		3-2 FC5 1B 1B		4-0 1B BB	3-2 G4-3		1-2 S 1B		3 1 2 0 2 0 2												
<b>Julio Franco, R</b> (1, 4) OBP: 0.295, SLG: 0.348	2-2 FC6-4 1-2f 2-3 3-H		0-0 1-2 1B		3-2 1-2 1B 1B		3-1 G6-3	3-2 G4-3		5 1 2 1 0 0 3												
<b>Juan Gonzalez, R</b> (1, 7) OBP: 0.474, SLG: 0.727	3-2 G5-3		2-2 FC5 2-3f		0-3 K		0-0 L5			4 0 0 0 0 1 6												
<b>Steve Buechele, R</b> (1, 5) OBP: 0.329, SLG: 0.382		0-1 F9		1-3 K	2-2 E8 1-1 2-H 1B		1-3 K			4 0 1 1 0 2 0												
<b>Mike Stanley, R</b> (1, 2) OBP: 0.394, SLG: 0.385		4-2 BB		0-1 FC5-4 1B	3-3 K		0-0 G6-3			3 0 1 0 1 1 1												
<b>Gary Pettis, S</b> (1, 8) OBP: 0.362, SLG: 0.300		2-3 K		2-2 FC5-4 1B 1-2f		1-3 K		1-2 G5-3		4 0 0 0 0 2 2												
<b>Inning Stats</b>	R: 1 E: 0 K: 0 S: 14	H: 2 LOB: 2 BB: 1 P: 27	R: 0 E: 0 K: 1 S: 11	H: 0 LOB: 1 BB: 1 P: 17	R: 0 E: 0 K: 0 S: 13	H: 2 LOB: 2 BB: 0 P: 21	R: 0 E: 0 K: 1 S: 13	H: 2 LOB: 2 BB: 0 P: 19	R: 2 E: 1 K: 2 S: 15	H: 2 LOB: 1 BB: 1 P: 29	R: 0 E: 0 K: 1 S: 12	H: 2 LOB: 2 BB: 0 P: 20	R: 0 E: 0 K: 1 S: 6	H: 0 LOB: 0 BB: 0 P: 10	R: 0 E: 0 K: 0 S: 5	H: 0 LOB: 0 BB: 0 P: 7	R: 0 E: 0 K: 0 S: 12	H: 1 LOB: 1 BB: 0 P: 15	1B: 10 2B: 1 3B: 0 HR: 0	SF: 0 SAC: 0 DP: 0 HBP: 0	WP: 0 PB: 0 SB: 1 CS: 0	PA: 41
<b>PITCHER</b>	IP WLS BF H R ER SO BB IBB HBP BLK WP HR S P ERA WHIP																					
<b>Jimmy Key, L</b> (1, 1) ERA: 2.48	5.0 L 26 8 3 2 4 3 0 0 0 0 0 0 66 113 3.60 2.200																					
<b>Jim Acker, R</b> (6, 1) ERA: 2.7	3.0 11 2 0 0 2 0 0 0 0 0 0 0 23 37 0.00 0.667																					
<b>Mike Timlin, R</b> (9, 1) ERA: 2.61	1.0 4 1 0 0 0 0 0 0 0 0 0 0 12 15 0.00 1.000																					

Texas Rangers @ Toronto Blue Jays  
SkyDome, Toronto, ON  
Tue May 07 1991, 7:05 PM EDT  
Att. 44,622 - Dome - 70 F

livebaseballscorecards.com

AB	38
R	3
H	11
RBI	2
BB	3
SO	6
LOB	19




Batter	1	2	3	4	5	6	7	8	9	AB	R	H	RBI	BB	SO	LOB
<b>Devon White, S</b> OBP: 0.374, SLG: 0.454 (1, 8)	F8		CS 1B		HR 2B		P5		G3	5	1	2	0	0	0	1
<b>Roberto Alomar, S</b> OBP: 0.322, SLG: 0.443 (1, 4)	G5-3		SAFE SAFE 1B		HR		S S BB		F7	4	1	2	2	1	0	1
<b>Joe Carter, R</b> OBP: 0.388, SLG: 0.534 (1, 7)	1B		G5-3		F9 2B		K			4	0	2	0	0	1	2
<b>Pat Tabler, R</b> OBP: 0.488, SLG: 0.469 (1, 3)	P3				G6-3 BB		K			3	0	0	0	1	1	2
<b>Glenallen Hill, R</b> OBP: 0.344, SLG: 0.444 (1, 10)			F9		G6-3		F9		G6-3	3	0	0	0	0	0	2
<b>John Olerud, L</b> OBP: 0.344, SLG: 0.400 (8, PH)					G6-3		2-3			1	0	0	0	0	0	0
<b>Kenny Williams, R</b> OBP: 0.400, SLG: 0.444 (1, 9)			K		2B		FC5-4		K	3	0	1	0	0	1	2
<b>Mark Whiten, S</b> OBP: 0.313, SLG: 0.400 (8, PH)					2B		1-2f			1	0	0	0	0	1	0
<b>Pat Borders, R</b> OBP: 0.143, SLG: 0.121 (1, 2)			1B		FC5 BB		K		G4-3	2	0	1	0	1	1	0
<b>Greg Myers, L</b> OBP: 0.300, SLG: 0.354 (8, PH)					BB					1	0	0	0	0	0	0
<b>Ed Sprague, R</b> OBP: 0.286, SLG: 0.356 (1, 5)			G5-3		FC5		K		G3 SH1-4 BB	3	0	0	0	0	1	3
<b>Mookie Wilson, S</b> OBP: 0.286, SLG: 0.356 (9, PH)					1-2f					0	0	0	0	1	0	0
<b>Manuel Lee, S</b> OBP: 0.343, SLG: 0.310 (1, 6)			F8		F9		K		SH1-4	3	0	0	0	0	1	0

Inning Stats		R: 0	H: 1	R: 0	H: 1	R: 0	H: 2	R: 0	H: 1	R: 2	H: 3	R: 0	H: 0	R: 0	H: 0	R: 0	H: 0	R: 0	H: 0	R: 0	H: 0	1B: 3	SF: 0	WP: 0	PA: 38							
Inning Stats		E: 0	LOB: 1	E: 0	LOB: 1	E: 0	LOB: 2	E: 0	LOB: 2	E: 0	LOB: 2	E: 0	LOB: 0	E: 0	LOB: 1	E: 0	LOB: 0	E: 0	LOB: 0	E: 0	LOB: 1	2B: 3	SAC: 1	PB: 0								
Inning Stats		K: 0	BB: 0	K: 1	BB: 0	K: 0	BB: 1	K: 3	BB: 0	K: 2	BB: 1	K: 2	BB: 0	K: 1	BB: 0	K: 2	BB: 1	K: 1	BB: 0	K: 0	BB: 1	3B: 1	DP: 0	SB: 2								
Inning Stats		S: 5	P: 12	S: 11	P: 18	S: 9	P: 15	S: 12	P: 24	S: 11	P: 16	S: 11	P: 16	S: 7	P: 10	S: 5	P: 11	S: 7	P: 10	S: 5	P: 11	HR: 1	HBP: 0	CS: 1								
<b>PITCHER</b>		IP	WLS	BF	H	R	ER	SO	BB	IBB	HBP	BLK	WP	HR	S	P	ERA	WHIP														
<b>Kenny Rogers, L</b> ERA: 9.5 (1, 1)		5.0	W	24	8	2	2	1	2	0	0	0	0	0	43	80	3.60	2.000														
<b>Gerald Alexander, R</b> ERA: 0.9 (6, 1)		2.0		7	0	0	0	5	1	0	0	0	0	0	22	32	0.00	0.500														
<b>Mike Jeffcoat, L</b> ERA: 1.04 (8, 1)		0.2		2	0	0	0	1	0	0	0	0	0	0	5	7	0.00	0.000														
<b>Jeff Russell, R</b> ERA: 1.35 (8, 1)		1.1	S	5	0	0	0	0	1	0	0	0	0	0	7	14	0.00	0.750														

**Texas Rangers @ Toronto Blue Jays**  
 SkyDome, Toronto, ON  
 Tue May 07 1991, 7:05 PM EDT  
 Att: 44,622 - Dome - 70 F

<b>AB</b>	<b>33</b>
<b>R</b>	<b>2</b>
<b>H</b>	<b>8</b>
<b>RBI</b>	<b>2</b>
<b>BB</b>	<b>4</b>
<b>SO</b>	<b>7</b>
<b>LOB</b>	<b>13</b>



WP	PA	ERA	WHIP
0	38		

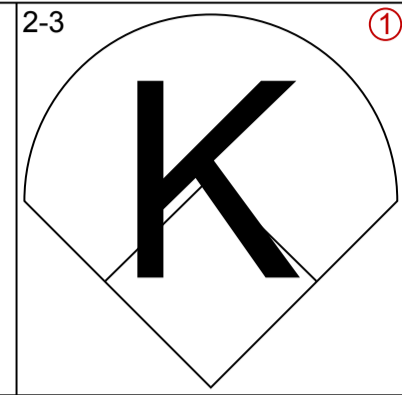
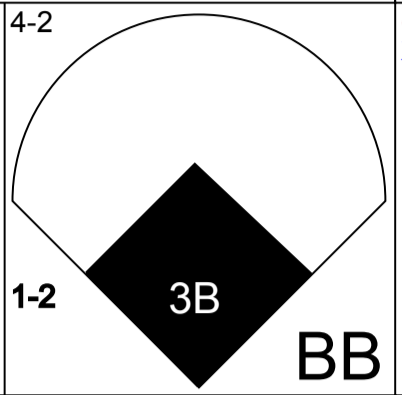
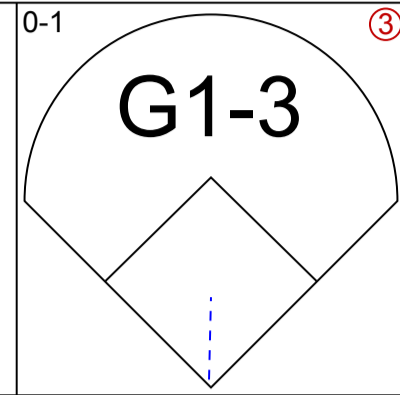
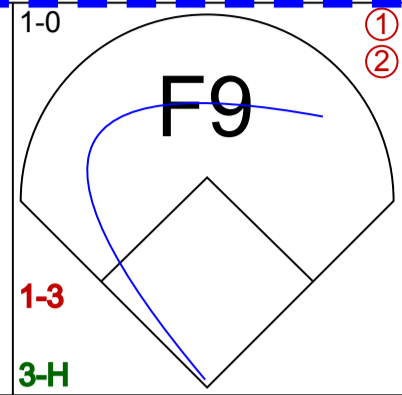
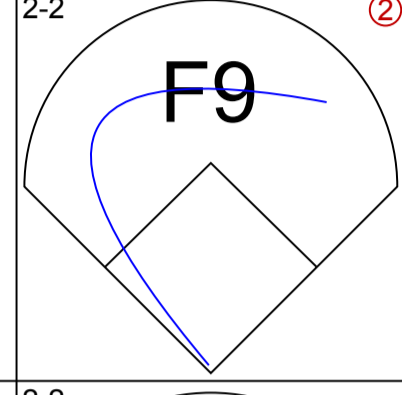
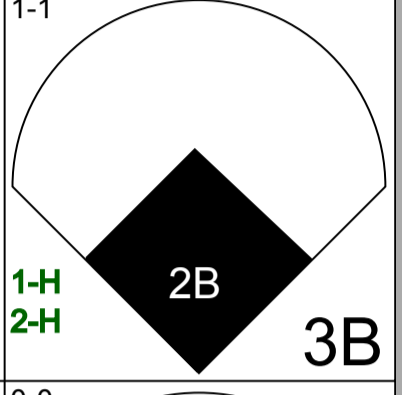
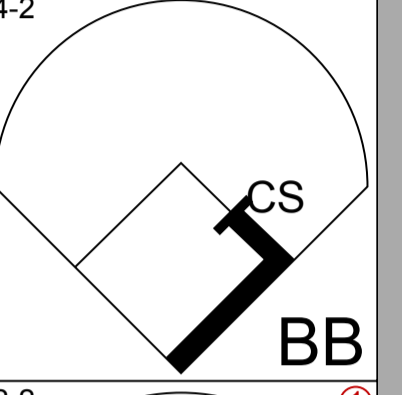
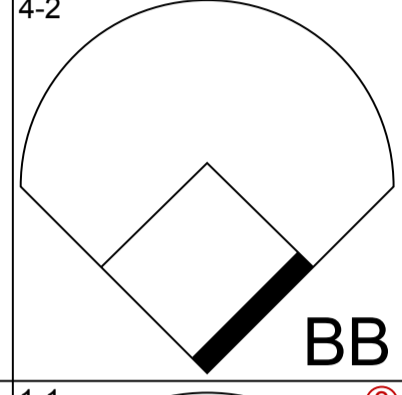
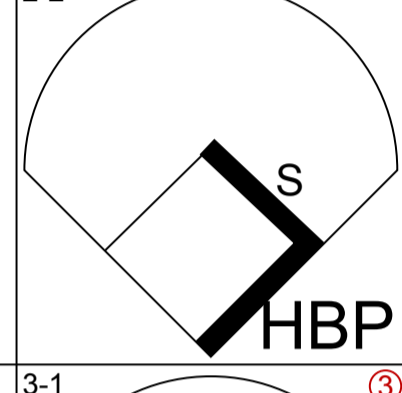
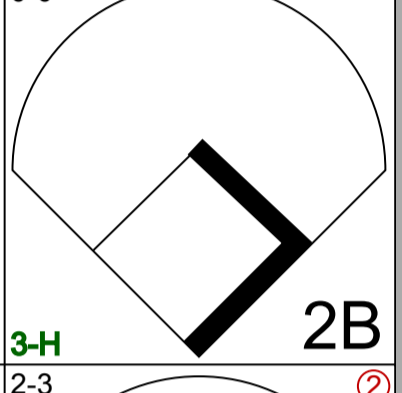
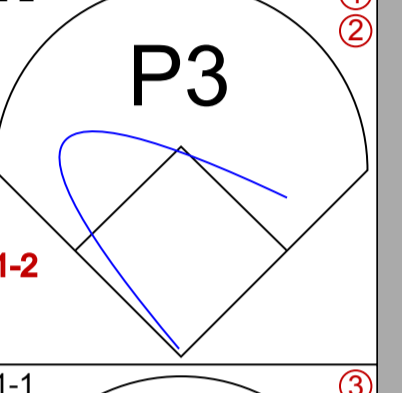
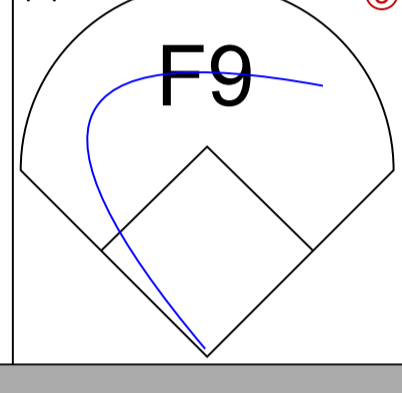
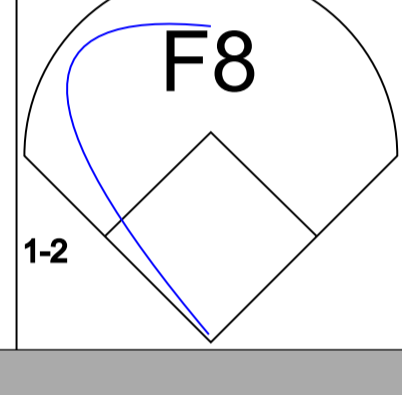
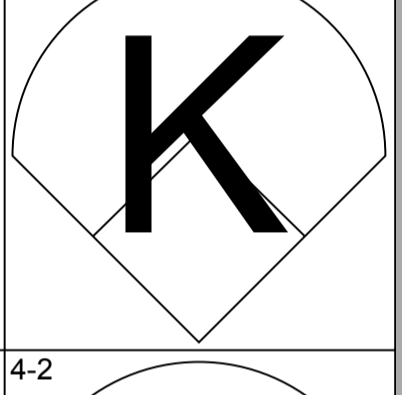
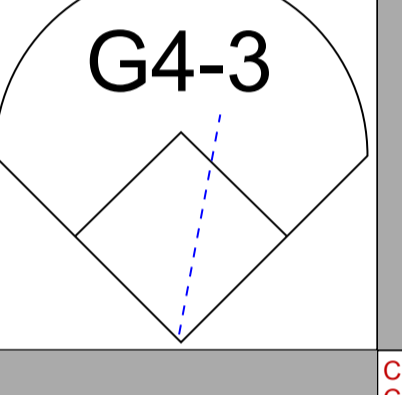
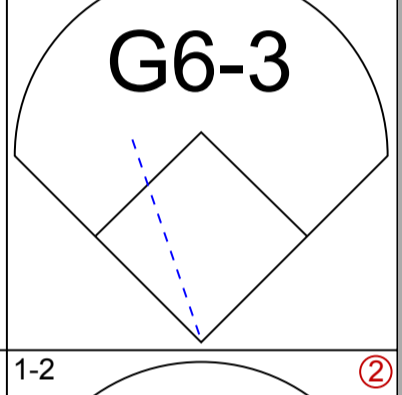
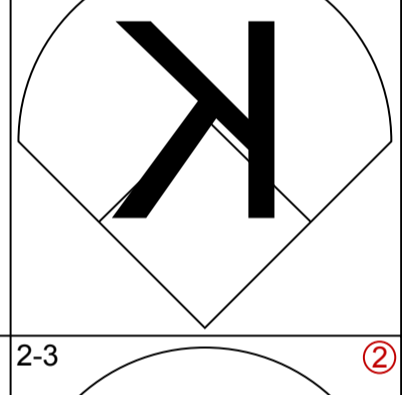
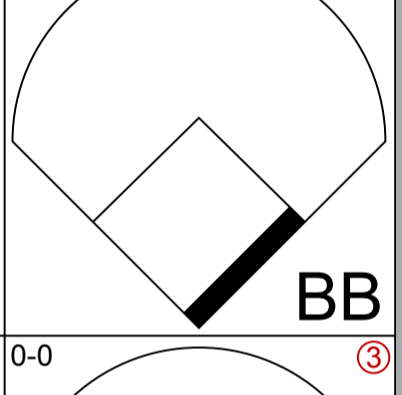
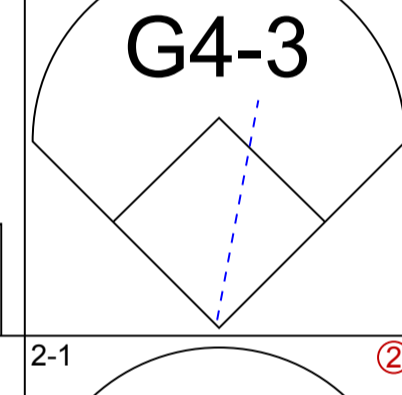
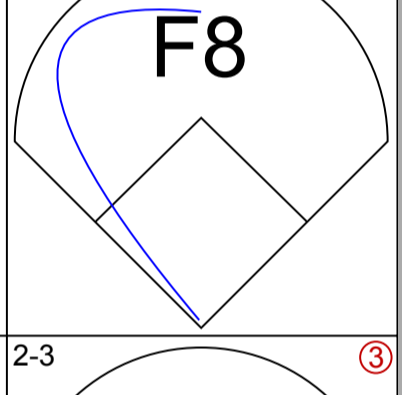
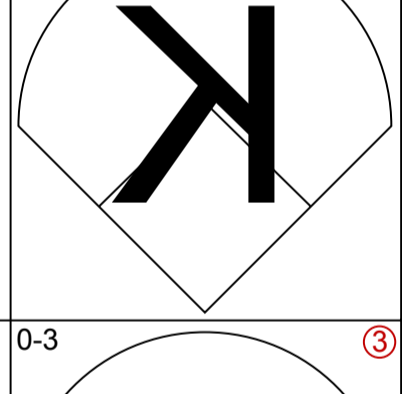
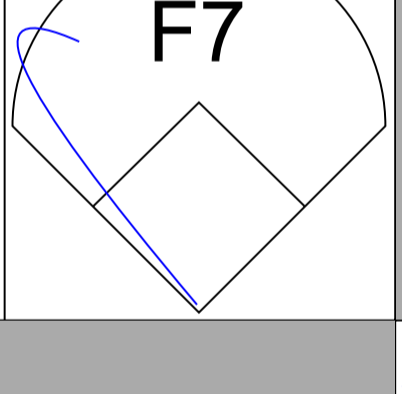
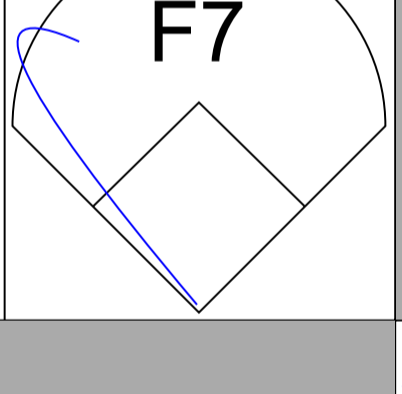
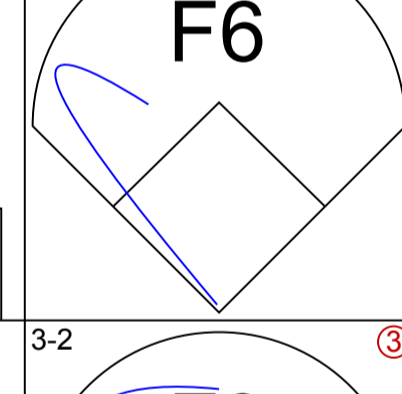


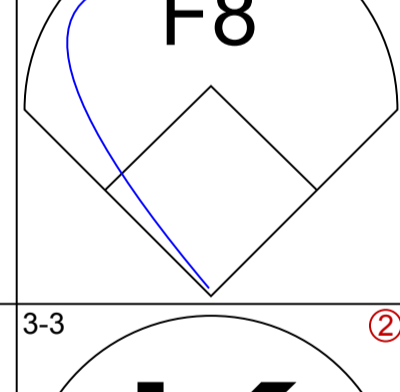
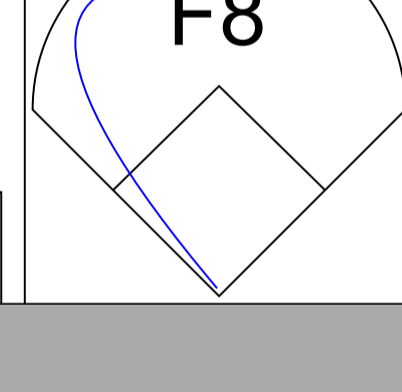
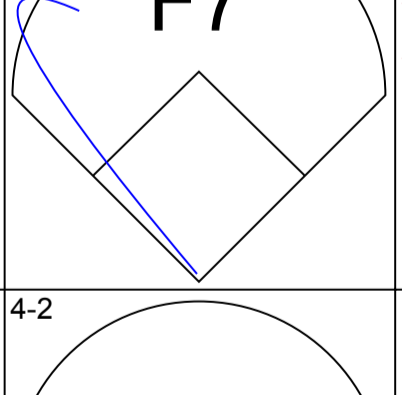
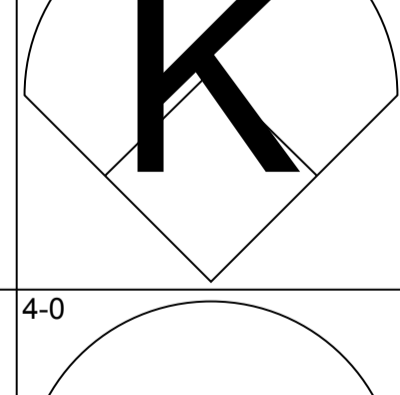
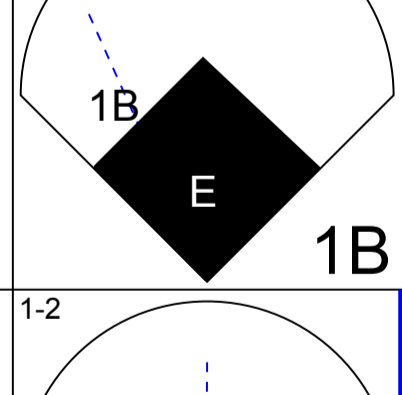
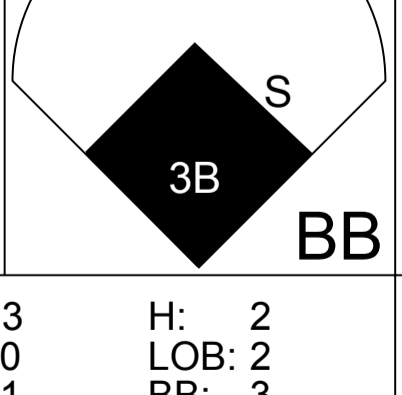
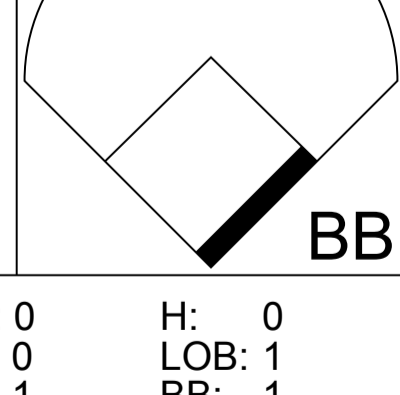
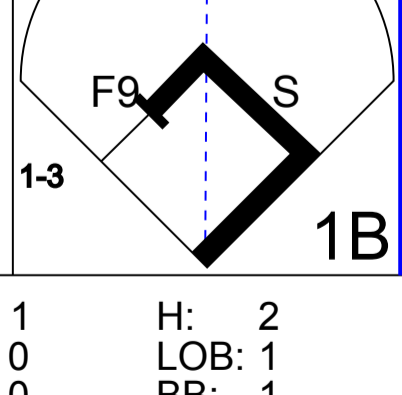
Batter	1	2	3	4	5	6	7	8	9	AB R H RBI BB SO LOB	TOP									
<b>Brian Downing, R</b> (1, 10) OBP: 0.471, SLG: 0.466	2-2 F7		2-3 K			1-0 F9		1-1 P5		4 0 0 0 0 1 2										
<b>Geno Petralli, L</b> (1, 2) OBP: 0.327, SLG: 0.286	2-3 K			1-1 F7			0-1 HR 1B	2-1 1B		4 1 2 0 0 1 0										
<b>Rafael Palmeiro, L</b> (1, 3) OBP: 0.340, SLG: 0.516	0-2 P6			0-2 L9			2-1 HR 1-H	1-1 P6		4 1 1 2 0 0 2										
<b>Ruben Sierra, S</b> (1, 9) OBP: 0.327, SLG: 0.554		2-1 L8		1-0 F9			1-0 1B		3-2 1B	4 0 2 0 0 0 0										
<b>Julio Franco, R</b> (1, 4) OBP: 0.283, SLG: 0.333		0-1 F9			1-1 G6-3		1-3 K		3-3 K 1-2	4 0 0 0 0 2 2										
<b>Juan Gonzalez, R</b> (1, 7) OBP: 0.429, SLG: 0.649 (6, 8)		1-2 F7			1-2 G6-3		2-3 K		1-0 G6-3	4 0 0 0 0 1 2										
<b>Jeff Huson, L</b> (1, 6) OBP: 0.291, SLG: 0.286			1-2 P4		0-3 K		2-2 G6-3 1-2		3-2 F7	2 0 0 0 0 1 0										
<b>Jack Daugherty, S</b> (7, PH) OBP: 0.257, SLG: 0.194										1 0 0 0 0 0 1										
<b>Mario Diaz, R</b> (7, 6) OBP: 0.192, SLG: 0.160										0 0 0 0 0 0 0										
<b>Denny Walling, L</b> (9, PH) OBP: 0.154, SLG: 0.167										1 0 0 0 0 0 1										
<b>Steve Buechele, R</b> (1, 5) OBP: 0.329, SLG: 0.380			1-2 1B			1-2 F9		0-1 G6-3		3 0 1 0 0 0 0										
<b>Gary Pettis, S</b> (1, 8) OBP: 0.356, SLG: 0.294			3-3 K			2-1 F7		4-2 1B BB		1 0 0 0 0 1 1										
<b>Kevin Reimer, L</b> (6, PH) OBP: 0.333, SLG: 0.438 (6, 7)										1 0 0 0 1 0 0										
<b>Inning Stats</b>	R: 0 E: 0 K: 1 S: 9	H: 0 LOB: 0 BB: 0 P: 13	R: 0 E: 0 K: 0 S: 7	H: 0 LOB: 0 BB: 0 P: 10	R: 0 E: 0 K: 2 S: 14	H: 1 LOB: 1 BB: 0 P: 21	R: 0 E: 0 K: 0 S: 6	H: 0 LOB: 0 BB: 0 P: 8	R: 0 E: 0 K: 1 S: 8	H: 0 LOB: 0 BB: 0 P: 10	R: 2 E: 0 K: 2 S: 15	H: 3 LOB: 1 BB: 0 P: 23	R: 0 E: 0 K: 0 S: 12	H: 1 LOB: 2 BB: 1 P: 20	R: 0 E: 0 K: 1 S: 11	H: 1 LOB: 1 BB: 0 P: 21	1B: 5 2B: 0 3B: 0 HR: 1	SF: 0 SAC: 0 DP: 0 HBP: 0	WP: 0 PB: 0 SB: 2 CS: 0	PA: 34
<b>PITCHER</b>	IP WLS BF H R ER SO BB IBB HBP BLK WP HR S P ERA WHIP																			
<b>Todd Stottlemyre, R</b> (1, 1) ERA: 3.11	7.2 W 29 5 2 2 6 1 0 0 0 0 1 75 112 2.35 0.783																			
<b>Duane Ward, R</b> (8, 1) ERA: 2.4	1.1 S 5 1 0 0 1 0 0 0 0 0 0 0 13 24 0.00 0.750																			

Texas Rangers @ Toronto Blue Jays  
SkyDome, Toronto, ON  
Wed May 08 1991, 7:05 PM EDT  
Att: 43,211 - Dome - 70 F

livebaseballscorecards.com

AB	33
R	2
H	6
RBI	2
BB	1
SO	7
LOB	11



Batter	1	2	3	4	5	6	7	8	9	AB	R	H	RBI	BB	SO	LOB	BOTTOM	
Devon White, S OBP: 0.369, SLG: 0.440 (1, 8)										3	1	0	0	1	1	2	<p><b>Texas Rangers @ Toronto Blue Jays</b>  SkyDome, Toronto, ON  Wed May 08 1991, 7:05 PM EDT  Att. 43,211 - Dome - 70 F</p>	
Roberto Alomar, S OBP: 0.336, SLG: 0.463 (1, 4)										2	1	1	2	2	0	0		
Joe Carter, R OBP: 0.392, SLG: 0.538 (1, 7)										3	0	1	1	0	0	2		
John Olerud, L OBP: 0.330, SLG: 0.381 (1, 3)										4	0	0	0	0	1	2		
Mark Whiten, S OBP: 0.310, SLG: 0.385 (1, 9)										3	0	0	0	1	1	0		
Greg Myers, L OBP: 0.288, SLG: 0.338 Pat Borders, R OBP: 0.139, SLG: 0.118 (1, 2) (8, PH) (9, 2)										3	0	0	0	0	1	2		
Mookie Wilson, S OBP: 0.269, SLG: 0.333 (1, 10)										3	0	0	0	0	1	0		
Manuel Lee, S OBP: 0.343, SLG: 0.311 (1, 6)										3	1	1	0	0	1	0		
Ray Giannelli, L OBP: 0.625, SLG: 0.400 Kenny Williams, R OBP: 0.400, SLG: 0.444 Rene Gonzales, R OBP: 0.118, SLG: 0.063 (1, 5) (7, PR) (8, 5)										1	1	1	0	2	0	0		
<b>Inning Stats</b>	R: 0 E: 0 K: 1 S: 13	H: 0 LOB: 1 BB: 0 P: 22	R: 0 E: 0 K: 3 S: 10	H: 0 LOB: 0 BB: 0 P: 15	R: 3 E: 0 K: 1 S: 17	H: 2 LOB: 2 BB: 3 P: 33	R: 0 E: 0 K: 1 S: 6	H: 0 LOB: 1 BB: 1 P: 15	R: 0 E: 0 K: 0 S: 7	H: 0 LOB: 0 BB: 1 P: 14	R: 1 E: 0 K: 0 S: 12	H: 2 LOB: 1 BB: 1 P: 20	R: 0 E: 0 K: 1 S: 11	H: 0 LOB: 0 BB: 0 P: 16	1B: 2 2B: 1 3B: 1 HR: 0	SF: 0 SAC: 0 DP: 0 HBP: 1		WP: 0 PB: 0 SB: 3 CS: 1
<b>PITCHER</b>	IP WLS BF H R ER SO	IP WLS BF H R ER SO	IP WLS BF H R ER SO	IP WLS BF H R ER SO	IP WLS BF H R ER SO	IP WLS BF H R ER SO	IP WLS BF H R ER SO	IP WLS BF H R ER SO	IP WLS BF H R ER SO	IP WLS BF H R ER SO	IP WLS BF H R ER SO	IP WLS BF H R ER SO	IP WLS BF H R ER SO	IP WLS BF H R ER SO	IP WLS BF H R ER SO	IP WLS BF H R ER SO	ERA WHIP	ERA WHIP
Nolan Ryan, R ERA: 3.22 (1, 1)	6.0 L	25 L	2 2	3 1	3 1	0 0	6 0	5 0	0 0	0 0	0 0	0 0	0 0	0 0	0 0	0 0	4.50 1.167	
Jim Poole, L ERA: (7, 1)	0.0	2	2	1	1	0	0	0	0	0	0	0	0	0	0	0	∞	∞
Rich Gossage, R ERA: (7, 1)	1.0	3	0	0	0	0	0	1	0	0	0	0	0	0	0	0	0.00	1.000
Mike Jeffcoat, L ERA: 0.93 (8, 1)	1.0	3	0	0	0	0	1	0	0	0	0	0	0	0	0	0	0.00	0.000

livebaseballscores.com

AB	26
R	4
H	4
RBI	3
BB	6
SO	7
LOB	8



Batter	1	2	3	4	5	6	7	8	9	AB	R	H	RBI	BB	SO	LOB	TOP										
Brian Downing, R (1, 10) OBP: 0.466, SLG: 0.459 Kevin Reimer, L (6, PH) OBP: 0.321, SLG: 0.420	2-1 G1-6-3 1B	2-3 K			3-2 G6-3	1-3 K		1-3 K		3	0	1	0	0	1	2											
Mario Diaz, R (1, 6) OBP: 0.207, SLG: 0.148 Jeff Huson, L (7, PH) OBP: 0.298, SLG: 0.314 (7, 6)	0-0 G1-6-3 1-2f	1-1 FC6-4			4-2 BB BB BB			1-3 K	1-1 G3-1 2B	2	0	0	0	1	0	3											
Rafael Palmeiro, L (1, 3) OBP: 0.333, SLG: 0.500	1-0 L8				1-3 K			2-2 G3 1B	0-0 F8	5	0	1	0	0	1	2											
Ruben Sierra, S (1, 9)		2-2 BB HR 1B			4-0 BB BB			2-2 G3	0-2 G3-1	4	1	1	0	1	0	2											
Julio Franco, R (1, 4) OBP: 0.308, SLG: 0.368		4-0 HR BB			4-1 FC6-4 BB			4-0 FC6-4 IBB	0-1 G5-3	2	2	1	1	3	0	1											
Juan Gonzalez, R (1, 7) OBP: 0.413, SLG: 0.683		0-1 HR			0-1 FC6-4			1-1 FC6-4		4	1	1	3	0	0	5											
Mike Stanley, R (1, 2) OBP: 0.389, SLG: 0.357 Geno Petralli, L (8, PH) OBP: 0.339, SLG: 0.300 (8, 2)		4-0 1B BB			0-0 F8			3-3 K	0-0 G1-3 1B	2	0	0	0	1	1	0											
Steve Buechele, R (1, 5) OBP: 0.341, SLG: 0.392 Denny Walling, L (8, PH) OBP: 0.143, SLG: 0.154 (8, 5)		1 SAFE 0-2 FC6-4 1B			1-2 G6-3			0-0 1B	0-0 G1-3	3	0	2	0	0	0	0											
Gary Pettis, S (1, 8) OBP: 0.333, SLG: 0.273		0-3 K			1-2 G6-3			1-0 L4	0-1 P1	4	0	0	0	0	1	4											
<b>Inning Stats</b>	R: 0 E: 0 K: 0 S: 4	H: 1 LOB: 0 BB: 0 P: 7	R: 3 E: 0 K: 2 S: 17	H: 3 LOB: 2 BB: 2 P: 30	R: 1 E: 0 K: 0 S: 13	H: 1 LOB: 0 BB: 0 P: 17	R: 0 E: 0 K: 0 S: 7	H: 0 LOB: 0 BB: 0 P: 9	R: 0 E: 0 K: 1 S: 14	H: 0 LOB: 3 BB: 3 P: 30	R: 0 E: 0 K: 2 S: 9	H: 1 LOB: 1 BB: 0 P: 13	R: 0 E: 0 K: 1 S: 14	H: 1 LOB: 2 BB: 1 P: 24	R: 0 E: 0 K: 1 S: 7	H: 1 LOB: 1 BB: 0 P: 8	R: 0 E: 0 K: 0 S: 9	H: 1 LOB: 1 BB: 0 P: 10	1B: 6 2B: 1 3B: 0 HR: 2	SF: 0 SAC: 0 DP: 1 HBP: 0	WP: 0 PB: 0 SB: 0 CS: 0	PA: 41					
<b>PITCHER</b>	IP	WLS	BF	H	R	ER	SO	BB	IBB	HBP	BLK	WP	HR	S	P	ERA	WHIP										
Tom Bolton, L (1, 1) ERA: 2.05	5.2		27	6	4	4	4	5	0	0	0	0	2	61	102	6.35	1.941										
Dennis Lamp, R (6, 1) ERA: 1.42	1.1	W	7	2	0	0	2	0	1	0	0	0	0	18	29	0.00	1.500										
Jeff Gray, R (8, 1) ERA: 2.12	1.0		4	1	0	0	1	0	0	0	0	0	0	8	10	0.00	1.000										
Jeff Reardon, R (9, 1) ERA: 0.84	1.0		3	0	0	0	0	0	0	0	0	0	0	7	7	0.00	0.000										

Texas Rangers @ Boston Red Sox  
Fenway Park, Boston, MA  
Thu May 09 1991, 7:05 PM EDT  
Att. 26,756 - Cloudy - 64 F

livebaseballscorecards.com

AB	35
R	4
H	9
RBI	4
BB	6
SO	7
LOB	22




Batter	1	2	3	4	5	6	7	8	9	AB	R	H	RBI	BB	SO	LOB
Wade Boggs, L OBP: 0.419, SLG: 0.454 (1, 5)	1-1 G5-4-3 1B		0-1 F7		2-2 L8		4-1 BB 1B BB	0-1 G6-3		4	1	1	0	1	0	1
Jody Reed, R OBP: 0.238, SLG: 0.200 (1, 4)	3-1 G5-4-3 1-2f		3-2 F8		0-0 F7		1-2 BB 2B BB	1-2 F8		5	1	1	1	0	0	2
Ellis Burks, R OBP: 0.340, SLG: 0.337 (1, 8)	2-3 K		2-0 G5-3		0-1 G4-3		4-1 BB 2B BB	1-1 1B		4	1	1	0	1	1	1
Jack Clark, R OBP: 0.340, SLG: 0.325 (1, 10)		0-3 K		0-0 P2		2-0 1B FC5-4	4-2 2B SF9	1-1 1B		4	2	2	1	1	1	0
Kevin Romine, R OBP: 0.286, SLG: 0.714 (8, PR)										0	0	0	0	0	0	0
Mike Greenwell, L OBP: 0.367, SLG: 0.495 (1, 7)		1-0 P5		1-1 E 3B		0-0 FC5-4 1B	1-2 2B 3-H	3-2 P6		5	1	3	2	0	0	2
Tom Brunansky, R OBP: 0.354, SLG: 0.494 (1, 9)		4-2 1B BB		3-2 G1-3		0-0 FC5-4 G5-3	0-0 SF9			2	0	0	2	1	0	2
Carlos Quintana, R OBP: 0.341, SLG: 0.381 (1, 3)		3-2 1B		0-0 E4 1B 1B		1 SAFE 1 SAFE 0-1 G5-3	4-0 IBB			3	1	2	1	1	0	1
Tony Peña, R OBP: 0.215, SLG: 0.304 (1, 2)		0-0 G4-3		1-1 S 1B		0-0 F8	1-1 L9			4	0	1	1	0	0	5
Luis Rivera, R OBP: 0.395, SLG: 0.394 (1, 6)			4-2 BB	2-1 F8						3	1	1	0	1	0	3

Inning Stats	R: 0	H: 1	E: 0	K: 1	S: 7	LOB: 0	BB: 0	P: 13	R: 0	H: 1	E: 0	K: 1	S: 11	LOB: 2	BB: 1	P: 19	R: 0	H: 0	E: 0	K: 0	S: 10	LOB: 1	BB: 1	P: 19	R: 2	H: 3	E: 1	K: 0	S: 13	LOB: 1	BB: 0	P: 20	R: 0	H: 0	E: 0	K: 0	S: 6	LOB: 0	BB: 0	P: 8	R: 1	H: 2	E: 0	K: 0	S: 6	LOB: 1	BB: 0	P: 8	R: 5	H: 3	E: 0	K: 0	S: 16	LOB: 2	BB: 4	P: 36	R: 0	H: 2	E: 0	K: 0	S: 13	LOB: 2	BB: 0	P: 19
PITCHER	IP	WLS	BF	H	R	ER	SO	BB	IBB	HBP	BLK	WP	HR	S	P	ERA	WHIP																																															
Scott Chiamparino, R ERA: 4.41 (1, 1)	6.0		27	8	4	3	2	2	0	0	0	0	0	54	89	4.50	1.667																																															
Mike Jeffcoat, L ERA: 1.86 (7, 1)	0.0	L	1	0	0	0	0	1	0	0	0	1	0	1	5	∞	∞																																															
Rich Gossage, R ERA: 2.25 (7, 1)	0.0		3	1	1	1	0	2	0	0	0	0	0	6	15	∞	∞																																															
John Barfield, L ERA: 3.29 (7, 1)	2.0		10	3	3	3	0	0	1	0	0	0	0	21	33	13.50	1.500																																															

**BOTTOM**

**Texas Rangers @ Boston Red Sox**  
 Fenway Park, Boston, MA  
 Thu May 09 1991, 7:05 PM EDT  
 Att: 26,756 - Cloudy - 64 F

AB	34
R	8
H	12
RBI	8
BB	6
SO	2
LOB	17



1B: 9	SF: 1	WP: 1	PA: 41
2B: 2	SAC: 0	PB: 0	
3B: 1	DP: 1	SB: 1	
HR: 0	HBP: 0	CS: 0	

Batter	1	2	3	4	5	6	7	8	9	AB R H RBI BB SO LOB	TOP											
<b>Brian Downing, R</b> (1, 10) OBP: 0.462, SLG: 0.455	2-3 K		2-3 K		0-1 E 1B 1-2 1B		0-2 FC5-2-5-1-2		0-0 1-2 3-H 0-0 1B	5 0 2 1 0 2 3												
<b>Jack Daugherty, S</b> (1, 7) OBP: 0.250, SLG: 0.194	1-2 G6-3		0-1 G6-3		2-1 E8 1-3 2-H 1B		0-0 G3-1		0-0 F8	5 0 1 1 0 0 4												
<b>Rafael Palmeiro, L</b> (1, 3) OBP: 0.330, SLG: 0.490	2-2 1B 1B			0-3 K	2-0 G4-3			1-3 K		4 0 1 0 0 2 2												
<b>Ruben Sierra, S</b> (1, 9) OBP: 0.327, SLG: 0.530	1-0 1-2 1B			2-2 F7		1-3 K		2-0 F9		4 0 1 0 0 1 0												
<b>Julio Franco, R</b> (1, 4) OBP: 0.296, SLG: 0.354	3-3 K			2-3 K		2-1 G5-3		1-1 F8		4 0 0 0 0 2 2												
<b>Juan Gonzalez, R</b> (1, 8) OBP: 0.400, SLG: 0.667		1-2 G5-3			1-0 G4-3 SF9 2B		2-3 K		1-0 L6	4 1 1 0 0 1 0												
<b>Mike Stanley, R</b> (1, 2) OBP: 0.385, SLG: 0.355		2-3 K2-3			0-0 G4-3		1-1 SH3-4 1B FC5-2-5-1-2 1B		4-2 1B 1B BB	3 0 1 0 0 1 1 0 0 0 0 0 0 0 0 1 0 0 1 0 0												
<b>Gary Pettis, S</b> (7, PR) OBP: 0.333, SLG: 0.273					2-3																	
<b>Geno Petralli, L</b> (7, 2) OBP: 0.351, SLG: 0.300																						
<b>Steve Buechele, R</b> (1, 5) OBP: 0.341, SLG: 0.395		2-2 G6-3			1-1 SF9		0-1 SH3-4 1-2 1B		0-0 F7	2 0 1 1 0 0 0 1 0 0 0 0 0 1												
<b>Kevin Reimer, L</b> (9, PH) OBP: 0.316, SLG: 0.412																						
<b>Mario Diaz, R</b> (1, 6) OBP: 0.226, SLG: 0.172					3-2 F8		2-1 1B 1B		0-1 1B	2 1 1 0 0 0 0 0 0 0 0 0 0 0												
<b>Jeff Huson, L</b> (7, PH) OBP: 0.298, SLG: 0.314																						
<b>Denny Walling, L</b> (9, PH) OBP: 0.200, SLG: 0.214																						
<b>Inning Stats</b>	R: 0 E: 0 K: 2 S: 13	H: 2 LOB: 2 BB: 0 P: 22	R: 0 E: 0 K: 1 S: 10	H: 0 LOB: 0 BB: 0 P: 15	R: 0 E: 0 K: 1 S: 8	H: 0 LOB: 0 BB: 0 P: 13	R: 0 E: 0 K: 2 S: 9	H: 0 LOB: 0 BB: 0 P: 13	R: 2 E: 1 K: 0 S: 11	H: 4 LOB: 2 BB: 0 P: 19	R: 0 E: 0 K: 2 S: 8	H: 0 LOB: 0 BB: 0 P: 13	R: 0 E: 0 K: 0 S: 15	H: 2 LOB: 2 BB: 0 P: 17	R: 0 E: 0 K: 1 S: 6	H: 0 LOB: 0 BB: 0 P: 10	R: 1 E: 0 K: 0 S: 8	H: 2 LOB: 2 BB: 1 P: 13	1B: 9 2B: 1 3B: 0 HR: 0	SF: 1 SAC: 1 DP: 0 HBP: 0	WP: 0 PB: 0 SB: 0 CS: 0	PA: 38
<b>PITCHER</b>	IP WLS BF H R ER SO BB IBB HBP BLK WP HR S P ERA WHIP												<b>PITCHER</b>	IP WLS BF H R ER SO BB IBB HBP BLK WP HR S P ERA WHIP								
<b>Matt Young, L</b> (1, 1) ERA: 3.05	6.0 W 26 8 2 2 8 0 0 0 0 0 0 0 63 100 3.00 1.333																					
<b>Jeff Gray, R</b> (7, 1) ERA: 1.89	2.0 6 0 0 0 1 0 0 0 0 0 0 0 17 22 0.00 0.000																					
<b>Jeff Reardon, R</b> (9, 1) ERA: 1.54	1.0 S 6 2 1 1 0 1 0 0 0 0 0 0 8 13 9.00 3.000																					

**Texas Rangers @ Boston Red Sox**  
**Fenway Park, Boston, MA**  
 Fri May 10 1991, 7:05 PM EDT  
 Att. 33,695 - Sunny - 63 F

[livebaseballscorecards.com](http://livebaseballscorecards.com)

**AB 35**  
**R 3**  
**H 10**  
**RBI 3**  
**BB 1**  
**SO 9**  
**LOB 13**





Batter	1	2	3	4	5	6	7	8	9
Wade Boggs, L OBP: 0.426, SLG: 0.460 (1, 5)	4-2 PB 1B BB	2-3 K		2-0 1B 2B	4-2 BB		0-1 F7		
Jody Reed, R OBP: 0.255, SLG: 0.220 (1, 4)	1-0 P2	1-2 1B		0-0 FC5-4 1B	1-0 L6			1-2 1B 1B	
Ellis Burks, R OBP: 0.343, SLG: 0.341 (1, 8)	1-1 PB 1B	2-2 G1-3		1-2 FC5-4 S		1-2 G5-3		1-0 1B 1B	
Jack Clark, R OBP: 0.343, SLG: 0.321 (1, 10)	3-3 K		2-0 F7	1-2 L7		4-0 1B BB		1-1 FC1-5 1B 1B	
Kevin Romine, R OBP: 0.286, SLG: 0.714 (8, PR)	1-2 2-3			1-2				1-2 2-3	
Mike Greenwell, L OBP: 0.386, SLG: 0.500 (1, 7)	4-0 BB		4-2 S BB	1-2 F9		2-1 G4-6-3 1B		0-0 FC1-5 1B	
Tom Brunansky, R OBP: 0.337, SLG: 0.465 (1, 9)	3-2 F7		3-1 L1		2-3 K	1-2 G4-6-3		1-2 L8	
Carlos Quintana, R OBP: 0.333, SLG: 0.371 (1, 3)		0-0 1B BB 1B	1-0 F9		1-2 G6-3		1-2 G6-3	2-2 FC1-5 FC5-3	
Tony Peña, R OBP: 0.235, SLG: 0.340 (1, 2)		0-2 P2		0-0 2B	0-1 BB 2B		1-2 1B	0-0 FC5-3	
Luis Rivera, R OBP: 0.429, SLG: 0.382 (1, 6)		4-2 1B BB		4-0 2B 1B BB	4-0 BB BB		1-3 K		

Inning Stats	R: 0	H: 1	E: 0	K: 1	S: 12	R: 0	H: 2	E: 0	K: 1	S: 18	R: 0	H: 0	E: 0	K: 0	S: 7	R: 3	H: 3	E: 0	K: 0	S: 15	R: 0	H: 1	E: 0	K: 1	S: 14	R: 0	H: 1	E: 0	K: 1	S: 9	R: 0	H: 4	E: 0	K: 0	S: 14	
	LOB: 3	BB: 2	P: 28			LOB: 3	BB: 1	P: 27			LOB: 1	BB: 1	P: 17			LOB: 1	BB: 1	P: 23			LOB: 3	BB: 2	P: 26			LOB: 1	BB: 1	P: 17			LOB: 2	BB: 0	P: 20			

PITCHER	IP	WLS	BF	H	R	ER	SO	BB	IBB	HBP	BLK	WP	HR	S	P	ERA	WHIP
Bobby Witt, R ERA: 4.38 (1, 1)	5.0	L	29	7	3	3	3	7	0	0	0	0	0	66	121	5.40	2.800
Gerald Alexander, R ERA: 2.25 (6, 1)	2.0		11	5	2	2	1	1	0	0	0	0	0	26	40	9.00	3.000
Jeff Russell, R ERA: 1.26 (8, 1)	1.0		4	1	0	0	0	0	0	0	0	0	0	8	11	0.00	1.000

AB R H RBI BB SO LOB

3	1	1	1	2	1	3
5	1	3	2	0	0	4
5	1	2	0	0	0	4
4	0	1	0	1	1	3
0	0	0	0	0	0	0
3	0	2	2	2	0	1
5	0	0	0	0	1	8
5	0	1	0	0	0	3
5	1	3	0	0	0	3
1	1	0	0	3	1	1

AB	R	H	RBI	BB	SO	LOB
36	5	13	5	8	4	30



**Texas Rangers @ Boston Red Sox**  
 Fenway Park, Boston, MA  
 Fri May 10 1991, 7:05 PM EDT  
 Att: 33,695 - Sunny - 63 F

livebaseballscorecards.com

AB	R	H	RBI	BB	SO	LOB
36	5	13	5	8	4	30

WP	PA
0	44

WP	HR	S	P	ERA	WHIP
0	1	2	2	0	0

Batter	1	2	3	4	5	6	7	8	9	AB R H RBI BB SO LOB	TOP	
Jack Daugherty, S (1, 7) OBP: 0.227, SLG: 0.175	2-0 G6-3		2-1 G4-3-6		0-0 G4-3		2-1 F8			4 0 0 0 0 0 2		
Geno Petralli, L (1, 2) OBP: 0.350, SLG: 0.288 Mike Stanley, R (8, PH) OBP: 0.400, SLG: 0.355 (8, 2)	2-2 G1-3		0-0 G3			4-2 1B BB		4-2 SH5-3 BB		2 1 0 0 1 0 0 0 0 0 0 1 0 0		
Rafael Palmeiro, L (1, 3) OBP: 0.330, SLG: 0.481	1-1 G6-3			4-0 G4-6-3 1B BB		1-1 F8		0-0 SH5-3		2 0 0 0 1 0 1		
Ruben Sierra, S (1, 9) OBP: 0.342, SLG: 0.534		4-2 1B BB G6-3 BB		1-0 G4-6-3 1B		3-1 WP 2B 1B		1-3 K		3 2 2 1 1 1 1		
Julio Franco, R (1, 4) OBP: 0.295, SLG: 0.359	1 SAFE G6-3		0-0 G6-3	0-2 G4-6-3		3-2 S 2B		0-0 G6-3		4 1 1 1 0 0 4		
Kevin Reimer, L (1, 10) OBP: 0.322, SLG: 0.415 Brian Downing, R (6, PH) OBP: 0.450, SLG: 0.441		0-0 1B 1B		2-2 G1-3		3-2 F8		0-1 G6-3		2 0 1 0 0 0 1 2 0 0 0 0 0 0		
Juan Gonzalez, R (1, 8) OBP: 0.407, SLG: 0.653		0-2 G1-6-3 1B			0-0 1B	1-0 G5-3		0-1 F7		4 0 2 1 0 0 0		
Denny Walling, L (1, 5) OBP: 0.176, SLG: 0.188 Steve Buechele, R (7, PH) OBP: 0.333, SLG: 0.385 (7, 5)		0-2 G1-6-3			0-0 F8		1-3 K	1-3 K		2 0 0 0 0 0 3 2 0 0 0 0 2 0		
Jeff Huson, L (1, 6) OBP: 0.305, SLG: 0.308 Mario Diaz, R (7, PH) OBP: 0.219, SLG: 0.167 (7, 6)			4-1 G4-3-6 BB		1-2 F7		1-1 G5-3			1 0 0 0 1 0 1 1 0 0 0 0 0 0		
<b>Inning Stats</b>	R: 0 H: 0 E: 0 LOB: 0 K: 0 BB: 0 S: 6 P: 11	R: 1 H: 2 E: 0 LOB: 1 K: 0 BB: 1 S: 11 P: 15	R: 0 H: 0 E: 0 LOB: 0 K: 0 BB: 1 S: 4 P: 10	R: 0 H: 1 E: 0 LOB: 1 K: 0 BB: 1 S: 7 P: 14	R: 0 H: 1 E: 0 LOB: 1 K: 0 BB: 0 S: 6 P: 7	R: 3 H: 2 E: 1 LOB: 0 K: 0 BB: 1 S: 15 P: 30	R: 0 H: 0 E: 0 LOB: 0 K: 1 BB: 0 S: 8 P: 12	R: 0 H: 0 E: 0 LOB: 1 K: 1 BB: 1 S: 8 P: 13	R: 0 H: 0 E: 0 LOB: 0 K: 1 BB: 0 S: 7 P: 8	1B: 5 SF: 0 2B: 1 SAC: 1 3B: 0 DP: 3 HR: 0 HBP: 0	WP: 1 PA: 35 PB: 0 SB: 2 CS: 0	
<b>PITCHER</b>	IP WLS BF H R ER SO BB IBB HBP BLK WP HR S P ERA WHIP											
Dana Kiecker, R (1, 1) ERA: 4.12	5.1 W 23 6 4 3 0 4 0 0 0 1 0 45 79 5.06 1.875											
Joe Hesketh, L (6, 1) ERA: 4.85	2.1 8 0 0 0 2 1 0 0 0 0 0 19 32 0.00 0.429											
Jeff Reardon, R (8, 1) ERA: 1.38	1.1 S 4 0 0 0 1 0 0 0 0 0 0 8 9 0.00 0.000											

Texas Rangers @ Boston Red Sox  
Fenway Park, Boston, MA  
Sat May 11 1991, 3:33 AM EDT  
Att. 33,798 - Sunny - 75 F

livebaseballscorecards.com

AB 29  
R 4  
H 6  
RBI 3  
BB 5  
SO 3  
LOB 13



Batter	1	2	3	4	5	6	7	8	9	AB R H RBI BB SO LOB
Wade Boggs, L OBP: 0.425, SLG: 0.462 (1, 5)	0-1 G5-3	3-2 1-H 2B		4-0 BB 1B IBB	3-1 G3		2-1 F7			4 1 1 1 1 0 4
Jody Reed, R OBP: 0.261, SLG: 0.221 (1, 4)	2-1 WP 1B	0-1 F9		4-1 BB 1B BB 1-2 2-3		1-1 F9		0-0 F8		4 0 1 0 1 0 1
Ellis Burks, R OBP: 0.345, SLG: 0.344 (1, 8)	1-3 K 1-2		1-2 G3-6-1 1B	3-2 BB 1B 1-2 2-H 3-H		1-3 K		2-1 F8		5 0 2 2 0 2 1
Jack Clark, R OBP: 0.355, SLG: 0.330 (1, 10)	1-1 G5-3		0-0 G3-6-1 1B	4-2 BB 1-2 2-3		3-2 1B		0-3 K		4 0 2 0 1 1 1
Mike Greenwell, L OBP: 0.373, SLG: 0.481 (1, 7)		1-3 K G6-3 1B G6-3	0-0 G3-6-1	0-0 P6		1-1 G4-3				4 1 0 0 0 1 6
Tom Brunansky, R OBP: 0.343, SLG: 0.461 (1, 9)		3-1 G6-3 1B G6-3 1B 1-2 2-3	0-0 G5-3		0-1 F9		4-2 1B BB			3 1 1 0 1 0 1
Carlos Quintana, R OBP: 0.351, SLG: 0.387 (1, 3)		0-1 G6-3 1-2 2-3		1-2 E4 BB 1B 1B	2-1 1B 1B		3-2 1B			4 1 3 0 0 0 2
John Marzano, R OBP: 0.250, SLG: 0.250 (1, 2)		1-0 G6-3 2-3 3-H		0-2 G6-3	1-2 1B		0-3 K			4 0 1 1 0 1 4
Luis Rivera, R OBP: 0.413, SLG: 0.368 (1, 6)		0-1 2B 1B 3-H		3-1 G6-3	3-2 F8		1-3 K			4 1 1 1 0 1 5

Inning Stats	R: 0	H: 1	E: 0	K: 1	S: 9	LOB: 1	BB: 0	P: 13	R: 3	H: 3	E: 0	K: 1	S: 18	LOB: 1	BB: 0	P: 26	R: 0	H: 2	E: 0	K: 0	S: 8	LOB: 1	BB: 0	P: 9	R: 2	H: 2	E: 1	K: 0	S: 18	LOB: 3	BB: 3	P: 37	R: 0	H: 2	E: 0	K: 1	S: 13	LOB: 2	BB: 0	P: 22	R: 0	H: 1	E: 0	K: 1	S: 10	LOB: 1	BB: 0	P: 16	R: 0	H: 1	E: 0	K: 2	S: 18	LOB: 2	BB: 1	P: 28	R: 0	H: 0	E: 0	K: 1	S: 6	LOB: 0	BB: 0	P: 8
--------------	------	------	------	------	------	--------	-------	-------	------	------	------	------	-------	--------	-------	-------	------	------	------	------	------	--------	-------	------	------	------	------	------	-------	--------	-------	-------	------	------	------	------	-------	--------	-------	-------	------	------	------	------	-------	--------	-------	-------	------	------	------	------	-------	--------	-------	-------	------	------	------	------	------	--------	-------	------

PITCHER	IP	WLS	BF	H	R	ER	SO	BB	IBB	HBP	BLK	WP	HR	S	P	ERA	WHIP
Kevin Brown, R ERA: 6.46 (1, 1)	4.2	L	27	10	5	5	2	2	1	0	0	2	0	64	102	9.64	2.571
Jim Poole, L ERA: 6.75 (5, 1)	1.1		6	1	0	0	1	1	0	0	0	0	0	16	29	0.00	1.500
Rich Gossage, R ERA: 1.93 (7, 1)	2.0		7	1	0	0	3	0	0	0	0	0	0	20	28	0.00	0.500

**BOTTOM**

**Texas Rangers @ Boston Red Sox**  
**Fenway Park, Boston, MA**  
 Sat May 11 1991, 3:33 AM EDT  
 Att. 33,798 - Sunny - 75 F

[livebaseballscorecards.com](http://livebaseballscorecards.com)

<b>AB</b>	<b>36</b>
<b>R</b>	<b>5</b>
<b>H</b>	<b>12</b>
<b>RBI</b>	<b>5</b>
<b>BB</b>	<b>4</b>
<b>SO</b>	<b>6</b>
<b>LOB</b>	<b>25</b>



1B: 11	SF: 0	WP: 2	PA: 40
2B: 1	SAC: 0	PB: 0	
3B: 0	DP: 1	SB: 0	
HR: 0	HBP: 0	CS: 0	

Batter	1	2	3	4	5	6	7	8	9	AB R H RBI BB SO LOB	TOP		
<b>Brian Downing, R</b> (1, 10) OBP: 0.446, SLG: 0.429 <b>Kevin Reimer, L</b> (5, PH) OBP: 0.306, SLG: 0.393 (9, 9)	4-2  SH1-4 HR BB		1-0  G1-3	2-1  G5-4-3 1-2f 2-3	1-3  K		2-1  L7		1-2  F7	2 1 0 0 1 0 2 3 0 0 0 0 1 3			
<b>Jeff Huson, L</b> (1, 6) OBP: 0.313, SLG: 0.321 (1, 6)	1-1  SH1-4		1-2  G3-1	4-2  1B BB	0-0  F8			1-2  G4-3 2B	0-0  F7	4 2 1 0 1 0 3			
<b>Rafael Palmeiro, L</b> (1, 3) OBP: 0.339, SLG: 0.491 (1, 3)	1-2  F7			1-2  1B 2B	0-1  G4-3			0-2  G4-3 2B	1-0  1B	6 2 3 1 0 0 4			
<b>Ruben Sierra, S</b> (1, 9) OBP: 0.357, SLG: 0.570 <b>Jack Daugherty, S</b> (6, 7) OBP: 0.217, SLG: 0.167 (1, 9)	1-2  HR			0-0  1B BB	1-3  K			1-0  G4-3 3-H	0-2  F9	4 3 3 4 0 1 0 2 0 0 1 0 0 2			
<b>Julio Franco, R</b> (1, 4) OBP: 0.313, SLG: 0.381 <b>Mario Diaz, R</b> (4, PR) OBP: 0.235, SLG: 0.188 (4, 4)	1-2  PO 2B			1-0  1B BB	1-2  G1-3			0-1  1B 1B		2 1 2 0 0 0 0 2 0 1 0 0 0 0			
<b>Juan Gonzalez, R</b> (1, 7) OBP: 0.441, SLG: 0.679 <b>Mike Jeffcoat, L</b> (9, 1) <b>Jeff Russell, R</b> (9, 1)	1-0  PO 2-3	0-0  P4		1-0  1B BB	1-0  1B			0-1  1B	1-2  1B	4 1 3 2 1 0 0 0 0 0 0 0 0 0 0 0 0 0 0 0 0			
<b>Geno Petralli, L</b> (1, 2) OBP: 0.354, SLG: 0.316 (1, 2)		1-0  G4-1		1-1  1B 2B	0-1  G3-1			0-0  1B	1-2  1B	5 1 2 3 0 0 4			
<b>Steve Buechele, R</b> (1, 5) OBP: 0.344, SLG: 0.395 <b>Denny Walling, L</b> (6, 5) OBP: 0.167, SLG: 0.176 <b>Mike Stanley, R</b> (8, PH) OBP: 0.390, SLG: 0.344 (8, 5)		1-3  K		0-0  G5-4-3 1B	0-0  BB 1B			0-2  L4	1-3  K	3 1 2 0 0 1 0 1 0 0 0 0 0 0 1 0 0 0 0 1 3			
<b>Gary Pettis, S</b> (1, 8) OBP: 0.353, SLG: 0.288 (1, 8)			3-3  K	3-1  G5-4-3 1B	4-2  BB			3-2  L9	2-2  1B	4 0 2 1 1 1 0			
<b>Inning Stats</b>	R: 2 H: 2 E: 0 LOB: 0 K: 0 BB: 1 S: 17 P: 26	R: 0 H: 0 E: 0 LOB: 0 K: 1 BB: 0 S: 7 P: 9	R: 0 H: 0 E: 0 LOB: 0 K: 1 BB: 0 S: 8 P: 13	R: 9 H: 9 E: 0 LOB: 3 K: 0 BB: 2 S: 27 P: 53	R: 0 H: 1 E: 0 LOB: 2 K: 1 BB: 1 S: 10 P: 15	R: 0 H: 1 E: 0 LOB: 1 K: 1 BB: 0 S: 10 P: 13	R: 0 H: 0 E: 0 LOB: 0 K: 0 BB: 0 S: 9 P: 14	R: 1 H: 4 E: 0 LOB: 3 K: 1 BB: 0 S: 16 P: 19	R: 0 H: 2 E: 0 LOB: 2 K: 0 BB: 0 S: 12 P: 16	1B: 13 SF: 0 2B: 5 SAC: 1 3B: 0 DP: 1 HR: 1 HBP: 1	WP: 0 PA: 50 PB: 0 SB: 0 CS: 0		
<b>PITCHER</b>	IP WLS BF H R ER SO BB IBB HBP BLK WP HR S P ERA WHIP											<b>PITCHER</b>	IP WLS BF H R ER SO BB IBB HBP BLK WP HR S P ERA WHIP
<b>Greg Harris, R</b> (1, 1) ERA: 4.66	3.0 L 16 6 7 7 2 2 0 0 0 0 0 1 40 65 21.00 2.667												
<b>Dennis Lamp, R</b> (4, 1) ERA: 6.43	0.2 8 5 4 4 0 1 0 1 0 0 0 0 16 30 54.00 9.000												
<b>Daryl Irvine, R</b> (4, 1) ERA: 3.0	4.0 19 6 1 1 2 1 0 0 0 0 0 0 45 63 2.25 1.750												
<b>Tony Fossas, L</b> (8, 1) ERA: 5.68	1.1 6 2 0 0 0 1 0 0 0 0 0 0 15 20 0.00 1.500												

**Texas Rangers @ Boston Red Sox**  
 Fenway Park, Boston, MA  
 Sun May 12 1991, 3:33 AM EDT  
 Att. 33,196 - Sunny - 82 F

livebaseballscorecards.com

**AB 43**  
**R 12**  
**H 19**  
**RBI 12**  
**BB 4**  
**SO 5**  
**LOB 21**



Batter	1	2	3	4	5	6	7	8	9
Jody Reed, R OBP: 0.254, SLG: 0.215 Steve Lyons, L OBP: 0.286, SLG: 0.462	0-0 G6-3	0-1 P6		1-2 G5-3		2-2 P5		0-0 HR	
Tim Naehring, R OBP: 0.190, SLG: 0.132	0-0 G5-3	1-1 G5-3			1-3 K	3-2 F8		1-3 K	
Ellis Burks, R OBP: 0.339, SLG: 0.347	1-1 2B		2-0 G5-3		2-2 G5-3		2-2 E6 FC6-4	1-1 E9 G6-4-3	
Jack Clark, R OBP: 0.366, SLG: 0.337	4-0 BB		1-2 G3-6-3 1B		3-2 1B		1-0 L6	0-0 G6-4-3	
Mike Greenwell, L OBP: 0.366, SLG: 0.468	2-3 K		0-0 G3-6-3 1-2f		1-0 P4		2-0 L8	2-0 1B	
Tom Brunansky, R OBP: 0.345, SLG: 0.462 Kevin Romine, R OBP: 0.200, SLG: 0.500		1-0 1B		0-0 G5-3		1-0 L4	1-0 FC6-4 1-2f	3-3 K	
Carlos Quintana, R OBP: 0.366, SLG: 0.406		4-1 1B 2B BB		3-1 F8		1-0 1B 2B 1B	1-0 HR 2B		
Tony Peña, R OBP: 0.257, SLG: 0.360 John Marzano, R OBP: 0.231, SLG: 0.231		2-0 2B 1-2 1B		1-1 E 1B		0-0 2B 1-2 1B	0-0 F8		
Luis Rivera, R OBP: 0.420, SLG: 0.429		2-2 1-3 2-H 2B		2-1 E8 1-H		1-1 1-3 2-H 2B	2-1 G5-3		

Inning Stats	R: 0	H: 1	E: 0	K: 1	S: 8	LOB: 2	BB: 1	P: 15
	R: 1	H: 3	E: 0	K: 0	S: 11	LOB: 2	BB: 1	P: 21
	R: 0	H: 1	E: 0	K: 0	S: 5	LOB: 0	BB: 0	P: 8
	R: 1	H: 1	E: 1	K: 0	S: 10	LOB: 1	BB: 0	P: 17
	R: 0	H: 1	E: 0	K: 1	S: 11	LOB: 1	BB: 0	P: 18
	R: 1	H: 3	E: 0	K: 0	S: 12	LOB: 2	BB: 0	P: 20
	R: 0	H: 0	E: 1	K: 0	S: 6	LOB: 1	BB: 0	P: 12
	R: 2	H: 2	E: 0	K: 1	S: 8	LOB: 0	BB: 0	P: 12
	R: 0	H: 1	E: 1	K: 1	S: 7	LOB: 1	BB: 0	P: 13

PITCHER	IP	WLS	BF	H	R	ER	SO	BB	IBB	HBP	BLK	WP	HR	S	P	ERA	WHIP
Kenny Rogers, L ERA: 7.96	8.0		38	12	5	4	3	2	0	0	0	0	1	71	123	4.50	1.750
Mike Jeffcoat, L ERA: 1.74	0.2		2	0	0	0	0	0	0	0	0	0	0	3	4	0.00	0.000
Jeff Russell, R ERA: 1.23	0.1		2	1	0	0	1	0	0	0	0	0	0	4	9	0.00	3.000

AB R H RBI BB SO LOB

3	0	0	0	0	0	3
2	1	1	2	0	0	2

5	0	0	0	0	2	4
---	---	---	---	---	---	---

5	0	1	0	0	0	0
---	---	---	---	---	---	---

4	0	2	0	1	0	2
---	---	---	---	---	---	---

5	0	1	0	0	1	5
---	---	---	---	---	---	---

2	0	1	0	0	0	0
3	0	0	0	0	1	2

3	3	2	0	1	0	0
---	---	---	---	---	---	---

3	1	3	0	0	0	0
1	0	0	0	0	0	1

4	0	2	2	0	0	1
---	---	---	---	---	---	---

WP	PA	ERA	WHIP
0	42		

**Texas Rangers @ Boston Red Sox**  
**Fenway Park, Boston, MA**  
 Sun May 12 1991, 3:33 AM EDT  
 Att. 33,196 - Sunny - 82 F

livebaseballscorecards.com

AB	40
R	5
H	13
RBI	4
BB	2
SO	4
LOB	20



Batter	1	2	3	4	5	6	7	8	9	AB R H RBI BB SO LOB	TOP																
Tony Phillips, S OBP: 0.350, SLG: 0.393 (1, 9)	0-0 G3-1		4-2 F8 G4-3 BB		0-1 G4-3			1-0 F7		3 0 0 0 1 0 0																	
Alan Trammell, R OBP: 0.347, SLG: 0.406 (1, 6)	1-2 2B		0-0 G4-3			2-1 G6-3		0-3 K		4 0 1 0 0 1 1																	
Lou Whitaker, L OBP: 0.386, SLG: 0.448 (1, 4)	2-2 P7		1-0 F8			1-0 G5-3			0-1 B5-3	4 0 0 0 0 0 2																	
Cecil Fielder, R OBP: 0.344, SLG: 0.425 (1, 3)	2-2 F8		3-2 G4-3			1-0 G3			2-0 G5-4-3 1B	4 0 1 0 0 0 2																	
Mickey Tettleton, S OBP: 0.353, SLG: 0.405 (1, 2)		4-2 FC4-6 BB		3-3 K			2-0 F8		0-0 G5-4-3 1-2f	3 0 0 0 1 1 1																	
Lloyd Moseby, L OBP: 0.293, SLG: 0.359 (1, 7)		1-2 FC4-6 1-2f		2-2 G4-3			2-2 G3-1			3 0 0 0 0 0 1																	
Travis Fryman, R OBP: 0.286, SLG: 0.438 (1, 5)		1 SAFE 2-3 K 1-2		1-0 L7			2-1 CS 1B			3 0 1 0 0 1 1																	
Pete Incaviglia, R OBP: 0.234, SLG: 0.267 (1, 10)		4-2 BB		3-3 K			0-1 CS 1-2	2-1 HR		2 1 1 1 1 1 0																	
Milt Cuyler, S OBP: 0.355, SLG: 0.324 (1, 8)		3-3 K		0-1 P4				1-1 L8		2 0 0 0 0 1 2																	
Dave Bergman, L OBP: 0.292, SLG: 0.286 (8, PH)										1 0 0 0 0 0 0																	
John Shelby, S OBP: 0.345, SLG: 0.462 (8, 8)										0 0 0 0 0 0 0																	
<b>Inning Stats</b>	R: 0 E: 0 K: 0 S: 13	H: 1 LOB: 1 BB: 0 P: 18	R: 0 E: 0 K: 2 S: 14	H: 0 LOB: 2 BB: 2 P: 28	R: 0 E: 0 K: 0 S: 7	H: 0 LOB: 1 BB: 1 P: 15	R: 0 E: 0 K: 1 S: 7	H: 0 LOB: 0 BB: 0 P: 13	R: 0 E: 0 K: 1 S: 7	H: 0 LOB: 0 BB: 0 P: 10	R: 0 E: 0 K: 0 S: 4	H: 0 LOB: 0 BB: 0 P: 8	R: 0 E: 0 K: 0 S: 7	H: 1 LOB: 0 BB: 0 P: 13	R: 1 E: 0 K: 1 S: 8	H: 1 LOB: 0 BB: 0 P: 12	R: 0 E: 0 K: 0 S: 4	H: 1 LOB: 0 BB: 0 P: 6	1B: 2 2B: 1 3B: 0 HR: 1	SF: 0 SAC: 0 DP: 1 HBP: 0	WP: 0 PB: 0 SB: 1 CS: 1	PA: 33					
<b>PITCHER</b>	IP WLS BF H R ER SO BB IBB HBP BLK WP HR S P ERA WHIP																										
Nolan Ryan, R ERA: 2.94 (1, 1)	4.1		17	1	0	0	4	3	0	0	0	0	0	44	80	0.00	0.923										
John Barfield, L ERA: 2.81 (5, 1)	2.1	W	8	1	0	0	0	0	0	0	0	0	0	14	24	0.00	0.429										
Rich Gossage, R ERA: 2.35 (7, 1)	1.1		4	1	1	1	1	0	0	0	0	0	1	9	13	6.75	0.750										
Mike Jeffcoat, L ERA: 1.59 (9, 1)	1.0		3	1	0	0	0	0	0	0	0	0	0	4	6	0.00	1.000										

Detroit Tigers @ Texas Rangers  
Arlington Stadium, Arlington, TX  
Mon May 13 1991, 8:05 PM EDT  
Att. 26,544 - Cloudy - 87 F

livebaseballscorecards.com

AB	29
R	1
H	4
RBI	1
BB	3
SO	5
LOB	10



Batter	1	2	3	4	5	6	7	8	9
<b>Brian Downing, R</b> OBP: 0.455, SLG: 0.438 (1, 10)	2-0 P6		4-0 FC6-4 IBB	1-2 F7			0-1 1B 2B	4-0 WP IBB	
<b>Mario Diaz, R</b> OBP: 0.216, SLG: 0.171 <b>Jack Daugherty, S</b> OBP: 0.234, SLG: 0.167 <b>Jeff Huson, L</b> OBP: 0.308, SLG: 0.316 (1, 6) (7, PH) (8, 6)	1-2 F8		2-0 FC6-4 1B 1-2f 3-H		2-1 G6-3		4-0 1B E IBB 3-H	1-2 F8	
<b>Rafael Palmeiro, L</b> OBP: 0.341, SLG: 0.487 (1, 3)	1-2 F8		1-1 FC6-4 1B 1-2		0-0 F8		2-2 E9 1B 1-H 2-H	2-2 G3	
<b>Ruben Sierra, S</b> OBP: 0.370, SLG: 0.573 (1, 9)		0-1 G1-3	1-1 FC6-4 1B 1-2 2-H		2-0 CS 1B			4-1 1B S 1B BB	
<b>Julio Franco, R</b> OBP: 0.311, SLG: 0.376 (1, 4)		3-2 G4-3	1-2 FC6-4 1B 1-2f 2-3		0-1 CS	0-0 F9		1-2 1B 1B 1B	
<b>Juan Gonzalez, R</b> OBP: 0.444, SLG: 0.667 (1, 7)		2-2 1B		0-0 F8		1-1 L9		2-1 1B E 1B 1B	
<b>Mike Stanley, R</b> OBP: 0.378, SLG: 0.333 (1, 2)		1-1 P9		2-0 F8		1-0 F8		2-1 E WP 1B 1B	
<b>Steve Buechele, R</b> OBP: 0.351, SLG: 0.393 (1, 5)			1-2 2B FC6-4 1B	4-2 1B BB			1-1 G6-3	2-1 F8	
<b>Gary Pettis, S</b> OBP: 0.375, SLG: 0.333 (1, 8)			1-1 1B 2B	1-2 1B			1-2 2B CS 1B	2-1 E4 WP 1B 1B	

Inning Stats	R: 0	H: 0	E: 0	K: 0	S: 8	LOB: 0	BB: 0	P: 12
	R: 0	H: 1	E: 0	K: 0	S: 10	LOB: 1	BB: 0	P: 16
	R: 2	H: 4	E: 0	K: 0	S: 13	LOB: 2	BB: 1	P: 24
	R: 0	H: 1	E: 0	K: 0	S: 11	LOB: 2	BB: 1	P: 19
	R: 0	H: 1	E: 0	K: 0	S: 5	LOB: 0	BB: 0	P: 9
	R: 0	H: 0	E: 0	K: 0	S: 4	LOB: 0	BB: 0	P: 6
	R: 2	H: 3	E: 1	K: 0	S: 11	LOB: 1	BB: 1	P: 18
	R: 4	H: 3	E: 1	K: 0	S: 18	LOB: 2	BB: 2	P: 38

PITCHER	IP	WLS	BF	H	R	ER	SO	BB	IBB	HBP	BLK	WP	HR	S	P	ERA	WHIP
<b>John Cerutti, L</b> ERA: 3.33 (1, 1)	6.1	L	28	9	4	3	0	1	1	0	0	0	0	58	95	4.26	1.579
<b>Jerry Don Gleaton, L</b> ERA: 5.4 (7, 1)	1.1		10	4	4	2	0	1	2	0	0	0	0	19	42	13.50	3.750
<b>Paul Gibson, L</b> ERA: 0.69 (8, 1)	0.1		1	0	0	0	0	0	0	0	0	1	0	3	5	0.00	0.000

**AB R H RBI BB SO LOB**

3	1	1	0	2	0	2
3	1	0	1	0	0	1
0	1	0	0	1	0	0
1	0	0	0	0	0	3
5	0	2	1	0	0	2
3	1	2	1	1	0	0
4	1	1	0	0	0	2
4	1	2	1	0	0	0
4	1	1	1	0	0	1
3	1	1	0	1	0	2
4	0	3	0	0	0	1

**AB 34**  
**R 8**  
**H 13**  
**RBI 5**  
**BB 5**  
**SO 0**  
**LOB 14**

**WP: 1** **PA: 40**  
**PB: 0**  
**SB: 1**  
**CS: 2**

**1B: 11** **SF: 0**  
**2B: 2** **SAC: 0**  
**3B: 0** **DP: 0**  
**HR: 0** **HBP: 0**

**WP: 1** **PA: 40**  
**PB: 0**  
**SB: 1**  
**CS: 2**

**ERA** **WHIP**

**Detroit Tigers @ Texas Rangers**  
Arlington Stadium, Arlington, TX  
Mon May 13 1991, 8:05 PM EDT  
Att. 26,544 - Cloudy - 87 F

livebaseballscorecards.com



Batter	1	2	3	4	5	6	7	8	9	AB R H RBI BB SO LOB	TOP									
Lloyd Moseby, L (1, 7) OBP: 0.283, SLG: 0.341	3-1 1B		2-2 G6-3		3-2 P8		0-1 FC4-6		2-0 G4-3	5 0 1 0 0 0 2										
Alan Trammell, R (1, 6) OBP: 0.336, SLG: 0.391	0-0 L6		0-1 E6		1-0 G5-3		1-2 P5			4 0 0 0 0 0 3										
Lou Whitaker, L (1, 4) OBP: 0.380, SLG: 0.437	2-1 F7		2-1 G4-6-3 1B			1-1 G3	1-2 G3			4 0 1 0 0 0 2										
Cecil Fielder, R (1, 3) OBP: 0.341, SLG: 0.419	2-2 G5-3		0-1 G4-6-3			1-2 1B 1B		2-1 G5-3		4 1 1 0 0 0 3										
Mickey Tettleton, S (1, 2) OBP: 0.368, SLG: 0.414				4-1 G5-4-3 BB		2-2 1B 1B		1-1 P7		3 0 2 0 1 0 0										
Rob Deer, R (1, 9) OBP: 0.349, SLG: 0.480		2-1 FC5-4 1B		1-3 K		1-3 K		1-2 L6		4 1 0 0 0 2 4										
Travis Fryman, R (1, 5) OBP: 0.294, SLG: 0.440			0-1 1B	2-0 G5-4-3		2-2 1B		2-2 G5-3		4 0 2 1 0 0 1										
Pete Incaviglia, R (1, 10) OBP: 0.245, SLG: 0.311		0-0 G5-3 1B			2-0 L9	0-3 K		1-2 HR		4 1 2 2 0 1 2										
Milt Cuyler, S (1, 8) OBP: 0.367, SLG: 0.319		2-1 G5-3			4-2 BB		4-2 FC4-6 BB		3-2 G1-3	1 0 0 0 2 0 2										
Dave Bergman, L (9, PH) OBP: 0.280, SLG: 0.273										1 0 0 0 0 0 0										
<b>Inning Stats</b>	R: 0 E: 0 K: 0 S: 8	H: 1 LOB: 1 BB: 0 P: 15	R: 1 E: 0 K: 0 S: 9	H: 3 LOB: 1 BB: 0 P: 13	R: 0 E: 1 K: 0 S: 5	H: 0 LOB: 0 BB: 1 P: 12	R: 0 E: 0 K: 0 S: 10	H: 0 LOB: 1 BB: 1 P: 18	R: 1 E: 0 K: 2 S: 18	H: 3 LOB: 2 BB: 0 P: 25	R: 0 E: 0 K: 0 S: 11	H: 0 LOB: 1 BB: 1 P: 17	R: 0 E: 0 K: 0 S: 7	H: 0 LOB: 0 BB: 0 P: 11	R: 1 E: 0 K: 0 S: 12	H: 1 LOB: 0 BB: 0 P: 20	1B: 8 2B: 0 3B: 0 HR: 1	SF: 0 SAC: 0 DP: 3 HBP: 0	WP: 0 PB: 0 SB: 0 CS: 0	PA: 37
<b>PITCHER</b>	IP WLS BF H R ER SO BB IBB HBP BLK WP HR S P ERA WHIP																			
Scott Chiamparino, R (1, 1) ERA: 4.09	5.2 W 25 8 2 2 2 2 2 0 0 0 0 0 56 93 3.18 1.765																			
Gerald Alexander, R (6, 1) ERA: 1.88	2.1 8 0 0 0 1 1 0 0 0 0 0 0 21 31 0.00 0.429																			
Jeff Russell, R (9, 1) ERA: 1.72	1.0 S 4 1 1 1 0 0 0 0 0 0 0 1 12 20 9.00 1.000																			

Detroit Tigers @ Texas Rangers  
Arlington Stadium, Arlington, TX  
Tue May 14 1991, 8:05 PM EDT  
Att. 14,507 - Overcast - 70 F

livebaseballscorecards.com

AB 34  
R 3  
H 9  
RBI 3  
BB 3  
SO 3  
LOB 19





Batter	1	2	3	4	5	6	7	8	9
<b>Brian Downing, R</b> OBP: 0.446, SLG: 0.429 (1, 10)	0-1 F7		2-1 G6-3		1-1 3B 1B	1-3 K			
<b>Jeff Huson, L</b> OBP: 0.333, SLG: 0.310 (1, 6)	4-0 G3-1 S BB			2-2 G4-3	4-0 3B BB		4-1 CS BB		
<b>Rafael Palmeiro, L</b> OBP: 0.346, SLG: 0.504 (1, 3)	2-2 G3-1			2-1 1B 1B	1-1 1B 3B		1-1 F7		
<b>Ruben Sierra, S</b> OBP: 0.374, SLG: 0.570 (1, 9)	2-3 K			2-1 1B 1B	1-1 1B 1B		2-2 P5		
<b>Julio Franco, R</b> OBP: 0.317, SLG: 0.381 (1, 4)		1-0 G6-3 1B		1-1 F8	2-2 1B		1-1 CS	0-3 K	
<b>Juan Gonzalez, R</b> OBP: 0.433, SLG: 0.639 (1, 7)		1-3 K		2-2 1B	2-1 F7		0-0 P5		
<b>Geno Petralli, L</b> OBP: 0.348, SLG: 0.300 (1, 2)		0-0 G6-3		2-3 K		3-2 P5	4-2 BB		
<b>Steve Buechele, R</b> OBP: 0.347, SLG: 0.420 (1, 5)			0-1 G6-3		1-0 P5	3-2 HR	1-1 F7		
<b>Gary Pettis, S</b> OBP: 0.373, SLG: 0.323 (1, 8)			1-3 K		4-1 CS BB	2-3 K			

AB	R	H	RBI	BB	SO	LOB
4	1	1	0	0	1	0
1	1	0	0	3	0	0
4	2	2	2	0	0	2
4	0	2	1	0	1	2
4	0	2	0	0	1	2
4	0	1	1	0	1	3
3	0	0	0	1	1	3
4	1	1	1	0	0	1
2	0	0	0	1	2	0

**BOTTOM**

**Detroit Tigers @ Texas Rangers**  
Arlington Stadium, Arlington, TX  
Tue May 14 1991, 8:05 PM EDT  
Att. 14,507 - Overcast - 70 F

livebaseballscorecards.com

<b>AB</b>	<b>30</b>
<b>R</b>	<b>5</b>
<b>H</b>	<b>9</b>
<b>RBI</b>	<b>5</b>
<b>BB</b>	<b>5</b>
<b>SO</b>	<b>7</b>
<b>LOB</b>	<b>13</b>



1B: 7	SF: 0	WP: 0	PA: 36
2B: 0	SAC: 0	PB: 0	
3B: 1	DP: 1	SB: 1	
HR: 1	HBP: 0	CS: 2	

Inning Stats	R: 0	H: 0	E: 0	K: 1	S: 12	R: 0	H: 1	E: 0	K: 1	S: 6	R: 0	H: 0	E: 0	K: 1	S: 7	R: 1	H: 3	E: 0	K: 1	S: 17	R: 3	H: 4	E: 0	K: 0	S: 14	R: 1	H: 1	E: 0	K: 2	S: 16	R: 0	H: 0	E: 0	K: 0	S: 8	R: 0	H: 0	E: 0	K: 1	S: 10	
	LOB: 1	BB: 1	LOB: 0	BB: 0		LOB: 1	BB: 0	LOB: 2	BB: 2		LOB: 0	BB: 0	LOB: 0	BB: 1		LOB: 0	BB: 0	LOB: 2	BB: 2		LOB: 0	BB: 0	LOB: 1	BB: 1		LOB: 0	BB: 0	LOB: 0	BB: 1		LOB: 0	BB: 1		LOB: 1	BB: 1		LOB: 0	BB: 1		LOB: 1	BB: 1
<b>PITCHER</b>	<b>IP</b>	<b>WLS</b>	<b>BF</b>	<b>H</b>	<b>R</b>	<b>ER</b>	<b>SO</b>	<b>BB</b>	<b>IBB</b>	<b>HBP</b>	<b>BLK</b>	<b>WP</b>	<b>HR</b>	<b>S</b>	<b>P</b>	<b>ERA</b>	<b>WHIP</b>																								
<b>Dan Petry, R</b> ERA: 2.28 (1, 1)	4.2	L	23	8	4	4	4	3	0	0	0	0	0	54	91	7.71	2.357																								
<b>Mark Leiter, R</b> ERA: 2.65 (5, 1)	3.1		12	1	1	1	3	2	0	0	0	0	1	36	59	2.70	0.900																								

Batter	1	2	3	4	5	6	7	8	9	10	11	12	AB R H RBI BB SO LOB	TOP															
Lloyd Moseby, L OBP: 0.300, SLG: 0.354 John Shelby, S OBP: 0.387, SLG: 0.536 (8, 7)	2-0 P6 1B		1-1 G6-4-3 1B		1-2 G4-3 1B			1-2 SH5-4 BB 1B	0-1 SAFE SAFE 1B			1-1 F7 1B 2B	4 0 2 0 0 0 0 2 2 2 0 0 0 0																
Lou Whitaker, L OBP: 0.378, SLG: 0.421 (1, 4)	3-1 PB BB SF7 1B		0-1 SAFE L9		2-1 F8			4-0 BB SH5-4 BB 1-2	0-1 P5			0-1 F8	5 1 1 0 1 0 4																
Alan Trammell, R OBP: 0.339, SLG: 0.381 (1, 6)	4-2 PB BB 1-2		0-2 G6-4-3 1-2f				0-1 F8	1-0 SH5-4 1-2 2-3	2-2 G5-3			4-0 BB 1B IBB	3 0 0 0 2 0 3																
Cecil Fielder, R OBP: 0.333, SLG: 0.405 (1, 3)	2-2 SF7 1-2 2-H			2-0 F7			1-0 P2	4-0 BB IBB		1-3 K		1-0 F7 2-3	4 0 0 1 1 1 2																
Mickey Tettleton, S OBP: 0.375, SLG: 0.413 (1, 2)	2-3 K			4-1 BB 2B BB			0-2 1B	2-3 K		1-3 K		0-1 BB 1B 1-2 3-H	5 1 2 1 1 3 4																
Rob Deer, R OBP: 0.356, SLG: 0.467 (1, 9)		0-0 P2		4-0 2B BB 1-2			0-3 K	4-2 BB 1-2 2-3 3-H		1-1 F8		4-2 BB 1-2 2-3	3 0 0 1 3 1 1																
Travis Fryman, R OBP: 0.287, SLG: 0.434 (1, 5)		1-3 K		0-1 2B 1-H 2-H				1-3 K 0-0 F7				2-3 K	6 0 1 1 0 4 6	AB 41 R 4 H 9 RBI 4 BB 9 SO 11 LOB 22															
Pete Incaviglia, R OBP: 0.243, SLG: 0.298 (1, 10)		4-2 WP BB		3-3 K			0-0 F8			0-0 G6-3		3-2 G6-3	4 0 0 0 1 1 1																
Milt Cuyler, S OBP: 0.357, SLG: 0.311 (1, 8)		1 SAFE SAFE 3-1 G1-3 1-2			0-1 G3			2-3 K		1-1 1B 1B		2-1 F9	5 0 1 0 0 1 1																
<b>Inning Stats</b>	R: 1 E: 0 K: 1 S: 12	H: 1 LOB: 1 BB: 1 P: 25	R: 0 E: 0 K: 1 S: 9	H: 0 LOB: 1 BB: 1 P: 17	R: 0 E: 0 K: 1 S: 7	H: 1 LOB: 1 BB: 2 P: 20	R: 0 E: 0 K: 1 S: 7	H: 0 LOB: 0 BB: 0 P: 10	R: 0 E: 0 K: 1 S: 10	H: 1 LOB: 1 BB: 0 P: 11	R: 0 E: 0 K: 2 S: 8	H: 0 LOB: 0 BB: 0 P: 11	R: 1 E: 0 K: 1 S: 11	H: 1 LOB: 3 BB: 3 P: 27	R: 0 E: 0 K: 0 S: 12	H: 2 LOB: 2 BB: 0 P: 15	R: 0 E: 0 K: 2 S: 9	H: 0 LOB: 0 BB: 0 P: 12	R: 0 E: 0 K: 1 S: 8	H: 0 LOB: 0 BB: 0 P: 16	R: 1 E: 0 K: 1 S: 13	H: 2 LOB: 3 BB: 2 P: 25	1B: 7 2B: 2 3B: 0 HR: 0	SF: 1 SAC: 1 DP: 1 HBP: 0	WP: 1 PB: 1 SB: 0 CS: 0	PA: 52			
<b>PITCHER</b>	IP WLS BF H R ER SO BB IBB HBP BLK WP HR S P ERA WHIP																												
Bobby Witt, R ERA: 4.02 Jeff Russell, R ERA: 1.53 Rich Gossage, R ERA: 2.6	(1, 1) 8.0 34 5 3 2 7 6 1 0 0 1 0 71 129 2.25 1.375																												
	(9, 1) 2.0 8 2 0 0 2 0 0 0 0 0 0 21 27 0.00 1.000																												
	(11, 1) 2.0 W 10 2 1 1 2 1 1 0 0 0 0 21 41 4.50 1.500																												

Detroit Tigers @ Texas Rangers  
Arlington Stadium, Arlington, TX  
Wed May 15 1991, 8:05 PM EDT  
Att. 18,581 - Cloudy - 82 F

livebaseballscorecards.com




Batter	1	2	3	4	5	6	7	8	9	10	11	12	AB	R	H	RBI	BB	SO	LOB
<b>Jeff Huson, L</b> (1, 6) OBP: 0.342, SLG: 0.344 <b>Steve Buechele, R</b> (8, PH) OBP: 0.340, SLG: 0.411 (9, 5)	G1-3		E BB		3B		F8	G5-3		F9			3	1	1	0	1	0	0
<b>Jack Daugherty, S</b> (1, 7) OBP: 0.283, SLG: 0.196	S 1B		E4 1-H		BB		G6-3			1B		G4-6-3 BB	4	0	2	0	2	0	0
<b>Rafael Palmeiro, L</b> (1, 3) OBP: 0.338, SLG: 0.488	K 1-2		K		L6			WP 1B 1B		P2		P6	6	1	1	0	0	2	6
<b>Ruben Sierra, S</b> (1, 9) OBP: 0.372, SLG: 0.555	F9		G6-3 BB		K			1B SF7 1B		F8		G4-6-3 1-2f	5	1	1	0	1	1	5
<b>Julio Franco, R</b> (1, 4) OBP: 0.318, SLG: 0.378		BB 1B	G6-3 1-2f		F9			P3		K			6	1	2	0	0	1	5
<b>Kevin Reimer, L</b> (1, 10) OBP: 0.292, SLG: 0.373 <b>Brian Downing, R</b> (8, PH) OBP: 0.452, SLG: 0.436 <b>Gary Pettis, S</b> (8, PR) OBP: 0.377, SLG: 0.318		L8		G3		F7		S BB 1B 1-3 2-H				CS BB	3	0	0	0	0	0	1
<b>Juan Gonzalez, R</b> (1, 8) OBP: 0.438, SLG: 0.697		K 1 SAFE		K		2B		SF7		BLK 1B		HR	5	1	3	3	0	2	1
<b>Denny Walling, L</b> (1, 5) OBP: 0.227, SLG: 0.158 <b>Mario Diaz, R</b> (9, 6) OBP: 0.211, SLG: 0.167		BB		L7		G4-3		BB BB		G5-3			2	0	0	0	2	0	1
<b>Geno Petralli, L</b> (1, 2) OBP: 0.333, SLG: 0.286 <b>Mike Stanley, R</b> (8, PH) OBP: 0.404, SLG: 0.333 (9, 2)		F7		G4-3		L9		BB 1-2 2-3				BB	3	0	0	0	0	0	2

Inning Stats	R: 0	H: 1	E: 0	LOB: 1	K: 13	S: 13	R: 0	H: 1	E: 0	LOB: 2	K: 1	S: 7	R: 1	H: 0	E: 1	LOB: 1	K: 1	S: 8	R: 0	H: 0	E: 0	LOB: 0	K: 1	S: 6	R: 0	H: 1	E: 0	LOB: 2	K: 1	S: 12	R: 0	H: 1	E: 0	LOB: 1	K: 0	S: 10	R: 0	H: 0	E: 0	LOB: 0	K: 0	S: 4	R: 2	H: 3	E: 0	LOB: 3	K: 0	S: 24	R: 0	H: 1	E: 0	LOB: 1	K: 1	S: 11	R: 0	H: 1	E: 0	LOB: 2	K: 0	S: 15	R: 0	H: 0	E: 0	LOB: 0	K: 0	S: 4	R: 2	H: 2	E: 0	LOB: 0	K: 0	S: 7	1B: 8	2B: 1	3B: 1	HR: 1	SF: 1	SAC: 0	DP: 2	HBP: 0	WP: 1	PA: 52
--------------	------	------	------	--------	-------	-------	------	------	------	--------	------	------	------	------	------	--------	------	------	------	------	------	--------	------	------	------	------	------	--------	------	-------	------	------	------	--------	------	-------	------	------	------	--------	------	------	------	------	------	--------	------	-------	------	------	------	--------	------	-------	------	------	------	--------	------	-------	------	------	------	--------	------	------	------	------	------	--------	------	------	-------	-------	-------	-------	-------	--------	-------	--------	-------	--------

PITCHER	IP	WLS	BF	H	R	ER	SO	BB	IBB	HBP	BLK	WP	HR	S	P	ERA	WHIP
<b>Walt Terrell, R</b> (1, 1) ERA: 3.83	7.0		30	5	2	1	5	4	0	0	0	0	0	62	115	1.29	1.286
<b>Paul Gibson, L</b> (8, 1) ERA: 1.03	0.1		2	1	0	0	0	0	0	0	0	0	0	6	7	0.00	3.000
<b>Mike Henneman, R</b> (8, 1) ERA: 2.08	0.1		3	1	1	1	0	1	0	0	0	1	0	9	16	27.00	6.000
<b>Jerry Don Gleaton, L</b> (8, 1) ERA: 4.67	2.1		11	2	0	0	1	3	0	0	1	0	0	33	62	0.00	2.143
<b>Steve Searcy, L</b> (11, 1) ERA: 7.94	1.1	L	6	2	2	2	0	1	0	0	0	0	1	11	24	13.50	2.250

**DETROIT TIGERS @ TEXAS RANGERS**  
 Arlington Stadium, Arlington, TX  
 Wed May 15 1991, 8:05 PM EDT  
 Att. 18,581 - Cloudy - 82 F

AB	42
R	5
H	11
RBI	4
BB	9
SO	6
LOB	28



Batter 1 2 3 4 5 6 7 8 9 AB R H RBI BB SO LOB TOP

<b>Wade Boggs, L</b> (1, 5) <small>OBP: 0.449, SLG: 0.500</small>	1-0 		0-2 	1-2 		2-1 		2-2 	5 0 2 0 0 0 0
<b>Jody Reed, R</b> (1, 4) <small>OBP: 0.240, SLG: 0.203</small>	1-2 		0-0 	2-0 			1-2 	1-3 	5 0 0 0 0 1 3
<b>Ellis Burks, R</b> (1, 8) <small>OBP: 0.373, SLG: 0.410</small>	2-2 		1-2 		3-2 		2-2 	2-1 	5 2 3 0 0 0 0
<b>Jack Clark, R</b> (1, 10) <small>OBP: 0.369, SLG: 0.346</small>		4-1 	0-1 		2-2 		2-2 	0-2 	4 1 2 0 1 0 2
<b>Mike Greenwell, L</b> (1, 7) <small>OBP: 0.362, SLG: 0.468</small>		2-2 	0-1 		0-0 		0-0 		4 0 3 3 0 0 1
<b>Tom Brunansky, R</b> (1, 9) <small>OBP: 0.336, SLG: 0.481</small>		4-2 	2-2 		3-2 		1-2 		3 0 0 0 1 0 4
<b>Carlos Quintana, R</b> (1, 3) <small>OBP: 0.364, SLG: 0.396</small>		2-3 		2-2 		0-2 		1-2 	4 1 0 0 0 1 3
<b>Tony Peña, R</b> (1, 2) <small>OBP: 0.291, SLG: 0.381</small>		0-0 		2-2 		4-1 		1-0 	3 0 1 0 1 0 1
<b>Luis Rivera, R</b> (1, 6) <small>OBP: 0.369, SLG: 0.345</small> <b>Mike Marshall, R</b> (8, PH) <small>OBP: 0.296, SLG: 0.481</small> <b>Tim Lincecum, R</b> (8, 6) <small>OBP: 0.197, SLG: 0.127</small>		0-0 		0-1 		3-1 		3-3 	3 0 1 1 0 0 4 1 0 0 0 0 1 0 0 0 0 0 0 0 0

**Boston Red Sox @ Texas Rangers**  
 Arlington Stadium, Arlington, TX  
 Fri May 17 1991, 8:05 PM EDT  
 Att. 32,208 - Cloudy - 78 F

AB	37
R	4
H	12
RBI	4
BB	3
SO	3
LOB	18



Inning Stats	R: 0	H: 0	E: 0	K: 0	S: 7	P: 11	R: 0	H: 1	E: 0	K: 1	S: 12	P: 24	R: 2	H: 4	E: 0	K: 0	S: 14	P: 17	R: 1	H: 2	E: 1	K: 0	S: 13	P: 20	R: 1	H: 2	E: 0	K: 0	S: 13	P: 21	R: 0	H: 0	E: 0	K: 0	S: 5	P: 14	R: 0	H: 2	E: 0	K: 0	S: 13	P: 19	R: 0	H: 0	E: 0	K: 1	S: 9	P: 14	R: 0	H: 1	E: 0	K: 1	S: 11	P: 16	1B: 9	SF: 0	2B: 3	SAC: 0	3B: 0	DP: 2	HR: 0	HBP: 0	WP: 0	PA: 40	PB: 0	SB: 0	CS: 1
--------------	------	------	------	------	------	-------	------	------	------	------	-------	-------	------	------	------	------	-------	-------	------	------	------	------	-------	-------	------	------	------	------	-------	-------	------	------	------	------	------	-------	------	------	------	------	-------	-------	------	------	------	------	------	-------	------	------	------	------	-------	-------	-------	-------	-------	--------	-------	-------	-------	--------	-------	--------	-------	-------	-------

PITCHER	IP	WLS	BF	H	R	ER	SO	BB	IBB	HBP	BLK	WP	HR	S	P	ERA	WHIP
Kevin Brown, R (1, 1) <small>ERA: 6.14</small>	6.0	W	28	9	4	3	1	3	0	0	0	0	0	64	107	4.50	2.000
Gerald Alexander, R (7, 1) <small>ERA: 1.8</small>	0.2		3	1	0	0	0	0	0	0	0	0	0	9	14	0.00	1.500
Mike Jeffcoat, L (7, 1) <small>ERA: 1.38</small>	1.2		6	1	0	0	1	0	0	0	0	0	0	16	24	0.00	0.600
Jeff Russell, R (9, 1) <small>ERA: 1.47</small>	0.2	S	3	1	0	0	1	0	0	0	0	0	0	8	11	0.00	1.500

Batter	1	2	3	4	5	6	7	8	9
<b>Jeff Huson, L</b> (1, 6) OBP: 0.346, SLG: 0.338 	1-3 	3-2 		4-0 		0-3 		0-0 	
<b>Jack Daugherty, S</b> (1, 7) OBP: 0.263, SLG: 0.180 <b>Gary Pettis, S</b> (9, 8) OBP: 0.377, SLG: 0.318 	0-3 	2-3 		1-0 		1-1 		1-2 	
<b>Rafael Palmeiro, L</b> (1, 3) OBP: 0.343, SLG: 0.488 	1-3 		1-2 	2-1 			1-0 		
<b>Ruben Sierra, S</b> (1, 9) OBP: 0.368, SLG: 0.541 		3-1 	4-0 	3-1 			2-1 		
<b>Julio Franco, R</b> (1, 4) OBP: 0.323, SLG: 0.382 		0-0 	1-1 		0-2 		0-0 		
<b>Kevin Reimer, L</b> (1, 10) OBP: 0.333, SLG: 0.419 		0-0 	3-1 		4-2 		2-2 		
<b>Juan Gonzalez, R</b> (1, 8) OBP: 0.442, SLG: 0.681 		0-1 	4-0 		2-2 		0-1 		
<b>Geno Petralli, L</b> (1, 2) OBP: 0.329, SLG: 0.288 		1-3 	0-0 		2-2 		2-2 		
<b>Steve Buechele, R</b> (1, 5) OBP: 0.337, SLG: 0.404 		3-1 	2-0 			0-0 		0-2 	

Inning Stats	R: 0	H: 0	E: 0	K: 3	S: 9	R: 3	H: 5	E: 0	K: 2	S: 19	R: 2	H: 2	E: 0	K: 0	S: 9	R: 0	H: 0	E: 0	K: 0	S: 5	R: 0	H: 0	E: 0	K: 1	S: 6	R: 1	H: 3	E: 0	K: 0	S: 12	R: 0	H: 1	E: 0	K: 0	S: 10
	0	0	0	3	9	3	5	0	2	19	2	2	0	0	9	0	0	0	0	5	0	0	0	1	6	1	0	0	3	0	1	0	0	10	
	0	0	0	3	9	5	5	0	0	31	2	2	0	0	24	0	0	0	0	15	0	0	0	0	7	0	1	0	0	0	1	0	0	13	

PITCHER	IP	WLS	BF	H	R	ER	SO	BB	IBB	HBP	BLK	WP	HR	S	P	ERA	WHIP
<b>Greg Harris, R</b> (1, 1) ERA: 5.59	2.0	L	13	6	5	5	5	1	0	0	0	0	0	31	50	22.50	3.500
<b>Joe Hesketh, L</b> (3, 1) ERA: 3.93	4.1		18	2	1	1	1	2	1	0	0	1	0	32	64	2.08	0.923
<b>Dana Kiecker, R</b> (7, 1) ERA: 3.92	1.0		5	3	0	0	0	0	0	0	0	0	0	15	19	0.00	3.000
<b>Tony Fossas, L</b> (8, 1) ERA: 5.14	0.2		2	0	0	0	0	0	0	0	0	0	0	4	5	0.00	0.000

**BOTTOM**

**Boston Red Sox @ Texas Rangers**  
 Arlington Stadium, Arlington, TX

Fri May 17 1991, 8:05 PM EDT  
 Att: 32,208 - Cloudy - 78 F

AB	R	H	RBI	BB	SO	LOB
4	0	1	1	1	2	1
4	0	0	0	0	2	3
0	0	0	0	0	0	0
4	2	2	0	0	1	1
3	1	0	0	1	0	2
4	1	2	0	0	0	2
3	1	3	2	1	0	0
3	1	1	1	1	0	2
3	0	1	1	0	1	3
4	0	1	1	0	0	3

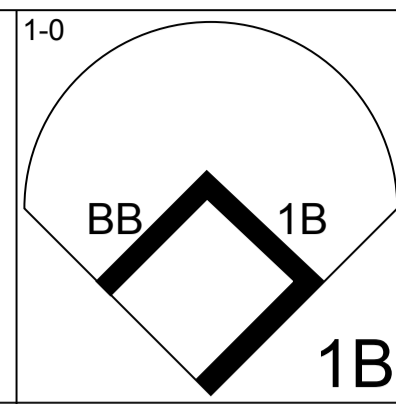
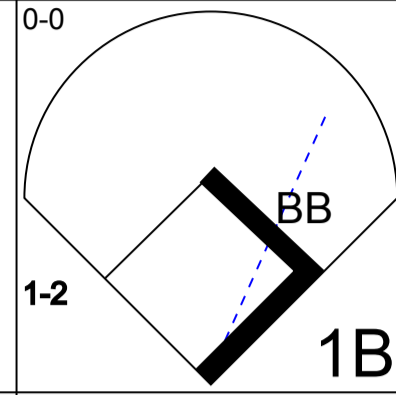
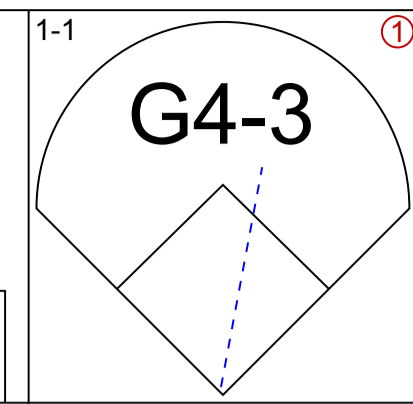
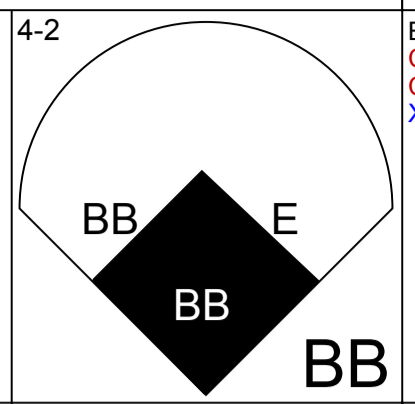
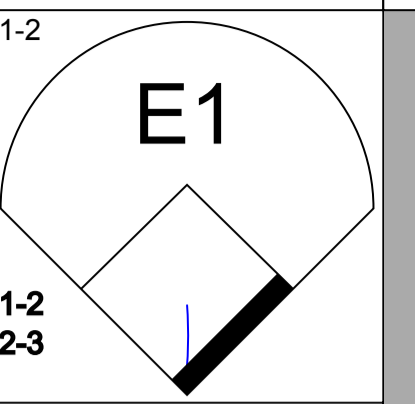
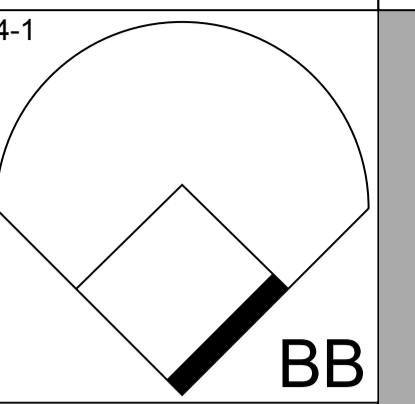
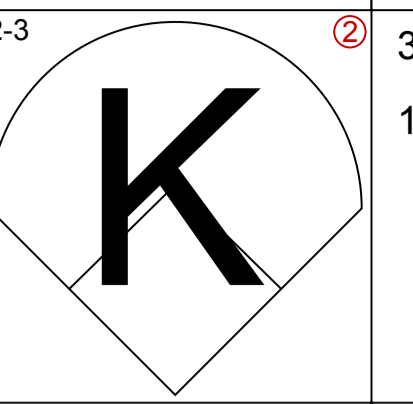
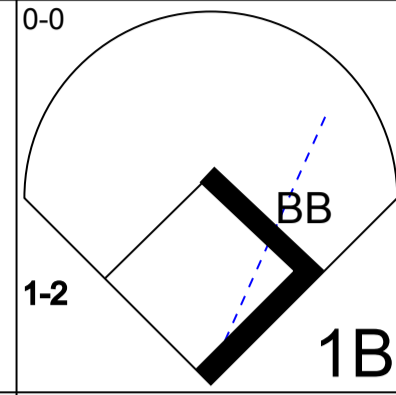
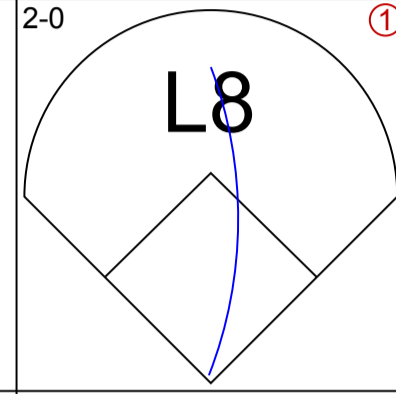
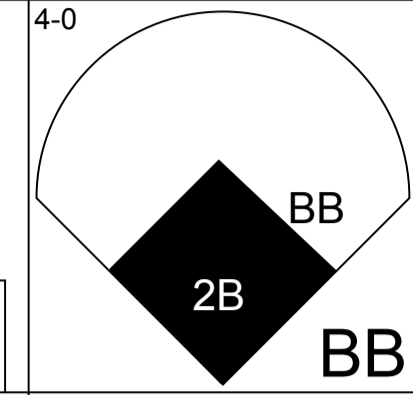
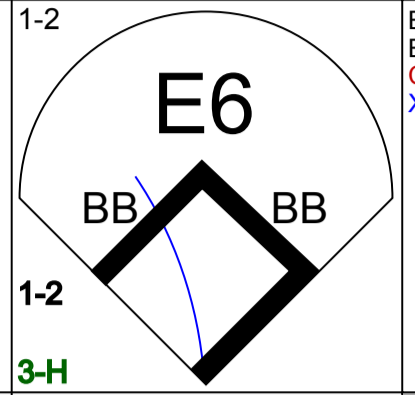
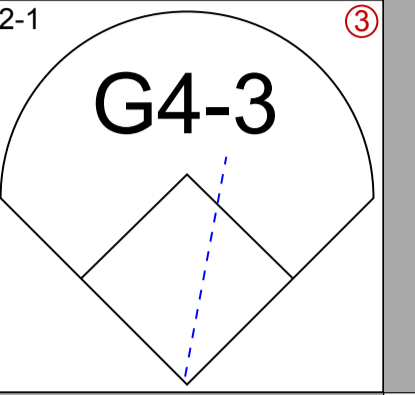
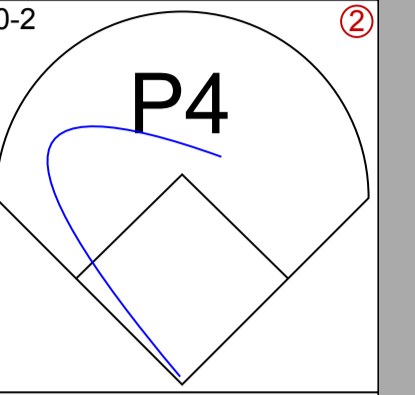
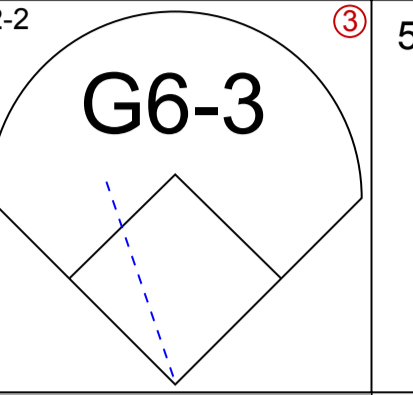
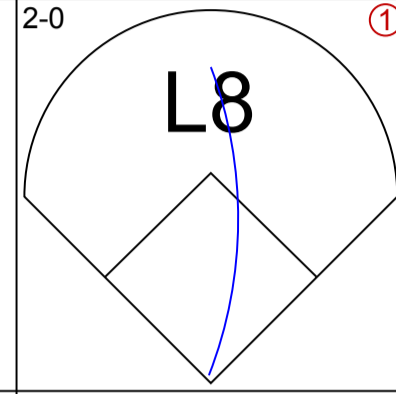
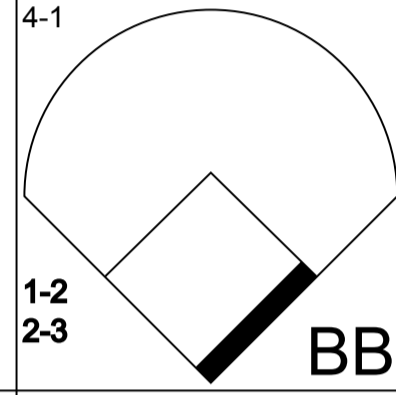
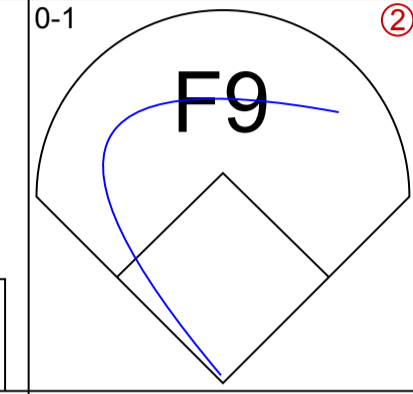
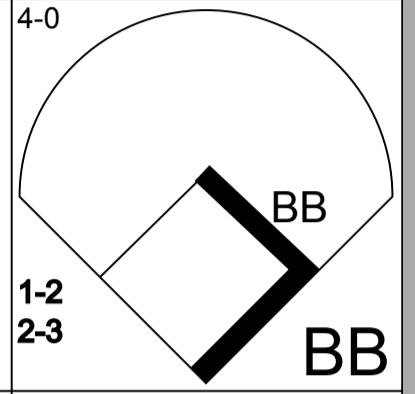

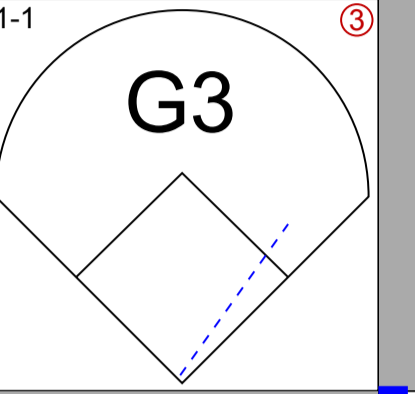

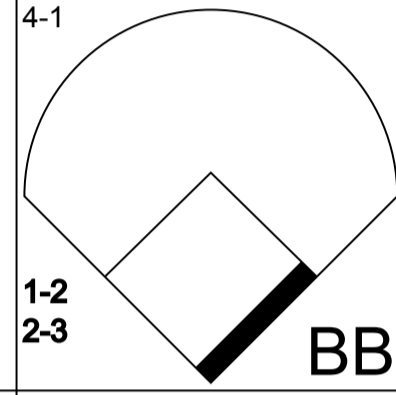
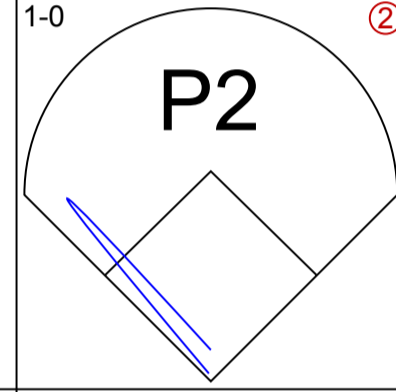
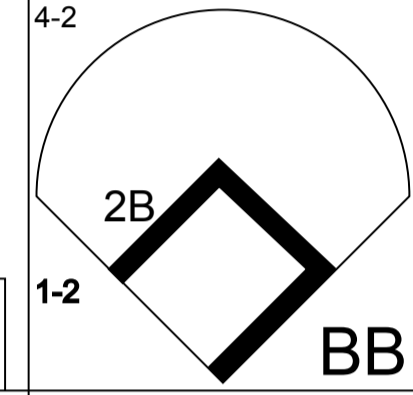
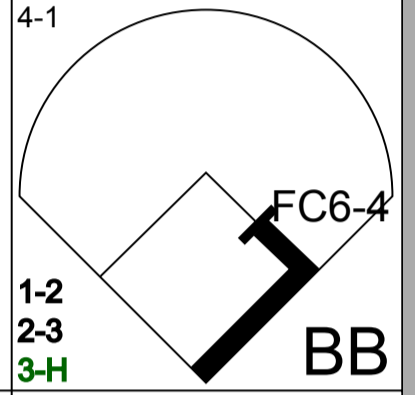



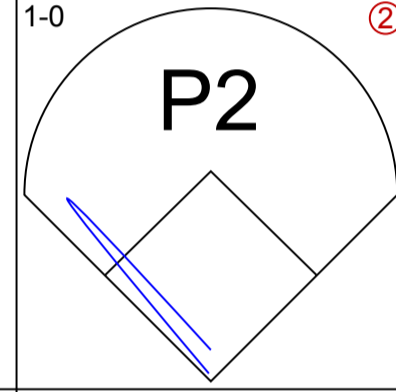
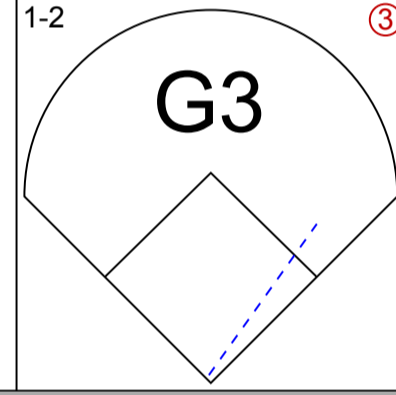
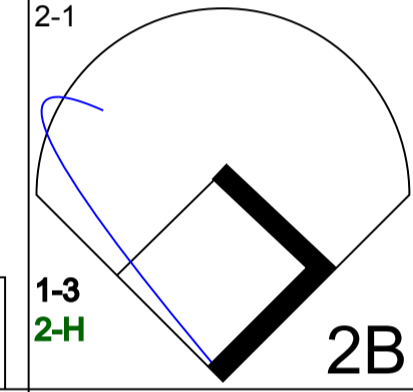
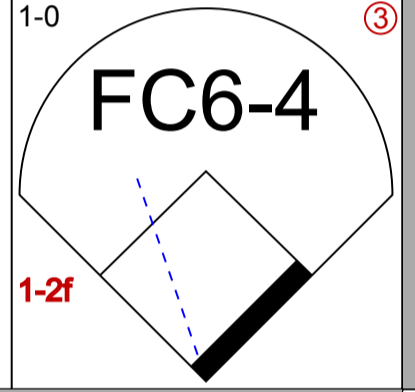



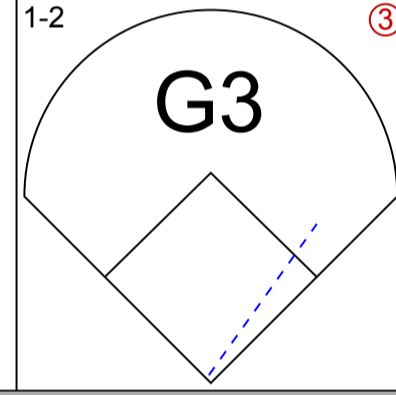

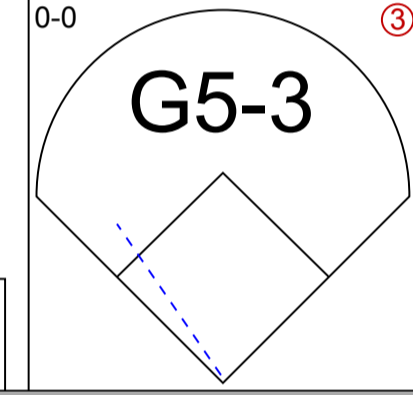
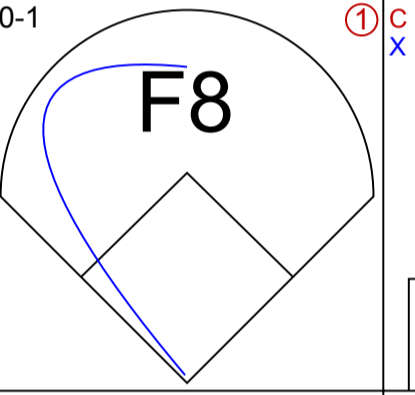



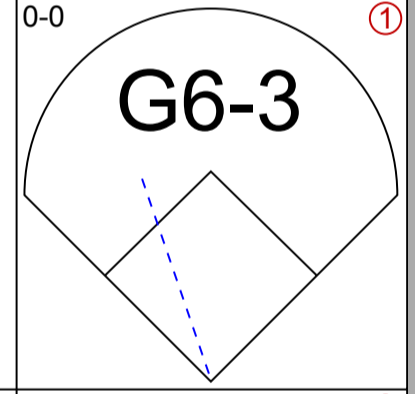
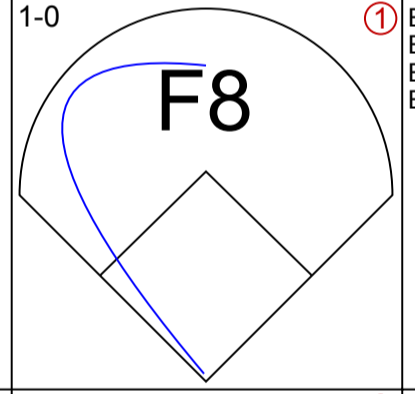
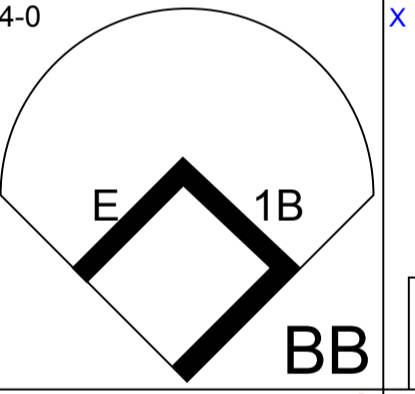

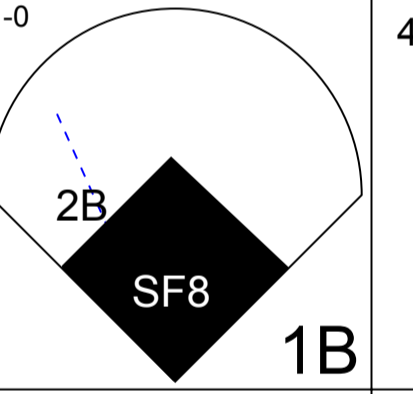

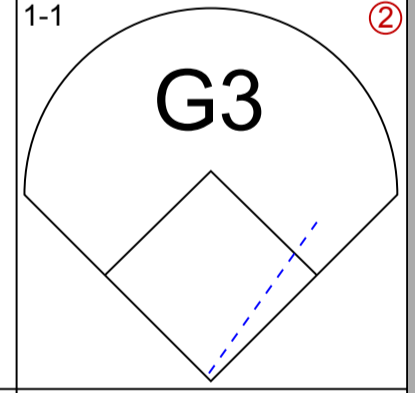
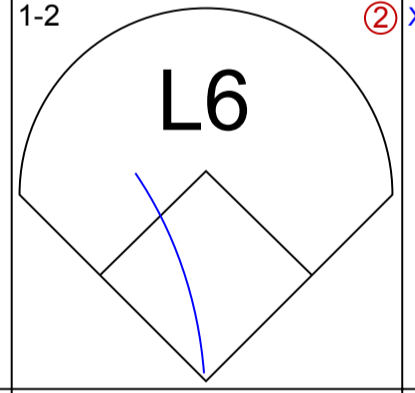
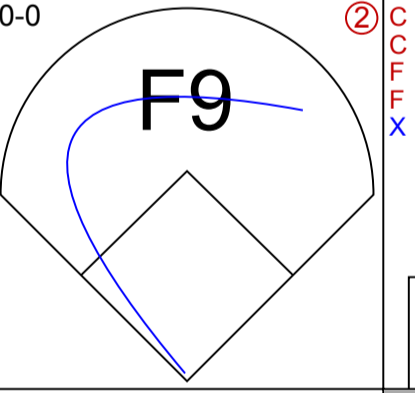

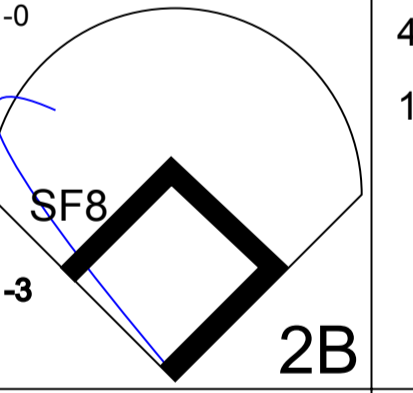

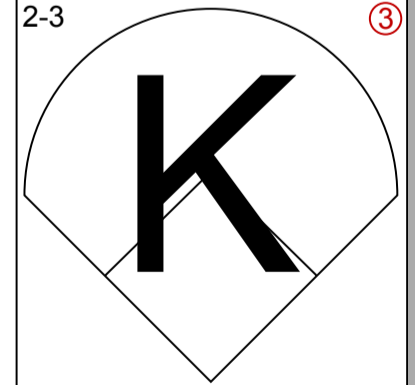
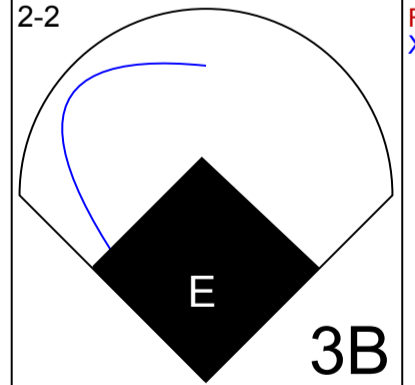
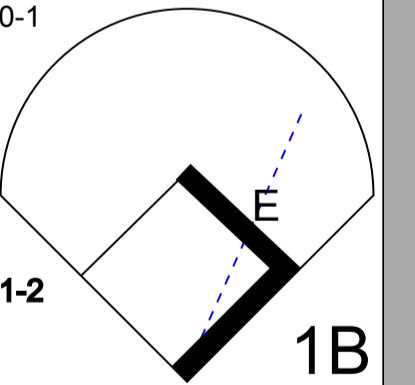
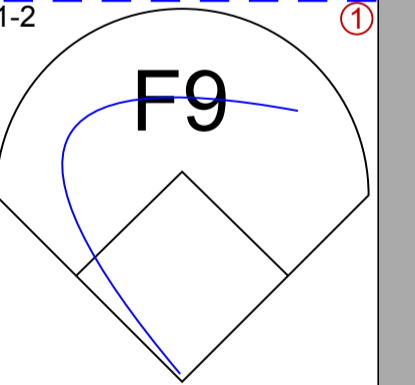
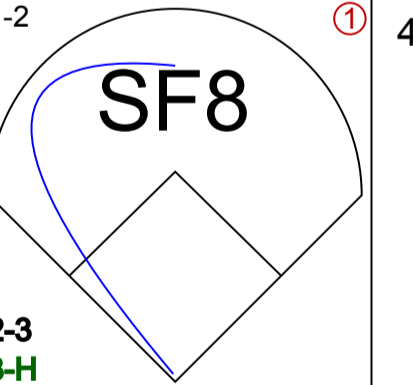
<b>AB</b>	<b>32</b>
<b>R</b>	<b>6</b>
<b>H</b>	<b>11</b>
<b>RBI</b>	<b>6</b>
<b>BB</b>	<b>4</b>
<b>SO</b>	<b>6</b>
<b>LOB</b>	<b>17</b>

1B	SF	2B	SAC	3B	DP	HR	HBP
10	1	1	1	0	0	0	0

WP	PA
1	38

livebaseballscorecards.com

Batter	1	2	3	4	5	6	7	8	9	AB R H RBI BB SO LOB
--------	---	---	---	---	---	---	---	---	---	----------------------

<p><b>Wade Boggs, L</b> (1, 5) B OBP: 0.454, SLG: 0.496</p> <p><b>Mike Marshall, R</b> (8, 9) X OBP: 0.286, SLG: 0.464</p> 			<p>1-1 C X</p> 	<p>4-2 B C X C X C X C X C X</p> 	<p>1-2 C X</p> 		<p>4-1 F B B B B</p> 		<p>2-3 F B B B B S</p> 	<p>3 1 1 0 2 0 2</p> <p>1 0 0 0 0 1 1</p>
<p><b>Jody Reed, R</b> (1, 4) X OBP: 0.244, SLG: 0.203</p> 			<p>4-0 B B B B</p> 	<p>1-2 B C X C X C X C X</p> 	<p>2-1 C X</p> 		<p>0-2 C B C X C X C X C X</p> 	<p>2-2 S B B F B X</p> 	<p>5 1 1 0 1 0 6</p>	
<p><b>Ellis Burks, R</b> (1, 8) B B X OBP: 0.377, SLG: 0.417</p> <p><b>Mike Greenwell, L</b> (6, PR) X OBP: 0.359, SLG: 0.465</p> <p>(6, 7)</p> 			<p>0-1 C 1 SAFE 1 SAFE 1 SAFE C X</p> 	<p>4-0 B B B B</p> 	<p>1-2 C X</p> 		<p>0-1 F X</p> 	<p>1-1 B X</p> 	<p>3 0 1 0 1 0 3</p> <p>1 1 0 0 0 0 1</p>	
<p><b>Jack Clark, R</b> (1, 10) B B B C B OBP: 0.385, SLG: 0.343</p> 			<p>4-2 B F B S S B B</p> 	<p>4-1 S B B B B B</p> 	<p>1-2 C X</p> 		<p>4-2 B B B C B</p> 	<p>3-3 F B F B B C F F F B</p> 	<p>1 0 0 1 4 1 0</p>	
<p><b>Kevin Romine, R</b> (1, 7) B X OBP: 0.200, SLG: 0.467</p> <p>(6, 8)</p> 			<p>2-1 B B F X</p> 	<p>1-0 B X</p> 	<p>1-2 C X</p> 		<p>2-1 B F B X</p> 	<p>1-0 B X</p> 	<p>5 0 1 1 0 0 8</p>	
<p><b>Tom Brunansky, R</b> (1, 9) C F B F X OBP: 0.331, SLG: 0.469</p> <p><b>Steve Lyons, L</b> (8, 5) X OBP: 0.316, SLG: 0.500</p> 			<p>0-0 X</p> 		<p>0-1 C X</p> 		<p>0-1 C X</p> 	<p>3-2 C F F F B B B X</p> 	<p>5 0 1 0 0 0 5</p> <p>0 0 0 0 0 0 0</p>	
<p><b>Carlos Quintana, R</b> (1, 3) X OBP: 0.366, SLG: 0.391</p> 		<p>0-0 X</p> 		<p>1-0 B X</p> 	<p>4-0 X</p> 		<p>0-0 X</p> 	<p>1-0 B X</p> 	<p>4 1 1 1 1 0 2</p>	
<p><b>Tony Peña, R</b> (1, 2) B B X OBP: 0.281, SLG: 0.368</p> <p><b>John Marzano, R</b> (7, 2) X OBP: 0.286, SLG: 0.357</p> 		<p>1-1 B C X</p> 		<p>1-2 B F B B F X</p> 	<p>0-0 C X</p> 		<p>0-2 C F C X C X C X C X</p> 	<p>1-0 B X</p> 	<p>4 0 0 0 0 0 4</p> <p>1 0 1 0 0 0 0</p>	
<p><b>Luis Rivera, R</b> (1, 6) B B F B X OBP: 0.371, SLG: 0.390</p> 		<p>2-3 S B F B B X</p> 		<p>2-2 B F B B B X</p> 	<p>0-1 F X</p> 		<p>1-2 C B F B X</p> 	<p>1-2 B B F B X</p> 	<p>4 1 2 1 0 1 0</p>	

Inning Stats	R: 0	H: 2	E: 0	K: 0	S: 9	R: 0	H: 0	E: 0	K: 1	S: 6	R: 1	H: 1	E: 0	K: 0	S: 9	R: 2	H: 1	E: 1	K: 0	S: 15	R: 0	H: 1	E: 1	K: 0	S: 10	R: 1	H: 2	E: 0	K: 0	S: 14	R: 0	H: 0	E: 0	K: 0	S: 11	R: 0	H: 0	E: 0	K: 1	S: 11	R: 1	H: 2	E: 0	K: 1	S: 12	1B: 5	2B: 3	3B: 1	HR: 0	SF: 1	SAC: 0	DP: 0	HBP: 0	WP: 0	PA: 47
--------------	------	------	------	------	------	------	------	------	------	------	------	------	------	------	------	------	------	------	------	-------	------	------	------	------	-------	------	------	------	------	-------	------	------	------	------	-------	------	------	------	------	-------	------	------	------	------	-------	-------	-------	-------	-------	-------	--------	-------	--------	-------	--------


PITCHER	IP	WLS	BF	H	R	ER	SO	BB	IBB	HBP	BLK	WP	HR	S	P	ERA	WHIP
<b>Kenny Rogers, L</b> (1, 1) ERA: 7.26	5.0	W	30	6	4	2	1	7	0	0	0	0	0	51	99	3.60	2.600
<b>Rich Gossage, R</b> (6, 1) ERA: 2.45	1.0		5	1	0	0	0	1	0	0	0	0	0	12	18	0.00	2.000
<b>Jim Poole, L</b> (7, 1) ERA: 4.15	3.0	S	12	2	1	1	2	1	0	0	0	0	0	34	54	3.00	1.000
<b>Jim Poole, L</b> (8, 1) ERA: 4.15	3.0	S	12	2	1	1	2	1	0	0	0	0	0	34	54	3.00	1.000

**TOP**

**Boston Red Sox @ Texas Rangers**  
Arlington Stadium, Arlington, TX

Sat May 18 1991, 8:05 PM EDT  
Att. 42,696 - Cloudy - 78 F

<b>AB</b>	<b>37</b>
<b>R</b>	<b>5</b>
<b>H</b>	<b>9</b>
<b>RBI</b>	<b>4</b>
<b>BB</b>	<b>9</b>
<b>SO</b>	<b>3</b>
<b>LOB</b>	<b>32</b>



Batter	1	2	3	4	5	6	7	8	9
Brian Downing, R OBP: 0.469, SLG: 0.494 Jack Daugherty, S OBP: 0.259, SLG: 0.176 (8, 9)	0-0 HR		1-1 FC3-2 1B	0-1 G6-3				0-1 G5-3	
Geno Petralli, L OBP: 0.346, SLG: 0.324 (1, 2)	1-1 G3-1		2-2 FC3-2 1B 1-3 2B	2-1 1B					
Rafael Palmeiro, L OBP: 0.338, SLG: 0.478 Mike Stanley, R OBP: 0.404, SLG: 0.333 (1, 3) (9, 3)	0-1 G4-3		1-1 FC3-2 1B 2-3 3-H	1-3 K					
Ruben Sierra, S OBP: 0.370, SLG: 0.551 Jim Poole, L (8, 1)	1-2 G1-3		3-1 1B 1-2 2B 3-H						
Julio Franco, R OBP: 0.341, SLG: 0.397 Mario Diaz, R OBP: 0.211, SLG: 0.167 (7, PR) (8, 4)			1-0 K 1-2 2-H 1B						
Kevin Reimer, L OBP: 0.342, SLG: 0.431 Gary Pettis, S OBP: 0.385, SLG: 0.328 (1, 7) (7, 8)			3-2 K 1-H 2-H 2B						
Juan Gonzalez, R OBP: 0.451, SLG: 0.681 (7, 7)			4-0 FC5-4 IBB 2B						
Steve Buechele, R OBP: 0.333, SLG: 0.429 Denny Walling, L OBP: 0.217, SLG: 0.150 (1, 5) (7, 5)			1-0 G6-3 1-2f FC5-4						
Jeff Huson, L OBP: 0.337, SLG: 0.329 (1, 6)			2-3 K 1-2 G5-3						

Inning Stats	R: 1 E: 0 K: 0 S: 8	H: 1 LOB: 0 BB: 0 P: 10	R: 0 E: 0 K: 2 S: 14	H: 1 LOB: 1 BB: 0 P: 19	R: 4 E: 0 K: 1 S: 17	H: 5 LOB: 2 BB: 1 P: 35	R: 0 E: 0 K: 1 S: 10	H: 1 LOB: 1 BB: 0 P: 14	R: 0 E: 0 K: 0 S: 9	H: 1 LOB: 2 BB: 1 P: 17	R: 8 E: 0 K: 1 S: 21	H: 7 LOB: 1 BB: 2 P: 37	R: 0 E: 0 K: 1 S: 12	H: 1 LOB: 2 BB: 1 P: 25	R: 0 E: 0 K: 0 S: 6	H: 0 LOB: 0 BB: 0 P: 10
1B: 10 2B: 4 3B: 1 HR: 2	SF: 0 SAC: 0 DP: 0 HBP: 0	WP: 1 PB: 0 SB: 0 CS: 0	PA: 46													

PITCHER	IP	WLS	BF	H	R	ER	SO	BB	IBB	HBP	BLK	WP	HR	S	P	ERA	WHIP
Roger Clemens, R ERA: 2.18 (1, 1)	5.0	L	30	13	9	9	4	1	1	0	0	0	1	63	101	16.20	2.800
Daryl Irvine, R ERA: 6.75 (6, 1)	2.0		13	4	4	4	2	3	0	0	0	1	1	28	56	18.00	3.500
Tony Fossas, L ERA: 4.5 (8, 1)	1.0		3	0	0	0	0	0	0	0	0	0	0	6	10	0.00	0.000

BOTTOM

Boston Red Sox @ Texas Rangers  
Arlington Stadium, Arlington, TX  
Sat May 18 1991, 8:05 PM EDT  
Att. 42,696 - Cloudy - 78 F

livebaseballscorecards.com

AB	41
R	13
H	17
RBI	12
BB	5
SO	6
LOB	15



Batter	1	2	3	4	5	6	7	8	9	AB R H RBI BB SO LOB	TOP	
<b>Wade Boggs, L</b> (1, 5) <small>OBP: 0.449, SLG: 0.488</small> <b>Steve Lyons, L</b> (7, 5) <small>OBP: 0.300, SLG: 0.474</small>	0-1 BB SF8 BB 1B	1-1 L6			2-1 G3-1		3-0 G1-3		2-2 G3-1	4 1 1 1 0 0 1 1 0 0 0 0 0 1		
<b>Jody Reed, R</b> (1, 4) <small>OBP: 0.259, SLG: 0.222</small>	4-2 SAFE 1 SAFE SAFE BB 1-2 BB	1-2 2-H 2B			2-2 1B		0-0 G5-3			3 0 2 1 1 0 0		
<b>Kevin Romine, R</b> (1, 8) <small>OBP: 0.158, SLG: 0.368</small>	0-1 P6	0-1 F7			2-1 F9			1-1 P3		4 0 0 0 0 0 4		
<b>Jack Clark, R</b> (1, 10) <small>OBP: 0.388, SLG: 0.342</small>	4-1 1-2 2-3 BB				0-1 F9			2-2 F9		3 0 1 0 1 0 1		
<b>Mike Greenwell, L</b> (1, 7) <small>OBP: 0.356, SLG: 0.462</small>	0-0 SF8 3-H				1-0 G4-6-3 1-2f		0-0 G5-3		1-0 FC5-4 1B	3 0 1 1 0 0 1		
<b>Tom Brunansky, R</b> (1, 9) <small>OBP: 0.321, SLG: 0.453</small>	2-2 F9				1-1 F9		0-1 G5-3		0-0 FC5-4 1-2f	4 0 0 0 0 0 3		
<b>Mike Marshall, R</b> (1, 3) <small>OBP: 0.344, SLG: 0.500</small>					0-0 G1-4-3 1B		2-0 G5-3		0-0 G5-3 1B	4 1 3 0 0 0 0		
<b>John Marzano, R</b> (1, 2) <small>OBP: 0.278, SLG: 0.389</small>					2-1 G1-4-3 1-2f		2-1 G6-3 G1-3 2B		1-2 G5-3 1-2	4 1 1 0 0 0 3		
<b>Luis Rivera, R</b> (1, 6) <small>OBP: 0.365, SLG: 0.397</small>					2-3 K		0-1 G6-3		1-1 L5	4 1 1 1 0 1 2		
<b>Inning Stats</b>	R: 1 H: 1 E: 0 LOB: 2 K: 0 BB: 2 S: 12 P: 22	R: 2 H: 3 E: 0 LOB: 1 K: 0 BB: 0 S: 13 P: 17	R: 0 H: 1 E: 0 LOB: 0 K: 0 BB: 0 S: 5 P: 7	R: 0 H: 1 E: 0 LOB: 0 K: 1 BB: 0 S: 7 P: 11	R: 0 H: 1 E: 0 LOB: 1 K: 0 BB: 0 S: 9 P: 15	R: 0 H: 0 E: 0 LOB: 0 K: 0 BB: 0 S: 4 P: 6	R: 1 H: 1 E: 0 LOB: 0 K: 0 BB: 0 S: 6 P: 11	R: 0 H: 1 E: 0 LOB: 1 K: 0 BB: 0 S: 7 P: 11	R: 0 H: 1 E: 0 LOB: 1 K: 0 BB: 0 S: 10 P: 14	1B: 7 SF: 1 2B: 3 SAC: 0 3B: 0 DP: 2 HR: 0 HBP: 0	WP: 0 PA: 37 PB: 0 SB: 0 CS: 0	
<b>PITCHER</b>	IP WLS BF H R ER SO BB IBB HBP BLK WP HR S P ERA WHIP											
<b>John Barfield, L</b> (1, 1) <small>ERA: 3.79</small> <b>Gerald Alexander, R</b> (4, 1) <small>ERA: 1.89</small> <b>Mike Jeffcoat, L</b> (8, 1) <small>ERA: 1.29</small> <b>Jeff Russell, R</b> (9, 1) <small>ERA: 1.4</small>	3.0 0 16 6 3 3 0 2 0 0 0 0 0 0 31 47 9.00 2.667	4.0 W 13 2 1 1 1 0 0 0 0 0 0 0 25 42 2.25 0.500	1.0 4 1 0 0 0 0 0 0 0 0 0 0 7 11 0.00 1.000	1.0 4 1 0 0 0 0 0 0 0 0 0 0 10 14 0.00 1.000								

**Boston Red Sox @ Texas Rangers**  
 Arlington Stadium, Arlington, TX  
 Sun May 19 1991, 4:33 AM EDT  
 Att. 39,895 - Cloudy - 80 F

<b>AB</b>	34
<b>R</b>	4
<b>H</b>	10
<b>RBI</b>	4
<b>BB</b>	2
<b>SO</b>	1
<b>LOB</b>	16



[livebaseballscorecards.com](http://livebaseballscorecards.com)





Batter	1	2	3	4	5	6	7	8	9	AB R H RBI BB SO LOB	TOP
<b>Jack Daugherty, S</b> (1, 7) OBP: 0.234, SLG: 0.161 <b>Gary Pettis, S</b> (8, 8) OBP: 0.361, SLG: 0.310	1-2 		0-0 		2-2 		0-2 	0-1 		4 0 0 1 0 0 1 0 0 0 0 0 0 0	
<b>Rafael Palmeiro, L</b> (1, 3) OBP: 0.368, SLG: 0.511	2-3 		3-1 		0-1 		4-1 	4-0 		3 1 2 1 2 1 0	
<b>Ruben Sierra, S</b> (1, 9) OBP: 0.358, SLG: 0.533	2-3 		2-1 		1-2 		0-0 	0-0 		5 0 0 0 0 1 5	
<b>Julio Franco, R</b> (1, 4) OBP: 0.365, SLG: 0.433		0-1 	3-2 		2-2 		4-0 		1-1 	4 0 2 1 1 0 1	
<b>Kevin Reimer, L</b> (1, 10) OBP: 0.342, SLG: 0.414		4-2 		3-2 	2-2 		0-0 		1-0 	4 0 1 0 1 0 3	
<b>Juan Gonzalez, R</b> (1, 8) OBP: 0.429, SLG: 0.638 (8, 7)	2-3 		0-1 		0-0 		1-1 	3-3 		5 1 1 0 0 2 3	
<b>Geno Petrali, L</b> (1, 2) OBP: 0.345, SLG: 0.324	0-1 		1-2 		0-0 		3-2 			3 1 1 0 0 0 3	
<b>Steve Buechele, R</b> (1, 5) OBP: 0.345, SLG: 0.491	2-3 		1-0 		0-0 		1-0 	1-2 		4 2 2 2 0 1 3	
<b>Jeff Huson, L</b> (1, 6) OBP: 0.345, SLG: 0.342		2-1 	2-3 		0-1 		4-0 	1-2 		3 1 1 0 1 1 1	
<b>Inning Stats</b>	R: 0 H: 0 E: 0 LOB: 0 K: 2 BB: 0 S: 10 P: 15	R: 0 H: 1 E: 0 LOB: 2 K: 2 BB: 1 S: 13 P: 21	R: 1 H: 2 E: 0 LOB: 1 K: 0 BB: 0 S: 10 P: 20	R: 2 H: 2 E: 0 LOB: 0 K: 1 BB: 0 S: 14 P: 21	R: 1 H: 2 E: 0 LOB: 1 K: 0 BB: 0 S: 15 P: 21	R: 0 H: 1 E: 0 LOB: 1 K: 0 BB: 0 S: 5 P: 5	R: 0 H: 0 E: 0 LOB: 2 K: 0 BB: 2 S: 6 P: 14	R: 2 H: 2 E: 0 LOB: 2 K: 0 BB: 2 S: 12 P: 25	R: 0 H: 0 E: 0 LOB: 0 K: 1 BB: 0 S: 7 P: 12	1B: 5 SF: 1 2B: 4 SAC: 1 3B: 0 DP: 0 HR: 1 HBP: 0	WP: 0 PA: 42 PB: 0 SB: 3 CS: 0
<b>PITCHER</b> <b>Kevin Tapani, R</b> (1, 1) ERA: 3.28 <b>Larry Casian, L</b> (7, 1) ERA: 4.67 <b>Steve Bedrosian, R</b> (8, 1) ERA: 3.09 <b>Terry Leach, R</b> (9, 1) ERA: 2.51	IP WLS BF H R ER SO BB IBB HBP BLK WP HR S P ERA WHIP 6.2 L 31 8 4 4 5 3 0 0 0 0 1 72 116 5.40 1.650 0.1 1 0 0 0 0 0 0 0 0 0 0 0 1 1 0.00 0.000 1.0 7 2 2 1 0 1 1 1 0 0 0 0 12 25 9.00 3.000 1.0 3 0 0 0 0 1 0 0 0 0 0 0 7 12 0.00 0.000	<b>PITCHER</b> IP WLS BF H R ER SO BB IBB HBP BLK WP HR S P ERA WHIP									

**Texas Rangers @ Minnesota Twins**  
 Hubert H. Humphrey Metrodome, Minneapolis, MN  
 Tue May 21 1991, 8:05 PM EDT  
 Att. 12,427 - Dome - 70 F

livebaseballscorecards.com

<b>AB</b>	35
<b>R</b>	6
<b>H</b>	10
<b>RBI</b>	5
<b>BB</b>	5
<b>SO</b>	6
<b>LOB</b>	20



Batter	1	2	3	4	5	6	7	8	9	AB R H RBI BB SO LOB
Dan Gladden, R OBP: 0.293, SLG: 0.346 (1, 7)	3-2 WP SF9 1B	1-1 G3-1			1-3 K		0-0 SH1-3-4		1-2 G6-3	4 1 1 0 0 1 2
Chuck Knoblauch, R OBP: 0.371, SLG: 0.400 (1, 4)	1-1 L4		2-2 HR 1B		4-0 BB		0-1 G5-3		0-2 G3	4 1 1 0 1 0 2
Kirby Puckett, R OBP: 0.340, SLG: 0.479 (1, 8)	2-1 SF9 1-H		0-1 HR 1-H		0-3 K		1-1 F9		1-0 G6-3	4 1 1 3 0 1 2
Kent Hrbek, L OBP: 0.325, SLG: 0.307 (1, 3)	4-2 BB		2-2 G4-3		4-2 BB			1-2 2B 1B		2 1 1 0 2 0 0
Chili Davis, S OBP: 0.408, SLG: 0.535 (1, 10)	0-1 G5-3		1-3 K		3-2 G3-1			1-1 2B 2B		4 1 1 0 0 1 3
Mike Pagliarulo, L OBP: 0.258, SLG: 0.376 (1, 5)		1-0 G4-3	1-3 K		1-3 K			3-1 F9		3 0 0 0 0 2 0
Gene Larkin, S OBP: 0.286, SLG: 0.284 (8, PH)										1 0 0 0 0 0 2
Scott Leius, R OBP: 0.396, SLG: 0.314 (9, 5)										0 0 0 0 0 0 0
Brian Harper, R OBP: 0.390, SLG: 0.551 (1, 2)		0-1 F9		1-2 G4-3		2-3 K		0-1 G1-3 2B		4 0 1 2 0 1 0
Shane Mack, R OBP: 0.313, SLG: 0.464 (8, PR) (9, 9)								2-H 3-H		0 0 0 0 0 0 0
Randy Bush, L OBP: 0.273, SLG: 0.204 (1, 9)		4-0 BB		0-0 G4-3		2-3 K		0-2 G1-3		3 0 0 0 1 1 1
Junior Ortiz, R OBP: 0.370, SLG: 0.289 (9, 2)								2-3		0 0 0 0 0 0 0
Al Newman, S OBP: 0.333, SLG: 0.267 (1, 6)		4-0 BB		2-1 G4-3			4-2 G5-3 SH1-3-4 BB	1-0 G3		2 0 0 0 2 0 2

Inning Stats	R: 1	H: 1	E: 0	K: 0	S: 11	LOB: 1	BB: 1	P: 21	R: 0	H: 0	E: 0	K: 0	S: 5	LOB: 2	BB: 2	P: 15	R: 2	H: 2	E: 0	K: 2	S: 16	LOB: 0	BB: 0	P: 22	R: 0	H: 0	E: 0	K: 0	S: 6	LOB: 0	BB: 0	P: 9	R: 0	H: 0	E: 0	K: 2	S: 11	LOB: 2	BB: 2	P: 23	R: 0	H: 0	E: 0	K: 3	S: 11	LOB: 0	BB: 0	P: 16	R: 0	H: 0	E: 0	K: 0	S: 7	LOB: 1	BB: 1	P: 12	R: 2	H: 3	E: 0	K: 0	S: 15	LOB: 2	BB: 0	P: 21	R: 0	H: 0	E: 0	K: 0	S: 8	LOB: 0	BB: 0	P: 10	1B: 3	SF: 1	2B: 2	SAC: 1	3B: 0	DP: 0	HR: 1	HBP: 0
--------------	------	------	------	------	-------	--------	-------	-------	------	------	------	------	------	--------	-------	-------	------	------	------	------	-------	--------	-------	-------	------	------	------	------	------	--------	-------	------	------	------	------	------	-------	--------	-------	-------	------	------	------	------	-------	--------	-------	-------	------	------	------	------	------	--------	-------	-------	------	------	------	------	-------	--------	-------	-------	------	------	------	------	------	--------	-------	-------	-------	-------	-------	--------	-------	-------	-------	--------


**BOTTOM**

**Texas Rangers @ Minnesota Twins**  
 Hubert H. Humphrey Metrodome, Minneapolis, MN

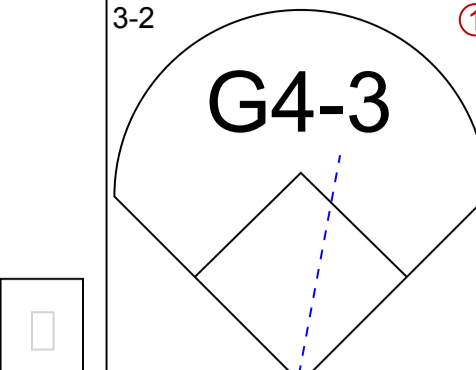
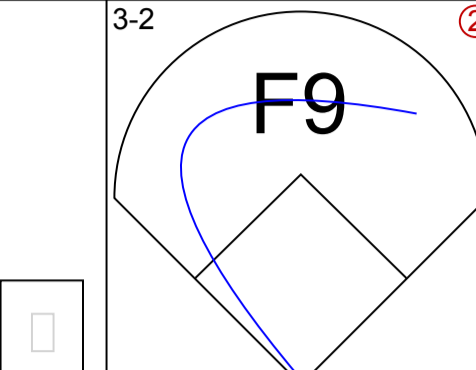
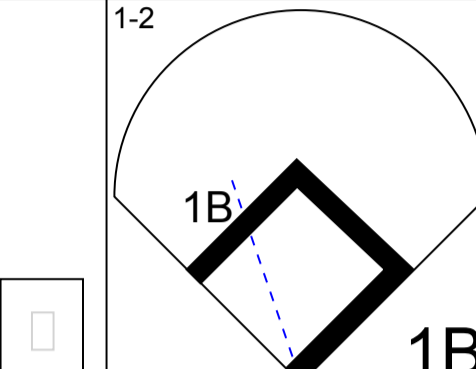
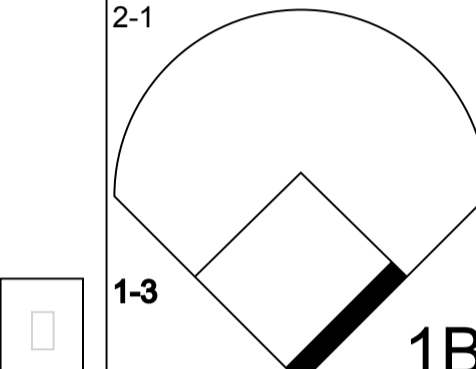
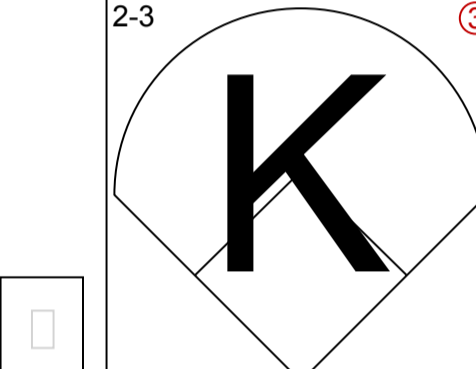




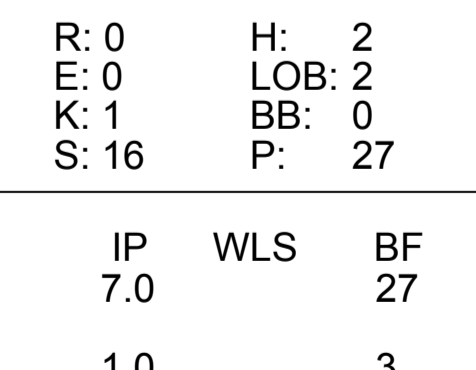
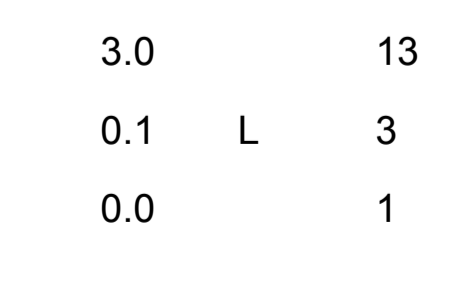






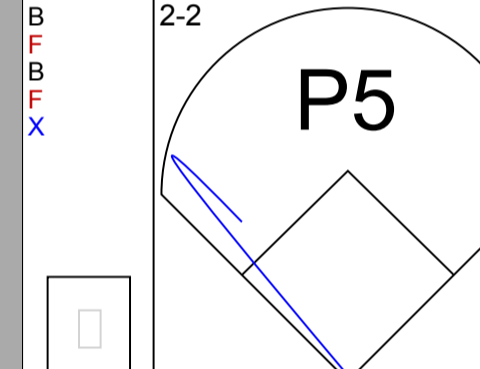
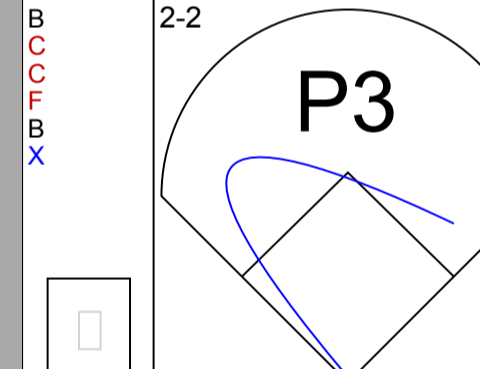
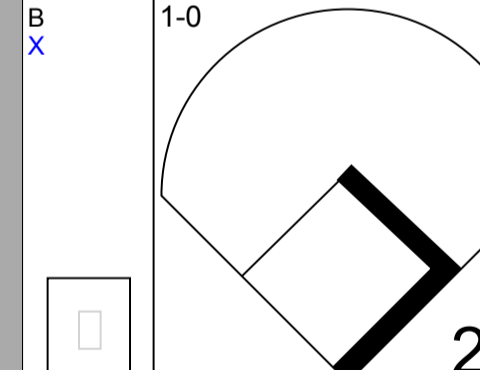
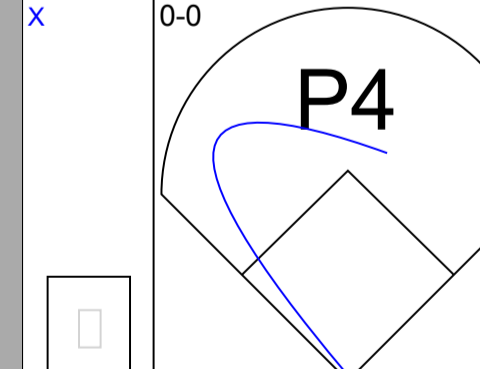
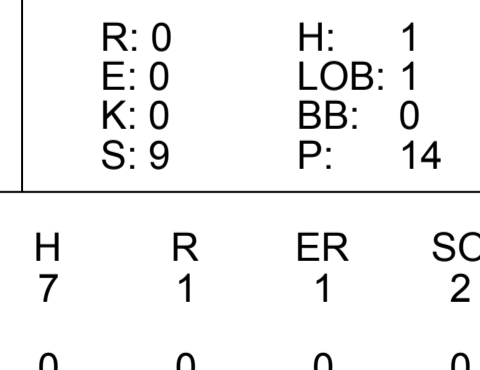


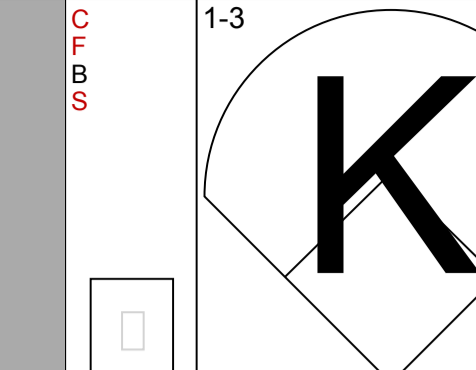
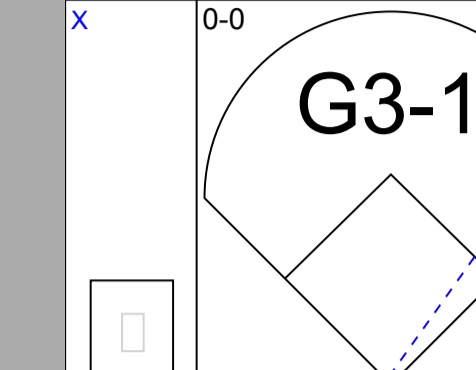
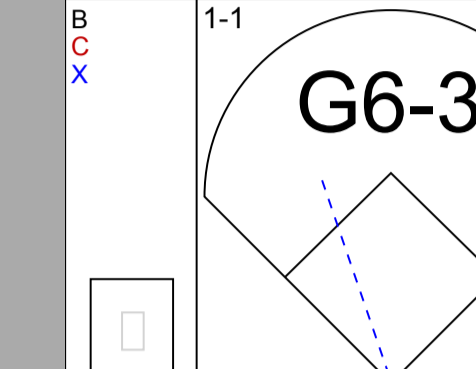






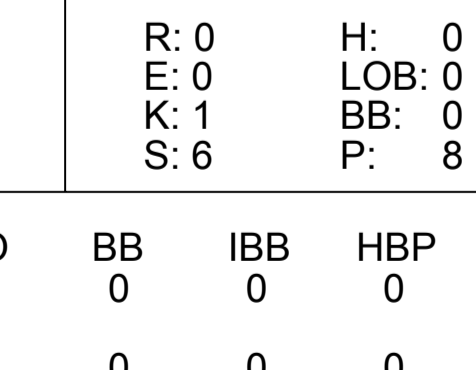


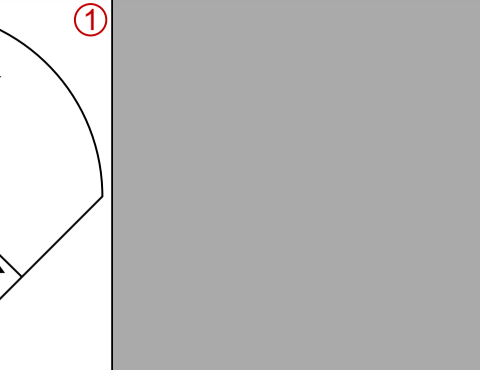
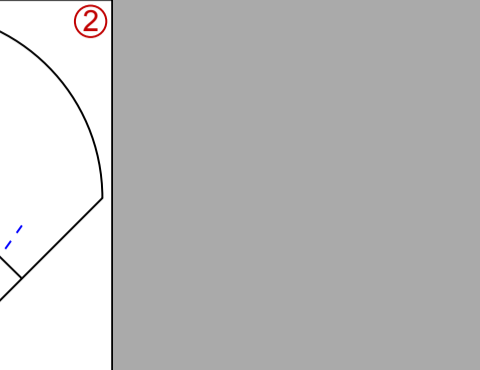
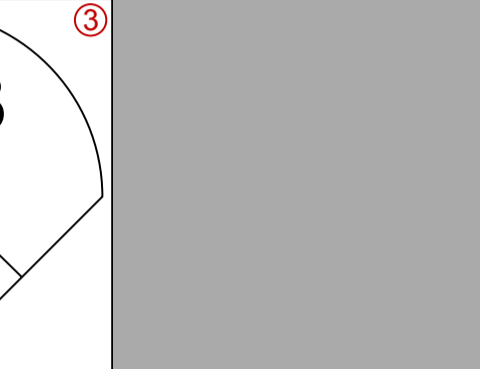
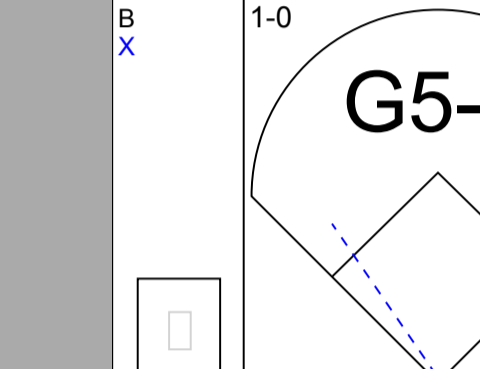
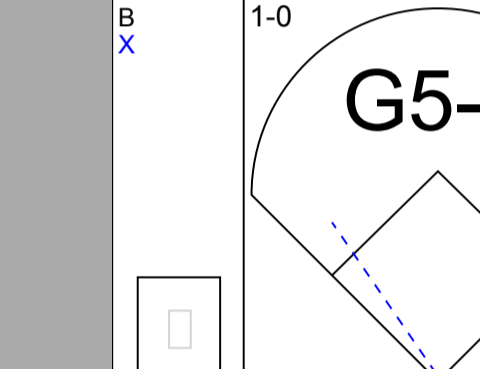
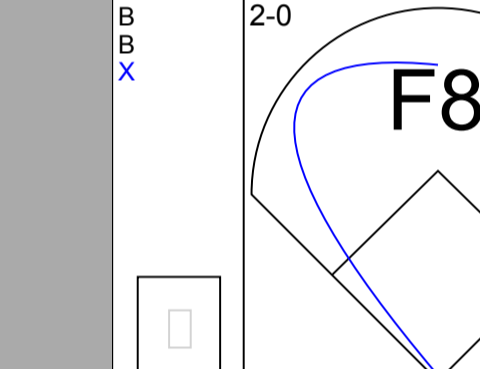



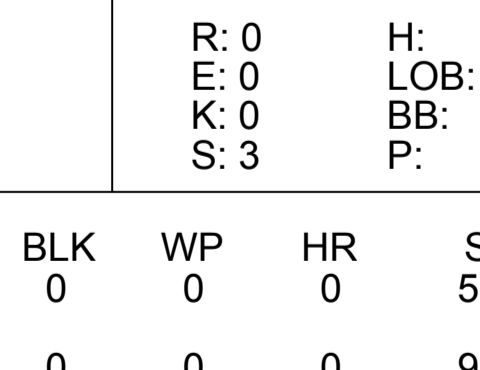


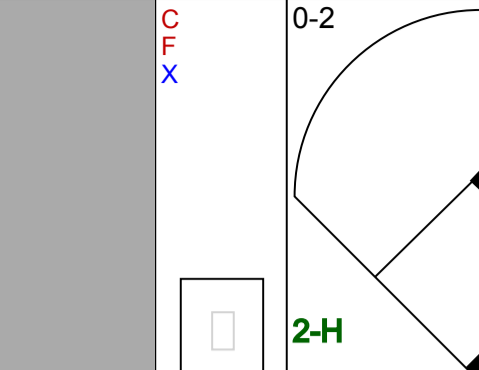
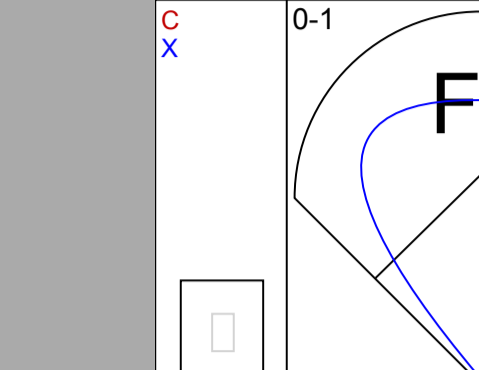

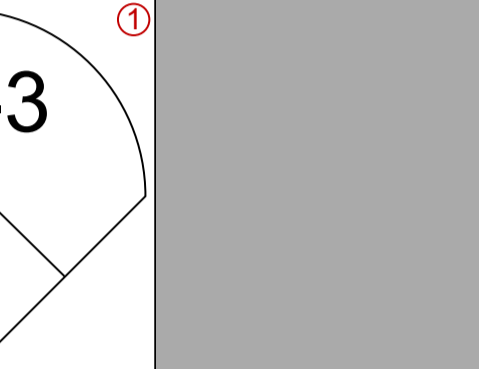
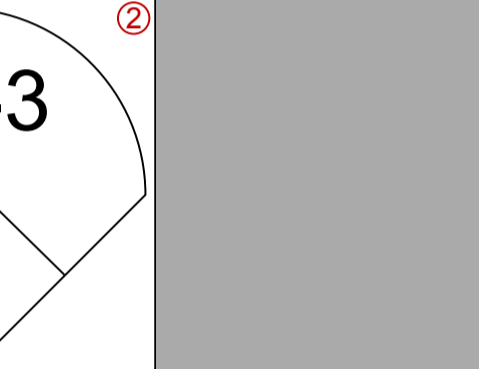
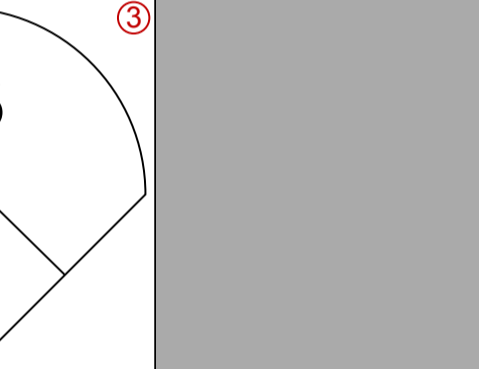
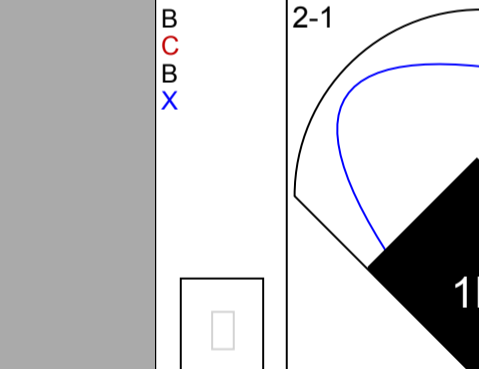
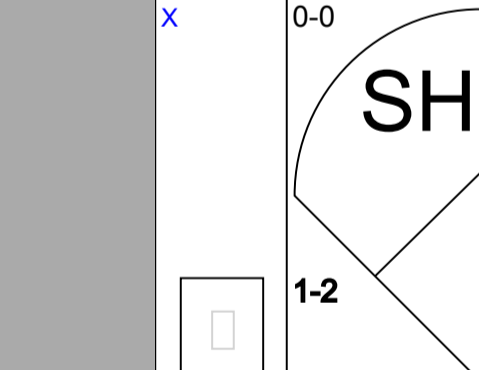
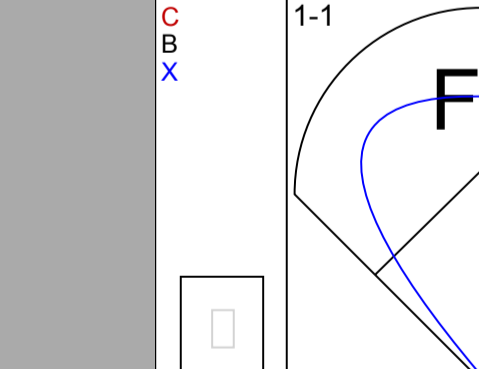
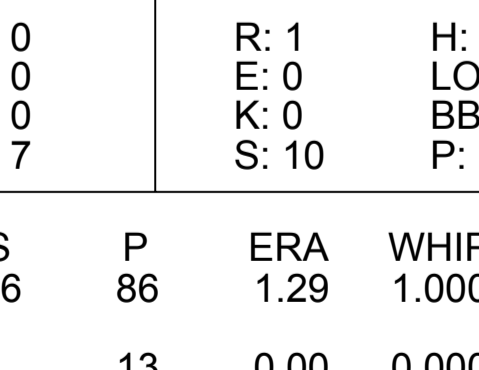
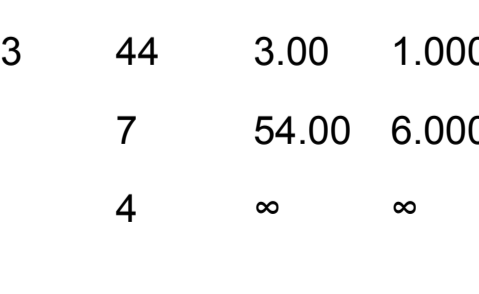

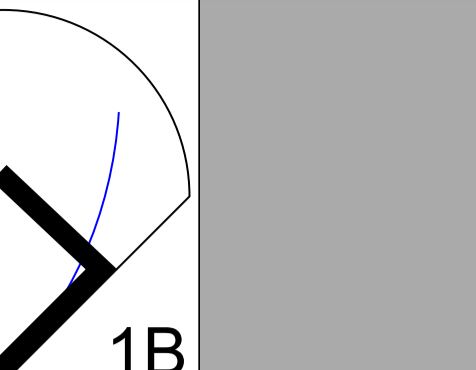
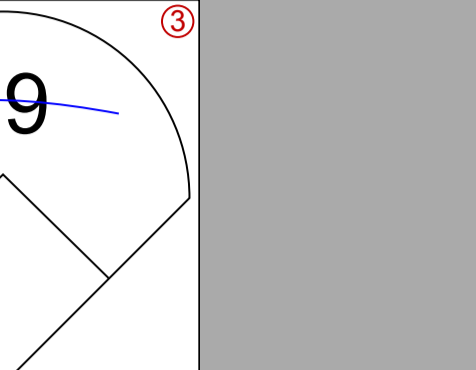
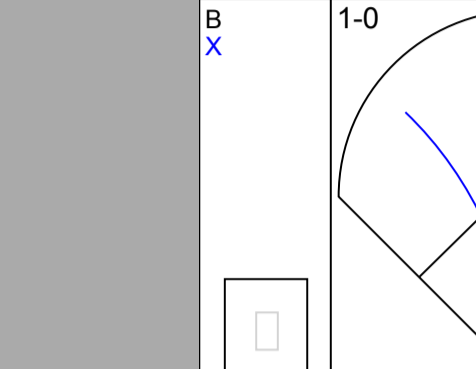
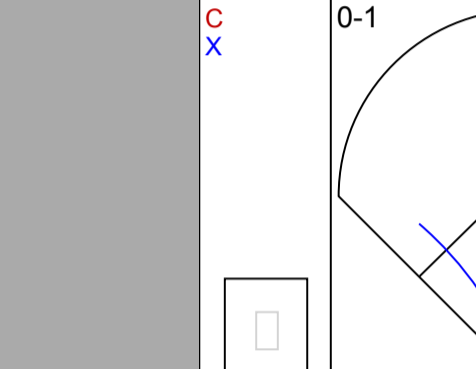
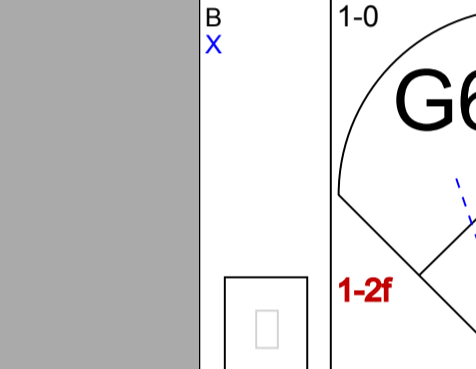

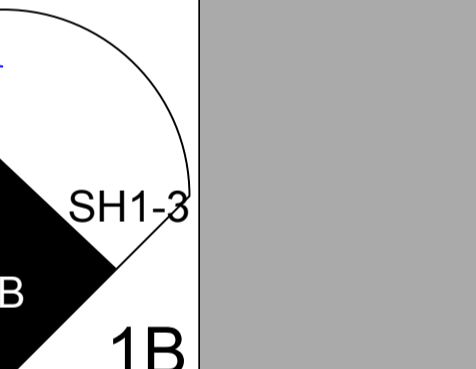
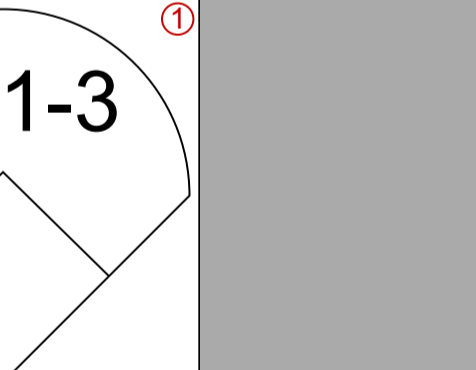
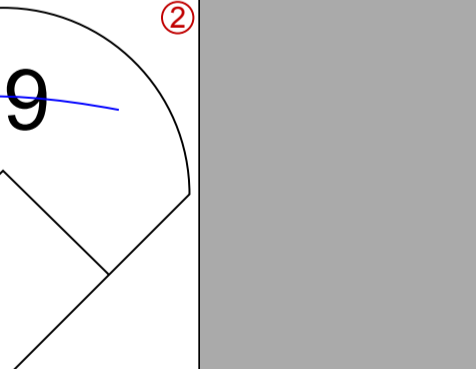
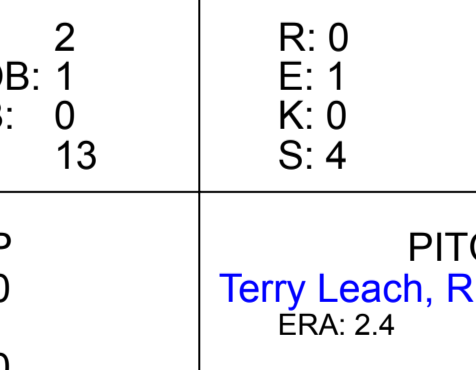




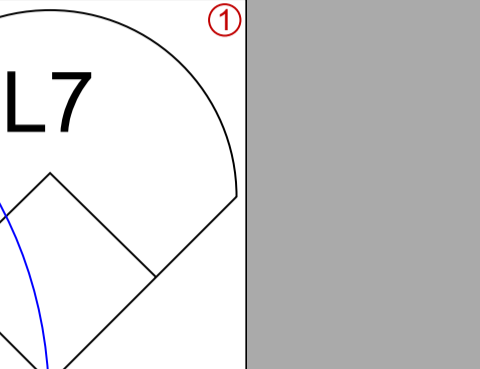
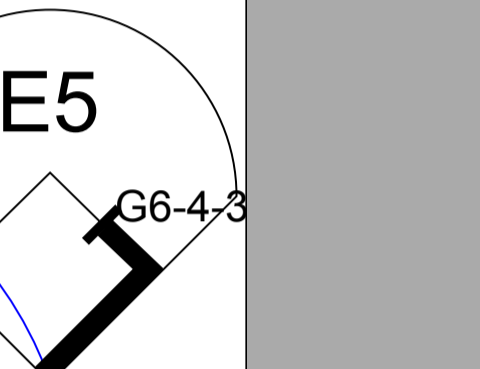
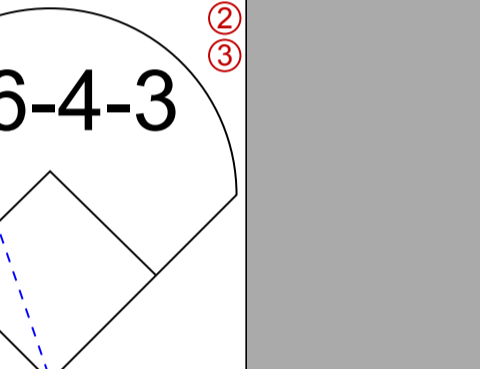
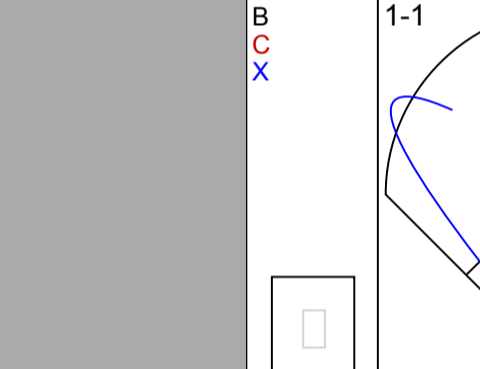
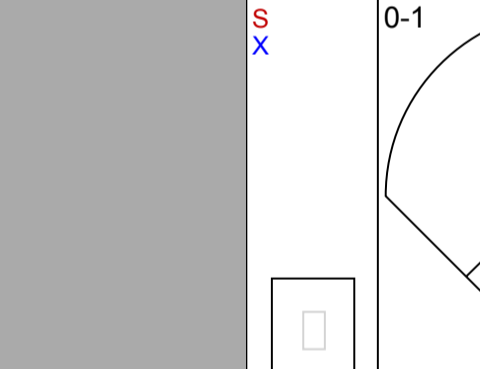
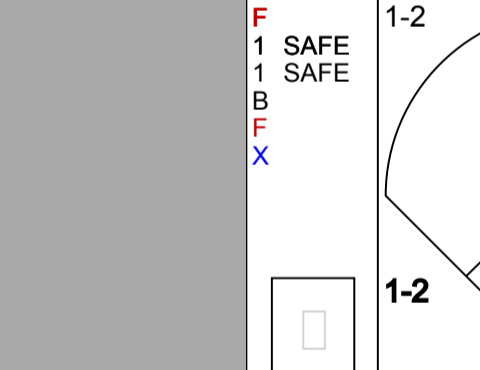
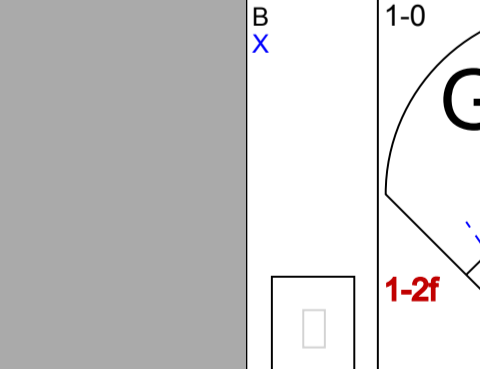
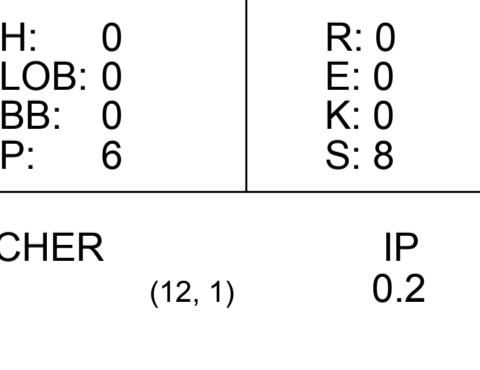


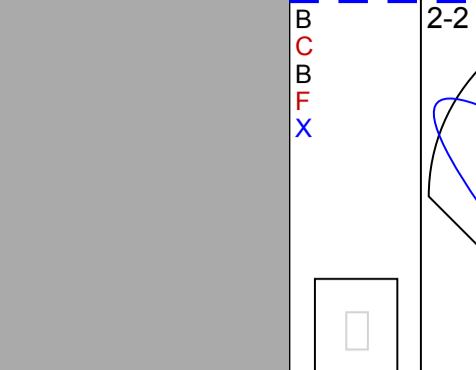
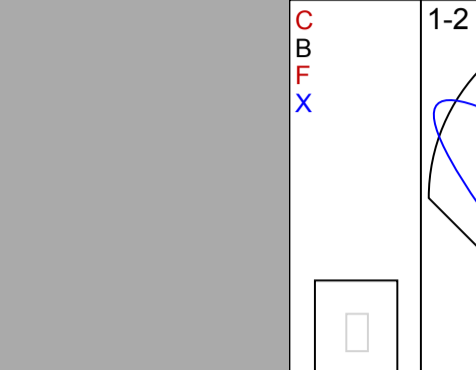



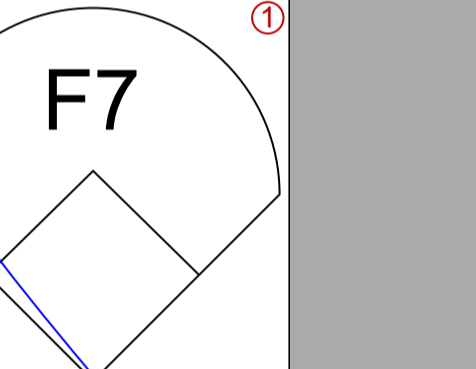
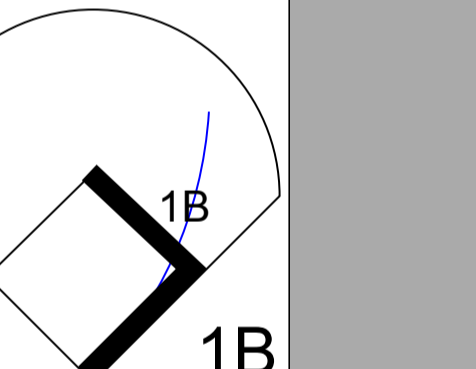
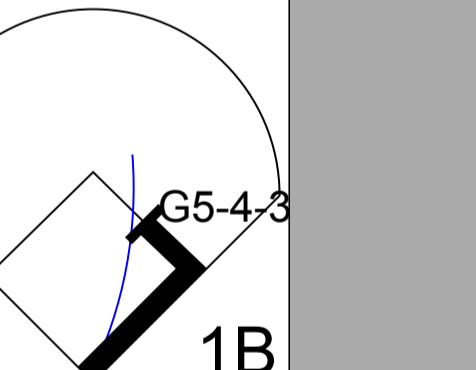
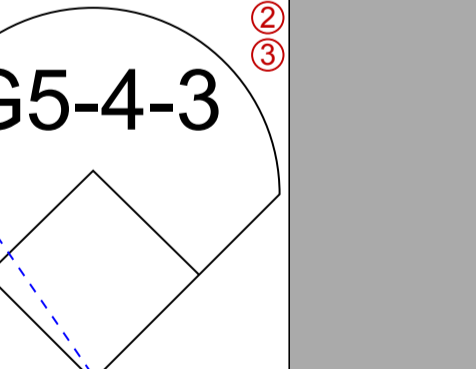
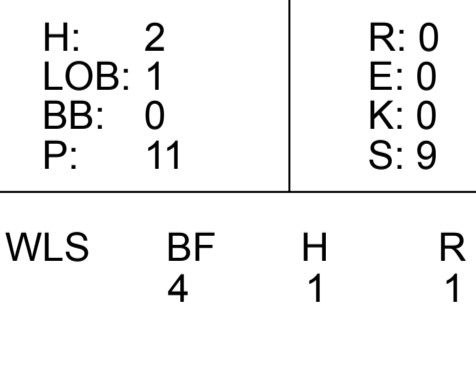


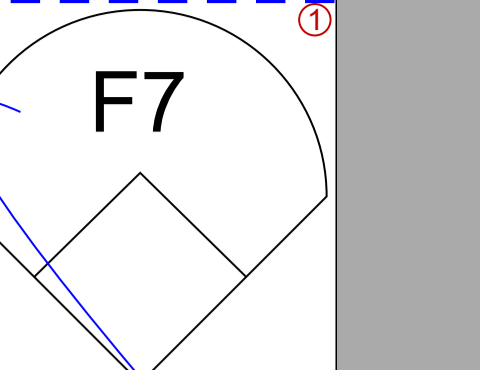
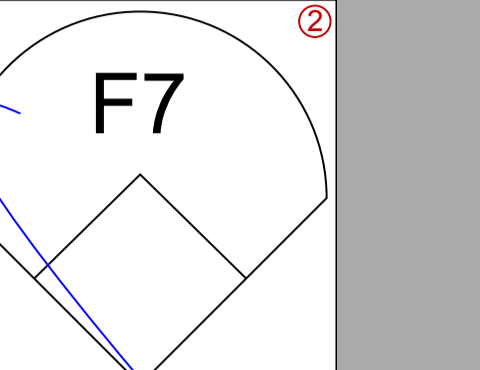
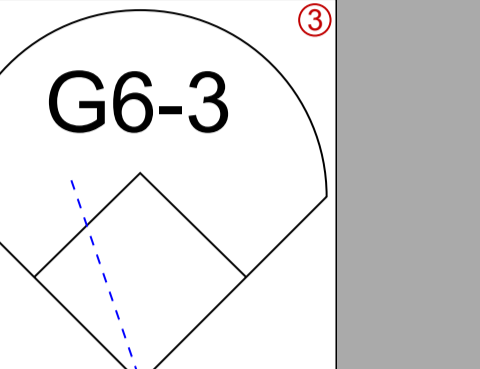


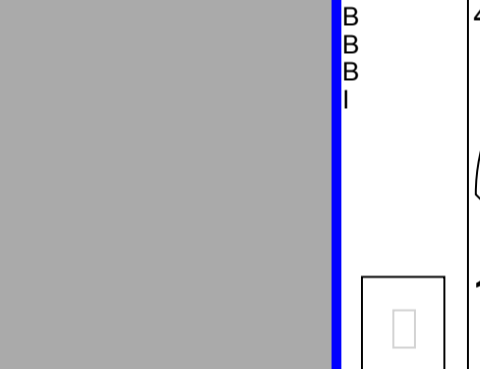
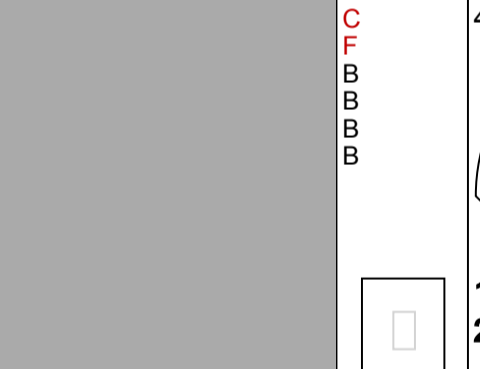
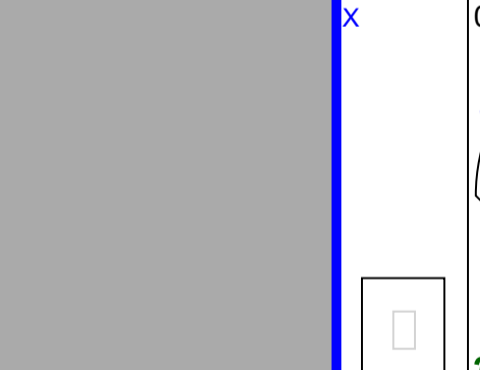
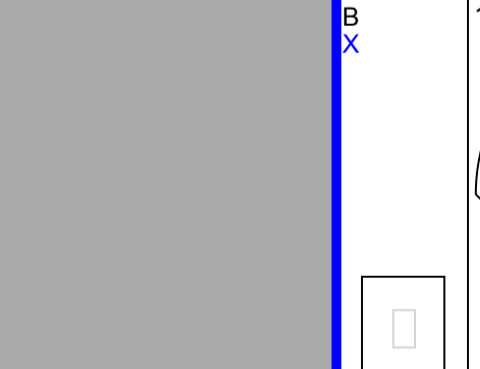
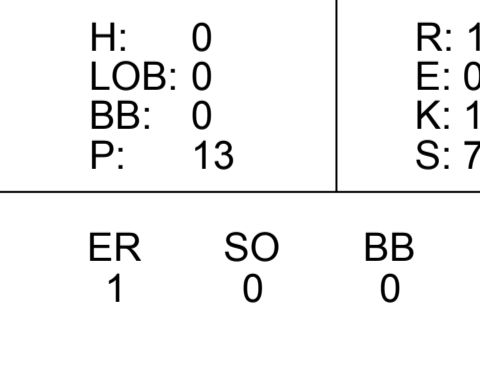


Tue May 21 1991, 8:05 PM EDT  
 Att. 12,427 - Dome - 70 F

livebaseballscorecards.com

AB	31
R	5
H	6
RBI	5
BB	6
SO	7
LOB	14



PITCHER	IP	WLS	BF	H	R	ER	SO	BB	IBB	HBP	BLK	WP	HR	S	P	ERA	WHIP
Bobby Witt, R ERA: 4.05 (1, 1)	6.1	W	28	3	3	3	7	6	0	0	0	1	1	63	113	4.26	1.421
Rich Gossage, R ERA: 2.37 (7, 1)	0.2		2	0	0	0	0	0	0	0	0	0	0	4	5	0.00	0.000
Mike Jeffcoat, L ERA: 2.51 (8, 1)	0.1		3	2	2	2	0	0	0	0	0	0	0	8	13	54.00	6.000
Jeff Russell, R ERA: 1.29 (8, 1)	1.2	S	6	1	0	0	0	0	0	0	0	0	0	15	18	0.00	0.600

Batter	1	2	3	4	5	6	7	8	9	10	11	12	AB	R	H	RBI	BB	SO	LOB
Brian Downing, R OBP: 0.454, SLG: 0.467 	G4-3 		K 					F7 		F8 		2B 1B 	6	1	2	1	0	1	0
Rafael Palmeiro, L OBP: 0.361, SLG: 0.503 	F9 		G3-1 		F9 			F7 		F8 		2-1 2-3 1B 	6	1	1	1	0	0	1
Julio Franco, R OBP: 0.357, SLG: 0.421 	1B 		G6-3 		L7 			G6-3 		F8 		2-1 3-H 1-0 G4-3 	6	0	1	0	0	0	2
Ruben Sierra, S OBP: 0.364, SLG: 0.525 				G5-3 		E5 G6-4-3 			BB SF7 BB 			4-0 1B IBB 	4	1	1	0	2	0	0
Juan Gonzalez, R OBP: 0.412, SLG: 0.605 	K 		G5-3 	G5-3 	G6-4-3 1-2f 				K 			1-2 2-H 3-H 1B 	6	0	1	2	0	2	4
Mike Stanley, R OBP: 0.418, SLG: 0.488 Kevin Reimer, L OBP: 0.350, SLG: 0.414 Jeff Huson, L OBP: 0.348, SLG: 0.347 		P5 		F8 				F7 		4-0 BB IBB 		2-1 1B G3-4-1 	3	0	0	0	0	0	0
Steve Buechele, R OBP: 0.355, SLG: 0.491 		P3 			SH1-3 1B 			0-1 1B 		4-2 1-2 2-3 BB 		2-2 1B F7 	4	1	2	0	1	0	1
Mario Diaz, R OBP: 0.290, SLG: 0.326 Jack Daugherty, S OBP: 0.242, SLG: 0.175 		1-0 		SH1-3 1B 			1-2 1B G5-4-3 		1-2 1B 			0-0 1B SH1-3 2B 1B 	2	0	2	0	0	0	0
Gary Pettis, S OBP: 0.349, SLG: 0.297 Denny Walling, L OBP: 0.200, SLG: 0.136 Geno Petralli, L OBP: 0.345, SLG: 0.324 		0-0 P4 			F9 		1-0 G5-4-3 1-2f 		1-0 P5 			1-0 SH1-3 1B 	3	0	0	0	0	0	4

<b>TOP</b>	
Texas Rangers @ Minnesota Twins Hubert H. Humphrey Metrodome, Minneapolis, MN Wed May 22 1991, 8:05 PM EDT Att. 13,283 - Dome - 70 F	
AB 44 R 5 H 12 RBI 5 BB 4 SO 3 LOB 16	livebaseballscorecards.com
<b>TEXAS</b> RANGERS	
WP: 0 PA: 51 PB: 0 SB: 2 CS: 0	

Inning Stats		Pitcher														Inning Stats								
R: 0 E: 0 K: 1 S: 16	H: 2 LOB: 2 BB: 0 P: 27	R: 0 E: 0 K: 0 S: 9	H: 1 LOB: 1 BB: 0 P: 14	R: 0 E: 0 K: 1 S: 6	H: 0 LOB: 0 BB: 0 P: 8	R: 0 E: 0 K: 0 S: 3	H: 0 LOB: 0 BB: 0 P: 7	R: 1 E: 0 K: 0 S: 10	H: 2 LOB: 1 BB: 0 P: 13	R: 0 E: 1 K: 0 S: 4	H: 0 LOB: 0 BB: 0 P: 6	R: 0 E: 0 K: 0 S: 8	H: 2 LOB: 1 BB: 0 P: 11	R: 0 E: 0 K: 0 S: 9	H: 0 LOB: 0 BB: 0 P: 13	R: 1 E: 0 K: 1 S: 7	H: 0 LOB: 2 BB: 3 P: 20	R: 0 E: 0 K: 0 S: 8	H: 1 LOB: 1 BB: 0 P: 13	R: 3 E: 0 K: 0 S: 10	H: 4 LOB: 2 BB: 1 P: 21	1B: 10 2B: 2 3B: 0 HR: 0	SF: 1 SAC: 2 DP: 2 HBP: 0	WP: 0 PA: 51 PB: 0 SB: 2 CS: 0
PITCHER Allan Anderson, L (1, 1) ERA: 4.33 Steve Bedrosian, R (8, 1) ERA: 2.96 Rick Aguilera, R (9, 1) ERA: 1.83 Carl Willis, R (12, 1) ERA: 4.41 Larry Casian, L (12, 1) ERA: 5.19		PITCHER Terry Leach, R (12, 1) ERA: 2.4														PITCHER Terry Leach, R (12, 1) ERA: 2.4								

Batter	1	2	3	4	5	6	7	8	9	10	11	12	AB	R	H	RBI	BB	SO	LOB
Dan Gladden, R OBP: 0.308, SLG: 0.350	2-0 G4-6-3 1B		2-2 G6-4-3 1B			0-0 G5-3	4-0 FC5-2 BB		4-1 1-2 IBB			1-0 G4-3	4	0	2	1	2	0	0
Chuck Knoblauch, R OBP: 0.359, SLG: 0.386	2-1 G4-6-3 1-2f		0-0 G6-4-3 1-2f			0-0 G6-3	3-1 FC5-2 1-2 2-3 3-H		0-1 G1-3			0-1 CI	5	0	0	0	0	0	7
Kirby Puckett, R OBP: 0.346, SLG: 0.480	2-1 BB 1B			1-0 G6-4-3 1B		1-0 1B	2-3 K			0-0 G5-3		0-0 G3-1	6	0	3	0	0	1	4
Kent Hrbek, L OBP: 0.320, SLG: 0.295	4-1 FC5 BB			2-2 G6-4-3 1-2f		1-2 G4-3		0-0 G3-1		2-1 F8			4	0	0	0	1	0	2
Chili Davis, S OBP: 0.401, SLG: 0.523	0-1 FC5 1-2f			1-0 F7			0-0 1B 1B	1-2 L6		2-3 K			5	1	1	0	0	1	2
Brian Harper, R OBP: 0.391, SLG: 0.544		1-1 G6-3			2-2 G5-3 BB 1B		1-0 1B BB 1B	1-1 L9			3-2 L6		5	1	2	0	0	0	0
Pedro Munoz, R OBP: 0.406, SLG: 0.536		1-0 G6-3			4-2 BB 1B		1-2 BB FC5-2 1B		1-1 G4-3		0-1 L6		4	0	1	0	1	0	0
Mike Pagliarulo, L OBP: 0.253, SLG: 0.368		1-0 G6-3			0-1 F7		1-1 FC5-2 BB 1B		4-2 S BB		1-1 P6		2	0	0	0	0	0	2
Shane Mack, R OBP: 0.323, SLG: 0.474													1	0	1	1	0	0	0
Al Newman, S OBP: 0.340, SLG: 0.261													1	0	0	0	1	0	0
Greg Gagne, R OBP: 0.345, SLG: 0.519			0-1 G4-3			0-0 G5-3		0-0 F8		2-2 F9			2	0	0	0	0	0	2
Randy Bush, L OBP: 0.268, SLG: 0.200													1	0	0	0	0	0	3
Scott Leius, R OBP: 0.380, SLG: 0.297					2-3f								2	0	0	0	0	0	1


Inning Stats	R: 0	H: 2	E: 0	LOB: 2	K: 0	P: 9	R: 0	H: 0	E: 0	LOB: 0	K: 0	P: 4	R: 0	H: 1	E: 0	LOB: 0	K: 0	P: 6	R: 0	H: 1	E: 0	LOB: 0	K: 0	P: 5	R: 0	H: 1	E: 0	LOB: 1	K: 0	P: 11	R: 0	H: 1	E: 0	LOB: 1	K: 0	P: 8	R: 0	H: 4	E: 0	LOB: 3	K: 1	P: 13	R: 0	H: 0	E: 0	LOB: 0	K: 0	P: 6	R: 0	H: 0	E: 0	LOB: 2	K: 0	P: 12	R: 0	H: 0	E: 0	LOB: 0	K: 1	P: 6	R: 0	H: 0	E: 1	LOB: 1	K: 0	P: 5	R: 0	H: 0	E: 0	LOB: 0	K: 0	P: 11	R: 0	H: 0	E: 0	LOB: 0	K: 0	P: 7	R: 0	H: 0	E: 0	LOB: 0	K: 0	P: 15	R: 0	H: 0	E: 0	LOB: 0	K: 0	P: 15
1B: 10	SF: 0	2B: 0	SAC: 0	3B: 0	DP: 4	HR: 0	HBP: 0	WP: 0	PA: 48																																																																																	

PITCHER	IP	WLS	BF	H	R	ER	SO	BB	IBB	HBP	BLK	WP	HR	S	P	ERA	WHIP
Kevin Brown, R ERA: 5.7	(1, 1)	6.0	25	9	2	2	0	2	0	0	0	0	0	48	76	3.00	1.833
Mike Jeffcoat, L ERA: 2.51	(7, 1)	0.0	1	1	0	0	0	0	0	0	0	0	0	2	3	∞	∞
Rich Gossage, R ERA: 2.25	(7, 1)	1.0	4	0	0	0	1	1	0	0	0	0	0	6	15	0.00	1.000
John Barfield, L ERA: 3.6	(8, 1)	1.0	3	0	0	0	0	0	0	0	0	0	0	6	8	0.00	0.000
Gerald Alexander, R ERA: 1.64	(9, 1)	3.0	W	11	0	0	1	1	1	0	0	0	0	29	47	0.00	0.333

**TEXAS RANGERS @ MINNESOTA TWINS**  
**Hubert H. Humphrey Metrodome, Minneapolis, MN**  
 Wed May 22 1991, 8:05 PM EDT  
 Att: 13,283 - Dome - 70 F

AB	R	H	RBI	BB	SO	LOB
42	2	10	2	5	2	23

WP: 0 PA: 48  
 PB: 0  
 SB: 1  
 CS: 0



PITCHER	IP	WLS	BF	H	R	ER	SO	BB	IBB	HBP	BLK	WP	HR	S	P	ERA	WHIP
Jeff Russell, R ERA: 1.23	(12, 1)	1.0	S	4	0	0	0	0	0	0	0	0	0	5	7	0.00	0.000

Batter	1	2	3	4	5	6	7	8	9	10	11	AB R H RBI BB SO LOB	TOP					
Jack Daugherty, S (1, 7) OBP: 0.254, SLG: 0.194	0-1 G4-3 1B	1-2 G6-3			1-0 1B		1-0 L3		0-0 G4-3		2-0 SH5-3	5 0 2 0 0 0 1						
Rafael Palmeiro, L (1, 3) OBP: 0.360, SLG: 0.497	1-0 G4-3		1-2 G4-3		0-1 SF8		0-0 HR 1B		1-0 F7		4-0 2B IBB	4 2 1 1 1 0 1						
Ruben Sierra, S (1, 9) OBP: 0.375, SLG: 0.558	0-0 CS 1B		0-0 L7		1-1 1B		2-2 HR			1-0 E3 1B	2-0 2B 2B	6 2 4 5 0 0 0						
Julio Franco, R (1, 4) OBP: 0.354, SLG: 0.417	2-1 G6-3		1-0 G6-3		1-3 K		1-1 1B			0-3 K	1-1 P3	4 0 1 0 0 1 4						
Mario Diaz, R (7, PR) OBP: 0.277, SLG: 0.311	1-2											2 0 0 0 0 1 2						
Kevin Reimer, L (1, 10) OBP: 0.357, SLG: 0.432		2-2 HR 1B		0-2 2B	1-3 K		1-0 F8			3-1 1B	4-2 2B BB	4 1 2 0 0 1 3						
Brian Downing, R (10, PH) OBP: 0.459, SLG: 0.473												1 0 1 0 0 0 0						
Gary Pettis, S (10, PR) OBP: 0.356, SLG: 0.297												0 1 0 0 1 0 0						
Juan Gonzalez, R (1, 8) OBP: 0.408, SLG: 0.630		2-1 HR		1-2 G6-3		1-3 K		1-1 F9		1-0 F8	1-2 2B	6 1 2 4 0 1 3						
Denny Walling, L (1, 5) OBP: 0.179, SLG: 0.120		1-0 G5-3		3-3 K		0-0 G3		0-3 K		2-2 F7	0-2 F9	3 0 0 0 0 1 1						
Steve Buechele, R (6, 5) OBP: 0.347, SLG: 0.478												3 0 0 0 0 1 3						
Geno Petralli, L (1, 2) OBP: 0.337, SLG: 0.329		0-0 G6-3		0-0 G5-3		0-0 G4-3		2-2 G4-3			1-0 SH5-3 2B 2B	5 1 1 0 0 0 1						
Jeff Huson, L (1, 6) OBP: 0.351, SLG: 0.333		4-0 BB			3-1 E8 1B SF8		0-1 G4-3		3-2 F7		4-0 SH5-3 2B BB	3 2 0 0 2 0 0						
<b>Inning Stats</b>	R: 0 H: 2 E: 0 LOB: 1 K: 0 BB: 0 S: 6 P: 9	R: 2 H: 2 E: 0 LOB: 1 K: 0 BB: 1 S: 11 P: 21	R: 0 H: 0 E: 0 LOB: 0 K: 0 BB: 0 S: 5 P: 7	R: 0 H: 1 E: 0 LOB: 1 K: 1 BB: 0 S: 10 P: 14	R: 1 H: 2 E: 1 LOB: 2 K: 2 BB: 0 S: 13 P: 20	R: 0 H: 0 E: 0 LOB: 0 K: 1 BB: 0 S: 5 P: 6	R: 2 H: 3 E: 0 LOB: 1 K: 0 BB: 0 S: 10 P: 15	R: 0 H: 0 E: 0 LOB: 0 K: 1 BB: 0 S: 9 P: 12	R: 0 H: 0 E: 0 LOB: 0 K: 0 BB: 0 S: 5 P: 9	R: 0 H: 1 E: 1 LOB: 2 K: 1 BB: 0 S: 10 P: 17	R: 5 H: 3 E: 0 LOB: 1 K: 0 BB: 3 S: 13 P: 32	1B: 8 SF: 1 2B: 4 SAC: 1 3B: 0 DP: 0 HR: 2 HBP: 0	WP: 0 PA: 52 PB: 0 SB: 0 CS: 1					
<b>PITCHER</b>	IP WLS BF H R ER SO BB IBB HBP BLK WP HR S P ERA WHIP																	
Scott Erickson, R (1, 1) ERA: 1.82	7.0	32	10	5	4	4	1	0	0	0	0	0	0	2	60	92	5.14	1.571
Terry Leach, R (8, 1) ERA: 2.08	2.1	8	0	0	0	2	0	0	0	0	0	0	0	18	26	0.00	0.000	
Larry Casian, L (10, 1) ERA: 5.19	0.0	1	1	0	0	0	0	0	0	0	0	0	0	2	5	∞	∞	
Steve Bedrosian, R (10, 1) ERA: 4.5	1.2	L	11	3	5	5	2	1	0	0	0	0	0	17	39	27.00	3.000	

Texas Rangers @ Minnesota Twins  
 Hubert H. Humphrey Metrodome, Minneapolis, MN  
 Thu May 23 1991, 4:33 AM EDT  
 Att. 16,036 - Dome - 70 F

AB	46
R	10
H	14
RBI	10
BB	4
SO	6
LOB	19





Batter	1	2	3	4	5	6	7	8	9	AB R H RBI BB SO LOB	TOP											
Brian Downing, R (1, 10) OBP: 0.465, SLG: 0.505	0-1 G5-3	2-2 G4-3		4-2 G6-4-3 BB		0-1 CS 1B		2-1 HR		4 1 2 1 1 0 1												
Rafael Palmeiro, L (1, 3) OBP: 0.363, SLG: 0.494 Mike Stanley, R (7, 2) OBP: 0.411, SLG: 0.477	2-0 1B 1B		1-0 FC6-4 HBP	1-2 G6-4-3 1-2f		2-3 K 1-2 3-H		0-2 F8		3 1 1 0 0 1 3 1 0 0 0 0 0 0												
Ruben Sierra, S (1, 9) OBP: 0.382, SLG: 0.556	1-0 1B 1-2 1B		1-2 FC6-4 1B FC 1-2f	1-0 G6-3			4-2 G3 BB		1-1 1B	4 1 2 0 1 0 1												
Julio Franco, R (1, 4) OBP: 0.350, SLG: 0.409	2-0 F9		1 SAFE 3-2 FC 1B 1-3	2-2 G5-3		3-3 K		1-1 P3		5 1 1 0 0 1 4												
Kevin Reimer, L (1, 7) OBP: 0.348, SLG: 0.418	1-2 FC6-4 1-3 2-H 1B		3-1 FC 1B 1-2 HR 3-H	3-1 P6		1-2 G3		2-0 P2		5 1 1 2 0 0 3												
Juan Gonzalez, R (1, 8) OBP: 0.407, SLG: 0.615	1-1 FC6-4 1-2f		1-0 L8	3-2 1B		4-0 IBB		2-3 K		4 0 1 0 1 1 5												
Geno Petrali, L (1, 2) OBP: 0.348, SLG: 0.341 Jack Daugherty, S (7, PH) OBP: 0.250, SLG: 0.190		2-0 SH1-4 1B	1-0 HR 1B 1-2 2-H	1-0 F7		0-0 F9				3 1 2 1 0 0 1 1 0 0 0 0 0 2												
Steve Buechele, R (1, 5) OBP: 0.354, SLG: 0.504		0-0 SH1-4	2-2 HR 1-H 2-H		4-1 1B CS BB		3-2 G6-3			2 1 1 3 1 0 0												
Jeff Huson, L (1, 6) OBP: 0.337, SLG: 0.317		1-2 P5	1-0 G6-3		1-1 P2		0-0 B3			4 0 0 0 0 0 2												
<b>Inning Stats</b>	R: 1 E: 0 K: 0 S: 11	H: 3 LOB: 2 BB: 0 P: 18	R: 0 E: 0 K: 0 S: 10	H: 1 LOB: 1 BB: 0 P: 15	R: 5 E: 0 K: 0 S: 15	H: 3 LOB: 0 BB: 0 P: 28	R: 0 E: 0 K: 0 S: 8	H: 0 LOB: 0 BB: 1 P: 14	R: 0 E: 0 K: 1 S: 10	H: 1 LOB: 1 BB: 1 P: 19	R: 0 E: 0 K: 1 S: 11	H: 1 LOB: 1 BB: 1 P: 18	R: 0 E: 0 K: 1 S: 9	H: 0 LOB: 2 BB: 2 P: 21	R: 1 E: 0 K: 0 S: 9	H: 1 LOB: 0 BB: 0 P: 14	R: 0 E: 0 K: 1 S: 10	H: 1 LOB: 1 BB: 0 P: 15	1B: 9 2B: 0 3B: 0 HR: 2	SF: 0 SAC: 1 DP: 1 HBP: 1	WP: 0 PB: 0 SB: 0 CS: 2	PA: 42
<b>PITCHER</b>	IP WLS BF H R ER SO BB IBB HBP BLK WP HR S P ERA WHIP																				<b>PITCHER</b>	IP WLS BF H R ER SO BB IBB HBP BLK WP HR S P ERA WHIP
Brian Holman, R (1, 1) ERA: 3.64	3.0 L 18 7 6 6 0 0 0 0 0 0 1 36 61 18.00 2.333																					
Pat Rice, R (4, 1) ERA:	3.1 13 2 0 0 2 3 0 0 0 0 0 0 34 63 0.00 1.500																					
Russ Swan, L (7, 1) ERA: 1.4	1.2 8 2 1 1 0 0 1 0 0 0 0 1 15 26 5.40 1.200																					
Dave Burba, R (9, 1) ERA:	1.0 3 0 0 0 0 1 0 0 0 0 0 0 8 12 0.00 0.000																					

Texas Rangers @ Seattle Mariners  
The Kingdome, Seattle, WA  
Fri May 24 1991, 10:05 PM EDT  
Att. 30,222 - Dome - 70 F

livebaseballscorecards.com

AB	36
R	7
H	11
RBI	7
BB	4
SO	3
LOB	22






Batter	1	2	3	4	5	6	7	8	9	AB R H RBI BB SO LOB
Henry Cotto, R (1, 7) OBP: 0.324, SLG: 0.455	0-0 P4		0-1 G6-3				0-1 G4-3		1-2 G6-3	5 0 1 1 0 0 0
Harold Reynolds, S (1, 4) OBP: 0.354, SLG: 0.371	1-2 F7			1-2 FC6-4 1B	2-0 1-2 2-H 1B		2-2 L9			4 0 2 1 0 0 0
Ken Griffey Jr., L (1, 8) OBP: 0.380, SLG: 0.438	2-2 1B			1 SAFE 2-3 1B	1-3 K			0-2 1B		4 0 2 0 0 2 3
Edgar Martinez, R (1, 5) OBP: 0.459, SLG: 0.492	3-1 SAFE G6-3			2-0 1-2f FC6-4 PO		1-1 FC4-6 1B		1-2 1B		4 0 2 0 0 0 2
Tracy Jones, R (1, 10) OBP: 0.283, SLG: 0.349		0-2 F7		2-1 1-2 PO	2-2 BB SF7 1B	1-0 FC4-6 2B		1-2 P8		4 1 1 0 0 0 3
Alvin Davis, L (1, 3) OBP: 0.288, SLG: 0.339		3-2 G1			4-1 1-2 BB 1B BB	1-2 2B		1-1 P5		3 1 1 0 1 0 2
Jay Buhner, R (1, 9) OBP: 0.318, SLG: 0.440		1-1 G5-3			4-0 1-2 2-3 1B BB	0-0 F7		0-2 P7		3 1 0 0 1 0 4
Omar Vizquel, S (1, 6) OBP: 0.264, SLG: 0.264			1-2 F8		2-2 SF7	3-3 K		2-2 F9		3 0 0 1 0 1 2
Dave Valle, R (1, 2) OBP: 0.277, SLG: 0.216			1-0 F8		0-1 P4		0-0 B1-3		1-2 P5	4 0 0 0 0 0 2

Inning Stats		R: 0 E: 0 K: 0 S: 9	H: 1 LOB: 1 BB: 0 P: 15	R: 0 E: 0 K: 0 S: 10	H: 0 LOB: 0 BB: 0 P: 14	R: 0 E: 0 K: 0 S: 6	H: 0 LOB: 0 BB: 0 P: 8	R: 0 E: 0 K: 1 S: 8	H: 1 LOB: 0 BB: 0 P: 15	R: 3 E: 0 K: 1 S: 16	H: 3 LOB: 2 BB: 2 P: 32	R: 0 E: 0 K: 1 S: 11	H: 2 LOB: 2 BB: 0 P: 17	R: 0 E: 0 K: 0 S: 6	H: 0 LOB: 0 BB: 0 P: 8	R: 0 E: 0 K: 0 S: 15	H: 2 LOB: 2 BB: 0 P: 18	R: 0 E: 0 K: 0 S: 10	H: 0 LOB: 0 BB: 0 P: 14	1B: 8 2B: 1 3B: 0 HR: 0	SF: 1 SAC: 0 DP: 0 HBP: 0	
<b>Kenny Rogers, L</b> (1, 1) ERA: 6.63	PITCHER	IP	WLS	BF	H	R	ER	SO	BB	IBB	HBP	BLK	WP	HR	S	P	ERA	WHIP				
<b>John Barfield, L</b> (8, 1) ERA: 3.42	PITCHER	IP	WLS	BF	H	R	ER	SO	BB	IBB	HBP	BLK	WP	HR	S	P	ERA	WHIP				

**TEXAS RANGERS @ SEATTLE MARINERS**  
**The Kingdom, Seattle, WA**  
 Fri May 24 1991, 10:05 PM EDT  
 Att. 30,222 - Dome - 70 F

**AB 34**  
**R 3**  
**H 9**  
**RBI 3**  
**BB 2**  
**SO 3**  
**LOB 18**



WP: 0 PA: 38  
 PB: 0  
 SB: 0  
 CS: 0

Batter	1	2	3	4	5	6	7	8	9	10	11	AB R H RBI BB SO LOB	TOP										
Brian Downing, R (1, 10) OBP: 0.475, SLG: 0.569	3-2 HR	4-0 FC4 IBB			2-2 G6-3		2-1 FC3-6 1B		2-1 HR		2-1 L5	5 2 3 2 1 0 0											
Jack Daugherty, S (1, 3) OBP: 0.234, SLG: 0.176	1-2 G4-3	2-1 FC4			3-1 L8		0-1 FC3-6 1B		0-0 F7		3-2 G4-3	5 0 0 1 0 0 4											
Mario Diaz, R (9, 6) OBP: 0.271, SLG: 0.304		1-2f					1-2f					1 0 0 0 0 0 0											
Ruben Sierra, S (1, 9) OBP: 0.392, SLG: 0.567	2-2 1B				1-1 F8		3-2 1B		2-0 2B		1-0 2B 1B	6 1 4 0 0 0 0											
Julio Franco, R (1, 4) OBP: 0.349, SLG: 0.409	2-3 K				3-2 L9		1-0 F9		4-0 IBB		0-1 1B 2B	5 1 1 0 1 2 3											
Kevin Reimer, L (1, 7) OBP: 0.337, SLG: 0.402	2-1 F7				2-1 F7		2-1 P8		2-3 K		0-0 HR 1B	3 0 0 0 0 0 1											
Gary Pettis, S (8, PH) OBP: 0.356, SLG: 0.299											2-H 3-H	3 1 1 2 0 1 2											
Juan Gonzalez, R (1, 8) OBP: 0.421, SLG: 0.653		0-1 SH1-4 BB 1B			2-1 F8		4-2 BB		0-0 WP 2B		1-2 F8	5 1 3 2 1 0 0											
Geno Petrali, L (1, 2) OBP: 0.347, SLG: 0.333		4-2 SH1-4 BB			2-1 G3		0-0 L7		1-3 K		1-1 HR	2 0 0 0 1 0 1											
Mike Stanley, R (8, PH) OBP: 0.407, SLG: 0.468		1-2									1-3 K	3 0 1 0 0 2 1											
Steve Buechele, R (1, 5) OBP: 0.351, SLG: 0.521		0-0 SH1-4			2-0 HR				1-2 F8		0-1 F8	4 1 1 1 0 1 2											
Jeff Huson, L (1, 6) OBP: 0.337, SLG: 0.318		1-2 2-3							2-3														
Rafael Palmeiro, L (9, PH) OBP: 0.365, SLG: 0.494		3-3 K			1-2 G4-3		1-0 1B FC3-6		0-2 1B		3-1 G4-3	3 1 1 0 0 1 2											
												2 0 1 0 0 0 1											
<b>Inning Stats</b>	R: 1 E: 0 K: 1 S: 16	H: 2 LOB: 1 BB: 0 P: 26	R: 0 E: 0 K: 1 S: 14	H: 1 LOB: 3 BB: 2 P: 27	R: 0 E: 0 K: 0 S: 9	H: 0 LOB: 0 BB: 0 P: 15	R: 1 E: 0 K: 0 S: 8	H: 1 LOB: 0 BB: 0 P: 15	R: 0 E: 0 K: 0 S: 8	H: 0 LOB: 0 BB: 0 P: 14	R: 0 E: 0 K: 1 S: 11	H: 1 LOB: 1 BB: 0 P: 16	R: 1 E: 0 K: 1 S: 10	H: 3 LOB: 2 BB: 1 P: 20	R: 0 E: 0 K: 0 S: 10	H: 1 LOB: 1 BB: 0 P: 16	R: 4 E: 0 K: 1 S: 15	H: 4 LOB: 0 BB: 0 P: 22	1B: 9 2B: 3 3B: 0 HR: 4	SF: 0 SAC: 1 DP: 0 HBP: 0	WP: 1 PB: 0 SB: 0 CS: 0	PA: 52	
<b>PITCHER</b>	IP WLS BF H R ER SO BB IBB HBP BLK WP HR S P ERA WHIP	IP WLS BF H R ER SO BB IBB HBP BLK WP HR S P ERA WHIP																					
Rich DeLucia, R (1, 1) ERA: 4.56	5.2	24	4	2	2	2	2	2	1	0	0	0	0	0	2	61	110	3.18	1.059				
Bill Swift, R (6, 1) ERA: 2.05	1.1	7	3	1	1	2	0	0	0	0	0	0	0	0	20	28	6.75	2.250					
Rob Murphy, L (8, 1) ERA: 2.63	0.1	2	1	0	0	0	0	0	0	0	0	0	0	4	7	0.00	3.000						
Michael Jackson, R (8, 1) ERA: 2.15	2.1	11	4	1	1	2	0	1	0	0	1	1	25	40	3.86	1.714							
Russ Swan, L (10, 1) ERA: 2.36	1.0	L	6	3	3	3	0	0	0	0	0	0	11	20	27.00	3.000							
Dave Burba, R (11, 1) ERA: 2.7	0.1	2	1	1	1	1	0	0	0	0	0	0	7	7	27.00	3.000							

Texas Rangers @ Seattle Mariners  
The Kingdome, Seattle, WA  
Sat May 25 1991, 10:05 PM EDT  
Att. 30,242 - Dome - 70 F

AB	47
R	8
H	16
RBI	8
BB	4
SO	7
LOB	17





Batter	1	2	3	4	5	6	7	8	9	AB R H RBI BB SO LOB	TOP																
<b>Brian Downing, R</b> (1, 10) OBP: 0.488, SLG: 0.600	0-0 G5-3		2-1 HR	4-0 IBB		4-2 G5-3 G6-3 BB	2-1 DI 1B			3 1 2 2 2 0 0																	
<b>Rafael Palmeiro, L</b> (1, 3) OBP: 0.360, SLG: 0.484	3-2 FC6-4 1B		1-1 G3-1	1-2 L3-6		0-0 G6-3	2-3 K			5 0 1 0 0 1 8																	
<b>Ruben Sierra, S</b> (1, 9) OBP: 0.392, SLG: 0.559	1-0 FC6-4 1B		2-2 F9		2-0 P4	4-0 IBB		1-0 F7		4 0 1 0 1 0 0																	
<b>Julio Franco, R</b> (1, 4) OBP: 0.356, SLG: 0.421	0-0 FC6-4 WP		1-1 PO 1B		2-2 2B	2-2 G5-3		0-1 G6-4-3 1B		5 1 3 0 0 0 5																	
<b>Juan Gonzalez, R</b> (1, 7) OBP: 0.412, SLG: 0.629	4-2 BB		0-0 PO 1-2	1-3 K	1-0 G1-3		1-0 G5-3	1-0 G6-4-3		4 0 0 0 1 1 2																	
<b>Mike Stanley, R</b> (1, 2) OBP: 0.422, SLG: 0.480	2-2 F8			4-2 1B BB	2-0 2B		4-1 1B BB		0-0 F9	3 2 1 1 2 0 3																	
<b>Steve Buechele, R</b> (1, 5) OBP: 0.353, SLG: 0.512		2-1 F8		2-1 1B 1B	4-0 FC5 IBB		1-3 K	2-2 G5-3		4 1 1 0 1 1 1																	
<b>Mario Diaz, R</b> (1, 6) OBP: 0.275, SLG: 0.306				0-0 P4	0-0 FC5		0-0 1B	2-2 L5		3 0 1 1 0 0 2																	
<b>Kevin Reimer, L</b> (7, PH) OBP: 0.344, SLG: 0.410					1-2 FC5		1-2 1B			1 0 1 0 0 0 0																	
<b>Jeff Huson, L</b> (7, PR) OBP: 0.333, SLG: 0.314				1-3 2-H 1B	1-2f 1B		1-2 1B			1 1 0 0 0 0 0																	
<b>Gary Pettis, S</b> (1, 8) OBP: 0.372, SLG: 0.321		1-2 F9		1-0 L3-6 1B		2-2 G6-3 BB 1B	1-0 1B			4 0 3 2 0 0 0																	
<b>Inning Stats</b>	R: 0 E: 0 K: 0 S: 12	H: 2 LOB: 3 BB: 1 P: 22	R: 0 E: 0 K: 0 S: 7	H: 0 LOB: 0 BB: 0 P: 10	R: 1 E: 0 K: 1 S: 9	H: 2 LOB: 0 BB: 0 P: 15	R: 2 E: 0 K: 1 S: 12	H: 3 LOB: 2 BB: 2 P: 25	R: 1 E: 0 K: 0 S: 9	H: 2 LOB: 2 BB: 1 P: 21	R: 0 E: 0 K: 0 S: 11	H: 1 LOB: 2 BB: 2 P: 23	R: 2 E: 0 K: 2 S: 13	H: 3 LOB: 2 BB: 1 P: 24	R: 0 E: 0 K: 0 S: 4	H: 1 LOB: 0 BB: 0 P: 6	R: 0 E: 0 K: 0 S: 7	H: 0 LOB: 0 BB: 0 P: 11	1B: 11 2B: 3 3B: 0 HR: 1	SF: 0 SAC: 0 DP: 3 HBP: 0	WP: 1 PB: 0 SB: 0 CS: 0	PA: 45					
<b>PITCHER</b>	IP WLS BF H R ER SO BB IBB HBP BLK WP HR S P ERA WHIP																										
<b>Bill Krueger, L</b> (1, 1) ERA: 5.46	4.2		25	9	4	4	1	2	2	0	0	1	1	46	89	7.71	2.357										
<b>Pat Rice, R</b> (5, 1) ERA:	1.1		6	1	0	0	0	1	1	0	0	0	0	14	27	0.00	1.500										
<b>Bill Swift, R</b> (7, 1) ERA: 2.78	0.2	L	6	3	2	2	1	1	0	0	0	0	0	9	18	27.00	6.000										
<b>Rob Murphy, L</b> (7, 1) ERA: 2.25	2.1		7	1	0	0	1	0	0	0	0	0	0	15	23	0.00	0.429										

**Texas Rangers @ Seattle Mariners**  
The Kingdome, Seattle, WA  
Sun May 26 1991, 10:05 PM EDT  
Att. 30,347 - Dome - 70 F

livebaseballscorecards.com

**AB 37**  
**R 6**  
**H 14**  
**RBI 6**  
**BB 7**  
**SO 3**  
**LOB 21**



Batter	1	2	3	4	5	6	7	8	9	AB R H RBI BB SO LOB
Harold Reynolds, S (1, 4) OBP: 0.365, SLG: 0.375	2-1 F8		2-1 1B		3-2 F8		1-1 G5-3 1B		4-0 DI BB	4 0 2 1 1 0 2
Henry Cotto, R (1, 8) OBP: 0.311, SLG: 0.431 Ken Griffey Jr., L (9, PH) OBP: 0.382, SLG: 0.456 Jeff Schaefer, R (9, PR) OBP: 0.200, SLG: 0.186	1-3 K		0-0 F9		3-2 F9		1-0 G5-3		4-1 BB	4 0 0 0 0 1 4 0 0 0 0 1 0 0 0 0 0 0 0 0 0
Ken Griffey, L (1, 7) OBP: 0.391, SLG: 0.423	3-1 1B		1-2 G4-3		2-1 2B		3-2 F9		1-3 K	5 0 2 2 0 1 4
Alvin Davis, L (1, 10) OBP: 0.290, SLG: 0.338	2-1 F8			2-2 L6	1-0 F8		2-3 K			4 0 0 0 0 1 3
Edgar Martinez, R (1, 5) OBP: 0.456, SLG: 0.471		3-3 K		2-0 F9		0-0 F9		2-1 F7		4 0 0 0 0 1 0
Pete O'Brien, L (1, 3) OBP: 0.305, SLG: 0.401		0-1 G4-3		1-0 1B		0-1 HR		1-2 F8		4 1 2 1 0 0 0
Jay Buhner, R (1, 9) OBP: 0.319, SLG: 0.463		2-2 G6-3		2-2 L4		4-1 BB		2-3 K		3 0 0 0 1 1 1
Scott Bradley, L (1, 2) OBP: 0.175, SLG: 0.108			0-2 BB 1B		4-0 F9 BB 2B BB		0-0 P6		0-0 G4-3	3 2 1 0 1 0 1
Omar Vizquel, S (1, 6) OBP: 0.266, SLG: 0.252 Greg Briley, L (9, PH) OBP: 0.269, SLG: 0.291			4-0 1B BB		4-1 2B BB		2-2 G3		2-2 G4-3	1 1 0 0 2 0 1 1 0 0 0 0 0 0

Inning Stats	R: 0	H: 1	E: 0	K: 1	S: 9	H: 0	LOB: 1	BB: 0	P: 17	R: 0	H: 0	E: 0	K: 1	S: 8	R: 1	H: 2	E: 0	K: 0	S: 10	R: 0	H: 1	E: 0	K: 0	S: 9	R: 2	H: 1	E: 0	K: 0	S: 12	R: 1	H: 1	E: 0	K: 0	S: 9	R: 0	H: 1	E: 0	K: 1	S: 12	R: 0	H: 0	E: 0	K: 1	S: 8	R: 0	H: 0	E: 0	K: 1	S: 10	R: 0	H: 0	E: 0	K: 1	S: 10	1B: 5	SF: 0	2B: 1	SAC: 0	3B: 0	DP: 0	HR: 1	HBP: 0	WP: 0	PA: 39
--------------	------	------	------	------	------	------	--------	-------	-------	------	------	------	------	------	------	------	------	------	-------	------	------	------	------	------	------	------	------	------	-------	------	------	------	------	------	------	------	------	------	-------	------	------	------	------	------	------	------	------	------	-------	------	------	------	------	-------	-------	-------	-------	--------	-------	-------	-------	--------	-------	--------

PITCHER	IP	WLS	BF	H	R	ER	SO	BB	IBB	HBP	BLK	WP	HR	S	P	ERA	WHIP
Bobby Witt, R (1, 1) ERA: 4.25	6.0	W	27	6	4	4	2	4	0	0	0	0	1	57	107	6.00	1.667
Joe Bitker, R (7, 1) ERA:	2.0		7	1	0	0	2	0	0	0	0	0	0	20	32	0.00	0.500
Jeff Russell, R (9, 1) ERA: 1.8	1.0	S	5	0	0	0	1	2	0	0	0	0	0	10	21	0.00	2.000

BOTTOM

Texas Rangers @ Seattle Mariners  
The Kingdome, Seattle, WA  
Sun May 26 1991, 10:05 PM EDT  
Att: 30,347 - Dome - 70 F

livebaseballscorecards.com

AB	33
R	4
H	7
RBI	4
BB	6
SO	5
LOB	16



Batter	1	2	3	4	5	6	7	8	9	AB R H RBI BB SO LOB	TOP											
Dan Gladden, R (1, 7) OBP: 0.312, SLG: 0.353	2-1 BB 1B	1-0 L6		3-2 P6		2-2 L9			0-0 BB 1B	5 2 2 0 0 0 4												
Chuck Knoblauch, R (1, 4) OBP: 0.366, SLG: 0.370	4-1 G4-6-3 1B 1-2 BB		4-2 G3-1 1B BB		4-0 HR BB		1-0 G6-3		4-1 BB 1B 1-2 BB	1 1 0 0 4 0 0												
Kirby Puckett, R (1, 8) OBP: 0.364, SLG: 0.497	1-1 G4-6-3 1B 1-2 2-H		1-2 G3-1 1B		3-2 F8		0-0 2B 1B		2-1 BB 1B 1-2 2-3	5 0 4 1 0 0 1												
Kent Hrbek, L (1, 3) OBP: 0.336, SLG: 0.320	3-2 G4-6-3 1-2f 2-3		0-1 G3-1		2-1 HR 1-H		1-0 F9		4-1 BB 1-2 2-3 3-H	4 1 1 3 1 0 5												
Chili Davis, S (1, 10) OBP: 0.409, SLG: 0.535	0-1 G4-3		3-3 K		3-3 K		1-0 2B		1-3 K	5 0 1 0 0 3 6												
Brian Harper, R (1, 2) OBP: 0.378, SLG: 0.529		0-0 G4-6-3 BB 1B	1-0 G6-3		0-0 F8		0-1 G5-3		0-2 L9	5 0 1 0 0 0 7												
Pedro Munoz, R (1, 9) OBP: 0.388, SLG: 0.465		4-2 G4-6-3 1-2 BB		1-0 G4-3 SH3 1B		3-1 F7		0-1 G6-3	1-3 K	4 0 1 0 1 1 3												
Greg Gagne, R (1, 6) OBP: 0.366, SLG: 0.492		3-1 G4-6-3 1-2f 2-3		0-1 SH3		1-3 K		4-1 G6-3 BB		2 0 0 0 1 1 2												
Scott Leius, R (8, 6) OBP: 0.385, SLG: 0.308				1-2						0 0 0 0 0 0 0												
Al Newman, S (1, 5) OBP: 0.328, SLG: 0.259		4-1 BB		3-1 G4-3 2-3		0-0 1B		2-2 G6-3 1-2f		3 0 1 0 1 0 2												
<b>Inning Stats</b>	R: 1 E: 0 K: 0 S: 10	H: 2 LOB: 1 BB: 1 P: 20	R: 0 E: 0 K: 0 S: 7	H: 1 LOB: 2 BB: 2 P: 19	R: 0 E: 0 K: 1 S: 13	H: 1 LOB: 1 BB: 1 P: 22	R: 0 E: 0 K: 0 S: 8	H: 1 LOB: 1 BB: 0 P: 15	R: 2 E: 0 K: 1 S: 11	H: 1 LOB: 0 BB: 1 P: 23	R: 0 E: 0 K: 1 S: 11	H: 1 LOB: 1 BB: 0 P: 17	R: 0 E: 0 K: 0 S: 6	H: 2 LOB: 2 BB: 0 P: 9	R: 0 E: 0 K: 0 S: 6	H: 0 LOB: 0 BB: 1 P: 12	R: 1 E: 0 K: 2 S: 14	H: 2 LOB: 3 BB: 2 P: 26	1B: 9 2B: 1 3B: 0 HR: 1	SF: 0 SAC: 1 DP: 3 HBP: 0	WP: 0 PB: 0 SB: 0 CS: 0	PA: 43
<b>PITCHER</b>	IP WLS BF H R ER SO BB IBB HBP BLK WP HR S P ERA WHIP																					
Kevin Brown, R (1, 1) ERA: 5.66	5.0 W 24 6 3 3 2 5 0 0 0 0 0 1 49 99 5.40 2.200																					
Joe Bitker, R ERA:	1.2 8 3 0 0 1 0 0 0 0 0 0 0 15 24 0.00 1.800																					
Gerald Alexander, R ERA: 1.42	1.1 4 0 0 0 0 1 0 0 0 0 0 0 8 14 0.00 0.750																					
Eric Nolte, L ERA: 11.45	0.0 4 2 1 1 0 2 0 0 0 0 0 0 5 15 ∞ ∞																					
Kenny Rogers, L ERA: 6.46	1.0 3 0 0 0 2 0 0 0 0 0 0 0 9 11 0.00 0.000																					

Minnesota Twins @ Texas Rangers  
Arlington Stadium, Arlington, TX  
Mon May 27 1991, 8:05 PM EDT  
Att. 31,302 - Sunny - 93 F

livebaseballscorecards.com

AB 34  
R 4  
H 11  
RBI 4  
BB 8  
SO 5  
LOB 30




Batter	1	2	3	4	5	6	7	8	9	AB	R	H	RBI	BB	SO	LOB
<b>Brian Downing, R</b> OBP: 0.492, SLG: 0.611 (1, 10)	3-2 G6-3 1B	2-3 K 1B		4-0 1B SF9 BB	4-2 BB BB		1-2 3B 1-H 3-H			3	1	1	2	2	1	0
<b>Rafael Palmeiro, L</b> OBP: 0.367, SLG: 0.488 <b>Jeff Huson, L</b> OBP: 0.333, SLG: 0.314 (1, 3) (8, 6)	1-1 2B 1B	0-2 1B		0-0 3B 1B	2-2 G3-6-3 1-2f		K 3B			5	2	3	0	0	1	2
<b>Ruben Sierra, S</b> OBP: 0.392, SLG: 0.561 (1, 9)	3-2 2B 1B	2-2 G1-3		0-0 SF9 3-H		2-3 K		4-2 HR BB		3	2	1	1	1	1	1
<b>Julio Franco, R</b> OBP: 0.358, SLG: 0.451 (1, 4)	0-2 G5-3		2-3 K	3-1 1B 3B		0-0 G6-3		3-2 HR		5	2	2	3	0	1	2
<b>Juan Gonzalez, R</b> OBP: 0.419, SLG: 0.636 (1, 7)	2-2 1B 2B		1-0 1B 1B	2-2 BB 1B		0-3 K		1-0 P4		5	2	3	3	0	1	0
<b>Mike Stanley, R</b> OBP: 0.420, SLG: 0.491 (1, 2)	2-2 1B 1B		1-2 F9	0-0 F8			1-1 SH5-4 3B 2B	1-3 K		5	1	2	1	0	1	2
<b>Steve Buechele, R</b> OBP: 0.364, SLG: 0.516 (1, 5)	3-2 1B		3-0 1B 1B	4-2 BB			1-0 SH5-4 2-3	1-3 K		3	0	2	0	1	1	0
<b>Mario Diaz, R</b> OBP: 0.278, SLG: 0.308 <b>Jack Daugherty, S</b> OBP: 0.231, SLG: 0.174 (1, 6) (7, PH) (8, 3)	2-1 F8		0-0 1B	0-0 L9			2-3 K			3	0	1	1	0	0	4
<b>Gary Pettis, S</b> OBP: 0.378, SLG: 0.313 (1, 8)		1-2 L4	0-1 F9		4-2 CS BB		4-2 3B BB			1	0	0	0	2	0	2

Inning Stats	R: 3	H: 5	E: 0	LOB: 2	K: 0	S: 26	P: 42	R: 0	H: 1	E: 0	LOB: 1	K: 1	S: 14	P: 19	R: 1	H: 3	E: 0	LOB: 2	K: 1	S: 12	P: 19	R: 3	H: 3	E: 0	LOB: 2	K: 0	S: 12	P: 25	R: 0	H: 0	E: 0	LOB: 0	K: 0	S: 9	P: 19	R: 0	H: 0	E: 0	LOB: 0	K: 2	S: 7	P: 9	R: 2	H: 2	E: 0	LOB: 1	K: 2	S: 15	P: 25	R: 2	H: 1	E: 0	LOB: 0	K: 2	S: 13	P: 23	1B: 9	SF: 1	2B: 3	SAC: 1	3B: 2	DP: 1	HR: 1	HBP: 0	WP: 0	PA: 43
--------------	------	------	------	--------	------	-------	-------	------	------	------	--------	------	-------	-------	------	------	------	--------	------	-------	-------	------	------	------	--------	------	-------	-------	------	------	------	--------	------	------	-------	------	------	------	--------	------	------	------	------	------	------	--------	------	-------	-------	------	------	------	--------	------	-------	-------	-------	-------	-------	--------	-------	-------	-------	--------	-------	--------

PITCHER	IP	WLS	BF	H	R	ER	SO	BB	IBB	HBP	BLK	WP	HR	S	P	ERA	WHIP
<b>Allan Anderson, L</b> ERA: 5.2 (1, 1)	3.1	L	22	11	7	7	2	1	0	0	0	0	0	56	91	18.90	3.600
<b>Paul Abbott, R</b> ERA: 5.4 (4, 1)	3.1		15	3	2	2	3	4	0	0	0	0	0	35	62	5.40	2.100
<b>Terry Leach, R</b> ERA: 3.66 (7, 1)	1.1		6	1	2	2	3	1	0	0	0	0	1	17	28	13.50	1.500

**MINNESOTA TWINS @ TEXAS RANGERS**  
Arlington Stadium, Arlington, TX  
Mon May 27 1991, 8:05 PM EDT  
Att. 31,302 - Sunny - 93 F

AB	35
R	11
H	15
RBI	11
BB	6
SO	8
LOB	14



Batter	1	2	3	4	5	6	7	8	9	AB R H RBI BB SO LOB	TOP											
Dan Gladden, R (1, 7) OBP: 0.310, SLG: 0.369	2-0 HR		1-0 SH1-3		0-2 FC5-4 1B SF7		0-0 L8		0-1 G6-3	4 2 1 1 0 0 1												
Chuck Knoblauch, R (1, 4) OBP: 0.365, SLG: 0.369	3-2 CI G6-4-3 1B		0-1 F7		0-0 S 1B		0-1 G4-3			3 0 1 0 0 0 1												
Kirby Puckett, R (1, 8) OBP: 0.366, SLG: 0.500	0-0 G6-4-3 1B		0-1 1B 1B		0-0 SF7			3-3 K		3 0 2 2 0 1 0												
Kent Hrbek, L (1, 3) OBP: 0.333, SLG: 0.317 Shane Mack, R (1, 9) OBP: 0.316, SLG: 0.457	3-2 G6-4-3 1-2f 2-3		1-0 1B		2-2 L4			0-0 G5-3		1 0 0 0 0 0 2 3 0 1 0 0 0 1												
Chili Davis, S (1, 10) OBP: 0.405, SLG: 0.528	1-2 G3		0-0 G3-1			3-3 K		1-2 1B 1B		4 0 1 0 0 1 3												
Gene Larkin, S (1, 9) OBP: 0.304, SLG: 0.293		4-2 CS BB		1-2 F7		0-0 F7		2-1 FC6 1B		3 0 1 0 1 0 0												
Junior Ortiz, R (1, 2) OBP: 0.339, SLG: 0.255		1-2 L6		2-2 G3-1		0-0 E5 FC6-4		1-1 FC6 1-2f		4 0 0 0 0 0 3												
Mike Pagliarulo, L (1, 5) OBP: 0.234, SLG: 0.327 Scott Leius, R (9, PH) OBP: 0.377, SLG: 0.300		1-3 K		3-2 F8		2-2 FC6-4 1-2f		1-2 F9		3 0 0 0 0 1 2 1 0 0 0 0 0 0												
Greg Gagne, R (1, 6) OBP: 0.370, SLG: 0.492			0-0 SH1-3 1B 1B		1-0 FC5-4 1B		0-1 G4-3		1-0 P4	4 1 2 0 0 0 0												
<b>Inning Stats</b>	R: 1 E: 1 K: 0 S: 13	H: 2 LOB: 1 BB: 0 P: 22	R: 0 E: 0 K: 1 S: 9	H: 0 LOB: 0 BB: 1 P: 15	R: 1 E: 0 K: 0 S: 9	H: 3 LOB: 2 BB: 0 P: 10	R: 0 E: 0 K: 0 S: 16	H: 0 LOB: 0 BB: 0 P: 22	R: 1 E: 0 K: 0 S: 9	H: 2 LOB: 1 BB: 0 P: 12	R: 0 E: 1 K: 1 S: 8	H: 0 LOB: 1 BB: 0 P: 13	R: 0 E: 0 K: 0 S: 5	H: 0 LOB: 0 BB: 0 P: 5	R: 0 E: 0 K: 1 S: 12	H: 2 LOB: 2 BB: 0 P: 19	R: 0 E: 0 K: 0 S: 6	H: 0 LOB: 0 BB: 0 P: 8	1B: 8 2B: 0 3B: 0 HR: 1	SF: 1 SAC: 1 DP: 1 HBP: 0	WP: 0 PB: 0 SB: 1 CS: 1	PA: 37
<b>PITCHER</b>	IP WLS BF H R ER SO BB IBB HBP BLK WP HR S P ERA WHIP																					
Jose Guzman, R (1, 1) ERA: 3.97	7.2 L 33 9 3 3 3 1 0 0 0 0 0 1 79 115 3.52 1.304																					
Rich Gossage, R (8, 1) ERA: 2.7	0.1 1 0 0 0 0 0 0 0 0 0 0 0 2 3 0.00 0.000																					
Mike Jeffcoat, L (9, 1) ERA: 2.91	1.0 3 0 0 0 0 0 0 0 0 0 0 0 6 8 0.00 0.000																					

Minnesota Twins @ Texas Rangers  
Arlington Stadium, Arlington, TX  
Tue May 28 1991, 8:05 PM EDT  
Att. 26,518 - Cloudy - 90 F

livebaseballscorecards.com

AB 33  
R 3  
H 9  
RBI 3  
BB 1  
SO 3  
LOB 13





Batter	1	2	3	4	5	6	7	8	9	AB	R	H	RBI	BB	SO	LOB	BOTTOM					
<b>Jack Daugherty, S</b> (1, 7) OBP: 0.232, SLG: 0.178 	1-3 		1-0 <b>G4-3</b> 		0-0 		2-2 <b>FC3-6</b> 			4	0	1	0	0	1	2						
<b>Rafael Palmeiro, L</b> (1, 3) OBP: 0.364, SLG: 0.482 	2-1 		1-0 <b>G6-3</b> 		2-3 		0-0 <b>G3</b> 			4	0	1	0	0	1	3						
<b>Ruben Sierra, S</b> (1, 9) OBP: 0.395, SLG: 0.560 	1-0 		2-2 <b>G3-1</b> 		0-0 		0-3 			4	0	2	0	0	1	2						
<b>Julio Franco, R</b> (1, 4) OBP: 0.355, SLG: 0.443 	1-0 <b>P4</b> 			1-3 	0-1 <b>FC6-4</b> 			4-2 		3	0	0	0	1	1	4						
<b>Kevin Reimer, L</b> (1, 10) OBP: 0.330, SLG: 0.391 	3-3 			0-1 <b>F8</b> 		1-2 <b>P5</b> 		1-1 <b>FC6-4</b> 		4	0	0	0	0	1	3						
<b>Juan Gonzalez, R</b> (1, 8) OBP: 0.414, SLG: 0.623 		3-3 		1-0 		0-1 <b>G5-3</b> 		1-2 <b>G6-4-3</b> 		4	0	1	0	0	1	1						
<b>Geno Petralli, L</b> (1, 2) OBP: 0.364, SLG: 0.345 <b>Mario Diaz, R</b> (9, PR) OBP: 0.278, SLG: 0.308 		2-1 		2-0 		2-1 <b>G4-3</b> 			4-0 	3	0	2	0	1	0	0						
<b>Denny Walling, L</b> (1, 5) OBP: 0.188, SLG: 0.107 		0-0 <b>F8</b> 		1-3 				3-2 		0	0	0	0	0	0	0						
<b>Jeff Huson, L</b> (1, 6) OBP: 0.324, SLG: 0.303 <b>Brian Downing, R</b> (9, PH) OBP: 0.489, SLG: 0.606 		2-0 <b>G3</b> 		1-0 <b>F8</b> 		4-2 <b>FC3-6</b> 		3-2 		3	0	0	0	1	0	4						
<b>Inning Stats</b>	R: 0 H: 2 E: 0 LOB: 2 K: 2 BB: 0 S: 10 P: 18	R: 0 H: 1 E: 0 LOB: 1 K: 1 BB: 0 S: 7 P: 14	R: 0 H: 0 E: 0 LOB: 0 K: 0 BB: 0 S: 6 P: 10	R: 0 H: 2 E: 0 LOB: 2 K: 1 BB: 0 S: 10 P: 15	R: 0 H: 2 E: 0 LOB: 2 K: 2 BB: 0 S: 10 P: 13	R: 0 H: 0 E: 0 LOB: 0 K: 0 BB: 0 S: 7 P: 10	R: 0 H: 0 E: 1 LOB: 2 K: 1 BB: 1 S: 14 P: 21	R: 0 H: 0 E: 0 LOB: 0 K: 0 BB: 0 S: 8 P: 14	R: 0 H: 0 E: 0 LOB: 1 K: 0 BB: 1 S: 10 P: 19	1B: 7 SF: 0 2B: 0 SAC: 0 3B: 0 DP: 2 HR: 0 HBP: 0	WP: 0 PA: 36 PB: 0 SB: 0 CS: 0											
<b>SCORING</b>																						
<b>PITCHER</b>	IP WLS BF H R ER SO BB IBB HBP BLK WP HR S P ERA WHIP <b>Scott Erickson, R</b> (1, 1) ERA: 1.63 <b>Rick Aguilera, R</b> (9, 1) ERA: 1.61																<b>PITCHER</b>	IP WLS BF H R ER SO BB IBB HBP BLK WP HR S P ERA WHIP				

**Minnesota Twins @ Texas Rangers**  
 Arlington Stadium, Arlington, TX  
 Tue May 28 1991, 8:05 PM EDT  
 Att. 26,518 - Cloudy - 90 F

livebaseballscorecards.com

**AB 33**  
**R 0**  
**H 7**  
**RBI 0**  
**BB 3**  
**SO 7**  
**LOB 22**



Batter	1	2	3	4	5	6	7	8	9	AB	R	H	RBI	BB	SO	LOB	TOP
<b>Chuck Knoblauch, R</b> (1, 4) <small>OBP: 0.355, SLG: 0.358</small>	3-3 	3-3 			1-1 	2-2 			2-1 	5	0	0	0	0	2	1	
<b>Al Newman, S</b> (1, 5) <small>OBP: 0.306, SLG: 0.238</small>	1-0 		1-0 		1-3 		2-0 		2-2 	5	0	0	0	0	1	0	
<b>Kirby Puckett, R</b> (1, 8) <small>OBP: 0.359, SLG: 0.489</small> <b>Dan Gladden, R</b> (7, 7) <small>OBP: 0.310, SLG: 0.369</small>	0-2 		3-2 			0-0 	3-1 			4	0	0	0	0	0	0	
<b>Kent Hrbek, L</b> (1, 3) <small>OBP: 0.344, SLG: 0.362</small>		2-2 	0-0 		0-1 	1-0 				4	2	3	1	0	0	0	
<b>Chili Davis, S</b> (1, 10) <small>OBP: 0.402, SLG: 0.528</small>		0-0 		1-3 	2-3 	2-1 				4	1	1	1	0	2	1	
<b>Brian Harper, R</b> (1, 2) <small>OBP: 0.382, SLG: 0.521</small>		4-2 		0-3 	4-1 		0-0 			2	2	0	0	2	1	0	
<b>Gene Larkin, S</b> (1, 9) <small>OBP: 0.313, SLG: 0.342</small>		3-2 		1-1 	2-1 		3-1 			4	2	2	2	0	0	2	
<b>Shane Mack, R</b> (1, 7) <small>OBP: 0.325, SLG: 0.459</small>		0-1 		0-2 	1-1 		1-0 			4	1	2	1	0	0	2	
<b>Greg Gagne, R</b> (1, 6) <small>OBP: 0.377, SLG: 0.528</small> <b>Scott Leius, R</b> (8, 6) <small>OBP: 0.370, SLG: 0.293</small>		2-2 	1-0 	0-3 	1-2 		2-3 			3	1	2	4	0	1	0	
<b>Inning Stats</b>	R: 0 E: 0 K: 1 S: 9 H: 0 LOB: 0 BB: 0 P: 13	R: 4 E: 0 K: 1 S: 19 H: 3 LOB: 0 BB: 1 P: 33	R: 0 E: 0 K: 0 S: 6 H: 0 LOB: 0 BB: 0 P: 10	R: 1 E: 0 K: 2 S: 11 H: 2 LOB: 0 BB: 0 P: 14	R: 0 E: 0 K: 2 S: 8 H: 0 LOB: 0 BB: 0 P: 10	R: 4 E: 0 K: 1 S: 18 H: 4 LOB: 1 BB: 1 P: 30	R: 0 E: 0 K: 0 S: 6 H: 1 LOB: 1 BB: 0 P: 14	R: 0 E: 0 K: 0 S: 4 H: 0 LOB: 0 BB: 0 P: 8	R: 0 E: 0 K: 1 S: 10 H: 0 LOB: 0 BB: 0 P: 16	1B: 4 2B: 3 3B: 0 HR: 3 SF: 0 SAC: 0 DP: 0 HBP: 0	WP: 0 PB: 0 SB: 1 CS: 1 PA: 39						
<b>PITCHER</b> <b>Nolan Ryan, R</b> (1, 1) <small>ERA: 3.57</small> <b>Joe Bitker, R</b> (5, 1) <small>ERA: 6.35</small> <b>John Barfield, L</b> (7, 1) <small>ERA: 3.12</small> <b>Eric Nolte, L</b> (8, 1) <small>ERA: 10.5</small>	IP WLS BF H R ER SO BB IBB HBP BLK WP HR S P ERA WHIP	IP WLS BF H R ER SO BB IBB HBP BLK WP HR S P ERA WHIP	IP WLS BF H R ER SO BB IBB HBP BLK WP HR S P ERA WHIP	IP WLS BF H R ER SO BB IBB HBP BLK WP HR S P ERA WHIP	IP WLS BF H R ER SO BB IBB HBP BLK WP HR S P ERA WHIP	IP WLS BF H R ER SO BB IBB HBP BLK WP HR S P ERA WHIP	IP WLS BF H R ER SO BB IBB HBP BLK WP HR S P ERA WHIP	IP WLS BF H R ER SO BB IBB HBP BLK WP HR S P ERA WHIP	IP WLS BF H R ER SO BB IBB HBP BLK WP HR S P ERA WHIP								

Minnesota Twins @ Texas Rangers  
 Arlington Stadium, Arlington, TX  
 Wed May 29 1991, 8:05 PM EDT  
 Att. 31,340 - Cloudy - 89 F

livebaseballscorecards.com

AB	36
R	9
H	10
RBI	9
BB	2
SO	8
LOB	6





Batter	1	2	3	4	5	6	7	8	9	AB R H RBI BB SO LOB	TOP											
Harold Reynolds, S (1, 4) OBP: 0.370, SLG: 0.380	1-0 G5-3	3-1 WP BB 2B	0-2 G6-3		2-1 G5-3		0-2 G6-3		1-3 K	6 1 1 0 0 1 2												
Henry Cotto, R (1, 7) OBP: 0.329, SLG: 0.434	4-1 1B BB	1-0 G5-3	1-1 G5-3		1-0 1B		1-0 1B			4 1 2 0 1 0 2												
Ken Griffey Jr., L (1, 8) OBP: 0.378, SLG: 0.479	0-0 E4 BB 1B WP	4-0 BB WP 1B BB	1-0 G3		0-0 G1-3		1-2 F8			4 2 0 0 1 0 4												
Tracy Jones, R (1, 10) OBP: 0.296, SLG: 0.353	0-1 WP BB HR 1B	2-0 F7		2-2 F8		1-0 G5-3		2-0 FC4 1B		5 1 2 1 0 0 2												
Edgar Martinez, R (1, 5) OBP: 0.462, SLG: 0.464	4-2 WP HR BB	4-0 BB 1B IBB		1-2 G5-3		2-2 3B 1B		0-2 FC4		2 2 1 0 2 0 0												
Omar Vizquel, S (6, PR) OBP: 0.263, SLG: 0.267	1-2 2-3 HR BB	1-2 2-3 1B IBB		3-1 G6-3		1-0 P6		2-3 K		1 1 0 0 0 0 1												
Pete O'Brien, L (1, 3) OBP: 0.302, SLG: 0.422	1-3 K	4-1 1B BB		3-1 G6-3		1-0 P6		2-3 K		4 0 0 1 1 2 4												
Jay Buhner, R (1, 9) OBP: 0.333, SLG: 0.529	1-0 HR	0-0 1B			2-2 F8	0-1 3B		1-3 K		5 1 3 6 0 1 1												
Jeff Schaefer, R (1, 6) OBP: 0.220, SLG: 0.191	4-0 BB	1-2 P3			0-1 HR 1B	1-0 G4-3		0-1 E6		4 1 1 0 1 0 4												
Dave Valle, R (1, 2) OBP: 0.276, SLG: 0.228	1-1 L9				0-0 HR			0-1 G6-3-5		2 1 1 2 1 0 1												
Scott Bradley, L (7, 2) OBP: 0.156, SLG: 0.095			4-0 G6-3 BLK BB		1-1 HR		1-0 G6-3 HBP	2-3f G6-3-5		1 0 0 0 0 0 1												
<b>Inning Stats</b>	R: 5 E: 1 K: 1 S: 13	H: 2 LOB: 1 BB: 3 P: 29	R: 3 E: 0 K: 0 S: 9	H: 2 LOB: 2 BB: 3 P: 28	R: 0 E: 0 K: 0 S: 6	H: 0 LOB: 1 BB: 1 P: 12	R: 0 E: 0 K: 0 S: 8	H: 0 LOB: 0 BB: 0 P: 14	R: 2 E: 0 K: 0 S: 12	H: 3 LOB: 1 BB: 0 P: 17	R: 1 E: 0 K: 0 S: 8	H: 2 LOB: 2 BB: 0 P: 13	R: 0 E: 0 K: 0 S: 8	H: 1 LOB: 1 BB: 0 P: 11	R: 0 E: 0 K: 2 S: 10	H: 1 LOB: 1 BB: 0 P: 15	R: 0 E: 1 K: 1 S: 7	H: 0 LOB: 0 BB: 0 P: 8	1B: 7 2B: 2 3B: 1 HR: 2	SF: 0 SAC: 0 DP: 2 HBP: 1	WP: 2 PB: 0 SB: 0 CS: 0	PA: 46
<b>PITCHER</b>	IP WLS BF H R ER SO BB IBB HBP BLK WP HR S P ERA WHIP																					
Kenny Rogers, L (1, 1) ERA: 7.02	2.0 L 18 4 8 4 1 6 1 0 0 2 1 22 61 18.00 5.000																					
John Barfield, L (3, 1) ERA: 3.6	4.0 17 5 3 3 0 0 0 0 1 0 1 34 52 6.75 1.250																					
Mike Jeffcoat, L (7, 1) ERA: 2.78	1.0 4 1 0 0 0 0 0 0 1 0 0 8 11 0.00 1.000																					
Joe Bitker, R (8, 1) ERA: 5.4	1.0 4 1 0 0 2 0 0 0 0 0 0 10 15 0.00 1.000																					
Rich Gossage, R (9, 1) ERA: 2.59	1.0 3 0 0 0 1 0 0 0 0 0 0 7 8 0.00 0.000																					

Seattle Mariners @ Texas Rangers  
Arlington Stadium, Arlington, TX  
Thu May 30 1991, 8:05 PM EDT  
Att. 29,819 - Cloudy - 89 F

livebaseballscorecards.com

AB	38
R	11
H	11
RBI	10
BB	7
SO	4
LOB	22



Batter	1	2	3	4	5	6	7	8	9	AB R H RBI BB SO LOB
<b>Brian Downing, R</b> OBP: 0.464, SLG: 0.576 (1, 10)	2-2 P4	2-1 F9			1-1 L7		1-2 F9		3-1 G5-3	5 0 0 0 0 0 2
<b>Rafael Palmeiro, L</b> OBP: 0.361, SLG: 0.472 <b>Jack Daugherty, S</b> OBP: 0.247, SLG: 0.187 (1, 3) (6, 3)	2-1 1B		0-2 F8		3-2 F9		4-0 BB		1-3 K	3 1 1 0 0 0 1 1 0 0 0 1 1 1
<b>Ruben Sierra, S</b> OBP: 0.401, SLG: 0.560 (1, 9)	2-2 1B		0-0 G3		0-1 E8		1-2 F7			4 1 2 0 0 0 1
<b>Julio Franco, R</b> OBP: 0.358, SLG: 0.439 (1, 4)	2-0 F8		4-2 BB		1-1 1B			2-2 2B		3 1 2 0 1 0 2
<b>Kevin Reimer, L</b> OBP: 0.327, SLG: 0.394 (1, 7)	3-2 E7		2-1 P5		2-3 K			1-1 F8-5		4 0 2 2 0 1 3
<b>Geno Petralli, L</b> OBP: 0.356, SLG: 0.330 <b>Mike Stanley, R</b> OBP: 0.408, SLG: 0.474 (1, 2) (5, 2)	4-2 FC5-4			0-2 G3		1-0 G6-3		2-1 F8-5		1 0 0 0 1 0 0 2 0 0 0 0 0 1
<b>Steve Buechele, R</b> OBP: 0.347, SLG: 0.489 (1, 5)	0-0 FC5-4		1-3 K		1-1 F9			1-0 G5-3		4 0 0 0 0 1 2
<b>Jeff Huson, L</b> OBP: 0.315, SLG: 0.287 <b>Mario Diaz, R</b> OBP: 0.286, SLG: 0.333 (1, 6) (7, 6)		0-3 K		2-2 G3-1		1-0 G3		0-2 WP		3 0 0 0 0 1 0 1 0 1 0 0 0 0
<b>Gary Pettis, S</b> OBP: 0.365, SLG: 0.303 (1, 8)		2-1 F7			1-0 1B			0-1 L7		4 1 1 0 0 1 1

Inning Stats	R: 2	H: 3	E: 1	K: 0	S: 16	R: 0	H: 0	E: 0	K: 1	S: 7	R: 0	H: 0	E: 0	K: 0	S: 10	R: 1	H: 3	E: 1	K: 1	S: 13	R: 0	H: 0	E: 0	K: 0	S: 4	R: 0	H: 0	E: 0	K: 1	S: 12	R: 1	H: 2	E: 0	K: 0	S: 8	R: 0	H: 1	E: 0	K: 1	S: 10	1B: 7	2B: 3	3B: 0	HR: 0	SF: 0	SAC: 0	DP: 1	HBP: 0	WP: 1	PB: 0	SB: 0	CS: 0	PA: 38
<b>PITCHER</b>	IP	WLS	BF	H	R	ER	SO	BB	IBB	HBP	BLK	WP	HR	S	P	ERA	WHIP																																				
<b>Rich DeLucia, R</b> ERA: 4.4 (1, 1)	8.0	W	34	8	4	3	4	3	0	0	0	0	0	79	130	3.38	1.375																																				
<b>Rob Murphy, L</b> ERA: 2.41 (9, 1)	1.0		4	1	0	0	1	0	0	0	0	1	0	10	14	0.00	1.000																																				

**BOTTOM**

**Seattle Mariners @ Texas Rangers**  
Arlington Stadium, Arlington, TX  
Thu May 30 1991, 8:05 PM EDT  
Att. 29,819 - Cloudy - 89 F

livebaseballscorecards.com

<b>AB</b>	<b>35</b>
<b>R</b>	<b>4</b>
<b>H</b>	<b>9</b>
<b>RBI</b>	<b>2</b>
<b>BB</b>	<b>3</b>
<b>SO</b>	<b>5</b>
<b>LOB</b>	<b>14</b>



Batter	1	2	3	4	5	6	7	8	9	AB R H RBI BB SO LOB	TOP											
Harold Reynolds, S (1, 4) OBP: 0.361, SLG: 0.374	0-3 K		1-0 SF9		0-0 G4-3			1-1 F7	2-1 SF8	3 0 0 2 0 1 2												
Ken Griffey, L (1, 7) Tracy Jones, R (6, 7) OBP: 0.380, SLG: 0.400 OBP: 0.304, SLG: 0.415	3-3 K		0-3 K			0-0 F9		1-0 F9	1-1 HR	3 0 0 0 0 2 2 2 1 1 1 0 0 1												
Ken Griffey Jr., L (1, 8) Alonzo Powell, R (4, 9) OBP: 0.374, SLG: 0.473 OBP: 0.182, SLG: 0.273	2-3 K		0-1 P3			0-1 F8		1-1 1B 2B	1-3 K	2 0 0 0 0 1 2 3 1 1 1 0 1 0												
Alvin Davis, L (1, 3) OBP: 0.292, SLG: 0.327		2-2 G4-3		3-2 G1-3		2-1 BLK 1B		3-2 1B 1B		4 0 2 1 0 0 0												
Edgar Martinez, R (1, 5) OBP: 0.458, SLG: 0.458		3-3 K		1-1 G6-3		3-2 G4-3		1-0 1B		4 0 1 0 0 1 1												
Pete O'Brien, L (1, 10) OBP: 0.301, SLG: 0.418		0-2 G3		2-2 P6			0-0 1B	0-0 F8		4 0 1 0 0 0 2												
Jay Buhner, R (1, 9) OBP: 0.350, SLG: 0.539			2-1 1B SF9 1B		3-1 1B		0-0 L5		0-0 2B G4-3 1B	4 2 3 0 0 0 0												
Scott Bradley, L (1, 2) OBP: 0.184, SLG: 0.152			1 SAFE 0-0 SF9 1B		1-0 F9		2-1 F7		0-0 G4-3 SF8 2B	4 1 2 0 0 0 1												
Omar Vizquel, S (1, 6) OBP: 0.270, SLG: 0.274			0-0 SF9 1B		0-1 F7			3-1 2B 1B	2-1 G4-3	4 1 2 1 0 0 2												
<b>Inning Stats</b>	R: 0 E: 0 K: 3 S: 9	H: 0 LOB: 0 BB: 0 P: 14	R: 0 E: 0 K: 1 S: 11	H: 0 LOB: 0 BB: 0 P: 16	R: 1 E: 0 K: 1 S: 10	H: 3 LOB: 2 BB: 0 P: 13	R: 0 E: 0 K: 0 S: 8	H: 0 LOB: 0 BB: 0 P: 14	R: 0 E: 0 K: 0 S: 6	H: 1 LOB: 1 BB: 0 P: 10	R: 0 E: 0 K: 0 S: 8	H: 1 LOB: 1 BB: 0 P: 13	R: 0 E: 0 K: 0 S: 4	H: 1 LOB: 0 BB: 0 P: 6	R: 2 E: 0 K: 0 S: 12	H: 4 LOB: 2 BB: 0 P: 22	R: 3 E: 0 K: 1 S: 11	H: 3 LOB: 0 BB: 0 P: 17	1B: 10 2B: 2 3B: 0 HR: 1	SF: 2 SAC: 0 DP: 0 HBP: 0	WP: 0 PB: 0 SB: 0 CS: 0	PA: 39
<b>PITCHER</b>	IP WLS BF H R ER SO BB IBB HBP BLK WP HR S P ERA WHIP																					
Gerald Alexander, R (1, 1) ERA: 1.39	7.0 W 26 6 1 1 5 0 0 0 0 0 0 0 56 86 1.29 0.857																					
Mike Jeffcoat, L (8, 1) ERA: 3.47	0.2 6 4 2 2 0 0 0 0 0 0 0 0 11 21 27.00 6.000																					
Jeff Russell, R (8, 1) ERA: 2.73	1.1 S 7 3 3 3 1 0 0 0 0 0 0 1 12 18 20.25 2.250																					

Seattle Mariners @ Texas Rangers  
Arlington Stadium, Arlington, TX  
Fri May 31 1991, 8:05 PM EDT  
Att. 36,386 - Cloudy - 90 F

livebaseballscorecards.com

AB	37
R	6
H	13
RBI	6
BB	0
SO	6
LOB	13



Batter	1	2	3	4	5	6	7	8	9	AB	R	H	RBI	BB	SO	LOB
Brian Downing, R OBP: 0.455, SLG: 0.557 (1, 10)	2-3 		1-2 P3 	4-0 G1-6-3 BB 	2-0 G1-3 			0-1 G5-3 		4	0	0	0	1	1	0
Rafael Palmeiro, L OBP: 0.362, SLG: 0.475 (1, 3)	1-2 P5 		0-0 1B 2B 	0-2 G1-6-3 1-2f 2-3 			0-1 F9 	0-0 1B 		5	1	2	0	0	0	2
Ruben Sierra, S OBP: 0.396, SLG: 0.550 (1, 9)	2-2 L3 		1-1 1B S 	1-1 E5 S 1B 			3-2 F9 	0-1 G1-3 		5	2	1	1	0	0	1
Julio Franco, R OBP: 0.361, SLG: 0.441 (1, 4)		2-1 G5-3 	3-2 2B 1B 1-H 	3-2 1B 1B 1-H 			0-3 			4	1	2	2	0	1	0
Kevin Reimer, L OBP: 0.343, SLG: 0.429 (1, 7)		1-0 	3-2 2B 2B 2-H 	0-0 FC5-4 1B 1-3 			0-0 G6-3 			4	0	3	1	0	0	0
Juan Gonzalez, R OBP: 0.410, SLG: 0.602 (1, 8)		3-2 G5-3 	4-2 BB BB 	1-1 FC5-4 1-2f 			4-2 			2	0	0	0	2	0	3
Steve Buechele, R OBP: 0.351, SLG: 0.493 (1, 5)		2-1 L7 	4-2 FC6-4 BB 1-2 2-3 		0-0 F8 SH3-4 2B 		0-3 			3	1	1	0	1	1	2
Mike Stanley, R OBP: 0.387, SLG: 0.443 (1, 2)			G6-3 	FC6-4 1-2 		3-2 F8 2-3 		0-3 		4	0	0	0	0	1	5
Mario Diaz, R OBP: 0.305, SLG: 0.393 (1, 6)			0-0 HR 	4-1 G1-6-3 BB E BB 		0-0 SH3-4 3-H 		2-1 F8 		2	2	1	2	1	0	0

Inning Stats	R: 0	H: 0	E: 0	K: 1	S: 13	H: 0	LOB: 0	BB: 0	P: 18	R: 0	H: 1	E: 0	K: 0	S: 10	H: 1	LOB: 1	BB: 0	P: 18	R: 4	H: 5	E: 0	K: 0	S: 22	H: 5	LOB: 3	BB: 2	P: 39	R: 2	H: 2	E: 1	K: 0	S: 12	H: 2	LOB: 2	BB: 2	P: 25	R: 1	H: 1	E: 0	K: 1	S: 7	H: 0	LOB: 0	BB: 0	P: 12	R: 0	H: 0	E: 0	K: 2	S: 10	H: 0	LOB: 1	BB: 1	P: 14	R: 0	H: 1	E: 0	K: 0	S: 7	H: 1	LOB: 1	BB: 0	P: 9	1B: 5	SF: 0	2B: 4	SAC: 1	3B: 0	DP: 1	HR: 1	HBP: 0	WP: 0	PA: 39
--------------	------	------	------	------	-------	------	--------	-------	-------	------	------	------	------	-------	------	--------	-------	-------	------	------	------	------	-------	------	--------	-------	-------	------	------	------	------	-------	------	--------	-------	-------	------	------	------	------	------	------	--------	-------	-------	------	------	------	------	-------	------	--------	-------	-------	------	------	------	------	------	------	--------	-------	------	-------	-------	-------	--------	-------	-------	-------	--------	-------	--------

PITCHER	IP	WLS	BF	H	R	ER	SO	BB	IBB	HBP	BLK	WP	HR	S	P	ERA	WHIP
Scott Bankhead, R ERA: 4.64 (1, 1)	2.2	L	14	6	4	4	1	0	0	0	0	0	1	40	62	13.50	2.250
Bill Krueger, L ERA: 5.05 (3, 1)	4.1		21	3	3	1	3	5	0	0	0	0	0	43	76	2.08	1.846
Russ Swan, L ERA: 2.25 (8, 1)	1.0		4	1	0	0	0	0	0	0	0	0	0	7	9	0.00	1.000


**BOTTOM**

**Seattle Mariners @ Texas Rangers**  
Arlington Stadium, Arlington, TX

Fri May 31 1991, 8:05 PM EDT  
Att: 36,386 - Cloudy - 90 F

livebaseballscorecards.com

AB	33
R	7
H	10
RBI	6
BB	5
SO	4
LOB	13



Seattle Mariners @ Texas Rangers  
 Arlington Stadium, Arlington, TX

Sat Jun 01 1991, 8:05 PM EDT  
 Att. 36,278 - Cloudy - 89 F

AB	41
R	12
H	13
RBI	11
BB	5
SO	3
LOB	18



TOP

AB R H RBI BB SO LOB

4	0	0	0	1	1	2	6	0	0	0	0	1	5	6	2	3	0	0	0	4	4	1	1	0	0	1	1	5	2	2	1	0	0	0	2	3	1	2	3	0	0	5	3	2	3	0	0	1	4	1	2	2	1	0	2	0	0	0	0	0	0	0	4	0	2	3	0	0	2
---	---	---	---	---	---	---	---	---	---	---	---	---	---	---	---	---	---	---	---	---	---	---	---	---	---	---	---	---	---	---	---	---	---	---	---	---	---	---	---	---	---	---	---	---	---	---	---	---	---	---	---	---	---	---	---	---	---	---	---	---	---	---	---	---	---	---	---	---	---

Batter	1	2	3	4	5	6	7	8	9
Harold Reynolds, S (1, 4) OBP: 0.360, SLG: 0.367	1-3 K		2-0 F8		0-1 G4-3	1-1 FC6-4 HBP		2-1 G3	4-2 G4-3 BB
Greg Briley, L (1, 7) OBP: 0.263, SLG: 0.276	0-1 G3			0-1 F7	0-0 G4-3	2-3 K		3-1 L3	0-0 G4-3
Edgar Martinez, R (1, 5) OBP: 0.459, SLG: 0.466	2-2 G5-3			1-1 2B		1-2 BB		1-1 1B	2-2 G5-3
Alvin Davis, L (1, 10) Tracy Jones, R (8, PH) OBP: 0.291, SLG: 0.325 OBP: 0.298, SLG: 0.407		0-1 G5-3		0-3 K		2-2 BB 1B	2-2 G6-3	3-2 P4	
Pete O'Brien, L (1, 3) OBP: 0.303, SLG: 0.423		2-1 F9		0-0 1B		2-2 1B	1-1 G4-3		2-2 G3
Jay Buhner, R (1, 9) OBP: 0.370, SLG: 0.538		1-2 G6-3		1-1 FC5		4-2 1B	4-2 2B		4-1 FC
Alonzo Powell, R (1, 8) OBP: 0.250, SLG: 0.375			1-0 G3	0-2 FC5		0-0 1B	1-2 1B		2-2 FC
Omar Vizquel, S (1, 6) OBP: 0.282, SLG: 0.289			1-1 G6-3		4-2 G4-3	1-1 F7	1-0		2-1 1B
Dave Valle, R (1, 2) Scott Bradley, L (3, PR) OBP: 0.281, SLG: 0.228 OBP: 0.208, SLG: 0.180			2-0 HBP		0-1 G3	2-0 HBP	2-0 L9		1-1 G4-3

Inning Stats	R: 0	H: 0	E: 0	K: 1	S: 8	R: 0	H: 0	E: 0	K: 0	S: 7	R: 0	H: 0	E: 0	K: 0	S: 4	R: 2	H: 3	E: 0	K: 1	S: 15	R: 0	H: 0	E: 0	K: 0	S: 7	R: 5	H: 5	E: 0	K: 1	S: 22	R: 2	H: 2	E: 0	K: 0	S: 13	R: 0	H: 1	E: 0	K: 0	S: 9	R: 3	H: 2	E: 1	K: 0	S: 21	1B: 9	SF: 0	2B: 4	SAC: 0	3B: 0	DP: 0	HR: 0	HBP: 2	WP: 0	PA: 48
--------------	------	------	------	------	------	------	------	------	------	------	------	------	------	------	------	------	------	------	------	-------	------	------	------	------	------	------	------	------	------	-------	------	------	------	------	-------	------	------	------	------	------	------	------	------	------	-------	-------	-------	-------	--------	-------	-------	-------	--------	-------	--------

PITCHER	IP	WLS	BF	H	R	ER	SO	BB	IBB	HBP	BLK	WP	HR	S	P	ERA	WHIP
Kevin Brown, R (1, 1) ERA: 6.28	5.1	L	28	8	7	7	2	2	0	2	0	0	0	58	88	11.81	1.875
John Barfield, L (6, 1) ERA: 3.73	1.1		5	0	1	1	1	1	0	0	0	0	0	12	22	6.75	0.750
Rich Gossage, R (7, 1) ERA: 2.84	1.0		6	3	1	1	0	0	0	0	0	0	0	12	21	9.00	3.000
Kenny Rogers, L (8, 1) ERA: 7.34	0.2		5	1	3	2	0	1	0	0	0	0	0	12	25	27.00	3.000
Eric Nolte, L (9, 1) ERA: 10.22	0.2		4	1	0	0	0	1	0	0	0	0	0	12	19	0.00	3.000

WP: 0	PA: 48
PB: 0	
SB: 0	
CS: 0	



BOTTOM

Seattle Mariners @ Texas Rangers  
Arlington Stadium, Arlington, TX  
Sat Jun 01 1991, 8:05 PM EDT  
Att. 36,278 - Cloudy - 89 F

livebaseballscorecards.com

AB	33
R	8
H	11
RBI	8
BB	11
SO	6
LOB	24



WP:	0	PA:	47
PB:	0		
SB:	2		
CS:	0		


AB R H RBI BB SO LOB

3	3	0	0	2	2	5
5	1	2	1	0	1	3
4	1	3	1	1	0	1
4	1	2	1	1	2	2
4	1	1	2	1	0	3
2	0	2	1	1	0	0
2	1	1	1	0	0	2
3	0	0	1	1	0	4
1	0	0	0	2	0	1
1	0	0	0	0	0	3
1	0	0	0	0	0	0
0	0	0	0	0	0	0
1	0	0	0	2	0	0
2	0	0	0	0	1	0

Batter	1	2	3	4	5	6	7	8	9
Brian Downing, R OBP: 0.457, SLG: 0.544 (1, 10)	4-0 1B SH3-4 2B HBP	2-1 G5-4-3 1-2f 2-3f		1-3 K		4-2 1B BB	4-0 2B BB		1-3 K
Jack Daugherty, S OBP: 0.256, SLG: 0.213 (1, 3) (7, 7)	1-0 SH3-4 1-2		0-0 F9	1-3 K		2-0 1B 1B 1-3 1B	0-1 1-H 2B		2-2 G4-3
Ruben Sierra, S OBP: 0.406, SLG: 0.554 (1, 9)	3-2 2B 1B		0-1 1B		4-0 FC5 BB BB	3-1 1B 1B	0-1 P4		
Julio Franco, R OBP: 0.367, SLG: 0.448 (1, 4)	2-1 BB 2B 1-H 3-H		2-3 K		4-1 1B FC5 BB	0-1 S 1B 1-2 1B	1-3 K		
Juan Gonzalez, R OBP: 0.410, SLG: 0.590 (1, 7) (7, 8)	4-1 BB BB		1-0 F7		1-0 1B FC5 G4-3 1-2 2-3f	0-1 S 1B 1-2 2-H 3-H		0-0 F9	
Mike Stanley, R OBP: 0.410, SLG: 0.460 Rafael Palmeiro, L OBP: 0.364, SLG: 0.492 (1, 2) (6, PH) (7, 3)	4-1 FC5-4 BB 1-2 2-3		2-1 BB SH1-3 1B		0-0 G4-3 1B	3-2 P3		1-1 HR	
Steve Buechele, R OBP: 0.348, SLG: 0.482 (1, 5) (9, 6)	2-2 FC5-4 1-2f		0-0 SH1-3		1-0 G4-3	4-0 IBB		1-2 F8	
Mario Diaz, R OBP: 0.323, SLG: 0.386 Jeff Huson, L OBP: 0.313, SLG: 0.284 (1, 6) (6, PH) (7, 6)		4-1 G5-4-3 BB		4-0 BB BB		1-1 F8		3-2 G6-3	
Kevin Reimer, L OBP: 0.339, SLG: 0.424 Denny Walling, L OBP: 0.188, SLG: 0.107 (8, PH) (9, 5)									
Gary Pettis, S OBP: 0.374, SLG: 0.300 Geno Petralli, L OBP: 0.349, SLG: 0.323 (1, 8) (7, 2)		4-0 G5-4-3 BB		4-2 BB		2-1 F7		2-3 K	
									1-2 F7

Inning Stats	R: 1	H: 2	E: 0	K: 0	S: 12	R: 0	H: 0	E: 0	K: 0	S: 3	R: 0	H: 1	E: 0	K: 1	S: 7	R: 0	H: 1	E: 0	K: 2	S: 13	R: 2	H: 1	E: 0	K: 0	S: 6	R: 3	H: 4	E: 0	K: 0	S: 21	R: 1	H: 1	E: 0	K: 2	S: 12	R: 1	H: 1	E: 0	K: 0	S: 7	R: 0	H: 0	E: 0	K: 1	S: 10	1B: 8	SF: 0	2B: 2	SAC: 2	3B: 1	DP: 0	HR: 1	HBP: 1	WP: 0	PA: 47
--------------	------	------	------	------	-------	------	------	------	------	------	------	------	------	------	------	------	------	------	------	-------	------	------	------	------	------	------	------	------	------	-------	------	------	------	------	-------	------	------	------	------	------	------	------	------	------	-------	-------	-------	-------	--------	-------	-------	-------	--------	-------	--------

PITCHER	IP	WLS	BF	H	R	ER	SO	BB	IBB	HBP	BLK	WP	HR	S	P	ERA	WHIP
Randy Johnson, L ERA: 4.8	(1, 1)	4.0	22	4	3	3	3	8	0	1	0	0	0	36	89	6.75	3.000
Bill Swift, R ERA: 3.55	(5, 1)	1.1	10	5	3	3	0	1	0	0	0	0	0	19	33	20.25	4.500
Russ Swan, L ERA: 2.48	(6, 1)	1.0	6	1	1	1	1	1	1	0	0	0	0	12	28	9.00	2.000
Michael Jackson, R ERA: 2.16	(7, 1)	2.2	9	1	1	1	2	0	0	0	0	0	1	24	32	3.38	0.375

Batter	1	2	3	4	5	6	7	8	9	AB R H RBI BB SO LOB	TOP																
<b>Jack Daugherty, S</b> (1, 7) <small>OBP: 0.247, SLG: 0.205</small> <b>Gary Pettis, S</b> (5, 8) <small>OBP: 0.370, SLG: 0.297</small>	0-1 F7		0-0 L3		1-3 K			1-3 K		3 0 0 0 0 1 0 1 0 0 0 0 1 0																	
<b>Rafael Palmeiro, L</b> (1, 3) <small>OBP: 0.361, SLG: 0.492</small>	2-1 F8		3-2 2B		2-0 F7			2-2 P4		4 1 1 0 0 0 0																	
<b>Ruben Sierra, S</b> (1, 9) <small>OBP: 0.408, SLG: 0.564</small>	2-1 2B		2-2 HBP 2-H 2B		1-1 G1-3			2-2 P2		4 0 2 1 0 0 0																	
<b>Julio Franco, R</b> (1, 4) <small>OBP: 0.369, SLG: 0.446</small>	1-2 G6-3		4-1 HBP BB		0-1 G5-3			1-2 DI 1B		3 0 1 0 1 0 1																	
<b>Kevin Reimer, L</b> (1, 10) <small>OBP: 0.345, SLG: 0.431</small>		0-0 FC1-5 2B	1-2 HBP		0-0 F9			1-2 F8		3 0 1 0 0 0 1																	
<b>Juan Gonzalez, R</b> (1, 8) <small>OBP: 0.406, SLG: 0.576</small> (5, 7)		4-2 FC1-5 BB	0-0 F8		1-0 P4			0-3 K		3 0 0 0 1 1 4																	
<b>Geno Petrali, L</b> (1, 2) <small>OBP: 0.336, SLG: 0.309</small>		0-0 FC1-5 G4-6-3		3-1 G3-1			1-2 F7		2-2 G4-3	4 0 0 0 0 0 3	<b>AB</b> 31 <b>R</b> 1 <b>H</b> 5 <b>RBI</b> 1 <b>BB</b> 2 <b>SO</b> 5 <b>LOB</b> 11																
<b>Denny Walling, L</b> (1, 5) <small>OBP: 0.171, SLG: 0.097</small>		1-2 SAFE G4-6-3		3-3 K			2-1 G6-3			3 0 0 0 0 1 2																	
<b>Jeff Huson, L</b> (1, 6) <small>OBP: 0.304, SLG: 0.276</small>			2-1 G6-3		0-2 G6-3			0-3 K		3 0 0 0 0 1 0																	
<b>Inning Stats</b>	R: 0 E: 0 K: 0 S: 9	H: 1 LOB: 1 BB: 0 P: 14	R: 0 E: 0 K: 0 S: 7	H: 1 LOB: 1 BB: 1 P: 12	R: 1 E: 0 K: 0 S: 15	H: 2 LOB: 3 BB: 1 P: 27	R: 0 E: 0 K: 1 S: 8	H: 0 LOB: 0 BB: 0 P: 14	R: 0 E: 0 K: 1 S: 6	H: 0 LOB: 0 BB: 0 P: 10	R: 0 E: 0 K: 0 S: 4	H: 0 LOB: 0 BB: 0 P: 5	R: 0 E: 0 K: 1 S: 9	H: 0 LOB: 0 BB: 0 P: 12	R: 0 E: 0 K: 1 S: 11	H: 0 LOB: 0 BB: 0 P: 16	R: 0 E: 0 K: 1 S: 13	H: 1 LOB: 1 BB: 0 P: 17	1B: 1 2B: 4 3B: 0 HR: 0	SF: 0 SAC: 0 DP: 1 HBP: 1	WP: 0 PB: 0 SB: 0 CS: 0	PA: 34					
<b>PITCHER</b> <b>Mike Boddicker, R</b> (1, 1) <small>ERA: 3.21</small> <b>Jeff Montgomery, R</b> (9, 1) <small>ERA: 3.46</small>	IP	WLS	BF	H	R	ER	SO	BB	IBB	HBP	BLK	WP	HR	S	P	ERA	WHIP										
	8.0	W	30	4	1	1	4	2	0	1	0	0	0	69	110	1.12	0.750										
	1.0	S	4	1	0	0	1	0	0	0	0	0	0	13	17	0.00	1.000										

**Texas Rangers @ Kansas City Royals**  
 Royals Stadium, Kansas City, MO  
 Tue Jun 04 1991, 8:05 PM EDT  
 Att. 23,342 - Cloudy - 83 F

livebaseballscorecards.com

Batter	1	2	3	4	5	6	7	8	9
<b>Brian McRae, S</b> OBP: 0.277, SLG: 0.360 (1, 8) C X	0-1 G3		1-0 FC1-5			0-1 F7		4-1 3B BB	
<b>Kirk Gibson, L</b> OBP: 0.332, SLG: 0.421 (1, 7) C B B B B	4-1 G4-6-3 BB		3-0 F7			2-2 G6-3		1-1 1-H SF8 3B	
<b>George Brett, L</b> OBP: 0.281, SLG: 0.279 (1, 10) X	0-0 G4-6-3 1-2f				1-3 K	2-0 P5		0-0 SF8	
<b>Danny Tartabull, R</b> OBP: 0.333, SLG: 0.485 (1, 9) C B B B B		1-3 K		2-2 CS 1B		1-0 HR		3-3 K	
<b>Mike Macfarlane, R</b> OBP: 0.308, SLG: 0.448 (1, 2) C B B B B C C		3-3 K		1-1 F8		2-3 K		1-1 G5-3	
<b>Kevin Seitzer, R</b> OBP: 0.263, SLG: 0.250 (1, 5) C B B B B X		1-1 F8		0-1 CS 1-2	3-2 G3	2-2 2B			
<b>Carmelo Martinez, R</b> OBP: 0.312, SLG: 0.231 (1, 3) C B B B B X			2-2 2B SF9 1B		2-3 K	3-3 K			
<b>Kurt Stillwell, S</b> OBP: 0.302, SLG: 0.339 (1, 6) C B C X			1-1 SF9 FC1-5 2B		2-1 F8	4-2 BB			
<b>Terry Shumpert, R</b> OBP: 0.274, SLG: 0.336 (1, 4) B F X			1-1 SF9 2-3 3-H			1-2 G6-3 S 1B	2-0 F9		

Inning Stats	R: 0	H: 0	E: 0	LOB: 0	K: 0	BB: 1	S: 4	P: 8
	R: 0	H: 0	E: 0	LOB: 0	K: 2	BB: 0	S: 8	P: 13
	R: 1	H: 2	E: 0	LOB: 1	K: 0	BB: 0	S: 10	P: 17
	R: 0	H: 1	E: 0	LOB: 0	K: 1	BB: 0	S: 9	P: 13
	R: 0	H: 0	E: 0	LOB: 0	K: 1	BB: 0	S: 10	P: 17
	R: 0	H: 1	E: 0	LOB: 1	K: 0	BB: 0	S: 11	P: 16
	R: 1	H: 2	E: 0	LOB: 2	K: 2	BB: 1	S: 16	P: 30
	R: 2	H: 1	E: 0	LOB: 0	K: 1	BB: 1	S: 9	P: 18

PITCHER	IP	WLS	BF	H	R	ER	SO	BB	IBB	HBP	BLK	WP	HR	S	P	ERA	WHIP
<b>Jose Guzman, R</b> ERA: 3.44 (1, 1)	7.0	L	27	6	2	2	6	2	0	0	0	0	1	68	114	2.57	1.143
<b>Mike Jeffcoat, L</b> ERA: 4.07 (8, 1)	1.0		5	1	2	2	1	1	0	0	0	0	0	9	18	18.00	2.000

**BOTTOM**

AB	R	H	RBI	BB	SO	LOB
3	1	0	0	1	0	2
3	1	1	1	1	0	2
3	0	0	1	0	1	2
4	1	2	1	0	2	0
4	0	0	0	0	2	1
3	0	1	0	0	0	0
3	1	1	0	0	2	1
2	0	1	0	1	0	0
2	0	1	1	0	0	2

WP	PA
0	33

<b>AB</b>	<b>27</b>
<b>R</b>	<b>4</b>
<b>H</b>	<b>7</b>
<b>RBI</b>	<b>4</b>
<b>BB</b>	<b>3</b>
<b>SO</b>	<b>7</b>
<b>LOB</b>	<b>10</b>



**Texas Rangers @ Kansas City Royals**  
**Royals Stadium, Kansas City, MO**  
 Tue Jun 04 1991, 8:05 PM EDT  
 Att. 23,342 - Cloudy - 83 F

[livebaseballscorecards.com](http://livebaseballscorecards.com)

Batter	1	2	3	4	5	6	7	8	9	AB R H RBI BB SO LOB
--------	---	---	---	---	---	---	---	---	---	----------------------

<b>Brian Downing, R</b> (1, 10) <small>OBP: 0.445, SLG: 0.527</small>	0-0 		3-2 		3-1 			0-2 		4 0 0 0 0 0 2
<b>Rafael Palmeiro, L</b> (1, 3) <small>OBP: 0.359, SLG: 0.487</small>	1-2 		2-2 			1-1 		0-1 		4 1 1 0 0 0 0
<b>Ruben Sierra, S</b> (1, 9) <small>OBP: 0.405, SLG: 0.563</small>	1-0 			1-1 		1-0 			2-3 	4 0 1 1 0 1 0
<b>Julio Franco, R</b> (1, 4) <small>OBP: 0.372, SLG: 0.452</small>	2-2 			2-2 		2-1 			2-1 	4 1 2 0 0 0 1
<b>Kevin Reimer, L</b> (1, 7) <small>OBP: 0.336, SLG: 0.419</small> <b>Gary Pettis, S</b> (9, PH) <small>OBP: 0.367, SLG: 0.293</small>	2-0 			3-3 		3-2 			1-1 	3 0 0 0 0 1 2 1 0 0 0 0 0 1
<b>Juan Gonzalez, R</b> (1, 8) <small>OBP: 0.401, SLG: 0.563</small>		1-2 			0-0 		2-2 		4-2 	3 0 0 0 1 0 0
<b>Steve Buechele, R</b> (1, 5) <small>OBP: 0.352, SLG: 0.479</small>		2-3 			1-1 		3-3 		4-1 	3 0 1 0 1 2 0
<b>Mike Stanley, R</b> (1, 2) <small>OBP: 0.390, SLG: 0.433</small>		1-0 		2-2 		0-0 		2-2 	1-2 2-3 3-H	4 0 0 0 0 0 3
<b>Mario Diaz, R</b> (1, 6) <small>OBP: 0.323, SLG: 0.383</small>			1-1 		0-0 		1-1 			3 0 1 0 0 0 0

**Texas Rangers @ Kansas City Royals**  
 Royals Stadium, Kansas City, MO  
 Wed Jun 05 1991, 8:05 PM EDT  
 Att. 27,059 - Cloudy - 76 F

AB	33
R	2
H	6
RBI	1
BB	2
SO	4
LOB	9



Inning Stats	R: 1	H: 2	R: 0	H: 0	R: 0	H: 0	R: 0	H: 2	R: 0	H: 1	R: 0	H: 0	R: 0	H: 0	R: 1	H: 1	1B: 4	SF: 0
	E: 0	LOB: 1	E: 0	LOB: 0	E: 0	LOB: 0	E: 0	LOB: 2	E: 0	LOB: 1	E: 0	LOB: 0	E: 0	LOB: 0	E: 0	LOB: 2	2B: 2	SAC: 0
	K: 0	BB: 0	K: 1	BB: 0	K: 0	BB: 0	K: 1	BB: 0	K: 0	BB: 0	K: 1	BB: 0	K: 1	BB: 0	K: 1	BB: 2	3B: 0	DP: 0
	S: 10	P: 16	S: 7	P: 11	S: 9	P: 15	S: 10	P: 16	S: 10	P: 16	S: 9	P: 14	S: 7	P: 8	S: 17	P: 32	HR: 0	HBP: 0

PITCHER	IP	WLS	BF	H	R	ER	SO	BB	IBB	HBP	BLK	WP	HR	S	P	ERA	WHIP
<b>Mark Gubicza, R</b> (1, 1) <small>ERA: 4.03</small>	6.0		23	5	1	1	2	0	0	0	0	1	0	55	89	1.50	0.833
<b>Steve Crawford, R</b> (7, 1) <small>ERA: 4.5</small>	2.0	W	6	0	0	0	1	0	0	0	0	0	0	16	22	0.00	0.000
<b>Mark Davis, L</b> (9, 1) <small>ERA: 5.23</small>	0.2		5	1	1	1	1	2	0	0	0	0	0	11	24	13.50	4.500
<b>Jeff Montgomery, R</b> (9, 1) <small>ERA: 3.42</small>	0.1	S	1	0	0	0	0	0	0	0	0	1	0	6	8	0.00	0.000

WP: 2	PA: 35
PB: 0	
SB: 1	
CS: 0	

Batter	1	2	3	4	5	6	7	8	9	AB	R	H	RBI	BB	SO	LOB
<b>Brian McRae, S</b> OBP: 0.271, SLG: 0.351 (1, 8) B C X	1-1 G5-3 ①		1-1 L7 ②		3-1 E3 ② 1-2 2-3			0-0 P1 ①		4	0	0	0	0	0	4
<b>Kirk Gibson, L</b> OBP: 0.330, SLG: 0.416 (1, 7) C B B X	2-1 G6-3 ②		1-0 FC4-6 ③ 1-2f		0-0 SF7 ② 3-H			4-2 2B BB		2	1	0	1	1	0	2
<b>George Brett, L</b> OBP: 0.290, SLG: 0.300 (1, 10) B F S F B X	2-2 G4-3 ③			1-1 1B	3-0 G3 ③			0-1 1B 2B G4-3 1-H		4	1	2	1	0	0	2
<b>Danny Tartabull, R</b> OBP: 0.326, SLG: 0.473 (1, 9) B B X		2-0 G5-3 ①		3-1 P2 ①		1-3 K ①		0-1 G4-3 ② 2-3		4	0	0	0	0	1	2
<b>Mike Macfarlane, R</b> OBP: 0.307, SLG: 0.443 (1, 2) G S T F F		0-3 K ②		1-3 K ②		0-1 L4 ②		0-1 1B BB 3-H		4	0	1	1	0	2	1
<b>Kevin Seitzer, R</b> OBP: 0.263, SLG: 0.239 (1, 5) C X		0-1 G4-3 ③		1-2 G4-3 ③		2-1 L7 ③		4-0 BB 1-2		3	0	0	0	1	0	1
<b>Carmelo Martinez, R</b> OBP: 0.319, SLG: 0.245 (1, 3) B B F X			2-1 2B		4-0 FC1-5 BB		2-2 G4-3 ①	1-2 F7 ③		3	0	1	0	1	0	2
<b>Kurt Stillwell, S</b> OBP: 0.308, SLG: 0.341 (1, 6) B B B C B			4-1 BB FC4-6		2-2 E4 BB FC1-5 SF7 1-2		2-0 1B G6-4-3			2	1	1	0	1	0	1
<b>Terry Shumpert, R</b> OBP: 0.268, SLG: 0.328 (1, 4) B L L B L			2-3 K ①		0-1 FC1-5 ① 1-2 2-3f		1-0 SAFE G6-4-3 ② ③ 1-2f			3	0	0	0	0	1	5

Inning Stats		R: 0	H: 0	R: 0	H: 0	R: 0	H: 1	R: 0	H: 1	R: 1	H: 0	R: 0	H: 1	R: 2	H: 2	1B: 3	SF: 1	WP: 0	PA: 34
		E: 0	LOB: 0	E: 0	LOB: 0	E: 0	LOB: 2	E: 2	LOB: 2	E: 0	LOB: 0	E: 0	LOB: 0	E: 0	LOB: 2	2B: 2	SAC: 0	PB: 0	
		K: 0	BB: 0	K: 1	BB: 0	K: 1	BB: 1	K: 0	BB: 1	K: 1	BB: 0	K: 0	BB: 0	K: 0	BB: 2	3B: 0	DP: 1	SB: 0	
		S: 8	P: 13	S: 7	P: 9	S: 9	P: 19	S: 10	P: 16	S: 9	P: 21	S: 8	P: 11	S: 5	P: 10	HR: 0	HBP: 0	CS: 0	
<b>PITCHER</b>	<b>IP</b>	<b>WLS</b>	<b>BF</b>	<b>H</b>	<b>R</b>	<b>ER</b>	<b>SO</b>	<b>BB</b>	<b>IBB</b>	<b>HBP</b>	<b>BLK</b>	<b>WP</b>	<b>HR</b>	<b>S</b>	<b>P</b>	<b>ERA</b>	<b>WHIP</b>		
<b>Kevin Brown, R</b> ERA: 5.79 (1, 1)	7.2	L	33	5	3	2	4	4	0	0	0	0	0	67	118	2.35	1.174		
<b>Gerald Alexander, R</b> ERA: 1.38 (8, 1)	0.1		1	0	0	0	0	0	0	0	0	0	0	3	4	0.00	0.000		


**BOTTOM**

**Texas Rangers @ Kansas City Royals**  
Royals Stadium, Kansas City, MO

Wed Jun 05 1991, 8:05 PM EDT  
Att. 27,059 - Cloudy - 76 F

livebaseballscorecards.com

<b>AB</b>	<b>29</b>
<b>R</b>	<b>3</b>
<b>H</b>	<b>5</b>
<b>RBI</b>	<b>3</b>
<b>BB</b>	<b>4</b>
<b>SO</b>	<b>4</b>
<b>LOB</b>	<b>20</b>



Batter	1	2	3	4	5	6	7	8	9	10	11	12	13	14	15	16	17	18	AB	R	H	RBI	BB	SO	LOB	TOP							
Gary Pettis, S OBP: 0.357, SLG: 0.284 Brian Downing, R OBP: 0.442, SLG: 0.523 Mario Diaz, R OBP: 0.329, SLG: 0.385	(1, 8) K		(1, 3) K		(3, 2) P6		(3, 1) E5		(0, 2) G3 1B		(0, 1) P3		(1, 1) G1-3		(0, 2) BB FC5-6 1B		(2, 2) G4-3		3	0	0	0	0	2	1								
Rafael Palmeiro, L OBP: 0.344, SLG: 0.465	(1, 3) P4			(0, 1) F8		(2, 1) P5	(0, 1) F7		(3, 2) G3		(1, 1) G3		(3, 2) F9		(0, 0) FC5-6 BB 1B		(2, 2) G4-3		9	0	0	0	0	0	5								
Ruben Sierra, S OBP: 0.397, SLG: 0.543	(1, 9) P5			(1, 2) F7		(1, 0) F8		(2, 3) K	(4, 0) BB 1B IBB		(1, 2) F9		(3, 2) G4-3		(4, 0) BB			(3, 0) F8		7	0	0	0	2	1	0							
Julio Franco, R OBP: 0.380, SLG: 0.448				(4, 2) F8 1B BB		(1, 0) G6-3		(2, 0) F9	(3, 2) BB 1B			(3, 2) FC5-4 BB 1B		(4, 0) G3 BB		(2, 3) K		(3, 2) G6-3		6	0	2	1	3	1	3							
Kevin Reimer, L OBP: 0.368, SLG: 0.438				(0, 0) 1B			(2, 1) BB 1B	(2, 2) BB 1B	(4, 2) BB 1B			(4, 2) FC5-4 BB		(1, 2) G3		(0, 0) SH1-4 1B P2-5 1B		(2, 2) L9		7	1	5	0	2	0	1							
Juan Gonzalez, R OBP: 0.394, SLG: 0.544				(1, 2) F8		(1, 1) P3		(1, 3) K	(1, 2) BB 1B		(1, 3) K		(2, 0) FC5-4		(1, 3) K		(0, 1) SH1-4 1B			8	0	2	0	0	3	11							
Steve Buechele, R OBP: 0.349, SLG: 0.466				(2, 2) F8			(2, 0) F9	(4, 1) BB 1B	(2, 2) F8			(2, 1) P2		(0, 3) K		(0, 2) SH1-4				6	0	1	0	1	1	5							
Mike Stanley, R OBP: 0.376, SLG: 0.397					(1, 1) F8		(4, 0) 1B E BB	(1, 2) G1-3	(2, 2) L9			(4, 2) FC6-4 BB			(3, 3) K		(3, 1) P2-5			6	1	0	0	2	2	6							
Jeff Huson, L OBP: 0.299, SLG: 0.270 Denny Walling, L OBP: 0.195, SLG: 0.135	(1, 6) G4-3			(3, 1) G4-3			(2, 2) F7		(1, 0) F7			(1, 2) FC6-4			(1, 1) FC5-6 1B			(1, 1) G4-3		2	0	0	0	0	0	1							
Inning Stats	R: 0 E: 0 K: 1 S: 11	H: 0 LOB: 0 BB: 0 P: 17	H: 1 LOB: 1 BB: 1 P: 23	R: 0 E: 0 K: 2 S: 9	H: 0 LOB: 0 BB: 0 P: 15	R: 0 E: 0 K: 0 S: 12	H: 1 LOB: 2 BB: 1 P: 18	R: 0 E: 0 K: 0 S: 11	H: 1 LOB: 1 BB: 0 P: 17	R: 0 E: 0 K: 0 S: 4	H: 0 LOB: 0 BB: 0 P: 8	R: 2 E: 1 K: 1 S: 16	H: 2 LOB: 2 BB: 1 P: 30	R: 0 E: 0 K: 1 S: 19	H: 2 LOB: 3 BB: 1 P: 31	R: 1 E: 0 K: 1 S: 18	H: 2 LOB: 3 BB: 2 P: 34	R: 0 E: 0 K: 0 S: 9	H: 0 LOB: 0 BB: 0 P: 14	R: 0 E: 0 K: 0 S: 7	H: 0 LOB: 0 BB: 0 P: 9	R: 0 E: 0 K: 2 S: 9	H: 0 LOB: 1 BB: 1 P: 15	R: 0 E: 0 K: 0 S: 8	H: 2 LOB: 1 BB: 0 P: 11	R: 0 E: 0 K: 0 S: 10	H: 0 LOB: 0 BB: 0 P: 15	R: 0 E: 0 K: 0 S: 7	H: 0 LOB: 0 BB: 0 P: 15	1B: 14 2B: 1 3B: 0 HR: 0	SF: 0 SAC: 1 DP: 1 HBP: 0	WP: 0 PB: 0 SB: 1 CS: 0	PA: 77
PITCHER	IP	WLS	BF	H	R	ER	SO	BB	IBB	HBP	BLK	WP	HR	S	P	ERA	WHIP																
Bret Saberhagen, R ERA: 2.61	(1, 1) 7.0		29	5	2	1	4	3	0	0	0	0	0	79	128	1.29	1.143																
Luis Aquino, R ERA: 4.4	(8, 1) 1.2		11	4	1	1	1	1	1	0	0	0	0	32	55	5.40	3.000																
Mark Davis, L ERA: 5.23	(9, 1) 0.0		1	0	0	0	0	1	0	0	0	0	0	2	6	∞	∞																
Storm Davis, R ERA: 4.99	(9, 1) 2.1		7	0	0	0	1	0	0	0	0	0	0	19	27	0.00	0.000																
Steve Crawford, R ERA: 4.05	(12, 1) 2.0		9	1	0	0	0	2	0	0	0	0	0	24	46	0.00	1.500																
PITCHER	IP	WLS	BF	H	R	ER	SO	BB	IBB	HBP	BLK	WP	HR	S	P	ERA	WHIP																
Jeff Montgomery, R ERA: 2.97	(14, 1) 4.0		17	4	0	0	4	2	0	0	0	0	0	44	68	0.00	1.500																
Mike Boddicker, R ERA: 3.16	(18, 1) 1.0	W	3	0	0	0	0	0	0	0	0	0	0	7	15	0.00	0.000																

Texas Rangers @ Kansas City Royals  
Royals Stadium, Kansas City, MO  
Thu Jun 06 1991, 4:33 AM EDT  
Att. 38,523 - Sunny - 76 F

livebaseballscorecards.com

AB 66  
R 3  
H 14  
RBI 2  
BB 10  
SO 10  
LOB 37



Batter	1	2	3	4	5	6	7	8	9	10	11	12	13	14	15	16	17	18	AB	R	H	RBI	BB	SO	LOB	BOTTOM	
Brian McRae, S (1, 8) OBP: 0.286, SLG: 0.343	P2			2B 1B	SF8		K			F7	B5-3				F7		F8		7	1	1	1	1	1	4		
Kirk Gibson, L (1, 7) OBP: 0.325, SLG: 0.402	K			P5	F8					F7			G4-3				F7		8	0	1	0	1	1	5		
George Brett, L (1, 10) OBP: 0.330, SLG: 0.333	F9			2B 1B						F8									6	0	4	0	3	0	0		
Danny Tartabull, R (1, 9) OBP: 0.317, SLG: 0.460																			5	0	0	0	0	2	5		
Terry Shumpert, R (11, 4) OBP: 0.269, SLG: 0.322				K	K					G6-3									2	0	0	0	1	1	4		
Warren Cromarte, L (1, 3) OBP: 0.344, SLG: 0.454																			2	0	1	1	1	1	0		
Carmelo Martinez, R (9, PH) OBP: 0.330, SLG: 0.284																			1	1	1	1	1	0	0		
Gary Thurman, R (11, PR) OBP: 0.291, SLG: 0.352																			4	0	1	0	0	1	4		
Kevin Seitzer, R (1, 5) OBP: 0.284, SLG: 0.247																			6	1	2	0	2	1	4		
Brent Mayne, L (1, 2) OBP: 0.372, SLG: 0.316																			6	1	2	0	2	1	4		
Kurt Stillwell, S (1, 6) OBP: 0.300, SLG: 0.328																			7	0	0	0	1	0	5		
David Howard, S (1, 4) OBP: 0.208, SLG: 0.095																			3	0	1	0	0	2	0		
Jim Eisenreich, L (10, PH) OBP: 0.340, SLG: 0.405																			1	0	0	0	0	0	0		
Mike Macfarlane, R (11, PH) OBP: 0.305, SLG: 0.440																			1	0	0	0	0	0	3		
Bill Pecota, R (12, 3) OBP: 0.321, SLG: 0.364																			2	0	1	0	1	0	2		
<b>Inning Stats</b>	R: 0 E: 0 K: 1 S: 5	H: 0 LOB: 0 BB: 0 P: 7	R: 0 E: 0 K: 2 S: 7	H: 0 LOB: 0 BB: 0 P: 13	R: 0 E: 0 K: 2 S: 9	H: 0 LOB: 0 BB: 0 P: 12	R: 1 E: 0 K: 1 S: 14	H: 3 LOB: 2 BB: 0 P: 18	R: 1 E: 0 K: 1 S: 9	H: 1 LOB: 2 BB: 1 P: 14	R: 0 E: 0 K: 1 S: 9	H: 0 LOB: 0 BB: 0 P: 12	R: 0 E: 0 K: 0 S: 5	H: 0 LOB: 0 BB: 0 P: 11	R: 1 E: 0 K: 1 S: 10	H: 1 LOB: 2 BB: 1 P: 16	R: 0 E: 0 K: 1 S: 14	H: 1 LOB: 1 BB: 0 P: 20	R: 0 E: 0 K: 0 S: 12	H: 2 LOB: 3 BB: 1 P: 19	R: 1 E: 1 K: 0 S: 4	H: 1 LOB: 2 BB: 1 P: 8	1B: 11 2B: 3 3B: 0 HR: 1	SF: 1 SAC: 4 DP: 0 HBP: 0	WP: 0 PB: 0 SB: 1 CS: 0	PA: 80	
<b>PITCHER</b>	IP WLS BF H R ER SO BB IBB HBP BLK WP HR S P ERA WHIP																										
Nolan Ryan, R (1, 1) ERA: 3.45	7.0	28	6	2	2	9	1	0	0	0	0	0	0	0	5	11	0.00	0.000									
John Barfield, L (8, 1) ERA: 3.62	1.0	3	0	0	0	0	0	0	0	0	0	0	0	0	1	18	3.50	1.500									
Jeff Russell, R (9, 1) ERA: 2.86	2.0	9	2	1	1	0	1	0	0	0	0	0	0	0	3	15	∞	∞									
Joe Blaker, R (11, 1) ERA: 5.4	0.0	3	0	0	0	0	1	2	0	0	0	0	0	0	3	15	∞	∞									
Mike Jeffercoat, L (11, 1) ERA: 3.67	2.2	10	2	0	0	1	0	0	0	0	0	0	0	0	29	39	0.00	0.750									
Gerald Alexander, R (13, 1) ERA: 1.22	4.1	24	4	0	0	1	4	4	0	0	0	0	0	0	54	102	0.00	1.846									
Kenny Rogers, L (18, 1) ERA: 7.34	0.0	3	1	1	0	0	1	0	0	0	0	0	0	4	8	∞	∞										


Texas Rangers @ Kansas City Royals  
Royals Stadium, Kansas City, MO  
Thu Jun 06 1991, 4:33 AM EDT  
Att: 38,523 - Sunny - 76 F

AB	61
R	4
H	15
RBI	3
BB	14
SO	11
LOB	40



WP	0
PA	80
PB	0
SB	1
CS	0

livebaseballscores.com

Batter	1	2	3	4	5	6	7	8	9	AB R H RBI BB SO LOB	TOP														
Brian Downing, R (1, 10) OBP: 0.450, SLG: 0.549	0-0 G6-3		2-2 1B		0-1 HR		4-1 FC6-4 BB			3 1 2 4 1 0 0															
Rafael Palmeiro, L (1, 3) OBP: 0.347, SLG: 0.471	1-1 2B		2-1 1B		2-1 F9		1-0 FC6-4			4 0 2 0 0 0 2															
Ruben Sierra, S (1, 9) OBP: 0.390, SLG: 0.532	3-2 G1-3		1-0 F8		1-0 G3-1		2-2 G5-3			4 0 0 0 0 0 5															
Julio Franco, R (1, 4) OBP: 0.373, SLG: 0.439	2-2 G4-3			3-2 G6-3	1-1 G5-3			1-3 K		4 0 0 0 0 1 1															
Kevin Reimer, L (1, 7) OBP: 0.362, SLG: 0.430																									
Gary Pettis, S (5, 8) OBP: 0.351, SLG: 0.278			0-0 F7		0-0 G4-3		2-3 K		1-0 G6-3	2 0 0 0 0 0 0 2 0 0 0 0 1 0															
Juan Gonzalez, R (1, 8) OBP: 0.384, SLG: 0.529			1-1 G5-3		0-1 F8		2-3 K		3-1 G6-3	4 0 0 0 0 1 0															
Geno Petrali, L (1, 2) OBP: 0.339, SLG: 0.313																									
Mike Stanley, R (6, PH) OBP: 0.370, SLG: 0.387			3-2 F7				2-2 1B E HR 1B		1-3 K	2 1 1 0 0 0 0 2 0 0 0 0 1 0	AB 34 R 4 H 6 RBI 4 BB 2 SO 6 LOB 10														
Steve Buechele, R (1, 5) OBP: 0.347, SLG: 0.457					0-1 G6-3		1-2 E6 1B HR		4-2 FC6-4 BB BB	3 1 0 0 1 1 1															
Jeff Huson, L (1, 6) OBP: 0.303, SLG: 0.275																									
Mario Diaz, R (7, PH) OBP: 0.319, SLG: 0.373			3-2 G6-3		0-0 HR 1B		SAFE SAFE K		3-2 G4-3	2 1 1 0 0 0 0 2 0 0 0 0 1 1															
Inning Stats	R: 0 E: 0 K: 0 S: 10	H: 1 LOB: 1 BB: 0 P: 16	R: 0 E: 0 K: 0 S: 6	H: 0 LOB: 0 BB: 0 P: 10	R: 0 E: 0 K: 0 S: 11	H: 2 LOB: 2 BB: 0 P: 19	R: 0 E: 0 K: 0 S: 7	H: 0 LOB: 0 BB: 0 P: 10	R: 4 E: 1 K: 0 S: 15	H: 3 LOB: 0 BB: 0 P: 22	R: 0 E: 0 K: 3 S: 9	H: 0 LOB: 0 BB: 0 P: 14	R: 0 E: 0 K: 1 S: 13	H: 0 LOB: 2 BB: 2 P: 24	R: 0 E: 0 K: 1 S: 6	H: 0 LOB: 0 BB: 0 P: 11	R: 0 E: 0 K: 1 S: 11	H: 0 LOB: 0 BB: 0 P: 18	1B: 4 2B: 1 3B: 0 HR: 1	SF: 0 SAC: 0 DP: 0 HBP: 0	WP: 0 PB: 0 SB: 0 CS: 0	PA: 36			
PITCHER	IP	WLS	BF	H	R	ER	SO	BB	IBB	HBP	BLK	WP	HR	S	P	ERA	WHIP								
Mike Witt, R (1, 1) ERA: 5.4	5.0		22	6	4	3	0	0	0	0	0	0	1	49	77	5.40	1.200								
Greg Cadaret, L (6, 1) ERA: 3.15	2.0		8	0	0	0	4	2	0	0	0	0	0	22	38	0.00	1.000								
John Habyan, R (8, 1) ERA: 1.8	2.0	W	6	0	0	0	2	0	0	0	0	0	0	17	29	0.00	0.000								

Texas Rangers @ New York Yankees

Yankee Stadium, Bronx, NY

Fri Jun 07 1991, 7:05 PM EDT  
Att. 21,452 - Cloudy - 77 F

livebaseballscorecards.com



Batter	1	2	3	4	5	6	7	8	9	AB R H RBI BB SO LOB
Roberto Kelly, R OBP: 0.322, SLG: 0.389 (1, 8) CBB FBB X	2-2 F8 ① C X	0-1 G6-3 ③		2-2 G5-3 ② ③ 2-3f		2-2 G4-3 ① ② 1-2			0-0 F9 ②	5 0 0 0 0 0 4
Steve Sax, R OBP: 0.305, SLG: 0.335 (1, 4) BB CBB CBB B	4-2 2B 1B BB		0-0 F8 ①		2-1 1B 1B	2-1 G4-3 ③			1-0 1B 2B	4 3 2 0 1 0 0
Don Mattingly, L OBP: 0.365, SLG: 0.400 (1, 3) X	0-0 F8 ②		1-2 G6-3 ②		1-1 1B BB 1B			2-0 F8 ①	0-0 2-H 1B	5 0 2 1 0 0 1
Kevin Maas, L OBP: 0.408, SLG: 0.460 (1, 10) 1 SAFE FBB FBB SAFE SAFE 1 X	2-2 1B 2B		4-2 BB		2-3 K			2-1 F8 ②		3 1 1 0 1 1 2
Jesse Barfield, R OBP: 0.351, SLG: 0.494 (1, 9) B FBB S X	2-2 2-H 3-H 1B		0-0 F8 ③		4-2 1B BB			2-2 G5-3 ③		3 0 1 2 1 0 1
Hensley Meulens, R OBP: 0.256, SLG: 0.322 (1, 7) B CBB S	1-3 K			2-3 K		0-0 1B		0-0 G6-3 ①		4 0 1 1 0 2 1
Alvaro Espinoza, R OBP: 0.287, SLG: 0.340 (1, 6) B FBB S X		1-2 G1-3 ①		1-2 1B E 1B		0-1 F7 ②		1-0 F9 ②		4 0 1 0 0 0 3
Bob Geren, R OBP: 0.214, SLG: 0.173 (1, 2) BB FBB X		2-0 G6-3 ②		0-2 E6 G5-3 1B 1-2		0-0 G3 ③		3-1 G6-3 ③		4 0 0 0 0 0 4
Pat Kelly, R OBP: 0.281, SLG: 0.415 (1, 5) B FBB X		1-0 HR		1-0 1B 1-2 2-3			0-0 CS 1B		0-0 F9 ①	4 1 3 1 0 0 0

Inning Stats		R: 2	H: 2	R: 1	H: 1	R: 0	H: 0	R: 0	H: 2	R: 1	H: 3	R: 0	H: 1	R: 0	H: 0	R: 0	H: 0	R: 1	H: 2	1B: 8	SF: 0	WP: 0	PA: 39
		E: 0	LOB: 1	E: 0	LOB: 0	E: 0	LOB: 1	E: 1	LOB: 2	E: 0	LOB: 3	E: 0	LOB: 0	E: 0	LOB: 0	E: 0	LOB: 0	E: 0	LOB: 1	2B: 2	SAC: 0	PB: 0	
		K: 1	BB: 1	K: 0	BB: 0	K: 0	BB: 1	K: 1	BB: 0	K: 1	BB: 1	K: 0	BB: 0	K: 0	BB: 0	K: 0	BB: 0	K: 0	BB: 0	3B: 0	DP: 1	SB: 0	
		S: 16	P: 27	S: 7	P: 11	S: 7	P: 12	S: 14	P: 20	S: 14	P: 23	S: 10	P: 14	S: 7	P: 13	S: 4	P: 8	S: 4	P: 5	HR: 1	HBP: 0	CS: 1	

PITCHER		IP	WLS	BF	H	R	ER	SO	BB	IBB	HBP	BLK	WP	HR	S	P	ERA	WHIP	PITCHER		IP	WLS	BF	H	R	ER	SO	BB	IBB	HBP	BLK	WP	HR	S	P	ERA	WHIP
Kenny Rogers, L ERA: 7.43 (1, 1)		4.1		23	7	4	4	3	3	0	0	0	0	1	54	89	8.31	2.308																			
John Barfield, L ERA: 3.44 (5, 1)		4.1	L	16	4	1	1	0	0	0	0	0	0	0	29	44	2.08	0.923																			

BOTTOM

Texas Rangers @ New York Yankees  
 Yankee Stadium, Bronx, NY  
 Fri Jun 07 1991, 7:05 PM EDT  
 Att: 21,452 - Cloudy - 77 F

livebaseballscorecards.com

AB 36  
 R 5  
 H 11  
 RBI 5  
 BB 3  
 SO 3  
 LOB 16



Batter	1	2	3	4	5	6	7	8	9	AB R H RBI BB SO LOB	TOP							
Brian Downing, R (1, 10) OBP: 0.448, SLG: 0.547	1-1 F8	1-2 F9		0-1 2B		4-1 BB			2-2 G6-3	4 0 1 0 1 0 2								
Rafael Palmeiro, L (1, 3) OBP: 0.345, SLG: 0.471 John Russell, R (9, PH) OBP: 0.222, SLG: 0.222	3-2 F7		2-2 1B 2B	3-2 F8		1-2 G4-3			0-0 1B 1B	4 1 1 0 0 0 3 1 1 1 0 0 0 0								
Ruben Sierra, S (1, 9) OBP: 0.399, SLG: 0.536	4-2 BB		0-2 HR 1B		2-2 G3		0-2 1B 1B		2-0 1B PB 1B	4 2 3 1 1 0 0								
Julio Franco, R (1, 4) OBP: 0.369, SLG: 0.433	3-1 F9		2-2 F8		3-2 G6-3		1-3 K		0-0 PB 1B	5 1 1 1 0 1 3								
Juan Gonzalez, R (1, 7) OBP: 0.396, SLG: 0.566			1-0 HR		1-1 2B		2-2 G6-4-3 1B		1-2 G3-1 1B 1B	5 1 4 3 0 1 0								
Geno Petralli, L (1, 2) OBP: 0.330, SLG: 0.304 Mike Stanley, R (7, PH) OBP: 0.372, SLG: 0.390 (7, 2)		2-0 G3-1	2-0 G6-3		2-1 F9		3-2 G6-4-3		3-1 G3-1 1B	3 0 0 0 0 0 1 2 0 1 0 0 0 2								
Steve Buechele, R (1, 5) OBP: 0.345, SLG: 0.452 Kevin Reimer, L (9, PH) OBP: 0.359, SLG: 0.426		2-2 1B 1B	0-0 G6-3			0-3 K		1-0 F7	0-0 G3-1	4 1 1 0 0 1 0 1 0 0 0 0 0 2								
Mario Diaz, R (1, 6) OBP: 0.316, SLG: 0.366 Denny Walling, L (9, PH) OBP: 0.190, SLG: 0.132		1-1 1B 1B		2-2 G6-3		2-2 F9		1-2 F9	2-3 K	4 0 1 0 0 0 0 1 0 0 0 0 1 2								
Gary Pettis, S (1, 8) OBP: 0.356, SLG: 0.287		2-1 1B		2-3 K		2-1 S BLK 1B		2-2 F9		4 0 2 1 0 1 0								
<b>Inning Stats</b>	R: 0 H: 0 E: 0 K: 0 S: 11	H: 0 LOB: 1 BB: 1 P: 21	R: 1 H: 3 E: 0 K: 1 S: 15	H: 3 LOB: 2 BB: 0 P: 26	R: 3 H: 3 E: 0 K: 0 S: 13	H: 3 LOB: 0 BB: 0 P: 20	R: 0 H: 1 E: 0 K: 1 S: 12	H: 1 LOB: 1 BB: 0 P: 19	R: 0 H: 1 E: 0 K: 1 S: 13	H: 1 LOB: 2 BB: 1 P: 22	R: 0 H: 2 E: 0 K: 1 S: 14	H: 2 LOB: 1 BB: 0 P: 20	R: 0 H: 0 E: 0 K: 0 S: 7	H: 0 LOB: 0 BB: 0 P: 11	R: 3 H: 5 E: 0 K: 1 S: 15	H: 5 LOB: 2 BB: 0 P: 25	1B: 12 SF: 0 2B: 3 SAC: 0 3B: 0 DP: 1 HR: 1 HBP: 0	WP: 0 PA: 44 PB: 1 SB: 1 CS: 0
<b>PITCHER</b>	IP WLS BF H R ER SO BB IBB HBP BLK WP HR S P ERA WHIP																	
Wade Taylor, R (1, 1) ERA: 6.97	5.0 W 24 8 4 4 2 1 0 0 0 0 1 62 105 7.20 1.800																	
Eric Plunk, R (6, 1) ERA: 6.03	0.2 4 1 0 0 1 1 0 0 0 1 0 10 18 0.00 3.000																	
Steve Howe, L (6, 1) ERA: 0.96	2.1 8 2 0 0 1 0 0 0 0 0 0 24 35 0.00 0.857																	
Lee Guetterman, L (9, 1) ERA: 2.57	0.1 6 5 3 3 0 0 0 0 0 0 0 11 19 81.00 15.000																	
Steve Farr, R (9, 1) ERA: 2.28	0.2 S 2 0 0 0 1 0 0 0 0 0 0 4 6 0.00 0.000																	

Texas Rangers @ New York Yankees  
 Yankee Stadium, Bronx, NY  
 Sat Jun 08 1991, 7:05 PM EDT  
 Att. 27,969 - Cloudy - 84 F

AB	42
R	7
H	16
RBI	6
BB	2
SO	5
LOB	15



Batter	1	2	3	4	5	6	7	8	9	AB	R	H	RBI	BB	SO	LOB
<b>Roberto Kelly, R</b> OBP: 0.329, SLG: 0.391 (1, 8)	1-0 1B S 2B 1B	1-0 F7		4-1 1B BB		1-3 K	3-2 FC6-4 1B 1-3 2-H 3-H			4	1	2	2	1	1	0
<b>Steve Sax, R</b> OBP: 0.316, SLG: 0.360 (1, 4)	3-2 2B FC3-6 1B 1-3	1-0 1B		0-1 1B 1-3		2-0 HR	1-0 FC6-4 1-2f			5	2	4	1	0	0	2
<b>Don Mattingly, L</b> OBP: 0.360, SLG: 0.400 (1, 3)	1-0 FC3-6 HR 2B 1-3 3-H	2-0 F8		1-1 F8		0-3 K		0-0 P6		5	1	1	1	0	1	3
<b>Kevin Maas, L</b> OBP: 0.408, SLG: 0.455 (1, 10)	4-1 FC3-6 BB		2-0 F9		1-2 G3-1	0-1 L3		2-2 PB 1B		4	0	1	0	1	0	0
<b>Mel Hall, L</b> OBP: 0.304, SLG: 0.548 (1, 7)	0-1 FC3-6 HR 1-2f 2-3 3-H		0-0 P6		3-1 HR		2-0 G5-3 1B 2B	1-2 G6-3		4	3	2	2	0	0	2
<b>Hensley Meulens, R</b> OBP: 0.254, SLG: 0.319 (8, PH) (9, 7)										1	0	0	0	0	0	1
<b>Jesse Barfield, R</b> OBP: 0.347, SLG: 0.503 (1, 9)	0-1 HR 1-H 3-H		0-3 K		3-1 F7		2-3 K	1-2 F7		5	1	1	3	0	2	2
<b>Matt Nokes, L</b> OBP: 0.317, SLG: 0.511 (1, 2)	3-1 G6-3			1-1 HR 1B 1B	2-2 1B 1B		4-0 G5-3 1B IBB			3	2	2	1	1	0	0
<b>Alvaro Espinoza, R</b> OBP: 0.286, SLG: 0.338 (1, 6)	1-3 K			1-3 K2-3	0-0 1B		1-1 G5-3	1-2 2-3		4	0	1	0	0	2	2
<b>Pat Kelly, R</b> OBP: 0.279, SLG: 0.393 (1, 5)		1-0 G5-3		3-2 L5	2-2 F7		4-2 1B BB			3	0	0	0	1	0	2

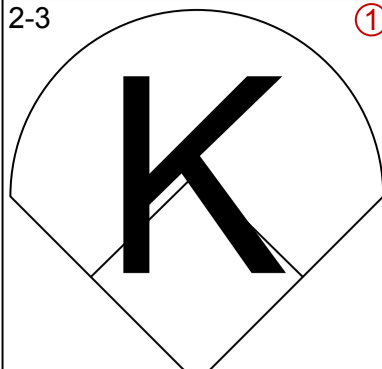
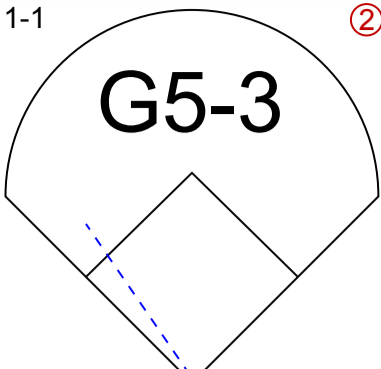
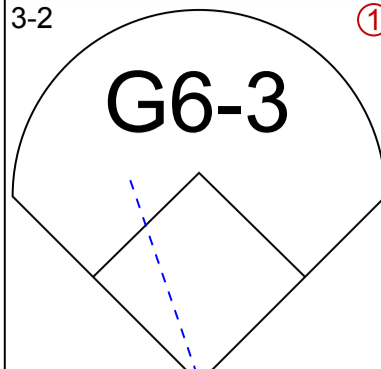
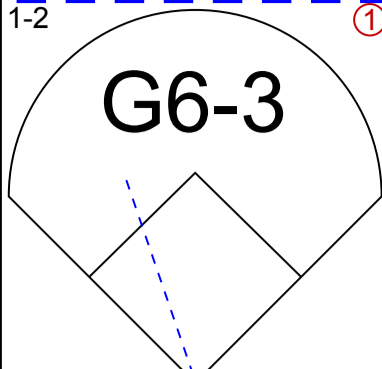
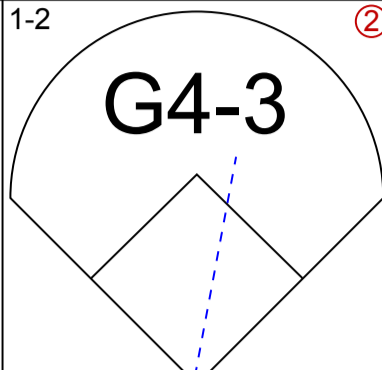
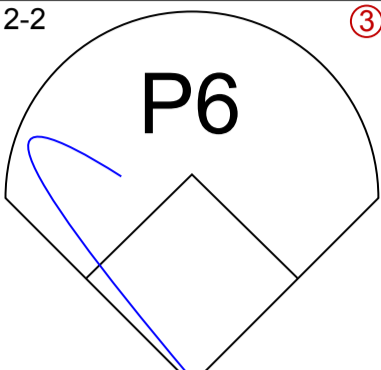
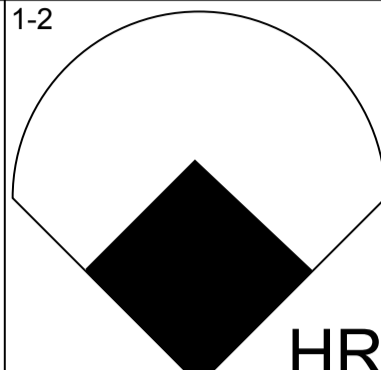
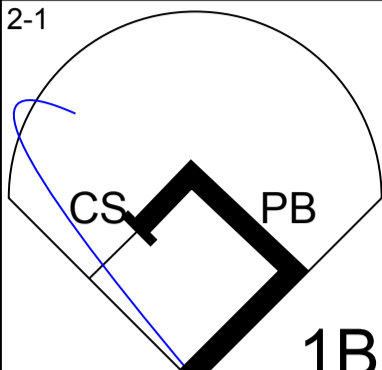
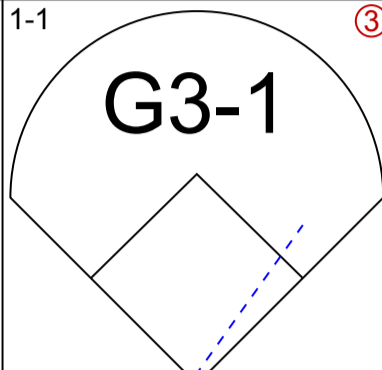
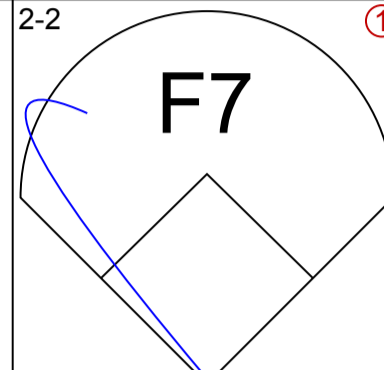
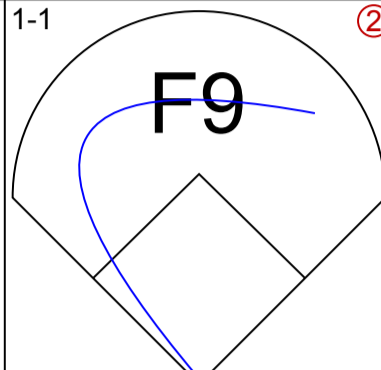
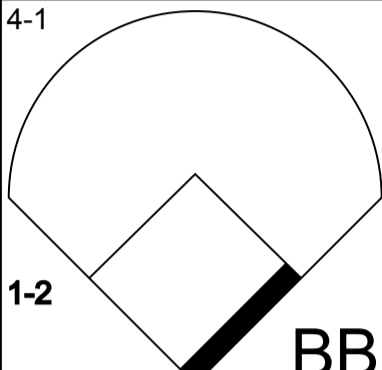
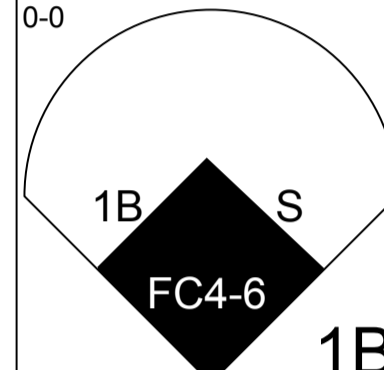
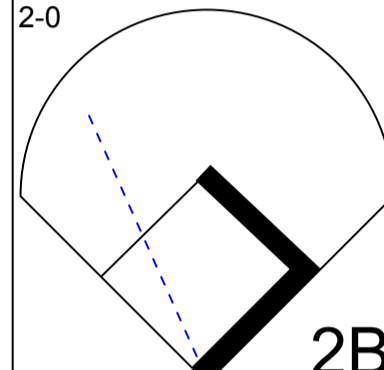
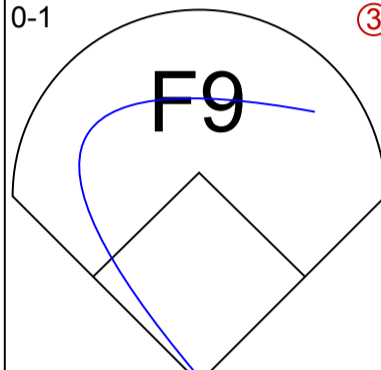
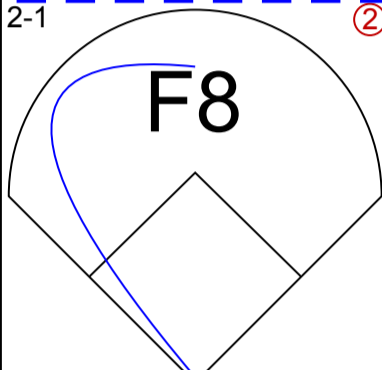
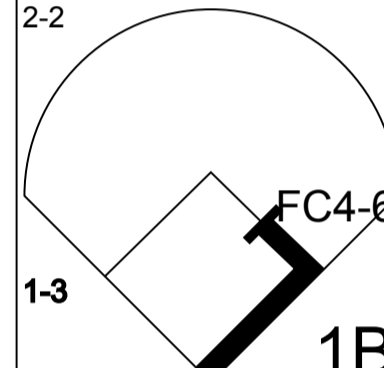
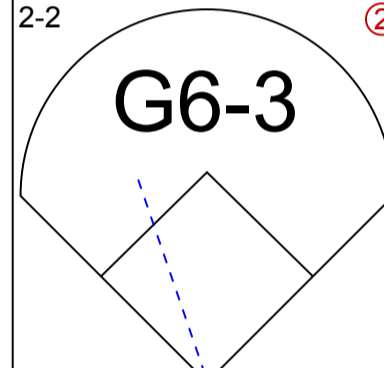
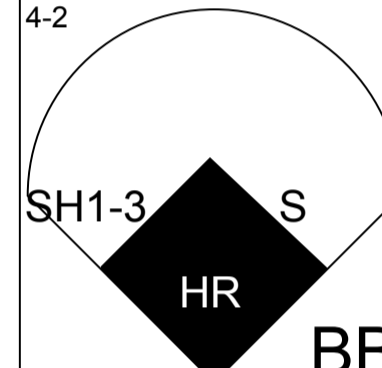
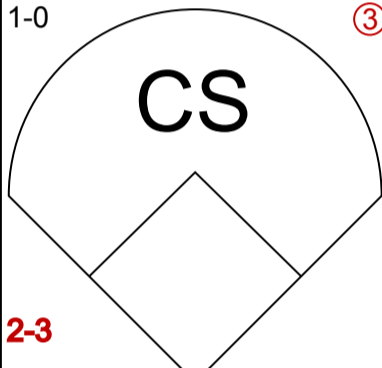
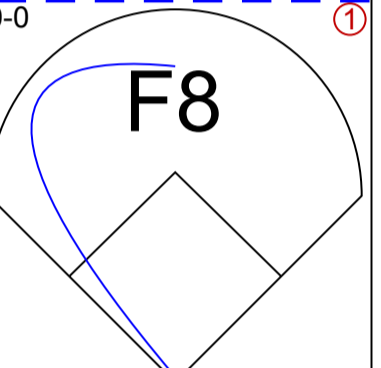
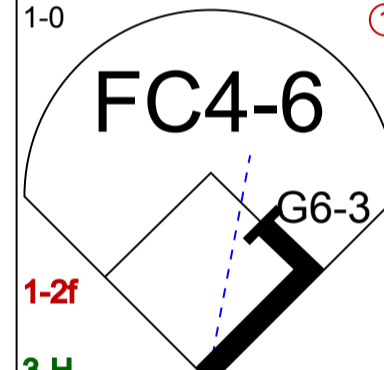
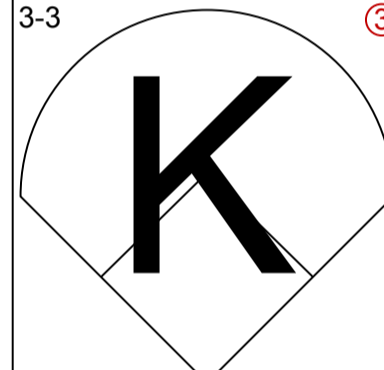
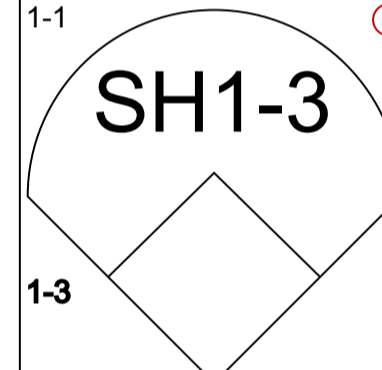
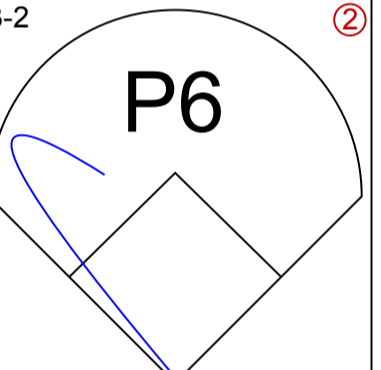
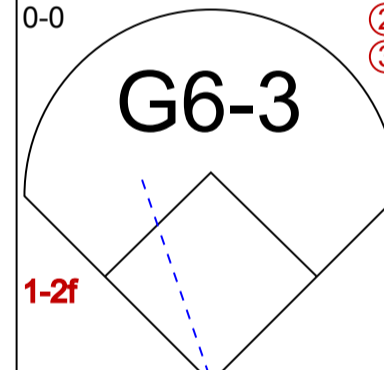
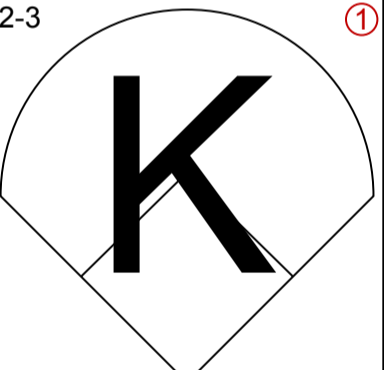
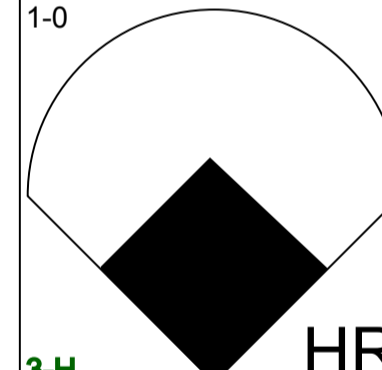
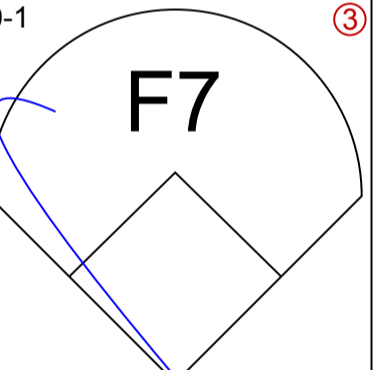
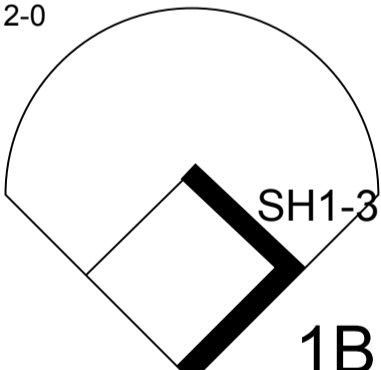
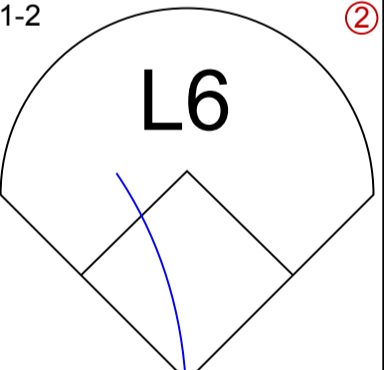
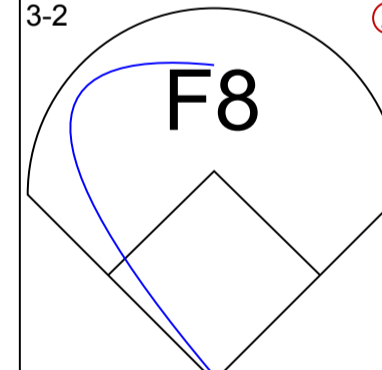
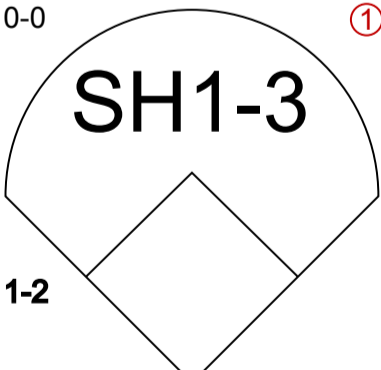
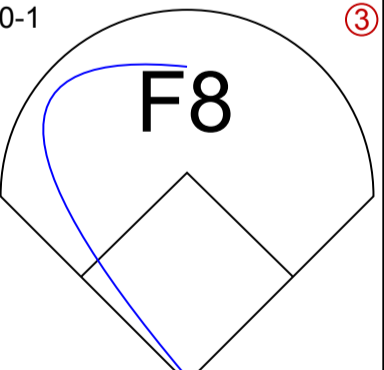
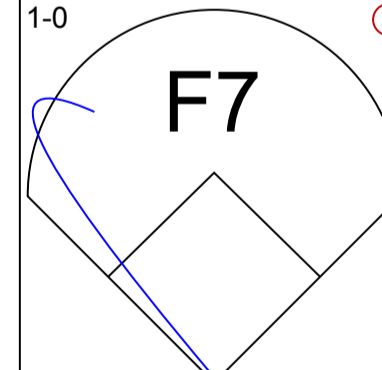
Inning Stats	R: 5	H: 4	E: 0	LOB: 0	K: 1	S: 16	P: 28	R: 0	H: 1	E: 0	LOB: 1	K: 0	S: 4	P: 9	R: 0	H: 0	E: 0	LOB: 0	K: 1	S: 5	P: 7	R: 1	H: 2	E: 0	LOB: 2	K: 1	S: 13	P: 23	R: 1	H: 3	E: 0	LOB: 2	K: 0	S: 16	P: 27	R: 1	H: 1	E: 0	LOB: 0	K: 2	S: 10	P: 13	R: 2	H: 2	E: 0	LOB: 2	K: 1	S: 15	P: 32	R: 0	H: 1	E: 0	LOB: 1	K: 0	S: 13	P: 17
1B: 8	SF: 0	2B: 2	SAC: 0	3B: 0	DP: 0	HR: 4	HBP: 0	WP: 0	PA: 42	1B: 8	SF: 0	2B: 2	SAC: 0	3B: 0	DP: 0	HR: 4	HBP: 0	WP: 0	PA: 42	1B: 8	SF: 0	2B: 2	SAC: 0	3B: 0	DP: 0	HR: 4	HBP: 0	WP: 0	PA: 42	1B: 8	SF: 0	2B: 2	SAC: 0	3B: 0	DP: 0	HR: 4	HBP: 0	WP: 0	PA: 42	1B: 8	SF: 0	2B: 2	SAC: 0	3B: 0	DP: 0	HR: 4	HBP: 0	WP: 0	PA: 42							

PITCHER	IP	WLS	BF	H	R	ER	SO	BB	IBB	HBP	BLK	WP	HR	S	P	ERA	WHIP
<b>Mark Petkovsek, R</b> ERA: 13.5 (1, 1)	4.2	L	26	10	7	7	3	2	0	0	0	0	3	50	88	13.50	2.571
<b>Joe Bitker, R</b> ERA: 7.27 (5, 1)	2.0		9	2	3	3	3	0	1	0	0	0	1	20	34	13.50	1.000
<b>Rich Gossage, R</b> ERA: 2.81 (7, 1)	0.1		3	1	0	0	0	1	0	0	0	0	0	9	17	0.00	6.000
<b>Mike Jeffcoat, L</b> ERA: 3.54 (8, 1)	1.0		4	1	0	0	0	0	0	0	0	0	0	13	17	0.00	1.000

**TEXAS RANGERS @ NEW YORK YANKEES**  
**Yankee Stadium, Bronx, NY**  
 Sat Jun 08 1991, 7:05 PM EDT  
 Att. 27,969 - Cloudy - 84 F

<b>AB</b>	<b>38</b>
<b>R</b>	<b>10</b>
<b>H</b>	<b>14</b>
<b>RBI</b>	<b>10</b>
<b>BB</b>	<b>4</b>
<b>SO</b>	<b>6</b>
<b>LOB</b>	<b>14</b>



Batter	1	2	3	4	5	6	7	8	9	AB R H RBI BB SO LOB	TOP											
<b>Brian Downing, R</b> (1, 10) OBP: 0.438, SLG: 0.532	2-3 		1-1 			3-2 		1-2 		4 0 0 0 0 1 1												
<b>Rafael Palmeiro, L</b> (1, 3) OBP: 0.348, SLG: 0.486	1-2 		2-2 			1-2 		2-1 		4 1 2 1 0 0 1												
<b>Ruben Sierra, S</b> (1, 9) OBP: 0.397, SLG: 0.529	1-1 			2-2 		1-1 		4-1 		3 0 0 0 1 0 0												
<b>Julio Franco, R</b> (1, 4) OBP: 0.371, SLG: 0.440		0-0 		2-0 		0-1 		2-1 		4 1 2 0 0 0 2												
<b>Juan Gonzalez, R</b> (1, 7) OBP: 0.399, SLG: 0.561		2-2 		2-2 			4-2 	1-0 	0-0 	3 1 1 0 1 0 1												
<b>Geno Petralli, L</b> (1, 2) OBP: 0.322, SLG: 0.295		1-0 		3-3 			1-1 		3-2 	3 0 0 1 0 1 2												
<b>Steve Buechele, R</b> (1, 5) OBP: 0.343, SLG: 0.465		0-0 			2-3 		1-0 		0-1 	4 1 1 2 0 1 1												
<b>Jeff Huson, L</b> (1, 6) OBP: 0.303, SLG: 0.276			2-0 			1-2 		3-2 		3 0 1 0 0 0 0												
<b>Gary Pettis, S</b> (1, 8) OBP: 0.350, SLG: 0.282			0-0 			0-1 		1-0 		2 0 0 0 0 0 0												
<b>Inning Stats</b>	R: 0 E: 0 K: 1 S: 10	H: 0 LOB: 0 BB: 0 P: 14	R: 1 E: 0 K: 0 S: 6	H: 2 LOB: 0 BB: 0 P: 9	R: 0 E: 0 K: 0 S: 9	H: 1 LOB: 1 BB: 0 P: 14	R: 0 E: 0 K: 1 S: 11	H: 1 LOB: 1 BB: 0 P: 20	R: 0 E: 0 K: 1 S: 8	H: 0 LOB: 0 BB: 0 P: 11	R: 1 E: 0 K: 0 S: 10	H: 1 LOB: 0 BB: 0 P: 15	R: 2 E: 0 K: 0 S: 10	H: 1 LOB: 0 BB: 1 P: 19	R: 0 E: 0 K: 0 S: 8	H: 1 LOB: 1 BB: 1 P: 18	R: 0 E: 0 K: 0 S: 6	H: 0 LOB: 0 BB: 0 P: 9	1B: 4 2B: 1 3B: 0 HR: 2	SF: 0 SAC: 2 DP: 1 HBP: 0	WP: 0 PB: 1 SB: 2 CS: 1	PA: 35
<b>PITCHER</b>	IP	WLS	BF	H	R	ER	SO	BB	IBB	HBP	BLK	WP	HR	S	P	ERA	WHIP					
<b>Tim Leary, R</b> (1, 1) ERA: 5.23	7.0		27	6	4	4	3	1	0	0	0	0	2	64	102	5.14	1.000					
<b>Greg Cadaret, L</b> (8, 1) ERA: 3.12	0.1		3	1	0	0	0	1	0	0	0	0	0	6	13	0.00	6.000					
<b>John Habyan, R</b> (8, 1) ERA: 1.76	0.2	W	1	0	0	0	0	0	0	0	0	0	0	2	5	0.00	0.000					
<b>Steve Farr, R</b> (9, 1) ERA: 2.2	1.0	S	3	0	0	0	0	0	0	0	0	0	0	6	9	0.00	0.000					

**Texas Rangers @ New York Yankees**  
 Yankee Stadium, Bronx, NY  
 Sun Jun 09 1991, 3:33 AM EDT  
 Att. 39,014 - Sunny - 81 F

[livebaseballscorecards.com](http://livebaseballscorecards.com)

<b>AB</b>	30
<b>R</b>	4
<b>H</b>	7
<b>RBI</b>	4
<b>BB</b>	2
<b>SO</b>	3
<b>LOB</b>	8



Batter	1	2	3	4	5	6	7	8	9	AB	R	H	RBI	BB	SO	LOB	BOTTOM
<b>Roberto Kelly, R</b> OBP: 0.335, SLG: 0.408 (1, 8)	0-0 S 1B		2-0 F8		4-2 E BB		0-1 HR	3-2 F8		4	1	2	1	1	0	0	<b>Texas Rangers @ New York Yankees</b> Yankee Stadium, Bronx, NY Sun Jun 09 1991, 3:33 AM EDT Att: 39,014 - Sunny - 81 F  livebaseballscorecards.com
<b>Steve Sax, R</b> OBP: 0.309, SLG: 0.352 (1, 4)	1-0 F9			1-1 F7	1-0 SAFE G6-3		1-2 E7 HR	0-2 F8		5	1	0	0	0	0	2	
<b>Don Mattingly, L</b> OBP: 0.363, SLG: 0.425 (1, 3)	3-2 SAFE SAFE SAFE SAFE SAFE SAFE SAFE 1-2 P4			3-2 FC3-6 2B		1-1 G6-3	1-0 2-H HR			4	1	2	2	0	0	1	
<b>Kevin Maas, L</b> OBP: 0.410, SLG: 0.459 (1, 10)	1-2 G4-3			4-2 FC3-6 BB		1-1 FC5-4 2B	1-1 G1-3			3	0	1	0	1	0	1	
<b>Mel Hall, L</b> OBP: 0.309, SLG: 0.543 (1, 7)		2-3 K		0-0 FC3-6 1-2f 2-3		4-0 FC5-4 BB	1-0 1B			3	0	1	0	1	1	2	
<b>Jesse Barfield, R</b> OBP: 0.340, SLG: 0.491 (1, 9)		1-1 P6		3-2 G5-3		0-2 FC5-4 BB 1-2f 2-3	2-2 F9			4	0	0	0	0	0	5	
<b>Matt Nokes, L</b> OBP: 0.322, SLG: 0.507 (1, 2)		2-2 F8			1-0 1B E WP 1B	1-2 BB		0-0 F8		3	1	1	0	1	0	0	
<b>Alvaro Espinoza, R</b> OBP: 0.291, SLG: 0.342 (1, 6)			0-3 K2-3		2-1 SAFE K 1B	0-3 K		0-2 HR 1B		4	1	2	0	0	2	3	
<b>Pat Kelly, R</b> OBP: 0.277, SLG: 0.433 (1, 5)			2-3 K		1-3 SAFE K 1B 1-2 3-H		0-0 G5-3	0-0 1-H HR		4	1	1	2	0	2	1	

Inning Stats	R: 0	H: 1	E: 0	LOB: 1	K: 0	S: 11	P: 16	R: 0	H: 0	E: 0	LOB: 0	K: 1	S: 8	P: 13	R: 0	H: 0	E: 0	LOB: 0	K: 2	S: 7	P: 11	R: 0	H: 1	E: 0	LOB: 2	K: 0	S: 13	R: 1	H: 2	E: 2	LOB: 1	K: 1	S: 9	P: 18	R: 0	H: 1	E: 0	LOB: 3	K: 1	S: 11	R: 3	H: 3	E: 1	LOB: 1	K: 0	S: 13	R: 2	H: 2	E: 0	LOB: 0	K: 0	S: 11	P: 14	1B: 5	SF: 0	2B: 2	SAC: 0	3B: 0	DP: 0	HR: 3	HBP: 0	WP: 1	PA: 38	PB: 0	SB: 1	CS: 0	ERA	WHIP
<b>Jose Guzman, R</b> ERA: 2.92 (1, 1)	IP	WLS	BF	H	R	ER	SO	BB	IBB	HBP	BLK	WP	HR	S	P	ERA	WHIP																																																			
<b>Mike Jeffcoat, L</b> ERA: 3.81 (7, 1)	0.1		3	2	1	0	0	0	0	0	0	0	1	4	7	0.00	6.000																																																			
<b>Rich Gossage, R</b> ERA: 3.33 (7, 1)	1.1	L	6	2	2	2	0	0	0	0	0	0	1	14	19	13.50	1.500																																																			



Batter	1	2	3	4	5	6	7	8	9	10	11	12	13	AB R H RBI BB SO LOB	TOP									
Tim Raines, S OBP: 0.393, SLG: 0.415 (1, 7)	1-2 SH5-3 G6-3 2B		0-0 B3			2-0 E4			3-2 3B		2-1 G4-3		4-0 E IBB	5 2 2 0 1 0 0										
Robin Ventura, L OBP: 0.350, SLG: 0.333 Joey Cora, S OBP: 0.277, SLG: 0.250 (12, PR) (12, 4)	0-0 SH5-3 2-3		1-2 E3 G6-4-3			0-2 G4-3			1-2 G6-3		0-0 2B		2-1 E9 1-H 3-H	4 0 1 0 0 0 2 1 0 0 0 0 0 0										
Frank Thomas, R OBP: 0.450, SLG: 0.489 (1, 10)	0-1 G6-3 3-H		2-1 G6-4-3 1-2f			0-0 G4-3			4-1 BB		4-0 1B IBB			3 0 0 1 2 0 1										
Dan Pasqua, L OBP: 0.321, SLG: 0.383 (1, 3)	2-3 K		1-3 K			0-1 L5			2-0 F7		1-3 K 2-3			5 0 0 0 0 3 4										
Carlton Fisk, R OBP: 0.353, SLG: 0.399 Matt Merullo, L OBP: 0.328, SLG: 0.500 (8, 2)			2-1 P4			1-0 G6-3			0-2 G4-3		0-1 G6-3		1-1 1B	3 0 0 0 0 0 0 2 0 1 0 0 0 0										
Sammy Sosa, R OBP: 0.264, SLG: 0.378 (1, 9)			1-3 K			2-3 K			1-0 G4-3		3-3 K		1-1 G1-3	5 0 0 0 0 3 2										
Lance Johnson, L OBP: 0.259, SLG: 0.265 (1, 8)			0-0 CS 1B			1-1 G1-4-3			2-2 G6-3		2-1 G4-3			5 1 2 0 0 0 0										
Scott Fletcher, R OBP: 0.278, SLG: 0.283 Craig Grebeck, R OBP: 0.300, SLG: 0.395 (12, 5)			1-1 CS 1-2			1-0 F7			0-0 G6-3		0-3 K		0-1 SH1-4 1B	4 0 0 0 0 1 0 0 0 0 0 0 0 0										
Ozzie Guillen, L OBP: 0.276, SLG: 0.297 (1, 6)			1-1 L4			2-2 P7			0-1 G5-3		1-1 G6-3		2-1 F8 2-3	5 0 0 0 0 0 1										
<b>Inning Stats</b>	R: 1 E: 0 K: 1 S: 9	H: 1 LOB: 0 BB: 0 P: 12	R: 0 E: 0 K: 1 S: 7	H: 1 LOB: 0 BB: 0 P: 11	R: 0 E: 0 K: 0 S: 4	H: 0 LOB: 0 BB: 0 P: 6	R: 0 E: 1 K: 1 S: 10	H: 0 LOB: 0 BB: 0 P: 14	R: 0 E: 0 K: 1 S: 6	H: 0 LOB: 1 BB: 0 P: 14	R: 0 E: 0 K: 0 S: 5	H: 0 LOB: 0 BB: 0 P: 8	R: 0 E: 0 K: 1 S: 10	H: 1 LOB: 2 BB: 1 P: 20	R: 0 E: 0 K: 1 S: 8	H: 0 LOB: 0 BB: 0 P: 13	R: 0 E: 0 K: 1 S: 7	H: 2 LOB: 2 BB: 1 P: 15	R: 2 E: 1 K: 0 S: 12	H: 1 LOB: 1 BB: 1 P: 22	1B: 3 2B: 2 3B: 1 HR: 0	SF: 0 SAC: 2 DP: 1 HBP: 0	WP: 0 PB: 0 SB: 0 CS: 1	PA: 48
<b>PITCHER</b>	IP WLS BF H R ER SO BB IBB HBP BLK WP HR S P ERA WHIP	IP WLS BF H R ER SO BB IBB HBP BLK WP HR S P ERA WHIP														IP WLS BF H R ER SO BB IBB HBP BLK WP HR S P ERA WHIP								
Kevin Brown, R ERA: 5.17 (1, 1)	9.0 2.0 31 3 1 1 4 1 0 0 0 0 0 0 67 101 1.00 0.444	6 0 0 2 0 0 0 0 0 0 0 0 0 15 23 0.00 0.000	0.2 4 2 0 1 0 1 0 0 0 0 0 0 6 12 0.00 3.000	1.1 L 6 1 2 0 0 0 1 0 0 0 0 14 25 0.00 0.750														9.0 2.0 31 3 1 1 4 1 0 0 0 0 0 0 67 101 1.00 0.444						
Jeff Russell, R ERA: 2.67 (10, 1)	2.0 6 0 0 0 2 0 0 0 0 0 0 0 15 23 0.00 0.000	4 2 0 0 1 0 1 0 0 0 0 0 0 6 12 0.00 3.000	1 2 0 0 0 0 0 0 1 0 0 0 0 14 25 0.00 0.750														2.0 6 0 0 0 2 0 0 0 0 0 0 0 15 23 0.00 0.000							
John Barfield, L ERA: 3.38 (12, 1)	0.2 4 2 0 1 0 1 0 0 0 0 0 0 6 12 0.00 3.000	1 2 0 0 0 0 0 0 1 0 0 0 0 14 25 0.00 0.750														0.2 4 2 0 1 0 1 0 0 0 0 0 0 6 12 0.00 3.000								
Gerald Alexander, R ERA: 1.17 (12, 1)	1.1 L 6 1 2 0 0 0 1 0 0 0 0 14 25 0.00 0.750														1.1 L 6 1 2 0 0 0 1 0 0 0 0 14 25 0.00 0.750									

Chicago White Sox @ Texas Rangers  
Arlington Stadium, Arlington, TX  
Mon Jun 10 1991, 8:05 PM EDT  
Att: 31,431 - Cloudy - 82 F

livebaseballscorecards.com

AB	42
R	3
H	6
RBI	1
BB	3
SO	7
LOB	10




Batter	1	2	3	4	5	6	7	8	9	10	11	12	13	AB R H RBI BB SO LOB
<b>Brian Downing, R</b> OBP: 0.429, SLG: 0.517 (1, 10)	2-3 K		2-3 K			1-2 P2		3-0 FC6-4 HBP			3-3 K		0-1 SF9	4 0 0 1 0 3 1
<b>Gary Pettis, S</b> OBP: 0.357, SLG: 0.280 (1, 8)	4-2 CS BB			1-2 1B		4-2 BB		2-2 FC6-4			2-1 F8		3-H 0-0 E3	4 0 1 0 2 0 2
<b>Rafael Palmeiro, L</b> OBP: 0.345, SLG: 0.479 (1, 3)	1-1 F9			2-2 FC3-6 1B		2-1 L9		0-1 P4			1-0 L9			5 0 1 0 0 0 2
<b>Ruben Sierra, S</b> OBP: 0.388, SLG: 0.516 (1, 9)		1-1 F8		1-0 FC3-6 1-2f		2-1 G3-1		3-2 P4			1-2 G1-3			5 0 0 0 0 0 1
<b>Julio Franco, R</b> OBP: 0.372, SLG: 0.439 (1, 4)		0-3 K		0-0 F8		2-1 CS 1B		1-1 F7			3-2 1B			5 1 2 0 0 1 1
<b>Juan Gonzalez, R</b> OBP: 0.387, SLG: 0.542 (1, 7)		1-3 K			0-3 K	3-3 K		0-2 G5-3			1-2 F8			5 0 0 0 0 3 1
<b>Geno Petralli, L</b> OBP: 0.309, SLG: 0.282 (1, 2)			0-0 G3		3-2 L9	1-2 G6-3		0-0 F9			1-2 P7			5 0 0 0 0 0 0
<b>Steve Buechele, R</b> OBP: 0.339, SLG: 0.457 (1, 5)			3-3 K		0-3 K		0-0 G3			0-3 K		1-1 2B SF9 1B		5 1 1 0 0 3 0
<b>Jeff Huson, L</b> OBP: 0.302, SLG: 0.269 (1, 6)			4-2 S BB		1-1 F9		2-1 P9			1-2 F7		1-1 E3 2B		3 0 0 0 1 0 0
<b>Kevin Reimer, L</b> OBP: 0.364, SLG: 0.440 (13, PH)														1 0 1 0 0 0 0
<b>Mario Diaz, R</b> OBP: 0.316, SLG: 0.366 (13, PR)														0 0 0 0 0 0 0

Inning Stats	R: 0	H: 0	R: 0	H: 0	R: 0	H: 0	R: 0	H: 0	R: 0	H: 0	R: 0	H: 0	R: 0	H: 0	R: 0	H: 1	R: 1	H: 2	R: 0	H: 0	R: 0	H: 0	R: 0	H: 1	R: 1	H: 2	1B: 5	SF: 1	WP: 0	PA: 47
	E: 0	LOB: 0	E: 0	LOB: 0	E: 0	LOB: 0	E: 0	LOB: 0	E: 0	LOB: 0	E: 0	LOB: 0	E: 0	LOB: 0	E: 0	LOB: 0	E: 0	LOB: 1	E: 0	LOB: 0	E: 0	LOB: 0	E: 0	LOB: 0	E: 1	LOB: 2	2B: 1	SAC: 0	PB: 0	
	K: 1	BB: 1	K: 2	BB: 1	K: 0	BB: 0	K: 0	BB: 1	K: 1	BB: 0	K: 0	BB: 0	K: 1	BB: 0	K: 1	BB: 0	K: 0	BB: 0	K: 0	BB: 0	K: 1	BB: 0	K: 0	BB: 0	K: 0	BB: 0	3B: 0	DP: 0	SB: 3	
	S: 8	P: 15	S: 8	P: 10	S: 11	P: 20	S: 9	P: 13	S: 9	P: 12	S: 10	P: 17	S: 12	P: 19	S: 6	P: 13	S: 7	P: 11	S: 7	P: 7	S: 8	P: 14	S: 10	P: 16	S: 10	P: 13	HR: 0	HBP: 1	CS: 2	

PITCHER	IP	WLS	BF	H	R	ER	SO	BB	IBB	HBP	BLK	WP	HR	S	P	ERA	WHIP
<b>Ramon Garcia, R</b> ERA: 2.49 (1, 1)	7.2		28	3	1	0	8	3	0	1	0	0	0	70	114	0.00	0.783
<b>Scott Radinsky, L</b> ERA: 2.45 (8, 1)	1.0		3	0	0	0	0	0	0	0	0	0	0	8	13	0.00	0.000
<b>Melido Perez, R</b> ERA: 4.06 (9, 1)	3.1	W	11	1	0	0	2	0	0	0	0	0	0	27	40	0.00	0.300
<b>Bobby Thigpen, R</b> ERA: 4.13 (13, 1)	1.0	S	5	2	1	1	0	0	0	0	0	0	0	10	13	9.00	2.000

**Chicago White Sox @ Texas Rangers**  
Arlington Stadium, Arlington, TX  
Mon Jun 10 1991, 8:05 PM EDT  
Att. 31,431 - Cloudy - 82 F

AB	42
R	2
H	6
RBI	1
BB	3
SO	10
LOB	8



PITCHER	IP	WLS	BF	H	R	ER	SO	BB	IBB	HBP	BLK	WP	HR	S	P	ERA	WHIP
<b>Ramon Garcia, R</b> ERA: 2.49 (1, 1)	7.2		28	3	1	0	8	3	0	1	0	0	0	70	114	0.00	0.783
<b>Scott Radinsky, L</b> ERA: 2.45 (8, 1)	1.0		3	0	0	0	0	0	0	0	0	0	0	8	13	0.00	0.000
<b>Melido Perez, R</b> ERA: 4.06 (9, 1)	3.1	W	11	1	0	0	2	0	0	0	0	0	0	27	40	0.00	0.300
<b>Bobby Thigpen, R</b> ERA: 4.13 (13, 1)	1.0	S	5	2	1	1	0	0	0	0	0	0	0	10	13	9.00	2.000

Batter	1	2	3	4	5	6	7	8	9	AB R H RBI BB SO LOB	TOP
<b>Tim Raines, S</b> (1, 7) OBP: 0.395, SLG: 0.414 SF BB BB BB X	3-2  1B		2-3  1B		4-1  1-2 BB			1-3  1B		3 0 1 0 1 2 0	<b>Chicago White Sox @ Texas Rangers</b> Arlington Stadium, Arlington, TX Tue Jun 11 1991, 8:05 PM EDT Att. 38,172 - Cloudy - 90 F
<b>Robin Ventura, L</b> (1, 5) OBP: 0.348, SLG: 0.337 SAFE C BB BB X	2-2  1-2 P5		0-1  2B		0-1  1-2 G4-3			0-0  G4-3		4 0 1 0 0 0 2	
<b>Frank Thomas, R</b> (1, 10) OBP: 0.447, SLG: 0.482 C BB H	2-1  HBP		0-0  P4		2-3  1B			1-3  1B		3 0 0 0 0 2 1	
<b>Dan Pasqua, L</b> (1, 3) OBP: 0.312, SLG: 0.371 C BB S F F S	3-3  K		0-3  K		3-3  K			0-0  F9		4 0 0 0 0 3 3	
<b>Matt Merullo, L</b> (1, 2) OBP: 0.306, SLG: 0.464 C B X	1-1  F9			1-0  F9		0-0  F9		1-2  P5		4 0 0 0 0 0 2	
<b>Sammy Sosa, R</b> (1, 9) OBP: 0.260, SLG: 0.372 <b>Warren Newson, L</b> (9, PH) OBP: 0.429, SLG: 0.200 S C B T B S		2-3  K		1-2  G5-3		0-3  K		0-2  FC4 1B		3 0 0 0 0 2 0 1 0 1 0 0 0 0	
<b>Lance Johnson, L</b> (1, 8) OBP: 0.259, SLG: 0.265 BB C BB X		2-1  F8		3-3  K		0-0  1B		0-2  FC4 1-2		4 0 1 0 0 1 1	
<b>Joey Cora, S</b> (1, 4) OBP: 0.280, SLG: 0.298 X		0-0  3B		1-1  G4-3		1-0  F9		1-0  SAFE X		3 0 1 0 0 0 1	
<b>Ozzie Guillen, L</b> (1, 6) OBP: 0.277, SLG: 0.298 F X		0-1  P6		0-2  CS 1B		0-0  F7				3 0 1 0 0 0 2	
<b>Inning Stats</b>	R: 0 H: 1 E: 0 LOB: 2 K: 1 BB: 0 S: 14 P: 25	R: 0 H: 1 E: 0 LOB: 1 K: 1 BB: 0 S: 8 P: 12	R: 0 H: 1 E: 0 LOB: 1 K: 2 BB: 0 S: 10 P: 12	R: 0 H: 0 E: 0 LOB: 0 K: 1 BB: 0 S: 7 P: 12	R: 0 H: 1 E: 0 LOB: 1 K: 0 BB: 1 S: 9 P: 14	R: 0 H: 0 E: 0 LOB: 0 K: 2 BB: 0 S: 8 P: 13	R: 0 H: 1 E: 0 LOB: 1 K: 1 BB: 0 S: 6 P: 7	R: 0 H: 0 E: 0 LOB: 0 K: 2 BB: 0 S: 8 P: 10	R: 0 H: 1 E: 0 LOB: 1 K: 0 BB: 0 S: 10 P: 11	1B: 4 SF: 0 2B: 1 SAC: 0 3B: 1 DP: 0 HR: 0 HBP: 1	WP: 0 PA: 34 PB: 0 SB: 2 CS: 1
<b>PITCHER Nolan Ryan, R</b> (1, 1) ERA: 3.0	IP 9.0 WLS W BF 34 H 6 R 0 ER 0 SO 10 BB 1 IBB 0 HBP 1 BLK 0 WP 0 HR 0 S 80 P 116 ERA 0.00 WHIP 0.778										

livebaseballscorecards.com

<b>AB</b>	32
<b>R</b>	0
<b>H</b>	6
<b>RBI</b>	0
<b>BB</b>	1
<b>SO</b>	10
<b>LOB</b>	12





Batter	1	2	3	4	5	6	7	8	9	AB	R	H	RBI	BB	SO	LOB
Brian Downing, R OBP: 0.430, SLG: 0.514 (1, 10)	1-2 G6-4-3 1B		3-3 K			4-2 BB				3	0	1	0	1	1	5
Gary Pettis, S OBP: 0.354, SLG: 0.273 (1, 8)	2-2 F7			0-3 K	3-2 L7			4-2 SH5-3 BB		3	0	0	0	1	1	3
Rafael Palmeiro, L OBP: 0.349, SLG: 0.484 (1, 3)	1-1 G6-4-3 1-2f			3-1 2B		4-2 1B BB		0-0 SH5-3		2	1	1	0	1	0	1
Ruben Sierra, S OBP: 0.382, SLG: 0.507 (1, 9)		1-0 F8		1-1 L9		0-0 F7		2-2 P6		4	0	0	0	0	0	3
Julio Franco, R OBP: 0.374, SLG: 0.435 (1, 4)		2-3 K		4-0 IBB		1-0 F9		4-0 IBB		2	0	0	0	2	1	1
Juan Gonzalez, R OBP: 0.384, SLG: 0.535 (1, 7)		1-3 K		2-0 F8		0-0 1B BB 1B		1-0 F7		4	1	1	0	0	1	4
Geno Petralli, L OBP: 0.304, SLG: 0.277 Mike Stanley, R OBP: 0.385, SLG: 0.418 (1, 2) (6, 2)			3-3 K		3-2 L8	1-2 BB BB 1B		2-1 L7-4 2B		2	0	0	0	0	1	0
Steve Buechele, R OBP: 0.348, SLG: 0.461 (1, 5)		2-2 CS BB 1B		1-2 BB 1B		4-1 BB BB		1-1 P2		3	0	2	0	1	0	1
Jeff Huson, L OBP: 0.305, SLG: 0.266 Mario Diaz, R OBP: 0.321, SLG: 0.361 (6, PH) (7, 6)			4-0 BB		1-0 L7	4-0 BB		0-0 L7-4		1	0	0	0	1	0	1
			1-2 BB			1-2 2-3 3-H BB		2-3		1	0	0	1	1	0	1

Inning Stats		R: 0	H: 1	R: 0	H: 0	R: 0	H: 1	R: 0	H: 1	R: 2	H: 2	R: 0	H: 0	R: 0	H: 1	1B: 5	SF: 0	WP: 0	PA: 36
		E: 0	LOB: 0	E: 0	LOB: 0	E: 0	LOB: 2	E: 0	LOB: 2	E: 0	LOB: 3	E: 0	LOB: 2	E: 0	LOB: 0	2B: 4	SAC: 1	PB: 0	
		K: 0	BB: 0	K: 2	BB: 0	K: 1	BB: 1	K: 0	BB: 1	K: 0	BB: 3	K: 0	BB: 2	K: 0	BB: 0	3B: 0	DP: 3	SB: 1	
		S: 9	P: 13	S: 7	P: 11	S: 8	P: 21	S: 14	P: 26	S: 14	P: 30	S: 7	P: 18	S: 5	P: 8	HR: 0	HBP: 0	CS: 1	
PITCHER	IP	WLS	BF	H	R	ER	SO	BB	IBB	HBP	BLK	WP	HR	S	P	ERA	WHIP		
Alex Fernandez, R ERA: 5.5 (1, 1)	5.2	L	26	6	2	2	5	4	1	0	0	0	0	57	109	3.18	1.765		
Ken Patterson, L ERA: 4.12 (6, 1)	2.1		10	1	0	0	0	2	1	0	0	0	0	16	36	0.00	1.286		

BOTTOM

Chicago White Sox @ Texas Rangers  
Arlington Stadium, Arlington, TX  
Tue Jun 11 1991, 8:05 PM EDT  
Att. 38,172 - Cloudy - 90 F

livebaseballscorecards.com

AB	27
R	2
H	7
RBI	2
BB	8
SO	5
LOB	20



Batter	1	2	3	4	5	6	7	8	9	AB R H RBI BB SO LOB	TOP																
<b>Tim Raines, S</b> (1, 7) OBP: 0.387, SLG: 0.405	2-1 G6-3		2-2 G5-3	0-0 FC6-4			0-1 F8		2-2 G6-3	5 0 0 0 0 0 4																	
<b>Joey Cora, S</b> (1, 6) OBP: 0.296, SLG: 0.314	1-2 G6-3		1-0 G5-3 1B			0-1 G6-3	1-0 FC6-4 1B			4 1 2 0 0 0 0																	
<b>Frank Thomas, R</b> (1, 10) OBP: 0.448, SLG: 0.479	4-0 BB		2-2 1B			2-2 P6	1-0 FC6-4 1-2f			3 0 1 0 1 0 2																	
<b>Carlton Fisk, R</b> (1, 3) OBP: 0.351, SLG: 0.392	2-1 G1-4-3		3-1 G5-3			0-0 F8	1-1 FC3-8 HBP			3 0 0 1 0 0 2																	
<b>Sammy Sosa, R</b> (1, 8) OBP: 0.261, SLG: 0.368		4-2 2B BB	0-2 L5			0-1 F8	1-0 FC3-6 G4-6-3 1-2f			2 1 0 0 1 0 1																	
<b>Lance Johnson, L</b> (8, PH) OBP: 0.258, SLG: 0.264										1 0 0 0 0 0 1																	
<b>Craig Grebeck, R</b> (1, 5) OBP: 0.302, SLG: 0.415		1 SAFE 1 SAFE 1 SAFE	0-0 2B			0-0 F9	1-0 G5-3		0-2 G4-6-3 1-2f	3 0 1 1 0 0 0																	
<b>Robin Ventura, L</b> (8, PH) OBP: 0.347, SLG: 0.335			1-H							1 0 0 0 0 0 1																	
<b>Cory Snyder, R</b> (1, 9) OBP: 0.208, SLG: 0.220		1-3 K				0-0 F8	1-0 G6-3		4-2 G6-3 P5 BB	3 0 0 0 0 1 1	<b>AB 33</b>																
<b>Ozzie Guillen, L</b> (9, PH) OBP: 0.280, SLG: 0.298										0 0 0 0 1 0 0	<b>R 2</b>																
<b>Scott Fletcher, R</b> (1, 4) OBP: 0.279, SLG: 0.284		0-0 F8				2-2 1B 1B	1-0 G5-3		0-0 P5	3 0 1 0 0 0 1	<b>H 7</b>																
<b>Dan Pasqua, L</b> (9, PH) OBP: 0.309, SLG: 0.368									1-2	1 0 0 0 0 0 1	<b>RBI 2</b>																
<b>Don Wakamatsu, R</b> (1, 2) OBP: 0.412, SLG: 0.375		0-0 P4				1-1 FC6-4 1B	2-2 1B 1B		1-0 G6-3	3 0 2 0 0 0 1	<b>BB 3</b>																
<b>Matt Merullo, L</b> (9, PH) OBP: 0.302, SLG: 0.456									2-3	1 0 0 0 0 0 1	<b>SO 1</b>																
											<b>LOB 16</b>																
<b>Inning Stats</b>	R: 0 E: 0 K: 0 S: 7	H: 0 LOB: 1 BB: 1 P: 16	R: 1 E: 0 K: 1 S: 8	H: 1 LOB: 1 BB: 1 P: 13	R: 1 E: 0 K: 0 S: 13	H: 2 LOB: 1 BB: 0 P: 21	R: 0 E: 0 K: 0 S: 8	H: 2 LOB: 2 BB: 0 P: 11	R: 0 E: 0 K: 0 S: 6	H: 0 LOB: 0 BB: 0 P: 8	R: 0 E: 0 K: 0 S: 4	H: 0 LOB: 0 BB: 0 P: 6	R: 0 E: 0 K: 0 S: 10	H: 2 LOB: 2 BB: 0 P: 15	R: 0 E: 0 K: 0 S: 5	H: 0 LOB: 0 BB: 0 P: 7	R: 0 E: 0 K: 0 S: 8	H: 0 LOB: 1 BB: 1 P: 15	1B: 6 2B: 1 3B: 0 HR: 0	SF: 0 SAC: 0 DP: 1 HBP: 1	WP: 0 PB: 0 SB: 0 CS: 0	PA: 37					
<b>PITCHER</b>	IP	WLS	BF	H	R	ER	SO	BB	IBB	HBP	BLK	WP	HR	S	P	ERA	WHIP										
<b>John Barfield, L</b> (1, 1) ERA: 3.27	6.2	W	29	7	2	2	1	2	0	0	0	0	0	55	88	2.70	1.350										
<b>Rich Gossage, R</b> (7, 1) ERA: 3.29	0.1		2	0	0	0	0	0	0	1	0	0	0	2	4	0.00	0.000										
<b>Jeff Russell, R</b> (8, 1) ERA: 2.51	2.0	S	6	0	0	0	0	1	0	0	0	0	0	12	20	0.00	0.500										

**Chicago White Sox @ Texas Rangers**  
Arlington Stadium, Arlington, TX

Wed Jun 12 1991, 8:05 PM EDT  
Att. 18,742 - Cloudy - 92 F

livebaseballscorecards.com





Batter	1	2	3	4	5	6	7	8	9	AB R H RBI BB SO LOB	TOP	
<b>Tim Raines, S</b> (1, 7) <small>OBP: 0.383, SLG: 0.397</small>	1-0 		0-0 	4-2 		1-0 		2-0 		4 0 0 0 1 0 1		
<b>Robin Ventura, L</b> (1, 5) <small>OBP: 0.352, SLG: 0.338</small>	1-2 		3-2 	1-0 		4-1 			0-1 	4 0 2 2 1 0 0		
<b>Frank Thomas, R</b> (1, 10) <small>OBP: 0.447, SLG: 0.482</small>	0-0 		2-1 	3-2 		0-1 			1-1 	5 0 2 0 0 0 3		
<b>Dan Pasqua, L</b> (1, 3) <small>OBP: 0.303, SLG: 0.359</small> <b>Craig Grebeck, R</b> (7, PH) <small>OBP: 0.311, SLG: 0.488</small>	2-2 		0-0 		0-0 		2-2 		3-1 	3 0 0 0 0 0 3 2 1 1 1 0 0 0		
<b>Carlton Fisk, R</b> (1, 2) <small>OBP: 0.354, SLG: 0.397</small> <b>Don Wakamatsu, R</b> (7, 2) <small>OBP: 0.389, SLG: 0.353</small>		4-0 	1-1 		2-1 		2-1 		2-1 	3 1 1 0 1 0 2 1 0 0 0 0 0 0		
<b>Warren Newson, L</b> (1, 9) <small>OBP: 0.529, SLG: 0.273</small> <b>Sammy Sosa, R</b> (7, PH) <small>OBP: 0.265, SLG: 0.372</small>		4-2 		4-1 	1-0 		1-0 		2-1 	1 1 1 1 2 0 0 1 0 1 0 0 0 0		
<b>Lance Johnson, L</b> (1, 8) <small>OBP: 0.260, SLG: 0.266</small> <b>Cory Snyder, R</b> (7, PH) <small>OBP: 0.206, SLG: 0.218</small>		1-0 	1-2 	1-2 	1-2 		0-3 			2 0 1 0 0 0 1 1 0 0 0 0 1 1		
<b>Joey Cora, S</b> (1, 4) <small>OBP: 0.293, SLG: 0.309</small>		1-1 	1-1 	1-0 	1-1 			2-1 		4 0 1 0 0 0 5		
<b>Ozzie Guillen, L</b> (1, 6) <small>OBP: 0.275, SLG: 0.292</small>		1-0 	0-1 	0-1 		2-1 		1-2 		4 1 0 0 0 0 5		
<b>Inning Stats</b>	R: 0 H: 1 E: 0 LOB: 1 K: 0 BB: 0 S: 9 P: 13	R: 0 H: 0 E: 0 LOB: 2 K: 0 BB: 2 S: 8 P: 19	R: 0 H: 2 E: 0 LOB: 2 K: 0 BB: 0 S: 11 P: 17	R: 2 H: 2 E: 0 LOB: 2 K: 0 BB: 2 S: 13 P: 27	R: 1 H: 2 E: 0 LOB: 1 K: 0 BB: 0 S: 9 P: 14	R: 0 H: 0 E: 0 LOB: 1 K: 0 BB: 1 S: 6 P: 13	R: 0 H: 1 E: 1 LOB: 1 K: 1 BB: 0 S: 11 P: 16	R: 0 H: 1 E: 0 LOB: 0 K: 0 BB: 0 S: 6 P: 11	R: 1 H: 1 E: 0 LOB: 0 K: 0 BB: 0 S: 8 P: 14	1B: 7 SF: 0 2B: 2 SAC: 1 3B: 0 DP: 1 HR: 1 HBP: 0	WP: 0 PA: 41 PB: 0 SB: 1 CS: 0	
<b>PITCHER</b> <b>Gerald Alexander, R</b> (1, 1) <small>ERA: 1.66</small> <b>Kenny Rogers, L</b> (6, 1) <small>ERA: 7.02</small>	IP WLS BF H R ER SO BB IBB HBP BLK WP HR S P ERA WHIP											<b>PITCHER</b> IP WLS BF H R ER SO BB IBB HBP BLK WP HR S P ERA WHIP

**Chicago White Sox @ Texas Rangers**  
 Arlington Stadium, Arlington, TX  
 Thu Jun 13 1991, 8:05 PM EDT  
 Att. 21,722 - Sunny - 92 F

[livebaseballscorecards.com](http://livebaseballscorecards.com)

<b>AB</b>	<b>35</b>
<b>R</b>	<b>4</b>
<b>H</b>	<b>10</b>
<b>RBI</b>	<b>4</b>
<b>BB</b>	<b>5</b>
<b>SO</b>	<b>1</b>
<b>LOB</b>	<b>21</b>



Batter	1	2	3	4	5	6	7	8	9
<b>Brian Downing, R</b> (1, 10) <small>OBP: 0.428, SLG: 0.497</small> <b>John Russell, R</b> (8, PH) <small>OBP: 0.167, SLG: 0.167</small>	2-3 SAFE SAFE SAFE	1-1 SAFE SAFE SAFE		1-3 SAFE SAFE SAFE	3-2 SAFE SAFE SAFE			2-2 SAFE SAFE SAFE	
<b>Mario Diaz, R</b> (1, 6) <small>OBP: 0.329, SLG: 0.368</small> <b>Jeff Huson, L</b> (8, 6) <small>OBP: 0.293, SLG: 0.254</small>	0-0 1B		1-0 FC4-6 1B HR 1B	3-2 P8		3-2 F8		0-2 P5	
<b>Rafael Palmeiro, L</b> (1, 3) <small>OBP: 0.346, SLG: 0.473</small>	2-1 F8		0-1 FC4-6 1B	1-0 E3 HR		1-1 P8			
<b>Ruben Sierra, S</b> (1, 9) <small>OBP: 0.386, SLG: 0.527</small>	2-3 K		0-0 FC4-6 HR 1-2f 2-3	1-1 HR		1-2 1B			
<b>Julio Franco, R</b> (1, 4) <small>OBP: 0.374, SLG: 0.448</small>		1-1 SH5-3 G6-3 1B	2-1 HR 1-H 3-H	1-2 1B		1-2 F9			
<b>Juan Gonzalez, R</b> (1, 7) <small>OBP: 0.378, SLG: 0.518</small>		0-2 E5 G6-3 SH5-3 1B	0-1 BB E 1B	0-1 P4		0-0 G5-3			
<b>Steve Buechele, R</b> (1, 5) <small>OBP: 0.351, SLG: 0.453</small>		0-0 SH5-3	4-2 FC6-4 BB		1-0 P8		1-2 F9		
<b>Mike Stanley, R</b> (1, 2) <small>OBP: 0.369, SLG: 0.388</small>		2-2 G6-3	0-1 FC6-4		2-2 P3		0-2 F9		
<b>Gary Pettis, S</b> (1, 8) <small>OBP: 0.356, SLG: 0.272</small>		0-0 1B	0-0 G6-3		4-1 BB		0-1 G3		

Inning Stats	R: 0	H: 1	E: 0	LOB: 1	K: 2	BB: 0	S: 9	R: 2	H: 2	E: 1	LOB: 1	K: 0	BB: 0	S: 12	R: 4	H: 4	E: 1	LOB: 1	K: 0	BB: 1	S: 13	R: 2	H: 2	E: 0	LOB: 1	K: 0	BB: 1	S: 9	R: 0	H: 1	E: 0	LOB: 1	K: 0	BB: 0	S: 11	R: 0	H: 0	E: 0	LOB: 0	K: 0	BB: 0	S: 7	R: 0	H: 0	E: 0	LOB: 0	K: 0	BB: 0	S: 10	1B: 8	2B: 0	3B: 0	HR: 2	SF: 0	SAC: 1	DP: 0	HBP: 0	WP: 0	PB: 0	SB: 1	CS: 0	PA: 38
--------------	------	------	------	--------	------	-------	------	------	------	------	--------	------	-------	-------	------	------	------	--------	------	-------	-------	------	------	------	--------	------	-------	------	------	------	------	--------	------	-------	-------	------	------	------	--------	------	-------	------	------	------	------	--------	------	-------	-------	-------	-------	-------	-------	-------	--------	-------	--------	-------	-------	-------	-------	--------

PITCHER	IP	WLS	BF	H	R	ER	SO	BB	IBB	HBP	BLK	WP	HR	S	P	ERA	WHIP
<b>Greg Hibbard, L</b> (1, 1) <small>ERA: 4.14</small>	3.2	L	23	9	8	3	3	1	0	0	0	0	2	49	73	7.36	2.727
<b>Ken Patterson, L</b> (4, 1) <small>ERA: 3.68</small>	2.1		9	1	0	0	0	1	0	0	0	0	0	22	38	0.00	0.857
<b>Donn Pall, R</b> (7, 1) <small>ERA: 0.77</small>	1.0		3	0	0	0	0	0	0	0	0	0	0	7	8	0.00	0.000
<b>Scott Radinsky, L</b> (8, 1) <small>ERA: 2.35</small>	1.0		3	0	0	0	0	0	0	0	0	0	0	10	12	0.00	0.000

**BOTTOM**

AB	R	H	RBI	BB	SO	LOB
4	0	0	0	0	2	2
1	0	0	0	0	0	0
4	1	2	0	0	0	0
1	0	0	0	0	0	0
4	1	1	0	0	0	1
4	2	2	2	0	1	3
4	2	3	3	0	0	1
4	2	1	0	0	0	2
2	0	0	0	1	0	0
4	0	0	1	0	0	2
3	0	1	1	1	0	1

<b>AB</b>	<b>35</b>
<b>R</b>	<b>8</b>
<b>H</b>	<b>10</b>
<b>RBI</b>	<b>7</b>
<b>BB</b>	<b>2</b>
<b>SO</b>	<b>3</b>
<b>LOB</b>	<b>12</b>



WP	HR	S	P	ERA	WHIP
0	0	0	0	0.00	0.000
0	0	0	0	0.00	0.000
0	0	0	0	0.00	0.000

**Chicago White Sox @ Texas Rangers**  
**Arlington Stadium, Arlington, TX**  
 Thu Jun 13 1991, 8:05 PM EDT  
 Att: 21,722 - Sunny - 92 F

[livebaseballscorecards.com](http://livebaseballscorecards.com)

**New York Yankees @ Texas Rangers**  
 Arlington Stadium, Arlington, TX

Fri Jun 14 1991, 8:05 PM EDT  
 Att. 32,928 - Cloudy - 90 F

[livebaseballscorecards.com](http://livebaseballscorecards.com)

<b>AB</b>	<b>39</b>
<b>R</b>	<b>4</b>
<b>H</b>	<b>12</b>
<b>RBI</b>	<b>4</b>
<b>BB</b>	<b>0</b>
<b>SO</b>	<b>4</b>
<b>LOB</b>	<b>19</b>



AB R H RBI BB SO LOB

5	0	0	0	0	2	5	
5	0	2	1	0	0	4	
5	0	1	0	0	0	3	
4	1	1	1	0	1	2	
3	1	1	0	0	0	2	
1	0	0	0	0	1	0	
4	0	1	0	0	0	1	
4	1	1	2	0	0	1	
0	0	0	0	0	0	0	
4	1	2	0	0	0	0	
4	0	3	0	0	0	1	
1B: 9	SF: 0	2B: 1	SAC: 0	3B: 0	DP: 0	HR: 2	HBP: 0

Batter	1	2	3	4	5	6	7	8	9
<b>Roberto Kelly, R</b> OBP: 0.317, SLG: 0.397 (1, 8)	1-0 P4		2-2 FC5-4 G5-3 1-2f		1-3 K		3-2 G6-3 1-2		3-3 K
<b>Steve Sax, R</b> OBP: 0.312, SLG: 0.356 (1, 4)	3-2 1B 1B		1-0 G5-3 1-2		0-1 P8		1-1 G5-3		0-2 1B 2-H
<b>Don Mattingly, L</b> OBP: 0.358, SLG: 0.410 (1, 3)	2-0 1B 1-2		0-1 F8			1-2 G3	0-0 G1-3		0-1 G4-3
<b>Kevin Maas, L</b> OBP: 0.399, SLG: 0.477 (1, 10)	1-3 K			2-1 F8		3-2 HR		2-1 P6	
<b>Mel Hall, L</b> OBP: 0.318, SLG: 0.553 (1, 7)	2-1 P5			0-1 F9		0-1 HR		1-3 K	
<b>Hensley Meulens, R</b> OBP: 0.254, SLG: 0.317 (8, PH)									
<b>Jesse Barfield, R</b> OBP: 0.335, SLG: 0.505 (1, 9)		1-0 F7		1-1 F9		2-2 L5		3-1 1B	
<b>Matt Nokes, L</b> OBP: 0.311, SLG: 0.497 (1, 2)		0-0 P6			0-0 P6	2-0 HR		1-2 F8	
<b>Bob Geren, R</b> OBP: 0.214, SLG: 0.173 (8, 2)									
<b>Alvaro Espinoza, R</b> OBP: 0.294, SLG: 0.347 (1, 6)		1-2 G6-3			3-2 1B 2B	1-2 G6-3			1-1 DI 1B 1B
<b>Pat Kelly, R</b> OBP: 0.304, SLG: 0.459 (1, 5)			2-2 FC5-4 1B		1-0 1B 2-3		3-2 WP 1B		1-1 F8 1-2

Inning Stats	R: 0	H: 2	E: 0	LOB: 2	K: 1	BB: 0	S: 10	P: 19	R: 0	H: 0	E: 0	LOB: 0	K: 0	BB: 0	S: 5	P: 7	R: 0	H: 1	E: 0	LOB: 1	K: 0	BB: 0	S: 10	P: 15	R: 0	H: 0	E: 0	LOB: 0	K: 0	BB: 0	S: 6	P: 9	R: 0	H: 2	E: 0	LOB: 2	K: 1	BB: 0	S: 12	P: 17	R: 3	H: 3	E: 0	LOB: 0	K: 0	BB: 0	S: 16	P: 25	R: 0	H: 1	E: 0	LOB: 1	K: 0	BB: 0	S: 10	P: 17	R: 0	H: 1	E: 0	LOB: 1	K: 1	BB: 0	S: 10	P: 17	R: 1	H: 2	E: 0	LOB: 1	K: 1	BB: 0	S: 13	P: 18	1B: 9	SF: 0	2B: 1	SAC: 0	3B: 0	DP: 0	HR: 2	HBP: 0	WP: 1	PA: 39	PB: 0	SB: 0	CS: 0
--------------	------	------	------	--------	------	-------	-------	-------	------	------	------	--------	------	-------	------	------	------	------	------	--------	------	-------	-------	-------	------	------	------	--------	------	-------	------	------	------	------	------	--------	------	-------	-------	-------	------	------	------	--------	------	-------	-------	-------	------	------	------	--------	------	-------	-------	-------	------	------	------	--------	------	-------	-------	-------	------	------	------	--------	------	-------	-------	-------	-------	-------	-------	--------	-------	-------	-------	--------	-------	--------	-------	-------	-------

PITCHER	IP	WLS	BF	H	R	ER	SO	BB	IBB	HBP	BLK	WP	HR	S	P	ERA	WHIP
<b>Jose Guzman, R</b> ERA: 3.13 (1, 1)	7.0	W	30	9	3	3	2	0	0	0	0	1	2	69	109	3.86	1.286
<b>Mike Jeffcoat, L</b> ERA: 3.68 (8, 1)	1.0		4	1	0	0	1	0	0	0	0	0	0	10	17	0.00	1.000
<b>Joe Bitker, R</b> ERA: 7.45 (9, 1)	1.0		5	2	1	1	1	0	0	0	0	0	0	13	18	9.00	2.000

Batter	1	2	3	4	5	6	7	8	9
<b>Gary Pettis, S</b> OBP: 0.357, SLG: 0.288 (1, 8)									
<b>Rafael Palmeiro, L</b> OBP: 0.352, SLG: 0.474 (1, 3)									
<b>Ruben Sierra, S</b> OBP: 0.391, SLG: 0.539 (1, 9)									
<b>Julio Franco, R</b> OBP: 0.372, SLG: 0.444 (1, 4)									
<b>Kevin Reimer, L</b> OBP: 0.353, SLG: 0.425 (1, 10)									
<b>Juan Gonzalez, R</b> OBP: 0.381, SLG: 0.515 (1, 7)									
<b>Denny Walling, L</b> OBP: 0.196, SLG: 0.122 (1, 5)									
<b>Mike Stanley, R</b> OBP: 0.364, SLG: 0.382 (1, 2)									
<b>Jeff Huson, L</b> OBP: 0.292, SLG: 0.280 (1, 6)									

Inning Stats	R: 7	H: 4	E: 0	LOB: 0	K: 1	S: 23	P: 47	R: 0	H: 2	E: 0	LOB: 2	K: 1	S: 12	P: 21	R: 0	H: 0	E: 0	LOB: 0	K: 2	S: 11	P: 14	R: 0	H: 1	E: 0	LOB: 1	K: 1	S: 8	P: 11	R: 0	H: 1	E: 0	LOB: 0	K: 0	S: 7	P: 12	R: 1	H: 1	E: 0	LOB: 2	K: 2	S: 12	P: 25	R: 0	H: 0	E: 0	LOB: 0	K: 0	S: 8	P: 9	R: 0	H: 0	E: 0	LOB: 0	K: 0	S: 7	P: 12
--------------	------	------	------	--------	------	-------	-------	------	------	------	--------	------	-------	-------	------	------	------	--------	------	-------	-------	------	------	------	--------	------	------	-------	------	------	------	--------	------	------	-------	------	------	------	--------	------	-------	-------	------	------	------	--------	------	------	------	------	------	------	--------	------	------	-------

PITCHER	IP	WLS	BF	H	R	ER	SO	BB	IBB	HBP	BLK	WP	HR	S	P	ERA	WHIP
<b>Wade Taylor, R</b> ERA: 12.27 (1, 1)	0.2	L	9	4	7	7	0	2	0	0	0	0	0	19	41	94.50	9.000
<b>Greg Cadaret, L</b> ERA: 3.1 (1, 1)	5.0		20	4	1	0	6	2	0	0	0	0	0	50	83	0.00	1.200
<b>Steve Howe, L</b> ERA: 1.31 (6, 1)	1.1		5	1	0	0	1	0	0	0	0	0	0	12	15	0.00	0.750
<b>Lee Guetterman, L</b> ERA: 2.35 (8, 1)	1.0		3	0	0	0	0	0	0	0	0	0	0	7	12	0.00	0.000

**BOTTOM**

AB	R	H	RBI	BB	SO	LOB
4	2	1	0	1	2	0
2	1	1	0	2	0	0
4	0	3	1	0	0	2
4	1	1	2	0	2	5
4	0	0	0	0	0	3
3	1	1	0	1	0	2
3	1	0	0	0	0	1
4	1	1	2	0	2	0
4	1	1	3	0	1	0

<b>AB</b>	<b>32</b>
<b>R</b>	<b>8</b>
<b>H</b>	<b>9</b>
<b>RBI</b>	<b>8</b>
<b>BB</b>	<b>4</b>
<b>SO</b>	<b>7</b>
<b>LOB</b>	<b>13</b>



WP	PA	3B	SF	SAC	DP	HBP
0	37	2	0	0	1	1

**New York Yankees @ Texas Rangers**  
Arlington Stadium, Arlington, TX  
Fri Jun 14 1991, 8:05 PM EDT  
Att: 32,928 - Cloudy - 90 F

livebaseballscorecards.com

**New York Yankees @ Texas Rangers**  
 Arlington Stadium, Arlington, TX

Sat Jun 15 1991, 8:05 PM EDT  
 Att. 41,772 - Cloudy - 92 F

<b>AB</b>	<b>36</b>
<b>R</b>	<b>3</b>
<b>H</b>	<b>12</b>
<b>RBI</b>	<b>3</b>
<b>BB</b>	<b>2</b>
<b>SO</b>	<b>4</b>
<b>LOB</b>	<b>30</b>



Batter	1	2	3	4	5	6	7	8	9	AB	R	H	RBI	BB	SO	LOB	TOP			
Pat Sheridan, L OBP: 0.176, SLG: 0.235 (1, 8) (7, 7)	1-3 K 1B	1-3 K		0-0 G3-1 1-2		1-1 G4-6-3 1-2f			2-2 1B	5	1	1	0	0	2	6				
Alvaro Espinoza, R OBP: 0.297, SLG: 0.348 (1, 6) (7, 7)	0-1 1B SF8 1-2	0-0 FC5-2 FC6-4 1-2 2-3 3-Hf		1-1 G4-3			0-2 G3-6-1 1B		0-0 F7	5	1	2	0	0	0	6				
Don Mattingly, L OBP: 0.359, SLG: 0.410 (1, 10) (7, 7)	2-0 FC6-4 1B 1-3 2-H	1-0 FC6-4 1-2f			1-0 1B 1B		2-0 G3-6-1 1-2f		1-3 K	5	0	2	1	0	1	6				
Kevin Maas, L OBP: 0.403, SLG: 0.480 (1, 3) (7, 7)	2-1 SF8 3-H		2-2 G4-3		2-2 G5-3 1B		4-2 HBP		2-2 1B 3-H	3	0	2	2	0	0	0				
Mel Hall, L OBP: 0.318, SLG: 0.556 Roberto Kelly, R OBP: 0.314, SLG: 0.394 (1, 7) (7, PH) (7, 8)	1-1 FC6-4 WP 1-2f		1-1 2B		0-1 F8		0-3 K		0-0 P4	3	0	1	0	0	0	3				
Jesse Barfield, R OBP: 0.329, SLG: 0.495 (1, 9) (7, 7)	3-2 F8 1-2		0-0 P2		1-0 G5-3 1-2f			1-1 G4-3		4	0	0	0	0	0	4				
Matt Nokes, L OBP: 0.315, SLG: 0.503 (1, 2) (7, 7)		1-2 HBP FC5-2 2B	2-2 P4		2-2 G6-3 1B			2-2 P6		4	0	2	0	0	0	1				
Randy Velarde, R OBP: 0.295, SLG: 0.241 (1, 5) (7, 7)		4-1 FC5-2 HBP BB		0-2 G6-3		1-0 G6-3 1-2		3-2 G6-3		3	0	0	0	1	0	1				
Pat Kelly, R OBP: 0.313, SLG: 0.459 Steve Sax, R OBP: 0.320, SLG: 0.361 (1, 4) (2, PR) (2, 4)		1-0 FC5-2 HBP		4-1 G3-1 BB		1-2 G4-6-3 1B			0-0 1B	0	0	0	0	0	0	0				
<b>Inning Stats</b>	R: 2 E: 0 K: 1 S: 17	H: 2 LOB: 1 BB: 0 P: 26	R: 0 E: 0 K: 1 S: 11	H: 1 LOB: 3 BB: 1 P: 19	R: 0 E: 0 K: 0 S: 9	H: 1 LOB: 1 BB: 0 P: 14	R: 0 E: 0 K: 0 S: 7	H: 0 LOB: 1 BB: 1 P: 12	R: 0 E: 0 K: 0 S: 10	H: 2 LOB: 1 BB: 0 P: 15	R: 0 E: 0 K: 1 S: 10	H: 1 LOB: 1 BB: 0 P: 16	R: 0 E: 0 K: 0 S: 10	H: 0 LOB: 0 BB: 0 P: 16	R: 1 E: 0 K: 1 S: 14	H: 3 LOB: 2 BB: 0 P: 19	1B: 10 2B: 2 3B: 0 HR: 0	SF: 1 SAC: 0 DP: 3 HBP: 2	WP: 2 PB: 0 SB: 0 CS: 0	PA: 41
<b>PITCHER</b>	IP WLS BF H R ER SO BB IBB HBP BLK WP HR S P ERA WHIP	IP WLS BF H R ER SO BB IBB HBP BLK WP HR S P ERA WHIP	IP WLS BF H R ER SO BB IBB HBP BLK WP HR S P ERA WHIP	IP WLS BF H R ER SO BB IBB HBP BLK WP HR S P ERA WHIP	IP WLS BF H R ER SO BB IBB HBP BLK WP HR S P ERA WHIP	IP WLS BF H R ER SO BB IBB HBP BLK WP HR S P ERA WHIP	IP WLS BF H R ER SO BB IBB HBP BLK WP HR S P ERA WHIP	IP WLS BF H R ER SO BB IBB HBP BLK WP HR S P ERA WHIP	IP WLS BF H R ER SO BB IBB HBP BLK WP HR S P ERA WHIP	IP WLS BF H R ER SO BB IBB HBP BLK WP HR S P ERA WHIP	IP WLS BF H R ER SO BB IBB HBP BLK WP HR S P ERA WHIP	IP WLS BF H R ER SO BB IBB HBP BLK WP HR S P ERA WHIP	IP WLS BF H R ER SO BB IBB HBP BLK WP HR S P ERA WHIP	IP WLS BF H R ER SO BB IBB HBP BLK WP HR S P ERA WHIP	IP WLS BF H R ER SO BB IBB HBP BLK WP HR S P ERA WHIP	IP WLS BF H R ER SO BB IBB HBP BLK WP HR S P ERA WHIP	IP WLS BF H R ER SO BB IBB HBP BLK WP HR S P ERA WHIP	IP WLS BF H R ER SO BB IBB HBP BLK WP HR S P ERA WHIP	IP WLS BF H R ER SO BB IBB HBP BLK WP HR S P ERA WHIP	IP WLS BF H R ER SO BB IBB HBP BLK WP HR S P ERA WHIP
Kevin Brown, R ERA: 5.0 (1, 1)	6.0 W	28 8	2 2	2 2	2 2	2 2	2 2	2 2	2 2	2 2	2 2	2 2	2 2	2 2	2 2	2 2	3.00	1.667		
Kenny Rogers, L ERA: 6.93 (7, 1)	0.2	3 1	0 0	0 0	0 0	0 0	0 0	0 0	1 0	0 0	0 0	7 13	0.00	1.500						
Rich Gossage, R ERA: 3.14 (7, 1)	1.1	4 0	0 0	0 0	1 1	0 0	0 0	0 0	0 0	0 0	0 0	13 19	0.00	0.000						
Jeff Russell, R ERA: 2.7 (9, 1)	1.0 S	6 3	1 1	1 1	1 1	0 0	0 0	0 0	0 0	0 0	0 0	14 19	9.00	3.000						

livebaseballscorecards.com



Batter	1	2	3	4	5	6	7	8	9
<b>Gary Pettis, S</b> OBP: 0.361, SLG: 0.289 (1, 8) BB BB BB	4-0 2B BB		0-0 B5-3		1 SAFE B 1 SAFE X 1-2f G4-6-3		0-0 2-H 1B		
<b>Rafael Palmeiro, L</b> OBP: 0.351, SLG: 0.474 (1, 3) 1 SAFE C B 1 SAFE X	1-1 1-H 2B		0-0 G4-3			2-1 F8		0-1 G3	
<b>Ruben Sierra, S</b> OBP: 0.393, SLG: 0.536 (1, 9) B X	1-0 G4-3			1-1 S 1B		4-0 HR BB		2-3 K	
<b>Julio Franco, R</b> OBP: 0.374, SLG: 0.459 (1, 4) B C X	1-1 1B			2-1 F8		3-2 HR		0-2 G4-3	
<b>Kevin Reimer, L</b> OBP: 0.346, SLG: 0.415 (1, 10) 1 SAFE X	0-0 G1-3			3-3 K 1-2		3-3 K			
<b>Juan Gonzalez, R</b> OBP: 0.375, SLG: 0.506 (1, 7) B X		1-0 F8		0-0 G5-3		2-3 K			
<b>Steve Buechele, R</b> OBP: 0.350, SLG: 0.457 (1, 5) C B X		1-2 G6-3			1-1 SH5-3 1B 2B		2-1 F9		
<b>Mike Stanley, R</b> OBP: 0.367, SLG: 0.385 (1, 2) S H C		0-3 K			0-0 SH5-3		2-1 G4-3 1B 1B		
<b>Jeff Huson, L</b> OBP: 0.293, SLG: 0.281 (1, 6) C F B X			1-2 G6-3		1-1 G4-6-3 1B 3-H		1-1 G4-3		

Inning Stats	R: 1 E: 0 K: 0 S: 6	H: 2 LOB: 1 BB: 1 P: 13	R: 0 E: 0 K: 1 S: 7	H: 0 LOB: 0 BB: 0 P: 9	R: 0 E: 0 K: 0 S: 5	H: 0 LOB: 0 BB: 0 P: 6	R: 0 E: 0 K: 1 S: 9	H: 1 LOB: 1 BB: 0 P: 14	R: 1 E: 0 K: 0 S: 6	H: 2 LOB: 0 BB: 0 P: 9	R: 2 E: 0 K: 2 S: 12	H: 1 LOB: 0 BB: 1 P: 26	R: 0 E: 0 K: 0 S: 7	H: 2 LOB: 2 BB: 0 P: 12	R: 0 E: 0 K: 1 S: 8	H: 0 LOB: 0 BB: 0 P: 10
--------------	------------------------------	----------------------------------	------------------------------	---------------------------------	------------------------------	---------------------------------	------------------------------	----------------------------------	------------------------------	---------------------------------	-------------------------------	----------------------------------	------------------------------	----------------------------------	------------------------------	----------------------------------

PITCHER	IP	WLS	BF	H	R	ER	SO	BB	IBB	HBP	BLK	WP	HR	S	P	ERA	WHIP
<b>Tim Leary, R</b> ERA: 5.27 (1, 1)	6.1	L	26	7	4	4	4	2	0	0	0	0	1	49	85	5.68	1.421
<b>John Habyan, R</b> ERA: 2.27 (7, 1)	0.2		2	1	0	0	0	0	0	0	0	0	0	3	4	0.00	1.500
<b>Steve Farr, R</b> ERA: 2.08 (8, 1)	1.0		3	0	0	0	1	0	0	0	0	0	0	8	10	0.00	0.000

**BOTTOM**


**New York Yankees @ Texas Rangers**  
Arlington Stadium, Arlington, TX

Sat Jun 15 1991, 8:05 PM EDT  
Att: 41,772 - Cloudy - 92 F

AB	R	H	RBI	BB	SO	LOB
3	1	1	0	1	0	1
4	0	1	1	0	0	0
3	1	1	0	1	1	0
4	1	2	2	0	0	1
3	0	0	0	0	2	2
3	0	0	0	0	1	1
3	1	1	0	0	0	0
2	0	1	0	0	1	0
3	0	1	1	0	0	1

AB	28
R	4
H	8
RBI	4
BB	2
SO	5
LOB	6

WP: 0 PA: 31  
PB: 0  
SB: 1  
CS: 0



livebaseballscorecards.com

Batter	1	2	3	4	5	6	7	8	9	10	11	12	13	14	15	AB R H RBI BB SO LOB	TOP									
Steve Sax, R OBP: 0.312, SLG: 0.351 (1, 4)	1-1 G6-3		0-1 G6-3		1-3 K			0-0 F7		2-2 F9		1-1 L6			0-1 G6-3	7 0 0 0 0 1 1										
Carlos Rodriguez, S Alvaro Espinoza, R OBP: 0.298, SLG: 0.344 (11, 6)	0-2 F7		3-2 G4-3		0-1 P3			2-2 F9			0-2 F9		4-1 FC6-4 BB		0-1 G3	4 0 0 0 0 0 1 2 0 0 0 0 1 0 0										
Don Mattingly, L OBP: 0.357, SLG: 0.400 (11, 10)	4-2 BB BB		0-1 P6					0-1 F7			4-0 FC4-6 BB		0-1 FC6-4 1-2f		1-1 F9	5 0 0 0 2 0 2										
Kevin Maas, L OBP: 0.406, SLG: 0.493 (1, 3)	4-2 BB BB			3-2 E 1B 1B				0-2 P5			1-0 FC4-6 1B 1-2f		1-2 P5			5 2 2 1 1 0 2										
Mel Hall, L OBP: 0.313, SLG: 0.540 (1, 7)	0-0 P3			2-1 E8 1B 1-3				1-3 K			1-2 G4-3		0-0 F8			6 0 1 0 0 1 4										
Roberto Kelly, R OBP: 0.311, SLG: 0.385 (1, 8)			2-2 F8		0-0 P4			1-3 K			2-2 HBP 1B				2-2 G5-3	5 0 0 0 0 2 2										
Matt Nokes, L OBP: 0.310, SLG: 0.491 (1, 2)			0-1 G3		0-0 G6-4-3 1B			0-2 F8			1-1 G1-3				0-1 P2	6 0 1 1 0 0 3										
Jesse Barfield, R OBP: 0.324, SLG: 0.482 (1, 9)			2-3 K		1-0 G6-4-3 1-2f			0-3 K			4-2 G4-3 BB				0-3 K FC6-4	5 0 0 0 1 4 2										
Randy Velarde, R OBP: 0.299, SLG: 0.288 (1, 5)					3-2 HR			4-2 BB			2-2 G4-3 1-2f				0-0 FC6-4 1-2f	5 1 1 1 1 1 2										
<b>Inning Stats</b>	R: 0 E: 0 K: 0 S: 13	H: 0 LOB: 2 BB: 2 P: 22	R: 0 E: 0 K: 1 S: 9	H: 0 LOB: 0 BB: 0 P: 13	R: 1 E: 0 K: 1 S: 9	H: 2 LOB: 1 BB: 0 P: 15	R: 0 E: 0 K: 1 S: 8	H: 0 LOB: 0 BB: 0 P: 12	R: 0 E: 0 K: 2 S: 9	H: 0 LOB: 0 BB: 0 P: 9	R: 0 E: 0 K: 0 S: 10	H: 0 LOB: 1 BB: 1 P: 16	R: 1 E: 0 K: 1 S: 9	H: 1 LOB: 0 BB: 0 P: 13	R: 0 E: 0 K: 2 S: 8	H: 0 LOB: 0 BB: 1 P: 16	R: 0 E: 0 K: 0 S: 9	H: 0 LOB: 1 BB: 1 P: 12	R: 0 E: 0 K: 1 S: 9	H: 0 LOB: 1 BB: 0 P: 11	R: 0 E: 0 K: 0 S: 6	H: 0 LOB: 0 BB: 0 P: 7	1B: 3 2B: 0 3B: 0 HR: 2	SF: 0 SAC: 0 DP: 2 HBP: 1	WP: 1 PB: 0 SB: 0 CS: 0	PA: 57
<b>PITCHER</b>	IP WLS BF H R ER SO BB IBB HBP BLK WP HR S P ERA WHIP	9.0 2.88	34 4 3 2 6 3 0 0 0 0 0 2 87 130 2.00 0.778	1.0 2.62	3 0 0 0 0 1 0 0 0 0 0 0 8 16 0.00 1.000	0.2 3.6	4 1 0 0 0 0 0 0 0 0 0 0 5 11 0.00 3.000	0.0 3.14	1 0 0 0 0 0 0 0 0 0 0 0 2 4 ∞ ∞	0.1 6.88	1 0 0 0 0 0 0 0 0 0 0 2 3 0.00 0.000	<b>PITCHER</b>	IP WLS BF H R ER SO BB IBB HBP BLK WP HR S P ERA WHIP	4.0 5.27	14 0 0 0 0 0 0 1 0 0 0 1 0 31 43 0.00 0.250											

**New York Yankees @ Texas Rangers**  
Arlington Stadium, Arlington, TX  
Sun Jun 16 1991, 8:05 PM EDT  
Att. 37,691 - Cloudy - 76 F

livebaseballscorecards.com

AB	50
R	3
H	5
RBI	3
BB	6
SO	9
LOB	19



Batter	1	2	3	4	5	6	7	8	9	10	11	12	13	14	15	AB	R	H	RBI	BB	SO	LOB	BOTTOM												
<b>Gary Pettis, S</b> OBP: 0.347, SLG: 0.276 (1, 8)	0-2 G4-3	2-3 K			1-3 K		3-2 FC7-4			2-1 G5-3			1-0 G6-3			6	0	0	0	0	2	2	<b>New York Yankees @ Texas Rangers</b> Arlington Stadium, Arlington, TX Sun Jun 16 1991, 8:05 PM EDT Att: 37,691 - Cloudy - 76 F <a href="http://livebaseballscorecards.com">livebaseballscorecards.com</a>												
<b>Rafael Palmeiro, L</b> OBP: 0.346, SLG: 0.466 (1, 3)	2-2 G4-1			2-0 P2		2-0 P3		1-3 K			1-2 G4-6-3 1B		0-0 G1-3			6	0	1	0	0	1	0													
<b>Ruben Sierra, S</b> OBP: 0.392, SLG: 0.531 (1, 9)	0-1 1B			1-3 K		0-2 P3		1-0 G4-6-3 1B			0-0 G4-6-3 1B		2-1 F8			6	0	2	0	0	1	1													
<b>Julio Franco, R</b> OBP: 0.381, SLG: 0.459 (1, 4)	1-2 1B			2-2 G5-3		4-1 1B 2B BB		1-0 G4-6-3 1B			0-1 CS 1B		4-2 BB			4	1	2	0	2	0	1													
<b>Kevin Reimer, L</b> OBP: 0.345, SLG: 0.413 (1, 10)	2-3 K			1-2 G3		0-0 2B 1B		2-3 K			1 SAFE CS		1-2 F7			3	1	1	0	0	1	2													
<b>Brian Downing, R</b> OBP: 0.421, SLG: 0.487 (9, PH)						1-2 2B 1B					1 SAFE 1 SAFE 1 SAFE		2-1 F9			3	0	0	0	0	1	1													
<b>Juan Gonzalez, R</b> OBP: 0.374, SLG: 0.511 (1, 7)		0-2 1B SF7 2B		2-3 K		2-2 1H 2H 2B		2-1 G3					1-0 F9			6	1	2	2	0	1	1													
<b>Steve Buechele, R</b> OBP: 0.355, SLG: 0.470 (1, 5)		0-1 SF7 1B		0-0 F9		2-0 F7		2-2 L3					2-1 2B			6	0	3	0	0	0	1													
<b>John Russell, R</b> OBP: 0.111, SLG: 0.118 (1, 2)		2-1 SF7				3-2 F7		1-1 F7					1-1 G6-3			5	1	0	1	0	0	2													
<b>Jeff Huson, L</b> OBP: 0.292, SLG: 0.280 (1, 6)		1-2 3H				0-1 F9		0-2 FC7-4 WP 1B					1-1 F9			4	0	1	0	0	1	1													
<b>Mario Diaz, R</b> OBP: 0.333, SLG: 0.385 (13, PH)		2-3 K											0-2 G6-3			2	0	1	1	0	0	0													
<b>John Habyan, R</b> ERA: 2.2 (12, 1)																4	0	1	0	0	1	1													
<b>Lee Guetterman, L</b> ERA: 2.49 (13, 1)																2	0	1	1	0	0	0													
<b>Inning Stats</b>	R: 0 E: 0 K: 1 S: 14	H: 2 LOB: 2 BB: 0 P: 19	R: 1 E: 0 K: 2 S: 14	H: 2 LOB: 1 BB: 0 P: 20	R: 0 E: 0 K: 1 S: 8	H: 0 LOB: 0 BB: 0 P: 13	R: 0 E: 0 K: 1 S: 7	H: 0 LOB: 0 BB: 0 P: 10	R: 0 E: 0 K: 1 S: 8	H: 0 LOB: 0 BB: 0 P: 12	R: 2 E: 0 K: 0 S: 12	H: 2 LOB: 1 BB: 1 P: 22	R: 0 E: 0 K: 0 S: 11	H: 1 LOB: 0 BB: 0 P: 15	R: 0 E: 0 K: 1 S: 6	H: 1 LOB: 0 BB: 0 P: 9	R: 0 E: 0 K: 1 S: 10	H: 0 LOB: 0 BB: 0 P: 16	R: 0 E: 0 K: 0 S: 7	H: 0 LOB: 0 BB: 0 P: 12	R: 0 E: 0 K: 0 S: 13	H: 2 LOB: 0 BB: 0 P: 16		R: 0 E: 0 K: 0 S: 8	H: 1 LOB: 1 BB: 0 P: 13	R: 0 E: 0 K: 0 S: 5	H: 0 LOB: 0 BB: 0 P: 6	R: 0 E: 0 K: 0 S: 10	H: 0 LOB: 1 BB: 1 P: 18	R: 1 E: 0 K: 0 S: 7	H: 2 LOB: 1 BB: 0 P: 7	1B: 8 2B: 6 3B: 0 HR: 0	SF: 1 SAC: 0 DP: 3 HBP: 0	WP: 1 PB: 0 SB: 0 CS: 1	PA: 55
<b>PITCHER</b>	IP	WLS	BF	H	R	ER	SO	BB	IBB	HBP	BLK	WP	HR	S	P	ERA	WHIP																		
<b>Scott Sanderson, R</b> ERA: 3.53 (1, 1)	7.0		28	7	3	3	6	1	0	0	0	0	0	74	111	3.86	1.143																		
<b>Steve Howe, L</b> ERA: 1.25 (8, 1)	1.0		3	1	0	0	1	0	0	0	0	0	0	6	9	0.00	1.000																		
<b>Steve Farr, R</b> ERA: 1.89 (9, 1)	3.0		9	2	0	0	1	0	0	0	0	0	0	30	44	0.00	0.667																		
<b>John Habyan, R</b> ERA: 2.2 (12, 1)	1.0		4	1	0	0	0	0	0	0	0	0	0	8	13	0.00	1.000																		
<b>Lee Guetterman, L</b> ERA: 2.49 (13, 1)	2.1	L	10	2	1	1	0	1	0	0	0	0	0	22	31	3.86	1.286																		

**New York Yankees @ Texas Rangers**  
 Arlington Stadium, Arlington, TX  
 Sun Jun 16 1991, 8:05 PM EDT  
 Att: 37,691 - Cloudy - 76 F



Batter	1	2	3	4	5	6	7	8	9	10	AB R H RBI BB SO LOB
Brian McRae, S (1, 8) OBP: 0.286, SLG: 0.361	3-2 L8		0-0 P2		2-2 G6-3 1B		1-2 1B		1-0 G4-6-3 1B		5 1 3 0 0 0 0
Gary Thurman, R (1, 7) OBP: 0.296, SLG: 0.368	0-1 G4-3		0-3 K		1-1 G6-3		0-0 1B		0-1 G4-6-3		5 0 1 2 0 1 2
George Brett, L (1, 10) OBP: 0.320, SLG: 0.343	2-0 G3		1-1 G4-3			0-0 G4-3		3-2 G3-1		3-2 E3	5 0 0 0 0 0 1

Danny Tartabull, R (1, 9) OBP: 0.336, SLG: 0.535		0-1 G6-3		1-2 HR		4-0 BB		0-0 HR 1B		3-2 G6-3	4 2 2 1 1 0 1
Mike Macfarlane, R (1, 2) OBP: 0.313, SLG: 0.458		0-0 L5		0-2 G6-3		1-0 F7		1-0 E4 HR		1-3 K	5 1 0 0 0 1 2
Kevin Seitzer, R (1, 5) OBP: 0.300, SLG: 0.274		2-0 1B E 1B		3-1 HR		1-1 L4		2-0 P6		1-1 G6-3	5 2 2 1 0 0 3

Carmelo Martinez, R (1, 3) OBP: 0.331, SLG: 0.317		0-0 E8 1B 1B		0-2 PO 1B		0-0 P3		1-1 HR		0-1 F9	5 2 3 3 0 0 0
Kurt Stillwell, S (1, 6) OBP: 0.293, SLG: 0.310		2-0 FC6 1B		2-2 F8		1-3 K		1-2 P4			4 0 1 1 0 1 1
Terry Shumpert, R (1, 4) OBP: 0.261, SLG: 0.343		0-0 FC6		0-0 PO K		4-0 1B CS 1B BB		1-1 P4			3 1 0 0 1 1 1

Inning Stats	R: 0	H: 0	E: 0	LOB: 0	K: 0	S: 9	P: 14	R: 2	H: 3	E: 1	LOB: 1	K: 0	BB: 0	S: 7	P: 11	R: 0	H: 0	E: 0	LOB: 0	K: 1	BB: 0	S: 6	P: 7	R: 2	H: 3	E: 0	LOB: 0	K: 0	BB: 0	S: 16	P: 22	R: 0	H: 1	E: 0	LOB: 0	K: 1	BB: 0	S: 8	P: 12	R: 0	H: 0	E: 0	LOB: 1	K: 0	BB: 1	S: 4	P: 10	R: 2	H: 2	E: 0	LOB: 1	K: 1	BB: 1	S: 18	P: 27	R: 3	H: 2	E: 1	LOB: 0	K: 0	BB: 0	S: 10	P: 16	R: 0	H: 1	E: 1	LOB: 1	K: 0	BB: 0	S: 10	P: 17	R: 0	H: 0	E: 0	LOB: 0	K: 1	BB: 0	S: 7	P: 9	1B: 9	SF: 0	2B: 0	SAC: 0	3B: 0	DP: 2	HR: 3	HBP: 0	WP: 1	PA: 44
--------------	------	------	------	--------	------	------	-------	------	------	------	--------	------	-------	------	-------	------	------	------	--------	------	-------	------	------	------	------	------	--------	------	-------	-------	-------	------	------	------	--------	------	-------	------	-------	------	------	------	--------	------	-------	------	-------	------	------	------	--------	------	-------	-------	-------	------	------	------	--------	------	-------	-------	-------	------	------	------	--------	------	-------	-------	-------	------	------	------	--------	------	-------	------	------	-------	-------	-------	--------	-------	-------	-------	--------	-------	--------

PITCHER	IP	WLS	BF	H	R	ER	SO	BB	IBB	HBP	BLK	WP	HR	S	P	ERA	WHIP
John Barfield, L (1, 1) ERA: 3.35	7.0		30	9	6	3	3	2	0	0	0	0	2	68	103	3.86	1.571
Mark Petkovsek, R (8, 1) ERA: 14.29	1.0		6	2	3	2	0	0	0	0	0	1	1	10	16	18.00	2.000
Mike Jeffcoat, L (9, 1) ERA: 3.38	2.0	W	7	1	0	0	1	0	0	0	0	0	0	17	26	0.00	0.500

# Kansas City Royals @ Texas Rangers

Arlington Stadium, Arlington, TX

Mon Jun 17 1991, 8:05 PM EDT

Att. 30,448 - Sunny - 90 F

AB	41
R	9
H	12
RBI	8
BB	2
SO	4
LOB	11



**Kansas City Royals @ Texas Rangers**  
 Arlington Stadium, Arlington, TX

Mon Jun 17 1991, 8:05 PM EDT  
 Att. 30,448 - Sunny - 90 F

livebaseballscorecards.com

AB	47
R	10
H	19
RBI	10
BB	8
SO	11
LOB	30



WP:	0	PA:	55
PB:	0		
SB:	1		
CS:	0		

Batter	1	2	3	4	5	6	7	8	9	10	AB	R	H	RBI	BB	SO	LOB			
<b>Gary Pettis, S</b> OBP: 0.350, SLG: 0.273 (1, 8)	4-1 1B G3 BB	1-2 FC4-6		3-3 K		3-3 K		4-0 2B HR BB	1-3 K	2-1 1B	5	2	1	1	2	3	4			
<b>Rafael Palmeiro, L</b> OBP: 0.361, SLG: 0.486 (1, 3)	0-0 G3 1B		1-1 FC5-4 1B	1-1 G6-4-3 1B		4-2 BB		1-0 HR 2B	1-0 1B 2B		5	2	5	1	1	0	0			
<b>Ruben Sierra, S</b> OBP: 0.390, SLG: 0.539 (1, 9)	1-3 K		1-2 F7	0-0 G6-4-3 1B		2-3 K		3-2 HR	0-0 1B		6	1	2	5	0	2	5			
<b>Julio Franco, R</b> OBP: 0.383, SLG: 0.460 (1, 4)	0-1 G3		1-3 K		0-0 1B		1-0 S 1B	1-2 1B	1-2 L9		6	0	3	1	0	1	3			
<b>Kevin Reimer, L</b> OBP: 0.352, SLG: 0.412 (1, 10)	3-3 K		4-2 FC5-4 BB	1-2 1B		3-1 1B		1-2 F8	2-2 FC5-4 1B		5	0	2	0	1	2	2			
<b>Juan Gonzalez, R</b> OBP: 0.368, SLG: 0.500 (1, 7)		1-1 P4	0-0 FC5-4		0-0 F7		1-3 K	2-3 K		2-2 FC4-6 1B	6	0	1	0	0	2	7			
<b>Steve Buechele, R</b> OBP: 0.354, SLG: 0.478 (1, 5)		1-0 P3		1-2 HR		2-3 K		4-2 BB	1-1 FC5-4	1-2 FC4-6 1B	5	2	1	1	1	1	5			
<b>Mike Stanley, R</b> OBP: 0.372, SLG: 0.394 (1, 2)		4-2 BB		1-2 3B		1-0 L8		2-1 F8		2-1 F9	3	1	1	0	1	0	4			
<b>Denny Walling, L</b> OBP: 0.191, SLG: 0.119 (9, PH)				2B							1	0	0	0	0	0	0			
<b>John Russell, R</b> OBP: 0.158, SLG: 0.167 (10, 2)				BB							1	0	1	0	0	0	0			
<b>Jeff Huson, L</b> OBP: 0.299, SLG: 0.299 (1, 6)		4-0 FC4-6 BB		1-0 1B		1-2 G1-3		1-2 G6-3	0-2 2B 1B	4-0 1B BB	2	1	1	1	1	0	0			
<b>Mario Diaz, R</b> OBP: 0.345, SLG: 0.388 (8, PH)				3B							2	1	1	0	1	0	0			
<b>Jeff Montgomery, R</b> ERA: 3.65 (9, 6)											2	1	1	0	1	0	0			
<b>Inning Stats</b>	R: 1 E: 0 K: 2 S: 13	H: 1 LOB: 1 BB: 1 P: 21	R: 0 E: 0 K: 0 S: 9	H: 0 LOB: 2 BB: 2 P: 20	R: 0 E: 0 K: 1 S: 11	H: 1 LOB: 2 BB: 1 P: 18	R: 3 E: 0 K: 1 S: 13	H: 4 LOB: 0 BB: 0 P: 20	R: 0 E: 0 K: 2 S: 12	H: 0 LOB: 1 BB: 1 P: 22	R: 0 E: 0 K: 1 S: 13	H: 1 LOB: 2 BB: 1 P: 22	R: 3 E: 0 K: 1 S: 18	H: 4 LOB: 2 BB: 1 P: 34	R: 2 E: 0 K: 1 S: 13	H: 3 LOB: 1 BB: 0 P: 18	R: 1 E: 0 K: 1 S: 12	H: 3 LOB: 3 BB: 1 P: 22	1B: 13 2B: 3 3B: 1 HR: 2	SF: 0 SAC: 0 DP: 1 HBP: 0
<b>PITCHER</b>	IP WLS BF H R ER SO BB IBB HBP BLK WP HR S P ERA WHIP	IP WLS BF H R ER SO BB IBB HBP BLK WP HR S P ERA WHIP	IP WLS BF H R ER SO BB IBB HBP BLK WP HR S P ERA WHIP	IP WLS BF H R ER SO BB IBB HBP BLK WP HR S P ERA WHIP	IP WLS BF H R ER SO BB IBB HBP BLK WP HR S P ERA WHIP	IP WLS BF H R ER SO BB IBB HBP BLK WP HR S P ERA WHIP	IP WLS BF H R ER SO BB IBB HBP BLK WP HR S P ERA WHIP	IP WLS BF H R ER SO BB IBB HBP BLK WP HR S P ERA WHIP	IP WLS BF H R ER SO BB IBB HBP BLK WP HR S P ERA WHIP	IP WLS BF H R ER SO BB IBB HBP BLK WP HR S P ERA WHIP	IP WLS BF H R ER SO BB IBB HBP BLK WP HR S P ERA WHIP	IP WLS BF H R ER SO BB IBB HBP BLK WP HR S P ERA WHIP	IP WLS BF H R ER SO BB IBB HBP BLK WP HR S P ERA WHIP	IP WLS BF H R ER SO BB IBB HBP BLK WP HR S P ERA WHIP	IP WLS BF H R ER SO BB IBB HBP BLK WP HR S P ERA WHIP	IP WLS BF H R ER SO BB IBB HBP BLK WP HR S P ERA WHIP	IP WLS BF H R ER SO BB IBB HBP BLK WP HR S P ERA WHIP	IP WLS BF H R ER SO BB IBB HBP BLK WP HR S P ERA WHIP	IP WLS BF H R ER SO BB IBB HBP BLK WP HR S P ERA WHIP	
<b>Tom Gordon, R</b> ERA: 3.68 (1, 1)	5.0			8	4	4	5	4	0	0	0	0	0	1	55	94	7.20	2.400		
<b>Steve Crawford, R</b> ERA: 4.13 (6, 1)	1.2			1	0	0	3	2	0	0	0	0	0	0	23	40	0.00	1.800		
<b>Storm Davis, R</b> ERA: 4.65 (7, 1)	0.1			1	0	0	0	0	0	0	0	0	0	2	4	0.00	0.000			
<b>Mark Davis, L</b> ERA: 7.31 (8, 1)	0.1			4	2	3	0	1	0	0	0	0	1	7	17	81.00	9.000			
<b>Jeff Montgomery, R</b> ERA: 3.65 (8, 1)	2.1	L		16	8	3	3	1	0	0	0	0	0	36	57	11.57	3.857			

WP:	0	PA:	55
PB:	0		
SB:	1		
CS:	0		

Batter	1	2	3	4	5	6	7	8	9	AB R H RBI BB SO LOB	TOP												
Brian McRae, S (1, 8) OBP: 0.292, SLG: 0.367	2-2 SF7 1B		3-1 G4-3		0-1 1B HR		1-0 P2	1-2 1B		5 2 3 1 0 0 0													
Kirk Gibson, L (1, 7) OBP: 0.335, SLG: 0.438	2-2 1B		3-2 G4-3		1-2 1-3 HR		2-2 F8	2-0 1B		5 2 3 1 0 0 0													
George Brett, L (1, 10) OBP: 0.316, SLG: 0.362	2-0 SF7		0-0 G3-1		2-2 1-H HR		2-3 K	1-0 F8		4 1 1 4 0 1 2													
Danny Tartabull, R (1, 9) OBP: 0.338, SLG: 0.537	3-3 K			0-0 FC4-6 HR		3-3 K		0-0 1B G5-3 1B	3-3 K	5 2 2 0 0 3 1													
Jim Eisenreich, L (1, 3) Carmelo Martínez, R (8, 3) OBP: 0.329, SLG: 0.314	1-0 2B 1B			1-0 F7		1-1 L5		0-0 G5-3	2-3 K	4 0 1 1 0 0 2 1 0 0 0 0 1 0													
Kevin Seitzer, R (1, 5) OBP: 0.311, SLG: 0.291	0-1 1B 2B			4-0 FC4-6 BB		0-2 G5-3		0-0 1B 1B	2-1 F9	4 1 2 0 1 0 0													
Mike Macfarlane, R (1, 2) OBP: 0.312, SLG: 0.454		2-0 G1-3		0-0 FC4-6 HR		0-3 K		1-0 1B 1B		4 2 1 1 0 1 2	AB 40 R 12 H 15 RBI 12 BB 1 SO 7 LOB 9												
Kurt Stillwell, S (1, 6) OBP: 0.292, SLG: 0.324		1-0 G3		1-1 HR		2-3 K		1-2 F9		4 1 1 3 0 1 2													
Terry Shumpert, R (1, 4) OBP: 0.261, SLG: 0.340		0-0 F8		3-1 F8		1-0 G6-3		1-1 1B 1B		4 1 1 1 0 0 0													
Inning Stats	R: 2 E: 0 K: 1 S: 15	H: 4 LOB: 2 BB: 0 P: 24	R: 0 E: 0 K: 0 S: 3	H: 0 LOB: 0 BB: 0 P: 6	R: 0 E: 0 K: 0 S: 7	H: 0 LOB: 0 BB: 0 P: 13	R: 3 E: 0 K: 0 S: 7	H: 2 LOB: 0 BB: 1 P: 16	R: 3 E: 0 K: 1 S: 17	H: 3 LOB: 0 BB: 0 P: 24	R: 0 E: 0 K: 2 S: 7	H: 0 LOB: 0 BB: 0 P: 10	R: 0 E: 0 K: 1 S: 7	H: 0 LOB: 0 BB: 0 P: 12	R: 4 E: 0 K: 0 S: 16	H: 6 LOB: 2 BB: 0 P: 24	R: 0 E: 0 K: 2 S: 9	H: 0 LOB: 0 BB: 0 P: 16	1B: 10 2B: 3 3B: 0 HR: 2	SF: 1 SAC: 0 DP: 0 HBP: 0	WP: 0 PB: 0 SB: 0 CS: 0	PA: 42	
PITCHER	IP WLS BF H R ER SO BB IBB HBP BLK WP HR S P ERA WHIP																						
Gerald Alexander, R ERA: 2.47	(1, 1) 4.0	18 6 5 5 1 1 0 0 0 0 0 1 32 59 11.25 1.750																					
Kenny Rogers, L ERA: 7.57	(5, 1) 3.2	L 19 8 7 7 4 0 0 0 0 0 0 1 45 65 17.18 2.182																					
Mark Petkovsek, R ERA: 11.57	(8, 1) 1.1	5 1 0 0 2 0 0 0 0 0 0 0 11 21 0.00 0.750																					

Kansas City Royals @ Texas Rangers  
Arlington Stadium, Arlington, TX  
Tue Jun 18 1991, 8:05 PM EDT  
Att. 29,667 - Sunny - 91 F

[livebaseballscorecards.com](http://livebaseballscorecards.com)



Batter	1	2	3	4	5	6	7	8	9	AB	R	H	RBI	BB	SO	LOB
Gary Pettis, S OBP: 0.352, SLG: 0.277 (1, 8)	1-3 K	3-2 L8		0-1 G3-1 1B		0-1 2B 1B		1-1 G4-3		5	0	2	0	0	1	0
Rafael Palmeiro, L OBP: 0.366, SLG: 0.490 (1, 3)	4-1 1B 2B BB		2-1 G4-3	0-1 G3-1		0-0 1-3 2B		1-2 FC4-6 1B		4	1	2	0	1	0	1
Ruben Sierra, S OBP: 0.387, SLG: 0.532 (1, 9)	1-2 2B 1-3 SF7 1B		0-1 F8	2-2 G5-3		2-1 G1-3		1-3 K		5	1	1	0	0	1	4
Julio Franco, R OBP: 0.384, SLG: 0.461 (1, 4)	1-1 1-3 1B 2B		4-2 HR BB		0-1 G4-3		1-0 G4-3		2-3 K		4	2	1	1	1	1
Kevin Reimer, L OBP: 0.353, SLG: 0.433 (1, 10)	2-2 SF7		0-0 1-H HR		4-1 WP BB		1-1 G6-3		2-1 FC4-6		3	1	1	3	1	0
Juan Gonzalez, R OBP: 0.370, SLG: 0.500 (1, 7)	1-2 2-H 1B		1-1 E5 1B		1-3 K		1-0 1B				4	0	2	1	0	1
Steve Buechele, R OBP: 0.352, SLG: 0.474 (1, 5)	3-1 P3		3-2 FC5-4 1B		2-0 F8		1-2 P3				4	0	1	0	0	3
Mike Stanley, R OBP: 0.365, SLG: 0.385 Geno Petrali, L OBP: 0.307, SLG: 0.274 (6, PH) (7, 2)		3-2 F9	0-0 FC5-4			2-3 K		4-1 G1-6-3 BB		2	0	0	0	0	0	2
Jeff Huson, L OBP: 0.291, SLG: 0.290 (1, 6)		1-3 K		0-0 F8		2-2 L6		1-2 G1-6-3		1	0	0	0	0	1	1

Inning Stats	R: 3	H: 3	LOB: 1	K: 1	S: 25	P: 38	R: 0	H: 0	LOB: 0	K: 1	S: 10	R: 0	H: 2	LOB: 2	K: 0	S: 16	R: 0	H: 1	LOB: 1	K: 0	S: 8	R: 0	H: 0	LOB: 1	K: 1	S: 8	R: 0	H: 2	LOB: 2	K: 1	S: 13	R: 0	H: 1	LOB: 1	K: 0	S: 7	R: 0	H: 0	LOB: 0	K: 0	S: 6	R: 0	H: 1	LOB: 1	K: 2	S: 13	1B: 7	SF: 1	2B: 2	SAC: 0	3B: 0	DP: 1	HR: 1	HBP: 0	WP: 1	PA: 41
--------------	------	------	--------	------	-------	-------	------	------	--------	------	-------	------	------	--------	------	-------	------	------	--------	------	------	------	------	--------	------	------	------	------	--------	------	-------	------	------	--------	------	------	------	------	--------	------	------	------	------	--------	------	-------	-------	-------	-------	--------	-------	-------	-------	--------	-------	--------

PITCHER	IP	WLS	BF	H	R	ER	SO	BB	IBB	HBP	BLK	WP	HR	S	P	ERA	WHIP
Kevin Appier, R ERA: 4.26 (1, 1)	5.0	W	25	6	5	5	3	3	0	0	0	1	1	67	106	9.00	1.800
Luis Aquino, R ERA: 4.5 (6, 1)	4.0	S	16	4	0	0	3	1	0	0	0	0	0	39	61	0.00	1.250

BOTTOM

Kansas City Royals @ Texas Rangers  
Arlington Stadium, Arlington, TX  
Tue Jun 18 1991, 8:05 PM EDT  
Att. 29,667 - Sunny - 91 F

livebaseballscores.com

AB	36
R	5
H	10
RBI	5
BB	4
SO	6
LOB	14



Batter	1	2	3	4	5	6	7	8	9	AB R H RBI BB SO LOB	TOP									
Brian McRae, S (1, 8) OBP: 0.289, SLG: 0.366	3-1 P2	2-1 G4-6-3		0-0 L1-3		0-3	3-2 G5-4-3		3-2	6 1 1 0 0 1 6										
Kirk Gibson, L (1, 7) Gary Thurman, R (9, PH) OBP: 0.344, SLG: 0.455 OBP: 0.306, SLG: 0.377	4-2		0-1	3-2 G4-3		1-0		4-2	2-2	3 3 2 4 2 0 0 1 1 1 0 0 0 0										
George Brett, L (1, 10) Brent Mayne, L (9, PH) OBP: 0.325, SLG: 0.377 OBP: 0.352, SLG: 0.292	0-0		1-3		1-0	2-2		0-0	0-0	5 2 3 1 0 1 1 1 1 1 1 0 0 0										
Danny Tartabull, R (1, 9) David Howard, S (9, 9) OBP: 0.338, SLG: 0.529 OBP: 0.176, SLG: 0.097	3-0		0-0	FC5-4	1-3	4-1		0-3	1-2	5 2 1 1 1 2 4 0 0 0 0 0 0 0										
Jim Eisenreich, L (1, 3) Warren Cromartie, L (6, 3) OBP: 0.335, SLG: 0.401 OBP: 0.371, SLG: 0.431	4-0		2-0		1-3	1-1		4-2	1-2	3 0 1 0 1 1 2 1 0 1 1 1 0 0										
Kevin Seitzer, R (1, 5) Bill Pecota, R (8, PH) OBP: 0.331, SLG: 0.308 OBP: 0.328, SLG: 0.396	1-2		0-0					2-0	2-0	3 1 3 2 1 0 0 2 0 2 2 0 0 0										
Mike Macfarlane, R (1, 2) OBP: 0.307, SLG: 0.447	2-3		1-3					0-0	2-1	5 1 1 1 0 2 9										
Kurt Stillwell, S (1, 6) OBP: 0.303, SLG: 0.351			4-0		0-0			1-2		4 2 3 2 1 0 2										
Terry Shumpert, R (1, 4) OBP: 0.265, SLG: 0.333			0-3		4-0				0-1	3 1 0 0 2 1 2										
Inning Stats	R: 2 H: 2 E: 0 K: 1 S: 14	H: 2 LOB: 2 BB: 2 P: 31	R: 0 H: 0 E: 0 K: 1 S: 6	H: 0 LOB: 0 BB: 1 P: 12	R: 1 H: 3 E: 0 K: 2 S: 11	H: 3 LOB: 2 BB: 0 P: 15	R: 1 H: 1 E: 0 K: 0 S: 10	H: 1 LOB: 0 BB: 1 P: 17	R: 0 H: 0 E: 0 K: 2 S: 7	H: 0 LOB: 0 BB: 0 P: 10	R: 5 H: 5 E: 0 K: 1 S: 18	H: 5 LOB: 3 BB: 3 P: 40	R: 0 H: 1 E: 0 K: 0 S: 6	H: 1 LOB: 0 BB: 0 P: 9	R: 2 H: 2 E: 0 K: 1 S: 15	H: 2 LOB: 2 BB: 2 P: 26	R: 4 H: 6 E: 0 K: 0 S: 23	H: 6 LOB: 1 BB: 0 P: 34	1B: 14 SF: 1 2B: 5 SAC: 0 3B: 0 DP: 4 HR: 2 HBP: 0	WP: 2 PA: 52 PB: 0 SB: 0 CS: 0
PITCHER	IP WLS BF H R ER SO BB IBB HBP BLK WP HR S P ERA WHIP																			
Jose Guzman, R (1, 1) ERA: 4.17	5.0 L 25 7 6 6 6 5 0 0 0 0 1 51 93 10.80 2.400																			
Joe Bitker, R (6, 1) ERA: 6.75	1.0 9 4 3 3 1 2 0 0 0 1 1 15 32 27.00 6.000																			
Mark Petkovsek, R (7, 1) ERA: 14.46	2.1 16 8 6 6 1 2 0 0 0 1 0 41 62 23.14 4.286																			
Jeff Russell, R (9, 1) ERA: 2.57	0.2 2 1 0 0 0 0 0 0 0 0 0 3 7 0.00 1.500																			

Kansas City Royals @ Texas Rangers  
Arlington Stadium, Arlington, TX  
Wed Jun 19 1991, 8:05 PM EDT  
Att. 29,462 - Cloudy - 95 F

livebaseballscorecards.com





BOTTOM

Kansas City Royals @ Texas Rangers  
Arlington Stadium, Arlington, TX  
Wed Jun 19 1991, 8:05 PM EDT  
Att. 29,462 - Cloudy - 95 F

livebaseballscorecards.com

AB 33  
R 2  
H 5  
RBI 1  
BB 1  
SO 7  
LOB 9



WP: 0 PA: 34  
PB: 0  
SB: 0  
CS: 0

AB R H RBI BB SO LOB

4 0 0 0 0 2 3

4 1 1 1 0 1 0

3 0 1 0 0 0 0

1 0 0 0 0 0 0

3 0 0 0 0 0 1

1 0 0 0 0 1 0

4 0 0 0 0 0 1

4 0 1 0 0 2 0

3 1 1 0 0 0 1

1 0 0 0 0 0 0

2 0 0 0 1 1 0

3 0 1 0 0 0 3

1B: 2 SF: 0  
2B: 2 SAC: 0  
3B: 0 DP: 0  
HR: 1 HBP: 0

Batter	1	2	3	4	5	6	7	8	9
Gary Pettis, S OBP: 0.343, SLG: 0.270 (1, 8) B C C C X	2-3 K ①		1-1 G3 ③			3-3 K ① B X	1-0 P6 ③		
Rafael Palmeiro, L OBP: 0.364, SLG: 0.498 (1, 3) C B C X	1-2 G5-3 ②			2-1 G4-3 ①		0-0 HR X		2-3 K ①	
Ruben Sierra, S OBP: 0.386, SLG: 0.530 Denny Walling, L OBP: 0.188, SLG: 0.116 (1, 9) (7, 9) (8, 5) (9, 9) B X	1-0 P3 ③			0-0 L4 ②		2-0 FC6-4 1B B X		0-0 G4-3 ②	
Julio Franco, R OBP: 0.380, SLG: 0.455 Jeff Huson, L OBP: 0.269, SLG: 0.288 (1, 4) (8, PH) (9, 6) B T B B X		2-1 G4-3 ①		0-2 G4-3 ③		2-2 FC6-4 1-2f 1 SAFE B B B F X		0-3 K ③	
Kevin Reimer, L OBP: 0.344, SLG: 0.420 (1, 7) B B B X		2-0 G4-3 ②			2-1 G4-3 ① B C X	0-0 F7 ③		0-0 P4 ①	
Brian Downing, R OBP: 0.418, SLG: 0.488 (1, 10) B T C X		0-3 K ③			3-2 F7 ②		0-0 2B X	3-3 K ②	
Steve Buechele, R OBP: 0.352, SLG: 0.477 John Russell, R OBP: 0.150, SLG: 0.158 (1, 5) (8, 9) (9, 2) C B B X			2-1 F8 ①		0-1 E 2B B X		1-2 F7 ①	1-1 G5-3 ③	
Mike Stanley, R OBP: 0.364, SLG: 0.378 (1, 2) (9, 5) C B F S			1-3 K ②		0-0 E6 2-H B X		4-2 BB B B B B B X		
Mario Diaz, R OBP: 0.344, SLG: 0.386 (1, 6) (9, 4) X			0-0 1B X		0-1 F8 ③		1-1 F7 ②		

Inning Stats	R: 0	H: 0	E: 0	K: 1	S: 7	H: 0	LOB: 0	BB: 0	P: 11	R: 0	H: 0	E: 0	K: 1	S: 6	H: 0	LOB: 0	BB: 0	P: 10	R: 0	H: 1	E: 0	K: 1	S: 8	R: 1	H: 1	E: 1	K: 0	S: 14	R: 1	H: 2	E: 0	K: 1	S: 10	R: 0	H: 1	E: 0	K: 0	S: 9	R: 0	H: 0	E: 0	K: 2	S: 11	R: 0	H: 0	E: 0	K: 1	S: 6	R: 0	H: 0	E: 0	K: 1	S: 6	1B: 2	SF: 0	2B: 2	SAC: 0	3B: 0	DP: 0	HR: 1	HBP: 0	WP: 0	PA: 34
--------------	------	------	------	------	------	------	--------	-------	-------	------	------	------	------	------	------	--------	-------	-------	------	------	------	------	------	------	------	------	------	-------	------	------	------	------	-------	------	------	------	------	------	------	------	------	------	-------	------	------	------	------	------	------	------	------	------	------	-------	-------	-------	--------	-------	-------	-------	--------	-------	--------

PITCHER	IP	WLS	BF	H	R	ER	SO	BB	IBB	HBP	BLK	WP	HR	S	P	ERA	WHIP
Hector Wagner, R ERA: 1.5 (1, 1)	6.0	W	23	4	2	1	4	0	0	0	0	0	1	51	77	1.50	0.667
Storm Davis, R ERA: 4.43 (7, 1)	3.0	S	11	1	0	0	3	1	0	0	0	0	0	26	39	0.00	0.667

Batter	1	2	3	4	5	6	7	8	9	AB R H RBI BB SO LOB	TOP																	
Brian Downing, R (1, 10) OBP: 0.407, SLG: 0.473	1-0 G5-3		2-3 K			3-2 G5-3		3-2 F7	2-2 FC5-4	5 0 0 0 0 1 1																		
Rafael Palmeiro, L (1, 3) OBP: 0.362, SLG: 0.492	2-0 F8		2-2 F9			0-0 G6-3			4-1 HR BB	3 1 0 0 1 0 0																		
Ruben Sierra, S (1, 9) OBP: 0.388, SLG: 0.539	4-0 CS BB				2-3 K	0-0 G3-1			2-0 HR	3 1 1 2 1 1 0																		
Julio Franco, R (1, 4) OBP: 0.385, SLG: 0.470	2-2 CS	1-1 G1-3 1B			4-0 S BB		0-2 G6-3		1-0 HR	3 2 2 1 1 0 0																		
Kevin Reimer, L (1, 7) OBP: 0.338, SLG: 0.411					0-3 K		2-3 K		4-2 CS BB	3 0 0 0 0 2 2																		
Gary Pettis, S (7, 8) OBP: 0.347, SLG: 0.270					0-3 K				1-1 BB	0 0 0 0 1 0 0																		
Juan Gonzalez, R (1, 8) OBP: 0.377, SLG: 0.521					0-2 F7		0-1 HR		1-1 2B 1B	4 2 3 2 0 0 1																		
Steve Buechele, R (1, 5) OBP: 0.350, SLG: 0.477					1-2 F7		0-3 K		0-1 1B 2B	4 1 1 0 0 2 1																		
Mario Diaz, R (1, 6) OBP: 0.330, SLG: 0.368					1-2 K		1-1 F9		1-3 1B 2B	4 1 1 0 0 2 1																		
Ivan Rodriguez, R (1, 2) OBP: 0.250, SLG: 0.250					1-2 K		2-2 F8		3-2 L9	4 0 0 0 0 1 3																		
					2-0 F8		1-0 G4-3		3-3 K FC5-4 1B	4 0 1 2 0 1 0																		
<b>Inning Stats</b>	R: 0 E: 0 K: 0 S: 4	H: 0 LOB: 0 BB: 1 P: 13	R: 1 E: 0 K: 2 S: 13	H: 2 LOB: 1 BB: 0 P: 17	R: 0 E: 0 K: 1 S: 11	H: 0 LOB: 0 BB: 0 P: 17	R: 0 E: 0 K: 2 S: 9	H: 0 LOB: 1 BB: 1 P: 15	R: 0 E: 0 K: 0 S: 6	H: 0 LOB: 0 BB: 0 P: 10	R: 0 E: 0 K: 0 S: 6	H: 0 LOB: 0 BB: 0 P: 9	R: 1 E: 0 K: 2 S: 12	H: 1 LOB: 0 BB: 0 P: 14	R: 0 E: 0 K: 1 S: 10	H: 0 LOB: 0 BB: 0 P: 16	R: 5 E: 0 K: 0 S: 20	H: 5 LOB: 1 BB: 2 P: 39	1B: 4 2B: 1 3B: 0 HR: 3	SF: 0 SAC: 0 DP: 0 HBP: 0	WP: 0 PB: 0 SB: 2 CS: 2	PA: 38						
<b>PITCHER</b>	IP WLS BF H R ER SO BB IBB HBP BLK WP HR S P ERA WHIP																											
Jack McDowell, R (1, 1) ERA: 3.49	8.0		28	3	2	2	8	2	0	0	0	0	0	1	71	111	2.25	0.625										
Bobby Thigpen, R (9, 1) ERA: 4.75	0.0	L	4	2	4	4	0	2	0	0	0	0	2	7	18	∞	∞											
Melido Perez, R (9, 1) ERA: 3.74	1.0		5	3	1	1	0	0	0	0	0	0	0	0	13	21	9.00	3.000										

**Texas Rangers @ Chicago White Sox**  
Comiskey Park, Chicago, IL  
Thu Jun 20 1991, 8:05 PM EDT  
Att. 32,869 - Sunny - 82 F

[livebaseballscorecards.com](http://livebaseballscorecards.com)

AB	33
R	7
H	8
RBI	7
BB	4
SO	8
LOB	8



BOTTOM

Texas Rangers @ Chicago White Sox  
Comiskey Park, Chicago, IL  
Thu Jun 20 1991, 8:05 PM EDT  
Att. 32,869 - Sunny - 82 F

livebaseballscorecards.com

AB 31  
R 3  
H 9  
RBI 3  
BB 5  
SO 4  
LOB 20



WP: 0 PA: 39  
PB: 0  
SB: 0  
CS: 2

AB R H RBI BB SO LOB

4 0 1 2 1 0 2

5 0 1 0 0 1 5

4 0 1 0 1 0 3

3 0 1 1 1 1 1  
0 0 0 0 0 0 0

4 0 1 0 0 1 4

1 0 0 0 2 0 1  
1 1 0 0 0 0 0

4 1 2 0 0 0 2

3 0 0 0 0 1 2

2 1 2 0 0 0 0

1B: 9 SF: 0  
2B: 0 SAC: 1  
3B: 0 DP: 2  
HR: 0 HBP: 2

Batter	1	2	3	4	5	6	7	8	9
Lance Johnson, L OBP: 0.273, SLG: 0.272 (1, 8)	G5-3		P1		BB		BB		FC4-6
Robin Ventura, L OBP: 0.340, SLG: 0.336 (1, 5) (8, 3)	G4-3		G6-4-3 1B		K		P7		F9
Frank Thomas, R OBP: 0.454, SLG: 0.520 (1, 10)	1B		G6-4-3 1-2f			G6-3	BB IBB		F8
Matt Merullo, L OBP: 0.291, SLG: 0.403 Ozzie Guillen, L OBP: 0.278, SLG: 0.312 (1, 3) (8, 6)	K			G5-4-3 1B		F8	BB		
Carlton Fisk, R OBP: 0.343, SLG: 0.381 (1, 2)		G5-3 1B		G5-4-3 1-2f		K	F7		
Dan Pasqua, L OBP: 0.304, SLG: 0.340 Sammy Sosa, R OBP: 0.264, SLG: 0.374 (1, 9) (7, PR) (8, 9)		L8		BB			SH5-4 1B BB	G1-3	
Warren Newson, L OBP: 0.444, SLG: 0.286 (1, 7)		G5-3 1-2		G4-3			SH5-4 1B 1B	CS 1B	
Craig Grebeck, R OBP: 0.288, SLG: 0.429 (1, 6) (8, 5)		G4-3			K		SH5-4	F8	
Joey Cora, S OBP: 0.354, SLG: 0.360 (1, 4)			1B		CS HBP		1B BB HBP	FC4-6 1B	

Inning Stats	R: 0	H: 1	E: 0	LOB: 1	K: 1	BB: 0	S: 9	R: 0	H: 1	E: 0	LOB: 1	K: 0	BB: 0	S: 8	R: 0	H: 2	E: 0	LOB: 1	K: 0	BB: 0	S: 9	R: 0	H: 1	E: 0	LOB: 1	K: 0	BB: 1	S: 7	R: 0	H: 0	E: 0	LOB: 0	K: 1	BB: 0	S: 9	R: 3	H: 2	E: 0	LOB: 3	K: 0	BB: 3	S: 16	R: 0	H: 1	E: 0	LOB: 0	K: 0	BB: 0	S: 7	R: 0	H: 1	E: 0	LOB: 1	K: 0	BB: 0	S: 7	1B: 9	SF: 0	2B: 0	SAC: 1	3B: 0	DP: 2	HR: 0	HBP: 2	WP: 0	PA: 39
--------------	------	------	------	--------	------	-------	------	------	------	------	--------	------	-------	------	------	------	------	--------	------	-------	------	------	------	------	--------	------	-------	------	------	------	------	--------	------	-------	------	------	------	------	--------	------	-------	-------	------	------	------	--------	------	-------	------	------	------	------	--------	------	-------	------	-------	-------	-------	--------	-------	-------	-------	--------	-------	--------

PITCHER	IP	WLS	BF	H	R	ER	SO	BB	IBB	HBP	BLK	WP	HR	S	P	ERA	WHIP
Kevin Brown, R ERA: 4.92 (1, 1)	6.2		30	7	3	3	4	3	1	2	0	0	0	63	109	4.05	1.500
Mike Jeffcoat, L ERA: 3.15 (7, 1)	2.1	W	9	2	0	0	0	1	0	0	0	0	0	18	30	0.00	1.286

Batter	1	2	3	4	5	6	7	8	9	10	11	AB R H RBI BB SO LOB	TOP																	
Gary Pettis, S OBP: 0.339, SLG: 0.262 Denny Walling, L OBP: 0.184, SLG: 0.114	(1, 8) K		(1, 3) K		(1, 3) K			(1, 3) L7		(1, 0) G4-3		4 0 0 0 0 3 1 1 0 0 0 0 0 2																		
Rafael Palmeiro, L OBP: 0.359, SLG: 0.484	(1, 3) F8		(1, 1) FC6-4				(2, 1) F9		(2, 0) F7			4 0 0 0 1 0 1																		
Ruben Sierra, S OBP: 0.388, SLG: 0.538	(1, 9) G4-3				(2, 1) 1B 2B		(1, 3) K		(4, 1) 2B SF7 BB	(1, 2) F7		4 2 1 0 1 1 2																		
Julio Franco, R OBP: 0.389, SLG: 0.488		(3, 2) HR		(0, 0) 1B S		(2, 3) K		(2, 3) K	(1, 3) SF7 SF9 2B		(3, 1) F8	5 3 3 1 0 1 0																		
Kevin Reimer, L OBP: 0.338, SLG: 0.410 Mike Stanley, R OBP: 0.358, SLG: 0.374		(1, 1) G6-3 1B		(2, 3) K			(2, 0) F7		(3, 1) SF7		(2, 1) P4	3 0 1 0 0 1 2 1 0 0 1 0 0 0																		
Juan Gonzalez, R OBP: 0.369, SLG: 0.510		(1, 0) P6		(2, 1) P3			(0, 0) P6		(3, 2) SF9		(3, 2) F8	4 0 0 1 0 0 3																		
Steve Buechele, R OBP: 0.353, SLG: 0.483		(2, 2) G6-3		(0, 1) 1B			(0, 1) 2B		(0, 3) K			4 0 2 2 0 1 1																		
Mario Diaz, R OBP: 0.327, SLG: 0.363 Jeff Huson, L OBP: 0.289, SLG: 0.288			(0, 3) K		(0, 0) F7		(1, 0) G5-3			(2, 2) G4-3 SH3 1B		4 0 1 0 0 1 1 0 0 0 0 0 0 0																		
Ivan Rodriguez, R OBP: 0.286, SLG: 0.286			(0, 1) FC6-4 1B		(3, 2) G6-3			(1, 1) G5-3		(0, 0) SH3		3 0 1 0 0 0 0																		
<b>Inning Stats</b>	R: 0 E: 0 K: 1 S: 9	H: 0 LOB: 0 BB: 0 P: 16	R: 1 E: 0 K: 0 S: 9	H: 2 LOB: 0 BB: 0 P: 16	R: 0 E: 0 K: 2 S: 12	H: 1 LOB: 1 BB: 0 P: 14	R: 2 E: 0 K: 1 S: 11	H: 3 LOB: 1 BB: 0 P: 17	R: 0 E: 0 K: 1 S: 7	H: 0 LOB: 0 BB: 0 P: 13	R: 0 E: 0 K: 2 S: 8	H: 0 LOB: 0 BB: 0 P: 13	R: 0 E: 0 K: 0 S: 5	H: 1 LOB: 1 BB: 0 P: 8	R: 0 E: 0 K: 0 S: 6	H: 0 LOB: 0 BB: 0 P: 12	R: 2 E: 0 K: 1 S: 10	H: 1 LOB: 0 BB: 1 P: 22	R: 0 E: 0 K: 0 S: 11	H: 1 LOB: 2 BB: 1 P: 19	R: 0 E: 0 K: 0 S: 7	H: 0 LOB: 0 BB: 0 P: 15	1B: 5 2B: 3 3B: 0 HR: 1	SF: 2 SAC: 1 DP: 1 HBP: 0	WP: 0 PB: 0 SB: 1 CS: 0	PA: 42				
<b>PITCHER</b>	IP WLS BF H R ER SO BB IBB HBP BLK WP HR S P ERA WHIP															IP WLS BF H R ER SO BB IBB HBP BLK WP HR S P ERA WHIP														
Ramon Garcia, R ERA: 4.35	(1, 1) 8.0 30 7 4 4 7 1 0 0 0 0 1 68 114 4.50 1.000																													
Donn Pall, R ERA: 1.04	(9, 1) 0.0 1 1 0 0 0 0 0 0 0 0 0 1 3 ∞ ∞																													
Scott Radinsky, L ERA: 2.25	(9, 1) 1.0 4 1 1 1 1 0 0 0 0 0 0 12 20 9.00 1.000																													
Bobby Thigpen, R ERA: 4.6	(10, 1) 1.0 4 0 0 0 0 1 0 0 0 0 0 7 13 0.00 1.000																													
Ken Patterson, L ERA: 3.16	(11, 1) 1.0 W 3 0 0 0 0 0 0 0 0 0 7 15 0.00 0.000																													

Texas Rangers @ Chicago White Sox  
Comiskey Park, Chicago, IL  
Fri Jun 21 1991, 8:05 PM EDT  
Att: 37,782 - Sunny - 74 F

livebaseballscorecards.com

AB	37
R	5
H	9
RBI	5
BB	2
SO	8
LOB	13



Batter	1	2	3	4	5	6	7	8	9	10	11	AB R H RBI BB SO LOB	BOTTOM	
Lance Johnson, L OBP: 0.274, SLG: 0.271 (1, 8)	G6-3		G3-6-1			BB 1B		G4-3	BB IBB		FC	5 0 1 1 1 0 2	<b>Texas Rangers @ Chicago White Sox</b> Comiskey Park, Chicago, IL Fri Jun 21 1991, 8:05 PM EDT Att. 37,782 - Sunny - 74 F	
Robin Ventura, L OBP: 0.345, SLG: 0.336 (1, 3)	F8			G3		BB		HR 1B	BB G6-4-3			3 1 1 1 1 2 0 0		
Frank Thomas, R OBP: 0.449, SLG: 0.511 (1, 10)	BB			K		K		K	BB G6-4-3			4 0 0 0 1 3 6		
Matt Merullo, L OBP: 0.284, SLG: 0.392 Carlton Fisk, R OBP: 0.342, SLG: 0.396 (1, 2) (6, PH) (7, 2)	P3			E5		P4		HR			K	2 0 0 0 0 0 1 3 1 1 2 0 1 2		
Dan Pasqua, L OBP: 0.307, SLG: 0.333 (1, 7)				F9				HR BB	BB		G1-3	3 1 0 0 2 1 1		
Craig Grebeck, R OBP: 0.281, SLG: 0.463 (1, 5)				L4				HR	G1-3		G6-3	5 1 1 2 0 1 1		
Sammy Sosa, R OBP: 0.262, SLG: 0.370 (1, 9)				K							G6-3	5 0 1 0 0 2 0		
Joey Cora, S OBP: 0.365, SLG: 0.372 Scott Fletcher, R OBP: 0.283, SLG: 0.284 (1, 4) (10, 4)						G4-3		SH1-4	BB 1B		1B FC BB	3 1 2 0 0 0 0 0 1 0 0 1 0 0		
Ozzie Guillen, L OBP: 0.281, SLG: 0.314 (1, 6)				F9				G3	L3-6		FC 1B	5 0 2 0 0 0 2		
<b>Inning Stats</b>	R: 0 H: 0 E: 0 K: 0 S: 10	R: 0 H: 0 E: 0 K: 2 S: 8	R: 0 H: 1 E: 0 K: 0 S: 6	R: 0 H: 0 E: 1 K: 1 S: 14	R: 0 H: 0 E: 0 K: 2 S: 9	R: 0 H: 1 E: 0 K: 1 S: 11	R: 2 H: 2 E: 0 K: 0 S: 6	R: 2 H: 2 E: 0 K: 1 S: 14	R: 1 H: 2 E: 0 K: 0 S: 13	R: 0 H: 0 E: 0 K: 1 S: 9	R: 1 H: 1 E: 0 K: 0 S: 5	1B: 7 SF: 0 2B: 1 SAC: 1 3B: 0 DP: 3 HR: 2 HBP: 0		WP: 0 PA: 46 PB: 0 SB: 0 CS: 0
<b>PITCHER</b>	IP WLS BF H R ER SO BB IBB HBP BLK WP HR S P ERA WHIP	IP WLS BF H R ER SO BB IBB HBP BLK WP HR S P ERA WHIP	IP WLS BF H R ER SO BB IBB HBP BLK WP HR S P ERA WHIP	IP WLS BF H R ER SO BB IBB HBP BLK WP HR S P ERA WHIP	IP WLS BF H R ER SO BB IBB HBP BLK WP HR S P ERA WHIP	IP WLS BF H R ER SO BB IBB HBP BLK WP HR S P ERA WHIP	IP WLS BF H R ER SO BB IBB HBP BLK WP HR S P ERA WHIP	IP WLS BF H R ER SO BB IBB HBP BLK WP HR S P ERA WHIP	IP WLS BF H R ER SO BB IBB HBP BLK WP HR S P ERA WHIP	IP WLS BF H R ER SO BB IBB HBP BLK WP HR S P ERA WHIP	IP WLS BF H R ER SO BB IBB HBP BLK WP HR S P ERA WHIP			
Nolan Ryan, R ERA: 2.71 (1, 1)	5.0	17	1	0	0	5	1	0	0	0	0	0	0.00	0.400
Kenny Rogers, L ERA: 7.76 (6, 1)	1.0	7	2	2	2	1	2	0	0	0	0	1	18.00	4.000
Terry Mathews, R ERA: (7, 1)	0.1	2	1	0	0	0	0	0	0	0	0	0	0.00	3.000
Mike Jeffcoat, L ERA: 3.31 (7, 1)	1.0	3	1	1	1	0	0	0	0	0	0	5	9.00	1.000
Jeff Russell, R ERA: 2.95 (8, 1)	1.2	10	3	2	2	1	2	1	0	0	0	1	10.80	3.000
Calvin Schiraldi, R ERA: 6.75 (10, 1)	1.1	7	1	1	1	1	1	0	0	0	0	0	6.75	1.500

livebaseballscores.com

AB	38
R	6
H	9
RBI	6
BB	7
SO	8
LOB	15



Batter	1	2	3	4	5	6	7	8	9	AB R H RBI BB SO LOB	TOP	
Jack Daugherty, S (1, 7) OBP: 0.237, SLG: 0.195	1-3 K			1-2 P5		2-2 F8		1-2 G4-3		4 0 0 0 0 1 2		
Kevin Reimer, L (1, 10) OBP: 0.335, SLG: 0.405	1-1 G2-3			2-3 K		0-0 L6-4 1B 1-2 2-3 1B		0-1 F7	4 0 1 0 0 1 0			
Ruben Sierra, S (1, 9) OBP: 0.386, SLG: 0.534	2-3 K			3-3 K		1-1 1-2 2-3 3-H 1B		2-1 F7	4 0 1 1 0 2 0			
Julio Franco, R (1, 4) OBP: 0.383, SLG: 0.481		3-1 F8			1-2 G5-3	0-0 L6-4		2-1 G5-3	4 0 0 0 0 0 3			
Rafael Palmeiro, L (1, 3) OBP: 0.356, SLG: 0.479		2-2 L8			0-0 L8		2-2 F9		3 0 0 0 0 0 0			
Juan Gonzalez, R (1, 8) OBP: 0.368, SLG: 0.505		1-0 F8			4-0 BB		3-3 K		2 0 0 0 1 1 0			
Steve Buechele, R (1, 5) OBP: 0.348, SLG: 0.475			0-1 P4		1-2 F8		0-0 F7		3 0 0 0 0 0 1			
Mario Diaz, R (1, 6) OBP: 0.337, SLG: 0.366			1-1 G6-4-3 1B			4-0 1B 1B 1B BB		0-1 F9	2 1 1 0 1 0 0			
Ivan Rodriguez, R (1, 2) OBP: 0.300, SLG: 0.300			0-2 G6-4-3			0-0 1B 1B 1B		1-0 G6-3	3 0 1 0 0 0 1			
<b>Inning Stats</b>	R: 0 H: 0 E: 0 LOB: 0 K: 2 BB: 0 S: 11 P: 15	R: 0 H: 0 E: 0 LOB: 0 K: 0 BB: 0 S: 6 P: 12	R: 0 H: 1 E: 0 LOB: 0 K: 0 BB: 0 S: 7 P: 8	R: 0 H: 0 E: 0 LOB: 0 K: 2 BB: 0 S: 9 P: 15	R: 0 H: 0 E: 0 LOB: 1 K: 0 BB: 1 S: 12 P: 18	R: 1 H: 3 E: 0 LOB: 2 K: 0 BB: 1 S: 9 P: 16	R: 0 H: 0 E: 0 LOB: 0 K: 1 BB: 0 S: 8 P: 13	R: 0 H: 0 E: 0 LOB: 0 K: 0 BB: 0 S: 6 P: 8	R: 0 H: 0 E: 0 LOB: 0 K: 0 BB: 0 S: 6 P: 10	1B: 4 SF: 0 2B: 1 SAC: 0 3B: 0 DP: 2 HR: 0 HBP: 0	WP: 0 PA: 31 PB: 0 SB: 0 CS: 0	
PITCHER Alex Fernandez, R (1, 1) ERA: 5.8	IP WLS BF H R ER SO BB IBB HBP BLK WP HR S P ERA WHIP	9.0 W 31 4 1 1 5 2 0 0 0 0 0 0 74 115 1.00 0.667										

Texas Rangers @ Chicago White Sox  
Comiskey Park, Chicago, IL  
Sat Jun 22 1991, 8:05 PM EDT  
Att. 42,150 - Cloudy - 64 F

livebaseballscorecards.com

AB	29
R	1
H	4
RBI	1
BB	2
SO	5
LOB	7





Batter	1	2	3	4	5	6	7	8	9	10	AB R H RBI BB SO LOB	TOP												
Brian Downing, R OBP: 0.397, SLG: 0.459 (1, 10)	P6	G6-4-3			L7		G6-3		P6		5 0 0 0 0 0 3													
Steve Buechele, R OBP: 0.345, SLG: 0.466 (1, 4) (8, 5)	1B E BB		F7		K		L3		F8		4 1 0 0 1 1 2													
Rafael Palmeiro, L OBP: 0.363, SLG: 0.481 (1, 3)	E FC5-4 1B		FC5-4 1B		1B BB		F7			WP BB BB	3 2 2 0 2 0 1													
Ruben Sierra, S OBP: 0.386, SLG: 0.530 (1, 9)	E6 FC5-4 BB		P4		1B		K			WP BB	4 1 1 1 1 1 2													
Kevin Reimer, L OBP: 0.337, SLG: 0.401 Gary Pettis, S OBP: 0.339, SLG: 0.262 (1, 7) (10, PR) (10, 8)	FC5-4 BB		FC5-4		P4		P4			FC4-6 1B	4 0 1 2 1 0 3 0 0 0 0 0 0 0													
Juan Gonzalez, R OBP: 0.364, SLG: 0.512 (1, 8) (10, 7)	FC5-4 FC6-4		F8		F9		K	HR		FC4-6 CS	5 1 1 2 0 0 3													
Mike Stanley, R OBP: 0.355, SLG: 0.363 Mario Diaz, R OBP: 0.343, SLG: 0.372 (1, 5) (8, 4)	FC6-4				F8		F8			1B	3 0 0 0 1 1 2 1 0 1 0 0 0 0	AB 37 R 5 H 8 RBI 5 BB 7 SO 4 LOB 19												
Ivan Rodriguez, R OBP: 0.200, SLG: 0.200 (1, 2)		G5-3		K		G5-3		L9		P3	5 0 0 0 0 1 2													
Jeff Huson, L OBP: 0.301, SLG: 0.296 (1, 6)		G6-4-3 1B		F9		PB G6-3 BB					3 0 2 0 1 0 1													
Inning Stats	R: 2 E: 1 K: 0 S: 14	H: 1 LOB: 2 BB: 2 P: 29	R: 0 E: 0 K: 0 S: 8	H: 1 LOB: 0 BB: 0 P: 12	R: 0 E: 0 K: 0 S: 8	H: 1 LOB: 1 BB: 0 P: 13	R: 0 E: 0 K: 1 S: 10	H: 0 LOB: 1 BB: 1 P: 17	R: 0 E: 0 K: 1 S: 12	H: 1 LOB: 2 BB: 1 P: 22	R: 0 E: 0 K: 0 S: 5	H: 0 LOB: 0 BB: 0 P: 9	R: 0 E: 0 K: 2 S: 6	H: 0 LOB: 1 BB: 1 P: 11	R: 1 E: 0 K: 2 S: 11	H: 1 LOB: 0 BB: 0 P: 17	R: 0 E: 0 K: 0 S: 10	H: 1 LOB: 1 BB: 0 P: 16	R: 2 E: 0 K: 0 S: 16	H: 2 LOB: 1 BB: 2 P: 31	1B: 7 2B: 0 3B: 0 HR: 1	SF: 0 SAC: 0 DP: 1 HBP: 0	WP: 1 PB: 1 SB: 0 CS: 1	PA: 44
PITCHER	IP WLS BF H R ER SO BB IBB HBP BLK WP HR S P ERA WHIP												PITCHER	IP WLS BF H R ER SO BB IBB HBP BLK WP HR S P ERA WHIP										
Charlie Hough, R ERA: 3.91 Melido Perez, R ERA: 3.95 Bobby Thigpen, R ERA: 4.45	(1, 1) (9, 1) (10, 1)	8.0 1.0 1.0	WLS 6 4	BF 34 4	H 5 2	R 3 0	ER 2 0	SO 4 0	BB 5 0	IBB 0 0	HBP 0 0	BLK 0 0	WP 0 1	HR 1 0	S 74 13	P 130 27	ERA 2.25 18.00 0.00	WHIP 1.250 3.000 2.000						

Texas Rangers @ Chicago White Sox  
Comiskey Park, Chicago, IL  
Sun Jun 23 1991, 4:33 AM EDT  
Att. 38,900 - Sunny - 70 F

livebaseballscorecards.com





BOTTOM

Texas Rangers @ Chicago White Sox  
Comiskey Park, Chicago, IL  
Sun Jun 23 1991, 4:33 AM EDT  
Att. 38,900 - Sunny - 70 F

livebaseballscorecards.com

AB 36  
R 6  
H 7  
RBI 5  
BB 8  
SO 2  
LOB 14



WP: 1 PA: 45  
PB: 0  
SB: 1  
CS: 0

AB R H RBI BB SO LOB

4 0 0 0 1 0 2

5 0 0 0 0 0 2

2 3 2 1 3 0 0

3 1 0 0 1 0 3

0 1 0 0 1 0 0

1 0 0 0 2 0 1

2 0 0 0 0 0 2

4 0 1 3 0 0 1

4 0 0 0 0 1 2

1 1 1 1 0 0 0

3 0 0 0 0 0 0

2 0 1 0 0 0 0

5 0 2 0 0 1 1

1B: 4 SF: 1  
2B: 0 SAC: 0  
3B: 1 DP: 0  
HR: 1 HBP: 0

Batter	1	2	3	4	5	6	7	8	9	10
Tim Raines, S OBP: 0.385, SLG: 0.390 (1, 7)	1-0 F7	1-2 F7		2-1 F7			2-1 P5		4-2 BB	
Robin Ventura, L OBP: 0.337, SLG: 0.328 (8, 3)	1-2 F8		1-2 P6		2-0 F9		2-1 P6		2-0 G4-3	
Frank Thomas, R OBP: 0.452, SLG: 0.519 (1, 10)	4-0 BB 1B BB		1-0 HR		4-2 BB		4-2 BB		1-0 G1-3 BB	
Matt Merullo, L OBP: 0.282, SLG: 0.377 Craig Grebeck, R OBP: 0.306, SLG: 0.456 (8, 5)	4-0 BB 1B BB		0-2 P6		1-0 F7		0-1 G3		4-1 G1-3 BB	
Dan Pasqua, L OBP: 0.313, SLG: 0.331 Sammy Sosa, R OBP: 0.257, SLG: 0.362 (6, 9)	4-1 1B BB		4-2 BB		2-1 F8		1-1 L5		1-2 G1-3	
Lance Johnson, L OBP: 0.273, SLG: 0.271 (1, 8)	2-1 1B		1-1 F7		0-0 P1		3-2 G6-3		2-1 SF8	
Scott Fletcher, R OBP: 0.278, SLG: 0.278 Warren Newson, L OBP: 0.464, SLG: 0.318 (10, PH)	1-2 P4		0-0 P6		2-2 P2		1-3 K		1-0 2B WP 1B	
Don Wakamatsu, R OBP: 0.292, SLG: 0.261 Carlton Fisk, R OBP: 0.347, SLG: 0.406 (10, 2)		2-2 F8		0-0 G6-3		0-1 L6		0-1 L7	1-1 WP 2B	
Ozzie Guillen, L OBP: 0.286, SLG: 0.332 (1, 6)		2-1 G3		2-2 3B		0-0 1B		2-3 K	1-0 WP	

Inning Stats	R: 2	H: 1	E: 0	K: 0	S: 11	LOB: 2	BB: 3	P: 28	R: 0	H: 0	E: 0	K: 0	S: 9	LOB: 0	BB: 0	P: 14	R: 1	H: 1	E: 0	K: 0	S: 12	LOB: 1	BB: 1	P: 19	R: 0	H: 1	E: 0	K: 0	S: 8	LOB: 0	BB: 0	P: 12	R: 0	H: 0	E: 0	K: 0	S: 6	LOB: 1	BB: 1	P: 15	R: 0	H: 0	E: 0	K: 0	S: 6	LOB: 0	BB: 0	P: 8	R: 0	H: 1	E: 0	K: 0	S: 12	LOB: 2	BB: 1	P: 19	R: 0	H: 0	E: 0	K: 1	S: 9	LOB: 0	BB: 0	P: 14	R: 0	H: 0	E: 0	K: 1	S: 11	LOB: 1	BB: 1	P: 19	R: 3	H: 3	E: 0	K: 0	S: 10	LOB: 1	BB: 1	P: 21	1B: 4	SF: 1	2B: 0	SAC: 0	3B: 1	DP: 0	HR: 1	HBP: 0
--------------	------	------	------	------	-------	--------	-------	-------	------	------	------	------	------	--------	-------	-------	------	------	------	------	-------	--------	-------	-------	------	------	------	------	------	--------	-------	-------	------	------	------	------	------	--------	-------	-------	------	------	------	------	------	--------	-------	------	------	------	------	------	-------	--------	-------	-------	------	------	------	------	------	--------	-------	-------	------	------	------	------	-------	--------	-------	-------	------	------	------	------	-------	--------	-------	-------	-------	-------	-------	--------	-------	-------	-------	--------

PITCHER	IP	WLS	BF	H	R	ER	SO	BB	IBB	HBP	BLK	WP	HR	S	P	ERA	WHIP
Gerald Alexander, R ERA: 2.65 (1, 1)	7.0		31	4	3	3	0	6	0	0	0	0	1	64	115	3.86	1.429
Terry Mathews, R ERA: (8, 1)	1.2		6	0	0	0	2	1	0	0	0	0	0	19	30	0.00	0.600
Mike Jeffcoat, L ERA: 3.28 (9, 1)	0.1		1	0	0	0	0	0	0	0	0	0	0	1	3	0.00	0.000
Jeff Russell, R ERA: 3.62 (10, 1)	0.2	L	7	3	3	3	0	1	0	0	0	1	0	10	21	40.50	6.000

Batter	1	2	3	4	5	6	7	8	9	AB R H RBI BB SO LOB	TOP											
<b>Brian Downing, R</b> (1, 10) OBP: 0.392, SLG: 0.451	2-3 K		2-0 BB 1B	3-2 P4		3-0 F8		3-2 G6-3		5 1 1 0 0 1 2												
<b>Rafael Palmeiro, L</b> (1, 3) OBP: 0.371, SLG: 0.483	2-2 G4-3 1B		4-1 1B 1-2 BB	4-1 BB			1-1 HR 1B		1-3 K	3 2 2 0 2 1 0												
<b>Ruben Sierra, S</b> (1, 9) OBP: 0.383, SLG: 0.524	3-2 G4-3 1-2		0-1 F9	1-0 L7			1-0 F7		1-1 G6-4-3 1B	5 0 1 0 0 0 6												
<b>Julio Franco, R</b> (1, 4) OBP: 0.384, SLG: 0.479	2-3 K		2-1 S 1-3 2-H 1B		0-2 F8		3-2 HR 1B		0-0 G6-4-3 1-2f	5 2 2 1 0 1 2												
<b>Kevin Reimer, L</b> (1, 7) OBP: 0.335, SLG: 0.397		0-0 G1-3	1-2 E 1-H 3-H 1B		0-0 G4-3		2-1 P5			4 0 1 2 0 0 2												
<b>Gary Pettis, S</b> (7, 8) OBP: 0.339, SLG: 0.262										0 0 0 0 0 0 0												
<b>Juan Gonzalez, R</b> (1, 8) OBP: 0.367, SLG: 0.525		4-2 1B BB	2-2 E6 G6-4-3 1-2		0-0 F7		0-1 HR			3 1 1 3 1 0 1												
<b>Steve Buechele, R</b> (1, 5) OBP: 0.339, SLG: 0.458		1-1 F9	0-0 G6-4-3 1-2f			2-2 G5-3		0-1 G6-3		4 0 0 0 0 0 3												
<b>Ivan Rodriguez, R</b> (1, 2) OBP: 0.316, SLG: 0.316		1-2 SAFE 1-2 1B		1-1 G3 WP 1B		1-0 FC6-4 1B		1-3 K		4 0 3 0 0 1 0												
<b>Jeff Huson, L</b> (1, 6) OBP: 0.294, SLG: 0.288		3-2 F8		1-2 G3 1-3		1-1 SAFE 1-1 SAFE FC6-4 1-2f		1-0 F7		4 0 0 0 0 0 4												
<b>Inning Stats</b>	R: 0 E: 0 K: 2 S: 12	H: 1 LOB: 1 BB: 0 P: 21	R: 0 E: 0 K: 0 S: 12	H: 1 LOB: 2 BB: 1 P: 21	R: 3 E: 1 K: 0 S: 14	H: 3 LOB: 1 BB: 1 P: 25	R: 0 E: 0 K: 0 S: 10	H: 1 LOB: 2 BB: 1 P: 20	R: 0 E: 0 K: 0 S: 6	H: 0 LOB: 0 BB: 0 P: 6	R: 0 E: 0 K: 0 S: 7	H: 1 LOB: 1 BB: 0 P: 14	R: 3 E: 0 K: 0 S: 12	H: 3 LOB: 0 BB: 0 P: 19	R: 0 E: 0 K: 1 S: 9	H: 0 LOB: 0 BB: 0 P: 14	R: 0 E: 0 K: 1 S: 7	H: 1 LOB: 0 BB: 0 P: 9	1B: 10 2B: 0 3B: 0 HR: 1	SF: 0 SAC: 0 DP: 2 HBP: 0	WP: 1 PB: 0 SB: 1 CS: 0	PA: 40
<b>PITCHER</b>	IP WLS BF H R ER SO BB IBB HBP BLK WP HR S P ERA WHIP																					
<b>Dave Stewart, R</b> (1, 1) ERA: 5.89	7.0 L 34 10 6 6 2 3 0 0 0 0 1 1 73 126 7.71 1.857																					
<b>Gene Nelson, R</b> (8, 1) ERA: 7.98	1.0 3 0 0 0 1 0 0 0 0 0 0 9 14 0.00 0.000																					
<b>Rick Honeycutt, L</b> (9, 1) ERA: 2.25	1.0 3 1 0 0 1 0 0 0 0 0 0 7 9 0.00 1.000																					

Texas Rangers @ Oakland Athletics  
Oakland-Alameda County Coliseum, Oakland, CA

Tue Jun 25 1991, 7:05 PM PDT  
Att. 37,195 - Overcast - 59 F

livebaseballscorecards.com

AB	37
R	6
H	11
RBI	6
BB	3
SO	4
LOB	20



Batter	1	2	3	4	5	6	7	8	9	AB	R	H	RBI	BB	SO	LOB
Rickey Henderson, R OBP: 0.429, SLG: 0.385 (1, 7)	3-2 L4 ①		4-2 FC5-4 BB ①		2-2 S 1B ②		2-2 G4-3 ③			3	0	1	0	1	0	1
Dave Henderson, R OBP: 0.394, SLG: 0.574 (1, 8)	0-1 G6-3 ②		0-3 K ①		0-3 K ②			1-1 P6 ①		4	0	0	0	0	2	3
Jose Canseco, R OBP: 0.356, SLG: 0.511 (1, 9)	1-1 G5-3 ③		2-2 FC5-4 FC4-6 1-2f 2-3 ②		2-3 K 1-2 ③			1-0 F7 2B ①		4	0	1	0	0	1	3
Harold Baines, L OBP: 0.418, SLG: 0.528 (1, 10)		3-2 P5 ①	0-0 FC4-6 1-2f ③		2-3 K ①			2-0 F7 2-3 ②		4	0	0	0	0	1	3
Terry Steinbach, R OBP: 0.332, SLG: 0.438 (1, 2)		0-1 2B ①		1-2 G5-3 ①		0-2 F9 ②		1-1 G6-3 ③		4	0	1	0	0	0	1
Mark McGwire, R OBP: 0.370, SLG: 0.436 (1, 3)		1-3 K ②		0-1 G5-3 ②		0-0 F9 ③			1-3 K ①	4	0	0	0	0	2	1
Vance Law, R OBP: 0.316, SLG: 0.326 (1, 5)		3-1 G1-3 ③		3-2 1B ③			1-2 G5-3 ①		2-2 G6-4-3 1B ①	4	0	2	0	0	0	1
Mike Gallego, R OBP: 0.336, SLG: 0.296 (1, 6)			0-0 2B 1B ①		1-1 F8 ③		4-1 BB ②		1-1 G6-4-3 1-2f ② ③	3	1	1	0	1	0	2
Lance Blankenship, R OBP: 0.324, SLG: 0.354 (1, 4)			0-0 FC5-4 1-H 2B ①		1-1 F8 ①		2-1 F9 ②			3	0	1	1	0	0	1


<b>Inning Stats</b>	R: 0 E: 0 K: 0 S: 10	H: 0 LOB: 0 BB: 0 P: 14	R: 0 E: 0 K: 1 S: 10	H: 1 LOB: 1 BB: 0 P: 17	R: 1 E: 0 K: 1 S: 11	H: 2 LOB: 2 BB: 1 P: 17	R: 0 E: 0 K: 0 S: 10	H: 1 LOB: 1 BB: 0 P: 15	R: 0 E: 0 K: 2 S: 12	H: 1 LOB: 1 BB: 0 P: 17	R: 0 E: 0 K: 1 S: 7	H: 0 LOB: 0 BB: 0 P: 9	R: 0 E: 0 K: 0 S: 9	H: 0 LOB: 1 BB: 1 P: 18	R: 0 E: 0 K: 0 S: 6	H: 1 LOB: 1 BB: 0 P: 11	R: 0 E: 0 K: 1 S: 9	H: 1 LOB: 0 BB: 0 P: 13	1B: 4 2B: 3 3B: 0 HR: 0	SF: 0 SAC: 0 DP: 1 HBP: 0	WP: 0 PB: 0 SB: 1 CS: 0	PA: 35
<b>PITCHER</b> Jose Guzman, R ERA: 3.55 (1, 1)	IP 9.0	WLS W	BF 35	H 7	R 1	ER 1	SO 6	BB 2	IBB 0	HBP 0	BLK 0	WP 0	HR 0	S 84	P 131	ERA 1.00	WHIP 1.000					
<b>PITCHER</b>	IP	WLS	BF	H	R	ER	SO	BB	IBB	HBP	BLK	WP	HR	S	P	ERA	WHIP					

**TEXAS RANGERS @ OAKLAND ATHLETICS**  
**Oakland-Alameda County Coliseum, Oakland, CA**

Tue Jun 25 1991, 7:05 PM PDT  
Att. 37,195 - Overcast - 59 F

livebaseballscorecards.com

<b>AB</b>	<b>33</b>
<b>R</b>	<b>1</b>
<b>H</b>	<b>7</b>
<b>RBI</b>	<b>1</b>
<b>BB</b>	<b>2</b>
<b>SO</b>	<b>6</b>
<b>LOB</b>	<b>16</b>



Batter	1	2	3	4	5	6	7	8	9	AB R H RBI BB SO LOB	TOP										
<b>Dean Palmer, R</b> (1, 7) OBP: 0.250, SLG: 0.250 <b>Gary Pettis, S</b> (7, PR) OBP: 0.337, SLG: 0.260	F9			G5-3		P4	G1-6-3		K	4 0 1 1 0 0 1 1 0 0 0 0 1 0											
<b>Rafael Palmeiro, L</b> (1, 3) OBP: 0.368, SLG: 0.478	K			1B		F7	G1-6-3		F8	5 0 1 0 0 1 2											
<b>Ruben Sierra, S</b> (1, 9) OBP: 0.384, SLG: 0.523	G3-1			F8			FC3-6	SH1-3	G1-3	4 1 1 0 1 0 1											
<b>Julio Franco, R</b> (1, 4) OBP: 0.382, SLG: 0.474			K	P4			FC3-6	1B		3 2 0 0 1 1 2											
<b>Kevin Reimer, L</b> (1, 10) OBP: 0.341, SLG: 0.399 <b>Mike Stanley, R</b> (8, PH) OBP: 0.355, SLG: 0.363			G3			G6-4-3	E7	SH1-3		2 1 1 0 1 0 0 0 0 0 0 0 0 0											
<b>Juan Gonzalez, R</b> (1, 8) OBP: 0.369, SLG: 0.519			K			G6-4-3		SF8		2 1 0 0 2 1 1											
<b>Steve Buechele, R</b> (1, 5) OBP: 0.342, SLG: 0.468			K			K				4 1 2 4 0 2 0											
<b>Ivan Rodriguez, R</b> (1, 2) OBP: 0.304, SLG: 0.318			F8			L4		SF8		3 1 1 2 0 0 0											
<b>Jeff Huson, L</b> (1, 6) OBP: 0.299, SLG: 0.296			K			BB		G4-3		3 1 1 1 1 1 2											
<b>Inning Stats</b>	R: 0 E: 0 K: 1 S: 11	H: 0 LOB: 0 BB: 0 P: 18	R: 0 E: 0 K: 2 S: 11	H: 0 LOB: 0 BB: 0 P: 19	R: 0 E: 0 K: 2 S: 10	H: 0 LOB: 0 BB: 0 P: 14	R: 0 E: 0 K: 0 S: 7	H: 1 LOB: 1 BB: 0 P: 15	R: 0 E: 0 K: 1 S: 5	H: 0 LOB: 0 BB: 1 P: 13	R: 6 E: 1 K: 0 S: 18	H: 5 LOB: 1 BB: 2 P: 29	R: 2 E: 0 K: 0 S: 9	H: 2 LOB: 2 BB: 2 P: 21	R: 0 E: 0 K: 1 S: 6	H: 0 LOB: 0 BB: 0 P: 12	1B: 5 2B: 2 3B: 1 HR: 0	SF: 1 SAC: 1 DP: 2 HBP: 0	WP: 0 PB: 0 SB: 0 CS: 0	PA: 39	
<b>PITCHER</b> <b>Mike Moore, R</b> (1, 1) ERA: 3.9 <b>Steve Chitren, R</b> (6, 1) ERA: 2.55 <b>Curt Young, L</b> (6, 1) ERA: 4.15 <b>Gene Nelson, R</b> (7, 1) ERA: 10.8 <b>Johnny Guzman, L</b> (7, 1) ERA: 15.0	IP	WLS	BF	H	R	ER	SO	BB	IBB	HBP	BLK	WP	HR	S	P	ERA	WHIP				
<b>PITCHER</b> <b>Todd Burns, R</b> (8, 1) ERA: 1.13	2.0		8	1	0	0	1	0	1	0	0	0	0	12	26	0.00	0.500				

Texas Rangers @ Oakland Athletics  
 Oakland-Alameda County Coliseum, Oakland, CA

Wed Jun 26 1991, 7:05 PM PDT  
 Att. 25,686 - Cloudy - 55 F

livebaseballscorecards.com

AB 31  
 R 8  
 H 8  
 RBI 8  
 BB 6  
 SO 7  
 LOB 9



Batter	1	2	3	4	5	6	7	8	9	AB R H RBI BB SO LOB
Rickey Henderson, R (1, 7) OBP: 0.428, SLG: 0.382	4-2 BB BB		1-2 G3		2-2 G5-3		2-1 1B		2-2 F8	4 0 1 0 1 0 1
Willie Wilson, S (1, 8) OBP: 0.276, SLG: 0.323	4-2 SAFE SAFE SAFE 1-2 BB		1-1 E7 PB FC5-2-5 1B		1-3 K		1-3 K		3-2 HBP 1-2 1B	4 0 2 0 1 2 1
Jose Canseco, R (1, 9) OBP: 0.360, SLG: 0.506	3-1 G5-4-3 1-2f		1-2 FC5-2-5 CS 2-H		1-0 FC6 HBP			4-0 BB BB	1-1 HBP 1-2 2-3 HBP	2 0 0 0 1 0 2
Harold Baines, L (1, 10) OBP: 0.413, SLG: 0.521		1-1 BB FC5-2 1B	1-2 CS 1-2	1-3 K 1-2f	2-2 FC6 1-2f			2-3 K	0-1 G1-3	5 0 1 0 0 2 5
Mark McGwire, R (1, 3) OBP: 0.364, SLG: 0.428		2-3 K		3-1 G5-3		0-0 G6-3		2-1 F9		4 0 0 0 0 1 2
Ernest Riles, L (1, 5) OBP: 0.339, SLG: 0.363		4-2 FC5-2 BB 1-2 BB		4-2 BB 1B BB		0-1 G3-1		4-2 BB 1-2 BB		1 1 0 0 3 0 0
Jamie Quirk, L (1, 2) OBP: 0.343, SLG: 0.304		4-1 FC5-2 BB 1-2 2-3 BB		4-2 1B BB		0-3 K		1-2 G1-3		2 0 0 0 2 1 2
Lance Blankenship, R (1, 4) OBP: 0.322, SLG: 0.351		0-1 FC5-2 FC5-4 1-2 2-3 3-Hf		2-2 1-2 2-H 1B		2-1 G1-3		2-1 G1-3	2-1 F7	4 0 1 1 0 0 3
Mike Gallego, R (1, 6) OBP: 0.335, SLG: 0.295		0-2 FC5-4 1-2f		2-1 G4-3		2-1 G6-3		2-1 HBP 1B 1B		4 0 1 0 0 0 5

Inning Stats	R: 0 E: 0 K: 0 S: 6	H: 0 LOB: 0 BB: 2 P: 17	R: 0 E: 0 K: 1 S: 15	H: 1 LOB: 3 BB: 2 P: 26	R: 0 E: 1 K: 0 S: 10	H: 1 LOB: 0 BB: 0 P: 14	R: 1 E: 0 K: 1 S: 15	H: 1 LOB: 2 BB: 2 P: 31	R: 0 E: 0 K: 1 S: 11	H: 0 LOB: 1 BB: 0 P: 17	R: 0 E: 0 K: 1 S: 6	H: 0 LOB: 0 BB: 0 P: 6	R: 0 E: 0 K: 1 S: 9	H: 1 LOB: 1 BB: 0 P: 16	R: 0 E: 0 K: 1 S: 11	H: 0 LOB: 2 BB: 2 P: 24	R: 0 E: 0 K: 0 S: 13	H: 2 LOB: 3 BB: 0 P: 23	1B: 6 2B: 0 3B: 0 HR: 0	SF: 0 SAC: 0 DP: 1 HBP: 2
--------------	------------------------------	----------------------------------	-------------------------------	----------------------------------	-------------------------------	----------------------------------	-------------------------------	----------------------------------	-------------------------------	----------------------------------	------------------------------	---------------------------------	------------------------------	----------------------------------	-------------------------------	----------------------------------	-------------------------------	----------------------------------	----------------------------------	------------------------------------

**BOTTOM**

**Texas Rangers @ Oakland Athletics**  
Oakland-Alameda County Coliseum, Oakland, CA

Wed Jun 26 1991, 7:05 PM PDT  
Att. 25,686 - Cloudy - 55 F

livebaseballscorecards.com

AB	30
R	1
H	6
RBI	1
BB	8
SO	6
LOB	21



PITCHER	IP	WLS	BF	H	R	ER	SO	BB	IBB	HBP	BLK	WP	HR	S	P	ERA	WHIP
Kevin Brown, R (1, 1) ERA: 4.63	7.0	W	29	4	1	1	5	6	0	1	0	0	0	72	127	1.29	1.429
Wayne Rosenthal, R (8, 1) ERA:	1.0		5	0	0	0	1	2	0	0	0	0	0	11	24	0.00	2.000
Mike Jeffcoat, L (9, 1) ERA: 3.19	1.0		6	2	0	0	0	0	0	1	0	0	0	13	23	0.00	2.000

Batter	1	2	3	4	5	6	7	8	9	AB R H RBI BB SO LOB	TOP
<b>Dean Palmer, R</b> (1, 7) <small>OBP: 0.375, SLG: 0.750</small> <b>Gary Pettis, S</b> (7, 8) <small>OBP: 0.341, SLG: 0.260</small>	2-3  <small>1B</small>	2-2  <small>1B</small>		1-0  <small>1B</small>		2-1  <small>1-H</small>		4-2  <small>1B</small>		4 1 2 3 0 1 1 0 1 0 0 1 0 0	
<b>Rafael Palmeiro, L</b> (1, 3) <small>OBP: 0.365, SLG: 0.471</small>	2-1  <small>1B</small>	0-0  <small>1B</small>			0-2  <small>1B</small>	0-0  <small>1B</small>		4-1  <small>G6-4-3 1B</small>		4 0 0 0 1 0 1	
<b>Ruben Sierra, S</b> (1, 9) <small>OBP: 0.390, SLG: 0.529</small>	4-0  <small>1B HBP</small>			1-1  <small>1B</small>		4-0  <small>1B SF9</small>		0-1  <small>1B</small>	1-0  <small>G6-4-3 1B</small>	3 1 2 1 2 0 0	
<b>Julio Franco, R</b> (1, 4) <small>OBP: 0.385, SLG: 0.474</small>	2-2  <small>1B HBP</small>		1-3  <small>1B</small>		3-2  <small>1B</small>		0-0  <small>1B</small>	2-2  <small>G6-4-3</small>	1-2  <small>1B</small>	4 1 2 0 0 1 3	
<b>Kevin Reimer, L</b> (1, 10) <small>OBP: 0.341, SLG: 0.400</small> <b>Brian Downing, R</b> (7, PH) <small>OBP: 0.393, SLG: 0.452</small>	1-1  <small>1B</small>		1-2  <small>G5-3</small>		1-2  <small>SF9</small>		3-2  <small>HR</small>	3-2  <small>F9</small>		2 0 1 1 0 0 1 2 1 1 1 0 0 1	
<b>Juan Gonzalez, R</b> (1, 8) <small>OBP: 0.370, SLG: 0.514</small> <small>(7, 7)</small>	3-2  <small>P4</small>		1-2  <small>G4-3</small>		0-1  <small>F8</small>		4-2  <small>HR</small>		2-0  <small>G5-4-3 1B</small>	4 1 1 0 1 0 5	
<b>Steve Buechele, R</b> (1, 5) <small>OBP: 0.347, SLG: 0.479</small>		3-1  <small>P2</small>		0-1  <small>P4</small>		4-2  <small>HR</small>	2-1  <small>HR</small>	4-1  <small>G5-4-3</small>	3 2 1 3 2 0 0		
<b>Ivan Rodriguez, R</b> (1, 2) <small>OBP: 0.286, SLG: 0.333</small>		1-1  <small>1B 2B</small>		1-0  <small>F7</small>		1-1  <small>B1-4</small>	2-2  <small>G5-3</small>	0-0  <small>G5-4-3</small>	5 1 1 0 0 0 3		
<b>Jeff Huson, L</b> (1, 6) <small>OBP: 0.301, SLG: 0.294</small> <b>Mike Stanley, R</b> (6, PH) <small>OBP: 0.352, SLG: 0.359</small> <b>Gary Green, R</b> (6, 6)		1-1  <small>L7</small>		4-1  <small>BB</small>		2-3  <small>K</small>	0-3  <small>K</small>	1-0  <small>F8</small>	1 0 0 0 1 0 1 1 0 0 0 0 1 1 2 0 0 0 0 1 1		
<b>Inning Stats</b>	R: 0 H: 1 E: 0 LOB: 3 K: 1 BB: 1 S: 12 P: 26	R: 1 H: 2 E: 0 LOB: 1 K: 0 BB: 0 S: 10 P: 17	R: 0 H: 1 E: 0 LOB: 1 K: 1 BB: 1 S: 14 P: 18	R: 0 H: 0 E: 0 LOB: 1 K: 0 BB: 1 S: 5 P: 11	R: 1 H: 1 E: 0 LOB: 1 K: 0 BB: 1 S: 14 P: 22	R: 2 H: 1 E: 0 LOB: 0 K: 1 BB: 1 S: 11 P: 20	R: 4 H: 3 E: 0 LOB: 0 K: 1 BB: 1 S: 23 P: 34	R: 1 H: 1 E: 0 LOB: 1 K: 0 BB: 2 S: 12 P: 26	R: 0 H: 1 E: 0 LOB: 1 K: 0 BB: 1 S: 4 P: 11	1B: 7 SF: 1 2B: 2 SAC: 0 3B: 0 DP: 2 HR: 2 HBP: 1	WP: 0 PA: 45 PB: 0 SB: 1 CS: 0
<b>PITCHER</b> <b>Andy Hawkins, R</b> (1, 1) <small>ERA: 6.27</small> <b>Rick Honeycutt, L</b> (6, 1) <small>ERA: 5.4</small> <b>Steve Chitren, R</b> (7, 1) <small>ERA: 3.5</small> <b>Johnny Guzman, L</b> (8, 1) <small>ERA: 9.0</small>	IP WLS BF H R ER SO BB IBB HBP BLK WP HR S P ERA WHIP 5.1 L 26 5 3 3 2 4 0 1 0 0 0 59 103 5.06 1.688 1.0 5 2 2 2 1 0 0 0 0 0 1 10 14 18.00 2.000 0.2 7 2 4 4 1 3 0 0 0 0 1 23 42 54.00 7.500 2.0 7 2 0 0 0 1 0 0 0 0 0 13 26 0.00 1.500	<b>PITCHER</b> IP WLS BF H R ER SO BB IBB HBP BLK WP HR S P ERA WHIP 1.0 5 2 2 2 1 0 0 0 0 0 1 10 14 18.00 2.000 0.2 7 2 4 4 1 3 0 0 0 0 1 23 42 54.00 7.500 2.0 7 2 0 0 0 1 0 0 0 0 0 13 26 0.00 1.500									

Texas Rangers @ Oakland Athletics  
 Oakland-Alameda County Coliseum, Oakland, CA

Thu Jun 27 1991, 3:33 AM PDT  
 Att. 38,387 - Cloudy - 60 F

AB	35
R	9
H	11
RBI	9
BB	8
SO	4
LOB	18



Batter	1	2	3	4	5	6	7	8	9	AB R H RBI BB SO LOB
Rickey Henderson, R (1, 7) OBP: 0.432, SLG: 0.386	3-2 G6-3 ①		4-1 HR BB		2-2 L9 ②		4-1 BB		1-1 2B	3 1 1 0 2 0 0
Dave Henderson, R (1, 8) OBP: 0.391, SLG: 0.579	3-3 K ②		1-0 HR 1-H		2-2 G3-1 ③		1-0 F7 ③		2-1 G5-3 ①	5 1 1 2 0 1 3
Jose Canseco, R (1, 9) OBP: 0.364, SLG: 0.525	1-3 K ③		1-2 G4-6-3 1B			3-1 HR		0-1 1B 2B	2-2 F9 ②	5 2 3 1 0 1 1
Harold Baines, L (1, 10) OBP: 0.413, SLG: 0.518		1-0 G4-3 ①	0-0 G4-6-3 ② ③		1-0 G6-4-3 1B		0-0 1B 1B	0-0 1B 1B	0-1 G4-3 ③	5 1 2 1 0 0 2
Terry Steinbach, R (1, 2) OBP: 0.330, SLG: 0.439		0-2 F8 2B		1-0 F7 ①		1-0 G6-4-3 ① ②		0-0 P6 ①		4 1 1 0 0 0 2
Mark McGwire, R (1, 3) OBP: 0.363, SLG: 0.422		2-1 F8 2-3		2-0 F9 ②		3-3 K ③		4-2 G1-3 1B 1-2 BB		3 0 0 0 1 1 1
Ernest Riles, L (1, 5) OBP: 0.348, SLG: 0.385 (9, 4)		2-2 2B 3-H		3-2 2B			0-3 K ①	0-0 G1-3 1B 1-2 2-H		4 0 3 2 0 1 0
Lance Blankenship, R (1, 4) OBP: 0.316, SLG: 0.343 Willie Wilson, S (8, PH) OBP: 0.275, SLG: 0.321 Vance Law, R (9, 5) OBP: 0.316, SLG: 0.326		1-1 L8 ③		1-3 K ③			0-3 K ②	0-2 G1-3 ②		3 0 0 0 0 2 2 1 0 0 0 0 0 2 0 0 0 0 0 0 0
Mike Bordick, R (1, 6) OBP: 0.222, SLG: 0.333 Jamie Quirk, L (8, PH) OBP: 0.340, SLG: 0.301 Mike Gallego, R (9, 6) OBP: 0.335, SLG: 0.295			1-2 G6-3 ①		0-0 G6-3 ①		1-0 2B	2-0 G4-3 ③		3 0 1 0 0 0 0 1 0 0 0 0 0 2 0 0 0 0 0 0 0

Inning Stats	R: 0 E: 0 K: 2 S: 9	H: 0 LOB: 0 BB: 0 P: 16	R: 1 E: 0 K: 0 S: 11	H: 2 LOB: 1 BB: 0 P: 17	R: 2 E: 0 K: 0 S: 9	H: 2 LOB: 0 BB: 1 P: 16	R: 0 E: 0 K: 1 S: 8	H: 1 LOB: 1 BB: 0 P: 15	R: 0 E: 0 K: 0 S: 7	H: 0 LOB: 0 BB: 0 P: 11	R: 1 E: 0 K: 1 S: 7	H: 2 LOB: 0 BB: 0 P: 15	R: 0 E: 0 K: 2 S: 9	H: 1 LOB: 2 BB: 1 P: 15	R: 2 E: 0 K: 0 S: 11	H: 3 LOB: 2 BB: 1 P: 17	R: 0 E: 0 K: 0 S: 10	H: 1 LOB: 1 BB: 0 P: 15	1B: 4 2B: 6 3B: 0 HR: 2	SF: 0 SAC: 0 DP: 2 HBP: 0	WP: 0 PB: 0 SB: 0 CS: 0	PA: 40
--------------	------------------------------	----------------------------------	-------------------------------	----------------------------------	------------------------------	----------------------------------	------------------------------	----------------------------------	------------------------------	----------------------------------	------------------------------	----------------------------------	------------------------------	----------------------------------	-------------------------------	----------------------------------	-------------------------------	----------------------------------	----------------------------------	------------------------------------	----------------------------------	--------

PITCHER	IP	WLS	BF	H	R	ER	SO	BB	IBB	HBP	BLK	WP	HR	S	P	ERA	WHIP
Terry Mathews, R (1, 1) ERA: 4.91	5.0		22	7	4	4	3	1	0	0	0	0	2	47	82	7.20	1.600
Wayne Rosenthal, R (6, 1) ERA: 5.4	2.1	W	11	3	2	2	3	2	0	0	0	0	0	19	33	7.71	2.143
Jeff Russell, R (8, 1) ERA: 3.46	1.2	S	7	2	0	0	0	0	0	0	0	0	0	15	22	0.00	1.200

**BOTTOM**

**Texas Rangers @ Oakland Athletics**  
Oakland-Alameda County Coliseum, Oakland, CA

Thu Jun 27 1991, 3:33 AM PDT  
Att. 38,387 - Cloudy - 60 F

livebaseballscorecards.com

<b>AB</b>	<b>37</b>
<b>R</b>	<b>6</b>
<b>H</b>	<b>12</b>
<b>RBI</b>	<b>6</b>
<b>BB</b>	<b>3</b>
<b>SO</b>	<b>6</b>
<b>LOB</b>	<b>15</b>



Texas Rangers @ California Angels  
 Anaheim Stadium, Anaheim, CA

Fri Jun 28 1991, 10:05 PM EDT  
 Att. 45,998 - Sunny - 74 F

livebaseballscorecards.com



WP: 0 PA: 48  
 PB: 1  
 SB: 0  
 CS: 0

Batter	1	2	3	4	5	6	7	8	9	AB	R	H	RBI	BB	SO	LOB	TOP										
Brian Downing, R (1, 10) OBP: 0.382, SLG: 0.437	0-1 P3	3-2 G4-3		2-2 G3			F8		1-3 K	6	0	0	0	0	1	6											
Rafael Palmeiro, L (1, 3) OBP: 0.368, SLG: 0.479	1-0 L5	3-2 1B		1-3 K			HR	FC5-2	0-2 F7	6	1	3	1	0	1	3											
Ruben Sierra, S (1, 9) OBP: 0.396, SLG: 0.539	4-2 2B	2-0 F7			4-1 BB		HR	FC5-2	1-3 K	4	2	2	2	2	1	4											
Julio Franco, R (1, 4) OBP: 0.389, SLG: 0.480	2-0 1B			1-2 1B			HR	P3		5	2	3	1	0	0	3											
Juan Gonzalez, R (1, 8) OBP: 0.374, SLG: 0.514	3-2 1B		1-0 1B	1-2 1B			HR	FC5-2		4	1	2	1	1	0	2											
Dean Palmer, R (1, 7) OBP: 0.462, SLG: 0.917	4-0 BB		0-1 F7				HR	K		4	1	2	3	1	1	4											
Steve Buechele, R (1, 5) OBP: 0.348, SLG: 0.475	2-3 K		0-0 F9				HR			4	0	1	0	1	2	5											
Ivan Rodriguez, R (1, 2) OBP: 0.333, SLG: 0.375		2-1 1B	1-1 G4-3				HR			5	1	3	0	0	1	3											
Gary Pettis, S (9, PR) OBP: 0.341, SLG: 0.260							HR			0	0	0	0	0	0	0											
Gary Green, R (1, 6) OBP: 0.304, SLG: 0.297		0-0 SH1-4		1-3 K						2	0	0	0	0	1	1											
Jeff Huson, L (7, PH) (7, 6)										2	0	1	0	0	0	2											
Inning Stats	R: 2 E: 0 K: 1 S: 13	H: 2 LOB: 2 BB: 2 P: 29	R: 1 E: 0 K: 0 S: 10	H: 2 LOB: 1 BB: 0 P: 20	R: 0 E: 0 K: 0 S: 11	H: 2 LOB: 2 BB: 0 P: 14	R: 0 E: 0 K: 2 S: 12	H: 0 LOB: 0 BB: 0 P: 16	R: 0 E: 0 K: 0 S: 9	H: 0 LOB: 0 BB: 1 P: 14	R: 0 E: 0 K: 2 S: 12	H: 1 LOB: 1 BB: 0 P: 19	R: 5 E: 0 K: 0 S: 17	H: 6 LOB: 2 BB: 1 P: 26	R: 0 E: 0 K: 1 S: 12	H: 2 LOB: 2 BB: 0 P: 19	R: 0 E: 0 K: 2 S: 16	H: 2 LOB: 3 BB: 1 P: 23	1B: 12 2B: 3 3B: 0 HR: 2	SF: 0 SAC: 1 DP: 1 HBP: 0	WP: 0 PA: 48 PB: 1 SB: 0 CS: 0						
PITCHER	IP	WLS	BF	H	R	ER	SO	BB	IBB	HBP	BLK	WP	HR	S	P	ERA	WHIP										
Jim Abbott, L (1, 1) ERA: 3.51	6.1		30	9	5	5	5	3	0	0	0	0	1	72	118	7.11	1.895										
Mike Fetters, R (7, 1) ERA: 9.64	0.0		4	3	3	3	0	1	0	0	0	0	1	9	16	∞	∞										
Mark Eichhorn, R (7, 1) ERA: 0.86	0.2	W	4	2	0	0	0	0	0	0	0	0	0	6	9	0.00	3.000										
Bryan Harvey, R (8, 1) ERA: 1.03	2.0	S	10	3	0	0	3	1	0	0	0	0	0	25	37	0.00	2.000										



**BOTTOM**

**Texas Rangers @ California Angels**  
**Anaheim Stadium, Anaheim, CA**

Fri Jun 28 1991, 10:05 PM EDT  
 Att. 45,998 - Sunny - 74 F

[livebaseballscorecards.com](http://livebaseballscorecards.com)

<b>AB</b>	<b>32</b>
<b>R</b>	<b>10</b>
<b>H</b>	<b>11</b>
<b>RBI</b>	<b>10</b>
<b>BB</b>	<b>6</b>
<b>SO</b>	<b>2</b>
<b>LOB</b>	<b>14</b>



WP: 0	PA: 41
PB: 0	
SB: 0	
CS: 0	

AB	R	H	RBI	BB	SO	LOB
5	1	1	0	0	0	2
2	2	1	0	3	1	1
5	3	4	5	0	0	1
4	1	2	2	1	0	1
4	1	1	3	0	0	4
3	0	0	0	1	1	1
4	0	0	0	0	0	3
3	2	2	0	1	0	0
2	0	0	0	0	0	1
1B: 4	SF: 1					
2B: 5	SAC: 2					
3B: 0	DP: 1					
HR: 3	HBP: 0					

Batter	1	2	3	4	5	6	7	8	9							
<b>Luis Polonia, L</b> OBP: 0.350, SLG: 0.373 (1, 7)	1-2 2B 1B	0-0 G1-3		1-2 G5-3		1-0 F7		0-0 F7								
<b>Dave Gallagher, R</b> OBP: 0.386, SLG: 0.356 (1, 8)	1-3 K		1-2 1B 2B	4-2 HR BB		4-1 BB		4-0 2B BB								
<b>Wally Joyner, L</b> OBP: 0.391, SLG: 0.513 (1, 3)	0-0 E FC4-6 2B		0-0 2B SF7 1B	3-2 HR		0-1 L3		0-2 1-3 2-H 2B								
<b>Dave Winfield, R</b> OBP: 0.333, SLG: 0.559 (1, 9)	1-0 E6 FC4-6 2-3		3-2 2B	1-0 HR		1-1 G6-3		4-0 IBB								
<b>Dave Parker, L</b> OBP: 0.263, SLG: 0.344 (1, 10)	2-2 FC4-6 BB 1-2r 3-H		1-0 SF7	2-1 G3-1		1-1 HR		0-1 F9								
<b>Gary Gaetti, R</b> OBP: 0.291, SLG: 0.388 (1, 5)	4-1 BB		2-2 F7		0-2 F9		0-3 K									
<b>Lance Parrish, R</b> OBP: 0.319, SLG: 0.409 (1, 2)	1-2 G5-3		2-2 G5-3		1-0 G6-3		2-1 G4-3									
<b>Luis Sojo, R</b> OBP: 0.270, SLG: 0.298 (1, 4)		1-1 L4-3 1B		0-0 SH3-4 HR 1B		1-2 F7		4-0 SH5-4 2B BB								
<b>Dick Schofield, R</b> OBP: 0.371, SLG: 0.320 (1, 6)		2-1 L4-3		1-0 SH3-4		1-0 F7		0-1 SH5-4								
<b>Inning Stats</b>	R: 2 E: 1 K: 1 S: 16	H: 2 LOB: 2 BB: 1 P: 26	R: 0 E: 0 K: 0 S: 5	H: 1 LOB: 0 BB: 0 P: 8	R: 2 E: 0 K: 0 S: 15	H: 3 LOB: 1 BB: 0 P: 24	R: 4 E: 0 K: 0 S: 20	H: 3 LOB: 0 BB: 1 P: 32	R: 0 E: 0 K: 0 S: 7	H: 0 LOB: 0 BB: 0 P: 9	R: 0 E: 0 K: 0 S: 5	H: 0 LOB: 1 BB: 1 P: 11	R: 1 E: 0 K: 1 S: 9	H: 1 LOB: 0 BB: 0 P: 13	R: 1 E: 0 K: 0 S: 8	H: 1 LOB: 3 BB: 3 P: 20

PITCHER	IP	WLS	BF	H	R	ER	SO	BB	IBB	HBP	BLK	WP	HR	S	P	ERA	WHIP
<b>John Barfield, L</b> ERA: 3.39 (1, 1)	2.1		14	6	4	3	1	1	0	0	0	0	0	30	48	11.57	3.000
<b>Calvin Schiraldi, R</b> ERA: 9.64 (3, 1)	3.1		15	3	4	4	0	2	0	0	0	0	2	36	60	10.80	1.500
<b>Kenny Rogers, L</b> ERA: 7.8 (6, 1)	2.0	L	9	1	2	2	1	2	0	0	0	0	1	14	26	9.00	1.500
<b>Mike Jeffcoat, L</b> ERA: 3.16 (8, 1)	0.1		3	1	0	0	0	0	1	0	0	0	0	5	9	0.00	3.000

Batter	1	2	3	4	5	6	7	8	9	10	11	12	13	AB R H RBI BB SO LOB	TOP														
Brian Downing, R (1, 10) OBP: 0.379, SLG: 0.429	2-2 FC6-4 1B		2-1 G4-3		1-1 G6-3		1-1 F8		3-2 F9	2-2 G6-3			4-0 HR IBB	6 1 1 1 1 0 2															
Rafael Palmeiro, L (1, 3) OBP: 0.369, SLG: 0.498	0-3 K		3-H 2-0 HR		2-1 2B 1B 1B		0-3 K		1-2 G4-3			3-3 K	3-2 HR 1-H 2-H	7 3 3 4 0 3 1															
Ruben Sierra, S (1, 9) OBP: 0.396, SLG: 0.538	2-1 F9		3-3 K		1-0 1B 2B		4-1 1B BB		1-2 WP 1B			3-3 K	1-0 P3	6 0 2 0 1 2 1															
Julio Franco, R (1, 4) OBP: 0.393, SLG: 0.480	0-2 FC6-4 1-2f				0-1 1B 2B CS 1B		2-2 1B 1B		4-0 WP IBB			1-0 G6-3	1-2 G6-3	6 1 3 1 1 0 1															
Juan Gonzalez, R (1, 8) (8, 7) OBP: 0.378, SLG: 0.511		2-2 CS 1B		1-0 2B 1B 1-2	1-0 1B K 1-2		1-0 F8		3-2 F7			4-2 CS BB		5 0 2 0 1 1 6															
Dean Palmer, R (1, 7) OBP: 0.353, SLG: 0.688		2-3 K 1-2		2-2 P4		2-1 G3-1		2-3 K				3-3 K		4 0 0 0 0 2 3															
Gary Pettis, S (8, 8) OBP: 0.337, SLG: 0.257														2 0 0 0 0 2 1															
Steve Buechele, R (1, 5) OBP: 0.344, SLG: 0.465		0-2 F8		1-2 F7		3-2 G5-3		4-2 BB		2-3 K		1-2 K	1-2 K	5 0 0 0 1 2 3															
Mike Stanley, R (1, 2) OBP: 0.364, SLG: 0.387			0-0 SH1-4 G4-3 2B	0-0 2B		4-1 BB		3-3 K		1-0 1B 1B			1-2 SH1-4 HR 1B	3 1 2 1 1 1 1															
Ivan Rodriguez, R (8, 2) OBP: 0.371, SLG: 0.412				1-3 2B										2 1 2 0 0 0 0															
Gary Green, R (1, 6) John Russell, R (8, PH) Jeff Huson, L (8, 6) OBP: 0.143, SLG: 0.150 OBP: 0.308, SLG: 0.301			0-0 SH1-4	1-1 G6-3		2-3 K		1-0 P5		1-2 1B			0-1 SH1-4	2 0 0 0 0 1 3															
													1-2 1B	1 0 0 0 0 0 1															
														1 0 1 0 0 0 0															
Inning Stats	R: 0 E: 0 K: 1 S: 11	H: 1 LOB: 1 BB: 0 P: 15	R: 0 E: 0 K: 1 S: 9	H: 1 LOB: 0 BB: 0 P: 13	R: 2 E: 0 K: 1 S: 8	H: 2 LOB: 0 BB: 0 P: 15	R: 1 E: 0 K: 0 S: 11	H: 3 LOB: 2 BB: 0 P: 17	R: 1 E: 0 K: 1 S: 10	H: 3 LOB: 1 BB: 1 P: 17	R: 0 E: 0 K: 1 S: 10	H: 1 LOB: 2 BB: 1 P: 18	R: 0 E: 0 K: 2 S: 15	H: 0 LOB: 1 BB: 1 P: 25	R: 0 E: 1 K: 0 S: 13	H: 1 LOB: 2 BB: 1 P: 25	R: 0 E: 0 K: 2 S: 13	H: 2 LOB: 2 BB: 0 P: 20	R: 0 E: 0 K: 2 S: 9	H: 0 LOB: 0 BB: 0 P: 16	R: 0 E: 0 K: 2 S: 8	H: 0 LOB: 1 BB: 1 P: 18	R: 0 E: 0 K: 2 S: 17	H: 2 LOB: 0 BB: 1 P: 27	1B: 11 2B: 6 3B: 0 HR: 2	SF: 0 SAC: 2 DP: 3 HBP: 0	WP: 2 PB: 0 SB: 0 CS: 3	PA: 58	
PITCHER	IP WLS BF H R ER SO BB IBB HBP BLK WP HR S P ERA WHIP																												
Chuck Finley, L (1, 1) ERA: 3.72	8.0																												
Jeff Robinson, R (9, 1) ERA: 4.87	2.0																												
Scott Bailes, L (11, 1) ERA: 3.86	3.0	L																											

Texas Rangers @ California Angels  
Anaheim Stadium, Anaheim, CA  
Sat Jun 29 1991, 10:05 PM EDT  
Att: 41,708 - Sunny - 75 F

livebaseballscorecards.com

AB	50
R	7
H	16
RBI	7
BB	6
SO	14
LOB	23



Batter	1	2	3	4	5	6	7	8	9	10	11	12	13	AB R H RBI BB SO LOB																			
Luis Polonia, L OBP: 0.349, SLG: 0.379 (1, 7)	F8		1B E BB 1B	G6-3		3-2 SAFE 1B 1B 1B 1B 1B 1B 1B 1B 1B		G4-3 1-2f			L6			6 1 2 1 0 0 3																			
Dick Schofield, R OBP: 0.360, SLG: 0.310 (1, 6)	G6-3		E4 BB 1B	K		F8			F8		G6-3			6 0 0 0 0 1 4																			
Wally Joyner, L OBP: 0.390, SLG: 0.513 (1, 3)	P4		P4			1B		G6-3 1B 2B	K					6 1 2 0 0 1 2																			
Dave Winfield, R OBP: 0.330, SLG: 0.550 (1, 9)		H	1-2 2-3 BB 1B		F7		G6-3		K					6 0 1 0 0 3 2																			
Dave Parker, L OBP: 0.269, SLG: 0.344 John Orton, R OBP: 0.286, SLG: 0.296 Jack Howell, L OBP: 0.321, SLG: 0.329 (1, 10)		1B BB 1B	1-2 2-3 3-H BB		F8		G5-3			G6-3 1B		F8		3 0 1 1 2 0 2 0 0 0 0 0 0 0 1 0 0 0 0 0 0																			
Gary Gaetti, R OBP: 0.292, SLG: 0.386 (1, 5)		1B 1-2 1B	K		F9		1-1 1B		G6-3					6 0 2 1 0 2 5																			
Lance Parrish, R OBP: 0.320, SLG: 0.424 (1, 2)		G6-4-3 1-2 2-3 1B		HR		G6-3		F7		K				6 1 2 1 0 2 2																			
Max Venable, L OBP: 0.295, SLG: 0.284 (1, 8)	G6-4-3 1-2f		G6-3 1B		G6-3		G4-3 1B			G6-3 1B		SH1-4 1B		6 0 4 0 0 0 3																			
Luis Sojo, R OBP: 0.270, SLG: 0.297 Donnie Hill, S OBP: 0.390, SLG: 0.393 (1, 4)			P6		P2		3B 1B		P3		SH1-4			4 1 1 0 0 0 2 1 0 0 0 0 0 1																			
<b>Inning Stats</b>	R: 0 E: 0 K: 0 S: 8	H: 0 LOB: 0 BB: 0 P: 10	R: 0 E: 0 K: 1 S: 12	H: 2 LOB: 2 BB: 1 P: 22	R: 1 E: 1 K: 1 S: 14	H: 2 LOB: 3 BB: 1 P: 22	R: 1 E: 0 K: 0 S: 9	H: 1 LOB: 1 BB: 0 P: 12	R: 1 E: 0 K: 0 S: 10	H: 2 LOB: 1 BB: 0 P: 17	R: 0 E: 0 K: 0 S: 5	H: 1 LOB: 0 BB: 0 P: 5	R: 0 E: 0 K: 2 S: 8	H: 0 LOB: 0 BB: 0 P: 10	R: 0 E: 0 K: 1 S: 8	H: 1 LOB: 1 BB: 0 P: 11	R: 0 E: 0 K: 0 S: 9	H: 0 LOB: 0 BB: 0 P: 14	R: 0 E: 0 K: 1 S: 6	H: 0 LOB: 0 BB: 0 P: 8	R: 0 E: 0 K: 2 S: 12	H: 1 LOB: 1 BB: 0 P: 18	R: 0 E: 0 K: 1 S: 6	H: 0 LOB: 0 BB: 0 P: 8	R: 0 E: 0 K: 2 S: 12	H: 1 LOB: 1 BB: 0 P: 18	1B: 12 2B: 1 3B: 1 HR: 1	SF: 0 SAC: 1 DP: 3 HBP: 0	WP: 0 PB: 0 SB: 0 CS: 0	PA: 54			
<b>PITCHER</b>	IP	WLS	BF	H	R	ER	SO	BB	IBB	HBP	BLK	WP	HR	S	P	ERA	WHIP																
Gerald Alexander, R ERA: 2.69 (1, 1)	6.0		29	9	3	2	3	2	0	0	0	0	0	1	61	94	3.00	1.833															
Mike Jeffcoat, L ERA: 3.35 (7, 1)	0.2		3	1	1	1	0	0	0	0	0	0	0	4	6	13.50	1.500																
Wayne Rosenthal, R ERA: 4.5 (7, 1)	0.2		4	2	0	0	0	0	0	0	0	0	0	5	7	0.00	3.000																
Kenny Rogers, L ERA: 7.38 (8, 1)	3.1		10	2	0	0	3	0	0	0	0	0	0	26	36	0.00	0.600																
Jeff Russell, R ERA: 3.27 (11, 1)	2.1	W	8	1	0	0	3	0	0	0	0	0	0	20	28	0.00	0.429																

**BOTTOM**

**Texas Rangers @ California Angels**  
 Anaheim Stadium, Anaheim, CA  
 Sat Jun 29 1991, 10:05 PM EDT  
 Att: 41,708 - Sunny - 75 F

AB	51
R	4
H	15
RBI	4
BB	2
SO	9
LOB	26



WP: 0	PA: 54
PB: 0	
SB: 0	
CS: 0	

[livebaseballscorecards.com](http://livebaseballscorecards.com)

Batter	1	2	3	4	5	6	7	8	9	AB R H RBI BB SO LOB	TOP														
<b>Gary Pettis, S</b> (1, 8) OBP: 0.335, SLG: 0.252	4-2 G6-3-5 BB		1-0 G6-4-3 1-2f		3-2 G1-4-3			1-2 G5-3		3 0 0 0 1 0 1															
<b>Rafael Palmeiro, L</b> (1, 3) OBP: 0.368, SLG: 0.495	1-0 G6-3-5 1-3f		3-3			2-2 FC3-6 1B		1-3 K		4 0 1 0 0 2 1															
<b>Ruben Sierra, S</b> (1, 9) OBP: 0.401, SLG: 0.548	3-2			1-1 G4-3 1B 2B		1-0 FC3-6 1-2f			0-0 PB 1B	4 1 3 0 0 0 1															
<b>Julio Franco, R</b> (1, 4) OBP: 0.388, SLG: 0.474	0-3 K			2-2 G5-3		2-3 K			1-2 G6-3	4 0 0 0 0 2 4															
<b>Kevin Reimer, L</b> (1, 7) OBP: 0.335, SLG: 0.393		1-3 K		2-1 G4-3		1-3 K			2-3 K	3 0 0 0 0 2 2															
<b>Juan Gonzalez, R</b> (9, PH) OBP: 0.376, SLG: 0.509				2-3						1 0 0 0 0 1 1															
<b>Dean Palmer, R</b> (1, 5) OBP: 0.381, SLG: 0.632		1-1 G5-3		2-2 FC6-4 1B		4-2 CS BB			0-3 K	3 0 1 1 1 1 1															
<b>Mike Stanley, R</b> (1, 10) OBP: 0.356, SLG: 0.376		3-3 K		2-2 FC6-4 1-2f		0-3 K				3 0 0 0 0 2 2															
<b>Ivan Rodriguez, R</b> (1, 2) OBP: 0.388, SLG: 0.432			2-2 E6 1B			0-0 2B				3 1 1 0 0 1 1															
<b>Jeff Huson, L</b> (1, 6) OBP: 0.308, SLG: 0.302			2-0 G6-4-3 1B			1-2 G3-1			1-1 F9	3 0 1 1 0 0 0															
<b>Inning Stats</b>	R: 0 E: 0 K: 1 S: 11	H: 1 LOB: 1 BB: 1 P: 19	R: 0 E: 0 K: 2 S: 8	H: 0 LOB: 0 BB: 0 P: 13	R: 1 E: 1 K: 1 S: 8	H: 1 LOB: 0 BB: 0 P: 16	R: 1 E: 0 K: 0 S: 13	H: 2 LOB: 1 BB: 0 P: 22	R: 0 E: 0 K: 0 S: 7	H: 1 LOB: 0 BB: 0 P: 11	R: 0 E: 1 K: 2 S: 11	H: 1 LOB: 1 BB: 0 P: 17	R: 0 E: 0 K: 2 S: 11	H: 0 LOB: 0 BB: 1 P: 16	R: 0 E: 0 K: 1 S: 8	H: 0 LOB: 0 BB: 0 P: 11	R: 0 E: 0 K: 2 S: 11	H: 1 LOB: 1 BB: 0 P: 14	1B: 4 2B: 4 3B: 0 HR: 0	SF: 0 SAC: 0 DP: 2 HBP: 0	WP: 0 PB: 1 SB: 0 CS: 1	PA: 33			
<b>PITCHER</b>	IP	WLS	BF	H	R	ER	SO	BB	IBB	HBP	BLK	WP	HR	S	P	ERA	WHIP								
<b>Kirk McCaskill, R</b> (1, 1) ERA: 3.63	7.0	L	26	6	2	1	8	2	0	0	0	0	0	69	114	1.29	1.143								
<b>Floyd Bannister, L</b> (8, 1) ERA: 3.5	1.1		5	1	0	0	1	0	0	0	0	0	0	13	17	0.00	0.750								
<b>Mark Eichhorn, R</b> (9, 1) ERA: 0.84	0.2		2	0	0	0	2	0	0	0	0	0	0	6	8	0.00	0.000								

Texas Rangers @ California Angels  
Anaheim Stadium, Anaheim, CA

Sun Jun 30 1991, 6:33 AM EDT  
Att. 40,542 - Sunny - 78 F

livebaseballscorecards.com

AB 31  
R 2  
H 7  
RBI 2  
BB 2  
SO 11  
LOB 14



Batter	1	2	3	4	5	6	7	8	9	AB R H RBI BB SO LOB
Luis Polonia, L OBP: 0.345, SLG: 0.374 (1, 7)	1-3 K			1-1 F8		1-0 G6-3		0-0 L6		4 0 0 0 0 1 0
Dick Schofield, R OBP: 0.363, SLG: 0.306 (1, 6)	1-0 P3			4-1 G5-4-3 BB		4-2 CS BB			1-3 K	2 0 0 0 2 1 0
Wally Joyner, L OBP: 0.387, SLG: 0.509 (1, 3)	2-1 F8			1-1 G5-4-3 1-2f		2-3 SAFE K			3-2 G3-1	2 0 0 0 0 0 1 2 0 0 0 0 0 1 1
Jack Howell, L OBP: 0.314, SLG: 0.320 (6, 3)										
Dave Winfield, R OBP: 0.332, SLG: 0.558 (1, 9)			1-1 G6-3		3-1 HR		4-1 P2-6 BB BB		2-2 L4	3 1 1 1 1 0 0
Dave Parker, L OBP: 0.269, SLG: 0.342 (1, 10)			0-3 K		0-3 K		4-1 1-2 BB			2 0 0 0 1 2 0
Gary Gaetti, R OBP: 0.289, SLG: 0.382 (1, 5)			3-2 F8		2-3 K		0-1 P2-6 2-3f			3 0 0 0 0 1 2
Max Venable, L OBP: 0.297, SLG: 0.286 (1, 8)			2-2 G6-3		1-1 BB 1B		0-3 K2-3			3 0 1 0 0 1 1
Ron Tingley, R OBP: 0.254, SLG: 0.273 (1, 2)			1-3 K		4-2 SAFE SAFE SAFE BB		3-1 F9			1 0 0 0 1 1 0 1 0 0 0 0 0 0
Donnie Hill, S OBP: 0.387, SLG: 0.390 (8, PH) (9, 4)					1-2 BB					
Luis Sojo, R OBP: 0.267, SLG: 0.293 (1, 4)			3-3 K		1-0 P5		3-3 K			2 0 0 0 0 1 2 1 0 0 0 0 1 0
Lance Parrish, R OBP: 0.318, SLG: 0.421 (8, PH) (9, 2)										

<b>Inning Stats</b>	R: 0 E: 0 K: 1 S: 6	H: 0 LOB: 0 BB: 0 P: 10	R: 0 E: 0 K: 1 S: 9	H: 0 LOB: 0 BB: 0 P: 13	R: 0 E: 0 K: 2 S: 9	H: 0 LOB: 0 BB: 0 P: 15	R: 0 E: 0 K: 0 S: 5	H: 0 LOB: 0 BB: 1 P: 11	R: 1 E: 0 K: 2 S: 14	H: 2 LOB: 2 BB: 1 P: 25	R: 0 E: 0 K: 1 S: 6	H: 0 LOB: 1 BB: 2 P: 15	R: 0 E: 0 K: 1 S: 6	H: 0 LOB: 0 BB: 0 P: 12	R: 0 E: 0 K: 1 S: 9	H: 0 LOB: 0 BB: 0 P: 15	1B: 1 2B: 1 3B: 0 HR: 1	SF: 0 SAC: 0 DP: 2 HBP: 0	WP: 0 PB: 0 SB: 0 CS: 1	PA: 31
<b>PITCHER</b> Jose Guzman, R ERA: 3.13 (1, 1)	IP 9.0	WLS W	BF 31	H 2	R 1	ER 1	SO 10	BB 5	IBB 0	HBP 0	BLK 0	WP 0	HR 1	S 71	P 129	ERA 1.00	WHIP 0.778			

**BOTTOM**

**Texas Rangers @ California Angels**  
**Anaheim Stadium, Anaheim, CA**  
 Sun Jun 30 1991, 6:33 AM EDT  
 Att. 40,542 - Sunny - 78 F

[livebaseballscorecards.com](http://livebaseballscorecards.com)

<b>AB</b>	<b>26</b>
<b>R</b>	<b>1</b>
<b>H</b>	<b>2</b>
<b>RBI</b>	<b>1</b>
<b>BB</b>	<b>5</b>
<b>SO</b>	<b>10</b>
<b>LOB</b>	<b>7</b>



Batter	1	2	3	4	5	6	7	8	9	AB R H RBI BB SO LOB	TOP											
<b>Brian Downing, R</b> (1, 10) OBP: 0.386, SLG: 0.432	3-2 1B		4-2 1 SAFE 1 SAFE 1 SAFE 1 SAFE 3B BB			2-2 G4-6-3 1B		0-3 1 SAFE 1 SAFE 1 SAFE 1-2 K		3 1 2 0 1 1 1												
<b>Rafael Palmeiro, L</b> (1, 3) OBP: 0.366, SLG: 0.498	1-2 F7		2-2 1-H 3B			1-1 F9		1-3 K		4 0 1 1 0 1 3												
<b>Ruben Sierra, S</b> (1, 9) OBP: 0.396, SLG: 0.540	1-1 F7		2-3 K			2-2 G4-6-3 1-2f		1-1 F9		4 0 0 0 0 1 4												
<b>Juan Gonzalez, R</b> (1, 7) OBP: 0.370, SLG: 0.500	2-3 K			1-1 F7			2-0 P4		1-2 G6-3	4 0 0 0 0 1 1												
<b>Dean Palmer, R</b> (1, 5) OBP: 0.320, SLG: 0.522		1-3 K		1-1 G1-3			2-2 P5		0-3 K	4 0 0 0 0 2 0												
<b>Steve Buechele, R</b> (1, 4) OBP: 0.342, SLG: 0.474		1-2 L6		1-0 P4			2-2 HR		3-3 K	4 1 1 1 0 1 0												
<b>Ivan Rodriguez, R</b> (1, 2) OBP: 0.366, SLG: 0.425		3-2 G6-3			0-0 P3		1-1 FC6-4 1B			3 0 1 0 0 0 0												
<b>Gary Green, R</b> (1, 6) OBP: 0.222, SLG: 0.125			3-2 FC1-6 1B		4-2 L4-3 BB		0-1 FC6-4 1-2f			2 0 1 0 1 0 1												
<b>Gary Pettis, S</b> (1, 8) OBP: 0.335, SLG: 0.248			0-0 FC1-6 CS 1-2f		0-0 L4-3 1-2			4-2 S BB		2 0 0 0 1 0 2												
<b>Inning Stats</b>	R: 0 E: 0 K: 1 S: 13	H: 1 LOB: 1 BB: 0 P: 20	R: 0 E: 0 K: 1 S: 11	H: 0 LOB: 0 BB: 0 P: 16	R: 1 E: 0 K: 1 S: 20	H: 2 LOB: 1 BB: 1 P: 31	R: 0 E: 0 K: 0 S: 5	H: 0 LOB: 0 BB: 0 P: 8	R: 0 E: 0 K: 0 S: 4	H: 0 LOB: 0 BB: 1 P: 8	R: 0 E: 0 K: 0 S: 9	H: 1 LOB: 0 BB: 0 P: 14	R: 1 E: 0 K: 0 S: 11	H: 2 LOB: 1 BB: 0 P: 18	R: 0 E: 0 K: 2 S: 13	H: 0 LOB: 1 BB: 1 P: 19	R: 0 E: 0 K: 2 S: 9	H: 0 LOB: 0 BB: 0 P: 13	1B: 4 2B: 1 3B: 1 HR: 1	SF: 0 SAC: 0 DP: 2 HBP: 0	WP: 0 PB: 0 SB: 2 CS: 1	PA: 33
<b>PITCHER</b>	IP WLS BF H R ER SO BB IBB HBP BLK WP HR S P ERA WHIP												<b>PITCHER</b>	IP WLS BF H R ER SO BB IBB HBP BLK WP HR S P ERA WHIP								
<b>Mark Langston, L</b> (1, 1) ERA: 3.45	7.0 W 27 6 2 2 3 3 0 0 0 0 0 1 78 124 2.57 1.286																					
<b>Bryan Harvey, R</b> (8, 1) ERA: 0.97	2.0 S 6 0 0 0 4 0 0 0 0 0 0 0 17 23 0.00 0.000																					

Texas Rangers @ California Angels  
Anaheim Stadium, Anaheim, CA

Mon Jul 01 1991, 10:05 PM EDT  
Att. 23,677 - Sunny - 69 F

livebaseballscorecards.com

AB 30  
R 2  
H 6  
RBI 2  
BB 3  
SO 7  
LOB 12



Batter	1	2	3	4	5	6	7	8	9	AB	R	H	RBI	BB	SO	LOB
Luis Polonia, L OBP: 0.347, SLG: 0.372 (1, 7)	4-2 BB		1-1 FC6-4 1-2f		1-1 F7		4-0 FC3-2 1B IBB			2	1	0	0	2	0	1
Max Venable, L OBP: 0.284, SLG: 0.273 (1, 8)	2-1 F8		1-0 FC4-6 1-2f		0-0 G6-3		2-2 FC3-2 1B 1-2 2-3 3-Hf			4	0	0	0	0	0	5
Wally Joyner, L OBP: 0.389, SLG: 0.507 (1, 3)	2-1 F7			4-0 HR BB	0-2 G4-3		3-1 1B 1-H 2-H 3-H			3	1	1	2	1	0	1
Dave Winfield, R OBP: 0.338, SLG: 0.572 (1, 9)	3-2 G5-3			1-0 HR 1-H		1-0 G4-6-3 1B		1-2 HR 1B		4	2	3	2	0	0	1
Dave Parker, L OBP: 0.266, SLG: 0.337 (1, 10)		3-2 G1-3		2-1 G4-3		2-0 G4-6-3		2-2 F8		4	0	0	0	0	0	2
Lance Parrish, R OBP: 0.322, SLG: 0.440 (1, 2)		2-2 G4-3		1-0 2B 1B		0-1 G5-3		2-0 HR 1-H		4	1	2	2	0	0	0
Gary Gaetti, R OBP: 0.288, SLG: 0.380 (1, 5)		1-2 G4-3		2-3 K			0-0 FC3-2 1B 1B	1-3 K		4	0	1	0	0	2	1
Donnie Hill, S OBP: 0.390, SLG: 0.402 (8, 4)			3-2 G1	1-0 2B		1 SAFE FC3-2 1B 1-3	2-1 FC3-2 1B	1-3 K		4	1	2	0	0	1	0
Jack Howell, L OBP: 0.315, SLG: 0.321 Dick Schofield, R OBP: 0.363, SLG: 0.306 (8, 6)			3-2 FC6-4 1B	1-2 G4-3			3-3 K			3	0	1	0	0	1	4
										0	0	0	0	0	0	0

Inning Stats	R: 0	H: 0	E: 0	K: 10	S: 10	R: 0	H: 0	E: 0	K: 9	S: 9	R: 0	H: 1	E: 0	K: 13	S: 13	R: 2	H: 3	E: 0	K: 11	S: 11	R: 0	H: 0	E: 0	K: 6	S: 6	R: 0	H: 1	E: 0	K: 4	S: 4	R: 2	H: 3	E: 0	K: 12	S: 12	R: 2	H: 2	E: 0	K: 15	S: 15	R: 2	H: 2	E: 0	K: 22	S: 22					
	LOB: 1	BB: 1				LOB: 0	BB: 0				LOB: 2	BB: 1				LOB: 0	BB: 0				LOB: 0	BB: 0					LOB: 1	BB: 1				LOB: 1	BB: 1				LOB: 0	BB: 0				LOB: 0	BB: 0							

PITCHER	IP	WLS	BF	H	R	ER	SO	BB	IBB	HBP	BLK	WP	HR	S	P	ERA	WHIP
Kevin Brown, R ERA: 4.67 (1, 1)	7.0	L	30	8	4	4	2	2	1	0	0	0	1	65	120	5.14	1.429
Terry Mathews, R ERA: 6.75 (8, 1)	0.2		4	2	2	2	1	0	0	0	0	0	1	12	18	27.00	3.000
Wayne Rosenthal, R ERA: 4.15 (8, 1)	0.1		1	0	0	0	1	0	0	0	0	0	0	3	4	0.00	0.000


**BOTTOM**

**Texas Rangers @ California Angels**  
Anaheim Stadium, Anaheim, CA

Mon Jul 01 1991, 10:05 PM EDT  
Att. 23,677 - Sunny - 69 F

livebaseballscorecards.com

AB	32
R	6
H	10
RBI	6
BB	3
SO	4
LOB	15



WP: 0	PA: 35
PB: 0	
SB: 0	
CS: 0	

Batter	1	2	3	4	5	6	7	8	9	AB R H RBI BB SO LOB	TOP																
Rickey Henderson, R OBP: 0.433, SLG: 0.383 (1, 7)	1-1 F7		4-1 S BB		4-2 HR BB		3-2 SAFE G4-3 1-H G3-1 2B		2-2 G6-3 1-2	3 2 1 1 2 0 1																	
Ernest Riles, L OBP: 0.343, SLG: 0.365 (1, 6)	0-0 G3		3-2 G3		3-2 P5		0-1 G4-3 2-3		4-1 BB	4 0 0 0 1 0 4																	
Jose Canseco, R OBP: 0.356, SLG: 0.525 (1, 9)	3-3 K			0-2 F8	1-1 HR		0-0 G3-1 3-H 0-0		0-3 K	5 1 1 4 0 2 2																	
Harold Baines, L OBP: 0.407, SLG: 0.533 (1, 10)		0-0 G4-3		2-0 HR	2-3 K		0-0 P5		2-3 K	5 1 1 1 0 2 2																	
Terry Steinbach, R OBP: 0.325, SLG: 0.425 (1, 2)		0-1 G5-3		4-2 PB BB		0-2 G4-3		2-1 L7		3 0 0 0 1 0 0																	
Jamie Quirk, L OBP: 0.342, SLG: 0.304 Mike Bordick, R OBP: 0.182, SLG: 0.273 (1, 3) (8, PH) (8, 5)		2-2 HBP		3-2 P5 1-2		4-0 FC4 BB		3-2 F7		1 0 0 0 1 0 1 1 0 0 0 0 0 0																	
Willie Wilson, S OBP: 0.277, SLG: 0.321 (1, 8)		2-1 F8		1-3 K		2-0 FC4 1-2f		1-1 1B		4 0 1 0 0 1 3																	
Vance Law, R OBP: 0.292, SLG: 0.301 (1, 5) (8, 3)			2-1 F8		3-3 K	1-0 F8		0-3 SAFE K		4 0 0 0 0 2 2																	
Mike Gallego, R OBP: 0.344, SLG: 0.289 (1, 4)			3-3 K		4-2 HR BB BB		4-0 2B BB		4-0 WP BB	1 2 0 0 3 1 0																	
Inning Stats	R: 0 E: 0 K: 1 S: 7	H: 0 LOB: 0 BB: 0 P: 11	R: 0 E: 0 K: 0 S: 7	H: 0 LOB: 1 BB: 0 P: 11	R: 0 E: 0 K: 1 S: 10	H: 0 LOB: 1 BB: 1 P: 22	R: 1 E: 0 K: 1 S: 15	H: 1 LOB: 1 BB: 1 P: 25	R: 3 E: 0 K: 2 S: 19	H: 1 LOB: 0 BB: 2 P: 36	R: 0 E: 0 K: 0 S: 5	H: 0 LOB: 1 BB: 1 P: 12	R: 2 E: 0 K: 0 S: 10	H: 1 LOB: 0 BB: 1 P: 17	R: 0 E: 0 K: 1 S: 11	H: 1 LOB: 1 BB: 0 P: 17	R: 0 E: 0 K: 2 S: 13	H: 0 LOB: 2 BB: 2 P: 25	1B: 1 2B: 1 3B: 0 HR: 2	SF: 0 SAC: 0 DP: 0 HBP: 1	WP: 1 PB: 1 SB: 1 CS: 0	PA: 40					
PITCHER	IP WLS BF H R ER SO BB IBB HBP BLK WP HR S P ERA WHIP																										
Nolan Ryan, R ERA: 2.97 (1, 1)	5.0		22	2	4	4	5	4	0	1	0	0	2	58	105	7.20	1.200										
Terry Mathews, R ERA: 7.45 (6, 1)	1.2		8	1	2	2	0	2	0	0	0	0	0	14	28	10.80	1.800										
Kenny Rogers, L ERA: 7.22 (7, 1)	1.1	W	5	1	0	0	1	0	0	0	0	0	0	12	18	0.00	0.750										
Jeff Russell, R ERA: 3.19 (9, 1)	1.0	S	5	0	0	0	2	2	0	0	0	1	0	13	25	0.00	2.000										

Oakland Athletics @ Texas Rangers  
Arlington Stadium, Arlington, TX  
Tue Jul 02 1991, 8:05 PM EDT  
Att. 41,172 - Cloudy - 96 F

livebaseballscorecards.com

AB	31
R	6
H	4
RBI	6
BB	8
SO	8
LOB	15







Batter	1	2	3	4	5	6	7	8	9	AB R H RBI BB SO LOB	TOP											
Rickey Henderson, R OBP: 0.429, SLG: 0.379 (1, 10) C X	0-1 G4-3 ①		2-2 G5-3 ②		0-2 E6 FC6-5 2B		3-2 F8 ②		1-0 G1-3 1B	5 1 1 0 0 0 1												
Willie Wilson, S OBP: 0.275, SLG: 0.314 (1, 7) B B C B	4-1 1B BB		3-2 F9 ③		0-0 FC6-5 2B 1-2 2-3f		1-2 E4 S HR		1-2 G1-3 ①	4 1 0 0 1 0 3												
Jose Canseco, R OBP: 0.359, SLG: 0.541 (1, 9) C 1 SAFE F F 1 F F X	0-2 1-2 1B			1-2 G5-3 ①	1-1 1-3 2-H 2B		1-0 1-H HR		3-2 G5-3 ②	5 1 3 3 0 0 1												
Dave Henderson, R OBP: 0.385, SLG: 0.567 (1, 8) B F S S	1-3 K ②			1-0 F8 2B	1-0 G1-3 ③		4-2 BB BB		4-0 BB BB	3 0 1 0 2 1 4												
Mark McGwire, R OBP: 0.357, SLG: 0.403 (1, 3) X	0-0 F8 ③			2-1 F8 ②		2-0 G6-3 ①	4-1 1-2 BB		0-0 F9 ③	4 0 0 0 1 0 5												
Terry Steinbach, R OBP: 0.328, SLG: 0.431 (1, 2) F B X		1-1 FC1-5 2B		0-1 L5 ③		1-1 L3 1B	0-2 G6-3 ③			4 0 2 0 0 0 3												
Vance Law, R OBP: 0.282, SLG: 0.290 (1, 5) C X		0-1 FC1-5 G1-6-3 2-3			2-0 G5-3 ①	0-1 L3 ②		2-3 K ①		4 0 0 0 0 1 2												
Mike Gallego, R OBP: 0.346, SLG: 0.306 (1, 4) B F X		1-1 G1-6-3 ② ③			2-1 2B 1B		0-0 HR	1-1 G6-3 ②		4 2 2 1 0 0 1												
Mike Bordick, R OBP: 0.200, SLG: 0.333 (1, 6) B B X			2-0 F9 ①		3-2 FC6-5 1-H 2B		0-1 G6-3 ①	3-3 K ③		4 0 1 1 0 1 0												
<b>Inning Stats</b>	R: 0 E: 0 K: 1 S: 14	H: 1 LOB: 2 BB: 1 P: 19	R: 0 E: 0 K: 0 S: 6	H: 1 LOB: 0 BB: 0 P: 8	R: 0 E: 0 K: 0 S: 8	H: 0 LOB: 0 BB: 0 P: 15	R: 0 E: 0 K: 0 S: 9	H: 1 LOB: 1 BB: 0 P: 13	R: 2 E: 1 K: 0 S: 13	H: 3 LOB: 2 BB: 0 P: 22	R: 0 E: 0 K: 0 S: 5	H: 1 LOB: 0 BB: 0 P: 8	R: 3 E: 1 K: 0 S: 17	H: 2 LOB: 2 BB: 2 P: 30	R: 0 E: 0 K: 2 S: 9	H: 0 LOB: 0 BB: 0 P: 15	R: 0 E: 0 K: 0 S: 9	H: 1 LOB: 2 BB: 1 P: 18	1B: 4 2B: 5 3B: 0 HR: 2	SF: 0 SAC: 0 DP: 2 HBP: 0	WP: 0 PA: 41	
<b>PITCHER</b>	IP WLS BF H R ER SO BB IBB HBP BLK WP HR S P ERA WHIP	IP WLS BF H R ER SO BB IBB HBP BLK WP HR S P ERA WHIP	IP WLS BF H R ER SO BB IBB HBP BLK WP HR S P ERA WHIP	IP WLS BF H R ER SO BB IBB HBP BLK WP HR S P ERA WHIP	IP WLS BF H R ER SO BB IBB HBP BLK WP HR S P ERA WHIP	IP WLS BF H R ER SO BB IBB HBP BLK WP HR S P ERA WHIP	IP WLS BF H R ER SO BB IBB HBP BLK WP HR S P ERA WHIP	IP WLS BF H R ER SO BB IBB HBP BLK WP HR S P ERA WHIP	IP WLS BF H R ER SO BB IBB HBP BLK WP HR S P ERA WHIP	IP WLS BF H R ER SO BB IBB HBP BLK WP HR S P ERA WHIP	IP WLS BF H R ER SO BB IBB HBP BLK WP HR S P ERA WHIP	IP WLS BF H R ER SO BB IBB HBP BLK WP HR S P ERA WHIP	IP WLS BF H R ER SO BB IBB HBP BLK WP HR S P ERA WHIP	IP WLS BF H R ER SO BB IBB HBP BLK WP HR S P ERA WHIP	IP WLS BF H R ER SO BB IBB HBP BLK WP HR S P ERA WHIP	IP WLS BF H R ER SO BB IBB HBP BLK WP HR S P ERA WHIP	IP WLS BF H R ER SO BB IBB HBP BLK WP HR S P ERA WHIP	IP WLS BF H R ER SO BB IBB HBP BLK WP HR S P ERA WHIP	IP WLS BF H R ER SO BB IBB HBP BLK WP HR S P ERA WHIP	IP WLS BF H R ER SO BB IBB HBP BLK WP HR S P ERA WHIP		
John Barfield, L ERA: 3.33 (1, 1)	6.2 L 29 8 4 3 1 1 0 0 0 0 1 65 99 4.05 1.350																					
Calvin Schiraldi, R ERA: 11.57 (7, 1)	0.0 3 1 1 0 0 0 2 0 0 0 0 1 4 13 ∞ ∞																					
Wayne Rosenthal, R ERA: 3.18 (7, 1)	1.1 4 0 0 0 2 0 0 0 0 0 0 0 12 18 0.00 0.000																					
Mike Jeffcoat, L ERA: 3.26 (9, 1)	1.0 5 1 0 0 0 0 1 0 0 0 0 0 9 18 0.00 2.000																					

Oakland Athletics @ Texas Rangers  
Arlington Stadium, Arlington, TX  
Wed Jul 03 1991, 8:05 PM EDT  
Att. 37,698 - Cloudy - 85 F

livebaseballscorecards.com

AB	37
R	5
H	10
RBI	5
BB	4
SO	3
LOB	20



Batter	1	2	3	4	5	6	7	8	9	AB	R	H	RBI	BB	SO	LOB
Dean Palmer, R OBP: 0.314, SLG: 0.545 (1, 7)	F8		G1-3			K			F8	4	0	0	0	0	1	0
Rafael Palmeiro, L OBP: 0.368, SLG: 0.518 (1, 3)	2B			F8		BB			G4-3	3	0	1	0	1	0	0
Ruben Sierra, S OBP: 0.394, SLG: 0.534 (1, 9)	P4			G6-3		G3			BB 1B	4	0	1	0	0	0	2
Julio Franco, R OBP: 0.387, SLG: 0.468 (1, 4)	G1-3			1B			G6-3		BB	3	0	1	0	1	0	1
Kevin Reimer, L OBP: 0.332, SLG: 0.392 (1, 10)		G3-1		L5			P3		K	4	0	0	0	0	1	3
Juan Gonzalez, R OBP: 0.366, SLG: 0.494 (1, 8)		P3			K		F8			3	0	0	0	0	1	0
Steve Buechele, R OBP: 0.347, SLG: 0.473 (1, 5)		K				P4		G6-3		3	0	0	0	0	1	0
Ivan Rodriguez, R OBP: 0.388, SLG: 0.438 (1, 2)			P3			F8			P4	3	0	0	0	0	0	0
Gary Green, R OBP: 0.222, SLG: 0.125 (9, 6)										0	0	0	0	0	0	0
Jeff Huson, L OBP: 0.307, SLG: 0.297 (1, 6)			F7				F9			2	0	0	0	0	0	0
Mike Stanley, R OBP: 0.353, SLG: 0.373 (8, PH) (9, 2)								L6		1	0	0	0	0	0	0

Inning Stats	R: 0	H: 1	E: 0	K: 0	S: 11	R: 0	H: 0	E: 0	K: 1	S: 9	R: 0	H: 0	E: 0	K: 0	S: 12	R: 0	H: 1	E: 0	K: 0	S: 8	R: 0	H: 0	E: 0	K: 1	S: 6	R: 0	H: 0	E: 0	K: 1	S: 10	R: 0	H: 0	E: 0	K: 0	S: 10	R: 0	H: 0	E: 0	K: 0	S: 5	R: 0	H: 1	E: 0	K: 1	S: 9	1B: 2	2B: 1	3B: 0	HR: 0	SF: 0	SAC: 0	DP: 0	HBP: 0	WP: 0	PB: 0	SB: 0	CS: 0	PA: 32
--------------	------	------	------	------	-------	------	------	------	------	------	------	------	------	------	-------	------	------	------	------	------	------	------	------	------	------	------	------	------	------	-------	------	------	------	------	-------	------	------	------	------	------	------	------	------	------	------	-------	-------	-------	-------	-------	--------	-------	--------	-------	-------	-------	-------	--------

PITCHER	IP	WLS	BF	H	R	ER	SO	BB	IBB	HBP	BLK	WP	HR	S	P	ERA	WHIP
Dave Stewart, R ERA: 5.25 (1, 1)	9.0	W	32	3	0	0	4	2	0	0	0	0	0	80	126	0.00	0.556

**BOTTOM**

**Oakland Athletics @ Texas Rangers**  
Arlington Stadium, Arlington, TX  
Wed Jul 03 1991, 8:05 PM EDT  
Att: 37,698 - Cloudy - 85 F

[livebaseballscorecards.com](http://livebaseballscorecards.com)

<b>AB</b>	<b>30</b>
<b>R</b>	<b>0</b>
<b>H</b>	<b>3</b>
<b>RBI</b>	<b>0</b>
<b>BB</b>	<b>2</b>
<b>SO</b>	<b>4</b>
<b>LOB</b>	<b>6</b>



Batter	1	2	3	4	5	6	7	8	9	10	AB	R	H	RBI	BB	SO	LOB	TOP									
Rickey Henderson, R OBP: 0.425, SLG: 0.389 (1, 7)	2-1 G1-3		1-3 SAFE K		2-0 BB X F9		0-1 C X 1-H 2-H 3-H HR		1-2 C F B X G5-3 1-2 2-3f		5	1	1	4	0	1	4										
Ernest Riles, L OBP: 0.335, SLG: 0.355 (1, 5) (7, 3)	1-0 E3		2-2 X F C O C G X G4-3		1-0 B X F4		2-1 B B C X F8			1-3 C F F B S S K	5	0	0	0	0	1	3										
Jose Canseco, R OBP: 0.357, SLG: 0.533 (1, 10)	0-3 K			4-1 B B B B BB BB		1-0 B X G5-3	0-2 G4-3			0-2 C F X P3	4	0	0	0	1	1	2										
Harold Baines, L OBP: 0.406, SLG: 0.529 (1, 9) Willie Wilson, S OBP: 0.272, SLG: 0.310 (8, PH) (8, 9)	2-3 K			4-2 F B B SAFE 1-2 BB FC6-4		1-0 B X F8		2-2 S B B S S G5-3		1-2 F B F C C G1-3	2	0	0	0	1	1	1										
Dave Henderson, R OBP: 0.381, SLG: 0.559 (1, 8)		3-2 BB X F C C G5-3		1-3 G B B F K		1-1 B F X L5		3-3 F B B B K			4	0	0	0	0	2	2										
Mark McGwire, R OBP: 0.356, SLG: 0.402 (1, 3) Lance Blankenship, R OBP: 0.314, SLG: 0.340 (7, PR) (7, 4)		0-1 C X G6-3		1-1 B B X P4		2-0 B B X FC1-5 1B		2-3 C B B X K			3	0	1	0	0	0	2										
Jamie Quirk, L OBP: 0.339, SLG: 0.302 (1, 2)		0-0 X F9		0-2 F C B X FC6-4 1-2f			0-0 X BB FC1-5 HR 1B		1-3 C F F S K		4	1	1	0	0	1	2										
Mike Gallego, R OBP: 0.348, SLG: 0.310 (1, 4) (7, 6)			2-1 B B S X G6-3		2-1 S B B X WP G5-3 1B		0-1 S X FC1-5 BB HR		0-0 X G5-3 BB 1B		4	1	2	0	0	0	2										
Mike Bordick, R OBP: 0.235, SLG: 0.313 (1, 6) Terry Steinbach, R OBP: 0.330, SLG: 0.431 (7, PH) Vance Law, R OBP: 0.288, SLG: 0.290 (7, 5)			4-0 B B B BB		0-0 X G5-3 1-2		4-0 B B B B HR BB		4-1 B F F B B G5-3 1-2		1	0	0	0	1	0	1										
Inning Stats	R: 0 E: 1 K: 2 S: 9	H: 0 LOB: 1 BB: 0 P: 14	R: 0 E: 0 K: 0 S: 6	H: 0 LOB: 0 BB: 0 P: 9	R: 0 E: 0 K: 1 S: 9	H: 0 LOB: 1 BB: 1 P: 18	R: 0 E: 0 K: 1 S: 13	H: 0 LOB: 2 BB: 2 P: 23	R: 0 E: 0 K: 0 S: 5	H: 1 LOB: 1 BB: 0 P: 10	R: 0 E: 0 K: 0 S: 4	H: 0 LOB: 0 BB: 0 P: 7	R: 4 E: 0 K: 0 S: 11	H: 3 LOB: 1 BB: 1 P: 19	R: 0 E: 0 K: 2 S: 11	H: 0 LOB: 0 BB: 0 P: 18	R: 0 E: 0 K: 1 S: 9	H: 1 LOB: 1 BB: 1 P: 15	R: 0 E: 0 K: 1 S: 13	H: 0 LOB: 0 BB: 0 P: 15	1B: 4 2B: 0 3B: 0 HR: 1	SF: 0 SAC: 0 DP: 1 HBP: 0	WP: 1 PB: 0 SB: 0 CS: 0	PA: 40			
PITCHER	IP	WLS	BF	H	R	ER	SO	BB	IBB	HBP	BLK	WP	HR	S	P	ERA	WHIP										
Gerald Alexander, R ERA: 2.94 (1, 1)	7.0		30	4	4	4	4	4	0	0	0	1	1	57	100	5.14	1.143										
Kenny Rogers, L ERA: 7.97 (8, 1)	1.1		5	1	0	0	3	0	0	0	0	0	0	16	24	0.00	0.750										
Jeff Russell, R ERA: 3.07 (9, 1)	1.2	W	5	0	0	0	1	1	0	0	0	0	0	17	24	0.00	0.600										

Oakland Athletics @ Texas Rangers  
Arlington Stadium, Arlington, TX

Thu Jul 04 1991, 8:05 PM EDT

Att: 41,652 - Cloudy - 91 F

livebaseballscores.com



AB	35
R	4
H	5
RBI	4
BB	5
SO	8
LOB	19

**BOTTOM**

**Oakland Athletics @ Texas Rangers**  
 Arlington Stadium, Arlington, TX  
 Thu Jul 04 1991, 8:05 PM EDT  
 Att. 41,652 - Cloudy - 91 F

[livebaseballscorecards.com](http://livebaseballscorecards.com)

<b>AB</b>	<b>36</b>
<b>R</b>	<b>5</b>
<b>H</b>	<b>9</b>
<b>RBI</b>	<b>5</b>
<b>BB</b>	<b>4</b>
<b>SO</b>	<b>8</b>
<b>LOB</b>	<b>14</b>



WP: 1	PA: 42
PB: 0	
SB: 1	
CS: 1	

Batter	1	2	3	4	5	6	7	8	9	10	AB	R	H	RBI	BB	SO	LOB
Dean Palmer, R OBP: 0.325, SLG: 0.500 Gary Pettis, S OBP: 0.335, SLG: 0.248	2-2 HR HBP	4-1 BB			2-2 G5-3		1-1 F8		3-3 K		3	1	0	0	1	1	0
Rafael Palmeiro, L OBP: 0.369, SLG: 0.526	1-2 HR 1-H	3-3 K			2-2 WP FC1 1B 1B		0-2 G4-3		0-2 P6		5	1	2	2	0	1	3
Ruben Sierra, S OBP: 0.391, SLG: 0.529	3-2 F7				0-1 WP 1B				0-3 K		5	0	1	0	0	2	0
Julio Franco, R OBP: 0.387, SLG: 0.463	4-1 G3-6-1 BB				3-2 FC1 1-2 2-H				0-1 G6-3		3	0	0	0	2	0	2
Kevin Reimer, L OBP: 0.333, SLG: 0.409	1-2 G3-6-1 1-2f				2-3 K				1-2 HR 1B		5	2	2	1	0	2	4
Juan Gonzalez, R OBP: 0.365, SLG: 0.502					3-2 CS 2-3				1-1 HR 1-H		4	1	1	2	0	1	0
Steve Buechele, R OBP: 0.353, SLG: 0.475					4-1 BB				2-2 1B		3	0	2	0	1	1	0
Ivan Rodriguez, R OBP: 0.377, SLG: 0.442					1-1 L7				0-1 G4-3		4	0	1	0	0	0	2
Jeff Huson, L OBP: 0.301, SLG: 0.289					2-1 G4-3				1-1 G4-3		4	0	0	0	0	0	3

Inning Stats	R: 2	H: 1	E: 0	K: 0	S: 16	H: 1	LOB: 0	BB: 1	P: 27	R: 0	H: 2	E: 0	K: 1	S: 7	H: 0	LOB: 0	BB: 1	P: 15	R: 0	H: 0	E: 0	K: 0	S: 6	H: 0	LOB: 1	BB: 1	P: 13	R: 0	H: 2	E: 0	K: 1	S: 17	H: 0	LOB: 2	BB: 0	P: 26	R: 0	H: 0	E: 0	K: 0	S: 9	H: 0	LOB: 0	BB: 0	P: 13	R: 0	H: 0	E: 0	K: 0	S: 7	H: 0	LOB: 0	BB: 0	P: 9	R: 2	H: 3	E: 0	K: 1	S: 18	H: 1	LOB: 1	BB: 0	P: 22	R: 0	H: 0	E: 0	K: 1	S: 10	H: 0	LOB: 0	BB: 0	P: 14	R: 1	H: 1	E: 0	K: 1	S: 7	H: 1	LOB: 1	BB: 0	P: 9	1B: 5	SF: 0	2B: 1	SAC: 0	3B: 0	DP: 1	HR: 3	HBP: 1
--------------	------	------	------	------	-------	------	--------	-------	-------	------	------	------	------	------	------	--------	-------	-------	------	------	------	------	------	------	--------	-------	-------	------	------	------	------	-------	------	--------	-------	-------	------	------	------	------	------	------	--------	-------	-------	------	------	------	------	------	------	--------	-------	------	------	------	------	------	-------	------	--------	-------	-------	------	------	------	------	-------	------	--------	-------	-------	------	------	------	------	------	------	--------	-------	------	-------	-------	-------	--------	-------	-------	-------	--------

PITCHER	IP	WLS	BF	H	R	ER	SO	BB	IBB	HBP	BLK	WP	HR	S	P	ERA	WHIP
Mike Moore, R ERA: 3.83	(1, 1)		26	5	2	2	5	4	0	1	0	1	1	68	118	3.00	1.500
Todd Burns, R ERA: 2.31	(7, 1)	0.2	2	0	0	0	0	0	0	0	0	0	0	4	6	0.00	0.000
Curt Young, L ERA: 4.19	(7, 1)	0.1	1	0	0	0	0	0	0	0	0	0	0	3	3	0.00	0.000
Dennis Eckersley, R ERA: 2.45	(8, 1)	2.0	9	3	2	2	2	0	0	0	0	0	1	28	36	9.00	1.500
Gene Nelson, R ERA: 10.7	(10, 1)	0.2	L 3	1	1	1	1	0	0	0	0	0	1	7	9	13.50	1.500

PITCHER	IP	WLS	BF	H	R	ER	SO	BB	IBB	HBP	BLK	WP	HR	S	P	ERA	WHIP
Mike Moore, R ERA: 3.83	(1, 1)		26	5	2	2	5	4	0	1	0	1	1	68	118	3.00	1.500
Todd Burns, R ERA: 2.31	(7, 1)	0.2	2	0	0	0	0	0	0	0	0	0	0	4	6	0.00	0.000
Curt Young, L ERA: 4.19	(7, 1)	0.1	1	0	0	0	0	0	0	0	0	0	0	3	3	0.00	0.000
Dennis Eckersley, R ERA: 2.45	(8, 1)	2.0	9	3	2	2	2	0	0	0	0	0	1	28	36	9.00	1.500
Gene Nelson, R ERA: 10.7	(10, 1)	0.2	L 3	1	1	1	1	0	0	0	0	0	1	7	9	13.50	1.500

Batter	1	2	3	4	5	6	7	8	9	AB R H RBI BB SO LOB	TOP											
Luis Polonia, L (1, 7) OBP: 0.350, SLG: 0.375	2-3 K		2-1 G6-3		0-0 FC1-6		1-1 G4-3			4 0 0 0 0 1 2												
Dave Gallagher, R (1, 8) OBP: 0.383, SLG: 0.359	0-3 K			3-2 G5-3	1-1 F9			1-0 G1-4-3		4 0 0 0 0 1 2												
Wally Joyner, L (1, 3) OBP: 0.387, SLG: 0.512	0-3 K			0-0 BB	2-1 L9			1-0 G3		4 0 1 0 0 1 2												
Dave Winfield, R (1, 9) OBP: 0.326, SLG: 0.546		0-0 F9		4-2 BB		1-0 G2-3		2-1 G6-3		3 0 0 0 1 0 0												
Mark Davis, R (8, 9)										0 0 0 0 0 0 0												
Dave Parker, L (1, 10) OBP: 0.270, SLG: 0.349		1-3 K		4-1 BB		3-2 G6-3			0-3 K	3 0 0 0 1 2 0												
Lance Parrish, R (1, 2) OBP: 0.336, SLG: 0.432		4-2 BB		1-0 F9		4-0 BB		4-1 BB		1 0 0 0 3 0 3												
Gary Gaetti, R (1, 5) OBP: 0.289, SLG: 0.375		2-2 FC6-4		3-1 F8		1-0 FC6-4		2-3 K		4 0 0 0 0 1 6												
Luis Sojo, R (1, 4) OBP: 0.266, SLG: 0.290			3-2 L4		3-2 FC1-6		2-1 F8		0-0 P3	4 0 1 0 0 0 1												
Dick Schofield, R (1, 6) OBP: 0.356, SLG: 0.306			0-0 P3		2-2 FC1-6		0-1 G1-3			3 0 1 0 0 0 0												
<b>Inning Stats</b>	R: 0 E: 0 K: 3 S: 10	H: 0 LOB: 0 BB: 0 P: 12	R: 0 E: 0 K: 1 S: 10	H: 0 LOB: 1 BB: 1 P: 17	R: 0 E: 0 K: 0 S: 6	H: 0 LOB: 0 BB: 0 P: 11	R: 0 E: 0 K: 0 S: 10	H: 1 LOB: 3 BB: 2 P: 25	R: 0 E: 0 K: 0 S: 13	H: 2 LOB: 2 BB: 0 P: 21	R: 0 E: 0 K: 0 S: 5	H: 0 LOB: 1 BB: 1 P: 14	R: 0 E: 0 K: 0 S: 6	H: 0 LOB: 0 BB: 0 P: 9	R: 0 E: 0 K: 0 S: 4	H: 0 LOB: 0 BB: 0 P: 8	R: 0 E: 0 K: 2 S: 8	H: 0 LOB: 1 BB: 1 P: 14	1B: 2 2B: 1 3B: 0 HR: 0	SF: 0 SAC: 0 DP: 0 HBP: 0	WP: 0 PB: 0 SB: 0 CS: 0	PA: 35
<b>PITCHER</b>	IP WLS BF H R ER SO BB IBB HBP BLK WP HR S P ERA WHIP																					
Jose Guzman, R (1, 1) ERA: 2.82	6.0 W 25 3 0 0 4 4 0 0 0 0 0 0 54 100 0.00 1.167																					
Mike Jeffcoat, L (7, 1) ERA: 3.02	3.0 S 10 0 0 0 2 1 0 0 0 0 0 0 18 31 0.00 0.333																					

California Angels @ Texas Rangers  
Arlington Stadium, Arlington, TX  
Fri Jul 05 1991, 8:05 PM EDT  
Att. 38,463 - Sunny - 93 F

livebaseballscorecards.com

AB	30
R	0
H	3
RBI	0
BB	5
SO	6
LOB	16



Batter	1	2	3	4	5	6	7	8	9
<b>Dean Palmer, R</b> (1, 7) <small>OBP: 0.326, SLG: 0.474</small> <b>Gary Pettis, S</b> (6, 8) <small>OBP: 0.332, SLG: 0.245</small>	1-1 		4-2 		3-3 	0-0 		3-2 	
<b>Rafael Palmeiro, L</b> (1, 3) <small>OBP: 0.367, SLG: 0.522</small>	1-0 		2-3 		0-0 		2-1 		
<b>Ruben Sierra, S</b> (1, 9) <small>OBP: 0.390, SLG: 0.525</small>	2-2 			0-1 	1-2 		0-1 		
<b>Julio Franco, R</b> (1, 4) <small>OBP: 0.388, SLG: 0.465</small>		2-3 		0-0 		0-0 	4-0 		
<b>Juan Gonzalez, R</b> (1, 8) <small>OBP: 0.370, SLG: 0.517</small> (6, 7)		3-3 		2-2 		1-0 	4-0 		
<b>Brian Downing, R</b> (1, 10) <small>OBP: 0.391, SLG: 0.446</small>		1-2 		4-1 		0-1 	2-3 		
<b>Steve Buechele, R</b> (1, 5) <small>OBP: 0.355, SLG: 0.480</small>		0-2 		0-1 		0-2 	0-1 		
<b>Ivan Rodriguez, R</b> (1, 2) <small>OBP: 0.375, SLG: 0.436</small> <b>Mike Stanley, R</b> (8, PH) <small>OBP: 0.351, SLG: 0.369</small> (9, 2)			0-3 	0-2 		1-3 		0-0 	
<b>Gary Green, R</b> (1, 6) <small>OBP: 0.308, SLG: 0.333</small>			1-0 	1-1 		0-1 		2-2 	

AB	R	H	RBI	BB	SO	LOB
2	0	0	0	1	1	0
2	0	0	0	0	0	2
4	0	1	0	0	1	1
4	1	1	0	0	0	1
3	1	1	0	1	1	1
3	2	2	2	1	1	0
3	2	1	1	1	1	3
4	2	2	2	0	0	3
3	0	1	2	0	2	1
1	0	0	0	0	0	0
4	0	2	1	0	0	0

**BOTTOM**

**California Angels @ Texas Rangers**  
 Arlington Stadium, Arlington, TX  
 Fri Jul 05 1991, 8:05 PM EDT  
 Att: 38,463 - Sunny - 93 F

[livebaseballscorecards.com](http://livebaseballscorecards.com)

<b>AB</b>	<b>33</b>
<b>R</b>	<b>8</b>
<b>H</b>	<b>11</b>
<b>RBI</b>	<b>8</b>
<b>BB</b>	<b>4</b>
<b>SO</b>	<b>7</b>
<b>LOB</b>	<b>12</b>



1B: 6	SF: 0
2B: 3	SAC: 0
3B: 0	DP: 1
HR: 2	HBP: 0

WP: 0	PA: 37
PB: 0	
SB: 0	
CS: 0	

Inning Stats	R: 0	H: 0	R: 1	H: 1	R: 0	H: 0	R: 4	H: 4	R: 0	H: 0	R: 0	H: 0	R: 3	H: 4	R: 0	H: 1	R: 0	H: 1	
	E: 0	LOB: 0	E: 0	LOB: 0	E: 0	LOB: 0	E: 0	LOB: 0	E: 0	LOB: 0	E: 0	LOB: 0	E: 0	LOB: 1	E: 0	LOB: 3	E: 0	LOB: 0	
K: 0	BB: 0	K: 2	BB: 0	K: 0	BB: 1	K: 2	BB: 1	K: 0	BB: 1	K: 1	BB: 0	K: 1	BB: 0	K: 1	BB: 2	K: 0	BB: 0	K: 0	BB: 0
S: 9	P: 13	S: 15	P: 21	S: 10	P: 17	S: 15	P: 22	S: 7	P: 11	S: 15	P: 17	S: 11	P: 23	S: 8	P: 13	S: 8	P: 13	S: 8	P: 13
<b>PITCHER</b>	<b>IP</b>	<b>WLS</b>	<b>BF</b>	<b>H</b>	<b>R</b>	<b>ER</b>	<b>SO</b>	<b>BB</b>	<b>IBB</b>	<b>HBP</b>	<b>BLK</b>	<b>WP</b>	<b>HR</b>	<b>S</b>	<b>P</b>	<b>ERA</b>	<b>WHIP</b>		
<b>Mark Langston, L</b> (1, 1) <small>ERA: 3.84</small>	5.0	L	23	7	7	7	5	2	0	0	0	0	2	58	87	12.60	1.800		
<b>Mike Fetters, R</b> (6, 1) <small>ERA: 7.04</small>	3.0		14	4	1	1	2	2	0	0	0	0	0	32	50	3.00	2.000		

Batter	1	2	3	4	5	6	7	8	9	AB	R	H	RBI	BB	SO	LOB	TOP	
Luis Polonia, L (1, 7) OBP: 0.346, SLG: 0.370	2-2 G3-1	2-2 L9		0-0 B5-3			2-1 G3			4	0	0	0	0	0	4		
Dave Gallagher, R (1, 8) OBP: 0.378, SLG: 0.364	2-1 2B		0-3 K		0-2 G5-3		2-1 L7			4	0	1	0	0	1	0		
Wally Joyner, L (1, 3) OBP: 0.388, SLG: 0.512	1-2 G6-4-3 1B		1-0 G6-3		2-2 WP 1B		3-2 L7			4	1	2	0	0	0	0		
Dave Winfield, R (1, 9) OBP: 0.325, SLG: 0.552	2-2 G6-4-3 1-2f		1-1 HR		1-3 K		0-3 K			4	1	1	1	0	2	3		
Dave Parker, L (1, 10) OBP: 0.270, SLG: 0.348		2-1 G4-3	0-3 K		2-0 1B		2-1 G4-3			4	0	1	1	0	1	0		
Lance Parrish, R (1, 2) OBP: 0.339, SLG: 0.446		1-1 HR		4-2 G4-3 BB		3-0 G4-3		3-1 P2		3	1	1	1	1	0	1		
Gary Gaetti, R (1, 5) OBP: 0.285, SLG: 0.370		2-0 F9		0-3 K		2-2 F7		1-3 K		4	0	0	0	0	2	1	AB 33	
Donnie Hill, S (1, 4) OBP: 0.371, SLG: 0.374		4-2 B 1B BB		3-1 G4-3		0-1 P4		0-1 L7		3	0	0	0	1	0	1	R 3	
Dick Schofield, R (1, 6) OBP: 0.360, SLG: 0.308		0-0 1B		4-2 BB		1-1 G1-3		0-0 P6		2	0	1	0	1	0	0	H 7	
Max Venable, L (9, PH) OBP: 0.300, SLG: 0.323		1-2 1B								1	0	0	0	0	0	0	RBI 3	
<b>Inning Stats</b>	R: 0 H: 2 E: 0 LOB: 1 K: 0 BB: 0 S: 11 P: 18	R: 1 H: 2 E: 0 LOB: 2 K: 0 BB: 1 P: 26	R: 1 H: 1 E: 0 LOB: 0 K: 2 BB: 0 P: 11	R: 0 H: 0 E: 0 LOB: 2 K: 1 BB: 2 P: 23	R: 1 H: 2 E: 0 LOB: 1 K: 1 BB: 0 P: 20	R: 0 H: 0 E: 0 LOB: 0 K: 0 BB: 0 P: 10	R: 0 H: 0 E: 0 LOB: 0 K: 0 BB: 0 P: 14	R: 0 H: 0 E: 0 LOB: 0 K: 1 BB: 0 P: 12	R: 0 H: 0 E: 0 LOB: 0 K: 1 BB: 0 P: 7	1B: 4 SF: 0 2B: 1 SAC: 0 3B: 0 DP: 1 HR: 2 HBP: 0	WP: 1 PA: 36 PB: 0 SB: 0 CS: 0							
<b>PITCHER</b>	IP WLS BF H R ER SO BB IBB HBP BLK WP HR S P ERA WHIP	IP WLS BF H R ER SO BB IBB HBP BLK WP HR S P ERA WHIP																
Kevin Brown, R (1, 1) ERA: 4.62	7.0 W 30 7 3 3 4 3 0 0 0 1 2 73 122 3.86 1.429																	
Jeff Russell, R (8, 1) ERA: 2.93	2.0 S 6 0 0 0 2 0 0 0 0 0 0 13 19 0.00 0.000																	

California Angels @ Texas Rangers  
Arlington Stadium, Arlington, TX  
Sat Jul 06 1991, 8:05 PM EDT  
Att. 36,129 - Cloudy - 96 F

livebaseballscorecards.com





Batter	1	2	3	4	5	6	7	8	9	AB	R	H	RBI	BB	SO	LOB
<b>Brian Downing, R</b> OBP: 0.387, SLG: 0.440 C 1 B SAFE X	3-2 G5-3 ①		2-1 G5-3 ①		1-1 1-2 1B ①	0-3 K ③		1-2 P4 ③		5	0	1	0	0	1	1
<b>Rafael Palmeiro, L</b> OBP: 0.372, SLG: 0.536 F X	0-1 HR		4-0 FC5-4 BB		0-0 F8 ②		0-1 BB FC3-2 2B		3	1	2	1	1	0	1	
<b>Ruben Sierra, S</b> OBP: 0.388, SLG: 0.520 B C F C B X	3-2 G6-3 ②		1-0 FC5-4 1B 1-2f		1-3 K ③		4-0 FC3-2 BB BB		3	0	0	0	1	1	2	
<b>Juan Gonzalez, R</b> OBP: 0.380, SLG: 0.523 C B X	1-1 FC6-4 1B		0-1 1-2 1B		2-2 FC HBP E 1B		4-1 FC3-2 BB 1-2 2-3		3	1	3	0	1	0	0	
<b>Steve Buechele, R</b> OBP: 0.354, SLG: 0.474 C 1 SAFE F B SAFE F SAFE 1	2-2 FC6-4 1-2f ③		1-3 K ③		1-1 E 2B HBP 1-2 ①		1-1 FC3-2 1-2 2-3 3-Hf ①		3	1	0	0	0	1	6	
<b>Mike Stanley, R</b> OBP: 0.350, SLG: 0.368 <b>Kevin Reimer, L</b> OBP: 0.332, SLG: 0.407 (7, PH) <b>Jeff Huson, L</b> OBP: 0.301, SLG: 0.289 (8, 4)		1-1 G5-3 1B		1-3 K ①		1-0 FC 2B 1-3 2-H ②		2-3 K ②		3	1	1	0	0	1	1
<b>Ivan Rodriguez, R</b> OBP: 0.387, SLG: 0.441 F B SAFE X	2-1 G5-3 ①		2-2 G5-3 ②		0-0 FC5-6 2B 2-H 3-H ③		0-2 F8 ③		4	0	1	2	0	0	4	
<b>Gary Green, R</b> OBP: 0.235, SLG: 0.250 (1, 6) C B SAFE X	1-3 K ②		0-3 K ③		0-0 FC5-6 2-3 ①		0-2 P4 ①		4	0	0	0	0	2	2	
<b>Gary Pettis, S</b> OBP: 0.330, SLG: 0.241 (1, 8) X	0-0 G6-3 ③				4-1 CS BB		2-3 K ②		0-0 P1 ②		3	0	0	0	1	1

Inning Stats	R: 1	H: 2	E: 0	K: 0	S: 17	H: 2	LOB: 1	BB: 0	P: 26	R: 0	H: 1	E: 0	K: 1	S: 8	H: 1	LOB: 1	BB: 0	P: 12	R: 0	H: 1	E: 0	K: 1	S: 8	R: 0	H: 0	E: 0	K: 2	S: 10	R: 0	H: 1	E: 0	K: 1	S: 7	R: 3	H: 2	E: 1	K: 2	S: 14	R: 0	H: 1	E: 0	K: 1	S: 12	R: 0	H: 0	E: 0	K: 0	S: 8	R: 0	H: 0	E: 0	K: 0	S: 9
<b>Jim Abbott, L</b> ERA: 3.45 (1, 1)	6.0	WLS	L	28	H	7	R	4	ER	2	SO	7	BB	2	IBB	0	HBP	1	BLK	0	WP	0	HR	1	S	64	P	100	ERA	3.00	WHIP	1.500																					
<b>Jeff Robinson, R</b> ERA: 4.74 (7, 1)	0.0	3	1	0	0	0	0	2	0	0	0	0	0	0	0	0	0	0	0	0	0	0	0	3	11	∞	∞																										
<b>Mark Eichhorn, R</b> ERA: 0.79 (7, 1)	2.0	6	0	0	0	0	1	0	0	0	0	0	0	0	0	0	0	0	0	0	0	0	0	17	21	0.00	0.000																										

**BOTTOM**

**California Angels @ Texas Rangers**  
Arlington Stadium, Arlington, TX

Sat Jul 06 1991, 8:05 PM EDT  
Att: 36,129 - Cloudy - 96 F

livebaseballscorecards.com

<b>AB</b>	<b>32</b>
<b>R</b>	<b>4</b>
<b>H</b>	<b>8</b>
<b>RBI</b>	<b>3</b>
<b>BB</b>	<b>4</b>
<b>SO</b>	<b>8</b>
<b>LOB</b>	<b>22</b>

WP: 0 PA: 37  
PB: 0  
SB: 0  
CS: 1



Batter	1	2	3	4	5	6	7	8	9	AB R H RBI BB SO LOB	TOP																				
Luis Polonia, L (1, 7) OBP: 0.348, SLG: 0.368	1-2 P6			1-3 K			4-2 G4-6-3 BB		4-1 2-3 BB	2 0 0 0 2 1 0	<b>California Angels @ Texas Rangers</b> Arlington Stadium, Arlington, TX Sun Jul 07 1991, 8:05 PM EDT Att. 37,307 - Cloudy - 96 F																				
Max Venable, L (1, 8) OBP: 0.291, SLG: 0.313 Dave Gallagher, R (9, PH) OBP: 0.375, SLG: 0.361	1-3 K2-3			2-3 K			2-3 K		1-0 F7	3 0 0 0 0 3 1 1 0 0 0 0 0 2																					
Wally Joyner, L (1, 3) OBP: 0.385, SLG: 0.507	0-1 G4-3			2-3 K			1-2 G4-6-3 1-2f			3 0 0 0 0 1 1																					
Dave Winfield, R (1, 9) OBP: 0.325, SLG: 0.550		2-3 K			0-3 K			0-2 F9-3 1B		3 0 1 0 0 2 0																					
Dave Parker, L (1, 10) OBP: 0.268, SLG: 0.344		0-0 P3			1-3 K			0-2 F9-3 1-2		3 0 0 0 0 1 1																					
Lance Parrish, R (1, 2) OBP: 0.335, SLG: 0.439		2-3 K			0-2 G6-3			1-3 K		3 0 0 0 0 2 0																					
Gary Gaetti, R (1, 5) OBP: 0.285, SLG: 0.373			1-0 P6			2-1 F7			2-2 WP 2B	3 0 1 0 0 0 0																					
Donnie Hill, S (1, 6) OBP: 0.364, SLG: 0.366			3-3 K			2-3 K			2-1 L3	3 0 0 0 0 2 1																					
Luis Sojo, R (1, 4) OBP: 0.263, SLG: 0.287 Jack Howell, L (9, PH) OBP: 0.315, SLG: 0.321 Dick Schofield, R (9, PH) OBP: 0.358, SLG: 0.307			1-3 K			1-3 K			2-1 F8	2 0 0 0 0 2 0 0 0 0 0 0 0 0 1 0 0 0 0 0 1																					
<b>Inning Stats</b>	R: 0 E: 0 K: 1 S: 9	H: 0 LOB: 0 BB: 0 P: 11	R: 0 E: 0 K: 2 S: 9	H: 0 LOB: 0 BB: 0 P: 13	R: 0 E: 0 K: 2 S: 8	H: 0 LOB: 0 BB: 0 P: 13	R: 0 E: 0 K: 3 S: 10	H: 0 LOB: 0 BB: 0 P: 15	R: 0 E: 0 K: 2 S: 9	H: 0 LOB: 0 BB: 0 P: 10		R: 0 E: 0 K: 2 S: 8	H: 0 LOB: 0 BB: 0 P: 13	R: 0 E: 0 K: 1 S: 9	H: 0 LOB: 0 BB: 1 P: 16	R: 0 E: 0 K: 1 S: 9	H: 1 LOB: 0 BB: 0 P: 10	R: 0 E: 0 K: 0 S: 9	H: 1 LOB: 2 BB: 1 P: 20	1B: 1 2B: 2 3B: 0 HR: 0	SF: 0 SAC: 0 DP: 2 HBP: 0	WP: 1 PB: 0 SB: 0 CS: 0	PA: 29								
<b>PITCHER</b> Nolan Ryan, R (1, 1) ERA: 2.71 Kenny Rogers, L (9, 1) ERA: 6.99	IP 8.1	WLS W	BF 26	H 2	R 0	ER 0	SO 14	BB 1	IBB 0	HBP 0	BLK 0	WP 0	HR 0	S 76	P 110	ERA 0.00	WHIP 0.360														
											<b>PITCHER</b>	IP	WLS	BF	H	R	ER	SO	BB	IBB	HBP	BLK	WP	HR	S	P	ERA	WHIP			

AB	27
R	0
H	2
RBI	0
BB	2
SO	14
LOB	7



Batter	1	2	3	4	5	6	7	8	9	AB	R	H	RBI	BB	SO	LOB
Mike Stanley, R OBP: 0.353, SLG: 0.379 Jeff Huson, L OBP: 0.303, SLG: 0.288 (5, 4)	2-2 G6-3		2-0 2B	0-2 P5		4-2 PB BB				2	1	1	1	0	0	0
Rafael Palmeiro, L OBP: 0.370, SLG: 0.531 (1, 3)	1-3 K		4-2 2B BB		0-1 F9	2-1 G6-3				3	1	0	0	1	1	2
Ruben Sierra, S OBP: 0.387, SLG: 0.520 (1, 9)	3-2 G6-3		0-1 HR 2B		1-1 G3			0-2 F8		4	1	1	2	0	0	0
Juan Gonzalez, R OBP: 0.381, SLG: 0.525 (1, 7)		2-0 P6	4-2 HR BB		1-2 2B			0-3 K		3	1	1	0	1	1	0
Brian Downing, R OBP: 0.384, SLG: 0.451 (1, 10)		3-3 K	2-2 HR		1-3 K			0-2 F8		4	1	1	3	0	2	1
Steve Buechele, R OBP: 0.352, SLG: 0.470 (5, 5)		1-3 K	2-3 K			2-2 FC6-4 1B WP		0-1 G5-3		4	1	1	0	0	2	0
Ivan Rodriguez, R OBP: 0.359, SLG: 0.429 (1, 2)			2-1 F9	2-0 G6-3		0-0 FC6-4 1B		2-2 G5-3		4	0	1	0	0	0	0
Gary Green, R OBP: 0.190, SLG: 0.200 (1, 6)			2-3 K	0-0 P6		0-0 FC6-4 PB WP		1-0 G5-3		4	0	0	0	0	1	2
Gary Pettis, S OBP: 0.335, SLG: 0.256 (1, 8)			1-0 2B	4-1 BB		3-3 K				2	1	1	0	1	1	1

Inning Stats	R: 0	H: 0	E: 0	K: 1	S: 9	LOB: 0	BB: 0	P: 15
	R: 0	H: 0	E: 0	K: 2	S: 7	LOB: 0	BB: 0	P: 13
	R: 6	H: 4	E: 0	K: 2	S: 19	LOB: 0	BB: 2	P: 38
	R: 0	H: 0	E: 0	K: 0	S: 8	LOB: 1	BB: 1	P: 14
	R: 0	H: 1	E: 0	K: 1	S: 11	LOB: 1	BB: 0	P: 14
	R: 1	H: 2	E: 0	K: 1	S: 13	LOB: 2	BB: 1	P: 24
	R: 0	H: 0	E: 0	K: 1	S: 9	LOB: 0	BB: 0	P: 9
	R: 0	H: 0	E: 0	K: 0	S: 6	LOB: 0	BB: 0	P: 9

1B	2B	3B	HR	SF	SAC	DP	HBP
2	3	1	1	0	0	0	0

WP	PB	SB	CS	PA
1	1	0	0	35

PITCHER	IP	WLS	BF	H	R	ER	SO	BB	IBB	HBP	BLK	WP	HR	S	P	ERA	WHIP	
Chuck Finley, L ERA: 4.1	(1, 1)	3.0	L	15	4	6	6	5	2	0	0	0	1	0	35	66	18.00	2.000
Mike Fetters, R ERA: 6.1	(4, 1)	2.2		12	3	1	1	2	1	0	0	0	0	27	41	3.38	1.500	
Floyd Bannister, L ERA: 3.2	(6, 1)	1.1		5	0	0	1	1	0	0	0	0	0	14	20	0.00	0.750	
Bryan Harvey, R ERA: 0.92	(8, 1)	1.0		3	0	0	0	0	0	0	0	0	0	6	9	0.00	0.000	

**BOTTOM**

**California Angels @ Texas Rangers**  
Arlington Stadium, Arlington, TX  
Sun Jul 07 1991, 8:05 PM EDT  
Att: 37,307 - Cloudy - 96 F

livebaseballscores.com

AB	31
R	7
H	7
RBI	6
BB	4
SO	8
LOB	7



Batter	1	2	3	4	5	6	7	8	9	AB R H RBI BB SO LOB	TOP																
<b>Brian Downing, R</b> (1, 10) OBP: 0.382, SLG: 0.447	2-1 1B 1B		0-1 F8		0-3 K			3-2 L6		4 0 1 0 0 1 0																	
<b>Rafael Palmeiro, L</b> (1, 3) OBP: 0.375, SLG: 0.537	0-1 1-2 1B		1-0 FC4 1B			2-3 K		2-1 2B		4 0 3 0 0 1 0																	
<b>Ruben Sierra, S</b> (1, 9) OBP: 0.382, SLG: 0.514	1-3 K		0-1 F8			0-3 K		1-0 G3-1		4 0 0 0 0 2 4																	
<b>Julio Franco, R</b> (1, 4) OBP: 0.383, SLG: 0.459	1-0 L6		0-0 FC4			1-1 F9		0-0 G6-3		4 0 0 0 0 0 3																	
<b>Kevin Reimer, L</b> (1, 7) OBP: 0.325, SLG: 0.398	3-3 K				1-3 K2-3		2-1 G4-3		3-3 K	4 0 0 0 0 3 2																	
<b>Juan Gonzalez, R</b> (1, 8) OBP: 0.376, SLG: 0.516		2-1 F7			2-3 K		2-3 K		0-0 F8	4 0 0 0 0 2 0																	
<b>Steve Buechele, R</b> (1, 5) OBP: 0.352, SLG: 0.467		1-3 K2-3			2-1 F7		4-2 HBP			2 0 0 0 0 1 0																	
<b>Ivan Rodriguez, R</b> (1, 2) OBP: 0.358, SLG: 0.439		0-1 2B				0-0 G5-3		1-1 F7		3 0 1 0 0 0 1																	
<b>Jeff Huson, L</b> (1, 6) OBP: 0.299, SLG: 0.284		0-1 G1-3				2-2 G5-3		0-3 K		2 0 0 0 0 0 1																	
<b>Mike Stanley, R</b> (8, PH) OBP: 0.350, SLG: 0.376										1 0 0 0 0 1 0																	
<b>Mario Diaz, R</b> (8, 6) OBP: 0.343, SLG: 0.372										0 0 0 0 0 0 0																	
<b>Inning Stats</b>	R: 0 E: 0 K: 2 S: 11	H: 2 LOB: 2 BB: 0 P: 18	R: 0 E: 0 K: 1 S: 9	H: 1 LOB: 1 BB: 0 P: 12	R: 0 E: 0 K: 0 S: 6	H: 1 LOB: 1 BB: 0 P: 7	R: 0 E: 0 K: 2 S: 8	H: 0 LOB: 0 BB: 0 P: 13	R: 0 E: 0 K: 1 S: 8	H: 0 LOB: 0 BB: 0 P: 10	R: 0 E: 0 K: 2 S: 8	H: 0 LOB: 0 BB: 0 P: 11	R: 0 E: 0 K: 1 S: 10	H: 0 LOB: 1 BB: 0 P: 19	R: 0 E: 0 K: 1 S: 10	H: 1 LOB: 1 BB: 0 P: 16	R: 0 E: 0 K: 1 S: 5	H: 0 LOB: 0 BB: 0 P: 8	1B: 3 2B: 2 3B: 0 HR: 0	SF: 0 SAC: 0 DP: 0 HBP: 1	WP: 0 PB: 0 SB: 0 CS: 0	PA: 33					
<b>PITCHER</b>	IP	WLS	BF	H	R	ER	SO	BB	IBB	HBP	BLK	WP	HR	S	P	ERA	WHIP										
<b>Tom Candiotti, R</b> (1, 1) ERA: 2.09	8.0	W	30	5	0	0	10	0	0	1	0	0	0	70	106	0.00	0.625										
<b>Tom Henke, R</b> (9, 1) ERA: 1.19	1.0	S	3	0	0	0	1	0	0	0	0	0	0	5	8	0.00	0.000										

**Texas Rangers @ Toronto Blue Jays**  
**SkyDome, Toronto, ON**  
Thu Jul 11 1991, 7:05 PM EDT  
Att. 50,276 - Sunny - 77 F

[livebaseballscorecards.com](http://livebaseballscorecards.com)

<b>AB</b>	<b>32</b>
<b>R</b>	<b>0</b>
<b>H</b>	<b>5</b>
<b>RBI</b>	<b>0</b>
<b>BB</b>	<b>0</b>
<b>SO</b>	<b>11</b>
<b>LOB</b>	<b>11</b>





Batter	1	2	3	4	5	6	7	8	9	AB R H RBI BB SO LOB	TOP
<b>Dean Palmer, R</b> (1, 7) OBP: 0.319, SLG: 0.452 <b>Gary Pettis, S</b> (7, 8) OBP: 0.335, SLG: 0.256	1-3 		0-0 		1-0 		1-0 			4 0 1 0 0 1 1 0 0 0 0 0 0 0	
<b>Rafael Palmeiro, L</b> (1, 3) OBP: 0.370, SLG: 0.530	0-0 		2-1 		1-1 			1-3 		4 0 0 0 0 1 2	
<b>Ruben Sierra, S</b> (1, 9) OBP: 0.381, SLG: 0.509	2-1 			4-2 		3-2 		0-1 		3 0 0 0 1 0 0	
<b>Julio Franco, R</b> (1, 4) OBP: 0.382, SLG: 0.456		0-1 		1-0 		1-1 		2-2 		4 0 1 0 0 0 1	
<b>Juan Gonzalez, R</b> (1, 8) OBP: 0.374, SLG: 0.510 (7, 7)		4-2 		0-2 		1-1 		2-2 		3 1 0 0 1 0 2	
<b>Brian Downing, R</b> (1, 10) OBP: 0.376, SLG: 0.439		1-0 		2-0 		0-1 		2-3 		4 0 0 0 0 1 3	
<b>Steve Buechele, R</b> (1, 5) OBP: 0.354, SLG: 0.479		0-0 			2-2 		2-0 		2-3 	4 1 2 2 0 1 0	
<b>Ivan Rodriguez, R</b> (1, 2) OBP: 0.357, SLG: 0.435		1-3 			1-2 		1-1 			3 0 1 0 0 1 1	
<b>Mario Diaz, R</b> (1, 6) OBP: 0.333, SLG: 0.361			3-3 		1-0 		1-0 			3 0 0 0 0 1 2	
<b>Inning Stats</b>	R: 0 H: 0 E: 0 LOB: 0 K: 1 BB: 0 S: 8 P: 11	R: 2 H: 1 E: 0 LOB: 0 K: 1 BB: 1 S: 12 P: 18	R: 0 H: 0 E: 0 LOB: 0 K: 1 BB: 0 S: 8 P: 13	R: 0 H: 0 E: 0 LOB: 1 K: 0 BB: 1 S: 8 P: 15	R: 0 H: 2 E: 0 LOB: 2 K: 0 BB: 0 S: 11 P: 17	R: 0 H: 1 E: 0 LOB: 1 K: 0 BB: 0 S: 10 P: 15	R: 0 H: 1 E: 0 LOB: 1 K: 0 BB: 0 S: 5 P: 10	R: 0 H: 0 E: 0 LOB: 0 K: 1 BB: 0 S: 9 P: 12	R: 0 H: 0 E: 0 LOB: 0 K: 2 BB: 0 S: 9 P: 15	1B: 4 SF: 0 2B: 0 SAC: 0 3B: 0 DP: 0 HR: 1 HBP: 0	WP: 0 PA: 34 PB: 0 SB: 0 CS: 0
<b>PITCHER</b> <b>David Wells, L</b> (1, 1) ERA: 2.96 <b>Duane Ward, R</b> (8, 1) ERA: 2.31	IP WLS BF H R ER SO BB IBB HBP BLK WP HR S P ERA WHIP 7.0 W 28 5 2 2 3 2 0 0 0 0 0 1 62 99 2.57 1.000 2.0 S 6 0 0 0 3 0 0 0 0 0 0 0 18 27 0.00 0.000	<b>PITCHER</b> IP WLS BF H R ER SO BB IBB HBP BLK WP HR S P ERA WHIP									

**Texas Rangers @ Toronto Blue Jays**  
 SkyDome, Toronto, ON  
 Fri Jul 12 1991, 7:05 PM EDT  
 Att. 50,279 - Dome - 70 F

[livebaseballscorecards.com](http://livebaseballscorecards.com)

<b>AB</b>	32
<b>R</b>	2
<b>H</b>	5
<b>RBI</b>	2
<b>BB</b>	2
<b>SO</b>	6
<b>LOB</b>	12



Batter	1	2	3	4	5	6	7	8	9
Devon White, S OBP: 0.358, SLG: 0.438 (1, 8)	2-0 CS 1B		4-2 F8 1B BB	0-2 FC6-4 BB 1-2f 2-3		1-2 G4-3		2-2 FC6-4 1B	
Roberto Alomar, S OBP: 0.352, SLG: 0.441 (1, 4)	0-1 1-2 1B		2-2 F8 1-3	4-1 BB 1-2			1-2 SH5-4 BB 1B	0-0 P4	
Joe Carter, R OBP: 0.361, SLG: 0.556 (1, 9)	2-3 K		1-3 K2-3	3-3 K			1-0 BB 2B 1B	1-2 FC6-4 1B	
John Olerud, L OBP: 0.336, SLG: 0.428 (1, 3)	1-3 K		4-1 1B BB		0-0 G4-6-3 1B		0-0 SH5-4	0-0 1B	
Rance Mulliniks, L OBP: 0.408, SLG: 0.391 (1, 10)		4-2 BB BB	1-2 FC6-4 1B		0-0 G4-6-3		4-0 BB 2B 1B	1-1 FC6-4 1B	
Pat Tabler, R OBP: 0.336, SLG: 0.267 (7, PH)			1-2 3-H		1-2f		1-2 2B 1B	1-2 2-H	
Kelly Gruber, R OBP: 0.314, SLG: 0.391 (1, 5)		1-3 K	0-0 FC6-4		0-2 P3		4-0 2B BB	1-0 FC6-4	
Pat Borders, R OBP: 0.237, SLG: 0.295 (1, 2)		2-1 F8		1-2 FC6-4 2B		2-2 G4-3	1-0 G4-3 2B		
Manuel Lee, S OBP: 0.305, SLG: 0.312 (1, 6)		4-1 BB		2-2 F8		1-0 S 1B	1-0 G4-3		
Rene Gonzales, R OBP: 0.314, SLG: 0.311 (8, 6)		1-2 BB		4-0 FC6-4 BB		1-3 K	2-2 G3		
Mookie Wilson, S OBP: 0.274, SLG: 0.389 (1, 7)		1-3 K2-3							

AB	R	H	RBI	BB	SO	LOB
4	1	2	0	1	0	3
4	1	2	0	1	0	2
5	2	1	0	0	3	6
3	0	2	0	1	1	1
2	0	1	1	1	0	1
1	1	1	1	1	0	0
4	1	0	1	1	1	5
4	0	2	3	0	0	1
3	0	1	0	1	0	2
0	0	0	0	0	0	0
3	0	0	0	1	2	4

BOTTOM	
<b>AB</b>	<b>33</b>
<b>R</b>	<b>6</b>
<b>H</b>	<b>12</b>
<b>RBI</b>	<b>6</b>
<b>BB</b>	<b>8</b>
<b>SO</b>	<b>7</b>
<b>LOB</b>	<b>25</b>

1B	2B	3B	HR	SF	SAC	DP	HBP	WP	PA
10	2	0	0	0	1	1	0	0	42

PITCHER	IP	WLS	BF	H	R	ER	SO	BB	IBB	HBP	BLK	WP	HR	S	P	ERA	WHIP
Jose Guzman, R ERA: 2.97 (1, 1)	6.0	L	30	8	3	3	7	6	0	0	0	0	0	69	119	4.50	2.333
Kenny Rogers, L ERA: 7.06 (7, 1)	0.1		2	0	0	0	0	0	1	0	0	0	0	1	5	0.00	0.000
Rich Gossage, R ERA: 3.38 (7, 1)	0.2		4	1	2	2	0	1	0	0	0	0	0	5	13	27.00	3.000
Mike Jeffcoat, L ERA: 3.19 (8, 1)	0.2		5	3	1	1	0	0	0	0	0	0	0	12	16	13.50	4.500
Wayne Rosenthal, R ERA: 3.0 (8, 1)	0.1		1	0	0	0	0	0	0	0	0	0	0	1	2	0.00	0.000

**Texas Rangers @ Toronto Blue Jays**  
SkyDome, Toronto, ON  
Fri Jul 12 1991, 7:05 PM EDT  
Att: 50,279 - Dome - 70 F

livebaseballscores.com



Batter	1	2	3	4	5	6	7	8	9	AB R H RBI BB SO LOB	TOP		
<b>Dean Palmer, R</b> (1, 7) OBP: 0.294, SLG: 0.413 <b>Gary Pettis, S</b> (7, 8) OBP: 0.335, SLG: 0.256 <b>Mario Diaz, R</b> (9, PH) OBP: 0.330, SLG: 0.357	2-1 		2-3 		3-2 		2-0 		0-0 	4 1 0 0 0 1 1 0 0 0 0 0 0 0 1 0 0 0 0 0 2			
<b>Julio Franco, R</b> (1, 4) OBP: 0.380, SLG: 0.453	2-2 			2-2 	0-1 		0-0 			4 0 1 1 0 0 0			
<b>Ruben Sierra, S</b> (1, 9) OBP: 0.382, SLG: 0.509	1-3 			2-1 	2-2 					4 1 2 0 0 1 0			
<b>Rafael Palmeiro, L</b> (1, 3) OBP: 0.369, SLG: 0.527		2-1 		2-1 	1-1 			0-1 		4 0 1 0 0 0 2			
<b>Juan Gonzalez, R</b> (1, 8) OBP: 0.372, SLG: 0.506		1-3 		1-2 		1-1 		1-1 		4 0 1 1 0 1 0			
<b>Kevin Reimer, L</b> (1, 10) OBP: 0.319, SLG: 0.389		1-0 		2-2 		2-1 		0-0 		4 0 0 0 0 0 2			
<b>Steve Buechele, R</b> (1, 5) OBP: 0.356, SLG: 0.477			1-1 	0-0 		4-2 		1-0 		3 0 1 0 1 0 2			
<b>Ivan Rodriguez, R</b> (1, 2) OBP: 0.338, SLG: 0.411			2-2 		1-2 	0-1 		0-3 		4 0 0 0 0 1 2			
<b>Jeff Huson, L</b> (1, 6) OBP: 0.300, SLG: 0.280 <b>Brian Downing, R</b> (9, PH) OBP: 0.378, SLG: 0.441			4-0 		2-1 		0-2 	0-0 		2 0 0 0 1 0 0 1 0 1 0 0 0 0			
<b>Inning Stats</b>	R: 0 H: 0 E: 0 LOB: 0 K: 1 BB: 0 S: 8 P: 13	R: 0 H: 0 E: 0 LOB: 0 K: 1 BB: 0 S: 6 P: 10	R: 0 H: 0 E: 0 LOB: 1 K: 1 BB: 1 S: 8 P: 17	R: 1 H: 3 E: 0 LOB: 2 K: 0 BB: 0 S: 16 P: 25	R: 1 H: 2 E: 1 LOB: 2 K: 0 BB: 0 S: 20 P: 29	R: 0 H: 0 E: 0 LOB: 1 K: 0 BB: 1 S: 8 P: 15	R: 0 H: 0 E: 0 LOB: 0 K: 0 BB: 0 S: 6 P: 8	R: 0 H: 0 E: 0 LOB: 0 K: 0 BB: 0 S: 6 P: 8	R: 0 H: 2 E: 0 LOB: 2 K: 1 BB: 0 S: 7 P: 8	1B: 7 SF: 0 2B: 0 SAC: 0 3B: 0 DP: 0 HR: 0 HBP: 0	WP: 0 PA: 37 PB: 0 SB: 2 CS: 0		
<b>PITCHER</b>	IP WLS BF H R ER SO BB IBB HBP BLK WP HR S P ERA WHIP											<b>PITCHER</b>	IP WLS BF H R ER SO BB IBB HBP BLK WP HR S P ERA WHIP
<b>Todd Stottlemire, R</b> (1, 1) ERA: 2.93 <b>Mike Timlin, R</b> (8, 1) ERA: 3.02 <b>Tom Henke, R</b> (9, 1) ERA: 1.14	7.0 29 5 2 1 3 2 0 0 0 0 0 0 72 117 1.29 1.000												

**Texas Rangers @ Toronto Blue Jays**  
 SkyDome, Toronto, ON  
 Sat Jul 13 1991, 3:33 AM EDT  
 Att. 50,270 - Dome - 70 F

[livebaseballscorecards.com](http://livebaseballscorecards.com)

<b>AB</b>	<b>35</b>
<b>R</b>	<b>2</b>
<b>H</b>	<b>7</b>
<b>RBI</b>	<b>2</b>
<b>BB</b>	<b>2</b>
<b>SO</b>	<b>4</b>
<b>LOB</b>	<b>11</b>






Batter	1	2	3	4	5	6	7	8	9	AB	R	H	RBI	BB	SO	LOB	BOTTOM	
<b>Devon White, S</b> (1, 8) <small>OBP: 0.360, SLG: 0.445</small>	2-2 		0-0 		0-0 		1-1 			4	1	2	0	0	0	3		
<b>Roberto Alomar, S</b> (1, 4) <small>OBP: 0.354, SLG: 0.441</small>	1-1 		2-2 		0-0 		3-2 			4	0	2	1	0	0	3		
<b>Joe Carter, R</b> (1, 9) <small>OBP: 0.363, SLG: 0.553</small>	0-3 		4-2 		4-2 			2-1 		2	0	0	0	1	1	1		
<b>John Olerud, L</b> (1, 3) <small>OBP: 0.338, SLG: 0.424</small> <b>Derek Bell, R</b> (8, PR) <small>OBP: 0.235, SLG: 0.071</small> <b>Ed Sprague, R</b> (9, 3) <small>OBP: 0.343, SLG: 0.372</small>	4-1 		1-3 		2-1 			3-1 		2	0	0	0	1	1	5		
<b>Rance Mulliniks, L</b> (1, 10) <small>OBP: 0.397, SLG: 0.378</small>	1-2 			2-3 		2-2 		2-3 		4	0	0	0	0	2	2		
<b>Kelly Gruber, R</b> (1, 5) <small>OBP: 0.313, SLG: 0.408</small>		0-0 		1-2 		3-0 		0-0 		4	1	1	2	0	0	0		
<b>Greg Myers, L</b> (1, 2) <small>OBP: 0.329, SLG: 0.421</small>		2-3 		2-3 		0-0 		1-3 		4	0	0	0	0	3	1		
<b>Rob Ducey, L</b> (1, 7) <small>OBP: 0.381, SLG: 0.579</small>		1-2 			4-1 		0-3 			2	0	0	0	1	1	0		
<b>Rene Gonzales, R</b> (1, 6) <small>OBP: 0.329, SLG: 0.333</small>			2-3 		2-2 		4-2 			2	0	1	0	1	1	0		
<b>Inning Stats</b>	R: 1 H: 2 E: 0 LOB: 1 K: 1 BB: 1 S: 13 P: 21	R: 0 H: 0 E: 0 LOB: 0 K: 1 BB: 0 S: 7 P: 10	R: 0 H: 2 E: 0 LOB: 2 K: 2 BB: 0 S: 13 P: 22	R: 0 H: 0 E: 0 LOB: 0 K: 2 BB: 0 S: 10 P: 15	R: 0 H: 1 E: 0 LOB: 3 K: 0 BB: 2 S: 11 P: 23	R: 0 H: 0 E: 0 LOB: 0 K: 0 BB: 0 S: 7 P: 12	R: 0 H: 0 E: 0 LOB: 1 K: 1 BB: 1 S: 11 P: 19	R: 2 H: 1 E: 0 LOB: 1 K: 2 BB: 0 S: 10 P: 18		1B: 3 SF: 0 2B: 1 SAC: 0 3B: 1 DP: 0 HR: 1 HBP: 2	WP: 1 PA: 34 PB: 0 SB: 1 CS: 1							
<b>PITCHER</b> <b>Nolan Ryan, R</b> (1, 1) <small>ERA: 2.63</small> <b>Kenny Rogers, L</b> (7, 1) <small>ERA: 6.99</small> <b>Jeff Russell, R</b> (8, 1) <small>ERA: 3.26</small>	IP WLS BF H R ER SO BB IBB HBP BLK WP HR S P ERA WHIP 6.1 0 27 5 1 1 7 4 0 1 0 0 67 113 1.42 1.421																	

**Texas Rangers @ Toronto Blue Jays**  
 SkyDome, Toronto, ON  
 Sat Jul 13 1991, 3:33 AM EDT  
 Att: 50,270 - Dome - 70 F

[livebaseballscorecards.com](http://livebaseballscorecards.com)

**AB 28**  
**R 3**  
**H 6**  
**RBI 3**  
**BB 4**  
**SO 9**  
**LOB 15**



Batter	1	2	3	4	5	6	7	8	9	AB R H RBI BB SO LOB	TOP											
<b>Brian Downing, R</b> (1, 10) OBP: 0.380, SLG: 0.452 <b>Kevin Reimer, L</b> (9, PH) OBP: 0.317, SLG: 0.387	3-2 G3-1 1B 2B	2-2 E4 1B 1-2			2-1 2B 2B	0-1 G4-3			1-0 G3	4 2 2 0 0 0 1 1 0 0 0 0 0 0												
<b>Rafael Palmeiro, L</b> (1, 3) OBP: 0.370, SLG: 0.528	2-1 G3-1	3-2 G6-4-3 1B 1-3 2-H			3-3 K		0-0 2B 2B	3-2 F7	5 1 2 1 0 1 2													
<b>Ruben Sierra, S</b> (1, 9) OBP: 0.382, SLG: 0.510	3-1 1B 3B 1B 3-H	0-1 G6-4-3 1B 1-2f			1-2 HR 2B 2-H		3-2 F8	2-3 K	5 2 2 2 0 1 3													
<b>Julio Franco, R</b> (1, 4) OBP: 0.382, SLG: 0.457	2-2 3B 1B 1-2		0-2 F7		0-2 F9		2-1 WP 2B 2-H		4 1 2 1 0 0 1													
<b>Juan Gonzalez, R</b> (1, 8) OBP: 0.374, SLG: 0.516	2-2 F8		0-0 F7		1-0 HR		4-0 G4-3 BB 2-3		3 1 1 2 1 0 2													
<b>Steve Buechele, R</b> (1, 5) OBP: 0.358, SLG: 0.483	0-0 3B 1-H 2-H		3-3 K		4-0 BB		0-1 G4-3 1-2f		3 0 1 2 1 1 2													
<b>Dean Palmer, R</b> (1, 7) OBP: 0.273, SLG: 0.380 <b>Gary Pettis, S</b> (8, 8) OBP: 0.335, SLG: 0.256	0-2 G5-3			2-3 K	1-3 K2-3			1-3 K	4 0 0 0 0 3 2 0 0 0 0 0 0 0		AB 37 R 8 H 11 RBI 8 BB 2 SO 7 LOB 13											
<b>Ivan Rodriguez, R</b> (1, 2) OBP: 0.321, SLG: 0.390		2-0 G4-3		0-1 L5		0-1 F8		2-1 G6-3	4 0 0 0 0 0 0													
<b>Mario Diaz, R</b> (1, 6) OBP: 0.327, SLG: 0.353 <b>Jeff Huson, L</b> (8, 6) OBP: 0.300, SLG: 0.280		0-1 1B E		0-0 G4-3		3-1 G5-3		0-3 K	4 1 1 0 0 1 0 0 0 0 0 0 0 0													
<b>Inning Stats</b>	R: 3 E: 0 K: 0 S: 17	H: 4 LOB: 1 BB: 0 P: 29	R: 1 E: 1 K: 0 S: 13	H: 2 LOB: 1 BB: 0 P: 20	R: 0 E: 0 K: 1 S: 8	H: 0 LOB: 0 BB: 0 P: 11	R: 0 E: 0 K: 1 S: 6	H: 0 LOB: 0 BB: 0 P: 8	R: 3 E: 0 K: 2 S: 15	H: 3 LOB: 1 BB: 1 P: 27	R: 0 E: 0 K: 0 S: 6	H: 0 LOB: 0 BB: 0 P: 9	R: 1 E: 0 K: 0 S: 12	H: 2 LOB: 1 BB: 1 P: 21	R: 0 E: 0 K: 2 S: 8	H: 0 LOB: 0 BB: 0 P: 11	R: 0 E: 0 K: 1 S: 7	H: 0 LOB: 0 BB: 0 P: 13	1B: 4 2B: 5 3B: 1 HR: 1	SF: 0 SAC: 0 DP: 2 HBP: 0	WP: 1 PB: 0 SB: 0 CS: 0	PA: 39
<b>PITCHER</b>	IP WLS BF H R ER SO BB IBB HBP BLK WP HR S P ERA WHIP												<b>PITCHER</b>	IP WLS BF H R ER SO BB IBB HBP BLK WP HR S P ERA WHIP								
<b>Jimmy Key, L</b> (1, 1) ERA: 2.53	4.1 L 21 8 6 5 3 0 0 0 0 0 0 52 82 10.38 1.846																					
<b>Jim Acker, R</b> (5, 1) ERA: 5.34	2.0 10 3 2 2 1 1 0 0 0 0 1 23 37 9.00 2.000																					
<b>Mike Timlin, R</b> (7, 1) ERA: 2.9	2.2 8 0 0 0 0 3 1 0 0 0 1 0 17 30 0.00 0.375																					

**Texas Rangers @ Toronto Blue Jays**  
**SkyDome, Toronto, ON**  
Sun Jul 14 1991, 7:05 PM EDT  
Att. 50,294 - Sunny - 75 F

[livebaseballscorecards.com](http://livebaseballscorecards.com)

Batter	1	2	3	4	5	6	7	8	9	AB	R	H	RBI	BB	SO	LOB
Devon White, S OBP: 0.358, SLG: 0.441 (1, 8)	2-1 G6-3 BLK HR 1B	3-2 G6-3			3-2 P4		1-2 F7		1-3 K	5	1	1	0	0	1	3
Roberto Alomar, S OBP: 0.349, SLG: 0.435 (1, 4)	0-2 G6-3 1-3		1-3 K		2-2 P4			3-2 G6-3	2-2 G5-3	5	0	0	0	0	1	2
Joe Carter, R OBP: 0.363, SLG: 0.568 (1, 9)	2-1 HR		1-1 F7			0-0 G6-3		1-1 HR	2-3 K	5	2	2	3	0	1	0
Pat Tabler, R OBP: 0.340, SLG: 0.275 (1, 10)	3-2 F8		3-2 F8			2-0 1B		1-0 HR 1B		4	1	2	0	0	0	0
Kelly Gruber, R OBP: 0.311, SLG: 0.425 (1, 5)	1-0 F8			2-0 F7		1-3 K		0-1 HR 1H		4	1	1	2	0	1	1
Ed Sprague, R OBP: 0.336, SLG: 0.363 (1, 3)		1-1 F8		0-1 F8		1-0 G5-3		2-1 G3		3	0	0	0	0	0	1
John Olerud, L OBP: 0.337, SLG: 0.422 (8, PH) (9, 3)										1	0	0	0	0	0	0
Pat Borders, R OBP: 0.245, SLG: 0.304 (1, 2)		0-2 E 2B		0-0 F8			0-0 P4	4-2 HBP BB		3	1	1	0	1	0	0
Derek Bell, R OBP: 0.238, SLG: 0.059 (1, 7)		2-0 G5-3			0-1 F9		0-2 F9	2-2 HBP		3	0	0	0	0	0	1
Rene Gonzales, R OBP: 0.338, SLG: 0.323 (1, 6)		1-1 E6 2-H			4-1 BB		4-0 BB	1-0 F7		2	0	0	0	2	0	2

Inning Stats	R: 2	H: 2	E: 0	K: 0	S: 13	LOB: 0	BB: 0	P: 21	R: 1	H: 1	E: 1	K: 0	S: 11	LOB: 1	BB: 0	P: 18	R: 0	H: 0	E: 0	K: 1	S: 8	LOB: 0	BB: 0	P: 13	R: 0	H: 0	E: 0	K: 0	S: 4	LOB: 0	BB: 0	P: 6	R: 0	H: 1	E: 0	K: 1	S: 10	LOB: 1	BB: 0	P: 19	R: 0	H: 0	E: 0	K: 0	S: 7	LOB: 1	BB: 1	P: 12	R: 3	H: 3	E: 0	K: 0	S: 15	LOB: 2	BB: 1	P: 29	R: 0	H: 0	E: 0	K: 2	S: 10	LOB: 0	BB: 0	P: 15	1B: 3	SF: 0	2B: 1	SAC: 0	3B: 0	DP: 0	HR: 3	HBP: 1	WP: 0	PA: 39
--------------	------	------	------	------	-------	--------	-------	-------	------	------	------	------	-------	--------	-------	-------	------	------	------	------	------	--------	-------	-------	------	------	------	------	------	--------	-------	------	------	------	------	------	-------	--------	-------	-------	------	------	------	------	------	--------	-------	-------	------	------	------	------	-------	--------	-------	-------	------	------	------	------	-------	--------	-------	-------	-------	-------	-------	--------	-------	-------	-------	--------	-------	--------


PITCHER	IP	WLS	BF	H	R	ER	SO	BB	IBB	HBP	BLK	WP	HR	S	P	ERA	WHIP
John Barfield, L ERA: 3.48 (1, 1)	7.1	W	31	6	5	4	2	2	0	0	1	0	2	65	110	4.91	1.091
Rich Gossage, R ERA: 3.68 (8, 1)	0.0		1	1	1	1	0	0	0	0	0	0	1	2	2	∞	∞
Kenny Rogers, L ERA: 6.95 (8, 1)	0.1	S	3	0	0	0	0	1	0	1	0	0	0	6	14	0.00	3.000
Jeff Russell, R ERA: 3.17 (8, 1)	1.1	S	4	0	0	0	2	0	0	0	0	0	0	11	17	0.00	0.000

**BOTTOM**

**Texas Rangers @ Toronto Blue Jays**  
 SkyDome, Toronto, ON  
 Sun Jul 14 1991, 7:05 PM EDT  
 Att: 50,294 - Sunny - 75 F

livebaseballscorecards.com

<b>AB</b>	<b>35</b>
<b>R</b>	<b>6</b>
<b>H</b>	<b>7</b>
<b>RBI</b>	<b>5</b>
<b>BB</b>	<b>3</b>
<b>SO</b>	<b>4</b>
<b>LOB</b>	<b>10</b>



Batter	1	2	3	4	5	6	7	8	9	AB R H RBI BB SO LOB	TOP																
Julio Franco, R (1, 4) OBP: 0.382, SLG: 0.455	4-0 1B HR BB	0-1 F9		2-1 1B		0-1 G4-3	1-0 FC4-6			4 1 1 0 1 0 5																	
Rafael Palmeiro, L (1, 3) OBP: 0.370, SLG: 0.526	1-2 1B HR	1-3 K		1-2 F9		3-0 1B BB		2-0 G5-3		5 1 2 1 0 1 3																	
Ruben Sierra, S (1, 9) OBP: 0.383, SLG: 0.516	0-0 1B HR		1-3 K		0-0 G3-1	4-2 1B BB		2-2 G5-3		4 1 1 3 1 1 0																	
Juan Gonzalez, R (1, 8) OBP: 0.375, SLG: 0.517	1-3 K		2-3 K		2-0 2B	2-0 1B		2-2 L8		5 1 2 0 0 2 0																	
Kevin Reimer, L (1, 7) OBP: 0.316, SLG: 0.389	0-1 F9		2-1 G4-3		2-2 L8 2B	3-3 K		1-2 F9	4 0 1 1 0 1 3																		
Brian Downing, R (9, PH) OBP: 0.379, SLG: 0.450									1 0 0 0 0 0 0																		
Gary Pettis, S (9, 8) OBP: 0.335, SLG: 0.256									0 0 0 0 0 0 0																		
Steve Buechele, R (1, 5) OBP: 0.352, SLG: 0.474	0-3 K			1-2 G6-3	2-2 L8		3-2 G3		0-0 G5-3	5 0 0 0 0 1 1																	
Dean Palmer, R (1, 10) OBP: 0.267, SLG: 0.364		2-1 P9		2-2 G4-3	1-1 F8		2-1 1B 1B		1-3 K	5 0 1 0 0 1 1																	
Ivan Rodriguez, R (1, 2) OBP: 0.341, SLG: 0.407		1-0 1B 1B		2-0 1B HR		0-1 G1-3	0-2 FC4-6 1B			4 1 3 0 0 0 0																	
Jeff Huson, L (1, 6) OBP: 0.311, SLG: 0.311		0-0 1B		0-1 1B HR		1-1 G4-3 1B		2-3 K	3 2 3 2 0 0 0																		
Mario Diaz, R (7, PH) OBP: 0.324, SLG: 0.350									1 0 0 0 0 1 2																		
<b>Inning Stats</b>	R: 3 E: 0 K: 2 S: 12	H: 2 LOB: 0 BB: 1 P: 18	R: 0 E: 0 K: 1 S: 9	H: 2 LOB: 2 BB: 0 P: 13	R: 0 E: 0 K: 2 S: 8	H: 0 LOB: 0 BB: 0 P: 13	R: 2 E: 0 K: 0 S: 15	H: 3 LOB: 1 BB: 0 P: 22	R: 1 E: 0 K: 1 S: 10	H: 2 LOB: 1 BB: 0 P: 17	R: 1 E: 0 K: 1 S: 13	H: 3 LOB: 3 BB: 1 P: 26	R: 0 E: 0 K: 1 S: 13	H: 2 LOB: 2 BB: 0 P: 21	R: 0 E: 0 K: 0 S: 8	H: 0 LOB: 0 BB: 0 P: 14	R: 0 E: 0 K: 1 S: 8	H: 0 LOB: 0 BB: 0 P: 10	1B: 10 2B: 2 3B: 0 HR: 2	SF: 0 SAC: 0 DP: 0 HBP: 0	WP: 0 PB: 0 SB: 0 CS: 0	PA: 43					
<b>PITCHER</b>	IP WLS BF H R ER SO BB IBB HBP BLK WP HR S P ERA WHIP											<b>PITCHER</b>	IP WLS BF H R ER SO BB IBB HBP BLK WP HR S P ERA WHIP														
Rusty Meacham, R (1, 1) ERA: 4.91	4.1		23	9	6	6	5	1	0	0	0	0	2	49	75	12.46	2.308										
Paul Gibson, L (5, 1) ERA: 4.04	2.2		14	5	1	1	2	1	0	0	0	0	0	31	55	3.38	2.250										
John Cerutti, L (8, 1) ERA: 4.41	1.0		3	0	0	0	0	0	0	0	0	0	0	8	14	0.00	0.000										
Mike Henneman, R (9, 1) ERA: 2.57	1.0	W	3	0	0	0	1	0	0	0	0	0	0	8	10	0.00	0.000										

Texas Rangers @ Detroit Tigers  
Tiger Stadium, Detroit, MI  
Mon Jul 15 1991, 7:05 PM EDT  
Att. 14,365 - Sunny - 80 F

livebaseballscorecards.com

AB 41  
R 7  
H 14  
RBI 7  
BB 2  
SO 8  
LOB 15



Batter	1	2	3	4	5	6	7	8	9	AB R H RBI BB SO LOB
Tony Phillips, S OBP: 0.388, SLG: 0.438 (1, 5)	2-1 F8 1B	3-3 K 1-2		1-0 F8		0-1 F8			3-2 HR	5 2 2 1 0 1 2
Lou Whitaker, L OBP: 0.391, SLG: 0.469 (1, 4)	1-0 F8 1-2	2-2 F7		3-1 IHR 1-2		1-2 1B				4 1 2 1 0 0 2
Alan Trammell, R OBP: 0.320, SLG: 0.387 (1, 6)	2-0 1B 2-H		1-0 HR 1B	1-1 2B		0-3 K				4 1 3 1 0 1 1
Cecil Fielder, R OBP: 0.362, SLG: 0.526 (1, 3)	0-0 F7		0-0 E3 1-3 HR	1-1 G6-3			1-3 K			4 1 0 0 0 1 3
Mickey Tettleton, S OBP: 0.397, SLG: 0.520 (1, 2)	3-1 G4-3		2-0 HR 1-H 3-H		3-2 1B		3-2 G3			4 1 2 3 0 0 1
Pete Incaviglia, R OBP: 0.274, SLG: 0.366 (1, 10)		1-1 HR 1B	0-3 K	1-3 K		3-1 G6-3				4 1 1 0 0 2 1
Lloyd Moseby, L OBP: 0.308, SLG: 0.374 (1, 7)		0-0 HR 1-H	0-0 F8	0-3 K		1-0 G6-3				4 1 1 2 0 1 1
Rob Deer, R OBP: 0.296, SLG: 0.395 (1, 9)		2-3 K 1-2	0-1 L5	3-3 K		1-1 F8				4 0 0 0 0 2 1
Milt Cuyler, S OBP: 0.323, SLG: 0.329 (1, 8)	1-1 S 1B			4-1 CS BB		1-1 G5-3		2-2 F8		3 0 1 0 1 0 0

Inning Stats	R: 1	H: 2	E: 0	K: 0	S: 7	LOB: 1	BB: 0	P: 15	R: 2	H: 3	E: 0	K: 2	S: 18	LOB: 1	BB: 1	P: 25	R: 3	H: 2	E: 1	K: 1	S: 12	LOB: 0	BB: 0	P: 15	R: 1	H: 2	E: 0	K: 0	S: 9	LOB: 1	BB: 1	P: 18	R: 0	H: 1	E: 0	K: 3	S: 13	LOB: 1	BB: 0	P: 20	R: 0	H: 1	E: 0	K: 1	S: 10	LOB: 1	BB: 0	P: 12	R: 0	H: 0	E: 0	K: 1	S: 8	LOB: 0	BB: 0	P: 15	R: 0	H: 0	E: 0	K: 0	S: 6	LOB: 0	BB: 0	P: 10	R: 1	H: 1	E: 0	K: 0	S: 3	LOB: 0	BB: 0	P: 6	1B: 7	SF: 0	2B: 1	SAC: 0	3B: 0	DP: 0	HR: 4	HBP: 0	WP: 0	PA: 37
--------------	------	------	------	------	------	--------	-------	-------	------	------	------	------	-------	--------	-------	-------	------	------	------	------	-------	--------	-------	-------	------	------	------	------	------	--------	-------	-------	------	------	------	------	-------	--------	-------	-------	------	------	------	------	-------	--------	-------	-------	------	------	------	------	------	--------	-------	-------	------	------	------	------	------	--------	-------	-------	------	------	------	------	------	--------	-------	------	-------	-------	-------	--------	-------	-------	-------	--------	-------	--------

PITCHER	IP	WLS	BF	H	R	ER	SO	BB	IBB	HBP	BLK	WP	HR	S	P	ERA	WHIP
Gerald Alexander, R ERA: 3.45 (1, 1)	3.0		17	7	6	5	3	0	0	0	0	0	2	37	55	15.00	2.333
Terry Mathews, R ERA: 5.93 (4, 1)	4.0		16	4	1	1	5	1	0	0	0	0	0	40	65	2.25	1.250
Mike Jeffcoat, L ERA: 3.32 (8, 1)	1.0	L	4	1	1	1	0	0	0	0	0	0	1	9	16	9.00	1.000

**BOTTOM**

**Texas Rangers @ Detroit Tigers**  
**Tiger Stadium, Detroit, MI**  
 Mon Jul 15 1991, 7:05 PM EDT  
 Att. 14,365 - Sunny - 80 F

AB	36
R	8
H	12
RBI	8
BB	1
SO	8
LOB	12



PITCHER	IP	WLS	BF	H	R	ER	SO	BB	IBB	HBP	BLK	WP	HR	S	P	ERA	WHIP
Gerald Alexander, R ERA: 3.45 (1, 1)	3.0		17	7	6	5	3	0	0	0	0	0	2	37	55	15.00	2.333
Terry Mathews, R ERA: 5.93 (4, 1)	4.0		16	4	1	1	5	1	0	0	0	0	0	40	65	2.25	1.250
Mike Jeffcoat, L ERA: 3.32 (8, 1)	1.0	L	4	1	1	1	0	0	0	0	0	0	1	9	16	9.00	1.000

Texas Rangers @ Detroit Tigers  
 Tiger Stadium, Detroit, MI  
 Tue Jul 16 1991, 7:05 PM EDT  
 Att. 16,662 - Sunny - 85 F

livebaseballscorecards.com

AB	33
R	5
H	6
RBI	5
BB	4
SO	6
LOB	15



WP	2	PA	38
PB	0		
SB	0		
CS	0		

AB R H RBI BB SO LOB

3	0	0	0	0	1	1
1	0	1	2	0	0	0
1	1	0	0	0	0	2
5	1	3	2	0	0	2
3	0	0	1	0	0	2
3	0	0	0	1	0	1
4	0	0	0	0	1	2
2	0	1	0	1	0	0
1	0	0	0	0	1	0
3	0	0	0	0	2	2
1	0	0	0	0	1	0
3	1	0	0	1	0	1
3	2	1	0	1	0	2

Batter	1	2	3	4	5	6	7	8	9
Jeff Huson, L (1, 6) OBP: 0.306, SLG: 0.306 Brian Downing, R (7, PH) OBP: 0.381, SLG: 0.452 Mario Diaz, R (7, PR) OBP: 0.321, SLG: 0.346 (7, 6)	2-3 		2-2 L8 			0-1 P7 	3-1 		1-1 FC5-2 
Rafael Palmeiro, L (1, 3) OBP: 0.373, SLG: 0.539	2-2 G4-3 			1-2 F7 		2-0 WP 	1-0 		1-2 F7 
Ruben Sierra, S (1, 9) OBP: 0.379, SLG: 0.512	1-1 G4-3 			2-1 G3 		0-0 SF8 	1-0 F9 		
Julio Franco, R (1, 4) OBP: 0.381, SLG: 0.450	1-0 L4 			2-1 G4-3 		4-1 		3-2 G6-3 	
Juan Gonzalez, R (1, 10) OBP: 0.370, SLG: 0.509		1-3 K 			3-2 P2 	1-1 P3 		1-2 G5-3 	
Kevin Reimer, L (1, 7) OBP: 0.321, SLG: 0.391 John Russell, R (8, PH) OBP: 0.136, SLG: 0.143 (8, 7)		1-1 G3 			0-0 		4-2 FC5-4 	1-3 K 	
Dean Palmer, R (1, 5) OBP: 0.254, SLG: 0.345 Steve Buechele, R (7, 5) OBP: 0.351, SLG: 0.472		2-3 K 			0-3 K 		1-1 FC5-4 		3-3 K 
Ivan Rodriguez, R (1, 2) OBP: 0.337, SLG: 0.393			0-1 F9 		1-0 P4 		4-1 WP 	2-0 E5 	
Gary Pettis, S (1, 8) OBP: 0.338, SLG: 0.258			3-2 F7 			4-2 SF8 	0-1 FC4-1 	0-0 	1-3 FC5-2 

Inning Stats	R: 0	H: 1	E: 0	LOB: 1	K: 1	BB: 0	S: 9	P: 15	R: 0	H: 0	E: 0	LOB: 0	K: 2	BB: 0	S: 9	P: 13	R: 0	H: 0	E: 0	LOB: 0	K: 0	BB: 0	S: 10	P: 15	R: 0	H: 0	E: 0	LOB: 0	K: 0	BB: 0	S: 8	P: 13	R: 0	H: 1	E: 0	LOB: 1	K: 1	BB: 0	S: 10	P: 14	R: 1	H: 1	E: 0	LOB: 2	K: 0	BB: 2	S: 10	P: 21	R: 4	H: 2	E: 0	LOB: 1	K: 0	BB: 2	S: 11	P: 25	R: 0	H: 0	E: 0	LOB: 0	K: 1	BB: 0	S: 10	P: 15	R: 0	H: 1	E: 1	LOB: 2	K: 1	BB: 0	S: 10	P: 17	1B: 4	SF: 1	2B: 1	SAC: 0	3B: 0	DP: 0	HR: 1	HBP: 0	WP: 2	PA: 38
--------------	------	------	------	--------	------	-------	------	-------	------	------	------	--------	------	-------	------	-------	------	------	------	--------	------	-------	-------	-------	------	------	------	--------	------	-------	------	-------	------	------	------	--------	------	-------	-------	-------	------	------	------	--------	------	-------	-------	-------	------	------	------	--------	------	-------	-------	-------	------	------	------	--------	------	-------	-------	-------	------	------	------	--------	------	-------	-------	-------	-------	-------	-------	--------	-------	-------	-------	--------	-------	--------

PITCHER	IP	WLS	BF	H	R	ER	SO	BB	IBB	HBP	BLK	WP	HR	S	P	ERA	WHIP
Mark Leiter, R (1, 1) ERA: 3.88	6.0		24	3	2	2	4	3	0	0	0	1	0	58	97	3.00	1.000
Walt Terrell, R (7, 1) ERA: 4.73	0.2		4	1	1	1	0	1	0	0	0	1	0	7	15	13.50	3.000
John Cerutti, L (7, 1) ERA: 4.47	1.1		5	1	2	2	1	0	0	0	0	0	1	12	19	13.50	0.750
Mike Henneman, R (9, 1) ERA: 2.53	1.0	W	5	1	0	0	1	0	0	0	0	0	0	10	17	0.00	1.000

Batter		1	2	3	4	5	6	7	8	9	AB	R	H	RBI	BB	SO	LOB	BOTTOM								
<b>Tony Phillips, S</b> OBP: 0.387, SLG: 0.436 (1, 9) (4, 5)	B X	1-0 1B 1B	0-1 G1-3			1-2 G4-3			3-2 G4-3		4	1	1	0	0	0	0									
<b>Lou Whitaker, L</b> OBP: 0.389, SLG: 0.466 (1, 4)	X	0-0 1B 1B E 1B	2-1 F8			2-2 G6-3			0-0 L8		4	1	1	0	0	0	0									
<b>Alan Trammell, R</b> OBP: 0.321, SLG: 0.388 <b>Rob Deer, R</b> OBP: 0.298, SLG: 0.406 (1, 6) (4, 9)	C B B X	2-1 E G6-3 1B		0-2 G6-3			0-0 G6-3		0-0 HR		2	1	1	1	0	0	0									
<b>Cecil Fielder, R</b> OBP: 0.363, SLG: 0.526 (1, 3)	X	0-0 E9 G6-3 SF8 1B		2-1 G4-6-3 1B			0-3 K		1-0 F7		4	1	2	0	0	1	0									
<b>Mickey Tettleton, S</b> OBP: 0.399, SLG: 0.518 <b>Skeeter Barnes, R</b> OBP: 0.381, SLG: 0.744 (1, 2) (9, PR)	B B 1 SAFE C F B	4-2 G6-3 BB		2-0 G4-6-3			1-2 G3-1			1-1 E SH1-3 SF8 1B	3	0	1	0	1	0	1									
<b>Pete Incaviglia, R</b> OBP: 0.270, SLG: 0.360 (1, 10)	X	0-0 G6-3			2-2 G5-3			2-0 G6-3		1 SAFE 0-0 SH1-3	3	0	0	1	0	0	2									
<b>Lloyd Moseby, L</b> OBP: 0.315, SLG: 0.376 (1, 7)	C X	0-1 SF8			1-1 B1-3			1-0 1B		4-0 E IBB	2	0	1	1	1	0	0									
<b>Travis Fryman, R</b> OBP: 0.269, SLG: 0.375 (1, 5) (4, 6)	B B F SAFE X	3-3 K			1-3 K			0-0 F8		0-0 E8	4	0	0	0	0	2	4									
<b>Milt Cuyler, S</b> OBP: 0.319, SLG: 0.324 <b>Dave Bergman, L</b> OBP: 0.344, SLG: 0.293 (1, 8) (9, PH)	C B B X		2-2 L3			0-1 G4-3				0-0 SF8	3	0	0	0	0	0	1									
										1 SAFE 1 SAFE F B X	1	0	0	0	0	0	1									
										0-0 G3																
<b>Inning Stats</b>		R: 4 E: 1 K: 1 S: 13	H: 4 LOB: 1 BB: 1 P: 23	R: 0 E: 0 K: 0 S: 7	H: 0 LOB: 0 BB: 0 P: 11	R: 0 E: 0 K: 1 S: 6	H: 1 LOB: 0 BB: 0 P: 10	R: 0 E: 0 K: 1 S: 8	H: 0 LOB: 0 BB: 0 P: 12	R: 0 E: 0 K: 0 S: 8	H: 0 LOB: 0 BB: 0 P: 11	R: 0 E: 0 K: 1 S: 7	H: 0 LOB: 0 BB: 0 P: 8	R: 0 E: 0 K: 0 S: 5	H: 1 LOB: 1 BB: 0 P: 9	R: 1 E: 0 K: 0 S: 8	H: 1 LOB: 0 BB: 0 P: 12	R: 1 E: 1 K: 0 S: 5	H: 1 LOB: 2 BB: 1 P: 10	1B: 7 2B: 0 3B: 0 HR: 1	SF: 2 SAC: 1 DP: 1 HBP: 0	WP: 0 PB: 0 SB: 0 CS: 0	PA: 36			
<b>PITCHER</b> <b>Kevin Brown, R</b> ERA: 4.53 <b>Jeff Russell, R</b> ERA: 3.14 (1, 1) (9, 1)		IP 8.1 0.1	WLS L	BF 34	H 8	R 6	ER 5	SO 3	BB 1	IBB 1	HBP 0	BLK 0	WP 0	HR 1	S 65	P 104	ERA 5.40	WHIP 1.080								

**Texas Rangers @ Detroit Tigers**  
 Tiger Stadium, Detroit, MI  
 Tue Jul 16 1991, 7:05 PM EDT  
 Att. 16,662 - Sunny - 85 F

[livebaseballscorecards.com](http://livebaseballscorecards.com)  
  
**AB 31**  
**R 6**  
**H 8**  
**RBI 5**  
**BB 2**  
**SO 3**  
**LOB 8**



Batter	1	2	3	4	5	6	7	8	9	10	AB R H RBI BB SO LOB	TOP												
<b>Brian Downing, R</b> OBP: 0.382, SLG: 0.448 (1, 10)	F9		F9 G3-1 1B		1 SAFE 0-3 K		1 SAFE 1 SAFE 1 SAFE 1 SAFE 1 SAFE 1 SAFE 1 SAFE 1-2 1B BB		0-2 G6-3 1-2f		4 0 1 0 1 1 3													
<b>Rafael Palmeiro, L</b> OBP: 0.373, SLG: 0.537 (1, 3)	F8		G3-1		2-1 P3		1-1 G4-3 1B			0-1 G4-3 1B	5 0 2 1 0 0 2													
<b>Ruben Sierra, S</b> OBP: 0.376, SLG: 0.506 (1, 9)	HR BB		F9		2-0 P5		2-0 G4-3 1-2f			1-0 G4-3 1-2	4 1 0 0 1 0 5													
<b>Julio Franco, R</b> OBP: 0.381, SLG: 0.457 (1, 4)	1-H HR		F8		2-1 F9			0-1 G1-3		4-0 G6-4-3 IBB	4 1 1 2 1 0 1													
<b>Steve Buechele, R</b> OBP: 0.348, SLG: 0.465 (1, 5)	BB		F8		1-0 P5			0-0 G6-3		1-0 G6-4-3 1-2f	4 0 0 0 1 0 2													
<b>Dean Palmer, R</b> OBP: 0.254, SLG: 0.339 (1, 7)	K		F8 1B		1-1 F7			1-2 G6-3			4 0 1 0 0 1 1													
<b>Mike Stanley, R</b> OBP: 0.350, SLG: 0.400 (1, 2)		2-3 K		0-3 K		2-1 HR			0-2 G6-3		3 1 1 1 0 2 1													
<b>Jeff Huson, L</b> OBP: 0.305, SLG: 0.304 (9, PH) (9, 6)											1 0 0 0 0 0 0	AB 36 R 4 H 9 RBI 4 BB 5 SO 5 LOB 16												
<b>Mario Diaz, R</b> OBP: 0.313, SLG: 0.336 (1, 6)		1-0 F9		1-3 K2-3		1-2 L9			2-1 BB 1B		3 0 0 0 0 1 1													
<b>Kevin Reimer, L</b> OBP: 0.324, SLG: 0.394 (9, PH)											1 0 1 0 0 0 0													
<b>Ivan Rodriguez, R</b> OBP: 0.337, SLG: 0.393 (9, 2)											0 0 0 0 0 0 0													
<b>Gary Pettis, S</b> OBP: 0.347, SLG: 0.265 (1, 8)		0-1 F9		3-2 S 1B		1-0 BB 1B			4-1 G6-3 BB		3 1 2 0 1 0 0													
<b>Inning Stats</b>	R: 2 E: 0 K: 1 S: 16	H: 1 LOB: 1 BB: 2 P: 32	R: 0 E: 0 K: 1 S: 7	H: 0 LOB: 0 BB: 0 P: 10	R: 0 E: 0 K: 2 S: 11	H: 1 LOB: 1 BB: 0 P: 15	R: 0 E: 0 K: 1 S: 12	H: 1 LOB: 1 BB: 0 P: 17	R: 0 E: 0 K: 1 S: 11	H: 3 LOB: 1 BB: 1 P: 21	R: 0 E: 0 K: 0 S: 6	H: 0 LOB: 0 BB: 0 P: 7	R: 0 E: 0 K: 0 S: 9	H: 1 LOB: 1 BB: 1 P: 15	R: 0 E: 0 K: 0 S: 4	H: 1 LOB: 1 BB: 1 P: 10	1B: 7 2B: 0 3B: 0 HR: 2	SF: 0 SAC: 0 DP: 3 HBP: 0	WP: 0 PB: 0 SB: 1 CS: 0	PA: 41				
<b>PITCHER</b>	IP WLS BF H R ER SO BB IBB HBP BLK WP HR S P ERA WHIP																							
<b>Scott Aldred, L</b> ERA: 5.68 (1, 1)	6.1																							
<b>Paul Gibson, L</b> ERA: 3.99 (7, 1)	0.2		2	1	0	0	0	0	0	0	0	0	3	6	0.00	1.500								
<b>Walt Terrell, R</b> ERA: 4.61 (8, 1)	3.0	W	11	2	0	0	0	1	1	0	0	0	0	19	32	0.00	1.000							

**Texas Rangers @ Detroit Tigers**  
Tiger Stadium, Detroit, MI  
Wed Jul 17 1991, 3:33 AM EDT  
Att: 25,450 - Cloudy - 86 F

livebaseballscorecards.com





Texas Rangers @ Detroit Tigers  
 Tiger Stadium, Detroit, MI  
 Wed Jul 17 1991, 3:33 AM EDT  
 Att. 25,450 - Cloudy - 86 F

livebaseballscorecards.com

AB	35
R	6
H	6
RBI	6
BB	7
SO	5
LOB	21



WP	2	PA	43
PB	0		
SB	1		
CS	0		

Batter	1	2	3	4	5	6	7	8	9	10	AB	R	H	RBI	BB	SO	LOB
Tony Phillips, S OBP: 0.382, SLG: 0.429 (1, 5) (9, 6)	P8	G3			F8		G1-3	F8			5	0	0	0	0	0	4
Lou Whitaker, L OBP: 0.395, SLG: 0.472 (1, 4)	2B			WP 1B	HBP FC4-6 BB		G4-3		BB		3	1	2	0	2	0	0
Lloyd Moseby, L OBP: 0.302, SLG: 0.358 (1, 7)	P2		P5		E6 FC4-6 HBP		G3-1		F9		5	0	0	0	0	0	4
Cecil Fielder, R OBP: 0.364, SLG: 0.521 (1, 3)	P3			BB	FC4-6 HBP			K	K		3	0	0	0	1	2	2
Mickey Tettleton, S OBP: 0.394, SLG: 0.510 (8, PR) Skeeter Barnes, R OBP: 0.372, SLG: 0.725 (9, 5)		K	P5		FC4-6 FC6-4			E3 WP BB	F9		4	0	0	1	0	1	4
Pete Incaviglia, R OBP: 0.273, SLG: 0.358 John Shelby, S OBP: 0.233, SLG: 0.333 (10, PR)	G5-3		P3		FC6-4			BB WP 1B	HR		4	0	1	0	1	0	4
Rob Deer, R OBP: 0.299, SLG: 0.414 (1, 9)		2B 1B BB		P3		P8		L3		HR	4	2	1	2	1	0	2
Travis Fryman, R OBP: 0.269, SLG: 0.378 Dave Bergman, L OBP: 0.351, SLG: 0.293 Andy Allanson, R OBP: 0.261, SLG: 0.360 (9, 2)		1B 2B		K		K		BB BB			3	1	1	0	0	2	0
Milt Cuyler, S OBP: 0.322, SLG: 0.325 (1, 8)		1B		G4-3		P6		BB			3	0	1	3	1	0	0

Inning Stats	R: 0	H: 1	E: 0	K: 0	S: 6	P: 10	R: 2	H: 2	E: 0	K: 1	S: 12	R: 0	H: 1	E: 0	K: 0	S: 9	R: 0	H: 0	E: 0	K: 1	S: 6	R: 1	H: 0	E: 1	K: 0	S: 12	R: 0	H: 0	E: 0	K: 1	S: 5	R: 0	H: 0	E: 0	K: 0	S: 5	R: 1	H: 1	E: 1	K: 1	S: 15	R: 0	H: 0	E: 0	K: 1	S: 9	R: 2	H: 1	E: 0	K: 0	S: 2	1B: 3	SF: 0	2B: 2	SAC: 0	3B: 0	DP: 0	HR: 1	HBP: 1
--------------	------	------	------	------	------	-------	------	------	------	------	-------	------	------	------	------	------	------	------	------	------	------	------	------	------	------	-------	------	------	------	------	------	------	------	------	------	------	------	------	------	------	-------	------	------	------	------	------	------	------	------	------	------	-------	-------	-------	--------	-------	-------	-------	--------

PITCHER	IP	WLS	BF	H	R	ER	SO	BB	IBB	HBP	BLK	WP	HR	S	P	ERA	WHIP
Jose Guzman, R ERA: 2.92 (1, 1)	7.1		33	5	4	2	4	3	0	1	0	1	0	62	107	2.46	1.091
Jeff Russell, R ERA: 3.04 (8, 1)	1.2		8	0	0	0	1	3	0	0	0	1	0	17	32	0.00	1.800
Wayne Rosenthal, R ERA: 6.0 (10, 1)	0.0	L	2	1	2	2	0	1	0	0	0	0	1	2	6	∞	∞

PITCHER	IP	WLS	BF	H	R	ER	SO	BB	IBB	HBP	BLK	WP	HR	S	P	ERA	WHIP
Jose Guzman, R ERA: 2.92 (1, 1)	7.1		33	5	4	2	4	3	0	1	0	1	0	62	107	2.46	1.091
Jeff Russell, R ERA: 3.04 (8, 1)	1.2		8	0	0	0	1	3	0	0	0	1	0	17	32	0.00	1.800
Wayne Rosenthal, R ERA: 6.0 (10, 1)	0.0	L	2	1	2	2	0	1	0	0	0	0	1	2	6	∞	∞

Batter	1	2	3	4	5	6	7	8	9	AB R H RBI BB SO LOB	TOP											
<b>Devon White, S</b> (1, 8) OBP: 0.356, SLG: 0.434	2-3 K		1-2 P6		1-0 SF7		4-1 BB			2 0 0 1 1 1 0												
<b>Roberto Alomar, S</b> (1, 4) OBP: 0.351, SLG: 0.438	2-2 F8		0-2 G4-3		1-1 1B		2-3 K			4 0 1 0 0 1 2												
<b>Joe Carter, R</b> (1, 9) OBP: 0.366, SLG: 0.576	1-2 2B		1-0 HR		1-1 F9		1-3 K			4 1 2 1 0 1 1												
<b>John Olerud, L</b> (1, 3) OBP: 0.327, SLG: 0.411	2-0 F9		2-0 F9		1-1 P6		3-3 K			4 0 0 0 0 1 1												
<b>Rance Mulliniks, L</b> (1, 10) OBP: 0.400, SLG: 0.372		4-2 G4-3-6 BB		0-2 G1-3		1-0 P4		3-2 G5-3		3 0 0 0 1 0 0												
<b>Kelly Gruber, R</b> (1, 5) OBP: 0.309, SLG: 0.431		2-2 G4-3-6 1-2f		1-3 K		1-3 K		1-2 HR		4 1 1 1 0 2 1												
<b>Greg Myers, L</b> (1, 2) OBP: 0.329, SLG: 0.440		0-1 HR		0-0 F9		2-3 K		1-2 G3		4 1 1 1 0 1 0												
<b>Rob Ducey, L</b> (1, 7) OBP: 0.379, SLG: 0.520		4-1 WP BB		0-0 SH1-4 SF7 2B		4-2 S BB		2-3 K		2 1 1 0 2 1 0												
<b>Rene Gonzales, R</b> (1, 6) OBP: 0.325, SLG: 0.309		3-1 F7		2-1 SH1-4		1-2 G6-3		2-2 G5-3		3 0 0 0 0 0 2												
<b>Inning Stats</b>	R: 0 E: 0 K: 1 S: 11	H: 1 LOB: 1 BB: 0 P: 18	R: 1 E: 0 K: 0 S: 10	H: 1 LOB: 1 BB: 2 P: 23	R: 1 E: 0 K: 0 S: 10	H: 1 LOB: 0 BB: 0 P: 14	R: 0 E: 0 K: 1 S: 8	H: 0 LOB: 0 BB: 0 P: 9	R: 1 E: 0 K: 0 S: 8	H: 2 LOB: 1 BB: 0 P: 13	R: 0 E: 0 K: 1 S: 6	H: 0 LOB: 0 BB: 0 P: 9	R: 0 E: 0 K: 2 S: 14	H: 0 LOB: 2 BB: 2 P: 27	R: 0 E: 0 K: 2 S: 12	H: 0 LOB: 0 BB: 0 P: 19	R: 1 E: 0 K: 1 S: 13	H: 1 LOB: 0 BB: 0 P: 19	1B: 1 2B: 2 3B: 0 HR: 3	SF: 1 SAC: 1 DP: 1 HBP: 0	WP: 1 PB: 0 SB: 1 CS: 0	PA: 36
<b>PITCHER</b>	IP WLS BF H R ER SO BB IBB HBP BLK WP HR S P ERA WHIP																					
<b>Nolan Ryan, R</b> (1, 1) ERA: 2.71	7.0 L 29 5 3 3 5 4 0 0 0 1 2 67 113 3.86 1.286																					
<b>Kenny Rogers, L</b> (8, 1) ERA: 6.85	1.0 3 0 0 0 2 0 0 0 0 0 0 12 19 0.00 0.000																					
<b>Mike Jeffcoat, L</b> (9, 1) ERA: 3.48	0.2 3 1 1 1 1 0 0 0 0 0 1 9 13 13.50 1.500																					
<b>Rich Gossage, R</b> (9, 1) ERA: 3.64	0.1 1 0 0 0 0 0 0 0 0 0 0 4 6 0.00 0.000																					

Toronto Blue Jays @ Texas Rangers  
Arlington Stadium, Arlington, TX  
Thu Jul 18 1991, 8:05 PM EDT  
Att. 37,268 - Sunny - 97 F

livebaseballscorecards.com

AB	30
R	4
H	6
RBI	4
BB	4
SO	8
LOB	7




Batter	1	2	3	4	5	6	7	8	9	AB	R	H	RBI	BB	SO	LOB
Brian Downing, R (1, 10) OBP: 0.376, SLG: 0.441	2-2 P6		2-1 G6-3		0-1 F8			3-2 G6-3		4	0	0	0	0	0	0
Rafael Palmeiro, L (1, 3) OBP: 0.372, SLG: 0.532	1-2 HBP		0-0 G6-3			3-2 F9		2-3 K		3	0	0	0	0	1	0
Ruben Sierra, S (1, 9) (8, 8) OBP: 0.375, SLG: 0.503	1-0 P6		0-1 P4			1-2 G5-3		3-2 1B		4	0	1	0	0	0	1
Julio Franco, R (1, 4) OBP: 0.379, SLG: 0.455	0-1 F8			1-0 1B		2-1 G4-3		1-3 K		4	0	1	0	0	1	2
Steve Buechele, R (1, 5) OBP: 0.344, SLG: 0.459		1-3 K		0-0 F9		2-1 G4-3		1-2 G5-3		4	0	0	0	0	1	1
Dean Palmer, R (1, 7) OBP: 0.268, SLG: 0.354		0-2 2B		2-2 F7		4-1 1B BB		2-3 K		3	0	1	0	1	1	1
Ivan Rodriguez, R (1, 2) OBP: 0.333, SLG: 0.379		4-2 BB		2-1 P4		0-0 P6		1-0 G6-3		3	0	0	0	1	0	2
Mario Diaz, R (1, 6) OBP: 0.314, SLG: 0.336		1-2 P5			2-1 P3		0-0 1B			3	0	1	0	0	0	2
Gary Pettis, S (1, 8) OBP: 0.343, SLG: 0.262		1-0 P4			0-1 F9		0-3 K			2	0	0	0	0	0	2
Juan Gonzalez, R (7, PH) OBP: 0.370, SLG: 0.509										0	0	0	0	0	0	0
Kevin Reimer, L (7, PH) OBP: 0.322, SLG: 0.392										1	0	0	0	0	1	2

Inning Stats	R: 0	H: 0	E: 0	K: 0	S: 8	R: 0	H: 1	E: 0	K: 1	S: 15	R: 0	H: 0	E: 0	K: 0	S: 5	R: 0	H: 1	E: 0	K: 0	S: 10	R: 0	H: 0	E: 0	K: 0	S: 6	R: 0	H: 0	E: 0	K: 0	S: 8	R: 0	H: 1	E: 0	K: 1	S: 8	R: 0	H: 1	E: 0	K: 2	S: 13	R: 0	H: 0	E: 0	K: 1	S: 11	1B: 3	SF: 0	2B: 1	SAC: 0	3B: 0	DP: 0	HR: 0	HBP: 1	WP: 0	PA: 34
PITCHER	IP	WLS	BF	H	R	ER	SO	BB	IBB	HBP	BLK	WP	HR	S	P	ERA	WHIP																																						
David Wells, L ERA: 2.8	(1, 1)	6.2	W	26	3	0	1	2	0	1	0	0	0	57	89	0.00	0.750																																						
Duane Ward, R ERA: 2.13	(7, 1)	2.1	S	8	1	0	4	0	0	0	0	0	0	27	40	0.00	0.429																																						

**Toronto Blue Jays @ Texas Rangers**  
Arlington Stadium, Arlington, TX

Thu Jul 18 1991, 8:05 PM EDT  
Att: 37,268 - Sunny - 97 F

AB	31
R	0
H	4
RBI	0
BB	2
SO	5
LOB	13



Batter	1	2	3	4	5	6	7	8	9	AB R H RBI BB SO LOB	TOP											
Devon White, S (1, 8) OBP: 0.353, SLG: 0.429	1-2 G5-3	1-3 K			1-2 E7 1B	3-2 G3	2-0 F8		3-2 G3	6 1 1 0 0 1 3												
Roberto Alomar, S (1, 4) OBP: 0.349, SLG: 0.434 Rene Gonzales, R (9, 4) OBP: 0.325, SLG: 0.309	1-0 G6-3	1-0 G6-3			3-2 SH5-4 1B	2-3 K		0-1 F9		5 1 1 1 0 1 1 0 0 0 0 0 0 0												
Joe Carter, R (1, 7) OBP: 0.369, SLG: 0.579	1-2 1B			0-0 F8	2-0 SH5-4 1B	2-1 BB		2-2 L6		5 1 3 0 0 0 0												
Pat Tabler, R (1, 10) OBP: 0.345, SLG: 0.276	1-1 1B			2-0 G5-3	0-0 SH5-4	3-1 BB		1-0 G5-3		3 0 1 0 0 0 0												
Kelly Gruber, R (1, 5) OBP: 0.317, SLG: 0.429	1-0 G4-3			0-0 G1-3	4-0 WP 1B IBB	4-2 BB			1-0 3B 1B	3 1 1 0 2 0 2												
Cory Snyder, R (1, 9) OBP: 0.226, SLG: 0.307				1-0 P6	3-2 WP 1B	2-0 P9			2-1 1B 3B	5 1 2 3 0 1 3												
Ed Sprague, R (1, 3) OBP: 0.345, SLG: 0.375				2-2 2B	2-1 F7		4-2 BB		1-1 F7	4 1 2 0 1 0 3												
Pat Borders, R (1, 2) OBP: 0.267, SLG: 0.314				0-0 G5-3	4-2 BB	1-3 K			1-0 FC6-4 1B	4 1 2 1 1 1 2												
Manuel Lee, S (1, 6) OBP: 0.297, SLG: 0.306				0-2 G5-3	2-3 K	0-3 K			0-0 FC6-4	5 0 1 2 0 2 6												
<b>Inning Stats</b>	R: 0 E: 0 K: 0 S: 10	H: 2 LOB: 2 BB: 0 P: 15	R: 2 E: 0 K: 2 S: 11	H: 3 LOB: 1 BB: 0 P: 15	R: 0 E: 0 K: 0 S: 3	H: 0 LOB: 0 BB: 0 P: 5	R: 0 E: 0 K: 0 S: 9	H: 1 LOB: 1 BB: 0 P: 12	R: 3 E: 1 K: 1 S: 20	H: 4 LOB: 3 BB: 2 P: 41	R: 0 E: 0 K: 1 S: 14	H: 1 LOB: 3 BB: 1 P: 30	R: 0 E: 0 K: 2 S: 9	H: 0 LOB: 1 BB: 1 P: 16	R: 0 E: 0 K: 0 S: 6	H: 0 LOB: 0 BB: 0 P: 9	R: 2 E: 0 K: 0 S: 13	H: 3 LOB: 1 BB: 0 P: 21	1B: 10 2B: 3 3B: 1 HR: 0	SF: 0 SAC: 1 DP: 0 HBP: 1	WP: 1 PB: 0 SB: 0 CS: 0	PA: 46
<b>PITCHER</b>	IP WLS BF H R ER SO BB IBB HBP BLK WP HR S P ERA WHIP																					
John Barfield, L (1, 1) ERA: 3.87	4.0 L 21 9 5 5 2 0 0 0 0 0 0 0 41 61 11.25 2.250																					
Gerald Alexander, R (5, 1) ERA: 3.38	1.2 10 2 0 0 2 1 1 1 0 1 0 23 48 0.00 1.800																					
Wayne Rosenthal, R (6, 1) ERA: 4.32	2.1 9 0 0 0 2 2 0 0 0 0 0 18 34 0.00 0.857																					
Rich Gossage, R (9, 1) ERA: 4.11	1.0 6 3 2 2 0 0 0 0 0 0 0 13 21 18.00 3.000																					

Toronto Blue Jays @ Texas Rangers  
Arlington Stadium, Arlington, TX  
Fri Jul 19 1991, 8:05 PM EDT  
Att. 35,144 - Sunny - 96 F

livebaseballscorecards.com

AB	40
R	7
H	14
RBI	7
BB	4
SO	6
LOB	20



Batter	1	2	3	4	5	6	7	8	9	AB	R	H	RBI	BB	SO	LOB
Gary Pettis, S OBP: 0.345, SLG: 0.273 (1, 8)	4-2 G4-3 BB		0-3 K		1-3 K		2-3 K		1-2 3B	4	0	1	1	1	3	3
Julio Franco, R OBP: 0.382, SLG: 0.457 (1, 4)	0-1 G4-3		2-2 1B		0-1 1B			1-2 BB BB G5-3 1B	0-3 K	5	1	3	0	0	1	2
Ruben Sierra, S OBP: 0.370, SLG: 0.496 (1, 9)	1-3 K		2-1 G4-3		0-0 FC6			3-3 K	3-3 K	5	0	0	0	0	3	7
Rafael Palmeiro, L OBP: 0.373, SLG: 0.531 (1, 3)	1-0 L8			1-0 FC4-6 1B		2-3 K		4-0 G5-3 BB		3	0	1	0	1	1	1
Brian Downing, R OBP: 0.378, SLG: 0.437 (1, 10)		4-0 G4-6-3 BB		0-1 F8		1-0 G5-3		4-2 G5-3 BB		2	0	0	0	2	0	1
Kevin Reimer, L OBP: 0.318, SLG: 0.386 (1, 7)		3-2 G4-6-3		1-1 FC4-6		1-3 K		0-1 G5-3		3	0	0	0	0	1	2
Juan Gonzalez, R OBP: 0.368, SLG: 0.507 (8, PH)		1-2f		1-2f				1-2 2-3 3-H		1	0	0	1	0	0	2
John Russell, R OBP: 0.136, SLG: 0.143 (9, 7)										0	0	0	0	0	0	0
Steve Buechele, R OBP: 0.343, SLG: 0.456 (1, 5)		3-3 K		0-0 FC4-6			2-2 1B	1-2 G4-3		4	0	1	0	0	1	3
Ivan Rodriguez, R OBP: 0.333, SLG: 0.378 (1, 2)			0-0 1B		0-3 K		0-1 F8		1-0 G5-3	3	0	1	0	0	1	1
Mike Stanley, R OBP: 0.347, SLG: 0.397 (9, PH)										1	0	0	0	0	0	0
Jeff Huson, L OBP: 0.308, SLG: 0.305 (1, 6)			0-0 F8		4-1 1B		1-0 P4		0-2 3B	3	1	1	0	1	0	2

Inning Stats	R: 0	H: 0	R: 0	H: 0	R: 0	H: 2	R: 0	H: 1	R: 0	H: 1	R: 0	H: 0	R: 0	H: 1	R: 1	H: 1	R: 1	H: 2	1B: 7	SF: 0	WP: 0	PA: 39	
E: 0	LOB: 1	E: 0	LOB: 0	E: 0	LOB: 2	E: 0	LOB: 1	E: 0	LOB: 2	E: 0	LOB: 0	E: 0	LOB: 0	E: 0	LOB: 1	E: 0	LOB: 2	E: 0	LOB: 1	2B: 0	SAC: 0	PB: 0	
K: 1	BB: 1	K: 1	BB: 1	K: 1	BB: 0	K: 0	BB: 0	K: 2	BB: 1	K: 2	BB: 0	K: 1	BB: 0	K: 1	BB: 2	K: 2	BB: 2	K: 2	BB: 0	3B: 1	DP: 1	SB: 0	
S: 9	P: 15	S: 9	P: 19	S: 10	P: 14	S: 6	P: 8	S: 11	P: 16	S: 13	P: 17	S: 9	P: 14	S: 14	P: 27	S: 17	P: 22	S: 17	P: 22	HR: 0	HBP: 0	CS: 0	

PITCHER	IP	WLS	BF	H	R	ER	SO	BB	IBB	HBP	BLK	WP	HR	S	P	ERA	WHIP
Todd Stottlemyre, R ERA: 2.77 (1, 1)	7.0	W	28	5	0	0	8	3	0	0	0	0	0	67	103	0.00	1.143
Bob MacDonald, L ERA: 1.11 (8, 1)	0.1		4	1	1	1	1	2	0	0	0	0	0	9	21	27.00	9.000
Mike Timlin, R ERA: 2.92 (8, 1)	1.2	S	7	2	1	1	2	0	0	0	0	0	0	22	28	5.40	1.200

**BOTTOM**


**Toronto Blue Jays @ Texas Rangers**  
Arlington Stadium, Arlington, TX

Fri Jul 19 1991, 8:05 PM EDT  
Att: 35,144 - Sunny - 96 F

livebaseballscorecards.com

<b>AB</b>	<b>34</b>
<b>R</b>	<b>2</b>
<b>H</b>	<b>8</b>
<b>RBI</b>	<b>2</b>
<b>BB</b>	<b>5</b>
<b>SO</b>	<b>11</b>
<b>LOB</b>	<b>24</b>



Batter	1	2	3	4	5	6	7	8	9	AB R H RBI BB SO LOB	TOP																
Devon White, S (1, 8) OBP: 0.351, SLG: 0.426	0-3 K	0-1 L3		2-3 K		2-1 F8			0-0 2B	5 1 1 0 0 2 6																	
Roberto Alomar, S (1, 4) OBP: 0.350, SLG: 0.439	1-2 G3		1-1 1B	2-3 K		1-2 F8			1-2 2B	5 1 2 1 0 1 3																	
Joe Carter, R (1, 10) OBP: 0.372, SLG: 0.580	4-2 CS BB		3-2 G5-3		1-2 1B		4-2 L4-3 BB		0-2 G5-3	3 1 1 0 2 0 2																	
John Olerud, L (1, 3) OBP: 0.332, SLG: 0.426	2-0 CS	1-1 HR	2-0 2B	2-3 1B	2-2 CS	1-1 L4-3	1-1 L4-3	0-0 P5	0-0 P5	5 2 3 2 0 0 2																	
Kelly Gruber, R (1, 5) OBP: 0.325, SLG: 0.461		0-1 G3-1 1B	0-0 1-3 2B		2-0 SF7		0-0 HR	0-0 G5-3	0-0 G5-3	4 1 3 2 0 0 1																	
Greg Myers, L (1, 2) OBP: 0.323, SLG: 0.433		1 SAFE 1 SAFE K	3-3 1-0 SF7		1 SAFE 1-3 K		0-3 K			3 0 0 1 0 3 2																	
Rob Ducey, L (1, 9) OBP: 0.406, SLG: 0.519		4-2 G3-1 BB	1-3 K			1-1 S 1B		2-1 F7		2 0 1 0 1 1 1																	
Cory Snyder, R (8, PH) (8, 9) OBP: 0.224, SLG: 0.305										1 0 0 0 0 0 0	AB 35 R 6 H 13 RBI 6 BB 3 SO 7 LOB 20																
Manuel Lee, S (1, 6) OBP: 0.293, SLG: 0.301		0-0 G3-1		1-0 P3		2-1 G5-3		2-2 G4-3		4 0 0 0 0 0 3																	
Mookie Wilson, S (1, 7) OBP: 0.285, SLG: 0.394		2-2 HBP		2-0 S 1B		1-0 1B		1-2 F8		3 0 2 0 0 0 0																	
Inning Stats	R: 0 E: 0 K: 1 S: 13	H: 0 LOB: 0 BB: 1 P: 20	R: 1 E: 0 K: 1 S: 19	H: 2 LOB: 3 BB: 1 P: 28	R: 2 E: 0 K: 1 S: 13	H: 3 LOB: 1 BB: 0 P: 21	R: 0 E: 0 K: 2 S: 10	H: 1 LOB: 1 BB: 0 P: 17	R: 1 E: 0 K: 1 S: 12	H: 2 LOB: 0 BB: 0 P: 18	R: 0 E: 0 K: 0 S: 12	H: 2 LOB: 2 BB: 0 P: 17	R: 1 E: 0 K: 1 S: 8	H: 1 LOB: 0 BB: 1 P: 13	R: 0 E: 0 K: 0 S: 10	H: 0 LOB: 0 BB: 0 P: 15	R: 1 E: 0 K: 0 S: 16	H: 2 LOB: 1 BB: 0 P: 17	1B: 7 2B: 5 3B: 0 HR: 2	SF: 2 SAC: 0 DP: 1 HBP: 1	WP: 0 PB: 0 SB: 4 CS: 2	PA: 42					
PITCHER	IP WLS BF H R ER SO BB IBB HBP BLK WP HR S P ERA WHIP																										
Terry Mathews, R (1, 1) ERA: 6.75	2.1		14	5	3	3	2	2	0	1	0	0	1	41	63	11.57	3.000										
Mike Jeffcoat, L (3, 1) ERA: 3.4	3.2	W	15	5	1	1	4	0	0	0	0	0	0	38	58	2.46	1.364										
Kenny Rogers, L (7, 1) ERA: 6.78	2.0		7	1	1	1	1	1	0	0	0	0	1	18	28	4.50	1.000										
Jeff Russell, R (9, 1) ERA: 3.16	1.0		5	2	1	1	0	0	0	0	0	0	0	16	17	9.00	2.000										

Toronto Blue Jays @ Texas Rangers  
Arlington Stadium, Arlington, TX  
Sat Jul 20 1991, 8:05 PM EDT  
Att. 39,276 - Sunny - 95 F

livebaseballscorecards.com

Batter	1	2	3	4	5	6	7	8	9	AB R H RBI BB SO LOB
<b>Brian Downing, R</b> OBP: 0.382, SLG: 0.438 (1, 10)	2-3 		1-1 		2-2 	2-0 		4-2 		4 2 2 0 1 1 0
<b>Rafael Palmeiro, L</b> OBP: 0.374, SLG: 0.529 (1, 3)	1-2 		0-0 		1-2 	0-2 		1-1 		5 1 2 1 0 0 2
<b>Ruben Sierra, S</b> OBP: 0.373, SLG: 0.508 (1, 9)	1-1 		3-2 		1-1 		1-0 	1-1 		5 2 3 1 0 0 1
<b>Julio Franco, R</b> OBP: 0.383, SLG: 0.462 (1, 4)	3-3 		1-0 		2-1 		0-0 	0-0 		5 1 2 2 0 1 2
<b>Juan Gonzalez, R</b> OBP: 0.369, SLG: 0.504 (1, 8) (7, 7)		1-2 		0-0 		0-3 	0-1 	4-0 		4 0 1 0 1 1 1
<b>Dean Palmer, R</b> OBP: 0.270, SLG: 0.353 <b>Gary Pettis, S</b> OBP: 0.346, SLG: 0.287 (1, 7) (7, 8)		0-3 		2-1 		2-2 	0-0 	1-2 		3 2 1 0 0 1 1 2 0 1 1 0 0 2
<b>Steve Buechele, R</b> OBP: 0.344, SLG: 0.469 (1, 5)		3-0 		1-1 		3-1 	3-1 	2-2 		5 1 2 2 0 0 5
<b>Mike Stanley, R</b> OBP: 0.349, SLG: 0.405 (1, 2)		2-3 		1-0 		3-1 		2-2 		5 2 2 1 0 2 4
<b>Mario Diaz, R</b> OBP: 0.314, SLG: 0.336 <b>Jeff Huson, L</b> OBP: 0.308, SLG: 0.305 (1, 6) (8, PH) (9, 6)			2-1 		0-3 		1-0 	0-0 		3 0 1 1 0 1 1 0 0 0 0 0 0 0

Inning Stats	R: 1	H: 1	R: 1	H: 1	R: 1	H: 2	R: 1	H: 2	R: 0	H: 1	R: 2	H: 4	R: 1	H: 2	R: 4	H: 4	1B: 9	SF: 0	WP: 1	PA: 44
	E: 0	LOB: 0	E: 0	LOB: 0	E: 0	LOB: 1	E: 0	LOB: 1	E: 0	LOB: 1	E: 0	LOB: 2	E: 0	LOB: 1	E: 1	LOB: 3	2B: 5	SAC: 1	PB: 0	
	K: 2	BB: 0	K: 2	BB: 0	K: 1	BB: 0	K: 1	BB: 0	K: 0	BB: 0	K: 1	BB: 0	K: 0	BB: 0	K: 1	BB: 2	3B: 1	DP: 0	SB: 0	
	S: 12	P: 19	S: 10	P: 16	S: 10	P: 17	S: 9	P: 13	S: 10	P: 16	S: 17	P: 28	S: 7	P: 11	S: 21	P: 35	HR: 2	HBP: 0	CS: 0	

PITCHER	IP	WLS	BF	H	R	ER	SO	BB	IBB	HBP	BLK	WP	HR	S	P	ERA	WHIP
<b>Jimmy Key, L</b> ERA: 2.78 (1, 1)	5.2	L	27	10	6	5	6	0	0	0	0	0	2	63	102	7.94	1.765
<b>Duane Ward, R</b> ERA: 2.23 (6, 1)	1.1		7	3	1	1	0	0	0	0	0	0	0	12	18	6.75	2.250
<b>Jim Acker, R</b> ERA: 5.62 (8, 1)	0.1		3	1	2	2	0	1	0	0	0	1	0	4	8	54.00	6.000
<b>Bob MacDonald, L</b> ERA: 1.44 (8, 1)	0.2		7	3	2	1	1	0	1	0	0	0	0	17	27	13.50	4.500

**Toronto Blue Jays @ Texas Rangers**  
Arlington Stadium, Arlington, TX

Sat Jul 20 1991, 8:05 PM EDT  
Att: 39,276 - Sunny - 95 F

livebaseballscorecards.com

**AB 41**  
**R 11**  
**H 17**  
**RBI 9**  
**BB 2**  
**SO 7**  
**LOB 19**



Batter	1	2	3	4	5	6	7	8	9	AB R H RBI BB SO LOB	TOP						
<b>Devon White, S</b> OBP: 0.352, SLG: 0.432 (1, 8) X	0-0 HR		4-1 1B HR BB		0-1 B2-3		3-3 K		1-3 K	4 2 1 1 1 2 1							
<b>Roberto Alomar, S</b> OBP: 0.351, SLG: 0.443 (1, 4) B F X	1-2 F7-5 2B		2-2 1-3 HR 1B		2-1 L7		1-1 L5			4 1 2 0 0 0 0							
<b>Joe Carter, R</b> OBP: 0.370, SLG: 0.584 (1, 9) B B X (7, 7)	2-0 F7-5 2-3		1-2 1-H 3-H HR		2-3 K			1-0 F7		4 1 1 3 0 1 1							
<b>John Olerud, L</b> OBP: 0.334, SLG: 0.431 (1, 3) C B B B X	3-1 F9		3-2 1B			1-0 G4-3 1B 2B		2-2 L6		4 1 2 0 0 0 0							
<b>Kelly Gruber, R</b> OBP: 0.323, SLG: 0.456 (1, 5) B X		1-0 E4 G4-6-3	0-2 P2			1-1 G4-3		0-0 1B		4 0 1 0 0 0 2							
<b>Rance Mulliniks, L</b> OBP: 0.395, SLG: 0.366 (1, 10) B 1 B X		2-0 F8		2-2 F8		3-0 PC 1B 1B		0-3 K		2 0 0 0 0 0 1 2 0 1 1 0 1 1							
<b>Pat Tabler, R</b> OBP: 0.347, SLG: 0.280 (6, PH) S 1 B B X																	
<b>Greg Myers, L</b> OBP: 0.317, SLG: 0.425 (1, 2) S 1 B B X		2-1 G4-6-3 1-2f		2-3 K		2-3 K			1-0 G5-3	4 0 0 0 0 2 2	AB 36 R 5 H 10 RBI 5 BB 1 SO 9 LOB 9						
<b>Manuel Lee, S</b> OBP: 0.293, SLG: 0.302 (1, 6) B C B F S			2-3 K	0-0 E6		0-2 1B			1-3 K	3 0 1 0 0 1 0 1 0 0 0 0 1 0							
<b>Rob Ducey, L</b> OBP: 0.394, SLG: 0.500 (9, PH) B F C B X																	
<b>Mookie Wilson, S</b> OBP: 0.280, SLG: 0.387 (1, 7) B F C B X			2-2 G4-3	2-3 K		0-2 PO		0-1 F8	2-1 1B	3 0 0 0 0 1 1 1 0 1 0 0 0 0							
<b>Cory Snyder, R</b> OBP: 0.230, SLG: 0.310 (7, 9) S 1 B B X																	
<b>Inning Stats</b>	R: 1 H: 2 E: 0 LOB: 0 K: 0 BB: 0 S: 7 P: 13	R: 0 H: 0 E: 1 LOB: 0 K: 0 BB: 0 S: 4 P: 9	R: 3 H: 3 E: 0 LOB: 1 K: 1 BB: 1 S: 21 P: 34	R: 0 H: 0 E: 1 LOB: 1 K: 2 BB: 0 S: 11 P: 17	R: 0 H: 0 E: 0 LOB: 0 K: 1 BB: 0 S: 7 P: 11	R: 1 H: 3 E: 0 LOB: 1 K: 1 BB: 0 S: 12 P: 19	R: 0 H: 0 E: 0 LOB: 0 K: 1 BB: 0 S: 7 P: 11	R: 0 H: 1 E: 0 LOB: 1 K: 1 BB: 0 S: 10 P: 13	R: 0 H: 1 E: 0 LOB: 1 K: 2 BB: 0 S: 9 P: 14	1B: 6 SF: 0 2B: 3 SAC: 0 3B: 0 DP: 2 HR: 2 HBP: 0	WP: 0 PA: 38 PB: 0 SB: 0 CS: 0						
<b>PITCHER</b>	IP WLS BF H R ER SO BB IBB HBP BLK WP HR S P ERA WHIP																
<b>Gerald Alexander, R</b> ERA: 3.74 (1, 1)	2.2		13	5	4	4	1	1	0	0	0	0	2	28	52	13.50	2.250
<b>Wayne Rosenthal, R</b> ERA: 4.09 (3, 1)	2.2		10	1	1	1	3	0	0	0	0	0	0	25	37	3.38	0.375
<b>Kenny Rogers, L</b> ERA: 6.56 (6, 1)	2.1	W	8	2	0	0	2	0	0	0	0	0	0	20	32	0.00	0.857
<b>Jeff Russell, R</b> ERA: 3.08 (8, 1)	1.1	S	6	2	0	0	3	0	0	0	0	0	0	15	20	0.00	1.500

Toronto Blue Jays @ Texas Rangers  
Arlington Stadium, Arlington, TX  
Sun Jul 21 1991, 8:05 PM EDT  
Att. 31,803 - Cloudy - 95 F

livebaseballscorecards.com





Batter	1	2	3	4	5	6	7	8	9	AB	R	H	RBI	BB	SO	LOB
Brian Downing, R (1, 10) OBP: 0.381, SLG: 0.434 Kevin Reimer, L (7, PH) OBP: 0.321, SLG: 0.404	1-3 		2-2 P3 		4-2 FC6 BB 		0-0 			2	0	0	0	1	1	0
Julio Franco, R (1, 4) OBP: 0.384, SLG: 0.462	1-1 FC4-6 1B 		1-1 G4-3 1B 		1-1 FC6 F8 1-2f 		0-1 G6-3 			4	0	2	0	0	0	1
Ruben Sierra, S (1, 9) OBP: 0.369, SLG: 0.503	0-2 FC4-6 1B HR 1-2f 		0-1 G4-3 		1-1 F8 2-3 		1-3 K 			4	1	0	0	0	1	3
Rafael Palmeiro, L (1, 3) OBP: 0.376, SLG: 0.530 Mike Stanley, R (7, 3) OBP: 0.347, SLG: 0.402	1-0 HR 1B 1-2 			0-1 G2-3 1B 1B 		2-0 G6-3 		2-2 F9 		3	2	2	0	0	0	1
Juan Gonzalez, R (1, 8) OBP: 0.367, SLG: 0.511 (8, 7)	0-0 HR 1-H 2-H 			0-1 G2-3 		0-0 G5-3 		2-3 K 		4	1	1	3	0	1	1
Steve Buechele, R (1, 5) OBP: 0.339, SLG: 0.462	2-1 P6 			1-3 K 		0-2 F8 		2-0 G5-3 		4	0	0	0	0	1	1
Dean Palmer, R (1, 7) OBP: 0.273, SLG: 0.352 Gary Pettis, S (8, 8) OBP: 0.346, SLG: 0.287		3-1 G5-3 		1-2 1B 2-H 1B 		3-3 K 				3	0	1	1	0	1	0
Ivan Rodriguez, R (1, 2) OBP: 0.333, SLG: 0.376		1-1 G6-3 		2-2 1-3 1B 		2-2 G6-3 				3	0	1	0	0	0	0
Jeff Huson, L (1, 6) OBP: 0.309, SLG: 0.305		2-3 K 		1-1 F8 			0-0 HR 1B 			3	1	1	0	0	1	2

Inning Stats	R: 3	H: 3	LOB: 0	K: 1	S: 12	P: 17	R: 0	H: 0	LOB: 0	K: 1	S: 10	P: 16	R: 0	H: 1	LOB: 0	K: 0	S: 7	P: 10	R: 1	H: 3	LOB: 2	K: 1	S: 15	P: 20	R: 0	H: 0	LOB: 1	K: 0	S: 8	P: 16	R: 0	H: 0	LOB: 0	K: 1	S: 7	P: 10	R: 2	H: 2	LOB: 0	K: 1	S: 11	P: 14	R: 0	H: 0	LOB: 0	K: 1	S: 8	P: 14
1B: 7	SF: 0	2B: 0	SAC: 0	3B: 0	DP: 1	HR: 2	HBP: 0	CS: 0	WP: 0	PA: 33	PB: 0	SB: 0	CS: 0																																			

PITCHER	IP	WLS	BF	H	R	ER	SO	BB	IBB	HBP	BLK	WP	HR	S	P	ERA	WHIP
Juan Guzman, R (1, 1) ERA: 3.18	6.0		25	7	4	4	4	1	0	0	0	0	1	59	89	6.00	1.333
Mike Timlin, R (7, 1) ERA: 3.08	2.0	L	8	2	2	2	2	0	0	0	0	0	1	19	28	9.00	1.000

**BOTTOM**

**Toronto Blue Jays @ Texas Rangers**  
Arlington Stadium, Arlington, TX

Sun Jul 21 1991, 8:05 PM EDT  
Att: 31,803 - Cloudy - 95 F

AB	32
R	6
H	9
RBI	6
BB	1
SO	6
LOB	9



Batter	1	2	3	4	5	6	7	8	9	AB R H RBI BB SO LOB	TOP
Wade Boggs, L (1, 5) OBP: 0.420, SLG: 0.467 Mike Brumley, S (1, 5) OBP: 0.222, SLG: 0.209	1-1 G3		1-2 G3		3-2 K			1-2 G1-3		1 0 0 0 0 0 3 0 0 0 0 1 1	
Jody Reed, R (1, 4) OBP: 0.319, SLG: 0.340	1-1 G6-3		3-1 F9			1-1 F7		1-0 BB 1B		4 0 1 0 0 0 0	
Mo Vaughn, L (1, 3) OBP: 0.278, SLG: 0.366	1-3 K		3-0 F9			2-3 K		2-3 K		4 0 0 0 0 3 1	
Jack Clark, R (1, 10) OBP: 0.361, SLG: 0.388 Kevin Romine, R (8, PR) OBP: 0.189, SLG: 0.255		4-2 FC4-6 BB		2-3 K		4-0 BB		4-1 BB 1-2 BB		1 0 0 0 3 1 0 0 0 0 0 0 0 0	
Mike Greenwell, L (1, 7) OBP: 0.359, SLG: 0.420		2-0 FC4-6 HR 1-2f		2-0 G3-1 1B		1-0 P5		1-0 G3-1		4 0 1 0 0 0 4	
Steve Lyons, L (1, 9) OBP: 0.341, SLG: 0.481 Carlos Quintana, R (9, PH) OBP: 0.371, SLG: 0.402		1-0 HR		1-2 G3-1			4-2 FC6-4 BB		1-3 K	2 1 1 1 1 0 1 1 0 0 0 0 1 0	
Ellis Burks, R (1, 8) OBP: 0.298, SLG: 0.398		0-2 1B 1B		3-3 K			3-3 K		0-0 G5-3	4 0 1 0 0 2 2	
Tony Peña, R (1, 2) OBP: 0.309, SLG: 0.366		0-0 1B			1-1 F8			0-0 F8		4 0 1 0 0 0 1	
Luis Rivera, R (1, 6) OBP: 0.359, SLG: 0.457		2-3 K			1-2 E6 CS			1-1 FC6-4 1-2f		3 0 0 0 0 1 3	
<b>Inning Stats</b>	R: 0 E: 0 K: 1 S: 7 H: 0 LOB: 0 BB: 0 P: 10	R: 1 E: 0 K: 1 S: 11 H: 3 LOB: 2 BB: 1 P: 20	R: 0 E: 0 K: 0 S: 6 H: 0 LOB: 0 BB: 0 P: 13	R: 0 E: 0 K: 2 S: 10 H: 1 LOB: 1 BB: 0 P: 18	R: 0 E: 1 K: 1 S: 8 H: 0 LOB: 0 BB: 0 P: 12	R: 0 E: 0 K: 1 S: 6 H: 0 LOB: 1 BB: 1 P: 14	R: 0 E: 0 K: 1 S: 12 H: 0 LOB: 1 BB: 1 P: 20	R: 0 E: 0 K: 1 S: 9 H: 1 LOB: 2 BB: 1 P: 18	R: 0 E: 0 K: 1 S: 6 H: 0 LOB: 0 BB: 0 P: 7	1B: 4 2B: 0 3B: 0 HR: 1 SF: 0 SAC: 0 DP: 0 HBP: 0	WP: 0 PB: 0 SB: 0 CS: 1 PA: 35
<b>PITCHER</b> Jose Guzman, R (1, 1) ERA: 2.76 Kenny Rogers, L (8, 1) ERA: 6.53 Jeff Russell, R (9, 1) ERA: 3.02	IP 7.2 WLS W BF 31 H 5 R 1 ER 1 SO 8 BB 4 IBB 0 HBP 0 BLK 0 WP 0 HR 1 S 68 P 123 ERA 1.17 WHIP 1.174					<b>PITCHER</b> IP 0.1 WLS S BF 3 H 0 R 0 ER 0 SO 1 BB 0 IBB 0 HBP 0 BLK 0 WP 0 HR 0 S 6 P 7 ERA 0.00 WHIP 0.000					

**Boston Red Sox @ Texas Rangers**  
Arlington Stadium, Arlington, TX  
Mon Jul 22 1991, 8:05 PM EDT  
Att. 36,430 - Cloudy - 95 F

livebaseballscorecards.com

<b>AB</b>	31
<b>R</b>	1
<b>H</b>	5
<b>RBI</b>	1
<b>BB</b>	4
<b>SO</b>	9
<b>LOB</b>	13



Batter	1	2	3	4	5	6	7	8	9
Brian Downing, R OBP: 0.379, SLG: 0.431 John Russell, R OBP: 0.136, SLG: 0.143 (1, 10)	3-1 P4	1-0 G5-3			3-1 P6		0-1 CS	1-1 WP SH1-3 1B	
Steve Buechele, R OBP: 0.342, SLG: 0.475 (1, 5)	1-1 G1-3 1B		3-2 G5-3		0-1 HR			1-1 SH1-3 1-2	
Ruben Sierra, S OBP: 0.367, SLG: 0.499 Gary Pettis, S OBP: 0.344, SLG: 0.286 (1, 9) (6, 8)	3-2 G1-3 1-2		1-0 P7		2-2 G4-3			3-2 P6	
Julio Franco, R OBP: 0.385, SLG: 0.461 (1, 4)	3-2 1B 2-H		2-0 L8		2-2 G6-3			4-0 WP IBB	
Kevin Reimer, L OBP: 0.329, SLG: 0.408 (1, 7)	2-2 1B			4-2 WP BB		1-0 CS 1B		3-2 L3	
Juan Gonzalez, R OBP: 0.364, SLG: 0.505 (1, 8) (6, 9)	2-2 F8			0-3 K		3-3 K		1-2 2-3	
Mike Stanley, R OBP: 0.346, SLG: 0.395 (1, 3)		2-2 F9		1 SAFE 4-2 G6-4-3 1-2 BB		1-3 K			
Ivan Rodriguez, R OBP: 0.333, SLG: 0.385 (1, 2)		3-2 G3 2B		0-2 G6-4-3 1-2f		3-2 G4-3			
Jeff Huson, L OBP: 0.309, SLG: 0.302 (1, 6)		2-1 G3			1-3 K		4-1 CS BB		

AB	R	H	RBI	BB	SO	LOB
4	0	1	0	0	0	1
0	0	0	0	0	0	0
3	2	2	1	0	0	0
3	0	0	0	0	0	1
1	0	0	0	0	0	2
3	0	1	1	1	0	0
3	0	2	0	1	0	2
3	0	0	0	0	2	4
2	0	0	0	1	1	0
3	0	1	0	0	0	2
2	0	0	0	1	1	1
1B: 5	SF: 0	WP: 2	PA: 33			
2B: 2	SAC: 1	PB: 0				
3B: 0	DP: 2	SB: 0				
HR: 1	HBP: 0	CS: 2				

**BOTTOM**

**Boston Red Sox @ Texas Rangers**  
Arlington Stadium, Arlington, TX

Mon Jul 22 1991, 8:05 PM EDT  
Att: 36,430 - Cloudy - 95 F

[livebaseballscorecards.com](http://livebaseballscorecards.com)

AB	27
R	2
H	7
RBI	2
BB	4
SO	4
LOB	13



Inning Stats	R: 1	H: 3	E: 0	K: 0	S: 17	H: 3	LOB: 2	BB: 0	P: 31	R: 0	H: 1	E: 0	K: 0	S: 12	R: 0	H: 0	E: 0	K: 0	S: 5	R: 0	H: 0	E: 0	K: 1	S: 14	R: 1	H: 1	E: 0	K: 1	S: 11	R: 0	H: 1	E: 0	K: 1	S: 7	R: 0	H: 0	E: 0	K: 1	S: 9	R: 0	H: 1	E: 0	K: 0	S: 11	R: 0	H: 1	E: 0	K: 0	S: 11
<b>PITCHER</b> Roger Clemens, R ERA: 2.32 (1, 1)	IP	WLS	BF	H	R	ER	SO	BB	IBB	HBP	BLK	WP	HR	S	P	ERA	WHIP																																
	8.0	L	32	7	2	2	4	3	1	0	0	2	1	86	154	2.25	1.250																																

**PITCHER**

IP WLS BF H R ER SO BB IBB HBP BLK WP HR S P ERA WHIP

Batter	1	2	3	4	5	6	7	8	9	AB R H RBI BB SO LOB	TOP											
Jody Reed, R (1, 4) OBP: 0.318, SLG: 0.337	4-1 1B E BB	3-3 K			3-2 F7			1-1 G1-3		3 1 0 0 1 1 0												
Steve Lyons, L (1, 5) OBP: 0.341, SLG: 0.476	1-1 E9 1B		1-1 G3		0-3 K			4-2 BB		3 0 1 0 0 1 0												
Tom Brunansky, R (8, PH) OBP: 0.291, SLG: 0.370										0 0 0 0 1 0 0												
Mike Brumley, S (8, PR) OBP: 0.222, SLG: 0.209										0 0 0 0 0 0 0												
Mo Vaughn, L (1, 3) OBP: 0.277, SLG: 0.351	3-3 K		1-2 G4-3			4-1 FC4-6 WP SF9 BB		2-3 K		3 1 0 0 1 2 2												
Kevin Romine, R (8, 9) OBP: 0.189, SLG: 0.255										0 0 0 0 0 0 0												
Jack Clark, R (1, 10) OBP: 0.360, SLG: 0.384	2-2 P3		0-3 K			4-2 FC4-6 BB		2-1 P2		3 0 0 0 1 1 2												
Mike Greenwell, L (1, 7) OBP: 0.355, SLG: 0.415	3-2 G4-3				1-0 G6-3		0-0 FC4-6 CS		0-1 P5	4 0 0 0 0 0 3												
Carlos Quintana, R (1, 9) OBP: 0.375, SLG: 0.410		0-2 1B SF8 2B		4-2 BB		2-2 SF9		3-2 1B		2 1 2 1 1 0 0												
Ellis Burks, R (1, 8) OBP: 0.297, SLG: 0.396		1-2 SF8 SF7 1B		1-3 K		1-2 CS	1-2 P3	0-1 F9		4 1 1 0 0 1 2												
Tony Peña, R (1, 2) OBP: 0.305, SLG: 0.362		2-1 SF8		0-0 L6			2-2 G4-3	2-0 F8		3 0 0 1 0 0 2												
Luis Rivera, R (1, 6) OBP: 0.355, SLG: 0.452		2-2 SF7			3-3 K		2-3 K			2 0 0 1 0 2 0												
<b>Inning Stats</b>	R: 1 E: 1 K: 1 S: 12	H: 1 LOB: 1 BB: 1 P: 25	R: 2 E: 0 K: 1 S: 15	H: 2 LOB: 0 BB: 0 P: 23	R: 0 E: 0 K: 1 S: 8	H: 0 LOB: 0 BB: 0 P: 10	R: 0 E: 0 K: 1 S: 9	H: 0 LOB: 1 BB: 1 P: 15	R: 0 E: 0 K: 2 S: 9	H: 0 LOB: 0 BB: 0 P: 15	R: 1 E: 0 K: 0 S: 10	H: 0 LOB: 0 BB: 2 P: 21	R: 0 E: 0 K: 1 S: 12	H: 0 LOB: 0 BB: 0 P: 17	R: 0 E: 0 K: 1 S: 10	H: 0 LOB: 1 BB: 1 P: 19	R: 0 E: 0 K: 0 S: 8	H: 1 LOB: 1 BB: 0 P: 13	1B: 3 2B: 1 3B: 0 HR: 0	SF: 3 SAC: 0 DP: 0 HBP: 0	WP: 1 PB: 0 SB: 1 CS: 1	PA: 36
<b>PITCHER</b>	IP WLS BF H R ER SO BB IBB HBP BLK WP HR S P ERA WHIP																					
Nolan Ryan, R (1, 1) ERA: 2.78	7.0 W 27 3 4 3 7 4 0 0 0 1 0 75 126 3.86 1.000																					
Mike Jeffcoat, L (8, 1) ERA: 3.35	0.2 3 0 0 0 1 1 0 0 0 0 0 8 15 0.00 1.500																					
Rich Gossage, R (8, 1) ERA: 3.94	1.1 S 5 1 0 0 0 0 0 0 0 0 0 10 17 0.00 0.750																					

**Boston Red Sox @ Texas Rangers**  
Arlington Stadium, Arlington, TX  
Tue Jul 23 1991, 8:05 PM EDT  
Att. 40,481 - Cloudy - 93 F

[livebaseballscorecards.com](http://livebaseballscorecards.com)

<b>AB</b>	27
<b>R</b>	4
<b>H</b>	4
<b>RBI</b>	3
<b>BB</b>	5
<b>SO</b>	8
<b>LOB</b>	11



Batter	1	2	3	4	5	6	7	8	9
<b>Brian Downing, R</b> OBP: 0.385, SLG: 0.434 (1, 10)	1-1 L3		3-2 2B 1B		1-2 1B FC2-5	4-1 BB G6-4-3			
<b>Ivan Rodriguez, R</b> OBP: 0.330, SLG: 0.390 (1, 2)	1-3 K		1-0 2B 1-H		0-0 1B FC2-5	1-1 BB G6-4-3			
<b>Rafael Palmeiro, L</b> OBP: 0.380, SLG: 0.531 (1, 3)	0-1 1B FC6-4		4-1 BB		0-0 1B 2B		2-3 K		
<b>Julio Franco, R</b> OBP: 0.384, SLG: 0.459 (1, 4)	3-1 1-2f FC6-4		3-3 K		1-2 2B 1B		1-3 K		
<b>Kevin Reimer, L</b> OBP: 0.330, SLG: 0.414 (5, PH) <b>Ruben Sierra, S</b> OBP: 0.367, SLG: 0.501 (6, 9)		0-3 K		2-2 2B CS	3-1 2B 1-H 2-H		2-3 K		
<b>Juan Gonzalez, R</b> OBP: 0.359, SLG: 0.498 (6, 7) (9, 8)		1-0 F8		1-3 K	2-3 K		1-1 F8		
<b>Steve Buechele, R</b> OBP: 0.344, SLG: 0.471 (1, 5)		1-2 F8		4-0 BB FC5-4	4-0 IBB		1-3 K		
<b>Mario Diaz, R</b> OBP: 0.304, SLG: 0.325 (1, 6)			2-2 P6	2-2 FC5-4 1-2f 2-3	0-1 F9		0-3 K		
<b>Gary Pettis, S</b> OBP: 0.344, SLG: 0.282 (9, 7) <b>John Russell, R</b> OBP: 0.136, SLG: 0.143			2-1 G4-3		4-2 BB FC2-5 1B	0-0 G5-3			

Inning Stats	R: 0 E: 0 K: 1 S: 9	H: 1 LOB: 1 BB: 0 P: 14	R: 0 E: 0 K: 1 S: 7	H: 0 LOB: 0 BB: 0 P: 9	R: 1 E: 0 K: 1 S: 13	H: 2 LOB: 2 BB: 1 P: 28	R: 0 E: 0 K: 1 S: 11	H: 1 LOB: 1 BB: 1 P: 20	R: 4 E: 0 K: 1 S: 18	H: 4 LOB: 2 BB: 2 P: 33	R: 0 E: 0 K: 3 S: 12	H: 0 LOB: 0 BB: 0 P: 17	R: 0 E: 0 K: 2 S: 10	H: 0 LOB: 0 BB: 0 P: 12
1B: 5 2B: 3 3B: 0 HR: 0	SF: 0 SAC: 0 DP: 1 HBP: 0	WP: 0 PB: 0 SB: 0 CS: 1	PA: 35											

PITCHER	IP	WLS	BF	H	R	ER	SO	BB	IBB	HBP	BLK	WP	HR	S	P	ERA	WHIP
<b>Greg Harris, R</b> ERA: 4.57 (1, 1)	4.1	L	22	7	5	5	4	3	0	0	0	0	0	51	88	10.38	2.308
<b>Tony Fossas, L</b> ERA: 3.73 (5, 1)	2.0		8	1	0	0	2	1	1	0	0	0	0	15	31	0.00	1.000
<b>Jeff Gray, R</b> ERA: 2.15 (7, 1)	1.2		5	0	0	0	4	0	0	0	0	0	0	18	23	0.00	0.000

**BOTTOM**

**Boston Red Sox @ Texas Rangers**  
Arlington Stadium, Arlington, TX

Tue Jul 23 1991, 8:05 PM EDT  
Att: 40,481 - Cloudy - 93 F

AB 30  
R 5  
H 8  
RBI 5  
BB 5  
SO 10  
LOB 12



AB	R	H	RBI	BB	SO	LOB
3	2	2	0	1	0	0
4	1	1	1	0	1	3
3	1	2	1	1	1	0
4	1	1	1	0	2	3
2	0	1	0	0	1	0
2	0	1	2	0	1	0
4	0	0	0	0	2	2
2	0	0	0	2	1	0
4	0	0	0	0	1	4
2	0	0	0	1	0	0
0	0	0	0	0	0	0

Batter	1	2	3	4	5	6	7	8	9	AB R H RBI BB SO LOB	TOP
Wade Boggs, L (1, 5) OBP: 0.421, SLG: 0.465	2-1 G1-3		4-1 BB		0-0 1B BB F9-2 1B		3-3 K			3 0 1 0 1 1 0	<b>Boston Red Sox @ Texas Rangers</b> Arlington Stadium, Arlington, TX Wed Jul 24 1991, 8:05 PM EDT Att. 39,439 - Cloudy - 87 F
Jody Reed, R (1, 4) OBP: 0.317, SLG: 0.334	2-1 F7		2-3 K		4-0 1B 1-2 BB		2-1 L9			3 0 0 0 1 1 1	
Carlos Quintana, R (1, 3) OBP: 0.374, SLG: 0.408	2-1 BB 1B		0-3 K		1-3 K		3-3 K			4 0 1 0 0 3 4	
Jack Clark, R (1, 10) OBP: 0.362, SLG: 0.384	4-2 FC3-6 1-2 BB			2-3 K	2-2 1-2 2-3 3-H 1B		3-1 F8			3 0 1 1 1 1 0	
Mike Greenwell, L (1, 7) OBP: 0.356, SLG: 0.416	1-2 FC3-6 1-2f			2-2 2B 1B	1-2 F9-2 3-H		0-2 1B			4 1 2 0 0 0 5	
Tom Brunansky, R (1, 9) OBP: 0.288, SLG: 0.365		3-2 F7		2-1 F6		2-0 F8		2-3 K		4 0 0 0 0 1 2	
Ellis Burks, R (1, 8) OBP: 0.297, SLG: 0.398		0-0 G5-3		3-2 1-H 2B		0-3 K		0-0 P3		4 0 1 1 0 1 0	
Tony Peña, R (1, 2) OBP: 0.301, SLG: 0.357		2-2 F9		1-1 F9		2-1 G4-3		1-1 L9		4 0 0 0 0 0 1	
Luis Rivera, R (1, 6) OBP: 0.353, SLG: 0.453			0-1 F8		0-2 1B 1B 2B		2-1 F7		1-1 L5	4 1 1 0 0 0 0	
<b>Inning Stats</b>	R: 0 H: 1 E: 0 LOB: 2 K: 0 BB: 1 S: 12 P: 23	R: 0 H: 0 E: 0 LOB: 0 K: 0 BB: 0 S: 7 P: 12	R: 0 H: 0 E: 0 LOB: 1 K: 2 BB: 1 S: 10 P: 16	R: 1 H: 2 E: 0 LOB: 1 K: 1 BB: 0 S: 13 P: 23	R: 1 H: 3 E: 0 LOB: 2 K: 1 BB: 1 S: 15 P: 23	R: 0 H: 0 E: 0 LOB: 0 K: 1 BB: 0 S: 6 P: 10	R: 0 H: 0 E: 0 LOB: 0 K: 1 BB: 0 S: 8 P: 15	R: 0 H: 1 E: 0 LOB: 1 K: 2 BB: 0 S: 11 P: 19	R: 0 H: 0 E: 0 LOB: 0 K: 0 BB: 0 S: 5 P: 7	1B: 5 SF: 0 2B: 3 SAC: 0 3B: 0 DP: 1 HR: 0 HBP: 0	WP: 0 PA: 36 PB: 0 SB: 0 CS: 0
<b>PITCHER</b>	IP WLS BF H R ER SO BB IBB HBP BLK WP HR S P ERA WHIP										
Oil Can Boyd, R (1, 1) ERA: 3.52	5.0 L 23 6 2 2 4 3 0 0 0 0 0 0 57 97 3.60 1.800										
Wayne Rosenthal, R (6, 1) ERA: 3.21	3.0 10 1 0 0 4 0 0 0 0 0 0 0 25 44 0.00 0.333										
Jeff Russell, R (9, 1) ERA: 2.96	1.0 3 0 0 0 0 0 0 0 0 0 0 0 5 7 0.00 0.000										

livebaseballscorecards.com

<b>AB</b>	33
<b>R</b>	2
<b>H</b>	7
<b>RBI</b>	2
<b>BB</b>	3
<b>SO</b>	8
<b>LOB</b>	13



Batter	1	2	3	4	5	6	7	8	9	AB	R	H	RBI	BB	SO	LOB
Brian Downing, R OBP: 0.383, SLG: 0.443 (1, 10)	2-2 G6-3 ①			3-2 HR ①		0-2 G4-3 ③			1-1 F8 ①	4	1	1	1	0	0	0
Rafael Palmeiro, L OBP: 0.378, SLG: 0.528 (1, 3)	1-0 G6-4-3 1B			0-0 G3-1 ①				1-1 G6-3 ①	2-1 F7 ②	4	0	1	0	0	0	0
Ruben Sierra, S OBP: 0.364, SLG: 0.496 (1, 9)	0-1 G6-4-3 1-2f			1-0 G6-3 ②				2-3 K ②	1-1 F7 ③	4	0	0	0	0	1	1
Julio Franco, R OBP: 0.383, SLG: 0.456 (1, 4)			0-2 G5-3 ①		3-1 G4-3 ③			4-1 S BB		2	0	0	0	1	0	0
Juan Gonzalez, R OBP: 0.359, SLG: 0.495 (1, 8)			2-3 K ②		0-3 K ①			1 SAFE 1 SAFE 4-2 BB		2	0	0	0	1	2	0
Steve Buechele, R OBP: 0.341, SLG: 0.467 (1, 5) (9, 6)			1-0 L8 ③		2-2 F8 ②			2-0 F9 ③		3	0	0	0	0	0	2
Dean Palmer, R OBP: 0.263, SLG: 0.338 (1, 7) (9, 5)			0-1 F8 ①		0-2 F9 ③			1-3 K ①		3	0	0	0	0	1	0
Ivan Rodriguez, R OBP: 0.321, SLG: 0.379 (1, 2)			0-0 G1-3 ②			1-2 G4-3 ①		0-1 G5-3 ②		3	0	0	0	0	0	0
Jeff Huson, L OBP: 0.306, SLG: 0.298 Kevin Reimer, L OBP: 0.329, SLG: 0.412 (8, PH) (9, 7)			1-3 K ③			1-0 L7 ②		0-1 F7 ③		2	0	0	0	0	1	0
										1	0	0	0	0	0	0

Inning Stats	R: 0	H: 1	E: 0	K: 0	S: 6	H: 0	LOB: 0	BB: 0	P: 9	R: 0	H: 0	E: 0	K: 1	S: 7	H: 0	LOB: 0	BB: 0	P: 10	R: 0	H: 0	E: 0	K: 1	S: 6	R: 1	H: 1	E: 0	K: 0	S: 7	H: 0	LOB: 0	BB: 0	P: 14	R: 0	H: 0	E: 0	K: 1	S: 9	H: 0	LOB: 0	BB: 0	P: 11	R: 0	H: 0	E: 0	K: 0	S: 7	H: 0	LOB: 0	BB: 0	P: 9	R: 0	H: 0	E: 0	K: 1	S: 9	H: 0	LOB: 2	BB: 2	P: 22	R: 0	H: 0	E: 0	K: 1	S: 7	H: 0	LOB: 0	BB: 0	P: 8	R: 0	H: 0	E: 0	K: 0	S: 6	H: 0	LOB: 0	BB: 0	P: 10	1B: 1	SF: 0	2B: 0	SAC: 0	3B: 0	DP: 1	HR: 1	HBP: 0	WP: 0	PA: 30
--------------	------	------	------	------	------	------	--------	-------	------	------	------	------	------	------	------	--------	-------	-------	------	------	------	------	------	------	------	------	------	------	------	--------	-------	-------	------	------	------	------	------	------	--------	-------	-------	------	------	------	------	------	------	--------	-------	------	------	------	------	------	------	------	--------	-------	-------	------	------	------	------	------	------	--------	-------	------	------	------	------	------	------	------	--------	-------	-------	-------	-------	-------	--------	-------	-------	-------	--------	-------	--------

PITCHER	IP	WLS	BF	H	R	ER	SO	BB	IBB	HBP	BLK	WP	HR	S	P	ERA	WHIP
Joe Hesketh, L ERA: 3.29 (1, 1)	6.2	W	23	2	1	1	4	2	0	0	0	0	0	50	79	1.35	0.600
Jeff Gray, R ERA: 2.1 (7, 1)	1.1		4	0	0	0	1	0	0	0	0	0	0	8	11	0.00	0.000
Jeff Reardon, R ERA: 3.12 (9, 1)	1.0	S	3	0	0	0	0	0	0	0	0	0	0	6	10	0.00	0.000

**BOTTOM**

**Boston Red Sox @ Texas Rangers**  
Arlington Stadium, Arlington, TX

Wed Jul 24 1991, 8:05 PM EDT  
Att. 39,439 - Cloudy - 87 F

livebaseballscorecards.com

AB	28
R	1
H	2
RBI	1
BB	2
SO	5
LOB	3



Batter	1	2	3	4	5	6	7	8	9	10	AB R H RBI BB SO LOB	TOP										
Tony Phillips, S OBP: 0.385, SLG: 0.438 (1, 4)	2-3 K		3-1 F8		2-1 F8		1-3 K			1-2 E8 1B	5 1 0 0 0 2 1											
Scott Livingstone, L OBP: 0.476, SLG: 0.500 (1, 5)	4-1 1B BB		3-3 K		0-0 G6-3			0-2 G4-3		1-2 1B 1B 2-H	4 0 1 1 1 1 0											
Lloyd Moseby, L OBP: 0.300, SLG: 0.357 (1, 7)	2-2 G6-4-3 1B		2-0 P4			1-0 G3-1		3-2 G5-3		1-3 K 1 SAFE 1 SAFE 1 SAFE	5 0 1 0 0 1 1											
Cecil Fielder, R OBP: 0.354, SLG: 0.525 (1, 10) (10, 3)	0-2 G6-4-3 1-2f			0-0 G5-3		0-3 K		0-0 G6-3		0-0 1B 1-2	5 0 1 0 0 1 2											
Mickey Tettleton, S OBP: 0.375, SLG: 0.483 (1, 2)		1-1 F9		4-2 E 2B BB		1-0 1B			0-3 K	1-0 P3	4 1 1 0 1 1 2											
Dave Bergman, L OBP: 0.345, SLG: 0.348 Skeeter Barnes, R OBP: 0.375, SLG: 0.660 Mark Salas, L OBP: 0.091, SLG: 0.095 Mike Henneman, R OBP: 0.091, SLG: 0.095 (1, 3) (10, PH) (10, PH) (10, 1)		1-3 K		1-3 K		0-3 K			3-2 G3	1-3 K	4 0 0 0 0 3 2 0 0 0 0 0 0 0 1 0 0 0 0 1 2 0 0 0 0 0 0 0											
Travis Fryman, R OBP: 0.291, SLG: 0.426 (1, 6)		2-2 BB 1B		1-1 1B			0-0 F8		0-0 HR		4 1 3 2 0 0 0	AB 39 R 3 H 9 RBI 3 BB 3 SO 10 LOB 15										
Rob Deer, R OBP: 0.308, SLG: 0.411 (1, 9)		4-1 1B		1-2 L4 3-H			3-2 G6-3 2B		1-1 1B		3 0 2 0 1 0 1											
Milt Cuyler, S OBP: 0.318, SLG: 0.320 (1, 8)		3-2 G4-3			1-1 G6-3		0-0 G6-3 2-3		0-0 G3		4 0 0 0 0 0 4											
<b>Inning Stats</b>	R: 0 E: 0 K: 1 S: 11	H: 1 LOB: 1 BB: 1 P: 19	R: 0 E: 0 K: 1 S: 15	H: 1 LOB: 2 BB: 1 P: 26	R: 0 E: 0 K: 1 S: 6	H: 0 LOB: 0 BB: 0 P: 14	R: 1 E: 1 K: 1 S: 11	H: 1 LOB: 1 BB: 1 P: 18	R: 0 E: 0 K: 0 S: 5	H: 0 LOB: 0 BB: 0 P: 8	R: 0 E: 0 K: 2 S: 9	H: 1 LOB: 1 BB: 0 P: 11	R: 0 E: 0 K: 1 S: 8	H: 0 LOB: 0 BB: 0 P: 11	R: 1 E: 0 K: 1 S: 11	H: 2 LOB: 1 BB: 0 P: 15	R: 1 E: 2 K: 2 S: 15	H: 2 LOB: 2 BB: 0 P: 20	1B: 6 2B: 2 3B: 0 HR: 1	SF: 0 SAC: 0 DP: 1 HBP: 0	WP: 0 PB: 0 SB: 0 CS: 0	PA: 42
<b>PITCHER</b>	IP WLS BF H R ER SO BB IBB HBP BLK WP HR S P ERA WHIP																					
Kevin Brown, R ERA: 4.29 (1, 1)	8.2		34	6	2	1	8	3	0	0	0	0	0	0	0	130	1.04	1.038				
Jeff Russell, R ERA: 2.95 (9, 1)	0.1	L	4	2	1	0	0	0	0	0	0	0	0	0	9	12	0.00	6.000				
Kenny Rogers, L ERA: 6.47 (10, 1)	0.2		3	1	0	0	1	0	0	0	0	0	0	0	5	7	0.00	1.500				
Rich Gossage, R ERA: 3.9 (10, 1)	0.1		1	0	0	0	1	0	0	0	0	0	0	0	4	5	0.00	0.000				

Detroit Tigers @ Texas Rangers  
Arlington Stadium, Arlington, TX  
Fri Jul 26 1991, 8:05 PM EDT  
Att: 40,383 - Cloudy - 86 F

livebaseballscorecards.com





**Detroit Tigers @ Texas Rangers**  
 Arlington Stadium, Arlington, TX

Fri Jul 26 1991, 8:05 PM EDT  
 Att. 40,383 - Cloudy - 86 F

livebaseballscorecards.com

<b>AB</b>	<b>39</b>
<b>R</b>	<b>2</b>
<b>H</b>	<b>14</b>
<b>RBI</b>	<b>1</b>
<b>BB</b>	<b>3</b>
<b>SO</b>	<b>7</b>
<b>LOB</b>	<b>28</b>



WP: 1	PA: 45
PB: 0	
SB: 0	
CS: 2	

Batter	1	2	3	4	5	6	7	8	9	10	AB	R	H	RBI	BB	SO	LOB
Brian Downing, R (1, 10) OBP: 0.386, SLG: 0.446	0-2 P5		1-1 BB 1B		3-1 1B SF9 1B		1-2 F9 1B		3-3 K		5	1	3	0	0	1	0
Julio Franco, R (1, 4) OBP: 0.386, SLG: 0.458	0-1 G6-3		2-2 F7		1-1 1B		1-0 CS 1B		2-2 1B		5	0	3	0	0	0	1
Ruben Sierra, S (1, 9) OBP: 0.367, SLG: 0.500	2-2 2B		0-1 BB 1B		1-1 1B		1-0 F9		2-3 K		5	0	3	0	0	1	3
Rafael Palmeiro, L (1, 3) OBP: 0.381, SLG: 0.528	4-0 IBB		4-0 1B		1-2 SF9		3-3 K		1-1 FC6-4 1B		2	0	1	1	2	1	2
Juan Gonzalez, R (1, 8) (9, 7) OBP: 0.357, SLG: 0.493	2-3 K		0-0 P3		1-1 G6-4-3		1-0 E 2B		1-1 FC6-4 WP		5	1	1	0	0	1	8
Kevin Reimer, L (1, 7) Steve Buechele, R (8, PH) (9, 5) OBP: 0.329, SLG: 0.415 OBP: 0.342, SLG: 0.487	0-2 2B		0-2 L6		1-3 K		0-0 FC6-2-4 1B		3-3 K		3	0	1	0	0	1	3
Dean Palmer, R (1, 5) Gary Pettis, S (8, PR) (9, 8) OBP: 0.274, SLG: 0.364 OBP: 0.347, SLG: 0.282	2-0 HBP		1-2 F8		1-1 3B		0-1 FC6-2-4 CS		4-1 BB		3	0	1	0	0	0	1
Ivan Rodriguez, R (1, 2) OBP: 0.306, SLG: 0.361	0-0 P3		1-0 G5-3		0-0 P4		0-1 F9		0-1 F9		5	0	0	0	0	0	6
Jeff Huson, L (1, 6) Mike Stanley, R (8, PH) (9, 6) Mario Diaz, R (9, 6) OBP: 0.302, SLG: 0.293 OBP: 0.346, SLG: 0.395 OBP: 0.302, SLG: 0.322	1-1 G6-4-3		1-2 G6-3		0-0 L3		0-0 CS		0-3 K		3	0	0	0	0	0	3
											0	0	0	0	0	0	0
											1	0	0	0	0	1	0
											1B: 10				SF: 1		
											2B: 3				SAC: 0		
											3B: 1				DP: 2		
											HR: 0				HBP: 1		

Inning Stats																	
	R:	H:	RBI:	BB:	SO:	LOB:		R:	H:	RBI:	BB:	SO:	LOB:		R:	H:	RBI:
	0	1	0	1	0	2		0	2	0	1	0	3		1	2	0
	0	2	1	0	0	1		0	1	0	0	0	1		0	0	0
	13	21						6	9						7	10	

Pitcher																	
	IP:	WLS:	BF:	H:	R:	ER:	SO:	BB:	IBB:	HBP:	BLK:	WP:	HR:	S:	P:	ERA:	WHIP:
Walt Terrell, R (1, 1) ERA: 4.45	6.1		30	10	1	1	2	1	1	1	0	0	0	60	93	1.42	1.737
Jerry Don Gleaton, L (7, 1) ERA: 3.57	0.2		1	0	0	0	1	0	0	0	0	0	0	3	6	0.00	0.000
John Kiely, R (8, 1) ERA:	0.0		1	1	1	0	0	0	0	0	0	0	0	1	2	∞	∞
Paul Gibson, L (8, 1) ERA: 4.33	1.0		3	1	0	0	0	0	0	0	0	0	0	5	5	0.00	1.000
Mike Henneman, R (9, 1) ERA: 2.71	2.0	W	9	2	0	0	4	1	0	0	0	1	0	22	38	0.00	1.500

Batter	1	2	3	4	5	6	7	8	9	AB R H RBI BB SO LOB	TOP					
Tony Phillips, S OBP: 0.388, SLG: 0.447 (1, 4)	0-0 F8		0-1 HR		2-0 F8	4-2 BB		0-0 FC5-4 1B		4 1 2 1 1 0 0						
Skeeter Barnes, R OBP: 0.361, SLG: 0.614 (1, 7)	1-2 F9		0-0 P2		0-0 F8	4-2 BB		2-3 K		4 0 0 0 1 1 2						
Travis Fryman, R OBP: 0.289, SLG: 0.421 (1, 6)	1-3 K		1-1 G6-3		4-0 BB 1B	3-3 K		1-2 FC5-4		4 1 0 0 1 2 4						
Cecil Fielder, R OBP: 0.357, SLG: 0.525 (1, 3)		2-1 HR 1B	1-1 P2		4-2 BB 1B		0-0 1B	2-3 K		4 1 2 0 1 1 2						
Mickey Tettleton, S OBP: 0.361, SLG: 0.509 (1, 10)		2-1 HR		2-2 HR	2-2 BB 1B		2-2 1B	3-3 K		5 2 4 4 0 1 0						
Rob Deer, R OBP: 0.309, SLG: 0.407 (1, 9)		2-2 P4		4-2 BB 1B	4-2 BB		0-2 P6	3-3 K		3 0 0 0 2 1 2						
Andy Allanson, R OBP: 0.248, SLG: 0.337 (1, 2)		3-2 L5		0-1 CS 1B	1-3 K		0-3 K	2-3 K		5 0 1 0 0 3 5						
Scott Livingstone, L OBP: 0.444, SLG: 0.458 (1, 5)		0-1 FC6-4 1B		3-2 P6		1-0 L8	1-3 K			4 0 1 0 0 1 4						
Milt Cuyler, S OBP: 0.317, SLG: 0.319 (1, 8)		3-1 FC6-4		2-2 F7		1-1 G5-3		1-2 FC5-4 1B		4 0 1 0 0 0 3						
<b>Inning Stats</b>	R: 0 E: 0 K: 1 S: 7 H: 0 LOB: 0 BB: 0 P: 9	R: 2 E: 0 K: 0 S: 16 H: 3 LOB: 1 BB: 0 P: 28	R: 1 E: 0 K: 0 S: 7 H: 1 LOB: 0 BB: 0 P: 9	R: 1 E: 0 K: 0 S: 20 H: 2 LOB: 1 BB: 1 P: 31	R: 1 E: 0 K: 1 S: 12 H: 1 LOB: 3 BB: 3 P: 29	R: 0 E: 0 K: 2 S: 10 H: 0 LOB: 2 BB: 2 P: 23	R: 0 E: 0 K: 2 S: 14 H: 2 LOB: 2 BB: 0 P: 17	R: 0 E: 0 K: 2 S: 17 H: 2 LOB: 2 BB: 0 P: 23	R: 0 E: 0 K: 3 S: 9 H: 0 LOB: 0 BB: 0 P: 17	1B: 8 2B: 0 3B: 0 HR: 3 SF: 0 SAC: 0 DP: 0 HBP: 0	WP: 0 PB: 0 SB: 0 CS: 1 PA: 43					
<b>PITCHER</b>	IP WLS BF H R ER SO BB IBB HBP BLK WP HR S P ERA WHIP															
John Barfield, L ERA: 4.17 (1, 1)	3.0	15	5	4	4	1	1	0	0	0	0	3	35	57	12.00	2.000
Gerald Alexander, R ERA: 3.77 (4, 1)	1.2	W	7	1	1	1	0	2	0	0	0	0	19	34	5.40	1.800
Wayne Rosenthal, R ERA: 2.93 (5, 1)	1.1		10	3	0	0	2	3	0	0	0	0	22	44	0.00	4.500
Kenny Rogers, L ERA: 6.21 (7, 1)	3.0	S	11	2	0	0	7	0	0	0	0	0	36	51	0.00	0.667

Detroit Tigers @ Texas Rangers  
Arlington Stadium, Arlington, TX  
Sat Jul 27 1991, 8:05 PM EDT  
Att. 40,112 - Cloudy - 78 F

livebaseballscorecards.com

AB 37  
R 5  
H 11  
RBI 5  
BB 6  
SO 10  
LOB 22



Batter	1	2	3	4	5	6	7	8	9
<b>Brian Downing, R</b> OBP: 0.383, SLG: 0.439 (1, 10)	0-1 G5-3		0-0 G6-3	4-2 1B 1B BB		1-2 F9		2-2 F7	
<b>Julio Franco, R</b> OBP: 0.387, SLG: 0.459 (1, 4)	1-2 G6-3		2-1 BB 1B 2-H	1-1 1B 1-2 2-3		1-1 G6-3			
<b>Ruben Sierra, S</b> OBP: 0.368, SLG: 0.499 (1, 9)	3-3 K		0-0 L9	2-0 1B 1-3 2-H 3-H			4-0 HR BB		
<b>Rafael Palmeiro, L</b> OBP: 0.385, SLG: 0.536 (1, 3)		2-1 HR	4-0 1B 1-2 IBB	4-0 FC6-4 IBB		0-1 F8			
<b>Kevin Reimer, L</b> OBP: 0.329, SLG: 0.411 (1, 7)		2-2 F8	4-1 1B 1-2 2-3 BB	0-0 FC6-4		0-1 HR			
<b>Dean Palmer, R</b> OBP: 0.282, SLG: 0.410 (7, PH) (8, 7)									
<b>Juan Gonzalez, R</b> OBP: 0.355, SLG: 0.490 (1, 8)		1-1 F8	0-1 1B 1-2 2-H 3-H		1-1 F7		1-1 G6-3		
<b>Steve Buechele, R</b> OBP: 0.341, SLG: 0.464 (1, 5)		2-1 1B	2-1 G5-3		3-2 L5		0-1 G6-3		
<b>Ivan Rodriguez, R</b> OBP: 0.304, SLG: 0.357 (1, 2)		1-3 K		0-2 1B SH3-4 1B		1-3 K2-3		2-1 G3	
<b>Jeff Huson, L</b> OBP: 0.302, SLG: 0.294 (1, 6)			1-0 1B G6-3 1B	1-0 SH3-4		0-0 P4		2-2 P4	

Inning Stats	R: 0 E: 0 K: 1 S: 8	H: 0 LOB: 0 BB: 0 P: 12	R: 1 E: 0 K: 1 S: 12	H: 2 LOB: 1 BB: 0 P: 20	R: 3 E: 0 K: 0 S: 10	H: 3 LOB: 2 BB: 2 P: 23	R: 2 E: 0 K: 0 S: 12	H: 3 LOB: 2 BB: 2 P: 24	R: 0 E: 0 K: 1 S: 8	H: 0 LOB: 0 BB: 0 P: 13	R: 0 E: 0 K: 0 S: 6	H: 0 LOB: 0 BB: 0 P: 8	R: 2 E: 0 K: 0 S: 8	H: 1 LOB: 0 BB: 1 P: 13	R: 0 E: 0 K: 0 S: 8	H: 0 LOB: 0 BB: 0 P: 14
1B: 7 2B: 0 3B: 0 HR: 2	SF: 0 SAC: 1 DP: 0 HBP: 0	WP: 0 PA: 37														

PITCHER	IP	WLS	BF	H	R	ER	SO	BB	IBB	HBP	BLK	WP	HR	S	P	ERA	WHIP
<b>Mark Leiter, R</b> ERA: 4.71 (1, 1)	3.0		16	5	4	4	2	1	1	0	0	0	1	30	55	12.00	2.000
<b>John Kiely, R</b> ERA: 81.0 (4, 1)	0.1	L	4	2	2	2	0	1	0	0	0	0	0	10	16	54.00	9.000
<b>John Cerutti, L</b> ERA: 4.17 (4, 1)	0.2		3	1	0	0	0	0	1	0	0	0	0	2	8	0.00	1.500
<b>Rusty Meacham, R</b> ERA: 5.4 (5, 1)	2.0		6	0	0	0	1	0	0	0	0	0	0	14	21	0.00	0.000
<b>Paul Gibson, L</b> ERA: 4.48 (7, 1)	2.0		8	1	2	2	0	1	0	0	0	0	1	16	27	9.00	1.000

**BOTTOM**

**Detroit Tigers @ Texas Rangers**  
Arlington Stadium, Arlington, TX  
Sat Jul 27 1991, 8:05 PM EDT  
Att: 40,112 - Cloudy - 78 F

livebaseballscorecards.com

<b>AB</b>	<b>31</b>
<b>R</b>	<b>8</b>
<b>H</b>	<b>9</b>
<b>RBI</b>	<b>8</b>
<b>BB</b>	<b>5</b>
<b>SO</b>	<b>3</b>
<b>LOB</b>	<b>8</b>



Batter	1	2	3	4	5	6	7	8	9	AB R H RBI BB SO LOB	TOP											
Tony Phillips, S (1, 4) OBP: 0.383, SLG: 0.441	2-3 K		1-0 F7		1-3 K		0-2 FC4		3-1 F7	5 0 0 0 0 2 4												
Scott Livingstone, L (1, 5) OBP: 0.438, SLG: 0.429	1-3 K		0-0 F8			1-3 K		4-2 1B BB	3-2 HR 1B	4 2 1 0 1 2 0												
Lloyd Moseby, L (1, 7) OBP: 0.310, SLG: 0.383	1-3 K			2-3 K		4-2 PB BB		0-2 1B 1B	0-1 HR 1B	4 2 2 2 1 2 0												
Cecil Fielder, R (1, 10) OBP: 0.358, SLG: 0.531		0-1 HR		2-3 K		2-2 F8		1-0 2B 1B	1-3 K	5 1 2 2 0 2 1												
Mickey Tettleton, S (1, 2) OBP: 0.380, SLG: 0.508		3-2 L4		0-2 G4-3		0-1 F8		1-1 2B		4 0 1 1 0 0 1												
Andy Allanson, R (8, 2) OBP: 0.248, SLG: 0.337										0 0 0 0 0 0 0												
Dave Bergman, L (1, 3) OBP: 0.339, SLG: 0.340		2-0 G3-1			2-2 P3		3-2 F9	2-2 P4		2 0 0 0 0 0 0												
Skeeter Barnes, R (7, PH) OBP: 0.355, SLG: 0.603										1 0 0 0 0 0 0												
Mark Salas, L (8, PH) OBP: 0.089, SLG: 0.093										1 0 0 0 0 0 2												
Travis Fryman, R (1, 6) OBP: 0.294, SLG: 0.432		2-1 HR			4-2 S BB		0-1 FC6-4 1B	1-3 K		3 1 2 1 1 1 2												
Rob Deer, R (1, 9) OBP: 0.306, SLG: 0.402		2-3 K			3-3 K		0-0 FC6-4 1B	2-3 K		4 0 0 0 0 3 4												
Milt Cuyler, S (1, 8) OBP: 0.320, SLG: 0.319			1-3 K		4-2 BB		1-0 FC4 1B		1-3 K	3 0 1 0 1 2 0												
<b>Inning Stats</b>	R: 0 E: 0 K: 3 S: 9	H: 0 LOB: 0 BB: 0 P: 13	R: 2 E: 0 K: 1 S: 12	H: 2 LOB: 0 BB: 0 P: 21	R: 0 E: 0 K: 1 S: 5	H: 0 LOB: 0 BB: 0 P: 7	R: 0 E: 0 K: 2 S: 9	H: 0 LOB: 0 BB: 0 P: 13	R: 0 E: 0 K: 2 S: 14	H: 0 LOB: 2 BB: 2 P: 28	R: 0 E: 0 K: 1 S: 13	H: 0 LOB: 1 BB: 1 P: 20	R: 0 E: 0 K: 0 S: 10	H: 2 LOB: 2 BB: 0 P: 14	R: 2 E: 0 K: 2 S: 21	H: 3 LOB: 2 BB: 1 P: 32	R: 2 E: 0 K: 2 S: 13	H: 2 LOB: 0 BB: 0 P: 21	1B: 5 2B: 1 3B: 0 HR: 3	SF: 0 SAC: 0 DP: 0 HBP: 0	WP: 0 PB: 1 SB: 1 CS: 0	PA: 40
<b>PITCHER</b>	IP WLS BF H R ER SO BB IBB HBP BLK WP HR S P ERA WHIP																					
Nolan Ryan, R (1, 1) ERA: 2.8	5.1 W 20 2 2 2 10 2 0 0 0 0 2 52 86 3.38 0.750																					
Mike Jeffcoat, L (6, 1) ERA: 3.6	1.2 12 5 2 2 0 2 0 0 0 0 0 0 29 45 10.80 4.200																					
Rich Gossage, R (8, 1) ERA: 3.78	1.0 3 0 0 0 2 0 0 0 0 0 0 0 12 17 0.00 0.000																					
Brad Arnsberg, R (9, 1) ERA: 9.35	1.0 5 2 2 2 2 0 0 0 0 0 0 1 13 21 18.00 2.000																					

Detroit Tigers @ Texas Rangers  
Arlington Stadium, Arlington, TX  
Sun Jul 28 1991, 8:05 PM EDT  
Att. 40,411 - Cloudy - 88 F

AB	36
R	6
H	9
RBI	6
BB	4
SO	14
LOB	14



livebaseballscorecards.com

Batter	1	2	3	4	5	6	7	8	9
<b>Brian Downing, R</b> (1, 10) OBP: 0.384, SLG: 0.438	1-1 F7		2-3 K		1-2 1B		3-2 1B	1-2 G5-3	
<b>Rafael Palmeiro, L</b> (1, 3) OBP: 0.385, SLG: 0.534	1-1 F8		2-3 K	2-3 K	3-3 K		2-2 1B	0-0 1B	
<b>Ruben Sierra, S</b> (1, 9) OBP: 0.366, SLG: 0.495	2-3 K		1-2 P2	1-2 F9		1-0 F8	0-0 1B	0-0 1B	
<b>Julio Franco, R</b> (1, 4) OBP: 0.390, SLG: 0.459		1-1 1B				0-0 1B	1-1 1B	2-1 F8	
<b>Juan Gonzalez, R</b> (1, 8) OBP: 0.360, SLG: 0.497		2-2 1B			2-2 1B	2-3 K	0-2 F8		
<b>Steve Buechele, R</b> (1, 5) OBP: 0.340, SLG: 0.461		0-2 G6-3			2-2 F8	2-1 PB	3-1 F8		
<b>Dean Palmer, R</b> (1, 7) OBP: 0.295, SLG: 0.405		2-3 K			4-2 1B	4-2 2B	4-2 BB		
<b>Mike Stanley, R</b> (7, 2) OBP: 0.351, SLG: 0.395									
<b>John Russell, R</b> (1, 2) OBP: 0.125, SLG: 0.130			3-2 F7		2-1 P3	1-2 2B	1-3 K		
<b>Kevin Reimer, L</b> (6, PH) OBP: 0.332, SLG: 0.419						1-1 2B			
<b>Gary Pettis, S</b> (7, PH) OBP: 0.346, SLG: 0.281						1-2 F7	3-1 G4-3		
<b>Mario Diaz, R</b> (1, 6) OBP: 0.305, SLG: 0.325			1-2 G1						
<b>Jeff Huson, L</b> (6, PH) OBP: 0.300, SLG: 0.291									

AB R H RBI BB SO LOB

5	1	2	1	0	1	0
5	1	2	0	0	2	2
5	1	1	1	0	1	1
4	3	2	0	0	0	1
4	1	3	2	0	1	1
4	1	1	1	0	0	3
1	2	0	0	2	1	0
0	0	0	0	1	0	0
2	0	0	0	0	0	2
1	0	1	2	0	0	0
1	0	0	0	0	1	2
2	0	1	1	0	0	0
2	0	0	0	0	0	3

<b>AB</b>	<b>36</b>
<b>R</b>	<b>10</b>
<b>H</b>	<b>13</b>
<b>RBI</b>	<b>8</b>
<b>BB</b>	<b>3</b>
<b>SO</b>	<b>7</b>
<b>LOB</b>	<b>15</b>



1B: 11	SF: 0	WP: 1	PA: 40
2B: 2	SAC: 0	PB: 1	
3B: 0	DP: 1	SB: 1	
HR: 0	HBP: 1	CS: 0	

PITCHER	IP	WLS	BF	H	R	ER	SO	BB	IBB	HBP	BLK	WP	HR	S	P	ERA	WHIP
<b>Frank Tanana, L</b> (1, 1) ERA: 3.66	5.2	L	24	7	5	5	6	1	0	0	0	0	0	64	102	7.94	1.412
<b>John Kiely, R</b> (6, 1) ERA: 108.0	0.1		7	4	5	5	0	1	0	1	0	0	0	16	28	135.00	15.000
<b>Jerry Don Gleaton, L</b> (7, 1) ERA: 3.47	1.0		5	1	0	0	1	1	0	0	0	1	0	12	23	0.00	2.000
<b>Rusty Meacham, R</b> (8, 1) ERA: 5.19	1.0		4	1	0	0	0	0	0	0	0	0	0	7	10	0.00	1.000

**Detroit Tigers @ Texas Rangers**  
 Arlington Stadium, Arlington, TX  
 Sun Jul 28 1991, 8:05 PM EDT  
 Att: 40,411 - Cloudy - 88 F

livebaseballscores.com

Batter	1	2	3	4	5	6	7	8	9	AB R H RBI BB SO LOB	TOP
<b>Brian Downing, R</b> (1, 10) OBP: 0.382, SLG: 0.436 <b>Geno Petralli, L</b> (9, PH) OBP: 0.305, SLG: 0.272	1-0  1B	3-3  K		3-1  L7			1-2  G1		3-2  G4-3	4 1 1 0 0 1 1 1 0 0 0 0 0 0	
<b>Rafael Palmeiro, L</b> (1, 3) OBP: 0.385, SLG: 0.535	1-1  L8	1-3  K		2-1  CS 1B 1B			1-0  2B		1-0  F7	5 0 2 0 0 1 2	
<b>Ruben Sierra, S</b> (1, 9) OBP: 0.365, SLG: 0.492	2-2  F7		2-2  G5-3		1-1  1B		2-3  K			4 0 1 0 0 1 2	
<b>Julio Franco, R</b> (1, 4) OBP: 0.393, SLG: 0.462	1-1  HR 2-H 1B		0-0  FC5-4 CS 1B		0-0  L8			1-0  HR 1B		4 2 3 1 0 0 2	
<b>Juan Gonzalez, R</b> (1, 8) OBP: 0.362, SLG: 0.517 (8, 7)	1-1  HR 1-H HR		2-3  K 1-2		3-3  K 2-3			1-0  HR 1-H HR		4 2 2 4 0 2 3	
<b>Steve Buechele, R</b> (1, 5) OBP: 0.339, SLG: 0.459	3-2  F9		0-1  FC5-4 2-3		0-0  G4-6-3 1B			2-1  F8		4 0 1 0 0 0 1	
<b>Dean Palmer, R</b> (1, 7) OBP: 0.304, SLG: 0.446 <b>Gary Pettis, S</b> (8, 8) OBP: 0.346, SLG: 0.281		1-0  G4-3 2B 1B		1-1  HR		0-1  G4-6-3 1-2f		2-0  P2		4 2 2 1 0 0 1 0 0 0 0 0 0 0	<b>AB 38</b> <b>R 7</b> <b>H 13</b> <b>RBI 7</b> <b>BB 0</b> <b>SO 5</b> <b>LOB 13</b>
<b>Ivan Rodriguez, R</b> (1, 2) OBP: 0.303, SLG: 0.362		1-2  G4-3 2B		0-1  P3		2-2  F9		2-2  G6-3		4 0 1 0 0 0 0	
<b>Mario Diaz, R</b> (1, 6) OBP: 0.295, SLG: 0.315		0-2  G4-3 2-3 3-H		2-2  G6-3		0-0  G5-3			1-2  G3	4 0 0 1 0 0 1	
<b>Inning Stats</b>	R: 3 H: 3 E: 0 LOB: 0 K: 0 BB: 0 S: 14 P: 23	R: 1 H: 2 E: 0 LOB: 1 K: 2 BB: 0 S: 16 P: 22	R: 0 H: 1 E: 0 LOB: 1 K: 1 BB: 0 S: 9 P: 13	R: 1 H: 1 E: 0 LOB: 0 K: 0 BB: 0 S: 11 P: 17	R: 0 H: 2 E: 0 LOB: 2 K: 1 BB: 0 S: 8 P: 14	R: 0 H: 1 E: 0 LOB: 0 K: 0 BB: 0 S: 6 P: 8	R: 0 H: 1 E: 0 LOB: 1 K: 1 BB: 0 S: 8 P: 12	R: 2 H: 2 E: 0 LOB: 0 K: 0 BB: 0 S: 9 P: 17	R: 0 H: 0 E: 0 LOB: 0 K: 0 BB: 0 S: 9 P: 14	1B: 8 SF: 0 2B: 3 SAC: 0 3B: 0 DP: 2 HR: 3 HBP: 0	WP: 1 PA: 38 PB: 0 SB: 0 CS: 2
<b>PITCHER</b> <b>Joe Hesketh, L</b> (1, 1) ERA: 3.6 <b>Daryl Irvine, R</b> (7, 1) ERA: 5.87	IP WLS BF H R ER SO BB IBB HBP BLK WP HR S P ERA WHIP 6.2 L 29 11 5 5 4 0 0 0 0 1 2 69 104 6.75 1.650 2.1 9 2 2 2 1 0 0 0 0 0 1 21 36 7.71 0.857	<b>PITCHER</b> IP WLS BF H R ER SO BB IBB HBP BLK WP HR S P ERA WHIP									

**Texas Rangers @ Boston Red Sox**  
 Fenway Park, Boston, MA  
 Mon Jul 29 1991, 7:05 PM EDT  
 Att. 33,604 - Cloudy - 71 F

AB	38
R	7
H	13
RBI	7
BB	0
SO	5
LOB	13



Batter	1	2	3	4	5	6	7	8	9	AB R H RBI BB SO LOB
Jody Reed, R OBP: 0.311, SLG: 0.334 (1, 4)	2-1 F8		1-0 G5-3		2-3 K		0-0 FC6 1-2 1B		1-0 L7	5 0 1 0 0 1 2
Steve Lyons, L OBP: 0.327, SLG: 0.446 (1, 8) Ellis Burks, R OBP: 0.306, SLG: 0.413 (9, PH)	2-1 G1-3			0-3 K		1-1 G1-3	2-1 FC6 1-2f		2-0 F7	4 0 0 0 0 1 2 1 0 0 0 0 0 0
Carlos Quintana, R OBP: 0.367, SLG: 0.395 (1, 3)	1-1 G1-3			2-0 G6-3		4-0 G3 BB		2-2 2B 1B		3 0 1 0 1 0 0
Mo Vaughn, L OBP: 0.301, SLG: 0.393 (1, 10)		0-1 1B		1-2 L9		1-0 G3 1-2		0-2 2B		4 0 2 0 0 0 1
Mike Greenwell, L OBP: 0.351, SLG: 0.419 (1, 7) Kevin Romine, R OBP: 0.207, SLG: 0.255 (1, 7)		3-2 F9			2-0 WP G4-3 1B	3-1 G3-1		2-3 K		0 0 0 0 0 0 0 4 1 1 0 0 1 4
Tom Brunansky, R OBP: 0.287, SLG: 0.379 (1, 9)		3-3 K			0-0 G4-3 WP 1B		2-2 G1-3	2-3 K		4 0 1 0 0 2 3
Luis Rivera, R OBP: 0.358, SLG: 0.458 (1, 6)		2-0 L5			4-2 G4-3 BB		1-2 1B 2B	4-2 BB		2 1 1 0 2 0 1
Tony Peña, R OBP: 0.295, SLG: 0.358 (1, 2) Jack Clark, R OBP: 0.362, SLG: 0.387 (8, PH) John Marzano, R OBP: 0.275, SLG: 0.347 (9, 2)			2-1 P4		1-0 G4-3		2-0 F7	1-2 G2-3		3 0 0 0 0 0 3 1 0 0 0 0 0 3 0 0 0 0 0 0 0
Mike Brumley, S OBP: 0.204, SLG: 0.176 (1, 5) Wade Boggs, L OBP: 0.421, SLG: 0.466 (7, PH) (8, 5)			0-0 L8		4-1 BB		2-2 1B 2-H 1B		3-2 G6-3	1 0 0 0 1 0 0 2 0 1 1 0 0 0

Inning Stats	R: 0 E: 0 K: 0 S: 6	H: 0 LOB: 0 BB: 0 P: 11	R: 0 E: 0 K: 1 S: 9	H: 1 LOB: 1 BB: 0 P: 17	R: 0 E: 0 K: 0 S: 4	H: 0 LOB: 0 BB: 0 P: 7	R: 0 E: 0 K: 1 S: 8	H: 0 LOB: 0 BB: 0 P: 11	R: 1 E: 0 K: 1 S: 10	H: 2 LOB: 2 BB: 2 P: 23	R: 0 E: 0 K: 0 S: 5	H: 0 LOB: 1 BB: 1 P: 14	R: 1 E: 0 K: 0 S: 14	H: 3 LOB: 2 BB: 0 P: 23	R: 0 E: 0 K: 2 S: 20	H: 2 LOB: 3 BB: 1 P: 31	R: 0 E: 0 K: 0 S: 6	H: 0 LOB: 0 BB: 0 P: 12	1B: 6 2B: 2 3B: 0 HR: 0	SF: 0 SAC: 0 DP: 1 HBP: 0
--------------	------------------------------	----------------------------------	------------------------------	----------------------------------	------------------------------	---------------------------------	------------------------------	----------------------------------	-------------------------------	----------------------------------	------------------------------	----------------------------------	-------------------------------	----------------------------------	-------------------------------	----------------------------------	------------------------------	----------------------------------	----------------------------------	------------------------------------


PITCHER	IP	WLS	BF	H	R	ER	SO	BB	IBB	HBP	BLK	WP	HR	S	P	ERA	WHIP
Jose Guzman, R ERA: 2.72 (1, 1)	7.2	W	34	8	2	2	5	4	0	0	0	1	0	72	132	2.35	1.565
Kenny Rogers, L ERA: 6.1 (8, 1)	1.1	S	4	0	0	0	0	0	0	0	0	0	0	10	17	0.00	0.000

**BOTTOM**

**Texas Rangers @ Boston Red Sox**  
**Fenway Park, Boston, MA**  
 Mon Jul 29 1991, 7:05 PM EDT  
 Att: 33,604 - Cloudy - 71 F

AB	R	H	RBI	BB	SO	LOB
34	2	8	1	4	5	19

WP: 1 PA: 38  
 PB: 0 SB: 0 CS: 0



PITCHER	IP	WLS	BF	H	R	ER	SO	BB	IBB	HBP	BLK	WP	HR	S	P	ERA	WHIP
---------	----	-----	----	---	---	----	----	----	-----	-----	-----	----	----	---	---	-----	------

Batter	1	2	3	4	5	6	7	8	9	AB R H RBI BB SO LOB	TOP									
<b>Brian Downing, R</b> (1, 10) OBP: 0.382, SLG: 0.446	2-3 K	3-2 P3		0-2 G1-3			3-2 HR	0-0 1B		5 2 2 2 0 1 2										
<b>Rafael Palmeiro, L</b> (1, 3) OBP: 0.390, SLG: 0.542	2-2 HBP		1-1 F7		4-1 BB		1-0 HR	4-0 BB		2 1 1 1 2 0 0										
<b>Ruben Sierra, S</b> (1, 9) OBP: 0.365, SLG: 0.494	0-1 F8		0-1 WP BLK		3-1 F8		0-0 F8	0-0 1B		3 1 1 0 0 0 2										
<b>Kevin Reimer, L</b> (6, 9) OBP: 0.333, SLG: 0.420										2 0 1 1 0 0 0										
<b>Julio Franco, R</b> (1, 4) OBP: 0.392, SLG: 0.458	1-1 F7		0-2 G5-3		0-0 FC3-6		4-1 BB	0-3 K		3 0 0 0 1 0 3										
<b>Geno Petralli, L</b> (7, 5) OBP: 0.302, SLG: 0.270					1-2f					1 0 0 0 0 1 2										
<b>Juan Gonzalez, R</b> (1, 8) OBP: 0.363, SLG: 0.529		2-0 HR	2-2 2B		3-3 K		1-1 P2		0-1 G3 1B	4 1 2 1 0 1 2										
<b>Jeff Huson, L</b> (7, 6) OBP: 0.303, SLG: 0.295										1 0 1 0 0 0 0										
<b>Steve Buechele, R</b> (1, 5) OBP: 0.340, SLG: 0.457		1-2 F8	4-2 BB			0-3 K	1-3 K		3-2 G3	1 0 0 0 1 0 0										
<b>Gary Pettis, S</b> (6, PH) OBP: 0.341, SLG: 0.276									1-2	3 0 0 0 0 2 2										
<b>Dean Palmer, R</b> (1, 7) OBP: 0.309, SLG: 0.455		3-2 2B	0-0 P5			1-0 E9 1B		2-3 K	0-3 K	5 0 2 0 0 2 3										
<b>Mike Stanley, R</b> (1, 2) OBP: 0.352, SLG: 0.403		3-3 K		0-2 G1-6-3 1B		0-0 F8		2-2 1B 2B	1-0 G6-3	5 1 2 0 0 1 3										
<b>Mario Diaz, R</b> (1, 6) OBP: 0.294, SLG: 0.307		4-0 BB		1-2 G1-6-3		2-2 G6-3		0-0 P4		3 0 0 0 1 0 3										
<b>Inning Stats</b>	R: 0 E: 0 K: 1 S: 9	H: 0 LOB: 1 BB: 0 P: 14	R: 1 E: 0 K: 1 S: 15	H: 2 LOB: 2 BB: 1 P: 31	R: 1 E: 0 K: 0 S: 14	H: 2 LOB: 2 BB: 1 P: 21	R: 0 E: 0 K: 0 S: 12	H: 1 LOB: 0 BB: 0 P: 13	R: 0 E: 1 K: 1 S: 9	H: 1 LOB: 1 BB: 0 P: 12	R: 2 E: 0 K: 1 S: 13	H: 2 LOB: 1 BB: 1 P: 23	R: 2 E: 0 K: 2 S: 14	H: 3 LOB: 2 BB: 1 P: 22	R: 0 E: 0 K: 1 S: 11	H: 1 LOB: 1 BB: 0 P: 15	1B: 5 2B: 4 3B: 0 HR: 3	SF: 0 SAC: 0 DP: 1 HBP: 1	WP: 1 PB: 0 SB: 0 CS: 0	PA: 44
<b>PITCHER</b>	IP WLS BF H R ER SO BB IBB HBP BLK WP HR S P ERA WHIP																			
<b>Kevin Morton, L</b> (1, 1) ERA: 6.0	6.1 W 31 8 4 4 4 4 4 0 1 1 1 3 75 125 5.68 1.895																			
<b>Dennis Lamp, R</b> (7, 1) ERA: 4.5	2.2 13 4 2 2 4 1 0 0 0 0 0 0 30 44 6.75 1.875																			

Texas Rangers @ Boston Red Sox  
Fenway Park, Boston, MA  
Tue Jul 30 1991, 3:33 AM EDT  
Att. 33,086 - Cloudy - 73 F

livebaseballscorecards.com

AB 38  
R 6  
H 12  
RBI 5  
BB 5  
SO 8  
LOB 22





Batter	1	2	3	4	5	6	7	8	9
Wade Boggs, L OBP: 0.426, SLG: 0.469 (1, 5)	1-2 1B		1-1 BB 1-2 HR 2-0 2B 1B		1-2 1B		2-2 FC5-4 1-2f		
Jody Reed, R OBP: 0.309, SLG: 0.331 (1, 4)	1-2 P2		1-2 HR BB 2-3 K 2B		0-1 F8		2-2 P4		
Carlos Quintana, R OBP: 0.368, SLG: 0.408 (1, 7) (9, 3)	2-0 P2		1-1 HR 1-2 2B		3-2 F9		0-0 F8		
Jack Clark, R OBP: 0.360, SLG: 0.384 (1, 10)	1-3 K		1-1 1B 2B 1B 1-1 P2		1-1 G5-3		1-3 K		
Mo Vaughn, L OBP: 0.306, SLG: 0.386 Kevin Romine, R OBP: 0.207, SLG: 0.255 (1, 3) (9, 7)		2-1 P5	0-1 F8	4-0 L6-4 1B BB	1-2 1B		1-1 G6-3		
Ellis Burks, R OBP: 0.311, SLG: 0.426 Steve Lyons, L OBP: 0.327, SLG: 0.446 (1, 8) (7, 8)		3-1 HR	2-2 1B 2B 1B	2-1 1B	2-0 F8				
Tom Brunansky, R OBP: 0.287, SLG: 0.378 (1, 9)		3-3 K	3-1 2B 1B 1B	1-0 L6-4	0-3 K				
Tony Peña, R OBP: 0.295, SLG: 0.360 John Marzano, R OBP: 0.275, SLG: 0.347 (1, 2) (8, 2)		2-2 G6-3	1-1 1B 2B	1-0 P4			1-1 G6-3		
Luis Rivera, R OBP: 0.364, SLG: 0.456 Mike Brumley, S OBP: 0.204, SLG: 0.176 (1, 6) (7, PR) (8, 6)			1-2 HR BB 1-1 1B 2B BB		2-3 K		4-1 FC5-4 BB		


Inning Stats	R: 0 E: 0 K: 1 S: 10	H: 1 LOB: 1 BB: 0 P: 15	R: 1 E: 0 K: 1 S: 11	H: 1 LOB: 0 BB: 0 P: 21	R: 10 E: 0 K: 1 S: 29	H: 7 LOB: 1 BB: 4 P: 60	R: 0 E: 0 K: 0 S: 4	H: 1 LOB: 1 BB: 1 P: 12	R: 0 E: 0 K: 1 S: 14	H: 1 LOB: 1 BB: 0 P: 20	R: 0 E: 0 K: 1 S: 9	H: 1 LOB: 1 BB: 0 P: 13	R: 0 E: 0 K: 0 S: 9	H: 0 LOB: 1 BB: 1 P: 18	R: 0 E: 0 K: 1 S: 6	H: 0 LOB: 0 BB: 0 P: 8
--------------	-------------------------------	----------------------------------	-------------------------------	----------------------------------	--------------------------------	----------------------------------	------------------------------	----------------------------------	-------------------------------	----------------------------------	------------------------------	----------------------------------	------------------------------	----------------------------------	------------------------------	---------------------------------

PITCHER	IP	WLS	BF	H	R	ER	SO	BB	IBB	HBP	BLK	WP	HR	S	P	ERA	WHIP
Oil Can Boyd, R ERA: 3.95 (1, 1)	2.1	L	15	5	7	7	2	3	0	0	0	0	2	36	68	27.00	3.429
Wayne Rosenthal, R ERA: 4.26 (3, 1)	3.2		19	7	4	4	3	2	0	0	0	0	0	41	73	9.82	2.455
Brad Arnsberg, R ERA: 8.38 (7, 1)	1.0		4	0	0	0	0	1	0	0	0	0	0	9	18	0.00	1.000
Mike Jeffcoat, L ERA: 3.53 (8, 1)	1.0		3	0	0	0	1	0	0	0	0	0	0	6	8	0.00	0.000

**BOTTOM**

AB	R	H	RBI	BB	SO	LOB
4	2	3	2	1	0	1
4	1	0	0	1	1	5
5	1	2	6	0	0	2
5	1	1	0	0	2	2
4	0	1	0	1	0	1
0	0	0	0	0	0	0
4	2	3	1	0	0	1
0	0	0	0	0	0	0
4	1	1	0	0	2	3
4	1	1	2	0	0	1
0	0	0	0	0	0	0
1	2	0	0	3	1	0
0	0	0	0	0	0	0

**AB 35**  
**R 11**  
**H 12**  
**RBI 11**  
**BB 6**  
**SO 6**  
**LOB 16**



**Texas Rangers @ Boston Red Sox**  
Fenway Park, Boston, MA  
Tue Jul 30 1991, 3:33 AM EDT  
Att: 33,086 - Cloudy - 73 F

livebaseballscorecards.com

WP	HR	S	P	ERA	WHIP
0	0	0	0	0	0

Batter	1	2	3	4	5	6	7	8	9	AB R H RBI BB SO LOB	TOP																	
Dean Palmer, R (1, 7) OBP: 0.314, SLG: 0.478	2-2 F9		3-2 F8		4-0 G5-4-3 BB			1-1 HR	3-3 K	4 1 1 1 1 1 1																		
Julio Franco, R (1, 4) OBP: 0.393, SLG: 0.457	1-3 K			4-0 E S HR BB	2-2 G5-4-3			0-2 HR		3 2 1 0 1 1 1																		
Ruben Sierra, S (1, 9) OBP: 0.364, SLG: 0.499	2-1 G4-3			3-2 HR	3-2 G3			1-1 F9		4 1 1 2 0 0 1																		
Rafael Palmeiro, L (1, 3) OBP: 0.391, SLG: 0.550		1-0 L4		2-1 2B 1B		3-1 G4-3		3-1 HR		4 2 2 2 0 0 0																		
Juan Gonzalez, R (1, 8) OBP: 0.359, SLG: 0.523		3-2 F7		2-3 K		0-3 K		3-2 G6-3		4 0 0 0 0 2 1																		
Kevin Reimer, L (1, 10) OBP: 0.332, SLG: 0.421		0-0 F8		0-0 1B 2B		1-3 K2-3		2-3 K		4 1 1 0 0 2 0																		
Steve Buechele, R (1, 5) OBP: 0.342, SLG: 0.458			1-2 1B G4-6-3 1B	0-1 E3 E 1B			1-1 G5-3		1-0 G6-3	4 1 2 2 0 0 0	AB 35 R 8 H 11 RBI 7 BB 2 SO 7 LOB 7																	
Ivan Rodriguez, R (1, 2) OBP: 0.309, SLG: 0.367			1-0 G4-6-3 1B	2-2 E3			0-1 G6-3		0-1 1B CS 1B	4 0 2 0 0 0 1																		
Jeff Huson, L (1, 6) OBP: 0.302, SLG: 0.294			1-1 G4-6-3	2-3 K			1-0 L9		2-2 1B	4 0 1 0 0 1 2																		
<b>Inning Stats</b>	R: 0 E: 0 K: 1 S: 9	H: 0 LOB: 0 BB: 0 P: 14	R: 0 E: 0 K: 0 S: 5	H: 0 LOB: 0 BB: 0 P: 9	R: 1 E: 0 K: 0 S: 12	H: 2 LOB: 0 BB: 0 P: 18	R: 4 E: 1 K: 2 S: 22	H: 4 LOB: 1 BB: 1 P: 37	R: 0 E: 0 K: 0 S: 8	H: 0 LOB: 0 BB: 1 P: 17	R: 0 E: 0 K: 0 S: 9	H: 0 LOB: 0 BB: 0 P: 13	R: 0 E: 0 K: 0 S: 5	H: 0 LOB: 0 BB: 0 P: 7	R: 3 E: 0 K: 1 S: 16	H: 3 LOB: 0 BB: 0 P: 26	R: 0 E: 0 K: 1 S: 12	H: 2 LOB: 1 BB: 0 P: 17	1B: 7 2B: 1 3B: 0 HR: 3	SF: 0 SAC: 0 DP: 2 HBP: 0	WP: 0 PB: 0 SB: 1 CS: 1	PA: 37						
<b>PITCHER</b>	IP WLS BF H R ER SO BB IBB HBP BLK WP HR S P ERA WHIP																											
Jeff Carter, R (1, 1) ERA: 6.0	3.0		11	2	2	2	1	1	0	0	0	0	0	0	26	45	6.00	1.000										
Melido Perez, R (4, 1) ERA: 3.33	4.1		20	7	6	6	4	1	0	0	0	0	3	53	84	12.46	1.846											
Donn Pall, R (8, 1) ERA: 2.55	1.2	W	6	2	0	0	2	0	0	0	0	0	0	19	29	0.00	1.200											

Texas Rangers @ Chicago White Sox  
Comiskey Park, Chicago, IL  
Wed Jul 31 1991, 8:05 PM EDT  
Att. 35,185 - Cloudy - 85 F

livebaseballscorecards.com



Batter	1	2	3	4	5	6	7	8	9	AB R H RBI BB SO LOB
Tim Raines, S OBP: 0.353, SLG: 0.329 (1, 7)	0-0 BB WP 1B 1B		1-3 K	0-0 G4-3	2-1 G4-3		1-0 FC6-4 1-2f		4-2 HR BB 1-2 2-3	5 2 1 0 1 1 4
Robin Ventura, L OBP: 0.376, SLG: 0.469 (1, 5)	1-1 WP BB 1-2 G1-2-3 1B		1-1 HR	1-0 BB 1B		2-2 G4-3		2-2 G3	2-0 HR 1-H 2-H 3-H	6 2 4 5 0 0 0
Frank Thomas, R OBP: 0.446, SLG: 0.535 (1, 10)	4-2 G1-2-3 WP 1-2 2-3 BB		1-0 G5-3 1B 1B	4-2 BB BB		4-2 BB		3-1 HR		2 2 2 1 3 0 0
Dan Pasqua, L OBP: 0.376, SLG: 0.494 (1, 9) (7, 3)	4-2 G1-2-3 1-2 2-3 BB		1-0 G5-3 1B	1-1 G3		0-0 P2		4-1 G6-4-3 BB		3 1 1 0 2 0 3
Ron Kittle, R OBP: 0.276, SLG: 0.280 (1, 3) Mike Huff, R OBP: 0.354, SLG: 0.323 (7, 9)	0-0 G1-2-3 1-2 2-3 3-H		0-0 G5-3		1-0 P6	0-0 F7		0-2 G6-4-3 1-2f		4 0 0 0 0 0 6 1 0 0 0 0 0 1
Lance Johnson, L OBP: 0.278, SLG: 0.296 (1, 8) Craig Grebeck, R OBP: 0.331, SLG: 0.486 (9, PH)	1-3 K		2-0 E2 1B 2-H 3-H		1-2 WP 1B		0-0 G3		4-2 FC1-5 1B BB	4 1 2 1 0 1 2 0 0 0 0 1 0 0
Ron Karkovics, R OBP: 0.345, SLG: 0.462 (1, 2)		2-3 K	1-2 HBP		4-2 G6-3 1B 1-2 BB		1-1 F7		1-2 BB FC1-5 HR 1B	3 1 1 0 1 1 0
Joey Cora, S OBP: 0.333, SLG: 0.331 (1, 4)		2-1 G3	2-2 F7		0-0 G6-3 1-2 2-H 1B		1-2 1B 1B		2-2 FC1-5 BB HR 1-2 2-3f	5 1 2 1 0 0 4
Ozzie Guillen, L OBP: 0.274, SLG: 0.308 (1, 6) Carlton Fisk, R OBP: 0.321, SLG: 0.385 (9, PH)		0-0 G4-3		0-3 K	2-1 G6-3		0-0 FC6-4 1-3 1B		1-1 P4	4 0 1 0 0 1 2 1 0 0 0 0 0 2

Inning Stats	R: 1	H: 2	E: 0	LOB: 2	K: 1	BB: 2	S: 15	R: 0	H: 0	E: 0	LOB: 0	K: 1	BB: 0	S: 6	R: 3	H: 4	E: 1	LOB: 2	K: 1	BB: 0	S: 16	R: 0	H: 1	E: 0	LOB: 2	K: 1	BB: 1	S: 10	R: 1	H: 2	E: 0	LOB: 2	K: 0	BB: 1	S: 12	R: 0	H: 0	E: 0	LOB: 1	K: 0	BB: 1	S: 8	R: 0	H: 2	E: 0	LOB: 2	K: 0	BB: 0	S: 8	R: 1	H: 1	E: 0	LOB: 0	K: 0	BB: 1	S: 11	R: 4	H: 2	E: 0	LOB: 0	K: 0	BB: 2	S: 17	1B: 11	SF: 0	2B: 0	SAC: 0	3B: 0	DP: 2	HR: 3	HBP: 1
--------------	------	------	------	--------	------	-------	-------	------	------	------	--------	------	-------	------	------	------	------	--------	------	-------	-------	------	------	------	--------	------	-------	-------	------	------	------	--------	------	-------	-------	------	------	------	--------	------	-------	------	------	------	------	--------	------	-------	------	------	------	------	--------	------	-------	-------	------	------	------	--------	------	-------	-------	--------	-------	-------	--------	-------	-------	-------	--------

PITCHER	IP	WLS	BF	H	R	ER	SO	BB	IBB	HBP	BLK	WP	HR	S	P	ERA	WHIP
Kevin Brown, R ERA: 4.4 (1, 1)	5.0		28	9	5	4	4	4	4	0	0	2	1	59	97	7.20	2.600
Mike Jeffcoat, L ERA: 3.4 (6, 1)	2.0		9	2	0	0	0	1	0	0	0	0	0	16	25	0.00	1.500
Kenny Rogers, L ERA: 6.35 (8, 1)	1.1		7	2	3	3	0	2	0	0	0	0	1	21	37	20.25	3.000
Rich Gossage, R ERA: 4.28 (9, 1)	0.1	L	3	1	2	2	0	1	0	0	0	0	1	7	14	54.00	6.000

**TEXAS RANGERS @ CHICAGO WHITE SOX**  
 Comiskey Park, Chicago, IL  
 Wed Jul 31 1991, 8:05 PM EDT  
 Att: 35,185 - Cloudy - 85 F

<b>AB</b>	<b>38</b>
<b>R</b>	<b>10</b>
<b>H</b>	<b>14</b>
<b>RBI</b>	<b>8</b>
<b>BB</b>	<b>8</b>
<b>SO</b>	<b>4</b>
<b>LOB</b>	<b>24</b>



PITCHER	IP	WLS	BF	H	R	ER	SO	BB	IBB	HBP	BLK	WP	HR	S	P	ERA	WHIP
Kevin Brown, R ERA: 4.4 (1, 1)	5.0		28	9	5	4	4	4	4	0	0	2	1	59	97	7.20	2.600
Mike Jeffcoat, L ERA: 3.4 (6, 1)	2.0		9	2	0	0	0	1	0	0	0	0	0	16	25	0.00	1.500
Kenny Rogers, L ERA: 6.35 (8, 1)	1.1		7	2	3	3	0	2	0	0	0	0	1	21	37	20.25	3.000
Rich Gossage, R ERA: 4.28 (9, 1)	0.1	L	3	1	2	2	0	1	0	0	0	0	1	7	14	54.00	6.000

Batter	1	2	3	4	5	6	7	8	9	AB R H RBI BB SO LOB	TOP		
Dean Palmer, R (1, 7) OBP: 0.299, SLG: 0.454	2-2 G1-3		2-1 F8		0-1 P3		1-0 F7		0-3 K	5 0 0 0 0 1 1			
Julio Franco, R (1, 4) OBP: 0.395, SLG: 0.458	2-1 1B		2-1 F8		4-1 BB		0-0 1B		0-0 G3-1	4 0 2 0 1 0 1			
Ruben Sierra, S (1, 9) OBP: 0.360, SLG: 0.494	0-1 F7		0-1 P6		2-1 L7		0-0 F8			4 0 0 0 0 0 3			
Rafael Palmeiro, L (1, 3) OBP: 0.396, SLG: 0.556	3-1 1B			4-2 2B		1-1 1B		0-1 1B		3 2 3 0 1 0 0			
Juan Gonzalez, R (1, 8) OBP: 0.364, SLG: 0.529	3-2 G1-3			1-1 2B		2-1 1B		1-2 1B		4 0 3 1 0 0 2			
Kevin Reimer, L (1, 10) OBP: 0.328, SLG: 0.417		2-0 F7		1-2 FC1-6		0-0 SF7		1-2 G6-4-3		2 0 0 1 0 0 1			
Brian Downing, R (8, PH) OBP: 0.381, SLG: 0.444				2-3 2B		3-H L7		1-2 G6-4-3		1 0 0 0 0 0 2			
Steve Buechele, R (1, 5) OBP: 0.340, SLG: 0.455		1-3 K		1-1 P3		3-2 L7		2-3 K		2 0 0 0 0 1 1			
Mike Stanley, R (5, 2) OBP: 0.348, SLG: 0.397										2 0 0 0 0 1 2			
Ivan Rodriguez, R (1, 2) OBP: 0.312, SLG: 0.369		2-2 1B		1-1 G5-3		3-1 F9			3-2 F8	2 0 1 0 0 0 1			
Geno Petralli, L (5, 5) OBP: 0.300, SLG: 0.267										1 0 0 0 0 0 1			
Gary Pettis, S (9, PH) OBP: 0.339, SLG: 0.275										1 0 0 0 0 0 0			
Jeff Huson, L (1, 6) OBP: 0.298, SLG: 0.289		2-1 L6			0-1 B5-3		1-1 G6-3		1-2 1B	3 0 0 0 0 0 1			
Mario Diaz, R (9, PH) OBP: 0.299, SLG: 0.313										1 0 1 0 0 0 0			
<b>Inning Stats</b>	R: 0 H: 2 E: 0 LOB: 2 K: 0 BB: 0 S: 14 P: 24	R: 0 H: 1 E: 0 LOB: 1 K: 1 BB: 0 S: 9 P: 16	R: 0 H: 0 E: 0 LOB: 0 K: 0 BB: 0 S: 6 P: 10	R: 1 H: 1 E: 0 LOB: 1 K: 0 BB: 1 S: 11 P: 19	R: 0 H: 0 E: 0 LOB: 1 K: 0 BB: 1 S: 7 P: 13	R: 1 H: 2 E: 0 LOB: 1 K: 0 BB: 0 S: 12 P: 21	R: 0 H: 1 E: 0 LOB: 1 K: 0 BB: 0 S: 5 P: 7	R: 0 H: 2 E: 0 LOB: 1 K: 1 BB: 0 S: 14 P: 18	R: 0 H: 1 E: 0 LOB: 1 K: 1 BB: 0 S: 11 P: 15	1B: 8 SF: 1 2B: 2 SAC: 0 3B: 0 DP: 1 HR: 0 HBP: 0	WP: 0 PA: 38 PB: 0 SB: 0 CS: 0		
<b>PITCHER</b>	IP WLS BF H R ER SO BB IBB HBP BLK WP HR S P ERA WHIP											<b>PITCHER</b>	IP WLS BF H R ER SO BB IBB HBP BLK WP HR S P ERA WHIP
Ramon Garcia, R (1, 1) ERA: 4.37	7.0 W 30 7 2 2 1 2 0 0 0 0 0 0 64 110 2.57 1.286												
Ken Patterson, L (8, 1) ERA: 2.65	0.0 2 2 0 0 0 0 0 0 0 0 0 0 6 7 ∞ ∞												
Brian Drahrman, R (8, 1) ERA: 5.4	1.0 2 0 0 0 1 0 0 0 0 0 0 0 8 11 0.00 0.000												
Scott Radinsky, L (9, 1) ERA: 2.31	1.0 4 1 0 0 1 0 0 0 0 0 0 0 11 15 0.00 1.000												

**Texas Rangers @ Chicago White Sox**  
 Comiskey Park, Chicago, IL  
 Thu Aug 01 1991, 8:05 PM EDT  
 Att. 36,488 - Cloudy - 83 F

livebaseballscorecards.com

AB	35
R	2
H	10
RBI	2
BB	2
SO	3
LOB	16



Batter	1	2	3	4	5	6	7	8	9
<b>Tim Raines, S</b> (1, 7) OBP: 0.353, SLG: 0.338	2-0 G5-3		3-1 F7	0-0 F8 2B		0-1 F7		2-1 1B 3B	
<b>Robin Ventura, L</b> (1, 5) OBP: 0.378, SLG: 0.466 <b>Craig Grebeck, R</b> (8, PH) OBP: 0.336, SLG: 0.486	3-2 E9 G6-3		4-2 1B E BB	2-0 F8		4-0 BB		4-0 BB 1B BB	
<b>Frank Thomas, R</b> (1, 10) OBP: 0.448, SLG: 0.539	2-2 G6-3		0-0 E 1B	3-2 2B		3-2 F8		1-0 BB 1B 1B	
<b>Dan Pasqua, L</b> (1, 3) OBP: 0.377, SLG: 0.489	2-2 P4		1-2 E 1B	4-0 BB		1-0 F8		4-1 1B BB	
<b>Carlton Fisk, R</b> (1, 2) OBP: 0.323, SLG: 0.390 <b>Mike Huff, R</b> (7, PR) OBP: 0.357, SLG: 0.327		1-0 BB G4-3 2B	0-1 E6	2-3 K		2-2 G5-3 E 1B		0-1 1B 1B	
<b>Warren Newson, L</b> (1, 9) OBP: 0.439, SLG: 0.385		4-2 G4-3 BB SF8-3-5-6-4	2-3 K	2-0 F7		2-1 FC G5-3		1-2 1B 1B	
<b>Lance Johnson, L</b> (1, 8) OBP: 0.278, SLG: 0.295 <b>Ron Karkovice, R</b> (7, PH) OBP: 0.337, SLG: 0.450		4-1 G4-3 BB	0-1 G3		1-0 G4-3		3-2 G5-3	2-3 K	
<b>Joey Cora, S</b> (1, 4) OBP: 0.335, SLG: 0.329		2-2 G4-3		4-2 1B 2B BB		1-1 G4-3		3-1 1B	
<b>Ozzie Guillen, L</b> (1, 6) OBP: 0.273, SLG: 0.307		0-1 SF8-3-5-6-4		1-2 2B 1B		0-0 L6		G4-3 G1-3	

Inning Stats	R: 1	H: 0	E: 1	LOB: 0	K: 0	BB: 0	S: 10	R: 2	H: 1	E: 0	LOB: 0	K: 0	BB: 2	S: 10	R: 2	H: 1	E: 2	LOB: 2	K: 1	BB: 1	S: 17	R: 3	H: 3	E: 0	LOB: 2	K: 1	BB: 2	S: 17	R: 0	H: 0	E: 0	LOB: 0	K: 0	BB: 0	S: 4	R: 0	H: 0	E: 0	LOB: 1	K: 0	BB: 1	S: 6	R: 0	H: 1	E: 1	LOB: 1	K: 0	BB: 0	S: 13	R: 5	H: 5	E: 0	LOB: 2	K: 1	BB: 2	S: 20	P: 39
--------------	------	------	------	--------	------	-------	-------	------	------	------	--------	------	-------	-------	------	------	------	--------	------	-------	-------	------	------	------	--------	------	-------	-------	------	------	------	--------	------	-------	------	------	------	------	--------	------	-------	------	------	------	------	--------	------	-------	-------	------	------	------	--------	------	-------	-------	-------

PITCHER	IP	WLS	BF	H	R	ER	SO	BB	IBB	HBP	BLK	WP	HR	S	P	ERA	WHIP
<b>Bobby Witt, R</b> (1, 1) ERA: 4.74	3.1	L	21	5	8	5	1	4	0	0	0	0	0	50	89	13.50	2.700
<b>Wayne Rosenthal, R</b> (4, 1) ERA: 3.74	2.2		10	0	0	0	1	2	0	0	0	0	0	14	32	0.00	0.750
<b>Brad Arnsberg, R</b> (7, 1) ERA: 8.38	0.0		2	1	0	0	0	0	0	0	0	0	0	7	11	∞	∞
<b>John Barfield, L</b> (7, 1) ERA: 4.54	1.1		7	2	4	4	0	2	0	0	0	0	0	13	29	27.00	3.000
<b>Jeff Russell, R</b> (8, 1) ERA: 3.07	0.2		5	3	1	1	1	0	0	0	0	0	0	13	20	13.50	4.500

**AB R H RBI BB SO LOB**

**5 2 2 2 0 0 0**

**2 2 0 0 2 0 1**

**0 1 0 0 1 0 0**

**5 2 3 3 0 0 1**

**3 1 0 0 2 0 2**

**4 1 2 1 0 1 3**

**1 1 1 2 0 0 0**

**4 1 1 1 1 1 5**

**2 0 0 0 1 0 2**

**2 0 0 0 0 1 4**

**4 1 1 2 1 0 3**

**4 1 1 1 0 0 2**

**1B: 7 SF: 1 WP: 0 PA: 45**

**2B: 4 SAC: 0 PB: 0**

**3B: 1 DP: 2 SB: 0**

**HR: 0 HBP: 0 CS: 0**

**ERA WHIP**

**WP: 0 PA: 45**

**ERA WHIP**

**AB 36**

**R 13**

**H 11**

**RBI 12**

**BB 8**

**SO 3**

**LOB 23**

**Texas Rangers @ Chicago White Sox**

**Comiskey Park, Chicago, IL**

**Thu Aug 01 1991, 8:05 PM EDT**

**Att: 36,488 - Cloudy - 83 F**



livebaseballscorecards.com

Batter	1	2	3	4	5	6	7	8	9	AB R H RBI BB SO LOB	TOP	
<b>Brian Downing, R</b> (1, 10) OBP: 0.384, SLG: 0.443 <b>Geno Petrali, L</b> (6, PH) OBP: 0.308, SLG: 0.271 (7, 5)	4-1 G4-6-3 BB		2-1 2B HBP	1-1 G4-3		2-3 1B	3-1 1B		4-2 1B 2B BB	1 1 0 0 1 0 1 2 1 1 1 1 1 1		
<b>Julio Franco, R</b> (1, 4) OBP: 0.402, SLG: 0.465 <b>Mario Diaz, R</b> (7, PR) OBP: 0.304, SLG: 0.318 (7, 4)	4-1 G4-6-3 BB		2-0 2B	1-1 1B		4-1 BB BB	3-2 1B		2-2 2B 1B	3 1 3 3 2 0 0 1 1 1 0 0 0 0		
<b>Ruben Sierra, S</b> (1, 9) OBP: 0.356, SLG: 0.488 <b>Brian Bohanon, L</b> (7, 1) <b>Mike Jeffcoat, L</b> (8, 1) OBP: 1.000, SLG: 2.000	1-0 G4-6-3		1-1 F7	2-2 G4-3		2-3 2B	3-3 2B		0-2 2B 2B	5 0 0 0 0 2 8 0 0 0 0 0 0 0 1 1 1 1 0 0 0		
<b>Rafael Palmeiro, L</b> (1, 3) OBP: 0.402, SLG: 0.571	1-2 F8		2-2 2B		2-2 1B 1B	4-2 BB		1-2 HR	0-2 2B 2B	5 3 4 4 1 0 1		
<b>Juan Gonzalez, R</b> (1, 8) OBP: 0.368, SLG: 0.530 <b>Gary Pettis, S</b> (6, 8) OBP: 0.336, SLG: 0.272		1-0 1B	4-1 BB		1-0 1B	2-3 2B		0-2 G1-3	2-3 2B	3 1 2 0 1 1 3 2 0 0 0 0 1 1		
<b>Kevin Reimer, L</b> (1, 7) OBP: 0.325, SLG: 0.426 (7, 9)		2-0 G4-6-3	2-0 HR		2-0 G4-6-3		2-1 F7		1-3 K	5 1 1 3 0 1 3		
<b>Steve Buechele, R</b> (1, 5) OBP: 0.339, SLG: 0.462 <b>Dean Palmer, R</b> (7, 7) OBP: 0.296, SLG: 0.449		2-3 K	0-1 G1-3		3-2 HR		2-2 G6-3		0-3 K	4 1 1 2 0 1 0 1 0 0 0 0 1 0		
<b>Ivan Rodriguez, R</b> (1, 2) OBP: 0.310, SLG: 0.365 <b>Mike Stanley, R</b> (7, 2) OBP: 0.346, SLG: 0.394			0-0 G6-3	0-1 F9	1-0 F9		1-0 2B 1B		2-3 K	4 1 1 0 0 0 0 1 0 0 0 0 1 0		
<b>Jeff Huson, L</b> (1, 6) OBP: 0.309, SLG: 0.308			4-0 2B HBP BB	3-2 1B 1B		1-2 BB 2B	1-2 WP 1B 2B		1-0 G4-3	4 3 3 1 1 0 0		
<b>Inning Stats</b>	R: 0 H: 0 E: 0 LOB: 1 K: 0 BB: 2 S: 6 P: 16	R: 0 H: 1 E: 0 LOB: 0 K: 1 BB: 0 S: 5 P: 10	R: 6 H: 3 E: 0 LOB: 0 K: 0 BB: 2 S: 13 P: 30	R: 1 H: 2 E: 0 LOB: 1 K: 0 BB: 0 S: 13 P: 20	R: 2 H: 3 E: 0 LOB: 0 K: 0 BB: 0 S: 9 P: 18	R: 0 H: 1 E: 0 LOB: 3 K: 3 BB: 2 S: 15 P: 30	R: 2 H: 4 E: 0 LOB: 2 K: 1 BB: 0 S: 18 P: 33	R: 1 H: 1 E: 0 LOB: 0 K: 2 BB: 0 S: 12 P: 14	R: 3 H: 3 E: 0 LOB: 1 K: 2 BB: 1 S: 20 P: 31	1B: 9 SF: 0 2B: 6 SAC: 0 3B: 0 DP: 3 HR: 3 HBP: 1	WP: 1 PA: 50 PB: 0 SB: 0 CS: 0	
<b>PITCHER</b> <b>Jaime Navarro, R</b> (1, 1) ERA: 4.17 <b>Chuck Crim, R</b> (3, 1) ERA: 5.4 <b>Darren Holmes, R</b> (6, 1) ERA: 5.59 <b>Ed Nunez, R</b> (8, 1) ERA: 6.23	IP WLS BF H R ER SO BB IBB HBP BLK WP HR S P ERA WHIP											<b>PITCHER</b> IP WLS BF H R ER SO BB IBB HBP BLK WP HR S P ERA WHIP

**Texas Rangers @ Milwaukee Brewers**  
 Milwaukee County Stadium, Milwaukee, WI

livebaseballscorecards.com

**AB** 42  
**R** 15  
**H** 18  
**RBI** 15  
**BB** 7  
**SO** 9  
**LOB** 18



Fri Aug 02 1991, 8:05 PM EDT  
 Att. 22,323 - Cloudy - 70 F

Batter	1	2	3	4	5	6	7	8	9	AB	R	H	RBI	BB	SO	LOB
Paul Molitor, R OBP: 0.393, SLG: 0.492 (1, 3)	1-0 1B 2B	1-0 G4-3			0-0 F8			1-2 G4-3		4	1	1	0	0	0	2
Willie Randolph, R OBP: 0.424, SLG: 0.361 (1, 4)	1-0 WP 2-H 1B		0-0 G6-3		2-0 1-2 1B			2-2 1B		4	0	3	1	0	0	0
Robin Yount, R OBP: 0.332, SLG: 0.416 (1, 8)	2-3 SAFE K 1-2		2-0 F7		1-0 G1-3			0-1 F8		4	0	0	0	0	1	4
Candy Maldonado, R OBP: 0.304, SLG: 0.434 (1, 10)	4-1 BB		1-3 K		2-0 G6-3			0-0 F7		3	0	0	0	1	1	1
Greg Vaughn, R OBP: 0.310, SLG: 0.460 (1, 7)	1-1 P2			2-2 L4		2-2 L7			3-2 1B 1B	4	0	1	0	0	0	2
Dante Bichette, R OBP: 0.285, SLG: 0.407 (1, 9)	0-3 K			1-2 G5-3		0-0 F8			0-0 1-2 1B	4	0	1	0	0	1	2
Jim Gantner, L OBP: 0.320, SLG: 0.353 (1, 5)		1-2 G6-3		0-0 F7			1-2 F8		1-0 F7	4	0	0	0	0	0	2
Rick Dempsey, R OBP: 0.309, SLG: 0.354 (1, 2)			4-2 BB		4-1 1B BB		2-2 F9		2-2 F8	2	0	0	0	2	0	2
Dale Sveum, S OBP: 0.300, SLG: 0.349 (1, 6)		2-2 F8		2-3 K			1-3 K		0-0 P4	4	0	0	0	0	2	4


Inning Stats	R: 1	H: 2	E: 0	K: 2	S: 11	LOB: 2	BB: 1	P: 20	R: 0	H: 0	E: 0	K: 0	S: 13	LOB: 1	BB: 1	P: 21	R: 0	H: 0	E: 0	K: 1	S: 5	LOB: 0	BB: 0	P: 8	R: 0	H: 0	E: 0	K: 0	S: 8	LOB: 0	BB: 0	P: 11	R: 0	H: 1	E: 0	K: 1	S: 7	LOB: 2	BB: 1	P: 16	R: 0	H: 0	E: 0	K: 0	S: 8	LOB: 0	BB: 0	P: 12	R: 0	H: 0	E: 0	K: 1	S: 9	LOB: 0	BB: 0	P: 13	R: 0	H: 1	E: 0	K: 0	S: 9	LOB: 1	BB: 0	P: 12	R: 0	H: 2	E: 0	K: 0	S: 9	LOB: 2	BB: 0	P: 15	1B: 5	2B: 1	3B: 0	HR: 0	SF: 0	SAC: 0	DP: 0	HBP: 0
--------------	------	------	------	------	-------	--------	-------	-------	------	------	------	------	-------	--------	-------	-------	------	------	------	------	------	--------	-------	------	------	------	------	------	------	--------	-------	-------	------	------	------	------	------	--------	-------	-------	------	------	------	------	------	--------	-------	-------	------	------	------	------	------	--------	-------	-------	------	------	------	------	------	--------	-------	-------	------	------	------	------	------	--------	-------	-------	-------	-------	-------	-------	-------	--------	-------	--------

PITCHER	IP	WLS	BF	H	R	ER	SO	BB	IBB	HBP	BLK	WP	HR	S	P	ERA	WHIP
Brian Bohanon, L ERA: 1.29 (1, 1)	7.0	W	27	3	1	1	5	3	0	0	0	1	0	61	101	1.29	0.857
Brian Bohanon, L ERA: 1.29 (7, 1)	7.0	W	27	3	1	1	5	3	0	0	0	1	0	61	101	1.29	0.857
Mike Jeffcoat, L ERA: 3.27 (8, 1)	2.0		9	3	0	0	0	0	0	0	0	0	0	18	27	0.00	1.500

**BOTTOM**

**Texas Rangers @ Milwaukee Brewers**  
**Milwaukee County Stadium, Milwaukee, WI**  
 Fri Aug 02 1991, 8:05 PM EDT  
 Att. 22,323 - Cloudy - 70 F

<b>AB</b>	<b>33</b>
<b>R</b>	<b>1</b>
<b>H</b>	<b>6</b>
<b>RBI</b>	<b>1</b>
<b>BB</b>	<b>3</b>
<b>SO</b>	<b>5</b>
<b>LOB</b>	<b>19</b>



WP	PA	ERA	WHIP
1	36		
0			
0			

Texas Rangers @ Milwaukee Brewers  
 Milwaukee County Stadium, Milwaukee, WI

Sat Aug 03 1991, 8:05 PM EDT  
 Att. 31,312 - Cloudy - 71 F

AB	42
R	14
H	16
RBI	13
BB	8
SO	5
LOB	28



WP	1	PA	51
PB	0		
SB	0		
CS	0		

Batter	1	2	3	4	5	6	7	8	9	AB	R	H	RBI	BB	SO	LOB
Jeff Huson, L (1, 6) OBP: 0.309, SLG: 0.309			K				F7			6	2	2	1	0	2	2
Julio Franco, R (1, 4) OBP: 0.407, SLG: 0.466	E3		G5-4-3							3	1	2	1	2	0	1
Mario Diaz, R (7, PR) OBP: 0.302, SLG: 0.315			BB							1	1	0	0	0	0	1
Rafael Palmeiro, L (1, 3) OBP: 0.405, SLG: 0.573	E8		G5-4-3							4	1	3	2	0	0	1
Gary Pettis, S (6, 8) OBP: 0.342, SLG: 0.276			1B							1	1	1	1	1	0	0
Ruben Sierra, S (1, 9) OBP: 0.356, SLG: 0.484	E3		G5-4-3							5	2	1	1	1	0	5
Kenny Rogers, L (9, 1)			1B							0	0	0	0	0	0	0
Juan Gonzalez, R (1, 8) OBP: 0.367, SLG: 0.536	F9									4	1	1	1	0	0	5
Geno Petralli, L (6, 2) OBP: 0.311, SLG: 0.275			G5-3							2	0	1	1	0	0	1
Kevin Reimer, L (1, 10) OBP: 0.329, SLG: 0.443		G6-4-3								5	2	3	3	0	1	1
Steve Buechele, R (1, 5) OBP: 0.337, SLG: 0.456	L8		E6							4	0	0	0	1	1	5
Dean Palmer, R (1, 7) OBP: 0.310, SLG: 0.446		G6-4-3	K							3	1	1	0	2	1	2
Ivan Rodriguez, R (1, 2) OBP: 0.311, SLG: 0.364		G6-4-3	G6-4-3							3	1	1	2	0	0	3
Mike Stanley, R (5, 2) OBP: 0.348, SLG: 0.391		G6-4-3	G6-4-3							1	1	0	0	1	0	1

Inning Stats	R	H	E	K	S	R	H	E	K	S	R	H	E	K	S	R	H	E	K	S	R	H	E	K	S	R	H	E	K	S	R	H	E	K	S	R	H	E	K	S												
	8	7	0	3	34	0	2	0	1	14	2	2	0	1	8	0	0	0	1	11	0	0	0	0	6	0	0	0	1	19	4	4	1	2	13	0	0	0	1	19	0	0	0	8	0	0	0	18	0	0	0	18

PITCHER	IP	WLS	BF	H	R	ER	SO	BB	IBB	HBP	BLK	WP	HR	S	P	ERA	WHIP
Bill Wegman, R (1, 1) ERA: 3.46	0.2	L	10	5	8	0	0	1	0	0	0	0	0	22	42	0.00	9.000
Julio Machado, R (1, 1) ERA: 3.88	2.1		12	5	0	0	2	2	0	0	0	0	0	34	55	0.00	3.000
Dan Plesac, L (4, 1) ERA: 3.86	4.0		21	6	6	6	2	3	0	0	0	1	2	37	65	13.50	2.250
Doug Henry, R (8, 1) ERA: 2.0	1.0		4	0	0	0	1	1	0	0	0	0	0	9	19	0.00	1.000
Rick Dempsey, R (9, 1) ERA: 4.5	1.0		4	0	0	0	0	1	0	0	0	0	0	8	18	0.00	1.000



Batter	1	2	3	4	5	6	7	8	9	AB	R	H	RBI	BB	SO	LOB
Paul Molitor, R OBP: 0.389, SLG: 0.486 (1, 3)	3-2 G6-3	1-0 FC6-4			2-1 F7		2-1 G5-3		0-0 F9	5	0	0	0	0	0	2
Darryl Hamilton, L OBP: 0.358, SLG: 0.379 (1, 9)	1-2 F8		2-3 K		0-1 G4-3		1-1 1B		0-2 G3-1	5	0	1	1	0	1	0
Robin Yount, R OBP: 0.334, SLG: 0.417 (1, 8)	2-2 1B		3-2 1B			0-1 F9	2-3 K			4	0	2	0	0	1	1
Candy Maldonado, R OBP: 0.302, SLG: 0.422 (1, 7)	0-0 L9		0-1 F8			0-0 G1-3		4-1 1B BB		3	0	0	0	1	0	2
B.J. Surhoff, L OBP: 0.281, SLG: 0.289 (1, 2)		2-3 K	0-0 G4-3			1-0 F7		2-1 F8		4	0	0	0	0	1	2
Greg Vaughn, R OBP: 0.315, SLG: 0.458 (1, 10)		4-2 E BB		4-2 G5-4-3 BB			4-0 G3 1B BB	1-0 P4		1	2	0	0	3	0	1
Willie Randolph, R OBP: 0.425, SLG: 0.364 (1, 4)		2-2 E5 1B		0-0 G5-4-3			0-1 G3 1B	2-1 1B		4	2	2	0	0	0	1
Jim Gantner, L OBP: 0.319, SLG: 0.352 (1, 5)		2-2 FC6-4 1B		0-0 G6-3			1-0 G3	0-0 G4-3		4	0	1	1	0	0	4
Dale Sveum, S OBP: 0.300, SLG: 0.347 (1, 6)		2-0 F7			2-2 F7		0-0 1B WP		2-3 K	4	1	1	2	0	1	1

Inning Stats	R: 0	H: 1	E: 0	K: 0	S: 11	LOB: 1	BB: 0	P: 17	R: 2	H: 1	E: 1	K: 1	S: 13	LOB: 1	BB: 1	P: 26	R: 0	H: 1	E: 0	K: 1	S: 10	LOB: 0	BB: 0	P: 15	R: 0	H: 0	E: 0	K: 0	S: 5	LOB: 0	BB: 1	P: 9	R: 0	H: 0	E: 0	K: 0	S: 7	LOB: 0	BB: 0	P: 11	R: 0	H: 0	E: 0	K: 0	S: 4	LOB: 0	BB: 0	P: 5	R: 3	H: 3	E: 0	K: 1	S: 11	LOB: 1	BB: 1	P: 21	R: 0	H: 1	E: 0	K: 0	S: 7	LOB: 2	BB: 1	P: 16	R: 0	H: 0	E: 0	K: 1	S: 8	LOB: 0	BB: 0	P: 10	1B: 7	SF: 0	2B: 0	SAC: 0	3B: 0	DP: 1	HR: 0	HBP: 0	WP: 1	PA: 38
--------------	------	------	------	------	-------	--------	-------	-------	------	------	------	------	-------	--------	-------	-------	------	------	------	------	-------	--------	-------	-------	------	------	------	------	------	--------	-------	------	------	------	------	------	------	--------	-------	-------	------	------	------	------	------	--------	-------	------	------	------	------	------	-------	--------	-------	-------	------	------	------	------	------	--------	-------	-------	------	------	------	------	------	--------	-------	-------	-------	-------	-------	--------	-------	-------	-------	--------	-------	--------

PITCHER	IP	WLS	BF	H	R	ER	SO	BB	IBB	HBP	BLK	WP	HR	S	P	ERA	WHIP
Jose Guzman, R ERA: 2.64 (1, 1)	6.0		23	3	2	1	2	2	0	0	0	0	0	50	83	1.50	0.833
Wayne Rosenthal, R ERA: 4.56 (7, 1)	2.0		12	4	3	3	1	2	0	0	0	1	0	18	37	13.50	3.000
Kenny Rogers, L ERA: 6.27 (9, 1)	1.0		3	0	0	0	1	0	0	0	0	0	0	8	10	0.00	0.000

**BOTTOM**

**Texas Rangers @ Milwaukee Brewers**  
**Milwaukee County Stadium, Milwaukee, WI**

Sat Aug 03 1991, 8:05 PM EDT  
 Att: 31,312 - Cloudy - 71 F

livebaseballscorecards.com

**AB 34**  
**R 5**  
**H 7**  
**RBI 4**  
**BB 4**  
**SO 4**  
**LOB 14**



Batter	1	2	3	4	5	6	7	8	9	AB R H RBI BB SO LOB	TOP																								
<b>Brian Downing, R</b> (1, 10) OBP: 0.381, SLG: 0.449	0-1 G6-3	0-1 FC5		1-3 K			1-1 HR	0-0 P3		5 1 1 1 0 1 6																									
<b>Julio Franco, R</b> (1, 4) OBP: 0.407, SLG: 0.465	2-1 1B		2-2 F9	1-0 L9			3-1 F8 1B		2-2 G6-3	5 1 2 0 0 0 3																									
<b>Rafael Palmeiro, L</b> (1, 3) OBP: 0.403, SLG: 0.568	3-1 1B		1-3 K		3-1 G3-1		2-0 F8		1-1 G4-3	5 0 1 0 0 0 1 1																									
<b>Ruben Sierra, S</b> (1, 9) OBP: 0.361, SLG: 0.489	1-3 K		1-0 1B		0-1 2B		3-1 HBP 1B		4-1 BB	4 0 3 1 1 1 2																									
<b>Kevin Reimer, L</b> (1, 7) OBP: 0.328, SLG: 0.437 <b>Steve Buechele, R</b> (7, PR) OBP: 0.336, SLG: 0.455	1-1 G4-3		2-0 G4-3		3-2 L8		1-0 G6-4-3 HBP		1-0 F9	3 0 0 0 0 0 4 1 0 0 0 0 0 1																									
<b>Juan Gonzalez, R</b> (1, 8) OBP: 0.363, SLG: 0.529		2-2 F8		1-2 L7	3-2 G5-3		2-2 G6-4-3			4 0 0 0 0 0 3																									
<b>Dean Palmer, R</b> (1, 5) OBP: 0.316, SLG: 0.442		2-2 F7		4-1 1B BB		2-3 K		1-1 G1-3 1B		3 0 1 0 1 1 0																									
<b>Ivan Rodriguez, R</b> (1, 2) OBP: 0.316, SLG: 0.368		3-2 FC5 1B		1-0 BB 1B		0-3 K		0-0 P2		4 0 2 0 0 1 1																									
<b>Jeff Huson, L</b> (1, 6) OBP: 0.313, SLG: 0.310		2-0 FC5 1B		4-2 BB		1-2 G4-3		2-2 G1-3		3 0 1 0 1 0 1																									
<b>Inning Stats</b>	R: 0 E: 0 K: 1 S: 11	H: 2 LOB: 2 BB: 0 P: 18	R: 0 E: 0 K: 0 S: 12	H: 2 LOB: 2 BB: 0 P: 21	R: 0 E: 0 K: 1 S: 9	H: 1 LOB: 1 BB: 0 P: 15	R: 0 E: 0 K: 1 S: 11	H: 1 LOB: 3 BB: 2 P: 23	R: 0 E: 0 K: 0 S: 10	H: 1 LOB: 1 BB: 0 P: 19	R: 0 E: 0 K: 2 S: 9	H: 0 LOB: 0 BB: 0 P: 12	R: 2 E: 0 K: 0 S: 10	H: 3 LOB: 2 BB: 0 P: 22	R: 0 E: 0 K: 0 S: 8	H: 1 LOB: 1 BB: 0 P: 10	R: 0 E: 0 K: 0 S: 7	H: 0 LOB: 1 BB: 1 P: 15	1B: 9 2B: 1 3B: 0 HR: 1	SF: 0 SAC: 0 DP: 1 HBP: 1	WP: 0 PB: 0 SB: 0 CS: 0	PA: 41													
<b>PITCHER</b>	IP WLS BF H R ER SO BB IBB HBP BLK WP HR S P ERA WHIP																																		
<b>Chris Bosio, R</b> (1, 1) ERA: 3.22	6.1	32	10	2	2	5	2	0	1	0	0	1	69	125	2.84	1.895																			
<b>Chuck Crim, R</b> (7, 1) ERA: 5.17	2.2	W	9	1	0	0	1	0	0	0	0	0	18	30	0.00	0.750																			

Texas Rangers @ Milwaukee Brewers  
Milwaukee County Stadium, Milwaukee, WI

Sun Aug 04 1991, 4:33 AM EDT  
Att. 28,464 - Cloudy - 68 F

livebaseballscorecards.com

AB	37
R	2
H	11
RBI	2
BB	3
SO	5
LOB	22



Batter	1	2	3	4	5	6	7	8	9	AB R H RBI BB SO LOB
<b>Paul Molitor, R</b> (1, 10) OBP: 0.389, SLG: 0.485	0-0 G4-3		3-1 F8		1-1 G5-3		1-1 1B		0-1 2B 1B	5 1 2 1 0 0 1
<b>Willie Randolph, R</b> (1, 4) OBP: 0.424, SLG: 0.370	1-2 F8		1 SAFE 2-1 1B 1B		1-2 G5-3		2-1 G5-3		0-1 3-H 1B 2B	5 0 2 1 0 0 1
<b>Darryl Hamilton, L</b> (1, 8) OBP: 0.367, SLG: 0.393 <b>Robin Yount, R</b> (8, PH) OBP: 0.333, SLG: 0.415	2-1 PB 1B		2-2 1B		2-2 2B			0-0 G6-3		3 0 3 0 0 0 0 1 0 0 0 0 0 0
<b>Greg Vaughn, R</b> (1, 7) OBP: 0.312, SLG: 0.453	3-2 P5		1-1 F7		1-1 P7			1-1 P2		4 0 0 0 0 0 4
<b>Franklin Stubbs, L</b> (1, 3) OBP: 0.282, SLG: 0.370		2-1 F8		3-2 G3-1		1-2 G5-3		2-1 1B		4 0 1 0 0 0 0
<b>Dante Bichette, R</b> (1, 9) OBP: 0.284, SLG: 0.403		0-0 G6-3		4-1 S 1B BB		3-2 F8		0-0 F8		3 1 0 0 1 0 1
<b>B.J. Surhoff, L</b> (1, 2) OBP: 0.284, SLG: 0.295		3-2 2B		3-1 1-H 1B		1-1 F7			2-2 E7 SH1-3 1B	4 1 2 1 0 0 0
<b>Jim Gantner, L</b> (1, 5) OBP: 0.316, SLG: 0.349		3-2 G3		1 SAFE 1-3 K			0-0 G3-1		0-1 SH1-3	3 0 0 0 0 1 2
<b>Dale Sveum, S</b> (1, 6) OBP: 0.300, SLG: 0.343 <b>Candy Maldonado, R</b> (9, PH) OBP: 0.299, SLG: 0.417			4-2 CS BB		0-3 K		1-2 L5		1-1 G6-3	2 0 0 0 1 1 1 1 0 0 0 0 0 1

Inning Stats	R: 0 E: 0 K: 0 S: 9	H: 1 LOB: 1 BB: 0 P: 15	R: 0 E: 0 K: 0 S: 9	H: 1 LOB: 1 BB: 0 P: 17	R: 0 E: 0 K: 0 S: 17	H: 2 LOB: 2 BB: 1 P: 29	R: 1 E: 0 K: 2 S: 14	H: 1 LOB: 1 BB: 1 P: 25	R: 0 E: 0 K: 0 S: 11	H: 0 LOB: 0 BB: 0 P: 13	R: 0 E: 0 K: 0 S: 8	H: 1 LOB: 1 BB: 0 P: 12	R: 0 E: 0 K: 0 S: 6	H: 1 LOB: 1 BB: 0 P: 9	R: 2 E: 1 K: 0 S: 11	H: 2 LOB: 1 BB: 0 P: 14	1B: 7 2B: 3 3B: 0 HR: 0	SF: 0 SAC: 1 DP: 0 HBP: 0	WP: 0 PB: 1 SB: 1 CS: 1	PA: 38
--------------	------------------------------	----------------------------------	------------------------------	----------------------------------	-------------------------------	----------------------------------	-------------------------------	----------------------------------	-------------------------------	----------------------------------	------------------------------	----------------------------------	------------------------------	---------------------------------	-------------------------------	----------------------------------	----------------------------------	------------------------------------	----------------------------------	--------

PITCHER	IP	WLS	BF	H	R	ER	SO	BB	IBB	HBP	BLK	WP	HR	S	P	ERA	WHIP
<b>Oil Can Boyd, R</b> (1, 1) ERA: 3.84	6.0		25	6	1	1	2	2	0	0	0	0	0	68	115	1.50	1.333
<b>Mike Jeffcoat, L</b> (7, 1) ERA: 3.21	1.0		4	1	0	0	0	0	0	0	0	0	0	8	12	0.00	1.000
<b>Rich Gossage, R</b> (8, 1) ERA: 4.19	0.2		2	0	0	0	0	0	0	0	0	0	0	3	4	0.00	0.000
<b>Jeff Russell, R</b> (8, 1) ERA: 3.02	1.0	L	7	3	2	0	0	0	0	0	0	0	0	14	19	0.00	3.000

**BOTTOM**

**Texas Rangers @ Milwaukee Brewers**  
Milwaukee County Stadium, Milwaukee, WI

Sun Aug 04 1991, 4:33 AM EDT  
Att: 28,464 - Cloudy - 68 F

livebaseballscorecards.com

<b>AB</b>	<b>35</b>
<b>R</b>	<b>3</b>
<b>H</b>	<b>10</b>
<b>RBI</b>	<b>3</b>
<b>BB</b>	<b>2</b>
<b>SO</b>	<b>2</b>
<b>LOB</b>	<b>11</b>



Batter	1	2	3	4	5	6	7	8	9	AB	R	H	RBI	BB	SO	LOB	TOP
Alex Cole, L (1, 7) OBP: 0.389, SLG: 0.341	0-1 G6-4-3 1B	2-2 G6-3		1-1 F9		0-1 F7		3-1 1B 3B	2-2 1B	6	1	3	1	0	0	3	
Glenallen Hill, R (1, 8) OBP: 0.333, SLG: 0.438	2-2 G6-4-3 1-2f	3-2 2-H 1B		0-2 L7		4-1 1-2 BB		0-0 1B 1B	1-3 K	5	0	2	2	1	1	5	
Carlos Baerga, S (1, 4) OBP: 0.364, SLG: 0.416	4-1 BB BB	1-0 G3-1				2-3 K		0-1 1-2 1B G6-4-3	0-0 1-2 2-3 3-H 1B FC4-6	5	1	3	1	1	1	3	
Carlos Martinez, R (1, 3) OBP: 0.359, SLG: 0.424 Mike Aldrete, L (7, 3) OBP: 0.409, SLG: 0.358	4-1 1-2 BB FC6-4			0-0 G6-3		1-2 F8		3-3 K	3-1 1-2f FC4-6	3	0	0	0	1	1	3	
Albert Belle, R (1, 10) OBP: 0.309, SLG: 0.518	1-1 1-2f FC6-4			1-1 F9		3-2 CS 1-H 2B		3-1 2B 2B	2-1 1-2f G6-4-3	5	1	2	1	0	0	4	
Mark Whiten, S (1, 9)				0-1 HR		4-0 WP CS IBB		2-3 K	1-0 1B 1B	4	3	3	2	1	1	1	
Jeff Manto, R (1, 5) OBP: 0.284, SLG: 0.250				2-1 E 1B G5-3 1B		3-2 1-2 2-3 WP HBP		2-3 K	1-0 F8	4	1	1	0	0	1	2	
Joel Skinner, R (1, 2) OBP: 0.276, SLG: 0.329				1-0 1B E9 G5-3 1B		2-2 1-2 2-3 G5-3 G4-3		0-0 2-H 2B	2-2 1B 1B HBP 1B	5	2	3	1	0	0	2	
Felix Fermin, R (1, 6) OBP: 0.310, SLG: 0.315				2-2 1-2 3-H G5-3		1-2 1B		0-1 BB 1B	1-1 1B 1B HBP	4	0	2	1	0	0	2	
<b>Inning Stats</b>	R: 0 E: 0 K: 0 S: 9 H: 1 LOB: 2 BB: 2 P: 20	R: 3 E: 1 K: 0 S: 16 H: 4 LOB: 1 BB: 0 P: 27	R: 1 E: 0 K: 0 S: 6 H: 1 LOB: 0 BB: 0 P: 8	R: 0 E: 0 K: 0 S: 11 H: 1 LOB: 1 BB: 0 P: 15	R: 1 E: 0 K: 0 S: 14 H: 2 LOB: 2 BB: 1 P: 27	R: 0 E: 0 K: 2 S: 11 H: 1 LOB: 2 BB: 1 P: 18	R: 1 E: 0 K: 2 S: 12 H: 2 LOB: 1 BB: 0 P: 21	R: 1 E: 0 K: 1 S: 10 H: 3 LOB: 1 BB: 0 P: 18	R: 2 E: 0 K: 1 S: 16 H: 4 LOB: 3 BB: 0 P: 27	1B: 13 2B: 3 3B: 1 HR: 2 SF: 0 SAC: 0 DP: 2 HBP: 2	WP: 2 PB: 0 SB: 0 CS: 2	PA: 49					
<b>PITCHER</b>	IP WLS BF H R ER SO BB IBB HBP BLK WP HR S P ERA WHIP	IP WLS BF H R ER SO BB IBB HBP BLK WP HR S P ERA WHIP	IP WLS BF H R ER SO BB IBB HBP BLK WP HR S P ERA WHIP	IP WLS BF H R ER SO BB IBB HBP BLK WP HR S P ERA WHIP	IP WLS BF H R ER SO BB IBB HBP BLK WP HR S P ERA WHIP	IP WLS BF H R ER SO BB IBB HBP BLK WP HR S P ERA WHIP	IP WLS BF H R ER SO BB IBB HBP BLK WP HR S P ERA WHIP	IP WLS BF H R ER SO BB IBB HBP BLK WP HR S P ERA WHIP	IP WLS BF H R ER SO BB IBB HBP BLK WP HR S P ERA WHIP								
Kevin Brown, R (1, 1) ERA: 4.58	4.2 L 25 9 5 5 0 2 1 1 0 1 2 54 93 9.64 2.357	2.1 11 3 1 1 4 1 0 0 0 1 0 25 43 3.86 1.714	1.0 5 3 1 1 1 0 0 0 0 0 0 10 18 9.00 3.000	1.0 8 4 2 2 1 0 0 1 0 0 0 16 27 18.00 4.000													

**Cleveland Indians @ Texas Rangers**  
 Arlington Stadium, Arlington, TX  
 Mon Aug 05 1991, 8:05 PM EDT  
 Att. 22,315 - Cloudy - 97 F

AB	43
R	9
H	19
RBI	9
BB	4
SO	6
LOB	30



Batter	1	2	3	4	5	6	7	8	9	AB R H RBI BB SO LOB
Brian Downing, R OBP: 0.376, SLG: 0.443 (1, 10)	3-1 G6-3 ①		2-3 K ②		0-1 FC6-4 ③			1-2 G4-3 ②		4 0 0 0 0 1 1
Julio Franco, R OBP: 0.405, SLG: 0.462 (1, 4)	1-3 K ②		1-0 G6-3 ③			4-0 FC4-6 BB ①		0-2 G6-3 ③		3 0 0 0 1 1 0
Rafael Palmeiro, L OBP: 0.400, SLG: 0.563 (1, 3)	2-0 F8 ③			3-2 E4 FC4-6 ①		1 SAFE 1-3 K ①		1-1 F8 ①		4 0 0 0 0 1 1
Ruben Sierra, S OBP: 0.360, SLG: 0.487 (1, 9)		2-2 E 1B ①		1-1 FC4-6 1-2f ①		2-0 FC4-6 1-2f ②		1-2 F8 ②		4 0 1 0 0 0 2
Kevin Reimer, L OBP: 0.323, SLG: 0.430 (1, 7)		1-3 K ①		0-2 P6 ②		2-3 K ③		0-0 G4-3 ③		4 0 0 0 0 2 3
Juan Gonzalez, R OBP: 0.360, SLG: 0.524 (1, 8)		1 SAFE 1-1 F9 ②		0-0 F7 ③			1-0 G5-3 ①			3 0 0 0 0 0 2
Steve Buechele, R OBP: 0.333, SLG: 0.450 (1, 5)		1 SAFE 1-0 E3 1-3 ②			3-3 K ①		0-0 G6-3 ②			3 0 0 0 0 1 1
Ivan Rodriguez, R OBP: 0.309, SLG: 0.360 (1, 2)			0-1 F9 ③		0-0 G6-3 ②		1-3 K ③			3 0 0 0 0 1 2
Jeff Huson, L OBP: 0.313, SLG: 0.310 (1, 6)			2-1 G3 ①		0-1 FC6-4 1B ②			1-1 F9 ①		3 0 1 0 0 0 0

Inning Stats	R: 0	H: 0	E: 0	K: 1	S: 6	R: 0	H: 1	E: 1	K: 1	S: 13	R: 0	H: 0	E: 0	K: 1	S: 6	R: 0	H: 0	E: 1	K: 0	S: 9	R: 0	H: 1	E: 0	K: 1	S: 12	R: 0	H: 0	E: 0	K: 2	S: 8	R: 0	H: 0	E: 0	K: 1	S: 5	R: 0	H: 0	E: 0	K: 0	S: 9	R: 0	H: 0	E: 0	K: 0	S: 6	1B: 2	2B: 0	3B: 0	HR: 0	SF: 0	SAC: 0	DP: 0	HBP: 0	WP: 0	PB: 0	SB: 0	CS: 0	PA: 32
Eric King, R ERA: 4.69 (1, 1)	IP	WLS	BF	H	R	ER	SO	BB	IBB	HBP	BLK	WP	HR	S	P	ERA	WHIP													IP	WLS	BF	H	R	ER	SO	BB	IBB	HBP	BLK	WP	HR	S	P	ERA	WHIP												

**Cleveland Indians @ Texas Rangers**  
Arlington Stadium, Arlington, TX  
Mon Aug 05 1991, 8:05 PM EDT  
Att. 22,315 - Cloudy - 97 F

[livebaseballscorecards.com](http://livebaseballscorecards.com)

AB	31
R	0
H	2
RBI	0
BB	1
SO	7
LOB	12



Batter	1	2	3	4	5	6	7	8	9	AB R H RBI BB SO LOB	TOP																
Glenallen Hill, R OBP: 0.330, SLG: 0.431 (1, 8)	1-3 K		3-1 CS 1B	1-3 K			3-3 K	0-0 F8		5 0 1 0 0 3 3	<p>Cleveland Indians @ Texas Rangers</p> <p>Arlington Stadium, Arlington, TX</p> <p>Tue Aug 06 1991, 8:05 PM EDT</p> <p>Att. 23,266 - Sunny - 94 F</p> <p>livebaseballscorecards.com</p>																
Chris James, R OBP: 0.278, SLG: 0.317 (1, 7)	1-1 G6-3		0-3 K		1-1 L5		1-1 1B SF8 1B	1-1 F9	5 1 1 0 0 1 2																		
Carlos Baerga, S OBP: 0.365, SLG: 0.416 (1, 4)	2-2 G6-3			0-2 1B 1B	2-3 K		SAFE 0-0 1-3 SF8 1B	1-2 G3-1	5 1 2 0 0 1 0																		
Albert Belle, R OBP: 0.310, SLG: 0.528 (1, 10)		1-1 P3		1-0 1B 1-2 G3-1 1B	2-3 K		1-2 SF8	1-1 HR	4 2 2 2 0 1 0																		
Mark Whiten, S OBP: 0.307, SLG: 0.421 (1, 9)		0-3 K2-3		0-0 G3-1 2B 1-3 2-H 1B		2-3 K	2-1 F8	1-2 G4-3	5 1 1 1 0 2 1																		
Mike Aldrete, L OBP: 0.398, SLG: 0.347 (1, 3)		2-1 P6		3-1 G3-1		1-3 K		0-2 F8	3 0 0 1 0 1 1																		
Carlos Martinez, R OBP: 0.355, SLG: 0.419 (8, 3)				2-3 3-H					1 0 0 0 0 0 0																		
Jeff Manto, R OBP: 0.304, SLG: 0.300 (1, 5)			1-1 G1 1B 2B	0-1 1B 2B 3-H		2-2 2B 1B		2-0 F9	4 3 3 1 0 0 0																		
Joel Skinner, R OBP: 0.281, SLG: 0.339 (1, 2)			1-2 G1	0-1 G5-3		1-1 1-H 2B		0-0 1B 1B	4 0 2 1 0 0 2																		
Felix Fermin, R OBP: 0.315, SLG: 0.321 (1, 6)			2-0 1B	3-1 1B 2-H		1-2 F7		1-0 1-2 1B	4 0 3 2 0 0 1																		
<b>Inning Stats</b>	R: 0 E: 0 K: 1 S: 8	H: 0 LOB: 0 BB: 0 P: 12	R: 0 E: 0 K: 1 S: 7	H: 0 LOB: 0 BB: 0 P: 10	R: 1 E: 0 K: 1 S: 11	H: 3 LOB: 1 BB: 0 P: 18	R: 4 E: 0 K: 1 S: 16	H: 5 LOB: 1 BB: 0 P: 24	R: 0 E: 0 K: 2 S: 8	H: 0 LOB: 0 BB: 0 P: 13	R: 1 E: 0 K: 2 S: 14	H: 2 LOB: 1 BB: 0 P: 21	R: 1 E: 0 K: 1 S: 11	H: 2 LOB: 1 BB: 0 P: 18	R: 0 E: 0 K: 0 S: 7	H: 2 LOB: 2 BB: 0 P: 10	R: 1 E: 0 K: 0 S: 12	H: 1 LOB: 0 BB: 0 P: 16	1B: 11 2B: 3 3B: 0 HR: 1	SF: 1 SAC: 0 DP: 0 HBP: 0	WP: 0 PB: 0 SB: 0 CS: 1	PA: 41					
<b>PITCHER</b>	IP WLS BF H R ER SO BB IBB HBP BLK WP HR S P ERA WHIP																										
Bobby Witt, R ERA: 5.16 (1, 1)	3.2		18	8	5	5	3	0	0	0	0	0	0	39	60	12.27	2.182										
Gerald Alexander, R ERA: 3.86 (4, 1)	3.0		13	4	2	2	6	0	0	0	0	0	0	34	52	6.00	1.333										
Kenny Rogers, L ERA: 6.33 (7, 1)	1.0	W	5	2	0	0	0	0	0	0	0	0	0	8	13	0.00	2.000										
Jeff Russell, R ERA: 3.1 (8, 1)	1.1	S	5	1	1	1	0	0	0	0	0	0	1	13	17	6.75	0.750										



BOTTOM

Cleveland Indians @ Texas Rangers  
Arlington Stadium, Arlington, TX

Tue Aug 06 1991, 8:05 PM EDT  
Att. 23,266 - Sunny - 94 F

livebaseballscorecards.com

AB 37  
R 10  
H 17  
RBI 9  
BB 2  
SO 4  
LOB 15



WP: 0 PA: 39  
PB: 0  
SB: 0  
CS: 0

AB R H RBI BB SO LOB

5 1 4 0 0 0 0  
5 1 2 1 0 0 3  
0 0 0 0 0 0 0

5 2 2 1 0 2 3

4 1 2 3 0 0 2

4 2 3 1 0 0 1

3 1 1 1 1 0 2

2 0 0 0 0 1 1  
2 0 1 1 0 0 0

4 0 1 1 0 0 1

3 2 1 0 1 1 2

1B: 14 SF: 0  
2B: 1 SAC: 0  
3B: 0 DP: 4  
HR: 2 HBP: 0

Batter	1	2	3	4	5	6	7	8	9
Rafael Palmeiro, L OBP: 0.404, SLG: 0.566 (1, 3)	1-1 FC6 1B		1-0 1B 1B	2-2 1-3 G6-3 1B		1-0 1-H E9 1B		1-0 F8	
Julio Franco, R OBP: 0.405, SLG: 0.461 Mario Diaz, R OBP: 0.302, SLG: 0.315 (8, PR) (9, 4)	0-0 L9		2-2 1B 1-2 HR 1B	2-1 1-2 G6-3		0-1 G4-3		3-1 G5-4-3 1B	
Ruben Sierra, S OBP: 0.360, SLG: 0.488 (1, 9)	2-3 K		1-0 1-3 2-H HR 1B	0-3 K		3-2 1B 1B 2B		1-2 G5-4-3 1-2f	
Kevin Reimer, L OBP: 0.326, SLG: 0.444 (1, 10)	1-1 FC6 1-2f		0-0 2-H 3-H HR		0-0 G5-4-3 1B		0-1 L6		
Juan Gonzalez, R OBP: 0.364, SLG: 0.536 (1, 8) (4, 7)		2-0 HR	1-0 G6-4-3 1B		2-2 F7		0-1 1B 1B		
Steve Buechele, R OBP: 0.335, SLG: 0.449 (1, 5)		4-0 G5-4-3 BB	1 SAFE 1 SAFE 1 SAFE 1 SAFE G6-4-3 1-2f	2-2 G6-4-3	1-2 1-2f G5-4-3		0-0 1B G6-3 1B		
Dean Palmer, R OBP: 0.311, SLG: 0.434 Gary Pettis, S OBP: 0.344, SLG: 0.278 (1, 7) (4, 8)		1-0 G5-4-3 1-2f	2-3 K			3-1 P6		3-1 1-3 2-H G6-3 1B	
Ivan Rodriguez, R OBP: 0.308, SLG: 0.357 (1, 2)		2-1 1B		1-2 G1-3		2-1 G4-3		2-1 1-2 3-H G6-3	
Jeff Huson, L OBP: 0.316, SLG: 0.310 (1, 6)	0-0 L9			4-1 1B G6-3 BB		1-1 1B E 1B		1-3 K	

Inning Stats	R: 0	H: 1	E: 0	LOB: 1	K: 1	BB: 0	S: 9	R: 1	H: 2	E: 0	LOB: 1	K: 0	BB: 1	S: 5	R: 4	H: 5	E: 0	LOB: 0	K: 1	BB: 0	S: 13	R: 1	H: 1	E: 0	LOB: 1	K: 1	BB: 1	S: 13	R: 0	H: 1	E: 0	LOB: 0	K: 0	BB: 0	S: 9	R: 1	H: 2	E: 1	LOB: 1	K: 0	BB: 0	S: 9	R: 3	H: 4	E: 0	LOB: 1	K: 1	BB: 0	S: 16	R: 0	H: 1	E: 0	LOB: 1	K: 0	BB: 0	S: 6
--------------	------	------	------	--------	------	-------	------	------	------	------	--------	------	-------	------	------	------	------	--------	------	-------	-------	------	------	------	--------	------	-------	-------	------	------	------	--------	------	-------	------	------	------	------	--------	------	-------	------	------	------	------	--------	------	-------	-------	------	------	------	--------	------	-------	------

PITCHER	IP	WLS	BF	H	R	ER	SO	BB	IBB	HBP	BLK	WP	HR	S	P	ERA	WHIP
Charles Nagy, R ERA: 3.67 (1, 1)	2.0		14	8	5	5	1	1	0	0	0	0	0	21	39	22.50	4.500
Jeff Shaw, R ERA: 3.54 (3, 1)	4.0		15	4	2	1	2	1	0	0	0	0	0	37	60	2.25	1.250
Mike York, R ERA: 6.23 (7, 1)	0.2	L	6	4	3	3	0	0	0	0	0	0	0	13	21	40.50	6.000
Jesse Orosco, L ERA: 2.83 (7, 1)	1.1		4	1	0	0	1	0	0	0	0	0	0	9	15	0.00	0.750

PITCHER	IP	WLS	BF	H	R	ER	SO	BB	IBB	HBP	BLK	WP	HR	S	P	ERA	WHIP
---------	----	-----	----	---	---	----	----	----	-----	-----	-----	----	----	---	---	-----	------

Batter	1	2	3	4	5	6	7	8	9	AB	R	H	RBI	BB	SO	LOB	TOP											
Glenallen Hill, R OBP: 0.332, SLG: 0.432 Alex Cole, L OBP: 0.385, SLG: 0.336	1-0 E 1B	1-2 FC6-4 E 1-2f 3-H		2-1 G5-3	2-2 P7		3-2 G6-3			2	1	1	1	0	0	1												
Chris James, R OBP: 0.277, SLG: 0.324	0-1 F9	1-0 E6		0-0 HR	2-1 L7			2-3 K		5	1	1	1	0	1	3												
Carlos Baerga, S OBP: 0.365, SLG: 0.418	0-2 E7 G5-3 1-H 2B	1-0 G5-3		1-0 3B 1B		2-1 P6		0-3 K		5	2	2	1	0	1	2												
Albert Belle, R OBP: 0.312, SLG: 0.535	3-2 G5-3 3-H		4-1 2B SF8 BB	1-1 F8		0-1 HR		1-3 K		4	2	1	2	1	1	1												
Mark Whiten, S OBP: 0.312, SLG: 0.433	1-0 F8		1-2 SF8 2B	3-1 1B 3B		4-2 E S SF7 BB		1-3 K		4	2	2	1	1	1	0												
Carlos Martinez, R OBP: 0.351, SLG: 0.420 Mike Aldrete, L OBP: 0.395, SLG: 0.343		1-2 F7	0-2 SF8	1-1 1B		2-2 SF7		1-2 E6		2	0	1	3	0	0	0												
Jeff Manto, R OBP: 0.302, SLG: 0.298 Jerry Browne, S OBP: 0.262, SLG: 0.250		0-1 1B 1B	1-0 P2	2-2 P3		3-3 K		3-2 F8		4	1	1	0	0	1	2												
Joel Skinner, R OBP: 0.289, SLG: 0.343		1-1 1B FC6-4 1B	4-2 BB		1-1 1B		2-3 K		0-1 G5-3	4	1	2	0	1	1	1												
Felix Fermin, R OBP: 0.315, SLG: 0.320		3-1 FC6-4 1B	1-3 K		1-0 P4		1-2 G4-3			4	0	1	1	0	1	3												
Inning Stats	R: 2 E: 1 K: 0 S: 13	H: 2 LOB: 0 BB: 0 P: 18	R: 2 E: 1 K: 0 S: 14	H: 3 LOB: 2 BB: 0 P: 22	R: 1 E: 0 K: 1 S: 14	H: 1 LOB: 2 BB: 2 P: 25	R: 3 E: 0 K: 0 S: 13	H: 4 LOB: 1 BB: 0 P: 23	R: 0 E: 0 K: 0 S: 9	H: 1 LOB: 1 BB: 0 P: 15	R: 2 E: 0 K: 1 S: 14	H: 1 LOB: 0 BB: 1 P: 25	R: 0 E: 0 K: 1 S: 10	H: 0 LOB: 0 BB: 0 P: 16	R: 0 E: 0 K: 3 S: 10	H: 0 LOB: 0 BB: 0 P: 13	R: 0 E: 1 K: 1 S: 11	H: 0 LOB: 1 BB: 0 P: 16	1B: 7 2B: 2 3B: 1 HR: 2	SF: 2 SAC: 0 DP: 0 HBP: 0	WP: 0 PB: 0 SB: 1 CS: 0	PA: 44						
PITCHER	IP	WLS	BF	H	R	ER	SO	BB	IBB	HBP	BLK	WP	HR	S	P	ERA	WHIP											
Brian Bohanon, L ERA: 6.1	(1, 1)	3.1		21	8	7	6	1	2	0	0	0	0	1	45	72	16.20	3.000										
Wayne Rosenthal, R ERA: 4.71	(4, 1)	2.2		13	4	3	2	1	1	0	0	0	0	1	32	56	6.75	1.875										
Mike Jeffcoat, L ERA: 3.2	(7, 1)	2.0	W	6	0	0	0	4	0	0	0	0	0	0	20	29	0.00	0.000										
Jeff Russell, R ERA: 3.05	(9, 1)	1.0	S	4	0	0	0	1	0	0	0	0	0	0	11	16	0.00	0.000										

Cleveland Indians @ Texas Rangers  
Arlington Stadium, Arlington, TX  
Wed Aug 07 1991, 8:05 PM EDT  
Att. 23,943 - Cloudy - 97 F

livebaseballscorecards.com

AB	39
R	10
H	12
RBI	10
BB	3
SO	7
LOB	15





Batter	1	2	3	4	5	6	7	8	9	AB	R	H	RBI	BB	SO	LOB	BOTTOM				
<b>Rafael Palmeiro, L</b> OBP: 0.406, SLG: 0.565 (1, 3)	1-2 G4-3	1-3 K		1-2 G5-3 1B		2-2 1B 3B HBP		1-0 1B 2B		4	2	2	1	0	1	1	<b>Cleveland Indians @ Texas Rangers</b> Arlington Stadium, Arlington, TX Wed Aug 07 1991, 8:05 PM EDT Att. 23,943 - Cloudy - 97 F				
<b>Julio Franco, R</b> OBP: 0.410, SLG: 0.464 (1, 4)	1-0 1B		4-0 G4-6-3 BB	3-2 G5-3		1-1 3B 1B		1-0 2B 1B 1B		4	2	3	1	1	0	1					
<b>Ruben Sierra, S</b> OBP: 0.361, SLG: 0.494 (1, 9)	1-1 P5		2-2 G4-6-3	1-2 F9		0-1 1B 3B		3-2 1B 2B		5	2	2	3	0	0	3					
<b>Kevin Reimer, L</b> OBP: 0.327, SLG: 0.440 (1, 7)	3-1 G4-3		0-3 K		0-2 G4-3	0-2 1B		4-0 G4-3 1B IBB		4	0	1	1	1	1	1					
<b>Brian Downing, R</b> OBP: 0.383, SLG: 0.451 (1, 10)		4-1 2B SF9 BB		2-1 WP 1B 2B	2-1 FC4-6 1B	1-3 K		2-0 G4-3 1B		4	2	3	2	1	1	1					
<b>Geno Petralli, L</b> OBP: 0.314, SLG: 0.288 (1, 2)		2-2 SF9 G3 2B		3-1 WP 2B 1B	1-2 FC4-6		0-0 F7	3-2 G4-3		5	2	2	1	0	0	3					
<b>Steve Buechele, R</b> OBP: 0.336, SLG: 0.451 (1, 5)		1-2 SF9		2-2 1B 2B	2-1 P4		3-1 F8	4-0 G4-6-3 IBB		3	1	1	2	1	0	1					
<b>Jeff Huson, L</b> OBP: 0.315, SLG: 0.309 <b>Mario Diaz, R</b> OBP: 0.301, SLG: 0.313 (1, 6) (3, 6)		3-1 G3		2-1 F9		0-1 P4	2-2 1B	0-0 G4-6-3		1	0	0	1	0	0	0					
<b>Gary Pettis, S</b> OBP: 0.346, SLG: 0.279 (1, 8)		4-1 S BB		0-1 1B G5-3 1B		3-2 G6-3	1-1 F7			4	0	1	0	1	0	1					
<b>Inning Stats</b>	R: 0 E: 0 K: 0 S: 9	H: 1 LOB: 1 BB: 0 P: 15	R: 2 E: 0 K: 1 S: 14	H: 1 LOB: 1 BB: 2 P: 29	R: 0 E: 0 K: 1 S: 7	H: 0 LOB: 0 BB: 1 P: 13	R: 4 E: 0 K: 0 S: 22	H: 5 LOB: 1 BB: 0 P: 36	R: 0 E: 1 K: 0 S: 10	H: 1 LOB: 1 BB: 0 P: 15	R: 3 E: 0 K: 1 S: 18	H: 3 LOB: 1 BB: 0 P: 25	R: 0 E: 0 K: 0 S: 8	H: 1 LOB: 1 BB: 0 P: 14	R: 3 E: 0 K: 0 S: 12	H: 4 LOB: 2 BB: 2 P: 29		1B: 11 2B: 4 3B: 1 HR: 0	SF: 1 SAC: 0 DP: 2 HBP: 1	WP: 2 PB: 0 SB: 2 CS: 0	PA: 44
<b>PITCHER</b>	IP WLS BF H R ER SO	WLS BF H R ER SO	WLS BF H R ER SO	WLS BF H R ER SO	WLS BF H R ER SO	WLS BF H R ER SO	WLS BF H R ER SO	IP WLS BF H R ER SO	IP WLS BF H R ER SO	IP WLS BF H R ER SO	IP WLS BF H R ER SO	IP WLS BF H R ER SO	IP WLS BF H R ER SO	IP WLS BF H R ER SO	IP WLS BF H R ER SO	IP WLS BF H R ER SO	BB IBB HBP BLK WP HR S P	ERA WHIP	ERA WHIP		
<b>Mauro Gozzo, R</b> ERA: 15.0 (1, 1)	3.0																				
<b>Rod Nichols, R</b> ERA: 4.34 (4, 1)	2.2																				
<b>Shawn Hillegas, R</b> ERA: 4.18 (6, 1)	1.1	L																			
<b>Steve Olin, R</b> ERA: 4.09 (8, 1)	1.0																				

livebaseballscorecards.com

**AB 37**  
**R 12**  
**H 16**  
**RBI 12**  
**BB 5**  
**SO 3**  
**LOB 16**



**Milwaukee Brewers @ Texas Rangers**  
 Arlington Stadium, Arlington, TX  
 Fri Aug 09 1991, 8:05 PM EDT  
 Att. 35,009 - Cloudy - 92 F

AB	40
R	10
H	16
RBI	9
BB	7
SO	4
LOB	29



WP	3	PA	49
PB	0		
SB	1		
CS	1		

Batter	1	2	3	4	5	6	7	8	9	AB	R	H	RBI	BB	SO	LOB	TOP										
<b>Paul Molitor, R</b> OBP: 0.395, SLG: 0.499 (1, 3) F X	0-1 1B 1B	2-1 P4 1-2 2-3		0-0 3B 1B		2-2 1B 2B	3-2 WP SF9 1-3 1B		4-0 BB IBB	5	4	4	1	1	0	2											
<b>Willie Randolph, R</b> OBP: 0.435, SLG: 0.380 (1, 4) SAFE C B F B F X	2-2 E 1B 1-2 1B	2-1 G5-3		4-1 3B 1-2 BB		1-0 BB 2-3 1B	2-2 SF9 1-1 3-H		4-1 BB 1-2 2-3	3	1	2	1	2	0	2											
<b>Darryl Hamilton, L</b> OBP: 0.363, SLG: 0.404 (1, 8) B X	1-0 F8		1-1 G1-3	2-0 P6		0-2 L6	1-2 1B		0-1 F8	6	0	1	0	0	0	9											
<b>Robin Yount, R</b> OBP: 0.336, SLG: 0.421 (1, 10) B B X	2-0 E9 FC4-6 1-3 2-H 1B		0-0 G5-3	1-1 3B 1-H 2-H		4-2 BB 1-2	3-1 G5-3		1-3 K	5	0	2	3	1	1	4											
<b>Greg Vaughn, R</b> OBP: 0.304, SLG: 0.446 (1, 7) F S B C	1-3 K		3-1 F8	1-3 K		0-0 SF8 3-H		0-0 B3-1		4	0	0	1	0	2	3											
<b>B.J. Surhoff, L</b> OBP: 0.291, SLG: 0.311 (1, 2) C X	0-1 FC4-6 1-2f			1-1 1B 2B 1B	4-2 CS BB	0-0 P7		2-0 G3		4	1	1	0	1	0	4											
<b>Dante Bichette, R</b> OBP: 0.279, SLG: 0.394 (1, 9) SAFE B B B B B B X		3-2 G5-3		0-0 F7 1 SAFE 1 SAFE	3-2 F8		0-1 S 1B 1B	0-3 K		5	1	1	0	0	1	2											
<b>Jim Gantner, L</b> OBP: 0.318, SLG: 0.345 (1, 5) B X		1-0 WP BB 1B		0-0 2B 1B 1-3	4-1 BB 1-2		1-1 F8		2-0 BB G4-3 1B	4	1	3	0	1	0	1											
<b>Bill Spiers, L</b> OBP: 0.300, SLG: 0.347 (1, 6) B B B B B B X		4-1 WP 1-2 BB		3-2 1B 2B 1-H 3-H	2-0 F8		3-2 1B WP 1B 1-H		3-1 G4-3	4	2	2	3	1	0	2											
<b>Inning Stats</b>	R: 1 E: 1 K: 1 S: 13	H: 3 LOB: 2 BB: 0 P: 19	R: 0 E: 0 K: 0 S: 10	H: 1 LOB: 2 BB: 1 P: 22	R: 0 E: 0 K: 0 S: 5	H: 0 LOB: 0 BB: 0 P: 9	R: 5 E: 0 K: 1 S: 18	H: 5 LOB: 1 BB: 1 P: 29	R: 0 E: 0 K: 0 S: 14	H: 0 LOB: 1 BB: 2 P: 26	R: 1 E: 0 K: 0 S: 12	H: 2 LOB: 2 BB: 1 P: 19	R: 3 E: 0 K: 0 S: 18	H: 4 LOB: 1 BB: 0 P: 31	R: 0 E: 0 K: 1 S: 5	H: 0 LOB: 0 BB: 0 P: 7	R: 0 E: 0 K: 1 S: 10	H: 1 LOB: 3 BB: 2 P: 24	1B: 13 2B: 2 3B: 1 HR: 0	SF: 2 SAC: 0 DP: 0 HBP: 0	WP: 3 PB: 0 SB: 1 CS: 1	PA: 49					
<b>PITCHER</b>	IP	WLS	BF	H	R	ER	SO	BB	IBB	HBP	BLK	WP	HR	S	P	ERA	WHIP										
<b>Jose Guzman, R</b> ERA: 3.1 (1, 1)	3.1		20	8	6	6	1	2	0	0	0	1	0	40	69	16.20	3.000										
<b>Gerald Alexander, R</b> ERA: 3.89 (4, 1)	1.2	L	9	3	1	1	1	2	0	0	0	0	0	24	43	5.40	3.000										
<b>Mike Jeffcoat, L</b> ERA: 3.43 (6, 1)	1.1		7	2	2	2	0	1	0	0	0	0	0	15	23	13.50	2.250										
<b>Wayne Rosenthal, R</b> ERA: 4.75 (7, 1)	1.2		8	3	1	1	1	0	0	0	0	1	0	17	30	5.40	1.800										
<b>Kenny Rogers, L</b> ERA: 6.26 (9, 1)	1.0		5	0	0	0	1	1	1	0	0	0	0	9	21	0.00	1.000										

Batter	1	2	3	4	5	6	7	8	9	AB	R	H	RBI	BB	SO	LOB
Rafael Palmeiro, L (1, 3) OBP: 0.408, SLG: 0.572	1-1 F7	2-1 1B			1 SAFE 2-1 F7		0-1 HR		3-2 1B	5	1	3	3	0	0	1
Ivan Rodriguez, R (1, 2) OBP: 0.304, SLG: 0.359	1-3 K2-3		1-1 F9		1-1 HR		1-3 K		1-1 P4	5	1	1	1	0	2	1
Ruben Sierra, S (1, 9) OBP: 0.363, SLG: 0.505	1-3 K		1-1 P5		0-0 HR		1-2 2B		3-2 FC6	5	1	3	2	0	1	0
Kevin Reimer, L (1, 7) OBP: 0.327, SLG: 0.437		4-2 FC5 1B	1-3 K		1-3 K		2-1 G6-3		0-1 FC6	2	0	0	0	1	2	0
Mike Stanley, R (7, PH) OBP: 0.345, SLG: 0.388										1	0	0	0	0	0	1
Gary Pettis, S (8, 8) OBP: 0.345, SLG: 0.277										1	0	0	0	0	0	2
Juan Gonzalez, R (1, 8) OBP: 0.363, SLG: 0.533		0-1 1B FC5		0-2 G5-3		3-1 P7		1-1 F8		4	1	1	0	0	0	0
Brian Downing, R (1, 10) OBP: 0.381, SLG: 0.446		1-2 FC5-4 1B		2-1 P9		3-2 F8		4-0 PB		3	1	0	0	1	0	2
Steve Buechele, R (1, 5) OBP: 0.335, SLG: 0.449		1-2 FC5-4 1B		1-0 F9		2-0 P3		3-2 L8		4	0	1	0	0	0	1
Mario Diaz, R (1, 4) OBP: 0.297, SLG: 0.309		0-0 FC5-4 1B			2-3 K		1-2 L9		1-0 G6-3	2	1	0	1	0	1	2
Julio Franco, R (7, PH) OBP: 0.408, SLG: 0.462		1-2 FC5-4 1B								2	0	0	0	0	0	1
José Hernández, R (1, 6) OBP: 1.000, SLG: 1.000		1-0 1B			2-1 2B					2	2	2	1	1	0	0
Geno Petralli, L (9, PH) OBP: 0.312, SLG: 0.286		1-2 1B							1-1 F8	1	0	0	0	0	0	0

Inning Stats	R: 0	H: 0	E: 0	K: 2	S: 10	H: 0	LOB: 0	BB: 0	P: 13	R: 3	H: 4	E: 0	K: 0	S: 13	R: 0	H: 0	E: 0	K: 1	S: 7	R: 0	H: 0	E: 0	K: 0	S: 6	R: 3	H: 3	E: 0	K: 2	S: 14	R: 0	H: 0	E: 0	K: 0	S: 6	R: 2	H: 2	E: 0	K: 1	S: 18	R: 0	H: 0	E: 0	K: 0	S: 7	R: 0	H: 2	E: 0	K: 0	S: 14	1B: 7	2B: 2	3B: 0	HR: 2	SF: 0	SAC: 0	DP: 0	HBP: 0	WP: 0	PB: 1	SB: 0	CS: 0	PA: 40
--------------	------	------	------	------	-------	------	--------	-------	-------	------	------	------	------	-------	------	------	------	------	------	------	------	------	------	------	------	------	------	------	-------	------	------	------	------	------	------	------	------	------	-------	------	------	------	------	------	------	------	------	------	-------	-------	-------	-------	-------	-------	--------	-------	--------	-------	-------	-------	-------	--------

PITCHER	IP	WLS	BF	H	R	ER	SO	BB	IBB	HBP	BLK	WP	HR	S	P	ERA	WHIP
Chris Bosio, R (1, 1) ERA: 3.5	5.0		22	7	6	6	5	1	0	0	0	0	1	50	74	10.80	1.600
Julio Machado, R (6, 1) ERA: 4.02	1.2		8	2	2	2	1	1	0	0	0	0	1	22	37	10.80	1.800
Mark Lee, L (7, 1) ERA: 3.94	0.1		1	0	0	0	0	0	0	0	0	0	0	2	4	0.00	0.000
Doug Henry, R (8, 1) ERA: 2.19	1.0		4	0	0	0	0	1	0	0	0	0	0	7	16	0.00	1.000
Ed Nunez, R (9, 1) ERA: 5.06	1.0	S	5	2	0	0	0	0	0	0	0	0	0	14	22	0.00	2.000

BOTTOM

Milwaukee Brewers @ Texas Rangers  
Arlington Stadium, Arlington, TX

Fri Aug 09 1991, 8:05 PM EDT  
Att: 35,009 - Cloudy - 92 F

livebaseballscorecards.com

AB	37
R	8
H	11
RBI	8
BB	3
SO	6
LOB	11



Batter	1	2	3	4	5	6	7	8	9	AB R H RBI BB SO LOB	TOP	
Paul Molitor, R (1, 3) OBP: 0.399, SLG: 0.503 George Canale, L (9, 3)	0-2 FC4-6 1B		0-0 G6-3 2B		3-2 1-3 3-H 1B		4-0 1B IBB		2-3 K	4 1 3 1 1 1 0 0 0 0 0 0 0 0		
Willie Randolph, R (1, 4) OBP: 0.431, SLG: 0.373	1-0 F9		1-0 G6-3		0-3 K		4-0 1B FC5-2-5-1 BB		0-3 K	4 0 0 1 1 2 4		
Darryl Hamilton, L (1, 8) OBP: 0.361, SLG: 0.401	1-1 FC4-6 1-2f		0-1 L7		1-1 G1-3		0-1 FC5-2-5-1 1-3 2-H 3-H 1B			4 0 1 2 0 0 4		
Robin Yount, R (1, 10) OBP: 0.332, SLG: 0.416	2-2 F9			2-2 F9		0-0 G6-3	1-0 FC5-2-5-1 1-3 3-H			4 0 0 0 0 0 3		
Greg Vaughn, R (1, 7) OBP: 0.301, SLG: 0.441		2-2 P5		0-1 F8		0-0 G5-3	0-1 F7			4 0 0 0 0 0 2		
B.J. Surhoff, L (1, 2) OBP: 0.288, SLG: 0.307		0-3 K		0-0 F8		0-1 F7		3-2 L9		4 0 0 0 0 1 0		
Dante Bichette, R (1, 9) OBP: 0.279, SLG: 0.401		0-3 K			1-0 G5-3		1-1 HR	2-2 G4-3		4 1 1 1 0 1 0		
Jim Gantner, L (1, 5) OBP: 0.320, SLG: 0.347			0-0 G3		1-1 1B 1B		1-0 BB SH2-3 1B	0-1 G5-3		4 2 2 0 0 0 0		
Bill Spiers, L (1, 6) OBP: 0.304, SLG: 0.351			1-1 2B G6-3 1B		1-0 1B 1B		1-0 SH2-3	1-2 G3-1		3 1 2 0 0 0 0		
<b>Inning Stats</b>	R: 0 H: 1 E: 0 LOB: 1 K: 0 BB: 0 S: 10 P: 14	R: 0 H: 0 E: 0 LOB: 0 K: 2 BB: 0 S: 10 P: 12	R: 1 H: 2 E: 0 LOB: 1 K: 0 BB: 0 S: 7 P: 9	R: 0 H: 0 E: 0 LOB: 0 K: 0 BB: 0 S: 8 P: 10	R: 1 H: 3 E: 0 LOB: 2 K: 1 BB: 0 S: 12 P: 19	R: 0 H: 0 E: 0 LOB: 0 K: 0 BB: 0 S: 4 P: 4	R: 3 H: 3 E: 0 LOB: 2 K: 0 BB: 2 S: 9 P: 21	R: 0 H: 0 E: 0 LOB: 0 K: 0 BB: 0 S: 8 P: 13	R: 0 H: 0 E: 0 LOB: 0 K: 2 BB: 0 S: 9 P: 12	1B: 7 SF: 0 2B: 1 SAC: 1 3B: 0 DP: 0 HR: 1 HBP: 0	WP: 0 PA: 38 PB: 0 SB: 0 CS: 0	
<b>PITCHER</b>	IP WLS BF H R ER SO BB IBB HBP BLK WP HR S P ERA WHIP											
Oil Can Boyd, R (1, 1) ERA: 3.99	6.1 L 29 8 5 5 3 1 1 0 0 0 1 55 83 7.11 1.421											
Kenny Rogers, L (7, 1) ERA: 6.28	0.0 1 1 0 0 0 0 0 0 0 0 0 2 2 ∞ ∞											
Terry Mathews, R (7, 1) ERA: 5.79	2.2 8 0 0 0 2 0 0 0 0 0 0 20 29 0.00 0.000											

Milwaukee Brewers @ Texas Rangers  
Arlington Stadium, Arlington, TX  
Sat Aug 10 1991, 8:05 PM EDT  
Att. 41,286 - Cloudy - 92 F

livebaseballscorecards.com

AB	35
R	5
H	9
RBI	5
BB	2
SO	5
LOB	13



Batter	1	2	3	4	5	6	7	8	9	AB	R	H	RBI	BB	SO	LOB
<b>Brian Downing, R</b> OBP: 0.376, SLG: 0.440 (1, 10)	2-3 K		2-2 P6		2-3 K			2-1 F7		4	0	0	0	0	2	2
<b>Rafael Palmeiro, L</b> OBP: 0.405, SLG: 0.567 (1, 3)	1-1 G3-1		1-0 F9		1-3 K			2-1 F8		4	0	0	0	0	1	2
<b>Ruben Sierra, S</b> OBP: 0.360, SLG: 0.500 (1, 9)	1-1 G5-3			1-0 G6-3		1-3 K		1-0 G3-1		4	0	0	0	0	1	0
<b>Julio Franco, R</b> OBP: 0.407, SLG: 0.467 (1, 4)		0-1 L9		3-2 HR		2-0 L9		3-1 L6		4	1	1	1	0	0	0
<b>Juan Gonzalez, R</b> OBP: 0.367, SLG: 0.534 (1, 7) (8, 8)		4-1 FC6-4 BB		0-0 1B		1-1 F7		0-1 1B 1B		3	1	2	0	1	0	0
<b>Steve Buechele, R</b> OBP: 0.337, SLG: 0.450 (1, 5)		2-2 L7		0-0 L6		2-1 FC5-4 1B		0-1 F9 1B 1B		4	0	2	0	0	0	2
<b>Ivan Rodriguez, R</b> OBP: 0.303, SLG: 0.356 (1, 2)		3-1 FC6-4 1-2f		1-1 G5-3		1-2 FC5-4 1-2f		0-2 1B 1-2 2-H 1B		4	0	1	1	0	0	3
<b>José Hernández, R</b> OBP: 0.833, SLG: 1.200 (1, 6) <b>Geno Petralli, L</b> OBP: 0.312, SLG: 0.286 (9, PH) <b>Mike Stanley, R</b> OBP: 0.343, SLG: 0.386 (9, PH)			3-1 FC6-2 3B		1-1 1B		3-3 K		0-0 F9 2-3	3	0	2	0	0	1	1
<b>Gary Pettis, S</b> OBP: 0.342, SLG: 0.275 (1, 8) <b>Kevin Reimer, L</b> OBP: 0.326, SLG: 0.435 (7, PH) (8, 7) <b>Dean Palmer, R</b> OBP: 0.308, SLG: 0.430 (9, PH)			0-0 FC6-2 3-H		2-2 F9		0-0 G4-3		1-3 K	2	0	0	0	0	0	2

Inning Stats	R: 0	H: 0	E: 0	K: 1	S: 9	H: 0	LOB: 0	BB: 0	P: 13	R: 0	H: 0	E: 0	K: 0	S: 8	H: 0	LOB: 1	BB: 1	P: 17	R: 0	H: 1	E: 0	K: 0	S: 7	H: 1	LOB: 1	BB: 0	P: 13	R: 1	H: 2	E: 0	K: 0	S: 10	H: 0	LOB: 0	BB: 0	P: 10	R: 0	H: 1	E: 0	K: 2	S: 12	H: 0	LOB: 1	BB: 0	P: 18	R: 0	H: 0	E: 0	K: 1	S: 6	H: 0	LOB: 0	BB: 0	P: 10	R: 0	H: 1	E: 0	K: 1	S: 11	H: 0	LOB: 1	BB: 0	P: 17	R: 0	H: 0	E: 0	K: 0	S: 5	H: 0	LOB: 0	BB: 0	P: 10	R: 1	H: 3	E: 0	K: 1	S: 14	H: 0	LOB: 2	BB: 0	P: 18	1B: 6	SF: 0	2B: 0	SAC: 0	3B: 1	DP: 0	HR: 1	HBP: 0	WP: 0	PA: 36
--------------	------	------	------	------	------	------	--------	-------	-------	------	------	------	------	------	------	--------	-------	-------	------	------	------	------	------	------	--------	-------	-------	------	------	------	------	-------	------	--------	-------	-------	------	------	------	------	-------	------	--------	-------	-------	------	------	------	------	------	------	--------	-------	-------	------	------	------	------	-------	------	--------	-------	-------	------	------	------	------	------	------	--------	-------	-------	------	------	------	------	-------	------	--------	-------	-------	-------	-------	-------	--------	-------	-------	-------	--------	-------	--------

PITCHER	IP	WLS	BF	H	R	ER	SO	BB	IBB	HBP	BLK	WP	HR	S	P	ERA	WHIP
<b>Dan Plesac, L</b> ERA: 3.65 (1, 1)	5.0		20	4	1	1	3	1	0	0	0	0	1	46	76	1.80	1.000
<b>Chuck Crim, R</b> ERA: 5.61 (6, 1)	3.1		14	4	1	1	2	0	0	0	0	0	0	31	49	2.70	1.200
<b>Mark Lee, L</b> ERA: 3.91 (9, 1)	0.1		1	0	0	0	0	0	0	0	0	0	0	1	1	0.00	0.000
<b>Doug Henry, R</b> ERA: 2.13 (9, 1)	0.1	S	1	0	0	0	1	0	0	0	0	0	0	4	5	0.00	0.000

**Milwaukee Brewers @ Texas Rangers**  
Arlington Stadium, Arlington, TX  
Sat Aug 10 1991, 8:05 PM EDT  
Att: 41,286 - Cloudy - 92 F

<b>AB</b>	<b>35</b>
<b>R</b>	<b>2</b>
<b>H</b>	<b>8</b>
<b>RBI</b>	<b>2</b>
<b>BB</b>	<b>1</b>
<b>SO</b>	<b>6</b>
<b>LOB</b>	<b>17</b>



Batter	1	2	3	4	5	6	7	8	9	10	AB R H RBI BB SO LOB	TOP											
Paul Molitor, R OBP: 0.401, SLG: 0.510 (1, 3)	F9		CS BB		1-1 1-2 1B		3-3 2-3		1-0 1-H HR		4 1 2 2 1 1 2	<b>Milwaukee Brewers @ Texas Rangers</b> Arlington Stadium, Arlington, TX Sun Aug 11 1991, 4:33 AM EDT Att: 31,169 - Cloudy - 91 F											
Willie Randolph, R OBP: 0.427, SLG: 0.367 (1, 4)	1B E BB		G5-3		G4-3			G6-3	P9		4 1 0 0 1 0 3												
Darryl Hamilton, L OBP: 0.357, SLG: 0.397 (1, 8)	L8				F7			FC1-5 BB 1B			5 0 1 0 0 1 1												
Robin Yount, R OBP: 0.339, SLG: 0.420 (1, 10)	E8 1-H 1B				G6-3			1-2 FC1-5 BB			4 1 3 0 1 0 0												
Greg Vaughn, R OBP: 0.302, SLG: 0.440 (1, 7)	G6-3							FC1-5			5 0 2 0 0 1 3												
Dante Bichette, R OBP: 0.278, SLG: 0.398 (1, 9)			F9		F8			1-2 2-3f			5 0 1 0 0 1 5												
Jim Gantner, L OBP: 0.318, SLG: 0.344 (1, 5)								1-3 K			5 0 1 0 0 1 5												
Rick Dempsey, R OBP: 0.316, SLG: 0.354 B.J. Surhoff, L OBP: 0.287, SLG: 0.306 (1, 2) (9, PH) (9, 2)			G6-4-3		L6			G4-3	F9		5 0 1 0 0 0 2												
Bill Spiers, L OBP: 0.307, SLG: 0.350 (1, 6)			G6-4-3						P6		2 0 1 0 1 0 1												
			G6-4-3						F8		1 0 0 0 0 0 0												
			G3-1		F8				HR		3 1 1 0 1 0 1												
<b>Inning Stats</b>	R: 2 E: 1 K: 0 S: 10	H: 1 LOB: 0 BB: 1 P: 19	R: 0 E: 0 K: 0 S: 8	H: 1 LOB: 0 BB: 0 P: 8	R: 0 E: 0 K: 0 S: 10	H: 0 LOB: 0 BB: 1 P: 19	R: 0 E: 0 K: 0 S: 5	H: 1 LOB: 1 BB: 0 P: 7	R: 0 E: 0 K: 0 S: 9	H: 2 LOB: 2 BB: 0 P: 14	R: 0 E: 0 K: 1 S: 8	H: 0 LOB: 2 BB: 2 P: 20	R: 0 E: 0 K: 1 S: 9	H: 1 LOB: 2 BB: 1 P: 15	R: 2 E: 0 K: 0 S: 8	H: 2 LOB: 0 BB: 0 P: 14	R: 0 E: 0 K: 2 S: 11	H: 2 LOB: 2 BB: 0 P: 17	1B: 11 2B: 1 3B: 0 HR: 1	SF: 0 SAC: 0 DP: 3 HBP: 0	WP: 0 PB: 0 SB: 0 CS: 2	PA: 43	
<b>PITCHER</b>	IP WLS BF H R ER SO BB IBB HBP BLK WP HR S P ERA WHIP	IP WLS BF H R ER SO BB IBB HBP BLK WP HR S P ERA WHIP	IP WLS BF H R ER SO BB IBB HBP BLK WP HR S P ERA WHIP	IP WLS BF H R ER SO BB IBB HBP BLK WP HR S P ERA WHIP	IP WLS BF H R ER SO BB IBB HBP BLK WP HR S P ERA WHIP	IP WLS BF H R ER SO BB IBB HBP BLK WP HR S P ERA WHIP	IP WLS BF H R ER SO BB IBB HBP BLK WP HR S P ERA WHIP	IP WLS BF H R ER SO BB IBB HBP BLK WP HR S P ERA WHIP	IP WLS BF H R ER SO BB IBB HBP BLK WP HR S P ERA WHIP	IP WLS BF H R ER SO BB IBB HBP BLK WP HR S P ERA WHIP	IP WLS BF H R ER SO BB IBB HBP BLK WP HR S P ERA WHIP	IP WLS BF H R ER SO BB IBB HBP BLK WP HR S P ERA WHIP	IP WLS BF H R ER SO BB IBB HBP BLK WP HR S P ERA WHIP	IP WLS BF H R ER SO BB IBB HBP BLK WP HR S P ERA WHIP	IP WLS BF H R ER SO BB IBB HBP BLK WP HR S P ERA WHIP	IP WLS BF H R ER SO BB IBB HBP BLK WP HR S P ERA WHIP	IP WLS BF H R ER SO BB IBB HBP BLK WP HR S P ERA WHIP	IP WLS BF H R ER SO BB IBB HBP BLK WP HR S P ERA WHIP	IP WLS BF H R ER SO BB IBB HBP BLK WP HR S P ERA WHIP	IP WLS BF H R ER SO BB IBB HBP BLK WP HR S P ERA WHIP	IP WLS BF H R ER SO BB IBB HBP BLK WP HR S P ERA WHIP	IP WLS BF H R ER SO BB IBB HBP BLK WP HR S P ERA WHIP	IP WLS BF H R ER SO BB IBB HBP BLK WP HR S P ERA WHIP
Kevin Brown, R ERA: 4.34 (1, 1)	7.1																						
Jeff Russell, R ERA: 3.26 (8, 1)	1.2																						
Mike Jeffcoat, L ERA: 3.41 (10, 1)	0.1																						
Terry Mathews, R ERA: 5.68 (10, 1)	0.1																						
Kenny Rogers, L ERA: 6.23 (10, 1)	0.1	W																					

livebaseballscorecards.com





Batter	1	2	3	4	5	6	7	8	9	AB R H RBI BB SO LOB	TOP																
Paul Molitor, R (1, 10) OBP: 0.403, SLG: 0.512	1-1 1B FC3-6 2B	2-1 1B 1B BB	4-1 1B BB	0-0 P6			2-2 P3		2-2 CI 1B E	4 4 2 0 1 0 2																	
Willie Randolph, R (1, 4) OBP: 0.432, SLG: 0.372	1-1 FC3-6 1B	4-0 1B WP BB	1-1 1B 1B	2-1 F9			0-0 G5-3		1-0 E7 G4-3 1B 1B	5 2 3 1 1 0 2																	
Darryl Hamilton, L (1, 8) OBP: 0.353, SLG: 0.391	2-2 FC3-6 1B E 1-2f 3-H	1-1 WP 1B 1B	1-0 F7				0-2 G4-3		0-3 K	6 2 1 3 0 1 4																	
Greg Vaughn, R (1, 7) OBP: 0.305, SLG: 0.450	0-0 S 2B 1B	2-3 K	0-1 1B				0-0 G5-3		3-2 HR	6 2 3 2 0 1 2																	
Franklin Stubbs, L (1, 3) OBP: 0.280, SLG: 0.368	1-3 SAFE C K 1-2 3-H	4-2 1B 2B BB	1-1 G6-3				2-1 G3-1		1-2 E3 G4-3 1B 1B	5 1 1 1 1 1 3																	
B.J. Surhoff, L (1, 2) OBP: 0.294, SLG: 0.324	1-0 2B	1-2 2B 1B					1-1 G6-3		1-2 G4-3 1B	6 1 4 3 0 0 1																	
Dante Bichette, R (1, 9) OBP: 0.279, SLG: 0.398	2-3 K	0-1 K 2B					0-0 G5-3		4-0 IBB P2	5 0 1 1 1 1 3																	
Jim Gantner, L (1, 5) OBP: 0.317, SLG: 0.342							0-0 G1-3		0-1 F8	5 0 1 0 0 1 4																	
Bill Spiers, L (1, 6) OBP: 0.311, SLG: 0.353									0-1 G3-1 CI 1B 1B	4 2 2 0 1 0 0																	
Inning Stats	R: 3 E: 1 K: 2 S: 19	H: 4 LOB: 1 BB: 0 P: 27	R: 5 E: 0 K: 2 S: 21	H: 5 LOB: 2 BB: 2 P: 37	R: 1 E: 0 K: 0 S: 9	H: 2 LOB: 2 BB: 1 P: 17	R: 1 E: 0 K: 0 S: 8	H: 2 LOB: 2 BB: 1 P: 14	R: 0 E: 0 K: 0 S: 6	H: 0 LOB: 0 BB: 0 P: 8	R: 0 E: 0 K: 0 S: 4	H: 0 LOB: 0 BB: 0 P: 5	R: 0 E: 0 K: 0 S: 5	H: 0 LOB: 0 BB: 0 P: 8	R: 1 E: 1 K: 1 S: 15	H: 1 LOB: 2 BB: 1 P: 24	R: 3 E: 2 K: 0 S: 20	H: 4 LOB: 2 BB: 0 P: 30	1B: 13 2B: 3 3B: 0 HR: 2	SF: 0 SAC: 0 DP: 0 HBP: 0	WP: 2 PB: 0 SB: 1 CS: 0	PA: 52					
PITCHER	IP	WLS	BF	H	R	ER	SO	BB	IBB	HBP	BLK	WP	HR	S	P	ERA	WHIP										
Bobby Witt, R (1, 1) ERA: 5.85	1.1	L	11	6	6	6	3	1	0	0	0	0	0	26	42	40.50	5.250										
Wayne Rosenthal, R (2, 1) ERA: 5.0	5.2		27	7	4	4	1	3	0	0	0	2	1	46	74	6.35	1.765										
Mike Jeffcoat, L (8, 1) ERA: 3.48	1.1		10	3	4	1	1	0	1	0	0	0	1	24	37	6.75	2.250										
Terry Mathews, R (9, 1) ERA: 5.49	0.2		4	2	0	0	0	0	0	0	0	0	0	11	17	0.00	3.000										

**Milwaukee Brewers @ Texas Rangers**  
 Arlington Stadium, Arlington, TX  
 Mon Aug 12 1991, 8:05 PM EDT  
 Att. 21,590 - Cloudy - 80 F

AB	46
R	14
H	18
RBI	11
BB	5
SO	5
LOB	21





Batter	1	2	3	4	5	6	7	8	9	AB R H RBI BB SO LOB
Rafael Palmeiro, L OBP: 0.402, SLG: 0.567 (1, 3) C F B X	1-2 G4-3 ①			3-2 HR B L F B B X		2-2 1B 2B 1B C S B B X	4-0 FC6-4 BB B B B X		0-0 P4 X	4 2 2 1 1 0 1
Julio Franco, R OBP: 0.409, SLG: 0.468 (1, 4) B X	1-0 G6-3 ②			1-1 G5-3 ①		0-2 2B 1B S F C X	2-1 FC6-4 ②			4 1 1 1 0 0 1
Ruben Sierra, S OBP: 0.362, SLG: 0.501 (1, 9) B F F F X	2-2 G4-3 ③			2-1 HR 1B C B B X		1-0 2B 2B 1-H 3-H B X	2-0 L8 ③			4 2 2 2 0 0 1
Kevin Reimer, L OBP: 0.325, SLG: 0.443 (1, 7)			1-3 K ①	0-0 HR 1-H X		0-3 K ①		0-1 G1-3 ①		4 1 1 2 0 2 1
Juan Gonzalez, R OBP: 0.361, SLG: 0.523 (1, 8)			2-0 P6 ②	1-3 K ②		0-3 K ②		1-2 L5 ②		4 0 0 0 0 2 1
Steve Buechele, R OBP: 0.335, SLG: 0.448 (1, 5) B F F X	2-1 G6-3 ③			0-1 P3 ③		3-2 2B 2-H B B B X		1-0 F9 ③		4 0 1 1 0 0 0
Dean Palmer, R OBP: 0.305, SLG: 0.439 (1, 10)			1-0 G5-3 ①		2-0 G5-3 ①	2-3 K ③			3-1 F7 ①	4 0 0 0 0 1 1
Ivan Rodriguez, R OBP: 0.308, SLG: 0.359 Geno Petrali, L OBP: 0.315, SLG: 0.298 (1, 2) (3, 2) B F X			1-1 L1 ②		0-0 F7 ②		0-1 L9 WP FC6-4 1B F X		0-0 2B ②	0 0 0 0 0 0 0 4 1 2 0 0 0 0
José Hernández, R OBP: 0.417, SLG: 0.545 (1, 6) X			0-0 G6-3 ③		2-1 G4-3 ③		3-2 L9 ①		2-1 G6-3 ②	4 0 0 0 0 0 2

Inning Stats	R: 0 E: 0 K: 0 S: 9	H: 0 LOB: 0 BB: 0 P: 13	R: 0 E: 0 K: 1 S: 6	H: 0 LOB: 0 BB: 0 P: 11	R: 0 E: 0 K: 0 S: 4	H: 0 LOB: 0 BB: 0 P: 6	R: 3 E: 0 K: 1 S: 14	H: 3 LOB: 0 BB: 0 P: 21	R: 0 E: 0 K: 0 S: 4	H: 0 LOB: 0 BB: 0 P: 8	R: 3 E: 0 K: 3 S: 26	H: 4 LOB: 1 BB: 0 P: 34	R: 1 E: 0 K: 0 S: 9	H: 1 LOB: 1 BB: 1 P: 20	R: 0 E: 0 K: 0 S: 6	H: 0 LOB: 0 BB: 0 P: 8	R: 0 E: 0 K: 0 S: 6	H: 1 LOB: 1 BB: 0 P: 11	1B: 4 2B: 3 3B: 0 HR: 2	SF: 0 SAC: 0 DP: 0 HBP: 0
--------------	------------------------------	----------------------------------	------------------------------	----------------------------------	------------------------------	---------------------------------	-------------------------------	----------------------------------	------------------------------	---------------------------------	-------------------------------	----------------------------------	------------------------------	----------------------------------	------------------------------	---------------------------------	------------------------------	----------------------------------	----------------------------------	------------------------------------


**BOTTOM**

**Milwaukee Brewers @ Texas Rangers**  
Arlington Stadium, Arlington, TX

Mon Aug 12 1991, 8:05 PM EDT  
Att. 21,590 - Cloudy - 80 F

AB	36
R	7
H	9
RBI	7
BB	1
SO	5
LOB	8

WP: 1 PA: 37  
PB: 0  
SB: 0  
CS: 0



PITCHER	IP	WLS	BF	H	R	ER	SO	BB	IBB	HBP	BLK	WP	HR	S	P	ERA	WHIP
Jaime Navarro, R ERA: 4.27 (1, 1)	6.1	W	27	8	7	7	5	0	0	0	0	1	2	69	102	9.95	1.263
Mark Lee, L ERA: 3.83 (7, 1)	0.0		1	0	0	0	0	1	0	0	0	0	0	4		∞	∞
Doug Henry, R ERA: 1.76 (7, 1)	2.2	S	9	1	0	0	0	0	0	0	0	0	0	15	26	0.00	0.375

Batter	1	2	3	4	5	6	7	8	9	10	11	12	AB	R	H	RBI	BB	SO	LOB	TOP									
<b>Rafael Palmeiro, L</b> OBP: 0.404, SLG: 0.564 (1, 3)	G4-3 1B		G4-3				P5				G3-1		4	0	1	0	2	0	2	<b>Texas Rangers @ Baltimore Orioles</b> <b>Memorial Stadium, Baltimore, MD</b> Tue Aug 13 1991, 7:05 PM EDT Cloudy - 87 F									
<b>Julio Franco, R</b> OBP: 0.406, SLG: 0.463 <b>Mario Diaz, R</b> OBP: 0.299, SLG: 0.312 (1, 4) (7, 6)	K		K		G4-3		G1-6-3				K		4	0	0	0	0	2	4										
<b>Ruben Sierra, S</b> OBP: 0.361, SLG: 0.499 (1, 9)	G4-3												6	1	2	0	0	0	4										
<b>Kevin Reimer, L</b> OBP: 0.322, SLG: 0.438 <b>Brian Downing, R</b> OBP: 0.373, SLG: 0.435 (1, 10) (8, PH)	K				FC1-6		G2-3						3	0	0	0	0	1	3										
<b>Juan Gonzalez, R</b> OBP: 0.360, SLG: 0.523 (1, 7)					P2		G3						6	0	2	0	0	0	2										
<b>Steve Buechele, R</b> OBP: 0.336, SLG: 0.456 (1, 5) (7, 4)					P4								5	2	2	2	0	0	3										
<b>Geno Petralli, L</b> OBP: 0.318, SLG: 0.301 (1, 2)													5	0	2	0	0	1	2										
<b>José Hernández, R</b> OBP: 0.385, SLG: 0.500 <b>Dean Palmer, R</b> OBP: 0.305, SLG: 0.444 (1, 6) (7, PH) (7, 5)					SH1-4								1	0	0	0	0	0	1										
<b>Gary Pettis, S</b> OBP: 0.342, SLG: 0.281 (1, 8)													3	0	1	0	0	2	3										
<b>Inning Stats</b>	R: 0 E: 0 K: 2 S: 11	H: 1 LOB: 1 BB: 0 P: 20	R: 0 E: 0 K: 1 S: 13	H: 1 LOB: 1 BB: 0 P: 18	R: 0 E: 0 K: 2 S: 9	H: 0 LOB: 0 BB: 0 P: 15	R: 0 E: 0 K: 0 S: 11	H: 1 LOB: 1 BB: 0 P: 14	R: 0 E: 0 K: 1 S: 15	H: 1 LOB: 2 BB: 1 P: 24	R: 2 E: 0 K: 0 S: 16	H: 2 LOB: 0 BB: 0 P: 22	R: 0 E: 0 K: 1 S: 13	H: 1 LOB: 1 BB: 0 P: 19	R: 0 E: 0 K: 0 S: 6	H: 0 LOB: 0 BB: 0 P: 8	R: 1 E: 0 K: 1 S: 13	H: 3 LOB: 3 BB: 1 P: 22	R: 0 E: 0 K: 1 S: 12		H: 2 LOB: 2 BB: 0 P: 16	R: 0 E: 0 K: 1 S: 9	H: 1 LOB: 0 BB: 0 P: 14	R: 0 E: 0 K: 0 S: 5	H: 0 LOB: 0 BB: 0 P: 7	1B: 9 2B: 3 3B: 0 HR: 1	SF: 0 SAC: 1 DP: 0 HBP: 0	WP: 0 PB: 0 SB: 1 CS: 1	PA: 50
<b>PITCHER</b>	IP	WLS	BF	H	R	ER	SO	BB	IBB	HBP	BLK	WP	HR	S	P	ERA	WHIP												
<b>Bob Milacki, R</b> ERA: 4.27 (1, 1)	6.0		26	7	2	2	6	1	0	0	0	0	0	80	120	3.00	1.333												
<b>Jim Poole, L</b> ERA: 1.59 (7, 1)	0.2		2	0	0	0	1	0	0	0	0	0	0	6	9	0.00	0.000												
<b>Mark Williamson, R</b> ERA: 4.32 (7, 1)	0.1		1	0	0	0	0	0	0	0	0	0	0	2	3	0.00	0.000												
<b>Mike Flanagan, L</b> ERA: 2.05 (8, 1)	0.1		1	0	0	0	0	0	0	0	0	0	0	2	3	0.00	0.000												
<b>Todd Frohwirth, R</b> ERA: 2.17 (8, 1)	0.2		2	0	0	0	0	0	0	0	0	0	0	4	5	0.00	0.000												
<b>PITCHER</b>	IP	WLS	BF	H	R	ER	SO	BB	IBB	HBP	BLK	WP	HR	S	P	ERA	WHIP												
<b>Gregg Olson, R</b> ERA: 3.31 (9, 1)	2.0		12	5	1	1	2	1	0	0	0	0	0	14	21	4.50	3.000												
<b>Dave Johnson, R</b> ERA: 8.2 (11, 1)	2.0	W	6	1	0	0	1	0	0	0	0	0	0	14	21	0.00	0.500												

livebaseballscorecards.com



Batter	1	2	3	4	5	6	7	8	9	10	11	12	AB	R	H	RBI	BB	SO	LOB
Mike Devereaux, R OBP: 0.316, SLG: 0.423	3-2 F8	0-0 F9			1-1 1B SF7 1B		2-2 G3			0-0 G6-3			5	1	1	1	0	0	1
David Segui, S OBP: 0.298, SLG: 0.342	4-1 BB G4-6-3 BB		1-0 G6-3		0-0 1B			1-2 G5-3		1-1 G5-3			4	1	1	0	1	0	0
Cal Ripken Jr, R OBP: 0.378, SLG: 0.564	1-1 G4-6-3 BB 1-2 1B		1-0 F9		0-0 SF7			4-1 G4-3 BB		1-0 F8			3	0	1	1	1	0	0
Dwight Evans, R OBP: 0.389, SLG: 0.363	4-0 G4-6-3 BB 1-2 2-3		2-3 K		2-3 K			3-2 G4-3		1-1 F9			4	0	0	0	1	2	2
Randy Milligan, R OBP: 0.379, SLG: 0.428 Brady Anderson, L OBP: 0.314, SLG: 0.280	0-2 G4-6-3			3-2 G4-3		1-1 G5-3		0-0 G4-3		1-0 F8			4	0	0	1	0	0	3
Chris Hoiles, R OBP: 0.314, SLG: 0.404	2-2 G6-3			1-1 F7		2-2 G1-3			1-3 K		2-3 K		5	0	0	0	0	2	2
Leo Gomez, R OBP: 0.302, SLG: 0.355			1-3 K		2-3 K		0-0 P2		1-3 K				5	1	0	0	0	3	0
Bob Melvin, R OBP: 0.322, SLG: 0.357		1-0 2B			1-0 1B 2B		0-3 K		1-1 FC6-4 1B				4	1	3	0	0	1	0
Juan Bell, R OBP: 0.200, SLG: 0.259	3-2 F9				2-1 F8		2-3 K		1-2 FC6-4				5	0	0	0	0	1	4


Inning Stats	R: 1	H: 1	E: 0	LOB: 2	K: 0	BB: 2	S: 14	R: 0	H: 1	E: 0	LOB: 1	K: 1	BB: 0	S: 8	R: 0	H: 0	E: 0	LOB: 0	K: 1	BB: 0	S: 5	R: 0	H: 0	E: 0	LOB: 0	K: 1	BB: 0	S: 8	R: 2	H: 3	E: 0	LOB: 1	K: 1	BB: 0	S: 10	R: 0	H: 0	E: 0	LOB: 0	K: 0	BB: 0	S: 8	R: 0	H: 0	E: 0	LOB: 1	K: 0	BB: 1	S: 9	R: 0	H: 0	E: 0	LOB: 0	K: 2	BB: 0	S: 9	R: 0	H: 0	E: 0	LOB: 1	K: 0	BB: 1	S: 8	R: 0	H: 1	E: 0	LOB: 1	K: 2	BB: 0	S: 11	R: 0	H: 0	E: 0	LOB: 0	K: 0	BB: 0	S: 4	R: 0	H: 0	E: 0	LOB: 0	K: 1	BB: 0	S: 6	R: 1	H: 0	E: 2	LOB: 2	K: 0	BB: 0	S: 7	1B: 4	2B: 2	3B: 0	HR: 0	SF: 1	SAC: 1	DP: 0	HBP: 0	WP: 0	PA: 45
--------------	------	------	------	--------	------	-------	-------	------	------	------	--------	------	-------	------	------	------	------	--------	------	-------	------	------	------	------	--------	------	-------	------	------	------	------	--------	------	-------	-------	------	------	------	--------	------	-------	------	------	------	------	--------	------	-------	------	------	------	------	--------	------	-------	------	------	------	------	--------	------	-------	------	------	------	------	--------	------	-------	-------	------	------	------	--------	------	-------	------	------	------	------	--------	------	-------	------	------	------	------	--------	------	-------	------	-------	-------	-------	-------	-------	--------	-------	--------	-------	--------

PITCHER	IP	WLS	BF	H	R	ER	SO	BB	IBB	HBP	BLK	WP	HR	S	P	ERA	WHIP
Brian Bohanon, L ERA: 4.91	(1, 1)	8.0	32	5	3	3	6	3	0	0	0	0	0	70	120	3.38	1.000
Kenny Rogers, L ERA: 6.01	(9, 1)	3.0	L	13	1	1	0	3	0	0	0	0	0	28	41	0.00	0.333

**TEXAS RANGERS @ BALTIMORE ORIOLES**  
**Memorial Stadium, Baltimore, MD**  
 Tue Aug 13 1991, 7:05 PM EDT  
 Cloudy - 87 F

livebaseballscorecards.com

AB	40
R	4
H	6
RBI	3
BB	3
SO	9
LOB	12



Batter	1	2	3	4	5	6	7	8	9	AB R H RBI BB SO LOB	TOP																			
Brian Downing, R (1, 10) OBP: 0.372, SLG: 0.436 Geno Petrali, L (8, PH) OBP: 0.316, SLG: 0.299	1-2 P2	1-1 F9		2-3 K		3-2 G3		0-0 G4-3		4 0 1 0 0 1 0 1 0 0 0 0 0 0																				
Rafael Palmeiro, L (1, 3)	2-2 2B SF 1B	0-0 P6		2-1 L9		0-1 G3		1-0 G3		5 1 1 1 0 0 1																				
Ruben Sierra, S (1, 9)	0-1 SF BB 2B			2-1 F7		2-3 3-H G5-3			0-0 F8	5 2 2 0 0 0 1																				
Kevin Reimer, L (1, 7)	4-1 BB SF BB			0-0 1-H 2B		1-1 G3-1			3-2 1B 1B	4 2 3 1 1 0 0																				
Juan Gonzalez, R (1, 8)	0-1 SF BB			0-1 2B FC5-2-5 1B		2-0 FC6-4 1B		0-0 1-H HR	0-0 F8	4 1 3 3 0 0 1																				
Steve Buechele, R (1, 4)	1-2 2-3 3-H K			1-1 FC5-2-5 2B		0-1 F8		2-3 HR	3-1 1B	5 0 2 1 0 2 4																				
Dean Palmer, R (1, 5)	4-2 1-2 2-3 3-H BB			0-2 FC5-2-5		2-1 FC6-4 1-2f		1-0 G6-3	1-0 F7	4 0 0 1 1 0 5																				
Ivan Rodriguez, R (1, 2)	1-2 G3-1			1-3 K				0-0 G6-3	1-3 K	4 0 0 0 0 2 5																				
José Hernández, R (1, 6) Gary Pettis, S (8, PH) Mario Diaz, R (8, 6)		0-1 G6-3		2-3 K				3-1 2B G3 1B	1-1 F7	3 1 1 0 0 1 2 1 0 0 0 0 0 0 0 0 0 0 0 0 0																				
<b>Inning Stats</b>	R: 2 H: 2 E: 1 LOB: 3 K: 1 BB: 2 S: 23 P: 36	R: 0 H: 0 E: 0 LOB: 0 K: 0 BB: 0 S: 5 P: 6	R: 2 H: 4 E: 0 LOB: 2 K: 2 BB: 0 S: 16 P: 21	R: 0 H: 0 E: 0 LOB: 0 K: 1 BB: 0 S: 8 P: 14	R: 0 H: 1 E: 0 LOB: 1 K: 0 BB: 0 S: 7 P: 12	R: 1 H: 2 E: 0 LOB: 1 K: 0 BB: 0 S: 12 P: 20	R: 2 H: 2 E: 0 LOB: 0 K: 2 BB: 0 S: 11 P: 16	R: 0 H: 0 E: 0 LOB: 0 K: 0 BB: 0 S: 4 P: 6	R: 0 H: 2 E: 0 LOB: 2 K: 0 BB: 0 S: 9 P: 16	1B: 8 SF: 1 2B: 4 SAC: 0 3B: 0 DP: 0 HR: 1 HBP: 0	WP: 0 PA: 43 PB: 0 SB: 0 CS: 0																			
<b>PITCHER</b>	IP WLS BF H R ER SO BB IBB HBP BLK WP HR S P ERA WHIP											<b>PITCHER</b>	IP WLS BF H R ER SO BB IBB HBP BLK WP HR S P ERA WHIP																	
Stacy Jones, R (1, 1) ERA: 4.09	3.0	18	6	4	3	3	2	0	0	0	0	0	0	44	63	9.00	2.667	Gregg Olson, R (9, 1) ERA: 3.27	0.2	3	1	0	0	0	0	0	4	8	0.00	1.500
Roy Smith, R (4, 1) ERA: 5.31	2.1	10	3	1	1	1	0	0	0	0	0	0	0	23	40	3.86	1.286													
Jim Poole, L (6, 1) ERA: 2.04	0.2	3	1	1	1	0	0	0	0	0	0	0	0	6	9	13.50	1.500													
Mark Williamson, R (7, 1) ERA: 4.46	0.0	1	1	1	1	0	0	0	0	0	0	1	1	1	∞	∞														
Todd Frohwrth, R (7, 1) ERA: 2.08	2.1	W 8	1	0	0	2	0	0	0	0	0	0	0	17	26	0.00	0.429													

Texas Rangers @ Baltimore Orioles  
 Memorial Stadium, Baltimore, MD  
 Tue Aug 13 1991, 7:05 PM EDT  
 Att. 32,241 - Cloudy - 83 F

livebaseballscorecards.com

AB	40
R	7
H	13
RBI	7
BB	2
SO	6
LOB	19



Batter	1	2	3	4	5	6	7	8	9
Brady Anderson, L OBP: 0.320, SLG: 0.285 (1, 8) CBBB (9, 7) CFC	3-2 FC5-4 1B	2-1 G4-3 1B 1-3 2-H 3-H	4-0 1B E BB		0-1 G4-3			2-2 F8	
Joe Orsulak, L OBP: 0.300, SLG: 0.336 Mike Devereaux, R OBP: 0.315, SLG: 0.422 (8, PH) (9, 8) B X	1-0 FC5-4 1-2f	0-1 G4-3 1-2 3-H	1-1 E7 1B 1-H 3-H			1-0 1B S		2-2 G6-3	
Cal Ripken Jr., R OBP: 0.376, SLG: 0.559 (1, 6) B B B C S C	2-3 K	4-1 BB	3-3 K			2-1 P3		0-0 L4	
Sam Horn, L OBP: 0.331, SLG: 0.472 (1, 10) S X	0-1 F8	0-1 F7		1-3 K		0-0 F7			
Chito Martinez, L OBP: 0.352, SLG: 0.540 (1, 9) X		0-0 1B BB	0-0 1B 2B	1-2 L5-3 1B		2-2 G3-1			
David Segui, S OBP: 0.309, SLG: 0.348 (1, 3) B B B B SAFE		4-1 E 1B BB 1-2	1-0 2B G4-3 1B 2-H	3-2 L5-3 1-2			2-1 G6-3 SH1-4 1B		
Tim Hulett, R OBP: 0.258, SLG: 0.343 (1, 5) C C C B S		1-3 K	1-1 G4-3 1B 2B 1-3		2-3 K		0-0 SH1-4		
Chris Hoiles, R OBP: 0.313, SLG: 0.402 (1, 2) B B X		2-0 E 1B 1-2 2-H	2-1 G5-3		1-2 F9		1-1 G6-3		
Juan Bell, R OBP: 0.201, SLG: 0.259 (1, 4) B C S X		1-2 FC 1B G4-3 1-2 2-3	0-1 G4-3 2-3 3-H		3-2 1B		1-0 F9		

Inning Stats	R: 0	H: 1	E: 0	K: 1	S: 11	R: 4	H: 3	E: 1	K: 1	S: 16	R: 4	H: 4	E: 1	K: 1	S: 15	R: 0	H: 1	E: 0	K: 1	S: 11	R: 0	H: 1	E: 0	K: 1	S: 12	R: 0	H: 1	E: 0	K: 0	S: 7	R: 0	H: 0	E: 0	K: 0	S: 8
	LOB: 1	BB: 0				LOB: 2	BB: 2	LOB: 1	BB: 1		LOB: 0	BB: 0	LOB: 1	BB: 0		LOB: 1	BB: 0	LOB: 1	BB: 0		LOB: 1	BB: 0	LOB: 0	BB: 0		LOB: 1	BB: 0	LOB: 0	BB: 0		LOB: 0	BB: 0	LOB: 0	BB: 0	

PITCHER	IP	WLS	BF	H	R	ER	SO	BB	IBB	HBP	BLK	WP	HR	S	P	ERA	WHIP
Jose Guzman, R ERA: 3.46 (1, 1)	2.2	L	20	8	8	5	2	3	0	0	0	0	0	37	66	16.88	4.125
Terry Mathews, R ERA: 4.7 (3, 1)	3.1		12	3	0	0	3	0	0	0	0	0	0	35	54	0.00	0.900
Mike Jeffcoat, L ERA: 3.38 (7, 1)	2.0		7	1	0	0	0	0	0	0	0	0	0	14	22	0.00	0.500

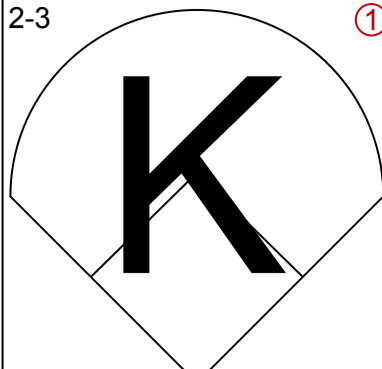
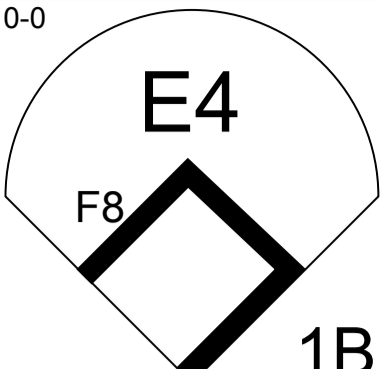
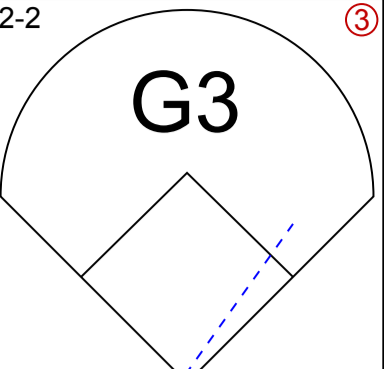
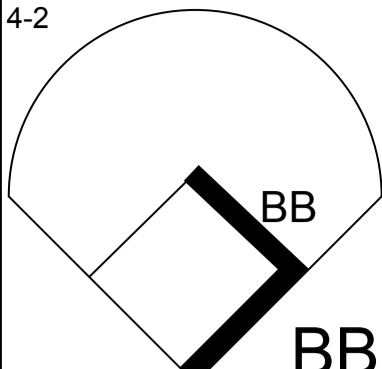
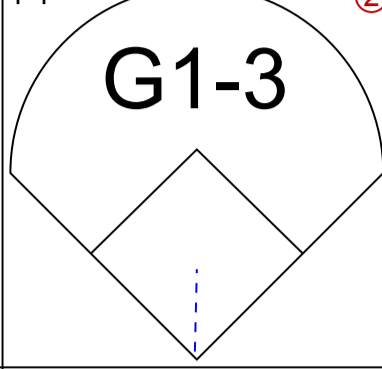
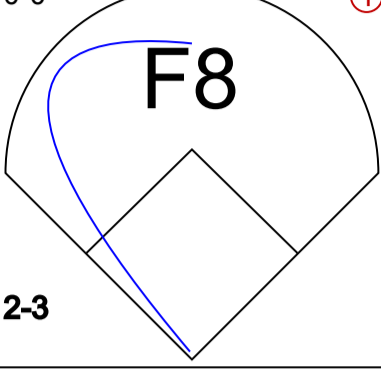
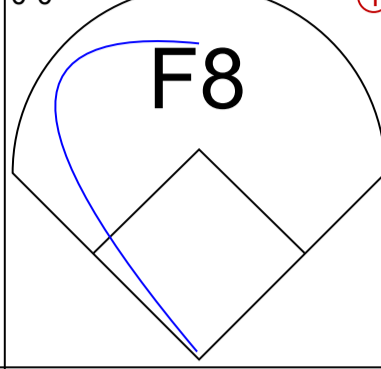
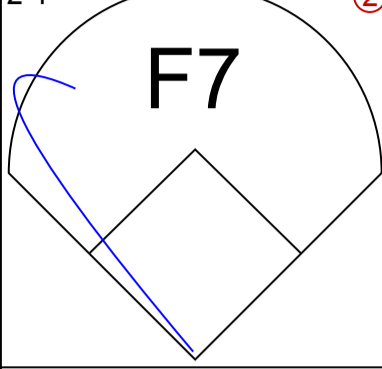
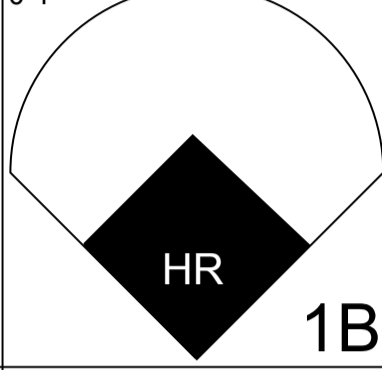
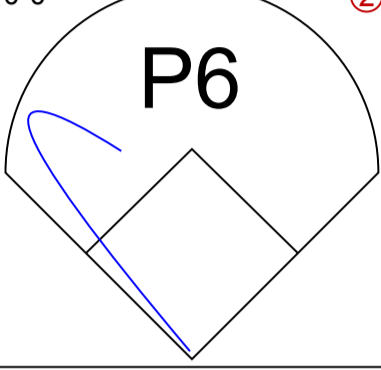
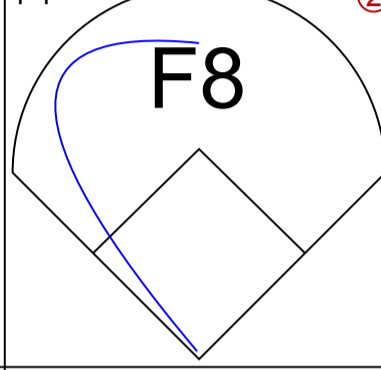
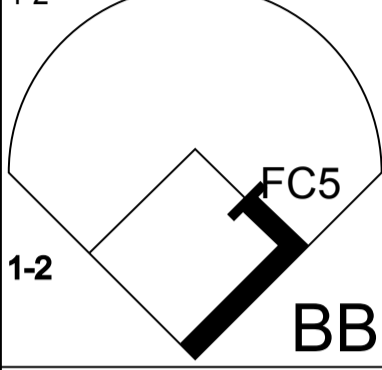
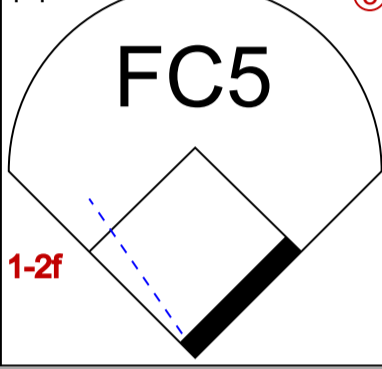
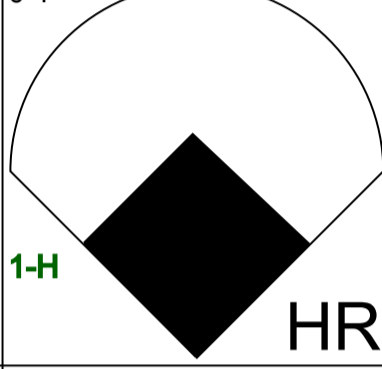

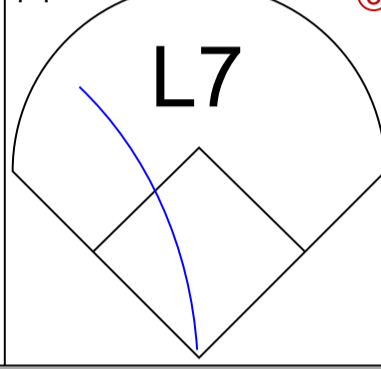
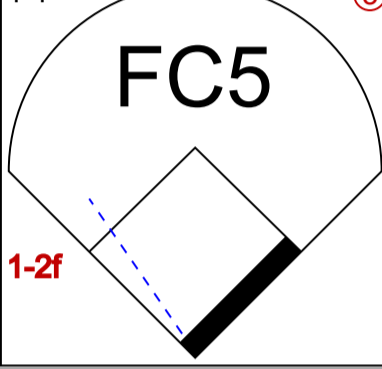
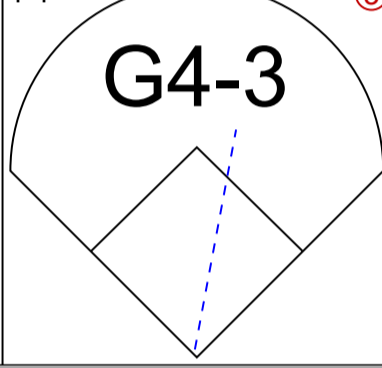
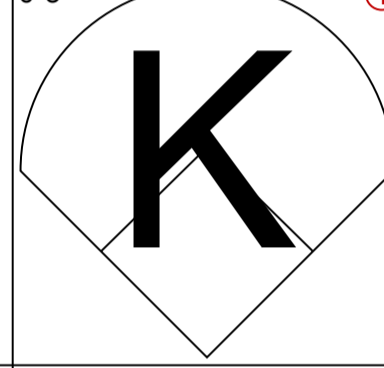
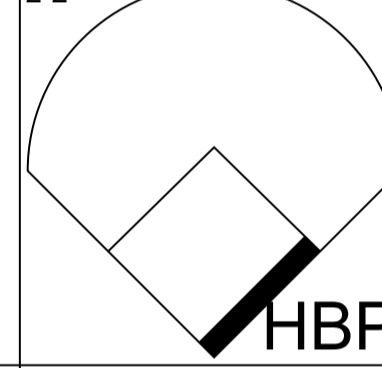
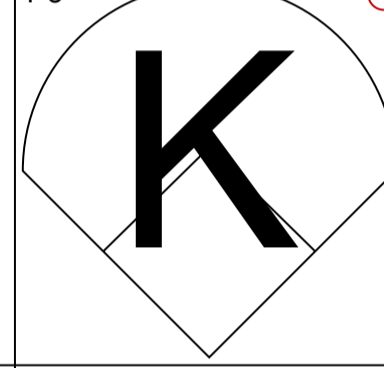
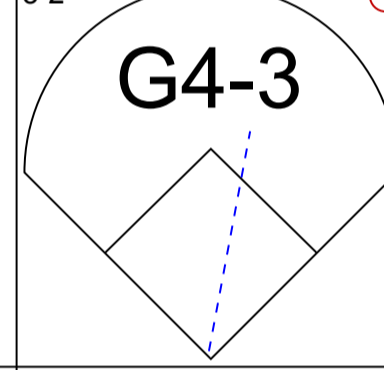
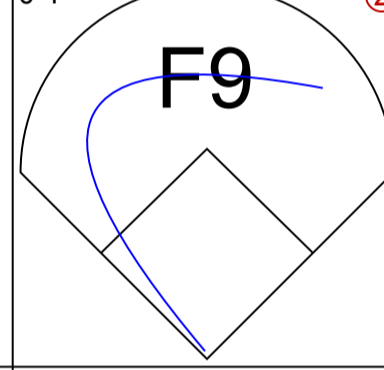
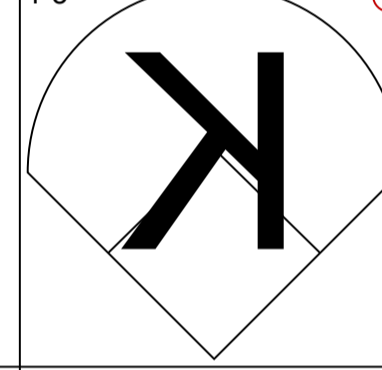
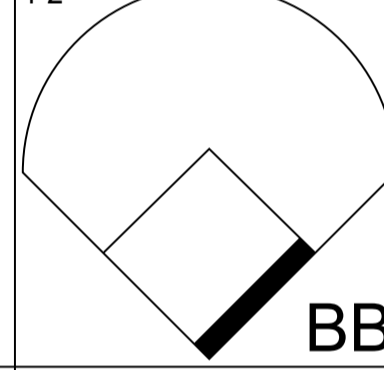
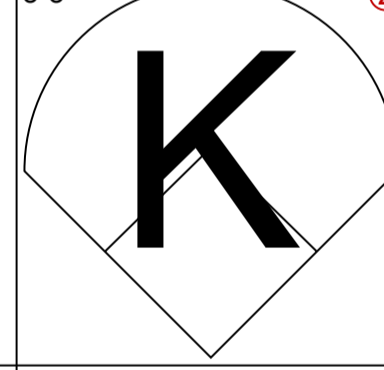
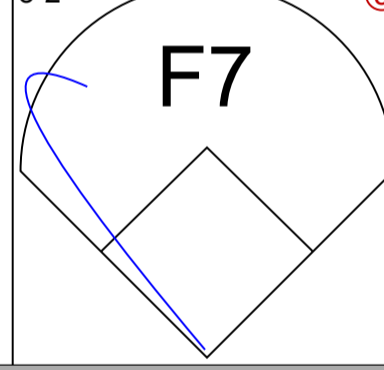
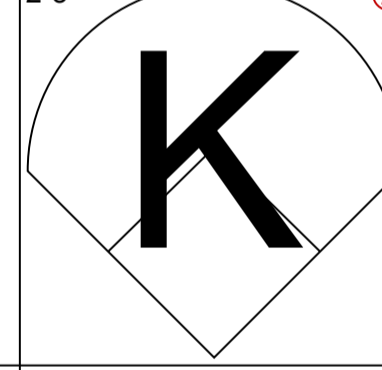
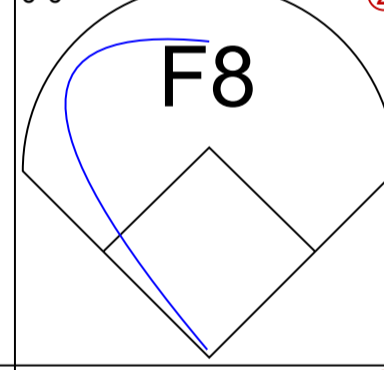
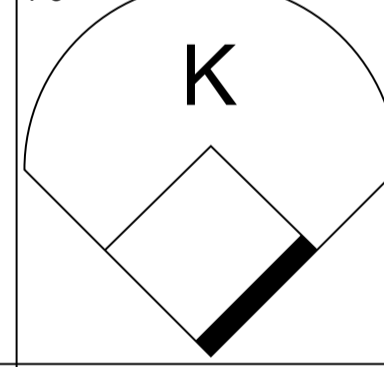
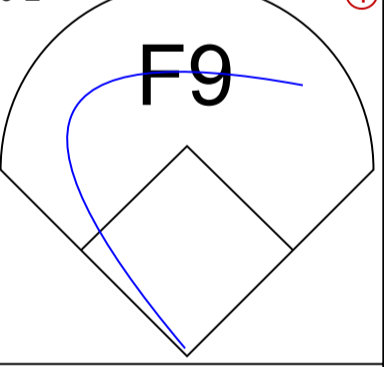
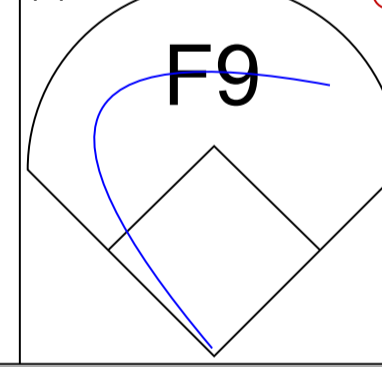
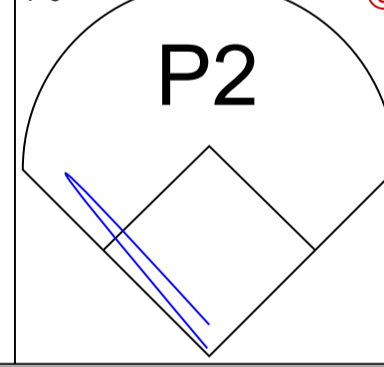
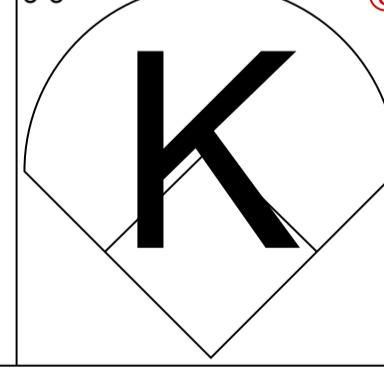
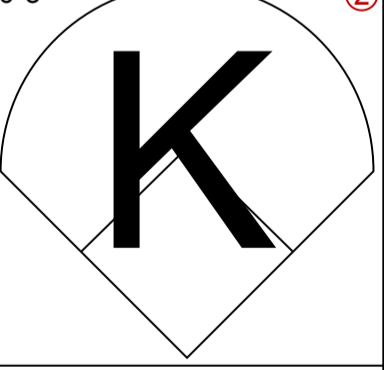

AB	R	H	RBI	BB	SO	LOB
4	1	2	2	1	0	1
4	0	2	2	0	0	2
1	0	0	0	0	0	0
4	0	0	0	1	2	3
4	0	0	0	0	1	4
4	2	3	0	0	0	1
3	2	2	1	1	0	1
3	1	1	0	0	2	2
4	1	1	1	0	0	3
4	1	1	1	0	0	4

AB	35	R	8	H	12	RBI	7	BB	3	SO	5	LOB	21
WP: 0	PA: 39	PB: 0	SB: 1	CS: 0	SF: 0	SAC: 1	DP: 1	HBP: 0					

**Texas Rangers @ Baltimore Orioles**  
**Memorial Stadium, Baltimore, MD**  
 Tue Aug 13 1991, 7:05 PM EDT  
 Att: 32,241 - Cloudy - 83 F

livebaseballscorecards.com



Batter	1	2	3	4	5	6	7	8	9	AB R H RBI BB SO LOB	TOP											
<b>Gary Pettis, S</b> (1, 8) OBP: 0.343, SLG: 0.281	2-3 		0-0 E4 F8 1B 		2-2 G3 			4-2 		3 0 1 0 1 1 0												
<b>Rafael Palmeiro, L</b> (1, 3) OBP: 0.398, SLG: 0.555	1-1 G1-3 		0-0 F8 2-3 		0-0 F8 			2-1 F7 		4 0 0 0 0 0 2												
<b>Ivan Rodriguez, R</b> (8, 2) OBP: 0.300, SLG: 0.350										0 0 0 0 0 0 0												
<b>Ruben Sierra, S</b> (1, 9) OBP: 0.362, SLG: 0.499	0-1 		0-0 P6 		1-1 F8 			4-2 		3 1 1 0 0 0 1												
<b>Mike Stanley, R</b> (7, 7) OBP: 0.347, SLG: 0.386								1-2 FC5 BB 		0 0 0 0 1 0 0												
<b>Juan Gonzalez, R</b> (1, 7) OBP: 0.362, SLG: 0.539	0-1 SAFE 		1-3 K 		1-1 L7 			1-1 FC5 1-2f 		4 1 1 2 0 1 3												
<b>Kevin Reimer, L</b> (1, 10) OBP: 0.329, SLG: 0.441	1-1 G4-3 			0-3 K 			2-2 		1-3 K 	3 0 0 0 0 2 0												
<b>Steve Buechele, R</b> (1, 4) OBP: 0.334, SLG: 0.454		3-2 G4-3 		0-1 F9 			1-3 K 		4-2 	3 0 0 0 0 1 1												
<b>Mario Diaz, R</b> (7, 4) OBP: 0.304, SLG: 0.312										0 0 0 0 1 0 0												
<b>Geno Petrali, L</b> (1, 2) OBP: 0.308, SLG: 0.291		3-3 K 		3-2 F7 			2-3 K 		0-0 F8 	4 0 0 0 0 2 2												
<b>Dean Palmer, R</b> (1, 5) OBP: 0.293, SLG: 0.416		1-3 K 			0-2 F9 		1-1 F9 		1-0 P2 	4 0 0 0 0 1 2												
<b>José Hernández, R</b> (1, 6) OBP: 0.316, SLG: 0.389		3-3 K 			0-3 K 			3-3 K 		3 0 0 0 0 3 1												
<b>Inning Stats</b>	R: 2 E: 0 K: 1 S: 12	H: 2 LOB: 0 BB: 0 P: 16	R: 0 E: 0 K: 3 S: 13	H: 0 LOB: 1 BB: 0 P: 23	R: 0 E: 1 K: 1 S: 8	H: 1 LOB: 1 BB: 0 P: 9	R: 0 E: 0 K: 1 S: 10	H: 0 LOB: 0 BB: 0 P: 13	R: 0 E: 0 K: 1 S: 9	H: 0 LOB: 0 BB: 0 P: 11	R: 0 E: 0 K: 2 S: 5	H: 0 LOB: 0 BB: 0 P: 7	R: 0 E: 0 K: 2 S: 11	H: 0 LOB: 1 BB: 0 P: 17	R: 0 E: 0 K: 1 S: 18	H: 0 LOB: 2 BB: 2 P: 32	R: 0 E: 0 K: 1 S: 7	H: 0 LOB: 1 BB: 1 P: 13	1B: 2 2B: 0 3B: 0 HR: 1	SF: 0 SAC: 0 DP: 0 HBP: 1	WP: 1 PB: 0 SB: 0 CS: 0	PA: 35
<b>PITCHER</b>	IP	WLS	BF	H	R	ER	SO	BB	IBB	HBP	BLK	WP	HR	S	P	ERA	WHIP					
<b>35 Mike Mussina, R</b> (1, 1) ERA: 3.79	8.0	W	31	3	2	2	10	2	0	1	0	1	1	86	128	2.25	0.625					
<b>Jose Bautista, R</b> (9, 1) ERA: 16.88	1.0		4	0	0	0	1	1	0	0	0	0	0	7	13	0.00	1.000					

**Texas Rangers @ Baltimore Orioles**  
**Memorial Stadium, Baltimore, MD**  
 Wed Aug 14 1991, 7:05 PM EDT  
 Att. 32,231 - Overcast - 81 F

[livebaseballscorecards.com](http://livebaseballscorecards.com)

**AB 31**  
**R 2**  
**H 3**  
**RBI 2**  
**BB 3**  
**SO 11**  
**LOB 12**



Batter	1	2	3	4	5	6	7	8	9
Mike Devereaux, R (1, 8) OBP: 0.316, SLG: 0.421	4-1 S 2B BB		3-2 1B G6-3		2-2 G1-3			1-0 G6-3	
Brady Anderson, L (1, 7) OBP: 0.326, SLG: 0.289	3-1 SAFE P6 1-2		1-1 2B 1B	4-1 S 1B BB		3-2 F9		2-0 1B	
Cal Ripken Jr., R (1, 6) Tim Hulett, R (8, 4) OBP: 0.377, SLG: 0.563 OBP: 0.257, SLG: 0.341	0-0 G3-1 2-H 2B		0-0 WP 1B 2B 1-H 2-H	3-2 P6		1-0 F7		1-3 K	
Joe Orsulak, L (1, 9) OBP: 0.302, SLG: 0.338	2-1 G3-1 2-3		2-0 1B 2B 1B 2-H	2-1 1B		0-1 G4-3			
Randy Milligan, R (1, 3) OBP: 0.376, SLG: 0.423	3-3 K		2-2 F7	3-1 F9			0-0 P5		
Chito Martinez, L (1, 10)		0-0 HR	3-2 2B 1B BB	1-3 K			1-2 HR		
Leo Gomez, R (1, 5) OBP: 0.304, SLG: 0.367		1-2 F9	4-0 2B 1B BB		1-2 HR		1-0 P4		
Bob Melvin, R (1, 2) OBP: 0.315, SLG: 0.349		2-3 K	0-2 P6		1-0 F7		3-3 K		
Juan Bell, R (1, 4) (8, 6) OBP: 0.202, SLG: 0.265		0-0 G3	2-2 2B 1-3 2-H 3-H		1-3 K		1-0 G6-3		

Inning Stats	R: 1	H: 1	E: 0	LOB: 1	K: 1	P: 21	R: 1	H: 1	E: 0	LOB: 0	K: 1	P: 11	R: 5	H: 6	E: 0	LOB: 2	K: 0	P: 22	R: 1	H: 1	E: 0	LOB: 1	K: 1	P: 24	R: 1	H: 1	E: 0	LOB: 0	K: 1	P: 16	R: 0	H: 0	E: 0	LOB: 0	K: 0	P: 10	R: 1	H: 1	E: 0	LOB: 0	K: 1	P: 13	R: 0	H: 1	E: 0	LOB: 1	K: 1	P: 11
	9	1	0	1	1	21	8	1	0	1	11	11	22	6	2	11	0	22	11	1	1	0	1	24	10	0	0	0	0	0	10	1	1	0	0	10	13	0	1	0	11	11	0	1	11			

PITCHER	IP	WLS	BF	H	R	ER	SO	BB	IBB	HBP	BLK	WP	HR	S	P	ERA	WHIP
Gerald Alexander, R (1, 1) ERA: 4.54	2.1	L	15	7	7	7	2	1	0	0	0	1	1	31	56	27.00	3.429
Wayne Rosenthal, R (3, 1) ERA: 4.97	5.2		24	5	3	3	4	2	0	0	0	0	2	50	89	4.76	1.235

AB R H RBI BB SO LOB

4	2	1	0	1	0	2
4	2	2	0	1	0	1
4	1	2	3	0	0	1
1	0	0	0	0	1	1
4	1	2	2	0	0	1
4	0	0	0	0	1	3
4	3	3	2	0	1	1
3	1	1	1	1	0	0
4	0	0	0	0	2	3
4	0	1	2	0	1	0

AB	R	H	RBI	BB	SO	LOB
36	10	12	10	3	6	13



**Texas Rangers @ Baltimore Orioles**  
**Memorial Stadium, Baltimore, MD**  
 Wed Aug 14 1991, 7:05 PM EDT  
 Att: 32,231 - Overcast - 81 F

livebaseballscorecards.com

1B	2B	3B	HR	SF	SAC	DP	HBP	WP	PA
6	3	0	3	0	0	0	0	1	39

WP	PB	SB	CS	ERA	WHIP
1	0	2	0	4.76	1.235

Batter	1	2	3	4	5	6	7	8	9	AB R H RBI BB SO LOB	TOP											
<b>Brian Downing, R</b> (1, 10) OBP: 0.368, SLG: 0.430	1-1 L3		2-0 P3			2-3 K		3-1 F9		4 0 0 0 0 1 1												
<b>Rafael Palmeiro, L</b> (1, 3) OBP: 0.400, SLG: 0.554	4-1 BB		0-0 F7			4-2 BB		3-1 F9		1 0 0 0 2 0 0												
<b>Mike Stanley, R</b> (6, 3) OBP: 0.345, SLG: 0.383										1 0 0 0 0 0 1												
<b>Ruben Sierra, S</b> (1, 9) OBP: 0.359, SLG: 0.495	2-1 F9			0-1 G3-1		1-1 G4-3			2-0 F8	4 0 0 0 0 0 2												
<b>Juan Gonzalez, R</b> (1, 8) OBP: 0.359, SLG: 0.533	2-3 K			2-3 K			1-2 F8		1-3 K	4 0 0 0 0 3 1												
<b>Kevin Reimer, L</b> (1, 7) OBP: 0.328, SLG: 0.449		0-0 HR		3-3 K			0-0 F9		1-3 K	4 1 1 1 0 2 0												
<b>Steve Buechele, R</b> (1, 4) OBP: 0.333, SLG: 0.451		1-1 P6			0-2 G6-3		1-3 K			2 0 0 0 0 0 0												
<b>Mario Diaz, R</b> (5, 4) OBP: 0.302, SLG: 0.309										1 0 0 0 0 1 0												
<b>Dean Palmer, R</b> (1, 5) OBP: 0.294, SLG: 0.414		0-1 P4			3-2 G6-3			0-1 G3-1 1B		3 1 1 0 0 0 0												
<b>Ivan Rodriguez, R</b> (1, 2) OBP: 0.296, SLG: 0.346		1-2 G6-3			3-3 K			1-1 G3-1		2 0 0 0 0 1 0												
<b>Geno Petrali, L</b> (8, PH) OBP: 0.306, SLG: 0.289								1-2 1B		1 0 0 0 0 0 1												
<b>José Hernández, R</b> (1, 6) OBP: 0.318, SLG: 0.381			2-3 K			1-1 G6-3		0-0 1B		3 0 1 1 0 1 0												
<b>Inning Stats</b>	R: 0 E: 0 K: 1 S: 8	H: 0 LOB: 1 BB: 1 P: 17	R: 1 E: 0 K: 0 S: 9	H: 1 LOB: 0 BB: 0 P: 11	R: 0 E: 0 K: 1 S: 6	H: 0 LOB: 0 BB: 0 P: 10	R: 0 E: 0 K: 2 S: 9	H: 0 LOB: 0 BB: 0 P: 14	R: 0 E: 0 K: 1 S: 9	H: 0 LOB: 0 BB: 0 P: 15	R: 0 E: 0 K: 1 S: 9	H: 0 LOB: 1 BB: 1 P: 17	R: 0 E: 0 K: 1 S: 10	H: 0 LOB: 0 BB: 0 P: 12	R: 1 E: 0 K: 0 S: 9	H: 2 LOB: 1 BB: 0 P: 16	R: 0 E: 0 K: 2 S: 8	H: 0 LOB: 0 BB: 0 P: 12	1B: 2 2B: 0 3B: 0 HR: 1	SF: 0 SAC: 0 DP: 0 HBP: 0	WP: 0 PB: 0 SB: 0 CS: 0	PA: 32
<b>PITCHER</b> <b>Jose Mesa, R</b> (1, 1) ERA: 5.4	IP: 9.0 WLS: W BF: 32 H: 3 R: 2 ER: 2 SO: 9 BB: 2 IBB: 0 HBP: 0 BLK: 0 WP: 0 HR: 1 S: 77 P: 124 ERA: 2.00 WHIP: 0.556											<b>PITCHER</b> IP: WLS: BF: H: R: ER: SO: BB: IBB: HBP: BLK: WP: HR: S: P: ERA: WHIP:										

Texas Rangers @ Baltimore Orioles  
Memorial Stadium, Baltimore, MD

Thu Aug 15 1991, 7:05 PM EDT  
Att. 32,557 - Cloudy - 85 F

livebaseballscorecards.com

AB	30
R	2
H	3
RBI	2
BB	2
SO	9
LOB	6





Batter	1	2	3	4	5	6	7	8	9	AB	R	H	RBI	BB	SO	LOB
Mike Devereaux, R OBP: 0.319, SLG: 0.425 (1, 8)	1-2 1B SH1-3 1B	1-0 3-H 1B		1-0 1B 2B	2-1 F9			1-0 G6-3		5	1	3	1	0	0	1
Brady Anderson, L OBP: 0.321, SLG: 0.284 (1, 7)	0-1 SH1-3 1-2	1-1 G6-3		0-0 P2				1-0 G5-3		4	0	0	0	0	0	2
Cal Ripken Jr., R OBP: 0.380, SLG: 0.564 Tim Hulett, R OBP: 0.257, SLG: 0.341 (1, 6) (8, 4)	1-2 G1-6-3 1B		0-1 BB FC4-6 1B	1-0 1B 1B				2-2 F7		4	2	3	1	0	0	0
Joe Orsulak, L OBP: 0.307, SLG: 0.343 (1, 9)	1-1 G1-6-3 1-2f		0-1 FC4-6 BB 1B	0-0 1B 1-3 1B				0-0 1B		4	1	3	0	0	0	2
Randy Milligan, R OBP: 0.377, SLG: 0.421 David Segui, S OBP: 0.309, SLG: 0.348 (1, 3) (8, 3)			4-1 HR BB	2-3 K				1-2 F9		2	1	0	0	2	1	3
Chito Martinez, L OBP: 0.371, SLG: 0.630 (1, 10)			0-0 HR	0-2 FC4-6 HR	0-0 1B			1-2 G3-1		4	2	2	4	0	0	2
Leo Gomez, R OBP: 0.311, SLG: 0.390 (1, 5)			0-0 1B 3B	1-1 HR				4-0 G5-4-3 BB		3	2	2	3	1	0	0
Chris Hoiles, R OBP: 0.309, SLG: 0.395 (1, 2)			0-3 K	0-0 G5-3				1-0 G5-4-3		4	0	0	0	0	1	2
Juan Bell, R OBP: 0.203, SLG: 0.265 (1, 4) (8, 6)			1-2 G4-3	1-3 K				1-0 G4-3		4	0	1	0	0	1	1

Inning Stats	R: 0	H: 2	E: 0	K: 0	S: 10	LOB: 1	BB: 0	P: 13	R: 3	H: 3	E: 0	K: 1	S: 12	LOB: 1	BB: 1	P: 19	R: 4	H: 3	E: 0	K: 1	S: 14	LOB: 0	BB: 1	P: 20	R: 2	H: 4	E: 0	K: 1	S: 9	LOB: 2	BB: 0	P: 13	R: 0	H: 1	E: 0	K: 0	S: 6	LOB: 1	BB: 0	P: 9	R: 0	H: 0	E: 0	K: 0	S: 4	LOB: 0	BB: 1	P: 10	R: 0	H: 0	E: 0	K: 0	S: 3	LOB: 0	BB: 0	P: 6
--------------	------	------	------	------	-------	--------	-------	-------	------	------	------	------	-------	--------	-------	-------	------	------	------	------	-------	--------	-------	-------	------	------	------	------	------	--------	-------	-------	------	------	------	------	------	--------	-------	------	------	------	------	------	------	--------	-------	-------	------	------	------	------	------	--------	-------	------

PITCHER	IP	WLS	BF	H	R	ER	SO	BB	IBB	HBP	BLK	WP	HR	S	P	ERA	WHIP
Oil Can Boyd, R ERA: 4.35 (1, 1)	7.0	L	35	14	9	9	3	3	0	0	0	0	2	65	100	11.57	2.429
Jeff Russell, R ERA: 3.21 (8, 1)	1.0		3	0	0	0	0	0	0	0	0	0	0	3	6	0.00	0.000


**BOTTOM**

**Texas Rangers @ Baltimore Orioles**  
**Memorial Stadium, Baltimore, MD**

Thu Aug 15 1991, 7:05 PM EDT  
 Att: 32,557 - Cloudy - 85 F

livebaseballscorecards.com

<b>AB</b>	<b>34</b>
<b>R</b>	<b>9</b>
<b>H</b>	<b>14</b>
<b>RBI</b>	<b>9</b>
<b>BB</b>	<b>3</b>
<b>SO</b>	<b>3</b>
<b>LOB</b>	<b>13</b>



1B: 10	SF: 0	WP: 0	PA: 38
2B: 1	SAC: 1	PB: 0	
3B: 1	DP: 2	SB: 0	
HR: 2	HBP: 0	CS: 0	

Batter	1	2	3	4	5	6	7	8	9	AB R H RBI BB SO LOB	TOP											
<b>Gary Pettis, S</b> OBP: 0.344, SLG: 0.285 (1, 8)	2-2 1B SF9 2B	4-2 G1-3 1B BB	1-0 L9-2 3-H			2-1 L9		0-1 F9		4 1 1 0 1 0 2												
<b>Steve Buechele, R</b> OBP: 0.333, SLG: 0.451 (1, 4)	1-1 2B 2-3 1B	0-1 G1-3 1B		3-2 G3-1		2-0 P4		3-2 F8		5 0 2 1 0 0 0												
<b>Ruben Sierra, S</b> OBP: 0.355, SLG: 0.490 (1, 9)	1-0 SF9 3-H	1-0 G1-3		0-0 F9		1-1 P4			0-0 F7	4 0 0 1 0 0 2												
<b>Rafael Palmeiro, L</b> OBP: 0.398, SLG: 0.549 (1, 3)	1-3 K	4-0 IBB		0-3 K		1-1 G3-1			1-1 P6	4 0 0 0 1 2 1												
<b>Juan Gonzalez, R</b> OBP: 0.359, SLG: 0.542 (1, 7)	0-2 2B 1-3	0-2 F8			0-0 F8		2-0 HR		0-0 P3	5 1 2 1 0 0 3												
<b>Kevin Reimer, L</b> OBP: 0.330, SLG: 0.446 (1, 10)	4-0 IBB		2-1 F8		4-2 1B BB		1-1 P4			2 0 0 0 2 0 0												
<b>Dean Palmer, R</b> OBP: 0.306, SLG: 0.439 (1, 5)	1-3 K		1-2 2B 2B		0-0 2B 1B		0-0 2B			4 2 3 0 0 1 3												
<b>Ivan Rodriguez, R</b> OBP: 0.307, SLG: 0.368 (1, 2)		0-2 1B 1B	0-2 1B 2B		2-1 2B		0-0 F9			4 1 3 2 0 0 1												
<b>José Hernández, R</b> OBP: 0.308, SLG: 0.360 (1, 6)		0-3 K	0-1 1B		1-1 G6-3			0-0 G6-3		4 0 1 0 0 1 2												
<b>Inning Stats</b>	R: 1 E: 0 K: 2 S: 17	H: 3 LOB: 3 BB: 1 P: 27	R: 1 E: 0 K: 1 S: 14	H: 2 LOB: 3 BB: 2 P: 23	R: 1 E: 0 K: 0 S: 11	H: 3 LOB: 1 BB: 0 P: 15	R: 0 E: 0 K: 1 S: 7	H: 0 LOB: 0 BB: 0 P: 10	R: 1 E: 0 K: 0 S: 8	H: 2 LOB: 1 BB: 1 P: 15	R: 0 E: 0 K: 0 S: 5	H: 0 LOB: 0 BB: 0 P: 10	R: 1 E: 0 K: 0 S: 7	H: 2 LOB: 1 BB: 0 P: 11	R: 0 E: 0 K: 0 S: 8	H: 0 LOB: 0 BB: 0 P: 11	R: 0 E: 0 K: 0 S: 4	H: 0 LOB: 0 BB: 0 P: 5	1B: 5 2B: 7 3B: 0 HR: 1	SF: 1 SAC: 0 DP: 1 HBP: 0	WP: 0 PB: 0 SB: 0 CS: 0	PA: 41
<b>PITCHER</b>	IP WLS BF H R ER SO BB IBB HBP BLK WP HR S P ERA WHIP																					
<b>Eric King, R</b> ERA: 4.56 (1, 1)	4.2 L 26 10 4 4 4 2 2 0 0 0 0 55 87 7.71 2.571																					
<b>Jeff Shaw, R</b> ERA: 3.21 (5, 1)	4.1 15 2 1 1 0 0 0 0 0 0 0 26 40 2.08 0.462																					

Texas Rangers @ Cleveland Indians  
Cleveland Municipal Stadium, Cleveland, OH

Fri Aug 16 1991, 7:05 PM EDT  
Sunny - 85 F

livebaseballscorecards.com

AB	36
R	5
H	12
RBI	5
BB	4
SO	4
LOB	14



**BOTTOM**

**Texas Rangers @ Cleveland Indians**  
Cleveland Municipal Stadium, Cleveland, OH

Fri Aug 16 1991, 7:05 PM EDT  
Sunny - 85 F

livebaseballscorecards.com

<b>AB</b>	<b>35</b>
<b>R</b>	<b>3</b>
<b>H</b>	<b>8</b>
<b>RBI</b>	<b>3</b>
<b>BB</b>	<b>3</b>
<b>SO</b>	<b>6</b>
<b>LOB</b>	<b>17</b>



WP: 0	PA: 39
PB: 0	
SB: 0	
CS: 0	

AB R H RBI BB SO LOB

4	1	1	0	1	3	0
5	0	0	0	0	0	2
5	1	1	1	0	0	1
3	1	2	2	0	0	0
3	0	1	0	1	0	2
3	0	1	0	0	0	2
1	0	0	0	0	0	1
3	0	1	0	0	1	2
1	0	1	0	0	0	0
3	0	0	0	0	0	4
0	0	0	0	1	0	0
2	0	0	0	0	1	0
2	0	0	0	0	1	3

Batter	1	2	3	4	5	6	7	8	9
Alex Cole, L (1, 10) OBP: 0.384, SLG: 0.343	1-3 K		4-0 G4-3 BB		1-3 K			0-1 G3 2B 1B	1-3 K
Jerry Browne, S (1, 5) OBP: 0.266, SLG: 0.256	1-1 G4-3		1-2 G4-3		0-0 F7			3-2 G3	1-1 L9
Carlos Baerga, S (1, 4) OBP: 0.358, SLG: 0.415	2-0 G6-3		0-0 G6-3					1-0 G4-3 HR 2B	2-1 G6-3
Albert Belle, R (1, 7) OBP: 0.316, SLG: 0.535		3-2 G6-3		0-1 1B 1B		1-1 HBP		1-0 HR 2-H	
Mark Whiten, S (1, 9) (9, 8) OBP: 0.303, SLG: 0.409		0-0 1B 1B		0-1 P5		0-0 F8		4-2 BB 1B BB	
Mike Aldrete, L (1, 3) OBP: 0.392, SLG: 0.333		1 SAFE 3-1 1B		1 SAFE 2-1 F7		2-0 G4-3		1-1 F9	
Carlos Martinez, R (8, PH) (9, 3) OBP: 0.345, SLG: 0.398		1 SAFE 1B 1B 1B 1B		1 SAFE 1B 1B 1B 1B					
Jose Gonzalez, R (1, 8) OBP: 0.093, SLG: 0.118		2-3 K		3-1 1B			2-0 G6-3	2-0 BB 1B	
Chris James, R (8, PH) (9, 9) OBP: 0.274, SLG: 0.322				1-2 1B				1-2 1B	
Joel Skinner, R (1, 2) OBP: 0.276, SLG: 0.315		1 SAFE 3-2 G1-3		0-1 F9			0-0 G5-3	4-1 BB	
Luis Lopez, R (8, PH) (9, 2) OBP: 0.300, SLG: 0.368								1-2 2-3 BB	
Felix Fermin, R (1, 6) OBP: 0.306, SLG: 0.309			1-1 L3		1-3 K		1-1 G4-3	0-3 K	
Tony Perezchica, R (7, PH) (8, 6) OBP: 0.263, SLG: 0.345									

Inning Stats	R: 0	H: 0	E: 0	K: 1	S: 6	R: 0	H: 2	E: 0	K: 1	S: 16	R: 0	H: 0	E: 0	K: 0	S: 6	R: 0	H: 2	E: 0	K: 0	S: 10	R: 0	H: 0	E: 0	K: 2	S: 7	R: 0	H: 0	E: 0	K: 0	S: 5	R: 0	H: 0	E: 0	K: 0	S: 4	R: 3	H: 4	E: 0	K: 1	S: 16	R: 0	H: 0	E: 0	K: 1	S: 7	1B: 6	SF: 0	2B: 1	SAC: 0	3B: 0	DP: 0	HR: 1	HBP: 1
--------------	------	------	------	------	------	------	------	------	------	-------	------	------	------	------	------	------	------	------	------	-------	------	------	------	------	------	------	------	------	------	------	------	------	------	------	------	------	------	------	------	-------	------	------	------	------	------	-------	-------	-------	--------	-------	-------	-------	--------

PITCHER	IP	WLS	BF	H	R	ER	SO	BB	IBB	HBP	BLK	WP	HR	S	P	ERA	WHIP
Kevin Brown, R (1, 1) ERA: 4.31	7.1		32	7	3	3	4	2	0	1	0	0	1	63	106	3.68	1.227
Kenny Rogers, L (8, 1) ERA: 5.99	0.1		1	0	0	0	0	0	0	0	0	0	0	2	3	0.00	0.000
Jeff Russell, R (8, 1) ERA: 3.14	1.1	S	6	1	0	0	2	1	0	0	0	0	0	12	22	0.00	1.500

PITCHER	IP	WLS	BF	H	R	ER	SO	BB	IBB	HBP	BLK	WP	HR	S	P	ERA	WHIP
---------	----	-----	----	---	---	----	----	----	-----	-----	-----	----	----	---	---	-----	------

Batter	1	2	3	4	5	6	7	8	9	AB R H RBI BB SO LOB	TOP																		
<b>Gary Pettis, S</b> (1, 8) OBP: 0.345, SLG: 0.281	4-0 BB G4-6-3		4-1 BB SAFE	2-3 BB		3-3 BB		0-0 F7		3 0 0 0 2 2 2																			
<b>Geno Petralli, L</b> (1, 2) OBP: 0.306, SLG: 0.285	4-0 SAFE BB		2-1 F7		3-2 G3-1	3-2 BB		0-1 F9	2 0 0 0 1 0 2																				
<b>Mike Stanley, R</b> (6, PH) OBP: 0.347, SLG: 0.392	1-2 BB G4-6-3		2-3			2B			2 0 1 0 0 0 0																				
<b>Rafael Palmeiro, L</b> (1, 3) OBP: 0.400, SLG: 0.549	1-1 G4-6-3			2-1 BB 1B 2B 1B	4-1 1B BB	1-0 G4-3		2-2 2B 1B	4 3 2 0 1 0 3																				
<b>Ruben Sierra, S</b> (1, 9) OBP: 0.354, SLG: 0.487	1-3 K			0-2 F9	0-2 1B HR 1B		2-1 F8	0-0 F8	5 1 1 0 0 1 3																				
<b>Juan Gonzalez, R</b> (1, 7) OBP: 0.360, SLG: 0.543		1-0 F8		2-0 BB 2B 1B	0-0 P3		0-1 F8	0-1 2B 1-H	5 1 2 1 0 0 2																				
<b>Kevin Reimer, L</b> (1, 10) OBP: 0.328, SLG: 0.442		3-1 G4-3		2-1 P3	0-0 HR 1B		2-2 F8	0-0 G3	5 1 1 1 0 0 3																				
<b>Dean Palmer, R</b> (1, 5) OBP: 0.311, SLG: 0.459		1-3 K		4-1 2B BB	0-1 HR			0-3 K	3 2 1 3 1 2 0		AB 36 R 9 H 11 RBI 9 BB 6 SO 5 LOB 15																		
<b>Steve Buechele, R</b> (1, 4) OBP: 0.333, SLG: 0.451			1-2 G5-3	0-0 1B 2B	1-2 G1-3			1-2 L4	4 1 1 3 0 0 0																				
<b>Mario Diaz, R</b> (1, 6) OBP: 0.314, SLG: 0.324			4-2 CS BB	3-2 2-H 1B		3-2 G6-3		0-1 2B	3 0 2 1 1 0 0																				
<b>Inning Stats</b>	R: 0 E: 0 K: 1 S: 5	H: 0 LOB: 1 BB: 2 P: 15	R: 0 E: 0 K: 1 S: 6	H: 0 LOB: 0 BB: 0 P: 11	R: 0 E: 0 K: 0 S: 12	H: 0 LOB: 1 BB: 2 P: 22	R: 4 E: 0 K: 1 S: 17	H: 4 LOB: 1 BB: 1 P: 32	R: 4 E: 0 K: 0 S: 14	H: 3 LOB: 0 BB: 1 P: 22	R: 0 E: 0 K: 1 S: 12	H: 1 LOB: 1 BB: 0 P: 22	R: 0 E: 0 K: 0 S: 7	H: 0 LOB: 0 BB: 0 P: 11	R: 0 E: 0 K: 1 S: 9	H: 1 LOB: 1 BB: 0 P: 10	R: 1 E: 0 K: 0 S: 10	H: 2 LOB: 1 BB: 0 P: 12	1B: 6 2B: 4 3B: 0 HR: 1	SF: 0 SAC: 0 DP: 1 HBP: 0	WP: 0 PB: 0 SB: 0 CS: 1	PA: 42							
<b>PITCHER</b>	IP WLS BF H R ER SO BB IBB HBP BLK WP HR S P ERA WHIP																												
<b>Mike York, R</b> (1, 1) ERA: 6.75	4.1		21	4	5	5	3	6	0	0	0	0	0	0	44	91	10.38	2.308											
<b>Jesse Orosco, L</b> (5, 1) ERA: 3.2	2.2	W	12	4	3	3	1	0	0	0	0	0	1	29	44	10.12	1.500												
<b>Steve Olin, R</b> (8, 1) ERA: 3.89	2.0		9	3	1	1	1	0	0	0	0	0	0	19	22	4.50	1.500												

Texas Rangers @ Cleveland Indians  
Cleveland Municipal Stadium, Cleveland, OH

Fri Aug 16 1991, 7:05 PM EDT  
Att. 14,540 - Sunny - 78 F



Batter	1	2	3	4	5	6	7	8	9	AB	R	H	RBI	BB	SO	LOB
Alex Cole, L OBP: 0.391, SLG: 0.350 Jerry Browne, S OBP: 0.272, SLG: 0.259 (6, PH)	4-2 G5-3 BB		4-2 2B BB	0-1 1B 2B		1-1 HR 1B	4-0 E BB			1	2	1	0	2	0	0
Luis Lopez, R OBP: 0.311, SLG: 0.381 Joel Skinner, R OBP: 0.276, SLG: 0.315 (8, 2)	1-1 G5-3		1-0 FC3-6 2B 1-H	1-1 G4-3		0-0 P2	4-1 E BB			4	2	1	2	1	0	4
Carlos Baerga, S OBP: 0.357, SLG: 0.412 (1, 4)	3-2 P5		2-3 K	2-0 1B		2-0 F7	2-2 E5			5	0	1	1	0	1	4
Albert Belle, R OBP: 0.320, SLG: 0.542 Jose Gonzalez, R OBP: 0.093, SLG: 0.118 (8, 8)	4-2 BB		4-2 FC3-6 BB	1-3 K		3-1 HR	3-3 K			3	1	1	3	2	2	2
Mark Whiten, S OBP: 0.305, SLG: 0.412 (8, 9)	0-3 K		1-0 FC3-6 2B		2-1 1B	2-0 P2		0-0 F7 SF8 2B		5	2	2	0	0	1	4
Carlos Martinez, R OBP: 0.350, SLG: 0.420 Mike Aldrete, L OBP: 0.389, SLG: 0.330 (8, 3)		1-2 G5-3	1-2 1B 2B		0-0 F9 2B		2-3 K	3-2 F7		4	1	2	2	0	1	0
Chris James, R OBP: 0.278, SLG: 0.324 (8, 7)		1-2 G5-3	1-2 WP 1B		0-2 F9		0-0 BB BB 1B	4-0 IBB		4	1	2	1	1	0	1
Jeff Manto, R OBP: 0.317, SLG: 0.339 (1, 5)		2-1 HBP	3-2 F7		1-2 F8		0-0 F7	0-0 SF8		3	0	0	1	0	0	3
Felix Fermin, R OBP: 0.307, SLG: 0.309 (1, 6)		0-2 G4-3		1-0 F8		0-0 1B HR 1B	4-0 BB E BB	0-1 L9		4	2	1	0	1	0	2

Inning Stats	R: 0	H: 0	E: 0	K: 12	S: 12	R: 0	H: 0	E: 0	K: 10	S: 10	R: 4	H: 3	E: 0	K: 1	S: 19	R: 1	H: 2	E: 0	K: 1	S: 9	R: 0	H: 2	E: 0	K: 0	S: 9	R: 3	H: 3	E: 1	K: 2	S: 16	R: 4	H: 1	E: 0	K: 0	S: 7	R: 1	H: 1	E: 0	K: 0	S: 7			
	LOB: 2	BB: 2				LOB: 1	BB: 0				LOB: 1	BB: 2				LOB: 1	BB: 0				LOB: 1	BB: 0				LOB: 0	BB: 0				LOB: 1	BB: 3			LOB: 1	BB: 1			LOB: 1	BB: 1			

PITCHER	IP	WLS	BF	H	R	ER	SO	BB	IBB	HBP	BLK	WP	HR	S	P	ERA	WHIP
Bobby Witt, R ERA: 6.11	(1, 1)	3.0		17	3	4	4	2	4	0	0	1	0	41	74	12.00	2.333
Terry Mathews, R ERA: 5.04	(4, 1)	2.0		10	5	2	1	0	0	0	0	0	0	19	27	9.00	2.500
Mike Jeffcoat, L ERA: 3.7	(6, 1)	1.2	L	9	3	4	3	1	1	0	0	0	1	16	30	16.20	2.400
Kenny Rogers, L ERA: 6.0	(7, 1)	1.1		9	1	3	1	1	2	1	0	0	0	14	34	6.75	2.250

**BOTTOM**

**Texas Rangers @ Cleveland Indians**  
Cleveland Municipal Stadium, Cleveland, OH

Fri Aug 16 1991, 7:05 PM EDT  
Att. 14,540 - Sunny - 78 F

AB	35
R	13
H	12
RBI	10
BB	8
SO	5
LOB	21



WP	HR	S	P	ERA	WHIP
1	1	1	45		



Batter	1	2	3	4	5	6	7	8	9	AB	R	H	RBI	BB	SO	LOB
Alex Cole, L OBP: 0.385, SLG: 0.344 (1, 10)	0-3 K ①		2-3 K ②		0-0 G4-3 ③		3-2 G4-3 ③			4	0	0	0	0	2	3
Chris James, R OBP: 0.277, SLG: 0.323 (1, 9)	1-0 FC3-6 1B ①		2-2 G5-3 ③			2-2 G6-3 ①		1-0 F8 ①		4	0	1	0	0	0	0
Carlos Baerga, S OBP: 0.358, SLG: 0.415 (1, 4)	0-1 FC3-6 1-2f ②			2-3 K ①		1-2 G1-3 1B ①		2-0 2B ②		4	0	2	0	0	1	1
Albert Belle, R OBP: 0.319, SLG: 0.538 (1, 7)	0-2 F7 ③			2-2 G6-3 ②		1-0 G1-3 1B ②		2-3 K ②		4	0	1	0	0	1	2
Mark Whiten, S OBP: 0.301, SLG: 0.407 (1, 8)		0-0 G3-1 ①		3-0 F7 ③		0-0 G1-3 ②		1-1 F9 ③		4	0	0	0	0	0	3
Carlos Martinez, R OBP: 0.341, SLG: 0.409 Jerry Browne, S OBP: 0.271, SLG: 0.258 (1, 3) (9, PH)		2-3 K ②			3-3 K ①		0-0 G1-3 ③		1-1 F7 ①	3	0	0	0	0	2	2
Jeff Manto, R OBP: 0.326, SLG: 0.336 Mike Aldrete, L OBP: 0.386, SLG: 0.327 (1, 5) (9, PH)		4-1 BB ②			4-0 2B BB ②			3-2 F7 ①	1	0	0	0	2	0	0	0
Joel Skinner, R OBP: 0.276, SLG: 0.320 Luis Lopez, R OBP: 0.326, SLG: 0.395 (1, 2) (9, PH)		1-0 G4-3 ③			2-0 2B ②		1-3 K ②		3-2 1B ②	3	0	1	0	0	1	1
Felix Fermin, R OBP: 0.307, SLG: 0.308 (1, 6)			1-0 G6-3 ①		0-1 G1-3 ②		0-0 BLK 1B ②		1-1 F8 ③	4	0	1	0	0	0	3

Inning Stats	R: 0	H: 1	E: 0	K: 1	S: 9	LOB: 1	BB: 0	P: 10	R: 0	H: 0	E: 0	K: 1	S: 6	LOB: 1	BB: 1	P: 13	R: 0	H: 0	E: 0	K: 1	S: 10	LOB: 0	BB: 0	P: 15	R: 0	H: 0	E: 0	K: 1	S: 7	LOB: 0	BB: 0	P: 14	R: 0	H: 1	E: 0	K: 1	S: 7	LOB: 2	BB: 1	P: 16	R: 0	H: 2	E: 0	K: 0	S: 11	LOB: 2	BB: 0	P: 15	R: 0	H: 1	E: 0	K: 1	S: 11	LOB: 1	BB: 0	P: 18	R: 0	H: 1	E: 0	K: 1	S: 7	LOB: 1	BB: 0	P: 13	R: 0	H: 1	E: 0	K: 0	S: 11	LOB: 1	BB: 0	P: 19	1B: 5	SF: 0	2B: 2	SAC: 0	3B: 0	DP: 0	HR: 0	HBP: 0	WP: 0	PA: 36
--------------	------	------	------	------	------	--------	-------	-------	------	------	------	------	------	--------	-------	-------	------	------	------	------	-------	--------	-------	-------	------	------	------	------	------	--------	-------	-------	------	------	------	------	------	--------	-------	-------	------	------	------	------	-------	--------	-------	-------	------	------	------	------	-------	--------	-------	-------	------	------	------	------	------	--------	-------	-------	------	------	------	------	-------	--------	-------	-------	-------	-------	-------	--------	-------	-------	-------	--------	-------	--------

PITCHER	IP	WLS	BF	H	R	ER	SO	BB	IBB	HBP	BLK	WP	HR	S	P	ERA	WHIP
Jose Guzman, R ERA: 3.21 (1, 1)	8.0	W	32	6	0	0	7	2	0	0	1	0	0	68	114	0.00	1.000
Jeff Russell, R ERA: 3.09 (9, 1)	1.0	S	4	1	0	0	0	0	0	0	0	0	0	11	19	0.00	1.000

BOTTOM

Texas Rangers @ Cleveland Indians  
Cleveland Municipal Stadium, Cleveland, OH  
Sat Aug 17 1991, 7:05 PM EDT  
Att: 10,511 - Cloudy - 72 F

livebaseballscorecards.com

AB	34
R	0
H	7
RBI	0
BB	2
SO	7
LOB	15



Batter	1	2	3	4	5	6	7	8	9	AB R H RBI BB SO LOB	TOP											
<b>Gary Pettis, S</b> (1, 8) OBP: 0.350, SLG: 0.282	1-3 K	3-2 S 1B		X 0-0 L8		4-2 PB BB HR BB		4-1 G3 1B BB		3 1 1 1 2 1 1												
<b>Steve Buechele, R</b> (1, 4) OBP: 0.333, SLG: 0.446	2-2 HR 1B	2-2 SAFE HBP		3-1 F7		4-1 PB HR BB		3-3 K		3 2 1 0 1 1 2												
<b>Rafael Palmeiro, L</b> (1, 3) OBP: 0.401, SLG: 0.555	3-2 HR	0-1 G4-3			2-3 K	0-3 K		0-0 G3 1B		5 1 2 2 0 2 6												
<b>Ruben Sierra, S</b> (1, 9) OBP: 0.353, SLG: 0.483 <b>Wayne Rosenthal, R</b> (8, 1)	1-2 F8		1-3 K		3-3 K	4-0 HR IBB		0-0 G3		4 1 0 0 1 2 2 0 0 0 0 0 0 0												
<b>Juan Gonzalez, R</b> (1, 7) OBP: 0.357, SLG: 0.543	2-3 K		3-3 K		1-0 1B	3-1 HR		0-1 F9		5 1 2 4 0 2 2												
<b>Kevin Reimer, L</b> (1, 10) OBP: 0.331, SLG: 0.448		4-2 FC5-4 BB	0-2 P5		0-0 FC5-4 1B	2-3 K		1-3 K		4 0 1 0 1 2 0												
<b>Dean Palmer, R</b> (1, 5) OBP: 0.294, SLG: 0.431		1-1 FC5-4 1B		0-2 L7	1-0 FC5-4		3-3 K	3-3 K		5 1 0 0 0 2 3												
<b>Geno Petralli, L</b> (1, 2) OBP: 0.305, SLG: 0.284 <b>Mike Stanley, R</b> (9, PH) OBP: 0.345, SLG: 0.389		0-0 F7		2-2 2B 1B		0-3 K	2-1 G3	1-1 F9		4 1 1 0 0 1 1 1 0 0 0 0 0 0												
<b>Mario Diaz, R</b> (1, 6) OBP: 0.325, SLG: 0.342		0-0 1B 1B		1-0 SAFE 2B		2-2 BB BB PB 1B	1-0 P3			4 1 3 1 0 0 0												
<b>Inning Stats</b>	R: 2 E: 0 K: 2 S: 15	H: 2 LOB: 0 BB: 0 P: 24	R: 1 E: 0 K: 0 S: 16	H: 2 LOB: 3 BB: 1 P: 26	R: 0 E: 0 K: 2 S: 9	H: 0 LOB: 0 BB: 0 P: 13	R: 1 E: 0 K: 0 S: 10	H: 2 LOB: 1 BB: 0 P: 16	R: 0 E: 0 K: 2 S: 11	H: 2 LOB: 2 BB: 0 P: 18	R: 5 E: 0 K: 3 S: 19	H: 2 LOB: 0 BB: 3 P: 38	R: 0 E: 0 K: 1 S: 6	H: 0 LOB: 0 BB: 0 P: 12	R: 0 E: 0 K: 1 S: 10	H: 1 LOB: 2 BB: 1 P: 17	R: 0 E: 0 K: 2 S: 9	H: 0 LOB: 0 BB: 0 P: 14	1B: 8 2B: 1 3B: 0 HR: 2	SF: 0 SAC: 0 DP: 0 HBP: 1	WP: 0 PB: 1 SB: 1 CS: 0	PA: 44
<b>PITCHER</b>	IP WLS BF H R ER SO BB IBB HBP BLK WP HR S P ERA WHIP												<b>PITCHER</b>	IP WLS BF H R ER SO BB IBB HBP BLK WP HR S P ERA WHIP								
<b>Charles Nagy, R</b> (1, 1) ERA: 4.11	5.1 L 28 9 6 6 7 2 0 1 0 0 0 1 70 112 10.12 2.062																					
<b>Shawn Hillegas, R</b> (6, 1) ERA: 4.38	2.2 13 2 3 3 4 2 1 0 0 0 1 26 52 10.12 1.500																					
<b>Jesse Orosco, L</b> (9, 1) ERA: 3.12	1.0 3 0 0 0 2 0 0 0 0 0 0 9 14 0.00 0.000																					

Texas Rangers @ Cleveland Indians  
Cleveland Municipal Stadium, Cleveland, OH

Sun Aug 18 1991, 3:33 AM EDT  
Att. 13,443 - Sunny - 73 F

livebaseballscorecards.com

AB	38
R	9
H	11
RBI	8
BB	5
SO	13
LOB	17





Batter 1 2 3 4 5 6 7 8 9 AB R H RBI BB SO LOB

BOTTOM

Jerry Browne, S (1, 10) BCSX 1-2 F9-4-6 1B 1B F9 2-2 SH1-4 1-0 FC6-4 0-1 FC6-4 1B 2-2 2B

Luis Lopez, R (1, 2) SSAFE BX 1-1 P4 1-2 P2 1-2 G6-3 0-1 FC6-4 0-2 FC6-4 1B 2-3 3-H F7 0-0

Carlos Baerga, S (1, 4) BX 1-0 1-2 1B 1-2 2B SF7 1B G3 1-2 K 1-3

Albert Belle, R (1, 7) FCBFBFBX 3-2 F9-4-6 2-3 0-0 SF7 SF9 2B 1-3 SF7 1B G6-3 2-1 K 0-3

Mark Whiten, S (1, 9) XBTSS 1-2 F7 0-1 SF7 0-0 G6-3 1-2 G3-1 1-1

Carlos Martinez, R (1, 3) BX 0-0 G5-3 1-0 SF9 2-0 WP 1B 1B G6-3 1-2

Jeff Manto, R (1, 5) OBP: 0.326, SLG: 0.336 Mike Aldrete, L (9, PH) OBP: 0.383, SLG: 0.324 2-2 F7 1-3 K 2-2 WP 1B 1-2 WP 1B

Jose Gonzalez, R (1, 8) OBP: 0.105, SLG: 0.113 Alex Cole, L (9, PH) OBP: 0.384, SLG: 0.343 2-2 G6-3 1-0 SH1-4 S G6-3 HBP K 1-3 K 1-2 2-3

Tony Perezchica, R (1, 6) OBP: 0.295, SLG: 0.368 4-2 BLK BB 4-2 G6-3 SH1-4 BB 2-1 P6 1-1 2B 2B

Inning Stats R: 0 H: 2 E: 0 LOB: 1 K: 0 BB: 0 S: 10 R: 0 H: 0 E: 0 LOB: 0 K: 0 BB: 0 S: 7 R: 0 H: 0 E: 0 LOB: 1 K: 0 BB: 1 S: 12 R: 2 H: 2 E: 0 LOB: 0 K: 1 BB: 0 S: 15 R: 1 H: 0 E: 0 LOB: 1 K: 0 BB: 1 S: 11 R: 0 H: 3 E: 0 LOB: 2 K: 1 BB: 0 S: 10 R: 0 H: 1 E: 0 LOB: 1 K: 1 BB: 0 S: 10 R: 0 H: 0 E: 0 LOB: 0 K: 1 BB: 0 S: 8 R: 1 H: 2 E: 0 LOB: 1 K: 0 BB: 0 S: 10 1B: 7 SF: 2 2B: 4 SAC: 1 3B: 0 DP: 2 HR: 0 HBP: 1 WP: 1 PA: 38 PB: 0 SB: 1 CS: 0

PITCHER IP WLS BF H R ER SO BB IBB HBP BLK WP HR S P ERA WHIP Brian Bohanon, L (1, 1) 6.0 W 26 7 3 3 2 2 0 0 1 1 1 0 0 65 100 4.50 1.500 Wayne Rosenthal, R (7, 1) 3.0 S 12 3 1 1 2 0 0 0 0 0 0 0 28 41 3.00 1.000 Wayne Rosenthal, R (8, 1) 3.0 S 12 3 1 1 2 0 0 0 0 0 0 0 28 41 3.00 1.000

Texas Rangers @ Cleveland Indians Cleveland Municipal Stadium, Cleveland, OH Sun Aug 18 1991, 3:33 AM EDT Att. 13,443 - Sunny - 73 F

livebaseballscorecards.com

AB 32 R 4 H 10 RBI 4 BB 2 SO 4 LOB 13



Batter	1	2	3	4	5	6	7	8	9	AB R H RBI BB SO LOB	TOP											
Mike Devereaux, R (1, 8) OBP: 0.314, SLG: 0.422	1-3 K		0-2 G6-3		1-2 G5-3		3-3 K			4 0 0 0 0 2 2	<p><b>Baltimore Orioles @ Texas Rangers</b> Arlington Stadium, Arlington, TX</p> <p>Mon Aug 19 1991, 8:05 PM EDT Att. 33,652 - Sunny - 95 F</p>											
Joe Orsulak, L (1, 7) OBP: 0.309, SLG: 0.348	2-0 P6		0-1 S 1B		1-0 G4-3		1-2 G3		4 0 1 0 0 0 0													
Cal Ripken Jr., R (1, 6) OBP: 0.380, SLG: 0.571	0-0 2B		1-2 F8		1-3 K		0-0 P5		4 0 1 0 0 1 1													
Glenn Davis, R (1, 10) OBP: 0.377, SLG: 0.568	4-2 BB			3-2 P2		1-0 1B	1-2 G1-3		3 0 1 0 1 0 0													
Randy Milligan, R (1, 3) OBP: 0.375, SLG: 0.418	1-3 K			0-3 K		1-2 P9		3-1 G4-3	4 0 0 0 0 2 3													
Chito Martinez, L (1, 9) OBP: 0.356, SLG: 0.610		3-3 K		2-0 G3-1		1-2 2B 1B		1-2 F7	4 1 1 0 0 1 0													
Leo Gomez, R (1, 5) OBP: 0.308, SLG: 0.395		1-3 K			2-3 K		2-3 K	0-3 K	4 0 0 0 0 4 1													
Bob Melvin, R (1, 2) OBP: 0.319, SLG: 0.348		1-1 G4-3			4-1 BB		2-1 L8		2 0 0 0 1 0 1													
Billy Ripken, R (1, 4) OBP: 0.263, SLG: 0.269			1-3 K		0-2 F9		1-0 WP 1-H 2B		3 0 1 1 0 1 1													
<b>Inning Stats</b>	R: 0 E: 0 K: 2 S: 11	H: 1 LOB: 2 BB: 1 P: 19	R: 0 E: 0 K: 2 S: 8	H: 0 LOB: 0 BB: 0 P: 13	R: 0 E: 0 K: 1 S: 11	H: 1 LOB: 1 BB: 0 P: 13	R: 0 E: 0 K: 1 S: 7	H: 0 LOB: 0 BB: 0 P: 12	R: 0 E: 0 K: 1 S: 10	H: 0 LOB: 1 BB: 1 P: 17	R: 0 E: 0 K: 1 S: 8	H: 1 LOB: 1 BB: 0 P: 12	R: 1 E: 0 K: 2 S: 13	H: 2 LOB: 1 BB: 0 P: 22	R: 0 E: 0 K: 0 S: 7	H: 0 LOB: 0 BB: 0 P: 9	R: 0 E: 0 K: 1 S: 9	H: 0 LOB: 0 BB: 0 P: 13	1B: 3 2B: 2 3B: 0 HR: 0	SF: 0 SAC: 0 DP: 0 HBP: 0	WP: 1 PB: 0 SB: 1 CS: 0	PA: 34
<b>PITCHER</b>	IP WLS BF H R ER SO BB IBB HBP BLK WP HR S P ERA WHIP																					
Nolan Ryan, R (1, 1) ERA: 2.69	5.0 W 19 2 0 0 7 2 0 0 0 0 0 0 47 74 0.00 0.800																					
Terry Mathews, R (6, 1) ERA: 4.66	4.0 S 15 3 1 1 4 0 0 0 0 1 0 37 56 2.25 0.750																					

livebaseballscorecards.com

<b>AB</b>	<b>32</b>
<b>R</b>	<b>1</b>
<b>H</b>	<b>5</b>
<b>RBI</b>	<b>1</b>
<b>BB</b>	<b>2</b>
<b>SO</b>	<b>11</b>
<b>LOB</b>	<b>9</b>



Batter	1	2	3	4	5	6	7	8	9	AB	R	H	RBI	BB	SO	LOB
<b>Gary Pettis, S</b> OBP: 0.349, SLG: 0.278 (1, 8)	1-3 K		4-2 1 SAFE 1 SAFE 1 SAFE BB			3-3 K	2-3 K			3	0	0	0	1	3	0
<b>Rafael Palmeiro, L</b> OBP: 0.398, SLG: 0.550 (1, 3)	2-3 K		0-2 F8			0-0 P5		2-1 G4-3		4	0	0	0	0	1	2
<b>Ruben Sierra, S</b> OBP: 0.356, SLG: 0.492 (1, 9)	2-0 P5			1-0 HR		0-0 1B HR		0-0 PB 1B		4	2	3	1	0	0	0
<b>Juan Gonzalez, R</b> OBP: 0.358, SLG: 0.542 (1, 7)		1-0 F7		2-2 G3-6-3 1B		0-2 1 SAFE 1-2 HR 1B		2-3 K		4	1	2	0	0	1	1
<b>Kevin Reimer, L</b> OBP: 0.330, SLG: 0.456 (1, 10)		2-2 P6		2-2 G3-6-3 1-2f		0-2 1-H 2-H HR		1-3 K		4	1	1	3	0	1	2
<b>Steve Buechele, R</b> OBP: 0.333, SLG: 0.445 (1, 4)		1-1 G6-3		1-0 F8		0-1 FC6-4 1B				3	0	1	0	0	0	0
<b>Dean Palmer, R</b> OBP: 0.288, SLG: 0.422 (1, 5)			1-3 K		0-3 K	1-1 FC6-4 1-2f				3	0	0	0	0	2	1
<b>Ivan Rodriguez, R</b> OBP: 0.297, SLG: 0.355 (1, 2)			0-3 K		1-3 K		1-2 P5			3	0	0	0	0	2	0
<b>Mario Diaz, R</b> OBP: 0.325, SLG: 0.338 (1, 6)			4-2 BB BB		0-3 K		2-1 G4-3			2	0	0	0	1	1	0

Inning Stats	R: 0	H: 0	E: 0	K: 2	S: 9	H: 0	LOB: 0	BB: 0	P: 14	R: 0	H: 0	E: 0	K: 0	S: 6	H: 0	LOB: 0	BB: 0	P: 10	R: 0	H: 0	E: 0	K: 2	S: 14	R: 1	H: 2	E: 0	K: 0	S: 9	H: 0	LOB: 0	BB: 0	P: 15	R: 0	H: 0	E: 0	K: 3	S: 11	H: 0	LOB: 0	BB: 0	P: 12	R: 3	H: 4	E: 0	K: 1	S: 16	H: 4	LOB: 1	BB: 0	P: 20	R: 0	H: 0	E: 0	K: 1	S: 9	H: 0	LOB: 0	BB: 0	P: 14	R: 0	H: 1	E: 0	K: 2	S: 10	H: 1	LOB: 1	BB: 0	P: 15
1B: 5	SF: 0	2B: 0	SAC: 0	3B: 0	DP: 1	HR: 2	HBP: 0	WP: 0	PA: 32																																																											


PITCHER	IP	WLS	BF	H	R	ER	SO	BB	IBB	HBP	BLK	WP	HR	S	P	ERA	WHIP
<b>35 Mike Mussina, R</b> ERA: 4.38 (1, 1)	5.2	L	24	6	4	4	8	2	0	0	0	0	2	63	91	6.35	1.412
<b>Todd Frohwrth, R</b> ERA: 1.92 (6, 1)	1.1		4	0	0	0	1	0	0	0	0	0	0	11	17	0.00	0.000
<b>Jim Poole, L</b> ERA: 2.57 (8, 1)	1.0		4	1	0	0	2	0	0	0	0	0	0	10	15	0.00	1.000

**BOTTOM**

**Baltimore Orioles @ Texas Rangers**  
Arlington Stadium, Arlington, TX

Mon Aug 19 1991, 8:05 PM EDT  
Att. 33,652 - Sunny - 95 F

AB 30  
R 4  
H 7  
RBI 4  
BB 2  
SO 11  
LOB 6



WP	HR	S	P	ERA	WHIP
0	0	0	0	0.00	0.000

Batter	1	2	3	4	5	6	7	8	9	AB R H RBI BB SO LOB	TOP																
Mike Devereaux, R (1, 8) OBP: 0.313, SLG: 0.419	0-3 K	2-0 F7			2-2 1B HR 1B		1-0 F8		0-3 K	5 1 1 0 0 2 1																	
Joe Orsulak, L (1, 7) OBP: 0.308, SLG: 0.346	1-0 1B 2B 1B		0-2 G6-3		0-1 F7		2-3 K		0-0 FC6-4 1-2f	5 1 1 0 0 1 2																	
Cal Ripken Jr., R (1, 6) OBP: 0.383, SLG: 0.573	3-2 SAFE 1B 2B 1B		2-2 FC4-6 1B		3-2 1-3 HR 1B		2-0 G5-3			4 2 3 0 0 0 0																	
Glenn Davis, R (1, 3) OBP: 0.386, SLG: 0.646	1-1 1B 2B		1-2 F8		0-2 1-H HR			1-3 K		4 2 2 5 0 1 1 0 0 0 0 0 0 0																	
David Segui, S (8, 3) OBP: 0.307, SLG: 0.345																											
Randy Milligan, R (1, 10) OBP: 0.376, SLG: 0.419	0-0 FC5-4 1B		3-1 FC4-6 1-2f		3-3 K			2-2 F9 1B		4 0 2 1 0 1 1																	
Chito Martinez, L (1, 9) OBP: 0.348, SLG: 0.595	1-2 FC5-4			1-3 K		3-1 G4-3		3-2 F9 1-2		3 0 0 0 0 1 1 1 0 0 0 0 0 1 0 0 0 0 0 0 0																	
Dwight Evans, R (8, PH) OBP: 0.390, SLG: 0.365																											
Brady Anderson, L (8, 7) OBP: 0.311, SLG: 0.275																											
Leo Gomez, R (1, 5) OBP: 0.307, SLG: 0.404	1-2 F8		1-2 G5-3		1-1 HR				1-2 F7	4 1 1 1 0 0 1																	
Chris Hoiles, R (1, 2) OBP: 0.306, SLG: 0.398		2-2 F7		3-3 K		2-2 L5			2-2 HR	4 1 1 1 0 1 0																	
Billy Ripken, R (1, 4) OBP: 0.263, SLG: 0.269		0-0 F9			0-3 K	0-0 P4			0-0 FC6-4 1B	4 0 1 0 0 1 0																	
<b>Inning Stats</b>	R: 3 E: 0 K: 1 S: 16	H: 4 LOB: 1 BB: 0 P: 23	R: 0 E: 0 K: 0 S: 5	H: 0 LOB: 0 BB: 0 P: 9	R: 0 E: 0 K: 0 S: 12	H: 1 LOB: 1 BB: 0 P: 18	R: 0 E: 0 K: 2 S: 9	H: 0 LOB: 0 BB: 0 P: 14	R: 3 E: 0 K: 2 S: 19	H: 3 LOB: 0 BB: 0 P: 27	R: 1 E: 0 K: 0 S: 8	H: 1 LOB: 0 BB: 0 P: 14	R: 0 E: 0 K: 1 S: 5	H: 0 LOB: 0 BB: 0 P: 10	R: 0 E: 0 K: 1 S: 9	H: 1 LOB: 0 BB: 0 P: 15	R: 1 E: 0 K: 1 S: 11	H: 2 LOB: 1 BB: 0 P: 14	1B: 8 2B: 1 3B: 0 HR: 3	SF: 0 SAC: 0 DP: 0 HBP: 0	WP: 0 PB: 0 SB: 0 CS: 0	PA: 38					
<b>PITCHER</b>	IP WLS BF H R ER SO BB IBB HBP BLK WP HR S P ERA WHIP																										
Oil Can Boyd, R (1, 1) ERA: 4.56	5.0		23	8	6	6	5	0	0	0	0	0	1	61	91	10.80	1.600										
Wayne Rosenthal, R (6, 1) ERA: 4.79	2.1	L	9	2	1	1	2	0	0	0	0	0	1	19	33	3.86	0.857										
Kenny Rogers, L (8, 1) ERA: 5.99	1.2		6	2	1	1	1	0	0	0	0	0	1	14	20	5.40	1.200										

**Baltimore Orioles @ Texas Rangers**  
Arlington Stadium, Arlington, TX  
Tue Aug 20 1991, 8:05 PM EDT  
Att. 19,393 - Cloudy - 93 F

livebaseballscorecards.com

AB	38
R	8
H	12
RBI	8
BB	0
SO	8
LOB	8



Batter	1	2	3	4	5	6	7	8	9	AB	R	H	RBI	BB	SO	LOB
Brian Downing, R (1, 10) OBP: 0.372, SLG: 0.451 Dean Palmer, R (6, PH) OBP: 0.287, SLG: 0.419	3-2 G5-3		1-1 HR	0-1 1B		0-3 K			1-0 SH5-4	3	1	2	2	0	0	0
Julio Franco, R (1, 4) OBP: 0.408, SLG: 0.464	1-1 1B		1-3 K2-3	1-0 F9			0-2 FC4-6 1B		4-1 G4-3 BB	4	0	2	0	1	1	2
Rafael Palmeiro, L (1, 3) OBP: 0.396, SLG: 0.547	3-2 F7		4-2 1B HR BB	0-0 SF9			0-1 FC4-6 F9-3 1-2f		0-1 G4-3 1-2f	3	1	0	1	1	0	5
Ruben Sierra, S (1, 9) OBP: 0.354, SLG: 0.488	0-3 K		1-1 L8	3-1 F9			3-1 F9-3 1-2			4	0	0	0	0	1	4
Juan Gonzalez, R (1, 8) OBP: 0.359, SLG: 0.542		2-0 F8	1-0 HR 1B		2-2 G3-6-3 1B			1-2 G5-3		4	1	2	0	0	0	0
Kevin Reimer, L (1, 7) OBP: 0.329, SLG: 0.464		1-2 G3	1-2 HR		1-2 G3-6-3 1-2f			1-0 F7		4	1	1	3	0	0	1
Steve Buechele, R (1, 5) OBP: 0.334, SLG: 0.444		1-2 1B	1-1 HBP		0-2 F7			0-0 F9		3	0	1	0	0	0	0
Ivan Rodriguez, R (1, 2) OBP: 0.293, SLG: 0.351 Geno Petralli, L (6, PH) OBP: 0.307, SLG: 0.287 (7, 2)		0-3 K	1-0 P6			3-2 G4-3			0-0 SH5-4 1B 1B	2	0	0	0	0	1	2
José Hernández, R (1, 6) OBP: 0.344, SLG: 0.367 Mike Stanley, R (9, PH) OBP: 0.349, SLG: 0.393 Gary Pettis, S (9, PR) OBP: 0.349, SLG: 0.278			0-1 HR 1B	4-0 F9 1B SF9 BB		0-1 F8			2-2 SH5-4 1B	2	2	1	0	1	0	0

Inning Stats	R: 0	H: 1	E: 0	K: 1	S: 11	H: 1	LOB: 1	BB: 0	P: 18	R: 0	H: 1	E: 0	K: 1	S: 11	R: 5	H: 4	E: 0	K: 1	S: 17	R: 1	H: 1	E: 0	K: 0	S: 6	R: 0	H: 1	E: 0	K: 1	S: 9	R: 0	H: 1	E: 0	K: 0	S: 7	R: 0	H: 0	E: 0	K: 0	S: 5	R: 0	H: 0	E: 0	K: 0	S: 9	R: 0	H: 2	E: 0	K: 0	S: 9	1B: 9	SF: 1	2B: 1	SAC: 1	3B: 0	DP: 3	HR: 2	HBP: 1	WP: 0	PA: 39
--------------	------	------	------	------	-------	------	--------	-------	-------	------	------	------	------	-------	------	------	------	------	-------	------	------	------	------	------	------	------	------	------	------	------	------	------	------	------	------	------	------	------	------	------	------	------	------	------	------	------	------	------	------	-------	-------	-------	--------	-------	-------	-------	--------	-------	--------

PITCHER	IP	WLS	BF	H	R	ER	SO	BB	IBB	HBP	BLK	WP	HR	S	P	ERA	WHIP
Jose Mesa, R (1, 1) ERA: 5.72	4.0		22	7	6	6	3	2	0	1	0	0	2	45	75	13.50	2.250
Dave Johnson, R (5, 1) ERA: 7.89	4.0	W	12	2	0	0	1	0	0	0	0	0	0	31	42	0.00	0.500
Gregg Olson, R (9, 1) ERA: 3.21	0.1		4	2	0	0	0	1	0	0	0	0	0	7	14	0.00	9.000
Mike Flanagan, L (9, 1) ERA: 2.01	0.2	S	1	0	0	0	0	0	0	0	0	0	0	2	2	0.00	0.000

BOTTOM

Baltimore Orioles @ Texas Rangers  
Arlington Stadium, Arlington, TX  
Tue Aug 20 1991, 8:05 PM EDT  
Att. 19,393 - Cloudy - 93 F

livebaseballscorecards.com

AB	33
R	6
H	11
RBI	6
BB	3
SO	4
LOB	14



Batter	1	2	3	4	5	6	7	8	9	AB R H RBI BB SO LOB	TOP	
Mike Devereaux, R (1, 8) OBP: 0.316, SLG: 0.425	1-0 BB 1B		0-1 G3		2-2 1B 3B	0-0 FC 2B		1-2 1B		5 2 3 0 0 0 1		
Joe Orsulak, L (1, 7) OBP: 0.309, SLG: 0.348	4-2 G6-3 BLK 1-2 BB		2-0 L8		0-0 P5	3-2 2B		1-1 G4-3		4 0 1 2 1 0 3		
Cal Ripken Jr., R (1, 6) OBP: 0.383, SLG: 0.570	2-2 G6-3 1-3		1-0 HBP		0-0 G5-3	1-1 G4-3				4 0 1 0 0 0 2		
Glenn Davis, R (1, 10) OBP: 0.387, SLG: 0.608	4-1 FC6-4 BB		0-1 L8		4-2 1B 1B BB		3-2 F9		0-3 K	3 1 0 0 2 1 2		
Randy Milligan, R (1, 3) OBP: 0.376, SLG: 0.417	1-1 FC6-4 1-2f			4-1 SH3-4 1B BB	3-2 1B	1-3 1B	2-1 P3		3-2 G6-4-3 1-2f	4 0 1 1 1 0 3		
Chito Martinez, L (1, 9) OBP: 0.360, SLG: 0.608		0-0 G4-3 2B		0-0 SH3-4 1B	3-1 FC6-4 1B		1-0 P2			4 0 3 1 0 0 0		
Leo Gomez, R (1, 5) OBP: 0.304, SLG: 0.399		0-0 G4-3		0-1 SH3-4	2-2 FC6-4			1-0 L5		3 0 0 0 0 0 3		
Bob Melvin, R (1, 2) OBP: 0.313, SLG: 0.341		2-3 K		2-3 K				0-2 G6-3		4 0 0 0 0 3 3		
Billy Ripken, R (1, 4) OBP: 0.267, SLG: 0.270		1-3 K		1-2 G1-3		0-0 E 2B 1B		4-1 1B BB		3 1 1 0 1 1 3		
<b>Inning Stats</b>	R: 0 E: 0 K: 0 S: 9 H: 1 LOB: 2 BB: 2 P: 21	R: 0 E: 0 K: 2 S: 8 H: 1 LOB: 1 BB: 0 P: 11	R: 0 E: 0 K: 0 S: 5 H: 0 LOB: 1 BB: 0 P: 8	R: 0 E: 0 K: 1 S: 10 H: 1 LOB: 2 BB: 1 P: 17	R: 2 E: 0 K: 0 S: 19 H: 3 LOB: 2 BB: 1 P: 33	R: 2 E: 1 K: 1 S: 10 H: 2 LOB: 0 BB: 0 P: 16	R: 0 E: 0 K: 0 S: 7 H: 0 LOB: 0 BB: 0 P: 13	R: 0 E: 0 K: 0 S: 10 H: 1 LOB: 2 BB: 1 P: 17	R: 0 E: 0 K: 1 S: 9 H: 1 LOB: 0 BB: 0 P: 12	1B: 7 2B: 2 3B: 1 HR: 0 SF: 0 SAC: 1 DP: 1 HBP: 1	WP: 0 PB: 0 SB: 0 CS: 0 PA: 41	
<b>PITCHER</b>	IP WLS BF H R ER SO BB IBB HBP BLK WP HR S P ERA WHIP											
Kevin Brown, R (1, 1) ERA: 4.32	6.0 L 30 8 4 3 4 4 0 1 1 0 0 61 106 4.50 2.000											
Terry Mathews, R (7, 1) ERA: 4.4	1.2 7 1 0 0 0 1 0 0 0 0 0 15 27 0.00 1.200											
Mike Jeffcoat, L (8, 1) ERA: 3.68	0.1 1 0 0 0 0 0 0 0 0 0 0 2 3 0.00 0.000											
Jeff Russell, R (9, 1) ERA: 3.05	1.0 3 1 0 0 0 1 0 0 0 0 0 9 12 0.00 1.000											

**Baltimore Orioles @ Texas Rangers**  
Arlington Stadium, Arlington, TX  
Wed Aug 21 1991, 8:05 PM EDT  
Att. 18,576 - Cloudy - 87 F

livebaseballscorecards.com

AB	34
R	4
H	10
RBI	4
BB	5
SO	5
LOB	20



Batter	1	2	3	4	5	6	7	8	9	AB R H RBI BB SO LOB
<b>Gary Pettis, S</b> OBP: 0.353, SLG: 0.279 (1, 8)	3-3 K		4-0 S BB		4-0 S 3B BB	1-3 K			1-1 S 1B	3 1 1 0 2 2 2
<b>Julio Franco, R</b> OBP: 0.408, SLG: 0.466 (1, 4)	4-2 2B WP BB		3-2 G5-3		0-2 1-H 3B		2-2 G5-3		3-3 1-2	4 1 1 1 1 1 2
<b>Ruben Sierra, S</b> OBP: 0.352, SLG: 0.487 (1, 9)	2-1 WP 1-3 2B		3-2 F8		0-1 G4-3		1-0 G3-1		2-1 G6-3	5 0 1 0 0 0 3
<b>Juan Gonzalez, R</b> OBP: 0.356, SLG: 0.537 (1, 7)	3-2 P8			0-2 F8	0-3 K		1-3 K			4 0 0 0 0 2 3
<b>Brian Downing, R</b> OBP: 0.372, SLG: 0.452 <b>Kevin Reimer, L</b> OBP: 0.327, SLG: 0.460 (1, 10) (5, PH)	3-2 G6-3 2-3 3-H			2-1 1B WP 1B	0-0 G4-3			2-3 K		2 1 1 0 0 0 1 2 0 0 0 0 1 1
<b>Dean Palmer, R</b> OBP: 0.286, SLG: 0.414 (1, 5)				0-0 WP 1-3 FC5-2 1B		1-2 G4-3		1-3 K		4 0 1 0 0 2 0
<b>Mike Stanley, R</b> OBP: 0.351, SLG: 0.390 <b>Rafael Palmeiro, L</b> OBP: 0.398, SLG: 0.548 (1, 3) (6, PH) (7, 3)				4-0 FC5 WP 1-2 BB		1-2 FC6-4 1B		4-0 FC6-4 BB		1 0 0 0 1 0 0 1 0 1 0 1 0 0
<b>Ivan Rodriguez, R</b> OBP: 0.287, SLG: 0.343 (1, 2)				2-2 FC5-2		0-1 FC6-4 1B		0-1 FC6-4		4 0 0 0 0 0 4
<b>José Hernández, R</b> OBP: 0.343, SLG: 0.364 <b>Geno Petralli, L</b> OBP: 0.305, SLG: 0.285 (1, 6) (9, PH)				0-0 FC5 2-3f		3-2 1-2 1B		1-2 G6-3		3 0 1 0 0 0 2 1 0 0 0 0 0 0

Inning Stats	R: 1 E: 0 K: 1 S: 14	H: 1 LOB: 1 BB: 1 P: 29	R: 0 E: 0 K: 1 S: 9	H: 0 LOB: 0 BB: 0 P: 16	R: 0 E: 0 K: 0 S: 9	H: 0 LOB: 1 BB: 1 P: 21	R: 1 E: 0 K: 0 S: 12	H: 2 LOB: 2 BB: 1 P: 20	R: 1 E: 0 K: 1 S: 13	H: 1 LOB: 1 BB: 1 P: 17	R: 0 E: 0 K: 1 S: 7	H: 0 LOB: 0 BB: 0 P: 11	R: 0 E: 0 K: 2 S: 8	H: 0 LOB: 1 BB: 1 P: 15	R: 0 E: 0 K: 1 S: 11	H: 1 LOB: 1 BB: 0 P: 17	1B: 5 2B: 1 3B: 1 HR: 0	SF: 0 SAC: 0 DP: 0 HBP: 0
--------------	-------------------------------	----------------------------------	------------------------------	----------------------------------	------------------------------	----------------------------------	-------------------------------	----------------------------------	-------------------------------	----------------------------------	------------------------------	----------------------------------	------------------------------	----------------------------------	-------------------------------	----------------------------------	----------------------------------	------------------------------------


PITCHER	IP	WLS	BF	H	R	ER	SO	BB	IBB	HBP	BLK	WP	HR	S	P	ERA	WHIP
<b>Arthur Rhodes, L</b> ERA: 6.75 (1, 1)	4.0		20	4	3	3	2	4	0	0	0	2	0	50	96	6.75	2.000
<b>Todd Frohwrth, R</b> ERA: 1.8 (5, 1)	4.0	W	15	2	0	0	5	1	0	0	0	0	0	36	53	0.00	0.750
<b>Gregg Olson, R</b> ERA: 3.16 (9, 1)	1.0	S	4	1	0	0	1	0	0	0	0	0	0	11	17	0.00	1.000

**BOTTOM**

**Baltimore Orioles @ Texas Rangers**  
Arlington Stadium, Arlington, TX

Wed Aug 21 1991, 8:05 PM EDT  
Att: 18,576 - Cloudy - 87 F

AB	34
R	3
H	7
RBI	1
BB	5
SO	8
LOB	18



WP	PA
2	39
PB: 0	
SB: 3	
CS: 0	

Batter	1	2	3	4	5	6	7	8	9	AB R H RBI BB SO LOB	TOP																	
<b>Gary Pettis, S</b> (1, 8) OBP: 0.351, SLG: 0.274	1-1 L3		4-2 BB		2-3 K		2-3 K		1-0 F7	4 0 0 0 1 2 0																		
<b>Julio Franco, R</b> (1, 4) OBP: 0.408, SLG: 0.465	1-3 K		0-0 F9		0-0 1B			1-0 E 1B	1-2 G6-3	5 1 2 0 0 1 1																		
<b>Rafael Palmeiro, L</b> (1, 3) OBP: 0.395, SLG: 0.543	2-2 F9			0-1 F7	0-1 G6-3			2-2 E1 2B		4 1 0 0 0 0 1																		
<b>Ruben Sierra, S</b> (1, 9) OBP: 0.355, SLG: 0.492		4-1 BB		1-1 HR 2B		1-1 F7		0-2 2B		3 1 2 1 1 0 0																		
<b>Juan Gonzalez, R</b> (1, 7) OBP: 0.357, SLG: 0.546		1-2 F7		3-2 HR		2-1 2B		0-2 G6-3		4 1 2 2 0 0 2																		
<b>Kevin Reimer, L</b> (1, 10) OBP: 0.329, SLG: 0.459		0-3 K		2-2 1B		3-3 K		4-0 FC6-4 IBB		3 0 1 0 1 2 2																		
<b>Steve Buechele, R</b> (1, 5) OBP: 0.331, SLG: 0.439		1-2 G5-3		1-0 F8		0-0 G5-3		0-0 F7		4 0 0 0 0 0 5																		
<b>Ivan Rodriguez, R</b> (1, 2) OBP: 0.280, SLG: 0.335			1-0 F8	1-1 F8			2-3 K	0-0 FC6-4		4 0 0 0 0 1 3																		
<b>José Hernández, R</b> (1, 6) OBP: 0.308, SLG: 0.324			0-1 P2		1-1 G5-3		2-0 F8		2-3 K	4 0 0 0 0 1 0																		
<b>Inning Stats</b>	R: 0 E: 0 K: 1 S: 9	H: 0 LOB: 0 BB: 0 P: 13	R: 0 E: 0 K: 1 S: 10	H: 0 LOB: 1 BB: 1 P: 16	R: 0 E: 0 K: 0 S: 7	H: 0 LOB: 1 BB: 1 P: 12	R: 2 E: 0 K: 0 S: 14	H: 3 LOB: 1 BB: 0 P: 22	R: 0 E: 0 K: 1 S: 8	H: 1 LOB: 1 BB: 0 P: 11	R: 0 E: 0 K: 1 S: 9	H: 1 LOB: 1 BB: 0 P: 15	R: 0 E: 0 K: 2 S: 8	H: 0 LOB: 0 BB: 0 P: 14	R: 2 E: 1 K: 0 S: 16	H: 2 LOB: 2 BB: 1 P: 23	R: 0 E: 0 K: 1 S: 9	H: 0 LOB: 0 BB: 0 P: 13	1B: 3 2B: 3 3B: 0 HR: 1	SF: 0 SAC: 0 DP: 0 HBP: 0	WP: 0 PB: 0 SB: 0 CS: 0	PA: 38						
<b>PITCHER</b>	IP WLS BF H R ER SO BB IBB HBP BLK WP HR S P ERA WHIP																											
<b>Luis Aquino, R</b> (1, 1) ERA: 2.79	5.0		21	4	2	2	3	2	0	0	0	0	0	1	48	74	3.60	1.200										
<b>Tom Gordon, R</b> (6, 1) ERA: 4.01	3.0	L	14	3	2	1	3	0	1	0	0	0	0	0	33	52	3.00	1.000										
<b>Jeff Montgomery, R</b> (9, 1) ERA: 3.39	1.0		3	0	0	0	1	0	0	0	0	0	0	0	9	13	0.00	0.000										

Texas Rangers @ Kansas City Royals  
Royals Stadium, Kansas City, MO  
Thu Aug 22 1991, 8:05 PM EDT  
Att. 30,650 - Sunny - 88 F

livebaseballscorecards.com

AB	35
R	4
H	7
RBI	3
BB	3
SO	7
LOB	14





Batter	1	2	3	4	5	6	7	8	9	AB	R	H	RBI	BB	SO	LOB
<b>Brian McRae, S</b> OBP: 0.299, SLG: 0.378 (1, 8)	4-2 BB CS BB		0-2 G5-3	0-3 K			0-2 F8			3	0	0	0	1	1	1
<b>Kirk Gibson, L</b> OBP: 0.341, SLG: 0.428 (1, 7)	1-0 F7 1-2		2-3 K			2-1 G6-3 HBP	1-3 K			3	0	0	0	0	2	1
<b>George Brett, L</b> OBP: 0.330, SLG: 0.416 (1, 10)	4-0 1B BB		3-2 2B			2-2 G6-3	0-2 P6			3	0	1	0	1	0	1
<b>Danny Tartabull, R</b> OBP: 0.392, SLG: 0.612 (1, 9)	3-2 1-3 1B		3-3 K			1-0 G6-3	4-1 G6-4-3 BB			3	0	1	0	1	1	2
<b>Todd Benzinger, S</b> OBP: 0.299, SLG: 0.352 (1, 3)	0-1 G4-3			1-3 K		2-3 K	0-1 P4			4	0	0	0	0	2	4
<b>Bill Pecota, R</b> OBP: 0.355, SLG: 0.418 (1, 5)				1-2 HR 1B		1-2 G4-3	1-0 G6-4-3			4	1	1	0	0	0	1
<b>Brent Mayne, L</b> OBP: 0.333, SLG: 0.342 (1, 2)				3-2 HR		0-1 1B				3	1	2	2	0	0	0
<b>Kurt Stillwell, S</b> OBP: 0.307, SLG: 0.352 (9, PH)				1-1 HR		2-3 1B				1	0	0	0	0	0	0
<b>David Howard, S</b> OBP: 0.263, SLG: 0.287 (1, 6)				3-2 CS 1B		2-3 K				3	0	2	0	0	1	1
<b>Harvey Pulliam, R</b> OBP: 0.500, SLG: 0.667 (9, PH)				1-1 1B		3-1 P5				1	0	0	0	0	1	0
<b>Terry Shumpert, R</b> OBP: 0.283, SLG: 0.342 (1, 4)				0-3 K		1-2 2B				3	0	1	0	0	1	2
<b>Kevin Seitzer, R</b> OBP: 0.351, SLG: 0.347 (9, PH)										1	0	0	0	0	0	0

Inning Stats	R: 0	H: 1	R: 0	H: 1	R: 0	H: 1	R: 0	H: 0	R: 0	H: 1	R: 0	H: 0	R: 0	H: 0	R: 0	H: 0	R: 0	H: 0	1B: 5	SF: 0	WP: 0	PA: 36
	E: 0	LOB: 2	E: 0	LOB: 1	E: 0	LOB: 1	E: 0	LOB: 1	E: 0	LOB: 1	E: 0	LOB: 0	E: 0	LOB: 0	E: 0	LOB: 0	E: 0	LOB: 0	2B: 2	SAC: 0	PB: 0	
	K: 0	BB: 2	K: 1	BB: 0	K: 2	BB: 0	K: 1	BB: 0	K: 1	BB: 0	K: 1	BB: 0	K: 0	BB: 1	K: 1	BB: 0	K: 1	BB: 0	3B: 0	DP: 1	SB: 0	
	S: 9	P: 21	S: 13	P: 20	S: 14	P: 22	S: 8	P: 15	S: 10	P: 16	S: 9	P: 10	S: 4	P: 9	S: 7	P: 11	S: 7	P: 11	HR: 1	HBP: 1	CS: 2	

PITCHER	IP	WLS	BF	H	R	ER	SO	BB	IBB	HBP	BLK	WP	HR	S	P	ERA	WHIP
<b>Jose Guzman, R</b> ERA: 3.2 (1, 1)	6.0		27	8	2	2	7	2	0	1	0	0	1	71	118	3.00	1.667
<b>Kenny Rogers, L</b> ERA: 5.79 (7, 1)	3.0	W	9	0	0	0	2	1	0	0	0	0	0	20	30	0.00	0.333

**TEXAS RANGERS @ KANSAS CITY ROYALS**  
**ROYALS STADIUM, KANSAS CITY, MO**  
 Thu Aug 22 1991, 8:05 PM EDT  
 Att: 30,650 - Sunny - 88 F

<b>AB</b>	<b>32</b>
<b>R</b>	<b>2</b>
<b>H</b>	<b>8</b>
<b>RBI</b>	<b>2</b>
<b>BB</b>	<b>3</b>
<b>SO</b>	<b>9</b>
<b>LOB</b>	<b>13</b>



Batter	1	2	3	4	5	6	7	8	9	AB R H RBI BB SO LOB	TOP											
<b>Gary Pettis, S</b> OBP: 0.344, SLG: 0.268 (1, 8) B C X	1-1 B1-3 1B	3-3 K			2-3 K			3-2 F7	2-3 K	5 0 0 0 0 3 1												
<b>Julio Franco, R</b> OBP: 0.409, SLG: 0.465 (1, 4) X	0-0 E9 2B 1B	2-0 G6-3			4-1 G4-6-3 BB			0-1 G3-1		3 1 1 0 1 0 0												
<b>Rafael Palmeiro, L</b> OBP: 0.396, SLG: 0.547 (1, 3) B B X	2-0 1B 2B				0-0 G4-6-3 1-2f			2-0 E 2B		4 2 2 1 0 1 1												
<b>Ruben Sierra, S</b> OBP: 0.356, SLG: 0.491 (1, 9) C F B X	1-2 2B 1B				2-1 F8			4-0 E IBB		3 1 1 1 1 1 0												
<b>Juan Gonzalez, R</b> OBP: 0.357, SLG: 0.546 (1, 7) C 1 SAFE B X	1-1 1B 2B				3-3 K			3-2 E4 1-H 2-H		4 2 1 0 0 1 -1												
<b>Kevin Reimer, L</b> OBP: 0.331, SLG: 0.461 (1, 10) -	4-0 E 1B IBB				1-0 G4-3 FC5-2 2B			1-0 F9		3 0 1 0 1 0 0												
<b>Dean Palmer, R</b> OBP: 0.285, SLG: 0.410 (1, 5) S X	0-1 E7 1B				1-1 G4-3			0-0 G6-3		4 0 1 1 0 1 1												
<b>Ivan Rodriguez, R</b> OBP: 0.280, SLG: 0.339 (1, 2) B X	1-0 G5-3				1-1 FC5-2			2-2 G6-3		4 0 1 0 0 0 3												
<b>José Hernández, R</b> OBP: 0.279, SLG: 0.293 (1, 6) C X		0-1 G5-3			1-3 K			1-3 K		4 0 0 0 0 2 2												
<b>Inning Stats</b>	R: 3 E: 2 K: 0 S: 13	H: 5 LOB: 2 BB: 1 P: 23	R: 0 E: 0 K: 1 S: 6	H: 0 LOB: 0 BB: 0 P: 11	R: 0 E: 0 K: 2 S: 9	H: 0 LOB: 0 BB: 0 P: 14	R: 0 E: 0 K: 1 S: 8	H: 1 LOB: 1 BB: 0 P: 12	R: 0 E: 0 K: 1 S: 5	H: 0 LOB: 0 BB: 1 P: 11	R: 0 E: 0 K: 1 S: 8	H: 0 LOB: 0 BB: 0 P: 12	R: 0 E: 0 K: 1 S: 7	H: 0 LOB: 0 BB: 0 P: 10	R: 3 E: 1 K: 0 S: 12	H: 1 LOB: 0 BB: 1 P: 25	R: 0 E: 0 K: 2 S: 12	H: 1 LOB: 1 BB: 0 P: 18	1B: 3 2B: 5 3B: 0 HR: 0	SF: 0 SAC: 0 DP: 1 HBP: 0	WP: 0 PB: 0 SB: 0 CS: 0	PA: 37
<b>PITCHER</b>	IP WLS BF H R ER SO BB IBB HBP BLK WP HR S P ERA WHIP																					
<b>Kevin Appier, R</b> ERA: 3.3 (1, 1)	8.0 L 33 7 6 3 7 1 2 0 0 0 0 68 118 3.38 1.000																					
<b>Mike Magnante, L</b> ERA: 2.65 (9, 1)	1.0 4 1 0 0 2 0 0 0 0 0 0 12 18 0.00 1.000																					

Texas Rangers @ Kansas City Royals  
Royals Stadium, Kansas City, MO  
Fri Aug 23 1991, 8:05 PM EDT  
Att. 31,962 - Cloudy - 82 F

livebaseballscorecards.com

AB	34
R	6
H	8
RBI	3
BB	3
SO	9
LOB	7



Batter	1	2	3	4	5	6	7	8	9	AB	R	H	RBI	BB	SO	LOB
Terry Shumpert, R OBP: 0.280, SLG: 0.338 Brent Mayne, L OBP: 0.333, SLG: 0.342 (1, 4) C F F F S F S X	1-3 K ①		2-1 F9 ②			0-0 F8 ①		1-0 F7 ②		4	0	0	0	0	1	3
Brian McRae, S OBP: 0.298, SLG: 0.377 (1, 8) C B X	1-1 F8 ②		0-0 F8 ③			1-2 F9 ②		3-2 F7 ③ 1B 1-3 2-H		4	0	1	1	0	0	1
George Brett, L OBP: 0.327, SLG: 0.411 (1, 10) C B F B S	3-3 K ③				1-1 L4 ①	1-2 G4-3 ③			1-0 F9 ①	4	0	0	0	0	1	0
Danny Tartabull, R OBP: 0.388, SLG: 0.605 (1, 9) S C B B B C		3-3 K ①		1-0 L6 ②			3-3 K ①		3-3 K ②	4	0	0	0	0	3	0
Todd Benzinger, S OBP: 0.299, SLG: 0.350 (1, 3) B X		1-0 F8 ②		1-1 1B ③			0-0 F3 ②		0-0 F8 ③	4	0	1	0	0	0	0
Bill Pecota, R OBP: 0.355, SLG: 0.417 (1, 5) (9, 4) B B F B X		2-1 1B ③		1-1 G5-3 ③			0-1 F9 ③			3	0	1	0	0	0	1
Harvey Pulliam, R OBP: 0.412, SLG: 0.533 (1, 7) B B C B X		3-2 F7 ③			0-1 G5-3 ①			0-0 G6-3 ①		3	0	0	0	0	0	1
David Howard, S OBP: 0.265, SLG: 0.288 (1, 6) X			0-0 G4-3 ①		3-1 G4-3 ②			0-2 1B 1B		3	1	1	0	0	0	0
Tim Spehr, R OBP: 0.277, SLG: 0.256 Kevin Seitzer, R OBP: 0.353, SLG: 0.350 (8, PH) (9, 5) C B B F F B			4-2 BB		1-2 P2 ③			1-0 1B 1B 1-2		1	0	0	0	1	0	0
										1	0	1	0	0	0	0

<b>Inning Stats</b>	R: 0 E: 0 K: 2 S: 9	H: 0 LOB: 0 BB: 0 P: 14	R: 0 E: 0 K: 1 S: 9	H: 1 LOB: 1 BB: 0 P: 18	R: 0 E: 0 K: 0 S: 7	H: 0 LOB: 1 BB: 1 P: 13	R: 0 E: 0 K: 0 S: 7	H: 1 LOB: 1 BB: 0 P: 11	R: 0 E: 0 K: 0 S: 8	H: 0 LOB: 0 BB: 0 P: 12	R: 0 E: 0 K: 1 S: 8	H: 0 LOB: 0 BB: 0 P: 10	R: 0 E: 0 K: 1 S: 7	H: 0 LOB: 0 BB: 0 P: 10	R: 1 E: 0 K: 0 S: 11	H: 3 LOB: 2 BB: 0 P: 16	R: 0 E: 0 K: 1 S: 5	H: 0 LOB: 0 BB: 0 P: 9	1B: 5 2B: 0 3B: 0 HR: 0	SF: 0 SAC: 0 DP: 0 HBP: 0	WP: 0 PB: 0 SB: 0 CS: 0	PA: 32											
<b>PITCHER</b> Brian Bohanon, L ERA: 3.78 (1, 1)	IP 9.0	WLS W	BF 32	H 5	R 1	ER 1	SO 5	BB 1	IBB 0	HBP 0	BLK 0	WP 0	HR 0	S 71	P 113	ERA 1.00	WHIP 0.667																
<b>PITCHER</b>																	IP	WLS	BF	H	R	ER	SO	BB	IBB	HBP	BLK	WP	HR	S	P	ERA	WHIP

**BOTTOM**

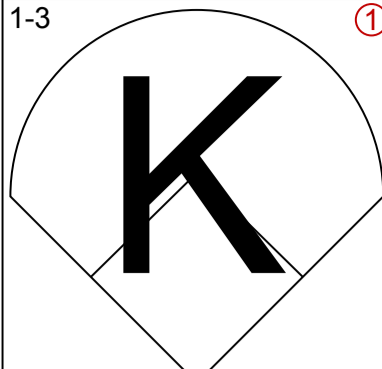
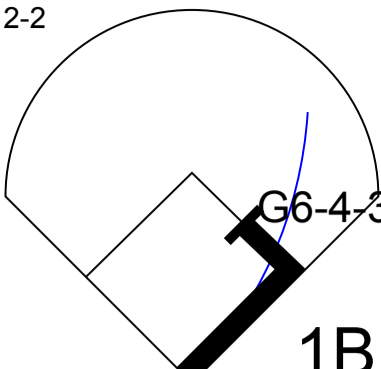
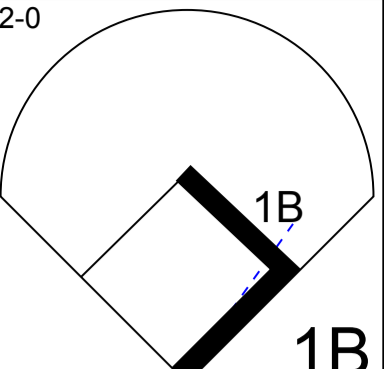
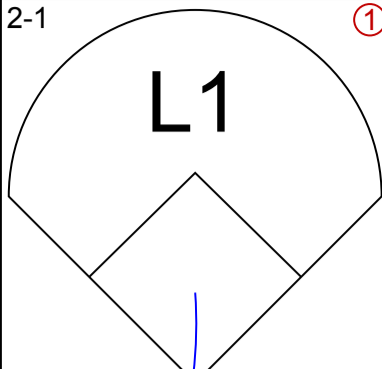
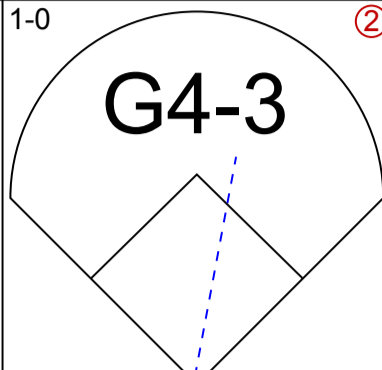
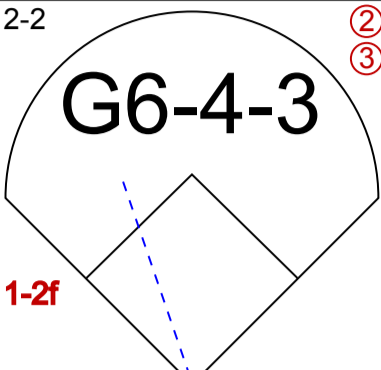
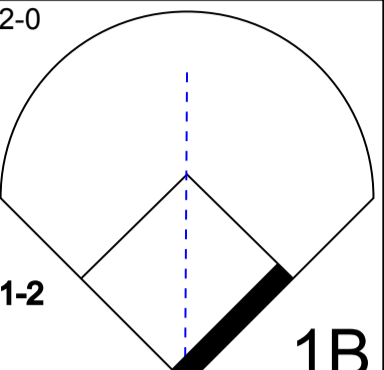
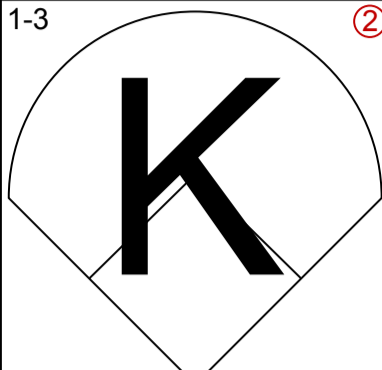
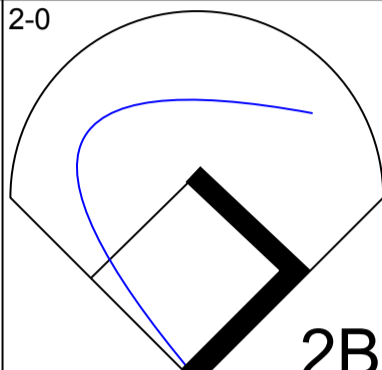
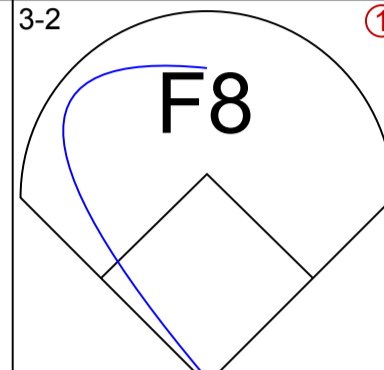
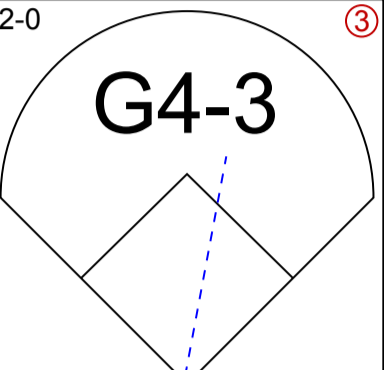
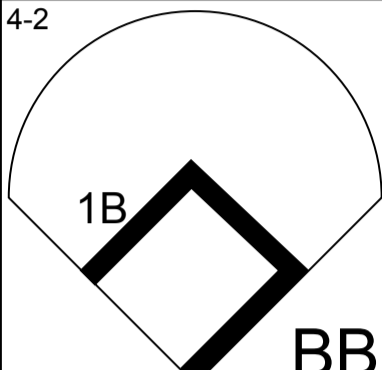
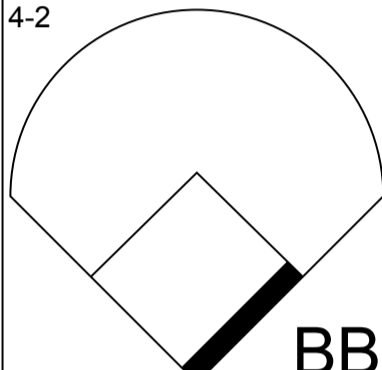
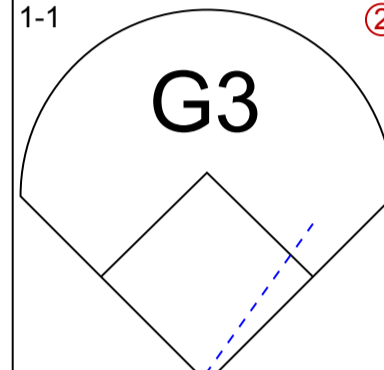
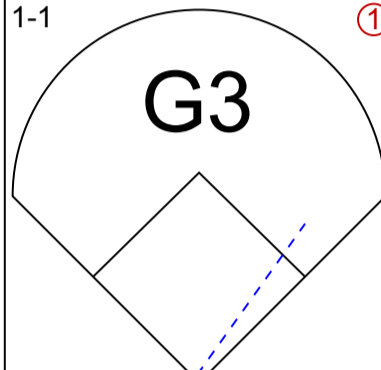
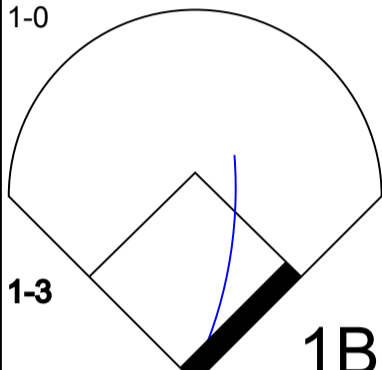
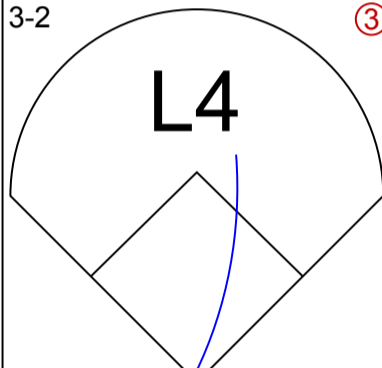
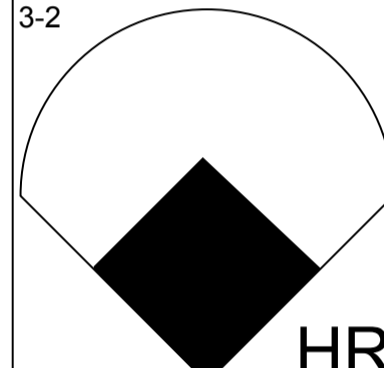
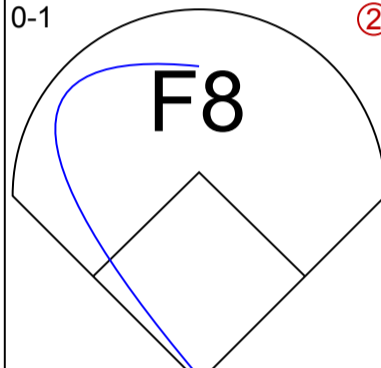
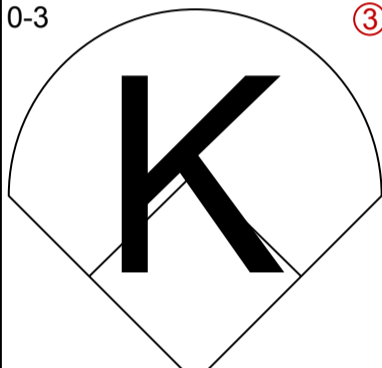
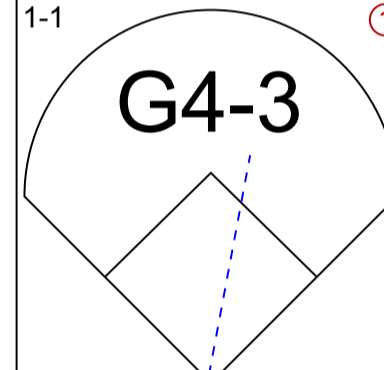
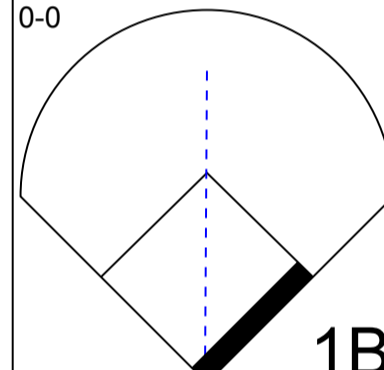
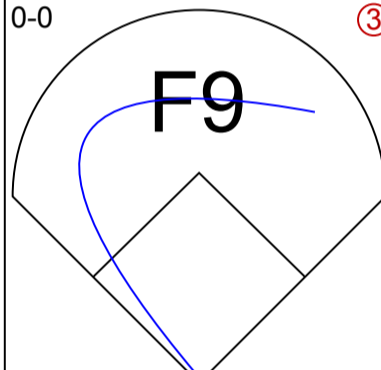
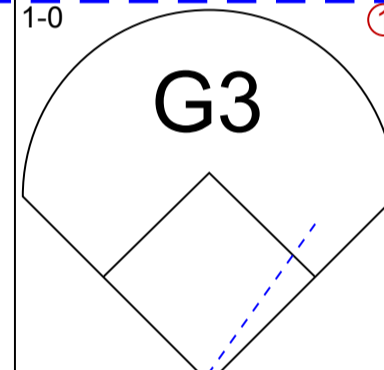
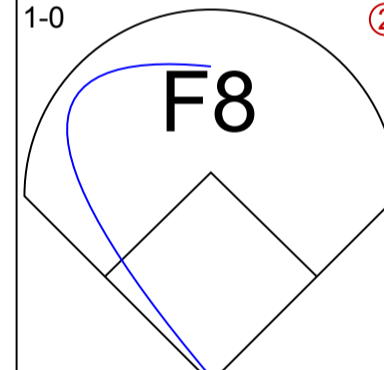
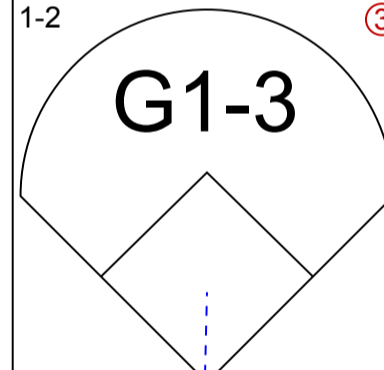
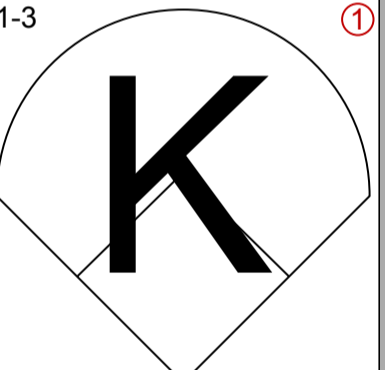
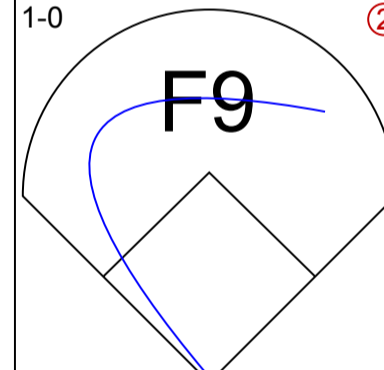
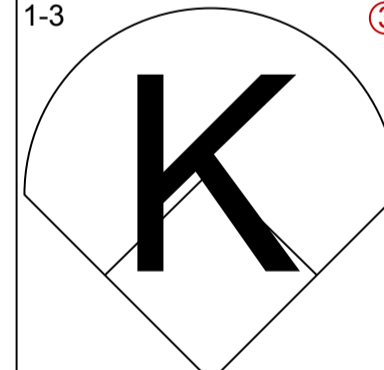
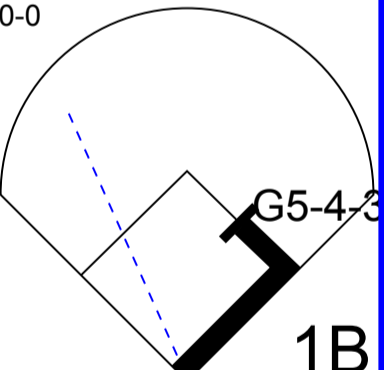
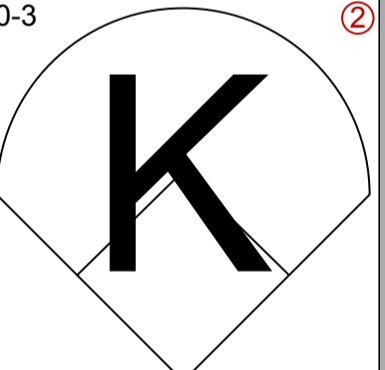
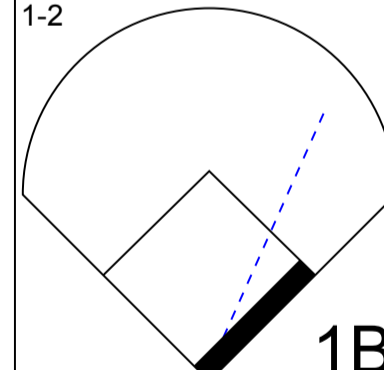
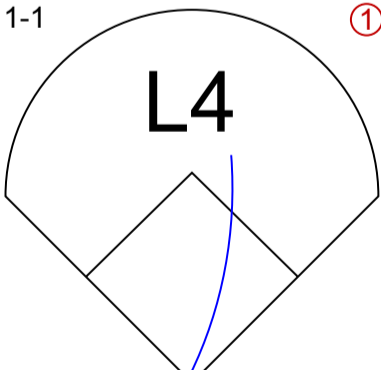
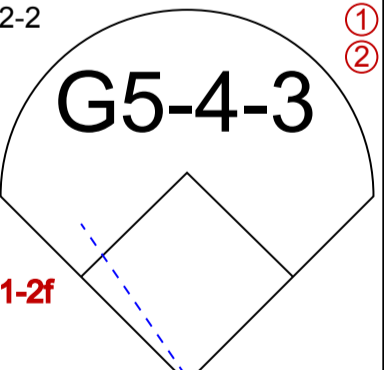
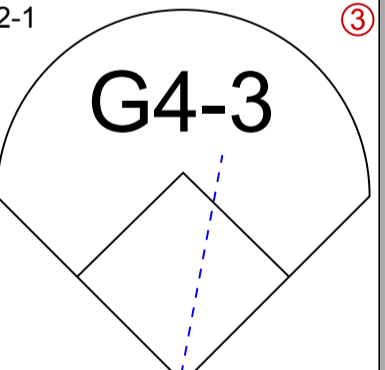
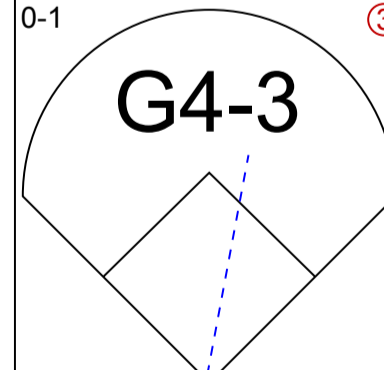
**Texas Rangers @ Kansas City Royals**  
Royals Stadium, Kansas City, MO

Fri Aug 23 1991, 8:05 PM EDT  
Att: 31,962 - Cloudy - 82 F

livebaseballscorecards.com

<b>AB</b>	<b>31</b>
<b>R</b>	<b>1</b>
<b>H</b>	<b>5</b>
<b>RBI</b>	<b>1</b>
<b>BB</b>	<b>1</b>
<b>SO</b>	<b>5</b>
<b>LOB</b>	<b>6</b>



Batter	1	2	3	4	5	6	7	8	9	AB R H RBI BB SO LOB	TOP									
<b>Geno Petralli, L</b> (1, 10) OBP: 0.310, SLG: 0.290	1-3 		2-2 		2-0 			2-1 		4 0 2 0 0 1 0										
<b>Julio Franco, R</b> (1, 4) OBP: 0.407, SLG: 0.463	1-0 		2-2 		2-0 			1-3 		4 0 1 0 0 1 1										
<b>Rafael Palmeiro, L</b> (1, 3) OBP: 0.397, SLG: 0.548	2-0 			3-2 	2-0 			4-2 		3 0 1 0 1 0 2										
<b>Ruben Sierra, S</b> (1, 9) OBP: 0.357, SLG: 0.490	4-2 			1-1 		1-1 		1-0 		3 0 1 0 1 0 0										
<b>Juan Gonzalez, R</b> (1, 8) OBP: 0.356, SLG: 0.550	3-2 			3-2 		0-1 		0-3 		4 1 1 1 0 1 4										
<b>Kevin Reimer, L</b> (1, 7) OBP: 0.330, SLG: 0.458		1-1 		0-0 		0-0 			1-0 	4 0 1 0 0 0 0										
<b>Steve Buechele, R</b> (1, 5) OBP: 0.328, SLG: 0.435		1-0 		1-2 			1-3 		1-0 	4 0 0 0 0 1 1										
<b>Ivan Rodriguez, R</b> (1, 2) OBP: 0.282, SLG: 0.341		1-3 			0-0 		0-3 		1-2 	2 0 1 0 0 1 0										
<b>Mike Stanley, R</b> (5, 2) OBP: 0.352, SLG: 0.392										2 0 1 0 0 1 0										
<b>Mario Diaz, R</b> (1, 6) OBP: 0.317, SLG: 0.329			1-1 		2-2 		2-1 		0-1 	4 0 0 0 0 0 2										
<b>Inning Stats</b>	R: 0 E: 0 K: 1 S: 13	H: 1 LOB: 2 BB: 1 P: 24	R: 0 E: 0 K: 1 S: 6	H: 0 LOB: 0 BB: 0 P: 9	R: 0 E: 0 K: 0 S: 9	H: 1 LOB: 0 BB: 0 P: 14	R: 1 E: 0 K: 0 S: 13	H: 2 LOB: 1 BB: 0 P: 21	R: 0 E: 0 K: 0 S: 7	H: 3 LOB: 2 BB: 0 P: 15	R: 0 E: 0 K: 2 S: 10	H: 0 LOB: 0 BB: 0 P: 13	R: 0 E: 0 K: 2 S: 12	H: 1 LOB: 2 BB: 1 P: 20	R: 0 E: 0 K: 0 S: 7	H: 1 LOB: 1 BB: 0 P: 10	1B: 7 2B: 1 3B: 0 HR: 1	SF: 0 SAC: 0 DP: 2 HBP: 0	WP: 0 PB: 0 SB: 0 CS: 0	PA: 36
<b>PITCHER</b>	IP WLS BF H R ER SO BB IBB HBP BLK WP HR S P ERA WHIP																			
<b>Mike Boddicker, R</b> (1, 1) ERA: 3.62	8.0 W 32 8 1 1 6 2 0 0 0 0 0 1 75 122 1.12 1.250																			
<b>Storm Davis, R</b> (9, 1) ERA: 3.94	1.0 4 1 0 0 0 0 0 0 0 0 0 0 7 10 0.00 1.000																			

Texas Rangers @ Kansas City Royals  
Royals Stadium, Kansas City, MO  
Sat Aug 24 1991, 8:05 PM EDT  
Att. 40,127 - Cloudy - 82 F

livebaseballscorecards.com

AB 34  
R 1  
H 9  
RBI 1  
BB 2  
SO 6  
LOB 10



Batter	1	2	3	4	5	6	7	8	9	AB	R	H	RBI	BB	SO	LOB	BOTTOM
Kirk Gibson, L (1, 7) OBP: 0.343, SLG: 0.429 Brian McRae, S (8, 8) OBP: 0.298, SLG: 0.377	1-2 F8 S 1B	3-2 FC4-6 1B	2-3 K			1 SAFE 2-1 F7 1-2		1-3 K		4	1	2	0	0	1	2	Texas Rangers @ Kansas City Royals Royals Stadium, Kansas City, MO Sat Aug 24 1991, 8:05 PM EDT Att: 40,127 - Cloudy - 82 F
Kevin Seitzer, R (1, 5) OBP: 0.349, SLG: 0.345 Bill Pecota, R (5, 5) OBP: 0.352, SLG: 0.414	2-0 G6-3 1-2	1-0 FC4-6 1B		3-2 F9		1-1 G4-3		3-2 P2		3	1	0	1	0	0	3	
George Brett, L (1, 10) OBP: 0.328, SLG: 0.414	0-0 F8 2-3	2-0 1B		0-0 F7			2-1 G3	0-1 WP 2B		5	0	2	1	0	0	1	
Danny Tartabull, R (1, 9) OBP: 0.390, SLG: 0.607	4-2 1B BB	2-0 1B		2-0 P4			1-1 1B 2B	2-3 K		4	1	2	1	1	1	1	
Warren Cromartie, L (1, 3) OBP: 0.382, SLG: 0.445 Todd Benzing, S (8, 3) OBP: 0.299, SLG: 0.350	2-2 1B	1-0 G6-3		1-1 G6-3			4-2 1B SF7 BB			3	1	1	1	1	0	2	
Jim Eisenreich, L (1, 8) OBP: 0.335, SLG: 0.383	1-2 1B		3-2 S E 1B		1-2 G3		0-1 1B 1B			4	2	3	1	0	0	0	
Brent Mayne, L (1, 2) OBP: 0.326, SLG: 0.335		2-3 K	2-3 K		3-3 K		0-0 SF7			3	0	0	1	0	3	1	
David Howard, S (1, 6) OBP: 0.270, SLG: 0.288		4-2 1B S FC4-6 BB	2-3 K			1 SAFE 1-3 K	1-2 1B			3	1	1	1	1	2	1	
Terry Shumpert, R (1, 4) OBP: 0.286, SLG: 0.341		4-0 FC4-6 1B 1B BB	2-2 E6 1B			0-1 1B	0-0 L4			3	1	2	0	1	0	1	

Inning Stats	R: 1 E: 0 K: 0 S: 14	H: 3 LOB: 2 BB: 1 P: 24	R: 3 E: 0 K: 1 S: 14	H: 3 LOB: 2 BB: 2 P: 33	R: 1 E: 1 K: 3 S: 17	H: 2 LOB: 1 BB: 0 P: 28	R: 0 E: 0 K: 0 S: 5	H: 0 LOB: 0 BB: 0 P: 10	R: 0 E: 0 K: 1 S: 8	H: 0 LOB: 0 BB: 0 P: 13	R: 0 E: 0 K: 1 S: 9	H: 1 LOB: 1 BB: 0 P: 13	R: 3 E: 0 K: 0 S: 15	H: 3 LOB: 1 BB: 1 P: 23	R: 0 E: 0 K: 2 S: 11	H: 1 LOB: 1 BB: 0 P: 17	1B: 11 2B: 2 3B: 0 HR: 0	SF: 1 SAC: 0 DP: 0 HBP: 0	WP: 1 PB: 0 SB: 4 CS: 0	PA: 40 ERA WHIP	
PITCHER	IP	WLS	BF	H	R	ER	SO	BB	IBB	HBP	BLK	WP	HR	S	P	ERA	WHIP				
Nolan Ryan, R (1, 1) ERA: 2.94	1.2	L	13	6	4	4	1	3	0	0	0	0	0	27	55	21.60	5.400				
Mike Jeffcoat, L (2, 1) ERA: 3.61	1.1		6	2	1	0	3	0	0	0	0	0	0	18	30	0.00	1.500				
Wayne Rosenthal, R (4, 1) ERA: 4.65	3.1		12	2	1	1	2	0	0	0	0	0	0	26	43	2.70	0.600				
Kenny Rogers, L (7, 1) ERA: 5.97	0.1		4	2	2	2	0	1	0	0	0	0	0	10	15	54.00	9.000				
Terry Mathews, R (7, 1) ERA: 4.22	1.1		5	1	0	0	2	0	0	0	0	1	0	12	18	0.00	0.750				

livebaseballscores.com

AB 35  
R 8  
H 13  
RBI 7  
BB 4  
SO 8  
LOB 13



Batter	1	2	3	4	5	6	7	8	9	10	11	AB R H RBI BB SO LOB	TOP																			
Rafael Palmeiro, L OBP: 0.394, SLG: 0.545	F9		F8		G5-3		K			F7	E9 1B 2B	6 1 1 1 0 1 0																				
Julio Franco, R OBP: 0.410, SLG: 0.464	S 1B			1B 1B		F9		F9		BB	1B	5 1 3 1 1 0 0																				
Ruben Sierra, S OBP: 0.355, SLG: 0.486	G1-3			F9		1B 3B 1B		K		F7	L4	6 1 1 0 0 1 4																				
Kevin Reimer, L OBP: 0.331, SLG: 0.458	K			1B 1B		1B 3B 1B		G5-3		G4-3		5 1 2 0 0 1 2																				
Juan Gonzalez, R OBP: 0.358, SLG: 0.554			K		1B 2-H		1-H 3-H 3B		K		SH2-4 1B BB	4 1 2 3 1 2 0																				
Dean Palmer, R OBP: 0.288, SLG: 0.422			K		K		K2-3		1B 3B		SH2-4 1B 1B	5 2 2 0 0 3 3																				
Ivan Rodriguez, R OBP: 0.277, SLG: 0.335			L3		G4-3		K		G4-3		SH2-4	3 0 0 0 0 1 3																				
Geno Petralli, L OBP: 0.308, SLG: 0.288											1-2 2-3	1 0 0 0 0 0 1																				
José Hernández, R OBP: 0.281, SLG: 0.273			G6-3				K		1-1 PB 1B		E 1B	3 0 0 0 0 2 0																				
Brian Downing, R OBP: 0.374, SLG: 0.453									3-H		2-H 3-H	1 0 1 1 0 0 0																				
Mario Diaz, R OBP: 0.317, SLG: 0.329									1-2 2-3			0 0 0 0 0 0 0																				
Steve Buechele, R OBP: 0.330, SLG: 0.436									1-2			1 1 1 2 0 0 0																				
Gary Pettis, S OBP: 0.338, SLG: 0.262			K						F9			5 0 0 0 0 4 2																				
<b>Inning Stats</b>	R: 0 E: 0 K: 1 S: 9	H: 1 LOB: 1 BB: 0 P: 19	R: 0 E: 0 K: 2 S: 10	H: 0 LOB: 0 BB: 0 P: 18	R: 0 E: 0 K: 1 S: 8	H: 0 LOB: 0 BB: 0 P: 14	R: 1 E: 0 K: 1 S: 14	H: 3 LOB: 2 BB: 0 P: 20	R: 0 E: 0 K: 2 S: 8	H: 0 LOB: 0 BB: 0 P: 12	R: 2 E: 0 K: 2 S: 13	H: 3 LOB: 1 BB: 0 P: 18	R: 0 E: 0 K: 3 S: 9	H: 0 LOB: 0 BB: 0 P: 12	R: 0 E: 0 K: 1 S: 8	H: 0 LOB: 0 BB: 0 P: 14	R: 1 E: 0 K: 1 S: 10	H: 2 LOB: 2 BB: 0 P: 15	R: 0 E: 0 K: 0 S: 11	H: 0 LOB: 1 BB: 1 P: 16	R: 4 E: 1 K: 1 S: 24	H: 4 LOB: 1 BB: 1 P: 39	1B: 10 2B: 1 3B: 2 HR: 0	SF: 0 SAC: 1 DP: 0 HBP: 0	WP: 0 PB: 1 SB: 1 CS: 0	PA: 48						
<b>PITCHER</b>	IP WLS BF H R ER SO BB IBB HBP BLK WP HR S P ERA WHIP															IP WLS BF H R ER SO BB IBB HBP BLK WP HR S P ERA WHIP																
Mark Gubicza, R ERA: 5.15	(1, 1)	5.1	22	6	3	3	7	0	0	0	0	0	0	0	52	88	5.06	1.125														
Tom Gordon, R ERA: 3.93	(6, 1)	2.2	9	1	0	0	6	0	0	0	0	0	0	0	27	39	0.00	0.375														
Jeff Montgomery, R ERA: 3.42	(9, 1)	2.0	9	2	1	1	1	1	0	0	0	0	0	0	21	31	4.50	1.500														
Storm Davis, R ERA: 4.25	(11, 1)	1.0	L	8	4	4	4	1	1	0	0	0	0	0	24	39	36.00	5.000														

Texas Rangers @ Kansas City Royals  
Royals Stadium, Kansas City, MO  
Sun Aug 25 1991, 4:33 AM EDT  
Att: 26,037 - Cloudy - 91 F

livebaseballscorecards.com

AB 45  
R 8  
H 13  
RBI 8  
BB 2  
SO 15  
LOB 15




Batter	1	2	3	4	5	6	7	8	9	10	11	AB R H RBI BB SO LOB
<b>Brian McRae, S</b> (1, 8) OBP: 0.299, SLG: 0.379	3-3 K	1-1 FC6-4 1B		3-3 K			0-2 1B 2B		0-1 G4-3			5 1 2 1 0 2 1
<b>Kirk Gibson, L</b> (1, 7) OBP: 0.342, SLG: 0.427	2-3 K	0-0 FC6-4 1B			0-0 P6		1-2 G3-6-3 1B			1-0 F7		4 0 1 1 0 1 2
<b>Jim Eisenreich, L</b> (8, 7) OBP: 0.334, SLG: 0.381		1-2f 2-3					2-H					1 0 0 0 0 0 0
<b>George Brett, L</b> (1, 10) OBP: 0.326, SLG: 0.413	0-0 2B	1-0 G3			3-2 F8		1-0 G3-6-3 1-2f			2-2 F7		5 0 1 0 0 0 3
<b>Danny Tartabull, R</b> (1, 9) OBP: 0.390, SLG: 0.603	1-1 G6-3			1-3 K		4-1 BB		0-1 F9 BB 1B		3-0 G5-3		4 0 1 0 1 1 1
<b>Todd Benzinger, S</b> (1, 3) OBP: 0.300, SLG: 0.349		2-0 SH3-4 BB 1B		2-0 F7		3-1 F8		4-0 L3 BB		0-0 F8		4 1 1 0 1 0 1
<b>Bill Pecota, R</b> (1, 5) OBP: 0.353, SLG: 0.409		1 SAFE 4-0 SH3-4 BB 1B		3-2 F9		0-1 G6-3		3-2 F9		4-1 FC6-4 BB		3 1 0 0 2 0 2
<b>David Howard, S</b> (1, 6) OBP: 0.264, SLG: 0.281		1-0 SH3-4		1-1 P3		1-1 G4-3		2-2 L3		1-1 FC6-4		4 0 0 0 0 0 3
<b>Terry Shumpert, R</b> (1, 4) OBP: 0.284, SLG: 0.337		4-2 1B BB		2-3 K		0-1 F7			2-2 G1		1-3 K	4 1 0 0 1 2 1
<b>Tim Spehr, R</b> (1, 2) OBP: 0.300, SLG: 0.268		1-2 FC6-4 1B		4-1 WP S BB			1-2 G6-3		1-2 G1-3			2 0 1 2 1 0 0
<b>Warren Cromartie, L</b> (9, PH) OBP: 0.379, SLG: 0.442												1 0 0 0 0 0 0
<b>Brent Mayne, L</b> (10, 2) OBP: 0.326, SLG: 0.335												0 0 0 0 0 0 0

Inning Stats	R: 0	H: 1	E: 0	K: 2	S: 9	P: 15	R: 3	H: 3	E: 0	K: 0	S: 11	P: 25	R: 0	H: 0	E: 0	K: 1	S: 7	P: 13	R: 0	H: 0	E: 0	K: 0	S: 10	P: 20	R: 0	H: 0	E: 0	K: 0	S: 7	P: 17	R: 0	H: 0	E: 0	K: 0	S: 6	P: 7	R: 1	H: 2	E: 0	K: 0	S: 12	P: 15	R: 0	H: 1	E: 0	K: 0	S: 12	P: 21	R: 0	H: 0	E: 0	K: 0	S: 8	P: 11	R: 0	H: 0	E: 0	K: 0	S: 6	P: 12	R: 0	H: 0	E: 0	K: 1	S: 7	P: 13	1B: 5	SF: 0	2B: 3	SAC: 1	3B: 0	DP: 2	HR: 0	HBP: 0	WP: 1	PA: 44
<b>Bobby Witt, R</b> (1, 1) ERA: 5.99	IP	WLS	BF	H	R	ER	SO	BB	IBB	HBP	BLK	WP	HR	S	P	ERA	WHIP																																																											
<b>Kenny Rogers, L</b> (7, 1) ERA: 6.0	1.0		4	2	1	1	0	0	0	0	0	0	0	12	15	9.00	2.000																																																											
<b>Terry Mathews, R</b> (8, 1) ERA: 3.86	3.0	W	10	1	0	0	0	1	0	0	0	0	0	26	44	0.00	0.667																																																											
<b>Jeff Russell, R</b> (11, 1) ERA: 3.0	1.0		4	0	0	0	1	1	0	0	0	0	0	7	13	0.00	1.000																																																											

**TEXAS RANGERS @ KANSAS CITY ROYALS**  
**Royals Stadium, Kansas City, MO**  
Sun Aug 25 1991, 4:33 AM EDT  
Att: 26,037 - Cloudy - 91 F

AB	37
R	4
H	7
RBI	4
BB	6
SO	6
LOB	14



Batter	1	2	3	4	5	6	7	8	9	AB R H RBI BB SO LOB	TOP		
Brian Downing, R (1, 10) OBP: 0.374, SLG: 0.452	1-3 K		3-3 K		1-2 BB 1B	4-2 BB		1-1 SF9		3 0 1 1 1 2 1			
Julio Franco, R (1, 4) OBP: 0.410, SLG: 0.470 Mario Diaz, R (8, 4) OBP: 0.317, SLG: 0.329	1-3 K		0-2 HR 1B		1-1 F9	0-1 F8		3-2 HR		5 2 2 3 0 1 2 0 0 0 0 0 0 0			
Rafael Palmeiro, L (1, 3) OBP: 0.397, SLG: 0.556 Mike Stanley, R (8, PH) OBP: 0.350, SLG: 0.389	1-0 3B		1-1 HR		4-1 BB	0-1 P5		2-3 K		3 1 2 2 1 0 1 1 0 0 0 0 1 0			
Ruben Sierra, S (1, 9) OBP: 0.352, SLG: 0.482 Gary Pettis, S (9, 8) OBP: 0.338, SLG: 0.262	1-3 K		0-0 P6		2-1 F7		3-0 F8		0-1 F7	5 0 0 0 0 1 3 0 0 0 0 0 0 0			
Juan Gonzalez, R (1, 8) OBP: 0.354, SLG: 0.548		0-0 F7		1-0 P8	2-3 K		1-3 K		2-0 G3-1	5 0 0 0 0 2 2			
Kevin Reimer, L (1, 7) OBP: 0.333, SLG: 0.468 Dean Palmer, R (9, PH) OBP: 0.287, SLG: 0.420		0-2 G3		2-0 HR		3-2 1B HR 1B	1-2 G6-3		1-3 K	4 2 2 1 0 0 0 1 0 0 0 0 1 0			
Steve Buechele, R (1, 5) OBP: 0.333, SLG: 0.438		1-3 K		1-0 1B		1-1 HR 1B		4-0 SH1-3 1B BB		3 2 2 0 1 1 0			
Geno Petralli, L (1, 2) OBP: 0.313, SLG: 0.313			2-0 F7	0-0 F9		3-2 HR		2-0 SF9 SH1-3 HR 1B		4 2 2 3 0 0 1			
José Hernández, R (1, 6) OBP: 0.265, SLG: 0.298			2-2 1B 2B	2-3 K		1-3 K		0-0 SH1-3		3 1 1 0 0 2 1			
<b>Inning Stats</b>	R: 0 H: 1 E: 0 LOB: 1 K: 3 BB: 0 S: 10 P: 14	R: 0 H: 0 E: 0 LOB: 0 K: 1 BB: 0 S: 7 P: 8	R: 3 H: 3 E: 0 LOB: 0 K: 1 BB: 0 S: 14 P: 22	R: 1 H: 2 E: 0 LOB: 1 K: 1 BB: 0 S: 7 P: 13	R: 0 H: 1 E: 0 LOB: 2 K: 1 BB: 1 S: 11 P: 21	R: 3 H: 3 E: 0 LOB: 1 K: 1 BB: 1 S: 21 P: 33	R: 0 H: 0 E: 0 LOB: 0 K: 1 BB: 0 S: 9 P: 14	R: 3 H: 2 E: 0 LOB: 0 K: 1 BB: 1 S: 10 P: 22	R: 0 H: 0 E: 0 LOB: 0 K: 1 BB: 0 S: 6 P: 9	1B: 6 SF: 1 2B: 1 SAC: 1 3B: 1 DP: 0 HR: 4 HBP: 0	WP: 0 PA: 42 PB: 0 SB: 0 CS: 0		
<b>PITCHER</b>	IP WLS BF H R ER SO BB IBB HBP BLK WP HR S P ERA WHIP											<b>PITCHER</b>	IP WLS BF H R ER SO BB IBB HBP BLK WP HR S P ERA WHIP
Eric Plunk, R (1, 1) ERA: 5.06	5.0 L 26 10 7 7 7 1 0 0 0 0 0 3 58 94 12.60 2.200												
Rich Monteleone, R (6, 1) ERA: 4.44	2.2 12 2 3 3 2 2 0 0 0 0 0 1 28 48 10.12 1.500												
Lee Guetterman, L (8, 1) ERA: 3.92	1.1 4 0 0 0 0 2 0 0 0 0 0 0 9 14 0.00 0.000												

Texas Rangers @ New York Yankees  
Yankee Stadium, Bronx, NY  
Mon Aug 26 1991, 7:05 PM EDT  
Att. 17,149 - Sunny - 76 F

livebaseballscorecards.com

AB	37
R	10
H	12
RBI	10
BB	3
SO	11
LOB	11





BOTTOM

Texas Rangers @ New York Yankees  
Yankee Stadium, Bronx, NY  
Mon Aug 26 1991, 7:05 PM EDT  
Att. 17,149 - Sunny - 76 F

livebaseballscores.com

AB	31
R	2
H	5
RBI	2
BB	2
SO	6
LOB	7



WP:	0	PA:	33
PB:	0	SB:	1
CS:	0		

AB R H RBI BB SO LOB

3 1 0 0 1 1 0

4 0 1 1 0 0 0

4 0 1 1 0 0 0

4 0 1 0 0 0 0

3 0 1 0 1 0 3

4 0 0 0 0 3 2

3 0 0 0 0 1 1

3 0 1 0 0 0 0

3 1 0 0 0 1 1

1B:	5	SF:	0
2B:	0	SAC:	0
3B:	0	DP:	1
HR:	0	HBP:	0

Batter	1	2	3	4	5	6	7	8	9
<b>Bernie Williams, S</b> (1, 8) OBP: 0.351, SLG: 0.364 C B B B B B B B B B X	3-3  ①		2-2  ③			4-2  1-2 BB		2-2  ②	
<b>Steve Sax, R</b> (1, 4) OBP: 0.345, SLG: 0.396 B C X	1-1  ②			1-2  ①		0-1  1-2 2-H 1B		1-2  ③	
<b>Don Mattingly, L</b> (1, 3) OBP: 0.355, SLG: 0.409 C B X	1-1  ③			0-2  ②		1-2  1-2 2-H 1B		2-1  ①	
<b>Mel Hall, L</b> (1, 9) OBP: 0.337, SLG: 0.487 C C X		0-2  ①		3-1  ③		1-1  1-2 2-3 1B		2-1  ②	
<b>Roberto Kelly, R</b> (1, 7) OBP: 0.318, SLG: 0.413 F X		0-1  E S 1B			0-0  ①	2-1  ② ③ 1-2f		4-2  BB	
<b>Matt Nokes, L</b> (1, 2) OBP: 0.310, SLG: 0.493 1 SAFE 1 SAFE 1 SAFE 1 SAFE 1 C 1 SAFE 1 B 1 SAFE		1-3  ②			1-3  ②		0-1  ①	0-3  ③	
<b>Kevin Maas, L</b> (1, 10) OBP: 0.336, SLG: 0.383 C B X		0-2  ③			1-3  ③		0-0  ②		
<b>Alvaro Espinoza, R</b> (1, 6) OBP: 0.303, SLG: 0.377 C B X			1-1  ①			1-0  FC1-6 1B		1-1  ③	
<b>Pat Kelly, R</b> (1, 5) OBP: 0.297, SLG: 0.357 X			0-0  ②			0-0  FC1-6 BB 1-2f		2-3  ①	

Inning Stats	R: 0	H: 0	E: 0	K: 1	S: 7	LOB: 0	BB: 0	P: 12	R: 0	H: 1	E: 1	K: 1	S: 13	LOB: 1	BB: 0	P: 14	R: 0	H: 0	E: 0	K: 0	S: 6	LOB: 0	BB: 0	P: 9	R: 0	H: 0	E: 0	K: 0	S: 10	LOB: 0	BB: 0	P: 14	R: 0	H: 0	E: 0	K: 2	S: 10	LOB: 0	BB: 0	P: 12	R: 2	H: 4	E: 0	K: 0	S: 13	LOB: 2	BB: 1	P: 22	R: 0	H: 0	E: 0	K: 0	S: 5	LOB: 0	BB: 0	P: 6	R: 0	H: 0	E: 0	K: 1	S: 11	LOB: 0	BB: 0	P: 16	R: 0	H: 0	E: 0	K: 1	S: 10	LOB: 1	BB: 1	P: 18	1B: 5	2B: 0	3B: 0	HR: 0	SF: 0	SAC: 0	DP: 1	HBP: 0	WP: 0	PA: 33
--------------	------	------	------	------	------	--------	-------	-------	------	------	------	------	-------	--------	-------	-------	------	------	------	------	------	--------	-------	------	------	------	------	------	-------	--------	-------	-------	------	------	------	------	-------	--------	-------	-------	------	------	------	------	-------	--------	-------	-------	------	------	------	------	------	--------	-------	------	------	------	------	------	-------	--------	-------	-------	------	------	------	------	-------	--------	-------	-------	-------	-------	-------	-------	-------	--------	-------	--------	-------	--------

PITCHER	IP	WLS	BF	H	R	ER	SO	BB	IBB	HBP	BLK	WP	HR	S	P	ERA	WHIP
<b>Kevin Brown, R</b> (1, 1) ERA: 4.22	8.0	W	29	5	2	2	5	1	0	0	0	0	0	75	105	2.25	0.750
<b>Wayne Rosenthal, R</b> (9, 1) ERA: 4.56	1.0		4	0	0	0	1	1	0	0	0	0	0	10	18	0.00	1.000

WP:	PA:	ERA	WHIP
0	33		

Batter	1	2	3	4	5	6	7	8	9	AB R H RBI BB SO LOB	TOP											
Julio Franco, R (1, 4) OBP: 0.408, SLG: 0.467	1-0 G3		2-0 1B			1-2 FC6-4 HR	SAFE 1-0 F7		1-1 G3	5 1 1 0 0 0 3												
Rafael Palmeiro, L (1, 3) OBP: 0.399, SLG: 0.555	3-1 G1-6-3 1B		1-1 F8			4-0 HR BB		1-0 F7	4-2 1B BB	3 1 1 0 2 0 1												
Ruben Sierra, S (1, 9) OBP: 0.354, SLG: 0.489	0-0 G1-6-3 1-2f			1-1 G5-4-3 1B		1-0 HR 1-H 2-H		1-1 E5 HR	0-1 1B	5 2 3 3 0 0 1												
Juan Gonzalez, R (1, 8) OBP: 0.353, SLG: 0.551 (8, 7)		3-3 K		0-1 G5-4-3 1-2f		3-2 F7		0-1 HR 1-H	1-3 K	5 1 1 2 0 2 3												
Kevin Reimer, L (1, 7) Brian Downing, R (8, PH) Gary Pettis, S (8, PR) OBP: 0.338, SLG: 0.262 (8, 8)		2-0 1B		2-2 G4-3		1-1 G4-3		2-0 HR S 1B		3 0 1 0 0 0 0 1 0 1 0 0 0 0 0 1 0 0 0 0 0												
Steve Buechele, R (1, 5) OBP: 0.333, SLG: 0.444		0-1 F9		1-1 G4-3			0-0 F8	3-2 HR 1-H		4 1 1 2 0 0 1												
Dean Palmer, R (1, 10) OBP: 0.286, SLG: 0.416		2-2 G5-3		1-3 K			3-1 FC3-6 1B	1-3 K		4 0 1 0 0 2 2												
Ivan Rodriguez, R (1, 2) OBP: 0.277, SLG: 0.333			0-1 G1-3		0-1 P3		SAFE 1-0 FC3-6 1B	1-2 P3		4 0 1 0 0 0 1												
José Hernández, R (1, 6) OBP: 0.264, SLG: 0.294			1-0 F8			0-2 FC6-4 1B	1-2 FC3-6 1-2f 2-3		1-2 G4-3	4 0 1 0 0 0 2												
<b>Inning Stats</b>	R: 0 E: 0 K: 0 S: 4	H: 1 LOB: 0 BB: 0 P: 8	R: 0 E: 0 K: 1 S: 9	H: 1 LOB: 1 BB: 0 P: 16	R: 0 E: 0 K: 0 S: 6	H: 1 LOB: 1 BB: 0 P: 10	R: 0 E: 0 K: 0 S: 7	H: 1 LOB: 0 BB: 0 P: 10	R: 0 E: 0 K: 1 S: 7	H: 0 LOB: 0 BB: 0 P: 9	R: 3 E: 0 K: 0 S: 12	H: 2 LOB: 0 BB: 1 P: 22	R: 0 E: 0 K: 0 S: 8	H: 2 LOB: 2 BB: 0 P: 13	R: 4 E: 1 K: 1 S: 18	H: 3 LOB: 1 BB: 0 P: 27	R: 0 E: 0 K: 1 S: 12	H: 1 LOB: 2 BB: 1 P: 19	1B: 9 2B: 0 3B: 0 HR: 3	SF: 0 SAC: 0 DP: 2 HBP: 0	WP: 0 PB: 0 SB: 1 CS: 0	PA: 40
<b>PITCHER</b>	IP WLS BF H R ER SO BB IBB HBP BLK WP HR S P ERA WHIP																					
Pascual Perez, R (1, 1) ERA: 3.31	6.0 L 23 6 3 3 2 1 0 0 0 0 0 1 45 75 4.50 1.167																					
John Habyan, R (7, 1) ERA: 1.92	1.0 5 2 0 0 0 0 0 0 0 0 0 0 8 13 0.00 2.000																					
Greg Cadaret, L (8, 1) ERA: 3.83	1.0 7 3 4 3 1 0 0 0 0 0 0 2 18 27 27.00 3.000																					
Dave Eiland, R (9, 1) ERA: 5.98	1.0 5 1 0 0 0 1 1 0 0 0 0 0 0 12 19 0.00 2.000																					

Texas Rangers @ New York Yankees  
Yankee Stadium, Bronx, NY  
Tue Aug 27 1991, 7:05 PM EDT  
Att. 23,498 - Sunny - 79 F

livebaseballscorecards.com

AB	38
R	7
H	12
RBI	7
BB	2
SO	4
LOB	14




Batter	1	2	3	4	5	6	7	8	9	AB R H RBI BB SO LOB
<b>Bernie Williams, S</b> OBP: 0.352, SLG: 0.367 (1, 8) BB FC6-4 BB	4-1 FC6-4 BB		3-2 E7 G1 1B		3-1 P5		3-2 2B		1-1 L8	4 1 1 0 1 0 0
<b>Steve Sax, R</b> OBP: 0.345, SLG: 0.395 (1, 4) FC6-4 3B	1-0 FC6-4 3B		0-1 G1		1-2 2B 1B		1-3 K2-3			4 1 1 0 0 1 2
<b>Don Mattingly, L</b> OBP: 0.356, SLG: 0.412 (1, 3) P6 1-3	3-0 P6 1-3		1-0 1B 1B		2-0 2B		1-3 K			4 0 2 1 0 1 1
<b>Mel Hall, L</b> OBP: 0.343, SLG: 0.496 (1, 9) 3B	2-0 3B		1-0 1B		4-0 IBB		0-0 1B			3 0 3 1 1 0 0
<b>Roberto Kelly, R</b> OBP: 0.314, SLG: 0.409 (1, 7) K	1-3 K		2-3 K		2-1 G1-3		2-3 K			4 0 0 0 0 3 7
<b>Matt Nokes, L</b> OBP: 0.307, SLG: 0.487 (1, 2) G1-3		0-2 G1-3		3-2 G3-1		1-1 G3		1-0 P4		4 0 0 0 0 0 1
<b>Kevin Maas, L</b> OBP: 0.335, SLG: 0.380 (1, 10) K		1-3 K		3-3 K		4-1 FC4-6 BB		2-3 K		3 0 0 0 1 3 1
<b>Alvaro Espinoza, R</b> OBP: 0.300, SLG: 0.373 (1, 6) G5-3		0-0 G5-3		1-3 K		0-0 FC4-6		3-2 P4		4 0 0 0 0 1 1
<b>Pat Kelly, R</b> OBP: 0.293, SLG: 0.351 (1, 5) K			2-3 K		0-1 B5-3		0-0 F9		0-3 K	4 0 0 0 0 2 1

Inning Stats	R: 1 E: 0 K: 1 S: 7	H: 1 LOB: 1 BB: 1 P: 18	R: 0 E: 0 K: 1 S: 7	H: 0 LOB: 0 BB: 0 P: 8	R: 1 E: 1 K: 2 S: 15	H: 2 LOB: 2 BB: 0 P: 24	R: 0 E: 0 K: 2 S: 10	H: 0 LOB: 0 BB: 0 P: 17	R: 0 E: 0 K: 0 S: 10	H: 2 LOB: 3 BB: 1 P: 22	R: 0 E: 0 K: 0 S: 5	H: 0 LOB: 1 BB: 1 P: 10	R: 0 E: 0 K: 2 S: 9	H: 1 LOB: 0 BB: 0 P: 14	R: 0 E: 0 K: 2 S: 10	H: 1 LOB: 1 BB: 0 P: 15	R: 0 E: 0 K: 1 S: 10	H: 0 LOB: 0 BB: 0 P: 14	1B: 4 2B: 2 3B: 1 HR: 0	SF: 0 SAC: 0 DP: 0 HBP: 0	WP: 0 PB: 0 SB: 1 CS: 0	PA: 37
--------------	------------------------------	----------------------------------	------------------------------	---------------------------------	-------------------------------	----------------------------------	-------------------------------	----------------------------------	-------------------------------	----------------------------------	------------------------------	----------------------------------	------------------------------	----------------------------------	-------------------------------	----------------------------------	-------------------------------	----------------------------------	----------------------------------	------------------------------------	----------------------------------	--------

PITCHER	IP	WLS	BF	H	R	ER	SO	BB	IBB	HBP	BLK	WP	HR	S	P	ERA	WHIP
<b>Jose Guzman, R</b> ERA: 3.1 (1, 1)	6.2	W	29	6	2	1	7	2	1	0	0	0	0	60	109	1.35	1.200
<b>Kenny Rogers, L</b> ERA: 5.85 (7, 1)	2.1	S	8	1	0	0	4	0	0	0	0	0	0	23	33	0.00	0.429

**TEXAS RANGERS @ NEW YORK YANKEES**  
**Yankee Stadium, Bronx, NY**  
 Tue Aug 27 1991, 7:05 PM EDT  
 Att. 23,498 - Sunny - 79 F

AB	R	H	RBI	BB	SO	LOB
34	2	7	2	3	11	14



Batter	1	2	3	4	5	6	7	8	9	AB R H RBI BB SO LOB	TOP	
Julio Franco, R (1, 4) OBP: 0.410, SLG: 0.467	1-1 G4-6-3 1B		0-1 F8			1 SAFE 1-2 1B	4-0 BB		0-2 L8	4 0 2 0 1 0 4		
Rafael Palmeiro, L (1, 3) OBP: 0.396, SLG: 0.550	3-2 G4-6-3 1-2f		3-2 F7			0-1 F7	2-2 F7			4 0 0 0 0 0 8		
Ruben Sierra, S (1, 9) OBP: 0.352, SLG: 0.485	3-3 K			1-0 G5-3		0-1 F8		3-3 K		4 0 0 0 0 2 2		
Juan Gonzalez, R (1, 8) OBP: 0.350, SLG: 0.546			0-1 F8		0-1 F9		3-2 F8	1-1 F7		4 0 0 0 0 0 2		
Geno Petralli, L (1, 2) OBP: 0.313, SLG: 0.331 Ivan Rodriguez, R (8, PH) OBP: 0.276, SLG: 0.332 (8, 2)	2-2 G6-3			0-1 P5			2-1 HR	0-0 F8		3 1 1 1 0 0 0 1 0 0 0 0 0 0		
Brian Downing, R (1, 10) OBP: 0.380, SLG: 0.461	2-1 G5-3				1-1 G6-4-3 1B		2-2 2B 1B		3-1 1B 2B	4 0 3 0 0 0 0		
Steve Buechele, R (1, 5) OBP: 0.334, SLG: 0.447			2-2 FC1-5 BB 1B		2-1 G6-4-3 1-2f		2-0 1-3 2B		2-1 G5-3	4 0 2 0 0 0 2		
Dean Palmer, R (1, 7) OBP: 0.285, SLG: 0.408			4-2 FC1-5 BB		0-0 F8		0-1 G5-3		0-1 L5	3 0 0 0 1 0 3		
José Hernández, R (1, 6) OBP: 0.273, SLG: 0.302 Mike Stanley, R (7, PH) OBP: 0.348, SLG: 0.387 Mario Diaz, R (7, 6) OBP: 0.321, SLG: 0.333			1-0 FC1-5			0-1 F8 1B	1-3 K		0-2 1B	2 0 1 0 0 0 2 1 0 0 0 0 1 2 1 0 1 0 0 0 0		
<b>Inning Stats</b>	R: 0 H: 1 E: 0 LOB: 0 K: 1 BB: 0 S: 10 P: 17	R: 0 H: 0 E: 0 LOB: 0 K: 0 BB: 0 S: 9 P: 13	R: 0 H: 1 E: 0 LOB: 2 K: 0 BB: 1 S: 13 P: 23	R: 0 H: 0 E: 0 LOB: 0 K: 0 BB: 0 S: 5 P: 6	R: 0 H: 1 E: 0 LOB: 0 K: 0 BB: 0 S: 5 P: 8	R: 0 H: 2 E: 0 LOB: 2 K: 0 BB: 0 S: 14 P: 18	R: 1 H: 3 E: 0 LOB: 3 K: 1 BB: 1 S: 14 P: 27	R: 0 H: 0 E: 0 LOB: 0 K: 1 BB: 0 S: 6 P: 10	R: 0 H: 2 E: 0 LOB: 2 K: 0 BB: 0 S: 13 P: 18	1B: 7 SF: 0 2B: 2 SAC: 0 3B: 0 DP: 2 HR: 1 HBP: 0	WP: 0 PA: 37 PB: 0 SB: 1 CS: 0	
<b>PITCHER</b>	IP WLS BF H R ER SO BB IBB HBP BLK WP HR S P ERA WHIP											
Wade Taylor, R (1, 1) ERA: 6.03	6.0 W 25 8 1 1 1 1 1 0 0 0 0 1 62 97 1.50 1.500											
John Habyan, R (7, 1) ERA: 1.9	0.2 3 0 0 0 1 1 0 0 0 0 0 0 5 10 0.00 1.500											
Greg Cadaret, L (7, 1) ERA: 3.78	1.1 4 0 0 0 1 0 0 0 0 0 0 0 9 15 0.00 0.000											
Steve Farr, R (9, 1) ERA: 2.47	1.0 5 2 0 0 0 0 0 0 0 0 0 0 0 13 18 0.00 2.000											

Texas Rangers @ New York Yankees  
 Yankee Stadium, Bronx, NY  
 Wed Aug 28 1991, 7:05 PM EDT  
 Att. 20,657 - Sunny - 85 F

livebaseballscorecards.com

AB 35  
 R 1  
 H 10  
 RBI 1  
 BB 2  
 SO 3  
 LOB 25



BOTTOM

Texas Rangers @ New York Yankees  
Yankee Stadium, Bronx, NY  
Wed Aug 28 1991, 7:05 PM EDT  
Att. 20,657 - Sunny - 85 F

livebaseballscorecards.com

AB	30
R	5
H	8
RBI	5
BB	4
SO	5
LOB	16



WP:	0	PA:	34
PB:	0		
SB:	2		
CS:	0		

AB	R	H	RBI	BB	SO	LOB
4	1	3	3	0	0	1
3	0	1	0	1	1	2
4	0	0	0	0	0	5
3	0	0	0	1	0	2
4	1	1	0	0	0	1
3	2	1	0	1	1	0
4	1	1	1	0	0	1
2	0	0	0	1	2	1
3	0	1	1	0	1	3

Batter	1	2	3	4	5	6	7	8	9
<b>Bernie Williams, S</b> OBP: 0.359, SLG: 0.391 (1, 8)	3-2 G1-6-3 BB 1B	3-2 1-2 2-H 3-H 1B			1-1 HR	1-0 F8			
<b>Steve Sax, R</b> OBP: 0.346, SLG: 0.394 (1, 4)	4-1 G1-6-3 BB	1-3 1B			0-1 P6		3-1 F9 S 1B		
<b>Don Mattingly, L</b> OBP: 0.353, SLG: 0.408 (1, 3)	1-1 G1-6-3 1-2f 2-3	1-0 F8			1-1 G3		0-0 P3		
<b>Roberto Kelly, R</b> OBP: 0.314, SLG: 0.405 (1, 7)	1-1 G6-3		2-0 G6-3		4-1 BB		3-2 F9 1-3		
<b>Mel Hall, L</b> OBP: 0.342, SLG: 0.494 (1, 9)		0-1 1B 1B	1-2 F7		1-2 F7		0-0 G3-1		
<b>Hensley Meulens, R</b> OBP: 0.271, SLG: 0.319 (1, 10)		3-1 BB 1B 1B	3-3 1B		4-2 S 1B BB G6-3		3-2 F9		
<b>Alvaro Espinoza, R</b> OBP: 0.299, SLG: 0.372 (1, 6)		1-2 BB 1B 1B		1-0 F7		0-0 G6-3		0-1 F7	
<b>Bob Geren, R</b> OBP: 0.258, SLG: 0.286 (1, 2)		4-1 1B BB		3-3 1B		0-3 K			
<b>Pat Kelly, R</b> OBP: 0.294, SLG: 0.351 (1, 5)		2-3 K		2-0 G5-3		1-1 1B			

Inning	R	H	E	K	S	P	H	LOB	BB	S	P
1	0	1	0	0	9	18	1	1	1	1	1
2	3	4	0	2	21	36	4	2	1	1	1
3	0	0	0	0	7	13	0	0	0	0	0
4	0	0	0	0	5	11	0	0	0	0	0
5	1	1	0	0	11	18	1	1	1	1	1
6	0	0	0	0	10	16	0	0	0	0	0
7	0	1	0	0	10	16	1	1	1	1	1
8	0	0	0	0	6	9	0	0	0	0	0
9	0	0	0	0	10	16	0	0	0	0	0

PITCHER	IP	WLS	BF	H	R	ER	SO	BB	IBB	HBP	BLK	WP	HR	S	P	ERA	WHIP
<b>Brian Bohanon, L</b> ERA: 4.41 (1, 1)	1.1	L	10	5	3	3	1	2	0	0	0	0	0	25	47	20.25	5.250
<b>Wayne Rosenthal, R</b> ERA: 4.45 (2, 1)	3.1		12	1	1	1	3	1	0	0	0	0	1	24	44	2.70	0.600
<b>Mike Jeffcoat, L</b> ERA: 3.65 (5, 1)	1.2		8	2	1	1	1	1	0	0	0	0	0	17	27	5.40	1.800
<b>Terry Mathews, R</b> ERA: 3.72 (7, 1)	1.1		3	0	0	0	0	0	0	0	0	0	0	11	17	0.00	0.000
<b>Jeff Russell, R</b> ERA: 2.98 (8, 1)	0.1		1	0	0	0	0	0	0	0	0	0	0	2	2	0.00	0.000

**Kansas City Royals @ Texas Rangers**  
 Arlington Stadium, Arlington, TX

Fri Aug 30 1991, 8:05 PM EDT  
 Att. 26,672 - Cloudy - 84 F

AB	29
R	2
H	4
RBI	2
BB	5
SO	6
LOB	12



WP:	0	PA:	34
PB:	0		
SB:	0		
CS:	1		

Batter	1	2	3	4	5	6	7	8	9	AB R H RBI BB SO LOB
<b>Brian McRae, S</b> (1, 8) OBP: 0.300, SLG: 0.378	2-3 K		2-0 P2 1-2			2-1 G3 1-H 2B		1-2 G4-3		4 0 1 1 0 1 1
<b>Kirk Gibson, L</b> (1, 7) OBP: 0.346, SLG: 0.430	2-2 F7			3-3 K		1-2 G3 2-3		2-1 BB 2B 1B		4 1 1 0 0 1 1
<b>George Brett, L</b> (1, 10) OBP: 0.331, SLG: 0.413	3-2 G4-3			0-0 F8		4-1 BB		4-1 2B 1-2 BB		2 0 0 0 2 0 0
<b>Danny Tartabull, R</b> (1, 9) OBP: 0.389, SLG: 0.602		2-3 K		0-3 K		2-3 K		1-1 2B 1-3 2-H		4 0 1 1 0 3 2
<b>Warren Cromartie, L</b> (1, 3) OBP: 0.387, SLG: 0.444		1-1 1B			3-2 G6-3		0-3 K	4-0 G5-4-3 BB		3 0 1 0 1 1 0
<b>Bill Pecota, R</b> (1, 5) OBP: 0.353, SLG: 0.411 (8, 4)		1-0 F9			1-1 P4		2-1 F9	1-2 F9		4 0 0 0 0 0 4
<b>Brent Mayne, L</b> (1, 2) OBP: 0.321, SLG: 0.329 <b>Tim Spehr, R</b> (7, PH) OBP: 0.293, SLG: 0.271 (7, 2)		0-0 F7			0-1 G4-3		1-2 G5-3	2-2 G5-4-3 1-2		2 0 0 0 0 0 1 2 0 0 0 0 0 3
<b>David Howard, S</b> (1, 6) OBP: 0.272, SLG: 0.287 <b>Kevin Seitzer, R</b> (8, PH) OBP: 0.348, SLG: 0.344 (8, 5)			2-2 F8			0-0 G3		1-1 F9		2 0 0 0 0 0 0 1 0 0 0 0 0 0
<b>Terry Shumpert, R</b> (1, 4) OBP: 0.294, SLG: 0.337 <b>Kurt Stillwell, S</b> (8, PH) OBP: 0.306, SLG: 0.351 (8, 6)			4-2 CS BB			4-2 2B BB		0-1 G1-3		0 1 0 0 2 0 0 1 0 0 0 0 0 0

Inning Stats	R: 0 E: 0 K: 1 S: 12	H: 0 LOB: 0 BB: 0 P: 19	R: 0 E: 0 K: 1 S: 7	H: 1 LOB: 1 BB: 0 P: 11	R: 0 E: 0 K: 0 S: 7	H: 0 LOB: 0 BB: 1 P: 15	R: 0 E: 0 K: 2 S: 9	H: 0 LOB: 0 BB: 0 P: 12	R: 0 E: 0 K: 0 S: 7	H: 0 LOB: 0 BB: 0 P: 11	R: 1 E: 0 K: 1 S: 15	H: 1 LOB: 2 BB: 2 P: 28	R: 0 E: 0 K: 1 S: 10	H: 0 LOB: 0 BB: 0 P: 13	R: 0 E: 0 K: 0 S: 8	H: 0 LOB: 0 BB: 0 P: 10	R: 1 E: 0 K: 0 S: 11	H: 2 LOB: 2 BB: 2 P: 25	1B: 2 2B: 2 3B: 0 HR: 0	SF: 0 SAC: 0 DP: 1 HBP: 0	WP: 0 PB: 0 SB: 0 CS: 1	PA: 34
--------------	-------------------------------	----------------------------------	------------------------------	----------------------------------	------------------------------	----------------------------------	------------------------------	----------------------------------	------------------------------	----------------------------------	-------------------------------	----------------------------------	-------------------------------	----------------------------------	------------------------------	----------------------------------	-------------------------------	----------------------------------	----------------------------------	------------------------------------	----------------------------------	--------

PITCHER	IP	WLS	BF	H	R	ER	SO	BB	IBB	HBP	BLK	WP	HR	S	P	ERA	WHIP
<b>Nolan Ryan, R</b> (1, 1) ERA: 2.89	5.1	W	19	2	1	1	4	2	0	0	0	0	0	49	81	1.69	0.750
<b>Kenny Rogers, L</b> (6, 1) ERA: 5.75	1.2		6	0	0	0	2	1	0	0	0	0	0	18	28	0.00	0.600
<b>Terry Mathews, R</b> (8, 1) ERA: 3.62	1.0		3	0	0	0	0	0	0	0	0	0	0	8	10	0.00	0.000
<b>Mike Jeffcoat, L</b> (9, 1) ERA: 3.78	0.0		3	2	1	1	0	1	0	0	0	0	0	5	12	∞	∞
<b>Jeff Russell, R</b> (9, 1) ERA: 2.94	1.0	S	3	0	0	0	0	1	0	0	0	0	0	6	13	0.00	1.000

PITCHER	IP	WLS	BF	H	R	ER	SO	BB	IBB	HBP	BLK	WP	HR	S	P	ERA	WHIP
---------	----	-----	----	---	---	----	----	----	-----	-----	-----	----	----	---	---	-----	------

Batter	1	2	3	4	5	6	7	8	9
<b>Julio Franco, R</b> OBP: 0.408, SLG: 0.463 (1, 4)	0-1 L5		3-2 G5-3	4-1 BLK HBP 1-2 2-3 BB		3-1 G4-3	0-2 G4-6-3		
<b>Rafael Palmeiro, L</b> OBP: 0.398, SLG: 0.551 (1, 3)	1-2 F7		3-2 1B 3-H 2B	2-2 BLK 1-2 2-3 HBP		4-1 S 1B BB		0-0 G4-3	
<b>Ruben Sierra, S</b> OBP: 0.352, SLG: 0.483 (1, 9)	4-2 S BB		2-0 1B	0-0 G4-3 1-2 2-3 3-H		3-3 K		2-3 K	
<b>Juan Gonzalez, R</b> OBP: 0.348, SLG: 0.542 (1, 7)	2-3 SAFE 1-2		0-1 L5		0-3 K	0-2 BB 1B		2-3 K	
<b>Geno Petralli, L</b> OBP: 0.322, SLG: 0.343 (1, 10)		2-2 S 1B	3-2 F8		1-2 1B 2B	4-1 1B 1-2 BB			
<b>Steve Buechele, R</b> OBP: 0.335, SLG: 0.447 (1, 5)		2-2 SAFE F9		2-2 BB HBP 1B	2-3 K	1-2 1-3 2-H 1B			
<b>Ivan Rodriguez, R</b> OBP: 0.280, SLG: 0.350 (1, 2)		1-3 SAFE K		0-0 P6	0-1 BB 1B		0-2 HR		
<b>José Hernández, R</b> OBP: 0.271, SLG: 0.286 (1, 6)		1-2 G6-3		1-3 SAFE K	4-1 BB 1-2 BB		2-1 G4-3		
<b>Gary Pettis, S</b> OBP: 0.344, SLG: 0.278 (1, 8)			2-2 2B 3B	1-0 HBP BB 1B	1-0 F8		3-2 G4-6-3 1B		

BOTTOM													
AB	R	H	RBI	BB	SO	LOB	4	0	0	0	1	0	2
3	1	1	2	1	0	0	4	0	1	0	1	2	3
5	1	1	1	0	3	3	3	0	2	0	1	0	2
4	1	2	1	0	1	2	4	1	2	1	0	1	2
3	0	0	0	1	1	2	4	1	2	1	0	1	2
4	2	3	0	0	0	3	4	1	2	3	0	0	3

**Kansas City Royals @ Texas Rangers**  
Arlington Stadium, Arlington, TX  
Fri Aug 30 1991, 8:05 PM EDT  
Att: 26,672 - Cloudy - 84 F

AB	34
R	6
H	12
RBI	5
BB	5
SO	8
LOB	19



Inning Stats		R: 0	H: 0	E: 0	K: 1	S: 12	R: 0	H: 1	E: 0	K: 1	S: 12	R: 1	H: 3	E: 0	K: 0	S: 17	R: 2	H: 2	E: 0	K: 1	S: 14	R: 0	H: 2	E: 0	K: 2	S: 13	R: 2	H: 2	E: 0	K: 1	S: 15	R: 1	H: 2	E: 0	K: 0	S: 14	R: 0	H: 0	E: 0	K: 2	S: 8									
IP	WLS	BF	H	R	ER	SO	BB	IBB	HBP	BLK	WP	HR	S	P	ERA	WHIP	IP	WLS	BF	H	R	ER	SO	BB	IBB	HBP	BLK	WP	HR	S	P	ERA	WHIP																	
5.0	L	27	8	3	3	5	3	0	1	1	0	0	68	112	5.40	2.200	2.0		10	4	3	3	1	2	0	0	0	0	1	29	49	13.50	3.000	1.0		3	0	0	0	2	0	0	0	0	0	0	8	12	0.00	0.000
PITCHER		Mike Boddicker, R	(1, 1)	ERA: 3.68	Storm Davis, R	(6, 1)	ERA: 4.47	Jeff Montgomery, R	(8, 1)	ERA: 3.33																																								

Batter	1	2	3	4	5	6	7	8	9	AB R H RBI BB SO LOB	TOP																
Brian McRae, S (1, 8) OBP: 0.298, SLG: 0.375	2-3 K		0-2 FC4-6 1-2f		1-0 CS	2-2 F9		0-2 G6-4-3 1-2f		4 0 0 0 0 1 2																	
Kirk Gibson, L (1, 7) Harvey Pulliam, R (8, 7) OBP: 0.345, SLG: 0.435 OBP: 0.417, SLG: 0.762	3-3 K		3-3 K 1-2			3-2 HR		3-1 G3-1		4 1 1 1 0 2 1 0 0 0 0 0 0 0																	
George Brett, L (1, 10) OBP: 0.328, SLG: 0.409	3-3 K		2-3 K			0-0 G4-3			0-0 F7	4 0 0 0 0 2 1																	
Danny Tartabull, R (1, 9) Jim Eisenreich, L (6, 9) OBP: 0.389, SLG: 0.599 OBP: 0.336, SLG: 0.385		4-1 E 1B 1B BB		1-3 K		3-2 F7			2-2 2B	2 1 0 0 1 1 0 1 0 1 0 0 0 0																	
Todd Benzinger, S (1, 3) OBP: 0.297, SLG: 0.346		1-1 1B 1-2 G4-6-3 1B		1-3 K		2-1 F7			1-2 F8	4 1 1 0 0 1 1																	
Bill Pecota, R (1, 5) OBP: 0.355, SLG: 0.410		2-2 G4-6-3 1-3 2-H 1B		2-1 G1-3		3-3 K			2 SAFE 4-0 IBB	3 0 1 1 1 1 0																	
Kurt Stillwell, S (1, 6) David Howard, S (8, 6) OBP: 0.307, SLG: 0.350 OBP: 0.271, SLG: 0.285		0-2 G4-6-3 1-2f 3-H		1-1 G3-6-1 1B		2-0 E1			0-0 P4	3 0 1 0 0 0 1 1 0 0 0 0 0 2	AB 28 R 3 H 5 RBI 2 BB 6 SO 8 LOB 10																
Brent Mayne, L (1, 2) OBP: 0.321, SLG: 0.325		4-1 CS BB		2-2 G3-6-1 1-2f		1-1 G4-3				2 0 0 0 1 0 2																	
Terry Shumpert, R (1, 4) OBP: 0.300, SLG: 0.337		2-2 CS 1-2	4-1 FC4-6 BB		4-1 CS BB			4-2 G6-4-3 BB		0 0 0 0 3 0 0																	
Inning Stats	R: 0 E: 0 K: 3 S: 12	H: 0 LOB: 0 BB: 0 P: 20	R: 2 E: 1 K: 0 S: 13	H: 2 LOB: 0 BB: 2 P: 26	R: 0 E: 0 K: 2 S: 10	H: 0 LOB: 1 BB: 1 P: 19	R: 0 E: 0 K: 2 S: 8	H: 0 LOB: 0 BB: 0 P: 12	R: 0 E: 0 K: 0 S: 8	H: 1 LOB: 0 BB: 1 P: 16	R: 1 E: 0 K: 0 S: 12	H: 1 LOB: 0 BB: 0 P: 20	R: 0 E: 1 K: 1 S: 8	H: 0 LOB: 1 BB: 0 P: 16	R: 0 E: 0 K: 0 S: 10	H: 0 LOB: 0 BB: 1 P: 17	R: 0 E: 0 K: 0 S: 10	H: 1 LOB: 2 BB: 1 P: 17	1B: 3 2B: 1 3B: 0 HR: 1	SF: 0 SAC: 0 DP: 3 HBP: 0	WP: 0 PB: 0 SB: 1 CS: 2	PA: 36					
PITCHER	IP	WLS	BF	H	R	ER	SO	BB	IBB	HBP	BLK	WP	HR	S	P	ERA	WHIP										
Bobby Witt, R (1, 1) ERA: 5.77	6.0	L	22	4	3	2	7	4	0	0	0	0	1	63	113	3.00	1.333										
Wayne Rosenthal, R (7, 1) ERA: 4.37	1.0		5	0	0	0	1	1	0	0	0	0	0	11	23	0.00	1.000										
Kenny Rogers, L (8, 1) ERA: 5.64	2.0		7	1	0	0	0	0	1	0	0	0	0	17	27	0.00	0.500										

Kansas City Royals @ Texas Rangers  
Arlington Stadium, Arlington, TX  
Sat Aug 31 1991, 8:05 PM EDT  
Att. 35,069 - Cloudy - 80 F

livebaseballscorecards.com





BOTTOM

Kansas City Royals @ Texas Rangers  
Arlington Stadium, Arlington, TX  
Sat Aug 31 1991, 8:05 PM EDT  
Att. 35,069 - Cloudy - 80 F

livebaseballscorecards.com

AB	32
R	2
H	9
RBI	2
BB	3
SO	5
LOB	23



WP:	0	PA:	37
PB:	0		
SB:	0		
CS:	0		

AB	R	H	RBI	BB	SO	LOB
5	0	1	1	0	2	4

4	0	0	0	0	0	6
---	---	---	---	---	---	---

4	0	1	0	0	1	2
---	---	---	---	---	---	---

4	0	1	0	0	1	1
---	---	---	---	---	---	---

3	0	1	0	0	0	1
---	---	---	---	---	---	---

3	1	1	0	1	0	2
---	---	---	---	---	---	---

3	1	1	0	0	1	2
---	---	---	---	---	---	---

1	0	0	0	0	0	3
---	---	---	---	---	---	---

3	0	3	1	1	0	0
---	---	---	---	---	---	---

1	0	0	0	1	0	1
---	---	---	---	---	---	---

1	0	0	0	0	0	1
---	---	---	---	---	---	---

1B:	7	SF:	0
2B:	2	SAC:	1
3B:	0	DP:	4
HR:	0	HBP:	1

Batter	1	2	3	4	5	6	7	8	9
Julio Franco, R OBP: 0.406, SLG: 0.461 (1, 4)	2-2 G5-3		2-3 K		2-2 FC4 1B		0-3 K		1-2 G6-3
Rafael Palmeiro, L OBP: 0.395, SLG: 0.547 (1, 3)	2-1 P5		2-2 G3-6-1 1-2f		1-0 P5		2-1 G4-6-3 1-2f		
Ruben Sierra, S OBP: 0.352, SLG: 0.481 (1, 9)	1-3 K			2-1 G4-1 1-2f	1-0 FC4 1-2f			1-0 BB HBP 1B	
Kevin Reimer, L OBP: 0.332, SLG: 0.467 (1, 10)		2-1 2B		2-2 G3-1		1-1 L6		0-3 K	
Juan Gonzalez, R OBP: 0.349, SLG: 0.543 (1, 7)		0-2 G5-3		0-0 G6-3		2-1 2B		1-0 BB HBP	
Dean Palmer, R OBP: 0.289, SLG: 0.407 (1, 5)		2-0 F9			0-2 1B 1B	3-2 P5		4-2 G6-4-3 BB	
Ivan Rodriguez, R OBP: 0.281, SLG: 0.350 (1, 2)		3-2 G5-3			0-0 SH1-4 1B	2-3 K		0-1 G6-4-3 1-2f	
Geno Petralli, L OBP: 0.321, SLG: 0.341 (8, PH) (9, 2)					1-3 SH1-4 1B				
Jeff Huson, L OBP: 0.325, SLG: 0.318 (1, 6)			4-2 E BB		2-1 1B SH1-4 1B		3-1 BB 1B		0-0 G6-4-3 1B
Gary Pettis, S OBP: 0.345, SLG: 0.277 (1, 8)			0-0 E5 G3-6-1		2-0 SH1-4		4-2 G4-6-3 BB		1-1 G6-4-3 1-2f
Brian Downing, R OBP: 0.379, SLG: 0.459 (9, PH)					1-2 SH1-4				

Inning Stats	R: 0	H: 0	E: 0	K: 1	S: 8	H: 0	LOB: 0	BB: 0	P: 13	R: 0	H: 1	E: 0	K: 0	S: 9	H: 1	LOB: 1	BB: 0	P: 16	R: 0	H: 0	E: 1	K: 1	S: 10	H: 0	LOB: 1	BB: 1	P: 18	R: 0	H: 0	E: 0	K: 0	S: 6	R: 2	H: 4	E: 0	K: 0	S: 12	H: 1	LOB: 1	BB: 0	P: 20	R: 0	H: 1	E: 0	K: 1	S: 12	H: 1	LOB: 1	BB: 1	P: 18	R: 0	H: 1	E: 0	K: 1	S: 8	H: 1	LOB: 2	BB: 1	P: 14	R: 0	H: 1	E: 0	K: 0	S: 6	H: 1	LOB: 0	BB: 0	P: 8	1B:	2B:	3B:	HR:	SF:	SAC:	DP:	HBP:	WP:	PA:
	0	0	0	1	8	0	0	0	13	0	1	0	0	9	0	1	0	0	16	0	0	0	6	2	4	0	0	12	1	1	0	0	20	0	1	0	0	18	0	1	0	0	14	0	1	0	0	8	7	2	0	0	0	4	1	1	37																					

PITCHER	IP	WLS	BF	H	R	ER	SO	BB	IBB	HBP	BLK	WP	HR	S	P	ERA	WHIP
Mark Gubicza, R ERA: 5.06 (1, 1)	5.1	W	23	6	2	2	2	1	0	0	0	0	0	49	84	3.38	1.312
Tom Gordon, R ERA: 3.76 (6, 1)	2.2		11	2	0	0	3	2	0	1	0	0	0	25	45	0.00	1.500
Jeff Montgomery, R ERA: 3.28 (9, 1)	1.0	S	3	1	0	0	0	0	0	0	0	0	0	6	8	0.00	1.000

Batter	1	2	3	4	5	6	7	8	9	AB R H RBI BB SO LOB	TOP																					
Brian McRae, S (1, 8) OBP: 0.295, SLG: 0.371	0-2 G5-3		0-3 K		0-0 G3		1-2 F8		2-2 F8	5 0 0 0 0 1 1																						
Kirk Gibson, L (1, 7) OBP: 0.346, SLG: 0.434	1-1 G3		0-0 G1-6-3 1B		4-1 HR BB			1-3 K	3-3 K	4 1 1 0 1 2 1																						
George Brett, L (1, 10) OBP: 0.330, SLG: 0.418	1-1 G6-3		0-1 G1-6-3		2-2 SAFE HR			1-1 WP FC 1B		4 1 2 2 0 0 1																						
Jim Eisenreich, L (1, 9) OBP: 0.335, SLG: 0.383		1-1 G6-3		0-0 PB G4-3 1B	2-0 G4-3			3-2 FC WP		4 1 1 0 0 0 1																						
Todd Benzinger, S (1, 3) OBP: 0.296, SLG: 0.342		4-1 E 1B BB		1-0 FC G4-3 PB		2-1 G3		0-3 K		3 0 0 0 1 1 3																						
Bill Pecota, R (1, 5) OBP: 0.351, SLG: 0.405		3-1 SAFE F8		2-1 G4-3		1-2 G5-3		1-3 K		4 0 0 1 0 1 4																						
Kurt Stillwell, S (1, 6) OBP: 0.309, SLG: 0.352		0-1 E8 HBP 1B		1-3 K2-3		0-1 F8		1-2 E1 G4-3 E 1B		4 1 2 0 0 1 1																						
Terry Shumpert, R (1, 4) OBP: 0.300, SLG: 0.334 Brent Mayne, L (9, PH) OBP: 0.319, SLG: 0.324		2-2 HBP		1-1 G5-3		1-3 K		0-1 G4-3		2 0 0 0 0 1 1 1 0 0 0 0 0 1																						
Tim Spehr, R (1, 2) OBP: 0.279, SLG: 0.255 Warren Cromartie, L (9, PH) OBP: 0.384, SLG: 0.440		0-0 G4-3		3-1 P4		1-3 K		0-0 E6 WP		3 0 0 0 0 1 3 1 0 0 1 0 0 0																						
<b>Inning Stats</b>	R: 0 E: 0 K: 0 S: 7	H: 0 LOB: 0 BB: 0 P: 9	R: 0 E: 1 K: 0 S: 15	H: 1 LOB: 3 BB: 1 P: 25	R: 0 E: 0 K: 1 S: 6	H: 1 LOB: 0 BB: 0 P: 6	R: 1 E: 0 K: 1 S: 9	H: 1 LOB: 1 BB: 0 P: 14	R: 2 E: 0 K: 0 S: 8	H: 1 LOB: 0 BB: 1 P: 19	R: 0 E: 0 K: 0 S: 7	H: 0 LOB: 0 BB: 0 P: 10	R: 0 E: 0 K: 2 S: 11	H: 0 LOB: 0 BB: 0 P: 14	R: 0 E: 0 K: 3 S: 16	H: 1 LOB: 2 BB: 0 P: 22	R: 1 E: 2 K: 1 S: 15	H: 1 LOB: 1 BB: 0 P: 21	1B: 5 2B: 0 3B: 0 HR: 1	SF: 0 SAC: 0 DP: 1 HBP: 1	WP: 2 PB: 2 SB: 0 CS: 0	PA: 38										
<b>PITCHER</b>	IP WLS BF H R ER SO BB IBB HBP BLK WP HR S P ERA WHIP																															
Kevin Brown, R (1, 1) ERA: 4.15	7.1		5	3	2	5	2	0	1	0	0	1	71	110	2.46	0.955																
Terry Mathews, R (8, 1) ERA: 3.55	0.2	W	2	0	0	0	2	0	0	0	0	1	0	8	9	0.00	0.000															
Jeff Russell, R (9, 1) ERA: 2.9	1.0	S	5	1	1	0	1	0	0	0	0	1	0	15	21	0.00	1.000															

**Kansas City Royals @ Texas Rangers**  
Arlington Stadium, Arlington, TX

Sun Sep 01 1991, 4:33 AM EDT  
Att. 19,649 - Cloudy - 81 F

[livebaseballscorecards.com](http://livebaseballscorecards.com)

**AB** 35  
**R** 4  
**H** 6  
**RBI** 4  
**BB** 2  
**SO** 8  
**LOB** 17





Batter	1	2	3	4	5	6	7	8	9	AB R H RBI BB SO LOB	TOP											
<b>Bernie Williams, S</b> (1, 8) OBP: 0.343, SLG: 0.371	1-2 G3-1		0-0 G3-1		1-3 K		0-3 K		1-1 G6-3	5 0 0 0 0 2 3												
<b>Steve Sax, R</b> (1, 4) OBP: 0.346, SLG: 0.399	1-2 G1-3		1-0 E6 CS 1B		1-1 P3		1-0 HR			4 1 2 2 0 0 2												
<b>Don Mattingly, L</b> (1, 3) OBP: 0.360, SLG: 0.417	3-2 1B		3-2 G6-3			2-3 K	1-2 HBP			1 0 1 0 0 0 0												
<b>Hensley Meulens, R</b> (2, 3) OBP: 0.269, SLG: 0.311										2 0 0 0 0 1 1												
<b>Mel Hall, L</b> (1, 9) OBP: 0.338, SLG: 0.496	1-0 P4			2-2 P6		0-0 1B 1B	2-2 G3-1			4 0 1 0 0 0 2												
<b>Roberto Kelly, R</b> (1, 7) OBP: 0.313, SLG: 0.398			1-1 G5-3		2-2 F7			0-1 G4-6-3 1B		4 0 2 0 0 0 0												
<b>Matt Nokes, L</b> (1, 2) OBP: 0.307, SLG: 0.496			0-0 L3		1-2 G3		1-1 F8	0-0 G4-6-3 1-2f		4 0 0 0 0 0 3												
<b>Kevin Maas, L</b> (1, 10) OBP: 0.335, SLG: 0.378			4-2 2B BB			3-2 2B 1B	3-3 K	2-3 K		3 0 1 0 1 2 2												
<b>Alvaro Espinoza, R</b> (1, 6) OBP: 0.300, SLG: 0.373			0-0 2B			0-0 2B		1-0 HR 1B	2-3 K	4 1 3 0 0 1 0												
<b>Pat Kelly, R</b> (1, 5) OBP: 0.286, SLG: 0.339			1-3 K		1-2 P4		0-1 P6		1-1 G3-1	3 0 0 0 0 1 5												
<b>Pat Sheridan, L</b> (9, PH) OBP: 0.299, SLG: 0.351										1 0 0 0 0 0 0												
<b>Inning Stats</b>	R: 0 E: 0 K: 0 S: 12	H: 1 LOB: 1 BB: 0 P: 18	R: 0 E: 0 K: 1 S: 9	H: 1 LOB: 2 BB: 1 P: 15	R: 0 E: 1 K: 0 S: 5	H: 1 LOB: 0 BB: 0 P: 9	R: 0 E: 0 K: 0 S: 10	H: 0 LOB: 0 BB: 0 P: 15	R: 0 E: 0 K: 1 S: 16	H: 2 LOB: 2 BB: 0 P: 22	R: 0 E: 0 K: 2 S: 11	H: 2 LOB: 2 BB: 0 P: 19	R: 2 E: 0 K: 1 S: 14	H: 2 LOB: 1 BB: 0 P: 19	R: 0 E: 0 K: 1 S: 7	H: 1 LOB: 0 BB: 0 P: 9	R: 0 E: 0 K: 1 S: 8	H: 0 LOB: 0 BB: 0 P: 12	1B: 7 2B: 2 3B: 0 HR: 1	SF: 0 SAC: 0 DP: 1 HBP: 1	WP: 0 PB: 0 SB: 0 CS: 1	PA: 37
<b>PITCHER</b>	IP WLS BF H R ER SO BB IBB HBP BLK WP HR S P ERA WHIP																					
<b>Oil Can Boyd, R</b> (1, 1) ERA: 4.41	5.0 W 20 5 0 0 2 1 0 0 0 0 0 0 52 79 0.00 1.200																					
<b>Mike Jeffcoat, L</b> (6, 1) ERA: 3.88	3.0 14 5 2 2 4 0 0 1 0 0 1 32 47 6.00 1.667																					
<b>Rich Gossage, R</b> (9, 1) ERA: 4.08	1.0 3 0 0 0 1 0 0 0 0 0 0 8 12 0.00 0.000																					

**New York Yankees @ Texas Rangers**  
Arlington Stadium, Arlington, TX

Mon Sep 02 1991, 8:05 PM EDT  
Att. 27,657 - Overcast - 78 F

[livebaseballscorecards.com](http://livebaseballscorecards.com)

<b>AB</b>	35
<b>R</b>	2
<b>H</b>	10
<b>RBI</b>	2
<b>BB</b>	1
<b>SO</b>	7
<b>LOB</b>	18



Batter	1	2	3	4	5	6	7	8	9
<b>Brian Downing, R</b> OBP: 0.374, SLG: 0.456 (1, 10)	1-1 P6		1-1 F9	1-2 FC1-2		1-2 F9		2-2 G4-3	
<b>Julio Franco, R</b> OBP: 0.408, SLG: 0.463 (1, 4)	2-3 K		2-1 S 1B	1-2 L3		1-1 G3 E 2B		0-2 1B	
<b>Rafael Palmeiro, L</b> OBP: 0.396, SLG: 0.551 (1, 3)	1-0 2B		2-3 K		2-2 E8 1B	0-0 G3		0-0 G6-3	
<b>Ruben Sierra, S</b> OBP: 0.352, SLG: 0.484 (1, 9)	4-2 BB			0-1 HR	0-2 P6	2-0 E3			
<b>Kevin Reimer, L</b> OBP: 0.339, SLG: 0.475 <b>José Hernández, R</b> OBP: 0.271, SLG: 0.286 (1, 7) (7, 6)	0-1 G4-3			4-1 HBP BB 1B	0-0 2B E 1B	1-2 G4-3			
<b>Juan Gonzalez, R</b> OBP: 0.350, SLG: 0.541 (1, 8) (7, 7)		1-1 G6-4-3 1B		2-2 F8	1-1 E 2B		1-2 G5-3		
<b>Geno Petralli, L</b> OBP: 0.321, SLG: 0.341 (1, 2)		0-1 G6-4-3		0-0 BB HBP FC1-2 1B	0-2 S SF8		1-2 G1-6-3 1B		
<b>Dean Palmer, R</b> OBP: 0.291, SLG: 0.407 <b>Mario Diaz, R</b> OBP: 0.317, SLG: 0.331 (1, 5) (4, PR) (5, 5)		2-0 F9		1-0 FC1-2 BB HBP	2-0 SF8		2-2 G1-6-3		
<b>Jeff Huson, L</b> OBP: 0.326, SLG: 0.316 <b>Gary Pettis, S</b> OBP: 0.344, SLG: 0.276 (1, 6) (7, 8)			1-1 F7	4-2 FC1-2 BB	0-0 G6-3		0-1 G4-3		

AB	R	H	RBI	BB	SO	LOB
5	0	0	0	0	0	3
5	1	3	0	0	1	3
5	1	2	0	0	1	3
3	1	1	1	1	0	1
3	2	1	1	1	0	3
0	0	0	0	0	0	0
4	1	2	0	0	0	1
4	1	2	0	0	0	2
1	0	0	0	0	0	0
1	0	0	1	0	0	1
2	0	0	1	1	0	0
1	0	0	0	0	0	0

**BOTTOM**

**New York Yankees @ Texas Rangers**  
Arlington Stadium, Arlington, TX  
Mon Sep 02 1991, 8:05 PM EDT  
Att. 27,657 - Overcast - 78 F

livebaseballscorecards.com

<b>AB</b>	<b>34</b>
<b>R</b>	<b>7</b>
<b>H</b>	<b>11</b>
<b>RBI</b>	<b>4</b>
<b>BB</b>	<b>3</b>
<b>SO</b>	<b>2</b>
<b>LOB</b>	<b>17</b>



1B: 7	SF: 1
2B: 3	SAC: 0
3B: 0	DP: 2
HR: 1	HBP: 1

WP: 0	PA: 39
PB: 0	
SB: 3	
CS: 0	

Inning Stats	Pitcher										Pitcher														
	R	E	K	S	H	LOB	BB	P	IP	WLS	BF	H	R	ER	SO	BB	IBB	HBP	BLK	WP	HR	S	P	ERA	WHIP
	0	0	11	19	1	0	1	19	1.0		5	1	0	0	1	1	0	0	0	0	0	11	19	0.00	2.000
	0	0	1	19	1	0	1	19	2.1	L	13	4	2	2	1	2	0	1	0	0	1	25	45	7.71	2.571
	0	0	1	19	1	0	1	19	3.2		17	5	5	1	0	0	0	0	0	0	0	47	63	2.46	1.364
	0	0	1	19	1	0	1	19	1.0		4	1	0	0	0	0	0	0	0	0	0	10	12	0.00	1.000

Batter	1	2	3	4	5	6	7	8	9	AB R H RBI BB SO LOB	TOP												
<b>Bernie Williams, S</b> OBP: 0.346, SLG: 0.367 (1, 8)	1-3 K		4-1 FC6-4 BB		3-2 G4-3			4-2 BB		2 0 0 0 2 1 1													
<b>Steve Sax, R</b> OBP: 0.343, SLG: 0.396 (1, 4)	1-2 E5 CS		2-0 FC6-4 1-2f			1-0 G3		0-0 F8		4 0 0 0 0 0 2													
<b>Don Mattingly, L</b> OBP: 0.360, SLG: 0.415 (1, 10)	SAFE 1 BB X	2-0 F8		2-2 F9		1-1 G1-3			0-1 FC5-4 1B	4 0 1 0 0 0 1													
<b>Mel Hall, L</b> OBP: 0.337, SLG: 0.494 (1, 9)	3-1 CS 1-2	2-0 G5-4-3 1B		2-2 G1-3		0-1 P2			3-3 K	4 0 1 0 0 1 1													
<b>Roberto Kelly, R</b> OBP: 0.310, SLG: 0.394 (1, 7)			X	0-0 G5-4-3 1-2f	2-1 G6-3		1-1 G6-3		1-2 FC5-4 1B 1-2f	4 0 0 0 0 0 2													
<b>Matt Nokes, L</b> OBP: 0.311, SLG: 0.499 (1, 2)		S T X	0-2		S X	0-1 SH1-4 BB WP 1B		3-3 K	3-2 1-3 1B	4 1 3 0 0 1 0													
<b>Kevin Maas, L</b> OBP: 0.334, SLG: 0.375 (1, 3)		C B X	1-1 F9		B B F B C B	4-2 WP SH1-4 BB 1-2		0-2 G3	1-3 K	3 0 0 0 1 1 3													
<b>Alvaro Espinoza, R</b> OBP: 0.299, SLG: 0.371 (1, 6)			1-2 F7		X	0-0 SH1-4 1-2 2-3		1-1 G5-3		2 0 0 0 0 0 0													
<b>Randy Velarde, R</b> OBP: 0.339, SLG: 0.349 (1, 5)			0-1 G6-3		C C C B	1-3 K 2-3 3-H		1-3 K		2 0 0 0 0 1 1													
<b>Pat Sheridan, L</b> OBP: 0.296, SLG: 0.347 (8, PH)										1 0 0 0 0 1 0													
<b>Pat Kelly, R</b> OBP: 0.286, SLG: 0.339 (8, 5)										0 0 0 0 0 0 0													
<b>Inning Stats</b>	R: 0 E: 1 K: 1 S: 9	H: 0 LOB: 0 BB: 0 P: 16	R: 0 E: 0 K: 0 S: 7	H: 2 LOB: 1 BB: 0 P: 10	R: 0 E: 0 K: 0 S: 8	H: 0 LOB: 1 BB: 1 P: 15	R: 0 E: 0 K: 0 S: 8	H: 0 LOB: 0 BB: 0 P: 14	R: 1 E: 0 K: 1 S: 11	H: 1 LOB: 1 BB: 1 P: 19	R: 0 E: 0 K: 0 S: 5	H: 0 LOB: 0 BB: 0 P: 7	R: 0 E: 0 K: 1 S: 9	H: 0 LOB: 0 BB: 0 P: 13	R: 0 E: 0 K: 1 S: 8	H: 0 LOB: 1 BB: 1 P: 14	R: 0 E: 0 K: 2 S: 14	H: 2 LOB: 2 BB: 0 P: 22	1B: 5 2B: 0 3B: 0 HR: 0	SF: 0 SAC: 1 DP: 1 HBP: 0	WP: 1 PB: 0 SB: 0 CS: 1	PA: 35	
<b>PITCHER</b> <b>Jose Guzman, R</b> ERA: 2.95 (1, 1)	IP 9.0	WLS W	BF 34	H 5	R 1	ER 1	SO 6	BB 3	IBB 0	HBP 0	BLK 0	WP 1	HR 0	S 79	P 130	ERA 1.00	WHIP 0.889						<b>PITCHER</b> IP WLS BF H R ER SO BB IBB HBP BLK WP HR S P ERA WHIP

**New York Yankees @ Texas Rangers**  
Arlington Stadium, Arlington, TX  
Tue Sep 03 1991, 8:05 PM EDT  
Att. 12,909 - Cloudy - 87 F

livebaseballscorecards.com

**AB 30**  
**R 1**  
**H 5**  
**RBI 0**  
**BB 3**  
**SO 6**  
**LOB 11**



Batter	1	2	3	4	5	6	7	8	9
<b>Brian Downing, R</b> OBP: 0.375, SLG: 0.456 (1, 10)	3-2 E2 G4-6-3		1-1 F8	4-1 BB		1 SAFE 1 SAFE 2-2 X 1-H 2B		1 SAFE 2-3 K	
<b>Rafael Palmeiro, L</b> OBP: 0.396, SLG: 0.549 (1, 3)	1-2 G4-6-3		4-0 1B BB	1-2 F7		2-1 HBP		2-3 K	
<b>Jack Daugherty, S</b> OBP: 0.242, SLG: 0.193 (6, PR) (7, 3)	1-2f								
<b>Julio Franco, R</b> OBP: 0.407, SLG: 0.462 (1, 4)	0-0 F9		3-2 1B		1-3 K	0-0 F8			
<b>Ruben Sierra, S</b> OBP: 0.353, SLG: 0.492 (1, 9)		2-2 1B 2B	0-2 G5-3		1-1 HR		1-0 G4-3		
<b>Juan Gonzalez, R</b> OBP: 0.347, SLG: 0.536 (1, 7)		2-0 F9		1-3 K	0-0 G6-3		1-3 K		
<b>Mike Stanley, R</b> OBP: 0.357, SLG: 0.396 (1, 5)		2-1 FC5-4 2-H 1B		1-0 2B 2B 1B	0-3 K		2-2 G5-3		
<b>Mario Diaz, R</b> OBP: 0.315, SLG: 0.329 (6, 5)									
<b>Ivan Rodriguez, R</b> OBP: 0.284, SLG: 0.371 (1, 2)	1 SAFE 1 SAFE FC5-4 1-2f	2-2 FC5-4 1-2f		0-1 2B 1-3 2B		0-1 L6		2-2 HR	
<b>José Hernández, R</b> OBP: 0.270, SLG: 0.300 (1, 6)		2-0 G4-3		2-0 2B		1-1 F8		1-3 K	
<b>Gary Pettis, S</b> OBP: 0.346, SLG: 0.280 (1, 8)			1-3 K	0-1 G1-3		2-2 2B 1B		2-1 WP S 1B	

AB	R	H	RBI	BB	SO	LOB
4	0	1	1	1	1	1
2	0	0	0	1	0	4
1	0	0	0	0	1	1
4	0	1	0	0	1	2
4	2	2	1	0	0	2
4	0	0	0	0	2	1
3	1	2	1	0	1	0
1	0	0	0	0	0	0
4	1	2	1	0	0	1
4	0	1	1	0	1	1
4	1	2	0	0	1	2

**BOTTOM**

**New York Yankees @ Texas Rangers**  
Arlington Stadium, Arlington, TX  
Tue Sep 03 1991, 8:05 PM EDT  
Att: 12,909 - Cloudy - 87 F

AB	35
R	5
H	11
RBI	5
BB	2
SO	8
LOB	15



Inning Stats	R: 0	H: 0	E: 1	K: 0	S: 8	H: 2	LOB: 1	BB: 0	P: 12	R: 1	H: 2	E: 0	K: 0	S: 10	R: 0	H: 1	E: 0	K: 1	S: 11	R: 1	H: 3	E: 0	K: 1	S: 13	R: 1	H: 1	E: 0	K: 2	S: 9	R: 1	H: 2	E: 0	K: 0	S: 14	R: 0	H: 0	E: 0	K: 1	S: 8	R: 1	H: 2	E: 0	K: 3	S: 14	R: 0	H: 0	E: 0	K: 1	S: 12	R: 1	H: 2	E: 0	K: 3	S: 14		
<b>Jeff Johnson, L</b> ERA: 5.69 (1, 1)	5.2	WLS: L	BF: 29	H: 9	R: 4	ER: 4	SO: 4	BB: 2	IBB: 0	HBP: 1	BLK: 0	WP: 0	HR: 1	S: 64	P: 105	ERA: 6.35	WHIP: 1.941																																							
<b>Eric Plunk, R</b> ERA: 4.73 (6, 1)	2.1		9	2	1	1	4	0	0	0	0	1	1	23	36	3.86	0.857																																							

WP	HR	S	P	ERA	WHIP
1	1	23	36	3.86	0.857

**New York Yankees @ Texas Rangers**  
 Arlington Stadium, Arlington, TX  
 Wed Sep 04 1991, 8:05 PM EDT  
 Att. 14,861 - Cloudy - 83 F

[livebaseballscorecards.com](http://livebaseballscorecards.com)

<b>AB</b>	<b>38</b>
<b>R</b>	<b>3</b>
<b>H</b>	<b>11</b>
<b>RBI</b>	<b>3</b>
<b>BB</b>	<b>2</b>
<b>SO</b>	<b>4</b>
<b>LOB</b>	<b>19</b>



WP: 0	PA: 41
PB: 0	
SB: 1	
CS: 0	

AB R H RBI BB SO LOB

4	1	1	0	1	0	3
5	2	4	2	0	0	1
4	0	0	0	0	0	2
5	0	2	1	0	0	3
5	0	1	0	0	1	5
3	0	0	0	0	2	2
1	0	0	0	0	0	0
4	0	0	0	0	1	2
2	0	1	0	1	0	0
1	0	0	0	0	0	0
4	0	2	0	0	0	1

1B: 8	SF: 0
2B: 2	SAC: 0
3B: 0	DP: 0
HR: 1	HBP: 1

Batter	1	2	3	4	5	6	7	8	9
<b>Bernie Williams, S</b> (1, 8) OBP: 0.347, SLG: 0.365	1-0 G4-3	1-2 P8		0-1 F9			4-2 2B BB		2-1 2B 1B
<b>Steve Sax, R</b> (1, 4) OBP: 0.347, SLG: 0.410	2-2 FC3-6 E 1B		0-2 HR	2-2 F7			1-0 G4-3 1-H 2B		2-2 1 SAFE 1 SAFE 1 SAFE 1 SAFE 1-H 1B 2B
<b>Don Mattingly, L</b> (1, 3) OBP: 0.358, SLG: 0.412	1-2 FC FC3-6 1-2		0-0 F8		1-0 F7		0-0 P5		1-0 1B HBP
<b>Roberto Kelly, R</b> (1, 7) OBP: 0.311, SLG: 0.394	1-0 FC3-6 1-2f 2-3		0-1 1B 1B		0-1 L9		0-0 G4-3 2-3		2-2 FC4-6 1-2 3-H 1B
<b>Mel Hall, L</b> (1, 9) OBP: 0.336, SLG: 0.490	3-3 K 1-2		0-0 1-3 1B		3-1 G1-3		0-1 G3-1		0-2 FC4-6 1-2f
<b>Hensley Meulens, R</b> (1, 10) OBP: 0.266, SLG: 0.307		3-3 K	2-3 K		2-1 L4		2-1 F8		
<b>Kevin Maas, L</b> (8, PH) OBP: 0.333, SLG: 0.374									
<b>Alvaro Espinoza, R</b> (1, 6) OBP: 0.296, SLG: 0.367		0-0 B5-3	0-1 F7		0-1 G6-3		2-3 K		
<b>Bob Geren, R</b> (1, 2) OBP: 0.273, SLG: 0.294		4-1 1B BB		1-2 F7		2-0 1B		1-1 F7	
<b>Matt Nokes, L</b> (8, PH) OBP: 0.311, SLG: 0.497									
<b>Randy Velarde, R</b> (1, 5) OBP: 0.343, SLG: 0.353		0-0 1-2 1B		3-2 1B		1-0 F9			2-2 G6-3

Inning Stats	R: 0	H: 1	E: 1	K: 1	S: 12	R: 0	H: 1	E: 0	K: 1	S: 9	R: 1	H: 3	E: 0	K: 1	S: 12	R: 0	H: 1	E: 0	K: 0	S: 17	R: 0	H: 1	E: 0	K: 0	S: 5	R: 0	H: 1	E: 0	K: 0	S: 6	R: 1	H: 1	E: 0	K: 0	S: 7	R: 0	H: 0	E: 0	K: 1	S: 7	R: 1	H: 3	E: 0	K: 0	S: 17
		LOB: 2					LOB: 2					LOB: 2					LOB: 1					LOB: 1					LOB: 1					LOB: 1					LOB: 0					LOB: 2			
		BB: 0					BB: 1					BB: 0					BB: 0					BB: 0					BB: 1					BB: 1					BB: 0					BB: 0			
		P: 20					P: 17					P: 14					P: 23					P: 9					P: 11					P: 12					P: 12					P: 26			

PITCHER	IP	WLS	BF	H	R	ER	SO	BB	IBB	HBP	BLK	WP	HR	S	P	ERA	WHIP
<b>Brian Bohanon, L</b> (1, 1) ERA: 4.1	7.0	L	32	8	2	2	3	2	0	0	0	0	1	68	106	2.57	1.429
<b>Terry Mathews, R</b> (8, 1) ERA: 3.63	1.2		6	2	1	1	1	0	0	0	0	0	0	18	29	5.40	1.200
<b>Kenny Rogers, L</b> (9, 1) ERA: 5.62	0.1		3	1	0	0	0	0	0	1	0	0	0	6	9	0.00	3.000



Batter	1	2	3	4	5	6	7	8	9	AB	R	H	RBI	BB	SO	LOB
Jack Daugherty, S (1, 7) OBP: 0.243, SLG: 0.196 Donald Harris, R (8, PR) Dean Palmer, R (9, 5) OBP: 0.291, SLG: 0.407	0-0 F9		0-0 L7			1-2 F8		0-0 1B		4	0	1	0	0	0	0
Julio Franco, R (1, 4) OBP: 0.407, SLG: 0.462	0-0 G4-6-3 1B		0-0 BLK 1B			2-3 K		0-1 F9		4	0	2	0	0	1	1
Rafael Palmeiro, L (1, 3) OBP: 0.395, SLG: 0.546	0-2 G4-6-3 1-2f		1-2 F9			0-1 1B		0-1 G5-3		4	0	1	0	0	0	2
Ruben Sierra, S (1, 9) OBP: 0.352, SLG: 0.492		0-0 F7		2-3 K		2-2 P1		0-1 1B 2B		4	1	1	0	0	1	1
Kevin Reimer, L (1, 10) OBP: 0.339, SLG: 0.477 Mike Stanley, R (9, PH) John Russell, R (9, PR) OBP: 0.125, SLG: 0.130		2-1 1B 2B		1-3 K		0-1 G3-1		2-1 1B 1B		3	1	1	0	0	1	0
Juan Gonzalez, R (1, 8) OBP: 0.344, SLG: 0.531		0-1 P6		1-0 P3		0-0 L7		0-3 K		4	0	0	0	0	1	2
Geno Petralli, L (1, 5) OBP: 0.323, SLG: 0.343 Mario Diaz, R (6, 5) OBP: 0.318, SLG: 0.331		2-1 2-H 1B		0-0 G3		2-2 F9		2-2 1B		2	0	1	1	0	0	0
Ivan Rodriguez, R (1, 2) OBP: 0.278, SLG: 0.364		1-3 K		3-3 K		2-1 G4-3		1-2 F9		4	0	0	0	0	2	3
José Hernández, R (1, 6) OBP: 0.262, SLG: 0.290 Gary Pettis, S (8, PH) OBP: 0.345, SLG: 0.279		0-2 G5-3		0-1 F9		1-3 K				2	0	0	0	0	0	0
										1	0	0	0	0	1	0

Inning Stats	R: 0	H: 1	E: 0	LOB: 0	K: 0	S: 5	R: 1	H: 2	E: 0	LOB: 1	K: 1	S: 11	R: 0	H: 1	E: 0	LOB: 1	K: 0	S: 8	R: 0	H: 0	E: 0	LOB: 0	K: 2	S: 8	R: 0	H: 0	E: 0	LOB: 0	K: 1	S: 9	R: 0	H: 1	E: 0	LOB: 1	K: 1	S: 12	R: 0	H: 0	E: 0	LOB: 0	K: 0	S: 6	R: 0	H: 1	E: 0	LOB: 1	K: 1	S: 8	R: 0	H: 3	E: 0	LOB: 2	K: 1	S: 15	1B: 7	2B: 2	3B: 0	HR: 0	SF: 0	SAC: 0	DP: 1	HBP: 0	WP: 0	PA: 35
--------------	------	------	------	--------	------	------	------	------	------	--------	------	-------	------	------	------	--------	------	------	------	------	------	--------	------	------	------	------	------	--------	------	------	------	------	------	--------	------	-------	------	------	------	--------	------	------	------	------	------	--------	------	------	------	------	------	--------	------	-------	-------	-------	-------	-------	-------	--------	-------	--------	-------	--------

PITCHER	IP	WLS	BF	H	R	ER	SO	BB	IBB	HBP	BLK	WP	HR	S	P	ERA	WHIP
Scott Sanderson, R (1, 1) ERA: 4.11	5.0		18	4	1	1	4	0	0	0	1	0	0	41	54	1.80	0.800
Greg Cadaret, L (6, 1) ERA: 3.72	2.0	W	7	1	0	0	1	0	0	0	0	0	0	18	25	0.00	0.500
John Habyan, R (8, 1) ERA: 2.19	1.0		4	1	0	0	1	0	0	0	0	0	0	8	11	0.00	1.000
Steve Howe, L (9, 1) ERA: 1.7	0.1		2	1	1	1	0	0	0	0	0	0	0	4	4	27.00	3.000
Steve Farr, R (9, 1) ERA: 2.44	0.2	S	4	2	0	0	1	0	0	0	0	0	0	11	16	0.00	3.000


**BOTTOM**

**New York Yankees @ Texas Rangers**  
Arlington Stadium, Arlington, TX

Wed Sep 04 1991, 8:05 PM EDT  
Att: 14,861 - Cloudy - 83 F

livebaseballscorecards.com

<b>AB</b>	<b>35</b>
<b>R</b>	<b>2</b>
<b>H</b>	<b>9</b>
<b>RBI</b>	<b>2</b>
<b>BB</b>	<b>0</b>
<b>SO</b>	<b>7</b>
<b>LOB</b>	<b>9</b>



Batter	1	2	3	4	5	6	7	8	9	AB R H RBI BB SO LOB	TOP
<b>Tim Raines, S</b> (1, 7) OBP: 0.370, SLG: 0.352 <b>Rodney McCray, R</b> (9, 7)										5 3 3 0 1 0 0 0 0 0 0 0 0 0	
<b>Robin Ventura, L</b> (1, 3) OBP: 0.378, SLG: 0.469										4 2 1 2 1 0 3	
<b>Warren Newson, L</b> (1, 9) OBP: 0.420, SLG: 0.439 <b>Sammy Sosa, R</b> (3, 9) OBP: 0.242, SLG: 0.333										1 1 0 0 1 1 1 4 1 1 1 0 1 4	
<b>Bo Jackson, R</b> (1, 10) OBP: 0.316, SLG: 0.313										4 1 2 2 1 1 1	
<b>Lance Johnson, L</b> (1, 8) OBP: 0.285, SLG: 0.311										3 0 1 2 1 0 1	
<b>Craig Grebeck, R</b> (1, 5) OBP: 0.367, SLG: 0.481										2 0 0 1 3 0 4	
<b>Ron Karkovics, R</b> (1, 2) OBP: 0.314, SLG: 0.432										4 0 0 1 0 1 6	
<b>Joey Cora, S</b> (1, 4) OBP: 0.306, SLG: 0.277										2 2 0 0 3 2 1	
<b>Ozzie Guillen, L</b> (1, 6) OBP: 0.279, SLG: 0.341										3 1 1 0 0 1 2	
<b>Inning Stats</b>	R: 2 H: 3 E: 0 LOB: 2 K: 2 BB: 1 S: 19 P: 31	R: 0 H: 2 E: 0 LOB: 1 K: 1 BB: 0 S: 13 P: 17	R: 2 H: 1 E: 0 LOB: 1 K: 1 BB: 2 S: 13 P: 26	R: 0 H: 0 E: 0 LOB: 1 K: 1 BB: 0 S: 13 P: 20	R: 0 H: 0 E: 0 LOB: 1 K: 1 BB: 1 S: 9 P: 20	R: 4 H: 1 E: 1 LOB: 2 K: 1 BB: 3 S: 17 P: 37	R: 3 H: 2 E: 0 LOB: 1 K: 0 BB: 2 S: 12 P: 24	R: 0 H: 0 E: 0 LOB: 1 K: 0 BB: 2 S: 9 P: 20	R: 0 H: 0 E: 0 LOB: 0 K: 0 BB: 0 S: 8 P: 14	1B: 7 SF: 2 2B: 3 SAC: 2 3B: 0 DP: 1 HR: 0 HBP: 1	WP: 2 PA: 48 PB: 0 SB: 1 CS: 1
<b>PITCHER</b> <b>Nolan Ryan, R</b> (1, 1) ERA: 3.04 <b>Kenny Rogers, L</b> (6, 1) ERA: 5.8 <b>Terry Mathews, R</b> (6, 1) ERA: 3.95 <b>Mike Jeffcoat, L</b> (7, 1) ERA: 3.98 <b>Rich Gossage, R</b> (7, 1) ERA: 4.04	IP WLS BF H R ER SO BB IBB HBP BLK WP HR S P ERA WHIP 5.0 0 25 6 4 4 6 4 0 1 0 1 0 67 114 7.20 2.000 0.0 L 4 1 4 2 0 2 0 0 0 0 0 0 6 15 ∞ ∞ 1.1 8 0 2 2 1 3 0 0 0 0 0 0 13 32 13.50 2.250 0.1 2 1 0 0 0 0 0 0 0 0 0 0 2 2 0.00 3.000 0.1 2 1 1 1 0 0 0 0 0 0 1 0 8 12 27.00 3.000	<b>PITCHER</b> <b>Barry Manuel, R</b> (8, 1) ERA:	IP WLS BF H R ER SO BB IBB HBP BLK WP HR S P ERA WHIP 2.0 0 7 0 0 0 0 2 0 0 0 0 0 17 34 0.00 1.000								

Chicago White Sox @ Texas Rangers  
 Arlington Stadium, Arlington, TX  
 Fri Sep 06 1991, 8:05 PM EDT  
 Att. 28,748 - Cloudy - 88 F

livebaseballscorecards.com

AB	32
R	11
H	9
RBI	9
BB	11
SO	7
LOB	23



Batter	1	2	3	4	5	6	7	8	9	AB R H RBI BB SO LOB
Monty Fariss, R (1, 10) Kevin Reimer, L (4, PH) OBP: 0.336, SLG: 0.473	3-3 K		0-3 K	1-3 K		1-3 K			0-3 K	2 0 0 0 0 2 0 3 0 0 0 0 3 0
Julio Franco, R (1, 4) OBP: 0.411, SLG: 0.475	0-0 3B		3-3 K		1-0 HR		1-2 1B		4-1 1B BB	4 2 3 1 1 1 0
Ruben Sierra, S (1, 9) OBP: 0.356, SLG: 0.501	4-0 BB		1-0 HR		1-0 2B		3-2 F9		0-1 1B BB	4 1 3 1 1 0 1
Juan Gonzalez, R (1, 8) OBP: 0.343, SLG: 0.527	2-2 G1-6-4-3		2-1 P3		1-2 G5-3		2-3 K		0-2 BB 1B	5 0 1 1 0 1 4
Dean Palmer, R (1, 5) OBP: 0.294, SLG: 0.400		4-2 FC2-5 BB		4-2 HR BB		3-2 P8		2-3 K	1-3 K	3 1 0 0 2 2 4
Mike Stanley, R (1, 3) Rafael Palmeiro, L (5, PH) OBP: 0.368, SLG: 0.400 OBP: 0.398, SLG: 0.546		4-1 FC2-5 BB		4-1 HR BB		4-0 IBB		4-1 FC3-6 BB	4-0 BB	0 1 0 0 2 0 0 0 0 0 0 3 0 0
Jack Daugherty, S (1, 7) OBP: 0.231, SLG: 0.186		1-0 FC2-5		1-3 K		2-3 K		1-2 FC3-6	1-2 G4-3	5 0 0 0 0 2 10
Ivan Rodriguez, R (1, 2) Geno Petrali, L (8, PH) OBP: 0.279, SLG: 0.377 OBP: 0.321, SLG: 0.341		0-2 P3		3-2 HR		1-2 P9		1-3 K		3 1 1 3 0 0 2 1 0 0 0 0 1 1
José Hernández, R (1, 6) Jeff Huson, L (4, PH) OBP: 0.258, SLG: 0.286 OBP: 0.322, SLG: 0.311		1-2 G6-3		2-2 G4-3		1-3 K		1-2 G4-3		1 0 0 0 0 0 2 3 0 0 0 0 1 1

Inning Stats	R: 0 E: 0 K: 1 S: 8	H: 1 LOB: 1 BB: 1 P: 17	R: 0 E: 0 K: 0 S: 12	H: 0 LOB: 2 BB: 2 P: 22	R: 1 E: 0 K: 2 S: 9	H: 1 LOB: 0 BB: 0 P: 15	R: 3 E: 0 K: 2 S: 15	H: 1 LOB: 0 BB: 2 P: 30	R: 1 E: 0 K: 1 S: 13	H: 2 LOB: 2 BB: 1 P: 25	R: 0 E: 0 K: 2 S: 11	H: 0 LOB: 0 BB: 0 P: 14	R: 0 E: 0 K: 2 S: 12	H: 1 LOB: 1 BB: 0 P: 20	R: 0 E: 0 K: 1 S: 10	H: 0 LOB: 1 BB: 1 P: 17	R: 1 E: 0 K: 2 S: 17	H: 2 LOB: 3 BB: 2 P: 27	1B: 3 2B: 1 3B: 1 HR: 3	SF: 0 SAC: 0 DP: 1 HBP: 0
--------------	------------------------------	----------------------------------	-------------------------------	----------------------------------	------------------------------	----------------------------------	-------------------------------	----------------------------------	-------------------------------	----------------------------------	-------------------------------	----------------------------------	-------------------------------	----------------------------------	-------------------------------	----------------------------------	-------------------------------	----------------------------------	----------------------------------	------------------------------------

PITCHER	IP	WLS	BF	H	R	ER	SO	BB	IBB	HBP	BLK	WP	HR	S	P	ERA	WHIP
Wilson Alvarez, L (1, 1) ERA: 3.82	3.1		17	3	4	4	4	5	0	0	0	0	2	38	75	10.80	2.400
Donn Pall, R (4, 1) ERA: 2.54	1.2	W	8	2	1	1	2	0	1	0	0	0	1	19	34	5.40	1.200
Melido Perez, R (6, 1) ERA: 3.02	4.0	S	18	3	1	1	7	3	0	0	0	0	0	50	78	2.25	1.500

BOTTOM


Chicago White Sox @ Texas Rangers  
Arlington Stadium, Arlington, TX  
Fri Sep 06 1991, 8:05 PM EDT  
Att: 28,748 - Cloudy - 88 F

livebaseballscorecards.com

AB	34
R	6
H	8
RBI	6
BB	9
SO	13
LOB	25



WP: 0	PA: 43
PB: 0	
SB: 0	
CS: 0	

Batter	1	2	3	4	5	6	7	8	9	AB R H RBI BB SO LOB	TOP											
<b>Tim Raines, S</b> OBP: 0.369, SLG: 0.351 (1, 7)	1-0 G3	3-2 1B 1B 1B		1-0 G6-3		1-0 G4-3		0-1 SH1-4		4 1 1 2 0 0 0												
<b>Robin Ventura, L</b> OBP: 0.377, SLG: 0.467 (1, 3) (5, 5)	2-3 K	2-1 1B 1B		3-2 G4-3		2-1 G4-3		1-1 SF9		4 1 1 1 0 1 0												
<b>Bo Jackson, R</b> OBP: 0.333, SLG: 0.263 (1, 10)	0-3 K	4-0 1B 1B BB		1-1 G1-3		0-3 K		4-0 FC5-4 IBB		3 1 0 0 2 2 0												
<b>Dan Pasqua, L</b> OBP: 0.355, SLG: 0.429 (1, 9) (5, 3)		BB 1B		2-2 G4-3		3-3 K		0-2 FC5-4		4 1 1 2 1 1 2												
<b>Carlton Fisk, R</b> OBP: 0.325, SLG: 0.434 <b>Rodney McCray, R</b> (9, PR) <b>Ron Karkovice, R</b> OBP: 0.314, SLG: 0.432 (9, 2)		K E8 FC6-4 1B		1-0 P5		3-3 K		1-2 CS 1B		5 0 2 1 0 2 1 0 0 0 0 0 0 0 0 0 0 0 0 0 0												
<b>Lance Johnson, L</b> OBP: 0.290, SLG: 0.320 (1, 8)		1B BB FC6-4		3-2 3B 1B		3-2 3B		1-0 1B 2B		4 3 3 0 1 0 2												
<b>Craig Grebeck, R</b> OBP: 0.368, SLG: 0.491 (1, 5) (5, 4)		2-3 K	0-3 K		1-0 WP 3B		3-3 K		0-2 CS 1B	5 1 2 2 0 3 3	<b>AB 37</b> <b>R 11</b> <b>H 14</b> <b>RBI 10</b> <b>BB 5</b> <b>SO 11</b> <b>LOB 10</b>											
<b>Joey Cora, S</b> OBP: 0.310, SLG: 0.279 <b>Sammy Sosa, R</b> OBP: 0.243, SLG: 0.335 (1, 4) (5, 9)		0-1 1B 1B	1-3 K		4-2 BB			1-2 SH1-4 SF9 1B		2 1 1 1 1 1 0 2 1 1 0 0 1 1												
<b>Ozzie Guillen, L</b> OBP: 0.281, SLG: 0.343 (1, 6)		1-0 S 1B	0-0 P6		0-0 F9			1-1 SF9 SH1-4 1B		4 1 2 1 0 0 1												
<b>Inning Stats</b>	R: 0 E: 0 K: 2 S: 7	H: 0 LOB: 0 BB: 0 P: 10	R: 7 E: 1 K: 2 S: 25	H: 6 LOB: 2 BB: 3 P: 49	R: 0 E: 0 K: 2 S: 7	H: 0 LOB: 0 BB: 0 P: 8	R: 0 E: 0 K: 0 S: 6	H: 0 LOB: 0 BB: 0 P: 11	R: 2 E: 0 K: 1 S: 6	H: 2 LOB: 1 BB: 1 P: 24	R: 0 E: 0 K: 1 S: 6	H: 0 LOB: 0 BB: 0 P: 9	R: 0 E: 0 K: 3 S: 12	H: 1 LOB: 1 BB: 0 P: 24	R: 1 E: 0 K: 0 S: 15	H: 2 LOB: 2 BB: 1 P: 21	R: 1 E: 0 K: 1 S: 10	H: 3 LOB: 1 BB: 0 P: 14	1B: 11 2B: 1 3B: 2 HR: 0	SF: 1 SAC: 1 DP: 0 HBP: 0	WP: 1 PB: 0 SB: 1 CS: 2	PA: 44
<b>PITCHER</b>	IP WLS BF H R ER SO BB IBB HBP BLK WP HR S P ERA WHIP																					
<b>Bobby Witt, R</b> ERA: 6.4 (1, 1)	1.2 L 12 4 7 7 4 3 0 0 0 0 0 0 27 52 37.80 4.200																					
<b>Mike Jeffcoat, L</b> ERA: 4.06 (2, 1)	3.0 14 4 2 2 2 1 0 0 0 1 0 30 49 6.00 1.667																					
<b>Wayne Rosenthal, R</b> ERA: 4.34 (5, 1)	2.1 10 3 1 1 4 0 0 0 0 0 0 27 43 3.86 1.286																					
<b>Kenny Rogers, L</b> ERA: 5.74 (8, 1)	1.0 4 0 0 0 0 0 1 0 0 0 0 7 12 0.00 0.000																					
<b>Hector Fajardo, R</b> ERA: 9.82 (9, 1)	1.0 4 3 1 1 1 0 0 0 0 0 0 10 14 9.00 3.000																					

**Chicago White Sox @ Texas Rangers**  
Arlington Stadium, Arlington, TX  
Sat Sep 07 1991, 8:05 PM EDT  
Att. 30,586 - Cloudy - 77 F

[livebaseballscorecards.com](http://livebaseballscorecards.com)

BOTTOM

Chicago White Sox @ Texas Rangers  
Arlington Stadium, Arlington, TX  
Sat Sep 07 1991, 8:05 PM EDT  
Att. 30,586 - Cloudy - 77 F

livebaseballscorecards.com

AB 33  
R 6  
H 8  
RBI 3  
BB 5  
SO 4  
LOB 17



WP: 0 PA: 39  
PB: 1  
SB: 1  
CS: 0

AB R H RBI BB SO LOB

5	0	1	0	0	1	2
4	0	1	0	1	0	2
5	2	3	1	0	0	3
1	2	1	2	1	0	0
1	0	1	0	0	0	0
4	0	1	0	0	2	3
3	0	0	0	1	0	3
1	0	0	0	0	0	2
3	0	0	0	0	1	2
3	1	0	0	1	0	0
1	1	0	0	1	0	0
0	0	0	0	0	0	0
1	0	0	0	0	0	0

Batter	1	2	3	4	5	6	7	8	9
Julio Franco, R (1, 4) OBP: 0.409, SLG: 0.474	1-2 G1-3	1-3 K		0-0 G1-3			3-2 G6-3		1-0 2B
Rafael Palmeiro, L (1, 3) OBP: 0.398, SLG: 0.544	1-1 F7	2-2 G3		1-2 G6-3			1-1 G6-4-3 1B		4-1 BB
Ruben Sierra, S (1, 9) OBP: 0.358, SLG: 0.504	1-0 1B S 1B E	1-1 HR 2B			1-0 HBP 1B		2-1 G6-4-3 1-2f		2-0 F8
Kevin Reimer, L (1, 10) OBP: 0.341, SLG: 0.483 Mike Stanley, R (8, PH) OBP: 0.371, SLG: 0.404	4-2 1B E BB	1-0 HR			2-0 G6-4-3 HBP			2-1 G5-3 BB 1B	
Juan Gonzalez, R (1, 8) OBP: 0.342, SLG: 0.525	0-2 1B E	2-2 F9			0-3 K			1-3 K	
Jack Daugherty, S (1, 7) OBP: 0.232, SLG: 0.180	1-0 E4		2-2 F8		0-0 G6-4-3 1-2f			4-2 BB	
Geno Petralli, L (1, 2) OBP: 0.320, SLG: 0.339 Ivan Rodriguez, R (3, PH) OBP: 0.275, SLG: 0.372	3-0 F8		0-3 K			3-2 F9		0-0 G5-3 2-3f	
Dean Palmer, R (1, 5) OBP: 0.293, SLG: 0.393		4-0 G3 BB PB BB		1-0 G5-3			1-0 L7		3-2 F7
Jeff Huson, L (1, 6) OBP: 0.323, SLG: 0.310 Monty Fariss, R (6, PH)		4-1 PB G3 BB			0-2 G4-3		1-0 F8		2-2 F8
José Hernández, R (7, 6) OBP: 0.258, SLG: 0.286 Brian Downing, R (9, PH) OBP: 0.374, SLG: 0.455		1-2 PB G3 2B BB							

Inning Stats	R: 2 H: 2 E: 1 LOB: 2 K: 0 P: 14 S: 14	R: 4 H: 2 E: 0 LOB: 0 K: 1 P: 15 S: 15	R: 0 H: 0 E: 0 LOB: 0 K: 1 P: 7 S: 7	R: 0 H: 0 E: 0 LOB: 0 K: 0 P: 8 S: 8	R: 0 H: 1 E: 0 LOB: 1 K: 1 P: 5 S: 5	R: 0 H: 0 E: 0 LOB: 0 K: 0 P: 10 S: 5	R: 0 H: 1 E: 0 LOB: 0 K: 0 P: 13 S: 7	R: 0 H: 1 E: 0 LOB: 1 K: 1 P: 19 S: 12	R: 0 H: 1 E: 0 LOB: 2 K: 0 P: 9 S: 9
--------------	--	--	--------------------------------------	--------------------------------------	--------------------------------------	---------------------------------------	---------------------------------------	--	--------------------------------------

PITCHER	IP	WLS	BF	H	R	ER	SO	BB	IBB	HBP	BLK	WP	HR	S	P	ERA	WHIP
Roberto Hernandez, R (1, 1) ERA: 5.19	1.2		13	4	6	4	1	3	0	0	0	0	1	25	49	21.60	4.200
Greg Hibbard, L (2, 1) ERA: 4.39	5.1	W	18	3	0	0	2	0	0	1	0	0	0	38	60	0.00	0.562
Brian Drahman, R (8, 1) ERA: 3.76	1.0		3	0	0	0	1	1	0	0	0	0	0	10	15	0.00	1.000
Bobby Thigpen, R (9, 1) ERA: 3.06	1.0		5	1	0	0	0	1	0	0	0	0	0	9	21	0.00	2.000

Batter	1	2	3	4	5	6	7	8	9	AB R H RBI BB SO LOB	TOP	
<b>Tim Raines, S</b> (1, 10) <small>OBP: 0.369, SLG: 0.356</small>	1-0 		2-2 		2-2 		2-1 	2-1 		5 1 2 0 0 0 1		
<b>Robin Ventura, L</b> (1, 3) <small>OBP: 0.377, SLG: 0.465</small>	0-1 		2-1 		2-0 		0-0 		4-0 	4 0 1 1 1 0 2		
<b>Warren Newson, L</b> (1, 7) <b>Rodney McCray, R</b> (7, 7)	4-1 			4-0 	2-2 		1-0 		1-3 	2 1 1 0 2 0 1 1 0 0 0 0 1 1		
<b>Dan Pasqua, L</b> (1, 9) <small>OBP: 0.353, SLG: 0.429</small>	2-3 			0-0 	3-3 		2-2 		3-2 	5 1 1 1 0 2 5		
<b>Lance Johnson, L</b> (1, 8) <small>OBP: 0.289, SLG: 0.324</small>		1-0 		0-0 		0-0 	0-1 			4 1 1 1 0 0 2		
<b>Craig Grebeck, R</b> (1, 5) <small>OBP: 0.370, SLG: 0.485</small>		0-0 		4-2 		4-1 		0-3 		2 0 0 0 2 1 0		
<b>Ron Karkovice, R</b> (1, 2) <small>OBP: 0.312, SLG: 0.434</small>		1-3 		0-0 		0-1 		0-2 		4 1 1 1 0 1 2		
<b>Joey Cora, S</b> (1, 4) <small>OBP: 0.312, SLG: 0.278</small> <b>Sammy Sosa, R</b> (5, 9) <small>OBP: 0.245, SLG: 0.346</small>			4-1 	1-1 		0-2 		0-0 		1 0 0 0 1 0 1 2 1 1 2 0 0 1		
<b>Ozzie Guillen, L</b> (1, 6) <small>OBP: 0.279, SLG: 0.340</small>			0-1 	0-0 			0-1 	0-0 		4 0 0 0 0 0 2		
<b>Inning Stats</b>	R: 0 H: 0 E: 0 LOB: 1 K: 1 BB: 1 S: 8 P: 15	R: 0 H: 0 E: 0 LOB: 0 K: 1 BB: 0 S: 5 P: 7	R: 0 H: 0 E: 0 LOB: 1 K: 1 BB: 1 S: 8 P: 16	R: 3 H: 2 E: 0 LOB: 1 K: 0 BB: 2 S: 8 P: 17	R: 0 H: 1 E: 0 LOB: 1 K: 1 BB: 0 S: 11 P: 20	R: 0 H: 0 E: 0 LOB: 1 K: 0 BB: 1 S: 7 P: 11	R: 1 H: 3 E: 0 LOB: 2 K: 0 BB: 0 S: 14 P: 19	R: 2 H: 2 E: 0 LOB: 0 K: 1 BB: 0 S: 10 P: 12	R: 0 H: 0 E: 0 LOB: 0 K: 1 BB: 1 S: 6 P: 14	1B: 2 SF: 0 2B: 4 SAC: 0 3B: 1 DP: 1 HR: 1 HBP: 0	WP: 0 PA: 40 PB: 0 SB: 0 CS: 0	
<b>PITCHER</b> <b>Kevin Brown, R</b> (1, 1) <small>ERA: 4.26</small> <b>Jeff Russell, R</b> (9, 1) <small>ERA: 2.86</small>	IP WLS BF H R ER SO BB IBB HBP BLK WP HR S P ERA WHIP 8.0 0 37 8 6 6 4 5 0 0 1 0 1 71 117 6.75 1.625											<b>PITCHER</b> IP WLS BF H R ER SO BB IBB HBP BLK WP HR S P ERA WHIP 1.0 1 3 0 0 0 1 1 0 0 0 0 0 6 14 0.00 1.000

**Chicago White Sox @ Texas Rangers**  
 Arlington Stadium, Arlington, TX  
 Sun Sep 08 1991, 4:33 AM EDT  
 Att. 18,866 - Cloudy - 87 F

AB	34
R	6
H	8
RBI	6
BB	6
SO	5
LOB	18




Batter	1	2	3	4	5	6	7	8	9	AB	R	H	RBI	BB	SO	LOB
Rafael Palmeiro, L (1, 3) OBP: 0.397, SLG: 0.541	1-2 F8		3-1 G4-3		3-3 K		1-0 SF8		4-0 HBP 1B 2B BB	3	1	0	1	1	1	1
Julio Franco, R (1, 4) OBP: 0.409, SLG: 0.471	0-2 G5-3		4-1 BB		0-1 G6-3		4-0 BB BB		2-3 K	3	0	0	0	2	1	3
Ruben Sierra, S (1, 9) OBP: 0.358, SLG: 0.503	0-2 1B		1-1 P5			2-1 G4-3	0-1 P6		1-0 HBP 2B 1B	5	1	2	1	0	0	4
Kevin Reimer, L (1, 7) OBP: 0.339, SLG: 0.479	1-3 K		2-3 K			2-2 P9		4-1 BB BB	3-1 L9	3	0	0	0	0	2	2
Mike Stanley, R (8, PH) OBP: 0.374, SLG: 0.404										0	0	0	0	1	0	0
Gary Pettis, S (8, PR) OBP: 0.345, SLG: 0.279										0	0	0	0	0	0	0
Geno Petralli, L (9, PH) OBP: 0.318, SLG: 0.337										1	0	0	0	0	0	2
Juan Gonzalez, R (1, 8) OBP: 0.343, SLG: 0.522		4-1 BB BB		0-3 K		2-3 K		1-2 F7	2-0 2B HBP	3	1	0	0	1	2	1
Rob Maurer, L (1, 10) OBP: 0.250, SLG: 0.500		4-0 BB BB		0-1 G4-3			1-2 G4-3	4-2 FC6-4 BB	1-1 2B	2	0	0	0	2	0	0
Donald Harris, R (8, PR) OBP: 0.250, SLG: 0.500		1-2 BB								0	0	0	0	0	0	0
Monty Fariss, R (9, PH) OBP: 0.250, SLG: 0.500										1	0	1	3	0	0	0
Dean Palmer, R (1, 5) OBP: 0.292, SLG: 0.387		1-3 K		2-2 P3			4-2 BB BB	0-3 K		3	1	0	0	1	2	4
Ivan Rodriguez, R (1, 2) OBP: 0.279, SLG: 0.376		2-3 K			3-2 1B 2B		4-0 2B BB	0-1 FC6-4		3	2	1	0	1	1	4
Jeff Huson, L (1, 8) OBP: 0.325, SLG: 0.312		2-1 P5			3-2 1B		0-0 SF8 2B		2-2 E4 BB 1B	2	0	1	1	0	0	2
Brian Downing, R (7, PH) OBP: 0.375, SLG: 0.460										1	0	1	1	0	0	0
Jose Hernandez, R (7, PR) OBP: 0.258, SLG: 0.286										0	0	0	0	0	0	0
Jack Daugherty, S (8, PH) OBP: 0.230, SLG: 0.178										1	0	0	0	0	0	0
Mario Diaz, R (8, PR) OBP: 0.318, SLG: 0.331										0	1	0	0	0	0	0

Inning Stats	R: 0	H: 1	E: 0	LOB: 1	K: 1	S: 13	R: 0	H: 0	E: 0	LOB: 2	K: 2	S: 9	R: 0	H: 0	E: 0	LOB: 1	K: 1	S: 9	R: 0	H: 0	E: 0	LOB: 0	K: 1	S: 8	R: 1	H: 2	E: 0	LOB: 0	K: 1	S: 12	R: 0	H: 0	E: 0	LOB: 0	K: 1	S: 9	R: 2	H: 1	E: 0	LOB: 3	K: 0	S: 10	R: 0	H: 0	E: 0	LOB: 2	K: 1	S: 12	R: 4	H: 2	E: 1	LOB: 2	K: 1	S: 12	1B: 3	SF: 1	2B: 3	SAC: 0	3B: 0	DP: 1	HR: 0	HBP: 1	WP: 0	PA: 42
--------------	------	------	------	--------	------	-------	------	------	------	--------	------	------	------	------	------	--------	------	------	------	------	------	--------	------	------	------	------	------	--------	------	-------	------	------	------	--------	------	------	------	------	------	--------	------	-------	------	------	------	--------	------	-------	------	------	------	--------	------	-------	-------	-------	-------	--------	-------	-------	-------	--------	-------	--------

PITCHER	IP	WLS	BF	H	R	ER	SO	BB	IBB	HBP	BLK	WP	HR	S	P	ERA	WHIP
Jack McDowell, R (1, 1) ERA: 3.46	6.1		26	3	3	3	7	5	0	0	0	0	0	66	116	4.26	1.263
Scott Radinsky, L (7, 1) ERA: 1.93	0.2		5	1	0	0	0	2	0	0	0	0	0	5	14	0.00	4.500
Bobby Thigpen, R (8, 1) ERA: 3.0	1.2	L	11	2	4	0	2	2	0	1	0	0	0	23	43	0.00	2.400

**Chicago White Sox @ Texas Rangers**  
Arlington Stadium, Arlington, TX  
Sun Sep 08 1991, 4:33 AM EDT  
Att: 18,866 - Cloudy - 87 F

AB	31
R	7
H	6
RBI	7
BB	9
SO	9
LOB	23



Batter	1	2	3	4	5	6	7	8	9	AB R H RBI BB SO LOB	TOP		
<b>Brian Downing, R</b> (1, 10) OBP: 0.378, SLG: 0.469 <b>Kevin Reimer, L</b> (8, PH) OBP: 0.338, SLG: 0.477	1-1 HR		2-0 P2			4-0 1B BB		2-0 F8		2 1 1 1 1 0 0 1 0 0 0 0 0 1			
<b>Rafael Palmeiro, L</b> (1, 3) OBP: 0.396, SLG: 0.539	1-2 G4-3			1-0 FC4 1B		1-2 P4		1-3 K		4 0 1 0 0 1 3			
<b>Julio Franco, R</b> (1, 4) OBP: 0.408, SLG: 0.469	0-1 F9			0-2 FC4 CS 1B 1-2f		0-1 1B 1-2 2-3		0-2 F8		4 0 1 0 0 0 3			
<b>Ruben Sierra, S</b> (1, 9) OBP: 0.358, SLG: 0.502	2-0 P5			2-1 1B 1-2		1-2 SF7 3-H		2-1 F7		3 0 1 1 0 0 0			
<b>Juan Gonzalez, R</b> (1, 8) OBP: 0.342, SLG: 0.519			1-0 F7		3-3 K 2-3	2-0 P4		2-1 BB BB 1B		4 0 1 0 0 1 4			
<b>Dean Palmer, R</b> (1, 5) OBP: 0.291, SLG: 0.381 <b>Gary Pettis, S</b> (9, PR) OBP: 0.345, SLG: 0.279			1-3 K2-3		2-3 K		0-3 K	4-0 FC5 BB BB		3 0 0 0 1 3 0 0 0 0 0 0 0 0			
<b>Monty Fariss, R</b> (1, 7) OBP: 0.143, SLG: 0.286 <b>Geno Petralli, L</b> (9, PH) OBP: 0.321, SLG: 0.337 <b>Donald Harris, R</b> (9, PR)			1-0 P2		3-3 K		1-0 G5-3	4-2 FC5 BB 1-2 2-3		3 0 0 0 0 1 0 0 0 0 0 1 0 0 0 0 0 0 0 0 0			
<b>Ivan Rodriguez, R</b> (1, 2) OBP: 0.276, SLG: 0.371 <b>Jack Daugherty, S</b> (9, PH) OBP: 0.228, SLG: 0.176			2-2 G4-3		2-3 K2-3		3-3 K	1-3 K		3 0 0 0 0 2 0 1 0 0 0 0 1 3			
<b>José Hernández, R</b> (1, 6) OBP: 0.265, SLG: 0.292 <b>Mike Stanley, R</b> (8, PH) OBP: 0.378, SLG: 0.404 <b>Jeff Huson, L</b> (8, PR) (8, 6)			0-0 F9		0-2 1B BB SF7 1B		4-0 S BB	3-2 FC5 1-2 2-3f		2 1 1 0 0 0 0 0 0 0 0 1 0 0 1 0 0 0 0 0 3			
<b>Inning Stats</b>	R: 1 E: 0 K: 0 S: 8 H: 1 LOB: 0 BB: 0 P: 12	R: 0 E: 0 K: 1 S: 6 H: 0 LOB: 0 BB: 0 P: 9	R: 0 E: 0 K: 0 S: 5 H: 0 LOB: 0 BB: 0 P: 9	R: 0 E: 0 K: 1 S: 10 H: 2 LOB: 2 BB: 0 P: 16	R: 0 E: 0 K: 3 S: 11 H: 0 LOB: 0 BB: 0 P: 18	R: 1 E: 0 K: 0 S: 12 H: 2 LOB: 2 BB: 1 P: 20	R: 0 E: 0 K: 2 S: 7 H: 0 LOB: 0 BB: 0 P: 11	R: 0 E: 0 K: 1 S: 7 H: 0 LOB: 2 BB: 1 P: 14	R: 0 E: 0 K: 1 S: 12 H: 1 LOB: 3 BB: 2 P: 28	1B: 5 2B: 1 3B: 0 HR: 1 SF: 1 SAC: 0 DP: 1 HBP: 0	WP: 0 PB: 0 SB: 1 CS: 1 PA: 36		
<b>PITCHER</b>	IP WLS BF H R ER SO BB IBB HBP BLK WP HR S P ERA WHIP											<b>PITCHER</b>	IP WLS BF H R ER SO BB IBB HBP BLK WP HR S P ERA WHIP
<b>Mark Langston, L</b> (1, 1) ERA: 3.11	7.0 W 27 5 2 2 7 2 0 0 0 0 0 1 59 99 2.57 1.000												
<b>Mark Eichhorn, R</b> (8, 1) ERA: 1.48	0.1 1 0 0 0 0 0 0 0 0 0 0 0 1 3 0.00 0.000												
<b>Bryan Harvey, R</b> (8, 1) ERA: 1.49	1.2 S 8 1 0 0 2 2 0 0 0 0 0 0 18 35 0.00 1.800												

Texas Rangers @ California Angels  
Anaheim Stadium, Anaheim, CA  
Mon Sep 09 1991, 10:05 PM EDT  
Att. 19,594 - Sunny - 65 F

livebaseballscorecards.com

AB 31  
R 2  
H 6  
RBI 2  
BB 4  
SO 9  
LOB 17





Batter	1	2	3	4	5	6	7	8	9	AB	R	H	RBI	BB	SO	LOB
Luis Polonia, L OBP: 0.356, SLG: 0.389 (1, 7)	0-2 CS 1B		1-2 F7		2-2 2B		0-0 F7			4	0	2	0	0	0	0
Junior Felix, S OBP: 0.310, SLG: 0.352 (1, 8)	1-3 1-2 K		0-3 K		1-2 G3			1-0 F8		4	0	0	0	0	2	2
Wally Joyner, L OBP: 0.352, SLG: 0.485 (1, 3)	0-0 G3		1-0 F8			1-1 F7		2-2 G4-3		4	0	0	0	0	0	0
Dave Winfield, R OBP: 0.315, SLG: 0.474 (1, 10)		2-2 G5-3		0-3 K		0-0 HR		1-2 1B		4	1	2	1	0	1	0
Gary Gaetti, R OBP: 0.293, SLG: 0.400 (1, 5)		0-0 2B		1-1 F7		0-0 G5-3		1-1 F9		4	1	1	0	0	0	1
Lee Stevens, L OBP: 0.250, SLG: 0.182 (1, 9)		2-3 K		1-2 G6-3		1-2 F8				3	0	0	0	0	1	1
Shawn Abner, R OBP: 0.232, SLG: 0.303 (9, 9)										0	0	0	0	0	0	0
Lance Parrish, R OBP: 0.298, SLG: 0.397 (1, 2)		3-2 2B				0-0 HR		3-2 HR		3	2	3	3	0	0	0
Dick Schofield, R OBP: 0.325, SLG: 0.265 (1, 6)		4-0 BB		2-3 K		0-3 K		0-3 K		2	0	0	0	1	2	0
Luis Sojo, R OBP: 0.279, SLG: 0.320 (1, 4)		0-1 G5-3				1-2 L7		2-2 G6-3		3	0	0	0	0	0	2

Inning Stats	R: 0	H: 1	E: 0	LOB: 0	K: 1	BB: 0	S: 7	P: 8	R: 1	H: 2	E: 0	LOB: 2	K: 1	BB: 1	S: 12	P: 23	R: 0	H: 0	E: 0	LOB: 0	K: 1	BB: 0	S: 7	P: 9	R: 0	H: 0	E: 0	LOB: 0	K: 1	BB: 0	S: 9	P: 11	R: 1	H: 2	E: 0	LOB: 1	K: 1	BB: 0	S: 15	P: 21	R: 1	H: 1	E: 0	LOB: 0	K: 0	BB: 0	S: 8	P: 10	R: 1	H: 1	E: 0	LOB: 0	K: 1	BB: 0	S: 11	P: 16	R: 0	H: 1	E: 0	LOB: 1	K: 0	BB: 0	S: 9	P: 14
--------------	------	------	------	--------	------	-------	------	------	------	------	------	--------	------	-------	-------	-------	------	------	------	--------	------	-------	------	------	------	------	------	--------	------	-------	------	-------	------	------	------	--------	------	-------	-------	-------	------	------	------	--------	------	-------	------	-------	------	------	------	--------	------	-------	-------	-------	------	------	------	--------	------	-------	------	-------

PITCHER	IP	WLS	BF	H	R	ER	SO	BB	IBB	HBP	BLK	WP	HR	S	P	ERA	WHIP
Oil Can Boyd, R ERA: 4.42 (1, 1)	6.0	L	24	6	3	3	5	1	0	0	0	0	2	58	82	4.50	1.167
Wayne Rosenthal, R ERA: 4.4 (7, 1)	1.1		5	1	1	1	1	0	0	0	0	0	1	12	18	6.75	0.750
Mike Jeffcoat, L ERA: 4.04 (8, 1)	0.1		1	0	0	0	0	0	0	0	0	0	0	3	5	0.00	0.000
Terry Mathews, R ERA: 3.92 (8, 1)	0.1		2	1	0	0	0	0	0	0	0	0	0	5	7	0.00	3.000

**BOTTOM**

**Texas Rangers @ California Angels**  
**Anaheim Stadium, Anaheim, CA**

Mon Sep 09 1991, 10:05 PM EDT  
Att: 19,594 - Sunny - 65 F

AB	31
R	4
H	8
RBI	4
BB	1
SO	6
LOB	6



WP	HR	S	P	ERA	WHIP
1B: 2	SF: 0	WP: 0	PA: 32		
2B: 3	SAC: 0	PB: 0			
3B: 0	DP: 0	SB: 0			
HR: 3	HBP: 0	CS: 1			

Batter	1	2	3	4	5	6	7	8	9	AB R H RBI BB SO LOB	TOP		
Brian Downing, R (1, 10) OBP: 0.378, SLG: 0.465 Donald Harris, R (9, PR)	0-3 K		4-2 G4-3 1B BB		2-2 G6-3		2-2 G6-3		4-2 HR BB	3 1 0 0 2 1 1 0 1 0 0 0 0 0			
Rafael Palmeiro, L (1, 3) OBP: 0.396, SLG: 0.543	2-3 K		2-1 G4-3 1-2		3-1 2B 2-H 1B		2-3 K		1-0 HR	5 1 2 3 0 2 1			
Julio Franco, R (1, 4) OBP: 0.409, SLG: 0.472	1-3 K2-3		2-0 FC6-4 2-H 1B		1-2 2B 1-3			2-2 HR 1B	1-0 G4-3	5 1 3 1 0 1 1			
Ruben Sierra, S (1, 9) OBP: 0.359, SLG: 0.509		1-1 FC5-4 2B	2-2 FC6-4 1-2f		1-1 G6-3			2-1 HR 1-H		4 1 2 2 0 0 3			
Juan Gonzalez, R (1, 8) (2, 7)		0-0 E6 FC5-4		1-2 P5		2-0 G3		1-2 G4-3		4 0 0 0 0 0 1			
Dean Palmer, R (1, 5) OBP: 0.290, SLG: 0.375		1-2 FC5-4 BB 1-2 2-3		1-1 F8		4-2 1B BB		1-2 G5-3		3 0 0 0 1 0 2			
Monty Fariss, R (1, 7) OBP: 0.250, SLG: 0.286 Gary Pettis, S (2, 8)		4-1 BB		3-2 G4-3		0-0 1B		3-3 K		0 0 0 0 1 0 0 3 0 1 0 0 1 0			
Ivan Rodriguez, R (1, 2) OBP: 0.279, SLG: 0.373		3-2 P2			0-0 SH3-4 1B	1 SAFE 0-0 P6			0-0 P2-3 1B	4 1 2 0 0 0 3			
José Hernández, R (1, 6) OBP: 0.261, SLG: 0.288 Jeff Huson, L (7, PH) (7, 6)			1-2 G4-3		0-0 SH3-4 1-2		1-1 G5-3		0-0 P2-3 1-2f	1 0 0 0 0 0 0 2 0 0 0 0 0 1			
Inning Stats	R: 0 H: 0 E: 0 LOB: 0 K: 3 BB: 0 S: 12 P: 15	R: 0 H: 1 E: 1 LOB: 2 K: 0 BB: 1 S: 13 P: 22	R: 1 H: 1 E: 0 LOB: 1 K: 0 BB: 1 S: 12 P: 23	R: 0 H: 0 E: 0 LOB: 0 K: 0 BB: 0 S: 10 P: 15	R: 1 H: 3 E: 0 LOB: 2 K: 0 BB: 0 S: 15 P: 22	R: 0 H: 1 E: 0 LOB: 1 K: 0 BB: 1 S: 5 P: 11	R: 0 H: 0 E: 0 LOB: 0 K: 1 BB: 0 S: 11 P: 16	R: 2 H: 2 E: 0 LOB: 0 K: 1 BB: 0 S: 15 P: 24	R: 2 H: 2 E: 0 LOB: 1 K: 0 BB: 1 S: 6 P: 12	1B: 6 SF: 0 2B: 4 SAC: 1 3B: 0 DP: 2 HR: 2 HBP: 0	WP: 0 PA: 39 PB: 0 SB: 0 CS: 0		
PITCHER	IP WLS BF H R ER SO BB IBB HBP BLK WP HR S P ERA WHIP											PITCHER	IP WLS BF H R ER SO BB IBB HBP BLK WP HR S P ERA WHIP
Kyle Abbott, L (1, 1) ERA: 3.0	6.0 L 26 6 2 2 3 3 0 0 0 0 0 0 67 108 3.00 1.500												
Chris Beasley, R (7, 1) ERA: 3.6	2.0 8 2 2 2 2 0 0 0 0 0 1 26 40 9.00 1.000												
Mike Fetters, R (9, 1) ERA: 5.35	1.0 5 2 2 2 0 1 0 0 0 0 1 6 12 18.00 3.000												

Texas Rangers @ California Angels  
Anaheim Stadium, Anaheim, CA

Tue Sep 10 1991, 10:05 PM EDT  
Att. 20,835 - Sunny - 65 F

livebaseballscorecards.com

AB	34
R	6
H	10
RBI	6
BB	4
SO	5
LOB	13



Batter	1	2	3	4	5	6	7	8	9	AB	R	H	RBI	BB	SO	LOB
Luis Polonia, L OBP: 0.357, SLG: 0.389 (1, 7)	2-3 K		4-0 CS BB		2-2 G4-3 1B		1-3 K			3	0	1	1	1	2	0
Junior Felix, S OBP: 0.313, SLG: 0.355 (1, 8)	0-1 G3 1B		3-3 K		1-2 G4-3			0-0 1B		4	0	2	0	0	1	3
Wally Joyner, L OBP: 0.351, SLG: 0.483 (1, 3)	3-2 G3		3-2 G3		4-1 FC6-4 BB			1-2 F9		3	0	0	0	1	0	2
Dave Winfield, R OBP: 0.313, SLG: 0.470 (1, 10)	2-2 G4-3			0-1 G6-3	2-2 FC6-4			2-1 F7		4	0	0	0	0	0	5
Gary Gaetti, R OBP: 0.294, SLG: 0.399 (1, 5)		0-1 1B		2-3 K		4-1 CS BB		2-2 P3		3	0	1	0	1	1	1
Lee Stevens, L OBP: 0.188, SLG: 0.133 (1, 9)		1-2 P5		1-0 G6-3		2-2 G6-3		1-1 F8		4	0	0	0	0	0	2
Lance Parrish, R OBP: 0.300, SLG: 0.398 (1, 2)		1-1 1B			2-2 FC1-5 HBP 1B	0-1 G1-4-3		1-2 G6-3		4	0	2	0	0	0	0
Luis Sojo, R OBP: 0.279, SLG: 0.318 (1, 4)		0-2 F7			1-0 FC1-5 1B HBP		2-2 F8		1-1 L4	2	1	0	0	0	0	2
Donnie Hill, S OBP: 0.332, SLG: 0.307 (9, PH)										1	0	0	0	0	0	0
Gary Disarcina, R (1, 6)		0-0 G1-3			0-1 FC1-5 G4-3 1B		1-3 K			3	0	0	0	0	1	4

Inning Stats	R: 0	H: 1	E: 0	K: 1	S: 15	LOB: 1	BB: 0	P: 22	R: 0	H: 2	E: 0	K: 0	S: 11	LOB: 2	BB: 0	P: 13	R: 0	H: 0	E: 0	K: 1	S: 8	LOB: 0	BB: 1	P: 18	R: 0	H: 0	E: 0	K: 1	S: 6	LOB: 0	BB: 0	P: 9	R: 1	H: 2	E: 0	K: 0	S: 16	LOB: 3	BB: 1	P: 28	R: 0	H: 0	E: 0	K: 0	S: 6	LOB: 0	BB: 1	P: 12	R: 0	H: 0	E: 0	K: 2	S: 9	LOB: 0	BB: 0	P: 13	R: 0	H: 1	E: 0	K: 0	S: 7	LOB: 1	BB: 0	P: 14	R: 0	H: 0	E: 0	K: 0	S: 7	LOB: 0	BB: 0	P: 10	1B: 6	SF: 0	2B: 0	SAC: 0	3B: 0	DP: 0	HR: 0	HBP: 1	WP: 0	PA: 35
--------------	------	------	------	------	-------	--------	-------	-------	------	------	------	------	-------	--------	-------	-------	------	------	------	------	------	--------	-------	-------	------	------	------	------	------	--------	-------	------	------	------	------	------	-------	--------	-------	-------	------	------	------	------	------	--------	-------	-------	------	------	------	------	------	--------	-------	-------	------	------	------	------	------	--------	-------	-------	------	------	------	------	------	--------	-------	-------	-------	-------	-------	--------	-------	-------	-------	--------	-------	--------

PITCHER	IP	WLS	BF	H	R	ER	SO	BB	IBB	HBP	BLK	WP	HR	S	P	ERA	WHIP
Jose Guzman, R ERA: 2.85 (1, 1)	8.0		32	6	1	1	5	3	0	1	0	0	0	80	129	1.12	1.125
Jeff Russell, R ERA: 2.82 (9, 1)	1.0		3	0	0	0	0	0	0	0	0	0	0	7	10	0.00	0.000

BOTTOM

Texas Rangers @ California Angels  
Anaheim Stadium, Anaheim, CA  
Tue Sep 10 1991, 10:05 PM EDT  
Att. 20,835 - Sunny - 65 F

livebaseballscorecards.com

AB	31
R	1
H	6
RBI	1
BB	3
SO	5
LOB	19



Batter	1	2	3	4	5	6	7	8	9	10	11	12	AB	R	H	RBI	BB	SO	LOB	TOP						
Brian Downing, R (1, 10) Donald Harris, R (9, PR) John Russell, R (10, PH) OBP: 0.381, SLG: 0.468 OBP: 0.154, SLG: 0.125	0-0 G5-3	0-1 P3		2-2 1B HBP		2-1 FC6-4 1B			2-1 1B SF9 2B	1-1 G6-3		4-0 BB 2B	4 0 2 1 0 0 1 0 1 0 0 0 0 0 1 1 0 0 1 0 0													
Julio Franco, R (1, 4) OBP: 0.413, SLG: 0.475	1-2 BB 1B	2-1 F7		0-1 1B		1-3 K			0-0 BB 1B	0-0 S 1B		4-0 BB 2B	6 3 4 0 1 1 2													
Rafael Palmeiro, L (1, 3) OBP: 0.396, SLG: 0.542	4-1 1B 2B BB		0-0 F8	1-0 F8		1-1 FC6-4			3-1 F7	4-1 IBB		1-2 WP 2B	5 1 1 2 2 0 7													
Ruben Sierra, S (1, 9) OBP: 0.359, SLG: 0.507	1-1 2B 1B		2-0 F9		4-1 FC4-6 BB			0-2 F9	1-0 SF9	2-3 K		4-0 WP IBB	4 1 1 2 2 1 2													
Kevin Reimer, L (1, 7) Juan Gonzalez, R (9, 7) OBP: 0.339, SLG: 0.479 OBP: 0.338, SLG: 0.513	3-2 1B 2B		2-1 F7		0-1 FC4-6 G5-3			1-1 P2	1-0 BB 1B			1-2 K	5 1 2 2 0 0 1 2 0 0 0 0 1 2													
Mario Diaz, R (1, 5) Geno Petralli, L (9, PH) Dean Palmer, R (9, PR) OBP: 0.316, SLG: 0.325 OBP: 0.325, SLG: 0.337 OBP: 0.289, SLG: 0.373	1-2 G1-3		4-2 1B BB	1-2 G5-3		0-3 K			4-2 1B BB			1-2 F7	3 1 0 0 1 1 1 0 0 0 0 1 0 0 1 0 0 0 0 0 0													
Ivan Rodriguez, R (1, 2) Jack Daugherty, S (8, PH) Mike Stanley, R (8, 2) OBP: 0.284, SLG: 0.377 OBP: 0.226, SLG: 0.175 OBP: 0.379, SLG: 0.405		1-0 SH1-3 2B 1B		0-0 FC5-6 1B		1-0 G6-3			1-1 G4-3	0-1 1B		1-3 K	3 1 2 0 0 0 1 1 0 0 0 0 0 0 2 0 1 2 0 1 0							AB 47 R 11 H 15 RBI 11 BB 9 SO 8 LOB 22						
Jeff Huson, L (1, 6) Rob Maurer, L (8, PH) José Hernández, R (8, 6) OBP: 0.326, SLG: 0.311 OBP: 0.254, SLG: 0.279		0-0 SH1-3		1-1 HBP FC5-6 1B		4-2 FC6-4 BB			1-2 G4-1	0-3 K		1-3 K	1 0 1 1 1 0 0 1 0 0 0 0 0 0 2 0 0 0 0 2 2													
Gary Pettis, S (1, 8) OBP: 0.341, SLG: 0.281		2-1 S 2B		0-0 FC5-6 1B HBP		2-2 FC6-4 1B			2-2 G3			0-1 G1-3	6 1 1 1 0 1 3													
<b>Inning Stats</b>	R: 3 E: 0 K: 0 S: 15	H: 3 LOB: 0 BB: 1 P: 25	R: 1 E: 0 K: 0 S: 8	H: 2 LOB: 1 BB: 0 P: 13	R: 0 E: 0 K: 0 S: 4	H: 0 LOB: 0 BB: 0 P: 8	R: 1 E: 0 K: 0 S: 11	H: 3 LOB: 3 BB: 1 P: 19	R: 0 E: 0 K: 1 S: 5	H: 0 LOB: 1 BB: 1 P: 11	R: 0 E: 0 K: 1 S: 8	H: 0 LOB: 0 BB: 0 P: 12	R: 0 E: 0 K: 1 S: 8	H: 0 LOB: 0 BB: 0 P: 9	R: 0 E: 0 K: 1 S: 11	H: 1 LOB: 2 BB: 1 P: 17	R: 0 E: 0 K: 1 S: 7	H: 0 LOB: 0 BB: 0 P: 9	R: 2 E: 0 K: 3 S: 12	H: 1 LOB: 2 BB: 3 P: 28	1B: 11 2B: 4 3B: 0 HR: 0	SF: 1 SAC: 1 DP: 0 HBP: 1	WP: 1 PB: 0 SB: 3 CS: 0	PA: 59		
<b>PITCHER</b>	IP WLS BF H R ER SO BB IBB HBP BLK WP HR S P ERA WHIP	IP WLS BF H R ER SO BB IBB HBP BLK WP HR S P ERA WHIP	IP WLS BF H R ER SO BB IBB HBP BLK WP HR S P ERA WHIP	IP WLS BF H R ER SO BB IBB HBP BLK WP HR S P ERA WHIP	IP WLS BF H R ER SO BB IBB HBP BLK WP HR S P ERA WHIP	IP WLS BF H R ER SO BB IBB HBP BLK WP HR S P ERA WHIP	IP WLS BF H R ER SO BB IBB HBP BLK WP HR S P ERA WHIP	IP WLS BF H R ER SO BB IBB HBP BLK WP HR S P ERA WHIP	IP WLS BF H R ER SO BB IBB HBP BLK WP HR S P ERA WHIP	IP WLS BF H R ER SO BB IBB HBP BLK WP HR S P ERA WHIP	IP WLS BF H R ER SO BB IBB HBP BLK WP HR S P ERA WHIP	IP WLS BF H R ER SO BB IBB HBP BLK WP HR S P ERA WHIP	IP WLS BF H R ER SO BB IBB HBP BLK WP HR S P ERA WHIP	IP WLS BF H R ER SO BB IBB HBP BLK WP HR S P ERA WHIP	IP WLS BF H R ER SO BB IBB HBP BLK WP HR S P ERA WHIP	IP WLS BF H R ER SO BB IBB HBP BLK WP HR S P ERA WHIP	IP WLS BF H R ER SO BB IBB HBP BLK WP HR S P ERA WHIP	IP WLS BF H R ER SO BB IBB HBP BLK WP HR S P ERA WHIP	IP WLS BF H R ER SO BB IBB HBP BLK WP HR S P ERA WHIP	IP WLS BF H R ER SO BB IBB HBP BLK WP HR S P ERA WHIP	IP WLS BF H R ER SO BB IBB HBP BLK WP HR S P ERA WHIP	IP WLS BF H R ER SO BB IBB HBP BLK WP HR S P ERA WHIP	IP WLS BF H R ER SO BB IBB HBP BLK WP HR S P ERA WHIP	IP WLS BF H R ER SO BB IBB HBP BLK WP HR S P ERA WHIP	IP WLS BF H R ER SO BB IBB HBP BLK WP HR S P ERA WHIP	IP WLS BF H R ER SO BB IBB HBP BLK WP HR S P ERA WHIP

Texas Rangers @ California Angels  
 Anaheim Stadium, Anaheim, CA  
 Wed Sep 11 1991, 10:05 PM EDT  
 Att. 20,663 - Sunny - 65 F

AB	47
R	11
H	15
RBI	11
BB	9
SO	8
LOB	22




Batter	1	2	3	4	5	6	7	8	9	10	11	12	AB	R	H	RBI	BB	SO	LOB
Dick Schofield, R OBP: 0.325, SLG: 0.266 (1, 6)	F9	F8		F7	1B		F8		1B			B1-3	7	0	2	2	0	0	5
Shawn Abner, R OBP: 0.230, SLG: 0.299 Ron Tingley, R OBP: 0.255, SLG: 0.257 (1, 8) (10, 2)	P6		F9	G6-3	K			G5-3 SH5-3 1B	F8			K	6	0	1	0	0	1	2
Gary Gaetti, R OBP: 0.297, SLG: 0.400 (1, 5)	HR		BB	WP				SH5-3				K	4	2	1	0	2	2	1
Dave Winfield, R OBP: 0.316, SLG: 0.476 Wally Joyner, L OBP: 0.352, SLG: 0.482 (1, 9) (8, 3)	HR		1B	BB				F8				F7	2	2	1	2	2	0	0
Lance Parrish, R OBP: 0.295, SLG: 0.391 (1, 10)	G5-3		K	L5				F8				F8	6	0	0	0	0	1	6
Lee Stevens, L OBP: 0.300, SLG: 0.316 Max Venable, L OBP: 0.295, SLG: 0.342 (1, 3) (8, 9)		G3 1B	BLK 1B	G4-3 2B				K				P2	4	2	3	1	0	1	0
Dave Gallagher, R OBP: 0.352, SLG: 0.353 (1, 7) (10, 8)		G3 1B	1B BLK	G4-3				F8				L5	5	1	2	0	1	0	1
Luis Sojo, R OBP: 0.282, SLG: 0.318 Luis Polonia, L OBP: 0.356, SLG: 0.388 (1, 4) (9, PH) (10, 7)		P4		F9				F9				F7	3	0	1	1	1	0	3
John Orton, R OBP: 0.286, SLG: 0.353 Donnie Hill, S OBP: 0.333, SLG: 0.305 (1, 2) (9, PH) (10, 4)		G3	K	WP				F9				F9	4	1	2	1	0	1	4

Inning Stats	R: 2	H: 2	E: 0	LOB: 0	K: 0	P: 30	R: 0	H: 2	E: 0	LOB: 2	K: 2	P: 15	R: 3	H: 2	E: 0	LOB: 2	K: 2	P: 35	R: 0	H: 0	E: 0	LOB: 2	K: 0	P: 25	R: 2	H: 0	E: 0	LOB: 0	K: 1	P: 10	R: 0	H: 1	E: 0	LOB: 2	K: 1	P: 12	R: 0	H: 1	E: 0	LOB: 1	K: 0	P: 9	R: 2	H: 3	E: 1	LOB: 1	K: 0	P: 21	R: 0	H: 0	E: 0	LOB: 0	K: 0	P: 7	R: 0	H: 0	E: 0	LOB: 0	K: 0	P: 13	R: 0	H: 0	E: 0	LOB: 1	K: 2	P: 17	1B: 9	2B: 4	3B: 0	HR: 1	SF: 0	SAC: 1	DP: 1	HBP: 0	WP: 3	PA: 57
--------------	------	------	------	--------	------	-------	------	------	------	--------	------	-------	------	------	------	--------	------	-------	------	------	------	--------	------	-------	------	------	------	--------	------	-------	------	------	------	--------	------	-------	------	------	------	--------	------	------	------	------	------	--------	------	-------	------	------	------	--------	------	------	------	------	------	--------	------	-------	------	------	------	--------	------	-------	-------	-------	-------	-------	-------	--------	-------	--------	-------	--------

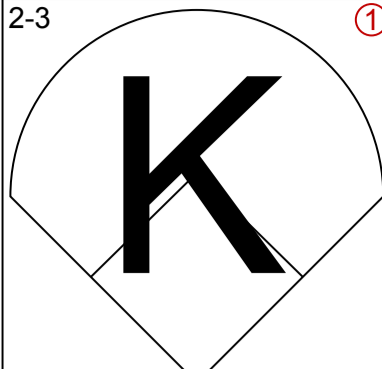
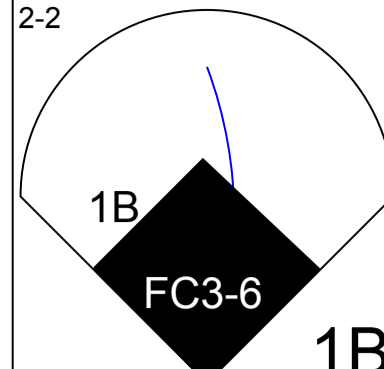
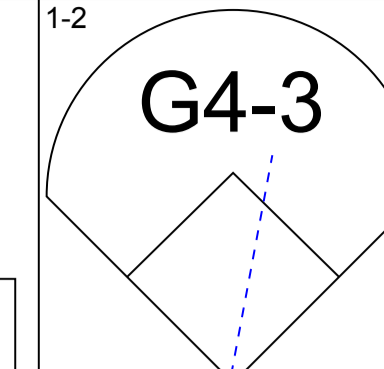
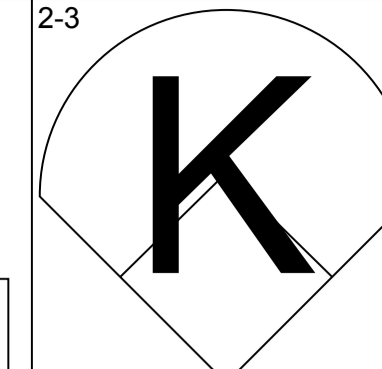
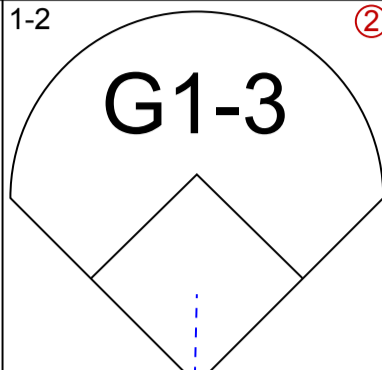
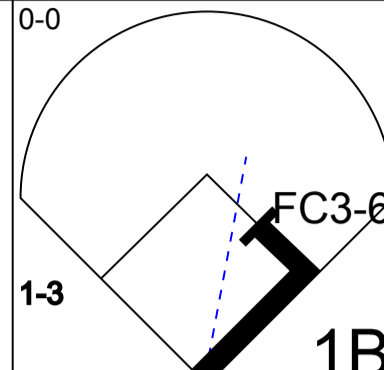
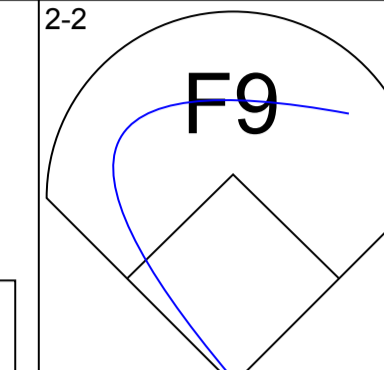
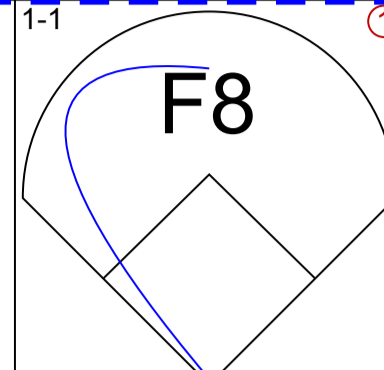
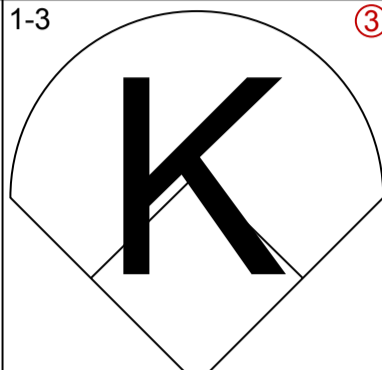
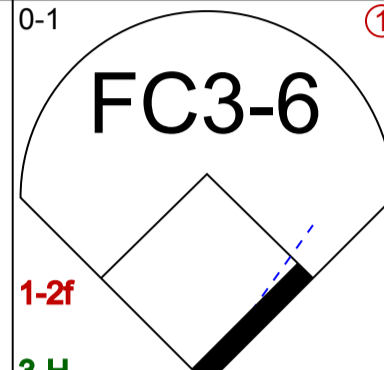
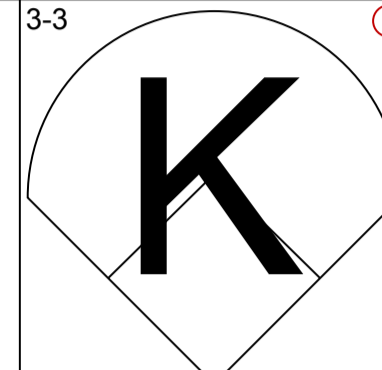
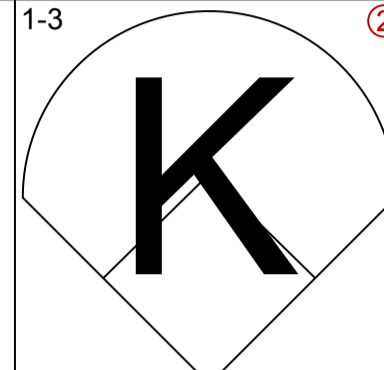
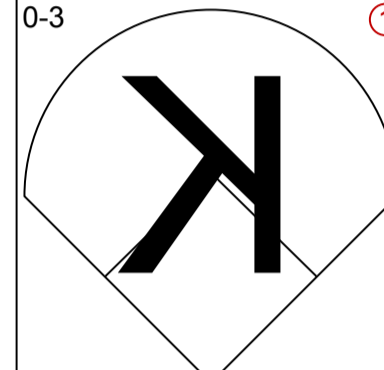
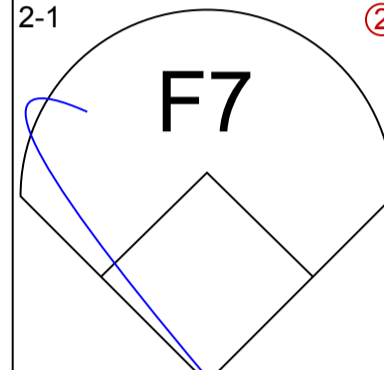
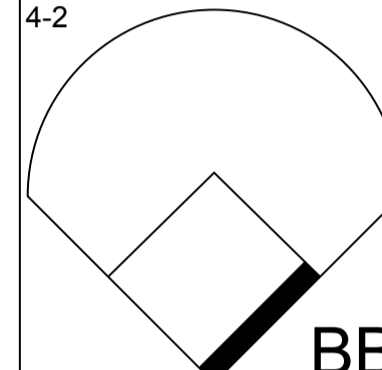
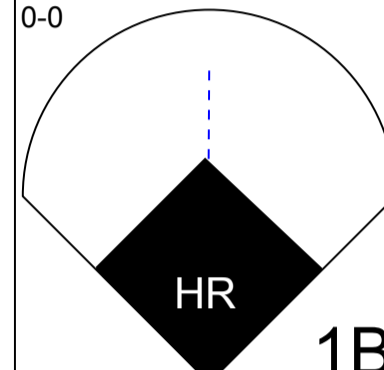
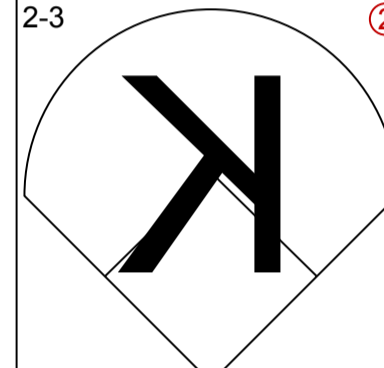
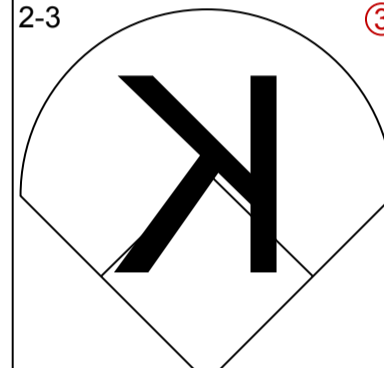
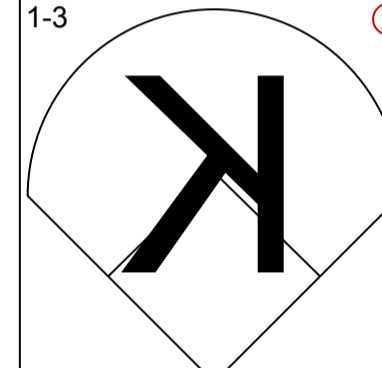
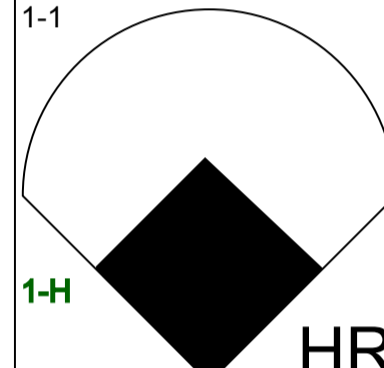
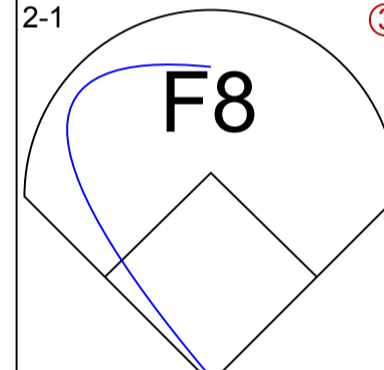
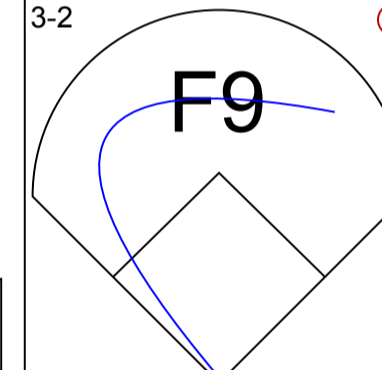
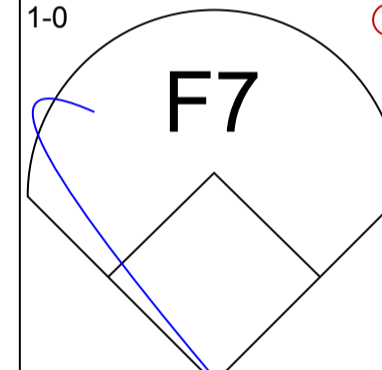
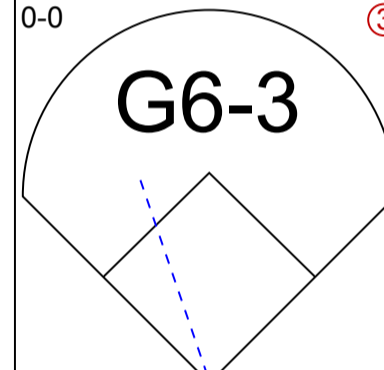
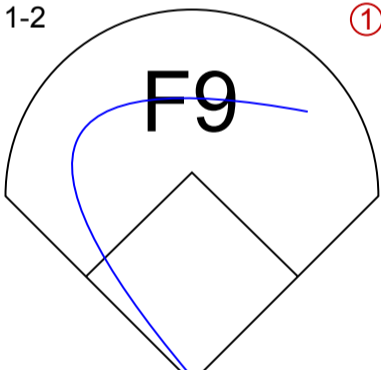
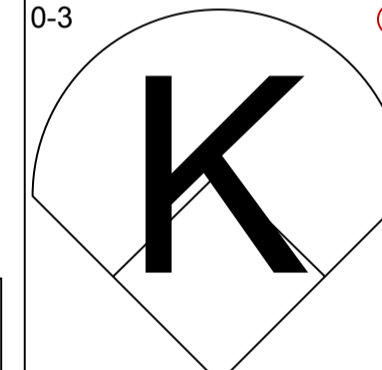
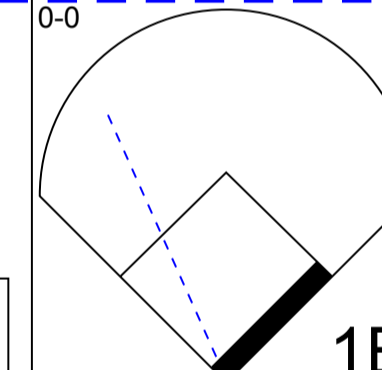
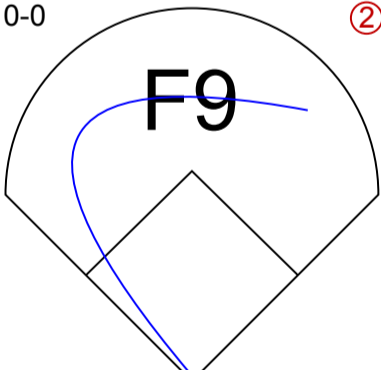
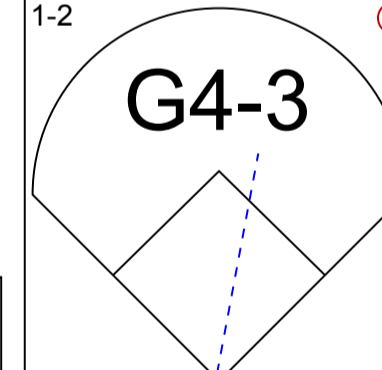
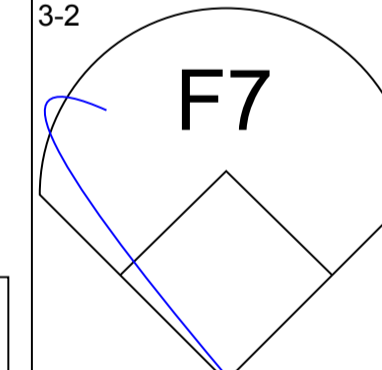
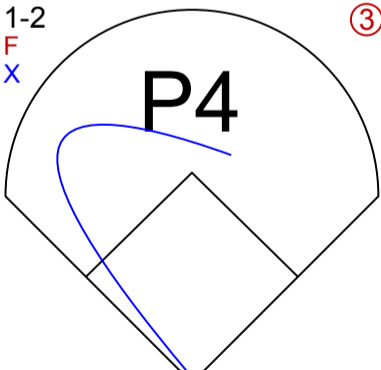
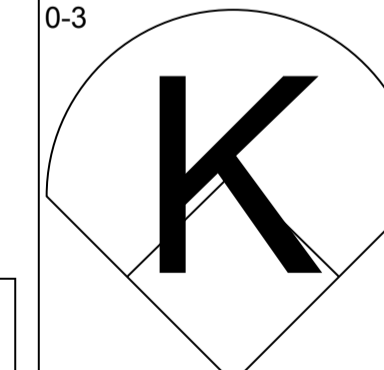
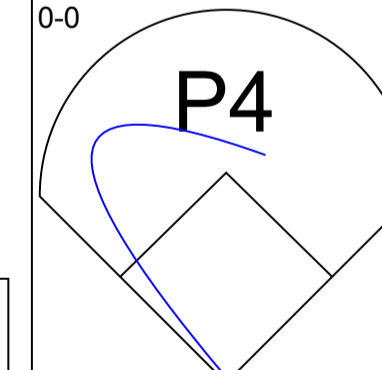
PITCHER	IP	WLS	BF	H	R	ER	SO	BB	IBB	HBP	BLK	WP	HR	S	P	ERA	WHIP
Brian Bohanon, L ERA: 4.87 (1, 1)	2.2		16	5	5	5	1	3	0	0	0	0	1	39	73	16.88	3.000
Wayne Rosenthal, R ERA: 4.43 (3, 1)	1.2		9	2	1	1	1	2	0	0	1	1	0	19	41	5.40	2.400
Terry Mathews, R ERA: 3.89 (5, 1)	2.2		12	3	1	1	3	1	0	0	0	1	0	26	37	3.38	1.500
Rich Gossage, R ERA: 4.0 (8, 1)	0.1		2	1	0	0	0	0	0	0	0	0	0	3	3	0.00	3.000
Kenny Rogers, L ERA: 5.7 (8, 1)	0.2		2	0	0	0	0	1	0	0	0	0	0	2	6	0.00	1.500

**TEXAS RANGERS @ CALIFORNIA ANGELS**  
**Anaheim Stadium, Anaheim, CA**  
 Wed Sep 11 1991, 10:05 PM EDT  
 Att: 20,663 - Sunny - 65 F

AB	48
R	9
H	14
RBI	7
BB	8
SO	7
LOB	25



PITCHER	IP	WLS	BF	H	R	ER	SO	BB	IBB	HBP	BLK	WP	HR	S	P	ERA	WHIP
Jeff Russell, R ERA: 2.9 (9, 1)	1.0		6	3	2	1	0	0	0	0	0	0	0	16	21	9.00	3.000
Barry Manuel, R ERA: (10, 1)	3.0	W	10	0	0	0	2	1	0	0	0	1	0	22	37	0.00	0.333

Batter	1	2	3	4	5	6	7	8	9	AB R H RBI BB SO LOB	TOP											
<b>Dan Gladden, R</b> (1, 7) OBP: 0.321, SLG: 0.375	2-3 			2-2 		1-2 		2-3 		4 1 1 0 0 2 1												
<b>Chuck Knoblauch, R</b> (1, 4) OBP: 0.345, SLG: 0.353	1-2 			0-0 		2-2 		1-1 		4 0 1 0 0 0 0												
<b>Kirby Puckett, R</b> (1, 8) OBP: 0.358, SLG: 0.474	1-3 			0-1 			3-3 		1-3 	4 0 0 1 0 3 1												
<b>Kent Hrbek, L</b> (1, 3) OBP: 0.372, SLG: 0.451		0-3 		2-1 			4-2 		0-0 	3 1 1 0 1 1 1												
<b>Chili Davis, S</b> (1, 10) OBP: 0.385, SLG: 0.521		2-3 		2-3 			1-3 		1-1 	4 1 1 2 0 3 2												
<b>Brian Harner, R</b> (1, 2) OBP: 0.334, SLG: 0.449		2-1 			3-2 		1-0 		0-0 	3 0 0 0 0 0 1												
<b>Randy Bush, L</b> (9, PH) OBP: 0.390, SLG: 0.482										1 0 0 0 0 0 0												
<b>Shane Mack, R</b> (1, 9) OBP: 0.369, SLG: 0.556				1-2 		0-3 		0-0 		3 0 1 0 0 1 0												
<b>Mike Pagliarulo, L</b> (1, 5) OBP: 0.325, SLG: 0.394				0-0 		1-2 		3-2 		3 0 0 0 0 0 1												
<b>Greg Gagne, R</b> (1, 6) OBP: 0.307, SLG: 0.392				1-2 			0-3 		0-0 	2 0 0 0 0 1 0												
<b>Gene Larkin, S</b> (8, PH) OBP: 0.352, SLG: 0.357										1 0 0 0 0 0 1												
<b>Scott Leius, R</b> (8, 6) OBP: 0.383, SLG: 0.409										0 0 0 0 0 0 0												
<b>Inning Stats</b>	R: 0 E: 0 K: 2 S: 9	H: 0 LOB: 0 BB: 0 P: 13	R: 0 E: 0 K: 2 S: 8	H: 0 LOB: 0 BB: 0 P: 12	R: 0 E: 0 K: 0 S: 14	H: 0 LOB: 0 BB: 0 P: 16	R: 1 E: 0 K: 1 S: 13	H: 2 LOB: 1 BB: 0 P: 19	R: 0 E: 0 K: 1 S: 10	H: 0 LOB: 0 BB: 0 P: 14	R: 0 E: 0 K: 1 S: 10	H: 0 LOB: 0 BB: 0 P: 13	R: 0 E: 0 K: 2 S: 11	H: 0 LOB: 1 BB: 1 P: 20	R: 0 E: 0 K: 1 S: 8	H: 1 LOB: 1 BB: 0 P: 13	R: 2 E: 0 K: 1 S: 11	H: 2 LOB: 0 BB: 0 P: 14	1B: 4 2B: 0 3B: 0 HR: 1	SF: 0 SAC: 0 DP: 0 HBP: 0	WP: 0 PB: 0 SB: 0 CS: 0	PA: 33
<b>PITCHER</b>	IP WLS BF H R ER SO BB IBB HBP BLK WP HR S P ERA WHIP																					
<b>Nolan Ryan, R</b> (1, 1) ERA: 2.96	7.0 W 24 2 1 1 9 1 0 0 0 0 0 0 75 107 1.29 0.429																					
<b>Wayne Rosenthal, R</b> (8, 1) ERA: 4.35	1.0 4 1 0 0 1 0 0 0 0 0 0 0 8 13 0.00 1.000																					
<b>Jeff Russell, R</b> (9, 1) ERA: 3.11	1.0 S 5 2 2 2 1 0 0 0 0 0 0 1 11 14 18.00 2.000																					

Minnesota Twins @ Texas Rangers  
Arlington Stadium, Arlington, TX  
Thu Sep 12 1991, 8:05 PM EDT  
Att. 17,974 - Cloudy - 88 F

AB	32
R	3
H	5
RBI	3
BB	1
SO	11
LOB	8



Batter	1	2	3	4	5	6	7	8	9	AB	R	H	RBI	BB	SO	LOB
<b>Brian Downing, R</b> OBP: 0.382, SLG: 0.467 (1, 10)	1-0 1B SF7 1B	4-1 FC4-6 BB			2-1 F8		2-3 K			3	1	1	0	1	1	1
<b>Julio Franco, R</b> OBP: 0.412, SLG: 0.473 (1, 4)	0-0 1B HR 1B	2-1 FC4-6 1-2f			2-2 F9			1-2 G5-3		4	1	1	0	0	0	1
<b>Rafael Palmeiro, L</b> OBP: 0.394, SLG: 0.539 (1, 3)	2-0 SF7 3-H				2-2 G6-3			0-1 G4-3		3	0	0	1	0	0	0
<b>Ruben Sierra, S</b> OBP: 0.359, SLG: 0.505 (1, 9)	1 SAFE 0-1 HR 1B				1-2 G4-3			1-1 F9		4	1	1	0	0	0	0
<b>Kevin Reimer, L</b> OBP: 0.341, SLG: 0.488 <b>Donald Harris, R</b> (9, 8)	0-1 HR				2-3 K			4-2 BB		2	1	1	3	1	1	0
<b>Juan Gonzalez, R</b> OBP: 0.336, SLG: 0.509 (9, 7)	2-2 P2				0-1 G6-3			1-3 K		3	0	0	0	0	1	1
<b>Dean Palmer, R</b> OBP: 0.285, SLG: 0.367 (1, 5)	1-2 P4				2-3 K			1-3 K		3	0	0	0	0	2	0
<b>Ivan Rodriguez, R</b> OBP: 0.285, SLG: 0.377 (1, 2)		1-1 P2			0-3 K			1-1 1B		3	0	1	0	0	1	0
<b>Jeff Huson, L</b> OBP: 0.322, SLG: 0.307 (1, 6)		3-2 G3			1-0 G4-3			1-0 F7		3	0	0	0	0	0	1

Inning Stats	R: 4	H: 4	R: 0	H: 0	R: 0	H: 0	R: 0	H: 0	R: 0	H: 0	R: 0	H: 1	R: 0	H: 0	R: 0	H: 0
	E: 0	LOB: 0	E: 0	LOB: 1	E: 0	LOB: 0	E: 0	LOB: 0	E: 0	LOB: 1	E: 0	LOB: 1	E: 0	LOB: 0	E: 0	LOB: 0
	K: 0	BB: 0	K: 0	BB: 1	K: 1	BB: 0	K: 2	BB: 0	K: 1	BB: 1	K: 2	BB: 0	K: 0	BB: 0	K: 0	BB: 0
	S: 13	P: 19	S: 8	P: 18	S: 9	P: 14	S: 8	P: 10	S: 6	P: 11	S: 10	P: 18	S: 9	P: 14	S: 7	P: 9

PITCHER	IP	WLS	BF	H	R	ER	SO	BB	IBB	HBP	BLK	WP	HR	S	P	ERA	WHIP
<b>Jack Morris, R</b> ERA: 3.7 (1, 1)	8.0	L	31	5	4	4	6	2	0	0	0	0	1	70	113	4.50	0.875

**BOTTOM**

**Minnesota Twins @ Texas Rangers**  
Arlington Stadium, Arlington, TX  
Thu Sep 12 1991, 8:05 PM EDT  
Att. 17,974 - Cloudy - 88 F

[livebaseballscorecards.com](http://livebaseballscorecards.com)

<b>AB</b>	<b>28</b>
<b>R</b>	<b>4</b>
<b>H</b>	<b>5</b>
<b>RBI</b>	<b>4</b>
<b>BB</b>	<b>2</b>
<b>SO</b>	<b>6</b>
<b>LOB</b>	<b>4</b>



WP	PA	3B	DP	HR	HBP	CS
0	31	0	0	1	0	0

Batter	1	2	3	4	5	6	7	8	9	10	AB R H RBI BB SO LOB	TOP														
Dan Gladden, R (1, 7) OBP: 0.322, SLG: 0.373	G6-3		1B E 1B			G1-3		K		1B HR BB	4 2 1 0 1 1 1	<b>Minnesota Twins @ Texas Rangers</b> Arlington Stadium, Arlington, TX Fri Sep 13 1991, 8:05 PM EDT Att: 24,386 - Cloudy - 88 F														
Chuck Knoblauch, R (1, 4) OBP: 0.345, SLG: 0.355	P1		CS 1B			P4		2B		F8	5 0 2 1 0 0 2															
Kirby Puckett, R (1, 8) OBP: 0.360, SLG: 0.474	G3		CS 1-2 3-H			K		1B IBB		HR 1B	4 2 2 1 1 1 0															
Kent Hrbek, L (1, 3) OBP: 0.372, SLG: 0.457	G4-3					K		BB		HR	4 1 1 3 1 1 2															
Chili Davis, S (1, 10) OBP: 0.383, SLG: 0.518			1B			G4-3		G4-6-3 BB		HR	5 0 1 0 0 2 2															
Pedro Munoz, R (1, 9) OBP: 0.328, SLG: 0.470						K		FC5-4 1B			2 0 0 0 0 1 1															
Randy Bush, L (7, PH) OBP: 0.394, SLG: 0.486											1 0 1 1 0 0 0															
Shane Mack, R (8, 9) OBP: 0.369, SLG: 0.554											1 0 0 0 0 0 0															
Mike Pagliarulo, L (1, 5) OBP: 0.322, SLG: 0.391											3 0 0 0 0 2 2															
Scott Leius, R (9, PH) OBP: 0.382, SLG: 0.407											1 0 0 0 0 0 0															
Junior Ortiz, R (1, 2) OBP: 0.309, SLG: 0.282			G4-3			G4-3		K		B1-3	2 0 0 0 0 0 0															
Al Newman, S (8, PH) OBP: 0.264, SLG: 0.225											2 0 0 0 0 1 0															
Greg Gagne, R (1, 6) OBP: 0.305, SLG: 0.390			G1-3			G5-3		S 2B BB		BB 1B	2 0 0 0 0 0 0															
Gene Larkin, S (8, PH) OBP: 0.355, SLG: 0.357											0 0 0 0 1 0 0															
Jarvis Brown, R (8, PR) OBP: 0.222, SLG: 0.222											0 1 0 0 0 0 0															
Lenny Webster, R (8, 2) OBP: 0.455, SLG: 0.850											1 1 1 0 0 0 0															
<b>Inning Stats</b>	R: 0 E: 0 K: 0 S: 10	H: 0 LOB: 0 BB: 0 P: 15	R: 0 E: 0 K: 1 S: 13	H: 1 LOB: 1 BB: 0 P: 18	R: 1 E: 1 K: 0 S: 16	H: 2 LOB: 0 BB: 0 P: 26	R: 0 E: 0 K: 2 S: 8	H: 0 LOB: 0 BB: 0 P: 12	R: 0 E: 0 K: 2 S: 7	H: 0 LOB: 0 BB: 0 P: 8	R: 1 E: 0 K: 0 S: 11	H: 2 LOB: 1 BB: 1 P: 18	R: 1 E: 0 K: 2 S: 16	H: 1 LOB: 2 BB: 2 P: 31	R: 0 E: 0 K: 1 S: 8	H: 0 LOB: 0 BB: 0 P: 11	R: 4 E: 0 K: 1 S: 10	H: 3 LOB: 0 BB: 1 P: 19	1B: 7 2B: 1 3B: 0 HR: 1	SF: 0 SAC: 0 DP: 1 HBP: 0	WP: 1 PB: 0 SB: 2 CS: 1	PA: 42				
<b>PITCHER</b>	IP WLS BF H R ER SO BB IBB HBP BLK WP HR S P ERA WHIP											IP WLS BF H R ER SO BB IBB HBP BLK WP HR S P ERA WHIP														
Kevin Brown, R (1, 1) ERA: 4.15	7.0	25	5	2	1	5	1	0	0	0	0	0	0	0	1.29	0.857										
Terry Mathews, R (8, 1) ERA: 4.03	0.2	5	1	1	1	2	1	1	0	0	0	0	0	0	13.50	3.000										
Kenny Rogers, L (8, 1) ERA: 5.79	1.2	L 7	1	2	2	1	1	0	0	0	0	0	0	10.80	1.200											
Jeff Russell, R (10, 1) ERA: 3.33	0.2	4	2	2	2	1	0	0	0	0	0	0	1	27.00	3.000											

livebaseballscorecards.com





BOTTOM

Minnesota Twins @ Texas Rangers  
Arlington Stadium, Arlington, TX  
Fri Sep 13 1991, 8:05 PM EDT  
Att. 24,386 - Cloudy - 88 F

livebaseballscorecards.com

AB 37  
R 3  
H 8  
RBI 3  
BB 3  
SO 9  
LOB 11



WP: 1 PA: 41  
PB: 0  
SB: 0  
CS: 0

AB R H RBI BB SO LOB

5 1 2 1 0 1 2

4 0 0 2 0 0 1

4 0 1 0 1 0 1

4 0 1 0 1 0 1

4 0 1 0 0 1 2

4 0 0 0 0 3 1

4 0 0 0 0 0 0

1 0 0 0 0 0 0

3 2 3 0 0 0 0

1B: 6 SF: 1  
2B: 1 SAC: 0  
3B: 0 DP: 0  
HR: 1 HBP: 0

Batter	1	2	3	4	5	6	7	8	9	10
Brian Downing, R OBP: 0.382, SLG: 0.474 (1, 10)	2-1 HR		2-2 F7		2-2 G6-3		1-0 FC6 1B		1-3 K	
Julio Franco, R OBP: 0.409, SLG: 0.469 (1, 4)	2-1 G4-3		1-1 F9		1-0 SF9		3-2 FC6 1-2f		0-2 F8	
Rafael Palmeiro, L OBP: 0.394, SLG: 0.537 (1, 3)	1-2 P2		4-1 BB BB		0-0 P2		0-1 P4		0-0 FC4-6 1B	
Ruben Sierra, S OBP: 0.359, SLG: 0.505 (1, 9)	1-2 2B		4-1 BB BB		1-2 BB		1-1 F7		1-2 FC4-6 DI 1-2f	
Kevin Reimer, L OBP: 0.340, SLG: 0.484 Gary Pettis, S OBP: 0.341, SLG: 0.281 Geno Petralli, L OBP: 0.323, SLG: 0.335 (1, 7) (9, 8) (10, PH)	4-1 FC5-4 BB		0-3 K				2-3 K		2-3 K	
Juan Gonzalez, R OBP: 0.335, SLG: 0.507 (1, 8) (9, 7)	1-0 FC5-4 1-2f		2-3 K				1-0 1B		0-1 G6-3	
Dean Palmer, R OBP: 0.280, SLG: 0.360 (1, 5)			2-3 K				2-3 K		1-3 K	
Ivan Rodriguez, R OBP: 0.280, SLG: 0.370 (1, 2)			1-1 G6-3				1-2 G6-3		0-0 P3	
Jeff Huson, L OBP: 0.321, SLG: 0.305 Mario Diaz, R OBP: 0.328, SLG: 0.337 (1, 6) (5, PH) (6, 6)			0-1 G4-3				3-2 1B FC6 1B		2-0 1B	

Inning Stats	R: 1	H: 2	E: 0	K: 0	S: 12	H: 2	LOB: 2	BB: 1	P: 23	R: 0	H: 0	E: 0	K: 0	S: 5	H: 0	LOB: 0	BB: 0	P: 6	R: 0	H: 0	E: 0	K: 1	S: 10	H: 0	LOB: 2	BB: 2	P: 21	R: 0	H: 0	E: 0	K: 2	S: 12	H: 0	LOB: 0	BB: 0	P: 17	R: 1	H: 1	E: 0	K: 0	S: 8	H: 1	LOB: 1	BB: 0	P: 12	R: 0	H: 1	E: 0	K: 2	S: 11	H: 1	LOB: 1	BB: 0	P: 17	R: 1	H: 2	E: 0	K: 0	S: 17	H: 2	LOB: 1	BB: 0	P: 25	R: 0	H: 0	E: 0	K: 1	S: 10	H: 0	LOB: 0	BB: 0	P: 13	R: 0	H: 1	E: 0	K: 2	S: 8	H: 1	LOB: 1	BB: 0	P: 12	R: 0	H: 1	E: 0	K: 1	S: 10	H: 1	LOB: 1	BB: 0	P: 12
--------------	------	------	------	------	-------	------	--------	-------	-------	------	------	------	------	------	------	--------	-------	------	------	------	------	------	-------	------	--------	-------	-------	------	------	------	------	-------	------	--------	-------	-------	------	------	------	------	------	------	--------	-------	-------	------	------	------	------	-------	------	--------	-------	-------	------	------	------	------	-------	------	--------	-------	-------	------	------	------	------	-------	------	--------	-------	-------	------	------	------	------	------	------	--------	-------	-------	------	------	------	------	-------	------	--------	-------	-------

PITCHER	IP	WLS	BF	H	R	ER	SO	BB	IBB	HBP	BLK	WP	HR	S	P	ERA	WHIP
Scott Erickson, R ERA: 3.15 (1, 1)	2.0		9	2	1	1	0	1	0	0	0	0	1	17	29	4.50	1.500
David West, L ERA: 4.76 (3, 1)	4.0		16	2	1	1	5	2	0	0	0	1	0	41	67	2.25	1.000
Steve Bedrosian, R ERA: 4.27 (7, 1)	0.2		4	2	1	1	0	0	0	0	0	0	0	15	23	13.50	3.000
Gary Wayne, L ERA: 3.68 (7, 1)	2.0		7	1	0	0	2	0	0	0	0	0	0	17	23	0.00	0.500
Terry Leach, R ERA: 3.06 (9, 1)	0.2	W	3	1	0	0	1	0	0	0	0	0	0	7	8	0.00	1.500

PITCHER	IP	WLS	BF	H	R	ER	SO	BB	IBB	HBP	BLK	WP	HR	S	P	ERA	WHIP
Rick Aguilera, R ERA: 2.17 (10, 1)	0.2		2	0	0	0	1	0	0	0	0	0	0	6	8	0.00	0.000

Batter	1	2	3	4	5	6	7	8	9	AB R H RBI BB SO LOB	TOP	
Dan Gladden, R (1, 7) OBP: 0.319, SLG: 0.370	1-2 P6			2-0 F8		0-0 G6-3		0-1 L6		4 0 0 0 0 0 1		
Chuck Knoblauch, R (1, 4) OBP: 0.346, SLG: 0.357	1-2 G6-3			0-0 1B		0-2 FC1-6 1B		0-1 FC6-4		4 0 2 0 0 0 1		
Kirby Puckett, R (1, 8) OBP: 0.357, SLG: 0.471	2-1 L9			2-3 K		1-1 FC1-6		2-1 FC6-4		4 0 0 0 0 1 3		
Kent Hrbek, L (1, 3) OBP: 0.370, SLG: 0.453 Scott Leius, R (9, PH) OBP: 0.380, SLG: 0.404		0-2 G4-3		1-2 G6-3		2-3 K		2-3 K	2-3 K	3 0 0 0 0 1 2 1 0 0 0 0 1 0		
Chili Davis, S (1, 10) OBP: 0.381, SLG: 0.513		1-0 G4-3			1-1 G4-3		2-1 B2-3		0-3 K	4 0 0 0 0 1 0		
Brian Harper, R (1, 2) OBP: 0.333, SLG: 0.447		2-2 G6-3			1-0 F8 1B 1B		3-1 P6		2-2 P4	4 0 1 0 0 0 0		
Shane Mack, R (1, 9) OBP: 0.371, SLG: 0.555				0-2 G6-3		0-0 F8 1B		0-1 1B		3 0 2 0 0 0 0		
Mike Pagliarulo, L (1, 5) OBP: 0.320, SLG: 0.387				3-3 K		1-0 F8		2-1 L3		3 0 0 0 0 1 3		
Al Newman, S (1, 6) OBP: 0.265, SLG: 0.227				2-2 F7		0-0 G4-3		1-1 FC6-4 1B		3 0 1 0 0 0 2		
<b>Inning Stats</b>	R: 0 H: 0 E: 0 LOB: 0 K: 0 BB: 0 S: 8 P: 12	R: 0 H: 0 E: 0 LOB: 0 K: 0 BB: 0 S: 7 P: 10	R: 0 H: 0 E: 0 LOB: 0 K: 1 BB: 0 S: 11 P: 16	R: 0 H: 1 E: 0 LOB: 1 K: 1 BB: 0 S: 8 P: 13	R: 0 H: 2 E: 0 LOB: 2 K: 0 BB: 0 S: 6 P: 9	R: 0 H: 1 E: 0 LOB: 1 K: 1 BB: 0 S: 9 P: 12	R: 0 H: 1 E: 0 LOB: 1 K: 0 BB: 0 S: 8 P: 15	R: 0 H: 1 E: 0 LOB: 1 K: 2 BB: 0 S: 9 P: 13	R: 0 H: 0 E: 0 LOB: 0 K: 2 BB: 0 S: 9 P: 13	1B: 6 SF: 0 2B: 0 SAC: 0 3B: 0 DP: 0 HR: 0 HBP: 0	WP: 0 PA: 33 PB: 0 SB: 0 CS: 0	
<b>PITCHER</b>	IP WLS BF H R ER SO BB IBB HBP BLK WP HR S P ERA WHIP											
Oil Can Boyd, R (1, 1) ERA: 4.24	7.0 W 26 5 0 0 3 0 0 0 0 0 0 0 57 87 0.00 0.714											
Terry Mathews, R (8, 1) ERA: 3.94	1.0 4 1 0 0 0 0 0 0 0 0 0 0 8 11 0.00 1.000											
Kenny Rogers, L (9, 1) ERA: 5.73	1.0 S 3 0 0 0 2 0 0 0 0 0 0 0 9 13 0.00 0.000											

Minnesota Twins @ Texas Rangers  
Arlington Stadium, Arlington, TX  
Sat Sep 14 1991, 8:05 PM EDT  
Att. 40,718 - Cloudy - 82 F

livebaseballscorecards.com

AB 33  
R 0  
H 6  
RBI 0  
BB 0  
SO 5  
LOB 12



Batter	1	2	3	4	5	6	7	8	9
<b>Brian Downing, R</b> OBP: 0.386, SLG: 0.480 (1, 10)	1-1 CS 1B		1-1 2B		0-2 2B G4-3 1B	2-2 F9			
<b>Rafael Palmeiro, L</b> OBP: 0.393, SLG: 0.537 (1, 3)	1-3 K 1-2		1-0 F8		2-0 G4-3 FC5-2-5-1 2B	2-2 L3			
<b>Ruben Sierra, S</b> OBP: 0.360, SLG: 0.505 (1, 9)	1-2 E5 1B			0-1 1B 1B 1B	0-0 G4-3				
<b>Kevin Reimer, L</b> OBP: 0.342, SLG: 0.483 (1, 7)	3-3 K			0-0 1B 1B	4-0 FC5-2-5-1 IBB				
<b>Gary Pettis, S</b> OBP: 0.341, SLG: 0.281 (8, 8)				1-2 1B 1B					
<b>Juan Gonzalez, R</b> OBP: 0.335, SLG: 0.504 (1, 8) (8, 7)		4-0 G6-3 BB		0-0 P3	1-0 FC5-2-5-1				
<b>Dean Palmer, R</b> OBP: 0.275, SLG: 0.353 (1, 5)		0-1 G6-3 1-2f		1-3 K	1-3 K				
<b>Mario Diaz, R</b> OBP: 0.331, SLG: 0.341 (1, 4)		1-2 G6-3		2-1 1B 1-2 2-3 1B		0-0 SH1-4 1B			
<b>Ivan Rodriguez, R</b> OBP: 0.281, SLG: 0.370 (1, 2)			0-0 G5-3	2-2 1B		0-0 SH1-4			
<b>Jeff Huson, L</b> OBP: 0.321, SLG: 0.303 (1, 6)			1-0 F9	1-1 G3		4-1 BB			

Inning Stats	R: 0	H: 2	E: 1	K: 2	S: 11	LOB: 1	BB: 0	P: 17
	R: 0	H: 0	E: 0	K: 0	S: 5 <td>LOB: 0</td> <td>BB: 1</td> <td>P: 10 </td>	LOB: 0	BB: 1	P: 10
	R: 0	H: 1	E: 0	K: 0	S: 5 <td>LOB: 1</td> <td>BB: 0</td> <td>P: 8 </td>	LOB: 1	BB: 0	P: 8
	R: 2	H: 4	E: 0	K: 1	S: 17 <td>LOB: 2</td> <td>BB: 0</td> <td>P: 23 </td>	LOB: 2	BB: 0	P: 23
	R: 1	H: 2	E: 0	K: 1	S: 11 <td>LOB: 2</td> <td>BB: 1</td> <td>P: 19 </td>	LOB: 2	BB: 1	P: 19
	R: 0	H: 1	E: 0	K: 1	S: 10 <td>LOB: 2</td> <td>BB: 1</td> <td>P: 18 </td>	LOB: 2	BB: 1	P: 18
	R: 0	H: 0	E: 0	K: 2	S: 7 <td>LOB: 0</td> <td>BB: 0</td> <td>P: 10 </td>	LOB: 0	BB: 0	P: 10
	R: 0	H: 0	E: 0	K: 1	S: 6 <td>LOB: 0</td> <td>BB: 0</td> <td>P: 8 </td>	LOB: 0	BB: 0	P: 8


PITCHER	IP	WLS	BF	H	R	ER	SO	BB	IBB	HBP	BLK	WP	HR	S	P	ERA	WHIP
<b>Tom Edens, R</b> ERA: 5.85 (1, 1)	5.0	L	24	9	3	3	4	1	1	0	0	0	0	49	77	5.40	2.000
<b>Carl Willis, R</b> ERA: 2.35 (6, 1)	3.0		11	1	0	0	3	1	0	0	0	0	0	23	36	0.00	0.667

**MINNESOTA TWINS @ TEXAS RANGERS**  
**Arlington Stadium, Arlington, TX**  
 Sat Sep 14 1991, 8:05 PM EDT  
 Att: 40,718 - Cloudy - 82 F

AB	R	H	RBI	BB	SO	LOB
4	1	3	0	0	0	2
4	0	1	0	0	1	4
4	1	2	1	0	1	1
3	1	1	0	1	2	1
0	0	0	0	0	0	0
3	0	0	0	1	0	4
4	0	0	0	0	2	5
4	0	2	0	0	0	0
3	0	1	2	0	1	0
2	0	0	0	1	0	2

AB	31
R	3
H	10
RBI	3
BB	3
SO	7
LOB	19

WP: 0 PA: 35  
 PB: 0  
 SB: 0  
 CS: 1



1B	2B	3B	HR	SF	SAC	DP	HBP
8	2	0	0	0	1	1	0

WP	HR	S	P	ERA	WHIP
0	0	0	0	0.00	0.667

Batter	1	2	3	4	5	6	7	8	9	AB R H RBI BB SO LOB	TOP		
Gene Larkin, S (1, 9) OBP: 0.361, SLG: 0.363 Jarvis Brown, R (7, PR) OBP: 0.263, SLG: 0.263 (7, 7) (8, 9)	0-2 FC G3 2B		4-0 BB BB	0-2 G4-3			4-2 CS BB		3-1 WP 1B	2 1 1 0 2 0 2 1 0 1 0 0 0 0			
Chuck Knoblauch, R (1, 4) OBP: 0.348, SLG: 0.356 Chili Davis, S (9, PH) OBP: 0.382, SLG: 0.513 Scott Leius, R (9, PR) OBP: 0.380, SLG: 0.404	4-2 G3 FC SF7 BB		2-2 F8		2-2 G4-6-3 1B		0-1 F8		4-0 1-2 BB	3 1 1 0 1 0 2 0 0 0 0 1 0 0 0 0 0 0 0 0 0			
Shane Mack, R (1, 8) OBP: 0.366, SLG: 0.548	1-1 FC G3 1-2 2-3		0-0 F7		2-3 K		1-3 1 SAFE K 1-2		0-2 F8	5 0 0 0 0 2 7			
Kent Hrbek, L (1, 3) OBP: 0.369, SLG: 0.450	0-1 G3 1-2 2-3 3-H		4-1 BB		0-0 G4-6-3 1-2f			1-1 G3		3 0 0 1 1 0 3			
Brian Harper, R (1, 2) OBP: 0.335, SLG: 0.447	1-0 SF7 3-H		1-0 P2			4-1 WP 1B BB		3-2 G4-3 1B		2 0 1 1 1 0 2			
Randy Bush, L (1, 10) OBP: 0.396, SLG: 0.486	0-3 K			1-1 FC6-4 1B		2-1 WP 1B		0-1 G4-3		4 0 2 0 0 1 2			
Pedro Munoz, R (1, 7) OBP: 0.321, SLG: 0.458 (7, 9) Paul Sorrento, L (8, PH) OBP: 0.269, SLG: 0.435 Dan Gladden, R (8, 7) OBP: 0.319, SLG: 0.370		1-0 G4-3		1-1 FC6-4 BB 1-2f		2-3 K		2-1 F7		3 0 0 0 0 1 3 1 0 0 0 0 0 1 0 0 0 0 0 0 0			
Greg Gagne, R (1, 6) OBP: 0.303, SLG: 0.387 Lenny Webster, R (9, PH) OBP: 0.435, SLG: 0.810		1-2 P4		0-1 F7		2-3 K 1-2 2-3			2-3 K	3 0 0 0 0 1 3 1 0 0 0 0 1 0			
Al Newman, S (1, 5) OBP: 0.264, SLG: 0.224		3-2 G6-3		4-0 BB		2-3 K			1-3 K	3 0 0 0 1 2 2			
<b>Inning Stats</b>	R: 2 H: 1 E: 0 LOB: 1 K: 1 BB: 1 S: 14 P: 20	R: 0 H: 0 E: 0 LOB: 0 K: 0 BB: 0 S: 9 P: 14	R: 0 H: 0 E: 0 LOB: 2 K: 0 BB: 2 S: 7 P: 18	R: 0 H: 1 E: 0 LOB: 2 K: 0 BB: 1 S: 9 P: 15	R: 0 H: 1 E: 0 LOB: 0 K: 1 BB: 0 S: 8 P: 12	R: 0 H: 1 E: 0 LOB: 2 K: 3 BB: 1 S: 16 P: 28	R: 0 H: 0 E: 0 LOB: 1 K: 1 BB: 1 S: 9 P: 14	R: 0 H: 1 E: 0 LOB: 1 K: 0 BB: 0 S: 10 P: 16	R: 0 H: 1 E: 0 LOB: 2 K: 2 BB: 1 S: 12 P: 22	1B: 5 SF: 1 2B: 2 SAC: 0 3B: 0 DP: 2 HR: 0 HBP: 0	WP: 2 PA: 39 PB: 0 SB: 0 CS: 1		
<b>PITCHER</b>	IP WLS BF H R ER SO BB IBB HBP BLK WP HR S P ERA WHIP											<b>PITCHER</b>	IP WLS BF H R ER SO BB IBB HBP BLK WP HR S P ERA WHIP
Jose Guzman, R (1, 1) ERA: 2.86	6.0 W 27 4 2 2 5 5 0 0 0 1 0 63 107 3.00 1.500												
Wayne Rosenthal, R (7, 1) ERA: 4.18	2.2 10 2 0 0 3 1 0 0 0 0 0 27 44 0.00 1.125												
Jeff Russell, R (9, 1) ERA: 3.31	0.1 S 2 0 0 0 0 1 0 0 0 1 0 4 8 0.00 3.000												

Minnesota Twins @ Texas Rangers  
Arlington Stadium, Arlington, TX  
Sun Sep 15 1991, 4:33 AM EDT  
Att. 19,775 - Cloudy - 88 F

livebaseballscorecards.com

AB 31  
R 2  
H 6  
RBI 2  
BB 7  
SO 8  
LOB 27




Batter	1	2	3	4	5	6	7	8	9	AB	R	H	RBI	BB	SO	LOB
<b>Brian Downing, R</b> OBP: 0.387, SLG: 0.479 (1, 10)	2-2 F7	1-1 G5-3			1-2 2B 1B		4-0 1B IBB			3	1	1	0	1	0	1
<b>Rafael Palmeiro, L</b> OBP: 0.392, SLG: 0.536 (1, 3)	0-0 2B		0-0 F8		2-3 K		1-1 F9			4	0	1	0	0	1	3
<b>Ruben Sierra, S</b> OBP: 0.362, SLG: 0.508 (1, 9)	2-0 F7		4-0 FC6-4 BB		1-2 2B		1-2 1B			3	0	2	2	1	0	1
<b>Juan Gonzalez, R</b> OBP: 0.332, SLG: 0.500 (1, 8) (7, 7)	0-1 G6-3		1-0 F7		0-0 G6-3		0-2 F7			4	0	0	0	0	0	5
<b>Dean Palmer, R</b> OBP: 0.275, SLG: 0.356 (1, 5)		2-3 K	2-1 FC6-4		2-2 G6-3		0-0 SH5-4 FC6-2 2B			4	0	1	0	0	1	1
<b>Monty Fariss, R</b> OBP: 0.273, SLG: 0.300 <b>Gary Pettis, S</b> OBP: 0.341, SLG: 0.281 (1, 7) (7, 8)		2-2 WP 2B 1B		1-3 K		0-0 F8		0-0 SH5-4		3	1	1	0	0	1	0
<b>Mario Diaz, R</b> OBP: 0.330, SLG: 0.335 (1, 4)		4-1 WP 2B BB		0-0 G6-3		1-2 G6-3		1-2 FC6-2 FC6-4		3	1	0	0	1	0	1
<b>Ivan Rodriguez, R</b> OBP: 0.285, SLG: 0.376 (1, 2)		2-2 2B		1-1 G6-3		2-1 F9 SH1-4 1B		1-2 FC6-4		4	1	2	2	0	0	1
<b>José Hernández, R</b> OBP: 0.247, SLG: 0.271 (1, 6)		1-1 G6-3		0-2 F8		0-0 SH1-4				2	0	0	0	0	0	1

Inning Stats	R: 0	H: 1	E: 0	K: 0	S: 7	R: 2	H: 2	E: 0	K: 1	S: 14	R: 0	H: 0	E: 0	K: 0	S: 4	R: 0	H: 0	E: 0	K: 1	S: 6	R: 1	H: 2	E: 0	K: 1	S: 15	R: 0	H: 0	E: 0	K: 0	S: 8	R: 1	H: 2	E: 0	K: 0	S: 12	R: 0	H: 1	E: 0	K: 0	S: 8
<b>Allan Anderson, L</b> ERA: 4.81 (1, 1)	6.2	WLS	BF	H	R	ER	SO	BB	IBB	HBP	BLK	WP	HR	S	P	ERA	WHIP																							
<b>Terry Leach, R</b> ERA: 3.05 (7, 1)	0.1		2	1	0	0	0	0	0	0	0	0	0	7	8	0.00	3.000																							
<b>Mark Guthrie, L</b> ERA: 4.52 (8, 1)	1.0		4	1	0	0	0	0	0	0	0	0	0	8	10	0.00	1.000																							

**MINNESOTA TWINS @ TEXAS RANGERS**  
**Arlington Stadium, Arlington, TX**  
Sun Sep 15 1991, 4:33 AM EDT  
Att: 19,775 - Cloudy - 88 F

<b>AB</b>	<b>30</b>
<b>R</b>	<b>4</b>
<b>H</b>	<b>8</b>
<b>RBI</b>	<b>4</b>
<b>BB</b>	<b>3</b>
<b>SO</b>	<b>3</b>
<b>LOB</b>	<b>14</b>



1B: 4	SF: 0	WP: 1	PA: 35
2B: 4	SAC: 2	PB: 0	
3B: 0	DP: 0	SB: 0	
HR: 0	HBP: 0	CS: 0	

Batter	1	2	3	4	5	6	7	8	9	AB R H RBI BB SO LOB	TOP											
Luis Polonia, L (1, 7) OBP: 0.348, SLG: 0.377	0-2 G5-3		1-0 E6 1B	2-2 FC5-4 S 2B		4-1 G5-3 BB		3-3 K		4 2 0 0 1 1 2	<p>California Angels @ Texas Rangers</p> <p>Arlington Stadium, Arlington, TX</p> <p>Tue Sep 17 1991, 8:05 PM EDT</p> <p>Att. 12,336 - Overcast - 85 F</p>											
Dave Gallagher, R (1, 9) OBP: 0.359, SLG: 0.362	1-1 F9		2-3 K	4-2 S 2B BB		1-0 G5-3		3-2 P4		4 1 0 0 1 1 3												
Wally Joyner, L (1, 3) OBP: 0.356, SLG: 0.489	1-1 G5-3		0-1 1B	1-2 1B 2B		2-3 K		1-0 2B		5 1 3 3 0 1 1												
Dave Winfield, R (1, 10) OBP: 0.318, SLG: 0.470		4-0 1B BB	2-0 1B	1-1 G4-3		2-3 K		2-2 F9		4 1 1 1 1 1 2												
Gary Gaetti, R (1, 5) OBP: 0.300, SLG: 0.397		2-1 P3	1-2 G6-4-3 1B		4-2 1B BB		0-0 G5-3		1-3 K	4 0 1 0 1 1 2												
Luis Sojo, R (1, 4) OBP: 0.291, SLG: 0.326		2-0 1B G4-3 1B	0-1 G6-4-3		0-3 K		1-1 WP 1B		0-1 L5	5 1 2 0 0 1 4												
John Orton, R (1, 2) OBP: 0.326, SLG: 0.386		2-1 G4-3 1B		2-1 G6-3		1-0 1B		2-3 K		4 0 2 1 0 1 1												
Shawn Abner, R (1, 8) OBP: 0.234, SLG: 0.301		1-2 G4-3		1-1 1B 2B		1-1 F9		0-1 FC6-4 1B		4 1 2 1 0 0 2												
Gary Disarcina, R (1, 6) OBP: 0.143, SLG: 0.077		1-2 G4-3		0-0 FC5-4 1B		2-2 G6-3		0-0 FC6-4 1-2f		4 0 1 1 0 0 2												
<b>Inning Stats</b>	R: 0 E: 0 K: 0 S: 7	H: 0 LOB: 0 BB: 0 P: 9	R: 2 E: 0 K: 0 S: 11	H: 2 LOB: 1 BB: 1 P: 23	R: 2 E: 1 K: 1 S: 12	H: 3 LOB: 1 BB: 0 P: 18	R: 3 E: 0 K: 0 S: 15	H: 3 LOB: 1 BB: 1 P: 26	R: 0 E: 0 K: 1 S: 9	H: 1 LOB: 1 BB: 1 P: 15	R: 0 E: 0 K: 1 S: 12	H: 0 LOB: 1 BB: 1 P: 21	R: 0 E: 0 K: 2 S: 9	H: 1 LOB: 1 BB: 0 P: 14	R: 0 E: 0 K: 1 S: 12	H: 1 LOB: 1 BB: 0 P: 18	R: 0 E: 0 K: 1 S: 9	H: 1 LOB: 1 BB: 0 P: 13	1B: 9 2B: 3 3B: 0 HR: 0	SF: 0 SAC: 0 DP: 1 HBP: 0	WP: 1 PB: 0 SB: 3 CS: 0	PA: 42
<b>PITCHER</b>	IP WLS BF H R ER SO BB IBB HBP BLK WP HR S P ERA WHIP																					
Brian Bohanon, L (1, 1) ERA: 5.63	3.2 L 21 8 7 6 1 2 0 0 0 0 0 0 43 73 14.73 2.727																					
Bobby Witt, R (4, 1) ERA: 6.09	4.1 17 3 0 0 5 2 0 0 0 1 0 44 71 0.00 1.154																					
Rich Gossage, R (9, 1) ERA: 3.89	1.0 4 1 0 0 1 0 0 0 0 0 0 9 13 0.00 1.000																					

AB	38
R	7
H	12
RBI	7
BB	4
SO	7
LOB	19



Batter	1	2	3	4	5	6	7	8	9	AB	R	H	RBI	BB	SO	LOB
--------	---	---	---	---	---	---	---	---	---	----	---	---	-----	----	----	-----

<b>Julio Franco, R</b> (1, 4) OBP: 0.407, SLG: 0.468 										4	1	1	0	0	1	0
<b>Rafael Palmeiro, L</b> (1, 3) OBP: 0.392, SLG: 0.535 <b>Rob Maurer, L</b> (7, 3) OBP: 0.500, SLG: 0.500 										3	0	1	0	0	0	0
<b>Ruben Sierra, S</b> (1, 9) OBP: 0.360, SLG: 0.504 										4	0	0	0	0	1	2
<b>Kevin Reimer, L</b> (1, 10) OBP: 0.344, SLG: 0.483 <b>Mike Stanley, R</b> (8, PH) OBP: 0.377, SLG: 0.403 										2	0	1	0	1	1	0
<b>Juan Gonzalez, R</b> (1, 8) OBP: 0.332, SLG: 0.501 <b>Donald Harris, R</b> (7, 8) 										3	0	1	0	0	1	3
<b>Jack Daugherty, S</b> (1, 7) OBP: 0.244, SLG: 0.189 											3	0	2	0	1	0
<b>Dean Palmer, R</b> (1, 5) OBP: 0.270, SLG: 0.349 										4	0	0	0	0	2	4
<b>Ivan Rodriguez, R</b> (1, 2) OBP: 0.282, SLG: 0.373 <b>Geno Petralli, L</b> (6, 2) OBP: 0.322, SLG: 0.333 <b>Mark Parent, R</b> (8, 2) 										2	0	0	0	0	0	1
<b>Jeff Huson, L</b> (1, 6) OBP: 0.319, SLG: 0.300 <b>Brian Downing, R</b> (8, PH) OBP: 0.388, SLG: 0.481 <b>José Hernández, R</b> (9, 6) OBP: 0.243, SLG: 0.268 										2	0	0	0	0	0	1

Inning Stats	R: 0	H: 0	E: 0	K: 1	S: 7	R: 0	H: 1	E: 0	K: 2	S: 14	R: 0	H: 0	E: 0	K: 0	S: 7	R: 0	H: 1	E: 0	K: 2	S: 13	R: 0	H: 1	E: 0	K: 0	S: 6	R: 0	H: 1	E: 0	K: 0	S: 10	R: 0	H: 1	E: 0	K: 0	S: 3	R: 2	H: 3	E: 0	K: 1	S: 17	R: 0	H: 0	E: 0	K: 2	S: 9	R: 0	H: 0	E: 0	K: 1	S: 9	1B: 6	SF: 0	2B: 2	SAC: 0	3B: 0	DP: 1	HR: 0	HBP: 0	WP: 1	PA: 36
--------------	------	------	------	------	------	------	------	------	------	-------	------	------	------	------	------	------	------	------	------	-------	------	------	------	------	------	------	------	------	------	-------	------	------	------	------	------	------	------	------	------	-------	------	------	------	------	------	------	------	------	------	------	-------	-------	-------	--------	-------	-------	-------	--------	-------	--------

PITCHER	IP	WLS	BF	H	R	ER	SO	BB	IBB	HBP	BLK	WP	HR	S	P	ERA	WHIP
<b>Scott Lewis, R</b> (1, 1) ERA: 6.71 <b>Scott Bailes, L</b> (8, 1) ERA: 4.21	7.0	W	29	8	2	2	5	1	0	0	0	1	0	66	102	2.57	1.286

**BOTTOM**

California Angels @ Texas Rangers  
 Arlington Stadium, Arlington, TX

Tue Sep 17 1991, 8:05 PM EDT  
 Att. 12,336 - Overcast - 85 F

livebaseballscorecards.com

AB	34
R	2
H	8
RBI	2
BB	2
SO	8
LOB	17



Batter	1	2	3	4	5	6	7	8	9	AB R H RBI BB SO LOB	TOP											
Luis Polonia, L (1, 7) OBP: 0.347, SLG: 0.377	3-2 F B X G1-3		2-1 S 1B 2B		2-2 G1-3		2-2 G1-3		1-3 K	5 1 1 1 0 1 1												
Dave Gallagher, R (1, 8) OBP: 0.360, SLG: 0.360	2-3 K		3-3 K		1-2 3-H 1B BB		0-0 G6-3		4-2 BB BB	4 1 1 0 1 2 1												
Wally Joyner, L (1, 3) OBP: 0.357, SLG: 0.488 Ruben Amaro Jr, S (8, 9)	0-3 K		1-2 1B		4-0 1B BB		0-1 L3		4-2 BB BB	3 0 1 1 1 1 0 0 0 0 0 1 0 0												
Dave Winfield, R (1, 10) OBP: 0.317, SLG: 0.468		1-1 G5-3	0-1 F8		1-2 1B		3-1 F7		1-1 P6	5 0 1 1 0 0 4												
Lee Stevens, L (1, 9) OBP: 0.333, SLG: 0.391 (8, 3)		1-1 F8 1B 1B		1-3 K		2-3 K		0-0 WP 2B		4 0 2 0 0 2 2												
Donnie Hill, S (1, 4) OBP: 0.335, SLG: 0.301		3-2 FC4-6 1B		3-1 F7		1-1 G1-3		4-2 BB		3 0 1 0 1 0 0												
Luis Sojo, R (1, 5) OBP: 0.287, SLG: 0.323		0-2 F8		1-2 P2		2-3 K		0-1 P4		4 0 0 0 0 1 4												
John Orton, R (1, 2) OBP: 0.340, SLG: 0.370		2-1 FC4-6		4-2 SH3 WP G1-3 BB		3-3 K		4-1 FC4-6 BB		2 1 0 0 2 1 2												
Gary Disarcina, R (1, 6) OBP: 0.118, SLG: 0.063			0-0 P4		1-1 SH3		2-2 G5-3		1-1 FC4-6 BB BB	3 0 0 0 0 0 1												
<b>Inning Stats</b>	R: 0 E: 0 K: 2 S: 15	H: 0 LOB: 0 BB: 0 P: 20	R: 0 E: 0 K: 0 S: 12	H: 2 LOB: 2 BB: 0 P: 19	R: 1 E: 0 K: 1 S: 12	H: 2 LOB: 1 BB: 0 P: 18	R: 0 E: 0 K: 1 S: 8	H: 0 LOB: 0 BB: 0 P: 13	R: 2 E: 0 K: 1 S: 20	H: 2 LOB: 2 BB: 2 P: 35	R: 0 E: 0 K: 2 S: 10	H: 0 LOB: 0 BB: 0 P: 16	R: 0 E: 0 K: 0 S: 7	H: 0 LOB: 0 BB: 0 P: 11	R: 0 E: 0 K: 0 S: 9	H: 1 LOB: 2 BB: 1 P: 16	R: 0 E: 0 K: 1 S: 15	H: 0 LOB: 3 BB: 3 P: 30	1B: 5 2B: 2 3B: 0 HR: 0	SF: 0 SAC: 1 DP: 0 HBP: 0	WP: 2 PB: 0 SB: 1 CS: 0	PA: 40
<b>PITCHER</b>	IP WLS BF H R ER SO BB IBB HBP BLK WP HR S P ERA WHIP																					
Nolan Ryan, R (1, 1) ERA: 3.02	6.0 W 26 6 3 3 7 2 0 0 0 1 0 77 121 4.50 1.333																					
Kenny Rogers, L (7, 1) ERA: 5.68	1.0 3 0 0 0 0 0 0 0 0 0 0 7 11 0.00 0.000																					
Wayne Rosenthal, R (8, 1) ERA: 4.11	1.0 5 1 0 0 0 1 0 0 0 1 0 9 16 0.00 2.000																					
Mike Jeffcoat, L (9, 1) ERA: 4.01	0.2 5 0 0 0 1 3 0 0 0 0 0 13 27 0.00 4.500																					
Terry Mathews, R (9, 1) ERA: 3.91	0.1 1 0 0 0 0 0 0 0 0 0 0 2 3 0.00 0.000																					

California Angels @ Texas Rangers  
Arlington Stadium, Arlington, TX  
Thu Sep 19 1991, 8:05 PM EDT  
Cloudy - 62 F

livebaseballscorecards.com

AB	33
R	3
H	7
RBI	3
BB	6
SO	8
LOB	15





Batter	1	2	3	4	5	6	7	8	9
<b>Brian Downing, R</b> (1, 10) OBP: 0.391, SLG: 0.479	2-3 K		4-1 G4-3 E BB	0-1 G6-3		4-0 E 1B E BB	1-1 G1-3 1B		
<b>Rafael Palmeiro, L</b> (1, 3) OBP: 0.392, SLG: 0.537 <b>John Russell, R</b> (7, PH) OBP: 0.148, SLG: 0.120 <b>Rob Maurer, L</b> (8, 3) OBP: 0.500, SLG: 0.500	3-1 WP 2B		1-0 G4-3	2-1 G1-3		1-2 E 2B 1B	3-3 K		
<b>Julio Franco, R</b> (1, 4) OBP: 0.408, SLG: 0.467 <b>Mario Diaz, R</b> (7, PH) OBP: 0.328, SLG: 0.333	2-3 K		3-2 E7 1B		4-2 S 1B BB	3-2 E6 2B	1-1 G1-3		
<b>Ruben Sierra, S</b> (1, 9) OBP: 0.361, SLG: 0.505 <b>Gary Pettis, S</b> (7, 8) OBP: 0.340, SLG: 0.280	1-0 G5-3		0-0 F8		4-2 1B BB	2-1 1B 2B	0-1 G4-3		
<b>Juan Gonzalez, R</b> (1, 8) OBP: 0.335, SLG: 0.502 <b>Kevin Reimer, L</b> (8, PH) OBP: 0.346, SLG: 0.493 <b>Donald Harris, R</b> (9, 9)		1-0 E BB G1-2-3 1B	4-1 BB		2-1 F7 BB 1B	3-2 G5-3		0-0 HR	
<b>Mike Stanley, R</b> (1, 2) OBP: 0.376, SLG: 0.398 <b>Ivan Rodriguez, R</b> (6, 2) OBP: 0.281, SLG: 0.371 <b>Geno Petrali, L</b> (8, PH) OBP: 0.320, SLG: 0.331		1-1 F9	3-3 K2-3		1 SAFE 4-0 FC4-6 BB	1-0 F9		1-1 F8	
<b>Dean Palmer, R</b> (1, 5) OBP: 0.277, SLG: 0.363		1 SAFE 4-2 E BB			1-0 F7	4-0 1B BB		2-3 K	
<b>Monty Fariss, R</b> (1, 7) OBP: 0.308, SLG: 0.333 <b>Jack Daugherty, S</b> (5, PH) OBP: 0.246, SLG: 0.193		2-1 FC			0-0 SH1-4 1B	1-0 P5		0-0 G3	
<b>José Hernández, R</b> (1, 6) OBP: 0.240, SLG: 0.264 <b>Jeff Huson, L</b> (5, PH) OBP: 0.317, SLG: 0.298		0-2 G1-2-3			1-1 SH1-4	1-1 FC4-6		2-2 FC4	

Inning Stats	R: 1	H: 1	E: 0	K: 2	S: 9	R: 0	H: 1	E: 1	K: 0	S: 10	R: 0	H: 1	E: 0	K: 1	S: 10	R: 2	H: 3	E: 1	K: 0	S: 17	R: 0	H: 1	E: 0	K: 1	S: 10	R: 1	H: 1	E: 0	K: 1	S: 7
	LOB: 0	BB: 0				LOB: 2	BB: 1				LOB: 1	BB: 0				LOB: 2	BB: 3				LOB: 1	BB: 0				LOB: 0	BB: 0			

PITCHER	IP	WLS	BF	H	R	ER	SO	BB	IBB	HBP	BLK	WP	HR	S	P	ERA	WHIP
<b>Chuck Finley, L</b> ERA: 3.75	4.0	L	24	6	5	5	3	6	0	0	0	1	1	48	96	11.25	3.000
<b>Chris Beasley, R</b> ERA: 3.38	1.0		7	2	4	1	0	1	0	0	0	0	0	13	26	9.00	3.000
<b>Jeff Robinson, R</b> ERA: 5.56	1.0		5	1	0	0	0	1	0	0	0	0	0	8	18	0.00	2.000
<b>Cliff Young, L</b> ERA: 9.53	1.0		4	1	0	0	1	0	0	0	0	0	0	10	15	0.00	1.000
<b>Mark Eichhorn, R</b> ERA: 1.78	1.0		4	1	1	1	1	0	0	0	0	0	1	7	10	9.00	1.000

AB	R	H	RBI	BB	SO	LOB
3	2	1	0	2	1	1
4	2	2	0	0	0	2
1	0	0	0	0	1	1
0	0	0	0	0	0	0
3	2	1	1	1	1	1
1	0	0	0	0	0	1
3	2	1	2	1	0	1
1	0	0	0	0	0	1
3	0	2	2	1	0	1
1	1	1	1	0	0	0
0	0	0	0	0	0	0
2	0	0	0	1	1	3
1	0	0	0	0	0	1
1	0	0	0	0	0	0
3	1	1	1	2	1	2
2	0	1	0	0	0	2
3	0	1	1	0	0	2
1	0	0	0	0	0	3
2	0	0	0	0	0	4

WP	HR	S	P	ERA	WHIP
2	0	1	44		
0	2	1			
2	0	1			
0	0	0			

**California Angels @ Texas Rangers**  
Arlington Stadium, Arlington, TX  
Thu Sep 19 1991, 8:05 PM EDT  
Cloudy - 62 F

livebaseballscorecards.com

<b>AB</b>	<b>35</b>
<b>R</b>	<b>10</b>
<b>H</b>	<b>11</b>
<b>RBI</b>	<b>8</b>
<b>BB</b>	<b>8</b>
<b>SO</b>	<b>5</b>
<b>LOB</b>	<b>26</b>



Batter	1	2	3	4	5	6	7	8	9	AB	R	H	RBI	BB	SO	LOB	TOP																										
Luis Polonia, L OBP: 0.346, SLG: 0.377 (1, 7) M X	0-1 S E 2B		0-1 F8 2-3	1-1 CS 1-2 3-H	2-1 B2-3	2-1 F7		2-2 F8		5	1	1	0	0	0	5																											
Dick Schofield, R OBP: 0.321, SLG: 0.269 (1, 6) X	0-0 P3		2-0 1B 1-3 3-H		0-0 G5-3 1B	1-0 FC6-4 1-2f		2-2 F8		5	0	2	1	0	0	4																											
Wally Joyner, L OBP: 0.358, SLG: 0.487 (1, 3) S X	0-1 F7		1-0 G5-4-3 1B 1-3 3-H		1-1 G5-3 1B		1-0 F7		3-1 G4-3	5	0	2	1	0	0	1																											
Dave Winfield, R OBP: 0.316, SLG: 0.465 (1, 10) C F B B X	2-2 G5-3 2-H		2-2 G5-4-3 1-2f		1-1 G5-3		2-1 1B 1B		1-0 F7	5	0	1	0	0	0	4																											
Gary Gaetti, R OBP: 0.297, SLG: 0.393 (1, 5) F X		0-1 F7		2-1 G5-3	2-2 F8		2-3 K		2-2 G1-3	5	0	0	0	0	1	3																											
Lee Stevens, L OBP: 0.393, SLG: 0.462 Shawn Abner, R OBP: 0.234, SLG: 0.301 (1, 9) C F B B X (7, PR) X F B B B (7, 8) B		2-2 G4-3		4-2 E FC 1B BB		0-0 1B 2B		0-0 FC6 1B		3	2	2	0	1	0	0																											
Lance Parrish, R OBP: 0.291, SLG: 0.384 (1, 2) C F B B X		2-2 P4		1-0 FC FC6-4 1B 1-3 CS		2-1 FC1-5 1B 2-3		2-0 FC6 1-2f		4	0	1	0	0	0	3																											
Max Venable, L OBP: 0.281, SLG: 0.335 (1, 8) C F B B X (7, 9) X			0-1 E6 F8 1B 1B	0-0 FC6-4 1B 1-2 3-H		1 SAFE 0-2 FC1-5 1B 1-2 3-H		3-2 F8		4	1	2	2	0	0	0																											
Luis Sojo, R OBP: 0.290, SLG: 0.325 (1, 4) C F B B X			1 SAFE 1 SAFE 1-0 1B 1-2 1B	3-2 FC6-4 CS 1-2f 2-3		1 SAFE 0-0 FC1-5 FC6-4 1-2 2-3f		0-1 1B		4	1	2	0	0	0	4																											
Inning Stats	R: 1 E: 0 K: 0 S: 8	H: 1 LOB: 0 BB: 0 P: 10	R: 0 E: 0 K: 0 S: 8	H: 0 LOB: 0 BB: 0 P: 12	R: 2 E: 1 K: 0 S: 10	H: 3 LOB: 1 BB: 0 P: 16	R: 1 E: 1 K: 0 S: 10	H: 1 LOB: 1 BB: 1 P: 21	R: 0 E: 0 K: 0 S: 11	H: 2 LOB: 2 BB: 0 P: 17	R: 1 E: 0 K: 0 S: 10	H: 3 LOB: 2 BB: 0 P: 15	R: 0 E: 0 K: 1 S: 8	H: 2 LOB: 2 BB: 0 P: 15	R: 0 E: 0 K: 0 S: 12	H: 1 LOB: 1 BB: 0 P: 19	R: 0 E: 0 K: 0 S: 6	H: 0 LOB: 0 BB: 0 P: 12	1B: 11 2B: 2 3B: 0 HR: 0	SF: 0 SAC: 0 DP: 1 HBP: 0	WP: 0 PB: 0 SB: 1 CS: 2	PA: 42																					
PITCHER	IP	WLS	BF	H	R	ER	SO	BB	IBB	HBP	BLK	WP	HR	S	P	ERA	WHIP	PITCHER								IP	WLS	BF	H	R	ER	SO	BB	IBB	HBP	BLK	WP	HR	S	P	ERA	WHIP	
Kevin Brown, R ERA: 4.09 (1, 1)	7.0	L	34	12	5	2	1	1	0	0	0	0	0	65	106	2.57	1.857																										
Barry Manuel, R ERA: (8, 1)	2.0		7	1	0	0	0	0	0	0	0	0	0	18	31	0.00	0.500																										

California Angels @ Texas Rangers  
Arlington Stadium, Arlington, TX  
Thu Sep 19 1991, 8:05 PM EDT  
Att. 14,760 - Cloudy - 62 F

livebaseballscorecards.com

AB	40
R	5
H	13
RBI	4
BB	1
SO	1
LOB	24



Batter	1	2	3	4	5	6	7	8	9	AB R H RBI BB SO LOB
<b>Brian Downing, R</b> OBP: 0.391, SLG: 0.477 (1, 10)	0-2 G6-3		3-2 BB BB 1B		2-2 G3		4-1 BB BB BB		1 SAFE 0-0 F7	4 0 1 0 1 0 1
<b>Rafael Palmeiro, L</b> OBP: 0.392, SLG: 0.540 (1, 3)	2-2 F7		4-1 BB BB 1-2 BB			3-1 HR	1-3 K		0-1 G1-3	4 1 1 1 1 1 4
<b>Julio Franco, R</b> OBP: 0.407, SLG: 0.464 (1, 4)	1-1 G6-3		4-1 BB BB 1-2 2-3 BB			0-0 G4-3	3-3 K			3 0 0 0 1 1 3
<b>Ruben Sierra, S</b> OBP: 0.359, SLG: 0.502 (1, 9)		1-1 P3	1-0 G4-3			0-3 K		0-0 F8		4 0 0 0 0 1 3
<b>Juan Gonzalez, R</b> OBP: 0.335, SLG: 0.500 (1, 8)		0-1 G4-3		2-3 K		1-0 1B		1-2 P6		4 0 1 0 0 1 0
<b>Dean Palmer, R</b> OBP: 0.280, SLG: 0.376 (1, 5)		4-0 BB		0-1 F8		1-3 K		2-2 HR		3 1 1 1 1 1 1
<b>Monty Fariss, R</b> OBP: 0.313, SLG: 0.333 (8, PH)		0-3 K		1-2 G4-3			1-2 G3 1B 1B		1-3 K	3 0 1 0 0 1 1 1 0 0 0 0 1 0
<b>Jack Daugherty, S</b> OBP: 0.244, SLG: 0.191 (9, 7)										
<b>Ivan Rodriguez, R</b> OBP: 0.282, SLG: 0.371 (1, 2)			0-1 P1		2-1 G4-3		0-0 G3 1-2 1B		4-2 BB	3 0 1 0 0 0 0 0 0 0 0 1 0 0 0 0 0 0 0 0 0
<b>Geno Petralli, L</b> OBP: 0.323, SLG: 0.331 (9, PH)										
<b>Donald Harris, R</b> (9, PR)										
<b>Mario Diaz, R</b> OBP: 0.323, SLG: 0.328 (1, 6)			0-0 G5-3		1-3 K		0-1 G3 1-2 2-3		2-3 K	3 0 0 0 0 1 2 1 0 0 0 0 1 1
<b>Kevin Reimer, L</b> OBP: 0.345, SLG: 0.491 (9, PH)										

Inning Stats	R: 0	H: 0	E: 0	K: 0	S: 8	R: 0	H: 0	E: 0	K: 1	S: 7	R: 0	H: 1	E: 0	K: 0	S: 10	R: 0	H: 0	E: 0	K: 1	S: 8	R: 0	H: 0	E: 0	K: 1	S: 9	R: 1	H: 2	E: 0	K: 2	S: 10	R: 0	H: 2	E: 0	K: 2	S: 15	R: 1	H: 1	E: 0	K: 1	S: 15	R: 0	H: 0	E: 0	K: 1	S: 8	R: 0	H: 0	E: 0	K: 1	S: 8	
	0	0	0	0	11	0	0	0	1	12	0	1	0	0	22	0	0	0	1	0	11	0	0	0	0	14	0	2	0	0	15	0	2	0	0	24	1	1	0	0	19	0	0	0	0	14	0	0	0	0	12


**BOTTOM**

**California Angels @ Texas Rangers**  
Arlington Stadium, Arlington, TX

Thu Sep 19 1991, 8:05 PM EDT  
Att. 14,760 - Cloudy - 62 F

livebaseballscorecards.com

<b>AB</b>	<b>33</b>
<b>R</b>	<b>2</b>
<b>H</b>	<b>6</b>
<b>RBI</b>	<b>2</b>
<b>BB</b>	<b>5</b>
<b>SO</b>	<b>9</b>
<b>LOB</b>	<b>16</b>



WP: 0	PA: 38
PB: 0	
SB: 0	
CS: 0	

PITCHER	IP	WLS	BF	H	R	ER	SO	BB	IBB	HBP	BLK	WP	HR	S	P	ERA	WHIP
<b>Jim Abbott, L</b> ERA: 2.82 (1, 1)	7.2	W	33	6	2	2	7	4	0	0	0	0	2	79	124	2.35	1.304
<b>Bryan Harvey, R</b> ERA: 1.79 (8, 1)	1.1	S	5	0	0	0	2	1	0	0	0	0	0	11	18	0.00	0.750

Batter	1	2	3	4	5	6	7	8	9	AB R H RBI BB SO LOB	TOP																
<b>Brian Downing, R</b> (1, 10) OBP: 0.389, SLG: 0.472	1-2 G6-3		2-2 F8		4-1 2B SF8 BB	1-3 K		3-1 G6-3		4 1 0 0 1 1 4																	
<b>Julio Franco, R</b> (1, 4) OBP: 0.409, SLG: 0.467	0-0 L9		1-0 1B		1-1 G6-3 2B		1-0 G3 1B		0-0 P1	5 1 3 0 0 0 0																	
<b>Ruben Sierra, S</b> (1, 9) OBP: 0.357, SLG: 0.502	1-1 2B		1-1 F8		0-0 SF8		0-0 G3		2-3 K	4 0 1 1 0 1 3																	
<b>Juan Gonzalez, R</b> (1, 7) OBP: 0.332, SLG: 0.495	1-3 K		0-1 P7		3-1 G6-3		0-3 K		1-3 K	5 0 0 0 0 3 5																	
<b>Dean Palmer, R</b> (1, 5) OBP: 0.284, SLG: 0.405		2-2 G5-3		1-2 HR	2-3 K		2-2 HR			4 2 2 3 0 1 1																	
<b>Jack Daugherty, S</b> (1, 3) OBP: 0.252, SLG: 0.219		2-2 3B		2-3 K		2-1 E 1B		0-0 F7		4 0 2 0 0 1 0																	
<b>Ivan Rodriguez, R</b> (1, 2) OBP: 0.281, SLG: 0.369		0-3 K		1-2 G6-3 1B		1-2 E1		3-1 G3		4 0 1 0 0 1 2																	
<b>José Hernández, R</b> (1, 6) OBP: 0.231, SLG: 0.253		1-1 L7		2-1 G6-3		1-3 K		3-2 2B		3 0 0 0 0 1 4																	
<b>Geno Petrali, L</b> (8, PH) OBP: 0.327, SLG: 0.341				1-2 G6-3						1 0 1 0 0 0 0																	
<b>Jeff Huson, L</b> (8, PR) OBP: 0.317, SLG: 0.298				1-2 G6-3						0 0 0 0 0 0 0																	
<b>Gary Pettis, S</b> (1, 8) OBP: 0.340, SLG: 0.277			4-1 F8 1B BB		2-0 G4-3		2-3 K		1-2 F7	2 0 0 0 1 1 3																	
<b>Rob Maurer, L</b> (8, PH) OBP: 0.500, SLG: 0.500										0 0 0 0 0 0 0																	
<b>Mike Stanley, R</b> (8, PH) OBP: 0.374, SLG: 0.395										1 0 0 0 0 0 1																	
<b>Donald Harris, R</b> (8, 8)										0 0 0 0 0 0 0																	
<b>Inning Stats</b>	R: 0 E: 0 K: 1 S: 9	H: 1 LOB: 1 BB: 0 P: 12	R: 0 E: 0 K: 1 S: 13	H: 1 LOB: 1 BB: 0 P: 18	R: 0 E: 0 K: 0 S: 9	H: 1 LOB: 2 BB: 1 P: 17	R: 1 E: 0 K: 1 S: 12	H: 2 LOB: 1 BB: 0 P: 20	R: 1 E: 0 K: 1 S: 9	H: 1 LOB: 1 BB: 1 P: 19	R: 0 E: 1 K: 3 S: 16	H: 1 LOB: 2 BB: 0 P: 23	R: 2 E: 0 K: 1 S: 10	H: 2 LOB: 0 BB: 0 P: 13	R: 0 E: 0 K: 0 S: 10	H: 1 LOB: 1 BB: 0 P: 20	R: 0 E: 0 K: 2 S: 12	H: 0 LOB: 0 BB: 0 P: 15	1B: 4 2B: 3 3B: 1 HR: 2	SF: 1 SAC: 0 DP: 0 HBP: 0	WP: 0 PB: 0 SB: 0 CS: 0	PA: 40					
<b>PITCHER</b>	IP WLS BF H R ER SO BB IBB HBP BLK WP HR S P ERA WHIP																										
<b>Denny Neagle, L</b> (1, 1) ERA: 4.2	4.0		20	6	2	2	3	2	0	0	0	0	1	46	75	4.50	2.000										
<b>Carl Willis, R</b> (5, 1) ERA: 2.47	3.0		13	3	2	2	5	0	0	0	0	0	1	32	47	6.00	1.000										
<b>Terry Leach, R</b> (8, 1) ERA: 3.03	0.1		2	1	0	0	0	0	0	0	0	0	0	5	11	0.00	3.000										
<b>Gary Wayne, L</b> (8, 1) ERA: 3.38	0.2	W	2	0	0	0	0	0	0	0	0	0	0	5	9	0.00	0.000										
<b>Rick Aguilera, R</b> (9, 1) ERA: 2.13	1.0	S	3	0	0	0	2	0	0	0	0	0	0	12	15	0.00	0.000										

**Texas Rangers @ Minnesota Twins**  
**Hubert H. Humphrey Metrodome, Minneapolis, MN**

Fri Sep 20 1991, 8:05 PM EDT  
 Att: 29,503 - Dome - 70 F

livebaseballscorecards.com

<b>AB</b>	37
<b>R</b>	4
<b>H</b>	10
<b>RBI</b>	4
<b>BB</b>	2
<b>SO</b>	10
<b>LOB</b>	23



Batter	1	2	3	4	5	6	7	8	9	AB	R	H	RBI	BB	SO	LOB
Dan Gladden, R OBP: 0.317, SLG: 0.366 Randy Bush, L OBP: 0.395, SLG: 0.480 Greg Gagne, R OBP: 0.303, SLG: 0.389 (9, 6)	1-1 G6-3	0-0 BLK 1B			0-2 G5-3	0-3 K		4-0 1B BB		4	0	1	0	0	1	1
Chuck Knoblauch, R OBP: 0.351, SLG: 0.358 (1, 4)	0-1 FC6-4 1B	0-1 G6-3			0-1 S 1B		0-2 G5-3	3-1 P4		5	0	2	0	0	0	5
Kirby Puckett, R OBP: 0.351, SLG: 0.462 (1, 8)	0-1 FC6-4 1B		1-1 G5-3		2-1 F9		1-0 1B	0-1 FC6-4 1B		5	1	2	2	0	0	2
Kent Hrbek, L OBP: 0.370, SLG: 0.450 (1, 3)	0-0 1B		2-2 F8		0-0 1B BB E 1B		2-0 P4	0-0 FC6-4 1B		5	1	2	0	0	0	3
Chili Davis, S OBP: 0.382, SLG: 0.509 (1, 10)	2-1 1B		0-1 F7		4-1 E 2B BB		3-0 1B			3	1	2	1	1	0	0
Brian Harper, R OBP: 0.333, SLG: 0.450 (1, 2)	2-2 G5-3			0-1 G2		0-0 E7 2B WP 1B		1-1 F8		4	1	1	0	0	0	4
Shane Mack, R OBP: 0.365, SLG: 0.541 (9, 7)		0-0 F8		1-2 G6-3		3-2 WP 1-3 2B		1-1 BB SH 1B 1B		4	1	2	1	0	0	0
Mike Pagliarulo, L OBP: 0.322, SLG: 0.386 (1, 5)		0-2 BLK 1B 1B		1-2 L4		1-3 K		0-1 SH BB 1B		3	1	1	0	0	1	2
Al Newman, S OBP: 0.260, SLG: 0.220 Paul Sorrento, L OBP: 0.281, SLG: 0.448 Jarvis Brown, R OBP: 0.263, SLG: 0.263 (9, 9)		1-0 P4			1-0 F8		0-0 G4-3	2-3 K		3	0	0	0	0	0	3

Inning Stats	R: 1	H: 3	E: 0	K: 0	S: 12	H: 3	LOB: 2	BB: 0	P: 17	R: 0	H: 2	E: 0	K: 0	S: 8	H: 2	LOB: 2	BB: 0	P: 9	R: 0	H: 0	E: 0	K: 0	S: 7	H: 0	LOB: 0	BB: 0	P: 10	R: 0	H: 0	E: 0	K: 0	S: 8	H: 1	LOB: 1	BB: 0	P: 11	R: 3	H: 3	E: 1	K: 2	S: 15	H: 3	LOB: 1	BB: 1	P: 23	R: 0	H: 2	E: 0	K: 0	S: 8	H: 2	LOB: 2	BB: 0	P: 15	R: 2	H: 2	E: 0	K: 1	S: 12	H: 2	LOB: 2	BB: 1	P: 22
--------------	------	------	------	------	-------	------	--------	-------	-------	------	------	------	------	------	------	--------	-------	------	------	------	------	------	------	------	--------	-------	-------	------	------	------	------	------	------	--------	-------	-------	------	------	------	------	-------	------	--------	-------	-------	------	------	------	------	------	------	--------	-------	-------	------	------	------	------	-------	------	--------	-------	-------

PITCHER	IP	WLS	BF	H	R	ER	SO	BB	IBB	HBP	BLK	WP	HR	S	P	ERA	WHIP
Oil Can Boyd, R ERA: 4.32 (1, 1)	5.0		24	8	4	4	0	1	0	0	1	0	0	46	64	7.20	1.800
Terry Mathews, R ERA: 3.8 (6, 1)	1.1		6	2	0	0	2	0	0	0	0	1	0	16	21	0.00	1.500
Kenny Rogers, L ERA: 5.68 (7, 1)	0.1		2	1	0	0	0	0	0	0	0	0	0	2	7	0.00	3.000
Wayne Rosenthal, R ERA: 4.34 (7, 1)	0.2	L	5	1	2	2	1	1	0	0	0	0	0	9	17	27.00	3.000
Rich Gossage, R ERA: 3.86 (8, 1)	0.1		2	1	0	0	0	0	0	0	0	0	0	4	7	0.00	3.000

**BOTTOM**

**Texas Rangers @ Minnesota Twins**  
 Hubert H. Humphrey Metrodome, Minneapolis, MN

**AB 37**  
**R 6**  
**H 13**  
**RBI 4**  
**BB 2**  
**SO 3**  
**LOB 22**



WP: 1 PA: 40  
 PB: 0  
 SB: 1  
 CS: 0

1B: 12 SF: 0  
 2B: 1 SAC: 1  
 3B: 0 DP: 0  
 HR: 0 HBP: 0

ERA 0.00 WHIP 0.000

livebaseballscores.com

Fri Sep 20 1991, 8:05 PM EDT  
 Att: 29,503 - Dome - 70 F

Batter	1	2	3	4	5	6	7	8	9	AB R H RBI BB SO LOB	TOP											
Jack Daugherty, S (1, 3) OBP: 0.252, SLG: 0.246	0-0 F7		0-3 K			0-1 G3		1-0 HR		4 1 1 1 0 1 0												
Julio Franco, R (1, 4) OBP: 0.409, SLG: 0.468	1-0 G4-3 1B			0-0 2B 1B		2-1 G6-3		1-3 K		4 1 2 0 0 1 0												
Rafael Palmeiro, L (1, 10) OBP: 0.393, SLG: 0.547	1-2 G4-3			1-2 1B G6-3 2B		0-2 HR		0-0 G3		4 2 2 1 0 0 1												
Ruben Sierra, S (1, 9) OBP: 0.357, SLG: 0.500	1-1 P6			1-2 G6-3 1B		3-2 F7		1-3 K		4 0 1 1 0 1 1												
Kevin Reimer, L (1, 7) OBP: 0.344, SLG: 0.489		0-1 G4-3		1-1 G6-3		0-2 G5-3		1-1 1B		4 0 1 0 0 0 1												
Juan Gonzalez, R (1, 8) OBP: 0.329, SLG: 0.491		1-2 F9		1-3 K		0-0 F8		0-1 F8		4 0 0 0 0 1 1												
Dean Palmer, R (1, 5) OBP: 0.285, SLG: 0.404		3-3 K			0-1 G4-6-3 1B		2-3 K			3 0 1 0 0 2 0												
Ivan Rodriguez, R (1, 2) OBP: 0.279, SLG: 0.366			0-0 G6-3		2-2 G4-6-3		2-2 G3			2 0 0 0 0 0 1												
Geno Petrali, L (8, PH) OBP: 0.325, SLG: 0.339					1-2f					1 0 0 0 0 0 0												
Jeff Huson, L (1, 6) OBP: 0.314, SLG: 0.296		2-0 P1			0-0 G4-3		1-2 G3-1			2 0 0 0 0 0 0												
Rob Maurer, L (8, PH) OBP: 0.429, SLG: 0.400										1 0 0 0 0 0 0												
José Hernández, R (8, 6) OBP: 0.231, SLG: 0.253										0 0 0 0 0 0 0												
<b>Inning Stats</b>	R: 0 E: 0 K: 0 S: 7	H: 1 LOB: 1 BB: 0 P: 10	R: 0 E: 0 K: 1 S: 9	H: 0 LOB: 0 BB: 0 P: 13	R: 0 E: 0 K: 1 S: 5	H: 0 LOB: 0 BB: 0 P: 7	R: 2 E: 0 K: 1 S: 13	H: 3 LOB: 0 BB: 0 P: 17	R: 0 E: 0 K: 0 S: 6	H: 1 LOB: 0 BB: 0 P: 8	R: 1 E: 0 K: 0 S: 10	H: 1 LOB: 0 BB: 0 P: 15	R: 0 E: 0 K: 1 S: 7	H: 0 LOB: 0 BB: 0 P: 9	R: 1 E: 0 K: 1 S: 11	H: 1 LOB: 0 BB: 0 P: 16	R: 0 E: 0 K: 1 S: 8	H: 1 LOB: 1 BB: 0 P: 10	1B: 5 2B: 1 3B: 0 HR: 2	SF: 0 SAC: 0 DP: 2 HBP: 0	WP: 0 PB: 0 SB: 1 CS: 0	PA: 33
<b>PITCHER</b> Kevin Tapani, R (1, 1) ERA: 2.87	IP: 9.0 WLS: W BF: 33 H: 8 R: 4 ER: 4 SO: 6 BB: 0 IBB: 0 HBP: 0 BLK: 0 WP: 0 HR: 2 S: 76 P: 105 ERA: 4.00 WHIP: 0.889																				<b>PITCHER</b>	IP: WLS: BF: H: R: ER: SO: BB: IBB: HBP: BLK: WP: HR: S: P: ERA: WHIP:

Texas Rangers @ Minnesota Twins  
 Hubert H. Humphrey Metrodome, Minneapolis, MN  
 Sat Sep 21 1991, 8:05 PM EDT  
 Att: 43,138 - Dome - 70 F

livebaseballscorecards.com

AB	33
R	4
H	8
RBI	3
BB	0
SO	6
LOB	5



Batter	1	2	3	4	5	6	7	8	9
Dan Gladden, R OBP: 0.318, SLG: 0.367 (1, 7)	2-1 1B 1B		1-2 G1-3		1-3 K	1-1 S 1B		3-2 G1-3	
Chuck Knoblauch, R OBP: 0.353, SLG: 0.358 (1, 4)	2-1 F8		2-1 F9		4-0 1B FC4-6 BB	4-2 1-2 BB		2-1 BB 1B	
Kirby Puckett, R OBP: 0.354, SLG: 0.462 (1, 8)	1-1 HR 1B		0-1 L4		1-1 FC4-6 2B 1B	0-1 F8		4-2 1-2 BB	
Jarvis Brown, R OBP: 0.263, SLG: 0.263 (8, PR) (9, 8)									
Kent Hrbek, L OBP: 0.370, SLG: 0.455 (1, 3)	3-1 1-H HR			0-0 G3	4-2 1-2 FC4-6 BB		3-2 F7	2-1 G3	
Chili Davis, S OBP: 0.381, SLG: 0.507 (1, 10)	2-2 F7			0-1 2B 1B	0-1 FC4-6 2B		2-2 G4-3		
Brian Harper, R OBP: 0.337, SLG: 0.456 (1, 2)		1-2 G6-3		2-0 1-H 1B 2B	1-0 1-3 3-H 2B		4-0 1B 2B BB		
Shane Mack, R OBP: 0.364, SLG: 0.538 (1, 9)		1-1 F8		0-3 K	0-0 G6-3		2-1 1-2 2B 1B		
Mike Pagliarulo, L OBP: 0.322, SLG: 0.386 (1, 5)		2-1 E6		1-1 2-H 1B		1-1 F8	1-2 1-H 2-H 2B		
Scott Leius, R OBP: 0.380, SLG: 0.410 (7, PH) (8, 5)									
Greg Gagne, R OBP: 0.300, SLG: 0.385 (1, 6)		2-3 K		1-2 G6-3		2-1 L3	1-1 G6-3		

AB	R	H	RBI	BB	SO	LOB
5	0	2	0	0	1	0
3	1	1	0	2	0	1
4	2	2	0	1	0	2
0	0	0	0	0	0	0
4	1	1	2	1	0	1
4	1	1	1	0	0	2
3	2	2	2	1	0	0
4	1	1	0	0	1	3
3	0	1	1	0	0	0
1	0	1	2	0	0	0
4	0	0	0	0	1	3

Inning Stats		R: 2	H: 3	E: 0	K: 0	S: 11	R: 0	H: 0	E: 1	K: 1	S: 10	R: 0	H: 0	E: 0	K: 0	S: 7	R: 2	H: 3	E: 0	K: 1	S: 13	R: 2	H: 2	E: 0	K: 1	S: 12	R: 0	H: 1	E: 0	K: 0	S: 10	R: 2	H: 2	E: 0	K: 0	S: 15	R: 0	H: 1	E: 0	K: 0	S: 9										
LOB: 12		LOB: 1		LOB: 1		LOB: 1		LOB: 1		LOB: 1		LOB: 1		LOB: 1		LOB: 1		LOB: 1		LOB: 1		LOB: 1		LOB: 1		LOB: 1		LOB: 1		LOB: 1		LOB: 1		LOB: 1		LOB: 1		LOB: 1													
PITCHER		IP	WLS	BF	H	R	ER	SO	BB	IBB	HBP	BLK	WP	HR	S	P	ERA	WHIP	PITCHER		IP	WLS	BF	H	R	ER	SO	BB	IBB	HBP	BLK	WP	HR	S	P	ERA	WHIP														
Jose Guzman, R ERA: 3.2 (1, 1)	6.2	L	34	10	8	8	8	3	4	0	0	0	0	1	72	125	10.80	2.100	Mike Jeffcoat, L ERA: 3.99 (7, 1)		0.0	1	1	0	0	0	0	0	0	0	4	5	∞	∞	Barry Manuel, R ERA: (7, 1)		1.1	5	1	0	0	0	1	0	0	0	0	11	23	0.00	1.500

BOTTOM

Texas Rangers @ Minnesota Twins  
 Hubert H. Humphrey Metrodome, Minneapolis, MN  
 Sat Sep 21 1991, 8:05 PM EDT  
 Att. 43,138 - Dome - 70 F

livebaseballscorecards.com

AB	35
R	8
H	12
RBI	8
BB	5
SO	3
LOB	12



WP: 0	PA: 40
PB: 0	SB: 2
CS: 0	

Batter	1	2	3	4	5	6	7	8	9	AB R H RBI BB SO LOB	TOP									
Jack Daugherty, S (1, 3) OBP: 0.257, SLG: 0.254	0-0 G4-3		2-1 1B 2B		0-0 F9			4-1 G3 BB	2-0 L3-6	4 1 1 0 1 0 1										
Julio Franco, R (1, 4) OBP: 0.408, SLG: 0.466	2-3 K		1-0 1B			2-3 K		1-1 F9		4 0 1 1 0 2 1										
Rafael Palmeiro, L (1, 10) OBP: 0.392, SLG: 0.544	4-2 FC6 BB		1-0 P5			1-0 F8		3-2 G3		3 0 0 0 1 0 2										
Ruben Sierra, S (1, 9) OBP: 0.355, SLG: 0.497	0-0 FC6			2-2 G4-3		2-3 K		1-2 G6-3		4 0 0 0 0 1 2										
Kevin Reimer, L (1, 7) OBP: 0.342, SLG: 0.485		1-1 G4-3		2-2 G5-3		3-2 P6		4-1 2B HR BB		3 0 0 0 0 0 0										
Monty Fariss, R (9, PH) OBP: 0.353, SLG: 0.333										0 1 0 0 1 0 0										
Geno Petralli, L (1, 2) OBP: 0.330, SLG: 0.344		2-0 G3-1		2-1 1B		0-0 WP 1B		0-1 HR 2B		3 0 2 0 0 0 0										
Mike Stanley, R (9, PH) OBP: 0.378, SLG: 0.405										1 1 1 0 0 0 0										
Dean Palmer, R (1, 5) OBP: 0.288, SLG: 0.419		3-2 G5-3		3-3 K		2-2 WP 1B		1-1 HR		4 1 2 3 0 1 1										
Jeff Huson, L (1, 6) OBP: 0.312, SLG: 0.293			1-1 P4		2-2 G4-3		2-3 K		0-0 L3-6 S 1B	2 0 0 0 0 0 0										
Rob Maurer, L (7, PH) OBP: 0.375, SLG: 0.333										1 0 0 0 0 1 2										
Donald Harris, R (7, 8) OBP: 0.500, SLG: 0.500										1 0 1 0 0 0 0										
Gary Pettis, S (1, 8) OBP: 0.338, SLG: 0.275			1-3 K		2-2 G4-3		2-1 F8		1-3 K	2 0 0 0 0 1 0										
Brian Downing, R (7, PH) OBP: 0.388, SLG: 0.470										1 0 0 0 0 0 2										
José Hernández, R (7, 6) OBP: 0.231, SLG: 0.253										0 0 0 0 0 0 0										
John Russell, R (9, PH) OBP: 0.143, SLG: 0.115										1 0 0 0 0 1 1										
<b>Inning Stats</b>	R: 0 E: 0 K: 1 S: 8	H: 0 LOB: 1 BB: 1 P: 14	R: 0 E: 0 K: 0 S: 6	H: 0 LOB: 0 BB: 0 P: 12	R: 1 E: 0 K: 1 S: 10	H: 2 LOB: 1 BB: 0 P: 15	R: 0 E: 0 K: 1 S: 12	H: 1 LOB: 1 BB: 0 P: 21	R: 0 E: 0 K: 2 S: 9	H: 0 LOB: 0 BB: 0 P: 14	R: 0 E: 0 K: 1 S: 12	H: 2 LOB: 2 BB: 0 P: 21	R: 0 E: 0 K: 0 S: 10	H: 0 LOB: 1 BB: 1 P: 19	R: 3 E: 0 K: 1 S: 11	H: 3 LOB: 0 BB: 1 P: 19	1B: 5 2B: 3 3B: 0 HR: 1	SF: 0 SAC: 0 DP: 1 HBP: 0	WP: 1 PB: 0 SB: 1 CS: 0	PA: 37
<b>PITCHER</b>	IP WLS BF H R ER SO BB IBB HBP BLK WP HR S P ERA WHIP																			
Jack Morris, R (1, 1) ERA: 3.64	7.0 W 28 5 1 1 6 2 0 0 0 1 0 65 113 1.29 1.000																			
Gary Wayne, L (8, 1) ERA: 6.0	1.0 6 2 3 3 0 1 0 0 0 0 1 14 24 27.00 3.000																			
Gary Wayne, L (9, 1) ERA: 6.0	1.0 6 2 3 3 0 1 0 0 0 0 1 14 24 27.00 3.000																			
Terry Leach, R (9, 1) ERA: 2.98	1.0 3 1 0 0 1 0 0 0 0 0 0 6 9 0.00 1.000																			

Texas Rangers @ Minnesota Twins  
 Hubert H. Humphrey Metrodome, Minneapolis, MN  
 Sun Sep 22 1991, 4:33 AM EDT  
 Att: 44,539 - Dome - 70 F

livebaseballscorecards.com

AB	34
R	4
H	8
RBI	4
BB	3
SO	7
LOB	12





Batter	1	2	3	4	5	6	7	8	9	AB	R	H	RBI	BB	SO	LOB
Gene Larkin, S (1, 9) OBP: 0.360, SLG: 0.365 Dan Gladden, R (8, 7) OBP: 0.317, SLG: 0.366	2-2 G4-3	0-0 G1-3		0-0 SF8			3-2 F8	2-2 G1-3		3	0	0	1	0	0	3
Chuck Knoblauch, R (1, 4) OBP: 0.353, SLG: 0.359 Al Newman, S (8, 4) OBP: 0.263, SLG: 0.223	1-0 G6-3		1-0 E	1-1 P5			3-3 K	1-0 1B		4	1	1	0	0	1	2
Kirby Puckett, R (1, 8) OBP: 0.351, SLG: 0.458 Gary Wayne, L (9, 1) Terry Leach, R (9, 1)	0-0 G3-1		0-2 E6		3-1 L9		0-0 G6-3	0-0 F9		5	0	0	0	0	0	3
Kent Hrbek, L (1, 3) OBP: 0.369, SLG: 0.454		0-0 HBP SF7 1B	1-0 F8		3-2 F8			1-2 P5		4	1	1	0	0	0	1
Chili Davis, S (1, 10) OBP: 0.382, SLG: 0.511 Jarvis Brown, R (8, PR) OBP: 0.263, SLG: 0.263		2-1 1B HBP E 1B	0-3 K		2-0 F8			0-1 E 3B		4	1	2	0	0	1	1
Brian Harper, R (1, 2) OBP: 0.336, SLG: 0.453		1-0 E HBP	0-1 F8			0-1 G4-3		0-0 E5 1B		3	1	0	1	0	0	1
Shane Mack, R (1, 7) OBP: 0.363, SLG: 0.536		1-0 SF7		1-0 G5-3		0-0 G6-3		0-0 E5 1B		3	1	1	1	0	0	0
Mike Pagliarulo, L (1, 5) OBP: 0.324, SLG: 0.390		1-1 F8		0-1 1B SF8 2B		1-2 L7		0-0 1B WP 1B		4	2	2	2	0	0	2
Greg Gagne, R (1, 6) OBP: 0.305, SLG: 0.389 Randy Bush, L (8, PH) OBP: 0.399, SLG: 0.483 Scott Leius, R (9, 6) OBP: 0.380, SLG: 0.410		1-1 E5		1-1 SF8 1B			0-0 F8 S 1B	2-1 1B 1B		3	0	3	0	0	0	0

Inning Stats	R: 0	H: 0	E: 0	K: 0	S: 6	R: 2	H: 3	E: 1	K: 0	S: 9	R: 1	H: 1	E: 1	K: 1	S: 11	R: 1	H: 2	E: 0	K: 0	S: 8	R: 0	H: 0	E: 0	K: 0	S: 6	R: 0	H: 0	E: 0	K: 1	S: 11	R: 5	H: 5	E: 2	K: 0	S: 15	R: 0	H: 1	E: 0	K: 1	S: 11	R: 0	H: 0	E: 0	K: 0	S: 6	R: 0	H: 0	E: 0	K: 1	S: 16	R: 0	H: 0	E: 0	K: 0	S: 15
	LOB: 0	BB: 0	BB: 0	BB: 0	BB: 9	LOB: 2	BB: 0	LOB: 1	BB: 0	BB: 15	LOB: 1	BB: 0	LOB: 0	BB: 0	BB: 13	LOB: 1	BB: 0	LOB: 0	BB: 0	BB: 11	LOB: 0	BB: 0	LOB: 0	BB: 0	BB: 14	LOB: 1	BB: 0	LOB: 1	BB: 0	BB: 7	LOB: 2	BB: 0	LOB: 2	BB: 0	BB: 21	LOB: 1	BB: 0	LOB: 0	BB: 0	BB: 16	LOB: 1	BB: 0	LOB: 0	BB: 0	BB: 14										

PITCHER	IP	WLS	BF	H	R	ER	SO	BB	IBB	HBP	BLK	WP	HR	S	P	ERA	WHIP
Hector Fajardo, R (1, 1) ERA: 7.36	7.1	L	32	8	5	4	2	0	0	0	0	0	0	62	91	4.91	1.091
Jeff Russell, R (8, 1) ERA: 3.53	0.2		7	4	4	2	0	0	0	0	0	1	0	10	15	27.00	6.000


**BOTTOM**

**Texas Rangers @ Minnesota Twins**  
 Hubert H. Humphrey Metrodome, Minneapolis, MN

Sun Sep 22 1991, 4:33 AM EDT  
 Att. 44,539 - Dome - 70 F

AB	36
R	9
H	12
RBI	7
BB	0
SO	2
LOB	15

WP: 1 PA: 39  
 PB: 0  
 SB: 1  
 CS: 0



1B	SF	WP	PA
9	2	1	39
2	0	0	
1	0	0	
0	1	0	

Batter	1	2	3	4	5	6	7	8	9	10	11	AB R H RBI BB SO LOB	TOP													
<b>Brian Downing, R</b> OBP: 0.389, SLG: 0.467 (1, 10)	4-0 FC5-4 BB	4-2 1B BB		0-2 P2			2-0 F7		2-1 P5		4-2 1B BB	3 2 0 0 3 0 1														
<b>Monty Fariss, R</b> OBP: 0.429, SLG: 0.353 (1, 4)	4-2 FC5-4 BB	1-0 1B BB					4-2 1B BB		1-1 F8		2-1 1B BB	2 0 1 2 2 1 0 2 1 1 1 0 0 0														
<b>Mario Diaz, R</b> OBP: 0.325, SLG: 0.330 (7, 4)	1-2 FC5-4 BB	1-3 2-H 3-H 1B					1-2 1B BB				1-2 2-H 1B															
<b>Ruben Sierra, S</b> OBP: 0.357, SLG: 0.498 (1, 9)	2-3 K	1-2 FC5-4 1B					1-0 FC6-4 1B				2-0 2B 1B	6 1 4 2 0 2 2														
<b>Juan Gonzalez, R</b> OBP: 0.327, SLG: 0.489 (1, 7)	2-2 FC5-4 FC6-4	2-1 FC5-4					1-2 2-3 1B				1-3 2-H 2B 1B	6 1 1 2 0 0 8														
<b>Mike Stanley, R</b> OBP: 0.377, SLG: 0.400 (1, 3)	2-2 FC6-4						0-1 FC6-4				0-1 2B 2B	2 0 0 0 1 0 2 1 1 0 0 2 0 1														
<b>Rafael Palmeiro, L</b> OBP: 0.393, SLG: 0.543 (6, 3)	1-2f 2-3			4-1 G6-4-3 BB			2-2 G5-3		4-1 1B BB		3-2 G4-6-3 2B IBB															
<b>Dean Palmer, R</b> OBP: 0.285, SLG: 0.417 (1, 5)				2-3 K			2-3 K		3-3 K		4-0 K	6 1 1 2 0 5 2														
<b>Ivan Rodriguez, R</b> OBP: 0.280, SLG: 0.363 (1, 2)				1-3 K			2-2 G6-3		1-2 1B		1-3 1B	2 1 0 0 1 0 1 1 0 1 0 0 0 0 1 1 1 0 1 0 0														
<b>Kevin Reimer, L</b> OBP: 0.343, SLG: 0.486 (8, PH)				0-1 G6-4-3					1-3 1B																	
<b>Gary Pettis, S</b> OBP: 0.342, SLG: 0.278 (8, 8)				BB 1B BB																						
<b>Donald Harris, R</b> OBP: 0.600, SLG: 0.500 (1, 8)				4-2 1B BB			1-3 K		1-1 FC1-6 1B		1-3 K	2 1 1 0 1 1 0 3 0 1 1 0 1 2														
<b>Geno Petralli, L</b> OBP: 0.330, SLG: 0.344 (8, 2)				1-2 1B BB																						
<b>José Hernández, R</b> OBP: 0.222, SLG: 0.244 (1, 6)				0-3 K			0-2 L9		1-1 FC1-6 1B BB		2-3 K	3 0 0 0 0 1 3 1 0 0 0 0 1 0 0 0 0 0 0 0 0 2 1 1 1 0 1 2														
<b>Jack Daugherty, S</b> OBP: 0.255, SLG: 0.252 (9, PH)																										
<b>Jeff Huson, L</b> OBP: 0.312, SLG: 0.293 (9, 6)																										
<b>Julio Franco, R</b> OBP: 0.408, SLG: 0.466 (11, 4)																										
<b>Inning Stats</b>	R: 0 E: 0 K: 1 S: 14	H: 0 LOB: 2 BB: 2 P: 28	R: 3 E: 0 K: 2 S: 20	H: 2 LOB: 2 BB: 3 P: 37	R: 0 E: 0 K: 1 S: 6	H: 0 LOB: 0 BB: 1 P: 12	R: 0 E: 0 K: 1 S: 10	H: 0 LOB: 0 BB: 0 P: 11	R: 0 E: 0 K: 1 S: 8	H: 0 LOB: 0 BB: 0 P: 12	R: 0 E: 0 K: 2 S: 10	H: 0 LOB: 0 BB: 0 P: 16	R: 0 E: 0 K: 0 S: 12	H: 2 LOB: 3 BB: 1 P: 21	R: 0 E: 0 K: 2 S: 11	H: 1 LOB: 1 BB: 1 P: 20	R: 0 E: 0 K: 1 S: 7	H: 0 LOB: 0 BB: 0 P: 12	R: 0 E: 0 K: 0 S: 6	H: 1 LOB: 0 BB: 0 P: 11	R: 8 E: 0 K: 2 S: 23	H: 7 LOB: 2 BB: 3 P: 49	1B: 11 2B: 2 3B: 0 HR: 0	SF: 0 SAC: 0 DP: 2 HBP: 0	WP: 1 PB: 0 SB: 2 CS: 0	PA: 54
<b>PITCHER</b>	IP	WLS	BF	H	R	ER	SO	BB	IBB	HBP	BLK	WP	HR	S	P	ERA	WHIP									
<b>Randy Johnson, L</b> ERA: 4.1 (1, 1)	7.0		31	4	3	3	8	7	0	0	0	0	0	80	137	3.86	1.571									
<b>Calvin Jones, R</b> ERA: 2.29 (8, 1)	2.0		7	1	0	0	3	1	0	0	0	0	0	18	32	0.00	1.000									
<b>Bill Swift, R</b> ERA: 2.13 (10, 1)	1.0		3	1	0	0	0	0	0	0	0	0	0	6	11	0.00	1.000									
<b>Mike Schooler, R</b> ERA: 4.25 (11, 1)	0.2	L	7	3	5	5	1	2	0	0	0	1	0	14	32	67.50	7.500									
<b>Dave Burba, R</b> ERA: 4.73 (11, 1)	0.1		6	4	3	3	1	0	1	0	0	0	0	9	17	81.00	12.000									

Texas Rangers @ Seattle Mariners  
The Kingdome, Seattle, WA  
Mon Sep 23 1991, 10:05 PM EDT  
Att. 49,486 - Dome - 70 F

livebaseballscorecards.com

AB 43  
R 11  
H 13  
RBI 11  
BB 11  
SO 13  
LOB 24



Batter	1	2	3	4	5	6	7	8	9	10	11	AB R H RBI BB SO LOB
Edgar Martinez, R (1, 5) OBP: 0.411, SLG: 0.462	G4-3		P6		F7					FC6		6 0 2 0 0 0 2
Harold Reynolds, S (1, 4) OBP: 0.336, SLG: 0.350	1B 2B		1B		G6-3		P6		P9		P7	6 1 2 0 0 0 2
Ken Griffey Jr., L (1, 8) OBP: 0.406, SLG: 0.541 Pat Lennon, R (11, PH) OBP: 1.000, SLG: 2.000	WP SF8 1B		HBP 1B								1B	3 1 3 1 2 0 0 0 1 0 0 1 0 0
Jay Buhner, R (1, 9) OBP: 0.333, SLG: 0.489 Greg Briley, L (9, PH) OBP: 0.302, SLG: 0.323	SF8		1B		F9		G6-3				1B	2 0 0 1 0 0 3 2 0 2 0 0 0 0
Tracy Jones, R (1, 10) OBP: 0.315, SLG: 0.367 Alvin Davis, L (9, PH) OBP: 0.304, SLG: 0.345	E5		K				F7		G6-3		P3	4 0 0 0 0 1 3 2 0 1 1 0 0 3
Pete O'Brien, L (1, 3) OBP: 0.302, SLG: 0.392 Tino Martinez, L (11, PH) OBP: 0.263, SLG: 0.264	F8		G4-3				F8		F7		G4-3	5 0 0 0 0 0 4 1 0 0 0 0 1 2
Alonzo Powell, R (1, 7) OBP: 0.270, SLG: 0.380			G3-1								K	5 1 3 1 1 1 0
Jeff Schaefer, R (1, 6) OBP: 0.279, SLG: 0.333 Omar Vizquel, S (5, 6)			K				SH3		G6-3		E9	1 0 0 0 0 1 0 4 0 0 0 0 1 4
Dave Valle, R (1, 2) OBP: 0.276, SLG: 0.286 Dave Cochrane, S (7, PH) OBP: 0.272, SLG: 0.337 Chris Howard, R (8, 2) OBP: 0.500, SLG: 1.000 Scott Bradley, L (10, PH) OBP: 0.277, SLG: 0.235			G6-3				L4-6		L3		P3	2 0 0 0 0 0 1 1 0 0 0 0 0 0 1 0 0 0 0 0 0 0 0 0 0 1 0 0

Inning Stats	R: 2	H: 2	E: 1	K: 0	S: 12	LOB: 1	P: 23	R: 0	H: 0	E: 0	K: 1	S: 10	LOB: 0	P: 12	R: 0	H: 2	E: 0	K: 1	S: 22	LOB: 3	P: 29	R: 0	H: 1	E: 0	K: 0	S: 5	LOB: 0	P: 7	R: 1	H: 1	E: 0	K: 1	S: 10	LOB: 1	P: 12	R: 0	H: 2	E: 0	K: 0	S: 13	LOB: 2	P: 19	R: 0	H: 1	E: 0	K: 0	S: 14	LOB: 1	P: 20	R: 0	H: 2	E: 0	K: 0	S: 10	LOB: 3	P: 20	R: 0	H: 0	E: 1	K: 1	S: 10	LOB: 2	P: 19	R: 1	H: 2	E: 0	K: 1	S: 14	LOB: 3	P: 29
1B: 8	SF: 1	2B: 5	SAC: 1	3B: 0	DP: 1	HR: 1	HBP: 1	WP: 1	PA: 53																																																													

PITCHER	IP	WLS	BF	H	R	ER	SO	BB	IBB	HBP	BLK	WP	HR	S	P	ERA	WHIP
Brian Bohanon, L (1, 1) ERA: 5.5	6.0		26	6	3	3	3	1	0	1	0	1	1	64	94	4.50	1.167
Terry Mathews, R (7, 1) ERA: 3.75	0.2		3	1	0	0	0	0	0	0	0	0	0	11	17	0.00	1.500
Kenny Rogers, L (7, 1) ERA: 5.55	2.0		10	3	0	0	0	0	1	0	0	0	0	24	37	0.00	1.500
Jeff Russell, R (9, 1) ERA: 3.46	1.1	W	7	1	0	0	1	1	0	0	0	0	0	12	24	0.00	1.500
Wayne Rosenthal, R (11, 1) ERA: 4.41	1.0		7	2	1	1	1	2	0	0	0	0	0	14	29	9.00	4.000

PITCHER	IP	WLS	BF	H	R	ER	SO	BB	IBB	HBP	BLK	WP	HR	S	P	ERA	WHIP

BOTTOM

Texas Rangers @ Seattle Mariners  
The Kingdome, Seattle, WA  
Mon Sep 23 1991, 10:05 PM EDT  
Att. 49,486 - Dome - 70 F

livebaseballscores.com

AB	45
R	4
H	13
RBI	4
BB	5
SO	5
LOB	24



Batter	1	2	3	4	5	6	7	8	9	AB R H RBI BB SO LOB	TOP														
<b>Brian Downing, R</b> (1, 10) OBP: 0.391, SLG: 0.467	1-2 E E 1B		0-3 K			2-2 G5-3		1-2 HR HBP	0-0 1-2 2-H 1B	4 2 2 1 0 1 0															
<b>Rafael Palmeiro, L</b> (1, 3) OBP: 0.392, SLG: 0.545 <b>Geno Petralli, L</b> (9, 2) OBP: 0.330, SLG: 0.344	1-0 E4 SF8 1-H		1-0 F7			3-2 G6-3		0-1 HR	0-0 G4-3	5 2 1 2 0 0 2 0 0 0 0 0 0 0															
<b>Julio Franco, R</b> (1, 4) OBP: 0.407, SLG: 0.470	0-0 G6-3				1-1 G5-3		2-0 HR	3-2 F9		4 1 1 1 0 0 1															
<b>Ruben Sierra, S</b> (1, 9) OBP: 0.355, SLG: 0.496	1-2 SF8 3-H				2-1 G4-3		1-3 K	3-1 G4-3		3 0 0 1 0 1 0															
<b>Juan Gonzalez, R</b> (1, 8) OBP: 0.325, SLG: 0.485 (7, 7)	1-0 G5-3				1-0 F8		0-0 E5 BB 1B	1-1 G5-3		4 1 0 0 0 0 0															
<b>Dean Palmer, R</b> (1, 5) OBP: 0.286, SLG: 0.414 <b>Mario Diaz, R</b> (8, 5) OBP: 0.323, SLG: 0.328		2-2 F8			1-0 F8		4-1 1B BB	3-3 K		2 0 0 0 1 0 0 1 0 0 0 0 1 0															
<b>Monty Fariss, R</b> (1, 7) OBP: 0.478, SLG: 0.389 <b>Kevin Reimer, L</b> (7, PH) OBP: 0.342, SLG: 0.485 <b>Gary Pettis, S</b> (7, 8) OBP: 0.344, SLG: 0.281		0-1 F9-3 1B			4-2 G5-3 1B BB		1-1 F8	0-0 G4-3 1B		1 1 1 0 1 0 0 1 0 0 0 0 0 2 1 1 1 0 0 0 0															
<b>Ivan Rodriguez, R</b> (1, 2) OBP: 0.280, SLG: 0.363 <b>Jack Daugherty, S</b> (9, PH) OBP: 0.254, SLG: 0.250 (9, 3)		0-1 F9-3 1-2			3-2 G5-3 1-2		0-1 G5-4-3 1B 1-2 2-H	0-1 G4-3 1-2		3 0 1 1 0 0 2 1 0 0 0 0 0 1															
<b>José Hernández, R</b> (1, 6) OBP: 0.226, SLG: 0.247 <b>Rob Maurer, L</b> (9, PH) OBP: 0.444, SLG: 0.333 <b>Jeff Huson, L</b> (9, PR) OBP: 0.312, SLG: 0.293 (9, 6)			2-1 G6-3		2-1 1B 2-H		0-0 G5-4-3 1-2f	1-2 1B HBP		3 0 1 1 0 0 2 0 0 0 0 0 0 0 0 0 0 0 0 0 0															
<b>Inning Stats</b>	R: 2 E: 1 K: 0 S: 9	H: 1 LOB: 0 BB: 0 P: 13	R: 0 E: 0 K: 1 S: 9	H: 1 LOB: 0 BB: 0 P: 11	R: 0 E: 0 K: 1 S: 6	H: 0 LOB: 0 BB: 0 P: 9	R: 0 E: 0 K: 0 S: 5	H: 0 LOB: 0 BB: 0 P: 9	R: 1 E: 0 K: 1 S: 9	H: 1 LOB: 1 BB: 1 P: 19	R: 1 E: 0 K: 1 S: 10	H: 1 LOB: 0 BB: 0 P: 18	R: 1 E: 1 K: 0 S: 7	H: 1 LOB: 1 BB: 1 P: 12	R: 2 E: 0 K: 0 S: 11	H: 1 LOB: 0 BB: 0 P: 19	R: 1 E: 0 K: 1 S: 12	H: 2 LOB: 2 BB: 0 P: 16	1B: 6 2B: 1 3B: 0 HR: 2	SF: 1 SAC: 0 DP: 2 HBP: 2	WP: 0 PB: 0 SB: 0 CS: 0	PA: 38			
<b>PITCHER</b>	IP	WLS	BF	H	R	ER	SO	BB	IBB	HBP	BLK	WP	HR	S	P	ERA	WHIP								
<b>Bill Krueger, L</b> (1, 1) ERA: 3.8	6.0		24	4	5	2	2	2	0	0	0	0	1	50	85	3.00	1.000								
<b>Scott Bankhead, R</b> (7, 1) ERA: 5.37	2.0		8	2	2	2	0	0	0	1	0	0	1	16	25	9.00	1.000								
<b>Michael Jackson, R</b> (9, 1) ERA: 3.43	0.2	L	5	2	1	1	1	0	0	1	0	0	0	11	15	13.50	3.000								
<b>Russ Swan, L</b> (9, 1) ERA: 3.58	0.1		1	0	0	0	0	0	0	0	0	0	0	1	1	0.00	0.000								

**Texas Rangers @ Seattle Mariners**  
The Kingdome, Seattle, WA  
Tue Sep 24 1991, 10:05 PM EDT  
Att: 21,862 - Dome - 70 F

livebaseballscorecards.com

<b>AB</b>	<b>33</b>
<b>R</b>	<b>8</b>
<b>H</b>	<b>8</b>
<b>RBI</b>	<b>7</b>
<b>BB</b>	<b>2</b>
<b>SO</b>	<b>3</b>
<b>LOB</b>	<b>10</b>



Batter	1	2	3	4	5	6	7	8	9	AB	R	H	RBI	BB	SO	LOB
Edgar Martinez, R OBP: 0.413, SLG: 0.467 (1, 5)	1-1 G4-3 1B 2B		2-2 FC5-4 BB 1-2f		2-2 1B 2B		3-1 1B 1B 1-2 2-H	3-3 K		5	1	3	1	0	1	2
Harold Reynolds, S OBP: 0.338, SLG: 0.351 (1, 4)	2-0 G4-3 2-3		4-1 SAFE 1-2 BB		0-0 P7		1-0 1B 1-2 2-3	2-2 1B 1B 2-H		4	1	2	0	1	0	2
Ken Griffey Jr., L OBP: 0.408, SLG: 0.542 (1, 8)	0-2 K 1B 3-H		0-0 G4-3		1-1 WP 1B 2-3		2-3 K 2-H	3-2 1B		5	0	3	2	0	1	5
Pete O'Brien, L OBP: 0.302, SLG: 0.389 (1, 3)	3-3 SAFE SAFE SAFE SAFE 1-2 K			4-1 G1-3 BB BB		2-3 K 1-2	3-2 SF8 3-H	2-2 G4-3 1-2		3	0	0	1	1	2	4
Alvin Davis, L OBP: 0.304, SLG: 0.345 (1, 10)		1-1 G3		2-2 P7		2-1 G4-6-3 1B	3-1 P3		2-0 FC1-6 1B	3	0	1	0	0	0	1
Pat Lennon, R OBP: 0.750, SLG: 1.000 (7, PH)										1	0	0	0	0	0	2
Tino Martinez, L OBP: 0.270, SLG: 0.273 (9, PH)										1	0	1	0	0	0	0
Rich Amaral, R (9, PR)										0	0	0	0	0	0	0
Jay Buhner, R OBP: 0.331, SLG: 0.484 (1, 9)		1-3 K		4-0 G1-3 BB 1-2		0-3 K		3-1 F8	0-0 FC1-6 BB 1-2f	4	0	0	0	1	2	2
Greg Briley, L OBP: 0.301, SLG: 0.319 (1, 7)		2-1 G4-3		1-0 G1-3 BB 1-2 2-3		3-2 G4-6-3 1-2f		4-2 2B BB	3-1 F7	4	1	0	0	1	0	4
Omar Vizquel, S OBP: 0.300, SLG: 0.295 (1, 6)			0-0 B2-3	0-1 F8			4-0 1B BB	0-2 2B 2B	4-1 BB	3	2	1	0	2	0	2
Dave Valle, R OBP: 0.277, SLG: 0.285 (1, 2)			4-0 FC5-4 BB		1-1 F7		2-2 SAFE SAFE 1B 1B 1-2 SF8 1B	2-2 E 2B	2-3 K	1	0	0	0	1	0	0
Dave Cochrane, S OBP: 0.278, SLG: 0.349 (7, PH)										3	2	2	2	0	1	2
Jeff Russell, R ERA: 3.4 (8, 2)																

Inning Stats	R: 1	H: 2	E: 0	K: 1	S: 9	R: 0	H: 0	E: 0	K: 1	S: 8	R: 0	H: 0	E: 0	K: 0	S: 6	R: 0	H: 0	E: 0	K: 0	S: 9	R: 0	H: 2	E: 0	K: 1	S: 13	R: 2	H: 3	E: 0	K: 1	S: 17	R: 4	H: 4	E: 1	K: 1	S: 24	R: 0	H: 1	E: 0	K: 1	S: 10	R: 0	H: 1	E: 0	K: 1	S: 10	1B: 9	2B: 4	3B: 0	HR: 0	SF: 1	SAC: 0	DP: 1	HBP: 0	WP: 1	PB: 0	SB: 1	CS: 0	PA: 45
--------------	------	------	------	------	------	------	------	------	------	------	------	------	------	------	------	------	------	------	------	------	------	------	------	------	-------	------	------	------	------	-------	------	------	------	------	-------	------	------	------	------	-------	------	------	------	------	-------	-------	-------	-------	-------	-------	--------	-------	--------	-------	-------	-------	-------	--------

PITCHER	IP	WLS	BF	H	R	ER	SO	BB	IBB	HBP	BLK	WP	HR	S	P	ERA	WHIP
Kevin Brown, R ERA: 4.11 (1, 1)	6.0		28	7	3	3	4	5	0	0	0	1	0	61	112	4.50	2.000
Kenny Rogers, L ERA: 5.5 (7, 1)	1.0		4	1	0	0	1	0	0	0	0	0	0	10	19	0.00	1.000
Terry Mathews, R ERA: 4.25 (8, 1)	0.2		6	3	4	3	1	1	0	0	0	0	0	18	32	40.50	6.000
Jeff Russell, R ERA: 3.4 (8, 1)	1.1	W	7	2	0	0	1	1	0	0	0	0	0	16	32	0.00	2.250

BOTTOM

Texas Rangers @ Seattle Mariners  
The Kingdome, Seattle, WA  
Tue Sep 24 1991, 10:05 PM EDT  
Att: 21,862 - Dome - 70 F

livebaseballscorecards.com

AB	37
R	7
H	13
RBI	6
BB	7
SO	7
LOB	26



Batter	1	2	3	4	5	6	7	8	9	AB R H RBI BB SO LOB	TOP											
<b>Gary Pettis, S</b> (1, 8) OBP: 0.342, SLG: 0.283	3-2 WP 1B 2B	0-0 P4		3-3 K		2-1 G3		2-3 K		5 1 1 0 0 2 4												
<b>Julio Franco, R</b> (1, 4) OBP: 0.407, SLG: 0.468 <b>Mario Diaz, R</b> (9, PR) OBP: 0.323, SLG: 0.328	1-1 E 1B SF7 1B		2-1 G6-3	4-1 PB BB		2-2 G5-3		0-2 E6		4 1 1 1 1 0 0 0 0 0 0 0 0 0												
<b>Rafael Palmeiro, L</b> (1, 3) OBP: 0.392, SLG: 0.544 <b>Rob Maurer, L</b> (6, 3) OBP: 0.364, SLG: 0.250	0-2 E7 HR 1B		1-3 K	0-3 K			0-0 G4-3		1-0 F7	3 1 1 0 0 2 2 2 0 0 0 0 0 1												
<b>Ruben Sierra, S</b> (1, 9) OBP: 0.356, SLG: 0.501 <b>Donald Harris, R</b> (7, PR) OBP: 0.500, SLG: 0.400	0-0 SF7 HR		2-2 HR	1-1 L8			4-2 G4-6-3 BB		0-3 K	2 1 1 2 1 0 3 1 0 0 0 0 1 1												
<b>Kevin Reimer, L</b> (1, 10) OBP: 0.341, SLG: 0.489	1-1 HR		0-0 G6-3		0-0 P2		3-2 G4-6-3 1-2f		0-1 G4-3	5 1 1 2 0 0 2												
<b>Jack Daugherty, S</b> (1, 7) OBP: 0.261, SLG: 0.252	1-2 F7			4-0 2B BB		0-0 G6-3		1-2 1B 1B		3 1 1 0 1 0 0												
<b>Geno Petrali, L</b> (1, 5) OBP: 0.335, SLG: 0.351 <b>José Hernández, R</b> (7, 5) OBP: 0.224, SLG: 0.244	3-2 F7			1-1 1B PB 2B		4-0 FC6-4 BB		2-3 K		2 1 1 1 1 0 0 1 0 0 0 0 1 1												
<b>Ivan Rodriguez, R</b> (1, 2) OBP: 0.281, SLG: 0.363 <b>Mike Stanley, R</b> (7, 2) OBP: 0.380, SLG: 0.404		3-1 P3		1-2 PB BB 1B		2-0 FC6-4 1-2f		3-2 1B 1B		3 0 1 0 0 0 1 1 0 1 0 0 0 0												
<b>Jeff Huson, L</b> (1, 6) OBP: 0.308, SLG: 0.289		1-0 P2		0-0 P6			0-1 F7		0-0 F7	4 0 0 0 0 0 4												
<b>Inning Stats</b>	R: 4 E: 1 K: 0 S: 17	H: 4 LOB: 0 BB: 0 P: 26	R: 0 E: 0 K: 0 S: 4	H: 0 LOB: 0 BB: 0 P: 8	R: 1 E: 0 K: 1 S: 10	H: 1 LOB: 0 BB: 0 P: 15	R: 2 E: 0 K: 2 S: 16	H: 2 LOB: 3 BB: 2 P: 30	R: 0 E: 0 K: 0 S: 3	H: 0 LOB: 1 BB: 1 P: 9	R: 0 E: 0 K: 0 S: 7	H: 0 LOB: 0 BB: 0 P: 11	R: 0 E: 0 K: 0 S: 6	H: 0 LOB: 1 BB: 1 P: 13	R: 0 E: 0 K: 2 S: 14	H: 2 LOB: 2 BB: 0 P: 22	R: 0 E: 1 K: 1 S: 9	H: 0 LOB: 1 BB: 0 P: 10	1B: 5 2B: 2 3B: 0 HR: 2	SF: 1 SAC: 0 DP: 1 HBP: 0	WP: 1 PB: 1 SB: 0 CS: 0	PA: 41
<b>PITCHER</b>	IP WLS BF H R ER SO BB IBB HBP BLK WP HR S P ERA WHIP																					
<b>Rich DeLucia, R</b> (1, 1) ERA: 4.99	3.0 L 14 5 5 5 1 0 0 0 0 1 2 31 49 15.00 1.667																					
<b>Gene Harris, R</b> (4, 1) ERA: 5.23	3.0 15 2 2 1 2 3 0 0 0 0 0 26 50 3.00 1.667																					
<b>Dave Burba, R</b> (7, 1) ERA: 4.4	2.0 8 2 0 0 2 1 0 0 0 0 0 20 35 0.00 1.500																					
<b>Mike Schooler, R</b> (9, 1) ERA: 4.11	1.0 4 0 0 0 1 0 0 0 0 0 0 9 10 0.00 0.000																					

Texas Rangers @ Seattle Mariners  
The Kingdome, Seattle, WA  
Wed Sep 25 1991, 6:33 AM EDT  
Att: 27,256 - Dome - 70 F

livebaseballscorecards.com

AB	36
R	7
H	9
RBI	6
BB	4
SO	6
LOB	19



Batter	1	2	3	4	5	6	7	8	9	AB	R	H	RBI	BB	SO	LOB
Greg Briley, L (1, 9) OBP: 0.298, SLG: 0.315	1-0 F8		1-1 G6-3			0-1 G3		1-0 FC3-6		4	0	0	0	0	0	2
Harold Reynolds, S (1, 4) OBP: 0.339, SLG: 0.350 Rich Amaral, R (9, 4)	4-2 PB BB		1-0 F8			4-2 BB		2-2 FC3-6		2	0	0	1	2	0	1
Edgar Martinez, R (1, 5) OBP: 0.410, SLG: 0.463 Jeff Schaefer, R (9, 5)	0-0 F9				2-3 K	0-3 K		2-0 L9		4	0	0	0	0	2	3
Ken Griffey Jr., L (1, 8) OBP: 0.406, SLG: 0.539 Alonzo Powell, R (9, PH) OBP: 0.277, SLG: 0.380	0-3 K				1-2 P2	0-3 K		4-2 G5-4-3 BB		3	0	0	0	0	2	2
Pete O'Brien, L (1, 7) OBP: 0.300, SLG: 0.387 Pat Lennon, R (8, 7) OBP: 0.600, SLG: 0.667	0-1 F9				0-3 K		0-1 G3		1-0 F7	3	0	0	0	0	1	2
Alvin Davis, L (1, 10) OBP: 0.305, SLG: 0.345 Tracy Jones, R (9, PH) OBP: 0.314, SLG: 0.365		1-1 G4-6-3 1B			2-1 P3		1-0 G1-3		1-0 G5-4-3	3	0	1	0	0	0	0
Tino Martinez, L (1, 3) OBP: 0.262, SLG: 0.264		2-2 G4-6-3			2-3 K		1-2 P5			3	0	0	0	0	1	1
Dave Cochrane, S (1, 2) OBP: 0.285, SLG: 0.351		2-3 K			4-1 BB			2-2 FC3-6 1B		2	1	1	0	1	1	0
Omar Vizquel, S (1, 6) OBP: 0.300, SLG: 0.295			1-2 G6-3		1-3 K			0-0 FC3-6 1B		3	0	1	0	0	1	1

Inning Stats	R: 0	H: 0	E: 0	K: 1	S: 9	R: 0	H: 1	E: 0	K: 1	S: 8	R: 0	H: 0	E: 0	K: 0	S: 6	R: 0	H: 0	E: 0	K: 2	S: 13	R: 0	H: 0	E: 0	K: 2	S: 9	R: 0	H: 0	E: 0	K: 2	S: 10	R: 0	H: 0	E: 0	K: 0	S: 6	R: 1	H: 2	E: 0	K: 0	S: 10	R: 0	H: 0	E: 0	K: 0	S: 4	1B: 3	2B: 0	3B: 0	HR: 0	SF: 0	SAC: 0	DP: 2	HBP: 0	WP: 0	PB: 1	SB: 0	CS: 0	PA: 33
--------------	------	------	------	------	------	------	------	------	------	------	------	------	------	------	------	------	------	------	------	-------	------	------	------	------	------	------	------	------	------	-------	------	------	------	------	------	------	------	------	------	-------	------	------	------	------	------	-------	-------	-------	-------	-------	--------	-------	--------	-------	-------	-------	-------	--------

PITCHER	IP	WLS	BF	H	R	ER	SO	BB	IBB	HBP	BLK	WP	HR	S	P	ERA	WHIP
Nolan Ryan, R (1, 1) ERA: 2.93	8.0	W	30	3	1	1	8	3	0	0	0	0	0	71	109	1.12	0.750
Mike Jeffcoat, L (9, 1) ERA: 3.94	1.0		3	0	0	0	0	1	0	0	0	0	0	4	10	0.00	1.000

**BOTTOM**

**Texas Rangers @ Seattle Mariners**  
The Kingdome, Seattle, WA  
Wed Sep 25 1991, 6:33 AM EDT  
Att. 27,256 - Dome - 70 F

livebaseballscorecards.com

<b>AB</b>	<b>29</b>
<b>R</b>	<b>1</b>
<b>H</b>	<b>3</b>
<b>RBI</b>	<b>1</b>
<b>BB</b>	<b>4</b>
<b>SO</b>	<b>8</b>
<b>LOB</b>	<b>14</b>



Batter	1	2	3	4	5	6	7	8	9	AB R H RBI BB SO LOB	TOP											
<b>Gary Pettis, S</b> (1, 8) OBP: 0.341, SLG: 0.283	1-2 F9		1-2 CS 1B		2-2 G4-3		1-2 F9			4 0 1 0 0 0 2	<b>Texas Rangers @ Oakland Athletics</b> <b>Oakland-Alameda County Coliseum, Oakland, CA</b> Thu Sep 26 1991, 7:05 PM PDT Att. 25,167 - Cloudy - 63 F											
<b>Rafael Palmeiro, L</b> (1, 3) OBP: 0.391, SLG: 0.541	0-1 G3-1		4-0 BB		0-1 G3-1			0-0 G6-3		3 0 0 0 1 0 1												
<b>Ruben Sierra, S</b> (1, 9) OBP: 0.356, SLG: 0.498 <b>Donald Harris, R</b> (8, 9) OBP: 0.500, SLG: 0.400	4-0 1B BB		3-2 G4-6-3		1-2 P5			1-1 L8		3 0 0 0 1 0 1 0 0 0 0 0 0 0												
<b>Kevin Reimer, L</b> (1, 10) OBP: 0.340, SLG: 0.486	1-1 1-3 1B			2-3 K		3-2 G4-3		2-1 P4		4 0 1 0 0 1 0												
<b>Geno Petralli, L</b> (1, 5) OBP: 0.338, SLG: 0.351	2-1 G3			4-0 FC4 BB		1-1 1B		0-1 F7		3 0 1 0 1 0 2												
<b>Juan Gonzalez, R</b> (1, 7) OBP: 0.323, SLG: 0.482		1-1 G3		2-1 F8		2-1 F9		3-2 G6-3		4 0 0 0 0 0 2												
<b>Ivan Rodriguez, R</b> (1, 2) OBP: 0.279, SLG: 0.360 <b>Monty Fariss, R</b> (7, PH) OBP: 0.440, SLG: 0.350		2-1 G5-3		2-2 FC4			1-3 K2-3		0-0 G6-3	2 0 0 0 0 0 1 2 0 0 0 0 1 0												
<b>Mario Diaz, R</b> (1, 4) OBP: 0.325, SLG: 0.326 <b>Rob Maurer, L</b> (7, PH) OBP: 0.333, SLG: 0.222 <b>Jeff Huson, L</b> (7, 6) OBP: 0.308, SLG: 0.289		1-0 G3			4-1 G4-3 BB		1-3 K			1 0 0 0 1 0 0 1 0 0 0 0 1 0 0 0 0 0 0 0 0												
<b>José Hernández, R</b> (1, 6) OBP: 0.218, SLG: 0.238 <b>Jack Daugherty, S</b> (7, PH) OBP: 0.266, SLG: 0.266 <b>Mark Parent, R</b> (7, 2)			2-1 F9		0-3 K		3-1 2B			2 0 0 0 0 1 1 1 0 1 0 0 0 0 0 0 0 0 0 0 0												
<b>Inning Stats</b>	R: 0 E: 0 K: 0 S: 9	H: 1 LOB: 2 BB: 1 P: 17	R: 0 E: 0 K: 0 S: 5	H: 0 LOB: 0 BB: 0 P: 9	R: 0 E: 0 K: 0 S: 8	H: 1 LOB: 1 BB: 1 P: 18	R: 0 E: 0 K: 1 S: 8	H: 0 LOB: 1 BB: 1 P: 18	R: 0 E: 0 K: 1 S: 10	H: 0 LOB: 1 BB: 1 P: 16		R: 0 E: 0 K: 0 S: 13	H: 1 LOB: 1 BB: 0 P: 20	R: 0 E: 0 K: 2 S: 11	H: 1 LOB: 1 BB: 0 P: 17	R: 0 E: 0 K: 0 S: 5	H: 0 LOB: 0 BB: 0 P: 8	R: 0 E: 0 K: 0 S: 7	H: 0 LOB: 0 BB: 0 P: 10	1B: 3 2B: 1 3B: 0 HR: 0	SF: 0 SAC: 0 DP: 0 HBP: 0	WP: 0 PB: 0 SB: 0 CS: 1
<b>PITCHER</b> <b>Mike Moore, R</b> (1, 1) ERA: 3.07	IP: 9.0 WLS: W BF: 34 H: 4 R: 0 ER: 0 SO: 4 BB: 4 IBB: 0 HBP: 0 BLK: 0 WP: 0 HR: 0 S: 76 P: 133 ERA: 0.00 WHIP: 0.889											<b>PITCHER</b> IP: WLS: BF: H: R: ER: SO: BB: IBB: HBP: BLK: WP: HR: S: P: ERA: WHIP										

livebaseballscorecards.com

AB	30
R	0
H	4
RBI	0
BB	4
SO	4
LOB	10





Batter	1	2	3	4	5	6	7	8	9
Rickey Henderson, R OBP: 0.393, SLG: 0.400 Scott Brosius, R OBP: 0.266, SLG: 0.393	3-2 F9			2-2 E5 PB 2B	1-2 HR		2-3 K	1-2 2B 1B	
Dave Henderson, R OBP: 0.350, SLG: 0.474 Brad Komminsk, R OBP: 0.185, SLG: 0.160	4-1 G5-4-3 BB			3-2 HR 2B	2-1 HR		1-1 1B	2-1 2B	
Jose Canseco, R OBP: 0.360, SLG: 0.562 Lance Blankenship, R OBP: 0.323, SLG: 0.317	1-1 G5-4-3 1-2f			0-1 HR	2-3 K		1-0 P2	3-2 F7	
Harold Baines, L OBP: 0.378, SLG: 0.475		0-1 F7		0-1 F7		1-0 1B WP SF9 1B	3-2 P1		
Terry Steinbach, R OBP: 0.321, SLG: 0.398		0-3 K		0-0 F8		2-1 1B 1B		3-2 2B 1B	
Brook Jacoby, R OBP: 0.274, SLG: 0.311 Vance Law, R OBP: 0.313, SLG: 0.287		1-0 F7		1-1 P4		2-0 SF9		2-2 G1-3 1B 2B	
Mark McGwire, R OBP: 0.333, SLG: 0.376 Ron Wittmeyer, L OBP: 0.059, SLG: 0.059			0-2 F8		0-0 HR 2B	0-2 F9		1-3 K	
Mike Gallego, R OBP: 0.336, SLG: 0.362 Dann Howitt, L OBP: 0.216, SLG: 0.314			0-3 K		1-2 G5-3	3-1 1B		1-1 G1-3	
Mike Bordick, R OBP: 0.272, SLG: 0.261			1-2 G6-3		1-1 G6-3	3-2 G4-3		1-0 2B 1B	

Inning Stats	R: 0	H: 0	E: 0	K: 0	S: 6	LOB: 0	BB: 1	P: 14
	R: 0	H: 0	E: 0	K: 1	S: 7 <td>LOB: 0</td> <td>BB: 0</td> <td>P: 8 </td>	LOB: 0	BB: 0	P: 8
	R: 0	H: 0	E: 0	K: 1	S: 9 <td>LOB: 0</td> <td>BB: 0</td> <td>P: 10 </td>	LOB: 0	BB: 0	P: 10
	R: 3	H: 2	E: 1	K: 0	S: 13 <td>LOB: 0</td> <td>BB: 0</td> <td>P: 19 </td>	LOB: 0	BB: 0	P: 19
	R: 3	H: 3	E: 0	K: 1	S: 15 <td>LOB: 0</td> <td>BB: 0</td> <td>P: 22 </td>	LOB: 0	BB: 0	P: 22
	R: 1	H: 3	E: 0	K: 0	S: 15 <td>LOB: 2</td> <td>BB: 0</td> <td>P: 26 </td>	LOB: 2	BB: 0	P: 26
	R: 0	H: 1	E: 0	K: 1	S: 10 <td>LOB: 1</td> <td>BB: 0</td> <td>P: 17 </td>	LOB: 1	BB: 0	P: 17
	R: 3	H: 5	E: 0	K: 1	S: 30 <td>LOB: 2</td> <td>BB: 0</td> <td>P: 44 </td>	LOB: 2	BB: 0	P: 44

PITCHER	IP	WLS	BF	H	R	ER	SO	BB	IBB	HBP	BLK	WP	HR	S	P	ERA	WHIP
Oil Can Boyd, R ERA: 4.46	(1, 1)	4.2	L	20	5	6	5	2	1	0	0	0	0	46	67	9.64	1.286
Barry Manuel, R ERA: 0.93	(5, 1)	1.1		7	3	1	1	1	0	0	0	1	0	19	32	6.75	2.250
Gerald Alexander, R ERA: 4.75	(7, 1)	2.0		12	6	3	3	2	0	0	0	0	0	40	61	13.50	3.000

**AB R H RBI BB SO LOB**

4	2	1	2	0	1	0
1	0	1	0	0	0	0
3	2	3	2	1	0	0
1	0	1	1	0	0	0
4	1	1	2	0	1	2
1	0	0	0	0	0	2
4	1	1	0	0	0	1
4	1	2	0	0	1	0
2	0	0	1	0	0	0
1	1	1	1	0	0	0
3	1	1	0	0	0	1
1	0	0	0	0	1	1
3	0	1	0	0	1	1
1	0	0	0	0	0	1
4	1	1	1	0	0	3

**AB 37**  
**R 10**  
**H 14**  
**RBI 10**  
**BB 1**  
**SO 5**  
**LOB 12**

**WP: 1** **PA: 39**  
**PB: 1**  
**SB: 0**  
**CS: 0**

**1B: 7** **SF: 1**  
**2B: 4** **SAC: 0**  
**3B: 0** **DP: 1**  
**HR: 3** **HBP: 0**

**WP: 1** **PA: 39**  
**PB: 1**  
**SB: 0**  
**CS: 0**

**OAKLAND ATHLETICS**

**Texas Rangers @ Oakland Athletics**  
Oakland-Alameda County Coliseum, Oakland, CA

Thu Sep 26 1991, 7:05 PM PDT  
Att. 25,167 - Cloudy - 63 F

livebaseballscorecards.com

Batter	1	2	3	4	5	6	7	8	9	AB R H RBI BB SO LOB	TOP	
Rafael Palmeiro, L (1, 3) OBP: 0.392, SLG: 0.543	1-0 1B		1-0 G1-3			1-1 G4-3 2B			1-1 2B 1B	5 1 3 0 0 0 0		
Julio Franco, R (1, 4) OBP: 0.407, SLG: 0.469	3-2 P3		2-2 G6-3			1-3 K			3-1 S 2B	4 0 1 1 1 1 2		
Ruben Sierra, S (1, 9) OBP: 0.355, SLG: 0.502 Gary Pettis, S (5, 8) OBP: 0.345, SLG: 0.283	2-1 F9		2-1 HR			0-1 G4-3			4-2 S BB	3 1 1 1 0 0 2 0 0 0 0 2 0 0		
Juan Gonzalez, R (1, 8) OBP: 0.325, SLG: 0.483 (5, 9)	1-3 K		1-2 2B			4-2 BB			4-0 BB	3 0 1 0 2 1 3		
Kevin Reimer, L (1, 10) OBP: 0.338, SLG: 0.483		0-0 E9 1B	3-3 K			0-2 F9			1-1 G6-3	5 1 1 0 0 1 6		
Jack Daugherty, S (1, 7) OBP: 0.272, SLG: 0.267		2-1 1B FC3-2 1B		2-0 L8		4-2 G6-4-3 BB			2-1 G4-3	3 0 1 1 1 0 0		
Ivan Rodriguez, R (1, 2) OBP: 0.282, SLG: 0.360		1-1 SAFE 1B		4-0 BB		1-1 G6-4-3			0-3 K	3 0 1 0 1 1 1		
Mario Diaz, R (1, 5) OBP: 0.318, SLG: 0.319		2-2 FC3-2		1-1 F8		1-0 G4-3			0-1 G6-3	4 0 0 0 0 0 2		
José Hernández, R (1, 6) OBP: 0.209, SLG: 0.227		1-1 P3		2-3 K			1-1 G4-3		1-3 K	4 0 0 0 0 2 2		
<b>Inning Stats</b>	R: 0 E: 0 K: 1 S: 9 H: 1 LOB: 1 BB: 0 P: 16	R: 1 E: 1 K: 0 S: 11 H: 3 LOB: 1 BB: 0 P: 16	R: 1 E: 0 K: 1 S: 12 H: 2 LOB: 1 BB: 0 P: 21	R: 0 E: 0 K: 1 S: 6 H: 0 LOB: 1 BB: 1 P: 15	R: 0 E: 0 K: 1 S: 16 H: 1 LOB: 2 BB: 1 P: 22	R: 0 E: 0 K: 0 S: 6 H: 0 LOB: 0 BB: 1 P: 12	R: 0 E: 0 K: 0 S: 10 H: 0 LOB: 2 BB: 2 P: 22	R: 0 E: 0 K: 1 S: 7 H: 0 LOB: 0 BB: 0 P: 10	R: 1 E: 0 K: 1 S: 15 H: 2 LOB: 3 BB: 2 P: 30	1B: 5 2B: 3 3B: 0 HR: 1 SF: 0 SAC: 0 DP: 1 HBP: 0	WP: 0 PB: 0 SB: 3 CS: 0 PA: 41	
<b>PITCHER</b>	IP WLS BF H R ER SO BB IBB HBP BLK WP HR S P ERA WHIP											
Ron Darling, R (1, 1) ERA: 4.09	7.0 L 31 7 2 2 4 5 0 0 0 0 0 1 70 124 2.57 1.714											
Joe Klink, L (8, 1) ERA: 3.9	1.2 8 2 1 1 2 1 0 0 0 0 0 0 20 32 5.40 1.800											
Kevin Campbell, R (9, 1) ERA: 2.84	0.1 2 0 0 0 0 1 0 0 0 0 0 0 2 8 0.00 3.000											

Texas Rangers @ Oakland Athletics  
Oakland-Alameda County Coliseum, Oakland, CA

Fri Sep 27 1991, 7:05 PM PDT  
Att. 24,134 - Sunny - 61 F

livebaseballscorecards.com

AB	34
R	3
H	9
RBI	3
BB	7
SO	6
LOB	18



Batter	1	2	3	4	5	6	7	8	9	AB	R	H	RBI	BB	SO	LOB
Rickey Henderson, R OBP: 0.392, SLG: 0.400 (1, 7)	1-0 S 2-1 2B		1-1 G6-3		2-0 FC5-4 1-2f			1-0 G3		4	0	1	0	0	0	2
Dave Henderson, R OBP: 0.348, SLG: 0.471 (1, 8)	0-3 K 2-3			0-1 G6-3		3-3 K		1-3 K		4	0	0	0	0	3	1
Jose Canseco, R OBP: 0.359, SLG: 0.559 Dann Howitt, L OBP: 0.216, SLG: 0.314 Willie Wilson, S OBP: 0.295, SLG: 0.321 (1, 9) (7, 9) (9, PH)	2-3 K			2-1 F9		0-0 F9		2-2 F9		3	0	0	0	0	1	1
Harold Baines, L OBP: 0.381, SLG: 0.474 Scott Hemond, R OBP: 0.250, SLG: 0.200 (1, 10) (9, PR)	4-0 BB			4-1 BB		1-1 G4-3		4-2 BB		1	0	0	0	3	0	0
Terry Steinbach, R OBP: 0.318, SLG: 0.394 (1, 2)	1-1 2-1 3-H	2-3 K		2-3 K		0-2 G4-3		0-0 L7		4	0	0	0	0	2	2
Brook Jacoby, R OBP: 0.272, SLG: 0.309 (1, 3)		2-1 L9		1-0 L9		1-0 F8				3	0	0	0	0	0	0
Vance Law, R OBP: 0.307, SLG: 0.280 (1, 5)		1-0 P3		1-0 L7		2-3 K				3	0	0	0	0	1	0
Mike Gallego, R OBP: 0.336, SLG: 0.362 (1, 4) (9, 6)			1-0 G5-3		0-0 HBP 1B			2-2 G6-3		3	0	1	0	0	0	0
Mike Bordick, R OBP: 0.274, SLG: 0.259 Jamie Quirk, L OBP: 0.322, SLG: 0.299 Scott Brosius, R OBP: 0.266, SLG: 0.393 (1, 6) (8, PH) (9, 4)			3-2 F9		3-1 SAFE FC5-4 HBP		0-1 F7			1	0	0	0	0	0	0


Inning Stats	R: 0	H: 1	E: 0	LOB: 2	K: 2	S: 8	P: 16	R: 0	H: 0	E: 0	LOB: 0	K: 1	S: 6	P: 11	R: 0	H: 0	E: 0	LOB: 1	K: 1	S: 9	P: 17	R: 0	H: 1	E: 0	LOB: 2	K: 0	S: 5	P: 12	R: 0	H: 0	E: 0	LOB: 0	K: 1	S: 7	P: 11	R: 0	H: 0	E: 0	LOB: 0	K: 1	S: 7	P: 10	R: 0	H: 0	E: 0	LOB: 0	K: 0	S: 6	P: 9	R: 0	H: 0	E: 0	LOB: 1	K: 1	S: 9	P: 16	1B: 1	SF: 0	2B: 1	SAC: 0	3B: 0	DP: 0	HR: 0	HBP: 1	WP: 0	PA: 32
PITCHER Jose Guzman, R ERA: 3.02 (1, 1)	IP	WLS	BF	H	R	ER	SO	BB	IBB	HBP	BLK	WP	HR	S	P	ERA	WHIP																																																	
	9.0	W	33	2	0	0	7	3	0	1	0	0	0	63	113	0.00	0.556																																																	
	PITCHER																		IP	WLS	BF	H	R	ER	SO	BB	IBB	HBP	BLK	WP	HR	S	P	ERA	WHIP																															

**TEXAS RANGERS @ OAKLAND ATHLETICS**  
**Oakland-Alameda County Coliseum, Oakland, CA**

Fri Sep 27 1991, 7:05 PM PDT  
 Att. 24,134 - Sunny - 61 F

livebaseballscorecards.com

AB	28
R	0
H	2
RBI	0
BB	3
SO	7
LOB	6



Batter	1	2	3	4	5	6	7	8	9	10	AB R H RBI BB SO LOB	TOP												
<b>Brian Downing, R</b> (1, 10) OBP: 0.389, SLG: 0.466	2-2 1B 2B		1-2 G5-3			1-2 G1-3	0-1 F8		1 SAFE 2-3 K		5 1 1 0 0 1 5													
<b>Julio Franco, R</b> (1, 4) OBP: 0.407, SLG: 0.468	1-1 FC4-6 2-H 1B		2-2 F9			0-0 G4-3		3-2 G5-3 S 1B	3-3 K		5 0 2 1 0 1 2													
<b>Rafael Palmeiro, L</b> (1, 3) OBP: 0.391, SLG: 0.540	1-1 FC4-6 2B 1-2f SF9		2-0 F8			0-1 G4-3		2-2 F9		0-0 1B HR 1B	5 2 1 0 0 0 2													
<b>Ruben Sierra, S</b> (1, 9) OBP: 0.357, SLG: 0.504	1-1 SF9 1-3 2B			1-2 G4-3			2-2 G4-3	4-0 G5-3 1B		0-0 HR 1B	4 1 2 0 1 0 0													
<b>Kevin Reimer, L</b> (1, 7) OBP: 0.338, SLG: 0.491	0-0 SF9			0-0 P6			0-0 HR	3-2 G5-3		3-3 HR 1B	2 1 1 2 0 0 0													
<b>Mike Stanley, R</b> (8, PH) OBP: 0.378, SLG: 0.401	2-3 3-H K			3-2 G4-3			0-2 1B 1B	3-2 G4-3		1-2 K	1 0 0 0 0 0 2													
<b>Donald Harris, R</b> (8, 7) OBP: 0.429, SLG: 0.333										1-2 K	1 0 0 0 0 1 2													
<b>Geno Petralli, L</b> (1, 2) OBP: 0.338, SLG: 0.350										1-3 K	3 0 1 0 0 1 1													
<b>Monty Fariss, R</b> (8, PH) OBP: 0.423, SLG: 0.333											1 0 0 0 0 0 2													
<b>Ivan Rodriguez, R</b> (8, 2) OBP: 0.281, SLG: 0.358											1 0 0 0 0 1 2													
<b>Dean Palmer, R</b> (1, 5) OBP: 0.288, SLG: 0.430		0-3 K				1-3 K		3-2 P3		0-0 SH1-4 2B	5 1 2 3 0 2 1													
<b>Jeff Huson, L</b> (1, 6) OBP: 0.307, SLG: 0.288		2-0 F8				2-2 L5		1-1 BB 1B		1-0 SH1-4	4 0 1 0 0 0 0													
<b>Gary Pettis, S</b> (1, 8) OBP: 0.345, SLG: 0.280		2-2 G5-3				0-3 K		4-1 BB		4-2 BB	2 0 0 0 1 1 0													
<b>Jack Daugherty, S</b> (9, PH) OBP: 0.277, SLG: 0.267											0 0 0 0 1 0 0													
<b>Inning Stats</b>	R: 2 E: 0 K: 1 S: 13	H: 3 LOB: 1 BB: 0 P: 20	R: 0 E: 0 K: 1 S: 7	H: 0 LOB: 0 BB: 0 P: 11	R: 0 E: 0 K: 0 S: 8	H: 0 LOB: 0 BB: 0 P: 13	R: 0 E: 0 K: 2 S: 9	H: 0 LOB: 0 BB: 0 P: 12	R: 0 E: 0 K: 0 S: 7	H: 0 LOB: 0 BB: 0 P: 8	R: 1 E: 0 K: 0 S: 25	H: 3 LOB: 3 BB: 1 P: 35	R: 0 E: 0 K: 0 S: 18	H: 1 LOB: 2 BB: 1 P: 32	R: 0 E: 0 K: 2 S: 11	H: 1 LOB: 2 BB: 1 P: 21	R: 3 E: 0 K: 2 S: 11	H: 3 LOB: 0 BB: 0 P: 16	1B: 6 2B: 3 3B: 0 HR: 2	SF: 1 SAC: 1 DP: 0 HBP: 0	WP: 0 PB: 0 SB: 2 CS: 0	PA: 44		
<b>PITCHER</b>	IP WLS BF H R ER SO BB IBB HBP BLK WP HR S P ERA WHIP																							
<b>Dave Stewart, R</b> (1, 1) ERA: 5.25	7.0	29	7	3	3	4	1	0	0	0	0	0	0	0	83	120	3.86	1.143						
<b>Rick Honeycutt, L</b> (8, 1) ERA: 3.44	1.0	4	0	0	0	0	0	1	0	0	0	0	0	0	13	24	0.00	0.000						
<b>Dennis Eckersley, R</b> (9, 1) ERA: 3.03	2.0	L 11	4	3	3	4	1	0	0	0	0	0	0	1	22	37	13.50	2.500						

**Texas Rangers @ Oakland Athletics**  
**Oakland-Alameda County Coliseum, Oakland, CA**  
 Sat Sep 28 1991, 3:33 AM PDT  
 Att: 33,338 - Cloudy - 68 F

AB	39
R	6
H	11
RBI	6
BB	3
SO	8
LOB	19



livebaseballscorecards.com

Batter	1	2	3	4	5	6	7	8	9	10	AB	R	H	RBI	BB	SO	LOB
Rickey Henderson, R OBP: 0.389, SLG: 0.396 (1, 7)	L7		F9			F7		F8		K	5	0	0	0	0	1	2
Ernest Riles, L OBP: 0.289, SLG: 0.319 Vance Law, R OBP: 0.307, SLG: 0.280 (9, 5)	G6-3 2B		K			K		K			4	0	1	0	0	3	1
Willie Wilson, S OBP: 0.291, SLG: 0.317 (1, 8)	G6-3				K	K		K			4	0	0	0	0	3	1
Jamie Quirk, L OBP: 0.316, SLG: 0.293 (1, 2)	G4-3				K		F7		P6		4	0	0	0	0	1	1
Lance Blankenship, R OBP: 0.327, SLG: 0.321 (1, 4)		L8-3 1B		P3			HR 1B		K		4	1	2	0	0	1	0
Dann Howitt, L OBP: 0.195, SLG: 0.282 (1, 9)		L8-3			G4-3		K		F7		4	0	0	0	0	1	2
Mark McGwire, R OBP: 0.332, SLG: 0.381 (1, 3)		L5			F9		HR			F9	4	1	1	2	0	0	0
Mike Gallego, R OBP: 0.341, SLG: 0.371 (1, 6)							HR			DI BB	2	1	2	1	2	0	0
Scott Brosius, R OBP: 0.258, SLG: 0.381 Jose Canseco, R OBP: 0.358, SLG: 0.557 (7, PH)			F9			P4				K	2	0	0	0	0	0	2

Inning Stats	R: 0	H: 1	R: 0	H: 1	R: 0	H: 1	R: 0	H: 0	R: 0	H: 0	R: 3	H: 3	R: 0	H: 0	R: 0	H: 0	R: 0	H: 0	R: 0	H: 0	1B: 3	SF: 0	WP: 0	PA: 37
E: 0	LOB: 1	E: 0	LOB: 0	E: 0	LOB: 1	E: 0	LOB: 0	E: 0	LOB: 0	E: 0	LOB: 0	E: 0	LOB: 0	E: 0	LOB: 0	E: 0	LOB: 0	E: 0	LOB: 0	E: 0	LOB: 1	SAC: 0	FB: 0	
K: 0	BB: 0	K: 0	BB: 0	K: 1	BB: 0	K: 2	BB: 0	K: 0	BB: 1	K: 1	BB: 0	K: 2	BB: 0	K: 1	BB: 0	K: 2	BB: 1	K: 2	BB: 1	K: 2	BB: 1	DP: 1	SB: 0	
S: 11	P: 19	S: 6	P: 10	S: 11	P: 17	S: 8	P: 12	S: 5	P: 11	S: 18	P: 32	S: 9	P: 13	S: 10	P: 14	S: 11	P: 20	S: 11	P: 20	S: 11	P: 20	HR: 2	HBP: 0	CS: 0

PITCHER	IP	WLS	BF	H	R	ER	SO	BB	IBB	HBP	BLK	WP	HR	S	P	ERA	WHIP
Hector Fajardo, R ERA: 6.33 (1, 1)	6.2		26	6	3	3	6	1	0	0	0	0	2	65	107	4.05	1.050
Terry Mathews, R ERA: 4.06 (7, 1)	2.1	W	7	0	0	0	3	0	0	0	0	0	0	21	32	0.00	0.000
Jeff Russell, R ERA: 3.36 (10, 1)	1.0	S	4	0	0	0	2	1	0	0	0	0	0	11	20	0.00	1.000


PITCHER	IP	WLS	BF	H	R	ER	SO	BB	IBB	HBP	BLK	WP	HR	S	P	ERA	WHIP

**TEXAS RANGERS @ OAKLAND ATHLETICS**  
**Oakland-Alameda County Coliseum, Oakland, CA**

Sat Sep 28 1991, 3:33 AM PDT  
 Att. 33,338 - Cloudy - 68 F

livebaseballscorecards.com

AB	35
R	3
H	6
RBI	3
BB	2
SO	11
LOB	10



Batter	1	2	3	4	5	6	7	8	9	AB R H RBI BB SO LOB	TOP																
Jack Daugherty, S (1, 7) OBP: 0.281, SLG: 0.261	1-2 G3	1-2 SAFE PO	4-0 1B BB	4-2 BB		2-1 F8		0-1 G4-3		3 0 0 0 2 0 2																	
Julio Franco, R (1, 4) OBP: 0.406, SLG: 0.466 Monty Fariss, R (4, PH) OBP: 0.414, SLG: 0.304 (4, 4)	1-2 G5-3		2-3 K	1-3 K		2-2 G6-3			4-1 HR BB	2 0 0 0 0 1 1 2 1 0 0 1 1 4																	
Rafael Palmeiro, L (1, 3) OBP: 0.392, SLG: 0.541 Mike Stanley, R (5, 3) OBP: 0.379, SLG: 0.399	1-1 1B 1B		0-0 1B	1-2 1B		1-1 G3			2-2 HBP K	3 0 2 0 0 0 0 1 0 0 0 0 1 1																	
Ruben Sierra, S (1, 9) OBP: 0.359, SLG: 0.509 Donald Harris, R (5, 9) OBP: 0.444, SLG: 0.750 (6, 8)	0-2 1B		1-1 F8		1-0 HR		1-1 P4		0-1 HR	3 1 2 1 0 0 2 2 1 1 2 0 0 1																	
Rob Maurer, L (1, 10) OBP: 0.235, SLG: 0.143	0-3 K		2-2 G4-3		1-1 F8		2-3 K		0-0 G4-3	5 0 0 0 0 2 5																	
Dean Palmer, R (1, 5) OBP: 0.286, SLG: 0.423		4-0 WP E BB G1-3		1-1 F8	1-1 P5		2-1 E5		3-1 F7	4 1 0 0 1 0 1																	
Ivan Rodriguez, R (1, 2) OBP: 0.279, SLG: 0.356 Geno Petralli, L (5, 2) OBP: 0.339, SLG: 0.352 Mark Parent, R (8, 2)		1-1 F9		0-1 G4-3		0-0 F8 1B 1B		3-2 G4-3		2 0 0 0 0 0 1 2 0 1 0 0 0 2 0 0 0 0 0 0 0	AB 37 R 5 H 9 RBI 4 BB 4 SO 6 LOB 23																
Jeff Huson, L (1, 6) OBP: 0.310, SLG: 0.295		2-1 G1-3		3-2 1B 2B		0-1 1B		2-1 F8		4 1 2 0 0 0 1																	
Gary Pettis, S (1, 8) OBP: 0.345, SLG: 0.281 John Russell, R (6, 9) OBP: 0.138, SLG: 0.111		3-2 E1 PO		1-1 BB 1B		3-2 P3		1-3 K		3 0 1 1 0 0 2 1 0 0 0 0 1 0																	
Inning Stats	R: 0 E: 0 K: 1 S: 22	H: 2 LOB: 2 BB: 0 P: 25	R: 1 E: 1 K: 0 S: 10	H: 0 LOB: 0 BB: 1 P: 21	R: 0 E: 0 K: 1 S: 10	H: 1 LOB: 2 BB: 1 P: 19	R: 1 E: 0 K: 1 S: 17	H: 2 LOB: 2 BB: 1 P: 27	R: 1 E: 0 K: 0 S: 7	H: 1 LOB: 0 BB: 0 P: 11	R: 0 E: 0 K: 0 S: 12	H: 2 LOB: 2 BB: 0 P: 19	R: 0 E: 1 K: 1 S: 13	H: 0 LOB: 2 BB: 0 P: 23	R: 0 E: 0 K: 1 S: 7	H: 0 LOB: 0 BB: 0 P: 10	R: 2 E: 0 K: 1 S: 10	H: 1 LOB: 0 BB: 1 P: 19	1B: 6 2B: 1 3B: 0 HR: 2	SF: 0 SAC: 0 DP: 0 HBP: 1	WP: 1 PB: 0 SB: 0 CS: 0	PA: 43					
PITCHER	IP	WLS	BF	H	R	ER	SO	BB	IBB	HBP	BLK	WP	HR	S	P	ERA	WHIP										
Joe Slusarski, R (1, 1) ERA: 5.27	5.0	W	24	6	3	2	3	3	0	0	0	1	1	66	103	3.60	1.800										
Steve Chitren, R (6, 1) ERA: 4.1	2.0		10	2	0	0	1	0	0	1	0	0	0	25	42	0.00	1.000										
Bruce Walton, R (8, 1) ERA: 4.97	2.0		8	1	2	2	2	1	0	0	0	0	1	17	29	9.00	1.000										

Texas Rangers @ Oakland Athletics  
Oakland-Alameda County Coliseum, Oakland, CA

Sun Sep 29 1991, 3:33 AM PDT  
Att. 40,853 - Sunny - 70 F

livebaseballscorecards.com



Batter	1	2	3	4	5	6	7	8	9	AB	R	H	RBI	BB	SO	LOB	BOTTOM			
Rickey Henderson, R Ernest Riles, L OBP: 0.394, SLG: 0.409 OBP: 0.288, SLG: 0.318	0-0 FC6-4 1B	3-2 SAFE 1B	1-1 HBP 1B	1-2 1B	1-0 HR		0-1 G4-3			5	4	5	4	0	0	0				
Willie Wilson, S Dann Howitt, L OBP: 0.294, SLG: 0.317 OBP: 0.186, SLG: 0.268	2-2 FC6-4 1B 1-2f	4-1 1B FC5-4 BB	0-1 F8	2-2 1B 2B	1-2 F8			3-2 G6-3		3	3	1	1	1	0	3				
Jose Canseco, R Jamie Quirk, L OBP: 0.363, SLG: 0.564 OBP: 0.315, SLG: 0.291	2-2 2B G6-3 1B	2-2 FC5-4 1B	2-0 1B SF7 HBP	2-1 2B				1-2 G1-3		4	3	4	4	0	0	0				
Dave Henderson, R Ron Wittmeyer, L OBP: 0.350, SLG: 0.473 OBP: 0.056, SLG: 0.056	2-0 G6-3 1B 2B	0-2 FC5-4	1-2 1B	4-0 BB				2-1 F8		4	1	2	4	1	1	2				
Terry Steinbach, R Scott Hemond, R OBP: 0.315, SLG: 0.392 OBP: 0.235, SLG: 0.188	1-1 G6-3	3-2 G6-3	2-1 SF7	0-0 G3				1-1 G6-3		3	0	0	2	0	0	4				
Brook Jacoby, R Scott Brosius, R OBP: 0.276, SLG: 0.311 OBP: 0.258, SLG: 0.381	1-0 FC5-4 1B							2-2 F7		4	1	2	2	1	0	1				
Mark McGwire, R Lance Blankenship, R OBP: 0.335, SLG: 0.385 OBP: 0.330, SLG: 0.325	2-0 FC5-4		1-2 BB 1B	2-1 1B WP HBP	0-1 WP 1B 2B			3-2 FC5-4 1B		3	3	2	0	0	0	1				
Mike Gallego, R Brad Komminsk, R OBP: 0.340, SLG: 0.368 OBP: 0.185, SLG: 0.160		1-0 G5-3	4-2 1B BB	1-3 K	1-1 G1-3			3-1 FC5-4		4	1	0	0	1	1	3				
Mike Bordick, R OBP: 0.281, SLG: 0.260		4-1 1B BB	4-2 HBP 1B BB	3-2 F9	0-2 HR 1B			1-3 K		3	3	1	2	2	1	2				
Inning Stats	R: 3 E: 0 K: 0 S: 12	H: 4 LOB: 1 BB: 0 P: 22	R: 3 E: 0 K: 0 S: 17	H: 2 LOB: 1 BB: 2 P: 34	R: 6 E: 0 K: 0 S: 22	H: 3 LOB: 1 BB: 3 P: 41	R: 3 E: 0 K: 1 S: 16	H: 3 LOB: 2 BB: 1 P: 31	R: 3 E: 0 K: 1 S: 17	H: 3 LOB: 0 BB: 0 P: 22	R: 1 E: 0 K: 1 S: 8	H: 2 LOB: 1 BB: 0 P: 10	R: 0 E: 0 K: 1 S: 10	H: 1 LOB: 1 BB: 0 P: 17	R: 0 E: 0 K: 0 S: 9	H: 0 LOB: 0 BB: 0 P: 15	1B: 13 2B: 4 3B: 0 HR: 1	SF: 1 SAC: 0 DP: 0 HBP: 2	WP: 2 PB: 0 SB: 0 CS: 0	PA: 49
PITCHER	IP WLS BF H R ER SO BB IBB HBP BLK WP HR S P ERA WHIP																			
Kevin Brown, R ERA: 4.42	(1, 1) 2.0 L																			
Gerald Alexander, R ERA: 5.15	(3, 1) 0.1																			
Wayne Rosenthal, R ERA: 4.7	(3, 1) 1.2																			
Mike Jeffcoat, L ERA: 4.29	(5, 1) 2.0																			
Rich Gossage, R ERA: 3.76	(7, 1) 1.0																			
PITCHER	IP WLS BF H R ER SO BB IBB HBP BLK WP HR S P ERA WHIP																			
Barry Manuel, R ERA: 0.84	(8, 1) 1.0																			

Texas Rangers @ Oakland Athletics  
Oakland-Alameda County Coliseum, Oakland, CA

Sun Sep 29 1991, 3:33 AM PDT  
Att: 40,853 - Sunny - 70 F

livebaseballscorecards.com

AB	40
R	19
H	18
RBI	19
BB	6
SO	3
LOB	18



Batter	1	2	3	4	5	6	7	8	9	10	11	AB R H RBI BB SO LOB	TOP													
Edgar Martinez, R OBP: 0.410, SLG: 0.461	2-3 K	0-3 K			0-1 L4		4-2 BB		0-1 1B			4 0 1 0 1 2 3	<b>Seattle Mariners @ Texas Rangers</b> Arlington Stadium, Arlington, TX Mon Sep 30 1991, 8:05 PM EDT Sunny - 85 F													
Harold Reynolds, S OBP: 0.339, SLG: 0.349	0-2 G4-3		2-2 G3-1		0-0 F8		1-3 K		2-0 G3			5 0 0 0 0 1 5														
Ken Griffey Jr., L OBP: 0.403, SLG: 0.537	4-0 1B BB		3-2 P5		2-0 WP 1B		0-2 F7			2-1 G4-3		4 0 1 1 1 0 2														
Pete O'Brien, L OBP: 0.298, SLG: 0.389	2-2 1B		3-3 K		1-2 3-H 1B		0-1 F8			0-1 G1-3		5 0 1 0 0 2 4														
Alvin Davis, L OBP: 0.299, SLG: 0.336 Tracy Jones, R OBP: 0.314, SLG: 0.361	2-1 G4-3		1-1 F8		2-1 P4		4-2 FC1-6 BB			2-2 F7		3 0 0 0 0 0 2 1 0 0 0 1 0 0														
Greg Briley, L OBP: 0.299, SLG: 0.322		2-2 G3 SF8 2B		2-0 F8		2-0 2B	1-0 FC1-6 CS			1-3 K2-3		5 1 2 0 0 1 1														
Tino Martinez, L OBP: 0.263, SLG: 0.287 Jay Buhner, R OBP: 0.330, SLG: 0.486		0-1 G3		1-0 G4-3		2-3 K	1-3 K	1-2		1-1 HR		3 0 0 0 0 1 2 2 1 1 1 0 1 1														
Dave Valle, R OBP: 0.277, SLG: 0.286 Dave Cochrane, S OBP: 0.283, SLG: 0.347		1-2 SF8		3-2 E 1B 2B		2-3 K			2-3 K		2-3 K	2 1 1 1 0 1 1 2 0 0 0 0 2 0														
Chris Howard, R OBP: 0.500, SLG: 1.000		3-H 4-2 E S BB										0 0 0 0 0 0 0														
Omar Vizquel, S OBP: 0.299, SLG: 0.293					4-2 WP 1B BB		1-0 2B		1-3 K		0-1 G3	3 0 1 0 2 1 0														
<b>Inning Stats</b>	R: 0 E: 0 K: 1 S: 13	H: 1 LOB: 2 BB: 1 P: 23	R: 1 E: 0 K: 1 S: 14	H: 1 LOB: 1 BB: 1 P: 21	R: 0 E: 0 K: 1 S: 10	H: 0 LOB: 0 BB: 0 P: 18	R: 0 E: 0 K: 0 S: 4	H: 0 LOB: 0 BB: 0 P: 8	R: 1 E: 1 K: 1 S: 14	H: 2 LOB: 2 BB: 1 P: 24	R: 0 E: 0 K: 2 S: 10	H: 1 LOB: 1 BB: 0 P: 18		R: 0 E: 0 K: 1 S: 6	H: 0 LOB: 0 BB: 1 P: 12	R: 0 E: 0 K: 2 S: 11	H: 1 LOB: 1 BB: 0 P: 16	R: 0 E: 0 K: 0 S: 8	H: 0 LOB: 0 BB: 0 P: 12	R: 1 E: 0 K: 2 S: 11	H: 1 LOB: 0 BB: 0 P: 15	1B: 3 2B: 4 3B: 0 HR: 1	SF: 1 SAC: 0 DP: 0 HBP: 0	WP: 1 PB: 0 SB: 1 CS: 1	PA: 45	
<b>PITCHER</b>	IP WLS BF H R ER SO BB IBB HBP BLK WP HR S P ERA WHIP																									
Nolan Ryan, R ERA: 2.93	(1, 1) 6.0	26	5	2	2	6	3	0	0	0	1	0	65	112	3.00	1.333										
Kenny Rogers, L ERA: 5.43	(7, 1) 1.1	7	1	0	0	1	2	0	0	0	0	0	15	26	0.00	2.250										
Terry Mathews, R ERA: 3.86	(8, 1) 2.2	8	1	0	0	3	0	0	0	0	0	0	22	32	0.00	0.375										
Wayne Rosenthal, R ERA: 4.76	(11, 1) 1.0	L 4	1	1	1	2	0	0	0	0	0	1	11	15	9.00	1.000										

livebaseballscorecards.com

AB	39
R	3
H	8
RBI	3
BB	5
SO	12
LOB	21





Batter	1	2	3	4	5	6	7	8	9	10	11	AB R H RBI BB SO LOB
Jack Daugherty, S (1, 7) OBP: 0.278, SLG: 0.273	3-2 F8	1-1 G4-3			1-2 WP 3B		0-0 G3			1-3 K		5 1 1 0 0 1 2
Julio Franco, R (1, 4) OBP: 0.409, SLG: 0.470	4-2 1B 2B BB		2-1 G4-6-3 1B		1-2 G4-6-3 1B			1-3 K		0-2 G6-3 2B		4 1 3 0 1 1 0
Rafael Palmeiro, L (1, 3) OBP: 0.391, SLG: 0.538	3-2 2B 1B		2-2 G4-6-3 1-2f		1-0 G4-6-3 1-2f			3-1 F9		1-0 F7		5 0 1 0 0 0 3
Ruben Sierra, S (1, 9) OBP: 0.357, SLG: 0.509	3-1 1-3 3-H 2B		0-3 K			3-2 G4-3		2-2 G5-3		0-0 G6-3 2-3		5 0 1 1 0 1 1
Kevin Reimer, L (1, 10) OBP: 0.336, SLG: 0.487	0-3 K		2-2 G4-3			1-3 K			1-2 G4-3		0-0 P4	3 0 0 0 0 2 2
Monty Fariss, R (9, PH) OBP: 0.414, SLG: 0.304												0 0 0 0 0 0 0
Gary Pettis, S (9, PH) OBP: 0.343, SLG: 0.280												1 0 0 0 0 0 0
Brian Downing, R (11, PH) OBP: 0.389, SLG: 0.465												1 0 0 0 0 0 1
Juan Gonzalez, R (1, 8) OBP: 0.325, SLG: 0.483	0-3 K		2-0 WP 2B			1-1 F9			0-2 F8			4 0 1 0 0 1 2
Dean Palmer, R (1, 5) OBP: 0.282, SLG: 0.416		2-1 F8		1-3 K CS			2-3 K		1-3 K			4 0 0 0 0 3 1
Ivan Rodriguez, R (1, 2) OBP: 0.279, SLG: 0.354		0-1 G4-3 1B		1-3 K 1-2			0-1 F8			1-2 F7		4 0 1 0 0 1 2
Jeff Huson, L (1, 6) OBP: 0.310, SLG: 0.293		1-0 G4-3			2-2 P2		4-0 BB			1-3 K		2 0 0 0 1 0 1
Rob Maurer, L (10, PH) OBP: 0.222, SLG: 0.133												1 0 0 0 0 1 0
José Hernández, R (11, 6) OBP: 0.209, SLG: 0.227												0 0 0 0 0 0 0

Inning Stats	R: 1	H: 2	E: 0	K: 2	S: 18	H: 2	LOB: 2	BB: 1	P: 31	R: 0	H: 1	E: 0	K: 0	S: 7	R: 0	H: 1	E: 0	K: 1	S: 8	R: 0	H: 1	E: 0	K: 2	S: 11	R: 1	H: 2	E: 0	K: 0	S: 11	R: 0	H: 0	E: 0	K: 1	S: 11	R: 0	H: 0	E: 0	K: 1	S: 9	R: 0	H: 0	E: 0	K: 1	S: 11	R: 0	H: 0	E: 0	K: 1	S: 9	R: 0	H: 0	E: 0	K: 2	S: 6	R: 0	H: 0	E: 0	K: 1	S: 11	R: 0	H: 0	E: 0	K: 1	S: 9	R: 0	H: 0	E: 0	K: 2	S: 6	R: 0	H: 1	E: 0	K: 0	S: 6	R: 0	H: 1	E: 0	K: 0	S: 7
--------------	------	------	------	------	-------	------	--------	-------	-------	------	------	------	------	------	------	------	------	------	------	------	------	------	------	-------	------	------	------	------	-------	------	------	------	------	-------	------	------	------	------	------	------	------	------	------	-------	------	------	------	------	------	------	------	------	------	------	------	------	------	------	-------	------	------	------	------	------	------	------	------	------	------	------	------	------	------	------	------	------	------	------	------

PITCHER	IP	WLS	BF	H	R	ER	SO	BB	IBB	HBP	BLK	WP	HR	S	P	ERA	WHIP
Erik Hanson, R (1, 1) ERA: 3.81	6.0		24	7	2	2	6	1	0	0	0	2	0	66	103	3.00	1.333
Michael Jackson, R (7, 1) ERA: 3.38	1.1		5	0	0	0	2	1	0	0	0	0	0	10	17	0.00	0.750
Russ Swan, L (8, 1) ERA: 3.46	0.2		2	0	0	0	0	0	0	0	0	0	0	5	10	0.00	0.000
Mike Schooler, R (9, 1) ERA: 3.74	2.0	W	6	0	0	0	3	0	0	0	0	0	0	20	25	0.00	0.000
Bill Swift, R (11, 1) ERA: 2.02	1.0	S	4	1	0	0	0	0	0	0	0	0	0	6	7	0.00	1.000

AB	R	H	RBI	BB	SO	LOB
5	1	1	0	0	1	2
4	1	3	0	1	1	0
5	0	1	0	0	0	3
5	0	1	1	0	1	1
3	0	0	0	0	2	2
0	0	0	0	0	0	0
1	0	0	0	0	0	0
1	0	0	0	0	0	1
4	0	1	0	0	1	2
4	0	0	0	0	3	1
4	0	1	0	0	1	2
2	0	0	0	1	0	1
1	0	0	0	0	1	0
0	0	0	0	0	0	0

WP	PA	1B	2B	3B	HR	SF	SAC	DP	HBP
2	41	4	3	1	0	0	0	2	0
0		3	3	1	0	0	0	2	0
0		1	0	0	0	0	0	0	0
0		0	0	0	0	0	0	0	0



Seattle Mariners @ Texas Rangers  
Arlington Stadium, Arlington, TX  
Mon Sep 30 1991, 8:05 PM EDT  
Sunny - 85 F

livebaseballscorecards.com

Batter	1	2	3	4	5	6	7	8	9	AB R H RBI BB SO LOB	TOP														
<b>Rich Amaral, R</b> (1, 4) OBP: 0.200, SLG: 0.077	1-3 <b>K</b>		3-1 <b>P2</b>		0-0 <b>1B</b>		1-3 <b>K</b>			4 0 1 0 0 2 1															
<b>Edgar Martinez, R</b> (1, 10) OBP: 0.409, SLG: 0.459	1-2 <b>1B</b>		1-2 <b>G3-1</b>		1-2 <b>G4-3</b>			1-2 <b>G1-3</b>		4 0 1 0 0 0 1															
<b>Tracy Jones, R</b> (1, 7) OBP: 0.318, SLG: 0.364	0-0 <b>P3</b>		1-0 <b>G6-3</b>		3-1 <b>1B</b>			0-1 <b>1B</b>		4 0 2 0 0 0 1															
<b>Jay Buhner, R</b> (1, 9) OBP: 0.330, SLG: 0.484	2-0 <b>F9</b>			0-1 <b>F7</b>		1-1 <b>F8</b>		0-2 <b>1B</b>		4 0 1 0 0 0 2															
<b>Alonzo Powell, R</b> (1, 8) OBP: 0.269, SLG: 0.358		3-3 <b>K</b>		4-2 <b>BB</b>		2-3 <b>K</b>		0-2 <b>G1-6-3</b>		2 0 0 0 1 2 1															
<b>Ken Griffey Jr., L</b> (8, PH) OBP: 0.402, SLG: 0.536						1-2 <b>K</b>		1-2f		1 0 0 0 0 0 2															
<b>Tino Martinez, L</b> (1, 3) OBP: 0.271, SLG: 0.305		1-2		0-0 <b>F7</b>		3-2 <b>F9</b>			1-1 <b>1B</b>	4 0 2 0 0 0 2															
<b>Pat Lennon, R</b> (9, PR) OBP: 0.375, SLG: 0.333										0 0 0 0 0 0 0															
<b>Omar Vizquel, S</b> (1, 6) OBP: 0.299, SLG: 0.292		4-0		0-1 <b>F8</b>		1-2 <b>F7</b>			3-2 <b>1B</b>	2 0 0 0 1 0 1															
<b>Greg Briley, L</b> (9, PH) OBP: 0.301, SLG: 0.324									1-2 <b>1B</b>	1 0 1 0 0 0 0															
<b>Jeff Schaefer, R</b> (1, 5) OBP: 0.269, SLG: 0.321		1-3 <b>K</b>			0-1 <b>G6-3</b>		1-1 <b>F9</b>		0-2 <b>G4-6-3</b>	3 0 0 0 0 1 2															
<b>Harold Reynolds, S</b> (9, PH) OBP: 0.338, SLG: 0.348									1-2f 2-3	1 0 0 0 0 0 2															
<b>Chris Howard, R</b> (1, 2) OBP: 0.250, SLG: 0.500		1-3 <b>K</b>			1-0 <b>P6</b>		1-0 <b>2B</b>		0-0 <b>G1</b>	2 0 0 0 0 1 2															
<b>Dave Cochrane, S</b> (7, PH) OBP: 0.285, SLG: 0.354										2 0 1 0 0 0 2															
<b>Inning Stats</b>	R: 0 E: 0 K: 1 S: 8	H: 1 LOB: 1 BB: 0 P: 12	R: 0 E: 0 K: 3 S: 15	H: 1 LOB: 2 BB: 1 P: 25	R: 0 E: 0 K: 0 S: 6	H: 0 LOB: 0 BB: 0 P: 11	R: 0 E: 0 K: 0 S: 7	H: 0 LOB: 1 BB: 1 P: 11	R: 0 E: 0 K: 0 S: 7	H: 1 LOB: 1 BB: 0 P: 9	R: 0 E: 0 K: 1 S: 11	H: 1 LOB: 1 BB: 0 P: 20	R: 0 E: 0 K: 1 S: 9	H: 1 LOB: 1 BB: 0 P: 13	R: 0 E: 0 K: 0 S: 12	H: 2 LOB: 1 BB: 0 P: 13	R: 0 E: 0 K: 0 S: 10	H: 2 LOB: 2 BB: 0 P: 14	1B: 7 2B: 2 3B: 0 HR: 0	SF: 0 SAC: 0 DP: 2 HBP: 0	WP: 0 PB: 1 SB: 0 CS: 0	PA: 36			
<b>PITCHER</b>	IP	WLS	BF	H	R	ER	SO	BB	IBB	HBP	BLK	WP	HR	S	P	ERA	WHIP								
<b>Brian Bohanon, L</b> (1, 1) ERA: 4.84	7.1	W	30	6	0	0	6	2	0	0	0	0	0	68	107	0.00	1.091								
<b>Jeff Russell, R</b> (8, 1) ERA: 3.29	1.2	S	6	3	0	0	0	0	0	0	0	0	0	17	21	0.00	1.800								

Seattle Mariners @ Texas Rangers  
Arlington Stadium, Arlington, TX  
Mon Sep 30 1991, 8:05 PM EDT  
Att. 19,651 - Sunny - 81 F

livebaseballscorecards.com

<b>AB</b>	<b>34</b>
<b>R</b>	<b>0</b>
<b>H</b>	<b>9</b>
<b>RBI</b>	<b>0</b>
<b>BB</b>	<b>2</b>
<b>SO</b>	<b>6</b>
<b>LOB</b>	<b>19</b>





Batter	1	2	3	4	5	6	7	8	9	AB R H RBI BB SO LOB
<b>Edgar Martinez, R</b> OBP: 0.409, SLG: 0.460 (1, 5) C X	0-2 F8		1B 2B L5			2-2 G6-4-3 1-2f			0-1 G4-6-3 1B	5 1 2 0 0 0 3
<b>Harold Reynolds, S</b> OBP: 0.336, SLG: 0.345 (1, 4) B S X	2-2 G4-3		1-3 K	1-3 K			2-1 F9		0-0 G4-6-3 1-2f	5 0 0 0 0 2 2
<b>Ken Griffey Jr., L</b> OBP: 0.401, SLG: 0.532 (1, 8) B C X	1-1 G6-3		1-1 F7	2-1 F7			4-2 2B BB		0-1 G3-1	4 1 0 0 1 0 1
<b>Pete O'Brien, L</b> OBP: 0.297, SLG: 0.388 (1, 3) B B X		2-0 F8	2-0 1B 3B 2-H	1-3 K			0-1 F7			4 1 1 1 0 1 1
<b>Alvin Davis, L</b> OBP: 0.303, SLG: 0.342 (1, 10) C C X	0-2 HR 1B		2-2 3B 1B		3-2 G4-3		2-1 2B 1-H			4 2 3 1 0 0 0
<b>Jay Buhner, R</b> OBP: 0.331, SLG: 0.490 (1, 9) B B X	2-1 HR		4-1 3B BB		0-0 F9		0-0 F9			3 2 1 2 1 0 1
<b>Greg Briley, L</b> OBP: 0.303, SLG: 0.332 (1, 7) C X	0-1 1B		2-2 1B 3B 1-H 2-H 3-H		3-2 G4-3			1-1 L6		4 1 2 3 0 0 0
<b>Omar Vizquel, S</b> OBP: 0.299, SLG: 0.291 (1, 6) 1 SAFE SAFE B S X	2-1 F7		0-1 HBP 1B 3-H			0-1 G1-3		0-0 G6-3		4 0 1 1 0 0 1
<b>Dave Valle, R</b> OBP: 0.279, SLG: 0.287 (1, 2) C X	1-3 K		1-0 HBP 1B			2-1 G6-4-3 1B		2-2 G5-3		3 0 1 0 0 1 1

**Seattle Mariners @ Texas Rangers**  
Arlington Stadium, Arlington, TX  
Tue Oct 01 1991, 8:05 PM EDT  
Att. 12,808 - Cloudy - 79 F

[livebaseballscorecards.com](http://livebaseballscorecards.com)

AB	36
R	8
H	11
RBI	8
BB	2
SO	4
LOB	10



Inning Stats	R: 0	H: 0	E: 0	K: 0	S: 8	P: 11	R: 2	H: 3	E: 0	K: 1	S: 15	P: 22	R: 5	H: 5	E: 0	K: 1	S: 22	P: 37	R: 0	H: 0	E: 0	K: 2	S: 8	P: 12	R: 0	H: 0	E: 0	K: 0	S: 8	P: 14	R: 0	H: 1	E: 0	K: 0	S: 7	P: 11	R: 1	H: 1	E: 0	K: 0	S: 10	P: 18	R: 0	H: 0	E: 0	K: 0	S: 6	P: 9	R: 0	H: 1	E: 0	K: 0	S: 5	P: 5	1B: 7	2B: 2	3B: 1	HR: 1	SF: 0	SAC: 0	DP: 2	HBP: 1	WP: 0	PB: 0	SB: 0	CS: 0	PA: 39
--------------	------	------	------	------	------	-------	------	------	------	------	-------	-------	------	------	------	------	-------	-------	------	------	------	------	------	-------	------	------	------	------	------	-------	------	------	------	------	------	-------	------	------	------	------	-------	-------	------	------	------	------	------	------	------	------	------	------	------	------	-------	-------	-------	-------	-------	--------	-------	--------	-------	-------	-------	-------	--------

PITCHER	IP	WLS	BF	H	R	ER	SO	BB	IBB	HBP	BLK	WP	HR	S	P	ERA	WHIP
<b>Oil Can Boyd, R</b> ERA: 4.59 (1, 1)	2.2	L	13	5	4	4	2	0	0	0	0	0	1	33	47	13.50	1.875
<b>Mike Jeffcoat, L</b> ERA: 4.63 (3, 1)	0.0		5	3	3	3	0	1	0	1	0	0	0	10	19	∞	∞
<b>Barry Manuel, R</b> ERA: 1.2 (3, 1)	4.1		15	2	1	1	2	1	0	0	0	0	0	35	59	2.08	0.692
<b>Rich Gossage, R</b> ERA: 3.57 (8, 1)	2.0		6	1	0	0	0	0	0	0	0	0	0	11	14	0.00	0.500

PITCHER	IP	WLS	BF	H	R	ER	SO	BB	IBB	HBP	BLK	WP	HR	S	P	ERA	WHIP
---------	----	-----	----	---	---	----	----	----	-----	-----	-----	----	----	---	---	-----	------

Batter	1	2	3	4	5	6	7	8	9	AB	R	H	RBI	BB	SO	LOB
<b>Brian Downing, R</b> OBP: 0.386, SLG: 0.468 (1, 10)	1-1 F7		2-1 G5-3		3-2 G5-3			0-0 F8		4	0	0	0	0	0	1
<b>Rafael Palmeiro, L</b> OBP: 0.389, SLG: 0.534 <b>Mario Diaz, R</b> OBP: 0.318, SLG: 0.319 (1, 3) (9, 6)	4-1 1B 1B BB		1-0 G3		3-2 P7			0-3 K		3	1	0	0	1	1	1
<b>Ruben Sierra, S</b> OBP: 0.358, SLG: 0.508 <b>Donald Harris, R</b> OBP: 0.444, SLG: 0.750 (1, 9) (9, 9)	1-0 1-2 1B 1B		4-2 BB			0-2 G3		0-1 FC3-6		3	0	1	0	1	0	1
<b>Juan Gonzalez, R</b> OBP: 0.324, SLG: 0.480 (1, 8)	1-0 1-2 2-H 1B		0-1 F8			0-1 G5-3			0-2 F8	4	0	1	1	0	0	1
<b>Kevin Reimer, L</b> OBP: 0.333, SLG: 0.482 (1, 7)	1-1 L8			1-3 K		2-0 P7			1-3 K	4	0	0	0	0	2	2
<b>Dean Palmer, R</b> OBP: 0.279, SLG: 0.406 (1, 5)	2-3 K			2-2 P6			2-1 P3		2-1 F7	4	0	0	0	0	1	2
<b>Monty Fariss, R</b> OBP: 0.400, SLG: 0.414 (1, 4)		2-1 F8		0-1 1B			2-3 K			3	0	1	0	0	1	0
<b>Ivan Rodriguez, R</b> OBP: 0.276, SLG: 0.350 <b>John Russell, R</b> OBP: 0.138, SLG: 0.111 (1, 2) (8, 2)		0-1 L6		3-2 G5-3			2-3 K			3	0	0	0	0	1	1
<b>José Hernández, R</b> OBP: 0.219, SLG: 0.237 <b>Rob Maurer, L</b> OBP: 0.211, SLG: 0.125 (8, PH) (9, 3)		3-2 G6-3			2-3 K			2-3 K FC3-8		2	0	0	0	0	1	0
										1	0	0	0	0	1	0


Inning Stats	R: 1	H: 2	E: 0	LOB: 2	K: 1	S: 10	R: 0	H: 0	E: 0	LOB: 0	K: 0	S: 7	R: 0	H: 0	E: 0	LOB: 1	K: 0	S: 7	R: 0	H: 1	E: 0	LOB: 1	K: 1	S: 13	R: 0	H: 0	E: 0	LOB: 0	K: 1	S: 13	R: 0	H: 0	E: 0	LOB: 0	K: 0	S: 6	R: 0	H: 0	E: 0	LOB: 0	K: 2	S: 8	R: 0	H: 0	E: 0	LOB: 1	K: 2	S: 9	R: 0	H: 0	E: 0	LOB: 0	K: 1	S: 8	R: 0	H: 0	E: 0	LOB: 0	K: 1	S: 8
<b>PITCHER</b>	IP	WLS	BF	H	R	ER	SO	BB	IBB	HBP	BLK	WP	HR	S	P	ERA	WHIP																																											
<b>Dave Burba, R</b> ERA: 3.68 <b>Calvin Jones, R</b> ERA: 2.38	(1, 1) (7, 1)	6.0 3.0	W S	23 10	3 0	1 0	3 5	2 0	0 0	0 0	0 0	0 1	0 0	56 25	94 36	1.50 0.00	0.833 0.000																																											

**BOTTOM**

**Seattle Mariners @ Texas Rangers**  
Arlington Stadium, Arlington, TX

Tue Oct 01 1991, 8:05 PM EDT  
Att: 12,808 - Cloudy - 79 F

AB	31
R	1
H	3
RBI	1
BB	2
SO	8
LOB	9



Batter	1	2	3	4	5	6	7	8	9	AB R H RBI BB SO LOB	TOP	
Edgar Martinez, R (1, 5) OBP: 0.408, SLG: 0.461	1-1 G5-3		2-3 K			0-0 G4-3 WP 2B	2-1 G6-3			4 1 1 1 0 1 1		
Harold Reynolds, S (1, 4) OBP: 0.334, SLG: 0.343	0-1 G1-3			0-0 F8		0-0 G4-3		1-0 G3		4 0 0 0 0 0 1		
Ken Griffey Jr., L (1, 8) OBP: 0.400, SLG: 0.530	4-2 CS BB			1-0 L3		2-2 G3-1		1-1 G5-3		3 0 0 0 1 0 0		
Pete O'Brien, L (1, 3) OBP: 0.297, SLG: 0.389	3-2 CS SAFE 1-2	1-1 G4-3		0-0 F7		0-1 F7		0-1 2B		4 0 1 0 0 0 0		
Alvin Davis, L (1, 10) OBP: 0.301, SLG: 0.339		3-0 P6			2-3 K		3-1 G3	1-1 G6-3		4 0 0 0 0 1 1		
Jay Buhner, R (1, 9) OBP: 0.335, SLG: 0.491		4-1 BB		3-2 F8		2-0 BB 2B 1B		3-2 CS 1B		3 1 2 0 1 0 0		
Greg Briley, L (1, 7) OBP: 0.303, SLG: 0.331		0-3 K		3-1 S 1B		2-3 SAFE SAFE	2-3 K	3-3 K 1-2		4 0 1 0 0 3 3		
Omar Vizquel, S (1, 6) OBP: 0.299, SLG: 0.289			2-1 P8		2-3 SAFE SAFE SAFE	2-3 SAFE SAFE	4-1 BB 2B BB	1-2 G4-3		3 1 0 0 1 1 1		
Dave Valle, R (1, 2) OBP: 0.283, SLG: 0.297			2-3 K			2-0 2B	2-0 1-H 2-H 2B			3 1 2 2 0 1 0		
<b>Inning Stats</b>	R: 0 E: 0 K: 0 S: 9 H: 0 LOB: 0 BB: 1 P: 17	R: 0 E: 0 K: 1 S: 7 H: 0 LOB: 1 BB: 1 P: 15	R: 0 E: 0 K: 2 S: 8 H: 0 LOB: 0 BB: 0 P: 14	R: 0 E: 0 K: 0 S: 3 H: 0 LOB: 0 BB: 0 P: 4	R: 0 E: 0 K: 2 S: 11 H: 1 LOB: 1 BB: 0 P: 21	R: 2 E: 0 K: 0 S: 8 H: 2 LOB: 0 BB: 0 P: 12	R: 2 E: 0 K: 1 S: 10 H: 2 LOB: 1 BB: 1 P: 25	R: 0 E: 0 K: 0 S: 7 H: 1 LOB: 1 BB: 0 P: 10	R: 0 E: 0 K: 1 S: 10 H: 1 LOB: 0 BB: 0 P: 17	1B: 3 2B: 5 3B: 0 HR: 0 SF: 0 SAC: 0 DP: 1 HBP: 0	WP: 1 PB: 0 SB: 1 CS: 2 PA: 36	
<b>PITCHER</b> Jose Guzman, R (1, 1) ERA: 3.08	IP: 9.0 WLS: L BF: 35 H: 7 R: 4 ER: 4 SO: 7 BB: 3 IBB: 0 HBP: 0 BLK: 0 WP: 1 HR: 0 S: 73 P: 135 ERA: 4.00 WHIP: 1.111											<b>PITCHER</b> IP: WLS: BF: H: R: ER: SO: BB: IBB: HBP: BLK: WP: HR: S: P: ERA: WHIP

Seattle Mariners @ Texas Rangers  
Arlington Stadium, Arlington, TX  
Wed Oct 02 1991, 8:05 PM EDT  
Att. 12,273 - Cloudy - 86 F

livebaseballscorecards.com

AB	32
R	4
H	7
RBI	3
BB	3
SO	7
LOB	7



Batter	1	2	3	4	5	6	7	8	9	AB	R	H	RBI	BB	SO	LOB
Brian Downing, R OBP: 0.383, SLG: 0.463 (1, 10)	G5-3 ①		P6 ③		L8 ③			G4-3 ①		4	0	0	0	0	0	1
Julio Franco, R OBP: 0.407, SLG: 0.471 (1, 4)	HR ②			G1-3 ①		F9 ①		G3-6-3 BB ②		3	1	1	1	1	0	0
Ruben Sierra, S OBP: 0.358, SLG: 0.506 (1, 9)	K ②			G6-3 ②		S 1B ②		G3-6-3 1-2f ②		4	0	1	0	0	1	1
Juan Gonzalez, R OBP: 0.322, SLG: 0.477 (1, 8)	K ③			F9 ③		L7 ②			K ①	4	0	0	0	0	2	1
Monty Fariss, R OBP: 0.405, SLG: 0.400 Kevin Reimer, L OBP: 0.333, SLG: 0.480 (6, PH) (7, 7)		G6-3 ①		HR BB ②		BB ②			G1-3 ②	1	1	0	0	1	0	0
Dean Palmer, R OBP: 0.278, SLG: 0.415 (1, 5)		G5-3 ②		HR ③		P3 ③			G1-3 ③	4	1	1	2	0	0	2
Mike Stanley, R OBP: 0.372, SLG: 0.390 Jack Daugherty, S OBP: 0.277, SLG: 0.271 (6, 3)		G5-3 ③		L7 ①						2	0	0	0	0	0	0
Ivan Rodriguez, R OBP: 0.276, SLG: 0.354 (1, 2)			K ①		2B ②			G5-3 ②		3	0	1	0	0	1	0
José Hernández, R OBP: 0.214, SLG: 0.232 Jeff Huson, L OBP: 0.309, SLG: 0.292 (7, PH) (8, 6)			K ②		K ②			F9 ③		2	0	0	0	0	2	1

Inning Stats	R: 1	H: 1	E: 0	LOB: 0	K: 2	P: 20	R: 0	H: 0	E: 0	LOB: 0	K: 0	P: 15	R: 0	H: 0	E: 0	LOB: 0	K: 2	P: 12	R: 0	H: 0	E: 0	LOB: 0	K: 0	P: 6	R: 2	H: 2	E: 0	LOB: 1	K: 1	P: 31	R: 0	H: 1	E: 0	LOB: 2	K: 0	P: 21	R: 0	H: 0	E: 0	LOB: 0	K: 1	P: 10	R: 0	H: 0	E: 0	LOB: 0	K: 0	P: 13	R: 0	H: 0	E: 0	LOB: 0	K: 1	P: 7	1B: 1	SF: 0	2B: 1	SAC: 0	3B: 0	DP: 1	HR: 2	HBP: 0	WP: 0	PA: 33
--------------	------	------	------	--------	------	-------	------	------	------	--------	------	-------	------	------	------	--------	------	-------	------	------	------	--------	------	------	------	------	------	--------	------	-------	------	------	------	--------	------	-------	------	------	------	--------	------	-------	------	------	------	--------	------	-------	------	------	------	--------	------	------	-------	-------	-------	--------	-------	-------	-------	--------	-------	--------


PITCHER	IP	WLS	BF	H	R	ER	SO	BB	IBB	HBP	BLK	WP	HR	S	P	ERA	WHIP
Dave Fleming, L ERA: 6.62 (1, 1)	4.2		18	3	3	3	5	1	0	0	0	0	2	48	79	5.79	0.857
Scott Bankhead, R ERA: 4.98 (5, 1)	2.1	W	9	1	0	0	1	1	0	0	0	0	0	21	36	0.00	0.857
Michael Jackson, R ERA: 3.32 (8, 1)	1.1		4	0	0	0	1	1	0	0	0	0	0	9	16	0.00	0.750
Russ Swan, L ERA: 3.45 (9, 1)	0.1		1	0	0	0	0	0	0	0	0	0	0	1	1	0.00	0.000
Bill Swift, R ERA: 2.01 (9, 1)	0.1	S	1	0	0	0	0	0	0	0	0	0	0	3	3	0.00	0.000

**BOTTOM**

**Seattle Mariners @ Texas Rangers**  
Arlington Stadium, Arlington, TX

Wed Oct 02 1991, 8:05 PM EDT  
Att: 12,273 - Cloudy - 86 F

AB	30
R	3
H	4
RBI	3
BB	3
SO	7
LOB	6



PITCHER	IP	WLS	BF	H	R	ER	SO	BB	IBB	HBP	BLK	WP	HR	S	P	ERA	WHIP
---------	----	-----	----	---	---	----	----	----	-----	-----	-----	----	----	---	---	-----	------

Batter	1	2	3	4	5	6	7	8	9	AB R H RBI BB SO LOB	TOP																
Rickey Henderson, R OBP: 0.393, SLG: 0.412 (1, 7)	3-1 G6-3 1		2-1 HR		2-2 G5-3 1	0-1 E6 FC5 1-2 2-3			2-3 K 1	5 1 1 1 0 1 3																	
Dave Henderson, R OBP: 0.346, SLG: 0.465 (1, 8)	1-0 G6-3 2		0-0 G6-3 2		4-1 HR BB	1-0 FC5 1-2f			1-0 P3 2	4 1 0 0 1 0 4																	
Jose Canseco, R OBP: 0.361, SLG: 0.560 (1, 9)	1-0 FC6 1B		1-2 1B		0-0 L8			1-1 F9	4-0 IBB	4 0 2 0 1 0 1																	
Harold Baines, L OBP: 0.382, SLG: 0.477 (1, 10)	1-0 FC6 1-2f		0-0 1B		3-2 HR 1-H			3-2 G6-3 2	2-1 F8 SAFE	5 1 2 2 0 0 3																	
Terry Steinbach, R OBP: 0.314, SLG: 0.389 (1, 2)			0-1 F9 3		0-0 F9 3			2-1 G1-4-3 3		4 0 0 0 0 0 2																	
Brook Jacoby, R OBP: 0.271, SLG: 0.304 (1, 5)					0-1 F9 S 1B			1-0 G6-3 1	1-0 L8 1	4 0 1 0 0 0 0																	
Mark McGwire, R OBP: 0.330, SLG: 0.383 (1, 3)					0-2 F9 1-3			3-2 G6-3 2	1-3 K 2	4 0 0 0 0 1 1																	
Mike Gallego, R OBP: 0.343, SLG: 0.372 (1, 4) (9, 6)					0-1 G6-3 2			3-1 E 1B 1B	2-3 K 3	4 0 1 0 0 1 2																	
Mike Bordick, R OBP: 0.290, SLG: 0.268 (1, 6) Ernest Riles, L OBP: 0.290, SLG: 0.326 (9, PH) Lance Blankenship, R OBP: 0.333, SLG: 0.331 (9, 4)					1-2 G5-3 3			1-1 E 1B	0-2 K 3B	3 0 1 0 0 1 1 1 0 1 0 0 0 0 0 0 0 0 0 0 0																	
<b>Inning Stats</b>	R: 0 E: 0 K: 0 S: 5	H: 1 LOB: 1 BB: 0 P: 11	R: 0 E: 1 K: 0 S: 7	H: 0 LOB: 1 BB: 0 P: 13	R: 1 E: 0 K: 1 S: 12	H: 3 LOB: 2 BB: 0 P: 15	R: 0 E: 0 K: 0 S: 10	H: 1 LOB: 1 BB: 0 P: 11	R: 2 E: 0 K: 0 S: 10	H: 1 LOB: 0 BB: 1 P: 19	R: 0 E: 1 K: 0 S: 12	H: 2 LOB: 3 BB: 0 P: 21	R: 0 E: 0 K: 0 S: 7	H: 0 LOB: 0 BB: 0 P: 13	R: 0 E: 0 K: 2 S: 7	H: 0 LOB: 0 BB: 0 P: 11	R: 0 E: 0 K: 1 S: 9	H: 1 LOB: 2 BB: 1 P: 18	1B: 6 2B: 0 3B: 1 HR: 2	SF: 0 SAC: 0 DP: 0 HBP: 0	WP: 0 PB: 0 SB: 1 CS: 0	PA: 40					
<b>PITCHER</b>	IP WLS BF H R ER SO BB IBB HBP BLK WP HR S P ERA WHIP																										
Kevin Brown, R ERA: 4.4 (1, 1)	7.0		32	8	3	3	1	1	0	0	0	0	2	63	103	3.86	1.286										
Terry Mathews, R ERA: 3.74 (8, 1)	1.2		7	1	0	0	3	0	1	0	0	0	0	14	25	0.00	0.600										
Kenny Rogers, L ERA: 5.42 (9, 1)	0.1	W	1	0	0	0	0	0	0	0	0	0	0	2	4	0.00	0.000										

Oakland Athletics @ Texas Rangers  
Arlington Stadium, Arlington, TX  
Fri Oct 04 1991, 8:05 PM EDT  
Att. 23,144 - Cloudy - 75 F


livebaseballscorecards.com

AB	38
R	3
H	9
RBI	3
BB	2
SO	4
LOB	17







Batter	1	2	3	4	5	6	7	8	9	AB R H RBI BB SO LOB	TOP											
Rickey Henderson, R OBP: 0.399, SLG: 0.425 Dann Howitt, L OBP: 0.182, SLG: 0.262	4-0 S BB		0-0 S 2B		1-0 E S 1B	4-2 S 2B 1B	3-2 1B		1-0 1-H 3-H HR	4 3 4 3 2 0 0 0 0 0 0 0 0 0												
Lance Blankenship, R OBP: 0.333, SLG: 0.331	1-3 1-2		2-3 K		2-0 1B SF9	3-2 S 2B 1B	0-0 L8		2-1 P4	6 2 2 2 0 2 3												
Jose Canseco, R OBP: 0.360, SLG: 0.556 Vance Law, R OBP: 0.303, SLG: 0.276	2-3 K		1-1 L5		1-2 SF9 BB 1B	1-3 K	0-3 K		2-2 G5-3	5 1 1 0 0 3 5 1 0 0 0 0 0 0												
Harold Baines, L OBP: 0.384, SLG: 0.476	0-3 K			0-0 E9 1B SF9	4-2 SF7 BB 1B	4-0 2B 1B IBB		1-2 G3		3 2 1 0 2 1 1												
Dave Henderson, R OBP: 0.347, SLG: 0.467 Brad Komminsk, R OBP: 0.185, SLG: 0.160		2-3 K		2-2 SF9 BB 1B	1-1 SF9	1-2 1B 2B		1-1 F8		4 1 2 3 0 1 0 0 0 0 0 0 0 0												
Brook Jacoby, R OBP: 0.274, SLG: 0.309		2-2 1B 2B		1-0 L6	4-0 1-2 BB	4-0 1-2 2-H 3-H 1B		2-0 L7		4 0 2 2 1 0 2												
Mike Gallego, R OBP: 0.344, SLG: 0.372		2-0 G5-3		4-2 1-2 BB	1-0 SF7	2-3 K		0-0 1B HR 1B		3 1 1 1 1 1 2	AB 39 R 12 H 15 RBI 12 BB 6 SO 9 LOB 19											
Mike Bordick, R OBP: 0.288, SLG: 0.267		3-1 1B		0-0 SF9	0-0 G5-3	1-0 L7		2-2 F9		4 0 1 1 0 0 4												
Scott Hemond, R OBP: 0.250, SLG: 0.217			1-0 F9	1-3 K		1-2 E5 S 1B	2-2 F9		2-2 1B HR 1B	5 2 1 0 0 1 2												
<b>Inning Stats</b>	R: 0 E: 0 K: 3 S: 9	H: 0 LOB: 1 BB: 1 P: 16	R: 0 E: 0 K: 1 S: 11	H: 2 LOB: 2 BB: 0 P: 20	R: 0 E: 0 K: 1 S: 7	H: 1 LOB: 1 BB: 1 P: 11	R: 1 E: 1 K: 1 S: 11	H: 2 LOB: 2 BB: 1 P: 19	R: 3 E: 0 K: 0 S: 11	H: 3 LOB: 2 BB: 2 P: 25	R: 5 E: 1 K: 2 S: 21	H: 3 LOB: 1 BB: 2 P: 39	R: 0 E: 0 K: 1 S: 11	H: 1 LOB: 1 BB: 0 P: 16	R: 0 E: 0 K: 0 S: 6	H: 0 LOB: 0 BB: 0 P: 10	R: 3 E: 0 K: 0 S: 14	H: 3 LOB: 0 BB: 0 P: 23	1B: 11 2B: 3 3B: 0 HR: 1	SF: 3 SAC: 0 DP: 0 HBP: 0	WP: 0 PB: 0 SB: 6 CS: 0	PA: 48
<b>PITCHER</b>	IP WLS BF H R ER SO BB IBB HBP BLK WP HR S P ERA WHIP																					
Hector Fajardo, R ERA: 6.75	(1, 1) 4.0 L 22 8 4 4 6 3 0 0 0 0 0 0 45 81 9.00 2.750																					
Barry Manuel, R ERA: 1.13	(5, 1) 1.0 4 0 0 0 0 1 0 0 0 0 0 4 10 0.00 1.000																					
Wayne Rosenthal, R ERA: 5.25	(6, 1) 0.1 6 2 5 4 1 1 1 0 0 0 0 14 28 108.00 9.000																					
Gerald Alexander, R ERA: 5.24	(6, 1) 3.2 16 5 3 3 2 0 0 0 0 0 1 38 60 7.36 1.364																					

Oakland Athletics @ Texas Rangers  
Arlington Stadium, Arlington, TX  
Sat Oct 05 1991, 8:05 PM EDT  
Att. 31,790 - Sunny - 71 F

livebaseballscorecards.com



Batter	1	2	3	4	5	6	7	8	9	AB	R	H	RBI	BB	SO	LOB	TOP								
Rickey Henderson, R OBP: 0.400, SLG: 0.423 (1, 7)	4-1 S 1B BB	3-2 F8 1-2			2-0 G3		4-1 BB 1-2			2	1	0	0	2	0	1									
Lance Blankenship, R OBP: 0.336, SLG: 0.341 Mark McGwire, R OBP: 0.330, SLG: 0.383 (1, 5) (7, 3)	1-2 SAFE SAFE S 1B		1-1 F8			2-1 S E 2B	1-0 P4			4	1	2	1	0	0	3									
Jose Canseco, R OBP: 0.359, SLG: 0.556 (1, 9)	0-0 F7		3-2 P2			1-3 K 2-H		0-2 S 2B		4	0	1	0	0	1	1									
Harold Baines, L OBP: 0.383, SLG: 0.473 Willie Wilson, S OBP: 0.290, SLG: 0.313 (1, 10) (8, PR)	1-3 K 1-2		3-3 K			1-1 F8		4-0 G5-4-3 IBB		3	0	0	0	1	2	1									
Dave Henderson, R OBP: 0.346, SLG: 0.465 (1, 8)	4-2 BB				1-3 K	2-2 F8		1-3 K 2-3		3	0	0	0	1	2	2									
Terry Steinbach, R OBP: 0.312, SLG: 0.386 Scott Brosius, R OBP: 0.268, SLG: 0.397 (1, 2) (9, 4)	0-1 G5-3				0-3 K		1-3 K	0-0 G5-4-3 1-2f		4	0	0	0	0	2	4									
Ernest Riles, L OBP: 0.290, SLG: 0.324 Vance Law, R OBP: 0.303, SLG: 0.276 Jamie Quirk, L OBP: 0.321, SLG: 0.296 (1, 3) (7, 5) (9, PH) (9, 2)			4-2 S BB		0-1 G3-1		3-1 L9		2-3 K	2	0	0	0	1	0	0									
Mike Gallego, R OBP: 0.343, SLG: 0.369 (1, 4) (9, 6)			2-3 K			2-3 K	4-2 1B BB	0-1 F8		3	0	0	0	1	2	1									
Mike Bordick, R OBP: 0.289, SLG: 0.268 Brook Jacoby, R OBP: 0.274, SLG: 0.308 (1, 6) (9, PH) (9, 5)			1-3 K			1-3 K	0-1 BB 1B	0-3 K		3	0	1	0	0	2	1									
Inning Stats	R: 1 E: 0 K: 1 S: 14	H: 1 LOB: 2 BB: 2 P: 24	R: 0 E: 0 K: 2 S: 15	H: 0 LOB: 1 BB: 1 P: 25	R: 0 E: 0 K: 1 S: 10	H: 0 LOB: 0 BB: 0 P: 17	R: 0 E: 0 K: 2 S: 8	H: 0 LOB: 0 BB: 0 P: 9	R: 0 E: 0 K: 2 S: 8	H: 0 LOB: 0 BB: 0 P: 13	R: 1 E: 0 K: 1 S: 10	H: 1 LOB: 0 BB: 0 P: 16	R: 0 E: 0 K: 1 S: 11	H: 1 LOB: 3 BB: 2 P: 24	R: 0 E: 0 K: 1 S: 8	H: 1 LOB: 2 BB: 1 P: 13	R: 0 E: 0 K: 2 S: 9	H: 0 LOB: 0 BB: 0 P: 11	1B: 2 2B: 2 3B: 0 HR: 0	SF: 0 SAC: 0 DP: 1 HBP: 0	WP: 0 PB: 0 SB: 5 CS: 0	PA: 36			
PITCHER Nolan Ryan, R ERA: 2.91 Terry Mathews, R ERA: 3.61 (1, 1) (8, 1)	IP 7.0 WLS W	BF 29 7	H 3 1	R 2 0	ER 2 0	SO 10 3	BB 5 0	IBB 0 1	HBP 0 0	BLK 0 0	WP 0 0	HR 0 0	S 76 17	P 128 24	ERA 2.57 0.00	WHIP 1.143 0.500									

Oakland Athletics @ Texas Rangers  
Arlington Stadium, Arlington, TX  
Sun Oct.06 1991, 4:33 AM EDT  
Att. 35,595 - Sunny - 74 F

livebaseballscorecards.com

AB	30
R	2
H	4
RBI	1
BB	6
SO	13
LOB	14



Batter	1	2	3	4	5	6	7	8	9	AB R H RBI BB SO LOB
Jack Daugherty, S (1, 7) OBP: 0.270, SLG: 0.264 Juan Gonzalez, R (7, PH) OBP: 0.321, SLG: 0.479 (8, 7)	0-1 G1-3		1-1 G6-3		1 SAFE 0-1 G4-3		2-1 E5		1-0 HR	3 0 0 0 0 0 1 2 1 1 2 0 0 0
Julio Franco, R (1, 4) OBP: 0.408, SLG: 0.474	1-1 G4-3 S 1B		3-2 FC4-6 S 1B		1-2 FC4-5 2B		2-2 F8			4 1 2 0 0 0 2
Rafael Palmeiro, L (1, 3) OBP: 0.389, SLG: 0.532	3-2 G4-3		4-1 FC4-6 BB		1-1 2B		3-3 K			3 0 1 1 1 1 2
Ruben Sierra, S (1, 9) OBP: 0.357, SLG: 0.502	0-1 F7		2-1 FC4-6		1-0 G4-3		1-2 F8			4 0 0 0 0 0 4
Kevin Reimer, L (1, 10) OBP: 0.332, SLG: 0.477 Monty Fariss, R (8, PH) OBP: 0.395, SLG: 0.387		3-2 SH1-3 G4-3 2B	0-1 L9		1-0 F7		2-3 K			3 1 1 0 0 0 2 1 0 0 0 0 1 0
Dean Palmer, R (1, 5) OBP: 0.281, SLG: 0.403		4-1 G4-3 SH1-3 BB		0-3 K		4-2 BB		1-3 K		2 0 0 0 2 2 0
Mike Stanley, R (1, 2) OBP: 0.372, SLG: 0.381		0-0 SH1-3		3-3 K		1-0 F8		0-2 G6-3		3 0 0 0 0 1 1
Jeff Huson, L (1, 6) OBP: 0.312, SLG: 0.287		1-1 G4-3		3-2 F8		1-0 G4-3		4-2 HR BB		3 1 0 1 1 0 2
Gary Pettis, S (1, 8) OBP: 0.341, SLG: 0.277 Brian Downing, R (9, PH) OBP: 0.377, SLG: 0.455		3-3 K		4-1 G4-3 S FC4-5 BB		2-3 K		1-3 K		2 0 0 0 1 2 1 1 0 0 0 0 1 1

Inning Stats	R: 0 E: 0 K: 10 S: 10	H: 1 LOB: 1 BB: 0 P: 14	R: 1 E: 0 K: 16 S: 16	H: 1 LOB: 1 BB: 1 P: 27	R: 0 E: 0 K: 10 S: 10	H: 1 LOB: 2 BB: 1 P: 20	R: 0 E: 0 K: 2 S: 9	H: 0 LOB: 0 BB: 0 P: 15	R: 1 E: 0 K: 9 S: 9	H: 1 LOB: 1 BB: 1 P: 16	R: 0 E: 0 K: 6 S: 6	H: 0 LOB: 1 BB: 1 P: 13	R: 0 E: 1 K: 2 S: 12	H: 0 LOB: 1 BB: 0 P: 21	R: 0 E: 0 K: 2 S: 11	H: 0 LOB: 0 BB: 0 P: 15	R: 2 E: 0 K: 9 S: 9	H: 1 LOB: 0 BB: 1 P: 15	1B: 2 2B: 2 3B: 0 HR: 1	SF: 0 SAC: 1 DP: 0 HBP: 0	WP: 0 PB: 0 SB: 3 CS: 0	PA: 37
--------------	--------------------------------	----------------------------------	--------------------------------	----------------------------------	--------------------------------	----------------------------------	------------------------------	----------------------------------	------------------------------	----------------------------------	------------------------------	----------------------------------	-------------------------------	----------------------------------	-------------------------------	----------------------------------	------------------------------	----------------------------------	----------------------------------	------------------------------------	----------------------------------	--------

PITCHER	IP	WLS	BF	H	R	ER	SO	BB	IBB	HBP	BLK	WP	HR	S	P	ERA	WHIP
Mike Moore, R (1, 1) ERA: 2.96	6.0		26	4	2	2	3	4	0	0	0	0	0	60	105	3.00	1.333
Joe Klink, L (7, 1) ERA: 4.35	1.2		6	0	0	0	3	0	0	0	0	0	0	20	32	0.00	0.000
Gene Nelson, R (8, 1) ERA: 6.84	0.2	L	3	0	1	1	1	1	0	0	0	0	0	8	13	13.50	1.500
Rick Honeycutt, L (9, 1) ERA: 3.58	0.1		2	1	1	1	1	0	0	0	0	0	1	4	6	27.00	3.000

BOTTOM

Oakland Athletics @ Texas Rangers  
Arlington Stadium, Arlington, TX  
Sun Oct 06 1991, 4:33 AM EDT  
Att. 35,595 - Sunny - 74 F

livebaseballscorecards.com

AB	31
R	4
H	5
RBI	4
BB	5
SO	8
LOB	16

