


Texas Rangers - 1991

Batter	1	2	3	4	5	6	7	8	9	AB	R	H	RBI	BB	SO	LOB	TOP								
Paul Moltzer, R OBP: 0.500, SLG: 0.500 (1, 10)										4	1	2	1	0	1	2	Milwaukee Brewers @ Texas Rangers Arlington Stadium, Arlington, TX Mon Apr 08 1991, 8:05 PM EDT Att: 40,560 - Sunny - 93 F								
Robin Yount, R OBP: 0.500, SLG: 1.250 (1, 8)										4	1	2	2	0	0	2									
Gary Sheffield, R OBP: 0.500, SLG: 0.500 (1, 5)										4	1	2	1	0	0	2									
Franklin Stubbs, L OBP: 0.500, SLG: 0.750 Darryl Hamilton, L (8, PR) Greg Brock, L (8, 3)										4	0	2	1	0	2	1									
Candy Maldonado, R (1, 7)										3	0	0	0	1	2	2									
Dante Bichette, R (1, 9)										4	0	0	0	0	3	3									
B.J. Surhoff, L (1, 2)										4	0	0	0	0	0	0									
Jim Gantner, L (1, 4)										4	0	0	0	0	3	0									
Bill Spiers, L OBP: 0.750, SLG: 0.667 (1, 6)										3	2	2	0	1	0	0									
Inning Stats	R: 2 E: 0 K: 1 S: 16	H: 3 LOB: 1 BB: 0 P: 23	R: 1 E: 0 K: 1 S: 10	H: 2 LOB: 1 BB: 0 P: 16	R: 0 E: 0 K: 2 S: 7	H: 0 LOB: 0 BB: 0 P: 12	R: 0 E: 0 K: 2 S: 8	H: 0 LOB: 0 BB: 0 P: 12	R: 2 E: 0 K: 1 S: 14	H: 2 LOB: 1 BB: 1 P: 24	R: 0 E: 0 K: 0 S: 5	H: 0 LOB: 0 BB: 1 P: 9	R: 0 E: 0 K: 1 S: 11	H: 2 LOB: 2 BB: 0 P: 14	R: 0 E: 0 K: 2 S: 11	H: 1 LOB: 1 BB: 0 P: 15		R: 0 E: 0 K: 0 S: 6	H: 0 LOB: 0 BB: 0 P: 11	1B: 8 2B: 2 3B: 0 HR: 1	SF: 0 SAC: 0 DP: 2 HBP: 0	WP: 0 PB: 0 SB: 3 CS: 1	PA: 36		
PITCHER	IP	WLS	BF	H	R	ER	SO	BB	IBB	HBP	BLK	WP	HR	S	P	ERA	WHIP								
Nolan Ryan, R ERA: 6.43 John Barfield, L ERA: Rich Gossage, R ERA: Mike Jeffcoat, L ERA:	7.0	L	30	9	5	5	9	2	0	0	0	0	1	71	110	6.43	1.571								

Batter	1	2	3	4	5	6	7	8	9	AB	R	H	RBI	BB	SO	LOB	BOTTOM								
Julio Franco, R (1, 4)										4	0	0	0	0	0	1	Milwaukee Brewers @ Texas Rangers Arlington Stadium, Arlington, TX Mon Apr 08 1991, 8:05 PM EDT Att: 40,560 - Sunny - 93 F								
Jack Daugherty, S Tony Scruggs, R (8, PH) (9, 7)										3	0	0	0	0	0	0									
Rafael Palmeiro, L OBP: 0.500, SLG: 1.250 (1, 3)										4	1	2	1	0	0	0									
Ruben Sierra, S OBP: 0.750, SLG: 1.750 (1, 9)										4	2	3	1	0	0	2									
Kevin Reimer, L OBP: 0.250, SLG: 1.000 (1, 10)										4	1	1	2	0	0	1									
Geno Petralli, L Mike Stanley, R (6, PH) (7, 2) Chad Kreuter, S (9, PR)										2	0	0	0	0	1	0									
Steve Buechele, R OBP: 0.333, SLG: 0.667 (1, 5)										3	0	1	0	0	2	0									
Jeff Huson, L Mario Diaz, R (7, PH) (8, 6) Denny Walling, L (9, PH)										2	0	0	0	0	1	1									
Gary Pettis, S OBP: 0.250, SLG: 0.250 (1, 8)										4	0	1	0	0	1	2									
Inning Stats	R: 0 E: 0 K: 0 S: 7	H: 0 LOB: 0 BB: 0 P: 13	R: 2 E: 0 K: 2 S: 13	H: 2 LOB: 0 BB: 0 P: 23	R: 0 E: 1 K: 0 S: 11	H: 1 LOB: 2 BB: 0 P: 18	R: 0 E: 0 K: 1 S: 7	H: 1 LOB: 1 BB: 0 P: 14	R: 0 E: 0 K: 0 S: 6	H: 0 LOB: 0 BB: 0 P: 8	R: 1 E: 0 K: 0 S: 10	H: 1 LOB: 0 BB: 0 P: 15	R: 0 E: 0 K: 1 S: 8	H: 1 LOB: 1 BB: 0 P: 13	R: 1 E: 0 K: 0 S: 10	H: 2 LOB: 0 BB: 0 P: 15		R: 0 E: 1 K: 2 S: 12	H: 0 LOB: 2 BB: 0 P: 19	1B: 3 2B: 2 3B: 0 HR: 3	SF: 0 SAC: 1 DP: 1 HBP: 0	WP: 0 PB: 0 SB: 1 CS: 0	PA: 36		
PITCHER	IP	WLS	BF	H	R	ER	SO	BB	IBB	HBP	BLK	WP	HR	S	P	ERA	WHIP								
Mark Knudson, R ERA: 5.06 Mark Lee, L ERA: Chuck Crim, R ERA: Dan Plesac, L ERA: 9.0 Ed Nunez, R ERA:	5.1	W	22	5	3	3	3	0	0	0	0	0	0	8	11	0.00	0.750								



Batter	1	2	3	4	5	6	7	8	9	AB	R	H	RBI	BB	SO	LOB	TOP								
Brady Anderson, L (1, 8) OBP: 1.000, SLG: 1.000	4-1 PB S FC6-4 BB		4-1 E SF9 BB	4-2 BB		0-0 CS 1B			1-1 SH1-4	1	2	1	0	3	0	0									
Randy Milligan, R (1, 7) OBP: 0.250, SLG: 0.111	SAFE SAFE FC6-4 BB		SAFE SAFE SF9 BB	1-2 BB		SAFE SAFE CS 1B			1-0 F8	2	2	0	0	1	1	1	3								
Mike Devereaux, R (7, 8) OBP: 0.222, SLG: 0.250	SAFE SAFE FC6-4 BB		SAFE SAFE SF9 BB	1-2 BB		SAFE SAFE CS 1B			1-0 F8	2	1	0	0	0	0	0	1								
Cal Ripken Jr., R (1, 6) OBP: 0.385, SLG: 0.200	4-0 FC6-4 BB		4-2 S BB		2-1 2B 1B			3-2 P5	2	3	1	1	0	2	0	1									
Glenn Davis, R (1, 3) OBP: 0.167, SLG: 0.333	0-1 FC6-4		3-3 K		2-0 1B			0-2 F8	3	4	0	1	2	0	1	3									
Sam Horn, L (1, 10)	1-2 2-3 3-H		3-3 K		0-3 2B																				
Leo Gomez, R (8, PH) OBP: 0.500, SLG: 0.333	K		K		0-3 K				4-1 WP SH1-4 BB																
Craig Worthington, R (1, 5) OBP: 0.222, SLG: 0.250	K		K		1-1 F8				0-0 SH1-4																
Joe Orsulak, L (1, 9)		1-1 G4-3		1-2 L7		1-0 G3			1-2 G5-3																
Dwight Evans, R (8, PH) OBP: 0.111, SLG: 0.111		G4-3		L7		G3			G5-3																
Chris Hoiles, R (1, 2) OBP: 0.286, SLG: 0.167		K		2-1 BB 1B				3-1 F8	1																
Billy Ripken, R (1, 4) OBP: 0.200, SLG: 0.111		F8		0-0 BB 1B				1-0 P4	2																
				1-2 BB 1B					4-1 SH1-4 BB																
Inning Stats	R: 1 E: 0 K: 2 S: 10	H: 0 LOB: 2 BB: 3 P: 25	R: 0 E: 0 K: 1 S: 8	H: 0 LOB: 0 BB: 0 P: 11	R: 1 E: 1 K: 2 S: 13	H: 0 LOB: 1 BB: 2 P: 28	R: 0 E: 0 K: 1 S: 14	H: 2 LOB: 3 BB: 1 P: 22	R: 1 E: 0 K: 1 S: 8	H: 2 LOB: 1 BB: 0 P: 15	R: 0 E: 0 K: 0 S: 5	H: 1 LOB: 0 BB: 0 P: 10	R: 0 E: 0 K: 0 S: 11	H: 0 LOB: 0 BB: 0 P: 17	R: 0 E: 0 K: 0 S: 8	H: 0 LOB: 1 BB: 1 P: 16	R: 0 E: 0 K: 0 S: 6	H: 0 LOB: 1 BB: 1 P: 12	1B: 4 2B: 1 3B: 0 HR: 0	SF: 1 SAC: 2 DP: 0 HBP: 0	WP: 1 PB: 1 SB: 2 CS: 1	PA: 40			
PITCHER	IP WLS BF ERA WHIP	IP WLS BF ERA WHIP	IP WLS BF ERA WHIP	IP WLS BF ERA WHIP	IP WLS BF ERA WHIP	IP WLS BF ERA WHIP	IP WLS BF ERA WHIP	IP WLS BF ERA WHIP	IP WLS BF ERA WHIP	IP WLS BF ERA WHIP	IP WLS BF ERA WHIP	IP WLS BF ERA WHIP	IP WLS BF ERA WHIP	IP WLS BF ERA WHIP	IP WLS BF ERA WHIP	IP WLS BF ERA WHIP	IP WLS BF ERA WHIP	IP WLS BF ERA WHIP	IP WLS BF ERA WHIP	IP WLS BF ERA WHIP	IP WLS BF ERA WHIP	IP WLS BF ERA WHIP	IP WLS BF ERA WHIP	IP WLS BF ERA WHIP	
Bobby Witt, R (1, 1) ERA: 2.57	7.0 L	31 5	3 3	2 2	7 7	6 6	0 0	0 0	0 0	0 0	0 0	69 128	2.57 1.571	3.000 0.600											
Mike Jeffcoat, L (8, 1) ERA:	0.1	2	0	0	0	1	0	0	0	0	0	2	6	0.00	3.000										
Rich Gossage, R (8, 1) ERA:	1.2	6	0	0	0	1	0	0	0	1	0	12	22	0.00	0.600										

Baltimore Orioles @ Texas Rangers
Arlington Stadium, Arlington, TX
Fri Apr 12 1991, 8:05 PM EDT
Att: 15,932 - Overcast - 79 F

AB 28
R 3
H 5
RBI 3
BB 8
SO 7
LOB 18



Batter	1	2	3	4	5	6	7	8	9	AB	R	H	RBI	BB	SO	LOB	BOTTOM								
Julio Franco, R (1, 4) OBP: 0.083, SLG: 0.083	1-1 G4-3		0-3 K			2-1 F8			2-0 F8								4								
Denny Walling, L (1, 7)	1-3 K		1-2 G4-3			0-2 G1-3			1-3 K1-3								4								
Rafael Palmeiro, L (1, 3) OBP: 0.417, SLG: 0.750	0-0 2B			1-2 1B					3-1 P5								4								
Ruben Sierra, S (1, 9) OBP: 0.500, SLG: 0.917	1-1 G4-3			2-2 L1-3					2-0 G3-1								4								
Kevin Reimer, L (1, 10) OBP: 0.200, SLG: 0.500			0-3 K		1-0 F9				2-1 1B								3								
Geno Petralli, L (1, 2) OBP: 0.200, SLG: 0.200						3-2 F8			3-2 L7								2								
Mike Stanley, R (7, PH) OBP: 0.222, SLG: 0.250									0-0 F8								2								
Steve Buechele, R (1, 5) OBP: 0.222, SLG: 0.250																	2								
Mario Diaz, R (1, 6)									1-2 G6-3								3								
Gary Pettis, S (1, 8) OBP: 0.200, SLG: 0.111									1-3 K								2								
Inning Stats	R: 0 E: 0 K: 1 S: 10	H: 1 LOB: 1 BB: 0 P: 13	R: 0 E: 0 K: 1 S: 7	H: 0 LOB: 1 BB: 1 P: 14	R: 0 E: 0 K: 1 S: 8	H: 0 LOB: 0 BB: 1 P: 13	R: 0 E: 0 K: 0 S: 7	H: 1 LOB: 0 BB: 0 P: 11	R: 0 E: 0 K: 0 S: 9	H: 0 LOB: 0 BB: 0 P: 14	R: 0 E: 0 K: 0 S: 7	H: 0 LOB: 0 BB: 0 P: 10	R: 0 E: 0 K: 0 S: 10	H: 2 LOB: 2 BB: 0 P: 18	R: 0 E: 0 K: 1 S: 8	H: 0 LOB: 0 BB: 0 P: 12	R: 0 E: 0 K: 1 S: 7	H: 0 LOB: 0 BB: 0 P: 13	1B: 3 2B: 2 3B: 0 HR: 0	SF: 0 SAC: 0 DP: 1 HBP: 0	WP: 0 PB: 0 SB: 0 CS: 1	PA: 31			
PITCHER	IP WLS BF ERA WHIP	IP WLS BF ERA WHIP	IP WLS BF ERA WHIP	IP WLS BF ERA WHIP	IP WLS BF ERA WHIP	IP WLS BF ERA WHIP	IP WLS BF ERA WHIP	IP WLS BF ERA WHIP	IP WLS BF ERA WHIP	IP WLS BF ERA WHIP	IP WLS BF ERA WHIP	IP WLS BF ERA WHIP	IP WLS BF ERA WHIP	IP WLS BF ERA WHIP	IP WLS BF ERA WHIP	IP WLS BF ERA WHIP	IP WLS BF ERA WHIP	IP WLS BF ERA WHIP	IP WLS BF ERA WHIP	IP WLS BF ERA WHIP	IP WLS BF ERA WHIP	IP WLS BF ERA WHIP	IP WLS BF ERA WHIP	IP WLS BF ERA WHIP	
Dave Johnson, R (1, 1) ERA:	6.1 W	23 4	0 0	0 0	3 3	2 2	0 0	0 0	0 0	0 0	0 0	54 86	0.00 0.947	0.000 0.000											
Paul Kilgus, L (7, 1) ERA: 3.39	0.1	1	0	0	0	0	0	0	0	0	0	3	6	0.00	0.000										
Mark Williamson, R (7, 1) ERA:	1.1	4	0	0	1	0	0	0	0	0	0	9	13	0.00	0.000										
Gregg Olson, R (9, 1) ERA:	1.0	S 3	0	0	0	1	0	0	0	0	0	7	13	0.00	0.000										

Baltimore Orioles @ Texas Rangers
Arlington Stadium, Arlington, TX
Fri Apr 12 1991, 8:05 PM EDT
Att: 15,932 - Overcast - 79 F

AB 29
R 0
H 4
RBI 0
BB 2
SO 5
LOB 8



Batter	1	2	3	4	5	6	7	8	9	AB	R	H	RBI	BB	SO	LOB	TOP				
Mike Devereaux, R OBP: 0.286, SLG: 0.462	2-1 F7	1-0 BB 1B		0-2 G5-3		1-2 HR 3B		2-1 F8		5	2	2	0	0	0	0					
Randy Milligan, R OBP: 0.353, SLG: 0.091	4-1 3B	4-1 SAFE SAFE SAFE 1B		1-1 G6-3		3-3 K		4-0 HR BB		2	1	0	0	3	1	1					
Brady Anderson, L OBP: 1.000, SLG: 1.000		1-2 BB								0	1	0	0	0	0	0					
Cal Ripken Jr., R OBP: 0.500, SLG: 0.933	1-0 1B	3-1 HBP 1B		1-0 F7		0-1 HR		0-0 HR		5	3	4	7	0	0	0					
Glenn Davis, R OBP: 0.235, SLG: 0.267	4-1 1B	1-2 HBP			1-2 G5-3		1-3 K		0-1 G6-3		3	1	0	0	1	1					
Dwight Evans, R OBP: 0.214, SLG: 0.214	1-1 G5-3	2-3 K			0-1 HR 1B		0-0 P4		1-3 K		5	1	2	1	0	2	3				
Craig Worthington, R OBP: 0.214, SLG: 0.462	0-2 G5-3	0-0 G1-3			1-0 HR		0-0 G5-3		2-0 F7		5	1	1	3	0	0	4				
Leo Gomez, R OBP: 0.556, SLG: 0.429				4-2 G5-4-3 BB		2-1 G6-3		3-2 1B		1-2 1B		4	0	2	0	1	1				
Chris Hoiles, R OBP: 0.167, SLG: 0.091		0-0 P4		0-1 G5-4-3		2-2 G6-3		0-0 F9		1-3 K		5	0	0	0	1	3				
Billy Ripken, R OBP: 0.214, SLG: 0.154		2-2 1B		1-0 G4-3				0-0 F8		1-2 G4-3		4	1	1	0	0	0				
Inning Stats	R: 3 E: 0 K: 1 S: 13	H: 2 LOB: 1 BB: 2 P: 27	R: 2 E: 0 K: 1 S: 13	H: 3 LOB: 3 BB: 1 P: 26	R: 0 E: 0 K: 0 S: 7	H: 0 LOB: 0 BB: 1 P: 12	R: 0 E: 0 K: 0 S: 9	H: 0 LOB: 0 BB: 0 P: 11	R: 2 E: 0 K: 2 S: 11	H: 2 LOB: 0 BB: 0 P: 17	R: 0 E: 0 K: 0 S: 7	H: 1 LOB: 1 BB: 1 P: 10	R: 2 E: 0 K: 1 S: 8	H: 1 LOB: 1 BB: 1 P: 15	R: 0 E: 0 K: 2 S: 14	H: 1 LOB: 1 BB: 0 P: 19	1B: 7 2B: 0 3B: 2 HR: 3	SF: 0 SAC: 0 DP: 1 HBP: 1	WP: 0 PB: 0 SB: 0 CS: 0	PA: 44	
PITCHER	IP WLS BF H R ER SO BB IBB HBP BLK WP HR S P ERA WHIP	IP WLS BF H R ER SO BB IBB HBP BLK WP HR S P ERA WHIP	IP WLS BF H R ER SO BB IBB HBP BLK WP HR S P ERA WHIP	IP WLS BF H R ER SO BB IBB HBP BLK WP HR S P ERA WHIP	IP WLS BF H R ER SO BB IBB HBP BLK WP HR S P ERA WHIP	IP WLS BF H R ER SO BB IBB HBP BLK WP HR S P ERA WHIP	IP WLS BF H R ER SO BB IBB HBP BLK WP HR S P ERA WHIP	IP WLS BF H R ER SO BB IBB HBP BLK WP HR S P ERA WHIP	IP WLS BF H R ER SO BB IBB HBP BLK WP HR S P ERA WHIP	IP WLS BF H R ER SO BB IBB HBP BLK WP HR S P ERA WHIP	IP WLS BF H R ER SO BB IBB HBP BLK WP HR S P ERA WHIP	IP WLS BF H R ER SO BB IBB HBP BLK WP HR S P ERA WHIP	IP WLS BF H R ER SO BB IBB HBP BLK WP HR S P ERA WHIP	IP WLS BF H R ER SO BB IBB HBP BLK WP HR S P ERA WHIP	IP WLS BF H R ER SO BB IBB HBP BLK WP HR S P ERA WHIP	IP WLS BF H R ER SO BB IBB HBP BLK WP HR S P ERA WHIP	IP WLS BF H R ER SO BB IBB HBP BLK WP HR S P ERA WHIP	IP WLS BF H R ER SO BB IBB HBP BLK WP HR S P ERA WHIP	IP WLS BF H R ER SO BB IBB HBP BLK WP HR S P ERA WHIP	IP WLS BF H R ER SO BB IBB HBP BLK WP HR S P ERA WHIP	IP WLS BF H R ER SO BB IBB HBP BLK WP HR S P ERA WHIP
Kenny Rogers, L ERA: 33.75	1.1	13	5	5	5	1	3	0	1	0	0	0	0	22	47	33.75	6.000				
John Barfield, L ERA: 4.05	4.0	15	3	3	3	1	1	0	0	0	0	0	1	35	51	6.75	1.000				
Brad Arnsberg, R ERA: 8.31	2.2	12	3	3	3	2	1	0	0	0	0	0	2	24	38	10.12	1.500				
Jeff Russell, R ERA:	1.0	4	1	0	0	2	0	0	0	0	0	0	0	14	19	0.00	1.000				

Baltimore Orioles @ Texas Rangers
Arlington Stadium, Arlington, TX
Sat Apr 13 1991, 8:05 PM EDT
Att: 23,632 - Cloudy - 72 F

AB	38
R	11
H	12
RBI	11
BB	5
SO	6
LOB	13



Batter	1	2	3	4	5	6	7	8	9	AB	R	H	RBI	BB	SO	LOB	BOTTOM					
Brian Downing, R OBP: 0.800, SLG: 0.667	1-1 G3 HBP		1-0 BB HR 1B		3-2 P3		4-2 BB		2-1 1B 1B	3	1	2	0	1	0	0						
Mario Diaz, R	0-0 F8		4-0 HR BB		0-2 F7		2-3 K		2-1 1B 1B	2	1	0	0	1	0	1						
Jeff Huson, L OBP: 0.375, SLG: 0.167			1-2 HR BB						1-2 1B	2	0	1	0	0	1	1						
Rafael Palmeiro, L OBP: 0.412, SLG: 0.824	3-2 G3		3-1 1H 2H HR		0-0 1B		0-1 F7		0-3 K	5	1	2	3	0	1	4						
Ruben Sierra, S OBP: 0.353, SLG: 0.647	2-1 P9		0-0 G3		3-2 G5-3		1-3 K		1-1 L7	5	0	0	0	0	1	5						
Julio Franco, R OBP: 0.118, SLG: 0.176		2-1 G6-3		0-2 P9		1-0 G5-3		2-0 BB 2B	1-2 F8	5	0	1	0	0	0	2						
Mike Stanley, R OBP: 0.143, SLG: 0.143		0-1 G5-3			0-0 F8		1-0 2B 1B		4-2 BB BB	3	0	1	0	0	0	0						
Geno Petralli, L OBP: 0.333, SLG: 0.200										0	0	0	0	1	0	0						
John Russell, R OBP: 0.250, SLG: 0.250		2-1 1B		0-2 F8		0-0 P6		0-3 K		3	0	1	0	0	0	1						
Jack Daugherty, S										0	0	0	0	0	0	0						
Chad Kreuter, S										1	0	0	0	0	1	2						
Gary Pettis, S OBP: 0.200, SLG: 0.111										0	0	0	0	0	0	0						
Steve Buechele, R OBP: 0.385, SLG: 0.727		3-2 F8		1-2 HR		0-1 2B		4-2 G6-4-3 BB		3	1	2	1	1	0	1						
Tony Scruggs, R			2-3 K		1-1 G5-3		0-0 G6-3		2-1 G6-4-3	4	0	0	0	0	1	5						
Inning Stats	R: 0 E: 0 K: 0 S: 8	H: 0 LOB: 1 BB: 0 P: 14	R: 0 E: 0 K: 0 S: 9	H: 1 LOB: 0 BB: 0 P: 16	R: 3 E: 0 K: 1 S: 10	H: 2 LOB: 0 BB: 1 P: 20	R: 1 E: 0 K: 0 S: 10	H: 1 LOB: 0 BB: 0 P: 12	R: 0 E: 0 K: 0 S: 14	H: 1 LOB: 1 BB: 0 P: 20	R: 0 E: 0 K: 0 S: 6	H: 2 LOB: 2 BB: 0 P: 8	R: 0 E: 0 K: 2 S: 11	H: 0 LOB: 1 BB: 1 P: 18	R: 0 E: 0 K: 1 S: 10	H: 1 LOB: 2 BB: 2 P: 22	R: 0 E: 0 K: 1 S: 12	H: 2 LOB: 2 BB: 0 P: 18	1B: 6 2B: 2 3B: 0 HR: 2	SF: 0 SAC: 0 DP: 1 HBP: 1	WP: 0 PB: 0 SB: 0 CS: 0	PA: 41
PITCHER	IP WLS BF H R ER SO BB IBB HBP BLK WP HR S P ERA WHIP	IP WLS BF H R ER SO BB IBB HBP BLK WP HR S P ERA WHIP	IP WLS BF H R ER SO BB IBB HBP BLK WP HR S P ERA WHIP	IP WLS BF H R ER SO BB IBB HBP BLK WP HR S P ERA WHIP	IP WLS BF H R ER SO BB IBB HBP BLK WP HR S P ERA WHIP	IP WLS BF H R ER SO BB IBB HBP BLK WP HR S P ERA WHIP	IP WLS BF H R ER SO BB IBB HBP BLK WP HR S P ERA WHIP	IP WLS BF H R ER SO BB IBB HBP BLK WP HR S P ERA WHIP	IP WLS BF H R ER SO BB IBB HBP BLK WP HR S P ERA WHIP	IP WLS BF H R ER SO BB IBB HBP BLK WP HR S P ERA WHIP	IP WLS BF H R ER SO BB IBB HBP BLK WP HR S P ERA WHIP	IP WLS BF H R ER SO BB IBB HBP BLK WP HR S P ERA WHIP	IP WLS BF H R ER SO BB IBB HBP BLK WP HR S P ERA WHIP	IP WLS BF H R ER SO BB IBB HBP BLK WP HR S P ERA WHIP	IP WLS BF H R ER SO BB IBB HBP BLK WP HR S P ERA WHIP	IP WLS BF H R ER SO BB IBB HBP BLK WP HR S P ERA WHIP	IP WLS BF H R ER SO BB IBB HBP BLK WP HR S P ERA WHIP	IP WLS BF H R ER SO BB IBB HBP BLK WP HR S P ERA WHIP	IP WLS BF H R ER SO BB IBB HBP BLK WP HR S P ERA WHIP	IP WLS BF H R ER SO BB IBB HBP BLK WP HR S P ERA WHIP	IP WLS BF H R ER SO BB IBB HBP BLK WP HR S P ERA WHIP	
Jeff Ballard, L ERA: 7.71	1.1	7	4	4	1	0	1	0	0	0	0	14	27	0.00	3.000							
Jose Bautista, R ERA: 9.0	1.0	6	1	0	0	2	2	0	0	0	0	19	31	0.00	1.500							
Mike Flanagan, L ERA:	2.0	8	2	0	0	2	1	0	0	0	0	19	31	0.00	1.500							


Baltimore Orioles @ Texas Rangers
Arlington Stadium, Arlington, TX
Sat Apr 13 1991, 8:05 PM EDT
Att: 23,632 - Cloudy - 72 F

AB	36
R	4
H	10
RBI	4
BB	4
SO	5
LOB	22



Batter	1	2	3	4	5	6	7	8	9	AB	R	H	RBI	BB	SO	LOB	TOP										
Brady Anderson, L (1, 8) OBP: 0.625, SLG: 0.600	3-2 B4-3	1-3 K			1-3 K			2-1 1B 2B		4	0	1	0	0	2	0	Baltimore Orioles @ Texas Rangers Arlington Stadium, Arlington, TX Sun Apr 14 1991, 4:33 AM EDT Att: 24,084 - Cloudy - 77 F										
Randy Milligan, R (1, 7) OBP: 0.333, SLG: 0.133	2-2 F9		3-2 F7		1-3 K			3-2 1B		4	0	1	0	0	1	0											
Cal Ripken Jr., R (1, 6) OBP: 0.824, SLG: 0.875 Tim Lincecum, R (8, PH) OBP: 0.000, SLG: 0.000	4-1 BB HR		4-1 1B BB		0-0 L8			3-3 K		1	1	0	0	2	0	0											
Glenn Davis, R (1, 3) OBP: 0.286, SLG: 0.278 Leo Gomez, R (8, 3) OBP: 0.556, SLG: 0.429	4-0 HR BB		0-2 G4-6-3 1B		2-3 K			0-3 K		3	1	1	0	1	2	2											
Sam Horn, L (1, 10) OBP: 0.182, SLG: 0.400	0-0 1-H 2-H HR		0-1 G4-6-3		3-3 K			0-0 G6-3		4	1	1	3	0	1	2											
Craig Worthington, R (1, 5) OBP: 0.278, SLG: 0.438	4-2 BB		2-2 F9		1-0 P5			2-1 BB 1B		3	0	1	0	1	0	0											
Joe Orsulak, L (1, 9)	0-1 P6		1-3 K		1-2 F9			4-1 1-2 BB		3	0	0	0	1	1	1											
Ernie Whitt, L (1, 2)		0-3 K		1-3 K		3-3 K		1-3 K		4	0	0	0	0	4	2											
Juan Bell, R (1, 4)	1-0 F8				0-0 F8			0-0 G4-3 F8		4	0	0	0	0	0	2											
Inning Stats	R: 3 E: 0 K: 0 S: 12	H: 1 LOB: 1 BB: 3 P: 29	R: 0 E: 0 K: 2 S: 7	H: 0 LOB: 1 BB: 0 P: 9	R: 0 E: 0 K: 0 S: 10	H: 1 LOB: 1 BB: 1 P: 17	R: 0 E: 0 K: 2 S: 9	H: 0 LOB: 0 BB: 0 P: 13	R: 0 E: 0 K: 2 S: 9	H: 0 LOB: 0 BB: 0 P: 11	R: 0 E: 0 K: 1 S: 8	H: 0 LOB: 0 BB: 0 P: 13	R: 0 E: 0 K: 2 S: 14	H: 2 LOB: 2 BB: 0 P: 22	R: 0 E: 0 K: 1 S: 8	H: 1 LOB: 2 BB: 1 P: 15		1B: 3 2B: 1 3B: 0 HR: 1	SF: 0 SAC: 0 DP: 1 HBP: 0	WP: 0 PB: 0 SB: 0 CS: 0	PA: 36						
PITCHER	IP	WLS	BF	H	R	ER	SO	BB	IBB	HBP	BLK	WP	HR	S	P	ERA	WHIP										
Nolan Ryan, R (1, 1) ERA: 5.14	7.0	W	26	2	3	3	9	4	0	0	0	0	1	62	104	3.86	0.857										
Rich Gossage, R (8, 1) ERA	1.0		5	2	0	0	2	0	0	0	0	0	0	14	22	0.00	2.000										
Mike Jeffcoat, L (9, 1) ERA	0.2		4	1	0	0	1	1	0	0	0	0	0	7	14	0.00	3.000										
Jeff Russell, R (9, 1) ERA	0.1		1	0	0	0	0	0	0	0	0	0	0	1	1	0.00	0.000										

Batter	1	2	3	4	5	6	7	8	9	AB	R	H	RBI	BB	SO	LOB	BOTTOM										
Brian Downing, R (1, 10) OBP: 0.800, SLG: 1.167	1-0 F7	4-1 G6-4-3 BB		1-0 2-H HR		0-2 1B 2-H 1B	1-1 1B HBP			3	3	2	3	1	0	0	Baltimore Orioles @ Texas Rangers Arlington Stadium, Arlington, TX Sun Apr 14 1991, 4:33 AM EDT Att: 24,084 - Cloudy - 77 F										
Jeff Huson, L (1, 6) OBP: 0.482, SLG: 0.364	1-1 2B	3-2 G6-4-3		3-2 G3-1		1 SAFE F7 1B	0-0 1B 2B			5	3	3	2	0	0	2											
Rafael Palmeiro, L (1, 3) OBP: 0.545, SLG: 0.952	3-2 G6-3 1-H HR		3-2 1B	4-1 BB		1-1 1B F7	1-2 3-H 1B	1-3 2-H 3-H 2-0		4	3	4	3	1	0	0											
Ruben Sierra, S (1, 9) OBP: 0.364, SLG: 0.636	3-1 G6-3		2-1 G6-3	1 SAFE 1-3 K		1-2 3-H F7	1-0 1-1			5	0	2	2	0	1	4											
Julio Franco, R (1, 4) OBP: 0.182, SLG: 0.190	4-0 HR		3-2 G6-3		2-1 G6-3	1-0 WP	1-0 F7			4	1	1	1	1	0	2											
Kevin Reimer, L (1, 7) OBP: 0.286, SLG: 0.714 Tony Scruggs, R (7, 7)	1 SAFE 1-1 HR		2-3 K	1-1 CS		3-2 F8	2-2 G1-3	1-2 G1-3		4	1	2	3	0	1	2											
Geno Petralli, L (1, 2) OBP: 0.182, SLG: 0.100	1-3 K2-3		0-0 G3	1-2 1B		1-2 G4-3	0-0 G4-3	0-1 G3		5	0	0	0	0	1	2											
Steve Buechele, R (1, 5) OBP: 0.412, SLG: 0.714 Mario Diaz, R (8, PH) OBP: 0.000, SLG: 0.000		2-2 F8		2-2 SH5-4 HR HBP		1-1 G5-3	2-2 HBP 1B	0-2 F9		3	2	1	0	0	0	0											
Gary Pettis, S (1, 8) OBP: 0.385, SLG: 0.300		4-1 S BB		0-1 SH5-4		1-2 1B	4-2 HBP 1B			1	2	1	0	2	0	0											
Inning Stats	R: 4 E: 0 K: 1 S: 13	H: 3 LOB: 0 BB: 1 P: 27	R: 0 E: 0 K: 0 S: 8	H: 0 LOB: 2 BB: 2 P: 21	R: 1 E: 0 K: 1 S: 12	H: 2 LOB: 1 BB: 0 P: 22	R: 2 E: 0 K: 1 S: 12	H: 1 LOB: 1 BB: 1 P: 23	R: 0 E: 0 K: 0 S: 8	H: 1 LOB: 0 BB: 0 P: 14	R: 4 E: 0 K: 0 S: 21	H: 5 LOB: 1 BB: 0 P: 31	R: 4 E: 0 K: 0 S: 12	H: 4 LOB: 1 BB: 1 P: 23	R: 0 E: 0 K: 0 S: 8	H: 0 LOB: 0 BB: 0 P: 9		1B: 9 2B: 5 3B: 0 HR: 2	SF: 0 SAC: 1 DP: 1 HBP: 2	WP: 1 PB: 0 SB: 1 CS: 1	PA: 44						
PITCHER	IP	WLS	BF	H	R	ER	SO	BB	IBB	HBP	BLK	WP	HR	S	P	ERA	WHIP										
Jeff Robinson, R (1, 1) ERA: 22.5	2.0	L	13	5	5	5	1	3	0	0	0	0	1	26	58	22.50	4.000										
Paul Kilgus, L (3, 1) ERA: 4.79	3.0		12	2	2	2	2	1	0	1	0	0	1	27	49	6.00	1.000										
Jose Bautista, R (6, 1) ERA: 20.25	3.0		19	9	8	8	0	1	0	1	0	1	0	41	63	24.00	3.333										



Batter	1	2	3	4	5	6	7	8	9	AB	R	H	RBI	BB	SO	LOB	TOP								
Brian Downing, R (1, 10) OBP: 0.800, SLG: 1.091	1-2 2B		1-0 SF7 1B		0-1 G4-3 1B		1-0 FC4-6 1B		3-2 F8	5	0	4	1	0	0	1									
Jeff Huson, L (1, 6) OBP: 0.353, SLG: 0.286	2-3 K		0-0 SF7 1B		3-2 G4-3 1B		0-2 FC4-6 1B			3	0	0	1	0	1	4									
Rafael Palmeiro, L (1, 3) OBP: 0.462, SLG: 0.800	3-1 P5		3-H F8 1B		1-2 G3 1B			0-0 L6		4	0	0	0	0	0	3									
Ruben Sierra, S (1, 9) OBP: 0.308, SLG: 0.538	1-3 K		0-0 G3-1 1B			2-3 K		2-3 K		4	0	0	0	0	3	2									
Julio Franco, R (1, 4) OBP: 0.154, SLG: 0.160		2-0 E5 G4-3 G3		0-0 G6-3 1B		1-2 G5-3 1B		1-0 G4-3 1B		4	0	0	0	0	0	0									
Kevin Reimer, L (1, 7) OBP: 0.276, SLG: 0.611 Tony Scruggs, R (9, 7)		1-2 G3 1B		1-3 K		0-2 F7 1B			0-2 SH5-3 1B	4	0	1	0	0	1	1									
Geno Petralli, L (1, 2) OBP: 0.143, SLG: 0.077		1-1 G4-3 1B		2-0 L9 1B			0-0 F8 1B		0-0 SH5-3 1B	3	0	0	0	0	0	1									
Steve Buechele, R (1, 5) OBP: 0.381, SLG: 0.611		2-2 G1-4-3 1B			2-2 F9 1B		0-2 G5-3 1B		1-0 WP 1B	4	0	1	1	0	0	1									
Gary Pettis, S (1, 8) OBP: 0.471, SLG: 0.385			4-2 1B SF7 BB		2-2 S 1B		0-2 1B		1-3 K	3	2	2	0	1	1	1									
Inning Stats	R: 0 E: 0 K: 2 S: 13	H: 1 LOB: 1 BB: 0 P: 20	R: 0 E: 1 K: 0 S: 9	H: 0 LOB: 1 BB: 0 P: 16	R: 1 E: 0 K: 0 S: 7	H: 1 LOB: 1 BB: 1 P: 12	R: 0 E: 0 K: 1 S: 5	H: 0 LOB: 0 BB: 0 P: 8	R: 1 E: 0 K: 0 S: 15	H: 2 LOB: 1 BB: 0 P: 23	R: 0 E: 0 K: 1 S: 9	H: 0 LOB: 0 BB: 0 P: 12	R: 0 E: 0 K: 1 S: 11	H: 2 LOB: 2 BB: 0 P: 12	R: 0 E: 0 K: 1 S: 6	H: 0 LOB: 0 BB: 0 P: 9	R: 1 E: 0 K: 1 S: 11	H: 2 LOB: 2 2B: 1 3B: 0 HR: 0	SF: 1 SAC: 1 DP: 0 HBP: 0	1B: 7 2B: 1 3B: 0 HR: 0	WP: 1 PB: 0 SB: 1 CS: 0	PA: 37			
PITCHER	IP	WLS	BF	H	R	ER	SO	BB	IBB	HBP	BLK	WP	HR	S	P	ERA	WHIP								
Eric King, R (1, 1) ERA: 3.6	8.1	L	35	8	3	3	5	1	0	0	0	0	0	80	118	3.24	1.080								
Shawn Hillegas, R (9, 1) ERA:	0.2		2	0	0	0	1	0	0	0	0	1	0	6	10	0.00	0.000								

Texas Rangers @ Cleveland Indians
Cleveland Municipal Stadium, Cleveland, OH
Tue Apr 16 1991, 3:33 AM EDT
Att: 46,606 - Cloudy - 53 F

AB	34
R	3
H	8
RBI	3
BB	1
SO	6
LOB	14



Batter	1	2	3	4	5	6	7	8	9	AB	R	H	RBI	BB	SO	LOB	BOTTOM								
Mike Huff, R (1, 8) OBP: 0.400, SLG: 0.364	3-2 F8		2-0 G5-3 1B			4-2 FC1-6 BB		0-0 SF8 3B		3	1	1	0	1	0	1									
Jerry Browne, S (1, 4) OBP: 0.258, SLG: 0.160	2-2 G6-3 1B			0-2 L8 1B		1-0 F9 1B		0-0 SF8 1B		3	0	0	1	0	0	1									
Carlos Baerga, S (1, 5) OBP: 0.300, SLG: 0.192	1-1 F7 1B			4-2 FC6-4 BB		1-2 FC1-6 1B		3-H G1-3 1B		3	0	0	0	1	0	1									
Albert Belle, R (1, 7) OBP: 0.343, SLG: 0.594		1-0 F7 1B		4-2 FC6-4 BB		1-0 1B		2-3 K		3	0	1	0	1	1	0									
Sandy Alomar Jr., R (1, 2) OBP: 0.290, SLG: 0.367		3-2 G5-3 1B		0-0 FC6-4 1B		0-3 K			2-1 P4 1B	4	0	0	0	0	1	4									
Brook Jacoby, R (1, 3) OBP: 0.286, SLG: 0.441		3-2 G6-3 1B		2-1 P6 1B			2-2 G5-3 1B		1-1 F8 1B	4	0	0	0	0	0	2									
Chris James, R (1, 10) OBP: 0.286, SLG: 0.172			3-2 BLK SH1-4 HBP		2-0 G5-3 1B		1-0 G6-3 2B		2-2 G5-3 1B	3	0	1	0	0	0	0									
Felix Fermin, R (1, 6) OBP: 0.138, SLG: 0.074			0-1 SH1-4 1B		2-1 G6-3 1B		0-0 G6-3 1B			2	0	0	0	0	0	1									
Turner Ward, S (1, 9) OBP: 0.294, SLG: 0.294			2-3 K		2-2 F9 1B		2-3 K			3	0	0	0	0	2	2									
Inning Stats	R: 0 E: 0 K: 0 S: 10	H: 0 LOB: 0 BB: 0 P: 16	R: 0 E: 0 K: 0 S: 9	H: 0 LOB: 0 BB: 0 P: 16	R: 0 E: 0 K: 1 S: 8	H: 0 LOB: 1 BB: 0 P: 15	R: 0 E: 0 K: 0 S: 11	H: 0 LOB: 2 BB: 2 P: 21	R: 0 E: 0 K: 1 S: 12	H: 1 LOB: 2 BB: 1 P: 19	R: 0 E: 0 K: 1 S: 11	H: 1 LOB: 1 BB: 0 P: 16	R: 1 E: 0 K: 1 S: 7	H: 1 LOB: 0 BB: 0 P: 9	R: 0 E: 0 K: 0 S: 7	H: 0 LOB: 0 BB: 0 P: 12	1B: 1 2B: 1 3B: 1 HR: 0	SF: 1 SAC: 1 DP: 0 HBP: 1	WP: 0 PB: 0 SB: 0 CS: 0	PA: 34					
PITCHER	IP	WLS	BF	H	R	ER	SO	BB	IBB	HBP	BLK	WP	HR	S	P	ERA	WHIP								
Kevin Brown, R (1, 1) ERA: 5.06	7.0	W	28	3	1	1	3	3	0	0	0	0	0	68	116	1.29	0.857								
Jeff Russell, R (8, 1) ERA:	2.0	S	6	0	0	0	1	0	0	0	0	0	0	13	20	0.00	0.000								

Texas Rangers @ Cleveland Indians
Cleveland Municipal Stadium, Cleveland, OH
Tue Apr 16 1991, 3:33 AM EDT
Att: 46,606 - Cloudy - 53 F

AB	28
R	1
H	3
RBI	1
BB	3
SO	4
LOB	12



Batter	1	2	3	4	5	6	7	8	9	10	11	AB	R	H	RBI	BB	SO	LOB	TOP						
Brian Downing, R OBP: 0.676, SLG: 0.750 Mario Diaz, R OBP: 0.167, SLG: 0.091	F7		K	1B 2B		F8		K			SH1-3 1B	6	1	2	1	0	2	3	0	0	0	0	0	0	
Geno Petralli, L OBP: 0.260, SLG: 0.182 Mike Stanley, R OBP: 0.333, SLG: 0.200	CS 1B		1B BB			K			F7		SH1-3	4	0	2	1	1	1	1	0	0	0	1	0	0	
Rafael Palmeiro, L OBP: 0.311, SLG: 0.512	K		G3-4						G4-3		G4-3	6	0	1	0	0	1	3							
Ruben Sierra, S OBP: 0.295, SLG: 0.488		HR	G3-4			K			F7			5	1	1	1	0	2	2							
Julio Franco, R OBP: 0.162, SLG: 0.256		3B 1B	K			F9			F9			5	1	1	0	0	1	2							
Jack Daugherty, S OBP: 0.200, SLG: 0.111		K				SH2-3 1B BB			K			4	1	1	0	1	2	1							
Steve Buechele, R OBP: 0.263, SLG: 0.371	K					G4-3 SH2-3 2B 1B			P4			5	1	1	0	0	1	2							
Jeff Huson, L OBP: 0.321, SLG: 0.304		1H 3B				SH2-3			BB BB			2	0	1	1	2	0	0							
Gary Pettis, S OBP: 0.467, SLG: 0.318 Kevin Reimer, L OBP: 0.346, SLG: 0.522 Nick Capra, R		K				G4-3			L4		1B SH1-3 BB	3	0	0	1	0	1	3							
Inning Stats	R: 0 E: 0 K: 1 S: 9	H: 1 LOB: 1 BB: 0 P: 15	R: 2 E: 0 K: 3 S: 18	H: 3 LOB: 1 BB: 0 P: 24	R: 0 E: 0 K: 2 S: 12	H: 1 LOB: 2 BB: 1 P: 18	R: 3 E: 0 K: 0 S: 14	H: 3 LOB: 1 BB: 1 P: 26	R: 0 E: 0 K: 1 S: 12	H: 0 LOB: 1 BB: 0 P: 21	R: 0 E: 0 K: 2 S: 13	H: 0 LOB: 2 BB: 2 P: 25	R: 0 E: 0 K: 0 S: 5	H: 0 LOB: 0 BB: 0 P: 8	R: 0 E: 0 K: 0 S: 3	H: 0 LOB: 0 BB: 0 P: 5	R: 1 E: 0 K: 0 S: 11	H: 1 LOB: 1 BB: 1 P: 21	1B: 7 2B: 2 3B: 1 HR: 1	SF: 0 SAC: 2 DP: 1 HBP: 0	WP: 0 PB: 0 SB: 0 CS: 1	PA: 48			
PITCHER	IP WLS BF H R ER SO BB IBB HBP BLK WP HR S P ERA WHIP	IP WLS BF H R ER SO BB IBB HBP BLK WP HR S P ERA WHIP																			IP WLS BF H R ER SO BB IBB HBP BLK WP HR S P ERA WHIP				
Jaime Navarro, R ERA: 5.51	2.1	9	1	0	0	2	1	0	0	0	0	0	0	24	38	0.00	0.857								
Mark Lee, L ERA:																									
Julio Machado, R ERA: 4.32	1.2	7	0	0	0	2	2	0	0	0	0	0	0	17	34	0.00	1.200								
Chuck Crim, R ERA: 6.1	2.2	L	10	1	1	1	1	0	0	0	0	0	0	20	33	3.38	0.750								
Dan Plesac, L ERA: 4.32	0.2	2	0	0	0	0	0	0	0	0	0	0	0	2	5	0.00	0.000								

Texas Rangers @ Milwaukee Brewers
Milwaukee County Stadium, Milwaukee, WI
Tue Apr 23 1991, 8:05 PM EDT
Att: 6,896 - Cloudy - 43 F

AB 40
R 6
H 10
RBI 6
BB 6
SO 11
LOB 17



Batter	1	2	3	4	5	6	7	8	9	10	11	AB	R	H	RBI	BB	SO	LOB	BOTTOM						
Darryl Hamilton, L OBP: 0.367, SLG: 0.280	K	HR 1B		P8						G1-3		5	1	1	0	0	1	0							
Robin Yount, R OBP: 0.345, SLG: 0.636	2B	2B								K		5	2	3	3	0	2	0							
Gary Sheffield, R OBP: 0.304, SLG: 0.420	L6									F9		4	0	0	0	1	2	2							
Franklin Stubbs, L OBP: 0.289, SLG: 0.343	2B BB									G3		4	1	0	0	1	0	1							
Dante Bichette, R OBP: 0.260, SLG: 0.340										L3 1B		5	0	2	2	0	0	0							
Jim Gantner, L OBP: 0.273, SLG: 0.276	K									L3		4	0	0	0	1	1	2							
Greg Vaughn, R OBP: 0.313, SLG: 0.370										F8		3	0	0	0	1	0	0							
B.J. Surhoff, L OBP: 0.114, SLG: 0.093										K		4	0	0	0	0	1	2							
Bill Spiers, L OBP: 0.269, SLG: 0.463	1B HR 1B									F8		4	1	1	0	0	0	0							
Inning Stats	R: 2 E: 0 K: 2 S: 13	H: 2 LOB: 1 BB: 1 P: 27	R: 3 E: 0 K: 0 S: 16	H: 3 LOB: 1 BB: 1 P: 28	R: 0 E: 0 K: 0 S: 4	H: 0 LOB: 1 BB: 2 P: 14	R: 0 E: 0 K: 1 S: 15	H: 1 LOB: 1 BB: 0 P: 23	R: 0 E: 0 K: 0 S: 7	H: 0 LOB: 0 BB: 0 P: 7	R: 0 E: 0 K: 2 S: 10	H: 0 LOB: 0 BB: 0 P: 14	R: 0 E: 0 K: 0 S: 4	H: 1 LOB: 1 BB: 0 P: 8	R: 0 E: 0 K: 1 S: 8	H: 0 LOB: 0 BB: 0 P: 11	R: 0 E: 0 K: 1 S: 7	H: 0 LOB: 0 BB: 0 P: 10	R: 0 E: 0 K: 0 S: 4	H: 0 LOB: 0 BB: 0 P: 5	1B: 4 2B: 3 3B: 0 HR: 1	SF: 0 SAC: 0 DP: 2 HBP: 0	WP: 0 PB: 0 SB: 1 CS: 0	PA: 42	
PITCHER	IP WLS BF H R ER SO BB IBB HBP BLK WP HR S P ERA WHIP	IP WLS BF H R ER SO BB IBB HBP BLK WP HR S P ERA WHIP																			IP WLS BF H R ER SO BB IBB HBP BLK WP HR S P ERA WHIP				
Bobby Witt, R ERA: 3.44	3.1	14	5	0	0	3	4	0	0	0	0	0	0	39	59	0.00	0.214								
Gerald Alexander, R ERA:																									
Mike Jeffcoat, L ERA:																									
Rich Grossage, R ERA:	0.2	W	2	0	0	0	1	0	0	0	0	0	0	5	7	0.00	0.000								
Jeff Russell, R ERA:	1.0	S	3	0	0	0	0	0	0	0	0	0	0	4	5	0.00	0.000								

Texas Rangers @ Milwaukee Brewers
Milwaukee County Stadium, Milwaukee, WI
Tue Apr 23 1991, 8:05 PM EDT
Att: 6,896 - Cloudy - 43 F


AB 38
R 5
H 7
RBI 5
BB 4
SO 7
LOB 7



Batter	1	2	3	4	5	6	7	8	9	AB	R	H	RBI	BB	SO	LOB	TOP								
Alex Cole, L OBP: 0.381, SLG: 0.395 (1, 8)	G4-3		SH1-4		L4		G4-3		FC4-6 BB	3	0	0	0	1	0	2									
Jerry Browne, S OBP: 0.208, SLG: 0.152 (1, 4)	K		SF7		FC6				FC4-6	4	0	0	1	0	2	4									
Carlos Baerga, S OBP: 0.327, SLG: 0.400 Jeff Manto, R OBP: 0.428, SLG: 0.200 (6, PR) (6, 5) (9, 3)	HR		G3				FC6-4 1B		F9	3	1	2	1	0	0	1									
Albert Belle, R OBP: 0.314, SLG: 0.489 Turner Ward, S OBP: 0.276, SLG: 0.286 (1, 7) (9, 9)	K				P3		FC6-4 1B			4	0	1	0	0	2	0									
Chris James, R OBP: 0.344, SLG: 0.321 (1, 10)		L7			G5-3		FC6-4 1B		K	4	0	0	0	0	1	2									
Brook Jacoby, R OBP: 0.246, SLG: 0.345 Mitch Webster, S (9, PR) Jose Escobar, R OBP: 0.250, SLG: 0.182 (9, 5)		F8			P6		K		WP E	4	0	1	0	0	1	3									
Sandy Alomar Jr., R OBP: 0.271, SLG: 0.304 (1, 2)		K					P5		F9	4	1	1	1	0	1	2									
Beau Alired, L OBP: 0.400, SLG: 0.444 (9, 7)			E4 SH1-4 SF7 1B				1B		2B	3	2	2	0	1	1	0									
Mark Lewis, R OBP: 0.750, SLG: 1.000 (1, 6)			SF7 SH1-4 BB				FC6 1B		FC4-6 1H 2H	3	0	2	2	1	1	0									
Inning Stats	R: 1 E: 0 K: 2 S: 10	H: 1 LOB: 0 BB: 0 P: 16	R: 0 E: 0 K: 1 S: 12	H: 0 LOB: 0 BB: 0 P: 17	R: 1 E: 1 K: 0 S: 10	H: 1 LOB: 1 BB: 1 P: 20	R: 0 E: 0 K: 0 S: 7	H: 0 LOB: 0 BB: 0 P: 10	R: 0 E: 0 K: 0 S: 9	H: 2 LOB: 2 BB: 0 P: 12	R: 0 E: 0 K: 1 S: 13	H: 2 LOB: 2 BB: 0 P: 15	R: 0 E: 0 K: 2 S: 8	H: 0 LOB: 0 BB: 0 P: 12	R: 0 E: 0 K: 2 S: 8	H: 0 LOB: 0 BB: 0 P: 14	R: 3 E: 1 K: 1 S: 16	H: 3 LOB: 3 BB: 2 P: 31	1B: 5 2B: 3 3B: 0 HR: 1	SF: 1 SAC: 1 DP: 0 HBP: 0	WP: 1 PB: 0 SB: 1 CS: 0	PA: 39			
PITCHER	IP	WLS	BF	H	R	ER	SO	BB	IBB	HBP	BLK	WP	HR	S	P	ERA	WHIP								
Nolan Ryan, R ERA: 3.94 Rich Gossage, R ERA:	(1, 1) (9, 1)	8.1 0.2	L 4	35 1	8 0	5 0	9 0	2 1	0 0	0 0	0 0	1 0	1 0	84 9	131 16	5.40 0.00	1.200 3.000								

Cleveland Indians @ Texas Rangers
Arlington Stadium, Arlington, TX
Fri Apr 26 1991, 8:05 PM EDT
Att: 29,510 - Cloudy - 86 F


AB	34
R	5
H	9
RBI	5
BB	3
SO	9
LOB	17



Batter	1	2	3	4	5	6	7	8	9	AB	R	H	RBI	BB	SO	LOB	BOTTOM								
Brian Downing, R OBP: 0.581, SLG: 0.625 (1, 10)	E9 F9 1B		F8					P2		4	1	1	0	0	0	0									
Geno Petralli, L OBP: 0.286, SLG: 0.258 (1, 2)	L9		F7		F7			L5		4	0	0	0	0	0	2									
Rafael Palmeiro, L OBP: 0.322, SLG: 0.482 (1, 3)	F9		F8			G3-1		F7		4	0	0	0	0	0	1									
Ruben Sierra, S OBP: 0.316, SLG: 0.491 (1, 9)	1B				G6-3		G3		G4-3	4	0	1	1	0	0	0									
Julio Franco, R OBP: 0.241, SLG: 0.286 (1, 4)	F9				CS 1B		L9		DI 1B	4	0	2	0	0	0	1									
Jack Daugherty, S OBP: 0.211, SLG: 0.125 Gary Pettis, S OBP: 0.459, SLG: 0.379 (7, PR) (8, 8)	G3				F9			S BB		2	0	0	0	1	0	1									
Juan Gonzalez, R OBP: 0.250, SLG: 1.000 (8, 7)	K				HR			K		4	1	1	1	0	2	2									
Steve Buechele, R OBP: 0.271, SLG: 0.409 (1, 5)			FC6 1B				F8		G5-3	3	0	1	0	0	0	2									
Jeff Huson, L OBP: 0.289, SLG: 0.273 (1, 6)	FC6						P4			3	0	0	0	0	0	3									
Inning Stats	R: 1 E: 1 K: 0 S: 17	H: 1 LOB: 1 BB: 0 P: 26	R: 0 E: 0 K: 1 S: 8	H: 1 LOB: 1 BB: 0 P: 12	R: 0 E: 0 K: 0 S: 8	H: 0 LOB: 0 BB: 0 P: 13	R: 0 E: 0 K: 0 S: 8	H: 1 LOB: 0 BB: 0 P: 12	R: 1 E: 0 K: 0 S: 9	H: 2 LOB: 1 BB: 0 P: 16	R: 0 E: 0 K: 0 S: 8	H: 0 LOB: 0 BB: 0 P: 15	R: 0 E: 0 K: 1 S: 9	H: 0 LOB: 2 BB: 1 P: 16	R: 0 E: 0 K: 0 S: 6	H: 0 LOB: 0 BB: 0 P: 8	R: 0 E: 0 K: 1 S: 12	H: 1 LOB: 1 BB: 0 P: 17	1B: 4 2B: 1 3B: 0 HR: 1	SF: 0 SAC: 0 DP: 0 HBP: 0	WP: 0 PB: 0 SB: 1 CS: 1	PA: 34			
PITCHER	IP	WLS	BF	H	R	ER	SO	BB	IBB	HBP	BLK	WP	HR	S	P	ERA	WHIP								
Tom Candiotti, R ERA: 1.24 Steve Olin, R ERA: 0.87 Doug Jones, R ERA: 3.38	(1, 1) (8, 1) (9, 1)	7.0 1.0 1.0	W S	3 4	0 1	0 0	0 1	0 0	0 0	0 0	0 0	0 0	0 0	6 12	8 17	0.00 0.00 0.00	0.000 1.000								

Cleveland Indians @ Texas Rangers
Arlington Stadium, Arlington, TX
Fri Apr 26 1991, 8:05 PM EDT
Att: 29,510 - Cloudy - 86 F

AB	33
R	2
H	6
RBI	2
BB	1
SO	3
LOB	13



Batter	1	2	3	4	5	6	7	8	9	AB	R	H	RBI	BB	SO	LOB	TOP					
Alex Cole, L OBP: 0.391, SLG: 0.405 (1, 8)	2-2 SH5-3 1B		0-0 E S 1B		1-1 F8			1-2 G4-6-3 1-2		4	0	2	0	0	0	1						
Jerry Browne, S OBP: 0.196, SLG: 0.143 (1, 4)	2-1 SH5-3 1-2		3-2 F8 1-3			0-1 G5-3		3-2 L7		3	0	0	0	0	0	1						
Beau Allred, L OBP: 0.391, SLG: 0.429 (1, 9) Mitch Webster, S (9, PH)	1-3 K			2-1 1B 1B		3-1 G3-1			1-3 K	3	0	1	0	0	1	1						
Albert Belle, R OBP: 0.327, SLG: 0.480 (1, 7)	1-0 P3			1-2 1B 1-2 G4-3 1B		4-2 BB			2-1 L6	3	0	1	0	1	0	1						
Chris James, R OBP: 0.338, SLG: 0.316 (1, 10)		1-1 G6-3		1-0 G4-3 1-2		0-0 G5-3			1-0 1B	4	0	1	0	0	0	2						
Brook Jacoby, R OBP: 0.231, SLG: 0.323 (1, 3)		1-0 G5-3		0-0 G5-3			1-2 G6-3		0-0 1B	4	0	0	0	0	0	2						
Sandy Alomar Jr., R OBP: 0.255, SLG: 0.286 (1, 2)		2-3 K			2-2 F8		0-1 G5-3			3	0	0	0	0	1	0						
Jeff Manto, R OBP: 0.400, SLG: 0.625 (1, 5)			0-2 G5-3		2-0 HR		3-3 K			3	1	1	1	0	1	0						
Mark Lewis, R OBP: 0.429, SLG: 0.500 (1, 6)			0-1 G6-3		3-2 G4-3			2-1 E6 G4-6-3		3	0	0	0	0	0	0						
Inning Stats	R: 0 E: 0 K: 1 S: 10	H: 1 LOB: 1 BB: 0 P: 16	R: 0 E: 0 K: 1 S: 6	H: 0 LOB: 0 BB: 0 P: 10	R: 0 E: 0 K: 0 S: 10	H: 1 LOB: 1 BB: 0 P: 12	R: 0 E: 0 K: 0 S: 7	H: 2 LOB: 1 BB: 0 P: 11	R: 1 E: 0 K: 0 S: 9	H: 1 LOB: 0 BB: 0 P: 17	R: 0 E: 0 K: 0 S: 7	H: 0 LOB: 1 BB: 1 P: 14	R: 0 E: 0 K: 1 S: 10	H: 0 LOB: 0 BB: 0 P: 14	R: 0 E: 0 K: 0 S: 8	H: 0 LOB: 0 BB: 0 P: 14	R: 0 E: 0 K: 1 S: 8	H: 1 LOB: 1 BB: 0 P: 12	1B: 5 2B: 0 3B: 0 HR: 1	SF: 0 SAC: 1 DP: 1 HBP: 0	WP: 0 PB: 0 SB: 1 CS: 0	PA: 33
PITCHER	IP WLS BF H R ER SO BB IBB HBP BLK WP HR S P ERA WHIP																					
Scott Chiamparino, R ERA: 1.29 (1, 1)	7.0 26 5 1 1 3 1 0 0 0 0 0 1 59 94 1.29 0.857																					
Mike Jeffcoat, L ERA: (8, 1)	1.0 W 3 0 0 0 0 0 0 0 0 0 0 0 8 14 0.00 0.000																					
Jeff Russell, R ERA: (9, 1)	1.0 S 4 1 0 0 1 0 0 0 0 0 0 0 8 12 0.00 1.000																					

Cleveland Indians @ Texas Rangers
Arlington Stadium, Arlington, TX
Sat Apr 27 1991, 8:05 PM EDT
Att: 27,428 - Cloudy - 86 F


AB 31
R 1
H 6
RBI 1
BB 1
SO 4
LOB 8



Batter	1	2	3	4	5	6	7	8	9	AB	R	H	RBI	BB	SO	LOB	BOTTOM			
Gary Pettis, S OBP: 0.452, SLG: 0.382 (1, 8)	1-3 K		1-0 1B	3-2 F9			0-0 P1	0-2 G5-2-3 1B		5	0	2	1	0	1	4				
Jeff Huson, L OBP: 0.286, SLG: 0.270 (1, 6) Brian Downing, R OBP: 0.568, SLG: 0.606 (8, PH) Mario Diaz, R OBP: 0.154, SLG: 0.083 (9, 6)	0-1 G4-3 1B		0-1 F7		0-1 G4-3		1-1 G1-3	1-2 G5-2-3 1-2 2-3 3-H		4	0	1	0	0	0	2				
Rafael Palmeiro, L OBP: 0.302, SLG: 0.450 (1, 3)	1-0 G4-3 1-2		1 SAFE 2-1 L8		1-1 G4-3		0-1 G4-3			4	0	0	0	0	0	3				
Ruben Sierra, S OBP: 0.311, SLG: 0.466 (1, 9)	1-1 G3-1			4-2 2B 1B BB	1-1 L9			2-2 G4-3		3	1	0	0	1	0	1				
Julio Franco, R OBP: 0.274, SLG: 0.333 (1, 4)		2-1 G5-3 1B		1-2 1B 1-3 2B		1-0 G5-3		3-1 2B 1B		4	1	3	0	0	0	0				
Kevin Reimer, L OBP: 0.282, SLG: 0.429 (1, 10)		2-2 G5-3 1-2		1-3 K		1-2 L9		0-1 2B 1-3 2B		4	1	1	0	0	1	3				
Juan Gonzalez, R OBP: 0.500, SLG: 1.000 (1, 7)		0-3 K		1-1 BLK 1B	2-H 3-H	4-2 FC6-4 BB		2-1 1B 2B		3	1	2	3	1	1	1				
Geno Petralli, L OBP: 0.308, SLG: 0.265 (1, 2)		3-3 K		1-2 BLK 1B		0-0 FC6-4		1B 1B G5-2-3 IBB		3	0	1	0	1	1	2				
Steve Buechele, R OBP: 0.308, SLG: 0.426 (1, 5)			0-0 G5-3		4-1 1B 1-2 2-3 BB			0-0 G1-3 1B		3	0	2	0	1	0	0				
Inning Stats	R: 0 E: 0 K: 1 S: 8	H: 1 LOB: 1 BB: 0 P: 11	R: 0 E: 0 K: 2 S: 13	H: 1 LOB: 1 BB: 0 P: 20	R: 0 E: 0 K: 0 S: 6	H: 1 LOB: 1 BB: 0 P: 9	R: 1 E: 0 K: 1 S: 18	H: 3 LOB: 3 BB: 2 P: 34	R: 0 E: 0 K: 0 S: 6	H: 0 LOB: 0 BB: 0 P: 8	R: 0 E: 0 K: 0 S: 7	H: 0 LOB: 1 BB: 1 P: 13	R: 0 E: 0 K: 0 S: 7	H: 1 LOB: 0 BB: 0 P: 8	R: 3 E: 0 K: 0 S: 18	H: 5 LOB: 2 BB: 1 P: 30	1B: 9 2B: 3 3B: 0 HR: 0	SF: 0 SAC: 0 DP: 1 HBP: 0	WP: 0 PB: 0 SB: 0 CS: 0	PA: 38
PITCHER	IP WLS BF H R ER SO BB IBB HBP BLK WP HR S P ERA WHIP																			
Charles Nagy, R ERA: 1.57 (1, 1)	6.0 26 6 1 1 4 3 0 0 0 0 0 0 22 34 1.50 1.500																			
Steve Olin, R ERA: 3.09 (7, 1)	1.1 L 11 6 3 3 0 0 1 0 0 0 0 0 22 34 20.25 4.500																			
Jesse Orosco, L ERA: (8, 1)	0.2 1 0 0 0 0 0 0 0 0 0 0 0 3 4 0.00 0.000																			

Cleveland Indians @ Texas Rangers
Arlington Stadium, Arlington, TX
Sat Apr 27 1991, 8:05 PM EDT
Att: 27,428 - Cloudy - 86 F

AB 34
R 4
H 12
RBI 4
BB 4
SO 4
LOB 19



Batter	1	2	3	4	5	6	7	8	9	AB	R	H	RBI	BB	SO	LOB	TOP					
Alex Cole, L OBP: 0.392, SLG: 0.447 (1, 8)	G6-3		L6		WP		K		SH1-4	5	1	2	1	0	1	0	Cleveland Indians @ Texas Rangers Arlington Stadium, Arlington, TX Sun Apr 28 1991, 4:33 AM EDT Att: 21,264 - Cloudy - 73 F					
Jerry Browne, S OBP: 0.200, SLG: 0.135 (1, 4)	G1-3			F7	L3		F7		SH1-4	3	0	0	0	1	0	0						
Beau Alired, L OBP: 0.444, SLG: 0.435 Albert Belle, R OBP: 0.321, SLG: 0.471 Mike Huff, R OBP: 0.417, SLG: 0.333 (1, 7)	E			WP	L3				K	2	1	1	0	2	0	1						
Chris James, R OBP: 0.329, SLG: 0.306 (1, 10)	K			F9	1B		F8		P3	5	0	1	0	0	1	5						
Brook Jacoby, R OBP: 0.246, SLG: 0.323 (1, 3)	G6-3			WP	P4				G4-6-3	3	1	1	0	1	0	1						
Sandy Alomar Jr., R OBP: 0.255, SLG: 0.269 (1, 2)	F7			1B			F8		G4-6-3	3	0	0	0	1	0	1						
Jeff Manto, R OBP: 0.500, SLG: 0.600 (1, 5)	G6-3			1B					S	2	0	1	2	2	0	0						
Mark Lewis, R OBP: 0.364, SLG: 0.400 (1, 6)			G5-3	F9			K		1B	4	0	1	0	0	1	3						
Turner Ward, S OBP: 0.303, SLG: 0.313 (1, 9)			K		3B		L3		SH1-4	4	1	2	0	0	1	1						
Inning Stats	R: 0 E: 0 K: 1 S: 10	H: 0 LOB: 1 BB: 1 P: 17	R: 0 E: 0 K: 0 S: 5	H: 0 LOB: 0 BB: 0 P: 6	R: 0 E: 0 K: 1 S: 8	H: 0 LOB: 0 BB: 0 P: 13	R: 2 E: 0 K: 0 S: 11	H: 2 LOB: 2 BB: 2 P: 26	R: 2 E: 0 K: 1 S: 10	H: 3 LOB: 1 BB: 1 P: 17	R: 0 E: 0 K: 1 S: 8	H: 0 LOB: 1 BB: 1 P: 15	R: 0 E: 0 K: 1 S: 8	H: 0 LOB: 1 BB: 1 P: 16	R: 0 E: 0 K: 0 S: 5	H: 2 LOB: 1 BB: 1 P: 13	R: 0 E: 0 K: 1 S: 11	H: 2 LOB: 2 BB: 0 P: 16	1B: 8 2B: 1 3B: 1 HR: 0	SF: 0 SAC: 1 DP: 2 HBP: 0	WP: 2 PB: 0 SB: 3 CS: 0	PA: 40
PITCHER	IP	WLS	BF	H	R	ER	SO	BB	IBB	HBP	BLK	WP	HR	S	P	ERA	WHIP					
Bobby Witt, R ERA: 3.76 (1, 1)	8.0	L	35	7	4	4	4	7	0	0	0	2	0	65	123	4.50	1.750					
Mike Jeffcoat, L ERA: (9, 1)	0.1		3	2	0	0	0	0	0	0	0	0	0	7	10	0.00	6.000					
Rich Gossage, R ERA: (9, 1)	0.2		2	0	0	0	1	0	0	0	0	0	0	4	6	0.00	0.000					

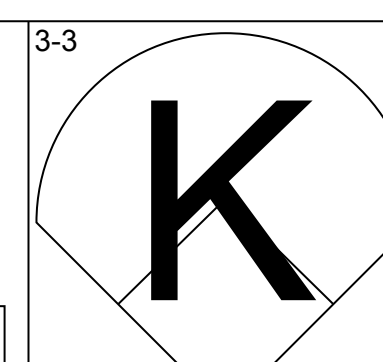
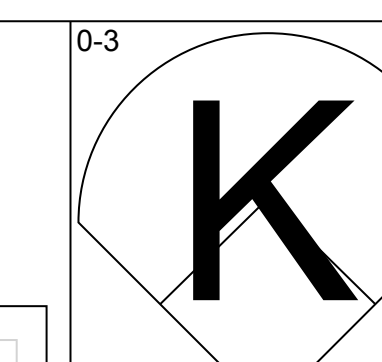
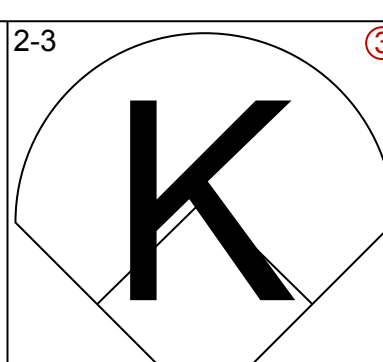
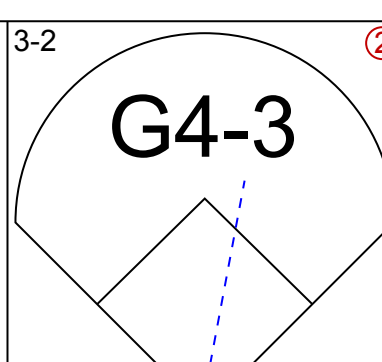
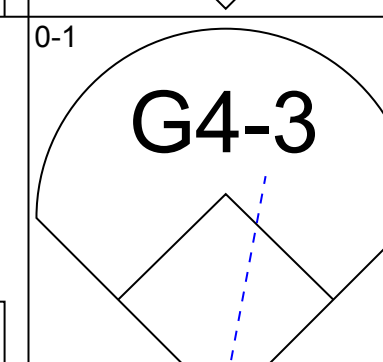
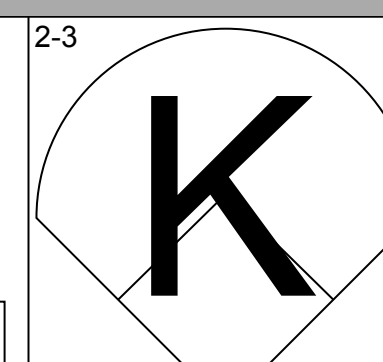
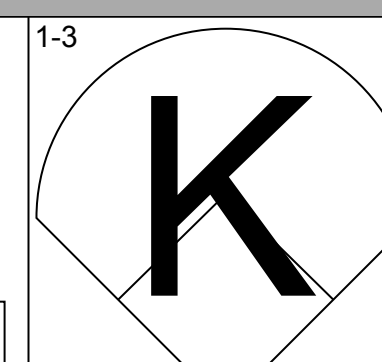
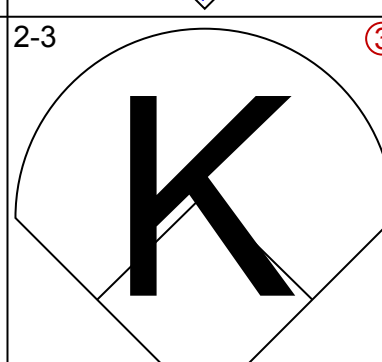
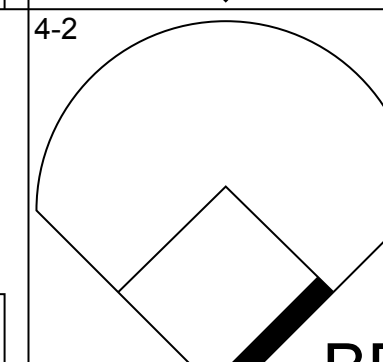
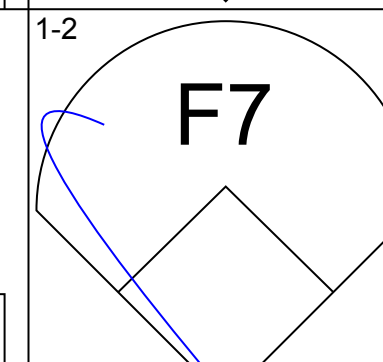
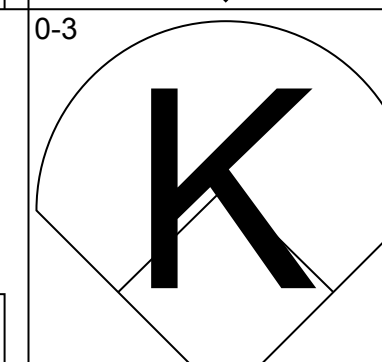
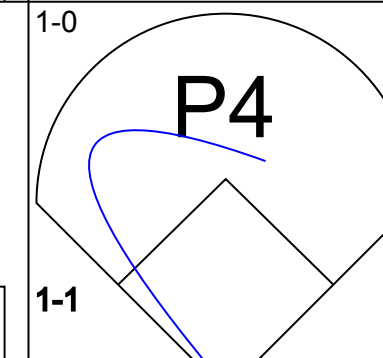
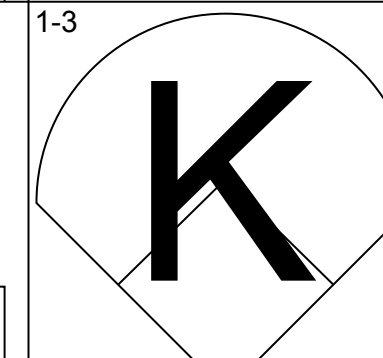
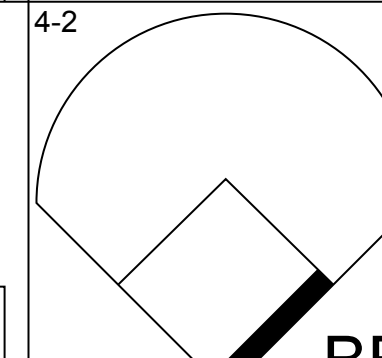
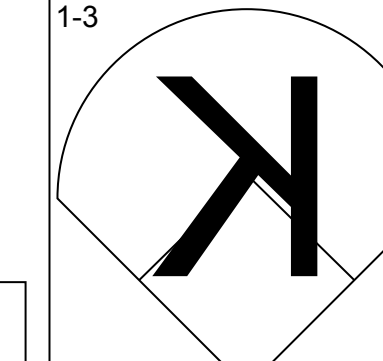
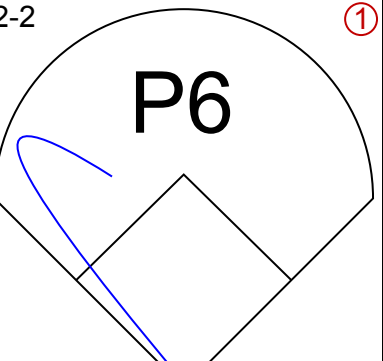
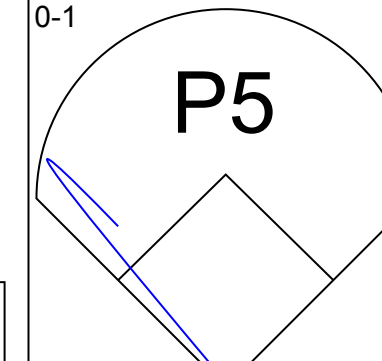
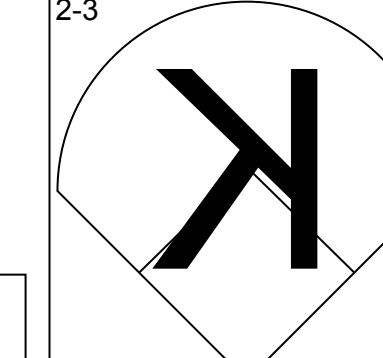
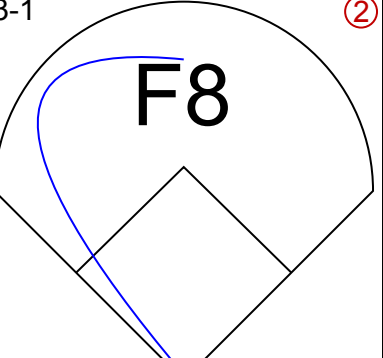
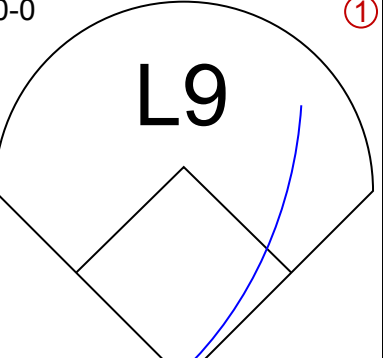
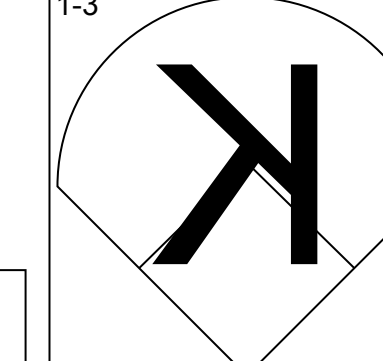
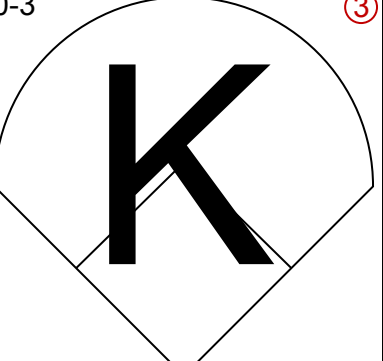
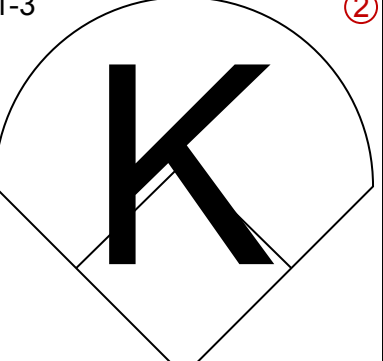
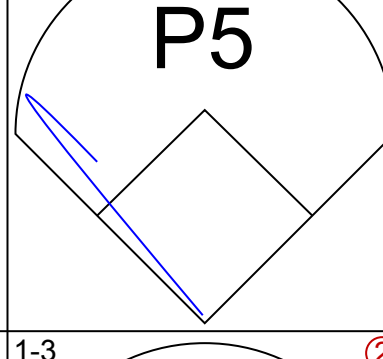
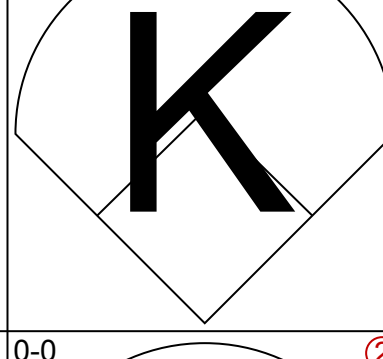
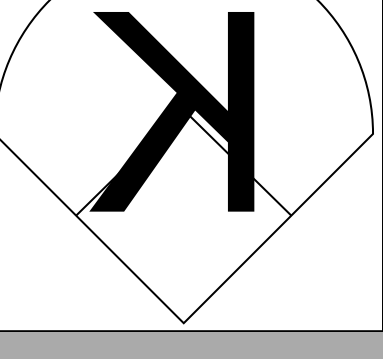

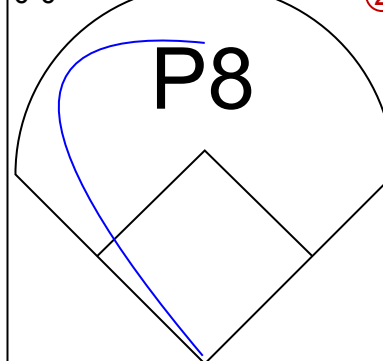
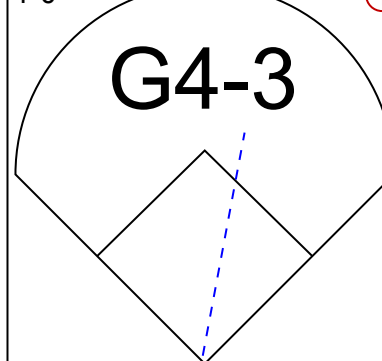
Batter	1	2	3	4	5	6	7	8	9	AB	R	H	RBI	BB	SO	LOB	BOTTOM				
Brian Downing, R OBP: 0.521, SLG: 0.541 (1, 10)	K		K			L5			G4-3	4	0	0	0	0	2	1	Cleveland Indians @ Texas Rangers Arlington Stadium, Arlington, TX Sun Apr 28 1991, 4:33 AM EDT Att: 21,264 - Cloudy - 73 F				
Mario Diaz, R OBP: 0.125, SLG: 0.067 Kevin Reimer, L OBP: 0.300, SLG: 0.472 (1, 6)	G5-3		G3-1			F8			2B	3	0	0	0	0	0	1					
Rafael Palmeiro, L OBP: 0.328, SLG: 0.484 (1, 3)	1B			F8		FC4-6			2B	4	0	3	1	0	0	0					
Ruben Sierra, S OBP: 0.292, SLG: 0.435 (1, 9)	G4-3			G3		FC4-6			P6	4	0	0	0	0	0	3					
Julio Franco, R OBP: 0.258, SLG: 0.313 (1, 4)	G4-3			L4		L3			P9	4	0	0	0	0	0	2					
Juan Gonzalez, R OBP: 0.455, SLG: 0.900 (1, 7)	K				F7				G6-3	3	1	1	0	0	1	0					
Mike Stanley, R OBP: 0.369, SLG: 0.214 Jack Daugherty, S OBP: 0.200, SLG: 0.118 Jeff Huson, L OBP: 0.286, SLG: 0.270 (1, 2)	K				G6-3				G6-3	2	0	0	0	0	1	0					
Steve Buechele, R OBP: 0.315, SLG: 0.429 Geno Petralli, L OBP: 0.300, SLG: 0.257 (1, 5)			E5		G1-3				G4-3	2	0	1	0	0	0	0					
Gary Pettis, S OBP: 0.422, SLG: 0.351 (1, 8)			K			L4			P3	3	0	0	0	0	1	1					
Inning Stats	R: 0 E: 0 K: 1 S: 9	H: 1 LOB: 0 BB: 0 P: 15	R: 0 E: 0 K: 2 S: 10	H: 0 LOB: 0 BB: 0 P: 14	R: 0 E: 1 K: 2 S: 11	H: 1 LOB: 1 BB: 0 P: 19	R: 0 E: 0 K: 0 S: 7	H: 0 LOB: 0 BB: 0 P: 12	R: 0 E: 0 K: 0 S: 7	H: 0 LOB: 0 BB: 0 P: 11	R: 0 E: 0 K: 0 S: 6	H: 1 LOB: 0 BB: 0 P: 9	R: 1 E: 0 K: 0 S: 5	H: 1 LOB: 1 BB: 0 P: 8	R: 1 E: 0 K: 0 S: 14	H: 2 LOB: 1 BB: 0 P: 22	1B: 3 2B: 4 3B: 0 HR: 0	SF: 0 SAC: 0 DP: 1 HBP: 0	WP: 0 PB: 0 SB: 0 CS: 0	PA: 32	
PITCHER	IP	WLS	BF	H	R	ER	SO	BB	IBB	HBP	BLK	WP	HR	S	P	ERA	WHIP				
Eric King, R ERA: 4.55 (1, 1)	8.1		30	6	2	2	5	0	0	0	0	0	0	71	115	2.16	0.720				
Doug Jones, R ERA: 3.12 (9, 1)	0.2	S	2	0	0	0	0	0	0	0	0	0	0	5	6	0.00	0.000				

AB 32
R 4
H 9
RBI 3
BB 7
SO 5
LOB 14



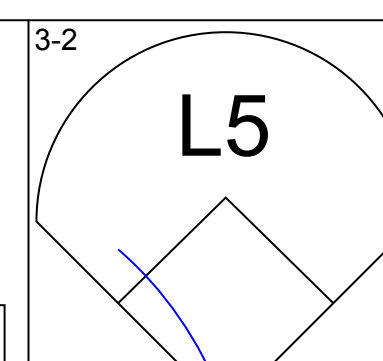
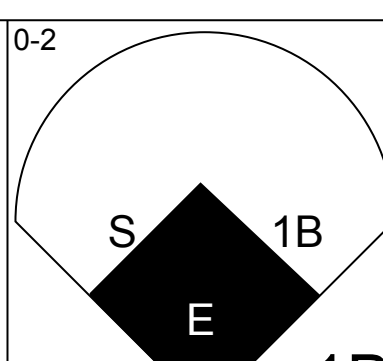
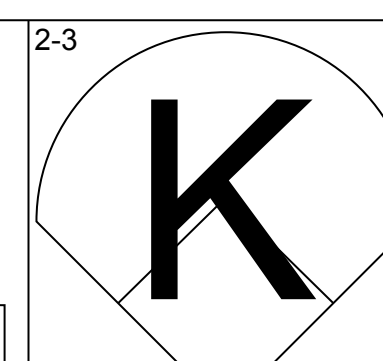
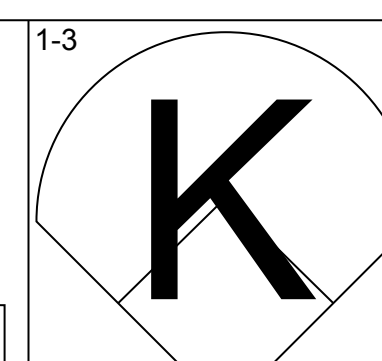
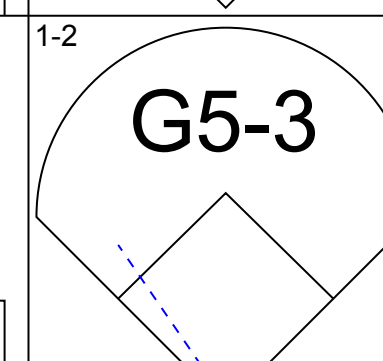
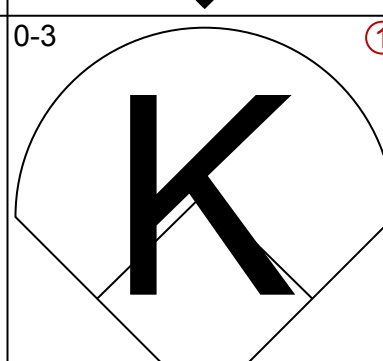
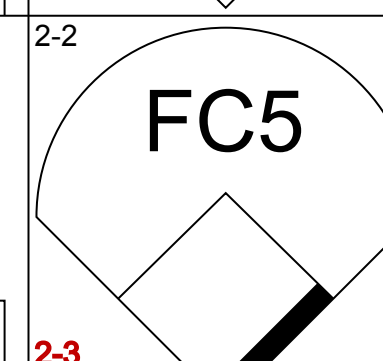
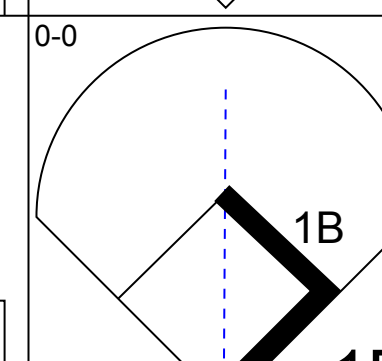
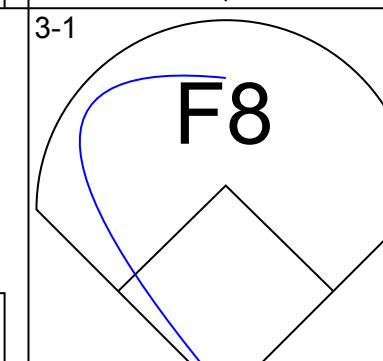
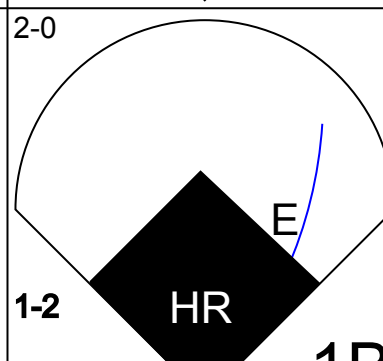
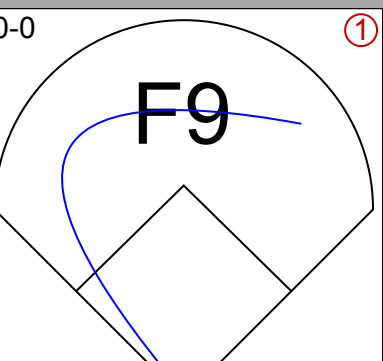
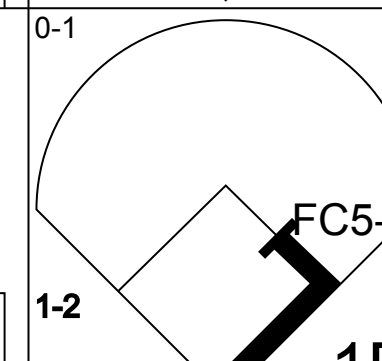
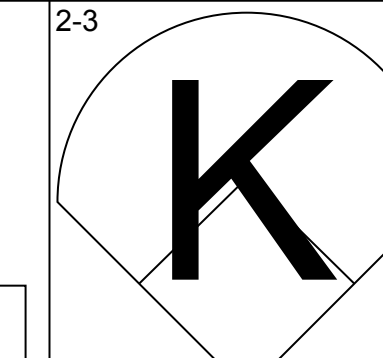
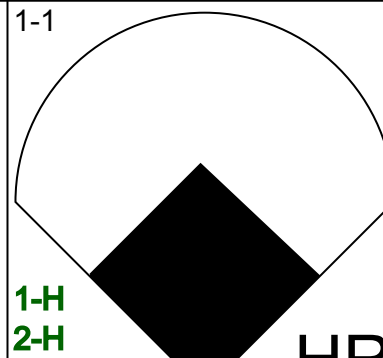
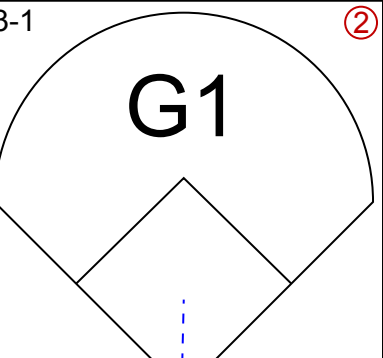
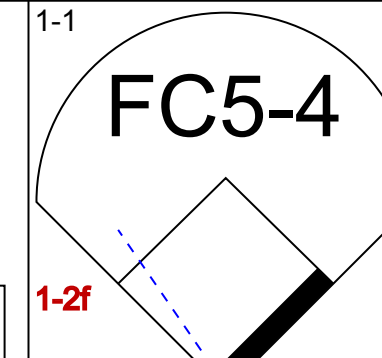
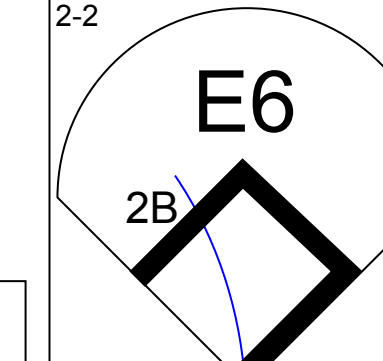
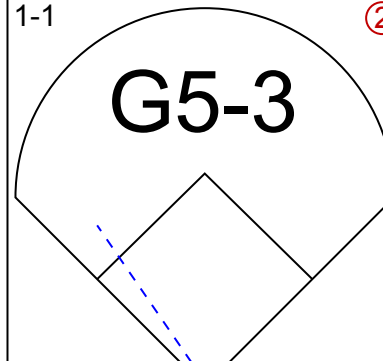
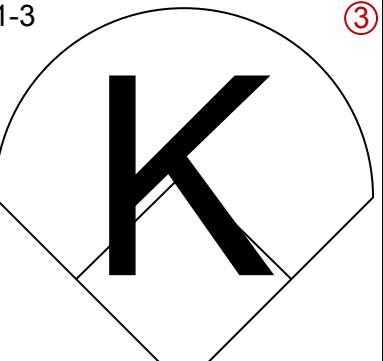
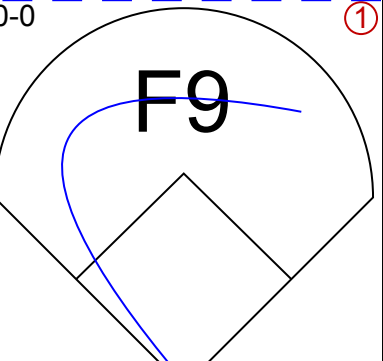
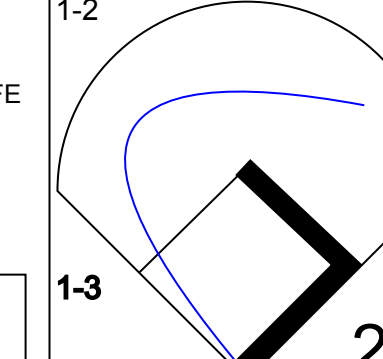
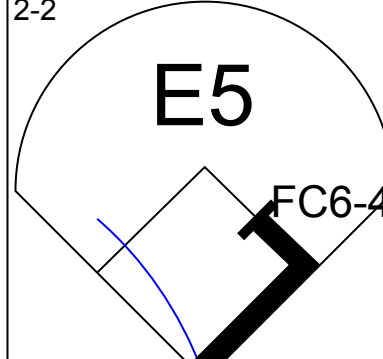
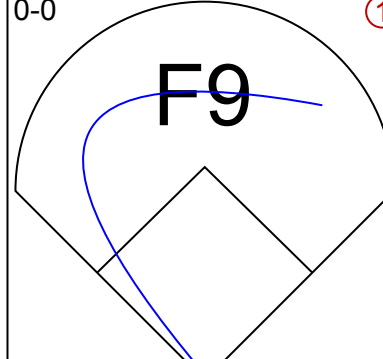
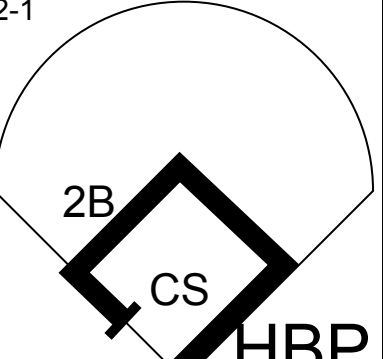
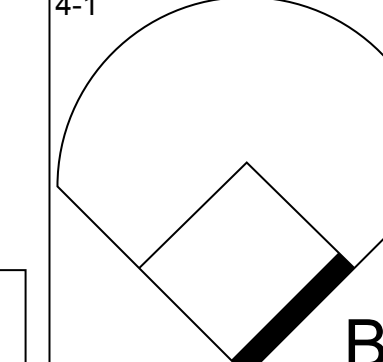
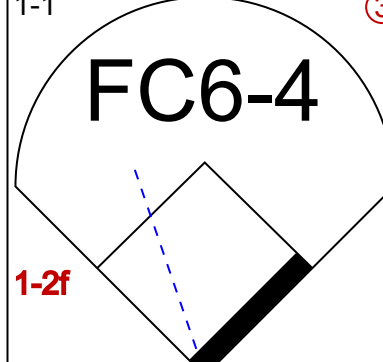
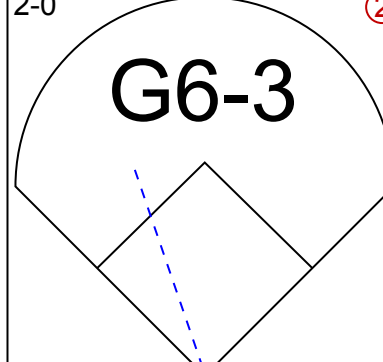
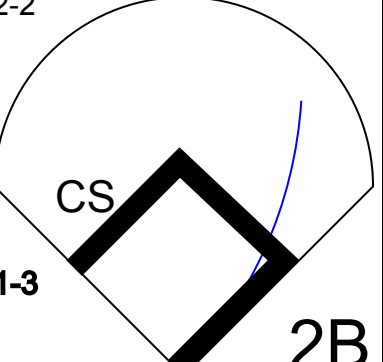

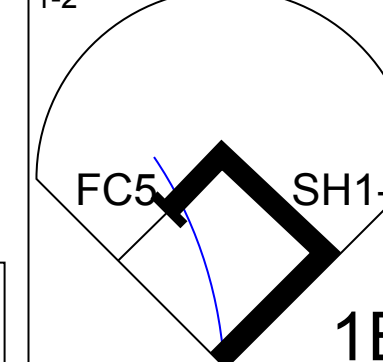
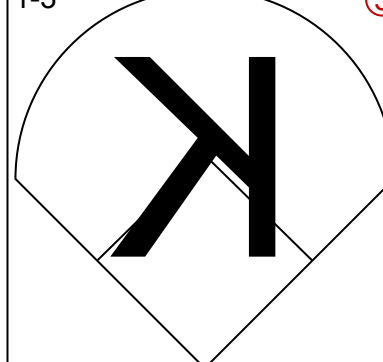
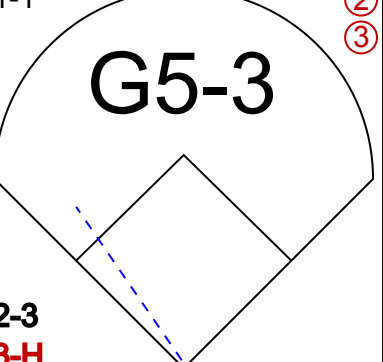

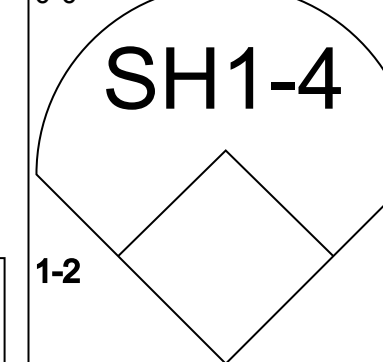
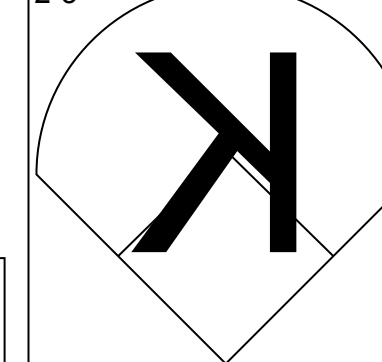
AB 32
R 2
H 6
RBI 2
BB 0
SO 5
LOB 9



Batter	1	2	3	4	5	6	7	8	9	AB	R	H	RBI	BB	SO	LOB	TOP					
Devon White, S (1, 8) OBP: 0.368, SLG: 0.456										4	0	0	0	0	3	0	Toronto Blue Jays @ Texas Rangers Arlington Stadium, Arlington, TX Wed May 01 1991, 8:05 PM EDT Att: 33,439 - Sunny - 78 F					
Roberto Alomar, S (1, 4) OBP: 0.301, SLG: 0.349										4	0	0	0	0	3	0						
Kelly Gruber, R (1, 5) OBP: 0.322, SLG: 0.408										2	0	0	0	1	1	0						
Joe Carter, R (1, 7) OBP: 0.389, SLG: 0.529										2	0	0	0	1	1	1						
John Olerud, L (1, 3) OBP: 0.360, SLG: 0.453										3	0	0	0	0	1	1						
Mark Whiten, S (1, 9) OBP: 0.323, SLG: 0.414										3	0	0	0	0	1	0						
Glenallen Hill, R (1, 10) OBP: 0.379, SLG: 0.500										3	0	0	0	0	3	0						
Greg Myers, L (1, 2) OBP: 0.268, SLG: 0.327										3	0	0	0	0	2	0						
Manuel Lee, S (1, 6) OBP: 0.363, SLG: 0.324										3	0	0	0	0	1	0						
Inning Stats	R: 0 E: 1 K: 1 S: 8	H: 0 LOB: 1 BB: 1 P: 16	R: 0 E: 0 K: 3 S: 10	H: 0 LOB: 0 BB: 0 P: 14	R: 0 E: 0 K: 2 S: 8	H: 0 LOB: 0 BB: 0 P: 9	R: 0 E: 0 K: 2 S: 10	H: 0 LOB: 0 BB: 0 P: 14	R: 0 E: 0 K: 1 S: 10	H: 0 LOB: 0 BB: 0 P: 15	R: 0 E: 0 K: 2 S: 8	H: 0 LOB: 0 BB: 1 P: 13	R: 0 E: 0 K: 2 S: 11	H: 0 LOB: 1 BB: 1 P: 16	R: 0 E: 0 K: 2 S: 8	H: 0 LOB: 0 BB: 0 P: 9	R: 0 E: 0 K: 1 S: 10	H: 0 LOB: 0 BB: 0 P: 16	1B: 0 2B: 0 3B: 0 HR: 0	SF: 0 SAC: 0 DP: 0 HBP: 0	WP: 0 PB: 0 SB: 0 CS: 0	PA: 29
PITCHER Nolan Ryan, R (1, 1) ERA: 3.03	IP: 9.0 WLS: W BF: 29 H: 0 R: 0 ER: 0 SO: 16 BB: 2 IBB: 0 HBP: 0 BLK: 0 WP: 0 HR: 0 S: 83 P: 122 ERA: 0.00 WHIP: 0.222																					


AB	27
R	0
H	0
RBI	0
BB	2
SO	16
LOB	2




Batter	1	2	3	4	5	6	7	8	9	AB	R	H	RBI	BB	SO	LOB	BOTTOM	
Gary Pettis, S (1, 8) OBP: 0.400, SLG: 0.333										4	1	1	0	0	2	1	Toronto Blue Jays @ Texas Rangers Arlington Stadium, Arlington, TX Wed May 01 1991, 8:05 PM EDT Att: 33,439 - Sunny - 78 F	
Jack Daugherty, S (1, 7) OBP: 0.208, SLG: 0.143										4	0	1	0	0	1	2		
Rafael Palmeiro, L (1, 3) OBP: 0.347, SLG: 0.486										4	1	2	0	0	0	0		
Ruben Sierra, S (1, 9) OBP: 0.301, SLG: 0.557										4	1	1	2	0	1	2		
Julio Franco, R (1, 4) OBP: 0.257, SLG: 0.296										4	0	0	0	0	1	0		
Juan Gonzalez, R (1, 10) OBP: 0.474, SLG: 0.765										3	0	1	0	0	0	0		
Mike Stanley, R (1, 2) OBP: 0.409, SLG: 0.294										3	0	1	0	1	0	1		
Steve Buechele, R (1, 5) OBP: 0.328, SLG: 0.418										4	0	1	0	0	1	5		
Jeff Huson, L (1, 6) OBP: 0.292, SLG: 0.302										2	0	0	0	0	1	3		
Inning Stats	R: 0 E: 0 K: 0 S: 10	H: 1 LOB: 3 BB: 1 P: 17	R: 3 E: 1 K: 1 S: 16	H: 3 LOB: 1 BB: 0 P: 23	R: 0 E: 0 K: 1 S: 12	H: 1 LOB: 0 BB: 0 P: 17	R: 0 E: 0 K: 1 S: 5	H: 0 LOB: 0 BB: 0 P: 8	R: 0 E: 0 K: 2 S: 12	H: 2 LOB: 2 BB: 0 P: 16	R: 0 E: 0 K: 0 S: 7	H: 1 LOB: 1 BB: 0 P: 12	R: 0 E: 0 K: 0 S: 7	H: 1 LOB: 1 BB: 0 P: 12	1B: 5 2B: 2 3B: 0 HR: 1	SF: 0 SAC: 1 DP: 0 HBP: 1	WP: 0 PB: 0 SB: 1 CS: 2	PA: 35
PITCHER Jimmy Key, L (1, 1) ERA: 2.31	IP: 6.0 WLS: L BF: 26 H: 5 R: 3 ER: 3 SO: 3 BB: 1 IBB: 0 HBP: 0 BLK: 0 WP: 1 HR: 1 S: 64 P: 99 ERA: 4.50 WHIP: 1.000																	
Bob MacDonald, L (7, 1) ERA:	1.0 WLS: L BF: 5 H: 2 R: 0 ER: 0 SO: 2 BB: 0 IBB: 0 HBP: 0 BLK: 0 WP: 0 HR: 0 S: 12 P: 16 ERA: 0.00 WHIP: 2.000																	
Willie Fraser, R (8, 1) ERA: 1.35	1.0 WLS: L BF: 4 H: 1 R: 0 ER: 0 SO: 0 BB: 0 IBB: 0 HBP: 1 BLK: 0 WP: 0 HR: 0 S: 7 P: 12 ERA: 0.00 WHIP: 1.000																	

AB	32
R	3
H	8
RBI	2
BB	1
SO	7
LOB	14



Batter	1	2	3	4	5	6	7	8	9	AB	R	H	RBI	BB	SO	LOB	TOP						
Jack Daugherty, S (1, 7) OBP: 0.241, SLG: 0.160 Gary Pettis, S (8, 8) OBP: 0.389, SLG: 0.326	G1-3	1B				K		K		4	0	1	1	1	2	1	<p>Texas Rangers @ Detroit Tigers Tiger Stadium, Detroit, MI Sat May 04 1991, 7:05 PM EDT Att: 16,051 - Sunny - 60 F</p> <p>livebaseballscorecards.com</p> <p>AB 34 R 6 H 10 RBI 6 BB 6 SO 7 LOB 22</p> 						
Geno Petralli, L (1, 2) OBP: 0.313, SLG: 0.262	G3	P2		SH1-4		K		F8		3	0	0	0	1	1	4							
Rafael Palmeiro, L (1, 3) OBP: 0.349, SLG: 0.506	G3	G3		SH1-4		K		L3	P2	4	0	0	0	1	0	4							
Ruben Sierra, S (1, 9) OBP: 0.286, SLG: 0.525	G4-3		G6-3	G4-6-3			F7		P4	5	0	0	0	0	0	4							
Julio Franco, R (1, 4) OBP: 0.271, SLG: 0.333		E6				WP	P4			5	3	3	1	0	0	0							
Kevin Reimer, L (1, 10) OBP: 0.313, SLG: 0.442 Brian Downing, R (9, PH) OBP: 0.492, SLG: 0.489		1B		K		G3			K	3	1	1	0	1	1	2							
Juan Gonzalez, R (1, 8) OBP: 0.517, SLG: 0.833		1B								3	2	3	2	1	0	0							
Denny Walling, L (1, 5) Steve Buechele, R (5, PH) OBP: 0.343, SLG: 0.407		F7						SH1-4		2	0	0	0	0	1	3							
Jeff Huson, L (1, 6) OBP: 0.320, SLG: 0.318 Mario Diaz, R (5, PH) OBP: 0.182, SLG: 0.143										1	0	1	1	1	0	0							
Inning Stats	R: 0 E: 0 K: 0 S: 7	H: 0 LOB: 1 BB: 1 P: 12	R: 2 E: 1 K: 0 S: 16	H: 3 LOB: 3 BB: 1 P: 27	R: 2 E: 0 K: 2 S: 13	H: 2 LOB: 0 BB: 0 P: 20	R: 0 E: 0 K: 0 S: 7	H: 0 LOB: 2 BB: 3 P: 20	R: 0 E: 0 K: 1 S: 12	H: 1 LOB: 2 BB: 1 P: 16	R: 0 E: 0 K: 2 S: 7	H: 0 LOB: 0 BB: 0 P: 13	R: 0 E: 0 K: 0 S: 6	H: 1 LOB: 1 BB: 0 P: 11	R: 1 E: 0 K: 1 S: 11	H: 2 LOB: 1 BB: 0 P: 17		R: 1 E: 0 K: 1 S: 11	H: 1 LOB: 0 BB: 0 P: 18	1B: 7 2B: 1 3B: 0 HR: 2	SF: 0 SAC: 2 DP: 1 HBP: 0	WP: 1 PB: 0 SB: 1 CS: 0	PA: 42
PITCHER	IP	WLS	BF	H	R	ER	SO	BB	IBB	HBP	BLK	WP	HR	S	P	ERA		WHIP					
Dan Petry, R (1, 1) ERA: 1.65	1.1		10	3	2	1	0	2	0	0	0	0	0	19	32	6.75		3.750					
John Cerutti, L (2, 1) ERA: 3.0	2.2		12	2	2	2	2	2	1	0	0	0	1	24	47	6.75		1.500					
Paul Gibson, L (5, 1) ERA: 0.89	4.0		16	4	1	1	4	0	1	0	0	1	0	36	57	2.25	1.000						
Jerry Don Gleaton, L (9, 1) ERA: 6.1	1.0	L	4	1	1	1	1	0	0	0	0	0	1	11	18	9.00	1.000						

Batter	1	2	3	4	5	6	7	8	9	AB	R	H	RBI	BB	SO	LOB	BOTTOM						
Tony Phillips, S (1, 7) OBP: 0.340, SLG: 0.438	G3		G1		G4-3		K			3	0	0	1	2	1	2	<p>Texas Rangers @ Detroit Tigers Tiger Stadium, Detroit, MI Sat May 04 1991, 7:05 PM EDT Att: 16,051 - Sunny - 60 F</p> <p>livebaseballscorecards.com</p> <p>AB 32 R 5 H 6 RBI 5 BB 7 SO 14 LOB 18</p> 						
Alan Trammell, R (1, 6) OBP: 0.386, SLG: 0.455	L4		S		G6-3			PB	L4-3	5	1	2	1	0	0	2							
Lou Whitaker, L (1, 4) OBP: 0.467, SLG: 0.651	G3		K		K			1B	G3	4	1	0	0	1	2	2							
Cecil Fielder, R (1, 3) OBP: 0.368, SLG: 0.415			K				K			3	0	0	0	1	3	3							
Mickey Tettleton, S (1, 2) OBP: 0.347, SLG: 0.403	F8						K		K	4	0	1	0	0	2	4							
Rob Deer, R (1, 9) OBP: 0.395, SLG: 0.513			K		K		K			4	1	1	1	0	3	1							
Pete Incaviglia, R (1, 10) OBP: 0.214, SLG: 0.231		P4			P4			1B		3	0	0	0	1	1	1							
Travis Fryman, R (1, 5) OBP: 0.268, SLG: 0.338 Dave Bergman, L (8, PH) OBP: 0.333, SLG: 0.333		F9			K					3	0	0	0	0	1	1							
Mitt Cuyler, S (1, 8) OBP: 0.327, SLG: 0.304										2	2	1	0	2	1	2							
Inning Stats	R: 0 E: 0 K: 0 S: 13	H: 0 LOB: 2 BB: 2 P: 25	R: 0 E: 1 K: 1 S: 7	H: 0 LOB: 0 BB: 0 P: 10	R: 1 E: 0 K: 2 S: 12	H: 2 LOB: 1 BB: 0 P: 22	R: 0 E: 0 K: 2 S: 8	H: 1 LOB: 1 BB: 0 P: 10	R: 1 E: 0 K: 1 S: 8	H: 0 LOB: 0 BB: 1 P: 15	R: 0 E: 0 K: 3 S: 10	H: 0 LOB: 0 BB: 0 P: 14	R: 0 E: 0 K: 2 S: 9	H: 0 LOB: 1 BB: 1 P: 17	R: 3 E: 0 K: 3 S: 17	H: 3 LOB: 2 BB: 2 P: 34		R: 0 E: 0 K: 0 S: 4	H: 0 LOB: 0 BB: 1 P: 8	1B: 5 2B: 1 3B: 1 HR: 0	SF: 0 SAC: 0 DP: 1 HBP: 0	WP: 1 PB: 1 SB: 3 CS: 0	PA: 39
PITCHER	IP	WLS	BF	H	R	ER	SO	BB	IBB	HBP	BLK	WP	HR	S	P	ERA		WHIP					
Bobby Witt, R (1, 1) ERA: 4.24	7.2		34	5	5	5	13	6	0	0	0	0	0	78	137	5.87		1.435					
Rich Gossage, R (8, 1) ERA:	1.1	W	5	1	0	0	1	1	0	0	0	0	0	10	18	0.00		1.500					

Batter	1	2	3	4	5	6	7	8	9	AB	R	H	RBI	BB	SO	LOB	TOP						
Jack Daugherty, S OBP: 0.265, SLG: 0.200 (1, 7)	G6-3		G3			1B		G1-3		5	0	2	0	0	0	1	Texas Rangers @ Detroit Tigers Tiger Stadium, Detroit, MI Sun May 05 1991, 3:33 AM EDT Att: 14,619 - Cloudy - 60 F						
Geno Petralli, L OBP: 0.314, SLG: 0.267 Mike Stanley, R OBP: 0.379, SLG: 0.391 (6, PH) (6, 2)	G4-3		G3-1			1B		G6-3		3	0	1	0	0	0	0							
Rafael Palmeiro, L OBP: 0.341, SLG: 0.488 (1, 3)	L1			G4-3	P7			F9		5	1	1	0	0	0	2							
Ruben Sierra, S OBP: 0.292, SLG: 0.553 (1, 9)		HR		1B	G4-3			P2		5	2	2	1	0	0	3							
Julio Franco, R OBP: 0.289, SLG: 0.345 (1, 4)		BB		F9				F8		3	1	1	0	2	0	2							
Kevin Reimer, L OBP: 0.333, SLG: 0.457 Brian Downing, R OBP: 0.492, SLG: 0.490 (7, PH) (1, 10)	G5-4-3			1B				FC4		3	0	2	0	0	0	1							
Juan Gonzalez, R OBP: 0.333, SLG: 0.828 Gary Pettis, S OBP: 0.389, SLG: 0.326 (9, PR) (1, 8)	L8			1B				1B		2	1	1	0	0	0	1							
Steve Buechele, R OBP: 0.333, SLG: 0.391 (8, 6) (1, 5)	G5-4-3			1B				1B		5	2	3	3	0	0	2							
Jeff Huson, L OBP: 0.308, SLG: 0.304 Mario Diaz, R OBP: 0.217, SLG: 0.182 (6, PH) (8, 6)			F8					F9		2	0	0	0	0	0	0							
Denny Walling, L OBP: 0.167, SLG: 0.182 (8, 5) (8, 6)								F8		1	0	1	1	0	0	0							
Inning Stats	R: 0 E: 0 K: 0 S: 6	H: 0 LOB: 0 BB: 0 P: 11	R: 1 E: 0 K: 0 S: 8	H: 2 LOB: 1 BB: 1 P: 17	R: 0 E: 0 K: 0 S: 6	H: 0 LOB: 0 BB: 0 P: 10	R: 1 E: 0 K: 0 S: 12	H: 3 LOB: 2 BB: 0 P: 18	R: 0 E: 0 K: 0 S: 8	H: 2 LOB: 2 BB: 0 P: 17	R: 2 E: 1 K: 0 S: 13	H: 3 LOB: 1 BB: 1 P: 21	R: 0 E: 0 K: 0 S: 14	H: 0 LOB: 1 BB: 1 P: 23	R: 1 E: 0 K: 0 S: 11	H: 2 LOB: 1 BB: 0 P: 17		R: 2 E: 0 K: 0 S: 18	H: 4 LOB: 2 BB: 0 P: 28	1B: 12 2B: 3 3B: 0 HR: 1	SF: 0 SAC: 0 DP: 1 HBP: 0	WP: 0 PB: 1 SB: 0 CS: 0	PA: 45
PITCHER	IP	WLS	BF	H	R	ER	SO	BB	IBB	HBP	BLK	WP	HR	S	P	ERA		WHIP					
Walt Terrell, R ERA: 3.79 (1, 1)	5.2	W	26	8	4	3	0	1	0	0	0	0	1	49	88	4.76	1.588						
Steve Searcy, L ERA: 6.35 (6, 1)	0.1		3	2	0	0	0	0	0	0	0	0	0	4	6	0.00	6.000						
Paul Gibson, L ERA: 0.84 (7, 1)	1.0		4	0	0	0	0	1	0	0	0	0	0	14	23	0.00	1.000						
Mike Henneman, R ERA: 1.96 (8, 1)	2.0		12	6	3	3	0	0	0	0	0	0	0	29	45	13.50	3.000						

AB 43
R 7
H 16
RBI 7
BB 2
SO 0
LOB 23



Batter	1	2	3	4	5	6	7	8	9	AB	R	H	RBI	BB	SO	LOB	BOTTOM					
Tony Phillips, S OBP: 0.352, SLG: 0.447 (1, 7)	K	S		1B		G6-3		1B		5	1	3	2	0	1	0	Texas Rangers @ Detroit Tigers Tiger Stadium, Detroit, MI Sun May 05 1991, 3:33 AM EDT Att: 14,619 - Cloudy - 60 F					
Alan Trammell, R OBP: 0.387, SLG: 0.463 (1, 6)	1B	2B		F9		K		F7		5	0	2	2	0	1	2						
Lou Whitaker, L OBP: 0.462, SLG: 0.617 (1, 4)	F9	2B		K		1B		F8		4	0	1	0	1	1	3						
Cecil Fielder, R OBP: 0.354, SLG: 0.395 (1, 3)	K	F9				P5		F8		4	0	0	0	0	1	4						
Mickey Tettleton, S OBP: 0.354, SLG: 0.415 (1, 2)		K		HR		HR		K		3	2	1	0	1	2	2						
Rob Deer, R OBP: 0.381, SLG: 0.613 (1, 9)		2B		CS		HR		HR		4	3	4	3	0	0	0						
Pete Incaviglia, R OBP: 0.216, SLG: 0.221 (1, 10)	K	K		K		G5-3		HBP		3	0	0	0	0	2	3						
Travis Fryman, R OBP: 0.279, SLG: 0.351 (1, 5)	1B	2B		K		BB		G4-3		3	1	1	1	1	1	2						
Mitt Cuyler, S OBP: 0.321, SLG: 0.286 (1, 8)	S	1B		L6		K		F7		3	1	0	0	1	1	1						
Inning Stats	R: 0 E: 0 K: 2 S: 11	H: 1 LOB: 1 BB: 0 P: 18	R: 5 E: 0 K: 2 S: 19	H: 5 LOB: 2 BB: 2 P: 37	R: 0 E: 0 K: 1 S: 10	H: 1 LOB: 0 BB: 0 P: 15	R: 0 E: 0 K: 1 S: 10	H: 1 LOB: 1 BB: 0 P: 18	R: 2 E: 0 K: 1 S: 15	H: 1 LOB: 1 BB: 2 P: 28	R: 0 E: 0 K: 1 S: 12	H: 1 LOB: 1 BB: 0 P: 16	R: 1 E: 0 K: 1 S: 7	H: 1 LOB: 0 BB: 0 P: 14	R: 0 E: 0 K: 0 S: 6	H: 1 LOB: 1 BB: 0 P: 9		1B: 7 2B: 3 3B: 0 HR: 2	SF: 0 SAC: 0 DP: 1 HBP: 1	WP: 0 PB: 0 SB: 2 CS: 1	PA: 39	
PITCHER	IP	WLS	BF	H	R	ER	SO	BB	IBB	HBP	BLK	WP	HR	S	P	ERA		WHIP				
Kevin Brown, R ERA: 5.88 (1, 1)	1.1	L	11	6	5	5	3	1	0	0	0	0	0	23	41	33.75		5.250				
John Barfield, L ERA: 3.86 (2, 1)	2.2		10	2	0	0	4	1	0	0	0	0	0	26	47	0.00	1.125					
Brad Arnsberg, R ERA: 9.22 (5, 1)	0.2		5	1	2	2	0	2	0	0	0	0	1	12	23	27.00	4.500					
Kenny Rogers, L ERA: 11.77 (5, 1)	1.1		5	1	0	0	2	0	0	0	0	0	0	15	21	0.00	0.750					
Gerald Alexander, R ERA: 1.13 (7, 1)	0.1		3	1	1	1	1	0	0	1	0	0	1	4	10	27.00	3.000					

AB 34
R 8
H 12
RBI 8
BB 4
SO 10
LOB 17



Batter	1	2	3	4	5	6	7	8	9	AB	R	H	RBI	BB	SO	LOB	TOP										
Brian Downing, R OBP: 0.500, SLG: 0.500 (1, 10)										5	1	3	0	0	0	1											
Mario Diaz, R OBP: 0.192, SLG: 0.160 (1, 6)										3	0	0	0	0	0	3											
Kevin Reimer, L OBP: 0.327, SLG: 0.447 (6, PH)										1	0	0	0	0	0	1											
Jeff Huson, L OBP: 0.302, SLG: 0.298 (6, 6)										1	0	0	0	0	0	0											
Rafael Palmeiro, L OBP: 0.344, SLG: 0.494 (1, 3)										5	0	2	0	0	0	0											
Ruben Sierra, S OBP: 0.319, SLG: 0.557 (1, 9)										3	1	2	0	2	0	2											
Julio Franco, R OBP: 0.295, SLG: 0.348 (1, 4)										5	1	2	1	0	0	3											
Juan Gonzalez, R OBP: 0.474, SLG: 0.727 (1, 7)										4	0	0	0	0	1	6											
Steve Buechele, R OBP: 0.329, SLG: 0.382 (1, 5)										4	0	1	1	0	2	0											
Mike Stanley, R OBP: 0.394, SLG: 0.385 (1, 2)										3	0	1	0	1	1	1											
Gary Pettis, S OBP: 0.362, SLG: 0.300 (1, 8)										4	0	0	0	0	2	2											
Inning Stats	R: 1 E: 0 K: 0 S: 14	H: 2 LOB: 2 BB: 1 P: 27	R: 0 E: 0 K: 1 S: 11	H: 0 LOB: 1 BB: 1 P: 17	R: 0 E: 0 K: 0 S: 13	H: 2 LOB: 2 BB: 0 P: 21	R: 0 E: 0 K: 1 S: 13	H: 2 LOB: 2 BB: 0 P: 19	R: 2 E: 0 K: 2 S: 15	H: 2 LOB: 1 BB: 1 P: 29	R: 0 E: 0 K: 1 S: 12	H: 2 LOB: 0 BB: 0 P: 10	R: 0 E: 0 K: 0 S: 5	H: 0 LOB: 0 BB: 0 P: 7	R: 0 E: 0 K: 0 S: 12	H: 1 LOB: 1 BB: 0 P: 15	1B: 10 2B: 1 3B: 0 HR: 0	SF: 0 SAC: 0 DP: 0 HBP: 0	WP: 0 PB: 0 SB: 1 CS: 0	PA: 41							
PITCHER	IP	WLS	BF	H	R	ER	SO	BB	IBB	HBP	BLK	WP	HR	S	P	ERA	WHIP										
Jimmy Key, L ERA: 2.48 (1, 1)	5.0	L	26	8	3	2	4	3	0	0	0	0	0	66	113	3.60	2.200										
Jim Acker, R ERA: 2.7 (6, 1)	3.0		11	2	0	0	2	0	0	0	0	0	0	23	37	0.00	0.667										
Mike Timlin, R ERA: 2.61 (9, 1)	1.0	S	4	1	0	0	0	0	0	0	0	0	0	12	15	0.00	1.000										

Texas Rangers @ Toronto Blue Jays
SkyDome, Toronto, ON
Tue May 07 1991, 7:05 PM EDT
Att: 44,622 - Dome - 70 F

AB 38
R 3
H 11
RBI 2
BB 3
SO 6
LOB 19



Batter	1	2	3	4	5	6	7	8	9	AB	R	H	RBI	BB	SO	LOB	BOTTOM										
Devon White, S OBP: 0.374, SLG: 0.454 (1, 8)										5	1	2	0	0	0	1											
Roberto Alomar, S OBP: 0.322, SLG: 0.443 (1, 4)										4	1	2	2	1	0	1											
Joe Carter, R OBP: 0.388, SLG: 0.534 (1, 7)										4	0	2	0	0	1	2											
Pat Tabler, R OBP: 0.488, SLG: 0.469 (1, 3)										3	0	0	0	1	1	2											
Glenallen Hill, R OBP: 0.344, SLG: 0.444 (1, 10)										3	0	0	0	0	0	2											
John Olerud, L OBP: 0.344, SLG: 0.400 (8, PH)										1	0	0	0	0	0	0											
Kenny Williams, R OBP: 0.400, SLG: 0.444 (1, 9)										3	0	1	0	0	1	2											
Mark Whiten, S OBP: 0.313, SLG: 0.400 (9, 9)										1	0	0	0	0	1	0											
Pat Borders, R OBP: 0.143, SLG: 0.121 (1, 2)										2	0	1	0	1	1	0											
Greg Myers, L OBP: 0.300, SLG: 0.354 (8, PH)										1	0	0	0	0	0	0											
Ed Sprague, R (1, 5)										3	0	0	0	0	1	3											
Mookie Wilson, S OBP: 0.286, SLG: 0.356 (9, PH)										0	0	0	0	1	0	0											
Manuel Lee, S OBP: 0.343, SLG: 0.310 (1, 6)										3	0	0	0	0	1	0											
Inning Stats	R: 0 E: 0 K: 0 S: 5	H: 1 LOB: 1 BB: 0 P: 12	R: 0 E: 0 K: 1 S: 11	H: 1 LOB: 1 BB: 0 P: 18	R: 0 E: 0 K: 0 S: 6	H: 2 LOB: 1 BB: 0 P: 11	R: 0 E: 0 K: 0 S: 9	H: 1 LOB: 2 BB: 1 P: 15	R: 2 E: 0 K: 3 S: 12	H: 3 LOB: 1 BB: 1 P: 24	R: 0 E: 0 K: 2 S: 11	H: 0 LOB: 1 BB: 1 P: 16	R: 0 E: 0 K: 1 S: 7	H: 0 LOB: 0 BB: 0 P: 10	R: 0 E: 0 K: 0 S: 5	H: 0 LOB: 1 BB: 1 P: 11	1B: 3 2B: 3 3B: 1 HR: 1	SF: 0 SAC: 1 DP: 0 HBP: 0	WP: 0 PB: 0 SB: 2 CS: 1	PA: 38							
PITCHER	IP	WLS	BF	H	R	ER	SO	BB	IBB	HBP	BLK	WP	HR	S	P	ERA	WHIP										
Kenny Rogers, L ERA: 0.9 (1, 1)	5.0	W	24	8	2	2	1	2	0	0	0	0	0	43	80	3.60	2.000										
Gerald Alexander, R ERA: 0.9 (6, 1)	2.0		7	0	0	0	5	1	0	0	0	0	0	22	32	0.00	0.500										
Mike Jeffcoat, L ERA: 1.04 (8, 1)	0.2		2	0	0	0	1	0	0	0	0	0	0	5	7	0.00	0.000										
Jeff Russell, R ERA: 1.35 (8, 1)	1.1	S	5	0	0	0	0	1	0	0	0	0	0	7	14	0.00	0.750										

Texas Rangers @ Toronto Blue Jays
SkyDome, Toronto, ON
Tue May 07 1991, 7:05 PM EDT
Att: 44,622 - Dome - 70 F


AB 33
R 2
H 8
RBI 2
BB 4
SO 7
LOB 13



Batter	1	2	3	4	5	6	7	8	9	AB	R	H	RBI	BB	SO	LOB	TOP				
Brian Downing, R OBP: 0.471, SLG: 0.466 (1, 10)	F7		K			F9		P5		4	0	0	0	0	1	2					
Geno Petralli, L OBP: 0.327, SLG: 0.286 (1, 2)	K			F7			HR	1B	1B	4	1	2	0	0	1	0					
Rafael Palmeiro, L OBP: 0.340, SLG: 0.516 (1, 3)	P6			L9			HR	P6		4	1	1	2	0	0	2					
Ruben Sierra, S OBP: 0.327, SLG: 0.554 (1, 9)		L8		F9			1B		1B	4	0	2	0	0	0	0					
Julio Franco, R OBP: 0.283, SLG: 0.333 (1, 4)	F9				G6-3		K	K	K	4	0	0	0	0	2	2					
Juan Gonzalez, R OBP: 0.423, SLG: 0.649 (6, 8)	F7				G6-3		K	G6-3		4	0	0	0	0	1	2					
Jeff Huson, L OBP: 0.291, SLG: 0.286 (7, PH)			P4				G6-3	F7		2	0	0	0	0	1	0					
Jack Daugherty, S OBP: 0.257, SLG: 0.194 (7, 6)					K					1	0	0	0	0	0	1					
Mario Diaz, R OBP: 0.192, SLG: 0.160 (6, PH)										0	0	0	0	0	0	0					
Denny Walling, L OBP: 0.154, SLG: 0.167 (6, PH)										1	0	0	0	0	0	1					
Steve Buechele, R OBP: 0.329, SLG: 0.380 (1, 5)						F9		G6-3		3	0	1	0	0	0	0					
Gary Pettis, S OBP: 0.356, SLG: 0.294 (6, PH)										1	0	0	0	0	1	1					
Kevin Reimer, L OBP: 0.333, SLG: 0.438 (6, 7)						F7		1B	BB	1	0	0	0	1	0	0					
Inning Stats	R: 0 E: 0 K: 1 S: 9	H: 0 LOB: 0 BB: 0 P: 13	R: 0 E: 0 K: 0 S: 7	H: 0 LOB: 0 BB: 0 P: 10	R: 0 E: 0 K: 2 S: 14	H: 1 LOB: 1 BB: 0 P: 21	R: 0 E: 0 K: 0 S: 6	H: 0 LOB: 0 BB: 0 P: 8	R: 0 E: 0 K: 1 S: 8	H: 0 LOB: 0 BB: 0 P: 10	R: 2 E: 0 K: 2 S: 15	H: 3 LOB: 1 BB: 0 P: 23	R: 0 E: 0 K: 1 S: 12	H: 1 LOB: 2 BB: 1 P: 20	R: 0 E: 0 K: 1 S: 11	H: 1 LOB: 1 BB: 0 P: 21	1B: 5 2B: 0 3B: 0 HR: 1	SF: 0 SAC: 0 DP: 0 HBP: 0	WP: 0 PB: 0 SB: 2 CS: 0	PA: 34	
PITCHER	IP	WLS	BF	H	R	ER	SO	BB	IBB	HBP	BLK	WP	HR	S	P	ERA	WHIP				
Todd Stottlemyre, R ERA: 3.11 (1, 1)	7.2	W	29	5	2	2	6	1	0	0	0	0	1	75	112	2.35	0.783				
Duane Ward, R ERA: 2.4 (8, 1)	1.1	S	5	1	0	0	1	0	0	0	0	0	0	13	24	0.00	0.750				

Texas Rangers @ Toronto Blue Jays
SkyDome, Toronto, ON
Wed May 08 1991, 7:05 PM EDT
Att: 43,211 - Dome - 70 F

AB 33
R 2
H 6
RBI 2
BB 1
SO 7
LOB 11



Batter	1	2	3	4	5	6	7	8	9	AB	R	H	RBI	BB	SO	LOB	BOTTOM				
Devon White, S OBP: 0.369, SLG: 0.440 (1, 8)	K		3B	G1-3			F9			3	1	0	0	1	1	2					
Roberto Alomar, S OBP: 0.336, SLG: 0.463 (1, 4)	F9		2B	3B			CS	BB	BB	2	1	1	2	2	0	0					
Joe Carter, R OBP: 0.392, SLG: 0.538 (1, 7)	S	HBP		P3			F9			3	0	1	1	0	0	2					
John Olerud, L OBP: 0.330, SLG: 0.381 (1, 3)	F8		2B	G4-3				G6-3		4	0	0	0	0	1	2					
Mark Whiten, S OBP: 0.310, SLG: 0.385 (1, 9)		K		BB			G4-3	F8		3	0	0	0	1	1	0					
Greg Myers, L OBP: 0.288, SLG: 0.338 (8, PH)		K		F7			F6	K		3	0	0	0	0	1	2					
Pat Borders, R OBP: 0.139, SLG: 0.118 (9, 2)										1	0	0	0	0	1	0					
Mookie Wilson, S OBP: 0.269, SLG: 0.333 (1, 10)		K		F8			F8			3	0	0	0	0	1	0					
Manuel Lee, S OBP: 0.343, SLG: 0.311 (1, 6)			F7	K			1B	BB		3	1	1	0	0	1	0					
Ray Giannelli, L OBP: 0.625, SLG: 0.400 (7, PR)										1	1	1	0	2	0	0					
Kenny Williams, R OBP: 0.400, SLG: 0.444 (8, 5)										0	0	0	0	0	0	0					
Rene Gonzales, R OBP: 0.118, SLG: 0.063 (8, 5)										0	0	0	0	0	0	0					
Inning Stats	R: 0 E: 0 K: 1 S: 13	H: 0 LOB: 1 BB: 0 P: 22	R: 0 E: 0 K: 3 S: 10	H: 0 LOB: 0 BB: 0 P: 15	R: 3 E: 0 K: 1 S: 17	H: 2 LOB: 2 BB: 3 P: 33	R: 0 E: 0 K: 1 S: 6	H: 0 LOB: 1 BB: 1 P: 15	R: 0 E: 0 K: 0 S: 8	H: 0 LOB: 0 BB: 0 P: 13	R: 1 E: 0 K: 0 S: 12	H: 2 LOB: 1 BB: 1 P: 20	R: 0 E: 0 K: 1 S: 11	H: 0 LOB: 0 BB: 0 P: 16	1B: 2 2B: 1 3B: 1 HR: 0	SF: 0 SAC: 0 DP: 0 HBP: 1	WP: 0 PB: 0 SB: 3 CS: 1	PA: 33			
PITCHER	IP	WLS	BF	H	R	ER	SO	BB	IBB	HBP	BLK	WP	HR	S	P	ERA	WHIP				
Nolan Ryan, R ERA: 3.22 (7, 1)	6.0	L	25	2	3	3	6	5	0	1	0	0	0	5	7	4.50	1.167				
Jim Poole, L ERA: (7, 1)	0.0		2	2	1	1	0	0	0	0	0	0	0	5	7	∞	∞				
Rich Gossage, R ERA: (7, 1)	1.0		3	0	0	0	0	1	0	0	0	0	0	7	13	0.00	1.000				
Mike Jeffcoat, L ERA: 0.93 (8, 1)	1.0		3	0	0	0	1	0	0	0	0	0	0	11	16	0.00	0.000				

Texas Rangers @ Toronto Blue Jays
SkyDome, Toronto, ON
Wed May 08 1991, 7:05 PM EDT
Att: 43,211 - Dome - 70 F

AB 26
R 4
H 4
RBI 3
BB 6
SO 7
LOB 8



Batter	1	2	3	4	5	6	7	8	9	AB	R	H	RBI	BB	SO	LOB	TOP										
Brian Downing, R OBP: 0.466, SLG: 0.459 Kevin Reimer, L OBP: 0.321, SLG: 0.420	2-1 G1-6-3 1B	2-3 K			3-2 G6-3	1-3 K		1-3 K		3	0	1	0	0	1	2											
Mario Diaz, R OBP: 0.207, SLG: 0.148 Jeff Huson, L OBP: 0.298, SLG: 0.314	0-0 G1-6-3	1-1 FC6-4			4-2 BB BB		1-3 K		1-1 G3-1 2B	2	0	0	0	1	0	3											
Rafael Palmeiro, L OBP: 0.333, SLG: 0.500	1-0 L8		0-2 P6		1-3 K		2-2 G3 1B		0-0 F8	5	0	1	0	0	1	2											
Ruben Sierra, S OBP: 0.330, SLG: 0.542		2-2 BB HR 1B	0-2 G3		4-0 BB BB		2-2 G3		0-2 G3-1	4	1	1	0	1	0	2											
Julio Franco, R OBP: 0.308, SLG: 0.368		4-0 HR BB	2-2 HR		4-1 FC6-4 BB		4-0 FC6-4 IBB		0-1 G5-3	2	2	1	1	3	0	1											
Juan Gonzalez, R OBP: 0.413, SLG: 0.683		0-1 HR	2-2 G5-3		0-1 FC6-4		1-1 FC6-4			4	1	1	3	0	0	5											
Mike Stanley, R OBP: 0.369, SLG: 0.357 Geno Petralli, L OBP: 0.339, SLG: 0.300	4-0 1B BB			0-0 F8		3-3 K		0-0 G1-3 1B		2	0	0	0	1	1	0											
Steve Buechele, R OBP: 0.341, SLG: 0.392 Denny Walling, L OBP: 0.143, SLG: 0.154	0-2 FC6-4 1B			1-2 G6-3		0-0 1B		0-0 G1-3		3	0	2	0	0	0	0											
Gary Pettis, S OBP: 0.333, SLG: 0.273	0-3 K			1-2 G6-3		1-0 L4		0-1 P1		4	0	0	0	0	1	4											
Inning Stats	R: 0 E: 0 K: 0 S: 4	H: 1 LOB: 0 BB: 0 P: 7	R: 3 E: 0 K: 2 S: 17	H: 3 LOB: 2 BB: 2 P: 30	R: 1 E: 0 K: 0 S: 13	H: 1 LOB: 0 BB: 0 P: 17	R: 0 E: 0 K: 0 S: 7	H: 0 LOB: 0 BB: 0 P: 9	R: 0 E: 0 K: 1 S: 14	H: 1 LOB: 1 BB: 0 P: 13	R: 0 E: 0 K: 1 S: 14	H: 1 LOB: 2 BB: 1 P: 24	R: 0 E: 0 K: 1 S: 7	H: 1 LOB: 1 BB: 0 P: 8	R: 0 E: 0 K: 0 S: 9	H: 1 LOB: 1 BB: 0 P: 10	1B: 6 2B: 1 3B: 0 HR: 2	SF: 0 SAC: 0 DP: 1 HBP: 0	WP: 0 PB: 0 SB: 0 CS: 0	PA: 41							
PITCHER	IP	WLS	BF	H	R	ER	SO	BB	IBB	HBP	BLK	WP	HR	S	P	ERA	WHIP										
Tom Bolton, L ERA: 2.05	5.2		27	6	4	4	4	5	0	0	0	0	2	61	102	6.35	1.941										
Dennis Lamp, R ERA: 1.42	1.1	W	7	2	0	0	2	0	1	0	0	0	0	18	29	0.00	1.500										
Jeff Gray, R ERA: 2.12	1.0		4	1	0	0	1	0	0	0	0	0	0	8	10	0.00	1.000										
Jeff Reardon, R ERA: 0.84	1.0		3	0	0	0	0	0	0	0	0	0	0	7	7	0.00	0.000										

Texas Rangers @ Boston Red Sox
Fenway Park, Boston, MA
Thu May 09 1991, 7:05 PM EDT
Att: 26,756 - Cloudy - 64 F

AB	35
R	4
H	9
RBI	4
BB	6
SO	7
LOB	22



Batter	1	2	3	4	5	6	7	8	9	AB	R	H	RBI	BB	SO	LOB	BOTTOM										
Wade Boggs, L OBP: 0.419, SLG: 0.454	1-1 G5-4-3 1B		0-1 F7		2-2 L8		4-1 BB 1B BB BB	0-1 G6-3		4	1	1	0	1	0	1											
Jody Read, R OBP: 0.238, SLG: 0.200	3-1 G5-4-3		3-2 F8		0-0 F7		1-2 BB 2B 1B	1-2 F8		5	1	1	1	0	0	2											
Ellis Burks, R OBP: 0.340, SLG: 0.337	2-3 K		2-0 G5-3		0-1 G4-3		4-1 BB 2B BB	1-1 1B		4	1	1	0	1	1	1											
Jack Clark, R OBP: 0.340, SLG: 0.325 Kevin Romine, R OBP: 0.296, SLG: 0.714		0-3 K		0-0 P2		2-0 FC5-4 1B	4-2 2B SF9 BB	1-1 1B		4	2	2	1	1	1	0											
Mike Greenwell, L OBP: 0.367, SLG: 0.495	1-0 P5		1-1 E 3B		0-0 FC5-4 1B		1-2 2-3 3-H 2B	3-2 P6		5	1	3	2	0	0	2											
Tom Brunansky, R OBP: 0.354, SLG: 0.494	4-2 1B BB		3-2 G1-3		0-0 E4 1B		0-0 FC5-4 G5-3	0-0 SF9		2	0	0	2	1	0	2											
Carlos Quintana, R OBP: 0.341, SLG: 0.381	3-2 1B		1-3 E4 1B		0-0 G5-3		1-3 2-H 3-H IBB			3	1	2	1	1	0	1											
Tony Peña, R OBP: 0.215, SLG: 0.304	0-0 G4-3		1-1 S 1B		0-0 F8		0-0 L9			4	0	1	1	0	0	5											
Luis Rivera, R OBP: 0.395, SLG: 0.394			4-2 BB		2-1 F8					3	1	1	0	1	0	3											
Inning Stats	R: 0 E: 0 K: 1 S: 7	H: 1 LOB: 0 BB: 0 P: 13	R: 0 E: 0 K: 1 S: 11	H: 1 LOB: 2 BB: 1 P: 19	R: 0 E: 0 K: 0 S: 10	H: 0 LOB: 1 BB: 1 P: 19	R: 2 E: 1 K: 0 S: 13	H: 3 LOB: 1 BB: 0 P: 20	R: 0 E: 0 K: 0 S: 6	H: 0 LOB: 0 BB: 0 P: 8	R: 1 E: 0 K: 0 S: 6	H: 2 LOB: 1 BB: 0 P: 8	R: 5 E: 0 K: 0 S: 16	H: 3 LOB: 2 BB: 4 P: 36	R: 0 E: 0 K: 0 S: 13	H: 2 LOB: 2 BB: 0 P: 19	1B: 9 2B: 2 3B: 1 HR: 0	SF: 1 SAC: 0 DP: 1 HBP: 0	WP: 1 PB: 0 SB: 1 CS: 0	PA: 41							
PITCHER	IP	WLS	BF	H	R	ER	SO	BB	IBB	HBP	BLK	WP	HR	S	P	ERA	WHIP										
Scott Chiamparino, R ERA: 4.41	1.1		1	0	0	0	0	1	0	0	0	1	0	1	5	∞	∞										
Mike Jeffcoat, L ERA: 1.86	0.0	L	1	0	0	0	0	0	0	0	0	0	0	6	15	∞	∞										
Rich Gossage, R ERA: 2.25	0.0		3	1	1	1	0	2	0	0	0	0	0	6	15	∞	∞										
John Barfield, L ERA: 3.29	2.0		10	3	3	3	0	0	1	0	0	0	0	21	33	13.50	1.500										

Texas Rangers @ Boston Red Sox
Fenway Park, Boston, MA
Thu May 09 1991, 7:05 PM EDT
Att: 26,756 - Cloudy - 64 F

AB	34
R	8
H	12
RBI	8
BB	6
SO	2
LOB	17



Batter	1	2	3	4	5	6	7	8	9	AB	R	H	RBI	BB	SO	LOB	TOP		
Tony Phillips, S OBP: 0.350, SLG: 0.393 (1, 9)	G3-1		F8 G4-3 BB		G4-3			F7		3	0	0	0	1	0	0			
Alan Trammell, R OBP: 0.347, SLG: 0.406 (1, 6)	2B		G4-3		G6-3			K		4	0	1	0	0	1	1			
Lou Whitaker, L OBP: 0.386, SLG: 0.448 (1, 4)	P7		F8		G5-3			B5-3		4	0	0	0	0	0	2			
Cecil Fielder, R OBP: 0.344, SLG: 0.425 (1, 3)	F8		G4-3		G3			G5-4-3 1B		4	0	1	0	0	0	2			
Mickey Tettleton, S OBP: 0.353, SLG: 0.405 (1, 2)		FC4-6 BB		K				F8		3	0	0	0	1	1	1			
Lloyd Moseby, L OBP: 0.293, SLG: 0.359 (1, 7)	FC4-6 1-2f		G4-3		G3-1			G3-1		3	0	0	0	0	0	1			
Travis Fryman, R OBP: 0.286, SLG: 0.438 (1, 5)		K		L7				CS 1B		3	0	1	0	0	1	1			
Pete Incaviglia, R OBP: 0.234, SLG: 0.267 (1, 10)		BB		K				CS	HR	2	1	1	1	1	1	0			
Mitt Cuyler, S OBP: 0.355, SLG: 0.324 (1, 8)					P4			L8		2	0	0	0	0	1	2			
Dave Bergman, L OBP: 0.292, SLG: 0.286 (8, PH)										1	0	0	0	0	0	0			
John Shetye, S OBP: 0.345, SLG: 0.462 (8, 8)										0	0	0	0	0	0	0			
Inning Stats	R: 0 E: 0 K: 0 S: 13	H: 1 LOB: 1 BB: 0 P: 18	R: 0 E: 0 K: 2 S: 14	H: 0 LOB: 2 BB: 2 P: 28	R: 0 E: 0 K: 0 S: 7	H: 0 LOB: 0 BB: 1 P: 15	R: 0 E: 0 K: 1 S: 7	H: 0 LOB: 0 BB: 0 P: 13	R: 0 E: 0 K: 1 S: 7	H: 1 LOB: 0 BB: 0 P: 13	R: 1 E: 0 K: 1 S: 8	H: 1 LOB: 0 BB: 0 P: 12	R: 0 E: 0 K: 0 S: 4	H: 1 LOB: 0 BB: 0 P: 6	1B: 2 2B: 1 3B: 0 HR: 1	SF: 0 SAC: 0 DP: 1 HBP: 0	WP: 0 PB: 0 SB: 1 CS: 1	PA: 33	
PITCHER	IP	WLS	BF	H	R	ER	SO	BB	IBB	HBP	BLK	WP	HR	S	P	ERA	WHIP		
Nolan Ryan, R ERA: 2.94 (1, 1)	4.1		17	1	0	0	4	3	0	0	0	0	0	44	80	0.00	0.923		
John Barfield, L ERA: 2.51 (5, 1)	2.1	W	8	1	0	0	0	0	0	0	0	0	0	14	24	0.00	0.429		
Rich Gossage, R ERA: 2.35 (7, 1)	1.1		4	1	1	1	1	0	0	0	0	0	1	9	13	6.75	0.750		
Mike Jeffcoat, L ERA: 1.59 (9, 1)	1.0		3	1	0	0	0	0	0	0	0	0	0	4	6	0.00	1.000		

Detroit Tigers @ Texas Rangers
Arlington Stadium, Arlington, TX
Mon May 13 1991, 8:05 PM EDT
Att: 26,544 - Cloudy - 87 F

AB	29
R	1
H	4
RBI	1
BB	3
SO	5
LOB	10



Batter	1	2	3	4	5	6	7	8	9	AB	R	H	RBI	BB	SO	LOB	BOTTOM			
Brian Downing, R OBP: 0.455, SLG: 0.438 (1, 10)	P6		FC6-4 1B		F7			1B 2B		3	1	1	0	2	0	2				
Mario Diaz, R OBP: 0.216, SLG: 0.171 (1, 6)	F8		FC6-4 1B		G6-3			F8		3	1	0	1	0	0	1				
Jack Daugherty, S OBP: 0.234, SLG: 0.167 (7, PH)			1B					1B		0	1	0	0	1	0	0				
Jeff Huson, L OBP: 0.306, SLG: 0.316 (8, 6)			1B					1B		1	0	0	0	0	0	3				
Rafael Palmeiro, L OBP: 0.341, SLG: 0.487 (1, 3)	F8		FC6-4 1B		F8			G3		5	0	2	1	0	0	2				
Ruben Sierra, S OBP: 0.370, SLG: 0.573 (1, 9)	G1-3		FC6-4 1B		CS			1B S BB		3	1	2	1	1	0	0				
Julio Franco, R OBP: 0.311, SLG: 0.376 (1, 4)	G4-3		FC6-4		CS			F9		4	1	1	0	0	0	2				
Juan Gonzalez, R OBP: 0.444, SLG: 0.667 (1, 7)			1B		F8			L9		4	1	2	1	0	0	0				
Mike Stanley, R OBP: 0.376, SLG: 0.333 (1, 2)	P9		1B		F8			F8		4	1	1	1	0	0	1				
Steve Buechele, R OBP: 0.351, SLG: 0.393 (1, 5)			2B FC6-4 1B		1B			G6-3		3	1	1	0	1	0	2				
Gary Pettis, S OBP: 0.375, SLG: 0.333 (1, 8)			2B		1B			2B CS 1B		4	0	3	0	0	0	1				
Inning Stats	R: 0 E: 0 K: 0 S: 8	H: 0 LOB: 0 BB: 0 P: 12	R: 0 E: 0 K: 0 S: 10	H: 1 LOB: 1 BB: 0 P: 16	R: 2 E: 0 K: 0 S: 13	H: 4 LOB: 2 BB: 1 P: 24	R: 0 E: 0 K: 0 S: 11	H: 1 LOB: 2 BB: 1 P: 19	R: 0 E: 0 K: 0 S: 5	H: 0 LOB: 0 BB: 0 P: 9	R: 0 E: 0 K: 0 S: 4	H: 0 LOB: 0 BB: 0 P: 6	R: 2 E: 1 K: 0 S: 11	H: 3 LOB: 1 BB: 1 P: 18	R: 4 E: 1 K: 0 S: 18	H: 3 LOB: 2 BB: 2 P: 38	1B: 11 2B: 2 3B: 0 HR: 0	SF: 0 SAC: 0 DP: 0 HBP: 0	WP: 1 PB: 0 SB: 1 CS: 2	PA: 40
PITCHER	IP	WLS	BF	H	R	ER	SO	BB	IBB	HBP	BLK	WP	HR	S	P	ERA	WHIP			
John Cerutti, L ERA: 3.33 (1, 1)	6.1	L	28	9	4	3	0	1	1	0	0	0	0	58	95	4.26	1.579			
Jerry Don Gleaton, L ERA: 5.4 (7, 1)	1.1		10	4	4	2	0	1	2	0	0	0	0	19	42	13.50	3.750			
Paul Gibson, L ERA: 0.69 (8, 1)	0.1		1	0	0	0	0	0	0	0	0	1	0	3	5	0.00	0.000			

Detroit Tigers @ Texas Rangers
Arlington Stadium, Arlington, TX
Mon May 13 1991, 8:05 PM EDT
Att: 26,544 - Cloudy - 87 F

AB	34
R	8
H	13
RBI	5
BB	5
SO	0
LOB	14



Batter	1	2	3	4	5	6	7	8	9	AB	R	H	RBI	BB	SO	LOB	TOP					
Wade Boggs, L (1, 5) OBP: 0.348, SLG: 0.500	G4-3		G6-4-3 1B	G5-3 1B		F7			F7	5	0	2	0	0	0	0						
Jody Reed, R (1, 4) OBP: 0.240, SLG: 0.203	G6-3		G6-4-3 1-2f	G5-3 1-2 2-3f			G6-3		K	5	0	0	0	0	1	3						
Ellis Burks, R (1, 8) OBP: 0.373, SLG: 0.410	G6-3		2B 1B		2B 2B		F9		1B	5	2	3	0	0	0	0						
Jack Clark, R (1, 10) OBP: 0.369, SLG: 0.346		4-1 1B BB BB	0-1 1B 1-3 2B		2-2 F7		2-2 1B		P4	4	1	2	0	1	0	2						
Mike Greenwell, L (1, 7) OBP: 0.362, SLG: 0.468	F8		FC6-4 2H 3H		0-0 2B		FC5-4 1B			4	0	3	3	0	0	1						
Tom Brunansky, R (1, 9) OBP: 0.336, SLG: 0.481	1 SAFE 1-2 BB	4-2 SAFE BB	FC6-4 1-2f		3-2 G6-3		FC5-4 1-2f			3	0	0	0	1	0	4						
Carlos Quintana, R (1, 3) OBP: 0.364, SLG: 0.396	K			E4 G4-3 1B		G5-3		G6-3		4	1	0	0	0	1	3						
Tony Peña, R (1, 2) OBP: 0.291, SLG: 0.381		0-0 FC6-4 1B		G4-3 2-3			4-1 CS BB		G6-3	3	0	1	0	1	0	1						
Luis Rivera, R (1, 6) OBP: 0.369, SLG: 0.345				G5-3 3H			3-1 G5-3		K	3	0	1	1	0	0	4						
Mike Marshall, R (8, PH) OBP: 0.296, SLG: 0.481										1	0	0	0	0	1	0						
Tim Lincecum, R (8, 6) OBP: 0.197, SLG: 0.127										0	0	0	0	0	0	0						
Inning Stats	R: 0 E: 0 K: 0 S: 7	H: 0 LOB: 0 BB: 0 P: 11	R: 0 E: 0 K: 1 S: 12	H: 1 LOB: 3 BB: 2 P: 24	R: 2 E: 0 K: 0 S: 14	H: 4 LOB: 1 BB: 0 P: 17	R: 1 E: 1 K: 0 S: 13	H: 2 LOB: 1 BB: 0 P: 20	R: 1 E: 0 K: 0 S: 13	H: 2 LOB: 1 BB: 0 P: 21	R: 0 E: 0 K: 0 S: 5	H: 0 LOB: 0 BB: 1 P: 14	R: 0 E: 0 K: 0 S: 13	H: 2 LOB: 2 BB: 0 P: 19	R: 0 E: 0 K: 1 S: 9	H: 0 LOB: 0 BB: 0 P: 14	R: 0 E: 0 K: 1 S: 11	H: 1 LOB: 1 BB: 0 P: 16	1B: 9 2B: 3 3B: 0 HR: 0	SF: 0 SAC: 0 DP: 2 HBP: 0	WP: 0 PB: 0 SB: 0 CS: 1	PA: 40
PITCHER	IP WLS BF H R ER SO BB IBB HBP BLK WP HR S P ERA WHIP																					
Kevin Brown, R (1, 1) ERA: 6.14	6.0 W 28 9 4 3 1 3 0 0 0 0 0 0 64 107 4.50 2.000																					
Gerald Alexander, R (7, 1) ERA: 1.8	0.2 3 1 0 0 0 0 0 0 0 0 0 0 9 14 0.00 1.500																					
Mike Jeffcoat, L (7, 1) ERA: 1.38	1.2 6 1 0 0 1 0 0 0 0 0 0 0 16 24 0.00 0.600																					
Jeff Russell, R (9, 1) ERA: 1.47	0.2 S 3 1 0 0 1 0 0 0 0 0 0 0 8 11 0.00 1.500																					

Boston Red Sox @ Texas Rangers
Arlington Stadium, Arlington, TX
Fri May 17 1991, 8:05 PM EDT
Att: 32,208 - Cloudy - 78 F

AB	37
R	4
H	12
RBI	4
BB	3
SO	3
LOB	18



Batter	1	2	3	4	5	6	7	8	9	AB	R	H	RBI	BB	SO	LOB	BOTTOM	
Jeff Huson, L (1, 6) OBP: 0.346, SLG: 0.338	K	3-2 1B		S SH2-4 BB		K		P6		4	0	1	1	1	2	1		
Jack Daugherty, S (1, 7) OBP: 0.283, SLG: 0.180	K	1-2 3H		1-0 SH2-4		G1-3		FC6-4		4	0	0	0	0	2	3		
Gary Pettis, S (9, 8) OBP: 0.377, SLG: 0.318	K			1-2 BB				FC6-4		0	0	0	0	0	0	0		
Rafael Palmeiro, L (1, 3) OBP: 0.343, SLG: 0.488	K		1-2 WP 2B	L3			1-0 1B 1B			4	2	2	0	0	1	1		
Ruben Sierra, S (1, 9) OBP: 0.368, SLG: 0.541		3-1 F7	4-0 2B WP SF8 BB	G5-3			2-1 P4			3	1	0	0	1	0	2		
Julio Franco, R (1, 4) OBP: 0.323, SLG: 0.382		0-0 1B 1B	1-1 F7		0-2 G6-3		0-0 CS 1B			4	1	2	0	0	0	2		
Kevin Reimer, L (1, 10) OBP: 0.333, SLG: 0.419	1 SAFE 1-2 1B	0-0 1B 1B	3-1 1-3 2H		4-2 BB		2-2 FC5-4 1B			3	1	3	2	1	0	0		
Juan Gonzalez, R (1, 8) OBP: 0.442, SLG: 0.681		0-1 1B 1B	4-0 1B 1B		2-2 F8		3-1 FC5-4			3	1	1	1	1	0	2		
Geno Petralli, L (1, 2) OBP: 0.329, SLG: 0.288		1-3 K	0-0 SF8		2-2 G4-3		2-2 FC2-6 1B			3	0	1	1	0	1	3		
Steve Buechele, R (1, 5) OBP: 0.337, SLG: 0.404		3-1 1B 1B	3H 2H F9		0-0 P6		0-2 FC2-6 FC6-4			4	0	1	1	0	0	3		
Inning Stats	R: 0 E: 0 K: 3 S: 9	H: 0 LOB: 0 BB: 0 P: 11	R: 3 E: 0 K: 2 S: 19	H: 5 LOB: 2 BB: 0 P: 31	R: 2 E: 0 K: 0 S: 9	H: 2 LOB: 2 BB: 2 P: 24	R: 0 E: 0 K: 0 S: 5	H: 0 LOB: 1 BB: 1 P: 15	R: 0 E: 0 K: 1 S: 6	H: 0 LOB: 0 BB: 0 P: 7	R: 1 E: 0 K: 0 S: 12	H: 3 LOB: 1 BB: 0 P: 17	R: 0 E: 0 K: 0 S: 10	H: 1 LOB: 1 BB: 0 P: 13	1B: 10 2B: 1 3B: 0 HR: 0	SF: 1 SAC: 1 DP: 0 HBP: 0	WP: 1 PB: 0 SB: 1 CS: 1	PA: 38
PITCHER	IP WLS BF H R ER SO BB IBB HBP BLK WP HR S P ERA WHIP																	
Greg Harris, R (1, 1) ERA: 5.99	2.0 L 13 2 1 1 1 2 1 0 0 0 1 0 32 64 2.08 0.923																	
Joe Hesketh, L (3, 1) ERA: 3.93	4.1 18 2 1 1 1 2 1 0 0 0 0 0 32 64 2.08 0.923																	
Dana Kiecker, R (7, 1) ERA: 3.92	1.0 5 3 0 0 0 0 0 0 0 0 0 0 15 19 0.00 3.000																	
Tony Fossas, L (8, 1) ERA: 5.14	0.2 2 0 0 0 0 0 0 0 0 0 0 0 4 5 0.00 0.000																	

Boston Red Sox @ Texas Rangers
Arlington Stadium, Arlington, TX
Fri May 17 1991, 8:05 PM EDT
Att: 32,208 - Cloudy - 78 F

AB	32
R	6
H	11
RBI	6
BB	4
SO	6
LOB	17



Batter	1	2	3	4	5	6	7	8	9	AB	R	H	RBI	BB	SO	LOB	TOP					
Wade Boggs, L (1, 5) OBP: 0.354, SLG: 0.496 Mike Marshall, R (8, 9) OBP: 0.286, SLG: 0.464										3	1	1	0	2	0	2						
Jody Reed, R (1, 4) OBP: 0.244, SLG: 0.203										5	1	1	0	1	0	6						
Ellis Burks, R (1, 8) OBP: 0.377, SLG: 0.417 Mike Greenwell, L (6, PR) OBP: 0.359, SLG: 0.465										3	0	1	0	1	0	3						
Jack Clark, R (1, 10) OBP: 0.385, SLG: 0.343										1	0	0	1	4	1	0						
Kevin Romine, R (1, 7) OBP: 0.200, SLG: 0.467										5	0	1	1	0	0	8						
Tom Brunansky, R (1, 9) OBP: 0.331, SLG: 0.469 Steve Lyons, L (8, 5) OBP: 0.316, SLG: 0.500										5	0	1	0	0	0	5						
Carlos Quintana, R (1, 3) OBP: 0.366, SLG: 0.391										4	1	1	1	1	0	2						
Tony Peña, R (1, 2) OBP: 0.281, SLG: 0.368 John Marzano, R (7, 2) OBP: 0.286, SLG: 0.357										4	0	0	0	0	0	4						
Luis Rivera, R (1, 6) OBP: 0.371, SLG: 0.390										4	1	2	1	0	1	0						
Inning Stats	R: 0 E: 0 K: 0 S: 9	H: 2 LOB: 3 BB: 1 P: 18	R: 0 E: 0 K: 1 S: 6	H: 0 LOB: 0 BB: 0 P: 9	R: 1 E: 0 K: 0 S: 9	H: 1 LOB: 2 BB: 2 P: 20	R: 2 E: 1 K: 0 S: 15	H: 1 LOB: 3 BB: 3 P: 33	R: 0 E: 0 K: 0 S: 10	H: 1 LOB: 3 BB: 1 P: 17	R: 1 E: 0 K: 0 S: 14	H: 2 LOB: 3 BB: 1 P: 20	R: 0 E: 0 K: 0 S: 11	H: 0 LOB: 1 BB: 1 P: 17	R: 0 E: 0 K: 1 S: 11	H: 0 LOB: 0 BB: 0 P: 18	R: 1 E: 0 K: 1 S: 12	H: 2 LOB: 1 BB: 0 P: 19	1B: 5 2B: 3 3B: 1 HR: 0	SF: 1 SAC: 0 DP: 0 HBP: 0	WP: 0 PB: 0 SB: 0 CS: 0	PA: 47
PITCHER	IP WLS BF H R ER SO BB IBB HBP BLK WP HR S P ERA WHIP																					
Kenny Rogers, L (1, 1) ERA: 7.26	5.0 W 30 6 4 2 0 1 7 0 0 0 0 0 0 51 99 3.60 2.600																					
Rich Gossage, R (6, 1) ERA: 2.45	1.0 5 1 0 0 0 1 0 0 0 0 0 0 0 12 18 0.00 2.000																					
Jim Poole, L (7, 1) ERA: 4.15	3.0 S 12 2 1 1 2 1 0 0 0 0 0 0 0 34 54 3.00 1.000																					
Jim Poole, L (8, 1) ERA: 4.15	3.0 S 12 2 1 1 2 1 0 0 0 0 0 0 0 34 54 3.00 1.000																					

Boston Red Sox @ Texas Rangers
Arlington Stadium, Arlington, TX
Sat May 18 1991, 8:05 PM EDT
Att: 42,696 - Cloudy - 78 F

AB 37
R 5
H 9
RBI 4
BB 9
SO 3
LOB 32



Batter	1	2	3	4	5	6	7	8	9	AB	R	H	RBI	BB	SO	LOB	BOTTOM			
Brian Downing, R (1, 10) OBP: 0.469, SLG: 0.494 Jack Daugherty, S (6, PR) OBP: 0.259, SLG: 0.176										5	2	4	1	0	0	0				
Geno Petralli, L (1, 2) OBP: 0.346, SLG: 0.324										5	2	3	1	0	0	1				
Rafael Palmeiro, L (1, 3) OBP: 0.338, SLG: 0.478 Mike Stanley, R (9, 3) OBP: 0.404, SLG: 0.333										5	2	1	1	0	1	3				
Ruben Sierra, S (1, 9) OBP: 0.370, SLG: 0.551 Jim Poole, L (8, 1) OBP: 0.371, SLG: 0.390										5	2	2	3	0	1	0				
Julio Franco, R (1, 4) OBP: 0.341, SLG: 0.397 Mario Diaz, R (7, PR) OBP: 0.211, SLG: 0.167										3	2	2	1	2	1	0				
Kevin Reimer, L (1, 7) OBP: 0.342, SLG: 0.431 Gary Pettis, S (7, 8) OBP: 0.385, SLG: 0.328										3	0	1	2	1	2	2				
Juan Gonzalez, R (1, 8) OBP: 0.451, SLG: 0.681										3	1	1	0	2	0	4				
Steve Buechele, R (1, 5) OBP: 0.333, SLG: 0.429 Denny Walling, L (7, 5) OBP: 0.217, SLG: 0.150										4	1	1	3	0	0	5				
Jeff Huson, L (1, 6) OBP: 0.337, SLG: 0.329										5	1	1	0	0	1	0				
Inning Stats	R: 1 E: 0 K: 0 S: 8	H: 1 LOB: 1 BB: 0 P: 10	R: 0 E: 0 K: 2 S: 14	H: 1 LOB: 0 BB: 0 P: 19	R: 4 E: 0 K: 1 S: 17	H: 5 LOB: 1 BB: 1 P: 35	R: 0 E: 0 K: 1 S: 10	H: 1 LOB: 1 BB: 0 P: 14	R: 0 E: 0 K: 0 S: 9	H: 1 LOB: 2 BB: 1 P: 17	R: 8 E: 0 K: 1 S: 21	H: 7 LOB: 1 BB: 2 P: 37	R: 0 E: 0 K: 1 S: 12	H: 1 LOB: 2 BB: 1 P: 25	R: 0 E: 0 K: 0 S: 6	H: 0 LOB: 0 BB: 0 P: 10	1B: 10 2B: 4 3B: 1 HR: 2	SF: 0 SAC: 0 DP: 0 HBP: 0	WP: 1 PB: 0 SB: 0 CS: 0	PA: 46
PITCHER	IP WLS BF H R ER SO BB IBB HBP BLK WP HR S P ERA WHIP																			
Roger Clemens, R (1, 1) ERA: 2.18	5.0 L 30 13 9 4 2 3 0 0 0 0 1 1 28 56 16.20 3.500																			
Daryl Irvine, R (6, 1) ERA: 6.75	2.0 13 4 4 4 2 3 0 0 0 0 1 1 28 56 18.00 3.500																			
Tony Fossas, L (8, 1) ERA: 4.5	1.0 3 0 0 0 0 0 0 0 0 0 0 0 6 10 0.00 0.000																			

Boston Red Sox @ Texas Rangers
Arlington Stadium, Arlington, TX
Sat May 18 1991, 8:05 PM EDT
Att: 42,696 - Cloudy - 78 F

AB 41
R 13
H 17
RBI 12
BB 5
SO 6
LOB 15



Batter	1	2	3	4	5	6	7	8	9	AB	R	H	RBI	BB	SO	LOB	TOP					
Brian Downing, R OBP: 0.465, SLG: 0.505	G5-3	G4-3		G6-4-3 BB		CS 1B		HR		4	1	2	1	1	0	1						
Rafael Palmeiro, L OBP: 0.363, SLG: 0.494	1B			G6-4-3		K		F8		3	1	1	0	0	1	3						
Mike Stanley, R OBP: 0.411, SLG: 0.477	1B			FC6-4 HBP						1	0	0	0	0	0	0						
Ruben Sierra, S OBP: 0.382, SLG: 0.556	1B		FC6-4 1B	G6-3			G3 BB		1B	4	1	2	0	1	0	1						
Julio Franco, R OBP: 0.350, SLG: 0.409	F9		FC	G5-3		K		P3		5	1	1	0	0	1	4						
Kevin Reimer, L OBP: 0.348, SLG: 0.418	FC6-4 1B		FC 1B	P6		G3		P2		5	1	1	2	0	0	3						
Juan Gonzalez, R OBP: 0.407, SLG: 0.615	FC6-4		L8	1B		IBB		K		4	0	1	0	1	1	5						
Geno Petralli, L OBP: 0.348, SLG: 0.341		SH1-4	HR	F7		F9				3	1	2	1	0	0	1						
Jack Daugherty, S OBP: 0.250, SLG: 0.190		1B	HR							1	0	0	0	0	0	2						
Steve Buechele, R OBP: 0.354, SLG: 0.504		SH1-4	HR			1B CS BB		G6-3		2	1	1	3	1	0	0						
Jeff Huson, L OBP: 0.337, SLG: 0.317	P5		G6-3	P2				B3		4	0	0	0	0	0	2						
Inning Stats	R: 1 E: 0 K: 0 S: 11	H: 3 LOB: 2 BB: 0 P: 18	R: 0 E: 0 K: 0 S: 10	H: 1 LOB: 1 BB: 0 P: 15	R: 5 E: 0 K: 0 S: 15	H: 3 LOB: 0 BB: 1 P: 28	R: 0 E: 0 K: 0 S: 8	H: 0 LOB: 0 BB: 1 P: 14	R: 0 E: 0 K: 1 S: 11	H: 1 LOB: 1 BB: 1 P: 18	R: 0 E: 0 K: 1 S: 9	H: 0 LOB: 2 BB: 2 P: 21	R: 1 E: 0 K: 1 S: 9	H: 1 LOB: 0 BB: 0 P: 14	R: 0 E: 0 K: 1 S: 10	H: 1 LOB: 1 BB: 0 P: 15	1B: 9 2B: 0 3B: 0 HR: 2	SF: 0 SAC: 1 DP: 1 HBP: 1	WP: 0 PB: 0 SB: 0 CS: 2	PA: 42		
PITCHER	IP	WLS	BF	H	R	ER	SO	BB	IBB	HBP	BLK	WP	HR	S	P	ERA	WHIP					
Brian Holman, R ERA: 3.64	(1, 1)	3.0	L	18	7	6	6	0	0	0	0	0	0	1	36	61	18.00	2.333				
Pat Rice, R ERA:	(4, 1)	3.1		13	2	0	0	2	3	0	0	0	0	0	34	63	0.00	1.500				
Russ Swan, L ERA: 1.4	(7, 1)	1.2		8	2	1	1	0	0	1	0	0	0	1	15	26	5.40	1.200				
Dave Burba, R ERA:	(9, 1)	1.0		3	0	0	0	1	0	0	0	0	0	8	12	0.00	0.000					

Texas Rangers @ Seattle Mariners
The Kingdome, Seattle, WA
Fri May 24 1991, 10:05 PM EDT
Att: 30,222 - Dome - 70 F


AB 36
R 7
H 11
RBI 7
BB 4
SO 3
LOB 22



Batter	1	2	3	4	5	6	7	8	9	AB	R	H	RBI	BB	SO	LOB	BOTTOM					
Henry Cotto, R OBP: 0.324, SLG: 0.455	P4		G6-3		1B		G4-3		G6-3	5	0	1	1	0	0	0						
Harold Reynolds, S OBP: 0.354, SLG: 0.371	F7			FC6-4 1B	1B		L9			4	0	2	1	0	0	0						
Ken Griffey Jr., L OBP: 0.380, SLG: 0.438	1B			K	K			1B		4	0	2	0	0	2	3						
Edgar Martinez, R OBP: 0.459, SLG: 0.492	G6-3		FC6-4 PO			FC4-6 1B		1B		4	0	2	0	0	0	2						
Tracy Jones, R OBP: 0.283, SLG: 0.349		F7		PO	BB SF7 1B	FC4-6 2B		P8		4	1	1	0	0	0	3						
Alvin Davis, L OBP: 0.288, SLG: 0.339		G1			BB 1B BB			P5		3	1	1	0	1	0	2						
Jay Buhner, R OBP: 0.318, SLG: 0.440		G5-3			1B 1B BB	F7		P7		3	1	0	0	1	0	4						
Omar Vizquel, S OBP: 0.264, SLG: 0.264			F8		SF7	K		F9		3	0	0	1	0	1	2						
Dave Valle, R OBP: 0.277, SLG: 0.216		F8		P4		B1-3		P5		4	0	0	0	0	0	2						
Inning Stats	R: 0 E: 0 K: 0 S: 9	H: 1 LOB: 1 BB: 0 P: 15	R: 0 E: 0 K: 0 S: 10	H: 0 LOB: 0 BB: 0 P: 14	R: 0 E: 0 K: 0 S: 6	H: 0 LOB: 0 BB: 0 P: 8	R: 0 E: 0 K: 1 S: 8	H: 1 LOB: 0 BB: 0 P: 15	R: 3 E: 0 K: 1 S: 16	H: 3 LOB: 2 BB: 2 P: 32	R: 0 E: 0 K: 1 S: 11	H: 2 LOB: 2 BB: 0 P: 17	R: 0 E: 0 K: 0 S: 6	H: 0 LOB: 0 BB: 0 P: 8	R: 0 E: 0 K: 0 S: 15	H: 2 LOB: 2 BB: 0 P: 18	R: 0 E: 0 K: 0 S: 10	H: 0 LOB: 0 BB: 0 P: 14	1B: 8 2B: 1 3B: 0 HR: 0	SF: 1 SAC: 0 DP: 0 HBP: 0	WP: 0 PB: 0 SB: 0 CS: 0	PA: 38
PITCHER	IP	WLS	BF	H	R	ER	SO	BB	IBB	HBP	BLK	WP	HR	S	P	ERA	WHIP					
Kenny Rogers, L ERA: 6.63	(1, 1)	7.0		31	9	3	3	3	2	0	0	0	0	0	19	25	0.00	0.000				
John Barfield, L ERA: 3.42	(8, 1)	2.0	S	6	0	0	0	0	0	0	0	0	0	0	19	25	0.00	0.000				

Texas Rangers @ Seattle Mariners
The Kingdome, Seattle, WA
Fri May 24 1991, 10:05 PM EDT
Att: 30,222 - Dome - 70 F

AB 34
R 3
H 9
RBI 3
BB 2
SO 3
LOB 18



Batter	1	2	3	4	5	6	7	8	9	AB	R	H	RBI	BB	SO	LOB	TOP					
Brian Downing, R OBP: 0.488, SLG: 0.600 (1, 10)	G5-3		HR	IBB		G5-3 G6-3 BB	DI 1B			3	1	2	2	2	0	0	Texas Rangers @ Seattle Mariners The Kingdome, Seattle, WA Sun May 26 1991, 10:05 PM EDT Att: 30,347 - Dome - 70 F					
Rafael Palmeiro, L OBP: 0.360, SLG: 0.484 (1, 3)	FC6-4 1B		G3-1	L3-6		G6-3	1-3 2-H 1B			5	0	1	0	0	1	8						
Ruben Sierra, S OBP: 0.392, SLG: 0.559 (1, 9)	FC6-4 1B		F9		P4			F7		4	0	1	0	1	0	0						
Julio Franco, R OBP: 0.356, SLG: 0.421 (1, 4)	FC6-4 WP		PO		2B	G5-3		G6-4-3 1B		5	1	3	0	0	0	5						
Juan Gonzalez, R OBP: 0.412, SLG: 0.629 (1, 7)	BB		PO	K	G1-3		G5-3	G6-4-3		4	0	0	0	1	1	2						
Mike Stanley, R OBP: 0.422, SLG: 0.480 (1, 2)	F8			1B BB			1B BB		F9	3	2	1	1	2	0	3						
Steve Buechele, R OBP: 0.353, SLG: 0.512 (1, 5)		F8		1B 1B	FC5 IBB		K		G5-3	4	1	1	0	1	1	1						
Mario Diaz, R OBP: 0.275, SLG: 0.306 (7, PH)		P4		1B	FC5				L5	3	0	1	1	0	0	2						
Kevin Reimer, L OBP: 0.344, SLG: 0.410 (7, PR)				1B						1	0	1	0	0	0	0						
Jeff Huson, L OBP: 0.333, SLG: 0.314 (7, 6)				1-3 2-H 1B			1B			1	1	0	0	0	0	0						
Gary Pettis, S OBP: 0.372, SLG: 0.321 (1, 8)		F9		L3-6 1B		G6-3 BB	1B			4	0	3	2	0	0	0						
Inning Stats	R: 0 E: 0 K: 0 S: 12	H: 2 LOB: 3 BB: 1 P: 22	R: 0 E: 0 K: 0 S: 7	H: 0 LOB: 0 BB: 0 P: 10	R: 1 E: 0 K: 0 S: 9	H: 2 LOB: 0 BB: 0 P: 15	R: 2 E: 0 K: 1 S: 12	H: 3 LOB: 2 BB: 2 P: 25	R: 1 E: 0 K: 0 S: 9	H: 2 LOB: 2 BB: 1 P: 21	R: 0 E: 0 K: 0 S: 11	H: 1 LOB: 2 BB: 2 P: 23	R: 2 E: 0 K: 2 S: 13	H: 3 LOB: 2 BB: 1 P: 24	R: 0 E: 0 K: 0 S: 4	H: 1 LOB: 0 BB: 0 P: 6	R: 0 E: 0 K: 0 S: 7	H: 0 LOB: 0 BB: 0 P: 11	1B: 11 2B: 3 3B: 0 HR: 1	SF: 0 SAC: 0 DP: 3 HBP: 0	WP: 1 PB: 0 SB: 0 CS: 0	PA: 45
PITCHER	IP WLS BF H R ER SO BB IBB HBP BLK WP HR S P ERA WHIP	IP WLS BF H R ER SO BB IBB HBP BLK WP HR S P ERA WHIP	IP WLS BF H R ER SO BB IBB HBP BLK WP HR S P ERA WHIP	IP WLS BF H R ER SO BB IBB HBP BLK WP HR S P ERA WHIP	IP WLS BF H R ER SO BB IBB HBP BLK WP HR S P ERA WHIP	IP WLS BF H R ER SO BB IBB HBP BLK WP HR S P ERA WHIP	IP WLS BF H R ER SO BB IBB HBP BLK WP HR S P ERA WHIP	IP WLS BF H R ER SO BB IBB HBP BLK WP HR S P ERA WHIP	IP WLS BF H R ER SO BB IBB HBP BLK WP HR S P ERA WHIP	IP WLS BF H R ER SO BB IBB HBP BLK WP HR S P ERA WHIP	IP WLS BF H R ER SO BB IBB HBP BLK WP HR S P ERA WHIP	IP WLS BF H R ER SO BB IBB HBP BLK WP HR S P ERA WHIP	IP WLS BF H R ER SO BB IBB HBP BLK WP HR S P ERA WHIP	IP WLS BF H R ER SO BB IBB HBP BLK WP HR S P ERA WHIP	IP WLS BF H R ER SO BB IBB HBP BLK WP HR S P ERA WHIP	IP WLS BF H R ER SO BB IBB HBP BLK WP HR S P ERA WHIP						
Bill Krueger, L ERA: 5.46 (1, 1)	4.2	25	9	4	4	1	2	2	0	0	0	1	1	0	0	0	7.71	2.357				
Pat Rice, R ERA: (5, 1)	1.1	6	1	0	0	0	1	1	0	0	0	0	0	14	27	0.00	1.500					
Bill Swift, R ERA: (7, 1)	0.2	L	6	3	2	2	1	1	0	0	0	0	0	9	18	27.00	6.000					
Rob Murphy, L ERA: 2.25 (7, 1)	2.1	7	1	0	0	1	0	0	0	0	0	0	0	15	23	0.00	0.429					

AB	37
R	6
H	14
RBI	6
BB	7
SO	3
LOB	21



Batter	1	2	3	4	5	6	7	8	9	AB	R	H	RBI	BB	SO	LOB	BOTTOM					
Harold Reynolds, S OBP: 0.365, SLG: 0.375 (1, 4)	F8				F8		G5-3 1B		DI BB	4	0	2	1	1	0	2	Texas Rangers @ Seattle Mariners The Kingdome, Seattle, WA Sun May 26 1991, 10:05 PM EDT Att: 30,347 - Dome - 70 F					
Henry Cotto, R OBP: 0.311, SLG: 0.431 (1, 8)					F9		G5-3			4	0	0	0	0	1	4						
Ken Griffey Jr., L OBP: 0.382, SLG: 0.456 (9, PH)	K				F9					0	0	0	0	1	0	0						
Jeff Schaefer, R OBP: 0.200, SLG: 0.186 (9, PR)									BB	0	0	0	0	0	0	0						
Ken Griffey, L OBP: 0.391, SLG: 0.423 (1, 7)	1B		G4-3				F9		K	5	0	2	2	0	1	4						
Alvin Davis, L OBP: 0.290, SLG: 0.338 (1, 10)	F8			L6	F8		K			4	0	0	0	0	1	3						
Edgar Martinez, R OBP: 0.456, SLG: 0.471 (1, 5)		K		F9			F9		F7	4	0	0	0	0	1	0						
Pete O'Brien, L OBP: 0.305, SLG: 0.401 (1, 3)		G4-3					HR		F8	4	1	2	1	0	0	0						
Jay Buhner, R OBP: 0.319, SLG: 0.463 (1, 9)		G6-3		L4			BB		K	3	0	0	0	1	1	1						
Scott Bradley, L OBP: 0.175, SLG: 0.108 (1, 2)				BB 1B	F9 BB		P6		G4-3	3	2	1	0	1	0	1						
Omar Vizquel, S OBP: 0.266, SLG: 0.252 (1, 6)				1B			G3		G4-3	1	1	0	0	2	0	1						
Greg Briley, L OBP: 0.289, SLG: 0.291 (9, PH)				1B						1	0	0	0	0	0	0						
Inning Stats	R: 0 E: 0 K: 1 S: 9	H: 1 LOB: 1 BB: 0 P: 17	R: 0 E: 0 K: 1 S: 8	H: 0 LOB: 0 BB: 0 P: 13	R: 1 E: 0 K: 0 S: 10	H: 2 LOB: 1 BB: 1 P: 17	R: 0 E: 0 K: 0 S: 9	H: 1 LOB: 1 BB: 0 P: 16	R: 2 E: 0 K: 0 S: 12	H: 1 LOB: 1 BB: 2 P: 29	R: 1 E: 0 K: 0 S: 9	H: 1 LOB: 1 BB: 1 P: 15	R: 0 E: 0 K: 1 S: 12	H: 1 LOB: 1 BB: 0 P: 19	R: 0 E: 0 K: 1 S: 8	H: 0 LOB: 0 BB: 0 P: 13	R: 0 E: 0 K: 1 S: 10	H: 0 LOB: 2 BB: 2 P: 21	1B: 5 2B: 1 3B: 0 HR: 1	SF: 0 SAC: 0 DP: 0 HBP: 0	WP: 0 PB: 0 SB: 0 CS: 0	PA: 39
PITCHER	IP WLS BF H R ER SO BB IBB HBP BLK WP HR S P ERA WHIP	IP WLS BF H R ER SO BB IBB HBP BLK WP HR S P ERA WHIP	IP WLS BF H R ER SO BB IBB HBP BLK WP HR S P ERA WHIP	IP WLS BF H R ER SO BB IBB HBP BLK WP HR S P ERA WHIP	IP WLS BF H R ER SO BB IBB HBP BLK WP HR S P ERA WHIP	IP WLS BF H R ER SO BB IBB HBP BLK WP HR S P ERA WHIP	IP WLS BF H R ER SO BB IBB HBP BLK WP HR S P ERA WHIP	IP WLS BF H R ER SO BB IBB HBP BLK WP HR S P ERA WHIP	IP WLS BF H R ER SO BB IBB HBP BLK WP HR S P ERA WHIP	IP WLS BF H R ER SO BB IBB HBP BLK WP HR S P ERA WHIP	IP WLS BF H R ER SO BB IBB HBP BLK WP HR S P ERA WHIP	IP WLS BF H R ER SO BB IBB HBP BLK WP HR S P ERA WHIP	IP WLS BF H R ER SO BB IBB HBP BLK WP HR S P ERA WHIP	IP WLS BF H R ER SO BB IBB HBP BLK WP HR S P ERA WHIP	IP WLS BF H R ER SO BB IBB HBP BLK WP HR S P ERA WHIP	IP WLS BF H R ER SO BB IBB HBP BLK WP HR S P ERA WHIP						
Bobby Witt, R ERA: 4.25 (1, 1)	6.0	W	27	6	4	4	2	4	0	0	0	0	0	0	0	0	6.00	1.667				
Joe Binker, R ERA: (7, 1)	2.0	7	1	0	0	2	0	0	0	0	0	20	32	0.00	0.500							
Jeff Russell, R ERA: 1.8 (9, 1)	1.0	S	5	0	0	0	1	2	0	0	0	10	21	0.00	2.000							



Batter	1	2	3	4	5	6	7	8	9	AB	R	H	RBI	BB	SO	LOB	TOP																								
Dan Gladden, R OBP: 0.312, SLG: 0.353										5	2	2	0	0	0	4	Minnesota Twins @ Texas Rangers Arlington Stadium, Arlington, TX Mon May 27 1991, 8:05 PM EDT Att: 31,302 - Sunny - 93 F																								
Chuck Knoblauch, R OBP: 0.396, SLG: 0.370										1	1	0	0	4	0	0																									
Kirby Puckett, R OBP: 0.364, SLG: 0.497										5	0	4	1	0	0	1																									
Kent Hrbek, L OBP: 0.336, SLG: 0.320										4	1	1	3	1	0	5																									
Chili Davis, S OBP: 0.409, SLG: 0.535										5	0	1	0	0	3	6																									
Brian Harper, R OBP: 0.378, SLG: 0.529										5	0	1	0	0	0	7																									
Pedro Munoz, R OBP: 0.388, SLG: 0.465										4	0	1	0	1	1	3																									
Greg Gagne, R OBP: 0.366, SLG: 0.492										2	0	0	0	1	1	2																									
Scott Leius, R OBP: 0.385, SLG: 0.308										0	0	0	0	0	0	0																									
Al Newman, S OBP: 0.328, SLG: 0.259										3	0	1	0	1	0	2																									
Inning Stats	R: 1 E: 0 K: 0 S: 10	H: 2 LOB: 1 BB: 1 P: 20	R: 0 E: 0 K: 0 S: 7	H: 1 LOB: 2 BB: 2 P: 19	R: 0 E: 0 K: 1 S: 13	H: 1 LOB: 2 BB: 1 P: 22	R: 0 E: 0 K: 0 S: 8	H: 1 LOB: 0 BB: 0 P: 15	R: 2 E: 0 K: 1 S: 11	H: 1 LOB: 0 BB: 1 P: 23	R: 0 E: 0 K: 1 S: 11	H: 1 LOB: 1 BB: 0 P: 17	R: 0 E: 0 K: 0 S: 6	H: 2 LOB: 2 BB: 0 P: 9	R: 0 E: 0 K: 0 S: 6	H: 0 LOB: 0 BB: 1 P: 12	R: 1 E: 0 K: 2 S: 14	H: 2 LOB: 3 BB: 2 P: 26	1B: 9 2B: 1 3B: 0 HR: 1	SF: 0 SAC: 1 DP: 3 HBP: 0	WP: 0 PB: 0 CS: 0	PA: 43																			
PITCHER	IP	WLS	BF	H	R	ER	SO	BB	IBB	HBP	BLK	WP	HR	S	P	ERA	WHIP	PITCHER					IP	WLS	BF	H	R	ER	SO	BB	IBB	HBP	BLK	WP	HR	S	P	ERA	WHIP		
Kevin Brown, R ERA: 5.68	(1, 1)	5.0	W	24	6	3	3	2	5	0	0	0	0	1	49	99	5.40	2.200																							
Joe Bltker, R ERA:	(6, 1)	1.2		8	3	0	0	1	0	0	0	0	0	0	15	24	0.00	1.800																							
Gerald Alexander, R ERA: 1.42	(7, 1)	1.1		4	0	0	0	0	1	0	0	0	0	0	8	14	0.00	0.750																							
Eric Nolte, L ERA: 11.45	(9, 1)	0.0		4	2	1	1	0	2	0	0	0	0	0	5	15	=	=																							
Kenny Rogers, L ERA: 6.46	(9, 1)	1.0		3	0	0	0	2	0	0	0	0	0	0	9	11	0.00	0.000																							

AB	34
R	4
H	11
RBI	4
BB	8
SO	5
LOB	30



Batter	1	2	3	4	5	6	7	8	9	AB	R	H	RBI	BB	SO	LOB	BOTTOM																									
Brian Downing, R OBP: 0.492, SLG: 0.611										3	1	1	2	2	1	0	Minnesota Twins @ Texas Rangers Arlington Stadium, Arlington, TX Mon May 27 1991, 8:05 PM EDT Att: 31,302 - Sunny - 93 F																									
Rafael Palmeiro, L OBP: 0.367, SLG: 0.488										5	2	3	0	0	1	2																										
Jeff Huson, L OBP: 0.333, SLG: 0.314										0	0	0	0	0	0	0																										
Ruben Sierra, S OBP: 0.392, SLG: 0.561										3	2	1	1	1	1	1																										
Julio Franco, R OBP: 0.358, SLG: 0.451										5	2	2	3	0	1	2																										
Juan Gonzalez, R OBP: 0.419, SLG: 0.636										5	2	3	3	0	1	0																										
Mike Stanley, R OBP: 0.420, SLG: 0.491										5	1	2	1	0	1	2																										
Steve Buechele, R OBP: 0.364, SLG: 0.516										3	0	2	0	1	1	0																										
Mario Diaz, R OBP: 0.278, SLG: 0.308										3	0	1	1	0	0	4																										
Jack Daugherty, S OBP: 0.231, SLG: 0.174										1	0	0	0	0	1	1																										
Gary Pettis, S OBP: 0.378, SLG: 0.313										2	1	0	0	2	0	2																										
Inning Stats	R: 3 E: 0 K: 0 S: 26	H: 5 LOB: 2 BB: 0 P: 42	R: 0 E: 0 K: 1 S: 14	H: 1 LOB: 0 BB: 0 P: 19	R: 1 E: 0 K: 1 S: 12	H: 3 LOB: 2 BB: 0 P: 19	R: 3 E: 0 K: 0 S: 12	H: 3 LOB: 2 BB: 2 P: 25	R: 0 E: 0 K: 2 S: 7	H: 0 LOB: 0 BB: 0 P: 9	R: 2 E: 0 K: 2 S: 15	H: 2 LOB: 1 BB: 1 P: 25	R: 2 E: 0 K: 2 S: 13	H: 1 LOB: 0 BB: 1 P: 23	1B: 9 2B: 3 3B: 2 HR: 1	SF: 1 SAC: 1 DP: 1 HBP: 0	WP: 0 PB: 0 CS: 1	PA: 43																								
PITCHER	IP	WLS	BF	H	R	ER	SO	BB	IBB	HBP	BLK	WP	HR	S	P	ERA	WHIP	PITCHER					IP	WLS	BF	H	R	ER	SO	BB	IBB	HBP	BLK	WP	HR	S	P	ERA	WHIP			
Allan Anderson, L ERA: 5.2	(1, 1)	3.1	L	22	11	7	7	2	1	0	0	0	0	0	35	62	5.40	2.100																								
Paul Abbott, R ERA: 5.4	(4, 1)	3.1		15	3	2	2	3	4	0	0	0	0	0	35	62	5.40	2.100																								
Terry Leach, R ERA: 3.66	(7, 1)	1.1		6	1	2	2	3	1	0	0	0	0	1	17	28	13.50	1.500																								

AB	35
R	11
H	15
RBI	11
BB	6
SO	8
LOB	14



Batter	1	2	3	4	5	6	7	8	9	AB	R	H	RBI	BB	SO	LOB	TOP										
Chuck Knoblauch , R OBP: 0.355, SLG: 0.358 (1, 4)										5	0	0	0	0	2	1											
Al Newman , S OBP: 0.306, SLG: 0.238 (1, 5)										5	0	0	0	0	1	0											
Kirby Puckett , R OBP: 0.359, SLG: 0.489 (1, 8)										4	0	0	0	0	0	0											
Dan Gladden , R OBP: 0.310, SLG: 0.369 (7, 7)										0	0	0	0	0	0	0											
Kent Hrbek , L OBP: 0.344, SLG: 0.362 (1, 3)										4	2	3	1	0	0	0											
Chili Davis , S OBP: 0.402, SLG: 0.528 (1, 10)										4	1	1	1	0	2	1											
Brian Harper , R OBP: 0.382, SLG: 0.521 (1, 2)										2	2	0	0	2	1	0											
Gene Larkin , S OBP: 0.313, SLG: 0.342 (1, 9)										4	2	2	2	0	0	2											
Shane Mack , R OBP: 0.325, SLG: 0.459 (1, 7)										4	1	2	1	0	0	2											
Greg Gagne , R OBP: 0.377, SLG: 0.528 (8, 6)										3	1	2	4	0	1	0											
Scott Leius , R OBP: 0.370, SLG: 0.293 (8, 6)										1	0	0	0	0	1	0											
Inning Stats	R: 0 H: 0 E: 0 K: 1 S: 9	H: 0 R: 0 ER: 0 LOB: 0 BB: 0 P: 13	R: 4 H: 3 E: 0 K: 1 S: 19	H: 3 R: 0 ER: 0 LOB: 0 BB: 1 P: 33	R: 0 H: 0 E: 0 K: 0 S: 6	H: 0 R: 1 ER: 0 LOB: 0 BB: 0 P: 10	R: 1 H: 2 E: 0 K: 2 S: 11	H: 2 R: 0 ER: 0 LOB: 0 BB: 0 P: 14	R: 0 H: 0 E: 0 K: 2 S: 8	H: 0 R: 4 ER: 0 LOB: 0 BB: 0 P: 10	R: 0 H: 1 E: 0 K: 0 S: 6	H: 1 R: 0 ER: 0 LOB: 0 BB: 0 P: 14	R: 0 H: 0 E: 0 K: 0 S: 4	H: 0 R: 0 ER: 0 LOB: 0 BB: 0 P: 8	R: 0 H: 0 E: 0 K: 1 S: 10	H: 0 R: 0 ER: 0 LOB: 0 BB: 0 P: 16	1B: 4 2B: 3 3B: 0 HR: 3	SF: 0 SAC: 0 DP: 0 HBP: 0	WP: 0 PB: 0 SB: 1 CS: 1	PA: 39							
PITCHER	IP	WLS	BF	H	R	ER	SO	BB	IBB	HBP	BLK	WP	HR	S	P	ERA	WHIP										
Nolan Ryan , R ERA: 3.57 (1, 1)	4.0	L	17	5	5	5	4	1	0	0	0	0	1	26	70	11.25	1.500										
Joe Bittner , R ERA: 6.35 (5, 1)	2.0		11	4	4	4	3	1	0	0	0	0	2	26	40	18.00	2.500										
John Barfield , L ERA: 3.12 (7, 1)	1.0		4	1	0	0	0	0	0	0	0	0	0	6	14	0.00	1.000										
Eric Nolte , L ERA: 10.5 (8, 1)	2.0		6	0	0	0	1	0	0	0	0	0	0	14	24	0.00	0.000										

Minnesota Twins @ Texas Rangers
Arlington Stadium, Arlington, TX
Wed May 29 1991, 8:05 PM EDT
Att: 31,340 - Cloudy - 89 F

AB 36
R 9
H 10
RBI 9
BB 2
SO 8
LOB 6



Batter	1	2	3	4	5	6	7	8	9	AB	R	H	RBI	BB	SO	LOB	BOTTOM										
Brian Downing , R OBP: 0.481, SLG: 0.602 (1, 10)										4	1	1	0	0	0	1											
Rafael Palmeiro , L OBP: 0.382, SLG: 0.474 (1, 3)										3	0	0	0	1	1	2											
Ruben Sierra , S OBP: 0.399, SLG: 0.561 (1, 9)										3	0	2	1	0	0	1											
Jack Daugherty , S OBP: 0.241, SLG: 0.189 (7, 9)										1	0	1	0	0	0	0											
Juan Gonzalez , R OBP: 0.408, SLG: 0.612 (6, PH)										2	0	0	0	0	1	2											
Gary Pettis , S OBP: 0.370, SLG: 0.306 (7, 8)										2	0	0	0	0	2	3											
Julio Franco , R OBP: 0.349, SLG: 0.435 (1, 4)										3	0	0	0	0	2	1											
Mario Diaz , R OBP: 0.273, SLG: 0.302 (8, 4)										1	0	0	0	0	0	1											
Kevin Reimer , L OBP: 0.320, SLG: 0.378 (1, 7)										3	0	0	0	0	1	0											
Geno Petralli , L OBP: 0.353, SLG: 0.333 (1, 2)										3	0	0	0	0	0	0											
Steve Buechele , R OBP: 0.357, SLG: 0.504 (1, 5)										3	0	0	0	0	1	0											
Jeff Huson , L OBP: 0.324, SLG: 0.297 (1, 6)										2	0	0	0	1	0	0											
Inning Stats	R: 1 H: 2 E: 0 K: 1 S: 9	H: 2 R: 0 ER: 0 LOB: 0 BB: 0 P: 14	R: 0 H: 0 E: 0 K: 0 S: 6	H: 0 R: 0 ER: 0 LOB: 0 BB: 0 P: 10	R: 0 H: 0 E: 0 K: 1 S: 10	H: 0 R: 0 ER: 0 LOB: 0 BB: 1 P: 16	R: 0 H: 1 E: 0 K: 1 S: 14	H: 1 R: 0 ER: 0 LOB: 2 BB: 1 P: 26	R: 0 H: 0 E: 0 K: 1 S: 7	H: 0 R: 0 ER: 0 LOB: 0 BB: 0 P: 12	R: 0 H: 0 E: 0 K: 1 S: 7	H: 0 R: 0 ER: 0 LOB: 0 BB: 0 P: 10	R: 0 H: 0 E: 0 K: 1 S: 9	H: 1 R: 0 ER: 0 LOB: 1 BB: 0 P: 13	1B: 3 2B: 1 3B: 0 HR: 0	SF: 0 SAC: 0 DP: 0 HBP: 0	WP: 0 PB: 0 SB: 0 CS: 1	PA: 33									
PITCHER	IP	WLS	BF	H	R	ER	SO	BB	IBB	HBP	BLK	WP	HR	S	P	ERA	WHIP										
Jack Morris , R ERA: 4.46 (1, 1)	9.0	W	32	4	1	1	8	2	0	0	0	0	0	76	123	1.00	0.667										

Minnesota Twins @ Texas Rangers
Arlington Stadium, Arlington, TX
Wed May 29 1991, 8:05 PM EDT
Att: 31,340 - Cloudy - 89 F

AB 30
R 1
H 4
RBI 1
BB 2
SO 8
LOB 11



Batter	1	2	3	4	5	6	7	8	9	AB	R	H	RBI	BB	SO	LOB	TOP										
Harold Reynolds, S OBP: 0.370, SLG: 0.380 (1, 4)	G5-3	WP BB 2B	G6-3		G5-3		G6-3		K	6	1	1	0	0	1	2											
Henry Cotto, R OBP: 0.329, SLG: 0.434 (1, 7)	E 1B BB	G5-3	G5-3		G5-3		1B		1B	4	1	2	0	1	0	2											
Ken Griffey Jr., L OBP: 0.378, SLG: 0.479 (1, 8)	E4 BB 1B WP	BB WP 1B BB	G3		G1-3		F8			4	2	0	0	1	0	4											
Tracy Jones, R OBP: 0.296, SLG: 0.353 (1, 10)	WP HR 1B	F7			F8		G5-3		FC4 1B	5	1	2	1	0	0	2											
Edgar Martinez, R OBP: 0.462, SLG: 0.464 Omar Vizquel, S OBP: 0.263, SLG: 0.267 (6, PR) (6, 6)	WP HR BB	BB 1B IBB	G5-3		G5-3		3B 1B		FC4	2	2	1	0	2	0	0											
Pete O'Brien, L OBP: 0.302, SLG: 0.422 (1, 3)	K	1B BB	G6-3		P6		K		K	4	0	0	1	1	2	4											
Jay Buhner, R OBP: 0.333, SLG: 0.529 (1, 9)	HR	1B			F8		K		K	5	1	3	6	0	1	1											
Jeff Schaefer, R OBP: 0.220, SLG: 0.191 (6, 5)	BB	P3			HR 1B		G4-3		E6 G6-3-5	4	1	1	0	1	0	4											
Dave Valle, R OBP: 0.276, SLG: 0.228 Scott Bradley, L OBP: 0.156, SLG: 0.095 (1, 2) (7, 2)	L9		G6-3 BLK BB		HR		G6-3 HBP		G6-3-5 2-3f	2	1	1	2	1	0	1											
Inning Stats	R: 5 E: 1 K: 1 S: 13	H: 2 LOB: 1 BB: 3 P: 29	R: 3 E: 0 K: 0 S: 9	H: 2 LOB: 2 BB: 3 P: 28	R: 0 E: 0 K: 0 S: 6	H: 0 LOB: 1 BB: 1 P: 12	R: 0 E: 0 K: 0 S: 8	H: 0 LOB: 0 BB: 0 P: 14	R: 2 E: 0 K: 0 S: 12	H: 3 LOB: 1 BB: 0 P: 17	R: 1 E: 0 K: 0 S: 8	H: 2 LOB: 2 BB: 0 P: 13	R: 0 E: 0 K: 2 S: 10	H: 1 LOB: 1 BB: 0 P: 15	R: 0 E: 1 K: 1 S: 7	H: 0 LOB: 0 BB: 0 P: 8	1B: 7 2B: 2 3B: 1 HR: 2	SF: 0 SAC: 0 DP: 2 HBP: 1	WP: 2 PB: 0 SB: 0 CS: 0	PA: 46							
PITCHER	IP	WLS	BF	H	R	ER	SO	BB	IBB	HBP	BLK	WP	HR	S	P	ERA	WHIP										
Kenny Rogers, L ERA: 7.02 (1, 1)	2.0	L	18	4	8	4	1	6	1	0	0	2	1	22	61	18.00	5.000										
John Barfield, L ERA: 3.5 (3, 1)	4.0	17	5	3	3	0	0	0	0	0	1	0	1	34	52	6.75	1.250										
Mike Jeffcoat, L ERA: 2.78 (7, 1)	1.0	4	1	0	0	0	0	0	0	1	0	0	0	8	11	0.00	1.000										
Joe Bitker, R ERA: 5.4 (8, 1)	1.0	4	1	0	0	2	0	0	0	0	0	0	0	10	15	0.00	1.000										
Rich Gossage, R ERA: 2.59 (9, 1)	1.0	3	0	0	0	1	0	0	0	0	0	0	0	7	8	0.00	0.000										

Seattle Mariners @ Texas Rangers
Arlington Stadium, Arlington, TX
Thu May 30 1991, 8:05 PM EDT
Att: 29,819 - Cloudy - 89 F

AB 38
R 11
H 11
RBI 10
BB 7
SO 4
LOB 22

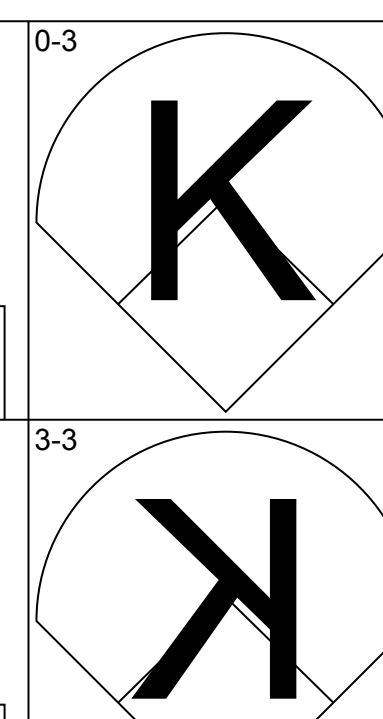
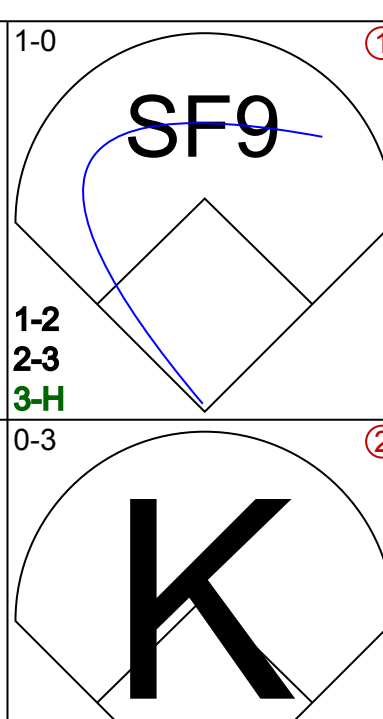
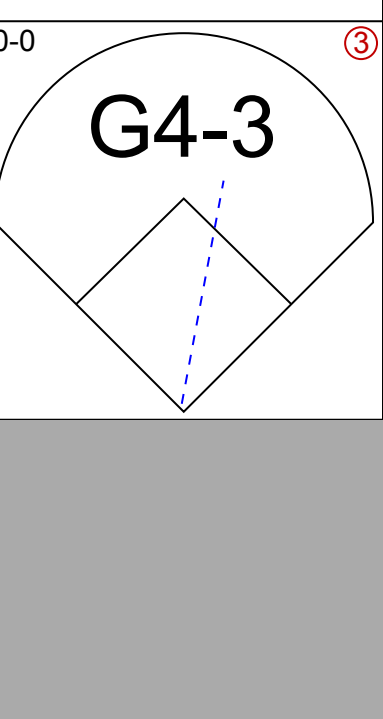
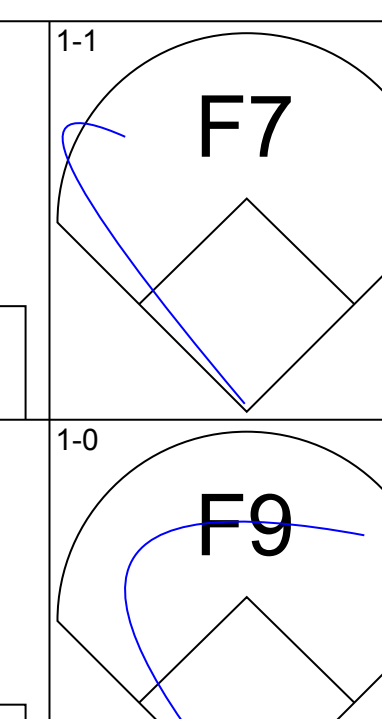
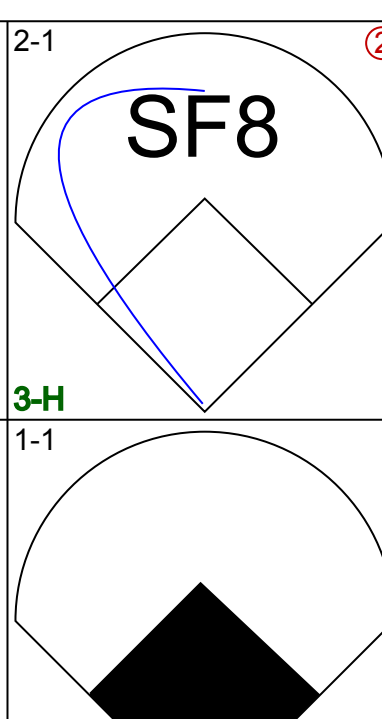

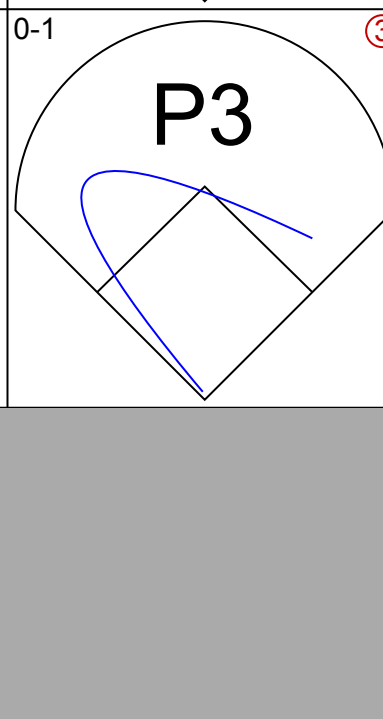
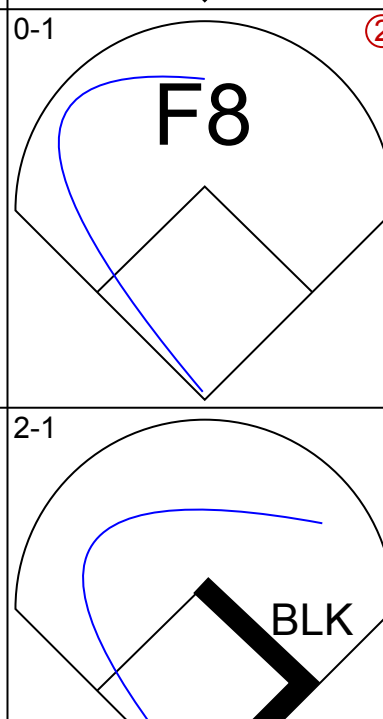
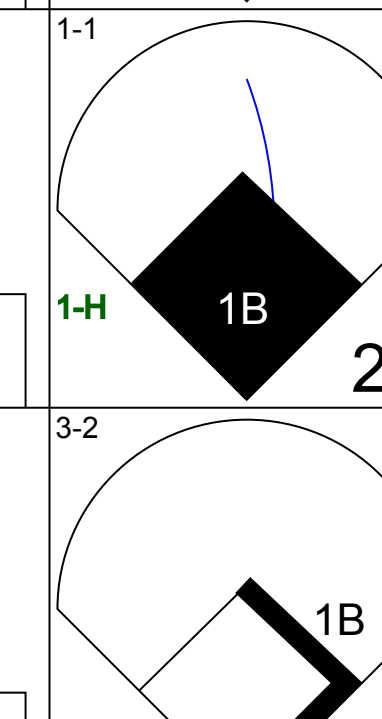



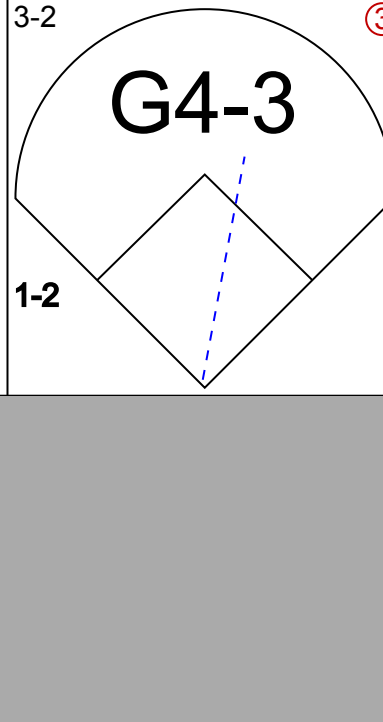
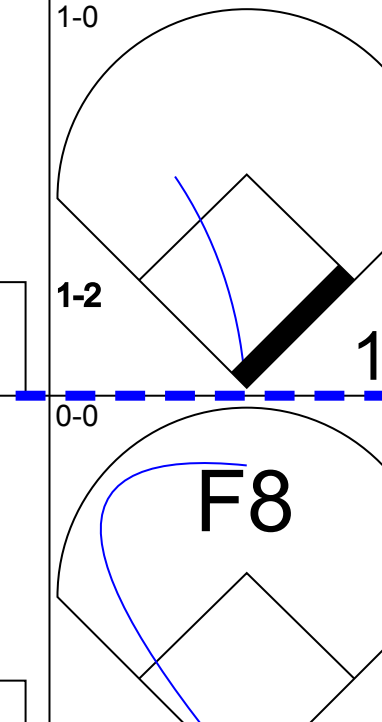

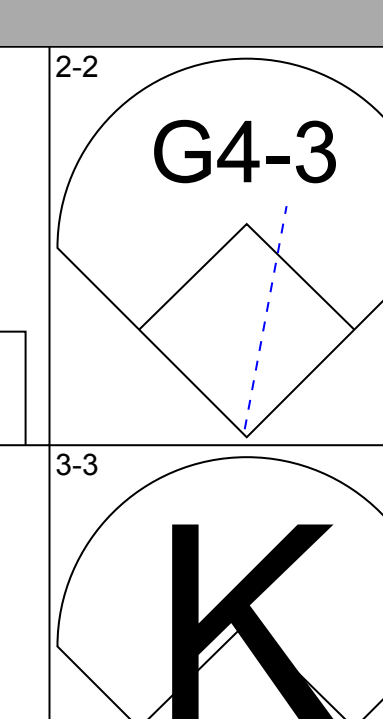
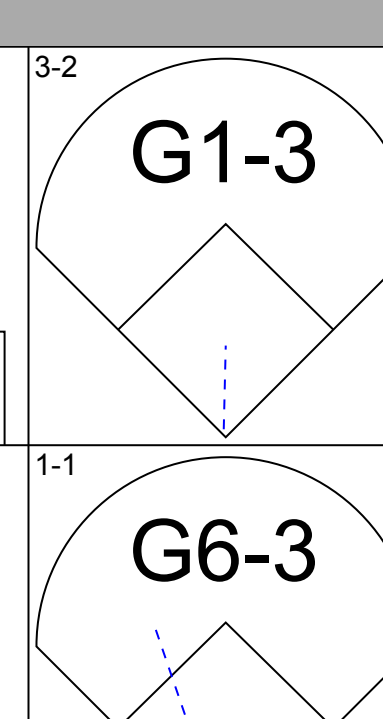
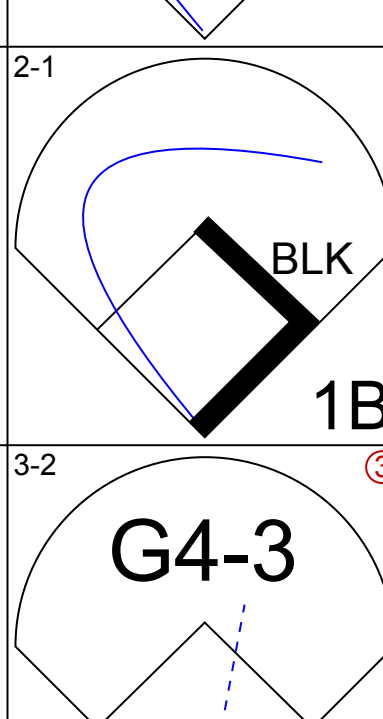
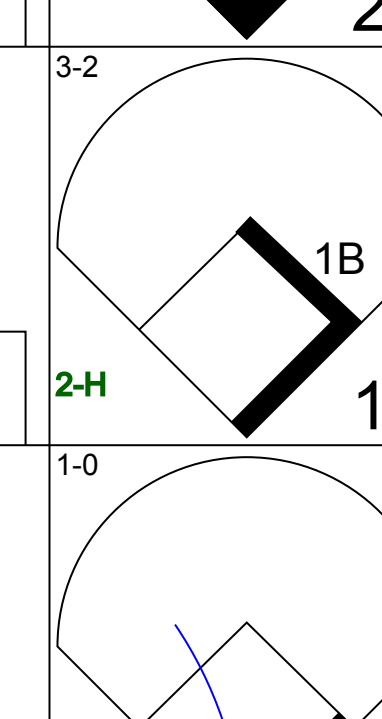
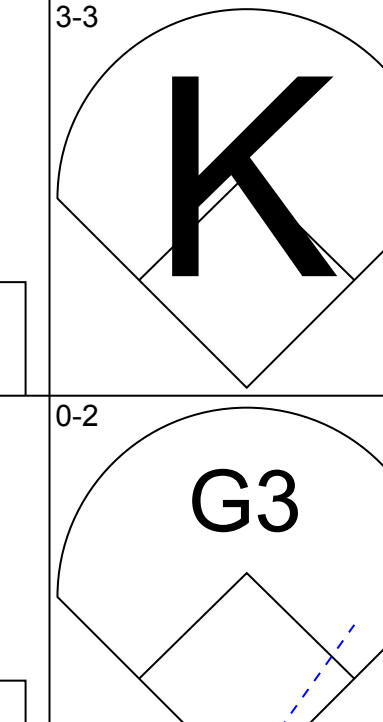
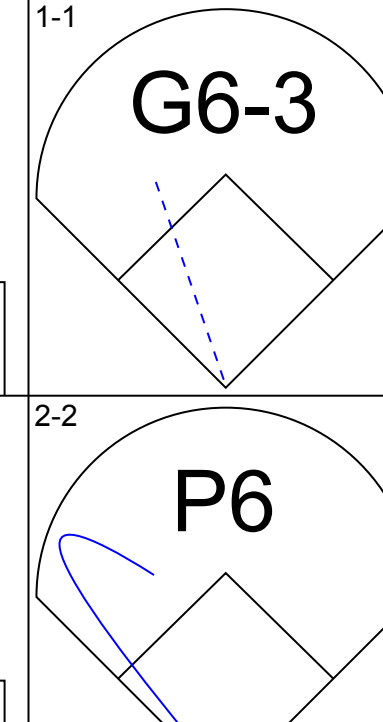
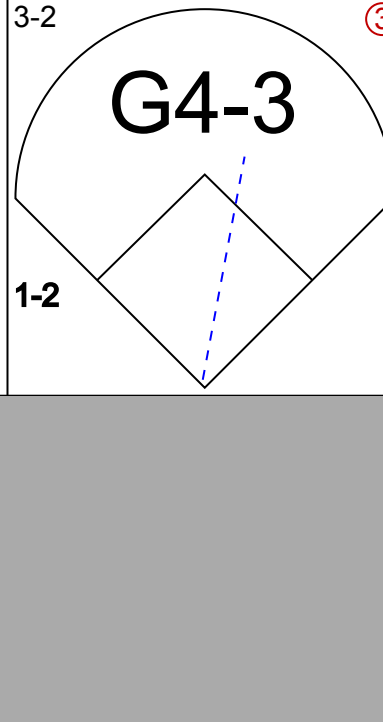
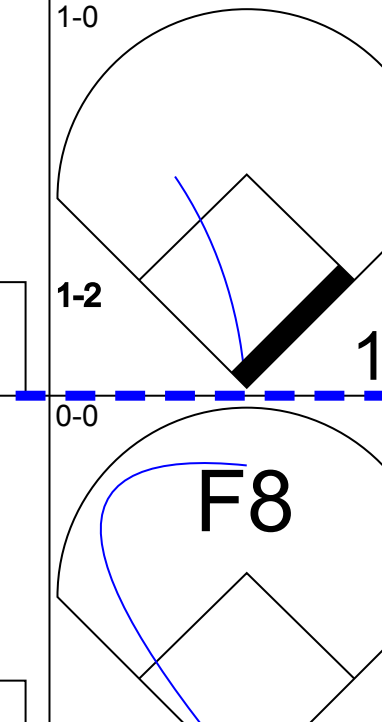
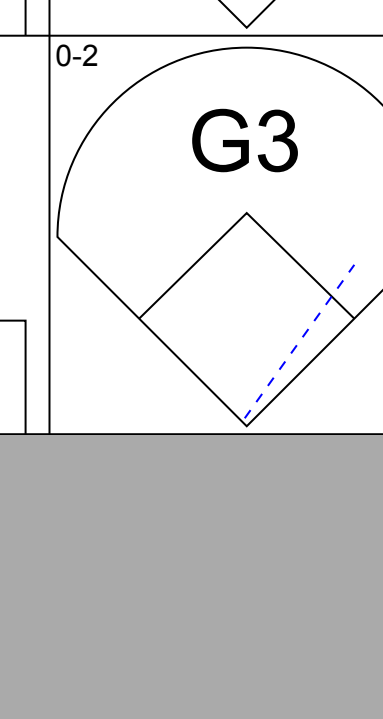
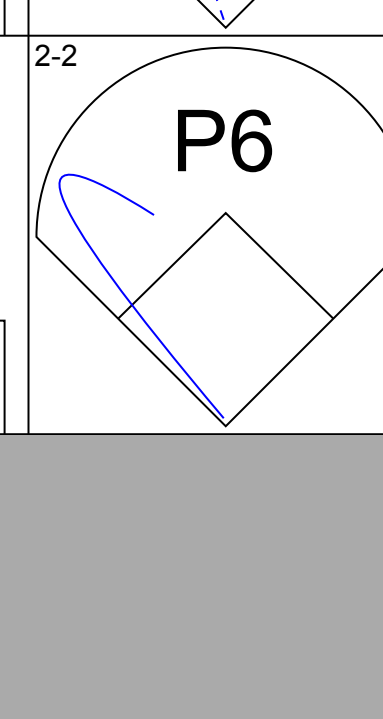
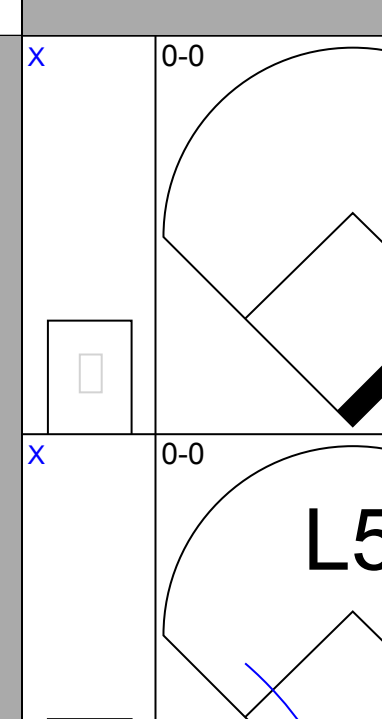
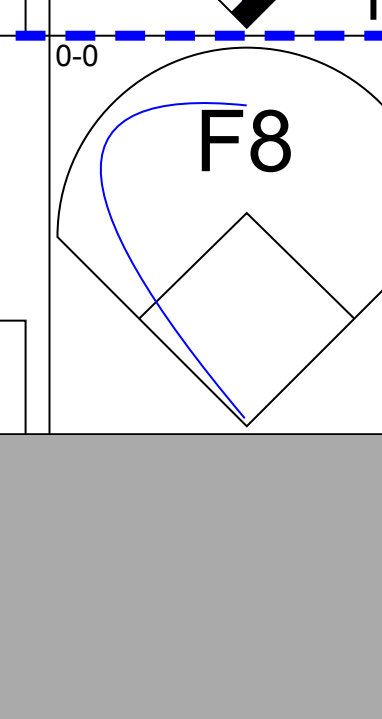
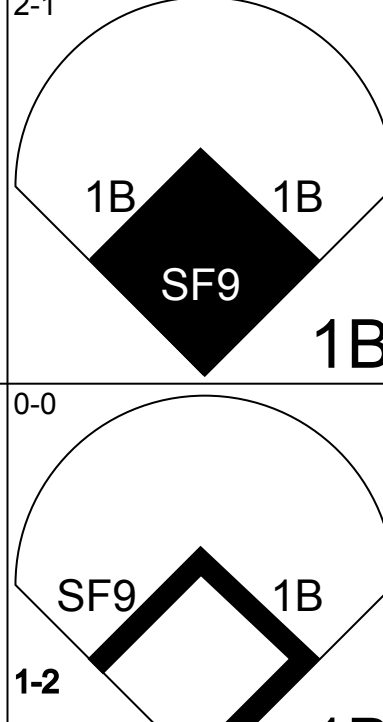
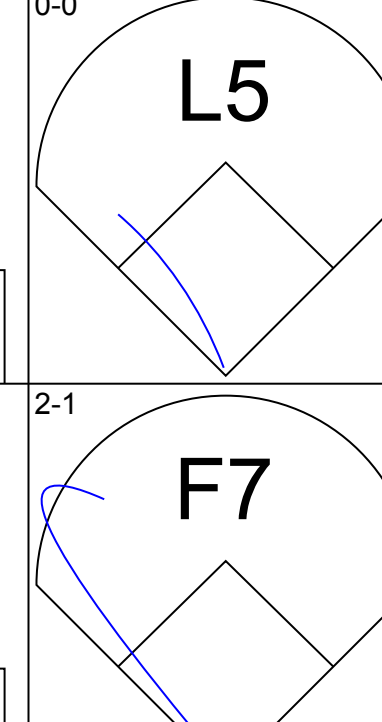
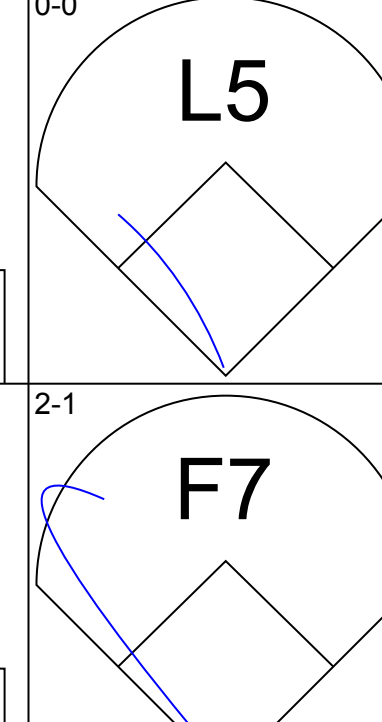
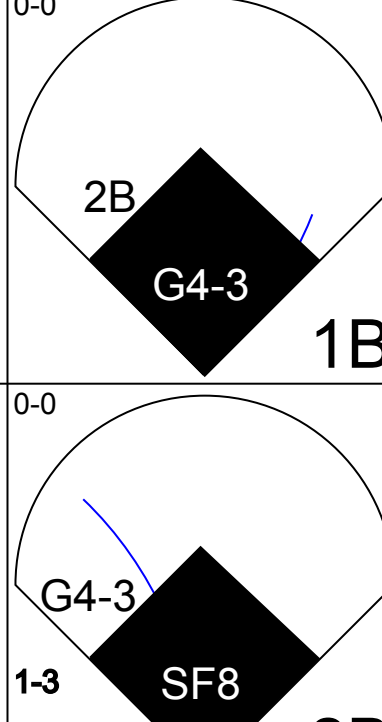
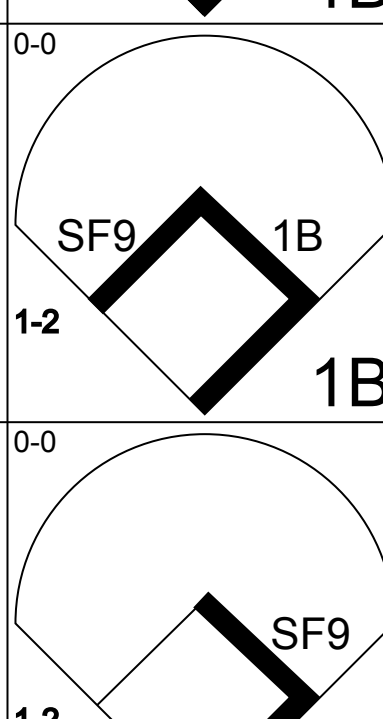
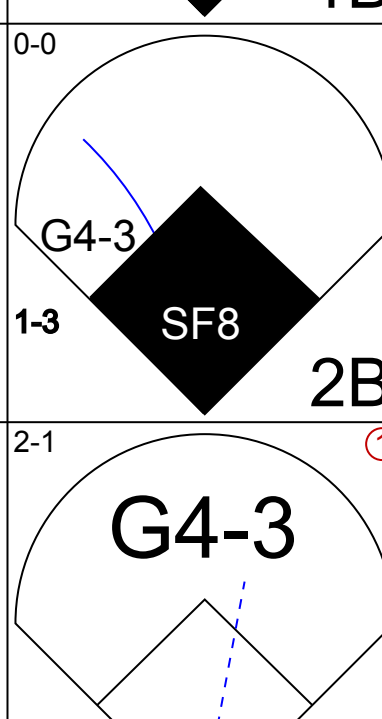
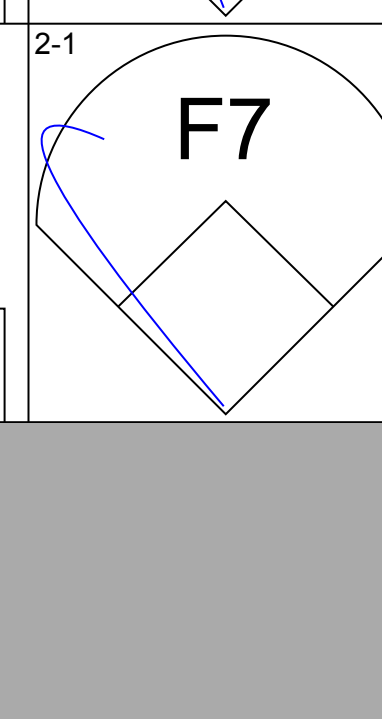
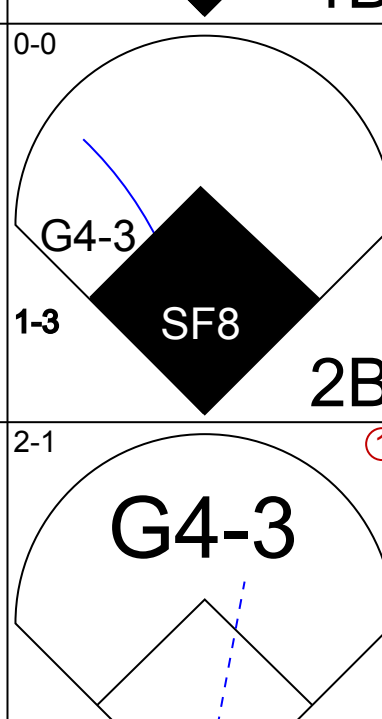
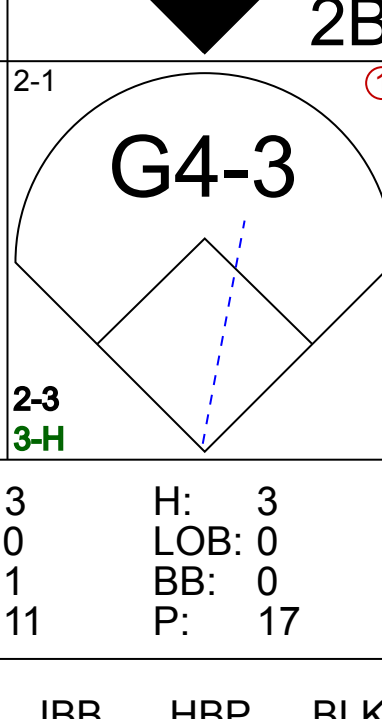


Batter	1	2	3	4	5	6	7	8	9	AB	R	H	RBI	BB	SO	LOB	BOTTOM										
Brian Downing, R OBP: 0.464, SLG: 0.576 (1, 10)	P4	F9			L7		F9		G5-3	5	0	0	0	0	0	2											
Rafael Palmeiro, L OBP: 0.361, SLG: 0.472 Jack Daugherty, S OBP: 0.247, SLG: 0.187 (6, 3)	1B 1B		F8		F9		BB		K	3	1	1	0	0	0	1											
Ruben Sierra, S OBP: 0.401, SLG: 0.560 (1, 9)	1B E 1B		G3		E8 1B 1B		F7			4	1	2	0	0	0	1											
Julio Franco, R OBP: 0.358, SLG: 0.439 (1, 4)	F8		BB		1B		1B		2B 1B	3	1	2	0	1	0	2											
Kevin Reimer, L OBP: 0.327, SLG: 0.394 (1, 7)	E7 1B		P5		K		K		F8-5 2B	4	0	2	2	0	1	3											
Geno Petralli, L OBP: 0.356, SLG: 0.330 Mike Stanley, R OBP: 0.408, SLG: 0.474 (5, 2)	FC5-4 BB		G3		G6-3		F8-5			1	0	0	0	1	0	0											
Steve Buechele, R OBP: 0.347, SLG: 0.489 (1, 5)	FC5-4 1-2f		K		F9		G5-3			4	0	0	0	0	1	2											
Jeff Huson, L OBP: 0.315, SLG: 0.287 Mario Diaz, R OBP: 0.266, SLG: 0.333 (7, 6)		K		G3-1		G3		WP 2B		3	0	0	0	0	1	0											
Gary Pettis, S OBP: 0.365, SLG: 0.303 (1, 8)		F7			1B E 1B		K		L7	4	1	1	0	0	1	1											
Inning Stats	R: 2 E: 1 K: 0 S: 16	H: 3 LOB: 2 BB: 1 P: 31	R: 0 E: 0 K: 1 S: 7	H: 0 LOB: 0 BB: 0 P: 11	R: 0 E: 0 K: 0 S: 10	H: 0 LOB: 1 BB: 1 P: 16	R: 0 E: 0 K: 1 S: 9	H: 0 LOB: 0 BB: 0 P: 12	R: 1 E: 1 K: 1 S: 13	H: 3 LOB: 2 BB: 0 P: 21	R: 0 E: 0 K: 0 S: 4	H: 0 LOB: 0 BB: 0 P: 7	R: 0 E: 0 K: 1 S: 12	H: 2 LOB: 1 BB: 1 P: 18	R: 1 E: 0 K: 0 S: 8	H: 1 LOB: 1 BB: 0 P: 14	R: 0 E: 0 K: 1 S: 10	H: 1 LOB: 0 BB: 0 P: 14	1B: 7 2B: 3 3B: 0 HR: 0	SF: 0 SAC: 0 DP: 1 HBP: 0	WP: 1 PB: 0 SB: 0 CS: 0	PA: 38					
PITCHER	IP	WLS	BF	H	R	ER	SO	BB	IBB	HBP	BLK	WP	HR	S	P	ERA	WHIP										
Rich DeLucia, R ERA: 4.4 (1, 1)	8.0	W	34	8	4	3	4	3	0	0	0	0	0	79	130	3.38	1.375										
Rob Murphy, L ERA: 2.41 (9, 1)	1.0	4	1	0	0	1	0	0	0	0	0	1	0	10	14	0.00	1.000										

Seattle Mariners @ Texas Rangers
Arlington Stadium, Arlington, TX
Thu May 30 1991, 8:05 PM EDT
Att: 29,819 - Cloudy - 89 F

AB 35
R 4
H 9
RBI 2
BB 3
SO 5
LOB 14

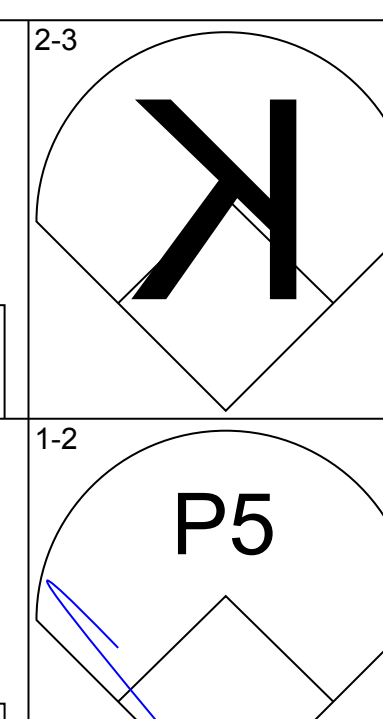
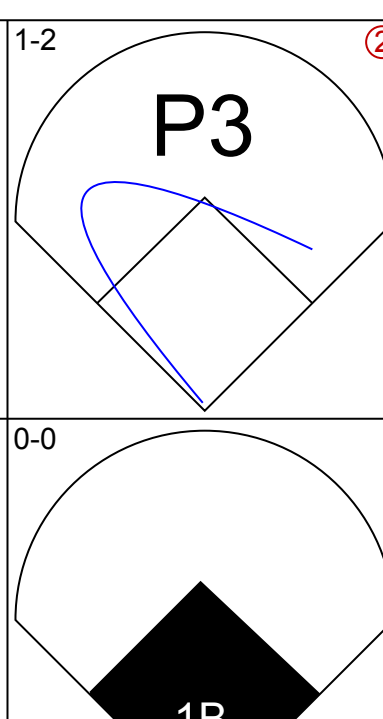
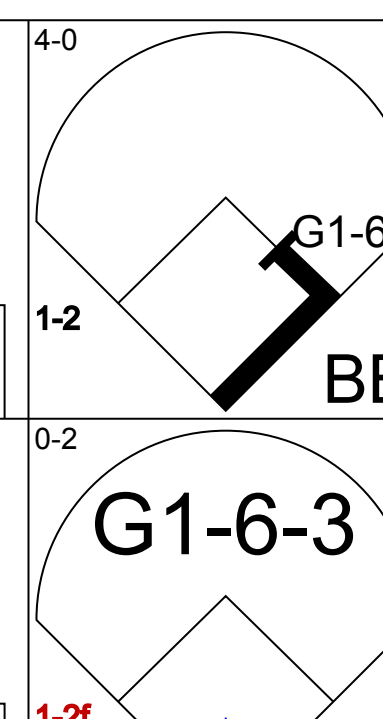
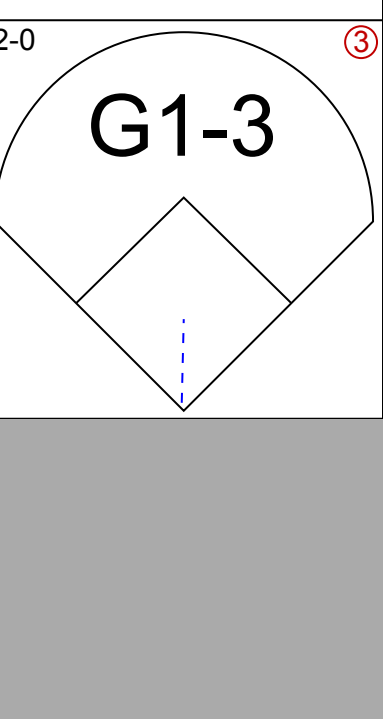
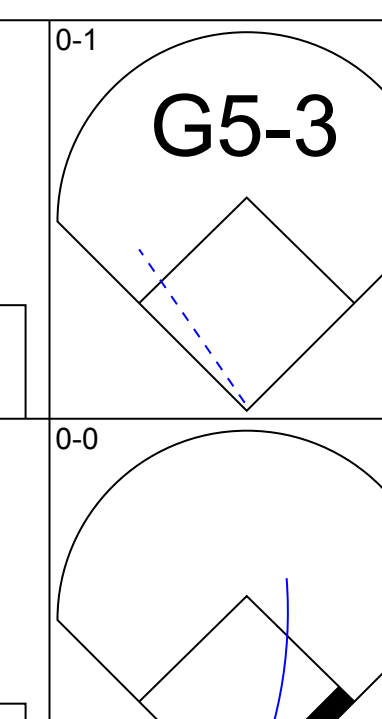
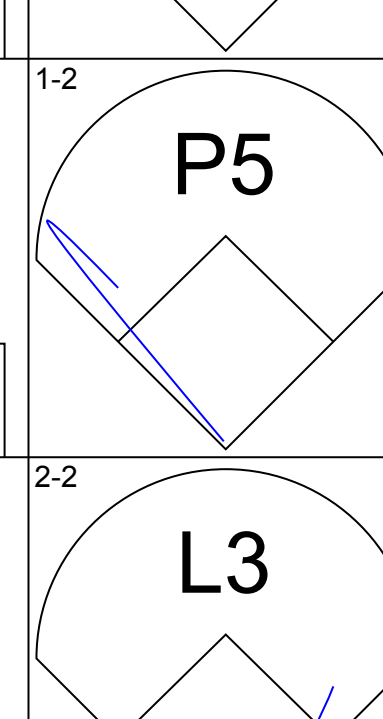
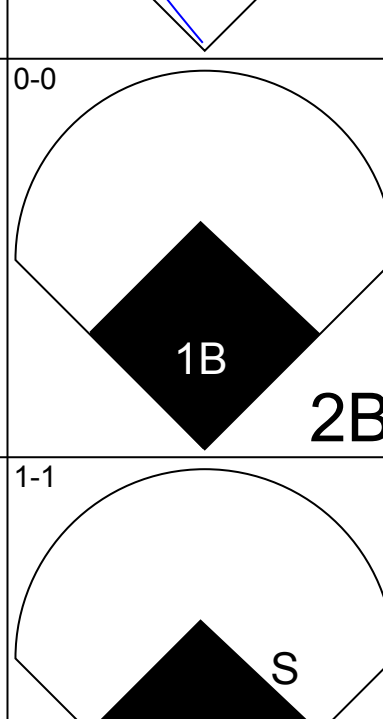
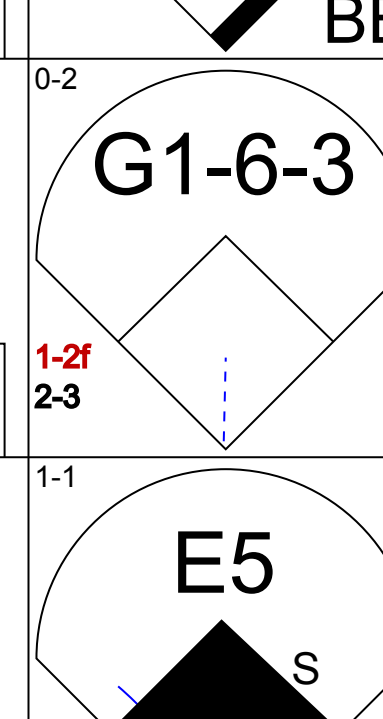
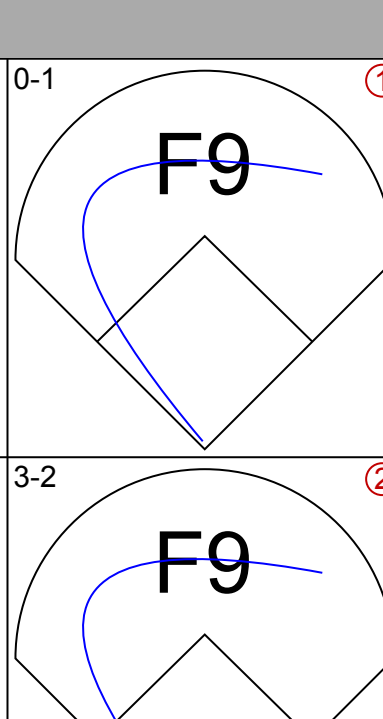
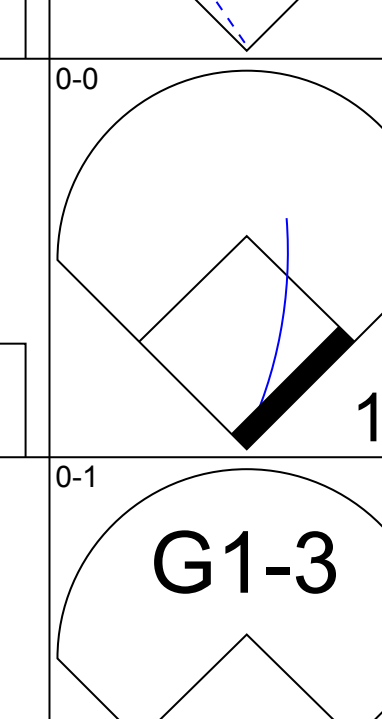
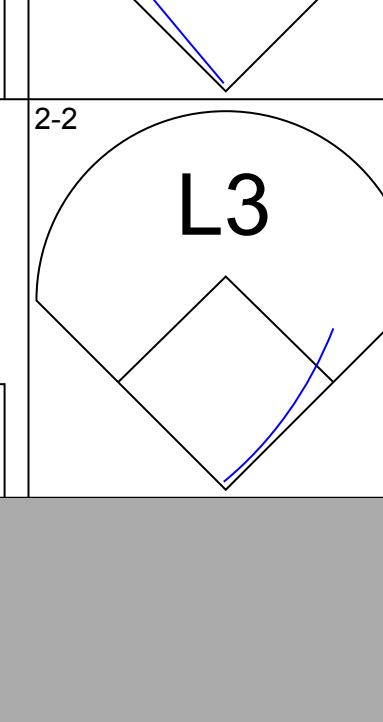
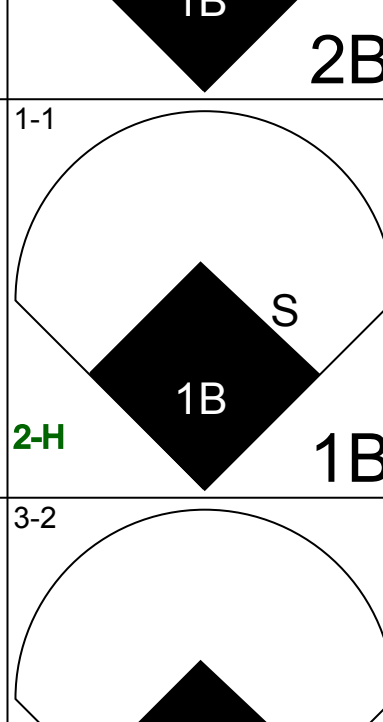
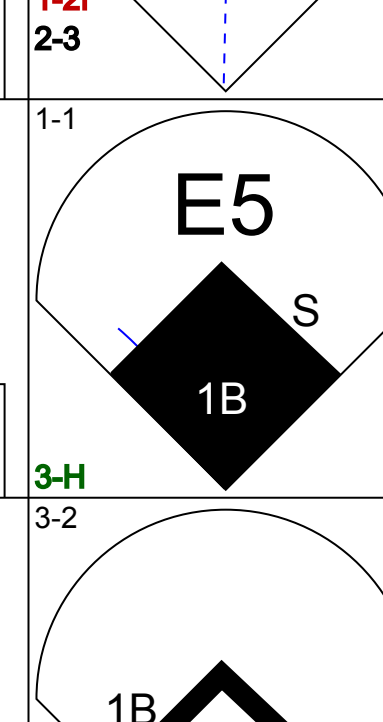
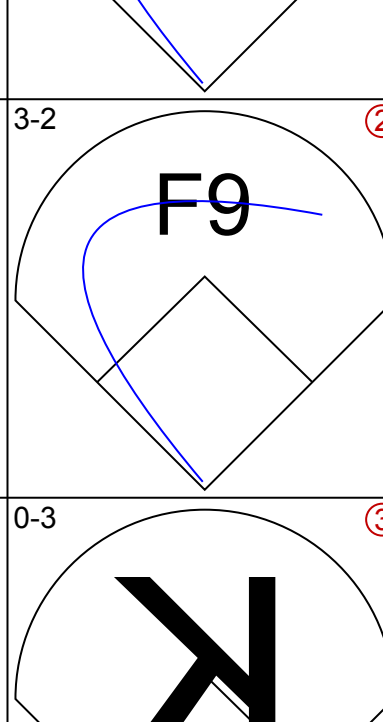
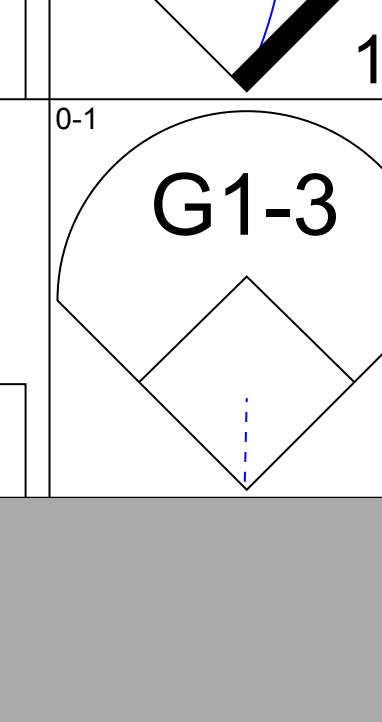
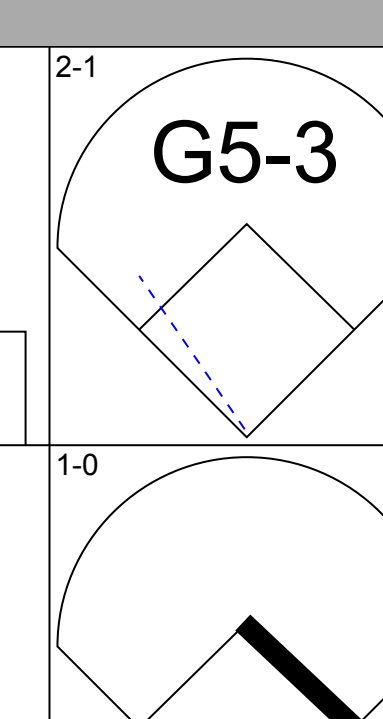
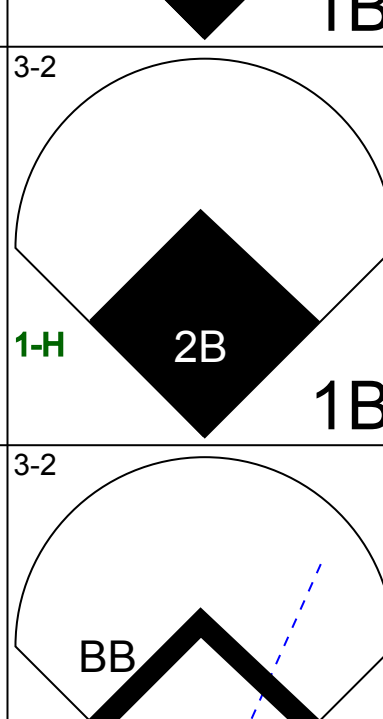
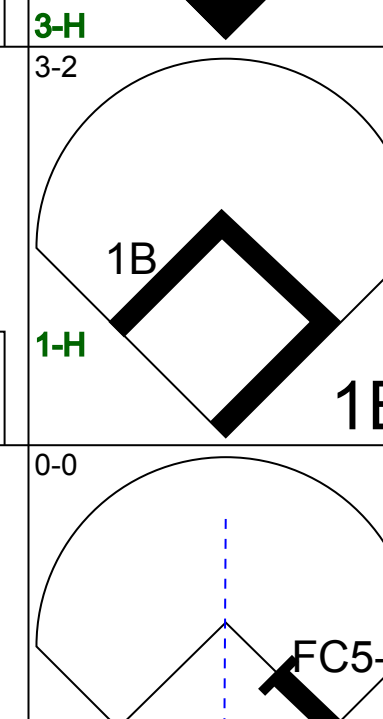


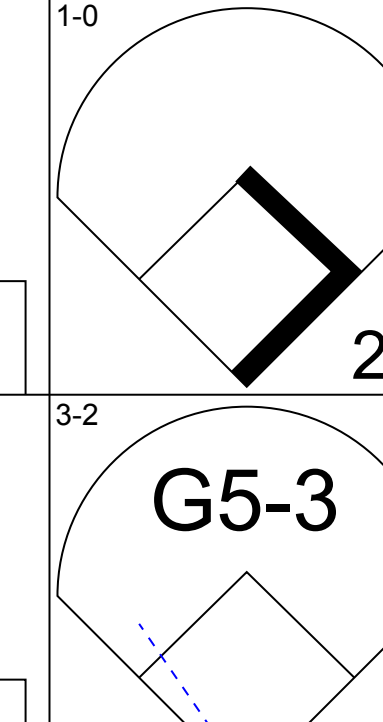
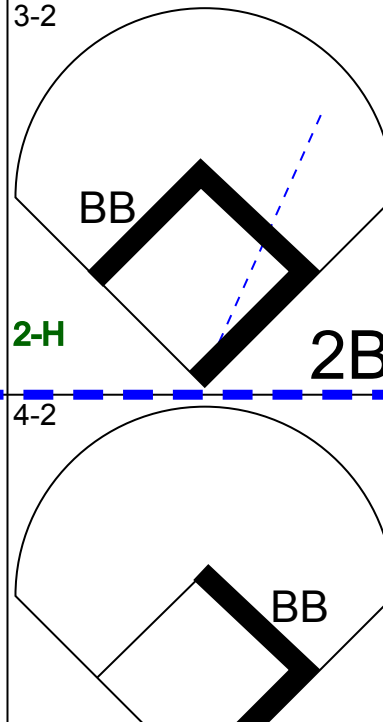
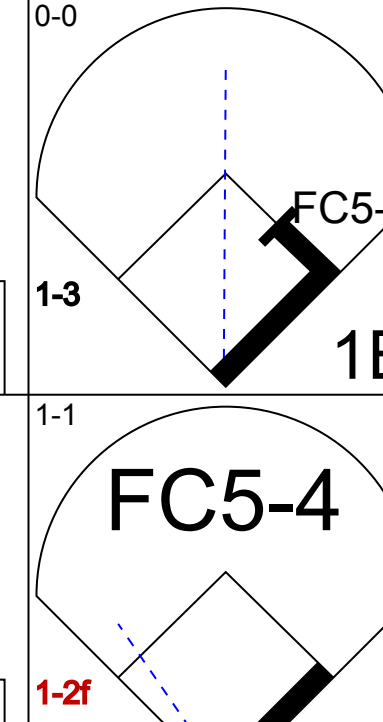
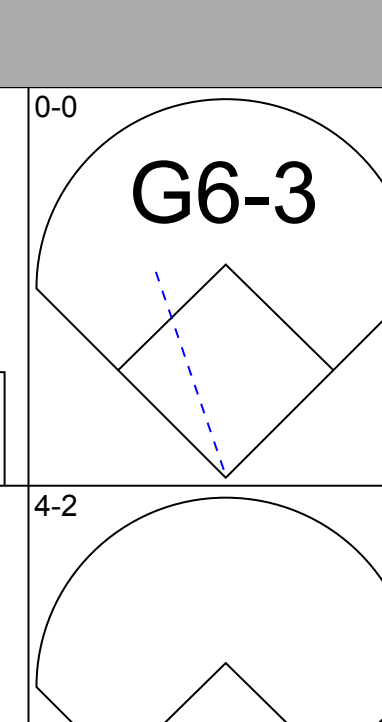
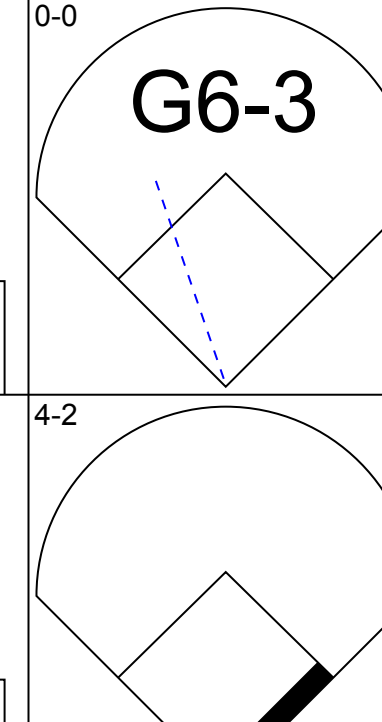
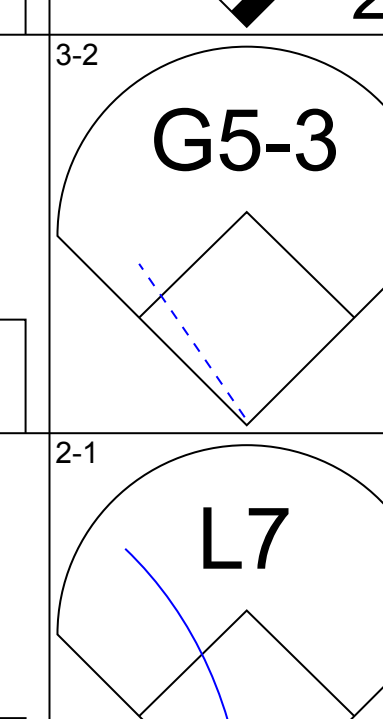
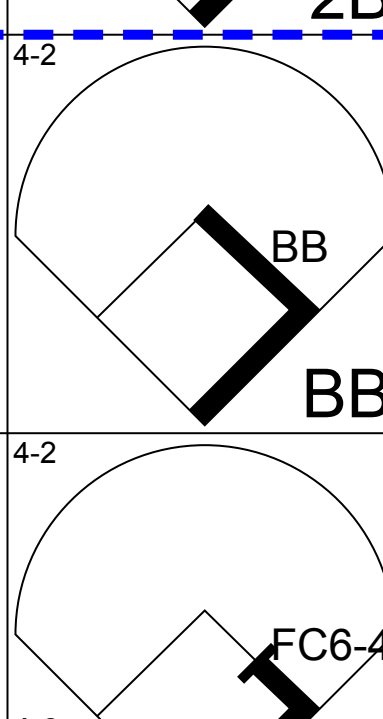
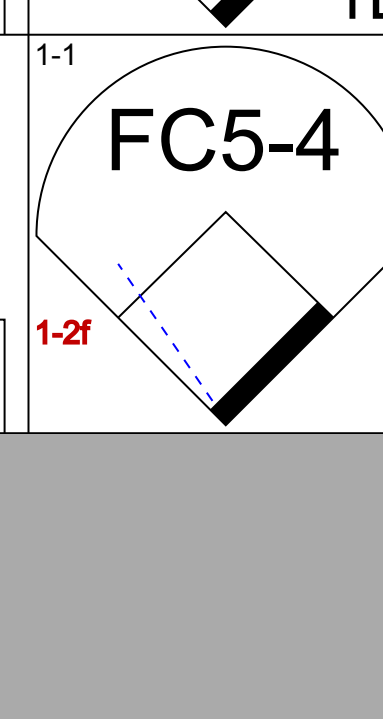
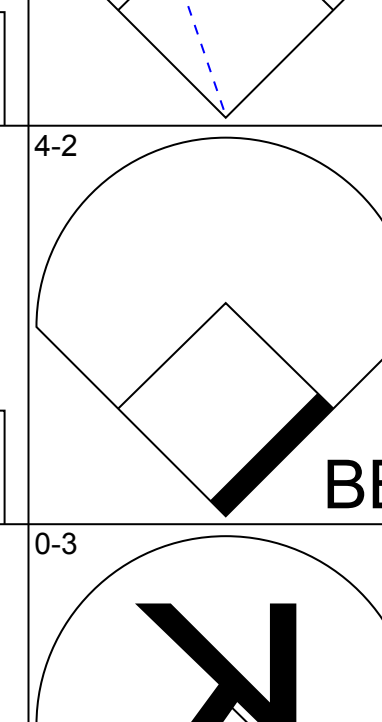
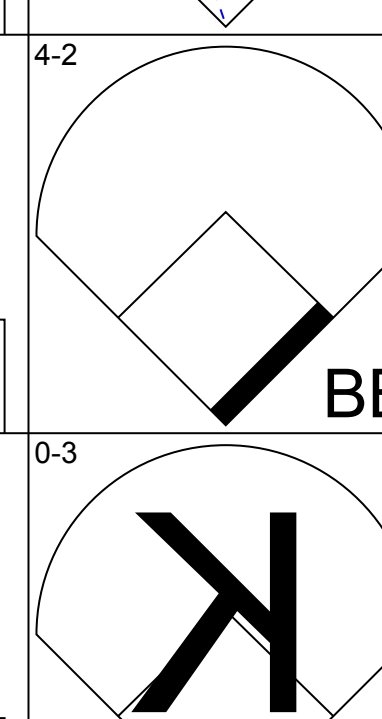
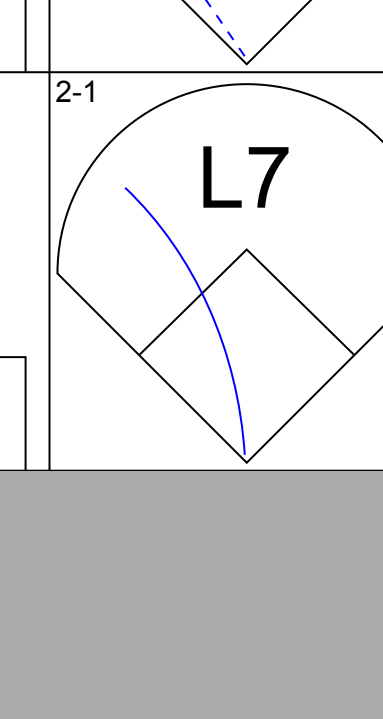
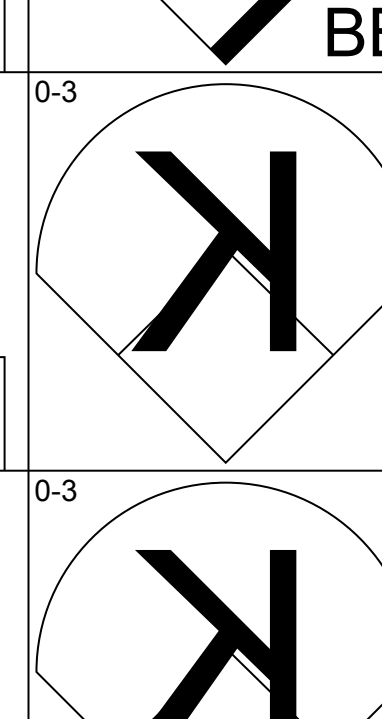
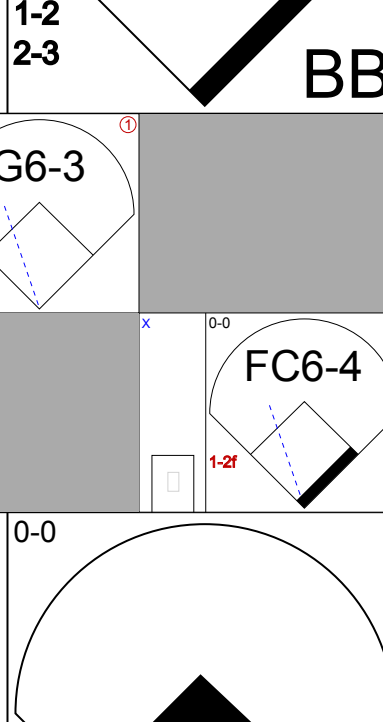
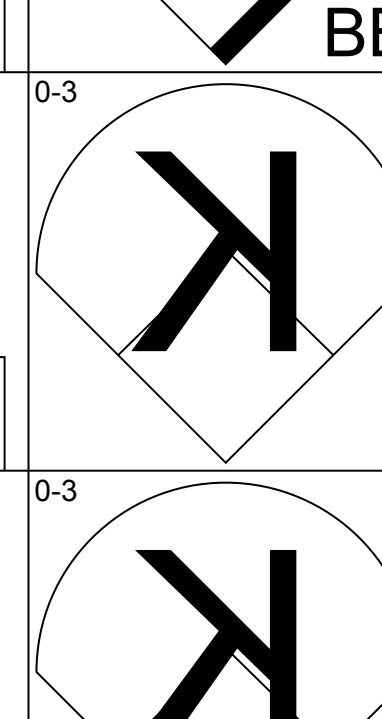
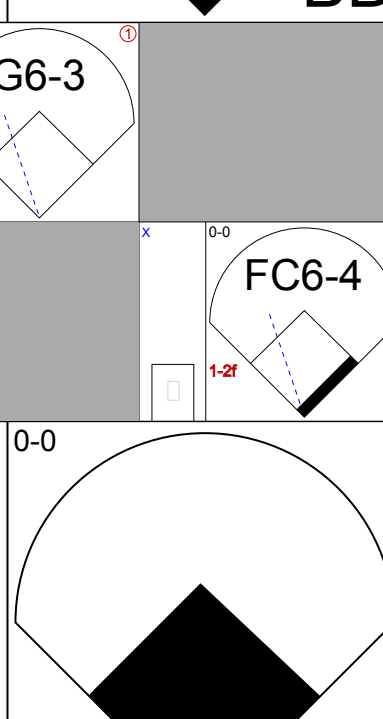
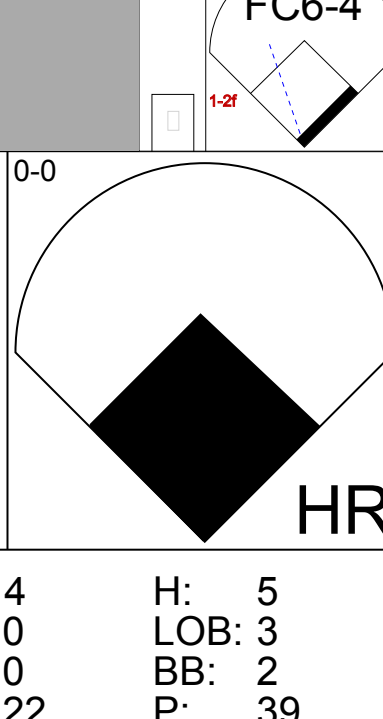
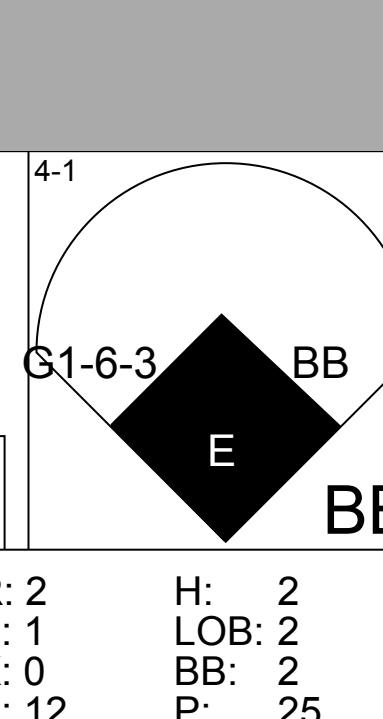

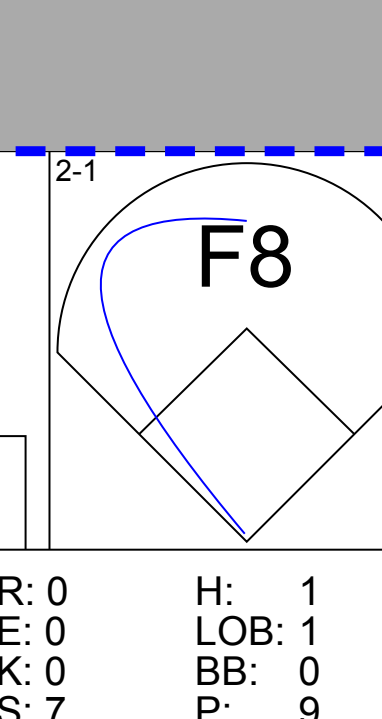


Batter	1	2	3	4	5	6	7	8	9	AB	R	H	RBI	BB	SO	LOB	TOP					
Harold Reynolds, S OBP: 0.361, SLG: 0.374 (1, 4)										3	0	0	2	0	1	2						
Ken Griffey, L OBP: 0.380, SLG: 0.400 Tracy Jones, R OBP: 0.304, SLG: 0.415 (1, 7) (6, 7)										3	0	0	0	0	2	2						
Ken Griffey Jr., L OBP: 0.374, SLG: 0.473 Alonzo Powell, R OBP: 0.182, SLG: 0.273 (1, 8) (4, 9) (6, 8)										2	0	0	0	0	1	2						
Avin Davis, L OBP: 0.292, SLG: 0.327 (1, 3)										4	0	2	1	0	0	0						
Edgar Martinez, R OBP: 0.458, SLG: 0.458 (1, 5)										4	0	1	0	0	1	1						
Pete O'Brien, L OBP: 0.301, SLG: 0.418 (1, 10)										4	0	1	0	0	0	2						
Jay Buhner, R OBP: 0.350, SLG: 0.539 (1, 9) (4, 8) (6, 9)										4	2	3	0	0	0	0						
Scott Bradley, L OBP: 0.184, SLG: 0.152 (1, 2)										4	1	2	0	0	0	1						
Omar Vizquel, S OBP: 0.270, SLG: 0.274 (1, 6)										4	1	2	1	0	0	2						
Inning Stats	R: 0 E: 0 K: 3 S: 9	H: 0 LOB: 0 BB: 0 P: 14	R: 0 E: 0 K: 1 S: 11	H: 0 LOB: 0 BB: 0 P: 16	R: 1 E: 0 K: 1 S: 10	H: 3 LOB: 2 BB: 0 P: 13	R: 0 E: 0 K: 0 S: 8	H: 0 LOB: 0 BB: 0 P: 14	R: 0 E: 0 K: 0 S: 6	H: 1 LOB: 1 BB: 0 P: 10	R: 0 E: 0 K: 0 S: 8	H: 1 LOB: 0 BB: 0 P: 13	R: 0 E: 0 K: 0 S: 4	H: 1 LOB: 0 BB: 0 P: 6	R: 2 E: 0 K: 0 S: 12	H: 4 LOB: 2 BB: 0 P: 22	R: 3 E: 0 K: 1 S: 11	H: 3 LOB: 0 BB: 0 P: 17	1B: 10 2B: 2 3B: 0 HR: 1	SF: 2 SAC: 0 DP: 0 HBP: 0	WP: 0 PB: 0 SB: 0 CS: 0	PA: 39
PITCHER	IP	WLS	BF	H	R	ER	SO	BB	IBB	HBP	BLK	WP	HR	S	P	ERA	WHIP					
Gerald Alexander, R ERA: 1.35 (1, 1)	7.0	W	26	6	1	1	5	0	0	0	1	0	0	56	86	1.29	0.857					
Mike Jeffcoat, L ERA: 3.47 (8, 1)	0.2		6	4	2	2	0	0	0	0	0	0	0	11	21	27.00	6.000					
Jeff Russell, R ERA: 2.73 (8, 1)	1.1	S	7	3	3	3	1	0	0	0	0	0	1	12	18	20.25	2.250					

Seattle Mariners @ Texas Rangers
Arlington Stadium, Arlington, TX
Fri May 31 1991, 8:05 PM EDT
Att: 36,386 - Cloudy - 90 F

AB 37
R 6
H 13
RBI 6
BB 0
SO 6
LOB 13



Batter	1	2	3	4	5	6	7	8	9	AB	R	H	RBI	BB	SO	LOB	BOTTOM				
Brian Downing, R OBP: 0.455, SLG: 0.557 (1, 10)										4	0	0	0	1	1	0					
Rafael Palmeiro, L OBP: 0.362, SLG: 0.475 (1, 3)										5	1	2	0	0	0	2					
Ruben Sierra, S OBP: 0.396, SLG: 0.550 (1, 9)										5	2	1	1	0	0	1					
Julio Franco, R OBP: 0.361, SLG: 0.441 (1, 4)										4	1	2	2	0	1	0					
Kevin Reimer, L OBP: 0.343, SLG: 0.429 (1, 7)										4	0	3	1	0	0	0					
Juan Gonzalez, R OBP: 0.410, SLG: 0.602 (1, 8)										2	0	0	0	2	0	3					
Steve Buechele, R OBP: 0.351, SLG: 0.493 (1, 5)										3	1	1	0	1	1	2					
Mike Stanley, R OBP: 0.387, SLG: 0.443 (1, 2)										4	0	0	0	0	1	5					
Mario Diaz, R OBP: 0.305, SLG: 0.393 (1, 6)										2	2	1	2	1	0	0					
Inning Stats	R: 0 E: 0 K: 1 S: 13	H: 0 LOB: 0 BB: 0 P: 18	R: 0 E: 0 K: 0 S: 10	H: 1 LOB: 1 BB: 0 P: 18	R: 4 E: 0 K: 0 S: 22	H: 5 LOB: 3 BB: 2 P: 39	R: 2 E: 1 K: 0 S: 12	H: 2 LOB: 2 BB: 2 P: 25	R: 1 E: 0 K: 0 S: 7	H: 1 LOB: 0 BB: 0 P: 12	R: 0 E: 0 K: 1 S: 9	H: 0 LOB: 0 BB: 0 P: 12	R: 0 E: 0 K: 2 S: 10	H: 0 LOB: 1 BB: 1 P: 14	R: 0 E: 0 K: 0 S: 7	H: 1 LOB: 1 BB: 0 P: 9	1B: 5 2B: 4 3B: 0 HR: 1	SF: 0 SAC: 1 DP: 1 HBP: 0	WP: 0 PB: 0 SB: 2 CS: 0	PA: 39	
PITCHER	IP	WLS	BF	H	R	ER	SO	BB	IBB	HBP	BLK	WP	HR	S	P	ERA	WHIP				
Scott Bankhead, R ERA: 4.64 (3, 1)	2.2	L	14	6	4	4	4	5	0	0	0	0	0	43	76	2.08	1.846				
Bill Krueger, L ERA: 5.05 (8, 1)	4.1		21	3	3	1	3	0	0	0	0	0	0	7	9	0.00	1.000				

Seattle Mariners @ Texas Rangers
Arlington Stadium, Arlington, TX
Fri May 31 1991, 8:05 PM EDT
Att: 36,386 - Cloudy - 90 F

AB 33
R 7
H 10
RBI 6
BB 5
SO 4
LOB 13



Batter	1	2	3	4	5	6	7	8	9	AB	R	H	RBI	BB	SO	LOB	TOP								
Harold Reynolds, S (1,4) OBP: 0.360, SLG: 0.367	1-3 K		2-0 F8		0-1 G4-3	1-1 FC6-4 HBP		2-1 G3	4-2 G4-3 BB	4	0	0	0	1	1	2									
Greg Britley, L (1,7) OBP: 0.263, SLG: 0.276	0-1 G3			0-1 F7	0-0 G4-3	2-3 K		3-1 L3	0-0 G4-3	6	0	0	0	0	1	5									
Edgar Martinez, R (1,5) OBP: 0.459, SLG: 0.466	2-2 G5-3			1-1 2B		1B FC6-4		1-1 1B	2-2 G5-3	6	2	3	0	0	0	4									
Alvin Davis, L (1,10) OBP: 0.291, SLG: 0.325		0-1 G5-3		0-3 K		2-2 BB 1B		2-2 G6-3	3-2 P4	4	1	1	0	0	1	1									
Tracy Jones, R (8,PH) OBP: 0.236, SLG: 0.407										1	0	0	0	0	0	1									
Pete O'Brien, L (1,3) OBP: 0.303, SLG: 0.423	2-1 F9			0-0 1B		2-2 BB 1B		1-1 G4-3	2-2 G3	5	2	2	1	0	0	0									
Jay Buhner, R (1,9) OBP: 0.370, SLG: 0.538	1-2 G6-3			1-1 2H 1B		4-2 1B BB		4-2 2B	4-1 FC BB	2	3	1	2	3	0	0									
Alonzo Powell, R (1,8) OBP: 0.250, SLG: 0.375			1-0 G3	0-2 FC5		1-3 2H 3H 1B		1-2 1B	2-2 FC 2B	5	3	2	3	0	0	1									
Omar Vizquel, S (1,6) OBP: 0.282, SLG: 0.289			1-1 G6-3		4-2 G4-3 G3	1-1 F7		1-0 2H 1B	2-1 2H 1B	4	1	2	2	1	0	2									
Dave Valle, R (1,2) OBP: 0.281, SLG: 0.228			2-0 HBP		0-1 G3	2-0 HBP		2-0 L9	1-1 G4-3	0	0	0	0	0	0	0									
Scott Bradley, L (3,PR) OBP: 0.208, SLG: 0.160					1-2 1B				2H 1B	4	0	2	3	0	0	2									
Inning Stats	R: 0 E: 0 K: 1 S: 8	H: 0 LOB: 0 BB: 0 P: 11	R: 0 E: 0 K: 0 S: 7	H: 0 LOB: 0 BB: 0 P: 10	R: 0 E: 0 K: 0 S: 4	H: 0 LOB: 1 BB: 0 P: 10	R: 2 E: 0 K: 1 S: 15	H: 3 LOB: 1 BB: 0 P: 17	R: 0 E: 0 K: 0 S: 7	H: 0 LOB: 1 BB: 1 P: 11	R: 5 E: 0 K: 1 S: 22	H: 5 LOB: 2 BB: 1 P: 37	R: 2 E: 0 K: 0 S: 13	H: 2 LOB: 1 BB: 1 P: 23	R: 0 E: 0 K: 0 S: 9	H: 1 LOB: 1 BB: 0 P: 18	R: 3 E: 1 K: 0 S: 21	H: 2 LOB: 2 BB: 2 P: 38	1B: 9 2B: 4 3B: 0 HR: 0	SF: 0 SAC: 0 DP: 0 HBP: 2	WP: 0 PB: 0 SB: 0 CS: 0	PA: 48			
PITCHER	IP	WLS	BF	H	R	ER	SO	BB	IBB	HBP	BLK	WP	HR	S	P	ERA	WHIP								
Kevin Brown, R (1,1) ERA: 6.28	5.1	L	28	8	7	7	2	2	0	2	0	0	0	58	88	11.81	1.875								
John Barfield, L (6,1) ERA: 3.73	1.1		5	0	1	1	1	1	0	0	0	0	0	12	22	6.75	0.750								
Rich Gossage, R (7,1) ERA: 2.84	1.0		6	3	1	1	0	0	0	0	0	0	0	12	21	9.00	3.000								
Kenny Rogers, L (8,1) ERA: 7.34	0.2		5	1	3	2	0	1	0	0	0	0	0	12	25	27.00	3.000								
Eric Nettle, L (9,1) ERA: 10.22	0.2		4	1	0	0	0	1	0	0	0	0	0	12	19	0.00	3.000								

Seattle Mariners @ Texas Rangers
Arlington Stadium, Arlington, TX
Sat Jun 01 1991, 8:05 PM EDT
Att: 36,278 - Cloudy - 89 F


AB 41
R 12
H 13
RBI 11
BB 5
SO 3
LOB 18



Batter	1	2	3	4	5	6	7	8	9	AB	R	H	RBI	BB	SO	LOB	BOTTOM								
Brian Downing, R (1,10) OBP: 0.457, SLG: 0.544	4-0 1B SH3-4 HBP	2-1 G5-4-3		1-3 K		4-2 1B BB		4-0 2B BB	1-3 K	3	3	0	0	2	2	5									
Jack Daugherty, S (1,3) OBP: 0.256, SLG: 0.213	1-0 SH3-4		0-0 F9	1-3 K		2-0 1B 1B		0-1 2B	2-2 G4-3	5	1	2	1	0	1	3									
Ruben Sierra, S (1,9) OBP: 0.406, SLG: 0.554	3-2 2B 1B		0-1 1B		4-0 FC5 BB	3-1 1B 1B		0-1 P4		4	1	3	1	1	0	1									
Julio Franco, R (1,4) OBP: 0.367, SLG: 0.448	2-1 BB 2B		2-3 K		4-1 FC5 BB	0-1 1B 1B		1-3 K		4	1	2	1	1	2	2									
Juan Gonzalez, R (1,7) OBP: 0.410, SLG: 0.590	4-1 BB BB		1-0 F7		1-0 FC5 1B G4-3	0-1 1B		0-0 F9		4	1	1	2	1	0	3									
Mike Stanley, R (1,2) OBP: 0.410, SLG: 0.460	4-1 FC5-4			2-1 BB SH1-3	0-0 SH1-3	0-0 G4-3		1-1 P3		2	0	2	1	1	0	0									
Rafael Palmeiro, L (6,PH) OBP: 0.364, SLG: 0.492	1-2 2-3 BB			1-2 2-3 BB		1-2 2-3 1B		1-1 HR		2	1	1	1	0	0	2									
Steve Buechele, R (1,5) OBP: 0.348, SLG: 0.482	2-2 FC5-4			0-0 SH1-3	1-0 G4-3	4-0 1B		1-2 F8		3	0	0	1	1	0	4									
Mario Diaz, R (1,6) OBP: 0.323, SLG: 0.386		4-1 G5-4-3 BB		4-0 BB		3-2 G6-3		1-0 G4-3		1	0	0	0	2	0	1									
Jeff Huson, L (6,PH) OBP: 0.315, SLG: 0.284										1	0	0	0	0	0	3									
Kevin Reimer, L (8,PH) OBP: 0.339, SLG: 0.424										1	0	0	0	0	0	0									
Denny Walling, L (9,5) OBP: 0.188, SLG: 0.107										0	0	0	0	0	0	0									
Gary Pettis, S (1,8) OBP: 0.374, SLG: 0.300										1	0	0	0	2	0	0									
Geno Petralli, L (7,2) OBP: 0.349, SLG: 0.323										2	0	0	0	0	1	0									
Inning Stats	R: 1 E: 0 K: 0 S: 12	H: 2 LOB: 3 BB: 2 P: 32	R: 0 E: 0 K: 0 S: 3	H: 0 LOB: 2 BB: 2 P: 13	R: 0 E: 0 K: 1 S: 7	H: 1 LOB: 1 BB: 0 P: 10	R: 0 E: 0 K: 2 S: 13	H: 1 LOB: 2 BB: 2 P: 25	R: 2 E: 0 K: 0 S: 6	H: 1 LOB: 1 BB: 2 P: 17	R: 3 E: 0 K: 0 S: 21	H: 4 LOB: 3 BB: 2 P: 42	R: 1 E: 0 K: 2 S: 12	H: 1 LOB: 1 BB: 1 P: 19	R: 1 E: 0 K: 0 S: 7	H: 1 LOB: 0 BB: 0 P: 10	R: 0 E: 0 K: 1 S: 10	H: 0 LOB: 0 BB: 0 P: 14	1B: 8 2B: 2 3B: 1 HR: 1	SF: 0 SAC: 2 DP: 0 HBP: 1	WP: 0 PB: 0 SB: 2 CS: 0	PA: 47			
PITCHER	IP	WLS	BF	H	R	ER	SO	BB	IBB	HBP	BLK	WP	HR	S	P	ERA	WHIP								
Randy Johnson, L (1,1) ERA: 4.8	4.0		22	4	3	3	3	8	0	1	0	0	0	19	33	6.75	3.000								
Bill Swift, R (5,1) ERA: 3.55	1.1		10	5	3	3	0	1	0	0	0	0	0	12	28	20.25	4.500								
Russ Swan, L (6,1) ERA: 2.48	1.0	W	6	1	1	1	1	1	1	0	0	0	0	12	28	9.00	2.000								
Michael Jackson, R (7,1) ERA: 2.16	2.2	S	9	1	1	1	2	0	0	0	0	0	1	24	32	3.38	0.375								

Seattle Mariners @ Texas Rangers
Arlington Stadium, Arlington, TX
Sat Jun 01 1991, 8:05 PM EDT
Att: 36,278 - Cloudy - 89 F

AB 33
R 8
H 11
RBI 8
BB 11
SO 6
LOB 24



Batter	1	2	3	4	5	6	7	8	9	AB	R	H	RBI	BB	SO	LOB	TOP					
Jack Daugherty, S (1, 7) OBP: 0.247, SLG: 0.205 Gary Pettis, S (5, 8) OBP: 0.370, SLG: 0.297	F7		L3		K			K		3	0	0	0	0	1	0						
Rafael Palmeiro, L (1, 3) OBP: 0.361, SLG: 0.492	F8		2B		F7			P4		4	1	1	0	0	0	0						
Ruben Sierra, S (1, 9) OBP: 0.408, SLG: 0.564	2B		HBP		G1-3			P2		4	0	2	1	0	0	0						
Julio Franco, R (1, 4) OBP: 0.369, SLG: 0.446	G6-3		HBP		G5-3			DI		3	0	1	0	1	0	1						
Kevin Reimer, L (1, 10) OBP: 0.345, SLG: 0.431		FC1-5			F9			F8		3	0	1	0	0	0	1						
Juan Gonzalez, R (1, 8) OBP: 0.406, SLG: 0.576		FC1-5			F8			K		3	0	0	0	1	1	4						
Geno Petralli, L (1, 2) OBP: 0.336, SLG: 0.309	FC1-5				G3-1			G4-3		4	0	0	0	0	0	3						
Denny Walling, L (1, 5) OBP: 0.171, SLG: 0.097	G4-6-3				K			G6-3		3	0	0	0	0	1	2						
Jeff Huson, L (1, 6) OBP: 0.304, SLG: 0.276			G6-3		G6-3			K		3	0	0	0	0	1	0						
Inning Stats	R: 0 E: 0 K: 0 S: 9	H: 1 LOB: 1 BB: 0 P: 14	R: 0 E: 0 K: 0 S: 7	H: 1 LOB: 1 BB: 1 P: 12	R: 1 E: 0 K: 0 S: 15	H: 2 LOB: 3 BB: 1 P: 27	R: 0 E: 0 K: 1 S: 8	H: 0 LOB: 0 BB: 0 P: 14	R: 0 E: 0 K: 0 S: 6	H: 0 LOB: 0 BB: 0 P: 10	R: 0 E: 0 K: 0 S: 4	H: 0 LOB: 0 BB: 0 P: 5	R: 0 E: 0 K: 1 S: 9	H: 0 LOB: 0 BB: 0 P: 12	R: 0 E: 0 K: 1 S: 11	H: 0 LOB: 0 BB: 0 P: 16	R: 0 E: 0 K: 1 S: 13	H: 1 LOB: 1 BB: 0 P: 17	1B: 1 2B: 4 3B: 0 HR: 0	SF: 0 SAC: 0 DP: 1 HBP: 1	WP: 0 PB: 0 SB: 0 CS: 0	PA: 34
PITCHER	IP	WLS	BF	H	R	ER	SO	BB	IBB	HBP	BLK	WP	HR	S	P	ERA	WHIP					
Mike Boddicker, R (1, 1) ERA: 3.21	8.0	W	30	4	1	1	4	2	0	1	0	0	0	69	110	1.12	0.750					
Jeff Montgomery, R (9, 1) ERA: 3.46	1.0	S	4	1	0	0	1	0	0	0	0	0	0	13	17	0.00	1.000					

Texas Rangers @ Kansas City Royals
Royals Stadium, Kansas City, MO
Tue Jun 04 1991, 8:05 PM EDT
Att: 23,342 - Cloudy - 83 F

AB 31
R 1
H 5
RBI 1
BB 2
SO 5
LOB 11



Batter	1	2	3	4	5	6	7	8	9	AB	R	H	RBI	BB	SO	LOB	BOTTOM				
Brian McRae, S (1, 8) OBP: 0.277, SLG: 0.360	G3		FC1-5			F7		3B		3	1	0	0	1	0	2					
Kirk Gibson, L (1, 7) OBP: 0.332, SLG: 0.421	G4-6-3		F7			G6-3		SF8		3	1	1	1	1	0	2					
George Brett, L (1, 10) OBP: 0.281, SLG: 0.279	G4-6-3				K			SF8		3	0	0	1	0	1	2					
Danny Tartabull, R (1, 9) OBP: 0.333, SLG: 0.485		K			CS			K		4	1	2	1	0	2	0					
Mike Macfarlane, R (1, 2) OBP: 0.308, SLG: 0.448		K			F8			G5-3		4	0	0	0	0	2	1					
Kevin Seitzer, R (1, 5) OBP: 0.263, SLG: 0.250	F8				CS			G3		3	0	1	0	0	0	0					
Carmelo Martinez, R (1, 3) OBP: 0.312, SLG: 0.231			2B			K		K		3	1	1	0	0	2	1					
Kurt Stillwell, S (1, 6) OBP: 0.302, SLG: 0.339			SF9			F8				2	0	1	0	1	0	0					
Terry Shumpert, R (1, 4) OBP: 0.274, SLG: 0.336			SF9			G6-3		F9		2	0	1	1	0	0	2					
Inning Stats	R: 0 E: 0 K: 0 S: 4	H: 0 LOB: 0 BB: 1 P: 8	R: 0 E: 0 K: 2 S: 8	H: 0 LOB: 0 BB: 0 P: 13	R: 0 E: 0 K: 0 S: 10	H: 2 LOB: 1 BB: 0 P: 17	R: 0 E: 0 K: 1 S: 9	H: 1 LOB: 0 BB: 0 P: 13	R: 0 E: 0 K: 1 S: 10	H: 0 LOB: 0 BB: 0 P: 17	R: 0 E: 0 K: 0 S: 11	H: 1 LOB: 1 BB: 0 P: 16	R: 1 E: 0 K: 2 S: 16	H: 2 LOB: 2 BB: 1 P: 30	R: 2 E: 0 K: 1 S: 9	H: 1 LOB: 0 BB: 1 P: 18	1B: 3 2B: 2 3B: 1 HR: 1	SF: 2 SAC: 0 DP: 1 HBP: 0	WP: 0 PB: 0 SB: 1 CS: 1	PA: 33	
PITCHER	IP	WLS	BF	H	R	ER	SO	BB	IBB	HBP	BLK	WP	HR	S	P	ERA	WHIP				
Jose Guzman, R (1, 1) ERA: 3.44	7.0	L	27	6	2	2	6	2	0	0	0	0	0	68	114	2.57	1.143				
Mike Jeffcoat, L (8, 1) ERA: 4.07	1.0		5	1	2	2	1	1	0	0	0	0	0	9	18	18.00	2.000				

Texas Rangers @ Kansas City Royals
Royals Stadium, Kansas City, MO
Tue Jun 04 1991, 8:05 PM EDT
Att: 23,342 - Cloudy - 83 F

AB 27
R 4
H 7
RBI 4
BB 3
SO 7
LOB 10



Batter	1	2	3	4	5	6	7	8	9	AB	R	H	RBI	BB	SO	LOB	TOP										
Brian Downing, R (1, 10) OBP: 0.445, SLG: 0.527	0-0 P5		3-2 G1-3		3-1 P3			0-2 G6-3		4	0	0	0	0	0	2	Texas Rangers @ Kansas City Royals Royals Stadium, Kansas City, MO Wed Jun 05 1991, 8:05 PM EDT Att: 27,059 - Cloudy - 76 F										
Rafael Palmeiro, L (1, 3) OBP: 0.359, SLG: 0.487	1-2 2B 1B		2-2 G6-3			1-1 G3-1		0-1 G4-3		4	1	1	0	0	0	0											
Ruben Sierra, S (1, 9) OBP: 0.405, SLG: 0.563	1-0 G4-3 1-H 2B			1-1 F9		1-0 G3			2-3 K	4	0	1	1	0	1	0											
Julio Franco, R (1, 4) OBP: 0.372, SLG: 0.452	2-2 G4-3			2-2 G6-3		2-1 WP S 1B			2-1 BB WP 2B	4	1	2	0	0	0	1											
Kevin Reimer, L (1, 7) OBP: 0.336, SLG: 0.419 Gary Pettis, S (9, PH) OBP: 0.367, SLG: 0.293	2-0 L7			3-3 K		3-2 G4-3 1-3			1-1 G5-3	3	0	0	0	0	1	2											
Juan Gonzalez, R (1, 8) OBP: 0.401, SLG: 0.563		1-2 F8			0-0 G5-3		2-2 F8		4-2 WP BB BB	3	0	0	0	1	0	0											
Steve Buechele, R (1, 5) OBP: 0.352, SLG: 0.479		2-3 K			1-1 FC6-4 1B		3-3 K		4-1 1-2 2-3 BB WP	3	0	1	0	1	2	0											
Mike Stanley, R (1, 2) OBP: 0.390, SLG: 0.433		1-0 G6-3			2-2 FC6-4 1B 1-2		0-0 G6-3		2-2 F7 1-2 2-3 3-H	4	0	0	0	0	0	3											
Mario Diaz, R (1, 6) OBP: 0.323, SLG: 0.383			1-1 G4-3		0-0 1B			1-1 P4		3	0	1	0	0	0	0											
Inning Stats	R: 1 E: 0 K: 0 S: 10	H: 2 LOB: 1 BB: 0 P: 16	R: 0 E: 0 K: 1 S: 7	H: 0 LOB: 0 BB: 0 P: 11	R: 0 E: 0 K: 1 S: 9	H: 0 LOB: 0 BB: 0 P: 15	R: 0 E: 0 K: 1 S: 9	H: 0 LOB: 0 BB: 0 P: 15	R: 0 E: 0 K: 0 S: 10	H: 1 LOB: 1 BB: 0 P: 16	R: 0 E: 0 K: 1 S: 9	H: 0 LOB: 0 BB: 0 P: 14	R: 0 E: 0 K: 0 S: 7	H: 0 LOB: 0 BB: 0 P: 8	R: 1 E: 0 K: 1 S: 17	H: 1 LOB: 2 BB: 2 P: 32	1B: 4 2B: 2 3B: 0 HR: 0	SF: 0 SAC: 0 DP: 0 HBP: 0	WP: 2 PA: 35 PB: 0 SB: 1 CS: 0								
PITCHER	IP	WLS	BF	H	R	ER	SO	BB	IBB	HBP	BLK	WP	HR	S	P	ERA	WHIP										
Mark Gubicza, R (1, 1) ERA: 4.03	6.0		23	5	1	1	2	0	0	0	0	1	0	55	89	1.50	0.833										
Steve Crawford, R (7, 1) ERA: 4.5	2.0	W	6	0	0	0	1	0	0	0	0	0	0	16	22	0.00	0.000										
Mark Davis, L (9, 1) ERA: 5.23	0.2		5	1	1	1	1	2	0	0	0	0	0	11	24	13.50	4.500										
Jeff Montgomery, R (9, 1) ERA: 3.42	0.1	S	1	0	0	0	0	0	0	0	0	1	0	6	8	0.00	0.000										

Batter	1	2	3	4	5	6	7	8	9	AB	R	H	RBI	BB	SO	LOB	BOTTOM										
Brian McRae, S (1, 8) OBP: 0.271, SLG: 0.351	1-1 G5-3		1-1 L7		3-1 E3 1-2 2-3			0-0 P1		4	0	0	0	0	0	4	Texas Rangers @ Kansas City Royals Royals Stadium, Kansas City, MO Wed Jun 05 1991, 8:05 PM EDT Att: 27,059 - Cloudy - 76 F										
Kirk Gibson, L (1, 7) OBP: 0.330, SLG: 0.416	2-1 G6-3		1-0 FC4-6 1-2		0-0 SF7 3-H 3-0		4-2 2B BB		4-2 BB 1B	2	1	0	1	1	0	2											
George Brett, L (1, 10) OBP: 0.290, SLG: 0.300	2-2 G4-3			1-1 1B		1-1 G3		0-1 G4-3 1-H 2B		4	1	2	1	0	0	2											
Danny Tartabull, R (1, 9) OBP: 0.326, SLG: 0.473		2-0 G5-3		3-1 P2		1-3 K		0-1 G4-3		4	0	0	0	0	1	2											
Mike Macfarlane, R (1, 2) OBP: 0.307, SLG: 0.443		0-3 K		1-3 K		0-1 L4		0-1 BB 1B		4	0	1	1	0	2	1											
Kevin Seitzer, R (1, 5) OBP: 0.263, SLG: 0.239		0-1 G4-3		1-2 G4-3		2-1 L7		4-0 BB 1B		3	0	0	0	1	0	1											
Carmelo Martinez, R (1, 3) OBP: 0.319, SLG: 0.245			2-1 2B		4-0 FC1-5 BB		2-2 G4-3		1-2 F7	3	0	1	0	1	0	2											
Kurt Stillwell, S (1, 6) OBP: 0.308, SLG: 0.341			4-1 FC4-6 BB		2-2 E4 FC1-5 SF7		2-0 G6-4-3 1B			2	1	1	0	1	0	1											
Terry Shumpert, R (1, 4) OBP: 0.268, SLG: 0.328			2-3 K		0-1 FC1-5		1-0 G6-4-3			3	0	0	0	0	1	5											
Inning Stats	R: 0 E: 0 K: 0 S: 8	H: 0 LOB: 0 BB: 0 P: 13	R: 0 E: 0 K: 1 S: 7	H: 0 LOB: 0 BB: 0 P: 9	R: 0 E: 0 K: 1 S: 9	H: 1 LOB: 2 BB: 1 P: 19	R: 0 E: 0 K: 1 S: 10	H: 1 LOB: 1 BB: 0 P: 16	R: 1 E: 0 K: 0 S: 9	H: 0 LOB: 2 BB: 1 P: 21	R: 0 E: 0 K: 1 S: 8	H: 0 LOB: 0 BB: 0 P: 11	R: 0 E: 0 K: 0 S: 5	H: 1 LOB: 0 BB: 0 P: 10	R: 2 E: 0 K: 0 S: 14	H: 2 LOB: 2 BB: 2 P: 23	1B: 3 2B: 2 3B: 0 HR: 0	SF: 1 SAC: 0 DP: 1 HBP: 0	WP: 0 PA: 34 PB: 0 SB: 0 CS: 0								
PITCHER	IP	WLS	BF	H	R	ER	SO	BB	IBB	HBP	BLK	WP	HR	S	P	ERA	WHIP										
Kevin Brown, R (1, 1) ERA: 5.79	7.2	L	33	5	3	2	4	4	0	0	0	0	0	67	118	2.35	1.174										
Gerald Alexander, R (8, 1) ERA: 1.38	0.1		1	0	0	0	0	0	0	0	0	0	0	3	4	0.00	0.000										

AB	33
R	2
H	6
RBI	1
BB	2
SO	4
LOB	9



AB	29
R	3
H	5
RBI	3
BB	4
SO	4
LOB	20



Batter	1	2	3	4	5	6	7	8	9	10	11	12	13	14	15	16	17	18	AB	R	H	RBI	BB	SO	LOB												
Gary Pettis, S OBP: 0.397, SLG: 0.284 Brian Downing, R OBP: 0.442, SLG: 0.523 Mario Diaz, R OBP: 0.329, SLG: 0.385	K		K		P6		E5		G3		P3		G1-3		FC5-6 1B		G4-3		3	0	0	0	2	1	1	0	0	0	0	1	5	1	2	0	0	0	0
Rafael Palmeiro, L OBP: 0.344, SLG: 0.465	P4			F8		P5	F7		G3		G3		F9		FC5-6 BB		G4-3		9	0	0	0	0	0	5												
Ruben Sierra, S OBP: 0.397, SLG: 0.543	P5			F7		F8		K			F9		G4-3				F8		7	0	0	0	2	1	0												
Julio Franco, R OBP: 0.388, SLG: 0.448		F&A 1B BB		1B BB		G6-3		F9			1B BB				G3 BB		G6-3		6	0	2	1	3	3													
Kevin Reimer, L OBP: 0.368, SLG: 0.438															G3		L9		7	1	5	0	2	0	1												
Juan Gonzalez, R OBP: 0.394, SLG: 0.544				F8		P3									FC5-4 BB				8	0	2	0	0	3	11												
Steve Buschele, R OBP: 0.348, SLG: 0.466				F8													SH1-4 1B		6	0	1	0	1	1	5												
Mike Stanley, R OBP: 0.378, SLG: 0.397																	P2-5 1B		6	1	0	0	2	2	6												
Jeff Huson, L OBP: 0.298, SLG: 0.270 Denny Walling, L OBP: 0.195, SLG: 0.135				G4-3													G4-3		2	0	0	0	0	0	1												
																			6	0	2	1	0	0	3												
Inning Stats	R: 0 E: 0 K: 1 S: 11	H: 0 LOB: 0 BB: 0 P: 17	R: 0 E: 0 K: 2 S: 16	H: 1 LOB: 1 BB: 0 P: 23	R: 0 E: 0 K: 2 S: 12	H: 1 LOB: 2 BB: 1 P: 18	R: 0 E: 0 K: 0 S: 4	H: 0 LOB: 0 BB: 0 P: 8	R: 2 E: 1 K: 1 S: 16	H: 2 LOB: 2 BB: 1 P: 30	R: 0 E: 0 K: 0 S: 18	H: 2 LOB: 3 BB: 1 P: 31	R: 1 E: 0 K: 1 S: 18	H: 2 LOB: 3 BB: 2 P: 34	R: 0 E: 0 K: 0 S: 9	H: 0 LOB: 0 BB: 0 P: 14	R: 0 E: 0 K: 0 S: 7	H: 0 LOB: 0 BB: 0 P: 9	R: 0 E: 0 K: 0 S: 14	H: 1 LOB: 3 BB: 2 P: 29	R: 0 E: 0 K: 2 S: 10	H: 0 LOB: 0 BB: 1 P: 17	R: 0 E: 0 K: 0 S: 9	H: 0 LOB: 1 BB: 0 P: 15	R: 0 E: 0 K: 0 S: 8	H: 2 LOB: 1 BB: 0 P: 11	R: 0 E: 0 K: 0 S: 10	H: 0 LOB: 0 BB: 0 P: 15	R: 0 E: 0 K: 0 S: 7	H: 0 LOB: 0 BB: 0 P: 15	1B: 14 2B: 38 HR: 0	SF: 0 SAC: 1 HBP: 0	WP: 0 PB: 0 CS: 0	PA: 77			
PITCHER	IP 7.0	WLS 29	BF 114	H 5	R 2	ER 1	SO 4	BB 3	IBB 0	HBP 0	BLK 0	WP 0	HR 0	S 79	P 128	ERA 1.29	WHIP 1.143																				
Bret Saberhagen, R ERA: 2.61 Luis Aquino, R ERA: 4.4 Mark Davis, L ERA: 5.23 Storm Davis, R ERA: 4.99 Steve Crawford, R ERA: 4.05	(1, 1)	(8, 1)	(9, 1)	(9, 1)	(12, 1)	(14, 1)	(18, 1)																														

TOP

Texas Rangers @ Kansas City Royals
Royals Stadium, Kansas City, MO
Thu Jun 06 1991, 4:33 AM EDT
Alt. 38,523 - Sunny - 76 F

AB	R	H	RBI	BB	SO	LOB
66	3	14	2	10	37	

AB 66
R 3
H 14
RBI 2
BB 10
SO 37

Batter	1	2	3	4	5	6	7	8	9	10	11	12	13	14	15	16	17	18	AB	R	H	RBI	BB	SO	LOB											
Brian McRae, S OBP: 0.288, SLG: 0.343	P2			1B 2B	SF8		K				F7		B5-3		F7		F8		7	1	1	1	1	4												
Kirk Gibson, L OBP: 0.325, SLG: 0.402	K			P5	F8		F7				BB 1B		L6		G4-3		F7		8	0	1	0	1	1	5											
George Brett, L OBP: 0.330, SLG: 0.333	F9			2B 1B			F8				BB 1B						SH1-4 1B		6	0	4	0	3	0	0											
Danny Tarabull, R OBP: 0.317, SLG: 0.460 Terry Shumpert, R OBP: 0.289, SLG: 0.322				K			G6-3				G1-3						SH1-4 1B		5	0	0	0	0	2	5											
Warren Cromartie, L OBP: 0.280, SLG: 0.284 Carmelo Martinez, R OBP: 0.320, SLG: 0.362 Gary Thurman, R OBP: 0.281, SLG: 0.362				K													F7		2	0	1	1	1	0	0											
Kevin Seitzer, R OBP: 0.284, SLG: 0.247				K													SH1-4 1B		4	0	1	0	0	1	4											
Brent Mayne, L OBP: 0.372, SLG: 0.316				K													SH1-4 1B		6	1	2	0	2	1	4											
Kurt Stillwell, S OBP: 0.300, SLG: 0.328				F7													SH 1B		7	0	0	0	1	0	5											
David Howard, S OBP: 0.095 Jim Eisenreich, L OBP: 0.340, SLG: 0.405				K													FC6-4 BB		2	0	1	1	1	0	0											
Mike MacFarlane, R OBP: 0.305, SLG: 0.440 Bill Picote, R OBP: 0.321, SLG: 0.384				K													SH1-4 1B		4	0	1	0	0	1	4											
Inning Stats	R: 0 E: 0 K: 1 S: 5	H: 0 LOB: 0 BB: 0 P: 7	R: 0 E: 0 K: 2 S: 7	H: 0 LOB: 0 BB: 0 P: 13	R: 1 E: 0 K: 1 S: 14	H: 3 LOB: 2 BB: 0 P: 18	R: 1 E: 0 K: 1 S: 9	H: 2 LOB: 1 BB: 0 P: 20	R: 0 E: 0 K: 0 S: 9	H: 1 LOB: 2 BB: 1 P: 14	R: 0 E: 0 K: 0 S: 9	H: 0 LOB: 0 BB: 0 P: 12	R: 0 E: 0 K: 0 S: 5	H: 0 LOB: 0 BB: 0 P: 11	R: 1 E: 0 K: 0 S: 10	H: 1 LOB: 0 BB: 0 P: 19	R: 0 E: 0 K: 0 S: 8	H: 1 LOB: 2 BB: 1 P: 16	R: 0 E: 0 K: 0 S: 9	H: 0 LOB: 3 BB: 3 P: 21	R: 0 E: 0 K: 0 S: 14	H: 1 LOB: 1 BB: 0 P: 20	R: 0 E: 0 K: 0 S: 15	H: 1 LOB: 3 BB: 2 P: 29	R: 0 E: 0 K: 0 S: 12	H: 1 LOB: 2 BB: 1 P: 20	R: 0 E: 0 K: 0 S: 10	H: 2 LOB: 2 BB: 0 P: 19	R: 0 E: 0 K: 0 S: 10	H: 0 LOB: 2 BB: 0 P: 21	1B: 11 2B: 3 HR: 1	SF: 1 SAC: 4 HBP: 0	WP: 0 PB: 0 CS: 0	PA: 80		
PITCHER	IP 7.0	WLS 28	BF 114	H 6	R 2	ER 2	SO 9	BB 1	IBB 0	HBP 0	BLK 0	WP 0	HR 0	S 65	P 96	ERA 2.57	WHIP 1.000																			
Noan Ryan, R ERA: 3.62 John Barfield, L ERA: 3.82 Jeff Russell, R ERA: 2.66 Joe Blaker, R ERA: 5.4 Mike Jeffcoat, L ERA: 3.67	(1, 1)	(8, 1)	(9, 1)	(11, 1)	(11, 1)	(11, 1)	(12, 3)	(14, 1)	(18, 1)	(18, 1)	(18, 1)																									

BOTTOM

Texas Rangers @ Kansas City Royals
Royals Stadium, Kansas City, MO
Thu Jun 06 1991, 4:33 AM EDT
Alt. 38,523 - Sunny - 76 F

AB	R	H	RBI	BB	SO	LOB
61	4	15	3	14	40	

AB 61
R 4
H 15
RBI 3
BB 14
SO 40

Batter	1	2	3	4	5	6	7	8	9	AB	R	H	RBI	BB	SO	LOB	TOP							
Brian Downing, R OBP: 0.450, SLG: 0.549 (1, 10)	G6-3		1B				FC6-4 BB			3	1	2	4	1	0	0								
Rafael Palmeiro, L OBP: 0.347, SLG: 0.471 (1, 3)	2B		1B				FC6-4			4	0	2	0	0	0	2								
Ruben Sierra, S OBP: 0.390, SLG: 0.532 (1, 9)	G1-3		F8				G5-3			4	0	0	0	0	0	5								
Julio Franco, R OBP: 0.373, SLG: 0.439 (1, 4)	G4-3		G6-3		G5-3				K	4	0	0	0	0	1	1								
Kevin Reimer, L OBP: 0.362, SLG: 0.430 Gary Pettis, S OBP: 0.351, SLG: 0.278 (5, 8)		F7		G4-3			K		G6-3	2	0	0	0	0	0	0								
Juan Gonzalez R OBP: 0.384, SLG: 0.529 (5, 7)	G5-3		F8				K		G6-3	4	0	0	0	0	1	0								
Geno Petralli, L OBP: 0.339, SLG: 0.313 Mike Stanley, R OBP: 0.370, SLG: 0.387 (6, PH) (6, 2)	F7				1B HR		K		P4	2	1	1	0	0	0	0								
Steve Buechele, R OBP: 0.347, SLG: 0.457 (1, 5)			G6-3		E6 1B HR		FC6-4 BB BB		K	3	1	0	0	1	1	1								
Jeff Huson, L OBP: 0.303, SLG: 0.275 Mario Diaz, R OBP: 0.319, SLG: 0.373 (7, PH) (7, 6)	G6-3		G6-3		1B HR		K		G4-3	2	1	1	0	0	0	0								
Inning Stats	R: 0 E: 0 K: 0 S: 10	H: 1 LOB: 1 BB: 0 P: 16	R: 0 E: 0 K: 0 S: 6	H: 0 LOB: 0 BB: 0 P: 10	R: 0 E: 0 K: 0 S: 11	H: 2 LOB: 2 BB: 0 P: 19	R: 0 E: 0 K: 0 S: 7	H: 0 LOB: 0 BB: 0 P: 10	R: 4 E: 1 K: 0 S: 15	H: 3 LOB: 0 BB: 0 P: 22	R: 0 E: 0 K: 3 S: 9	H: 0 LOB: 0 BB: 0 P: 14	R: 0 E: 0 K: 1 S: 13	H: 0 LOB: 2 BB: 2 P: 24	R: 0 E: 0 K: 1 S: 6	H: 0 LOB: 0 BB: 0 P: 11	R: 0 E: 0 K: 1 S: 11	H: 0 LOB: 0 BB: 0 P: 18	1B: 4 2B: 1 3B: 0 HR: 1	SF: 0 SAC: 0 DP: 0 HBP: 0	WP: 0 PB: 0 SB: 0 CS: 0	PA: 36		
PITCHER	IP	WLS	BF	H	R	ER	SO	BB	IBB	HBP	BLK	WP	HR	S	P	ERA	WHIP							
Mike Witt, R ERA: 5.4 (1, 1)	5.0		22	6	4	3	0	0	0	0	0	0	1	49	77	5.40	1.200							
Greg Cadaret, L ERA: 3.15 (6, 1)	2.0		8	0	0	0	4	2	0	0	0	0	0	22	38	0.00	1.000							
John Habyan, R ERA: 1.8 (8, 1)	2.0	W	6	0	0	0	2	0	0	0	0	0	0	17	29	0.00	0.000							

Texas Rangers @ New York Yankees
Yankee Stadium, Bronx, NY
Fri Jun 07 1991, 7:05 PM EDT
Att: 21,452 - Cloudy - 77 F


AB 34
R 4
H 6
RBI 4
BB 2
SO 6
LOB 10

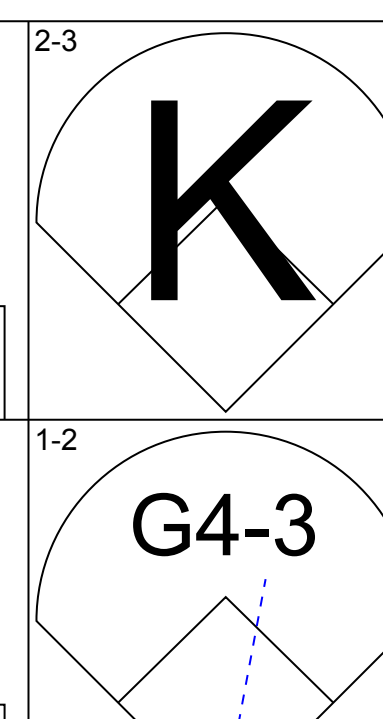
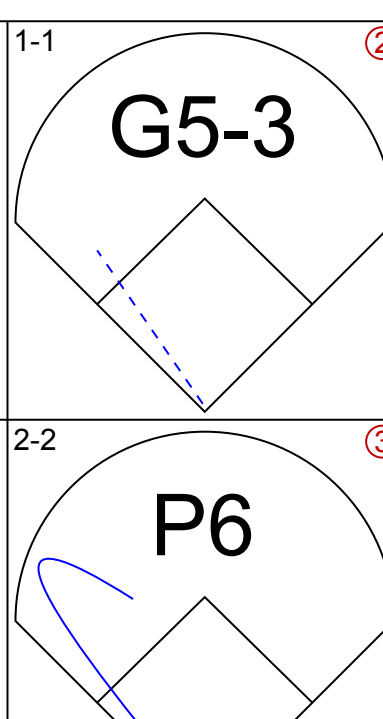
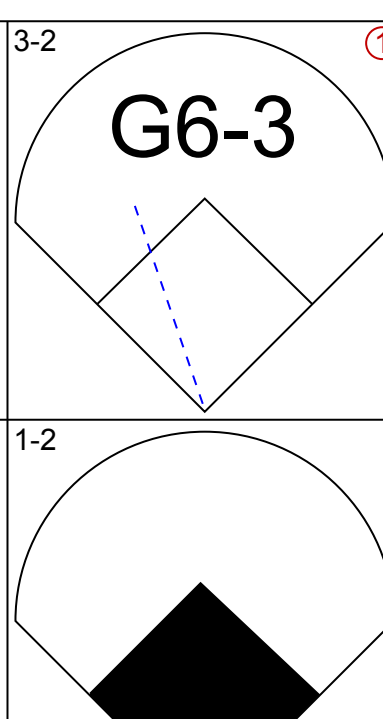
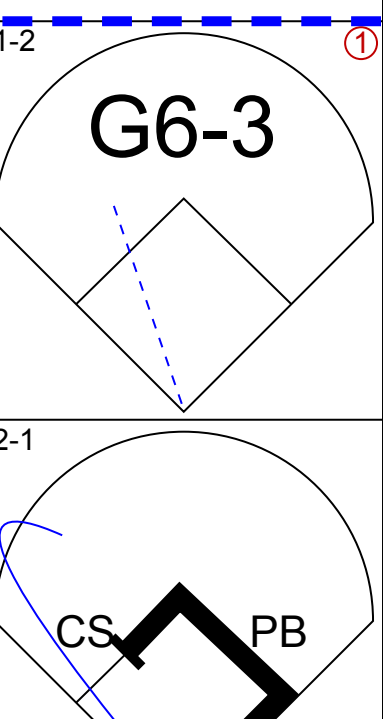
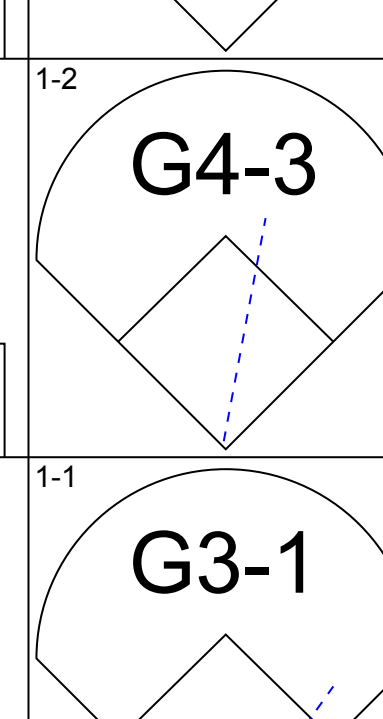
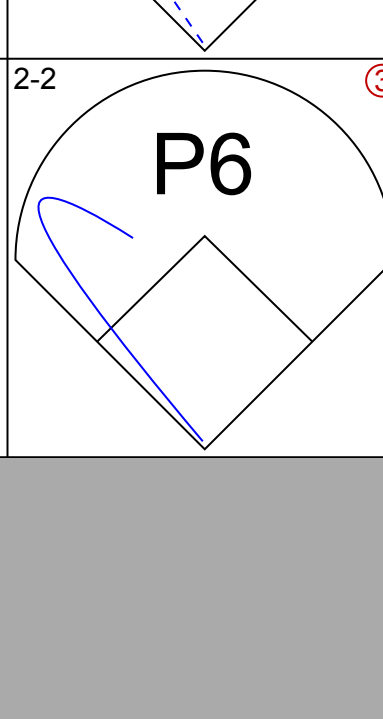
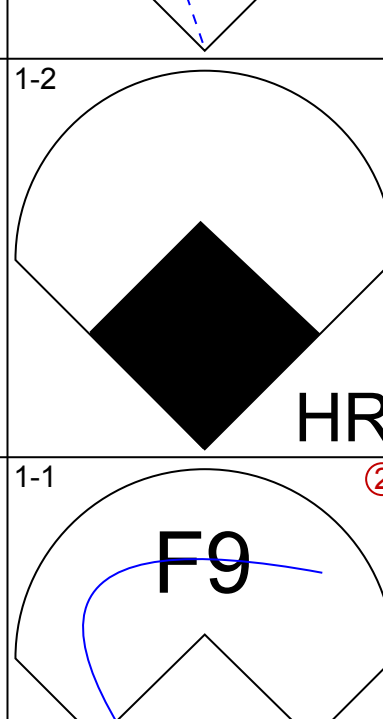
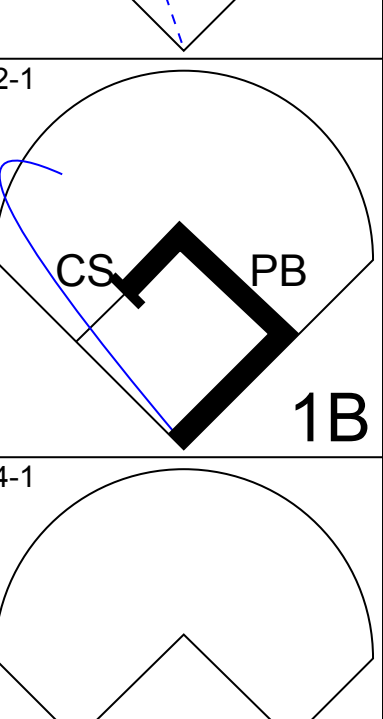
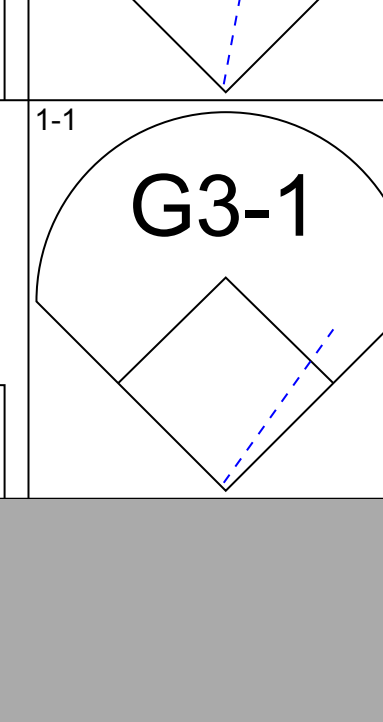
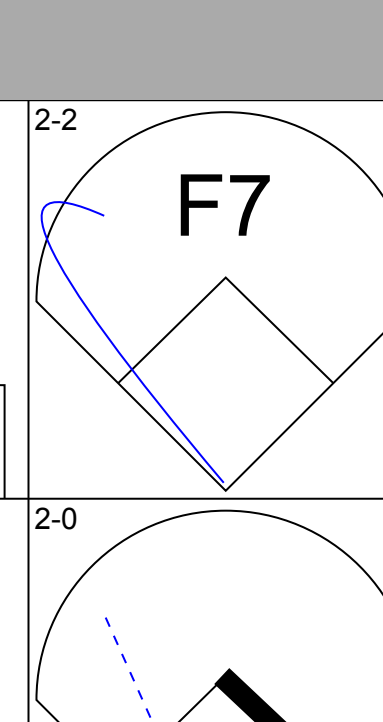
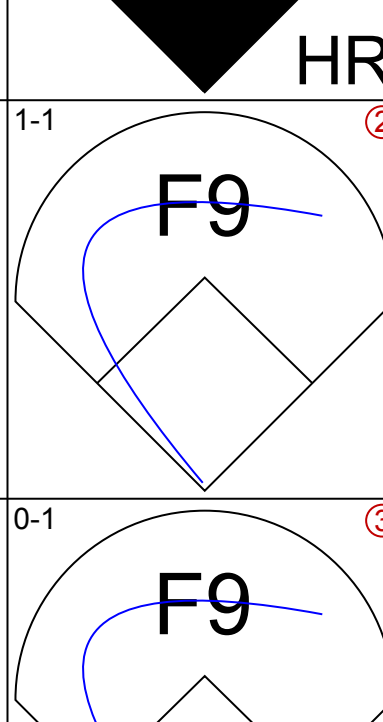
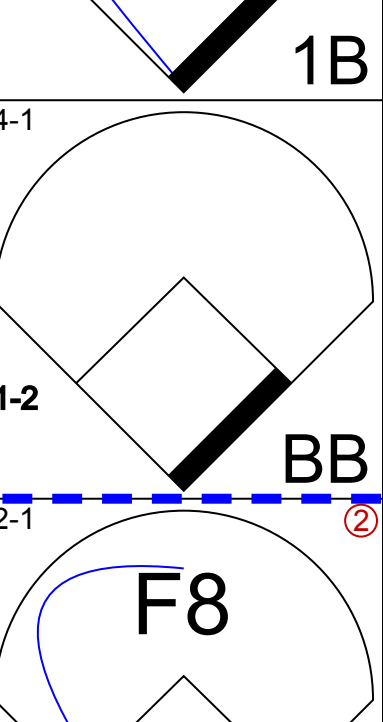
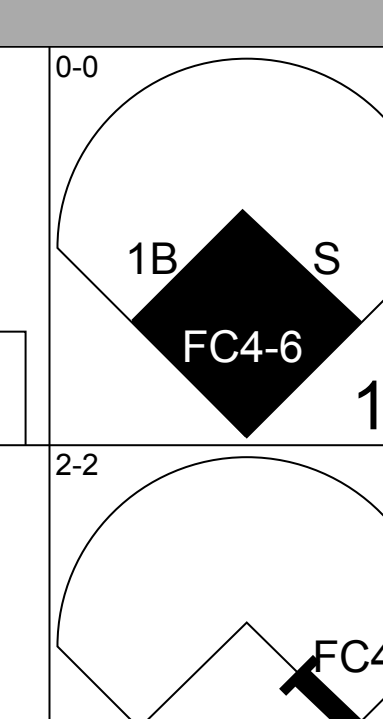
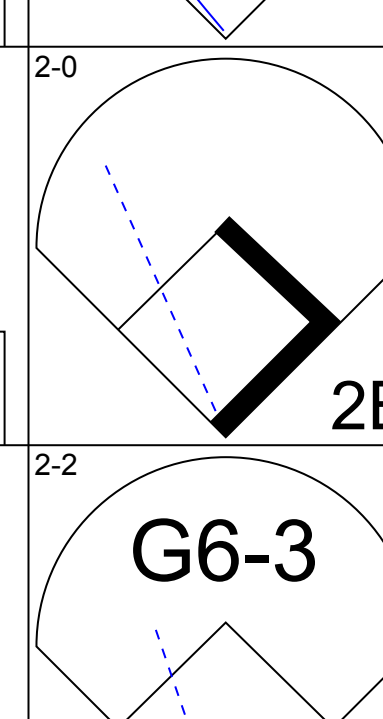
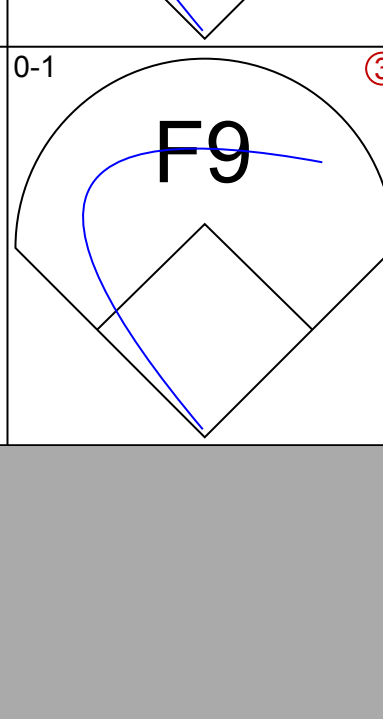
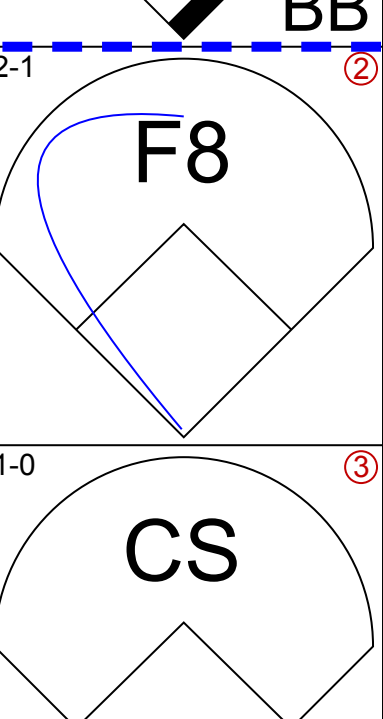
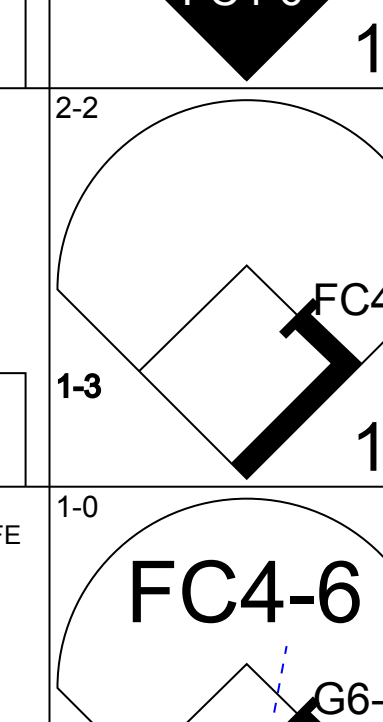
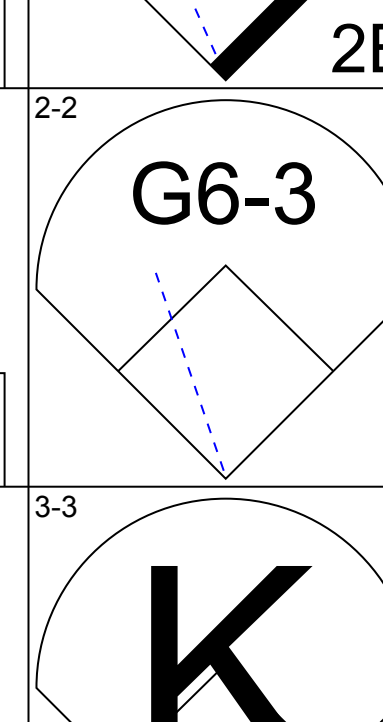
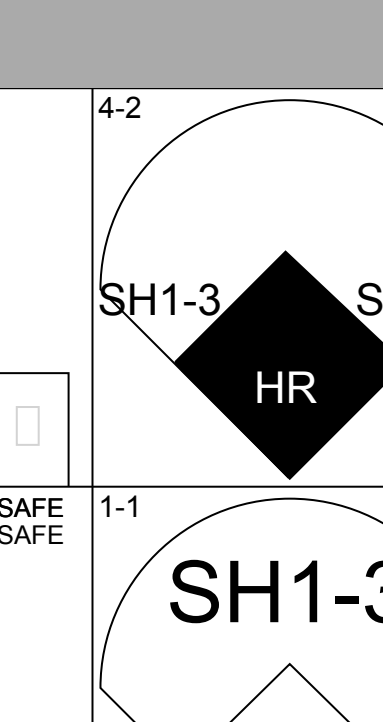
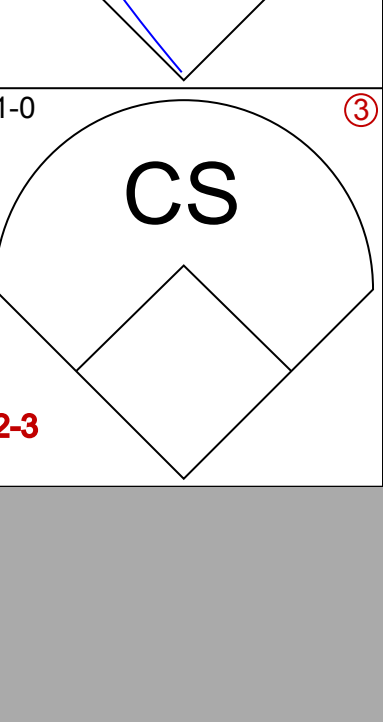
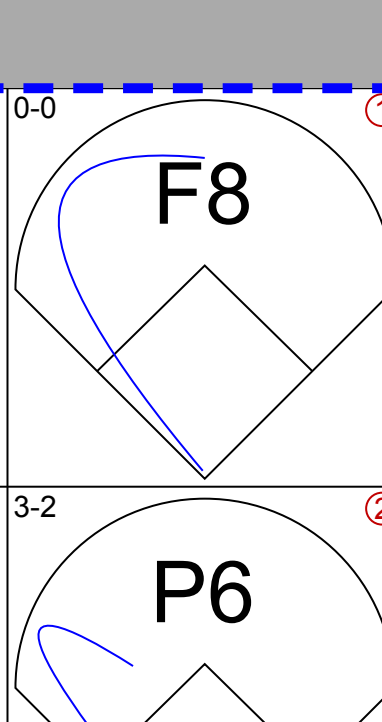
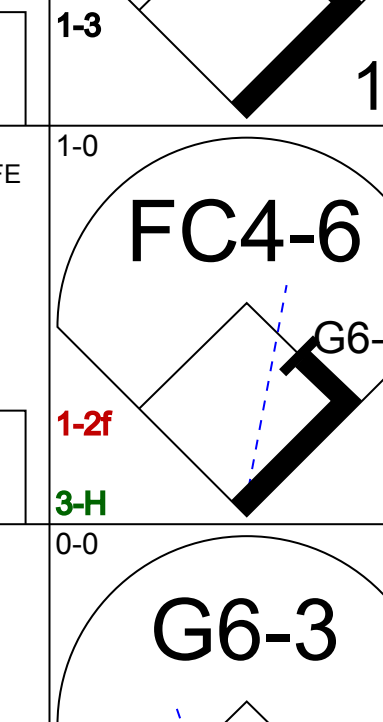
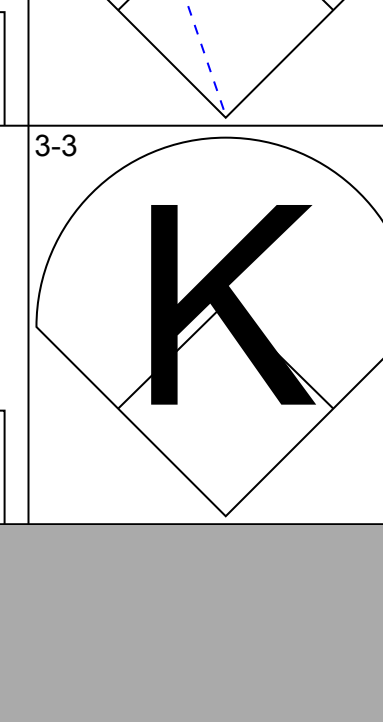
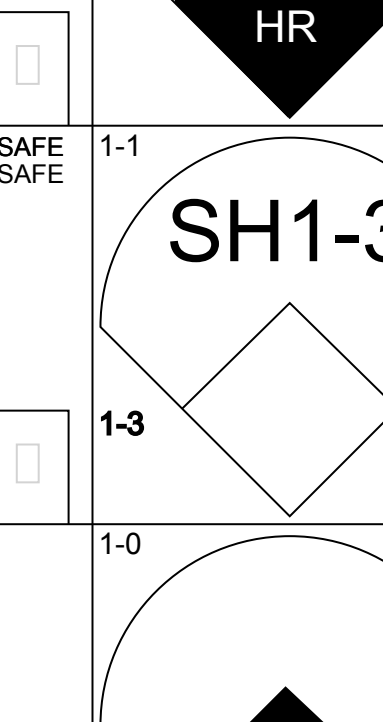
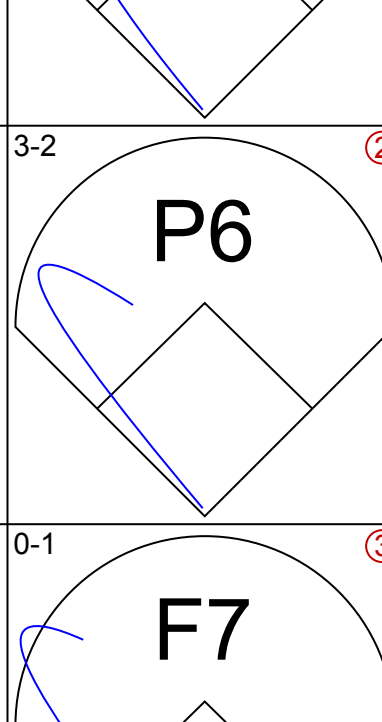
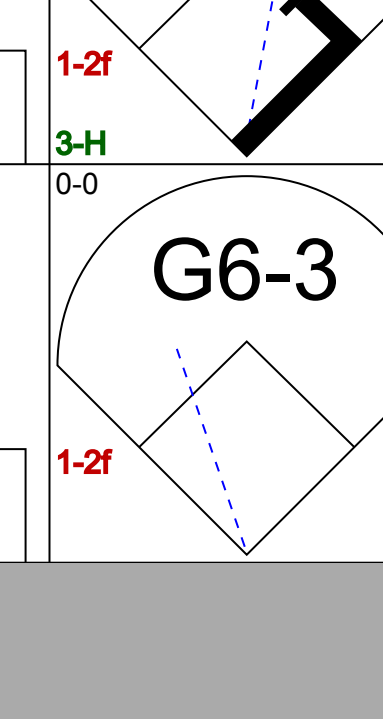
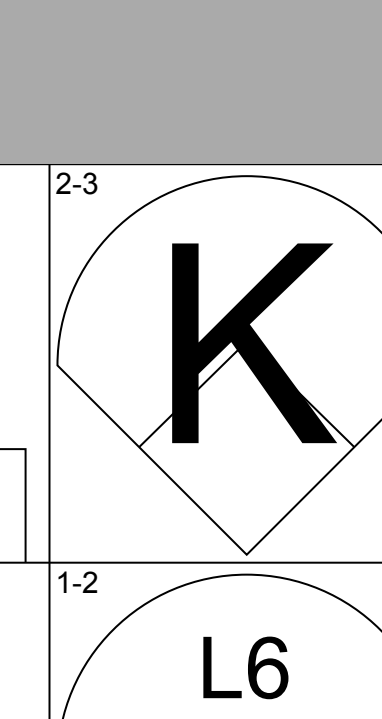
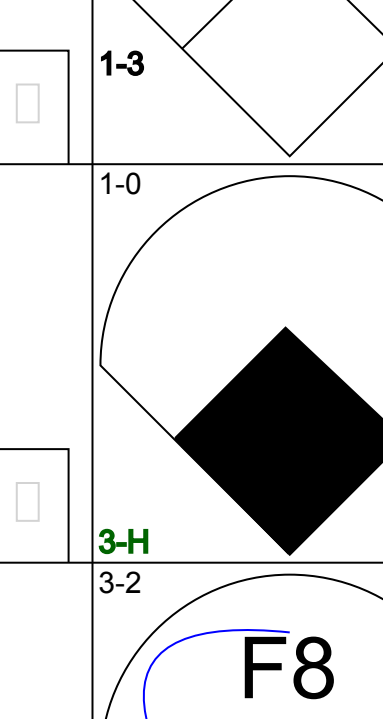
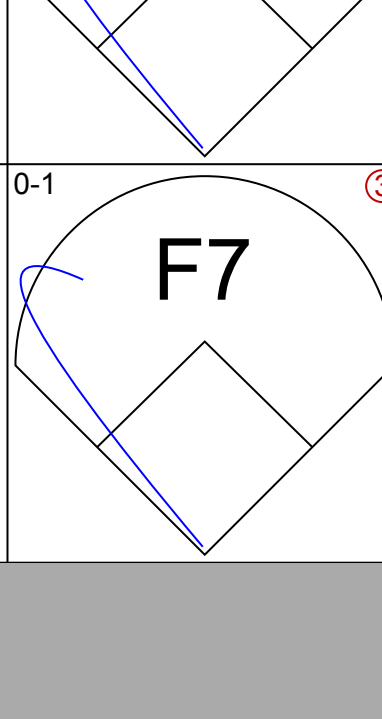
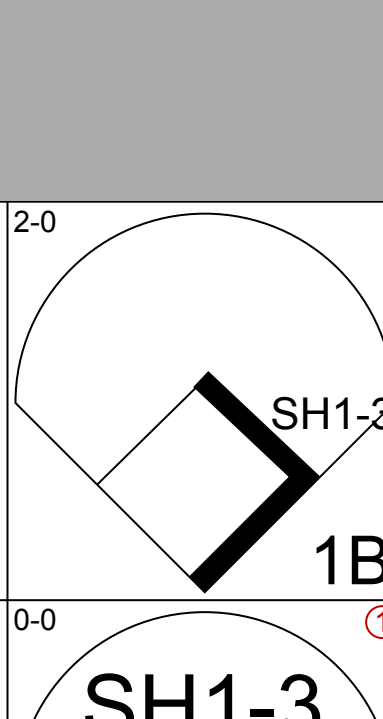
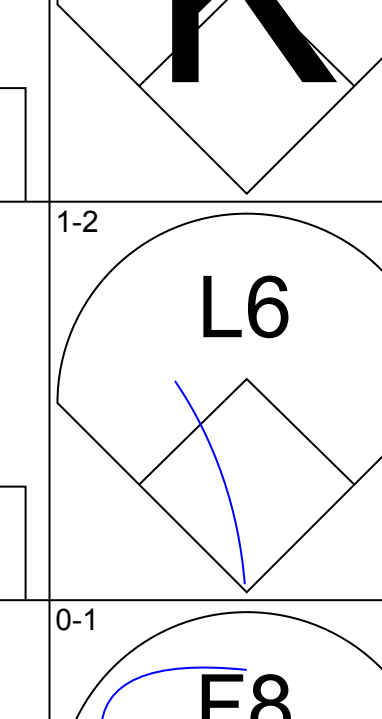
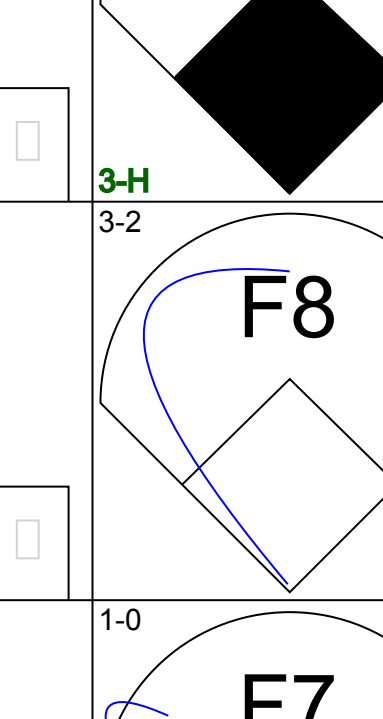
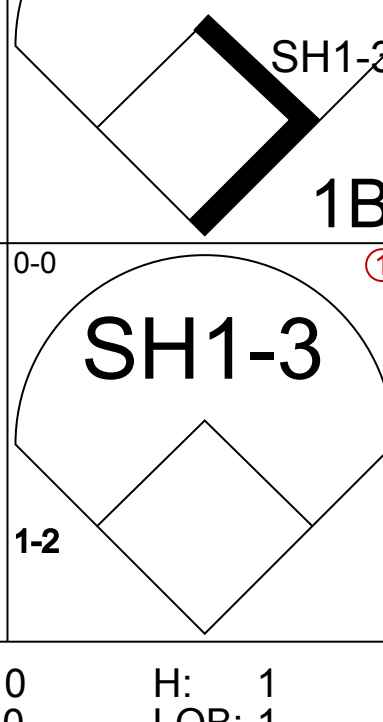
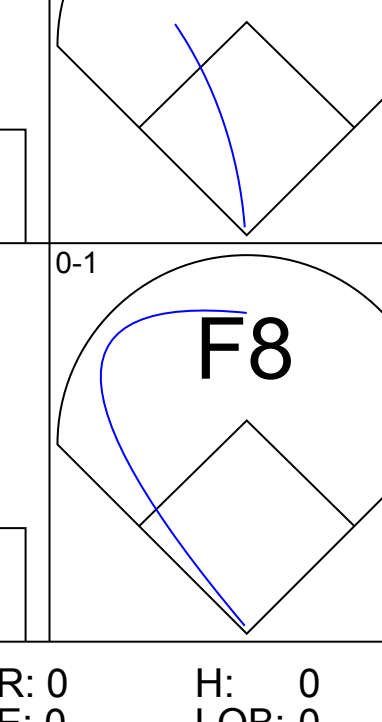
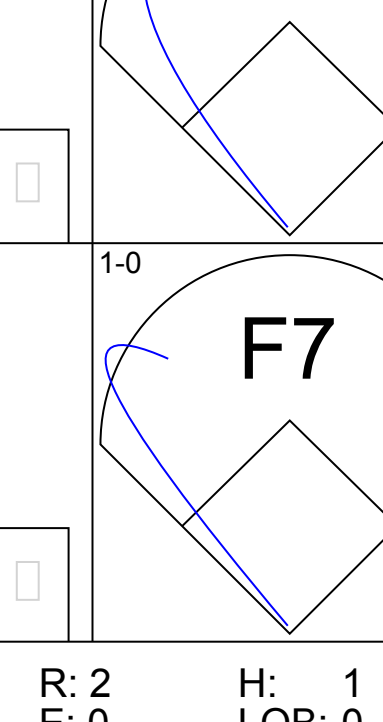


Batter	1	2	3	4	5	6	7	8	9	AB	R	H	RBI	BB	SO	LOB	BOTTOM							
Roberto Kelly, R OBP: 0.322, SLG: 0.389 (1, 8)	F8	G6-3		G5-3		G4-3			F9	5	0	0	0	0	0	4								
Steve Sax, R OBP: 0.305, SLG: 0.335 (1, 4)	2B 1B BB		F8		1B 1B	G4-3			1B 2B	4	3	2	0	1	0	0								
Don Mattingly, L OBP: 0.365, SLG: 0.400 (1, 3)	F8		G6-3		1B BB 1B		F8		1B	5	0	2	1	0	0	1								
Kevin Maas, L OBP: 0.408, SLG: 0.460 (1, 10)	1B 2B				K		F8			3	1	1	0	1	1	2								
Jesse Barfield, R OBP: 0.351, SLG: 0.494 (1, 9)	1B		F8		1B BB		G5-3			3	0	1	2	1	0	1								
Hensley Meulens, R OBP: 0.256, SLG: 0.322 (1, 7)	K			K		1B			G6-3	4	0	1	1	0	2	1								
Alvaro Espinoza, R OBP: 0.287, SLG: 0.340 (1, 6)		G1-3		1B E 1B	F7				F9	4	0	1	0	0	0	3								
Bob Geren, R OBP: 0.214, SLG: 0.173 (1, 2)	G6-3			E6 G5-3 1B	G3				G6-3	4	0	0	0	0	0	4								
Pat Kelly, R OBP: 0.281, SLG: 0.415 (1, 5)	HR			1B HR		CS 1B			F9	4	1	3	1	0	0	0								
Inning Stats	R: 2 E: 0 K: 1 S: 16	H: 2 LOB: 1 BB: 1 P: 27	R: 1 E: 0 K: 0 S: 7	H: 1 LOB: 0 BB: 0 P: 11	R: 0 E: 0 K: 1 S: 7	H: 0 LOB: 1 BB: 1 P: 12	R: 0 E: 1 K: 1 S: 14	H: 2 LOB: 2 BB: 0 P: 20	R: 1 E: 0 K: 1 S: 14	H: 3 LOB: 3 BB: 1 P: 23	R: 0 E: 0 K: 0 S: 10	H: 1 LOB: 0 BB: 0 P: 14	R: 0 E: 0 K: 0 S: 7	H: 0 LOB: 0 BB: 0 P: 13	R: 0 E: 0 K: 0 S: 4	H: 0 LOB: 0 BB: 0 P: 8	R: 1 E: 0 K: 0 S: 4	H: 2 LOB: 1 BB: 0 P: 5	1B: 8 2B: 2 3B: 0 HR: 1	SF: 0 SAC: 0 DP: 1 HBP: 0	WP: 0 PB: 0 SB: 0 CS: 1	PA: 39		
PITCHER	IP	WLS	BF	H	R	ER	SO	BB	IBB	HBP	BLK	WP	HR	S	P	ERA	WHIP							
Kenny Rogers, L ERA: 7.43 (1, 1)	4.1		23	7	4	4	3	3	0	0	0	0	0	1	54	8.31	2.308							
John Barfield, L ERA: 3.44 (5, 1)	4.1	L	16	4	1	1	0	0	0	0	0	0	0	29	44	2.08	0.923							

Texas Rangers @ New York Yankees
Yankee Stadium, Bronx, NY
Fri Jun 07 1991, 7:05 PM EDT
Att: 21,452 - Cloudy - 77 F

AB 36
R 5
H 11
RBI 5
BB 3
SO 3
LOB 16

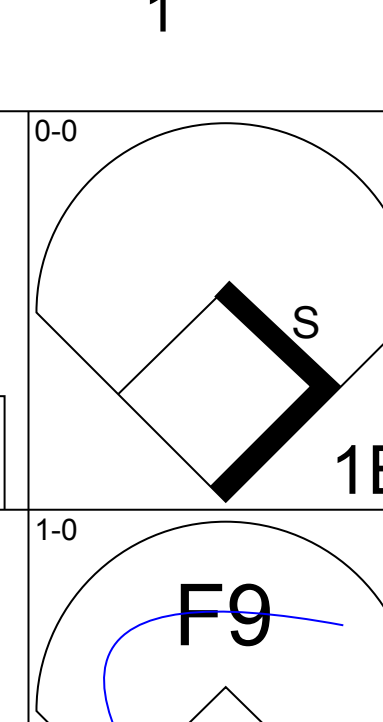
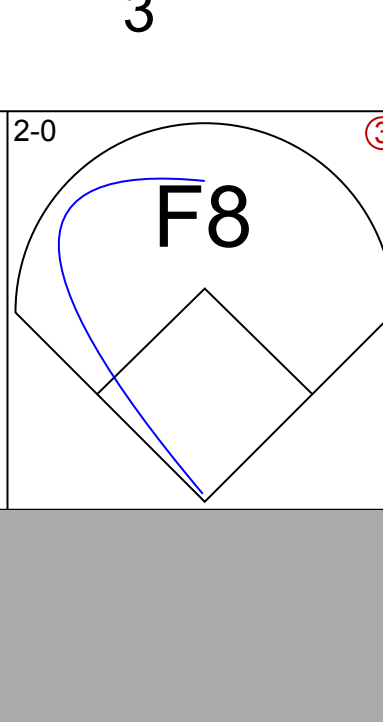
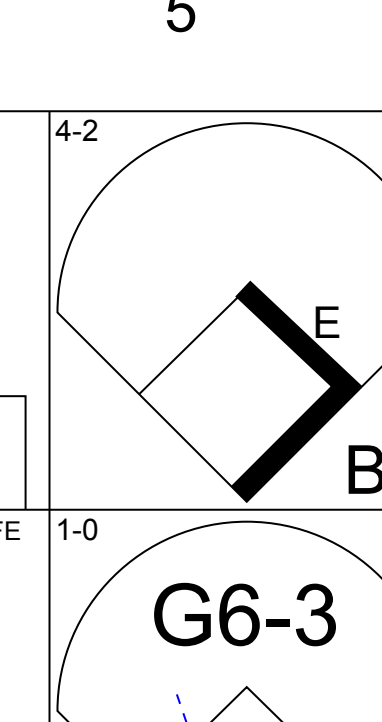
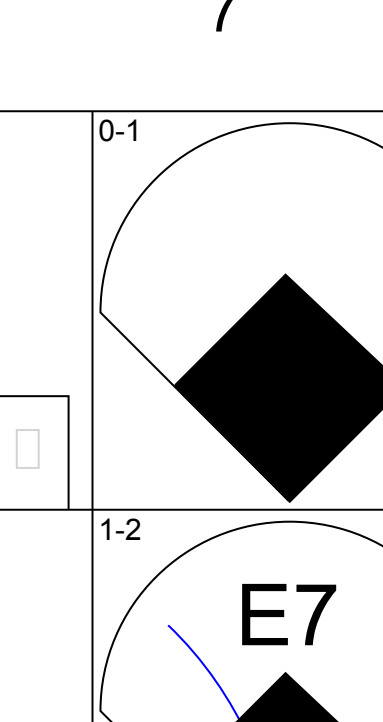
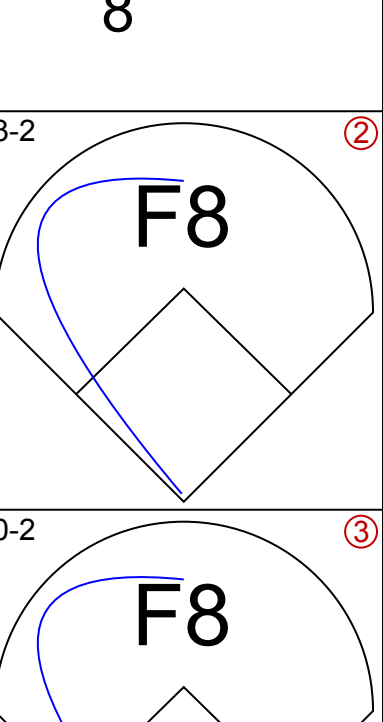
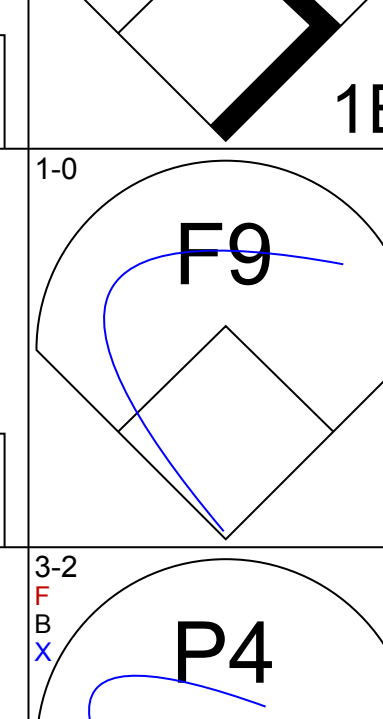
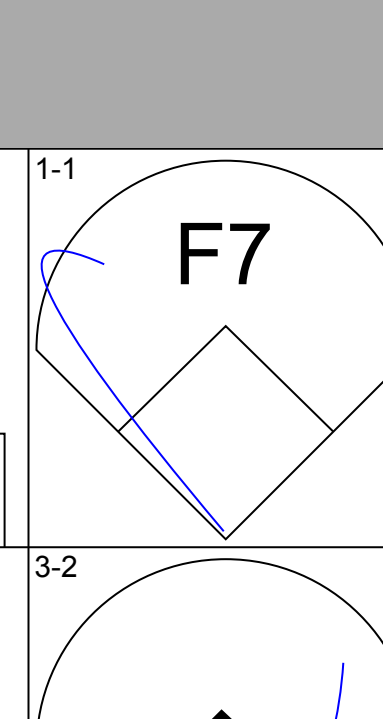
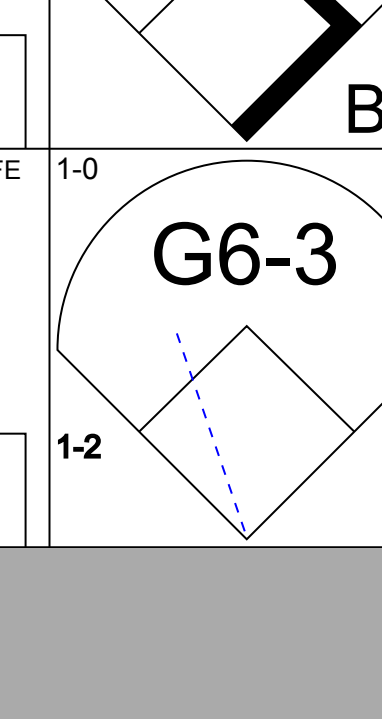
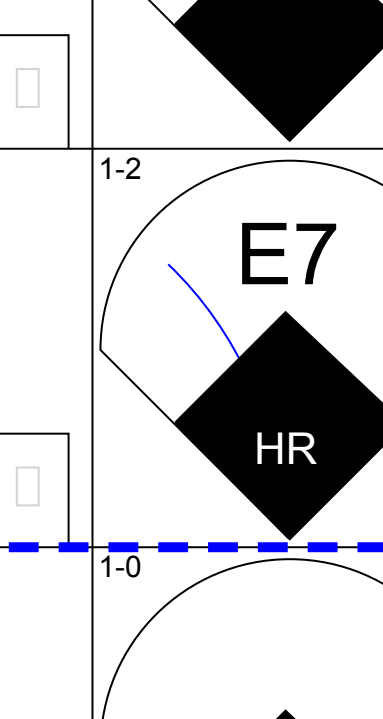
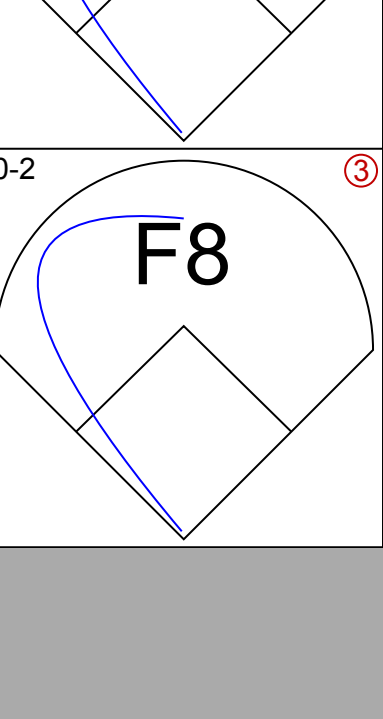
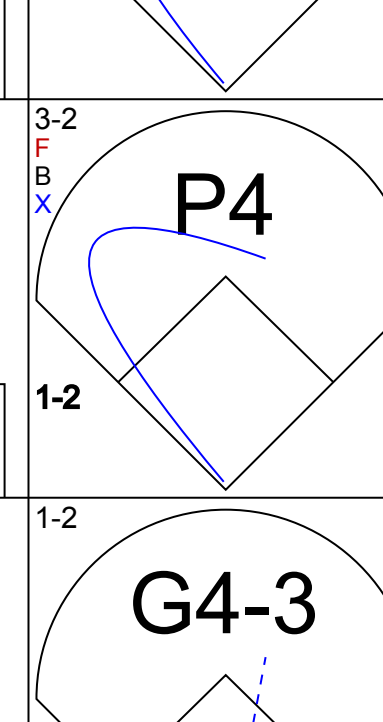
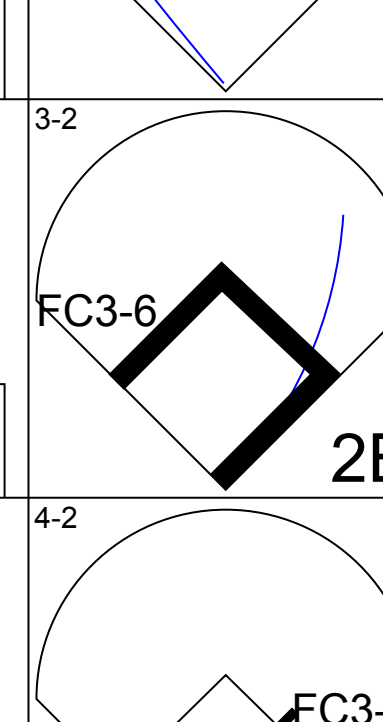
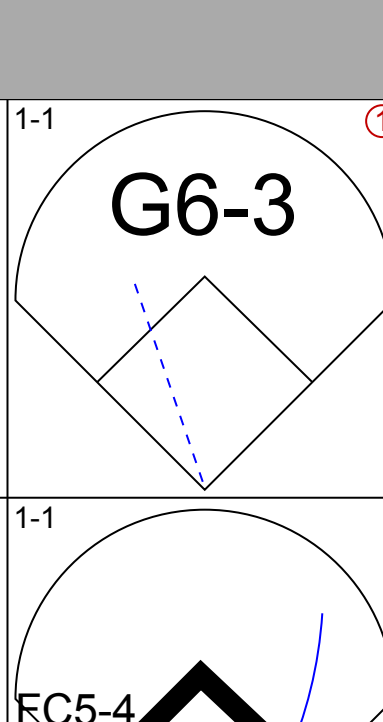
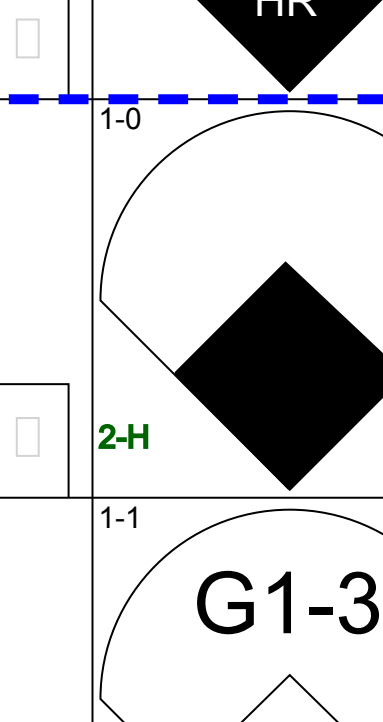
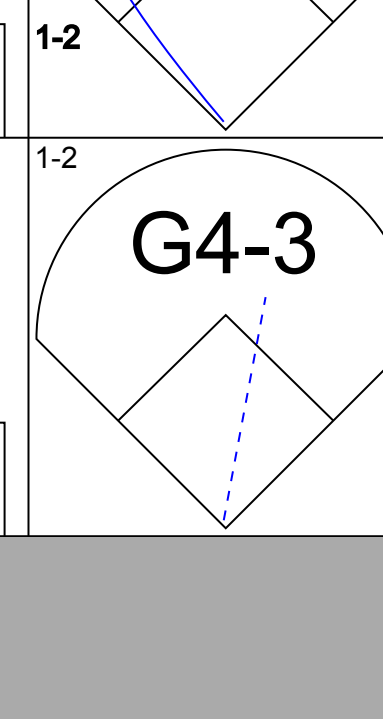
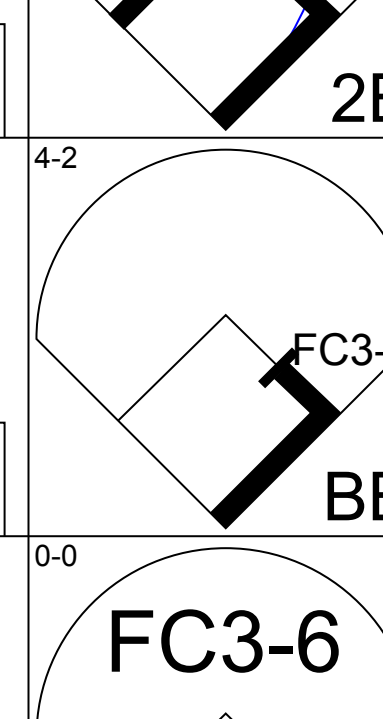
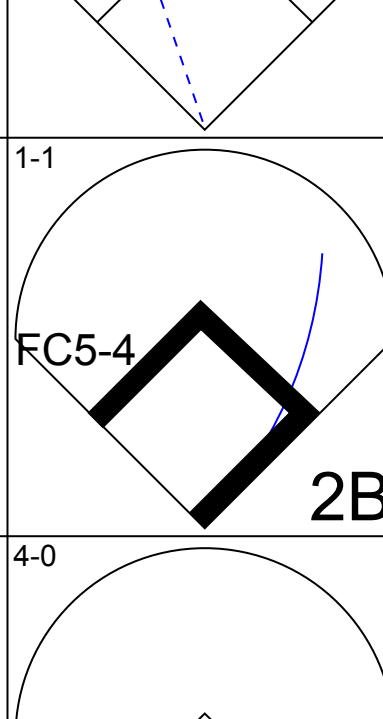
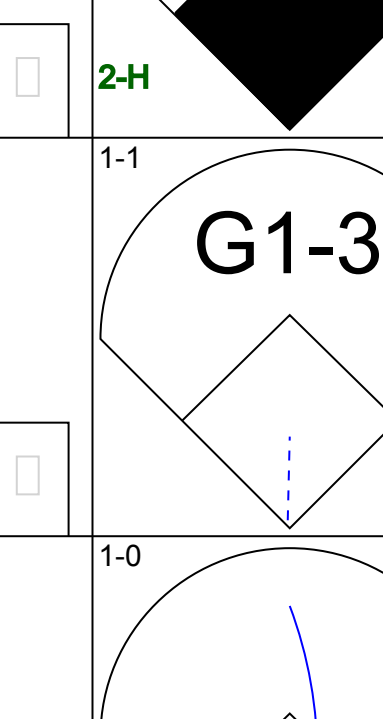
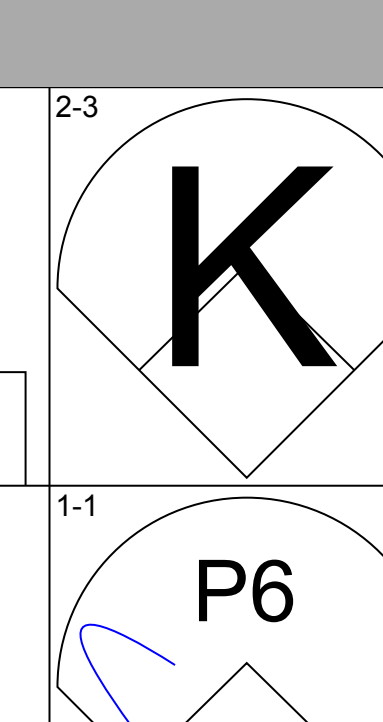
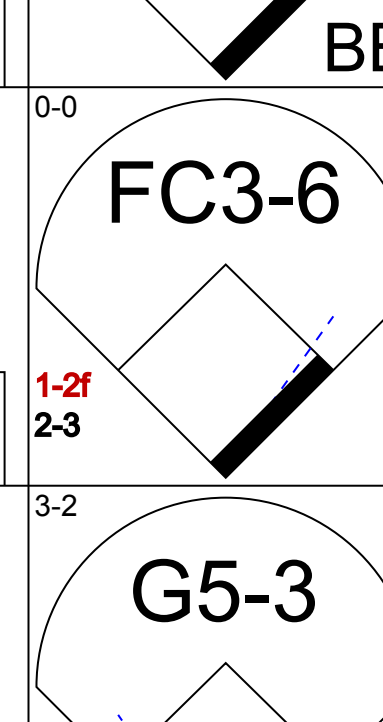
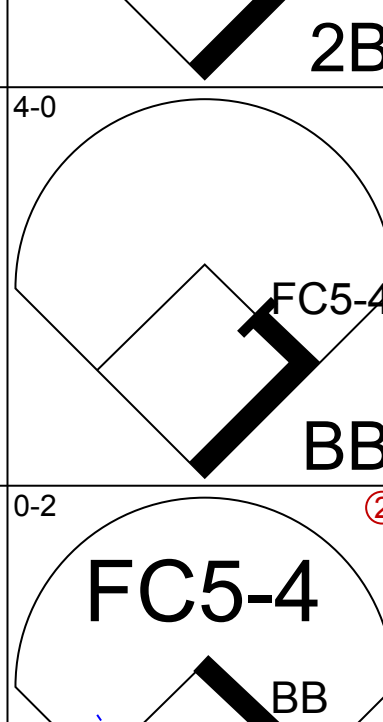
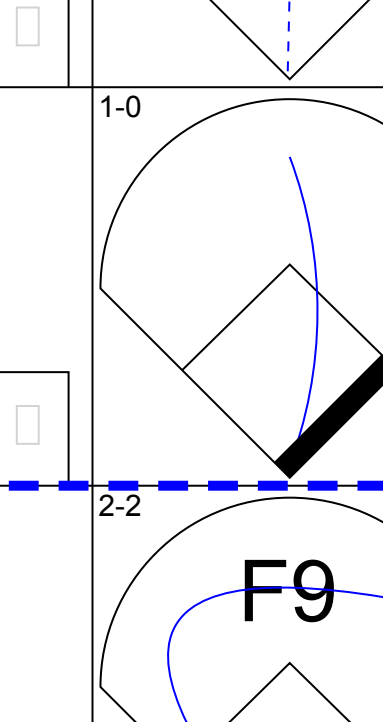
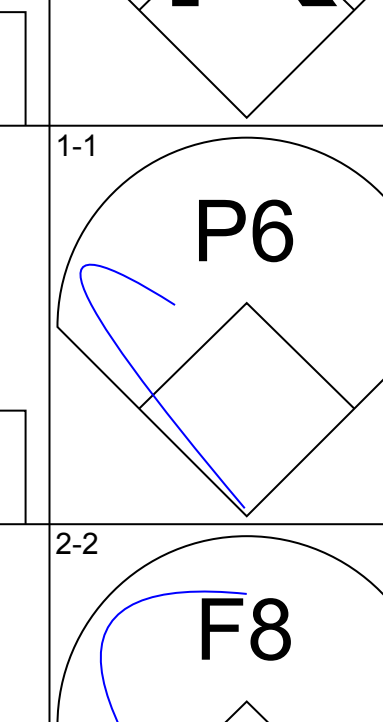
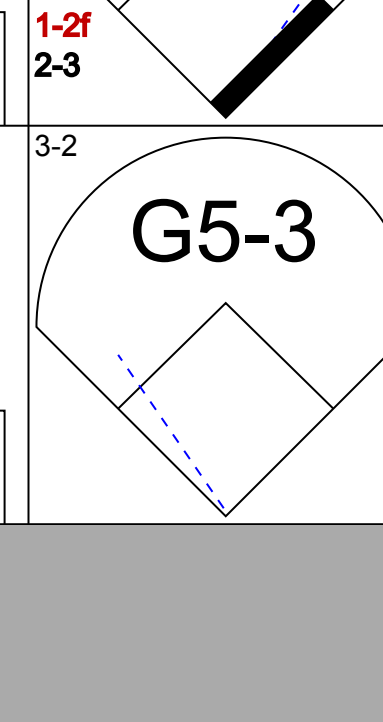
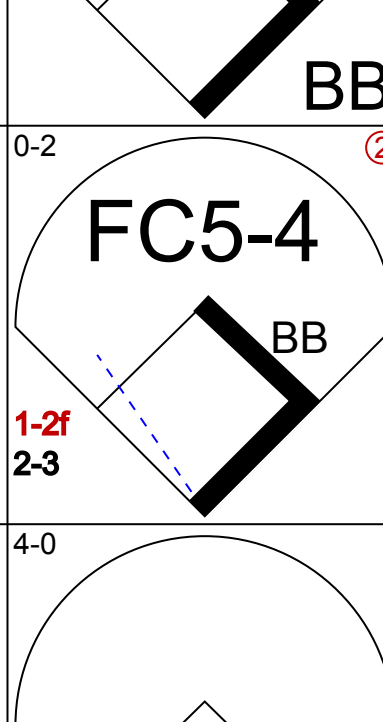
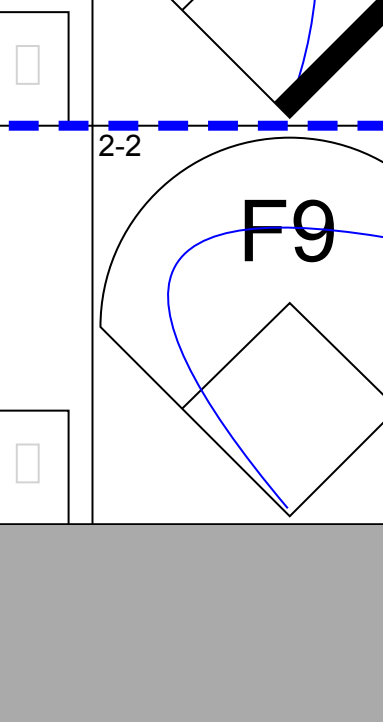
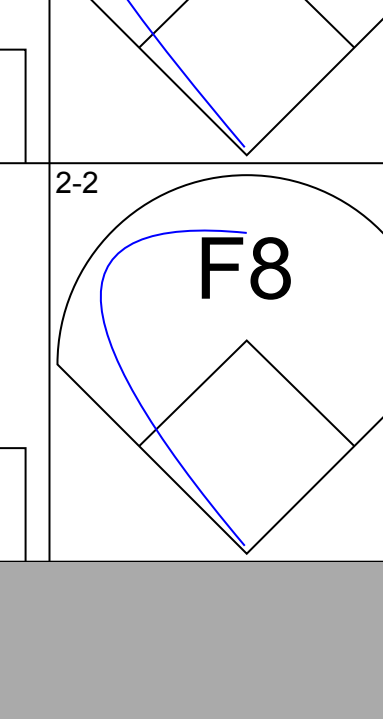
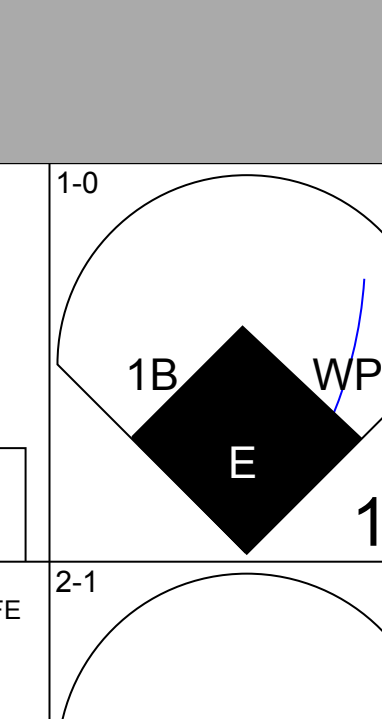
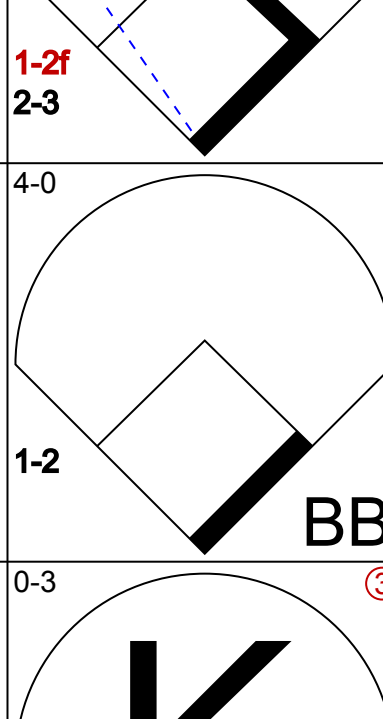
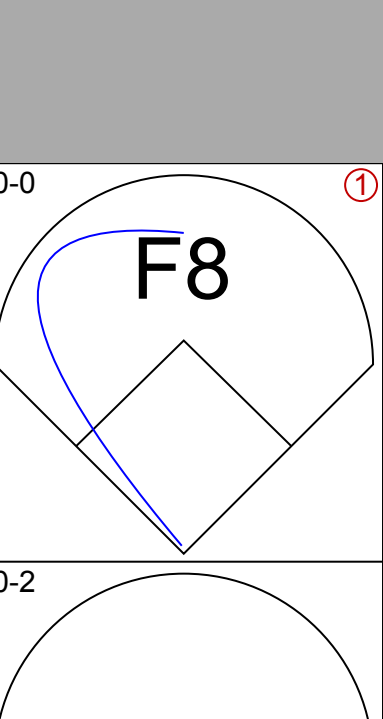
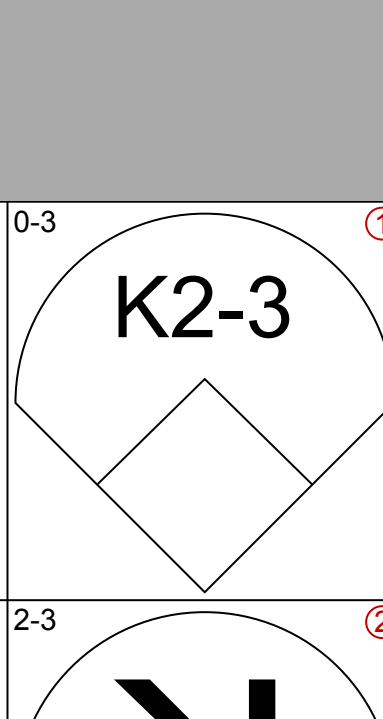
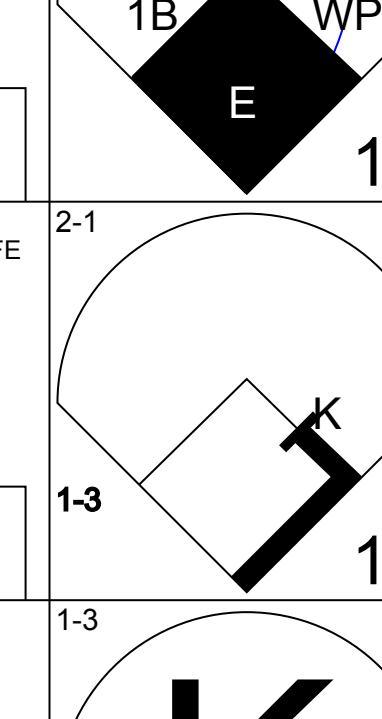
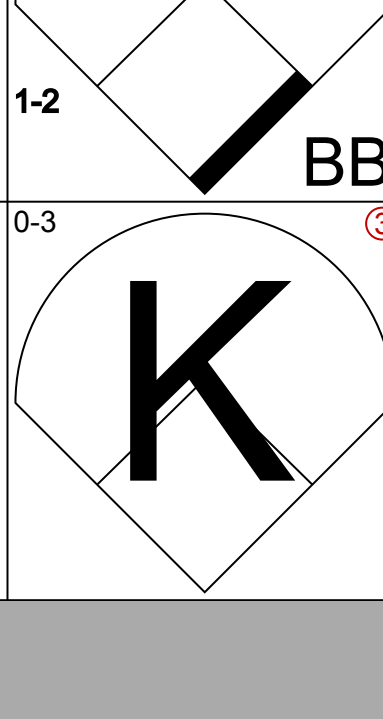
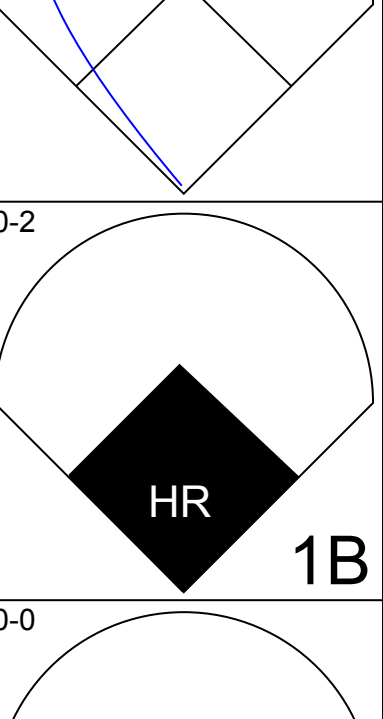
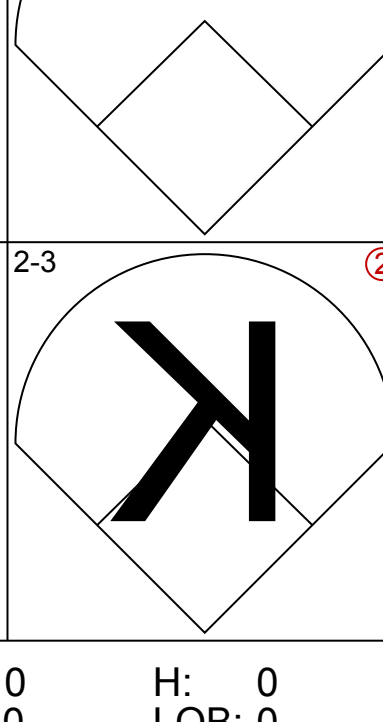
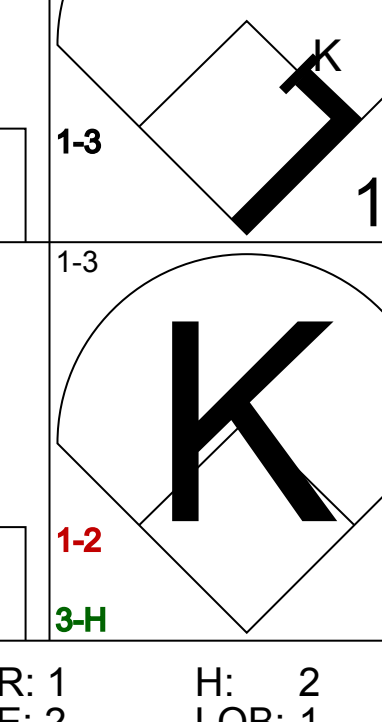
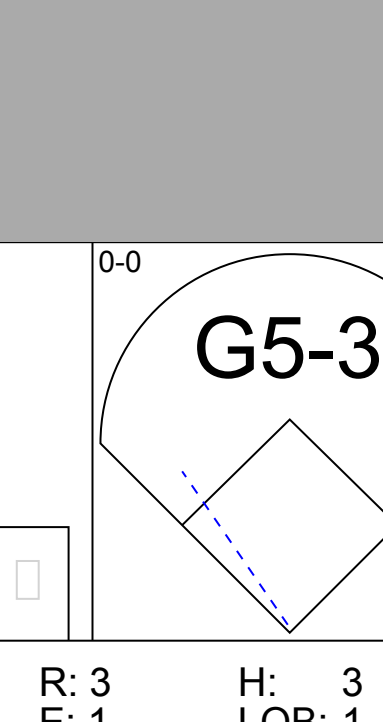
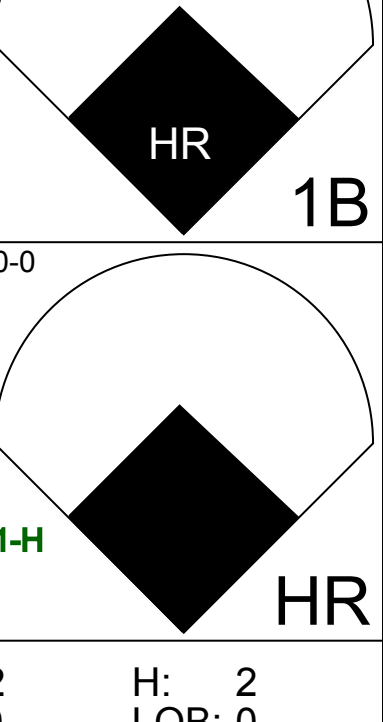


Batter	1	2	3	4	5	6	7	8	9	AB	R	H	RBI	BB	SO	LOB	TOP					
Brian Downing, R OBP: 0.438, SLG: 0.532 (1, 10)										4	0	0	0	0	1	1						
Rafael Palmeiro, L OBP: 0.348, SLG: 0.486 (1, 3)										4	1	2	1	0	0	1						
Ruben Sierra, S OBP: 0.397, SLG: 0.529 (1, 9)										3	0	0	0	1	0	0						
Julio Franco, R OBP: 0.371, SLG: 0.440 (1, 4)										4	1	2	0	0	0	2						
Juan Gonzalez, R OBP: 0.399, SLG: 0.561 (1, 7)										3	1	1	0	1	0	1						
Geno Petralli, L OBP: 0.322, SLG: 0.295 (1, 2)										3	0	0	1	0	1	2						
Steve Buechele, R OBP: 0.343, SLG: 0.465 (1, 5)										4	1	1	2	0	1	1						
Jeff Huson, L OBP: 0.303, SLG: 0.276 (1, 6)										3	0	1	0	0	0	0						
Gary Pettis, S OBP: 0.350, SLG: 0.282 (1, 8)										2	0	0	0	0	0	0						
Inning Stats	R: 0 E: 0 K: 1 S: 10	H: 0 LOB: 0 BB: 0 P: 14	R: 1 E: 0 K: 0 S: 6	H: 2 LOB: 0 BB: 0 P: 9	R: 0 E: 0 K: 0 S: 9	H: 1 LOB: 1 BB: 0 P: 14	R: 0 E: 0 K: 1 S: 11	H: 1 LOB: 1 BB: 0 P: 20	R: 0 E: 0 K: 1 S: 8	H: 0 LOB: 0 BB: 0 P: 11	R: 1 E: 0 K: 0 S: 10	H: 1 LOB: 0 BB: 1 P: 15	R: 2 E: 0 K: 0 S: 10	H: 1 LOB: 1 BB: 1 P: 19	R: 0 E: 0 K: 0 S: 8	H: 1 LOB: 1 BB: 0 P: 18	R: 0 E: 0 K: 0 S: 6	H: 0 LOB: 0 BB: 0 P: 9	1B: 4 2B: 1 3B: 0 HR: 2	SF: 0 SAC: 2 DP: 1 HBP: 0	WP: 0 PB: 1 SB: 2 CS: 1	PA: 35
PITCHER	IP	WLS	BF	H	R	ER	SO	BB	IBB	HBP	BLK	WP	HR	S	P	ERA	WHIP					
Tim Leary, R ERA: 5.23 (1, 1)	7.0		27	6	4	4	3	1	0	0	0	0	2	64	102	5.14	1.000					
Greg Cadaret, L ERA: 3.12 (8, 1)	0.1		3	1	0	0	0	1	0	0	0	0	0	6	13	0.00	6.000					
John Habyan, R ERA: 1.76 (8, 1)	0.2	W	1	0	0	0	0	0	0	0	0	0	0	2	5	0.00	0.000					
Steve Farr, R ERA: 2.2 (9, 1)	1.0	S	3	0	0	0	0	0	0	0	0	0	0	6	9	0.00	0.000					

Texas Rangers @ New York Yankees
Yankee Stadium, Bronx, NY
Sun Jun 09 1991, 3:33 AM EDT
Att: 39,014 - Sunny - 81 F

AB 30
R 4
H 7
RBI 4
BB 2
SO 3
LOB 8



Batter	1	2	3	4	5	6	7	8	9	AB	R	H	RBI	BB	SO	LOB	BOTTOM					
Roberto Kelly, R OBP: 0.335, SLG: 0.408 (1, 8)										4	1	2	1	1	0	0						
Steve Sax, R OBP: 0.305, SLG: 0.352 (1, 4)										5	1	0	0	0	0	2						
Don Mattingly, L OBP: 0.363, SLG: 0.425 (1, 3)										4	1	2	2	0	0	1						
Kevin Maas, L OBP: 0.410, SLG: 0.459 (1, 10)										3	0	1	0	1	0	1						
Mel Hall, L OBP: 0.309, SLG: 0.543 (1, 7)										3	0	1	0	1	1	2						
Jesse Barfield, R OBP: 0.340, SLG: 0.491 (1, 9)										4	0	0	0	0	0	5						
Matt Nokes, L OBP: 0.322, SLG: 0.507 (1, 2)										3	1	1	0	1	0	0						
Alvaro Espinoza, R OBP: 0.291, SLG: 0.342 (1, 6)										4	1	2	0	0	2	3						
Pat Kelly, R OBP: 0.277, SLG: 0.433 (1, 5)										4	1	1	2	0	2	1						
Inning Stats	R: 0 E: 0 K: 0 S: 11	H: 1 LOB: 1 BB: 0 P: 16	R: 0 E: 0 K: 1 S: 8	H: 0 LOB: 0 BB: 0 P: 13	R: 0 E: 0 K: 2 S: 7	H: 0 LOB: 0 BB: 0 P: 11	R: 0 E: 0 K: 0 S: 13	H: 1 LOB: 2 BB: 1 P: 24	R: 1 E: 2 K: 1 S: 9	H: 2 LOB: 1 BB: 1 P: 18	R: 0 E: 0 K: 1 S: 11	H: 1 LOB: 3 BB: 2 P: 21	R: 3 E: 1 K: 0 S: 13	H: 3 LOB: 1 BB: 0 P: 19	R: 2 E: 0 K: 0 S: 11	H: 2 LOB: 0 BB: 0 P: 14	1B: 5 2B: 2 3B: 0 HR: 3	SF: 0 SAC: 0 DP: 0 HBP: 0	WP: 1 PB: 0 SB: 1 CS: 0	PA: 38		
PITCHER	IP	WLS	BF	H	R	ER	SO	BB	IBB	HBP	BLK	WP	HR	S	P	ERA	WHIP					
Jose Guzman, R ERA: 2.92 (1, 1)	6.1		29	6	3	2	5	4	0	0	0	0	1	65	110	2.84	1.579					
Mike Jeffcoat, L ERA: 3.81 (7, 1)	0.1		3	2	1	0	0	0	0	0	0	0	1	4	7	0.00	6.000					
Rich Gossage, R ERA: 3.33 (7, 1)	1.1	L	6	2	2	2	0	0	0	0	0	0	1	14	19	13.50	1.500					

Texas Rangers @ New York Yankees
Yankee Stadium, Bronx, NY
Sun Jun 09 1991, 3:33 AM EDT
Att: 39,014 - Sunny - 81 F

AB 34
R 6
H 10
RBI 5
BB 4
SO 5
LOB 15



Batter	1	2	3	4	5	6	7	8	9	10	11	12	13	AB	R	H	RBI	BB	SO	LOB	TOP	
Tim Raines, S OBP: 0.353, SLG: 0.415 (1, 7)														5	2	2	0	1	0	0		
Robin Ventura, L OBP: 0.250, SLG: 0.333 Joey Cora, S OBP: 0.277, SLG: 0.250 (1, 5) (12, PR)														4	0	1	0	0	0	0	2	
Frank Thomas, R OBP: 0.450, SLG: 0.489 (1, 10)														3	0	0	1	2	0	1		
Dan Pasqua, L OBP: 0.321, SLG: 0.383 (1, 3)														5	0	0	0	0	3	4		
Carlton Fisk, R OBP: 0.383, SLG: 0.399 Matt Merutlo, L OBP: 0.328, SLG: 0.500 (1, 2) (8, 2)														3	0	0	0	0	0	0		
Sammy Sosa, R OBP: 0.264, SLG: 0.378 (1, 9)														5	0	0	0	0	3	2		
Lance Johnson, L OBP: 0.259, SLG: 0.265 (1, 8)														5	1	2	0	0	0	0		
Scott Fletcher, R OBP: 0.276, SLG: 0.283 Craig Grebeck, R OBP: 0.300, SLG: 0.395 (1, 4) (12, 5)													4	0	0	0	0	1	0	0		
Ozzie Guillen, L OBP: 0.276, SLG: 0.297 (1, 6)													5	0	0	0	0	0	1			
Inning Stats	R: 1 E: 0 K: 1 S: 9	H: 1 LOB: 0 BB: 0 P: 12	R: 0 E: 0 K: 1 S: 7	H: 1 LOB: 0 BB: 0 P: 11	R: 0 E: 0 K: 2 S: 11	H: 0 LOB: 0 BB: 0 P: 6	R: 0 E: 1 K: 0 S: 10	H: 0 LOB: 1 BB: 0 P: 14	R: 0 E: 0 K: 0 S: 6	H: 0 LOB: 0 BB: 0 P: 6	R: 0 E: 0 K: 0 S: 5	H: 1 LOB: 2 BB: 1 P: 20	R: 0 E: 0 K: 1 S: 8	H: 0 LOB: 0 BB: 0 P: 10	R: 0 E: 0 K: 0 S: 10	H: 2 LOB: 2 BB: 1 P: 15	R: 2 E: 1 K: 0 S: 12	H: 1 LOB: 1 BB: 1 P: 22	1B: 3 2B: 2 3B: 1 HR: 0	SF: 0 SAC: 2 DP: 1 HBP: 0	W/P: 0 PB: 0 SB: 0 CS: 1	PA: 48
PITCHER	IP 9.0	WLS 31	BF 6	H 3	R 1	ER 1	SO 4	BB 1	IBB 0	HBP 0	BLK 0	WP 0	HR 0	S 67	P 101	ERA 1.00	WHIP 0.444					
Kevin Brown, R ERA: 5.17 Jeff Russell, R ERA: 2.67 John Barfield, L ERA: 3.38 Gerardo Alexander, R ERA: 1.17	(1, 1) (10, 1) (12, 1) (12, 1)	9.0 2.0 0.2 1.1	31 6 4 6	3 0 2 1	1 0 0 2	1 4 0 0	4 2 1 2	0 0 1 0	0 0 1 0	0 0 0 0	0 0 0 0	0 0 0 0	0 0 6 14	0 0 12 25	101 23 12 25	1.00 0.00 0.00 0.00	0.444 0.000 3.000 0.750					

Chicago White Sox @ Texas Rangers
Arlington Stadium, Arlington, TX
Mon Jun 10 1991, 8:05 PM EDT
Att: 31,431 - Cloudy - 82 F

AB 42
R 3
H 6
RBI 1
BB 3
SO 7
LOB 10



Batter	1	2	3	4	5	6	7	8	9	10	11	12	13	AB	R	H	RBI	BB	SO	LOB	BOTTOM							
Brian Downing, R OBP: 0.420, SLG: 0.517 (1, 10)														4	0	0	1	0	3	1								
Gary Pettis, S OBP: 0.357, SLG: 0.280 (1, 8)													4	0	1	0	2	0	2									
Rafael Palmeiro, L OBP: 0.345, SLG: 0.479 (1, 3)													5	0	1	0	0	0	2									
Ruben Sierra, S OBP: 0.388, SLG: 0.516 (1, 9)													5	0	0	0	0	0	1									
Julio Franco, R OBP: 0.372, SLG: 0.439 (1, 4)													5	1	2	0	0	1	1									
Juan Gonzalez, R OBP: 0.387, SLG: 0.542 (1, 7)													5	0	0	0	0	3	1									
Geno Petralli, L OBP: 0.309, SLG: 0.282 (1, 2)													5	0	0	0	0	0	0									
Steve Buechele, R OBP: 0.339, SLG: 0.457 (1, 5)													5	1	1	0	0	3	0									
Jeff Huson, L OBP: 0.302, SLG: 0.269 Kevin Reimer, L OBP: 0.364, SLG: 0.440 Mario Diaz, R OBP: 0.316, SLG: 0.366 (1, 6) (13, PH) (13, PR)													3	0	0	0	1	0	0	0								
Inning Stats	R: 0 E: 0 K: 1 S: 8	H: 0 LOB: 0 BB: 1 P: 15	R: 0 E: 0 K: 2 S: 8	H: 0 LOB: 0 BB: 0 P: 10	R: 0 E: 0 K: 2 S: 11	H: 0 LOB: 1 BB: 1 P: 20	R: 0 E: 0 K: 0 S: 9	H: 2 LOB: 1 BB: 0 P: 13	R: 0 E: 0 K: 2 S: 9	H: 0 LOB: 0 BB: 0 P: 12	R: 0 E: 0 K: 0 S: 10	H: 1 LOB: 0 BB: 0 P: 17	R: 1 E: 0 K: 1 S: 12	H: 0 LOB: 0 BB: 0 P: 19	R: 0 E: 0 K: 0 S: 6	H: 0 LOB: 1 BB: 0 P: 13	R: 0 E: 0 K: 0 S: 7	H: 0 LOB: 0 BB: 0 P: 11	R: 0 E: 0 K: 1 S: 8	H: 0 LOB: 0 BB: 0 P: 14	R: 0 E: 0 K: 0 S: 10	H: 1 LOB: 1 BB: 0 P: 16	R: 1 E: 1 K: 0 S: 10	H: 2 LOB: 2 BB: 0 P: 13	1B: 5 2B: 1 3B: 0 HR: 0	SF: 1 SAC: 0 DP: 0 HBP: 1	W/P: 0 PB: 0 SB: 3 CS: 2	PA: 47
PITCHER	IP 7.2	WLS 28	BF 3	H 3	R 1	ER 0	SO 8	BB 3	IBB 0	HBP 1	BLK 0	WP 0	HR 0	S 70	P 114	ERA 0.00	WHIP 0.783											
Ramon Garcia, R ERA: 2.49 Scott Radinsky, L ERA: 2.45 Melido Perez, R ERA: 4.06 Bobby Thigpen, R ERA: 4.13	(1, 1) (8, 1) (8, 1) (13, 1)	7.2 1.0 3.1 1.0	28 3 11 5	3 0 1 2	1 0 0 1	0 0 2 0	8 0 2 0	3 0 0 0	0 0 0 0	1 0 0 0	0 0 0 0	0 0 0 0	0 0 10 13	0 8 27 13	114 13 40 13	0.00 0.000 0.000 9.00	0.783 0.000 0.300 2.000											

Chicago White Sox @ Texas Rangers
Arlington Stadium, Arlington, TX
Mon Jun 10 1991, 8:05 PM EDT
Att: 31,431 - Cloudy - 82 F


AB 42
R 2
H 6
RBI 1
BB 3
SO 10
LOB 8




Batter	1	2	3	4	5	6	7	8	9	AB	R	H	RBI	BB	SO	LOB	TOP	
Tim Raines, S OBP: 0.395, SLG: 0.414 (1, 7)	3-2 1B		2-3 K		4-1 S BB			1-3 K		3	0	1	0	1	2	0	<p>Chicago White Sox @ Texas Rangers</p> <p>Arlington Stadium, Arlington, TX</p> <p>Tue Jun 11 1991, 8:05 PM EDT</p> <p>Att: 38,172 - Cloudy - 90 F</p>	
Robin Ventura, L OBP: 0.348, SLG: 0.337 (1, 5)	2-2 P5		0-1 2B		0-1 G4-3			0-0 G4-3		4	0	1	0	0	0	2		
Frank Thomas, R OBP: 0.447, SLG: 0.482 (1, 10)	2-1 HBP		0-0 P4		2-3 K			1-3 K		3	0	0	0	0	2	1		
Dan Pasqua, L OBP: 0.312, SLG: 0.371 (1, 3)	3-3 K		0-3 K		3-3 K			0-0 F9		4	0	0	0	0	3	3		
Matt Merullo, L OBP: 0.306, SLG: 0.464 (1, 2)	1-1 F9			1-0 F9				0-0 F9		4	0	0	0	0	0	2		
Sammy Sosa, R OBP: 0.280, SLG: 0.372 Warren Newson, L OBP: 0.429, SLG: 0.200 (9, PH)		2-3 K		1-2 G5-3				0-3 K		3	0	0	0	0	2	0		
Lance Johnson, L OBP: 0.259, SLG: 0.265 (1, 8)	2-1 F8		3-3 K		0-0 1B			0-2 FC4 1B		4	0	1	0	0	1	1		
Joey Cora, S OBP: 0.280, SLG: 0.298 (1, 4)	0-0 3B			1-1 G4-3				1-0 F9		3	0	1	0	0	0	1		
Ozzie Guillen, L OBP: 0.277, SLG: 0.298 (1, 6)	0-1 P6			0-2 CS 1B				0-0 F7		3	0	1	0	0	0	2		
Inning Stats	R: 0 E: 0 K: 1 S: 14	H: 1 LOB: 2 BB: 0 P: 25	R: 0 E: 0 K: 1 S: 8	H: 1 LOB: 1 BB: 0 P: 12	R: 0 E: 0 K: 1 S: 10	H: 0 LOB: 0 BB: 0 P: 12	R: 0 E: 0 K: 0 S: 9	H: 1 LOB: 1 BB: 1 P: 14	R: 0 E: 0 K: 1 S: 6	H: 1 LOB: 0 BB: 0 P: 7	R: 0 E: 0 K: 2 S: 8	H: 0 LOB: 0 BB: 0 P: 10	R: 0 E: 0 K: 0 S: 10	H: 1 LOB: 1 BB: 0 P: 11	1B: 4 2B: 1 3B: 1 HR: 0	SF: 0 SAC: 0 DP: 0 HBP: 1		WP: 0 PB: 0 SB: 2 CS: 1
PITCHER Nolan Ryan, R ERA: 3.0 (1, 1)	IP: 9.0 WLS: W BF: 34 H: 6 R: 0 ER: 0 SO: 10 BB: 1 IBB: 0 HBP: 1 BLK: 0 WP: 0 HR: 0 S: 80 P: 116 ERA: 0.00 WHIP: 0.778															PITCHER		

Batter	1	2	3	4	5	6	7	8	9	AB	R	H	RBI	BB	SO	LOB	BOTTOM	
Brian Downing, R OBP: 0.430, SLG: 0.514 (1, 10)	1-2 G6-4-3 1B		3-3 K		4-2 BB			2-2 F7		3	0	1	0	1	1	5	<p>Chicago White Sox @ Texas Rangers</p> <p>Arlington Stadium, Arlington, TX</p> <p>Tue Jun 11 1991, 8:05 PM EDT</p> <p>Att: 38,172 - Cloudy - 90 F</p>	
Gary Pettis, S OBP: 0.354, SLG: 0.273 (1, 8)	2-2 F7		0-3 K		3-2 L7			4-2 SH5-3 BB		3	0	0	0	1	1	3		
Rafael Palmeiro, L OBP: 0.349, SLG: 0.484 (1, 3)	1-1 G6-4-3		3-1 2B		4-2 1B BB			0-0 SH5-3		2	1	1	0	1	0	1		
Ruben Sierra, S OBP: 0.382, SLG: 0.507 (1, 9)	1-0 F8		1-1 L9		0-0 F7			2-2 P6		4	0	0	0	0	0	3		
Julio Franco, R OBP: 0.374, SLG: 0.435 (1, 4)	2-3 K		4-0 IBB		1-0 F9			4-0 IBB		2	0	0	0	2	1	1		
Juan Gonzalez, R OBP: 0.394, SLG: 0.535 (1, 7)	1-3 K		2-0 F8		0-0 1B BB 1B			1-0 F7		4	1	1	0	0	1	4		
Geno Petralli, L OBP: 0.304, SLG: 0.277 Mike Stanley, R OBP: 0.385, SLG: 0.418 (6, 2)			3-3 K		3-2 L8			1-2 BB BB 1B		2	0	0	0	0	1	0		
Steve Buechele, R OBP: 0.348, SLG: 0.461 (1, 5)	2-2 CS BB 1B		1-2 BB 1B		4-1 BB BB 1B			1-1 P2		3	0	2	0	1	0	1		
Jeff Huson, L OBP: 0.305, SLG: 0.266 Mario Diaz, R OBP: 0.321, SLG: 0.361 (7, 6)	4-0 1-2 BB		1-0 L7		4-0 BB			0-0 L7-4		1	0	0	0	1	0	1		
Inning Stats	R: 0 E: 0 K: 0 S: 9	H: 0 LOB: 0 BB: 0 P: 13	R: 0 E: 0 K: 2 S: 7	H: 0 LOB: 2 BB: 1 P: 11	R: 0 E: 0 K: 1 S: 8	H: 1 LOB: 2 BB: 1 P: 18	R: 0 E: 0 K: 0 S: 14	H: 1 LOB: 3 BB: 3 P: 26	R: 0 E: 0 K: 0 S: 7	H: 0 LOB: 2 BB: 2 P: 18	R: 0 E: 0 K: 0 S: 5	H: 1 LOB: 0 BB: 0 P: 8	R: 0 E: 0 K: 0 S: 10	H: 0 LOB: 0 BB: 0 P: 11	1B: 5 2B: 4 3B: 0 HR: 0	SF: 0 SAC: 1 DP: 3 HBP: 0		WP: 0 PB: 0 SB: 1 CS: 1
PITCHER Alex Fernandez, R ERA: 5.5 Ken Patterson, L ERA: 4.12 (6, 1)	IP: 5.2 WLS: L BF: 26 H: 6 R: 2 ER: 2 SO: 5 BB: 4 IBB: 1 HBP: 0 BLK: 0 WP: 0 HR: 0 S: 57 P: 109 ERA: 3.18 WHIP: 1.765															PITCHER		

AB 32
R 0
H 6
RBI 0
BB 1
SO 10
LOB 12



AB 27
R 2
H 7
RBI 2
BB 8
SO 5
LOB 20



Batter	1	2	3	4	5	6	7	8	9	AB	R	H	RBI	BB	SO	LOB	TOP				
Tim Raines, S OBP: 0.387, SLG: 0.405 (1, 7)	G6-3		G5-3	FC6-4			F8		G6-3	5	0	0	0	0	0	4	Chicago White Sox @ Texas Rangers Arlington Stadium, Arlington, TX Wed Jun 12, 1991, 8:05 PM EDT Att: 18,742 - Cloudy - 92 F				
Joey Cora, S OBP: 0.296, SLG: 0.314 (1, 6)	G6-3		G5-3	1B	G6-3		FC6-4			4	1	2	0	0	0	0					
Frank Thomas, R OBP: 0.448, SLG: 0.479 (1, 10)	BB		1B		P6		FC6-4			3	0	1	0	1	0	2					
Carlton Fisk, R OBP: 0.351, SLG: 0.392 (1, 3)	G1-4-3		G5-3		F8			FC3-6	HBP	3	0	0	1	0	0	2					
Sammy Sosa, R OBP: 0.261, SLG: 0.368 Lance Johnson, L OBP: 0.258, SLG: 0.264 (8, PH)		2B	L5		F8			FC3-6	G4-6-3	2	1	0	0	1	0	1					
Craig Grebeck, R OBP: 0.302, SLG: 0.415 Robin Ventura, L OBP: 0.347, SLG: 0.335 (8, PH)		2B			F9		G5-3		G4-6-3	3	0	1	1	0	0	0					
Cory Snyder, R OBP: 0.208, SLG: 0.220 Ozzie Guillen, L OBP: 0.280, SLG: 0.298 (9, PH)		K			F8		G6-3		G6-3	3	0	0	0	0	1	1					
Scott Fletcher, R OBP: 0.279, SLG: 0.284 Dan Pasqua, L OBP: 0.309, SLG: 0.368 (9, PH)		F8			1B		G5-3		P5	3	0	1	0	0	0	1					
Don Wakamatsu, R OBP: 0.412, SLG: 0.375 Matt Merullo, L OBP: 0.302, SLG: 0.456 (9, PH)		P4			1B		1B		G6-3	3	0	2	0	0	0	1					
Inning Stats	R: 0 E: 0 K: 0 S: 7	H: 0 LOB: 1 BB: 1 P: 16	R: 1 E: 0 K: 1 S: 8	H: 1 LOB: 1 BB: 1 P: 13	R: 1 E: 0 K: 0 S: 13	H: 2 LOB: 0 BB: 0 P: 21	R: 0 E: 0 K: 0 S: 8	H: 2 LOB: 2 BB: 0 P: 11	R: 0 E: 0 K: 0 S: 4	H: 0 LOB: 0 BB: 0 P: 6	R: 0 E: 0 K: 0 S: 10	H: 2 LOB: 2 BB: 0 P: 15	R: 0 E: 0 K: 0 S: 5	H: 0 LOB: 0 BB: 0 P: 7	R: 0 E: 0 K: 0 S: 8	H: 0 LOB: 1 BB: 1 P: 15		1B: 6 2B: 1 3B: 0 HR: 0	SF: 0 SAC: 0 DP: 1 HBP: 1	WP: 0 PB: 0 SB: 0 CS: 0	PA: 37
PITCHER	IP	WLS	BF	H	R	ER	SO	BB	IBB	HBP	BLK	WP	HR	S	P	ERA	WHIP				
John Barfield, L ERA: 3.27	(1, 1)	6.2	W	29	7	2	2	1	2	0	0	0	0	55	88	2.70	1.350				
Rich Gossage, R ERA: 3.29	(7, 1)	0.1		2	0	0	0	0	0	0	1	0	0	2	4	0.00	0.000				
Jeff Russell, R ERA: 2.51	(8, 1)	2.0	S	6	0	0	0	0	1	0	0	0	0	12	20	0.00	0.500				

Batter	1	2	3	4	5	6	7	8	9	AB	R	H	RBI	BB	SO	LOB	BOTTOM				
Brian Downing, R OBP: 0.437, SLG: 0.510 (1, 10)	G4-3		BB	FC3-5	BB		K			1	1	0	0	3	1	0	Chicago White Sox @ Texas Rangers Arlington Stadium, Arlington, TX Wed Jun 12, 1991, 8:05 PM EDT Att: 18,742 - Cloudy - 92 F				
Jeff Huson, L OBP: 0.295, SLG: 0.257 (1, 6)	L4		FC3-5	BB	G3		G3-1			4	1	0	0	0	0	5					
Rafael Palmeiro, L OBP: 0.347, SLG: 0.477 (1, 3)	G4-3		BB		P6		K			3	1	0	0	1	1	1					
Ruben Sierra, S OBP: 0.384, SLG: 0.514 (1, 9)	F7		SF8	BB	BB		K			3	1	1	3	1	1	1					
Julio Franco, R OBP: 0.368, SLG: 0.429 (1, 4)	G5-3		SF8		F8		K			3	0	0	1	0	1	1					
Juan Gonzalez, R OBP: 0.381, SLG: 0.525 (5, 7)	F8		K		L7		FC6-4	BB		3	0	0	0	1	1	1					
Steve Buechele, R OBP: 0.351, SLG: 0.459 (1, 5)	BB			FC1-4	1B		K		FC6-4	3	0	1	0	1	1	1					
John Russell, R OBP: 0.182, SLG: 0.182 Gary Pettis, S OBP: 0.351, SLG: 0.270 (4, PR)	K		FC1-4	BB			K			2	0	0	0	0	1	2					
Mike Stanley, R OBP: 0.384, SLG: 0.407 (1, 2)			FC3-5	BB	K		P4			2	0	0	0	1	1	1					
Inning Stats	R: 0 E: 0 K: 0 S: 9	H: 0 LOB: 1 BB: 1 P: 15	R: 0 E: 0 K: 1 S: 9	H: 0 LOB: 1 BB: 1 P: 16	R: 4 E: 0 K: 1 S: 15	H: 1 LOB: 0 BB: 3 P: 29	R: 0 E: 0 K: 1 S: 12	H: 1 LOB: 2 BB: 1 P: 18	R: 0 E: 0 K: 2 S: 8	H: 0 LOB: 0 BB: 0 P: 11	R: 0 E: 0 K: 2 S: 10	H: 0 LOB: 0 BB: 0 P: 16	R: 0 E: 0 K: 2 S: 11	H: 0 LOB: 1 BB: 1 P: 18	1B: 1 2B: 0 3B: 1 HR: 0	SF: 1 SAC: 0 DP: 0 HBP: 0		WP: 0 PB: 0 SB: 0 CS: 0	PA: 34		
PITCHER	IP	WLS	BF	H	R	ER	SO	BB	IBB	HBP	BLK	WP	HR	S	P	ERA	WHIP				
Charlie Hough, R ERA: 3.86	(1, 1)	8.0	L	34	2	4	4	9	8	0	0	0	0	82	139	4.50	1.250				

AB	33
R	2
H	7
RBI	2
BB	3
SO	1
LOB	16



Batter	1	2	3	4	5	6	7	8	9	AB	R	H	RBI	BB	SO	LOB	TOP					
Tim Raines, S OBP: 0.383, SLG: 0.397	L8		G4-3	1B BB		G5-3		G5-4-3		4	0	0	0	1	0	1						
Robin Ventura, L OBP: 0.352, SLG: 0.338	F7		1B	1B					G1-6-3	4	0	2	2	1	0	0						
Frank Thomas, R OBP: 0.447, SLG: 0.482	2B		1B	P5					F8	5	0	2	0	0	0	3						
Dan Pasqua, L OBP: 0.303, SLG: 0.359	F8		P3							3	0	0	0	0	0	3						
Craig Grebeck, R OBP: 0.311, SLG: 0.488					L9				HR	2	1	1	1	0	0	0						
Carlton Fisk, R OBP: 0.354, SLG: 0.397		SH2-4 BB	L9						F7	3	1	1	0	1	0	2						
Don Wakamatsu, R OBP: 0.389, SLG: 0.353					1B 2B					1	0	0	0	0	0	0						
Warren Newson, L OBP: 0.529, SLG: 0.273		SH2-4 BB								1	1	1	1	2	0	0						
Sammy Sosa, R OBP: 0.265, SLG: 0.372				FC4 1B						1	0	1	0	0	0	0						
Lance Johnson, L OBP: 0.260, SLG: 0.266	SH2-4			1B						2	0	1	0	0	0	1						
Cory Snyder, R OBP: 0.206, SLG: 0.218				1B						1	0	0	0	0	1	1						
Joey Cora, S OBP: 0.293, SLG: 0.309	L7			L8						4	0	1	0	0	0	5						
Ozzie Guillen, L OBP: 0.275, SLG: 0.292	P5			FC4 1B						4	1	0	0	0	0	5						
Inning Stats	R: 0 E: 0 K: 0 S: 9	H: 1 LOB: 1 BB: 0 P: 13	R: 0 E: 0 K: 0 S: 8	H: 0 LOB: 2 BB: 2 P: 19	R: 0 E: 0 K: 0 S: 11	H: 2 LOB: 2 BB: 0 P: 17	R: 2 E: 0 K: 0 S: 13	H: 2 LOB: 1 BB: 2 P: 27	R: 1 E: 0 K: 0 S: 9	H: 2 LOB: 1 BB: 0 P: 14	R: 0 E: 0 K: 0 S: 6	H: 0 LOB: 1 BB: 1 P: 13	R: 0 E: 1 K: 1 S: 11	H: 1 LOB: 1 BB: 0 P: 16	R: 0 E: 0 K: 0 S: 6	H: 1 LOB: 0 BB: 0 P: 11	R: 1 E: 0 K: 0 S: 8	H: 1 LOB: 0 BB: 0 P: 14	1B: 7 2B: 2 3B: 0 HR: 1	SF: 0 SAC: 1 DP: 1 HBP: 0	WP: 0 PB: 0 SB: 1 CS: 0	PA: 41
PITCHER	IP WLS BF H R ER SO BB IBB HBP BLK WP HR S P ERA WHIP																					
Gerald Alexander, R ERA: 1.68	(1, 1) 5.0 W 26 7 3 3 0 4 0 0 0 0 0 0 50 90 5.40 2.200																					
Kenny Rogers, L ERA: 7.02	(6, 1) 4.0 S 15 3 1 1 1 1 0 0 0 0 0 1 31 54 2.25 1.000																					

Chicago White Sox @ Texas Rangers
Arlington Stadium, Arlington, TX
Thu Jun 13 1991, 8:05 PM EDT
Att: 21,722 - Sunny - 92 F

AB 35
R 4
H 10
RBI 4
BB 5
SO 1
LOB 21



Batter	1	2	3	4	5	6	7	8	9	AB	R	H	RBI	BB	SO	LOB	BOTTOM					
Brian Downing, R OBP: 0.428, SLG: 0.497	K		G4-3							4	0	0	0	0	2	2						
John Russell, R OBP: 0.167, SLG: 0.167				K						1	0	0	0	0	0	0						
Mario Diaz, R OBP: 0.329, SLG: 0.368				FC4-6 1B						4	1	2	0	0	0	0						
Jeff Huson, L OBP: 0.293, SLG: 0.254	1B			1B						1	0	0	0	0	0	0						
Rafael Palmeiro, L OBP: 0.346, SLG: 0.473	F8			E3						4	1	1	0	0	0	1						
Ruben Sierra, S OBP: 0.386, SLG: 0.527	K			FC4-6 1B						4	2	2	2	0	1	3						
Julio Franco, R OBP: 0.374, SLG: 0.448		SH5-3 G6-3 1B		HR						4	2	3	3	0	0	1						
Juan Gonzalez, R OBP: 0.378, SLG: 0.518		E5 G6-3 SH5-3 1B		HR						4	2	1	0	0	0	2						
Steve Buechele, R OBP: 0.351, SLG: 0.453		SH5-3		FC6-4 BB						2	0	0	0	1	0	0						
Mike Stanley, R OBP: 0.369, SLG: 0.388		G6-3		FC6-4						4	0	0	1	0	0	2						
Gary Pettis, S OBP: 0.356, SLG: 0.272				G6-3						3	0	1	1	1	0	1						
Inning Stats	R: 0 E: 0 K: 2 S: 9	H: 1 LOB: 1 BB: 0 P: 15	R: 2 E: 1 K: 0 S: 12	H: 2 LOB: 1 BB: 0 P: 16	R: 4 E: 1 K: 0 S: 13	H: 4 LOB: 1 BB: 1 P: 20	R: 2 E: 1 K: 1 S: 17	H: 2 LOB: 1 BB: 0 P: 24	R: 0 E: 0 K: 0 S: 9	H: 0 LOB: 1 BB: 1 P: 19	R: 0 E: 0 K: 0 S: 11	H: 1 LOB: 0 BB: 0 P: 17	R: 0 E: 0 K: 0 S: 7	H: 0 LOB: 0 BB: 0 P: 8	R: 0 E: 0 K: 0 S: 10	H: 0 LOB: 0 BB: 0 P: 12	R: 0 E: 0 K: 0 S: 8	H: 0 LOB: 0 BB: 0 P: 12	1B: 8 2B: 0 3B: 0 HR: 2	SF: 0 SAC: 1 DP: 0 HBP: 0	WP: 0 PB: 0 SB: 1 CS: 0	PA: 38
PITCHER	IP WLS BF H R ER SO BB IBB HBP BLK WP HR S P ERA WHIP																					
Greg Hibbard, L ERA: 4.14	(1, 1) 3.2 L 23 9 1 0 0 0 1 0 0 0 0 0 0 22 38 0.00 0.857																					
Ken Patterson, L ERA: 3.69	(4, 1) 2.1 9 1 0 0 0 0 0 0 0 0 0 0 7 8 0.00 0.000																					
Donn Pall, R ERA: 0.77	(7, 1) 1.0 3 0 0 0 0 0 0 0 0 0 0 0 10 12 0.00 0.000																					
Scott Radinsky, L ERA: 2.35	(8, 1) 1.0 3 0 0 0 0 0 0 0 0 0 0 0 10 12 0.00 0.000																					


Chicago White Sox @ Texas Rangers
Arlington Stadium, Arlington, TX
Thu Jun 13 1991, 8:05 PM EDT
Att: 21,722 - Sunny - 92 F

AB 35
R 8
H 10
RBI 7
BB 2
SO 3
LOB 12



Batter	1	2	3	4	5	6	7	8	9	AB	R	H	RBI	BB	SO	LOB	TOP										
Roberto Kelly, R OBP: 0.317, SLG: 0.397 (1, 8)	P4		FC5-4 G5-3 1-2		K		G6-3		K	5	0	0	0	0	2	5	New York Yankees @ Texas Rangers Arlington Stadium, Arlington, TX Fri Jun 14 1991, 8:05 PM EDT Att: 32,928 - Cloudy - 90 F										
Steve Sax, R OBP: 0.312, SLG: 0.356 (1, 4)	1B		G5-3		P8		G5-3		1B	5	0	2	1	0	0	4											
Don Mattingly, L OBP: 0.358, SLG: 0.410 (1, 3)	1B		F8			G3	G1-3		G4-3	5	0	1	0	0	0	3											
Kevin Maas, L OBP: 0.399, SLG: 0.477 (1, 10)	K			F8		HR			P6	4	1	1	1	0	1	2											
Mel Hall, L OBP: 0.318, SLG: 0.553 (8, PH) Hensley Meulens, R OBP: 0.284, SLG: 0.317 (8, 7)	P5			F9		HR			K	3	1	1	0	0	0	2											
Jesse Barfield, R OBP: 0.335, SLG: 0.505 (1, 9)		F7		F9		L5			1B	4	0	1	0	0	0	1											
Matt Nokes, L OBP: 0.497 (8, 2) Bob Geren, R OBP: 0.214, SLG: 0.173 (8, 2)	P6				P6	HR			F8	4	1	1	2	0	0	1											
Alvaro Espinoza, R OBP: 0.294, SLG: 0.347 (1, 6)	G6-3					G6-3			DI 1B	4	1	2	0	0	0	0											
Pat Kelly, R OBP: 0.304, SLG: 0.459 (1, 5)			FC5-4 1B				WP 1B		F8	4	0	3	0	0	0	1											
Inning Stats	R: 0 E: 0 K: 1 S: 10	H: 2 LOB: 2 BB: 0 P: 19	R: 0 E: 0 K: 0 S: 5	H: 0 LOB: 0 BB: 0 P: 7	R: 0 E: 0 K: 0 S: 10	H: 1 LOB: 1 BB: 0 P: 15	R: 0 E: 0 K: 0 S: 6	H: 0 LOB: 0 BB: 0 P: 9	R: 0 E: 0 K: 1 S: 12	H: 2 LOB: 2 BB: 0 P: 17	R: 3 E: 0 K: 0 S: 16	H: 3 LOB: 0 BB: 0 P: 25	R: 0 E: 0 K: 0 S: 10	H: 1 LOB: 1 BB: 0 P: 17	R: 0 E: 0 K: 1 S: 10	H: 1 LOB: 1 BB: 0 P: 17		R: 1 E: 0 K: 1 S: 13	H: 2 LOB: 1 BB: 0 P: 18	1B: 9 2B: 1 3B: 0 HR: 2	SF: 0 SAC: 0 DP: 0 HBP: 0	WP: 1 PB: 1 SB: 0 CS: 0	PA: 39				
PITCHER	IP	WLS	BF	H	R	ER	SO	BB	IBB	HBP	BLK	WP	HR	S	P	ERA	WHIP										
Jose Guzman, R ERA: 3.13 (1, 1)	7.0	W	30	9	3	3	2	0	0	0	0	1	2	69	109	3.86	1.286										
Mike Jeffcoat, L ERA: 3.99 (8, 1)	1.0		4	1	0	0	1	0	0	0	0	0	0	10	17	0.00	1.000										
Joe Bitker, R ERA: 7.45 (9, 1)	1.0		5	2	1	1	1	0	0	0	0	0	0	13	18	9.00	2.000										

AB	39
R	4
H	12
RBI	4
BB	0
SO	4
LOB	19



Batter	1	2	3	4	5	6	7	8	9	AB	R	H	RBI	BB	SO	LOB	BOTTOM										
Gary Pettis, S OBP: 0.357, SLG: 0.288 (1, 8)	K			K				G1-3		4	2	1	0	1	2	0	New York Yankees @ Texas Rangers Arlington Stadium, Arlington, TX Fri Jun 14 1991, 8:05 PM EDT Att: 32,928 - Cloudy - 90 F										
Rafael Palmeiro, L OBP: 0.352, SLG: 0.474 (1, 3)	G1-3 1B BB	S 1B		F9		1B BB				2	1	1	0	2	0	0											
Ruben Sierra, S OBP: 0.391, SLG: 0.539 (1, 9)	G1-3	S 1B				1B				4	0	3	1	0	0	2											
Julio Franco, R OBP: 0.372, SLG: 0.444 (1, 4)	HBP 1B BB			L5		K				4	1	1	2	0	2	5											
Kevin Reimer, L OBP: 0.353, SLG: 0.425 (1, 10)	P5		P4		G5-3		G4-3			4	0	0	0	0	0	3											
Juan Gonzalez, R OBP: 0.381, SLG: 0.515 (1, 7)	HBP 1B BB		G5-3		G4-3 1B		G5-3			3	1	1	0	1	0	2											
Denny Walling, L OBP: 0.196, SLG: 0.122 (1, 5)	1B HR HBP		G1-3		G4-6-3		G6-3			3	1	0	0	0	0	1											
Mike Stanley, R OBP: 0.364, SLG: 0.382 (1, 2)	HR 1B		K			K		G4-3		4	1	1	2	0	2	0											
Jeff Huson, L OBP: 0.292, SLG: 0.280 (1, 6)	HR		K			P6		G6-3		4	1	1	3	0	1	0											
Inning Stats	R: 7 E: 0 K: 1 S: 23	H: 4 LOB: 0 BB: 2 P: 47	R: 0 E: 0 K: 1 S: 12	H: 2 LOB: 2 BB: 0 P: 21	R: 0 E: 0 K: 2 S: 11	H: 0 LOB: 0 BB: 0 P: 14	R: 0 E: 0 K: 1 S: 8	H: 1 LOB: 1 BB: 0 P: 11	R: 0 E: 0 K: 0 S: 7	H: 1 LOB: 0 BB: 0 P: 12	R: 1 E: 0 K: 2 S: 12	H: 1 LOB: 2 BB: 2 P: 25	R: 0 E: 0 K: 0 S: 8	H: 0 LOB: 0 BB: 0 P: 9	R: 0 E: 0 K: 0 S: 7	H: 0 LOB: 0 BB: 0 P: 12		1B: 6 2B: 0 3B: 2 HR: 1	SF: 0 SAC: 0 DP: 1 HBP: 1	WP: 0 PB: 0 SB: 3 CS: 0	PA: 37						
PITCHER	IP	WLS	BF	H	R	ER	SO	BB	IBB	HBP	BLK	WP	HR	S	P	ERA	WHIP										
Wade Taylor, R ERA: 12.27 (1, 1)	0.2	L	9	4	7	7	0	2	0	0	0	0	0	50	83	0.00	1.200										
Greg Cadaret, L ERA: 3.1 (1, 1)	5.0		20	4	1	0	6	2	0	0	0	0	0	12	15	0.00	0.750										
Steve Howe, L ERA: 1.31 (6, 1)	1.1		5	1	0	0	1	0	0	0	0	0	0	7	12	0.00	0.000										
Lee Guetterman, L ERA: 2.35 (8, 1)	1.0		3	0	0	0	0	0	0	0	0	0	0	7	12	0.00	0.000										

AB	32
R	8
H	9
RBI	8
BB	4
SO	7
LOB	13



Batter	1	2	3	4	5	6	7	8	9	10	11	12	13	14	15	AB	R	H	RBI	BB	SO	LOB	TOP																																																																																																																																																							
Steve Sax, R OBP: 0.312, SLG: 0.351 (1, 4)	G6-3		G6-3		K			F7		F9		L6			G6-3	7	0	0	0	0	1	1																																																																																																																																																								
Carlos Rodriguez, S OBP: 0.298, SLG: 0.344 (11, 6)	F7		G4-3		P3			F9		F9			FC6-4 BB		G3	4	0	0	0	0	0	1																																																																																																																																																								
Don Mattingly, L OBP: 0.397, SLG: 0.400 (1, 10)			P6					F7				FC4-6 BB		FC6-4 1-2r	F9	5	0	0	0	2	0	2																																																																																																																																																								
Kevin Maas, L OBP: 0.406, SLG: 0.493 (1, 3)										FC4-6 1B				P5		5	2	1	1	0	2																																																																																																																																																									
Mel Hall, L OBP: 0.313, SLG: 0.540 (1, 7)	P3				E 1B			G4-3							F8	6	0	1	0	0	1	4																																																																																																																																																								
Roberto Kelly, R OBP: 0.311, SLG: 0.385 (1, 8)			F8		P4											5	0	0	0	0	2	2																																																																																																																																																								
Matt Nokes, L OBP: 0.310, SLG: 0.491 (1, 2)			G3					F8		G1-3					P2	6	0	1	1	0	0	3																																																																																																																																																								
Jesse Barfield, R OBP: 0.324, SLG: 0.482 (1, 9)			K		G6-4-3 1B			K							K	5	0	0	0	1	4	2																																																																																																																																																								
Randy Velarde, R OBP: 0.299, SLG: 0.288 (1, 5)										G4-3					FC6-4	5	1	1	1	1	1	2																																																																																																																																																								
Inning Stats	R: 0 E: 0 K: 13	H: 0 LOB: 2 BB: 2 P: 22	R: 0 E: 0 K: 1 S: 9	H: 0 LOB: 0 BB: 0 P: 13	R: 1 E: 0 K: 0 S: 11	H: 1 LOB: 0 BB: 0 P: 17	R: 1 E: 0 K: 0 S: 9	H: 2 LOB: 1 BB: 0 P: 15	R: 0 E: 0 K: 1 S: 8	H: 0 LOB: 0 BB: 0 P: 12	R: 0 E: 0 K: 2 S: 9	H: 0 LOB: 0 BB: 0 P: 13	R: 0 E: 0 K: 0 S: 10	H: 0 LOB: 0 BB: 1 P: 16	R: 1 E: 0 K: 1 S: 9	H: 1 LOB: 0 BB: 0 P: 13	R: 0 E: 0 K: 0 S: 8	H: 0 LOB: 0 BB: 1 P: 16	R: 0 E: 0 K: 0 S: 9	H: 1 LOB: 3 BB: 1 P: 18	R: 0 E: 0 K: 2 S: 9	H: 0 LOB: 0 BB: 0 P: 13	R: 0 E: 0 K: 0 S: 7	H: 0 LOB: 1 BB: 1 P: 12	R: 0 E: 0 K: 1 S: 9	H: 1 LOB: 1 BB: 0 P: 11	R: 0 E: 0 K: 0 S: 6	H: 0 LOB: 0 BB: 0 P: 7	1B: 3 2B: 0 3B: 0 HR: 2	SF: 0 SAC: 0 DP: 2 HBP: 1	WP: 1 PB: 0 SB: 0 CS: 0	PA: 57																																																																																																																																														
PITCHER	<table border="1"> <thead> <tr> <th>PITCHER</th> <th>IP</th> <th>WLS</th> <th>BF</th> <th>H</th> <th>R</th> <th>ER</th> <th>SO</th> <th>BB</th> <th>IBB</th> <th>HBP</th> <th>BLK</th> <th>WP</th> <th>HR</th> <th>S</th> <th>P</th> <th>ERA</th> <th>WHIP</th> </tr> </thead> <tbody> <tr> <td>Nolan Ryan, R ERA: 2.88 (1, 1)</td> <td>9.0</td> <td>4</td> <td>34</td> <td>4</td> <td>3</td> <td>0</td> <td>6</td> <td>3</td> <td>0</td> <td>0</td> <td>0</td> <td>0</td> <td>0</td> <td>87</td> <td>130</td> <td>2.00</td> <td>0.778</td> </tr> <tr> <td>Jeff Russell, L ERA: 2.62 (10, 1)</td> <td>1.0</td> <td>3</td> <td>0</td> <td>0</td> <td>0</td> <td>0</td> <td>0</td> <td>1</td> <td>0</td> <td>0</td> <td>0</td> <td>0</td> <td>0</td> <td>8</td> <td>16</td> <td>0.00</td> <td>1.000</td> </tr> <tr> <td>Mike Jeffcoat, L ERA: 3.6 (11, 1)</td> <td>0.2</td> <td>4</td> <td>1</td> <td>0</td> <td>0</td> <td>0</td> <td>0</td> <td>1</td> <td>0</td> <td>0</td> <td>0</td> <td>0</td> <td>0</td> <td>5</td> <td>11</td> <td>0.00</td> <td>3.000</td> </tr> <tr> <td>Rich Gossage, R ERA: 3.14 (11, 1)</td> <td>0.0</td> <td>1</td> <td>0</td> <td>0</td> <td>0</td> <td>0</td> <td>0</td> <td>0</td> <td>0</td> <td>1</td> <td>0</td> <td>0</td> <td>0</td> <td>2</td> <td>4</td> <td>-</td> <td>-</td> </tr> <tr> <td>Kenny Rogers, L ERA: 6.88 (11, 1)</td> <td>0.1</td> <td>1</td> <td>0</td> <td>0</td> <td>0</td> <td>0</td> <td>0</td> <td>0</td> <td>0</td> <td>0</td> <td>0</td> <td>0</td> <td>0</td> <td>2</td> <td>3</td> <td>0.00</td> <td>0.000</td> </tr> </tbody> </table>															PITCHER	IP	WLS	BF	H	R	ER	SO	BB	IBB	HBP	BLK	WP	HR	S	P	ERA	WHIP	Nolan Ryan, R ERA: 2.88 (1, 1)	9.0	4	34	4	3	0	6	3	0	0	0	0	0	87	130	2.00	0.778	Jeff Russell, L ERA: 2.62 (10, 1)	1.0	3	0	0	0	0	0	1	0	0	0	0	0	8	16	0.00	1.000	Mike Jeffcoat, L ERA: 3.6 (11, 1)	0.2	4	1	0	0	0	0	1	0	0	0	0	0	5	11	0.00	3.000	Rich Gossage, R ERA: 3.14 (11, 1)	0.0	1	0	0	0	0	0	0	0	1	0	0	0	2	4	-	-	Kenny Rogers, L ERA: 6.88 (11, 1)	0.1	1	0	0	0	0	0	0	0	0	0	0	0	2	3	0.00	0.000	<table border="1"> <thead> <tr> <th>PITCHER</th> <th>IP</th> <th>WLS</th> <th>BF</th> <th>H</th> <th>R</th> <th>ER</th> <th>SO</th> <th>BB</th> <th>IBB</th> <th>HBP</th> <th>BLK</th> <th>WP</th> <th>HR</th> <th>S</th> <th>P</th> <th>ERA</th> <th>WHIP</th> </tr> </thead> <tbody> <tr> <td>Joe Blaker, R ERA: 5.27 (12, 1)</td> <td>4.0</td> <td>0</td> <td>14</td> <td>0</td> <td>0</td> <td>0</td> <td>3</td> <td>1</td> <td>0</td> <td>0</td> <td>0</td> <td>0</td> <td>0</td> <td>31</td> <td>43</td> <td>0.00</td> <td>0.250</td> </tr> </tbody> </table>															PITCHER	IP	WLS	BF	H	R	ER	SO	BB	IBB	HBP	BLK	WP	HR	S	P	ERA	WHIP	Joe Blaker, R ERA: 5.27 (12, 1)	4.0	0	14	0	0	0	3	1	0	0	0	0	0	31	43	0.00	0.250
PITCHER	IP	WLS	BF	H	R	ER	SO	BB	IBB	HBP	BLK	WP	HR	S	P	ERA	WHIP																																																																																																																																																													
Nolan Ryan, R ERA: 2.88 (1, 1)	9.0	4	34	4	3	0	6	3	0	0	0	0	0	87	130	2.00	0.778																																																																																																																																																													
Jeff Russell, L ERA: 2.62 (10, 1)	1.0	3	0	0	0	0	0	1	0	0	0	0	0	8	16	0.00	1.000																																																																																																																																																													
Mike Jeffcoat, L ERA: 3.6 (11, 1)	0.2	4	1	0	0	0	0	1	0	0	0	0	0	5	11	0.00	3.000																																																																																																																																																													
Rich Gossage, R ERA: 3.14 (11, 1)	0.0	1	0	0	0	0	0	0	0	1	0	0	0	2	4	-	-																																																																																																																																																													
Kenny Rogers, L ERA: 6.88 (11, 1)	0.1	1	0	0	0	0	0	0	0	0	0	0	0	2	3	0.00	0.000																																																																																																																																																													
PITCHER	IP	WLS	BF	H	R	ER	SO	BB	IBB	HBP	BLK	WP	HR	S	P	ERA	WHIP																																																																																																																																																													
Joe Blaker, R ERA: 5.27 (12, 1)	4.0	0	14	0	0	0	3	1	0	0	0	0	0	31	43	0.00	0.250																																																																																																																																																													

New York Yankees @ Texas Rangers
Arlington Stadium, Arlington, TX
Sun Jun 16 1991, 8:05 PM EDT
Att: 37,691 - Cloudy - 76 F

AB 50
R 3
H 5
RBI 3
BB 6
SO 9
LOB 19



Batter	1	2	3	4	5	6	7	8	9	10	11	12	13	14	15	AB	R	H	RBI	BB	SO	LOB	BOTTOM																																																																																																																																																							
Gary Pettis, S OBP: 0.347, SLG: 0.276 (1, 8)	G4-3				K			FC7-4		G5-3					G6-3	6	0	0	0	0	2	2																																																																																																																																																								
Rafael Palmeiro, L OBP: 0.346, SLG: 0.466 (1, 3)	G4-1				P2			K							G1-3	6	0	1	0	0	1	0																																																																																																																																																								
Ruben Sierra, S OBP: 0.392, SLG: 0.531 (1, 9)					K			P3								6	0	2	0	0	1	1																																																																																																																																																								
Julio Franco, R OBP: 0.381, SLG: 0.459 (1, 4)					G5-3											4	1	2	0	2	0	1																																																																																																																																																								
Kevin Reimer, L OBP: 0.345, SLG: 0.413 (1, 10)																3	1	1	0	0	1	2																																																																																																																																																								
Brian Downing, R OBP: 0.421, SLG: 0.487 (8, PH)	K				G3											3	0	0	0	0	1	1																																																																																																																																																								
Juan Gonzalez, R OBP: 0.374, SLG: 0.511 (1, 7)																6	1	2	2	0	1	1																																																																																																																																																								
Steve Buechele, R OBP: 0.355, SLG: 0.470 (1, 5)																6	0	3	0	0	0	1																																																																																																																																																								
John Russell, R OBP: 0.111, SLG: 0.116 (1, 2)																5	1	0	1	0	0	2																																																																																																																																																								
Jeff Huson, L OBP: 0.282, SLG: 0.280 (1, 6)																4	0	1	0	0	1	1																																																																																																																																																								
Mario Diaz, R OBP: 0.333, SLG: 0.385 (14, 6)																2	0	1	1	0	0	0																																																																																																																																																								
Inning Stats	R: 0 E: 0 K: 14	H: 2 LOB: 2 BB: 0 P: 19	R: 1 E: 0 K: 1 S: 14	H: 2 LOB: 1 BB: 0 P: 20	R: 0 E: 0 K: 1 S: 8	H: 0 LOB: 0 BB: 0 P: 13	R: 0 E: 0 K: 1 S: 7	H: 0 LOB: 0 BB: 0 P: 10	R: 0 E: 0 K: 1 S: 8	H: 0 LOB: 0 BB: 0 P: 12	R: 2 E: 0 K: 0 S: 12	H: 2 LOB: 1 BB: 0 P: 22	R: 0 E: 0 K: 0 S: 11	H: 1 LOB: 0 BB: 0 P: 15	R: 0 E: 0 K: 0 S: 6	H: 0 LOB: 0 BB: 0 P: 9	R: 0 E: 0 K: 1 S: 10	H: 0 LOB: 0 BB: 0 P: 16	R: 0 E: 0 K: 0 S: 7	H: 2 LOB: 0 BB: 0 P: 12	R: 0 E: 0 K: 0 S: 13	H: 0 LOB: 0 BB: 0 P: 16	R: 0 E: 0 K: 0 S: 8	H: 1 LOB: 1 BB: 0 P: 13	R: 0 E: 0 K: 0 S: 5	H: 0 LOB: 0 BB: 1 P: 6	R: 0 E: 0 K: 0 S: 10	H: 0 LOB: 1 BB: 0 P: 18	R: 1 E: 0 K: 0 S: 7	H: 2 LOB: 1 BB: 0 P: 7	1B: 8 2B: 6 3B: 0 HR: 0	SF: 1 SAC: 0 DP: 3 HBP: 0	WP: 1 PB: 0 SB: 0 CS: 1	PA: 55																																																																																																																																												
PITCHER	<table border="1"> <thead> <tr> <th>PITCHER</th> <th>IP</th> <th>WLS</th> <th>BF</th> <th>H</th> <th>R</th> <th>ER</th> <th>SO</th> <th>BB</th> <th>IBB</th> <th>HBP</th> <th>BLK</th> <th>WP</th> <th>HR</th> <th>S</th> <th>P</th> <th>ERA</th> <th>WHIP</th> </tr> </thead> <tbody> <tr> <td>Scott Sanderson, R ERA: 3.53 (1, 1)</td> <td>7.0</td> <td>0</td> <td>28</td> <td>7</td> <td>3</td> <td>3</td> <td>6</td> <td>1</td> <td>0</td> <td>0</td> <td>0</td> <td>0</td> <td>0</td> <td>74</td> <td>111</td> <td>3.86</td> <td>1.143</td> </tr> <tr> <td>Steve Howe, L ERA: 1.25 (8, 1)</td> <td>1.0</td> <td>3</td> <td>1</td> <td>0</td> <td>0</td> <td>1</td> <td>0</td> <td>0</td> <td>0</td> <td>0</td> <td>0</td> <td>0</td> <td>0</td> <td>6</td> <td>9</td> <td>0.00</td> <td>1.000</td> </tr> <tr> <td>Steve Farr, R ERA: 1.89 (9, 1)</td> <td>3.0</td> <td>9</td> <td>2</td> <td>0</td> <td>0</td> <td>1</td> <td>0</td> <td>0</td> <td>0</td> <td>0</td> <td>0</td> <td>0</td> <td>0</td> <td>30</td> <td>44</td> <td>0.00</td> <td>0.667</td> </tr> <tr> <td>John Habyan, R ERA: 2.7 (12, 1)</td> <td>1.0</td> <td>4</td> <td>1</td> <td>0</td> <td>0</td> <td>0</td> <td>0</td> <td>0</td> <td>0</td> <td>0</td> <td>0</td> <td>0</td> <td>0</td> <td>8</td> <td>13</td> <td>0.00</td> <td>1.000</td> </tr> <tr> <td>Lee Guetterman, L ERA: 2.49 (13, 1)</td> <td>2.1</td> <td>L</td> <td>10</td> <td>2</td> <td>1</td> <td>1</td> <td>0</td> <td>1</td> <td>0</td> <td>0</td> <td>0</td> <td>0</td> <td>0</td> <td>22</td> <td>31</td> <td>3.86</td> <td>1.286</td> </tr> </tbody> </table>															PITCHER	IP	WLS	BF	H	R	ER	SO	BB	IBB	HBP	BLK	WP	HR	S	P	ERA	WHIP	Scott Sanderson, R ERA: 3.53 (1, 1)	7.0	0	28	7	3	3	6	1	0	0	0	0	0	74	111	3.86	1.143	Steve Howe, L ERA: 1.25 (8, 1)	1.0	3	1	0	0	1	0	0	0	0	0	0	0	6	9	0.00	1.000	Steve Farr, R ERA: 1.89 (9, 1)	3.0	9	2	0	0	1	0	0	0	0	0	0	0	30	44	0.00	0.667	John Habyan, R ERA: 2.7 (12, 1)	1.0	4	1	0	0	0	0	0	0	0	0	0	0	8	13	0.00	1.000	Lee Guetterman, L ERA: 2.49 (13, 1)	2.1	L	10	2	1	1	0	1	0	0	0	0	0	22	31	3.86	1.286	<table border="1"> <thead> <tr> <th>PITCHER</th> <th>IP</th> <th>WLS</th> <th>BF</th> <th>H</th> <th>R</th> <th>ER</th> <th>SO</th> <th>BB</th> <th>IBB</th> <th>HBP</th> <th>BLK</th> <th>WP</th> <th>HR</th> <th>S</th> <th>P</th> <th>ERA</th> <th>WHIP</th> </tr> </thead> <tbody> <tr> <td>Joe Blaker, R ERA: 5.27 (12, 1)</td> <td>4.0</td> <td>0</td> <td>14</td> <td>0</td> <td>0</td> <td>0</td> <td>3</td> <td>1</td> <td>0</td> <td>0</td> <td>0</td> <td>0</td> <td>0</td> <td>31</td> <td>43</td> <td>0.00</td> <td>0.250</td> </tr> </tbody> </table>															PITCHER	IP	WLS	BF	H	R	ER	SO	BB	IBB	HBP	BLK	WP	HR	S	P	ERA	WHIP	Joe Blaker, R ERA: 5.27 (12, 1)	4.0	0	14	0	0	0	3	1	0	0	0	0	0	31	43	0.00	0.250
PITCHER	IP	WLS	BF	H	R	ER	SO	BB	IBB	HBP	BLK	WP	HR	S	P	ERA	WHIP																																																																																																																																																													
Scott Sanderson, R ERA: 3.53 (1, 1)	7.0	0	28	7	3	3	6	1	0	0	0	0	0	74	111	3.86	1.143																																																																																																																																																													
Steve Howe, L ERA: 1.25 (8, 1)	1.0	3	1	0	0	1	0	0	0	0	0	0	0	6	9	0.00	1.000																																																																																																																																																													
Steve Farr, R ERA: 1.89 (9, 1)	3.0	9	2	0	0	1	0	0	0	0	0	0	0	30	44	0.00	0.667																																																																																																																																																													
John Habyan, R ERA: 2.7 (12, 1)	1.0	4	1	0	0	0	0	0	0	0	0	0	0	8	13	0.00	1.000																																																																																																																																																													
Lee Guetterman, L ERA: 2.49 (13, 1)	2.1	L	10	2	1	1	0	1	0	0	0	0	0	22	31	3.86	1.286																																																																																																																																																													
PITCHER	IP	WLS	BF	H	R	ER	SO	BB	IBB	HBP	BLK	WP	HR	S	P	ERA	WHIP																																																																																																																																																													
Joe Blaker, R ERA: 5.27 (12, 1)	4.0	0	14	0	0	0	3	1	0	0	0	0	0	31	43	0.00	0.250																																																																																																																																																													

New York Yankees @ Texas Rangers
Arlington Stadium, Arlington, TX
Sun Jun 16 1991, 8:05 PM EDT
Att: 37,691 - Cloudy - 76 F

AB 51
R 4
H 13
RBI 4
BB 2
SO 8
LOB 12



Batter	1	2	3	4	5	6	7	8	9	AB	R	H	RBI	BB	SO	LOB	TOP																															
Brian McRae, S (1, 8) OBP: 0.289, SLG: 0.366	3-1 P2	2-1 G4-6-3		0-0 L1-3		0-3 K	3-2 G5-4-3		3-2 1B	6	1	1	0	0	1	6																																
Kirk Gibson, L (1, 7) OBP: 0.325, SLG: 0.455	4-2			0-1		1-0		4-2	2-2	3	3	2	4	2	0	0																																
Gary Thurman, R (9, PH) OBP: 0.306, SLG: 0.377	2B			FC5-4		HR		1B	1B	1	1	1	0	0	0	0																																
George Brett, L (1, 10) OBP: 0.338, SLG: 0.529	0-0			1-3		1-0		0-0	0-0	5	2	3	1	0	1	1																																
Brent Mayne, L (9, PH) OBP: 0.352, SLG: 0.292	F8			K		G1-3		1-2	1-3	1	1	1	1	0	0	0																																
Danny Tartabull, R (1, 9) OBP: 0.338, SLG: 0.529	1B			1B		1B		1B	1B	5	2	1	1	1	2	4																																
David Howard, S (9, 9) OBP: 0.176, SLG: 0.097	F8			FC5-4		K		K	1B	0	0	0	0	0	0	0																																
Jim Eisenreich, L (1, 3) OBP: 0.335, SLG: 0.401	1B			1B		1-1		1-2	1-2	3	0	1	0	1	1	2																																
Warren Cromartie, L (6, 3) OBP: 0.371, SLG: 0.431	BB			1B		K2-3		1B	1B	1	0	1	1	1	0	0																																
Kevin Seitzer, R (1, 5) OBP: 0.331, SLG: 0.308	1-2			0-0				2-0	2-0	3	1	3	2	1	0	0																																
Bill Pecota, R (8, 5) OBP: 0.328, SLG: 0.396	1-2			1-3		1B		1-2	2-3	2	0	2	2	0	0	0																																
Mike Macfarlane, R (1, 2) OBP: 0.307, SLG: 0.447	3-H			2-H		1B		1-2	2-3	5	1	1	1	0	2	9																																
Kurt Stillwell, S (1, 6) OBP: 0.303, SLG: 0.351				0-0		HR		F7		4	2	3	2	1	0	2																																
Terry Shumpert, R (1, 4) OBP: 0.265, SLG: 0.333				4-0		HR		G6-3		3	1	0	0	2	1	2																																
Inning Stats	R: 2 H: 2 E: 0 K: 1 S: 14	WLS: 2 BF: 25 L: 31	H: 7 R: 6 ER: 6 SO: 6	R: 6 ER: 6 SO: 6	BB: 5 IBB: 0 HBP: 0 BLK: 0	WP: 0 HR: 1 S: 51 P: 93	ERA: 10.80 WHIP: 2.400	R: 0 H: 0 E: 0 K: 2 S: 7	WLS: 0 BF: 0 L: 0	H: 0 R: 0 ER: 0 SO: 0	BB: 0 IBB: 0 HBP: 0 BLK: 0	WP: 0 HR: 1 S: 15 P: 32	ERA: 27.00 WHIP: 6.000	R: 0 H: 1 E: 0 K: 0 S: 6	WLS: 1 BF: 9 L: 9	H: 1 R: 0 ER: 0 SO: 9	BB: 0 IBB: 0 HBP: 0 BLK: 0	WP: 0 HR: 0 S: 41 P: 62	ERA: 23.14 WHIP: 4.286	R: 0 H: 0 E: 0 K: 0 S: 7	WLS: 0 BF: 0 L: 0	H: 0 R: 0 ER: 0 SO: 0	BB: 0 IBB: 0 HBP: 0 BLK: 0	WP: 0 HR: 0 S: 3 P: 7	ERA: 0.00 WHIP: 1.500	R: 5 H: 5 E: 0 K: 1 S: 18	WLS: 5 BF: 40 L: 40	H: 3 R: 3 ER: 3 SO: 40	BB: 3 IBB: 0 HBP: 0 BLK: 0	WP: 0 HR: 1 S: 15 P: 32	ERA: 27.00 WHIP: 6.000	R: 0 H: 1 E: 0 K: 0 S: 6	WLS: 1 BF: 9 L: 9	H: 1 R: 0 ER: 0 SO: 9	BB: 0 IBB: 0 HBP: 0 BLK: 0	WP: 0 HR: 0 S: 41 P: 62	ERA: 23.14 WHIP: 4.286	R: 4 H: 6 E: 0 K: 0 S: 23	WLS: 1 BF: 34 L: 34	H: 1 R: 1 ER: 1 SO: 34	BB: 0 IBB: 0 HBP: 0 BLK: 0	WP: 0 HR: 2 S: 14 P: 1	ERA: 10.80 WHIP: 2.400	1B: 14 2B: 5 3B: 0 HR: 2	SF: 1 SAC: 0 DP: 4 HBP: 0	WP: 2 PB: 0 SB: 0 CS: 0	PA: 52	
PITCHER	IP	WLS	BF	H	R	ER	SO	BB	IBB	HBP	BLK	WP	HR	S	P	ERA	WHIP																															
Jose Guzman, R (1, 1) ERA: 4.17	5.0	L	25	7	6	6	6	5	0	0	0	0	1	51	93	10.80	2.400																															
Joe Bittker, R (6, 1) ERA: 6.75	1.0		9	4	3	3	1	2	0	0	0	1	1	15	32	27.00	6.000																															
Mark Petkovsek, R (7, 1) ERA: 14.46	2.1		16	8	6	6	1	2	0	0	0	1	0	41	62	23.14	4.286																															
Jeff Russell, R (9, 1) ERA: 2.57	0.2		2	1	0	0	0	0	0	0	0	0	0	3	7	0.00	1.500																															

Kansas City Royals @ Texas Rangers
Arlington Stadium, Arlington, TX
Wed Jun 19 1991, 8:05 PM EDT
Att: 29,462 - Cloudy - 95 F

AB 42
R 15
H 20
RBI 15
BB 9
SO 8
LOB 26



Batter	1	2	3	4	5	6	7	8	9	AB	R	H	RBI	BB	SO	LOB	BOTTOM													
Gary Pettis, S (1, 8) OBP: 0.343, SLG: 0.270	0-0		1-1			3-3	1-0			4	0	0	0	0	2	3														
Rafael Palmeiro, L (1, 3) OBP: 0.364, SLG: 0.498	1-2			2-1		0-0		2-3		4	1	1	1	0	1	0														
Ruben Sierra, S (1, 9) OBP: 0.386, SLG: 0.530	1-0			0-0		2-0		0-0		3	0	1	0	0	0	0														
Denny Walling, L (7, 9) OBP: 0.188, SLG: 0.116	P3			L4		FC6-4		G4-3		1	0	0	0	0	0	0														
Julio Franco, R (1, 4) OBP: 0.380, SLG: 0.455				2-1		0-2		0-3		3	0	0	0	0	0	1														
Jeff Huson, L (8, PH) OBP: 0.289, SLG: 0.288	G4-3			G4-3		FC6-4		K		1	0	0	0	0	1	0														
Kevin Reimer, L (1, 7) OBP: 0.344, SLG: 0.420	G4-3			G4-3		F7				4	0	0	0	0	0	1														
Brian Downing, R (1, 10) OBP: 0.418, SLG: 0.488						3-2	0-0			4	0	1	0	0	2	0														
Steve Buechele, R (1, 5) OBP: 0.352, SLG: 0.477				2-1		0-1		1-2		3	1	1	0	0	0	1														
John Russell, R (8, 9) OBP: 0.150, SLG: 0.158				F8		E		F7		1	0	0	0	0	0	0														
Mike Stanley, R (1, 2) OBP: 0.364, SLG: 0.378				1-3		0-0		4-2		2	0	0	0	1	1	0														
Mario Diaz, R (1, 6) OBP: 0.344, SLG: 0.386				0-0		0-1		1-1		3	0	1	0	0	0	3														
Inning Stats	R: 0 H: 0 E: 0 K: 1 S: 7	WLS: 0 BF: 23 L: 11	H: 4 R: 2 ER: 1 SO: 4	R: 1 ER: 1 SO: 4	BB: 0 IBB: 0 HBP: 0 BLK: 0	WP: 0 HR: 1 S: 51 P: 77	ERA: 1.50 WHIP: 0.667	R: 0 H: 1 E: 0 K: 0 S: 6	WLS: 0 BF: 0 L: 0	H: 0 R: 0 ER: 0 SO: 0	BB: 0 IBB: 0 HBP: 0 BLK: 0	WP: 0 HR: 0 S: 26 P: 39	ERA: 0.00 WHIP: 0.667	R: 0 H: 1 E: 0 K: 1 S: 9	WLS: 1 BF: 16 L: 16	H: 1 R: 0 ER: 0 SO: 16	BB: 1 IBB: 0 HBP: 0 BLK: 0	WP: 0 HR: 0 S: 15 P: 32	ERA: 27.00 WHIP: 6.000	R: 0 H: 0 E: 0 K: 2 S: 11	WLS: 0 BF: 13 L: 13	H: 0 R: 0 ER: 0 SO: 13	BB: 0 IBB: 0 HBP: 0 BLK: 0	WP: 0 HR: 1 S: 14 P: 1	ERA: 10.80 WHIP: 2.400	1B: 2 2B: 2 3B: 0 HR: 1	SF: 0 SAC: 0 DP: 0 HBP: 0	WP: 0 PB: 0 SB: 0 CS: 0	PA: 34	
PITCHER	IP	WLS	BF	H	R	ER	SO	BB	IBB	HBP	BLK	WP	HR	S	P	ERA	WHIP													
Hector Wagner, R (1, 1) ERA: 1.5	6.0	W	23	4	2	1	4	0	0	0	0	0	0	51	77	1.50	0.667													
Storm Davis, R (7, 1) ERA: 4.43	3.0	S	11	1	0	0	3	1	0	0	0	0	0	26	39	0.00	0.667													

Kansas City Royals @ Texas Rangers
Arlington Stadium, Arlington, TX
Wed Jun 19 1991, 8:05 PM EDT
Att: 29,462 - Cloudy - 95 F

AB 33
R 2
H 5
RBI 1
BB 1
SO 7
LOB 9



Batter	1	2	3	4	5	6	7	8	9	AB	R	H	RBI	BB	SO	LOB	TOP										
Brian Downing, R OBP: 0.407, SLG: 0.473 (1, 10)	G5-3		K			G5-3		F7	FC5-4	5	0	0	0	0	1	1											
Rafael Palmeiro, L OBP: 0.382, SLG: 0.492 (1, 3)	F8		F9			G6-3			HR	3	1	0	0	1	0	0											
Ruben Sierra, S OBP: 0.388, SLG: 0.539 (1, 9)				K		G3-1			HR	3	1	1	2	1	1	0											
Julio Franco, R OBP: 0.385, SLG: 0.470 (1, 4)	CS	G1-3 1B				G6-3			HR	3	2	2	1	1	0	0											
Kevin Reimer, L OBP: 0.338, SLG: 0.411 Gary Pettis, S OBP: 0.347, SLG: 0.270 (7, 8)		G1-3		K					CS	3	0	0	0	0	2	2											
Juan Gonzalez, R OBP: 0.377, SLG: 0.521 (7, 7)									BB	4	2	3	2	0	0	1											
Steve Buechele, R OBP: 0.350, SLG: 0.477 (1, 5)			K						2B 1B	4	1	1	0	0	2	1											
Mario Diaz, R OBP: 0.330, SLG: 0.368 (1, 6)			K					G3	L9	4	0	0	0	0	1	3											
Ivan Rodriguez, R OBP: 0.250, SLG: 0.250 (1, 2)			F8			G4-3		K	FC5-4 1B	4	0	1	2	0	1	0											
Inning Stats	R: 0 E: 0 K: 0 S: 4	H: 0 LOB: 0 BB: 1 P: 13	R: 1 E: 0 K: 2 S: 13	H: 2 LOB: 1 BB: 0 P: 17	R: 0 E: 0 K: 1 S: 11	H: 0 LOB: 0 BB: 0 P: 17	R: 0 E: 0 K: 2 S: 9	H: 0 LOB: 1 BB: 1 P: 15	R: 0 E: 0 K: 0 S: 6	H: 0 LOB: 0 BB: 0 P: 10	R: 0 E: 0 K: 0 S: 6	H: 0 LOB: 0 BB: 0 P: 9	R: 1 E: 0 K: 2 S: 12	H: 1 LOB: 0 BB: 0 P: 14	R: 0 E: 0 K: 1 S: 10	H: 0 LOB: 0 BB: 0 P: 16	R: 5 E: 0 K: 0 S: 20	H: 5 LOB: 1 BB: 2 P: 39	1B: 4 2B: 1 3B: 0 HR: 3	SF: 0 SAC: 0 DP: 0 HBP: 0	WP: 0 PB: 0 SB: 2 CS: 2	PA: 38					
PITCHER	IP	WLS	BF	H	R	ER	SO	BB	IBB	HBP	BLK	WP	HR	S	P	ERA	WHIP										
Jack McDowell, R ERA: 3.49 (1, 1)	8.0		28	3	2	2	8	2	0	0	0	0	1	71	111	2.25	0.625										
Bobby Thigpen, R ERA: 4.75 (9, 1)	0.0	L	4	2	4	4	0	2	0	0	0	0	2	7	18	∞	∞										
Melido Perez, R ERA: 3.74 (9, 1)	1.0		5	3	1	1	0	0	0	0	0	0	0	13	21	9.00	3.000										

Texas Rangers @ Chicago White Sox
Comiskey Park, Chicago, IL
Thu Jun 20 1991, 8:05 PM EDT
Att: 32,869 - Sunny - 82 F

AB 33
R 7
H 8
RBI 7
BB 4
SO 8
LOB 8



Batter	1	2	3	4	5	6	7	8	9	AB	R	H	RBI	BB	SO	LOB	BOTTOM										
Lance Johnson, L OBP: 0.273, SLG: 0.272 (1, 8)	G5-3		P1						FC4-6	4	0	1	2	1	0	2											
Robin Ventura, L OBP: 0.304, SLG: 0.336 (8, 3)	G4-3		G6-4-3 1B						F9	5	0	1	0	0	1	5											
Frank Thomas, R OBP: 0.454, SLG: 0.520 (1, 10)			G6-4-3 1B						F8	4	0	1	0	1	0	3											
Matt Merullo, L OBP: 0.291, SLG: 0.403 Ozzie Guillen, L OBP: 0.276, SLG: 0.312 (8, 6)	K									3	0	1	1	1	1	1											
Carlton Fisk, R OBP: 0.343, SLG: 0.381 (1, 2)			G5-4-3 1B							4	0	1	0	0	1	4											
Dan Pasqua, L OBP: 0.304, SLG: 0.340 Sammy Sosa, R OBP: 0.264, SLG: 0.374 (7, FR) (8, 9)		L8							G1-3	1	0	0	0	2	0	1											
Warren Newson, L OBP: 0.444, SLG: 0.286 (1, 7)		G5-3							CS 1B	4	1	2	0	0	2												
Craig Grebeck, R OBP: 0.288, SLG: 0.429 (8, 5)		G4-3							F8	3	0	0	0	0	1	2											
Joey Cora, S OBP: 0.354, SLG: 0.360 (1, 4)									FC4-6 1B	2	1	2	0	0	0	0											
Inning Stats	R: 0 E: 0 K: 1 S: 9	H: 1 LOB: 1 BB: 0 P: 15	R: 0 E: 0 K: 0 S: 8	H: 1 LOB: 0 BB: 0 P: 11	R: 0 E: 0 K: 0 S: 9	H: 2 LOB: 1 BB: 0 P: 15	R: 0 E: 0 K: 0 S: 7	H: 1 LOB: 1 BB: 1 P: 13	R: 0 E: 0 K: 2 S: 9	H: 0 LOB: 0 BB: 1 P: 18	R: 0 E: 0 K: 1 S: 9	H: 0 LOB: 0 BB: 0 P: 13	R: 3 E: 0 K: 0 S: 16	H: 2 LOB: 3 BB: 3 P: 32	R: 0 E: 0 K: 0 S: 7	H: 1 LOB: 0 BB: 0 P: 11	R: 0 E: 0 K: 0 S: 7	H: 1 LOB: 1 BB: 0 P: 11	1B: 9 2B: 0 3B: 0 HR: 0	SF: 0 SAC: 1 DP: 2 HBP: 2	WP: 0 PB: 0 SB: 0 CS: 2	PA: 39					
PITCHER	IP	WLS	BF	H	R	ER	SO	BB	IBB	HBP	BLK	WP	HR	S	P	ERA	WHIP										
Kevin Brown, R ERA: 4.92 (1, 1)	6.2		30	7	3	3	4	3	1	2	0	0	0	63	109	4.05	1.500										
Mike Jeffcoat, L ERA: 3.15 (7, 1)	2.1	W	9	2	0	0	0	1	0	0	0	0	0	18	30	0.00	1.286										

Texas Rangers @ Chicago White Sox
Comiskey Park, Chicago, IL
Thu Jun 20 1991, 8:05 PM EDT
Att: 32,869 - Sunny - 82 F

AB 31
R 3
H 9
RBI 3
BB 5
SO 4
LOB 20




Batter	1	2	3	4	5	6	7	8	9	AB	R	H	RBI	BB	SO	LOB	TOP					
Jack Daugherty, S (1, 7) OBP: 0.237, SLG: 0.195	K			P5		F8		G4-3		4	0	0	0	0	1	2						
Kevin Reimer, L (1, 10) OBP: 0.335, SLG: 0.405	G2-3			K		L6-4 1B			F7	4	0	1	0	0	1	0						
Ruben Sierra, S (1, 9) OBP: 0.386, SLG: 0.534	K			K		L6-4 1B			F7	4	0	1	1	0	2	0						
Julio Franco, R (1, 4) OBP: 0.383, SLG: 0.481		F8			G5-3	L6-4			G5-3	4	0	0	0	0	0	3						
Rafael Palmeiro, L (1, 3) OBP: 0.356, SLG: 0.479		L8			L8				F9	3	0	0	0	0	0	0						
Juan Gonzalez, R (1, 8) OBP: 0.398, SLG: 0.505		F8							K	2	0	0	0	1	1	0						
Steve Buechele, R (1, 5) OBP: 0.348, SLG: 0.475				P4	F8				F7	3	0	0	0	0	0	1						
Mario Diaz, R (1, 6) OBP: 0.337, SLG: 0.366									F9	2	1	1	0	1	0	0						
Ivan Rodriguez, R (1, 2) OBP: 0.300, SLG: 0.300				G6-4-3 1B					G6-3	3	0	1	0	0	0	1						
Inning Stats	R: 0 H: 0 E: 0 K: 2 S: 11	H: 0 LOB: 0 BB: 0 P: 15	R: 0 H: 0 E: 0 K: 0 S: 6	H: 0 LOB: 0 BB: 0 P: 12	R: 0 H: 1 E: 0 K: 0 S: 7	H: 1 LOB: 0 BB: 0 P: 8	R: 0 H: 0 E: 0 K: 2 S: 9	H: 0 LOB: 0 BB: 0 P: 15	R: 0 H: 0 E: 0 K: 0 S: 12	H: 0 LOB: 1 BB: 1 P: 18	R: 1 H: 3 E: 0 K: 0 S: 9	H: 3 LOB: 2 BB: 1 P: 16	R: 0 H: 0 E: 0 K: 1 S: 8	H: 0 LOB: 0 BB: 0 P: 13	R: 0 H: 0 E: 0 K: 0 S: 6	H: 0 LOB: 0 BB: 0 P: 8	R: 0 H: 0 E: 0 K: 0 S: 6	H: 0 LOB: 0 BB: 0 P: 10	1B: 4 2B: 1 3B: 0 HR: 0	SF: 0 SAC: 0 DP: 2 HBP: 0	WP: 0 PB: 0 SB: 0 CS: 0	PA: 31
PITCHER Alex Fernandez, R (1, 1) ERA: 5.8	IP: 9.0 WLS: W BF: 31 H: 4 R: 1 ER: 1 SO: 5 BB: 2 IBB: 0 HBP: 0 BLK: 0 WP: 0 HR: 0 S: 74 P: 115 ERA: 1.00 WHIP: 0.667															PITCHER						

Texas Rangers @ Chicago White Sox
Comiskey Park, Chicago, IL
Sat Jun 22 1991, 8:05 PM EDT
Att: 42,150 - Cloudy - 64 F

livebaseballscores.com

AB 29
R 1
H 4
RBI 1
BB 2
SO 5
LOB 7




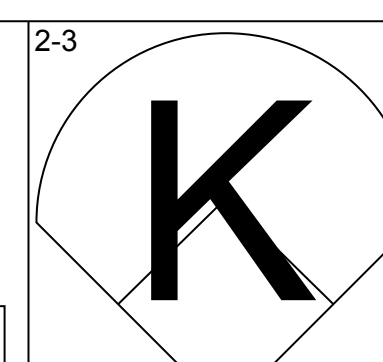
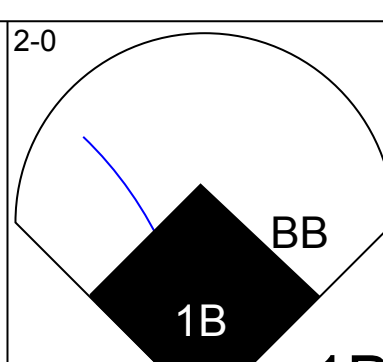
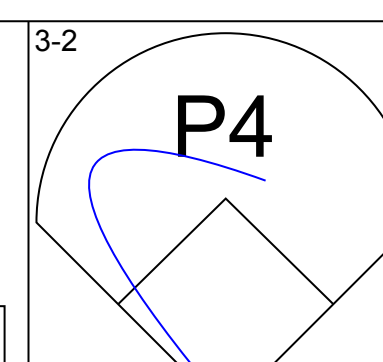
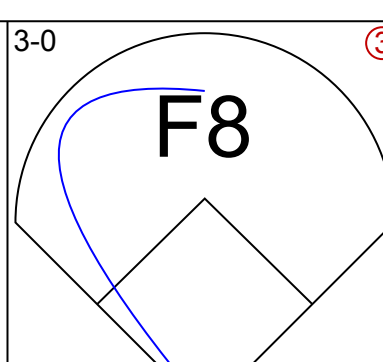
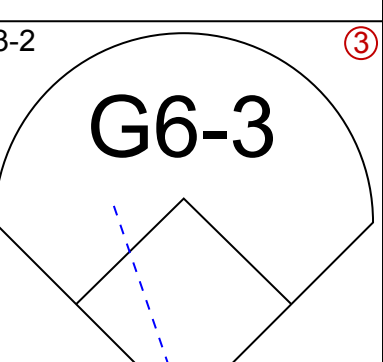
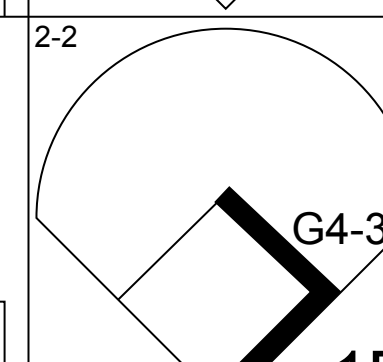
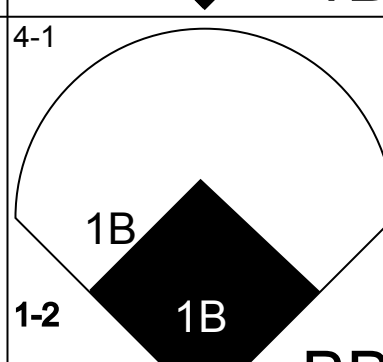
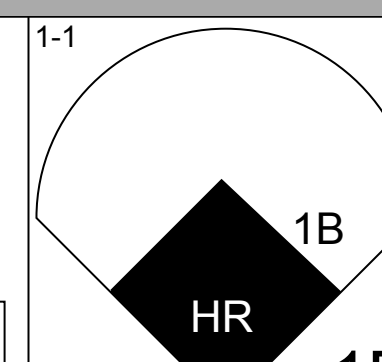
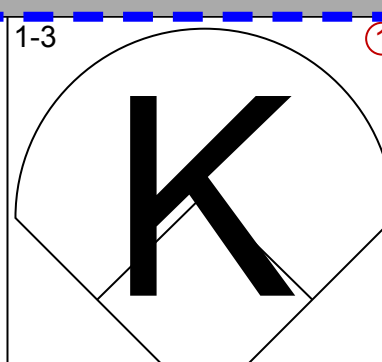
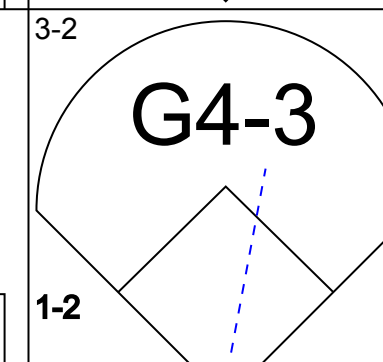
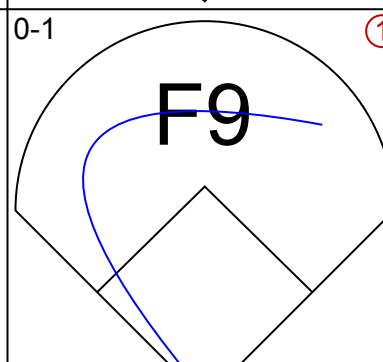
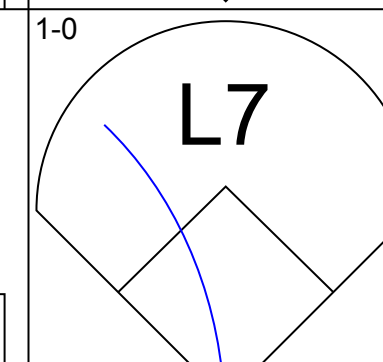
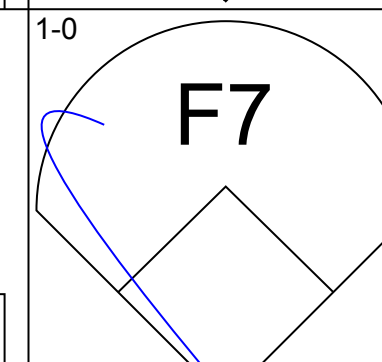
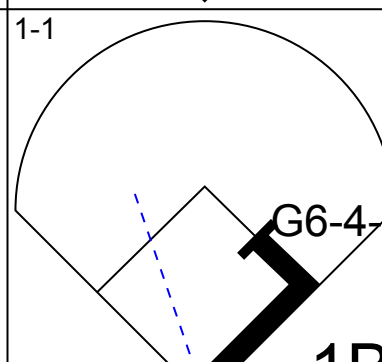
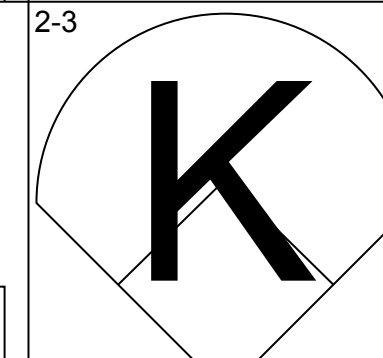
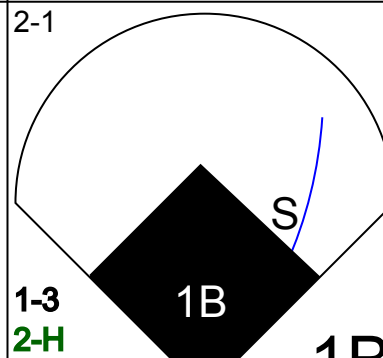
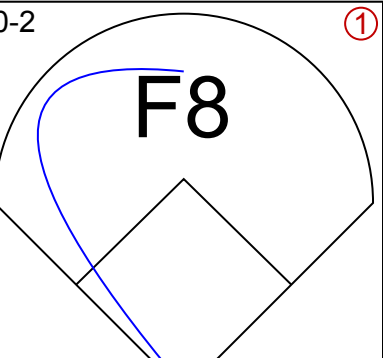
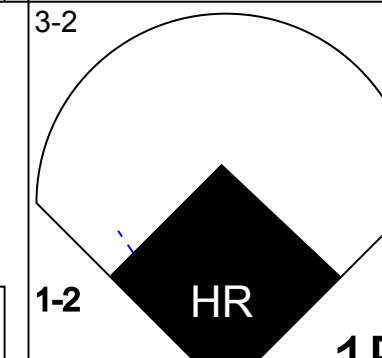
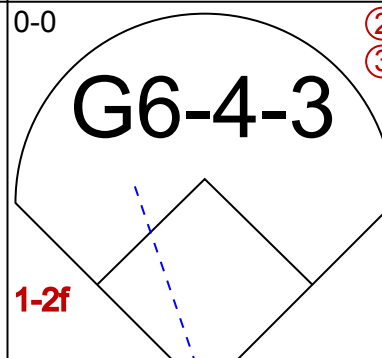
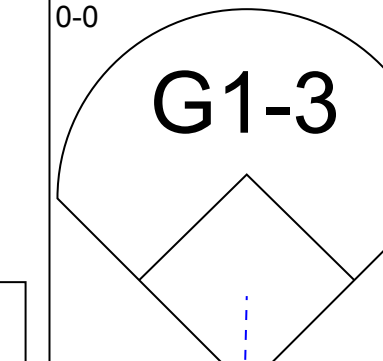
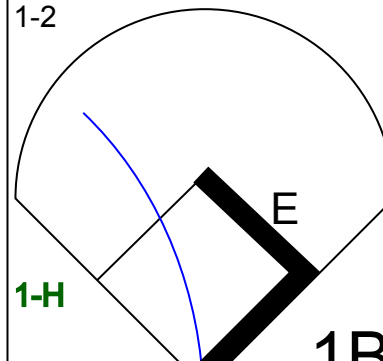
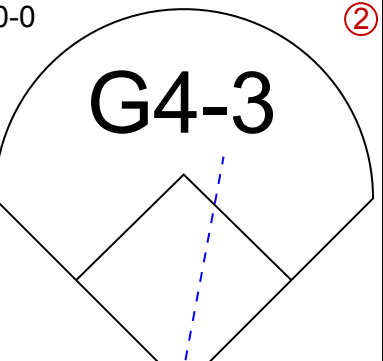
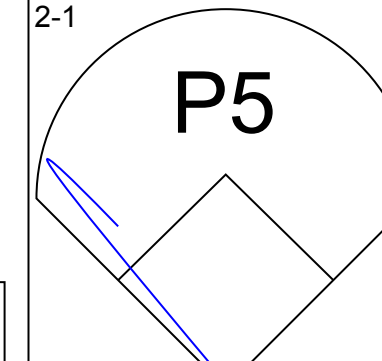
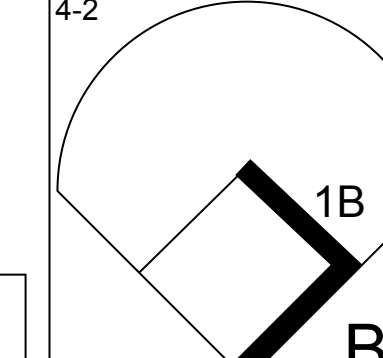
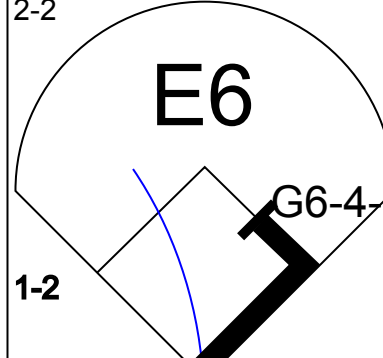
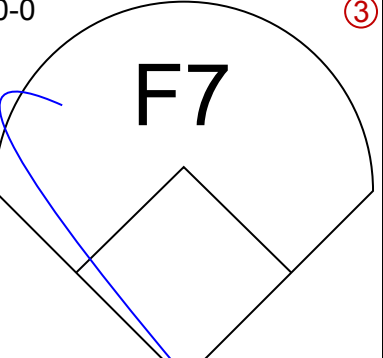
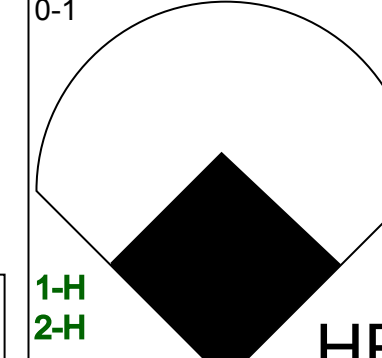
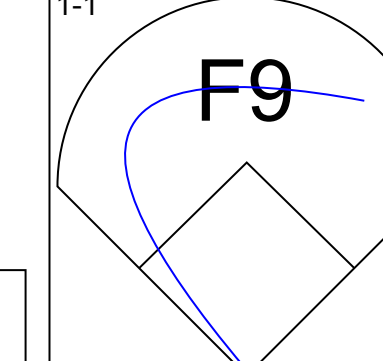
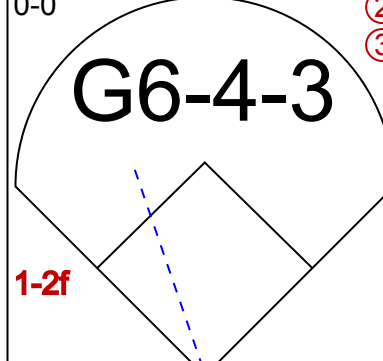
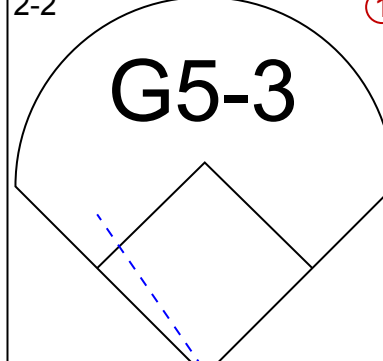

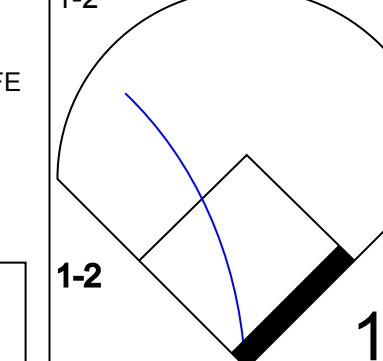
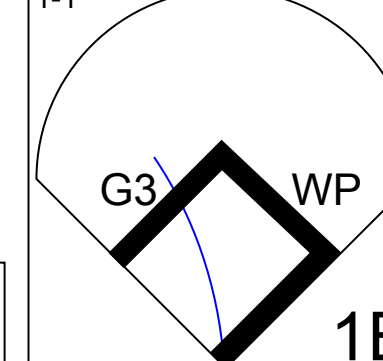
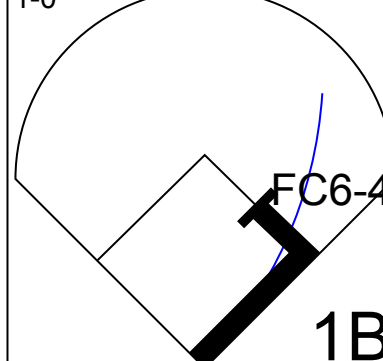
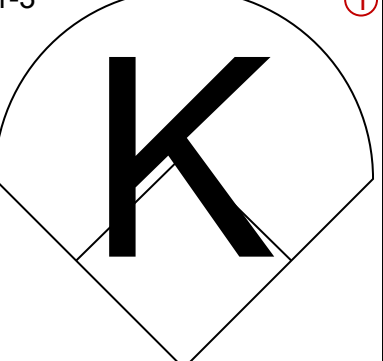
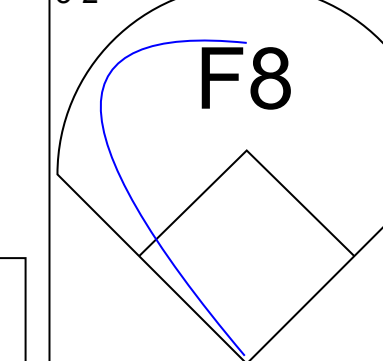
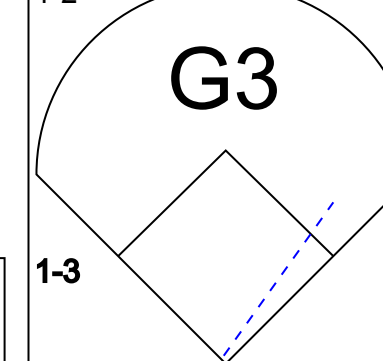
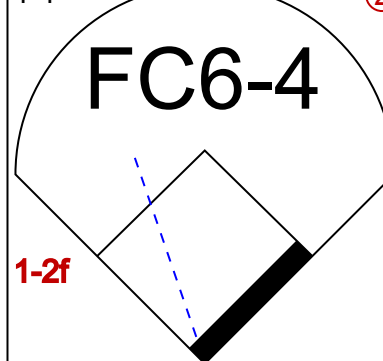
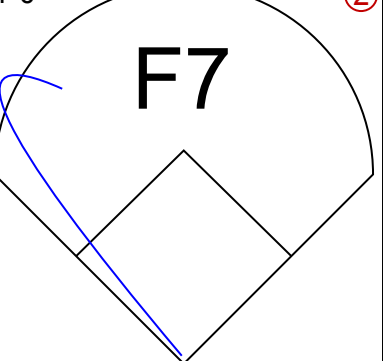
Batter	1	2	3	4	5	6	7	8	9	AB	R	H	RBI	BB	SO	LOB	BOTTOM			
Tim Raines, S (1, 7) OBP: 0.388, SLG: 0.397	F8		G5-3		G5-3			SF8		3	0	0	1	0	0	2				
Robin Ventura, L (1, 3) OBP: 0.343, SLG: 0.335	G1-3		G6-3			K		PB 1B		4	1	1	0	0	1	1				
Frank Thomas, R (1, 10) OBP: 0.443, SLG: 0.502	G4-3		K			K		K		4	0	0	0	0	3	2				
Carlton Fisk, R (1, 2) OBP: 0.345, SLG: 0.400		SH5-4 2B		G5-3		L8		1B		3	0	1	0	1	0	0				
Craig Grebeck, R (1, 5) OBP: 0.295, SLG: 0.456		SH5-4 BB		G5-3		P2		1B		3	0	1	1	1	0	0				
Sammy Sosa, R (1, 8) (9, 9) OBP: 0.299, SLG: 0.365		SH5-4		G5-3		F9		K		3	0	0	0	0	1	2				
Scott Fletcher, R (1, 4) OBP: 0.284, SLG: 0.285		G1-3			K					3	0	1	0	0	1	2				
Cory Snyder, R (1, 9) (8, PR) Lance Johnson, L (9, 8) OBP: 0.216, SLG: 0.229 OBP: 0.274, SLG: 0.271		G6-3				FC4-6 1B		E 1B		3	0	2	0	0	0	2				
Ozzie Guillen, L (1, 6) OBP: 0.283, SLG: 0.320				G6-3 2B		FC4-6		SH SF8		2	1	1	0	0	0	1				
Inning Stats	R: 0 H: 0 E: 0 K: 0 S: 6	H: 1 LOB: 2 BB: 1 P: 22	R: 0 H: 1 E: 0 K: 1 S: 13	H: 1 LOB: 1 BB: 0 P: 21	R: 0 H: 0 E: 0 K: 0 S: 8	H: 0 LOB: 0 BB: 0 P: 14	R: 0 H: 1 E: 0 K: 1 S: 9	H: 1 LOB: 1 BB: 0 P: 11	R: 0 H: 0 E: 0 K: 2 S: 8	H: 0 LOB: 0 BB: 0 P: 12	R: 0 H: 1 E: 0 K: 0 S: 7	H: 1 LOB: 1 BB: 0 P: 10	R: 3 H: 3 E: 1 K: 2 S: 18	H: 3 LOB: 2 BB: 1 P: 26	R: 0 H: 0 E: 0 K: 0 S: 6	H: 0 LOB: 0 BB: 0 P: 10	1B: 5 2B: 2 3B: 0 HR: 0	SF: 1 SAC: 2 DP: 0 HBP: 0	WP: 0 PB: 1 SB: 0 CS: 0	PA: 33
PITCHER John Barfield, L (1, 1) ERA: 3.07 Terry Mathews, R (8, 1) ERA:	IP: 7.2 WLS: L BF: 32 H: 7 R: 3 ER: 1 SO: 5 BB: 1 IBB: 0 HBP: 0 BLK: 0 WP: 0 HR: 0 S: 79 P: 121 ERA: 1.17 WHIP: 1.043															PITCHER				

Texas Rangers @ Chicago White Sox
Comiskey Park, Chicago, IL
Sat Jun 22 1991, 8:05 PM EDT
Att: 42,150 - Cloudy - 64 F

livebaseballscores.com

AB 28
R 3
H 7
RBI 2
BB 2
SO 6
LOB 12



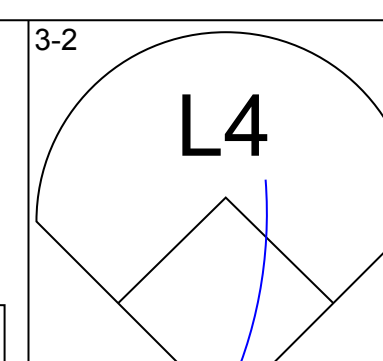
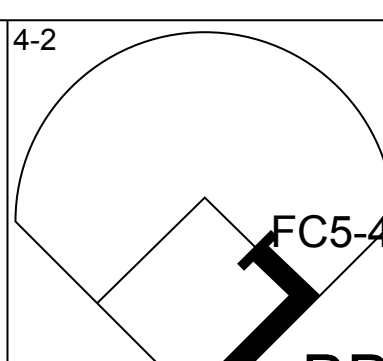
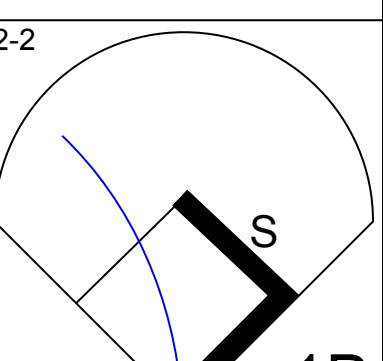
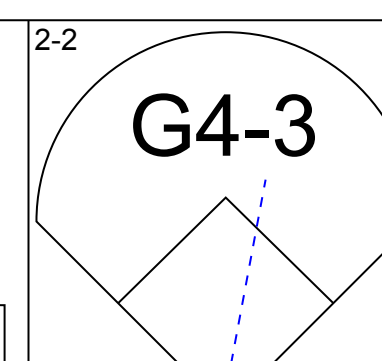
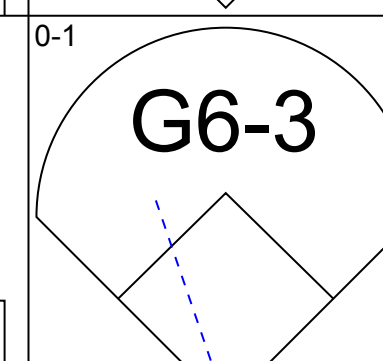
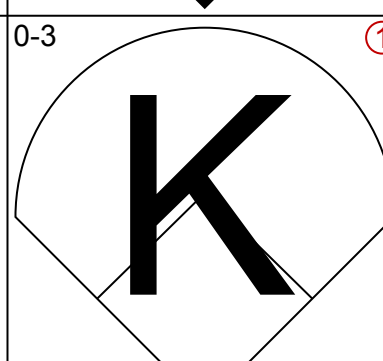
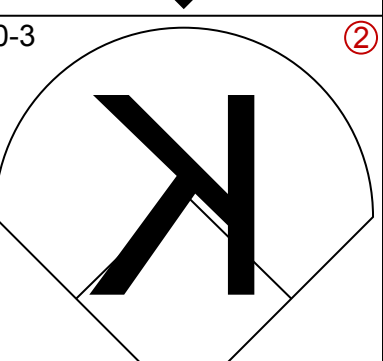
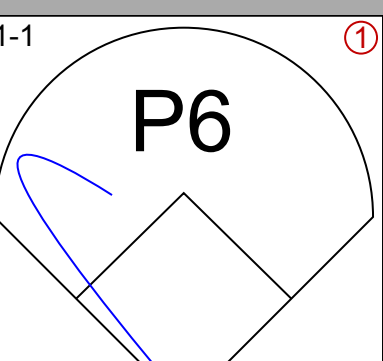
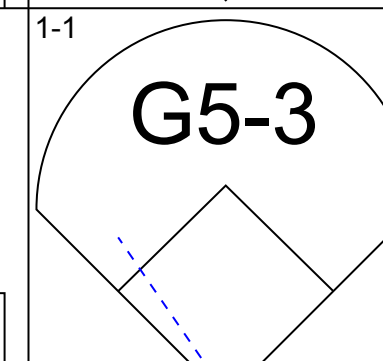
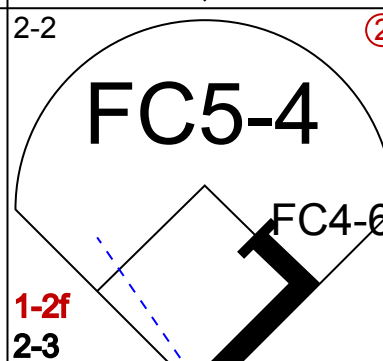
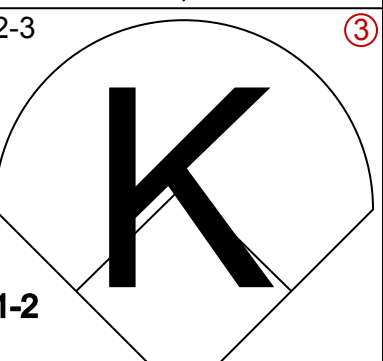
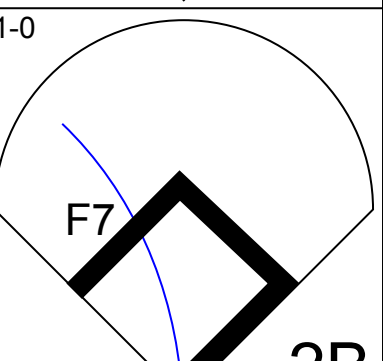
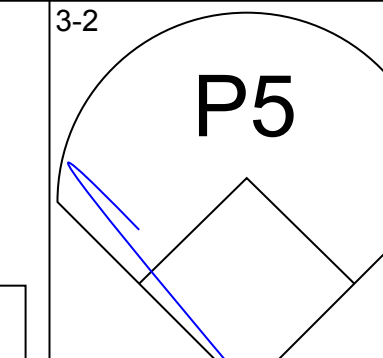
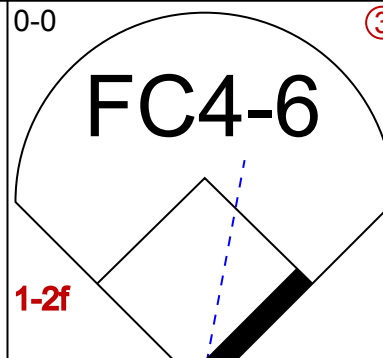
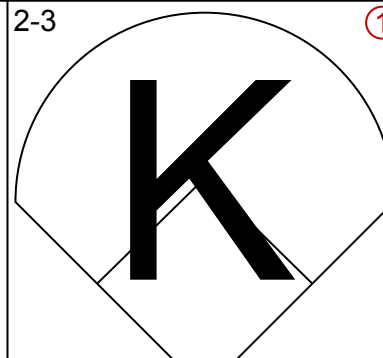
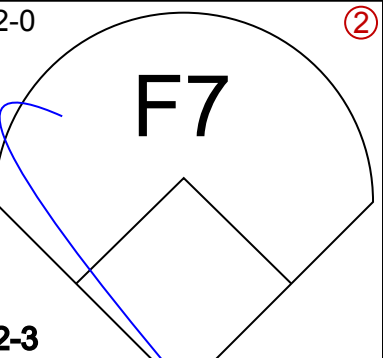
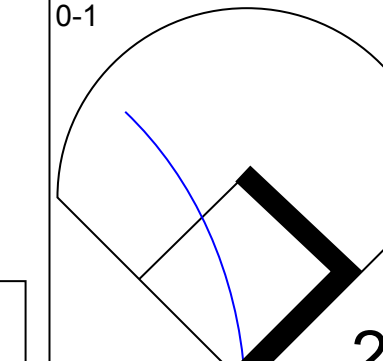
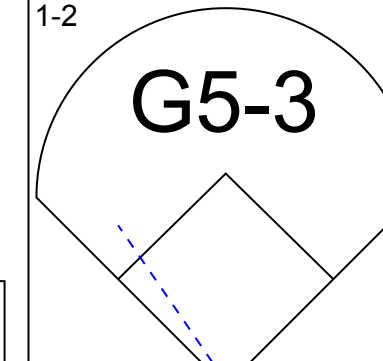
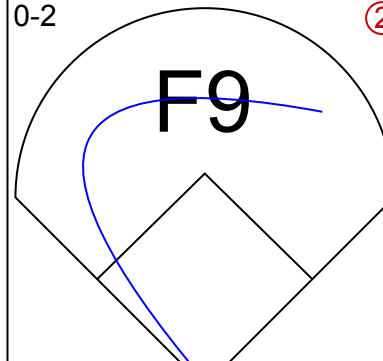
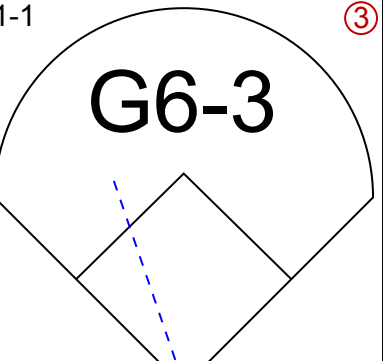
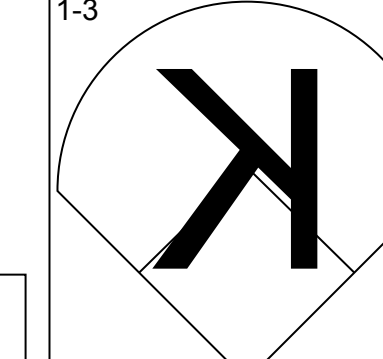
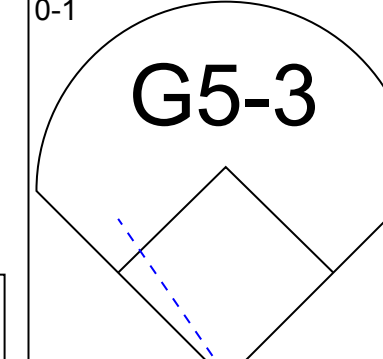
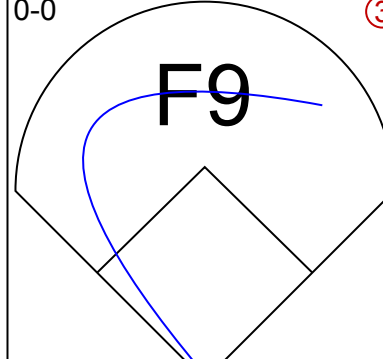
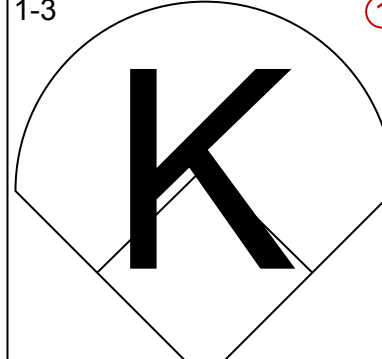
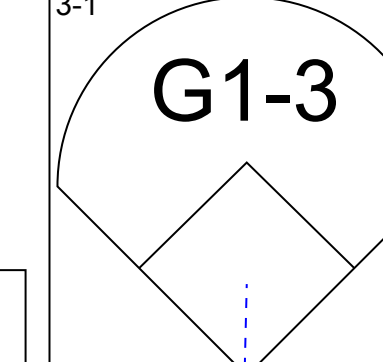
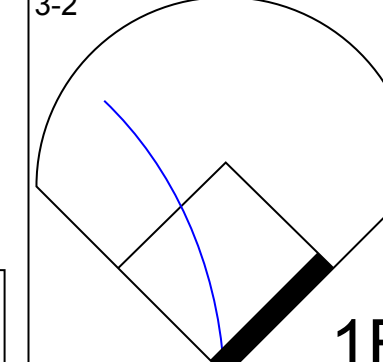
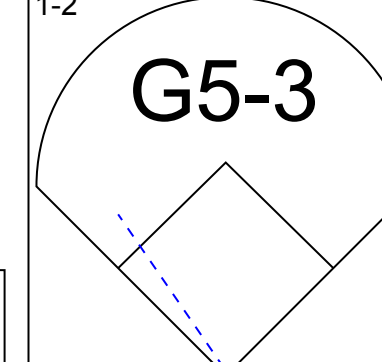
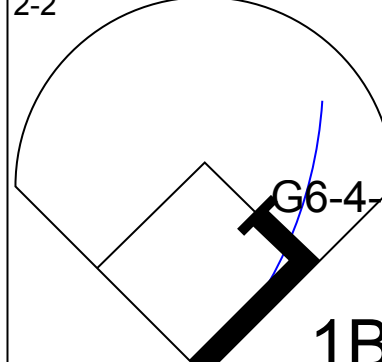
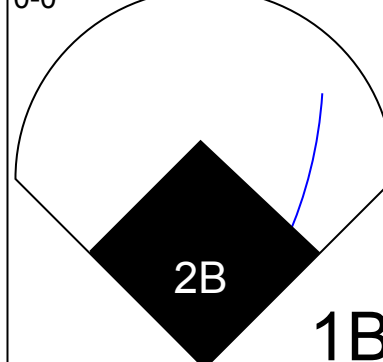
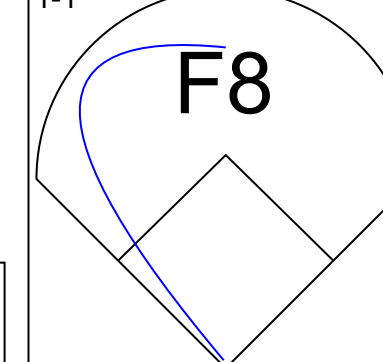
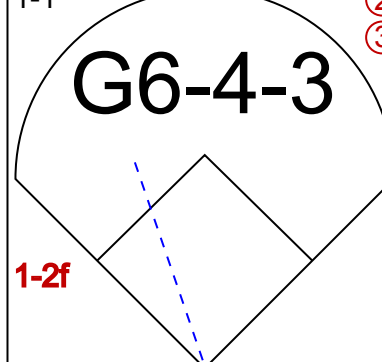
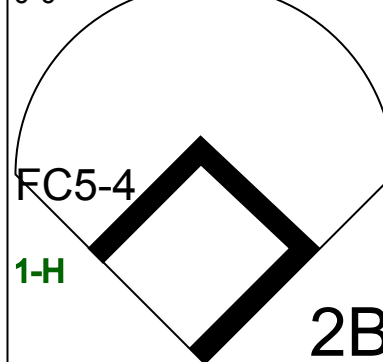
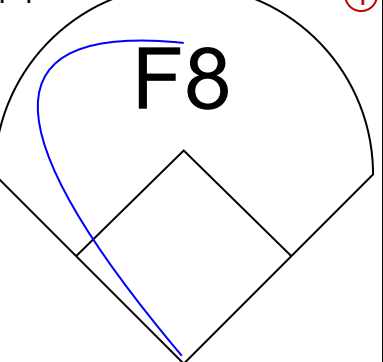
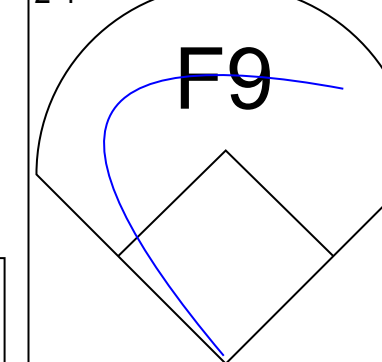
Batter	1	2	3	4	5	6	7	8	9	AB	R	H	RBI	BB	SO	LOB	TOP					
Brian Downing, R OBP: 0.392, SLG: 0.451 (1, 10)										5	1	1	0	0	1	2						
Rafael Palmeiro, L OBP: 0.371, SLG: 0.483 (1, 3)										3	2	2	0	2	1	0						
Ruben Sierra, S OBP: 0.383, SLG: 0.524 (1, 9)										5	0	1	0	0	0	6						
Julio Franco, R OBP: 0.384, SLG: 0.479 (1, 4)										5	2	2	1	0	1	2						
Kevin Reimer, L OBP: 0.335, SLG: 0.397 Gary Pettis, S OBP: 0.339, SLG: 0.262 (7, 8)										4	0	1	2	0	0	2						
Juan Gonzalez, R OBP: 0.397, SLG: 0.525 (7, 7)										3	1	1	3	1	0	1						
Steve Buechele, R OBP: 0.339, SLG: 0.458 (1, 5)										4	0	0	0	0	0	3						
Ivan Rodriguez, R OBP: 0.316, SLG: 0.316 (1, 2)										4	0	3	0	0	1	0						
Jeff Huson, L OBP: 0.294, SLG: 0.288 (1, 6)										4	0	0	0	0	0	4						
Inning Stats	R: 0 E: 0 K: 2 S: 12	H: 1 LOB: 1 BB: 0 P: 21	R: 0 E: 0 K: 0 S: 12	H: 1 LOB: 2 BB: 1 P: 21	R: 3 E: 1 K: 0 S: 14	H: 3 LOB: 1 BB: 1 P: 25	R: 0 E: 0 K: 0 S: 10	H: 1 LOB: 2 BB: 1 P: 20	R: 0 E: 0 K: 0 S: 6	H: 0 LOB: 0 BB: 0 P: 6	R: 0 E: 0 K: 0 S: 7	H: 1 LOB: 1 BB: 0 P: 14	R: 3 E: 0 K: 0 S: 12	H: 3 LOB: 0 BB: 0 P: 19	R: 0 E: 0 K: 1 S: 9	H: 0 LOB: 0 BB: 0 P: 14	R: 0 E: 0 K: 1 S: 7	H: 1 LOB: 0 BB: 0 P: 9	1B: 10 2B: 9 3B: 0 HR: 1	SF: 0 SAC: 0 DP: 2 HBP: 0	WP: 1 PB: 0 SB: 1 CS: 0	PA: 40
PITCHER	IP	WLS	BF	H	R	ER	SO	BB	IBB	HBP	BLK	WP	HR	S	P	ERA	WHIP					
Dave Stewart, R ERA: 5.89 (1, 1)	7.0	L	34	10	6	6	2	3	0	0	0	1	1	73	126	7.71	1.857					
Gene Nelson, R ERA: 7.99 (8, 1)	1.0		3	0	0	0	1	0	0	0	0	0	0	9	14	0.00	0.000					
Rick Honeycutt, L ERA: 2.25 (9, 1)	1.0		3	1	0	0	1	0	0	0	0	0	0	7	9	0.00	1.000					

Texas Rangers @ Oakland Athletics
Oakland-Alameda County Coliseum, Oakland, CA

AB 37
R 6
H 11
RBI 6
BB 3
SO 4
LOB 20



Tue Jun 25 1991, 7:05 PM PDT
Att: 37,195 - Overcast - 59 F

Batter	1	2	3	4	5	6	7	8	9	AB	R	H	RBI	BB	SO	LOB	BOTTOM					
Rickey Henderson, R OBP: 0.429, SLG: 0.385 (1, 7)										3	0	1	0	1	0	1						
Dave Henderson, R OBP: 0.394, SLG: 0.574 (1, 8)										4	0	0	0	0	2	3						
Jose Canseco, R OBP: 0.356, SLG: 0.511 (1, 9)										4	0	1	0	0	1	3						
Harold Baines, L OBP: 0.418, SLG: 0.528 (1, 10)										4	0	0	0	0	1	3						
Terry Steinbach, R OBP: 0.332, SLG: 0.438 (1, 2)										4	0	1	0	0	0	1						
Mark McWire, R OBP: 0.370, SLG: 0.436 (1, 3)										4	0	0	0	0	2	1						
Vance Law, R OBP: 0.316, SLG: 0.326 (1, 5)										4	0	2	0	0	0	1						
Mike Gallego, R OBP: 0.336, SLG: 0.296 (1, 6)										3	1	1	0	1	0	2						
Lance Blankenship, R OBP: 0.324, SLG: 0.354 (1, 4)										3	0	1	1	0	0	1						
Inning Stats	R: 0 E: 0 K: 0 S: 10	H: 0 LOB: 0 BB: 0 P: 14	R: 0 E: 0 K: 1 S: 10	H: 1 LOB: 1 BB: 0 P: 17	R: 1 E: 0 K: 1 S: 11	H: 2 LOB: 2 BB: 1 P: 17	R: 0 E: 0 K: 0 S: 10	H: 1 LOB: 1 BB: 0 P: 15	R: 0 E: 0 K: 2 S: 12	H: 1 LOB: 1 BB: 0 P: 17	R: 0 E: 0 K: 1 S: 7	H: 0 LOB: 0 BB: 0 P: 9	R: 0 E: 0 K: 0 S: 9	H: 0 LOB: 1 BB: 1 P: 18	R: 0 E: 0 K: 0 S: 6	H: 1 LOB: 0 BB: 0 P: 11	R: 0 E: 0 K: 1 S: 9	H: 1 LOB: 0 BB: 0 P: 13	1B: 4 2B: 3 3B: 0 HR: 0	SF: 0 SAC: 0 DP: 1 HBP: 0	WP: 0 PB: 0 SB: 1 CS: 0	PA: 35
PITCHER	IP	WLS	BF	H	R	ER	SO	BB	IBB	HBP	BLK	WP	HR	S	P	ERA	WHIP					
Jose Guzman, R ERA: 3.55 (1, 1)	9.0	W	35	7	1	1	6	2	0	0	0	0	0	84	131	1.00	1.000					

Texas Rangers @ Oakland Athletics
Oakland-Alameda County Coliseum, Oakland, CA

AB 33
R 1
H 7
RBI 1
BB 2
SO 6
LOB 16



Tue Jun 25 1991, 7:05 PM PDT
Att: 37,195 - Overcast - 59 F

Batter	1	2	3	4	5	6	7	8	9	AB	R	H	RBI	BB	SO	LOB	TOP					
Dean Palmer, R (1, 7) OBP: 0.250, SLG: 0.250 Gary Pettis, S (7, PR) OBP: 0.337, SLG: 0.260 (7, 8)	F9			G5-3		P4	G1-6-3		K	4	0	1	1	0	0	1						
Rafael Palmeiro, L (1, 3) OBP: 0.368, SLG: 0.478	K			1B		F7	G1-6-3		F8	5	0	1	0	0	1	2						
Ruben Sierra, S (1, 9) OBP: 0.384, SLG: 0.523	G3-1			F8			FC3-6	SH1-3	G1-3	4	1	1	0	1	0	1						
Julio Franco, R (1, 4) OBP: 0.382, SLG: 0.474		K		P4			FC3-6	SH1-3		3	2	0	0	1	1	2						
Kevin Reimer, L (1, 10) OBP: 0.341, SLG: 0.399 Mike Stanley, R (8, PH) OBP: 0.355, SLG: 0.363		G3					E7	SH1-3		2	1	1	0	1	0	0						
Juan Gonzalez, R (1, 8) OBP: 0.368, SLG: 0.519 (7, 7)				G6-4-3			3B	1B		2	1	0	0	2	1	1						
Steve Buechele, R (1, 5) OBP: 0.342, SLG: 0.468				K			1B	1B		4	1	2	4	0	2	0						
Ivan Rodriguez, R (1, 2) OBP: 0.304, SLG: 0.318				F8			L4	SF8		3	1	1	2	0	0	0						
Jeff Huson, L (1, 6) OBP: 0.299, SLG: 0.296				K			BB	G4-3		3	1	1	1	1	1	2						
Inning Stats	R: 0 E: 0 K: 1 S: 11	H: 0 LOB: 0 BB: 0 P: 18	R: 0 E: 0 K: 2 S: 11	H: 0 LOB: 0 BB: 0 P: 19	R: 0 E: 0 K: 2 S: 10	H: 0 LOB: 0 BB: 0 P: 14	R: 0 E: 0 K: 0 S: 7	H: 1 LOB: 1 BB: 0 P: 15	R: 0 E: 0 K: 1 S: 5	H: 0 LOB: 0 BB: 1 P: 13	R: 0 E: 0 K: 0 S: 10	H: 0 LOB: 1 BB: 1 P: 18	R: 6 E: 1 K: 0 S: 18	H: 5 LOB: 1 BB: 2 P: 29	R: 2 E: 0 K: 0 S: 9	H: 2 LOB: 2 BB: 2 P: 21	R: 0 E: 0 K: 1 S: 6	H: 0 LOB: 0 BB: 0 P: 12	1B: 5 2B: 2 3B: 1 HR: 0	SF: 1 SAC: 1 DP: 2 HBP: 0	WP: 0 PB: 0 SB: 0 CS: 0	PA: 39
PITCHER	IP	WLS	BF	H	R	ER	SO	BB	IBB	HBP	BLK	WP	HR	S	P	ERA	WHIP					
Mike Moore, R (1, 1) ERA: 3.9 Steve Chitren, R (6, 1) ERA: 2.55 Curt Young, L (6, 1) ERA: 4.15 Gene Nelson, R (7, 1) ERA: 10.8 Johnny Guzman, L (7, 1) ERA: 15.0	5.1		18	1	0	0	6	2	0	0	0	0	0	4	7	0.00	0.562					
Todd Burns, R (8, 1) ERA: 1.13	2.0		8	1	0	0	1	0	1	0	0	0	0	7	12	27.00	3.000					
Gene Nelson, R (7, 1) ERA: 10.8 Johnny Guzman, L (7, 1) ERA: 15.0	0.1	L	7	5	5	5	0	0	1	0	0	0	0	10	17	135.00	15.000					
Gene Nelson, R (7, 1) ERA: 10.8 Johnny Guzman, L (7, 1) ERA: 15.0	0.2		3	1	2	2	0	1	0	0	0	0	0	5	9	27.00	3.000					

Texas Rangers @ Oakland Athletics
 Oakland-Alameda County Coliseum, Oakland, CA
 Wed Jun 26 1991, 7:05 PM PDT
 Att: 25,686 - Cloudy - 55 F

AB	31
R	8
H	8
RBI	8
BB	6
SO	7
LOB	9



Batter	1	2	3	4	5	6	7	8	9	AB	R	H	RBI	BB	SO	LOB	BOTTOM					
Rickey Henderson, R (1, 7) OBP: 0.428, SLG: 0.382	BB		G3		G5-3		1B		F8	4	0	1	0	1	0	1						
Willie Wilson, S (1, 8) OBP: 0.276, SLG: 0.323	G5-4-3		E7		K		K		HBP	4	0	2	0	1	2	1						
Jose Canseco, R (1, 9) OBP: 0.360, SLG: 0.506	G5-4-3		FC5-2-5		FC6				BB	2	0	0	0	1	0	2						
Harold Baines, L (1, 10) OBP: 0.413, SLG: 0.521	BB	BB	CS		K		FC6		G1-3	5	0	1	0	0	2	5						
Mark McGwire, R (1, 3) OBP: 0.364, SLG: 0.428	K			G5-3		G6-3		F9		4	0	0	0	0	1	2						
Ernest Riles, L (1, 5) OBP: 0.339, SLG: 0.363	FC5-2	BB		BB		G3-1		BB		1	1	0	0	3	0	0						
Jamie Quirk, L (1, 2) OBP: 0.343, SLG: 0.304	FC5-2	BB		1B		K		G1-3		2	0	0	0	2	1	2						
Lance Blankenship, R (1, 4) OBP: 0.322, SLG: 0.351	FC5-2	FC5-4		1B		G1-3			F7	4	0	1	1	0	0	3						
Mike Gallego, R (1, 6) OBP: 0.335, SLG: 0.295	FC5-4			G4-3		G6-3			HBP	4	0	1	0	0	0	5						
Inning Stats	R: 0 E: 0 K: 0 S: 6	H: 1 LOB: 3 BB: 2 P: 17	R: 0 E: 0 K: 1 S: 15	H: 1 LOB: 0 BB: 2 P: 26	R: 0 E: 1 K: 0 S: 10	H: 1 LOB: 0 BB: 0 P: 14	R: 1 E: 0 K: 1 S: 15	H: 1 LOB: 2 BB: 2 P: 31	R: 0 E: 0 K: 1 S: 11	H: 0 LOB: 1 BB: 0 P: 17	R: 0 E: 0 K: 1 S: 6	H: 0 LOB: 0 BB: 0 P: 6	R: 0 E: 0 K: 1 S: 9	H: 1 LOB: 1 BB: 0 P: 16	R: 0 E: 0 K: 1 S: 11	H: 0 LOB: 2 BB: 2 P: 24	R: 0 E: 0 K: 0 S: 13	H: 2 LOB: 3 BB: 0 P: 23	1B: 6 2B: 0 3B: 0 HR: 0	SF: 0 SAC: 0 DP: 1 HBP: 2	WP: 0 PB: 1 SB: 0 CS: 1	PA: 41
PITCHER	IP	WLS	BF	H	R	ER	SO	BB	IBB	HBP	BLK	WP	HR	S	P	ERA	WHIP					
Kevin Brown, R (1, 1) ERA: 4.63 Wayne Rosenthal, R (8, 1) ERA Mike Jeffcoat, L (9, 1) ERA: 3.19	7.0		29	4	1	1	5	6	0	1	0	0	0	11	24	0.00	2.000					
Wayne Rosenthal, R (8, 1) ERA Mike Jeffcoat, L (9, 1) ERA: 3.19	1.0		5	0	0	0	1	2	0	0	0	0	0	11	24	0.00	2.000					
Wayne Rosenthal, R (8, 1) ERA Mike Jeffcoat, L (9, 1) ERA: 3.19	1.0		6	2	0	0	0	0	0	1	0	0	0	13	23	0.00	2.000					

Texas Rangers @ Oakland Athletics
 Oakland-Alameda County Coliseum, Oakland, CA
 Wed Jun 26 1991, 7:05 PM PDT
 Att: 25,686 - Cloudy - 55 F

AB	30
R	1
H	6
RBI	1
BB	8
SO	6
LOB	21



Batter	1	2	3	4	5	6	7	8	9	AB	R	H	RBI	BB	SO	LOB	TOP							
Brian Downing, R OBP: 0.382, SLG: 0.437	P3	G4-3		G3			F8		K	6	0	0	0	0	1	6								
Rafael Palmeiro, L OBP: 0.368, SLG: 0.479	L5			K			HR	1B FC5-2	F7	6	1	3	1	0	1	3								
Ruben Sierra, S OBP: 0.396, SLG: 0.539									K	4	2	2	2	2	1	4								
Julio Franco, R OBP: 0.389, SLG: 0.480										5	2	3	1	0	0	3								
Juan Gonzalez, R OBP: 0.374, SLG: 0.514										4	1	2	1	1	0	2								
Dean Palmer, R OBP: 0.462, SLG: 0.917										4	1	2	3	1	1	4								
Steve Buechele, R OBP: 0.348, SLG: 0.475										4	0	1	0	1	2	5								
Ivan Rodriguez, R OBP: 0.333, SLG: 0.375										5	1	3	0	0	1	3								
Gary Pettis, S OBP: 0.341, SLG: 0.260										0	0	0	0	0	0	0								
Gary Green, R OBP: 0.304, SLG: 0.297										2	0	0	0	0	1	1								
Jeff Huson, L OBP: 0.304, SLG: 0.297										2	0	1	0	0	0	2								
Inning Stats	R: 2 E: 0 K: 1 S: 13	H: 2 LOB: 2 BB: 2 P: 29	R: 1 E: 0 K: 0 S: 10	H: 2 LOB: 1 BB: 0 P: 20	R: 0 E: 0 K: 0 S: 11	H: 2 LOB: 2 BB: 0 P: 14	R: 0 E: 0 K: 2 S: 12	H: 0 LOB: 0 BB: 0 P: 16	R: 0 E: 0 K: 0 S: 9	H: 0 LOB: 0 BB: 1 P: 14	R: 0 E: 0 K: 2 S: 12	H: 1 LOB: 1 BB: 0 P: 19	R: 5 E: 0 K: 0 S: 17	H: 6 LOB: 2 BB: 1 P: 26	R: 0 E: 0 K: 1 S: 12	H: 2 LOB: 2 BB: 0 P: 19	R: 0 E: 0 K: 2 S: 16	H: 2 LOB: 3 BB: 1 P: 23	1B: 12 2B: 3 3B: 0 HR: 2	SF: 0 SAC: 1 DP: 1 HBP: 0	WP: 0 PB: 1 SB: 0 CS: 0	PA: 48		
PITCHER	IP WLS BF H R ER SO BB IBB HBP BLK WP HR S P ERA WHIP	IP WLS BF H R ER SO BB IBB HBP BLK WP HR S P ERA WHIP	IP WLS BF H R ER SO BB IBB HBP BLK WP HR S P ERA WHIP	IP WLS BF H R ER SO BB IBB HBP BLK WP HR S P ERA WHIP	IP WLS BF H R ER SO BB IBB HBP BLK WP HR S P ERA WHIP	IP WLS BF H R ER SO BB IBB HBP BLK WP HR S P ERA WHIP	IP WLS BF H R ER SO BB IBB HBP BLK WP HR S P ERA WHIP	IP WLS BF H R ER SO BB IBB HBP BLK WP HR S P ERA WHIP	IP WLS BF H R ER SO BB IBB HBP BLK WP HR S P ERA WHIP	IP WLS BF H R ER SO BB IBB HBP BLK WP HR S P ERA WHIP	IP WLS BF H R ER SO BB IBB HBP BLK WP HR S P ERA WHIP	IP WLS BF H R ER SO BB IBB HBP BLK WP HR S P ERA WHIP	IP WLS BF H R ER SO BB IBB HBP BLK WP HR S P ERA WHIP	IP WLS BF H R ER SO BB IBB HBP BLK WP HR S P ERA WHIP	IP WLS BF H R ER SO BB IBB HBP BLK WP HR S P ERA WHIP	IP WLS BF H R ER SO BB IBB HBP BLK WP HR S P ERA WHIP	IP WLS BF H R ER SO BB IBB HBP BLK WP HR S P ERA WHIP	IP WLS BF H R ER SO BB IBB HBP BLK WP HR S P ERA WHIP	IP WLS BF H R ER SO BB IBB HBP BLK WP HR S P ERA WHIP	IP WLS BF H R ER SO BB IBB HBP BLK WP HR S P ERA WHIP	IP WLS BF H R ER SO BB IBB HBP BLK WP HR S P ERA WHIP	IP WLS BF H R ER SO BB IBB HBP BLK WP HR S P ERA WHIP	IP WLS BF H R ER SO BB IBB HBP BLK WP HR S P ERA WHIP	IP WLS BF H R ER SO BB IBB HBP BLK WP HR S P ERA WHIP
Luis Polonia, L OBP: 0.350, SLG: 0.373		G1-3		G5-3			F7		F7	5	1	1	0	0	0	2								
Dave Gallagher, R OBP: 0.388, SLG: 0.356										2	2	1	0	3	1	1								
Wally Joyner, L OBP: 0.391, SLG: 0.513										5	3	4	5	0	0	1								
Dave Winfield, R OBP: 0.333, SLG: 0.559										4	1	2	2	1	0	1								
Dave Parker, L OBP: 0.263, SLG: 0.344										4	1	1	3	0	0	4								
Gary Gaetti, R OBP: 0.291, SLG: 0.388										3	0	0	0	1	1	1								
Lance Parrish, R OBP: 0.319, SLG: 0.409										4	0	0	0	0	0	3								
Luis Sojo, R OBP: 0.270, SLG: 0.298										3	2	2	0	1	0	0								
Dick Schofield, R OBP: 0.371, SLG: 0.320										2	0	0	0	0	0	1								
Inning Stats	R: 2 E: 1 K: 1 S: 16	H: 2 LOB: 2 BB: 1 P: 26	R: 0 E: 0 K: 0 S: 5	H: 1 LOB: 0 BB: 0 P: 8	R: 2 E: 0 K: 0 S: 15	H: 3 LOB: 1 BB: 0 P: 24	R: 4 E: 0 K: 0 S: 20	H: 3 LOB: 0 BB: 1 P: 32	R: 0 E: 0 K: 0 S: 7	H: 0 LOB: 0 BB: 1 P: 9	R: 0 E: 0 K: 0 S: 5	H: 0 LOB: 1 BB: 1 P: 11	R: 1 E: 0 K: 1 S: 9	H: 1 LOB: 0 BB: 0 P: 13	R: 1 E: 0 K: 0 S: 8	H: 1 LOB: 3 BB: 3 P: 20	1B: 4 2B: 5 3B: 0 HR: 3	SF: 1 SAC: 2 DP: 1 HBP: 0	WP: 0 PB: 0 SB: 0 CS: 0	PA: 41				
PITCHER	IP WLS BF H R ER SO BB IBB HBP BLK WP HR S P ERA WHIP	IP WLS BF H R ER SO BB IBB HBP BLK WP HR S P ERA WHIP	IP WLS BF H R ER SO BB IBB HBP BLK WP HR S P ERA WHIP	IP WLS BF H R ER SO BB IBB HBP BLK WP HR S P ERA WHIP	IP WLS BF H R ER SO BB IBB HBP BLK WP HR S P ERA WHIP	IP WLS BF H R ER SO BB IBB HBP BLK WP HR S P ERA WHIP	IP WLS BF H R ER SO BB IBB HBP BLK WP HR S P ERA WHIP	IP WLS BF H R ER SO BB IBB HBP BLK WP HR S P ERA WHIP	IP WLS BF H R ER SO BB IBB HBP BLK WP HR S P ERA WHIP	IP WLS BF H R ER SO BB IBB HBP BLK WP HR S P ERA WHIP	IP WLS BF H R ER SO BB IBB HBP BLK WP HR S P ERA WHIP	IP WLS BF H R ER SO BB IBB HBP BLK WP HR S P ERA WHIP	IP WLS BF H R ER SO BB IBB HBP BLK WP HR S P ERA WHIP	IP WLS BF H R ER SO BB IBB HBP BLK WP HR S P ERA WHIP	IP WLS BF H R ER SO BB IBB HBP BLK WP HR S P ERA WHIP	IP WLS BF H R ER SO BB IBB HBP BLK WP HR S P ERA WHIP	IP WLS BF H R ER SO BB IBB HBP BLK WP HR S P ERA WHIP	IP WLS BF H R ER SO BB IBB HBP BLK WP HR S P ERA WHIP	IP WLS BF H R ER SO BB IBB HBP BLK WP HR S P ERA WHIP	IP WLS BF H R ER SO BB IBB HBP BLK WP HR S P ERA WHIP	IP WLS BF H R ER SO BB IBB HBP BLK WP HR S P ERA WHIP	IP WLS BF H R ER SO BB IBB HBP BLK WP HR S P ERA WHIP	IP WLS BF H R ER SO BB IBB HBP BLK WP HR S P ERA WHIP	IP WLS BF H R ER SO BB IBB HBP BLK WP HR S P ERA WHIP

Texas Rangers @ California Angels
Anaheim Stadium, Anaheim, CA
Fri Jun 28 1991, 10:05 PM EDT
Att: 45,998 - Sunny - 74 F

AB	42
R	8
H	17
RBI	8
BB	5
SO	8
LOB	33



Texas Rangers @ California Angels
Anaheim Stadium, Anaheim, CA
Fri Jun 28 1991, 10:05 PM EDT
Att: 45,998 - Sunny - 74 F

AB	32
R	10
H	11
RBI	10
BB	6
SO	2
LOB	14



Batter	1	2	3	4	5	6	7	8	9	10	11	12	13	AB R H RBI BB SO LOB	TOP																
Brian Downing, R OBP: 0.379, SLG: 0.429			G4-3		G6-3		F8		F9	G6-3				6 1 1 1 1 0 2	<p>Texas Rangers @ California Angels Anaheim Stadium, Anaheim, CA</p> <p>Sat Jun 29 1991, 10:05 PM EDT Att. 41,708 - Sunny - 75 F</p> <p>livebaseballscorecards.com</p> <p>AB 50 R 7 H 16 RBI 7 BB 6 SO 14 LOB 23</p>																
Rafael Palmeiro, L OBP: 0.399, SLG: 0.498					2B 1B 1B				G4-3					7 3 3 4 0 3 1																	
Ruben Sierra, S OBP: 0.396, SLG: 0.538					1B 2B				E9 WP 1B					6 0 2 0 1 2 1																	
Julio Franco, R OBP: 0.393, SLG: 0.480											G6-3			6 1 3 1 1 0 1																	
Juan Gonzalez, R OBP: 0.378, SLG: 0.511														5 0 2 0 1 1 6																	
Dean Palmer, R OBP: 0.363, SLG: 0.888														4 0 0 0 0 2 3																	
Gary Pottis, S OBP: 0.337, SLG: 0.257														2 0 0 0 0 2 1																	
Steve Buechele, R OBP: 0.344, SLG: 0.465														5 0 0 0 1 2 3																	
Mike Stanley, R OBP: 0.364, SLG: 0.387														3 1 2 1 1 1 1																	
Ivan Rodriguez, R OBP: 0.371, SLG: 0.412														2 1 2 0 0 0 0																	
Gary Green, R OBP: 0.306, SLG: 0.301														2 0 0 0 0 1 3																	
John Russell, R OBP: 0.143, SLG: 0.150														1 0 0 0 0 0 1																	
Jeff Huson, L OBP: 0.306, SLG: 0.301														1 0 1 0 0 0 0																	
Inning Stats	R: 0 E: 0 K: 1 S: 11	H: 1 LOB: 1 BB: 0 P: 15	R: 0 E: 0 K: 1 S: 9	H: 1 LOB: 0 BB: 0 P: 13	R: 2 E: 0 K: 1 S: 8	H: 2 LOB: 0 BB: 0 P: 15	R: 1 E: 0 K: 1 S: 11	H: 3 LOB: 2 BB: 0 P: 17	R: 1 E: 0 K: 1 S: 10	H: 0 LOB: 1 BB: 1 P: 21	R: 0 E: 0 K: 1 S: 10	H: 1 LOB: 2 BB: 1 P: 18	R: 0 E: 1 K: 0 S: 13	H: 0 LOB: 0 BB: 0 P: 25	R: 0 E: 0 K: 2 S: 9	H: 0 LOB: 1 BB: 1 P: 18	R: 3 E: 0 K: 0 S: 17	H: 2 LOB: 0 BB: 1 P: 27	1B: 11 2B: 6 3B: 0 HR: 2	SF: 0 SAC: 2 DP: 3 HBP: 0	W/P: 2 PB: 0 SB: 0 CS: 3	PA: 58									
PITCHER	IP WLS BF H R ER SO P ERA WHIP																														
Chuck Finley, L ERA: 3.72	8.0	36	11	4	4	8	3	0	0	0	0	0	0	1	84	141	4.50	1.750													
Jeff Robinson, R ERA: 4.87	2.0	10	3	0	0	2	0	1	0	0	2	0	0	26	45	0.00	1.500														
Scott Bailes, L ERA: 3.86	3.0	12	2	3	3	4	1	1	0	0	0	1	34	61	9.00	1.000															

Batter	1	2	3	4	5	6	7	8	9	10	11	12	13	AB R H RBI BB SO LOB	BOTTOM													
Luis Polonia, L OBP: 0.360, SLG: 0.379														6 1 2 1 0 0 3	<p>Texas Rangers @ California Angels Anaheim Stadium, Anaheim, CA</p> <p>Sat Jun 29 1991, 10:05 PM EDT Att. 41,708 - Sunny - 75 F</p> <p>livebaseballscorecards.com</p> <p>AB 51 R 4 H 15 RBI 4 BB 2 SO 9 LOB 26</p>													
Dick Schofield, R OBP: 0.360, SLG: 0.310														6 0 0 0 0 1 4														
Wally Joyner, L OBP: 0.390, SLG: 0.513														6 1 2 0 0 1 2														
Dave Winfield, R OBP: 0.330, SLG: 0.550														6 0 1 0 0 3 2														
Dave Parker, L OBP: 0.269, SLG: 0.344														3 0 1 1 2 0 2														
John Orton, R OBP: 0.286, SLG: 0.296														0 0 0 0 0 0 0														
Jack Howell, L OBP: 0.321, SLG: 0.329														1 0 0 0 0 0 0														
Gary Gaetti, R OBP: 0.292, SLG: 0.386														6 0 2 1 0 2 5														
Lance Parrish, R OBP: 0.320, SLG: 0.424														6 1 2 1 0 2 2														
Max Venable, L OBP: 0.295, SLG: 0.284														6 0 4 0 0 0 3														
Luis Solo, R OBP: 0.270, SLG: 0.297														4 1 1 0 0 0 2														
Donnie Hill, S OBP: 0.390, SLG: 0.393														1 0 0 0 0 0 1														
Inning Stats	R: 0 E: 0 K: 0 S: 8	H: 0 LOB: 0 BB: 0 P: 10	R: 0 E: 0 K: 1 S: 12	H: 2 LOB: 2 BB: 1 P: 22	R: 1 E: 1 K: 1 S: 14	H: 2 LOB: 3 BB: 1 P: 22	R: 1 E: 0 K: 0 S: 8	H: 2 LOB: 1 BB: 0 P: 11	R: 0 E: 0 K: 0 S: 7	H: 1 LOB: 0 BB: 0 P: 5	R: 0 E: 0 K: 2 S: 8	H: 0 LOB: 0 BB: 0 P: 10	R: 0 E: 0 K: 1 S: 8	H: 1 LOB: 1 BB: 0 P: 11		R: 0 E: 0 K: 2 S: 6	H: 0 LOB: 0 BB: 0 P: 8	R: 0 E: 0 K: 2 S: 12	H: 1 LOB: 1 BB: 1 P: 18	1B: 12 2B: 1 3B: 1 HR: 1	SF: 0 SAC: 1 DP: 3 HBP: 0	W/P: 0 PB: 0 SB: 0 CS: 0	PA: 54					
PITCHER	IP WLS BF H R ER SO P ERA WHIP																											
Gerald Alexander, R ERA: 2.89	6.0	29	9	3	2	3	2	0	0	0	1	61	94	3.00	1.833													
Mike Jeffcoat, L ERA: 3.35	0.2	3	1	1	1	0	0	0	0	0	0	4	6	13.50	1.500													
Wayne Rosenthal, R ERA: 4.5	0.2	4	2	0	0	0	0	0	0	0	5	7	0.00	3.000														
Kenny Rogers, L ERA: 7.36	3.1	10	2	0	0	3	0	0	0	0	26	36	0.00	0.600														
Jeff Russell, R ERA: 3.27	2.1	8	1	0	0	3	0	0	0	0	20	28	0.00	0.429														

Batter	1	2	3	4	5	6	7	8	9	AB	R	H	RBI	BB	SO	LOB	TOP				
Gary Pettis, S OBP: 0.335, SLG: 0.252 (1, 8)	4-2 G6-3-5 BB		1-0 G6-4-3 1-2f		3-2 G1-4-3			1-2 G5-3		3	0	0	0	1	0	1					
Rafael Palmeiro, L OBP: 0.368, SLG: 0.495 (1, 3)	1-0 G6-3-5 1-3f		3-3 K					1-3 K		4	0	1	0	0	2	1					
Ruben Sierra, S OBP: 0.401, SLG: 0.548 (1, 9)	3-2 2B			1-1 G4-3 1B				1-0 FC3-6 1-2f		4	1	3	0	0	0	1					
Julio Franco, R OBP: 0.388, SLG: 0.474 (1, 4)	0-3 K			2-2 G5-3				2-3 K		4	0	0	0	0	2	4					
Kevin Reimer, L OBP: 0.335, SLG: 0.393 Juan Gonzalez, R OBP: 0.376, SLG: 0.509 (9, PH) (9, 7)		1-3 K		2-1 G4-3				1-3 K		3	0	0	0	0	2	2					
Dean Palmer, R OBP: 0.381, SLG: 0.632 (1, 5)	1-1 G5-3			2-2 FC6-4 1B				4-2 CS BB		3	0	1	1	1	1	1					
Mike Stanley, R OBP: 0.356, SLG: 0.376 (1, 10)	3-3 K			3-2 FC6-4 1-2f				0-3 K		3	0	0	0	0	2	2					
Ivan Rodriguez, R OBP: 0.366, SLG: 0.432 (1, 2)			2-2 E6 1B		0-0 2B			2-3 K		3	1	1	0	0	1	1					
Jeff Huson, L OBP: 0.308, SLG: 0.302 (1, 6)			2-0 G6-4-3 1B		1-2 G3-1			1-1 F9		3	0	1	1	0	0	0					
Inning Stats	R: 0 E: 0 K: 1 S: 11	H: 1 LOB: 1 BB: 1 P: 19	R: 0 E: 0 K: 2 S: 8	H: 0 LOB: 0 BB: 0 P: 13	R: 1 E: 1 K: 1 S: 8	H: 1 LOB: 0 BB: 0 P: 16	R: 1 E: 0 K: 0 S: 13	H: 2 LOB: 1 BB: 0 P: 22	R: 0 E: 0 K: 0 S: 7	H: 1 LOB: 0 BB: 0 P: 11	R: 0 E: 1 K: 2 S: 11	H: 0 LOB: 0 BB: 1 P: 16	R: 0 E: 0 K: 1 S: 8	H: 0 LOB: 0 BB: 0 P: 11	R: 0 E: 0 K: 2 S: 11	H: 1 LOB: 1 BB: 0 P: 14	1B: 4 2B: 4 3B: 0 HR: 0	SF: 0 SAC: 0 DP: 2 HBP: 0	WP: 0 PB: 1 SB: 0 CS: 1	PA: 33	
PITCHER	IP	WLS	BF	H	R	ER	SO	BB	IBB	HBP	BLK	WP	HR	S	P	ERA	WHIP				
Kirk McCaskill, R ERA: 3.63 (1, 1)	7.0	L	26	6	2	1	8	2	0	0	0	0	0	69	114	1.29	1.143				
Floyd Bannister, L ERA: 3.5 (8, 1)	1.1		5	1	0	0	1	0	0	0	0	0	0	13	17	0.00	0.750				
Mark Eichhorn, R ERA: 0.84 (9, 1)	0.2		2	0	0	0	2	0	0	0	0	0	0	6	8	0.00	0.000				

Texas Rangers @ California Angels
Anaheim Stadium, Anaheim, CA
Sun Jun 30 1991, 6:33 AM EDT
Att: 40,542 - Sunny - 78 F

AB 31
R 2
H 7
RBI 2
BB 2
SO 11
LOB 14



Batter	1	2	3	4	5	6	7	8	9	AB	R	H	RBI	BB	SO	LOB	BOTTOM					
Luis Polonia, L OBP: 0.345, SLG: 0.374 (1, 7)	1-3 K			1-1 F8		1-0 G6-3		0-0 L6		4	0	0	0	0	1	0						
Dick Schofield, R OBP: 0.363, SLG: 0.306 (1, 6)	1-0 P3			4-1 G5-4-3 BB		4-2 CS BB			1-3 K	2	0	0	0	2	1	0						
Wally Joyner, L OBP: 0.387, SLG: 0.509 Jack Howell, L OBP: 0.314, SLG: 0.320 (6, 3)	2-1 F8			1-1 G5-4-3 1-2f		2-3 K			3-2 G3-1	2	0	0	0	0	0	1						
Dave Winfield, R OBP: 0.332, SLG: 0.558 (1, 9)		1-1 G6-3			3-1 HR			4-1 P2-6 BB		3	1	1	1	1	0	0						
Dave Parker, L OBP: 0.269, SLG: 0.342 (1, 10)		0-3 K			0-3 K			4-1 BB		2	0	0	0	1	2	0						
Gary Gaetti, R OBP: 0.285, SLG: 0.382 (1, 5)		3-2 F8			2-3 K			0-1 P2-6		3	0	0	0	0	1	2						
Max Venable, L OBP: 0.297, SLG: 0.286 (1, 8)			2-2 G6-3		1-1 BB 1B			0-3 K2-3		3	0	1	0	0	1	1						
Ron Tingley, R OBP: 0.254, SLG: 0.273 Donnie Hill, S OBP: 0.387, SLG: 0.350 (8, PH) (9, 4)			1-3 K		4-2 SAFE BB SAFE BB			3-1 F9		1	0	0	0	1	1	0						
Luis Sojo, R OBP: 0.267, SLG: 0.293 Lance Parrish, R OBP: 0.318, SLG: 0.421 (8, PH) (9, 2)			3-3 K		1-2 BB			3-3 K		2	0	0	0	0	1	2						
Inning Stats	R: 0 E: 0 K: 1 S: 6	H: 0 LOB: 0 BB: 0 P: 10	R: 0 E: 0 K: 1 S: 9	H: 0 LOB: 0 BB: 0 P: 13	R: 0 E: 0 K: 2 S: 9	H: 0 LOB: 0 BB: 0 P: 15	R: 0 E: 0 K: 0 S: 5	H: 0 LOB: 1 BB: 1 P: 11	R: 1 E: 0 K: 2 S: 14	H: 2 LOB: 2 BB: 1 P: 25	R: 0 E: 0 K: 1 S: 6	H: 0 LOB: 0 BB: 1 P: 13	R: 0 E: 0 K: 1 S: 7	H: 0 LOB: 1 BB: 2 P: 15	R: 0 E: 0 K: 1 S: 6	H: 0 LOB: 0 BB: 0 P: 12	R: 0 E: 0 K: 1 S: 9	H: 0 LOB: 0 BB: 0 P: 15	1B: 1 2B: 1 3B: 0 HR: 1	SF: 0 SAC: 0 DP: 2 HBP: 0	WP: 0 PB: 0 SB: 0 CS: 1	PA: 31
PITCHER	IP	WLS	BF	H	R	ER	SO	BB	IBB	HBP	BLK	WP	HR	S	P	ERA	WHIP					
Jose Guzman, R ERA: 3.13 (1, 1)	9.0	W	31	2	1	1	10	5	0	0	0	0	1	71	129	1.00	0.778					

Texas Rangers @ California Angels
Anaheim Stadium, Anaheim, CA
Sun Jun 30 1991, 6:33 AM EDT
Att: 40,542 - Sunny - 78 F

AB 26
R 1
H 2
RBI 1
BB 5
SO 10
LOB 7



Batter	1	2	3	4	5	6	7	8	9	AB	R	H	RBI	BB	SO	LOB	TOP					
Rickey Henderson, R OBP: 0.433, SLG: 0.383 (1, 7)	F7		S BB		HR BB		G4-3 G3-1 2B		G6-3	3	2	1	1	2	0	1						
Ernest Riles, L OBP: 0.343, SLG: 0.365 (1, 6)	G3		G3		P5		G4-3			4	0	0	0	1	0	4						
Jose Canseco, R OBP: 0.356, SLG: 0.525 (1, 9)	K			F8	HR		G3-1		K	5	1	1	4	0	2	2						
Harold Baines, L OBP: 0.407, SLG: 0.533 (1, 10)		G4-3		HR			P5		K	5	1	1	1	0	2	2						
Terry Steinbach, R OBP: 0.325, SLG: 0.425 (1, 2)	G5-3			PB BB			G4-3		L7	3	0	0	0	1	0	0						
Jamie Quirk, L OBP: 0.342, SLG: 0.304 Mike Bordick, R OBP: 0.182, SLG: 0.273 (8, PH) (8, 5)				P5			FC4 BB		F7	1	0	0	0	1	0	1						
Willie Wilson, S OBP: 0.277, SLG: 0.321 (1, 8)				K			FC4		1B	4	0	1	0	0	1	3						
Vance Law, R OBP: 0.292, SLG: 0.301 (8, 3)			F8				F8		K	4	0	0	0	0	2	2						
Mike Gallego, R OBP: 0.344, SLG: 0.289 (1, 4)			K		HR BB				WP BB	1	2	0	0	3	1	0						
Inning Stats	R: 0 E: 0 K: 1 S: 7	H: 0 LOB: 0 BB: 0 P: 11	R: 0 E: 0 K: 0 S: 7	H: 0 LOB: 1 BB: 0 P: 11	R: 0 E: 0 K: 1 S: 10	H: 0 LOB: 1 BB: 1 P: 22	R: 1 E: 0 K: 1 S: 15	H: 1 LOB: 1 BB: 1 P: 25	R: 3 E: 0 K: 2 S: 19	H: 1 LOB: 0 BB: 2 P: 36	R: 0 E: 0 K: 0 S: 5	H: 0 LOB: 1 BB: 1 P: 12	R: 2 E: 0 K: 0 S: 10	H: 1 LOB: 0 BB: 1 P: 17	R: 0 E: 0 K: 1 S: 11	H: 1 LOB: 1 BB: 0 P: 17	R: 0 E: 0 K: 13 S: 13	H: 0 LOB: 2 BB: 2 P: 25	1B: 1 2B: 1 3B: 0 HR: 2	SF: 0 SAC: 0 DP: 0 HBP: 1	WP: 1 PB: 1 SB: 1 CS: 0	PA: 40
PITCHER	IP	WLS	BF	H	R	ER	SO	BB	IBB	HBP	BLK	WP	HR	S	P	ERA	WHIP					
Nolan Ryan, R ERA: 2.97 (1, 1)	5.0		22	2	4	4	5	4	0	1	0	0	2	58	105	7.20	1.200					
Terry Mathews, R ERA: 7.45 (6, 1)	1.2		8	1	2	2	0	2	0	0	0	0	0	14	28	10.80	1.800					
Kenny Rogers, L ERA: 7.22 (7, 1)	1.1	W	5	1	0	0	1	0	0	0	0	0	0	12	18	0.00	0.750					
Jeff Russell, R ERA: 3.19 (9, 1)	1.0	S	5	0	0	0	2	2	0	0	0	1	0	13	25	0.00	2.000					

Oakland Athletics @ Texas Rangers
Arlington Stadium, Arlington, TX
Tue Jul 02 1991, 8:05 PM EDT
Att: 41,172 - Cloudy - 96 F

AB	31
R	6
H	4
RBI	6
BB	8
SO	8
LOB	15



Batter	1	2	3	4	5	6	7	8	9	AB	R	H	RBI	BB	SO	LOB	BOTTOM				
Dean Palmer, R OBP: 0.355, SLG: 0.621 Gary Pettis, S OBP: 0.335, SLG: 0.248 (9, 8)	G4-3		HR	HR	1B	F9 1B	F8	P3		6	2	3	3	0	0	5					
Rafael Palmeiro, L OBP: 0.397, SLG: 0.517 (1, 3)	F7		HR	HR	HR	F7		G4-3		5	2	2	3	0	0	1					
Ruben Sierra, S OBP: 0.396, SLG: 0.538 (1, 9)	G3-1		1B	L8		1B		P4		5	0	2	0	0	0	0					
Julio Franco, R OBP: 0.385, SLG: 0.469 (1, 4)		G6-3	K		G4-3	F9		HBP 1B		5	1	1	0	0	1	3					
Kevin Reimer, L OBP: 0.339, SLG: 0.401 Brian Downing, R OBP: 0.389, SLG: 0.432 (8, PH)		G5-3		1B	1B	K		HBP 1B		4	0	2	0	0	1	2					
Juan Gonzalez, R OBP: 0.371, SLG: 0.500 (9, 7)			K		G6-3		G5-3	1B		4	1	1	0	0	1	3					
Steve Buechele, R OBP: 0.351, SLG: 0.479 (1, 5)		K		1B CS 1B	1B		G3 1B	1B		4	1	3	2	1	1	1					
Ivan Rodriguez, R OBP: 0.413, SLG: 0.467 (1, 2)			F9	L3	1B	FC6-4	G3	BB		5	0	4	1	0	0	0					
Jeff Huson, L OBP: 0.311, SLG: 0.301 (1, 6)			S HR	L3	1B	FC6-4	G3	BB		4	1	1	0	1	0	7					
Inning Stats	R: 0 E: 0 K: 0 S: 8	H: 1 LOB: 1 BB: 0 P: 13	R: 0 E: 0 K: 1 S: 10	H: 1 LOB: 0 BB: 0 P: 18	R: 3 E: 0 K: 2 S: 20	H: 5 LOB: 2 BB: 0 P: 28	R: 3 E: 0 K: 0 S: 11	H: 4 LOB: 0 BB: 0 P: 15	R: 0 E: 0 K: 1 S: 9	H: 2 LOB: 3 BB: 1 P: 18	R: 0 E: 0 K: 1 S: 15	H: 2 LOB: 2 BB: 0 P: 20	R: 0 E: 0 K: 0 S: 12	H: 2 LOB: 2 BB: 0 P: 18	R: 3 E: 0 K: 0 S: 12	H: 3 LOB: 3 BB: 2 P: 26	1B: 14 2B: 3 3B: 0 HR: 3	SF: 0 SAC: 0 DP: 1 HBP: 1	WP: 0 PB: 0 SB: 2 CS: 1	PA: 46	
PITCHER	IP	WLS	BF	H	R	ER	SO	BB	IBB	HBP	BLK	WP	HR	S	P	ERA	WHIP				
Bob Welch, R ERA: 3.82 (1, 1)	4.0		21	10	6	3	3	10	0	0	0	0	3	49	74	6.75	2.500				
Joe Slusarski, R ERA: 5.16 (5, 1)	3.0		16	6	0	0	1	1	0	0	0	0	0	36	56	0.00	2.333				
Rick Honeycutt, L ERA: 5.14 (8, 1)	0.2	L	3	1	1	1	0	0	0	0	0	0	0	5	7	13.50	1.500				
Gene Nelson, R ERA: 10.59 (8, 1)	0.1		6	2	2	2	0	2	0	1	0	0	0	7	19	54.00	12.000				

Oakland Athletics @ Texas Rangers
Arlington Stadium, Arlington, TX
Tue Jul 02 1991, 8:05 PM EDT
Att: 41,172 - Cloudy - 96 F

AB	42
R	9
H	19
RBI	9
BB	3
SO	4
LOB	22



Batter	1	2	3	4	5	6	7	8	9	10	AB	R	H	RBI	BB	SO	LOB	TOP											
Rickey Henderson, R OBP: 0.425, SLG: 0.389 (1, 7)	G1-3		K		F9		HR		G5-3		5	1	1	4	0	1	4												
Ernest Riles, L OBP: 0.335, SLG: 0.355 (1, 5) (7, 3)	E3		G4-3		F4		F8			K	5	0	0	0	0	1	3												
Jose Canseco, R OBP: 0.357, SLG: 0.533 (1, 10)	K			BB		G5-3	G4-3			P3	4	0	0	0	1	1	2												
Harold Baines, L OBP: 0.406, SLG: 0.529 (1, 9) Willie Wilson, S OBP: 0.272, SLG: 0.310 (8, PH) (8, 9)	K			BB	FC6-4 BB	F8		G5-3		G1-3	2	0	0	0	1	1	1												
Dave Henderson, R OBP: 0.351, SLG: 0.559 (1, 8)		G5-3		K		L5		K			4	0	0	0	0	2	2												
Mark McGwire, R OBP: 0.369, SLG: 0.402 Lance Blankenship, R OBP: 0.314, SLG: 0.349 (1, 3) (7, PR) (7, 4)		G6-3		P4			FC1-5 1B	K			3	0	1	0	0	0	2												
Jamie Quirk, L OBP: 0.339, SLG: 0.302 (1, 2)		F9		FC6-4			BB FC1-5 HR 1B		K		4	1	1	0	0	1	2												
Mike Gallego, R OBP: 0.348, SLG: 0.310 (1, 4) (7, 6)			G6-3		WP G5-3 1B		FC1-5 HR BB		G5-3 BB 1B		4	1	2	0	0	0	2												
Mike Bordick, R OBP: 0.235, SLG: 0.313 Terry Steinbach, R OBP: 0.339, SLG: 0.431 Vance Law, R OBP: 0.288, SLG: 0.290 (1, 6) (7, PH) (7, 5)					G5-3		HR BB		G5-3 BB		1	0	0	0	1	0	1												
Inning Stats	R: 0 E: 1 K: 2 S: 9	H: 0 LOB: 1 BB: 0 P: 14	R: 0 E: 0 K: 0 S: 6	H: 0 LOB: 0 BB: 0 P: 9	R: 0 E: 0 K: 1 S: 9	H: 0 LOB: 1 BB: 1 P: 18	R: 0 E: 0 K: 1 S: 13	H: 0 LOB: 2 BB: 2 P: 23	R: 0 E: 0 K: 0 S: 5	H: 1 LOB: 1 BB: 0 P: 10	R: 0 E: 0 K: 0 S: 4	H: 0 LOB: 0 BB: 0 P: 7	R: 4 E: 0 K: 0 S: 11	H: 3 LOB: 1 BB: 1 P: 19	R: 0 E: 0 K: 2 S: 11	H: 0 LOB: 0 BB: 0 P: 18	R: 0 E: 0 K: 1 S: 9	H: 1 LOB: 1 BB: 1 P: 15	R: 0 E: 0 K: 1 S: 13	H: 0 LOB: 0 BB: 0 P: 15	1B: 4 2B: 0 3B: 0 HR: 1	SF: 0 SAC: 0 DP: 1 HBP: 0	WP: 1 PB: 0 SB: 0 CS: 0	PA: 40					
PITCHER	IP 7.0	WLS 30	BF 4	H 4	R 4	ER 4	SO 4	BB 4	IBB 0	HBP 0	BLK 0	WP 1	HR 1	S 57	P 100	ERA 5.14	WHIP 1.143												
Gerald Alexander, R ERA: 2.94 (8, 1)	1.1	5	1	0	0	3	0	0	0	0	0	0	0	16	24	0.00	0.750												
Kenny Rogers, L ERA: 3.07 (9, 1)	1.2	W	5	0	0	0	1	1	0	0	0	0	0	17	24	0.00	0.600												

Oakland Athletics @ Texas Rangers
Arlington Stadium, Arlington, TX
Thu Jul 04 1991, 8:05 PM EDT
Att. 41,652 - Cloudy - 91 F

AB	35
R	4
H	5
RBI	4
BB	5
SO	8
LOB	19



Batter	1	2	3	4	5	6	7	8	9	10	AB	R	H	RBI	BB	SO	LOB	BOTTOM										
Dean Palmer, R OBP: 0.325, SLG: 0.500 Gary Pettis, S OBP: 0.335, SLG: 0.248 (1, 7) (10, 8)	HR HBP	BB			G5-3		F8		K		3	1	0	0	1	1	0											
Rafael Palmeiro, L OBP: 0.369, SLG: 0.526 (1, 3)	HR	K			WP FC1 1B		G4-3		P6		5	1	2	2	0	1	3											
Ruben Sierra, S OBP: 0.391, SLG: 0.529 (1, 9)	F7		G3		WP 1B			K		K	5	0	1	0	0	2	0											
Julio Franco, R OBP: 0.367, SLG: 0.463 (1, 4)	G3-6 BB		CS BB		FC1		FC1	G6-3		G4-3	3	0	0	0	2	0	2											
Kevin Reimer, L OBP: 0.333, SLG: 0.409 (1, 10)	G3-6-1		K		K		K	HR 1B		HR	5	2	2	1	0	2	4											
Juan Gonzalez, R OBP: 0.365, SLG: 0.502 (1, 8) (10, 7)		K	CS	G3		G5-3		HR			4	1	1	2	0	1	0											
Steve Buechele, R OBP: 0.353, SLG: 0.475 (1, 5)		2B 1B			BB		K	1B			3	0	2	0	1	1	0											
Ivan Rodriguez, R OBP: 0.377, SLG: 0.442 (1, 2)				L7		G5-3		G4-3			4	0	1	0	0	0	2											
Jeff Huson, L OBP: 0.301, SLG: 0.289 (1, 6)		G3		G4-3			G4-3		F7		4	0	0	0	0	0	3											
Inning Stats	R: 2 E: 0 K: 0 S: 16	H: 1 LOB: 0 BB: 1 P: 27	R: 0 E: 0 K: 2 S: 13	H: 2 LOB: 3 BB: 1 P: 24	R: 0 E: 0 K: 1 S: 7	H: 0 LOB: 0 BB: 1 P: 15	R: 0 E: 0 K: 0 S: 6	H: 0 LOB: 1 BB: 1 P: 13	R: 0 E: 0 K: 1 S: 9	H: 2 LOB: 2 BB: 0 P: 26	R: 0 E: 0 K: 1 S: 9	H: 0 LOB: 0 BB: 0 P: 13	R: 0 E: 0 K: 0 S: 7	H: 0 LOB: 0 BB: 0 P: 9	R: 2 E: 0 K: 1 S: 18	H: 3 LOB: 1 BB: 0 P: 22	R: 0 E: 0 K: 1 S: 10	H: 0 LOB: 0 BB: 0 P: 14	R: 1 E: 0 K: 1 S: 7	H: 1 LOB: 0 BB: 0 P: 9	1B: 5 2B: 1 3B: 0 HR: 3	SF: 0 SAC: 0 DP: 1 HBP: 1	WP: 1 PB: 0 SB: 1 CS: 1	PA: 42				
PITCHER	IP 6.0	WLS 26	BF 5	H 2	R 2	ER 2	SO 5	BB 4	IBB 0	HBP 1	BLK 0	WP 0	HR 0	S 68	P 118	ERA 3.00	WHIP 1.500											
Mike Moore, R ERA: 3.83 (7, 1)	0.2	2	0	0	0	0	0	0	0	0	0	0	0	4	6	0.00	0.000											
Todd Burns, R ERA: 2.31 (7, 1)	0.1	1	0	0	0	0	0	0	0	0	0	0	0	3	3	0.00	0.000											
Curt Young, L ERA: 4.19 (8, 1)	2.0	9	3	2	2	2	2	0	0	0	0	0	1	28	36	9.00	1.500											
Dennis Eckenstey, R ERA: 2.45 (10, 1)	0.2	L	3	1	1	1	1	0	0	0	0	0	1	7	9	13.50	1.500											

Oakland Athletics @ Texas Rangers
Arlington Stadium, Arlington, TX
Thu Jul 04 1991, 8:05 PM EDT
Att. 41,652 - Cloudy - 91 F

AB	36
R	5
H	9
RBI	5
BB	4
SO	8
LOB	14



Batter	1	2	3	4	5	6	7	8	9	AB	R	H	RBI	BB	SO	LOB	TOP										
Luis Polonia, L OBP: 0.350, SLG: 0.375 (1, 7)			G6-3		FC1-6		G4-3			4	0	0	0	0	1	2											
Dave Gallagher, R OBP: 0.383, SLG: 0.359 (1, 8)				G5-3	F9			G1-4-3		4	0	0	0	0	1	2											
Wally Joyner, L OBP: 0.387, SLG: 0.512 (1, 3)					L9			G3		4	0	1	0	0	1	2											
Dave Winfield, R OBP: 0.326, SLG: 0.546 Mark Davis, R (8, 9)		F9				G2-3		G6-3		3	0	0	0	1	0	0											
Dave Parker, L OBP: 0.270, SLG: 0.349 (1, 10)						G6-3				3	0	0	0	1	2	0											
Lance Parrish, R OBP: 0.336, SLG: 0.432 (1, 2)										1	0	0	0	3	0	3											
Gary Gaetti, R OBP: 0.289, SLG: 0.375 (1, 5)										4	0	0	0	0	1	6											
Luis Sojo, R OBP: 0.266, SLG: 0.290 (1, 4)			L4				F8			4	0	1	0	0	0	1											
Dick Schofield, R OBP: 0.356, SLG: 0.306 (1, 6)			P3				G1-3			3	0	1	0	0	0	0											
Inning Stats	R: 0 H: 0 E: 0 K: 3 S: 10	H: 0 LOB: 0 BB: 0 P: 12	R: 0 H: 0 E: 0 K: 1 S: 10	H: 0 LOB: 1 BB: 1 P: 17	R: 0 H: 0 E: 0 K: 0 S: 6	H: 0 LOB: 0 BB: 0 P: 11	R: 0 H: 1 E: 0 K: 0 S: 10	H: 3 LOB: 3 BB: 2 P: 25	R: 0 H: 2 E: 0 K: 0 S: 13	H: 0 LOB: 1 BB: 1 P: 14	R: 0 H: 0 E: 0 K: 0 S: 6	H: 0 LOB: 0 BB: 0 P: 9	R: 0 H: 0 E: 0 K: 2 S: 4	H: 0 LOB: 1 BB: 1 P: 14	R: 0 H: 0 E: 0 K: 2 S: 8	H: 0 LOB: 0 BB: 0 P: 8	1B: 2 2B: 1 3B: 0 HR: 0	SF: 0 SAC: 0 DP: 0 HBP: 0	WP: 0 PB: 0 CS: 0	PA: 35							
PITCHER	IP	WLS	BF	H	R	ER	SO	BB	IBB	HBP	BLK	WP	HR	S	P	ERA	WHIP										
Jose Guzman, R ERA: 2.82 (1, 1)	6.0	W	25	3	0	0	4	4	0	0	0	0	0	54	100	0.00	1.167										
Mike Jeffcoat, L ERA: 3.02 (7, 1)	3.0	S	10	0	0	0	2	1	0	0	0	0	0	18	31	0.00	0.333										

California Angels @ Texas Rangers
Arlington Stadium, Arlington, TX
Fri Jul 05 1991, 8:05 PM EDT
Att: 38,463 - Sunny - 93 F

AB 30
R 0
H 3
RBI 0
BB 5
SO 6
LOB 16



Batter	1	2	3	4	5	6	7	8	9	AB	R	H	RBI	BB	SO	LOB	BOTTOM										
Dean Palmer, R OBP: 0.326, SLG: 0.474 Gary Pettis, S OBP: 0.332, SLG: 0.245 (1, 7)	P2							G6-4-3		2	0	0	0	1	1	0											
Rafael Palmeiro, L OBP: 0.367, SLG: 0.522 (1, 3)	G4-3									4	0	1	0	0	1	1											
Ruben Sierra, S OBP: 0.390, SLG: 0.525 (1, 9)	P8									4	1	1	0	0	0	1											
Julio Franco, R OBP: 0.388, SLG: 0.465 (1, 4)										3	1	1	0	1	1	1											
Juan Gonzalez, R OBP: 0.370, SLG: 0.517 (6, 7)										3	2	2	2	1	1	0											
Brian Downing, R OBP: 0.391, SLG: 0.446 (1, 10)										3	2	1	1	1	1	3											
Steve Buechele, R OBP: 0.355, SLG: 0.480 (1, 5)										4	2	2	2	0	0	3											
Ivan Rodriguez, R OBP: 0.375, SLG: 0.436 Mike Stanley, R OBP: 0.351, SLG: 0.369 (8, PH)										3	0	1	2	0	2	1											
Gary Green, R OBP: 0.308, SLG: 0.333 (1, 6)										4	0	2	1	0	0	0											
Inning Stats	R: 0 H: 0 E: 0 K: 0 S: 9	H: 1 LOB: 0 BB: 0 P: 13	R: 1 H: 1 E: 0 K: 2 S: 15	H: 1 LOB: 0 BB: 0 P: 21	R: 0 H: 0 E: 0 K: 2 S: 10	H: 0 LOB: 1 BB: 1 P: 17	R: 4 H: 4 E: 0 K: 0 S: 15	H: 4 LOB: 0 BB: 1 P: 22	R: 0 H: 0 E: 0 K: 1 S: 7	H: 0 LOB: 0 BB: 0 P: 11	R: 3 H: 4 E: 0 K: 1 S: 15	H: 4 LOB: 1 BB: 0 P: 17	R: 0 H: 1 E: 0 K: 1 S: 11	H: 3 LOB: 3 BB: 2 P: 23	R: 0 H: 1 E: 0 K: 0 S: 8	H: 1 LOB: 0 BB: 0 P: 13	1B: 6 2B: 3 3B: 0 HR: 2	SF: 0 SAC: 0 DP: 1 HBP: 0	WP: 0 PB: 0 CS: 0	PA: 37							
PITCHER	IP	WLS	BF	H	R	ER	SO	BB	IBB	HBP	BLK	WP	HR	S	P	ERA	WHIP										
Mark Langston, L ERA: 3.84 (1, 1)	5.0	L	23	7	7	7	5	2	0	0	0	0	0	58	87	12.60	1.800										
Mike Fetters, R ERA: 7.04 (6, 1)	3.0		14	4	1	1	2	2	0	0	0	0	0	32	50	3.00	2.000										

California Angels @ Texas Rangers
Arlington Stadium, Arlington, TX
Fri Jul 05 1991, 8:05 PM EDT
Att: 38,463 - Sunny - 93 F

AB 33
R 8
H 11
RBI 8
BB 4
SO 7
LOB 12



Batter	1	2	3	4	5	6	7	8	9	AB	R	H	RBI	BB	SO	LOB	TOP										
Luis Polonia, L OBP: 0.346, SLG: 0.370 (1, 7)	G3-1	L9		B5-3			G3			4	0	0	0	0	0	4	California Angels @ Texas Rangers Arlington Stadium, Arlington, TX Sat Jul 06 1991, 8:05 PM EDT Att: 36,129 - Cloudy - 96 F										
Dave Gallagher, R OBP: 0.378, SLG: 0.364 (1, 8)	2B				G5-3		L7			4	0	1	0	0	1	0											
Wally Joyner, L OBP: 0.388, SLG: 0.512 (1, 3)	1B			G6-3		WP 1B	L7			4	1	2	0	0	0	0											
Dave Winfield, R OBP: 0.325, SLG: 0.552 (1, 9)	G6-4-3			HR						4	1	1	1	0	2	3											
Dave Parker, L OBP: 0.270, SLG: 0.348 (1, 10)		G4-3						G4-3		4	0	1	1	0	1	0											
Lance Parrish, R OBP: 0.339, SLG: 0.446 (1, 2)		HR			G4-3			P2		3	1	1	1	1	0	1											
Gary Gaetti, R OBP: 0.285, SLG: 0.370 (1, 5)		F9			K		F7			4	0	0	0	0	2	1											
Donnie Hill, S OBP: 0.371, SLG: 0.374 (1, 4)		1B			G4-3		P4			3	0	0	0	1	0	1											
Dick Schofield, R OBP: 0.360, SLG: 0.308 Max Venable, L (9, PH) OBP: 0.300, SLG: 0.323 (1, 6)	1B						G1-3			2	0	1	0	1	0	0											
										1	0	0	0	0	0	0											
Inning Stats	R: 0 E: 0 K: 0 S: 11	H: 2 LOB: 1 BB: 0 P: 18	R: 1 E: 0 K: 0 S: 15	H: 2 LOB: 2 BB: 1 P: 26	R: 1 E: 0 K: 2 S: 9	H: 1 LOB: 0 BB: 0 P: 11	R: 0 E: 0 K: 1 S: 12	H: 0 LOB: 2 BB: 2 P: 23	R: 1 E: 0 K: 1 S: 12	H: 2 LOB: 1 BB: 0 P: 20	R: 0 E: 0 K: 0 S: 7	H: 0 LOB: 0 BB: 0 P: 10	R: 0 E: 0 K: 1 S: 7	H: 0 LOB: 0 BB: 0 P: 14	R: 0 E: 0 K: 1 S: 6	H: 0 LOB: 0 BB: 0 P: 7	1B: 4 2B: 1 3B: 0 HR: 2	SF: 0 SAC: 0 DP: 1 HBP: 0	WP: 1 PB: 0 SB: 0 CS: 0	PA: 36							
PITCHER	IP	WLS	BF	H	R	ER	SO	BB	IBB	HBP	BLK	WP	HR	S	P	ERA	WHIP										
Kevin Brown, R ERA: 4.62 (1, 1)	7.0	W	30	7	3	3	4	3	0	0	0	1	2	73	122	3.86	1.429										
Jeff Russell, R ERA: 2.93 (8, 1)	2.0	S	6	0	0	0	2	0	0	0	0	0	0	13	19	0.00	0.000										

Batter	1	2	3	4	5	6	7	8	9	AB	R	H	RBI	BB	SO	LOB	BOTTOM										
Brian Downing, R OBP: 0.387, SLG: 0.440 (1, 10)	G5-3		G5-3					P4		5	0	1	0	0	1	1	California Angels @ Texas Rangers Arlington Stadium, Arlington, TX Sat Jul 06 1991, 8:05 PM EDT Att: 36,129 - Cloudy - 96 F										
Rafael Palmeiro, L OBP: 0.372, SLG: 0.536 (1, 3)	HR		FC5-4 BB		F8		BB FC3-2			3	1	2	1	1	0	1											
Ruben Sierra, S OBP: 0.388, SLG: 0.520 (1, 9)	G6-3		FC5-4 1B				FC3-2 BB			3	0	0	0	1	1	2											
Juan Gonzalez, R OBP: 0.380, SLG: 0.523 (1, 7)	1B		1B			FC HBP 1B	FC3-2 BB			3	1	3	0	1	0	0											
Steve Buechele, R OBP: 0.354, SLG: 0.474 (1, 4) (8, 5)	FC6-4					E 2B HBP	FC3-2			3	1	0	0	0	1	6											
Mike Stanley, R OBP: 0.350, SLG: 0.368 Kevin Reimer, L (7, PH) OBP: 0.332, SLG: 0.407 Jeff Huson, L OBP: 0.301, SLG: 0.289 (1, 5) (7, PH) (8, 4)	1B					FC 2B				3	1	1	0	0	1	1											
						FC 2B				1	0	0	0	0	1	3											
						FC 2B				0	0	0	0	0	0	0											
Ivan Rodriguez, R OBP: 0.367, SLG: 0.441 (1, 2)	G5-3				G5-3			F8		4	0	1	2	0	0	4											
Gary Green, R OBP: 0.235, SLG: 0.250 (1, 6)										4	0	0	0	0	2	2											
Gary Pettis, S OBP: 0.330, SLG: 0.241 (1, 8)	G6-3							P4		3	0	0	0	1	1	2											
								P1																			
Inning Stats	R: 1 E: 0 K: 0 S: 17	H: 2 LOB: 1 BB: 0 P: 26	R: 0 E: 0 K: 1 S: 8	H: 1 LOB: 1 BB: 0 P: 12	R: 0 E: 0 K: 1 S: 8	H: 1 LOB: 2 BB: 1 P: 16	R: 0 E: 0 K: 2 S: 10	H: 0 LOB: 0 BB: 0 P: 13	R: 0 E: 0 K: 1 S: 7	H: 1 LOB: 1 BB: 1 P: 13	R: 3 E: 1 K: 2 S: 14	H: 2 LOB: 1 BB: 0 P: 20	R: 0 E: 0 K: 1 S: 12	H: 1 LOB: 3 BB: 2 P: 23	R: 0 E: 0 K: 0 S: 8	H: 0 LOB: 0 BB: 0 P: 9	1B: 5 2B: 2 3B: 0 HR: 1	SF: 0 SAC: 0 DP: 0 HBP: 1	WP: 0 PB: 0 SB: 0 CS: 1	PA: 37							
PITCHER	IP	WLS	BF	H	R	ER	SO	BB	IBB	HBP	BLK	WP	HR	S	P	ERA	WHIP										
Jim Abbott, L ERA: 3.45 (1, 1)	6.0	L	28	7	4	2	7	2	0	0	0	0	0	64	100	3.00	1.500										
Jeff Robinson, R ERA: 4.74 (7, 1)	0.0		3	1	0	0	0	2	0	0	0	0	0	3	11	∞	∞										
Mark Eichhorn, R ERA: 0.79 (7, 1)	2.0		6	0	0	0	1	0	0	0	0	0	0	17	21	0.00	0.000										

AB 33
R 3
H 7
RBI 3
BB 3
SO 6
LOB 10



AB 32
R 4
H 8
RBI 3
BB 4
SO 8
LOB 22



Batter	1	2	3	4	5	6	7	8	9	AB	R	H	RBI	BB	SO	LOB	TOP		
Luis Polonia, L (1, 7) OBP: 0.348, SLG: 0.368	1-2 P6			1-3 K			4-2 G4-6-3 BB		4-1 BB	2	0	0	0	2	1	0	California Angels @ Texas Rangers Arlington Stadium, Arlington, TX Sun Jul 07 1991, 8:05 PM EDT Att: 37,307 - Cloudy - 96 F		
Max Venable, L (1, 8) OBP: 0.291, SLG: 0.313 Dave Gallagher, R (9, PH) OBP: 0.375, SLG: 0.361	1-3 K2-3			2-3 K			2-3 K		1-0 F7	3	0	0	0	0	3	1			
Wally Joyner, L (1, 3) OBP: 0.385, SLG: 0.507	0-1 G4-3			2-3 K			1-2 G4-6-3			3	0	0	0	0	1	1			
Dave Winfield, R (1, 9) OBP: 0.325, SLG: 0.550		2-3 K			0-3 K			0-2 F9-3 1B		3	0	1	0	0	2	0			
Dave Parker, L (1, 10) OBP: 0.268, SLG: 0.344	0-0 P3				1-3 K			0-2 F9-3		3	0	0	0	0	1	1			
Lance Parrish, R (1, 2) OBP: 0.335, SLG: 0.439		2-3 K			0-2 G6-3			1-3 K		3	0	0	0	0	2	0			
Gary Gaetti, R (1, 5) OBP: 0.285, SLG: 0.373			1-0 P6			2-1 F7			2-2 WP 2B	3	0	1	0	0	0	0			
Donnie Hill, S (1, 6) OBP: 0.364, SLG: 0.366			3-3 K			2-3 K			2-1 L3	3	0	0	0	0	2	1			
Luis Sojo, R (1, 4) OBP: 0.263, SLG: 0.287 Jack Howell, L (9, PH) OBP: 0.315, SLG: 0.321 Dick Schofield, R (9, PH) OBP: 0.358, SLG: 0.307			1-3 K			1-3 K			2-1 F8	2	0	0	0	0	2	0			
										0	0	0	0	0	0	0			
										1	0	0	0	0	0	1			
Inning Stats	R: 0 H: 0 E: 0 K: 1 S: 9	H: 0 LOB: 0 BB: 0 P: 11	R: 0 H: 0 E: 0 K: 2 S: 9	H: 0 LOB: 0 BB: 0 P: 13	R: 0 H: 0 E: 0 K: 2 S: 8	H: 0 LOB: 0 BB: 0 P: 13	R: 0 H: 0 E: 0 K: 3 S: 10	H: 0 LOB: 0 BB: 0 P: 15	R: 0 H: 0 E: 0 K: 2 S: 9	H: 0 LOB: 0 BB: 0 P: 10	R: 0 H: 0 E: 0 K: 1 S: 9	H: 1 LOB: 0 BB: 0 P: 10	R: 0 H: 1 E: 0 K: 1 S: 9	H: 1 LOB: 2 BB: 1 P: 20	1B: 1 2B: 2 3B: 0 HR: 0	SF: 0 SAC: 0 DP: 2 HBP: 0	WP: 1 PA: 29 PB: 0 SB: 0 CS: 0		
PITCHER	IP	WLS	BF	H	R	ER	SO	BB	IBB	HBP	BLK	WP	HR	S	P	ERA	WHIP		
Nolan Ryan, R (1, 1) ERA: 2.71	8.1	W	26	2	0	0	14	1	0	0	0	0	0	76	110	0.00	0.360		
Kenny Rogers, L (9, 1) ERA: 6.99	0.2		3	0	0	0	0	1	0	0	0	1	0	4	11	0.00	1.500		

Batter	1	2	3	4	5	6	7	8	9	AB	R	H	RBI	BB	SO	LOB	BOTTOM		
Mike Stanley, R (1, 5) OBP: 0.353, SLG: 0.379 Jeff Huson, L (4, PH) OBP: 0.303, SLG: 0.288	2-2 G6-3		2-0 2B	0-2 P5		4-2 PB BB				2	1	1	1	0	0	0	California Angels @ Texas Rangers Arlington Stadium, Arlington, TX Sun Jul 07 1991, 8:05 PM EDT Att: 37,307 - Cloudy - 96 F		
Rafael Palmeiro, L (1, 3) OBP: 0.370, SLG: 0.531	1-3 K		3-H 2B	4-2 2B BB		2-1 F9		2-1 G6-3		3	1	0	0	1	1	2			
Ruben Sierra, S (1, 9) OBP: 0.387, SLG: 0.520	3-2 G6-3		0-1 HR	1-H 2-H 2B		1-1 G3		0-2 F8		4	1	1	2	0	0	0			
Juan Gonzalez, R (1, 7) OBP: 0.381, SLG: 0.525		2-0 P6	4-2 HR BB		1-2 2B		0-3 K			3	1	1	0	1	1	0			
Brian Downing, R (1, 10) OBP: 0.384, SLG: 0.451		3-3 K	2-2 HR		1-3 K		0-2 F8			4	1	1	3	0	2	1			
Steve Buechele, R (1, 4) OBP: 0.352, SLG: 0.470		1-3 K	1-H 2-H HR		2-3 K		2-2 FC6-4 1B		0-1 G5-3	4	1	1	0	0	2	0			
Ivan Rodriguez, R (1, 2) OBP: 0.359, SLG: 0.429			2-1 F9	2-0 G6-3		0-0 FC6-4 1B		2-2 G5-3		4	0	1	0	0	0	0			
Gary Green, R (1, 6) OBP: 0.190, SLG: 0.200			2-3 K	0-0 P6		0-0 FC6-4 1B		1-0 G5-3		4	0	0	0	0	1	2			
Gary Pettis, S (1, 8) OBP: 0.335, SLG: 0.256			1-0 2B	4-1 3B		3-3 K		1-2 K		2	1	1	0	1	1	1			
Inning Stats	R: 0 H: 0 E: 0 K: 1 S: 9	H: 0 LOB: 0 BB: 0 P: 15	R: 0 H: 0 E: 0 K: 2 S: 7	H: 0 LOB: 0 BB: 0 P: 13	R: 6 H: 4 E: 0 K: 2 S: 19	H: 4 LOB: 2 BB: 2 P: 38	R: 0 H: 0 E: 0 K: 0 S: 8	H: 0 LOB: 1 BB: 1 P: 14	R: 0 H: 1 E: 0 K: 1 S: 11	H: 1 LOB: 1 BB: 0 P: 14	R: 1 H: 2 E: 0 K: 0 S: 13	H: 2 LOB: 2 BB: 1 P: 24	R: 0 H: 0 E: 0 K: 1 S: 9	H: 0 LOB: 0 BB: 0 P: 9	R: 0 H: 0 E: 0 K: 0 S: 6	H: 0 LOB: 0 BB: 0 P: 9	1B: 2 2B: 3 3B: 1 HR: 1	SF: 0 SAC: 0 DP: 0 HBP: 0	WP: 1 PA: 35 PB: 1 SB: 0 CS: 0
PITCHER	IP	WLS	BF	H	R	ER	SO	BB	IBB	HBP	BLK	WP	HR	S	P	ERA	WHIP		
Chuck Finley, L (1, 1) ERA: 4.1	3.0	L	15	4	6	6	5	2	0	0	0	0	0	35	66	18.00	2.000		
Mike Fetters, R (4, 1) ERA: 6.1	2.2		12	3	1	1	2	1	0	0	0	1	0	27	41	3.38	1.500		
Floyd Bannister, L (6, 1) ERA: 3.2	1.1		5	0	0	0	1	1	0	0	0	0	0	14	20	0.00	0.750		
Bryan Harvey, R (8, 1) ERA: 0.92	1.0		3	0	0	0	0	0	0	0	0	0	0	6	9	0.00	0.000		

Batter	1	2	3	4	5	6	7	8	9	AB	R	H	RBI	BB	SO	LOB	TOP										
Brian Downing, R OBP: 0.382, SLG: 0.447 (1, 10)										4	0	1	0	0	1	0	Texas Rangers @ Toronto Blue Jays SkyDome, Toronto, ON Thu Jul 11 1991, 7:05 PM EDT Att: 50,276 - Sunny - 77 F										
Rafael Palmeiro, L OBP: 0.375, SLG: 0.537 (1, 3)										4	0	3	0	0	1	0											
Ruben Sierra, S OBP: 0.382, SLG: 0.514 (1, 9)										4	0	0	0	0	2	4											
Julio Franco, R OBP: 0.383, SLG: 0.459 (1, 4)										4	0	0	0	0	0	3											
Kevin Reimer, L OBP: 0.325, SLG: 0.398 (1, 7)										4	0	0	0	0	3	2											
Juan Gonzalez, R OBP: 0.376, SLG: 0.516 (1, 8)										4	0	0	0	0	2	0											
Steve Buechele, R OBP: 0.352, SLG: 0.467 (1, 5)										2	0	0	0	0	1	0											
Ivan Rodriguez, R OBP: 0.356, SLG: 0.439 (1, 2)										3	0	1	0	0	0	1											
Jeff Huson, L OBP: 0.299, SLG: 0.284 (8, PH)										2	0	0	0	0	0	1											
Mike Stanley, R OBP: 0.350, SLG: 0.376 (8, 6)										1	0	0	0	0	1	0											
Mario Diaz, R OBP: 0.343, SLG: 0.372 (8, 6)										0	0	0	0	0	0	0											
Inning Stats	R: 0 E: 0 K: 2 S: 11	H: 2 LOB: 2 BB: 0 P: 18	R: 0 E: 0 K: 1 S: 9	H: 1 LOB: 1 BB: 0 P: 12	R: 0 E: 0 K: 0 S: 6	H: 1 LOB: 1 BB: 0 P: 7	R: 0 E: 0 K: 2 S: 8	H: 0 LOB: 0 BB: 0 P: 13	R: 0 E: 0 K: 1 S: 8	H: 0 LOB: 0 BB: 0 P: 10	R: 0 E: 0 K: 2 S: 8	H: 0 LOB: 1 BB: 0 P: 11	R: 0 E: 0 K: 1 S: 10	H: 0 LOB: 1 BB: 0 P: 19	R: 0 E: 0 K: 1 S: 10	H: 1 LOB: 1 BB: 0 P: 16	R: 0 E: 0 K: 1 S: 5	H: 0 LOB: 0 BB: 0 P: 8	1B: 3 2B: 2 3B: 0 HR: 0	SF: 0 SAC: 0 DP: 0 HBP: 1	WP: 0 PB: 0 SB: 0 CS: 0	PA: 33					
PITCHER	IP	WLS	BF	H	R	ER	SO	BB	IBB	HBP	BLK	WP	HR	S	P	ERA	WHIP										
Tom Candiotti, R ERA: 2.09	(1, 1)	8.0	W	30	5	0	10	0	0	1	0	0	0	70	106	0.00	0.625										
Tom Henke, R ERA: 1.19	(9, 1)	1.0	S	3	0	0	1	0	0	0	0	0	0	5	8	0.00	0.000										

Batter	1	2	3	4	5	6	7	8	9	AB	R	H	RBI	BB	SO	LOB	BOTTOM										
Devon White, S OBP: 0.355, SLG: 0.438 (1, 8)										4	0	0	0	0	1	5	Texas Rangers @ Toronto Blue Jays SkyDome, Toronto, ON Thu Jul 11 1991, 7:05 PM EDT Att: 50,276 - Sunny - 77 F										
Roberto Alomar, S OBP: 0.349, SLG: 0.440 (1, 4)										4	0	0	0	0	1	4											
Joe Carter, R OBP: 0.364, SLG: 0.562 (1, 9)										3	0	1	0	0	0	0											
Kelly Gruber, R OBP: 0.318, SLG: 0.403 (1, 5)										4	0	1	0	0	2	1											
Rance Mulliniks, L OBP: 0.403, SLG: 0.389 (1, 10)										4	1	1	1	0	1	2											
Greg Myers, L OBP: 0.335, SLG: 0.429 (1, 2)										3	0	1	0	0	0	2											
Derek Bell, R OBP: 0.235, SLG: 0.071 (7, PR)										0	1	0	0	0	0	0											
Pat Borders, R OBP: 0.229, SLG: 0.273 (8, 2)										1	0	1	0	0	0	0											
John Olerud, L OBP: 0.330, SLG: 0.425 (1, 3)										4	0	3	1	0	1	1											
Manuel Lee, S OBP: 0.302, SLG: 0.312 (1, 6)										3	0	0	0	0	1	3											
Mookie Wilson, S OBP: 0.275, SLG: 0.396 (1, 7)										3	0	2	0	0	0	1											
Rob Ducey, L OBP: 0.389, SLG: 0.647 (9, 7)										0	0	0	0	0	0	0											
Inning Stats	R: 0 E: 0 K: 1 S: 8	H: 0 LOB: 0 BB: 0 P: 13	R: 0 E: 0 K: 0 S: 9	H: 0 LOB: 0 BB: 0 P: 15	R: 0 E: 0 K: 0 S: 7	H: 1 LOB: 1 BB: 0 P: 14	R: 0 E: 0 K: 1 S: 14	H: 2 LOB: 2 BB: 0 P: 18	R: 0 E: 0 K: 1 S: 15	H: 2 LOB: 2 BB: 0 P: 22	R: 0 E: 0 K: 1 S: 7	H: 0 LOB: 0 BB: 0 P: 9	R: 1 E: 0 K: 1 S: 9	H: 3 LOB: 2 BB: 0 P: 15	R: 1 E: 0 K: 2 S: 10	H: 2 LOB: 1 BB: 0 P: 12	R: 1 E: 0 K: 2 S: 5	H: 0 LOB: 0 BB: 0 P: 8	1B: 6 2B: 3 3B: 0 HR: 1	SF: 0 SAC: 0 DP: 0 HBP: 1	WP: 1 PB: 0 SB: 0 CS: 0	PA: 34					
PITCHER	IP	WLS	BF	H	R	ER	SO	BB	IBB	HBP	BLK	WP	HR	S	P	ERA	WHIP										
Kevin Brown, R ERA: 4.46	(1, 1)	7.2	L	33	10	2	6	0	0	1	0	0	0	76	114	2.35	1.304										
Kenny Rogers, L ERA: 6.96	(8, 1)	0.1		1	0	0	1	0	0	0	0	0	0	3	4	0.00	0.000										

AB	32
R	0
H	5
RBI	0
BB	0
SO	11
LOB	11



AB	33
R	2
H	10
RBI	2
BB	0
SO	7
LOB	19



Batter	1	2	3	4	5	6	7	8	9	AB	R	H	RBI	BB	SO	LOB	TOP										
Dean Palmer, R (1, 7) OBP: 0.319, SLG: 0.452 Gary Pettis, S (7, 8) OBP: 0.335, SLG: 0.256	1-3 K		0-0 F8		1-0 1B		1-0 P2			4	0	1	0	0	1	1	Texas Rangers @ Toronto Blue Jays SkyDome, Toronto, ON Fri Jul 12 1991, 7:05 PM EDT Att: 50,279 - Dome - 70 F										
Rafael Palmeiro, L (1, 3) OBP: 0.370, SLG: 0.530	0-0 F8		2-1 G3		1-1 F9			1-3 K2-3	4	0	0	0	0	1	2												
Ruben Sierra, S (1, 9) OBP: 0.361, SLG: 0.509	2-1 G5-3			4-2 G5-3 BB		3-2 F9		0-1 G1-3	3	0	0	0	1	0	0												
Julio Franco, R (1, 4) OBP: 0.382, SLG: 0.456		0-1 F8		1-0 G5-3		1-1 1B		2-2 F7	4	0	1	0	0	0	1												
Juan Gonzalez, R (1, 8) OBP: 0.374, SLG: 0.510		4-2 HR BB		0-2 G5-3		1-1 P3			2-2 G5-3	3	1	0	0	1	0	2											
Brian Downing, R (1, 10) OBP: 0.376, SLG: 0.439		1-0 P5		2-0 F8		0-1 F7			2-3 K	4	0	0	0	0	1	3											
Steve Buechele, R (1, 5) OBP: 0.354, SLG: 0.479		0-0 HR			2-2 1B		2-0 P4		2-3 K	4	1	2	2	0	1	0											
Ivan Rodriguez, R (1, 2) OBP: 0.357, SLG: 0.435	1-3 K			1-2 F8		1-1 1B				3	0	1	0	0	1	1											
Mario Diaz, R (1, 6) OBP: 0.333, SLG: 0.361			3-3 K		1-0 F9		1-0 F7			3	0	0	0	0	1	2											
Inning Stats	R: 0 E: 0 K: 1 S: 8	H: 0 LOB: 0 BB: 0 P: 11	R: 2 E: 0 K: 1 S: 12	H: 1 LOB: 0 BB: 1 P: 18	R: 0 E: 0 K: 1 S: 8	H: 0 LOB: 0 BB: 0 P: 13	R: 0 E: 0 K: 0 S: 8	H: 0 LOB: 1 BB: 1 P: 15	R: 0 E: 0 K: 0 S: 10	H: 1 LOB: 1 BB: 0 P: 15	R: 0 E: 0 K: 0 S: 5	H: 1 LOB: 1 BB: 0 P: 10	R: 0 E: 0 K: 1 S: 9	H: 0 LOB: 0 BB: 0 P: 12	R: 0 E: 0 K: 2 S: 9	H: 0 LOB: 0 BB: 0 P: 15	1B: 4 2B: 2 3B: 0 HR: 1	SF: 0 SAC: 0 DP: 0 HBP: 0	WP: 0 PB: 0 SB: 0 CS: 0	PA: 34							
PITCHER	IP	WLS	BF	H	R	ER	SO	BB	IBB	HBP	BLK	WP	HR	S	P	ERA	WHIP										
David Wells, L (1, 1) ERA: 2.96	7.0	W	28	5	2	2	3	2	0	0	0	0	1	62	99	2.57	1.000										
Duane Ward, R (8, 1) ERA: 2.31	2.0	S	6	0	0	0	3	0	0	0	0	0	0	18	27	0.00	0.000										

Batter	1	2	3	4	5	6	7	8	9	AB	R	H	RBI	BB	SO	LOB	BOTTOM										
Devon White, S (1, 8) OBP: 0.358, SLG: 0.438	2-0 CS 1B		4-2 F8 1B BB	0-2 FC6-4 BB		1-2 G4-3		2-2 FC6-4 1B		4	1	2	0	1	0	3	Texas Rangers @ Toronto Blue Jays SkyDome, Toronto, ON Fri Jul 12 1991, 7:05 PM EDT Att: 50,279 - Dome - 70 F										
Roberto Alomar, S (1, 4) OBP: 0.352, SLG: 0.441	0-1 1B		2-2 F8	4-1 1B			1-2 SH5-4 BB 1B	0-0 P4		4	1	2	0	1	0	2											
Joe Carter, R (1, 9) OBP: 0.361, SLG: 0.556	2-3 K		1-3 K2-3	3-3 K			1-0 BB SH5-4 2B 1B	1-2 FC6-4 1B		5	2	1	0	0	3	6											
John Olerud, L (1, 3) OBP: 0.336, SLG: 0.428	1-3 K		4-1 1B BB		0-0 G4-6-3 1B		0-0 SH5-4	0-0 1B		3	0	2	0	1	1	1											
Rance Mulliniks, L (1, 10) OBP: 0.408, SLG: 0.391 Pat Tabler, R (7, PH) OBP: 0.336, SLG: 0.267		4-2 BB BB	1-2 FC6-4 1B		0-0 G4-6-3		4-0 BB 2B IBB	1-1 FC6-4 1B		2	0	1	1	1	0	1											
Kelly Gruber, R (1, 5) OBP: 0.314, SLG: 0.391		1-3 K	0-0 FC6-4		0-2 P3		4-0 2B BB	1-0 FC6-4		4	1	0	1	1	1	5											
Pat Borders, R (1, 2) OBP: 0.237, SLG: 0.295		2-1 F8		1-2 FC6-4 2B		2-2 G4-3		G4-3 2B		4	0	2	3	0	0	1											
Manuel Lee, S (1, 6) OBP: 0.305, SLG: 0.312 Rene Gonzales, R (8, 6) OBP: 0.314, SLG: 0.311		4-1 BB		2-2 F8		1-0 1B		G4-3		3	0	1	0	1	0	2											
Mookie Wilson, S (1, 7) OBP: 0.274, SLG: 0.389		1-3 K2-3		4-0 FC6-4 BB		1-3 K		G3		3	0	0	0	1	2	4											
Inning Stats	R: 0 E: 0 K: 2 S: 9	H: 2 LOB: 1 BB: 0 P: 14	R: 0 E: 0 K: 2 S: 14	H: 0 LOB: 2 BB: 2 P: 26	R: 1 E: 0 K: 1 S: 13	H: 1 LOB: 3 BB: 2 P: 25	R: 0 E: 0 K: 0 S: 5	H: 1 LOB: 0 BB: 0 P: 5	R: 0 E: 0 K: 1 S: 10	H: 1 LOB: 1 BB: 0 P: 15	R: 4 E: 0 K: 0 S: 11	H: 3 LOB: 1 BB: 2 P: 25	R: 1 E: 0 K: 0 S: 13	H: 3 LOB: 2 BB: 0 P: 18	R: 0 E: 0 K: 0 S: 9	H: 0 LOB: 0 BB: 0 P: 15	1B: 10 2B: 2 3B: 0 HR: 0	SF: 0 SAC: 1 DP: 1 HBP: 0	WP: 0 PB: 0 SB: 2 CS: 1	PA: 42							
PITCHER	IP	WLS	BF	H	R	ER	SO	BB	IBB	HBP	BLK	WP	HR	S	P	ERA	WHIP										
Jose Guzman, R (1, 1) ERA: 2.97	6.0	L	30	8	3	3	7	6	0	0	0	0	0	69	119	4.50	2.333										
Kenny Rogers, L (7, 1) ERA: 7.09	0.1		2	0	0	0	0	0	1	0	0	0	0	1	5	0.00	0.000										
Rich Gossage, R (7, 1) ERA: 3.38	0.2		4	1	2	2	0	1	0	0	0	0	0	5	13	27.00	3.000										
Mike Jeffcoat, L (8, 1) ERA: 3.19	0.2		5	3	1	1	0	0	0	0	0	0	0	12	16	13.50	4.500										
Wayne Rosenthal, R (8, 1) ERA: 3.0	0.1		1	0	0	0	0	0	0	0	0	0	0	1	2	0.00	0.000										

livebaseballscores.com



Batter	1	2	3	4	5	6	7	8	9	AB	R	H	RBI	BB	SO	LOB	TOP				
Dean Palmer, R (1, 7) <small>OBP: 0.294, SLG: 0.413</small> Gary Pettis, S (7, 8) <small>OBP: 0.335, SLG: 0.256</small> Mario Diaz, R (9, PH) <small>OBP: 0.330, SLG: 0.357</small>	G5-3		K		E5		G5-3		F8	4	1	0	0	0	1	1					
Julio Franco, R (1, 4) <small>OBP: 0.380, SLG: 0.453</small>	F8				F8		G6-3			4	0	1	1	0	0	0					
Ruben Sierra, S (1, 9) <small>OBP: 0.382, SLG: 0.509</small>	K				1B				G4-3	4	1	2	0	0	1	0					
Rafael Palmeiro, L (1, 3) <small>OBP: 0.369, SLG: 0.527</small>		P2			1B		G4-3		G4-3	4	0	1	0	0	0	2					
Juan Gonzalez, R (1, 8) <small>OBP: 0.372, SLG: 0.506</small>	K				1B				F8	4	0	1	1	0	1	0					
Kevin Reimer, L (1, 10) <small>OBP: 0.319, SLG: 0.389</small>	P6				F7				P6	4	0	0	0	0	0	2					
Steve Buechele, R (1, 5) <small>OBP: 0.356, SLG: 0.477</small>					F8				1B	3	0	1	0	1	0	2					
Ivan Rodriguez, R (1, 2) <small>OBP: 0.338, SLG: 0.411</small>					G4-3				K	4	0	0	0	0	1	2					
Jeff Huson, L (1, 6) <small>OBP: 0.300, SLG: 0.280</small> Brian Downing, R (9, PH) <small>OBP: 0.378, SLG: 0.441</small>							G3			2	0	0	0	1	0	0					
Inning Stats	R: 0 E: 0 K: 1 S: 8	H: 0 LOB: 0 BB: 0 P: 13	R: 0 E: 0 K: 1 S: 6	H: 0 LOB: 0 BB: 0 P: 10	R: 0 E: 0 K: 1 S: 8	H: 0 LOB: 1 BB: 1 P: 17	R: 1 E: 0 K: 0 S: 16	H: 3 LOB: 2 BB: 0 P: 25	R: 1 E: 1 K: 0 S: 20	H: 2 LOB: 2 BB: 1 P: 29	R: 0 E: 0 K: 0 S: 8	H: 0 LOB: 1 BB: 1 P: 15	R: 0 E: 0 K: 0 S: 6	H: 0 LOB: 0 BB: 0 P: 8	R: 0 E: 0 K: 0 S: 6	H: 0 LOB: 0 BB: 0 P: 8	R: 0 E: 0 K: 1 S: 7	H: 2 LOB: 2 BB: 0 P: 8	1B: 7 2B: 0 3B: 0 HR: 0	SF: 0 SAC: 0 DP: 0 HBP: 0	WP: 0 PA: 37 CS: 0
PITCHER	IP	WLS	BF	H	R	ER	SO	BB	IBB	HBP	BLK	WP	HR	S	P	ERA	WHIP				
Todd Stottlemire, R (1, 1) <small>ERA: 2.93</small>	7.0		29	5	2	1	3	2	0	0	0	0	0	72	117	1.29	1.000				
Mike Timlin, R (8, 1) <small>ERA: 3.02</small>	1.0	W	3	0	0	0	0	0	0	0	0	0	0	6	8	0.00	0.000				
Tom Henke, R (9, 1) <small>ERA: 1.14</small>	1.0	S	5	2	0	0	1	0	0	0	0	0	0	7	8	0.00	2.000				

Texas Rangers @ Toronto Blue Jays
SkyDome, Toronto, ON
Sat Jul 13 1991, 3:33 AM EDT
Att: 50,270 - Dome - 70 F

AB 35
R 2
H 7
RBI 2
BB 2
SO 4
LOB 11



Batter	1	2	3	4	5	6	7	8	9	AB	R	H	RBI	BB	SO	LOB	BOTTOM				
Devon White, S (1, 8) <small>OBP: 0.360, SLG: 0.445</small>	1B				G1-3		FC4-6			4	1	2	0	0	0	3					
Roberto Alomar, S (1, 4) <small>OBP: 0.354, SLG: 0.441</small>	CS				P6		G6-3			4	0	2	1	0	0	3					
Joe Carter, R (1, 9) <small>OBP: 0.363, SLG: 0.553</small>	K				HBP				F9	2	0	0	0	1	1	1					
John Olerud, L (1, 3) <small>OBP: 0.338, SLG: 0.424</small> Derek Bell, R (8, PR) <small>OBP: 0.235, SLG: 0.071</small> Ed Sprague, R (9, 3) <small>OBP: 0.343, SLG: 0.372</small>					K				P6	2	0	0	0	1	1	5					
Rance Mulliniks, L (1, 10) <small>OBP: 0.397, SLG: 0.378</small>	G1-3								HR	0	0	0	0	0	0	0					
Kelly Gruber, R (1, 5) <small>OBP: 0.313, SLG: 0.408</small>					F9				HR	2	0	0	0	1	1	5					
Greg Myers, L (1, 2) <small>OBP: 0.329, SLG: 0.421</small>	K				K				K	4	0	0	0	0	3	1					
Rob Ducey, L (1, 7) <small>OBP: 0.381, SLG: 0.579</small>					G4-3					2	0	0	0	1	1	0					
Rene Gonzales, R (1, 6) <small>OBP: 0.329, SLG: 0.333</small>					K				FC4-6	2	0	1	0	1	1	0					
Inning Stats	R: 1 E: 0 K: 1 S: 13	H: 2 LOB: 1 BB: 1 P: 21	R: 0 E: 0 K: 1 S: 7	H: 0 LOB: 0 BB: 0 P: 10	R: 0 E: 0 K: 2 S: 13	H: 2 LOB: 2 BB: 0 P: 22	R: 0 E: 0 K: 2 S: 10	H: 0 LOB: 0 BB: 0 P: 15	R: 0 E: 0 K: 0 S: 11	H: 1 LOB: 3 BB: 2 P: 23	R: 0 E: 0 K: 0 S: 7	H: 0 LOB: 0 BB: 0 P: 12	R: 0 E: 0 K: 1 S: 11	H: 0 LOB: 1 BB: 1 P: 19	R: 2 E: 0 K: 2 S: 10	H: 1 LOB: 1 BB: 0 P: 18	1B: 3 2B: 1 3B: 1 HR: 1	SF: 0 SAC: 0 DP: 0 HBP: 2	WP: 1 PA: 34 CS: 1		
PITCHER	IP	WLS	BF	H	R	ER	SO	BB	IBB	HBP	BLK	WP	HR	S	P	ERA	WHIP				
Nolan Ryan, R (1, 1) <small>ERA: 2.63</small>	6.1		27	5	1	1	7	4	0	1	0	0	0	67	113	1.42	1.421				
Kenny Rogers, L (7, 1) <small>ERA: 6.99</small>	0.2		2	0	0	0	0	0	0	0	1	0	0	5	9	0.00	0.000				
Jeff Russell, R (8, 1) <small>ERA: 3.26</small>	1.0	L	5	1	2	2	2	0	0	1	0	0	1	10	18	18.00	1.000				

Texas Rangers @ Toronto Blue Jays
SkyDome, Toronto, ON
Sat Jul 13 1991, 3:33 AM EDT
Att: 50,270 - Dome - 70 F

AB 28
R 3
H 6
RBI 3
BB 4
SO 9
LOB 15



Batter	1	2	3	4	5	6	7	8	9	AB	R	H	RBI	BB	SO	LOB	TOP										
Brian Downing, R (1, 10) OBP: 0.380, SLG: 0.452 Kevin Reimer, L (9, PH) OBP: 0.317, SLG: 0.387	G3-1 1B 2B	E4 1B 1-2				G4-3 2B 2B			G3 1	4	2	2	0	0	0	1											
Rafael Palmeiro, L (1, 3) OBP: 0.370, SLG: 0.528	G3-1 2-3					K			F7 2	5	1	2	1	0	1	2											
Ruben Sierra, S (1, 9) OBP: 0.382, SLG: 0.510	1B 3B 1B	G6-4-3 1-2				HR 2B 2B			K 3	5	2	2	2	0	1	3											
Julio Franco, R (1, 4) OBP: 0.382, SLG: 0.457	3B 1B					F9 2H 2B			WP 2B 2B	4	1	2	1	0	0	1											
Juan Gonzalez, R (1, 8) OBP: 0.374, SLG: 0.516 (8, 7)	F8 2					HR 2H HR			G4-3 BB BB	3	1	1	2	1	0	2											
Steve Buechele, R (1, 5) OBP: 0.358, SLG: 0.483	3B 1H 2H					BB 4-0 BB			G4-3 1-2	3	0	1	2	1	1	2											
Dean Palmer, R (1, 7) Gary Pettis, S (8, 8) OBP: 0.335, SLG: 0.256	G5-3 3					BB 2-3 K			K 1-3 K	4	0	0	0	0	3	2	AB 37										
Ivan Rodriguez, R (1, 2) OBP: 0.321, SLG: 0.390		G4-3 1				L5 2			F8 2-1 G6-3 2	4	0	0	0	0	0	0	R 8										
Mario Diaz, R (1, 6) Jeff Huson, L (8, 6) OBP: 0.300, SLG: 0.280						G4-3 3			G5-3 3-1 G5-3 3	4	1	1	0	0	1	0	H 11										
Inning Stats	R: 3 E: 0 K: 0 S: 17	H: 4 LOB: 1 BB: 0 P: 29	R: 1 E: 1 K: 0 S: 13	H: 2 LOB: 1 BB: 0 P: 20	R: 0 E: 0 K: 1 S: 8	H: 0 LOB: 0 BB: 0 P: 11	R: 0 E: 0 K: 1 S: 6	H: 0 LOB: 0 BB: 0 P: 8	R: 3 E: 0 K: 2 S: 15	H: 3 LOB: 1 BB: 1 P: 27	R: 0 E: 0 K: 0 S: 6	H: 0 LOB: 0 BB: 0 P: 9	R: 1 E: 0 K: 0 S: 12	H: 2 LOB: 1 BB: 1 P: 21	R: 0 E: 0 K: 2 S: 8	H: 0 LOB: 0 BB: 0 P: 11	R: 0 E: 0 K: 1 S: 7	H: 0 LOB: 0 BB: 0 P: 13	1B: 4 2B: 5 3B: 1 HR: 1	SF: 0 SAC: 0 DP: 2 HBP: 0	WP: 1 PB: 0 SB: 0 CS: 0	PA: 39					
PITCHER	IP	WLS	BF	H	R	ER	SO	BB	IBB	HBP	BLK	WP	HR	S	P	ERA	WHIP										
Jimmy Key, L (1, 1) ERA: 2.53	4.1	L	21	8	6	5	3	0	0	0	0	0	0	52	82	10.38	1.846										
Jim Acker, R (5, 1) ERA: 5.34	2.0		10	3	2	2	1	1	0	0	0	0	1	23	37	9.00	2.000										
Mike Timlin, R (7, 1) ERA: 2.9	2.2		8	0	0	0	3	1	0	0	0	1	0	17	30	0.00	0.375										

Texas Rangers @ Toronto Blue Jays
SkyDome, Toronto, ON
Sun Jul 14 1991, 7:05 PM EDT
Att: 50,294 - Sunny - 75 F

AB	37
R	8
H	11
RBI	8
BB	2
SO	7
LOB	13



Batter	1	2	3	4	5	6	7	8	9	AB	R	H	RBI	BB	SO	LOB	BOTTOM										
Devon White, S (1, 8) OBP: 0.358, SLG: 0.441	G6-3 HR 1B BLK	G6-3 3				P4 2			K 1-3 K	5	1	1	0	0	1	3											
Roberto Alomar, S (1, 4) OBP: 0.349, SLG: 0.435	G6-3 1-3					P4 3			G6-3 1B G5-3 2	5	0	0	0	0	1	2											
Joe Carter, R (1, 9) OBP: 0.363, SLG: 0.568	HR 3H					F7 2			G6-3 1B K 2-3 K	5	2	2	3	0	1	0											
Pat Tabler, R (1, 10) OBP: 0.340, SLG: 0.275	F8 2					F8 3			HR 1B HR 1B	4	1	2	0	0	0	0											
Kelly Gruber, R (1, 5) OBP: 0.311, SLG: 0.425	F8 3					F7 1			K 1-3 K HR 1H HR	4	1	1	2	0	1	1											
Ed Sprague, R (1, 3) John Olerud, L (8, PH) OBP: 0.337, SLG: 0.422		F8 1				F8 2			G5-3 3 G3 2	3	0	0	0	0	0	1											
Pat Borders, R (1, 2) OBP: 0.245, SLG: 0.304		F8 2				F8 3			P4 1 HBP BB	3	1	1	0	1	0	0	AB 35										
Derek Bell, R (1, 7) OBP: 0.238, SLG: 0.059		G5-3 2				F9 1			F9 2 F9 1-2 HBP	3	0	0	0	0	0	1	R 6										
Rene Gonzales, R (1, 6) OBP: 0.338, SLG: 0.323		E6 2H				F7 BB			F7 3	2	0	0	0	2	0	2	H 7										
Inning Stats	R: 2 E: 0 K: 0 S: 13	H: 2 LOB: 0 BB: 0 P: 21	R: 1 E: 1 K: 0 S: 11	H: 1 LOB: 1 BB: 0 P: 18	R: 0 E: 0 K: 1 S: 8	H: 0 LOB: 0 BB: 0 P: 13	R: 0 E: 0 K: 0 S: 4	H: 0 LOB: 0 BB: 0 P: 6	R: 0 E: 0 K: 0 S: 10	H: 0 LOB: 1 BB: 1 P: 19	R: 0 E: 0 K: 1 S: 6	H: 1 LOB: 1 BB: 0 P: 10	R: 0 E: 0 K: 0 S: 7	H: 0 LOB: 1 BB: 1 P: 12	R: 3 E: 0 K: 0 S: 15	H: 3 LOB: 2 BB: 1 P: 29	R: 0 E: 0 K: 2 S: 10	H: 0 LOB: 0 BB: 0 P: 15	1B: 3 2B: 1 3B: 0 HR: 3	SF: 0 SAC: 0 DP: 0 HBP: 1	WP: 0 PB: 0 SB: 0 CS: 0	PA: 39					
PITCHER	IP	WLS	BF	H	R	ER	SO	BB	IBB	HBP	BLK	WP	HR	S	P	ERA	WHIP										
John Barfield, L (1, 1) ERA: 3.48	7.1	W	31	6	5	4	2	2	0	0	0	0	0	65	110	4.91	1.091										
Rich Gossage, R (8, 1) ERA: 3.69	0.0		1	1	1	1	0	0	0	0	0	0	1	2	2	∞	∞										
Kenny Rogers, L (8, 1) ERA: 6.95	0.1		3	0	0	0	0	1	0	1	0	0	0	6	14	0.00	3.000										
Jeff Russell, R (8, 1) ERA: 3.17	1.1	S	4	0	0	0	2	0	0	0	0	0	0	11	17	0.00	0.000										

Texas Rangers @ Toronto Blue Jays
SkyDome, Toronto, ON
Sun Jul 14 1991, 7:05 PM EDT
Att: 50,294 - Sunny - 75 F

AB	35
R	6
H	7
RBI	5
BB	3
SO	4
LOB	10



Batter	1	2	3	4	5	6	7	8	9	AB	R	H	RBI	BB	SO	LOB	TOP					
Julio Franco, R OBP: 0.382, SLG: 0.455 (1, 4)										4	1	1	0	1	0	5	Texas Rangers @ Detroit Tigers Tiger Stadium, Detroit, MI Mon Jul 15 1991, 7:05 PM EDT Att: 14,365 - Sunny - 80 F					
Rafael Palmeiro, L OBP: 0.370, SLG: 0.526 (1, 3)										5	1	2	1	0	1	3						
Ruben Sierra, S OBP: 0.383, SLG: 0.516 (1, 9)										4	1	1	3	1	1	0						
Juan Gonzalez, R OBP: 0.375, SLG: 0.517 (9, 7)										5	1	2	0	0	2	0						
Kevin Reimer, L OBP: 0.316, SLG: 0.389 Brian Downing, R OBP: 0.379, SLG: 0.450 Gary Pettis, S OBP: 0.335, SLG: 0.256 (1, 7)										4	0	1	1	0	1	3						
Steve Buechele, R OBP: 0.352, SLG: 0.474 (1, 5)											5	0	0	0	0	1						
Dean Palmer, R OBP: 0.287, SLG: 0.364 (1, 10)												5	0	1	0	0		1				
Ivan Rodriguez, R OBP: 0.341, SLG: 0.407 (1, 2)										4	1	3	0	0	0	0						
Jeff Huson, L OBP: 0.311, SLG: 0.311 Mario Diaz, R OBP: 0.324, SLG: 0.350 (7, PH)										3	2	3	2	0	0	0						
Inning Stats	R: 3 E: 0 K: 2 S: 12	H: 2 LOB: 0 BB: 1 P: 18	R: 0 E: 0 K: 1 S: 9	H: 2 LOB: 2 BB: 0 P: 13	R: 0 E: 0 K: 2 S: 8	H: 0 LOB: 0 BB: 0 P: 13	R: 2 E: 0 K: 0 S: 15	H: 3 LOB: 1 BB: 0 P: 22	R: 1 E: 0 K: 0 S: 10	H: 2 LOB: 1 BB: 0 P: 17	R: 1 E: 0 K: 1 S: 13	H: 3 LOB: 3 BB: 1 P: 26	R: 0 E: 0 K: 1 S: 13	H: 2 LOB: 2 BB: 0 P: 21	R: 0 E: 0 K: 0 S: 8	H: 0 LOB: 0 BB: 0 P: 14		R: 0 E: 0 K: 1 S: 8	H: 0 LOB: 0 BB: 0 P: 10	1B: 10 2B: 2 3B: 0 HR: 2	SF: 0 SAC: 0 DP: 0 HBP: 0	WP: 0 PB: 0 SB: 0 CS: 0
PITCHER	IP	WLS	BF	H	R	ER	SO	BB	IBB	HBP	BLK	WP	HR	S	P	ERA	WHIP					
Rusty Meacham, R ERA: 4.91 (1, 1)	4.1		23	9	6	6	5	1	0	0	0	0	2	49	75	12.46	2.308					
Paul Gibson, L ERA: 4.04 (5, 1)	2.2		14	5	1	1	2	1	0	0	0	0	0	31	55	3.38	2.250					
John Cerutti, L ERA: 4.41 (8, 1)	1.0		3	0	0	0	0	0	0	0	0	0	0	8	14	0.00	0.000					
Mike Henneman, R ERA: 2.57 (9, 1)	1.0	W	3	0	0	0	1	0	0	0	0	0	0	8	10	0.00	0.000					

Texas Rangers @ Detroit Tigers
Tiger Stadium, Detroit, MI
Mon Jul 15 1991, 7:05 PM EDT
Att: 14,365 - Sunny - 80 F

AB	41
R	7
H	14
RBI	7
BB	2
SO	8
LOB	15



Batter	1	2	3	4	5	6	7	8	9	AB	R	H	RBI	BB	SO	LOB	BOTTOM					
Tony Phillips, S OBP: 0.388, SLG: 0.438 (1, 5)										5	2	2	1	0	1	2	Texas Rangers @ Detroit Tigers Tiger Stadium, Detroit, MI Mon Jul 15 1991, 7:05 PM EDT Att: 14,365 - Sunny - 80 F					
Lou Whitaker, L OBP: 0.391, SLG: 0.469 (1, 4)										4	1	2	1	0	0	2						
Alan Trammell, R OBP: 0.320, SLG: 0.387 (1, 6)										4	1	3	1	0	1	1						
Cecil Fielder, R OBP: 0.362, SLG: 0.526 (1, 3)										4	1	0	0	0	1	3						
Mickey Tettleton, S OBP: 0.397, SLG: 0.520 (1, 2)										4	1	2	3	0	0	1						
Pete Incaviglia, R OBP: 0.274, SLG: 0.366 (1, 10)										4	1	1	0	0	2	1						
Lloyd Moseby, L OBP: 0.308, SLG: 0.374 (1, 7)										4	1	1	2	0	1	1						
Rob Deer, R OBP: 0.296, SLG: 0.395 (1, 9)										4	0	0	0	0	2	1						
Mitt Cuyler, S OBP: 0.323, SLG: 0.329 (1, 8)										3	0	1	0	1	0	0						
Inning Stats	R: 1 E: 0 K: 0 S: 7	H: 2 LOB: 1 BB: 0 P: 15	R: 2 E: 0 K: 2 S: 18	H: 3 LOB: 1 BB: 0 P: 25	R: 3 E: 1 K: 1 S: 12	H: 2 LOB: 0 BB: 0 P: 15	R: 1 E: 0 K: 0 S: 9	H: 2 LOB: 1 BB: 1 P: 18	R: 0 E: 0 K: 3 S: 13	H: 1 LOB: 1 BB: 0 P: 20	R: 0 E: 0 K: 1 S: 10	H: 1 LOB: 1 BB: 0 P: 12	R: 0 E: 0 K: 1 S: 8	H: 0 LOB: 0 BB: 0 P: 15	R: 0 E: 0 K: 0 S: 6	H: 0 LOB: 0 BB: 0 P: 10		R: 1 E: 0 K: 0 S: 3	H: 1 LOB: 0 BB: 0 P: 6	1B: 7 2B: 1 3B: 0 HR: 4	SF: 0 SAC: 0 DP: 0 HBP: 0	WP: 0 PB: 0 SB: 1 CS: 1
PITCHER	IP	WLS	BF	H	R	ER	SO	BB	IBB	HBP	BLK	WP	HR	S	P	ERA	WHIP					
Gerald Alexander, R ERA: 3.45 (1, 1)	3.0		17	7	6	5	3	0	0	0	0	0	2	37	55	15.00	2.333					
Terry Mathews, R ERA: 5.93 (4, 1)	4.0		16	4	1	1	5	1	0	0	0	0	0	40	65	2.25	1.250					
Mike Jeffcoat, L ERA: 9.32 (8, 1)	1.0	L	4	1	1	1	0	0	0	0	0	0	1	9	16	9.00	1.000					

Texas Rangers @ Detroit Tigers
Tiger Stadium, Detroit, MI
Mon Jul 15 1991, 7:05 PM EDT
Att: 14,365 - Sunny - 80 F


AB	36
R	8
H	12
RBI	8
BB	1
SO	8
LOB	12

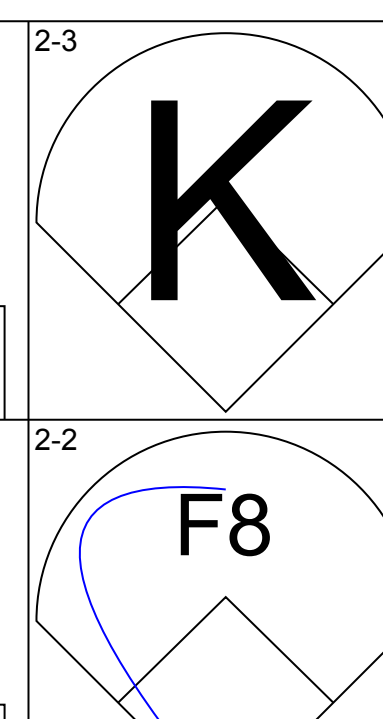
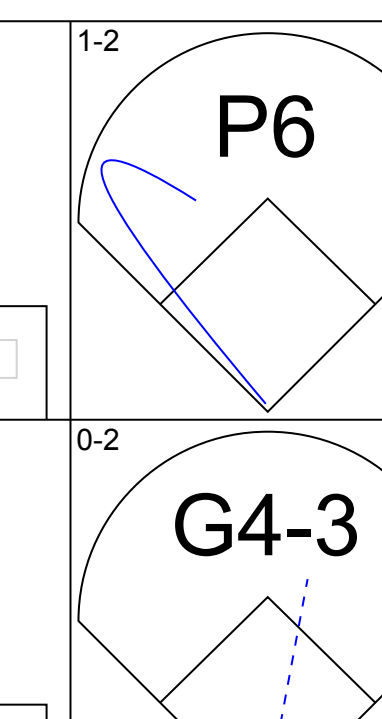
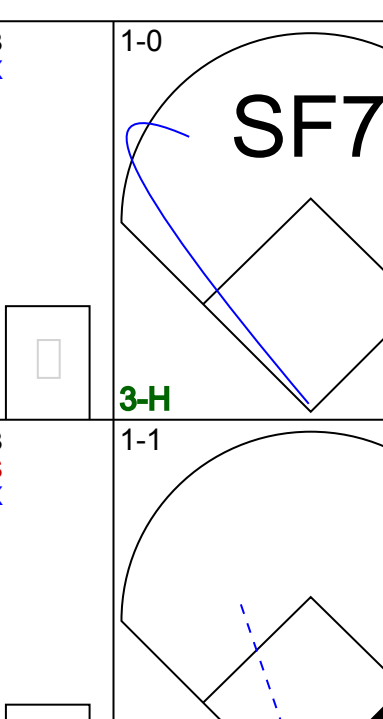
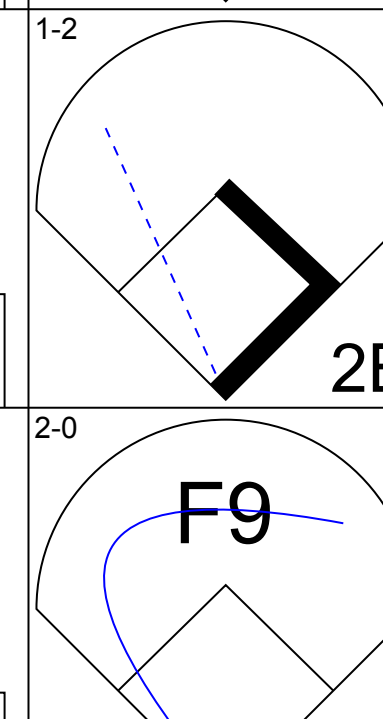
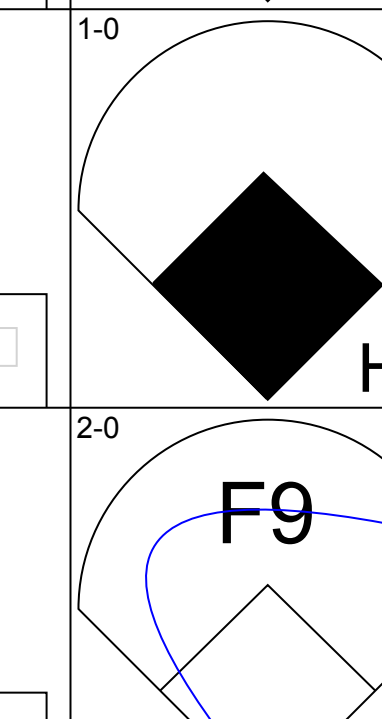
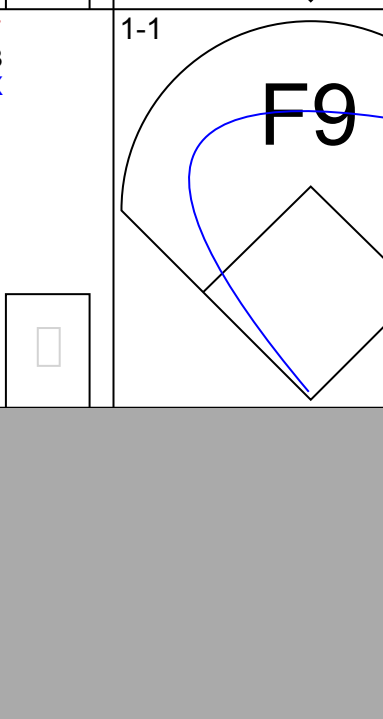





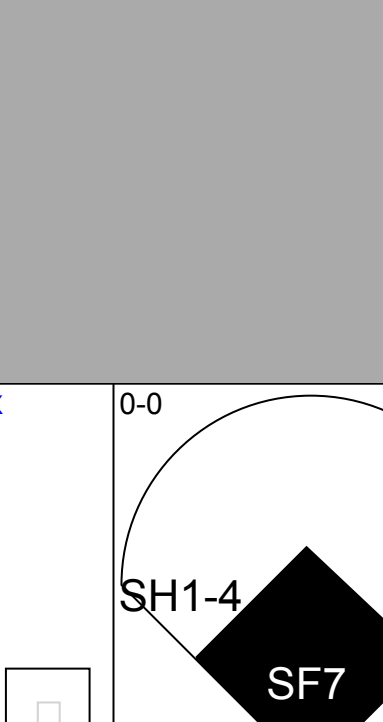
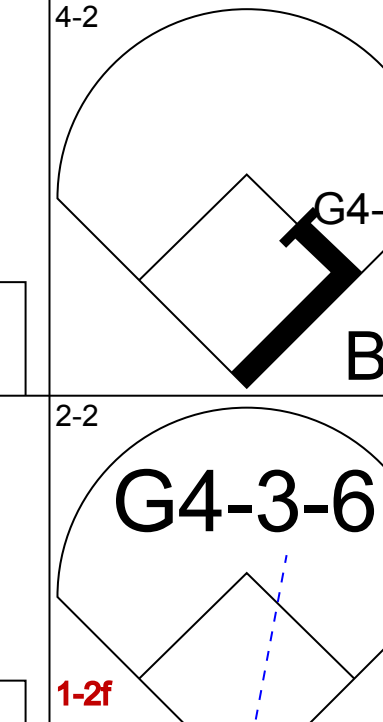
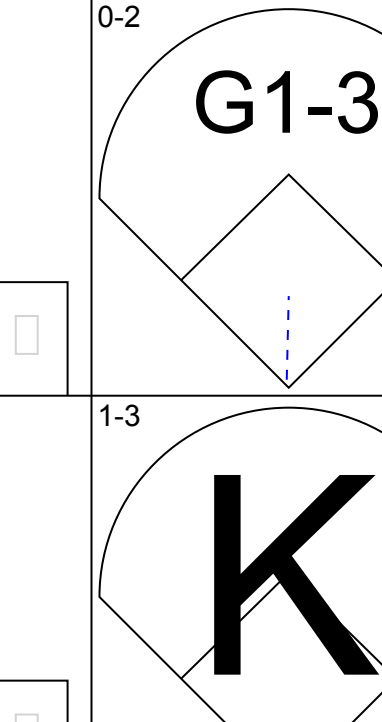
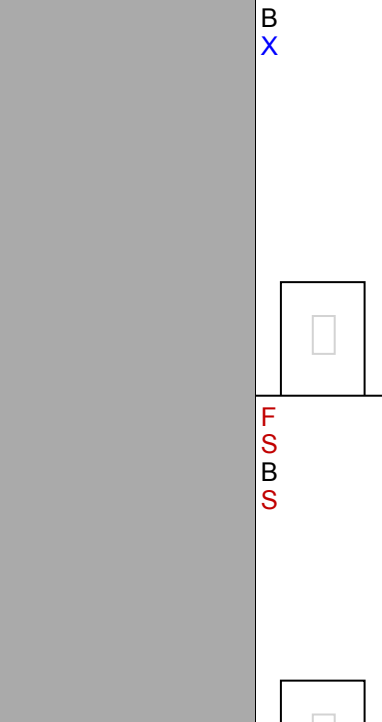

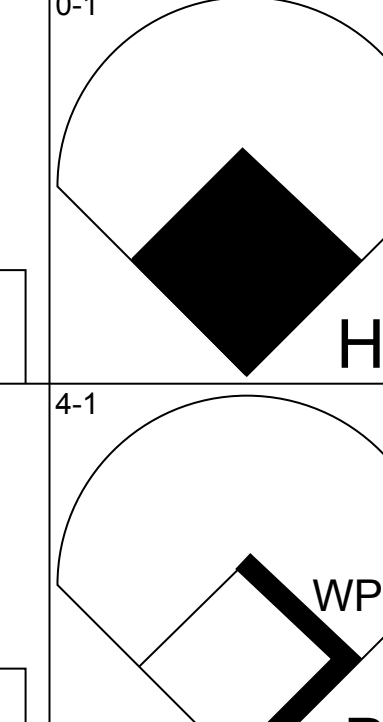
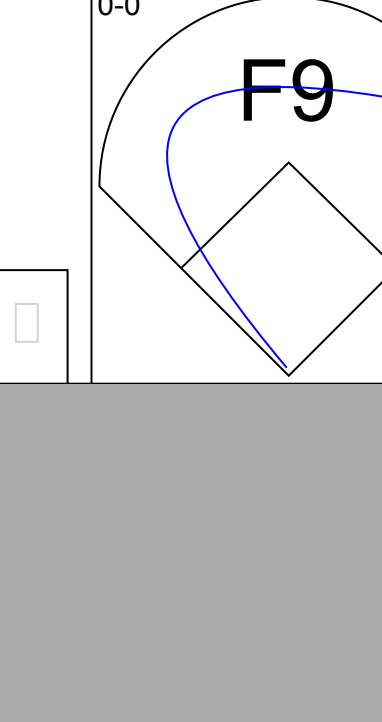
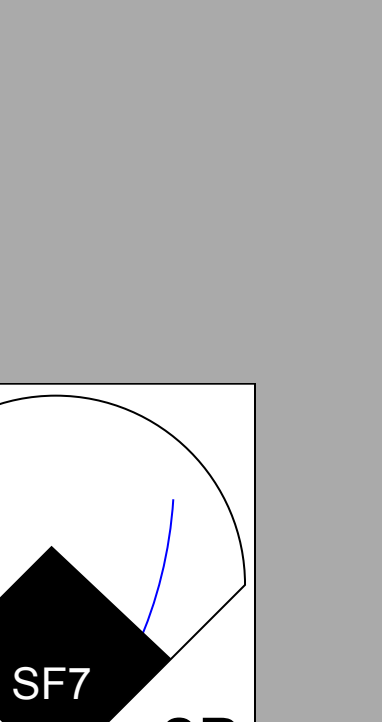
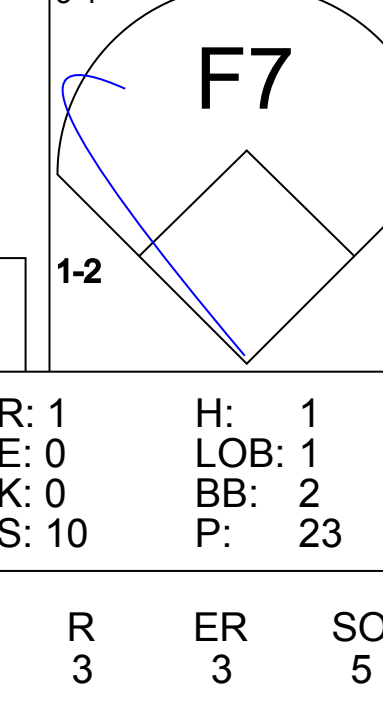

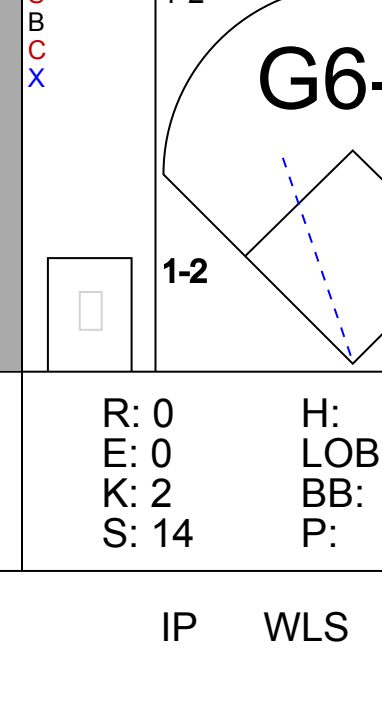
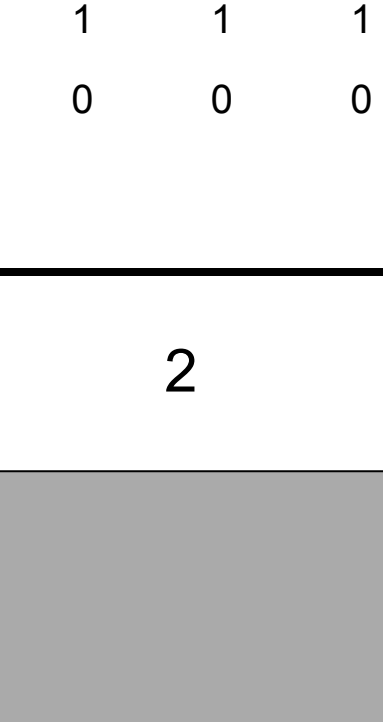
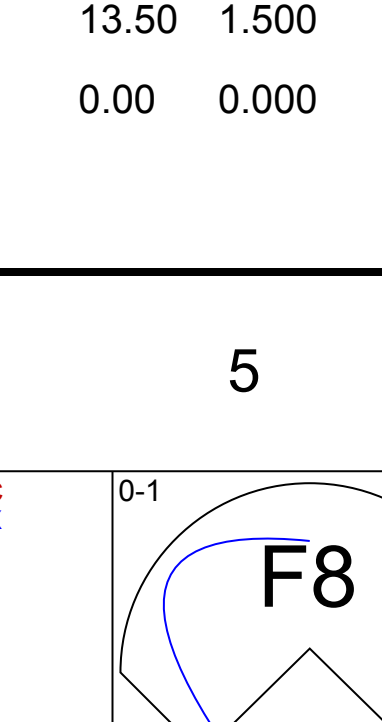
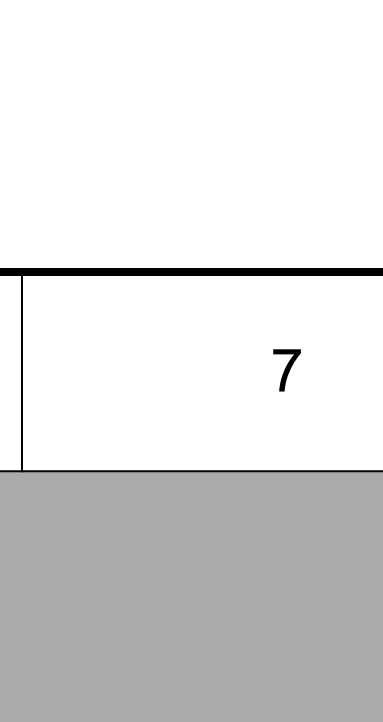


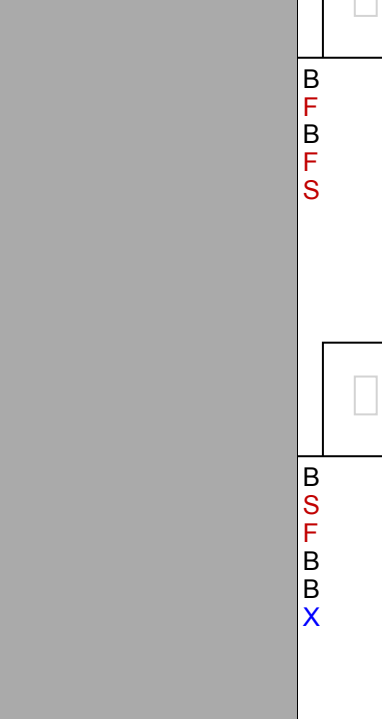


Batter	1	2	3	4	5	6	7	8	9	AB	R	H	RBI	BB	SO	LOB	TOP										
Jeff Huson, L OBP: 0.306, SLG: 0.306 Brian Downing, R OBP: 0.381, SLG: 0.452 Mario Diaz, R OBP: 0.321, SLG: 0.346	2-3 K		2-2 L8			0-1 P7	3-1 HR		1-1 FC5-2	3	0	0	0	0	1	1	<p>Texas Rangers @ Detroit Tigers Tiger Stadium, Detroit, MI Tue Jul 16 1991, 7:05 PM EDT Att: 16,662 - Sunny - 85 F</p>										
Rafael Palmeiro, L OBP: 0.373, SLG: 0.539	2-2 G4-3			1-2 F7		2-0 WP	1-0 HR		1-2 F7	5	1	3	2	0	0	2											
Ruben Sierra, S OBP: 0.379, SLG: 0.512	1-1 G4-3			2-1 G3		0-0 SF8	1-0 F9			3	0	0	1	0	0	2											
Julio Franco, R OBP: 0.381, SLG: 0.450	1-0 L4			2-1 G4-3		4-1 BB			3-2 G6-3	3	0	0	0	1	0	1											
Juan Gonzalez, R OBP: 0.370, SLG: 0.509		1-3 K			3-2 P2	1-1 P3			1-2 G5-3	4	0	0	0	0	1	2											
Kevin Reimer, L OBP: 0.321, SLG: 0.391 John Russell, R OBP: 0.136, SLG: 0.143	1-1 G3				0-0 1B		4-2 FC5-4		1-3 K	2	0	1	0	1	0	0											
Dean Palmer, R OBP: 0.321, SLG: 0.345 Steve Buechele, R OBP: 0.351, SLG: 0.472	2-3 K				0-3 K		1-1 FC5-4		3-3 K	3	0	0	0	0	2	2											
Ivan Rodriguez, R OBP: 0.337, SLG: 0.393			0-1 F9		1-0 P4		4-1 WP		2-0 E5	3	1	0	0	1	0	1											
Gary Pettis, S OBP: 0.338, SLG: 0.258			3-2 F7			4-2 1B	0-1 FC4-1		0-0 1B	3	2	1	0	1	0	2											
Inning Stats	R: 0 E: 0 K: 1 S: 9	H: 1 LOB: 1 BB: 0 P: 15	R: 0 E: 0 K: 2 S: 9	H: 0 LOB: 0 BB: 0 P: 13	R: 0 E: 0 K: 0 S: 10	H: 0 LOB: 0 BB: 0 P: 15	R: 0 E: 0 K: 0 S: 8	H: 0 LOB: 0 BB: 0 P: 13	R: 0 E: 0 K: 0 S: 10	H: 1 LOB: 1 BB: 0 P: 14	R: 1 E: 0 K: 0 S: 10	H: 1 LOB: 2 BB: 2 P: 21	R: 4 E: 0 K: 0 S: 11	H: 2 LOB: 1 BB: 2 P: 25	R: 0 E: 0 K: 1 S: 10	H: 0 LOB: 0 BB: 0 P: 15		R: 0 E: 1 K: 1 S: 10	H: 1 LOB: 2 BB: 0 P: 17	1B: 4 2B: 1 3B: 0 HR: 1	SF: 1 SAC: 0 DP: 0 HBP: 0	WP: 2 PA: 38 PB: 0 SB: 0 CS: 0					
PITCHER	IP	WLS	BF	H	R	ER	SO	BB	IBB	HBP	BLK	WP	HR	S	P	ERA	WHIP										
Mark Leiter, R ERA: 3.88	(1, 1)	6.0	24	3	2	2	4	3	0	0	0	1	0	58	97	3.00	1.000										
Walt Terrell, R ERA: 4.73	(7, 1)	0.2	4	1	1	1	0	1	0	0	0	1	0	7	15	13.50	3.000										
John Cerutti, L ERA: 4.47	(7, 1)	1.1	5	1	2	2	1	0	0	0	0	0	1	12	19	13.50	0.750										
Mike Henneman, R ERA: 2.53	(9, 1)	1.0	W	5	1	0	0	0	0	0	0	0	0	10	17	0.00	1.000										

Batter	1	2	3	4	5	6	7	8	9	AB	R	H	RBI	BB	SO	LOB	BOTTOM										
Tony Phillips, S OBP: 0.387, SLG: 0.436	1-0 1B	0-1 G1-3			1-2 G4-3			3-2 G4-3		4	1	1	0	0	0	0	<p>Texas Rangers @ Detroit Tigers Tiger Stadium, Detroit, MI Tue Jul 16 1991, 7:05 PM EDT Att: 16,662 - Sunny - 85 F</p>										
Lou Whitaker, L OBP: 0.385, SLG: 0.466	0-0 1B	2-1 F8			2-2 G6-3		0-0 L8			4	1	1	0	0	0	0											
Alan Trammell, R OBP: 0.321, SLG: 0.388 Rob Deer, R OBP: 0.298, SLG: 0.406	2-1 E		0-2 G6-3		0-0 G6-3		0-0 HR			2	1	1	1	0	0	0											
Cecil Fielder, R OBP: 0.363, SLG: 0.526	0-0 E9		2-1 G6-3		0-3 K		1-0 F7			4	1	2	0	0	1	0											
Mickey Tettleton, S OBP: 0.399, SLG: 0.518 Skeeter Barnes, R OBP: 0.381, SLG: 0.744	4-2 G6-3		2-0 G4-6-3		1-2 G3-1			1-1 E		3	0	1	0	1	0	1											
Pete Incaviglia, R OBP: 0.270, SLG: 0.360	0-0 G6-3			2-2 G5-3		2-0 G6-3		0-0 SH1-3		3	0	0	1	0	0	2											
Lloyd Moseby, L OBP: 0.315, SLG: 0.376	0-1 SF8			1-1 B1-3		1-0 1B		4-0 E		2	0	1	1	1	0	0											
Travis Fryman, R OBP: 0.269, SLG: 0.375	3-3 K			1-3 K		0-0 F8		0-0 E8		4	0	0	0	0	2	4											
Mitt Cuyler, S OBP: 0.319, SLG: 0.324 Dave Bergman, L OBP: 0.344, SLG: 0.293		2-2 L3			0-1 G4-3		1-1 G3		0-0 SF8	3	0	0	0	0	0	1											
Inning Stats	R: 4 E: 1 K: 1 S: 13	H: 4 LOB: 1 BB: 1 P: 23	R: 0 E: 0 K: 0 S: 7	H: 0 LOB: 0 BB: 0 P: 11	R: 0 E: 0 K: 0 S: 6	H: 1 LOB: 0 BB: 0 P: 10	R: 0 E: 0 K: 1 S: 8	H: 0 LOB: 0 BB: 0 P: 12	R: 0 E: 0 K: 0 S: 8	H: 0 LOB: 0 BB: 0 P: 11	R: 0 E: 0 K: 1 S: 7	H: 0 LOB: 0 BB: 0 P: 8	R: 0 E: 0 K: 0 S: 5	H: 1 LOB: 1 BB: 0 P: 9	R: 1 E: 0 K: 0 S: 8	H: 1 LOB: 0 BB: 0 P: 12		R: 1 E: 1 K: 0 S: 5	H: 1 LOB: 2 BB: 1 P: 10	1B: 7 2B: 0 3B: 0 HR: 1	SF: 2 SAC: 1 DP: 1 HBP: 0	WP: 0 PA: 36 PB: 0 SB: 0 CS: 0					
PITCHER	IP	WLS	BF	H	R	ER	SO	BB	IBB	HBP	BLK	WP	HR	S	P	ERA	WHIP										
Kevin Brown, R ERA: 4.53	(1, 1)	8.1	L	34	8	6	5	3	1	0	0	0	0	65	104	5.40	1.080										
Jeff Russell, R ERA: 3.14	(9, 1)	0.1	2	0	0	0	0	0	0	0	0	0	0	2	2	0.00	0.000										

livebaseballscorecards.com

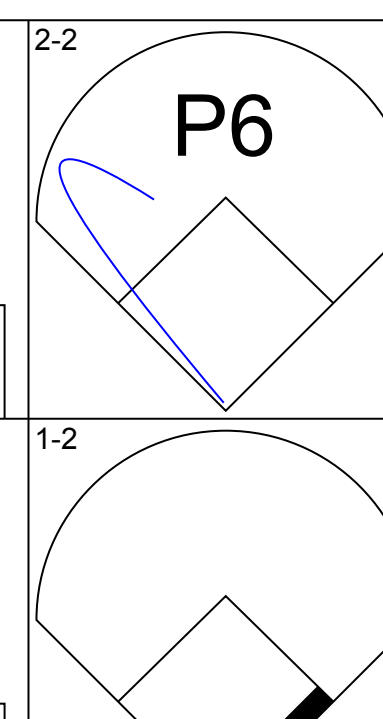
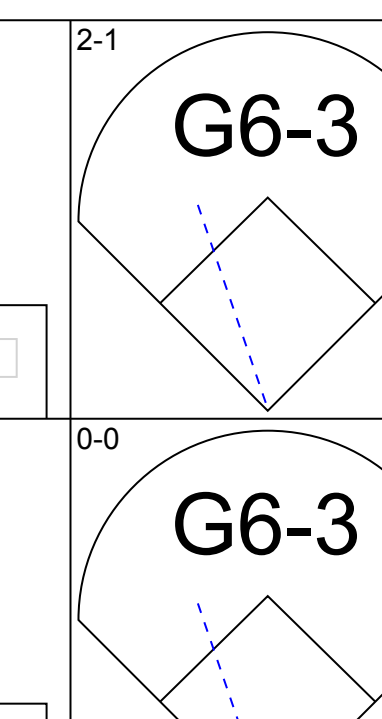
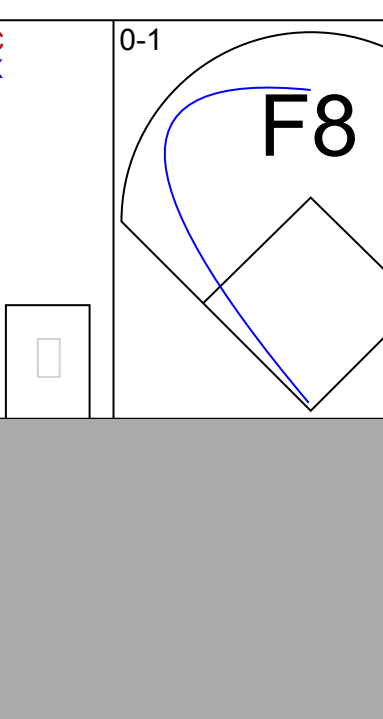
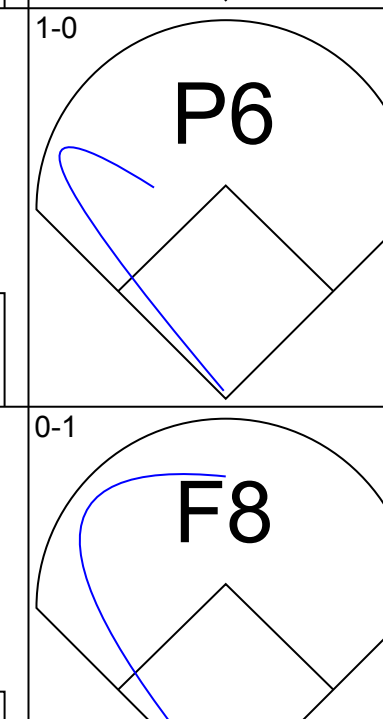
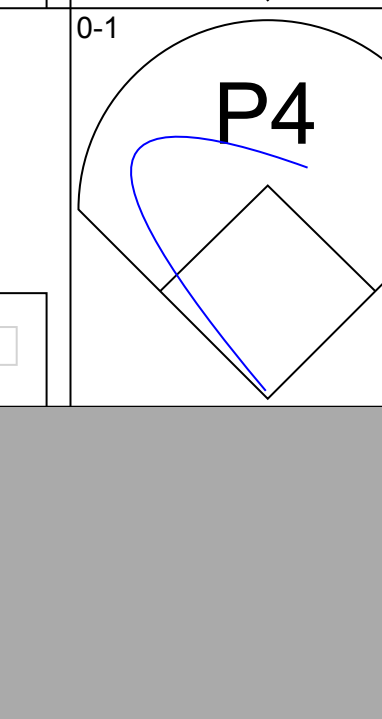





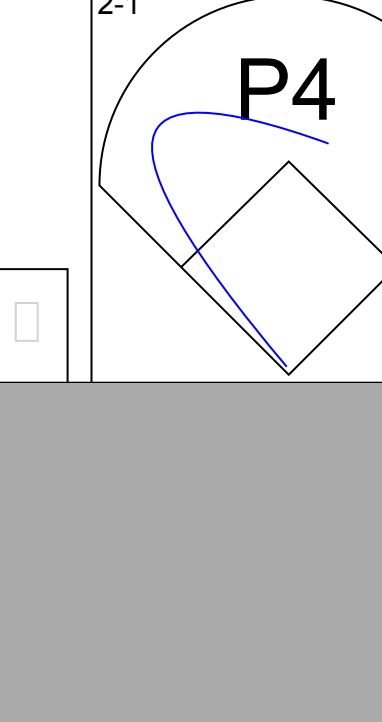
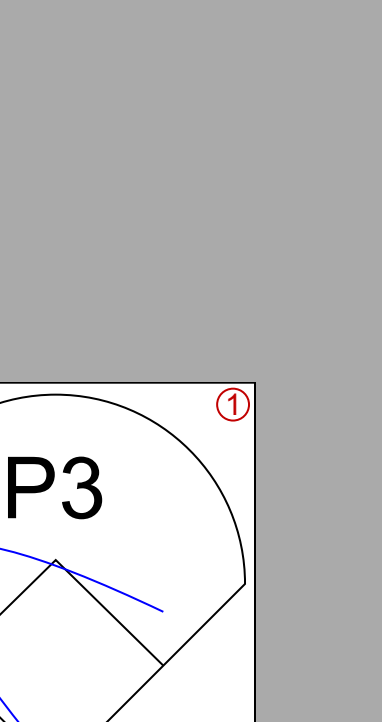
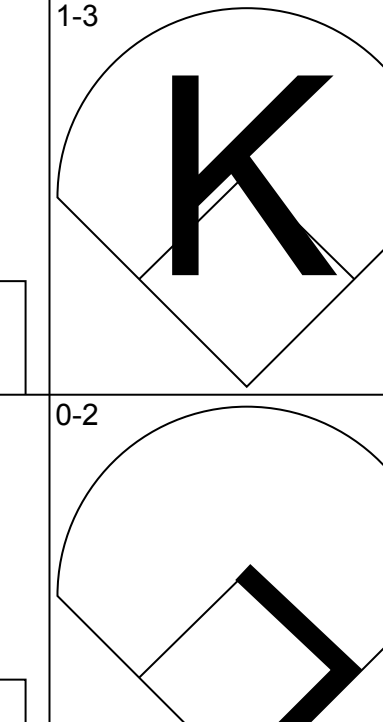
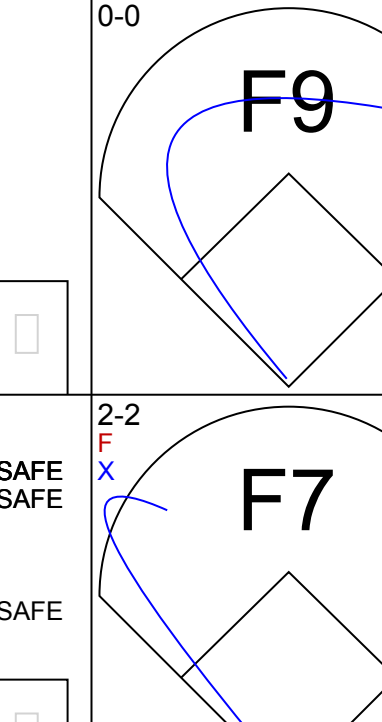

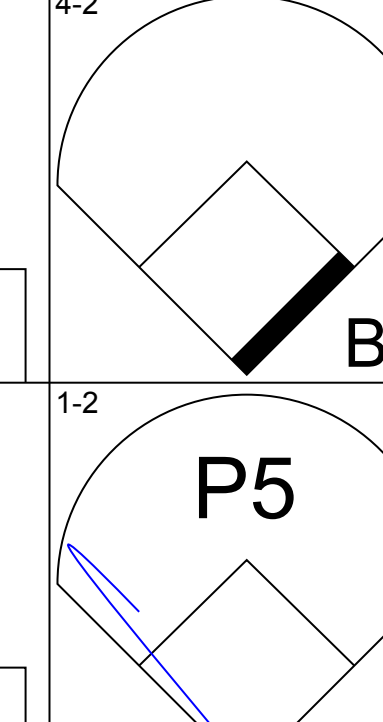
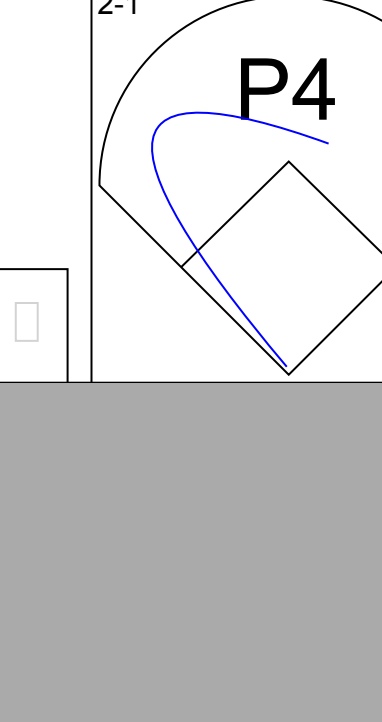
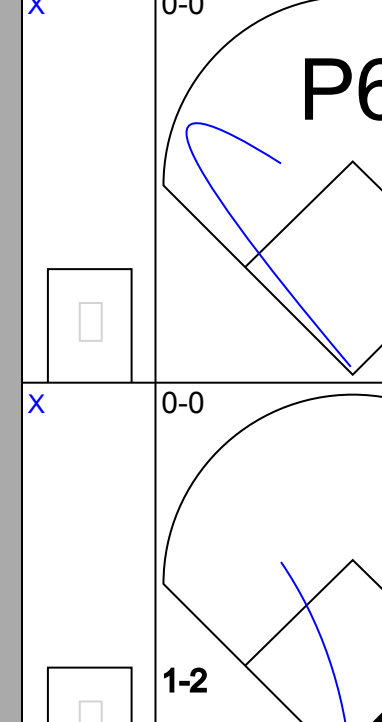
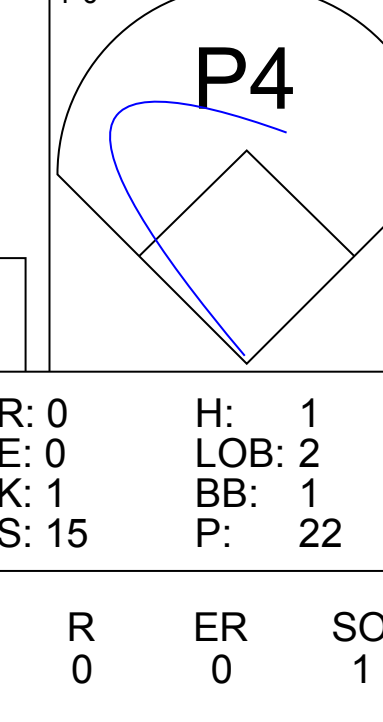
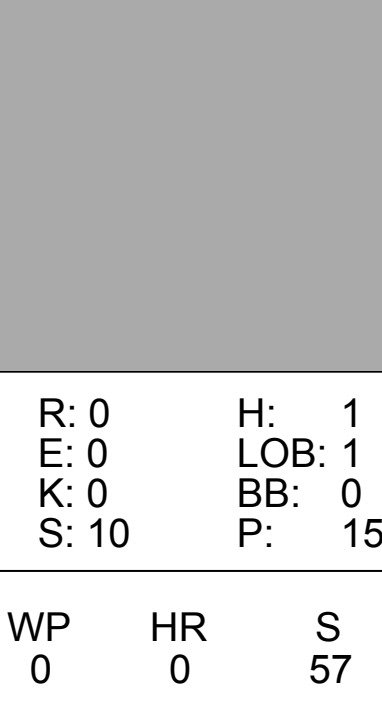
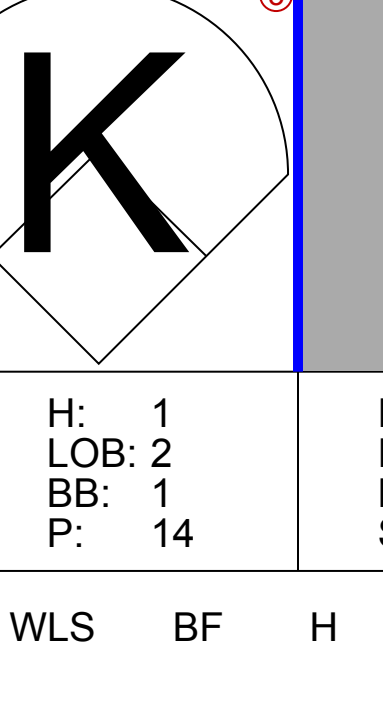





Batter	1	2	3	4	5	6	7	8	9	AB	R	H	RBI	BB	SO	LOB	TOP								
Devon White, S (1, 8) OBP: 0.356, SLG: 0.434											2	0	0	1	1	1	0								
Roberto Alomar, S (1, 4) OBP: 0.351, SLG: 0.438											4	0	1	0	0	1	2								
Joe Carter, R (1, 9) OBP: 0.366, SLG: 0.576											4	1	2	1	0	1	1								
John Olerud, L (1, 3) OBP: 0.327, SLG: 0.411											4	0	0	0	0	1	1								
Rance Mulliniks, L (1, 10) OBP: 0.400, SLG: 0.372											3	0	0	0	1	0	0								
Kelly Gruber, R (1, 5) OBP: 0.309, SLG: 0.431											4	1	1	1	0	2	1								
Greg Myers, L (1, 2) OBP: 0.329, SLG: 0.440											4	1	1	1	0	1	0								
Rob Ducey, L (1, 7) OBP: 0.379, SLG: 0.520											2	1	1	0	2	1	0								
Rene Gonzales, R (1, 6) OBP: 0.325, SLG: 0.309											3	0	0	0	0	2									
Inning Stats	R: 0 E: 0 K: 1 S: 11	H: 1 LOB: 1 BB: 0 P: 18	R: 1 E: 0 K: 0 S: 10	H: 1 LOB: 1 BB: 2 P: 23	R: 1 E: 0 K: 0 S: 10	H: 1 LOB: 0 BB: 0 P: 14	R: 0 E: 0 K: 1 S: 8	H: 0 LOB: 0 BB: 0 P: 9	R: 1 E: 0 K: 0 S: 8	H: 2 LOB: 1 BB: 0 P: 13	R: 0 E: 0 K: 1 S: 6	H: 0 LOB: 2 BB: 0 P: 9	R: 0 E: 0 K: 2 S: 14	H: 0 LOB: 2 BB: 0 P: 27	R: 0 E: 0 K: 1 S: 12	H: 0 LOB: 0 BB: 0 P: 19	R: 1 E: 0 K: 1 S: 13	H: 1 LOB: 0 BB: 0 P: 19	1B: 1 2B: 2 3B: 0 HR: 3	SF: 1 SAC: 1 DP: 1 HBP: 0	WP: 1 PB: 0 SB: 1 CS: 0	PA: 36			
PITCHER	IP	WLS	BF	H	R	ER	SO	BB	IBB	HBP	BLK	WP	HR	S	P	ERA	WHIP								
Nolan Ryan, R (1, 1) ERA: 2.71	7.0	L	29	5	3	3	5	4	0	0	0	1	2	67	113	3.86	1.286								
Kenny Rogers, L (8, 1) ERA: 6.85	1.0		3	0	0	0	2	0	0	0	0	0	0	12	19	0.00	0.000								
Mike Jeffcoat, L (9, 1) ERA: 3.48	0.2		3	1	1	1	1	0	0	0	0	0	1	9	13	13.50	1.500								
Rich Gossage, R (9, 1) ERA: 3.64	0.1		1	0	0	0	0	0	0	0	0	0	0	4	6	0.00	0.000								

Toronto Blue Jays @ Texas Rangers
Arlington Stadium, Arlington, TX
Thu Jul 18 1991, 8:05 PM EDT
Att: 37,268 - Sunny - 97 F

AB 30
R 4
H 6
RBI 4
BB 4
SO 8
LOB 7



Batter	1	2	3	4	5	6	7	8	9	AB	R	H	RBI	BB	SO	LOB	BOTTOM								
Brian Downing, R (1, 10) OBP: 0.376, SLG: 0.441											4	0	0	0	0	0									
Rafael Palmeiro, L (1, 3) OBP: 0.372, SLG: 0.532											3	0	0	0	0	1	0								
Ruben Sierra, S (1, 9) OBP: 0.375, SLG: 0.503											4	0	1	0	0	0	1								
Julio Franco, R (1, 4) OBP: 0.379, SLG: 0.455											4	0	1	0	0	1	2								
Steve Buechele, R (1, 5) OBP: 0.344, SLG: 0.459											4	0	0	0	0	1	1								
Dean Palmer, R (1, 7) OBP: 0.288, SLG: 0.354											3	0	1	0	1	1	1								
Ivan Rodriguez, R (1, 2) OBP: 0.333, SLG: 0.379											3	0	0	0	1	0	2								
Mario Diaz, R (1, 6) OBP: 0.314, SLG: 0.336											3	0	1	0	0	2									
Gary Pettis, S (1, 8) OBP: 0.343, SLG: 0.262											2	0	0	0	0	2									
Juan Gonzalez, R (7, PH) OBP: 0.370, SLG: 0.509											0	0	0	0	0	0									
Kevin Reimer, L (7, PH) OBP: 0.322, SLG: 0.392											1	0	0	0	1	2									
Inning Stats	R: 0 E: 0 K: 0 S: 8	H: 0 LOB: 1 BB: 0 P: 12	R: 0 E: 0 K: 1 S: 15	H: 1 LOB: 2 BB: 1 P: 22	R: 0 E: 0 K: 0 S: 5	H: 0 LOB: 0 BB: 0 P: 7	R: 0 E: 0 K: 0 S: 10	H: 1 LOB: 1 BB: 0 P: 15	R: 0 E: 0 K: 0 S: 6	H: 0 LOB: 0 BB: 0 P: 8	R: 0 E: 0 K: 0 S: 8	H: 0 LOB: 0 BB: 0 P: 14	R: 0 E: 0 K: 1 S: 8	H: 1 LOB: 2 BB: 1 P: 14	R: 0 E: 0 K: 2 S: 13	H: 1 LOB: 1 BB: 0 P: 22	R: 0 E: 0 K: 1 S: 11	H: 0 LOB: 0 BB: 0 P: 15	1B: 3 2B: 1 3B: 0 HR: 0	SF: 0 SAC: 0 DP: 0 HBP: 1	WP: 0 PB: 0 SB: 0 CS: 0	PA: 34			
PITCHER	IP	WLS	BF	H	R	ER	SO	BB	IBB	HBP	BLK	WP	HR	S	P	ERA	WHIP								
David Wells, L (1, 1) ERA: 2.8	6.2	W	26	3	0	0	1	2	0	0	0	0	0	57	89	0.00	0.750								
Duane Ward, R (7, 1) ERA: 2.13	2.1	S	8	1	0	0	4	0	0	0	0	0	0	27	40	0.00	0.429								

Toronto Blue Jays @ Texas Rangers
Arlington Stadium, Arlington, TX
Thu Jul 18 1991, 8:05 PM EDT
Att: 37,268 - Sunny - 97 F

AB 31
R 0
H 4
RBI 0
BB 2
SO 5
LOB 13



Batter	1	2	3	4	5	6	7	8	9	AB	R	H	RBI	BB	SO	LOB	TOP											
Devon White, S OBP: 0.353, SLG: 0.429	1-2 G5-3	1-3 K				1-2 E7 1B	3-2 G3	2-0 F8	3-2 G3	6	1	1	0	0	1	3												
Roberto Alomar, S OBP: 0.349, SLG: 0.434	1-0 G6-3	1-0 G6-3				3-2 SH5-4 1B	2-3 K	0-1 F9		5	1	1	1	0	1	1												
Rene Gonzales, R OBP: 0.325, SLG: 0.309						3-H 2-0 1B				0	0	0	0	0	0	0												
Joe Carter, R OBP: 0.369, SLG: 0.579	1-2 1B				0-0 F8	2-0 SH5-4 1B	2-1 BB	2-2 L6		5	1	3	0	0	0	0												
Pat Tabler, R OBP: 0.345, SLG: 0.276	1-1 1B				2-0 G5-3	0-0 SH5-4	3-1 BB	1-0 G5-3		3	0	1	0	0	0	0												
Kelly Gruber, R OBP: 0.317, SLG: 0.429	1-0 G4-3				0-0 G1-3	4-0 WP	4-2 HBP			3	1	1	0	2	0	2												
Cory Snyder, R OBP: 0.226, SLG: 0.307		1-3 K			1-0 P6	3-2 WP	2-0 P9			5	1	2	3	0	1	3												
Ed Sprague, R OBP: 0.345, SLG: 0.375		0-0 1B			2-2 2B	2-1 F7		4-2 BB		4	1	2	0	1	0	3												
Pat Borders, R OBP: 0.267, SLG: 0.314	1-1 SAFE SAFE 2B	1-1 SAFE SAFE 2B			0-0 G5-3	4-2 BB	1-3 K	1-0 FC6-4		4	1	2	1	1	1	2												
Manuel Lee, S OBP: 0.297, SLG: 0.306	0-0 1B	0-0 2B			0-2 G5-3	2-3 BB	0-3 K	0-0 FC6-4		5	0	1	2	0	2	6												
Inning Stats	R: 0 E: 0 K: 0 S: 10	H: 2 LOB: 2 BB: 0 P: 15	R: 2 E: 0 K: 2 S: 11	H: 3 LOB: 1 BB: 0 P: 15	R: 0 E: 0 K: 0 S: 3	H: 0 LOB: 0 BB: 0 P: 5	R: 0 E: 0 K: 0 S: 9	H: 1 LOB: 1 BB: 0 P: 12	R: 3 E: 1 K: 1 S: 20	H: 4 LOB: 3 BB: 2 P: 41	R: 0 E: 0 K: 1 S: 14	H: 1 LOB: 1 BB: 1 P: 30	R: 0 E: 0 K: 2 S: 9	H: 0 LOB: 1 BB: 1 P: 16	R: 0 E: 0 K: 0 S: 6	H: 0 LOB: 0 BB: 0 P: 9	R: 2 E: 0 K: 0 S: 13	H: 3 LOB: 1 BB: 0 P: 21	1B: 10 2B: 3 3B: 1 HR: 0	SF: 0 SAC: 1 DP: 0 HBP: 1	WP: 1 PB: 0 SB: 0 CS: 0	PA: 46						
PITCHER	IP	WLS	BF	H	R	ER	SO	BB	IBB	HBP	BLK	WP	HR	S	P	ERA	WHIP											
John Barfield, L ERA: 3.87	(1, 1)	4.0	L	21	9	5	5	2	0	0	0	0	0	41	61	11.25	2.250											
Gerald Alexander, R ERA: 3.38	(5, 1)	1.2		10	2	0	0	2	1	1	1	0	1	0	23	48	0.00	1.800										
Wayne Rosenthal, R ERA: 4.32	(6, 1)	2.1		9	0	0	0	2	2	0	0	0	0	18	34	0.00	0.857											
Rich Gossage, R ERA: 4.11	(9, 1)	1.0		6	3	2	2	0	0	0	0	0	0	13	21	18.00	3.000											

Toronto Blue Jays @ Texas Rangers
Arlington Stadium, Arlington, TX
Fri Jul 19 1991, 8:05 PM EDT
Att: 35,144 - Sunny - 96 F

AB 40
R 7
H 14
RBI 7
BB 4
SO 6
LOB 20

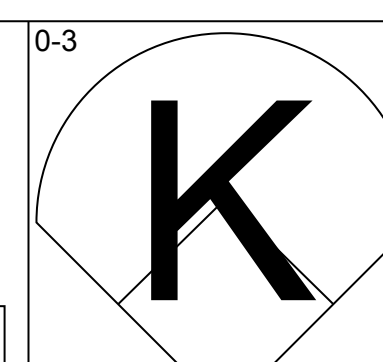
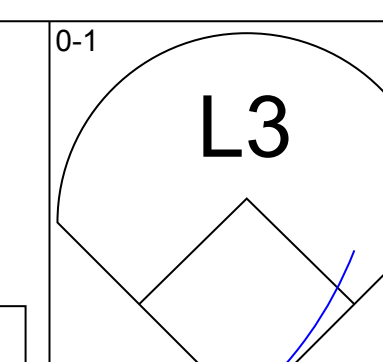
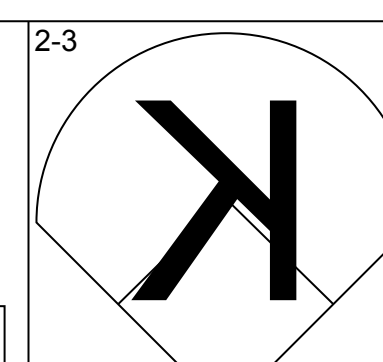
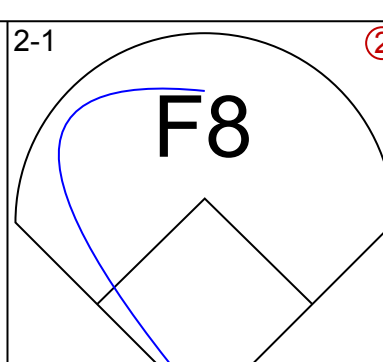
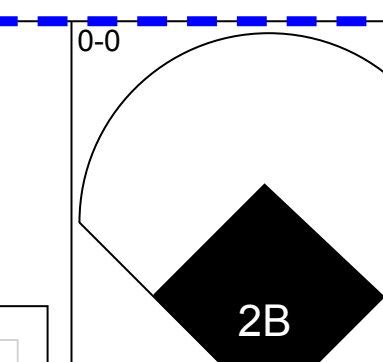

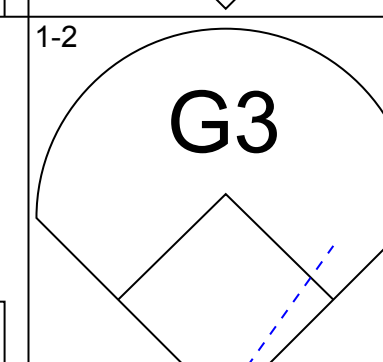
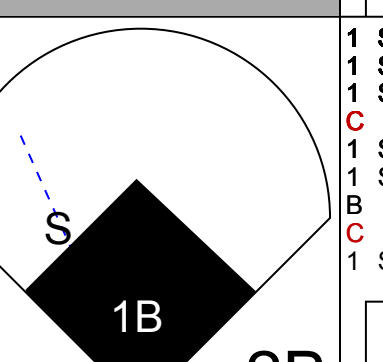
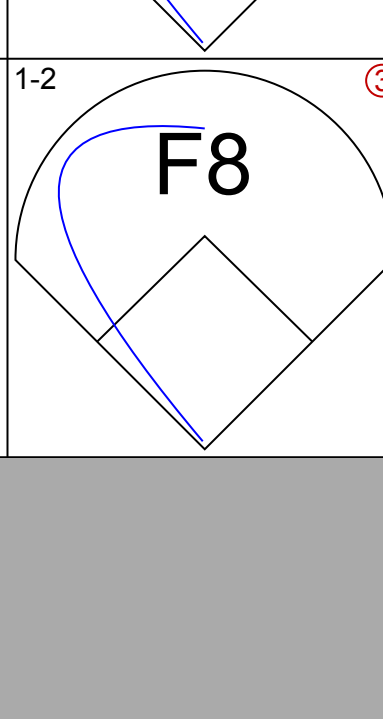
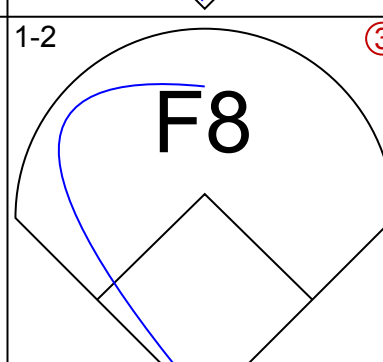
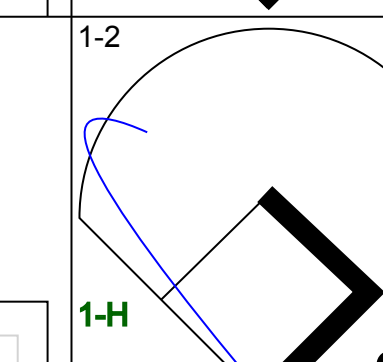
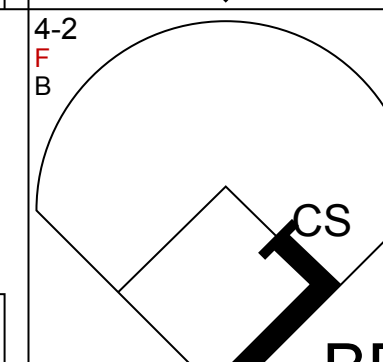
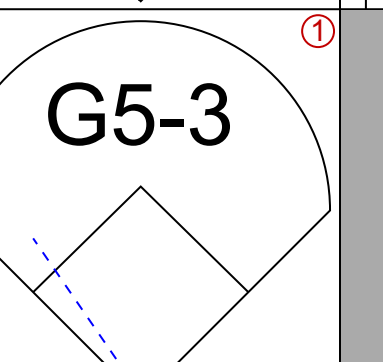


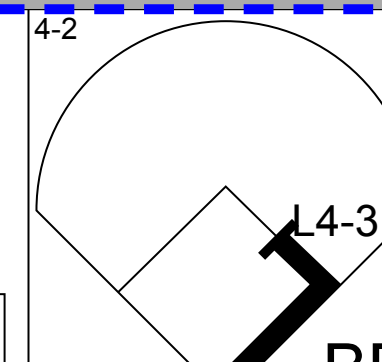
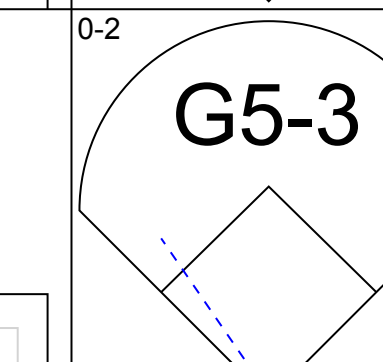
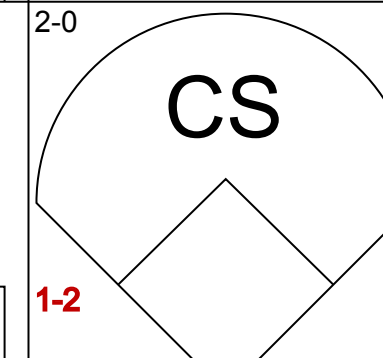
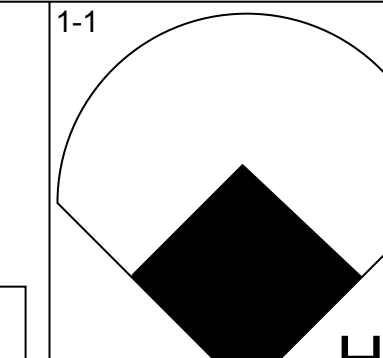
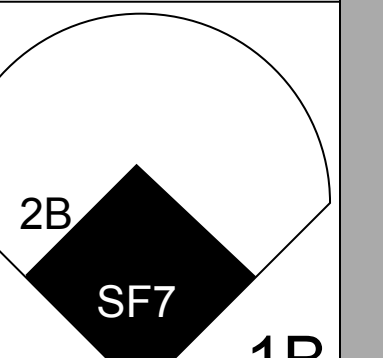



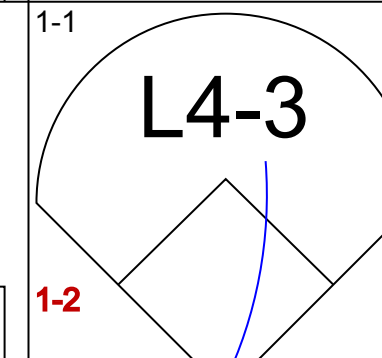

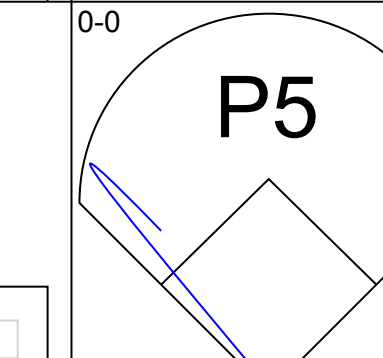
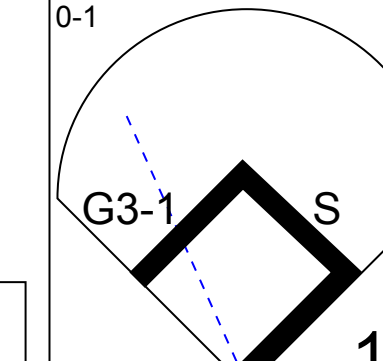
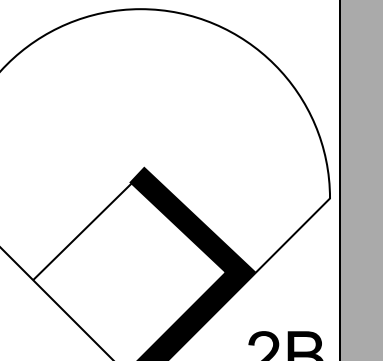


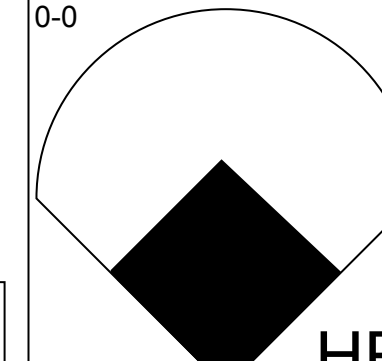
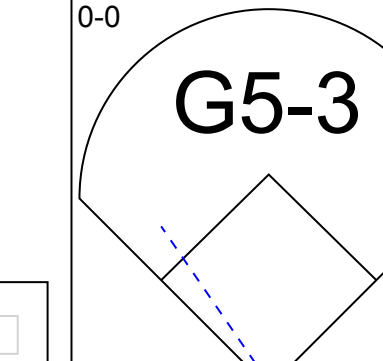

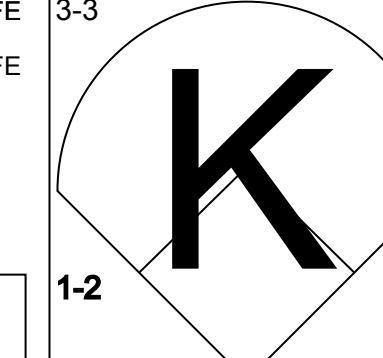
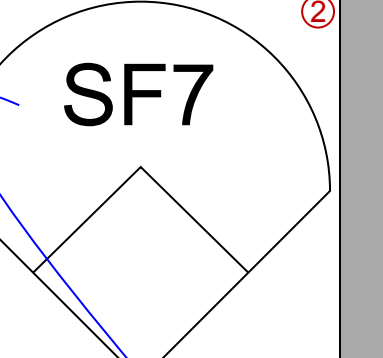
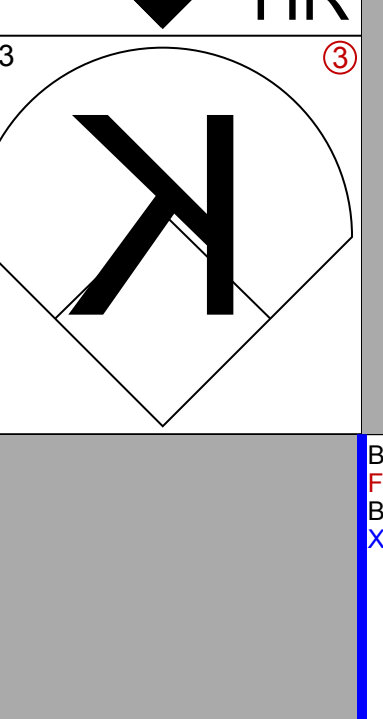
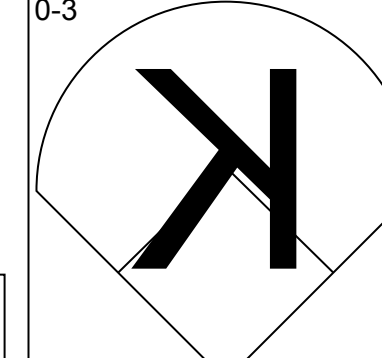

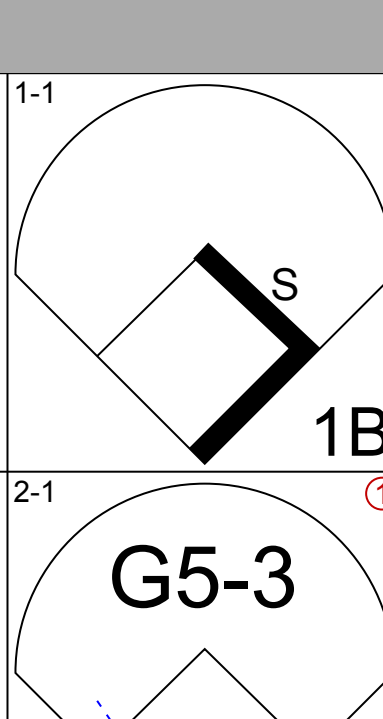
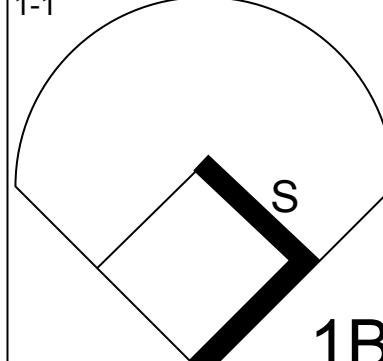
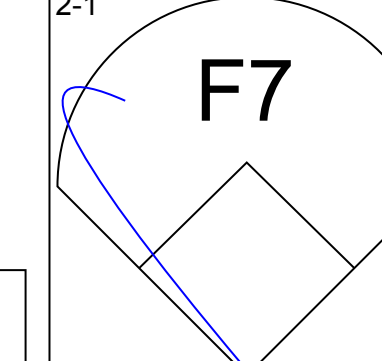

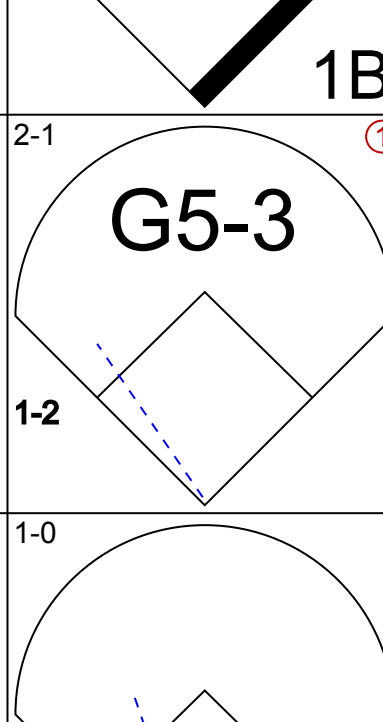
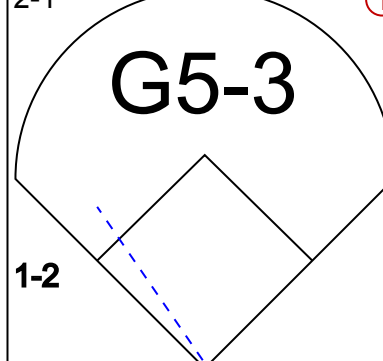
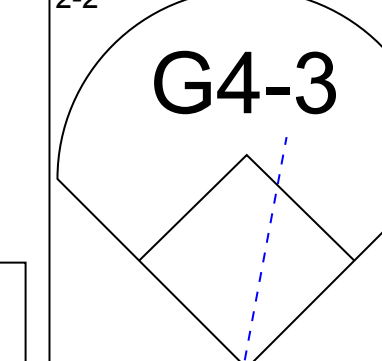

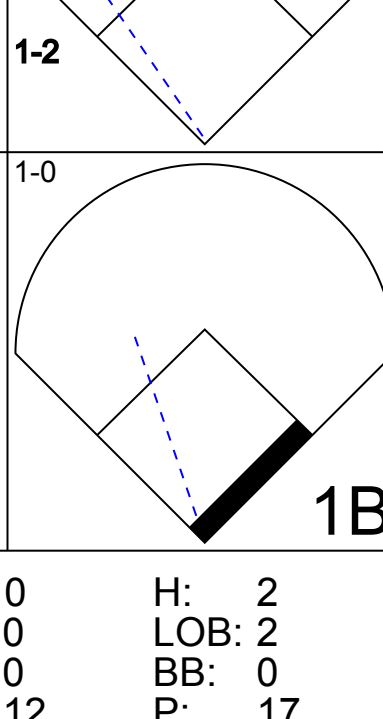
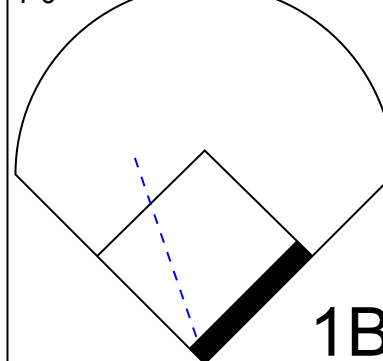


Batter	1	2	3	4	5	6	7	8	9	AB	R	H	RBI	BB	SO	LOB	BOTTOM										
Gary Pettis, S OBP: 0.345, SLG: 0.273	4-2 G4-3 BB		0-3 K				2-3 K		1-2 3B	4	0	1	1	1	3	3											
Julio Franco, R OBP: 0.382, SLG: 0.457	0-1 SAFE G4-3		2-2 1B		0-1 FC6		1-2 1B	1-2 BB	0-3 K	5	1	3	0	0	1	2											
Ruben Sierra, S OBP: 0.370, SLG: 0.496	1-3 K		2-1 G4-3		0-0 FC6		0-0 1B	3-3 K	3-3 K	5	0	0	0	0	3	7											
Rafael Palmeiro, L OBP: 0.373, SLG: 0.531	1-0 L8				1-0 FC4-6		2-3 K	4-0 G5-3	1-2 BB	3	0	1	0	1	1	1											
Brian Downing, R OBP: 0.378, SLG: 0.437		4-0 G4-6-3			0-1 F8		1-0 G5-3	4-2 G5-3	1-2 BB	2	0	0	0	2	0	1											
Kevin Reimer, L OBP: 0.316, SLG: 0.386		3-2 G4-6-3			1-1 FC4-6		1-3 K	0-1 G5-3	0-1 G5-3	3	0	0	0	0	1	2											
Juan Gonzalez, R OBP: 0.368, SLG: 0.507					1-2 FC4-6			1-2 BB	1-2 G5-3	1	0	0	1	0	0	2											
John Russell, R OBP: 0.136, SLG: 0.143		1-2 1B			1-2 FC4-6			1-2 BB	1-2 G5-3	0	0	0	0	0	0	0											
Steve Buechele, R OBP: 0.343, SLG: 0.456		3-3 K			0-0 FC4-6			2-2 1B	1-2 G4-3	4	0	1	0	0	1	3											
Ivan Rodriguez, R OBP: 0.333, SLG: 0.378			0-0 1B				0-1 F8		1-0 G5-3	3	0	1	0	0	1	1											
Mike Stanley, R OBP: 0.347, SLG: 0.397							4-1 1B			1	0	0	0	0	0	0											
Jeff Huson, L OBP: 0.308, SLG: 0.305			0-0 F8				4-1 1B		0-2 3B	3	1	1	0	1	0	2											
Inning Stats	R: 0 E: 0 K: 1 S: 9	H: 0 LOB: 1 BB: 1 P: 15	R: 0 E: 0 K: 1 S: 9	H: 0 LOB: 0 BB: 1 P: 19	R: 0 E: 0 K: 1 S: 10	H: 2 LOB: 0 BB: 0 P: 14	R: 0 E: 0 K: 0 S: 6	H: 1 LOB: 1 BB: 0 P: 8	R: 0 E: 0 K: 2 S: 11	H: 1 LOB: 2 BB: 1 P: 16	R: 0 E: 0 K: 2 S: 13	H: 0 LOB: 0 BB: 0 P: 17	R: 0 E: 0 K: 1 S: 9	H: 1 LOB: 1 BB: 0 P: 14	R: 1 E: 0 K: 0 S: 14	H: 1 LOB: 2 BB: 2 P: 27	R: 1 E: 0 K: 2 S: 17	H: 2 LOB: 1 BB: 0 P: 22	1B: 7 2B: 0 3B: 1 HR: 0	SF: 0 SAC: 0 DP: 1 HBP: 0	WP: 0 PB: 0 SB: 0 CS: 0	PA: 39					
PITCHER	IP	WLS	BF	H	R	ER	SO	BB	IBB	HBP	BLK	WP	HR	S	P	ERA	WHIP										
Todd Stottlemyre, R ERA: 2.77	(1, 1)	7.0	W	28	5	0	0	8	3	0	0	0	0	67	103	0.00	1.143										
Bob MacDonald, L ERA: 1.11	(8, 1)	0.1		4	1	1	1	1	2	0	0	0	0	9	21	27.00	9.000										
Mike Timlin, R ERA: 2.92	(8, 1)	1.2	S	7	2	1	1	2	0	0	0	0	0	22	28	5.40	1.200										

Toronto Blue Jays @ Texas Rangers
Arlington Stadium, Arlington, TX
Fri Jul 19 1991, 8:05 PM EDT
Att: 35,144 - Sunny - 96 F

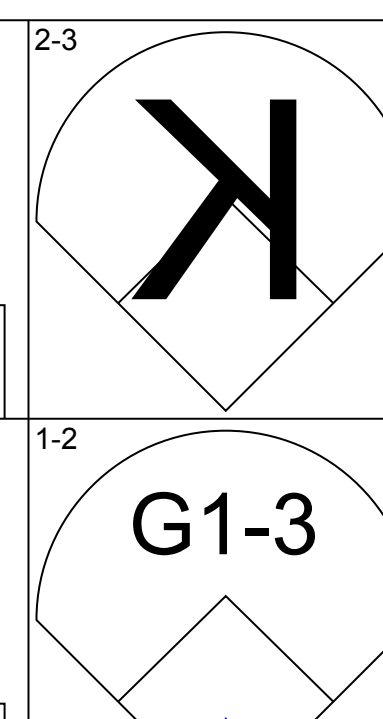
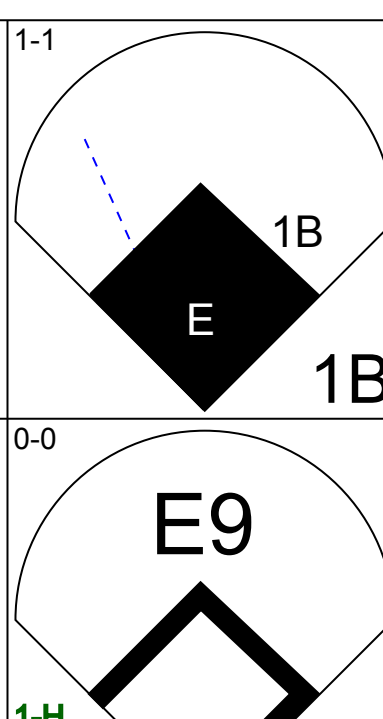
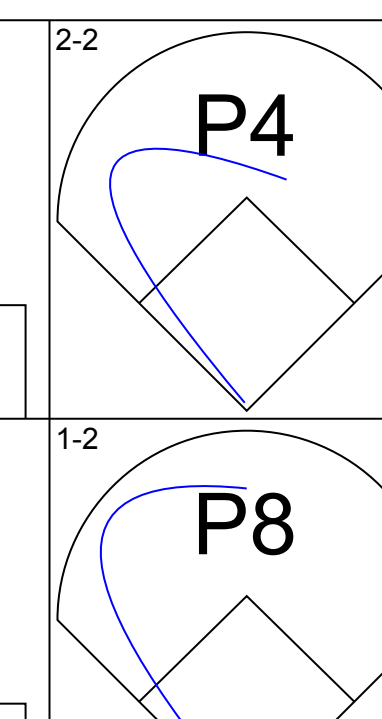
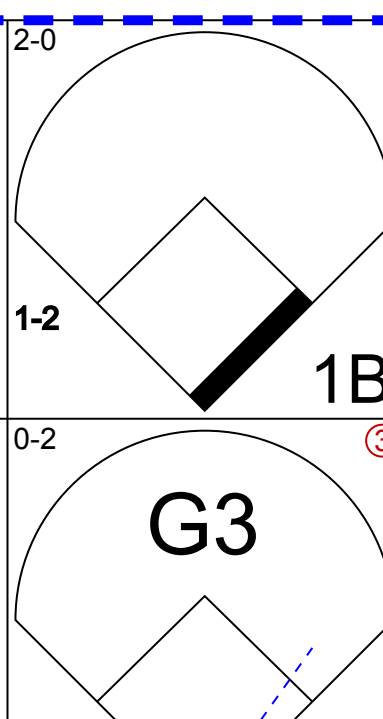
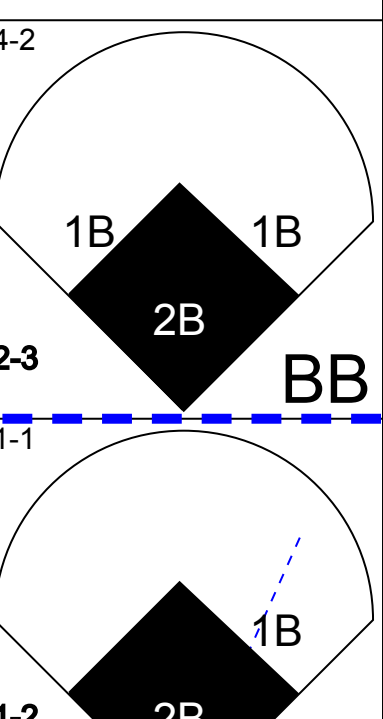

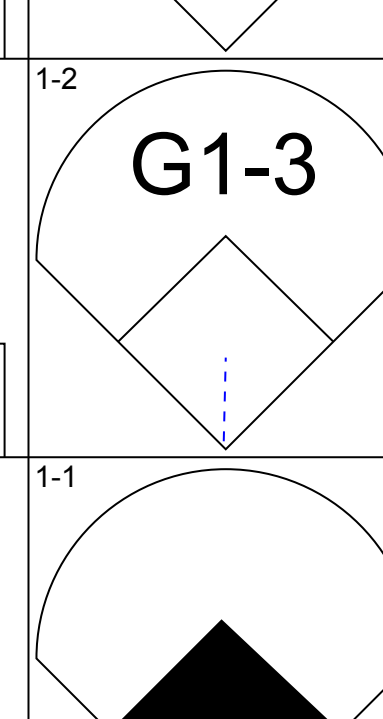
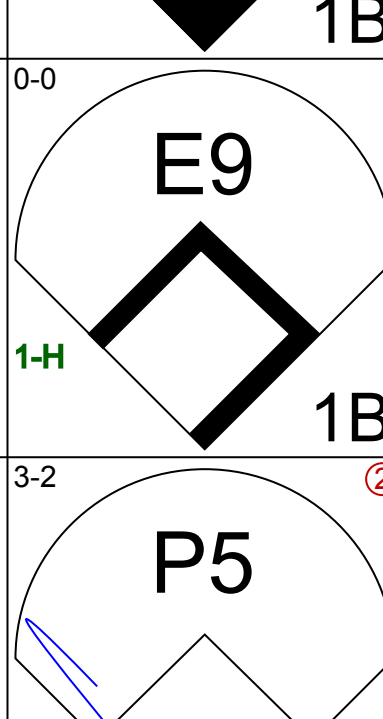

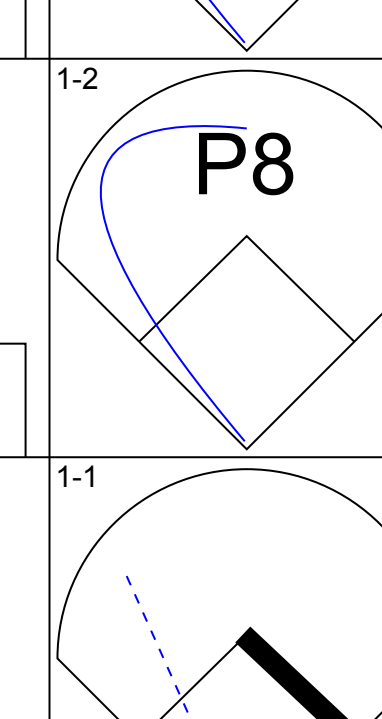
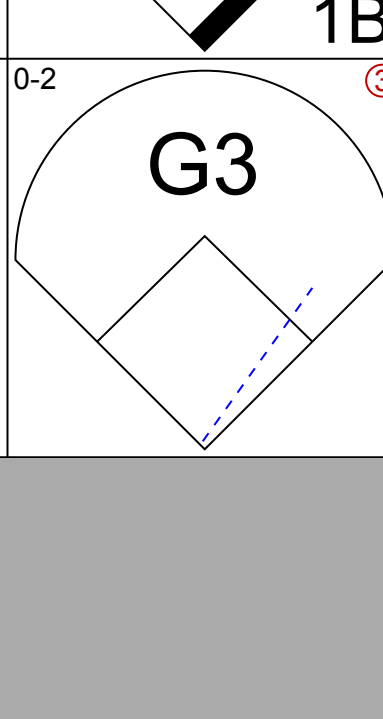
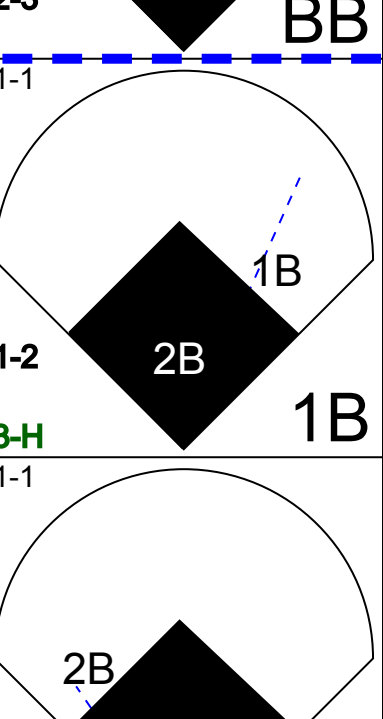

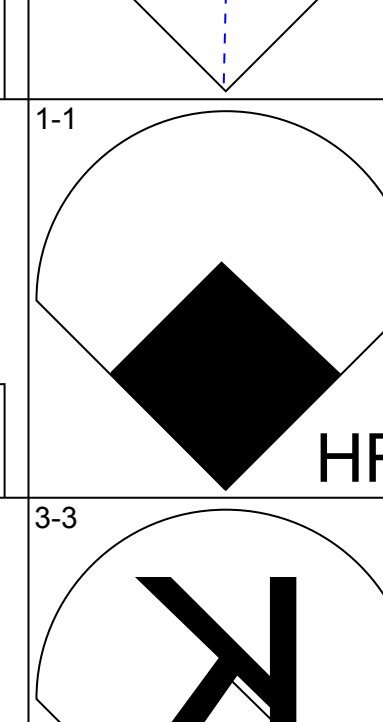
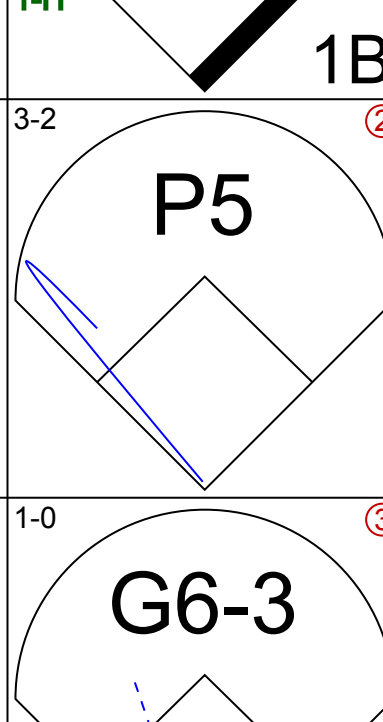
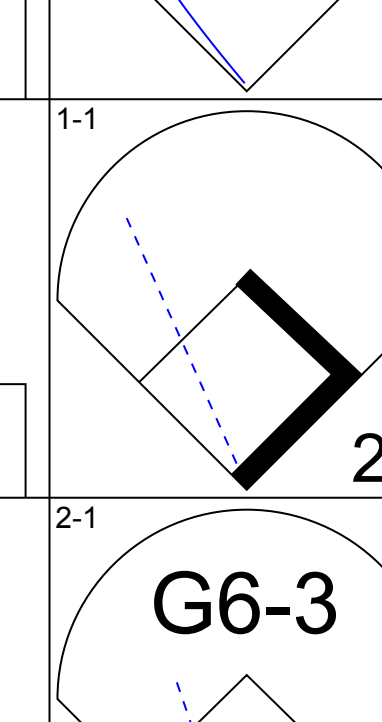
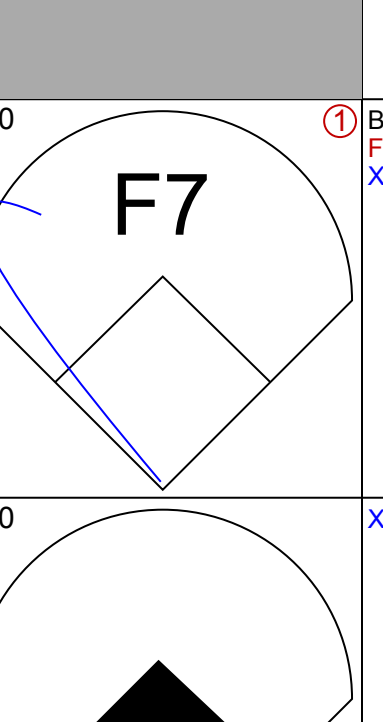
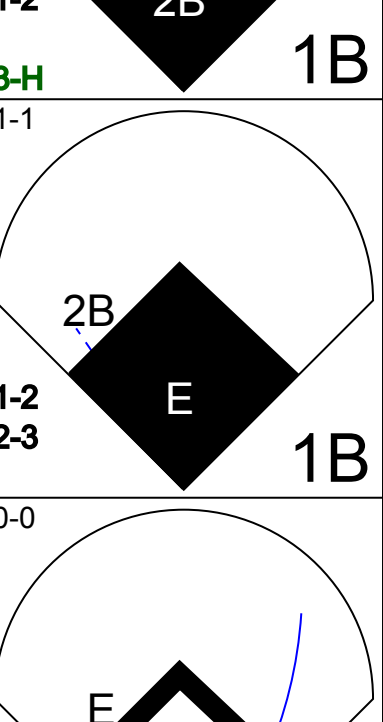

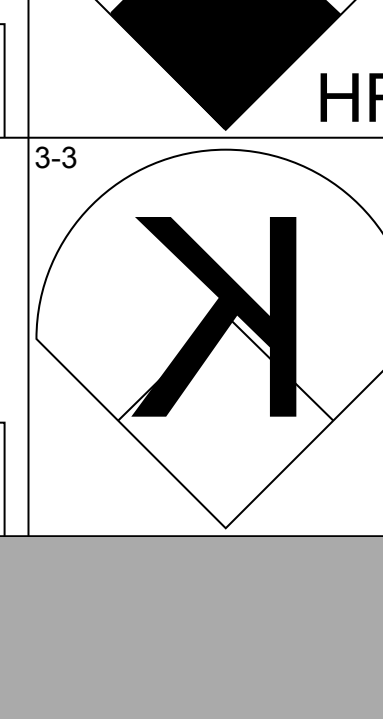
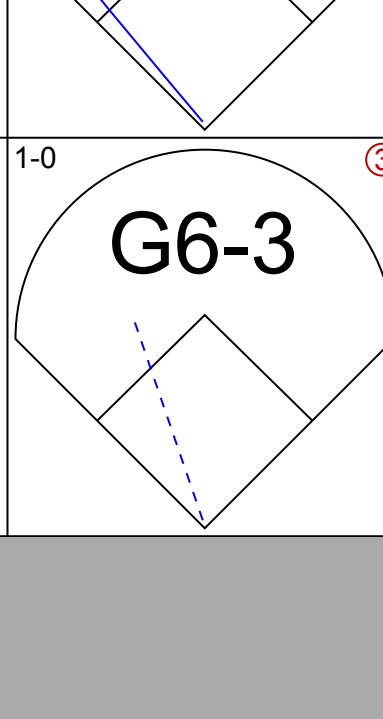
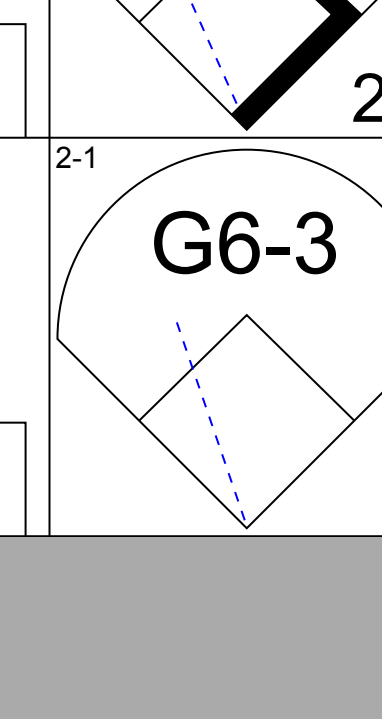
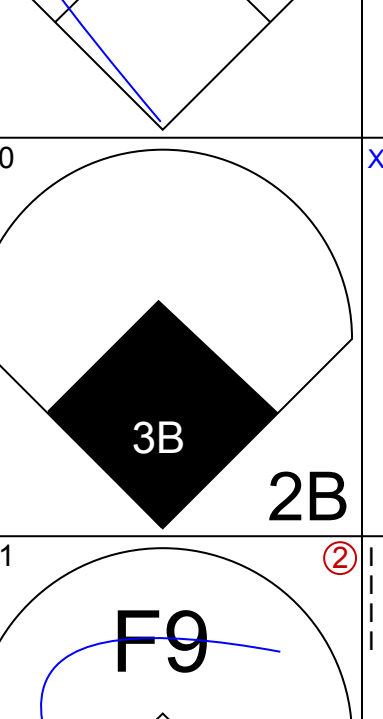
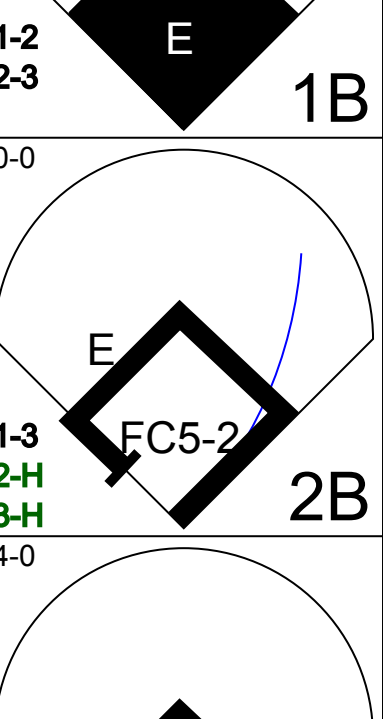


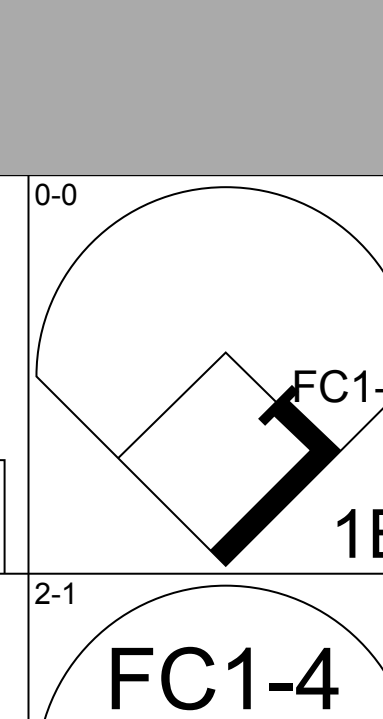

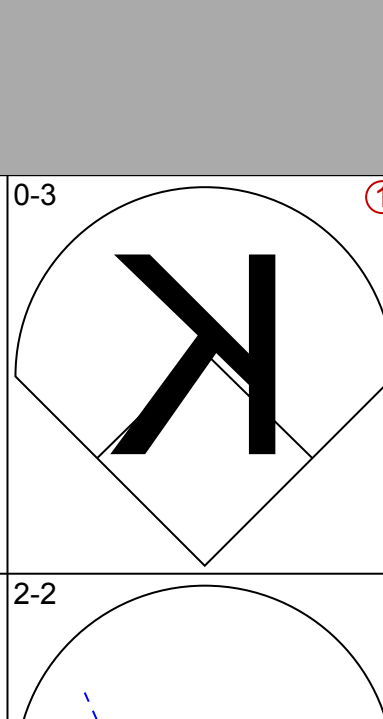
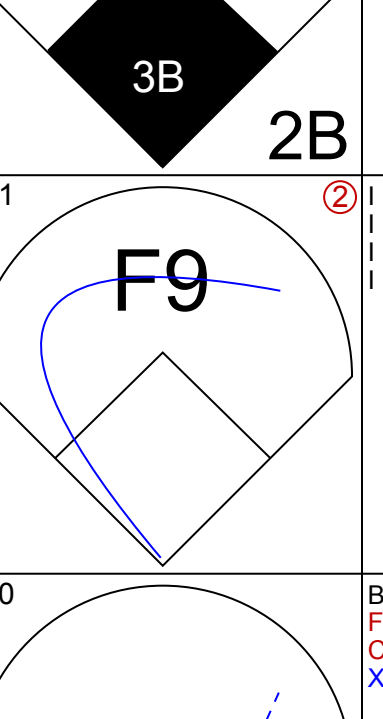
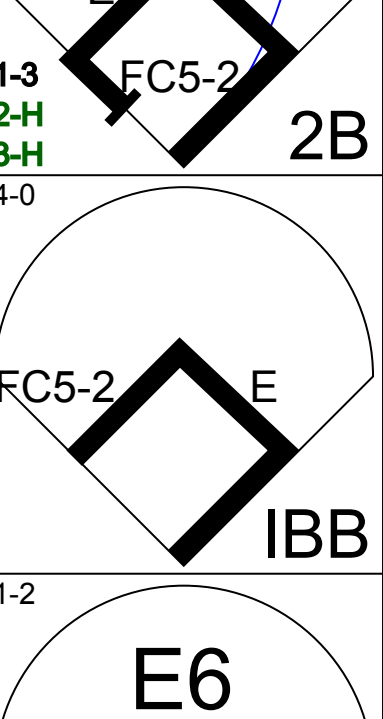


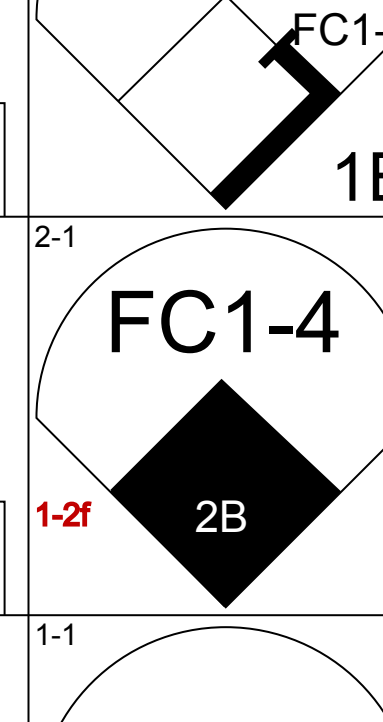

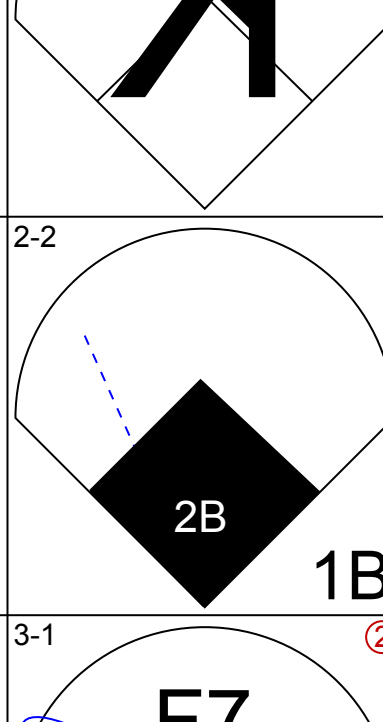
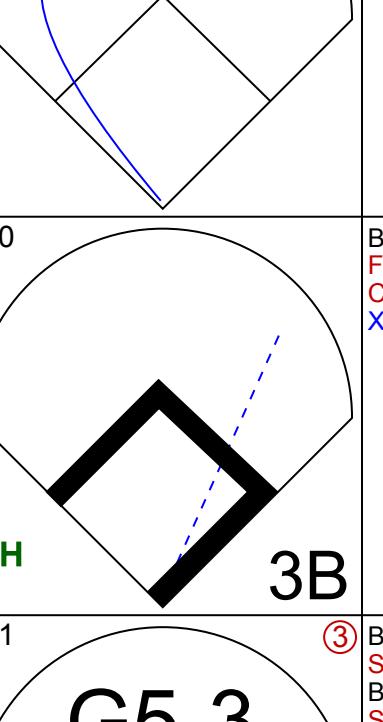
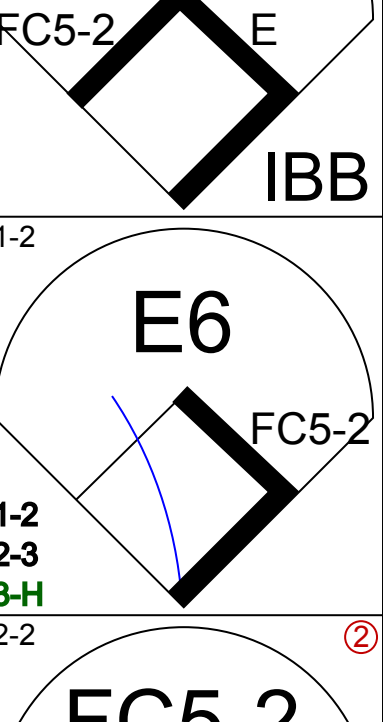


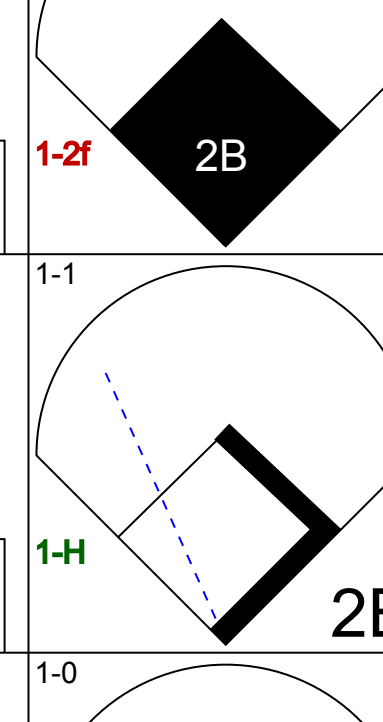

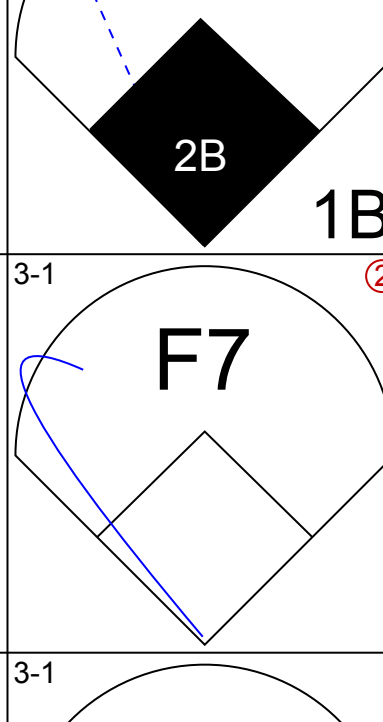
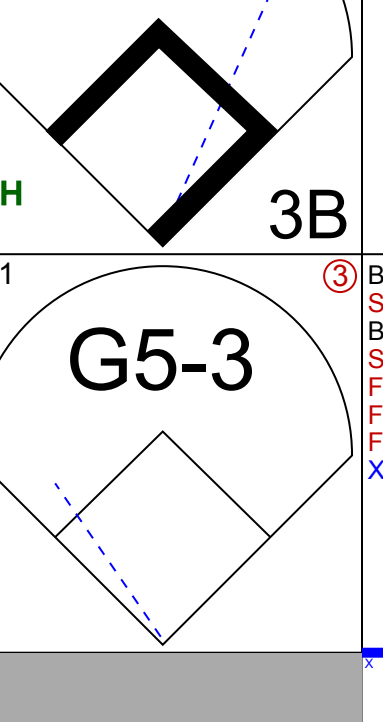
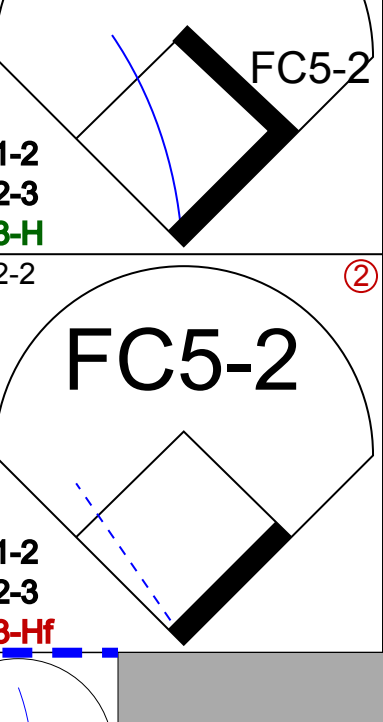


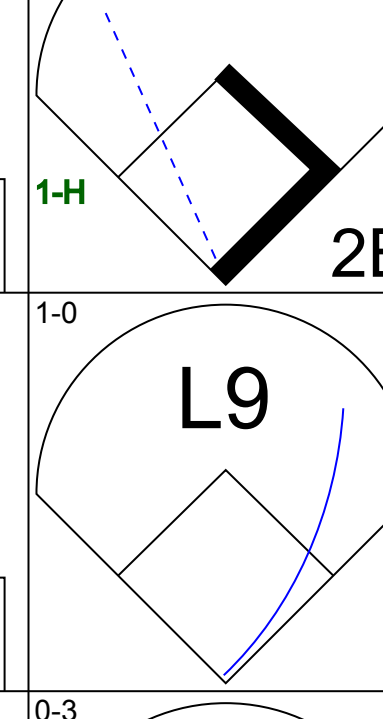
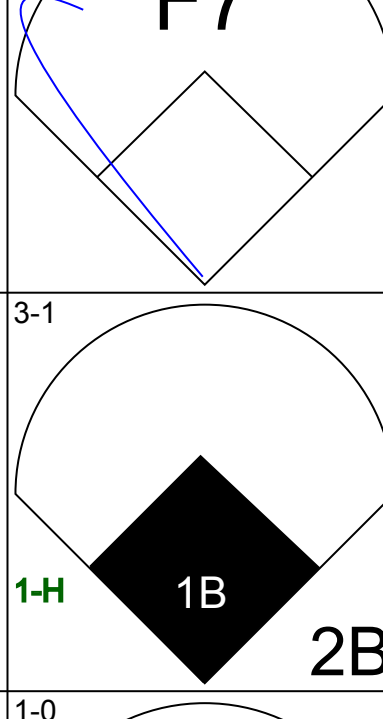
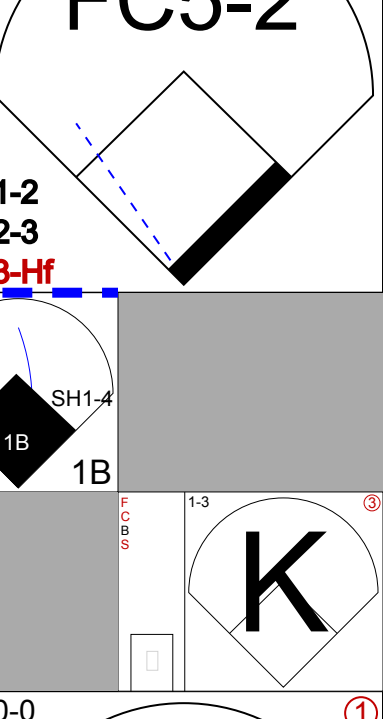

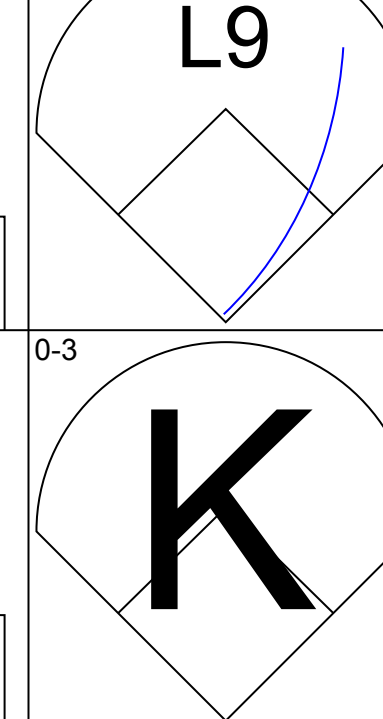
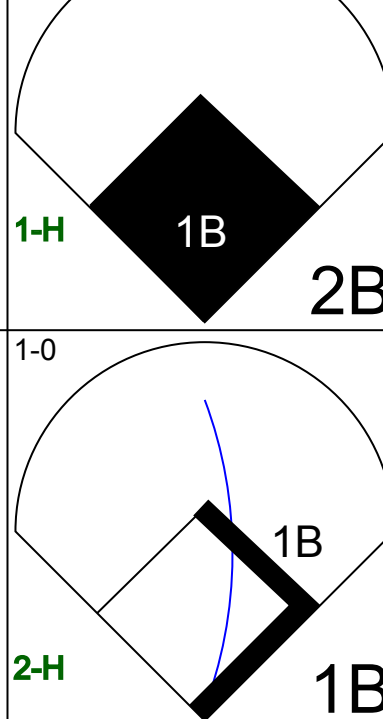
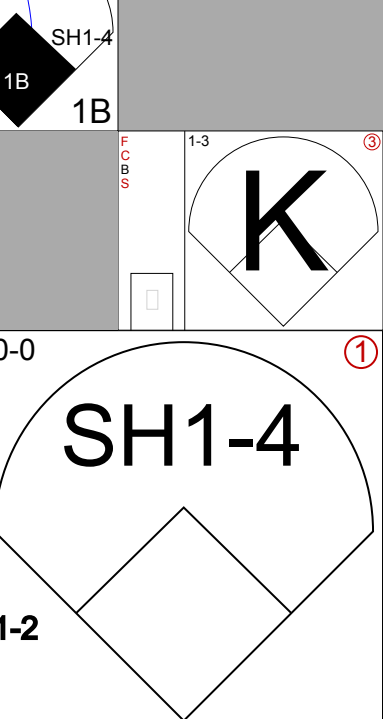
AB 34
R 2
H 8
RBI 2
BB 5
SO 11
LOB 24



Batter	1	2	3	4	5	6	7	8	9	AB	R	H	RBI	BB	SO	LOB	TOP			
Devon White, S OBP: 0.351, SLG: 0.426 (1, 8)										5	1	1	0	0	2	6	Toronto Blue Jays @ Texas Rangers Arlington Stadium, Arlington, TX Sat Jul 20 1991, 8:05 PM EDT Att: 39,276 - Sunny - 95 F			
Roberto Alomar, S OBP: 0.350, SLG: 0.439 (1, 4)										5	1	2	1	0	1	3				
Joe Carter, R OBP: 0.372, SLG: 0.580 (1, 10)										3	1	1	0	2	0	2				
John Olerud, L OBP: 0.332, SLG: 0.426 (1, 3)										5	2	3	2	0	0	2				
Kelly Gruber, R OBP: 0.325, SLG: 0.461 (1, 5)									4	1	3	2	0	0	1					
Greg Myers, L OBP: 0.323, SLG: 0.433 (1, 2)										3	0	0	1	0	3	2				
Rob Ducey, L OBP: 0.406, SLG: 0.519 (8, PH) Cory Snyder, R OBP: 0.224, SLG: 0.305 (8, 9)									2	0	1	0	1	1	1	1				
Manuel Lee, S OBP: 0.293, SLG: 0.301 (1, 6)									4	0	0	0	0	0	0	3				
Mookie Wilson, S OBP: 0.285, SLG: 0.394 (1, 7)									3	0	2	0	0	0	0	0				
Inning Stats	R: 0 E: 0 K: 1 S: 13	H: 0 LOB: 0 BB: 1 P: 20	R: 1 E: 0 K: 1 S: 19	H: 2 LOB: 3 BB: 1 P: 28	R: 2 E: 0 K: 1 S: 13	H: 3 LOB: 1 BB: 0 P: 21	R: 0 E: 0 K: 2 S: 10	H: 1 LOB: 1 BB: 0 P: 17	R: 1 E: 0 K: 1 S: 12	H: 2 LOB: 0 BB: 0 P: 18	R: 1 E: 0 K: 1 S: 8	H: 1 LOB: 0 BB: 1 P: 13	R: 0 E: 0 K: 0 S: 10	H: 0 LOB: 1 BB: 0 P: 15	R: 1 E: 0 K: 0 S: 16	H: 2 LOB: 1 BB: 0 P: 17		1B: 7 2B: 5 3B: 0 HR: 2	SF: 2 SAC: 0 DP: 1 HBP: 1	WP: 0 PB: 0 SB: 4 CS: 2
PITCHER	IP	WLS	BF	H	R	ER	SO	BB	IBB	HBP	BLK	WP	HR	S	P	ERA	WHIP			
Terry Mathews, R ERA: 6.75 (1, 1)	2.1		14	5	3	3	2	2	0	1	0	0	1	41	63	11.57	3.000			
Mike Jeffcoat, L ERA: 3.4 (3, 1)	3.2	W	15	5	1	1	4	0	0	0	0	0	0	38	58	2.46	1.364			
Kenny Rogers, L ERA: 6.78 (7, 1)	2.0		7	1	1	1	1	1	0	0	0	0	1	18	28	4.50	1.000			
Jeff Russell, R ERA: 3.16 (9, 1)	1.0		5	2	1	1	0	0	0	0	0	0	0	16	17	9.00	2.000			

AB	35
R	6
H	13
RBI	6
BB	3
SO	7
LOB	20



Batter	1	2	3	4	5	6	7	8	9	AB	R	H	RBI	BB	SO	LOB	BOTTOM			
Brian Downing, R OBP: 0.382, SLG: 0.438 (1, 10)										4	2	2	0	1	1	0	Toronto Blue Jays @ Texas Rangers Arlington Stadium, Arlington, TX Sat Jul 20 1991, 8:05 PM EDT Att: 39,276 - Sunny - 95 F			
Rafael Palmeiro, L OBP: 0.374, SLG: 0.529 (1, 3)										5	1	2	1	0	0	2				
Ruben Sierra, S OBP: 0.373, SLG: 0.508 (1, 9)										5	2	3	1	0	0	1				
Julio Franco, R OBP: 0.383, SLG: 0.462 (1, 4)										5	1	2	2	0	1	2				
Juan Gonzalez, R OBP: 0.369, SLG: 0.504 (7, 7)										4	0	1	0	1	1	1				
Dean Palmer, R OBP: 0.270, SLG: 0.353 Gary Pettis, S OBP: 0.346, SLG: 0.287 (7, 8)										3	2	1	0	0	1	1				
Steve Buechele, R OBP: 0.344, SLG: 0.469 (1, 5)										5	1	2	2	0	0	5				
Mike Stanley, R OBP: 0.349, SLG: 0.405 (1, 2)										5	2	2	1	0	2	4				
Mario Diaz, R OBP: 0.314, SLG: 0.336 Jeff Huson, L OBP: 0.308, SLG: 0.305 (8, PH) (9, 6)										3	0	1	1	0	1	1				
Inning Stats	R: 1 E: 0 K: 2 S: 12	H: 1 LOB: 0 BB: 0 P: 19	R: 1 E: 0 K: 2 S: 10	H: 1 LOB: 0 BB: 0 P: 16	R: 1 E: 1 K: 0 S: 10	H: 2 LOB: 1 BB: 0 P: 17	R: 1 E: 0 K: 1 S: 9	H: 2 LOB: 1 BB: 0 P: 13	R: 0 E: 0 K: 0 S: 10	H: 1 LOB: 1 BB: 0 P: 16	R: 2 E: 0 K: 1 S: 17	H: 4 LOB: 2 BB: 0 P: 28	R: 1 E: 0 K: 0 S: 7	H: 2 LOB: 1 BB: 0 P: 11	R: 4 E: 1 K: 1 S: 21	H: 4 LOB: 3 BB: 2 P: 35		1B: 9 2B: 5 3B: 1 HR: 2	SF: 0 SAC: 1 DP: 0 HBP: 0	WP: 1 PB: 0 SB: 0 CS: 0
PITCHER	IP	WLS	BF	H	R	ER	SO	BB	IBB	HBP	BLK	WP	HR	S	P	ERA	WHIP			
Jimmy Key, L ERA: 2.78 (1, 1)	5.2	L	27	10	6	5	6	0	0	0	0	0	0	12	18	6.75	2.250			
Duane Ward, R ERA: 2.23 (6, 1)	1.1		7	3	1	1	0	0	0	0	0	0	0	4	8	54.00	6.000			
Jim Acker, R ERA: 5.62 (8, 1)	0.1		3	1	2	2	0	1	0	0	0	1	0	4	8	54.00	6.000			
Bob MacDonald, L ERA: 1.44 (8, 1)	0.2		7	3	2	1	1	0	1	0	0	0	0	17	27	13.50	4.500			

AB	41
R	11
H	17
RBI	9
BB	2
SO	7
LOB	19



Batter	1	2	3	4	5	6	7	8	9	AB	R	H	RBI	BB	SO	LOB	TOP		
Devon White, S (1, 8) OBP: 0.352, SLG: 0.432	0-0 HR		4-1 1B HR BB		0-1 B2-3		3-3 K		1-3 K	4	2	1	1	1	2	1			
Roberto Alomar, S (1, 4) OBP: 0.351, SLG: 0.443	1-2 F7-5 2B		2-2 HR 1B		2-1 L7		1-1 L5			4	1	2	0	0	0	0			
Joe Carter, R (1, 9) OBP: 0.370, SLG: 0.584	2-0 F7-5		1-2 HR		2-3 K			1-0 F7		4	1	1	3	0	1	1			
John Olerud, L (1, 3) OBP: 0.334, SLG: 0.431	3-1 F9		1-H 3-H 3-2 HR 1B		1-0 G4-3 1B 2B			2-2 L6		4	1	2	0	0	0	0			
Kelly Gruber, R (1, 5) OBP: 0.323, SLG: 0.456		1-0 E4 G4-6-3	0-2 P2		1-1 G4-3			0-0 1B		4	0	1	0	0	0	2			
Rance Mulliniks, L (1, 10) OBP: 0.395, SLG: 0.366	2-0 F8			2-2 F8		3-0 PO 1B		0-3 K		2	0	0	0	0	0	1			
Pat Tabler, R (6, FH) OBP: 0.347, SLG: 0.280						3-H 2-3 K				2	0	1	1	0	1	1			
Greg Myers, L (1, 2) OBP: 0.317, SLG: 0.425	2-1 G4-6-3			2-3 K		2-3 K		1-0 G5-3		4	0	0	0	0	2	2			
Manuel Lee, S (1, 6) OBP: 0.293, SLG: 0.302			2-3 K	0-0 E6		0-2 1B		1-3 K		3	0	1	0	0	1	0			
Rob Ducey, L (9, FH) OBP: 0.394, SLG: 0.500						1-2 1B				1	0	0	0	0	1	0			
Mookie Wilson, S (1, 7) OBP: 0.280, SLG: 0.387			2-2 G4-3	2-3 K		0-2 PO		2-1 1B		3	0	0	0	0	1	1			
Cory Snyder, R (7, 9) OBP: 0.230, SLG: 0.310						2-3 K		0-1 F8		1	0	1	0	0	0	0			
Inning Stats	R: 1 E: 0 K: 0 S: 7	H: 2 LOB: 0 BB: 0 P: 13	R: 0 E: 1 K: 0 S: 4	H: 0 LOB: 0 BB: 0 P: 9	R: 3 E: 0 K: 1 S: 21	H: 3 LOB: 1 BB: 1 P: 34	R: 0 E: 1 K: 2 S: 11	H: 0 LOB: 1 BB: 0 P: 17	R: 0 E: 0 K: 1 S: 7	H: 3 LOB: 1 BB: 0 P: 19	R: 0 E: 0 K: 1 S: 10	H: 1 LOB: 1 BB: 0 P: 13	R: 0 E: 0 K: 2 S: 9	H: 1 LOB: 1 BB: 0 P: 14	1B: 6 2B: 3 3B: 0 HR: 2	SF: 0 SAC: 0 DP: 2 HBP: 0	WP: 0 PB: 0 SB: 0 CS: 0	PA: 38	
PITCHER	IP	WLS	BF	H	R	ER	SO	BB	IBB	HBP	BLK	WP	HR	S	P	ERA	WHIP		
Gerald Alexander, R (1, 1) ERA: 3.74	2.2		13	5	4	4	1	1	0	0	0	0	2	28	52	13.50	2.250		
Wayne Rosenthal, R (3, 1) ERA: 4.09	2.2		10	1	1	1	3	0	0	0	0	0	0	25	37	3.38	0.375		
Kenny Rogers, L (6, 1) ERA: 0.56	2.1	W	8	2	0	0	2	0	0	0	0	0	0	20	32	0.00	0.857		
Jeff Russell, R (8, 1) ERA: 3.06	1.1	S	6	2	0	0	3	0	0	0	0	0	0	15	20	0.00	1.500		

Toronto Blue Jays @ Texas Rangers
Arlington Stadium, Arlington, TX
Sun Jul 21 1991, 8:05 PM EDT
Att: 31,803 - Cloudy - 95 F

AB	36
R	5
H	10
RBI	5
BB	1
SO	9
LOB	9



Batter	1	2	3	4	5	6	7	8	9	AB	R	H	RBI	BB	SO	LOB	BOTTOM			
Brian Downing, R (1, 10) OBP: 0.381, SLG: 0.434	1-3 K		2-2 P3		4-2 FC6 BB		0-0 HR			2	0	0	0	1	1	0				
Kevin Reimer, L (7, FH) OBP: 0.321, SLG: 0.404										1	1	1	2	0	0	0				
Julio Franco, R (1, 4) OBP: 0.394, SLG: 0.462	1-1 FC4-6 1B		1-1 G4-3 1B		1-1 FC6 F8 1-2		0-1 G6-3			4	0	2	0	0	0	1				
Ruben Sierra, S (1, 9) OBP: 0.369, SLG: 0.503	0-2 FC4-6 1B HR		0-1 G4-3		1-1 F8		1-3 K			4	1	0	0	0	1	3				
Rafael Palmeiro, L (1, 3) OBP: 0.376, SLG: 0.530	1-0 HR 1B			0-1 G2-3 1B 1B		2-0 G6-3				3	2	2	0	0	0	1				
Mike Stanley, R (7, 3) OBP: 0.347, SLG: 0.402	1-2 HR 1B									1	0	0	0	0	0	0				
Juan Gonzalez, R (1, 8) OBP: 0.367, SLG: 0.511	0-0 HR			0-1 G2-3		0-0 G5-3		2-3 K		4	1	1	3	0	1	1				
Steve Buechele, R (1, 5) OBP: 0.339, SLG: 0.462	1-1 P6			1-3 K		0-2 F8		2-0 G5-3		4	0	0	0	0	1	1				
Dean Palmer, R (1, 7) OBP: 0.273, SLG: 0.352			3-1 G5-3		1-2 1B 2-H 1B					3	0	1	1	0	1	0				
Gary Pettis, S (8, 8) OBP: 0.346, SLG: 0.287										0	0	0	0	0	0	0				
Ivan Rodriguez, R (1, 2) OBP: 0.333, SLG: 0.376		1-1 G6-3		2-2 1B SAFE 1B		2-2 G6-3				3	0	1	0	0	0	0				
Jeff Huson, L (1, 6) OBP: 0.309, SLG: 0.305			2-3 K		1-1 F8		0-0 HR 1B			3	1	1	0	0	1	2				
Inning Stats	R: 3 E: 0 K: 1 S: 12	H: 3 LOB: 0 BB: 0 P: 17	R: 0 E: 0 K: 1 S: 10	H: 0 LOB: 0 BB: 0 P: 16	R: 0 E: 0 K: 0 S: 7	H: 1 LOB: 0 BB: 0 P: 10	R: 1 E: 0 K: 1 S: 15	H: 3 LOB: 2 BB: 0 P: 20	R: 0 E: 0 K: 0 S: 8	H: 0 LOB: 0 BB: 1 P: 16	R: 0 E: 0 K: 1 S: 7	H: 0 LOB: 0 BB: 0 P: 10	R: 2 E: 0 K: 1 S: 11	H: 2 LOB: 0 BB: 0 P: 14	R: 0 E: 0 K: 1 S: 8	H: 0 LOB: 0 BB: 0 P: 14	1B: 7 2B: 0 3B: 0 HR: 2	SF: 0 SAC: 0 DP: 1 HBP: 0	WP: 0 PB: 0 SB: 0 CS: 0	PA: 33
PITCHER	IP	WLS	BF	H	R	ER	SO	BB	IBB	HBP	BLK	WP	HR	S	P	ERA	WHIP			
Juan Guzman, R (1, 1) ERA: 3.18	6.0		25	7	4	4	4	1	0	0	0	0	1	59	89	6.00	1.333			
Mike Timlin, R (7, 1) ERA: 3.09	2.0	L	8	2	2	2	2	0	0	0	0	0	1	19	28	9.00	1.000			

Toronto Blue Jays @ Texas Rangers
Arlington Stadium, Arlington, TX
Sun Jul 21 1991, 8:05 PM EDT
Att: 31,803 - Cloudy - 95 F

AB	32
R	6
H	9
RBI	6
BB	1
SO	6
LOB	9



Batter	1	2	3	4	5	6	7	8	9	AB	R	H	RBI	BB	SO	LOB	TOP										
Wade Boggs, L (1, 5) OBP: 0.420, SLG: 0.467 Mike Brumley, S (1, 5) OBP: 0.222, SLG: 0.209	G3		G3		K			G1-3		1	0	0	0	0	0	0											
Jody Read, R (1, 4) OBP: 0.319, SLG: 0.340	G6-3		F9				F7	BB 1B		4	0	1	0	0	0	0											
Mo Vaughn, L (1, 3) OBP: 0.278, SLG: 0.366	K		F9				K	K		4	0	0	0	0	3	1											
Jack Clark, R (1, 10) OBP: 0.361, SLG: 0.388 Kevin Romine, R (8, PR) OBP: 0.199, SLG: 0.255		FC4-6 BB		K				BB		1	0	0	0	3	1	0											
Mike Greenwell, L (1, 7) OBP: 0.359, SLG: 0.420	FC4-6 HR		G3-1 1B				P5	G3-1		4	0	1	0	0	0	4											
Steve Lyons, L (1, 9) OBP: 0.341, SLG: 0.481 Carlos Quintana, R (9, PH) OBP: 0.371, SLG: 0.402	HR		G3-1					FC6-4 BB		2	1	1	1	1	0	1											
Ellis Burks, R (1, 8) OBP: 0.298, SLG: 0.398	1B		K					K		4	0	1	0	0	2	2											
Tony Peña, R (1, 2) OBP: 0.309, SLG: 0.366	1B				F8			F8		4	0	1	0	0	0	1											
Luis Rivera, R (1, 6) OBP: 0.359, SLG: 0.457	K		E6 CS					FC6-4		3	0	0	0	0	1	3											
Inning Stats	R: 0 H: 0 E: 0 K: 1 S: 7	H: 0 R: 0 ER: 0 LOB: 0 BB: 0 P: 10	R: 1 H: 3 E: 0 K: 1 S: 11	H: 3 R: 1 ER: 1 LOB: 2 BB: 1 P: 20	R: 0 H: 0 E: 0 K: 0 S: 6	H: 0 R: 0 ER: 0 LOB: 1 BB: 0 P: 13	R: 0 H: 1 E: 0 K: 2 S: 10	H: 1 R: 0 ER: 0 LOB: 1 BB: 0 P: 18	R: 0 H: 0 E: 0 K: 1 S: 8	H: 0 R: 0 ER: 0 LOB: 1 BB: 1 P: 12	R: 0 H: 0 E: 0 K: 1 S: 6	H: 0 R: 0 ER: 0 LOB: 1 BB: 1 P: 14	R: 0 H: 0 E: 0 K: 1 S: 12	H: 0 R: 0 ER: 0 LOB: 1 BB: 1 P: 20	R: 0 H: 1 E: 0 K: 1 S: 9	H: 1 R: 0 ER: 0 LOB: 2 BB: 0 P: 18	R: 0 H: 0 E: 0 K: 1 S: 6	H: 0 R: 0 ER: 0 LOB: 0 BB: 0 P: 7	1B: 4 2B: 0 3B: 0 HR: 1	SF: 0 SAC: 0 DP: 0 HBP: 0	WP: 0 PB: 0 SB: 0 CS: 1	PA: 35					
PITCHER	IP	WLS	BF	H	R	ER	SO	BB	IBB	HBP	BLK	WP	HR	S	P	ERA	WHIP										
Jose Guzman, R (1, 1) ERA: 2.76	7.2	W	31	5	1	1	8	4	0	0	0	0	1	68	123	1.17	1.174										
Kenny Rogers, L (8, 1) ERA: 6.53	0.1		1	0	0	0	0	0	0	0	0	0	0	1	2	0.00	0.000										
Jeff Russell, R (9, 1) ERA: 3.02	1.0	S	3	0	0	0	1	0	0	0	0	0	0	6	7	0.00	0.000										

Boston Red Sox @ Texas Rangers
Arlington Stadium, Arlington, TX
Mon Jul 22 1991, 8:05 PM EDT
Att: 36,430 - Cloudy - 95 F

AB 31
R 1
H 5
RBI 1
BB 4
SO 9
LOB 13



Batter	1	2	3	4	5	6	7	8	9	AB	R	H	RBI	BB	SO	LOB	BOTTOM										
Brian Downing, R (1, 10) OBP: 0.379, SLG: 0.431 John Russell, R (8, PR) OBP: 0.136, SLG: 0.143	P4	G5-3			P6		CS	WP SH1-3 1B		4	0	1	0	0	0	1											
Steve Buechele, R (1, 5) OBP: 0.342, SLG: 0.475	G1-3 1B		G5-3					SH1-3		3	2	2	1	0	0	0											
Ruben Sierra, S (1, 9) OBP: 0.367, SLG: 0.499 Gary Pettis, S (6, 8) OBP: 0.344, SLG: 0.286	G1-3		P7		G4-3			P6		3	0	0	0	0	0	1											
Julio Franco, R (1, 4) OBP: 0.385, SLG: 0.461	1B		L8				G6-3	WP 1BB		3	0	1	1	1	0	0											
Kevin Reimer, L (1, 7) OBP: 0.329, SLG: 0.408	1B				WP BB			CS 1B		3	0	2	0	1	0	2											
Juan Gonzalez, R (1, 8) OBP: 0.394, SLG: 0.505	F8				K			K		3	0	0	0	0	2	4											
Mike Stanley, R (1, 3) OBP: 0.346, SLG: 0.395		F9			G6-4-3 BB			K		2	0	0	0	1	1	0											
Ivan Rodriguez, R (1, 2) OBP: 0.333, SLG: 0.385	G3 2B		G6-4-3					G4-3		3	0	1	0	0	2												
Jeff Huson, L (1, 6) OBP: 0.309, SLG: 0.302	G3				K			CS BB		2	0	0	0	1	1	1											
Inning Stats	R: 1 H: 3 E: 0 K: 0 S: 17	H: 3 R: 2 ER: 2 LOB: 2 BB: 0 P: 31	R: 0 H: 1 E: 0 K: 0 S: 12	H: 1 R: 0 ER: 0 LOB: 1 BB: 0 P: 20	R: 0 H: 0 E: 0 K: 0 S: 5	H: 0 R: 0 ER: 0 LOB: 0 BB: 0 P: 11	R: 0 H: 0 E: 0 K: 1 S: 14	H: 0 R: 0 ER: 0 LOB: 1 BB: 2 P: 22	R: 1 H: 1 E: 0 K: 1 S: 11	H: 1 R: 0 ER: 0 LOB: 0 BB: 0 P: 17	R: 0 H: 1 E: 0 K: 1 S: 7	H: 1 R: 0 ER: 0 LOB: 1 BB: 1 P: 13	R: 0 H: 0 E: 0 K: 1 S: 9	H: 0 R: 0 ER: 0 LOB: 0 BB: 1 P: 17	R: 0 H: 1 E: 0 K: 0 S: 11	H: 1 R: 0 ER: 0 LOB: 3 BB: 1 P: 23	R: 0 H: 0 E: 0 K: 1 S: 6	H: 0 R: 0 ER: 0 LOB: 0 BB: 0 P: 7	1B: 5 2B: 2 3B: 0 HR: 1	SF: 0 SAC: 1 DP: 2 HBP: 0	WP: 2 PB: 0 SB: 0 CS: 2	PA: 33					
PITCHER	IP	WLS	BF	H	R	ER	SO	BB	IBB	HBP	BLK	WP	HR	S	P	ERA	WHIP										
Roger Clemens, R (1, 1) ERA: 2.32	8.0	L	32	7	2	2	4	3	1	0	0	2	1	86	154	2.25	1.250										

Boston Red Sox @ Texas Rangers
Arlington Stadium, Arlington, TX
Mon Jul 22 1991, 8:05 PM EDT
Att: 36,430 - Cloudy - 95 F

AB 27
R 2
H 7
RBI 2
BB 4
SO 4
LOB 13



Batter	1	2	3	4	5	6	7	8	9	AB	R	H	RBI	BB	SO	LOB	TOP			
Jody Reed, R OBP: 0.318, SLG: 0.337 (1, 4)										3	1	0	0	1	1	0				
Steve Lyons, L OBP: 0.341, SLG: 0.476 Tom Brunansky, R OBP: 0.291, SLG: 0.370 Mike Brumley, S OBP: 0.222, SLG: 0.209 (1, 5) (8, PH) (8, PR) (8, 5)										3	0	1	0	0	1	0				
Mo Vaughn, L OBP: 0.277, SLG: 0.351 Kevin Romine, R OBP: 0.189, SLG: 0.255 (1, 3) (8, 9)										3	1	0	0	1	2	2				
Jack Clark, R OBP: 0.360, SLG: 0.384 (1, 10)										3	0	0	0	1	1	2				
Mike Greenwell, L OBP: 0.355, SLG: 0.415 (1, 7)										4	0	0	0	0	0	3				
Carlos Quintana, R OBP: 0.375, SLG: 0.410 (1, 9) (8, 3)										2	1	2	1	1	0	0				
Ellis Burks, R OBP: 0.297, SLG: 0.396 (1, 8)										4	1	1	0	0	1	2				
Tony Peña, R OBP: 0.305, SLG: 0.362 (1, 2)										3	0	0	1	0	0	2				
Luis Rivera, R OBP: 0.355, SLG: 0.452 (1, 6)										2	0	0	1	0	2	0				
Inning Stats	R: 1 E: 1 K: 1 S: 12	H: 1 LOB: 1 BB: 1 P: 25	R: 2 E: 0 K: 1 S: 15	H: 2 LOB: 0 BB: 0 P: 23	R: 0 E: 0 K: 1 S: 8	H: 0 LOB: 0 BB: 0 P: 10	R: 0 E: 0 K: 1 S: 9	H: 0 LOB: 1 BB: 1 P: 15	R: 0 E: 0 K: 0 S: 10	H: 0 LOB: 0 BB: 2 P: 21	R: 0 E: 0 K: 1 S: 12	H: 0 LOB: 0 BB: 0 P: 17	R: 0 E: 0 K: 1 S: 10	H: 0 LOB: 1 BB: 1 P: 19	R: 0 E: 0 K: 0 S: 8	H: 1 LOB: 1 BB: 0 P: 13	1B: 3 2B: 1 3B: 0 HR: 0	SF: 3 SAC: 0 DP: 0 HBP: 0	WP: 1 PB: 0 SB: 1 CS: 1	PA: 36
PITCHER	IP WLS BF H R ER SO BB IBB HBP BLK WP HR S P ERA WHIP																			
Nolan Ryan, R ERA: 2.78 Mike Jeffcoat, L ERA: 3.35 Rich Gossage, R ERA: 3.94 (1, 1) (8, 1) (8, 1)	7.0 W 27 3 4 3 7 4 0 0 0 0 1 0 75 126 3.86 1.000																			

Boston Red Sox @ Texas Rangers
Arlington Stadium, Arlington, TX
Tue Jul 23 1991, 8:05 PM EDT
Att: 40,481 - Cloudy - 93 F

AB 27
R 4
H 4
RBI 3
BB 5
SO 8
LOB 11



Batter	1	2	3	4	5	6	7	8	9	AB	R	H	RBI	BB	SO	LOB	BOTTOM			
Brian Downing, R OBP: 0.385, SLG: 0.434 (1, 10)										3	2	2	0	1	0	0				
Ivan Rodriguez, R OBP: 0.330, SLG: 0.390 (1, 2)										4	1	1	1	0	1	3				
Rafael Palmeiro, L OBP: 0.380, SLG: 0.531 (1, 3)										3	1	2	1	1	1	0				
Julio Franco, R OBP: 0.384, SLG: 0.459 (1, 4)										4	1	1	1	0	2	3				
Kevin Reimer, L OBP: 0.330, SLG: 0.414 Ruben Sierra, S OBP: 0.367, SLG: 0.501 (1, 7) (5, PH) (6, 9)										2	0	1	0	0	1	0				
Juan Gonzalez, R OBP: 0.359, SLG: 0.498 (1, 9) (6, 7) (9, 8)										4	0	0	0	0	2	2				
Steve Buechele, R OBP: 0.344, SLG: 0.471 (1, 5)										2	0	0	0	2	1	0				
Mario Diaz, R OBP: 0.304, SLG: 0.325 (1, 6)										4	0	0	0	0	1	4				
Gary Pettis, S OBP: 0.344, SLG: 0.282 John Russell, R OBP: 0.136, SLG: 0.143 (1, 8) (9, 7)										2	0	0	0	1	0	0				
Inning Stats	R: 0 E: 0 K: 1 S: 9	H: 1 LOB: 0 BB: 0 P: 14	R: 0 E: 0 K: 1 S: 7	H: 0 LOB: 0 BB: 0 P: 9	R: 1 E: 0 K: 1 S: 13	H: 2 LOB: 1 BB: 1 P: 28	R: 0 E: 0 K: 1 S: 11	H: 1 LOB: 1 BB: 1 P: 20	R: 4 E: 0 K: 1 S: 18	H: 4 LOB: 2 BB: 2 P: 33	R: 0 E: 0 K: 0 S: 4	H: 0 LOB: 0 BB: 1 P: 9	R: 0 E: 0 K: 3 S: 12	H: 0 LOB: 0 BB: 0 P: 17	R: 0 E: 0 K: 2 S: 10	H: 0 LOB: 0 BB: 0 P: 12	1B: 5 2B: 3 3B: 0 HR: 0	SF: 0 SAC: 0 DP: 1 HBP: 0	WP: 0 PB: 0 SB: 0 CS: 1	PA: 35
PITCHER	IP WLS BF H R ER SO BB IBB HBP BLK WP HR S P ERA WHIP																			
Greg Harris, R ERA: 4.57 Tony Fossas, L ERA: 3.73 Jeff Gray, R ERA: 2.15 (1, 1) (5, 1) (7, 1)	4.1 L 22 7 5 5 4 3 0 0 0 0 0 0 15 31 10.38 2.308																			

Boston Red Sox @ Texas Rangers
Arlington Stadium, Arlington, TX
Tue Jul 23 1991, 8:05 PM EDT
Att: 40,481 - Cloudy - 93 F

AB 30
R 5
H 8
RBI 5
BB 5
SO 10
LOB 12



Batter	1	2	3	4	5	6	7	8	9	AB	R	H	RBI	BB	SO	LOB	TOP										
Wade Boggs, L (1, 5) OBP: 0.321, SLG: 0.465	G1-3		BB				BB			3	0	1	0	1	1	0	Boston Red Sox @ Texas Rangers Arlington Stadium, Arlington, TX Wed Jul 24 1991, 8:05 PM EDT Att: 39,439 - Cloudy - 87 F										
Jody Read, R (1, 4) OBP: 0.317, SLG: 0.334	F7		BB				BB			3	0	0	0	1	1												
Carlos Quintana, R (1, 3) OBP: 0.374, SLG: 0.408	BB		BB				BB			4	0	1	0	0	3	4											
Jack Clark, R (1, 10) OBP: 0.362, SLG: 0.384	BB						BB			3	0	1	1	1	1	0											
Mike Greenwell, L (1, 7) OBP: 0.356, SLG: 0.416	FC3-6						BB			4	1	2	0	0	0	5											
Tom Brunansky, R (1, 9) OBP: 0.288, SLG: 0.365							BB			4	0	0	0	0	1	2											
Ellis Burks, R (1, 8) OBP: 0.297, SLG: 0.398							BB			4	0	1	1	0	1	0											
Tony Peña, R (1, 2) OBP: 0.301, SLG: 0.357							BB			4	0	0	0	0	0	1											
Luis Rivera, R (1, 6) OBP: 0.353, SLG: 0.453							BB			4	1	1	0	0	0	0											
Inning Stats	R: 0 E: 0 K: 0 S: 12	H: 1 LOB: 2 BB: 1 P: 23	R: 0 E: 0 K: 0 S: 7	H: 0 LOB: 0 BB: 0 P: 12	R: 0 E: 0 K: 2 S: 10	H: 0 LOB: 1 BB: 1 P: 16	R: 1 E: 0 K: 1 S: 13	H: 2 LOB: 1 BB: 0 P: 23	R: 1 E: 0 K: 1 S: 15	H: 3 LOB: 2 BB: 1 P: 23	R: 0 E: 0 K: 1 S: 6	H: 0 LOB: 0 BB: 0 P: 10	R: 0 E: 0 K: 1 S: 8	H: 0 LOB: 0 BB: 0 P: 15	R: 0 E: 0 K: 2 S: 11	H: 1 LOB: 1 BB: 0 P: 19	R: 0 E: 0 K: 0 S: 5	H: 0 LOB: 0 BB: 0 P: 7	1B: 5 2B: 3 3B: 0 HR: 0	SF: 0 SAC: 0 DP: 1 HBP: 0	WP: 0 PB: 0 SB: 0 CS: 0	PA: 36					
PITCHER	IP	WLS	BF	H	R	ER	SO	BB	IBB	HBP	BLK	WP	HR	S	P	ERA	WHIP										
Oil Can Boyd, R (1, 1) ERA: 3.52	5.0	L	23	6	2	2	4	3	0	0	0	0	0	57	97	3.60	1.800										
Wayne Rosenthal, R (6, 1) ERA: 3.21	3.0		10	1	0	0	4	0	0	0	0	0	0	25	44	0.00	0.333										
Jeff Russell, R (9, 1) ERA: 2.96	1.0		3	0	0	0	0	0	0	0	0	0	0	5	7	0.00	0.000										

AB	33
R	2
H	7
RBI	2
BB	3
SO	8
LOB	13



Batter	1	2	3	4	5	6	7	8	9	AB	R	H	RBI	BB	SO	LOB	BOTTOM										
Brian Downing, R (1, 10) OBP: 0.383, SLG: 0.443	G6-3									4	1	1	1	0	0	0	Boston Red Sox @ Texas Rangers Arlington Stadium, Arlington, TX Wed Jul 24 1991, 8:05 PM EDT Att: 39,439 - Cloudy - 87 F										
Rafael Palmeiro, L (1, 3) OBP: 0.378, SLG: 0.528	G6-4-3									4	0	1	0	0	0	0											
Ruben Sierra, S (1, 9) OBP: 0.364, SLG: 0.496	G6-4-3									4	0	0	0	0	1	1											
Julio Franco, R (1, 4) OBP: 0.383, SLG: 0.456										2	0	0	0	1	0	0											
Juan Gonzalez, R (1, 8) OBP: 0.359, SLG: 0.495										2	0	0	0	1	2	0											
Steve Buechele, R (1, 5) OBP: 0.341, SLG: 0.467										3	0	0	0	0	0	2											
Dean Palmer, R (1, 7) OBP: 0.283, SLG: 0.338										3	0	0	0	0	1	0											
Ivan Rodriguez, R (1, 2) OBP: 0.321, SLG: 0.379										3	0	0	0	0	0	0											
Jeff Huson, L (1, 6) OBP: 0.306, SLG: 0.298										2	0	0	0	0	1	0											
Kevin Reimer, L (8, PH) OBP: 0.329, SLG: 0.412										1	0	0	0	0	0	0											
Jeff Reardon, R (9, 1) ERA: 3.12										1	0	0	0	0	0	0											
Inning Stats	R: 0 E: 0 K: 0 S: 6	H: 1 LOB: 0 BB: 0 P: 9	R: 0 E: 0 K: 1 S: 7	H: 0 LOB: 0 BB: 0 P: 10	R: 0 E: 0 K: 1 S: 6	H: 0 LOB: 0 BB: 0 P: 7	R: 1 E: 0 K: 0 S: 7	H: 1 LOB: 0 BB: 0 P: 14	R: 0 E: 0 K: 1 S: 9	H: 0 LOB: 0 BB: 0 P: 11	R: 0 E: 0 K: 0 S: 7	H: 0 LOB: 0 BB: 0 P: 9	R: 0 E: 0 K: 1 S: 9	H: 0 LOB: 2 BB: 2 P: 22	R: 0 E: 0 K: 1 S: 7	H: 0 LOB: 0 BB: 0 P: 8	R: 0 E: 0 K: 0 S: 6	H: 0 LOB: 0 BB: 0 P: 10	1B: 1 2B: 0 3B: 0 HR: 1	SF: 0 SAC: 0 DP: 1 HBP: 0	WP: 0 PB: 0 SB: 1 CS: 0	PA: 30					
PITCHER	IP	WLS	BF	H	R	ER	SO	BB	IBB	HBP	BLK	WP	HR	S	P	ERA	WHIP										
Joe Hesketh, L (1, 1) ERA: 3.29	6.2	W	23	2	1	1	4	2	0	0	0	0	0	8	11	0.00	0.600										
Jeff Gray, R (7, 1) ERA: 2.1	1.1		4	0	0	0	1	0	0	0	0	0	0	8	11	0.00	0.000										
Jeff Reardon, R (9, 1) ERA: 3.12	1.0	S	3	0	0	0	0	0	0	0	0	0	0	6	10	0.00	0.000										



Batter	1	2	3	4	5	6	7	8	9	AB	R	H	RBI	BB	SO	LOB	TOP				
Tony Phillips, S OBP: 0.388, SLG: 0.447 (1, 4)	F8		HR		F8	BB		FC5-4		4	1	2	1	1	0	0					
Skeeter Barnes, R OBP: 0.361, SLG: 0.614 (1, 7)	F9		P2		F8	BB		K		4	0	0	0	1	1	2					
Travis Fryman, R OBP: 0.289, SLG: 0.421 (1, 6)	K		G6-3		BB	BB		FC5-4		4	1	0	0	1	2	4					
Cecil Fielder, R OBP: 0.357, SLG: 0.525 (1, 3)		HR	P2		BB	BB		K		4	1	2	0	1	1	2					
Mickey Tettleton, S OBP: 0.381, SLG: 0.509 (1, 10)		HR			HR	BB		K		5	2	4	4	0	1	0					
Rob Deer, R OBP: 0.309, SLG: 0.407 (1, 9)	P4				BB			K		3	0	0	0	2	1	2					
Andy Allanson, R OBP: 0.248, SLG: 0.337 (1, 2)	L5				BB			K		5	0	1	0	0	3	5					
Scott Livingstone, L OBP: 0.444, SLG: 0.488 (1, 5)	FC6-4				P6			K		4	0	1	0	0	1	4					
Mitt Cuyler, S OBP: 0.317, SLG: 0.319 (1, 8)	FC6-4				F7			FC5-4		4	0	1	0	0	0	3					
Inning Stats	R: 0 E: 0 K: 1 S: 7	H: 0 LOB: 0 BB: 0 P: 9	R: 2 E: 0 K: 0 S: 16	H: 3 LOB: 1 BB: 0 P: 28	R: 1 E: 0 K: 0 S: 7	H: 1 LOB: 0 BB: 0 P: 9	R: 1 E: 0 K: 0 S: 20	H: 2 LOB: 1 BB: 1 P: 31	R: 1 E: 0 K: 1 S: 12	H: 1 LOB: 3 BB: 3 P: 29	R: 0 E: 0 K: 2 S: 14	H: 2 LOB: 2 BB: 0 P: 17	R: 0 E: 0 K: 2 S: 17	H: 2 LOB: 2 BB: 0 P: 23	R: 0 E: 0 K: 3 S: 9	H: 0 LOB: 0 BB: 0 P: 17	1B: 8 2B: 0 3B: 0 HR: 3	SF: 0 SAC: 0 DP: 0 HBP: 0	WP: 0 PB: 0 SB: 0 CS: 1	PA: 43	
PITCHER	IP	WLS	BF	H	R	ER	SO	BB	IBB	HBP	BLK	WP	HR	S	P	ERA	WHIP				
John Barfield, L ERA: 4.17 (1, 1)	3.0		15	5	4	4	1	1	0	0	0	0	3	35	57	12.00	2.000				
Gerald Alexander, R ERA: 3.77 (4, 1)	1.2	W	7	1	1	1	0	2	0	0	0	0	0	19	34	5.40	1.800				
Wayne Rosenthal, R ERA: 2.93 (5, 1)	1.1		10	3	0	0	2	3	0	0	0	0	0	22	44	0.00	4.500				
Kenny Rogers, L ERA: 6.21 (7, 1)	3.0	S	11	2	0	0	7	0	0	0	0	0	0	36	51	0.00	0.667				

Detroit Tigers @ Texas Rangers
Arlington Stadium, Arlington, TX
Sat Jul 27 1991, 8:05 PM EDT
Att: 40,112 - Cloudy - 78 F

AB	37
R	5
H	11
RBI	5
BB	6
SO	10
LOB	22

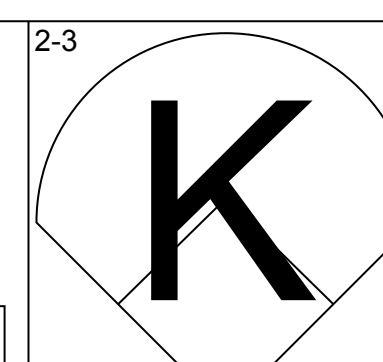
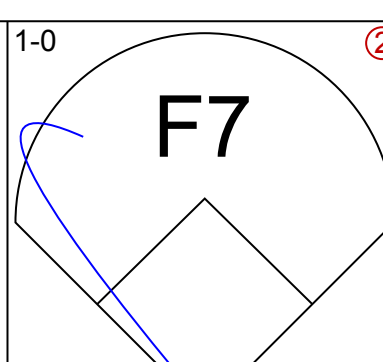
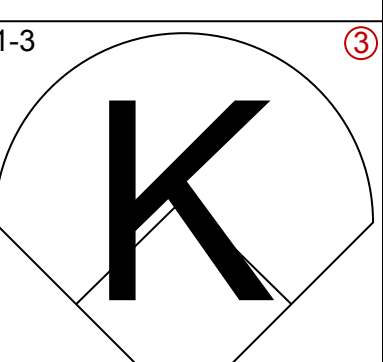
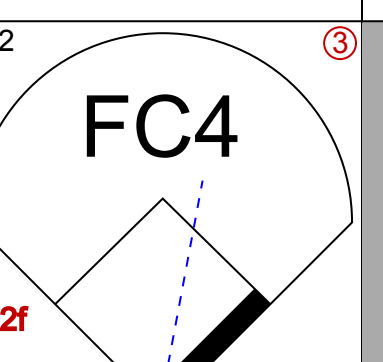
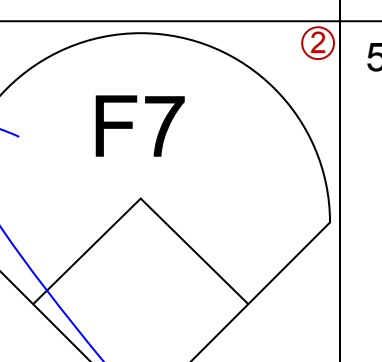
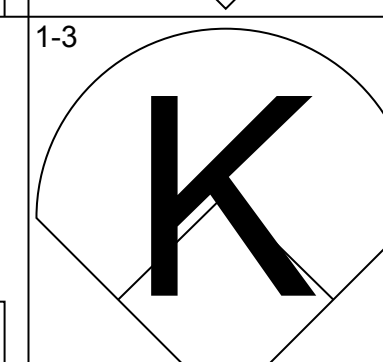
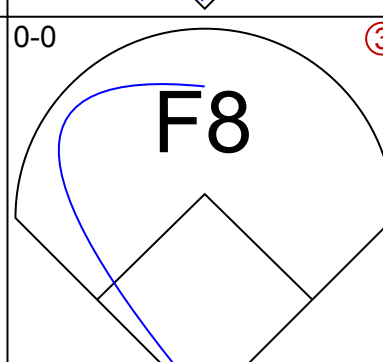
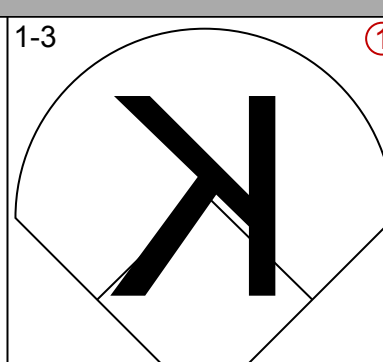
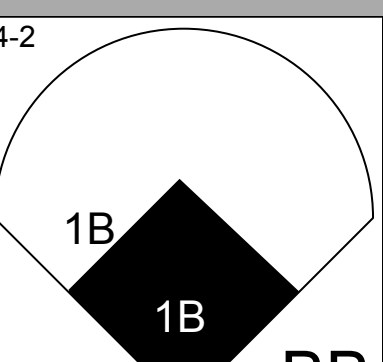
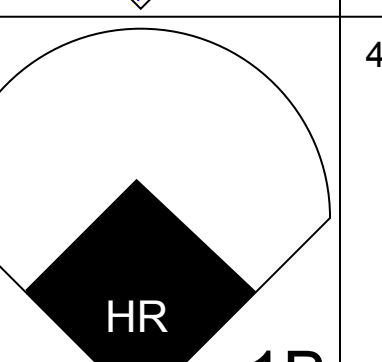
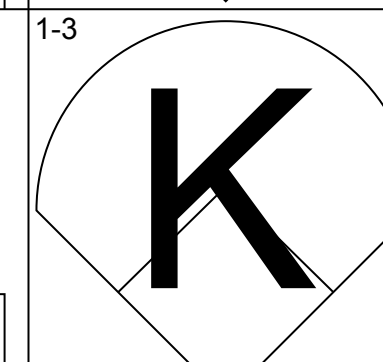
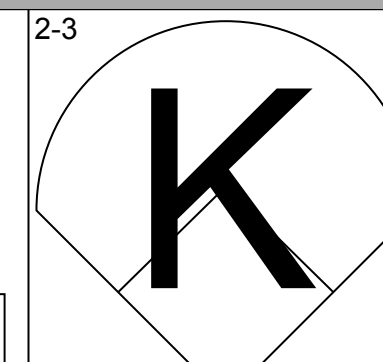
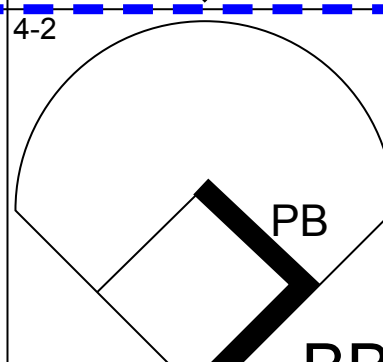
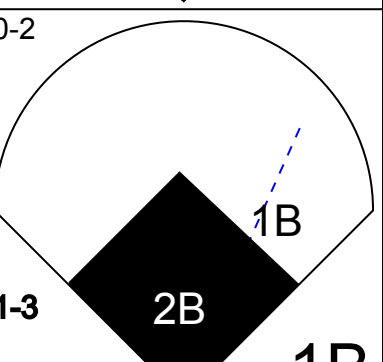
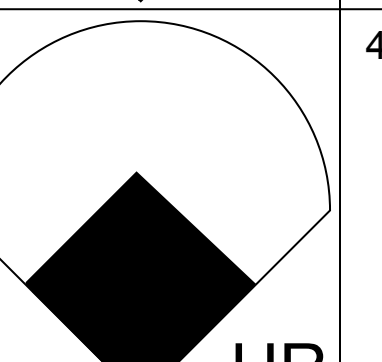
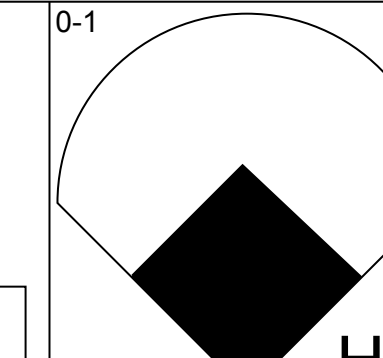
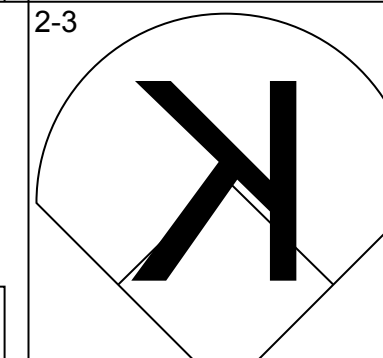
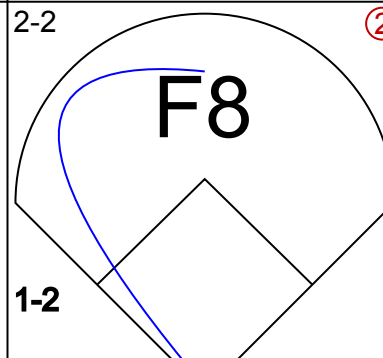
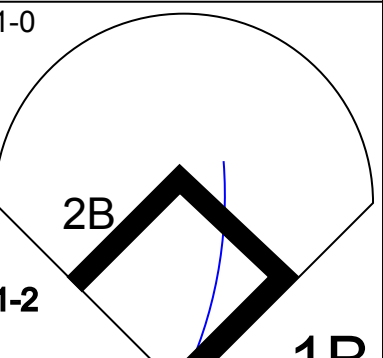
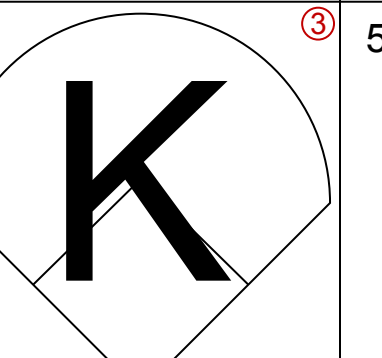
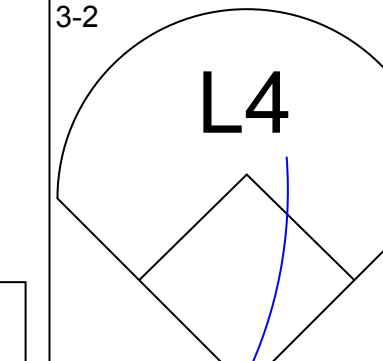
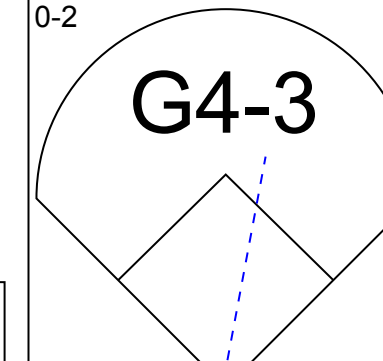
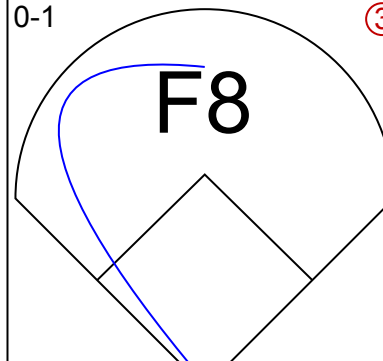
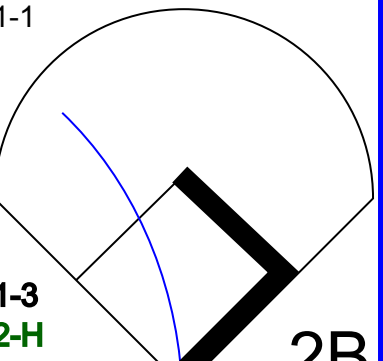
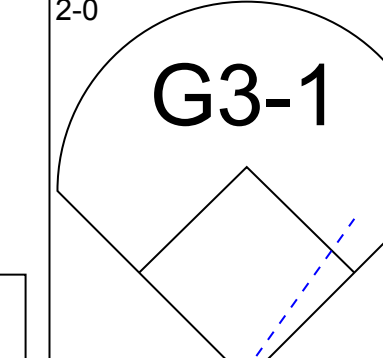
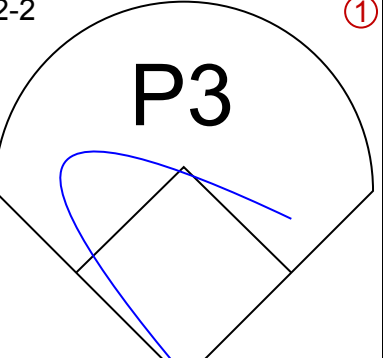
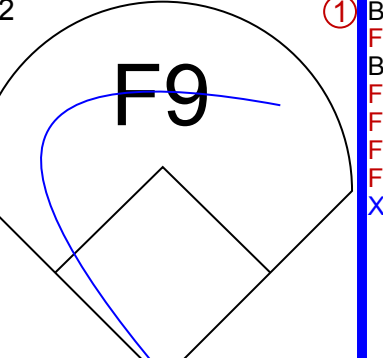
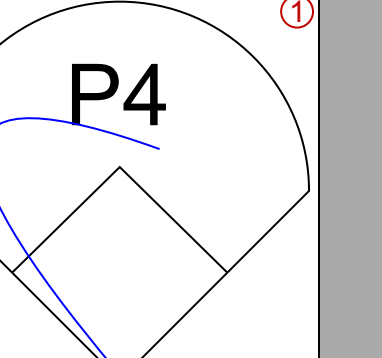
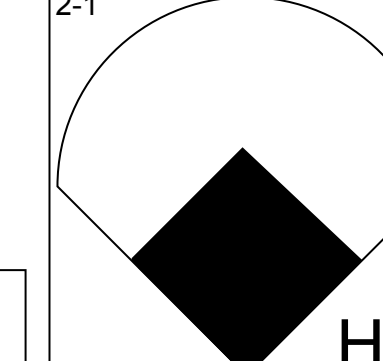
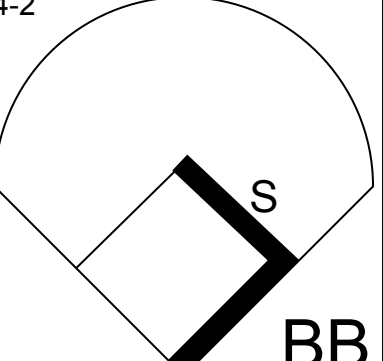
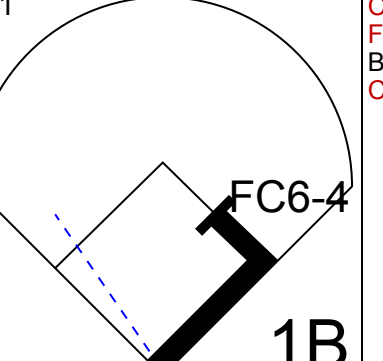
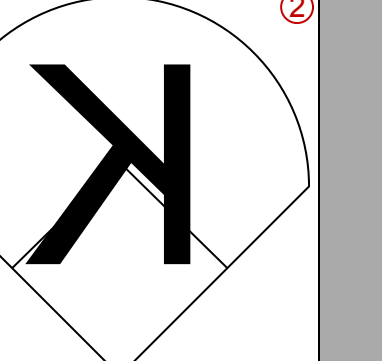
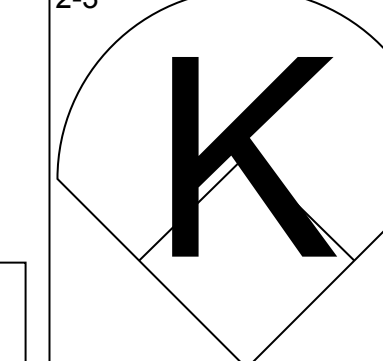
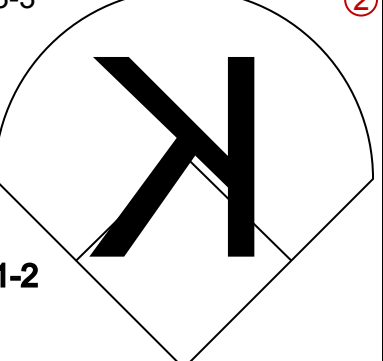
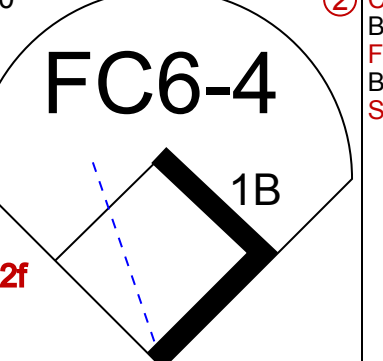



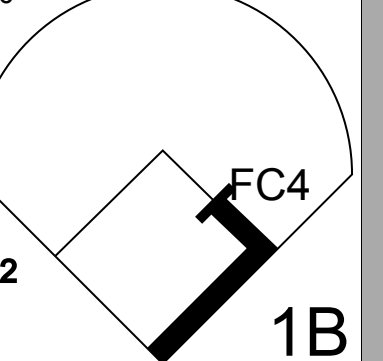
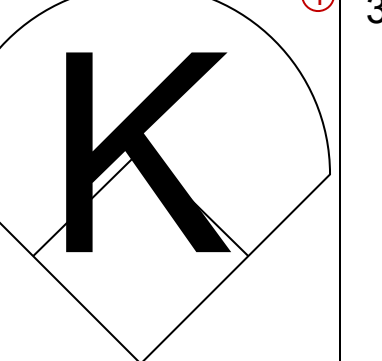


Batter	1	2	3	4	5	6	7	8	9	AB	R	H	RBI	BB	SO	LOB	BOTTOM				
Brian Downing, R OBP: 0.383, SLG: 0.439 (1, 10)	G5-3		G6-3	1B		F9		F7		4	1	0	0	1	0	1					
Julio Franco, R OBP: 0.387, SLG: 0.459 (1, 4)	G6-3		BB	1B		G6-3				4	1	2	1	0	0	0					
Ruben Sierra, S OBP: 0.368, SLG: 0.499 (1, 9)	K		L9	1B				HR		3	1	1	2	1	1	1					
Rafael Palmeiro, L OBP: 0.385, SLG: 0.536 (1, 3)		HR	BB	1B		FC6-4		F8		2	2	1	1	2	0	1					
Kevin Reimer, L OBP: 0.329, SLG: 0.411 (1, 7)		F8	1B			FC6-4				2	0	0	0	1	0	2					
Dean Palmer, R OBP: 0.282, SLG: 0.410 (7, PH) (8, 7)			BB					HR		1	1	1	2	0	0	0					
Juan Gonzalez, R OBP: 0.355, SLG: 0.490 (1, 8)	F8		1B			F7		G6-3		4	0	1	2	0	0	0					
Steve Buechele, R OBP: 0.341, SLG: 0.464 (1, 5)		1B	G5-3			L5		G6-3		4	0	1	0	0	0	2					
Ivan Rodriguez, R OBP: 0.304, SLG: 0.357 (1, 2)	K			1B		K2-3		G3		4	1	1	0	0	2	1					
Jeff Huson, L OBP: 0.302, SLG: 0.294 (1, 6)			SH3-4	1B		P4		P4		3	1	1	0	0	0	0					
Inning Stats	R: 0 E: 0 K: 1 S: 8	H: 2 LOB: 1 BB: 0 P: 20	R: 1 E: 0 K: 1 S: 12	H: 2 LOB: 1 BB: 0 P: 20	R: 3 E: 0 K: 0 S: 10	H: 3 LOB: 2 BB: 2 P: 23	R: 2 E: 0 K: 0 S: 12	H: 3 LOB: 2 BB: 2 P: 24	R: 0 E: 0 K: 1 S: 8	H: 0 LOB: 0 BB: 0 P: 13	R: 0 E: 0 K: 0 S: 6	H: 0 LOB: 0 BB: 0 P: 8	R: 2 E: 0 K: 0 S: 8	H: 1 LOB: 0 BB: 1 P: 13	R: 0 E: 0 K: 0 S: 8	H: 0 LOB: 0 BB: 0 P: 14	1B: 7 2B: 0 3B: 0 HR: 2	SF: 0 SAC: 1 DP: 0 HBP: 0	WP: 0 PB: 0 SB: 1 CS: 0	PA: 37	
PITCHER	IP	WLS	BF	H	R	ER	SO	BB	IBB	HBP	BLK	WP	HR	S	P	ERA	WHIP				
Mark Leiter, R ERA: 4.71 (1, 1)	3.0		16	5	4	4	2	1	1	0	0	0	0	10	16	54.00	9.000				
John Kieley, R ERA: 81.0 (4, 1)	0.1	L	4	2	2	2	0	1	0	0	0	0	0	2	8	0.00	1.500				
John Cerutti, L ERA: 4.17 (4, 1)	0.2		3	1	0	0	0	0	1	0	0	0	0	2	8	0.00	1.500				
Rusty Meacham, R ERA: 5.4 (5, 1)	2.0		6	0	0	0	1	0	0	0	0	0	0	14	21	0.00	0.000				
Paul Gibson, L ERA: 4.48 (7, 1)	2.0		8	1	2	2	0	1	0	0	0	0	1	16	27	9.00	1.000				

Detroit Tigers @ Texas Rangers
Arlington Stadium, Arlington, TX
Sat Jul 27 1991, 8:05 PM EDT
Att: 40,112 - Cloudy - 78 F


AB	31
R	8
H	9
RBI	8
BB	5
SO	3
LOB	8

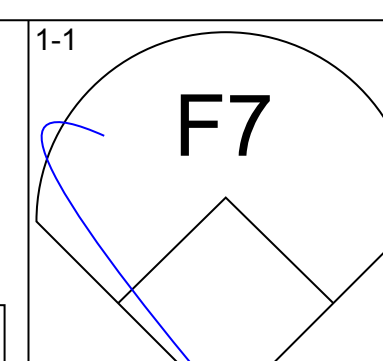
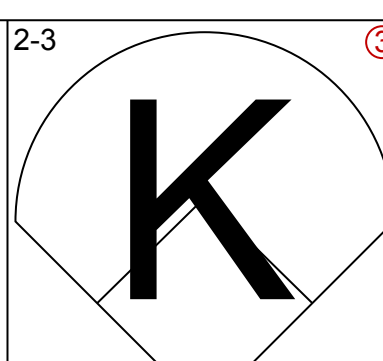
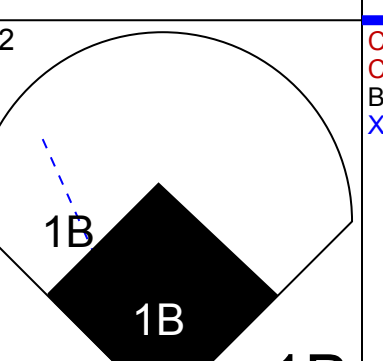
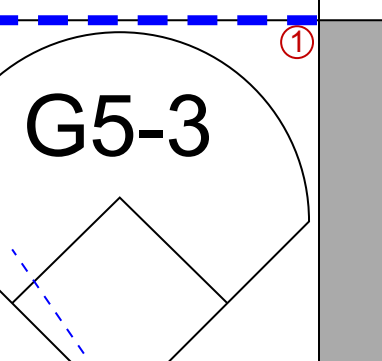
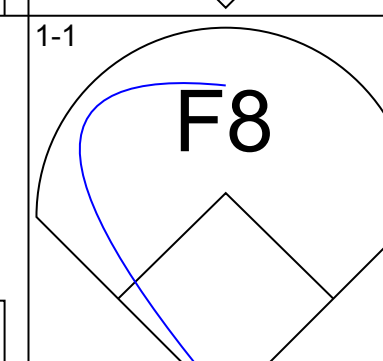
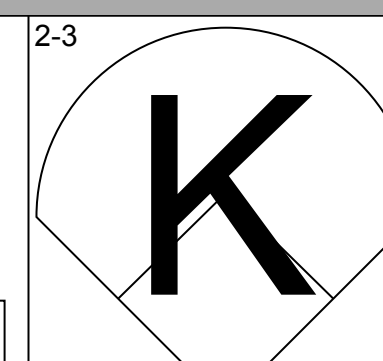
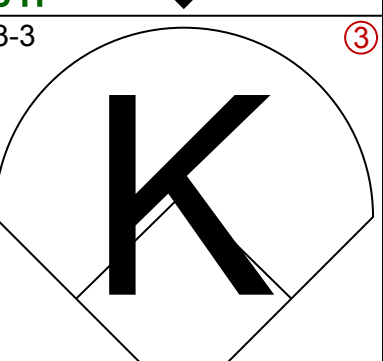
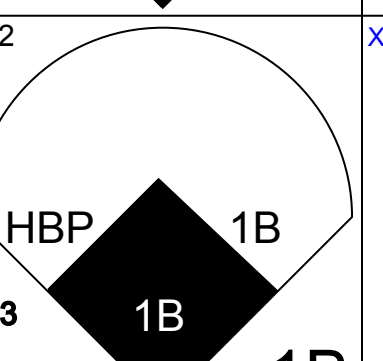
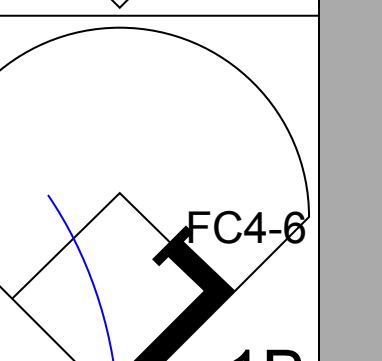
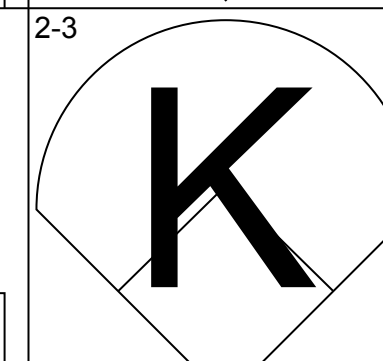
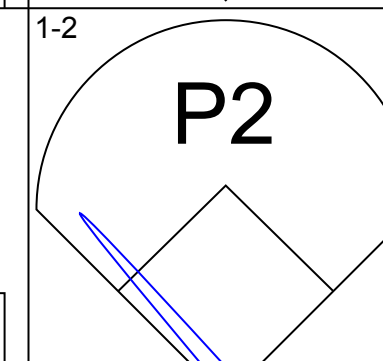
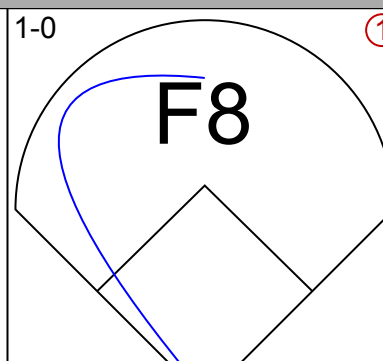
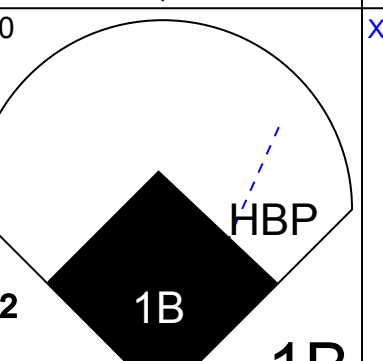
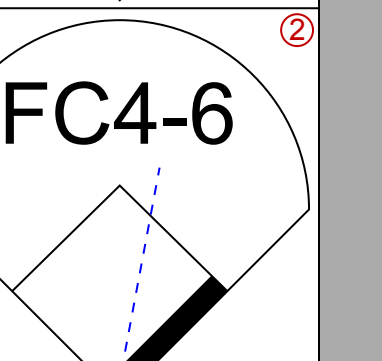
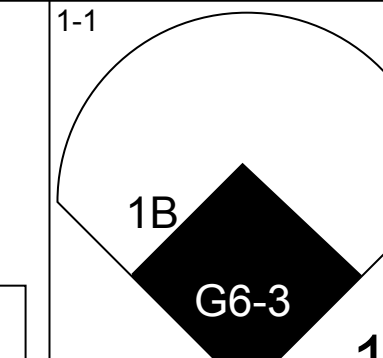
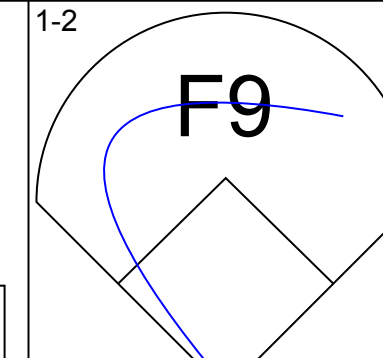
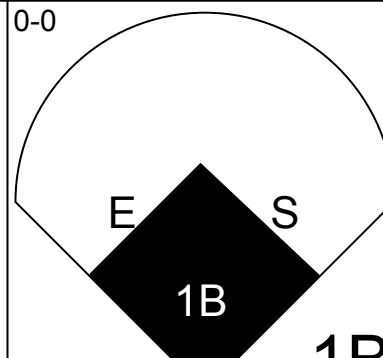
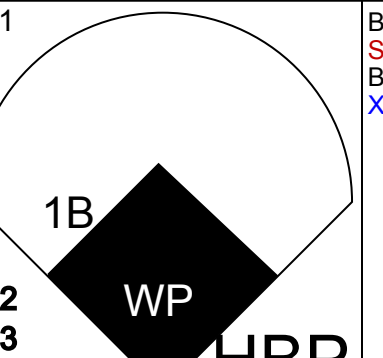
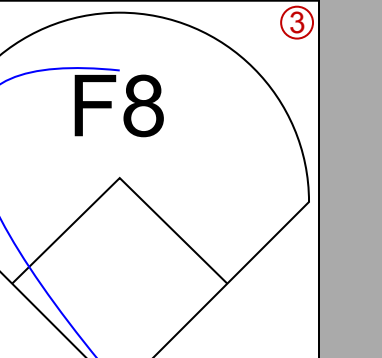
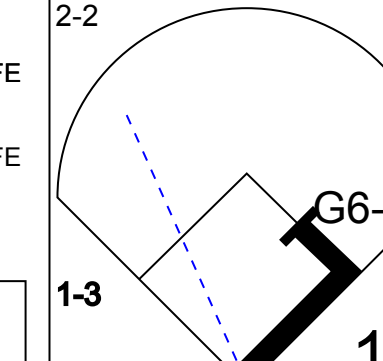
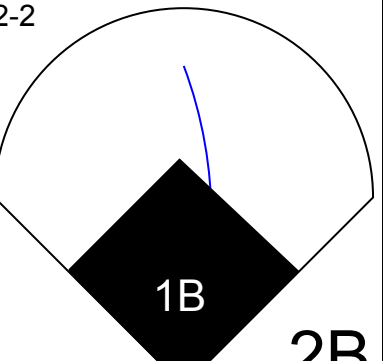
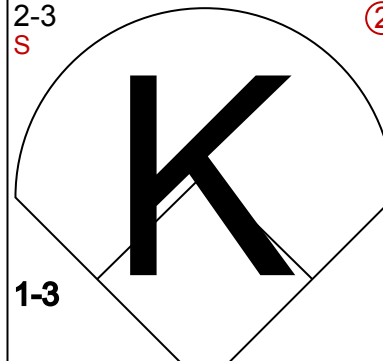
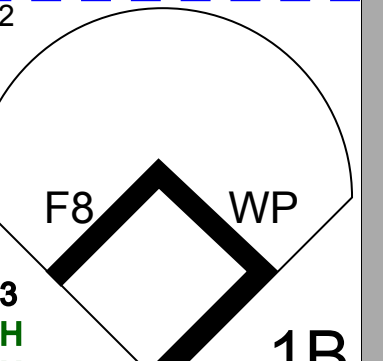

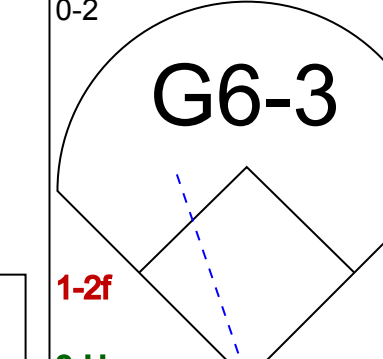
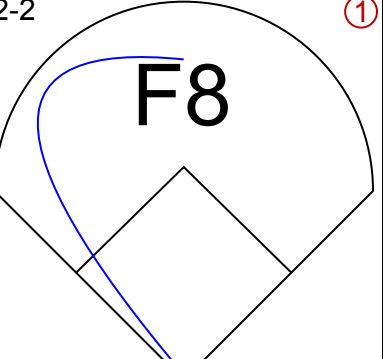
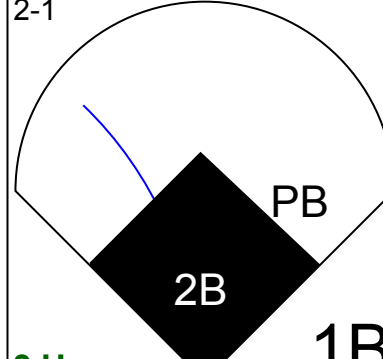
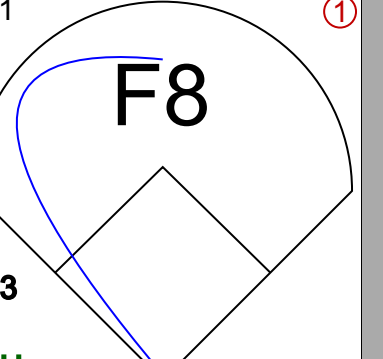
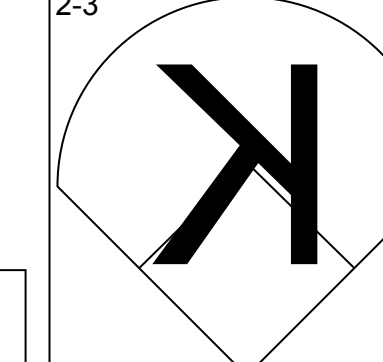
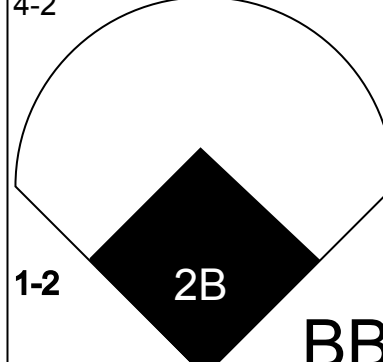
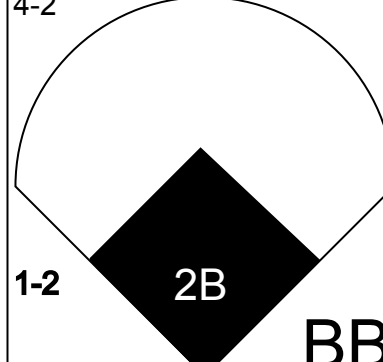
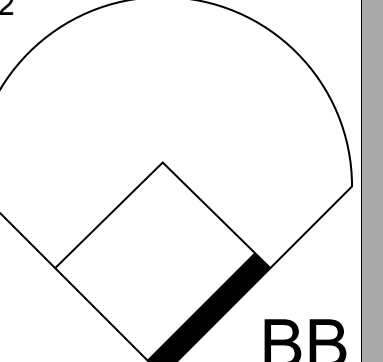
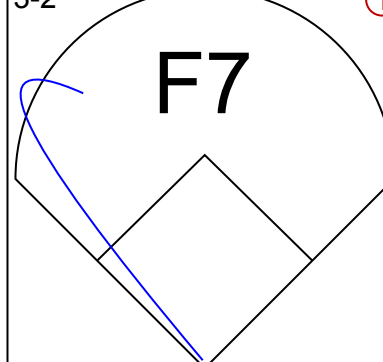

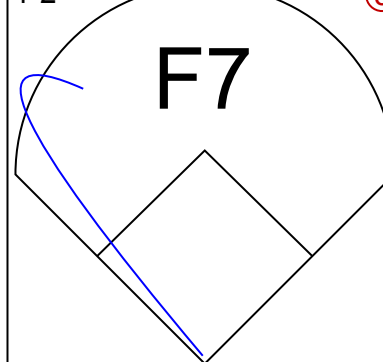
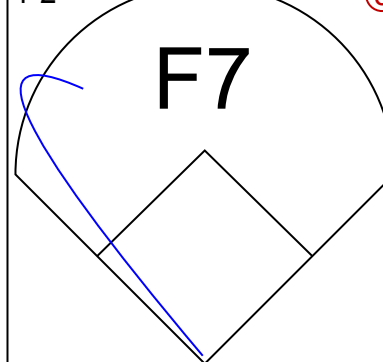
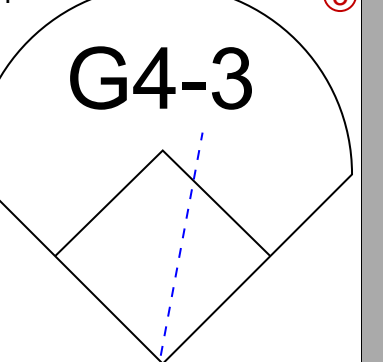
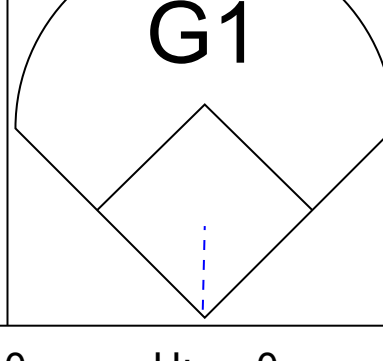
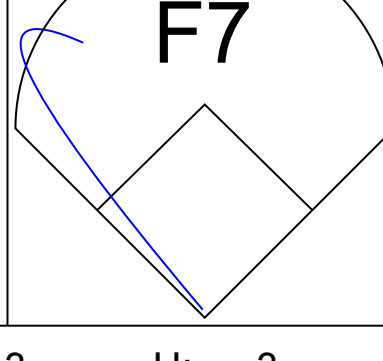
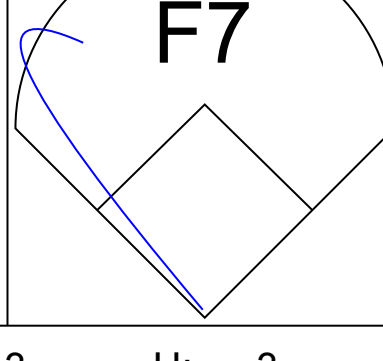
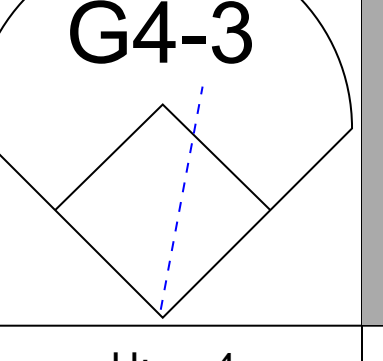


Batter	1	2	3	4	5	6	7	8	9	AB	R	H	RBI	BB	SO	LOB	TOP					
Tony Phillips, S OBP: 0.383, SLG: 0.441 (1, 4)										5	0	0	0	0	2	4						
Scott Livingstone, L OBP: 0.456, SLG: 0.429 (1, 5)										4	2	1	0	1	2	0						
Lloyd Moseby, L OBP: 0.310, SLG: 0.383 (1, 7)										4	2	2	2	1	2	0						
Cecil Fielder, R OBP: 0.358, SLG: 0.531 (1, 10)										5	1	2	2	0	2	1						
Mickey Tettleton, S OBP: 0.380, SLG: 0.508 Andy Allanson, R OBP: 0.246, SLG: 0.337 (1, 2) (8, 2)										4	0	1	1	0	0	1						
Dave Bergman, L OBP: 0.338, SLG: 0.340 Skeeter Barnes, R OBP: 0.355, SLG: 0.603 (7, PH) (7, 3)										2	0	0	0	0	0	0						
Mark Salas, L OBP: 0.089, SLG: 0.093 (8, PH) (8, 3)										1	0	0	0	0	0	0						
Travis Fryman, R OBP: 0.294, SLG: 0.432 (1, 6)										3	1	2	1	1	1	2						
Rob Deer, R OBP: 0.306, SLG: 0.402 (1, 9)										4	0	0	0	0	3	4						
Mitt Cuyler, S OBP: 0.320, SLG: 0.319 (1, 8)										3	0	1	0	1	2	0						
Inning Stats	R: 0 E: 0 K: 3 S: 9	H: 0 LOB: 0 BB: 0 P: 13	R: 2 E: 0 K: 1 S: 12	H: 2 LOB: 0 BB: 0 P: 21	R: 0 E: 0 K: 1 S: 5	H: 0 LOB: 0 BB: 0 P: 7	R: 0 E: 0 K: 2 S: 9	H: 0 LOB: 0 BB: 0 P: 13	R: 0 E: 0 K: 2 S: 14	H: 0 LOB: 2 BB: 2 P: 28	R: 0 E: 0 K: 1 S: 13	H: 0 LOB: 1 BB: 1 P: 20	R: 0 E: 0 K: 0 S: 10	H: 2 LOB: 2 BB: 0 P: 14	R: 2 E: 0 K: 2 S: 21	H: 3 LOB: 2 BB: 1 P: 32	R: 2 E: 0 K: 2 S: 13	H: 2 LOB: 0 BB: 0 P: 21	1B: 5 2B: 1 3B: 0 HR: 3	SF: 0 SAC: 0 DP: 0 HBP: 0	WP: 0 PB: 1 SB: 1 CS: 0	PA: 40
PITCHER	IP	WLS	BF	H	R	ER	SO	BB	IBB	HBP	BLK	WP	HR	S	P	ERA	WHIP					
Nolan Ryan, R ERA: 2.8 Mike Jeffcoat, L ERA: 3.5 Rich Gossage, R ERA: 3.78 Brad Amsberg, R ERA: 9.35	(1, 1) (6, 1) (8, 1) (9, 1)	5.1 1.2 1.0 1.0	W 2 3 5	20 5 0 2	2 2 0 2	2 2 0 2	10 2 0 2	2 0 0 0	0 0 0 0	0 0 0 0	0 0 0 0	0 0 0 1	2 29 12 13	52 45 17 21	86 45 17 21	3.38 10.80 0.00 18.00	0.750 4.200 0.000 2.000					

Detroit Tigers @ Texas Rangers
Arlington Stadium, Arlington, TX
Sun Jul 28 1991, 8:05 PM EDT
Att: 40,411 - Cloudy - 88 F


AB 36
R 6
H 9
RBI 6
BB 4
SO 14
LOB 14



Batter	1	2	3	4	5	6	7	8	9	AB	R	H	RBI	BB	SO	LOB	BOTTOM				
Brian Downing, R OBP: 0.384, SLG: 0.438 (1, 10)										5	1	2	1	0	1	0					
Rafael Palmeiro, L OBP: 0.385, SLG: 0.534 (1, 3)										5	1	2	0	0	2	2					
Ruben Sierra, S OBP: 0.366, SLG: 0.495 (1, 9)										5	1	1	1	0	1	1					
Julio Franco, R OBP: 0.390, SLG: 0.459 (1, 4)										4	3	2	0	0	0	1					
Juan Gonzalez, R OBP: 0.360, SLG: 0.497 (1, 8) (8, 7)										4	1	3	2	0	1	1					
Steve Buechele, R OBP: 0.340, SLG: 0.461 (1, 5)										4	1	1	1	0	0	3					
Dean Palmer, R OBP: 0.295, SLG: 0.405 Mike Stanley, R OBP: 0.351, SLG: 0.395 (1, 7) (7, 2)										1	2	0	0	2	1	0					
John Russell, R OBP: 0.125, SLG: 0.130 Kevin Reimer, L OBP: 0.332, SLG: 0.419 (1, 2) (6, PH) (7, 7)										2	0	0	0	0	0	2					
Gary Pettis, S OBP: 0.346, SLG: 0.281 (7, PH) (8, 8)										1	0	0	0	0	1	2					
Mario Diaz, R OBP: 0.305, SLG: 0.325 Jeff Huson, L OBP: 0.300, SLG: 0.291 (1, 6) (6, PH) (7, 6)										2	0	1	1	0	0	0					
Inning Stats	R: 0 E: 0 K: 1 S: 7	H: 0 LOB: 0 BB: 0 P: 11	R: 1 E: 0 K: 1 S: 11	H: 2 LOB: 0 BB: 0 P: 16	R: 0 E: 0 K: 1 S: 9	H: 0 LOB: 0 BB: 0 P: 15	R: 0 E: 0 K: 1 S: 11	H: 0 LOB: 0 BB: 0 P: 15	R: 2 E: 0 K: 1 S: 19	H: 3 LOB: 2 BB: 1 P: 33	R: 3 E: 0 K: 1 S: 15	H: 3 LOB: 1 BB: 1 P: 26	R: 4 E: 0 K: 1 S: 20	H: 4 LOB: 2 BB: 1 P: 37	R: 0 E: 0 K: 0 S: 7	H: 1 LOB: 1 BB: 0 P: 10	1B: 11 2B: 2 3B: 0 HR: 0	SF: 0 SAC: 0 DP: 1 HBP: 1	WP: 1 PB: 1 SB: 1 CS: 0	PA: 40	
PITCHER	IP	WLS	BF	H	R	ER	SO	BB	IBB	HBP	BLK	WP	HR	S	P	ERA	WHIP				
Frank Tanana, L ERA: 3.66 John Kieley, R ERA: 108.0 Jerry Don Gleaton, L ERA: 3.47 Rusty Meacham, R ERA: 5.19	(1, 1) (6, 1) (7, 1) (8, 1)	5.2 0.1 1.0 1.0	L 7 5 4	24 4 0 1	5 5 0 0	5 5 0 0	0 0 1 0	1 0 0 0	0 0 0 0	0 0 0 0	0 0 0 0	0 0 1 0	0 16 12 7	64 28 23 10	102 28 23 10	7.94 135.00 0.00 0.00	1.412 15.000 2.000 1.000				

Detroit Tigers @ Texas Rangers
Arlington Stadium, Arlington, TX
Sun Jul 28 1991, 8:05 PM EDT
Att: 40,411 - Cloudy - 88 F

AB 36
R 10
H 13
RBI 8
BB 3
SO 7
LOB 15



Batter	1	2	3	4	5	6	7	8	9	AB	R	H	RBI	BB	SO	LOB	TOP			
Brian Downing, R (1, 10) Geno Petralli, L (9, PH) OBP: 0.382, SLG: 0.436 OBP: 0.305, SLG: 0.272	1-0 WP 1B	3-3 K		3-1 L7			1-2 G1		3-2 G4-3	4	1	1	0	0	1	1				
Rafael Palmeiro, L (1, 3) OBP: 0.385, SLG: 0.535	1-1 L8	1-3 K			2-1 CS 1B		1-0		1-0 F7	5	0	2	0	0	1	2				
Ruben Sierra, S (1, 9) OBP: 0.365, SLG: 0.492	2-2 F7			2-2 G5-3		1-1	2-3			4	0	1	0	0	1	2				
Julio Franco, R (1, 4) OBP: 0.393, SLG: 0.462	1-1 HR 1B			0-0 FC5-4 CS 1B		0-0			1-0	4	2	3	1	0	0	2				
Juan Gonzalez, R (1, 8) OBP: 0.362, SLG: 0.517	1-1 HR 1B			2-3 K		3-3	2-3		1-0	4	2	2	4	0	2	3				
Steve Buechele, R (1, 5) OBP: 0.339, SLG: 0.459	3-2 F9			0-1 FC5-4		0-0			2-1	4	0	1	0	0	1					
Dean Palmer, R (1, 7) Gary Pettis, S (8, 8) OBP: 0.304, SLG: 0.446 OBP: 0.346, SLG: 0.281		1-0 2B G4-3 1B		1-1 HR		0-1			2-0	4	2	2	1	0	0	1	AB 38			
Ivan Rodriguez, R (1, 2) OBP: 0.303, SLG: 0.362		1-2 G4-3 2B		0-1 P3		2-2			2-2	4	0	1	0	0	0	0	R 7			
Mario Diaz, R (1, 6) OBP: 0.295, SLG: 0.315		0-2 G4-3 2-3 3-H		2-2 G6-3		0-0			1-2	4	0	0	1	0	0	1	H 13			
	R: 3 H: 3 E: 0 LOB: 0 K: 0 BB: 0 S: 14 P: 23	R: 1 H: 2 E: 0 LOB: 1 K: 2 BB: 0 S: 16 P: 22	R: 0 H: 1 E: 0 LOB: 1 K: 1 BB: 0 S: 9 P: 13	R: 1 H: 1 E: 0 LOB: 0 K: 0 BB: 0 S: 11 P: 17	R: 0 H: 2 E: 0 LOB: 2 K: 1 BB: 0 S: 8 P: 14	R: 0 H: 1 E: 0 LOB: 1 K: 0 BB: 0 S: 6 P: 8	R: 0 H: 1 E: 0 LOB: 0 K: 1 BB: 0 S: 8 P: 12	R: 2 H: 2 E: 0 LOB: 0 K: 0 BB: 0 S: 9 P: 17	R: 0 H: 0 E: 0 LOB: 0 K: 0 BB: 0 S: 9 P: 14	1B: 8 SF: 0 2B: 3 SAC: 0 3B: 0 DP: 2 HR: 3 HBP: 0	WP: 1 PA: 38 PB: 0 SB: 0 CS: 2									
	PITCHER	IP	WLS	BF	H	R	ER	SO	BB	IBB	HBP	BLK	WP	HR	S	P	ERA	WHIP		
Joe Hesketh, L (1, 1) ERA: 3.6	6.2	L	29	11	5	5	4	4	0	0	0	0	1	2	69	104	6.75	1.650		
Daryl Irvine, R (7, 1) ERA: 5.87	2.1		9	2	2	2	1	1	0	0	0	0	0	1	21	36	7.71	0.857		

Texas Rangers @ Boston Red Sox
Fenway Park, Boston, MA
Mon Jul 29 1991, 7:05 PM EDT
Att: 33,604 - Cloudy - 71 F

AB 38
R 7
H 13
RBI 7
BB 0
SO 5
LOB 13

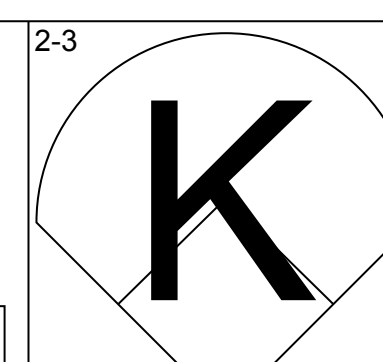
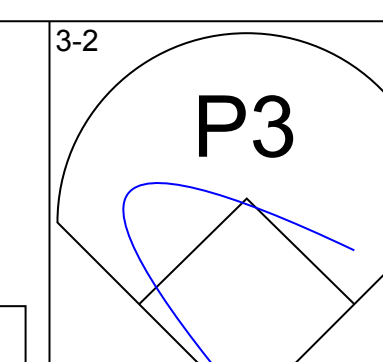
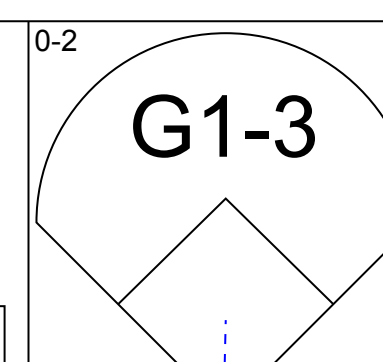
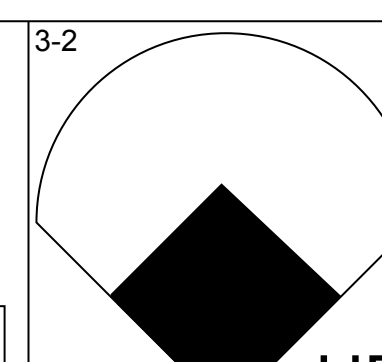
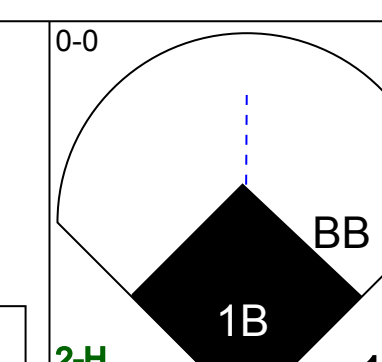
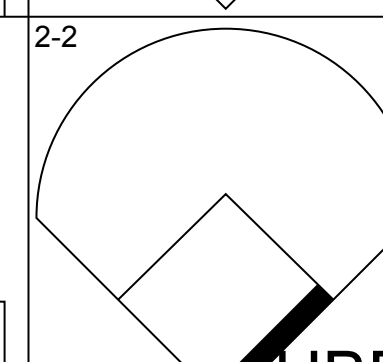
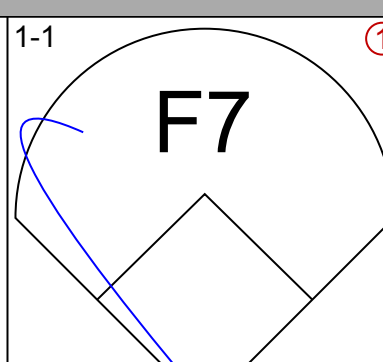
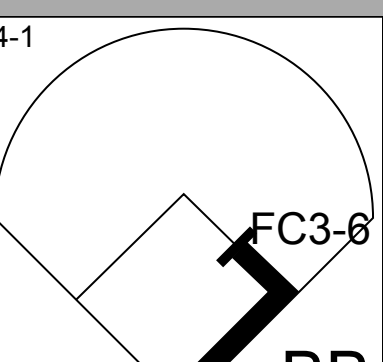
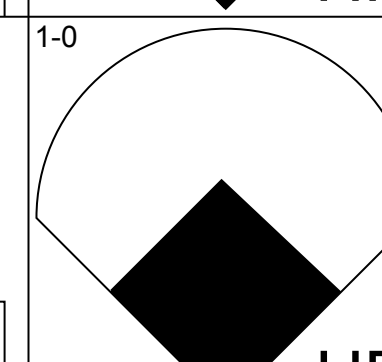
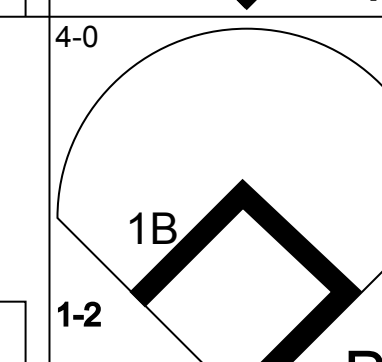
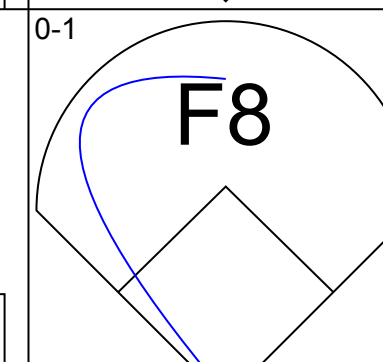
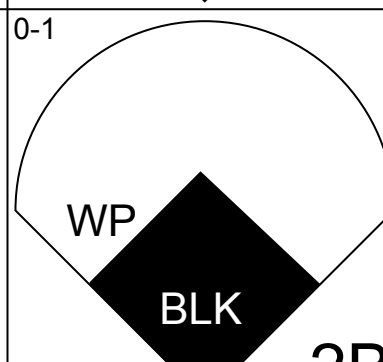
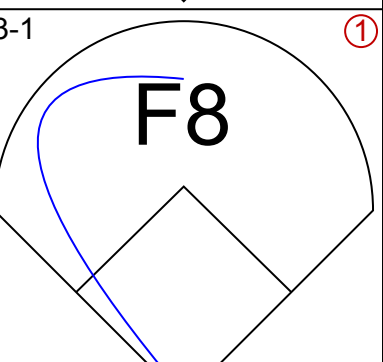
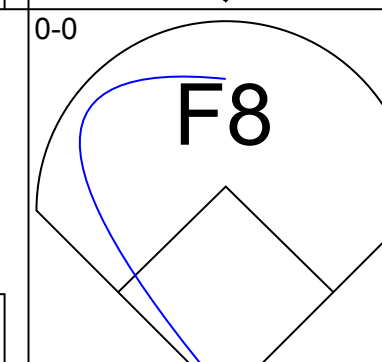
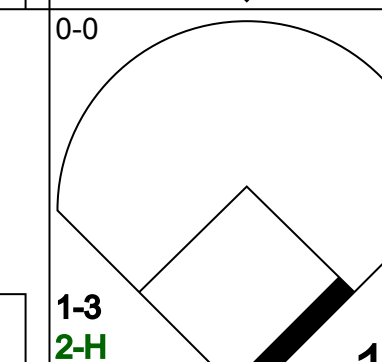
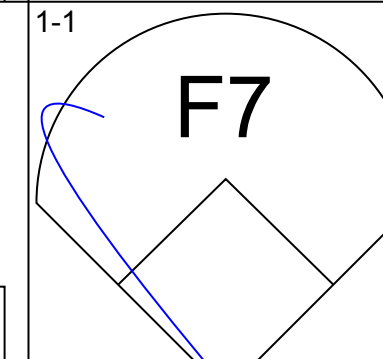
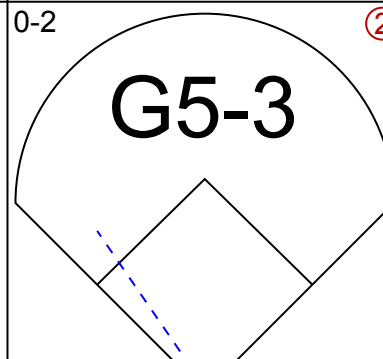
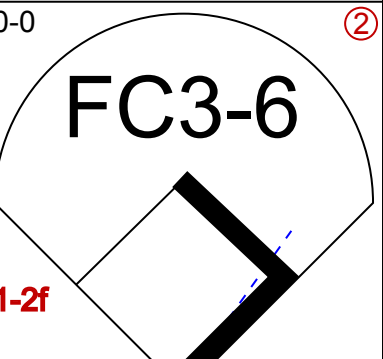
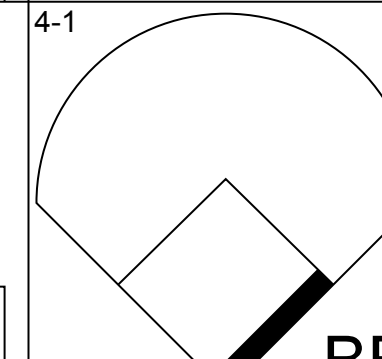
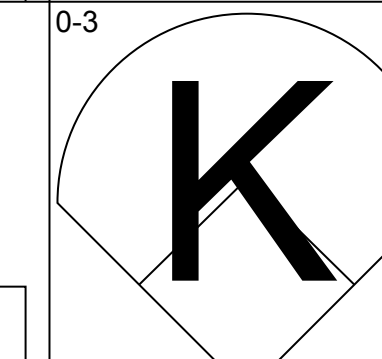
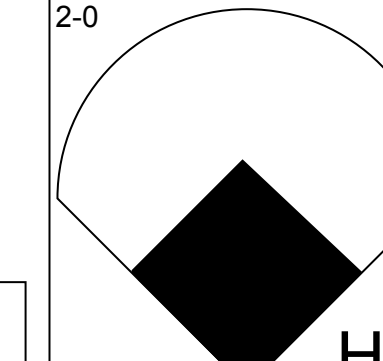
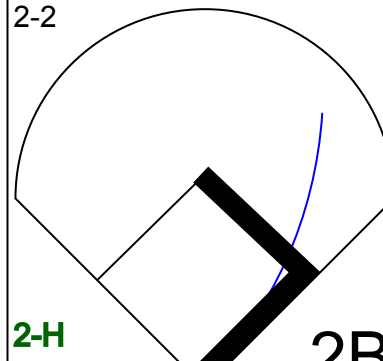
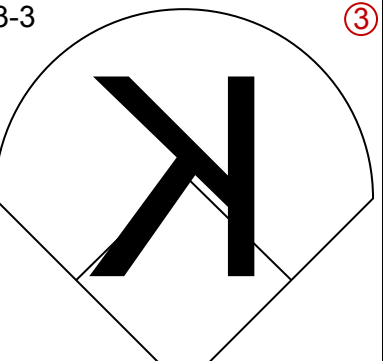
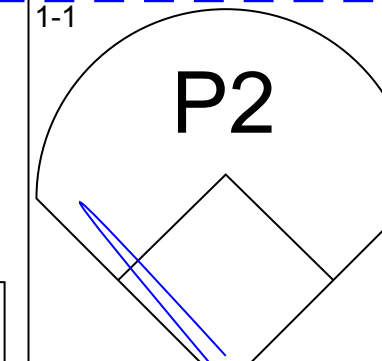
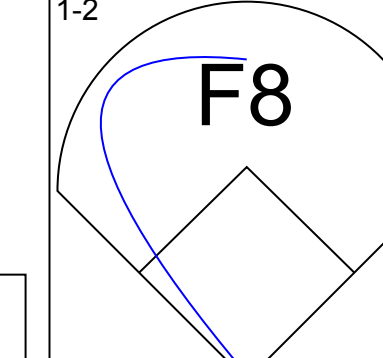
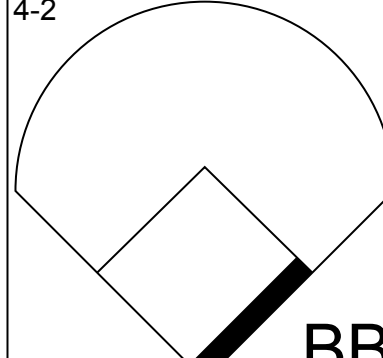

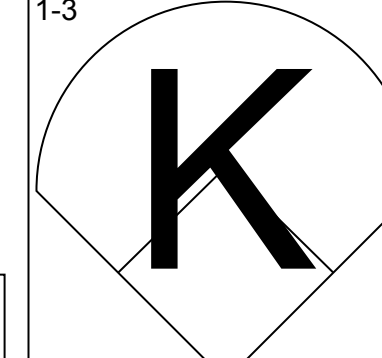


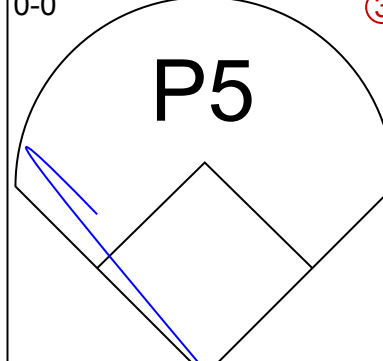
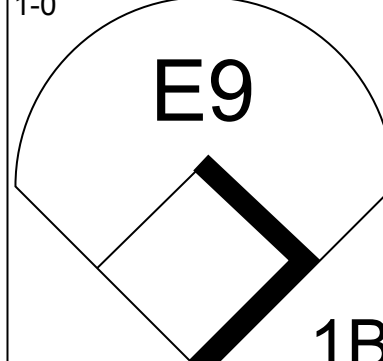

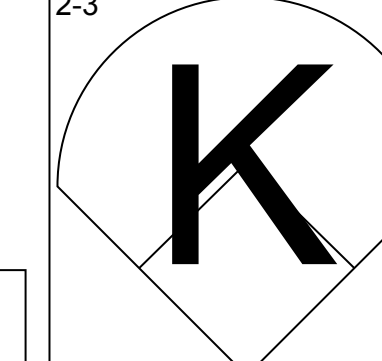
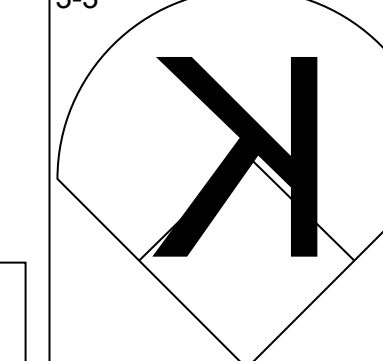

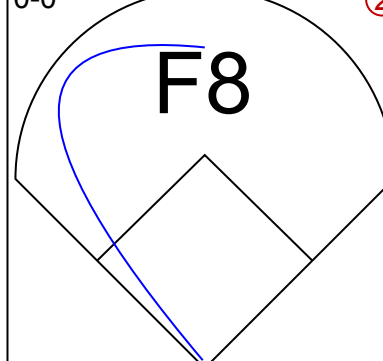
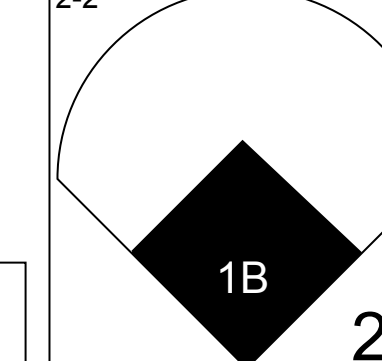
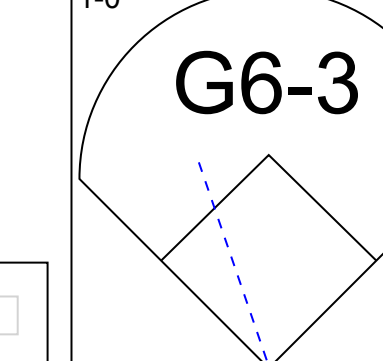
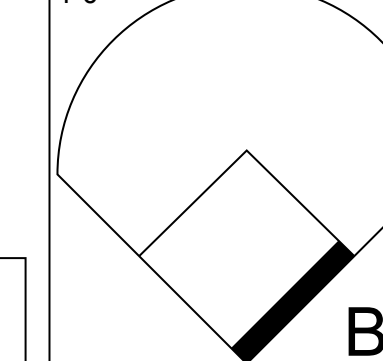
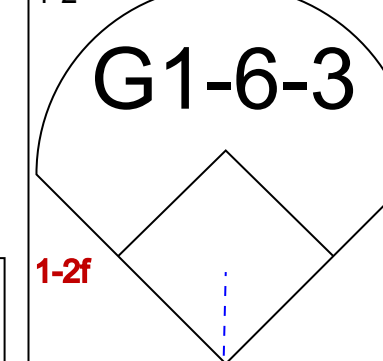
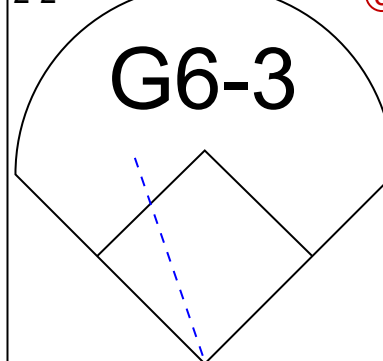
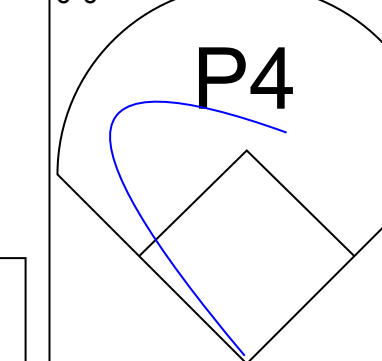

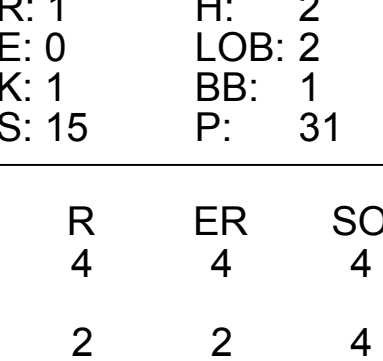
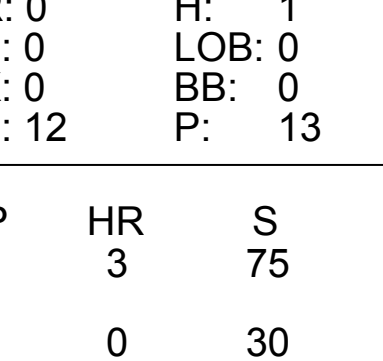
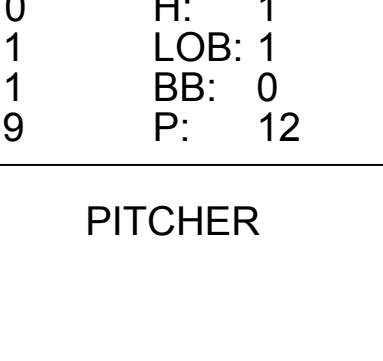
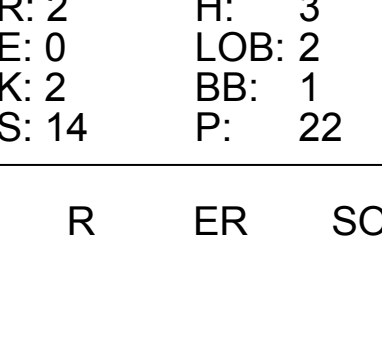


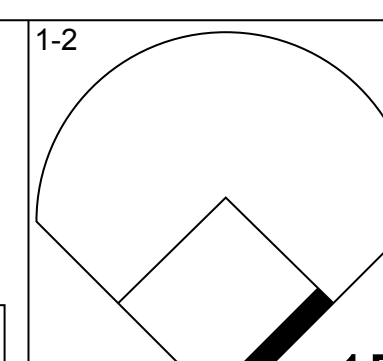
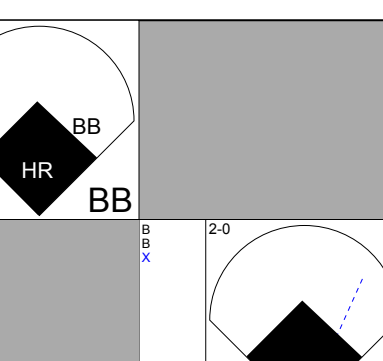
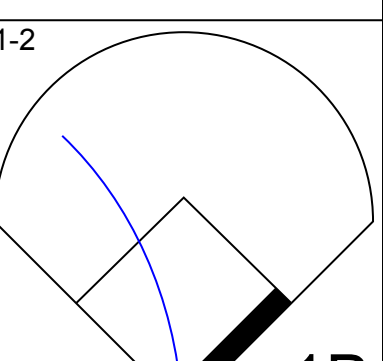
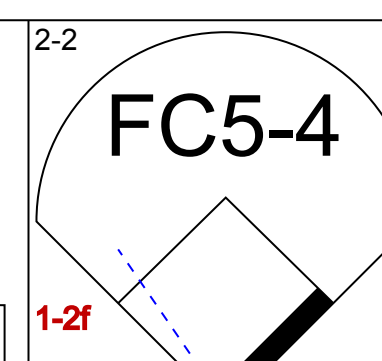
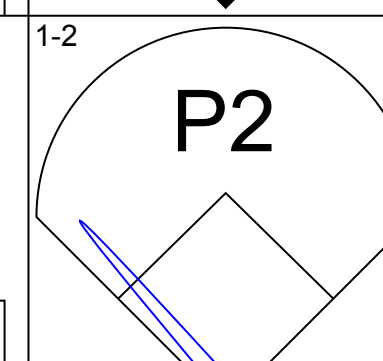
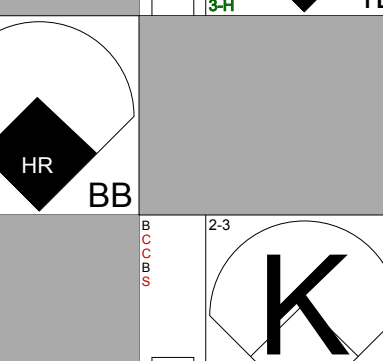
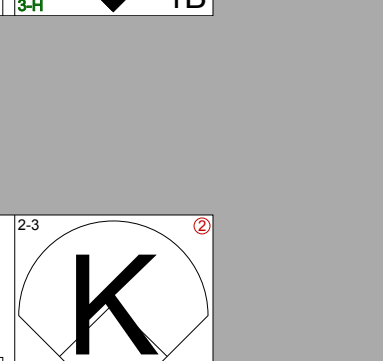
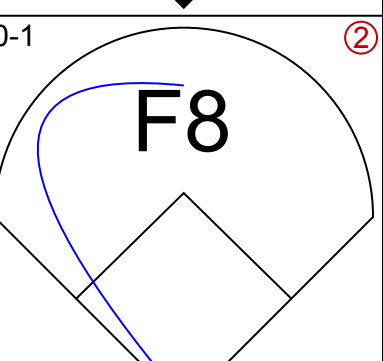
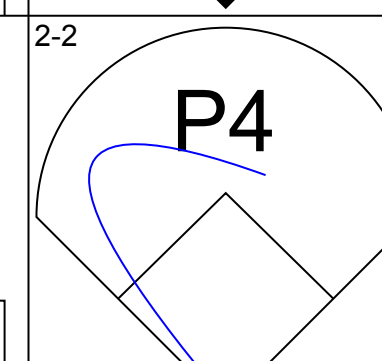
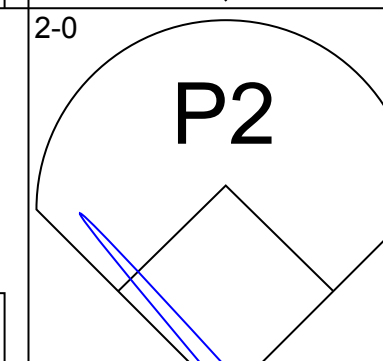
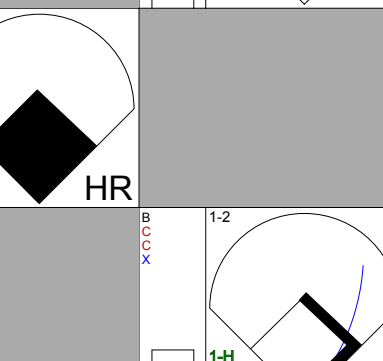
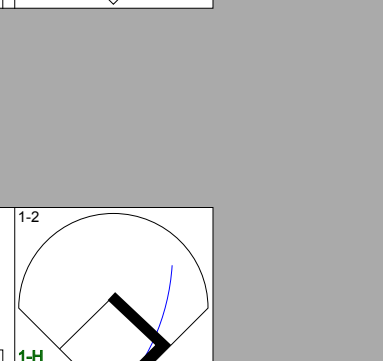
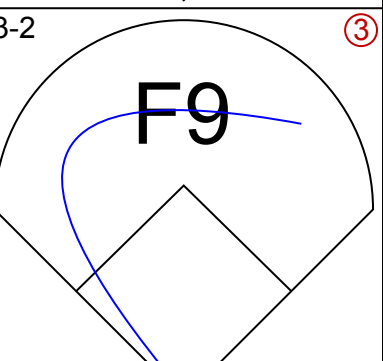
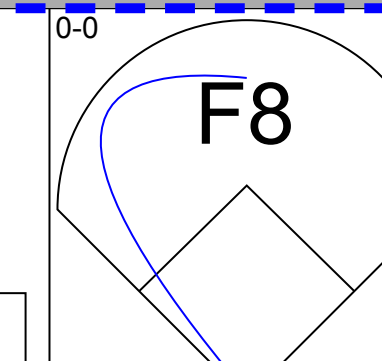
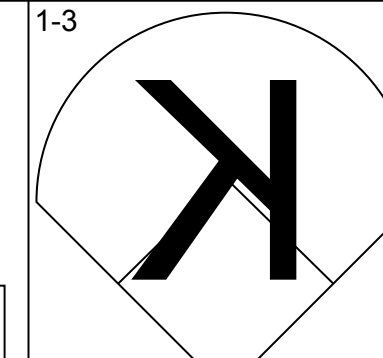
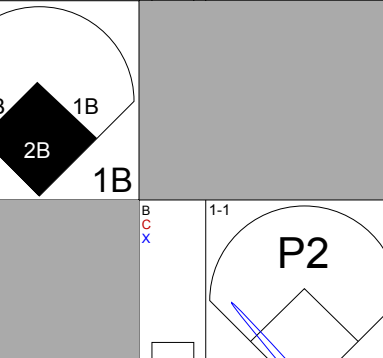
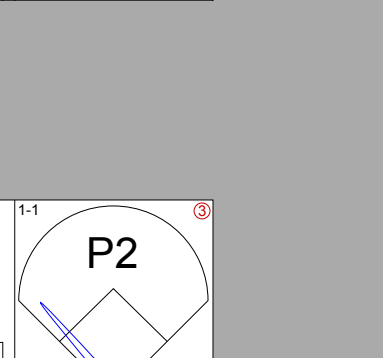
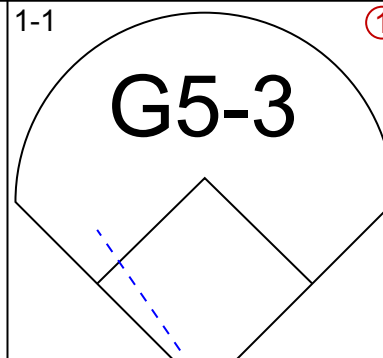
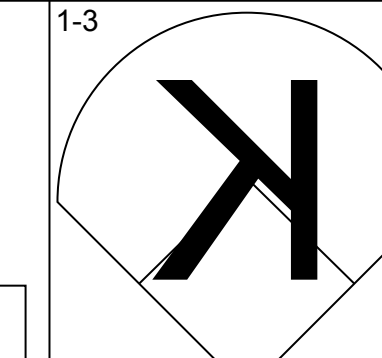
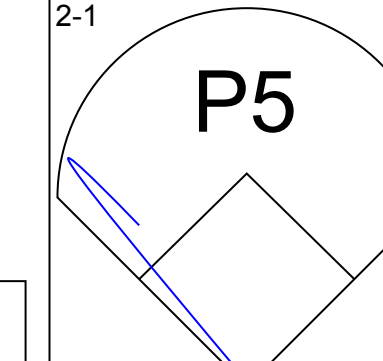
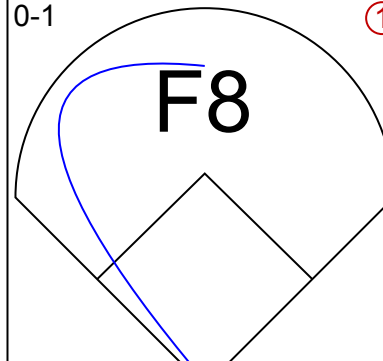
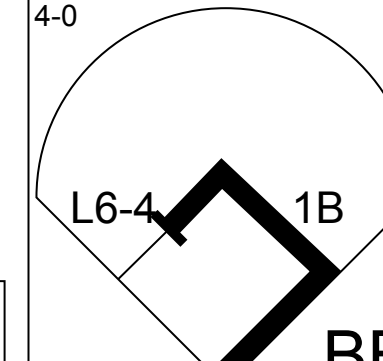

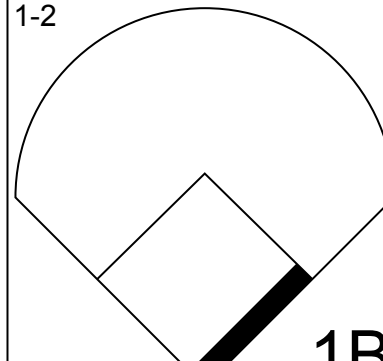
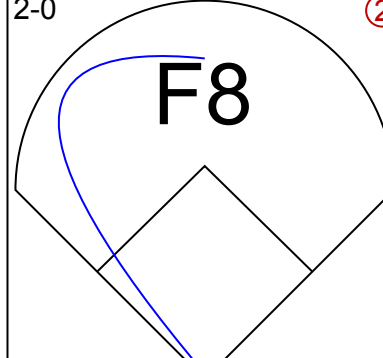
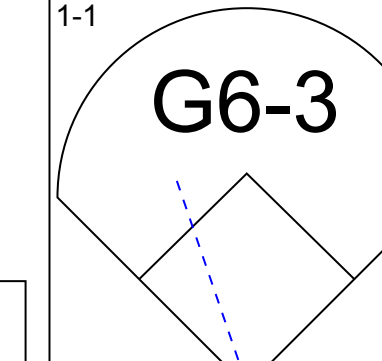
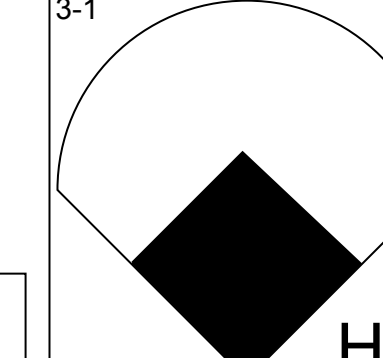
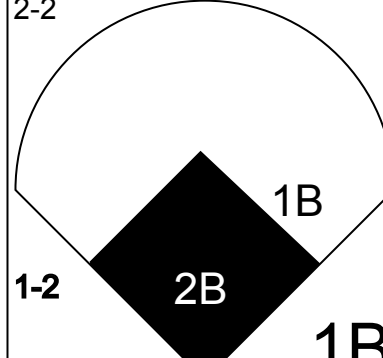
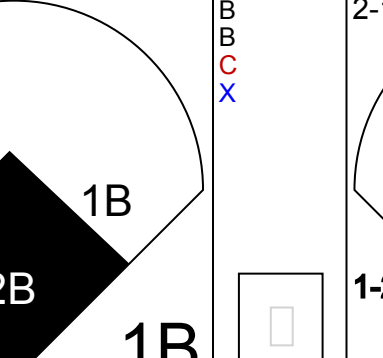
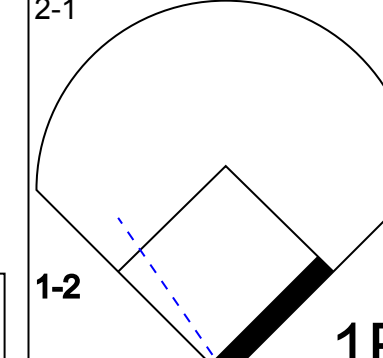
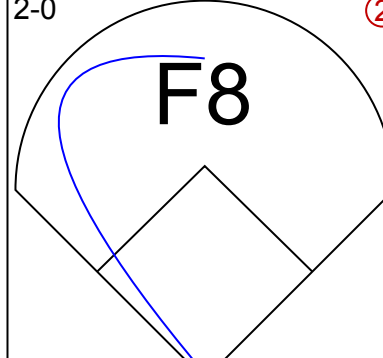

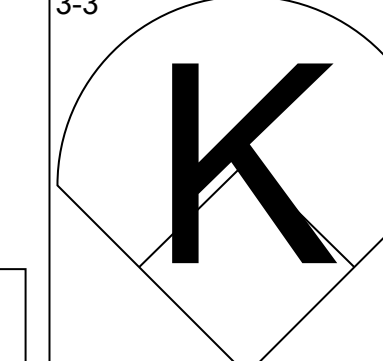
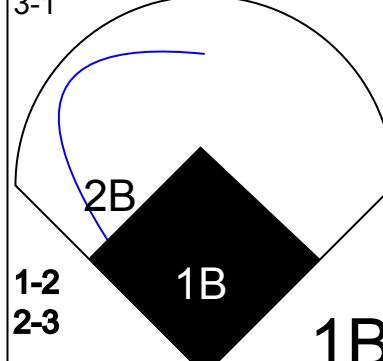
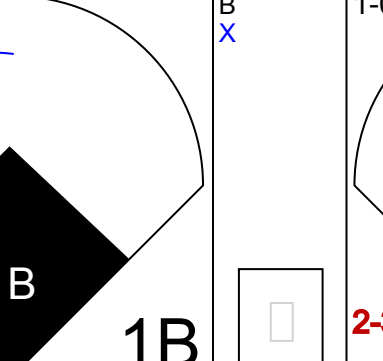
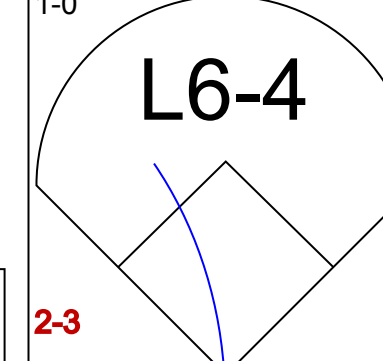
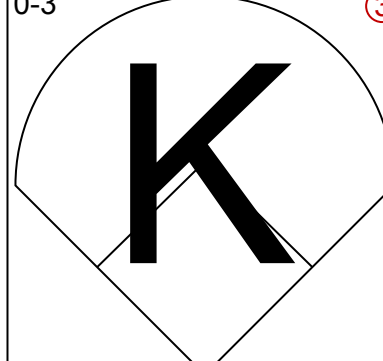

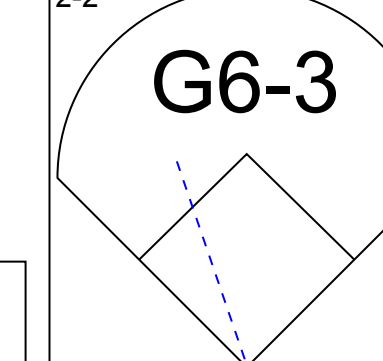
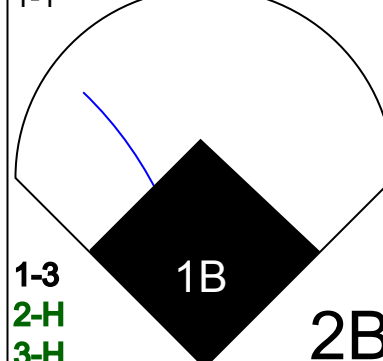
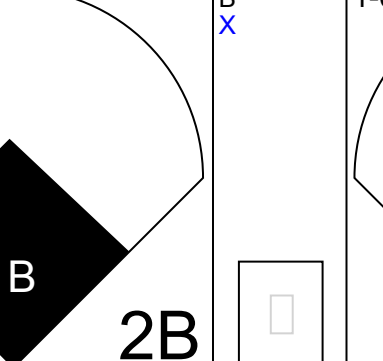
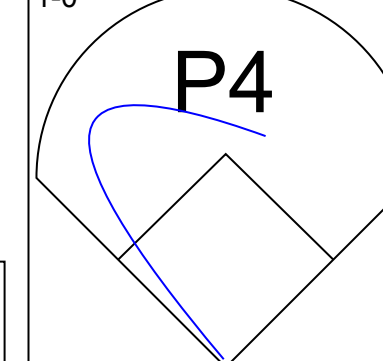


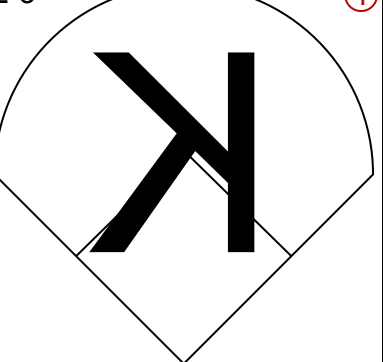
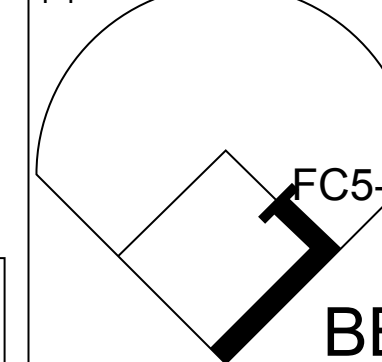

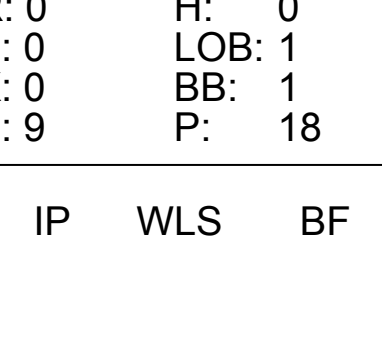
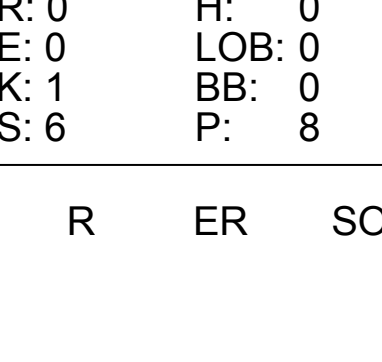
Batter	1	2	3	4	5	6	7	8	9	AB	R	H	RBI	BB	SO	LOB	BOTTOM			
Jody Reed, R (1, 4) OBP: 0.311, SLG: 0.334	2-1 F8		1-0 G5-3				0-0		1-0 L7	5	0	1	0	0	1	2				
Steve Lyons, L (1, 8) Ellis Burks, R (9, PH) OBP: 0.327, SLG: 0.446 OBP: 0.306, SLG: 0.413	2-1 G1-3			0-3 K		1-1	2-1		2-0 F7	4	0	0	0	0	1	2				
Carlos Quintana, R (1, 3) OBP: 0.367, SLG: 0.395	1-1 G1-3			2-0 G6-3		4-0			2-2	3	0	1	0	1	0	0				
Mo Vaughn, L (1, 10) OBP: 0.301, SLG: 0.393				1-2 L9		1-0			0-2	4	0	2	0	0	0	1				
Mike Greenwell, L (1, 7) Kevin Romine, R (1, 7) OBP: 0.351, SLG: 0.419 OBP: 0.207, SLG: 0.255		3-2 F9			2-0 WP G4-3 1B	3-1			2-3	0	0	0	0	0	0	0				
Tom Brunansky, R (1, 9) OBP: 0.287, SLG: 0.379					0-0		2-2		2-3	4	0	1	0	0	2	3				
Luis Rivera, R (1, 6) OBP: 0.358, SLG: 0.458		2-0 L5			4-2		1-2		4-2	2	1	1	0	2	0	1	AB 34			
Tony Peña, R (1, 2) Jack Clark, R (8, PH) John Marzano, R (9, 2) OBP: 0.295, SLG: 0.358 OBP: 0.362, SLG: 0.387 OBP: 0.275, SLG: 0.347					1-0		2-0		1-2	3	0	0	0	0	0	3	R 2			
Mike Brumley, S (1, 5) Wade Boggs, L (7, PH) OBP: 0.204, SLG: 0.176 OBP: 0.421, SLG: 0.466					0-0		2-2		3-2	1	0	0	0	1	0	0	H 8			
	R: 0 H: 0 E: 0 LOB: 0 K: 0 BB: 0 S: 6 P: 11	R: 0 H: 1 E: 0 LOB: 1 K: 1 BB: 0 S: 9 P: 17	R: 0 H: 0 E: 0 LOB: 0 K: 0 BB: 0 S: 4 P: 7	R: 0 H: 0 E: 0 LOB: 0 K: 1 BB: 0 S: 8 P: 11	R: 1 H: 2 E: 0 LOB: 2 K: 1 BB: 2 S: 10 P: 23	R: 0 H: 0 E: 0 LOB: 1 K: 0 BB: 1 S: 5 P: 14	R: 1 H: 3 E: 0 LOB: 2 K: 0 BB: 0 S: 14 P: 23	R: 0 H: 2 E: 0 LOB: 3 K: 2 BB: 1 S: 20 P: 31	R: 0 H: 0 E: 0 LOB: 0 K: 0 BB: 0 S: 6 P: 12	1B: 6 SF: 0 2B: 2 SAC: 0 3B: 0 DP: 1 HR: 0 HBP: 0	WP: 1 PA: 38 PB: 0 SB: 0 CS: 0									
	PITCHER	IP	WLS	BF	H	R	ER	SO	BB	IBB	HBP	BLK	WP	HR	S	P	ERA	WHIP		
Jose Guzman, R (1, 1) ERA: 2.72	7.2	W	34	8	2	2	5	5	4	0	0	0	0	0	72	132	2.35	1.565		
Kenny Rogers, L (8, 1) ERA: 6.1	1.1	S	4	0	0	0	0	0	0	0	0	0	0	10	17	0.00	0.000			

Texas Rangers @ Boston Red Sox
Fenway Park, Boston, MA
Mon Jul 29 1991, 7:05 PM EDT
Att: 33,604 - Cloudy - 71 F

AB 34
R 2
H 8
RBI 1
BB 4
SO 5
LOB 19



Batter	1	2	3	4	5	6	7	8	9	AB	R	H	RBI	BB	SO	LOB	TOP			
Brian Downing, R OBP: 0.382, SLG: 0.446 (1, 10)										5	2	2	2	0	1	2	Texas Rangers @ Boston Red Sox Fenway Park, Boston, MA Tue Jul 30 1991, 3:33 AM EDT Att: 33,086 - Cloudy - 73 F			
Rafael Palmeiro, L OBP: 0.390, SLG: 0.542 (1, 3)										2	1	1	1	2	0	0				
Ruben Sierra, S OBP: 0.365, SLG: 0.494 Kevin Reimer, L OBP: 0.333, SLG: 0.420 (1, 9) (6, 9)										3	1	1	0	0	0	2				
Julio Franco, R OBP: 0.392, SLG: 0.458 Geno Petralli, L OBP: 0.302, SLG: 0.270 (1, 4) (7, 5)										3	0	0	0	1	0	3				
Juan Gonzalez, R OBP: 0.363, SLG: 0.529 (6, 7)										4	1	2	1	0	1	2				
Jeff Huson, L OBP: 0.303, SLG: 0.295 (7, 6)										1	0	1	0	0	0	0				
Steve Buechele, R OBP: 0.340, SLG: 0.457 Gary Pettis, S OBP: 0.341, SLG: 0.276 (1, 5) (6, PH) (6, 8)										1	0	0	0	1	0	0				
Dean Palmer, R OBP: 0.309, SLG: 0.455 (1, 7) (6, 5) (7, 7)										5	0	2	0	0	2	3				
Mike Stanley, R OBP: 0.352, SLG: 0.403 (1, 2)										5	1	2	0	0	1	3				
Mario Diaz, R OBP: 0.294, SLG: 0.307 (1, 6) (7, 4)										3	0	0	0	1	0	3				
Inning Stats	R: 0 E: 0 K: 1 S: 9	H: 0 LOB: 1 BB: 0 P: 14	R: 1 E: 0 K: 1 S: 15	H: 2 LOB: 2 BB: 1 P: 31	R: 1 E: 0 K: 0 S: 14	H: 2 LOB: 2 BB: 1 P: 21	R: 0 E: 0 K: 0 S: 12	H: 1 LOB: 0 BB: 0 P: 13	R: 0 E: 1 K: 1 S: 8	H: 1 LOB: 1 BB: 0 P: 18	R: 2 E: 0 K: 1 S: 13	H: 2 LOB: 1 BB: 1 P: 23	R: 2 E: 0 K: 2 S: 14	H: 3 LOB: 2 BB: 1 P: 22	R: 0 E: 0 K: 1 S: 11	H: 1 LOB: 1 BB: 0 P: 15	1B: 5 2B: 4 3B: 0 HR: 3	SF: 0 SAC: 0 DP: 1 HBP: 1	WP: 1 PB: 0 SB: 0 CS: 0	PA: 44
PITCHER	IP	WLS	BF	H	R	ER	SO	BB	IBB	HBP	BLK	WP	HR	S	P	ERA	WHIP			
Kevin Morton, L ERA: 6.0 (1, 1)	6.1	W	31	8	4	4	4	4	0	0	1	1	3	75	125	5.68	1.895			
Dennis Lamp, R ERA: 4.5 (7, 1)	2.2		13	4	2	2	4	1	0	0	0	0	0	30	44	6.75	1.875			

Batter	1	2	3	4	5	6	7	8	9	AB	R	H	RBI	BB	SO	LOB	BOTTOM			
Wade Boggs, L OBP: 0.326, SLG: 0.469 (1, 5)										4	2	3	2	1	0	1	Texas Rangers @ Boston Red Sox Fenway Park, Boston, MA Tue Jul 30 1991, 3:33 AM EDT Att: 33,086 - Cloudy - 73 F			
Jody Read, R OBP: 0.309, SLG: 0.331 (1, 4)										4	1	0	0	1	1	5				
Carlos Quintana, R OBP: 0.368, SLG: 0.408 (1, 7) (9, 3)										5	1	2	6	0	0	2				
Jack Clark, R OBP: 0.360, SLG: 0.384 (1, 10)										5	1	1	0	0	2	2				
Mo Vaughn, L OBP: 0.306, SLG: 0.386 Kevin Romine, R OBP: 0.207, SLG: 0.255 (1, 3) (9, 7)										4	0	1	0	1	0	1				
Ellis Burks, R OBP: 0.311, SLG: 0.426 Steve Lyons, L OBP: 0.327, SLG: 0.446 (1, 8) (7, 8)										4	2	3	1	0	0	1				
Tom Brunansky, R OBP: 0.287, SLG: 0.378 (1, 9)										4	1	1	0	0	2	3				
Tony Peña, R OBP: 0.295, SLG: 0.360 John Marzano, R OBP: 0.275, SLG: 0.347 (1, 2) (8, 2)										4	1	1	2	0	0	1				
Luis Rivera, R OBP: 0.364, SLG: 0.456 Mike Brumley, S OBP: 0.204, SLG: 0.176 (1, 6) (7, PR) (6, 6)										0	0	0	0	0	0	0				
Inning Stats	R: 0 E: 0 K: 1 S: 10	H: 1 LOB: 1 BB: 0 P: 15	R: 1 E: 0 K: 1 S: 11	H: 1 LOB: 0 BB: 0 P: 21	R: 10 E: 0 K: 1 S: 29	H: 7 LOB: 1 BB: 4 P: 60	R: 0 E: 0 K: 0 S: 4	H: 1 LOB: 1 BB: 1 P: 12	R: 0 E: 0 K: 1 S: 9	H: 1 LOB: 1 BB: 0 P: 13	R: 0 E: 0 K: 0 S: 9	H: 1 LOB: 1 BB: 1 P: 18	R: 0 E: 0 K: 1 S: 6	H: 0 LOB: 0 BB: 0 P: 8	1B: 8 2B: 3 3B: 0 HR: 2	SF: 0 SAC: 0 DP: 1 HBP: 0		WP: 0 PB: 0 SB: 1 CS: 0	PA: 41	
PITCHER	IP	WLS	BF	H	R	ER	SO	BB	IBB	HBP	BLK	WP	HR	S	P	ERA	WHIP			
Oil Can Boyd, R ERA: 3.95 (1, 1)	2.1	L	15	5	7	7	2	3	0	0	0	0	0	41	73	9.82	2.455			
Wayne Rosenthal, R ERA: 4.29 (3, 1)	3.2		19	7	4	4	3	2	0	0	0	0	0	9	18	0.00	1.000			
Brad Arnsberg, R ERA: 8.38 (7, 1)	1.0		4	0	0	0	0	1	0	0	0	0	0	6	8	0.00	0.000			
Mike Jeffcoat, L ERA: 3.53 (8, 1)	1.0		3	0	0	0	1	0	0	0	0	0	0	6	8	0.00	0.000			

AB	38
R	6
H	12
RBI	5
BB	5
SO	8
LOB	22




Batter	1	2	3	4	5	6	7	8	9	AB	R	H	RBI	BB	SO	LOB	TOP								
Dean Palmer, R OBP: 0.314, SLG: 0.478 (1, 7)	F9		F8		G5-4-3 BB			HR	K	4	1	1	1	1	1	1									
Julio Franco, R OBP: 0.393, SLG: 0.457 (1, 4)	K			HR BB	G5-4-3			HR		3	2	1	0	1	1	1									
Ruben Sierra, S OBP: 0.364, SLG: 0.499 (1, 9)	G4-3			HR	G3			F9		4	1	1	2	0	0	1									
Rafael Palmeiro, L OBP: 0.391, SLG: 0.550 (1, 3)		L4		2B 1B	G4-3			HR		4	2	2	2	0	0	0									
Juan Gonzalez, R OBP: 0.359, SLG: 0.523 (1, 8)	F7			K	K			G6-3		4	0	0	0	0	2	1									
Kevin Reimer, L OBP: 0.332, SLG: 0.421 (1, 10)	F8			1B	2B			K		4	1	1	0	0	2	0									
Steve Buechele, R OBP: 0.342, SLG: 0.458 (1, 5)			1B G4-6-3	E3 1B				G5-3	G6-3	4	1	2	2	0	0	0									
Ivan Rodriguez, R OBP: 0.309, SLG: 0.367 (1, 2)			1B G4-6-3	E3				G6-3	1B CS	4	0	2	0	0	0	1									
Jeff Huson, L OBP: 0.302, SLG: 0.294 (1, 6)			G4-6-3	K				L9	1B	4	0	1	0	0	1	2									
Inning Stats	R: 0 E: 0 K: 1 S: 9	H: 0 LOB: 0 BB: 0 P: 14	R: 0 E: 0 K: 0 S: 5	H: 0 LOB: 0 BB: 0 P: 9	R: 2 E: 0 K: 0 S: 12	H: 2 LOB: 0 BB: 0 P: 18	R: 4 E: 1 K: 2 S: 22	H: 4 LOB: 1 BB: 1 P: 37	R: 0 E: 0 K: 0 S: 8	H: 0 LOB: 0 BB: 1 P: 17	R: 0 E: 0 K: 0 S: 9	H: 0 LOB: 0 BB: 0 P: 13	R: 0 E: 0 K: 0 S: 5	H: 0 LOB: 0 BB: 0 P: 7	R: 3 E: 0 K: 1 S: 16	H: 3 LOB: 0 BB: 0 P: 26	R: 0 E: 0 K: 1 S: 12	H: 2 LOB: 1 BB: 0 P: 17	1B: 7 2B: 1 3B: 0 HR: 3	SF: 0 SAC: 0 DP: 2 HBP: 0	WP: 0 PB: 0 SB: 1 CS: 1	PA: 37			
PITCHER	IP	WLS	BF	H	R	ER	SO	BB	IBB	HBP	BLK	WP	HR	S	P	ERA	WHIP								
Jeff Carter, R ERA: 6.0 (1, 1)	3.0		11	2	2	2	1	1	0	0	0	0	0	26	45	6.00	1.000								
Melido Perez, R ERA: 3.33 (4, 1)	4.1		20	7	6	6	4	1	0	0	0	0	3	53	84	12.46	1.846								
Donn Pall, R ERA: 2.55 (8, 1)	1.2	W	6	2	0	0	2	0	0	0	0	0	0	19	29	0.00	1.200								

Texas Rangers @ Chicago White Sox
Comiskey Park, Chicago, IL
Wed Jul 31 1991, 8:05 PM EDT
Att: 35,185 - Cloudy - 85 F

livebaseballscorecards.com

AB 35
R 8
H 11
RBI 7
BB 2
SO 7
LOB 7




Batter	1	2	3	4	5	6	7	8	9	AB	R	H	RBI	BB	SO	LOB	BOTTOM								
Tim Raines, S OBP: 0.353, SLG: 0.329 (1, 7)	BB 1B WP		K	G4-3	G4-3		FC6-4		HR BB	5	2	1	0	1	1	4									
Robin Ventura, L OBP: 0.276, SLG: 0.469 (1, 5)	WP BB G1-2-3		HR	1B			G4-3	G3	HR	6	2	4	5	0	0	0									
Frank Thomas, R OBP: 0.446, SLG: 0.535 (1, 10)	G1-2-3 WP BB		G5-3 1B	1B	BB		BB	HR		2	2	2	1	3	0	0									
Dan Pasqua, L OBP: 0.376, SLG: 0.494 (1, 9)	G1-2-3 BB		G5-3 1B	G3		P2		G6-4-3 BB		3	1	1	0	2	0	3									
Ron Kittle, R OBP: 0.276, SLG: 0.280 Mike Huff, R OBP: 0.354, SLG: 0.323 (1, 3)	G1-2-3		G5-3		P6		F7	G6-4-3		4	0	0	0	0	0	6									
Lance Johnson, L OBP: 0.276, SLG: 0.296 Craig Grebeck, R OBP: 0.331, SLG: 0.486 (1, 8)	K		E2 1B	WP 1B			G3	FC1-5 1B BB		4	1	2	1	0	1	2									
Ron Karkovics, R OBP: 0.345, SLG: 0.462 (1, 2)		K		HBP	G6-3 1B BB		F7	BB FC1-5 1B		3	1	1	0	1	1	0									
Joey Cora, S OBP: 0.333, SLG: 0.331 (1, 4)		G3	F7		G6-3 1B		1B	FC1-5 BB HR		5	1	2	1	0	0	4									
Ozzie Guillen, L OBP: 0.274, SLG: 0.308 Carlton Fisk, R OBP: 0.321, SLG: 0.385 (1, 6)	G4-3			K	G6-3		FC6-4 1B	P4		4	0	1	0	0	1	2									
Inning Stats	R: 1 E: 0 K: 1 S: 15	H: 2 LOB: 2 BB: 2 P: 24	R: 0 E: 0 K: 1 S: 6	H: 0 LOB: 0 BB: 0 P: 10	R: 3 E: 1 K: 1 S: 16	H: 4 LOB: 2 BB: 0 P: 25	R: 0 E: 0 K: 1 S: 10	H: 1 LOB: 2 BB: 1 P: 16	R: 1 E: 0 K: 0 S: 8	H: 1 LOB: 1 BB: 1 P: 14	R: 0 E: 0 K: 0 S: 8	H: 2 LOB: 2 BB: 0 P: 11	R: 1 E: 0 K: 0 S: 11	H: 1 LOB: 0 BB: 1 P: 20	R: 4 E: 0 K: 0 S: 17	H: 2 LOB: 0 BB: 2 P: 31	1B: 11 2B: 0 3B: 0 HR: 3	SF: 0 SAC: 0 DP: 2 HBP: 1	WP: 2 PB: 0 SB: 0 CS: 0	PA: 47					
PITCHER	IP	WLS	BF	H	R	ER	SO	BB	IBB	HBP	BLK	WP	HR	S	P	ERA	WHIP								
Kevin Brown, R ERA: 4.4 (1, 1)	5.0		28	9	5	4	4	1	0	0	0	0	0	16	25	0.00	1.500								
Mike Jeffcoat, L ERA: 3.4 (6, 1)	2.0		9	2	0	0	0	1	0	0	0	0	0	16	25	0.00	1.500								
Kenny Rogers, L ERA: 6.35 (8, 1)	1.1		7	2	3	3	0	2	0	0	0	0	1	21	37	20.25	3.000								
Rich Gossage, R ERA: 4.28 (9, 1)	0.1	L	3	1	2	2	0	1	0	0	0	0	1	7	14	54.00	6.000								

Texas Rangers @ Chicago White Sox
Comiskey Park, Chicago, IL
Wed Jul 31 1991, 8:05 PM EDT
Att: 35,185 - Cloudy - 85 F

livebaseballscorecards.com

AB 38
R 10
H 14
RBI 8
BB 8
SO 4
LOB 24



Batter	1	2	3	4	5	6	7	8	9	AB	R	H	RBI	BB	SO	LOB	TOP					
Dean Palmer, R (1, 7) OBP: 0.299, SLG: 0.454	G1-3		F8		P3		F7		K	5	0	0	0	0	1	1	Texas Rangers @ Chicago White Sox Comiskey Park, Chicago, IL Thu Aug 01 1991, 8:05 PM EDT Att: 36,488 - Cloudy - 83 F					
Julio Franco, R (1, 4) OBP: 0.395, SLG: 0.458	1B		F8		BB		1B		G3-1	4	0	2	0	1	0	1						
Ruben Sierra, S (1, 9) OBP: 0.360, SLG: 0.494	F7		P6		L7		F8			4	0	0	0	0	0	3						
Rafael Palmeiro, L (1, 3) OBP: 0.396, SLG: 0.556	1B			2B BB		1B SF7 2B		G6-4-3 1B		3	2	3	0	1	0	0						
Juan Gonzalez, R (1, 8) OBP: 0.364, SLG: 0.529	G1-3		FC1-6 1-H 2B		2-3 1B		1-2 1B		G6-4-3 1B	4	0	3	1	0	0	2						
Kevin Reimer, L (1, 10) OBP: 0.328, SLG: 0.417		F7		FC1-6 2-3 2B		SF7 1B		G6-4-3 1-2 2-3 2B		2	0	0	1	0	0	1						
Brian Downing, R (8, PH) OBP: 0.381, SLG: 0.444										1	0	0	0	0	0	2						
Steve Buechele, R (1, 5) OBP: 0.340, SLG: 0.455		K		P3		L7		K		2	0	0	0	0	1	1						
Mike Stanley, R (5, 2) OBP: 0.348, SLG: 0.397										2	0	0	0	0	1	2						
Ivan Rodriguez, R (1, 2) OBP: 0.312, SLG: 0.369				G5-3		F9		F8		2	0	1	0	0	0	1						
Geno Petrilli, L (5, 5) OBP: 0.300, SLG: 0.267										1	0	0	0	0	0	1						
Gary Pettis, S (9, PH) OBP: 0.339, SLG: 0.275		1B								1	0	0	0	0	0	0						
Jeff Huson, L (1, 6) OBP: 0.298, SLG: 0.289										3	0	0	0	0	0	1						
Mario Diaz, R (9, PH) OBP: 0.299, SLG: 0.313		L6				B5-3		G6-3 1B		1	0	1	0	0	0	0						
Inning Stats	R: 0 E: 0 K: 1 S: 14	H: 2 LOB: 2 BB: 0 P: 24	R: 0 E: 0 K: 1 S: 9	H: 1 LOB: 1 BB: 0 P: 16	R: 0 E: 0 K: 0 S: 6	H: 0 LOB: 0 BB: 0 P: 10	R: 1 E: 0 K: 0 S: 11	H: 1 LOB: 1 BB: 1 P: 19	R: 0 E: 0 K: 0 S: 7	H: 0 LOB: 1 BB: 1 P: 13	R: 1 E: 0 K: 0 S: 12	H: 2 LOB: 1 BB: 0 P: 21	R: 0 E: 0 K: 0 S: 5	H: 1 LOB: 1 BB: 0 P: 7	R: 0 E: 0 K: 1 S: 14	H: 2 LOB: 1 BB: 0 P: 18	R: 0 E: 0 K: 1 S: 11	H: 1 LOB: 1 BB: 0 P: 15	1B: 8 2B: 2 3B: 0 HR: 0	SF: 1 SAC: 0 DP: 1 HBP: 0	WP: 0 PB: 0 SB: 0 CS: 0	PA: 38
PITCHER	IP WLS BF H R ER SO BB IBB HBP BLK WP HR S P ERA WHIP																					
Ramon Garcia, R (1, 1) ERA: 4.37	7.0 W 30 7 2 2 1 2 0 0 0 0 0 0 64 110 2.57 1.286																					
Ken Patterson, L (8, 1) ERA: 2.65	0.0 2 2 0 0 0 0 0 0 0 0 0 0 6 7 ∞ ∞																					
Brian Drahman, R (8, 1) ERA: 5.4	1.0 2 0 0 0 1 0 0 0 0 0 0 0 8 11 0.00 0.000																					
Scott Radinsky, L (9, 1) ERA: 2.31	1.0 4 1 0 0 1 0 0 0 0 0 0 0 11 15 0.00 1.000																					

Batter	1	2	3	4	5	6	7	8	9	AB	R	H	RBI	BB	SO	LOB	BOTTOM					
Tim Raines, S (1, 7) OBP: 0.353, SLG: 0.338	G5-3		F7	F8 2B 2B		F7		1B		5	2	2	2	0	0	0	Texas Rangers @ Chicago White Sox Comiskey Park, Chicago, IL Thu Aug 01 1991, 8:05 PM EDT Att: 36,488 - Cloudy - 83 F					
Robin Ventura, L (1, 5) OBP: 0.378, SLG: 0.466	E9			1B BB		F8		BB 1B BB		2	2	0	0	2	0	1						
Craig Grebeck, R (8, PH) OBP: 0.336, SLG: 0.486	G6-3									0	1	0	0	1	0	0						
Frank Thomas, R (1, 10) OBP: 0.448, SLG: 0.539	G6-3					F8		BB 1B		5	2	3	3	0	0	1						
Dan Pasqua, L (1, 3) OBP: 0.377, SLG: 0.489	P4		E3	1B		F8		1B 1B BB		3	1	0	0	2	0	2						
Carlton Fisk, R (1, 2) OBP: 0.323, SLG: 0.390		BB G4-3 2B		E6		K		1B 1B		4	1	2	1	0	1	3						
Mike Huff, R (7, PR) OBP: 0.357, SLG: 0.327										1	1	1	2	0	0	0						
Warren Newson, L (1, 9) OBP: 0.439, SLG: 0.385		G4-3 BB BB		K		F7		1B 1B		4	1	1	1	1	1	5						
Lance Johnson, L (1, 8) OBP: 0.278, SLG: 0.295										2	0	0	0	1	0	2						
Ron Karkovice, R (7, PH) OBP: 0.337, SLG: 0.450										2	0	0	0	0	1	4						
Joey Cora, S (1, 4) OBP: 0.335, SLG: 0.329		G4-3				G4-3		1B 2B BB		4	1	1	2	1	0	3						
Ozzie Guillen, L (1, 6) OBP: 0.273, SLG: 0.307										4	1	1	1	0	0	2						
Inning Stats	R: 1 E: 1 K: 0 S: 10	H: 0 LOB: 0 BB: 0 P: 19	R: 2 E: 0 K: 0 S: 10	H: 1 LOB: 2 BB: 2 P: 21	R: 2 E: 2 K: 1 S: 17	H: 1 LOB: 2 BB: 1 P: 27	R: 3 E: 0 K: 1 S: 17	H: 3 LOB: 2 BB: 2 P: 34	R: 0 E: 0 K: 0 S: 4	H: 0 LOB: 0 BB: 0 P: 6	R: 0 E: 0 K: 0 S: 6	H: 0 LOB: 1 BB: 1 P: 14	R: 0 E: 1 K: 0 S: 13	H: 1 LOB: 1 BB: 0 P: 21	R: 5 E: 0 K: 1 S: 20	H: 5 LOB: 2 BB: 2 P: 39	R: 0 E: 0 K: 1 S: 11	H: 1 LOB: 1 BB: 0 P: 15	1B: 7 2B: 4 3B: 1 HR: 0	SF: 1 SAC: 0 DP: 2 HBP: 0	WP: 0 PB: 0 SB: 0 CS: 0	PA: 45
PITCHER	IP WLS BF H R ER SO BB IBB HBP BLK WP HR S P ERA WHIP																					
Bobby Witt, R (1, 1) ERA: 4.74	3.1 L 21 5 8 5 1 4 0 0 0 0 0 0 14 32 0.00 0.750																					
Wayne Rosenthal, R (4, 1) ERA: 3.74	2.2 10 0 0 0 1 2 0 0 0 0 0 0 7 11 ∞ ∞																					
Brad Arnsberg, R (7, 1) ERA: 8.38	0.0 2 1 0 0 0 0 0 0 0 0 0 0 7 11 ∞ ∞																					
John Barfield, L (7, 1) ERA: 4.54	1.1 7 2 4 4 0 2 0 0 0 0 0 0 13 29 27.00 3.000																					
Jeff Russell, R (8, 1) ERA: 3.07	0.2 5 3 1 1 1 0 0 0 0 0 0 0 13 20 13.50 4.500																					

AB	35
R	2
H	10
RBI	2
BB	2
SO	3
LOB	16



AB	36
R	13
H	11
RBI	12
BB	8
SO	3
LOB	23




Batter	1	2	3	4	5	6	7	8	9	AB	R	H	RBI	BB	SO	LOB	TOP										
Brian Downing, R (1, 10) OBP: 0.381, SLG: 0.449	0-1 G6-3	0-1 FC5		1-3 K			1-1 HR	0-0 P3		5	1	1	1	0	1	6	Texas Rangers @ Milwaukee Brewers Milwaukee County Stadium, Milwaukee, WI Sun Aug 04 1991, 4:33 AM EDT Att: 28,464 - Cloudy - 68 F										
Julio Franco, R (1, 4) OBP: 0.407, SLG: 0.465	2-1 1B		2-2 F9	1-0 L9			3-1 F8 1B		2-2 G6-3	5	1	2	0	0	0	3											
Rafael Palmeiro, L (1, 3) OBP: 0.403, SLG: 0.568	3-1 1B		1-3 K		3-1 G3-1		2-0 F8		1-1 G4-3	5	0	1	0	0	1	1											
Ruben Sierra, S (1, 9) OBP: 0.361, SLG: 0.489	1-3 K		1-0 1B		0-1 2B		3-1 HBP 1B		4-1 BB	4	0	3	1	1	1	2											
Kevin Reimer, L (1, 7) OBP: 0.328, SLG: 0.437 Steve Buechele, R (7, PR) OBP: 0.336, SLG: 0.455	1-1 G4-3		2-0 G4-3		3-2 L8		1-0 G6-4-3 HBP		1-0 F9	3	0	0	0	0	0	4											
Juan Gonzalez, R (1, 8) OBP: 0.363, SLG: 0.529		2-2 F8		1-2 L7	3-2 G5-3		2-2 G6-4-3			4	0	0	0	0	0	3											
Dean Palmer, R (1, 5) OBP: 0.316, SLG: 0.442		2-2 F7		4-1 1B BB		2-3 K		1-1 G1-3 1B		3	0	1	0	1	1	0											
Ivan Rodriguez, R (1, 2) OBP: 0.316, SLG: 0.368		3-2 FC5 1B		1-0 BB	0-3 K		1 SAFE 0-0 P2			4	0	2	0	0	1	1											
Jeff Huson, L (1, 6) OBP: 0.313, SLG: 0.310		2-0 FC5 1B		4-2 BB	1-2 G4-3		1 SAFE 2-2 SAFE G1-3			3	0	1	0	1	0	1											
Inning Stats	R: 0 E: 0 K: 1 S: 11	H: 2 LOB: 2 BB: 0 P: 18	R: 0 E: 0 K: 0 S: 12	H: 2 LOB: 2 BB: 0 P: 21	R: 0 E: 0 K: 1 S: 9	H: 1 LOB: 1 BB: 0 P: 15	R: 0 E: 0 K: 1 S: 11	H: 1 LOB: 3 BB: 2 P: 23	R: 0 E: 0 K: 0 S: 10	H: 0 LOB: 0 BB: 0 P: 12	R: 2 E: 0 K: 0 S: 10	H: 3 LOB: 2 BB: 0 P: 22	R: 0 E: 0 K: 0 S: 8	H: 1 LOB: 1 BB: 0 P: 10	R: 0 E: 0 K: 0 S: 7	H: 0 LOB: 1 BB: 1 P: 15		1B: 9 2B: 1 3B: 0 HR: 1	SF: 0 SAC: 0 DP: 1 HBP: 1	WP: 0 PB: 0 SB: 0 CS: 0	PA: 41						
PITCHER	IP	WLS	BF	H	R	ER	SO	BB	IBB	HBP	BLK	WP	HR	S	P	ERA	WHIP										
Chris Bosio, R (1, 1) ERA: 3.22	6.1		32	10	2	2	5	2	0	1	0	0	1	69	125	2.84	1.895										
Chuck Cnm, R (7, 1) ERA: 5.17	2.2	W	9	1	0	0	0	1	0	0	0	0	0	18	30	0.00	0.750										

AB	37
R	2
H	11
RBI	2
BB	3
SO	5
LOB	22



Batter	1	2	3	4	5	6	7	8	9	AB	R	H	RBI	BB	SO	LOB	BOTTOM										
Paul Moltor, R (1, 10) OBP: 0.389, SLG: 0.485	0-0 G4-3		3-1 F8		1-1 G5-3		1-1 1B		0-1 2B 1B	5	1	2	1	0	0	1	Texas Rangers @ Milwaukee Brewers Milwaukee County Stadium, Milwaukee, WI Sun Aug 04 1991, 4:33 AM EDT Att: 28,464 - Cloudy - 68 F										
Willie Randolph, R (1, 4) OBP: 0.424, SLG: 0.370	1-2 F8		1 SAFE 2-1 1B		1-2 G5-3		2-1 G5-3		3-H 0-1 2B	5	0	2	1	0	0	1											
Darryl Hamilton, L (1, 8) OBP: 0.367, SLG: 0.393 Robin Yount, R (8, PH) OBP: 0.333, SLG: 0.415	2-1 PB 1B		2-2 1B		2-2 2B			0-0 G6-3		3	0	3	0	0	0	0											
Greg Vaughn, R (1, 7) OBP: 0.312, SLG: 0.453	3-2 P5		1-1 F7		1-1 P7			1-1 P2		4	0	0	0	0	0	4											
Franklin Stubbs, L (1, 3) OBP: 0.282, SLG: 0.370		2-1 F8		3-2 G3-1		1-2 G5-3		2-1 1B		4	0	1	0	0	0	0											
Dante Bichette, R (1, 9) OBP: 0.284, SLG: 0.403		0-0 G6-3		4-1 S 1B BB		3-2 F8		0-0 F8		3	1	0	0	1	0	1											
B.J. Surhoff, L (1, 2) OBP: 0.284, SLG: 0.295		3-2 2B		3-1 1-H 1B		1-1 F7			2-2 E7 SH1-3 1B	4	1	2	1	0	0	0											
Jim Gantner, L (1, 5) OBP: 0.316, SLG: 0.349		3-2 G3		1 SAFE 1-3 K			0-0 G3-1		0-1 SH1-3	3	0	0	0	0	1	2											
Dale Sveum, S (1, 6) OBP: 0.300, SLG: 0.343 Candy Maldonado, R (8, PH) OBP: 0.299, SLG: 0.417			4-2 CS BB		0-3 K		1-2 L5		1-1 G6-3	2	0	0	0	1	1	1											
Inning Stats	R: 0 E: 0 K: 0 S: 9	H: 1 LOB: 1 BB: 0 P: 15	R: 0 E: 0 K: 0 S: 9	H: 1 LOB: 1 BB: 0 P: 17	R: 0 E: 0 K: 2 S: 14	H: 2 LOB: 2 BB: 1 P: 29	R: 1 E: 0 K: 2 S: 14	H: 1 LOB: 1 BB: 1 P: 25	R: 0 E: 0 K: 0 S: 11	H: 1 LOB: 1 BB: 0 P: 16	R: 0 E: 0 K: 0 S: 8	H: 0 LOB: 0 BB: 0 P: 13	R: 0 E: 0 K: 0 S: 8	H: 1 LOB: 1 BB: 0 P: 12	R: 0 E: 0 K: 0 S: 6	H: 1 LOB: 1 BB: 0 P: 9		R: 2 E: 1 K: 0 S: 11	H: 2 LOB: 1 BB: 0 P: 14	1B: 7 2B: 3 3B: 0 HR: 0	SF: 0 SAC: 1 DP: 0 HBP: 0	WP: 0 PB: 1 SB: 1 CS: 1	PA: 38				
PITCHER	IP	WLS	BF	H	R	ER	SO	BB	IBB	HBP	BLK	WP	HR	S	P	ERA	WHIP										
Oil Can Boyd, R (1, 1) ERA: 3.84	6.0		25	6	1	1	2	2	0	0	0	0	0	68	115	1.50	1.333										
Mike Jeffcoat, L (7, 1) ERA: 3.21	1.0		4	1	0	0	0	0	0	0	0	0	0	8	12	0.00	1.000										
Rich Gossage, R (8, 1) ERA: 4.19	0.2		2	0	0	0	0	0	0	0	0	0	0	3	4	0.00	0.000										
Jeff Russell, R (8, 1) ERA: 3.02	1.0	L	7	3	2	0	0	0	0	0	0	0	0	14	19	0.00	3.000										

AB	35
R	3
H	10
RBI	3
BB	2
SO	2
LOB	11



Batter	1	2	3	4	5	6	7	8	9	AB	R	H	RBI	BB	SO	LOB	TOP							
Alex Cole, L OBP: 0.389, SLG: 0.341	0-1 G6-4-3 1B	2-2 G6-3		1-1 F9		0-1 F7		3-1 1B 3B	2-2 1B	6	1	3	1	0	0	3								
Glenallen Hill, R OBP: 0.333, SLG: 0.438	2-2 G6-4-3 1-2f	3-2 1B		0-2 L7		4-1 1-2 BB		0-0 1B 3H	1-3 K	5	0	2	2	1	1	5								
Carlos Baerga, S OBP: 0.364, SLG: 0.416	4-1 BB BB	1-0 G3-1			0-0 WP 2B	2-3 K		0-1 G6-4-3 1-2 1B	0-0 FC4-6 1B	5	1	3	1	1	1	3								
Carlos Martinez, R OBP: 0.359, SLG: 0.424 Mike Aldrete, L OBP: 0.409, SLG: 0.358	4-1 FC6-4 1-2 BB		0-0 G6-3		1-2 F8	1-3 K		3-3 K	3-1 FC4-6 1-2f	3	0	0	0	1	1	3								
Albert Belle, R OBP: 0.309, SLG: 0.518	1-1 FC6-4 1-2f		1-1 F9		3-2 CS 1-H 2B		3-1 2B 2B	2-1 G6-4-3 1-2f		5	1	2	1	0	0	4								
Mark Whiten, S OBP: 0.309, SLG: 0.425		0-1 HR	1-0 HR		4-0 WP CS IBB		2-3 K		1-0 1B 1B	4	3	3	2	1	1	1								
Jeff Manto, R OBP: 0.284, SLG: 0.250		2-1 E 1B G5-3 1B	0-1 L5		3-2 WP 1-2 2-3 HBP		2-3 K		1-0 F8	4	1	1	0	0	1	2	AB 43 R 9 H 19 RBI 9 BB 4 SO 6 LOB 30							
Joel Skinner, R OBP: 0.276, SLG: 0.329		1-0 E9 1B G5-3 1B		2-2 G5-3	2-1 G4-3		0-0 2B		2-2 1B HBP 1B	5	2	3	1	0	0	2								
Felix Fermin, R OBP: 0.310, SLG: 0.315		2-2 G5-3		1-2 1B		0-1 BB 1B	2-2 P4		1-1 1B 1B HBP	4	0	2	1	0	0	2								
Inning Stats	R: 0 E: 0 K: 0 S: 9	H: 1 LOB: 2 BB: 2 P: 20	R: 3 E: 1 K: 0 S: 16	H: 4 LOB: 1 BB: 0 P: 27	R: 1 E: 0 K: 0 S: 6	H: 1 LOB: 0 BB: 0 P: 8	R: 0 E: 0 K: 0 S: 11	H: 1 LOB: 1 BB: 0 P: 15	R: 1 E: 0 K: 2 S: 14	H: 2 LOB: 2 BB: 1 P: 27	R: 0 E: 0 K: 2 S: 11	H: 1 LOB: 1 BB: 1 P: 18	R: 1 E: 0 K: 2 S: 12	H: 2 LOB: 1 BB: 0 P: 21	R: 1 E: 0 K: 1 S: 10	H: 3 LOB: 1 BB: 0 P: 18	R: 2 E: 0 K: 1 S: 16	H: 4 LOB: 3 BB: 0 P: 27	1B: 13 2B: 3 3B: 1 HR: 2	SF: 0 SAC: 0 DP: 2 HBP: 2	WP: 2 PB: 0 SB: 0 CS: 2	PA: 49		
PITCHER	IP WLS BF H R ER SO BB IBB HBP BLK WP HR S P ERA WHIP	4.2 L 25 9 5 5 0 2 1 1 0 1 2 54 93 9.64 2.357	5.1 L 11 3 1 1 4 1 0 0 0 0 0 25 43 3.86 1.714	1.0 L 5 3 1 1 1 0 0 0 0 0 0 10 18 9.00 3.000	1.0 L 8 4 2 2 1 0 0 0 1 0 0 0 16 27 18.00 4.000																			

Cleveland Indians @ Texas Rangers
Arlington Stadium, Arlington, TX
Mon Aug 05 1991, 8:05 PM EDT
Att: 22,315 - Cloudy - 97 F

AB	43
R	9
H	19
RBI	9
BB	4
SO	6
LOB	30

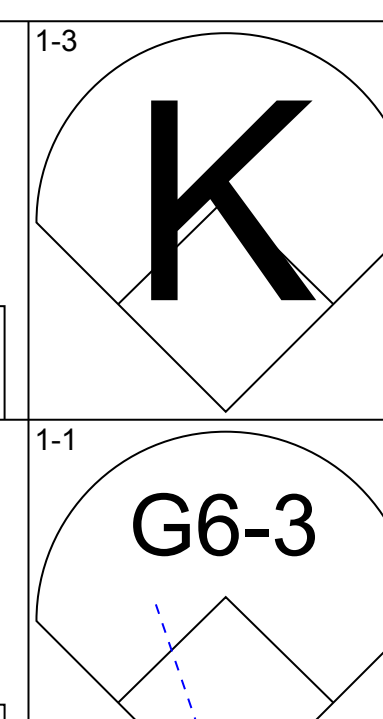
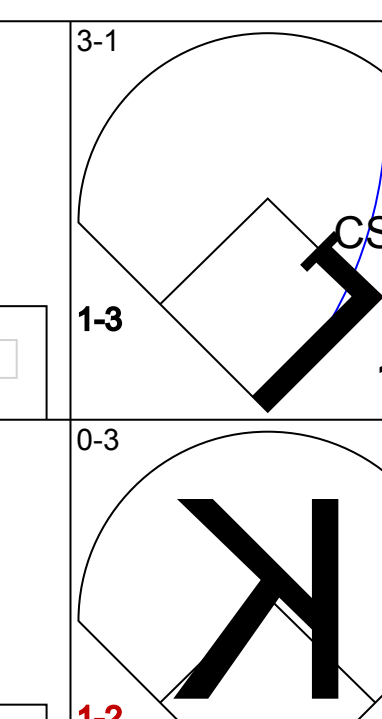

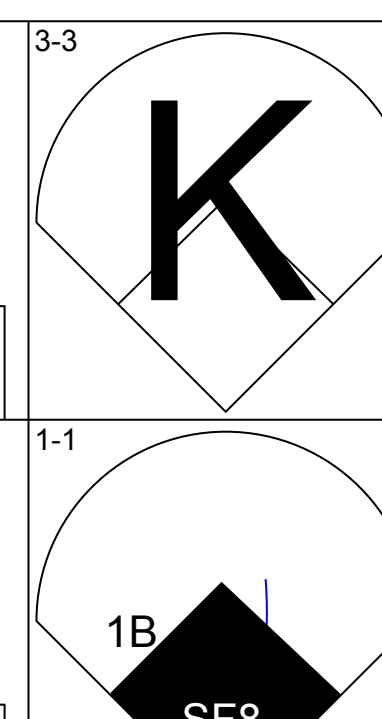
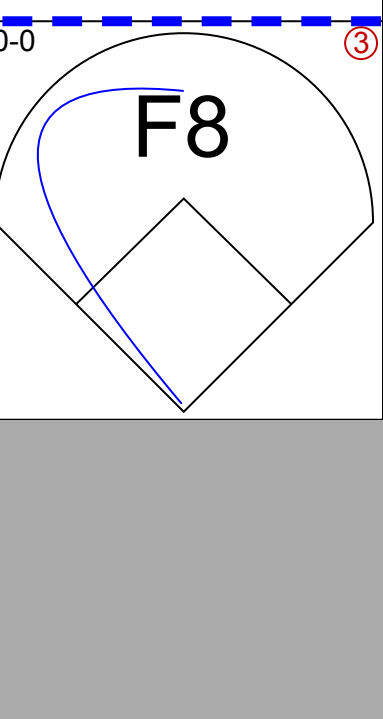
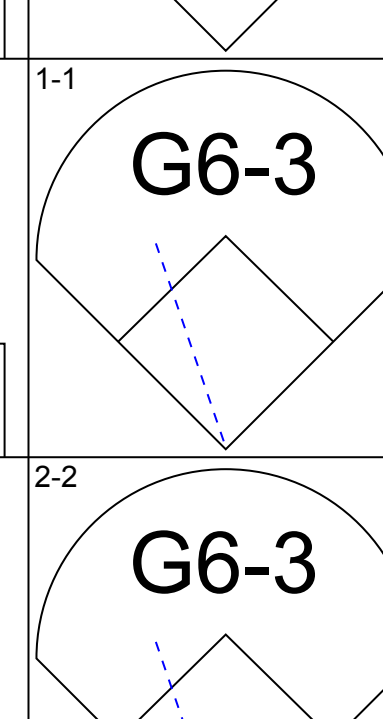
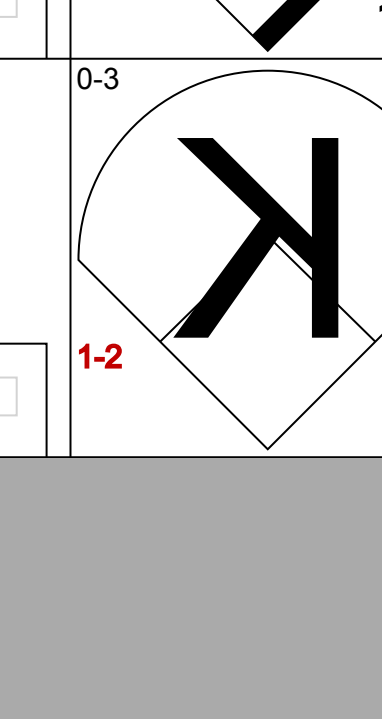
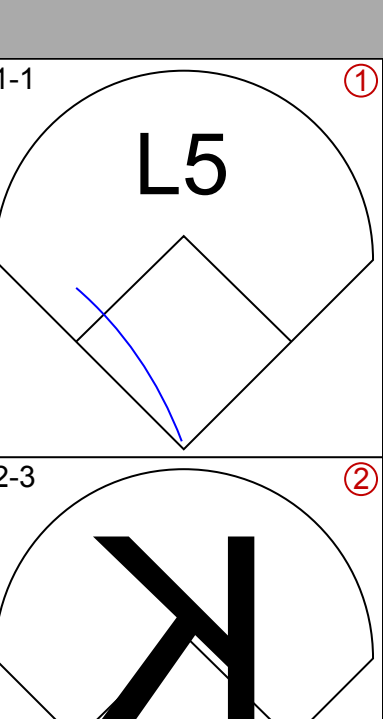
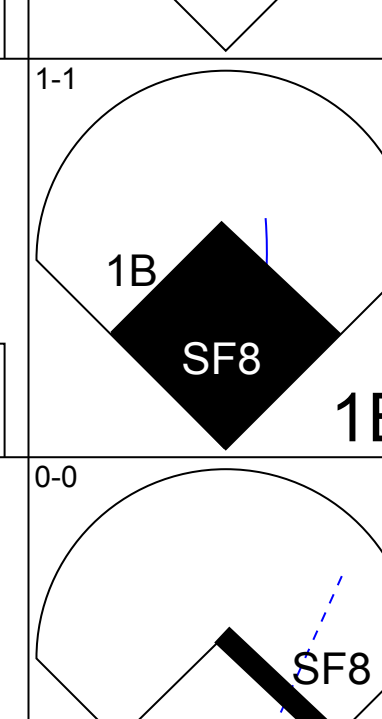

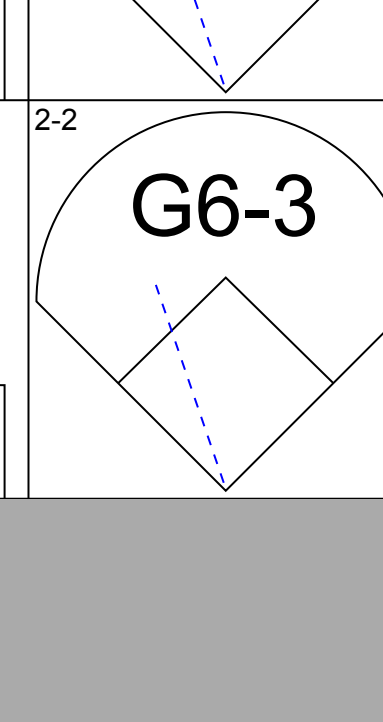
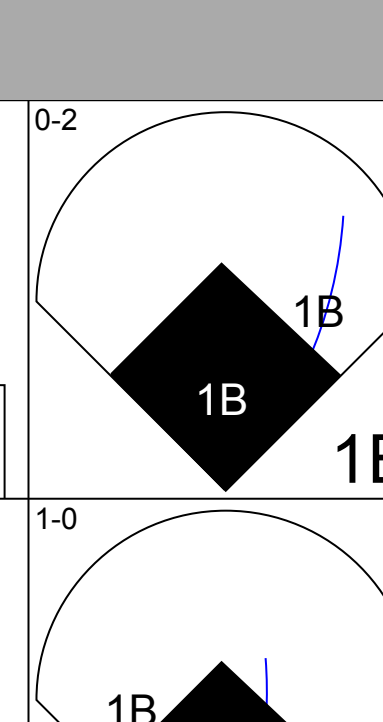
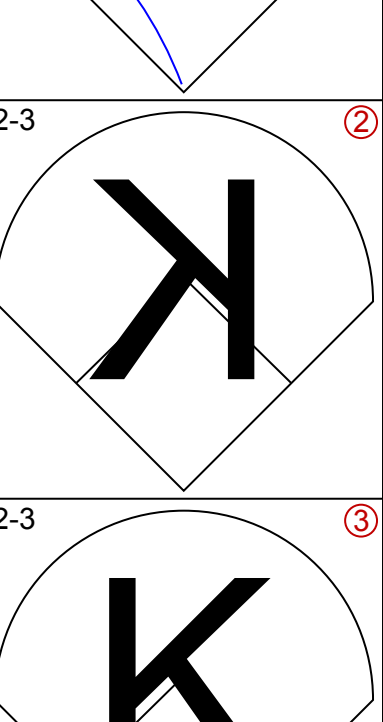
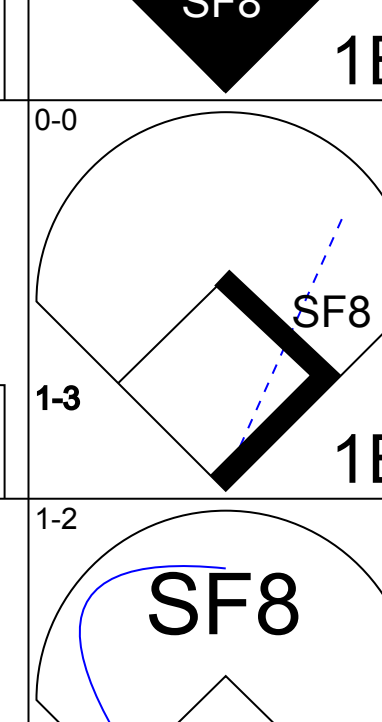

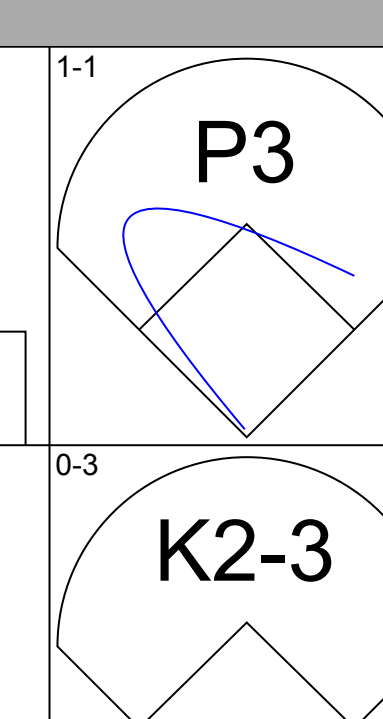
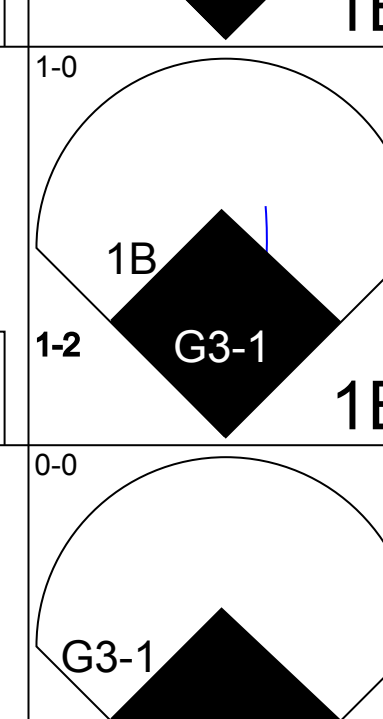
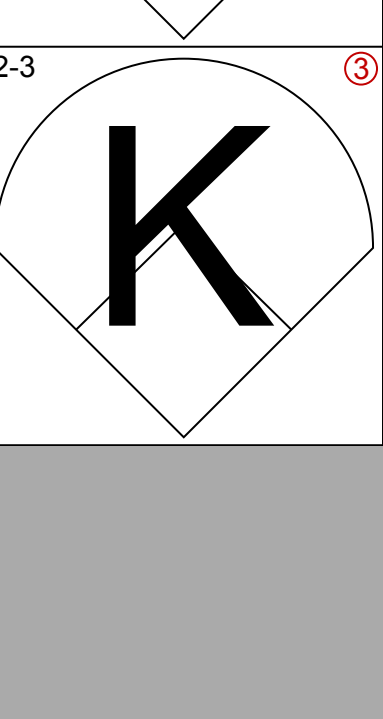
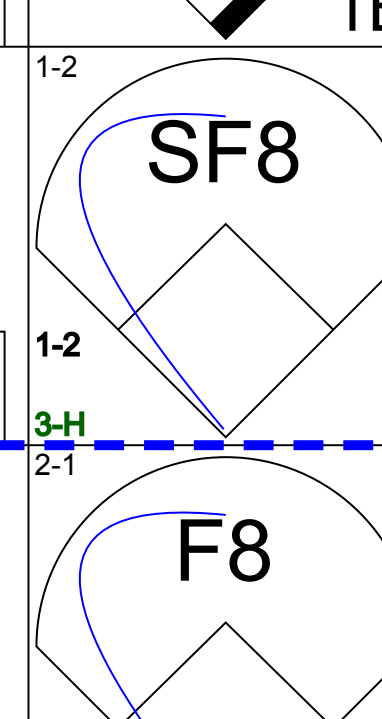

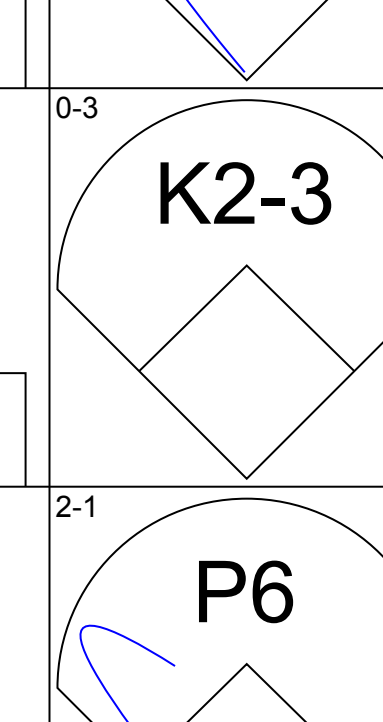
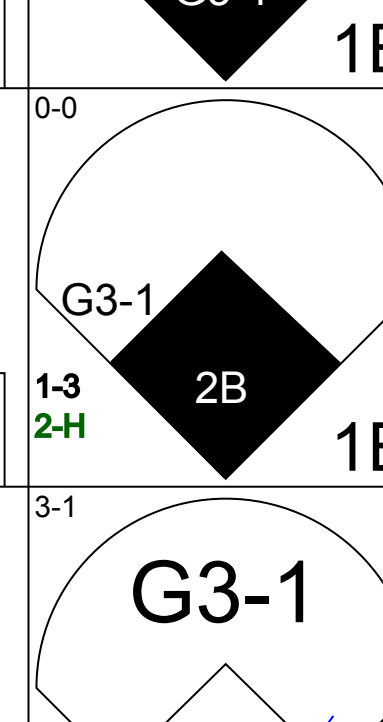
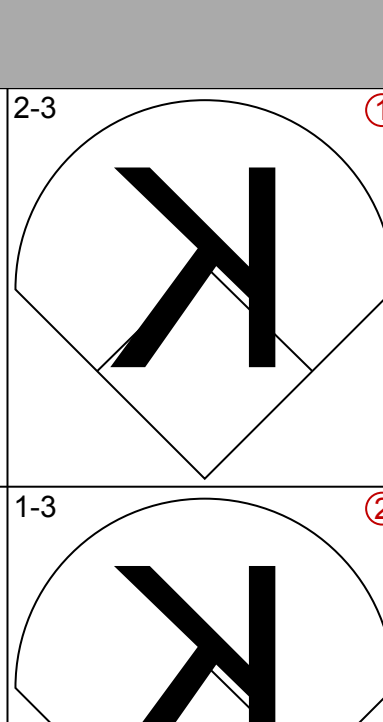
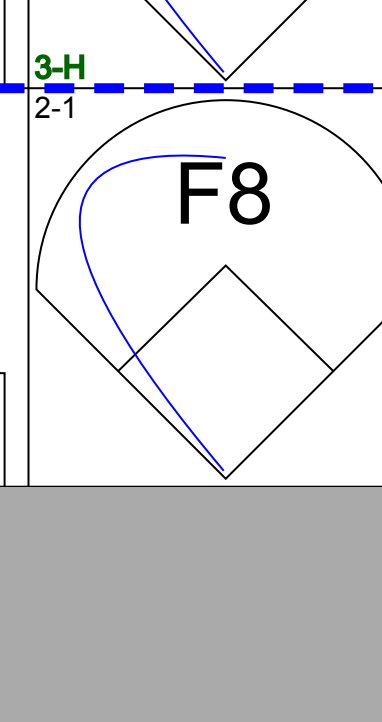
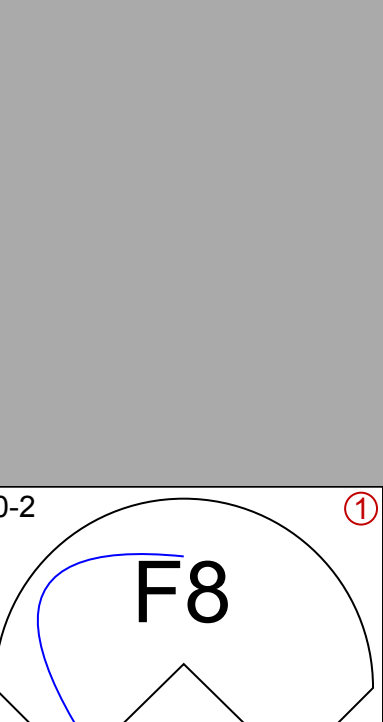
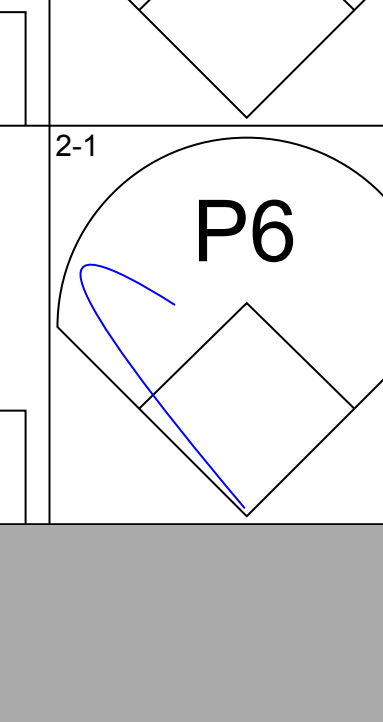
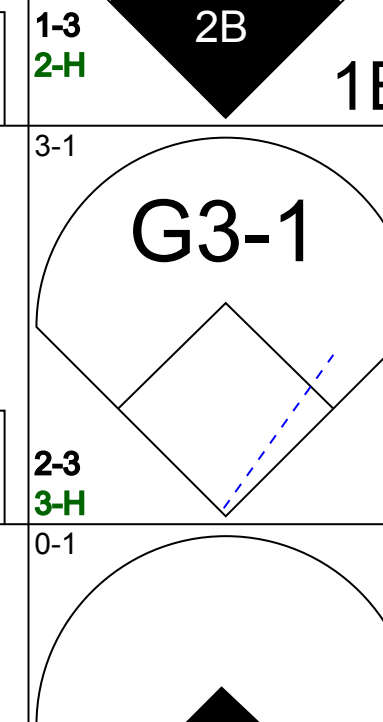
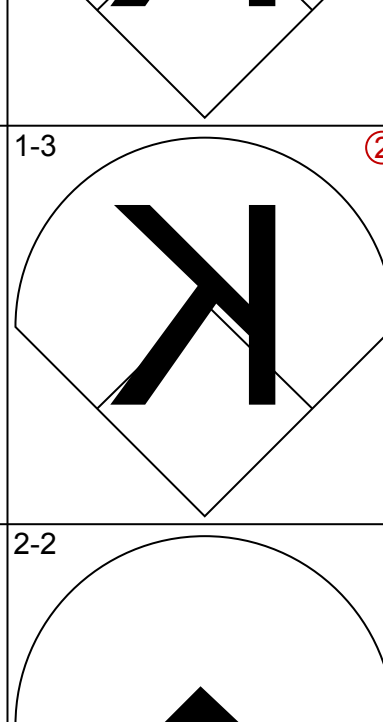
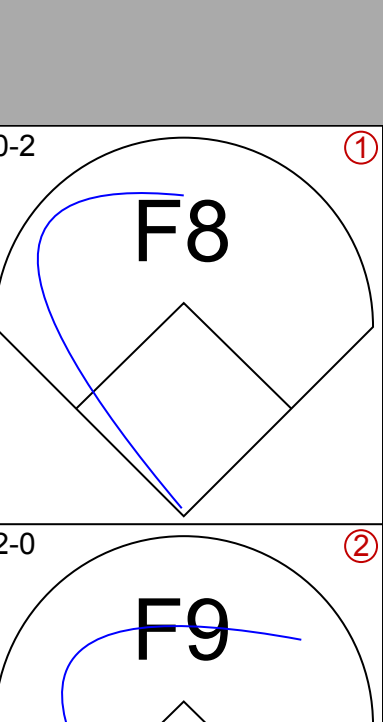
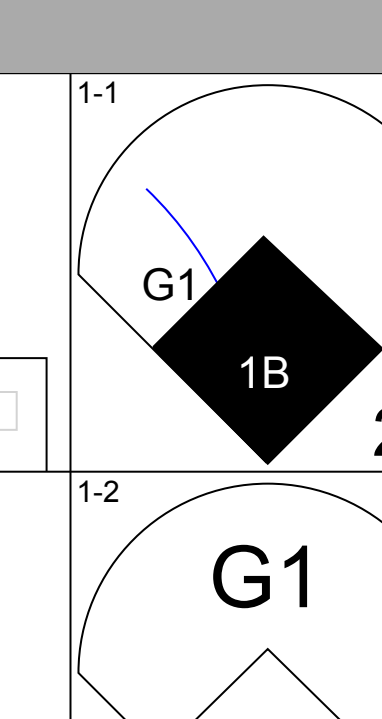
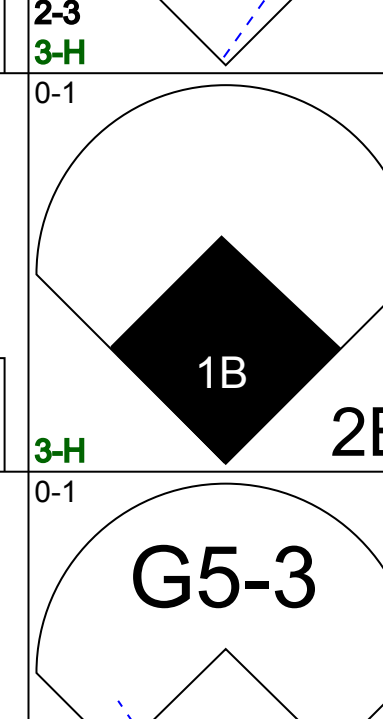
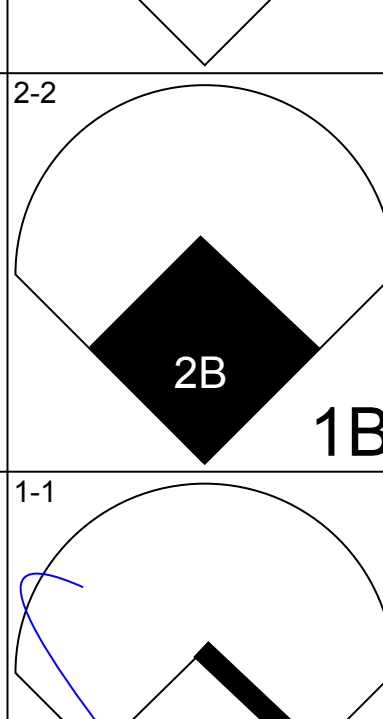
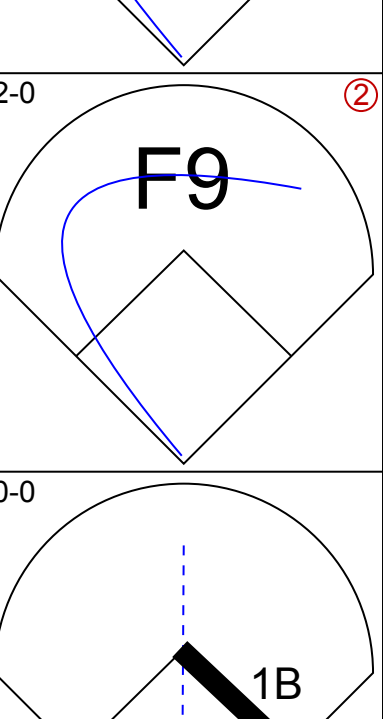
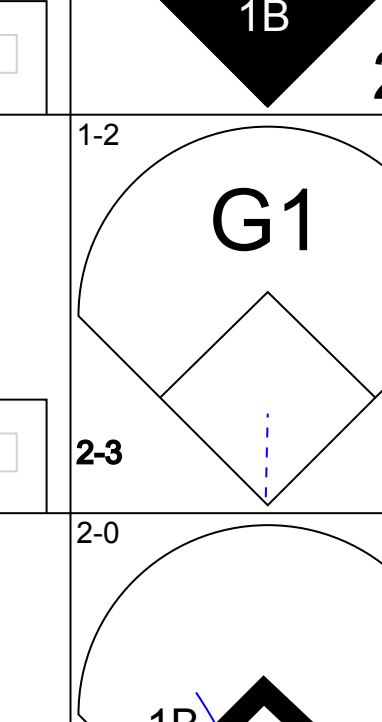
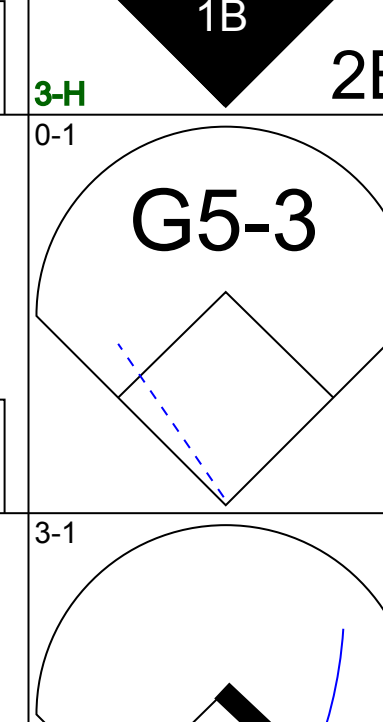
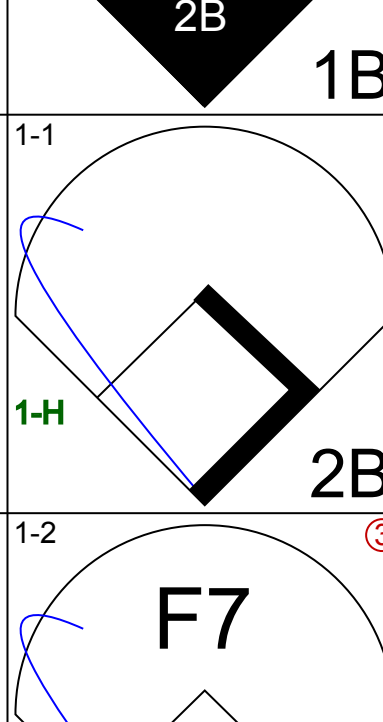
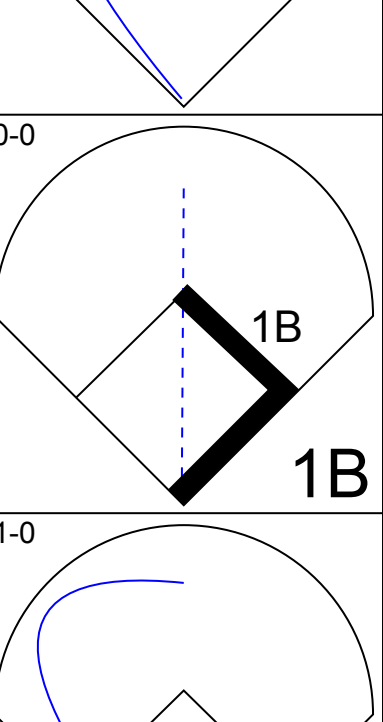
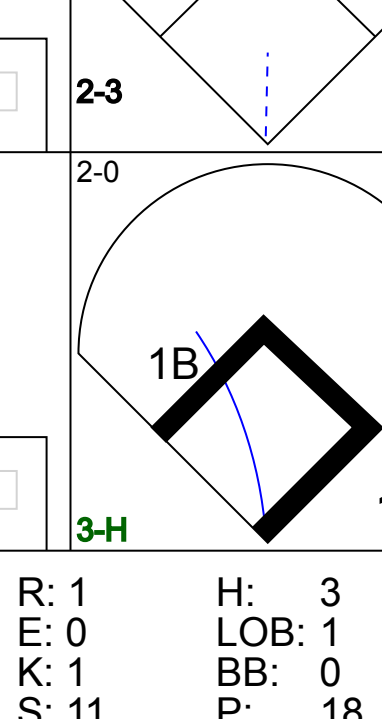
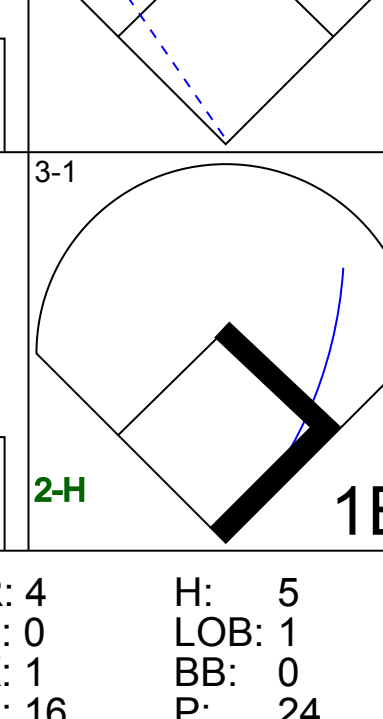
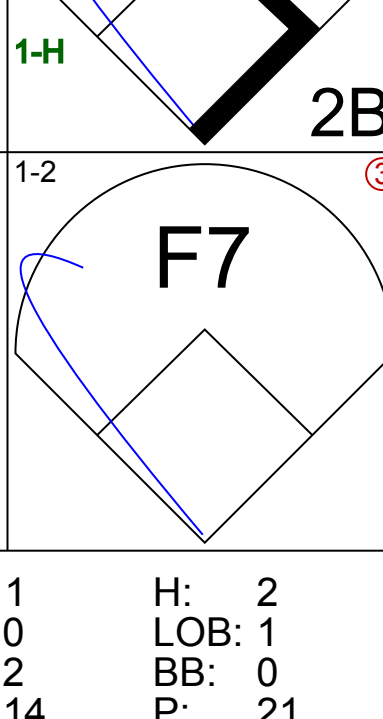
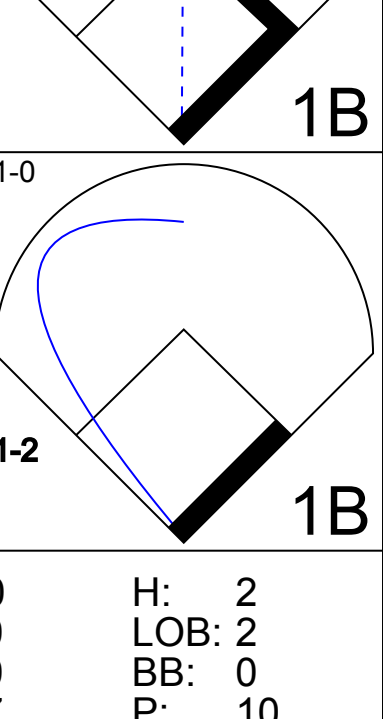


Batter	1	2	3	4	5	6	7	8	9	AB	R	H	RBI	BB	SO	LOB	BOTTOM					
Brian Downing, R OBP: 0.376, SLG: 0.443	3-1 G6-3		2-3 K		0-1 FC6-4 1-2f			1-2 G4-3		4	0	0	0	0	1	1						
Julio Franco, R OBP: 0.405, SLG: 0.462	1-3 K		1-0 G6-3		4-0 FC4-6 BB		0-2 G6-3			3	0	0	0	1	1	0						
Rafael Palmeiro, L OBP: 0.400, SLG: 0.563	2-0 F8			3-2 E4 FC4-6		1-3 K		1-1 F8		4	0	0	0	0	1	1						
Ruben Sierra, S OBP: 0.360, SLG: 0.487		2-2 E 1B		1-1 FC4-6 1-2f		2-0 FC4-6 1-2f		1-2 F8		4	0	1	0	0	0	2						
Kevin Reimer, L OBP: 0.323, SLG: 0.430		1-3 K		0-2 P6		2-3 K		0-0 G4-3		4	0	0	0	0	2	3						
Juan Gonzalez, R OBP: 0.380, SLG: 0.524		1-1 F9		0-0 F7			1-0 G5-3			3	0	0	0	0	0	2						
Steve Buechele, R OBP: 0.333, SLG: 0.450		1-0 E3			3-3 K		0-0 G6-3			3	0	0	0	0	1	1	AB 31 R 0 H 2 RBI 0 BB 1 SO 7 LOB 12					
Ivan Rodriguez, R OBP: 0.309, SLG: 0.360		0-1 F9			0-0 G6-3		1-3 K			3	0	0	0	0	1	2						
Jeff Huson, L OBP: 0.313, SLG: 0.310			2-1 G3		0-1 FC6-4 1B			1-1 F9		3	0	1	0	0	0	0						
Inning Stats	R: 0 E: 0 K: 1 S: 6	H: 0 LOB: 0 BB: 0 P: 12	R: 0 E: 1 K: 1 S: 13	H: 1 LOB: 2 BB: 0 P: 18	R: 0 E: 0 K: 1 S: 6	H: 0 LOB: 0 BB: 0 P: 11	R: 0 E: 0 K: 0 S: 9	H: 0 LOB: 1 BB: 0 P: 13	R: 0 E: 0 K: 1 S: 12	H: 1 LOB: 1 BB: 0 P: 15	R: 0 E: 0 K: 2 S: 8	H: 0 LOB: 1 BB: 1 P: 17	R: 0 E: 0 K: 1 S: 5	H: 0 LOB: 0 BB: 0 P: 7	R: 0 E: 0 K: 0 S: 9	H: 0 LOB: 0 BB: 0 P: 11	R: 0 E: 0 K: 0 S: 6	H: 0 LOB: 0 BB: 0 P: 8	1B: 2 2B: 0 3B: 0 HR: 0	SF: 0 SAC: 0 DP: 0 HBP: 0	WP: 0 PB: 0 SB: 0 CS: 0	PA: 32
PITCHER	IP WLS BF H R ER SO BB IBB HBP BLK WP HR S P ERA WHIP	9.0 W 32 2 0 0 7 1 0 0 0 0 0 74 112 0.00 0.333																				

Cleveland Indians @ Texas Rangers
Arlington Stadium, Arlington, TX
Mon Aug 05 1991, 8:05 PM EDT
Att: 22,315 - Cloudy - 97 F

AB	31
R	0
H	2
RBI	0
BB	1
SO	7
LOB	12

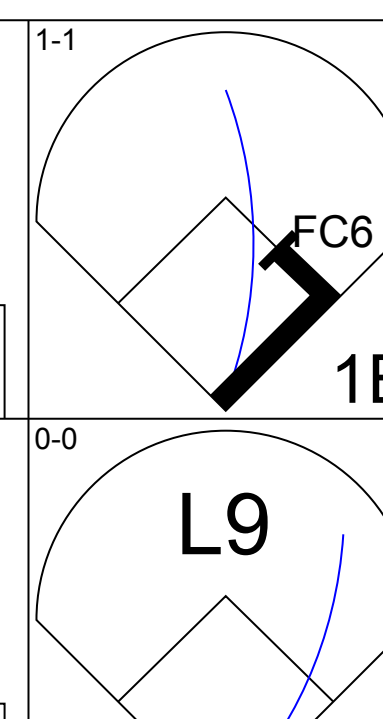
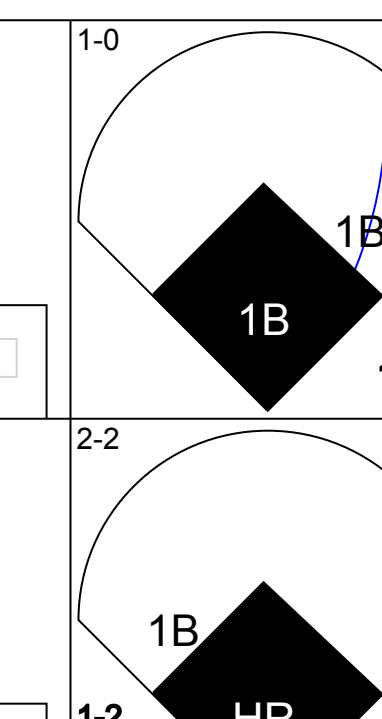
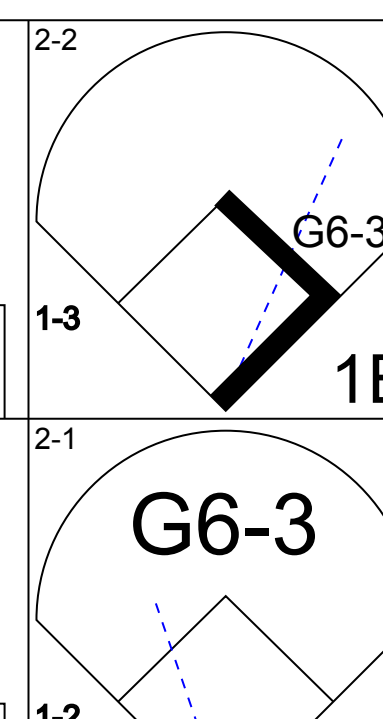
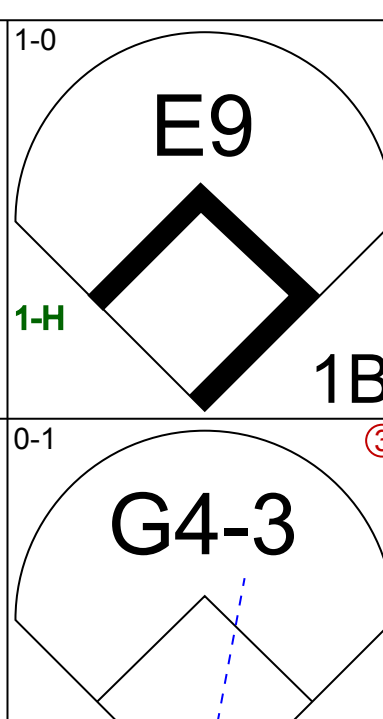
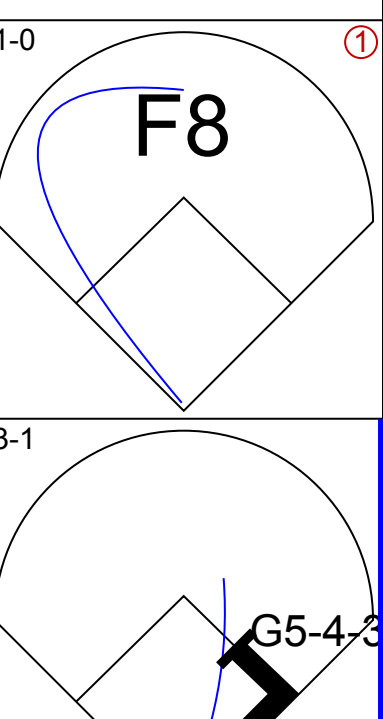
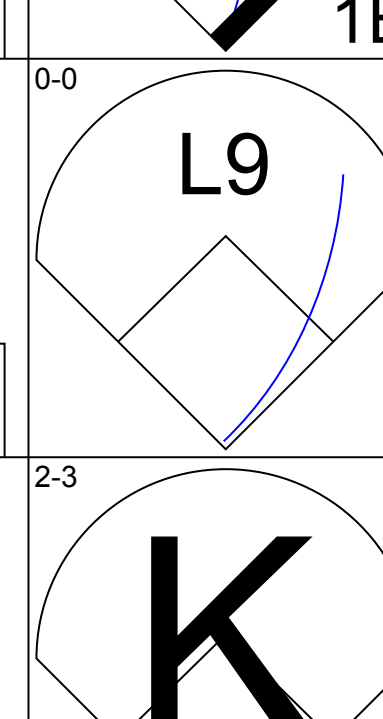
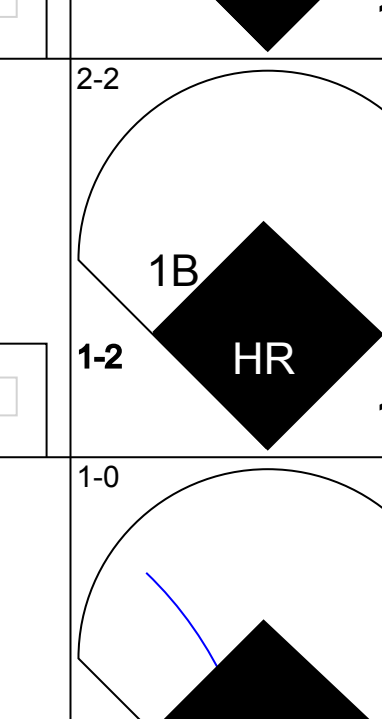
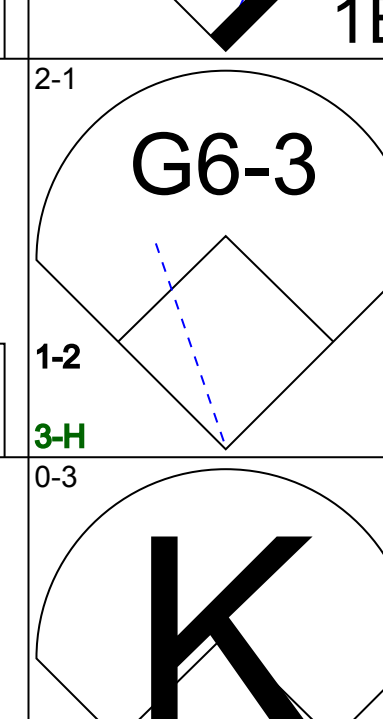
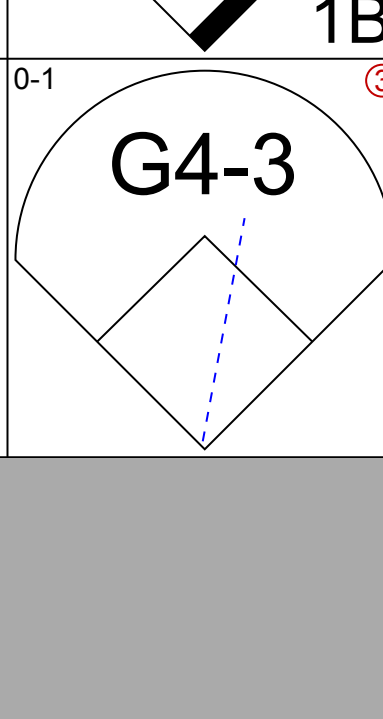
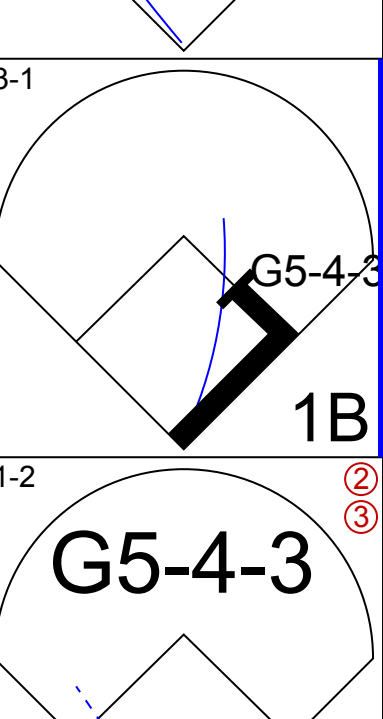
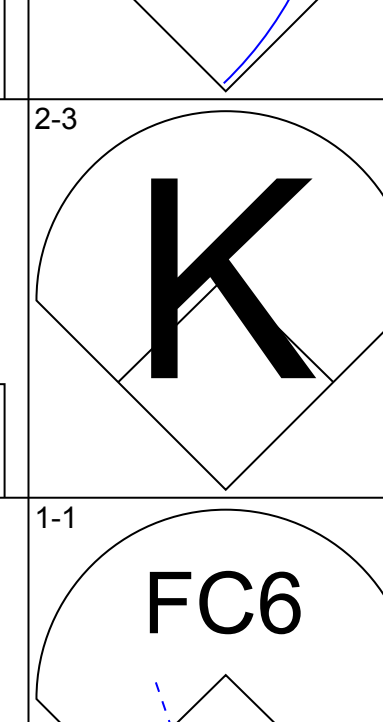
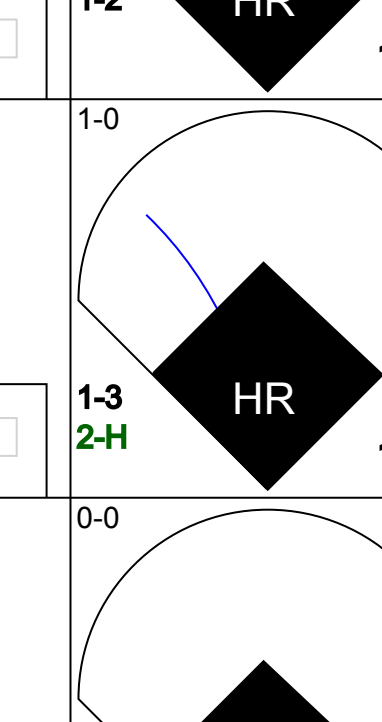
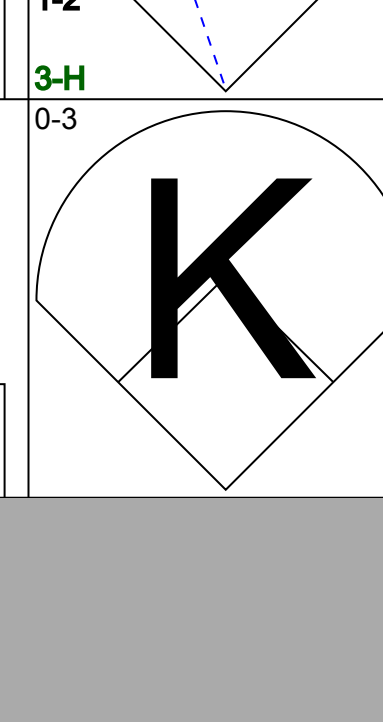
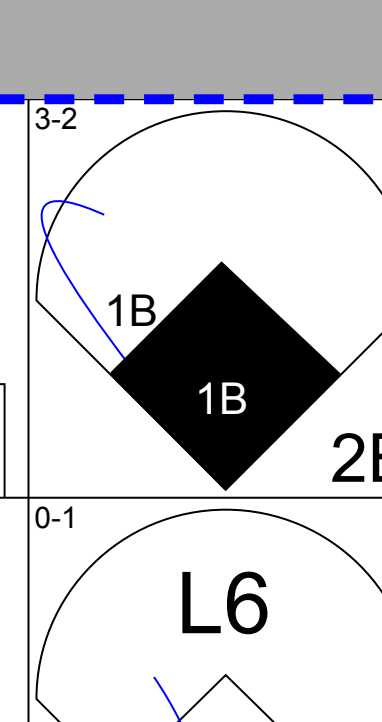
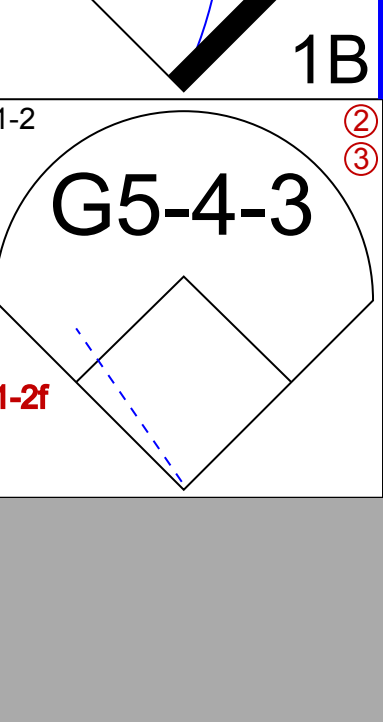
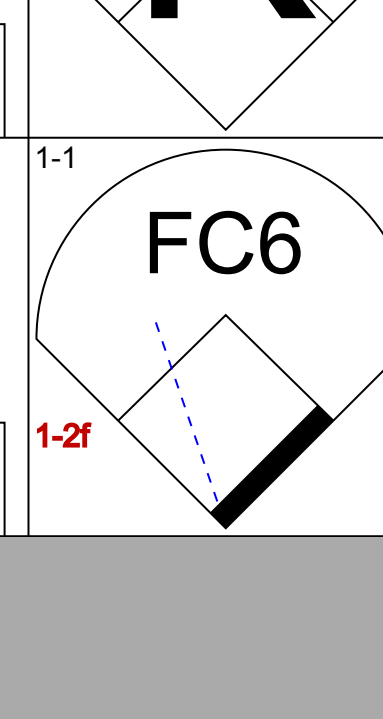
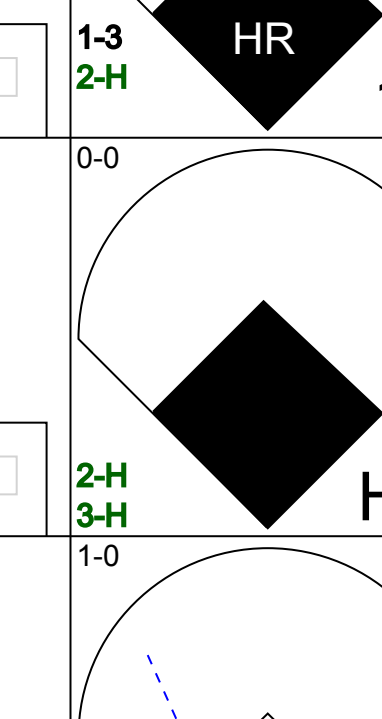


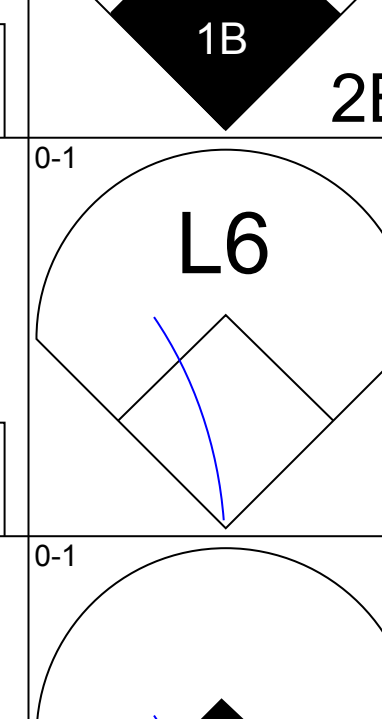
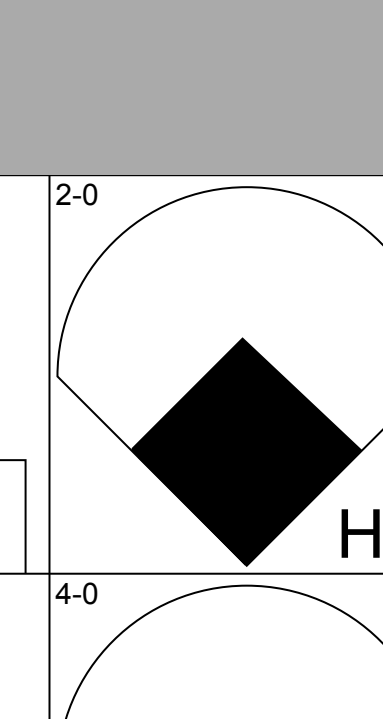
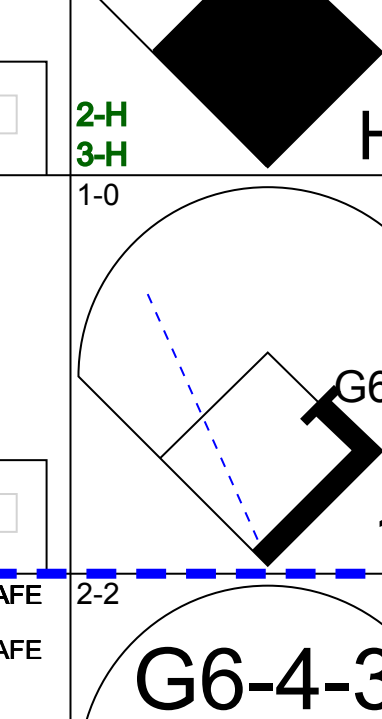
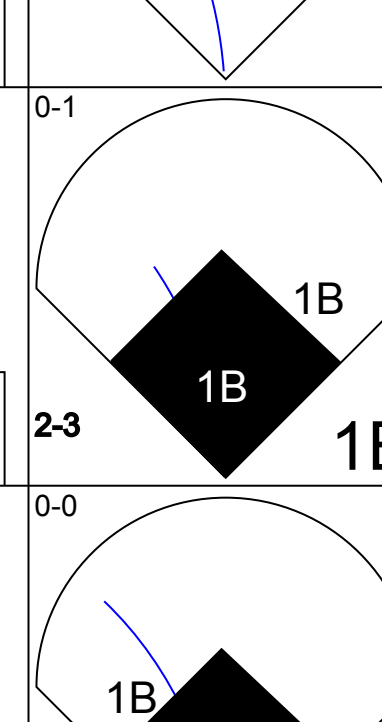
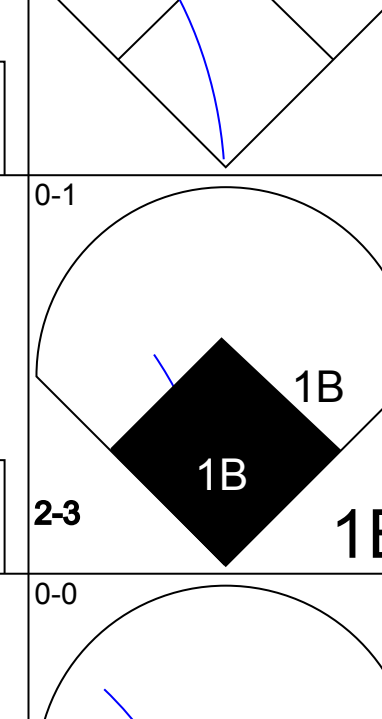

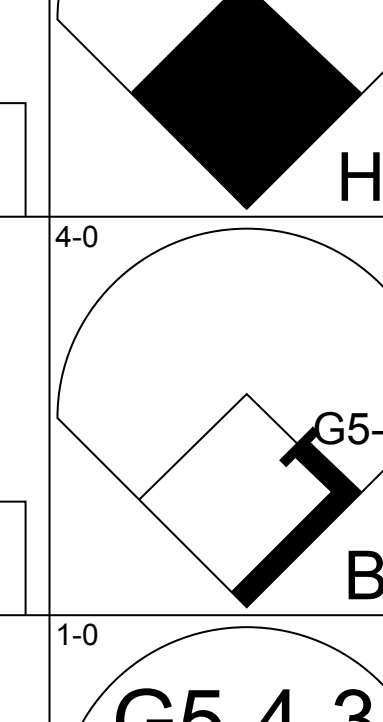
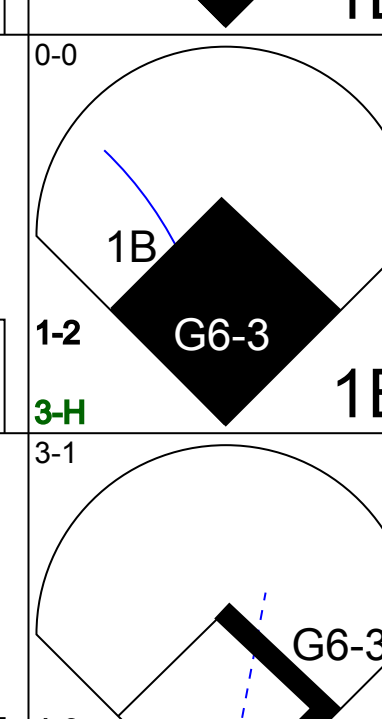
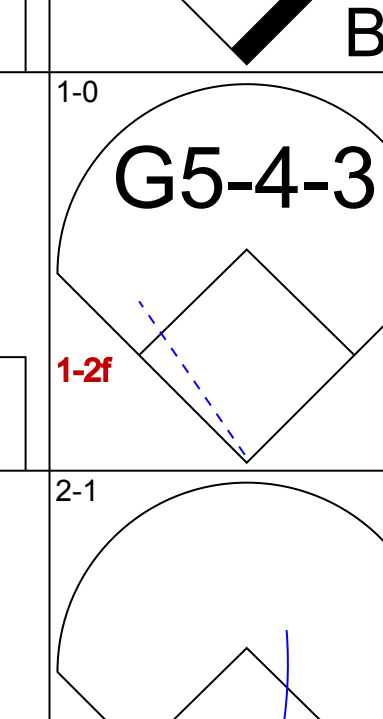
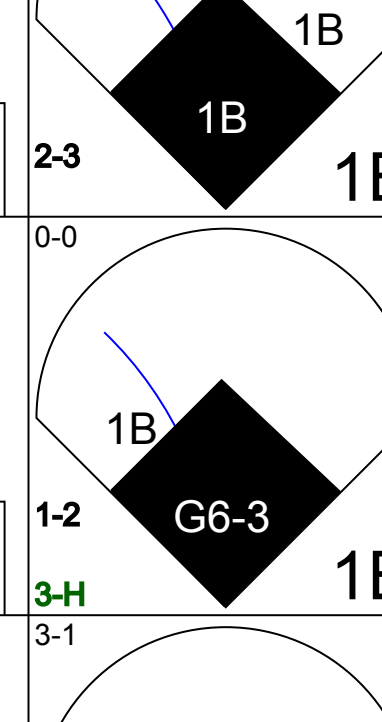
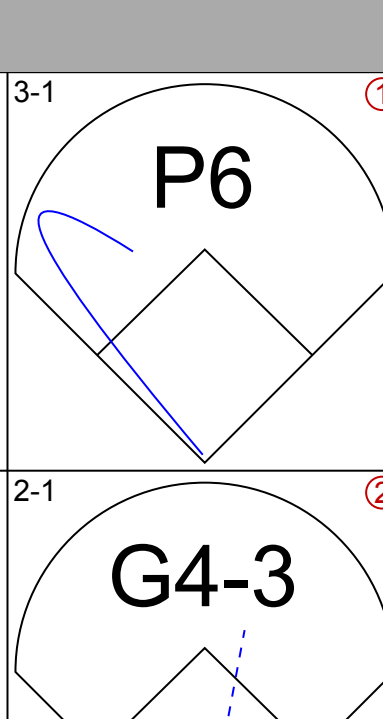
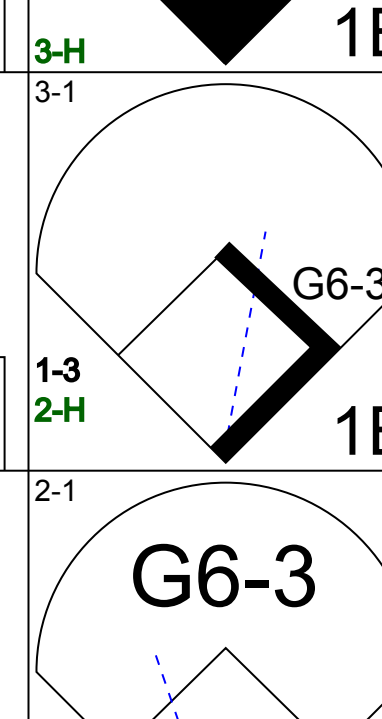
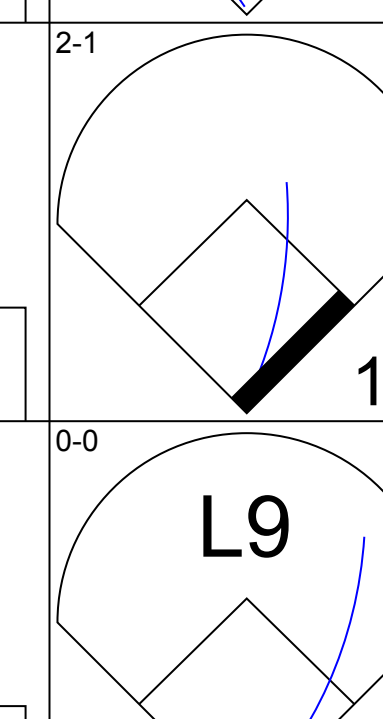
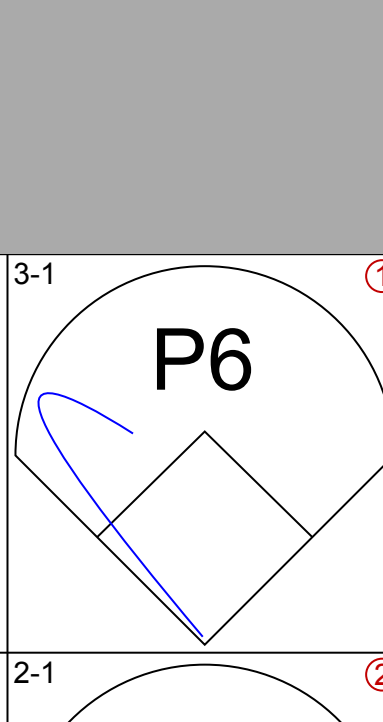
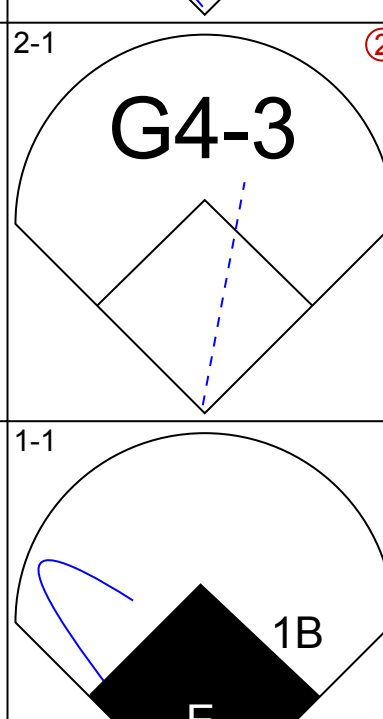
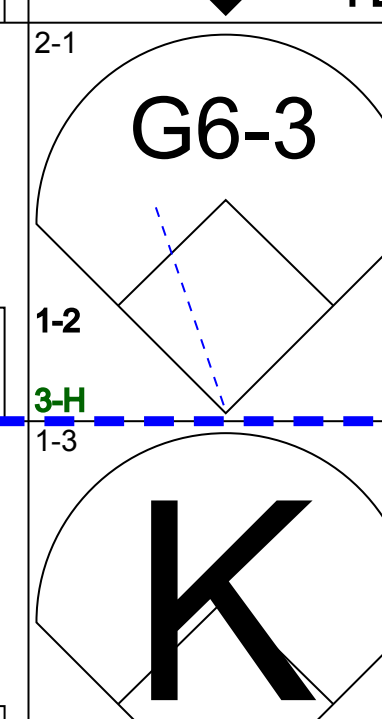
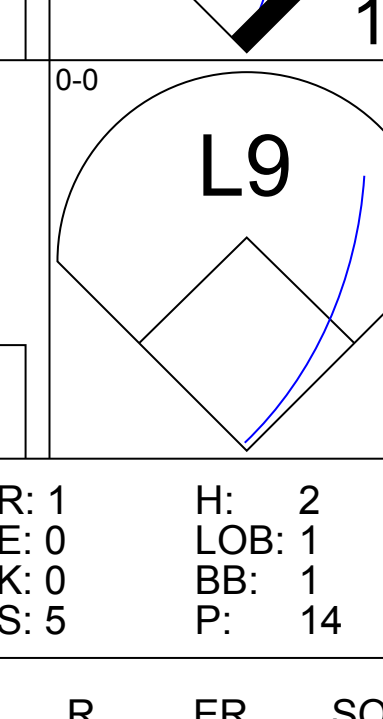
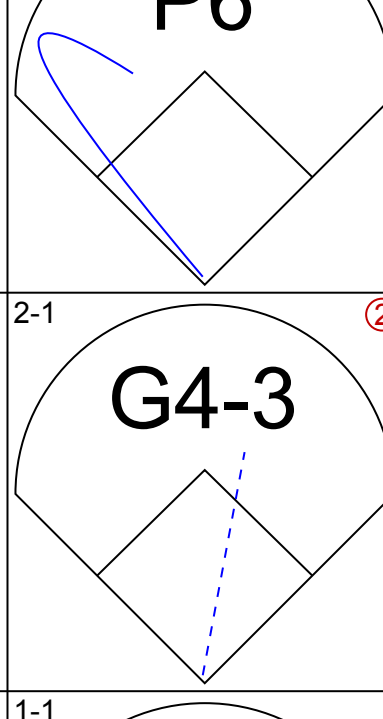
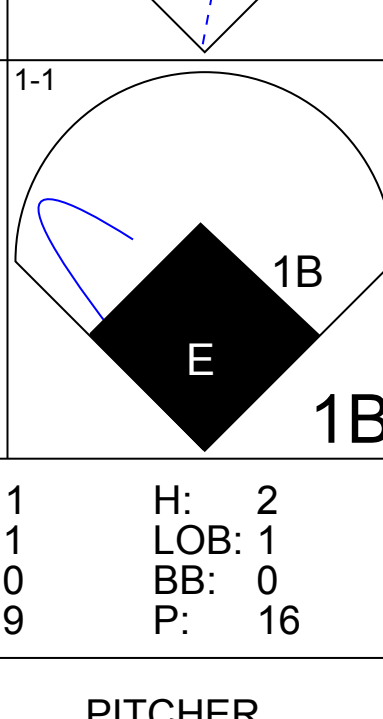
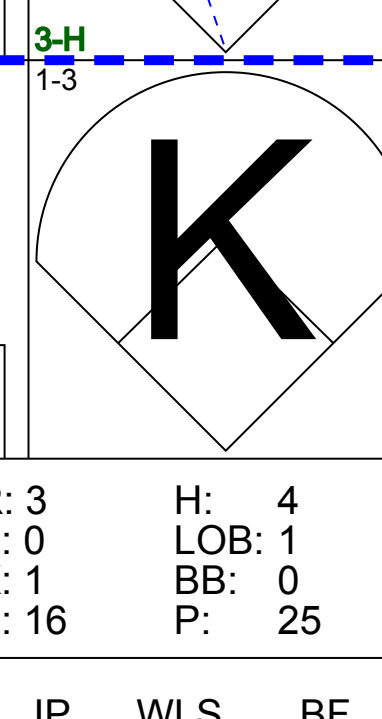

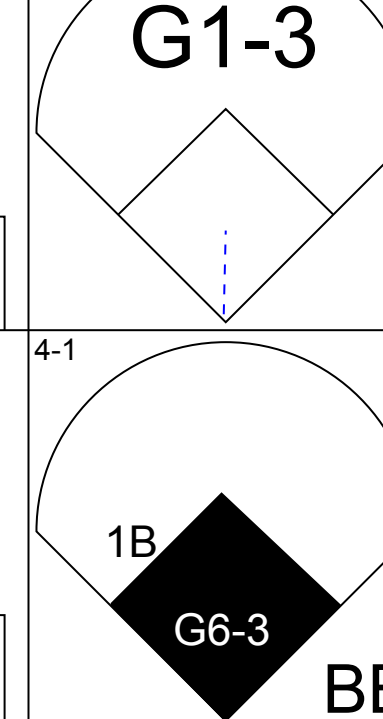
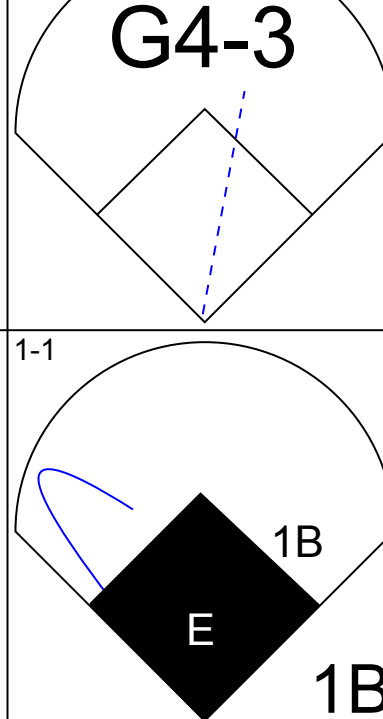
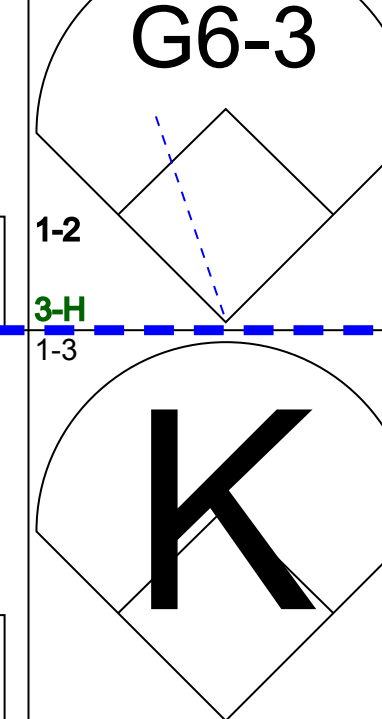


Batter	1	2	3	4	5	6	7	8	9	AB	R	H	RBI	BB	SO	LOB	TOP					
Glenallen Hill, R OBP: 0.330, SLG: 0.431 (1, 8)										5	0	1	0	0	3	3						
Chris James, R OBP: 0.278, SLG: 0.317 (1, 7)										5	1	1	0	0	1	2						
Carlos Baerga, S OBP: 0.365, SLG: 0.416 (1, 4)										5	1	2	0	0	1	0						
Albert Belle, R OBP: 0.310, SLG: 0.528 (1, 10)										4	2	2	2	0	1	0						
Mark Whiten, S OBP: 0.307, SLG: 0.421 (1, 9)										5	1	1	1	0	2	1						
Mike Aldrete, L OBP: 0.398, SLG: 0.347 Carlos Martinez, R OBP: 0.355, SLG: 0.419 (8, 3)										3	0	0	1	0	1	1						
Jeff Manto, R OBP: 0.304, SLG: 0.300 (1, 5)									4	3	3	1	0	0	0							
Joel Skinner, R OBP: 0.281, SLG: 0.339 (1, 2)									4	0	2	1	0	0	2							
Felix Fermin, R OBP: 0.315, SLG: 0.321 (1, 6)									4	0	3	2	0	0	1							
Inning Stats	R: 0 E: 0 K: 1 S: 8	H: 0 LOB: 0 BB: 0 P: 12	R: 0 E: 0 K: 1 S: 7	H: 0 LOB: 0 BB: 0 P: 10	R: 1 E: 0 K: 1 S: 11	H: 3 LOB: 1 BB: 0 P: 18	R: 4 E: 0 K: 1 S: 16	H: 5 LOB: 1 BB: 0 P: 24	R: 0 E: 0 K: 2 S: 8	H: 0 LOB: 0 BB: 0 P: 13	R: 1 E: 0 K: 2 S: 14	H: 2 LOB: 1 BB: 0 P: 21	R: 1 E: 0 K: 1 S: 11	H: 2 LOB: 1 BB: 0 P: 18	R: 0 E: 0 K: 0 S: 7	H: 2 LOB: 2 BB: 0 P: 10	R: 1 E: 0 K: 0 S: 12	H: 1 LOB: 0 BB: 0 P: 16	1B: 11 2B: 3 3B: 0 HR: 1	SF: 1 SAC: 0 DP: 0 HBP: 0	WP: 0 PB: 0 SB: 0 CS: 1	PA: 41
PITCHER	IP	WLS	BF	H	R	ER	SO	BB	IBB	HBP	BLK	WP	HR	S	P	ERA	WHIP					
Bobby Witt, R ERA: 5.16 (1, 1)	3.2		18	8	5	5	3	0	0	0	0	0	0	39	60	12.27	2.182					
Gerald Alexander, R ERA: 3.86 (4, 1)	3.0		13	4	2	2	6	0	0	0	0	0	0	34	52	6.00	1.333					
Kenny Rogers, L ERA: 6.33 (7, 1)	1.0	W	5	2	0	0	0	0	0	0	0	0	0	8	13	0.00	2.000					
Jeff Russell, R ERA: 3.1 (8, 1)	1.1	S	5	1	1	1	0	0	0	0	0	0	1	13	17	6.75	0.750					

Cleveland Indians @ Texas Rangers
Arlington Stadium, Arlington, TX
Tue Aug 06 1991, 8:05 PM EDT
Att: 23,266 - Sunny - 94 F

AB	40
R	8
H	15
RBI	8
BB	0
SO	9
LOB	10



Batter	1	2	3	4	5	6	7	8	9	AB	R	H	RBI	BB	SO	LOB	BOTTOM				
Rafael Palmeiro, L OBP: 0.404, SLG: 0.566 (1, 3)										5	1	4	0	0	0	0					
Julio Franco, R OBP: 0.405, SLG: 0.461 Mario Diaz, R OBP: 0.302, SLG: 0.315 (8, 4)										5	1	2	1	0	0	3					
Ruben Sierra, S OBP: 0.360, SLG: 0.488 (1, 9)										5	2	2	1	0	2	3					
Kevin Reimer, L OBP: 0.326, SLG: 0.444 (1, 10)										4	1	2	3	0	0	2					
Juan Gonzalez, R OBP: 0.364, SLG: 0.536 (4, 7)									4	2	3	1	0	0	1						
Steve Buechele, R OBP: 0.335, SLG: 0.449 (1, 5)									3	1	1	1	1	0	2						
Dean Palmer, R OBP: 0.311, SLG: 0.434 Gary Pettis, S OBP: 0.344, SLG: 0.278 (4, 8)									2	0	0	0	0	1	1						
Ivan Rodriguez, R OBP: 0.308, SLG: 0.357 (1, 2)									4	0	1	1	0	0	1						
Jeff Huson, L OBP: 0.316, SLG: 0.310 (1, 6)									3	2	1	0	1	1	2						
Inning Stats	R: 0 E: 0 K: 1 S: 9	H: 1 LOB: 1 BB: 0 P: 13	R: 1 E: 0 K: 0 S: 5	H: 2 LOB: 1 BB: 1 P: 14	R: 4 E: 0 K: 1 S: 13	H: 5 LOB: 0 BB: 0 P: 22	R: 1 E: 0 K: 1 S: 13	H: 1 LOB: 1 BB: 1 P: 22	R: 0 E: 0 K: 0 S: 9	H: 1 LOB: 0 BB: 0 P: 12	R: 1 E: 1 K: 0 S: 9	H: 2 LOB: 1 BB: 0 P: 16	R: 3 E: 0 K: 1 S: 16	H: 4 LOB: 1 BB: 0 P: 25	R: 0 E: 0 K: 0 S: 6	H: 1 LOB: 1 BB: 0 P: 11	1B: 14 2B: 1 3B: 0 HR: 2	SF: 0 SAC: 0 DP: 4 HBP: 0	WP: 0 PB: 0 SB: 0 CS: 0	PA: 39	
PITCHER	IP	WLS	BF	H	R	ER	SO	BB	IBB	HBP	BLK	WP	HR	S	P	ERA	WHIP				
Charles Nagy, R ERA: 3.67 (1, 1)	2.0		14	8	5	5	1	1	0	0	0	0	0	37	60	2.25	1.250				
Jeff Shaw, R ERA: 3.54 (3, 1)	4.0		15	4	2	1	2	1	0	0	0	0	0	13	21	40.50	6.000				
Mike York, R ERA: 6.23 (7, 1)	0.2	L	6	4	3	3	0	0	0	0	0	0	0	9	15	0.00	0.750				
Jesse Orosco, L ERA: 2.83 (7, 1)	1.1		4	1	0	0	1	0	0	0	0	0	0	9	15	0.00	0.750				

Cleveland Indians @ Texas Rangers
Arlington Stadium, Arlington, TX
Tue Aug 06 1991, 8:05 PM EDT
Att: 23,266 - Sunny - 94 F


AB	37
R	10
H	17
RBI	9
BB	2
SO	4
LOB	15



Batter	1	2	3	4	5	6	7	8	9	AB	R	H	RBI	BB	SO	LOB	TOP								
Glenallen Hill, R OBP: 0.332, SLG: 0.432 Alex Cole, L OBP: 0.385, SLG: 0.336										2	1	1	1	0	0	1									
Chris James, R OBP: 0.277, SLG: 0.324										5	1	1	1	0	1	3									
Carlos Baerga, S OBP: 0.365, SLG: 0.418										5	2	2	1	0	1	2									
Albert Belle, R OBP: 0.312, SLG: 0.535										4	2	1	2	1	1	1									
Mark Whiten, S OBP: 0.312, SLG: 0.433										4	2	2	1	1	1	0									
Carlos Martinez, R OBP: 0.351, SLG: 0.420 Mike Aldrete, L OBP: 0.395, SLG: 0.343										2	0	1	3	0	0	0									
Jeff Manto, R OBP: 0.298 Jerry Browne, S OBP: 0.262, SLG: 0.250										4	1	1	0	0	1	2									
Joel Skinner, R OBP: 0.289, SLG: 0.343											4	1	2	0	1	1									
Felix Fermin, R OBP: 0.315, SLG: 0.320										4	0	1	1	0	1	3									
Inning Stats	R: 2 E: 1 K: 0 S: 13	H: 2 LOB: 0 BB: 0 P: 18	R: 2 E: 1 K: 0 S: 14	H: 3 LOB: 2 BB: 0 P: 22	R: 1 E: 0 K: 1 S: 14	H: 1 LOB: 2 BB: 2 P: 25	R: 3 E: 0 K: 0 S: 13	H: 4 LOB: 1 BB: 0 P: 23	R: 0 E: 0 K: 1 S: 14	H: 1 LOB: 1 BB: 0 P: 15	R: 2 E: 0 K: 1 S: 14	H: 1 LOB: 0 BB: 0 P: 25	R: 0 E: 0 K: 3 S: 10	H: 0 LOB: 0 BB: 0 P: 16	R: 0 E: 0 K: 3 S: 10	H: 0 LOB: 0 BB: 0 P: 13	R: 0 E: 1 K: 1 S: 11	H: 0 LOB: 1 BB: 0 P: 16	1B: 7 2B: 2 3B: 1 HR: 2	SF: 2 SAC: 0 DP: 0 HBP: 0	WP: 0 PB: 0 SB: 1 CS: 0	PA: 44			
PITCHER	IP	WLS	BF	H	R	ER	SO	BB	IBB	HBP	BLK	WP	HR	S	P	ERA	WHIP								
Brian Bohanon, L ERA: 6.1	(1, 1)	3.1	21	8	7	6	1	2	0	0	0	0	1	45	72	16.20	3.000								
Wayne Rosenthal, R ERA: 4.71	(4, 1)	2.2	13	4	3	2	1	1	0	0	0	0	1	32	56	6.75	1.875								
Mike Jeffcoat, L ERA: 3.2	(7, 1)	2.0	W	6	0	0	4	0	0	0	0	0	0	20	29	0.00	0.000								
Jeff Russell, R ERA: 3.05	(9, 1)	1.0	S	4	0	0	1	0	0	0	0	0	0	11	16	0.00	0.000								

Cleveland Indians @ Texas Rangers
Arlington Stadium, Arlington, TX
Wed Aug 07 1991, 8:05 PM EDT
Att: 23,943 - Cloudy - 97 F


AB 39
R 10
H 12
RBI 10
BB 3
SO 7
LOB 15



Batter	1	2	3	4	5	6	7	8	9	AB	R	H	RBI	BB	SO	LOB	BOTTOM								
Rafael Palmeiro, L OBP: 0.406, SLG: 0.565										4	2	2	1	0	1	1									
Julio Franco, R OBP: 0.410, SLG: 0.464										4	2	3	1	1	0	1									
Ruben Sierra, S OBP: 0.361, SLG: 0.494										5	2	2	3	0	0	3									
Kevin Reimer, L OBP: 0.327, SLG: 0.440											4	0	1	1	1	1									
Brian Downing, R OBP: 0.383, SLG: 0.451										4	2	3	2	1	1	1									
Geno Petralli, L OBP: 0.314, SLG: 0.288										5	2	2	1	0	0	3									
Steve Buechele, R OBP: 0.336, SLG: 0.451										3	1	1	2	1	0	1									
Jeff Huson, L OBP: 0.315, SLG: 0.309 Mario Diaz, R OBP: 0.301, SLG: 0.313										1	0	0	1	0	0	0									
Gary Pettis, S OBP: 0.346, SLG: 0.279										3	1	1	0	1	0	1									
Inning Stats	R: 0 E: 0 K: 0 S: 9	H: 1 LOB: 1 BB: 0 P: 15	R: 2 E: 0 K: 1 S: 14	H: 1 LOB: 1 BB: 2 P: 29	R: 0 E: 0 K: 1 S: 7	H: 0 LOB: 0 BB: 1 P: 13	R: 4 E: 0 K: 0 S: 22	H: 5 LOB: 1 BB: 0 P: 36	R: 0 E: 0 K: 1 S: 10	H: 3 LOB: 1 BB: 0 P: 15	R: 3 E: 0 K: 1 S: 18	H: 3 LOB: 1 BB: 0 P: 25	R: 0 E: 0 K: 0 S: 8	H: 1 LOB: 1 BB: 0 P: 14	R: 3 E: 0 K: 0 S: 12	H: 4 LOB: 2 BB: 2 P: 29	1B: 11 2B: 4 3B: 1 HR: 0	SF: 1 SAC: 0 DP: 2 HBP: 1	WP: 2 PB: 0 SB: 2 CS: 0	PA: 44					
PITCHER	IP	WLS	BF	H	R	ER	SO	BB	IBB	HBP	BLK	WP	HR	S	P	ERA	WHIP								
Mauro Gozzo, R ERA: 15.0	(1, 1)	3.0	16	5	5	5	2	3	0	0	0	0	0	37	71	15.00	2.667								
Rod Nichols, R ERA: 4.34	(4, 1)	2.2	15	6	4	4	0	0	0	1	0	0	0	40	58	13.50	2.250								
Shawn Hillegas, R ERA: 4.18	(6, 1)	1.1	L	7	3	2	1	0	0	0	0	0	0	13	22	13.50	2.250								
Steve Olin, R ERA: 4.09	(8, 1)	1.0		6	2	1	0	0	2	0	0	0	0	10	25	9.00	2.000								

Cleveland Indians @ Texas Rangers
Arlington Stadium, Arlington, TX
Wed Aug 07 1991, 8:05 PM EDT
Att: 23,943 - Cloudy - 97 F

AB 37
R 12
H 16
RBI 12
BB 5
SO 3
LOB 16



Batter	1	2	3	4	5	6	7	8	9	AB	R	H	RBI	BB	SO	LOB	TOP					
Paul Moltzer, R OBP: 0.395, SLG: 0.499										5	4	4	1	1	0	2	Milwaukee Brewers @ Texas Rangers Arlington Stadium, Arlington, TX Fri Aug 09 1991, 8:05 PM EDT Att: 35,009 - Cloudy - 92 F					
Willa Randolph, R OBP: 0.435, SLG: 0.380										3	1	2	1	2	0	2						
Darryl Hamilton, L OBP: 0.363, SLG: 0.404										6	0	1	0	0	0	9						
Robin Yount, R OBP: 0.336, SLG: 0.421										5	0	2	3	1	1	4						
Greg Vaughn, R OBP: 0.304, SLG: 0.446										4	0	0	1	0	2	3						
B.J. Surhoff, L OBP: 0.291, SLG: 0.311										4	1	1	0	1	0	4						
Dante Bichette, R OBP: 0.279, SLG: 0.394										5	1	1	0	0	1	2						
Jim Cantner, L OBP: 0.318, SLG: 0.345										4	1	3	0	1	0	1						
Bill Spiers, L OBP: 0.300, SLG: 0.347										4	2	2	3	1	0	2						
Inning Stats	R: 1 E: 1 K: 1 S: 13	H: 3 LOB: 2 BB: 0 P: 19	R: 0 E: 0 K: 0 S: 10	H: 1 LOB: 2 BB: 1 P: 22	R: 0 E: 0 K: 0 S: 5	H: 0 LOB: 0 BB: 0 P: 9	R: 5 E: 0 K: 1 S: 18	H: 5 LOB: 1 BB: 1 P: 29	R: 0 E: 0 K: 0 S: 14	H: 0 LOB: 2 BB: 2 P: 26	R: 1 E: 0 K: 0 S: 12	H: 2 LOB: 2 BB: 1 P: 19	R: 3 E: 0 K: 0 S: 18	H: 4 LOB: 1 BB: 0 P: 31	R: 0 E: 0 K: 1 S: 5	H: 0 LOB: 0 BB: 0 P: 7		R: 0 E: 0 K: 1 S: 10	H: 1 LOB: 3 BB: 2 P: 24	1B: 13 2B: 2 3B: 1 HR: 0	SF: 2 SAC: 0 DP: 0 HBP: 0	WP: 3 PB: 0 SB: 1 CS: 1
PITCHER	IP WLS BF H R ER SO BB IBB HBP BLK WP HR S P ERA WHIP																					
Jose Guzman, R ERA: 3.1	(1, 1) 3.1 20 8 6 6 1 2 0 0 0 0 1 0 40 69 16.20 3.000																					
Gerald Alexander, R ERA: 3.89	(4, 1) 1.2 L 9 3 1 1 1 2 0 0 0 0 0 0 24 43 5.40 3.000																					
Mike Jeffcoat, L ERA: 3.43	(6, 1) 1.1 7 2 2 2 0 1 0 0 0 0 0 0 15 23 13.50 2.250																					
Wayne Rosenthal, R ERA: 4.75	(7, 1) 1.2 8 3 1 1 1 0 0 0 0 0 1 0 17 30 5.40 1.800																					
Kenny Rogers, L ERA: 6.26	(9, 1) 1.0 5 0 0 0 0 1 1 0 0 0 0 0 9 21 0.00 1.000																					
Batter	1	2	3	4	5	6	7	8	9	AB	R	H	RBI	BB	SO	LOB	BOTTOM					
Rafael Palmeiro, L OBP: 0.408, SLG: 0.572										5	1	3	3	0	0	1	Milwaukee Brewers @ Texas Rangers Arlington Stadium, Arlington, TX Fri Aug 09 1991, 8:05 PM EDT Att: 35,009 - Cloudy - 92 F					
Ivan Rodriguez, R OBP: 0.304, SLG: 0.359										5	1	1	1	0	2	1						
Ruben Sierra, S OBP: 0.363, SLG: 0.505										5	1	3	2	0	1	0						
Kevin Reimer, L OBP: 0.327, SLG: 0.437										2	0	0	0	1	2	0						
Mike Stanley, R OBP: 0.345, SLG: 0.388										1	0	0	0	0	0	1						
Gary Pettis, S OBP: 0.345, SLG: 0.277										1	0	0	0	0	0	2						
Juan Gonzalez, R OBP: 0.363, SLG: 0.533										4	1	1	0	0	0	0						
Brian Downing, R OBP: 0.381, SLG: 0.446										3	1	0	0	1	0	2						
Steve Buechele, R OBP: 0.335, SLG: 0.449										4	0	1	0	0	0	1						
Mario Diaz, R OBP: 0.297, SLG: 0.309										2	1	0	1	0	1	2						
Julio Franco, R OBP: 0.408, SLG: 0.462										2	0	0	0	0	0	1						
José Hernández, R OBP: 1.000, SLG: 1.000										2	2	2	1	1	0	0						
Geno Petralli, L OBP: 0.312, SLG: 0.286										1	0	0	0	0	0	0						
Inning Stats	R: 0 E: 0 K: 2 S: 10	H: 0 LOB: 0 BB: 0 P: 13	R: 3 E: 0 K: 0 S: 13	H: 4 LOB: 2 BB: 1 P: 20	R: 0 E: 0 K: 1 S: 7	H: 0 LOB: 0 BB: 0 P: 10	R: 0 E: 0 K: 0 S: 6	H: 0 LOB: 0 BB: 0 P: 9	R: 3 E: 0 K: 2 S: 14	H: 3 LOB: 0 BB: 0 P: 22	R: 0 E: 0 K: 0 S: 6	H: 0 LOB: 0 BB: 0 P: 14	R: 2 E: 0 K: 1 S: 18	H: 2 LOB: 1 BB: 1 P: 27	R: 0 E: 0 K: 0 S: 7	H: 0 LOB: 1 BB: 1 P: 16	R: 0 E: 0 K: 0 S: 14	H: 2 LOB: 2 BB: 0 P: 22	1B: 7 2B: 2 3B: 0 HR: 2	SF: 0 SAC: 0 DP: 0 HBP: 0	WP: 0 PB: 1 SB: 0 CS: 0	PA: 40
PITCHER	IP WLS BF H R ER SO BB IBB HBP BLK WP HR S P ERA WHIP																					
Chris Bosio, R ERA: 3.5	(1, 1) 5.0 W 22 7 6 6 5 1 0 0 0 0 0 1 50 74 10.80 1.600																					
Julio Machado, R ERA: 4.02	(6, 1) 1.2 8 2 2 2 1 1 0 0 0 0 0 1 22 37 10.80 1.800																					
Mark Lee, L ERA: 3.94	(7, 1) 0.1 1 0 0 0 0 0 0 0 0 0 0 0 2 4 0.00 0.000																					
Doug Henry, R ERA: 2.1	(8, 1) 1.0 4 0 0 0 0 1 0 0 0 0 0 0 7 16 0.00 1.000																					
Ed Nunez, R ERA: 5.06	(9, 1) 1.0 S 5 2 0 0 0 0 0 0 0 0 0 0 0 14 22 0.00 2.000																					

Batter	1	2	3	4	5	6	7	8	9	AB	R	H	RBI	BB	SO	LOB	TOP					
Paul Moltor, R OBP: 0.399, SLG: 0.503 George Canale, L (9, 3)	0-2 FC4-6 1B		0-0 G6-3 2B		3-2 1-3 3-H 1B		4-0 BB 1B IBB		2-3 K	4	1	3	1	1	1	0	Milwaukee Brewers @ Texas Rangers Arlington Stadium, Arlington, TX Sat Aug 10 1991, 8:05 PM EDT Att: 41,286 - Cloudy - 92 F					
Willie Randolph, R OBP: 0.431, SLG: 0.373	1-0 F9		1-0 G6-3		0-3 K		4-0 1B BB	0-3 K	4	0	0	1	1	2	4							
Darryl Hamilton, L OBP: 0.361, SLG: 0.401	1-1 FC4-6 1-2		0-1 L7		1-1 G1-3		0-1 FC5-2-5-1 1-3 2-3 3-H 1B			4	0	1	2	0	4							
Robin Yount, R OBP: 0.332, SLG: 0.416	2-2 F9			2-2 F9		0-0 G6-3		FC5-2-5-1 1-3 3-H 1B		4	0	0	0	0	3							
Greg Vaughn, R OBP: 0.301, SLG: 0.441		2-2 P5		0-1 F8		0-0 G5-3		0-1 F7		4	0	0	0	0	2							
B.J. Surhoff, L OBP: 0.288, SLG: 0.307		0-3 K		0-0 F8		0-1 F7		3-2 L9		4	0	0	0	1	0							
Dante Bichette, R OBP: 0.279, SLG: 0.401		0-3 K			1-0 G5-3		1-1 HR	2-2 G4-3		4	1	1	1	0	1							
Jim Cantner, L OBP: 0.320, SLG: 0.347			0-0 G3		1-1 1B 1B		1-0 BB 1B SH2-3 1B	0-1 G5-3		4	2	2	0	0	0							
Bill Spiers, L OBP: 0.304, SLG: 0.351			1-1 2B G6-3 1B		1-0 1B 1B		1-0 SH2-3	1-2 G3-1		3	1	2	0	0	0							
Inning Stats	R: 0 E: 0 K: 0 S: 10	H: 1 LOB: 1 BB: 0 P: 14	R: 0 E: 0 K: 2 S: 10	H: 0 LOB: 0 BB: 0 P: 12	R: 1 E: 0 K: 0 S: 7	H: 2 LOB: 1 BB: 0 P: 9	R: 0 E: 0 K: 0 S: 8	H: 0 LOB: 0 BB: 0 P: 10	R: 1 E: 0 K: 1 S: 12	H: 3 LOB: 2 BB: 0 P: 19	R: 0 E: 0 K: 0 S: 4	H: 0 LOB: 0 BB: 0 P: 4	R: 3 E: 0 K: 0 S: 9	H: 3 LOB: 2 BB: 2 P: 21	R: 0 E: 0 K: 0 S: 8	H: 0 LOB: 0 BB: 0 P: 13	R: 0 E: 0 K: 2 S: 9	H: 0 LOB: 0 BB: 0 P: 12	1B: 7 2B: 1 3B: 0 HR: 1	SF: 0 SAC: 1 DP: 0 HBP: 0	WP: 0 PB: 0 SB: 0 CS: 0	PA: 38
PITCHER	IP WLS BF H R ER SO BB IBB HBP BLK WP HR S P ERA WHIP	6.1 L 29 8 5 5 3 1 1 0 0 0 1 55 83 7.11 1.421	0.0 1 1 0 0 0 0 0 0 0 0 0 0 2 2 ∞ ∞	2.2 8 0 0 0 2 0 0 0 0 0 0 0 20 29 0.00 0.000	PITCHER																	

Batter	1	2	3	4	5	6	7	8	9	AB	R	H	RBI	BB	SO	LOB	BOTTOM					
Brian Downing, R OBP: 0.376, SLG: 0.440	2-3 K		2-2 P6		2-3 K			2-1 F7		4	0	0	0	0	2	2	Milwaukee Brewers @ Texas Rangers Arlington Stadium, Arlington, TX Sat Aug 10 1991, 8:05 PM EDT Att: 41,286 - Cloudy - 92 F					
Rafael Palmeiro, L OBP: 0.405, SLG: 0.567	1-1 G3-1		1-0 F9		1-3 K			2-1 F8		4	0	0	0	1	2							
Ruben Sierra, S OBP: 0.360, SLG: 0.500	1-1 G5-3			1-0 G6-3		1-3 K		1-0 G3-1		4	0	0	0	1	0							
Julio Franco, R OBP: 0.407, SLG: 0.467		0-1 L9		3-2 HR		2-0 L9		3-1 L6		4	1	1	1	0	0							
Juan Gonzalez, R OBP: 0.367, SLG: 0.534		4-1 FC6-4 BB		0-0 1B		1-1 F7		0-1 1B 1B		3	1	2	0	1	0							
Steve Buechele, R OBP: 0.337, SLG: 0.450		2-2 L7		0-0 L6		2-1 FC5-4 1B		0-1 F9 1B		4	0	2	0	0	2							
Ivan Rodriguez, R OBP: 0.303, SLG: 0.356		3-1 FC6-4		1-1 G5-3		1-2 FC5-4 1-2		0-2 1-2 2-H 1B		4	0	1	1	0	3							
José Hernández, R OBP: 0.833, SLG: 1.200 Geno Petrilli, L OBP: 0.312, SLG: 0.286 Mike Stanley, R OBP: 0.343, SLG: 0.386			3-1 FC6-2 3B		1-1 1B		3-3 K		0-0 F9	3	0	2	0	0	1	1						
Gary Pettis, S OBP: 0.342, SLG: 0.275 Kevin Reimer, L OBP: 0.326, SLG: 0.435			0-0 FC6-2		2-2 F9		0-0 G4-3		1-3 K	2	0	0	0	0	2							
Dean Palmer, R OBP: 0.308, SLG: 0.430			3-H							1	0	0	0	1	2							
Inning Stats	R: 0 E: 0 K: 1 S: 9	H: 0 LOB: 0 BB: 0 P: 13	R: 0 E: 0 K: 0 S: 8	H: 0 LOB: 1 BB: 1 P: 17	R: 0 E: 0 K: 0 S: 7	H: 1 LOB: 1 BB: 0 P: 13	R: 1 E: 0 K: 0 S: 10	H: 2 LOB: 1 BB: 0 P: 15	R: 0 E: 0 K: 2 S: 12	H: 1 LOB: 1 BB: 0 P: 18	R: 0 E: 0 K: 1 S: 6	H: 0 LOB: 0 BB: 0 P: 10	R: 0 E: 0 K: 1 S: 11	H: 1 LOB: 1 BB: 0 P: 17	R: 0 E: 0 K: 0 S: 5	H: 0 LOB: 0 BB: 0 P: 10	R: 1 E: 0 K: 1 S: 14	H: 3 LOB: 2 BB: 0 P: 18	1B: 6 2B: 0 3B: 1 HR: 1	SF: 0 SAC: 0 DP: 0 HBP: 0	WP: 0 PB: 0 SB: 0 CS: 0	PA: 36
PITCHER	IP WLS BF H R ER SO BB IBB HBP BLK WP HR S P ERA WHIP	5.0 W 20 4 1 1 2 0 0 0 0 0 0 31 49 2.70 1.200	3.1 4 1 1 2 0 0 0 0 0 0 0 0 1 1 0.00 0.000	0.1 S 1 0 0 0 1 0 0 0 0 0 0 4 5 0.00 0.000	PITCHER																	

Batter	1	2	3	4	5	6	7	8	9	10	AB	R	H	RBI	BB	SO	LOB	TOP				
Paul Molitor, R OBP: 0.401, SLG: 0.510	(1,3) F9											4	1	2	2	1	1	2				
Willie Randolph, R OBP: 0.427, SLG: 0.367	(1,4) 1B										4	1	0	0	1	0	3					
Darryl Hamilton, L OBP: 0.357, SLG: 0.397	(1,8) L8										5	0	1	0	0	1	1					
Robin Yount, R OBP: 0.339, SLG: 0.420	(1,10) E8										4	1	3	0	1	0	0					
Greg Vaughn, R OBP: 0.302, SLG: 0.440	(1,7) G6-3										5	0	2	0	0	1	3					
Dante Bichette, R OBP: 0.278, SLG: 0.398											5	0	1	0	0	1	5					
Jim Cantner, L OBP: 0.318, SLG: 0.344											5	0	1	0	0	0	2					
Rick Dempsey, R OBP: 0.316, SLG: 0.354											2	0	1	0	1	0	1					
B.J. Surhoff, L OBP: 0.287, SLG: 0.306											1	0	0	0	0	0	0					
Bill Spiers, L OBP: 0.307, SLG: 0.350											3	1	1	0	1	0	1					
Inning Stats	R: 2 E: 1 K: 0 S: 10	H: 1 LOB: 0 BB: 1 P: 19	R: 0 E: 0 K: 0 S: 8	H: 1 LOB: 0 BB: 0 P: 8	R: 0 E: 0 K: 0 S: 10	H: 0 LOB: 0 BB: 1 P: 19	R: 0 E: 0 K: 0 S: 5	H: 1 LOB: 1 BB: 0 P: 7	R: 0 E: 0 K: 0 S: 9	H: 2 LOB: 2 BB: 0 P: 14	R: 0 E: 0 K: 1 S: 8	H: 0 LOB: 2 BB: 2 P: 20	R: 0 E: 0 K: 1 S: 9	H: 1 LOB: 2 BB: 1 P: 15	R: 2 E: 0 K: 0 S: 8	H: 2 LOB: 0 BB: 0 P: 14	R: 0 E: 0 K: 2 S: 11	H: 2 LOB: 2 BB: 0 P: 17	1B: 11 2B: 1 3B: 0 HR: 1	SF: 0 SAC: 0 DP: 3 HBP: 0	WP: 0 PB: 0 SB: 0 CS: 2	PA: 43
PITCHER	IP	WLS	BF	H	R	ER	SO	BB	IBB	HBP	BLK	WP	HR	S	P	ERA	WHIP					
Kevin Brown, R ERA: 4.34	(1,1) 7.1		30	8	2	0	1	4	0	0	0	0	0	60	101	0.00	1.636					
Jeff Russell, R ERA: 3.26	(8,1) 1.2		8	2	2	2	1	1	0	0	0	0	1	14	25	10.80	1.800					
Mike Jeffcoat, L ERA: 3.41	(10,1) 0.1		2	1	0	0	1	0	0	0	0	0	0	5	8	0.00	3.000					
Terry Mathews, R ERA: 5.68	(10,1) 0.1		2	1	0	0	1	0	0	0	0	0	0	4	5	0.00	3.000					
Kenny Rogers, L ERA: 6.23	(10,1) 0.1		W	1	0	0	0	0	0	0	0	0	0	2	4	0.00	0.000					

Milwaukee Brewers @ Texas Rangers
Arlington Stadium, Arlington, TX
Sun Aug 11 1991, 4:33 AM EDT
Att: 31,169 - Cloudy - 91 F

AB 38
R 4
H 12
RBI 2
BB 5
SO 4
LOB 18



Batter	1	2	3	4	5	6	7	8	9	10	AB	R	H	RBI	BB	SO	LOB	BOTTOM			
Rafael Palmeiro, L OBP: 0.400, SLG: 0.561	(1,3) F8										5	0	0	0	0	3					
Julio Franco, R OBP: 0.411, SLG: 0.470	(1,4) G5-3										4	2	3	1	1	0	0				
Ruben Sierra, S OBP: 0.361, SLG: 0.499	(1,9) K										3	0	1	1	1	1	1				
Kevin Reimer, L OBP: 0.326, SLG: 0.434											3	0	1	1	0	1	2				
Gary Pettis, S OBP: 0.341, SLG: 0.273											1	0	0	0	0	0	0				
Juan Gonzalez, R OBP: 0.305, SLG: 0.529											5	0	1	1	0	1	3				
Steve Buechele, R OBP: 0.336, SLG: 0.447											4	0	1	0	0	0	0				
Dean Palmer, R OBP: 0.315, SLG: 0.455											3	1	1	1	1	0	1				
Ivan Rodriguez, R OBP: 0.308, SLG: 0.359											4	1	2	0	0	0	2				
José Hernández, R OBP: 0.625, SLG: 0.857											2	1	0	0	0	2	2				
Geno Petralli, L OBP: 0.310, SLG: 0.283											1	0	0	0	0	1	1				
Mario Diaz, R OBP: 0.297, SLG: 0.309											0	0	0	0	0	0	0				
Inning Stats	R: 0 E: 0 K: 1 S: 12	H: 0 LOB: 0 BB: 0 P: 15	R: 0 E: 0 K: 1 S: 8	H: 0 LOB: 0 BB: 0 P: 13	R: 4 E: 1 K: 0 S: 13	H: 4 LOB: 1 BB: 0 P: 25	R: 0 E: 0 K: 1 S: 13	H: 1 LOB: 1 BB: 0 P: 19	R: 0 E: 0 K: 1 S: 13	H: 1 LOB: 2 BB: 0 P: 20	R: 0 E: 0 K: 0 S: 8	H: 0 LOB: 0 BB: 1 P: 12	R: 0 E: 0 K: 0 S: 7	H: 0 LOB: 0 BB: 0 P: 11	R: 0 E: 0 K: 1 S: 10	H: 3 LOB: 2 BB: 0 P: 16	1B: 9 2B: 0 3B: 0 HR: 1	SF: 1 SAC: 2 DP: 1 HBP: 0	WP: 0 PB: 0 SB: 2 CS: 0	PA: 41	
PITCHER	IP	WLS	BF	H	R	ER	SO	BB	IBB	HBP	BLK	WP	HR	S	P	ERA	WHIP				
Don August, R ERA: 4.81	(1,1) 6.1		29	7	4	2	5	2	0	0	0	0	0	70	112	2.84	1.421				
Mark Lee, L ERA: 3.83	(7,1) 1.0		0	0	0	0	0	0	0	0	0	0	0	5	10	0.00	0.000				
Julio Machado, R ERA: 4.04	(8,1) 2.0		L	10	3	1	1	1	0	0	0	0	0	26	37	4.50	2.000				

Milwaukee Brewers @ Texas Rangers
Arlington Stadium, Arlington, TX
Sun Aug 11 1991, 4:33 AM EDT
Att: 31,169 - Cloudy - 91 F

AB 35
R 5
H 10
RBI 5
BB 3
SO 6
LOB 15



Batter	1	2	3	4	5	6	7	8	9	AB	R	H	RBI	BB	SO	LOB	TOP			
Paul Moltzer, R OBP: 0.403, SLG: 0.512 (1, 10)	1-1 FC3-6 1B 2B	2-1 BB 1B	4-1 1B BB	0-0 P6			2-2 P3		2-2 CI 1B E	4	4	2	0	1	0	2				
Willie Randolph, R OBP: 0.432, SLG: 0.372 (1, 4)	1-1 FC3-6 1B	4-0 1B 1B WP BB	1-1 1B 1B	2-1 F9			0-0 G5-3		1-0 E7 1B 1B	5	2	3	1	1	0	2				
Darryl Hamilton, L OBP: 0.353, SLG: 0.391 (1, 8)	2-2 FC3-6 1B E	1-1 WP 1B 1B	1-0 F7		0-2 G4-3			0-3 K	1-2 G4-3	6	2	1	3	0	1	4				
Greg Vaughn, R OBP: 0.305, SLG: 0.450 (1, 7)	0-0 S 2B 1B	1-2 K	0-1 1B		0-0 G5-3			3-2 HR	3-1 P3	6	2	3	2	0	1	2				
Franklin Stubbs, L OBP: 0.280, SLG: 0.368 (1, 3)	SAFE SAFE SAFE 1-2 3-H	1-3 K	4-2 1B 2B BB	1-1 G6-3		2-1 G3-1		1-2 E3 G4-3	0-0 1B 1B	5	1	1	1	1	1	3				
B.J. Surhoff, L OBP: 0.294, SLG: 0.324 (1, 2)	1-0 2B	1-2 2B 1B		0-0 HR		1-1 G6-3		1-2 G4-3	2-2 1B 1B	6	1	4	3	0	0	1				
Dante Bichette, R OBP: 0.279, SLG: 0.398 (1, 9)	2-3 K	0-1 1B 2B		0-1 G5-3		0-0 F9		4-0 IBB	1-2 P2	5	0	1	1	1	1	3				
Jim Cantner, L OBP: 0.317, SLG: 0.342 (1, 5)		K G3		0-0 BB 1B		0-0 G1-3		0-1 F8		5	0	1	0	0	1	4				
Bill Spiers, L OBP: 0.311, SLG: 0.353 (1, 6)		1-1 1B 1B		1-0 F7		4-1 BB		1-0 G3-1	0-1 CI 1B 1B	4	2	2	0	1	0	0				
Inning Stats	R: 3 E: 1 K: 2 S: 19	H: 4 LOB: 1 BB: 0 P: 27	R: 5 E: 0 K: 2 S: 21	H: 5 LOB: 2 BB: 2 P: 37	R: 1 E: 0 K: 0 S: 9	H: 2 LOB: 2 BB: 1 P: 14	R: 1 E: 0 K: 0 S: 8	H: 2 LOB: 0 BB: 0 P: 8	R: 0 E: 0 K: 0 S: 4	H: 0 LOB: 0 BB: 0 P: 5	R: 0 E: 0 K: 0 S: 5	H: 0 LOB: 0 BB: 0 P: 8	R: 1 E: 1 K: 1 S: 15	H: 1 LOB: 2 BB: 1 P: 24	R: 3 E: 2 K: 0 S: 20	H: 4 LOB: 2 BB: 0 P: 30	1B: 13 2B: 3 3B: 0 HR: 2	SF: 0 SAC: 0 DP: 0 HBP: 0	WP: 2 PB: 0 SB: 1 CS: 0	PA: 52
PITCHER	IP WLS BF H R ER SO BB IBB HBP BLK WP HR S P ERA WHIP															IP WLS BF H R ER SO BB IBB HBP BLK WP HR S P ERA WHIP				
Bobby Witt, R ERA: 5.85 (1, 1)	1.1 L 11 6 6 6 3 1 0 0 0 0 0 26 42 40.50 5.250																			
Wayne Rosenthal, R ERA: 5.0 (2, 1)	5.2 7 4 4 1 3 0 0 0 0 2 1 46 74 6.35 1.765																			
Mike Jeffcoat, L ERA: 3.48 (8, 1)	1.1 10 3 4 1 1 0 0 0 0 0 0 1 24 6.75 2.250																			
Terry Mathews, R ERA: 5.49 (9, 1)	0.2 4 2 0 0 0 0 0 0 0 0 0 0 11 17 0.00 3.000																			

Milwaukee Brewers @ Texas Rangers
Arlington Stadium, Arlington, TX
Mon Aug 12 1991, 8:05 PM EDT
Att: 21,590 - Cloudy - 80 F

AB 46
R 14
H 18
RBI 11
BB 5
SO 5
LOB 21

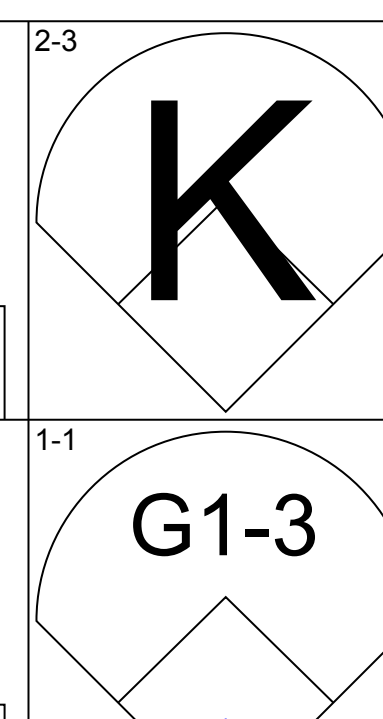
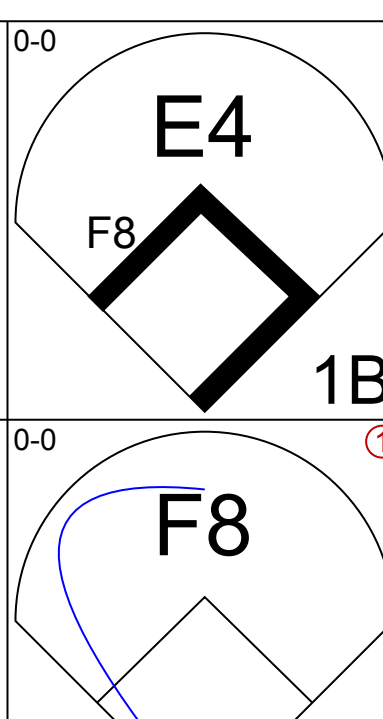
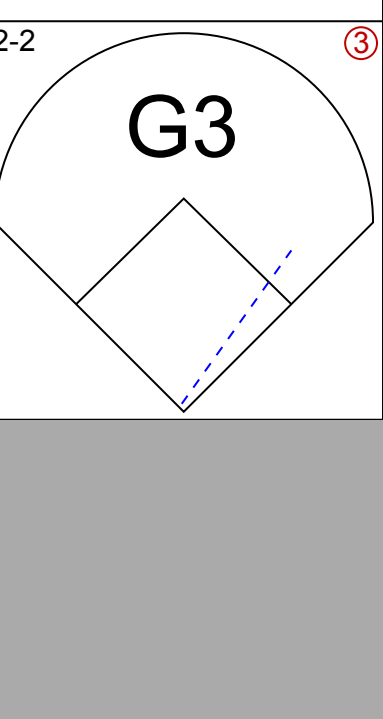
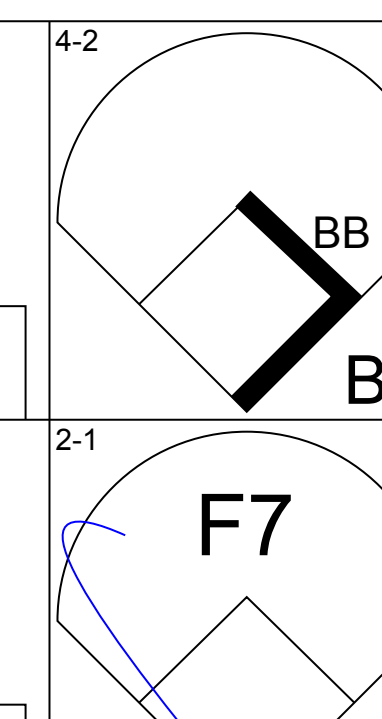
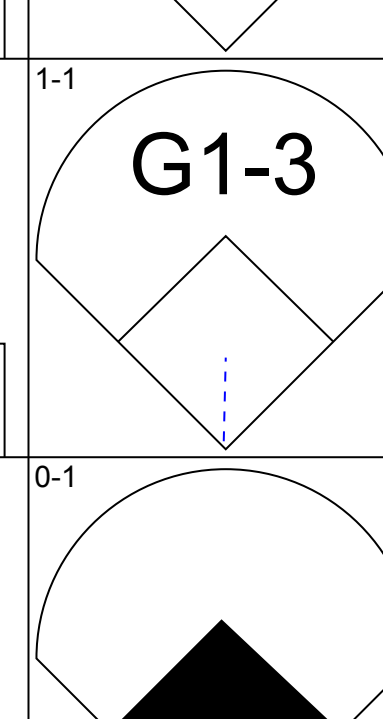
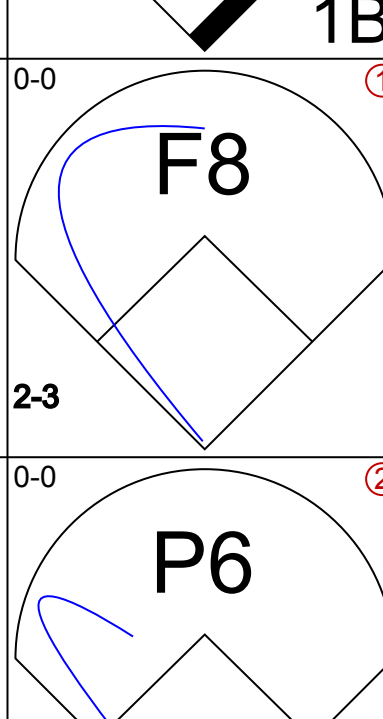
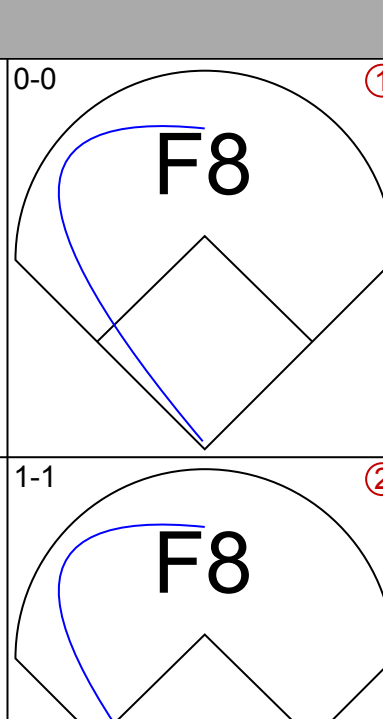
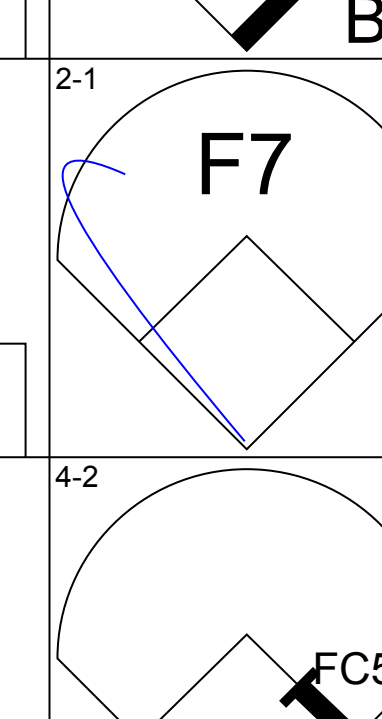
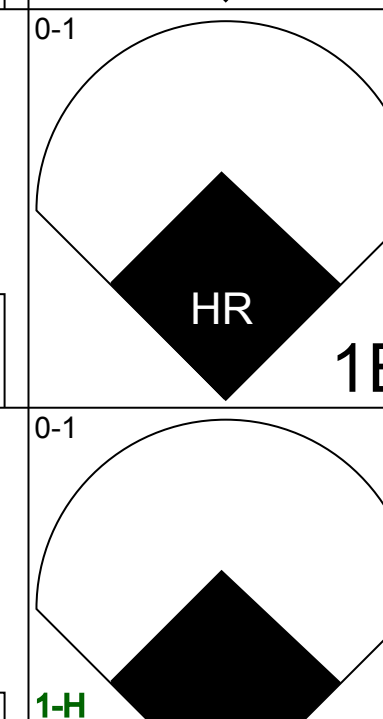
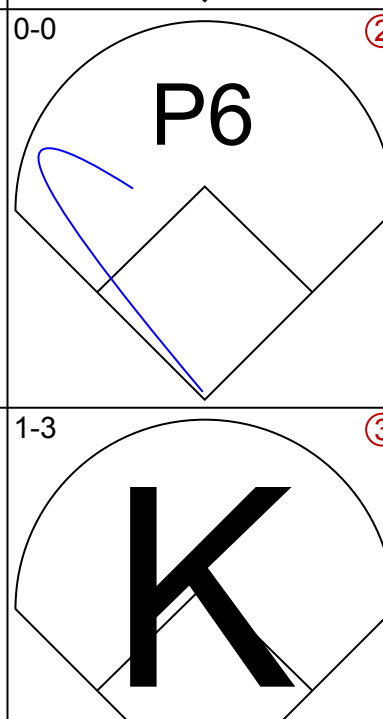
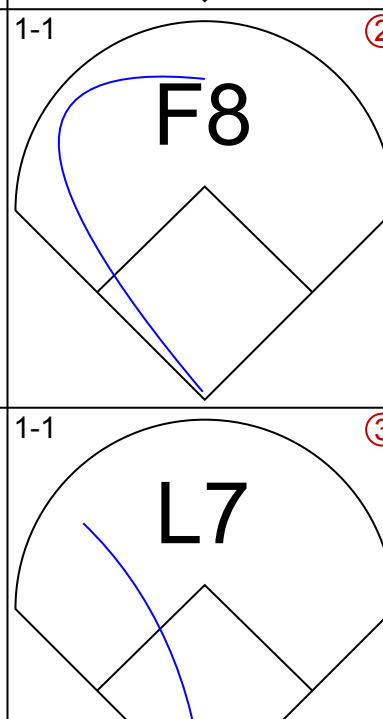
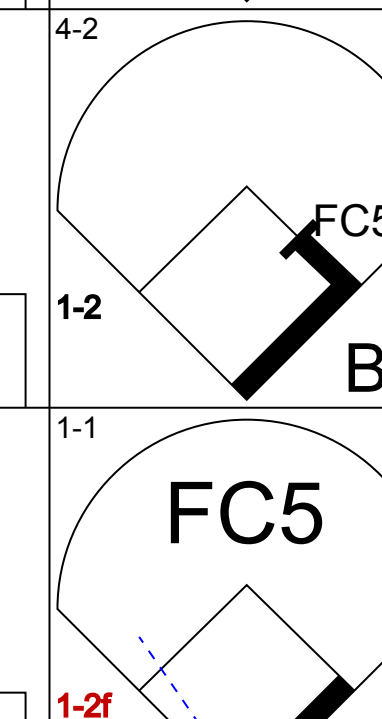
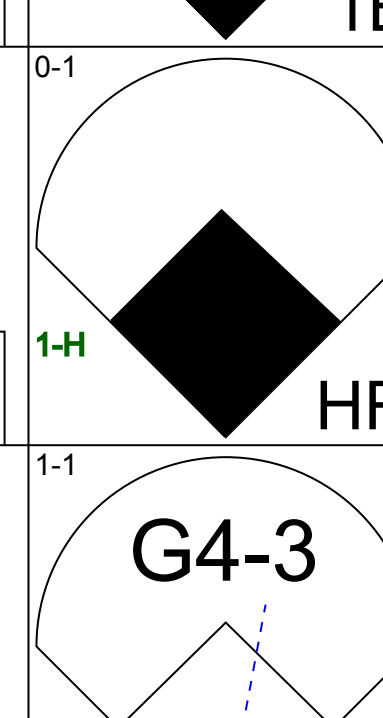

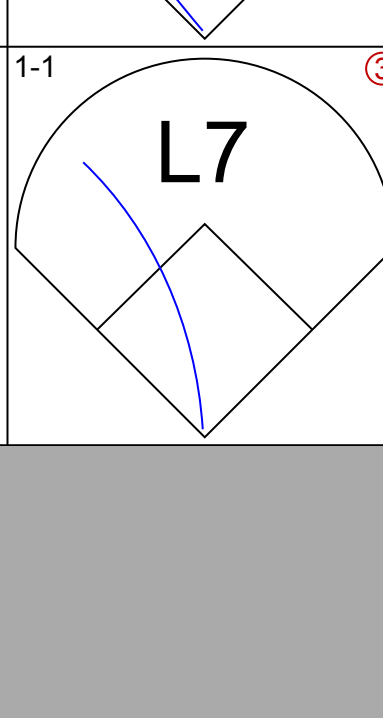
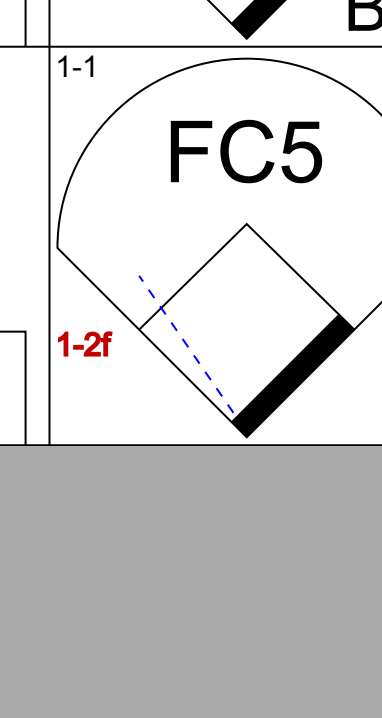
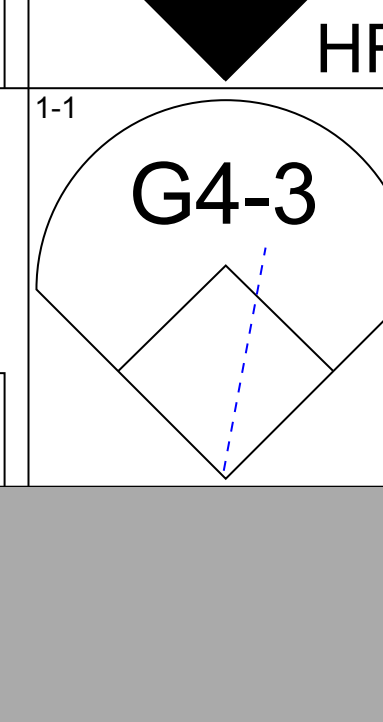
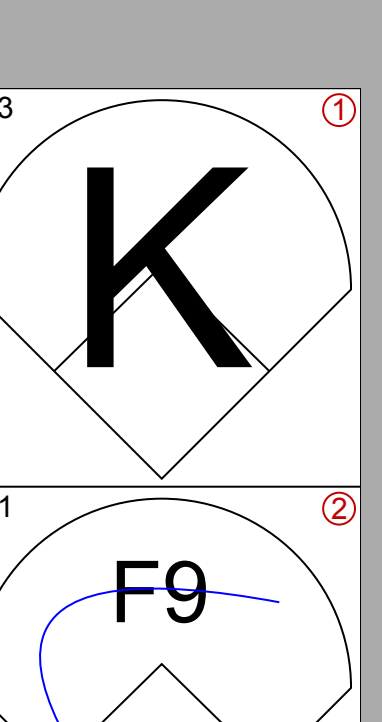
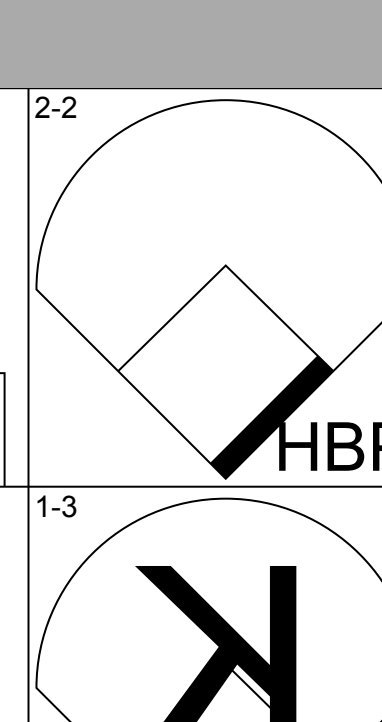
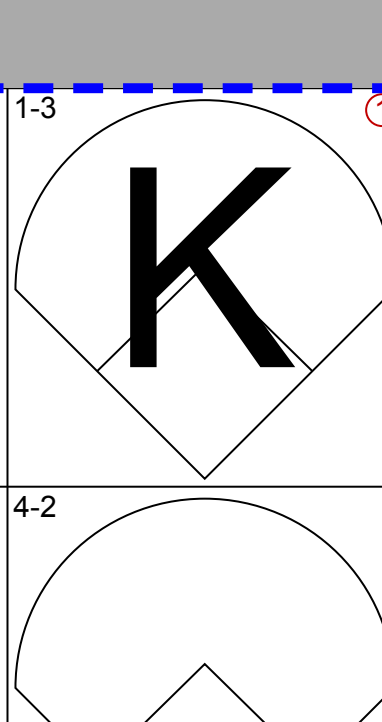
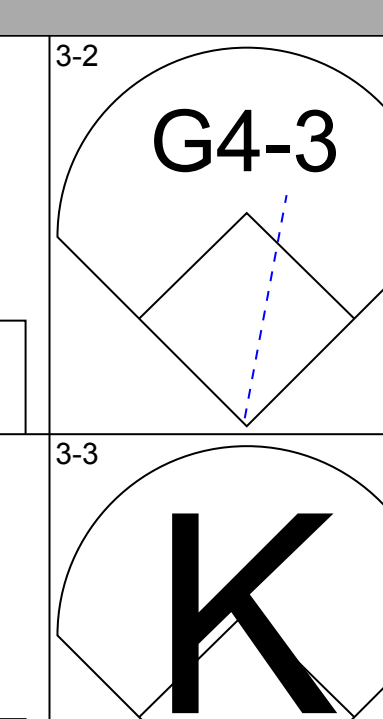
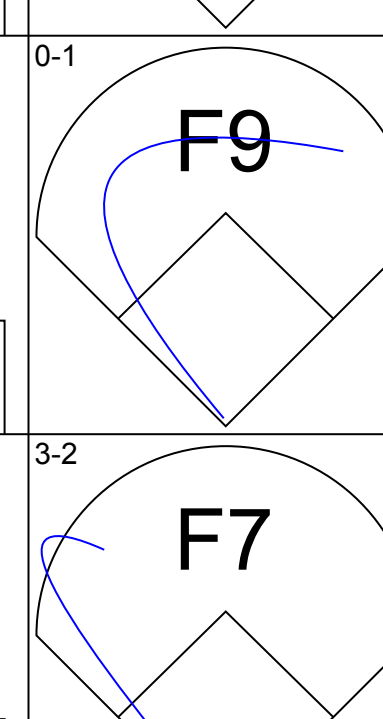
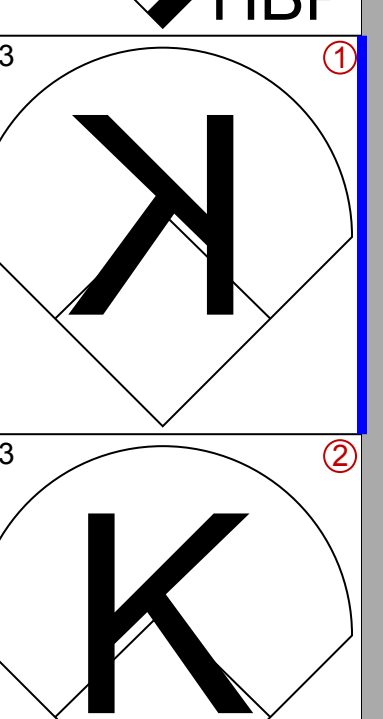
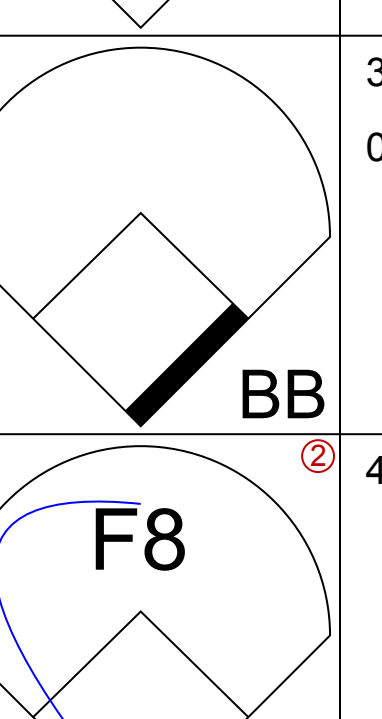
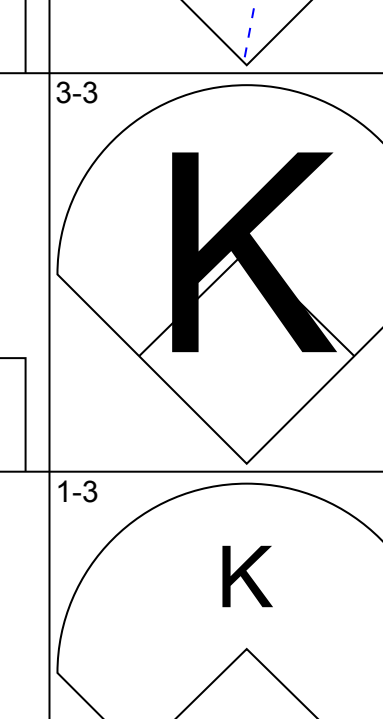
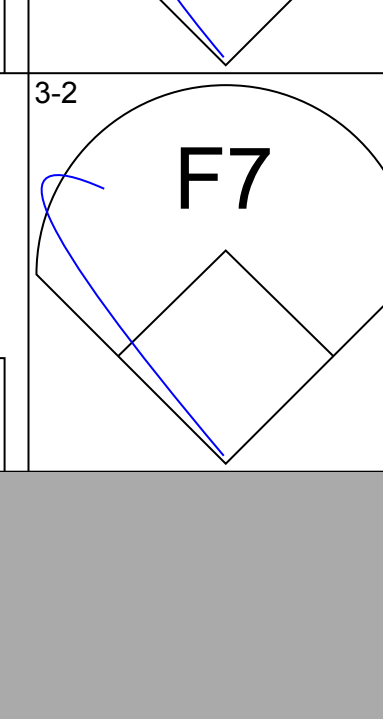
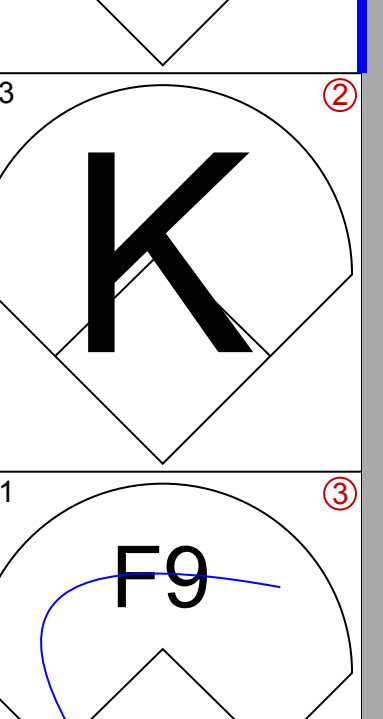
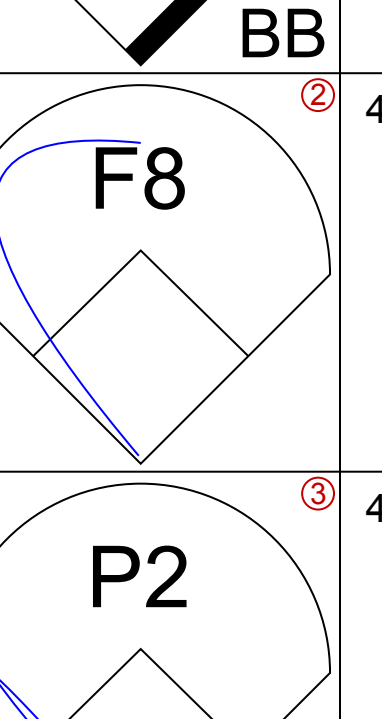
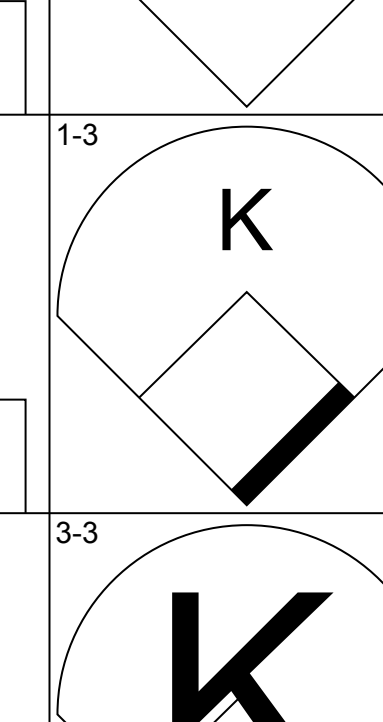
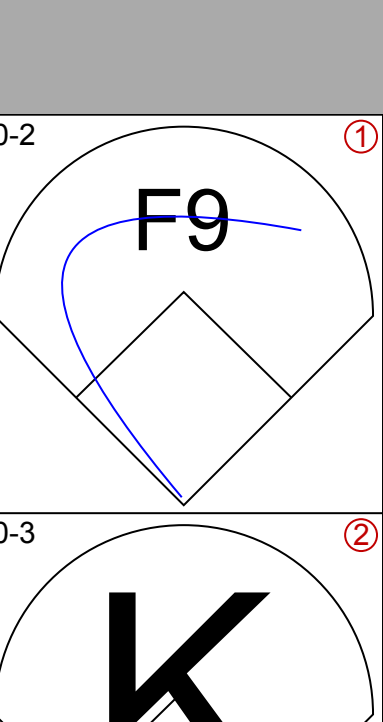
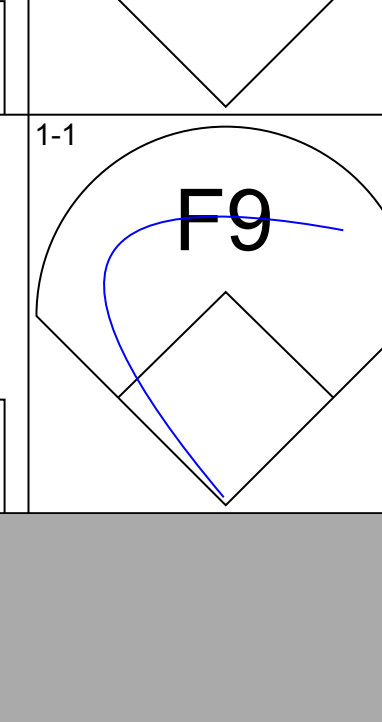
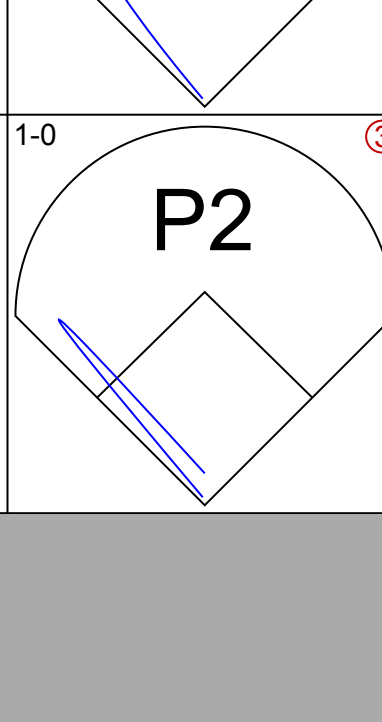
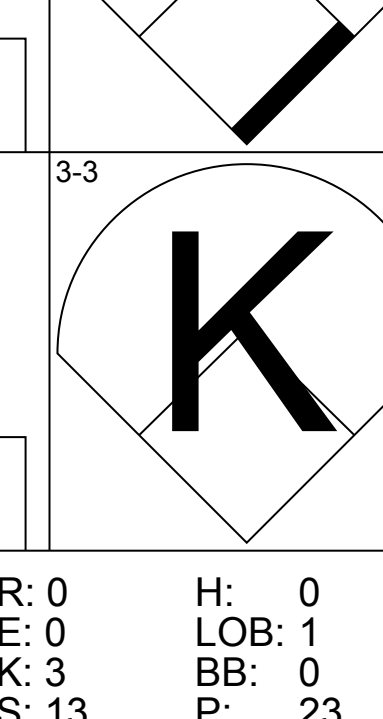
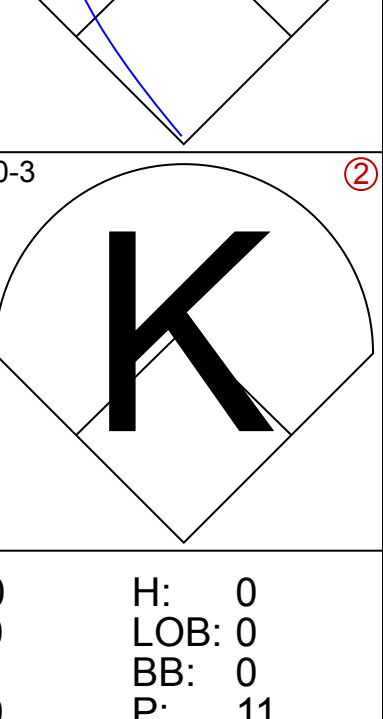
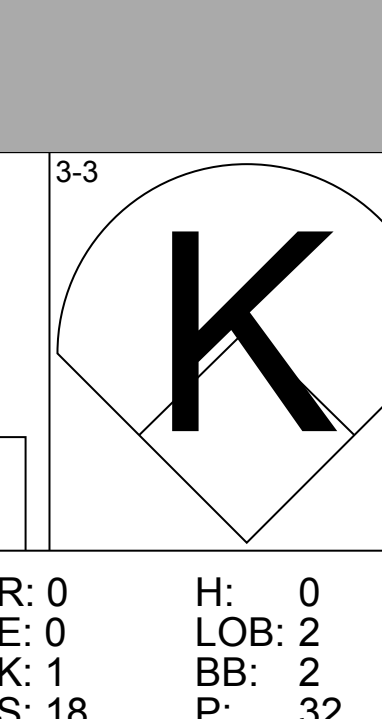


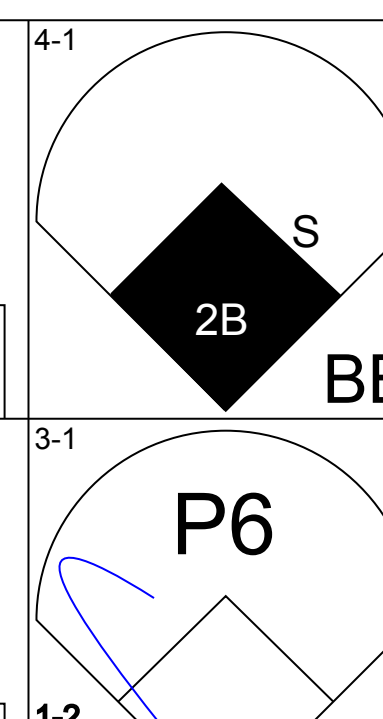
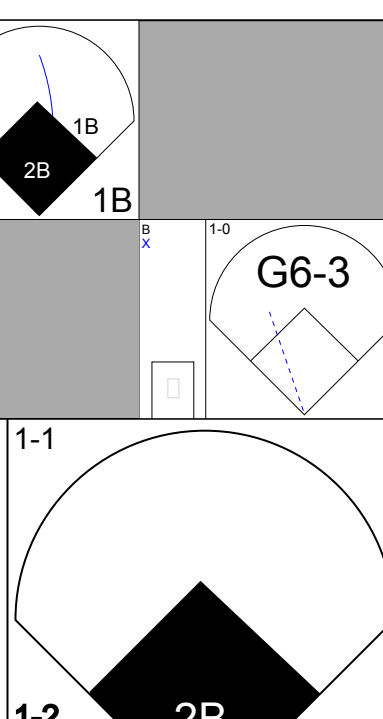
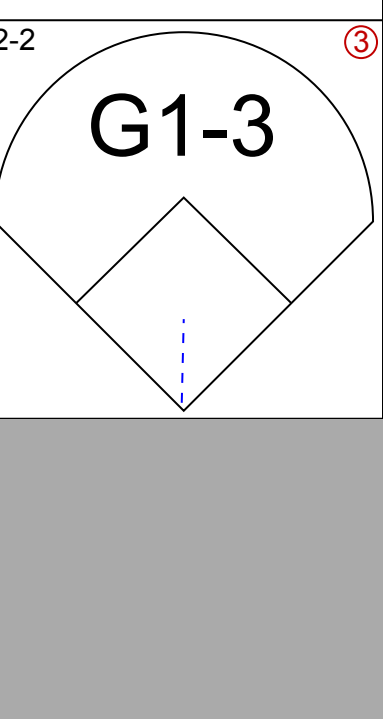
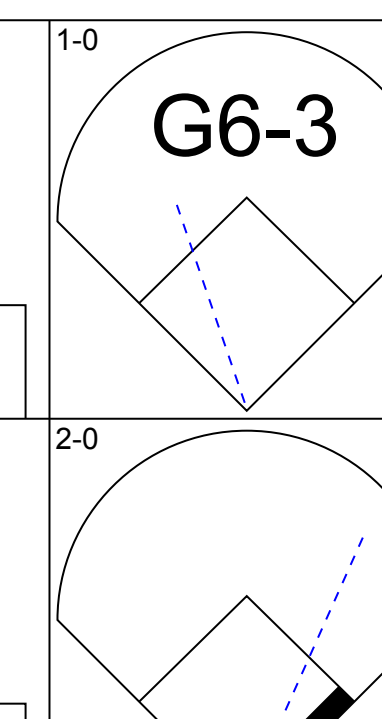
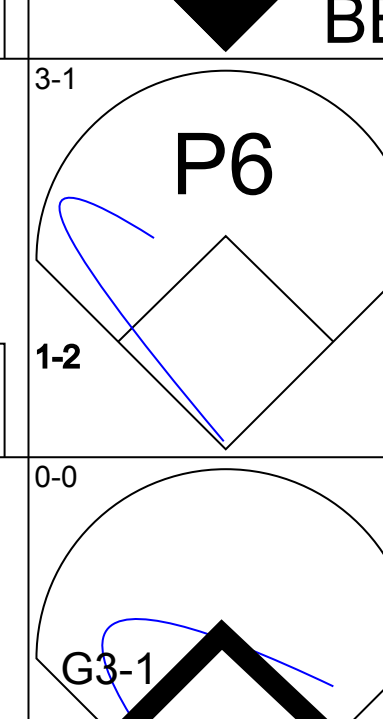
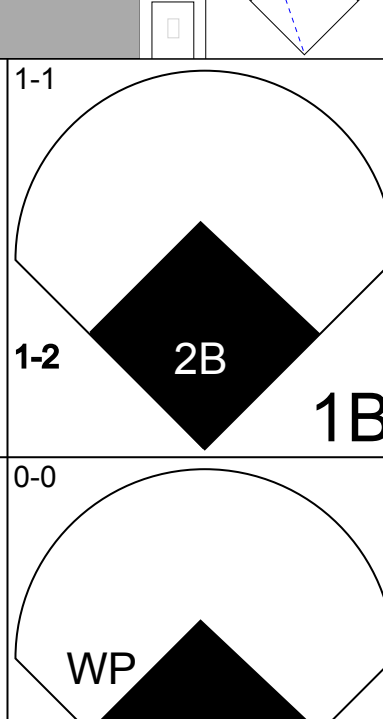
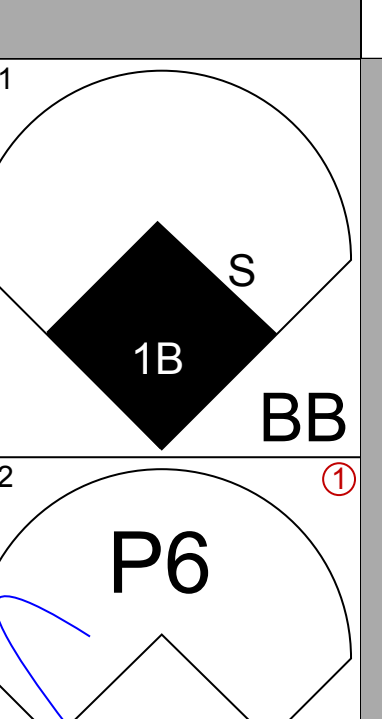
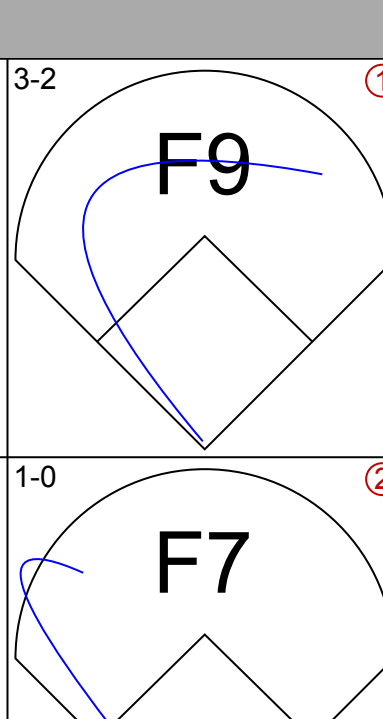
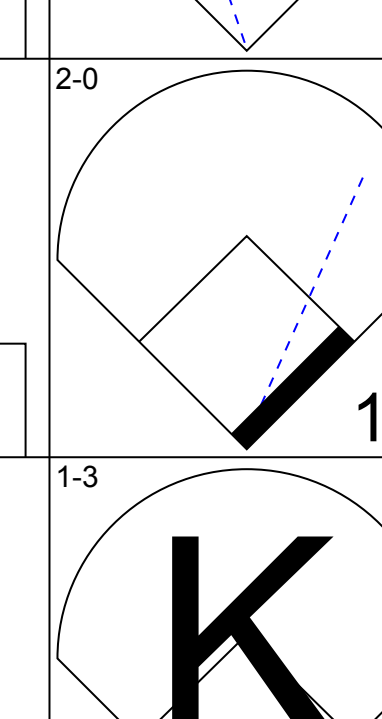
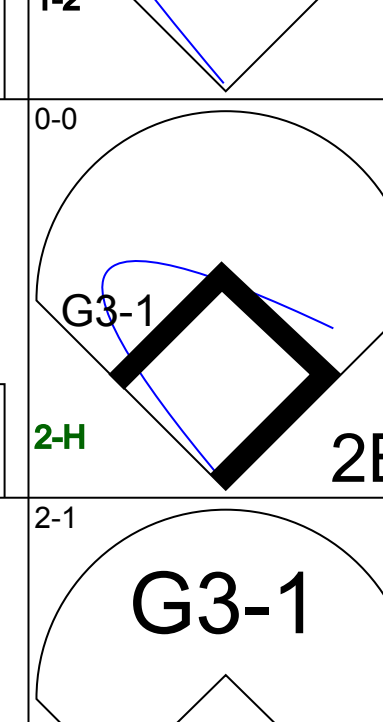
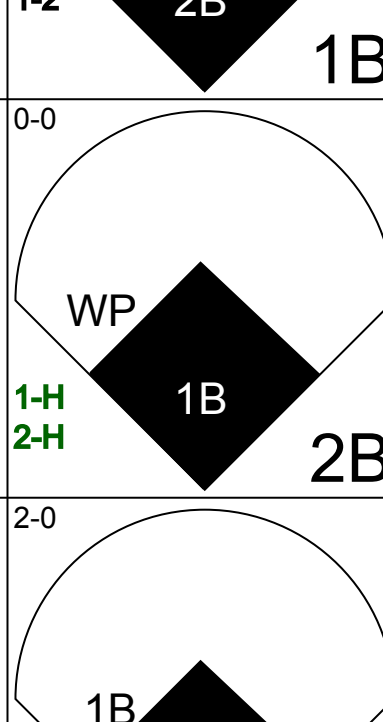
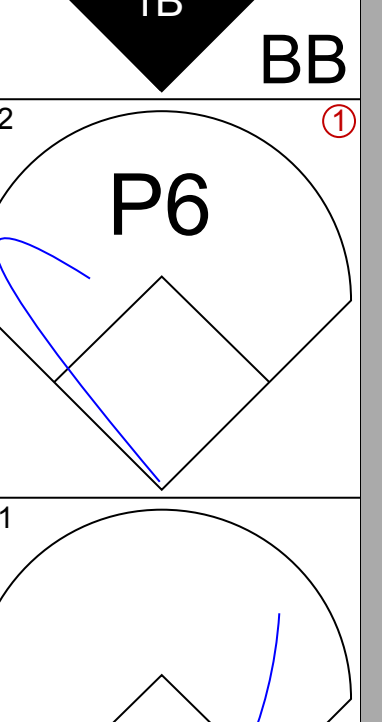
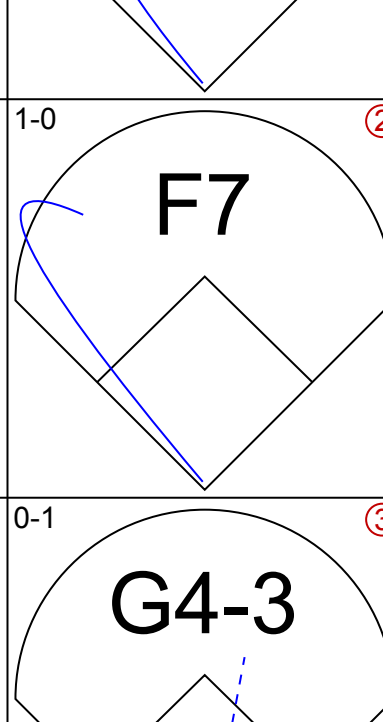
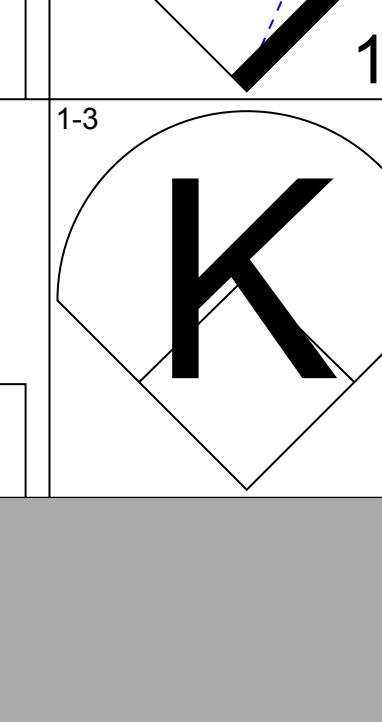
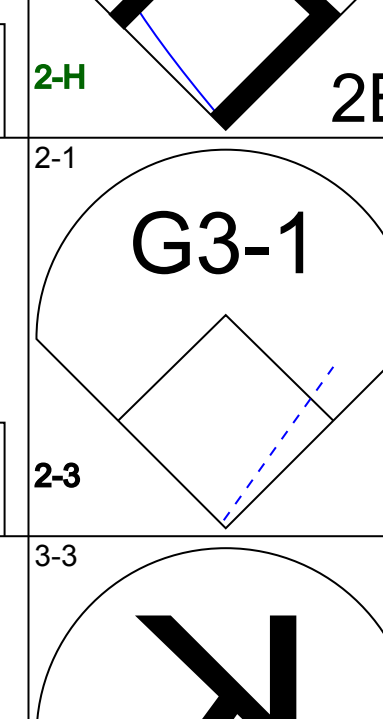
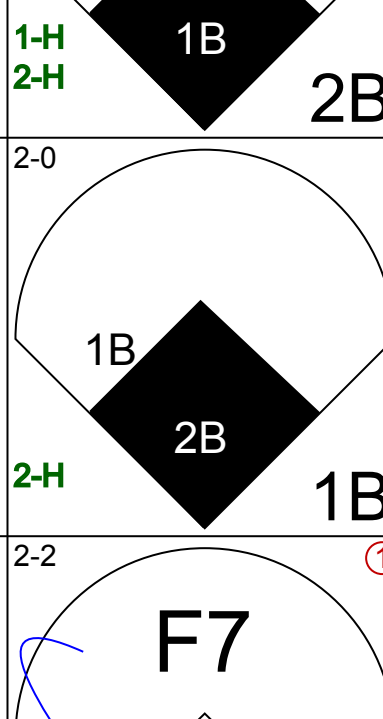
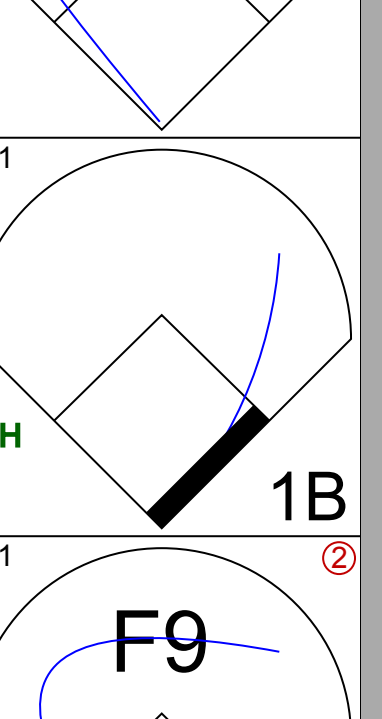
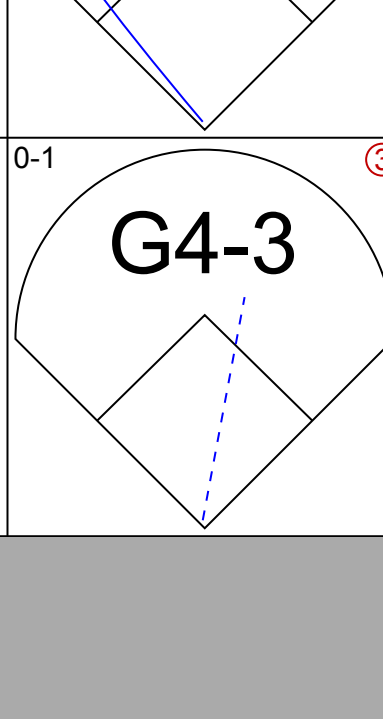
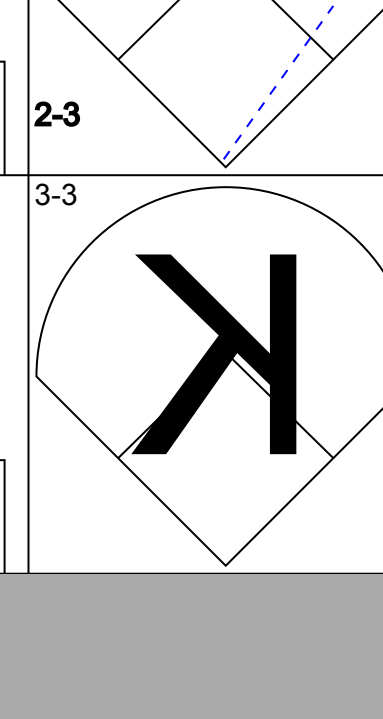
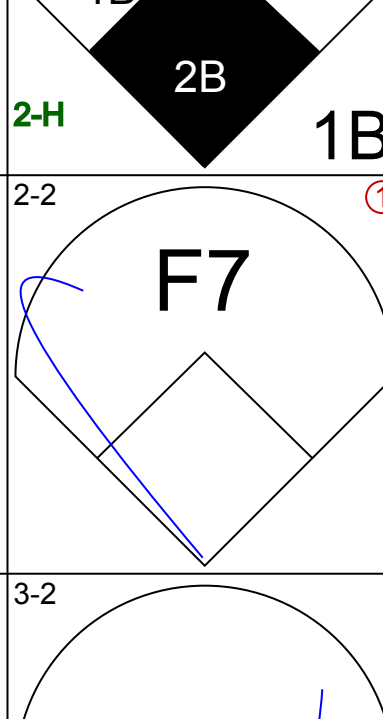
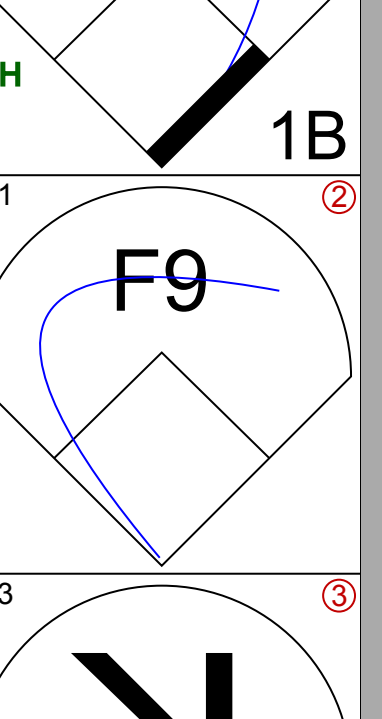
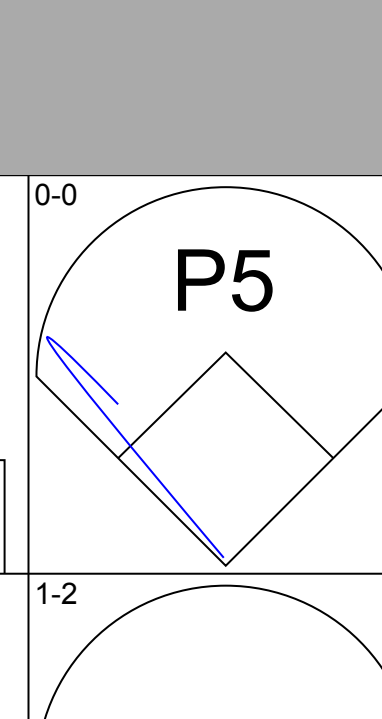
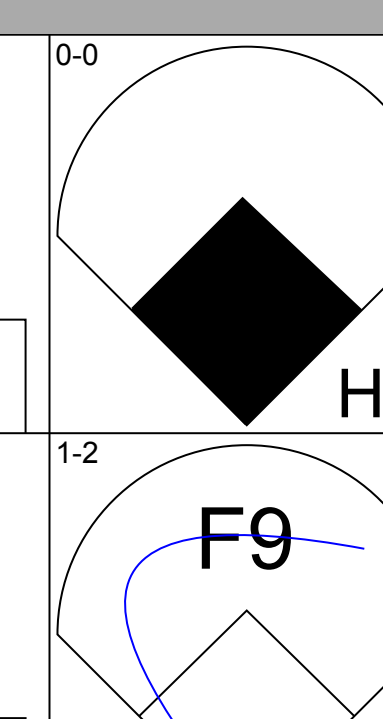
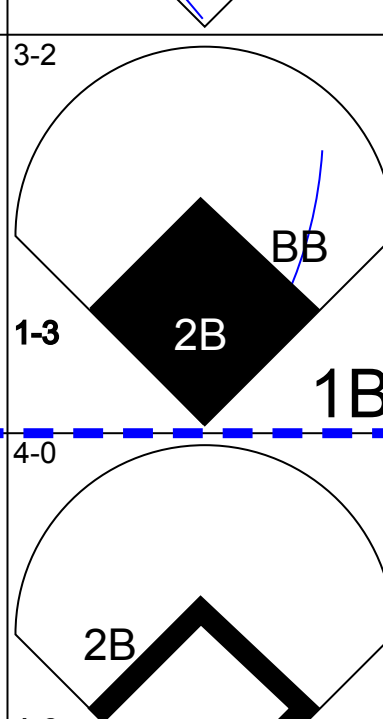
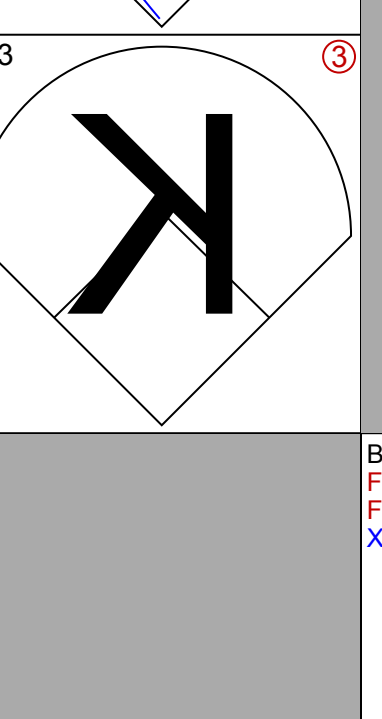
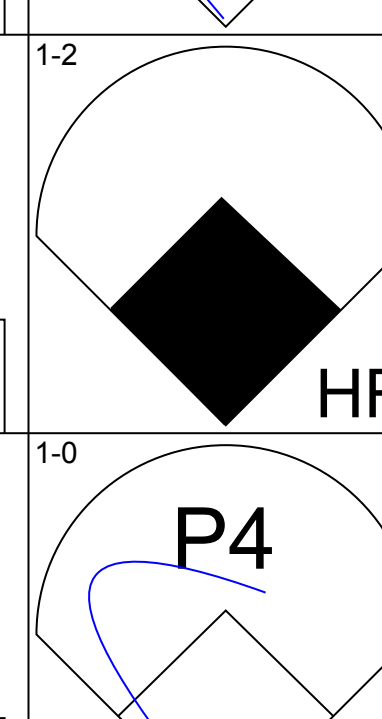
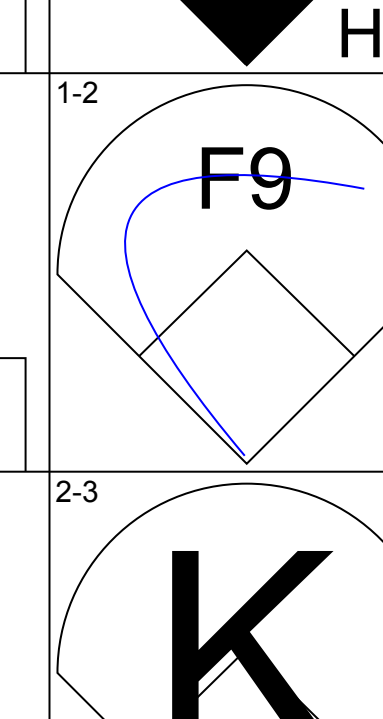
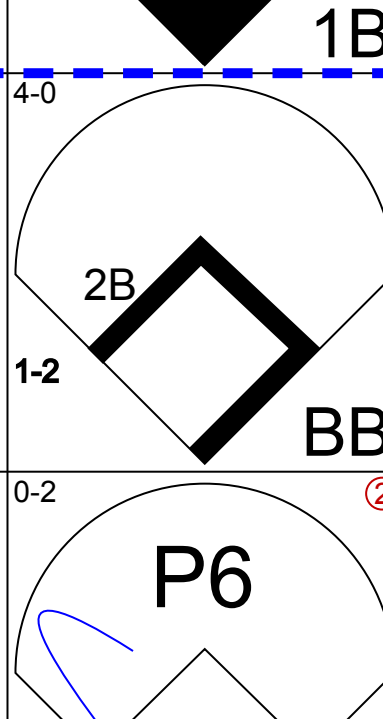
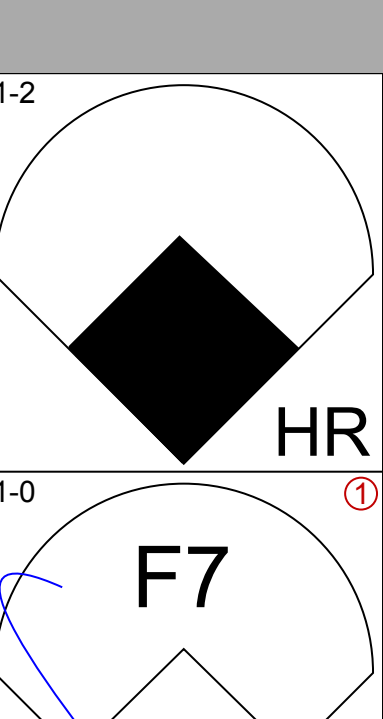
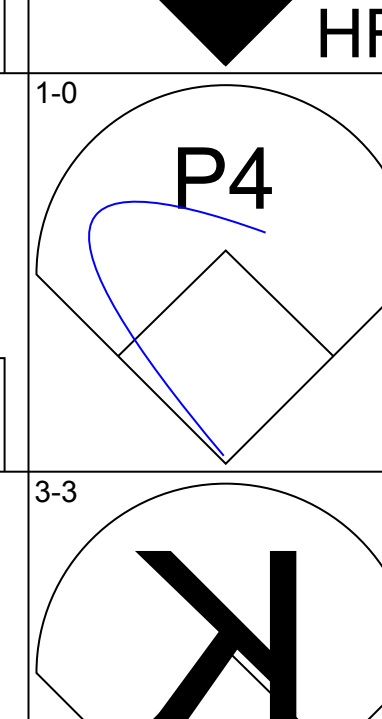
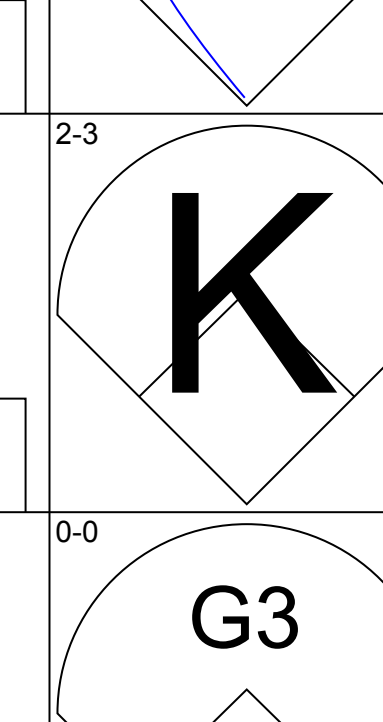
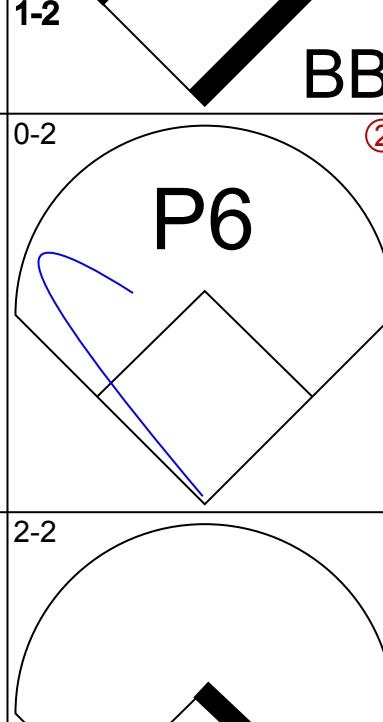
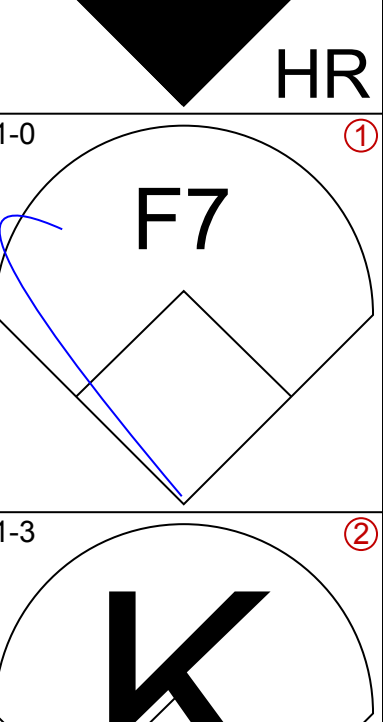
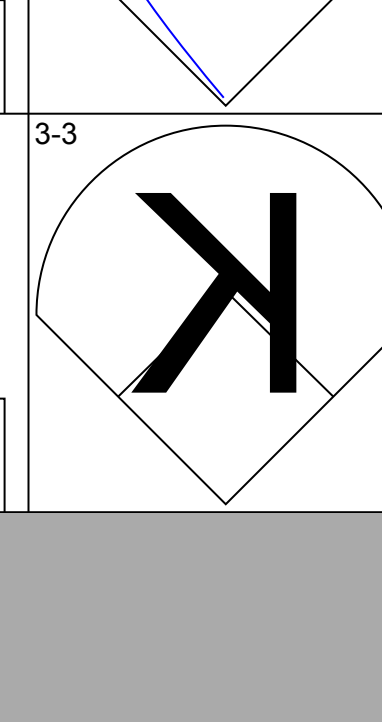
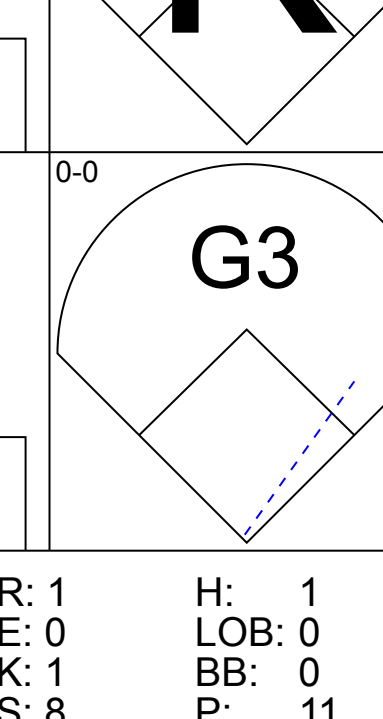
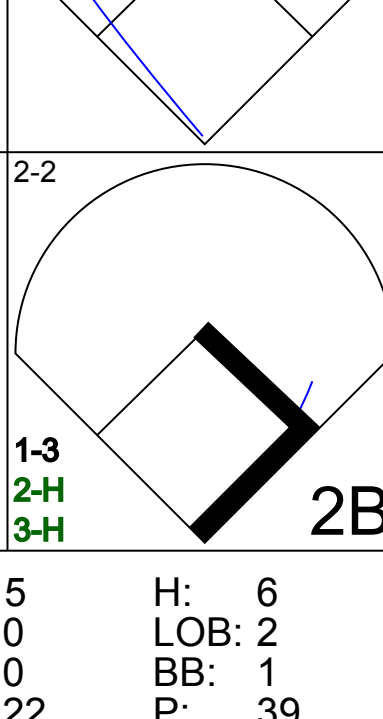
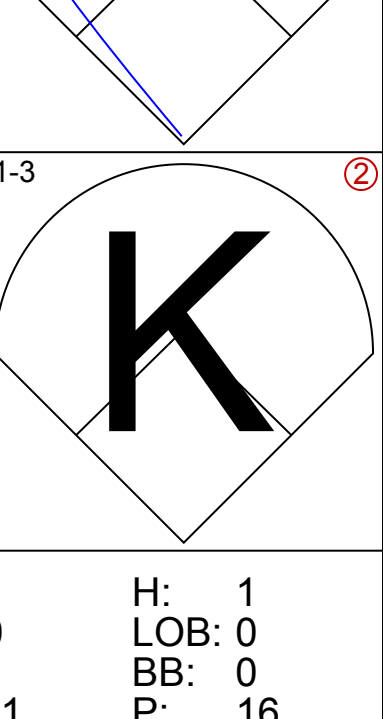
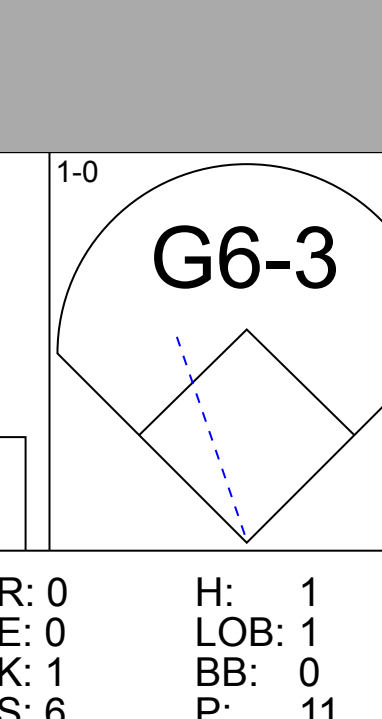
Batter	1	2	3	4	5	6	7	8	9	AB	R	H	RBI	BB	SO	LOB	BOTTOM					
Rafael Palmeiro, L OBP: 0.402, SLG: 0.567 (1, 3)	1-2 G4-3			3-2 HR		2-2 1B 2B 1B	4-0 FC6-4 BB		0-0 P4	4	2	2	1	1	0	1						
Julio Franco, R OBP: 0.409, SLG: 0.468 (1, 4)	1-0 G6-3			1-1 G5-3		0-2 2B 1B	2-1 FC6-4 1-2 3-H 2-0			4	1	1	1	0	0	1						
Ruben Sierra, S OBP: 0.362, SLG: 0.501 (1, 9)	2-2 G4-3			2-1 HR 1B		1-0 2B 2B	L8			4	2	2	2	0	0	1						
Kevin Reimer, L OBP: 0.325, SLG: 0.443 (1, 7)		1-3 K		0-0 1-H HR		0-3 K		0-1 G1-3		4	1	1	2	0	2	1						
Juan Gonzalez, R OBP: 0.361, SLG: 0.523 (1, 8)		2-0 P6		1-3 K		0-3 K		1-2 L5		4	0	0	0	0	2	1						
Steve Buechele, R OBP: 0.335, SLG: 0.448 (1, 5)		2-1 G6-3		0-1 P3		3-2 2B		1-0 F9		4	0	1	1	0	0	0						
Dean Palmer, R OBP: 0.306, SLG: 0.439 (1, 10)				1-0 G5-3		2-0 G5-3		2-3 K		4	0	0	0	0	1	1						
Ivan Rodriguez, R OBP: 0.308, SLG: 0.359 (1, 2)				1-1 L1		0-0 F7		0-1 L9 WP FC6-4 1B		0	0	0	0	0	0	0						
Geno Petralli, L OBP: 0.315, SLG: 0.298 (3, 2)										4	1	2	0	0	0	0						
José Hernández, R OBP: 0.417, SLG: 0.545 (1, 6)				0-0 G6-3		2-1 G4-3		3-2 L9		4	0	0	0	0	0	2						
Inning Stats	R: 0 E: 0 K: 0 S: 9	H: 0 LOB: 0 BB: 0 P: 13	R: 0 E: 0 K: 1 S: 6	H: 0 LOB: 0 BB: 0 P: 11	R: 0 E: 0 K: 0 S: 4	H: 0 LOB: 0 BB: 0 P: 6	R: 3 E: 0 K: 1 S: 14	H: 3 LOB: 0 BB: 0 P: 21	R: 0 E: 0 K: 0 S: 4	H: 0 LOB: 0 BB: 0 P: 8	R: 3 E: 0 K: 3 S: 26	H: 4 LOB: 1 BB: 0 P: 34	R: 1 E: 0 K: 0 S: 9	H: 1 LOB: 1 BB: 1 P: 20	R: 0 E: 0 K: 0 S: 6	H: 0 LOB: 0 BB: 0 P: 8	R: 0 E: 0 K: 0 S: 6	H: 1 LOB: 1 BB: 0 P: 11	1B: 4 2B: 3 3B: 0 HR: 2	SF: 0 SAC: 0 DP: 0 HBP: 0	WP: 1 PB: 0 SB: 0 CS: 0	PA: 37
PITCHER	IP WLS BF H R ER SO BB IBB HBP BLK WP HR S P ERA WHIP															IP WLS BF H R ER SO BB IBB HBP BLK WP HR S P ERA WHIP						
Jaime Navarro, R ERA: 4.27 (1, 1)	6.1 W 27 8 7 7 0 1 0 0 0 0 0 69 102 9.95 1.263																					
Mark Lee, L ERA: 3.93 (7, 1)	0.0 1 0 0 0 0 1 0 0 0 0 0 0 4 ∞ ∞																					
Doug Henry, R ERA: 1.76 (7, 1)	2.2 S 9 1 0 0 0 0 0 0 0 0 0 15 26 0.00 0.375																					

Milwaukee Brewers @ Texas Rangers
Arlington Stadium, Arlington, TX
Mon Aug 12 1991, 8:05 PM EDT
Att: 21,590 - Cloudy - 80 F

AB 36
R 7
H 9
RBI 7
BB 1
SO 5
LOB 8



Batter	1	2	3	4	5	6	7	8	9	AB	R	H	RBI	BB	SO	LOB	TOP					
Gary Pettis, S OBP: 0.343, SLG: 0.281 (1, 8)										3	0	1	0	1	1	0	Texas Rangers @ Baltimore Orioles Memorial Stadium, Baltimore, MD Wed Aug 14 1991, 7:05 PM EDT Att: 32,231 - Overcast - 81 F					
Rafael Palmeiro, L OBP: 0.398, SLG: 0.555 Ivan Rodriguez, R OBP: 0.300, SLG: 0.350 (1, 3) (8, 2)										4	0	0	0	0	0	2						
Ruben Sierra, S OBP: 0.362, SLG: 0.499 Mike Stanley, R OBP: 0.347, SLG: 0.386 (1, 9) (7, 7) (8, 3)										3	1	1	0	0	0	1						
Juan Gonzalez, R OBP: 0.362, SLG: 0.539 (1, 7) (7, 9)										4	1	1	2	0	1	3						
Kevin Reimer, L OBP: 0.329, SLG: 0.441 (1, 10)											3	0	0	0	0	2		0				
Steve Buechele, R OBP: 0.334, SLG: 0.454 Mario Diaz, R OBP: 0.304, SLG: 0.312 (1, 4) (7, 4)											3	0	0	0	0	1		1				
Geno Petralli, L OBP: 0.308, SLG: 0.291 (1, 2) (8, 5)											4	0	0	0	0	2		2				
Dean Palmer, R OBP: 0.293, SLG: 0.416 (1, 5) (8, 7)											4	0	0	0	0	1		2				
José Hernández, R OBP: 0.316, SLG: 0.389 (1, 6)										3	0	0	0	0	3	1						
Inning Stats	R: 2 E: 0 K: 1 S: 12	H: 2 LOB: 0 BB: 0 P: 16	R: 0 E: 0 K: 3 S: 13	H: 0 LOB: 1 BB: 0 P: 23	R: 0 E: 1 K: 1 S: 8	H: 1 LOB: 1 BB: 0 P: 9	R: 0 E: 0 K: 1 S: 10	H: 0 LOB: 0 BB: 0 P: 13	R: 0 E: 0 K: 0 S: 9	H: 0 LOB: 0 BB: 0 P: 11	R: 0 E: 0 K: 0 S: 5	H: 0 LOB: 1 BB: 0 P: 7	R: 0 E: 0 K: 2 S: 11	H: 0 LOB: 0 BB: 0 P: 17	R: 0 E: 0 K: 1 S: 18	H: 0 LOB: 2 BB: 1 P: 32		R: 0 E: 0 K: 1 S: 7	H: 0 LOB: 1 BB: 1 P: 13	1B: 2 2B: 0 3B: 0 HR: 1	SF: 0 SAC: 0 DP: 0 HBP: 1	WP: 1 PB: 0 SB: 0 CS: 0
PITCHER 35 Mike Mussina, R ERA: 3.79 Jose Bautista, R ERA: 16.88 (1, 1) (9, 1)	IP: 8.0 WLS: W BF: 31	H: 3 R: 2 ER: 2 SO: 10	BB: 2 IBB: 0 HBP: 1 BLK: 0	WP: 1 HR: 1 S: 86 P: 128	ERA: 2.25 WHIP: 0.625																	


Batter	1	2	3	4	5	6	7	8	9	AB	R	H	RBI	BB	SO	LOB	BOTTOM			
Mike Devereaux, R OBP: 0.316, SLG: 0.421 (1, 8)										4	2	1	0	1	0	2	Texas Rangers @ Baltimore Orioles Memorial Stadium, Baltimore, MD Wed Aug 14 1991, 7:05 PM EDT Att: 32,231 - Overcast - 81 F			
Brady Anderson, L OBP: 0.326, SLG: 0.289 (1, 7)										4	2	2	0	1	0	1				
Cal Ripken Jr., R OBP: 0.377, SLG: 0.563 Tim Lincecum, R OBP: 0.257, SLG: 0.341 (1, 6) (8, 4)										4	1	2	3	0	0	1				
Joe Orsulak, L OBP: 0.302, SLG: 0.338 (1, 9)										4	1	2	2	0	0	1				
Randy Milligan, R OBP: 0.376, SLG: 0.423 (1, 3)										4	0	0	0	0	1	3				
Chito Martinez, L OBP: 0.386, SLG: 0.606 (1, 10)										4	3	3	2	0	1	1				
Leo Gomez, R OBP: 0.304, SLG: 0.367 (1, 5)										3	1	1	1	1	0	0				
Bob Melvin, R OBP: 0.315, SLG: 0.349 (1, 2)										4	0	0	0	0	2	3				
Juan Bell, R OBP: 0.202, SLG: 0.265 (1, 4) (8, 6)										4	0	1	2	0	1	0				
Inning Stats	R: 1 E: 0 K: 1 S: 9	H: 1 LOB: 1 BB: 1 P: 21	R: 1 E: 0 K: 1 S: 8	H: 1 LOB: 0 BB: 0 P: 11	R: 5 E: 0 K: 0 S: 22	H: 6 LOB: 2 BB: 1 P: 39	R: 1 E: 0 K: 1 S: 11	H: 1 LOB: 1 BB: 1 P: 24	R: 1 E: 0 K: 1 S: 11	H: 1 LOB: 0 BB: 0 P: 16	R: 0 E: 0 K: 0 S: 6	H: 0 LOB: 0 BB: 0 P: 10	R: 1 E: 0 K: 1 S: 8	H: 1 LOB: 0 BB: 0 P: 13	R: 0 E: 0 K: 1 S: 6	H: 1 LOB: 1 BB: 0 P: 11		1B: 6 2B: 3 3B: 0 HR: 3	SF: 0 SAC: 0 DP: 0 HBP: 0	WP: 1 PB: 0 SB: 2 CS: 0
PITCHER Gerald Alexander, R ERA: 4.54 Wayne Rosenthal, R ERA: 4.97 (1, 1) (3, 1)	IP: 2.1 WLS: L BF: 15	H: 7 R: 7 ER: 7 SO: 2	BB: 1 IBB: 0 HBP: 0 BLK: 0	WP: 0 HR: 1 S: 56 P: 89	ERA: 4.76 WHIP: 1.235															


AB	31
R	2
H	3
RBI	2
BB	3
SO	11
LOB	12



AB	36
R	10
H	12
RBI	10
BB	3
SO	6
LOB	13



Batter	1	2	3	4	5	6	7	8	9	AB	R	H	RBI	BB	SO	LOB	TOP				
Brian Downing, R (1, 10) OBP: 0.368, SLG: 0.430	1-1 L3		2-0 P3			2-3 K		3-1 F9		4	0	0	0	0	1	1	<p>Texas Rangers @ Baltimore Orioles Memorial Stadium, Baltimore, MD Thu Aug 15 1991, 7:05 PM EDT Att: 32,557 - Cloudy - 85 F</p> <p>livebaseballscores.com</p> <p>AB 30 R 2 H 3 RBI 2 BB 2 SO 9 LOB 6</p> 				
Rafael Palmeiro, L (1, 3) OBP: 0.400, SLG: 0.554 Mike Stanley, R (6, 3) OBP: 0.345, SLG: 0.383	4-1 BB		0-0 F7			4-2 BB		3-1 F9		1	0	0	0	2	0	0					
Ruben Sierra, S (1, 9) OBP: 0.359, SLG: 0.495	2-1 F9			0-1 G3-1		1-1 G4-3			2-0 F8	4	0	0	0	0	2						
Juan Gonzalez, R (1, 8) OBP: 0.359, SLG: 0.533	2-3 K			2-3 K			1-2 F8		1-3 K	4	0	0	0	0	3	1					
Kevin Reimer, L (1, 7) OBP: 0.328, SLG: 0.449		0-0 HR		3-3 K			0-0 F9		1-3 K	4	1	1	1	0	2	0					
Steve Buechele, R (1, 4) OBP: 0.333, SLG: 0.451 Mario Diaz, R (5, 4) OBP: 0.302, SLG: 0.309		1-1 P6			0-2 G6-3			1-3 K		2	0	0	0	0	0	0					
Dean Palmer, R (1, 5) OBP: 0.294, SLG: 0.414		0-1 P4			3-2 G6-3			0-1 G3-1		3	1	1	0	0	0	0					
Ivan Rodriguez, R (1, 2) OBP: 0.296, SLG: 0.346 Geno Petrilli, L (8, PH) OBP: 0.306, SLG: 0.289		1-2 G6-3			3-3 K			1-1 G3-1		2	0	0	0	0	1	0					
José Hernández, R (1, 6) OBP: 0.318, SLG: 0.381			2-3 K			1-1 G6-3		1-2		3	0	1	1	0	1	0					
								2H													
Inning Stats	R: 0 E: 0 K: 1 S: 8	H: 0 LOB: 1 BB: 1 P: 17	R: 1 E: 0 K: 0 S: 9	H: 1 LOB: 0 BB: 0 P: 11	R: 0 E: 0 K: 1 S: 6	H: 0 LOB: 0 BB: 0 P: 10	R: 0 E: 0 K: 2 S: 9	H: 0 LOB: 0 BB: 0 P: 14	R: 0 E: 0 K: 1 S: 9	H: 0 LOB: 0 BB: 1 P: 15	R: 0 E: 0 K: 1 S: 10	H: 0 LOB: 0 BB: 0 P: 12	R: 1 E: 0 K: 0 S: 9	H: 2 LOB: 1 BB: 0 P: 16	R: 0 E: 0 K: 2 S: 8	H: 0 LOB: 0 BB: 0 P: 12		1B: 2 2B: 0 3B: 0 HR: 1	SF: 0 SAC: 0 DP: 0 HBP: 0	WP: 0 PB: 0 SB: 0 CS: 0	PA: 32
PITCHER Jose Mesa, R (1, 1) ERA: 5.4	IP: 9.0 WLS: W BF: 32	H: 3 R: 2 ER: 2 SO: 9	BB: 2 IBB: 0 HBP: 0 BLK: 0	WP: 0 HR: 1 S: 77 P: 124	ERA: 2.00 WHIP: 0.556	PITCHER										IP: 9.0 WLS: W BF: 32		H: 3 R: 2 ER: 2 SO: 9	BB: 2 IBB: 0 HBP: 0 BLK: 0	WP: 0 HR: 1 S: 77 P: 124	ERA: 2.00 WHIP: 0.556

Batter	1	2	3	4	5	6	7	8	9	AB	R	H	RBI	BB	SO	LOB	BOTTOM				
Mike Devereaux, R (1, 8) OBP: 0.319, SLG: 0.425	1-2 1B SH1-3	1-0 1B		1-0 1B 2B	2-1 F9			1-0 G6-3		5	1	3	1	0	0	1	<p>Texas Rangers @ Baltimore Orioles Memorial Stadium, Baltimore, MD Thu Aug 15 1991, 7:05 PM EDT Att: 32,557 - Cloudy - 85 F</p> <p>livebaseballscores.com</p> <p>AB 34 R 9 H 14 RBI 9 BB 3 SO 3 LOB 13</p> 				
Brady Anderson, L (1, 7) OBP: 0.321, SLG: 0.284	0-1 SH1-3	3H 1B		0-0 P2		3-2 F9		1-0 G5-3		4	0	0	0	0	2						
Cal Ripken Jr., R (1, 6) OBP: 0.380, SLG: 0.564 Tim Lincecum, R (8, 4) OBP: 0.257, SLG: 0.341	1-2 1B		0-1 BB 1B	1-0 1B 1B	2-2 F7					4	2	3	1	0	0	0					
Joe Orsulak, L (1, 9) OBP: 0.307, SLG: 0.343	1-1 G1-6-3		0-1 FC4-6	0-0 1B	0-0 1B					4	1	3	0	0	2						
Randy Milligan, R (1, 3) OBP: 0.377, SLG: 0.421 David Segui, S (8, 3) OBP: 0.309, SLG: 0.348		4-1 HR	4-1 FC4-6	2-3 K		1-2 F9				2	1	0	0	2	1	3					
Chito Martinez, L (1, 10) OBP: 0.371, SLG: 0.630		0-0 HR	1-2 2-3 BB	0-0 1B						0	0	0	0	0	0	0					
Leo Gomez, R (1, 5) OBP: 0.311, SLG: 0.390		0-0 HR	0-2 FC4-6	0-0 1B	1-0 F7		1-2 G3-1			4	2	2	4	0	2						
Chris Hoiles, R (1, 2) OBP: 0.309, SLG: 0.395		0-3 K	1-2 2-3 HR	1-1 HR	0-1 F9		4-0 G5-4-3		0-1 F9	4	0	0	0	0	1	2					
Juan Bell, R (1, 4) OBP: 0.203, SLG: 0.265	1-2 G4-3		1-3 K		0-0 1B			1-0 G4-3		4	0	1	0	0	1	1					
Inning Stats	R: 0 E: 0 K: 0 S: 10	H: 2 LOB: 1 BB: 0 P: 13	R: 3 E: 0 K: 1 S: 12	H: 3 LOB: 1 BB: 1 P: 19	R: 4 E: 0 K: 1 S: 14	H: 3 LOB: 0 BB: 1 P: 20	R: 2 E: 0 K: 1 S: 9	H: 4 LOB: 2 BB: 0 P: 13	R: 0 E: 0 K: 0 S: 6	H: 1 LOB: 1 BB: 0 P: 9	R: 0 E: 0 K: 0 S: 10	H: 1 LOB: 1 BB: 0 P: 16	R: 0 E: 0 K: 0 S: 4	H: 0 LOB: 0 BB: 1 P: 10	R: 0 E: 0 K: 0 S: 3	H: 0 LOB: 0 BB: 0 P: 6		1B: 10 2B: 1 3B: 1 HR: 2	SF: 0 SAC: 1 DP: 2 HBP: 0	WP: 0 PB: 0 SB: 0 CS: 0	PA: 38
PITCHER Oil Can Boyd, R (1, 1) ERA: 4.35 Jeff Russell, R (8, 1) ERA: 3.21	IP: 7.0 WLS: L BF: 35	H: 14 R: 9 ER: 9 SO: 3	BB: 3 IBB: 0 HBP: 0 BLK: 0	WP: 0 HR: 2 S: 65 P: 100	ERA: 11.57 WHIP: 2.429	PITCHER										IP: 7.0 WLS: L BF: 35		H: 14 R: 9 ER: 9 SO: 3	BB: 3 IBB: 0 HBP: 0 BLK: 0	WP: 0 HR: 2 S: 65 P: 100	ERA: 11.57 WHIP: 2.429

Batter	1	2	3	4	5	6	7	8	9	AB	R	H	RBI	BB	SO	LOB	TOP
Gary Pettis, S OBP: 0.344, SLG: 0.285 (1, 8)	2-2 1B SF9 2B	4-2 G1-3 1B BB	1-0 L9-2			2-1 L9		0-1 F9		4	1	1	0	1	0	2	Texas Rangers @ Cleveland Indians Cleveland Municipal Stadium, Cleveland, OH Fri Aug 16 1991, 7:05 PM EDT Sunny - 85 F livebaseballscorecards.com
Steve Buechele, R OBP: 0.333, SLG: 0.451 (1, 4)	1-1 2B 1B	0-1 G1-3 1B		3-2 G3-1		2-0 P4		3-2 F8		5	0	2	1	0	0	0	
Ruben Sierra, S OBP: 0.355, SLG: 0.490 (1, 9)	1-0 SF9 3-H	1-0 G1-3 1-2 2-3		0-0 F9		1-1 P4			0-0 F7	4	0	0	1	0	0	2	
Rafael Palmeiro, L OBP: 0.398, SLG: 0.549 (1, 3)	1-3 K	4-0 IBB		0-3 K		1-1 G3-1			1-1 P6	4	0	0	0	1	2	1	
Juan Gonzalez, R OBP: 0.359, SLG: 0.542 (1, 7)	0-2 2B	0-2 F8			0-0 F8		2-0 HR		0-0 P3	5	1	2	1	0	0	3	
Kevin Reimer, L OBP: 0.330, SLG: 0.446 (1, 10)	4-0 IBB		2-1 F8		4-2 1B BB		1-1 P4			2	0	0	0	2	0	0	
Dean Palmer, R OBP: 0.306, SLG: 0.439 (1, 5)	1-3 K		1-2 2B		0-0 2B 1B		0-0 2B			4	2	3	0	0	1	3	
Ivan Rodriguez, R OBP: 0.307, SLG: 0.368 (1, 2)		0-2 BB 1B	0-2 1B L9-2 2B		2-1 2B		0-0 F9			4	1	3	2	0	0	1	
José Hernández, R OBP: 0.308, SLG: 0.360 (1, 6)		0-3 K	0-1 1B		1-1 G6-3			0-0 G6-3		4	0	1	0	0	1	2	
Inning Stats	R: 1 E: 0 K: 2 S: 17	H: 3 LOB: 3 BB: 1 P: 27	R: 1 E: 0 K: 1 S: 14	H: 2 LOB: 3 BB: 2 P: 23	R: 1 E: 0 K: 0 S: 11	H: 3 LOB: 1 BB: 0 P: 15	R: 0 E: 0 K: 1 S: 7	H: 0 LOB: 0 BB: 0 P: 10	R: 1 E: 0 K: 0 S: 8	H: 2 LOB: 1 BB: 0 P: 11	R: 0 E: 0 K: 0 S: 8	H: 0 LOB: 0 BB: 0 P: 11	R: 0 E: 0 K: 0 S: 4	H: 0 LOB: 0 BB: 0 P: 5	1B: 5 2B: 7 3B: 0 HR: 1	SF: 1 SAC: 0 DP: 1 HBP: 0	WP: 0 PA: 41 PB: 0 SB: 0 CS: 0
PITCHER	IP WLS BF H R ER SO BB IBB HBP BLK WP HR S P ERA WHIP	IP WLS BF H R ER SO BB IBB HBP BLK WP HR S P ERA WHIP															
Eric King, R ERA: 4.56 (1, 1)	4.2 L 26 10 4 4 4 2 2 0 0 0 0 55 87 7.71 2.571	4.1 15 2 1 1 0 0 0 0 0 0 1 26 40 2.08 0.462															
Jeff Shaw, R ERA: 3.21 (5, 1)																	

Batter	1	2	3	4	5	6	7	8	9	AB	R	H	RBI	BB	SO	LOB	BOTTOM		
Alex Cole, L OBP: 0.384, SLG: 0.343 (1, 10)	1-3 K		4-0 G4-3 BB		1-3 K			0-1 G3 2B 1B	1-3 K	4	1	1	0	1	3	0	Texas Rangers @ Cleveland Indians Cleveland Municipal Stadium, Cleveland, OH Fri Aug 16 1991, 7:05 PM EDT Sunny - 85 F livebaseballscorecards.com		
Jerry Browne, S OBP: 0.266, SLG: 0.256 (1, 5)	1-1 G4-3		1-2 G4-3		0-0 F7			3-2 G3	1-1 L9	5	0	0	0	0	0	2			
Carlos Baerga, S OBP: 0.358, SLG: 0.415 (1, 4)	2-0 G6-3		0-0 G6-3			0-1 G4-3		1-0 HR 2B	2-1 G6-3	5	1	1	1	0	0	1			
Albert Belle, R OBP: 0.316, SLG: 0.535 (1, 7)		3-2 G6-3		0-1 1B		1-1 HBP		1-0 HR		3	1	2	2	0	0	0			
Mark Whiten, S OBP: 0.303, SLG: 0.409 (9, 8)		0-0 1B		0-1 P5		0-0 F8		4-2 BB 1B BB		3	0	1	0	1	0	2			
Mike Aldrete, L OBP: 0.392, SLG: 0.333 (1, 3)		1 SAFE 3-1 1B		2-1 F7		2-0 G4-3		1-1 F9		3	0	1	0	0	0	2			
Carlos Martinez, R OBP: 0.345, SLG: 0.398 (8, PH) (9, 3)		1 SAFE 1-3 1B		3-1 F7				SAFE F9		1	0	0	0	0	0	1			
Jose Gonzalez, R OBP: 0.274, SLG: 0.322 (8, PH) (9, 9)		2-3 K		1-2 1B		2-0 G6-3		2-0 BB 1B		3	0	1	0	0	1	2			
Joel Skinner, R OBP: 0.276, SLG: 0.315 (8, PH) (9, 2)		1 SAFE 3-2 G1-3		0-1 F9				4-1 BB		3	0	0	0	0	0	4			
Felix Fermin, R OBP: 0.306, SLG: 0.309 (7, PH) (8, 6)			1-1 L3		1-3 K			0-3 K		2	0	0	0	0	1	0			
Tony Perezchica, R OBP: 0.283, SLG: 0.345 (7, PH) (8, 6)										2	0	0	0	0	1	3			
Inning Stats	R: 0 E: 0 K: 1 S: 6	H: 0 LOB: 0 BB: 0 P: 10	R: 0 E: 0 K: 1 S: 16	H: 2 LOB: 0 BB: 0 P: 27	R: 0 E: 0 K: 0 S: 6	H: 0 LOB: 1 BB: 1 P: 12	R: 0 E: 0 K: 0 S: 10	H: 2 LOB: 2 BB: 0 P: 15	R: 0 E: 0 K: 2 S: 7	H: 0 LOB: 0 BB: 0 P: 9	R: 0 E: 0 K: 0 S: 5	H: 0 LOB: 1 BB: 0 P: 8	R: 0 E: 0 K: 1 S: 16	H: 0 LOB: 3 BB: 2 P: 32	R: 0 E: 0 K: 1 S: 7	H: 0 LOB: 0 BB: 0 P: 11	1B: 6 2B: 1 3B: 0 HR: 1	SF: 0 SAC: 0 DP: 0 HBP: 1	WP: 0 PA: 39 PB: 0 SB: 0 CS: 0
PITCHER	IP WLS BF H R ER SO BB IBB HBP BLK WP HR S P ERA WHIP	IP WLS BF H R ER SO BB IBB HBP BLK WP HR S P ERA WHIP																	
Kevin Brown, R ERA: 4.31 (1, 1)	0.1 1 0 0 0 0 0 0 0 0 0 0 2 3 0.00 0.000	1.1 S 6 1 0 0 2 1 0 0 0 0 12 22 0.00 1.500																	
Kenny Rogers, L ERA: 5.99 (8, 1)																			
Jeff Russell, R ERA: 3.14 (8, 1)																			

Batter	1	2	3	4	5	6	7	8	9	AB	R	H	RBI	BB	SO	LOB	TOP								
Gary Pettis, S OBP: 0.345, SLG: 0.281	4-0 BB BB		4-1 BB 1-2	2-3 K		3-3 K		0-0 F7		3	0	0	0	2	2	2									
Geno Petralli, L OBP: 0.306, SLG: 0.285	4-0 BB BB		2-1 F7 2-3		3-2 G3-1				0-1 F9	2	0	0	0	1	0	2									
Mike Stanley, R OBP: 0.347, SLG: 0.392	4-0 BB BB									2	0	1	0	0	0	0									
Rafael Palmeiro, L OBP: 0.400, SLG: 0.549	1-1 G4-6-3 1-2 2-3			2-1 BB 1B	4-1 1B BB	1-0 G4-3			2-2 2B 1B	4	3	2	0	1	0	3									
Ruben Sierra, S OBP: 0.354, SLG: 0.487	1-3 K			0-2 F9 1B	0-2 1B HR				0-0 F8 1B	5	1	1	0	0	1	3									
Juan Gonzalez, R OBP: 0.360, SLG: 0.543		1-0 F8		2-0 BB 1B	0-0 P3				0-1 F8 2B	5	1	2	1	0	0	2									
Kevin Reimer, L OBP: 0.326, SLG: 0.442		3-1 G4-3		2-1 P3 1B	0-0 HR 1B				2-2 F8 G3	5	1	1	1	0	0	3									
Dean Palmer, R OBP: 0.311, SLG: 0.459		1-3 K		4-1 2B BB	0-1 HR 1B				0-3 K	3	2	1	3	1	2	0									
Steve Buechele, R OBP: 0.333, SLG: 0.451			1-2 G5-3 1B	0-0 1B 2B	1-2 G1-3				1-2 L4	4	1	1	3	0	0	0									
Mario Diaz, R OBP: 0.314, SLG: 0.324			4-2 CS BB	3-2 1B					0-1 G6-3 2B	3	0	2	1	1	0	0									
Inning Stats	R: 0 E: 0 K: 1 S: 5	H: 0 LOB: 1 BB: 2 P: 15	R: 0 E: 0 K: 1 S: 6	H: 0 LOB: 0 BB: 0 P: 11	R: 0 E: 0 K: 0 S: 12	H: 0 LOB: 1 BB: 2 P: 22	R: 4 E: 0 K: 1 S: 17	H: 4 LOB: 1 BB: 1 P: 32	R: 4 E: 0 K: 0 S: 14	H: 3 LOB: 0 BB: 1 P: 22	R: 0 E: 0 K: 1 S: 12	H: 1 LOB: 1 BB: 0 P: 20	R: 0 E: 0 K: 0 S: 7	H: 0 LOB: 0 BB: 0 P: 11	R: 0 E: 0 K: 1 S: 9	H: 1 LOB: 1 BB: 0 P: 10	R: 1 E: 0 K: 0 S: 10	H: 2 LOB: 1 BB: 0 P: 12	1B: 6 2B: 4 3B: 0 HR: 1	SF: 0 SAC: 0 DP: 1 HBP: 0	WP: 0 PB: 0 SB: 0 CS: 1	PA: 42			
PITCHER	IP	WLS	BF	H	R	ER	SO	BB	IBB	HBP	BLK	WP	HR	S	P	ERA	WHIP								
Mike York, R ERA: 6.75	4.1		21	4	5	5	3	6	0	0	0	0	0	44	91	10.38	2.308								
Jesse Orosco, L ERA: 3.2	2.2	W	12	4	3	3	1	0	0	0	0	0	1	29	44	10.12	1.500								
Steve Olin, R ERA: 3.89	2.0		9	3	1	1	1	0	0	0	0	0	0	19	22	4.50	1.500								

Texas Rangers @ Cleveland Indians
Cleveland Municipal Stadium, Cleveland, OH
Fri Aug 16 1991, 7:05 PM EDT
Att. 14,540 - Sunny - 78 F

AB 36
R 9
H 11
RBI 9
BB 6
SO 5
LOB 15



Batter	1	2	3	4	5	6	7	8	9	AB	R	H	RBI	BB	SO	LOB	BOTTOM								
Alex Cole, L OBP: 0.391, SLG: 0.350	4-2 G5-3 BB		4-2 2B BB	0-1 S 1B		1-1 HR 1B	4-0 BB BB			1	2	1	0	2	0	0									
Jerry Browne, S OBP: 0.272, SLG: 0.259										1	2	1	0	1	0	0									
Luis Lopez, R OBP: 0.311, SLG: 0.381	1-1 G5-3		1-0 2B BB	1-1 G4-3		0-0 P2	4-1 E BB			4	2	1	2	1	0	4									
Joel Skinner, R OBP: 0.276, SLG: 0.315	1-2 G5-3		FC3-6 1-H 2B	2-3 G4-3		2-0 P2	1-2 E BB			0	0	0	0	0	0	0									
Carlos Baerga, S OBP: 0.357, SLG: 0.412	3-2 P5		2-3 K	2-0 1B		2-0 F7	E5			5	0	1	1	0	1	4									
Albert Belle, R OBP: 0.320, SLG: 0.542	4-2 BB		4-2 FC3-6 BB	4-2 K		3-1 HR	K			3	1	1	3	2	2	2									
Jose Gonzalez, R OBP: 0.093, SLG: 0.118										0	0	0	0	0	0	0									
Mark Whiten, S OBP: 0.305, SLG: 0.412	0-3 K		1-0 FC3-6 2B		2-1 1B	2-0 P2				5	2	2	0	0	1	4									
Carlos Martinez, R OBP: 0.350, SLG: 0.420		1-2 G5-3	1-2 1B 2B		0-0 F9 2B					4	1	2	2	0	1	0									
Mike Aldrete, L OBP: 0.389, SLG: 0.330			1-H 1B 3-H 2B							1	0	0	0	0	0	1									
Chris James, R OBP: 0.278, SLG: 0.324		1-2 G5-3	1-2 WP 1B		0-2 F9					4	1	2	1	1	0	1									
Jeff Manto, R OBP: 0.317, SLG: 0.339		2-1 HBP	3-2 F7		1-2 F8					3	0	0	1	0	0	3									
Felix Fermin, R OBP: 0.307, SLG: 0.309		0-2 G4-3		1-0 F8		0-0 HR 1B	4-0 BB BB			4	2	1	0	1	0	2									
Inning Stats	R: 0 E: 0 K: 1 S: 12	H: 0 LOB: 2 BB: 2 P: 24	R: 0 E: 0 K: 0 S: 10	H: 0 LOB: 1 BB: 0 P: 14	R: 4 E: 0 K: 1 S: 19	H: 3 LOB: 1 BB: 2 P: 36	R: 1 E: 0 K: 1 S: 9	H: 2 LOB: 1 BB: 0 P: 14	R: 0 E: 0 K: 0 S: 9	H: 2 LOB: 1 BB: 0 P: 12	R: 3 E: 0 K: 0 S: 8	H: 3 LOB: 0 BB: 0 P: 16	R: 4 E: 1 K: 2 S: 16	H: 1 LOB: 3 BB: 3 P: 35	R: 1 E: 0 K: 0 S: 7	H: 1 LOB: 1 BB: 1 P: 14	1B: 6 2B: 5 3B: 0 HR: 1	SF: 1 SAC: 0 DP: 0 HBP: 1	WP: 1 PB: 0 SB: 1 CS: 0	PA: 45					
PITCHER	IP	WLS	BF	H	R	ER	SO	BB	IBB	HBP	BLK	WP	HR	S	P	ERA	WHIP								
Bobby Witt, R ERA: 6.11	3.0		17	3	4	4	2	4	0	0	0	0	0	41	74	12.00	2.333								
Terry Mathews, R ERA: 5.04	2.0		10	5	2	2	1	0	0	0	0	0	0	19	27	9.00	2.500								
Mike Jeffcoat, L ERA: 3.7	1.2	L	9	3	4	3	1	1	0	0	0	0	1	16	30	16.20	2.400								
Kenny Rogers, L ERA: 6.0	1.1		9	1	3	1	1	2	1	0	0	0	0	14	34	6.75	2.250								

Texas Rangers @ Cleveland Indians
Cleveland Municipal Stadium, Cleveland, OH
Fri Aug 16 1991, 7:05 PM EDT
Att. 14,540 - Sunny - 78 F

AB 35
R 13
H 12
RBI 10
BB 8
SO 5
LOB 21



Batter	1	2	3	4	5	6	7	8	9	AB	R	H	RBI	BB	SO	LOB	TOP										
Brian Downing, R OBP: 0.369, SLG: 0.439 (1, 10)	F7			HR		FC3-6 BB	G3			3	1	1	1	1	0	2											
Steve Buechele, R OBP: 0.329, SLG: 0.446 (1, 4)	F8		P8			F8		L8		4	0	0	0	0	0	1											
Rafael Palmeiro, L OBP: 0.401, SLG: 0.550 (1, 3)	P6		F9 2B		FC3-6 1B 1-2			CS 1B		4	0	2	0	0	0	1											
Ruben Sierra, S OBP: 0.355, SLG: 0.488 (1, 9)		G5-4-3 1B		F9		FC6-4 1B		K		4	0	2	0	0	1	2											
Juan Gonzalez, R OBP: 0.356, SLG: 0.537 (1, 8) (9, 7)		G5-4-3 1-2		P3		FC6-4 1-2		CS	G6-3	4	0	0	0	0	0	4											
Kevin Reimer, L OBP: 0.330, SLG: 0.451 Gary Pettis, S OBP: 0.345, SLG: 0.281 (1, 7) (9, 8)		L8		HR					P5	3	1	1	1	0	0	0											
Dean Palmer, R OBP: 0.303, SLG: 0.446 (1, 5)			L6		K				K	4	0	0	0	0	3	1											
Ivan Rodriguez, R OBP: 0.302, SLG: 0.361 (1, 2)			F7		G6-3				FC4-6 1B 1-2	3	0	0	0	0	0	1											
José Hernández, R OBP: 0.310, SLG: 0.357 (1, 6)			K		G6-3					3	0	1	0	0	1	0											
Inning Stats	R: 0 E: 0 K: 0 S: 9	H: 0 LOB: 0 BB: 0 P: 11	R: 0 E: 0 K: 0 S: 6	H: 1 LOB: 0 BB: 0 P: 9	R: 0 E: 0 K: 1 S: 8	H: 0 LOB: 0 BB: 0 P: 10	R: 1 E: 0 K: 0 S: 10	H: 2 LOB: 1 BB: 0 P: 14	R: 1 E: 0 K: 1 S: 9	H: 1 LOB: 0 BB: 0 P: 15	R: 0 E: 0 K: 0 S: 14	H: 1 LOB: 2 BB: 1 P: 24	R: 0 E: 0 K: 1 S: 11	H: 1 LOB: 0 BB: 0 P: 14	R: 0 E: 0 K: 1 S: 7	H: 0 LOB: 0 BB: 0 P: 8	R: 0 E: 0 K: 1 S: 7	H: 0 LOB: 0 BB: 0 P: 8	1B: 4 2B: 1 3B: 0 HR: 2	SF: 0 SAC: 0 DP: 1 HBP: 1	WP: 0 PB: 0 SB: 0 CS: 1	PA: 35					
PITCHER	IP	WLS	BF	H	R	ER	SO	BB	IBB	HBP	BLK	WP	HR	S	P	ERA	WHIP										
Willie Blair, R ERA: 6.14 (1, 1)	7.0	L	28	6	2	2	3	1	0	1	0	0	2	67	97	2.57	1.000										
Rod Nichols, R ERA: 4.14 (8, 1)	2.0		6	1	0	0	2	0	0	0	0	0	0	18	26	0.00	0.500										

Texas Rangers @ Cleveland Indians
Cleveland Municipal Stadium, Cleveland, OH
Sat Aug 17 1991, 7:05 PM EDT
Att: 10,511 - Cloudy - 72 F

AB 32
R 2
H 7
RBI 2
BB 1
SO 5
LOB 12



Batter	1	2	3	4	5	6	7	8	9	AB	R	H	RBI	BB	SO	LOB	BOTTOM										
Alex Cole, L OBP: 0.385, SLG: 0.344 (1, 10)	K		K		G4-3		G4-3			4	0	0	0	0	2	3											
Chris James, R OBP: 0.277, SLG: 0.323 (1, 9)	FC3-6 1B		G5-3			G6-3		F8		4	0	1	0	0	0	0											
Carlos Baerga, S OBP: 0.358, SLG: 0.415 (1, 4)	FC3-6 1-2			K		G1-3 1B			2B	4	0	2	0	0	1	1											
Albert Belle, R OBP: 0.319, SLG: 0.538 (1, 7)	F7		G6-3		G1-3 1B			K		4	0	1	0	0	1	2											
Mark Whiten, S OBP: 0.301, SLG: 0.407 (1, 8)		G3-1		F7		G1-3		F9		4	0	0	0	0	0	3											
Carlos Martinez, R OBP: 0.341, SLG: 0.409 Jerry Browne, S OBP: 0.271, SLG: 0.258 (1, 3) (9, PH)		K			K		G1-3		F7	3	0	0	0	0	2	2											
Jeff Manto, R OBP: 0.326, SLG: 0.336 Mike Aldrete, L OBP: 0.386, SLG: 0.327 (1, 5) (9, PH)					2B BB			F7	G1-3	1	0	0	0	2	0	0											
Joel Skinner, R OBP: 0.276, SLG: 0.320 Luis Lopez, R OBP: 0.325, SLG: 0.395 (1, 2) (9, PH)					G4-3				K	3	0	1	0	0	1	1											
Felix Fermin, R OBP: 0.307, SLG: 0.308 (1, 6)					G6-3		G1-3		F8	4	0	1	0	0	0	3											
Inning Stats	R: 0 E: 0 K: 1 S: 9	H: 1 LOB: 1 BB: 0 P: 10	R: 0 E: 0 K: 1 S: 6	H: 0 LOB: 1 BB: 1 P: 13	R: 0 E: 0 K: 1 S: 10	H: 0 LOB: 0 BB: 0 P: 15	R: 0 E: 0 K: 1 S: 7	H: 0 LOB: 0 BB: 0 P: 14	R: 0 E: 0 K: 1 S: 11	H: 1 LOB: 2 BB: 0 P: 15	R: 0 E: 0 K: 1 S: 11	H: 1 LOB: 1 BB: 0 P: 18	R: 0 E: 0 K: 1 S: 7	H: 1 LOB: 1 BB: 0 P: 13	R: 0 E: 0 K: 0 S: 11	H: 1 LOB: 1 BB: 0 P: 19	1B: 5 2B: 2 3B: 0 HR: 0	SF: 0 SAC: 0 DP: 0 HBP: 0	WP: 0 PB: 0 SB: 0 CS: 0	PA: 36							
PITCHER	IP	WLS	BF	H	R	ER	SO	BB	IBB	HBP	BLK	WP	HR	S	P	ERA	WHIP										
Jose Guzman, R ERA: 3.21 (1, 1)	8.0		32	6	0	0	7	2	0	0	1	0	0	68	114	0.00	1.000										
Jeff Russell, R ERA: 3.09 (9, 1)	1.0	S	4	1	0	0	0	0	0	0	0	0	0	11	19	0.00	1.000										

Texas Rangers @ Cleveland Indians
Cleveland Municipal Stadium, Cleveland, OH
Sat Aug 17 1991, 7:05 PM EDT
Att: 10,511 - Cloudy - 72 F

AB 34
R 0
H 7
RBI 0
BB 2
SO 7
LOB 15



Batter	1	2	3	4	5	6	7	8	9	AB	R	H	RBI	BB	SO	LOB	TOP					
Gary Pettis, S OBP: 0.350, SLG: 0.282	1-3 K	3-2 S 1B		0-0 L8		4-2 PB HR BB		4-1 G3 1B BB		3	1	1	1	2	1	1	Texas Rangers @ Cleveland Indians Cleveland Municipal Stadium, Cleveland, OH Sun Aug 18 1991, 3:33 AM EDT Att: 13,443 - Sunny - 73 F					
Steve Buechele, R OBP: 0.333, SLG: 0.446	2-2 HR	1-3 2-H 1B		3-1 F7		4-1 PB HR BB		3-3 K		3	2	1	0	1	1	2						
Rafael Palmeiro, L OBP: 0.401, SLG: 0.555	3-2 1-H HR	0-1 G4-3				0-3 K		0-0 G3 1B		5	1	2	2	0	2	6						
Ruben Sierra, S OBP: 0.353, SLG: 0.483	1-2 F8			1-3 K		3-3 K		0-0 G3		4	1	0	0	1	2	2						
Wayne Rosenthal, R (8, 1)						4-0 HR IBB		1-2 2-3 3-H		0	0	0	0	0	0	0						
Juan Gonzalez, R OBP: 0.357, SLG: 0.543	2-3 K			3-3 K		1-0 1B		0-1 F9		5	1	2	4	0	2	2						
Kevin Reimer, L OBP: 0.331, SLG: 0.448				0-2 P5		0-0 FC5-4 1B		2-3 K		4	0	1	0	1	2	0						
Dean Palmer, R OBP: 0.294, SLG: 0.431				0-2 L7		1-0 FC5-4 1B		3-3 K		5	1	0	0	0	2	3						
Geno Petralli, L OBP: 0.305, SLG: 0.284				2-2 F7		0-3 K		1-1 F9		4	1	1	0	0	1	1						
Mike Stanley, R OBP: 0.345, SLG: 0.389				1-0 2B 1B		2-1 G3				1	0	0	0	0	0	0						
Mario Diaz, R OBP: 0.325, SLG: 0.342				1-0 1B 2B		2-2 BB PB 1B		1-0 P3		4	1	3	1	0	0	0						
Inning Stats	R: 2 E: 0 K: 2 S: 15	H: 2 LOB: 0 BB: 0 P: 24	R: 1 E: 0 K: 0 S: 16	H: 2 LOB: 3 BB: 1 P: 26	R: 0 E: 0 K: 2 S: 9	H: 0 LOB: 0 BB: 0 P: 13	R: 1 E: 0 K: 0 S: 10	H: 2 LOB: 1 BB: 0 P: 16	R: 0 E: 0 K: 2 S: 11	H: 2 LOB: 2 BB: 0 P: 18	R: 5 E: 0 K: 3 S: 19	H: 2 LOB: 0 BB: 3 P: 38	R: 0 E: 0 K: 1 S: 6	H: 0 LOB: 0 BB: 0 P: 12	R: 0 E: 0 K: 1 S: 10	H: 1 LOB: 2 BB: 1 P: 17	R: 0 E: 0 K: 2 S: 9	H: 0 LOB: 0 BB: 0 P: 14	1B: 8 2B: 1 3B: 0 HR: 2	SF: 0 SAC: 0 DP: 0 HBP: 1	WP: 0 PB: 1 SB: 1 CS: 0	PA: 44
PITCHER	IP WLS BF H R ER SO BB IBB HBP BLK WP HR S P ERA WHIP	5.1 L 28 9 6 6 7 2 0 1 0 0 1 70 112 10.12 2.062	6.1 S 13 2 3 3 4 2 1 0 0 0 1 26 52 10.12 1.500	9.1 S 3 0 0 0 2 0 0 0 0 0 0 9 14 0.00 0.000	PITCHER										IP WLS BF H R ER SO BB IBB HBP BLK WP HR S P ERA WHIP							
Charles Nagy, R ERA: 4.11											5.1 L 28 9 6 6 7 2 0 1 0 0 1 70 112 10.12 2.062											
Shawn Hillegas, R ERA: 4.39											6.1 S 13 2 3 3 4 2 1 0 0 0 1 26 52 10.12 1.500											
Jesse Orosco, L ERA: 3.12											9.1 S 3 0 0 0 2 0 0 0 0 0 0 9 14 0.00 0.000											

AB 38
R 9
H 11
RBI 8
BB 5
SO 13
LOB 17



Batter	1	2	3	4	5	6	7	8	9	AB	R	H	RBI	BB	SO	LOB	BOTTOM					
Jerry Browne, S OBP: 0.279, SLG: 0.271	1-2 F9-4-6 1B		2-2 F9		1-0 SH1-4		0-1 FC6-4 1B		2-2 2-H 2B	4	0	3	1	0	0	1	Texas Rangers @ Cleveland Indians Cleveland Municipal Stadium, Cleveland, OH Sun Aug 18 1991, 3:33 AM EDT Att: 13,443 - Sunny - 73 F					
Luis Lopez, R OBP: 0.294, SLG: 0.354	1-1 P4		1-2 P2		0-1 G6-3		0-2 FC6-4		0-0 F7	5	0	0	1	0	0	5						
Carlos Baerga, S OBP: 0.359, SLG: 0.416	1-0 1B		1-2 2B SF7 1B		1-2 G3		1-3 K			4	1	2	0	0	1	2						
Albert Belle, R OBP: 0.321, SLG: 0.541	3-2 F9-4-6		0-0 SF7 SF9 2B		2-1 G6-3 1B		0-3 K			4	1	2	0	0	1	2						
Mark Whiten, S OBP: 0.298, SLG: 0.403			0-1 SF7		0-0 G6-3		1-1 G3-1			3	0	0	1	0	0	1						
Carlos Martinez, R OBP: 0.338, SLG: 0.407			2-3 3-H 1B		1-0 SF9		2-0 WP 1B 1B		1-2 G6-3	3	0	1	1	0	0	0						
Jeff Manto, R OBP: 0.326, SLG: 0.336			3-H K		2-2 K		2-2 WP 1B			3	0	1	0	0	1	0						
Mike Aldrete, L OBP: 0.383, SLG: 0.324					1-3 K		1-2 1B			1	0	0	0	0	0	0						
Jose Gonzalez, R OBP: 0.105, SLG: 0.113			2-2 G6-3		1-0 SH1-4 G6-3 HBP		1-3 K		3-2 G5-3	2	1	0	0	0	1	2						
Alex Cole, L OBP: 0.384, SLG: 0.343							1-2 2-3			1	0	0	0	0	0	0						
Tony Perezchica, R OBP: 0.295, SLG: 0.368			4-2 BLK BB		4-2 G6-3 SH1-4 BB		2-1 P6		1-1 2B 2B	2	1	1	0	2	0	0						
Inning Stats	R: 0 E: 0 K: 0 S: 10	H: 2 LOB: 1 BB: 0 P: 16	R: 0 E: 0 K: 0 S: 7	H: 0 LOB: 0 BB: 0 P: 10	R: 0 E: 0 K: 0 S: 12	H: 0 LOB: 1 BB: 1 P: 21	R: 2 E: 0 K: 1 S: 15	H: 2 LOB: 0 BB: 0 P: 18	R: 1 E: 0 K: 0 S: 11	H: 0 LOB: 1 BB: 1 P: 18	R: 0 E: 0 K: 1 S: 10	H: 3 LOB: 2 BB: 0 P: 17	R: 0 E: 0 K: 1 S: 10	H: 1 LOB: 0 BB: 0 P: 13	R: 0 E: 0 K: 1 S: 8	H: 0 LOB: 0 BB: 0 P: 10	R: 1 E: 0 K: 0 S: 10	H: 2 LOB: 1 BB: 0 P: 18	1B: 7 2B: 4 3B: 0 HR: 0	SF: 2 SAC: 1 DP: 2 HBP: 1	WP: 1 PB: 0 SB: 1 CS: 0	PA: 38
PITCHER	IP WLS BF H R ER SO BB IBB HBP BLK WP HR S P ERA WHIP	6.0 W 26 7 3 3 3 2 0 0 0 0 0 28 41 3.00 1.000	7.1 S 12 3 1 1 2 0 0 0 0 0 0 28 41 3.00 1.000	8.1 S 12 3 1 1 2 0 0 0 0 0 0 28 41 3.00 1.000	PITCHER										IP WLS BF H R ER SO BB IBB HBP BLK WP HR S P ERA WHIP							
Brian Bohanon, L ERA: 4.81											6.0 W 26 7 3 3 3 2 0 0 0 0 0 28 41 3.00 1.000											
Wayne Rosenthal, R ERA: 4.84											7.1 S 12 3 1 1 2 0 0 0 0 0 0 28 41 3.00 1.000											
Wayne Rosenthal, R ERA: 4.84											8.1 S 12 3 1 1 2 0 0 0 0 0 0 28 41 3.00 1.000											

AB 32
R 4
H 10
RBI 4
BB 2
SO 4
LOB 13



Batter	1	2	3	4	5	6	7	8	9	AB	R	H	RBI	BB	SO	LOB	TOP				
Mike Devereaux, R OBP: 0.314, SLG: 0.422	1-3 K		0-2 G6-3		1-2 G5-3		3-3 K			4	0	0	0	0	2	2					
Joe Orsulak, L OBP: 0.309, SLG: 0.348	2-0 P6		0-1 S 1B			1-0 G4-3		1-2 G3		4	0	1	0	0	0	0					
Cal Ripken Jr., R OBP: 0.380, SLG: 0.571	0-0 2B		1-2 F8			1-3 K		0-0 P5		4	0	1	0	0	1	1					
Glenn Davis, R OBP: 0.377, SLG: 0.568	4-2 BB			3-2 P2		1-0 1B		1-2 G1-3		3	0	1	0	1	0	0					
Randy Milligan, R OBP: 0.375, SLG: 0.418	1-3 K			0-3 K		1-2 P9			3-1 G4-3	4	0	0	0	0	2	3					
Chito Martinez, L OBP: 0.356, SLG: 0.610		3-3 K		2-0 G3-1			1-2 2B 1B		1-2 F7	4	1	1	0	0	1	0					
Leo Gomez, R OBP: 0.308, SLG: 0.395		1-3 K			2-3 K		2-3 K		0-3 K	4	0	0	0	0	4	1	AB 32				
Bob Melvin, R OBP: 0.319, SLG: 0.348		1-1 G4-3			4-1 BB		2-1 L8			2	0	0	0	1	0	1	R 1				
Billy Ripken, R OBP: 0.263, SLG: 0.269			1-3 K		0-2 F9		1-0 WP 1-H 2B			3	0	1	1	0	1	1	H 5				
Inning Stats	R: 0 E: 0 K: 2 S: 11	H: 1 LOB: 2 BB: 1 P: 19	R: 0 E: 0 K: 2 S: 8	H: 0 LOB: 0 BB: 0 P: 13	R: 0 E: 0 K: 1 S: 11	H: 1 LOB: 1 BB: 0 P: 13	R: 0 E: 0 K: 1 S: 7	H: 0 LOB: 0 BB: 0 P: 12	R: 0 E: 0 K: 1 S: 10	H: 1 LOB: 1 BB: 1 P: 17	R: 1 E: 0 K: 2 S: 13	H: 2 LOB: 1 BB: 0 P: 22	R: 0 E: 0 K: 0 S: 7	H: 0 LOB: 0 BB: 0 P: 9	R: 0 E: 0 K: 1 S: 9	H: 0 LOB: 0 BB: 0 P: 13	1B: 3 2B: 2 3B: 0 HR: 0	SF: 0 SAC: 0 DP: 0 HBP: 0	WP: 1 PB: 0 SB: 1 CS: 0	PA: 34	
PITCHER	IP	WLS	BF	H	R	ER	SO	BB	IBB	HBP	BLK	WP	HR	S	P	ERA	WHIP				
Nolan Ryan, R ERA: 2.69	5.0	W	19	2	0	0	7	2	0	0	0	0	0	47	74	0.00	0.800				
Terry Mathews, R ERA: 4.66	4.0	S	15	3	1	1	4	0	0	0	0	1	0	37	56	2.25	0.750				

Baltimore Orioles @ Texas Rangers
Arlington Stadium, Arlington, TX
Mon Aug 19 1991, 8:05 PM EDT
Att: 33,652 - Sunny - 95 F

AB 32
R 1
H 5
RBI 1
BB 2
SO 11
LOB 9



Batter	1	2	3	4	5	6	7	8	9	AB	R	H	RBI	BB	SO	LOB	BOTTOM				
Gary Pettis, S OBP: 0.349, SLG: 0.278	1-3 K		4-2 SAFE 1B SAFE BB			3-3 K	2-3 K			3	0	0	0	1	3	0					
Rafael Palmeiro, L OBP: 0.398, SLG: 0.550	2-3 K		0-2 F8			0-0 P5		2-1 G4-3		4	0	0	0	0	1	2					
Ruben Sierra, S OBP: 0.356, SLG: 0.492	2-0 P5			1-0 HR		0-0 1B HR	1B HR	0-0 PB 1B		4	2	3	1	0	0	0					
Juan Gonzalez, R OBP: 0.358, SLG: 0.542		1-0 F7		2-2 G3-6-3 1B		0-2 SAFE 1B HR	1-2 HR 1B	2-3 SAFE K		4	1	2	0	0	1	1					
Kevin Reimer, L OBP: 0.330, SLG: 0.456		2-2 P6		2-2 G3-6-3 1-2F		0-2 1-H 2-H HR		1-3 K		4	1	1	3	0	1	2					
Steve Buechele, R OBP: 0.333, SLG: 0.445		1-1 G6-3		1-0 F8		0-1 FC6-4 1B		1-2 K		3	0	1	0	0	0	0					
Dean Palmer, R OBP: 0.288, SLG: 0.422			1-3 K		0-3 K	1-1 FC6-4 1-2F				3	0	0	0	0	2	1	AB 30				
Ivan Rodriguez, R OBP: 0.297, SLG: 0.355			0-3 K		1-3 K		1-2 P5			3	0	0	0	0	2	0	R 4				
Mario Diaz, R OBP: 0.325, SLG: 0.338		4-2 BB BB			0-3 K			2-1 G4-3		2	0	0	0	1	1	0	H 7				
Inning Stats	R: 0 E: 0 K: 2 S: 9	H: 0 LOB: 0 BB: 0 P: 14	R: 0 E: 0 K: 0 S: 6	H: 0 LOB: 0 BB: 0 P: 10	R: 0 E: 0 K: 2 S: 14	H: 0 LOB: 2 BB: 2 P: 23	R: 1 E: 0 K: 0 S: 9	H: 2 LOB: 0 BB: 0 P: 15	R: 0 E: 0 K: 3 S: 11	H: 0 LOB: 0 BB: 0 P: 12	R: 3 E: 0 K: 1 S: 16	H: 4 LOB: 1 BB: 0 P: 20	R: 0 E: 0 K: 1 S: 9	H: 0 LOB: 0 BB: 0 P: 14	R: 0 E: 0 K: 2 S: 10	H: 1 LOB: 1 BB: 0 P: 15	1B: 5 2B: 0 3B: 0 HR: 2	SF: 0 SAC: 0 DP: 1 HBP: 0	WP: 0 PB: 1 SB: 0 CS: 0	PA: 32	
PITCHER	IP	WLS	BF	H	R	ER	SO	BB	IBB	HBP	BLK	WP	HR	S	P	ERA	WHIP				
35 Mike Mussina, R ERA: 4.38	5.2	L	24	6	4	4	8	2	0	0	0	0	0	63	91	6.35	1.412				
Todd Frohwrth, R ERA: 1.92	1.1		4	0	0	0	1	0	0	0	0	0	0	11	17	0.00	0.000				
Jim Poole, L ERA: 2.57	1.0		4	1	0	0	2	0	0	0	0	0	0	10	15	0.00	1.000				

Baltimore Orioles @ Texas Rangers
Arlington Stadium, Arlington, TX
Mon Aug 19 1991, 8:05 PM EDT
Att: 33,652 - Sunny - 95 F

AB 30
R 4
H 7
RBI 4
BB 2
SO 11
LOB 6



Batter	1	2	3	4	5	6	7	8	9	AB	R	H	RBI	BB	SO	LOB	TOP					
Mike Devereaux, R OBP: 0.313, SLG: 0.419	0-3 K	2-0 F7			2-2 1B HR		1-0 F8		0-3 K	5	1	1	0	0	2	1						
Joe Orsulak, L OBP: 0.306, SLG: 0.346	1-0 2B		0-2 G6-3		0-1 F7		2-3 K		0-0 FC6-4	5	1	1	0	0	1	2						
Cal Ripken Jr., R OBP: 0.383, SLG: 0.573	3-2 2B		2-2 FC4-6		3-2 HR		2-0 G5-3			4	2	3	0	0	0	0						
Glenn Davis, R OBP: 0.386, SLG: 0.646	1-1 1B		1-2 F8		0-2 HR			1-3 K		4	2	2	5	0	1	1						
David Segui, S OBP: 0.307, SLG: 0.345	2H 2B				1-H 3-H HR					0	0	0	0	0	0	0						
Randy Milligan, R OBP: 0.376, SLG: 0.419	0-0 FC5-4		0-0 FC4-6		3-3 K			2-2 F9		4	0	2	1	0	1	1						
Chito Martinez, L OBP: 0.348, SLG: 0.595	1-2 FC5-4			1-3 K		3-1 G4-3		3-2 F9		3	0	0	0	0	1	1						
Dwight Evans, R OBP: 0.390, SLG: 0.365										1	0	0	0	0	0	1						
Brady Anderson, L OBP: 0.311, SLG: 0.275	1-2 1-2									0	0	0	0	0	0	0						
Leo Gomez, R OBP: 0.307, SLG: 0.404	1-2 F8			1-2 G5-3		1-1 HR			1-2 F7	4	1	1	1	0	0	1						
Chris Hoiles, R OBP: 0.306, SLG: 0.398		2-2 F7		3-3 K		2-2 L5			2-2 HR	4	1	1	1	0	1	0						
Billy Ripken, R OBP: 0.263, SLG: 0.269	0-0 F9				0-3 K		0-0 P4		0-0 FC6-4	4	0	1	0	0	1	0						
Inning Stats	R: 3 E: 0 K: 1 S: 16	H: 4 LOB: 1 BB: 0 P: 23	R: 0 E: 0 K: 0 S: 5	H: 0 LOB: 0 BB: 0 P: 9	R: 0 E: 0 K: 0 S: 12	H: 1 LOB: 1 BB: 0 P: 18	R: 0 E: 0 K: 2 S: 9	H: 0 LOB: 0 BB: 0 P: 14	R: 3 E: 0 K: 1 S: 19	H: 3 LOB: 0 BB: 0 P: 27	R: 0 E: 0 K: 1 S: 8	H: 0 LOB: 0 BB: 0 P: 10	R: 0 E: 0 K: 1 S: 9	H: 1 LOB: 0 BB: 0 P: 15	R: 1 E: 0 K: 1 S: 11	H: 2 LOB: 1 BB: 0 P: 14	1B: 8 2B: 1 3B: 0 HR: 3	SF: 0 SAC: 0 DP: 0 HBP: 0	WP: 0 PB: 0 SB: 0 CS: 0	PA: 38		
PITCHER	IP	WLS	BF	H	R	ER	SO	BB	IBB	HBP	BLK	WP	HR	S	P	ERA	WHIP					
Oil Can Boyd, R ERA: 4.56	(1, 1)	5.0	L	23	8	6	6	5	0	0	0	0	0	1	61	91	10.80	1.600				
Wayne Rosenthal, R ERA: 4.79	(6, 1)	2.1	L	9	2	1	1	2	0	0	0	0	0	1	19	33	3.86	0.857				
Kenny Rogers, L ERA: 5.99	(8, 1)	1.2		6	2	1	1	1	0	0	0	0	0	1	14	20	5.40	1.200				

Baltimore Orioles @ Texas Rangers
Arlington Stadium, Arlington, TX
Tue Aug 20 1991, 8:05 PM EDT
Att: 19,393 - Cloudy - 93 F

AB 38
R 8
H 12
RBI 8
BB 0
SO 8
LOB 8



Batter	1	2	3	4	5	6	7	8	9	AB	R	H	RBI	BB	SO	LOB	BOTTOM					
Brian Downing, R OBP: 0.372, SLG: 0.451	3-2 G5-3		1-1 HR	0-1 1B		0-3 K			1-0 SH5-4	3	1	2	2	0	0	0						
Dean Palmer, R OBP: 0.287, SLG: 0.419			1-H HR	1-2 1B					1-2 2-3	1	0	0	0	0	1	0						
Julio Franco, R OBP: 0.408, SLG: 0.464	1-1 1B		1-3 K2-3	1-0 F9			0-2 FC4-6		4-1 G4-3	4	0	2	0	1	1	2						
Rafael Palmeiro, L OBP: 0.396, SLG: 0.547	3-2 F7		4-2 HR	0-0 SF9			0-1 FC4-6		0-1 G4-3	3	1	0	1	1	0	5						
Ruben Sierra, S OBP: 0.354, SLG: 0.488	0-3 K		1-1 L8	3-H F9			3-1 F9-3			4	0	0	0	0	1	4						
Juan Gonzalez, R OBP: 0.359, SLG: 0.542		2-0 F8	1-0 HR	1-2 1B		2-2 G3-6-3		1-2 G5-3		4	1	2	0	0	0	0						
Kevin Reimer, L OBP: 0.325, SLG: 0.464	1-2 G3		1-2 HR	1-2 HR		1-2 G3-6-3		1-0 F7		4	1	1	3	0	0	1						
Steve Buechele, R OBP: 0.334, SLG: 0.444	1-2 1B		1-1 HBP		0-2 F7			0-0 F9		3	0	1	0	0	0	0						
Ivan Rodriguez, R OBP: 0.293, SLG: 0.351	0-3 K		1-0 P6			3-2 G4-3			0-0 SH5-4	2	0	0	0	0	1	2						
Geno Petralli, L OBP: 0.307, SLG: 0.287									1B	2	0	1	0	0	0	0						
José Hernández, R OBP: 0.344, SLG: 0.367			0-1 HR	4-0 F9					2-2 SH5-4	2	2	1	0	1	0	0						
Mike Stanley, R OBP: 0.349, SLG: 0.393									1-2 1B	1	0	1	0	0	0	0						
Gary Pettis, S OBP: 0.349, SLG: 0.278										0	0	0	0	0	0	0						
Inning Stats	R: 0 E: 0 K: 1 S: 11	H: 1 LOB: 1 BB: 0 P: 18	R: 0 E: 0 K: 1 S: 11	H: 1 LOB: 1 BB: 0 P: 15	R: 5 E: 0 K: 1 S: 17	H: 4 LOB: 1 BB: 1 P: 28	R: 1 E: 0 K: 0 S: 6	H: 1 LOB: 1 BB: 1 P: 14	R: 0 E: 0 K: 1 S: 10	H: 0 LOB: 0 BB: 0 P: 13	R: 0 E: 0 K: 1 S: 9	H: 0 LOB: 0 BB: 0 P: 12	R: 0 E: 0 K: 0 S: 7	H: 1 LOB: 0 BB: 0 P: 10	R: 0 E: 0 K: 0 S: 5	H: 0 LOB: 0 BB: 0 P: 7	R: 0 E: 0 K: 0 S: 9	H: 2 LOB: 3 BB: 1 P: 16	1B: 9 2B: 1 3B: 0 HR: 2	SF: 1 SAC: 1 DP: 3 HBP: 1	WP: 0 PB: 0 SB: 0 CS: 0	PA: 39
PITCHER	IP	WLS	BF	H	R	ER	SO	BB	IBB	HBP	BLK	WP	HR	S	P	ERA	WHIP					
Jose Mesa, R ERA: 5.72	(1, 1)	4.0		22	7	6	6	3	2	0	1	0	0	0	45	75	13.50	2.250				
Dave Johnson, R ERA: 7.89	(5, 1)	4.0	W	12	2	0	0	1	0	0	0	0	0	31	42	0.00	0.500					
Gregg Olson, R ERA: 3.21	(9, 1)	0.1		4	2	0	0	0	1	0	0	0	0	7	14	0.00	9.000					
Mike Flanagan, L ERA: 2.01	(9, 1)	0.2	S	1	0	0	0	0	0	0	0	0	0	2	2	0.00	0.000					

Baltimore Orioles @ Texas Rangers
Arlington Stadium, Arlington, TX
Tue Aug 20 1991, 8:05 PM EDT
Att: 19,393 - Cloudy - 93 F

AB 33
R 6
H 11
RBI 6
BB 3
SO 4
LOB 14



Batter	1	2	3	4	5	6	7	8	9	AB	R	H	RBI	BB	SO	LOB	TOP				
Mike Devereaux, R OBP: 0.316, SLG: 0.425 (1, 8)	1-0 BB 1B		0-1 G3		2-2 1B 3B	0-0 FC 2B		1-2 1B		5	2	3	0	0	0	1					
Joe Orsulak, L OBP: 0.309, SLG: 0.348 (1, 7)	4-2 G6-3 BLK BB 1-2		2-0 L8		0-0 P5	3-2 2B 1-H 2-H		1-1 G4-3		4	0	1	2	1	0	3					
Cal Ripken Jr., R OBP: 0.383, SLG: 0.570 (1, 6)	2-2 G6-3		1-0 HBP		0-0 G5-3	1-1 G4-3			0-1 G6-4-3 1B	4	0	1	0	0	0	2					
Glenn Davis, R OBP: 0.387, SLG: 0.608 (1, 10)	4-1 FC6-4 BB		0-1 L8		4-2 1B BB		3-2 F9		0-3 K	3	1	0	0	2	1	2					
Randy Milligan, R OBP: 0.376, SLG: 0.417 (1, 3)	1-1 FC6-4			4-1 SH3-4 BB	3-2 1B	1-3 1B	2-1 P3		3-2 G6-4-3	4	0	1	1	1	0	3					
Chito Martinez, L OBP: 0.360, SLG: 0.608 (1, 9)		0-0 G4-3 2B		0-0 SH3-4 1B	1-2 1B	3-1 FC6-4 1B	1-0 P2			4	0	3	1	0	0	0					
Leo Gomez, R OBP: 0.304, SLG: 0.399 (1, 5)		0-0 G4-3		0-1 SH3-4 1B	1-2 1B	2-2 FC6-4		1-0 L5		3	0	0	0	0	0	3					
Bob Melvin, R OBP: 0.313, SLG: 0.341 (1, 2)		2-3 K		2-3 K			2-3 K	0-2 G6-3		4	0	0	0	0	3	3					
Billy Ripken, R OBP: 0.267, SLG: 0.270 (1, 4)		1-3 K		1-2 G1-3		0-0 E 2B 1B		4-1 1B BB		3	1	1	0	1	1	3					
Inning Stats	R: 0 E: 0 K: 0 S: 9	H: 1 LOB: 2 BB: 2 P: 21	R: 0 E: 0 K: 2 S: 8	H: 1 LOB: 1 BB: 0 P: 11	R: 0 E: 0 K: 0 S: 5	H: 0 LOB: 1 BB: 0 P: 8	R: 0 E: 0 K: 1 S: 10	H: 1 LOB: 2 BB: 1 P: 17	R: 2 E: 1 K: 1 S: 10	H: 3 LOB: 2 BB: 0 P: 16	R: 0 E: 0 K: 0 S: 7	H: 0 LOB: 0 BB: 0 P: 13	R: 0 E: 0 K: 0 S: 10	H: 1 LOB: 2 BB: 1 P: 17	R: 0 E: 0 K: 1 S: 9	H: 1 LOB: 0 BB: 0 P: 12	1B: 7 2B: 2 3B: 1 HR: 0	SF: 0 SAC: 1 DP: 1 HBP: 1	WP: 0 PB: 0 SB: 0 CS: 0	PA: 41	
PITCHER	IP	WLS	BF	H	R	ER	SO	BB	IBB	HBP	BLK	WP	HR	S	P	ERA	WHIP				
Kevin Brown, R ERA: 4.32 (1, 1)	6.0	L	30	8	4	3	4	4	0	1	1	0	0	61	106	4.50	2.000				
Tery Mathews, R ERA: 4.4 (7, 1)	1.2		7	1	0	0	0	1	0	0	0	0	0	15	27	0.00	1.200				
Mike Jeffcoat, L ERA: 3.68 (8, 1)	0.1		1	0	0	0	0	0	0	0	0	0	0	2	3	0.00	0.000				
Jeff Russell, R ERA: 3.05 (9, 1)	1.0		3	1	0	0	1	0	0	0	0	0	0	9	12	0.00	1.000				

Baltimore Orioles @ Texas Rangers
Arlington Stadium, Arlington, TX
Wed Aug 21 1991, 8:05 PM EDT
Att: 18,576 - Cloudy - 87 F

AB 34
R 4
H 10
RBI 4
BB 5
SO 5
LOB 20



Batter	1	2	3	4	5	6	7	8	9	AB	R	H	RBI	BB	SO	LOB	BOTTOM				
Gary Pettis, S OBP: 0.353, SLG: 0.279 (1, 8)	K		4-0 S BB		4-0 S 3B BB	1-3 K			1-1 S 1B	3	1	1	0	2	2	2					
Julio Franco, R OBP: 0.408, SLG: 0.466 (1, 4)	4-2 2B WP BB		3-2 G5-3		0-2 1-H 3B	2-2 G5-3		3-3 K	3-3 K	4	1	1	1	1	1	2					
Ruben Sierra, S OBP: 0.352, SLG: 0.487 (1, 9)	2-1 WP 1-3 2B		3-2 F8		0-1 G4-3	1-0 G3-1		2-1 G6-3		5	0	1	0	0	0	3					
Juan Gonzalez, R OBP: 0.356, SLG: 0.537 (1, 7)	3-2 P8			0-2 F8	0-3 K	1-3 K				4	0	0	0	0	2	3					
Brian Downing, R OBP: 0.372, SLG: 0.452 (1, 10)	3-2 G6-3			2-1 1B WP 1B	0-0 G4-3			2-3 K		2	1	1	0	0	0	1					
Kevin Reimer, L OBP: 0.327, SLG: 0.460 (5, PH)				1-3 FC5-2 1B				1-2 K		2	0	0	0	0	1	1					
Dean Palmer, R OBP: 0.286, SLG: 0.414 (1, 5)		3-3 K		0-0 WP FC5-2 1B		1-2 G4-3		1-3 K		4	0	1	0	0	2	0					
Mike Stanley, R OBP: 0.351, SLG: 0.390 (1, 3)		3-2 F9		4-0 FC5 WP BB		1-2 FC6-4 1B		4-0 FC6-4 BB		1	0	0	0	1	0	0					
Rafael Palmeiro, L OBP: 0.398, SLG: 0.548 (6, PH)				1-2 FC5 BB						1	0	1	0	1	0	0					
Ivan Rodriguez, R OBP: 0.287, SLG: 0.343 (1, 2)		1-1 L8		2-2 FC5-2		0-1 FC6-4 1B		0-1 FC6-4		4	0	0	0	0	0	4					
José Hernández, R OBP: 0.343, SLG: 0.364 (1, 6)			2-2 P3		0-0 FC5				1-2 G6-3	3	0	1	0	0	0	2					
Geno Petralli, L OBP: 0.305, SLG: 0.285 (9, PH)				2-3 K		1-2 1B				1	0	0	0	0	0	0					
Inning Stats	R: 1 E: 0 K: 1 S: 14	H: 1 LOB: 1 BB: 1 P: 29	R: 0 E: 0 K: 1 S: 9	H: 0 LOB: 0 BB: 0 P: 16	R: 0 E: 0 K: 0 S: 9	H: 0 LOB: 1 BB: 1 P: 21	R: 1 E: 0 K: 0 S: 12	H: 2 LOB: 2 BB: 1 P: 20	R: 1 E: 0 K: 1 S: 13	H: 1 LOB: 1 BB: 1 P: 17	R: 0 E: 0 K: 1 S: 14	H: 2 LOB: 2 BB: 0 P: 20	R: 0 E: 0 K: 2 S: 8	H: 0 LOB: 1 BB: 1 P: 15	R: 0 E: 0 K: 1 S: 11	H: 1 LOB: 0 BB: 0 P: 17	1B: 5 2B: 1 3B: 1 HR: 0	SF: 0 SAC: 0 DP: 0 HBP: 0	WP: 2 PB: 0 SB: 3 CS: 0	PA: 39	
PITCHER	IP	WLS	BF	H	R	ER	SO	BB	IBB	HBP	BLK	WP	HR	S	P	ERA	WHIP				
Arthur Rhodes, L ERA: 6.75 (1, 1)	4.0		20	4	3	3	2	4	0	0	0	0	0	50	96	6.75	2.000				
Todd Frohwrth, R ERA: 1.8 (5, 1)	4.0	W	15	2	0	0	5	1	0	0	0	0	0	36	53	0.00	0.750				
Gregg Olson, R ERA: 3.16 (9, 1)	1.0	S	4	1	0	0	1	0	0	0	0	0	0	11	17	0.00	1.000				

Baltimore Orioles @ Texas Rangers
Arlington Stadium, Arlington, TX
Wed Aug 21 1991, 8:05 PM EDT
Att: 18,576 - Cloudy - 87 F

AB 34
R 3
H 7
RBI 1
BB 5
SO 8
LOB 18



Batter	1	2	3	4	5	6	7	8	9	AB	R	H	RBI	BB	SO	LOB	TOP								
Gary Pettis, S OBP: 0.351, SLG: 0.274 (1, 8)	1-1 L3		4-2 BB		2-3 K		2-3 K		1-0 F7	4	0	0	0	1	2	0	Texas Rangers @ Kansas City Royals Royals Stadium, Kansas City, MO Thu Aug 22 1991, 8:05 PM EDT Att: 30,650 - Sunny - 88 F								
Julio Franco, R OBP: 0.408, SLG: 0.465 (1, 4)	1-3 K		0-0 F9		0-0 1B			1-0 E 1B	5	1	2	0	0	1	1										
Rafael Palmeiro, L OBP: 0.395, SLG: 0.543 (1, 3)	2-2 F9			0-1 F7	0-1 G6-3			2-2 E1 2B	4	1	0	0	0	0	1										
Ruben Sierra, S OBP: 0.355, SLG: 0.492 (1, 9)		4-1 BB		1-1 HR 2B		1-1 F7		0-2 2B	3	1	2	1	1	0	0										
Juan Gonzalez, R OBP: 0.357, SLG: 0.546 (1, 7)	1 SAFE F7	1-2 F7		3-2 HR 2B		2-1 2B		0-2 G6-3	4	1	2	2	0	0	2										
Kevin Reimer, L OBP: 0.325, SLG: 0.459 (1, 10)	0-3 K			2-2 1B		3-3 K		4-0 FC6-4 IBB	3	0	1	0	1	2	2										
Steve Buechele, R OBP: 0.331, SLG: 0.439 (1, 5)	1 SAFE G5-3	1-2 G5-3		1-0 F8		0-0 G5-3		0-0 F7	4	0	0	0	0	0	5										
Ivan Rodriguez, R OBP: 0.280, SLG: 0.335 (1, 2)			1-0 F8	1-1 F8			2-3 K	0-0 FC6-4	4	0	0	0	0	1	3										
José Hernández, R OBP: 0.308, SLG: 0.324 (1, 6)			0-1 P2		1-1 G5-3		2-0 F8	2-3 K	4	0	0	0	0	1	0										
Inning Stats	R: 0 E: 0 K: 1 S: 9	H: 0 LOB: 0 BB: 0 P: 13	R: 0 E: 0 K: 1 S: 10	H: 0 LOB: 1 BB: 1 P: 16	R: 0 E: 0 K: 0 S: 7	H: 0 LOB: 1 BB: 1 P: 12	R: 2 E: 0 K: 0 S: 14	H: 3 LOB: 1 BB: 0 P: 22	R: 0 E: 0 K: 1 S: 8	H: 1 LOB: 1 BB: 0 P: 11	R: 0 E: 0 K: 2 S: 9	H: 1 LOB: 1 BB: 0 P: 15	R: 0 E: 0 K: 2 S: 8	H: 0 LOB: 0 BB: 0 P: 14	R: 2 E: 1 K: 0 S: 16	H: 2 LOB: 2 BB: 1 P: 23	R: 0 E: 0 K: 1 S: 9	H: 0 LOB: 0 BB: 0 P: 13	1B: 3 2B: 3 3B: 0 HR: 1	SF: 0 SAC: 0 DP: 0 HBP: 0	WP: 0 PB: 0 SB: 0 CS: 0	PA: 38			
PITCHER	IP	WLS	BF	H	R	ER	SO	BB	IBB	HBP	BLK	WP	HR	S	P	ERA	WHIP								
Luis Aquino, R ERA: 2.79 (1, 1)	5.0		21	4	2	2	3	2	0	0	0	0	1	48	74	3.60	1.200								
Tom Gordon, R ERA: 4.01 (6, 1)	3.0	L	14	3	2	1	3	0	1	0	0	0	0	33	52	3.00	1.000								
Jeff Montgomery, R ERA: 3.39 (9, 1)	1.0		3	0	0	0	1	0	0	0	0	0	0	9	13	0.00	0.000								

AB 35
R 4
H 7
RBI 3
BB 3
SO 7
LOB 14



Batter	1	2	3	4	5	6	7	8	9	AB	R	H	RBI	BB	SO	LOB	BOTTOM								
Brian McRae, S OBP: 0.299, SLG: 0.378 (1, 8)	4-2 CS BB		0-2 G5-3	0-3 K			0-2 F8			3	0	0	0	1	1	1	Texas Rangers @ Kansas City Royals Royals Stadium, Kansas City, MO Thu Aug 22 1991, 8:05 PM EDT Att: 30,650 - Sunny - 88 F								
Kirk Gibson, L OBP: 0.341, SLG: 0.428 (1, 7)	1-0 F7 1-2		2-3 K		2-1 G6-3 HBP		1-3 K			3	0	0	0	0	2	1									
George Brett, L OBP: 0.330, SLG: 0.416 (1, 10)	4-0 1B BB		3-2 2B		2-2 G6-3 1-2		0-2 P6			3	0	1	0	1	0	1									
Danny Tartabull, R OBP: 0.392, SLG: 0.612 (1, 9)	3-2 1B		3-3 K		1-0 G6-3			4-1 G6-4-3 BB	3	0	1	0	1	1	2										
Todd Benzinger, S OBP: 0.299, SLG: 0.352 (1, 3)	0-1 G4-3			1-3 K	2-3 K			0-1 P4	4	0	0	0	0	2	4										
Bill Peacock, R OBP: 0.355, SLG: 0.418 (1, 5)		2-2 F8		1-2 HR 1B		1-2 G4-3		1-0 G6-4-3 1-2	4	1	1	0	0	0	1										
Brent Mayne, L OBP: 0.263, SLG: 0.342 (1, 2)		2-2 L3		3-2 HR		0-1			3	1	2	2	0	0	0										
Kurt Stillwell, S OBP: 0.307, SLG: 0.352 (9, PH)				1-H HR					1	0	0	0	0	0	0										
David Howard, S OBP: 0.263, SLG: 0.287 (1, 6)		3-2 1B		1-1 CS 1B		2-3 K			3	0	2	0	0	1	1										
Harvey Pulliam, R OBP: 0.500, SLG: 0.667 (9, PH)									1	0	0	0	0	1	0										
Terry Shumpert, R OBP: 0.283, SLG: 0.342 (1, 4)		0-3 K		1-1 CS 1B		3-1 P5			3	0	1	0	0	1	2										
Kevin Seitzer, R OBP: 0.351, SLG: 0.347 (9, PH)				1-2 2B					1	0	0	0	0	0	0										
Inning Stats	R: 0 E: 0 K: 0 S: 9	H: 1 LOB: 2 BB: 2 P: 21	R: 0 E: 0 K: 1 S: 13	H: 1 LOB: 1 BB: 0 P: 20	R: 0 E: 0 K: 2 S: 14	H: 1 LOB: 1 BB: 0 P: 22	R: 2 E: 0 K: 2 S: 17	H: 4 LOB: 1 BB: 0 P: 24	R: 0 E: 0 K: 1 S: 8	H: 0 LOB: 1 BB: 0 P: 15	R: 0 E: 0 K: 1 S: 10	H: 1 LOB: 1 BB: 0 P: 16	R: 0 E: 0 K: 1 S: 9	H: 0 LOB: 0 BB: 0 P: 10	R: 0 E: 0 K: 0 S: 4	H: 0 LOB: 0 BB: 1 P: 9	R: 0 E: 0 K: 1 S: 7	H: 0 LOB: 0 BB: 0 P: 11	1B: 5 2B: 2 3B: 0 HR: 1	SF: 0 SAC: 0 DP: 1 HBP: 1	WP: 0 PB: 0 SB: 0 CS: 2	PA: 36			
PITCHER	IP	WLS	BF	H	R	ER	SO	BB	IBB	HBP	BLK	WP	HR	S	P	ERA	WHIP								
Jose Guzman, R ERA: 3.2 (1, 1)	6.0		27	8	2	2	7	2	0	1	0	0	0	71	118	3.00	1.667								
Kenny Rogers, L ERA: 5.79 (7, 1)	3.0	W	9	0	0	0	2	1	0	0	0	0	0	20	30	0.00	0.333								

AB 32
R 2
H 8
RBI 2
BB 3
SO 9
LOB 13



Batter	1	2	3	4	5	6	7	8	9	AB	R	H	RBI	BB	SO	LOB	TOP				
Gary Pettis, S OBP: 0.344, SLG: 0.268 (1, 8)	1-1 B1-3	3-3 K			2-3 K			3-2 F7	2-3 K	5	0	0	0	0	3	1	Texas Rangers @ Kansas City Royals Royals Stadium, Kansas City, MO Fri Aug 23 1991, 8:05 PM EDT Att: 31,962 - Cloudy - 82 F				
Julio Franco, R OBP: 0.409, SLG: 0.465 (1, 4)	0-0 E9 2B	2-0 G6-3			4-1 G4-6-3 BB			0-1 G3-1		3	1	1	0	1	0	0					
Rafael Palmeiro, L OBP: 0.396, SLG: 0.547 (1, 3)	2-0 1B		0-3 K		0-0 G4-6-3 1-2			2-0 E	2B	4	2	2	1	0	1	1					
Ruben Sierra, S OBP: 0.356, SLG: 0.491 (1, 9)	1-2 2B		2-1 F8		2-3 K			4-0 E	IBB	3	1	1	1	1	1	0					
Juan Gonzalez, R OBP: 0.357, SLG: 0.546 (1, 7)	1-1 1B		3-3 K		1-0 G5-3			3-2 E4	1B	4	2	1	0	0	1	-1					
Kevin Reimer, L OBP: 0.331, SLG: 0.461 (1, 10)	4-0 IBB			1-0 G4-3 FC5-2	2B			1-2 F9		3	0	1	0	1	0	0					
Dean Palmer, R OBP: 0.285, SLG: 0.410 (1, 5)	0-1 E7		1-1 G4-3		0-0 G6-3			0-3 K		4	0	1	1	0	1	1					
Ivan Rodriguez, R OBP: 0.280, SLG: 0.339 (1, 2)	1-0 G5-3		1-1 FC5-2		2-2 G6-3			1-1 K		4	0	1	0	0	0	3					
José Hernández, R OBP: 0.279, SLG: 0.293 (1, 6)		0-1 G5-3		1-3 K				1-3 K		4	0	0	0	0	2	2					
Inning Stats	R: 3 E: 2 K: 0 S: 13	H: 5 LOB: 2 BB: 1 P: 23	R: 0 E: 0 K: 1 S: 6	H: 0 LOB: 0 BB: 0 P: 11	R: 0 E: 0 K: 2 S: 9	H: 0 LOB: 1 BB: 0 P: 14	R: 0 E: 0 K: 1 S: 8	H: 1 LOB: 1 BB: 0 P: 12	R: 0 E: 0 K: 1 S: 5	H: 0 LOB: 0 BB: 1 P: 11	R: 0 E: 0 K: 1 S: 7	H: 0 LOB: 0 BB: 0 P: 10	R: 3 E: 1 K: 0 S: 12	H: 1 LOB: 0 BB: 1 P: 25	R: 0 E: 0 K: 2 S: 12	H: 1 LOB: 1 BB: 0 P: 18	1B: 3 2B: 5 3B: 0 HR: 0	SF: 0 SAC: 0 DP: 1 HBP: 0	WP: 0 PB: 0 SB: 0 CS: 0	PA: 37	
PITCHER	IP	WLS	BF	H	R	ER	SO	BB	IBB	HBP	BLK	WP	HR	S	P	ERA	WHIP				
Kevin Appier, R ERA: 3.3	(1, 1)	8.0	L	33	7	6	3	7	1	2	0	0	0	0	68	118	3.38	1.000			
Mike Magnante, L ERA: 2.65	(9, 1)	1.0		4	1	0	0	2	0	0	0	0	0	12	18	0.00	1.000				

AB	34
R	6
H	8
RBI	3
BB	3
SO	9
LOB	7




Batter	1	2	3	4	5	6	7	8	9	AB	R	H	RBI	BB	SO	LOB	BOTTOM			
Terry Shupert, R OBP: 0.280, SLG: 0.338 (1, 4)	1-3 K		2-1 F9			0-0 F8		1-0 F7		4	0	0	0	0	1	3	Texas Rangers @ Kansas City Royals Royals Stadium, Kansas City, MO Fri Aug 23 1991, 8:05 PM EDT Att: 31,962 - Cloudy - 82 F			
Brent Mayne, L OBP: 0.333, SLG: 0.342 (9, 2)										0	0	0	0	0	0	0				
Brian McRae, S OBP: 0.298, SLG: 0.377 (1, 8)	1-1 F8		0-0 F8			1-2 F9		3-2 K	1B	4	0	1	1	0	0	1				
George Brett, L OBP: 0.327, SLG: 0.411 (1, 10)	3-3 K			1-1 L4		1-2 G4-3			1-0 F9	4	0	0	0	0	1	0				
Danny Tartabull, R OBP: 0.388, SLG: 0.605 (1, 9)		3-3 K		1-0 L6			3-3 K		3-3 K	4	0	0	0	0	3	0				
Todd Benzinger, S OBP: 0.299, SLG: 0.350 (1, 3)		1-0 F8		1-1 1B		0-0 F3		0-0 F8		4	0	1	0	0	0	0				
Bill Pecota, R OBP: 0.355, SLG: 0.417 (1, 5) (9, 4)		2-1 1B		1-1 G5-3		0-1 F9				3	0	1	0	0	0	1				
Harvey Pulliam, R OBP: 0.412, SLG: 0.533 (1, 7)		3-2 F7			0-1 G5-3			0-0 G6-3		3	0	0	0	0	0	1				
David Howard, S OBP: 0.265, SLG: 0.288 (1, 6)			0-0 G4-3		3-1 G4-3			0-2 1B	1B	3	1	1	0	0	0	0				
Tim Spehr, R OBP: 0.277, SLG: 0.256 (1, 2)			4-2 BB		1-2 P2			1-0 1B	1B	1	0	0	0	1	0	0				
Kevin Seitzer, R OBP: 0.353, SLG: 0.350 (8, PH) (9, 5)								1-2 1B		1	0	1	0	0	0	0				
Inning Stats	R: 0 E: 0 K: 2 S: 9	H: 0 LOB: 0 BB: 0 P: 14	R: 0 E: 0 K: 1 S: 9	H: 1 LOB: 1 BB: 0 P: 18	R: 0 E: 0 K: 0 S: 7	H: 0 LOB: 1 BB: 1 P: 13	R: 0 E: 0 K: 0 S: 7	H: 1 LOB: 1 BB: 0 P: 11	R: 0 E: 0 K: 0 S: 8	H: 0 LOB: 0 BB: 0 P: 10	R: 0 E: 0 K: 1 S: 7	H: 0 LOB: 0 BB: 0 P: 10	R: 1 E: 0 K: 0 S: 11	H: 3 LOB: 2 BB: 0 P: 16	R: 0 E: 0 K: 1 S: 5	H: 0 LOB: 0 BB: 0 P: 9	1B: 5 2B: 0 3B: 0 HR: 0	SF: 0 SAC: 0 DP: 0 HBP: 0	WP: 0 PB: 0 SB: 0 CS: 0	PA: 32
PITCHER	IP	WLS	BF	H	R	ER	SO	BB	IBB	HBP	BLK	WP	HR	S	P	ERA	WHIP			
Brian Bohanon, L ERA: 3.78	(1, 1)	9.0	W	32	5	1	1	5	1	0	0	0	0	71	113	1.00	0.667			



Batter	1	2	3	4	5	6	7	8	9	AB	R	H	RBI	BB	SO	LOB	TOP									
Geno Petralli, L OBP: 0.310, SLG: 0.290 (1, 10)										4	0	2	0	0	1	0	Texas Rangers @ Kansas City Royals Royals Stadium, Kansas City, MO Sat Aug 24 1991, 8:05 PM EDT Att: 40,127 - Cloudy - 82 F									
Julio Franco, R OBP: 0.407, SLG: 0.463 (1, 4)										4	0	1	0	0	1	1										
Rafael Palmeiro, L OBP: 0.397, SLG: 0.548 (1, 3)										3	0	1	0	1	0	2										
Ruben Sierra, S OBP: 0.357, SLG: 0.490 (1, 9)										3	0	1	0	1	0	0										
Juan Gonzalez, R OBP: 0.356, SLG: 0.550 (1, 8)										4	1	1	1	0	1	4										
Kevin Reimer, L OBP: 0.330, SLG: 0.458 (1, 7)										4	0	1	0	0	0	0										
Steve Buechele, R OBP: 0.328, SLG: 0.435 (1, 5)										4	0	0	0	0	1	1										
Ivan Rodriguez, R OBP: 0.282, SLG: 0.341 Mike Stanley, R OBP: 0.352, SLG: 0.392 (5, 2)										2	0	1	0	0	1	0										
Mario Diaz, R OBP: 0.317, SLG: 0.329 (1, 6)										4	0	0	0	0	0	2										
Inning Stats	R: 0 E: 0 K: 1 S: 13	H: 1 LOB: 2 BB: 1 P: 24	R: 0 E: 0 K: 1 S: 6	H: 0 LOB: 0 BB: 0 P: 9	R: 0 E: 0 K: 0 S: 9	H: 1 LOB: 0 BB: 0 P: 14	R: 1 E: 0 K: 0 S: 13	H: 2 LOB: 1 BB: 0 P: 21	R: 0 E: 0 K: 0 S: 7	H: 3 LOB: 2 BB: 0 P: 15	R: 0 E: 0 K: 0 S: 5	H: 0 LOB: 0 BB: 0 P: 6	R: 0 E: 0 K: 2 S: 10	H: 0 LOB: 0 BB: 0 P: 13	R: 0 E: 0 K: 1 S: 12	H: 1 LOB: 2 BB: 1 P: 20	R: 0 E: 0 K: 0 S: 7	H: 1 LOB: 1 BB: 0 P: 10	1B: 7 2B: 1 3B: 0 HR: 1	SF: 0 SAC: 0 DP: 2 HBP: 0	WP: 0 PB: 0 SB: 0 CS: 0	PA: 36				
PITCHER	IP	WLS	BF	H	R	ER	SO	BB	IBB	HBP	BLK	WP	HR	S	P	ERA	WHIP									
Mike Boddicker, R ERA: 3.62 Storm Davis, R ERA: 3.94	(1, 1)	8.0	W	32	8	1	1	6	2	0	0	0	0	1	75	122	1.12	1.250								
(9, 1)	1.0		4	1	0	0	0	0	0	0	0	0	0	7	10	0.00	1.000									

Batter	1	2	3	4	5	6	7	8	9	AB	R	H	RBI	BB	SO	LOB	BOTTOM								
Kirk Gibson, L OBP: 0.343, SLG: 0.429 Brian McRae, S OBP: 0.298, SLG: 0.377 (8, 8)										4	1	2	0	0	1	2	Texas Rangers @ Kansas City Royals Royals Stadium, Kansas City, MO Sat Aug 24 1991, 8:05 PM EDT Att: 40,127 - Cloudy - 82 F								
Kevin Seitzer, R OBP: 0.349, SLG: 0.345 Bill Pecota, R OBP: 0.352, SLG: 0.414 (5, 5)										3	1	0	1	0	0	3									
George Brett, L OBP: 0.328, SLG: 0.414 (1, 10)										5	0	2	1	0	0	1									
Danny Tartabull, R OBP: 0.390, SLG: 0.607 (1, 9)										4	1	2	1	1	1	1									
Warren Cromartie, L OBP: 0.382, SLG: 0.445 Todd Benzinger, S OBP: 0.299, SLG: 0.350 (8, 3)										3	1	1	1	1	0	2									
Jim Eisenreich, L OBP: 0.335, SLG: 0.383 (8, 7)										4	2	3	1	0	0	0									
Brent Mayne, L OBP: 0.326, SLG: 0.335 (1, 2)										3	0	0	1	0	3	1									
David Howard, S OBP: 0.270, SLG: 0.288 (1, 6)										3	1	1	1	1	2	1									
Terry Shumpert, R OBP: 0.286, SLG: 0.341 (1, 4)										3	1	2	0	1	0	1									
Inning Stats	R: 1 E: 0 K: 0 S: 14	H: 3 LOB: 2 BB: 1 P: 24	R: 3 E: 0 K: 1 S: 14	H: 3 LOB: 2 BB: 2 P: 33	R: 1 E: 1 K: 3 S: 17	H: 2 LOB: 1 BB: 0 P: 28	R: 0 E: 0 K: 0 S: 5	H: 0 LOB: 0 BB: 0 P: 10	R: 0 E: 0 K: 1 S: 8	H: 0 LOB: 0 BB: 0 P: 13	R: 0 E: 0 K: 1 S: 9	H: 1 LOB: 1 BB: 0 P: 13	R: 3 E: 0 K: 0 S: 15	H: 3 LOB: 1 BB: 1 P: 23	R: 0 E: 0 K: 2 S: 11	H: 1 LOB: 1 BB: 0 P: 17	1B: 11 2B: 2 3B: 0 HR: 0	SF: 1 SAC: 0 DP: 0 HBP: 0	WP: 1 PB: 0 SB: 4 CS: 0	PA: 40					
PITCHER	IP	WLS	BF	H	R	ER	SO	BB	IBB	HBP	BLK	WP	HR	S	P	ERA	WHIP								
Nolan Ryan, R ERA: 2.94 Mike Jeffcoat, L ERA: 3.61 Wayne Rosenthal, R ERA: 4.65 Kenny Rogers, L ERA: 5.97 Terry Matwevs, R ERA: 4.22	(1, 1)	1.2	L	13	6	4	4	3	0	0	0	0	0	18	30	0.00	1.500								
(4, 1)	3.1		12	2	1	1	2	0	0	0	0	0	0	26	43	2.70	0.600								
(7, 1)	0.1		4	2	2	2	0	1	0	0	0	0	0	10	15	54.00	9.000								
(7, 1)	1.1		5	1	0	0	2	0	0	0	0	1	0	12	18	0.00	0.750								

AB	34
R	1
H	9
RBI	1
BB	2
SO	6
LOB	10



AB	35
R	8
H	13
RBI	7
BB	4
SO	8
LOB	13



Batter	1	2	3	4	5	6	7	8	9	10	11	AB	R	H	RBI	BB	SO	LOB	TOP							
Rafael Palmeiro, L OBP: 0.394, SLG: 0.545 (1, 3)	F9		F8		G5-3		K			F7	E9 1B 2B	6	1	1	1	0	1	0								
Julio Franco, R OBP: 0.410, SLG: 0.464 (1, 4)				1B 1B		F9		F9				5	1	3	1	1	0	0								
Ruben Sierra, S OBP: 0.355, SLG: 0.486 (1, 9)	G1-3			F9				K		F7	L4	6	1	1	0	0	1	4								
Kevin Reimer, L OBP: 0.331, SLG: 0.458 (1, 7)	K			1B 1B				G5-3		G4-3		5	1	2	0	0	1	2								
Juan Gonzalez, R OBP: 0.358, SLG: 0.554 (1, 10)												4	1	2	3	1	2	0								
Dean Palmer, R OBP: 0.288, SLG: 0.422 (1, 5)				K								5	2	2	0	0	3	3								
Ivan Rodriguez, R OBP: 0.277, SLG: 0.335 Geno Petralli, L OBP: 0.308, SLG: 0.288 (9, PH) (9, 2)	L3			G4-3				K		G4-3	SH2-4	3	0	0	0	0	1	3								
José Hernández, R OBP: 0.349, SLG: 0.509 Brian Downing, R OBP: 0.315, SLG: 0.443 Mario Diaz, R OBP: 0.317, SLG: 0.329 (9, PH) (9, 8)				G6-3				K				3	0	0	0	0	2	0								
Steve Buechele, R OBP: 0.330, SLG: 0.436 (11, PH) (11, 6)												1	1	1	2	0	0	0								
Gary Pettis, S OBP: 0.338, SLG: 0.282 (1, 8)				K								5	0	0	0	0	4	2								
Inning Stats	R: 0 E: 0 K: 1 S: 9	H: 1 LOB: 1 BB: 0 P: 19	R: 0 E: 0 K: 2 S: 10	H: 0 LOB: 0 BB: 0 P: 18	R: 0 E: 0 K: 1 S: 8	H: 0 LOB: 0 BB: 0 P: 14	R: 1 E: 0 K: 1 S: 14	H: 3 LOB: 2 BB: 0 P: 20	R: 0 E: 0 K: 2 S: 8	H: 0 LOB: 0 BB: 0 P: 12	R: 2 E: 0 K: 2 S: 13	H: 3 LOB: 1 BB: 0 P: 18	R: 0 E: 0 K: 1 S: 8	H: 0 LOB: 0 BB: 0 P: 14	R: 1 E: 0 K: 1 S: 10	H: 2 LOB: 2 BB: 0 P: 15	R: 0 E: 0 K: 0 S: 11	H: 0 LOB: 1 BB: 1 P: 16	R: 4 E: 1 K: 1 S: 24	H: 4 LOB: 1 BB: 1 P: 39	1B: 10 2B: 1 3B: 2 HR: 0	SF: 0 SAC: 1 DP: 0 HBP: 0	WP: 0 PB: 1 SB: 1 CS: 0	PA: 48		
PITCHER	IP 5.15	WLS 2.2	BF 9	H 1	R 0	ER 0	SO 6	BB 0	IBB 0	HBP 0	BLK 0	WP 0	HR 0	S 27	P 39	ERA 0.00	WHIP 0.375									
Mark Gubicza, R ERA: 5.15 Tom Gordon, R ERA: 3.93 Jeff Montgomery, R ERA: 5.42 Storm Davis, R ERA: 4.25																										

Texas Rangers @ Kansas City Royals
Royals Stadium, Kansas City, MO
Sun Aug 25 1991, 4:33 AM EDT
Att: 26,037 - Cloudy - 91 F

AB	45
R	8
H	13
RBI	8
BB	2
SO	15
LOB	15



Batter	1	2	3	4	5	6	7	8	9	10	11	AB	R	H	RBI	BB	SO	LOB	BOTTOM							
Brian McRae, S OBP: 0.299, SLG: 0.379 (1, 8)	K			K						G4-3		5	1	2	1	0	2	1								
Kirk Gibson, L OBP: 0.342, SLG: 0.427 Jim Eisenreich, L OBP: 0.334, SLG: 0.381 (8, 7)	K											4	0	1	1	0	1	2								
George Brett, L OBP: 0.328, SLG: 0.413 (1, 10)												5	0	1	0	0	0	3								
Danny Tartabull, R OBP: 0.390, SLG: 0.603 (1, 9)	G6-3											4	0	1	0	1	1	1								
Todd Benzinger, S OBP: 0.300, SLG: 0.349 (1, 3)												4	1	1	0	1	0	1								
Bill Peota, R OBP: 0.353, SLG: 0.409 (1, 5)												3	1	0	0	2	0	2								
David Howard, S OBP: 0.284, SLG: 0.281 (1, 6)												4	0	0	0	0	0	3								
Terry Shumpert, R OBP: 0.284, SLG: 0.337 (1, 4)												4	1	0	0	1	2	1								
Tim Spehr, R OBP: 0.300, SLG: 0.268 Warren Cromartie, L OBP: 0.378, SLG: 0.442 Brent Mayne, L OBP: 0.326, SLG: 0.335 (10, 2)												2	0	1	2	1	0	0								
Inning Stats	R: 0 E: 0 K: 2 S: 9	H: 1 LOB: 1 BB: 0 P: 15	R: 3 E: 0 K: 0 S: 11	H: 3 LOB: 2 BB: 2 P: 25	R: 0 E: 0 K: 1 S: 7	H: 0 LOB: 0 BB: 0 P: 13	R: 0 E: 0 K: 2 S: 10	H: 0 LOB: 1 BB: 1 P: 20	R: 0 E: 0 K: 0 S: 6	H: 0 LOB: 0 BB: 0 P: 7	R: 1 E: 0 K: 0 S: 12	H: 2 LOB: 0 BB: 0 P: 15	R: 0 E: 0 K: 0 S: 12	H: 1 LOB: 1 BB: 1 P: 21	R: 0 E: 0 K: 0 S: 8	H: 0 LOB: 0 BB: 0 P: 11	R: 0 E: 0 K: 0 S: 6	H: 0 LOB: 0 BB: 0 P: 12	R: 0 E: 0 K: 1 S: 7	H: 0 LOB: 1 BB: 1 P: 13	1B: 5 2B: 3 3B: 0 HR: 0	SF: 0 SAC: 1 DP: 2 HBP: 0	WP: 1 PB: 0 SB: 0 CS: 0	PA: 44		
PITCHER	IP 6.0	WLS 1.0	BF 26	H 4	R 2	ER 3	SO 5	BB 4	IBB 0	HBP 0	BLK 0	WP 1	HR 0	S 50	P 97	ERA 4.50	WHIP 1.333									
Bobby Witt, R ERA: 5.99 Kenny Rogers, L ERA: 6.0 Terry Mathews, R ERA: 3.88 Jeff Russell, R ERA: 3.0																										

Texas Rangers @ Kansas City Royals
Royals Stadium, Kansas City, MO
Sun Aug 25 1991, 4:33 AM EDT
Att: 26,037 - Cloudy - 91 F

AB	37
R	4
H	7
RBI	4
BB	6
SO	6
LOB	14



Batter	1	2	3	4	5	6	7	8	9	AB	R	H	RBI	BB	SO	LOB	TOP								
Brian Downing, R OBP: 0.374, SLG: 0.452 (1, 10)										3	0	1	1	1	2	1	Texas Rangers @ New York Yankees Yankee Stadium, Bronx, NY Mon Aug 26 1991, 7:05 PM EDT Att: 17,149 - Sunny - 76 F								
Julio Franco, R OBP: 0.410, SLG: 0.470 Mario Diaz, R OBP: 0.317, SLG: 0.329 (8, 4)										5	2	2	3	0	1	2									
Rafael Palmeiro, L OBP: 0.397, SLG: 0.556 Mike Stanley, R OBP: 0.350, SLG: 0.389 (8, 3)										3	1	2	2	1	0	1									
Ruben Sierra, S OBP: 0.352, SLG: 0.482 Gary Pettis, S OBP: 0.338, SLG: 0.262 (9, 8)										5	0	0	0	0	1	3									
Juan Gonzalez, R OBP: 0.354, SLG: 0.548 (9, 9)										5	0	0	0	0	2	2									
Kevin Reimer, L OBP: 0.333, SLG: 0.468 Dean Palmer, R OBP: 0.287, SLG: 0.420 (9, 7)										4	2	2	1	0	0	0									
Steve Buechele, R OBP: 0.333, SLG: 0.438 (1, 5)										3	2	2	0	1	1	0									
Geno Petralli, L OBP: 0.313, SLG: 0.313 (1, 2)										4	2	2	3	0	0	1									
José Hernández, R OBP: 0.265, SLG: 0.298 (1, 6)										3	1	1	0	0	2	1									
Inning Stats	R: 0 E: 0 K: 3 S: 10	H: 1 LOB: 1 BB: 0 P: 14	R: 0 E: 0 K: 1 S: 7	H: 0 LOB: 0 BB: 0 P: 8	R: 3 E: 0 K: 1 S: 14	H: 3 LOB: 0 BB: 0 P: 22	R: 1 E: 0 K: 1 S: 7	H: 2 LOB: 1 BB: 0 P: 13	R: 0 E: 0 K: 1 S: 11	H: 1 LOB: 2 BB: 1 P: 21	R: 3 E: 0 K: 1 S: 21	H: 3 LOB: 1 BB: 1 P: 33	R: 0 E: 0 K: 1 S: 9	H: 0 LOB: 0 BB: 0 P: 14	R: 3 E: 0 K: 1 S: 10	H: 2 LOB: 0 BB: 1 P: 22		R: 0 E: 0 K: 1 S: 6	H: 0 LOB: 0 BB: 0 P: 9	1B: 6 2B: 1 3B: 1 HR: 4	SF: 1 SAC: 1 DP: 0 HBP: 0	WP: 0 PB: 0 SB: 0 CS: 0	PA: 42		
PITCHER	IP	WLS	BF	H	R	ER	SO	BB	IBB	HBP	BLK	WP	HR	S	P	ERA	WHIP								
Eric Plunk, R ERA: 5.06 (1, 1)	5.0	L	26	10	7	7	7	1	0	0	0	0	3	58	94	12.60	2.200								
Rich Monteleone, R ERA: 4.44 (6, 1)	2.2		12	2	3	3	2	2	0	0	0	0	1	28	48	10.12	1.500								
Lee Guetterman, L ERA: 3.92 (8, 1)	1.1		4	0	0	0	2	0	0	0	0	0	0	9	14	0.00	0.000								

Batter	1	2	3	4	5	6	7	8	9	AB	R	H	RBI	BB	SO	LOB	BOTTOM								
Bernie Williams, S OBP: 0.391, SLG: 0.364 (1, 8)										3	1	0	0	1	1	0	Texas Rangers @ New York Yankees Yankee Stadium, Bronx, NY Mon Aug 26 1991, 7:05 PM EDT Att: 17,149 - Sunny - 76 F								
Steve Sax, R OBP: 0.345, SLG: 0.396 (1, 4)										4	0	1	1	0	0	0									
Don Mattingly, L OBP: 0.355, SLG: 0.409 (1, 3)										4	0	1	1	0	0	0									
Mel Hall, L OBP: 0.337, SLG: 0.487 (1, 9)										4	0	1	0	0	0	0									
Roberto Kelly, R OBP: 0.318, SLG: 0.413 (1, 7)										3	0	1	0	1	0	3									
Matt Nokes, L OBP: 0.310, SLG: 0.493 (1, 2)										4	0	0	0	0	3	2									
Kevin Maas, L OBP: 0.336, SLG: 0.383 (1, 10)										3	0	0	0	0	1	1									
Alvaro Espinoza, R OBP: 0.303, SLG: 0.377 (1, 6)										3	0	1	0	0	0	0									
Pat Kelly, R OBP: 0.297, SLG: 0.357 (1, 5)										3	1	0	0	0	1	1									
Inning Stats	R: 0 E: 0 K: 1 S: 7	H: 0 LOB: 0 BB: 0 P: 12	R: 0 E: 1 K: 1 S: 13	H: 1 LOB: 1 BB: 0 P: 14	R: 0 E: 0 K: 0 S: 6	H: 0 LOB: 0 BB: 0 P: 9	R: 0 E: 0 K: 0 S: 10	H: 0 LOB: 0 BB: 0 P: 14	R: 0 E: 0 K: 2 S: 10	H: 0 LOB: 0 BB: 0 P: 12	R: 2 E: 0 K: 0 S: 13	H: 4 LOB: 2 BB: 1 P: 22	R: 0 E: 0 K: 0 S: 5	H: 0 LOB: 0 BB: 0 P: 6	R: 0 E: 0 K: 1 S: 11	H: 0 LOB: 0 BB: 0 P: 16		R: 0 E: 0 K: 1 S: 10	H: 0 LOB: 1 BB: 1 P: 18	1B: 5 2B: 0 3B: 0 HR: 0	SF: 0 SAC: 0 DP: 1 HBP: 0	WP: 0 PB: 0 SB: 1 CS: 0	PA: 33		
PITCHER	IP	WLS	BF	H	R	ER	SO	BB	IBB	HBP	BLK	WP	HR	S	P	ERA	WHIP								
Kevin Brown, R ERA: 4.22 (1, 1)	8.0	W	29	5	2	2	5	1	0	0	0	0	0	75	105	2.25	0.750								
Wayne Rosenthal, R ERA: 4.56 (9, 1)	1.0		4	0	0	0	1	1	0	0	0	0	0	10	18	0.00	1.000								

Batter	1	2	3	4	5	6	7	8	9	AB	R	H	RBI	BB	SO	LOB	TOP					
Julio Franco, R OBP: 0.408, SLG: 0.467 (1, 4)	G3		1B			FC6-4 HR	F7		G3	5	1	1	0	0	0	3						
Rafael Palmeiro, L OBP: 0.399, SLG: 0.555 (1, 3)	G1-6-3 1B		F8			HR		F7	1B	3	1	1	0	2	0	1						
Ruben Sierra, S OBP: 0.354, SLG: 0.489 (1, 9)	G1-6-3					HR		E5	1B	5	2	3	3	0	0	1						
Juan Gonzalez, R OBP: 0.353, SLG: 0.551 (8, 7)		K			G5-4-3	F7		HR	K	5	1	1	2	0	2	3						
Kevin Reimer, L OBP: 0.333, SLG: 0.466 Brian Downing, R OBP: 0.376, SLG: 0.454 Gary Pettis, S OBP: 0.338, SLG: 0.262 (8, 8)					G4-3	G4-3				3	0	1	0	0	0	0						
Steve Buechele, R OBP: 0.333, SLG: 0.444 (1, 5)								HR		4	1	1	2	0	0	1						
Dean Palmer, R OBP: 0.286, SLG: 0.416 (1, 10)								HR		4	0	1	0	0	2	2						
Ivan Rodriguez, R OBP: 0.277, SLG: 0.333 (1, 2)			G1-3			P3			P3	4	0	1	0	0	0	1						
José Hernández, R OBP: 0.264, SLG: 0.294 (1, 6)			F8			FC6-4 1B			G4-3	4	0	1	0	0	0	2						
Inning Stats	R: 0 E: 0 K: 0 S: 4	H: 1 LOB: 0 BB: 0 P: 8	R: 0 E: 0 K: 1 S: 9	H: 1 LOB: 1 BB: 0 P: 16	R: 0 E: 0 K: 0 S: 6	H: 1 LOB: 0 BB: 0 P: 10	R: 0 E: 0 K: 0 S: 7	H: 1 LOB: 0 BB: 0 P: 10	R: 0 E: 0 K: 1 S: 7	H: 0 LOB: 0 BB: 0 P: 9	R: 3 E: 0 K: 0 S: 12	H: 2 LOB: 0 BB: 1 P: 22	R: 0 E: 0 K: 0 S: 8	H: 2 LOB: 2 BB: 0 P: 13	R: 4 E: 1 K: 1 S: 18	H: 3 LOB: 1 BB: 0 P: 27	R: 0 E: 0 K: 1 S: 12	H: 1 LOB: 2 BB: 1 P: 19	1B: 9 2B: 0 3B: 0 HR: 3	SF: 0 SAC: 0 DP: 2 HBP: 0	WP: 0 PB: 0 SB: 1 CS: 0	PA: 40
PITCHER	IP	WLS	BF	H	R	ER	SO	BB	IBB	HBP	BLK	WP	HR	S	P	ERA	WHIP					
Pascual Perez, R ERA: 3.31 John Habyan, R ERA: 1.52 Greg Cadaret, L ERA: 3.83 Dave Eiland, R ERA: 5.98	6.0	L	23	6	3	3	2	1	0	0	0	0	1	45	75	4.50	1.167					

Texas Rangers @ New York Yankees
Yankee Stadium, Bronx, NY
Tue Aug 27 1991, 7:05 PM EDT
Att: 23,498 - Sunny - 79 F

AB	38
R	7
H	12
RBI	7
BB	2
SO	4
LOB	14



Batter	1	2	3	4	5	6	7	8	9	AB	R	H	RBI	BB	SO	LOB	BOTTOM					
Bernie Williams, S OBP: 0.352, SLG: 0.367 (1, 8)	FC6-4 BB		E7 1B				P5		L8	4	1	1	0	1	0	0						
Steve Sax, R OBP: 0.345, SLG: 0.395 (1, 4)	FC6-4 S 3B		G1				2B		K2-3	4	1	1	0	0	1	2						
Don Mattingly, L OBP: 0.356, SLG: 0.412 (1, 3)	P6		1B				1B		K	4	0	2	1	0	1	1						
Mel Hall, L OBP: 0.343, SLG: 0.496 (1, 9)	3B		1B				2B		1B	3	0	3	1	1	0	0						
Roberto Kelly, R OBP: 0.314, SLG: 0.409 (1, 7)	K		K				G1-3		K	4	0	0	0	0	3	7						
Matt Nokes, L OBP: 0.307, SLG: 0.487 (1, 2)			G1-3				G3-1		G3	4	0	0	0	0	0	1						
Kevin Maas, L OBP: 0.335, SLG: 0.380 (1, 10)			K				K		FC4-6 BB	3	0	0	0	1	3	1						
Alvaro Espinoza, R OBP: 0.300, SLG: 0.373 (1, 6)			G5-3				K		FC4-6	4	0	0	0	0	1	1						
Pat Kelly, R OBP: 0.293, SLG: 0.351 (1, 5)			K				B5-3		F9	4	0	0	0	0	2	1						
Inning Stats	R: 1 E: 0 K: 1 S: 7	H: 1 LOB: 1 BB: 1 P: 18	R: 0 E: 0 K: 1 S: 7	H: 0 LOB: 0 BB: 0 P: 8	R: 1 E: 1 K: 2 S: 15	H: 2 LOB: 2 BB: 0 P: 24	R: 0 E: 0 K: 2 S: 10	H: 0 LOB: 0 BB: 0 P: 17	R: 0 E: 0 K: 0 S: 10	H: 2 LOB: 3 BB: 1 P: 22	R: 0 E: 0 K: 0 S: 5	H: 0 LOB: 1 BB: 1 P: 10	R: 0 E: 0 K: 2 S: 9	H: 1 LOB: 0 BB: 0 P: 14	R: 0 E: 0 K: 2 S: 10	H: 1 LOB: 1 BB: 0 P: 15	R: 0 E: 0 K: 1 S: 10	H: 0 LOB: 0 BB: 0 P: 14	1B: 4 2B: 2 3B: 1 HR: 0	SF: 0 SAC: 0 DP: 0 HBP: 0	WP: 0 PB: 0 SB: 1 CS: 0	PA: 37
PITCHER	IP	WLS	BF	H	R	ER	SO	BB	IBB	HBP	BLK	WP	HR	S	P	ERA	WHIP					
Jose Guzman, R ERA: 3.1 Kenny Rogers, L ERA: 5.85	6.2	W	29	6	2	1	7	2	1	0	0	0	0	60	109	1.35	1.200					

Texas Rangers @ New York Yankees
Yankee Stadium, Bronx, NY
Tue Aug 27 1991, 7:05 PM EDT
Att: 23,498 - Sunny - 79 F

AB	34
R	2
H	7
RBI	2
BB	3
SO	11
LOB	14



Batter	1	2	3	4	5	6	7	8	9	AB	R	H	RBI	BB	SO	LOB	TOP								
Julio Franco, R OBP: 0.410, SLG: 0.467 (1, 4)	1-1 G4-6-3 1B		0-1 F8			1-2 SAFE 1B	4-0 BB		0-2 L8	4	0	2	0	1	0	4									
Rafael Palmeiro, L OBP: 0.396, SLG: 0.550 (1, 3)	3-2 G4-6-3 1-2		3-2 F7			0-1 F7	2-2 F7			4	0	0	0	0	0	8									
Ruben Sierra, S OBP: 0.352, SLG: 0.485 (1, 9)	3-3 K			1-0 G5-3		0-1 F8		3-3 K		4	0	0	0	0	2	2									
Juan Gonzalez, R OBP: 0.350, SLG: 0.546 (1, 8)		0-1 F8		0-1 F9		3-2 F8		1-1 F7		4	0	0	0	0	0	2									
Geno Petralli, L OBP: 0.313, SLG: 0.331 (1, 2)		2-2 G6-3		0-1 P5			2-1 HR		0-0 F8	3	1	1	1	0	0	0									
Ivan Rodriguez, R OBP: 0.276, SLG: 0.332 (8, PH)										1	0	0	0	0	0	0									
Brian Downing, R OBP: 0.380, SLG: 0.461 (1, 10)		2-1 G5-3			1-1 G6-4-3 1B		2-2 2B 1B		3-1 1B 2B	4	0	3	0	0	0	0									
Steve Buechele, R OBP: 0.334, SLG: 0.447 (1, 5)			2-2 FC1-5 1B		2-1 SAFE G6-4-3 1-2		2-0 2B		2-1 G5-3	4	0	2	0	0	0	2									
Dean Palmer, R OBP: 0.285, SLG: 0.408 (1, 7)			4-2 FC1-5 1B		0-0 F8		0-1 G5-3		0-1 L5	3	0	0	0	1	0	3									
José Hernández, R OBP: 0.273, SLG: 0.302 (1, 6)			1-0 FC1-5			0-1 F8 1B		1-3 K		2	0	1	0	0	0	2									
Mike Stanley, R OBP: 0.346, SLG: 0.387 (7, PH)										1	0	0	0	0	1	2									
Mario Diaz, R OBP: 0.321, SLG: 0.333 (7, 6)			1-2 2-3						2-3 1B	1	0	1	0	0	0	0									
Inning Stats	R: 0 E: 0 K: 1 S: 10	H: 1 LOB: 0 BB: 0 P: 17	R: 0 E: 0 K: 0 S: 9	H: 0 LOB: 0 BB: 0 P: 13	R: 0 E: 0 K: 0 S: 13	H: 1 LOB: 2 BB: 1 P: 23	R: 0 E: 0 K: 0 S: 5	H: 0 LOB: 0 BB: 0 P: 6	R: 0 E: 0 K: 0 S: 5	H: 1 LOB: 0 BB: 0 P: 8	R: 0 E: 0 K: 0 S: 14	H: 2 LOB: 2 BB: 0 P: 18	R: 1 E: 0 K: 1 S: 14	H: 3 LOB: 3 BB: 1 P: 27	R: 0 E: 0 K: 1 S: 6	H: 0 LOB: 0 BB: 0 P: 10	R: 0 E: 0 K: 0 S: 13	H: 2 LOB: 2 BB: 0 P: 18	1B: 7 2B: 2 3B: 0 HR: 1	SF: 0 SAC: 0 DP: 2 HBP: 0	WP: 0 PB: 0 SB: 1 CS: 0	PA: 37			
PITCHER	IP	WLS	BF	H	R	ER	SO	BB	IBB	HBP	BLK	WP	HR	S	P	ERA	WHIP								
Wade Taylor, R ERA: 6.03 (1, 1)	6.0	W	25	8	1	1	1	1	0	0	0	0	1	62	9	1.50	1.500								
John Habyan, R ERA: 1.5 (7, 1)	0.2		3	0	0	0	1	1	0	0	0	0	0	5	10	0.00	1.500								
Greg Cadaret, L ERA: 3.78 (7, 1)	1.1		4	0	0	0	1	0	0	0	0	0	0	9	15	0.00	0.000								
Steve Farr, R ERA: 2.47 (9, 1)	1.0		5	2	0	0	0	0	0	0	0	0	0	13	18	0.00	2.000								

Texas Rangers @ New York Yankees
Yankee Stadium, Bronx, NY
Wed Aug 28 1991, 7:05 PM EDT
Att: 20,657 - Sunny - 85 F

AB 35
R 1
H 10
RBI 1
BB 2
SO 3
LOB 25



Batter	1	2	3	4	5	6	7	8	9	AB	R	H	RBI	BB	SO	LOB	BOTTOM								
Bernie Williams, S OBP: 0.359, SLG: 0.391 (1, 8)	3-2 G1-6-3 1B	3-2 1-2 2-H 3-H 1B			1-1 HR	1-0 F8				4	1	3	3	0	0	1									
Steve Sax, R OBP: 0.346, SLG: 0.394 (1, 4)	4-1 G1-6-3 1-2 BB				0-1 P6		3-1 F9 S 1B			3	0	1	0	1	1	2									
Don Mattingly, L OBP: 0.353, SLG: 0.408 (1, 3)	1-1 G1-6-3 1-2 2-3		1-0 F8		1-1 G3		0-0 P3			4	0	0	0	0	0	5									
Roberto Kelly, R OBP: 0.314, SLG: 0.405 (1, 7)	1-1 G6-3		2-0 G6-3		4-1 BB		3-2 F9 1-3			3	0	0	0	1	0	2									
Mel Hall, L OBP: 0.342, SLG: 0.494 (1, 9)		0-1 1B 1B	1-2 F7		1-2 F7			0-0 G3-1		4	1	1	0	0	0	1									
Hensley Meulens, R OBP: 0.271, SLG: 0.319 (1, 10)		3-1 BB 1B	3-3 K			4-2 S G6-3 1B BB		3-2 F9		3	2	1	0	1	1	0									
Alvaro Espinoza, R OBP: 0.299, SLG: 0.372 (1, 6)		1-2 BB 1B		1-0 F7		0-0 G6-3		0-1 F7		4	1	1	1	0	0	1									
Bob Geren, R OBP: 0.258, SLG: 0.286 (1, 2)		1-2 3-H 1B		4-1 K		0-3 K				2	0	0	0	1	2	1									
Pat Kelly, R OBP: 0.294, SLG: 0.351 (1, 5)		1-2 2-3 BB		2-0 G5-3		1-1 K				3	0	1	1	0	1	3									
Inning Stats	R: 0 E: 0 K: 0 S: 9	H: 1 LOB: 1 BB: 1 P: 18	R: 3 E: 0 K: 2 S: 21	H: 4 LOB: 2 BB: 1 P: 36	R: 0 E: 0 K: 1 S: 7	H: 0 LOB: 0 BB: 0 P: 13	R: 0 E: 0 K: 1 S: 5	H: 0 LOB: 0 BB: 0 P: 11	R: 1 E: 0 K: 0 S: 11	H: 1 LOB: 1 BB: 1 P: 18	R: 0 E: 0 K: 1 S: 10	H: 1 LOB: 1 BB: 1 P: 16	R: 0 E: 0 K: 0 S: 6	H: 0 LOB: 0 BB: 0 P: 9	R: 0 E: 0 K: 0 S: 13	H: 2 LOB: 2 BB: 0 P: 18	1B: 7 2B: 0 3B: 0 HR: 1	SF: 0 SAC: 0 DP: 1 HBP: 0	WP: 0 PB: 0 SB: 2 CS: 0	PA: 34					
PITCHER	IP	WLS	BF	H	R	ER	SO	BB	IBB	HBP	BLK	WP	HR	S	P	ERA	WHIP								
Brian Bohanon, L ERA: 4.41 (1, 1)	1.1	L	10	5	3	3	1	2	0	0	0	0	1	24	44	2.70	0.600								
Wayne Rosenthal, R ERA: 4.45 (2, 1)	3.1		12	1	1	1	3	1	0	0	0	0	0	17	27	5.40	1.800								
Mike Jeffcoat, L ERA: 3.65 (5, 1)	1.2		8	2	1	1	1	1	0	0	0	0	0	11	17	0.00	0.000								
Terry Mathews, R ERA: 3.72 (7, 1)	1.1		3	0	0	0	0	0	0	0	0	0	0	2	2	0.00	0.000								
Jeff Russell, R ERA: 2.98 (8, 1)	0.1		1	0	0	0	0	0	0	0	0	0	0	2	2	0.00	0.000								

Texas Rangers @ New York Yankees
Yankee Stadium, Bronx, NY
Wed Aug 28 1991, 7:05 PM EDT
Att: 20,657 - Sunny - 85 F

AB 30
R 5
H 8
RBI 5
BB 4
SO 5
LOB 16



Batter	1	2	3	4	5	6	7	8	9	AB	R	H	RBI	BB	SO	LOB	TOP								
Brian McRae, S OBP: 0.300, SLG: 0.378 (1, 8)										4	0	1	1	0	1	1									
Kirk Gibson, L OBP: 0.346, SLG: 0.430 (1, 7)										4	1	1	0	0	1	1									
George Brett, L OBP: 0.331, SLG: 0.413 (1, 10)										2	0	0	0	2	0	0									
Danny Tartabull, R OBP: 0.389, SLG: 0.602 (1, 9)										4	0	1	1	0	3	2									
Warren Cromartie, L OBP: 0.387, SLG: 0.444 (1, 3)										3	0	1	0	1	1	0									
Bill Pecota, R OBP: 0.353, SLG: 0.411 (1, 5) (8, 4)										4	0	0	0	0	0	4									
Brent Mayne, L OBP: 0.321, SLG: 0.329 (7, PH)										2	0	0	0	0	0	1									
Tim Spehr, R OBP: 0.293, SLG: 0.271 (7, 2)										2	0	0	0	0	0	3									
David Howard, S OBP: 0.272, SLG: 0.287 (8, PH)										2	0	0	0	0	0	0									
Kevin Seitzer, R OBP: 0.348, SLG: 0.344 (8, 5)										1	0	0	0	0	0	0									
Terry Shumpert, R OBP: 0.294, SLG: 0.337 (8, PH)										0	1	0	0	2	0	0									
Kurt Stillwell, S OBP: 0.306, SLG: 0.351 (8, 6)										1	0	0	0	0	0	0									
Inning Stats	R: 0 E: 0 K: 1 S: 12	H: 0 LOB: 0 BB: 0 P: 19	R: 0 E: 0 K: 1 S: 7	H: 1 LOB: 1 BB: 0 P: 11	R: 0 E: 0 K: 0 S: 7	H: 0 LOB: 0 BB: 1 P: 15	R: 0 E: 0 K: 2 S: 9	H: 0 LOB: 0 BB: 0 P: 12	R: 0 E: 0 K: 0 S: 7	H: 0 LOB: 0 BB: 0 P: 11	R: 1 E: 0 K: 1 S: 15	H: 1 LOB: 2 BB: 2 P: 28	R: 0 E: 0 K: 1 S: 10	H: 0 LOB: 0 BB: 0 P: 13	R: 0 E: 0 K: 0 S: 8	H: 0 LOB: 0 BB: 0 P: 10	R: 1 E: 0 K: 0 S: 11	H: 2 LOB: 2 BB: 2 P: 25	1B: 2 2B: 2 3B: 0 HR: 0	SF: 0 SAC: 0 DP: 1 HBP: 0	WP: 0 PB: 0 SB: 0 CS: 1	PA: 34			
PITCHER	IP	WLS	BF	H	R	ER	SO	BB	IBB	HBP	BLK	WP	HR	S	P	ERA	WHIP								
Nolan Ryan, R ERA: 2.89	5.1	W	19	2	1	1	4	2	0	0	0	0	0	49	81	1.69	0.750								
Kenny Rogers, L ERA: 5.75	1.2		6	0	0	0	2	1	0	0	0	0	0	18	28	0.00	0.600								
Terry Mathews, R ERA: 3.62	1.0		3	0	0	0	0	0	0	0	0	0	0	8	10	0.00	0.000								
Mike Jeffcoat, L ERA: 3.78	0.0		3	2	1	1	0	1	0	0	0	0	0	5	12	∞	∞								
Jeff Russell, R ERA: 2.94	1.0	S	3	0	0	0	0	1	0	0	0	0	0	6	13	0.00	1.000								

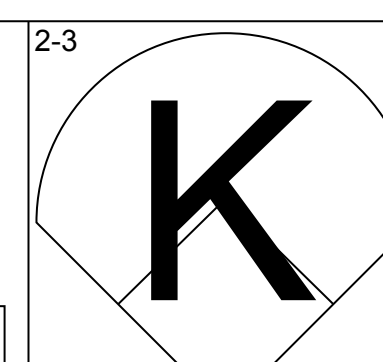
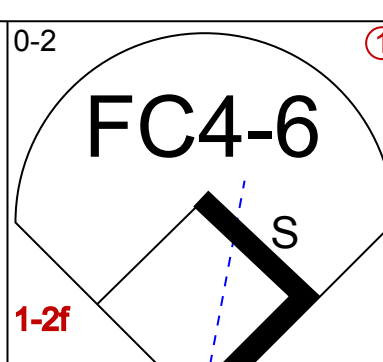
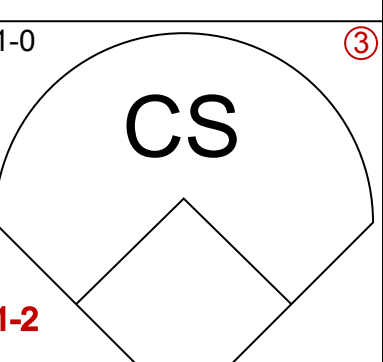
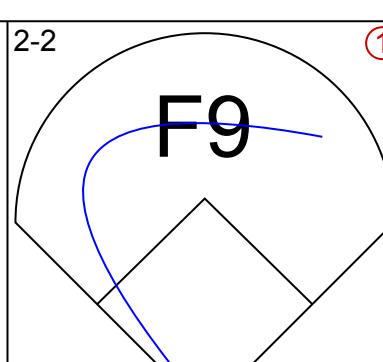
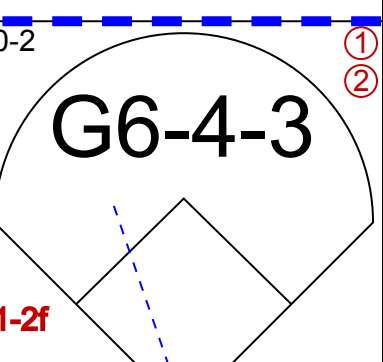
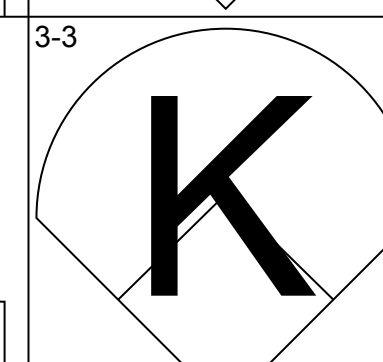
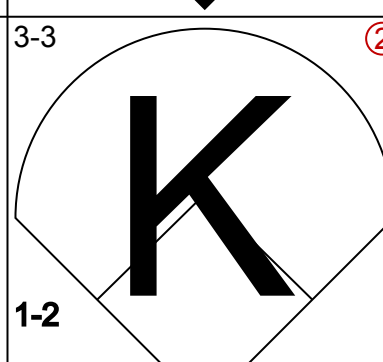
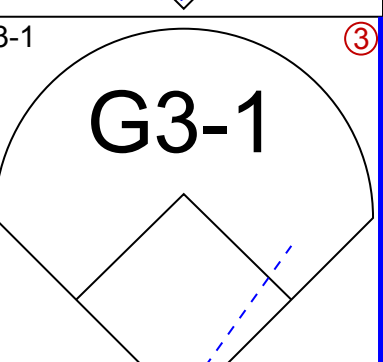
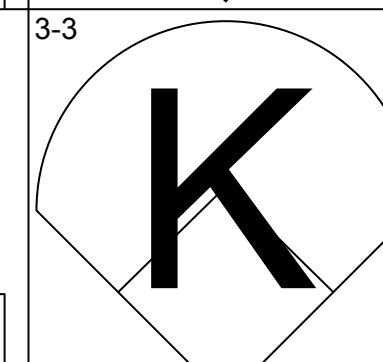
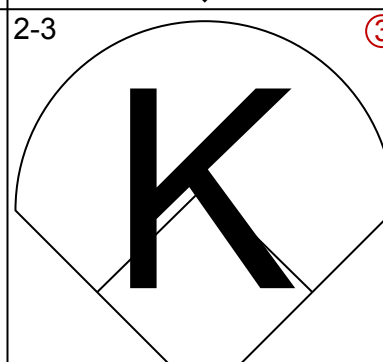
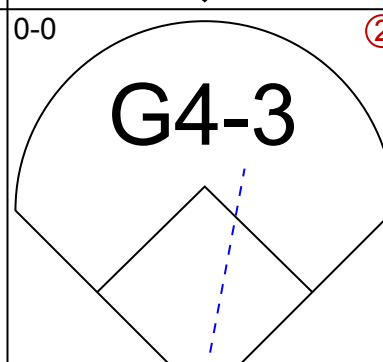


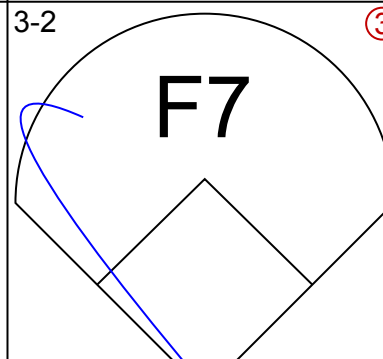
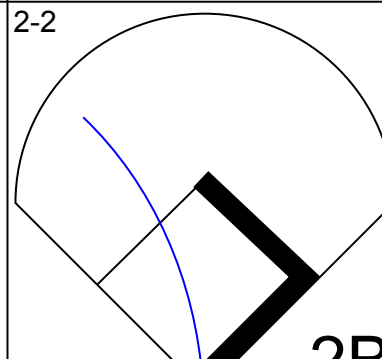
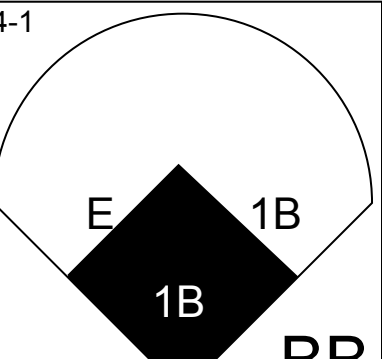

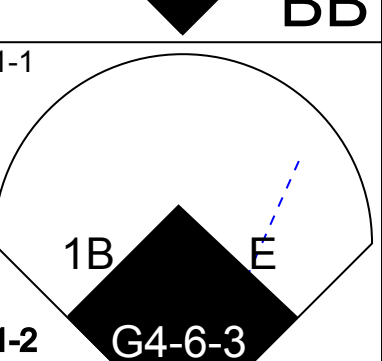

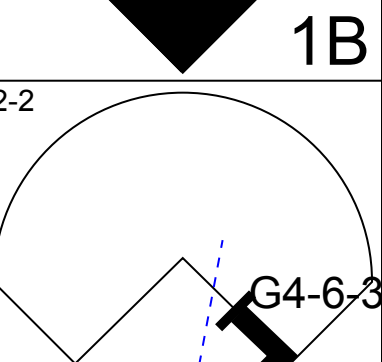
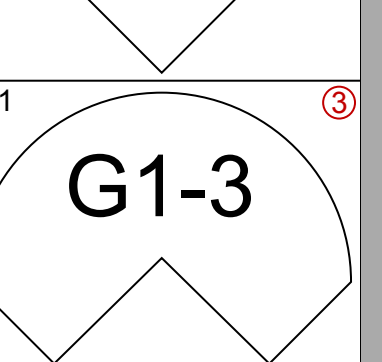
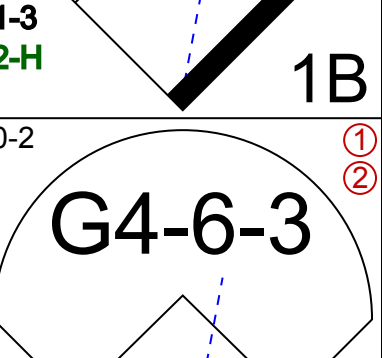
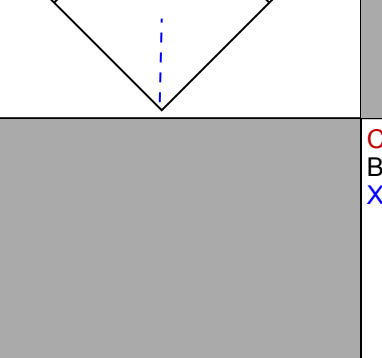
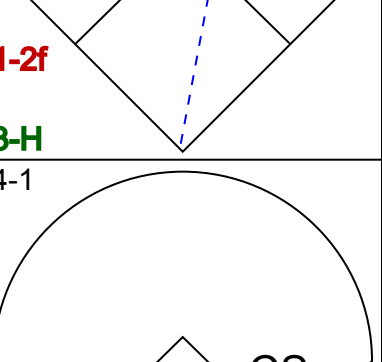
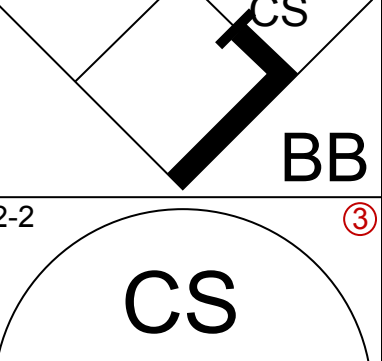
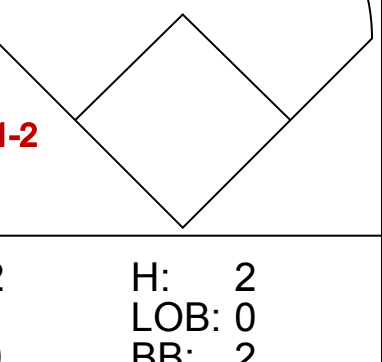
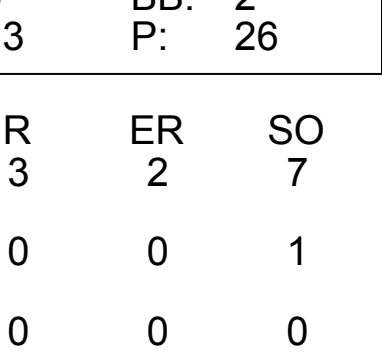
Kansas City Royals @ Texas Rangers
Arlington Stadium, Arlington, TX
Fri Aug 30 1991, 8:05 PM EDT
Att: 26,672 - Cloudy - 84 F

AB 29
R 2
H 4
RBI 2
BB 5
SO 6
LOB 12

Batter	1	2	3	4	5	6	7	8	9	AB	R	H	RBI	BB	SO	LOB	BOTTOM								
Julio Franco, R OBP: 0.408, SLG: 0.463 (1, 4)										4	0	0	0	1	0	2									
Rafael Palmeiro, L OBP: 0.398, SLG: 0.551 (1, 3)										3	1	1	2	1	0	0									
Ruben Sierra, S OBP: 0.352, SLG: 0.483 (1, 9)										4	0	1	0	1	2	3									
Juan Gonzalez, R OBP: 0.348, SLG: 0.542 (1, 7)										5	1	1	1	0	3	3									
Geno Petralli, L OBP: 0.322, SLG: 0.343 (1, 10)										3	0	2	0	1	0	2									
Steve Buechele, R OBP: 0.335, SLG: 0.447 (1, 5)										4	1	2	1	0	1	2									
Ivan Rodriguez, R OBP: 0.280, SLG: 0.350 (1, 2)										4	1	2	1	0	1	2									
José Hernández, R OBP: 0.271, SLG: 0.286 (1, 6)										3	0	0	0	1	1	2									
Gary Pettis, S OBP: 0.344, SLG: 0.278 (1, 8)										4	2	3	0	0	0	3									
Inning Stats	R: 0 E: 0 K: 1 S: 12	H: 0 LOB: 1 BB: 1 P: 19	R: 0 E: 0 K: 1 S: 12	H: 1 LOB: 0 BB: 0 P: 18	R: 1 E: 0 K: 0 S: 17	H: 3 LOB: 2 BB: 0 P: 30	R: 2 E: 0 K: 1 S: 14	H: 2 LOB: 2 BB: 1 P: 24	R: 0 E: 0 K: 2 S: 13	H: 2 LOB: 3 BB: 1 P: 21	R: 2 E: 0 K: 1 S: 15	H: 2 LOB: 2 BB: 2 P: 30	R: 1 E: 0 K: 0 S: 14	H: 2 LOB: 0 BB: 0 P: 19	R: 0 E: 0 K: 2 S: 8	H: 0 LOB: 0 BB: 0 P: 12	R: 0 E: 0 K: 2 S: 11	H: 0 LOB: 0 BB: 0 P: 25	1B: 8 2B: 2 3B: 1 HR: 1	SF: 0 SAC: 0 DP: 1 HBP: 1	WP: 0 PB: 0 SB: 3 CS: 0	PA: 40			
PITCHER	IP	WLS	BF	H	R	ER	SO	BB	IBB	HBP	BLK	WP	HR	S	P	ERA	WHIP								
Mike Boddicker, R ERA: 3.88	5.0	L	27	8	3	3	3	1	2	0	0	0	1	29	49	13.50	3.000								
Storm Davis, R ERA: 4.47	2.0		10	4	3	3	1	2	0	0	0	0	0	8	12	0.00	0.000								
Jeff Montgomery, R ERA: 3.33	1.0		3	0	0	0	2	0	0	0	0	0	0	8	12	0.00	0.000								

Kansas City Royals @ Texas Rangers
Arlington Stadium, Arlington, TX
Fri Aug 30 1991, 8:05 PM EDT
Att: 26,672 - Cloudy - 84 F

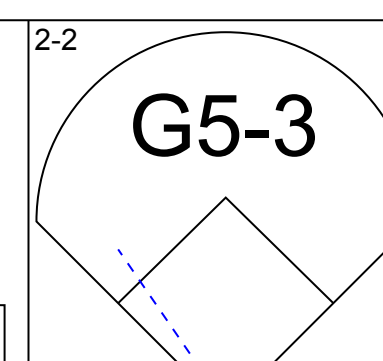
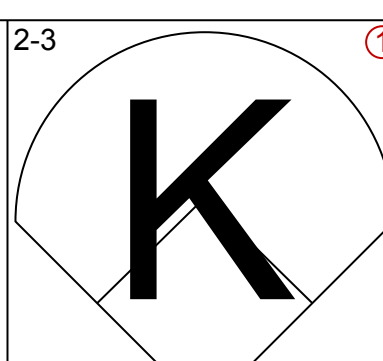
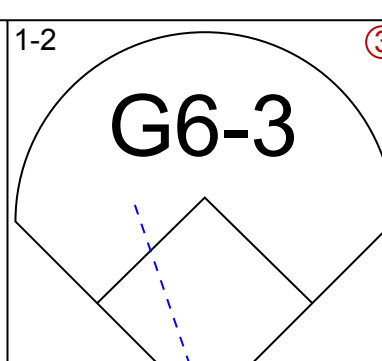
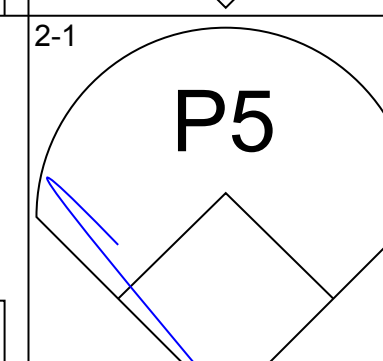
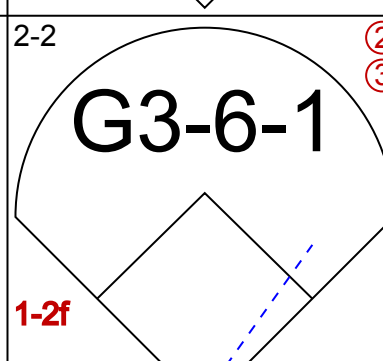
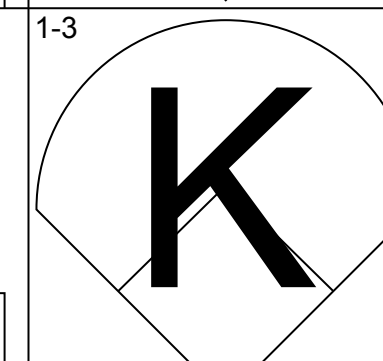



AB 34
R 6
H 12
RBI 5
BB 5
SO 8
LOB 19

Batter	1	2	3	4	5	6	7	8	9	AB	R	H	RBI	BB	SO	LOB	TOP					
Brian McRae, S (1, 8) OBP: 0.298, SLG: 0.375			FC4-6 			CS 	F9 	G6-4-3 		4	0	0	0	0	1	2						
Kirk Gibson, L (1, 7) OBP: 0.345, SLG: 0.599								G3-1 		4	1	1	1	0	2	1						
Harvey Pulliam, R (8, 7) OBP: 0.417, SLG: 0.762							HR 			0	0	0	0	0	0	0						
George Brett, L (1, 10) OBP: 0.328, SLG: 0.409							G4-3 		F7 	4	0	0	0	0	2	1						
Danny Tartabull, R (1, 9) OBP: 0.389, SLG: 0.599			E 1B 		K 					2	1	0	0	1	1	0						
Jim Eisenreich, L (6, 9) OBP: 0.336, SLG: 0.385			BB 		K 					1	0	1	0	0	0	0						
Todd Benzinger, S (1, 3) OBP: 0.297, SLG: 0.346			1B 		K 					4	1	1	0	0	1	1						
Bill Pecota, R (1, 5) OBP: 0.355, SLG: 0.410			G4-6-3 		G1-3 					3	0	1	1	1	1	0						
Kurt Stillwell, S (1, 6) OBP: 0.307, SLG: 0.350			1B 							3	0	1	0	0	0	1						
David Howard, S (8, 6) OBP: 0.271, SLG: 0.285			G4-6-3 							1	0	0	0	0	0	2						
Brent Mayne, L (1, 2) OBP: 0.321, SLG: 0.325			CS 							2	0	0	0	1	0	2						
Terry Shumpert, R (1, 4) OBP: 0.300, SLG: 0.337			BB 							0	0	0	0	3	0	0						
Inning Stats	R: 0 E: 0 K: 3 S: 12	H: 0 LOB: 0 BB: 0 P: 20	R: 2 E: 1 K: 0 S: 13	H: 2 LOB: 0 BB: 2 P: 26	R: 0 E: 0 K: 2 S: 10	H: 0 LOB: 0 BB: 1 P: 19	R: 0 E: 0 K: 2 S: 8	H: 0 LOB: 0 BB: 0 P: 12	R: 0 E: 0 K: 0 S: 8	H: 1 LOB: 0 BB: 1 P: 16	R: 1 E: 0 K: 0 S: 12	H: 1 LOB: 0 BB: 0 P: 20	R: 0 E: 1 K: 1 S: 8	H: 0 LOB: 1 BB: 0 P: 16	R: 0 E: 0 K: 0 S: 10	H: 0 LOB: 0 BB: 1 P: 17	R: 0 E: 0 K: 0 S: 10	H: 1 LOB: 2 BB: 1 P: 17	1B: 3 2B: 1 HR: 1	SF: 0 SAC: 0 DP: 3 HBP: 0	WP: 0 PB: 0 SB: 1 CS: 2	PA: 36
PITCHER	IP	WLS	BF	H	R	ER	SO	BB	IBB	HBP	BLK	WP	HR	S	P	ERA	WHIP					
Bobby Witt, R (1, 1) ERA: 5.77	6.0	L	22	4	3	2	7	4	0	0	0	0	1	63	113	3.00	1.333					
Wayne Rosenthal, R (7, 1) ERA: 4.37	1.0		5	0	0	0	1	1	0	0	0	0	0	11	23	0.00	1.000					
Kenny Rogers, L (8, 1) ERA: 5.64	2.0		7	1	0	0	0	0	1	0	0	0	0	17	27	0.00	0.500					

Kansas City Royals @ Texas Rangers
Arlington Stadium, Arlington, TX
Sat Aug 31 1991, 8:05 PM EDT
Att: 35,069 - Cloudy - 80 F

AB 28
R 3
H 5
RBI 2
BB 6
SO 8
LOB 10



Batter	1	2	3	4	5	6	7	8	9	AB	R	H	RBI	BB	SO	LOB	BOTTOM					
Julio Franco, R (1, 4) OBP: 0.406, SLG: 0.461	G5-3 		K 						G6-3 	5	0	1	1	0	2	4						
Rafael Palmeiro, L (1, 3) OBP: 0.395, SLG: 0.547	P5 		G3-6-1 							4	0	0	0	0	0	6						
Ruben Sierra, S (1, 9) OBP: 0.352, SLG: 0.481	K 									4	0	1	0	0	1	2						
Kevin Reimer, L (1, 10) OBP: 0.332, SLG: 0.467										4	0	1	0	0	1	1						
Juan Gonzalez, R (1, 7) OBP: 0.349, SLG: 0.543	G5-3 									3	0	1	0	0	0	1						
Dean Palmer, R (1, 5) OBP: 0.286, SLG: 0.407	F9 									3	1	1	0	1	0	2						
Ivan Rodriguez, R (1, 2) OBP: 0.281, SLG: 0.350										3	1	1	0	0	1	2						
Geno Petralli, L (8, PH) OBP: 0.321, SLG: 0.341	G5-3 									1	0	0	0	0	0	3						
Jeff Huson, L (1, 6) OBP: 0.325, SLG: 0.318										3	0	3	1	1	0	0						
Gary Pettis, S (1, 8) OBP: 0.345, SLG: 0.277										1	0	0	0	1	0	1						
Brian Downing, R (8, PH) OBP: 0.379, SLG: 0.459										1	0	0	0	0	0	1						
Inning Stats	R: 0 E: 0 K: 1 S: 8	H: 0 LOB: 0 BB: 0 P: 13	R: 0 E: 0 K: 0 S: 9	H: 1 LOB: 1 BB: 0 P: 16	R: 0 E: 1 K: 1 S: 10	H: 0 LOB: 1 BB: 1 P: 18	R: 0 E: 0 K: 0 S: 6	H: 0 LOB: 0 BB: 0 P: 10	R: 2 E: 0 K: 0 S: 12	H: 4 LOB: 2 BB: 0 P: 20	R: 0 E: 0 K: 1 S: 12	H: 1 LOB: 1 BB: 0 P: 20	R: 0 E: 0 K: 1 S: 9	H: 1 LOB: 1 BB: 1 P: 18	R: 0 E: 0 K: 1 S: 8	H: 1 LOB: 2 BB: 1 P: 14	R: 0 E: 0 K: 0 S: 6	H: 1 LOB: 0 BB: 0 P: 8	1B: 7 2B: 2 HR: 0	SF: 0 SAC: 1 DP: 4 HBP: 1	WP: 0 PB: 0 SB: 0 CS: 0	PA: 37
PITCHER	IP	WLS	BF	H	R	ER	SO	BB	IBB	HBP	BLK	WP	HR	S	P	ERA	WHIP					
Mark Gubicza, R (1, 1) ERA: 5.06	5.1	W	23	6	2	2	2	1	0	0	0	0	0	49	84	3.38	1.312					
Tom Gordon, R (6, 1) ERA: 3.79	2.2		11	2	0	0	3	2	0	1	0	0	0	25	45	0.00	1.500					
Jeff Montgomery, R (9, 1) ERA: 3.28	1.0	S	3	1	0	0	0	0	0	0	0	0	0	6	8	0.00	1.000					

Kansas City Royals @ Texas Rangers
Arlington Stadium, Arlington, TX
Sat Aug 31 1991, 8:05 PM EDT
Att: 35,069 - Cloudy - 80 F

AB 32
R 2
H 9
RBI 2
BB 3
SO 5
LOB 23



Batter	1	2	3	4	5	6	7	8	9	AB	R	H	RBI	BB	SO	LOB	TOP										
Brian McRae, S (1, 8) OBP: 0.295, SLG: 0.371	G5-3		K		G3		F8		F8	5	0	0	0	0	1	1	Kansas City Royals @ Texas Rangers Arlington Stadium, Arlington, TX Sun Sep.01 1991, 4:33 AM EDT Att: 19,649 - Cloudy - 81 F										
Kirk Gibson, L (1, 7) OBP: 0.346, SLG: 0.434	G3		G1-6-3 1B		HR				K	4	1	1	0	1	2	1											
George Brett, L (1, 10) OBP: 0.330, SLG: 0.418	G6-3		G1-6-3 1-2		HR				WP FC 1B	4	1	2	2	0	0	1											
Jim Eisenreich, L (1, 9) OBP: 0.335, SLG: 0.383		G6-3		PB G4-3 1B	G4-3				FC WP 1-2	4	1	1	0	0	0	1											
Todd Benzinger, S (1, 3) OBP: 0.296, SLG: 0.342		E 1B BB		FC G4-3 PB 1-2		G3			K	3	0	0	0	1	1	3											
Bill Peotta, R (1, 5) OBP: 0.351, SLG: 0.405		F8		G4-3		G5-3			K	4	0	0	1	0	1	4											
Kurt Stillwell, S (1, 6) OBP: 0.309, SLG: 0.352		E8 HBP 1B		K2-3		F8			E1 G4-3 E 1B	4	1	2	0	0	1	1											
Terry Shumpert, R (1, 4) OBP: 0.300, SLG: 0.334				G5-3					G4-3	2	0	0	0	0	1	1											
Brent Mayne, L (9, PH) OBP: 0.319, SLG: 0.324										1	0	0	0	0	0	1											
Tim Spehr, R (1, 2) OBP: 0.279, SLG: 0.255					P4				E6 WP 3H	3	0	0	0	0	1	3											
Warren Cromarite, L (9, PH) OBP: 0.354, SLG: 0.440										1	0	0	1	0	0	0											
Inning Stats	R: 0 E: 0 K: 0 S: 7	H: 0 LOB: 0 BB: 0 P: 9	R: 0 E: 1 K: 0 S: 15	H: 1 LOB: 3 BB: 1 P: 25	R: 0 E: 0 K: 1 S: 6	H: 1 LOB: 1 BB: 0 P: 6	R: 1 E: 0 K: 1 S: 9	H: 1 LOB: 1 BB: 0 P: 14	R: 2 E: 0 K: 0 S: 8	H: 1 LOB: 0 BB: 1 P: 19	R: 0 E: 0 K: 0 S: 7	H: 0 LOB: 0 BB: 0 P: 10	R: 0 E: 0 K: 3 S: 11	H: 0 LOB: 2 BB: 0 P: 14	R: 0 E: 2 K: 1 S: 16	H: 1 LOB: 1 BB: 0 P: 22	R: 1 E: 2 K: 1 S: 15	H: 1 LOB: 1 BB: 0 P: 21	1B: 5 2B: 0 3B: 0 HR: 1	SF: 0 SAC: 0 DP: 1 HBP: 1	WP: 2 PB: 2 SB: 0 CS: 0	PA: 38					
PITCHER	IP	WLS	BF	H	R	ER	SO	BB	IBB	HBP	BLK	WP	HR	S	P	ERA	WHIP										
Kevin Brown, R (1, 1) ERA: 4.15	7.1		31	5	3	2	5	2	0	1	0	0	1	71	110	2.46	0.955										
Tery Mathews, R (8, 1) ERA: 3.55	0.2	W	2	0	0	0	2	0	0	0	0	1	0	8	9	0.00	0.000										
Jeff Russell, R (9, 1) ERA: 2.9	1.0	S	5	1	1	0	1	0	0	0	0	1	0	15	21	0.00	1.000										

Batter	1	2	3	4	5	6	7	8	9	AB	R	H	RBI	BB	SO	LOB	BOTTOM										
Brian Downing, R (1, 10) OBP: 0.379, SLG: 0.463	G6-3		L8 1-2		1B 3B		K			4	1	1	1	1	1	1	Kansas City Royals @ Texas Rangers Arlington Stadium, Arlington, TX Sun Sep.01 1991, 4:33 AM EDT Att: 19,649 - Cloudy - 81 F										
Julio Franco, R (1, 4) OBP: 0.408, SLG: 0.460	K				E 2B 1B		F8		G1-3	5	1	2	1	0	1	3											
Rafael Palmeiro, L (1, 3) OBP: 0.396, SLG: 0.550			F8		3H 1H 2B				G6-3	4	0	2	1	0	0	1											
Ruben Sierra, S (1, 9) OBP: 0.351, SLG: 0.480	F8				F7				HBP BB 1B 1B	4	1	1	0	0	1	2											
Kevin Reimer, L (1, 7) OBP: 0.337, SLG: 0.476							F9		HBP BB 1B BB	2	1	1	1	1	0	0											
Gary Pettis, S (8, PR) OBP: 0.345, SLG: 0.277									1B BB	0	1	0	0	0	0	0											
Juan Gonzalez, R (1, 8) OBP: 0.348, SLG: 0.539			G4-3		F8		P4		BB 1B BB HBP	3	1	0	0	0	0	1											
Dean Palmer, R (1, 5) OBP: 0.289, SLG: 0.409			K		P5				K	4	0	1	0	0	2	4											
Ivan Rodriguez, R (1, 2) OBP: 0.279, SLG: 0.348										1	0	0	0	0	0	0											
Geno Petralli, L (6, PH) OBP: 0.317, SLG: 0.337			G6-3		P5		F7		BB BB 1B	2	0	0	0	0	0	1											
Mike Stanley, R (8, PH) OBP: 0.352, SLG: 0.391									BB BB 1B	1	0	1	2	0	0	0											
Jeff Huson, L (1, 6) OBP: 0.325, SLG: 0.318										3	0	1	0	0	0	0											
Mario Diaz, R (8, PH) OBP: 0.321, SLG: 0.333										0	0	0	0	0	0	0											
Jack Daugherty, S (8, PH) OBP: 0.245, SLG: 0.195										0	0	0	0	1	0	0											
José Hernández, R (8, PR) OBP: 0.271, SLG: 0.286										0	0	0	0	0	0	0											
Inning Stats	R: 0 E: 0 K: 1 S: 11	H: 1 LOB: 1 BB: 0 P: 18	R: 1 E: 0 K: 1 S: 12	H: 1 LOB: 0 BB: 0 P: 17	R: 0 E: 0 K: 0 S: 13	H: 2 LOB: 1 BB: 0 P: 15	R: 0 E: 0 K: 1 S: 8	H: 0 LOB: 1 BB: 0 P: 11	R: 2 E: 0 K: 0 S: 12	H: 3 LOB: 1 BB: 0 P: 20	R: 0 E: 0 K: 0 S: 10	H: 1 LOB: 0 BB: 0 P: 13	R: 0 E: 0 K: 1 S: 9	H: 0 LOB: 0 BB: 0 P: 13	R: 3 E: 0 K: 1 S: 17	H: 2 LOB: 3 BB: 3 P: 33	1B: 5 2B: 3 3B: 1 HR: 1	SF: 0 SAC: 0 DP: 0 HBP: 2	WP: 0 PB: 0 SB: 0 CS: 1	PA: 38							
PITCHER	IP	WLS	BF	H	R	ER	SO	BB	IBB	HBP	BLK	WP	HR	S	P	ERA	WHIP										
Bret Saberhagen, R (1, 1) ERA: 3.06	7.2	L	34	9	6	5	5	1	0	2	0	0	0	1	126	5.87	1.304										
Mike Magnante, L (8, 1) ERA: 2.39	0.0		1	1	0	0	0	0	0	0	0	0	0	1	2	∞	∞										
Storm Davis, R (8, 1) ERA: 4.46	0.1		3	0	0	0	0	2	0	0	0	0	0	4	12	0.00	6.000										



Batter	1	2	3	4	5	6	7	8	9	AB	R	H	RBI	BB	SO	LOB	TOP										
Bernie Williams, S (1, 8) OBP: 0.343, SLG: 0.371	G3-1		G3-1				K		G6-3	5	0	0	0	0	2	3	New York Yankees @ Texas Rangers Arlington Stadium, Arlington, TX Mon Sep 02 1991, 8:05 PM EDT Att: 27,657 - Overcast - 78 F										
Steve Sax, R (1, 4) OBP: 0.346, SLG: 0.399	G1-3		E6 CS				P3			4	1	2	2	0	0	2											
Don Mattingly, L (1, 3) OBP: 0.360, SLG: 0.417										1	0	1	0	0	0	0											
Hensley Meulens, R (2, 3) OBP: 0.269, SLG: 0.311			G6-3							2	0	0	0	0	1	1											
Mel Hall, L (1, 9) OBP: 0.338, SLG: 0.496										4	0	1	0	0	0	2											
Roberto Kelly, R (1, 7) OBP: 0.313, SLG: 0.398										4	0	2	0	0	0	0											
Matt Nokes, L (1, 2) OBP: 0.307, SLG: 0.496										4	0	0	0	0	0	3											
Kevin Maas, L (1, 10) OBP: 0.335, SLG: 0.378										3	0	1	0	1	2	2											
Alvaro Espinoza, R (1, 6) OBP: 0.300, SLG: 0.373										4	1	3	0	0	1	0											
Pat Kelly, R (1, 5) OBP: 0.286, SLG: 0.339										3	0	0	0	0	1	5											
Pat Sheridan, L (9, PH) OBP: 0.299, SLG: 0.351										1	0	0	0	0	0	0											
Inning Stats	R: 0 E: 0 K: 0 S: 12	H: 1 LOB: 1 BB: 0 P: 18	R: 0 E: 0 K: 1 S: 9	H: 1 LOB: 2 BB: 1 P: 15	R: 0 E: 1 K: 0 S: 5	H: 1 LOB: 0 BB: 0 P: 9	R: 0 E: 0 K: 0 S: 10	H: 0 LOB: 0 BB: 0 P: 15	R: 0 E: 0 K: 2 S: 16	H: 2 LOB: 2 BB: 0 P: 22	R: 0 E: 0 K: 1 S: 11	H: 2 LOB: 1 BB: 0 P: 19	R: 2 E: 0 K: 1 S: 14	H: 2 LOB: 1 BB: 0 P: 19	R: 0 E: 0 K: 1 S: 7	H: 1 LOB: 0 BB: 0 P: 9	R: 0 E: 0 K: 1 S: 8	H: 0 LOB: 0 BB: 0 P: 12	1B: 7 2B: 2 3B: 0 HR: 1	SF: 0 SAC: 0 DP: 1 HBP: 1	WP: 0 PB: 0 SB: 0 CS: 1	PA: 37					
PITCHER	IP	WLS	BF	H	R	ER	SO	BB	IBB	HBP	BLK	WP	HR	S	P	ERA	WHIP										
Oil Can Boyd, R (1, 1) ERA: 4.41	5.0	W	20	5	0	0	2	1	0	0	0	0	0	52	79	0.00	1.200										
Mike Jeffcoat, L (6, 1) ERA: 3.89	3.0		14	5	2	2	4	0	0	1	0	0	1	32	47	6.00	1.667										
Rich Gossage, R (9, 1) ERA: 4.08	1.0		3	0	0	0	1	0	0	0	0	0	0	8	12	0.00	0.000										

Batter	1	2	3	4	5	6	7	8	9	AB	R	H	RBI	BB	SO	LOB	BOTTOM										
Brian Downing, R (1, 10) OBP: 0.374, SLG: 0.456	P6									5	0	0	0	0	0	3	New York Yankees @ Texas Rangers Arlington Stadium, Arlington, TX Mon Sep 02 1991, 8:05 PM EDT Att: 27,657 - Overcast - 78 F										
Julio Franco, R (1, 4) OBP: 0.408, SLG: 0.463	K									5	1	3	0	0	1	3											
Rafael Palmeiro, L (1, 3) OBP: 0.396, SLG: 0.551										5	1	2	0	0	1	3											
Ruben Sierra, S (1, 9) OBP: 0.352, SLG: 0.484										3	1	1	1	1	0	1											
Kevin Reimer, L (1, 7) OBP: 0.339, SLG: 0.475										3	2	1	1	1	0	3											
José Hernández, R (7, 6) OBP: 0.271, SLG: 0.286										0	0	0	0	0	0	0											
Juan Gonzalez, R (1, 8) OBP: 0.350, SLG: 0.541										4	1	2	0	0	0	1											
Geno Petralli, L (1, 2) OBP: 0.321, SLG: 0.341										4	1	2	0	0	0	2											
Dean Palmer, R (1, 5) OBP: 0.291, SLG: 0.407										1	0	0	0	0	0	0											
Mario Diaz, R (4, PR) OBP: 0.317, SLG: 0.331										1	0	0	1	0	0	1											
Jeff Huson, L (1, 6) OBP: 0.326, SLG: 0.316										2	0	0	1	1	0	0											
Gary Pettis, S (7, 8) OBP: 0.344, SLG: 0.276										1	0	0	0	0	0	0											
Inning Stats	R: 0 E: 0 K: 1 S: 11	H: 1 LOB: 2 BB: 1 P: 19	R: 0 E: 0 K: 0 S: 5	H: 1 LOB: 0 BB: 0 P: 8	R: 0 E: 0 K: 1 S: 9	H: 1 LOB: 1 BB: 0 P: 15	R: 2 E: 0 K: 0 S: 19	H: 2 LOB: 3 BB: 2 P: 32	R: 4 E: 2 K: 0 S: 14	H: 3 LOB: 0 BB: 0 P: 19	R: 1 E: 1 K: 0 S: 13	H: 1 LOB: 1 BB: 0 P: 18	R: 0 E: 0 K: 0 S: 12	H: 1 LOB: 1 BB: 0 P: 16	R: 0 E: 0 K: 0 S: 10	H: 1 LOB: 1 BB: 0 P: 12	1B: 7 2B: 3 3B: 0 HR: 1	SF: 1 SAC: 0 DP: 2 HBP: 1	WP: 0 PB: 0 SB: 0 CS: 0	PA: 39							
PITCHER	IP	WLS	BF	H	R	ER	SO	BB	IBB	HBP	BLK	WP	HR	S	P	ERA	WHIP										
Wade Taylor, R (1, 1) ERA: 5.97	1.0	L	5	4	2	2	1	2	0	1	0	0	1	25	45	7.71	2.571										
Tim Lincecum, R (2, 1) ERA: 6.49	2.1		13	4	2	2	1	2	0	1	0	0	1	25	45	7.71	2.571										
Rich Monteleone, R (4, 1) ERA: 3.78	3.2		17	5	5	1	0	0	0	0	0	0	0	47	63	2.46	1.364										
Dave Eiland, R (8, 1) ERA: 5.88	1.0		4	1	0	0	0	0	0	0	0	0	0	10	12	0.00	1.000										

AB	35
R	2
H	10
RBI	2
BB	1
SO	7
LOB	18



AB	34
R	7
H	11
RBI	4
BB	3
SO	2
LOB	17



Batter	1	2	3	4	5	6	7	8	9	AB	R	H	RBI	BB	SO	LOB	TOP					
Bernie Williams, S (1, 8) OBP: 0.346, SLG: 0.367	1-3 K		4-1 FC6-4 BB		3-2 G4-3			4-2 BB		2	0	0	0	2	1	1	<p>New York Yankees @ Texas Rangers Arlington Stadium, Arlington, TX Tue Sep 03 1991, 8:05 PM EDT Att: 12,909 - Cloudy - 87 F</p>					
Steve Sax, R (1, 4) OBP: 0.343, SLG: 0.396	1-2 E5 CS		2-0 FC6-4 1-2f			1-0 G3		0-0 F8		4	0	0	0	0	0	2						
Don Mattingly, L (1, 10) OBP: 0.360, SLG: 0.415	1 SAFE F8	2-0 F8		2-2 F9		1-1 G1-3			0-1 FC5-4 1B	4	0	1	0	0	0	1						
Mel Hall, L (1, 9) OBP: 0.337, SLG: 0.494	3-1 CS 1-2	2-0 G5-4-3 1B		2-2 G1-3		0-1 P2			3-3 K	4	0	1	0	0	1	1						
Roberto Kelly, R (1, 7) OBP: 0.310, SLG: 0.394		0-0 G5-4-3 1-2f		2-1 G6-3			1-1 G6-3		1-2 FC5-4 1B 1-2f	4	0	0	0	0	0	2						
Matt Nokes, L (1, 2) OBP: 0.311, SLG: 0.499		0-2 1B			0-1 SH1-4 BB WP 1B		3-3 K		3-2 1B 1-3	4	1	3	0	0	1	0						
Kevin Maas, L (1, 3) OBP: 0.334, SLG: 0.375		1-1 F9			4-2 WP SH1-4 BB 1-2		0-2 G3		1-3 K	3	0	0	0	1	1	3						
Alvaro Espinoza, R (1, 6) OBP: 0.299, SLG: 0.371		1-2 F7			0-0 SH1-4 1-2 2-3		1-1 G5-3			2	0	0	0	0	0	0						
Randy Velarde, R (1, 5) OBP: 0.339, SLG: 0.349		0-1 G6-3			1-3 K 2-3 3-H			1-3 K		2	0	0	0	0	1	1						
Pat Sheridan, L (8, PH) OBP: 0.296, SLG: 0.347										1	0	0	0	0	1	0						
Pat Kelly, R (8, 5) OBP: 0.286, SLG: 0.339										0	0	0	0	0	0	0						
Inning Stats	R: 0 E: 1 K: 1 S: 9	H: 0 LOB: 0 BB: 0 P: 16	R: 0 E: 0 K: 0 S: 7	H: 2 LOB: 1 BB: 0 P: 10	R: 0 E: 0 K: 0 S: 8	H: 0 LOB: 1 BB: 1 P: 15	R: 0 E: 0 K: 0 S: 8	H: 0 LOB: 0 BB: 0 P: 14	R: 1 E: 0 K: 1 S: 11	H: 1 LOB: 1 BB: 1 P: 19	R: 0 E: 0 K: 0 S: 5	H: 0 LOB: 0 BB: 0 P: 7	R: 0 E: 0 K: 1 S: 9	H: 0 LOB: 0 BB: 0 P: 13	R: 0 E: 0 K: 1 S: 8	H: 0 LOB: 1 BB: 0 P: 14	R: 0 E: 0 K: 2 S: 14	H: 2 LOB: 2 BB: 0 P: 22	1B: 5 2B: 0 3B: 0 HR: 0	SF: 0 SAC: 1 DP: 1 HBP: 0	WP: 1 PB: 0 SB: 0 CS: 1	PA: 35
PITCHER Jose Guzman, R (1, 1) ERA: 2.95	IP: 9.0 WLS: W BF: 34 H: 5 R: 1 ER: 1 SO: 6 BB: 3 IBB: 0 HBP: 0 BLK: 0 WP: 1 HR: 0 S: 79 P: 130 ERA: 1.00 WHIP: 0.889															PITCHER						

Batter	1	2	3	4	5	6	7	8	9	AB	R	H	RBI	BB	SO	LOB	BOTTOM			
Brian Downing, R (1, 10) OBP: 0.375, SLG: 0.456	3-2 E2 G4-6-3		1-1 F8	4-1 BB		1 SAFE 2-2 SAFE SAFE SAFE 1-H 2B		1 SAFE 2-3 K		4	0	1	1	1	1	1	<p>New York Yankees @ Texas Rangers Arlington Stadium, Arlington, TX Tue Sep 03 1991, 8:05 PM EDT Att: 12,909 - Cloudy - 87 F</p>			
Rafael Palmeiro, L (1, 3) OBP: 0.396, SLG: 0.549	1-2 G4-6-3		4-0 1B	1-2 F7		2-1 HBP		2-3 K		2	0	0	0	1	0	4				
Jack Daugherty, S (6, FR) OBP: 0.242, SLG: 0.193	1-2f		BB					2-3 K		1	0	0	0	0	1	1				
Julio Franco, R (1, 4) OBP: 0.407, SLG: 0.462	0-0 F9		3-2 1B		1-3 K	0-0 F8				4	0	1	0	0	1	2				
Ruben Sierra, S (1, 9) OBP: 0.353, SLG: 0.492		2-2 1B 2B	0-2 G5-3		1-1 HR		1-0 G4-3			4	2	2	1	0	0	2				
Juan Gonzalez, R (1, 7) OBP: 0.347, SLG: 0.536		2-0 F9		1-3 K	0-0 G6-3		1-3 K			4	0	0	0	0	2	1				
Mike Stanley, R (1, 5) OBP: 0.357, SLG: 0.396		2-1 FC5-4 2-H 1B		1-0 2B 2B 1B		0-3 K		2-2 G5-3		3	1	2	1	0	1	0				
Mario Diaz, R (6, 5) OBP: 0.315, SLG: 0.329										1	0	0	0	0	0	0				
Ivan Rodriguez, R (1, 2) OBP: 0.284, SLG: 0.371	1 SAFE SAFE SAFE SAFE 1-2f	2-2 FC5-4 1-2f		0-1 2B 1-3 2B		0-1 L6		2-2 HR		4	1	2	1	0	0	1				
José Hernández, R (1, 6) OBP: 0.270, SLG: 0.300		2-0 G4-3		2-0 2B		1-1 F8		1-3 K		4	0	1	1	0	1	1				
Gary Pettis, S (1, 8) OBP: 0.346, SLG: 0.280			1-3 K		2-3 3-H G1-3		2-2 2B 1B		2-1 WP S 1B	4	1	2	0	0	1	2				
Inning Stats	R: 0 E: 1 K: 0 S: 8	H: 0 LOB: 0 BB: 0 P: 12	R: 1 E: 0 K: 0 S: 10	H: 2 LOB: 1 BB: 0 P: 20	R: 0 E: 0 K: 1 S: 11	H: 1 LOB: 2 BB: 1 P: 20	R: 1 E: 0 K: 1 S: 13	H: 3 LOB: 3 BB: 1 P: 22	R: 1 E: 0 K: 2 S: 9	H: 1 LOB: 0 BB: 0 P: 11	R: 1 E: 0 K: 0 S: 14	H: 2 LOB: 2 BB: 0 P: 21	R: 0 E: 0 K: 1 S: 8	H: 0 LOB: 0 BB: 0 P: 12	R: 1 E: 0 K: 3 S: 14	H: 2 LOB: 1 BB: 0 P: 23	1B: 5 2B: 4 3B: 0 HR: 2	SF: 0 SAC: 0 DP: 1 HBP: 1	WP: 1 PB: 0 SB: 1 CS: 0	PA: 38
PITCHER Jeff Johnson, L (1, 1) ERA: 5.69	IP: 5.2 WLS: L BF: 29 H: 9 R: 4 ER: 4 SO: 4 BB: 0 IBB: 0 HBP: 0 BLK: 0 WP: 1 HR: 1 S: 64 P: 105 ERA: 6.35 WHIP: 1.941															PITCHER				
Eric Plunk, R (6, 1) ERA: 4.73	IP: 2.1 WLS: L BF: 9 H: 2 R: 1 ER: 1 SO: 4 BB: 0 IBB: 0 HBP: 0 BLK: 0 WP: 1 HR: 1 S: 23 P: 36 ERA: 3.86 WHIP: 0.857															PITCHER				

AB	30
R	1
H	5
RBI	0
BB	3
SO	6
LOB	11



AB	35
R	5
H	11
RBI	5
BB	2
SO	8
LOB	15



Batter	1	2	3	4	5	6	7	8	9	AB	R	H	RBI	BB	SO	LOB	TOP										
Bernie Williams, S (1, 8) OBP: 0.347, SLG: 0.365	G4-3	P8		F9			2B		2B	4	1	1	0	1	0	3	New York Yankees @ Texas Rangers Arlington Stadium, Arlington, TX Wed Sep 04 1991, 8:05 PM EDT Att: 14,861 - Cloudy - 83 F										
Steve Sax, R (1, 4) OBP: 0.347, SLG: 0.410	FC3-6		HR	F7			G4-3	1-H	1B	5	2	4	2	0	0	1											
Don Mattingly, L (1, 3) OBP: 0.358, SLG: 0.412	FC		F8		F7		P5		1B	4	0	0	0	0	0	2											
Roberto Kelly, R (1, 7) OBP: 0.311, SLG: 0.394	FC3-6		1B		L9		G4-3		1B	5	0	2	1	0	0	3											
Mel Hall, L (1, 9) OBP: 0.336, SLG: 0.490	K				G1-3		G3-1		FC4-6	5	0	1	0	0	1	5											
Hensley Meulens, R (1, 10) OBP: 0.286, SLG: 0.307		K				L4		F8		3	0	0	0	0	2	2											
Kevin Maas, L (8, PH) OBP: 0.333, SLG: 0.374										1	0	0	0	0	0	0											
Alvaro Espinoza, R (1, 6) OBP: 0.296, SLG: 0.367		B5-3		F7		G6-3		K		4	0	0	0	0	1	2											
Bob Geren, R (1, 2) OBP: 0.273, SLG: 0.294					F7					2	0	1	0	1	0	0											
Matt Nokes, L (8, PH) OBP: 0.311, SLG: 0.497								F7		1	0	0	0	0	0	0											
Randy Velarde, R (1, 5) OBP: 0.343, SLG: 0.353								F9		4	0	2	0	0	0	1											
Inning Stats	R: 0 H: 1 E: 1 K: 1 S: 12	H: 1 LOB: 2 BB: 0 P: 20	R: 0 H: 1 E: 0 K: 1 S: 9	H: 1 LOB: 2 BB: 1 P: 17	R: 1 H: 3 E: 0 K: 1 S: 12	H: 3 LOB: 2 BB: 0 P: 14	R: 0 H: 1 E: 0 K: 0 S: 17	H: 1 LOB: 1 BB: 0 P: 23	R: 0 H: 0 E: 0 K: 0 S: 5	H: 0 LOB: 0 BB: 0 P: 9	R: 0 H: 1 E: 0 K: 0 S: 6	H: 1 LOB: 1 BB: 0 P: 11	R: 1 H: 1 E: 0 K: 0 S: 7	H: 1 LOB: 1 BB: 1 P: 12	R: 0 H: 0 E: 0 K: 1 S: 7	H: 0 LOB: 0 BB: 0 P: 12		R: 1 H: 3 E: 0 K: 0 S: 17	H: 3 LOB: 2 BB: 0 P: 26	1B: 8 2B: 2 3B: 0 HR: 1	SF: 0 SAC: 0 DP: 0 HBP: 1	WP: 0 PB: 0 SB: 1 CS: 0	PA: 41				
PITCHER	IP	WLS	BF	H	R	ER	SO	BB	IBB	HBP	BLK	WP	HR	S	P	ERA	WHIP										
Brian Bohanon, L (1, 1) ERA: 4.1	7.0	L	32	8	2	2	3	2	0	0	0	0	1	68	106	2.57	1.429										
Terry Mathews, R (8, 1) ERA: 3.63	1.2		6	2	1	1	1	0	0	0	0	0	0	18	29	5.40	1.200										
Kenny Rogers, L (9, 1) ERA: 5.62	0.1		3	1	0	0	0	0	0	1	0	0	0	6	9	0.00	3.000										

Batter	1	2	3	4	5	6	7	8	9	AB	R	H	RBI	BB	SO	LOB	BOTTOM										
Jack Daugherty, S (1, 7) OBP: 0.243, SLG: 0.196	F9		L7			F8				4	0	1	0	0	0	0	New York Yankees @ Texas Rangers Arlington Stadium, Arlington, TX Wed Sep 04 1991, 8:05 PM EDT Att: 14,861 - Cloudy - 83 F										
Donald Harris, R (8, PR)										0	0	0	0	0	0	0											
Dean Palmer, R (9, 5) OBP: 0.291, SLG: 0.407										0	0	0	0	0	0	0											
Julio Franco, R (1, 4) OBP: 0.407, SLG: 0.462	G4-6-3		BLK			K		F9		4	0	2	0	0	1	1											
Rafael Palmeiro, L (1, 3) OBP: 0.395, SLG: 0.546	G4-6-3		F9						G5-3	4	0	1	0	0	0	2											
Ruben Sierra, S (1, 9) OBP: 0.352, SLG: 0.492		F7		K		P1			1B	4	1	1	0	0	1	1											
Kevin Reimer, L (1, 10) OBP: 0.339, SLG: 0.477									2B	3	1	1	0	0	1	0											
Mike Stanley, R (9, PH) OBP: 0.361, SLG: 0.400									1B	1	0	1	1	0	0	0											
John Russell, R (9, PR) OBP: 0.125, SLG: 0.130									1B	0	0	0	0	0	0	0											
Juan Gonzalez, R (1, 8) OBP: 0.344, SLG: 0.531		P6		P3		L7			K	4	0	0	0	0	1	2											
Geno Petralli, L (1, 5) OBP: 0.323, SLG: 0.343										2	0	1	1	0	0	0											
Mario Diaz, R (6, 5) OBP: 0.318, SLG: 0.331										2	0	1	0	0	0	0											
Ivan Rodriguez, R (1, 2) OBP: 0.278, SLG: 0.364										4	0	0	0	0	2	3											
José Hernández, R (1, 6) OBP: 0.262, SLG: 0.290										2	0	0	0	0	0	0											
Gary Pettis, S (8, PH) OBP: 0.345, SLG: 0.279			G5-3			F9				1	0	0	0	0	1	0											
Inning Stats	R: 0 H: 1 E: 0 K: 0 S: 5	H: 2 LOB: 1 BB: 0 P: 16	R: 1 H: 1 E: 0 K: 0 S: 8	H: 1 LOB: 0 BB: 0 P: 9	R: 0 H: 0 E: 0 K: 2 S: 8	H: 0 LOB: 0 BB: 0 P: 12	R: 0 H: 1 E: 0 K: 1 S: 12	H: 1 LOB: 1 BB: 0 P: 17	R: 0 H: 0 E: 0 K: 0 S: 6	H: 0 LOB: 0 BB: 0 P: 8	R: 0 H: 1 E: 0 K: 1 S: 8	H: 1 LOB: 1 BB: 0 P: 11	R: 1 H: 3 E: 0 K: 1 S: 15	H: 3 LOB: 2 BB: 0 P: 20	1B: 7 2B: 2 3B: 0 HR: 0	SF: 0 SAC: 0 DP: 1 HBP: 0	WP: 0 PB: 0 SB: 0 CS: 0	PA: 35									
PITCHER	IP	WLS	BF	H	R	ER	SO	BB	IBB	HBP	BLK	WP	HR	S	P	ERA	WHIP										
Scott Sanderson, R (1, 1) ERA: 4.11	5.0		18	4	1	1	4	0	0	0	1	0	0	41	54	1.80	0.800										
Greg Cadaret, L (6, 1) ERA: 3.72	2.0	W	7	1	0	0	1	0	0	0	0	0	0	18	25	0.00	0.500										
John Habyan, R (8, 1) ERA: 2.19	1.0		4	1	0	0	1	0	0	0	0	0	0	8	11	0.00	1.000										
Steve Howe, L (9, 1) ERA: 1.7	0.1		2	1	1	1	0	0	0	0	0	0	0	4	4	27.00	3.000										
Steve Farr, R (9, 1) ERA: 2.44	0.2	S	4	2	0	0	1	0	0	0	0	0	0	11	16	0.00	3.000										

AB	38
R	3
H	11
RBI	3
BB	2
SO	4
LOB	19



livebaseballscores.com

livebaseballscores.com

Batter	1	2	3	4	5	6	7	8	9	AB	R	H	RBI	BB	SO	LOB	TOP										
Tim Raines, S OBP: 0.368, SLG: 0.351	G3	1B		G6-3		G4-3		SH1-4		4	1	1	2	0	0	0	Chicago White Sox @ Texas Rangers Arlington Stadium, Arlington, TX Sat Sep 07 1991, 8:05 PM EDT Att: 30,586 - Cloudy - 77 F										
Robin Ventura, L OBP: 0.377, SLG: 0.467	K	BB		G4-3		G4-3		SF9		4	1	1	1	0	1	0											
Bo Jackson, R OBP: 0.333, SLG: 0.263	K	1B		G1-3		K		FC5-4 IBB		3	1	0	0	2	2	0											
Dan Pasqua, L OBP: 0.355, SLG: 0.429		BB				G4-3		FC5-4		4	1	1	2	1	1	2											
Carlton Fisk, R OBP: 0.325, SLG: 0.434		K				P5				5	0	2	1	0	2	1											
Rodney McCray, R (9, PR)										0	0	0	0	0	0	0											
Ron Karkovice, R OBP: 0.314, SLG: 0.432		E8								0	0	0	0	0	0	0											
Lance Johnson, L OBP: 0.290, SLG: 0.320		FC6-4				3B		1B		4	3	3	0	1	0	2											
Craig Grebeck, R OBP: 0.368, SLG: 0.491	K					1B		2B		5	1	2	2	0	3	3											
Joey Cora, S OBP: 0.310, SLG: 0.279	1B	1B				WP		1B		2	1	1	1	1	1	0											
Sammy Sosa, R OBP: 0.243, SLG: 0.335	1B	1B				BB		SH1-4 1B		2	1	1	0	0	1	1											
Ozzie Guillen, L OBP: 0.281, SLG: 0.343	1B	1B		P6		F9		SF9 SH1-4 1B		4	1	2	1	0	0	1											
Inning Stats	R: 0 E: 0 K: 2 S: 7	H: 0 LOB: 0 BB: 0 P: 10	R: 7 E: 1 K: 2 S: 25	H: 6 LOB: 2 BB: 3 P: 49	R: 0 E: 0 K: 2 S: 7	H: 0 LOB: 0 BB: 0 P: 8	R: 0 E: 0 K: 0 S: 6	H: 0 LOB: 0 BB: 1 P: 11	R: 2 E: 0 K: 1 S: 13	H: 2 LOB: 1 BB: 1 P: 24	R: 0 E: 0 K: 3 S: 12	H: 1 LOB: 1 BB: 0 P: 24	R: 1 E: 0 K: 0 S: 15	H: 2 LOB: 2 BB: 1 P: 21	R: 1 E: 0 K: 1 S: 10	H: 3 LOB: 1 BB: 0 P: 14	1B: 11 2B: 1 3B: 2 HR: 0	SF: 1 SAC: 1 DP: 0 HBP: 0	WP: 1 PB: 0 SB: 1 CS: 2	PA: 44							
PITCHER	IP	WLS	BF	H	R	ER	SO	BB	IBB	HBP	BLK	WP	HR	S	P	ERA	WHIP	PITCHER									
Bobby Witt, R ERA: 6.4	1.2	L	12	4	7	7	4	3	0	0	0	0	0	27	52	37.80	4.200										
Mike Jeffcoat, L ERA: 4.09	3.0		14	4	2	2	2	1	0	0	0	1	0	30	49	6.00	1.667										
Wayne Rosenthal, R ERA: 4.34	2.1		10	3	1	1	4	0	0	0	0	0	0	27	43	3.86	1.286										
Kenny Rogers, L ERA: 5.74	1.0		4	0	0	0	0	0	1	0	0	0	0	7	12	0.00	0.000										
Hector Fajardo, R ERA: 9.62	1.0		4	3	1	1	1	0	0	0	0	0	0	10	14	9.00	3.000										
Batter	1	2	3	4	5	6	7	8	9	AB	R	H	RBI	BB	SO	LOB	BOTTOM										
Julio Franco, R OBP: 0.409, SLG: 0.474	G1-3	K		G1-3			G6-3			5	0	1	0	0	1	2	Chicago White Sox @ Texas Rangers Arlington Stadium, Arlington, TX Sat Sep 07 1991, 8:05 PM EDT Att: 30,586 - Cloudy - 77 F										
Rafael Palmeiro, L OBP: 0.398, SLG: 0.544	F7	G3		G6-3			G6-4-3 1B		2B	4	0	1	0	1	0	2											
Ruben Sierra, S OBP: 0.358, SLG: 0.504	1B	HR				HBP	G6-4-3 1B		F8	5	2	3	1	0	0	3											
Kevin Reimer, L OBP: 0.341, SLG: 0.483	1B	HR				G6-4-3 HBP	G5-3 BB		1B	1	2	1	2	1	0	0											
Mike Stanley, R OBP: 0.371, SLG: 0.404	1B	HR				G6-4-3 HBP	G5-3 BB		1B	1	0	1	0	0	0	0											
Juan Gonzalez, R OBP: 0.342, SLG: 0.525	E	F9				K	K			4	0	1	0	0	2	3											
Jack Daugherty, S OBP: 0.232, SLG: 0.180	E4			F8		G6-4-3			BB	3	0	0	0	1	0	3											
Geno Petralli, L ERA: 5.19	F8					F9			G5-3	1	0	0	0	0	2	2											
Ivan Rodriguez, R OBP: 0.275, SLG: 0.372				K					G5-3	3	0	0	0	0	1	2											
Dean Palmer, R OBP: 0.293, SLG: 0.393		G3 BB PB BB		G5-3			L7		F7	3	1	0	0	1	0	0											
Jeff Huson, L OBP: 0.323, SLG: 0.310						G4-3			F8	1	1	0	0	1	0	0											
Monty Fariss, R (6, PH)									F8	1	0	0	0	0	0	0											
José Hernández, R OBP: 0.258, SLG: 0.286		PB G3								0	0	0	0	0	0	0											
Brian Downing, R OBP: 0.374, SLG: 0.455		2B BB								1	0	0	0	0	0	0											
Inning Stats	R: 2 E: 1 K: 0 S: 14	H: 2 LOB: 2 BB: 1 P: 25	R: 4 E: 0 K: 1 S: 15	H: 2 LOB: 0 BB: 2 P: 30	R: 0 E: 0 K: 1 S: 7	H: 0 LOB: 0 BB: 0 P: 10	R: 0 E: 0 K: 0 S: 8	H: 0 LOB: 0 BB: 0 P: 9	R: 0 E: 0 K: 1 S: 5	H: 1 LOB: 1 BB: 0 P: 8	R: 0 E: 0 K: 0 S: 5	H: 0 LOB: 0 BB: 0 P: 10	R: 0 E: 0 K: 1 S: 7	H: 1 LOB: 1 BB: 1 P: 13	R: 0 E: 0 K: 1 S: 12	H: 1 LOB: 2 BB: 1 P: 19	R: 0 E: 0 K: 0 S: 9	H: 1 LOB: 2 BB: 1 P: 21	1B: 5 2B: 2 3B: 0 HR: 1	SF: 0 SAC: 0 DP: 3 HBP: 1	WP: 0 PB: 1 SB: 1 CS: 0	PA: 39					
PITCHER	IP	WLS	BF	H	R	ER	SO	BB	IBB	HBP	BLK	WP	HR	S	P	ERA	WHIP	PITCHER									
Roberto Hernandez, R ERA: 4.39	1.1		13	4	6	4	1	3	0	0	0	0	0	25	49	21.60	4.200										
Greg Hibbard, L ERA: 4.39	5.1	W	18	3	0	0	2	0	0	1	0	0	0	38	60	0.00	0.562										
Brian Drahman, R ERA: 3.76	1.0		3	0	0	0	1	1	0	0	0	0	0	10	15	0.00	1.000										
Bobby Thigpen, R ERA: 3.06	1.0		5	1	0	0	0	1	0	0	0	0	0	9	21	0.00	2.000										

Batter	1	2	3	4	5	6	7	8	9	AB	R	H	RBI	BB	SO	LOB	TOP				
Tim Raines, S OBP: 0.369, SLG: 0.356 (1, 10)	G6-3		FC5-4		G3-1 FC1-2 2B		1B 2B	G3-1		5	1	2	0	0	0	1					
Robin Ventura, L OBP: 0.377, SLG: 0.465 (1, 3) (5, 5)	G3		G4-3		G3-1		1B		G4-6-3 BB	4	0	1	1	1	0	2					
Warren Newson, L OBP: 0.430, SLG: 0.440 Rodney McCray, R (7, 7)				2B BB	FC1-2		1B			2	1	1	0	2	0	1					
Dan Pasqua, L OBP: 0.353, SLG: 0.429 (1, 9) (5, 3)	K			3B 2B	K		F9		G4-6-3	5	1	1	1	0	2	5					
Lance Johnson, L OBP: 0.289, SLG: 0.324 (1, 8)		G4-3		FC6-4 3B		F7	FC4			4	1	1	1	0	0	2					
Craig Grebeck, R OBP: 0.370, SLG: 0.485 (1, 5) (5, 4)		G4-3		FC6-4 BB		BLK BB		K		2	0	0	0	2	1	0					
Ron Karkovics, R OBP: 0.312, SLG: 0.434 (1, 2)			K	FC6-4		G6-3		HR 2B		4	1	1	1	0	1	2					
Joey Cora, S OBP: 0.312, SLG: 0.278 Sammy Sosa, R OBP: 0.245, SLG: 0.346 (1, 4) (5, 9)			FC2-6 BB	L8		G6-3		HR		1	0	0	0	1	0	1					
Ozzie Guillen, L OBP: 0.279, SLG: 0.340 (1, 6)			FC2-6 FC5-4	G4-3		F7		G4-3		2	1	1	2	0	0	1					
Inning Stats	R: 0 E: 0 K: 1 S: 8	H: 0 LOB: 1 BB: 1 P: 15	R: 0 E: 0 K: 1 S: 5	H: 0 LOB: 0 BB: 0 P: 7	R: 0 E: 0 K: 0 S: 8	H: 0 LOB: 1 BB: 2 P: 16	R: 3 E: 0 K: 0 S: 8	H: 2 LOB: 1 BB: 2 P: 17	R: 0 E: 0 K: 1 S: 11	H: 0 LOB: 1 BB: 1 P: 11	R: 1 E: 0 K: 0 S: 14	H: 3 LOB: 2 BB: 0 P: 19	R: 2 E: 0 K: 1 S: 10	H: 2 LOB: 0 BB: 0 P: 12	R: 0 E: 0 K: 1 S: 6	H: 0 LOB: 0 BB: 1 P: 14	1B: 2 2B: 4 3B: 1 HR: 1	SF: 0 SAC: 0 DP: 1 HBP: 0	WP: 0 PB: 0 SB: 0 CS: 0	PA: 40	
PITCHER	IP	WLS	BF	H	R	ER	SO	BB	IBB	HBP	BLK	WP	HR	S	P	ERA	WHIP				
Kevin Brown, R ERA: 4.26 Jeff Russell, R ERA: 2.96	(1, 1) (9, 1)	8.0 W	37 3	8 0	6 0	6 0	4 1	5 1	0 0	0 0	1 0	0 0	0 0	6 6	14	0.00	1.000				

Chicago White Sox @ Texas Rangers
Arlington Stadium, Arlington, TX
Sun Sep 08 1991, 4:33 AM EDT
Att: 18,866 - Cloudy - 87 F

livebaseballscorecards.com

AB 34
R 6
H 8
RBI 6
BB 6
SO 5
LOB 18



Batter	1	2	3	4	5	6	7	8	9	AB	R	H	RBI	BB	SO	LOB	BOTTOM						
Rafael Palmeiro, L OBP: 0.397, SLG: 0.541 (1, 3)	F8		G4-3		K		SF8		HBP 1B 2B BB	3	1	0	1	1	1	1							
Julio Franco, R OBP: 0.409, SLG: 0.471 (1, 4)	G5-3				G6-3		BB		K	3	0	0	0	2	1	3							
Ruben Sierra, S OBP: 0.358, SLG: 0.503 (1, 9)			P5			G4-3	P6		HBP 2B 1B	5	1	2	1	0	0	4							
Kevin Reimer, L OBP: 0.339, SLG: 0.479 (8, PH) Mike Stanley, R OBP: 0.374, SLG: 0.404 (8, FR) Gary Pettis, S OBP: 0.345, SLG: 0.279 (8, 8) Geno Petralli, L OBP: 0.318, SLG: 0.337 (9, PH)	K		K			P9		BB BB	L9	3	0	0	0	0	2	2							
Juan Gonzalez, R OBP: 0.343, SLG: 0.522 (1, 8) (9, 7)			BB BB		K		K		F7	3	1	0	0	1	2	1							
Rob Maurer, L Donald Harris, R (8, FR) Monty Fariss, R OBP: 0.250, SLG: 0.500 (9, PH)					G4-3		G4-3		FC6-4 BB	2	0	0	0	2	0	0							
Dean Palmer, R OBP: 0.292, SLG: 0.387 (1, 5)			K		P3		BB 2B		K	3	1	0	0	1	2	4							
Ivan Rodriguez, R OBP: 0.279, SLG: 0.376 (1, 2)			K			BB 2B	SF8 BB		FC6-4	3	2	1	0	1	1	4							
Jeff Huson, L OBP: 0.265, SLG: 0.312 (7, PH) Brian Downing, R OBP: 0.376, SLG: 0.460 (7, FR) Jose Hernandez, R OBP: 0.298, SLG: 0.298 (8, 6) Jack Daugherty, S OBP: 0.266, SLG: 0.173 (9, PH) Mario Diaz, R OBP: 0.318, SLG: 0.321 (9, FR)			P5			G6-3	SF8 BB		E4 BB 1B	2	0	1	1	0	0	2							
Inning Stats	R: 0 E: 0 K: 1 S: 13	H: 1 LOB: 1 BB: 0 P: 15	R: 0 E: 0 K: 2 S: 9	H: 0 LOB: 2 BB: 2 P: 22	R: 0 E: 0 K: 1 S: 9	H: 0 LOB: 1 BB: 1 P: 18	R: 0 E: 0 K: 1 S: 8	H: 0 LOB: 0 BB: 0 P: 10	R: 1 E: 0 K: 1 S: 12	H: 2 LOB: 0 BB: 0 P: 21	R: 0 E: 0 K: 1 S: 9	H: 0 LOB: 0 BB: 0 P: 15	R: 2 E: 0 K: 0 S: 10	H: 1 LOB: 3 BB: 3 P: 24	R: 0 E: 0 K: 1 S: 12	H: 0 LOB: 2 BB: 2 P: 21	R: 4 E: 1 K: 1 S: 12	H: 2 LOB: 2 BB: 1 P: 27	1B: 3 2B: 3 3B: 0 HR: 0	SF: 1 SAC: 0 DP: 1 HBP: 1	WP: 0 PB: 0 SB: 0 CS: 0	PA: 42	
PITCHER	IP	WLS	BF	H	R	ER	SO	BB	IBB	HBP	BLK	WP	HR	S	P	ERA	WHIP						
Jack McDowell, R ERA: 3.46 Scott Radinsky, L ERA: 1.93 Bobby Thigpen, R ERA: 3.0	(1, 1) (7, 1) (8, 1)	6.1 0.2 1.2	26 5 11	3 1 2	3 0 4	3 0 0	0 0 2	5 2 2	0 0 0	0 0 1	0 0 0	0 0 0	0 5 23	6 14 43	11	0.00	1.263	4.500	2.400				

Chicago White Sox @ Texas Rangers
Arlington Stadium, Arlington, TX
Sun Sep 08 1991, 4:33 AM EDT
Att: 18,866 - Cloudy - 87 F

livebaseballscorecards.com


AB 31
R 7
H 6
RBI 7
BB 9
SO 9
LOB 23



Batter	1	2	3	4	5	6	7	8	9	AB	R	H	RBI	BB	SO	LOB	TOP				
Brian Downing, R (1, 10) Kevin Reimer, L (8, PH) OBP: 0.378, SLG: 0.469 OBP: 0.338, SLG: 0.477	1-1 HR		2-0 P2			4-0 1B BB		2-0 F8		2	1	1	1	1	0	0					
Rafael Palmeiro, L (1, 3) OBP: 0.396, SLG: 0.539	1-2 G4-3			1-0 1B		1-2 P4		1-3 K		4	0	1	0	0	1	3					
Julio Franco, R (1, 4) OBP: 0.408, SLG: 0.469	0-1 F9			0-2 FC4 1B		0-1 1B		0-2 F8		4	0	1	0	0	0	3					
Ruben Sierra, S (1, 9) OBP: 0.358, SLG: 0.502	2-0 P5			2-1 1B		1-2 SF7			2-1 F7	3	0	1	1	0	0	0					
Juan Gonzalez, R (1, 8) OBP: 0.342, SLG: 0.519		1-0 F7		3-3 K		3-H P4			2-1 BB BB 1B	4	0	1	0	0	1	4					
Dean Palmer, R (1, 5) Gary Pettis, S (9, PR) OBP: 0.291, SLG: 0.381 OBP: 0.345, SLG: 0.279		1-3 K2-3			2-3 K		0-3 K		4-0 FC5 BB BB	3	0	0	0	0	1	3					
Monty Fariss, R (1, 7) Geno Petralli, L (9, PH) Donald Harris, R (9, PR) OBP: 0.143, SLG: 0.286 OBP: 0.321, SLG: 0.337 OBP: 0.345, SLG: 0.279		1-0 P2			3-3 K		1-0 G5-3		4-2 FC5 BB	3	0	0	0	0	1	0					
Ivan Rodriguez, R (1, 2) Jack Daugherty, S (9, PH) OBP: 0.276, SLG: 0.371 OBP: 0.226, SLG: 0.176			2-2 G4-3		2-3 K2-3		3-3 K		1-3 K	3	0	0	0	0	2	0					
José Hernández, R (1, 6) Mike Stanley, R (8, PH) Jeff Huson, L (8, PR) OBP: 0.265, SLG: 0.292 OBP: 0.376, SLG: 0.404 OBP: 0.323, SLG: 0.310			0-0 F9			0-2 1B BB SF7 1B		4-0 S BB	3-2 FC5	2	1	1	0	0	0	0					
Inning Stats	R: 1 E: 0 K: 0 S: 8	H: 1 LOB: 0 BB: 0 P: 12	R: 0 E: 0 K: 1 S: 6	H: 0 LOB: 0 BB: 0 P: 9	R: 0 E: 0 K: 0 S: 5	H: 2 LOB: 2 BB: 0 P: 16	R: 0 E: 0 K: 3 S: 11	H: 0 LOB: 0 BB: 0 P: 18	R: 1 E: 0 K: 0 S: 12	H: 2 LOB: 2 BB: 1 P: 20	R: 0 E: 0 K: 2 S: 7	H: 0 LOB: 0 BB: 0 P: 11	R: 0 E: 0 K: 1 S: 7	H: 0 LOB: 2 BB: 1 P: 14	R: 0 E: 0 K: 1 S: 12	H: 1 LOB: 3 BB: 2 P: 28	1B: 5 2B: 1 3B: 0 HR: 1	SF: 1 SAC: 0 DP: 1 HBP: 0	WP: 0 PB: 0 SB: 1 CS: 1	PA: 36	
PITCHER	IP WLS BF H R ER SO BB IBB HBP BLK WP HR S P ERA WHIP	IP WLS BF H R ER SO BB IBB HBP BLK WP HR S P ERA WHIP	IP WLS BF H R ER SO BB IBB HBP BLK WP HR S P ERA WHIP	IP WLS BF H R ER SO BB IBB HBP BLK WP HR S P ERA WHIP	IP WLS BF H R ER SO BB IBB HBP BLK WP HR S P ERA WHIP	IP WLS BF H R ER SO BB IBB HBP BLK WP HR S P ERA WHIP	IP WLS BF H R ER SO BB IBB HBP BLK WP HR S P ERA WHIP	IP WLS BF H R ER SO BB IBB HBP BLK WP HR S P ERA WHIP	IP WLS BF H R ER SO BB IBB HBP BLK WP HR S P ERA WHIP	IP WLS BF H R ER SO BB IBB HBP BLK WP HR S P ERA WHIP	IP WLS BF H R ER SO BB IBB HBP BLK WP HR S P ERA WHIP	IP WLS BF H R ER SO BB IBB HBP BLK WP HR S P ERA WHIP	IP WLS BF H R ER SO BB IBB HBP BLK WP HR S P ERA WHIP	IP WLS BF H R ER SO BB IBB HBP BLK WP HR S P ERA WHIP	IP WLS BF H R ER SO BB IBB HBP BLK WP HR S P ERA WHIP	IP WLS BF H R ER SO BB IBB HBP BLK WP HR S P ERA WHIP	IP WLS BF H R ER SO BB IBB HBP BLK WP HR S P ERA WHIP	IP WLS BF H R ER SO BB IBB HBP BLK WP HR S P ERA WHIP	IP WLS BF H R ER SO BB IBB HBP BLK WP HR S P ERA WHIP	IP WLS BF H R ER SO BB IBB HBP BLK WP HR S P ERA WHIP	IP WLS BF H R ER SO BB IBB HBP BLK WP HR S P ERA WHIP

Texas Rangers @ California Angels
Anaheim Stadium, Anaheim, CA
Mon Sep 09 1991, 10:05 PM EDT
Att: 19,594 - Sunny - 65 F


AB 31
R 2
H 6
RBI 2
BB 4
SO 9
LOB 17

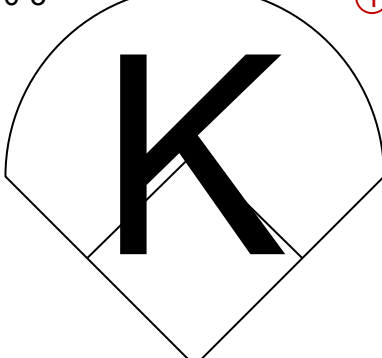
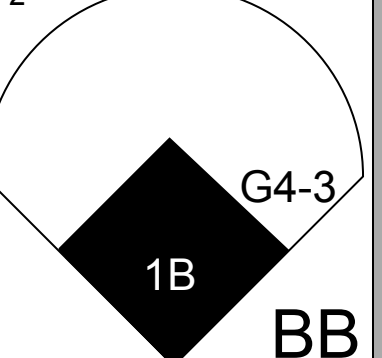
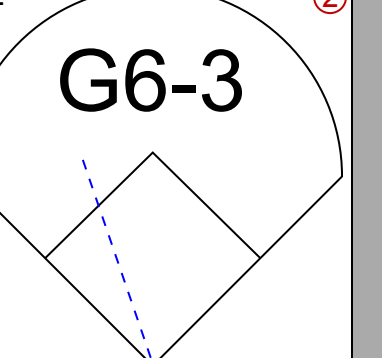
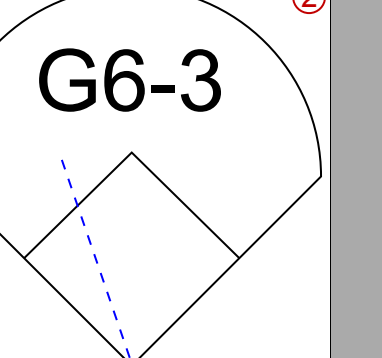
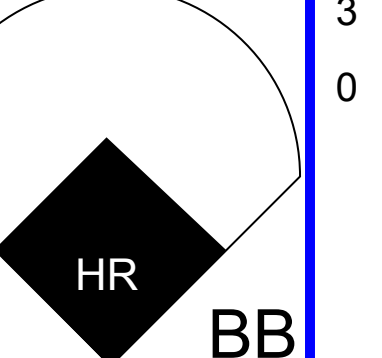

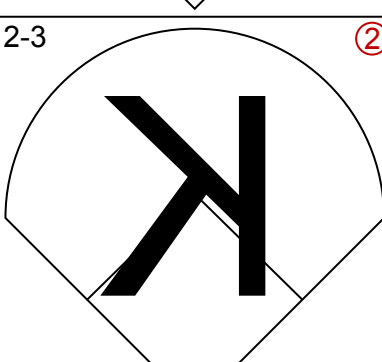
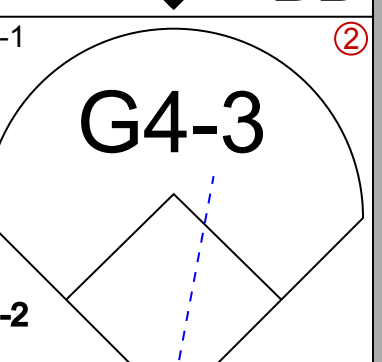
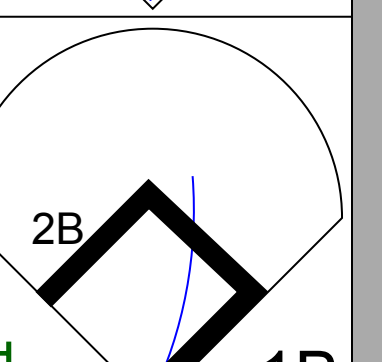
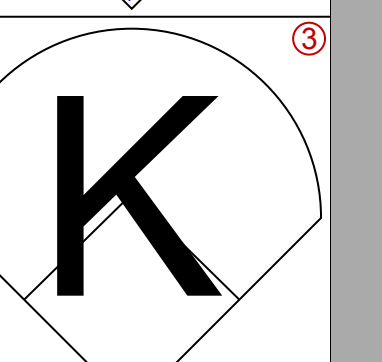
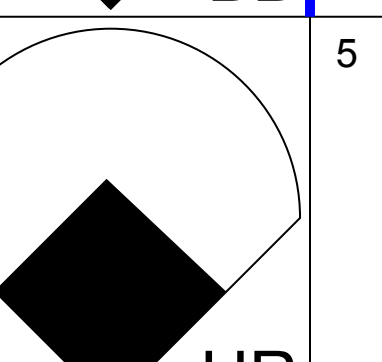
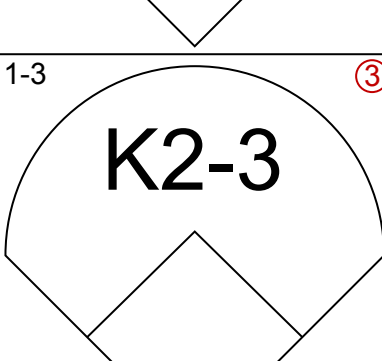
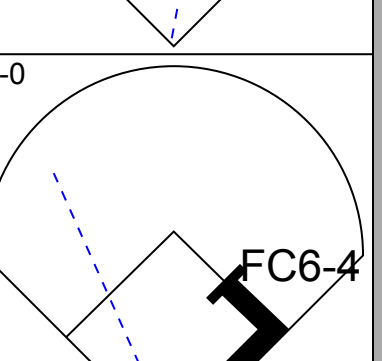
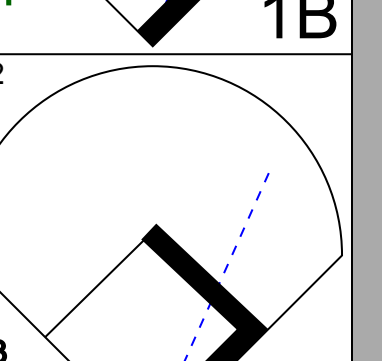
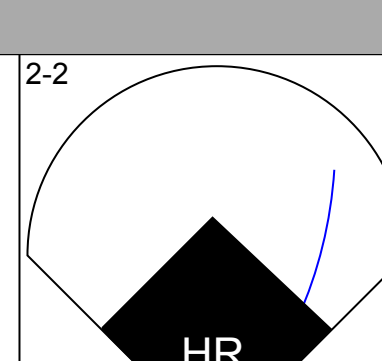
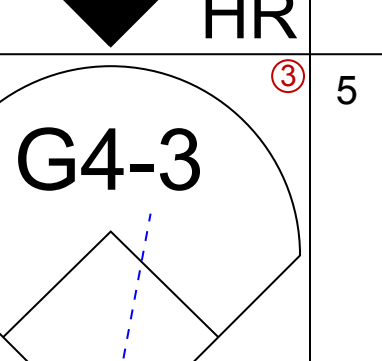
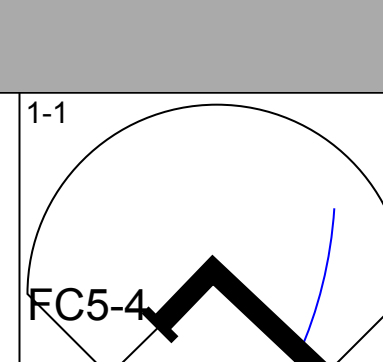
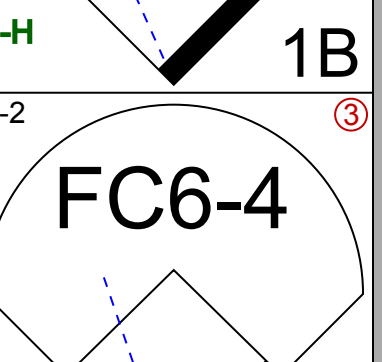
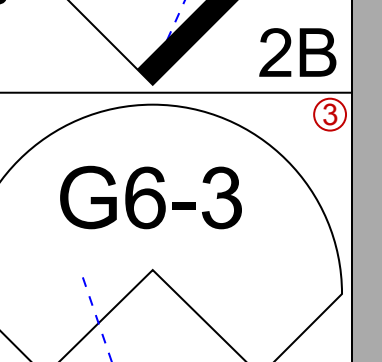
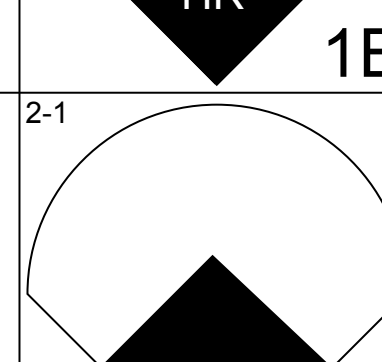
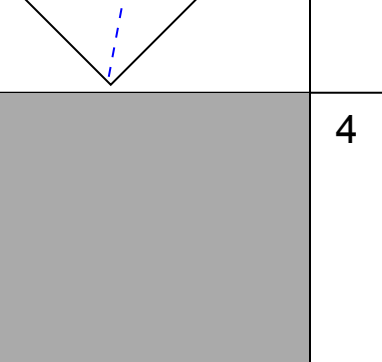
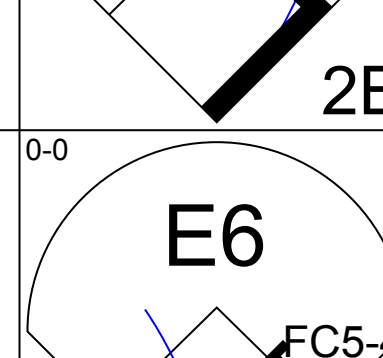
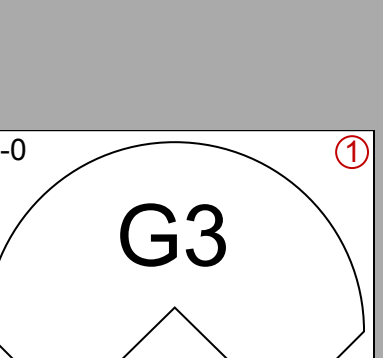
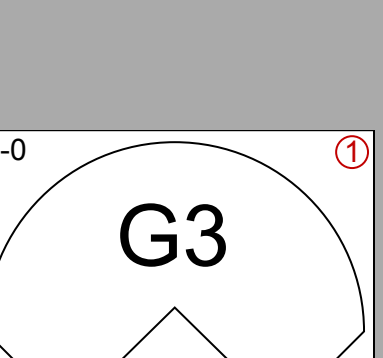
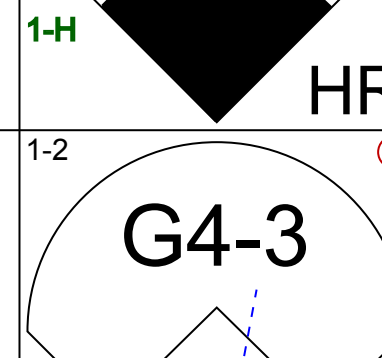
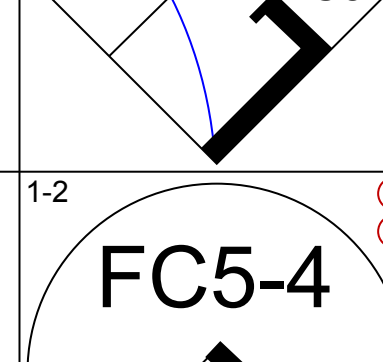
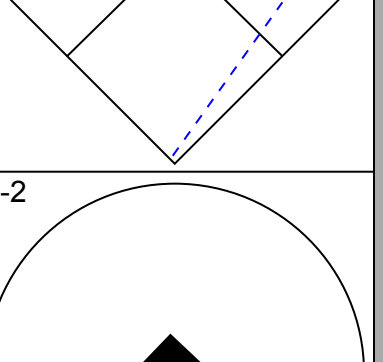
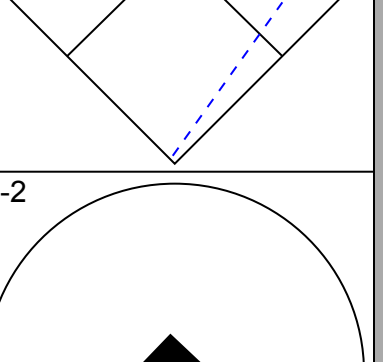
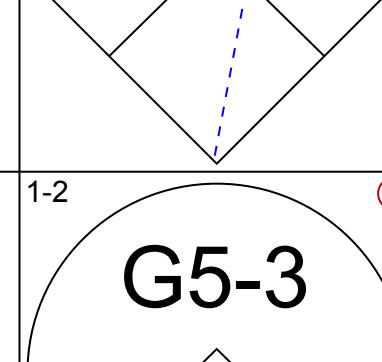
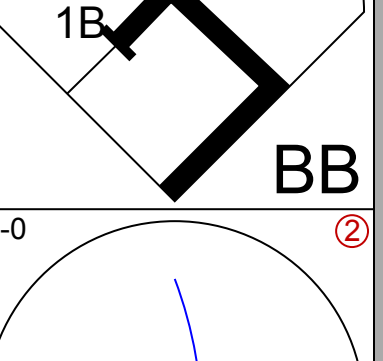
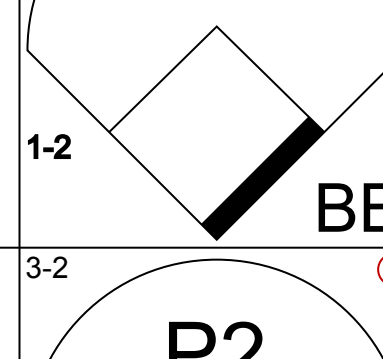
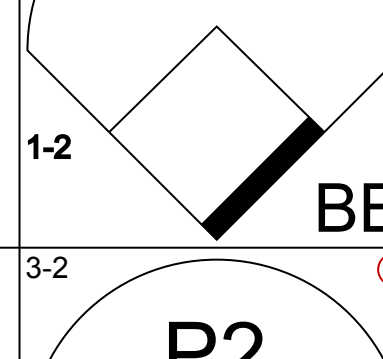
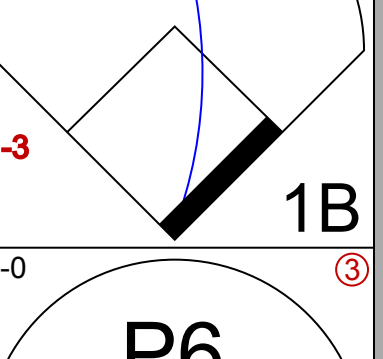
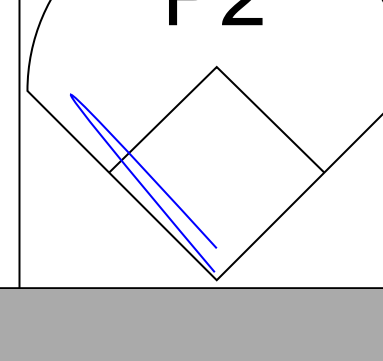
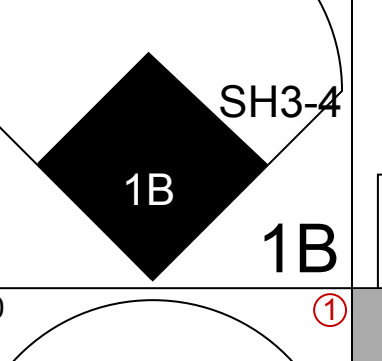
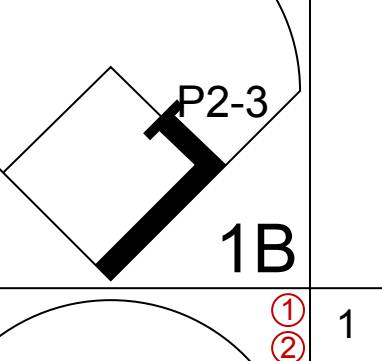
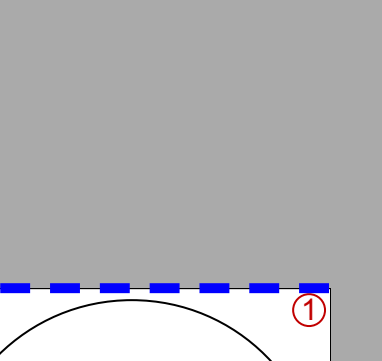
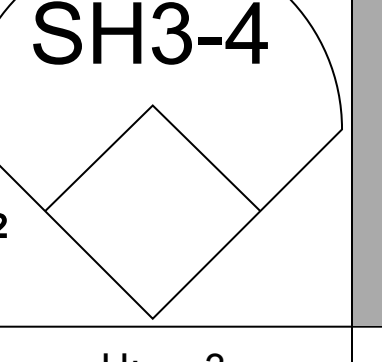
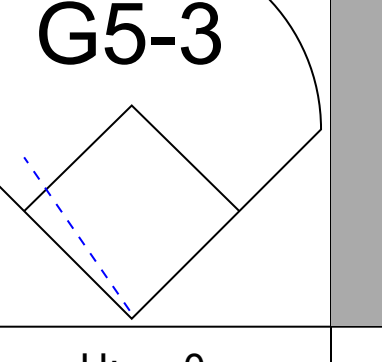
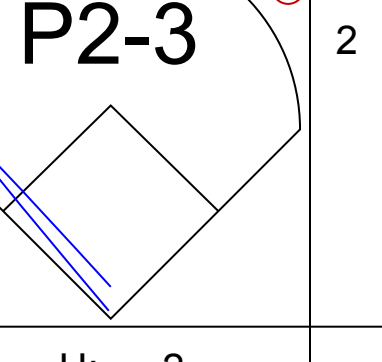
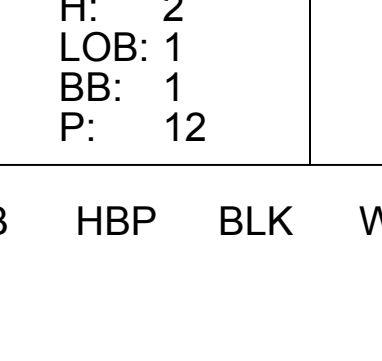


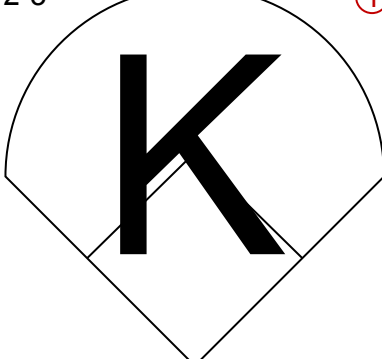
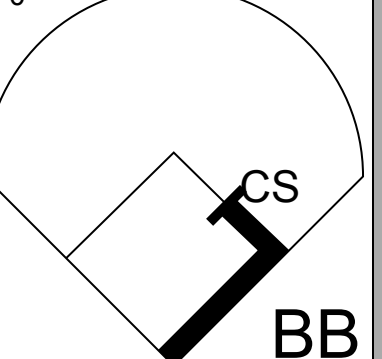
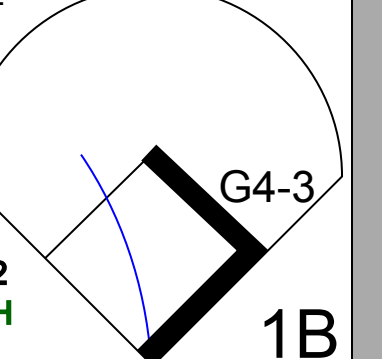
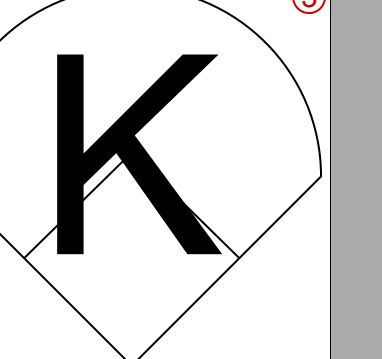

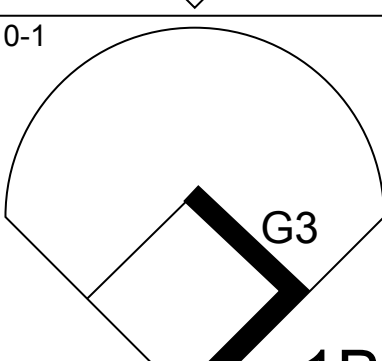
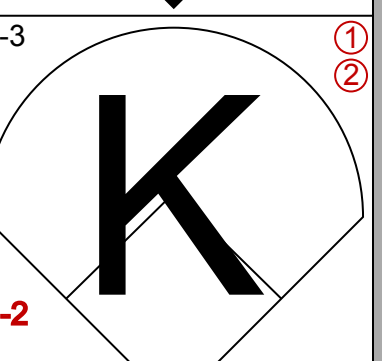
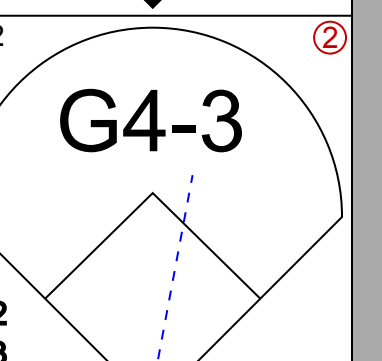
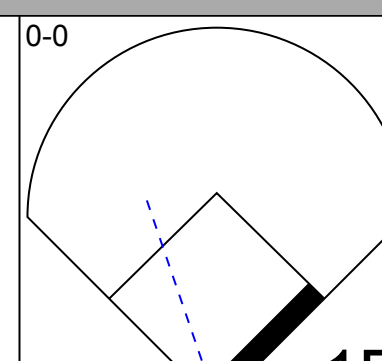
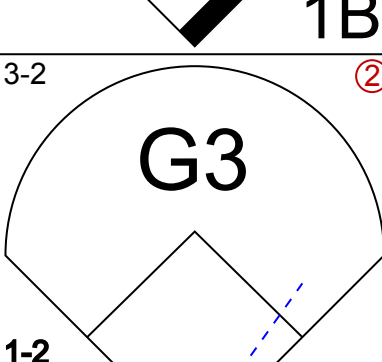
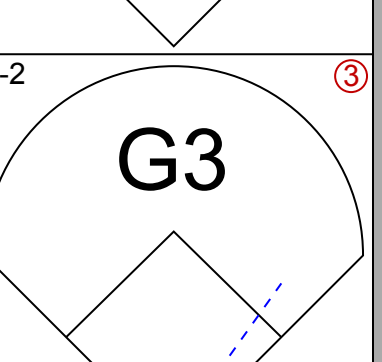
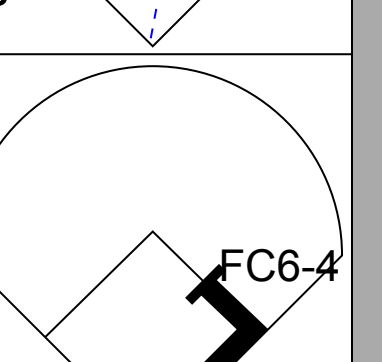
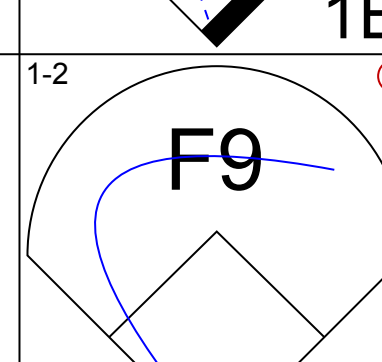
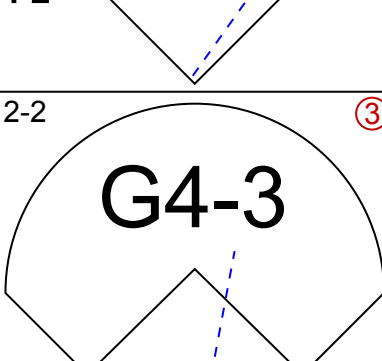
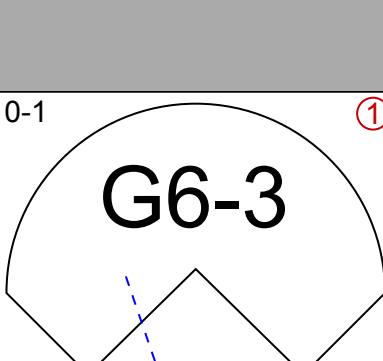
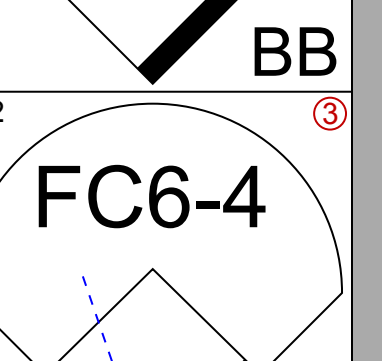
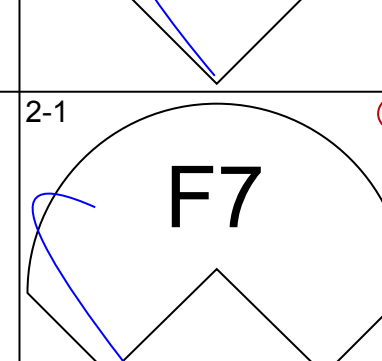
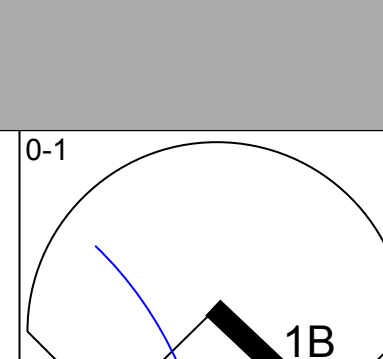
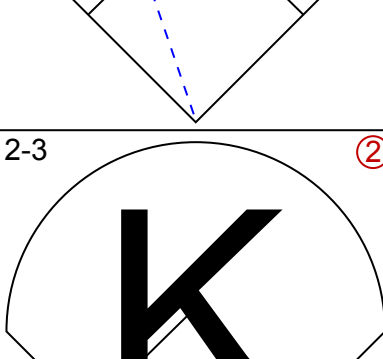
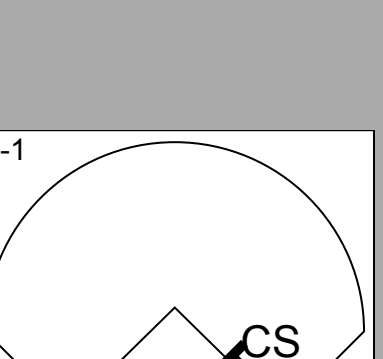
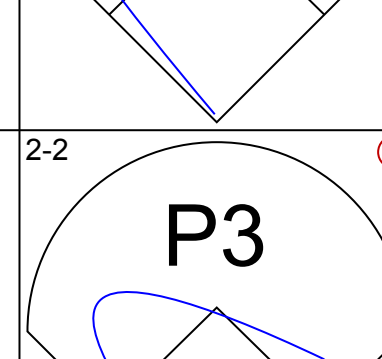
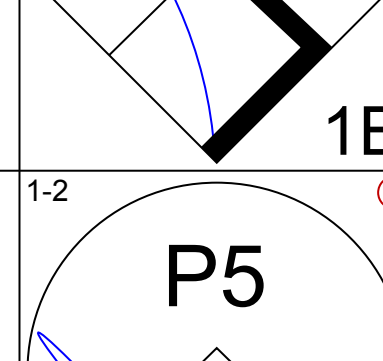
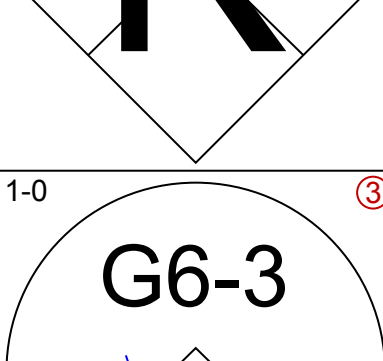
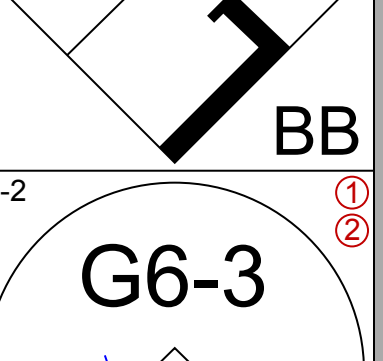
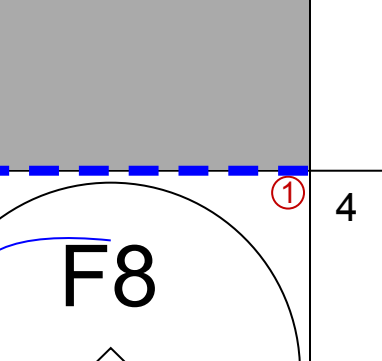
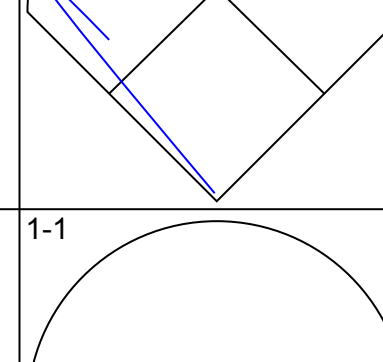
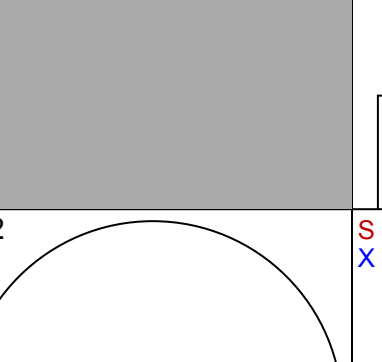
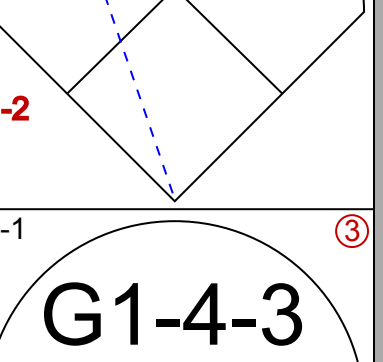
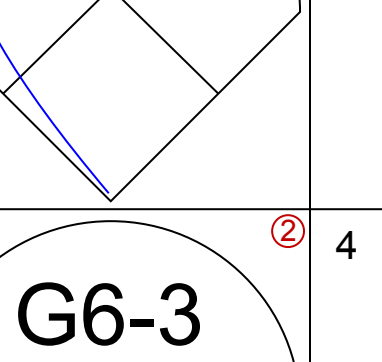
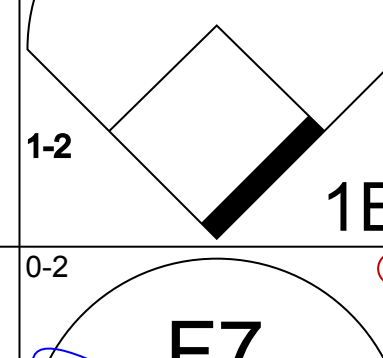
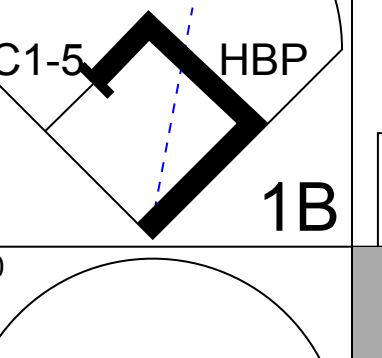
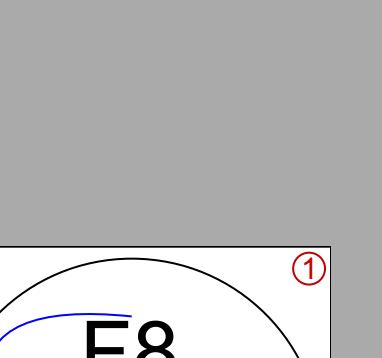
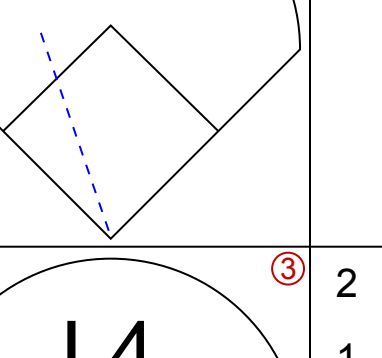
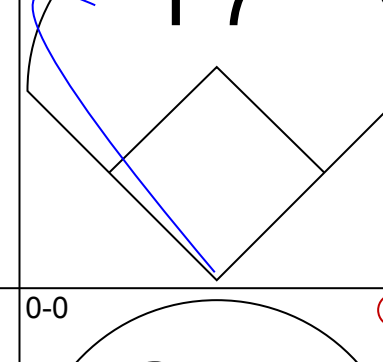
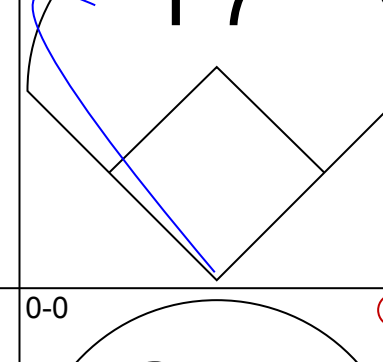
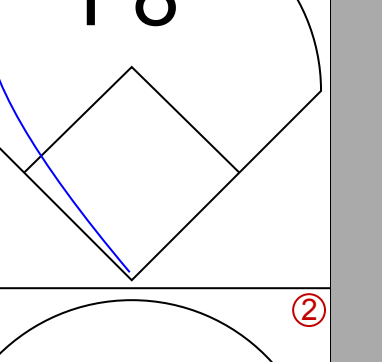
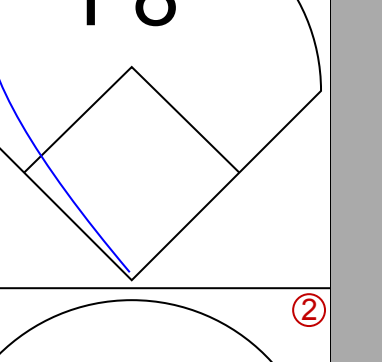
Batter	1	2	3	4	5	6	7	8	9	AB	R	H	RBI	BB	SO	LOB	BOTTOM				
Luis Polonia, L (1, 7) OBP: 0.356, SLG: 0.389	0-2 CS 1B		1-2 F7		2-2 2B		0-0 F7			4	0	2	0	0	0	0					
Junior Felix, S (1, 8) OBP: 0.310, SLG: 0.352	1-3 K		0-3 K		1-2 G3			1-0 F8		4	0	0	0	0	2	2					
Wally Joyner, L (1, 3) OBP: 0.352, SLG: 0.485	0-0 G3		1-0 F8			1-1 F7		2-2 G4-3		4	0	0	0	0	0	0					
Dave Winfield, R (1, 10) OBP: 0.315, SLG: 0.474		2-2 G5-3		0-3 K		0-0 HR		1-2 1B		4	1	2	1	0	1	0					
Gary Gaetti, R (1, 5) OBP: 0.293, SLG: 0.400		0-0 2B 2B		1-1 F7		0-0 G5-3		1-1 F9		4	1	1	0	0	0	1					
Lee Stevens, L (1, 9) Shawn Abner, R (9, 9) OBP: 0.250, SLG: 0.182 OBP: 0.232, SLG: 0.303		2-3 K		1-2 G6-3			1-2 F8			3	0	0	0	0	1	1					
Lance Parrish, R (1, 2) OBP: 0.298, SLG: 0.397		3-2 2H 2B			0-0 HR			3-2 HR		3	2	3	3	0	0	0					
Dick Schofield, R (1, 6) OBP: 0.325, SLG: 0.265		4-0 BB			2-3 K			0-3 K		2	0	0	0	1	2	0					
Luis Sojo, R (1, 4) OBP: 0.279, SLG: 0.320		0-1 G5-3			1-2 L7			2-2 G6-3		3	0	0	0	0	0	2					
Inning Stats	R: 0 E: 0 K: 1 S: 7	H: 1 LOB: 0 BB: 0 P: 8	R: 1 E: 0 K: 1 S: 12	H: 2 LOB: 1 BB: 1 P: 23	R: 0 E: 0 K: 1 S: 7	H: 0 LOB: 0 BB: 0 P: 9	R: 0 E: 0 K: 1 S: 9	H: 0 LOB: 0 BB: 0 P: 11	R: 1 E: 0 K: 0 S: 15	H: 2 LOB: 1 BB: 0 P: 21	R: 1 E: 0 K: 0 S: 8	H: 1 LOB: 0 BB: 0 P: 10	R: 1 E: 0 K: 1 S: 11	H: 1 LOB: 0 BB: 0 P: 16	R: 0 E: 0 K: 0 S: 9	H: 1 LOB: 1 BB: 0 P: 14	1B: 2 2B: 3 3B: 0 HR: 3	SF: 0 SAC: 0 DP: 0 HBP: 0	WP: 0 PB: 0 SB: 0 CS: 1	PA: 32	
PITCHER	IP WLS BF H R ER SO BB IBB HBP BLK WP HR S P ERA WHIP	IP WLS BF H R ER SO BB IBB HBP BLK WP HR S P ERA WHIP	IP WLS BF H R ER SO BB IBB HBP BLK WP HR S P ERA WHIP	IP WLS BF H R ER SO BB IBB HBP BLK WP HR S P ERA WHIP	IP WLS BF H R ER SO BB IBB HBP BLK WP HR S P ERA WHIP	IP WLS BF H R ER SO BB IBB HBP BLK WP HR S P ERA WHIP	IP WLS BF H R ER SO BB IBB HBP BLK WP HR S P ERA WHIP	IP WLS BF H R ER SO BB IBB HBP BLK WP HR S P ERA WHIP	IP WLS BF H R ER SO BB IBB HBP BLK WP HR S P ERA WHIP	IP WLS BF H R ER SO BB IBB HBP BLK WP HR S P ERA WHIP	IP WLS BF H R ER SO BB IBB HBP BLK WP HR S P ERA WHIP	IP WLS BF H R ER SO BB IBB HBP BLK WP HR S P ERA WHIP	IP WLS BF H R ER SO BB IBB HBP BLK WP HR S P ERA WHIP	IP WLS BF H R ER SO BB IBB HBP BLK WP HR S P ERA WHIP	IP WLS BF H R ER SO BB IBB HBP BLK WP HR S P ERA WHIP	IP WLS BF H R ER SO BB IBB HBP BLK WP HR S P ERA WHIP	IP WLS BF H R ER SO BB IBB HBP BLK WP HR S P ERA WHIP	IP WLS BF H R ER SO BB IBB HBP BLK WP HR S P ERA WHIP	IP WLS BF H R ER SO BB IBB HBP BLK WP HR S P ERA WHIP	IP WLS BF H R ER SO BB IBB HBP BLK WP HR S P ERA WHIP	IP WLS BF H R ER SO BB IBB HBP BLK WP HR S P ERA WHIP

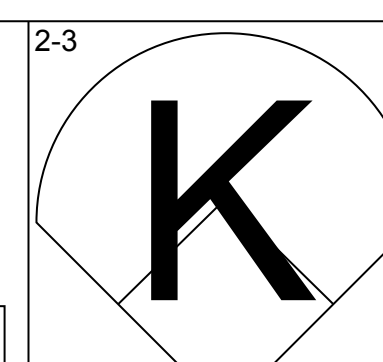
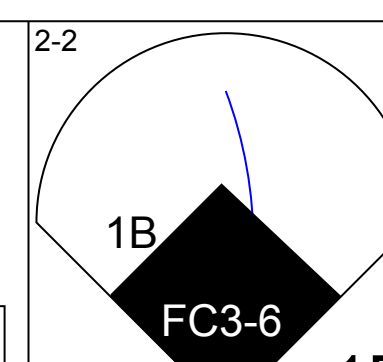
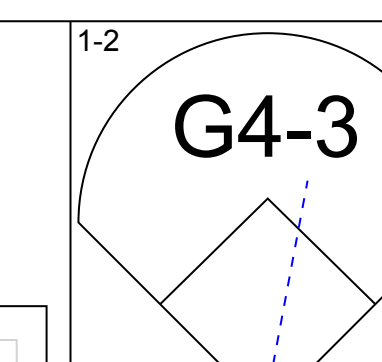
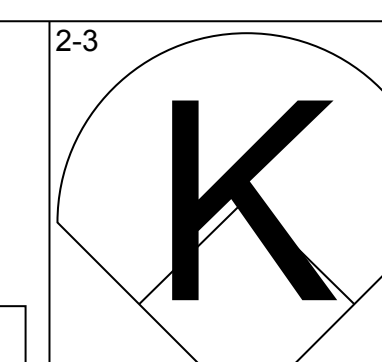
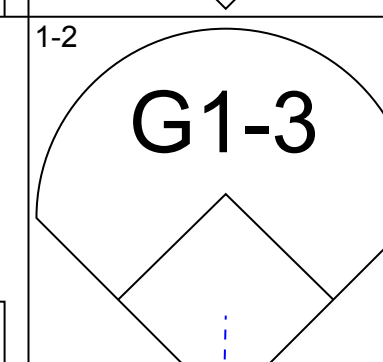
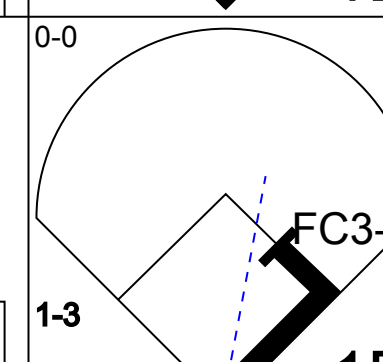
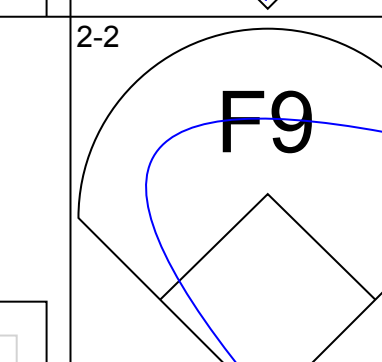
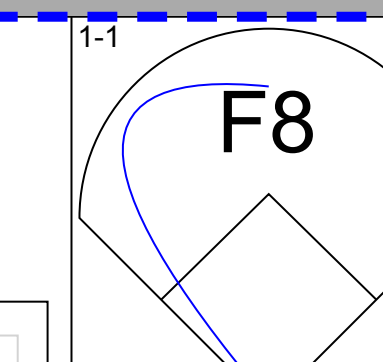
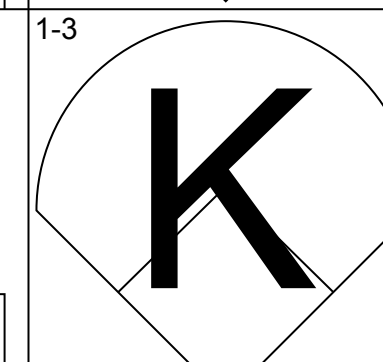
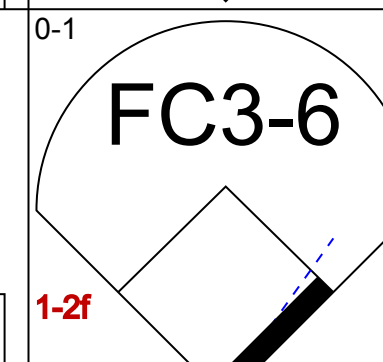
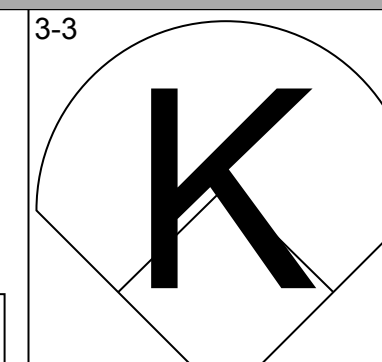
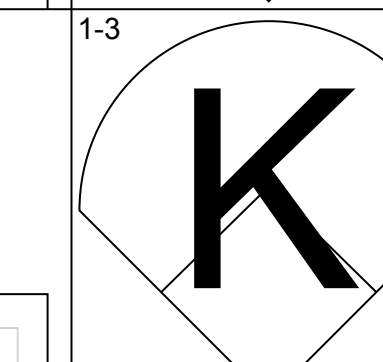
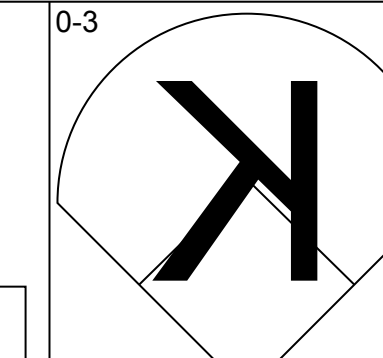
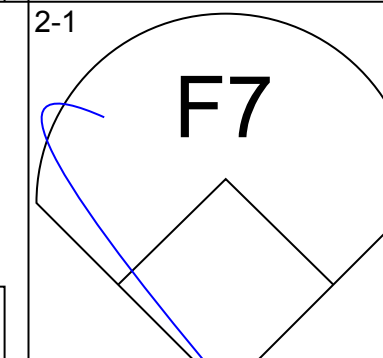
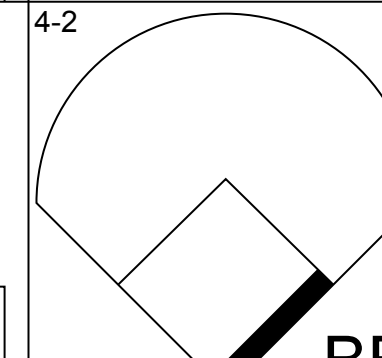
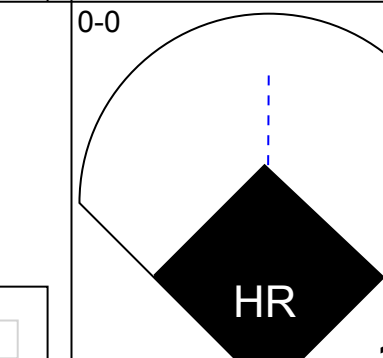
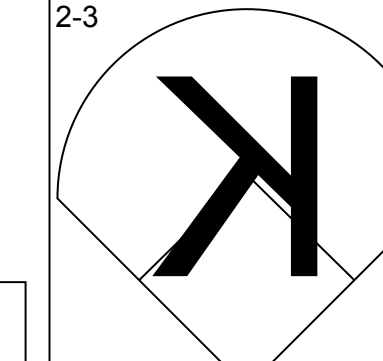
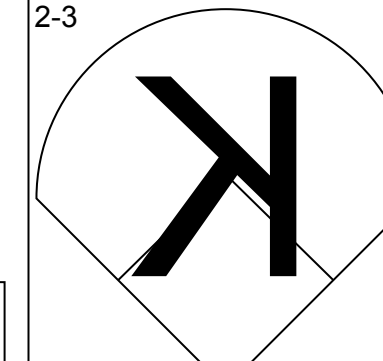
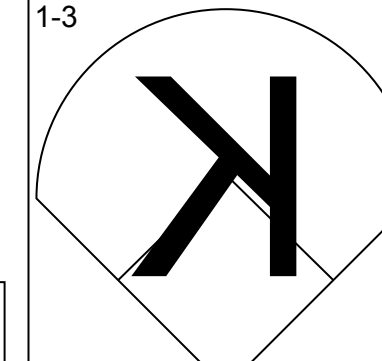
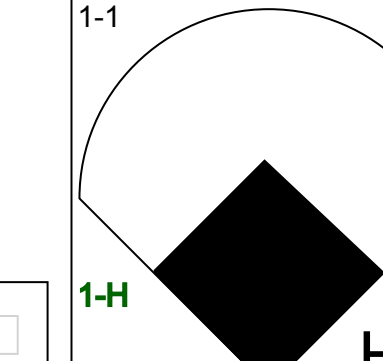
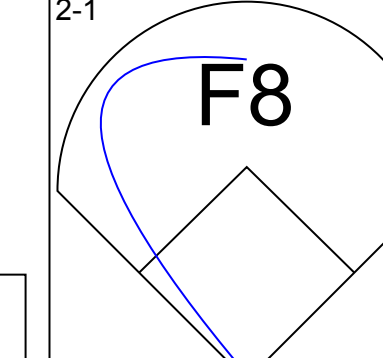
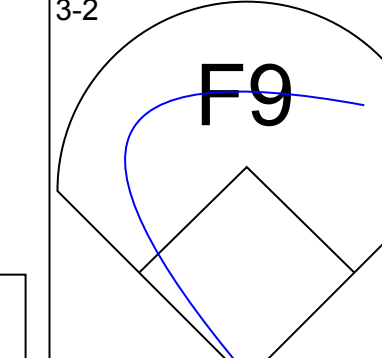
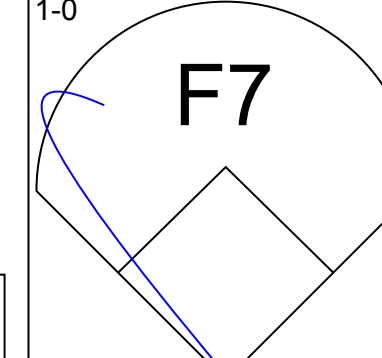
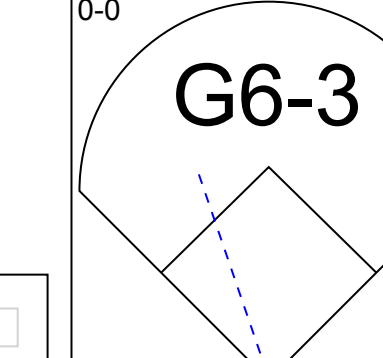
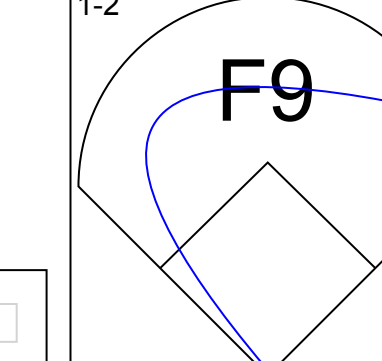
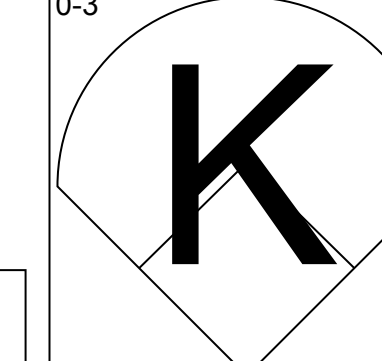
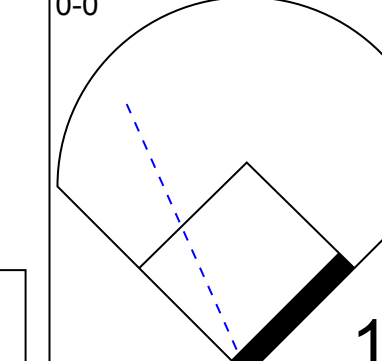
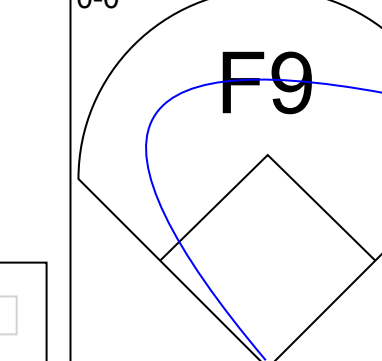
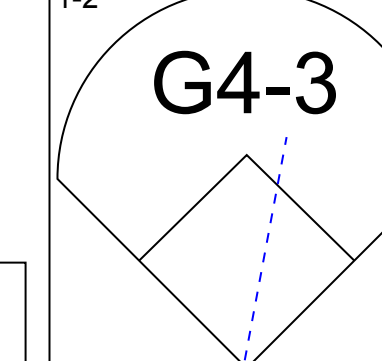
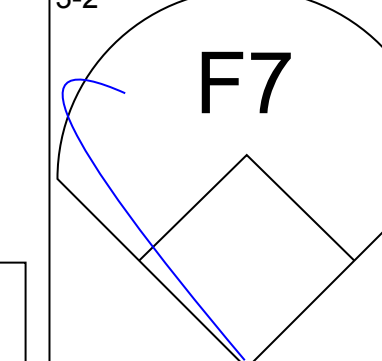
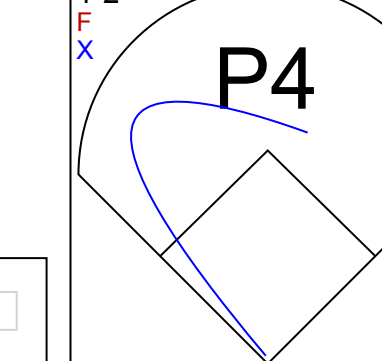
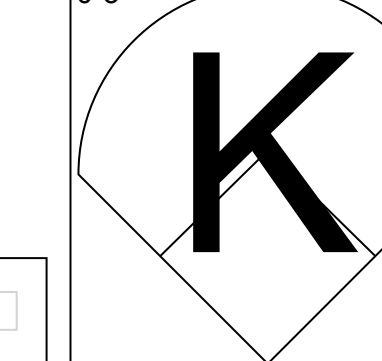
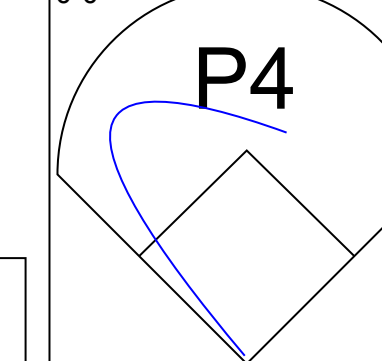
Texas Rangers @ California Angels
Anaheim Stadium, Anaheim, CA
Mon Sep 09 1991, 10:05 PM EDT
Att: 19,594 - Sunny - 65 F

AB 31
R 4
H 8
RBI 4
BB 1
SO 6
LOB 6



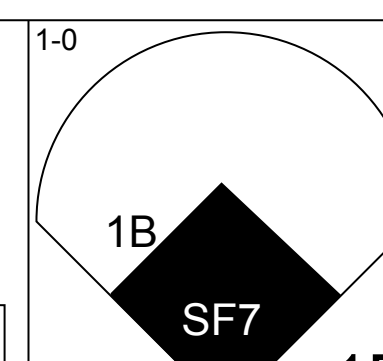
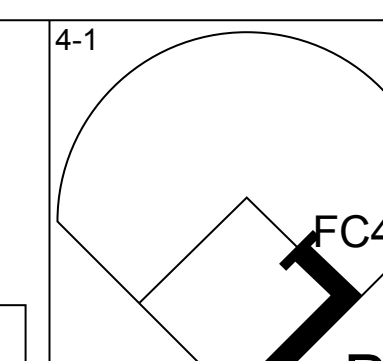
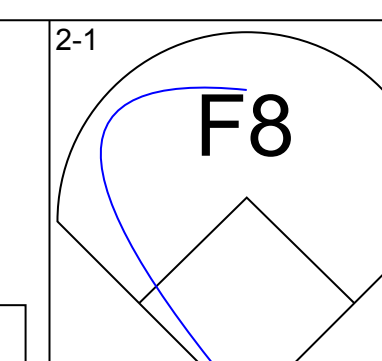
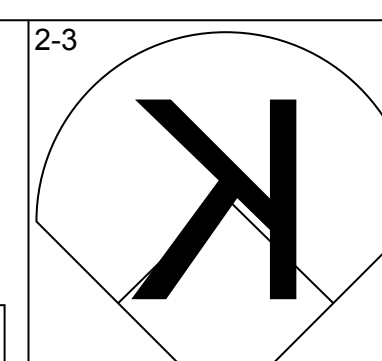
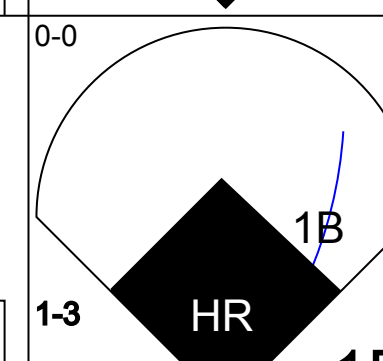
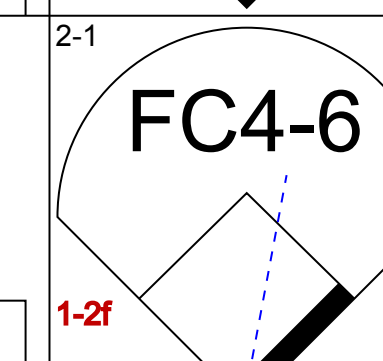
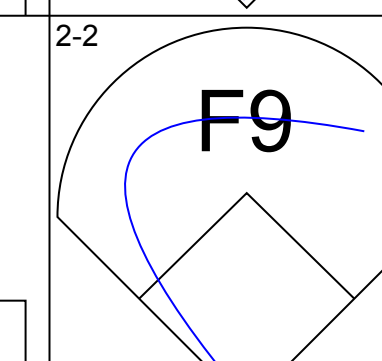
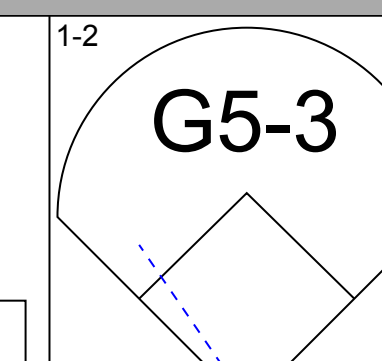
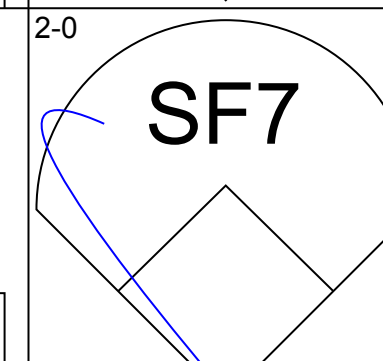
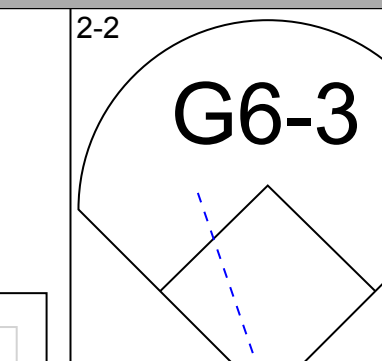
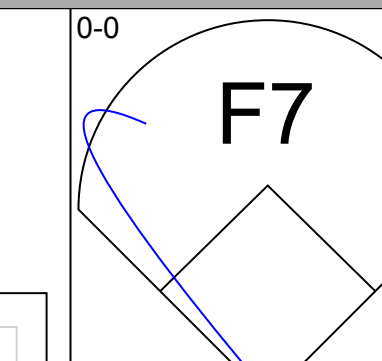
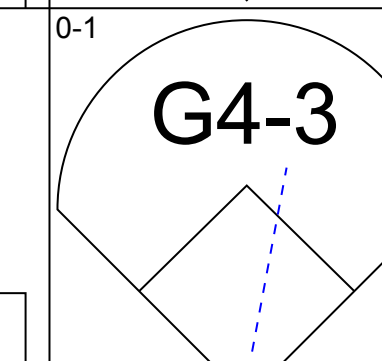
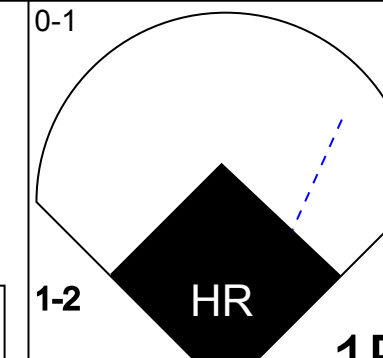
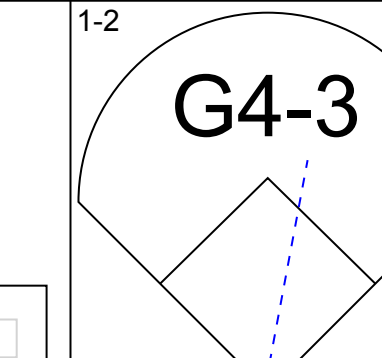
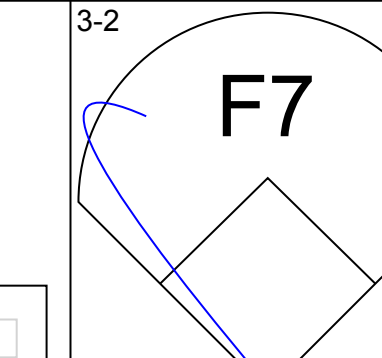
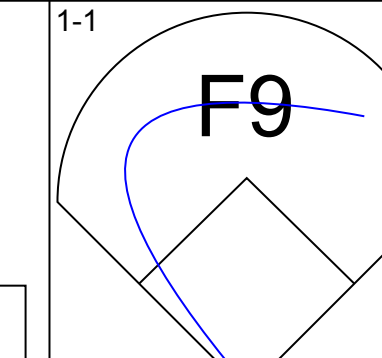
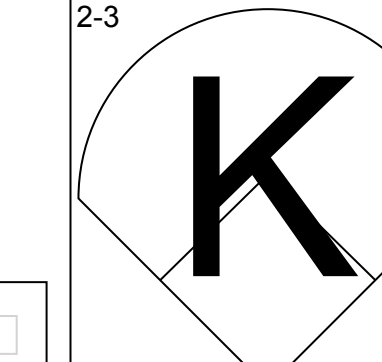
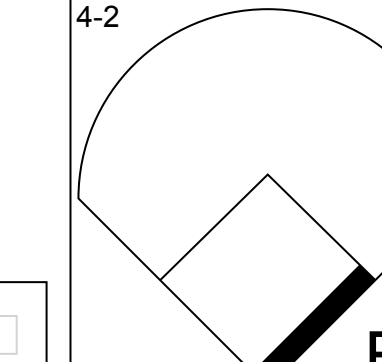
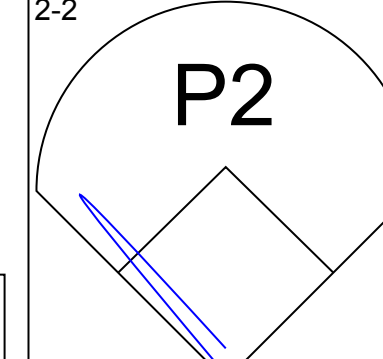
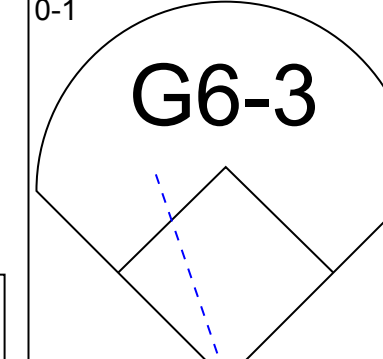
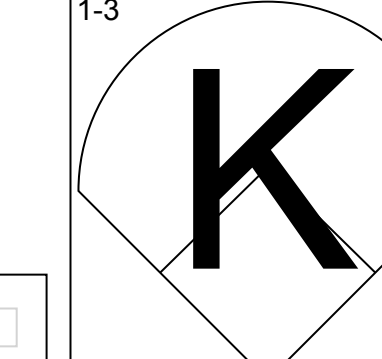
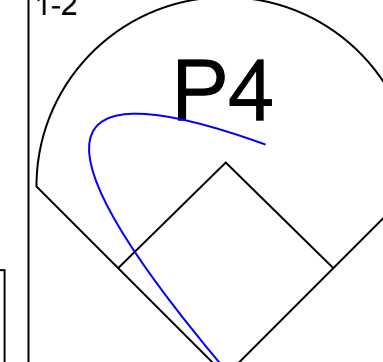
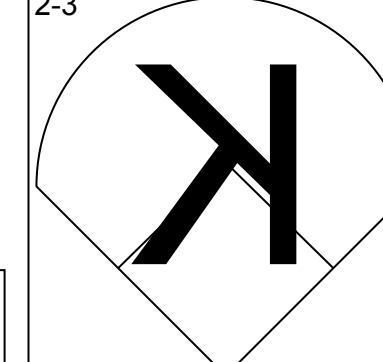
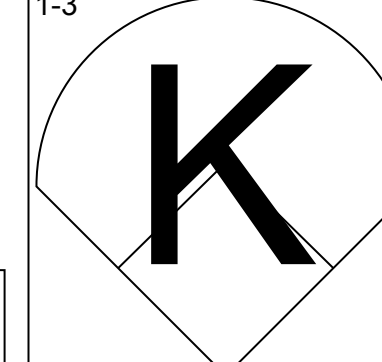
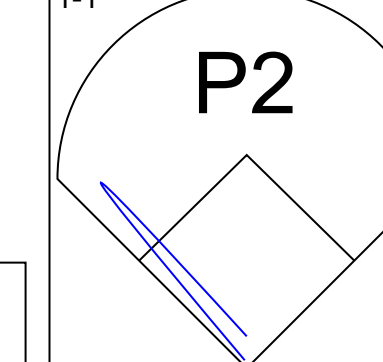
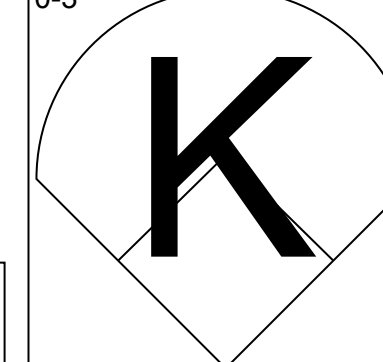
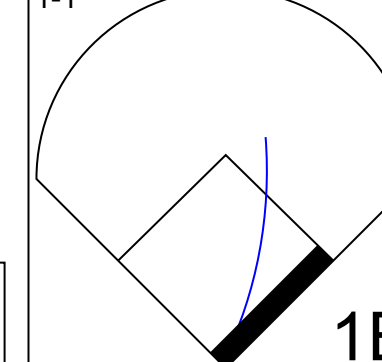
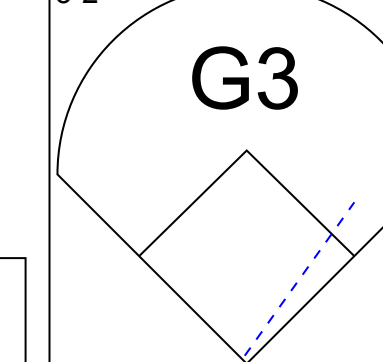
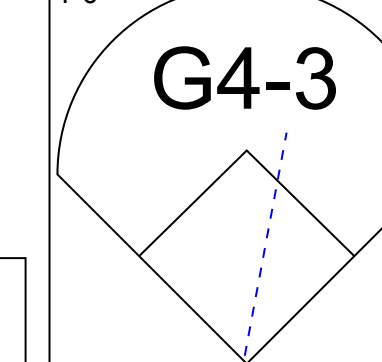
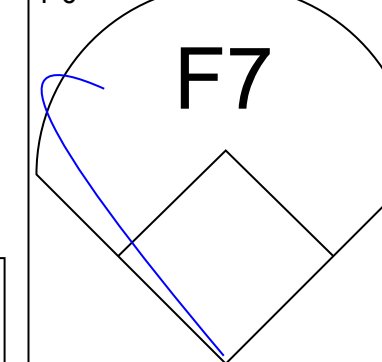
Batter	1	2	3	4	5	6	7	8	9	AB	R	H	RBI	BB	SO	LOB	TOP					
Brian Downing, R (1, 10) Donald Harris, R (9, FR)										3	1	0	0	2	1	1	<p>Texas Rangers @ California Angels Anaheim Stadium, Anaheim, CA</p> <p>Tue Sep 10 1991, 10:05 PM EDT Att: 20,835 - Sunny - 65 F</p> <p>livebaseballscores.com</p> <p>AB 34 R 6 H 10 RBI 6 BB 4 SO 5 LOB 13</p> 					
Rafael Palmeiro, L (1, 3) OBP: 0.396, SLG: 0.543										5	1	2	3	0	2	1						
Julio Franco, R (1, 4) OBP: 0.409, SLG: 0.472										5	1	3	1	0	1	1						
Ruben Sierra, S (1, 9) OBP: 0.359, SLG: 0.509										4	1	2	2	0	0	3						
Juan Gonzalez, R (1, 8) OBP: 0.339, SLG: 0.515										4	0	0	0	0	0	1						
Dean Palmer, R (1, 5) OBP: 0.290, SLG: 0.375										3	0	0	0	1	0	2						
Monty Fariass, R (1, 7) OBP: 0.250, SLG: 0.286										0	0	0	0	1	0	0						
Gary Pettis, S (2, 8) OBP: 0.345, SLG: 0.279										3	0	1	0	0	1	0						
Ivan Rodriguez, R (1, 2) OBP: 0.279, SLG: 0.373										4	1	2	0	0	0	3						
José Hernández, R (1, 6) OBP: 0.261, SLG: 0.288										1	0	0	0	0	0	0						
Jeff Huson, L (7, PH) OBP: 0.321, SLG: 0.308										2	0	0	0	0	0	1						
Inning Stats	R: 0 E: 0 K: 3 S: 12	H: 0 LOB: 0 BB: 0 P: 15	R: 0 E: 1 K: 0 S: 13	H: 1 LOB: 2 BB: 1 P: 22	R: 1 E: 0 K: 0 S: 12	H: 1 LOB: 1 BB: 1 P: 23	R: 0 E: 0 K: 0 S: 10	H: 0 LOB: 0 BB: 0 P: 15	R: 1 E: 0 K: 0 S: 15	H: 3 LOB: 2 BB: 0 P: 22	R: 0 E: 0 K: 0 S: 5	H: 1 LOB: 1 BB: 1 P: 11	R: 0 E: 0 K: 1 S: 11	H: 0 LOB: 0 BB: 0 P: 16	R: 2 E: 0 K: 1 S: 15	H: 2 LOB: 0 BB: 0 P: 24	R: 2 E: 0 K: 0 S: 6	H: 2 LOB: 1 BB: 1 P: 12	1B: 6 2B: 4 3B: 0 HR: 2	SF: 0 SAC: 1 DP: 2 HBP: 0	WP: 0 PB: 0 SB: 0 CS: 0	PA: 39
PITCHER	IP WLS BF H R ER SO BB IBB HBP BLK WP HR S P ERA WHIP																					
Kyle Abbott, L (1, 1) ERA: 3.0	6.0 L 26 6 2 2 3 3 0 0 0 0 0 0 67 108 3.00 1.500																					
Chris Beasley, R (7, 1) ERA: 3.5	2.0 8 2 2 2 2 0 0 0 0 0 1 26 40 9.00 1.000																					
Mike Fetters, R (9, 1) ERA: 5.35	1.0 5 2 2 2 0 1 0 0 0 0 0 1 6 12 18.00 3.000																					

Batter	1	2	3	4	5	6	7	8	9	AB	R	H	RBI	BB	SO	LOB	BOTTOM			
Luis Polonia, L (1, 7) OBP: 0.357, SLG: 0.389										3	0	1	1	1	2	0	<p>Texas Rangers @ California Angels Anaheim Stadium, Anaheim, CA</p> <p>Tue Sep 10 1991, 10:05 PM EDT Att: 20,835 - Sunny - 65 F</p> <p>livebaseballscores.com</p> <p>AB 31 R 1 H 6 RBI 1 BB 3 SO 5 LOB 19</p> 			
Junior Felix, S (1, 8) OBP: 0.313, SLG: 0.355										4	0	2	0	0	1	3				
Wally Joyner, L (1, 3) OBP: 0.351, SLG: 0.483										3	0	0	0	1	0	2				
Dave Winfield, R (1, 10) OBP: 0.313, SLG: 0.470										4	0	0	0	0	0	5				
Gary Gaetti, R (1, 5) OBP: 0.294, SLG: 0.399										3	0	1	0	1	1	1				
Lee Stevens, L (1, 9) OBP: 0.188, SLG: 0.133										4	0	0	0	0	0	2				
Lance Parrish, R (1, 2) OBP: 0.300, SLG: 0.398										4	0	2	0	0	0	0				
Luis Sojo, R (1, 4) OBP: 0.279, SLG: 0.318										2	1	0	0	0	0	2				
Donnie Hill, S (9, PH) OBP: 0.332, SLG: 0.307										1	0	0	0	0	0	0				
Gary Disarcina, R (1, 6)										3	0	0	0	0	1	4				
Inning Stats	R: 0 E: 0 K: 1 S: 15	H: 1 LOB: 1 BB: 0 P: 22	R: 0 E: 0 K: 0 S: 11	H: 2 LOB: 0 BB: 0 P: 13	R: 0 E: 0 K: 1 S: 8	H: 0 LOB: 0 BB: 1 P: 18	R: 0 E: 0 K: 1 S: 6	H: 0 LOB: 0 BB: 0 P: 9	R: 1 E: 0 K: 0 S: 16	H: 2 LOB: 3 BB: 1 P: 28	R: 0 E: 0 K: 2 S: 9	H: 0 LOB: 0 BB: 0 P: 13	R: 0 E: 0 K: 0 S: 9	H: 1 LOB: 1 BB: 0 P: 14	R: 0 E: 0 K: 0 S: 7	H: 0 LOB: 0 BB: 0 P: 10	1B: 6 2B: 0 3B: 0 HR: 0	SF: 0 SAC: 0 DP: 0 HBP: 1	WP: 0 PB: 0 SB: 0 CS: 2	PA: 35
PITCHER	IP WLS BF H R ER SO BB IBB HBP BLK WP HR S P ERA WHIP																			
Jose Guzman, R (1, 1) ERA: 2.85	8.0 W 32 6 1 1 5 3 0 0 0 0 0 0 80 129 1.12 1.125																			
Jeff Russell, R (9, 1) ERA: 2.82	1.0 3 0 0 0 0 0 0 0 0 0 0 0 7 10 0.00 0.000																			

Batter	1	2	3	4	5	6	7	8	9	AB	R	H	RBI	BB	SO	LOB	TOP					
Dan Gladden, R OBP: 0.321, SLG: 0.375										4	1	1	0	0	2	1	Minnesota Twins @ Texas Rangers Arlington Stadium, Arlington, TX Thu Sep 12 1991, 8:05 PM EDT Att: 17,974 - Cloudy - 88 F					
Chuck Knoblauch, R OBP: 0.345, SLG: 0.353										4	0	1	0	0	0	0						
Kirby Puckett, R OBP: 0.358, SLG: 0.474										4	0	0	1	0	3	1						
Kent Hrbek, L OBP: 0.372, SLG: 0.451										3	1	1	0	1	1	1						
Chili Davis, S OBP: 0.385, SLG: 0.521										4	1	1	2	0	3	2						
Brian Harper, R OBP: 0.334, SLG: 0.449										3	0	0	0	0	0	1						
Randy Bush, L OBP: 0.390, SLG: 0.482										1	0	0	0	0	0	0						
Shane Mack, R OBP: 0.369, SLG: 0.556										3	0	1	0	0	1	0						
Mike Pagliarulo, L OBP: 0.325, SLG: 0.394										3	0	0	0	0	0	1						
Greg Gagne, R OBP: 0.307, SLG: 0.392										2	0	0	0	0	1	0						
Gene Larkin, S OBP: 0.352, SLG: 0.357										1	0	0	0	0	0	1						
Scott Leius, R OBP: 0.383, SLG: 0.409										0	0	0	0	0	0	0						
Inning Stats	R: 0 E: 0 K: 2 S: 9	H: 0 LOB: 0 BB: 0 P: 13	R: 0 E: 0 K: 2 S: 8	H: 0 LOB: 0 BB: 0 P: 12	R: 0 E: 0 K: 0 S: 14	H: 0 LOB: 0 BB: 0 P: 16	R: 1 E: 0 K: 1 S: 13	H: 2 LOB: 1 BB: 0 P: 19	R: 0 E: 0 K: 1 S: 10	H: 0 LOB: 0 BB: 0 P: 14	R: 0 E: 0 K: 1 S: 10	H: 0 LOB: 0 BB: 0 P: 13	R: 0 E: 0 K: 2 S: 11	H: 0 LOB: 1 BB: 1 P: 20	R: 0 E: 0 K: 1 S: 8	H: 1 LOB: 1 BB: 0 P: 13	R: 2 E: 0 K: 1 S: 11	H: 2 LOB: 0 BB: 0 P: 14	1B: 4 2B: 0 3B: 0 HR: 1	SF: 0 SAC: 0 DP: 0 HBP: 0	WP: 0 PB: 0 CS: 0	PA: 33
PITCHER	IP	WLS	BF	H	R	ER	SO	BB	IBB	HBP	BLK	WP	HR	S	P	ERA	WHIP					
Nolan Ryan, R ERA: 2.96	7.0	W	24	2	1	1	9	1	0	0	0	0	0	75	107	1.29	0.429					
Wayne Rosenthal, R ERA: 4.35	1.0		4	1	0	0	1	0	0	0	0	0	0	8	13	0.00	1.000					
Jeff Russell, R ERA: 3.11	1.0	S	5	2	2	2	1	0	0	0	0	0	1	11	14	18.00	2.000					

AB	32
R	3
H	5
RBI	3
BB	1
SO	11
LOB	8



Batter	1	2	3	4	5	6	7	8	9	AB	R	H	RBI	BB	SO	LOB	BOTTOM				
Brian Downing, R OBP: 0.382, SLG: 0.467										3	1	1	0	1	1	1	Minnesota Twins @ Texas Rangers Arlington Stadium, Arlington, TX Thu Sep 12 1991, 8:05 PM EDT Att: 17,974 - Cloudy - 88 F				
Julio Franco, R OBP: 0.412, SLG: 0.473										4	1	1	0	0	0	1					
Rafael Palmeiro, L OBP: 0.394, SLG: 0.539										3	0	0	1	0	0	0					
Ruben Sierra, S OBP: 0.359, SLG: 0.505										4	1	1	0	0	0	0					
Kevin Reimer, L OBP: 0.341, SLG: 0.488										2	1	1	3	1	1	0					
Donald Harris, R										0	0	0	0	0	0	0					
Juan Gonzalez, R OBP: 0.338, SLG: 0.509										3	0	0	0	0	1	1					
Dean Palmer, R OBP: 0.285, SLG: 0.367										3	0	0	0	0	2	0					
Ivan Rodriguez, R OBP: 0.285, SLG: 0.377										3	0	1	0	0	1	0					
Jeff Huson, L OBP: 0.322, SLG: 0.307										3	0	0	0	0	0	1					
Inning Stats	R: 4 E: 0 K: 0 S: 13	H: 4 LOB: 0 BB: 0 P: 19	R: 0 E: 0 K: 0 S: 8	H: 0 LOB: 1 BB: 1 P: 18	R: 0 E: 0 K: 1 S: 9	H: 0 LOB: 0 BB: 0 P: 14	R: 0 E: 0 K: 2 S: 8	H: 0 LOB: 0 BB: 0 P: 10	R: 0 E: 0 K: 0 S: 6	H: 0 LOB: 0 BB: 0 P: 11	R: 0 E: 0 K: 1 S: 10	H: 0 LOB: 1 BB: 1 P: 18	R: 0 E: 0 K: 2 S: 9	H: 1 LOB: 1 BB: 0 P: 14	R: 0 E: 0 K: 0 S: 7	H: 0 LOB: 0 BB: 0 P: 9	1B: 4 2B: 0 3B: 0 HR: 1	SF: 1 SAC: 0 DP: 0 HBP: 0	WP: 0 PB: 0 CS: 0	PA: 31	
PITCHER	IP	WLS	BF	H	R	ER	SO	BB	IBB	HBP	BLK	WP	HR	S	P	ERA	WHIP				
Jack Morris, R ERA: 3.7	8.0	L	31	5	4	4	6	2	0	0	0	0	1	70	113	4.50	0.875				



Batter	1	2	3	4	5	6	7	8	9	10	AB	R	H	RBI	BB	SO	LOB	TOP									
Dan Gladden, R OBP: 0.322, SLG: 0.373 (1, 7)	G6-3		E			G1-3		K										4 2 1 0 1 1 1									
Chuck Knoblauch, R OBP: 0.345, SLG: 0.355 (1, 4)	P1					P4				F8								5 0 2 1 0 0 2									
Kirby Puckett, R OBP: 0.360, SLG: 0.474 (1, 8)	G3		CS															4 2 2 1 1 1 0									
Kent Hrbek, L OBP: 0.372, SLG: 0.457 (1, 3)																		4 1 1 3 1 1 2									
Chili Davis, S OBP: 0.355, SLG: 0.516 (1, 10)																		5 0 1 0 0 2 2									
Pedro Munoz, R OBP: 0.328, SLG: 0.470 Randy Bush, L OBP: 0.394, SLG: 0.486 (7, PH) (7, 9)																		2 0 0 0 0 1 1									
Shane Mack, R OBP: 0.369, SLG: 0.554 (8, 9)																		1 0 1 1 0 0 0									
Mike Pagliarulo, L OBP: 0.322, SLG: 0.391 Scott Leius, R OBP: 0.382, SLG: 0.407 (9, PH) (9, 5)																		1 0 0 0 0 0 0									
Junior Ortiz, R OBP: 0.309, SLG: 0.282 Al Newman, S OBP: 0.264, SLG: 0.225 (8, PH) (8, 6)																		3 0 0 0 0 2 2									
Greg Gagne, R OBP: 0.305, SLG: 0.390 Gene Larkin, S OBP: 0.355, SLG: 0.357 Jarvis Brown, R OBP: 0.222, SLG: 0.222 Lenny Webster, R OBP: 0.455, SLG: 0.850 (8, 2)																		1 0 0 0 0 0 0									
Inning Stats	R: 0 E: 0 K: 0 S: 10	H: 0 LOB: 0 BB: 0 P: 15	R: 0 E: 0 K: 1 S: 13	H: 1 LOB: 1 BB: 0 P: 18	R: 1 E: 1 K: 0 S: 16	H: 2 LOB: 0 BB: 0 P: 26	R: 0 E: 0 K: 2 S: 8	H: 0 LOB: 0 BB: 0 P: 12	R: 0 E: 0 K: 2 S: 7	H: 0 LOB: 0 BB: 0 P: 8	R: 0 E: 0 K: 0 S: 6	H: 0 LOB: 0 BB: 0 P: 7	R: 1 E: 0 K: 0 S: 11	H: 2 LOB: 1 BB: 1 P: 18	R: 1 E: 0 K: 2 S: 16	H: 1 LOB: 2 BB: 2 P: 31	R: 0 E: 0 K: 1 S: 8	H: 0 LOB: 0 BB: 0 P: 11	R: 4 E: 0 K: 1 S: 10	H: 3 LOB: 0 BB: 0 P: 19	1B: 7 2B: 1 3B: 0 HR: 1	SF: 0 SAC: 0 DP: 1 HBP: 0	WP: 1 PB: 0 SB: 2 CS: 1	PA: 42			
PITCHER	IP	WLS	BF	H	R	ER	SO	BB	IBB	HBP	BLK	WP	HR	S	P	ERA	WHIP										
Kevin Brown, R ERA: 4.15 (1, 1)	7.0		25	5	2	1	5	1	0	0	0	0	0	71	104	1.29	0.857										
Terry Mathews, R ERA: 4.03 (8, 1)	0.2		5	1	1	1	2	1	1	0	0	0	0	15	30	13.50	3.000										
Kenny Rogers, L ERA: 5.78 (8, 1)	1.2	L	7	1	2	2	1	1	0	0	0	0	0	13	21	10.80	1.200										
Jeff Russell, R ERA: 3.33 (10, 1)	0.2		4	2	2	2	1	0	0	0	0	0	1	6	10	27.00	3.000										

Minnesota Twins @ Texas Rangers
Arlington Stadium, Arlington, TX
Fri Sep 13 1991, 8:05 PM EDT
Att: 24,386 - Cloudy - 88 F

AB	37
R	7
H	9
RBI	6
BB	4
SO	9
LOB	10



Batter	1	2	3	4	5	6	7	8	9	10	AB	R	H	RBI	BB	SO	LOB	BOTTOM									
Brian Downing, R OBP: 0.382, SLG: 0.474 (1, 10)			F7															5 1 2 1 0 1 2									
Julio Franco, R OBP: 0.409, SLG: 0.469 (1, 4)	G4-3		F9															4 0 0 2 0 0 1									
Rafael Palmeiro, L OBP: 0.394, SLG: 0.537 (1, 3)	P2																	4 0 1 0 1 0 1									
Ruben Sierra, S OBP: 0.359, SLG: 0.505 (1, 9)																		4 0 1 0 1 0 1									
Kevin Reimer, L OBP: 0.340, SLG: 0.484 Gary Pettis, S OBP: 0.341, SLG: 0.281 Geno Petralli, L OBP: 0.323, SLG: 0.335 (10, PH)																		3 0 0 0 1 3 2									
Juan Gonzalez, R OBP: 0.335, SLG: 0.507 (9, 7)																		0 0 0 0 0 0 0									
Dean Palmer, R OBP: 0.280, SLG: 0.360 (1, 5)																		1 0 0 0 0 0 0									
Ivan Rodriguez, R OBP: 0.280, SLG: 0.370 (1, 2)																		3 2 3 0 0 0 0									
Jeff Huson, L OBP: 0.321, SLG: 0.305 Mario Diaz, R OBP: 0.328, SLG: 0.337 (6, 6)																		3 2 3 0 0 0 0									
Inning Stats	R: 1 E: 0 K: 0 S: 12	H: 2 LOB: 2 BB: 1 P: 23	R: 0 E: 0 K: 0 S: 5	H: 0 LOB: 0 BB: 0 P: 6	R: 0 E: 0 K: 1 S: 10	H: 0 LOB: 2 BB: 2 P: 21	R: 0 E: 0 K: 2 S: 12	H: 0 LOB: 0 BB: 0 P: 17	R: 1 E: 0 K: 0 S: 8	H: 1 LOB: 0 BB: 0 P: 12	R: 0 E: 0 K: 2 S: 11	H: 1 LOB: 1 BB: 0 P: 17	R: 1 E: 0 K: 0 S: 17	H: 2 LOB: 1 BB: 0 P: 25	R: 0 E: 0 K: 1 S: 10	H: 0 LOB: 0 BB: 0 P: 13	R: 0 E: 0 K: 2 S: 8	H: 1 LOB: 1 BB: 0 P: 12	R: 0 E: 0 K: 1 S: 10	H: 1 LOB: 1 BB: 0 P: 12	1B: 6 2B: 1 3B: 0 HR: 1	SF: 1 SAC: 0 DP: 0 HBP: 0	WP: 1 PB: 0 SB: 0 CS: 0	PA: 41			
PITCHER	IP	WLS	BF	H	R	ER	SO	BB	IBB	HBP	BLK	WP	HR	S	P	ERA	WHIP										
Scott Erickson, R ERA: 3.15 (1, 1)	2.0		9	2	1	1	0	1	0	0	0	0	0	17	29	4.50	1.500										
David West, L ERA: 4.76 (3, 1)	4.0		16	2	1	1	5	2	0	0	0	1	0	41	67	2.25	1.000										
Steve Bedrosian, R ERA: 4.27 (7, 1)	0.2		4	2	1	1	0	0	0	0	0	0	0	15	23	13.50	3.000										
Gary Wayne, L ERA: 3.68 (7, 1)	2.0		7	1	0	0	2	0	0	0	0	0	0	17	23	0.00	0.500										
Terry Leach, R ERA: 3.09 (9, 1)	0.2	W	3	1	0	0	1	0	0	0	0	0	0	7	8	0.00	1.500										

Minnesota Twins @ Texas Rangers
Arlington Stadium, Arlington, TX
Fri Sep 13 1991, 8:05 PM EDT
Att: 24,386 - Cloudy - 88 F

AB	37
R	3
H	8
RBI	3
BB	3
SO	9
LOB	11



Batter	1	2	3	4	5	6	7	8	9	AB	R	H	RBI	BB	SO	LOB	TOP										
Dan Gladden, R OBP: 0.319, SLG: 0.370	1-2 P6			2-0 F8		0-0 G6-3		0-1 L6		4	0	0	0	0	0	1											
Chuck Knoblauch, R OBP: 0.346, SLG: 0.357	1-2 G6-3			0-0 1B		0-2 FC1-6 1B		0-1 FC6-4 1-2		4	0	2	0	0	0	1											
Kirby Puckett, R OBP: 0.357, SLG: 0.471	2-1 L9			2-3 K		1-1 FC1-6 1-2		2-1 FC6-4 1-2		4	0	0	0	0	1	3											
Kent Hrbek, L OBP: 0.370, SLG: 0.453 Scott Leius, R OBP: 0.350, SLG: 0.404		0-2 G4-3		1-2 G6-3		2-3 K		2-3 K		3	0	0	0	0	1	2											
Chili Davis, S OBP: 0.381, SLG: 0.513	1-0 G4-3				1-1 G4-3		2-1 B2-3		0-3 K	4	0	0	0	0	1	0											
Brian Harper, R OBP: 0.333, SLG: 0.447	2-2 G6-3				1-0 F8 1B		3-1 P6		2-2 P4	4	0	1	0	0	0	0											
Shane Mack, R OBP: 0.371, SLG: 0.555				0-2 G6-3		0-0 F8 1B		0-1 1B		3	0	2	0	0	0	0											
Mike Pagliarulo, L OBP: 0.320, SLG: 0.387			3-3 K		1-0 F8		2-1 L3			3	0	0	0	0	1	3											
Al Newman, S OBP: 0.265, SLG: 0.227			2-2 F7		0-0 G4-3			1-1 FC6-4 1B		3	0	1	0	0	0	2											
Inning Stats	R: 0 E: 0 K: 0 S: 8	H: 0 LOB: 0 BB: 0 P: 12	R: 0 E: 0 K: 0 S: 7	H: 0 LOB: 0 BB: 0 P: 10	R: 0 E: 0 K: 1 S: 11	H: 0 LOB: 0 BB: 0 P: 16	R: 0 E: 0 K: 1 S: 8	H: 1 LOB: 1 BB: 0 P: 13	R: 0 E: 0 K: 0 S: 6	H: 2 LOB: 2 BB: 0 P: 9	R: 0 E: 0 K: 1 S: 9	H: 1 LOB: 1 BB: 0 P: 12	R: 0 E: 0 K: 0 S: 8	H: 1 LOB: 1 BB: 0 P: 15	R: 0 E: 0 K: 0 S: 8	H: 1 LOB: 1 BB: 0 P: 11	R: 0 E: 0 K: 2 S: 9	H: 0 LOB: 0 BB: 0 P: 13	1B: 6 2B: 0 3B: 0 HR: 0	SF: 0 SAC: 0 DP: 0 HBP: 0	WP: 0 PB: 0 CS: 0	PA: 33					
PITCHER	IP	WLS	BF	H	R	ER	SO	BB	IBB	HBP	BLK	WP	HR	S	P	ERA	WHIP										
Oil Can Boyd, R ERA: 4.24	(1, 1)	7.0	W	26	5	0	3	0	0	0	0	0	0	57	87	0.00	0.714										
Terry Mathews, R ERA: 3.94	(8, 1)	1.0		4	1	0	0	0	0	0	0	0	0	8	11	0.00	1.000										
Kenny Rogers, L ERA: 5.73	(9, 1)	1.0	S	3	0	0	0	2	0	0	0	0	0	9	13	0.00	0.000										

Minnesota Twins @ Texas Rangers
Arlington Stadium, Arlington, TX
Sat Sep 14 1991, 8:05 PM EDT
Att: 40,718 - Cloudy - 82 F

AB 33
R 0
H 6
RBI 0
BB 0
SO 5
LOB 12



Batter	1	2	3	4	5	6	7	8	9	AB	R	H	RBI	BB	SO	LOB	BOTTOM										
Brian Downing, R OBP: 0.386, SLG: 0.480	1-1 CS 1B			1-1 2B		0-2 2B G4-3 1B		2-2 F9		4	1	3	0	0	0	2											
Rafael Palmeiro, L OBP: 0.393, SLG: 0.537	1-3 K			1-0 F8		2-0 G4-3 FC5-2-1 2B		2-2 L3		4	0	1	0	0	1	4											
Ruben Sierra, S OBP: 0.360, SLG: 0.505	1-2 E5 1B			0-1 1B 1B 1B		0-0 G4-3		1-3 K		4	1	2	1	0	1	1											
Kevin Reimer, L OBP: 0.342, SLG: 0.483 Gary Pettis, S OBP: 0.341, SLG: 0.281	3-3 K			0-0 1B 1B		2-3 3-H 4-0 FC5-2-1 IBB		1-3 K		3	1	1	0	1	2	1											
Juan Gonzalez, R OBP: 0.335, SLG: 0.504		4-0 G6-3 BB		0-0 P3		1-0 FC5-2-5-1		1-0 G6-3		3	0	0	0	1	0	4											
Dean Palmer, R OBP: 0.275, SLG: 0.353	0-1 G6-3			1-3 K		1-3 K		0-0 G6-3		4	0	0	0	0	2	5											
Mario Diaz, R OBP: 0.331, SLG: 0.341	1-2 G6-3			2-1 1B		0-0 SH1-4 1B		1-1 G5-3		4	0	2	0	0	0	0											
Ivan Rodriguez, R OBP: 0.281, SLG: 0.370			0-0 G5-3		2-2 1B		0-0 SH1-4		1-3 K	3	0	1	2	0	1	0											
Jeff Huson, L OBP: 0.321, SLG: 0.303			1-0 F9		1-0 G3		4-1 BB			2	0	0	0	1	0	2											
Inning Stats	R: 0 E: 1 K: 2 S: 11	H: 2 LOB: 1 BB: 0 P: 17	R: 0 E: 0 K: 0 S: 5	H: 0 LOB: 0 BB: 1 P: 10	R: 0 E: 0 K: 0 S: 5	H: 1 LOB: 1 BB: 0 P: 8	R: 2 E: 0 K: 1 S: 17	H: 4 LOB: 2 BB: 0 P: 23	R: 1 E: 0 K: 0 S: 11	H: 2 LOB: 2 BB: 1 P: 19	R: 0 E: 0 K: 0 S: 10	H: 1 LOB: 1 BB: 1 P: 18	R: 0 E: 0 K: 2 S: 7	H: 0 LOB: 0 BB: 0 P: 10	R: 0 E: 0 K: 1 S: 6	H: 0 LOB: 0 BB: 0 P: 8	R: 0 E: 0 K: 2 S: 9	H: 0 LOB: 0 BB: 0 P: 13	1B: 8 2B: 2 3B: 0 HR: 0	SF: 0 SAC: 1 DP: 1 HBP: 0	WP: 0 PB: 0 CS: 1	PA: 35					
PITCHER	IP	WLS	BF	H	R	ER	SO	BB	IBB	HBP	BLK	WP	HR	S	P	ERA	WHIP										
Tom Edens, R ERA: 5.85	(1, 1)	5.0	L	24	9	3	3	4	1	0	0	0	0	49	77	5.40	2.000										
Carl Willis, R ERA: 2.35	(6, 1)	3.0		11	1	0	0	3	1	0	0	0	0	23	36	0.00	0.667										

Minnesota Twins @ Texas Rangers
Arlington Stadium, Arlington, TX
Sat Sep 14 1991, 8:05 PM EDT
Att: 40,718 - Cloudy - 82 F

AB 31
R 3
H 10
RBI 3
BB 3
SO 7
LOB 19



Batter	1	2	3	4	5	6	7	8	9	AB	R	H	RBI	BB	SO	LOB	TOP											
Luis Polonia, L OBP: 0.348, SLG: 0.377	G5-3		E6 1B	FC5-4 S 2B		G5-3 BB		K		4	2	0	0	1	1	2	California Angels @ Texas Rangers Arlington Stadium, Arlington, TX Tue Sep 17 1991, 8:05 PM EDT Att. 12,336 - Overcast - 85 F											
Dave Gallagher, R OBP: 0.359, SLG: 0.362	F9		K			G5-3		P4		4	1	0	0	1	1	3												
Wally Joyner, L OBP: 0.356, SLG: 0.489	G5-3		1B			K				5	1	3	3	0	1	1												
Dave Winfield, R OBP: 0.318, SLG: 0.470		1B BB	1B	G4-3				K		4	1	1	1	1	1	2												
Gary Gaetti, R OBP: 0.300, SLG: 0.397	P3		1B			1B BB		G5-3		4	0	1	0	1	1	2												
Luis Sojo, R OBP: 0.291, SLG: 0.326	1B G4-3		G6-4-3 1B			K		WP 1B		5	1	2	0	0	1	4												
John Orton, R OBP: 0.326, SLG: 0.386	G4-3 1B			G6-3		1B		K		4	0	2	1	0	1	1												
Shawn Abner, R OBP: 0.234, SLG: 0.301	G4-3		1B			F9		FC6-4 1B		4	1	2	1	0	0	2												
Gary Disarcina, R OBP: 0.143, SLG: 0.077	G4-3			FC5-4 1B		G6-3		FC6-4		4	0	1	1	0	0	2												
Inning Stats	R: 0 E: 0 K: 0 S: 7	H: 0 LOB: 0 BB: 0 P: 9	R: 2 E: 0 K: 0 S: 11	H: 2 LOB: 1 BB: 1 P: 23	R: 2 E: 1 K: 1 S: 12	H: 3 LOB: 1 BB: 0 P: 18	R: 3 E: 0 K: 0 S: 15	H: 3 LOB: 1 BB: 1 P: 26	R: 0 E: 0 K: 1 S: 9	H: 1 LOB: 1 BB: 1 P: 15	R: 0 E: 0 K: 1 S: 12	H: 1 LOB: 1 BB: 1 P: 21	R: 0 E: 0 K: 2 S: 9	H: 1 LOB: 1 BB: 0 P: 14	R: 0 E: 0 K: 1 S: 12	H: 1 LOB: 1 BB: 0 P: 18	R: 0 E: 0 K: 1 S: 9	H: 1 LOB: 1 BB: 1 P: 13	1B: 9 2B: 3 3B: 0 HR: 0	SF: 0 SAC: 0 DP: 1 HBP: 0	WP: 1 PB: 0 SB: 3 CS: 0	PA: 42						
PITCHER	IP	WLS	BF	H	R	ER	SO	BB	IBB	HBP	BLK	WP	HR	S	P	ERA	WHIP											
Brian Bohanon, L ERA: 5.63	(1, 1)	3.2	L	21	8	7	6	1	2	0	0	0	0	0	43	73	14.73	2.727										
Bobby Witt, R ERA: 6.09	(4, 1)	4.1		17	3	0	0	5	2	0	0	0	1	0	44	71	0.00	1.154										
Rich Gossage, R ERA: 3.89	(9, 1)	1.0		4	1	0	0	1	0	0	0	0	0	0	9	13	0.00	1.000										

Batter	1	2	3	4	5	6	7	8	9	AB	R	H	RBI	BB	SO	LOB	BOTTOM										
Julio Franco, R OBP: 0.407, SLG: 0.468	K		G4-3			F9		2B 1B		4	1	1	0	0	1	0	California Angels @ Texas Rangers Arlington Stadium, Arlington, TX Tue Sep 17 1991, 8:05 PM EDT Att. 12,336 - Overcast - 85 F										
Rafael Palmeiro, L OBP: 0.392, SLG: 0.535	F7					WP G3 1B		1B 2B		3	0	1	0	0	0	0											
Rob Maurer, L OBP: 0.500, SLG: 0.500								1B 2B		1	0	1	2	0	0	0											
Ruben Sierra, S OBP: 0.360, SLG: 0.504	G4-3					G3		P3		4	0	0	0	0	1	2											
Kevin Reimer, L OBP: 0.344, SLG: 0.483								K2-3		2	0	1	0	1	1	0											
Mike Stanley, R OBP: 0.377, SLG: 0.403						WP BB				1	0	0	0	0	1	1											
Juan Gonzalez, R OBP: 0.332, SLG: 0.501	L8 2B					P4		F7		3	0	1	0	0	1	3											
Donald Harris, R										1	0	0	0	0	0	1											
Jack Daugherty, S OBP: 0.244, SLG: 0.189	L8					1B		FC5-4 1B		3	0	2	0	1	0	1											
Dean Palmer, R OBP: 0.270, SLG: 0.349	K					P3		BB		4	0	0	0	0	2	4											
Ivan Rodriguez, R OBP: 0.282, SLG: 0.373						FC5-4 G4-6-3		K		4	0	0	0	0	2	4											
Geno Petrilli, L OBP: 0.388, SLG: 0.481										2	0	0	0	0	0	1											
Mark Parent, R						G4-6-3				1	0	0	0	0	1	1											
Jeff Huson, L OBP: 0.319, SLG: 0.300										2	0	0	0	0	0	1											
Brian Downing, R OBP: 0.388, SLG: 0.481						F7				1	0	0	0	0	0	1											
José Hernández, R OBP: 0.243, SLG: 0.268						G4-3		1B 2B 1B		1	0	0	0	0	0	1											
Inning Stats	R: 0 E: 0 K: 1 S: 7	H: 0 LOB: 0 BB: 0 P: 10	R: 0 E: 0 K: 2 S: 14	H: 1 LOB: 1 BB: 0 P: 20	R: 0 E: 0 K: 0 S: 7	H: 0 LOB: 0 BB: 0 P: 9	R: 0 E: 0 K: 2 S: 13	H: 1 LOB: 1 BB: 0 P: 18	R: 0 E: 0 K: 0 S: 6	H: 1 LOB: 1 BB: 0 P: 14	R: 0 E: 0 K: 0 S: 10	H: 1 LOB: 2 BB: 1 P: 18	R: 0 E: 0 K: 0 S: 3	H: 1 LOB: 0 BB: 0 P: 3	R: 2 E: 0 K: 1 S: 17	H: 3 LOB: 1 BB: 0 P: 27	R: 0 E: 0 K: 2 S: 9	H: 0 LOB: 1 BB: 1 P: 17	1B: 6 2B: 2 3B: 0 HR: 0	SF: 0 SAC: 0 DP: 1 HBP: 0	WP: 1 PB: 0 SB: 0 CS: 0	PA: 36					
PITCHER	IP	WLS	BF	H	R	ER	SO	BB	IBB	HBP	BLK	WP	HR	S	P	ERA	WHIP										
Scott Lewis, R ERA: 6.71	(1, 1)	7.0	W	29	8	2	2	5	1	0	0	0	0	66	102	2.57	1.286										
Scott Bailes, L ERA: 4.21	(8, 1)	2.0		7	0	0	0	3	1	0	0	0	0	20	34	0.00	0.500										

AB 38
R 7
H 12
RBI 7
BB 4
SO 7
LOB 19



AB 34
R 2
H 8
RBI 2
BB 2
SO 8
LOB 17



Batter	1	2	3	4	5	6	7	8	9	AB	R	H	RBI	BB	SO	LOB	TOP				
Luis Polonia, L OBP: 0.347, SLG: 0.377 (1, 7)	G1-3		1B 2B		G1-3		G1-3		K	5	1	1	1	0	1	1	California Angels @ Texas Rangers Arlington Stadium, Arlington, TX Thu Sep 19 1991, 8:05 PM EDT Cloudy - 62 F				
Dave Callagher, R OBP: 0.360, SLG: 0.360 (1, 8)	K		K		BB 1B		G6-3		BB BB	4	1	1	0	1	2	1					
Wally Joyner, L OBP: 0.357, SLG: 0.488 Ruben Amaro Jr, S (8, 9)	K		1B		1B BB				L3 BB	3	0	1	1	1	1	0					
Dave Winfield, R OBP: 0.317, SLG: 0.468 (1, 10)		G5-3	F8		1B				F7 P6	5	0	1	1	0	0	4					
Lee Stevens, L OBP: 0.333, SLG: 0.391 (8, 3)		F8 1B 1B		K	K				WP 2B	4	0	2	0	0	2	2					
Donnie Hill, S OBP: 0.335, SLG: 0.301 (1, 4)		FC4-6 1B		F7		G1-3				3	0	1	0	1	0	0					
Luis Sojo, R OBP: 0.287, SLG: 0.323 (1, 5)		F8		P2		K			P4	4	0	0	0	0	1	4					
John Orton, R OBP: 0.340, SLG: 0.370 (1, 2)		FC4-6		SH3 WP BB		K			FC4-6 BB	2	1	0	0	2	1	2					
Gary Disarcina, R OBP: 0.118, SLG: 0.063 (1, 6)			P4		SH3		G5-3		FC4-6 BB	3	0	0	0	0	0	1					
Inning Stats	R: 0 E: 0 K: 2 S: 15	H: 0 LOB: 0 BB: 0 P: 20	R: 0 E: 0 K: 0 S: 12	H: 2 LOB: 2 BB: 0 P: 19	R: 1 E: 0 K: 1 S: 12	H: 2 LOB: 1 BB: 0 P: 18	R: 0 E: 0 K: 1 S: 8	H: 0 LOB: 0 BB: 0 P: 13	R: 2 E: 0 K: 1 S: 20	H: 2 LOB: 2 BB: 2 P: 35	R: 0 E: 0 K: 2 S: 10	H: 0 LOB: 0 BB: 0 P: 16	R: 0 E: 0 K: 0 S: 7	H: 1 LOB: 2 BB: 1 P: 11	R: 0 E: 0 K: 0 S: 9	H: 0 LOB: 3 BB: 3 P: 30	1B: 5 2B: 2 3B: 0 HR: 0	SF: 0 SAC: 1 DP: 0 HBP: 0	WP: 2 PB: 0 SB: 1 CS: 0	PA: 40	
PITCHER	IP	WLS	BF	H	R	ER	SO	BB	IBB	HBP	BLK	WP	HR	S	P	ERA	WHIP				
Nolan Ryan, R ERA: 3.02	6.0	W	26	6	3	3	7	2	0	0	0	1	0	77	121	4.50	1.333				
Kenny Rogers, L ERA: 5.89	1.0		3	0	0	0	0	0	0	0	0	0	0	7	11	0.00	0.000				
Wayne Rosenthal, R ERA: 4.11	1.0		5	1	0	0	0	1	0	0	0	1	0	9	16	0.00	2.000				
Mike Jeffcoat, L ERA: 4.01	0.2		5	0	0	0	1	3	0	0	0	0	0	13	27	0.00	4.500				
Terry Mathews, R ERA: 3.91	0.1		1	0	0	0	0	0	0	0	0	0	0	2	3	0.00	0.000				

AB 33
R 3
H 7
RBI 3
BB 6
SO 8
LOB 15



Batter	1	2	3	4	5	6	7	8	9	AB	R	H	RBI	BB	SO	LOB	BOTTOM				
Brian Downing, R OBP: 0.391, SLG: 0.479 (1, 10)	K		G4-3 BB	G6-3		E BB	G1-3 1B			3	2	1	0	2	1	1	California Angels @ Texas Rangers Arlington Stadium, Arlington, TX Thu Sep 19 1991, 8:05 PM EDT Cloudy - 62 F				
Rafael Palmeiro, L OBP: 0.392, SLG: 0.537 John Russell, R OBP: 0.148, SLG: 0.120 Rob Maurer, L OBP: 0.500, SLG: 0.500 (1, 3)	WP 2B		G4-3	G1-3		E BB 1B	K			4	2	2	0	0	0	2					
Julio Franco, R OBP: 0.408, SLG: 0.467 Mario Diaz, R OBP: 0.328, SLG: 0.333 (1, 4)	K		E7		S BB 1B	E6 2B	G1-3			3	2	1	1	1	1	1					
Ruben Sierra, S OBP: 0.361, SLG: 0.505 Gary Pettis, S OBP: 0.340, SLG: 0.280 (1, 9)	G5-3		F8		S BB 1B	S BB 2B	G4-3			3	2	1	2	1	0	1					
Juan Gonzalez, R OBP: 0.335, SLG: 0.502 (7, 9)		E BB 1B			F7 BB 1B	G5-3				1	1	1	1	0	0	0					
Kevin Reimer, L OBP: 0.346, SLG: 0.493 Donald Harris, R (8, 9)		G1-2-3 1B			1-H 2-H 1B				HR	0	0	0	0	0	0	0					
Mike Stanley, R OBP: 0.376, SLG: 0.398 Ivan Rodriguez, R OBP: 0.281, SLG: 0.371 Geno Petralli, L OBP: 0.320, SLG: 0.331 (1, 2)		F9	K2-3		1-H 2-H BB	F9			F8	2	0	0	0	1	1	3					
Dean Palmer, R OBP: 0.277, SLG: 0.363 (1, 5)		E BB			F7				K	3	1	1	1	2	1	2					
Monty Fariss, R OBP: 0.308, SLG: 0.333 Jack Daugherty, S OBP: 0.246, SLG: 0.193 (1, 7)		FC			SH1-4 1B	P5			G3	2	0	1	0	0	0	2					
José Hernández, R OBP: 0.240, SLG: 0.264 Jeff Huson, L OBP: 0.317, SLG: 0.298 (1, 6)		G1-2-3			SH1-4 1B	FC4-6			FC4	2	0	0	0	0	0	3					
Inning Stats	R: 1 E: 0 K: 2 S: 9	H: 1 LOB: 0 BB: 0 P: 17	R: 0 E: 1 K: 0 S: 10	H: 1 LOB: 1 BB: 1 P: 18	R: 1 E: 1 K: 1 S: 14	H: 1 LOB: 1 BB: 2 P: 29	R: 1 E: 0 K: 0 S: 9	H: 2 LOB: 0 BB: 0 P: 12	R: 2 E: 0 K: 0 S: 10	H: 3 LOB: 2 BB: 3 P: 27	R: 4 E: 1 K: 0 S: 17	H: 3 LOB: 2 BB: 2 P: 37	R: 0 E: 0 K: 1 S: 10	H: 1 LOB: 1 BB: 0 P: 15	R: 1 E: 0 K: 1 S: 7	H: 1 LOB: 0 BB: 0 P: 10	1B: 7 2B: 2 3B: 0 HR: 2	SF: 0 SAC: 1 DP: 1 HBP: 0	WP: 2 PB: 0 SB: 2 CS: 0	PA: 44	
PITCHER	IP	WLS	BF	H	R	ER	SO	BB	IBB	HBP	BLK	WP	HR	S	P	ERA	WHIP				
Chuck Finley, L ERA: 3.75	4.0	L	24	6	5	5	3	6	0	0	0	0	1	48	96	11.25	3.000				
Chris Beasley, R ERA: 3.39	1.0		7	2	4	1	0	1	0	0	0	0	0	13	26	9.00	3.000				
Jeff Robinson, R ERA: 5.56	1.0		5	1	0	0	0	1	0	0	0	0	0	8	18	0.00	2.000				
Cliff Young, L ERA: 9.53	1.0		4	1	0	0	1	0	0	0	0	0	0	10	15	0.00	1.000				
Mark Eichhorn, R ERA: 1.78	1.0		4	1	1	1	1	0	0	0	0	0	1	7	10	9.00	1.000				



AB 35
R 10
H 11
RBI 8
BB 8
SO 5
LOB 26



Batter	1	2	3	4	5	6	7	8	9	AB	R	H	RBI	BB	SO	LOB	TOP										
Luis Polonia, L (1, 7) OBP: 0.346, SLG: 0.377										5	1	1	0	0	0	5	California Angels @ Texas Rangers Arlington Stadium, Arlington, TX Thu Sep 19 1991, 8:05 PM EDT Att: 14,760 - Cloudy - 62 F										
Dick Schofield, R (1, 6) OBP: 0.321, SLG: 0.269										5	0	2	1	0	0	4											
Wally Joyner, L (1, 3) OBP: 0.358, SLG: 0.487										5	0	2	1	0	0	1											
Dave Winfield, R (1, 10) OBP: 0.316, SLG: 0.465										5	0	1	0	0	0	4											
Gary Gaetti, R (1, 5)										5	0	0	0	0	1	3											
Lee Stevens, L (1, 9) OBP: 0.393, SLG: 0.462										3	2	0	1	0	0	0											
Shawn Abner, R (7, PR) OBP: 0.234, SLG: 0.301										0	0	0	0	0	0	0											
Lance Parrish, R (1, 2) OBP: 0.291, SLG: 0.384										4	0	1	0	0	0	3											
Max Venable, L (1, 8) OBP: 0.281, SLG: 0.335										4	1	2	2	0	0	0											
Luis Sojo, R (1, 4) OBP: 0.290, SLG: 0.325										4	1	2	0	0	0	4											
Inning Stats	R: 1 E: 0 K: 0 S: 8	H: 1 LOB: 0 BB: 0 P: 10	R: 0 E: 0 K: 0 S: 8	H: 0 LOB: 0 BB: 0 P: 12	R: 2 E: 1 K: 0 S: 10	H: 3 LOB: 1 BB: 0 P: 16	R: 1 E: 1 K: 0 S: 10	H: 1 LOB: 1 BB: 1 P: 21	R: 0 E: 0 K: 0 S: 11	H: 2 LOB: 2 BB: 0 P: 17	R: 0 E: 0 K: 0 S: 10	H: 3 LOB: 2 BB: 0 P: 15	R: 0 E: 0 K: 1 S: 8	H: 2 LOB: 2 BB: 0 P: 15	R: 0 E: 0 K: 0 S: 12	H: 1 LOB: 1 BB: 0 P: 19	R: 0 E: 0 K: 0 S: 6	H: 0 LOB: 0 BB: 0 P: 12	1B: 11 2B: 2 3B: 0 HR: 0	SF: 0 SAC: 0 DP: 1 HBP: 0	WP: 0 PB: 0 SB: 1 CS: 2	PA: 42					
PITCHER	IP	WLS	BF	H	R	ER	SO	BB	IBB	HBP	BLK	WP	HR	S	P	ERA	WHIP										
Kevin Brown, R (1, 1) ERA: 4.09	7.0	L	34	12	5	2	1	1	0	0	0	0	0	65	106	2.57	1.857										
Barry Manuel, R (8, 1) ERA:	2.0		7	1	0	0	0	0	0	0	0	0	0	18	31	0.00	0.500										

Batter	1	2	3	4	5	6	7	8	9	AB	R	H	RBI	BB	SO	LOB	BOTTOM										
Brian Downing, R (1, 10) OBP: 0.391, SLG: 0.477										4	0	1	0	1	0	1	California Angels @ Texas Rangers Arlington Stadium, Arlington, TX Thu Sep 19 1991, 8:05 PM EDT Att: 14,760 - Cloudy - 62 F										
Rafael Palmeiro, L (1, 3) OBP: 0.392, SLG: 0.540										4	1	1	1	1	1	4											
Julio Franco, R (1, 4) OBP: 0.407, SLG: 0.464										3	0	0	0	1	1	3											
Ruben Sierra, S (1, 9) OBP: 0.359, SLG: 0.502										4	0	0	0	0	1	3											
Juan Gonzalez, R (1, 8) OBP: 0.335, SLG: 0.500										4	0	1	0	0	1	0											
Dean Palmer, R (1, 5) OBP: 0.280, SLG: 0.376										3	1	1	1	1	1	1											
Monty Fariss, R (1, 7) OBP: 0.282, SLG: 0.333										3	0	1	0	0	1	1											
Jack Daugherty, S (6, PH) OBP: 0.244, SLG: 0.191										1	0	0	0	0	1	0											
Ivan Rodriguez, R (1, 2) OBP: 0.282, SLG: 0.371										3	0	1	0	0	0	0											
Geno Petrilli, L (9, PH) OBP: 0.323, SLG: 0.331										0	0	0	0	1	0	0											
Donald Harris, R (9, FR)										0	0	0	0	0	0	0											
Mario Diaz, R (1, 6) OBP: 0.323, SLG: 0.328										3	0	0	0	0	1	2											
Kevin Reimer, L (9, PH) OBP: 0.345, SLG: 0.491										1	0	0	0	0	1	1											
Inning Stats	R: 0 E: 0 K: 0 S: 8	H: 0 LOB: 0 BB: 0 P: 11	R: 0 E: 0 K: 1 S: 7	H: 0 LOB: 1 BB: 1 P: 12	R: 0 E: 0 K: 0 S: 10	H: 1 LOB: 3 BB: 2 P: 22	R: 0 E: 0 K: 1 S: 8	H: 0 LOB: 0 BB: 0 P: 11	R: 0 E: 0 K: 1 S: 9	H: 0 LOB: 0 BB: 0 P: 14	R: 1 E: 0 K: 2 S: 10	H: 2 LOB: 1 BB: 0 P: 15	R: 0 E: 0 K: 2 S: 15	H: 2 LOB: 3 BB: 1 P: 24	R: 1 E: 0 K: 1 S: 15	H: 1 LOB: 1 BB: 0 P: 19	R: 0 E: 0 K: 1 S: 8	H: 0 LOB: 1 BB: 1 P: 14	1B: 4 2B: 0 3B: 0 HR: 2	SF: 0 SAC: 0 DP: 0 HBP: 0	WP: 0 PB: 0 SB: 0 CS: 0	PA: 38					
PITCHER	IP	WLS	BF	H	R	ER	SO	BB	IBB	HBP	BLK	WP	HR	S	P	ERA	WHIP										
Jim Abbott, L (1, 1) ERA: 2.82	7.2		33	6	2	2	7	4	0	0	0	0	2	79	124	2.35	1.304										
Bryan Harvey, R (8, 1) ERA: 1.79	1.1	S	5	0	0	0	2	1	0	0	0	0	0	11	18	0.00	0.750										

AB	40
R	5
H	13
RBI	4
BB	1
SO	1
LOB	24



Batter	1	2	3	4	5	6	7	8	9	AB	R	H	RBI	BB	SO	LOB	TOP										
Brian Downing, R OBP: 0.389, SLG: 0.472 (1, 10)	G6-3		F8			K		G6-3		4	1	0	0	1	1	4	Texas Rangers @ Minnesota Twins Hubert H. Humphrey Metrodome, Minneapolis, MN Fri Sep 20 1991, 8:05 PM EDT Att: 29,503 - Dome - 70 F AB 37 R 4 H 10 RBI 4 BB 2 SO 10 LOB 23										
Julio Franco, R OBP: 0.409, SLG: 0.467 (1, 4)	L9		1B			G6-3		G3	P1	5	1	3	0	0	0	0											
Ruben Sierra, S OBP: 0.357, SLG: 0.502 (1, 9)	2B		F8			SF8		G3	K	4	0	1	1	0	1	3											
Juan Gonzalez, R OBP: 0.332, SLG: 0.495 (1, 7)	K		P7			G6-3		K	K	5	0	0	0	0	3	5											
Dean Palmer, R OBP: 0.284, SLG: 0.405 (1, 5)		G5-3				K		K		4	2	2	3	0	1	1											
Jack Daugherty, S OBP: 0.252, SLG: 0.219 (1, 3)		3B				K		F7		4	0	2	0	0	1	0											
Ivan Rodriguez, R OBP: 0.281, SLG: 0.369 (1, 2)		K				G6-3		E1	G3	4	0	1	0	0	1	2											
José Hernández, R OBP: 0.231, SLG: 0.253 (8, PH)						G6-3		K		3	0	0	0	0	1	4											
Geno Petralli, L OBP: 0.327, SLG: 0.341 (8, PR)						L7		K		1	0	1	0	0	0	0											
Jeff Huson, L OBP: 0.317, SLG: 0.298 (8, 6)									2B	0	0	0	0	0	0	0											
Gary Pettis, S OBP: 0.340, SLG: 0.277 (1, 8)						F8			F7	2	0	0	0	1	1	3											
Rob Maurer, L OBP: 0.500, SLG: 0.500 (8, PH)						G4-3				0	0	0	0	0	0	0											
Mike Stanley, R OBP: 0.374, SLG: 0.395 (8, PH)										1	0	0	0	0	0	1											
Donald Harris, R (8, 8)										0	0	0	0	0	0	0											
Inning Stats	R: 0 E: 0 K: 1 S: 9	H: 1 LOB: 1 BB: 0 P: 12	R: 0 E: 0 K: 1 S: 13	H: 1 LOB: 0 BB: 0 P: 18	R: 0 E: 0 K: 0 S: 9	H: 1 LOB: 2 BB: 1 P: 17	R: 1 E: 0 K: 1 S: 12	H: 2 LOB: 1 BB: 1 P: 20	R: 1 E: 0 K: 1 S: 9	H: 1 LOB: 2 BB: 1 P: 19	R: 2 E: 0 K: 1 S: 10	H: 2 LOB: 0 BB: 0 P: 13	R: 0 E: 0 K: 0 S: 10	H: 1 LOB: 1 BB: 0 P: 20	R: 0 E: 0 K: 2 S: 12	H: 0 LOB: 0 BB: 0 P: 15		1B: 4 2B: 3 3B: 1 HR: 2	SF: 1 SAC: 0 DP: 0 HBP: 0	WP: 0 PB: 0 SB: 0 CS: 0	PA: 40						
PITCHER	IP	WLS	BF	H	R	ER	SO	BB	IBB	HBP	BLK	WP	HR	S	P	ERA		WHIP									
Denny Neagle, L ERA: 4.2	(1, 1)	4.0	20	6	2	2	3	2	0	0	0	0	1	46	75	4.50	2.000										
Carl Willis, R ERA: 2.47	(5, 1)	3.0	13	3	2	2	5	0	0	0	0	0	1	32	47	6.00	1.000										
Terry Leach, R ERA: 3.03	(8, 1)	0.1	2	1	0	0	0	0	0	0	0	0	0	5	11	0.00	3.000										
Gary Wayne, L ERA: 3.38	(8, 1)	0.2	W	2	0	0	0	0	0	0	0	0	0	5	9	0.00	0.000										
Rick Aguilera, R ERA: 2.13	(9, 1)	1.0	S	3	0	0	2	0	0	0	0	0	0	12	15	0.00	0.000										

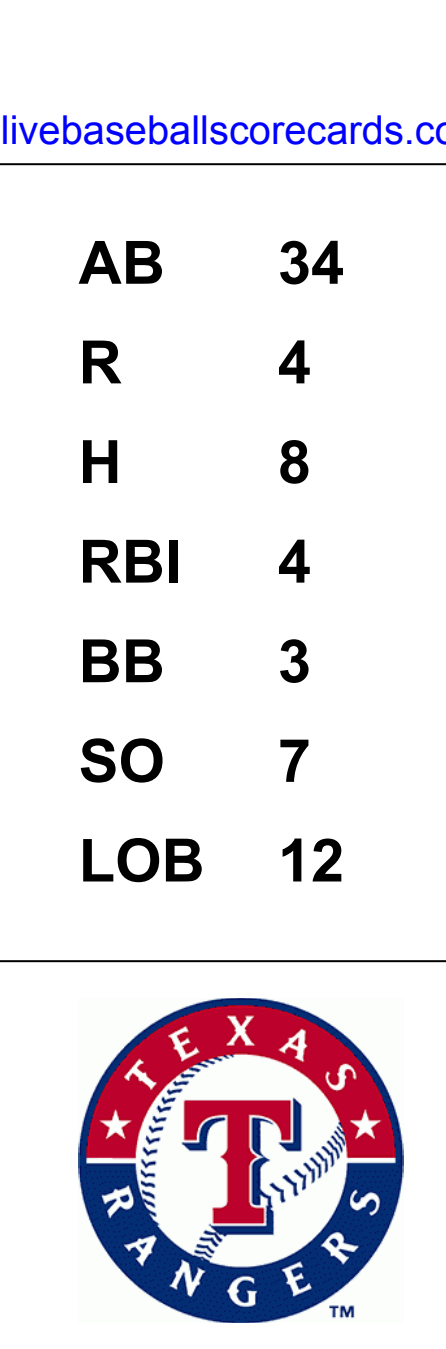
Batter	1	2	3	4	5	6	7	8	9	AB	R	H	RBI	BB	SO	LOB	BOTTOM											
Dan Gladden, R OBP: 0.317, SLG: 0.366 (8, PH)	G6-3					G5-3		K		4	0	1	0	0	1	1	Texas Rangers @ Minnesota Twins Hubert H. Humphrey Metrodome, Minneapolis, MN Fri Sep 20 1991, 8:05 PM EDT Att: 29,503 - Dome - 70 F AB 37 R 6 H 13 RBI 4 BB 2 SO 3 LOB 22											
Randy Bush, L OBP: 0.395, SLG: 0.480 (8, PR)		BLK						1B		0	0	0	0	1	0	0												
Greg Gagne, R OBP: 0.303, SLG: 0.389 (9, 6)		1B						BB		0	0	0	0	0	0	0												
Chuck Knoblauch, R OBP: 0.351, SLG: 0.358 (1, 4)	FC6-4		G6-3					P4		5	0	2	0	0	0	5												
Kirby Puckett, R OBP: 0.351, SLG: 0.462 (1, 8)	FC6-4					G5-3		F9		5	1	2	2	0	0	2												
Kent Hrbek, L OBP: 0.370, SLG: 0.450 (1, 3)						F8				5	1	2	0	0	0	3												
Chili Davis, S OBP: 0.382, SLG: 0.509 (1, 10)						F7				3	1	2	1	1	0	0												
Brian Harper, R OBP: 0.333, SLG: 0.450 (1, 2)	G5-3					G2		E7		4	1	1	0	0	0	4												
Shane Mack, R OBP: 0.365, SLG: 0.541 (9, 7)						G6-3		WP		4	1	2	1	0	0	0												
Mike Pagliarulo, L OBP: 0.322, SLG: 0.386 (1, 5)						L4		K		3	1	1	0	0	1	2												
Al Newman, S OBP: 0.260, SLG: 0.220 (8, PH)										3	0	0	0	0	0	3												
Paul Sorrento, L OBP: 0.281, SLG: 0.448 (8, PR)										1	0	0	0	0	1	2												
Jarvis Brown, R OBP: 0.263, SLG: 0.263 (8, 9)										0	0	0	0	0	0	0												
Inning Stats	R: 1 E: 0 K: 0 S: 12	H: 3 LOB: 2 BB: 0 P: 17	R: 0 E: 0 K: 0 S: 8	H: 2 LOB: 0 BB: 0 P: 9	R: 0 E: 0 K: 0 S: 7	H: 0 LOB: 0 BB: 0 P: 10	R: 0 E: 0 K: 0 S: 8	H: 0 LOB: 0 BB: 0 P: 10	R: 0 E: 0 K: 0 S: 8	H: 1 LOB: 1 BB: 0 P: 11	R: 3 E: 1 K: 2 S: 15	H: 3 LOB: 1 BB: 1 P: 23	R: 0 E: 0 K: 0 S: 8	H: 2 LOB: 2 BB: 0 P: 15	R: 2 E: 0 K: 1 S: 12	H: 2 LOB: 2 BB: 1 P: 22		1B: 12 2B: 1 3B: 0 HR: 0	SF: 0 SAC: 1 DP: 0 HBP: 0	WP: 1 PB: 0 SB: 1 CS: 0	PA: 40							
PITCHER	IP	WLS	BF	H	R	ER	SO	BB	IBB	HBP	BLK	WP	HR	S	P	ERA		WHIP										
Oil Can Boyd, R ERA: 4.32	(1, 1)	5.0	24	8	4	4	0	1	0	0	0	1	0	16	21	0.00		1.500										
Terry Mathews, R ERA: 3.5	(6, 1)	1.1	6	2	0	0	2	0	0	0	0	0	0	2	7	0.00	3.000											
Kenny Rogers, L ERA: 5.66	(7, 1)	0.1	2	1	0	0	0	0	0	0	0	0	0	9	17	27.00	3.000											
Wayne Rosenthal, R ERA: 4.34	(7, 1)	0.2	L	5	1	2	2	1	0	0	0	0	0	4	7	0.00	3.000											
Rich Gossage, R ERA: 3.89	(8, 1)	0.1	2	1	0	0	0	0	0	0	0	0	0	4	7	0.00	3.000											

Batter	1	2	3	4	5	6	7	8	9	AB	R	H	RBI	BB	SO	LOB	TOP						
Jack Daugherty, S OBP: 0.252, SLG: 0.246	F7		K			G3		HR		4	1	1	1	0	1	0	Texas Rangers @ Minnesota Twins Hubert H. Humphrey Metrodome, Minneapolis, MN Sat Sep 21 1991, 8:05 PM EDT Att: 43,138 - Dome - 70 F livebaseballscorecards.com						
Julio Franco, R OBP: 0.409, SLG: 0.468	G4-3 1B			2B 1B		G6-3		K		4	1	2	0	0	1	0							
Rafael Palmeiro, L OBP: 0.393, SLG: 0.547	G4-3			1B G6-3 2B		HR		G3		4	2	2	1	0	0	1							
Ruben Sierra, S OBP: 0.357, SLG: 0.500	P6			G6-3 1B		F7		K		4	0	1	1	0	1	1							
Kevin Reimer, L OBP: 0.344, SLG: 0.489	G4-3			G6-3		G5-3				4	0	1	0	0	0	1							
Juan Gonzalez, R OBP: 0.323, SLG: 0.491	F9			K		F8		F8		4	0	0	0	0	1	1							
Dean Palmer, R OBP: 0.285, SLG: 0.404	K			G4-6-3 1B		K				3	0	1	0	0	2	0							
Ivan Rodriguez, R OBP: 0.279, SLG: 0.366			G6-3		G4-6-3			G3		2	0	0	0	0	0	1							
Geno Petrilli, L OBP: 0.325, SLG: 0.339					G4-6-3					1	0	0	0	0	0	0							
Jeff Huson, L OBP: 0.314, SLG: 0.296			P1		G4-3			G3-1		2	0	0	0	0	0	0							
Rob Maurer, L OBP: 0.429, SLG: 0.400										1	0	0	0	0	0	0							
José Hernández, R OBP: 0.231, SLG: 0.253										0	0	0	0	0	0	0							
Inning Stats	R: 0 E: 0 K: 0 S: 7	H: 1 LOB: 1 BB: 0 P: 10	R: 0 E: 0 K: 1 S: 9	H: 0 LOB: 0 BB: 0 P: 13	R: 0 E: 0 K: 1 S: 5	H: 0 LOB: 0 BB: 0 P: 7	R: 2 E: 0 K: 1 S: 13	H: 3 LOB: 0 BB: 0 P: 17	R: 0 E: 0 K: 0 S: 6	H: 1 LOB: 0 BB: 0 P: 8	R: 1 E: 0 K: 0 S: 10	H: 1 LOB: 0 BB: 0 P: 15	R: 0 E: 0 K: 1 S: 7	H: 0 LOB: 0 BB: 0 P: 9	R: 1 E: 0 K: 1 S: 11	H: 1 LOB: 0 BB: 0 P: 16	R: 0 E: 0 K: 1 S: 8	H: 1 LOB: 1 BB: 0 P: 10	1B: 5 2B: 1 3B: 0 HR: 2	SF: 0 SAC: 0 DP: 2 HBP: 0	WP: 0 PB: 0 SB: 1 CS: 0	PA: 33	
PITCHER Kevin Tapani, R ERA: 2.87	IP: 9.0 WLS: W BF: 33 H: 8 R: 4 ER: 4 SO: 6 BB: 0 IBB: 0 HBP: 0 BLK: 0 WP: 0 HR: 2 S: 76 P: 105 ERA: 4.00 WHIP: 0.889											PITCHER	IP: 9.0 WLS: W BF: 33 H: 8 R: 4 ER: 4 SO: 6 BB: 0 IBB: 0 HBP: 0 BLK: 0 WP: 0 HR: 2 S: 76 P: 105 ERA: 4.00 WHIP: 0.889										

Batter	1	2	3	4	5	6	7	8	9	AB	R	H	RBI	BB	SO	LOB	BOTTOM						
Dan Gladden, R OBP: 0.318, SLG: 0.367	G1-3 1B		G1-3		K	G1-3 1B		G1-3		5	0	2	0	0	1	0	Texas Rangers @ Minnesota Twins Hubert H. Humphrey Metrodome, Minneapolis, MN Sat Sep 21 1991, 8:05 PM EDT Att: 43,138 - Dome - 70 F livebaseballscorecards.com						
Chuck Knoblauch, R OBP: 0.353, SLG: 0.358	F8		F9		1B FC4-6 BB	BB		BB 1B		3	1	1	0	2	0	1							
Kirby Puckett, R OBP: 0.354, SLG: 0.462			L4		FC4-6 BB 2B	1B		F8		4	2	2	0	1	0	2							
Jarvis Brown, R OBP: 0.263, SLG: 0.263	HR 1B				FC4-6 BB 2B	1B		BB 1B		0	0	0	0	0	0	0							
Kent Hrbek, L OBP: 0.370, SLG: 0.455	HR			G3	G3	FC4-6 BB		F7	G3	4	1	1	2	1	0	1							
Chili Davis, S OBP: 0.381, SLG: 0.507	F7			G3	FC4-6 2B 1B	1B		G4-3		4	1	1	1	0	0	2							
Brian Harper, R OBP: 0.337, SLG: 0.456		G6-3		1B 2B	1B 2B	2B		1B 2B		3	2	2	2	1	0	0							
Shane Mack, R OBP: 0.364, SLG: 0.538	F8			K	G6-3			2B 1B		4	1	1	0	0	1	3							
Mike Pagliarulo, L OBP: 0.322, SLG: 0.386	E6							F8		3	0	1	1	0	0	0							
Scott Leius, R OBP: 0.380, SLG: 0.410								2B		1	0	1	2	0	0	0							
Greg Gagne, R OBP: 0.300, SLG: 0.385	K			G6-3		L3		G6-3		4	0	0	0	0	1	3							
Inning Stats	R: 2 E: 0 K: 0 S: 11	H: 3 LOB: 0 BB: 0 P: 21	R: 0 E: 1 K: 1 S: 10	H: 0 LOB: 1 BB: 0 P: 16	R: 0 E: 0 K: 0 S: 7	H: 0 LOB: 0 BB: 0 P: 10	R: 2 E: 0 K: 1 S: 13	H: 3 LOB: 1 BB: 0 P: 17	R: 2 E: 0 K: 0 S: 10	H: 2 LOB: 2 BB: 1 P: 18	R: 2 E: 0 K: 0 S: 15	H: 2 LOB: 1 BB: 1 P: 28	R: 0 E: 0 K: 0 S: 9	H: 1 LOB: 1 BB: 1 P: 20	R: 0 E: 0 K: 0 S: 8	H: 1 LOB: 1 BB: 1 P: 10	1B: 8 2B: 3 3B: 0 HR: 1	SF: 0 SAC: 0 DP: 0 HBP: 0	WP: 0 PB: 0 SB: 2 CS: 0	PA: 40			
PITCHER Jose Guzman, R ERA: 3.2	IP: 6.2 WLS: L BF: 34 H: 10 R: 8 ER: 8 SO: 3 BB: 4 IBB: 0 HBP: 0 BLK: 0 WP: 0 HR: 1 S: 72 P: 125 ERA: 10.80 WHIP: 2.100											PITCHER	IP: 6.2 WLS: L BF: 34 H: 10 R: 8 ER: 8 SO: 3 BB: 4 IBB: 0 HBP: 0 BLK: 0 WP: 0 HR: 1 S: 72 P: 125 ERA: 10.80 WHIP: 2.100										
Mike Jeffcoat, L ERA: 3.99	0.0	1	1	0	0	0	0	0	0	0	0	4	5										
Barry Manuel, R ERA:	1.1	5	1	0	0	0	1	0	0	0	0	11	23	0.00	1.500								

Batter	1	2	3	4	5	6	7	8	9	AB	R	H	RBI	BB	SO	LOB	TOP										
Jack Daugherty, S (1, 3) OBP: 0.257, SLG: 0.254	G4-3		1B		F9			G3	L3-6	4	1	1	0	1	0	1	Texas Rangers @ Minnesota Twins Hubert H. Humphrey Metrodome, Minneapolis, MN Sun Sep 22 1991, 4:33 AM EDT Att: 44,539 - Dome - 70 F livebaseballscorecards.com										
Julio Franco, R (1, 4) OBP: 0.408, SLG: 0.466	K		2B			K		F9		4	0	1	1	0	2	1											
Rafael Palmeiro, L (1, 10) OBP: 0.392, SLG: 0.544	FC6		1B		F8			G3		3	0	0	0	1	0	2											
Ruben Sierra, S (1, 9) OBP: 0.355, SLG: 0.497	FC6				G4-3			G6-3		4	0	0	0	0	1	2											
Kevin Reimer, L (1, 7) OBP: 0.342, SLG: 0.485 Monty Fariss, R (9, PH) OBP: 0.353, SLG: 0.333	G4-3				G5-3			P6		3	0	0	0	0	0	0											
Geno Petralli, L (1, 2) OBP: 0.330, SLG: 0.344 Mike Stanley, R (9, PH) OBP: 0.378, SLG: 0.405	G3-1				1B			WP		3	0	2	0	0	0	0											
Dean Palmer, R (1, 5) OBP: 0.288, SLG: 0.419	G5-3				1B			1B		1	1	1	0	0	0	0											
Jeff Huson, L (1, 6) OBP: 0.312, SLG: 0.293 Rob Maurer, L (7, PH) OBP: 0.375, SLG: 0.333 Donald Harris, R (7, 8) OBP: 0.500, SLG: 0.500	P4				G4-3			K		2	0	0	0	0	0	0											
Gary Pettis, S (1, 8) OBP: 0.338, SLG: 0.275 Brian Downing, R (7, PH) OBP: 0.388, SLG: 0.470 José Hernández, R (7, 6) OBP: 0.231, SLG: 0.253 John Russell, R (9, PH) OBP: 0.143, SLG: 0.115	K				G4-3			F8		2	0	0	0	0	1	0											
Inning Stats	R: 0 E: 0 K: 1 S: 8	H: 0 LOB: 1 BB: 1 P: 14	R: 0 E: 0 K: 0 S: 6	H: 0 LOB: 0 BB: 0 P: 12	R: 1 E: 0 K: 1 S: 10	H: 2 LOB: 1 BB: 0 P: 15	R: 0 E: 0 K: 1 S: 12	H: 1 LOB: 1 BB: 0 P: 21	R: 0 E: 0 K: 2 S: 9	H: 0 LOB: 0 BB: 0 P: 11	R: 0 E: 0 K: 1 S: 12	H: 2 LOB: 2 BB: 0 P: 21	R: 0 E: 0 K: 0 S: 10	H: 0 LOB: 1 BB: 1 P: 19	R: 3 E: 0 K: 1 S: 11	H: 3 LOB: 0 BB: 1 P: 19		1B: 5 2B: 3 3B: 0 HR: 1	SF: 0 SAC: 0 DP: 1 HBP: 0	WP: 1 PB: 0 SB: 1 CS: 0	PA: 37						
PITCHER	IP	WLS	BF	H	R	ER	SO	BB	IBB	HBP	BLK	WP	HR	S	P	ERA	WHIP										
Jack Morris, R (1, 1) ERA: 3.64	7.0	W	28	5	1	1	6	2	0	0	0	1	0	65	113	1.29	1.000										
Gary Wayne, L (8, 1) ERA: 6.0	1.0		6	2	3	3	0	1	0	0	0	0	1	14	24	27.00	3.000										
Gary Wayne, L (9, 1) ERA: 6.0	1.0		6	2	3	3	0	1	0	0	0	0	1	14	24	27.00	3.000										
Terry Leach, R (9, 1) ERA: 2.98	1.0		3	1	0	0	1	0	0	0	0	0	0	6	9	0.00	1.000										

Batter	1	2	3	4	5	6	7	8	9	AB	R	H	RBI	BB	SO	LOB	BOTTOM										
Gene Larkin, S (1, 9) OBP: 0.360, SLG: 0.365 Dan Gladden, R (8, 7) OBP: 0.317, SLG: 0.366	G4-3	G1-3		SF8			F8	G1-3		3	0	0	1	0	0	3	Texas Rangers @ Minnesota Twins Hubert H. Humphrey Metrodome, Minneapolis, MN Sun Sep 22 1991, 4:33 AM EDT Att: 44,539 - Dome - 70 F livebaseballscorecards.com										
Chuck Knoblauch, R (1, 4) OBP: 0.353, SLG: 0.359 Al Newman, S (8, 4) OBP: 0.263, SLG: 0.223	G6-3		E	P5			K	1B		4	1	1	0	0	1	2											
Kirby Puckett, R (1, 8) OBP: 0.351, SLG: 0.458 Gary Wayne, L (9, 1) Terry Leach, R (9, 1)	G3-1		E6		L9		G6-3	F9		5	0	0	0	0	0	3											
Kent Hrbek, L (1, 3) OBP: 0.369, SLG: 0.454		F8	F8		F8			P5		4	1	1	0	0	0	1											
Chili Davis, S (1, 10) OBP: 0.382, SLG: 0.511 Jarvis Brown, R (8, PR) OBP: 0.263, SLG: 0.263	1B	HBP	K		F8			E	3B	4	1	2	0	0	1	1											
Brian Harper, R (1, 2) OBP: 0.336, SLG: 0.453	E		F8		G4-3			E5	1B	3	1	0	1	0	0	1											
Shane Mack, R (1, 7) OBP: 0.363, SLG: 0.536	SF7			G5-3		G6-3		E5	1B	3	1	1	1	0	0	0											
Mike Pagliarulo, L (1, 5) OBP: 0.324, SLG: 0.390	F8			1B	SF8	2B	L7	1B	1B	4	2	2	2	0	0	2											
Greg Gagne, R (1, 6) OBP: 0.305, SLG: 0.389 Randy Bush, L (8, PH) OBP: 0.399, SLG: 0.483 Scott Leius, R (9, 6) OBP: 0.380, SLG: 0.410	E5			SF8			F8	G1-3	1B	3	0	3	0	0	0	0											
Inning Stats	R: 0 E: 0 K: 0 S: 6	H: 3 LOB: 2 BB: 0 P: 9	R: 2 E: 1 K: 0 S: 9	H: 3 LOB: 0 BB: 0 P: 15	R: 1 E: 1 K: 1 S: 11	H: 1 LOB: 1 BB: 0 P: 13	R: 1 E: 0 K: 0 S: 8	H: 2 LOB: 1 BB: 0 P: 11	R: 0 E: 0 K: 0 S: 6	H: 0 LOB: 0 BB: 0 P: 14	R: 0 E: 0 K: 1 S: 11	H: 1 LOB: 1 BB: 0 P: 16	R: 5 E: 2 K: 0 S: 15	H: 5 LOB: 2 BB: 0 P: 21	1B: 9 2B: 2 3B: 1 HR: 0	SF: 2 SAC: 0 DP: 0 HBP: 1		WP: 1 PB: 0 SB: 1 CS: 0	PA: 39								
PITCHER	IP	WLS	BF	H	R	ER	SO	BB	IBB	HBP	BLK	WP	HR	S	P	ERA	WHIP										
Hector Fajardo, R (1, 1) ERA: 7.36	7.1	L	32	8	5	4	2	0	0	0	0	0	0	62	91	4.91	1.091										
Jeff Russell, R (8, 1) ERA: 3.53	0.2		7	4	4	2	0	0	0	0	0	1	0	10	15	27.00	6.000										



Batter	1	2	3	4	5	6	7	8	9	10	11	AB	R	H	RBI	BB	SO	LOB	TOP								
Brian Downing, R OBP: 0.389, SLG: 0.467 (1, 10)	4-0 FC5-4 BB	4-2 1B BB		0-2 P2			2-0 F7		2-1 P5		4-2 1B BB	3	2	0	0	3	0	1									
Monty Fariss, R OBP: 0.439, SLG: 0.353 (1, 4)	4-2 FC5-4 BB	1-0 1B BB			3-3 K		4-2 1B BB		1-1 F8		2-1 1B BB	2	0	1	2	2	1	0									
Mario Diaz, R OBP: 0.325, SLG: 0.330 (7, 4)		1-3 2-H 3-H 1B					1-2 BB				1-2 2-H 1B	2	1	1	1	0	0	0									
Ruben Sierra, S OBP: 0.357, SLG: 0.498 (1, 9)	2-3 K	1-2 FC5-4 1B			1-3 K		1-2 2-3 1B		1-0 FC6-4 1B		1-0 FC6-4 1B	6	1	4	2	0	2	2									
Juan Gonzalez, R OBP: 0.327, SLG: 0.489 (1, 7)	2-2 FC5-4 FC6-4	2-1 FC5-4 1B			0-0 G6-3		0-1 FC6-4 1B		0-1 FC6-4 1B		0-1 FC6-4 2B	6	1	1	2	0	0	8									
Mike Stanley, R OBP: 0.377, SLG: 0.400 (1, 3)	2-2 FC6-4				4-1 G6-4-3 BB		2-2 G5-3		4-1 1B BB		3-2 G4-6-3 2B	2	0	0	0	1	0	2									
Rafael Palmeiro, L OBP: 0.393, SLG: 0.543 (6, 3)											4-0 2B IBB	1	1	0	0	2	0	1									
Dean Palmer, R OBP: 0.285, SLG: 0.417 (1, 5)		1-3 K	2-3 K				2-3 K		3-3 K			6	1	1	2	0	5	2									
Ivan Rodriguez, R OBP: 0.280, SLG: 0.363 (8, PH)		4-0 BB BB		0-1 G6-4-3			2-2 G6-3		1-2 1B			2	1	0	0	1	0	1									
Kevin Reimer, L OBP: 0.343, SLG: 0.486 (8, PH)												1	0	1	0	0	0	0									
Gary Pettis, S OBP: 0.342, SLG: 0.278 (8, 8)												1	1	1	0	1	0	0									
Donald Harris, R OBP: 0.600, SLG: 0.500 (8, PH)		4-2 BB BB		1-3 K			1-1 FC1-6 1B		1-3 K			2	1	1	0	1	1	0									
Geno Petrilli, L OBP: 0.330, SLG: 0.344 (8, 2)		1-2 1B BB										3	0	1	1	0	1	2									
José Hernández, R OBP: 0.222, SLG: 0.244 (9, PH)				0-3 K			1-1 FC1-6 1B		2-3 K			3	0	0	0	0	1	3									
Jack Daugherty, S OBP: 0.255, SLG: 0.252 (9, PH)												1	0	0	0	0	1	0									
Jeff Huson, L OBP: 0.312, SLG: 0.293 (9, 6)												0	0	0	0	0	0	0									
Julio Franco, R OBP: 0.408, SLG: 0.466 (11, PH)												2	1	1	1	0	1	2									
Inning Stats	R: 0 E: 0 K: 1 S: 14	H: 0 LOB: 2 BB: 2 P: 28	R: 3 E: 0 K: 2 S: 20	H: 2 LOB: 2 BB: 3 P: 37	R: 0 E: 0 K: 1 S: 6	H: 0 LOB: 0 BB: 1 P: 12	R: 0 E: 0 K: 1 S: 10	H: 0 LOB: 0 BB: 0 P: 11	R: 0 E: 0 K: 2 S: 8	H: 0 LOB: 0 BB: 0 P: 12	R: 0 E: 0 K: 1 S: 10	H: 2 LOB: 3 BB: 1 P: 21	R: 0 E: 0 K: 2 S: 11	H: 1 LOB: 1 BB: 1 P: 20	R: 0 E: 0 K: 1 S: 7	H: 0 LOB: 0 BB: 0 P: 12	R: 0 E: 0 K: 0 S: 6	H: 1 LOB: 0 BB: 0 P: 11	R: 8 E: 0 K: 2 S: 23	H: 7 LOB: 2 BB: 3 P: 49	1B: 11 2B: 2 3B: 0 HR: 0	SF: 0 SAC: 0 DP: 2 HBP: 0	WP: 1 PB: 0 SB: 2 CS: 0	PA: 54			
PITCHER	IP WLS BF H R ER SO BB IBB HBP BLK WP HR S P ERA WHIP	PITCHER										IP WLS BF H R ER SO BB IBB HBP BLK WP HR S P ERA WHIP															
Randy Johnson, L ERA: 4.1 (1, 1)	7.0 2.0 31	7 1 0 0 3	4 0 0 3	3 0 0 3	8 1 0 0	0 0 0 0	0 0 0 0	0 0 0 0	0 0 0 0	0 0 0 0	0 0 0 0	0 0 0 0	0 0 0 0	0 0 0 0	0 0 0 0	0 0 0 0	0 0 0 0	0 0 0 0	0 0 0 0	0 0 0 0	0 0 0 0	0 0 0 0	0 0 0 0	0 0 0 0	0 0 0 0		
Calvin Jones, R ERA: 2.29 (8, 1)	2.0 1.0 3	1 0 0	0 0 0	0 0 0	3 0 0	0 0 0	0 0 0	0 0 0	0 0 0	0 0 0	0 0 0	0 0 0	0 0 0	0 0 0	0 0 0	0 0 0	0 0 0	0 0 0	0 0 0	0 0 0	0 0 0	0 0 0	0 0 0	0 0 0	0 0 0	0 0 0	
Bill Swift, R ERA: 2.15 (10, 1)	1.0 0.2 L 7	3 1 5	0 0 5	0 0 1	0 0 5	0 0 1	0 0 1	0 0 1	0 0 1	0 0 1	0 0 1	0 0 1	0 0 1	0 0 1	0 0 1	0 0 1	0 0 1	0 0 1	0 0 1	0 0 1	0 0 1	0 0 1	0 0 1	0 0 1	0 0 1	0 0 1	
Mike Schooler, R ERA: 4.25 (11, 1)	0.1 6	4	3	3	1	0	1	0	0	0	0	0	0	0	0	0	0	0	0	0	0	0	0	0	0	0	0
Dave Burba, R ERA: 4.73 (11, 1)																											

Texas Rangers @ Seattle Mariners
The Kingdom, Seattle, WA
Mon Sep 23 1991, 10:05 PM EDT
Att. 49,486 - Dome - 70 F

livebaseballscorecards.com

AB 43
R 11
H 13
RBI 11
BB 11
SO 13
LOB 24




Batter	1	2	3	4	5	6	7	8	9	10	11	AB	R	H	RBI	BB	SO	LOB	BOTTOM							
Edgar Martinez, R OBP: 0.411, SLG: 0.462 (1, 5)	2-1 G4-3		0-2 P6		0-0 F7		3-2 2B 1B		3-2 1B 2B	3-1 FC6		6	0	2	0	0	0	2								
Harold Reynolds, S OBP: 0.306, SLG: 0.350 (1, 4)	1-0 1B 2B		1-1 1B 1B		2-1 G6-3		1-1 P6		0-0 P9		1-1 P7	6	1	2	0	0	0	2								
Ken Griffey Jr., L OBP: 0.406, SLG: 0.541 (1, 8)	3-1 WP SF8 1B		1 SAFE 2-2 HBP 1B		4-1 BB BB		0-0 2B		4-0 1B IBB		4-2 1B BB	3	1	3	1	2	0	0								
Pat Lennon, R OBP: 1.000, SLG: 2.000 (11, PH)			1-3 1B				1-3 2B					2	0	0	1	0	0	0								
Jay Buhner, R OBP: 0.333, SLG: 0.489 (9, PH)	1-1 SF8		1-2 HBP		0-0 F9		0-0 G6-3		2-0 G6-3		1-1 BB 1B	2	0	0	1	0	0	3								
Greg Briley, L OBP: 0.302, SLG: 0.323 (10, 7)	2-H SF8		1-2 HBP						1-2 2-3 1B		1-3 BB 1B	2	0	2	0	0	0	0								
Tracy Jones, R OBP: 0.315, SLG: 0.367 (1, 10)	2-0 E5		2-3 K		0-0 F7		1-2 G6-3		1-0 P3		1-0 BB 1B	4	0	0	0	0	1	3								
Alvin Davis, L OBP: 0.304, SLG: 0.345 (9, PH)											1-2 2-3 1B	2	0	1	1	0	0	3								
Pete O'Brien, L OBP: 0.302, SLG: 0.392 (1, 3)	2-2 F8		1-1 G4-3		2-2 F8		1-2 F7		1-2 F7		1-2 G4-3	5	0	0	0	0	0	4								
Tino Martinez, L OBP: 0.263, SLG: 0.264 (11, PH)											3-3 K	1	0	0	0	0	1	2								
Alonzo Powell, R OBP: 0.270, SLG: 0.380 (1, 7)		0-2 G3-1		0-0 L4-6 SH3 1B					3-2 2B		4-0 K	5	1	3	1	1	1	0								
Jeff Schaefer, R OBP: 0.279, SLG: 0.333 (1, 6)			1-3 K		0-0 SH3		0-3 K		1-1 G6-3		1-1 E9 BB	1	0	0	0	0	1	0								
Omar Vizquel, S OBP: 0.297, SLG: 0.292 (5, 6)					1-2 SH3						1-2 FC6-4	4	0	0	0	0	1	4								
Dave Valle, R OBP: 0.276, SLG: 0.286 (1, 2)		1-2 G6-3		2-2 L4-6					0-1 P3		4-0 FC6	2	0	0	0	0	0	1								
Dave Cochrane, S OBP: 0.272, SLG: 0.337 (7, PH)												1	0	0	0	0	0	0								
Chris Howard, R OBP: 0.500, SLG: 1.000 (8, 2)												1	0	0	0	0	0	0								
Scott Bradley, L OBP: 0.277, SLG: 0.235 (10, PH)					2-3 L4-6						1-2 BB	0	0	0	0	1	0	0								
Inning Stats	R: 2 E: 1 K: 0 S: 12	H: 2 LOB: 1 BB: 0 P: 23	R: 0 E: 0 K: 1 S: 10	H: 0 LOB: 0 BB: 0 P: 12	R: 0 E: 0 K: 1 S: 22	H: 2 LOB: 3 BB: 1 P: 29	R: 0 E: 0 K: 0 S: 5	H: 1 LOB: 0 BB: 0 P: 7	R: 0 E: 0 K: 0 S: 5	H: 0 LOB: 1 BB: 1 P: 11	R: 1 E: 0 K: 1 S: 10	H: 1 LOB: 0 BB: 0 P: 12	R: 0 E: 0 K: 0 S: 13	H: 2 LOB: 2 BB: 0 P: 19	R: 0 E: 0 K: 0 S: 14	H: 1 LOB: 1 BB: 0 P: 20	R: 0 E: 0 K: 0 S: 10	H: 2 LOB: 3 BB: 1 P: 20	R: 0 E: 1 K: 1 S: 10	H: 0 LOB: 2 BB: 1 P: 19	R: 1 E: 0 K: 1 S: 14	H: 2 LOB: 3 BB: 2 P: 29	1B: 8 2B: 5 3B: 0 HR: 1	SF: 1 SAC: 1 DP: 1 HBP: 1	WP: 1 PB: 0 SB: 0 CS: 0	PA: 53
PITCHER	IP WLS BF H R ER SO BB IBB HBP BLK WP HR S P ERA WHIP	PITCHER										IP WLS BF H R ER SO BB IBB HBP BLK WP HR S P ERA WHIP														
Brian Bohannon, L ERA: 5.5 (7, 1)	6.0 0.2 3	6 1 0	3 0 0	0 0 0	0 0 0	0 0 0	0 0 0	0 0 0	0 0 0	0 0 0	0 0 0	0 0 0	0 0 0	0 0 0	0 0 0	0 0 0	0 0 0	0 0 0	0 0 0	0 0 0	0 0 0	0 0 0	0 0 0	0 0 0	0 0 0	
Terry Mathews, R ERA: 3.75 (7, 1)	2.0 10	3 0	0 0	0 0	0 0	0 0	0 0	0 0	0 0	0 0	0 0	0 0	0 0	0 0	0 0	0 0	0 0	0 0	0 0	0 0	0 0	0 0	0 0	0 0	0 0	0 0
Kenny Rogers, L ERA: 5.65 (9, 1)	1.1 W 7	1 0	0 0	1 1	0 0	0 0	0 0	0 0	0 0	0 0	0 0	0 0	0 0	0 0	0 0	0 0	0 0	0 0	0 0	0 0	0 0	0 0	0 0	0 0	0 0	0 0
Jeff Russell, R ERA: 3.46 (11, 1)	1.0 7	2 1	1 1	1 1	2 0	0 0	0 0	0 0	0 0	0 0	0 0	0 0	0 0	0 0	0 0	0 0	0 0	0 0	0 0	0 0	0 0	0 0	0 0	0 0	0 0	0 0

Texas Rangers @ Seattle Mariners
The Kingdom, Seattle, WA
Mon Sep 23 1991, 10:05 PM EDT
Att. 49,486 - Dome - 70 F

livebaseballscorecards.com

AB 45
R 4
H 13
RBI 4
BB 5
SO 5
LOB 24




Batter	1	2	3	4	5	6	7	8	9	AB	R	H	RBI	BB	SO	LOB	TOP										
Brian Downing, R OBP: 0.391, SLG: 0.467 (1, 10)	1-2 E 1B		0-3 K			2-2 G5-3		1-2 HR HBP	0-0 1B	4	2	2	1	0	1	0											
Rafael Palmeiro, L OBP: 0.392, SLG: 0.545 Geno Petralli, L OBP: 0.330, SLG: 0.344 (1, 3) (9, 2)	1-0 E4 SF8		1-0 F7			3-2 G6-3		0-1 HR	0-0 G4-3	5	2	1	2	0	0	2											
Julio Franco, R OBP: 0.407, SLG: 0.470 (1, 4)	0-0 G6-3			1-1 G5-3		2-0 HR		3-2 F9		4	1	1	1	0	0	1											
Ruben Sierra, S OBP: 0.355, SLG: 0.496 (1, 9)	1-2 SF8			2-1 G4-3		1-3 K		3-1 G4-3		3	0	0	1	0	1	0											
Juan Gonzalez, R OBP: 0.325, SLG: 0.485 (1, 8) (7, 7)	1-0 G5-3			1-0 F8				0-0 E5 1B	1-1 G5-3	4	1	0	0	0	0	0											
Dean Palmer, R OBP: 0.286, SLG: 0.414 Mario Diaz, R OBP: 0.323, SLG: 0.328 (1, 5) (8, 5)		2-2 F8			1-0 F8			4-1 1B BB	3-3 K	2	0	0	0	1	0	0											
Monty Fariss, R OBP: 0.342, SLG: 0.485 Kevin Reimer, L OBP: 0.344, SLG: 0.333 Gary Pettis, S OBP: 0.344, SLG: 0.281 (1, 7) (7, PH) (7, 8)		0-1 F9-3 1B			4-2 G5-3 1B BB			1-1 F8	0-0 G4-3 1B	1	1	1	0	1	0	0											
Ivan Rodriguez, R OBP: 0.280, SLG: 0.363 Jack Daugherty, S OBP: 0.254, SLG: 0.250 (1, 2) (9, PH) (9, 3)		0-1 F9-3			3-2 G5-3			0-1 G5-4-3 1B	0-1 G4-3	3	0	1	1	0	0	2											
José Hernández, R OBP: 0.226, SLG: 0.247 Rob Maurer, L OBP: 0.444, SLG: 0.333 Jeff Huson, L OBP: 0.312, SLG: 0.293 (1, 6) (9, PH) (9, PR) (9, 6)			2-1 G6-3			2-1 G5-4-3 1B		0-0 G5-4-3	1-2 HBP	3	0	1	1	0	0	2											
Inning Stats	R: 2 E: 1 K: 0 S: 9	H: 1 LOB: 0 BB: 0 P: 13	R: 0 E: 0 K: 0 S: 9	H: 1 LOB: 0 BB: 0 P: 11	R: 0 E: 0 K: 1 S: 6	H: 0 LOB: 0 BB: 0 P: 9	R: 0 E: 0 K: 0 S: 5	H: 0 LOB: 0 BB: 0 P: 9	R: 1 E: 0 K: 0 S: 9	H: 1 LOB: 1 BB: 1 P: 19	R: 1 E: 0 K: 1 S: 10	H: 1 LOB: 0 BB: 0 P: 18	R: 1 E: 1 K: 0 S: 7	H: 1 LOB: 1 BB: 1 P: 12	R: 2 E: 0 K: 0 S: 11	H: 1 LOB: 0 BB: 0 P: 19	R: 1 E: 0 K: 1 S: 12	H: 2 LOB: 2 BB: 0 P: 16	1B: 6 2B: 1 3B: 0 HR: 2	SF: 1 SAC: 0 DP: 2 HBP: 2	WP: 0 PB: 0 SB: 0 CS: 0	PA: 38					
PITCHER	IP	WLS	BF	H	R	ER	SO	BB	IBB	HBP	BLK	WP	HR	S	P	ERA	WHIP										
Bill Krueger, L ERA: 3.8 (1, 1)	6.0		24	4	5	2	2	2	0	0	0	0	1	50	85	3.00	1.000										
Scott Bankhead, R ERA: 5.37 (7, 1)	2.0		8	2	2	2	0	0	0	1	0	0	1	16	25	9.00	1.000										
Michael Jackson, R ERA: 3.43 (9, 1)	0.2	L	5	2	1	1	1	0	0	1	0	0	0	11	15	13.50	3.000										
Russ Swan, L ERA: 3.58 (9, 1)	0.1		1	0	0	0	0	0	0	0	0	0	0	1	1	0.00	0.000										

Texas Rangers @ Seattle Mariners
The Kingdome, Seattle, WA
Tue Sep 24 1991, 10:05 PM EDT
Att: 21,862 - Dome - 70 F

livebaseballscorecards.com

AB 33
R 8
H 8
RBI 7
BB 2
SO 3
LOB 10




Batter	1	2	3	4	5	6	7	8	9	AB	R	H	RBI	BB	SO	LOB	BOTTOM										
Edgar Martinez, R OBP: 0.413, SLG: 0.467 (1, 5)	1-1 G4-3 1B		2-2 FC5-4 BB		2-2 1B		3-1 1B	3-3 K		5	1	3	1	0	1	2											
Harold Reynolds, S OBP: 0.338, SLG: 0.351 (1, 4)	2-0 G4-3		4-1 BB		0-0 P7		1-0 1B	2-2 E3 1B		4	1	2	0	1	0	2											
Ken Griffey Jr., L OBP: 0.408, SLG: 0.542 (1, 8)	0-2 K		0-0 G4-3		1-1 WP		2-3 K	3-2 K	3-2 S 1B	5	0	3	2	0	1	5											
Pete O'Brien, L OBP: 0.302, SLG: 0.389 (1, 3)	3-3 K			4-1 G1-3 BB	2-3 K		3-2 SF8	2-2 G4-3		3	0	0	1	1	2	4											
Alvin Davis, L OBP: 0.304, SLG: 0.345 Pat Lennon, R OBP: 0.750, SLG: 1.000 Tino Martinez, L OBP: 0.270, SLG: 0.273 Rich Amaral, R (1, 10) (7, PH) (9, PH) (9, PR)		1-1 G3		2-2 P7		2-1 G4-6-3 1B	3-1 P3		2-0 FC1-6 1B	3	0	1	0	0	0	1											
Jay Buhner, R OBP: 0.331, SLG: 0.484 (1, 9)	1-3 K			4-0 G1-3 BB	1-2 K		0-3 K	3-1 F8	0-0 FC1-6 BB	4	0	0	0	1	2	2											
Greg Briley, L OBP: 0.301, SLG: 0.319 (1, 7)	2-1 G4-3			1-0 G1-3	1-2 BB		3-2 G4-6-3	4-2 2B BB	3-1 F7	4	1	0	0	1	0	4											
Omar Vizquel, S OBP: 0.300, SLG: 0.295 (1, 6)			0-0 B2-3		0-1 F8			4-0 1B BB	0-2 2B 2B	3	2	1	0	2	0	2											
Dave Valle, R OBP: 0.277, SLG: 0.285 Dave Cochrane, S OBP: 0.278, SLG: 0.349 (1, 2) (7, PH) (8, 2)			4-0 FC5-4 BB		1-1 F7			2-2 1B BB	2-2 E 2B	1	0	0	0	1	0	0											
Inning Stats	R: 1 E: 0 K: 1 S: 9	H: 2 LOB: 0 BB: 0 P: 15	R: 0 E: 0 K: 1 S: 8	H: 0 LOB: 0 BB: 0 P: 12	R: 0 E: 0 K: 0 S: 6	H: 0 LOB: 2 BB: 2 P: 16	R: 0 E: 0 K: 0 S: 9	H: 0 LOB: 2 BB: 2 P: 20	R: 0 E: 0 K: 1 S: 13	H: 2 LOB: 2 BB: 0 P: 19	R: 0 E: 0 K: 1 S: 9	H: 1 LOB: 0 BB: 0 P: 14	R: 2 E: 0 K: 1 S: 17	H: 3 LOB: 2 BB: 1 P: 35	R: 4 E: 1 K: 1 S: 24	H: 4 LOB: 1 BB: 1 P: 43	R: 0 E: 0 K: 1 S: 10	H: 1 LOB: 2 BB: 1 P: 21	1B: 9 2B: 4 3B: 0 HR: 0	SF: 1 SAC: 0 DP: 1 HBP: 0	WP: 1 PB: 0 SB: 1 CS: 0	PA: 45					
PITCHER	IP	WLS	BF	H	R	ER	SO	BB	IBB	HBP	BLK	WP	HR	S	P	ERA	WHIP										
Kevin Brown, R ERA: 4.11 (1, 1)	6.0		28	7	3	3	4	5	0	0	0	0	0	61	112	4.50	2.000										
Kenny Rogers, L ERA: 5.5 (7, 1)	1.0		4	1	0	0	1	0	0	0	0	0	0	10	19	0.00	1.000										
Terry Mathews, R ERA: 4.25 (8, 1)	0.2		6	3	4	3	1	1	0	0	0	0	0	18	32	40.50	6.000										
Jeff Russell, R ERA: 3.4 (8, 1)	1.1	W	7	2	0	0	1	1	0	0	0	0	0	16	32	0.00	2.250										

Texas Rangers @ Seattle Mariners
The Kingdome, Seattle, WA
Tue Sep 24 1991, 10:05 PM EDT
Att: 21,862 - Dome - 70 F

livebaseballscorecards.com

AB 37
R 7
H 13
RBI 6
BB 7
SO 7
LOB 26



Batter	1	2	3	4	5	6	7	8	9	AB	R	H	RBI	BB	SO	LOB	TOP										
Gary Pettis, S OBP: 0.342, SLG: 0.283 (1, 8)										5	1	1	0	0	2	4											
Julio Franco, R OBP: 0.407, SLG: 0.468 (1, 4)										4	1	1	1	1	0	0											
Mario Diaz, R OBP: 0.323, SLG: 0.328 (9, 4)										0	0	0	0	0	0	0											
Rafael Palmeiro, L OBP: 0.392, SLG: 0.544 (1, 3)										3	1	1	0	0	2	2											
Rob Maurer, L OBP: 0.364, SLG: 0.250 (6, 3)										2	0	0	0	0	0	1											
Ruben Sierra, S OBP: 0.356, SLG: 0.501 (1, 9)										2	1	1	2	1	0	3											
Donald Harris, R OBP: 0.500, SLG: 0.400 (7, 9)										1	0	0	0	0	1	1											
Kevin Reimer, L OBP: 0.341, SLG: 0.489 (1, 10)											5	1	1	2	0	2											
Jack Daugherty, S OBP: 0.281, SLG: 0.252 (1, 7)											3	1	1	0	1	0											
Geno Petralli, L OBP: 0.335, SLG: 0.351 (1, 5)											2	1	1	1	0	0											
José Hernández, R OBP: 0.224, SLG: 0.244 (7, 5)										1	0	0	0	0	1	1											
Ivan Rodríguez, R OBP: 0.281, SLG: 0.363 (1, 2)											3	0	1	0	0	0	1										
Mike Stanley, R OBP: 0.360, SLG: 0.404 (7, 2)											1	0	1	0	0	0	0										
Jeff Huson, L OBP: 0.308, SLG: 0.289 (1, 6)											4	0	0	0	0	4											
Inning Stats	R: 4 E: 1 K: 0 S: 17	H: 4 LOB: 0 BB: 0 P: 26	R: 0 E: 0 K: 0 S: 4	H: 0 LOB: 0 BB: 0 P: 8	R: 1 E: 0 K: 1 S: 10	H: 1 LOB: 0 BB: 0 P: 15	R: 2 E: 0 K: 2 S: 16	H: 2 LOB: 3 BB: 2 P: 30	R: 0 E: 0 K: 0 S: 3	H: 0 LOB: 1 BB: 1 P: 9	R: 0 E: 0 K: 0 S: 7	H: 0 LOB: 0 BB: 0 P: 11	R: 0 E: 0 K: 0 S: 6	H: 0 LOB: 1 BB: 1 P: 13	R: 0 E: 0 K: 2 S: 14	H: 2 LOB: 2 BB: 0 P: 22	R: 0 E: 1 K: 1 S: 9	H: 0 LOB: 1 BB: 0 P: 10	1B: 5 2B: 2 3B: 0 HR: 2	SF: 1 SAC: 0 DP: 1 HBP: 0	WP: 1 PB: 1 SB: 0 CS: 0	PA: 41					
PITCHER	IP	WLS	BF	H	R	ER	SO	BB	IBB	HBP	BLK	WP	HR	S	P	ERA	WHIP										
Rich DeLucia, R ERA: 4.99 (1, 1)	3.0	L	14	5	5	5	1	0	0	0	0	1	2	31	49	15.00	1.667										
Gene Harris, R ERA: 5.23 (4, 1)	3.0		15	2	2	1	2	3	0	0	0	0	0	26	50	3.00	1.667										
Dave Burba, R ERA: 4.4 (7, 1)	2.0		8	2	0	0	2	1	0	0	0	0	0	20	35	0.00	1.500										
Mike Schooler, R ERA: 4.11 (9, 1)	1.0		4	0	0	0	1	0	0	0	0	0	0	9	10	0.00	0.000										

Texas Rangers @ Seattle Mariners
The Kingdome, Seattle, WA
Wed Sep 25 1991, 6:33 AM EDT
Att: 27,256 - Dome - 70 F

AB 36
R 7
H 9
RBI 6
BB 4
SO 6
LOB 19



Batter	1	2	3	4	5	6	7	8	9	AB	R	H	RBI	BB	SO	LOB	BOTTOM										
Greg Briley, L OBP: 0.298, SLG: 0.315 (1, 9)										4	0	0	0	0	0	2											
Harold Reynolds, S OBP: 0.339, SLG: 0.350 (1, 4)										2	0	0	1	2	0	1											
Rich Amaral, R (9, 4)										0	0	0	0	0	0	0											
Edgar Martínez, R OBP: 0.410, SLG: 0.463 (1, 5)										4	0	0	0	0	2	3											
Jeff Schaefer, R OBP: 0.279, SLG: 0.333 (9, 5)										0	0	0	0	0	0	0											
Ken Griffey Jr., L OBP: 0.406, SLG: 0.539 (1, 8)										3	0	0	0	0	2	2											
Alonzo Powell, R OBP: 0.277, SLG: 0.380 (9, PH)										0	0	0	0	1	0	0											
Pete O'Brien, L OBP: 0.300, SLG: 0.387 (1, 7)										3	0	0	0	0	1	2											
Pat Lennon, R OBP: 0.600, SLG: 0.667 (8, 7)										1	0	0	0	0	0	1											
Alvin Davis, L OBP: 0.305, SLG: 0.345 (1, 10)										3	0	1	0	0	0	0											
Tracy Jones, R OBP: 0.314, SLG: 0.365 (9, PH)										1	0	0	0	0	0	1											
Tino Martínez, L OBP: 0.262, SLG: 0.264 (1, 3)										3	0	0	0	0	1	1											
Dave Cochrane, S OBP: 0.285, SLG: 0.351 (1, 2)										2	1	1	0	1	1	0											
Omar Vizquel, S OBP: 0.300, SLG: 0.295 (1, 6)										3	0	1	0	0	1	1											
Inning Stats	R: 0 E: 0 K: 1 S: 9	H: 0 LOB: 2 BB: 1 P: 14	R: 0 E: 0 K: 1 S: 8	H: 1 LOB: 0 BB: 0 P: 13	R: 0 E: 0 K: 0 S: 6	H: 0 LOB: 0 BB: 0 P: 9	R: 0 E: 0 K: 2 S: 13	H: 0 LOB: 0 BB: 0 P: 16	R: 0 E: 0 K: 2 S: 9	H: 0 LOB: 1 BB: 1 P: 18	R: 0 E: 0 K: 2 S: 10	H: 0 LOB: 1 BB: 1 P: 14	R: 0 E: 0 K: 0 S: 6	H: 0 LOB: 0 BB: 0 P: 8	R: 1 E: 0 K: 0 S: 10	H: 2 LOB: 1 BB: 0 P: 17	R: 0 E: 0 K: 0 S: 4	H: 0 LOB: 0 BB: 1 P: 10	1B: 3 2B: 0 3B: 0 HR: 0	SF: 0 SAC: 0 DP: 2 HBP: 0	WP: 0 PB: 1 SB: 0 CS: 0	PA: 33					
PITCHER	IP	WLS	BF	H	R	ER	SO	BB	IBB	HBP	BLK	WP	HR	S	P	ERA	WHIP										
Nolan Ryan, R ERA: 2.93 (1, 1)	8.0	W	30	3	1	1	8	3	0	0	0	0	0	71	109	1.12	0.750										
Mike Jeffcoat, L ERA: 3.94 (9, 1)	1.0		3	0	0	0	0	1	0	0	0	0	0	4	10	0.00	1.000										


Texas Rangers @ Seattle Mariners
The Kingdome, Seattle, WA
Wed Sep 25 1991, 6:33 AM EDT
Att: 27,256 - Dome - 70 F


AB 29
R 1
H 3
RBI 1
BB 4
SO 8
LOB 14



Batter	1	2	3	4	5	6	7	8	9	AB	R	H	RBI	BB	SO	LOB	TOP			
Gary Pettis, S OBP: 0.341, SLG: 0.283 (1, 8)	F9		CS 1B		G4-3		F9			4	0	1	0	0	0	2	Texas Rangers @ Oakland Athletics Oakland-Alameda County Coliseum, Oakland, CA Thu Sep 26 1991, 7:05 PM PDT Att: 25,167 - Cloudy - 63 F			
Rafael Palmeiro, L OBP: 0.391, SLG: 0.541 (1, 3)	G3-1		BB		G3-1			G6-3		3	0	0	0	1	0	1				
Ruben Sierra, S OBP: 0.356, SLG: 0.498 Donald Harris, R OBP: 0.500, SLG: 0.400 (8, 9)	BB		G4-6-3			P5		L8		3	0	0	0	1	0	1				
Kevin Reimer, L OBP: 0.340, SLG: 0.486 (1, 10)	BB				K		G4-3			4	0	1	0	0	1	0				
Geno Petralli, L OBP: 0.338, SLG: 0.351 (1, 5)	G3								F7		3	0	1	0	1	0		2		
Juan Gonzalez, R OBP: 0.323, SLG: 0.482 (1, 7)		G3			F8				G6-3		4	0	0	0	0	2				
Ivan Rodriguez, R OBP: 0.279, SLG: 0.360 Monty Fariss, R OBP: 0.440, SLG: 0.350 (7, PH) (7, 4)		G5-3			FC4				G6-3		2	0	0	0	0	1				
Mario Diaz, R OBP: 0.325, SLG: 0.326 Rob Maurer, L OBP: 0.333, SLG: 0.222 Jeff Huson, L OBP: 0.308, SLG: 0.289 (7, PH) (7, 6)		G3								1	0	0	0	1	0	0				
José Hernández, R OBP: 0.218, SLG: 0.238 Jack Daugherty, S OBP: 0.266, SLG: 0.266 Mark Parent, R (7, 2)			F9							2	0	0	0	0	1	1				
Inning Stats	R: 0 E: 0 K: 0 S: 9	H: 1 LOB: 2 BB: 1 P: 17	R: 0 E: 0 K: 0 S: 5	H: 0 LOB: 0 BB: 0 P: 9	R: 0 E: 0 K: 0 S: 8	H: 1 LOB: 1 BB: 1 P: 18	R: 0 E: 0 K: 1 S: 8	H: 0 LOB: 1 BB: 1 P: 18	R: 0 E: 0 K: 1 S: 10	H: 1 LOB: 1 BB: 0 P: 20	R: 0 E: 0 K: 2 S: 11	H: 1 LOB: 0 BB: 0 P: 17	R: 0 E: 0 K: 0 S: 5	H: 0 LOB: 0 BB: 0 P: 8	R: 0 E: 0 K: 0 S: 7	H: 0 LOB: 0 BB: 0 P: 10		1B: 3 2B: 1 3B: 0 HR: 0	SF: 0 SAC: 0 DP: 0 HBP: 0	WP: 0 PB: 0 SB: 0 CS: 1
PITCHER Mike Moore, R ERA: 3.07 (1, 1)	IP: 9.0 W: 7 BF: 34	H: 4 R: 0 ER: 0 SO: 4	BB: 4 IBB: 0 HBP: 0 BLK: 0	WP: 0 HR: 0 S: 76 P: 133	ERA: 0.00 WHIP: 0.889											ERA: 0.00 WHIP: 0.889				

Batter	1	2	3	4	5	6	7	8	9	AB	R	H	RBI	BB	SO	LOB	BOTTOM			
Rickey Henderson, R OBP: 0.393, SLG: 0.400 Scott Brosius, R OBP: 0.296, SLG: 0.393 (8, PH) (9, 4)	F9			E5 PB 2B			K	2B		4	2	1	2	0	1	0	Texas Rangers @ Oakland Athletics Oakland-Alameda County Coliseum, Oakland, CA Thu Sep 26 1991, 7:05 PM PDT Att: 25,167 - Cloudy - 63 F			
Dave Henderson, R OBP: 0.350, SLG: 0.474 Brad Komminsk, R OBP: 0.185, SLG: 0.160 (8, PH) (9, 8)				HR				1B		3	2	3	2	1	0	0				
Jose Canseco, R OBP: 0.360, SLG: 0.552 Lance Blankenship, R OBP: 0.323, SLG: 0.317 (9, 7)	G5-4-3			HR				2B		4	1	1	2	0	1	2				
Harold Baines, L OBP: 0.378, SLG: 0.475 (1, 10)		F7								4	1	1	0	0	0	1				
Terry Steinbach, R OBP: 0.321, SLG: 0.398 (1, 2)		K								4	1	2	0	0	1	0				
Brook Jacoby, R OBP: 0.274, SLG: 0.311 Vance Law, R OBP: 0.313, SLG: 0.287 (8, 5)		F7								2	0	0	1	0	0	0				
Mark McGwire, R OBP: 0.333, SLG: 0.376 Ron Wiltmeyer, L OBP: 0.059, SLG: 0.059 (9, 3)			F8							3	1	1	0	0	0	1				
Mike Gallego, R OBP: 0.336, SLG: 0.362 Dann Howitt, L OBP: 0.216, SLG: 0.314 (9, 9)										1	0	0	0	0	1	1				
Mike Bordick, R OBP: 0.272, SLG: 0.261 (1, 6)										4	1	1	1	0	0	3				
Inning Stats	R: 0 E: 0 K: 0 S: 6	H: 0 LOB: 0 BB: 1 P: 14	R: 0 E: 0 K: 1 S: 7	H: 0 LOB: 0 BB: 0 P: 8	R: 0 E: 0 K: 1 S: 9	H: 0 LOB: 0 BB: 0 P: 10	R: 3 E: 1 K: 0 S: 13	H: 2 LOB: 0 BB: 0 P: 19	R: 3 E: 0 K: 1 S: 15	H: 3 LOB: 0 BB: 0 P: 22	R: 1 E: 0 K: 0 S: 15	H: 3 LOB: 2 BB: 0 P: 26	R: 0 E: 0 K: 1 S: 10	H: 1 LOB: 1 BB: 0 P: 17	R: 3 E: 0 K: 1 S: 30	H: 5 LOB: 2 BB: 0 P: 44		1B: 7 2B: 4 3B: 0 HR: 3	SF: 1 SAC: 0 DP: 1 HBP: 0	WP: 1 PB: 1 SB: 0 CS: 0
PITCHER Oil Can Boyd, R ERA: 4.48 Bary Manuel, R ERA: 0.93 Gerald Alexander, R ERA: 4.75 (7, 1)	IP: 4.2 W: 1 BF: 20	H: 5 R: 6 ER: 5 SO: 2	BB: 1 IBB: 0 HBP: 0 BLK: 0	WP: 0 HR: 3 S: 46 P: 67	ERA: 9.64 WHIP: 1.286											ERA: 6.75 WHIP: 2.250				

Batter	1	2	3	4	5	6	7	8	9	AB	R	H	RBI	BB	SO	LOB	TOP			
Rafael Palmeiro, L (1, 3) OBP: 0.392, SLG: 0.543	1-0 1B		1-0 G1-3		1-1 G4-3		2-1 G3		1-1 2B	5	1	3	0	0	0	0	Texas Rangers @ Oakland Athletics Oakland-Alameda County Coliseum, Oakland, CA Fri Sep 27 1991, 7:05 PM PDT Att: 24,134 - Sunny - 61 F AB 34 R 3 H 9 RBI 3 BB 7 SO 6 LOB 18 			
Julio Franco, R (1, 4) OBP: 0.407, SLG: 0.469	3-2 P3		2-2 G6-3		1-3 K		4-1 BB		3-1 2B	4	0	1	1	1	1	2				
Ruben Sierra, S (1, 9) OBP: 0.355, SLG: 0.502 Gary Pettis, S (5, 8) OBP: 0.345, SLG: 0.283	2-1 F9		2-1 HR		0-1 G4-3		4-2 BB		4-2 2B	3	1	1	1	0	0	2				
Juan Gonzalez, R (1, 8) OBP: 0.325, SLG: 0.483	1-3 K		1-2 2B		4-2 BB		1-2 BB		4-0 BB	3	0	1	0	2	1	3				
Kevin Reimer, L (1, 10) OBP: 0.338, SLG: 0.483		0-0 E9 1B	3-3 K		0-2 F9			1-1 G6-3	2-1 G3	5	1	1	0	0	1	6				
Jack Daugherty, S (1, 7) OBP: 0.272, SLG: 0.267		2-1 1B FC3-2		2-0 L8		4-2 BB		2-1 G4-3		3	0	1	1	1	0	0				
Ivan Rodriguez, R (1, 2) OBP: 0.282, SLG: 0.360	1-1 1B		4-0 BB		1-1 G6-4-3		0-3 K			3	0	1	0	1	1	1				
Mario Diaz, R (1, 5) OBP: 0.318, SLG: 0.319	2-2 FC3-2		1-1 BB		1-0 G4-3			0-1 G6-3		4	0	0	0	0	0	2				
José Hernández, R (1, 6) OBP: 0.209, SLG: 0.227	1-1 P3		2-3 K				1-1 G4-3		1-3 K	4	0	0	0	0	2	2				
Inning Stats	R: 0 E: 0 K: 1 S: 9	H: 1 LOB: 1 BB: 0 P: 16	R: 1 E: 1 K: 0 S: 11	H: 3 LOB: 1 BB: 0 P: 16	R: 1 E: 0 K: 1 S: 12	H: 2 LOB: 1 BB: 0 P: 21	R: 0 E: 0 K: 1 S: 6	H: 0 LOB: 2 BB: 1 P: 15	R: 0 E: 0 K: 0 S: 16	H: 0 LOB: 2 BB: 1 P: 22	R: 0 E: 0 K: 0 S: 10	H: 0 LOB: 2 BB: 2 P: 22	R: 0 E: 0 K: 1 S: 7	H: 0 LOB: 0 BB: 0 P: 10	R: 1 E: 0 K: 1 S: 15	H: 2 LOB: 2 BB: 2 P: 30		1B: 5 2B: 3 3B: 0 HR: 1	SF: 0 SAC: 0 DP: 1 HBP: 0	WP: 0 PB: 0 SB: 3 CS: 0
PITCHER	IP WLS BF H R ER SO	IP WLS BF H R ER SO	IP WLS BF H R ER SO	IP WLS BF H R ER SO	IP WLS BF H R ER SO	IP WLS BF H R ER SO	IP WLS BF H R ER SO	IP WLS BF H R ER SO	IP WLS BF H R ER SO	IP WLS BF H R ER SO	IP WLS BF H R ER SO	IP WLS BF H R ER SO	IP WLS BF H R ER SO	IP WLS BF H R ER SO	IP WLS BF H R ER SO	IP WLS BF H R ER SO	ERA WHIP	ERA WHIP		
Ron Darling, R (1, 1) ERA: 4.09	7.0	7.0	7.0	7.0	7.0	7.0	7.0	7.0	7.0	7.0	7.0	7.0	7.0	7.0	7.0	7.0	2.57	1.714		
Joe Klimk, L (8, 1) ERA: 3.9	1.2	1.2	1.2	1.2	1.2	1.2	1.2	1.2	1.2	1.2	1.2	1.2	1.2	1.2	1.2	1.2	5.40	1.800		
Kevin Campbell, R (9, 1) ERA: 2.84	0.1	0.1	0.1	0.1	0.1	0.1	0.1	0.1	0.1	0.1	0.1	0.1	0.1	0.1	0.1	0.1	0.00	3.000		

Batter	1	2	3	4	5	6	7	8	9	AB	R	H	RBI	BB	SO	LOB	BOTTOM					
Rickey Henderson, R (1, 7) OBP: 0.392, SLG: 0.400	1-0 2B		1-1 G6-3		2-0 FC5-4			1-0 G3		4	0	1	0	0	0	2	Texas Rangers @ Oakland Athletics Oakland-Alameda County Coliseum, Oakland, CA Fri Sep 27 1991, 7:05 PM PDT Att: 24,134 - Sunny - 61 F AB 28 R 0 H 2 RBI 0 BB 3 SO 7 LOB 6 					
Dave Henderson, R (1, 8) OBP: 0.348, SLG: 0.471	0-3 K		0-1 G6-3		3-3 K			1-3 K		4	0	0	0	0	3	1						
Jose Canseco, R (1, 9) OBP: 0.359, SLG: 0.559 Dann Howitt, L (7, 9) OBP: 0.216, SLG: 0.314 Willie Wilson, S (9, PH) OBP: 0.295, SLG: 0.321	2-3 K		2-1 F9		0-0 F9			2-2 F9		3	0	0	0	0	1	1						
Harold Baines, L (1, 10) OBP: 0.381, SLG: 0.474 Scott Hemond, R (9, PR) OBP: 0.250, SLG: 0.200	4-0 BB		4-1 BB		1-1 G4-3			4-2 BB		1	0	0	0	3	0	0						
Terry Steinbach, R (1, 2) OBP: 0.318, SLG: 0.394	1-1 2-1		2-3 K		2-3 K		0-2 G4-3		0-0 L7	4	0	0	0	0	2	2						
Brook Jacoby, R (1, 3) OBP: 0.272, SLG: 0.309		2-1 L9		1-0 L9		1-0 F8				3	0	0	0	0	0	0						
Vance Law, R (1, 5) OBP: 0.307, SLG: 0.280		1-0 P3		1-0 L7		2-3 K				3	0	0	0	0	1	0						
Mike Gallego, R (1, 4) OBP: 0.336, SLG: 0.362			1-0 G5-3		0-0 HBP 1B			2-2 G6-3		3	0	1	0	0	0	0						
Mike Bordick, R (1, 6) OBP: 0.274, SLG: 0.259 Jame Quirk, L (8, PH) OBP: 0.322, SLG: 0.299 Scott Brosius, R (9, 4) OBP: 0.266, SLG: 0.393			3-2 F9		3-1 HBP			0-1 F7		1	0	0	0	0	0	0						
Inning Stats	R: 0 E: 0 K: 2 S: 8	H: 1 LOB: 2 BB: 1 P: 16	R: 0 E: 0 K: 1 S: 6	H: 0 LOB: 0 BB: 0 P: 11	R: 0 E: 0 K: 0 S: 6	H: 0 LOB: 0 BB: 0 P: 11	R: 0 E: 0 K: 1 S: 9	H: 0 LOB: 1 BB: 1 P: 17	R: 0 E: 0 K: 0 S: 5	H: 1 LOB: 2 BB: 0 P: 12	R: 0 E: 0 K: 1 S: 7	H: 0 LOB: 0 BB: 0 P: 11	R: 0 E: 0 K: 1 S: 7	H: 0 LOB: 0 BB: 0 P: 10	R: 0 E: 0 K: 0 S: 6	H: 0 LOB: 0 BB: 0 P: 9		R: 0 E: 0 K: 0 S: 9	H: 0 LOB: 1 BB: 1 P: 16	1B: 1 2B: 1 3B: 0 HR: 0	SF: 0 SAC: 0 DP: 0 HBP: 1	WP: 0 PB: 0 SB: 1 CS: 0
PITCHER	IP WLS BF H R ER SO	IP WLS BF H R ER SO	IP WLS BF H R ER SO	IP WLS BF H R ER SO	IP WLS BF H R ER SO	IP WLS BF H R ER SO	IP WLS BF H R ER SO	IP WLS BF H R ER SO	IP WLS BF H R ER SO	IP WLS BF H R ER SO	IP WLS BF H R ER SO	IP WLS BF H R ER SO	IP WLS BF H R ER SO	IP WLS BF H R ER SO	IP WLS BF H R ER SO	IP WLS BF H R ER SO	ERA WHIP	ERA WHIP				
Jose Guzman, R (1, 1) ERA: 3.02	9.0	9.0	9.0	9.0	9.0	9.0	9.0	9.0	9.0	9.0	9.0	9.0	9.0	9.0	9.0	9.0	0.00	0.556				

Batter	1	2	3	4	5	6	7	8	9	AB	R	H	RBI	BB	SO	LOB	TOP										
Jack Daugherty, S OBP: 0.281, SLG: 0.261 (1, 7)	1-2 G3	1-2 SAFE PO	4-0 1B BB	4-2 BB		2-1 F8		0-1 G4-3		3	0	0	0	2	0	2											
Julio Franco, R OBP: 0.408, SLG: 0.466 Monty Fariss, R OBP: 0.414, SLG: 0.304 (4, 4)	1-2 G5-3		2-3 K	1-3 K		2-2 G6-3			4-1 HR BB	2	0	0	0	1	1	4											
Rafael Palmeiro, L OBP: 0.279, SLG: 0.541 Mike Stanley, R OBP: 0.379, SLG: 0.399 (1, 3)	1-1 1B		0-0 1-2 1B		1-1 G3		2-2 HBP		2-3 K	3	0	2	0	0	0	0											
Ruben Sierra, S OBP: 0.359, SLG: 0.509 Donald Harris, R OBP: 0.444, SLG: 0.750 (5, 9)	0-2 1-2 1B		1-1 F8		1-0 HR		1-1 P4		0-1 HR	3	1	2	1	0	0	2											
Rob Maurer, L OBP: 0.235, SLG: 0.143 (1, 10)			2-2 G4-3		1-1 F8		2-3 K		0-0 G4-3	5	0	0	0	0	2	5											
Dean Palmer, R OBP: 0.286, SLG: 0.423 (1, 5)		4-0 WP E G1-3 BB		1-1 F8	1-1 P5		2-1 E5		3-1 F7	4	1	0	0	1	0	1											
Ivan Rodriguez, R OBP: 0.356, SLG: 0.356 Geno Petralli, L OBP: 0.339, SLG: 0.352 Mark Parent, R (8, 2)		1-1 F9		0-1 G4-3		0-0 F8 1B	3-2 G4-3			2	0	0	0	0	0	1	AB 37										
Jeff Huson, L OBP: 0.310, SLG: 0.295 (1, 6)		2-1 G1-3		3-2 1B		0-1 1-2 1B		2-1 F8		4	1	2	0	0	0	1	R 5										
Gary Pettis, S OBP: 0.345, SLG: 0.281 John Russell, R OBP: 0.138, SLG: 0.111 (1, 8)		3-2 E1		1-1 P3				1-3 K		3	0	1	1	0	0	2	H 9										
Inning Stats	R: 0 E: 0 K: 1 S: 22	H: 2 LOB: 2 BB: 0 P: 25	R: 1 E: 1 K: 0 S: 10	H: 0 LOB: 0 BB: 1 P: 21	R: 0 E: 0 K: 1 S: 10	H: 1 LOB: 2 BB: 1 P: 19	R: 1 E: 0 K: 1 S: 17	H: 2 LOB: 0 BB: 0 P: 27	R: 1 E: 0 K: 0 S: 7	H: 1 LOB: 0 BB: 0 P: 11	R: 0 E: 0 K: 0 S: 12	H: 2 LOB: 2 BB: 0 P: 19	R: 0 E: 1 K: 1 S: 13	H: 0 LOB: 2 BB: 0 P: 23	R: 0 E: 0 K: 1 S: 7	H: 0 LOB: 0 BB: 1 P: 10	R: 2 E: 0 K: 1 S: 10	H: 1 LOB: 0 BB: 1 P: 19	1B: 6 2B: 1 3B: 0 HR: 2	SF: 0 SAC: 0 DP: 0 HBP: 1	WP: 1 PB: 0 SB: 0 CS: 0	PA: 43					
PITCHER	IP	WLS	BF	H	R	ER	SO	BB	IBB	HBP	BLK	WP	HR	S	P	ERA	WHIP										
Joe Slusarski, R ERA: 5.27 (1, 1)	5.0	W	24	6	3	2	3	3	0	0	0	1	1	66	103	3.60	1.800										
Steve Chitren, R ERA: 4.1 (6, 1)	2.0		10	2	0	0	1	0	0	1	0	0	0	25	42	0.00	1.000										
Bruce Walton, R ERA: 4.97 (8, 1)	2.0		8	1	2	2	2	1	0	0	0	0	1	17	29	9.00	1.000										

Texas Rangers @ Oakland Athletics
Oakland-Alameda County Coliseum, Oakland, CA
Sun Sep 29 1991, 3:33 AM PDT
Att: 40,863 - Sunny - 70 F

AB	37
R	5
H	9
RBI	4
BB	4
SO	6
LOB	23



Batter	1	2	3	4	5	6	7	8	9	AB	R	H	RBI	BB	SO	LOB	BOTTOM										
Rickey Henderson, R OBP: 0.394, SLG: 0.409 Ernest Riles, L OBP: 0.298, SLG: 0.318 (7, 5)	0-0 FC6-4 1B	3-2 BB 1B	1-1 HBP 1B	1-2 1B	1-0 HR		0-1 G4-3			5	4	5	4	0	0	0											
Willie Wilson, S OBP: 0.294, SLG: 0.317 Dann Howitt, L OBP: 0.186, SLG: 0.268 (1, 9)	2-2 FC6-4 1B	4-1 1B	0-1 F8	2-2 2B	1-2 F8			3-2 G6-3		3	3	1	1	1	0	3											
Jose Canseco, R OBP: 0.363, SLG: 0.564 Jamie Quirk, L OBP: 0.315, SLG: 0.291 (1, 10)	2-2 2B	2-2 FC5-4 BB	2-0 1B	2-1 2B		1-1 1B		1-2 G1-3		4	3	4	4	0	0	0											
Dave Henderson, R OBP: 0.350, SLG: 0.473 Ron Witmeyer, L OBP: 0.056, SLG: 0.056 (1, 8)	2-0 G6-3 1B	0-2 FC5-4	1-2 HBP	4-0 2B		0-3 K		2-1 F8		4	1	2	4	1	1	2											
Terry Steinbach, R OBP: 0.315, SLG: 0.392 Scott Hemond, R OBP: 0.235, SLG: 0.188 (1, 2)	1-1 G6-3	3-2 G6-3	2-1 SF7	0-0 G3		1-1 G6-3				3	0	0	2	0	0	4											
Brook Jacoby, R OBP: 0.276, SLG: 0.311 Scott Brosius, R OBP: 0.258, SLG: 0.381 (1, 5)	1-1 FC5-4 1B				2-2 F7		0-0 1B			4	1	2	2	1	0	1											
Mark McGwire, R OBP: 0.335, SLG: 0.385 Lance Blankenship, R OBP: 0.330, SLG: 0.325 (7, 9)	2-0 FC5-4		1-2 BB	2-1 WP HBP	0-1 WP		3-2 FC5-4 1B			3	3	2	0	0	0	1	AB 40										
Mike Gallego, R OBP: 0.340, SLG: 0.368 Brad Komminsk, R OBP: 0.165, SLG: 0.160 (1, 4)		1-0 G5-3	4-2 BB	1-3 K	1-1 G1-3		3-1 FC5-4			4	1	0	0	1	1	3	R 19										
Mike Bordick, R OBP: 0.281, SLG: 0.260 (1, 6)		4-1 1B	4-2 HBP	3-2 F9	0-2 HR		1-3 K			3	3	1	2	2	1	2	H 18										
Inning Stats	R: 3 E: 0 K: 0 S: 12	H: 4 LOB: 1 BB: 0 P: 22	R: 3 E: 0 K: 0 S: 17	H: 2 LOB: 1 BB: 2 P: 34	R: 6 E: 0 K: 0 S: 22	H: 3 LOB: 1 BB: 3 P: 41	R: 3 E: 0 K: 1 S: 16	H: 3 LOB: 2 BB: 1 P: 31	R: 3 E: 0 K: 0 S: 17	H: 3 LOB: 0 BB: 0 P: 22	R: 1 E: 0 K: 1 S: 8	H: 2 LOB: 1 BB: 0 P: 10	R: 0 E: 0 K: 1 S: 10	H: 1 LOB: 1 BB: 0 P: 17	R: 0 E: 0 K: 0 S: 9	H: 0 LOB: 0 BB: 0 P: 15	1B: 13 2B: 4 3B: 0 HR: 1	SF: 1 SAC: 0 DP: 0 HBP: 2	WP: 2 PB: 0 SB: 0 CS: 0	PA: 49							
PITCHER	IP	WLS	BF	H	R	ER	SO	BB	IBB	HBP	BLK	WP	HR	S	P	ERA	WHIP										
Kevin Brown, R ERA: 5.15 (1, 1)	2.0	L	16	7	8	8	0	3	0	0	0	0	0	35	67	36.00	5.000										
Gerald Alexander, R ERA: 5.15 (3, 1)	0.1		5	1	1	1	0	2	0	1	0	0	0	8	19	27.00	9.000										
Wayne Rosenthal, R ERA: 4.7 (5, 1)	1.2		11	4	6	6	1	1	0	1	0	1	0	24	42	32.40	3.000										
Mike Jeffcoat, L ERA: 4.29 Rich Gossage, R ERA: 3.76 (7, 1)	2.0		10	5	4	4	1	0	0	0	0	1	1	25	32	18.00	2.500										
Barry Manuel, R ERA: 0.84 (8, 1)	1.0		4	1	0	0	1	0	0	0	0	0	0	10	17	0.00	1.000										

Texas Rangers @ Oakland Athletics
Oakland-Alameda County Coliseum, Oakland, CA
Sun Sep 29 1991, 3:33 AM PDT
Att: 40,863 - Sunny - 70 F

AB	40
R	19
H	18
RBI	19
BB	6
SO	3
LOB	18



Batter	1	2	3	4	5	6	7	8	9	AB	R	H	RBI	BB	SO	LOB	TOP											
Rich Amaral, R OBP: 0.200, SLG: 0.077 (1, 4)										4	0	1	0	0	2	1	Seattle Mariners @ Texas Rangers Arlington Stadium, Arlington, TX Mon Sep 30 1991, 8:05 PM EDT Att: 19,651 - Sunny - 81 F											
Edgar Martinez, R OBP: 0.409, SLG: 0.459 (1, 10)										4	0	1	0	0	0	1												
Tracy Jones, R OBP: 0.318, SLG: 0.364 (1, 7)										4	0	2	0	0	0	1												
Jay Buhner, R OBP: 0.330, SLG: 0.484 (1, 9)											4	0	1	0	0	2												
Alonzo Powell, R OBP: 0.289, SLG: 0.358 Ken Griffey Jr., L OBP: 0.402, SLG: 0.536 (8, PH) (8, 8)											2	0	0	0	1	2												
Tino Martinez, L OBP: 0.271, SLG: 0.305 Pat Lennson, R OBP: 0.375, SLG: 0.333 (9, PR) (9, PR)											4	0	2	0	0	0												
Omar Vizquel, S OBP: 0.292, SLG: 0.292 Greg Briley, L OBP: 0.301, SLG: 0.324 (9, PH) (9, PH)											2	0	0	0	1	0												
Jeff Schaefer, R OBP: 0.269, SLG: 0.321 Harold Reynolds, S OBP: 0.336, SLG: 0.348 (9, PH) (9, PH)											3	0	0	0	1	2												
Chris Howard, R OBP: 0.250, SLG: 0.500 Dave Cochrane, S OBP: 0.285, SLG: 0.354 (7, PH) (7, 2)											2	0	0	0	1	2												
Inning Stats	R: 0 E: 0 K: 1 S: 8	H: 1 LOB: 1 BB: 0 P: 12	R: 0 E: 0 K: 3 S: 15	H: 1 LOB: 2 BB: 1 P: 25	R: 0 E: 0 K: 0 S: 6	H: 0 LOB: 0 BB: 0 P: 11	R: 0 E: 0 K: 0 S: 7	H: 0 LOB: 1 BB: 0 P: 11	R: 0 E: 0 K: 1 S: 11	H: 1 LOB: 1 BB: 0 P: 20	R: 0 E: 0 K: 1 S: 9	H: 1 LOB: 1 BB: 0 P: 13	R: 0 E: 0 K: 0 S: 12	H: 2 LOB: 1 BB: 0 P: 13	R: 0 E: 0 K: 0 S: 10	H: 2 LOB: 2 BB: 0 P: 14		1B: 7 2B: 2 3B: 0 HR: 0	SF: 0 SAC: 0 DP: 2 HBP: 0	WP: 0 PB: 1 SB: 0 CS: 0	PA: 36							
PITCHER	IP	WLS	BF	H	R	ER	SO	BB	IBB	HBP	BLK	WP	HR	S	P	ERA		WHIP										
Brian Bohanon, L ERA: 4.84 Jeff Russell, R ERA: 3.29	(1, 1)	7.1	W	30	6	0	0	6	2	0	0	0	0	0	68	107		0.00	1.091									
(8, 1)	1.2	S	6	3	0	0	0	0	0	0	0	0	0	17	21	0.00	1.800											

AB	34
R	0
H	9
RBI	0
BB	2
SO	6
LOB	19



Batter	1	2	3	4	5	6	7	8	9	AB	R	H	RBI	BB	SO	LOB	BOTTOM											
Brian Downing, R OBP: 0.389, SLG: 0.473 (1, 10)										4	1	2	1	0	1	1	Seattle Mariners @ Texas Rangers Arlington Stadium, Arlington, TX Mon Sep 30 1991, 8:05 PM EDT Att: 19,651 - Sunny - 81 F											
Rafael Palmeiro, L OBP: 0.390, SLG: 0.536 (1, 3)										4	0	1	0	0	2	1												
Julio Franco, R OBP: 0.407, SLG: 0.467 (1, 4)										4	0	0	0	0	0	2												
Juan Gonzalez, R OBP: 0.325, SLG: 0.482 (1, 9)										3	0	1	0	0	0	0												
Dean Palmer, R OBP: 0.283, SLG: 0.413 (1, 5)										2	0	0	0	1	1	1												
Mike Stanley, R OBP: 0.376, SLG: 0.394 (1, 2)										2	0	0	0	0	0	0												
Monty Fariss, R OBP: 0.406, SLG: 0.423 Donald Harris, R OBP: 0.444, SLG: 0.750 (8, 7) (8, 7)											3	1	1	1	0	1												
José Hernández, R OBP: 0.223, SLG: 0.242 (1, 6)											3	0	2	0	0	1												
Gary Pettis, S OBP: 0.340, SLG: 0.277 (1, 8)											3	0	0	0	0	2												
Inning Stats	R: 1 E: 0 K: 1 S: 15	H: 3 LOB: 1 BB: 0 P: 21	R: 0 E: 0 K: 0 S: 10	H: 1 LOB: 1 BB: 0 P: 18	R: 0 E: 0 K: 1 S: 9	H: 0 LOB: 0 BB: 0 P: 15	R: 0 E: 0 K: 0 S: 5	H: 0 LOB: 0 BB: 0 P: 9	R: 1 E: 0 K: 1 S: 8	H: 2 LOB: 1 BB: 0 P: 15	R: 0 E: 0 K: 0 S: 4	H: 0 LOB: 0 BB: 0 P: 9	R: 0 E: 0 K: 1 S: 7	H: 0 LOB: 1 BB: 1 P: 13	R: 0 E: 0 K: 1 S: 8	H: 1 LOB: 1 BB: 0 P: 12		1B: 5 2B: 1 3B: 0 HR: 2	SF: 0 SAC: 1 DP: 2 HBP: 0	WP: 0 PB: 0 SB: 0 CS: 1	PA: 30							
PITCHER	IP	WLS	BF	H	R	ER	SO	BB	IBB	HBP	BLK	WP	HR	S	P	ERA		WHIP										
Bill Krueger, L ERA: 3.73	(1, 1)	8.0	L	30	7	2	2	5	1	0	0	0	0	2	66	112		2.25	1.000									

AB	28
R	2
H	7
RBI	2
BB	1
SO	5
LOB	9



Batter	1	2	3	4	5	6	7	8	9	AB	R	H	RBI	BB	SO	LOB	TOP				
Edgar Martinez, R OBP: 0.409, SLG: 0.460 (1, 5)	F8					G6-4-3				5	1	2	0	0	0	3					
Harold Reynolds, S OBP: 0.336, SLG: 0.345 (1, 4)	G4-3		K	K			F9		G4-6-3	5	0	0	0	0	2	2					
Ken Griffey Jr., L OBP: 0.401, SLG: 0.532 (1, 8)	G6-3		F7	F7					G3-1	4	1	0	0	1	0	1					
Pete O'Brien, L OBP: 0.297, SLG: 0.388 (1, 3)		F8					F7			4	1	1	1	0	1	1					
Alvin Davis, L OBP: 0.303, SLG: 0.342 (1, 10)						G4-3				4	2	3	1	0	0	0					
Jay Buhner, R OBP: 0.331, SLG: 0.490 (1, 9)						F9				3	2	1	2	1	0	1					
Greg Briley, L OBP: 0.303, SLG: 0.332 (1, 7)						G4-3			L6	4	1	2	3	0	0	0					
Omar Vizquel, S OBP: 0.299, SLG: 0.291 (1, 6)	F7					G1-3			G6-3	4	0	1	1	0	0	1					
Dave Valle, R OBP: 0.279, SLG: 0.287 (1, 2)	K								G5-3	3	0	1	0	0	1	1					
Inning Stats	R: 0 E: 0 K: 0 S: 8	H: 0 LOB: 0 BB: 0 P: 11	R: 2 E: 0 K: 1 S: 15	H: 3 LOB: 1 BB: 0 P: 22	R: 5 E: 0 K: 1 S: 22	H: 5 LOB: 2 BB: 1 P: 37	R: 0 E: 0 K: 2 S: 8	H: 0 LOB: 0 BB: 0 P: 12	R: 0 E: 0 K: 0 S: 7	H: 1 LOB: 0 BB: 0 P: 11	R: 1 E: 0 K: 0 S: 10	H: 1 LOB: 1 BB: 1 P: 18	R: 0 E: 0 K: 0 S: 6	H: 0 LOB: 0 BB: 0 P: 9	R: 0 E: 0 K: 0 S: 5	H: 1 LOB: 0 BB: 0 P: 5	1B: 7 2B: 2 3B: 1 HR: 1	SF: 0 SAC: 0 DP: 2 HBP: 1	WP: 0 PB: 0 SB: 0 CS: 0	PA: 39	
PITCHER	IP	WLS	BF	H	R	ER	SO	BB	IBB	HBP	BLK	WP	HR	S	P	ERA	WHIP				
Oil Can Boyd, R ERA: 4.59 (1, 1)	2.2	L	13	5	4	4	2	0	0	0	0	0	1	33	47	13.50	1.875				
Mike Jeffcoat, L ERA: 4.53 (3, 1)	0.0		5	3	3	3	0	1	0	1	0	0	0	10	19	∞	∞				
Barry Manuel, R ERA: 1.2 (3, 1)	4.1		15	2	1	1	2	1	0	0	0	0	0	35	59	2.08	0.692				
Rich Gossage, R ERA: 3.57 (8, 1)	2.0		6	1	0	0	0	0	0	0	0	0	0	11	14	0.00	0.500				

Seattle Mariners @ Texas Rangers
Arlington Stadium, Arlington, TX
Tue Oct 01 1991, 8:05 PM EDT
Att: 12,808 - Cloudy - 79 F

AB 36
R 8
H 11
RBI 8
BB 2
SO 4
LOB 10



Batter	1	2	3	4	5	6	7	8	9	AB	R	H	RBI	BB	SO	LOB	BOTTOM					
Brian Downing, R OBP: 0.386, SLG: 0.468 (1, 10)	F7		G5-3			G5-3		F8		4	0	0	0	0	0	1						
Rafael Palmeiro, L OBP: 0.389, SLG: 0.534 (1, 3)			G3			P7		K		3	1	0	0	1	1	1						
Mario Diaz, R OBP: 0.318, SLG: 0.319 (9, 6)										0	0	0	0	0	0	0						
Ruben Sierra, S OBP: 0.359, SLG: 0.508 (1, 9)										3	0	1	0	1	0	1						
Donald Harris, R OBP: 0.444, SLG: 0.750 (9, 9)										0	0	0	0	0	0	0						
Juan Gonzalez, R OBP: 0.324, SLG: 0.480 (1, 8)			F8			G5-3		G5-3		4	0	1	1	0	0	1						
Kevin Reimer, L OBP: 0.333, SLG: 0.482 (1, 7)	L8					P7				4	0	0	0	0	2	2						
Dean Palmer, R OBP: 0.276, SLG: 0.406 (1, 5)	K									4	0	0	0	0	1	2						
Monty Fariss, R OBP: 0.400, SLG: 0.414 (1, 4)			F8							3	0	1	0	0	1	0						
Ivan Rodriguez, R OBP: 0.276, SLG: 0.350 (1, 2)										3	0	0	0	0	1	1						
John Russell, R OBP: 0.138, SLG: 0.111 (8, 2)	L6					G5-3				0	0	0	0	0	0	0						
José Hernández, R OBP: 0.219, SLG: 0.237 (1, 6)										2	0	0	0	0	1	0						
Rob Maurer, L OBP: 0.211, SLG: 0.125 (8, 3)			G6-3							1	0	0	0	0	1	0						
Inning Stats	R: 1 E: 0 K: 1 S: 10	H: 2 LOB: 2 BB: 1 P: 20	R: 0 E: 0 K: 0 S: 7	H: 0 LOB: 0 BB: 0 P: 12	R: 0 E: 0 K: 0 S: 7	H: 0 LOB: 1 BB: 1 P: 14	R: 0 E: 0 K: 1 S: 13	H: 1 LOB: 1 BB: 0 P: 19	R: 0 E: 0 K: 1 S: 13	H: 0 LOB: 0 BB: 0 P: 21	R: 0 E: 0 K: 0 S: 6	H: 0 LOB: 0 BB: 0 P: 8	R: 0 E: 0 K: 2 S: 8	H: 0 LOB: 1 BB: 0 P: 14	R: 0 E: 0 K: 2 S: 9	H: 0 LOB: 0 BB: 0 P: 11	R: 0 E: 0 K: 1 S: 8	H: 0 LOB: 0 BB: 0 P: 11	1B: 3 2B: 0 3B: 0 HR: 0	SF: 0 SAC: 0 DP: 0 HBP: 0	WP: 1 PB: 0 SB: 0 CS: 0	PA: 33
PITCHER	IP	WLS	BF	H	R	ER	SO	BB	IBB	HBP	BLK	WP	HR	S	P	ERA	WHIP					
Dave Burba, R ERA: 3.88 (1, 1)	6.0	W	23	3	0	1	3	2	0	0	0	0	0	0	0	1.50	0.833					
Calvin Jones, R ERA: 2.35 (7, 1)	3.0	S	10	0	0	0	5	0	0	0	0	1	0	25	36	0.00	0.000					

Seattle Mariners @ Texas Rangers
Arlington Stadium, Arlington, TX
Tue Oct 01 1991, 8:05 PM EDT
Att: 12,808 - Cloudy - 79 F

AB 31
R 1
H 3
RBI 1
BB 2
SO 8
LOB 9



Batter	1	2	3	4	5	6	7	8	9	AB	R	H	RBI	BB	SO	LOB	TOP					
Edgar Martinez, R OBP: 0.408, SLG: 0.461 (1, 5)	G5-3		K			G4-3 WP 2B	G6-3			4	1	1	1	0	1	1	Seattle Mariners @ Texas Rangers Arlington Stadium, Arlington, TX Wed Oct 02 1991, 8:05 PM EDT Att: 12,273 - Cloudy - 86 F					
Harold Reynolds, S OBP: 0.334, SLG: 0.343 (1, 4)	G1-3			F8		G4-3		G3		4	0	0	0	0	0	1						
Ken Griffey Jr., L OBP: 0.400, SLG: 0.530 (1, 8)				L3		G3-1		G5-3		3	0	0	0	1	0	0						
Pete O'Brien, L OBP: 0.297, SLG: 0.389 (1, 3)	CS	G4-3		F7		F7				4	0	1	0	0	0	0						
Alvin Davis, L OBP: 0.301, SLG: 0.339 (1, 10)		P6			K		G3	G6-3		4	0	0	0	0	1	1						
Jay Buhner, R OBP: 0.335, SLG: 0.491 (1, 9)				F8						3	1	2	0	1	0	0						
Greg Briley, L OBP: 0.303, SLG: 0.331 (1, 7)										4	0	1	0	0	3	3						
Omar Vizquel, S OBP: 0.299, SLG: 0.289 (1, 6)			P8		K					3	1	0	0	1	1	1						
Dave Valle, R OBP: 0.283, SLG: 0.297 (1, 2)			K							3	1	2	2	0	1	0						
Inning Stats	R: 0 E: 0 K: 0 S: 9	H: 0 LOB: 0 BB: 1 P: 17	R: 0 E: 0 K: 1 S: 7	H: 0 LOB: 1 BB: 1 P: 15	R: 0 E: 0 K: 2 S: 8	H: 0 LOB: 0 BB: 0 P: 14	R: 0 E: 0 K: 0 S: 3	H: 0 LOB: 0 BB: 0 P: 4	R: 0 E: 0 K: 2 S: 11	H: 1 LOB: 1 BB: 0 P: 21	R: 2 E: 0 K: 0 S: 8	H: 2 LOB: 0 BB: 0 P: 12	R: 2 E: 0 K: 1 S: 10	H: 2 LOB: 1 BB: 1 P: 25	R: 0 E: 0 K: 0 S: 7	H: 1 LOB: 1 BB: 0 P: 10	R: 0 E: 0 K: 1 S: 10	H: 1 LOB: 0 BB: 0 P: 17	1B: 3 2B: 5 3B: 0 HR: 0	SF: 0 SAC: 0 DP: 1 HBP: 0	WP: 1 PB: 0 SB: 1 CS: 2	PA: 36
PITCHER Jose Guzman, R ERA: 3.08 (1, 1)	IP: 9.0 WLS: L BF: 35 H: 7 R: 4 ER: 4 SO: 7 BB: 3 IBB: 0 HBP: 0 BLK: 0 WP: 1 HR: 0 S: 73 P: 135 ERA: 4.00 WHIP: 1.111															PITCHER						

AB	32
R	4
H	7
RBI	3
BB	3
SO	7
LOB	7



Batter	1	2	3	4	5	6	7	8	9	AB	R	H	RBI	BB	SO	LOB	BOTTOM					
Brian Downing, R OBP: 0.383, SLG: 0.463 (1, 10)	G5-3		P6		L8			G4-3		4	0	0	0	0	0	1	Seattle Mariners @ Texas Rangers Arlington Stadium, Arlington, TX Wed Oct 02 1991, 8:05 PM EDT Att: 12,273 - Cloudy - 86 F					
Julio Franco, R OBP: 0.407, SLG: 0.471 (1, 4)	HR			G1-3		F9		G3-6-3 BB		3	1	1	1	1	0	0						
Ruben Sierra, S OBP: 0.358, SLG: 0.506 (1, 9)			K	G6-3				G3-6-3 1B		4	0	1	0	0	1	1						
Juan Gonzalez, R OBP: 0.322, SLG: 0.477 (1, 8)			K	F9		L7				4	0	0	0	0	2	1						
Monty Fariss, R OBP: 0.405, SLG: 0.400 (1, 7)		G6-3			HR					1	1	0	0	1	0	0						
Kevin Reimer, L OBP: 0.333, SLG: 0.480 (6, PH) (7, 7)					BB					1	0	0	0	1	0	0						
Dean Palmer, R OBP: 0.276, SLG: 0.415 (1, 5)		G5-3			HR		P3			4	1	1	2	0	0	2						
Mike Stanley, R OBP: 0.372, SLG: 0.390 (1, 3)										2	0	0	0	0	0	0						
Jack Daugherty, S OBP: 0.277, SLG: 0.271 (6, 3)		G5-3			L7					1	0	0	0	0	1	0						
Ivan Rodriguez, R OBP: 0.276, SLG: 0.354 (1, 2)				K				G5-3		3	0	1	0	0	1	0						
José Hernández, R OBP: 0.214, SLG: 0.232 (1, 6)				K						2	0	0	0	0	2	1						
Jeff Huson, L OBP: 0.309, SLG: 0.292 (7, PH) (8, 6)								F9		1	0	0	0	0	0	0						
Inning Stats	R: 1 E: 0 K: 2 S: 13	H: 1 LOB: 0 BB: 0 P: 20	R: 0 E: 0 K: 0 S: 10	H: 0 LOB: 0 BB: 0 P: 15	R: 0 E: 0 K: 2 S: 9	H: 0 LOB: 0 BB: 0 P: 12	R: 0 E: 0 K: 0 S: 4	H: 0 LOB: 0 BB: 0 P: 6	R: 2 E: 0 K: 1 S: 14	H: 2 LOB: 1 BB: 1 P: 31	R: 0 E: 0 K: 0 S: 12	H: 1 LOB: 2 BB: 1 P: 21	R: 0 E: 0 K: 1 S: 7	H: 0 LOB: 0 BB: 0 P: 10	R: 0 E: 0 K: 0 S: 6	H: 0 LOB: 0 BB: 1 P: 13	R: 0 E: 0 K: 1 S: 7	H: 0 LOB: 0 BB: 0 P: 7	1B: 1 2B: 1 3B: 0 HR: 2	SF: 0 SAC: 0 DP: 1 HBP: 0	WP: 0 PB: 0 SB: 1 CS: 0	PA: 33
PITCHER Dave Fleming, L ERA: 6.62 (1, 1)	IP: 4.2 WLS: W BF: 9 H: 1 R: 0 ER: 0 SO: 3 BB: 1 IBB: 0 HBP: 0 BLK: 0 WP: 0 HR: 2 S: 21 P: 36 ERA: 0.00 WHIP: 0.857															PITCHER						
Scott Bankhead, R ERA: 4.99 (5, 1)	IP: 2.1 WLS: W BF: 9 H: 1 R: 0 ER: 0 SO: 3 BB: 1 IBB: 0 HBP: 0 BLK: 0 WP: 0 HR: 0 S: 21 P: 36 ERA: 0.00 WHIP: 0.857															PITCHER						
Michael Jackson, R ERA: 3.32 (8, 1)	IP: 1.1 WLS: W BF: 4 H: 0 R: 0 ER: 0 SO: 1 BB: 1 IBB: 0 HBP: 0 BLK: 0 WP: 0 HR: 0 S: 9 P: 16 ERA: 0.00 WHIP: 0.750															PITCHER						
Russ Swan, L ERA: 3.45 (9, 1)	IP: 0.1 WLS: W BF: 1 H: 0 R: 0 ER: 0 SO: 0 BB: 0 IBB: 0 HBP: 0 BLK: 0 WP: 0 HR: 1 S: 1 P: 1 ERA: 0.00 WHIP: 0.000															PITCHER						
Bill Swift, R ERA: 2.01 (9, 1)	IP: 0.1 WLS: S BF: 1 H: 0 R: 0 ER: 0 SO: 0 BB: 0 IBB: 0 HBP: 0 BLK: 0 WP: 0 HR: 3 S: 3 P: 3 ERA: 0.00 WHIP: 0.000															PITCHER						

AB	30
R	3
H	4
RBI	3
BB	3
SO	7
LOB	6



Batter	1	2	3	4	5	6	7	8	9	AB	R	H	RBI	BB	SO	LOB	TOP			
Rickey Henderson, R OBP: 0.399, SLG: 0.425 Dann Howitt, L OBP: 0.162, SLG: 0.262	4-0 BB		0-0 2B		1-0 1B	4-2 2B	3-2 1B		1-0 HR	4	3	4	3	2	0	0				
Lance Blankenship, R OBP: 0.333, SLG: 0.331	1-3 K		2-3 K		2-0 1B	3-2 2B	0-0 L8		2-1 P4	6	2	2	2	0	2	3				
Jose Canseco, R OBP: 0.360, SLG: 0.556 Vance Law, R OBP: 0.303, SLG: 0.276	2-3 K		1-1 L5		1-2 1B	1-3 K	0-3 K		2-2 G5-3	5	1	1	0	0	3	5				
Harold Baines, L OBP: 0.384, SLG: 0.476	0-3 K			0-0 1B	4-2 1B	4-0 1B		1-2 G3		3	2	1	0	2	1	1				
Dave Henderson, R OBP: 0.347, SLG: 0.467 Brad Komminsk, R OBP: 0.185, SLG: 0.160		2-3 K		2-2 1B	1-1 SF9	1-2 1B		1-1 F8		4	1	2	3	0	1	0				
Brook Jacoby, R OBP: 0.274, SLG: 0.309		2-2 1B		1-0 L6	2-3 1B	4-0 BB		2-0 L7		4	0	2	2	1	0	2				
Mike Gallego, R OBP: 0.344, SLG: 0.372		2-0 G5-3		1-0 BB	4-2 SF7	1-0 K			0-0 1B	3	1	1	1	1	1	2				
Mike Bordick, R OBP: 0.288, SLG: 0.267		3-1 1B		0-0 SF9	0-0 G5-3	1-0 L7			2-2 F9	4	0	1	1	0	0	4				
Scott Hemond, R OBP: 0.250, SLG: 0.217			1-0 F9	1-3 K		1-2 E5			2-2 HR	5	2	1	0	0	1	2				
Inning Stats	R: 0 E: 0 K: 3 S: 9	H: 0 LOB: 1 BB: 1 P: 16	R: 0 E: 0 K: 1 S: 11	H: 2 LOB: 2 BB: 0 P: 20	R: 0 E: 0 K: 1 S: 7	H: 1 LOB: 1 BB: 0 P: 11	R: 1 E: 1 K: 1 S: 11	H: 2 LOB: 2 BB: 1 P: 19	R: 3 E: 0 K: 2 S: 21	H: 3 LOB: 1 BB: 2 P: 39	R: 0 E: 0 K: 1 S: 11	H: 1 LOB: 0 BB: 0 P: 16	R: 0 E: 0 K: 0 S: 6	H: 0 LOB: 0 BB: 0 P: 10	R: 3 E: 0 K: 0 S: 14	H: 3 LOB: 0 BB: 23	1B: 11 2B: 3 3B: 0 HR: 1	SF: 3 SAC: 0 DP: 0 HBP: 0	WP: 0 PA: 48 PB: 0 SB: 6 CS: 0	
PITCHER	IP	WLS	BF	H	R	ER	SO	BB	IBB	HBP	BLK	WP	HR	S	P	ERA	WHIP			
Hector Fajardo, R ERA: 6.75	4.0	L	22	8	4	4	6	3	0	0	0	0	0	45	81	9.00	2.750			
Barry Manuel, R ERA: 1.13	1.0		4	0	0	0	0	1	0	0	0	0	0	4	10	0.00	1.000			
Wayne Rosenthal, R ERA: 5.25	0.1		6	2	5	4	1	1	1	0	0	0	0	14	28	108.00	9.000			
Gerald Alexander, R ERA: 5.24	3.2		16	5	3	3	2	0	0	0	0	0	1	38	60	7.36	1.364			

Oakland Athletics @ Texas Rangers
Arlington Stadium, Arlington, TX
Sat Oct 05 1991, 8:05 PM EDT
Att: 31,790 - Sunny - 71 F

AB 39
R 12
H 15
RBI 12
BB 6
SO 9
LOB 19



Batter	1	2	3	4	5	6	7	8	9	AB	R	H	RBI	BB	SO	LOB	BOTTOM			
Brian Downing, R OBP: 0.378, SLG: 0.456	1-2 L7	2-2 E6			3-1 G6-3		1-2 FC6-4		2-1 2B	5	2	1	0	0	0	2				
Julio Franco, R OBP: 0.408, SLG: 0.474	0-1 G5-3	4-1 BB			0-1 P3		2-2 FC5-4		0-0 F8	4	0	1	0	1	0	1				
Rafael Palmeiro, L OBP: 0.388, SLG: 0.532	1-0 F8	2-1 P8			0-0 P2		0-0 FC5-4		3-2 2B	5	0	1	1	0	0	5				
Ruben Sierra, S OBP: 0.359, SLG: 0.505		2-1 HBP	1-1 G3-6-3		1-0 F8		0-0 FC6-4		0-1 G1-3	5	1	4	1	0	0	1				
Kevin Reimer, L OBP: 0.332, SLG: 0.476		0-0 F9	0-0 G3-6-3		0-1 FC6-4		2-2 FC6-4			4	0	1	0	0	0	4				
Juan Gonzalez, R OBP: 0.320, SLG: 0.473		3-1 P5	1-2 F8		3-3 K		0-1 G6-4-3			4	0	1	0	0	1	3				
Dean Palmer, R OBP: 0.278, SLG: 0.406		4-0 BB		1-3 K		3-2 F8		1-0 F9		3	1	0	0	1	1	3				
Mike Stanley, R OBP: 0.377, SLG: 0.388		2-2 BB		2-1 G5-3		1-2 FC6-4		0-1 G6-4-3		3	1	0	0	0	0	3				
Jeff Huson, L OBP: 0.313, SLG: 0.291 Jack Daugherty, S OBP: 0.275, SLG: 0.270		4-0 E		0-3 K		4-2 FC6-4		1-2 G3		1	0	0	1	2	1	0				
Inning Stats	R: 0 E: 0 K: 0 S: 6	H: 0 LOB: 0 BB: 0 P: 8	R: 3 E: 1 K: 0 S: 16	H: 1 LOB: 3 BB: 3 P: 39	R: 0 E: 0 K: 2 S: 8	H: 0 LOB: 0 BB: 0 P: 11	R: 0 E: 0 K: 2 S: 5	H: 0 LOB: 0 BB: 0 P: 8	R: 0 E: 0 K: 1 S: 12	H: 2 LOB: 2 BB: 1 P: 20	R: 1 E: 0 K: 0 S: 14	H: 2 LOB: 1 BB: 1 P: 23	R: 0 E: 0 K: 0 S: 5	H: 1 LOB: 0 BB: 0 P: 6	R: 1 E: 0 K: 0 S: 11	H: 2 LOB: 1 BB: 0 P: 17	1B: 8 2B: 1 3B: 0 HR: 0	SF: 0 SAC: 0 DP: 2 HBP: 1	WP: 0 PA: 40 PB: 0 SB: 0 CS: 0	
PITCHER	IP	WLS	BF	H	R	ER	SO	BB	IBB	HBP	BLK	WP	HR	S	P	ERA	WHIP			
Bob Welch, R ERA: 4.58	1.2		11	1	3	1	0	3	0	1	0	0	0	20	43	5.40	2.400			
Curt Young, L ERA: 5.0	3.1	W	12	3	0	0	2	0	0	0	0	0	0	24	35	0.00	0.900			
Kevin Campbell, R ERA: 2.74	1.1		6	1	1	1	1	1	0	0	0	0	0	18	32	6.75	1.500			
Rick Honeycutt, L ERA: 3.38	0.2		3	1	0	0	0	0	0	0	0	0	0	5	7	0.00	1.500			
Gene Nelson, R ERA: 6.75	2.0		8	3	1	1	0	0	0	0	0	0	0	16	23	4.50	1.500			

Oakland Athletics @ Texas Rangers
Arlington Stadium, Arlington, TX
Sat Oct 05 1991, 8:05 PM EDT
Att: 31,790 - Sunny - 71 F

AB 35
R 5
H 9
RBI 3
BB 4
SO 3
LOB 22



Batter	1	2	3	4	5	6	7	8	9	AB	R	H	RBI	BB	SO	LOB	TOP			
Rickey Henderson, R OBP: 0.400, SLG: 0.423 (1, 7)	4-1 S 1B BB	3-2 F8			2-0 G3		4-1 BB			2	1	0	0	2	0	1				
Lance Blankenship, R OBP: 0.336, SLG: 0.341 Mark McGwire, R OBP: 0.330, SLG: 0.383 (1, 5) (7, 3)	1-2 SAFE S 1B		1-1 F8			2-1 S E 2B	1-0 P4			4	1	2	1	0	0	3				
Jose Canseco, R OBP: 0.359, SLG: 0.556 (1, 9)	0-0 F7		3-2 P2			1-3 K		0-2 S 2B		4	0	1	0	0	1	1				
Harold Baines, L OBP: 0.383, SLG: 0.473 Willie Wilson, S OBP: 0.290, SLG: 0.313 (1, 10) (8, PR)	1-3 K		3-3 K			1-1 F8		4-0 G5-4-3 IBB		3	0	0	0	1	2	1				
Dave Henderson, R OBP: 0.346, SLG: 0.465 (1, 8)	4-2 BB			1-3 K		2-2 F8		1-3 K		3	0	0	0	1	2	2				
Terry Steinbach, R OBP: 0.312, SLG: 0.386 Scott Brosius, R OBP: 0.268, SLG: 0.397 (1, 2) (9, 4)	0-1 G5-3			0-3 K			1-3 K	0-0 G5-4-3		4	0	0	0	0	2	4				
Ernest Riles, L OBP: 0.290, SLG: 0.324 Vance Law, R OBP: 0.303, SLG: 0.276 Jamie Quirk, L OBP: 0.321, SLG: 0.296 (1, 3) (7, 5) (9, PH) (9, 2)		4-2 S BB		0-1 G3-1			3-1 L9	2-3 K		2	0	0	0	1	0	0				
Mike Gallego, R OBP: 0.343, SLG: 0.369 (1, 4) (9, 6)		2-3 K			2-3 K		4-2 1B BB	0-1 F8		3	0	0	0	1	2	1				
Mike Bordick, R OBP: 0.289, SLG: 0.268 Brook Jacoby, R OBP: 0.274, SLG: 0.308 (1, 6) (9, PH) (9, 5)		1-3 K			1-3 K		0-1 BB 1B	0-3 K		3	0	1	0	0	2	1				
Inning Stats	R: 1 E: 0 K: 1 S: 14	H: 1 LOB: 2 BB: 2 P: 24	R: 0 E: 0 K: 2 S: 15	H: 0 LOB: 1 BB: 1 P: 25	R: 0 E: 0 K: 1 S: 10	H: 0 LOB: 0 BB: 0 P: 17	R: 0 E: 0 K: 2 S: 8	H: 0 LOB: 0 BB: 0 P: 9	R: 0 E: 0 K: 1 S: 10	H: 1 LOB: 0 BB: 0 P: 16	R: 0 E: 0 K: 1 S: 11	H: 1 LOB: 3 BB: 2 P: 24	R: 0 E: 0 K: 1 S: 8	H: 1 LOB: 2 BB: 1 P: 13	R: 0 E: 0 K: 2 S: 9	H: 0 LOB: 0 BB: 0 P: 11	1B: 2 2B: 2 3B: 0 HR: 0	SF: 0 SAC: 0 DP: 1 HBP: 0	WP: 0 PA: 36 PB: 0 SB: 5 CS: 0	
PITCHER	IP WLS BF H R ER SO BB IBB HBP BLK WP HR S P ERA WHIP	7.0 29 3 2 2 10 5 0 0 0 0 0 0 76 128 2.57 1.143	2.0 7 1 0 0 3 0 1 0 0 0 0 0 17 24 0.00 0.500																	

Oakland Athletics @ Texas Rangers
Arlington Stadium, Arlington, TX
Sun Oct 06 1991, 4:33 AM EDT
Att: 35,595 - Sunny - 74 F

AB	30
R	2
H	4
RBI	1
BB	6
SO	13
LOB	14



Batter	1	2	3	4	5	6	7	8	9	AB	R	H	RBI	BB	SO	LOB	BOTTOM				
Jack Daugherty, S OBP: 0.270, SLG: 0.264 Juan Gonzalez, R OBP: 0.321, SLG: 0.479 (1, 7) (7, PH) (8, 7)	0-1 G1-3		1-1 G6-3		1-0 SAFE G4-3		2-1 E5		1-0 HR	3	0	0	0	0	0	1					
Julio Franco, R OBP: 0.408, SLG: 0.474 (1, 4)	1-1 G4-3 S 1B		3-2 FC4-6 S 1B		1-2 FC4-5 2B		2-2 F8			4	1	2	0	0	0	2					
Rafael Palmeiro, L OBP: 0.389, SLG: 0.532 (1, 3)	3-2 G4-3		4-1 FC4-6 BB		1-1 2B		3-3 K			3	0	1	1	1	1	2					
Ruben Sierra, S OBP: 0.357, SLG: 0.502 (1, 9)	0-1 F7		2-1 FC4-6		1-0 G4-3			1-2 F8		4	0	0	0	0	0	4					
Kevin Reimer, L OBP: 0.332, SLG: 0.477 Monty Fariss, R OBP: 0.395, SLG: 0.387 (1, 10) (8, PH)		3-2 SH1-3 G4-3 2B	0-1 L9		1-0 F7		2-3 K			3	1	1	0	0	0	2					
Dean Palmer, R OBP: 0.281, SLG: 0.403 (1, 5)		4-1 G4-3 SH1-3 BB		0-3 K		4-2 BB		1-3 K		2	0	0	0	2	0	0					
Mike Stanley, R OBP: 0.372, SLG: 0.381 (1, 2)		0-0 SH1-3		3-3 K		1-0 SAFE F8		0-2 G6-3		3	0	0	0	0	1	1					
Jeff Huson, L OBP: 0.312, SLG: 0.287 (1, 6)		1-1 G4-3		3-2 F8		1-0 G4-3		4-2 HR		3	1	0	1	1	0	2					
Gary Pettis, S OBP: 0.341, SLG: 0.277 Brian Downing, R OBP: 0.377, SLG: 0.455 (1, 8) (9, PH)		1-1 K		4-1 G4-3 S FC4-5 BB		2-3 K		1-3 K		2	0	0	0	1	2	1					
Inning Stats	R: 0 E: 0 K: 0 S: 10	H: 1 LOB: 1 BB: 0 P: 14	R: 1 E: 0 K: 1 S: 16	H: 1 LOB: 1 BB: 1 P: 27	R: 0 E: 0 K: 0 S: 10	H: 1 LOB: 2 BB: 1 P: 20	R: 0 E: 0 K: 2 S: 9	H: 0 LOB: 0 BB: 0 P: 15	R: 1 E: 0 K: 0 S: 9	H: 1 LOB: 1 BB: 1 P: 16	R: 0 E: 0 K: 0 S: 6	H: 0 LOB: 1 BB: 1 P: 13	R: 0 E: 1 K: 2 S: 12	H: 0 LOB: 1 BB: 0 P: 21	R: 0 E: 0 K: 2 S: 11	H: 0 LOB: 0 BB: 0 P: 15	R: 2 E: 0 K: 1 S: 9	H: 1 LOB: 0 BB: 1 P: 15	1B: 2 2B: 2 3B: 0 HR: 1	SF: 0 SAC: 1 DP: 0 HBP: 0	WP: 0 PA: 37 PB: 0 SB: 3 CS: 0
PITCHER	IP WLS BF H R ER SO BB IBB HBP BLK WP HR S P ERA WHIP	6.0 26 4 2 2 3 4 0 0 0 0 0 0 60 105 3.00 1.333	1.2 6 0 0 0 3 0 0 0 0 0 0 0 20 32 0.00 0.000	0.2 3 0 1 1 1 1 0 0 0 0 0 0 8 13 13.50 1.500	0.1 2 1 1 1 1 0 0 0 0 0 0 1 4 6 27.00 3.000																

Oakland Athletics @ Texas Rangers
Arlington Stadium, Arlington, TX
Sun Oct 06 1991, 4:33 AM EDT
Att: 35,595 - Sunny - 74 F

AB	31
R	4
H	5
RBI	4
BB	5
SO	8
LOB	16

