

Texas Rangers - 1992

Batter	1	2	3	4	5	6	7	8	9	AB	R	H	RBI	BB	SO	LOB	TOP				
Al Newman, S (1, 4) Geno Petrali, L (8, PH) OBP: 1.000, SLG: 4.000 Jeff Huson, L (8, 4)	1-3 K			2-1 P5	4-0 BB		1-1 G4-3	1-0 HR		3	0	0	0	1	1	0					
Rafael Palmeiro, L (1, 3)	2-1 P6			2-1 P6	3-2 G3		1-0 G3-1	1-1 1B 2B		5	1	1	0	0	0	3					
Juan Gonzalez, R (1, 8)	0-3 K			3-1 2B 1B		4-0 HR BB		G6-3 1B 1B		4	3	2	0	1	1	0					
Ruben Sierra, S (1, 9)		1-1 G6-3		1-0 1-H 2B		0-1 P6		4-0 2B BB 1-2 1B 1B		4	2	2	2	1	0	1					
Brian Downing, R (1, 10) Jack Daugherty, S (8, PH) OBP: 0.500, SLG: 0.500		2-3 K		1-1 F9		2-2 P6		1-3 K 1-2 1B		3	0	0	0	0	1	2					
Dean Palmer, R (1, 5)		3-3 K			4-2 FC3-6 BB	1-1 HR		4-2 2B BB 1-3 K		3	2	1	2	2	2	1					
Dickie Thon, R (1, 6)			0-0 F9		1 SAFE 1-3 K	3-2 1B		1-1 2B 2B 1-3 2-H	0-3 K	5	1	2	1	0	2	1					
Monty Fariss, R (1, 7) Kevin Reimer, L (8, PH) OBP: 0.500, SLG: 1.000 John Cangelosi, S (9, 7)			4-2 G6-4-3 BB		1-1 FC3-6 2B	1-3 K		1-1 HR 2B 2-H 3-H	1-0 G3	2	0	0	0	1	1	2					
Ivan Rodriguez, R (1, 2)			2-2 G6-4-3		1-0 2B		3-1 F8	4-2 HR BB	2-3 K	0	0	0	0	0	0	0					
				R: 1 H: 2 E: 0 LOB: 1 K: 0 BB: 0 S: 9 P: 18	R: 0 H: 1 E: 0 LOB: 3 K: 1 BB: 2 S: 14 P: 28	R: 2 H: 2 E: 0 LOB: 1 K: 1 BB: 1 S: 15 P: 25	R: 0 H: 0 E: 0 LOB: 0 K: 0 BB: 0 S: 5 P: 10	R: 9 H: 7 E: 0 LOB: 1 K: 2 BB: 3 S: 30 P: 53	R: 0 H: 0 E: 0 LOB: 0 K: 2 BB: 0 S: 7 P: 10	1B: 5 SF: 0 2B: 5 SAC: 0 3B: 0 DP: 1 HR: 2 HBP: 0	WP: 0 PA: 45 PB: 0 SB: 0 CS: 0										
Inning Stats	R: 0 H: 0 E: 0 LOB: 0 K: 2 BB: 0 S: 10 P: 13	R: 0 H: 0 E: 0 LOB: 0 K: 2 BB: 0 S: 9 P: 15	R: 0 H: 0 E: 0 LOB: 0 K: 0 BB: 1 S: 6 P: 12	R: 1 H: 2 E: 0 LOB: 1 K: 0 BB: 0 S: 9 P: 18	R: 0 H: 1 E: 0 LOB: 3 K: 1 BB: 2 S: 14 P: 28	R: 2 H: 2 E: 0 LOB: 1 K: 1 BB: 1 S: 15 P: 25	R: 0 H: 0 E: 0 LOB: 0 K: 0 BB: 0 S: 5 P: 10	R: 9 H: 7 E: 0 LOB: 1 K: 2 BB: 3 S: 30 P: 53	R: 0 H: 0 E: 0 LOB: 0 K: 2 BB: 0 S: 7 P: 10	1B: 5 SF: 0 2B: 5 SAC: 0 3B: 0 DP: 1 HR: 2 HBP: 0	WP: 0 PA: 45 PB: 0 SB: 0 CS: 0										
PITCHER	IP WLS BF H R ER SO BB IBB HBP BLK WP HR S P ERA WHIP	IP WLS BF H R ER SO BB IBB HBP BLK WP HR S P ERA WHIP	IP WLS BF H R ER SO BB IBB HBP BLK WP HR S P ERA WHIP	IP WLS BF H R ER SO BB IBB HBP BLK WP HR S P ERA WHIP	IP WLS BF H R ER SO BB IBB HBP BLK WP HR S P ERA WHIP	IP WLS BF H R ER SO BB IBB HBP BLK WP HR S P ERA WHIP	IP WLS BF H R ER SO BB IBB HBP BLK WP HR S P ERA WHIP	IP WLS BF H R ER SO BB IBB HBP BLK WP HR S P ERA WHIP	IP WLS BF H R ER SO BB IBB HBP BLK WP HR S P ERA WHIP	IP WLS BF H R ER SO BB IBB HBP BLK WP HR S P ERA WHIP	IP WLS BF H R ER SO BB IBB HBP BLK WP HR S P ERA WHIP										
Randy Johnson, L (1, 1) ERA: 4.76	5.2	25	5	3	3	5	4	0	0	0	0	0	1	59	107	4.76	1.588				
Gene Harris, R (6, 1) ERA: 13.5	2.0	9	1	3	3	2	2	0	0	0	0	0	0	17	32	13.50	1.500				
Kevin Brown, L (8, 1) ERA:	0.0	1	1	0	0	0	0	0	0	0	0	0	0	2	3	∞	∞				
Calvin Jones, R (8, 1) ERA:	0.0	1	0	0	0	0	1	0	0	0	0	0	0	3	7	∞	∞				
Mike Schooler, R (8, 1) ERA: 108.0	0.1	L 6	5	6	6	1	0	0	0	0	0	0	1	17	25	162.00	15.000				

Texas Rangers @ Seattle Mariners
The Kingdome, Seattle, WA
Mon Apr 06 1992, 10:05 PM EDT
Att: 55,918 - Dome - 70 F

livebaseballscorecards.com




Batter	1	2	3	4	5	6	7	8	9	AB	R	H	RBI	BB	SO	LOB
Harold Reynolds, S (1, 4) OBP: 0.400, SLG: 0.400	0-1 G6-3		1-2 P6		1-2 E3	0-1 CS	1-0 G4-3 E 1B	2-2 1B		5	1	2	0	0	0	2
Edgar Martinez, R (1, 5) OBP: 0.200, SLG: 0.200	3-3 K		1-3 K		1-3 G5-3		1-0 G4-3	2-0 1B		5	0	1	1	0	2	4
Ken Griffey Jr., L (1, 8)	0-0 F9			4-2 CS BB	0-1 G3-1		0-2 L7	1-0 L9		4	0	0	0	1	0	5
Kevin Mitchell, R (1, 7) OBP: 0.600, SLG: 0.800		1-2 G4-3 SF7 2B		0-2 F7		2-2 E5 HR 1B	1-2 E8 2B 1B	0-1 P2		5	3	3	1	0	0	3
Pete O'Brien, L (1, 3) OBP: 0.600, SLG: 1.500		2-2 SAFE G4-3		2-2 F9		3-1 HR	2-0 2B		4-2 1B BB	4	1	2	3	1	0	2
Jay Buhner, R (1, 9) OBP: 0.200, SLG: 0.250		2-2 SF7			0-0 1B E 1B	2-1 F8	3-2 G6-3		1-3 K	4	1	1	1	0	1	2
Tino Martinez, L (1, 10) OBP: 0.400, SLG: 1.000		0-1 G4-3			2-0 1B E 1B	2-1 HR		0-1 G4-3	0-1 F8	5	2	2	1	0	0	1
Dave Valle, R (1, 2) OBP: 0.250, SLG: 1.000			0-3 K		1-3 K	3-1 P2		3-1 HR	0-2 1B	4	1	1	1	0	2	2
Greg Briley, L (9, PH) OBP: 1.000, SLG: 1.000										1	0	1	0	0	0	0
Omar Vizquel, S (1, 6) OBP: 1.000, SLG: 1.000			0-1 S 1B		1-0 E 1B	1-2 CS 1B		2-1 1B 1B	3-3 K	3	0	3	0	0	0	0
Henry Cotto, R (8, PH) OBP: 1.000, SLG: 1.000										1	1	1	0	0	0	0
Jeff Schaefer, R (9, 6)										0	0	0	0	0	0	0
Scott Bradley, L (9, PH)										1	0	0	0	0	1	2

Inning Stats	R: 0	H: 0	E: 0	K: 1	S: 6	R: 1	H: 1	E: 0	K: 0	S: 12	R: 0	H: 1	E: 0	K: 2	S: 14	R: 0	H: 0	E: 0	K: 0	S: 11	R: 2	H: 3	E: 1	K: 1	S: 16	R: 3	H: 4	E: 1	K: 0	S: 15	R: 2	H: 3	E: 1	K: 0	S: 13	R: 2	H: 4	E: 0	K: 0	S: 13	R: 0	H: 1	E: 0	K: 2	S: 13	1B: 12	2B: 2	3B: 0	HR: 3	SF: 1	SAC: 0	DP: 0	HBP: 0	WP: 0	PA: 46
--------------	------	------	------	------	------	------	------	------	------	-------	------	------	------	------	-------	------	------	------	------	-------	------	------	------	------	-------	------	------	------	------	-------	------	------	------	------	-------	------	------	------	------	-------	------	------	------	------	-------	--------	-------	-------	-------	-------	--------	-------	--------	-------	--------

PITCHER	IP	WLS	BF	H	R	ER	SO	BB	IBB	HBP	BLK	WP	HR	S	P	ERA	WHIP
Nolan Ryan, R (1, 1) ERA: 2.08	4.1		19	5	3	1	4	1	0	0	0	0	0	54	74	2.08	1.385
Wayne Rosenthal, R (5, 1) ERA:	0.1		1	0	0	0	0	0	0	0	0	0	0	3	5	0.00	0.000
Floyd Bannister, L (5, 1) ERA: 27.0	1.0		7	4	3	3	0	0	0	0	0	0	2	16	29	27.00	4.000
Steve Fireovid, R (6, 1) ERA: 13.5	1.1	W	6	3	2	2	0	0	0	0	0	0	0	14	22	13.50	2.250
Kenny Rogers, L (8, 1) ERA: 27.0	0.2		6	4	2	2	0	0	0	0	0	0	1	11	21	27.00	6.000

TEXAS RANGERS @ SEATTLE MARINERS
The Kingdom, Seattle, WA
Mon Apr 06 1992, 10:05 PM EDT
Att: 55,918 - Dome - 70 F

AB	42
R	10
H	17
RBI	8
BB	2
SO	6
LOB	23



Batter	1	2	3	4	5	6	7	8	9	AB R H RBI BB SO LOB	TOP											
Jack Daugherty, S (1, 10) OBP: 0.143, SLG: 0.143	0-0 F8	1-3 K		1-1 G6-3			2-2 G5-3		3-3 K2-3	5 0 0 0 0 2 2												
Al Newman, S (1, 4) OBP: 0.500, SLG: 0.500	0-1 E 1B	1-2 2-H 2B			4-1 G3-6 BB		1-0 G4-3			3 1 2 1 1 0 0												
Rafael Palmeiro, L (1, 3) OBP: 0.111, SLG: 0.222	3-2 E3 BB 1B	0-0 G3-1			2-0 G3-6 1-2f		2-0 G3			4 0 0 0 0 0 3												
Ruben Sierra, S (1, 9) OBP: 0.333, SLG: 0.375	3-1 L4		3-2 G4-3		2-2 G4-3		2-1 G4-3			4 0 0 0 0 0 2												
Juan Gonzalez, R (1, 8) OBP: 0.556, SLG: 0.875	2-2 BB 1-2 3-H 1B		1-0 G5-3			1-0 HR		0-3 K		4 1 2 2 0 1 0												
Kevin Reimer, L (1, 7) OBP: 0.500, SLG: 0.600 John Cangelosi, S (8, PR) (8, 7)	4-0 1-2 2-3 BB		1-3 K			2-0 P6		3-1 CS 1B		3 0 1 0 1 1 0 0 0 0 0 0 0 0												
Dean Palmer, R (1, 5) OBP: 0.444, SLG: 1.143	1-2 F7			3-1 HR		2-2 P6		1-1 CS 1-2	1-3 K2-3	4 1 1 1 0 1 3	AB 35 R 4 H 9 RBI 4 BB 2 SO 7 LOB 13											
Jeff Huson, L (1, 6) OBP: 0.750, SLG: 1.500		2-2 S G5-3 2B 1B		0-0 F7		0-0 3B			2-1 2B	4 1 3 0 0 0 0												
Ivan Rodriguez, R (1, 2) OBP: 0.222, SLG: 0.250		0-0 G5-3		0-1 G5-3		1-3 K			1-3 K	4 0 0 0 0 2 3												
Inning Stats	R: 1 E: 1 K: 0 S: 14	H: 2 LOB: 3 BB: 1 P: 27	R: 1 E: 0 K: 1 S: 12	H: 2 LOB: 1 BB: 0 P: 16	R: 0 E: 0 K: 1 S: 9	H: 0 LOB: 0 BB: 0 P: 14	R: 1 E: 0 K: 0 S: 7	H: 1 LOB: 0 BB: 0 P: 11	R: 0 E: 0 K: 0 S: 5	H: 0 LOB: 0 BB: 1 P: 13	R: 1 E: 0 K: 1 S: 9	H: 2 LOB: 1 BB: 0 P: 15	R: 0 E: 0 K: 0 S: 5	H: 0 LOB: 0 BB: 0 P: 10	R: 0 E: 0 K: 1 S: 8	H: 1 LOB: 1 BB: 0 P: 14	R: 0 E: 0 K: 3 S: 14	H: 1 LOB: 1 BB: 0 P: 21	1B: 4 2B: 2 3B: 1 HR: 2	SF: 0 SAC: 0 DP: 1 HBP: 0	WP: 0 PB: 0 SB: 1 CS: 1	PA: 38
PITCHER	IP WLS BF H R ER SO BB IBB HBP BLK WP HR S P ERA WHIP												PITCHER	IP WLS BF H R ER SO BB IBB HBP BLK WP HR S P ERA WHIP								
Erik Hanson, R (1, 1) ERA: 3.86	7.0 L 30 7 4 3 3 2 0 0 0 0 0 2 61 106 3.86 1.286																					
Calvin Jones, R (8, 1) ERA: 4.5	2.0 7 2 0 0 4 0 0 0 0 0 0 22 35 0.00 1.000																					

Texas Rangers @ Seattle Mariners
The Kingdome, Seattle, WA
Tue Apr 07 1992, 10:05 PM EDT
Att. 15,009 - Dome - 70 F

livebaseballscorecards.com



Batter	1	2	3	4	5	6	7	8	9	AB	R	H	RBI	BB	SO	LOB	BOTTOM	
Harold Reynolds, S (1, 4) <small>OBP: 0.444, SLG: 0.286</small>	4-1 BB 		4-1 BB 			1-3 		1-1 F8 		2	0	0	0	2	1	1		
Edgar Martinez, R (1, 5) <small>OBP: 0.222, SLG: 0.333</small>	3-3 		0-0 FC6-4 			0-2 		0-1 L9 		4	0	1	0	0	1	4		
Ken Griffey Jr., L (1, 8) <small>OBP: 0.111, SLG: 0.000</small>	1-2 G4-3 			0-0 G1-3 		2-1 G3-1 			1-3 K 	4	0	0	0	0	1	1		
Kevin Mitchell, R (1, 7) <small>OBP: 0.444, SLG: 0.556</small>		0-0 G6-3 		1-0 P4 			0-3 K 		0-0 G4-3 	4	0	1	0	0	1	0		
Pete O'Brien, L (1, 10) <small>OBP: 0.333, SLG: 0.750</small>		3-2 G3 		1-1 F8 			1-1 F9 		2-1 G4-3 	4	0	0	0	0	0	1		
Jay Buhner, R (1, 9) <small>OBP: 0.375, SLG: 0.333</small>		1-0 G6-3 			0-2 CS 		4-1 BB 			2	0	1	0	1	0	0		
Tino Martinez, L (1, 3) <small>OBP: 0.250, SLG: 0.625</small>			0-3 K 			3-3 K 		2-2 G3 		3	0	0	0	0	2	2		
Dave Valle, R (1, 2) <small>OBP: 0.333, SLG: 0.833</small> Greg Briley, L (8, PH) <small>OBP: 0.500, SLG: 0.500</small> Jeff Schaefer, R (9, 6)			2-1 E1 			1-3 K 		0-0 F7 		2	0	1	0	0	1	0		
Omar Vizquel, S (1, 6) <small>OBP: 0.600, SLG: 0.600</small> Scott Bradley, L (8, PH) (9, 2)			0-1 G5-3 			2-1 F7 		4-1 BB 		2	0	0	0	0	0	1		
Inning Stats	R: 0 H: 0 E: 0 LOB: 0 K: 1 BB: 1 S: 7 P: 15	R: 0 H: 0 E: 0 LOB: 0 K: 0 BB: 0 S: 6 P: 10	R: 0 H: 1 E: 1 LOB: 2 K: 1 BB: 1 S: 9 P: 15	R: 0 H: 0 E: 0 LOB: 0 K: 0 BB: 0 S: 4 P: 6	R: 0 H: 1 E: 0 LOB: 0 K: 2 BB: 0 S: 10 P: 14	R: 0 H: 1 E: 0 LOB: 1 K: 1 BB: 0 S: 10 P: 15	R: 0 H: 0 E: 0 LOB: 1 K: 1 BB: 1 S: 10 P: 17	R: 0 H: 0 E: 0 LOB: 1 K: 0 BB: 1 S: 6 P: 11	R: 0 H: 1 E: 0 LOB: 0 K: 1 BB: 0 S: 6 P: 9	1B: 3 SF: 0 2B: 3 SAC: 0 3B: 0 DP: 3 HR: 0 HBP: 0	WP: 0 PA: 32 PB: 0 SB: 0 CS: 2							
PITCHER Kevin Brown, R (1, 1) <small>ERA:</small>	IP 9.0 WLS W BF 32 H 4 R 0 ER 0 SO 7		BB 4 IBB 0 HBP 0 BLK 0	WP 0 HR 0 S 68 P 112 ERA 0.00 WHIP 0.889														

Texas Rangers @ Seattle Mariners
 The Kingdome, Seattle, WA
 Tue Apr 07 1992, 10:05 PM EDT
 Att: 15,009 - Dome - 70 F

livebaseballscorecards.com

AB	28
R	0
H	4
RBI	0
BB	4
SO	7
LOB	10



Batter	1	2	3	4	5	6	7	8	9	AB	R	H	RBI	BB	SO	LOB	TOP																
Monty Fariss, R <small>(1, 4) C OBP: 0.444, SLG: 0.286</small> <small>(7, 3) X</small>	 <small>0-1</small>	 <small>1-2</small>	 <small>3-1</small>		 <small>0-0</small>	 <small>0-0</small>		 <small>1-3</small>		5	1	2	2	0	1	2																	
Dickie Thon, R <small>(1, 6) X</small> <small>OBP: 0.273, SLG: 0.455</small>	 <small>0-0</small>	 <small>0-0</small>	 <small>2-0</small>		 <small>0-1</small>		 <small>0-0</small>	 <small>1-2</small>		6	2	1	2	0	0	3																	
Rafael Palmeiro, L <small>(1, 3) C OBP: 0.385, SLG: 0.500</small> Jack Daugherty, S <small>(7, PH) X OBP: 0.222, SLG: 0.125</small> <small>(7, 9)</small>	 <small>2-1</small>	 <small>2-2</small>	 <small>1-2</small>		 <small>0-1</small>		 <small>1-2</small>		 <small>4-2</small>	3	2	3	1	0	0	0																	
Ruben Sierra, S <small>(1, 9) C OBP: 0.429, SLG: 0.692</small> Jeff Huson, L <small>(7, 4) X OBP: 0.600, SLG: 1.200</small>	 <small>3-2</small>	 <small>1-2</small>	 <small>1-2</small>		 <small>3-1</small>		 <small>1-1</small>		 <small>3-2</small>	5	1	3	2	0	0	4																	
Juan Gonzalez, R <small>(1, 8) B OBP: 0.462, SLG: 0.667</small> John Cangelosi, S <small>(5, 8) X</small>	 <small>2-0</small>	 <small>0-1</small>		 <small>1-3</small>	 <small>0-0</small>		 <small>2-1</small>	 <small>4-1</small>	 <small>1-2</small>	4	0	1	1	0	1	3																	
Dean Palmer, R <small>(1, 5) X</small> <small>OBP: 0.571, SLG: 1.300</small> Al Newman, S <small>(7, PR) X OBP: 0.444, SLG: 0.429</small> <small>(7, 5)</small>		 <small>4-2</small>		 <small>4-2</small>	 <small>1-0</small>		 <small>4-0</small>	 <small>0-0</small>	 <small>1-2</small>	3	1	2	2	2	0	2																	
Brian Downing, R <small>(1, 10)</small>		 <small>4-2</small>	 <small>3-3</small>	 <small>1-2</small>		 <small>4-1</small>	 <small>4-0</small>	 <small>1-2</small>		2	1	0	0	3	1	3																	
Kevin Reimer, L <small>(1, 7) X</small> <small>OBP: 0.636, SLG: 0.778</small>		 <small>2-1</small>	 <small>0-0</small>		 <small>4-2</small>	 <small>2-1</small>	 <small>1-0</small>			4	3	3	0	1	0	2																	
Ivan Rodriguez, R <small>(1, 2) C OBP: 0.231, SLG: 0.364</small> Geno Petralli, L <small>(6, 2) X OBP: 0.500, SLG: 2.000</small>		 <small>2-2</small>	 <small>0-1</small>		 <small>0-1</small>	 <small>0-3</small>		 <small>3-2</small>		3	1	1	1	0	1	3																	
Inning Stats	R: 1 H: 2 E: 0 LOB: 1 K: 0 BB: 0 S: 9 P: 16	R: 6 H: 5 E: 0 LOB: 2 K: 1 BB: 1 S: 31 P: 50	R: 1 H: 3 E: 0 LOB: 2 K: 0 BB: 0 S: 13 P: 20	R: 0 H: 0 E: 0 LOB: 0 K: 1 BB: 1 S: 9 P: 15	R: 3 H: 4 E: 0 LOB: 2 K: 0 BB: 1 S: 13 P: 21	R: 0 H: 1 E: 0 LOB: 1 K: 1 BB: 1 S: 7 P: 13	R: 2 H: 2 E: 0 LOB: 2 K: 0 BB: 2 S: 9 P: 22	R: 0 H: 0 E: 0 LOB: 0 K: 1 BB: 0 S: 10 P: 15	R: 0 H: 0 E: 0 LOB: 1 K: 0 BB: 2 S: 8 P: 19	1B: 9 SF: 1 2B: 5 SAC: 0 3B: 1 DP: 3 HR: 2 HBP: 2	WP: 0 PA: 51 PB: 0 SB: 0 CS: 0																						
PITCHER	IP WLS BF H R ER SO BB IBB HBP BLK WP HR S P ERA WHIP																	PITCHER	IP WLS BF H R ER SO BB IBB HBP BLK WP HR S P ERA WHIP														
Russ Swan, L <small>(1, 1) ERA: 47.25</small>	1.1	L	12	5	7	7	0	1	0	2	0	0	1	30	51	47.25	4.500																
Clay Parker, R <small>(2, 1) ERA: 7.71</small>	3.2		21	9	4	4	2	2	0	0	0	0	0	45	71	9.82	3.000																
Kevin Brown, L <small>(6, 1) ERA: 9.0</small>	3.0		14	3	2	2	2	3	0	0	0	0	1	26	50	6.00	2.000																
Mike Schooler, R <small>(9, 1) ERA: 27.0</small>	1.0		4	0	0	0	0	2	0	0	0	0	0	8	19	0.00	2.000																

Texas Rangers @ Seattle Mariners
 The Kingdome, Seattle, WA
 Wed Apr 08 1992, 10:05 PM EDT
 Att: 13,597 - Dome - 70 F

livebaseballscorecards.com

AB 40
R 13
H 17
RBI 13
BB 8
SO 4
LOB 25



Batter	1	2	3	4	5	6	7	8	9	AB	R	H	RBI	BB	SO	LOB
Harold Reynolds, S OBP: 0.462, SLG: 0.364 (1, 4)	2-1 G3-1		2-1 G4-3			2-0 DI 1B		2-1 DI 1B		4	0	2	0	0	0	0
Edgar Martinez, R OBP: 0.231, SLG: 0.385 Jeff Schaefer, R (1, 5) (9, 5)	2-2 2B 2B		2-0 F7			2-2 L3		2-2 F9		4	1	1	0	0	0	3
Ken Griffey Jr., L OBP: 0.167, SLG: 0.182 Henry Cotto, R OBP: 0.500, SLG: 0.500 (1, 8) (7, 8)	1-1 2B				1-0 G6-3		0-1 F7		3-3 K	3	0	1	1	0	0	1
Kevin Mitchell, R OBP: 0.333, SLG: 0.417 Greg Briley, L OBP: 0.333, SLG: 0.333 (1, 7) (8, 7)	0-1 F9				1-3 K		0-0 F9		0-0 G4-3	3	0	0	0	0	1	1
Pete O'Brien, L OBP: 0.273, SLG: 0.600 Pat Lennon, R (1, 3) (7, 3)	2-3 K				0-1 G3		1-1 G4-3		2-2 F8	2	0	0	0	0	1	1
Jay Buhner, R OBP: 0.417, SLG: 0.500 (1, 9)			3-2 F8			1-1 F7		0-1 2B		4	0	2	0	0	0	0
Tino Martinez, L OBP: 0.250, SLG: 0.500 (1, 10)			1-1 G4-3			0-3 K		2-0 F7		4	0	1	0	0	1	1
Dave Valle, R OBP: 0.250, SLG: 0.625 Dave Cochrane, S OBP: 0.500, SLG: 1.000 (1, 2) (7, 2)			1-1 G5-3			2-1 G1-3		1-1 1B 2B		2	0	0	0	0	0	0
Omar Vizquel, S OBP: 0.375, SLG: 0.375 (1, 6)			1-2 G3-1			1-1 G4-3		1-1 P6		2	0	1	0	0	0	2

Inning Stats	R: 1	H: 2	E: 0	K: 13	H: 0	LOB: 1	BB: 0	P: 20	R: 0	H: 0	E: 0	K: 8	H: 0	LOB: 0	BB: 0	P: 13	R: 0	H: 0	E: 0	K: 6	H: 0	LOB: 0	BB: 0	P: 11	R: 0	H: 0	E: 0	K: 7	H: 0	LOB: 0	BB: 0	P: 10	R: 0	H: 1	E: 0	K: 8	H: 1	LOB: 1	BB: 0	P: 13	R: 0	H: 1	E: 0	K: 6	H: 1	LOB: 1	BB: 0	P: 9	R: 0	H: 2	E: 0	K: 13	H: 2	LOB: 2	BB: 0	P: 22	R: 0	H: 2	E: 0	K: 9	H: 2	LOB: 2	BB: 0	P: 11	1B: 4	2B: 4	3B: 0	HR: 0	SF: 0	SAC: 0	DP: 0	HBP: 0	WP: 0	PB: 0	SB: 0	CS: 0	PA: 35
--------------	------	------	------	-------	------	--------	-------	-------	------	------	------	------	------	--------	-------	-------	------	------	------	------	------	--------	-------	-------	------	------	------	------	------	--------	-------	-------	------	------	------	------	------	--------	-------	-------	------	------	------	------	------	--------	-------	------	------	------	------	-------	------	--------	-------	-------	------	------	------	------	------	--------	-------	-------	-------	-------	-------	-------	-------	--------	-------	--------	-------	-------	-------	-------	--------

PITCHER	IP	WLS	BF	H	R	ER	SO	BB	IBB	HBP	BLK	WP	HR	S	P	ERA	WHIP
Jose Guzman, R ERA: 1.5 (1, 1)	6.0		21	3	1	1	3	0	0	0	0	0	0	48	75	1.50	0.500
Terry Mathews, R ERA: (7, 1)	1.0		4	1	0	0	0	0	0	0	0	0	0	6	9	0.00	1.000
Floyd Bannister, L ERA: 13.5 (8, 1)	1.0		5	2	0	0	1	0	0	0	0	0	0	13	22	0.00	2.000
Wayne Rosenthal, R ERA: (9, 1)	1.0		5	2	0	0	0	0	0	0	0	0	0	9	11	0.00	2.000

TEXAS RANGERS @ SEATTLE MARINERS
The Kingdom, Seattle, WA
Wed Apr 08 1992, 10:05 PM EDT
Att. 13,597 - Dome - 70 F

AB	35
R	1
H	8
RBI	1
BB	0
SO	4
LOB	12



Texas Rangers @ Seattle Mariners
 The Kingdome, Seattle, WA
 Thu Apr 09 1992, 10:05 PM EDT
 Att. 12,436 - Dome - 70 F

livebaseballscorecards.com

AB	37
R	9
H	12
RBI	8
BB	6
SO	5
LOB	13



WP	2	PA	43
PB	0		
SB	0		
CS	0		

AB R H RBI BB SO LOB

4	2	1	3	0	1	2
1	0	1	1	0	0	0
3	0	0	0	2	1	2
3	1	0	0	1	1	1
1	0	1	0	0	0	0
4	1	1	3	1	0	2
0	0	0	0	0	0	0
4	0	0	0	0	1	2
1	0	0	0	0	0	0
4	1	3	0	0	0	0
1	0	0	0	0	1	0
4	1	2	0	1	0	0
3	2	1	0	1	0	3
4	1	2	1	0	0	1

Batter	1	2	3	4	5	6	7	8	9
Monty Fariss, R OBP: 0.385, SLG: 0.545 Al Newman, S OBP: 0.500, SLG: 0.500	2-1 F9	0-0 FC6-4 WP HR		1-3 K		2-2 HR		1-0 1B	
Dickie Thon, R OBP: 0.313, SLG: 0.357	4-1 BB BB	0-3 SAFE K		1-0 G5-3		1-1 G1-3		4-0 2B BB	
Rafael Palmeiro, L OBP: 0.353, SLG: 0.400 Jack Daugherty, S OBP: 0.300, SLG: 0.333	2-3 SAFE K	4-1 SAFE HR BB		0-0 F8		0-0 G1-3		0-0 2B	
Ruben Sierra, S OBP: 0.421, SLG: 0.765 Geno Petralli, L OBP: 0.500, SLG: 2.000	4-1 BB BB	0-0 1-H 3-H HR		2-1 P3		2-1 G6-3		2-1 L4	
Juan Gonzalez, R OBP: 0.353, SLG: 0.500 John Cangelosi, S OBP: 0.667, SLG: 2.000	1-3 K	1-2 E5 2B		2-0 L6		1-0 G5-3		1-0 G6-3	
Dean Palmer, R OBP: 0.611, SLG: 1.214 Jeff Huson, L OBP: 0.500, SLG: 1.000		BB BB 1B		3-2 1B 1B		3-1 G5-3		2-3 K	
Brian Downing, R OBP: 0.462, SLG: 0.222		4-0 1B BB FC6-4 BB	1-1 G3-6 1B	2-2 1B		1-0 F9		2-2 L9	
Kevin Reimer, L OBP: 0.600, SLG: 0.750		4-1 FC6-4 1B WP BB	3-2 SAFE G3-6	0-0 P6		1-0 1B 2B			
Ivan Rodriguez, R OBP: 0.294, SLG: 0.400		0-2 FC6-4 1B	2-0 L8	0-0 HR 1B		0-1 G5-3			

Inning Stats	R: 0	H: 0	E: 0	K: 2	S: 10	P: 23	R: 6	H: 4	E: 1	K: 1	S: 17	P: 34	R: 0	H: 1	E: 0	K: 0	S: 7	P: 13	R: 0	H: 0	E: 0	K: 1	S: 5	P: 7	R: 0	H: 2	E: 0	K: 0	S: 10	P: 19	R: 2	H: 2	E: 0	K: 0	S: 9	P: 14	R: 0	H: 0	E: 0	K: 0	S: 4	P: 9	R: 1	H: 3	E: 0	K: 0	S: 7	P: 15	R: 0	H: 0	E: 0	K: 1	S: 7	P: 12	1B: 7	2B: 3	3B: 0	HR: 2	SF: 0	SAC: 0	DP: 1	HBP: 0	WP: 2	PA: 43
--------------	------	------	------	------	-------	-------	------	------	------	------	-------	-------	------	------	------	------	------	-------	------	------	------	------	------	------	------	------	------	------	-------	-------	------	------	------	------	------	-------	------	------	------	------	------	------	------	------	------	------	------	-------	------	------	------	------	------	-------	-------	-------	-------	-------	-------	--------	-------	--------	-------	--------

PITCHER	IP	WLS	BF	H	R	ER	SO	BB	IBB	HBP	BLK	WP	HR	S	P	ERA	WHIP	
Dave Fleming, L ERA: 12.0	(1, 1)	6.0	L	31	9	8	8	4	5	0	0	0	1	2	58	110	12.00	2.333
Dennis Powell, L ERA: 4.5	(7, 1)	2.0		9	3	1	1	0	1	0	0	0	0	0	11	24	4.50	2.000
Gene Harris, R ERA: 9.0	(9, 1)	1.0		3	0	0	0	1	0	0	0	0	0	7	12	0.00	0.000	

PITCHER	IP	WLS	BF	H	R	ER	SO	BB	IBB	HBP	BLK	WP	HR	S	P	ERA	WHIP
---------	----	-----	----	---	---	----	----	----	-----	-----	-----	----	----	---	---	-----	------

Batter	1	2	3	4	5	6	7	8	9	AB	R	H	RBI	BB	SO	LOB
Harold Reynolds, S (1, 4) OBP: 0.353, SLG: 0.267	1-1 F8		0-0 G3-6-3			0-2 G4-3		1-0 F8		4	0	0	0	0	0	1
Edgar Martinez, R (1, 5) OBP: 0.353, SLG: 0.588	0-1 G4-3			2-1 WP G4-3 G6-3 1B		0-0 2B		1-2 2B		4	1	3	0	0	0	0
Ken Griffey Jr., L (1, 8) OBP: 0.133, SLG: 0.143 Greg Briley, L (8, 8) OBP: 0.250, SLG: 0.250	1-0 G3-1			0-0 G4-3 1-2		2-2 F8		0-3 K		3	0	0	0	0	0	2
Kevin Mitchell, R (1, 7) OBP: 0.313, SLG: 0.375		0-0 P6		2-2 G6-3 2-H		2-2 1B 1B		0-0 P4		4	0	1	1	0	0	0
Pete O'Brien, L (1, 10) OBP: 0.267, SLG: 0.500		1-1 1B 1B		1-0 F9		1-0 F9		3-3 K		4	0	1	0	0	1	1
Jay Buhner, R (1, 9) OBP: 0.375, SLG: 0.429		3-2 G3-6-1 1B		1-1 F9		1-1 F7		0-1 G6-3		4	0	1	0	0	0	1
Tino Martinez, L (1, 3) OBP: 0.267, SLG: 0.467		1-0 G3-6-1 1-2f		1-1 G4-3		0-0 1B				3	0	1	0	0	0	2
Dave Valle, R (1, 2) OBP: 0.300, SLG: 0.700 Dave Cochrane, S (7, PH) OBP: 0.333, SLG: 0.667 (8, 2)			3-2 FC2-5 2B		0-3 K		0-3 K			2	0	1	0	0	1	0
Omar Vizquel, S (1, 6) OBP: 0.273, SLG: 0.273			0-0 FC2-5 G3-6-3 2-3		1-1 F8		0-2 G4-3			1	0	0	0	0	0	1

Inning Stats	R: 0	H: 0	R: 0	H: 2	R: 0	H: 1	R: 1	H: 1	R: 0	H: 0	R: 0	H: 1	R: 0	H: 2	R: 0	H: 1	R: 0	H: 0	R: 0	H: 0	1B: 5	SF: 0	WP: 1	PA: 33	
E: 0	LOB: 0	E: 0	LOB: 1	E: 0	LOB: 0	E: 0	LOB: 0	E: 0	LOB: 0	E: 0	LOB: 0	E: 0	LOB: 1	E: 0	LOB: 2	E: 0	LOB: 1	E: 0	LOB: 0	E: 0	LOB: 0	2B: 3 <td>SAC: 0 <td>PB: 0 <td></td> </td></td>	SAC: 0 <td>PB: 0 <td></td> </td>	PB: 0 <td></td>	
K: 0	BB: 0	K: 0	BB: 0	K: 0	BB: 0	K: 1	BB: 0	K: 1	BB: 0	K: 1	BB: 0	K: 1	BB: 0	K: 1	BB: 0	K: 1	BB: 0	K: 1	BB: 0	K: 1	BB: 0	3B: 0 <td>DP: 2 <td>SB: 0</td> <td></td> </td>	DP: 2 <td>SB: 0</td> <td></td>	SB: 0	
S: 5	P: 7	S: 8	P: 13	S: 7	P: 10	S: 7	P: 12	S: 7	P: 9	S: 12	P: 15	S: 13	P: 17	S: 10	P: 12	S: 6	P: 9	S: 6	P: 9	S: 6	P: 9	HR: 0 <td>HBP: 0 <td>CS: 0</td> <td></td> </td>	HBP: 0 <td>CS: 0</td> <td></td>	CS: 0	

PITCHER	IP	WLS	BF	H	R	ER	SO	BB	IBB	HBP	BLK	WP	HR	S	P	ERA	WHIP
Jeff Robinson, R (1, 1) ERA: 1.13	8.0	W	30	8	1	1	3	0	0	0	0	1	0	69	95	1.12	1.000
Kenny Rogers, L (9, 1) ERA: 10.8	1.0		3	0	0	0	1	0	0	0	0	0	0	6	9	0.00	0.000

BOTTOM

Texas Rangers @ Seattle Mariners
The Kingdome, Seattle, WA

Thu Apr 09 1992, 10:05 PM EDT
Att: 12,436 - Dome - 70 F

AB	33
R	1
H	8
RBI	1
BB	0
SO	4
LOB	11



PITCHER	IP	WLS	BF	H	R	ER	SO	BB	IBB	HBP	BLK	WP	HR	S	P	ERA	WHIP
Jeff Robinson, R (1, 1) ERA: 1.13	8.0	W	30	8	1	1	3	0	0	0	0	1	0	69	95	1.12	1.000
Kenny Rogers, L (9, 1) ERA: 10.8	1.0		3	0	0	0	1	0	0	0	0	0	0	6	9	0.00	0.000

Batter	1	2	3	4	5	6	7	8	9	AB R H RBI BB SO LOB	TOP																
John Cangelosi, S (1, 8) OBP: 0.429, SLG: 0.800	4-2 B BB CS		1-1 G4-3		2-2 G4-3			0-2 P4		3 0 0 0 1 0 1																	
Al Newman, S (1, 4) OBP: 0.385, SLG: 0.364	2-1 F8			0-1 F7		1-1 F9		4-1 2B BB		3 0 0 0 0 0 1 0 0 0 0 1 0 0																	
Monty Fariss, R (8, PH) OBP: 0.429, SLG: 0.545	1-2																										
Rafael Palmeiro, L (1, 3) OBP: 0.333, SLG: 0.421	2-3 K			3-3 K		3-3 K		0-0 2B		4 0 1 0 0 3 0																	
Ruben Sierra, S (1, 9) OBP: 0.478, SLG: 0.952		1-1 G4-3 2B		3-2 1B 1B		0-0 HR		2-3 K		4 1 3 1 0 1 2																	
Juan Gonzalez, R (1, 10) OBP: 0.381, SLG: 0.500		0-3 K		0-0 1B		0-1 1B		1-2 P6		4 0 2 0 0 1 3																	
Kevin Reimer, L (1, 7) OBP: 0.474, SLG: 0.563		0-2 G4-3		2-3 K		1-2 F7				4 0 0 0 0 1 4																	
Dean Palmer, R (1, 5) OBP: 0.500, SLG: 0.944		0-1 F8			1-0 F9		3-2 G6-3		2-3 K	4 0 0 0 0 1 1																	
Geno Petralli, L (1, 2) OBP: 0.400, SLG: 1.200			2-2 G1-3		2-2 G6-3 2B		2-3 K		0-0 1B	3 0 1 0 0 1 0 1 0 1 0 0 0 0																	
Ivan Rodriguez, R (9, PH) OBP: 0.333, SLG: 0.438																											
Jeff Huson, L (1, 6) OBP: 0.333, SLG: 0.667			1-1 F7		0-1 G6-3		0-0 G4-3		1-2 G5-3	3 0 0 0 0 0 1 1 0 0 0 0 0 1																	
Dickie Thon, R (9, PH) OBP: 0.294, SLG: 0.333																											
Inning Stats	R: 0 E: 0 K: 1 S: 12	H: 0 LOB: 0 BB: 1 P: 20	R: 0 E: 0 K: 1 S: 10	H: 1 LOB: 1 BB: 0 P: 11	R: 0 E: 0 K: 0 S: 8	H: 0 LOB: 0 BB: 0 P: 12	R: 0 E: 0 K: 2 S: 12	H: 2 LOB: 2 BB: 0 P: 20	R: 0 E: 0 K: 0 S: 9	H: 1 LOB: 1 BB: 0 P: 14	R: 1 E: 0 K: 1 S: 12	H: 2 LOB: 1 BB: 0 P: 17	R: 0 E: 0 K: 1 S: 9	H: 0 LOB: 0 BB: 0 P: 14	R: 0 E: 0 K: 1 S: 11	H: 1 LOB: 2 BB: 1 P: 18	R: 0 E: 0 K: 1 S: 12	H: 1 LOB: 1 BB: 0 P: 18	1B: 4 2B: 3 3B: 0 HR: 1	SF: 0 SAC: 0 DP: 0 HBP: 0	WP: 0 PB: 0 SB: 0 CS: 1	PA: 36					
PITCHER	IP	WLS	BF	H	R	ER	SO	BB	IBB	HBP	BLK	WP	HR	S	P	ERA	WHIP										
Kevin Tapani, R (1, 1) ERA: 1.29	7.0	W	27	6	1	1	6	1	0	0	0	0	1	72	108	1.29	1.000										
Gary Wayne, L (8, 1) ERA:	1.0		5	1	0	0	1	1	0	0	0	0	0	11	18	0.00	2.000										
Bob Kipper, L (9, 1) ERA:	1.0		4	1	0	0	1	0	0	0	0	0	0	12	18	0.00	1.000										

Texas Rangers @ Minnesota Twins
Hubert H. Humphrey Metrodome, Minneapolis, MN
Fri Apr 10 1992, 8:05 PM EDT
Att. 53,031 - Dome - 70 F

livebaseballscorecards.com

AB	34
R	1
H	8
RBI	1
BB	2
SO	8
LOB	14




Batter	1	2	3	4	5	6	7	8	9	AB	R	H	RBI	BB	SO	LOB
Shane Mack, R OBP: 0.500, SLG: 0.923 (1, 7)	3-1 HR	1-1 1B		0-0 1B		0-0 1B	1-2 G6-3			5	2	4	2	0	0	1
Chuck Knoblauch, R OBP: 0.400, SLG: 0.400 (1, 4)	0-1 G6-3	2-0 F8		1-0 1B		1-1 1B	1-2 G4-3	1-1 G4-3		5	0	2	1	0	0	1
Kirby Puckett, R OBP: 0.250, SLG: 0.444 (1, 8)	1-1 1B		0-0 F8	1-3 K		0-1 1B	1-2 G4-3	0-0 F8		5	1	1	1	0	1	3
Chili Davis, S OBP: 0.556, SLG: 0.364 (1, 10)	4-2 BB		4-2 1B		2-2 G3	1-3 K		1-3 K		3	1	1	0	2	2	1
Brian Harper, R OBP: 0.286, SLG: 0.286 (1, 2)	1-0 BB		2-1 1B		0-0 G3	0-0 G6-3				4	0	2	1	0	0	2
Gene Larkin, S OBP: 0.438, SLG: 0.500 (1, 3)	4-1 BB		2-1 SF8		2-2 FC3-2-5		0-1 G6-3			2	0	0	1	1	0	1
Pedro Munoz, R OBP: 0.267, SLG: 0.267 (1, 9)	0-1 G6-4-3		1-2 FC5-4		2-3 K		2-1 F8			4	0	1	0	0	1	5
Jarvis Brown, R (7, PR)										0	1	0	0	0	0	0
Scott Leius, R OBP: 0.308, SLG: 0.333 (1, 5)		2-2 L3		1-0 G6-3		4-2 SH	1-0 F8			3	1	0	0	1	0	1
Greg Gagne, R OBP: 0.429, SLG: 0.385 (1, 6)		1-0 G6-3		2-2 P3		1-1 SH	1-1 WP			3	1	1	1	0	0	0

Inning Stats	R	H	E	K	S	R	H	E	K	S	R	H	E	K	S	R	H	E	K	S	R	H	E	K	S	R	H	E	K	S			
	2	3	0	12	25	0	1	0	7	13	0	2	0	10	16	0	1	0	10	16	3	2	0	14	20	0	1	0	10	15	0	6	8

PITCHER	IP	WLS	BF	H	R	ER	SO	BB	IBB	HBP	BLK	WP	HR	S	P	ERA	WHIP
Bobby Witt, R ERA: 5.4 (1, 1)	5.0	L	25	8	3	3	2	3	0	0	0	0	1	50	89	5.40	2.200
Wayne Rosenthal, R ERA: 13.5 (6, 1)	0.0		2	0	2	0	0	1	0	0	0	0	0	5	9	∞	∞
Terry Mathews, R ERA: 4.5 (6, 1)	1.0		5	2	1	1	1	0	0	0	0	0	0	9	11	9.00	2.000
Floyd Bannister, L ERA: 9.0 (7, 1)	2.0		8	2	1	1	1	0	0	0	0	1	0	16	23	4.50	1.000

TEXAS RANGERS @ MINNESOTA TWINS
HUBERT H. HUMPHREY METRODOME, MINNEAPOLIS, MN
 Fri Apr 10 1992, 8:05 PM EDT
 Att: 53,031 - Dome - 70 F

AB	34
R	7
H	12
RBI	7
BB	4
SO	4
LOB	15



1B	9	SF	1	WP	1	PA	40
2B	2	SAC	1	PB	0		
3B	0	DP	1	SB	1		
HR	1	HBP	0	CS	0		

livebaseballscores.com

Batter	1	2	3	4	5	6	7	8	9	10	AB R H RBI BB SO LOB
Jeff Huson, L OBP: 0.267, SLG: 0.467 (1, 4) C X (9, 6)	0-1 E6 G6-4-3			1-0 G3		3-2 1B HR 1B	3-2 G4-3		1-0 F9	1-1 L8	6 1 1 0 0 0 2
Jack Daugherty, S OBP: 0.267, SLG: 0.286 (1, 7) SAFE X	1-1 G6-4-3 1-2f			0-1 G4-3		3-1 1B HR 1B	3-2 F9		1-3 K		5 1 1 1 0 1 1
Rafael Palmeiro, L OBP: 0.308, SLG: 0.500 (1, 3) X	2-0 G5-3			1-2 F8		0-0 1B HR		1-3 K		2-3 K	5 1 1 3 0 2 0
Ruben Sierra, S OBP: 0.536, SLG: 0.960 (1, 9)				2-1 G4-3		1-1 F8 2B WP SF8 1B		0-0 1B		4-2 2B BB	4 2 3 0 1 0 0
Juan Gonzalez, R OBP: 0.385, SLG: 0.480 (1, 8)				2-0 F9		0-1 F8 2-3 SF8 WP 1B		0-3 K		2-2 2B 1B	5 1 2 0 0 1 2
Kevin Reimer, L OBP: 0.417, SLG: 0.524 John Cangelosi, S OBP: 0.429, SLG: 0.800 (1, 10) (10, PR)				3-2 G3		2-0 P3 2-3 K		2-3 K		2-2 S 1B 2B	5 0 1 2 0 2 4 0 1 0 0 0 0 0
Dean Palmer, R OBP: 0.519, SLG: 0.952 (1, 5)				2-2 G4-3		4-1 BB		3-2 SF8 1-3 2-H		2-2 HR 2B BB	3 1 2 2 1 0 0
Dickie Thon, R OBP: 0.250, SLG: 0.278 Geno Petralli, L OBP: 0.333, SLG: 1.000 Al Newman, S OBP: 0.357, SLG: 0.333 (1, 6) (9, PH) (9, 4)				0-1 G5-3		1-2 L7		1-1 G5-3		1-0 F9	3 0 0 0 0 0 3 1 0 0 0 0 1 1 1 0 0 0 0 0 2
Ivan Rodriguez, R OBP: 0.391, SLG: 0.579 (1, 2)				1-3 K		1-0 1B HBP		0-2 G5-3		1-2 HR	3 2 1 2 1 1 0

Texas Rangers @ Minnesota Twins
 Hubert H. Humphrey Metrodome, Minneapolis, MN

Sat Apr 11 1992, 8:05 PM EDT
 Att. 50,818 - Dome - 70 F

livebaseballscorecards.com

AB	41
R	10
H	12
RBI	10
BB	3
SO	8
LOB	15


WP:	1	PA:	46
PB:	0		
SB:	1		
CS:	0		



Inning	Pitcher	R	H	R	E	SO	BB	IBB	HBP	BLK	WP	HR	S	P	ERA	WHIP
1	Scott Erickson, R ERA: 4.91	0	0	0	0	1	0	0	0	0	0	0	41	72	7.20	1.000
2	Mark Guthrie, L ERA: 5.4	0	0	0	0	1	0	0	0	0	0	0	10	15	0.00	6.000
3	Carl Willis, R ERA:	0	0	1	1	0	0	0	0	0	1	0	16	26	5.40	0.000
4	Gary Wayne, L ERA:	0	1	0	0	3	0	0	0	0	0	0	10	13	0.00	1.000
5	Rick Aguilera, R ERA: 11.25	0	0	5	5	3	1	0	0	0	0	1	28	44	33.75	3.750

Inning	Pitcher	R	H	R	E	SO	BB	IBB	HBP	BLK	WP	HR	S	P	ERA	WHIP
6	Tom Edens, R ERA:	5	5	1	0	1	0	0	0	0	0	0	39	16		
7		0	0	0	0	0	0	0	0	0	0	0	10	16		
8		0	1	1	0	0	0	0	0	0	0	0	13	13		
9		2	2	2	0	0	0	0	0	0	0	0	19	19		
10		3	3	3	2	2	2	41	2	2	2	2	23	16	0.00	3.000

Batter	1	2	3	4	5	6	7	8	9	10	AB	R	H	RBI	BB	SO	LOB
Shane Mack, R OBP: 0.500, SLG: 0.833 (1, 7)	K SAFE SAFE	P3 1B SF8-3-5		1B BB SAFE SAFE SAFE		G6-3	L9			FC6-5 2B	5	1	2	0	1	1	2
Chuck Knoblauch, R OBP: 0.462, SLG: 0.391 (1, 4)	G3-1	P3 2-3		1B 1B 2-H		3B BB		G4-3 BB		FC6-5 1B BB	3	2	1	1	3	0	2
Kirby Puckett, R OBP: 0.308, SLG: 0.565 (1, 8)	BB 1B BB	SF8-3-5 2-3 3-H		1B 1B 2-H		3B 1-H		F9		K	5	1	3	3	0	1	3
Chili Davis, S OBP: 0.500, SLG: 0.267 (1, 10)	BB 1B BB			L9 L9		IBB		G4-3 1-2		FC6-5 1B 1-2 2-3f	4	1	0	0	2	0	5
Brian Harper, R OBP: 0.350, SLG: 0.316 (1, 2)	1B BB 1-2 2-3			F7 FC6-4 1B		P4		F8		FC6-4 1B 1-3 2-H	5	0	2	1	1	0	3
Scott Leius, R OBP: 0.316, SLG: 0.333 (1, 5)	1B 1-3 2-H 3-H			P2 1-2f		FC6-4 1B		FC5 S 1B		F8 1-2f	6	0	2	2	0	0	3
Gene Larkin, S OBP: 0.381, SLG: 0.375 (1, 3)	F7			P6 P6		L7		F9		FC6-4 BB	4	0	0	0	1	0	4
Pedro Munoz, R OBP: 0.316, SLG: 0.444 (1, 9)				G5-3		G4-3		WP FC5 BB		F7	3	1	1	1	1	0	1
Jarvis Brown, R OBP: 0.333, SLG: 0.200 (9, 9)				HR				1-2			0	0	0	0	0	0	0
Randy Bush, L OBP: 0.333, SLG: 0.200 (9, PH)								1-2			1	0	0	0	0	0	1
Greg Gagne, R OBP: 0.389, SLG: 0.353 (1, 6)				E5 BB				L9 1-2 2-3f		FC5 WP	4	2	1	0	0	0	2
Luis Quinones, S OBP: 0.167, SLG: 0.200 (9, PH)				1B BB SF8-3-5				L9		FC6-4 1-2f	1	0	0	0	0	0	1

BOTTOM	
Texas Rangers @ Minnesota Twins Hubert H. Humphrey Metrodome, Minneapolis, MN	Sat Apr 11 1992, 8:05 PM EDT Att: 50,818 - Dome - 70 F
AB 41	R 8
H 12	RBI 8
BB 9	SO 2
LOB 27	
AB 41	PA 51
R 8	WP 1
H 12	PB 0
RBI 8	SB 1
BB 9	CS 0
SO 2	
LOB 27	
	

Inning Stats																	
R	H	E	K	S	H	LOB	BB	P	R	H	E	K	S	H	LOB	BB	P
2	2	0	1	14	3	0	0	6	2	3	0	0	5	1	1	0	7
2	3	0	0	21	0	0	0	6	2	0	0	0	13	2	1	23	12
2	0	0	0	5	0	0	0	5	0	0	0	0	7	1	0	12	1
2	2	0	0	13	2	0	0	6	2	1	0	0	7	1	0	23	12
2	1	0	0	7	1	0	0	7	1	1	0	0	12	0	0	12	1
1	1	0	0	14	2	0	0	14	1	2	0	0	22	2	1	24	24
0	0	0	0	5	0	0	0	5	0	0	0	0	5	0	0	12	5
0	0	0	0	6	0	0	0	6	0	0	0	0	6	0	0	12	5
0	0	0	0	6	0	0	0	6	0	0	0	0	6	0	0	14	14
1	2	0	1	15	2	0	0	27	1	2	0	0	15	2	1	27	27

PITCHER																
IP	WLS	BF	H	R	ER	SO	BB	IBB	HBP	BLK	WP	HR	S	P	ERA	WHIP
3.2	20	6	6	4	1	3	0	0	0	0	0	1	48	78	9.82	2.455
2.0	11	3	1	1	0	1	1	0	0	0	0	0	19	38	4.50	2.000
1.1	6	1	0	0	0	1	0	0	0	0	1	0	17	28	0.00	1.500
0.2	3	0	0	0	0	1	0	0	0	0	0	0	4	11	0.00	1.500
1.1	6	1	1	1	0	1	0	0	0	0	0	0	9	17	6.75	1.500

PITCHER																
IP	WLS	BF	H	R	ER	SO	BB	IBB	HBP	BLK	WP	HR	S	P	ERA	WHIP
1.0	5	1	0	0	0	1	1	0	0	0	0	0	13	25	0.00	2.000

Batter	1	2	3	4	5	6	7	8	9	AB R H RBI BB SO LOB	TOP
Jeff Huson, L (1, 4) <small>OBP: 0.278, SLG: 0.412</small> Dean Palmer, R (8, PH) <small>OBP: 0.517, SLG: 0.913</small> (8, 5)	4-0 HR BB	2-3 1-2			2-2 G3-1			3-2 SH3-4 1B	3-3 1-2	2 1 0 0 1 1 1 2 1 1 0 0 1 1	
Al Newman, S (1, 5) <small>OBP: 0.353, SLG: 0.286</small> (8, 4)	1-2 F8		2-2 G3		4-1 S BB			0-0 SH3-4		2 0 0 0 1 0 1	
Rafael Palmeiro, L (1, 3) <small>OBP: 0.367, SLG: 0.480</small>	4-1 HR BB		4-0 WP BB		1-3 1-2			1-0 1B HBP		1 1 0 0 2 1 1	
Ruben Sierra, S (1, 9) <small>OBP: 0.469, SLG: 0.828</small>	0-0 L9		1-1 1-2			1-3 K		1-0 P3		4 0 0 0 0 1 5	
Juan Gonzalez, R (1, 8) <small>OBP: 0.400, SLG: 0.586</small>	1-1 HR		2-0 L7		1-2 G6-3			1-0 1B	1-3 2-H	4 1 2 4 0 0 1	
Kevin Reimer, L (1, 10) <small>OBP: 0.357, SLG: 0.440</small>	1-0 L9			2-2 F7		2-2 F9		0-1 P5		4 0 0 0 0 0 2	
Jack Daugherty, S (1, 7) <small>OBP: 0.263, SLG: 0.235</small>		2-2 P5		4-0 G5-4-3 BB			3-2 F8		0-0 F8	3 0 0 0 1 0 0	
Dickie Thon, R (1, 6) <small>OBP: 0.292, SLG: 0.318</small>		2-2 S 1B		0-0 G5-4-3			0-1 G5-3		0-0 WP 1B	4 0 2 0 0 0 1	
Ivan Rodriguez, R (1, 2) <small>OBP: 0.333, SLG: 0.478</small>		0-0 F8			2-1 L3		0-2 G6-3		0-3 K	4 0 0 0 0 1 2	
Inning Stats	R: 3 H: 1 E: 0 LOB: 0 K: 0 BB: 2 S: 8 P: 19	R: 0 H: 1 E: 0 LOB: 1 K: 1 BB: 0 S: 10 P: 16	R: 0 H: 0 E: 0 LOB: 1 K: 0 BB: 1 S: 7 P: 16	R: 0 H: 0 E: 0 LOB: 0 K: 0 BB: 1 S: 5 P: 11	R: 0 H: 0 E: 0 LOB: 1 K: 1 BB: 1 S: 10 P: 18	R: 0 H: 0 E: 0 LOB: 0 K: 1 BB: 0 S: 12 P: 16	R: 0 H: 0 E: 0 LOB: 0 K: 0 BB: 0 S: 8 P: 11	R: 1 H: 2 E: 0 LOB: 2 K: 0 BB: 0 S: 8 P: 14	R: 0 H: 1 E: 0 LOB: 1 K: 2 BB: 0 S: 10 P: 13	1B: 4 SF: 0 2B: 0 SAC: 1 3B: 0 DP: 1 HR: 1 HBP: 1	WP: 2 PA: 37 PB: 0 SB: 2 CS: 0
PITCHER Pat Mahomes, R (1, 1) <small>ERA: 4.5</small> Bob Kipper, L (7, 1) <small>ERA: 2.25</small>	IP WLS BF H R ER SO BB IBB HBP BLK WP HR S P ERA WHIP 6.0 24 2 3 3 3 5 0 0 1 1 1 52 96 4.50 1.167							IP WLS BF H R ER SO BB IBB HBP BLK WP HR S P ERA WHIP 3.0 13 3 1 1 2 0 0 1 0 1 0 26 38 3.00 1.000			

Texas Rangers @ Minnesota Twins
 Hubert H. Humphrey Metrodome, Minneapolis, MN
 Sun Apr 12 1992, 8:05 PM EDT
 Att: 18,076 - Dome - 70 F

livebaseballscorecards.com




Batter	1	2	3	4	5	6	7	8	9	AB	R	H	RBI	BB	SO	LOB
Shane Mack, R OBP: 0.458, SLG: 0.727 (1, 7)	1-3 K		1-0 1B			0-0 F9		1-1 F9		4	0	1	0	0	1	0
Chuck Knoblauch, R OBP: 0.433, SLG: 0.346 (1, 4)	0-1 G4-3		0-0 F8			0-1 G3		4-0 BB		3	0	0	0	1	0	1
Kirby Puckett, R OBP: 0.300, SLG: 0.519 (1, 8)	1-2 G3							0-0 G6-4-3		4	1	1	0	0	1	1
Chili Davis, S OBP: 0.500, SLG: 0.278 (1, 10)		1-1 1B				4-0 BB		1-3 K		3	0	1	0	1	1	1
Brian Harper, R OBP: 0.333, SLG: 0.304 (1, 2)		1-2 P7				2-0 G5-4-3		1-0 2B		4	1	1	0	0	0	2
Gene Larkin, S OBP: 0.360, SLG: 0.400 (1, 3)		0-3 K				2-1 G4-3		1-0 1B		4	1	1	1	0	1	1
Pedro Munoz, R OBP: 0.273, SLG: 0.381 (1, 9)		2-1 F9				2-2 G4-3		1-0 G6-3		3	0	0	1	0	0	2
Scott Leius, R OBP: 0.318, SLG: 0.333 (1, 5)			2-3 K			1-0 G6-3		1-0 FC4-6		3	0	1	1	0	1	0
Greg Gagne, R OBP: 0.333, SLG: 0.300 (1, 6)			1-1 P3					2-2 G6-3		3	0	0	0	0	0	1

Inning Stats	R: 0	H: 0	E: 0	K: 1	S: 8	R: 0	H: 1	E: 0	K: 1	S: 11	R: 0	H: 1	E: 0	K: 1	S: 8	R: 0	H: 0	E: 0	K: 1	S: 4	R: 0	H: 0	E: 0	K: 0	S: 6	R: 0	H: 0	E: 0	K: 0	S: 6	R: 3	H: 4	E: 0	K: 1	S: 13	R: 0	H: 0	E: 0	K: 0	S: 3	R: 0	H: 0	E: 0	K: 0	S: 3	1B: 5	SF: 0	2B: 1	SAC: 0	3B: 0	DP: 2	HR: 0	HBP: 0	WP: 0	PA: 33
PITCHER Kevin Brown, R ERA: 1.5 (1, 1)	IP	WLS	BF	H	R	ER	SO	BB	IBB	HBP	BLK	WP	HR	S	P	ERA	WHIP	IP	WLS	BF	H	R	ER	SO	BB	IBB	HBP	BLK	WP	HR	S	P	ERA	WHIP	IP	WLS	BF	H	R	ER	SO	BB	IBB	HBP	BLK	WP	HR	S	P	ERA	WHIP				

TEXAS RANGERS @ MINNESOTA TWINS
Hubert H. Humphrey Metrodome, Minneapolis, MN

Sun Apr 12 1992, 8:05 PM EDT
Att: 18,076 - Dome - 70 F

AB	31
R	3
H	6
RBI	3
BB	2
SO	5
LOB	9



WP	PA
0	33

Batter	1	2	3	4	5	6	7	8	9	AB R H RBI BB SO LOB	TOP											
Luis Polonia, L OBP: 0.308, SLG: 0.217 (1, 7)	1-1 G4-3	2-2 FC6-4			2-2 G1-3		1-1 E5 SF8 1B		3-2 G6-3	5 1 1 0 0 0 3												
Junior Felix, S OBP: 0.323, SLG: 0.448 (1, 8)	3-2 2B 1B		0-0 F7		1-2 P2		2-2 SF8		2-3 K	4 0 1 1 0 1 1												
Von Hayes, L OBP: 0.414, SLG: 0.692 (1, 9)	2-1 F8		0-0 G4-3			4-1 2B BB	2-3 K			3 1 0 0 1 1 1												
Hubie Brooks, R OBP: 0.333, SLG: 0.517 (1, 10)	0-2 1-3 2B		0-0 P3			1-0 F9	1-1 1B			4 0 2 0 0 0 1												
Alvin Davis, L OBP: 0.538, SLG: 0.818 (1, 3)	3-3 K			1-2 G6-3		3-2 2B	2-2 L5			4 0 1 1 0 1 3												
Lance Parrish, R OBP: 0.286, SLG: 0.421 (1, 2)		0-0 G6-4-3 1B		2-3 K		1-2 G6-3		2-0 G5-3		4 0 1 0 0 1 1												
Gary Gaetti, R OBP: 0.208, SLG: 0.095 (1, 5)		2-1 G6-4-3 1-2f		0-0 G5-3		4-2 FC5-4 BB		1-3 K		3 0 0 0 1 1 1												
Bobby Rose, R OBP: 0.383, SLG: 0.542 (1, 4)		4-1 1B BB			0-1 2B	1-1 FC5-4 1-2f		0-2 F9		3 0 1 0 1 0 2												
Gary Disarcina, R OBP: 0.429, SLG: 0.400 (1, 6)		1-0 FC6-4 1B			1-0 F9		2-1 E 1B		1-0 F7	4 1 2 0 0 0 1												
Inning Stats	R: 0 E: 0 K: 1 S: 16	H: 2 LOB: 2 BB: 0 P: 25	R: 0 E: 0 K: 0 S: 9	H: 2 LOB: 2 BB: 1 P: 18	R: 0 E: 0 K: 0 S: 3	H: 0 LOB: 0 BB: 0 P: 3	R: 0 E: 0 K: 1 S: 8	H: 0 LOB: 0 BB: 0 P: 11	R: 0 E: 0 K: 0 S: 9	H: 1 LOB: 1 BB: 0 P: 13	R: 1 E: 0 K: 0 S: 14	H: 1 LOB: 2 BB: 2 P: 28	R: 2 E: 1 K: 1 S: 16	H: 3 LOB: 1 BB: 0 P: 26	R: 0 E: 0 K: 1 S: 7	H: 0 LOB: 0 BB: 0 P: 10	R: 0 E: 0 K: 1 S: 11	H: 0 LOB: 0 BB: 0 P: 17	1B: 6 2B: 3 3B: 0 HR: 0	SF: 1 SAC: 0 DP: 1 HBP: 0	WP: 0 PB: 0 SB: 0 CS: 0	PA: 38
PITCHER	IP WLS BF H R ER SO BB IBB HBP BLK WP HR S P ERA WHIP																					
Jose Guzman, R ERA: 1.5 (1, 1)	6.0 L 26 6 1 1 2 3 0 0 0 0 0 0 59 98 1.50 1.500																					
Wayne Rosenthal, R ERA: 10.13 (7, 1)	0.0 1 1 1 1 0 0 0 0 0 0 0 0 2 4 ∞ ∞																					
Floyd Bannister, L ERA: 7.2 (7, 1)	1.0 5 2 1 0 1 0 0 0 0 0 0 0 14 22 0.00 2.000																					
Terry Mathews, R ERA: 2.45 (8, 1)	1.0 3 0 0 0 1 0 0 0 0 0 0 0 7 10 0.00 0.000																					
Kenny Rogers, L ERA: 4.91 (9, 1)	1.0 3 0 0 0 1 0 0 0 0 0 0 0 11 17 0.00 0.000																					

California Angels @ Texas Rangers
Arlington Stadium, Arlington, TX
Mon Apr 13 1992, 8:05 PM EDT
Att. 41,129 - Cloudy - 85 F

livebaseballscorecards.com

AB 34
R 3
H 9
RBI 2
BB 3
SO 5
LOB 14



Batter	1	2	3	4	5	6	7	8	9	AB R H RBI BB SO LOB
Monty Fariss, R OBP: 0.500, SLG: 0.571 (1, 7) (9, 4)	1-1 CS 1B		4-2 BB BB			0-3 K		2-1 1-2 1B		3 0 2 0 1 1 0
Rafael Palmeiro, L OBP: 0.353, SLG: 0.429 (1, 3)	3-1 G4-3 1-2		4-1 1-2 BB			3-2 G4-3		0-3 K		3 0 0 0 1 1 3
Ruben Sierra, S OBP: 0.417, SLG: 0.727 (1, 9)	2-1 P6		1-3 K			0-1 G6-3		0-3 K		4 0 0 0 0 2 4
Juan Gonzalez, R OBP: 0.412, SLG: 0.576 (1, 8)		1-2 G6-4-3 1B		1-0 G5-3			0-0 1B		1-2 G5-3	4 0 2 0 0 0 0
Brian Downing, R OBP: 0.438, SLG: 0.250 Geno Petrali, L OBP: 0.286, SLG: 0.857 (1, 10) (9, PH)		3-2 G6-4-3 1B		2-2 F9			1-2 P4		1-3 K	3 0 1 0 0 0 1 1 0 0 0 0 1 0
Dean Palmer, R OBP: 0.455, SLG: 0.778 (1, 5)		3-1 G6-4-3 1-2f 2-3		2-3 K			2-2 P8		1-3 K	4 0 0 0 0 2 3
Dickie Thon, R OBP: 0.259, SLG: 0.280 (1, 6)		0-2 F9			1-1 G6-3		1-0 F8			3 0 0 0 0 0 2
Al Newman, S OBP: 0.316, SLG: 0.250 John Cangelosi, S OBP: 0.375, SLG: 0.667 (1, 4) (8, PH) (9, 7)			0-1 F7		2-2 G4-3			1-3 K		2 0 0 0 0 0 0 1 0 0 0 0 1 0
Ivan Rodriguez, R OBP: 0.333, SLG: 0.462 (1, 2)			0-1 P3		0-1 F9			0-0 1B		3 0 1 0 0 0 0

Inning Stats	R: 0	H: 1	E: 0	LOB: 0	K: 0	S: 6	P: 12	R: 0	H: 2	E: 0	LOB: 1	K: 0	S: 12	P: 18	R: 0	H: 0	E: 0	LOB: 2	K: 1	S: 10	P: 19	R: 0	H: 0	E: 0	LOB: 0	K: 1	S: 7	P: 12	R: 0	H: 0	E: 0	LOB: 0	K: 0	S: 7	P: 10	R: 0	H: 0	E: 0	LOB: 0	K: 1	S: 8	P: 11	R: 0	H: 1	E: 0	LOB: 1	K: 0	S: 8	P: 12	R: 0	H: 2	E: 0	LOB: 2	K: 3	S: 12	P: 15	R: 0	H: 0	E: 0	LOB: 0	K: 2	S: 10	P: 13	1B: 6	2B: 0	3B: 0	HR: 0	SF: 0	SAC: 0	DP: 1	HBP: 0	WP: 0	PA: 33
PITCHER	IP	WLS	BF	H	R	ER	SO	BB	IBB	HBP	BLK	WP	HR	S	P	ERA	WHIP																																																								
Jim Abbott, L ERA: 1.23	(1, 1)	7.1	W	28	6	0	4	2	0	0	0	0	0	64	103	0.00	1.091																																																								
Bryan Harvey, R ERA:	(8, 1)	1.2	S	5	0	0	4	0	0	0	0	0	0	16	19	0.00	0.000																																																								

BOTTOM

California Angels @ Texas Rangers
Arlington Stadium, Arlington, TX
Mon Apr 13 1992, 8:05 PM EDT
Att. 41,129 - Cloudy - 85 F

livebaseballscorecards.com

AB	31
R	0
H	6
RBI	0
BB	2
SO	8
LOB	13



Batter	1	2	3	4	5	6	7	8	9	AB R H RBI BB SO LOB	TOP		
Luis Polonia, L (1, 7) OBP: 0.387, SLG: 0.280	4-0 1B HR BB	1-0 BLK BB 1B		0-0 SF8			4-0 G1-2-3 E BB	3-2 1B		2 2 2 1 2 0 0			
Junior Felix, S (1, 8) OBP: 0.333, SLG: 0.424	1-2 F8	4-0 BLK BB		3-H 2-2 CS 1B			1-2 E6 G1-2-3	3-2 P5		4 1 1 0 1 0 4			
Von Hayes, L (1, 9) OBP: 0.394, SLG: 0.633 Chad Curtis, R (8, 9) OBP: 0.333, SLG: 0.250	1-0 HR 1B	3-2 G3		2-1 CS 1B	2-0 P7		2-2 G1-2-3		0-0 G1-3	4 1 1 0 0 0 5 1 0 0 0 0 0 0			
Hubie Brooks, R (1, 10) OBP: 0.371, SLG: 0.647	0-0 HR		2-2 P4		1-1 G4-3		2-1 E3 1B	1-0 G4-3 2B		5 1 3 5 0 0 0			
Alvin Davis, L (1, 3) OBP: 0.500, SLG: 0.667	2-2 1B		2-1 F9		1-0 G6-3		4-0 IBB	1-2 G4-3		4 0 1 0 1 0 1			
Mike Fitzgerald, R (1, 2) OBP: 0.286, SLG: 0.231	1-3 K		1-3 K			0-0 FC6-4 1B	0-1 L1	1-0 P5		5 0 1 0 0 2 4			
Gary Gaetti, R (1, 5) OBP: 0.250, SLG: 0.280 Rene Gonzales, R (8, 5) OBP: 0.500, SLG: 1.500	0-0 P3			1-1 2B 1B		0-0 FC6-4		1-1 HR		4 2 2 1 0 0 2 0 0 0 0 0 0 0	AB 36 R 8 H 13 RBI 8 BB 4 SO 3 LOB 17		
Bobby Rose, R (1, 4) OBP: 0.375, SLG: 0.536		3-2 F9		2-2 SH1-3 SF8 2B		1-1 G1-6-3		3-1 G5-3		4 1 1 1 0 0 1			
Gary Disarcina, R (1, 6) OBP: 0.417, SLG: 0.391		1-2 G6-3		0-0 SH1-3			1-0 E BB G1-2-3 1B	0-3 K		3 0 1 0 0 1 0			
Inning Stats	R: 3 H: 3 E: 0 LOB: 1 K: 1 BB: 1 S: 13 P: 22	R: 0 H: 1 E: 0 LOB: 2 K: 0 BB: 1 S: 12 P: 24	R: 0 H: 0 E: 0 LOB: 0 K: 1 BB: 0 S: 11 P: 16	R: 2 H: 3 E: 0 LOB: 0 K: 0 BB: 0 S: 11 P: 18	R: 0 H: 0 E: 0 LOB: 0 K: 0 BB: 0 S: 4 P: 8	R: 0 H: 1 E: 0 LOB: 0 K: 0 BB: 0 S: 4 P: 5	R: 2 H: 2 E: 2 LOB: 2 K: 0 BB: 2 S: 11 P: 25	R: 1 H: 2 E: 0 LOB: 1 K: 1 BB: 0 S: 17 P: 27	R: 0 H: 1 E: 0 LOB: 1 K: 0 BB: 0 S: 6 P: 9	1B: 9 SF: 1 2B: 2 SAC: 1 3B: 0 DP: 2 HR: 2 HBP: 0	WP: 0 PA: 43 PB: 0 SB: 0 CS: 1		
PITCHER	IP WLS BF H R ER SO BB IBB HBP BLK WP HR S P ERA WHIP											PITCHER	IP WLS BF H R ER SO BB IBB HBP BLK WP HR S P ERA WHIP
Jeff Robinson, R (1, 1) ERA: 4.63	3.2 L 19 6 5 5 2 2 0 0 0 1 0 1 43 72 12.27 2.182												
Steve Fireovid, R (4, 1) ERA: 4.05	3.1 14 4 2 0 0 1 1 0 0 0 0 0 23 46 0.00 1.500												
Wayne Rosenthal, R (8, 1) ERA: 7.71	2.0 9 3 1 1 1 0 0 0 0 0 0 1 23 36 4.50 1.500												

California Angels @ Texas Rangers
Arlington Stadium, Arlington, TX
Tue Apr 14 1992, 8:05 PM EDT
Att. 22,707 - Cloudy - 81 F

livebaseballscorecards.com



Batter	1	2	3	4	5	6	7	8	9	AB	R	H	RBI	BB	SO	LOB
Brian Downing, R OBP: 0.350, SLG: 0.188 (1, 10)	1-1 G5-3		2-1 G5-3			2-3 K	0-0 1-3	3-1 G5-3		4	0	0	0	0	1	0
Monty Fariss, R OBP: 0.476, SLG: 0.500 Al Newman, S OBP: 0.300, SLG: 0.235 (6, PR) (7, 4)	4-1 HBP BB		1-3 K			1-1 E5 1B		0-2 G3-1		2	0	0	0	1	1	0
Rafael Palmeiro, L OBP: 0.368, SLG: 0.419 (1, 3)	1-2 G4-6-3 HBP		1-2 G4-3			0-1 1-2 1B		2-2 L9		3	0	1	0	0	0	0
Ruben Sierra, S OBP: 0.375, SLG: 0.649 (1, 9)	1-0 G4-6-3 1-2f			1-0 F8		0-3 K			1-0 G4-3	4	0	0	0	0	1	4
Juan Gonzalez, R OBP: 0.405, SLG: 0.583 John Cangelosi, S OBP: 0.333, SLG: 0.571 (1, 8) (9, 8)		1-1 G3 G6-3 2B		1-1 F9		1-2 G1-3			0-0 B3	3	1	1	0	0	0	2
Kevin Reimer, L OBP: 0.344, SLG: 0.448 (1, 7)		1-1 G3 2-3		3-2 G4-3			3-2 E 2B		3-2 F7	4	0	1	0	0	0	1
Dean Palmer, R OBP: 0.417, SLG: 0.700 (1, 5)		0-1 G6-3 3-H			3-2 G6-3		0-0 P3			3	0	0	1	0	0	1
Dickie Thon, R OBP: 0.300, SLG: 0.333 (1, 6)		0-0 2B			2-3 K		4-1 1-3 BB			2	0	1	0	1	1	0
Ivan Rodriguez, R OBP: 0.313, SLG: 0.429 Geno Petrali, L OBP: 0.250, SLG: 0.750 (7, PH) (8, 2)		1-2 G3			2-0 L6		0-1 L1			2	0	0	0	0	0	1
							2-3			1	0	0	0	0	0	2

Inning Stats	R: 0	H: 0	E: 0	K: 0	S: 6	R: 1	H: 2	E: 0	K: 0	S: 10	R: 0	H: 0	E: 0	K: 1	S: 9	R: 0	H: 0	E: 0	K: 0	S: 8	R: 0	H: 0	E: 0	K: 1	S: 11	R: 0	H: 1	E: 1	K: 2	S: 14	R: 0	H: 1	E: 1	K: 0	S: 8	R: 0	H: 0	E: 0	K: 0	S: 9	R: 0	H: 0	E: 0	K: 0	S: 5	1B: 1	SF: 0	2B: 3	SAC: 0	3B: 0	DP: 1	HR: 0	HBP: 1	WP: 0	PA: 33
PITCHER	IP	WLS	BF	H	R	ER	SO	BB	IBB	HBP	BLK	WP	HR	S	P	ERA	WHIP																																						
Joe Grahe, R ERA: 6.17 Chuck Crim, R ERA: 1.8	(1, 1)	6.2	27	4	1	1	4	2	0	1	0	0	0	66	103	1.35	0.900																																						
	(7, 1)	2.1	7	0	0	0	0	0	0	0	0	0	0	14	23	0.00	0.000																																						

BOTTOM

California Angels @ Texas Rangers
Arlington Stadium, Arlington, TX
Tue Apr 14 1992, 8:05 PM EDT
Att: 22,707 - Cloudy - 81 F

livebaseballscorecards.com

AB	30
R	1
H	4
RBI	1
BB	2
SO	4
LOB	11



Batter	1	2	3	4	5	6	7	8	9	AB R H RBI BB SO LOB	TOP											
Luis Polonia, L (1, 7) OBP: 0.429, SLG: 0.321	1-1 CS 1B		0-2 E 1B		4-0 SAFE 1-2 G4-3 BB			1-0 G1-3		3 0 2 0 1 0 0												
Junior Felix, S (1, 8) OBP: 0.300, SLG: 0.378	2-3 K 1-2		1-0 G3-1 1-2		2-2 G4-3 1-2			0-3 K		4 0 0 0 0 2 4												
Von Hayes, L (1, 9) OBP: 0.351, SLG: 0.559	2-3 K			0-0 B1-3			1-2 G3	2-3 K		4 0 0 0 0 2 0												
Hubie Brooks, R (1, 10) OBP: 0.333, SLG: 0.579		1-0 F7		0-3 K			1-3 K	1-2 G4-3		4 0 0 0 0 2 0												
Lee Stevens, L (1, 3) OBP: 0.167, SLG: 0.333		1-0 1B		0-1 HR			3-3 K	1-3 K		4 1 2 1 0 2 0												
Lance Parrish, R (1, 2) OBP: 0.240, SLG: 0.348		0-2 F7		3-3 K			2-3 K	0-3 K		4 0 0 0 0 3 1												
Bobby Rose, R (1, 4) OBP: 0.371, SLG: 0.516		2-2 G4-3			0-0 1B SF8 1B		2-0 F8			3 1 1 0 0 0 1												
Rene Gonzales, R (1, 5) OBP: 0.429, SLG: 1.000			0-3 K		1-0 BB 1B		3-2 E5			3 0 1 0 0 1 0												
Gary Disarcina, R (1, 6) OBP: 0.370, SLG: 0.360			0-2 L3		0-0 SF8 3-H		0-1 B2-3			2 0 0 1 0 0 1												
Inning Stats	R: 0 E: 0 K: 2 S: 9	H: 1 LOB: 0 BB: 0 P: 14	R: 0 E: 0 K: 0 S: 8	H: 1 LOB: 1 BB: 0 P: 12	R: 0 E: 1 K: 1 S: 10	H: 1 LOB: 1 BB: 0 P: 11	R: 1 E: 0 K: 2 S: 9	H: 1 LOB: 0 BB: 0 P: 12	R: 1 E: 0 K: 0 S: 7	H: 2 LOB: 1 BB: 1 P: 14	R: 0 E: 0 K: 2 S: 10	H: 0 LOB: 0 BB: 0 P: 15	R: 0 E: 1 K: 1 S: 10	H: 0 LOB: 1 BB: 0 P: 17	R: 0 E: 0 K: 2 S: 8	H: 0 LOB: 0 BB: 0 P: 11	R: 0 E: 0 K: 2 S: 9	H: 0 LOB: 0 BB: 0 P: 11	1B: 5 2B: 0 3B: 0 HR: 1	SF: 1 SAC: 0 DP: 1 HBP: 0	WP: 0 PB: 0 SB: 0 CS: 1	PA: 33
PITCHER	IP WLS BF H R ER SO BB IBB HBP BLK WP HR S P ERA WHIP																					
Bobby Witt, R (1, 1) ERA: 3.75	7.0 W 27 6 2 2 8 1 0 0 0 0 1 63 95 2.57 1.000																					
Kenny Rogers, L (8, 1) ERA: 3.86	1.0 3 0 0 0 2 0 0 0 0 0 0 8 11 0.00 0.000																					
Jeff Russell, R (9, 1) ERA: 2.45	1.0 S 3 0 0 0 2 0 0 0 0 0 0 9 11 0.00 0.000																					

California Angels @ Texas Rangers
Arlington Stadium, Arlington, TX
Wed Apr 15 1992, 8:05 PM EDT
Att. 16,724 - Cloudy - 80 F

livebaseballscorecards.com

AB	31
R	2
H	6
RBI	2
BB	1
SO	12
LOB	7



Batter	1	2	3	4	5	6	7	8	9
John Cangelosi, S OBP: 0.250, SLG: 0.400 (1, 8)	1-3 K		2-1 SH3	2-3 K			1-2 F7		
Jeff Huson, L OBP: 0.273, SLG: 0.429 (1, 4)	1-0 P6		3-2 F9 1B 2B			1-1 G3		1-1 F8	
Ruben Sierra, S OBP: 0.386, SLG: 0.615 (1, 9)	4-1 BB		4-1 1B BB			1-3 K		3-1 F9	
Juan Gonzalez, R OBP: 0.366, SLG: 0.525 (1, 10)	2-3 K		2-2 F9			1-3 K		1-0 F9	
Kevin Reimer, L OBP: 0.371, SLG: 0.469 (1, 7)		3-2 WP 1B	0-1 1B 1B			1-0 G4-3			
Dean Palmer, R OBP: 0.410, SLG: 0.667 (1, 5)		1-3 K	0-1 1B			0-0 F7			
Jack Daugherty, S OBP: 0.227, SLG: 0.200 (1, 3)	1-1 P5		1-1 G4-3			1-1 G4-3			
Dickie Thon, R OBP: 0.303, SLG: 0.333 (1, 6)	2-3 K			0-0 P3			0-0 G6-4-3 1B		
Ivan Rodriguez, R OBP: 0.314, SLG: 0.419 (1, 2)			1-1 SH3 2B 1B			0-3 K		1-0 G6-4-3 1-2f	

Inning Stats	R: 0 E: 0 K: 2 S: 8	H: 0 LOB: 1 BB: 1 P: 16	R: 0 E: 0 K: 2 S: 13	H: 1 LOB: 1 BB: 0 P: 20	R: 3 E: 0 K: 0 S: 17	H: 4 LOB: 2 BB: 1 P: 30	R: 0 E: 0 K: 2 S: 7	H: 0 LOB: 0 BB: 0 P: 9	R: 0 E: 0 K: 2 S: 9	H: 0 LOB: 0 BB: 0 P: 12	R: 0 E: 0 K: 0 S: 4	H: 0 LOB: 0 BB: 0 P: 6	R: 0 E: 0 K: 0 S: 6	H: 1 LOB: 0 BB: 0 P: 7	R: 0 E: 0 K: 0 S: 5	H: 0 LOB: 0 BB: 0 P: 10
	1B: 5 3B: 0 HR: 0	SF: 0 SAC: 1 DP: 1 HBP: 0	WP: 1 PB: 0 SB: 0 CS: 0	PA: 31												

PITCHER	IP	WLS	BF	H	R	ER	SO	BB	IBB	HBP	BLK	WP	HR	S	P	ERA	WHIP
Julio Valera, R ERA: 3.86 (1, 1)	7.0	L	28	6	3	3	8	2	0	0	0	1	0	64	100	3.86	1.143
Steve Frey, L ERA: (8, 1)	0.2		2	0	0	0	0	0	0	0	0	0	0	4	8	0.00	0.000
Mark Eichhorn, R ERA: 4.26 (8, 1)	0.1		1	0	0	0	0	0	0	0	0	0	0	1	2	0.00	0.000

BOTTOM

California Angels @ Texas Rangers
Arlington Stadium, Arlington, TX
 Wed Apr 15 1992, 8:05 PM EDT
 Att. 16,724 - Cloudy - 80 F

livebaseballscorecards.com

AB	28
R	3
H	6
RBI	3
BB	2
SO	8
LOB	9



Batter	1	2	3	4	5	6	7	8	9	AB R H RBI BB SO LOB	TOP
Chad Curtis, R (1, 9) OBP: 0.400, SLG: 0.500 (9, 7)	0-2 		0-0 			0-2 			1-1 	4 1 2 0 0 0 2	
Bobby Rose, R (1, 4) OBP: 0.359, SLG: 0.486 Luis Polonia, L (9, PR) OBP: 0.429, SLG: 0.321 Von Hayes, L (9, 9) OBP: 0.351, SLG: 0.559	1-0 		2-1 			1-1 			1-2 	4 0 1 1 0 0 3	
Junior Felix, S (1, 8) OBP: 0.295, SLG: 0.366	1-1 			0-3 		0-1 			1-0 	4 1 1 0 0 1 1	
Hubie Brooks, R (1, 10) OBP: 0.326, SLG: 0.548		1-2 		0-3 		0-3 			1-0 	4 0 1 0 0 2 1	
Gary Gaetti, R (1, 5) OBP: 0.219, SLG: 0.250		0-0 		3-0 		3-2 			2-1 	3 0 0 1 0 0 1	
Lee Stevens, L (1, 3) OBP: 0.136, SLG: 0.273		1-0 			0-0 		1-0 		2-2 	4 0 0 0 0 0 2	
Mike Fitzgerald, R (1, 7) OBP: 0.294, SLG: 0.200 John Morris, L (9, PH) Rene Gonzales, R (9, 4) OBP: 0.429, SLG: 1.000			4-0 		0-0 			1-2 	1-2 	2 0 0 0 1 0 0	
Ron Tingley, R (1, 2)			4-1 		1-0 			0-0 		2 0 0 0 1 0 0	
Gary Disarcina, R (1, 6) OBP: 0.367, SLG: 0.333			4-2 			0-0 		0-2 		2 0 0 0 1 0 0	
Inning Stats	R: 0 H: 0 E: 0 LOB: 0 K: 0 BB: 0 S: 7 P: 9	R: 0 H: 1 E: 0 LOB: 0 K: 0 BB: 0 S: 8 P: 10	R: 0 H: 0 E: 0 LOB: 2 K: 0 BB: 3 S: 6 P: 20	R: 0 H: 0 E: 0 LOB: 0 K: 2 BB: 0 S: 7 P: 10	R: 0 H: 0 E: 0 LOB: 0 K: 0 BB: 0 S: 3 P: 4	R: 0 H: 1 E: 0 LOB: 1 K: 0 BB: 0 S: 8 P: 9	R: 0 H: 0 E: 0 LOB: 0 K: 1 BB: 0 S: 9 P: 13	R: 0 H: 0 E: 0 LOB: 0 K: 0 BB: 0 S: 8 P: 9	R: 3 H: 3 E: 1 LOB: 2 K: 0 BB: 0 S: 19 P: 28	1B: 4 SF: 1 2B: 1 SAC: 0 3B: 0 DP: 1 HR: 0 HBP: 0	WP: 0 PA: 34 PB: 0 SB: 0 CS: 2
PITCHER Brian Bohanon, L (1, 1) ERA: 3.86 Jeff Russell, R (9, 1) ERA: 1.93	IP WLS BF H R ER SO BB IBB HBP BLK WP HR S P ERA WHIP 8.0 0 28 3 1 1 3 3 0 0 0 0 0 0 58 87 1.12 0.750 1.0 L 6 2 2 0 0 0 0 0 0 0 0 0 0 17 25 0.00 2.000	PITCHER IP WLS BF H R ER SO BB IBB HBP BLK WP HR S P ERA WHIP									

California Angels @ Texas Rangers
 Arlington Stadium, Arlington, TX
 Thu Apr 16 1992, 8:05 PM EDT
 Att. 22,686 - Cloudy - 80 F

livebaseballscorecards.com

AB	30
R	3
H	5
RBI	2
BB	3
SO	3
LOB	12



Batter	1	2	3	4	5	6	7	8	9	AB	R	H	RBI	BB	SO	LOB	BOTTOM	
Jeff Huson, L <small>OBP: 0.296, SLG: 0.423</small> (1, 6) <small>(8, 4)</small>	0-2 		1-0 			0-0 	3-2 		1-3 	5	0	2	1	0	1	4		
Jack Daugherty, S <small>OBP: 0.269, SLG: 0.250</small> (1, 10)	1-0 		4-1 			2-2 	3-3 			4	0	2	0	0	1	4		
Rafael Palmeiro, L <small>OBP: 0.333, SLG: 0.371</small> (1, 3)	0-1 		0-2 			0-3 	0-0 			4	0	0	0	0	1	7		
Ruben Sierra, S <small>OBP: 0.375, SLG: 0.605</small> (1, 9)		2-1 		0-1 		0-2 		2-1 		4	0	1	0	0	0	2		
Juan Gonzalez, R <small>OBP: 0.333, SLG: 0.477</small> (1, 8)		2-3 		1-0 		0-1 		0-3 		4	0	0	0	0	2	3		
Kevin Reimer, L <small>OBP: 0.359, SLG: 0.444</small> (1, 7)		2-0 		0-0 			0-0 	1-0 		4	1	1	0	0	0	1		
Dean Palmer, R <small>OBP: 0.419, SLG: 0.639</small> (1, 5)		0-3 		2-2 			0-0 			3	0	1	0	1	1	2		
Ivan Rodriguez, R <small>OBP: 0.342, SLG: 0.471</small> (1, 2)			0-0 		2-2 		2-0 		0-1 	3	1	2	1	0	0	1		
Al Newman, S <small>OBP: 0.286, SLG: 0.222</small> Geno Petralli, L <small>OBP: 0.250, SLG: 0.750</small> Brian Downing, R <small>OBP: 0.381, SLG: 0.188</small> Dickie Thon, R <small>OBP: 0.294, SLG: 0.323</small> (8, 6)			0-0 		2-1 		4-0 		0-3 	1	0	0	0	0	0	0		
Inning Stats	R: 0 H: 1 E: 0 LOB: 0 K: 0 BB: 0 S: 6 P: 7	R: 0 H: 1 E: 0 LOB: 1 K: 2 BB: 0 S: 9 P: 15	R: 1 H: 2 E: 0 LOB: 1 K: 0 BB: 0 S: 10 P: 14	R: 0 H: 0 E: 0 LOB: 0 K: 0 BB: 0 S: 4 P: 5	R: 0 H: 1 E: 0 LOB: 0 K: 0 BB: 0 S: 10 P: 16	R: 0 H: 2 E: 0 LOB: 2 K: 1 BB: 0 S: 13 P: 15	R: 1 H: 2 E: 1 LOB: 3 K: 1 BB: 1 S: 12 P: 24	R: 0 H: 0 E: 0 LOB: 0 K: 1 BB: 0 S: 6 P: 9	R: 0 H: 0 E: 0 LOB: 1 K: 2 BB: 1 S: 10 P: 15	1B: 7 SF: 0 2B: 2 SAC: 2 3B: 0 DP: 2 HR: 0 HBP: 0	WP: 0 PA: 37 PB: 0 SB: 1 CS: 0							
PITCHER Don Robinson, R <small>ERA: 1.46</small> Steve Frey, L <small>ERA:</small> Chuck Crim, R <small>ERA: 1.64</small> Bryan Harvey, R <small>ERA:</small>	IP WLS BF H R ER SO BB IBB HBP BLK WP HR S P ERA WHIP	IP WLS BF H R ER SO BB IBB HBP BLK WP HR S P ERA WHIP	IP WLS BF H R ER SO BB IBB HBP BLK WP HR S P ERA WHIP	IP WLS BF H R ER SO BB IBB HBP BLK WP HR S P ERA WHIP	IP WLS BF H R ER SO BB IBB HBP BLK WP HR S P ERA WHIP	IP WLS BF H R ER SO BB IBB HBP BLK WP HR S P ERA WHIP	IP WLS BF H R ER SO BB IBB HBP BLK WP HR S P ERA WHIP	IP WLS BF H R ER SO BB IBB HBP BLK WP HR S P ERA WHIP	IP WLS BF H R ER SO BB IBB HBP BLK WP HR S P ERA WHIP	IP WLS BF H R ER SO BB IBB HBP BLK WP HR S P ERA WHIP	IP WLS BF H R ER SO BB IBB HBP BLK WP HR S P ERA WHIP							

California Angels @ Texas Rangers
 Arlington Stadium, Arlington, TX
 Thu Apr 16 1992, 8:05 PM EDT
 Att. 22,686 - Cloudy - 80 F

livebaseballscores.com

AB 33
R 2
H 9
RBI 2
BB 2
SO 7
LOB 25



Batter	1	2	3	4	5	6	7	8	9	AB R H RBI BB SO LOB	TOP											
Rickey Henderson, R OBP: 0.400, SLG: 0.395 (1, 7)	0-3 K			2-3 K		2-2 2B 1B	2-2 1-3 2-H 1B			4 1 2 2 0 2 0												
Lance Blankenship, R OBP: 0.395, SLG: 0.487 (1, 4)	3-2 F7			2-3 K		0-1 1-H 1B 2B	1-0 CS 1-2	4-2 G6-4-3 BB		3 1 1 1 1 1 0												
Jose Canseco, R OBP: 0.380, SLG: 0.659 (1, 9)	1-0 G6-3			1-2 G5-3		1-1 2-H 1B FC6-4		1-2 G6-4-3 1-2f		4 0 1 1 0 0 1												
Harold Baines, L OBP: 0.273, SLG: 0.286 (1, 10)			0-0 G6-3 1B		2-2 G6-3	1-0 1-2f FC6-4		1-3 K		4 0 1 0 0 1 1												
Mark McGwire, R OBP: 0.469, SLG: 0.784 (1, 3)			2-2 P3		0-0 F8		2-1 FC4-6 1B	0-0 F8		4 0 1 0 0 0 1												
Willie Wilson, S OBP: 0.262, SLG: 0.341 (1, 8)			2-2 G6-3		0-1 G1-3		1-1 FC4-6 E SF7	3-2 E8 2B		2 0 0 0 0 0 1 1 1 0 0 0 0 1 1 0 1 0 0 0 0												
Mike Kingery, L OBP: 0.200, SLG: 0.111 (5, 8)																						
Carney Lansford, R OBP: 0.405, SLG: 0.452 (9, PH)																						
Scott Brosius, R OBP: 0.222, SLG: 0.278 (1, 5)																						
Mike Bordick, R OBP: 0.364, SLG: 0.333 (1, 6)																						
Scott Hemond, R OBP: 0.333, SLG: 0.417 (1, 2)																						
Inning Stats	R: 0 E: 0 K: 1 S: 7	H: 0 LOB: 0 BB: 0 P: 11	R: 0 E: 0 K: 0 S: 7	H: 1 LOB: 0 BB: 0 P: 11	R: 0 E: 0 K: 0 S: 7	H: 1 LOB: 0 BB: 0 P: 10	R: 0 E: 0 K: 2 S: 10	H: 0 LOB: 0 BB: 0 P: 15	R: 0 E: 0 K: 0 S: 6	H: 0 LOB: 0 BB: 0 P: 8	R: 3 E: 0 K: 1 S: 15	H: 4 LOB: 1 BB: 0 P: 21	R: 2 E: 2 K: 0 S: 14	H: 3 LOB: 1 BB: 0 P: 23	R: 0 E: 0 K: 1 S: 9	H: 0 LOB: 0 BB: 1 P: 15	R: 0 E: 1 K: 1 S: 8	H: 1 LOB: 1 BB: 0 P: 11	1B: 8 2B: 2 3B: 0 HR: 0	SF: 1 SAC: 0 DP: 3 HBP: 0	WP: 0 PB: 0 SB: 0 CS: 1	PA: 36
PITCHER	IP WLS BF H R ER SO BB IBB HBP BLK WP HR S P ERA WHIP																					
Kevin Brown, R ERA: 2.16 (1, 1)	7.0 W 28 9 5 3 4 0 0 0 0 0 0 0 66 99 3.86 1.286																					
Terry Mathews, R ERA: 2.08 (8, 1)	0.2 2 0 0 0 0 1 0 0 0 0 0 0 6 11 0.00 1.500																					
Kenny Rogers, L ERA: 3.0 (8, 1)	1.1 S 5 1 0 0 2 0 0 0 0 0 0 0 11 15 0.00 0.750																					

Oakland Athletics @ Texas Rangers
Arlington Stadium, Arlington, TX
Fri Apr 17 1992, 8:05 PM EDT
Att. 33,070 - Cloudy - 69 F

livebaseballscorecards.com

AB	33
R	5
H	10
RBI	5
BB	1
SO	6
LOB	11



Batter	1	2	3	4	5	6	7	8	9	AB	R	H	RBI	BB	SO	LOB
Jeff Huson, L OBP: 0.355, SLG: 0.467 (1, 4)	1-2 E E BB 1B	0-1 1B 1-2 1B		1-0 SH1-4 1-2		3-2 BB SH3 1B	3-3 K			4	2	3	0	0	1	1
Dickie Thon, R OBP: 0.342, SLG: 0.400 (1, 6)	1-0 G5-3 1-2	0-2 1-3 2-H 1B		0-2 G4-3 2-H 2B		0-0 SH3 1-2	1-0 1B			4	0	3	2	0	0	1
Rafael Palmeiro, L OBP: 0.340, SLG: 0.342 (1, 3)	4-2 BB E BB	3-1 F9		1-2 G4-3 2-3		4-2 BB 1B BB	1-2 F7			3	1	0	0	2	0	4
Ruben Sierra, S OBP: 0.358, SLG: 0.553 (1, 9)	2-3 K		2-3 K2-3	3-1 L6		4-1 1B BB		0-1 P2		4	0	0	0	1	2	3
Juan Gonzalez, R OBP: 0.340, SLG: 0.490 (1, 8)	1-0 E5 BB 1-2 2-3		1-2 WP 2B		2-3 K	1-0 1B		1-3 K		5	0	2	2	0	2	2
Kevin Reimer, L OBP: 0.341, SLG: 0.400 (1, 7)	4-0 BB		2-2 G4-3		0-0 P4	1-0 P7		1-0 G1-3		4	0	0	1	1	0	3
John Cangelosi, S OBP: 0.250, SLG: 0.400 (9, 7)	1-2 2-3 3-H BB		2-3 BB		0-1 HR					0	0	0	0	0	0	0
Dean Palmer, R OBP: 0.426, SLG: 0.692 (1, 5)	2-3 K		4-0 BB		0-1 K					3	1	1	1	1	2	5
Brian Downing, R OBP: 0.440, SLG: 0.222 (1, 10)		4-2 1B BB	0-2 G4-3		4-2 BB			0-1 1B 1B		2	1	1	0	2	0	2
Ivan Rodriguez, R OBP: 0.333, SLG: 0.447 (1, 2)		2-1 L9		0-1 SH1-4 2B 1B		1-2 F9		1-0 P4		4	1	1	0	0	0	3

Inning Stats	R: 1	H: 1	E: 2	K: 2	S: 13	H: 1	LOB: 3	BB: 2	P: 28	R: 1	H: 2	E: 0	K: 0	S: 11	H: 2	LOB: 1	BB: 1	P: 20	R: 0	H: 1	E: 0	K: 1	S: 12	H: 1	LOB: 2	BB: 1	P: 21	R: 1	H: 2	E: 0	K: 0	S: 12	H: 1	LOB: 1	BB: 0	P: 17	R: 1	H: 1	E: 0	K: 1	S: 11	H: 2	LOB: 2	BB: 2	P: 18	R: 2	H: 2	E: 0	K: 1	S: 13	H: 2	LOB: 2	BB: 2	P: 27	R: 0	H: 2	E: 0	K: 1	S: 10	H: 0	LOB: 0	BB: 0	P: 8	R: 0	H: 0	E: 0	K: 1	S: 6	H: 0	LOB: 0	BB: 0	P: 8
--------------	------	------	------	------	-------	------	--------	-------	-------	------	------	------	------	-------	------	--------	-------	-------	------	------	------	------	-------	------	--------	-------	-------	------	------	------	------	-------	------	--------	-------	-------	------	------	------	------	-------	------	--------	-------	-------	------	------	------	------	-------	------	--------	-------	-------	------	------	------	------	-------	------	--------	-------	------	------	------	------	------	------	------	--------	-------	------

PITCHER	IP	WLS	BF	H	R	ER	SO	BB	IBB	HBP	BLK	WP	HR	S	P	ERA	WHIP
John Briscoe, R ERA: 6.43 (1, 1)	3.1	L	20	6	3	2	3	4	0	0	0	1	0	42	76	5.40	3.000
Bruce Walton, R ERA: 2.7 (4, 1)	1.2		7	1	1	1	1	1	0	0	0	0	1	17	28	5.40	1.200
Gene Nelson, R ERA: 10.38 (6, 1)	1.1		9	3	2	2	1	2	0	0	0	0	0	16	31	13.50	3.750
Vince Horsman, L ERA: (7, 1)	1.2		6	1	0	0	2	0	0	0	0	0	0	13	20	0.00	0.600

BOTTOM

Oakland Athletics @ Texas Rangers
Arlington Stadium, Arlington, TX

Fri Apr 17 1992, 8:05 PM EDT
Att: 33,070 - Cloudy - 69 F

AB	33
R	6
H	11
RBI	6
BB	7
SO	7
LOB	24

WP: 1 PA: 42
PB: 0
SB: 0
CS: 0



PITCHER	IP	WLS	BF	H	R	ER	SO	BB	IBB	HBP	BLK	WP	HR	S	P	ERA	WHIP
---------	----	-----	----	---	---	----	----	----	-----	-----	-----	----	----	---	---	-----	------

Batter	1	2	3	4	5	6	7	8	9	AB R H RBI BB SO LOB	TOP		
Rickey Henderson, R OBP: 0.400, SLG: 0.383 (1, 7) C B F X	2-2 G6-3 ①		2-0 F9 ③			2-0 G4-3 1B		2-1 G5-3 ① 1-2	4-1 SAFE SAFE BB	4 0 1 0 1 0 2			
Mike Kingery, L OBP: 0.200, SLG: 0.143 (1, 8) B F X	1-1 G5-3 ②			0-0 P6 ①		3-2 SAFE SAFE SAFE SAFE SAFE 1-2f		0-0 HR 1B 2-H	3-2 P6 ③	5 1 1 1 0 0 3			
Jose Canseco, R OBP: 0.370, SLG: 0.688 (1, 9) C B S S	2-3 K ③			1-0 F8 ②				2-1 HR 1B 1-H		4 1 1 2 0 1 0			
Harold Baines, L OBP: 0.292, SLG: 0.326 (1, 10) X		0-0 CS 1B		0-1 G3 ③				3-3 K ②		4 1 2 0 0 1 0			
Mark McGwire, R OBP: 0.453, SLG: 0.725 (1, 3) X		0-0 F9 ①			4-0 G4-3 BB			2-3 K ③		3 0 0 0 1 2 2			
Jamie Quirk, L OBP: 0.333, SLG: 0.379 (1, 2) B B B S S	2-3 K ② ③ 1-2			1-1 G4-3 ① ② 1-2f			4-2 1B BB		0-1 G6-3 ①	3 0 0 0 1 1 2			
Carney Lansford, R OBP: 0.439, SLG: 0.514 (1, 5) X			0-0 F9 ①		0-0 1B			0-0 1-3 2-H 1B	0-0 1B 2B	4 0 3 1 0 0 0			
Mike Bordick, R OBP: 0.354, SLG: 0.326 (1, 6) B B X		2-0 G6-3 ②		2-2 G1-3 ③				0-2 P6 ③	1-0 1B 1B 2-H	4 1 1 0 0 0 3			
Lance Blankenship, R OBP: 0.426, SLG: 0.500 (1, 4) B C F B B S			4-2 BB			2-3 K ①		1-0 G5-3 1B 1B	0-1 BB 1B 2-H	3 1 2 1 1 1 0			
Inning Stats	R: 0 E: 0 K: 1 S: 8 H: 0 LOB: 0 BB: 0 P: 13	R: 0 E: 0 K: 1 S: 5 H: 1 LOB: 0 BB: 0 P: 7	R: 0 E: 0 K: 0 S: 5 H: 0 LOB: 1 BB: 1 P: 13	R: 0 E: 0 K: 0 S: 4 H: 0 LOB: 0 BB: 0 P: 5	R: 0 E: 0 K: 0 S: 6 H: 1 LOB: 1 BB: 1 P: 13	R: 0 E: 0 K: 1 S: 8 H: 1 LOB: 0 BB: 0 P: 15	R: 1 E: 0 K: 1 S: 12 H: 2 LOB: 2 BB: 1 P: 20	R: 3 E: 0 K: 2 S: 12 H: 3 LOB: 0 BB: 0 P: 22	R: 1 E: 0 K: 0 S: 10 H: 3 LOB: 2 BB: 1 P: 18	1B: 8 2B: 2 3B: 0 HR: 1 SF: 0 SAC: 0 DP: 2 HBP: 0	WP: 0 PB: 0 SB: 0 CS: 1 PA: 38		
PITCHER	IP WLS BF H R ER SO BB IBB HBP BLK WP HR S P ERA WHIP											PITCHER	IP WLS BF H R ER SO BB IBB HBP BLK WP HR S P ERA WHIP
Jose Guzman, R ERA: 2.33 (1, 1)	7.1 29 7 3 3 4 3 0 0 0 0 0 0 52 93 3.68 1.364												
Terry Mathews, R ERA: 4.15 (8, 1)	0.0 L 1 1 1 1 0 0 0 0 0 0 1 2 4 ∞ ∞												
Kenny Rogers, L ERA: 3.52 (8, 1)	1.2 8 3 1 1 2 1 0 0 0 0 0 0 16 29 5.40 2.400												

Oakland Athletics @ Texas Rangers
Arlington Stadium, Arlington, TX
Sat Apr 18 1992, 4:33 AM EDT
Att. 30,879 - Cloudy - 72 F

livebaseballscorecards.com

AB	34
R	5
H	11
RBI	5
BB	4
SO	6
LOB	12



Batter	1	2	3	4	5	6	7	8	9	AB R H RBI BB SO LOB
Jeff Huson, L (1, 4) OBP: 0.306, SLG: 0.400	2-2 G4-3	1-1 G4-3			1-0 P6		0-3 K		2-3 K	5 0 0 0 0 2 3
Dickie Thon, R (1, 6) OBP: 0.349, SLG: 0.425	1-0 G6-3		1-3 K		3-2 2B		0-0 F9 1B		1-0 F7	5 0 2 0 0 1 1
Rafael Palmeiro, L (1, 3) OBP: 0.308, SLG: 0.302	0-3 K		1-0 G4-3		0-3 K		2-2 F9		1-1 G3	5 0 0 0 0 2 3
Ruben Sierra, S (1, 9) Jack Daugherty, S (7, 9) OBP: 0.259, SLG: 0.240		1-0 1B 2B	3-3 K		3-2 F9		0-1 G3			3 1 1 0 0 1 0 1 0 0 0 0 0 1
Juan Gonzalez, R (1, 8) OBP: 0.333, SLG: 0.491		1-0 P4	1-3 K		3-2 1B 2B			1-2 P3		4 1 1 0 0 1 2
Kevin Reimer, L (1, 7) Brian Downing, R (8, PH) John Cangelosi, S (8, PR) OBP: 0.250, SLG: 0.400		0-2 1B 1B		0-0 FC4-6 1B		4-2 1B BB		4-2 HBP		2 1 2 1 1 0 0 0 0 0 0 0 0 0 0 0 0 0 0 0 0
Dean Palmer, R (1, 5) OBP: 0.431, SLG: 0.667		4-0 G4-3 1B BB		2-2 FC4-6 CS 1-2f		2-2 1-2 2-H 1B		0-2 P3		3 0 1 1 1 0 2
Geno Petralli, L (1, 10) OBP: 0.250, SLG: 0.583		1-2 G4-3 1B		3-2 P9 1-2		0-3 K		0-3 K		4 0 1 1 0 2 4
Ivan Rodriguez, R (1, 2) OBP: 0.326, SLG: 0.429		1-0 G4-3			0-1 G6-3		1-1 G4-3		1-0 1B	4 0 1 0 0 0 4

Inning Stats	R: 0 E: 0 K: 1 S: 7	H: 0 LOB: 0 BB: 0 P: 10	R: 2 E: 0 K: 0 S: 11	H: 3 LOB: 2 BB: 1 P: 20	R: 0 E: 0 K: 3 S: 13	H: 0 LOB: 1 BB: 0 P: 19	R: 0 E: 0 K: 0 S: 8	H: 1 LOB: 0 BB: 0 P: 13	R: 0 E: 0 K: 1 S: 9	H: 1 LOB: 1 BB: 0 P: 13	R: 1 E: 0 K: 1 S: 16	H: 2 LOB: 2 BB: 1 P: 29	R: 0 E: 0 K: 1 S: 9	H: 1 LOB: 1 BB: 0 P: 11	R: 0 E: 0 K: 1 S: 11	H: 0 LOB: 1 BB: 0 P: 16	R: 0 E: 0 K: 1 S: 12	H: 1 LOB: 1 BB: 0 P: 17	1B: 6 2B: 3 3B: 0 HR: 0	SF: 0 SAC: 0 DP: 0 HBP: 1
--------------	------------------------------	----------------------------------	-------------------------------	----------------------------------	-------------------------------	----------------------------------	------------------------------	----------------------------------	------------------------------	----------------------------------	-------------------------------	----------------------------------	------------------------------	----------------------------------	-------------------------------	----------------------------------	-------------------------------	----------------------------------	----------------------------------	------------------------------------

PITCHER	IP	WLS	BF	H	R	ER	SO	BB	IBB	HBP	BLK	WP	HR	S	P	ERA	WHIP
Mike Moore, R (1, 1) ERA: 2.18	7.1	W	32	8	3	3	7	2	0	0	0	0	0	76	119	3.68	1.364
Rick Honeycutt, L (8, 1) ERA: 1.59	0.2	S	3	0	0	0	1	0	0	1	0	0	0	8	12	0.00	0.000
Dennis Eckersley, R (9, 1) ERA:	1.0	S	4	1	0	0	1	0	0	0	0	0	0	12	17	0.00	1.000

BOTTOM

Oakland Athletics @ Texas Rangers
Arlington Stadium, Arlington, TX

Sat Apr 18 1992, 4:33 AM EDT
Att: 30,879 - Cloudy - 72 F

AB	36
R	3
H	9
RBI	3
BB	2
SO	9
LOB	20

WP: 0 PA: 39
PB: 1 SB: 0 CS: 1



PITCHER	IP	WLS	BF	H	R	ER	SO	BB	IBB	HBP	BLK	WP	HR	S	P	ERA	WHIP
---------	----	-----	----	---	---	----	----	----	-----	-----	-----	----	----	---	---	-----	------

Batter	1	2	3	4	5	6	7	8	9	AB R H RBI BB SO LOB	TOP																
Rickey Henderson, R OBP: 0.415, SLG: 0.380 (1, 7)	3-2 1B 2B 1B	0-0 P3			4-1 E 1B BB	0-3 K			4-1 DI BB	3 1 1 0 2 1 1																	
Mike Kingery, L OBP: 0.200, SLG: 0.158 (1, 8)	0-0 2B 1-2 WP 1B		0-2 G1-3		0-1 P7		3-2 L5		0-2 L6	5 1 1 0 0 0 4																	
Jose Canseco, R OBP: 0.379, SLG: 0.692 (1, 9)	3-1 WP 1-3 2-H 2B		0-0 L5		1-1 E7 1-3 2-H 3-H 1B		1-3 K			4 0 2 3 0 1 0																	
Harold Baines, L OBP: 0.288, SLG: 0.306 (1, 10)	4-1 WP BB		0-1 F8		1-3 K		2-2 F7			3 0 0 0 1 1 2																	
Mark McGwire, R OBP: 0.439, SLG: 0.674 (1, 3)	1-3 K			1-3 K	4-0 IBB			2-3 K		3 0 0 0 1 3 3																	
Jamie Quirk, L OBP: 0.297, SLG: 0.333 (1, 2)	0-0 P6		2-2 L9		1-3 K			0-0 F7		4 0 0 0 0 1 6																	
Carney Lansford, R OBP: 0.422, SLG: 0.474 (1, 5)	3-2 P3 1-2 2-3 3-H		1-1 F9			4-0 SH5-3 BB		1-0 G5-3		3 0 0 0 1 0 2																	
Mike Bordick, R OBP: 0.360, SLG: 0.333 (1, 6)		0-1 G4-3			0-0 E 1B 1B		0-0 SH5-3		1-2 G3-1	2 1 1 0 0 0 0 1 0 0 0 0 0 0																	
Willie Wilson, S OBP: 0.256, SLG: 0.333 (9, PH)																											
Lance Blankenship, R OBP: 0.412, SLG: 0.478 (1, 4)		0-1 G6-3			1-0 E2 1B 1B		2-2 G5-3		0-2 L4	4 1 1 0 0 0 1																	
Inning Stats	R: 2 E: 0 K: 1 S: 16	H: 3 LOB: 2 BB: 1 P: 30	R: 0 E: 0 K: 0 S: 5	H: 0 LOB: 0 BB: 0 P: 5	R: 0 E: 0 K: 0 S: 6	H: 0 LOB: 0 BB: 0 P: 6	R: 0 E: 0 K: 1 S: 10	H: 0 LOB: 0 BB: 0 P: 14	R: 2 E: 0 K: 2 S: 13	H: 3 LOB: 3 BB: 2 P: 25	R: 0 E: 0 K: 1 S: 8	H: 0 LOB: 1 BB: 1 P: 14	R: 0 E: 0 K: 1 S: 9	H: 0 LOB: 0 BB: 0 P: 15	R: 0 E: 0 K: 1 S: 5	H: 0 LOB: 0 BB: 0 P: 8	R: 0 E: 0 K: 0 S: 12	H: 0 LOB: 1 BB: 1 P: 17	1B: 5 2B: 1 3B: 0 HR: 0	SF: 0 SAC: 1 DP: 0 HBP: 0	WP: 1 PB: 0 SB: 0 CS: 0	PA: 38					
PITCHER	IP WLS BF H R ER SO BB IBB HBP BLK WP HR S P ERA WHIP																										
Jeff Robinson, R ERA: 5.63 (1, 1)	4.1		21	6	4	4	2	2	0	0	0	1	0	44	68	8.31	1.846										
Floyd Bannister, L ERA: 5.4 (5, 1)	1.2		7	0	0	0	3	1	1	0	0	0	0	14	26	0.00	0.600										
Barry Manuel, R ERA: (7, 1)	2.0	W	6	0	0	0	2	0	0	0	0	0	0	14	23	0.00	0.000										
Jeff Russell, R ERA: 1.59 (9, 1)	1.0	S	4	0	0	0	0	1	0	0	0	0	0	12	17	0.00	1.000										

Oakland Athletics @ Texas Rangers
Arlington Stadium, Arlington, TX
Sun Apr 19 1992, 4:33 AM EDT
Att. 23,020 - Cloudy - 61 F

livebaseballscorecards.com

AB	32
R	4
H	6
RBI	3
BB	5
SO	7
LOB	19



Batter	1	2	3	4	5	6	7	8	9
Jeff Huson, L <small>OBP: 0.293, SLG: 0.375</small> (1, 4)	3-2 1B	0-0 FC3-6 1-2f 2-H		1-2 P7 1B			3-3 K 1B	2-3 1B	
Dickie Thon, R <small>OBP: 0.333, SLG: 0.400</small> (1, 6)	1 SAFE 0-1 P5 1B	2-0 F8 1B			2-1 P6 1B		3-2 1B	0-0 G1-3 1B	
Kevin Reimer, L <small>OBP: 0.392, SLG: 0.500</small> (1, 7)	1-0 F8 1B		3-1 1B			3-3 K 1B	2-2 1B		
Juan Gonzalez, R <small>OBP: 0.362, SLG: 0.554</small> (1, 8)	1-2 1B		1-1 P8 1B		2-1 1B		4-1 1B		
Rafael Palmeiro, L <small>OBP: 0.304, SLG: 0.298</small> (1, 3)	2-1 1B		1-1 F8 1B		1-2 G4-3 1B		2-0 L9 1B		
Dean Palmer, R <small>OBP: 0.418, SLG: 0.630</small> (1, 5)	2-0 FC6-4 1B		1-0 G1-3 1B			1-1 1B	0-0 F9 1B		
Jack Daugherty, S <small>OBP: 0.323, SLG: 0.259</small> (1, 9)		4-1 BB		1-1 G3-1 1B		0-0 1B		4-0 BB	
Brian Downing, R <small>OBP: 0.467, SLG: 0.286</small> John Cangelosi, S <small>OBP: 0.250, SLG: 0.400</small> (8, PR)		1-3 1B		1-0 HBP		2-2 G6-4-3 1B		0-0 1B	
Ivan Rodriguez, R <small>OBP: 0.300, SLG: 0.391</small> (1, 2)		3-1 FC3-6		1-3 1B		0-2 G6-3 1B		0-0 G6-3 1B	

Inning Stats	R: 2	H: 3	E: 0	K: 0	S: 13	R: 1	H: 0	E: 2	K: 1	S: 8	R: 0	H: 1	E: 0	K: 0	S: 7	R: 0	H: 0	E: 0	K: 1	S: 9	R: 0	H: 1	E: 0	K: 1	S: 12	R: 0	H: 2	E: 0	K: 0	S: 10	R: 2	H: 2	E: 0	K: 1	S: 13	R: 1	H: 1	E: 0	K: 1	S: 6	1B: 7	2B: 1	3B: 0	HR: 2	SF: 0	SAC: 0	DP: 1	HBP: 1
--------------	------	------	------	------	-------	------	------	------	------	------	------	------	------	------	------	------	------	------	------	------	------	------	------	------	-------	------	------	------	------	-------	------	------	------	------	-------	------	------	------	------	------	-------	-------	-------	-------	-------	--------	-------	--------

PITCHER	IP	WLS	BF	H	R	ER	SO	BB	IBB	HBP	BLK	WP	HR	S	P	ERA	WHIP
Ron Darling, R <small>ERA: 2.49</small>	(1, 1)	6.1		8	4	3	4	1	0	1	0	1	1	66	112	4.26	1.421
Rick Honeycutt, L <small>ERA: 3.18</small>	(7, 1)	0.0	L	1	1	1	0	0	0	0	0	0	1	3	5	∞	∞
Jeff Parrett, R <small>ERA: 2.25</small>	(7, 1)	1.2		8	1	1	1	2	0	0	0	0	0	9	21	5.40	1.800

BOTTOM

Oakland Athletics @ Texas Rangers
 Arlington Stadium, Arlington, TX

Sun Apr 19 1992, 4:33 AM EDT
 Att: 23,020 - Cloudy - 61 F

AB	R	H	RBI	BB	SO	LOB
5	1	1	0	0	2	3
5	1	1	0	0	0	3
4	1	2	2	0	1	1
3	1	2	2	1	0	1
4	0	1	0	0	0	3
4	0	1	0	0	0	3
2	2	1	0	2	0	0
3	0	1	1	0	1	3
0	0	0	0	0	0	0
4	0	0	0	0	1	4

AB	34
R	6
H	10
RBI	5
BB	3
SO	5
LOB	21

WP: 1	PA: 38
PB: 0	
SB: 1	
CS: 0	

WP	HR	S	P	ERA	WHIP
1	1	1	1	5.40	1.800

Batter	1	2	3	4	5	6	7	8	9	AB R H RBI BB SO LOB	TOP											
Dan Gladden, R OBP: 0.279, SLG: 0.286 (1, 8) (9, 7)	3-1 F8	1-0 P4		0-0 F9			1-0 P6		0-3 K	5 0 0 0 0 1 3												
Lou Whitaker, L OBP: 0.377, SLG: 0.250 (1, 4)	4-1 HR BB	0-0 G4-3		1-2 G4-3			2-2 G5-3 1B		1-2 G3	4 2 1 0 1 0 3												
Alan Trammell, R OBP: 0.321, SLG: 0.319 (1, 6)	0-0 F7		2-0 WP 2B			1-2 G5-3	1-1 G5-3			4 0 1 0 0 0 2												
Cecil Fielder, R OBP: 0.306, SLG: 0.600 (1, 3)	1-2 1-H HR		1-0 G5-3			2-3 K	1-2 2-H 1B			4 1 2 3 0 1 1												
Mickey Tettleton, S OBP: 0.381, SLG: 0.471 (1, 2)	0-3 K		2-3 K			3-1 G4-3	1-3 K			4 0 0 0 0 3 2												
Tony Phillips, S OBP: 0.433, SLG: 0.250 (1, 10)		2-3 K 1B E	4-1 BB			3-1 G3		2-2 G1-6-3 1B		3 1 1 0 1 1 0												
Rob Deer, R OBP: 0.298, SLG: 0.643 (1, 9)		3-2 SAFE	1-3 K			1-0 P2		1 SAFE 0-1 F8		4 0 0 0 0 1 4												
Travis Fryman, R OBP: 0.345, SLG: 0.407 (1, 5)		0-0 E 1B		1-0 F8		3-0 1B		1 SAFE 2-2 G1-6-3 1-2f		4 0 2 0 0 0 1												
Mark Carreon, R OBP: 0.242, SLG: 0.400 Milt Cuyler, S OBP: 0.204, SLG: 0.292 (1, 7) (9, 8)		1-1 SAFE E5		4-1 BB		3-1 F9			1-3 K	3 0 0 1 1 1 2 0 0 0 0 0 0 0												
Inning Stats	R: 2 E: 0 K: 1 S: 11	H: 1 LOB: 0 BB: 1 P: 19	R: 1 E: 1 K: 1 S: 12	H: 1 LOB: 2 BB: 0 P: 19	R: 0 E: 0 K: 2 S: 9	H: 1 LOB: 2 BB: 1 P: 19	R: 0 E: 0 K: 0 S: 6	H: 0 LOB: 1 BB: 1 P: 12	R: 0 E: 0 K: 1 S: 8	H: 0 LOB: 0 BB: 0 P: 14	R: 0 E: 0 K: 0 S: 6	H: 1 LOB: 1 BB: 0 P: 16	R: 1 E: 0 K: 1 S: 13	H: 2 LOB: 1 BB: 0 P: 19	R: 0 E: 0 K: 0 S: 10	H: 1 LOB: 0 BB: 0 P: 14	R: 0 E: 0 K: 2 S: 9	H: 0 LOB: 0 BB: 0 P: 11	1B: 5 2B: 1 3B: 0 HR: 1	SF: 0 SAC: 0 DP: 1 HBP: 0	WP: 1 PB: 1 SB: 0 CS: 0	PA: 38
PITCHER	IP WLS BF H R ER SO BB IBB HBP BLK WP HR S P ERA WHIP												PITCHER	IP WLS BF H R ER SO BB IBB HBP BLK WP HR S P ERA WHIP								
Bobby Witt, R ERA: 3.79 (1, 1)	7.0 L 32 6 4 3 6 3 0 0 0 0 1 1 65 118 3.86 1.286																					
Terry Mathews, R ERA: 2.84 (8, 1)	2.0 6 1 0 0 2 0 0 0 0 0 0 0 19 25 0.00 0.500																					

Detroit Tigers @ Texas Rangers
 Arlington Stadium, Arlington, TX
 Tue Apr 21 1992, 8:05 PM EDT
 Att. 20,220 - Cloudy - 72 F

livebaseballscorecards.com

AB 35
R 4
H 7
RBI 4
BB 3
SO 8
LOB 18




Batter	1	2	3	4	5	6	7	8	9	AB	R	H	RBI	BB	SO	LOB	
Jeff Huson, L OBP: 0.289, SLG: 0.364 (1, 6) C B B X	2-1 L9 ①		1-2 1B ①			1-0 P2 ①		0-1 G4-6-3 ① 1-2f		4	0	1	0	0	0	1	
Jack Daugherty, S OBP: 0.286, SLG: 0.226 (1, 10) C X	0-1 P6 ②		0-0 F8 ③			2-0 F7 ②		2-0 F8 ③		4	0	0	0	0	0	2	
Rafael Palmeiro, L OBP: 0.333, SLG: 0.431 (1, 3) C B X	1-1 F7 ③					0-1 1B ③				4	2	3	1	0	0	0	
Ruben Sierra, S OBP: 0.333, SLG: 0.528 (1, 9) C X		0-1 F7 ①				1-0 G6-3 ①		1-1 P5 ③		3-2 SF9 3B ①	3	0	0	1	0	1	
Juan Gonzalez, R OBP: 0.355, SLG: 0.533 (1, 8) C B B X		1-3 K ②				1-1 F9 ②		0-0 1B ①		3-H K ②	4	0	1	0	0	2	0
Kevin Reimer, L OBP: 0.382, SLG: 0.500 (1, 7) C C C X		0-2 G6-3 ③				1-3 K2-3 ③		1-0 F7 ①		0-1 2B ③	4	0	1	0	0	1	1
Dean Palmer, R OBP: 0.390, SLG: 0.580 (1, 5) B F F X			1-1 G4-3 ①			2-3 K ①		2-0 L7 ②		3-2 G4-3 ③	4	0	0	0	0	1	2
Al Newman, S OBP: 0.261, SLG: 0.200 Geno Petrali, L OBP: 0.231, SLG: 0.538 (7, PH) (8, 4) C X			0-1 F8 ②			1-0 G4-3 ②		2-1 G4-3 ③			2	0	0	0	0	0	0
Ivan Rodriguez, R OBP: 0.321, SLG: 0.396 (1, 2) F F X			0-2 1B ③			2-1 G1 ③		4-0 G4-6-3 BB ③			1	0	0	1	0	0	

Inning Stats	R: 0	H: 0	E: 0	LOB: 0	K: 0	BB: 0	S: 6	P: 9	R: 0	H: 0	E: 0	LOB: 0	K: 1	BB: 0	S: 8	P: 9	R: 0	H: 2	E: 0	LOB: 2	K: 0	BB: 0	S: 11	P: 13	R: 1	H: 1	E: 0	LOB: 0	K: 1	BB: 0	S: 9	P: 15	R: 0	H: 0	E: 0	LOB: 0	K: 1	BB: 0	S: 6	P: 11	R: 0	H: 1	E: 0	LOB: 1	K: 0	BB: 0	S: 6	P: 10	R: 0	H: 1	E: 0	LOB: 1	K: 0	BB: 0	S: 5	P: 10	R: 0	H: 0	E: 0	LOB: 0	K: 0	BB: 1	S: 3	P: 9	R: 1	H: 2	E: 0	LOB: 1	K: 1	BB: 0	S: 14	P: 23	1B: 4	SF: 1	2B: 1	SAC: 0	3B: 1	DP: 1	HR: 1	HBP: 0	WP: 0	PA: 34
--------------	------	------	------	--------	------	-------	------	------	------	------	------	--------	------	-------	------	------	------	------	------	--------	------	-------	-------	-------	------	------	------	--------	------	-------	------	-------	------	------	------	--------	------	-------	------	-------	------	------	------	--------	------	-------	------	-------	------	------	------	--------	------	-------	------	-------	------	------	------	--------	------	-------	------	------	------	------	------	--------	------	-------	-------	-------	-------	-------	-------	--------	-------	-------	-------	--------	-------	--------

PITCHER	IP	WLS	BF	H	R	ER	SO	BB	IBB	HBP	BLK	WP	HR	S	P	ERA	WHIP
Bill Gullickson, R ERA: 5.09 (1, 1)	7.0	W	27	5	1	1	3	1	0	0	0	0	1	51	81	1.29	0.857
Mike Henneman, R ERA: 6.75 (8, 1)	2.0	S	7	2	1	1	1	0	0	0	0	0	0	17	28	4.50	1.000

DETROIT TIGERS @ TEXAS RANGERS
Arlington Stadium, Arlington, TX
 Tue Apr 21 1992, 8:05 PM EDT
 Att. 20,220 - Cloudy - 72 F

AB	32
R	2
H	7
RBI	2
BB	1
SO	4
LOB	8



Batter	1	2	3	4	5	6	7	8	9	AB	R	H	RBI	BB	SO	LOB	TOP										
Dan Gladden, R OBP: 0.257, SLG: 0.261 (1, 8) (9, 7)										6	1	0	0	0	0	6											
Tony Phillips, S OBP: 0.431, SLG: 0.234 (1, 4)										3	2	0	0	2	1	0											
Alan Trammell, R OBP: 0.328, SLG: 0.346 (1, 6)										5	1	2	2	0	0	0											
Cecil Fielder, R OBP: 0.299, SLG: 0.617 (1, 3)										5	1	1	2	0	1	2											
Mickey Tettleton, S OBP: 0.382, SLG: 0.518 (1, 2)										5	2	2	2	0	1	1											
Rob Deer, R OBP: 0.288, SLG: 0.660 (1, 9)										5	1	1	1	0	3	2											
Travis Fryman, R OBP: 0.381, SLG: 0.508 (1, 5)										5	4	4	2	0	0	0											
Mark Carreon, R OBP: 0.263, SLG: 0.400 Milt Cuyler, S OBP: 0.204, SLG: 0.292 (1, 7) (9, 9)										5	0	2	1	0	1	1											
Skeeter Barnes, R OBP: 0.571, SLG: 0.600 (1, 10)										3	0	2	1	2	0	0											
Inning Stats	R: 6 E: 1 K: 1 S: 14	H: 4 LOB: 1 BB: 2 P: 34	R: 1 E: 0 K: 1 S: 12	H: 1 LOB: 1 BB: 1 P: 24	R: 0 E: 0 K: 0 S: 9	H: 0 LOB: 0 BB: 0 P: 16	R: 0 E: 0 K: 0 S: 5	H: 0 LOB: 0 BB: 0 P: 10	R: 2 E: 0 K: 1 S: 12	H: 4 LOB: 2 BB: 0 P: 19	R: 0 E: 0 K: 1 S: 9	H: 0 LOB: 0 BB: 0 P: 15	R: 2 E: 0 K: 2 S: 13	H: 2 LOB: 1 BB: 1 P: 29	R: 0 E: 0 K: 0 S: 7	H: 0 LOB: 0 BB: 0 P: 13	R: 1 E: 1 K: 1 S: 14	H: 3 LOB: 2 BB: 0 P: 25	1B: 7 2B: 3 3B: 0 HR: 4	SF: 0 SAC: 0 DP: 0 HBP: 0	WP: 1 PB: 0 SB: 2 CS: 0	PA: 46					
PITCHER	IP	WLS	BF	H	R	ER	SO	BB	IBB	HBP	BLK	WP	HR	S	P	ERA	WHIP										
Brian Bohanon, L ERA: 6.75 (1, 1)	0.1		7	4	6	4	1	1	0	0	0	0	2	11	23	108.00	15.000										
Jeff Robinson, R ERA: 5.75 (1, 1)	4.1	L	18	3	3	3	2	2	0	0	0	1	1	36	71	6.23	1.154										
Barry Manuel, R ERA: 4.15 (5, 1)	2.1		12	4	2	2	3	1	0	0	0	0	1	27	53	7.71	2.143										
Kenny Rogers, L ERA: 3.12 (8, 1)	1.0		3	0	0	0	0	0	0	0	0	0	0	7	13	0.00	0.000										
Jeff Russell, R ERA: 2.7 (9, 1)	1.0		6	3	1	1	1	0	0	0	0	0	0	14	25	9.00	3.000										

Detroit Tigers @ Texas Rangers
Arlington Stadium, Arlington, TX
Wed Apr 22 1992, 8:05 PM EDT
Att. 19,838 - Sunny - 82 F

livebaseballscorecards.com

AB	42
R	12
H	14
RBI	11
BB	4
SO	7
LOB	12



Batter	1	2	3	4	5	6	7	8	9	AB R H RBI BB SO LOB
Brian Downing, R OBP: 0.514, SLG: 0.333 (1, 10)	4-1 BB 2B	2-2 2-H 1B		4-1 1-2 HR BB		1-2 G5-4-3 1-2f			0-2 1B BB SF8 1B	3 3 2 1 2 0 1
Julio Franco, R OBP: 0.800, SLG: 1.000 (1, 4)	3-1 1-H 2B	2-0 F9		4-2 1-2 2-3 HR BB			3-2 1B	4-1 1-2 1B BB	3 1 2 1 2 0 1	
Rafael Palmeiro, L OBP: 0.354, SLG: 0.500 (1, 3)	1-0 P5		2-1 1B	0-1 1-H 2-H 3-H HR			2-1 P6	0-0 1-2 2-3 1B	5 1 3 4 0 0 2	
Ruben Sierra, S OBP: 0.308, SLG: 0.483 (1, 9)	2-1 P5		1-0 P6	1-1 L8			2-2 F7	0-3 K	5 0 0 0 0 1 6	
Juan Gonzalez, R OBP: 0.328, SLG: 0.500 (1, 8)	2-1 G6-3		3-0 F7		1-1 P4		3-2 P9	0-2 SF8	4 0 0 1 0 0 3	
Dean Palmer, R OBP: 0.375, SLG: 0.537 (1, 5)		4-2 G1-3 1B BB	2-3 K		1-3 K			2-3 K	4 1 0 0 1 4 3	
Kevin Reimer, L OBP: 0.373, SLG: 0.481 (1, 7)		2-1 G1-3		3-2 G3	2-3 K			1-2 1B	4 0 1 0 0 1 1	
Dickie Thon, R OBP: 0.346, SLG: 0.396 (1, 6)		2-0 G5-3 1B		0-0 F9		4-1 G5-4-3 BB		0-0 F9	3 1 1 1 1 0 1	
Geno Petralli, L OBP: 0.235, SLG: 0.471 (1, 2)		1-0 G5-3		2-2 BB HR 1B		2-2 F9		3-1 F8	4 1 1 0 0 0 3	

Inning Stats	R: 1	H: 1	E: 0	K: 0	S: 8	LOB: 1	BB: 1	P: 20	R: 2	H: 2	E: 0	K: 0	S: 11	LOB: 1	BB: 1	P: 24	R: 0	H: 1	E: 0	K: 1	S: 8	LOB: 1	BB: 0	P: 16	R: 4	H: 2	E: 0	K: 0	S: 14	LOB: 0	BB: 2	P: 28	R: 0	H: 0	E: 0	K: 2	S: 9	LOB: 0	BB: 0	P: 13	R: 0	H: 0	E: 0	K: 0	S: 8	LOB: 0	BB: 1	P: 15	R: 0	H: 1	E: 0	K: 0	S: 18	LOB: 1	BB: 0	P: 28	R: 0	H: 1	E: 0	K: 1	S: 9	LOB: 1	BB: 0	P: 15	R: 1	H: 2	E: 0	K: 2	S: 19	LOB: 2	BB: 1	P: 25	1B: 8	SF: 1	2B: 1	SAC: 0	3B: 0	DP: 1	HR: 1	HBP: 0	WP: 0	PA: 42
--------------	------	------	------	------	------	--------	-------	-------	------	------	------	------	-------	--------	-------	-------	------	------	------	------	------	--------	-------	-------	------	------	------	------	-------	--------	-------	-------	------	------	------	------	------	--------	-------	-------	------	------	------	------	------	--------	-------	-------	------	------	------	------	-------	--------	-------	-------	------	------	------	------	------	--------	-------	-------	------	------	------	------	-------	--------	-------	-------	-------	-------	-------	--------	-------	-------	-------	--------	-------	--------

PITCHER	IP	WLS	BF	H	R	ER	SO	BB	IBB	HBP	BLK	WP	HR	S	P	ERA	WHIP
Scott Aldred, L ERA: 11.91 (1, 1)	3.2		21	6	7	7	1	4	0	0	0	0	1	39	85	17.18	2.727
Mark Leiter, R ERA: 3.38 (4, 1)	4.1	W	15	2	0	0	3	1	0	0	0	0	0	46	74	0.00	0.692
Mike Henneman, R ERA: 7.04 (9, 1)	1.0		6	2	1	1	2	1	0	0	0	0	0	19	25	9.00	3.000

BOTTOM

Detroit Tigers @ Texas Rangers
Arlington Stadium, Arlington, TX
Wed Apr 22 1992, 8:05 PM EDT
Att. 19,838 - Sunny - 82 F

livebaseballscorecards.com

AB	35
R	8
H	10
RBI	8
BB	6
SO	6
LOB	21



Batter	1	2	3	4	5	6	7	8	9	AB R H RBI BB SO LOB	TOP																
Milt Cuyler, S OBP: 0.222, SLG: 0.358 (1, 8)	1-3 K	0-0 FC6-4 1B	2-1 SH1-4		1-3 K		0-1 1-H 2-H HR		1-0 E7	5 1 2 3 0 2 0																	
Lou Whitaker, L OBP: 0.373, SLG: 0.289 (1, 4)	1-0 BB 2B 1B	1-0 FC6-4 1B	0-1 SF7			0-1 2B	0-1 F8		2-2 F7	5 2 2 1 0 0 2																	
Travis Fryman, R OBP: 0.382, SLG: 0.500 (1, 6)	0-0 BB 2B 1B	1-1 BB 1B	0-2 G6-3			0-0 G6-3	2-2 F8			5 1 2 0 0 0 1																	
Cecil Fielder, R OBP: 0.319, SLG: 0.603 Dave Bergman, L OBP: 0.286, SLG: 0.429 (1, 3) (8, 3)	4-0 2B BB	1-2 BB 1B		0-0 G6-3		4-0 IBB		2-3 K		3 1 1 1 2 1 0 0 0 0 0 0 0 0																	
Mickey Tettleton, S OBP: 0.397, SLG: 0.533 (1, 10)	1-0 2B 2B	4-2 BB		0-1 G4-3		3-2 P6		2-2 1B		4 1 2 3 1 0 2																	
Rob Deer, R OBP: 0.281, SLG: 0.635 (1, 9)	1-0 G5-3	3-3 K		0-2 2B		1-2 P5		1-0 F7		5 0 1 0 0 1 7																	
Chad Kreuter, S OBP: 0.167, SLG: 0.250 (1, 2)	1-2 1B 2B	0-1 G3-1		0-1 G3		2-1 BB HR 1B		3-2 F8		5 2 2 1 0 0 5																	
Mark Carreon, R OBP: 0.279, SLG: 0.400 (1, 7)	3-1 1B		0-0 WP E 1B		1-3 K		1 SAFE 2-3 K		2-1 P9	5 1 2 1 0 2 1																	
Scott Livingstone, L OBP: 0.385, SLG: 0.333 (1, 5)	0-3 K		3-2 E7 SH1-4 SF7 1B		1-3 K		1 SAFE 4-1 HR BB		0-0 G3-1	4 2 1 1 1 2 1																	
Inning Stats	R: 5 E: 0 K: 2 S: 16	H: 5 LOB: 1 BB: 1 P: 28	R: 1 E: 0 K: 1 S: 14	H: 3 LOB: 3 BB: 1 P: 24	R: 2 E: 1 K: 0 S: 12	H: 2 LOB: 0 BB: 0 P: 17	R: 0 E: 0 K: 0 S: 8	H: 1 LOB: 1 BB: 0 P: 8	R: 0 E: 0 K: 3 S: 9	H: 0 LOB: 0 BB: 0 P: 12	R: 0 E: 0 K: 0 S: 11	H: 1 LOB: 2 BB: 1 P: 19	R: 3 E: 0 K: 1 S: 14	H: 2 LOB: 0 BB: 1 P: 24	R: 0 E: 0 K: 1 S: 10	H: 1 LOB: 1 BB: 0 P: 18	R: 0 E: 1 K: 0 S: 7	H: 0 LOB: 1 BB: 0 P: 12	1B: 10 2B: 4 3B: 0 HR: 1	SF: 1 SAC: 1 DP: 0 HBP: 0	WP: 1 PB: 0 SB: 0 CS: 0	PA: 47					
PITCHER	IP	WLS	BF	H	R	ER	SO	BB	IBB	HBP	BLK	WP	HR	S	P	ERA	WHIP										
Kevin Brown, R ERA: 3.9 (1, 1)	5.0	L	28	11	8	7	6	2	0	0	0	1	0	59	89	12.60	2.600										
Floyd Bannister, L ERA: 4.91 (6, 1)	0.2		4	1	0	0	0	0	1	0	0	0	0	6	13	0.00	1.500										
Terry Mathews, R ERA: 4.66 (6, 1)	3.1		15	3	3	3	2	1	0	0	0	0	1	36	60	8.10	1.200										

Detroit Tigers @ Texas Rangers
Arlington Stadium, Arlington, TX

Thu Apr 23 1992, 8:05 PM EDT
Att. 30,432 - Sunny - 85 F

livebaseballscorecards.com

AB	41
R	11
H	15
RBI	11
BB	4
SO	8
LOB	19



Batter	1	2	3	4	5	6	7	8	9	AB R H RBI BB SO LOB
Brian Downing, R (1, 10) OBP: 0.513, SLG: 0.333 Geno Petralli, L (9, PH) OBP: 0.222, SLG: 0.444	2-2 G5-3	4-2 G3-1 2B BB		2-1 F7		1-1 1B			3-1 L4	3 1 1 0 1 0 0 1 0 0 0 0 0 1
Julio Franco, R (1, 4) OBP: 0.556, SLG: 0.571 Jeff Huson, L (8, 4) OBP: 0.304, SLG: 0.378	2-2 1B	1-1 G3-1		1-2 G6-3		0-2 G1-6-3			1-0 1B	4 1 1 1 0 0 3 1 0 1 0 0 0 0
Rafael Palmeiro, L (1, 3) OBP: 0.371, SLG: 0.517	3-2 1B	2-2 2B		4-1 BB					3-1 P6	4 1 2 2 1 0 2
Ruben Sierra, S (1, 9) OBP: 0.304, SLG: 0.468 Jack Daugherty, S (8, 9) OBP: 0.278, SLG: 0.219	3-2 1B	0-1 F9		1-2 G3					1-2 G3	4 0 1 1 0 1 2 1 0 0 0 0 0 2
Juan Gonzalez, R (1, 8) OBP: 0.324, SLG: 0.485 John Cangelosi, S (8, 8) OBP: 0.250, SLG: 0.400	0-1 1B	0-0 F9							3-1 G6-3	4 0 1 1 0 0 1 0 0 0 0 0 0 0
Dean Palmer, R (1, 5) OBP: 0.358, SLG: 0.509 Al Newman, S (8, 5) OBP: 0.250, SLG: 0.190	3-3 K		1-2 P3						3-2 G1-3	3 0 0 0 0 2 2 1 0 0 0 0 0 0
Kevin Reimer, L (1, 7) OBP: 0.365, SLG: 0.483	3-2 G6-3		1-0 2B						0-0 P4	4 0 1 0 0 0 2
Dickie Thon, R (1, 6) OBP: 0.339, SLG: 0.373		4-1 2B G3-1 BB		0-1 F8					1-2 P4	3 1 0 0 1 0 1
Ivan Rodriguez, R (1, 2) OBP: 0.321, SLG: 0.412 Doug Davis, R (9, 2) OBP: 1.000, SLG: 1.000		0-1 G3-1 2B 2B		0-1 G6-3					2-2 1B 1B	3 1 1 0 0 0 1 1 0 1 0 0 0 0

Inning Stats	R: 2 E: 0 K: 1 S: 22	H: 4 LOB: 2 BB: 0 P: 38	R: 3 E: 0 K: 0 S: 14	H: 2 LOB: 1 BB: 2 P: 25	R: 0 E: 0 K: 0 S: 8	H: 1 LOB: 1 BB: 0 P: 10	R: 0 E: 0 K: 0 S: 11	H: 0 LOB: 1 BB: 1 P: 19	R: 0 E: 0 K: 1 S: 8	H: 0 LOB: 0 BB: 0 P: 14	R: 0 E: 0 K: 0 S: 10	H: 1 LOB: 1 BB: 0 P: 15	R: 0 E: 0 K: 1 S: 8	H: 0 LOB: 0 BB: 0 P: 17	R: 0 E: 0 K: 0 S: 8	H: 0 LOB: 0 BB: 0 P: 12	R: 0 E: 0 K: 0 S: 12	H: 2 LOB: 2 BB: 0 P: 22	1B: 7 2B: 3 3B: 0 HR: 0	SF: 0 SAC: 0 DP: 0 HBP: 0
--------------	-------------------------------	----------------------------------	-------------------------------	----------------------------------	------------------------------	----------------------------------	-------------------------------	----------------------------------	------------------------------	----------------------------------	-------------------------------	----------------------------------	------------------------------	----------------------------------	------------------------------	----------------------------------	-------------------------------	----------------------------------	----------------------------------	------------------------------------

PITCHER	IP	WLS	BF	H	R	ER	SO	BB	IBB	HBP	BLK	WP	HR	S	P	ERA	WHIP
Frank Tanana, L (1, 1) ERA: 9.2	1.0		10	5	5	5	1	2	0	0	0	0	0	27	51	45.00	7.000
Les Lancaster, R (2, 1) ERA: 7.53	4.2	W	18	3	0	0	1	1	0	0	0	0	0	43	67	0.00	0.857
John Doherty, R (6, 1) ERA: 3.6	3.1	S	12	2	0	0	1	0	0	0	0	0	0	31	54	0.00	0.600

BOTTOM

Detroit Tigers @ Texas Rangers
Arlington Stadium, Arlington, TX
Thu Apr 23 1992, 8:05 PM EDT
Att. 30,432 - Sunny - 85 F

livebaseballscorecards.com

AB	37
R	5
H	10
RBI	5
BB	3
SO	3
LOB	17



WP	PA	ERA	WHIP
0	40		
0			
0			

Batter	1	2	3	4	5	6	7	8	9	AB R H RBI BB SO LOB	TOP	
Brian Downing, R (1, 10) OBP: 0.524, SLG: 0.448	3-2 F7		4-1 1B BB		2-1 HR					2 1 1 1 1 0 0	Texas Rangers @ Boston Red Sox Fenway Park, Boston, MA Fri Apr 24 1992, 7:05 PM EDT Att. 31,461 - Cloudy - 44 F	
Rafael Palmeiro, L (1, 3) OBP: 0.356, SLG: 0.492	2-2 L7		1-1 F8		2-0 G4-3					3 0 0 0 0 0 1		
Ruben Sierra, S (1, 9) OBP: 0.306, SLG: 0.462	2-1 1B		2-1 P6		1-2 L8					3 0 1 0 0 0 1		
Juan Gonzalez, R (1, 8) OBP: 0.324, SLG: 0.479	2-0 F8		3-2 1B		2-1 L7					3 0 1 0 0 0 1		
Julio Franco, R (1, 4) OBP: 0.417, SLG: 0.400		2-2 G4-3	3-3 K		1-1 G4-3					3 0 0 0 0 1 2		
Dean Palmer, R (1, 5) OBP: 0.371, SLG: 0.500		4-2 FC4-6 BB		0-1 F7	4-2 BB					1 0 0 0 2 0 0		
Jack Daugherty, S (1, 7) OBP: 0.256, SLG: 0.200		1-2 E5		1-3 K	0-3 K					3 0 0 0 0 2 2		
Dickie Thon, R (1, 6) OBP: 0.328, SLG: 0.358		0-0 FC4-6		1-1 G6-3						2 0 0 0 0 0 2		
Ivan Rodriguez, R (1, 2) OBP: 0.310, SLG: 0.396		3-2 G4-3			0-0 P1					2 0 0 0 0 0 2		
Inning Stats	R: 0 E: 0 K: 0 S: 9 H: 1 LOB: 1 BB: 0 P: 18	R: 0 E: 1 K: 0 S: 15 H: 0 LOB: 2 BB: 1 P: 25	R: 0 E: 0 K: 1 S: 13 H: 1 LOB: 2 BB: 1 P: 26	R: 0 E: 0 K: 1 S: 7 H: 0 LOB: 0 BB: 0 P: 9	R: 1 E: 0 K: 0 S: 7 H: 1 LOB: 0 BB: 0 P: 12	R: 0 E: 0 K: 1 S: 10 H: 0 LOB: 1 BB: 1 P: 17				1B: 2 SF: 0 2B: 0 SAC: 0 3B: 0 DP: 0 HR: 1 HBP: 0	WP: 0 PA: 25 PB: 0 SB: 0 CS: 0	
PITCHER Frank Viola, L (1, 1) ERA: 4.18	IP WLS BF H R ER SO BB IBB HBP BLK WP HR S P ERA WHIP											PITCHER IP WLS BF H R ER SO BB IBB HBP BLK WP HR S P ERA WHIP

livebaseballscorecards.com

AB	22
R	1
H	3
RBI	1
BB	3
SO	3
LOB	11



Batter	1	2	3	4	5	6	7	8	9	AB R H RBI BB SO LOB
Wade Boggs, L OBP: 0.348, SLG: 0.300 (1, 5)	2-2 G4-3	1-2 L8		0-0 G5-3 1B						3 0 1 0 0 0 2
Jody Reed, R OBP: 0.324, SLG: 0.310 (1, 4)	3-2 L6		4-1 WP 2B BB	1-0 G5-3 1-2						2 1 0 0 1 0 1
Mike Greenwell, L OBP: 0.295, SLG: 0.204 (1, 7)	0-0 E 1B		3-1 P5	1-1 G4-3						3 0 1 0 0 0 2
Ellis Burks, R OBP: 0.328, SLG: 0.309 (1, 8)	2-2 E6 1-2		4-0 WP 2B BB	2-1 CS 1B						2 1 1 0 1 0 1
Phil Plantier, L OBP: 0.288, SLG: 0.308 (1, 9)	1-0 F9		2-0 1B SF9 2B	2-3 K 1-2						3 1 1 2 0 1 3
Jack Clark, R OBP: 0.273, SLG: 0.184 (1, 10)		1-3 K	0-0 1B	1-3 K						3 0 1 0 0 2 0
Mo Vaughn, L OBP: 0.373, SLG: 0.385 (1, 3)		3-1 2B 1B	1-0 SF9	1-0 1B						2 0 2 1 0 0 0
Tony Peña, R OBP: 0.261, SLG: 0.341 (1, 2)		1-3 K	3-2 G3							2 0 0 0 0 1 2
Luis Rivera, R OBP: 0.367, SLG: 0.370 (1, 6)		2-2 1-3 2B		0-3 K						2 0 1 0 0 1 0


Inning Stats	R: 0 E: 1 K: 0 S: 12	H: 1 LOB: 2 BB: 0 P: 20	R: 0 E: 0 K: 2 S: 15	H: 2 LOB: 2 BB: 0 P: 23	R: 3 E: 0 K: 0 S: 9	H: 2 LOB: 1 BB: 2 P: 26	R: 0 E: 0 K: 1 S: 7	H: 1 LOB: 1 BB: 0 P: 9	R: 0 E: 0 K: 2 S: 8	H: 1 LOB: 0 BB: 0 P: 13	R: 0 E: 0 K: 0 S: 1	H: 1 LOB: 1 BB: 0 P: 2
1B: 6 2B: 2 3B: 0 HR: 0	SF: 1 SAC: 0 DP: 0 HBP: 0	WP: 1 PB: 0 SB: 0 CS: 1	PA: 25									

PITCHER	IP	WLS	BF	H	R	ER	SO	BB	IBB	HBP	BLK	WP	HR	S	P	ERA	WHIP
Jose Guzman, R ERA: 2.96 (1, 1)	5.0	L	25	8	3	3	5	2	0	0	0	1	0	52	93	5.40	2.000

TEXAS RANGERS @ BOSTON RED SOX
 Fenway Park, Boston, MA
 Fri Apr 24 1992, 7:05 PM EDT
 Att: 31,461 - Cloudy - 44 F

livebaseballscorecards.com

AB	22
R	3
H	8
RBI	3
BB	2
SO	5
LOB	11



Batter	1	2	3	4	5	6	7	8	9	AB R H RBI BB SO LOB	TOP									
John Cangelosi, S (1, 7) OBP: 0.267, SLG: 0.333 Kevin Reimer, L (7, PH) OBP: 0.385, SLG: 0.533 Jack Daugherty, S (9, PR) OBP: 0.256, SLG: 0.200	0-3 K		2-2 G6-3		4-0 SH5-3 BB		0-0 1B CS 2B		0-1 2B	2 0 0 0 1 1 0 2 0 2 0 0 0 0 0 0 0 0 0 0 0										
Rafael Palmeiro, L (1, 3) OBP: 0.377, SLG: 0.492	1-0 G4-3		4-0 1B E BB		0-0 SH5-3		0-1 2-3 1B		4-0 IBB	2 1 1 0 2 0 0										
Juan Gonzalez, R (1, 8) OBP: 0.329, SLG: 0.513	2-2 HR		2-2 E WP 1B		1-0 F7		3-3 K 3-H		1-1 P4	5 2 2 1 0 1 5										
Ruben Sierra, S (1, 9) OBP: 0.316, SLG: 0.464	0-0 1B		0-2 E3 WP 1B		1-2 P4				1-1 G4-3	4 0 2 1 0 0 1										
Brian Downing, R (1, 10) OBP: 0.522, SLG: 0.419	3-3 K		2-3 K FC6-4		4-0 FC1-5 1B BB				2-0 HBP	2 0 0 0 1 2 2										
Dean Palmer, R (1, 5) OBP: 0.365, SLG: 0.484		2-2 G6-3	1-2 FC6-4		1-1 FC1-5 1B				0-3 K	4 0 1 0 0 1 3										
Dickie Thon, R (1, 6) OBP: 0.323, SLG: 0.351		2-3 K2-3		0-0 L5-3 1B		0-0 FC1-5 G1-6-3			2-0 P6	4 0 1 0 0 1 3										
Ivan Rodriguez, R (1, 2) OBP: 0.290, SLG: 0.368		1-2 G6-3		1-1 L5-3		1-1 G1-6-3			1-3 K	4 0 0 0 0 1 3										
Al Newman, S (1, 4) OBP: 0.231, SLG: 0.174 Jeff Huson, L (7, PH) OBP: 0.292, SLG: 0.362			1-3 K		0-0 G5-3		2-3 K		1-2 L8	2 0 0 0 0 1 0 2 0 0 0 0 1 0										
Inning Stats	R: 1 E: 0 K: 2 S: 15	H: 2 LOB: 1 BB: 0 P: 21	R: 0 E: 0 K: 1 S: 11	H: 0 LOB: 0 BB: 0 P: 16	R: 2 E: 1 K: 2 S: 18	H: 2 LOB: 2 BB: 1 P: 30	R: 0 E: 0 K: 0 S: 4	H: 1 LOB: 0 BB: 0 P: 5	R: 0 E: 0 K: 0 S: 5	H: 0 LOB: 1 BB: 1 P: 11	R: 0 E: 0 K: 2 S: 12	H: 2 LOB: 2 BB: 0 P: 17	R: 0 E: 0 K: 1 S: 6	H: 0 LOB: 1 BB: 0 P: 11	R: 0 E: 0 K: 1 S: 11	H: 1 LOB: 2 BB: 1 P: 18	1B: 6 2B: 4 3B: 0 HR: 1	SF: 0 SAC: 1 DP: 3 HBP: 1	WP: 1 PB: 0 SB: 0 CS: 1	PA: 39
PITCHER	IP WLS BF H R ER SO BB IBB HBP BLK WP HR S P ERA WHIP																			
Matt Young, L (1, 1) ERA: 2.95 Danny Darwin, R (6, 1) ERA: 1.47	5.0 L 24 6 3 3 5 3 0 0 0 1 1 55 90 5.40 1.800																			
	4.0 15 3 0 0 4 0 1 1 0 0 0 32 50 0.00 0.750																			

Texas Rangers @ Boston Red Sox
 Fenway Park, Boston, MA
 Sun Apr 26 1992, 3:33 AM EDT
 Cloudy - 45 F

livebaseballscorecards.com

AB 33
R 3
H 9
RBI 2
BB 4
SO 9
LOB 17




Batter	1	2	3	4	5	6	7	8	9	AB R H RBI BB SO LOB
Wade Boggs, L OBP: 0.324, SLG: 0.277 (1, 5)	F7		L5	G3		G4-3		F7		5 0 0 0 0 0 5
Jody Reed, R OBP: 0.329, SLG: 0.323 (1, 4)	G5-3		P5					FC6-4		4 0 1 0 1 0 3
Mike Greenwell, L OBP: 0.303, SLG: 0.207 (1, 7)				G4-3		G1-3			G3-1	4 0 1 0 0 0 4
Ellis Burks, R OBP: 0.333, SLG: 0.322 (1, 8)									F9	4 0 1 0 1 1 0
Phil Plantier, L OBP: 0.286, SLG: 0.304 (1, 9)	L7		P4						K	4 0 1 0 0 0 5
Tim Naehring, R OBP: 0.308, SLG: 0.348 (9, PH)										0 0 0 0 0 0 0
Hern Winningham, L OBP: 0.300, SLG: 0.222 (9, PH)										1 0 0 0 0 1 0
Jack Clark, R OBP: 0.250, SLG: 0.167 (1, 10)										4 0 0 0 0 1 1
Mo Vaughn, L OBP: 0.389, SLG: 0.390 (1, 3)										2 1 1 0 1 0 0
Tom Brunansky, R OBP: 0.429, SLG: 0.353 (8, PH)										1 0 1 0 0 0 0
Tony Peña, R OBP: 0.280, SLG: 0.396 (1, 2)										4 0 2 1 0 1 2
Luis Rivera, R OBP: 0.412, SLG: 0.400 (1, 6)										3 0 2 0 1 1 0

Inning Stats	R: 0	H: 2	E: 0	K: 10	S: 10	LOB: 2	BB: 0	P: 14	R: 0	H: 0	E: 0	K: 0	S: 4	LOB: 0	BB: 0	P: 7	R: 0	H: 1	E: 0	K: 0	S: 6	LOB: 3	BB: 1	P: 17	R: 1	H: 2	E: 0	K: 0	S: 14	LOB: 3	BB: 2	P: 28	R: 0	H: 1	E: 0	K: 3	S: 12	LOB: 2	BB: 1	P: 19	R: 0	H: 1	E: 0	K: 1	S: 9	LOB: 1	BB: 0	P: 14	R: 0	H: 0	E: 0	K: 0	S: 6	LOB: 0	BB: 0	P: 13	R: 0	H: 3	E: 0	K: 0	S: 9	LOB: 2	BB: 0	P: 15	R: 0	H: 0	E: 0	K: 1	S: 5	LOB: 0	BB: 0	P: 6	1B: 6	SF: 0	2B: 4	SAC: 0	3B: 0	DP: 0	HR: 0	HBP: 1	WP: 0	PA: 41
--------------	------	------	------	-------	-------	--------	-------	-------	------	------	------	------	------	--------	-------	------	------	------	------	------	------	--------	-------	-------	------	------	------	------	-------	--------	-------	-------	------	------	------	------	-------	--------	-------	-------	------	------	------	------	------	--------	-------	-------	------	------	------	------	------	--------	-------	-------	------	------	------	------	------	--------	-------	-------	------	------	------	------	------	--------	-------	------	-------	-------	-------	--------	-------	-------	-------	--------	-------	--------

PITCHER	IP	WLS	BF	H	R	ER	SO	BB	IBB	HBP	BLK	WP	HR	S	P	ERA	WHIP
Bobby Witt, R ERA: 3.12 (1, 1)	7.0	W	33	7	1	1	4	4	0	1	0	0	0	61	112	1.29	1.571
Kenny Rogers, L ERA: 2.61 (8, 1)	1.2		7	3	0	0	0	0	0	0	0	0	0	11	18	0.00	1.800
Jeff Russell, R ERA: 2.57 (9, 1)	0.1	S	1	0	0	0	1	0	0	0	0	0	0	3	3	0.00	0.000

TEXAS RANGERS @ BOSTON RED SOX
Fenway Park, Boston, MA
 Sun Apr 26 1992, 3:33 AM EDT
 Cloudy - 45 F

AB	36
R	1
H	10
RBI	1
BB	4
SO	5
LOB	20



Batter	1	2	3	4	5	6	7	8	9	AB R H RBI BB SO LOB	TOP																
Brian Downing, R (1, 10) OBP: 0.490, SLG: 0.472	1-1 G5-3			2-1 G5-3		3-2 FC6-4		2-1 HR	3-1 G6-4-3	5 1 1 2 0 0 3																	
Rafael Palmeiro, L (1, 3) OBP: 0.370, SLG: 0.478	3-3 K			0-0 E 1B 1B		0-3 K		1-2 G3		4 0 1 0 0 2 1																	
Juan Gonzalez, R (1, 8) OBP: 0.313, SLG: 0.488	2-0 G5-3			0-0 P4		0-0 FC6-4		1-2 P3		4 0 0 0 0 0 2																	
Ruben Sierra, S (1, 9) OBP: 0.325, SLG: 0.466		2-2 CS 1B		2-1 E8 1-3 1B			3-2 P4	2-3 K		4 0 2 0 0 1 0																	
Julio Franco, R (1, 4) OBP: 0.375, SLG: 0.308		0-1 L9		3-2 G4-3			0-1 G4-3		4-0 BB 1B BB	3 1 0 0 1 0 3																	
Dean Palmer, R (1, 5) OBP: 0.372, SLG: 0.469		1-3 K			3-3 K		4-0 BB BB		4-1 E 1B 1-2 1B BB	2 1 0 0 2 2 1																	
Kevin Reimer, L (1, 7) OBP: 0.382, SLG: 0.516		0-1 CS	1-3 K		2-3 K		4-1 BB		0-3 K	2 0 0 0 1 2 0																	
Al Newman, S (9, PH) OBP: 0.222, SLG: 0.167		1-2					1-2 BB			1 0 0 0 0 1 2																	
Dickie Thon, R (1, 6) OBP: 0.313, SLG: 0.339			1-0 G1-3		0-1 F9		1-2 L3		1-2 E8 1B 1B	2 0 0 0 0 0 0																	
Jack Daugherty, S (7, PH) OBP: 0.250, SLG: 0.194									1-3 2-H G6-4-3 1B	1 0 0 0 0 0 2																	
Jeff Huson, L (7, 6) OBP: 0.292, SLG: 0.362										0 0 0 0 0 0 0																	
John Cangelosi, S (9, PH) OBP: 0.313, SLG: 0.385										1 0 1 1 0 0 0																	
Ivan Rodriguez, R (1, 2) OBP: 0.318, SLG: 0.393			2-1 G5-3			1-0 FC6-4 1B		0-1 HR 1B		4 1 3 1 0 0 0																	
Inning Stats	R: 0 E: 0 K: 1 S: 6	H: 0 LOB: 0 BB: 0 P: 12	R: 0 E: 0 K: 1 S: 10	H: 1 LOB: 0 BB: 0 P: 13	R: 0 E: 0 K: 1 S: 6	H: 0 LOB: 0 BB: 0 P: 10	R: 0 E: 1 K: 0 S: 9	H: 2 LOB: 2 BB: 0 P: 16	R: 0 E: 0 K: 2 S: 9	H: 0 LOB: 0 BB: 0 P: 14	R: 0 E: 0 K: 1 S: 11	H: 1 LOB: 1 BB: 0 P: 15	R: 0 E: 0 K: 0 S: 9	H: 0 LOB: 2 BB: 2 P: 21	R: 2 E: 0 K: 1 S: 13	H: 2 LOB: 0 BB: 0 P: 19	R: 2 E: 1 K: 1 S: 11	H: 2 LOB: 1 BB: 2 P: 23	1B: 7 2B: 0 3B: 0 HR: 1	SF: 0 SAC: 0 DP: 1 HBP: 0	WP: 0 PB: 0 SB: 0 CS: 1	PA: 38					
PITCHER	IP WLS BF H R ER SO BB IBB HBP BLK WP HR S P ERA WHIP																										
Joe Hesketh, L (1, 1) ERA: 3.86	6.2		25	4	0	0	6	2	0	0	0	0	0	57	97	0.00	0.900										
Greg Harris, R (7, 1) ERA: 1.93	1.1	L	8	2	4	3	1	2	0	0	0	0	1	17	32	20.25	3.000										
Tony Fossas, L (9, 1) ERA: 9.0	0.1		1	0	0	0	1	0	0	0	0	0	0	3	3	0.00	0.000										
Jeff Reardon, R (9, 1) ERA: 1.35	0.2		3	2	0	0	0	0	0	0	0	0	0	7	11	0.00	3.000										

Texas Rangers @ Boston Red Sox
Fenway Park, Boston, MA
 Sun Apr 26 1992, 3:38 AM EDT
 Att. 32,728 - Cloudy - 42 F

livebaseballscorecards.com

AB	33
R	4
H	8
RBI	4
BB	4
SO	8
LOB	14



Batter	1	2	3	4	5	6	7	8	9	AB R H RBI BB SO LOB
Wade Boggs, L (1, 10) OBP: 0.329, SLG: 0.286	1-1 FC3-6-5 E 1B		2-1 F7	2-1 1-3 1B			2-1 E4 BB		1-2 F8	5 0 2 0 0 0 1
Jody Reed, R (1, 4) OBP: 0.333, SLG: 0.333	2-1 E4 FC3-6-5 1-2		0-2 E 2B	0-3 K			4-1 1-2 BB		0-0 P6	4 1 1 0 1 1 4
Phil Plantier, L (1, 9) OBP: 0.294, SLG: 0.311	1-0 FC3-6-5 1-2 2-3		0-2 E3 1B			1-3 K	0-0 L5		1-1 1-2 1B	5 0 2 0 0 1 4
Tom Brunansky, R (1, 3) OBP: 0.346, SLG: 0.273	2-2 G5-3		1-1 F9			2-2 G6-3	0-1 F9		2-3 K	5 0 0 0 0 1 6
Herm Winningham, L (1, 8) OBP: 0.286, SLG: 0.231		2-2 WP 1B	0-0 G4-3			1-1 G4-3		2-3 K		4 0 1 0 0 1 1
Tim Lincecum, R (1, 6) OBP: 0.333, SLG: 0.407		0-0 WP 1B		0-1 G6-3		3-1 P7		3-2 2B		4 0 2 0 0 0 0
Scott Cooper, L (1, 5) OBP: 0.231, SLG: 0.100		3-2 P6 1-2 2-3		3-2 F7		3-2 G4-3		0-3 K		4 0 0 0 0 1 3
Bob Zuppic, R (1, 7) OBP: 0.250, SLG: 0.500		1-2 P6		1-1 1B 2B		1-1 P2		1-3 K		4 1 1 0 0 1 3
John Flaherty, R (1, 2) OBP: 0.222, SLG: 0.333 Mike Greenwell, L (9, PH) OBP: 0.313, SLG: 0.220		0-2 G6-3		0-0 1B 2B			1-0 G6-3		1-1 1B	3 0 1 1 0 0 2 1 0 1 0 0 0 0

Inning Stats	R: 0 E: 1 K: 0 S: 8	H: 1 LOB: 1 BB: 0 P: 14	R: 0 E: 0 K: 0 S: 16	H: 2 LOB: 2 BB: 0 P: 22	R: 1 E: 1 K: 0 S: 11	H: 2 LOB: 1 BB: 0 P: 14	R: 1 E: 0 K: 1 S: 13	H: 3 LOB: 2 BB: 0 P: 19	R: 0 E: 0 K: 1 S: 8	H: 0 LOB: 0 BB: 0 P: 12	R: 0 E: 0 K: 0 S: 7	H: 0 LOB: 0 BB: 0 P: 14	R: 0 E: 1 K: 0 S: 7	H: 0 LOB: 2 BB: 1 P: 14	R: 0 E: 0 K: 3 S: 14	H: 1 LOB: 1 BB: 0 P: 20	R: 0 E: 0 K: 1 S: 13	H: 2 LOB: 2 BB: 0 P: 18	1B: 8 2B: 3 3B: 0 HR: 0	SF: 0 SAC: 0 DP: 1 HBP: 0
--------------	------------------------------	----------------------------------	-------------------------------	----------------------------------	-------------------------------	----------------------------------	-------------------------------	----------------------------------	------------------------------	----------------------------------	------------------------------	----------------------------------	------------------------------	----------------------------------	-------------------------------	----------------------------------	-------------------------------	----------------------------------	----------------------------------	------------------------------------

BOTTOM

Texas Rangers @ Boston Red Sox
Fenway Park, Boston, MA
 Sun Apr 26 1992, 3:38 AM EDT
 Att: 32,728 - Cloudy - 42 F

AB	39
R	2
H	11
RBI	1
BB	1
SO	6
LOB	24



PITCHER	IP	WLS	BF	H	R	ER	SO	BB	IBB	HBP	BLK	WP	HR	S	P	ERA	WHIP
Jeff Robinson, R (1, 1) ERA: 5.13	6.0		26	8	2	2	2	0	0	0	0	1	0	63	95	3.00	1.333
Floyd Bannister, L (7, 1) ERA: 4.5	0.2		4	0	0	0	0	1	0	0	0	0	0	5	12	0.00	1.500
Terry Mathews, R (7, 1) ERA: 4.09	1.1	W	5	1	0	0	3	0	0	0	0	0	0	16	22	0.00	0.750
Jeff Russell, R (9, 1) ERA: 2.25	1.0	S	5	2	0	0	1	0	0	0	0	0	0	13	18	0.00	2.000

Batter	1	2	3	4	5	6	7	8	9	AB R H RBI BB SO LOB	TOP																									
John Cangelosi, S OBP: 0.333, SLG: 0.313 (1, 8) (7, 7)	4-1 WP G4-3 SF7 BB	3-2 F8			3-2 F8		4-2 HR BB	2-1 G6-3		3 2 0 0 2 0 3																										
Julio Franco, R OBP: 0.353, SLG: 0.286 Al Newman, S OBP: 0.241, SLG: 0.231 Dean Palmer, R OBP: 0.388, SLG: 0.530 (1, 4) (1, 5) (7, PH) (7, 5)	2-1 G4-3		0-2 G4-3		1-1 G3 1B 2B		0-0 HR	1-0 1B		1 0 0 0 0 0 1 2 1 1 0 0 0 0 2 1 2 2 0 0 0																										
Rafael Palmeiro, L OBP: 0.360, SLG: 0.466 (1, 3)	2-2 SF7 2-H		1-1 F9		0-0 G3		0-0 G1-3 1B 1B	1-2 G1-3		4 1 1 2 0 0 2																										
Ruben Sierra, S OBP: 0.341, SLG: 0.474 (1, 9)	3-2 1B		2-1 P6		0-1 1B		2-1 G1-3 1B 1B		1-1 G1-3	5 1 3 1 0 0 0																										
Kevin Reimer, L OBP: 0.370, SLG: 0.493 (1, 10)	2-3 K			2-2 FC6-4 1B	1-2 F7		0-0 G1-3		0-1 F7	5 0 1 0 0 1 4																										
Jack Daugherty, S OBP: 0.256, SLG: 0.184 Juan Gonzalez, R OBP: 0.329, SLG: 0.488 (1, 7) (7, PH) (7, 8)				1-3 K		2-1 G4-3	4-0 1B IBB		4-2 FC5 1B BB	2 0 0 0 1 1 1 0 0 0 0 2 0 0																										
Geno Petrali, L OBP: 0.200, SLG: 0.400 Ivan Rodriguez, R OBP: 0.333, SLG: 0.406 (1, 2) (6, PH) (6, 2)		1-2 G6-4-3		2-2 F7		1-2 G6-3	0-1 1B		3-1 FC5 1B	2 0 0 0 0 0 2 3 0 2 2 0 0 0																										
Dickie Thon, R OBP: 0.304, SLG: 0.328 (1, 6)		1-0 1B 1B		0-0 FC6-4		0-1 G6-3	1-1 F7		0-0 FC5	5 0 1 0 0 0 5																										
Jeff Huson, L OBP: 0.308, SLG: 0.373 (1, 5) (1, 4)		1-2 1B			0-1 2B G3 1B		2-1 G1-3	0-1 F9		4 1 2 0 0 0 0																										
Inning Stats	R: 1 E: 0 K: 1 S: 15	H: 1 LOB: 1 BB: 1 P: 28	R: 0 E: 0 K: 0 S: 16	H: 2 LOB: 2 BB: 1 P: 26	R: 0 E: 0 K: 0 S: 7	H: 0 LOB: 0 BB: 0 P: 10	R: 0 E: 0 K: 1 S: 12	H: 1 LOB: 1 BB: 0 P: 17	R: 2 E: 0 K: 0 S: 14	H: 3 LOB: 1 BB: 0 P: 19	R: 0 E: 0 K: 0 S: 8	H: 0 LOB: 0 BB: 0 P: 11	R: 4 E: 0 K: 0 S: 16	H: 4 LOB: 2 BB: 2 P: 29	R: 0 E: 0 K: 0 S: 8	H: 1 LOB: 1 BB: 0 P: 12	R: 0 E: 0 K: 0 S: 10	H: 1 LOB: 2 BB: 1 P: 18	1B: 11 2B: 1 3B: 0 HR: 1	SF: 1 SAC: 0 DP: 1 HBP: 0	WP: 1 PB: 0 SB: 0 CS: 0	PA: 44														
PITCHER	IP WLS BF H R ER SO BB IBB HBP BLK WP HR S P ERA WHIP																																			
Scott Sanderson, R ERA: 5.34 (1, 1)	5.0		23	7	3	3	2	2	0	0	0	1	0	64	100	5.40	1.800																			
Lee Guetterman, L ERA: 8.71 (6, 1)	1.2		10	3	4	4	0	1	1	0	0	0	1	20	35	21.60	2.400																			
John Habyan, R ERA: 0.75 (7, 1)	1.0	W	5	2	0	0	0	0	0	0	0	0	0	9	13	0.00	2.000																			
Steve Howe, L ERA: (8, 1)	1.0		3	0	0	0	0	0	0	0	0	0	0	7	9	0.00	0.000																			
Steve Farr, R ERA: 1.8 (9, 1)	0.1	S	3	1	0	0	0	1	0	0	0	0	0	6	13	0.00	6.000																			

Texas Rangers @ New York Yankees
 Yankee Stadium, Bronx, NY
 Mon Apr 27 1992, 7:05 PM EDT
 Att. 13,911 - Sunny - 52 F

livebaseballscorecards.com

AB 38
 R 7
 H 13
 RBI 7
 BB 5
 SO 2
 LOB 18



BOTTOM

Texas Rangers @ New York Yankees
Yankee Stadium, Bronx, NY

AB 36
R 8
H 15
RBI 8
BB 2
SO 7
LOB 17



WP: 1 PA: 39
PB: 0
SB: 0
CS: 2

Mon Apr 27 1992, 7:05 PM EDT
Att. 13,911 - Sunny - 52 F

AB	R	H	RBI	BB	SO	LOB
5	0	2	0	0	1	2
5	2	2	0	0	1	4
5	2	3	2	0	0	2
3	3	1	0	1	0	2
4	1	2	4	0	1	1
3	0	1	1	0	2	0
1	0	1	1	0	0	0
0	0	0	0	0	0	0
2	0	2	0	1	0	0
4	0	0	0	0	1	5
4	0	1	0	0	1	1
1B: 10	SF: 0	WP: 1	PA: 39	BB: 2	SO: 7	LOB: 17
2B: 3	SAC: 0	PB: 0		3B: 0	DP: 1	
3B: 0	DP: 1	SB: 0		HR: 2	HBP: 1	
HR: 2	HBP: 1	CS: 2				

Batter	1	2	3	4	5	6	7	8	9
Andy Stankiewicz, R OBP: 0.463, SLG: 0.500 (1, 4)	1-1 F7 1B	2-1 FC4 1B			1-1 FC4-6 1B	1-3 K		1-0 G4-3	
Don Mattingly, L OBP: 0.277, SLG: 0.367 (1, 3)	1-1 2B 1B	2-0 FC4 1-2f			0-1 FC4-6 FC4-6 1B 1-2f HR	2-3 K		2-0 1B	
Roberto Kelly, R OBP: 0.417, SLG: 0.526 (1, 8)	2-0 1B 2B	1-2 F8			0-0 FC4-6 1-2 1B		2-1 HR	2-2 L9	
Mel Hall, L OBP: 0.289, SLG: 0.556 (1, 10)	4-2 1B BB		1-2 F9		2-2 FC4-6 1-2f HR 2-3		3-0 WP 1B 2B		
Jesse Barfield, R OBP: 0.226, SLG: 0.232 (1, 9)	2-0 1B CS 1B		0-1 P2		0-2 HR 1-H 3-H		2-3 K		
Randy Velarde, R OBP: 0.243, SLG: 0.328 Kevin Maas, L OBP: 0.469, SLG: 0.615 Dave Silvestri, R (8, 6)	1-2 CS 1B		2-3 K		2-3 K		2-2 1B		
Mike Stanley, R OBP: 0.625, SLG: 0.500 (1, 2)	4-2 1B BB			2-2 G5-4-3 1B		2-2 1B HBP	0-1 2B		
Charlie Hayes, R OBP: 0.356, SLG: 0.423 (1, 5)	2-1 F9		1-2 L7		1 SAFE 0-3 K	0-3 K	2-2 F8		
Mike Humphreys, R OBP: 0.250, SLG: 0.250 (1, 7)		0-0 F8		2-2 G5-4-3 1-2f		1-1 1B		0-3 K	

Inning	R	H	E	K	S	H	LOB	BB	P
1	3	4	0	16	33	0	2	0	0
2	0	1	0	8	13	0	1	0	0
3	0	0	0	8	11	0	0	0	0
4	0	1	0	11	16	0	0	0	0
5	3	3	0	18	23	0	0	0	0
6	0	1	0	15	21	0	2	0	0
7	2	4	0	16	27	0	1	0	0
8	0	1	0	10	15	0	1	0	0
9	0	0	0	0	0	0	0	0	0

PITCHER	IP	WLS	BF	H	R	ER	SO	BB	IBB	HBP	BLK	WP	HR	S	P	ERA	WHIP
Brian Bohanon, L ERA: 8.76 (1, 1)	0.1		6	4	3	3	0	1	0	0	0	0	0	11	22	81.00	15.000
Todd Burns, R ERA: 4.5 (1, 1)	4.0		15	4	2	2	1	1	0	0	0	0	0	37	57	4.50	1.250
Floyd Bannister, L ERA: 4.32 (5, 1)	0.1		1	0	0	0	0	0	0	0	0	0	0	4	6	0.00	0.000
Barry Manuel, R ERA: 4.76 (5, 1)	1.1		7	2	1	1	4	0	0	1	0	0	1	24	32	6.75	1.500
Terry Mathews, R ERA: 4.85 (7, 1)	2.0	L	10	5	2	2	2	0	0	0	0	1	1	26	42	9.00	2.500

Batter	1	2	3	4	5	6	7	8	9	AB R H RBI BB SO LOB	TOP
John Cangelosi, S (1, 7) OBP: 0.280, SLG: 0.250	2-2 F8	2-3 K			2-2 G4-3			2-2 G5-3		4 0 0 0 0 1 3	
Jeff Huson, L (1, 6) OBP: 0.321, SLG: 0.370	4-2 S BB		2-0 F8		1-0 G4-3			0-0 G3-6-3 1B		3 0 1 0 1 0 0	
Rafael Palmeiro, L (1, 3) OBP: 0.344, SLG: 0.442	2-3 K		2-1 G3-1			3-1 G3		3-1 G3-6-3		4 0 0 0 0 1 2	
Ruben Sierra, S (1, 9) OBP: 0.337, SLG: 0.463	2-0 G4-3		1-0 1B			0-0 G4-3			3-2 G4-3	4 0 1 0 0 0 1	
Juan Gonzalez, R (1, 8) OBP: 0.315, SLG: 0.464		1-1 G5-3	1-1 G6-3			0-1 L6			3-0 F8	4 0 0 0 0 0 1	
Kevin Reimer, L (1, 10) OBP: 0.364, SLG: 0.479		1-0 1B 1B 1B		1-1 P5			0-0 F8		0-0 L8	4 1 1 0 0 0 0	
Dean Palmer, R (1, 5) OBP: 0.373, SLG: 0.507		3-1 P6		0-0 G5-3			1-1 F9			3 0 0 0 0 0 1	
Ivan Rodriguez, R (1, 2) OBP: 0.347, SLG: 0.433		1-0 1B 1B		1-0 G5-3			0-1 2B			3 0 2 0 0 0 0	
Al Newman, S (1, 4) OBP: 0.281, SLG: 0.276		0-0 S 1B		1-1 CS 1B			2-0 G3-1			3 0 2 1 0 0 1	
Inning Stats	R: 0 E: 0 K: 1 S: 11 H: 0 LOB: 1 BB: 1 P: 20	R: 1 E: 0 K: 1 S: 10 H: 3 LOB: 2 BB: 0 P: 18	R: 0 E: 0 K: 0 S: 6 H: 1 LOB: 1 BB: 0 P: 12	R: 0 E: 0 K: 0 S: 4 H: 0 LOB: 0 BB: 0 P: 6	R: 0 E: 0 K: 0 S: 6 H: 1 LOB: 0 BB: 0 P: 10	R: 0 E: 0 K: 0 S: 5 H: 0 LOB: 0 BB: 0 P: 8	R: 0 E: 0 K: 0 S: 6 H: 1 LOB: 1 BB: 0 P: 9	R: 0 E: 0 K: 0 S: 8 H: 1 LOB: 0 BB: 0 P: 12	R: 0 E: 0 K: 0 S: 5 H: 0 LOB: 0 BB: 0 P: 11	1B: 6 2B: 1 3B: 0 HR: 0 SF: 0 SAC: 0 DP: 1 HBP: 0	WP: 0 PB: 0 SB: 2 CS: 1 PA: 33
PITCHER Tim Leary, R (1, 1) ERA: 3.14	IP 9.0 WLS L BF 33 H 7 R 1 ER 1 SO 2 BB 1 IBB 0 HBP 0 BLK 0 WP 0 HR 0 S 61 P 106 ERA 1.00 WHIP 0.889										

Texas Rangers @ New York Yankees
Yankee Stadium, Bronx, NY
 Tue Apr 28 1992, 7:05 PM EDT
 Att. 14,520 - Sunny - 56 F

livebaseballscorecards.com

AB 32
R 1
H 7
RBI 1
BB 1
SO 2
LOB 9



Batter	1	2	3	4	5	6	7	8	9	AB R H RBI BB SO LOB	TOP		
Brian Downing, R (1, 10) OBP: 0.482, SLG: 0.436	4-1 2B SF7 BB	1 SAFE 0-0 CS	1-1 G6-3		3-2 G1-3		4-1 BB G4-3 1B BB	1-2 G4-3		3 2 0 0 2 0 0	Texas Rangers @ New York Yankees Yankee Stadium, Bronx, NY Wed Apr 29 1992, 3:33 AM EDT Att. 14,270 - Sunny - 47 F		
Rafael Palmeiro, L (1, 3) OBP: 0.347, SLG: 0.444	2-2 1-3 2B		0-0 G3		2-1 BB HBP		1-0 G4-3 1-2	1-2 G4-3		4 0 1 0 0 0 1			
Juan Gonzalez, R (1, 8) OBP: 0.309, SLG: 0.448	0-1 SF7		0-0 G5-3		4-1 1-2 BB		2-3 K	0-2 G6-3		3 0 0 1 1 1 1			
Ruben Sierra, S (1, 9) OBP: 0.351, SLG: 0.465	3-3 K			0-1 BB 1B	1-0 F9		4-0 BB 1B IBB	2-1 1B		4 2 2 0 1 1 3			
Dean Palmer, R (1, 5) OBP: 0.364, SLG: 0.479	2-3 K			3-3 K	2-3 K		4-1 1B BB	0-3 K		4 0 0 0 1 4 5			
Kevin Reimer, L (1, 7) John Cangelosi, S (7, PR) OBP: 0.329, SLG: 0.238		2-1 HR		4-2 1B BB		2-2 SH1-3 BB CS 1B	0-2 S 1B	0-0 G1-3		3 1 3 3 1 0 0 1 0 0 0 0 0 1			
Dickie Thon, R (1, 6) Jeff Huson, L (7, 6) OBP: 0.321, SLG: 0.370		2-1 F9		2-2 1B 1B		4-0 SH1-3 BB	4-1 1-2 BB			2 0 1 1 2 0 0 0 0 0 0 0 0 0			
Ivan Rodriguez, R (1, 2) OBP: 0.347, SLG: 0.429		1-0 G1-3		0-1 FC5-4 1B		0-0 SH1-3	1-1 G1-3			3 0 1 0 0 0 3			
Al Newman, S (1, 4) OBP: 0.278, SLG: 0.273		0-0 CS 1B		1-1 FC5-4		2-3 K		1-2 F9		4 0 1 0 0 1 4			
Inning Stats	R: 1 E: 0 K: 2 S: 13 H: 1 LOB: 1 BB: 1 P: 24	R: 1 E: 0 K: 0 S: 6 H: 2 LOB: 0 BB: 0 P: 11	R: 0 E: 0 K: 0 S: 4 H: 0 LOB: 0 BB: 0 P: 5	R: 1 E: 0 K: 1 S: 14 H: 3 LOB: 2 BB: 1 P: 24	R: 0 E: 0 K: 1 S: 9 H: 0 LOB: 2 BB: 1 P: 21	R: 0 E: 0 K: 1 S: 8 H: 1 LOB: 2 BB: 1 P: 16	R: 2 E: 0 K: 1 S: 12 H: 1 LOB: 3 BB: 4 P: 32	R: 0 E: 0 K: 0 S: 9 H: 0 LOB: 0 BB: 0 P: 12	R: 0 E: 0 K: 1 S: 9 H: 1 LOB: 1 BB: 0 P: 11	1B: 7 2B: 2 3B: 0 HR: 1 SF: 1 SAC: 1 DP: 1 HBP: 1		WP: 0 PB: 0 SB: 1 CS: 2 PA: 43	
PITCHER	IP WLS BF H R ER SO BB IBB HBP BLK WP HR S P ERA WHIP											PITCHER	IP WLS BF H R ER SO BB IBB HBP BLK WP HR S P ERA WHIP
Greg Cadaret, L (1, 1) ERA: 1.86	6.0 L 27 7 3 3 5 4 0 1 0 0 0 1 54 101 4.50 1.833												
Rich Monteleone, R (7, 1) ERA: 1.38	2.0 11 1 2 2 1 3 1 0 0 0 0 0 21 44 9.00 2.000												
Steve Farr, R (9, 1) ERA: 1.5	1.0 4 1 0 0 0 1 0 0 0 0 0 0 9 11 0.00 1.000												

livebaseballscorecards.com

AB 31
R 5
H 9
RBI 5
BB 8
SO 7
LOB 18



BOTTOM

Texas Rangers @ New York Yankees
 Yankee Stadium, Bronx, NY
 Wed Apr 29 1992, 3:33 AM EDT
 Att. 14,270 - Sunny - 47 F

livebaseballscorecards.com

AB	30
R	1
H	2
RBI	1
BB	3
SO	8
LOB	7



WP: 0	PA: 33
PB: 0	
SB: 1	
CS: 0	

Batter	1	2	3	4	5	6	7	8	9	AB	R	H	RBI	BB	SO	LOB
Andy Stankiewicz, R (1, 4) OBP: 0.438, SLG: 0.436	0-3 K		3-1 G6-3 B 1 SAFE B 1 SAFE F 1 SAFE B X			4-0 BB		1-0 E5 G4-3 S		3	0	0	0	1	1	1
Dion James, L (1, 10) OBP: 0.273, SLG: 0.111	1-0 G4-3			2-1 G4-3		2-1 L8		1-2 G4-3		4	0	0	0	0	0	2
Roberto Kelly, R (1, 8) OBP: 0.391, SLG: 0.482	1-0 F8			1-2 G6-3		1-3 K		0-0 G4-3		4	0	0	0	0	1	2
Mel Hall, L (1, 7) OBP: 0.286, SLG: 0.538		0-0 F8		2-0 F7			1-2 L3		1-0 F7		4	0	0	0	0	0
Matt Nokes, L (1, 2) OBP: 0.290, SLG: 0.404		1-1 P4			1-3 K2-3		3-1 HR		1-3 K2-3		4	1	1	1	0	2
Jesse Barfield, R (1, 9) OBP: 0.200, SLG: 0.203		3-3 K			0-0 F8		1-3 K2-3		1-3 K		4	0	0	0	0	3
Kevin Maas, L (1, 3) OBP: 0.462, SLG: 0.563			1-1 P5		4-2 BB		3-1 1B				2	0	1	0	1	0
Charlie Hayes, R (1, 5) OBP: 0.329, SLG: 0.390			2-2 L5		0-0 F9		2-3 K				3	0	0	0	0	1
Randy Velarde, R (1, 6) OBP: 0.250, SLG: 0.310			4-2 BB			0-1 F7		0-0 G5-3		2	0	0	0	1	0	0

Inning Stats	R: 0 E: 0 K: 1 S: 5	H: 0 LOB: 0 BB: 0 P: 7	R: 0 E: 0 K: 1 S: 10	H: 0 LOB: 0 BB: 0 P: 14	R: 0 E: 0 K: 0 S: 10	H: 0 LOB: 1 BB: 1 P: 20	R: 0 E: 0 K: 0 S: 6	H: 0 LOB: 0 BB: 0 P: 11	R: 0 E: 0 K: 1 S: 7	H: 0 LOB: 1 BB: 1 P: 12	R: 0 E: 0 K: 1 S: 7	H: 0 LOB: 1 BB: 1 P: 14	R: 1 E: 0 K: 2 S: 13	H: 2 LOB: 1 BB: 0 P: 23	R: 0 E: 1 K: 0 S: 7	H: 0 LOB: 1 BB: 0 P: 9	R: 0 E: 0 K: 2 S: 7	H: 0 LOB: 0 BB: 0 P: 10	1B: 1 2B: 0 3B: 0 HR: 1	SF: 0 SAC: 0 DP: 0 HBP: 0
---------------------	------------------------------	---------------------------------	-------------------------------	----------------------------------	-------------------------------	----------------------------------	------------------------------	----------------------------------	------------------------------	----------------------------------	------------------------------	----------------------------------	-------------------------------	----------------------------------	------------------------------	---------------------------------	------------------------------	----------------------------------	----------------------------------	------------------------------------

PITCHER Jose Guzman, R (1, 1) ERA: 2.43	IP: 9.0 WLS: 1 BF: 33 H: 2 R: 1 ER: 1 SO: 8 BB: 3 IBB: 0 HBP: 0 BLK: 0 WP: 0 HR: 1 S: 72 P: 120 ERA: 1.00 WHIP: 0.556	PITCHER	IP: 1.1 WLS: 0 BF: 5 H: 0 R: 0 ER: 0 SO: 0 BB: 0 IBB: 0 HBP: 0 BLK: 0 WP: 0 HR: 0 S: 5 P: 10 ERA: 0.00 WHIP: 0.000
--	---	----------------	--

Batter	1	2	3	4	5	6	7	8	9	AB R H RBI BB SO LOB	TOP
Jeff Huson, L <small>(1, 6) OBP: 0.317, SLG: 0.351</small> <small>(7, 8)</small>	4-2 G4-3 2B BB		2-2 FC3-6 1-2f			0-0 P8			0-1 F9	3 1 0 0 1 0 1	
Rafael Palmeiro, L <small>(1, 3) OBP: 0.333, SLG: 0.424</small>	0-3 K		0-0 F7			3-2 G3-1			2-0 G4-3	4 0 0 0 0 1 2	
Kevin Reimer, L <small>(1, 7) OBP: 0.376, SLG: 0.513</small>	3-2 G4-3 1-2		0-0 P6			3-2 G4-3			1-0 G3	4 0 0 0 0 0 2	
Ruben Sierra, S <small>(1, 9) OBP: 0.354, SLG: 0.477</small> John Cangelosi, S <small>(6, 9) OBP: 0.259, SLG: 0.227</small>	0-1 2-H 2B			1-2 P4			1-1 P3			2 0 1 1 0 0 0 1 0 0 0 0 0 0	
Juan Gonzalez, R <small>(1, 8) OBP: 0.299, SLG: 0.433</small> Dickie Thon, R <small>(7, 6) OBP: 0.329, SLG: 0.333</small>	1-1 G5-3			1-0 F8			3-2 F7			3 0 0 0 0 0 1 0 0 0 0 0 0 0	
Geno Petralli, L <small>(1, 2) OBP: 0.174, SLG: 0.348</small>		0-0 G4-3		1-0 F5			3-1 P8			3 0 0 0 0 0 0	
Dean Palmer, R <small>(1, 5) OBP: 0.363, SLG: 0.474</small>		1-3 K			1-1 G1-6-3 1B			2-2 G5-3		3 0 1 0 0 1 0	AB 29 R 1 H 3 RBI 1 BB 1 SO 3 LOB 7
Jack Daugherty, S <small>(1, 10) OBP: 0.239, SLG: 0.171</small>		0-3 K			0-1 G1-6-3 1-2f			1-2 F9		3 0 0 0 0 1 1	
Al Newman, S <small>(1, 4) OBP: 0.282, SLG: 0.278</small>			1-2 FC3-6 1B		2-1 F7			1-0 L6		3 0 1 0 0 0 0	
Inning Stats	R: 1 H: 1 E: 0 LOB: 1 K: 1 BB: 1 S: 14 P: 22	R: 0 H: 0 E: 0 LOB: 0 K: 2 BB: 0 S: 7 P: 8	R: 0 H: 1 E: 0 LOB: 1 K: 0 BB: 0 S: 9 P: 11	R: 0 H: 0 E: 0 LOB: 0 K: 0 BB: 0 S: 5 P: 8	R: 0 H: 1 E: 0 LOB: 0 K: 0 BB: 0 S: 6 P: 9	R: 0 H: 0 E: 0 LOB: 0 K: 0 BB: 0 S: 9 P: 15	R: 0 H: 0 E: 0 LOB: 0 K: 0 BB: 0 S: 7 P: 14	R: 0 H: 0 E: 0 LOB: 0 K: 0 BB: 0 S: 9 P: 13	R: 0 H: 0 E: 0 LOB: 0 K: 0 BB: 0 S: 4 P: 7	1B: 2 SF: 0 2B: 1 SAC: 0 3B: 0 DP: 1 HR: 0 HBP: 0	WP: 0 PA: 30 PB: 0 SB: 0 CS: 0
PITCHER Jack McDowell, R <small>(1, 1) ERA: 3.0</small>	IP 9.0 WLS W BF 30 H 3 R 1 ER 1 SO 3 BB 1 IBB 0 HBP 0 BLK 0 WP 0 HR 0 S 70 P 107 ERA 1.00 WHIP 0.444					PITCHER IP WLS BF H R ER SO BB IBB HBP BLK WP HR S P ERA WHIP					

Texas Rangers @ Chicago White Sox
 Comiskey Park, Chicago, IL
 Thu Apr 30 1992, 8:05 PM EDT
 Att. 24,134 - Cloudy - 45 F

livebaseballscorecards.com

Batter	1	2	3	4	5	6	7	8	9	AB	R	H	RBI	BB	SO	LOB
Tim Raines, S OBP: 0.333, SLG: 0.343 Warren Newson, L OBP: 0.500, SLG: 0.286	1-1 G6-3 3B	2-2 1B	2-0 G3		3-2 F8		1-0 G5-3			4	1	2	1	0	0	3
Steve Sax, R OBP: 0.338, SLG: 0.313 Joey Cora, S OBP: 0.300, SLG: 0.250	3-2 G6-3	1-0 P2		3-2 P8		3-3 K		3-1 F9		4	0	0	1	0	1	2
Robin Ventura, L OBP: 0.400, SLG: 0.406	4-0 CS BB		4-1 1B BB WP	3-1 G3-1		1-1 F7		2-0 2B		3	2	1	0	2	0	0
Frank Thomas, R OBP: 0.398, SLG: 0.355	2-3 K 1-2		4-0 WP 1B FC1-2 BB	3-1 G5-3		0-1 G6-3		3-2 G6-3		4	0	0	0	1	1	2
George Bell, R OBP: 0.368, SLG: 0.548		1-0 FC5-4 1B S 1B	1-1 FC1-2 WP 2B 1B		3-1 1B 2B		2-0 HR	0-1 2B		5	4	5	2	0	0	0
Dan Pasqua, L OBP: 0.360, SLG: 0.533	3-3 K 1-2	0-3 K		2-1 F8		0-0 G4-3				4	0	0	0	0	2	5
Ron Karkovics, R OBP: 0.370, SLG: 0.341	4-1 FC5-4 BB	4-1 FC1-2 2B BB		2-1 1B 1B		0-0 G6-3				2	1	1	1	2	0	0
Lance Johnson, L OBP: 0.306, SLG: 0.338	2-1 FC5-4 1B 1-2 2-3	1-0 FC1-2 2B		0-0 1B		4-1 HR BB				3	3	1	0	1	0	5
Craig Grebeck, R OBP: 0.280, SLG: 0.435	0-0 1B 1B 3-H	3-1 PB 2B		0-1 F8		2-0 HR				4	1	3	6	0	0	2

Inning Stats	R: 1	H: 1	E: 0	K: 1	S: 8	L: 1	LOB: 1	P: 18	R: 2	H: 3	E: 0	K: 1	S: 13	L: 2	LOB: 2	P: 26	R: 4	H: 2	E: 0	K: 1	S: 11	L: 2	LOB: 1	P: 30	R: 0	H: 0	E: 0	K: 0	S: 8	L: 0	LOB: 0	P: 17	R: 1	H: 3	E: 0	K: 0	S: 12	L: 2	LOB: 2	P: 22	R: 0	H: 0	E: 0	K: 1	S: 7	L: 0	LOB: 0	P: 11	R: 3	H: 2	E: 0	K: 0	S: 6	L: 2	LOB: 0	P: 15	R: 1	H: 2	E: 0	K: 0	S: 8	L: 1	LOB: 1	P: 16
--------------	------	------	------	------	------	------	--------	-------	------	------	------	------	-------	------	--------	-------	------	------	------	------	-------	------	--------	-------	------	------	------	------	------	------	--------	-------	------	------	------	------	-------	------	--------	-------	------	------	------	------	------	------	--------	-------	------	------	------	------	------	------	--------	-------	------	------	------	------	------	------	--------	-------

PITCHER	IP	WLS	BF	H	R	ER	SO	BB	IBB	HBP	BLK	WP	HR	S	P	ERA	WHIP
Nolan Ryan, R ERA: 10.8	2.1	L	16	5	7	7	3	5	0	0	0	1	0	28	64	27.00	4.286
Floyd Bannister, L ERA: 3.6	1.2		6	1	0	0	0	0	0	0	0	0	0	12	27	0.00	0.600
Todd Burns, R ERA: 7.88	4.0		19	7	5	5	1	1	0	0	0	0	2	33	64	11.25	2.000


BOTTOM

Texas Rangers @ Chicago White Sox
Comiskey Park, Chicago, IL

Thu Apr 30 1992, 8:05 PM EDT
Att. 24,134 - Cloudy - 45 F

livebaseballscorecards.com

AB	35
R	12
H	13
RBI	11
BB	6
SO	4
LOB	19



WP: 1 PA: 41
PB: 1
SB: 1
CS: 1

Batter	1	2	3	4	5	6	7	8	9	AB R H RBI BB SO LOB	TOP			
Dickie Thon, R (1, 6) OBP: 0.312, SLG: 0.314 Geno Petrali, L (9, PH) OBP: 0.174, SLG: 0.348 Julio Franco, R (9, PH) OBP: 0.389, SLG: 0.333 Jeff Huson, L (9, PR) OBP: 0.317, SLG: 0.351 (9, 6)	1-3 K		2-1 G6-3		1-1 F7		0-0 G6-3		1-0 3B 1B	4 0 0 0 0 1 0 0 0 0 0 0 0 0 1 0 1 1 0 0 0 0 1 0 0 0 0 0				
Rafael Palmeiro, L (1, 3) OBP: 0.346, SLG: 0.483	0-1 G4-3		4-1 FC5-4 BB		1-1 HR		1-2 F8		3-2 3B	4 1 2 3 1 0 0				
Juan Gonzalez, R (1, 8) OBP: 0.304, SLG: 0.463 Jeff Russell, R (9, 1)	1-0 HR		1-0 FC5-4		3-1 1B		1-1 G6-3		1-3 K	5 1 2 1 0 1 3 0 0 0 0 0 0 0				
Ruben Sierra, S (1, 9) OBP: 0.347, SLG: 0.457	1-1 G6-3		1-1 F8		0-1 P4			0-0 G4-3	4-0 IBB	4 0 0 0 1 0 2				
Brian Downing, R (1, 10) OBP: 0.492, SLG: 0.439 Jack Daugherty, S (8, PH) OBP: 0.229, SLG: 0.163 (9, 7)		4-1 G6-4-3 1B BB		2-1 G3-1 1B		0-2 F9		1-1 L9	2-2 G6-3	2 1 1 0 1 0 0 2 0 0 0 0 0 2				
Kevin Reimer, L (1, 7) OBP: 0.382, SLG: 0.512 John Cangelosi, S (8, 7) OBP: 0.259, SLG: 0.227 (9, 8)		1-1 G6-4-3 1B		0-0 G3-1		0-1 HR 1B		2-2 F7		4 1 2 0 0 0 1 0 0 0 0 0 0 0				
Dean Palmer, R (1, 5) OBP: 0.358, SLG: 0.500		1-0 G6-4-3 1-2f 2-3		0-0 F9		2-1 HR 1B			0-0 P6	4 1 1 2 0 0 3				
Ivan Rodriguez, R (1, 2) OBP: 0.354, SLG: 0.432		1-0 FC6-4 1B		0-3 K		1-0 G4-3			2-0 1B 1B	4 1 2 1 0 1 1				
Al Newman, S (1, 4) OBP: 0.279, SLG: 0.275		2-1 FC6-4		0-1 P2		1-2 G1		SAFE 2-1 1B 3B 1B		4 1 1 0 0 0 1				
Inning Stats	R: 1 E: 0 K: 1 S: 8 H: 1 LOB: 0 BB: 0 P: 11	R: 1 E: 0 K: 0 S: 7 H: 2 LOB: 1 BB: 1 P: 16	R: 0 E: 0 K: 0 S: 6 H: 0 LOB: 1 BB: 1 P: 14	R: 0 E: 0 K: 1 S: 7 H: 1 LOB: 1 BB: 0 P: 9	R: 1 E: 0 K: 0 S: 10 H: 2 LOB: 1 BB: 0 P: 15	R: 2 E: 0 K: 0 S: 11 H: 2 LOB: 0 BB: 0 P: 15	R: 0 E: 0 K: 0 S: 6 H: 0 LOB: 0 BB: 0 P: 8	R: 0 E: 0 K: 0 S: 6 H: 0 LOB: 0 BB: 0 P: 9	R: 3 E: 0 K: 1 S: 19 H: 4 LOB: 2 BB: 1 P: 33	1B: 8 2B: 0 3B: 1 HR: 3 SF: 0 SAC: 0 DP: 1 HBP: 0	WP: 0 PB: 0 SB: 0 CS: 0 PA: 41			
PITCHER	IP WLS BF H R ER SO BB IBB HBP BLK WP HR S P ERA WHIP												PITCHER	IP WLS BF H R ER SO BB IBB HBP BLK WP HR S P ERA WHIP
Greg Hibbard, L (1, 1) ERA: 3.71	5.1 L 25 8 5 5 2 2 0 0 0 0 3 45 74 8.44 1.875													
Terry Leach, R (6, 1) ERA: 2.25	2.2 8 0 0 0 0 0 0 0 0 0 0 0 16 23 0.00 0.000													
Donn Pall, R (9, 1) ERA: 4.05	0.1 3 2 2 2 0 0 0 0 0 0 0 5 8 54.00 6.000													
Scott Radinsky, L (9, 1) ERA: 2.35	0.2 5 2 1 1 1 0 0 1 0 0 0 0 14 25 13.50 3.000													

Texas Rangers @ Chicago White Sox
Comiskey Park, Chicago, IL
Fri May 01 1992, 8:05 PM EDT
Att. 32,213 - Cloudy - 87 F

livebaseballscorecards.com

AB	38
R	8
H	12
RBI	8
BB	3
SO	3
LOB	13



Batter	1	2	3	4	5	6	7	8	9	AB	R	H	RBI	BB	SO	LOB
Tim Raines, S OBP: 0.338, SLG: 0.375 (1, 10)	G4-3 2B	FC4-6 1-2f			2-2 BB	G3-1 1-2 2-3		P6 3-2		5	2	2	0	0	0	5
Steve Sax, R OBP: 0.329, SLG: 0.296 (1, 4)	G4-3 2-3		F8 0-1		4-2 BB BB	G1-3 2-3		G3-1 1-1		4	0	0	0	1	0	5
Robin Ventura, L OBP: 0.400, SLG: 0.389 (1, 5)	4-0 2B		L5 0-1		4-2 BB		L1 1-2		G3-1 0-0	3	1	0	0	2	0	0
Frank Thomas, R OBP: 0.420, SLG: 0.375 (1, 3)	3-0 1B				1-3 K		4-2 FC5-4		4-2 G6-4-3	2	1	1	2	3	1	3
George Bell, R OBP: 0.370, SLG: 0.532 (1, 7)	3-1 G5-4-3		1-3 K		4-2 BB		1-1 FC5-4		0-1 G6-4-3	4	0	1	2	1	1	3
Dan Pasqua, L OBP: 0.333, SLG: 0.490 (1, 9)	0-0 G5-4-3			1-3 K	3-3 K		2-1 G4-3			4	0	0	0	0	2	5
Ron Karkovice, R OBP: 0.379, SLG: 0.340 (1, 2)		1-0 F9		1-0 G5-3		0-2 G3-1		4-0 SH1-4		3	0	1	0	1	0	0
Lance Johnson, L OBP: 0.303, SLG: 0.333 (1, 8)		0-0 G5-3		0-0 G5-3		1-1 P8		3-2 SH1-4		4	0	1	0	0	0	1
Craig Grebeck, R OBP: 0.357, SLG: 0.500 (1, 6)		4-1 FC4-6			3-2 2B	4-2 BB		0-1 SH1-4		1	0	1	0	2	0	0

Inning Stats	R: 3	H: 3	E: 0	K: 0	S: 7	LOB: 0	BB: 1	P: 20	R: 0	H: 0	E: 0	K: 0	S: 4	LOB: 1	BB: 1	P: 9	R: 0	H: 0	E: 0	K: 1	S: 7	LOB: 1	BB: 1	P: 12	R: 0	H: 0	E: 0	K: 1	S: 6	LOB: 0	BB: 0	P: 8	R: 1	H: 2	E: 0	K: 2	S: 22	LOB: 3	BB: 3	P: 43	R: 0	H: 1	E: 0	K: 0	S: 9	LOB: 2	BB: 1	P: 14	R: 0	H: 0	E: 0	K: 0	S: 8	LOB: 1	BB: 1	P: 16	R: 0	H: 1	E: 0	K: 0	S: 10	LOB: 2	BB: 1	P: 21	R: 0	H: 0	E: 0	K: 0	S: 5	LOB: 0	BB: 1	P: 9	1B: 3	SF: 0	2B: 4	SAC: 1	3B: 0	DP: 2	HR: 0	HBP: 0	WP: 0	PA: 41
--------------	------	------	------	------	------	--------	-------	-------	------	------	------	------	------	--------	-------	------	------	------	------	------	------	--------	-------	-------	------	------	------	------	------	--------	-------	------	------	------	------	------	-------	--------	-------	-------	------	------	------	------	------	--------	-------	-------	------	------	------	------	------	--------	-------	-------	------	------	------	------	-------	--------	-------	-------	------	------	------	------	------	--------	-------	------	-------	-------	-------	--------	-------	-------	-------	--------	-------	--------

PITCHER	IP	WLS	BF	H	R	ER	SO	BB	IBB	HBP	BLK	WP	HR	S	P	ERA	WHIP
Bobby Witt, R ERA: 3.77 (1, 1)	5.0		24	5	4	4	4	6	0	0	0	0	0	46	92	7.20	2.200
Terry Mathews, R ERA: 4.3 (6, 1)	1.2		8	1	0	0	0	2	0	0	0	0	0	15	26	0.00	1.800
Kenny Rogers, L ERA: 2.25 (7, 1)	1.0		5	1	0	0	0	1	0	0	0	0	0	10	22	0.00	2.000
Jeff Russell, R ERA: 1.86 (8, 1)	1.1	S	4	0	0	0	0	1	0	0	0	0	0	7	12	0.00	0.750
Jeff Russell, R ERA: 1.86 (9, 1)	1.1	S	4	0	0	0	0	1	0	0	0	0	0	7	12	0.00	0.750

BOTTOM

Texas Rangers @ Chicago White Sox
Comiskey Park, Chicago, IL

Fri May 01 1992, 8:05 PM EDT
Att: 32,213 - Cloudy - 87 F

livebaseballscorecards.com

AB	30
R	4
H	7
RBI	4
BB	10
SO	4
LOB	22



Batter	1	2	3	4	5	6	7	8	9	10	11	AB R H RBI BB SO LOB	TOP																			
John Cangelosi, S OBP: 0.281, SLG: 0.269 (1, 8) (9, 7) (11, 8)	G4-3			F8		F8			SH1-3 2B		1B SF9 BB	4 1 1 0 1 0 0																				
Jeff Huson, L OBP: 0.317, SLG: 0.400 (1, 4) (9, PH) Julio Franco, R OBP: 0.421, SLG: 0.333 (9, PR) Al Newman, S OBP: 0.293, SLG: 0.293 (9, 4)	L8			HR			G6-3		SH1-3 IBB		1B 1B 1B	3 1 1 1 0 0 0 0 0 0 0 1 0 0 1 1 1 0 0 0 0																				
Rafael Palmeiro, L OBP: 0.343, SLG: 0.473 (1, 3)	G4-3			G3			1B HBP		SH1-3		SF9	2 0 0 1 0 0 0																				
Ruben Sierra, S OBP: 0.358, SLG: 0.458 (1, 9)		G1-3		G4-3			G3-6 1B				1B 1B	4 1 2 0 1 0 0																				
Kevin Reimer, L OBP: 0.366, SLG: 0.488 (1, 7) Juan Gonzalez, R OBP: 0.304, SLG: 0.463 (9, 8) Jack Daugherty, S OBP: 0.245, SLG: 0.182 (11, PH) (11, 7)		F9				F9	G3-6 1-2f		K		1B 1B 1B	4 0 0 0 0 1 5 0 0 0 0 0 0 0 1 0 1 1 0 0 0																				
Dean Palmer, R OBP: 0.350, SLG: 0.482 (1, 5)		G5-3				L7			E5 1B SH5-3		1B	5 0 1 1 0 1 3																				
Geno Petralli, L OBP: 0.148, SLG: 0.296 (1, 10)				G6-3		L6			SH5-3		K	4 0 0 0 0 2 2																				
Dickie Thon, R OBP: 0.305, SLG: 0.307 (1, 6)				K			F7		G5-4-3 1B		G3	5 0 1 0 0 1 2																				
Ivan Rodriguez, R OBP: 0.337, SLG: 0.410 (1, 2)				G5-3		L6			G5-4-3		K	4 0 0 0 0 1 2																				
Inning Stats	R: 0 E: 0 K: 0 S: 7	H: 0 LOB: 0 BB: 0 P: 8	R: 0 E: 0 K: 0 S: 4	H: 0 LOB: 0 BB: 0 P: 6	R: 0 E: 0 K: 1 S: 9	H: 0 LOB: 0 BB: 0 P: 10	R: 1 E: 0 K: 0 S: 13	H: 1 LOB: 0 BB: 0 P: 20	R: 0 E: 0 K: 0 S: 6	H: 0 LOB: 0 BB: 0 P: 8	R: 0 E: 0 K: 0 S: 6	H: 0 LOB: 0 BB: 0 P: 9	R: 0 E: 0 K: 0 S: 8	H: 1 LOB: 1 BB: 0 P: 17	R: 0 E: 1 K: 0 S: 5	H: 1 LOB: 1 BB: 0 P: 6	R: 0 E: 0 K: 2 S: 11	H: 1 LOB: 3 BB: 2 P: 25	R: 0 E: 0 K: 2 S: 9	H: 0 LOB: 0 BB: 0 P: 14	R: 3 E: 0 K: 1 S: 19	H: 4 LOB: 2 BB: 1 P: 34	1B: 6 2B: 1 3B: 0 HR: 1	SF: 1 SAC: 2 DP: 2 HBP: 1	WP: 0 PB: 0 SB: 1 CS: 0	PA: 44						
PITCHER	IP WLS BF H R ER SO BB IBB HBP BLK WP HR S P ERA WHIP														PITCHER	IP WLS BF H R ER SO BB IBB HBP BLK WP HR S P ERA WHIP																
Charlie Hough, R ERA: 4.5 (1, 1)	8.0		27	3	1	1	1	0	0	1	0	0	0	0	1	58	84	1.12	0.375													
Scott Radinsky, L ERA: 2.16 (9, 1)	0.2		5	1	0	0	1	0	2	0	0	0	0	0	0	8	21	0.00	1.500													
Bobby Thigpen, R ERA: 4.91 (9, 1)	1.2	L	10	4	3	3	3	1	0	0	0	0	0	0	0	27	46	16.20	3.000													
Wilson Alvarez, L ERA: (11, 1)	0.2		2	0	0	0	1	0	0	0	0	0	0	0	0	4	6	0.00	0.000													

Texas Rangers @ Chicago White Sox
Comiskey Park, Chicago, IL
Sat May 02 1992, 4:33 AM EDT
Att: 29,172 - Cloudy - 76 F

livebaseballscorecards.com

AB	37
R	4
H	8
RBI	4
BB	3
SO	6
LOB	14



Batter	1	2	3	4	5	6	7	8	9	10	11	AB R H RBI BB SO LOB	BOTTOM	
Tim Raines, S OBP: 0.349, SLG: 0.368 (1, 7)												4 1 1 0 2 1 2	Texas Rangers @ Chicago White Sox Comiskey Park, Chicago, IL Sat May 02 1992, 4:33 AM EDT Att: 29,172 - Cloudy - 76 F	
Steve Sax, R OBP: 0.318, SLG: 0.276 (1, 4)												5 0 0 0 1 0 5		
Robin Ventura, L OBP: 0.406, SLG: 0.390 (1, 5)												5 0 2 1 1 1 2		
Frank Thomas, R OBP: 0.419, SLG: 0.382 (1, 3)												4 0 1 0 1 1 3		
George Bell, R OBP: 0.353, SLG: 0.506 Joey Cora, S OBP: 0.273, SLG: 0.222 (1, 10) (8, PR)												4 0 0 0 0 1 5 1 0 0 0 0 0 0		
Dan Pasqua, L OBP: 0.357, SLG: 0.490 Mike Huff, R OBP: 0.333, SLG: 0.357 (1, 9) (7, PH) (8, 9)												0 0 0 0 2 0 0 1 0 1 0 0 0 0 2 0 0 0 0 1 2		
Warren Newson, L OBP: 0.417, SLG: 0.222 (8, PH) (9, 9)												3 0 0 0 0 2 3 1 0 0 0 1 0 0		
Lance Johnson, L OBP: 0.309, SLG: 0.321 (1, 8)												3 0 0 0 2 0 5		
Craig Grebeck, R OBP: 0.333, SLG: 0.429 (1, 6)												4 0 0 0 1 2 3		
Inning Stats	R: 0 H: 0 E: 0 K: 1 S: 6 LOB: 0 BB: 0 P: 12	R: 0 H: 0 E: 0 K: 0 S: 10 LOB: 1 BB: 1 P: 19	R: 0 H: 0 E: 0 K: 1 S: 6 LOB: 0 BB: 1 P: 12	R: 0 H: 0 E: 0 K: 0 S: 7 LOB: 1 BB: 2 P: 17	R: 0 H: 0 E: 0 K: 1 S: 5 LOB: 1 BB: 1 P: 10	R: 0 H: 1 E: 0 K: 1 S: 10 LOB: 2 BB: 1 P: 23	R: 0 H: 1 E: 0 K: 1 S: 14 LOB: 3 BB: 2 P: 29	R: 0 H: 1 E: 0 K: 2 S: 13 LOB: 3 BB: 1 P: 24	R: 1 H: 2 E: 0 K: 2 S: 16 LOB: 1 BB: 0 P: 25	R: 0 H: 0 E: 0 K: 0 S: 7 LOB: 0 BB: 0 P: 10	R: 0 H: 0 E: 0 K: 0 S: 8 LOB: 2 BB: 2 P: 21	1B: 4 SF: 0 2B: 2 SAC: 0 3B: 0 DP: 1 HR: 0 HBP: 0		WP: 3 PA: 48 PB: 0 SB: 0 CS: 1
PITCHER	IP WLS BF H R ER SO BB IBB HBP BLK WP HR S P ERA WHIP													PITCHER
Roger Pavlik, R ERA: 3.38 (1, 1)	6.0 23 1 0 0 4 6 0 0 0 3 0 44 93 0.00 1.167												Jeff Robinson, R ERA: 4.76 (10, 1)	2.0 8 0 0 0 0 2 0 0 0 0 0 9 15 0.00 1.500
Floyd Bannister, L ERA: 4.2 (7, 1)	0.2 3 1 0 0 1 0 0 0 0 0 0 9 15 0.00 1.500													
Terry Mathews, R ERA: 4.2 (7, 1)	0.1 3 0 0 0 0 2 0 0 0 0 0 5 14 0.00 6.000													
Kenny Rogers, L ERA: 2.19 (8, 1)	0.1 2 1 0 0 1 0 0 0 0 0 0 7 11 0.00 3.000													
Jeff Russell, R ERA: 2.38 (8, 1)	1.2 9 2 1 1 3 1 0 0 0 0 0 22 38 5.40 1.800													

AB	37
R	1
H	5
RBI	1
BB	11
SO	9
LOB	30



livebaseballscores.com

Batter	1	2	3	4	5	6	7	8	9	AB R H RBI BB SO LOB
John Cangelosi, S OBP: 0.306, SLG: 0.250 (1, 8)	4-2 P3-4 BB		1-3 K		2-2 G4-3		4-0 PO BB			2 0 0 0 2 1 1
Jeff Huson, L OBP: 0.313, SLG: 0.406 (1, 6)	0-2 P3-4 1-2f		1-2 E4 BB		2-2 G1-3		0-0 PO 1-2	1-0 G3-1 1B 2B		4 1 1 0 0 0 1
Rafael Palmeiro, L OBP: 0.357, SLG: 0.505 (1, 10)	4-1 BB		4-1 E BB		3-2 HR			3-1 G3-1 2-3		2 1 1 1 2 0 1
Ruben Sierra, S OBP: 0.355, SLG: 0.450 (1, 9)	2-3 K		0-3 K		2-1 L9			1-1 FC5-4 1B		4 0 1 1 0 2 3

Kevin Reimer, L OBP: 0.351, SLG: 0.467 (1, 7)		0-0 E4 FC1-6		2-3 K		2-2 G6-3		1-3 K		4 0 0 0 0 2 1
Jack Daugherty, S OBP: 0.245, SLG: 0.188 (1, 3)		1-1 FC1-6 CS 1-2f		1-0 1B 1B		0-1 G4-3		0-0 FC5-4 1-2f		4 0 1 0 0 0 2
Dean Palmer, R OBP: 0.337, SLG: 0.461 (1, 5)		3-3 K 1-2		3-3 K		2-2 F9			3-2 F8	4 0 0 0 0 2 2
Geno Petralli, L OBP: 0.200, SLG: 0.367 (1, 2)			0-0 SH3-4 E 2B		0-1 1B		1-0 G6-3		2-2 G6-3	3 1 2 0 0 0 0 1 0 0 0 0 0 0
Ivan Rodriguez, R OBP: 0.333, SLG: 0.405 (9, PH)										
Al Newman, S OBP: 0.283, SLG: 0.279 (1, 4)			2-1 SH3-4		1-0 L9		2-2 G1		1-0 F9	2 0 0 0 0 0 2 1 0 0 0 0 0 0
Julio Franco, R OBP: 0.400, SLG: 0.313 (9, PH)										

Inning Stats	R: 0	H: 0	E: 0	K: 1	S: 10	R: 0	H: 0	E: 1	K: 1	S: 9	R: 1	H: 1	E: 2	K: 2	S: 14	R: 0	H: 2	E: 0	K: 2	S: 12	R: 1	H: 1	E: 0	K: 0	S: 11	R: 0	H: 0	E: 0	K: 0	S: 9	R: 0	H: 0	E: 0	K: 0	S: 4	R: 1	H: 2	E: 0	K: 1	S: 9	R: 0	H: 0	E: 0	K: 0	S: 8	R: 0	H: 0	E: 0	K: 0	S: 14	1B: 3	SF: 0	2B: 4	SAC: 1	3B: 0	DP: 2	HR: 1	HBP: 0	WP: 0	PA: 37
--------------	------	------	------	------	-------	------	------	------	------	------	------	------	------	------	-------	------	------	------	------	-------	------	------	------	------	-------	------	------	------	------	------	------	------	------	------	------	------	------	------	------	------	------	------	------	------	------	------	------	------	------	-------	-------	-------	-------	--------	-------	-------	-------	--------	-------	--------

PITCHER	IP	WLS	BF	H	R	ER	SO	BB	IBB	HBP	BLK	WP	HR	S	P	ERA	WHIP
Kirk McCaskill, R ERA: 5.76 (1, 1)	7.1		30	5	3	2	6	4	0	0	0	0	1	72	124	2.46	1.227
Scott Radinsky, L ERA: 1.8 (8, 1)	1.2	W	6	1	0	0	1	0	0	0	0	0	0	14	22	0.00	0.600

Texas Rangers @ Chicago White Sox
Comiskey Park, Chicago, IL
Sun May 03 1992, 4:33 AM EDT
Att. 30,314 - Sunny - 53 F

livebaseballscorecards.com

AB	31
R	3
H	6
RBI	2
BB	4
SO	7
LOB	13



BOTTOM

Texas Rangers @ Chicago White Sox
Comiskey Park, Chicago, IL
Sun May 03 1992, 4:33 AM EDT
Att. 30,314 - Sunny - 53 F

livebaseballscorecards.com

AB 31
R 5
H 8
RBI 5
BB 5
SO 4
LOB 18



WP: 0 PA: 38
PB: 0
SB: 0
CS: 1

AB R H RBI BB SO LOB

4 0 0 1 1 0 3

5 0 1 0 0 0 4

4 2 3 1 0 0 0

3 0 1 1 1 0 2

3 1 1 0 0 1 0

1 0 0 1 1 1 0

1 1 0 0 0 0 2

0 0 0 0 0 0 0

4 0 1 0 0 2 5

3 0 0 0 0 0 1

0 0 0 0 1 0 0

3 1 1 1 1 0 1

1B: 7 SF: 1
2B: 1 SAC: 0
3B: 0 DP: 0
HR: 0 HBP: 1

Batter	1	2	3	4	5	6	7	8	9
Tim Raines, S (1, 7) OBP: 0.341, SLG: 0.350	3-2 F9		2-0 G3-1		1-0 P5		0-1 P6	4-1 BB	
Steve Sax, R (1, 4) OBP: 0.312, SLG: 0.272	1-2 G4-3			1-2 G6-3	0-0 1B		1-0 FC6-4	3-2 G6-3	
Robin Ventura, L (1, 5) OBP: 0.420, SLG: 0.420	2-2 G1-3			2-1 HBP SF9	2-1 1B			1-2 1B	
Frank Thomas, R (1, 3) OBP: 0.423, SLG: 0.380		0-0 L9		4-2 SF9 HBP	1-0 FC6-4			3-2 FC1-5	
George Bell, R (1, 10) OBP: 0.360, SLG: 0.500		1-0 F8		1-2 HBP		0-3 K		1-0 BB FC1-5	
Dan Pasqua, L (1, 9) OBP: 0.356, SLG: 0.480		1-3 K		1-0 SF9		4-2 CS		0-1 FC1-5	
Joey Cora, S (8, PH) OBP: 0.250, SLG: 0.200				2-3 3-H		BB		1-2 BB	
Warren Newson, L (9, 9) OBP: 0.417, SLG: 0.222								2-3 BB	
Ron Karkovics, R (1, 2) OBP: 0.354, SLG: 0.315			2-2 G1-3	0-1 G4-3		2-3 K		2-3 K	
Lance Johnson, L (1, 8) OBP: 0.298, SLG: 0.309			1-0 G1-3		0-2 G6-3		0-0 F7	4-1 BB	
Mike Huff, R (8, PH) (9, 8) OBP: 0.355, SLG: 0.357			1-2 G1-3					1-2 BB	
Craig Grebeck, R (1, 6) OBP: 0.351, SLG: 0.419			0-0 P6		2-2 1B		1-2 E6	4-2 BB	

Inning Stats	R: 0	H: 0	E: 0	K: 0	S: 9	R: 0	H: 0	E: 0	K: 1	S: 6	R: 0	H: 1	E: 0	K: 0	S: 7	R: 1	H: 1	E: 1	K: 0	S: 14	R: 1	H: 3	E: 0	K: 2	S: 11	R: 0	H: 0	E: 0	K: 2	S: 11	R: 0	H: 0	E: 1	K: 0	S: 7	R: 3	H: 3	E: 0	K: 1	S: 24
	LOB: 0	BB: 0	BB: 0	BB: 0	BB: 15	LOB: 0	BB: 0	BB: 0	BB: 1	BB: 8	LOB: 1	BB: 0	BB: 0	BB: 0	BB: 12	LOB: 2	BB: 1	LOB: 2	BB: 1	BB: 23	LOB: 0	BB: 0	LOB: 2	BB: 0	BB: 17	LOB: 1	BB: 0	LOB: 1	BB: 0	LOB: 1	BB: 0	LOB: 3	BB: 3	LOB: 3	BB: 3	LOB: 3	BB: 3	LOB: 3		

PITCHER	IP	WLS	BF	H	R	ER	SO	BB	IBB	HBP	BLK	WP	HR	S	P	ERA	WHIP
Kevin Brown, R (1, 1) ERA: 3.6	7.0	L	32	8	5	5	3	2	0	1	0	0	0	73	114	6.43	1.429
Kenny Rogers, L (8, 1) ERA: 2.08	0.2		5	0	0	0	1	3	0	0	0	0	0	11	25	0.00	4.500
Todd Burns, R (8, 1) ERA: 7.56	0.1		1	0	0	0	0	0	0	0	0	0	0	5	8	0.00	0.000

Batter	1	2	3	4	5	6	7	8	9	AB R H RBI BB SO LOB	TOP																									
Brian Downing, R (1, 10) OBP: 0.516, SLG: 0.455	4-0 1B BB	2-1 WP 1B		3-2 FC3-6 1-3 1B		1-0 F8			4-2 G6-3 G4-3 1-2 1B BB	3 3 2 0 2 0 0																										
Rafael Palmeiro, L (1, 3) OBP: 0.368, SLG: 0.510	1-1 F7	1-1 FC6 1B		2-2 FC3-6 1-2 3-H 1B			0-1 1B		1-1 G4-3 1-2 2-3	5 0 3 2 0 0 3																										
Ruben Sierra, S (1, 9) OBP: 0.348, SLG: 0.438	1-2 1B 1B	2-2 FC6		3-1 FC3-6 G1-4-3 1-2f 2-3			0-1 F9		0-1 G6-3 2-3 3-H	5 0 1 1 0 0 5																										
Juan Gonzalez, R (1, 8) OBP: 0.318, SLG: 0.470	2-1 1B 1B		2-0 BB 1B	2-1 G1-4-3 1-2f			3-3 K		0-0 1B 3-H	5 0 3 2 0 1 3																										
Kevin Reimer, L (1, 7) OBP: 0.347, SLG: 0.457 Jack Daugherty, S (9, PH) OBP: 0.241, SLG: 0.184	2-2 1B 1B		2-3 K		1-1 G4-3		2-2 F9		1-0 L9	4 0 1 0 0 1 2 1 0 0 0 0 0 1																										
Dean Palmer, R (1, 5) OBP: 0.333, SLG: 0.446	1-3 K		4-0 1B BB		2-3 K			3-2 P3		3 0 0 0 1 2 3																										
Dickie Thon, R (1, 6) OBP: 0.291, SLG: 0.291	2-2 L8		0-0 F8		0-2 F8			2-0 F7		4 0 0 0 0 0 5																										
Ivan Rodriguez, R (1, 2) OBP: 0.318, SLG: 0.386		0-3 K	2-3 K			0-0 F9		0-2 F8		4 0 0 0 0 2 2																										
Jeff Huson, L (1, 4) OBP: 0.314, SLG: 0.394 Monty Fariss, R (9, PH) OBP: 0.500, SLG: 0.500		3-1 F9		4-0 1B BB		1-2 P4			4-2 G4-3 BB G6-3 BB	2 1 0 0 1 0 0 0 1 0 0 1 0 0																										
Inning Stats	R: 1 E: 0 K: 1 S: 18	H: 3 LOB: 3 BB: 1 P: 31	R: 1 E: 0 K: 1 S: 12	H: 2 LOB: 1 BB: 0 P: 20	R: 0 E: 0 K: 2 S: 8	H: 1 LOB: 2 BB: 1 P: 18	R: 1 E: 0 K: 0 S: 15	H: 2 LOB: 1 BB: 1 P: 29	R: 0 E: 0 K: 1 S: 8	H: 0 LOB: 0 BB: 0 P: 11	R: 0 E: 0 K: 0 S: 6	H: 0 LOB: 0 BB: 0 P: 8	R: 0 E: 0 K: 1 S: 11	H: 1 LOB: 1 BB: 0 P: 16	R: 0 E: 0 K: 0 S: 10	H: 0 LOB: 0 BB: 0 P: 15	R: 2 E: 0 K: 0 S: 15	H: 1 LOB: 1 BB: 2 P: 25	1B: 10 2B: 0 3B: 0 HR: 0	SF: 0 SAC: 0 DP: 1 HBP: 0	WP: 1 PB: 0 SB: 0 CS: 0	PA: 41														
PITCHER	IP WLS BF H R ER SO BB IBB HBP BLK WP HR S P ERA WHIP																																			
Bob Milacki, R (1, 1) ERA: 5.1	3.0		19	7	3	3	4	3	0	0	0	1	0	44	82	9.00	3.333																			
Alan Mills, R (4, 1) ERA: 0.66	5.0	W	16	2	0	0	2	0	0	0	0	0	0	44	66	0.00	0.400																			
Mike Flanagan, L (9, 1) ERA: 6.75	1.0		6	1	2	2	0	2	0	0	0	0	0	15	25	18.00	3.000																			

Texas Rangers @ Baltimore Orioles
Oriole Park at Camden Yards, Baltimore, MD
 Mon May 04 1992, 7:05 PM EDT
 Att. 36,511 - Sunny - 63 F

livebaseballscorecards.com

AB	36
R	5
H	10
RBI	5
BB	5
SO	6
LOB	24



Batter	1	2	3	4	5	6	7	8	9
Brady Anderson, L (1, 7) OBP: 0.397, SLG: 0.558	0-0 G4-3	4-2 1B BB		3-1 F7			K		
Mike Devereaux, R (1, 8) OBP: 0.362, SLG: 0.547	1-0 1B S 2B	3-2 1B			2-2 G6-3		4-2 HBP 1B BB	2-3 K	
Cal Ripken Jr., R (1, 6) OBP: 0.360, SLG: 0.441	2-2 S 1B	0-0 P3			1-3 K		1 SAFE 2-2 WP 1B HR HBP	2-2 G3-1	
Sam Horn, L (1, 10) OBP: 0.340, SLG: 0.333 Tim Hulett, R (7, PH) OBP: 0.372, SLG: 0.410	3-3 K	0-0 G3-1			2-3 K		2-0 WP HR 1B	4-2 BB	
Randy Milligan, R (1, 3) OBP: 0.368, SLG: 0.418	4-1 1-2 3-H BB			2-1 G6-3		0-0 L8	4-1 HR BB	2-0 F8	
Chris Hoiles, R (1, 2) OBP: 0.420, SLG: 0.662	2-3 K			3-3 K		4-0 BB BB	2-2 HR		
Chito Martinez, L (1, 9) OBP: 0.438, SLG: 0.150		4-1 FC1-5 1B BB		2-2 F7		4-2 SAFE 1-2 BB	4-0 1B BB		
Leo Gomez, R (1, 5) OBP: 0.360, SLG: 0.368		0-1 WP FC1-5 1B		3-3 K		1-2 P7	2-3 K		
Billy Ripken, R (1, 4) OBP: 0.246, SLG: 0.333		0-0 FC1-5 WP 1B		3-1 G5-3		0-0 F8	2-1 1B		

Inning Stats	R: 1	H: 2	E: 0	K: 2	S: 13	R: 2	H: 2	E: 0	K: 0	S: 12	R: 0	H: 0	E: 0	K: 1	S: 9	R: 0	H: 0	E: 0	K: 2	S: 10	R: 0	H: 0	E: 0	K: 0	S: 8	R: 5	H: 3	E: 0	K: 2	S: 21	R: 0	H: 0	E: 0	K: 1	S: 11
	LOB: 2	BB: 1	P: 25			LOB: 2	BB: 2	P: 23			LOB: 0	BB: 0	P: 16			LOB: 0	BB: 0	P: 15			LOB: 2	BB: 2	P: 17			LOB: 2	BB: 3	P: 47			LOB: 1	BB: 1	P: 21		

AB	R	H	RBI	BB	SO	LOB
4	0	0	0	1	1	2
4	2	2	2	1	1	0
4	1	1	0	0	1	2
3	0	0	0	0	2	4
1	1	1	1	1	0	0
3	1	0	0	2	0	1
3	1	1	4	1	2	2
1	0	0	0	3	0	0
4	1	1	0	0	2	3
4	1	1	0	0	0	4


BOTTOM

Texas Rangers @ Baltimore Orioles
 Oriole Park at Camden Yards, Baltimore, MD

Mon May 04 1992, 7:05 PM EDT
 Att. 36,511 - Sunny - 63 F

livebaseballscorecards.com

AB	31
R	8
H	7
RBI	7
BB	9
SO	9
LOB	18



WP: 2	PA: 41
PB: 0	
SB: 2	
CS: 0	

PITCHER	IP	WLS	BF	H	R	ER	SO	BB	IBB	HBP	BLK	WP	HR	S	P	ERA	WHIP
Jose Guzman, R (1, 1) ERA: 2.82	5.0		22	4	3	3	6	3	0	0	0	1	0	57	101	5.40	1.400
Terry Mathews, R (6, 1) ERA: 4.96	1.1	L	8	0	2	2	1	3	0	1	0	0	0	15	32	13.50	2.250
Floyd Bannister, L (7, 1) ERA: 4.22	0.0		1	1	0	0	0	0	0	0	0	0	0	1	3	∞	∞
Todd Burns, R (7, 1) ERA: 8.1	1.2		10	2	3	3	2	3	0	0	0	1	1	24	50	16.20	3.000

Batter	1	2	3	4	5	6	7	8	9	AB	R	H	RBI	BB	SO	LOB	TOP
Brian Downing, R (1, 10) OBP: 0.500, SLG: 0.426 Jack Daugherty, S (9, PH) OBP: 0.236, SLG: 0.180	1-2 G6-3		1-2 F8		4-1 BB		1-1 F8		0-0 G4-1	3	0	0	0	1	0	0	
Jeff Huson, L (1, 4) OBP: 0.307, SLG: 0.371	2-1 G4-3		3-2 F7		3-1 G3-1		4-2 CS BB		2-1 G3	4	0	0	0	1	0	1	
Rafael Palmeiro, L (1, 3) OBP: 0.369, SLG: 0.505	1-0 P6			2-1 G3-1		2-0 1B 1B	2-1 CS	3-1 L9	2-2 1B	5	1	2	0	0	0	0	
Ruben Sierra, S (1, 9) OBP: 0.350, SLG: 0.464		3-1 HR		3-3 K		3-1 F8		3-1 BB 1B	0-0 G4-3	5	2	2	1	0	1	2	
Juan Gonzalez, R (1, 8) OBP: 0.324, SLG: 0.481		0-1 F9		1-1 2B		0-2 1B 1B		0-0 F9		4	0	2	0	0	0	1	
Kevin Reimer, L (1, 7) OBP: 0.352, SLG: 0.485 John Cangelosi, S (8, PR) OBP: 0.306, SLG: 0.250 (8, 7)		2-0 HR		1-0 G6-3		0-3 K		4-2 1B 1B BB		3	1	1	1	1	1	3	
Dickie Thon, R (1, 6) OBP: 0.300, SLG: 0.301		0-1 G4-3			1-0 F8	0-1 1B		0-0 1B 1B		4	0	2	2	0	0	0	
Ivan Rodriguez, R (1, 2) OBP: 0.326, SLG: 0.425		0-3 K			1-2 HR	3-2 G1-3		1-0 1B 1B		4	1	2	1	0	1	2	
Al Newman, S (1, 5) OBP: 0.260, SLG: 0.255			3-2 G6-3		0-0 F8		1-1 G6-3	1-3 K		4	0	0	0	0	1	3	
Inning Stats	R: 0 E: 0 K: 0 S: 6 H: 0 LOB: 0 BB: 0 P: 10	R: 2 E: 0 K: 1 S: 10 H: 2 LOB: 0 BB: 0 P: 15	R: 0 E: 0 K: 0 S: 9 H: 0 LOB: 0 BB: 0 P: 16	R: 0 E: 0 K: 1 S: 11 H: 1 LOB: 1 BB: 0 P: 18	R: 1 E: 0 K: 1 S: 8 H: 1 LOB: 1 BB: 1 P: 17	R: 1 E: 0 K: 1 S: 14 H: 3 LOB: 2 BB: 0 P: 22	R: 0 E: 0 K: 0 S: 7 H: 0 LOB: 0 BB: 1 P: 15	R: 1 E: 0 K: 1 S: 14 H: 3 LOB: 3 BB: 1 P: 26	R: 0 E: 0 K: 0 S: 7 H: 1 LOB: 1 BB: 0 P: 11	1B: 7 2B: 1 3B: 0 HR: 3 SF: 0 SAC: 0 DP: 0 HBP: 0	WP: 0 PB: 0 SB: 0 CS: 1	PA: 41					
Jose Mesa, R (1, 1) ERA: 3.7 Storm Davis, R (6, 1) ERA: 3.07 Todd Frohwrth, R (8, 1) ERA: 2.61	IP	WLS	BF	H	R	ER	SO	BB	IBB	HBP	BLK	WP	HR	S	P	ERA	WHIP
	5.0	L	14	5	2	2	1	2	0	0	0	0	0	30	56	6.75	2.625
	1.1		6	2	0	0	1	0	0	0	0	0	0	12	18	0.00	1.500

Texas Rangers @ Baltimore Orioles
 Oriole Park at Camden Yards, Baltimore, MD
 Tue May 05 1992, 3:33 AM EDT
 Att. 45,481 - Cloudy - 59 F

livebaseballscorecards.com

AB 37
 R 5
 H 11
 RBI 5
 BB 3
 SO 4
 LOB 12



Batter	1	2	3	4	5	6	7	8	9	AB R H RBI BB SO LOB
Brady Anderson, L OBP: 0.405, SLG: 0.566 (1, 7)	4-2 S 1B BB	1-1 G5-3 1-2		3-2 2B			2-2 F9		1-1 1-2 1B	4 1 2 0 1 0 1
Mark McLemore, S OBP: 0.426, SLG: 0.405 (1, 4)	1-2 S HR 1B	2-2 F8		4-2 BB			2-2 G4-3		0-1 G2-3	4 1 1 1 1 0 3
Cal Ripken Jr., R OBP: 0.357, SLG: 0.464 (1, 6)	2-1 HR	1-1 F9		3-2 F8			0-0 G6-3			4 1 1 2 0 0 3
Sam Horn, L OBP: 0.358, SLG: 0.400 Randy Milligan, R OBP: 0.362, SLG: 0.411 (1, 10) (8, PH)	0-2 3B		3-2 F7		2-2 G5-4-3 1B		1-3 K			3 0 2 0 0 0 0 1 0 0 0 0 1 0
Mike Devereaux, R OBP: 0.358, SLG: 0.531 (1, 8)	1-1 HBP		1-1 F8		1-1 G5-4-3 1-2f		2-3 K			3 0 0 0 0 1 1
Chris Hoiles, R OBP: 0.413, SLG: 0.636 (1, 2)	0-3 K		4-2 BB		3-1 F7		0-2 F8			3 0 0 0 1 1 2
Joe Orsulak, L OBP: 0.228, SLG: 0.255 Tim Hulett, R OBP: 0.372, SLG: 0.410 Chito Martinez, L OBP: 0.424, SLG: 0.143 (1, 9) (9, PH) (9, PH)	2-3 K		0-0 F8		4-1 CS BB		1-3 K			2 0 0 0 1 1 3 0 0 0 0 0 0 0 1 0 0 0 0 1 0
Leo Gomez, R OBP: 0.344, SLG: 0.350 (1, 5)	1-0 P6		3-1 F7		2-2 P4		1-0 P4			4 0 0 0 0 0 3
David Segui, S OBP: 0.355, SLG: 0.382 (1, 3)		4-2 G5-3 BB		1-2 G4-3		1-0 G6-3 1-2		3-2 1B 1B		3 0 1 0 1 0 1

Inning Stats	R: 3	H: 3	E: 0	K: 2	S: 20	LOB: 2	BB: 1	P: 31	R: 0	H: 0	E: 0	K: 0	S: 9	LOB: 1	BB: 1	P: 17	R: 0	H: 0	E: 0	K: 0	S: 8	LOB: 1	BB: 1	P: 16	R: 0	H: 1	E: 0	K: 0	S: 14	LOB: 2	BB: 1	P: 28	R: 0	H: 1	E: 0	K: 0	S: 7	LOB: 0	BB: 0	P: 13	R: 0	H: 0	E: 0	K: 0	S: 6	LOB: 0	BB: 1	P: 12	R: 0	H: 0	E: 0	K: 0	S: 7	LOB: 0	BB: 0	P: 11	R: 0	H: 0	E: 0	K: 2	S: 10	LOB: 0	BB: 0	P: 13	R: 0	H: 2	E: 0	K: 1	S: 12	LOB: 2	BB: 0	P: 18	1B: 4	2B: 1	3B: 1	HR: 1	SF: 0	SAC: 0	DP: 1	HBP: 1
--------------	------	------	------	------	-------	--------	-------	-------	------	------	------	------	------	--------	-------	-------	------	------	------	------	------	--------	-------	-------	------	------	------	------	-------	--------	-------	-------	------	------	------	------	------	--------	-------	-------	------	------	------	------	------	--------	-------	-------	------	------	------	------	------	--------	-------	-------	------	------	------	------	-------	--------	-------	-------	------	------	------	------	-------	--------	-------	-------	-------	-------	-------	-------	-------	--------	-------	--------

PITCHER	IP	WLS	BF	H	R	ER	SO	BB	IBB	HBP	BLK	WP	HR	S	P	ERA	WHIP
Nolan Ryan, R ERA: 11.42 (1, 1)	2.0		12	3	3	3	2	2	0	1	0	0	1	29	48	13.50	2.500
Jeff Robinson, R ERA: 4.05 (3, 1)	5.0	W	18	2	0	0	0	3	0	0	0	0	0	42	80	0.00	1.000
Kenny Rogers, L ERA: 1.93 (8, 1)	1.0		3	0	0	0	2	0	0	0	0	0	0	10	13	0.00	0.000
Jeff Russell, R ERA: 2.19 (9, 1)	1.0	S	5	2	0	0	1	0	0	0	0	0	0	12	18	0.00	2.000

BOTTOM

Texas Rangers @ Baltimore Orioles
Oriole Park at Camden Yards, Baltimore, MD
 Tue May 05 1992, 3:33 AM EDT
 Att: 45,481 - Cloudy - 59 F

livebaseballscorecards.com

AB	32
R	3
H	7
RBI	3
BB	5
SO	5
LOB	17



WP	HR	S	P	ERA	WHIP
0	0	0	0	0.00	1.000
0	0	0	0	0.00	0.000
0	0	0	0	0.00	2.000

Batter	1	2	3	4	5	6	7	8	9	AB R H RBI BB SO LOB
Alex Cole, L (1, 7) OBP: 0.321, SLG: 0.245	4-2 G3-1 S BB		4-0 1B BB	2-3 K			3-2 F8	1-2 FC6-4 1-2f		3 1 0 0 2 1 2
Mark Lewis, R (1, 6) OBP: 0.327, SLG: 0.381	2-3 K		0-0 1B 1B			1-0 G6-3	2-2 G5-3		0-0 P2	5 1 1 0 0 1 1
Carlos Baerga, S (1, 4) OBP: 0.342, SLG: 0.391	1-0 G3-1		1-2 1B 1B			0-1 P8		2-2 HR 1B	2-2 E7	5 1 2 1 0 0 1
Albert Belle, R (1, 10) OBP: 0.314, SLG: 0.417	1-0 F9		0-0 1B			0-0 F9		0-2 P6	1-3 K	5 0 1 1 0 1 3
Mark Whiten, S (1, 9) OBP: 0.356, SLG: 0.394		1-1 1B	3-3 K			4-0 CS BB		4-2 HR BB	4-0 IBB	2 1 1 0 3 1 1
Paul Sorrento, L (1, 3) OBP: 0.271, SLG: 0.286		2-3 K		4-2 SH5-4 G6-3 BB		3-3 K		2-1 HR	2-2 G3	4 2 1 3 1 2 4
Brook Jacoby, R (1, 5) OBP: 0.324, SLG: 0.369		1 SAFE 2-0 F9		4-2 SH5-4 1-2 BB		1-2 1B		1-2 1B 2B		3 1 2 0 1 0 1
Junior Ortiz, R (1, 2) OBP: 0.311, SLG: 0.205		BB 3-1 G5-3		0-0 SH5-4 1-2 2-3		1-1 L5		2-2 G5-3		3 0 0 0 0 0 3
Kenny Lofton, L (1, 8) OBP: 0.343, SLG: 0.247			3-3 K	1-0 G6-3 3-H			0-2 G6-3	1-2 FC6-4 1B		4 0 1 2 0 1 1

Inning Stats	R: 0 E: 0 K: 1 S: 7	H: 0 LOB: 1 BB: 1 P: 15	R: 0 E: 0 K: 1 S: 9	H: 1 LOB: 1 BB: 0 P: 17	R: 2 E: 0 K: 2 S: 11	H: 3 LOB: 1 BB: 1 P: 22	R: 1 E: 0 K: 1 S: 9	H: 0 LOB: 1 BB: 2 P: 20	R: 0 E: 0 K: 0 S: 4	H: 0 LOB: 0 BB: 0 P: 5	R: 0 E: 0 K: 1 S: 8	H: 1 LOB: 1 BB: 1 P: 17	R: 0 E: 0 K: 0 S: 9	H: 0 LOB: 0 BB: 0 P: 14	R: 4 E: 0 K: 0 S: 23	H: 4 LOB: 1 BB: 1 P: 36	R: 0 E: 1 K: 1 S: 10	H: 0 LOB: 2 BB: 1 P: 19	1B: 7 2B: 1 3B: 0 HR: 1	SF: 0 SAC: 1 DP: 0 HBP: 0	WP: 0 PB: 0 SB: 1 CS: 1	PA: 42
--------------	------------------------------	----------------------------------	------------------------------	----------------------------------	-------------------------------	----------------------------------	------------------------------	----------------------------------	------------------------------	---------------------------------	------------------------------	----------------------------------	------------------------------	----------------------------------	-------------------------------	----------------------------------	-------------------------------	----------------------------------	----------------------------------	------------------------------------	----------------------------------	--------


PITCHER	IP	WLS	BF	H	R	ER	SO	BB	IBB	HBP	BLK	WP	HR	S	P	ERA	WHIP
Bobby Witt, R (1, 1) ERA: 4.03	7.0	L	30	6	4	4	6	5	0	0	0	0	0	60	115	5.14	1.571
Terry Mathews, R (8, 1) ERA: 6.35	0.2		6	3	3	3	0	1	0	0	0	0	1	17	27	40.50	6.000
Floyd Bannister, L (8, 1) ERA: 3.75	1.1		6	0	0	0	1	0	1	0	0	0	0	13	23	0.00	0.000

TOP

Cleveland Indians @ Texas Rangers
Arlington Stadium, Arlington, TX

Wed May 06 1992, 8:05 PM EDT
Att. 17,125 - Sunny - 71 F

AB	34
R	7
H	9
RBI	7
BB	7
SO	7
LOB	17



livebaseballscorecards.com

Batter	1	2	3	4	5	6	7	8	9	AB R H RBI BB SO LOB
Jeff Huson, L (1, 4) OBP: 0.308, SLG: 0.370 Monty Fariss, R (7, PH) OBP: 0.458, SLG: 0.444 (8, 4)	1-1 P2		1-3 K		1-0 BB BB 1B		1-3 K		3-3 K	3 0 1 0 0 1 0 2 0 0 0 0 2 2
Rafael Palmeiro, L (1, 3) OBP: 0.389, SLG: 0.524	1-0 G3-1 2B		2-0 HR 1B		4-1 SAFE BB 1-2 BB		4-0 BB 1-2 BB			2 1 2 0 2 0 0
Ruben Sierra, S (1, 9) OBP: 0.355, SLG: 0.487	3-2 G3-1 2-3		0-0 1-H HR		4-2 BB 1-2 2-3 BB		3-0 P6			3 1 1 2 1 0 3
Juan Gonzalez, R (1, 8) OBP: 0.313, SLG: 0.463	1-2 F7		1-1 G3		2-0 F9			2-2 G6-3		4 0 0 0 0 0 4
Kevin Reimer, L (1, 10) OBP: 0.339, SLG: 0.465		1-3 K		0-0 P5		2-2 P9		3-3 K		4 0 0 0 0 2 0
Dean Palmer, R (1, 5) OBP: 0.321, SLG: 0.427		3-3 K		1-2 G6-3		1-3 K		1-3 K		4 0 0 0 0 3 0
Jack Daugherty, S (1, 7) OBP: 0.237, SLG: 0.170		4-2 FC6-4 BB		0-0 G4-3		2-2 F9			0-2 G4-3	3 0 0 0 1 0 0
Dickie Thon, R (1, 6) OBP: 0.298, SLG: 0.299		1-2 FC6-4 1-2f		2-1 L4		1-3 K		3-2 DI 1B		4 0 1 0 0 1 1
Ivan Rodriguez, R (1, 2) OBP: 0.323, SLG: 0.418			1-1 F9		1-3 K		1-2 BB 1B		0-1 G1-3 1-2	4 0 1 0 0 1 1

Inning Stats	R: 0 E: 0 K: 0 S: 9	H: 1 LOB: 1 BB: 0 P: 15	R: 0 E: 0 K: 2 S: 16	H: 0 LOB: 1 BB: 1 P: 25	R: 2 E: 0 K: 1 S: 9	H: 2 LOB: 0 BB: 0 P: 14	R: 0 E: 0 K: 0 S: 5	H: 0 LOB: 0 BB: 0 P: 6	R: 0 E: 0 K: 1 S: 12	H: 1 LOB: 3 BB: 2 P: 26	R: 0 E: 0 K: 1 S: 11	H: 0 LOB: 0 BB: 0 P: 16	R: 0 E: 0 K: 2 S: 10	H: 1 LOB: 2 BB: 1 P: 20	R: 0 E: 0 K: 2 S: 10	H: 0 LOB: 0 BB: 0 P: 16	R: 0 E: 0 K: 1 S: 17	H: 1 LOB: 1 BB: 0 P: 23	1B: 4 2B: 1 3B: 0 HR: 1	SF: 0 SAC: 0 DP: 0 HBP: 0	WP: 0 PB: 0 SB: 0 CS: 0	PA: 37
--------------	------------------------------	----------------------------------	-------------------------------	----------------------------------	------------------------------	----------------------------------	------------------------------	---------------------------------	-------------------------------	----------------------------------	-------------------------------	----------------------------------	-------------------------------	----------------------------------	-------------------------------	----------------------------------	-------------------------------	----------------------------------	----------------------------------	------------------------------------	----------------------------------	--------

PITCHER	IP	WLS	BF	H	R	ER	SO	BB	IBB	HBP	BLK	WP	HR	S	P	ERA	WHIP
Scott Scudder, R (1, 1) ERA: 5.7	6.1	W	27	5	2	2	6	3	0	0	0	0	1	68	110	2.84	1.263
Kevin Wickander, L (7, 1) ERA:	2.2	S	10	1	0	0	4	1	0	0	0	0	0	31	51	0.00	0.750

BOTTOM

Cleveland Indians @ Texas Rangers
 Arlington Stadium, Arlington, TX
 Wed May 06 1992, 8:05 PM EDT
 Att. 17,125 - Sunny - 71 F

livebaseballscorecards.com

AB	33
R	2
H	6
RBI	2
BB	4
SO	10
LOB	11



Cleveland Indians @ Texas Rangers
 Arlington Stadium, Arlington, TX
 Thu May 07 1992, 8:05 PM EDT
 Att. 19,573 - Sunny - 75 F

Batter	1	2	3	4	5	6	7	8	9	AB R H RBI BB SO LOB	TOP	
Alex Cole, L OBP: 0.295, SLG: 0.222 (1, 7)	3-2 G4-3 ①	0-3 K ② ③ 1-2		1-0 G4-3 ② C F B C	1-3 K ③			1-2 G4-3 ② ③ 1-2f 1 SAFE 1 SAFE 1 SAFE 1 SAFE 1 SAFE		5 0 0 0 0 2 3		
Mark Lewis, R OBP: 0.348, SLG: 0.406 (1, 6)	0-0 1B 2B		4-0 FC6-4 BB	3-1 S 1B		1-0 L7 ①			1-0 WP 1B	4 1 3 1 1 0 0		
Carlos Baerga, S OBP: 0.336, SLG: 0.383 (1, 4)	3-1 BB 2-H 1B		1-1 FC6-4 WP 1B 1-2f	1-2 G4-3 ③ 1-2		0-0 P5 ②			0-3 K ①	5 1 1 1 0 1 3		
Albert Belle, R OBP: 0.309, SLG: 0.402 (1, 10)	4-2 BB BB		2-3 K ②		0-3 K ① B F X	1-1 F7 ③			2-3 K ②	4 0 0 0 1 3 2		
Mark Whiten, S OBP: 0.374, SLG: 0.406 (1, 9)	4-1 BB 1-2 2-3 BB		4-0 WP 1B BB 1-2		3-2 G3 1B 2B		0-0 F8 ①		4-0 IBB 1-2	2 2 1 0 3 0 0		
Paul Sorrento, L OBP: 0.277, SLG: 0.284 (1, 3)	1-3 K ②		3-2 1-H 2-H 1B		3-1 G3 ②		4-1 G4-6-3 BB		1-2 G3-1 ③	4 0 1 2 1 1 6		
Brook Jacoby, R OBP: 0.320, SLG: 0.353 (1, 5)	2-2 L9 ③		1-0 F9 ③		4-0 1B HR BB		0-0 G4-6-3 ② ③ 1-2f			3 1 0 0 1 0 5		
Junior Ortiz, R OBP: 0.347, SLG: 0.256 (1, 2)		2-1 CS 1B		3-1 1B 1B	3-1 HR 1B 1-2			3-2 L7 ①		4 2 3 1 0 0 0		
Kenny Lofton, L OBP: 0.359, SLG: 0.303 (1, 8)		3-2 P7 ①		1-0 1B ① X	0-0 HR 1-H 2-H			1-0 G4-3 1B		4 1 3 3 0 0 1		
Inning Stats	R: 1 E: 0 K: 1 S: 16 H: 2 LOB: 3 BB: 2 P: 33	R: 0 E: 0 K: 1 S: 8 H: 1 LOB: 0 BB: 0 P: 13	R: 2 E: 0 K: 1 S: 11 H: 1 LOB: 1 BB: 2 P: 26	R: 1 E: 0 K: 0 S: 9 H: 3 LOB: 1 BB: 0 P: 18	R: 4 E: 0 K: 2 S: 15 H: 3 LOB: 0 BB: 1 P: 29	R: 0 E: 0 K: 0 S: 4 H: 0 LOB: 0 BB: 0 P: 6	R: 0 E: 0 K: 0 S: 3 H: 0 LOB: 0 BB: 1 P: 7	R: 0 E: 0 K: 0 S: 7 H: 1 LOB: 0 BB: 0 P: 12	R: 0 E: 0 K: 2 S: 11 H: 1 LOB: 2 BB: 1 P: 19	1B: 9 SF: 0 2B: 2 SAC: 0 3B: 0 DP: 2 HR: 1 HBP: 0	WP: 2 PA: 42 PB: 0 SB: 1 CS: 1	
PITCHER Rogers Pavlik, R ERA: 3.72 Mike Campbell, R ERA: 9.82 Kenny Rogers, L ERA: 1.72	IP WLS BF H R ER SO BB IBB HBP BLK WP HR S P ERA WHIP											PITCHER IP WLS BF H R ER SO BB IBB HBP BLK WP HR S P ERA WHIP
	3.2 20 7 4 4 3 4 0 0 0 1 0 41 86 9.82 3.000											3.2 L 15 3 4 4 2 2 0 0 0 0 1 28 52 9.82 1.364
	(8, 1) 1.2 7 2 0 0 2 0 1 0 0 1 0 15 25 0.00 1.200											

AB	35
R	8
H	12
RBI	8
BB	7
SO	7
LOB	20



livebaseballscorecards.com

Batter	1	2	3	4	5	6	7	8	9	AB	R	H	RBI	BB	SO	LOB						
Brian Downing, R OBP: 0.514, SLG: 0.431 (1, 10)	2-1 BLK 1B	1 SAFE SAFE 4-2 1B		4-1 BB		1-2 2-H 1B	0-0 P3		1-2 P5	4	1	2	1	2	0	4						
Rafael Palmeiro, L OBP: 0.374, SLG: 0.500 (1, 3)	1-1 E4 1B 2B	1-0 F9		3-2 F9		3-1 F9		2-2 E3 WP		5	1	0	0	0	0	6						
Juan Gonzalez, R OBP: 0.308, SLG: 0.451 (1, 8)	3-1 P6	2-0 FC5-4 1B		2-3 K		0-3 K		3-2 G5-3		5	0	1	1	0	2	6						
Ruben Sierra, S OBP: 0.349, SLG: 0.492 (1, 9)	1-1 L7	0-0 F7			0-1 F8		3-2 1B 3B	3-0 P6		5	1	1	0	0	0	5						
Monty Fariss, R OBP: 0.462, SLG: 0.450 Kevin Reimer, L OBP: 0.339, SLG: 0.462 (1, 7) (5, PH) (6, 7)	1-2 2B 1B	2-1 FC5-4			0-2 G6-3		0-0 FC1-5 1B	0-3 K		2	0	1	1	0	0	2						
Dean Palmer, R OBP: 0.325, SLG: 0.446 (1, 5)	1-1 2B		2-2 F8		1-3 K		3-2 E5 FC1-5 2B		1-1 G4-3 2B	5	1	2	1	0	1	1						
Dickie Thon, R OBP: 0.296, SLG: 0.297 Geno Petralli, L OBP: 0.194, SLG: 0.355 (1, 6) (9, PH)	0-0 G5-3		2-0 F8		2-1 E 1B		2-1 FC1-5 2B		2-1 G4-3	4	1	1	0	0	0	4						
Ivan Rodriguez, R OBP: 0.317, SLG: 0.438 (1, 2)		1-1 HR		0-3 K2-3		0-2 F8		0-2 P3		2-1 G5-3	5	1	1	1	0	4						
Al Newman, S OBP: 0.264, SLG: 0.245 Jack Daugherty, S OBP: 0.250, SLG: 0.204 Jeff Huson, L OBP: 0.316, SLG: 0.370 (1, 4) (7, PH) (7, PR) (8, 4)		4-0 F9 1B BB		2-1 F8		0-1 E6 1B		1-1 2B		2-0 HBP	2	1	0	0	1	0						
Inning Stats	R: 2 E: 1 K: 0 S: 14	H: 3 LOB: 2 BB: 0 P: 23	R: 2 E: 0 K: 0 S: 9	H: 2 LOB: 2 BB: 2 P: 23	R: 0 E: 0 K: 1 S: 7	H: 0 LOB: 0 BB: 0 P: 11	R: 0 E: 0 K: 1 S: 10	H: 0 LOB: 1 BB: 1 P: 21	R: 0 E: 0 K: 1 S: 8	H: 0 LOB: 0 BB: 0 P: 9	R: 1 E: 1 K: 1 S: 15	H: 2 LOB: 2 BB: 0 P: 21	R: 2 E: 1 K: 0 S: 15	H: 3 LOB: 2 BB: 0 P: 24	R: 0 E: 1 K: 1 S: 10	H: 0 LOB: 1 BB: 0 P: 18	R: 0 E: 0 K: 0 S: 9	H: 1 LOB: 2 BB: 0 P: 16	1B: 6 2B: 3 3B: 1 HR: 1	SF: 0 SAC: 0 DP: 0 HBP: 1	WP: 1 PB: 0 SB: 0 CS: 0	PA: 46

BOTTOM

Cleveland Indians @ Texas Rangers
Arlington Stadium, Arlington, TX
Thu May 07 1992, 8:05 PM EDT
Att: 19,573 - Sunny - 75 F

livebaseballscorecards.com

AB	42
R	7
H	11
RBI	7
BB	3
SO	5
LOB	35



PITCHER	IP	WLS	BF	H	R	ER	SO	BB	IBB	HBP	BLK	WP	HR	S	P	ERA	WHIP
Dennis Cook, L ERA: 4.61 (1, 1)	1.1		11	4	4	2	0	2	0	0	1	0	1	19	38	13.50	4.500
Rod Nichols, R ERA: 4.73 (2, 1)	4.0	W	17	3	1	0	3	1	0	0	0	0	0	39	62	0.00	1.000
Mike Christopher, R ERA: 6.75 (6, 1)	1.1		8	3	2	1	1	0	0	0	0	0	0	19	31	6.75	2.250
Eric Plunk, R ERA: (7, 1)	1.0		4	0	0	0	0	0	0	0	0	1	0	8	16	0.00	0.000
Derek Liliquist, L ERA: 2.08 (8, 1)	0.1		1	0	0	0	1	0	0	0	0	0	0	3	3	0.00	0.000

PITCHER	IP	WLS	BF	H	R	ER	SO	BB	IBB	HBP	BLK	WP	HR	S	P	ERA	WHIP
Steve Olin, R ERA: 2.57 (9, 1)	1.0		5	1	0	0	0	0	0	0	0	0	0	9	16	0.00	1.000

Batter	1	2	3	4	5	6	7	8	9	AB R H RBI BB SO LOB	TOP		
Paul Molitor, R (1, 10) OBP: 0.367, SLG: 0.390	2-2 G5-3 BB 1B		1-2 F9 2B		1-0 G4-3 1B		1-3 K 2		1-2 P5 3	5 0 3 0 0 1 1	Milwaukee Brewers @ Texas Rangers Arlington Stadium, Arlington, TX Fri May 08 1992, 8:05 PM EDT Att. 24,520 - Sunny - 77 F		
Pat Listach, S (1, 6) OBP: 0.375, SLG: 0.414	4-1 G5-3 1-2 BB		0-1 P5 1		1-2 G4-3 1-2		0-0 1B 1-2 1B			3 0 1 0 1 0 2			
Robin Yount, R (1, 8) OBP: 0.301, SLG: 0.347	1-2 G5-3 1-2 2-3		0-0 F9 2-3		2-1 F7 2-3		0-0 1B 1-2 2-H			4 0 1 1 0 0 4			
Greg Vaughn, R (1, 7) OBP: 0.327, SLG: 0.494	4-0 BB		0-3 K 3				0-1 P4 3			3 0 0 0 1 2 3			
Dante Bichette, R (1, 9) OBP: 0.339, SLG: 0.356	0-3 K 2			2-1 G5-3 1		0-3 K 2		1-3 K 1		4 0 0 0 0 3 3			
Franklin Stubbs, L (1, 3) OBP: 0.264, SLG: 0.369	2-3 K 3			1-0 G4-3 2		1-0 G4-3 3		0-0 F7 2		4 0 0 0 0 1 3			
Kevin Seitzer, R (1, 5) OBP: 0.337, SLG: 0.386		0-2 F8 1		2-1 2B 3			1-1 E1 G1 1B 1B 1			4 1 2 0 0 0 0			
B.J. Surhoff, L (1, 2) OBP: 0.167, SLG: 0.169		0-0 F7 2		2-0 G6-3 3			0-0 G1 2-3			4 0 0 0 0 1 2			
Scott Fletcher, R (1, 4) OBP: 0.333, SLG: 0.357 Jim Gantner, L (9, PH) OBP: 0.296, SLG: 0.264		1-0 F8 3			0-0 G6-3 1		0-1 1B 1B 3-H			3 1 1 1 0 0 0 1 0 0 0 0 0 0			
Inning Stats	R: 0 H: 1 E: 0 LOB: 3 K: 2 BB: 2 S: 16 P: 29	R: 0 H: 0 E: 0 LOB: 0 K: 0 BB: 0 S: 5 P: 6	R: 0 H: 1 E: 0 LOB: 1 K: 1 BB: 0 S: 9 P: 10	R: 0 H: 1 E: 0 LOB: 1 K: 0 BB: 0 S: 6 P: 13	R: 0 H: 1 E: 0 LOB: 1 K: 0 BB: 0 S: 7 P: 11	R: 0 H: 0 E: 0 LOB: 0 K: 2 BB: 0 S: 8 P: 10	R: 2 H: 4 E: 1 LOB: 2 K: 1 BB: 0 S: 12 P: 14	R: 0 H: 0 E: 0 LOB: 0 K: 1 BB: 0 S: 6 P: 8	R: 0 H: 0 E: 0 LOB: 0 K: 1 BB: 0 S: 10 P: 12	1B: 6 SF: 0 2B: 2 SAC: 0 3B: 0 DP: 0 HR: 0 HBP: 0	WP: 0 PA: 37 PB: 0 SB: 0 CS: 0		
PITCHER	IP WLS BF H R ER SO BB IBB HBP BLK WP HR S P ERA WHIP											PITCHER	IP WLS BF H R ER SO BB IBB HBP BLK WP HR S P ERA WHIP
Kevin Brown, R (1, 1) ERA: 3.46	7.0 W 31 8 2 2 6 2 0 0 0 0 0 0 63 93 2.57 1.429												
Kenny Rogers, L (8, 1) ERA: 1.59	1.1 4 0 0 0 2 0 0 0 0 0 0 0 9 12 0.00 0.000												
Jeff Russell, R (9, 1) ERA: 2.08	0.2 S 2 0 0 0 0 0 0 0 0 0 0 0 7 8 0.00 0.000												

livebaseballscorecards.com

AB	35
R	2
H	8
RBI	2
BB	2
SO	8
LOB	18



Batter	1	2	3	4	5	6	7	8	9	AB	R	H	RBI	BB	SO	LOB
Brian Downing, R (1, 10) OBP: 0.526, SLG: 0.491	0-1 		4-1 FC4-6 1B BB		2-3 K		3-2 HBP			2	1	1	1	1	1	0
Rafael Palmeiro, L (1, 3) OBP: 0.370, SLG: 0.491	2-2 G4-3		0-1 FC4-6 1B		0-1 F8		2-0 F8			4	0	1	0	0	0	2
Jeff Huson, L (8, 4) OBP: 0.316, SLG: 0.370			1-2 1B							0	0	0	0	0	0	0
Ruben Sierra, S (1, 9) OBP: 0.338, SLG: 0.475	1-1 G5-3		1-0 FC4-6				3-2 G3-1		1-1 G3-1	4	0	0	0	0	0	2
Juan Gonzalez, R (1, 8) OBP: 0.306, SLG: 0.453	2-3 K		3-3 K				0-1 L4		2-0 1B 2B	4	0	1	0	0	2	2
Kevin Reimer, L (1, 7) OBP: 0.345, SLG: 0.491					1-0 F7		1-1 G1-3		0-2 S 1B	4	1	2	1	0	0	0
John Cangelosi, S (8, PR) OBP: 0.306, SLG: 0.250									2-3 1B	0	0	0	0	0	0	0
Dean Palmer, R (1, 5) OBP: 0.331, SLG: 0.467		2-0 G5-3			1-0 2B		1-2 SH G4-3 2B		1-3 K	4	1	2	0	0	1	2
Ivan Rodriguez, R (1, 2) OBP: 0.308, SLG: 0.424		2-2 G5-3			1-3 K		1-1 SH G4-3		1-3 K	3	0	0	0	0	2	3
Dickie Thon, R (1, 6) OBP: 0.287, SLG: 0.287		1-2 G5-3			2-3 K		0-1 P9			3	0	0	0	0	1	3
Al Newman, S (1, 4) OBP: 0.255, SLG: 0.235			1-2 G1-3				2-1 G4-3			2	0	0	0	0	0	0
Jack Daugherty, S (7, PH) OBP: 0.246, SLG: 0.200					1-2 G1-3				1-2 3-H	1	0	0	1	0	0	1

Inning Stats	R: 1	H: 1	E: 0	K: 1	S: 10	LOB: 0	BB: 0	P: 15	R: 1	H: 1	E: 0	K: 0	S: 8	LOB: 0	BB: 0	P: 13	R: 0	H: 1	E: 0	K: 1	S: 11	LOB: 2	BB: 1	P: 20	R: 0	H: 1	E: 0	K: 2	S: 8	LOB: 1	BB: 0	P: 13	R: 0	H: 0	E: 0	K: 1	S: 10	LOB: 0	BB: 0	P: 13	R: 0	H: 0	E: 0	K: 0	S: 7	LOB: 0	BB: 0	P: 11	R: 1	H: 1	E: 0	K: 0	S: 12	LOB: 2	BB: 0	P: 21	R: 0	H: 2	E: 0	K: 2	S: 12	LOB: 3	BB: 0	P: 17
Bill Wegman, R (1, 1) ERA: 2.88	IP	WLS	BF	H	R	ER	SO	BB	IBB	HBP	BLK	WP	HR	S	P	ERA	WHIP																																															
Jesse Orosco, L (8, 1) ERA: 6.75	0.0		1	1	0	0	0	0	0	0	0	0	0	3	3	∞	∞																																															
Darren Holmes, R (8, 1) ERA:	0.2		2	0	0	0	2	0	0	0	0	0	0	6	8	0.00	0.000																																															

BOTTOM

Milwaukee Brewers @ Texas Rangers
Arlington Stadium, Arlington, TX

Fri May 08 1992, 8:05 PM EDT
Att. 24,520 - Sunny - 77 F

livebaseballscorecards.com

AB	31
R	3
H	7
RBI	3
BB	1
SO	7
LOB	15



WP: 0	PA: 34
PB: 0	
SB: 1	
CS: 0	

Batter	1	2	3	4	5	6	7	8	9	AB R H RBI BB SO LOB	TOP																	
Paul Molitor, R (1, 10) OBP: 0.368, SLG: 0.380	2-3 K		4-1 2B BB		1-1 G5-3		4-2 1B BB		1-1 FC5-4	3 1 0 0 2 1 2																		
Pat Listach, S (1, 6) OBP: 0.377, SLG: 0.413	2-3 K		2-3 K		1-0 FC1-6		1-2 1B		2-2 FC6-4 1B	5 0 2 0 0 2 4																		
Robin Yount, R (1, 8) OBP: 0.296, SLG: 0.354	0-3 K		2-1 2B		1-2 F8		1-2 SF7		1-1 FC6-4	4 0 1 4 0 1 3																		
Greg Vaughn, R (1, 7) OBP: 0.324, SLG: 0.495		1-3 K	1-0 F7		0-0 2B		1-3 K			4 0 1 0 0 2 3																		
Franklin Stubbs, L (1, 3) OBP: 0.263, SLG: 0.356		2-3 K		4-0 S BB		0-0 P3		1-3 K		3 0 0 0 1 2 1																		
Dante Bichette, R (1, 9) OBP: 0.318, SLG: 0.333		1-1 F7		1-0 F9		2-3 K		0-0 G5-3		4 0 0 0 0 1 2																		
Kevin Seitzer, R (1, 5) OBP: 0.324, SLG: 0.370			3-2 L8	1-1 F9		1-3 K		0-1 G5-3		4 0 0 0 0 1 2																		
Jim Gantner, L (1, 4) OBP: 0.306, SLG: 0.267			1-2 BB 2B 1B	1-3 K			4-2 FC5-4 BB		1-2 G6-3	3 1 1 0 1 1 1																		
Andy Allanson, R (1, 2) OBP: 0.471, SLG: 0.529			0-0 BB		1-1 FC1-6 S		1-2 FC5-4 SF7		1-2 FC5-4 1B	4 2 3 0 0 0 1																		
Inning Stats	R: 0 E: 0 K: 3 S: 12	H: 0 LOB: 0 BB: 0 P: 16	R: 0 E: 0 K: 2 S: 8	H: 0 LOB: 0 BB: 0 P: 12	R: 3 E: 0 K: 1 S: 14	H: 3 LOB: 1 BB: 1 P: 27	R: 0 E: 0 K: 1 S: 6	H: 0 LOB: 1 BB: 1 P: 13	R: 0 E: 0 K: 0 S: 8	H: 1 LOB: 1 BB: 0 P: 12	R: 0 E: 0 K: 2 S: 8	H: 1 LOB: 1 BB: 0 P: 11	R: 1 E: 0 K: 1 S: 22	H: 1 LOB: 2 BB: 2 P: 34	R: 0 E: 0 K: 1 S: 6	H: 0 LOB: 0 BB: 0 P: 7	R: 0 E: 0 K: 0 S: 16	H: 2 LOB: 2 BB: 0 P: 22	1B: 6 2B: 2 3B: 0 HR: 0	SF: 1 SAC: 0 DP: 0 HBP: 0	WP: 0 PB: 0 SB: 2 CS: 0	PA: 39						
PITCHER	IP WLS BF H R ER SO BB IBB HBP BLK WP HR S P ERA WHIP																											
Nolan Ryan, R (1, 1) ERA: 8.59	6.0		25	5	3	3	9	2	0	0	0	0	0	0	56	91	4.50	1.167										
Terry Mathews, R (7, 1) ERA: 6.75	0.1		4	1	1	1	0	2	0	0	0	0	0	0	16	26	27.00	9.000										
Jeff Robinson, R (7, 1) ERA: 3.86	1.2	W	5	0	0	0	2	0	0	0	0	0	0	0	12	15	0.00	0.000										
Jeff Russell, R (9, 1) ERA: 1.93	1.0	S	5	2	0	0	0	0	0	0	0	0	0	0	16	22	0.00	2.000										

Milwaukee Brewers @ Texas Rangers
Arlington Stadium, Arlington, TX
Sat May 09 1992, 8:05 PM EDT
Att. 37,353 - Cloudy - 77 F

livebaseballscorecards.com

AB	34
R	4
H	8
RBI	4
BB	4
SO	11
LOB	19



BOTTOM

Milwaukee Brewers @ Texas Rangers
Arlington Stadium, Arlington, TX
Sat May 09 1992, 8:05 PM EDT
Att. 37,353 - Cloudy - 77 F

livebaseballscorecards.com

AB	34
R	5
H	9
RBI	5
BB	5
SO	6
LOB	24



WP:	0	PA:	40
PB:	0	SB:	1
CS:	0		

AB	R	H	RBI	BB	SO	LOB
3	1	2	0	1	0	0
0	0	0	0	0	0	0
0	0	0	0	1	0	0

2	0	1	0	1	0	1
1	0	0	0	0	1	1
1	0	0	0	0	0	2

2	1	0	1	2	0	4
---	---	---	---	---	---	---

5	1	2	1	0	1	7
---	---	---	---	---	---	---

4	0	1	2	0	0	4
---	---	---	---	---	---	---

4	0	0	0	0	0	4
---	---	---	---	---	---	---

4	1	1	0	0	2	0
---	---	---	---	---	---	---

4	0	0	0	0	1	1
---	---	---	---	---	---	---

4	1	2	1	0	1	0
---	---	---	---	---	---	---

1B:	6	SF:	0
2B:	2	SAC:	0
3B:	1	DP:	1
HR:	0	HBP:	1

Batter	1	2	3	4	5	6	7	8	9
Brian Downing, R OBP: 0.537, SLG: 0.518 John Cangelosi, S OBP: 0.306, SLG: 0.250 Geno Petralli, L OBP: 0.219, SLG: 0.355	1-1 G5-4-3 1B		3-2 E6 F8 1B		4-2 FC6-4 BB 1B BB		1-0 E 2B	4-1 G5-3 BB	
Jeff Huson, L OBP: 0.329, SLG: 0.373 Monty Fariss, R OBP: 0.444, SLG: 0.429 Al Newman, S OBP: 0.250, SLG: 0.231	0-0 G5-4-3 1-2f		1-1 1-2 1B		4-1 FC6-4 1-2 BB 2-3		1-3 K	2-2 G5-3 1-2	
Rafael Palmeiro, L OBP: 0.379, SLG: 0.483	1-1 1B HBP		1-1 F8 2-3		0-1 FC6-4 1-2f 2B 2-3 3-H		4-0 FC5 E IBB	4-1 BB	
Ruben Sierra, S OBP: 0.341, SLG: 0.472	1-0 1-2 1B		2-2 P9		0-1 2B 1B		2-2 P6	2-3 K	
Juan Gonzalez, R OBP: 0.305, SLG: 0.455	3-2 F9		1-1 F8		1-2 2B		2-2 E6 1-2 2B 2-3		
Kevin Reimer, L OBP: 0.333, SLG: 0.473		2-0 L3	3-1 G4-3		3-2 P6		1-2 FC5 2-3f		
Dean Palmer, R OBP: 0.328, SLG: 0.459		1-3 K	3-3 K		3-2 G6-3		0-0 3B 1B		
Ivan Rodriguez, R OBP: 0.296, SLG: 0.408		1-2 G1-3			1-0 F7 1B		2-3 K	3-2 F7 1B	
Dickie Thon, R OBP: 0.295, SLG: 0.316			0-3 K		1-1 BB S FC6-4 1B		2-2 G4-3	0-0 1-H 3B	

Inning Stats	R: 0	H: 2	E: 0	K: 0	S: 9	H: 0	LOB: 2	BB: 0	P: 15	R: 0	H: 0	E: 0	K: 1	S: 9	R: 0	H: 1	E: 1	K: 1	S: 14	R: 0	H: 0	E: 0	K: 1	S: 7	R: 4	H: 3	E: 0	K: 0	S: 17	R: 0	H: 0	E: 0	K: 1	S: 11	R: 0	H: 1	E: 1	K: 1	S: 15	R: 1	H: 2	E: 0	K: 1	S: 16	R: 1	H: 2	E: 0	K: 1	S: 29
--------------	------	------	------	------	------	------	--------	-------	-------	------	------	------	------	------	------	------	------	------	-------	------	------	------	------	------	------	------	------	------	-------	------	------	------	------	-------	------	------	------	------	-------	------	------	------	------	-------	------	------	------	------	-------

PITCHER	IP	WLS	BF	H	R	ER	SO	BB	IBB	HBP	BLK	WP	HR	S	P	ERA	WHIP
Ricky Bones, R ERA: 4.03	(1, 1)	4.1	20	4	3	3	3	2	0	0	0	0	0	45	79	6.23	1.385
Bruce Ruffin, L ERA: 6.11	(5, 1)	1.2	8	3	1	1	1	0	0	0	0	0	0	23	35	5.40	1.800
Darren Holmes, R ERA: 2.7	(7, 1)	1.2	L 10	2	1	1	1	1	1	0	0	0	0	26	43	5.40	1.800
Doug Henry, R ERA: 4.35	(8, 1)	0.1	2	0	0	0	1	1	0	0	0	0	0	4	10	0.00	3.000

Batter	1	2	3	4	5	6	7	8	9	AB R H RBI BB SO LOB	TOP											
Paul Molitor, R (1, 10) OBP: 0.364, SLG: 0.375	2-2 F8	1-0 G4-6-3		2-2 L9			1-0 G4-3 1B			4 0 1 0 0 0 2												
Pat Listach, S (1, 6) OBP: 0.384, SLG: 0.418	0-2 CS 1B	0-0 CS 1B			0-3 K		1-1 G4-3			4 0 2 0 0 1 1												
Robin Yount, R (1, 8) OBP: 0.286, SLG: 0.340	2-3 K	1-0 CS	0-0 G5-3		0-1 F7		3-2 G5-3			4 0 0 0 0 1 2												
Greg Vaughn, R (1, 7) OBP: 0.312, SLG: 0.474		0-1 E6 1B	1-0 L5		2-2 L7			0-0 P6		4 1 0 0 0 0 0												
Franklin Stubbs, L (1, 3) OBP: 0.263, SLG: 0.344		4-1 1B 2B BB	1-2 P5			1-1 G5-3		2-3 K		3 1 0 0 1 1 0												
Dante Bichette, R (1, 9) OBP: 0.343, SLG: 0.373		1-1 2B 1B		3-2 1B FC5-4 2B		1-2 S 1B		2-3 K		4 2 3 1 0 1 0												
Kevin Seitzer, R (1, 5) OBP: 0.339, SLG: 0.406		2-1 1B		0-0 FC5-4 1B		1-3 K			1-0 L6-4 2B	4 1 3 1 0 1 1	AB 35											
B.J. Surhoff, L (1, 2) OBP: 0.170, SLG: 0.172		1-3 3-H 2B		2-3 1B		2-3 K			2-0 P6	4 1 1 3 0 1 3	R 6											
Jim Gantner, L (1, 4) OBP: 0.303, SLG: 0.266		1-0 G4-6-3 1B		3-0 FC5-4 FC1-6		1-2 K			2-2 P6	4 1 1 3 0 1 3	H 11											
		1-3 1B		1-0 FC1-6			0-0 G4-3		2-2 L6-4	4 0 1 0 0 0 2	RBI 5											
											BB 1											
											SO 6											
											LOB 11											
Inning Stats	R: 0 E: 0 K: 1 S: 11	H: 1 LOB: 0 BB: 0 P: 15	R: 5 E: 1 K: 0 S: 11	H: 5 LOB: 0 BB: 1 P: 23	R: 0 E: 0 K: 0 S: 5	H: 0 LOB: 0 BB: 0 P: 7	R: 1 E: 0 K: 0 S: 10	H: 2 LOB: 1 BB: 0 P: 19	R: 0 E: 0 K: 1 S: 8	H: 0 LOB: 0 BB: 0 P: 10	R: 0 E: 0 K: 2 S: 12	H: 1 LOB: 1 BB: 0 P: 17	R: 0 E: 0 K: 0 S: 7	H: 1 LOB: 1 BB: 0 P: 12	R: 0 E: 0 K: 2 S: 7	H: 0 LOB: 0 BB: 0 P: 11	R: 0 E: 0 K: 0 S: 5	H: 1 LOB: 0 BB: 0 P: 10	1B: 8 2B: 4 3B: 0 HR: 0	SF: 0 SAC: 0 DP: 2 HBP: 0	WP: 0 PB: 0 SB: 1 CS: 2	PA: 37
PITCHER	IP WLS BF H R ER SO BB IBB HBP BLK WP HR S P ERA WHIP																					
Jose Guzman, R (1, 1) ERA: 3.11	8.0 L 33 10 6 4 6 1 0 0 0 0 0 0 71 114 4.50 1.375																					
Floyd Bannister, L (9, 1) ERA: 3.46	1.0 3 1 0 0 0 0 0 0 0 0 0 0 5 10 0.00 1.000																					

Milwaukee Brewers @ Texas Rangers
Arlington Stadium, Arlington, TX
Sun May 10 1992, 4:33 AM EDT
Att. 30,008 - Cloudy - 78 F

livebaseballscorecards.com



Batter	1	2	3	4	5	6	7	8	9	AB	R	H	RBI	BB	SO	LOB
Jeff Huson, L OBP: 0.326, SLG: 0.367 (1, 4) C C B S (8, 6)	1-3 K	0-0 FC4-6 1-2f			3-2 G4-3			0-1 1B G3 1B		4	1	1	0	0	1	2
Rafael Palmeiro, L OBP: 0.389, SLG: 0.492 (1, 3) B X	1-0 BB 1B		1-1 FC4-6 1B		2-3 K			0-2 G4-3 G3 1B 1-3		4	0	3	0	0	1	0
Ruben Sierra, S OBP: 0.331, SLG: 0.458 (1, 9) C F B X SAFE	1-2 P2		2-0 F7			1-0 F7		2-2 G3 1-2 3-H		4	0	0	1	0	0	3
Juan Gonzalez, R OBP: 0.303, SLG: 0.444 (1, 8) B B B B B	4-1 1-2 BB		1-3 K			1-3 K		0-1 G4-3 2-3		3	0	0	0	1	2	2
Kevin Reimer, L OBP: 0.323, SLG: 0.457 (1, 7) B S B S C	3-3 K		0-0 FC4-6 1-2f			1-0 G3-1		0-3 K		4	0	0	0	0	2	4
Dean Palmer, R OBP: 0.326, SLG: 0.460 (1, 5) B C X		1-1 P8		1-0 P4			3-2 G4-3 1B 2B		1-2 P6	4	1	1	0	0	0	0
Geno Petralli, L OBP: 0.194, SLG: 0.314 (1, 10) B B B B F X		2-2 G3		1-2 F7			3-2 G4-3 2-3		2-2 F8	4	0	0	0	0	0	1
Ivan Rodriguez, R OBP: 0.304, SLG: 0.411 (1, 2) F X		0-1 1B 1B		1-2 G4-3			0-2 G6-4-3 1B 3-H		1-1 F8	4	0	2	1	0	0	0
Dickie Thon, R OBP: 0.299, SLG: 0.320 Monty Fariss, R OBP: 0.429, SLG: 0.409 (7, PH) (8, 4) X		0-0 FC4-6 1B 1-3			0-0 G5-3			1-1 G6-4-3 1-2f		2	0	1	0	0	0	0
										1	0	0	0	0	0	1

Inning Stats	R: 0	H: 1	E: 0	K: 2	S: 11	H: 1	LOB: 2	BB: 1	P: 21	R: 0	H: 2	E: 0	K: 0	S: 9	H: 1	LOB: 1	BB: 0	P: 11	R: 0	H: 0	E: 0	K: 0	S: 10	R: 0	H: 0	E: 0	K: 1	S: 7	H: 0	LOB: 0	BB: 0	P: 12	R: 0	H: 0	E: 0	K: 1	S: 5	H: 0	LOB: 0	BB: 0	P: 8	R: 1	H: 2	E: 0	K: 0	S: 11	H: 2	LOB: 0	BB: 0	P: 18	R: 1	H: 2	E: 0	K: 1	S: 13	H: 2	LOB: 1	BB: 0	P: 15	R: 0	H: 0	E: 0	K: 0	S: 9	H: 0	LOB: 0	BB: 0	P: 13	1B: 7	SF: 0	2B: 1	SAC: 0	3B: 0	DP: 1	HR: 0	HBP: 0	WP: 0	PA: 35
--------------	------	------	------	------	-------	------	--------	-------	-------	------	------	------	------	------	------	--------	-------	-------	------	------	------	------	-------	------	------	------	------	------	------	--------	-------	-------	------	------	------	------	------	------	--------	-------	------	------	------	------	------	-------	------	--------	-------	-------	------	------	------	------	-------	------	--------	-------	-------	------	------	------	------	------	------	--------	-------	-------	-------	-------	-------	--------	-------	-------	-------	--------	-------	--------

PITCHER	IP	WLS	BF	H	R	ER	SO	BB	IBB	HBP	BLK	WP	HR	S	P	ERA	WHIP
Chris Bosio, R ERA: 4.97 (1, 1)	8.0	W	32	8	2	2	6	1	0	0	0	0	0	73	110	2.25	1.125
Doug Henry, R ERA: 3.97 (9, 1)	1.0		3	0	0	0	0	0	0	0	0	0	0	9	13	0.00	0.000


BOTTOM

Milwaukee Brewers @ Texas Rangers
Arlington Stadium, Arlington, TX

Sun May 10 1992, 4:33 AM EDT
Att: 30,008 - Cloudy - 78 F

livebaseballscorecards.com

AB	34
R	2
H	8
RBI	2
BB	1
SO	6
LOB	13



Batter	1	2	3	4	5	6	7	8	9	AB R H RBI BB SO LOB	TOP		
Brady Anderson, L (1, 7) OBP: 0.400, SLG: 0.536	0-0 P5		0-0 G4-6-3 1B		4-1 S BB		1-2 SF8 BB		1-1 P6	3 1 1 0 2 0 0			
Mike Devereaux, R (1, 8) OBP: 0.341, SLG: 0.516	1-2 G6-3		1-0 P4		0-1 P6		0-1 SF8		3-1 HR	4 1 1 2 0 0 4			
Cal Ripken Jr., R (1, 6) OBP: 0.338, SLG: 0.425	1-2 P4		0-0 G4-6-3			2-0 G5-3 1B	1-2 HR		1-1 G5-3	5 1 2 2 0 0 3			
Randy Milligan, R (1, 3) OBP: 0.340, SLG: 0.372 David Segui, S (8, 3) OBP: 0.364, SLG: 0.379		0-0 P3		0-2 G6-3		2-1 F8	1-2 1B			4 0 1 0 0 0 1 0 0 0 0 0 0 0			
Joe Orsulak, L (1, 9) OBP: 0.247, SLG: 0.274		1-1 F7		0-1 G3		0-2 G5-3	2-1 G4-3			4 0 0 0 0 0 2			
Chris Hoiles, R (1, 2) OBP: 0.457, SLG: 0.617		4-2 BB		4-2 BB		2-2 F9	4-2 CS BB			1 0 0 0 3 0 1			
Glenn Davis, R (1, 10) OBP: 0.154, SLG: 0.154		3-2 G6-3		0-0 F7			1-1 L3	0-1 F7		4 0 0 0 0 0 3			
Leo Gomez, R (1, 5) OBP: 0.355, SLG: 0.423			0-1 1B BB 1B		2-1 G6-4-3 1B		2-0 HR	3-3 K		4 1 3 1 0 1 1			
Mark McLemore, S (1, 4) OBP: 0.373, SLG: 0.322			4-0 1B BB		0-0 G6-4-3		1-1 SF8 1B		0-1 F8	3 1 1 0 1 0 1			
Inning Stats	R: 0 E: 0 K: 0 S: 7 H: 0 LOB: 0 BB: 0 P: 9	R: 0 E: 0 K: 0 S: 13 H: 0 LOB: 1 BB: 1 P: 21	R: 0 E: 0 K: 0 S: 5 H: 2 LOB: 2 BB: 1 P: 10	R: 0 E: 0 K: 0 S: 9 H: 0 LOB: 1 BB: 1 P: 13	R: 0 E: 0 K: 0 S: 6 H: 1 LOB: 1 BB: 1 P: 12	R: 0 E: 0 K: 0 S: 9 H: 1 LOB: 1 BB: 0 P: 15	R: 4 E: 0 K: 0 S: 18 H: 4 LOB: 1 BB: 1 P: 30	R: 0 E: 0 K: 1 S: 12 H: 0 LOB: 1 BB: 1 P: 19	R: 1 E: 0 K: 0 S: 8 H: 1 LOB: 0 BB: 0 P: 13	1B: 6 2B: 1 3B: 0 HR: 3 SF: 1 SAC: 0 DP: 3 HBP: 0	WP: 0 PB: 0 SB: 1 CS: 1 PA: 39		
PITCHER	IP WLS BF H R ER SO BB IBB HBP BLK WP HR S P ERA WHIP											PITCHER	IP WLS BF H R ER SO BB IBB HBP BLK WP HR S P ERA WHIP
Bobby Witt, R (1, 1) ERA: 4.06	6.1 L 28 6 3 3 0 5 0 0 0 0 0 1 56 95 4.26 1.737												
Jeff Robinson, R (7, 1) ERA: 4.04	0.2 4 2 1 1 0 0 0 0 0 0 0 1 11 15 13.50 3.000												
Terry Mathews, R (8, 1) ERA: 6.38	1.0 3 0 0 0 1 1 0 0 0 0 0 0 12 19 0.00 1.000												
Kenny Rogers, L (9, 1) ERA: 2.0	1.0 4 1 1 1 0 0 0 0 0 0 0 1 8 13 9.00 1.000												

Baltimore Orioles @ Texas Rangers
Arlington Stadium, Arlington, TX
Tue May 12 1992, 8:05 PM EDT
Att. 20,575 - Cloudy - 91 F

livebaseballscorecards.com

AB	32
R	5
H	9
RBI	5
BB	6
SO	1
LOB	16



Batter	1	2	3	4	5	6	7	8	9	AB	R	H	RBI	BB	SO	LOB
Brian Downing, R OBP: 0.512, SLG: 0.483 (1, 10)	3-2 G5-3			0-2 G6-3		2-1 F7		1-1 G6-3		4	0	0	0	0	0	0
Dickie Thon, R OBP: 0.300, SLG: 0.314 Al Newman, S OBP: 0.263, SLG: 0.245 (8, PH) (9, 6)	1-1 G6-3			4-0 1B BB		2-2 G4-3		1-1 G4-6-3 1B		2	0	0	0	1	0	0
Rafael Palmeiro, L OBP: 0.378, SLG: 0.476 (1, 3)	0-0 F8			0-0 P5		3-2 G4-3		2-0 G4-6-3 1-2f		4	0	0	0	0	0	2
Ruben Sierra, S OBP: 0.329, SLG: 0.452 (1, 9)		2-0 G3-1		0-1 1-2 1B		1-0 L9		0-2 L3		4	0	1	0	0	0	0
Juan Gonzalez, R OBP: 0.309, SLG: 0.445 (1, 8)		2-2 G5-3		3-3 K		1-0 1B 1B		1-2 G6-4-3 1B		4	1	2	0	0	1	2
Kevin Reimer, L OBP: 0.320, SLG: 0.450 (1, 7)		0-0 L8			2-3 K		0-0 1-2 1B 1B		1-2 G6-4-3 1-2f	4	0	1	0	0	1	1
Dean Palmer, R OBP: 0.318, SLG: 0.448 (1, 5)			1-1 G5-3		0-0 F9		2-3 K			3	0	0	0	0	1	2
Geno Petrali, L OBP: 0.231, SLG: 0.368 (1, 2)			1-0 G3-1		2-0 2B		3-1 1-2 2-H 1B			3	0	2	1	0	0	0
Jeff Huson, L OBP: 0.318, SLG: 0.358 Monty Fariss, R OBP: 0.414, SLG: 0.391 (7, PH) (8, 4)			1-2 G3-1		0-2 G3		0-3 K			2	0	0	0	0	0	1
										1	0	0	0	0	1	2

Inning Stats		R: 0	H: 0	R: 0	H: 0	R: 0	H: 0	R: 0	H: 1	R: 0	H: 1	R: 1	H: 3	R: 0	H: 1	R: 0	H: 1	1B: 6	SF: 0	WP: 0	PA: 33	
		E: 0	LOB: 0	E: 0	LOB: 0	E: 0	LOB: 0	E: 0	LOB: 1	E: 0	LOB: 2	E: 0	LOB: 2	E: 0	LOB: 0	E: 0	LOB: 0	2B: 1	SAC: 0	PB: 0		
		K: 0	BB: 0	K: 0	BB: 0	K: 1	BB: 1	K: 1	BB: 0	K: 1	BB: 0	K: 2	BB: 0	K: 0	BB: 0	K: 0	BB: 0	3B: 0	DP: 2	SB: 0		
		S: 8	P: 12	S: 8	P: 12	S: 6	P: 9	S: 10	P: 17	S: 11	P: 15	S: 9	P: 16	S: 5	P: 9	S: 10	P: 12	HR: 0	HBP: 0	CS: 0		
PITCHER	IP	WLS	BF	H	R	ER	SO	BB	IBB	HBP	BLK	WP	HR	S	P	ERA	WHIP					
Ben McDonald, R ERA: 2.44	(1, 1)	6.2	26	5	1	1	3	1	0	0	0	0	0	60	96	1.35	0.900					
Mike Flanagan, L ERA: 5.19	(7, 1)	0.1	1	0	0	0	1	0	0	0	0	0	0	3	3	0.00	0.000					
Todd Frohwirth, R ERA: 1.62	(8, 1)	2.0	6	2	0	0	0	0	0	0	0	0	0	15	21	0.00	1.000					


BOTTOM


Baltimore Orioles @ Texas Rangers
Arlington Stadium, Arlington, TX

Tue May 12 1992, 8:05 PM EDT
Att. 20,575 - Cloudy - 91 F

livebaseballscorecards.com

AB	32
R	1
H	7
RBI	1
BB	1
SO	4
LOB	10



Batter	1	2	3	4	5	6	7	8	9	AB R H RBI BB SO LOB	TOP											
Brady Anderson, L (1, 7) OBP: 0.403, SLG: 0.543	0-0 2B	1-1 1B			3-2 F8		3-2 F7			4 1 2 0 0 0 2												
Mike Devereaux, R (1, 8) OBP: 0.338, SLG: 0.516	1-0 1B	2-1 G1-3			0-0 F8			3-1 F8		4 1 1 1 0 0 2												
Cal Ripken Jr., R (1, 6) OBP: 0.336, SLG: 0.419	2-0 HR		1-0 G4-3		0-1 P3			0-0 G5-3		4 1 1 1 0 0 1												
Sam Horn, L (1, 10) OBP: 0.377, SLG: 0.450	0-0 HR		2-3 K			2-3 K		1-1 G4-3		4 1 1 2 0 2 0												
Chris Hoiles, R (1, 2) OBP: 0.442, SLG: 0.592	0-1 G5-3		3-3 K		0-0 F8			1-2 G4-3		4 0 0 0 0 1 0												
Joe Orsulak, L (1, 9) OBP: 0.235, SLG: 0.260	1-0 G4-3			0-1 G3-1		1-3 K		0-0 P6		4 0 0 0 0 1 0												
Leo Gomez, R (1, 5) OBP: 0.351, SLG: 0.416	3-3 K			2-2 G4-3			0-1 G1 WP		0-3 K	4 0 1 0 0 2 0	AB 33 R 4 H 6 RBI 4 BB 1 SO 6 LOB 7											
David Segui, S (1, 3) OBP: 0.348, SLG: 0.361		2-2 G6-3			3-2 G4-3		2-2 G1			3 0 0 0 0 0 1												
Mark McLemore, S (1, 4) OBP: 0.371, SLG: 0.311		1-1 G6-3			4-2 BB		2-1 G4-3			2 0 0 0 1 0 1												
Inning Stats	R: 4 E: 0 K: 1 S: 10	H: 4 LOB: 0 BB: 0 P: 17	R: 0 E: 0 K: 0 S: 10	H: 1 LOB: 1 BB: 0 P: 16	R: 0 E: 0 K: 2 S: 7	H: 0 LOB: 0 BB: 0 P: 13	R: 0 E: 0 K: 0 S: 9	H: 0 LOB: 0 BB: 0 P: 14	R: 0 E: 0 K: 0 S: 8	H: 0 LOB: 1 BB: 1 P: 15	R: 0 E: 0 K: 2 S: 8	H: 0 LOB: 0 BB: 0 P: 11	R: 0 E: 0 K: 0 S: 11	H: 1 LOB: 1 BB: 0 P: 18	R: 0 E: 0 K: 0 S: 5	H: 0 LOB: 0 BB: 0 P: 9	R: 0 E: 0 K: 1 S: 7	H: 0 LOB: 0 BB: 0 P: 8	1B: 3 2B: 2 3B: 0 HR: 1	SF: 0 SAC: 0 DP: 0 HBP: 0	WP: 1 PB: 0 SB: 0 CS: 0	PA: 34
PITCHER	IP WLS BF H R ER SO BB IBB HBP BLK WP HR S P ERA WHIP												PITCHER	IP WLS BF H R ER SO BB IBB HBP BLK WP HR S P ERA WHIP								
Kevin Brown, R (1, 1) ERA: 3.6	8.0 L 31 6 4 4 5 1 0 0 0 0 1 1 68 113 4.50 0.875																					
Jeff Russell, R (9, 1) ERA: 1.8	1.0 3 0 0 0 1 0 0 0 0 0 0 0 7 8 0.00 0.000																					

Baltimore Orioles @ Texas Rangers
Arlington Stadium, Arlington, TX
Wed May 13 1992, 8:05 PM EDT
Att. 20,743 - Cloudy - 87 F

livebaseballscorecards.com

Batter	1	2	3	4	5	6	7	8	9	AB	R	H	RBI	BB	SO	LOB
Brian Downing, R OBP: 0.500, SLG: 0.469 (1, 10)	1-2 L3		2-2 G4-6-3 1B		1-1 G6-3		2-2 P4			4	0	1	0	0	0	1
Jeff Huson, L OBP: 0.326, SLG: 0.357 (1, 6)	1-1 2B 1B		0-0 G4-6-3 1-2f			1-2 L6		4-2 G3-1 BB		3	0	1	0	1	0	1
Rafael Palmeiro, L OBP: 0.362, SLG: 0.508 (1, 3)	2-2 1-3 2B		2-1 F8			3-2 HR		0-2 G3-1 1-2		4	1	2	1	0	0	1
Ruben Sierra, S OBP: 0.333, SLG: 0.475 (1, 9)	2-0 P7			1-2 1B		2-2 HR		1-0 P4		4	1	2	1	0	0	3
Kevin Reimer, L OBP: 0.311, SLG: 0.435 (1, 7)	1-0 F7			2-1 F8		0-3 K		3-3 K		4	0	0	0	0	2	4
Juan Gonzalez, R OBP: 0.307, SLG: 0.439 (1, 8)		3-2 F7		1-1 F7		1-2 G4-3			0-0 1B	4	0	1	0	0	0	1
Geno Petralli, L OBP: 0.209, SLG: 0.333 (1, 2)		2-1 F7		1-0 G6-3			0-0 F7		0-1 L6	4	0	0	0	0	0	2
Dean Palmer, R OBP: 0.316, SLG: 0.437 (1, 5)		2-0 HBP			3-1 G5-3		3-2 F8		3-3 K	3	0	0	0	0	1	1
Al Newman, S OBP: 0.267, SLG: 0.250 Jack Daugherty, S OBP: 0.242, SLG: 0.196 (9, PH)		0-0 G4-3			3-2 P6		0-0 1B		0-0 F7	3	0	1	0	0	0	1
										1	0	0	0	0	0	1

Inning Stats	R: 0	H: 2	E: 0	K: 0	S: 12	R: 0	H: 0	E: 0	K: 10	S: 10	R: 0	H: 1	E: 0	K: 0	S: 6	R: 0	H: 1	E: 0	K: 0	S: 8	R: 0	H: 0	E: 0	K: 0	S: 7	R: 2	H: 2	E: 0	K: 1	S: 17	R: 0	H: 1	E: 0	K: 0	S: 8	R: 0	H: 0	E: 0	K: 0	S: 7	R: 0	H: 0	E: 0	K: 0	S: 13	R: 0	H: 0	E: 0	K: 0	S: 14	R: 0	H: 0	E: 0	K: 0	S: 13	R: 0	H: 0	E: 0	K: 1	S: 10	R: 0	H: 1	E: 0	K: 1	S: 7	R: 0	H: 1	E: 0	K: 0	S: 10	R: 0	H: 1	E: 0	K: 0	S: 10	1B: 5	2B: 1	3B: 0	HR: 2	SF: 0	SAC: 0	DP: 1	HBP: 1	WP: 0	PB: 0	SB: 1	CS: 0	PA: 36
--------------	------	------	------	------	-------	------	------	------	-------	-------	------	------	------	------	------	------	------	------	------	------	------	------	------	------	------	------	------	------	------	-------	------	------	------	------	------	------	------	------	------	------	------	------	------	------	-------	------	------	------	------	-------	------	------	------	------	-------	------	------	------	------	-------	------	------	------	------	------	------	------	------	------	-------	------	------	------	------	-------	-------	-------	-------	-------	-------	--------	-------	--------	-------	-------	-------	-------	--------

PITCHER	IP	WLS	BF	H	R	ER	SO	BB	IBB	HBP	BLK	WP	HR	S	P	ERA	WHIP
Rick Sutcliffe, R ERA: 3.02 (1, 1)	7.0	W	29	7	2	2	1	1	0	1	0	0	2	70	116	2.57	1.143
Mike Flanagan, L ERA: 5.0 (8, 1)	0.1		1	0	0	0	0	0	0	0	0	0	0	4	4	0.00	0.000
Gregg Olson, R ERA: 1.8 (8, 1)	1.2	S	6	1	0	0	2	0	0	0	0	0	0	11	18	0.00	0.600


BOTTOM

Baltimore Orioles @ Texas Rangers
Arlington Stadium, Arlington, TX

Wed May 13 1992, 8:05 PM EDT
Att. 20,743 - Cloudy - 87 F

livebaseballscorecards.com

AB	34
R	2
H	8
RBI	2
BB	1
SO	3
LOB	16



Batter	1	2	3	4	5	6	7	8	9	10	AB R H RBI BB SO LOB	TOP
Jeff Huson, L (1, 4) B C X OBP: 0.320, SLG: 0.341 (7, 6)	1-1 		0-0 		1-0 		4-0 		1-2 		4 0 0 0 1 0 2	Texas Rangers @ Milwaukee Brewers Milwaukee County Stadium, Milwaukee, WI Fri May 15 1992, 8:05 PM EDT Att: 14,790 - Cloudy - 69 F
Jack Daugherty, S (1, 10) C B F X OBP: 0.254, SLG: 0.246	1-2 		2-2 		3-2 		1-0 		2-1 		5 1 2 0 0 0 5	
Rafael Palmeiro, L (1, 3) C X OBP: 0.382, SLG: 0.511	0-1 		2-1 			2-1 		0-1 	1-2 		5 1 2 0 0 0 2	
Ruben Sierra, S (1, 9) B X OBP: 0.335, SLG: 0.479	1-0 			0-2 		3-2 		0-1 	3-2 		5 0 2 2 0 0 1	
Juan Gonzalez, R (1, 8) B X OBP: 0.303, SLG: 0.426	1-0 			1-1 		0-3 		0-3 	4-1 		4 0 0 0 1 2 3	
Kevin Reimer, L (1, 7) OBP: 0.301, SLG: 0.422 John Cangelosi, S (9, 7) OBP: 0.324, SLG: 0.276		0-0 		1-3 		2-1 		2-0 	1-1 	1-2 	4 0 0 0 0 1 2 1 0 1 0 0 0 0	
Dean Palmer, R (1, 5) OBP: 0.312, SLG: 0.427		2-3 			1-0 		1-0 	1-2 	2-3 		5 1 1 0 0 2 3	
Ivan Rodriguez, R (1, 2) OBP: 0.319, SLG: 0.423		0-0 			0-0 		1-2 		1-1 		4 0 3 0 0 0 0	
Dickie Thon, R (1, 6) OBP: 0.295, SLG: 0.308 Al Newman, S (7, PH) OBP: 0.262, SLG: 0.246 (7, 4)			1-0 		0-0 		1-2 		1-2 		2 0 0 1 0 0 1 1 0 0 0 0 0 1	
Inning Stats	R: 1 H: 2 E: 0 LOB: 1 K: 0 BB: 0 S: 10 P: 14	R: 0 H: 0 E: 0 LOB: 0 K: 1 BB: 0 S: 5 P: 7	R: 0 H: 1 E: 0 LOB: 1 K: 0 BB: 0 S: 7 P: 12	R: 0 H: 0 E: 0 LOB: 0 K: 1 BB: 0 S: 8 P: 10	R: 1 H: 2 E: 0 LOB: 1 K: 0 BB: 0 S: 7 P: 12	R: 0 H: 1 E: 0 LOB: 1 K: 1 BB: 0 S: 10 P: 17	R: 0 H: 1 E: 1 LOB: 2 K: 0 BB: 1 S: 8 P: 16	R: 1 H: 2 E: 0 LOB: 1 K: 1 BB: 0 S: 13 P: 16	R: 0 H: 1 E: 0 LOB: 1 K: 0 BB: 0 S: 11 P: 16	R: 0 H: 1 E: 0 LOB: 2 K: 1 BB: 1 S: 16 P: 27	1B: 7 SF: 0 2B: 4 SAC: 1 3B: 0 DP: 1 HR: 0 HBP: 0	
PITCHER Chris Bosio, R (1, 1) ERA: 4.71 Jim Austin, R (9, 1) ERA: 0.82 Darren Holmes, R (10, 1) ERA: 2.45	IP WLS BF H R ER SO BB IBB HBP BLK WP HR S P ERA WHIP 8.0 34 9 3 3 4 0 1 0 0 0 0 0 104 3.38 1.125 1.2 8 2 0 0 0 1 0 0 0 0 0 0 24 38 0.00 1.800 0.1 W 1 0 0 0 1 0 0 0 0 0 0 0 3 5 0.00 0.000	PITCHER IP WLS BF H R ER SO BB IBB HBP BLK WP HR S P ERA WHIP										

AB	40
R	3
H	11
RBI	3
BB	2
SO	5
LOB	20



BOTTOM

Texas Rangers @ Milwaukee Brewers
Milwaukee County Stadium, Milwaukee, WI

Fri May 15 1992, 8:05 PM EDT
Att. 14,790 - Cloudy - 69 F

livebaseballscorecards.com



AB R H RBI BB SO LOB

4 0 2 0 1 0 1

5 0 1 1 0 0 4

5 2 2 0 0 2 2

4 2 2 0 1 0 1

4 1 2 0 1 1 2

5 0 1 1 0 2 5

3 0 1 0 0 2 1

1 1 1 4 1 0 0

3 0 2 0 0 0 0

1 0 0 0 0 0 2

3 1 1 0 0 0 1

AB 38
R 7
H 15
RBI 6
BB 4
SO 7
LOB 19

1B: 10 SF: 0
2B: 3 SAC: 1
3B: 1 DP: 1
HR: 1 HBP: 0

WP: 0 PA: 46
PB: 0
SB: 1
CS: 2

Batter	1	2	3	4	5	6	7	8	9	10
Paul Molitor, R OBP: 0.380, SLG: 0.407 (1, 10)	1-1 FC3-5 3B		X 0-0 G6-3		X 0-0 L6		B C B B 4-1 FC3-6 BB		X 0-0 FC4-6 1B	
Pat Listach, S OBP: 0.384, SLG: 0.418 (1, 6)	1-0 FC3-5 FC6-4		3-2 L7		X 0-0 2B		C X 0-1 FC3-6		1 SAFE 1 SAFE B X 2-0 FC4-6 CS	
Robin Yount, R OBP: 0.288, SLG: 0.348 (1, 8)	1 SAFE 0-0 FC6-4 BB		0-3 K		F F F F 1-3 K		B 1-0 PO		B 1-0 CS	
Greg Vaughn, R OBP: 0.328, SLG: 0.467 (1, 7)	1 SAFE 1 SAFE C 1 SAFE B 1-2 BB				B 3-2 1B G4-6-3 2B		B X 1-0 G5-3		B B B X 3-0 P4	
Dante Bichette, R OBP: 0.325, SLG: 0.346 (1, 9)	1-0 L6				B B B B 0-0 K		B B B B 3-3 K		B B B B 3-2 G1-3 1B	
Kevin Seitzer, R OBP: 0.328, SLG: 0.394 (1, 5)			1-3 K2-3		B B B X 1-1 G4-6-3		B B B X 2-2 S 1B		L X 0-1 G1-3	
Tim McIntosh, R OBP: 0.241, SLG: 0.250 Franklin Stubbs, L OBP: 0.277, SLG: 0.385 (8, PH) (9, 3)			1-3 K		B X 1-0 CS 1B		C B B B 1 SAFE B B B S 3-3 K		X 0-0	
B.J. Surhoff, L OBP: 0.179, SLG: 0.182 Andy Allanson, R OBP: 0.364, SLG: 0.409 (7, PR) (8, 2)			2-1 1B		B B B C 3-2 CS		C B C X 1-2 FC3-6 SH1-4 PO 1B		X F B B B B 3-2 F9	
Jim Gantner, L OBP: 0.305, SLG: 0.282 (1, 4)	0-0 F8				F X 0-1 2B 1B		X 0-0 SH1-4		S B X 1-1 G4-3	

Inning Stats	R: 0	H: 1	E: 0	LOB: 2	K: 0	S: 8	P: 15	R: 0	H: 1	E: 0	LOB: 1	K: 2	S: 9	P: 13	R: 0	H: 0	E: 0	LOB: 0	K: 1	S: 8	P: 11	R: 1	H: 3	E: 0	LOB: 0	K: 0	S: 10	P: 18	R: 1	H: 2	E: 0	LOB: 1	K: 1	S: 8	P: 9	R: 0	H: 1	E: 0	LOB: 1	K: 2	S: 11	P: 20	R: 0	H: 1	E: 0	LOB: 2	K: 0	S: 7	P: 13	R: 1	H: 2	E: 0	LOB: 2	K: 0	S: 11	P: 25	R: 0	H: 1	E: 0	LOB: 0	K: 0	S: 4	P: 8	R: 4	H: 3	E: 1	LOB: 0	K: 1	S: 8	P: 15
--------------	------	------	------	--------	------	------	-------	------	------	------	--------	------	------	-------	------	------	------	--------	------	------	-------	------	------	------	--------	------	-------	-------	------	------	------	--------	------	------	------	------	------	------	--------	------	-------	-------	------	------	------	--------	------	------	-------	------	------	------	--------	------	-------	-------	------	------	------	--------	------	------	------	------	------	------	--------	------	------	-------

PITCHER	IP	WLS	BF	H	R	ER	SO	BB	IBB	HBP	BLK	WP	HR	S	P	ERA	WHIP
Jose Guzman, R ERA: 3.19 (1, 1)	7.1		31	10	3	3	6	2	0	0	0	0	0	64	106	3.68	1.636
Jeff Russell, R ERA: 1.62 (8, 1)	1.2		7	2	0	0	0	0	1	0	0	0	0	12	26	0.00	1.200
Jeff Robinson, R ERA: 4.79 (10, 1)	0.0	L	3	2	3	3	0	0	1	0	0	0	0	2	8	∞	∞
Kenny Rogers, L ERA: 2.45 (10, 1)	0.1		2	1	1	1	1	0	0	0	0	0	0	1	6	27.00	3.000

PITCHER	IP	WLS	BF	H	R	ER	SO	BB	IBB	HBP	BLK	WP	HR	S	P	ERA	WHIP
---------	----	-----	----	---	---	----	----	----	-----	-----	-----	----	----	---	---	-----	------

Batter	1	2	3	4	5	6	7	8	9	AB R H RBI BB SO LOB	TOP																
Brian Downing, R (1, 10) OBP: 0.495, SLG: 0.456	2-1 P9		3-2 P3		4-2 BB		0-0 1B 1B		0-3 K	4 1 1 0 1 1 1																	
Jeff Huson, L (1, 4) OBP: 0.324, SLG: 0.355	3-2 G1-3		1-0 G3-1		3-1 P6		1-1 1B 1B		3-2 2B	5 0 2 0 0 0 1																	
Rafael Palmeiro, L (1, 3) OBP: 0.389, SLG: 0.511	2-0 G4-3		0-0 FC6 1B		2-1 P5		3-2 1-3 2-H 1B		4-1 BB	4 0 2 1 1 0 0																	
Ruben Sierra, S (1, 9)		2-2 G4-3	1-2 FC6 1-2f		0-0 WP 1B		2-1 F9		1-2 P6	5 1 1 0 0 0 6																	
Juan Gonzalez, R (1, 8) OBP: 0.295, SLG: 0.414		1-2 F8		0-0 F7		2-2 P4		2-2 F9		4 0 0 0 0 0 1																	
Kevin Reimer, L (1, 7) OBP: 0.307, SLG: 0.432		3-1 2B		3-2 G5-3		3-2 1-H 1B		2-2 G2-3		4 0 2 1 0 0 0																	
John Cangelosi, S (8, 7) OBP: 0.324, SLG: 0.276										0 0 0 0 0 0 0																	
Dean Palmer, R (1, 5) OBP: 0.303, SLG: 0.414		3-3 K		0-3 K		2-3 K		1-1 G3-1		4 0 0 0 0 3 2																	
Ivan Rodriguez, R (1, 2) OBP: 0.317, SLG: 0.412			4-2 HR BB		0-1 G6-3		3-2 G4-3		1-3 K 2B	3 1 0 0 1 1 0																	
Dickie Thon, R (1, 6) OBP: 0.293, SLG: 0.333			0-0 HR		2-0 F9		2-3 K		3-1 F8	4 1 1 2 0 1 1																	
Inning Stats	R: 0 E: 0 K: 0 S: 6	H: 0 LOB: 0 BB: 0 P: 13	R: 0 E: 0 K: 1 S: 13	H: 1 LOB: 1 BB: 0 P: 22	R: 2 E: 0 K: 0 S: 13	H: 2 LOB: 1 BB: 1 P: 22	R: 0 E: 0 K: 1 S: 7	H: 0 LOB: 0 BB: 0 P: 10	R: 0 E: 0 K: 0 S: 8	H: 0 LOB: 1 BB: 1 P: 17	R: 1 E: 0 K: 1 S: 13	H: 2 LOB: 1 BB: 0 P: 22	R: 1 E: 0 K: 1 S: 14	H: 3 LOB: 2 BB: 0 P: 25	R: 0 E: 0 K: 0 S: 9	H: 0 LOB: 0 BB: 0 P: 14	R: 0 E: 0 K: 2 S: 20	H: 1 LOB: 3 BB: 1 P: 30	1B: 6 2B: 2 3B: 0 HR: 1	SF: 0 SAC: 0 DP: 0 HBP: 0	WP: 2 PB: 0 SB: 0 CS: 0	PA: 40					
PITCHER	IP WLS BF H R ER SO BB IBB HBP BLK WP HR S P ERA WHIP																										
Ricky Bones, R (1, 1) ERA: 4.29	6.2		29	7	4	4	4	2	0	0	0	1	1	69	121	5.40	1.350										
Jesse Orosco, L (7, 1) ERA: 6.14	1.1		6	1	0	0	1	0	0	0	0	1	0	19	30	0.00	0.750										
Darren Holmes, R (9, 1) ERA: 1.93	1.0	W	5	1	0	0	1	1	0	0	0	0	0	15	24	0.00	2.000										

Texas Rangers @ Milwaukee Brewers
Milwaukee County Stadium, Milwaukee, WI

Sat May 16 1992, 4:33 AM EDT
Att. 30,256 - Cloudy - 76 F

livebaseballscorecards.com

AB	37
R	4
H	9
RBI	4
BB	3
SO	6
LOB	12



Batter	1	2	3	4	5	6	7	8	9	AB R H RBI BB SO LOB
Paul Molitor, R OBP: 0.381, SLG: 0.405 (1, 10)	3-3 K		2-3 K		2-1 SF8		1-2 FC6-4 1B		4-0 1B IBB	3 0 1 1 1 2 0
Pat Listach, S OBP: 0.385, SLG: 0.417 (1, 6)	0-0 F9		2-2 1B		2-2 F8		1-1 FC6-4 E		0-0 1B	5 0 2 2 0 0 3
Robin Yount, R OBP: 0.295, SLG: 0.361 (1, 8)	3-2 2B		1-1 F8			0-1 CS BB 1B	3-1 F8			4 0 2 0 0 0 2
Greg Vaughn, R OBP: 0.325, SLG: 0.454 (1, 7)	2-3 K			2-2 G5-3		4-2 BB		0-0 F7		3 0 0 0 1 1 1
Dante Bichette, R OBP: 0.310, SLG: 0.329 (1, 9)				1-3 K		0-3 K		1-2 G3-1		4 0 0 0 0 2 2
Franklin Stubbs, L OBP: 0.286, SLG: 0.383 (1, 3)				3-2 CS 1B		3-3 K		2-3 K		3 0 1 0 1 2 2
Kevin Seitzer, R OBP: 0.341, SLG: 0.402 (1, 5)				0-2 CS		0-2 SH1-4 1B SF8 1B		4-2 1B BB FC6-4 BB		3 3 2 0 1 0 1
Jim Gantner, L OBP: 0.306, SLG: 0.284 (1, 4)						2-2 SF8 1B SH1-4 1B		1-1 F8		3 0 1 0 0 0 2
William Suero, R OBP: 0.273, SLG: 0.111 (9, PR)						1-2 1B		0-1 SH 1B		0 1 0 0 0 0 0
Andy Allanson, R OBP: 0.375, SLG: 0.391 (1, 2)				2-2 P4		0-0 SH1-4		4-0 FC6-4 1B E BB		1 1 0 0 1 0 0

Inning Stats	R: 0	H: 1	E: 0	K: 2	S: 12	LOB: 1	BB: 0	P: 20	R: 0	H: 0	E: 0	K: 0	S: 7	LOB: 1	BB: 1	P: 14	R: 0	H: 1	E: 0	K: 1	S: 11	LOB: 1	BB: 0	P: 18	R: 0	H: 1	E: 0	K: 1	S: 11	LOB: 0	BB: 0	P: 17	R: 1	H: 2	E: 0	K: 0	S: 15	LOB: 1	BB: 0	P: 21	R: 0	H: 1	E: 0	K: 2	S: 10	LOB: 2	BB: 1	P: 17	R: 2	H: 1	E: 1	K: 0	S: 12	LOB: 1	BB: 2	P: 26	R: 0	H: 0	E: 0	K: 1	S: 7	LOB: 0	BB: 0	P: 10	R: 2	H: 2	E: 1	K: 0	S: 9	LOB: 2	BB: 1	P: 16	1B: 8	SF: 1	2B: 2	SAC: 3	3B: 0	DP: 1	HR: 0	HBP: 0	WP: 0	PA: 39
--------------	------	------	------	------	-------	--------	-------	-------	------	------	------	------	------	--------	-------	-------	------	------	------	------	-------	--------	-------	-------	------	------	------	------	-------	--------	-------	-------	------	------	------	------	-------	--------	-------	-------	------	------	------	------	-------	--------	-------	-------	------	------	------	------	-------	--------	-------	-------	------	------	------	------	------	--------	-------	-------	------	------	------	------	------	--------	-------	-------	-------	-------	-------	--------	-------	-------	-------	--------	-------	--------

PITCHER	IP	WLS	BF	H	R	ER	SO	BB	IBB	HBP	BLK	WP	HR	S	P	ERA	WHIP
Nolan Ryan, R ERA: 6.53 (1, 1)	6.0		24	6	1	1	6	2	0	0	0	0	0	66	107	1.50	1.333
Terry Mathews, R ERA: 6.75 (7, 1)	0.1		4	1	2	1	0	2	0	0	0	0	0	8	18	27.00	9.000
Kenny Rogers, L ERA: 3.1 (7, 1)	2.0	L	10	2	2	2	1	0	1	0	0	0	0	20	34	9.00	1.000

BOTTOM

Texas Rangers @ Milwaukee Brewers
Milwaukee County Stadium, Milwaukee, WI

Sat May 16 1992, 4:33 AM EDT
Att. 30,256 - Cloudy - 76 F

livebaseballscores.com

AB	29
R	5
H	9
RBI	3
BB	5
SO	7
LOB	13



Batter	1	2	3	4	5	6	7	8	9	10	AB R H RBI BB SO LOB	TOP
Jeff Huson, L <small>(1, 4) OBP: 0.321, SLG: 0.371</small> <small>(8, 6)</small>	3-2 G3-1 <small>①</small>		2-2 P7 <small>③</small>			3-2 G4-3 <small>①</small>		0-0 SH3-4 <small>①</small> 1-2		1-1 	4 0 1 1 0 0 1	
Rafael Palmeiro, L <small>(1, 3) OBP: 0.395, SLG: 0.518</small> <small>(8, 6)</small>	1-2 F7 <small>②</small>			2-2 		3-1 F7 <small>②</small>		3-2 		4-0 	4 1 2 0 1 0 0	
Juan Gonzalez, R <small>(1, 8) OBP: 0.292, SLG: 0.407</small> <small>(8, 6)</small>	1-1 G6-3 <small>③</small>			0-1 F8 <small>①</small>		1-2 		1-0 G1-4-3 <small>②</small> <small>③</small> 1-2f		3-2 G5-3 <small>③</small> 1-2	5 0 1 0 0 0 5	
Ruben Sierra, S <small>(1, 9) OBP: 0.323, SLG: 0.458</small> <small>(8, 6)</small>		0-1 F8 <small>①</small>		0-0 F7 <small>②</small>		1-1 F9 <small>③</small>			1-1 G3-1 <small>①</small>		4 0 0 0 0 0 2	
Kevin Reimer, L <small>(1, 7) OBP: 0.306, SLG: 0.426</small> John Cangelosi, S <small>(10, 7) OBP: 0.324, SLG: 0.276</small> <small>(8, 6)</small>		1-1 P6 <small>②</small>		2-1 			2-2 F9 <small>①</small>		1-2 P4 <small>②</small>		4 0 1 1 0 0 0 0 0 0 0 0 0 0	
Brian Downing, R <small>(1, 10) OBP: 0.475, SLG: 0.431</small> <small>(8, 6)</small>		0-1 G4-3 <small>③</small>		2-1 G4-3 <small>③</small>			0-0 G5-3 <small>②</small>		0-2 G4-3 <small>③</small>		4 0 0 0 0 0 1	
Ivan Rodriguez, R <small>(1, 2) OBP: 0.315, SLG: 0.407</small> <small>(8, 6)</small>			1-1 E3 <small>①</small>		1-1 L3 <small>①</small>		1-2 			3-2 G5-3 <small>①</small>	4 0 1 0 0 0 0	
Dean Palmer, R <small>(1, 5) OBP: 0.295, SLG: 0.402</small> <small>(8, 6)</small>			0-0 P4 <small>①</small>		1-1 F8 <small>②</small>		3-2 G6-3 <small>③</small>			0-0 F7 <small>②</small>	4 0 0 0 0 0 2	
Dickie Thon, R <small>(1, 6) OBP: 0.288, SLG: 0.327</small> Jack Daugherty, S <small>(8, PH) OBP: 0.250, SLG: 0.242</small> Al Newman, S <small>(8, PR) OBP: 0.274, SLG: 0.246</small> <small>(8, 4)</small>			2-3 		0-1 P1 <small>③</small>			1-2 E1 <small>①</small> 		4-0 	2 0 0 0 0 1 1 1 0 0 0 0 0 0 0 1 0 0 1 0 0	
Inning Stats	R: 0 H: 0 E: 0 LOB: 0 K: 0 BB: 0 S: 10 P: 15	R: 0 H: 0 E: 0 LOB: 0 K: 0 BB: 0 S: 6 P: 7	R: 0 H: 0 E: 1 LOB: 1 K: 1 BB: 0 S: 9 P: 14	R: 1 H: 2 E: 0 LOB: 1 K: 0 BB: 0 S: 10 P: 16	R: 0 H: 0 E: 0 LOB: 0 K: 0 BB: 0 S: 6 P: 8	R: 0 H: 1 E: 0 LOB: 1 K: 0 BB: 0 S: 11 P: 19	R: 0 H: 1 E: 0 LOB: 1 K: 0 BB: 0 S: 10 P: 16	R: 0 H: 1 E: 1 LOB: 2 K: 0 BB: 0 S: 9 P: 14	R: 0 H: 0 E: 0 LOB: 0 K: 0 BB: 0 S: 8 P: 10	R: 1 H: 1 E: 0 LOB: 2 K: 0 BB: 2 S: 14 P: 29	1B: 4 SF: 0 2B: 1 SAC: 1 3B: 1 DP: 1 HR: 0 HBP: 0	WP: 0 PA: 39 PB: 0 SB: 2 CS: 0
PITCHER Jaime Navarro, R <small>(1, 1) ERA: 3.28</small> Doug Henry, R <small>(10, 1) ERA: 3.75</small>	IP 9.2 WLS L BF 37 H 6 R 2 ER 2 SO 1 BB 1 IBB 0 HBP 0 BLK 0 WP 0 HR 0 S 86 P 134 ERA 1.86 WHIP 0.724									IP 0.1 WLS L BF 2 H 0 R 0 ER 0 SO 0 BB 1 IBB 0 HBP 0 BLK 0 WP 0 HR 0 S 7 P 14 ERA 0.00 WHIP 0.000		

Texas Rangers @ Milwaukee Brewers
 Milwaukee County Stadium, Milwaukee, WI
 Sun May 17 1992, 8:05 PM EDT
 Att. 17,386 - Cloudy - 62 F

livebaseballscorecards.com

AB 36
R 2
H 6
RBI 2
BB 2
SO 1
LOB 12



BOTTOM

Texas Rangers @ Milwaukee Brewers
Milwaukee County Stadium, Milwaukee, WI

Sun May 17 1992, 8:05 PM EDT
Att. 17,386 - Cloudy - 62 F

livebaseballscorecards.com

AB	35
R	1
H	8
RBI	1
BB	4
SO	6
LOB	17



WP	0	PA	42
PB	0		
SB	0		
CS	2		

AB R H RBI BB SO LOB

5	1	3	1	0	0	0
3	0	0	0	1	1	1
4	0	1	0	1	1	1
5	0	0	0	0	2	4
5	0	3	0	0	0	2
2	0	0	0	1	0	1
3	0	1	0	1	0	2
4	0	0	0	0	2	4
2	0	0	0	0	0	0
2	0	0	0	0	0	2

Batter	1	2	3	4	5	6	7	8	9	10
Paul Molitor, R OBP: 0.388, SLG: 0.435 (1, 10)	G6-3		HR			F8		G4-3 1B		1B SH1-4 1B
Pat Listach, S OBP: 0.379, SLG: 0.402 (1, 6)	G6-3		K			BB		G4-3		SH1-4
Robin Yount, R OBP: 0.299, SLG: 0.358 (1, 8)	P3			G5-3		K		IBB		FC6-4 1B
Greg Vaughn, R OBP: 0.313, SLG: 0.434 (1, 7)		F9		K			P5	K		P5
Dante Bichette, R OBP: 0.326, SLG: 0.345 (1, 9)		CS BB 1B		L9			1B 1B		SH3-4 1B	FC6-4
Franklin Stubbs, L OBP: 0.287, SLG: 0.375 (1, 3)		E2 CS BB		G6-3			P5		SH3-4	
Kevin Seitzer, R OBP: 0.346, SLG: 0.400 (1, 5)		P8		G5-3			1B 1B		IBB	
Jim Gantner, L OBP: 0.294, SLG: 0.272 (1, 4)		CS	K	K			G1-3		F8	
Andy Allanson, R OBP: 0.346, SLG: 0.360 Tim McIntosh, R OBP: 0.226, SLG: 0.233 (8, PH) (9, 2)		G6-3		P8			P6		P6	

Inning Stats	R: 0	H: 0	E: 0	K: 0	S: 7	R: 0	H: 1	E: 1	K: 0	S: 7	R: 1	H: 1	E: 0	K: 2	S: 9	R: 0	H: 0	E: 0	K: 1	S: 10	R: 0	H: 0	E: 0	K: 1	S: 9	R: 0	H: 2	E: 0	K: 0	S: 7	R: 0	H: 1	E: 0	K: 1	S: 10	R: 0	H: 1	E: 0	K: 0	S: 6	R: 0	H: 2	E: 0	K: 0	S: 11	1B: 7	SF: 0	2B: 0	3B: 0	HR: 1	WP: 0	PA: 42
	0	0	0	0	9	1	1	1	0	15	1	1	0	0	14	0	0	0	0	12	0	0	0	1	19	0	2	0	0	10	0	1	0	1	19	0	1	0	1	13	0	2	0	0	15							

PITCHER	IP	WLS	BF	H	R	ER	SO	BB	IBB	HBP	BLK	WP	HR	S	P	ERA	WHIP
Bobby Witt, R ERA: 3.61 (1, 1)	8.0		31	5	1	1	6	2	1	0	0	0	1	69	112	1.12	0.875
Jeff Robinson, R ERA: 4.79 (9, 1)	0.0		1	1	0	0	0	0	0	0	0	0	0	2	3	∞	∞
Floyd Bannister, L ERA: 3.38 (9, 1)	0.1		2	0	0	0	0	0	1	0	0	0	0	1	5	0.00	0.000
Jeff Russell, R ERA: 1.47 (9, 1)	1.2	W	7	2	0	0	0	0	0	0	0	0	0	14	20	0.00	1.200

Batter	1	2	3	4	5	6	7	8	9	AB R H RBI BB SO LOB	TOP																									
John Cangelosi, S (1, 8) OBP: 0.333, SLG: 0.267 Juan Gonzalez, R (4, PH) OBP: 0.293, SLG: 0.401 (4, 8)	1-0 G4-3		4-2 SH3-4 BB	2-2 G4-3			4-0 2B 1-2 1B BB		0-3 K	1 0 0 0 1 0 0 2 1 0 0 1 1 3																										
Jeff Huson, L (1, 6) OBP: 0.315, SLG: 0.364 Dickie Thon, R (7, PH) OBP: 0.292, SLG: 0.339 (7, 6)	3-2 G3		1-0 SH3-4		0-0 B1-3		0-1 1B SF7 2B		3-2 F8	2 0 0 0 0 0 0 2 1 1 1 0 0 0																										
Rafael Palmeiro, L (1, 3) OBP: 0.395, SLG: 0.510	4-1 BB		1-3 K		1-0 F9		1-2 2-3 3-H 1B		1-1 G6-3	4 0 1 1 1 1 2																										
Ruben Sierra, S (1, 9) OBP: 0.315, SLG: 0.449	2-3 K		2-0 F9		1-0 F9		2-2 SF7			3 0 0 1 0 1 3																										
Kevin Reimer, L (1, 10) OBP: 0.297, SLG: 0.414		2-0 G6-3		3-1 P7		2-3 K		1-3 K		4 0 0 0 0 2 1																										
Jack Daugherty, S (1, 7) OBP: 0.271, SLG: 0.242 Monty Fariss, R (6, PH) OBP: 0.419, SLG: 0.375 (6, 7)		4-1 S BB		2-2 1B 1B HBP		4-2 BB		1-3 SAFE SAFE K		0 0 0 0 1 0 0 1 0 0 0 1 1 1																										
Dean Palmer, R (1, 5) OBP: 0.294, SLG: 0.397		3-3 SAFE K		0-1 SAFE 1-2 1B 1B		1-3 K		2-2 F9		4 0 1 0 0 2 2																										
Geno Petralli, L (1, 2) OBP: 0.191, SLG: 0.304		1-1 F7		1-3 K		0-2 SAFE F8		0-0 G1-3		4 0 0 0 0 1 4																										
Al Newman, S (1, 4) OBP: 0.303, SLG: 0.267			1-1 SH3-4 1B		3-2 1-2 2-3 1B		4-1 WP 2B BB		1-2 G1-3	3 1 2 0 1 0 0																										
Inning Stats	R: 0 E: 0 K: 1 S: 9	H: 0 LOB: 1 BB: 1 P: 19	R: 0 E: 0 K: 1 S: 7	H: 0 LOB: 1 BB: 1 P: 17	R: 0 E: 1 K: 1 S: 9	H: 1 LOB: 2 BB: 1 P: 18	R: 0 E: 0 K: 1 S: 16	H: 2 LOB: 3 BB: 0 P: 27	R: 0 E: 0 K: 2 S: 11	H: 0 LOB: 1 BB: 1 P: 18	R: 3 E: 0 K: 2 S: 17	H: 2 LOB: 1 BB: 2 P: 30	R: 0 E: 0 K: 0 S: 7	H: 0 LOB: 0 BB: 0 P: 10	R: 0 E: 0 K: 1 S: 8	H: 0 LOB: 0 BB: 0 P: 12	1B: 4 2B: 1 3B: 0 HR: 0	SF: 1 SAC: 1 DP: 0 HBP: 1	WP: 1 PB: 0 SB: 1 CS: 0	PA: 39																
PITCHER	IP WLS BF H R ER SO BB IBB HBP BLK WP HR S P ERA WHIP																																			
Scott Scudder, R (1, 1) ERA: 4.5	3.1		16	2	0	0	3	3	0	1	0	0	0	31	65	0.00	1.500																			
Kevin Wickander, L (4, 1) ERA: 3.0	2.2		11	1	1	1	3	2	0	0	0	0	0	25	44	3.38	1.125																			
Eric Plunk, R (7, 1) ERA: 3.0	0.0		1	0	0	0	0	1	0	0	0	1	0	0	4	∞	∞																			
Derek Lilliquist, L (7, 1) ERA: 1.96	2.0	L	8	2	2	2	2	0	0	0	0	0	0	23	31	9.00	1.000																			
Steve Olin, R (9, 1) ERA: 2.55	1.0		3	0	0	0	1	0	0	0	0	0	0	8	12	0.00	0.000																			

Texas Rangers @ Cleveland Indians
 Cleveland Municipal Stadium, Cleveland, OH

Mon May 18 1992, 7:05 PM EDT
 Att. 4,438 - Sunny - 56 F

livebaseballscorecards.com

AB	30
R	3
H	5
RBI	3
BB	6
SO	9
LOB	16



Batter	1	2	3	4	5	6	7	8	9	AB R H RBI BB SO LOB
Kenny Lofton, L OBP: 0.361, SLG: 0.323 (1, 8)	4-2 G6-3 S 1B BB		1-1 BB 1B		2-2 G6-3		0-2 FC1-6 S 1-2f			3 1 1 0 1 0 1
Thomas Howard, S OBP: 0.371, SLG: 0.419 (1, 7)	2-2 G6-3		2-2 BB 1B		1-1 G4-3		0-3 K			4 0 1 0 0 1 2
Carlos Baerga, S OBP: 0.343, SLG: 0.389 (1, 4)	0-0 G3 1B		4-1 BB		1-2 G6-3		1-0 L6			3 0 1 1 1 0 1
Albert Belle, R OBP: 0.316, SLG: 0.403 (1, 10)	3-1 G3 1B		1-1 P4		1-2 1B 3B		3-3 K			4 1 2 0 0 1 3
Mark Whiten, S OBP: 0.380, SLG: 0.437 (1, 9)	0-0 G3		2-3 K		1-1 L5-3 1B		0-0 G6-3			4 0 1 0 0 1 5
Paul Sorrento, L OBP: 0.279, SLG: 0.320 (1, 3)	0-0 G4-3		1-3 K		1-2 L5-3		2-1 P3			3 0 0 0 0 1 7
Brook Jacoby, R OBP: 0.302, SLG: 0.330 (8, PH) (9, 3)					SAFE SAFE SAFE					1 0 0 0 0 0 0
Sandy Alomar Jr., R OBP: 0.280, SLG: 0.343 (1, 2)		1-2 G6-4-3 1B		0-3 K		1-0 1B		0-0 G5-3		4 0 2 1 0 1 0
Jim Thome, L (1, 5)		1-1 G6-4-3		2-3 K2-3		0-3 K		1-3 K		4 0 0 0 0 3 2
Felix Fermin, R OBP: 0.270, SLG: 0.286 (1, 6)		3-2 G6-3		0-1 G3-1		1-1 FC1-6 1B		1-1 F8		2 0 0 0 0 0 0
Tony Perezchica, R OBP: 0.176, SLG: 0.188 (5, 6)										2 0 1 0 0 0 0

Inning Stats	R: 1	H: 2	E: 0	K: 0	S: 10	LOB: 2	BB: 1	P: 19	R: 0	H: 1	E: 0	K: 0	S: 9	LOB: 0	BB: 0	P: 14	R: 0	H: 2	E: 0	K: 2	S: 14	LOB: 3	BB: 1	P: 25	R: 0	H: 0	E: 0	K: 2	S: 10	LOB: 0	BB: 0	P: 12	R: 0	H: 3	E: 0	K: 1	S: 12	LOB: 1	BB: 0	P: 16	R: 0	H: 1	E: 0	K: 1	S: 9	LOB: 1	BB: 0	P: 11	R: 0	H: 0	E: 0	K: 1	S: 6	LOB: 0	BB: 0	P: 11	R: 0	H: 0	E: 0	K: 1	S: 6	LOB: 0	BB: 0	P: 8	1B: 8	SF: 0	2B: 1	SAC: 0	3B: 1	DP: 2	HR: 0	HBP: 0	WP: 0	PA: 36
--------------	------	------	------	------	-------	--------	-------	-------	------	------	------	------	------	--------	-------	-------	------	------	------	------	-------	--------	-------	-------	------	------	------	------	-------	--------	-------	-------	------	------	------	------	-------	--------	-------	-------	------	------	------	------	------	--------	-------	-------	------	------	------	------	------	--------	-------	-------	------	------	------	------	------	--------	-------	------	-------	-------	-------	--------	-------	-------	-------	--------	-------	--------

PITCHER	IP	WLS	BF	H	R	ER	SO	BB	IBB	HBP	BLK	WP	HR	S	P	ERA	WHIP
Kevin Brown, R ERA: 3.53 (1, 1)	6.1	W	28	9	2	2	5	2	0	0	0	0	0	68	104	2.84	1.737
Kenny Rogers, L ERA: 2.74 (7, 1)	2.2	S	8	0	0	0	3	0	0	0	0	0	0	16	24	0.00	0.000

TEXAS RANGERS @ CLEVELAND INDIANS
CLEVELAND MUNICIPAL STADIUM, CLEVELAND, OH
 Mon May 18 1992, 7:05 PM EDT
 Att. 4,438 - Sunny - 56 F

AB	34
R	2
H	9
RBI	2
BB	2
SO	8
LOB	21



livebaseballscorecards.com

Batter	1	2	3	4	5	6	7	8	9	AB R H RBI BB SO LOB
--------	---	---	---	---	---	---	---	---	---	----------------------

Jeff Huson, L (1, 4) OBP: 0.307, SLG: 0.362 	2-2 P6 		2-2 G3 BLK 2B 		3-2 E6 1-3 		2-2 G3-1 	2-1 P6 	0-0 F8 	6 1 1 0 0 0 6
Rafael Palmeiro, L (1, 3) OBP: 0.390, SLG: 0.500 	0-1 F8 		3-1 G3 		2-3 K 		1-2 		1-3 K 	5 0 1 0 0 2 3
Juan Gonzalez, R (1, 8) OBP: 0.296, SLG: 0.400 	4-0 		0-0 G5-3 		1-1 SF8 		1-3 K 		0-2 	3 1 1 1 1 1 1
Ruben Sierra, S (1, 9) OBP: 0.318, SLG: 0.466 	1-1 F7 			0-1 P6 	0-1 G1-3 			2-1 BB BB 1B 	1-1 	5 2 2 2 0 0 2
Kevin Reimer, L (1, 7) OBP: 0.307, SLG: 0.421 		1-3 K 		0-0 G3-1 		1-0 		1-0 BB BB SF9 1B 	1-1 	5 2 3 0 0 1 0
Geno Petralli, L (1, 2) OBP: 0.212, SLG: 0.286 		3-1 G4-3 		4-2 		0-0 F7 		2-2 F7 	4-1 	3 0 0 0 2 0 3
Monty Fariss, R (1, 10) OBP: 0.412, SLG: 0.346 Jack Daugherty, S (8, PH) OBP: 0.282, SLG: 0.242 John Cangelosi, S (8, PR) OBP: 0.333, SLG: 0.267 Ivan Rodriguez, R (9, PH) OBP: 0.312, SLG: 0.403 		4-2 		2-3 		2-3 K 		4-2 SF9 BB 	0-0 F7 	2 0 0 0 1 2 2 0 0 0 0 1 0 0 0 0 0 0 0 0 0 1 0 0 0 0 0 2
Dean Palmer, R (1, 5) OBP: 0.304, SLG: 0.407 		2-3 K 			3-2 	3-2 F7 		4-1 	1-0 	4 1 2 2 1 1 2
Dickie Thon, R (1, 6) OBP: 0.296, SLG: 0.339 			1-0 F7 		1-1 		2-2 F7 	1-2 SF9 	4-2 	3 1 1 2 1 0 0

TOP
Texas Rangers @ Cleveland Indians
 Cleveland Municipal Stadium, Cleveland, OH
 Tue May 19 1992, 7:05 PM EDT
 Att. 7,348 - Sunny - 59 F

AB	37
R	8
H	11
RBI	7
BB	7
SO	7
LOB	21



Inning Stats		R: 0	H: 0	R: 0	H: 0	R: 1	H: 1	R: 0	H: 0	R: 2	H: 2	R: 0	H: 1	R: 2	H: 2	R: 0	H: 2	R: 3	H: 4	1B: 8	SF: 2	WP: 1	PA: 46
E: 0	LOB: 1	E: 0	LOB: 1	E: 0	LOB: 0	E: 0	LOB: 1	E: 1	LOB: 1	E: 0	LOB: 1	E: 0	LOB: 1	E: 0	LOB: 2	E: 0	LOB: 2	E: 0	LOB: 3	2B: 2	SAC: 0	PB: 0	
K: 0	BB: 1	K: 2	BB: 1	K: 0	BB: 0	K: 1	BB: 1	K: 1	BB: 0	K: 1	BB: 0	K: 1	BB: 0	K: 0	BB: 2	K: 1	BB: 2	K: 1	BB: 2	3B: 0	DP: 0	SB: 0	
S: 7	P: 14	S: 11	P: 21	S: 7	P: 13	S: 8	P: 14	S: 8	P: 14	S: 13	P: 19	S: 14	P: 30	S: 19	P: 31	S: 19	P: 31	S: 19	P: 31	HR: 1	HBP: 0	CS: 0	

PITCHER										PITCHER									
IP	WLS	BF	H	R	ER	SO	BB	IBB	HBP	IP	WLS	BF	H	R	ER	SO	BB	IBB	HBP
6.0		26	4	3	2	5	3	0	0	1.1		9	3	2	2	1	2	0	0
7.1		9	3	2	2	1	2	0	0	8.1	L	7	3	3	3	1	1	0	0
8.1		7	3	3	3	1	1	0	0	9.1		4	1	0	0	0	1	0	0
ERA: 5.4										ERA: 6.23									
Steve Olin, R										Mike Christopher, R									
ERA: 3.86										ERA: 3.86									

ERA	3.00	13.50	27.00	0.00
WHIP	1.167	3.750	4.000	3.000

Batter	1	2	3	4	5	6	7	8	9	AB	R	H	RBI	BB	SO	LOB
Kenny Lofton, L OBP: 0.362, SLG: 0.321 (1, 8)	4-0 S 1B BB	2-1 SF7 1B		1-3 K			2-2 P4	0-0 F8		4	1	1	0	1	1	0
Alex Cole, L OBP: 0.298, SLG: 0.230 (1, 10)	4-2 1B 1B BB	1-1 SF7 1B		3-1 1B			4-0 BB HR BB		2-2 L7	2	1	1	1	2	0	0
Carlos Baerga, S OBP: 0.351, SLG: 0.401 (1, 4)	1-2 1B 1B	0-0 F8		1-0 F8			1-1 BB HR 1B		1-0 G6-3 2B	5	1	3	1	0	0	2
Paul Sorrento, L OBP: 0.273, SLG: 0.313 (1, 3)	2-1 P5		0-1 F8		2-3 K		4-0 HR BB		0-1 G6-3	3	0	0	0	0	1	2
Brook Jacoby, R OBP: 0.309, SLG: 0.330 (7, PH)							1-2 2-3 HR BB		2-3	0	1	0	0	1	0	0
Albert Belle, R OBP: 0.314, SLG: 0.400 (9, PH)										1	0	0	0	0	0	1
Mark Whiten, S OBP: 0.393, SLG: 0.468 (1, 9)	1-0 1B 1B		0-0 1B E 1B		0-0 F8		2-2 HR		4-2 BB	4	2	3	4	1	0	0
Sandy Alomar Jr., R OBP: 0.263, SLG: 0.320 (1, 2)	1-0 P4		0-0 F7		0-0 G6-3		2-0 G6-3		1-3 K	5	0	0	0	0	1	6
Thomas Howard, S OBP: 0.366, SLG: 0.411 (1, 7)	0-2 L4		0-1 E9 1B		1-0 B1-3		1-2 F8			4	0	1	0	0	0	3
Jim Thome, L OBP: 0.125, SLG: 0.125 (1, 5)		1-0 1B SF7 1B		1-0 G4-3		0-3 K		2-2 G4-3		4	1	1	0	0	1	1
Dave Rohde, S (9, 5)										0	0	0	0	0	0	0
Tony Perezchica, R OBP: 0.143, SLG: 0.150 (1, 6)		2-2 F9		1-2 L7		2-1 P2		1-1 F8		4	0	0	0	0	0	1

Inning Stats	R: 1	H: 2	E: 0	K: 0	S: 13	H: 2	LOB: 3	BB: 2	P: 26	R: 1	H: 2	E: 0	K: 0	S: 9	H: 2	LOB: 1	BB: 0	P: 15	R: 1	H: 2	E: 1	K: 0	S: 7	R: 0	H: 1	E: 0	K: 1	S: 10	R: 0	H: 0	E: 0	K: 1	S: 9	R: 0	H: 0	E: 0	K: 1	S: 6	R: 4	H: 2	E: 0	K: 0	S: 15	R: 0	H: 0	E: 0	K: 0	S: 6	R: 0	H: 0	E: 0	K: 0	S: 6	R: 0	H: 1	E: 0	K: 1	S: 12	1B: 8	SF: 1	2B: 1	SAC: 0	3B: 0	DP: 0	HR: 1	WP: 0	HR: 0	S: 12	P: 20	ERA: 0.00	WHIP: 2.000
--------------	------	------	------	------	-------	------	--------	-------	-------	------	------	------	------	------	------	--------	-------	-------	------	------	------	------	------	------	------	------	------	-------	------	------	------	------	------	------	------	------	------	------	------	------	------	------	-------	------	------	------	------	------	------	------	------	------	------	------	------	------	------	-------	-------	-------	-------	--------	-------	-------	-------	-------	-------	-------	-------	-----------	-------------

PITCHER	IP	WLS	BF	H	R	ER	SO	BB	IBB	HBP	BLK	WP	HR	S	P	ERA	WHIP
Roger Pavlik, R ERA: 4.66 (1, 1)	0.0		3	1	1	1	0	2	0	0	0	0	0	5	14	∞	∞
Mike Jeffcoat, L ERA: 1.8 (1, 1)	5.0		21	6	2	1	2	0	0	0	0	0	0	43	62	1.80	1.200
Floyd Bannister, L ERA: 4.3 (6, 1)	1.1		6	1	2	2	1	1	0	0	0	0	0	12	22	13.50	1.500
Jeff Robinson, R ERA: 5.2 (7, 1)	0.2		4	1	2	2	0	1	0	0	0	0	1	9	18	27.00	3.000
Lance McCullers, R ERA: (8, 1)	1.0	W	3	0	0	0	0	0	0	0	0	0	0	6	9	0.00	0.000

BOTTOM

Texas Rangers @ Cleveland Indians
Cleveland Municipal Stadium, Cleveland, OH

livebaseballscores.com

AB	36
R	7
H	10
RBI	6
BB	5
SO	4
LOB	16



WP: 0	PA: 42
PB: 0	
SB: 1	
CS: 0	

Tue May 19 1992, 7:05 PM EDT
Att. 7,348 - Sunny - 59 F

Batter	1	2	3	4	5	6	7	8	9	AB R H RBI BB SO LOB	TOP	
Jeff Huson, L (1, 4) <small>OBP: 0.314, SLG: 0.376</small>	0-0 		1-1 			0-1 		2-3 		4 0 2 0 0 1 0	Texas Rangers @ Cleveland Indians Cleveland Municipal Stadium, Cleveland, OH Wed May 20 1992, 7:05 PM EDT Att. 6,687 - Sunny - 62 F	
Rafael Palmeiro, L (1, 3) <small>OBP: 0.387, SLG: 0.490</small>	2-2 		0-0 			4-2 		1-0 		3 1 0 0 1 0 2		
Juan Gonzalez, R (1, 8) <small>OBP: 0.295, SLG: 0.396</small>	1-3 		2-1 	2-2 		0-1 		3-2 		4 0 1 0 0 1 2		
Ruben Sierra, S (1, 9) <small>OBP: 0.328, SLG: 0.470</small>	4-0 			1-0 		2-0 		1-2 		3 0 2 1 1 0 1		
Kevin Reimer, L (1, 7) <small>OBP: 0.306, SLG: 0.423</small>	2-1 			0-0 		1-1 		2-2 		4 0 1 0 0 0 4		
Jack Daugherty, S (1, 10) John Cangelosi, S (7, PR) <small>OBP: 0.284, SLG: 0.262</small> <small>OBP: 0.333, SLG: 0.267</small>		1-2 		1-0 			0-0 		0-0 			3 0 1 0 0 0 1
Ivan Rodriguez, R (1, 2) <small>OBP: 0.302, SLG: 0.390</small>		0-1 			0-0 		0-0 		2-3 			4 0 0 0 0 0 2
Dean Palmer, R (1, 5) <small>OBP: 0.296, SLG: 0.396</small>		2-0 			2-3 		2-0 		1-2 			4 0 0 0 0 1 2
Dickie Thon, R (1, 6) <small>OBP: 0.289, SLG: 0.331</small>			1-1 		1-1 		1-0 				3 0 0 0 0 0 1	
Inning Stats	R: 0 H: 1 E: 0 LOB: 2 K: 1 BB: 1 S: 11 P: 20	R: 0 H: 0 E: 0 LOB: 0 K: 0 BB: 0 S: 7 P: 10	R: 0 H: 1 E: 0 LOB: 0 K: 0 BB: 0 S: 6 P: 10	R: 0 H: 1 E: 0 LOB: 1 K: 0 BB: 0 S: 10 P: 14	R: 0 H: 0 E: 0 LOB: 0 K: 1 BB: 0 S: 8 P: 11	R: 1 H: 1 E: 0 LOB: 1 K: 0 BB: 1 S: 11 P: 18	R: 0 H: 1 E: 0 LOB: 1 K: 0 BB: 0 S: 4 P: 7	R: 0 H: 1 E: 0 LOB: 1 K: 1 BB: 0 S: 13 P: 20	R: 0 H: 1 E: 0 LOB: 1 K: 0 BB: 0 S: 11 P: 15	1B: 4 SF: 0 2B: 3 SAC: 1 3B: 0 DP: 0 HR: 0 HBP: 0	WP: 0 PA: 36 PB: 0 SB: 1 CS: 1	
PITCHER Charles Nagy, R (1, 1) <small>ERA: 2.06</small>	IP 9.0 WLS L BF 35 H 7 R 1 ER 1 SO 3 BB 2 IBB 0 HBP 0 BLK 0 WP 0 HR 0 S 81 P 125 ERA 1.00 WHIP 1.000					PITCHER IP WLS BF H R ER SO BB IBB HBP BLK WP HR S P ERA WHIP						

livebaseballscorecards.com

AB	32
R	1
H	7
RBI	1
BB	2
SO	3
LOB	15



Batter	1	2	3	4	5	6	7	8	9	AB	R	H	RBI	BB	SO	LOB
Kenny Lofton, L OBP: 0.353, SLG: 0.311 (1, 8)	1-0 B2-3		2-1 G4-3		1-1 L7			0-0 FC2-6-5		4	0	0	0	0	0	4
Alex Cole, L OBP: 0.284, SLG: 0.218 (1, 10)	2-1 F7		2-3 K			0-0 G3-1		2-1 F8		4	0	0	0	0	1	3
Carlos Baerga, S OBP: 0.349, SLG: 0.398 (1, 4)	1-0 G4-3			3-2 P5		1-2 G3-1			0-0 FC3-6 1B	4	0	1	0	0	0	0
Paul Sorrento, L OBP: 0.272, SLG: 0.306 (1, 3)		0-0 G3-1		4-2 FC4-6 BB		2-3 K		1-0 FC3-6 1B	3	0	0	0	1	1	1	1
Mark Whiten, S OBP: 0.389, SLG: 0.462 (1, 9)		3-2 G3		2-0 FC4-6 FC6-4			2-1 G4-3	2-2 E 1B	4	0	1	0	0	0	0	1
Sandy Alomar Jr., R OBP: 0.262, SLG: 0.329 (1, 2)		0-1 2B		1-0 FC6-4			0-0 G5-3	0-0 F9	4	0	1	0	0	0	0	3
Thomas Howard, S OBP: 0.351, SLG: 0.394 (1, 7)		2-3 K			0-0 L5		1-2 F9	1-0 G4-3	4	0	0	0	0	0	1	3
Brook Jacoby, R OBP: 0.320, SLG: 0.341 (1, 5)			0-0 G4-3 SH5-3 1B		0-1 G5-3			1-0 FC2-6-5 SH1-4 1B	3	0	2	0	0	0	0	0
Dave Rohde, S (8, PR) (9, 5)									0	0	0	0	0	0	0	0
Tony Perezchica, R OBP: 0.182, SLG: 0.150 (1, 6)			1-0 SH5-3		4-2 BB			0-0 SH1-4	0	0	0	0	1	0	0	0

Inning Stats	R: 0	H: 0	E: 0	K: 0	S: 4	P: 8	R: 0	H: 1	E: 0	K: 1	S: 9	R: 0	H: 1	E: 0	K: 1	S: 7	R: 0	H: 0	E: 0	K: 0	S: 10	R: 0	H: 0	E: 0	K: 1	S: 9	R: 0	H: 0	E: 0	K: 0	S: 6	R: 0	H: 1	E: 0	K: 0	S: 5	R: 0	H: 2	E: 1	K: 0	S: 7	1B: 4	SF: 0	2B: 1	SAC: 2	3B: 0	DP: 0	HR: 0	HBP: 0	WP: 0	PA: 34
PITCHER	IP	WLS	BF	H	R	ER	SO	BB	IBB	HBP	BLK	WP	HR	S	P	ERA	WHIP																																		
Jose Guzman, R ERA: 2.76 (1, 1)	8.1	W	32	5	0	0	3	2	0	0	0	0	0	62	103	0.00	0.840																																		
Jeff Russell, R ERA: 1.35 (9, 1)	0.2	S	2	0	0	0	0	0	0	0	0	0	0	2	3	0.00	0.000																																		


BOTTOM

Texas Rangers @ Cleveland Indians
Cleveland Municipal Stadium, Cleveland, OH

Wed May 20 1992, 7:05 PM EDT
Att. 6,687 - Sunny - 62 F

livebaseballscorecards.com

AB	30
R	0
H	5
RBI	0
BB	2
SO	3
LOB	15



Batter	1	2	3	4	5	6	7	8	9	AB R H RBI BB SO LOB	TOP																	
Gary Thurman, R (1, 9) OBP: 0.286, SLG: 0.441	2-3 K		2-3 K			1-3 K		3-1 F7	3-2 L4	5 0 0 0 0 3 1																		
Brian McRae, S (1, 8) OBP: 0.254, SLG: 0.257	2-3 K		2-3 K			0-2 G4-3		3-3 K		4 0 0 0 0 3 0																		
Gregg Jefferies, S (1, 5) OBP: 0.265, SLG: 0.312	1-2 2B		1-0 G4-3			2-1 L8		2-0 P2		4 0 1 0 0 0 0																		
George Brett, L (1, 3) OBP: 0.329, SLG: 0.382	4-2 BB			0-3 K			2-1 F9		1-2 F7	3 0 0 0 1 1 0																		
Kevin McReynolds, R (1, 7) OBP: 0.307, SLG: 0.325	1-2 P2			3-2 F7			1-0 F8		3-2 E6 2B HR	4 1 0 0 0 0 2																		
Jim Eisenreich, L (1, 10) OBP: 0.326, SLG: 0.363				2-1 F9			1-2 G1-3		1-2 HR 2B	3 2 1 0 1 0 0																		
Mike Macfarlane, R (1, 2) OBP: 0.364, SLG: 0.438						3-3 K		4-2 HR 1B BB	0-2 HR 2-H 3-H	3 2 1 3 1 1 1	AB 33 R 7 H 6 RBI 7 BB 3 SO 9 LOB 5																	
Curtis Wilkerson, S (1, 6) OBP: 0.200, SLG: 0.241						1-0 F8		3-1 HR 1B	0-2 G4-3 2B	3 1 2 1 0 0 0																		
Terry Shumpert, R (1, 4) OBP: 0.189, SLG: 0.306						2-2 F7		2-1 HR 1-H 2-H	0-0 G4-3 2-3	4 1 1 3 0 1 1																		
Inning Stats	R: 0 E: 0 K: 2 S: 16	H: 1 LOB: 2 BB: 1 P: 26	R: 1 E: 0 K: 1 S: 10	H: 0 LOB: 0 BB: 1 P: 19	R: 0 E: 0 K: 2 S: 9	H: 0 LOB: 0 BB: 0 P: 14	R: 0 E: 0 K: 1 S: 10	H: 0 LOB: 0 BB: 0 P: 15	R: 0 E: 0 K: 1 S: 12	H: 0 LOB: 0 BB: 0 P: 18	R: 0 E: 0 K: 1 S: 8	H: 0 LOB: 0 BB: 0 P: 11	R: 0 E: 0 K: 0 S: 6	H: 0 LOB: 0 BB: 0 P: 10	R: 3 E: 0 K: 1 S: 12	H: 2 LOB: 0 BB: 1 P: 29	R: 3 E: 1 K: 0 S: 22	H: 3 LOB: 1 BB: 0 P: 30	1B: 1 2B: 3 3B: 0 HR: 2	SF: 1 SAC: 0 DP: 0 HBP: 0	WP: 0 PB: 0 SB: 1 CS: 0	PA: 37						
PITCHER	IP WLS BF H R ER SO BB IBB HBP BLK WP HR S P ERA WHIP																											
Nolan Ryan, R (1, 1) ERA: 5.2	7.0		24	1	1	1	8	2	0	0	0	0	0	0	71	113	1.29	0.429										
Lance McCullers, R (8, 1) ERA: 9.0	0.0		1	0	1	1	0	1	0	0	0	0	0	2	6	∞	∞											
Kenny Rogers, L (8, 1) ERA: 3.7	1.1	L	8	3	4	4	1	0	0	0	0	0	1	21	39	27.00	2.250											
Jeff Russell, R (9, 1) ERA: 1.74	0.2		4	2	1	0	0	0	0	0	0	0	1	11	14	0.00	3.000											

Kansas City Royals @ Texas Rangers
 Arlington Stadium, Arlington, TX
 Thu May 21 1992, 8:05 PM EDT
 Att. 21,363 - Cloudy - 70 F

livebaseballscorecards.com



Batter	1	2	3	4	5	6	7	8	9	AB R H RBI BB SO LOB
Jeff Huson, L (1, 4) OBP: 0.317, SLG: 0.377	2-3 K	2-2 1B		1-0 FC3-6			1-1 1B		0-0 F7	5 0 2 1 0 1 1
Jack Daugherty, S (1, 10) OBP: 0.282, SLG: 0.254	3-1 L1	2-1 SF9			4-2 BB		0-2 F8			2 0 0 1 1 0 1
Rafael Palmeiro, L (1, 3) OBP: 0.378, SLG: 0.478	3-2 P7	1-1 F7			1-0 L9		1-1 G4-3			4 0 0 0 0 0 3
Ruben Sierra, S (1, 9) OBP: 0.331, SLG: 0.467		1-0 HR	1-1 G4-3		1-2 P5			4-1 BB		3 1 1 0 1 0 1
Kevin Reimer, L (1, 7) OBP: 0.311, SLG: 0.441		1-0 HR	2-3 K		1-3 K			4-2 BB		3 1 1 2 1 2 1
John Cangelosi, S (8, PR) OBP: 0.333, SLG: 0.267								1-2 BB		0 0 0 0 0 0 0
Juan Gonzalez, R (1, 8) OBP: 0.294, SLG: 0.405		0-2 SF7	1-0 G5-3			0-1 F8		2-3 K		4 1 1 0 0 1 2
Ivan Rodriguez, R (1, 2) OBP: 0.301, SLG: 0.381		4-2 1B		1-0 G3-1		0-1 G5-3		2-0 G6-4-3		3 1 0 0 1 0 2
Dickie Thon, R (1, 6) OBP: 0.282, SLG: 0.325		0-0 SF7		1-0 G3		1-2 G1-3			3-3 K	2 0 0 1 0 0 0
Geno Petralli, L (9, PH) OBP: 0.208, SLG: 0.280		3-H								1 0 0 0 0 1 0
Al Newman, S (1, 5) OBP: 0.314, SLG: 0.270		1-1 1B		4-0 FC3-6			2-3 K		2-3 K	3 1 1 0 1 2 0

Inning Stats	R: 0	H: 0	E: 0	K: 1	S: 8	H: 0	LOB: 0	BB: 0	P: 16	R: 5	H: 5	E: 0	K: 0	S: 19	R: 0	H: 0	E: 0	K: 1	S: 7	R: 0	H: 0	E: 0	K: 0	S: 3	R: 0	H: 0	E: 0	K: 1	S: 9	R: 0	H: 0	E: 0	K: 0	S: 7	R: 0	H: 0	E: 0	K: 1	S: 13	R: 0	H: 0	E: 0	K: 1	S: 8	R: 0	H: 0	E: 0	K: 1	S: 7	R: 0	H: 0	E: 0	K: 2	S: 7	1B: 4	SF: 2	2B: 0	SAC: 0	3B: 1	DP: 1	HR: 1	HBP: 0	WP: 0	PA: 37
--------------	------	------	------	------	------	------	--------	-------	-------	------	------	------	------	-------	------	------	------	------	------	------	------	------	------	------	------	------	------	------	------	------	------	------	------	------	------	------	------	------	-------	------	------	------	------	------	------	------	------	------	------	------	------	------	------	------	-------	-------	-------	--------	-------	-------	-------	--------	-------	--------


PITCHER	IP	WLS	BF	H	R	ER	SO	BB	IBB	HBP	BLK	WP	HR	S	P	ERA	WHIP
Tom Gordon, R (1, 1) ERA: 5.64	2.0		12	5	5	5	1	1	0	0	0	0	1	27	46	22.50	3.000
Curt Young, L (3, 1) ERA: 4.79	4.0		14	0	0	0	2	2	0	0	0	0	0	26	45	0.00	0.500
Neal Heaton, L (7, 1) ERA: 4.5	1.0		6	1	0	0	1	2	0	0	0	0	0	17	29	0.00	3.000
Rusty Meacham, R (8, 1) ERA: 0.48	1.0	W	2	0	0	0	1	0	0	0	0	0	0	4	8	0.00	0.000
Jeff Montgomery, R (9, 1) ERA: 2.29	1.0	S	3	0	0	0	2	0	0	0	0	0	0	7	12	0.00	0.000

BOTTOM

Kansas City Royals @ Texas Rangers
Arlington Stadium, Arlington, TX

Thu May 21 1992, 8:05 PM EDT
Att. 21,363 - Cloudy - 70 F

AB	30
R	5
H	6
RBI	5
BB	5
SO	7
LOB	11



PITCHER	IP	WLS	BF	H	R	ER	SO	BB	IBB	HBP	BLK	WP	HR	S	P	ERA	WHIP
---------	----	-----	----	---	---	----	----	----	-----	-----	-----	----	----	---	---	-----	------

Batter	1	2	3	4	5	6	7	8	9	AB R H RBI BB SO LOB	TOP		
Gary Thurman, R OBP: 0.325, SLG: 0.462 (1, 8) B X	1-0 E S G4 1B		1-0 G4-3		2-0 L8			1-2 1B 1B	3-2 PB G4-3 1B 2-3 3-H	5 1 3 1 0 0 0			
Chris Gwynn, L OBP: 0.277, SLG: 0.333 (1, 9) B SAFE F S C	1-3 K			1-0 WP 1B 1B		0-0 G4-6-3 1B		3-3 K	1-1 G4-3 1B 1-2 3-H	5 0 2 1 0 2 4			
Gregg Jefferies, S OBP: 0.263, SLG: 0.309 (1, 5) C X	0-1 G4 1-H			1-2 F7		2-1 G4-6-3 1B 1-2f		0-2 1B 1-3 2-H	3-2 G6-3 2-3	5 0 1 2 0 0 3			
George Brett, L OBP: 0.321, SLG: 0.371 (1, 3) C F B S	1-3 K			2-3 K		1-1 G3-1		2-3 K		4 0 0 0 0 3 3			
Kevin McReynolds, R OBP: 0.318, SLG: 0.328 (1, 7) B B C S		4-2 G5-4-3 BB		3-1 WP 1B 1-2		2-1 F8			4-1 1B 2B BB	2 1 1 0 2 0 0			
Jim Eisenreich, L OBP: 0.323, SLG: 0.349 (1, 10) S B C X		1-2 F7		2-2 G6-3 1-2 2-3		2-1 G4-3			4-0 1B 2B BB	3 1 0 0 1 0 3			
Mike Macfarlane, R OBP: 0.360, SLG: 0.462 (1, 2) B B C C		3-1 G5-4-3 1-2f			0-0 HR		1-3 K		2-3 K	4 1 1 1 0 2 3			
Curtis Wilkerson, S OBP: 0.219, SLG: 0.259 (1, 6) C S B S			1-3 K		1-0 F8			3-2 FC6-4 1B	0-2 2B 1B 1B 1-2 2-3	4 1 2 0 0 1 0			
Terry Shumpert, R OBP: 0.195, SLG: 0.325 (1, 4) F B C X			1-2 G6-3		2-1 F8			1-1 FC6-4 1B 1-2f	3-2 1B G4-3 2B 1-3 2-H 3-H	4 2 1 2 0 0 1			
Inning Stats	R: 1 E: 0 K: 2 S: 9 H: 1 LOB: 0 BB: 0 P: 12	R: 0 E: 0 K: 0 S: 8 H: 0 LOB: 0 BB: 1 P: 16	R: 0 E: 0 K: 1 S: 7 H: 0 LOB: 0 BB: 0 P: 10	R: 0 E: 0 K: 1 S: 13 H: 2 LOB: 2 BB: 0 P: 22	R: 1 E: 0 K: 0 S: 5 H: 1 LOB: 0 BB: 0 P: 10	R: 0 E: 0 K: 0 S: 5 H: 1 LOB: 0 BB: 0 P: 8	R: 0 E: 0 K: 1 S: 7 H: 0 LOB: 0 BB: 0 P: 12	R: 1 E: 0 K: 2 S: 21 H: 3 LOB: 2 BB: 0 P: 31	R: 4 E: 0 K: 1 S: 19 H: 3 LOB: 1 BB: 2 P: 39	1B: 9 2B: 1 3B: 0 HR: 1 SF: 0 SAC: 0 DP: 2 HBP: 0	WP: 1 PB: 1 SB: 1 CS: 0 PA: 39		
PITCHER	IP WLS BF H R ER SO BB IBB HBP BLK WP HR S P ERA WHIP											PITCHER	IP WLS BF H R ER SO BB IBB HBP BLK WP HR S P ERA WHIP
Bobby Witt, R ERA: 3.43 (1, 1)	8.0 W 31 8 3 2 7 1 0 0 0 1 1 75 121 2.25 1.125												
Floyd Bannister, L ERA: 6.6 (9, 1)	0.1 5 2 4 4 1 2 0 0 0 0 0 11 24 108.00 12.000												
Jeff Robinson, R ERA: 5.11 (9, 1)	0.2 3 1 0 0 0 0 0 0 0 0 0 8 15 0.00 1.500												

Kansas City Royals @ Texas Rangers
Arlington Stadium, Arlington, TX

livebaseballscorecards.com

AB	36
R	7
H	11
RBI	7
BB	3
SO	8
LOB	17



Fri May 22 1992, 8:05 PM EDT
Att. 34,385 - Cloudy - 82 F

Batter	1	2	3	4	5	6	7	8	9	AB R H RBI BB SO LOB	BOTTOM
--------	---	---	---	---	---	---	---	---	---	----------------------	--------

Jack Daugherty, S <small>OBP: 0.284, SLG: 0.257</small> Monty Fariss, R <small>OBP: 0.389, SLG: 0.321</small> <small>(1, 10)</small> <small>(5, PH)</small> <small>(9, 7)</small>	 <small>3-2</small>	 <small>0-0</small>		 <small>1-1</small>	 <small>2-2</small>		 <small>2-0</small>			3 1 1 0 0 0 1 2 0 0 0 0 0 3	
---	------------------------	------------------------	--	------------------------	------------------------	--	------------------------	--	--	--------------------------------	--

Jeff Huson, L <small>OBP: 0.331, SLG: 0.379</small> Dickie Thon, R <small>OBP: 0.288, SLG: 0.355</small> <small>(1, 6)</small> <small>(8, 6)</small>	 <small>2-1</small> <small>1-2</small>		 <small>4-2</small>		 <small>2-2</small>	 <small>4-0</small>		 <small>2-1</small>		2 3 1 0 2 0 0 1 1 1 1 0 0 0	
---	--	--	------------------------	--	------------------------	------------------------	--	------------------------	--	--------------------------------	--

Rafael Palmeiro, L <small>OBP: 0.379, SLG: 0.481</small> <small>(1, 3)</small>	 <small>2-1</small>		 <small>2-1</small>		 <small>2-2</small>	 <small>1-2</small>		 <small>0-3</small>		5 0 2 1 0 1 3	
---	------------------------	--	------------------------	--	------------------------	------------------------	--	------------------------	--	---------------	--

Ruben Sierra, S <small>OBP: 0.339, SLG: 0.494</small> <small>(1, 9)</small>	 <small>2-0</small> <small>1-2</small> <small>2-3</small>		 <small>1-1</small>		 <small>1-0</small> <small>1-2</small>	 <small>2-2</small>		 <small>0-1</small>		5 2 3 2 0 0 2	
--	--	--	------------------------	--	--	------------------------	--	------------------------	--	---------------	--

Kevin Reimer, L <small>OBP: 0.315, SLG: 0.439</small> John Cangelosi, S <small>OBP: 0.350, SLG: 0.267</small> <small>(1, 7)</small> <small>(8, PH)</small> <small>(9, 8)</small>	 <small>2-1</small> <small>1-3</small> <small>2-H</small> <small>3-H</small>		 <small>1-1</small> <small>2-3</small>		 <small>4-2</small> <small>1-2</small>	 <small>2-3</small>		 <small>4-0</small>		3 1 1 2 1 1 1 0 0 0 0 1 0 0	
--	--	--	--	--	--	------------------------	--	------------------------	--	--------------------------------	--

Juan Gonzalez, R <small>OBP: 0.291, SLG: 0.399</small> Floyd Bannister, L Jeff Robinson, R <small>(1, 8)</small> <small>(9, 1)</small> <small>(9, 1)</small>	 <small>0-3</small>		 <small>0-0</small>		 <small>1-0</small> <small>1-2</small> <small>2-3</small>	 <small>2-0</small>		 <small>0-3</small>		5 1 1 0 0 2 5 0 0 0 0 0 0 0 0 0 0 0 0 0 0	
---	------------------------	--	------------------------	--	--	------------------------	--	------------------------	--	---	--

Ivan Rodriguez, R <small>OBP: 0.304, SLG: 0.382</small> <small>(1, 2)</small>	 <small>1-3</small>		 <small>0-1</small>		 <small>0-0</small> <small>1-3</small> <small>2-H</small> <small>3-H</small>		 <small>1-0</small>	 <small>0-3</small>		5 1 2 2 0 2 4	
--	------------------------	--	------------------------	--	--	--	------------------------	------------------------	--	---------------	--

Dean Palmer, R <small>OBP: 0.295, SLG: 0.392</small> <small>(1, 5)</small>		 <small>1-3</small>		 <small>0-0</small>		 <small>1-2</small> <small>1-H</small> <small>3-H</small>		 <small>3-3</small>		4 0 1 1 0 2 1	
---	--	------------------------	--	------------------------	--	--	--	------------------------	--	---------------	--

Al Newman, S <small>OBP: 0.324, SLG: 0.273</small> <small>(1, 4)</small>		 <small>0-2</small>		 <small>1-0</small>		 <small>1-1</small> <small>1-2</small>		 <small>4-1</small>		3 0 1 0 1 0 1	
---	--	------------------------	--	------------------------	--	--	--	------------------------	--	---------------	--

Inning Stats	R: 2 E: 0 K: 2 S: 18	H: 4 LOB: 2 BB: 0 P: 30	R: 0 E: 0 K: 1 S: 7	H: 0 LOB: 0 BB: 0 P: 8	R: 1 E: 0 K: 0 S: 9	H: 1 LOB: 1 BB: 1 P: 17	R: 0 E: 0 K: 0 S: 7	H: 1 LOB: 1 BB: 0 P: 8	R: 4 E: 0 K: 0 S: 27	H: 5 LOB: 2 BB: 1 P: 40	R: 2 E: 0 K: 1 S: 12	H: 1 LOB: 0 BB: 1 P: 23	R: 0 E: 0 K: 1 S: 6	H: 0 LOB: 1 BB: 1 P: 16	R: 1 E: 0 K: 3 S: 13	H: 2 LOB: 2 BB: 1 P: 19	1B: 10 2B: 2 3B: 0 HR: 2	SF: 0 SAC: 0 DP: 0 HBP: 0	WP: 0 PB: 1 SB: 1 CS: 0	PA: 43
--------------	-------------------------------	----------------------------------	------------------------------	---------------------------------	------------------------------	----------------------------------	------------------------------	---------------------------------	-------------------------------	----------------------------------	-------------------------------	----------------------------------	------------------------------	----------------------------------	-------------------------------	----------------------------------	-----------------------------------	------------------------------------	----------------------------------	--------

PITCHER	IP	WLS	BF	H	R	ER	SO	BB	IBB	HBP	BLK	WP	HR	S	P	ERA	WHIP
Mark Gubicza, R <small>ERA: 3.61</small> <small>(1, 1)</small>	4.2	L	27	11	7	7	3	2	0	0	0	0	0	65	98	13.50	2.786
Neal Heaton, L <small>ERA: 4.94</small> <small>(5, 1)</small>	1.1		6	1	2	2	1	1	0	0	0	0	1	15	28	13.50	1.500
Mark Davis, L <small>ERA: 7.36</small> <small>(7, 1)</small>	2.0		10	2	1	1	4	2	0	0	0	0	1	19	35	4.50	2.000

Kansas City Royals @ Texas Rangers
 Arlington Stadium, Arlington, TX
 Fri May 22 1992, 8:05 PM EDT
 Att. 34,385 - Cloudy - 82 F

livebaseballscorecards.com

AB	38
R	10
H	14
RBI	9
BB	5
SO	8
LOB	21



Batter	1	2	3	4	5	6	7	8	9	AB R H RBI BB SO LOB	TOP
Gary Thurman, R OBP: 0.318, SLG: 0.442 (1, 8)	0-0 1B		0-0 G6-3		2-3 1B			0-0 G1-3		4 0 1 0 0 1 1	
Chris Gwynn, L OBP: 0.294, SLG: 0.367 (1, 9)	3-1 2B		1-2 1B		2-2 G4-6-3 1-2f			0-0 G1-3		4 1 2 0 0 0 1	
Gregg Jefferies, S OBP: 0.263, SLG: 0.313 (1, 5)	1-2 G5-3		0-0 2B		3-2 G1-3			1-3 1B		4 0 1 1 0 1 1	
Wally Joyner, L OBP: 0.362, SLG: 0.458 (1, 3)	2-0 G4-3		1-1 P6		0-3 1B			2-1 L7		4 0 0 0 0 1 2	
Jim Eisenreich, L OBP: 0.340, SLG: 0.372 (1, 10)		4-1 2B BB	0-3 1B		2-2 1B			2-1 G2-3 2B		3 1 2 0 1 1 1	
Kevin McReynolds, R OBP: 0.310, SLG: 0.318 (1, 7)		2-2 F9		0-0 P6		0-1 G5-3		2-2 G2-3		4 0 0 0 0 0 3	
Brent Mayne, L OBP: 0.212, SLG: 0.226 (1, 2)		3-1 2B		1-1 G5-3			1-1 G5-3		2-3 1B	4 0 1 1 0 1 1	AB 33 R 2 H 8 RBI 2 BB 1 SO 6 LOB 12
Curtis Wilkerson, S OBP: 0.209, SLG: 0.246 (1, 6)		1-3 K		2-0 G6-3			0-0 B1-3			3 0 0 0 0 1 1	
Terry Shumpert, R OBP: 0.205, SLG: 0.326 (1, 4)		0-0 G4-3		0-2 1B			1-1 P8			3 0 1 0 0 0 1	
Inning Stats	R: 0 E: 0 K: 0 S: 7 H: 2 LOB: 1 BB: 0 P: 13	R: 1 E: 0 K: 1 S: 11 H: 1 LOB: 1 BB: 1 P: 21	R: 1 E: 0 K: 1 S: 11 H: 2 LOB: 1 BB: 0 P: 13	R: 0 E: 0 K: 0 S: 4 H: 0 LOB: 0 BB: 0 P: 7	R: 0 E: 0 K: 1 S: 9 H: 1 LOB: 0 BB: 0 P: 13	R: 0 E: 0 K: 1 S: 14 H: 1 LOB: 1 BB: 0 P: 19	R: 0 E: 0 K: 0 S: 5 H: 0 LOB: 0 BB: 0 P: 7	R: 0 E: 0 K: 1 S: 5 H: 0 LOB: 0 BB: 0 P: 6	R: 0 E: 0 K: 1 S: 10 H: 1 LOB: 1 BB: 0 P: 18	1B: 4 2B: 4 3B: 0 HR: 0 SF: 0 SAC: 0 DP: 1 HBP: 0	WP: 0 PB: 0 SB: 0 CS: 1 PA: 34
PITCHER Kevin Brown, R ERA: 3.35 (1, 1)	IP 9.0 WLS W BF 34 H 8 R 2 ER 2 SO 6 BB 1 IBB 0 HBP 0 BLK 0 WP 0 HR 0 S 76 P 117 ERA 2.00 WHIP 1.000										

Kansas City Royals @ Texas Rangers
Arlington Stadium, Arlington, TX
Sat May 23 1992, 8:05 PM EDT
Att. 33,347 - Cloudy - 81 F

livebaseballscorecards.com



BOTTOM

Kansas City Royals @ Texas Rangers
Arlington Stadium, Arlington, TX

Sat May 23 1992, 8:05 PM EDT
Att. 33,347 - Cloudy - 81 F

livebaseballscorecards.com

AB	31
R	4
H	8
RBI	4
BB	3
SO	8
LOB	12



WP:	0	PA:	34
PB:	1	SB:	0
CS:	0		

Batter	1	2	3	4	5	6	7	8	9	AB	R	H	RBI	BB	SO	LOB				
Dickie Thon, R OBP: 0.291, SLG: 0.358 Jeff Huson, L OBP: 0.326, SLG: 0.373										2	1	1	0	0	1	3				
Rafael Palmeiro, L OBP: 0.376, SLG: 0.473										3	1	0	0	1	0	1				
Juan Gonzalez, R OBP: 0.296, SLG: 0.407										4	1	2	0	0	0	0				
Ruben Sierra, S OBP: 0.337, SLG: 0.489										4	0	1	2	0	1	1				
Brian Downing, R OBP: 0.465, SLG: 0.419 Kevin Reimer, L OBP: 0.311, SLG: 0.433										2	0	0	0	0	0	2				
Ivan Rodriguez, R OBP: 0.303, SLG: 0.400										4	1	1	2	0	3	1				
Monty Fariss, R OBP: 0.395, SLG: 0.333 Jack Daugherty, S OBP: 0.277, SLG: 0.250										2	0	1	0	0	0	0				
Dean Palmer, R OBP: 0.302, SLG: 0.400										2	0	1	0	1	1	0				
Al Newman, S OBP: 0.338, SLG: 0.279										2	0	1	0	1	0	1				
Inning Stats	R: 4 E: 0 K: 1 S: 20	H: 5 LOB: 3 BB: 3 P: 42	R: 0 E: 0 K: 0 S: 8	H: 0 LOB: 0 BB: 0 P: 12	R: 0 E: 0 K: 1 S: 10	H: 0 LOB: 0 BB: 0 P: 12	R: 0 E: 0 K: 0 S: 13	H: 1 LOB: 1 BB: 0 P: 22	R: 0 E: 0 K: 2 S: 8	H: 1 LOB: 1 BB: 0 P: 14	R: 0 E: 1 K: 2 S: 8	H: 1 LOB: 1 BB: 0 P: 9	R: 0 E: 0 K: 1 S: 7	H: 0 LOB: 0 BB: 0 P: 9	R: 0 E: 0 K: 1 S: 5	H: 0 LOB: 0 BB: 0 P: 7	1B: 5 2B: 2 3B: 0 HR: 1	SF: 0 SAC: 0 DP: 1 HBP: 0	WP: 0 PB: 1 SB: 0 CS: 0	PA: 34

PITCHER	IP	WLS	BF	H	R	ER	SO	BB	IBB	HBP	BLK	WP	HR	S	P	ERA	WHIP
Mike Magnante, L ERA: 8.87	(1, 1)	0.2	L	9	5	4	4	0	2	1	0	0	0	17	38	54.00	10.500
Mike Boddicker, R ERA: 4.25	(1, 1)	4.1		15	2	0	4	0	0	0	0	0	0	42	64	0.00	0.462
Curt Young, L ERA: 4.5	(6, 1)	1.1		5	1	0	2	0	0	0	0	0	0	11	13	0.00	0.750
Rusty Meacham, R ERA: 0.44	(7, 1)	1.2		5	0	0	2	0	0	0	0	0	0	9	12	0.00	0.000

PITCHER	IP	WLS	BF	H	R	ER	SO	BB	IBB	HBP	BLK	WP	HR	S	P	ERA	WHIP
Mike Magnante, L ERA: 8.87	(1, 1)	0.2	L	9	5	4	4	0	2	1	0	0	0	17	38	54.00	10.500
Mike Boddicker, R ERA: 4.25	(1, 1)	4.1		15	2	0	4	0	0	0	0	0	0	42	64	0.00	0.462
Curt Young, L ERA: 4.5	(6, 1)	1.1		5	1	0	2	0	0	0	0	0	0	11	13	0.00	0.750
Rusty Meacham, R ERA: 0.44	(7, 1)	1.2		5	0	0	2	0	0	0	0	0	0	9	12	0.00	0.000

Batter	1	2	3	4	5	6	7	8	9	10	11	12	13	AB R H RBI BB SO LOB	TOP															
Gary Thurman, R OBP: 0.320, SLG: 0.417 (1, 9)	1-0 CS 1B		1-0 G6-3		1-1 P2		1-0 FC6-4 1-2r		4-2 BB		1-1 G3-4-1			5 0 1 0 1 0 1																
Brian McRae, S OBP: 0.246, SLG: 0.247 (1, 8)	1-2 SAFE 1-2		1-1 P9		0-1 G6-3		1-0 F9		1-3 K			0-0 B3		6 0 0 0 0 1 4																
Gregg Jefferies, S OBP: 0.276, SLG: 0.331 (1, 5)	3-0 BB 1B		1-1 1B 1B			2-1 F9 HR 2B		0-0 P6		2-2 F8		1-1 BB 1B		6 1 4 0 0 0 2																
Wally Joyner, L OBP: 0.376, SLG: 0.496 (1, 3)	4-0 BB 1-2		0-1 1-2 1B		1-0 F9		1-0 HR		1-0 HR		0-0 FC1-5 2B		1-0 F8	5 1 3 1 1 0 2																
Mike Macfarlane, R OBP: 0.350, SLG: 0.439 (1, 10)	0-3 K		1-0 F7		2-2 P2		2-3 K		1-1 FC1-5		4-2 BB		1-2 BB	5 0 0 0 1 2 6																
Kevin McReynolds, R OBP: 0.317, SLG: 0.343 (1, 7)		1-3 K		3-2 G1-6-3 1B		0-1 HR		4-2 BB		2-0 F9		2-2 F9		5 1 2 2 1 1 3																
Bob Melvin, R OBP: 0.316, SLG: 0.378 Chris Gwynn, L OBP: 0.298, SLG: 0.360 Brent Mayne, L OBP: 0.206, SLG: 0.219 (1, 2)		0-2 G6-3		1-1 G1-6-3 1-2r		0-0 G3		1-3 K		2-2 G3			2-1 G3-1	4 0 0 0 0 1 2 1 0 0 0 0 0 1 1 0 0 0 0 0 0	AB 49 R 3 H 12 RBI 3 BB 5 SO 8 LOB 23															
Terry Shumpert, R OBP: 0.234, SLG: 0.333 Jim Eisenreich, L OBP: 0.337, SLG: 0.368 Curtis Wilkerson, S OBP: 0.203, SLG: 0.238 (1, 4)		4-2 BB		0-0 F8			0-1 FC6-4 1B		1-0 G6-3		1-3 K		1-3 K	2 0 1 0 1 0 0 1 0 0 0 0 0 0 2 0 0 0 0 2 0																
Rico Rossy, R OBP: 0.288, SLG: 0.262 (1, 6)		0-0 F9		1-0 F7			1-3 K		0-1 WP 2B		3-1 P7		2-2 F8	6 0 1 0 0 1 2																
Inning Stats	R: 0 E: 0 K: 1 S: 9	H: 2 LOB: 2 BB: 1 P: 18	R: 0 E: 0 K: 1 S: 11	H: 0 LOB: 1 BB: 1 P: 16	R: 0 E: 0 K: 0 S: 8	H: 2 LOB: 2 BB: 0 P: 12	R: 0 E: 0 K: 0 S: 7	H: 1 LOB: 0 BB: 0 P: 11	R: 0 E: 0 K: 0 S: 5	H: 0 LOB: 0 BB: 0 P: 7	R: 2 E: 0 K: 0 S: 9	H: 2 LOB: 0 BB: 0 P: 14	R: 0 E: 0 K: 1 S: 8	H: 1 LOB: 1 BB: 0 P: 10	R: 1 E: 0 K: 2 S: 11	H: 1 LOB: 1 BB: 1 P: 19	R: 0 E: 0 K: 1 S: 12	H: 1 LOB: 2 BB: 1 P: 20	R: 0 E: 0 K: 0 S: 7	H: 1 LOB: 1 BB: 0 P: 12	R: 0 E: 0 K: 0 S: 9	H: 1 LOB: 2 BB: 1 P: 17	R: 0 E: 0 K: 1 S: 8	H: 0 LOB: 0 BB: 0 P: 13	1B: 7 2B: 3 3B: 0 HR: 2	SF: 0 SAC: 0 DP: 1 HBP: 0	WP: 1 PB: 0 SB: 0 CS: 1	PA: 54		
PITCHER	IP WLS BF H R ER SO BB IBB HBP BLK WP HR S P ERA WHIP																													
Mike Jeffcoat, L ERA: 2.38 (1, 1)	6.1		27	8	2	2	3	2	0	0	0	0	0	0	1	54	84	2.84	1.579											
Jeff Robinson, R ERA: 5.12 (7, 1)	1.2		7	1	1	1	2	1	0	0	0	0	0	0	1	14	23	5.40	1.200											
Kenny Rogers, L ERA: 3.55 (9, 1)	1.0		6	2	0	0	1	1	0	0	0	0	0	0	0	13	21	0.00	3.000											
Jeff Russell, R ERA: 1.52 (10, 1)	3.0		11	1	0	0	1	1	0	0	0	0	0	0	0	22	40	0.00	0.667											
Gerald Alexander, R ERA: (13, 1)	1.0	W	3	0	0	0	1	0	0	0	0	0	0	0	0	8	13	0.00	0.000											

Kansas City Royals @ Texas Rangers
Arlington Stadium, Arlington, TX
Sun May 24 1992, 4:33 AM EDT
Att: 28,059 - Cloudy - 78 F

livebaseballscorecards.com



Batter	1	2	3	4	5	6	7	8	9	10	11	12	13	AB R H RBI BB SO LOB
Jeff Huson, L OBP: 0.313, SLG: 0.358 (1, 4)														5 0 0 0 0 1 2
John Cangelosi, S OBP: 0.341, SLG: 0.265 Dean Palmer, R OBP: 0.298, SLG: 0.395 (1, 8) (10, 5)														4 1 1 0 0 2 0 2 0 0 0 0 1 1
Rafael Palmeiro, L OBP: 0.380, SLG: 0.471 (1, 3)														5 1 2 0 1 1 1
Ruben Sierra, S OBP: 0.332, SLG: 0.495 (1, 9)														6 1 1 3 0 0 2
Kevin Reimer, L OBP: 0.312, SLG: 0.436 (1, 7)														6 1 2 0 0 2 1
Geno Petralli, L OBP: 0.196, SLG: 0.264 Ivan Rodriguez, R OBP: 0.303, SLG: 0.399 (1, 2) (8, 2)														3 0 0 0 0 0 1 3 0 1 1 0 1 1
Jack Daugherty, S OBP: 0.307, SLG: 0.293 (1, 10)														3 0 2 0 2 0 1
Dickie Thon, R OBP: 0.290, SLG: 0.349 (1, 6)														3 0 0 0 1 1 3
Al Newman, S OBP: 0.325, SLG: 0.268 Juan Gonzalez, R OBP: 0.298, SLG: 0.408 (1, 5) (9, PH) (10, 8)														3 0 0 0 0 0 2 2 0 1 0 0 0 2

Inning Stats	R: 3	H: 2	E: 0	LOB: 0	K: 2	S: 16	P: 33	R: 0	H: 0	E: 0	LOB: 0	K: 1	S: 10	R: 0	H: 0	E: 0	LOB: 0	K: 1	S: 6	R: 0	H: 1	E: 0	LOB: 1	K: 1	S: 9	R: 0	H: 0	E: 0	LOB: 0	K: 1	S: 10	R: 0	H: 1	E: 0	LOB: 1	K: 0	S: 8	R: 0	H: 0	E: 0	LOB: 0	K: 0	S: 12	R: 0	H: 1	E: 0	LOB: 2	K: 2	S: 16	R: 0	H: 1	E: 0	LOB: 1	K: 0	S: 7	R: 0	H: 1	E: 0	LOB: 1	K: 2	S: 11	R: 1	H: 2	E: 0	LOB: 1	K: 0	S: 8	R: 1	H: 2	E: 0	LOB: 1	K: 0	S: 8	1B: 6	2B: 3	3B: 0	HR: 1	SF: 0	SAC: 2	DP: 0	HBP: 0	WP: 0	PA: 51
--------------	------	------	------	--------	------	-------	-------	------	------	------	--------	------	-------	------	------	------	--------	------	------	------	------	------	--------	------	------	------	------	------	--------	------	-------	------	------	------	--------	------	------	------	------	------	--------	------	-------	------	------	------	--------	------	-------	------	------	------	--------	------	------	------	------	------	--------	------	-------	------	------	------	--------	------	------	------	------	------	--------	------	------	-------	-------	-------	-------	-------	--------	-------	--------	-------	--------

PITCHER	IP	WLS	BF	H	R	ER	SO	BB	IBB	HBP	BLK	WP	HR	S	P	ERA	WHIP
Kevin Appier, R ERA: 1.94 (1, 1)	8.0		31	4	3	3	5	3	0	0	0	0	1	79	137	3.38	0.875
Rusty Meacham, R ERA: 0.4 (9, 1)	2.0		9	2	0	0	2	1	0	0	0	0	0	23	38	0.00	1.500
Neal Heaton, L ERA: 4.76 (11, 1)	1.0		4	1	0	0	0	0	0	0	0	0	0	8	14	0.00	1.000
Tom Gordon, R ERA: 5.67 (12, 1)	1.1	L	7	3	1	1	2	0	0	0	0	0	0	19	29	6.75	2.250

BOTTOM

Kansas City Royals @ Texas Rangers
Arlington Stadium, Arlington, TX

Sun May 24 1992, 4:33 AM EDT
Att. 28,059 - Cloudy - 78 F

livebaseballscorecards.com

AB	45
R	4
H	10
RBI	4
BB	4
SO	9
LOB	17

Batter	1	2	3	4	5	6	7	8	9	AB R H RBI BB SO LOB	TOP
Tim Raines, S (1, 7) OBP: 0.370, SLG: 0.403 F C S S	1-3 		1-0 		2-0 		3-2 		0-1 	5 1 3 1 0 1 1	
Steve Sax, R (1, 4) OBP: 0.315, SLG: 0.310 C S X	1-2 		1-0 		1-2 		0-1 		0-0 	5 0 2 1 0 0 2	
Robin Ventura, L (1, 5) OBP: 0.392, SLG: 0.417 B B B	4-0 		1-2 		0-0 		3-1 		0-0 	4 0 0 0 1 0 7	
Frank Thomas, R (1, 3) OBP: 0.453, SLG: 0.511 B S X	2-1 		4-1 		1-0 		1-2 		1-1 	4 0 1 2 1 0 3	
George Bell, R (1, 10) OBP: 0.304, SLG: 0.388 B S S	1-3 		2-3 			0-3 	1-3 		0-0 	5 0 0 0 0 4 8	
Dan Pasqua, L (1, 9) OBP: 0.288, SLG: 0.315 Mike Huff, R (8, PH) OBP: 0.333, SLG: 0.341 (8, 9)		3-2 		1-1 		2-1 		3-2 		3 0 0 0 0 0 0 1 0 0 0 0 0 0	
Ron Karkovics, R (1, 2) OBP: 0.314, SLG: 0.305 B X		1-0 		2-2 		1-3 		1-3 		4 0 0 0 0 2 0	
Lance Johnson, L (1, 8) OBP: 0.297, SLG: 0.321 B C B X		3-2 		0-0 			1-0 	2-2 		4 1 1 1 0 0 0	
Joey Cora, S (1, 6) OBP: 0.406, SLG: 0.391 C S S B X			3-2 		2-1 		0-0 		2-2 	4 3 3 0 0 0 0	
Inning Stats	R: 0 H: 0 E: 1 LOB: 2 K: 2 BB: 1 S: 11 P: 20	R: 0 H: 0 E: 0 LOB: 0 K: 0 BB: 0 S: 7 P: 14	R: 0 H: 2 E: 0 LOB: 3 K: 1 BB: 1 S: 15 P: 27	R: 0 H: 0 E: 0 LOB: 0 K: 0 BB: 0 S: 6 P: 9	R: 1 H: 2 E: 0 LOB: 1 K: 0 BB: 0 S: 8 P: 14	R: 0 H: 0 E: 0 LOB: 0 K: 2 BB: 0 S: 8 P: 11	R: 3 H: 3 E: 1 LOB: 1 K: 1 BB: 0 S: 15 P: 24	R: 0 H: 0 E: 0 LOB: 0 K: 1 BB: 0 S: 9 P: 15	R: 1 H: 3 E: 0 LOB: 2 K: 0 BB: 0 S: 10 P: 13	1B: 7 SF: 0 2B: 2 SAC: 0 3B: 0 DP: 0 HR: 1 HBP: 0	WP: 0 PA: 41 PB: 0 SB: 1 CS: 0
PITCHER Jose Guzman, R (1, 1) ERA: 2.87 Kenny Rogers, L (8, 1) ERA: 3.67 Ed Nunez, R (9, 1) ERA: 2.57	IP WLS BF H R ER SO BB IBB HBP BLK WP HR S P ERA WHIP 7.0 W 32 7 4 3 6 2 0 0 0 0 0 1 70 119 3.86 1.286 1.2 7 2 1 1 1 0 0 0 0 0 0 0 16 24 5.40 1.200 0.1 S 2 1 0 0 0 0 0 0 0 0 0 0 3 4 0.00 3.000	PITCHER IP WLS BF H R ER SO BB IBB HBP BLK WP HR S P ERA WHIP									

Chicago White Sox @ Texas Rangers
 Arlington Stadium, Arlington, TX
 Tue May 26 1992, 8:05 PM EDT
 Att. 20,019 - Cloudy - 74 F

livebaseballscorecards.com

AB	39
R	5
H	10
RBI	5
BB	2
SO	7
LOB	21

Batter	1	2	3	4	5	6	7	8	9	AB	R	H	RBI	BB	SO	LOB
Brian Downing, R OBP: 0.462, SLG: 0.410 (1, 10)	3-2 F9 HBP SF8 1B		1-1 G5-3	4-1 1B BB	2-3 K			1-2 G5-3		4	1	1	0	1	1	2
Dean Palmer, R OBP: 0.307, SLG: 0.417 (1, 5)	3-0 F9 1B HBP		0-0 HR	0-1 1B		3-3 K		1-0 F8		4	2	2	1	0	1	0
Rafael Palmeiro, L OBP: 0.380, SLG: 0.466 (1, 3)	2-0 F9 1-2 2-3		4-2 1B BB	0-2 G4-3		2-1 G5-4-3 1B		0-0 P4		4	0	1	0	1	0	4
Ruben Sierra, S OBP: 0.335, SLG: 0.503 (1, 9)	0-0 SF8		0-0 1B		1-0 1B FC4-6 2B	2-1 G5-4-3				3	1	2	1	0	0	1
Juan Gonzalez, R OBP: 0.297, SLG: 0.405 (1, 8)	1-2 3-H 2-H 1B		0-1 F9		0-2 P8		0-3 K			4	0	1	1	0	1	3
Kevin Reimer, L OBP: 0.316, SLG: 0.437 (1, 7)	1-0 SAFE 1B G4-3		0-2 P6		2-2 FC4-6 2B 1B	1-2 BB 1B				4	1	2	0	0	0	3
Ivan Rodriguez, R OBP: 0.315, SLG: 0.421 (1, 2)		2-1 G5-3		0-0 HR	4-2 1B SAFE BB	1-2 BB				2	1	1	1	2	0	0
Dickie Thon, R OBP: 0.284, SLG: 0.341 (1, 6)		0-1 G5-3		1-2 F8	1-1 FC4-6 2B	1-1 F7				3	0	0	1	0	0	2
Jack Daugherty, S OBP: 0.303, SLG: 0.289 (7, PH)					1-2 2B					1	0	0	0	0	0	2
Al Newman, S OBP: 0.325, SLG: 0.268 (8, 4)					1-2 2-3 3-H					0	0	0	0	0	0	0
Jeff Huson, L OBP: 0.312, SLG: 0.362 (8, 6)		1-0 P3		2-2 G3	0-0 2B	1-3 K				4	0	1	1	0	1	2

Inning Stats	R: 2	H: 2	E: 0	K: 0	S: 9	LOB: 1	BB: 0	P: 19	R: 0	H: 0	E: 0	K: 0	S: 5	LOB: 0	BB: 0	P: 8	R: 1	H: 2	E: 0	K: 0	S: 16	LOB: 2	BB: 1	P: 21	R: 1	H: 2	E: 0	K: 0	S: 13	LOB: 2	BB: 1	P: 20	R: 2	H: 3	E: 0	K: 1	S: 23	LOB: 2	BB: 1	P: 33	R: 0	H: 1	E: 0	K: 1	S: 10	LOB: 0	BB: 0	P: 17	R: 0	H: 1	E: 0	K: 2	S: 14	LOB: 2	BB: 1	P: 21	R: 0	H: 0	E: 0	K: 0	S: 7	LOB: 0	BB: 0	P: 9
--------------	------	------	------	------	------	--------	-------	-------	------	------	------	------	------	--------	-------	------	------	------	------	------	-------	--------	-------	-------	------	------	------	------	-------	--------	-------	-------	------	------	------	------	-------	--------	-------	-------	------	------	------	------	-------	--------	-------	-------	------	------	------	------	-------	--------	-------	-------	------	------	------	------	------	--------	-------	------


PITCHER	IP	WLS	BF	H	R	ER	SO	BB	IBB	HBP	BLK	WP	HR	S	P	ERA	WHIP
Charlie Hough, R ERA: 5.51 (1, 1)	3.2	L	19	5	4	4	0	2	0	1	0	0	2	38	63	9.82	1.909
Wilson Alvarez, L ERA: 2.29 (4, 1)	2.2		15	6	2	2	3	2	0	0	0	0	0	47	69	6.75	3.000
Terry Leach, R ERA: 1.83 (7, 1)	0.1		1	0	0	0	0	0	0	0	0	0	0	2	3	0.00	0.000
Scott Radinsky, L ERA: 0.95 (7, 1)	1.1		4	0	0	0	1	0	0	0	0	0	0	10	13	0.00	0.000

BOTTOM

Chicago White Sox @ Texas Rangers
Arlington Stadium, Arlington, TX

Tue May 26 1992, 8:05 PM EDT
Att. 20,019 - Cloudy - 74 F

AB	33
R	6
H	11
RBI	6
BB	4
SO	4
LOB	19



1B: 7	SF: 1	WP: 0	PA: 39
2B: 2	SAC: 0	PB: 0	
3B: 0	DP: 1	SB: 0	
HR: 2	HBP: 1	CS: 0	

PITCHER	IP	WLS	BF	H	R	ER	SO	BB	IBB	HBP	BLK	WP	HR	S	P	ERA	WHIP
---------	----	-----	----	---	---	----	----	----	-----	-----	-----	----	----	---	---	-----	------

Batter	1	2	3	4	5	6	7	8	9	10	11	AB R H RBI BB SO LOB	TOP																	
Tim Raines, S OBP: 0.371, SLG: 0.429 (1, 7)	L9		K			1B 2B		HR		F8		5 2 2 1 0 1 0	Chicago White Sox @ Texas Rangers Arlington Stadium, Arlington, TX Wed May 27 1992, 8:05 PM EDT Att: 25,958 - Cloudy - 74 F																	
Steve Sax, R OBP: 0.311, SLG: 0.306 (1, 4)	G1-3			G3		1B CS		F8		G4-3		5 0 1 2 0 0 0																		
Robin Ventura, L OBP: 0.382, SLG: 0.404 (1, 5)	K			K		F7		P6			K	5 0 0 0 0 3 1																		
Frank Thomas, R OBP: 0.452, SLG: 0.507 (1, 3)			K		K	K					E 1B	5 0 2 0 0 3 1																		
George Bell, R OBP: 0.303, SLG: 0.384 Joey Cora, S OBP: 0.394, SLG: 0.375 (1, 10) (9, PR)							F9				E6	4 0 1 0 0 0 1 1 0 0 0 0 0 1																		
Dan Pasqua, L OBP: 0.290, SLG: 0.326 Ron Karkovice, R OBP: 0.311, SLG: 0.302 (1, 9) (9, PH) (9, 2)											1B	3 0 1 0 0 0 1 1 0 0 0 0 0 2																		
Matt Merullo, L OBP: 0.220, SLG: 0.263 Mike Huff, R OBP: 0.327, SLG: 0.333 (1, 2) (9, PH) (9, 9)												3 0 1 0 0 1 2 1 0 0 0 0 1 2																		
Lance Johnson, L OBP: 0.289, SLG: 0.313 (1, 8)												4 0 0 0 0 2 4																		
Craig Grebeck, R OBP: 0.357, SLG: 0.400 (1, 6)												4 1 1 0 0 1 0																		
Inning Stats	R: 0 H: 0 E: 0 K: 1 S: 10	H: 0 LOB: 0 BB: 0 P: 15	R: 0 H: 1 E: 0 K: 1 S: 13	H: 1 LOB: 1 BB: 0 P: 16	R: 0 H: 0 E: 0 K: 1 S: 14	H: 0 LOB: 0 BB: 0 P: 19	R: 0 H: 0 E: 0 K: 2 S: 10	H: 0 LOB: 0 BB: 0 P: 17	R: 0 H: 1 E: 0 K: 2 S: 12	H: 1 LOB: 1 BB: 0 P: 15	R: 2 H: 3 E: 0 K: 1 S: 11	H: 3 LOB: 0 BB: 0 P: 18		R: 0 H: 1 E: 0 K: 0 S: 10	H: 1 LOB: 1 BB: 0 P: 16	R: 1 H: 1 E: 0 K: 0 S: 10	H: 1 LOB: 0 BB: 0 P: 17	R: 0 H: 1 E: 1 K: 1 S: 9	H: 1 LOB: 2 BB: 0 P: 13	R: 0 H: 0 E: 0 K: 1 S: 7	H: 0 LOB: 0 BB: 0 P: 11	H: 1 LOB: 0 BB: 0 P: 11	1B: 6 SF: 0 2B: 2 SAC: 0 3B: 0 DP: 1 HR: 1 HBP: 0	WP: 0 PA: 41 PB: 0 SB: 0 CS: 1						
PITCHER	IP WLS BF H R ER SO BB IBB HBP BLK WP HR S P ERA WHIP														IP WLS BF H R ER SO BB IBB HBP BLK WP HR S P ERA WHIP															
Nolan Ryan, R ERA: 4.67 (1, 1)	7.0	26	6	2	2	8	0	0	0	0	0	0	0	80	116	2.57	0.857													
Ed Nunez, R ERA: 3.0 (8, 1)	1.0	4	1	1	1	0	0	0	0	0	0	0	0	1	10	9.00	1.000													
Gerald Alexander, R ERA: (9, 1)	0.0	2	1	0	0	0	0	0	0	0	0	0	0	3	7	∞	∞													
Floyd Bannister, L ERA: 5.5 (9, 1)	3.0	W 9	1	0	0	4	0	0	0	0	0	0	0	23	34	0.00	0.333													

AB	41
R	3
H	9
RBI	3
BB	0
SO	12
LOB	15



livebaseballscorecards.com

Batter	1	2	3	4	5	6	7	8	9	10	11	AB	R	H	RBI	BB	SO	LOB
Brian Downing, R (1, 10) OBP: 0.464, SLG: 0.407 John Cangelosi, S (8, PR) OBP: 0.333, SLG: 0.257	L5		BB		G4-3			FC1-6-5-4		F7		3	0	1	0	1	0	0
Dean Palmer, R (1, 5) OBP: 0.304, SLG: 0.416	F8		K		F7			FC1-6-5-4		G4-3		5	0	1	0	0	1	3
Rafael Palmeiro, L (1, 3) OBP: 0.376, SLG: 0.455	F8		BB		F9			P6				4	0	0	0	1	0	2
Ruben Sierra, S (1, 9) OBP: 0.332, SLG: 0.492	P7		P5		K			K		SF9		4	1	0	0	1	1	4
Juan Gonzalez, R (1, 8) OBP: 0.305, SLG: 0.429			K		K			HR		SF9		4	3	2	1	1	2	0
Kevin Reimer, L (1, 7) OBP: 0.319, SLG: 0.444			P5		P3			P3		SF9		4	0	2	2	0	0	0
Ivan Rodriguez, R (1, 2) OBP: 0.307, SLG: 0.413			G4-3		K			P4		SF8		3	0	0	1	0	1	1
Dickie Thon, R (1, 6) OBP: 0.285, SLG: 0.341 Geno Petralli, L (9, PH) OBP: 0.193, SLG: 0.259 Al Newman, S (10, 4) OBP: 0.325, SLG: 0.268			BB		G4-3			F8		K		3	0	1	0	0	0	1
Jeff Huson, L (1, 4) OBP: 0.303, SLG: 0.351			P5		G1-3			G4-3		G3-1		4	0	0	0	0	0	1

Inning Stats	R: 0	H: 1	E: 0	LOB: 1	K: 0	BB: 0	S: 10	P: 12	R: 0	H: 0	E: 0	LOB: 0	K: 1	BB: 0	S: 10	P: 14	R: 0	H: 1	E: 0	LOB: 3	K: 1	BB: 2	S: 11	P: 21	R: 0	H: 1	E: 0	LOB: 1	K: 2	BB: 0	S: 9	P: 12	R: 0	H: 0	E: 0	LOB: 0	K: 0	BB: 0	S: 8	P: 10	R: 1	H: 1	E: 0	LOB: 0	K: 1	BB: 0	S: 9	P: 14	R: 0	H: 0	E: 0	LOB: 0	K: 0	BB: 0	S: 5	P: 9	R: 0	H: 1	E: 1	LOB: 1	K: 0	BB: 0	S: 8	P: 13	R: 2	H: 1	E: 0	LOB: 0	K: 1	BB: 1	S: 11	P: 21	R: 0	H: 0	E: 0	LOB: 0	K: 0	BB: 0	S: 6	P: 10	R: 1	H: 1	E: 0	LOB: 1	K: 0	BB: 1	S: 16	P: 21
1B: 3	SF: 2	2B: 4	SAC: 0	3B: 0	DP: 1	HR: 1	HBP: 0	WP: 0	PA: 42																																																																															

PITCHER	IP	WLS	BF	H	R	ER	SO	BB	IBB	HBP	BLK	WP	HR	S	P	ERA	WHIP
Alex Fernandez, R (1, 1) ERA: 3.69	7.2		29	5	1	1	5	2	0	0	0	0	1	68	102	1.17	0.913
Scott Radinsky, L (8, 1) ERA: 1.4	0.1		2	0	1	1	0	1	0	0	0	0	0	2	7	27.00	3.000
Bobby Thigpen, R (9, 1) ERA: 3.98	1.0		4	1	1	1	1	0	0	0	0	0	0	11	17	9.00	1.000
Donn Pall, R (10, 1) ERA: 3.0	1.2	L	7	1	1	1	0	1	0	0	0	0	0	22	31	5.40	1.200

PITCHER	IP	WLS	BF	H	R	ER	SO	BB	IBB	HBP	BLK	WP	HR	S	P	ERA	WHIP

BOTTOM

Chicago White Sox @ Texas Rangers
Arlington Stadium, Arlington, TX
Wed May 27 1992, 8:05 PM EDT
Att: 25,958 - Cloudy - 74 F

livebaseballscorecards.com

AB	36
R	4
H	7
RBI	4
BB	4
SO	6
LOB	12



Batter	1	2	3	4	5	6	7	8	9	AB R H RBI BB SO LOB	TOP
Tim Raines, S (1, 7) OBP: 0.368, SLG: 0.424 BB X	2-0 FC6-4 BB 1B	0-0 L8			2-0 F9			1-1 G6-3		4 0 1 0 0 0 1	
Steve Sax, R (1, 4) OBP: 0.304, SLG: 0.298 C C C F F C	1-3 K		2-3 K			1-1 G6-3		1-3 K		4 0 0 0 0 3 1	
Robin Ventura, L (1, 5) OBP: 0.379, SLG: 0.396 1 SAFE B C C F F B B B	4-2 FC6-4 BB 1-2		1-1 G3-1			3-1 G3-1			1-3 K	3 0 0 0 1 1 0	
Frank Thomas, R (1, 3) OBP: 0.447, SLG: 0.521 X	0-0 FC6-4 1-2f 2-3		1-3 K			0-1 HR		0-1 G2-3		4 1 1 1 0 1 2	
George Bell, R (1, 10) OBP: 0.296, SLG: 0.375 X	0-0 L5			2-2 F9		2-0 G6-3		0-1 F8		4 0 0 0 0 0 2	
Dan Pasqua, L (1, 9) OBP: 0.294, SLG: 0.340 Warren Newson, L (6, 9) OBP: 0.362, SLG: 0.250		0-0 G4-3 SF7 2B		2-3 K			2-3 K			2 1 1 0 0 1 0 1 0 0 0 0 1 0	
Ron Karkovics, R (1, 2) OBP: 0.304, SLG: 0.294 C X T X		0-2 G4-3 2-3		1-0 P3			0-2 G6-3			3 0 0 0 0 0 1	
Lance Johnson, L (1, 8) OBP: 0.283, SLG: 0.308 X		0-0 SF7 3-H		2-2 L3			0-3 K			2 0 0 1 0 1 0	
Craig Grebeck, R (1, 6) OBP: 0.356, SLG: 0.391 B C C B B B B		4-2 BB		3-1 G5-3			3-2 F7			2 0 0 0 1 0 0	
Inning Stats	R: 0 H: 1 E: 0 LOB: 2 K: 1 BB: 1 S: 9 P: 16	R: 1 H: 1 E: 0 LOB: 1 K: 0 BB: 1 S: 8 P: 12	R: 0 H: 0 E: 0 LOB: 0 K: 2 BB: 0 S: 8 P: 12	R: 0 H: 0 E: 0 LOB: 0 K: 1 BB: 0 S: 7 P: 12	R: 0 H: 0 E: 0 LOB: 0 K: 0 BB: 0 S: 6 P: 13	R: 1 H: 1 E: 0 LOB: 0 K: 0 BB: 0 S: 7 P: 13	R: 0 H: 0 E: 0 LOB: 0 K: 2 BB: 0 S: 9 P: 11	R: 0 H: 0 E: 0 LOB: 0 K: 1 BB: 0 S: 10 P: 15	R: 0 H: 0 E: 0 LOB: 0 K: 1 BB: 0 S: 7 P: 8	1B: 1 SF: 1 2B: 1 SAC: 0 3B: 0 DP: 0 HR: 1 HBP: 0	WP: 0 PA: 32 PB: 0 SB: 0 CS: 0
PITCHER Bobby Witt, R (1, 1) ERA: 3.29 Jeff Russell, R (9, 1) ERA: 1.46	IP WLS BF H R ER SO BB IBB HBP BLK WP HR S P ERA WHIP 8.0 W 29 3 2 2 7 2 0 0 0 0 0 1 64 104 2.25 0.625 1.0 S 3 0 0 0 1 0 0 0 0 0 0 0 7 8 0.00 0.000	PITCHER IP WLS BF H R ER SO BB IBB HBP BLK WP HR S P ERA WHIP									

Chicago White Sox @ Texas Rangers
 Arlington Stadium, Arlington, TX
 Thu May 28 1992, 8:05 PM EDT
 Att. 24,251 - Overcast - 58 F

livebaseballscorecards.com

AB	29
R	2
H	3
RBI	2
BB	2
SO	8
LOB	7



Batter	1	2	3	4	5	6	7	8	9	AB	R	H	RBI	BB	SO	LOB
Jack Daugherty, S OBP: 0.290, SLG: 0.275 (1, 9)	G6-3		K	K			K			4	0	0	0	0	3	5
Dean Palmer, R OBP: 0.303, SLG: 0.418 (1, 5)	K			1B	2B	K	FC1-2			4	1	1	0	0	2	2
Rafael Palmeiro, L OBP: 0.374, SLG: 0.451 (1, 3)	K			2B	1B	L8	G4-3			4	1	1	1	0	1	2
Ruben Sierra, S OBP: 0.330, SLG: 0.492 (1, 10)		F9		1B	2B	K		F7		4	1	1	0	0	1	0
Juan Gonzalez, R OBP: 0.299, SLG: 0.420 (1, 8)		F8		G5-3		G6-3		G5-3		4	0	0	0	0	0	2
Kevin Reimer, L OBP: 0.317, SLG: 0.437 John Cangelosi, S OBP: 0.333, SLG: 0.257 (1, 7) (9, 7)		P5		1B	2B	HBP	G5-3	L4		3	1	0	0	0	0	0
Ivan Rodriguez, R OBP: 0.308, SLG: 0.411 (1, 2)			G5-3	2B	1B		K			3	0	1	2	0	1	0
Jeff Huson, L OBP: 0.310, SLG: 0.366 (1, 6)			F9	2B			FC1-2			3	0	2	1	0	0	0
Al Newman, S OBP: 0.337, SLG: 0.274 (1, 4)			S	L4			FC1-2			2	0	1	0	1	0	2

Inning Stats	R: 0	H: 0	E: 0	K: 2	S: 9	LOB: 0	BB: 0	P: 12	R: 0	H: 0	E: 0	K: 0	S: 7	LOB: 0	BB: 0	P: 10	R: 0	H: 0	E: 0	K: 1	S: 10	LOB: 1	BB: 1	P: 17	R: 4	H: 5	E: 0	K: 1	S: 23	LOB: 2	BB: 0	P: 33	R: 0	H: 0	E: 0	K: 2	S: 8	LOB: 0	BB: 0	P: 12	R: 0	H: 0	E: 0	K: 1	S: 6	LOB: 0	BB: 0	P: 11	R: 0	H: 2	E: 0	K: 1	S: 9	LOB: 2	BB: 0	P: 11	R: 0	H: 0	E: 0	K: 0	S: 6	LOB: 0	BB: 0	P: 7
PITCHER Jack McDowell, R ERA: 3.96 (1, 1)	IP	WLS	BF	H	R	ER	SO	BB	IBB	HBP	BLK	WP	HR	S	P	ERA	WHIP	IP	WLS	BF	H	R	ER	SO	BB	IBB	HBP	BLK	WP	HR	S	P	ERA	WHIP																														

BOTTOM

Chicago White Sox @ Texas Rangers
Arlington Stadium, Arlington, TX
Thu May 28 1992, 8:05 PM EDT
Att. 24,251 - Overcast - 58 F

livebaseballscorecards.com

AB	31
R	4
H	7
RBI	4
BB	1
SO	8
LOB	13



WP: 0	PA: 33
PB: 0	SB: 1
CS: 0	

Batter	1	2	3	4	5	6	7	8	9	AB R H RBI BB SO LOB	TOP														
Brian Downing, R (1, 10) OBP: 0.456, SLG: 0.393 Geno Petrali, L (9, PH) OBP: 0.207, SLG: 0.273	1-3 K		1-1 G6-3		4-1 1B BB		1-3 K G4-3-6		2-1 HR 1B	3 0 0 0 1 2 1 1 1 1 0 0 0 0															
Dean Palmer, R (1, 5) OBP: 0.305, SLG: 0.438	2-3 K		1-1 G4-6-3 1B		1-0 SF8		1-1 G4-3-6		0-1 HR	4 1 2 3 0 1 1															
Rafael Palmeiro, L (1, 3) OBP: 0.374, SLG: 0.449	0-0 1B 1B		2-1 G4-6-3		0-0 FC6-4 1B			1-2 F8	0-3 K	5 0 2 1 0 1 1															
Ruben Sierra, S (1, 9) OBP: 0.329, SLG: 0.487	1-0 1-2 1B			0-1 G5-3	2-2 FC6-4 1B			1-3 K		4 0 1 0 0 1 2															
Juan Gonzalez, R (1, 8) OBP: 0.298, SLG: 0.416	1-1 F8			1-0 F7		0-0 G5-3		0-0 1B 1B		4 0 1 0 0 0 2															
Kevin Reimer, L (1, 7) John Cangelosi, S (9, 7) OBP: 0.333, SLG: 0.257		2-3 K		2-1 G3-1		2-3 K		0-0 1B		4 0 1 0 0 2 0 0 0 0 0 0 0 0															
Ivan Rodriguez, R (1, 2) OBP: 0.313, SLG: 0.413		2-2 G3 1B			0-1 SH5-3 1B SF8 1B	1-2 G5-3		0-1 G4-3		4 1 2 0 0 0 2															
Dickie Thon, R (1, 6) Jeff Huson, L (9, PH) OBP: 0.308, SLG: 0.363		0-1 G3			0-0 SH5-3 1B 1B		0-1 WP SH3-4 G4-3-6 1B		0-3 K	3 2 2 0 0 0 1 1 0 0 0 0 1 0															
Al Newman, S (1, 4) OBP: 0.329, SLG: 0.267		0-2 F9			0-0 SH5-3		0-1 SH3-4		0-0 G4-3	2 0 0 0 0 0 1															
Inning Stats	R: 0 E: 0 K: 2 S: 11	H: 2 LOB: 2 BB: 0 P: 16	R: 0 E: 0 K: 1 S: 13	H: 1 LOB: 1 BB: 0 P: 17	R: 0 E: 0 K: 0 S: 6	H: 1 LOB: 0 BB: 0 P: 10	R: 0 E: 0 K: 0 S: 5	H: 0 LOB: 0 BB: 0 P: 8	R: 2 E: 0 K: 0 S: 10	H: 3 LOB: 2 BB: 1 P: 17	R: 0 E: 0 K: 1 S: 7	H: 0 LOB: 0 BB: 0 P: 10	R: 1 E: 0 K: 1 S: 9	H: 1 LOB: 0 BB: 0 P: 11	R: 0 E: 0 K: 1 S: 10	H: 2 LOB: 2 BB: 0 P: 12	R: 2 E: 0 K: 2 S: 11	H: 2 LOB: 0 BB: 0 P: 13	1B: 11 2B: 0 3B: 0 HR: 1	SF: 1 SAC: 2 DP: 2 HBP: 0	WP: 1 PB: 0 SB: 0 CS: 0	PA: 39			
PITCHER	IP	WLS	BF	H	R	ER	SO	BB	IBB	HBP	BLK	WP	HR	S	P	ERA	WHIP								
Mike Magnante, L (1, 1) ERA: 7.9	5.0		22	7	2	2	3	1	0	0	0	0	0	45	68	3.60	1.600								
Neal Heaton, L (6, 1) ERA: 4.85	1.1		6	1	1	1	2	0	0	0	0	1	0	14	18	6.75	0.750								
Rusty Meacham, R (7, 1) ERA: 0.36	1.2		6	2	0	0	1	0	0	0	0	0	0	12	15	0.00	1.200								
Jeff Montgomery, R (9, 1) ERA: 2.66	1.0	L	5	2	2	2	2	0	0	0	0	0	1	11	13	18.00	2.000								

Texas Rangers @ Kansas City Royals
Royals Stadium, Kansas City, MO
Fri May 29 1992, 8:05 PM EDT
Att. 20,591 - Cloudy - 68 F

livebaseballscorecards.com

AB 35
R 5
H 12
RBI 4
BB 1
SO 8
LOB 11



Batter	1	2	3	4	5	6	7	8	9	AB R H RBI BB SO LOB
--------	---	---	---	---	---	---	---	---	---	----------------------

Gary Thurman, R <small>OBP: 0.339, SLG: 0.411</small> 	0-3 		2-3 	3-0 			3-1 			4 0 2 0 0 2 0
Gregg Jefferies, S <small>OBP: 0.277, SLG: 0.333</small> 	2-0 		0-1 	0-1 			1-0 			4 1 1 0 0 0 3
Wally Joyner, L <small>OBP: 0.373, SLG: 0.496</small> 	0-0 		2-0 	0-0 			2-1 			4 1 2 0 0 0 3
Kevin McReynolds, R <small>OBP: 0.333, SLG: 0.393</small> 	1-2 		2-0 		1-2 		2-0 			4 1 1 2 0 0 1
George Brett, L <small>OBP: 0.313, SLG: 0.361</small> 		2-1 	0-1 		1-1 		0-0 			4 0 0 0 0 0 1
Mike Macfarlane, R <small>OBP: 0.324, SLG: 0.404</small> 		2-0 	2-2 		1-3 		1-2 			4 0 2 1 0 1 0
Brian McRae, S <small>OBP: 0.258, SLG: 0.266</small> 		0-2 	0-1 			0-0 		1-2 		4 0 1 0 0 0 1
Terry Shumpert, R <small>OBP: 0.213, SLG: 0.305</small> Jim Eisenreich, L <small>OBP: 0.333, SLG: 0.371</small> 		1-3 		0-1 		0-2 		1-2 		3 0 1 0 0 1 2
Rico Rossy, R <small>OBP: 0.280, SLG: 0.235</small> Brent Mayne, L <small>OBP: 0.194, SLG: 0.206</small> 		0-1 		1-1 		0-1 		0-3 		1 0 0 0 0 1 0

BOTTOM	
AB 36 R 3 H 10 RBI 3 BB 0 SO 5 LOB 14	

Inning Stats		R	H	E	K	S	P	IP	WLS	BF	H	R	ER	SO	BB	IBB	HBP	BLK	WP	HR	S	P	ERA	WHIP
PITCHER		0	1	0	1	0	1	9.0		36	10	3	3	5	0	0	0	0	0	0	76	110	3.00	1.111

Inning Stats		R	H	E	K	S	P	IP	WLS	BF	H	R	ER	SO	BB	IBB	HBP	BLK	WP	HR	S	P	ERA	WHIP
PITCHER		0	0	0	0	0	0																	

Texas Rangers @ Kansas City Royals
 Royals Stadium, Kansas City, MO
 Fri May 29 1992, 8:05 PM EDT
 Att. 20,591 - Cloudy - 68 F

livebaseballscorecards.com

Batter	1	2	3	4	5	6	7	8	9	AB R H RBI BB SO LOB	TOP
John Cangelosi, S (1, 8) OBP: 0.340, SLG: 0.275	0-1 G5-3		2-1 CS 1B		2-2 F7		1-0 1B		0-0 G4-3	5 0 2 0 0 0 1	
Dean Palmer, R (1, 5) OBP: 0.299, SLG: 0.428	2-3 K		0-1 F8		3-3 K		2-1 P3			4 0 0 0 0 2 3	
Rafael Palmeiro, L (1, 3) OBP: 0.377, SLG: 0.444	2-2 P4		4-0 1B BB		4-2 BB		2-0 F8			2 0 0 0 2 0 1	

Ruben Sierra, S (1, 9) OBP: 0.332, SLG: 0.488		3-1 2B 1B	1-2 1B		0-1 G4-3			1-1 F9		4 1 2 0 0 0 2	
Kevin Reimer, L (1, 7) OBP: 0.320, SLG: 0.445		0-1 G3 2B	0-0 L9			0-0 G3		2-2 2B		4 0 2 1 0 0 2	
Juan Gonzalez, R (1, 10) OBP: 0.297, SLG: 0.429		1-2 P2		0-0 F8		1-0 HR		1-2 L9		4 1 1 1 0 0 2	

Geno Petralli, L (1, 2) OBP: 0.210, SLG: 0.271		3-2 G3		3-1 G4-6-3 1B		0-3 K2-3		1-1 L5		4 0 1 0 0 1 2	
Jeff Huson, L (1, 6) OBP: 0.307, SLG: 0.355		4-2 BB		1-0 G4-6-3		3-3 K			2-1 G3	3 0 0 0 1 1 1	
Al Newman, S (1, 4) OBP: 0.315, SLG: 0.253		0-0 P6		3-2 E6			1-1 G4-3		2-3 K	4 0 0 0 0 1 2	

Inning Stats	R: 0 E: 0 K: 1 S: 9	H: 0 LOB: 0 BB: 0 P: 13	R: 1 E: 0 K: 0 S: 18	H: 2 LOB: 2 BB: 1 P: 29	R: 0 E: 0 K: 0 S: 8	H: 2 LOB: 2 BB: 1 P: 15	R: 0 E: 0 K: 0 S: 4	H: 1 LOB: 0 BB: 0 P: 8	R: 0 E: 1 K: 1 S: 16	H: 0 LOB: 2 BB: 1 P: 28	R: 1 E: 0 K: 2 S: 9	H: 1 LOB: 0 BB: 0 P: 13	R: 0 E: 0 K: 0 S: 6	H: 1 LOB: 1 BB: 0 P: 12	R: 0 E: 0 K: 0 S: 10	H: 1 LOB: 1 BB: 0 P: 15	R: 0 E: 0 K: 1 S: 6	H: 0 LOB: 0 BB: 0 P: 10	1B: 5 2B: 2 3B: 0 HR: 1	SF: 0 SAC: 0 DP: 1 HBP: 0	WP: 0 PB: 0 SB: 1 CS: 1	PA: 37
--------------	------------------------------	----------------------------------	-------------------------------	----------------------------------	------------------------------	----------------------------------	------------------------------	---------------------------------	-------------------------------	----------------------------------	------------------------------	----------------------------------	------------------------------	----------------------------------	-------------------------------	----------------------------------	------------------------------	----------------------------------	----------------------------------	------------------------------------	----------------------------------	--------

PITCHER	IP	WLS	BF	H	R	ER	SO	BB	IBB	HBP	BLK	WP	HR	S	P	ERA	WHIP
Kevin Appier, R (1, 1) ERA: 1.99	7.0	W	30	7	2	2	4	3	0	0	0	0	1	70	118	2.57	1.429
Tom Gordon, R (8, 1) ERA: 6.3	2.0		7	1	0	0	1	0	0	0	0	0	0	16	25	0.00	0.500

Texas Rangers @ Kansas City Royals
Royals Stadium, Kansas City, MO
 Sat May 30 1992, 8:05 PM EDT
 Att. 25,657 - Sunny - 75 F

livebaseballscorecards.com

AB	34
R	2
H	8
RBI	2
BB	3
SO	5
LOB	16



Batter	1	2	3	4	5	6	7	8	9
Gary Thurman, R OBP: 0.349, SLG: 0.407 (1, 9)	3-2 2B 1B		1-0 F7		3-2 G5-3		4-1 CS BB		
Gregg Jefferies, S OBP: 0.282, SLG: 0.342 (1, 5)	0-1 1-H 2B		3-1 G6-3		2-1 F8		2-1 1-2 1B		
Wally Joyner, L OBP: 0.364, SLG: 0.483 (1, 3)	0-2 G4-3			2-2 F7	0-0 P5		0-1 F8		
Kevin McReynolds, R OBP: 0.342, SLG: 0.412 (1, 7)	2-1 G6-3			4-1 1B 2B BB		2-0 1B 2B		2-2 3B 2B	
George Brett, L OBP: 0.323, SLG: 0.367 (1, 10)		2-1 G4-3		1 SAFE 2-0 2B 1B		2 SAFE 0-0 S 1B		2-1 3B HBP	
Mike Macfarlane, R OBP: 0.321, SLG: 0.407 (1, 2)		2-0 G6-3		0-1 1-H 3-H 3B 2B		2-3 1-2 K		0-3 K	
Brian McRae, S OBP: 0.263, SLG: 0.278 (1, 8)		4-2 FC5-4 BB		0-1 2-H SH1-3 3B		3-0 F7		1-1 F7	
Curtis Wilkerson, S OBP: 0.197, SLG: 0.257 (1, 6)		1 SAFE 1-1 FC5-4		0-0 3-H SH1-3		2-0 F8		2-0 1-H 2-H 3B	
Terry Shumpert, R OBP: 0.200, SLG: 0.286 (1, 4)			2-1 F8	1-1 F7			1-0 P4	1-2 F9	

Inning Stats	R: 1	H: 2	E: 0	K: 0	S: 11	R: 0	H: 0	E: 0	K: 0	S: 8	R: 0	H: 0	E: 0	K: 0	S: 5	R: 4	H: 3	E: 0	K: 0	S: 12	R: 0	H: 0	E: 0	K: 0	S: 6	R: 1	H: 2	E: 0	K: 1	S: 7	R: 0	H: 1	E: 0	K: 0	S: 6	R: 2	H: 2	E: 0	K: 1	S: 13
	LOB: 0	BB: 16	LOB: 1	BB: 1	P: 16	LOB: 0	BB: 0	LOB: 0	BB: 0	P: 11	LOB: 0	BB: 0	LOB: 0	BB: 0	P: 11	LOB: 1	BB: 0	LOB: 0	BB: 0	P: 11	LOB: 1	BB: 0	LOB: 1	BB: 0	P: 13	LOB: 1	BB: 0	LOB: 1	BB: 0	P: 21	LOB: 1	BB: 0	LOB: 1	BB: 0	P: 21	LOB: 1	BB: 0	LOB: 1	BB: 0	P: 21

PITCHER	IP	WLS	BF	H	R	ER	SO	BB	IBB	HBP	BLK	WP	HR	S	P	ERA	WHIP
Mike Jeffcoat, L ERA: 4.96 (1, 1)	5.0	L	23	7	6	6	0	2	0	0	0	0	0	44	79	10.80	1.800
Lance McCullers, R ERA: 3.86 (6, 1)	1.1		5	0	0	0	1	1	0	0	0	0	0	7	19	0.00	0.750
Floyd Bannister, L ERA: 6.27 (7, 1)	0.2		4	2	2	2	0	0	0	1	0	0	0	8	14	27.00	3.000
Ed Nunez, R ERA: 2.81 (8, 1)	1.0		4	1	0	0	1	0	0	0	0	0	0	9	13	0.00	1.000

AB R H RBI BB SO LOB

3	1	1	0	1	0	0
4	0	2	1	0	0	0
4	0	0	0	0	0	1
3	3	2	0	1	0	0
3	2	2	1	0	0	0
4	1	1	2	0	2	3
3	1	1	1	1	0	3
3	0	1	3	0	0	2
4	0	0	0	0	0	1

AB 31
R 8
H 10
RBI 8
BB 3
SO 2
LOB 10

WP: 0 **PA: 36**
PB: 0
SB: 1
CS: 1

1B: 4 **SF: 0**
2B: 4 **SAC: 1**
3B: 2 **DP: 0**
HR: 0 **HBP: 1**

WP: 0 **PA: 36**
ERA **WHIP**

Texas Rangers @ Kansas City Royals
Royals Stadium, Kansas City, MO
Sat May 30 1992, 8:05 PM EDT
Att. 25,657 - Sunny - 75 F



livebaseballscores.com

Batter	1	2	3	4	5	6	7	8	9	AB R H RBI BB SO LOB	TOP		
Brian Downing, R (1, 10) OBP: 0.458, SLG: 0.432 Rafael Palmeiro, L (9, PH) OBP: 0.375, SLG: 0.442	1-2 		1 SAFE 2-1 		1-1 		0-1 		1-0 	4 2 2 3 0 0 0 1 0 0 0 0 0 0			
Dean Palmer, R (1, 5) OBP: 0.303, SLG: 0.435	1-2 		0-2 		1-0 		2-2 			4 0 2 1 0 0 0			
Juan Gonzalez, R (1, 8) OBP: 0.291, SLG: 0.420	3-2 		2-2 		1-3 		2-2 			4 0 0 0 0 1 2			
Ruben Sierra, S (1, 9) OBP: 0.330, SLG: 0.483		1-2 		2-2 		3-2 		0-2 		4 1 1 0 0 0 0			
Kevin Reimer, L (1, 7) OBP: 0.328, SLG: 0.457		1-0 		1-0 		1-0 		0-2 		4 1 3 0 0 0 0			
Jack Daugherty, S (1, 3) OBP: 0.278, SLG: 0.265		1-1 		2-3 		0-2 		0-0 		3 0 0 1 0 1 2			
Ivan Rodriguez, R (1, 2) OBP: 0.317, SLG: 0.412		0-0 			4-1 	2-0 		0-1 		3 0 1 0 1 0 2			
Dickie Thon, R (1, 6) OBP: 0.287, SLG: 0.341 Jeff Huson, L (9, PH) OBP: 0.305, SLG: 0.353			3-2 		3-2 	1 SAFE 1-0 		1-2 		3 1 0 1 0 0 2 1 0 0 0 0 0 0			
Al Newman, S (1, 4) OBP: 0.312, SLG: 0.244			4-1 		0-1 	3-2 		1-3 		3 1 0 0 1 1 2			
Inning Stats	R: 0 H: 0 E: 0 LOB: 0 K: 0 BB: 0 S: 11 P: 16	R: 0 H: 1 E: 0 LOB: 1 K: 0 BB: 0 S: 7 P: 10	R: 2 H: 2 E: 0 LOB: 0 K: 0 BB: 1 S: 12 P: 23	R: 0 H: 0 E: 0 LOB: 0 K: 1 BB: 0 S: 8 P: 13	R: 2 H: 2 E: 0 LOB: 1 K: 1 BB: 1 S: 13 P: 23	R: 2 H: 3 E: 0 LOB: 1 K: 0 BB: 0 S: 13 P: 23	R: 0 H: 0 E: 0 LOB: 0 K: 0 BB: 0 S: 8 P: 12	R: 0 H: 1 E: 0 LOB: 1 K: 0 BB: 0 S: 10 P: 10	R: 0 H: 0 E: 0 LOB: 0 K: 1 BB: 0 S: 7 P: 10	1B: 6 SF: 1 2B: 2 SAC: 0 3B: 0 DP: 1 HR: 1 HBP: 0	WP: 1 PA: 37 PB: 0 SB: 0 CS: 0		
PITCHER	IP WLS BF H R ER SO BB IBB HBP BLK WP HR S P ERA WHIP											PITCHER	IP WLS BF H R ER SO BB IBB HBP BLK WP HR S P ERA WHIP
Hipolito Pichardo, R (1, 1) ERA: 3.99 Curt Young, L (6, 1) ERA: 5.18 Rusty Meacham, R (6, 1) ERA: 0.31	5.0 0 21 5 4 4 2 2 0 0 0 1 1 51 85 7.20 1.400												

Texas Rangers @ Kansas City Royals
 Royals Stadium, Kansas City, MO
 Sun May 31 1992, 4:33 AM EDT
 Att. 21,681 - Cloudy - 77 F

livebaseballscorecards.com

AB	34
R	6
H	9
RBI	6
BB	2
SO	3
LOB	10




Batter	1	2	3	4	5	6	7	8	9	AB R H RBI BB SO LOB
Gary Thurman, R (1, 9) OBP: 0.324, SLG: 0.375	1-0 P3	2-2 L5		0-1 B3		1-3 K		3-3 K		5 0 0 0 0 2 3
Gregg Jefferies, S (1, 5) OBP: 0.289, SLG: 0.348	1-1 F9		0-2 S 1B	2-2 2B 1B		1-0 G3-1			2-2 2B SF8 1B	5 3 3 0 0 0 1
Wally Joyner, L (1, 3) OBP: 0.371, SLG: 0.493	3-2 1B		3-3 K 1-2	0-0 2B			1-2 FC5-4 1B		1-3 K	5 0 3 1 0 2 2
Kevin McReynolds, R (1, 7) OBP: 0.344, SLG: 0.414	3-2 F7		4-1 1B 2B BB	2-2 F7			0-1 FC5-4 1B 1-2f		1-2 1B 2B	4 2 1 0 1 0 3
George Brett, L (1, 10) OBP: 0.337, SLG: 0.384		3-2 3B 2B	3-1 2B 1B		2-3 K		1-1 1B 1-2 CS 1B		4-0 1B IBB	4 1 3 1 1 1 0
Brent Mayne, L (1, 2) OBP: 0.205, SLG: 0.243		0-1 P1	1-1 FC6-4 2B		2-1 F7		3-3 K 1-2		0-0 SF8	3 0 1 1 0 0 1
Mike Macfarlane, R (7, PH) OBP: 0.319, SLG: 0.403			1-3 3-H							1 0 0 0 0 1 2
Jim Eisenreich, L (9, PH) OBP: 0.330, SLG: 0.371			0-0 FC6-4 2B							0 0 0 1 0 0 0
Brian McRae, S (1, 8) OBP: 0.261, SLG: 0.276		0-3 K	0-0 FC6-4 2B		1-3 K			0-0 G6-3	0-1 1B	5 0 1 1 0 2 3
Curtis Wilkerson, S (1, 6) OBP: 0.225, SLG: 0.274		4-0 3B BB	2-0 G4-3			0-0 SH1-4 1B		2-1 CS 1B		3 1 2 0 1 0 2
Terry Shumpert, R (1, 4) OBP: 0.209, SLG: 0.323		2-2 3B		2-2 F8		1-0 SH1-4		4-2 BB		2 0 1 2 0 0 0
Harvey Pulliam, R (8, PH)										0 0 0 0 1 0 0
Rico Rossy, R (9, 6) OBP: 0.280, SLG: 0.235		1-H 2-H								0 0 0 0 0 0 0

Inning Stats	R: 0	H: 1	E: 0	K: 0	S: 10	R: 2	H: 2	E: 0	K: 1	S: 16	R: 2	H: 3	E: 0	K: 1	S: 13	R: 1	H: 2	E: 0	K: 0	S: 13	R: 0	H: 0	E: 0	K: 2	S: 9	R: 0	H: 1	E: 0	K: 1	S: 6	R: 0	H: 2	E: 0	K: 1	S: 12	R: 0	H: 1	E: 0	K: 1	S: 12	R: 2	H: 3	E: 0	K: 1	S: 13	1B: 10	SF: 1	2B: 5	SAC: 1	3B: 1	DP: 1	HR: 0	HBP: 0	WP: 0	PA: 43
--------------	------	------	------	------	-------	------	------	------	------	-------	------	------	------	------	-------	------	------	------	------	-------	------	------	------	------	------	------	------	------	------	------	------	------	------	------	-------	------	------	------	------	-------	------	------	------	------	-------	--------	-------	-------	--------	-------	-------	-------	--------	-------	--------

PITCHER	IP	WLS	BF	H	R	ER	SO	BB	IBB	HBP	BLK	WP	HR	S	P	ERA	WHIP
Jose Guzman, R (1, 1) ERA: 3.24	6.0		29	9	5	5	5	2	0	0	0	0	0	67	113	7.50	1.833
Kenny Rogers, L (7, 1) ERA: 3.41	2.0		8	3	0	0	2	1	0	0	0	0	0	24	38	0.00	2.000
Jeff Russell, R (9, 1) ERA: 2.13	0.2	L	6	3	2	2	1	0	1	0	0	0	0	13	21	27.00	4.500

TEXAS RANGERS @ KANSAS CITY ROYALS
Royals Stadium, Kansas City, MO
 Sun May 31 1992, 4:33 AM EDT
 Att: 21,681 - Cloudy - 77 F

AB	37
R	7
H	15
RBI	7
BB	4
SO	8
LOB	17



PITCHER	IP	WLS	BF	H	R	ER	SO	BB	IBB	HBP	BLK	WP	HR	S	P	ERA	WHIP
---------	----	-----	----	---	---	----	----	----	-----	-----	-----	----	----	---	---	-----	------

New York Yankees @ Texas Rangers
 Arlington Stadium, Arlington, TX

Mon Jun 01 1992, 8:05 PM EDT
 Att. 23,284 - Cloudy - 76 F

AB	31
R	7
H	7
RBI	7
BB	12
SO	7
LOB	18



Batter	1	2	3	4	5	6	7	8	9	AB	R	H	RBI	BB	SO	LOB
Andy Stankiewicz, R (1, 6) OBP: 0.409, SLG: 0.455	4-2 G3-6-1 BB BB		1-1 G5-3		0-1 F7		0-2 2B 1B	0-0 F8		4	1	1	0	1	0	0
Don Mattingly, L (1, 3) OBP: 0.315, SLG: 0.429	4-0 G3-6-1 BB BB		0-1 G3-1		1-0 1B		1-1 F9 1-H BB 2B	1-1 G3-1		4	1	2	1	1	0	0
Mel Hall, L (1, 7) OBP: 0.274, SLG: 0.434	2-0 G3-6-1 1-2f 2-3				0-0 F9		0-2 F9 2-3	4-2 BB		4	0	0	0	1	0	4
Kevin Maas, L (1, 10) OBP: 0.367, SLG: 0.510	1-3 K				4-2 1B HR BB		0-3 K	2-2 P5		4	1	0	0	1	3	4
Danny Tartabull, R (1, 9) OBP: 0.417, SLG: 0.426					1-1 HR 1B		2-2 P3	4-0 BB BB IBB		3	2	1	0	2	0	0
Dion James, L (1, 8) OBP: 0.317, SLG: 0.308					1 SAFE 3-0 L4		4-2 S BB SF9 BB	4-1 BB BB BB		3	1	0	0	2	0	3
Matt Nokes, L (1, 2) OBP: 0.325, SLG: 0.444					1-1 1-H 3-H HR		4-1 1-2 BB	4-2 1-2 2-3 3-H BB BB		3	1	3	4	2	0	0
Charlie Hayes, R (1, 5) OBP: 0.305, SLG: 0.420					4-2 BB		3-2 SF9 2-H	4-2 1-2 2-3 3-H BB		2	0	0	2	2	1	2
Pat Kelly, R (1, 4) OBP: 0.339, SLG: 0.400					0-3 K		0-1 P6	3-3 K		4	0	0	0	0	3	5

Inning Stats	R: 0	H: 0	E: 0	K: 1	S: 12	P: 23	R: 0	H: 1	E: 0	K: 0	S: 6	P: 11	R: 0	H: 0	E: 0	K: 1	S: 7	P: 10	R: 3	H: 2	E: 0	K: 1	S: 14	P: 27	R: 0	H: 1	E: 0	K: 1	S: 8	P: 12	R: 1	H: 0	E: 0	K: 0	S: 12	P: 25	R: 3	H: 2	E: 0	K: 2	S: 24	P: 44	R: 0	H: 0	E: 0	K: 0	S: 9	P: 16	R: 0	H: 1	E: 0	K: 1	S: 8	P: 15	1B: 5	2B: 1	3B: 0	HR: 1	SF: 1	SAC: 0	DP: 2	HBP: 0	WP: 1	PB: 0	SB: 1	CS: 0	PA: 44
--------------	------	------	------	------	-------	-------	------	------	------	------	------	-------	------	------	------	------	------	-------	------	------	------	------	-------	-------	------	------	------	------	------	-------	------	------	------	------	-------	-------	------	------	------	------	-------	-------	------	------	------	------	------	-------	------	------	------	------	------	-------	-------	-------	-------	-------	-------	--------	-------	--------	-------	-------	-------	-------	--------

PITCHER	IP	WLS	BF	H	R	ER	SO	BB	IBB	HBP	BLK	WP	HR	S	P	ERA	WHIP
Nolan Ryan, R (1, 1) ERA: 4.67	0.0		1	0	0	0	0	1	0	0	0	0	0	4	8	∞	∞
Jeff Robinson, R (1, 1) ERA: 5.23	4.1	L	19	4	3	3	3	3	0	0	0	1	1	38	67	6.23	1.615
Floyd Bannister, L (5, 1) ERA: 7.29	2.1		14	2	4	4	2	4	1	0	0	0	0	35	64	15.43	2.571
Lance McCullers, R (7, 1) ERA: 1.93	2.1		10	1	0	0	2	3	0	0	0	0	0	23	44	0.00	1.714

WP: 1	PA: 44
-------	--------

Batter	1	2	3	4	5	6	7	8	9	AB	R	H	RBI	BB	SO	LOB
Jeff Huson, L (1, 6) OBP: 0.301, SLG: 0.348 Dickie Thon, R (5, PH) OBP: 0.289, SLG: 0.343 (6, 6)	0-2 F7		0-1 G2-3		0-0 1B		0-3 K			2	0	0	0	0	0	0
Julio Franco, R (1, 10) OBP: 0.333, SLG: 0.250	0-3 K		1-0 F9		3-1 G4-3			0-2 F8		4	0	0	0	0	1	1
Rafael Palmeiro, L (1, 3) OBP: 0.373, SLG: 0.438	3-2 BB 1B			1-3 K		2-1 L9		1-1 F9		4	0	1	0	0	1	0
Ruben Sierra, S (1, 9) OBP: 0.342, SLG: 0.500	4-0 1-2 BB			1-0 1B 2B		0-1 G4-3 2B		0-1 1B		3	1	3	0	1	0	0
Kevin Reimer, L (1, 7) OBP: 0.327, SLG: 0.453	0-2 G1-3			0-2 2-H 1B		1-1 G4-3 2-3		1-0 P4		4	0	1	1	0	0	4
Juan Gonzalez, R (1, 8) OBP: 0.286, SLG: 0.411		1-3 K		2-0 F9		1-2 P5		0-2 G5-3		4	0	0	0	0	1	2
Dean Palmer, R (1, 5) OBP: 0.297, SLG: 0.425		0-1 L7		1-3 SAFE K		2-3 K		0-0 G5-3		4	0	0	0	0	2	1
Ivan Rodriguez, R (1, 2) OBP: 0.317, SLG: 0.410 Geno Petrali, L (9, PH) OBP: 0.206, SLG: 0.267		0-0 F9			1-2 F8		0-0 G4-3 1B		0-0 G4-3	3	0	1	0	0	0	0
Al Newman, S (1, 4) OBP: 0.302, SLG: 0.235		2-1 F8			0-2 G4-3		1-1 G4-3 1-2			3	0	0	0	0	0	1

Inning Stats	R: 0	H: 1	E: 0	K: 1	S: 14	LOB: 2	BB: 1	P: 21	R: 0	H: 0	E: 0	K: 1	S: 6	LOB: 0	BB: 0	P: 7	R: 0	H: 0	E: 0	K: 0	S: 5	LOB: 0	BB: 0	P: 8	R: 1	H: 2	E: 0	K: 2	S: 12	LOB: 1	BB: 0	P: 17	R: 0	H: 1	E: 0	K: 0	S: 9	LOB: 1	BB: 0	P: 13	R: 0	H: 1	E: 0	K: 0	S: 9	LOB: 1	BB: 0	P: 13	R: 0	H: 1	E: 0	K: 2	S: 9	LOB: 1	BB: 0	P: 12	R: 0	H: 1	E: 0	K: 0	S: 9	LOB: 1	BB: 11	R: 0	H: 0	E: 0	K: 0	S: 5	LOB: 0	BB: 0	P: 5	1B: 5	SF: 0	2B: 2	SAC: 0	3B: 0	DP: 0	HR: 0	HBP: 0	WP: 0	PA: 35
Melido Perez, R (1, 1) ERA: 2.63 Rich Monteleone, R (5, 1) ERA: 1.13	IP	WLS	BF	H	R	ER	SO	BB	IBB	HBP	BLK	WP	HR	S	P	ERA	WHIP	IP	WLS	BF	H	R	ER	SO	BB	IBB	HBP	BLK	WP	HR	S	P	ERA	WHIP																																															

BOTTOM

New York Yankees @ Texas Rangers
 Arlington Stadium, Arlington, TX

Mon Jun 01 1992, 8:05 PM EDT
 Att. 23,284 - Cloudy - 76 F

AB	34
R	1
H	7
RBI	1
BB	1
SO	6
LOB	10



WP: 0	PA: 35
PB: 0	CS: 0

Batter	1	2	3	4	5	6	7	8	9	AB R H RBI BB SO LOB	TOP											
Dion James, L (1, 8) OBP: 0.313, SLG: 0.291	4-0 2B BB		0-1 G6-3		2-1 F8			1-1 F7		3 1 0 0 1 0 0												
Don Mattingly, L (1, 3) OBP: 0.313, SLG: 0.425	2-3 K		2-2 P7		2-0 G6-3			0-1 G6-4-3 1B		4 0 1 0 0 1 1												
Danny Tartabull, R (1, 9) OBP: 0.419, SLG: 0.432	2-0 E 2B		4-2 BB			3-1 P4		0-1 G6-4-3 1-2f		3 1 1 1 1 0 1												
Mel Hall, L (1, 7) OBP: 0.274, SLG: 0.430	2-2 E4 1B		2-1 G3			0-1 L4			0-3 K	4 0 1 0 0 1 1												
Kevin Maas, L (1, 10) OBP: 0.372, SLG: 0.505	4-0 G6-3 BB			0-0 F7		1-1 1B			2-3 K	3 0 1 0 1 1 0												
Mike Gallego, R (1, 6) OBP: 0.359, SLG: 0.364	0-1 G6-3 1-2f			2-2 1B 1B		2-0 G4-3			4-1 BB	3 0 1 0 1 0 3												
Matt Nokes, L (1, 2) OBP: 0.323, SLG: 0.438					3-1 G6-4-3 1B				2-3 K	4 0 1 0 0 1 1												
Charlie Hayes, R (1, 5) OBP: 0.300, SLG: 0.413					1-2 G6-4-3 1-2f					3 0 0 0 0 1 2												
Pat Kelly, R (1, 4) OBP: 0.331, SLG: 0.388					0-1 P1					3 0 0 0 0 1 0												
Inning Stats	R: 2 E: 1 K: 1 S: 11	H: 2 LOB: 1 BB: 2 P: 25	R: 0 E: 0 K: 2 S: 7	H: 0 LOB: 0 BB: 0 P: 12	R: 0 E: 0 K: 0 S: 9	H: 0 LOB: 1 BB: 1 P: 17	R: 0 E: 0 K: 0 S: 10	H: 2 LOB: 1 BB: 0 P: 16	R: 0 E: 0 K: 0 S: 5	H: 0 LOB: 0 BB: 0 P: 9	R: 0 E: 0 K: 0 S: 7	H: 1 LOB: 1 BB: 0 P: 13	R: 0 E: 0 K: 0 S: 6	H: 0 LOB: 0 BB: 0 P: 11	R: 0 E: 0 K: 0 S: 6	H: 1 LOB: 0 BB: 0 P: 7	R: 0 E: 0 K: 3 S: 11	H: 0 LOB: 1 BB: 1 P: 19	1B: 5 2B: 1 3B: 0 HR: 0	SF: 0 SAC: 0 DP: 3 HBP: 0	WP: 0 PB: 0 SB: 0 CS: 0	PA: 34
PITCHER	IP WLS BF H R ER SO BB IBB HBP BLK WP HR S P ERA WHIP																					
Bobby Witt, R (1, 1) ERA: 3.07	8.0 W 30 6 2 1 3 3 0 0 0 0 0 0 61 110 1.12 1.125																					
Kenny Rogers, L (9, 1) ERA: 3.3	1.0 4 0 0 0 3 1 0 0 0 0 0 0 11 19 0.00 1.000																					

New York Yankees @ Texas Rangers
Arlington Stadium, Arlington, TX
Tue Jun 02 1992, 8:05 PM EDT
Att. 20,788 - Cloudy - 81 F

AB	30
R	2
H	6
RBI	1
BB	4
SO	6
LOB	9



Batter	1	2	3	4	5	6	7	8	9	10	11	12	13	AB R H RBI BB SO LOB	TOP																			
Andy Stankiewicz, R OBP: 0.404, SLG: 0.439	G5-3 1B		G6-3		FC4 HBP		G4-3		K		P6			5 0 1 0 0 1 4																				
Don Mattingly, L OBP: 0.305, SLG: 0.413	G5-3		G5-3		FC4 2B G3-1		G4-3			F7		G1-3		6 1 0 0 0 0 5																				
Danny Tartabull, R OBP: 0.422, SLG: 0.439	P4			G6-3	G3-1 1B 2B		F8			WP BB		1B		5 1 2 1 1 0 2																				
Mel Hall, L OBP: 0.266, SLG: 0.417	K			G4-3	G3-1		G3-1			L9		F8		6 0 0 1 0 1 4																				
Kevin Maas, L OBP: 0.331, SLG: 0.505		P4		1B	CS 1B		G3-1				1B IBB		P3	4 0 2 1 1 0 0																				
Jim Leyritz, R OBP: 0.444, SLG: 0.710				1B	CS 1B		G3-1							1 0 0 0 0 0 1																				
Dion James, L OBP: 0.319, SLG: 0.288				1B	CS		G4-3						F8	4 0 1 0 1 2 2																				
Roberto Kelly, R OBP: 0.371, SLG: 0.490				1B	CS		G4-3						F8	1 0 0 0 0 0 0																				
Randy Velarde, R OBP: 0.271, SLG: 0.312				1B	CS		G4-3						F8	0 0 0 0 0 0 0																				
Matt Nokes, L OBP: 0.327, SLG: 0.432				1B	CS		G3-1						F8	2 0 0 0 2 1 1																				
Pat Kelly, R OBP: 0.331, SLG: 0.388				BB			G3-1						F8	0 0 0 0 0 0 0																				
Mike Stanley, R OBP: 0.372, SLG: 0.324				BB			G3-1						F8	2 0 0 0 0 0 0																				
Charlie Hayes, R OBP: 0.301, SLG: 0.408				K			K						L8	5 0 1 0 1 2 3																				
Mike Gallego, R OBP: 0.382, SLG: 0.397				K			K						L8	3 1 2 0 0 1 1																				
				SH1-3 1B	FC4 HBP 2B HBP		G4-3 G4-3 1B						2B																					
Inning Stats	R: 0 E: 0 K: 1 S: 10	H: 1 LOB: 1 BB: 0 P: 13	R: 0 E: 0 K: 1 S: 10	H: 0 LOB: 0 BB: 1 P: 18	R: 0 E: 0 K: 0 S: 4	H: 1 LOB: 1 BB: 0 P: 6	R: 0 E: 0 K: 1 S: 13	H: 2 LOB: 3 BB: 1 P: 25	R: 3 E: 0 K: 0 S: 10	H: 2 LOB: 0 BB: 0 P: 17	R: 0 E: 0 K: 1 S: 7	H: 0 LOB: 0 BB: 0 P: 11	R: 0 E: 0 K: 1 S: 7	H: 0 LOB: 0 BB: 0 P: 11	R: 0 E: 0 K: 2 S: 10	H: 0 LOB: 1 BB: 2 P: 19	R: 0 E: 0 K: 1 S: 9	H: 0 LOB: 2 BB: 2 P: 21	R: 0 E: 0 K: 0 S: 18	H: 1 LOB: 1 BB: 0 P: 26	R: 0 E: 0 K: 0 S: 6	H: 0 LOB: 0 BB: 0 P: 9	R: 0 E: 0 K: 0 S: 6	H: 0 LOB: 0 BB: 0 P: 9	1B: 7 2B: 2 3B: 0 HR: 0	SF: 0 SAC: 1 DP: 0 HBP: 2	WP: 1 PB: 0 SB: 0 CS: 2	PA: 54						
PITCHER	IP WLS BF H R ER SO BB IBB HBP BLK WP HR S P ERA WHIP	IP WLS BF H R ER SO BB IBB HBP BLK WP HR S P ERA WHIP														IP WLS BF H R ER SO BB IBB HBP BLK WP HR S P ERA WHIP																		
Kevin Brown, R ERA: 3.31	(1, 1) 8.0																																	
Floyd Bannister, L ERA: 7.29	(9, 1) 0.0																																	
Jeff Russell, R ERA: 1.98	(9, 1) 2.0																																	
Ed Nunez, R ERA: 2.6	(11, 1) 1.1																																	
Kenny Rogers, L ERA: 3.13	(12, 1) 1.2	W																																

New York Yankees @ Texas Rangers
Arlington Stadium, Arlington, TX
Wed Jun 03 1992, 8:05 PM EDT
Att: 28,879 - Sunny - 83 F

livebaseballscorecards.com

AB	44
R	3
H	9
RBI	3
BB	6
SO	8
LOB	23




Batter	1	2	3	4	5	6	7	8	9	10	11	12	13	AB R H RBI BB SO LOB														
Dickie Thon, R OBP: 0.298, SLG: 0.347 (1, 6)	2-2 S S 1B		4-0 1B BB		2-2 G3	2-1 HBP 1B		0-0 G6-3			0-3 K		1 SAFE 0-0 E1	6 0 2 1 1 1 1														
Dean Palmer, R OBP: 0.307, SLG: 0.455 (1, 5)	2-3 K		3-2 BB 1B		1-1 HR	1-2 HBP			0-3 K		3-3 K			5 1 2 1 0 3 1														
Julio Franco, R OBP: 0.324, SLG: 0.379 (1, 10)	3-3 K		4-2 FC5-4 BB		3-2 HR	1-3 K			0-3 K		1-1 G1-3			5 1 1 1 1 3 4														
Ruben Sierra, S OBP: 0.332, SLG: 0.482 (1, 9)	2-2 P4		2-0 FC5-4		2-0 1B 1B	1-2 G3			3-2 F9			2-1 G4-3		6 0 1 0 0 0 7														
Juan Gonzalez, R OBP: 0.286, SLG: 0.420 (1, 8)			2-1 G4-3		2-3 K	0-1 1B		1-0 G6-3		0-3 K		2-3 K		6 0 1 0 0 3 0														
Rafael Palmeiro, L OBP: 0.370, SLG: 0.423 (1, 3)			1-1 G6-3		0-3 K	2-2 F9		2-2 F7		3-3 K		4-0 BB		5 0 0 0 1 2 2														
Russ McGinnis, R OBP: 0.667, SLG: 0.500 (1, 2)			2-0 G1-3		3-1 FC5-4 1B	4-2 2B 1B BB		2-2 F8		0-2 BB 1B		3-2 G6-3		2 1 1 0 1 0 0 3 0 1 0 0 0 1														
Geno Petralli, L OBP: 0.217, SLG: 0.262 (7, 2)																												
Kevin Reimer, L OBP: 0.332, SLG: 0.465 (1, 7)			2-1 P2		2-0 FC5-4	3-2 HBP 2B		2-1 G3		4-1 BB 1B		1-2 BB		5 0 2 0 1 0 1 0 1 0 0 0 0 0														
John Cangelosi, S OBP: 0.340, SLG: 0.275 (13, PR)					1-2r								1-2 1B E 1B															
Al Newman, S OBP: 0.294, SLG: 0.222 (1, 4)			0-0 B5-3		2-1 G1-3	0-0 G3		3-2 G5-3		0-1 F8			3-2 E 1B	3 0 0 0 0 0 2 1 0 0 0 0 0 0 2 0 1 0 0 0 2														
Brian Downing, R OBP: 0.450, SLG: 0.422 (8, PH)																												
Jeff Huson, L OBP: 0.303, SLG: 0.350 (9, 4)																												
Inning Stats	R: 0 E: 0 K: 2 S: 13	H: 1 LOB: 1 BB: 0 P: 22	R: 0 E: 0 K: 0 S: 5	H: 0 LOB: 0 BB: 0 P: 10	R: 0 E: 0 K: 2 S: 12	H: 1 LOB: 3 BB: 2 P: 27	R: 0 E: 0 K: 2 S: 9	H: 1 LOB: 1 BB: 0 P: 16	R: 2 E: 0 K: 0 S: 18	H: 4 LOB: 2 BB: 0 P: 30	R: 1 E: 0 K: 1 S: 17	H: 2 LOB: 3 BB: 1 P: 29	R: 0 E: 0 K: 0 S: 8	H: 0 LOB: 0 BB: 0 P: 13	R: 0 E: 0 K: 2 S: 10	H: 0 LOB: 0 BB: 0 P: 13	R: 0 E: 0 K: 2 S: 12	H: 1 LOB: 2 BB: 1 P: 19	R: 0 E: 0 K: 2 S: 8	H: 0 LOB: 0 BB: 0 P: 12	R: 0 E: 0 K: 1 S: 9	H: 0 LOB: 1 BB: 1 P: 20	R: 1 E: 2 K: 0 S: 8	H: 2 LOB: 2 BB: 0 P: 12	1B: 9 2B: 1 3B: 0 HR: 2	SF: 0 SAC: 0 DP: 0 HBP: 1	WP: 0 PB: 0 SB: 2 CS: 0	PA: 55

PITCHER	IP	WLS	BF	H	R	ER	SO	BB	IBB	HBP	BLK	WP	HR	S	P	ERA	WHIP
Greg Cadaret, L ERA: 4.02 (1, 1)	5.0		24	7	2	2	4	2	0	0	0	0	2	57	105	3.60	1.800
John Habyan, R ERA: 1.47 (6, 1)	2.0		10	2	1	1	1	1	0	1	0	0	0	25	42	4.50	1.500
Steve Howe, L ERA: 2.57 (8, 1)	2.0		6	0	0	0	2	0	0	0	0	0	0	17	25	0.00	0.000
Lee Guetterman, L ERA: 8.69 (10, 1)	1.0		5	1	0	0	2	1	0	0	0	0	0	12	19	0.00	2.000
Steve Farr, R ERA: 1.1 (11, 1)	2.0		7	0	0	0	3	1	0	0	0	0	0	17	32	0.00	0.500

NEW YORK YANKEES @ TEXAS RANGERS
Arlington Stadium, Arlington, TX
Wed Jun 03 1992, 8:05 PM EDT
Att: 28,879 - Sunny - 83 F

AB	49
R	4
H	12
RBI	3
BB	5
SO	12
LOB	21



Minnesota Twins @ Texas Rangers
 Arlington Stadium, Arlington, TX
 Thu Jun 04 1992, 8:05 PM EDT
 Att. 31,848 - Sunny - 87 F

livebaseballscorecards.com

AB	38
R	15
H	14
RBI	12
BB	10
SO	2
LOB	26



AB R H RBI BB SO LOB

5	2	0	1	1	1	5
4	3	1	2	2	0	3
5	3	4	2	1	0	3
0	0	0	0	0	0	0
3	2	1	1	3	0	1
5	1	1	2	0	0	5
4	1	2	3	1	1	2
5	1	2	0	0	0	2
4	2	2	0	1	0	1
3	0	1	1	0	0	4
0	0	0	0	1	0	0

WP:	1	PA:	51
PB:	2		
SB:	3		
CS:	1		

Batter	1	2	3	4	5	6	7	8	9
Shane Mack, R (1, 7) OBP: 0.377, SLG: 0.473	0-3 K	0-0 P2	1-1 FC6-4		4-0 FC1-2 PB BB	1-2 G5-3			0-0 FC3-6 E S 1B
Chuck Knoblauch, R (1, 4) OBP: 0.404, SLG: 0.390	1-1 G3-1	4-0 S 1B BB	2-0 F7		4-2 PB FC1-2 SF8 BB	2-1 G6-3		1-0 HR 1B	
Kirby Puckett, R (1, 8) OBP: 0.375, SLG: 0.605	1-0 BB 1B	4-1 1B BB		0-0 F9 BB 1B	1-0 FC1-2 PB 1B		0-0 CS 1B	0-1 HR	
Greg Gagne, R (9, 6) OBP: 0.329, SLG: 0.370		1-2 BB			1-2 2-3 3-H			1-H	
Chili Davis, S (1, 10) OBP: 0.390, SLG: 0.388	4-2 1B BB	0-0 1B		4-2 G6-4-3 BB	4-0 1B E BB		0-0 F7	2-0 P6	
Brian Harper, R (1, 2) OBP: 0.318, SLG: 0.358	1-0 2B 1B	2-1 G4-3		2-2 F9	2-2 SF8		0-0 F8	1-1 G5-3	
Pedro Munoz, R (1, 9) OBP: 0.312, SLG: 0.443	1-2 1-H 2-H 2B		4-1 WP 1B FC6-4 BB	0-0 G6-4-3	2-2 E8		1-2 CS	2-3 K	
Kent Hrbek, L (1, 3) OBP: 0.448, SLG: 0.500	1-2 F8		1-0 FC6-4 WP 1B					1-0 P5	
Scott Leius, R (1, 5) OBP: 0.336, SLG: 0.379		2-2 SH5-3 PB 2B	4-1 FC6-4 BB		1-1 E7 2B BB	1-1 S 1B		1-1 F8	
Jeff Reboulet, R (1, 6) OBP: 0.409, SLG: 0.400		0-0 SH5-3	0-0 P7		3-2 BB FC1-2 2B	1-1 F7		4-2 FC3-6 BB	
J.T. Bruett, L (9, PH) (9, 8)									

Inning Stats	R: 3	H: 3	E: 0	K: 1	S: 16	P: 25	R: 2	H: 2	E: 0	K: 0	S: 10	P: 22	R: 1	H: 1	E: 0	K: 0	S: 7	P: 19	R: 0	H: 1	E: 0	K: 0	S: 8	P: 14	R: 6	H: 3	E: 2	K: 0	S: 23	P: 46	R: 0	H: 1	E: 0	K: 0	S: 11	P: 17	R: 0	H: 1	E: 0	K: 0	S: 5	P: 8	R: 0	H: 0	E: 0	K: 1	S: 6	P: 10	R: 3	H: 2	E: 0	K: 0	S: 11	P: 18	1B: 10	2B: 3	3B: 0	HR: 1	SF: 1	SAC: 1	DP: 1	HBP: 0	WP: 1	PA: 51
--------------	------	------	------	------	-------	-------	------	------	------	------	-------	-------	------	------	------	------	------	-------	------	------	------	------	------	-------	------	------	------	------	-------	-------	------	------	------	------	-------	-------	------	------	------	------	------	------	------	------	------	------	------	-------	------	------	------	------	-------	-------	--------	-------	-------	-------	-------	--------	-------	--------	-------	--------

PITCHER	IP	WLS	BF	H	R	ER	SO	BB	IBB	HBP	BLK	WP	HR	S	P	ERA	WHIP
Mike Jeffcoat, L (1, 1) ERA: 6.62	1.1		9	4	4	4	1	1	0	0	0	0	0	21	32	27.00	3.750
Jeff Robinson, R (2, 1) ERA: 5.72	2.2		18	5	5	5	0	5	0	0	0	1	0	30	63	16.88	3.750
Lance McCullers, R (5, 1) ERA: 5.4	0.1		4	0	0	0	0	3	0	0	0	0	0	4	17	0.00	9.000
Floyd Bannister, L (5, 1) ERA: 6.75	1.2		7	2	3	1	0	0	0	0	0	0	0	20	31	5.40	1.200
Ed Nunez, R (7, 1) ERA: 3.54	3.0	L	12	3	3	3	1	1	0	0	0	0	1	22	36	9.00	1.333

PITCHER	IP	WLS	BF	H	R	ER	SO	BB	IBB	HBP	BLK	WP	HR	S	P	ERA	WHIP
---------	----	-----	----	---	---	----	----	----	-----	-----	-----	----	----	---	---	-----	------


Batter	1	2	3	4	5	6	7	8	9	AB	R	H	RBI	BB	SO	LOB
Brian Downing, R OBP: 0.444, SLG: 0.411 (1, 10)	0-1 F7 BB	4-0 HR BB		1-1 1B 1B	2-0 F8		2-2 G5-3		1-1 G3	5	2	1	0	1	0	1
Dean Palmer, R OBP: 0.313, SLG: 0.479 (1, 5)	0-1 2B	3-2 1-H 2-H 3-H HR		1-0 1B 2B 1B	1-2 F7		3-2 G6-3			5	2	3	4	0	0	1
Juan Gonzalez, R OBP: 0.284, SLG: 0.420 (1, 8)	2-3 K	3-2 P3		1-3 K		0-0 1B 2B		2-2 G6-3		5	1	1	0	0	2	3
Ruben Sierra, S OBP: 0.333, SLG: 0.480 (1, 9)	0-3 K		2-2 G4-3	1-1 2B 1B		2-0 1B 1B		2-3 K		5	2	2	1	0	2	1
Julio Franco, R OBP: 0.385, SLG: 0.387 Al Newman, S OBP: 0.294, SLG: 0.222 (1, 4) (9, 4)		2-1 1B 2B 1B	0-3 K	4-0 2B 1B		4-0 1B BB		4-1 1B BB		2	2	1	0	3	1	0
Rafael Palmeiro, L OBP: 0.379, SLG: 0.437 (1, 3)		2-1 2B 1B	0-1 2B 1B	1-0 2B		0-0 F9		0-1 1B		5	2	4	3	0	0	3
Russ McGinnis, R OBP: 0.500, SLG: 0.600 Kevin Reimer, L OBP: 0.333, SLG: 0.465 (1, 2) (6, PH) (7, 7)		1-0 F7	1-2 1B 2B	0-0 F8		1-2 1B		3-2 L4		3	0	1	1	0	0	3
Dickie Thon, R OBP: 0.301, SLG: 0.355 (1, 6)		1-0 1B 2B	0-1 1B		1-2 P4		0-2 G4-6-3		0-0 F9	5	1	2	1	0	0	2
John Cangelosi, S OBP: 0.340, SLG: 0.262 Geno Petralli, L OBP: 0.211, SLG: 0.254 (1, 7) (7, 2)		1-0 G5-3		2-2 G6-3	4-2 BB		1-2 G5-3		2-2 G3	2	0	0	0	1	0	2

Inning Stats	R: 0	H: 1	E: 0	K: 2	S: 10	LOB: 1	BB: 0	P: 12	R: 5	H: 4	E: 0	K: 0	S: 13	LOB: 0	BB: 1	P: 30	R: 1	H: 3	E: 0	K: 1	S: 14	LOB: 2	BB: 0	P: 17	R: 4	H: 4	E: 0	K: 1	S: 14	LOB: 1	BB: 1	P: 25	R: 0	H: 0	E: 0	K: 0	S: 14	LOB: 1	BB: 1	P: 22	R: 2	H: 3	E: 0	K: 0	S: 9	LOB: 1	BB: 1	P: 16	R: 0	H: 0	E: 0	K: 0	S: 11	LOB: 0	BB: 0	P: 17	R: 0	H: 1	E: 0	K: 1	S: 12	LOB: 2	BB: 1	P: 23	R: 0	H: 0	E: 0	K: 0	S: 6	LOB: 0	BB: 0	P: 9	1B: 10	2B: 5	3B: 0	HR: 1	SF: 0	SAC: 0	DP: 1	HBP: 0	WP: 0	PB: 0	SB: 1	CS: 0	PA: 46
--------------	------	------	------	------	-------	--------	-------	-------	------	------	------	------	-------	--------	-------	-------	------	------	------	------	-------	--------	-------	-------	------	------	------	------	-------	--------	-------	-------	------	------	------	------	-------	--------	-------	-------	------	------	------	------	------	--------	-------	-------	------	------	------	------	-------	--------	-------	-------	------	------	------	------	-------	--------	-------	-------	------	------	------	------	------	--------	-------	------	--------	-------	-------	-------	-------	--------	-------	--------	-------	-------	-------	-------	--------

PITCHER	IP	WLS	BF	H	R	E	SO	BB	IBB	HBP	BLK	WP	HR	S	P	ERA	WHIP
Bill Krueger, L ERA: 2.68 (1, 1)	2.0		12	5	5	5	2	1	0	0	0	0	0	23	42	22.50	3.000
Carl Willis, R ERA: 5.96 (3, 1)	1.2		10	6	4	4	2	0	0	0	0	0	0	26	35	21.60	3.600
Gary Wayne, L ERA: 2.55 (4, 1)	1.1		9	3	3	3	0	2	0	0	0	0	0	18	33	20.25	3.750
Tom Edens, R ERA: 2.05 (6, 1)	2.2		10	1	0	0	1	2	0	0	0	0	0	25	44	0.00	1.125
Bob Kipper, L ERA: 2.42 (8, 1)	0.1	W	2	1	0	0	0	0	0	0	0	0	0	5	8	0.00	3.000
PITCHER	IP	WLS	BF	H	R	E	SO	BB	IBB	HBP	BLK	WP	HR	S	P	ERA	WHIP
Rick Aguilera, R ERA: 3.76 (9, 1)	1.0		3	0	0	0	0	0	0	0	0	0	0	6	9	0.00	0.000

MINNESOTA TWINS @ TEXAS RANGERS
Arlington Stadium, Arlington, TX
Thu Jun 04 1992, 8:05 PM EDT
Att: 31,848 - Sunny - 87 F

AB	41
R	12
H	16
RBI	12
BB	5
SO	5
LOB	18



Batter	1	2	3	4	5	6	7	8	9	AB R H RBI BB SO LOB	TOP											
Shane Mack, R (1, 7) OBP: 0.382, SLG: 0.471	4-0 CS BB		4-2 L3-6 1B BB		1-2 PB 1B		1-3 K		0-0 P3	3 0 1 0 2 1 2												
Chuck Knoblauch, R (1, 4) OBP: 0.413, SLG: 0.402	3-2 1-2 1B		0-0 1-2 2-3 1B		3-1 G3 1-2			1-1 2B 2B	4-2 BB	4 1 3 0 1 0 1												
Kirby Puckett, R (1, 8) OBP: 0.371, SLG: 0.609	1-3 K		1-1 L3-6 2-3			3-1 HR		1-0 G5-3	1-0 F9	5 1 1 1 0 1 7												
Kent Hrbek, L (1, 3) OBP: 0.450, SLG: 0.517	1-0 F7			0-0 1B CS 2B		2-2 G2		2-2 1B 2B		4 1 2 1 0 0 1												
Brian Harper, R (1, 2) OBP: 0.328, SLG: 0.386		2-2 G5-3		2-2 CS 1B		0-1 HR		1-0 S 1B		4 1 3 2 0 0 0 0 0 0 0 0 0 0 0 0 0 0 0 0 0												
J.T. Bruett, L (8, PR)																						
Lenny Webster, R (8, 2) OBP: 0.229, SLG: 0.267																						
Randy Bush, L (1, 10) OBP: 0.269, SLG: 0.328		1-0 L8		2-3 K		0-1 G5-3		0-0 F7		3 0 0 0 0 1 2 1 0 0 0 0 0 1												
Chili Davis, S (8, PH) OBP: 0.388, SLG: 0.385																						
Scott Leius, R (1, 5) OBP: 0.327, SLG: 0.368		2-2 L5		3-3 K 1-2 3-H		1-2 P5		2-3 K		4 0 0 0 0 2 3												
Gene Larkin, S (1, 9) OBP: 0.338, SLG: 0.414			2-0 G3		1-3 K		0-1 G4-3		2-1 G4-3 HBP	3 0 0 0 0 1 0 0 0 0 0 0 0 0												
Greg Gagne, R (9, PR) OBP: 0.329, SLG: 0.370																						
Jeff Reboulet, R (1, 6) OBP: 0.375, SLG: 0.359			2-2 E5 1B		3-2 F8		2-2 G3		3-2 G4-3	4 0 0 0 0 0 1												
Inning Stats	R: 0 E: 0 K: 1 S: 7	H: 1 LOB: 1 BB: 1 P: 16	R: 0 E: 0 K: 0 S: 8	H: 0 LOB: 0 BB: 0 P: 13	R: 0 E: 1 K: 0 S: 9	H: 1 LOB: 2 BB: 1 P: 18	R: 0 E: 0 K: 2 S: 13	H: 2 LOB: 2 BB: 0 P: 20	R: 0 E: 0 K: 1 S: 12	H: 1 LOB: 1 BB: 0 P: 20	R: 2 E: 0 K: 0 S: 13	H: 2 LOB: 0 BB: 0 P: 19	R: 0 E: 0 K: 1 S: 10	H: 0 LOB: 0 BB: 0 P: 13	R: 2 E: 0 K: 1 S: 13	H: 3 LOB: 2 BB: 0 P: 20	R: 0 E: 0 K: 0 S: 8	H: 0 LOB: 2 BB: 1 P: 18	1B: 5 2B: 5 3B: 0 HR: 2	SF: 0 SAC: 0 DP: 2 HBP: 1	WP: 0 PB: 1 SB: 1 CS: 3	PA: 39
PITCHER	IP WLS BF H R ER SO BB IBB HBP BLK WP HR S P ERA WHIP																					
Jose Guzman, R (1, 1) ERA: 3.28	7.1 W 30 8 3 3 5 2 0 0 0 0 0 2 75 124 3.68 1.364																					
Kenny Rogers, L (8, 1) ERA: 3.41	0.0 2 2 1 1 0 0 0 0 0 0 0 0 5 8 ∞ ∞																					
Jeff Russell, R (8, 1) ERA: 1.86	1.2 S 7 0 0 0 1 1 0 1 0 0 0 0 13 25 0.00 0.600																					

Minnesota Twins @ Texas Rangers
Arlington Stadium, Arlington, TX
Fri Jun 05 1992, 8:05 PM EDT
Att. 27,238 - Cloudy - 86 F

livebaseballscorecards.com

AB	35
R	4
H	10
RBI	4
BB	3
SO	6
LOB	18



Batter	1	2	3	4	5	6	7	8	9	AB	R	H	RBI	BB	SO	LOB	BOTTOM	
Julio Franco, R (1, 4) OBP: 0.395, SLG: 0.400 Al Newman, S (9, 4) OBP: 0.294, SLG: 0.222	1-0 G4-3		1-2 BB 1B		S 1 SAFE B B B X	3-1 1-H CS 1B		0-0 G6-3		4	0	2	1	0	0	0	0	
Dean Palmer, R (1, 5) OBP: 0.317, SLG: 0.477	2-1 P4		4-0 1-2 BB		S S B B S S	3-3 1-2 K		0-1 1B		3	0	1	0	1	1	1		
Rafael Palmeiro, L (1, 3) OBP: 0.372, SLG: 0.429	3-1 F8		0-0 G4-1		B F X	1-1 F8		2-3 SAFE K		4	0	0	0	0	1	3		
Ruben Sierra, S (1, 9)		2-2 L6		2-2 P6		0-0 HR		0-1 L7		4	1	1	1	0	0	1		
Kevin Reimer, L (1, 7) OBP: 0.333, SLG: 0.463 Ivan Rodriguez, R (8, PH) OBP: 0.315, SLG: 0.408 John Cangelosi, S (9, 7) OBP: 0.340, SLG: 0.262		3-3 K		1-1 F7		2-1 1B		1-0 F7		3	0	1	0	0	1	0		
Juan Gonzalez, R (1, 8) OBP: 0.289, SLG: 0.447		2-3 K		0-0 HR		1-0 WP 3B				3	2	2	1	0	1	0		
Brian Downing, R (1, 10) OBP: 0.442, SLG: 0.418			2-2 SF7 2B		2-0 G5-3		3-2 G6-3			3	1	1	0	0	0	0		
Geno Petralli, L (1, 2) OBP: 0.203, SLG: 0.243			1-1 G3-1		0-2 G4-3		0-3 K			3	0	0	0	0	1	1		
Jeff Huson, L (1, 6) OBP: 0.304, SLG: 0.352			1-2 SF7 3-H		1-0 1B		1-0 P4			2	1	1	1	0	0	0		
Inning Stats	R: 0 E: 0 K: 0 S: 5	H: 0 LOB: 0 BB: 0 P: 11	R: 0 E: 0 K: 2 S: 10	H: 0 LOB: 0 BB: 0 P: 17	R: 1 E: 0 K: 0 S: 15	H: 2 LOB: 2 BB: 1 P: 24	R: 1 E: 0 K: 0 S: 7	H: 1 LOB: 0 BB: 0 P: 12	R: 1 E: 0 K: 1 S: 9	H: 3 LOB: 0 BB: 0 P: 16	R: 0 E: 0 K: 1 S: 6	H: 0 LOB: 0 BB: 0 P: 7	R: 0 E: 0 K: 1 S: 11	H: 1 LOB: 1 BB: 0 P: 14	1B: 5 2B: 2 3B: 1 HR: 2	SF: 1 SAC: 0 DP: 1 HBP: 0	WP: 1 PB: 0 SB: 1 CS: 1	PA: 32
PITCHER Willie Banks, R (1, 1) ERA: 7.5 Bob Kipper, L (7, 1) ERA: 2.22	IP 6.0	WLS L	BF 25	H 8	R 5	ER 5	SO 3	BB 1	IBB 0	HBP 0	BLK 0	WP 1	HR 2	S 55	P 96	ERA 7.50	WHIP 1.500	
	IP 2.0	WLS L	BF 7	H 1	R 0	ER 0	SO 2	BB 0	IBB 0	HBP 0	BLK 0	WP 0	HR 0	S 17	P 21	ERA 0.00	WHIP 0.500	

Minnesota Twins @ Texas Rangers
Arlington Stadium, Arlington, TX

Fri Jun 05 1992, 8:05 PM EDT
Att. 27,238 - Cloudy - 86 F

livebaseballscorecards.com

AB 30
R 5
H 9
RBI 4
BB 1
SO 5
LOB 7



Batter	1	2	3	4	5	6	7	8	9	AB R H RBI BB SO LOB
J.T. Bruett, L (1, 8) BBB C B B B	4-1 PB BB		0-0 F8		2-2 G3	0-1 G4-3		3-2 G4-3		4 0 0 0 1 0 2
Chuck Knoblauch, R (1, 4) OBP: 0.408, SLG: 0.397 B C B F C S S	2-3 K 1-2		0-1 2B 2B 1B		2-1 E5 E S 1B	0-2 P2		3-3 K		5 2 1 0 0 2 3
Shane Mack, R (1, 7) OBP: 0.386, SLG: 0.473 S B F B S S	3-3 K		2-0 SAFE 2B 2B		4-0 1B BB	1-1 HBP		1-3 K		3 2 1 0 1 2 1
Kent Hrbek, L (1, 3) OBP: 0.448, SLG: 0.516 X	0-0 G3		0-1 2B 2-H 3-H		4-1 SAFE 1B BB	2-0 G3		1-3 K		4 0 1 2 1 1 4
Brian Harper, R (1, 2) OBP: 0.335, SLG: 0.392 B B F C S S		1-2 F9	2-2 F8		1-1 1B 1-3 2-H 3-H		0-0 E7 FC5-4 FC5-4 1B		1-1 G4-3 1B	5 1 3 2 0 0 1
Gene Larkin, S (1, 9) OBP: 0.333, SLG: 0.400 B B F C S S		3-1 F9	3-3 K		1-1 F9		3-2 FC5-4 HBP		0-1 G4-3	4 0 0 0 0 1 3
Scott Leius, R (1, 5) OBP: 0.323, SLG: 0.362 B B F C S S		3-2 S 1B		1-2 G4-3		2-2 E4 1B 2B		1-0 FC5-4 FC5-4		5 1 1 0 0 0 3
Randy Bush, L (1, 10) OBP: 0.282, SLG: 0.328 B B F C S S		4-2 BB		1-3 K		0-0 2B 1B		2-0 FC5-4		3 0 1 1 1 1 1
Greg Gagne, R (1, 6) OBP: 0.327, SLG: 0.373 B B F C S S		2-3 K		0-2 G6-3		2-2 2B		3-2 G6-3		4 0 1 1 0 1 3

Inning Stats	R: 0 E: 0 K: 2 S: 11	H: 0 LOB: 1 BB: 1 P: 20	R: 0 E: 0 K: 1 S: 19	H: 1 LOB: 2 BB: 1 P: 32	R: 2 E: 0 K: 1 S: 13	H: 3 LOB: 1 BB: 0 P: 20	R: 0 E: 0 K: 1 S: 10	H: 0 LOB: 0 BB: 0 P: 12	R: 2 E: 2 K: 0 S: 13	H: 1 LOB: 1 BB: 2 P: 27	R: 1 E: 1 K: 0 S: 18	H: 2 LOB: 3 BB: 0 P: 25	R: 1 E: 1 K: 0 S: 13	H: 1 LOB: 1 BB: 0 P: 22	R: 0 E: 0 K: 2 S: 10	H: 0 LOB: 0 BB: 0 P: 17	R: 0 E: 0 K: 1 S: 9	H: 1 LOB: 1 BB: 0 P: 11	1B: 6 2B: 3 3B: 0 HR: 0	SF: 0 SAC: 0 DP: 0 HBP: 2
--------------	-------------------------------	----------------------------------	-------------------------------	----------------------------------	-------------------------------	----------------------------------	-------------------------------	----------------------------------	-------------------------------	----------------------------------	-------------------------------	----------------------------------	-------------------------------	----------------------------------	-------------------------------	----------------------------------	------------------------------	----------------------------------	----------------------------------	------------------------------------

PITCHER	IP	WLS	BF	H	R	ER	SO	BB	IBB	HBP	BLK	WP	HR	S	P	ERA	WHIP
Nolan Ryan, R (1, 1) ERA: 4.65	6.0	L	31	7	5	3	5	4	0	1	0	0	0	84	136	4.50	1.833
Danny Leon, R (7, 1) ERA: 4.5	2.0		8	1	1	1	2	0	0	1	0	0	0	23	39	4.50	0.500
Terry Mathews, R (9, 1) ERA: 6.41	1.0		4	1	0	0	1	0	0	0	0	0	0	9	11	0.00	1.000

Minnesota Twins @ Texas Rangers
Arlington Stadium, Arlington, TX
Sat Jun 06 1992, 8:05 PM EDT
Att. 41,580 - Sunny - 85 F

AB	37
R	6
H	9
RBI	6
BB	4
SO	8
LOB	21



WP: 0	PA: 43
PB: 1	
SB: 2	
CS: 0	

Batter	1	2	3	4	5	6	7	8	9	AB R H RBI BB SO LOB
Julio Franco, R OBP: 0.383, SLG: 0.410 (1, 4)	1-3 K			2-3 K		1-3 K			1-0 2B	4 0 1 0 0 3 0
Dean Palmer, R OBP: 0.311, SLG: 0.468 (1, 5)	3-2 P6			1-2 G6-3		2-2 F9			1-1 F8	4 0 0 0 0 0 1
Juan Gonzalez, R OBP: 0.269, SLG: 0.440 (1, 8)	1-3 K			1-3 K			2-3 K		4-0 G6-3 BB	3 0 0 0 1 3 0
Ruben Sierra, S OBP: 0.331, SLG: 0.485 (1, 9)		1-2 G6-3			0-1 FC6-4 1B		1-0 P3		0-2 G6-3 1-2f	4 0 1 0 0 0 2
Brian Downing, R OBP: 0.439, SLG: 0.416 (1, 10)		3-1 P5			1-1 FC6-4 F8 PB 1B 1-2f		3-2 1B			3 1 1 0 0 0 1
Rafael Palmeiro, L OBP: 0.368, SLG: 0.423 (1, 3)		1-2 G3			1-1 F8		2-1 G3			3 0 0 0 0 0 2
Russ McGinnis, R OBP: 0.444, SLG: 0.500 (1, 2)			1-1 F9		1-2 1B			3-2 F8		3 0 1 1 0 0 0
Kevin Reimer, L OBP: 0.329, SLG: 0.456 (1, 7)			0-3 K		0-0 P4			0-0 P1		3 0 0 0 0 1 1
Dickie Thon, R OBP: 0.296, SLG: 0.348 (1, 6)			0-1 F8			2-2 G6-3		0-1 G3		3 0 0 0 0 0 0

Inning Stats	R: 0	H: 0	E: 0	K: 2	S: 9	LOB: 0	BB: 0	P: 14	R: 0	H: 0	E: 0	K: 0	S: 12	LOB: 0	BB: 0	P: 17	R: 0	H: 0	E: 0	K: 1	S: 8	LOB: 0	BB: 0	P: 9	R: 1	H: 2	E: 0	K: 0	S: 10	LOB: 1	BB: 0	P: 13	R: 0	H: 0	E: 0	K: 1	S: 12	LOB: 0	BB: 0	P: 17	R: 0	H: 1	E: 0	K: 1	S: 11	LOB: 1	BB: 0	P: 19	R: 0	H: 0	E: 0	K: 0	S: 9	LOB: 0	BB: 0	P: 12	R: 0	H: 1	E: 0	K: 0	S: 6	LOB: 1	BB: 1	P: 12	1B: 3	SF: 0	2B: 1	SAC: 0	3B: 0	DP: 1	HR: 0	HBP: 0	WP: 0	PA: 31
--------------	------	------	------	------	------	--------	-------	-------	------	------	------	------	-------	--------	-------	-------	------	------	------	------	------	--------	-------	------	------	------	------	------	-------	--------	-------	-------	------	------	------	------	-------	--------	-------	-------	------	------	------	------	-------	--------	-------	-------	------	------	------	------	------	--------	-------	-------	------	------	------	------	------	--------	-------	-------	-------	-------	-------	--------	-------	-------	-------	--------	-------	--------

PITCHER	IP	WLS	BF	H	R	ER	SO	BB	IBB	HBP	BLK	WP	HR	S	P	ERA	WHIP
John Smiley, L ERA: 4.4 (1, 1)	8.0	W	28	4	1	0	7	0	0	0	0	0	0	82	117	0.00	0.500
Tom Edens, R ERA: 1.98 (9, 1)	1.0		3	0	0	0	0	1	0	0	0	0	0	5	10	0.00	1.000

BOTTOM

Minnesota Twins @ Texas Rangers
Arlington Stadium, Arlington, TX
Sat Jun 06 1992, 8:05 PM EDT
Att. 41,580 - Sunny - 85 F

livebaseballscorecards.com

AB	30
R	1
H	4
RBI	1
BB	1
SO	7
LOB	7



Batter	1	2	3	4	5	6	7	8	9	AB R H RBI BB SO LOB	TOP											
Shane Mack, R (1, 7) OBP: 0.388, SLG: 0.479	1-3 K			0-2 G4-3 2B		3-1 HR 1B		2-3 K		4 1 2 0 0 2 0	Minnesota Twins @ Texas Rangers Arlington Stadium, Arlington, TX Sun Jun 07 1992, 8:05 PM EDT Att. 33,836 - Overcast - 79 F											
Chuck Knoblauch, R (1, 4) OBP: 0.402, SLG: 0.391	0-1 F9			1-2 G4-3		0-0 SF9		0-0 G6-3		3 0 0 1 0 0 1												
Kirby Puckett, R (1, 8) OBP: 0.369, SLG: 0.603	1-0 G6-3			1-3 K		0-0 HR 1B		1-1 P6		4 1 1 0 0 1 1												
Kent Hrbek, L (1, 3) OBP: 0.443, SLG: 0.531		0-0 G3		0-0 F7		3-2 HR		1-0 G4-3		4 1 1 3 0 0 1												
Pedro Munoz, R (1, 9) OBP: 0.306, SLG: 0.434 Gene Larkin, S (9, PH) OBP: 0.338, SLG: 0.405 J.T. Bruett, L (9, PR)		1-3 K			3-2 F8		1-3 K		0-0 1B	3 0 0 0 0 2 0 1 0 1 0 0 0 0 0 0 0 0 0 0 0												
Chili Davis, S (1, 10) OBP: 0.380, SLG: 0.375		1-3 K			2-1 P5		1-0 G3		3-2 F7	4 0 0 0 0 1 1												
Scott Leius, R (1, 5) OBP: 0.323, SLG: 0.362 Randy Bush, L (9, PH) OBP: 0.278, SLG: 0.323			1-0 G4-3		1-1 F9		2-2 1B		0-0 G4-3	3 0 1 0 0 0 0 1 0 0 0 0 0 1												
Lenny Webster, R (1, 2) OBP: 0.235, SLG: 0.271			1-0 G5-3			1-2 G6-3		1-1 G5-4-3 1B		3 0 1 0 0 0 0												
Greg Gagne, R (1, 6) OBP: 0.327, SLG: 0.369			1-1 G5-3			4-2 1B SF9 BB		2-1 G5-4-3		2 1 0 0 1 0 2												
Inning Stats	R: 0 E: 0 K: 1 S: 7	H: 0 LOB: 0 BB: 0 P: 9	R: 0 E: 0 K: 2 S: 7	H: 0 LOB: 0 BB: 0 P: 9	R: 0 E: 0 K: 0 S: 4	H: 0 LOB: 0 BB: 0 P: 7	R: 0 E: 0 K: 1 S: 11	H: 1 LOB: 1 BB: 0 P: 13	R: 0 E: 0 K: 0 S: 7	H: 0 LOB: 0 BB: 0 P: 13	R: 4 E: 0 K: 1 S: 15	H: 3 LOB: 0 BB: 1 P: 27	R: 0 E: 0 K: 0 S: 8	H: 2 LOB: 1 BB: 0 P: 14	R: 0 E: 0 K: 1 S: 6	H: 0 LOB: 0 BB: 0 P: 9	R: 0 E: 0 K: 0 S: 6	H: 1 LOB: 1 BB: 0 P: 10	1B: 5 2B: 1 3B: 0 HR: 1	SF: 1 SAC: 0 DP: 1 HBP: 0	WP: 0 PB: 0 SB: 0 CS: 0	PA: 34
PITCHER	IP WLS BF H R ER SO BB IBB HBP BLK WP HR S P ERA WHIP																					
Bobby Witt, R (1, 1) ERA: 3.2	8.0 W 30 6 4 4 6 1 0 0 0 0 0 1 65 101 4.50 0.875																					
Kenny Rogers, L (9, 1) ERA: 3.38	0.1 1 0 0 0 0 0 0 0 0 0 0 0 1 2 0.00 0.000																					
Jeff Russell, R (9, 1) ERA: 1.82	0.2 S 3 1 0 0 0 0 0 0 0 0 0 0 5 8 0.00 1.500																					

livebaseballscorecards.com

AB	32
R	4
H	7
RBI	4
BB	1
SO	6
LOB	7




Batter	1	2	3	4	5	6	7	8	9	AB	R	H	RBI	BB	SO	LOB
Julio Franco, R OBP: 0.392, SLG: 0.405 (1, 10)	3-2 G4-3 ①		2-1 G5-3 ①		1-0 SF9 1-3 1B		4-1 BB			3	0	1	0	1	0	0
Dean Palmer, R OBP: 0.310, SLG: 0.463 (1, 5)	1-0 G4-3 ②		4-0 BB		2-2 SF9 1-2 3-H		1-1 F9 ①			2	0	0	1	1	0	1
Rafael Palmeiro, L OBP: 0.366, SLG: 0.417 (1, 3)	4-1 BB		1-3 K ②		0-0 F7		1-1 P6 ②			3	0	0	0	1	1	3
Ruben Sierra, S OBP: 0.325, SLG: 0.477 (1, 9)	2-2 G4-3 ③		2-3 K ③		1-0 G4-1 ③		0-3 K ③			4	0	0	0	0	2	4
Kevin Reimer, L OBP: 0.327, SLG: 0.452 John Cangelosi, S OBP: 0.340, SLG: 0.262 (8, PR) (9, 7)		3-2 G6-3 ①		2-0 G6-3 ①		0-0 G1-3 ①		1-2 HR 1B		4	0	1	0	0	0	0
Juan Gonzalez, R OBP: 0.297, SLG: 0.486 (1, 8)		1-0 HR		1-1 HR		1-0 G5-3 ②		0-0 HR 1-H		4	3	3	4	0	0	0
Geno Petralli, L OBP: 0.205, SLG: 0.243 (1, 2)		1-2 G3 ②		1-0 F7 ②		2-2 BB 1B		1-2 G4-3 ①		4	0	1	0	0	0	1
Jeff Huson, L OBP: 0.309, SLG: 0.351 (1, 6) (7, 4)		2-0 FC6-4 1B		0-0 G4-3 ③		4-0 BB		2-3 K ②		3	0	1	0	1	1	1
Al Newman, S OBP: 0.298, SLG: 0.228 Brian Downing, R OBP: 0.436, SLG: 0.412 Dickie Thon, R OBP: 0.294, SLG: 0.346 (6, PH) (7, 6)		1-1 FC6-4 ③		1-0 1B SF9 1B		1-3 K ③		2-1 F8 ③		2	1	1	0	0	0	1
										1	0	0	0	0	1	2
										1	0	0	0	0	0	1

Inning Stats	R: 0	H: 0	E: 0	K: 0	S: 8	R: 1	H: 2	E: 0	K: 0	S: 10	R: 0	H: 0	E: 0	K: 2	S: 9	R: 1	H: 1	E: 0	K: 0	S: 5	R: 1	H: 2	E: 0	K: 0	S: 7	R: 0	H: 1	E: 0	K: 1	S: 8	R: 0	H: 0	E: 0	K: 1	S: 8	R: 2	H: 2	E: 0	K: 1	S: 15
	LOB: 1	BB: 1	P: 18	LOB: 1	BB: 0	P: 18	LOB: 0	BB: 0	P: 9	LOB: 1	BB: 0	P: 12	LOB: 2	BB: 1	P: 16	LOB: 1	BB: 1	P: 14	LOB: 1	BB: 0	P: 21	LOB: 1	BB: 0	P: 12	LOB: 2	BB: 1	P: 16	LOB: 1	BB: 1	P: 14	LOB: 1	BB: 0	P: 21	LOB: 1	BB: 0	P: 21				

PITCHER	IP	WLS	BF	H	R	ER	SO	BB	IBB	HBP	BLK	WP	HR	S	P	ERA	WHIP
Scott Erickson, R ERA: 4.81 (1, 1)	5.2		26	6	3	2	2	3	0	0	0	0	2	44	87	3.18	1.588
Mark Guthrie, L ERA: 3.55 (6, 1)	2.1	L	10	2	2	2	3	1	0	0	0	0	1	26	39	7.71	1.286

MINNESOTA TWINS @ TEXAS RANGERS
Arlington Stadium, Arlington, TX
 Sun Jun 07 1992, 8:05 PM EDT
 Att. 33,836 - Overcast - 79 F

AB	31
R	5
H	8
RBI	5
BB	4
SO	5
LOB	14



WP: 0	PA: 36
PB: 0	
SB: 0	
CS: 0	

WP	HR	S	P	ERA	WHIP
0	0	0	0		

Batter	1	2	3	4	5	6	7	8	9	AB R H RBI BB SO LOB	TOP											
Harold Reynolds, S (1, 4) OBP: 0.313, SLG: 0.325	1-1 G4-3			1-1 B4-3	0-3 SAFE		3-2 G6-3			4 0 0 0 0 1 2	<p>Seattle Mariners @ Texas Rangers</p> <p>Arlington Stadium, Arlington, TX</p> <p>Mon Jun 08 1992, 8:05 PM EDT</p> <p>Att. 25,568 - Cloudy - 82 F</p>											
Edgar Martinez, R (1, 5) OBP: 0.381, SLG: 0.523	1-0 G6-3 1B			4-0 1B E BB	2-0 SAFE SAFE		1-2 G3-1-2 1B	3-3 K		3 1 2 0 1 1 0												
Ken Griffey Jr., L (1, 8) OBP: 0.338, SLG: 0.537	1-2 G6-3			1-3 SAFE	2-2 SAFE		2-2 G3-1-2	1-0 G5-3		3 0 0 0 0 1 4												
Henry Cotto, R (6, 8) OBP: 0.342, SLG: 0.466	1-2f			SAFE	SAFE		1-2 2-Hf			1 0 0 0 0 0 0												
Kevin Mitchell, R (1, 7) OBP: 0.302, SLG: 0.363		0-0 F8		2-2 SAFE		0-0 G4-3 2B		3-0 P5		4 1 2 0 0 0 0												
Greg Briley, L (8, 7) OBP: 0.228, SLG: 0.275				1-2 E 1B						0 0 0 0 0 0 0												
Pete O'Brien, L (1, 10) OBP: 0.267, SLG: 0.450		2-1 G1-3		2-0 E7 E		1-0 G4-3		1-1 F8		4 1 0 0 0 0 1												
Jay Buhner, R (1, 9) OBP: 0.321, SLG: 0.313		2-1 L9		1-1 E6 E		0-0 L6		2-3 K		4 0 1 0 0 1 1												
Tino Martinez, L (1, 3) OBP: 0.320, SLG: 0.425			2-1 F7	4-0 BB		1-1 G3-1		0-1 1B		3 0 1 0 1 0 1												
Dave Valle, R (1, 2) OBP: 0.336, SLG: 0.393			4-1 G1-6-3 BB	3-0 F8		1-1 P3		1-1 L6		2 0 0 0 1 0 2												
Dave Cochrane, S (7, 2) OBP: 0.298, SLG: 0.291										1 0 0 0 0 0 1												
Omar Vizquel, S (1, 6) OBP: 0.315, SLG: 0.326			1-2 G1-6-3		4-0 G3-1-2 1B BB		0-1 G6-3 1B			2 0 1 0 1 0 1												
Inning Stats	R: 0 E: 0 K: 0 S: 6	H: 1 LOB: 0 BB: 0 P: 9	R: 0 E: 0 K: 0 S: 5	H: 0 LOB: 0 BB: 0 P: 9	R: 0 E: 0 K: 0 S: 8	H: 0 LOB: 1 BB: 1 P: 15	R: 3 E: 2 K: 1 S: 14	H: 2 LOB: 2 BB: 2 P: 32	R: 0 E: 0 K: 1 S: 8	H: 1 LOB: 1 BB: 1 P: 16	R: 0 E: 0 K: 0 S: 5	H: 1 LOB: 1 BB: 0 P: 7	R: 0 E: 0 K: 0 S: 7	H: 1 LOB: 0 BB: 0 P: 11	R: 0 E: 0 K: 1 S: 5	H: 0 LOB: 0 BB: 0 P: 12	R: 0 E: 0 K: 1 S: 10	H: 1 LOB: 1 BB: 0 P: 14	1B: 6 2B: 2 3B: 0 HR: 0	SF: 0 SAC: 0 DP: 4 HBP: 0	WP: 0 PB: 0 SB: 0 CS: 0	PA: 35
PITCHER	IP WLS BF H R ER SO BB IBB HBP BLK WP HR S P ERA WHIP																				IP WLS BF H R ER SO BB IBB HBP BLK WP HR S P ERA WHIP	
Kevin Brown, R (1, 1) ERA: 3.11	6.0 W 25 5 3 0 2 4 0 0 0 0 0 46 88 0.00 1.500																					
Danny Leon, R (7, 1) ERA: 2.25	2.0 6 1 0 0 1 0 0 0 0 0 0 0 12 23 0.00 0.500																					
Terry Mathews, R (9, 1) ERA: 6.1	1.0 4 1 0 0 1 0 0 0 0 0 0 0 10 14 0.00 1.000																					

livebaseballscorecards.com



BOTTOM

Seattle Mariners @ Texas Rangers
 Arlington Stadium, Arlington, TX
 Mon Jun 08 1992, 8:05 PM EDT
 Att. 25,568 - Cloudy - 82 F

livebaseballscorecards.com

AB	38
R	14
H	18
RBI	13
BB	8
SO	3
LOB	20



WP: 2	PA: 48
PB: 0	
SB: 1	
CS: 0	

AB	R	H	RBI	BB	SO	LOB
2	2	0	0	2	1	1
1	0	0	1	0	0	2

5	1	2	2	0	0	1
1	0	1	1	0	0	0

4	1	2	0	2	0	1
---	---	---	---	---	---	---

4	1	1	3	0	0	4
---	---	---	---	---	---	---

3	3	2	1	2	1	2
---	---	---	---	---	---	---

3	1	2	1	1	1	1
1	1	1	0	0	0	0

4	2	2	2	1	0	2
0	0	0	0	0	0	0

5	1	1	0	0	0	6
---	---	---	---	---	---	---

5	1	4	2	0	0	0
---	---	---	---	---	---	---

1B: 11	SF: 2
2B: 4	SAC: 0
3B: 0	DP: 1
HR: 3	HBP: 0

Batter	1	2	3	4	5	6	7	8	9
Julio Franco, R OBP: 0.400, SLG: 0.386 John Russell, R (7, PH) (9, 2)	4-1 1B 1B SF7 BB	2-0 G5-4-3 1-2f		4-2 S 2B BB		2-3 K BB	2-2 P3 BB	1-1 SF7 3-H	
Dean Palmer, R OBP: 0.312, SLG: 0.466 Russ McGinnis, R OBP: 0.500, SLG: 0.667	1-1 BB 1B 1B	0-1 G5-3		0-1 WP 1-H 2B		0-1 G5-3 BB	2-1 FC5-4 1-2f 3-H 1B	2-0 1B 1-H 2B	
Rafael Palmeiro, L OBP: 0.373, SLG: 0.418	1-0 BB 1B 1B		1-0 F8 BB	4-2 BB 2B BB		4-2 HR BB	1-0 1B 1B	2-0 G3 BB	
Ruben Sierra, S OBP: 0.323, SLG: 0.485	0-2 SF7 3-H		0-0 F7 BB	3-2 F9 BB		2-1 HR 1-H	3-2 P6 BB		
Kevin Reimer, L OBP: 0.338, SLG: 0.469	0-3 K BB		1-2 HR BB		4-0 2B WP BB	4-2 1B BB		0-0 1B 2B 1B	
Juan Gonzalez, R OBP: 0.304, SLG: 0.502 John Cangelosi, S OBP: 0.352, SLG: 0.279 (6, PR) (7, 8)	4-1 BB BB BB		1-0 HR BB		0-3 K BB	2-0 1B 1B		0-0 2B 1B 1B	
Geno Petralli, L OBP: 0.229, SLG: 0.282 Terry Mathews, L (9, 1)	4-0 BB BB BB		1-1 F7 BB		1-0 WP 1B 2B	2-0 F7 BB		0-0 1B SF7 2B	
Jeff Huson, L OBP: 0.305, SLG: 0.346	2-1 G4-3 BB			0-2 P7 BB	2-2 G1-6-3 2-3 3-H BB		0-0 1B FC5-4 1B	2-0 G1-3 BB	
Al Newman, S OBP: 0.321, SLG: 0.258		1-2 G5-4-3 1B		2-1 F8 BB	0-0 1B 3-H		1-0 FC5-4 1B	3-1 2B 1B 2-3 3-H	

Inning Stats	R: 2	H: 2	E: 0	K: 1	S: 13	R: 0	H: 1	E: 0	K: 0	S: 8	R: 2	H: 2	E: 0	K: 0	S: 8	R: 1	H: 1	E: 0	K: 0	S: 19	R: 2	H: 2	E: 0	K: 1	S: 8	R: 2	H: 2	E: 0	K: 1	S: 14	R: 1	H: 3	E: 0	K: 0	S: 11	R: 4	H: 5	E: 0	K: 0	S: 10	1B: 11	SF: 2	2B: 4	SAC: 0	3B: 0	DP: 1	HR: 3	HBP: 0	WP: 2	PA: 48
--------------	------	------	------	------	-------	------	------	------	------	------	------	------	------	------	------	------	------	------	------	-------	------	------	------	------	------	------	------	------	------	-------	------	------	------	------	-------	------	------	------	------	-------	--------	-------	-------	--------	-------	-------	-------	--------	-------	--------

PITCHER	IP	WLS	BF	H	R	ER	SO	BB	IBB	HBP	BLK	WP	HR	S	P	ERA	WHIP
Clay Parker, R ERA: 7.56 (1, 1)	3.2	L	20	6	5	5	1	4	0	0	0	0	2	40	69	12.27	2.727
Calvin Jones, R ERA: 6.48 (4, 1)	2.0		12	3	4	4	2	4	0	0	0	2	1	28	54	18.00	3.500
Jim Acker, R ERA: 5.08 (6, 1)	2.1		16	9	5	5	0	0	0	0	0	0	0	23	46	19.29	3.857

Batter	1	2	3	4	5	6	7	8	9	AB R H RBI BB SO LOB	TOP																
Henry Cotto, R (1, 8) OBP: 0.325, SLG: 0.442	0-1 F9			2-0 P6		2-3 K		0-1 P4		4 0 0 0 0 1 2																	
Harold Reynolds, S (1, 4) OBP: 0.312, SLG: 0.323	0-0 F9			2-1 G4-3		1-0 F8		1-2 E7 FC1-4-5 1B		4 0 1 0 0 0 2																	
Edgar Martinez, R (1, 5) OBP: 0.374, SLG: 0.512	3-1 F7			2-3 K			2-1 F7	1-2 FC1-4-5 2-3		4 0 0 0 0 1 1																	
Kevin Mitchell, R (1, 7) OBP: 0.300, SLG: 0.361		0-1 G1-3			1-1 F7		1-0 PB 1B 2B 1B	2-2 P4		4 1 1 0 0 0 1																	
Pete O'Brien, L (1, 3) OBP: 0.271, SLG: 0.451		1-3 K			2-1 G3		1-1 1 SAFE 2B 1B		1-2 CS 1B 1B	4 1 2 0 0 1 0																	
Jay Buhner, R (1, 9) OBP: 0.319, SLG: 0.311		0-2 P4			1-2 G6-3		1-1 F9		0-1 1B	4 0 1 0 0 0 2																	
Tino Martinez, L (1, 10) OBP: 0.318, SLG: 0.427			1-3 K			1-3 K	2-2 1-H 2-H 2B	1-2 F7		4 0 1 2 0 2 2																	
Dave Valle, R (1, 2) OBP: 0.341, SLG: 0.386			1-1 P5			4-0 1B BB	4-0 FC5-4 IBB	3-3 K		2 0 0 0 2 1 2																	
Omar Vizquel, S (1, 6) OBP: 0.316, SLG: 0.326			3-2 L6			0-1 1B	0-1 FC5-4 1-2f			3 0 1 0 0 0 2																	
Inning Stats	R: 0 E: 0 K: 0 S: 5	H: 0 LOB: 0 BB: 0 P: 8	R: 0 E: 0 K: 1 S: 8	H: 0 LOB: 0 BB: 0 P: 9	R: 0 E: 0 K: 1 S: 8	H: 0 LOB: 0 BB: 0 P: 13	R: 0 E: 0 K: 1 S: 6	H: 0 LOB: 0 BB: 0 P: 12	R: 0 E: 0 K: 0 S: 7	H: 0 LOB: 0 BB: 0 P: 11	R: 0 E: 0 K: 2 S: 10	H: 1 LOB: 2 BB: 1 P: 18	R: 2 E: 0 K: 0 S: 12	H: 3 LOB: 2 BB: 1 P: 23	R: 0 E: 1 K: 0 S: 12	H: 1 LOB: 1 BB: 0 P: 16	R: 0 E: 0 K: 1 S: 15	H: 2 LOB: 2 BB: 0 P: 20	1B: 6 2B: 2 3B: 0 HR: 0	SF: 0 SAC: 0 DP: 1 HBP: 0	WP: 0 PB: 1 SB: 0 CS: 1	PA: 35					
PITCHER	IP WLS BF H R ER SO BB IBB HBP BLK WP HR S P ERA WHIP																										
Todd Burns, R (1, 1) ERA: 5.06	6.0		20	1	0	0	5	1	0	0	0	0	0	44	71	0.00	0.333										
Ed Nunez, R (7, 1) ERA: 3.92	0.1		2	1	1	1	0	0	0	0	0	0	0	3	6	27.00	3.000										
Kenny Rogers, L (7, 1) ERA: 3.31	0.2	L	5	2	1	0	0	0	1	0	0	0	0	9	17	0.00	3.000										
Terry Mathews, R (8, 1) ERA: 5.56	2.0		8	3	0	0	1	0	0	0	0	0	0	27	36	0.00	1.500										

Seattle Mariners @ Texas Rangers
Arlington Stadium, Arlington, TX

Tue Jun 09 1992, 8:05 PM EDT
Att. 42,273 - Cloudy - 88 F

livebaseballscorecards.com

AB	33
R	2
H	7
RBI	2
BB	2
SO	6
LOB	14



Batter	1	2	3	4	5	6	7	8	9	AB R H RBI BB SO LOB
Dickie Thon, R OBP: 0.291, SLG: 0.338 (1, 6)	F7		FC FC5-2 1B	K			G6-3		BB 4-1 1-2 BB	4 1 0 0 1 1 2
Dean Palmer, R OBP: 0.311, SLG: 0.462 (1, 5)	S 1B		FC5-2 1B 1B		F8		P6		BB 0-2 P5	4 0 1 0 0 0 2 1 0 0 0 0 0 2
Juan Gonzalez, R OBP: 0.307, SLG: 0.502 (1, 8)	K		1B 1B		1-2 FC5-4 1B		K			4 0 2 1 0 2 1
Ruben Sierra, S OBP: 0.322, SLG: 0.481 (1, 9)	F9		1B		FC5-4 1B		G6-3			4 0 1 0 0 0 2
Brian Downing, R OBP: 0.438, SLG: 0.410 (1, 10)		G3-4 BB	P4		0-2 S 1B		L5			3 0 1 0 1 0 3
Rafael Palmeiro, L OBP: 0.367, SLG: 0.411 (1, 3)		G3-4-1	G3-1		2-2 F8		K			4 0 0 0 0 1 6
Russ McGinnis, R OBP: 0.357, SLG: 0.462 (1, 2)		K		L7		K		G6-3		4 0 0 0 0 2 1
John Cangelosi, S OBP: 0.333, SLG: 0.261 (1, 7)		G6-3		F9		L3		G6-3		3 0 0 0 0 0 1 1 0 0 0 0 0 0
John Russell, R (9, PH)										
Al Newman, S OBP: 0.330, SLG: 0.280 (1, 4)			E FC5-2 2B	S 1B		G6-3		BB 1-2 1B		3 0 2 0 0 0 0 1 0 1 0 0 0 0 0 0 0 0 0 0 0
Julio Franco, R OBP: 0.411, SLG: 0.400 (9, PH)										
Jeff Huson, L OBP: 0.305, SLG: 0.346 (9, PR)										

Inning Stats	R: 0 E: 0 K: 1 S: 11	H: 1 LOB: 1 BB: 0 P: 17	R: 0 E: 0 K: 1 S: 10	H: 0 LOB: 1 BB: 1 P: 18	R: 1 E: 1 K: 0 S: 16	H: 3 LOB: 3 BB: 0 P: 24	R: 0 E: 0 K: 1 S: 12	H: 1 LOB: 1 BB: 0 P: 17	R: 0 E: 0 K: 0 S: 18	H: 2 LOB: 2 BB: 0 P: 25	R: 0 E: 0 K: 1 S: 10	H: 0 LOB: 0 BB: 0 P: 16	R: 0 E: 0 K: 1 S: 7	H: 0 LOB: 0 BB: 0 P: 10	R: 0 E: 0 K: 1 S: 8	H: 0 LOB: 0 BB: 0 P: 14	R: 0 E: 0 K: 0 S: 13	H: 1 LOB: 2 BB: 1 P: 21	1B: 7 2B: 1 3B: 0 HR: 0	SF: 0 SAC: 0 DP: 0 HBP: 0
--------------	-------------------------------	----------------------------------	-------------------------------	----------------------------------	-------------------------------	----------------------------------	-------------------------------	----------------------------------	-------------------------------	----------------------------------	-------------------------------	----------------------------------	------------------------------	----------------------------------	------------------------------	----------------------------------	-------------------------------	----------------------------------	----------------------------------	------------------------------------


PITCHER	IP	WLS	BF	H	R	ER	SO	BB	IBB	HBP	BLK	WP	HR	S	P	ERA	WHIP
Dave Fleming, L ERA: 2.88 (1, 1)	7.0	W	30	7	1	0	5	1	0	0	0	0	0	84	127	0.00	1.143
Russ Swan, L ERA: 5.7 (8, 1)	1.2		7	1	0	0	1	1	0	0	0	0	0	17	31	0.00	1.200
Mike Schooler, R ERA: 6.45 (9, 1)	0.1	S	1	0	0	0	0	0	0	0	0	0	0	4	4	0.00	0.000

BOTTOM

Seattle Mariners @ Texas Rangers
Arlington Stadium, Arlington, TX

Tue Jun 09 1992, 8:05 PM EDT
Att: 42,273 - Cloudy - 88 F

AB	36
R	1
H	8
RBI	1
BB	2
SO	6
LOB	20



WP	PA	ERA	WHIP
0	38		

Batter	1	2	3	4	5	6	7	8	9	AB R H RBI BB SO LOB	TOP											
Henry Cotto, R (1, 8) OBP: 0.318, SLG: 0.430 Greg Briley, L (8, PH) OBP: 0.226, SLG: 0.272 (8, 8)	0-0 G6-3		2-1 SH1-4		1-2 FC4-6			2-1 L1		2 0 0 0 0 0 1 1 0 0 0 0 0 0												
Harold Reynolds, S (1, 4) OBP: 0.311, SLG: 0.323	3-2 F9		2-0 SF8			1-0 S 2B 1B		2-3 K		3 1 1 1 0 1 0												
Edgar Martinez, R (1, 5) OBP: 0.381, SLG: 0.527	2-3 K		0-0 CS 1B			2-2 FC6-5 1-H 2B		3-2 E8 2B		4 0 3 1 0 1 0												
Kevin Mitchell, R (1, 7) OBP: 0.295, SLG: 0.353		0-0 F8	2-0 CS	1-0 P4		1-0 FC6-5 FC4-6 2-3		1-2 G1-3		4 0 0 0 0 0 2												
Pete O'Brien, L (1, 10) OBP: 0.271, SLG: 0.447	2-1 G3			2-1 F7		0-0 FC4-6 1-2f			1-0 1B	4 0 1 0 0 0 1												
Jay Buhner, R (1, 9) OBP: 0.318, SLG: 0.326		3-2 HR		3-3 K		0-1 F9			3-3 K	4 1 1 1 0 2 2												
Tino Martinez, L (1, 3) OBP: 0.317, SLG: 0.419		4-0 FC6-4 BB			0-0 F7			3-2 G3		3 0 0 0 1 0 1												
Dave Valle, R (1, 2) OBP: 0.338, SLG: 0.381	0-1 FC6-4 1-2f				1-3 K			1-1 G4-6-3 1B		4 0 1 0 0 1 2												
Omar Vizquel, S (1, 6) OBP: 0.327, SLG: 0.348			2-1 SH1-4 SF8 2B		2-2 FC4-6 1B			0-0 G4-6-3 1-2f		3 1 2 0 0 0 1												
Inning Stats	R: 0 E: 0 K: 1 S: 8	H: 0 LOB: 0 BB: 0 P: 13	R: 1 E: 0 K: 0 S: 8	H: 1 LOB: 1 BB: 1 P: 17	R: 1 E: 0 K: 0 S: 6	H: 2 LOB: 0 BB: 0 P: 14	R: 0 E: 0 K: 1 S: 7	H: 0 LOB: 0 BB: 0 P: 13	R: 0 E: 0 K: 1 S: 10	H: 1 LOB: 1 BB: 0 P: 14	R: 1 E: 1 K: 0 S: 8	H: 2 LOB: 1 BB: 0 P: 12	R: 0 E: 0 K: 0 S: 6	H: 1 LOB: 0 BB: 0 P: 10	R: 0 E: 1 K: 1 S: 13	H: 1 LOB: 1 BB: 0 P: 21	R: 0 E: 0 K: 1 S: 8	H: 1 LOB: 1 BB: 0 P: 15	1B: 5 2B: 3 3B: 0 HR: 1	SF: 1 SAC: 1 DP: 1 HBP: 0	WP: 0 PB: 0 SB: 1 CS: 1	PA: 36
PITCHER	IP WLS BF H R ER SO BB IBB HBP BLK WP HR S P ERA WHIP																					
Jose Guzman, R (1, 1) ERA: 3.32	7.0 W 27 7 3 3 3 1 0 0 0 0 0 1 53 93 3.86 1.143																					
Ed Nunez, R (8, 1) ERA: 3.8	0.2 3 1 0 0 1 0 0 0 0 0 0 0 10 17 0.00 1.500																					
Jeff Russell, R (8, 1) ERA: 1.74	1.1 S 5 1 0 0 1 0 0 0 0 0 0 0 11 19 0.00 0.750																					

Seattle Mariners @ Texas Rangers
Arlington Stadium, Arlington, TX
Wed Jun 10 1992, 8:05 PM EDT
Att. 35,378 - Cloudy - 94 F

livebaseballscorecards.com

AB	32
R	3
H	9
RBI	3
BB	1
SO	5
LOB	10



Batter	1	2	3	4	5	6	7	8	9
John Cangelosi, S (1, 7) OBP: 0.339, SLG: 0.280	1-1 F8	0-0 F9	1-1 CS	4-1 S BB		2-1 P3		1-1 2B	
Dean Palmer, R (1, 5) OBP: 0.317, SLG: 0.458	4-2 BB		4-2 HR BB	1-0 P2		4-1 BB		1-1 G1-3	
Juan Gonzalez, R (1, 8) OBP: 0.309, SLG: 0.511	2-3 K		1-1 HR	4-1 BB		3-3 K		1-3 K	
Ruben Sierra, S (1, 9) OBP: 0.323, SLG: 0.476	0-1 P6		4-0 S 1B BB	1-1 P6		3-3 K		4-0 IBB	
Brian Downing, R (1, 10) OBP: 0.440, SLG: 0.431		3-2 BB 2B	2-3 K	3-2 F7		3-2 G4-3 2B		2-2 F9	
Kevin Reimer, L (8, PH) OBP: 0.336, SLG: 0.467									
Julio Franco, R (8, PH) OBP: 0.404, SLG: 0.391									
Russ McGinnis, R (1, 3) OBP: 0.313, SLG: 0.400		2-3 K	1-0 P8		2-1 F9		0-2 G4-3		
Rafael Palmeiro, L (5, PH) OBP: 0.365, SLG: 0.407							2-3		
John Russell, R (1, 2) OBP: 0.333, SLG: 0.250		3-2 BB HBP	2-0 HR 1B		3-3 K		4-0 IBB		
Geno Petralli, L (7, PH) OBP: 0.238, SLG: 0.282									
Dickie Thon, R (1, 6) OBP: 0.291, SLG: 0.354		0-0 F8	1-0 HR		3-3 K		3-3 K		
Al Newman, S (1, 4) OBP: 0.345, SLG: 0.284		4-1 BB	1-1 CS HBP			2-3 K		0-1 2B 1B	

AB	R	H	RBI	BB	SO	LOB
4	0	1	0	1	0	3
2	1	0	0	3	0	3
4	1	1	2	1	3	4
3	1	0	0	2	1	3
4	0	2	0	0	1	3
0	0	0	0	0	0	0
1	0	0	0	0	0	3
2	0	0	0	0	1	2
2	0	0	0	0	0	1
2	1	1	1	0	1	0
0	0	0	0	1	0	0
4	1	1	2	0	2	4
2	0	1	0	1	1	0

AB	30
R	5
H	7
RBI	5
BB	9
SO	10
LOB	26

1B	2B	3B	HR	SF	SAC	DP	HBP
2	3	0	2	0	0	0	2

WP	PA	ERA	WHIP
0	42		

PITCHER	IP	WLS	BF	H	R	ER	SO	BB	IBB	HBP	BLK	WP	HR	S	P	ERA	WHIP
Randy Johnson, L (1, 1) ERA: 4.17	4.0	L	23	4	5	5	3	6	0	0	0	0	2	43	92	11.25	2.500
Rich DeLucia, R (5, 1) ERA: 10.13	2.1		9	1	0	0	5	1	0	0	0	0	0	29	54	0.00	0.857
Dennis Powell, L (7, 1) ERA: 4.07	0.1		1	0	0	0	0	0	0	0	0	0	0	3	3	0.00	0.000
Jeff Nelson, R (7, 1) ERA: 4.03	1.0		7	2	0	0	2	0	2	0	0	0	0	13	26	0.00	2.000
Russ Swan, L (8, 1) ERA: 5.67	0.1		1	0	0	0	0	0	0	0	0	0	0	4	6	0.00	0.000

Seattle Mariners @ Texas Rangers
Arlington Stadium, Arlington, TX
Wed Jun 10 1992, 8:05 PM EDT
Att: 35,378 - Cloudy - 94 F

livebaseballscores.com



Batter	1	2	3	4	5	6	7	8	9	10	11	12	13	14	AB R H RBI BB SO LOB	TOP														
Julio Franco, R OBP: 0.406, SLG: 0.392	3-2 WP SF8 2B	4-0 BB	0-1 G1-3			2-0 F9		4-2 IBB			0-2 G1-3		1-0 CS	3-2 G1-3	5 1 1 0 2 0 2															
Dean Palmer, R OBP: 0.320, SLG: 0.455	4-2 1B	2-1 P6			1-1 F7	1-1 G4-6-3 1B		2-2 G1-3			0-1 1B			2-1 P3	6 1 2 0 1 0 4															
Rafael Palmeiro, L OBP: 0.366, SLG: 0.404	3-1 SF8		4-2 HBP 1B SF8 BB	4-0 BB		1-1 G4-6-3 1-2f			3-2 L3		1-0 G3			1-2 1B	4 1 1 1 2 0 2															
Ruben Sierra, S OBP: 0.322, SLG: 0.470	3-2 FC4-6 1B		2-2 S HBP 1B	0-0 P3			1-3 K		1-3 K				0-3 K	2-0 G4-3	7 1 2 1 0 3 2															
Kevin Reimer, L OBP: 0.338, SLG: 0.461	2-2 FC4-6		2-2 S 1B	0-0 F7			4-2 G4-3 BB		0-1 F7				2-3 K		3 1 0 0 1 0 2															
John Cangelosi, S OBP: 0.333, SLG: 0.275	1-2f		1-2 2-3 HBP												1 0 0 0 0 1 0															
Juan Gonzalez, R OBP: 0.302, SLG: 0.500	2-2 G5-3		0-1 SF8				0-2 G4-3 1-2f								5 0 0 1 0 2 2															
Geno Petralli, L OBP: 0.233, SLG: 0.274		2-1 G6-3	3-3 K												6 0 1 0 0 2 2															
Jeff Huson, L OBP: 0.318, SLG: 0.350		0-1 G6-3 S 1B	4-2 1B BB				4-2 BB							0-1 P1	4 0 2 0 2 0 1															
Al Newman, S OBP: 0.345, SLG: 0.286		3-2 G6-3	0-0 G6-3				1-1 P8							1-0 FC6-4	3 0 1 2 0 0 2															
Brian Downing, R OBP: 0.437, SLG: 0.427			1-3 2-H 3-H 1B											1-2f CS	1 0 0 0 0 0 1															
Dickie Thon, R OBP: 0.287, SLG: 0.349															2 0 0 0 0 1 1															
Inning Stats	R: 2 E: 0 K: 0 S: 21	H: 2 LOB: 1 BB: 1 P: 38	R: 0 E: 0 K: 10 S: 10	H: 1 LOB: 2 BB: 1 P: 20	R: 3 E: 0 K: 1 S: 18	H: 2 LOB: 2 BB: 2 P: 33	R: 0 E: 0 K: 0 S: 4	H: 0 LOB: 1 BB: 1 P: 9	R: 0 E: 0 K: 0 S: 8	H: 0 LOB: 1 BB: 1 P: 16	R: 0 E: 0 K: 5 S: 5	H: 1 LOB: 0 BB: 0 P: 9	R: 0 E: 0 K: 1 S: 10	H: 0 LOB: 0 BB: 0 P: 15	R: 0 E: 0 K: 1 S: 14	H: 1 LOB: 2 BB: 1 P: 21	R: 0 E: 0 K: 8 S: 8	H: 0 LOB: 0 BB: 0 P: 12	R: 0 E: 0 K: 7 S: 7	H: 0 LOB: 0 BB: 0 P: 8	R: 0 E: 0 K: 3 S: 10	H: 0 LOB: 0 BB: 0 P: 13	R: 0 E: 0 K: 4 S: 4	H: 1 LOB: 0 BB: 0 P: 6	R: 0 E: 0 K: 0 S: 10	H: 1 LOB: 1 BB: 0 P: 18	1B: 9 2B: 1 3B: 0 HR: 0	SF: 2 SAC: 0 DP: 2 HBP: 1	WP: 1 PB: 0 SB: 5 CS: 1	PA: 59
PITCHER	IP WLS BF H R ER SO BB IBB HBP BLK WP HR S P ERA WHIP																													
Mike Moore, R ERA: 4.41	(1, 1) 2.0 14 4 5 5 0 3 0 0 0 0 1 0 39 74 22.50 3.500																													
Jeff Parrett, R ERA: 2.86	(3, 1) 2.1 10 1 0 0 1 2 0 0 0 0 0 0 17 30 0.00 1.286																													
Vince Horsman, L ERA: 1.69	(5, 1) 0.2 3 0 0 0 0 1 0 0 0 0 0 0 5 12 0.00 1.500																													
Gene Nelson, R ERA: 4.24	(6, 1) 2.0 6 1 0 0 1 1 0 0 0 0 0 0 15 24 0.00 1.000																													
Rick Honeycutt, L ERA: 3.77	(8, 1) 0.1 2 1 0 0 1 0 0 0 0 0 0 0 4 5 0.00 3.000																													
PITCHER	IP WLS BF H R ER SO BB IBB HBP BLK WP HR S P ERA WHIP																													
Rich Cassage, R ERA: 2.74	(8, 1) 2.2 9 0 0 0 2 0 1 0 0 0 0 0 25 36 0.00 0.000																													
Dennis Eckersley, R ERA: 2.1	(11, 1) 2.0 7 1 0 0 4 0 0 0 0 0 0 0 19 24 0.00 0.500																													
Jim Corsi, R ERA: 2.25	(13, 1) 2.0 W 7 2 0 0 0 0 0 0 0 0 0 0 14 24 0.00 1.000																													

Texas Rangers @ Oakland Athletics
 Oakland-Alameda County Coliseum, Oakland, CA
 Fri Jun 12 1992, 7:05 PM PDT
 Att. 43,200 - Sunny - 61 F

livebaseballscorecards.com

AB	47
R	5
H	10
RBI	5
BB	8
SO	9
LOB	21



Batter	1	2	3	4	5	6	7	8	9	10	11	12	13	14	AB	R	H	RBI	BB	SO	LOB
Lance Blankenship, R OBP: 0.391, SLG: 0.335	4-0 FC4-6 1B BB	1-2 SAFE 1-2 3-H 1B		1-2 1-3 1B		4-0 F8-5 HBP BB	1-2 G6-3			1-1 F8		2-0 FC6-2		3-1 1-3 3-H 1B	6	0	3	2	2	0	4
Carney Lansford, R OBP: 0.339, SLG: 0.352	0-1 FC4-6 1B	3-2 L6		2-0 P5		1-0 E HBP BB		2-0 P3		0-0 FC6-4 1B		2-1 P4			6	1	2	0	0	0	6
Jose Canseco, R OBP: 0.319, SLG: 0.456	2-3 K		1-0 HR 1B	3-2 F7		2-2 F8-5		1-2 G4-3		0-0 FC6-4			3-3 K		7	1	1	0	0	2	7
Harold Baines, L OBP: 0.304, SLG: 0.324	0-0 FC4-6 1-2f 2-3		2-1 1-H HR		4-1 BB G1-3 BB	2-2 E7		2-2 F7			1-0 F7		1-3 K		6	1	1	2	1	1	2
Mark McGwire, R OBP: 0.412, SLG: 0.655	2-3 K		2-2 G5-3		1-3 K	4-1 IBB			4-1 BB		3-3 K		1-0 P2		5	0	0	0	2	3	3
Jamie Quirk, L OBP: 0.295, SLG: 0.299		0-0 F9	3-3 K		0-1 G1-3	0-1 L5			1-0 P3					4	0	0	0	0	1	3	
Randy Ready, R OBP: 0.425, SLG: 0.321					1-2									1	0	0	0	0	0	1	
Terry Steinbach, R OBP: 0.331, SLG: 0.419														2	0	0	0	0	0	0	
Willie Wilson, S OBP: 0.330, SLG: 0.329		0-1 S 1B	1-2 F9		4-2 BB BB		1-3 K		1-3 K			0-1 G5-3		4-1 1B BB	5	2	1	0	2	2	1
Mike Bordick, R OBP: 0.383, SLG: 0.391		2-0 1B BB		2-3 K	4-2 BB		0-0 E		1-2 G1-3			2-2 WP FC6-2 1B		2-1 F8	0	0	0	0	0	0	
Jerry Browne, S OBP: 0.310, SLG: 0.255		1-2 1B HBP		1-2 K	1-2 2-3 BB		1-2 E 1B					1-0 FC6-2 1B		1-3 F8	5	1	2	0	1	1	2
Walt Weiss, S OBP: 0.344, SLG: 0.355		0-0 L6 1B		4-2 1B BB	1-3 K		1-2 E7			1-1 G6-3		1-0 FC6-2 1B		3-2 1B DI 1B	6	0	3	1	1	1	4

Inning Stats	R: 0	H: 1	E: 0	K: 2	S: 9	R: 2	H: 3	E: 0	K: 0	S: 10	R: 2	H: 2	E: 0	K: 1	S: 13	R: 0	H: 1	E: 0	K: 1	S: 16	R: 0	H: 0	E: 0	K: 2	S: 14	R: 1	H: 0	E: 1	K: 0	S: 9	R: 0	H: 1	E: 1	K: 1	S: 11	R: 0	H: 0	E: 0	K: 0	S: 8	R: 0	H: 0	E: 0	K: 1	S: 10	R: 0	H: 1	E: 0	K: 0	S: 6	R: 0	H: 0	E: 0	K: 1	S: 5	R: 0	H: 2	E: 0	K: 2	S: 13	R: 0	H: 0	E: 0	K: 2	S: 7	R: 1	H: 2	E: 0	K: 0	S: 10	R: 1	H: 2	E: 0	K: 0	S: 10	1B: 12	SF: 0	2B: 2	SAC: 0	3B: 0	DP: 3	HR: 1	HBP: 2	WP: 1	PA: 64
PITCHER	IP	WLS	BF	H	R	ER	SO	BB	IBB	HBP	BLK	WP	HR	S	P	ERA	WHIP																																																																				
Nolan Ryan, R ERA: 4.93	(1, 1)	5.0	27	7	4	4	6	5	0	1	0	0	0	62	110	7.20	2.400																																																																				
Danny Leon, R ERA: 2.25	(6, 1)	0.0	2	0	1	0	0	1	0	1	0	0	0	5	∞	∞																																																																					
Terry Mathews, R ERA: 4.97	(6, 1)	2.2	10	1	0	0	1	0	1	0	0	0	0	24	38	0.00	0.375																																																																				
Kenny Rogers, L ERA: 3.12	(8, 1)	2.0	8	1	0	0	1	1	0	0	0	0	0	19	30	0.00	1.000																																																																				
Jeff Russell, R ERA: 1.67	(10, 1)	1.1	4	0	0	0	1	0	0	0	0	0	0	6	12	0.00	0.000																																																																				
PITCHER	IP	WLS	BF	H	R	ER	SO	BB	IBB	HBP	BLK	WP	HR	S	P	ERA	WHIP																																																																				
Ed Nunez, R ERA: 3.47	(12, 1)	2.0	8	2	1	0	2	0	0	0	0	0	0	8	20	0.00	1.000																																																																				
Floyd Bannister, L ERA: 6.94	(14, 1)	0.2	5	2	1	1	0	1	0	0	0	0	0	10	22	13.50	4.500																																																																				

BOTTOM

Texas Rangers @ Oakland Athletics
Oakland-Alameda County Coliseum, Oakland, CA
Fri Jun 12 1992, 7:05 PM PDT
Att. 43,200 - Sunny - 61 F

livebaseballscorecards.com

AB	53
R	6
H	13
RBI	5
BB	9
SO	11
LOB	33



Batter	1	2	3	4	5	6	7	8	9	AB R H RBI BB SO LOB
Al Newman, S (1, 4) OBP: 0.333, SLG: 0.275	2-3 K		3-2 G4-3		0-1 P6			2-2 L9		4 0 0 0 0 1 3
Rafael Palmeiro, L (1, 3) OBP: 0.365, SLG: 0.406	3-1 G6-3		1-1 G3			2-2 G4-3 2B		2-2 P6		4 0 1 0 0 0 0
Julio Franco, R (1, 10) OBP: 0.382, SLG: 0.364	0-1 G4-3			1-0 P2		3-2 G4-3		0-0 G6-3		4 0 0 0 0 0 1
Ruben Sierra, S (1, 9) OBP: 0.321, SLG: 0.465		4-1 2B BB		0-1 G4-3		0-0 G3		0-2 F7		3 1 0 0 1 0 1
Kevin Reimer, L (1, 7) OBP: 0.336, SLG: 0.462		1-2 1-H 2B		2-3 K		0-2 G3		1-2 F8		4 0 1 1 0 1 1
Dean Palmer, R (1, 5) OBP: 0.319, SLG: 0.448		0-2 G6-3			4-2 2B FC6-2 BB		2-3 K		0-3 K	3 0 0 0 1 2 1
Geno Petrali, L (1, 2) OBP: 0.247, SLG: 0.291		2-2 L4			0-0 2B		4-1 BB			2 0 1 0 1 0 1
Dickie Thon, R (1, 6) OBP: 0.283, SLG: 0.343		0-3 K			0-0 FC6-2		0-0 P5			3 0 0 0 0 1 4
John Cangelosi, S (1, 8) OBP: 0.333, SLG: 0.278			0-1 G4-3 1B		1-0 F7		2-2 F7			3 0 1 0 0 0 3

TOP	
AB	30
R	1
H	4
RBI	1
BB	3
SO	5
LOB	15

WP: 0	PA: 33
PB: 0	
SB: 0	
CS: 0	

PITCHER	
IP	WLS
BF	H
R	ER
SO	BB
IBB	HBP
BLK	WP
HR	S
P	ERA
	WHIP

Inning Stats	R: 0 E: 0 K: 1 S: 7	H: 0 LOB: 0 BB: 0 P: 12	R: 1 E: 0 K: 1 S: 15	H: 1 LOB: 1 BB: 1 P: 22	R: 0 E: 0 K: 0 S: 8	H: 1 LOB: 0 BB: 0 P: 12	R: 0 E: 0 K: 1 S: 6	H: 0 LOB: 0 BB: 0 P: 9	R: 0 E: 0 K: 0 S: 11	H: 1 LOB: 2 BB: 1 P: 16	R: 0 E: 0 K: 0 S: 14	H: 1 LOB: 1 BB: 0 P: 19	R: 0 E: 0 K: 1 S: 10	H: 0 LOB: 1 BB: 1 P: 18	R: 0 E: 0 K: 0 S: 7	H: 0 LOB: 0 BB: 0 P: 11	R: 0 E: 0 K: 1 S: 9	H: 0 LOB: 0 BB: 0 P: 10	1B: 1 2B: 3 3B: 0 HR: 0	SF: 0 SAC: 0 DP: 0 HBP: 0
---------------------	------------------------------	----------------------------------	-------------------------------	----------------------------------	------------------------------	----------------------------------	------------------------------	---------------------------------	-------------------------------	----------------------------------	-------------------------------	----------------------------------	-------------------------------	----------------------------------	------------------------------	----------------------------------	------------------------------	----------------------------------	----------------------------------	------------------------------------

PITCHER	IP	WLS	BF	H	R	ER	SO	BB	IBB	HBP	BLK	WP	HR	S	P	ERA	WHIP
Dave Stewart, R (1, 1) ERA: 4.09	8.0	W	30	4	1	1	4	3	0	0	0	0	0	78	119	1.12	0.875
Dennis Eckersley, R (9, 1) ERA: 2.03	1.0		3	0	0	0	1	0	0	0	0	0	0	9	10	0.00	0.000

Texas Rangers @ Oakland Athletics
Oakland-Alameda County Coliseum, Oakland, CA
 Sat Jun 13 1992, 3:33 AM PDT
 Att. 36,768 - Sunny - 66 F



livebaseballscorecards.com

Batter	1	2	3	4	5	6	7	8	9
Lance Blankenship, R (1, 4) OBP: 0.393, SLG: 0.331	3-2 G4-3		4-1 G4-6-3 BB			2-1 P2		4-1 BB HR BB	
Carney Lansford, R (1, 5) OBP: 0.342, SLG: 0.367	2-2 HR		0-1 G4-6-3 1-2f			2-2 G1-3		4-0 BB HR BB	
Jose Canseco, R (1, 10) OBP: 0.322, SLG: 0.454	2-1 P2		0-1 CS 1B			0-0 G4-3		4-2 HR BB	
Harold Baines, L (1, 7) OBP: 0.300, SLG: 0.319 Willie Wilson, S (8, PH) OBP: 0.328, SLG: 0.328 (9, 8)	0-1 G3-1		3-2 CS 1-2	2-2 P6			2-1 G4-3	0-0 P3	
Mark McGwire, R (1, 3) OBP: 0.410, SLG: 0.662		2-2 F9		0-0 P4			0-2 F8	1-2 HR	
Terry Steinbach, R (1, 2) OBP: 0.322, SLG: 0.406		1-3 K		0-1 L3			0-1 G4-3	0-0 P4	
Jerry Browne, S (1, 8) OBP: 0.319, SLG: 0.260 (9, 7)		2-1 BB 1B			2-2 F8			4-1 BB SH3-4 BB	
Dann Howitt, L (1, 9) OBP: 0.333, SLG: 0.346		4-2 BB			1-1 G5-3			0-0 SH3-4	
Walt Weiss, S (1, 6) OBP: 0.343, SLG: 0.333		2-0 L5			2-0 G4-3			4-1 BB BB	

Inning Stats	R: 1 E: 0 K: 0 S: 10	H: 1 LOB: 0 BB: 0 P: 17	R: 0 E: 0 K: 1 S: 12	H: 1 LOB: 2 BB: 1 P: 23	R: 0 E: 0 K: 0 S: 7	H: 1 LOB: 0 BB: 1 P: 14	R: 0 E: 0 K: 0 S: 6	H: 0 LOB: 0 BB: 0 P: 8	R: 0 E: 0 K: 0 S: 6	H: 0 LOB: 0 BB: 0 P: 11	R: 0 E: 0 K: 0 S: 6	H: 0 LOB: 0 BB: 0 P: 10	R: 0 E: 0 K: 0 S: 7	H: 0 LOB: 0 BB: 0 P: 9	R: 6 E: 0 K: 0 S: 14	H: 1 LOB: 0 BB: 5 P: 35
--------------	-------------------------------	----------------------------------	-------------------------------	----------------------------------	------------------------------	----------------------------------	------------------------------	---------------------------------	------------------------------	----------------------------------	------------------------------	----------------------------------	------------------------------	---------------------------------	-------------------------------	----------------------------------

PITCHER	IP	WLS	BF	H	R	ER	SO	BB	IBB	HBP	BLK	WP	HR	S	P	ERA	WHIP
Bobby Witt, R (1, 1) ERA: 3.44	7.1	L	29	3	5	5	1	6	0	0	0	0	1	58	112	6.14	1.227
Terry Mathews, R (8, 1) ERA: 5.33	0.0		1	0	0	0	0	1	0	0	0	0	0	5	9	∞	∞
Kenny Rogers, L (8, 1) ERA: 3.34	0.1		2	1	2	2	0	0	0	0	0	0	1	4	5	54.00	3.000
Danny Leon, R (8, 1) ERA: 2.08	0.1		1	0	0	0	0	0	0	0	0	0	0	1	1	0.00	0.000

AB R H RBI BB SO LOB

2 1 0 0 2 0 0

3 2 1 2 1 0 1

3 1 1 1 1 0 0

3 0 0 0 0 0 0

1 0 0 0 0 0 3

4 1 1 4 0 0 0

4 0 0 0 0 1 0

2 1 1 0 1 0 0

1 0 0 0 1 0 0

2 1 0 0 1 0 2


1B: 2 SF: 0
2B: 0 SAC: 1
3B: 0 DP: 1
HR: 2 HBP: 0

WP: 0 PA: 34
PB: 0
SB: 0
CS: 1

ERA WHIP

TEXAS RANGERS @ OAKLAND ATHLETICS
Oakland-Alameda County Coliseum, Oakland, CA

Sat Jun 13 1992, 3:33 AM PDT
Att. 36,768 - Sunny - 66 F



AB	25
R	7
H	4
RBI	7
BB	7
SO	1
LOB	6

Batter	1	2	3	4	5	6	7	8	9	AB R H RBI BB SO LOB	TOP											
Julio Franco, R (1, 10) OBP: 0.361, SLG: 0.339	3-3 K		1-0 G6-3			1-2 F9	0-0 P5			4 0 0 0 0 1 2												
Rafael Palmeiro, L (1, 3) OBP: 0.363, SLG: 0.403	1-2 F7			1-1 G4-3		2-2 BB 1B	3-1 L5			4 1 1 0 0 0 2												
Ruben Sierra, S (1, 9) OBP: 0.324, SLG: 0.469	2-1 E8 2B			2-1 G4-3		1-2 F9		1-0 S 1B		4 0 2 0 0 0 1												
Juan Gonzalez, R (1, 8) OBP: 0.305, SLG: 0.496	1-2 P5			4-2 FC5-4 BB		4-2 1B BB		1-0 F7		2 0 0 0 2 0 2												
Kevin Reimer, L (1, 7) OBP: 0.335, SLG: 0.458		1-0 F8		0-0 FC5-4 1-2f		3-2 1B		0-3 K		4 0 1 1 0 1 2												
Geno Petralli, L (1, 2) OBP: 0.253, SLG: 0.287		2-0 G3-1			4-2 FC6-4 BB	3-3 K		0-1 G3		1 0 0 0 1 0 0												
John Russell, R (6, PH) OBP: 0.250, SLG: 0.167										2 0 0 0 0 1 3												
Russ McGinnis, R (1, 5) OBP: 0.263, SLG: 0.333		0-1 P3								3 0 0 0 0 0 1												
John Cangelosi, S (9, PH) OBP: 0.328, SLG: 0.273										1 0 0 0 0 1 0												
Dickie Thon, R (1, 6) OBP: 0.282, SLG: 0.341			0-2 P5			1-0 FC6-4 1-2f	0-0 BB 1B			4 0 1 0 0 0 1												
Al Newman, S (1, 4) OBP: 0.331, SLG: 0.268			0-0 F8			3-2 G3	4-2 BB			3 0 0 0 1 0 1												
Inning Stats	R: 0 E: 1 K: 1 S: 13	H: 1 LOB: 1 BB: 0 P: 20	R: 0 E: 0 K: 0 S: 4	H: 0 LOB: 0 BB: 0 P: 7	R: 0 E: 0 K: 0 S: 5	H: 0 LOB: 0 BB: 0 P: 6	R: 0 E: 0 K: 0 S: 7	H: 0 LOB: 1 BB: 1 P: 14	R: 0 E: 0 K: 0 S: 7	H: 0 LOB: 1 BB: 1 P: 16	R: 1 E: 0 K: 1 S: 21	H: 2 LOB: 2 BB: 1 P: 35	R: 0 E: 0 K: 0 S: 8	H: 1 LOB: 2 BB: 1 P: 16	R: 0 E: 0 K: 1 S: 7	H: 1 LOB: 1 BB: 0 P: 9	R: 0 E: 0 K: 1 S: 7	H: 0 LOB: 0 BB: 0 P: 9	1B: 4 2B: 1 3B: 0 HR: 0	SF: 0 SAC: 0 DP: 0 HBP: 0	WP: 0 PB: 0 SB: 1 CS: 0	PA: 36
PITCHER	IP WLS BF H R ER SO BB IBB HBP BLK WP HR S P ERA WHIP																					
Bob Welch, R (1, 1) ERA: 2.79	5.2 W 22 2 1 1 1 3 0 0 0 0 0 0 50 85 1.59 0.882																					
Vince Horsman, L (6, 1) ERA: 1.69	0.0 1 1 0 0 0 0 0 0 0 0 0 0 4 7 ∞ ∞																					
Jeff Parrett, R (6, 1) ERA: 2.8	1.0 5 1 0 0 1 1 0 0 0 0 0 0 9 17 0.00 2.000																					
Rick Honeycutt, L (7, 1) ERA: 3.52	1.0 4 1 0 0 1 0 0 0 0 0 0 0 7 12 0.00 1.000																					
Gene Nelson, R (8, 1) ERA: 4.01	1.1 4 0 0 0 1 0 0 0 0 0 0 0 9 11 0.00 0.000																					

Texas Rangers @ Oakland Athletics
Oakland-Alameda County Coliseum, Oakland, CA

Sun Jun 14 1992, 3:33 AM PDT
Att. 34,788 - Sunny - 68 F

livebaseballscorecards.com

AB	32
R	1
H	5
RBI	1
BB	4
SO	4
LOB	15



Batter	1	2	3	4	5	6	7	8	9	AB	R	H	RBI	BB	SO	LOB
Jerry Browne, S (1, 7) OBP: 0.322, SLG: 0.259	1-3 K	4-1 BB		1-1 E2 1B	0-0 F9			0-1 G6-3		4	1	1	1	1	1	1
Carney Lansford, R (1, 5) OBP: 0.335, SLG: 0.358	0-0 G3	1-2 G6-3		1-1 G1-3		0-0 F9		1-3 K		5	0	0	0	0	1	4
Jose Canseco, R (1, 9) OBP: 0.321, SLG: 0.455	1-2 L3		1-1 G6-3 FC4-6 2B	2-3 K		3-3 K				4	1	1	0	0	2	1
Harold Baines, L (1, 10) OBP: 0.301, SLG: 0.318 Randy Ready, R (4, PH) OBP: 0.429, SLG: 0.333		4-1 F9 1B BB	2-2 G6-3	2-1 BB 1B		0-1 G3-1				1	1	0	0	1	0	1
Mark McGwire, R (1, 3) OBP: 0.415, SLG: 0.660		0-1 1B FC3-2 1B	4-0 FC4-6 IBB	4-2 FC6-4 BB		0-1 F8				2	0	1	0	2	0	0
Terry Steinbach, R (1, 2) OBP: 0.314, SLG: 0.394		0-2 F9	0-2 FC4-6 1B	1-1 FC6-4		0-0 G4-3				4	0	0	1	0	0	5
Willie Wilson, S (1, 8) OBP: 0.332, SLG: 0.331		0-0 FC3-2 BB 1B	1-1 SAFE		0-0 G4-3		1-1 G6-3			4	1	2	1	0	0	0
Mike Bordick, R (1, 4) OBP: 0.385, SLG: 0.408		2-1 BB FC3-2 1B	0-3 K		1-2 G4-3			2-2 HR		4	1	2	1	0	1	2
Walt Weiss, S (1, 6) OBP: 0.359, SLG: 0.333		0-0 FC3-2 BB		4-2 E BB	1-2 1B			2-2 G4-3		3	1	1	0	1	0	3

Inning Stats	R: 0	H: 0	E: 0	K: 1	S: 8	H: 0	LOB: 0	BB: 0	P: 10	R: 2	H: 3	E: 0	K: 0	S: 15	H: 2	LOB: 3	BB: 2	P: 26	R: 1	H: 2	E: 0	K: 1	S: 13	H: 2	LOB: 2	BB: 1	P: 21	R: 2	H: 2	E: 1	K: 1	S: 18	H: 1	LOB: 1	BB: 0	P: 10	R: 0	H: 0	E: 0	K: 0	S: 6	H: 0	LOB: 0	BB: 0	P: 9	R: 0	H: 0	E: 0	K: 0	S: 5	H: 0	LOB: 0	BB: 0	P: 6	R: 1	H: 1	E: 0	K: 1	S: 12	H: 1	LOB: 0	BB: 0	P: 17
--------------	------	------	------	------	------	------	--------	-------	-------	------	------	------	------	-------	------	--------	-------	-------	------	------	------	------	-------	------	--------	-------	-------	------	------	------	------	-------	------	--------	-------	-------	------	------	------	------	------	------	--------	-------	------	------	------	------	------	------	------	--------	-------	------	------	------	------	------	-------	------	--------	-------	-------

PITCHER	IP	WLS	BF	H	R	ER	SO	BB	IBB	HBP	BLK	WP	HR	S	P	ERA	WHIP
Kevin Brown, R (1, 1) ERA: 3.33	7.0	L	34	8	5	5	4	4	1	0	0	0	0	73	115	6.43	1.714
Danny Leon, R (8, 1) ERA: 3.38	1.0		4	1	1	1	1	0	0	0	0	0	1	12	17	9.00	1.000

BOTTOM

Texas Rangers @ Oakland Athletics
Oakland-Alameda County Coliseum, Oakland, CA

Sun Jun 14 1992, 3:33 AM PDT
Att. 34,788 - Sunny - 68 F

AB	33
R	6
H	9
RBI	5
BB	5
SO	5
LOB	17



1B:	7	SF:	0	WP:	0	PA:	38
2B:	1	SAC:	0	PB:	0		
3B:	0	DP:	0	SB:	0		
HR:	1	HBP:	0	CS:	0		

PITCHER	IP	WLS	BF	H	R	ER	SO	BB	IBB	HBP	BLK	WP	HR	S	P	ERA	WHIP
---------	----	-----	----	---	---	----	----	----	-----	-----	-----	----	----	---	---	-----	------

Batter	1	2	3	4	5	6	7	8	9	AB R H RBI BB SO LOB	TOP											
Brian Downing, R OBP: 0.435, SLG: 0.435 (1, 10) B C B X	2-1 HR 1B	1-1 G6-3			1-1 F7			1-1 FC6-4 1B 2B	1-3 K	5 2 2 0 0 1 2												
Dean Palmer, R OBP: 0.322, SLG: 0.449 (1, 5) X	0-0 HR 1B		1-2 G5-4-3 1B		1-3 K			1-1 G5-3		4 1 2 0 0 1 1												
Juan Gonzalez, R OBP: 0.308, SLG: 0.508 (1, 8) B F B X	2-1 HR		0-3 K		1-3 K			2-1 FC6-4 1B		4 1 2 3 0 2 1												
Ruben Sierra, S OBP: 0.320, SLG: 0.464 John Cangelosi, S OBP: 0.324, SLG: 0.268 (1, 9) C X (6, 9) C X	0-1 F7		2-1 G5-4-3		1-1 G6-3			1-2 FC6-4		3 0 0 0 0 0 1 1 0 0 1 0 0 1												
Julio Franco, R OBP: 0.355, SLG: 0.333 Al Newman, S OBP: 0.331, SLG: 0.268 (1, 4) B B X (8, 4) C X	3-1 G1-3			1-1 G3 2B 1B		1-1 G4-3		0-1 P3		4 1 1 0 0 0 1 0 0 0 0 0 0 0												
Rafael Palmeiro, L OBP: 0.365, SLG: 0.409 (1, 3) C X	0-1 FC5-4 1B			1-0 G3		1-3 K			0-0 1B 2B	4 0 2 0 0 1 1												
Russ McGinnis, R OBP: 0.304, SLG: 0.409 (1, 2) B F X	1-1 FC5-4			1-2 2B			0-0 G4-6-3 1B		1-3 K	4 0 2 1 0 1 2												
Kevin Reimer, L OBP: 0.329, SLG: 0.450 (1, 7) X		0-0 F8		2-1 F7			1-0 G4-6-3		1-3 K	4 0 0 0 0 1 3												
Dickie Thon, R OBP: 0.286, SLG: 0.345 (1, 6) C X		0-3 K		0-0 G6-3			0-0 1B		2-2 1B	4 0 2 0 0 1 1												
Inning Stats	R: 3 E: 0 K: 0 S: 13	H: 4 LOB: 1 BB: 0 P: 21	R: 0 E: 0 K: 1 S: 6	H: 0 LOB: 0 BB: 0 P: 7	R: 0 E: 0 K: 1 S: 8	H: 1 LOB: 0 BB: 0 P: 11	R: 1 E: 0 K: 0 S: 9	H: 2 LOB: 1 BB: 0 P: 14	R: 0 E: 0 K: 2 S: 9	H: 0 LOB: 0 BB: 0 P: 12	R: 0 E: 0 K: 1 S: 7	H: 0 LOB: 0 BB: 0 P: 10	R: 0 E: 0 K: 0 S: 3	H: 2 LOB: 1 BB: 0 P: 4	R: 1 E: 0 K: 0 S: 11	H: 2 LOB: 1 BB: 0 P: 16	R: 0 E: 0 K: 3 S: 15	H: 2 LOB: 2 BB: 0 P: 20	1B: 9 2B: 3 3B: 0 HR: 1	SF: 0 SAC: 0 DP: 2 HBP: 0	WP: 0 PB: 0 SB: 0 CS: 0	PA: 37
PITCHER Jim Abbott, L ERA: 3.24 (1, 1)	IP 9.0 WLS L BF 37 H 13 R 5 ER 5 SO 8 BB 0 IBB 0 HBP 0 BLK 0 WP 0 HR 1 S 81 P 115 ERA 5.00 WHIP 1.444											PITCHER IP WLS BF H R ER SO BB IBB HBP BLK WP HR S P ERA WHIP										

Texas Rangers @ California Angels
Anaheim Stadium, Anaheim, CA

Mon Jun 15 1992, 10:05 PM EDT
Att. 19,127 - Sunny - 75 F

livebaseballscorecards.com

AB	37
R	5
H	13
RBI	5
BB	0
SO	8
LOB	14



Batter	1	2	3	4	5	6	7	8	9	AB	R	H	RBI	BB	SO	LOB
Luis Polonia, L OBP: 0.343, SLG: 0.319 (1, 7)	2-1 F7	2-1 G1-2-3								4	0	0	0	0	0	3
Von Hayes, L OBP: 0.324, SLG: 0.360 (1, 9)	2-2 F8									4	0	0	0	0	0	0
Junior Felix, S OBP: 0.312, SLG: 0.426 (1, 8)	1-0 G1-3									3	0	1	0	1	0	0
Hubie Brooks, R OBP: 0.240, SLG: 0.344 (1, 10)										3	1	0	0	1	1	2
Lee Stevens, L OBP: 0.264, SLG: 0.361 (1, 3)										4	0	0	0	0	0	2
Rene Gonzales, R OBP: 0.366, SLG: 0.454 (1, 6)										4	1	0	0	0	1	1
Gary Gaetti, R OBP: 0.279, SLG: 0.330 (1, 5)										3	0	2	0	1	0	0
John Orton, R OBP: 0.400, SLG: 0.308 (1, 2)										3	0	0	1	1	0	4
Luis Sojo, R OBP: 0.371, SLG: 0.529 (1, 4)										3	0	1	1	0	0	1
Alvin Davis, L OBP: 0.327, SLG: 0.323 (9, PH)										1	0	0	0	0	0	1

Inning Stats	R: 0	H: 0	E: 0	K: 0	S: 7	R: 2	H: 2	E: 2	K: 0	S: 17	R: 0	H: 0	E: 0	K: 1	S: 8	R: 0	H: 0	E: 0	K: 0	S: 10	R: 0	H: 1	E: 0	K: 0	S: 9	R: 0	H: 1	E: 0	K: 0	S: 9	R: 0	H: 0	E: 0	K: 0	S: 5	R: 0	H: 0	E: 0	K: 1	S: 9	R: 0	H: 0	E: 0	K: 0	S: 7	R: 0	H: 0	E: 0	K: 1	S: 9	1B: 4	2B: 0	3B: 0	HR: 0	SF: 0	SAC: 0	DP: 1	HBP: 0	WP: 0	PB: 0	SB: 0	CS: 0	PA: 36
--------------	------	------	------	------	------	------	------	------	------	-------	------	------	------	------	------	------	------	------	------	-------	------	------	------	------	------	------	------	------	------	------	------	------	------	------	------	------	------	------	------	------	------	------	------	------	------	------	------	------	------	------	-------	-------	-------	-------	-------	--------	-------	--------	-------	-------	-------	-------	--------

PITCHER	IP	WLS	BF	H	R	ER	SO	BB	IBB	HBP	BLK	WP	HR	S	P	ERA	WHIP
Todd Burns, R ERA: 3.38 (1, 1)	8.0	W	32	4	2	0	1	3	0	0	0	0	0	72	115	0.00	0.875
Jeff Russell, R ERA: 1.62 (9, 1)	1.0	S	4	0	0	0	1	1	0	0	0	0	0	9	15	0.00	1.000

BOTTOM


Texas Rangers @ California Angels
Anaheim Stadium, Anaheim, CA

Mon Jun 15 1992, 10:05 PM EDT
Att: 19,127 - Sunny - 75 F

livebaseballscorecards.com

AB	32
R	2
H	4
RBI	2
BB	4
SO	2
LOB	14



Batter	1	2	3	4	5	6	7	8	9	AB R H RBI BB SO LOB	TOP														
Julio Franco, R (1, 4) OBP: 0.338, SLG: 0.313	0-2 F8		2-2 G6-3		0-1 G4-3			1-1 G6-3		4 0 0 0 0 0 1	<p>Texas Rangers @ California Angels Anaheim Stadium, Anaheim, CA</p> <p>Tue Jun 16 1992, 10:05 PM EDT Att. 51,401 - Sunny - 72 F</p> <p>livebaseballscorecards.com</p> <table border="1"> <tr><td>AB</td><td>31</td></tr> <tr><td>R</td><td>1</td></tr> <tr><td>H</td><td>3</td></tr> <tr><td>RBI</td><td>1</td></tr> <tr><td>BB</td><td>2</td></tr> <tr><td>SO</td><td>10</td></tr> <tr><td>LOB</td><td>9</td></tr> </table> 	AB	31	R	1	H	3	RBI	1	BB	2	SO	10	LOB	9
AB	31																								
R	1																								
H	3																								
RBI	1																								
BB	2																								
SO	10																								
LOB	9																								
Dean Palmer, R (1, 5) OBP: 0.317, SLG: 0.442	2-3 K		2-3 K			1-1 G5-3		1-3 K		4 0 0 0 0 3 0															
Rafael Palmeiro, L (1, 3) OBP: 0.360, SLG: 0.402	3-2 F8				0-2 G4-3		0-3 K	0-3 K		4 0 0 0 0 2 0															
Juan Gonzalez, R (1, 8) OBP: 0.307, SLG: 0.516		1-2 E5 F9		0-2 P3		1-1 HR		0-2 P3		4 1 1 1 0 0 0															
Kevin Reimer, L (1, 7) OBP: 0.328, SLG: 0.444		0-1 F9		4-1 BB		0-2 G4-3		3-2 G4-3		3 0 0 0 1 0 1															
Brian Downing, R (1, 10) OBP: 0.430, SLG: 0.424		4-1 BB		3-2 F8			1-0 G5-3	2-2 G5-3		3 0 0 0 1 0 1															
Geno Petrali, L (1, 2) OBP: 0.247, SLG: 0.281		1-3 K			3-3 K		2-0 G6-3			2 0 0 0 0 2 2															
Russ McGinnis, R (7, PH) OBP: 0.292, SLG: 0.391										1 0 0 0 0 0 0															
Jeff Huson, L (1, 6) OBP: 0.324, SLG: 0.356		2-3 K			0-0 S 1B		0-2 S 1B			3 0 2 0 0 1 2															
John Cangelosi, S (1, 9) OBP: 0.310, SLG: 0.254			2-3 K		3-2 F8 1-2		0-3 K			3 0 0 0 0 2 2															
Inning Stats	R: 0 E: 0 K: 1 S: 9	H: 0 LOB: 0 BB: 0 P: 14	R: 0 E: 1 K: 2 S: 13	H: 0 LOB: 2 BB: 1 P: 21	R: 0 E: 0 K: 2 S: 10	H: 0 LOB: 0 BB: 0 P: 16	R: 0 E: 0 K: 0 S: 11	H: 1 LOB: 1 BB: 1 P: 18	R: 1 E: 0 K: 1 S: 10	H: 1 LOB: 0 BB: 0 P: 12	R: 0 E: 0 K: 1 S: 9	H: 1 LOB: 1 BB: 0 P: 12	R: 0 E: 0 K: 2 S: 9	H: 0 LOB: 0 BB: 0 P: 11	R: 0 E: 0 K: 0 S: 12	H: 0 LOB: 0 BB: 0 P: 17	1B: 2 2B: 0 3B: 0 HR: 1	SF: 0 SAC: 0 DP: 0 HBP: 0	WP: 0 PB: 0 SB: 1 CS: 0	PA: 33					
PITCHER	IP WLS BF H R ER SO BB IBB HBP BLK WP HR S P ERA WHIP																								
Bert Blyleven, R (1, 1) ERA: 1.67	6.0 W 23 2 1 1 7 2 0 0 0 0 0 1 64 98 1.50 0.667																								
Scott Bailes, L (7, 1) ERA: 6.75	0.2 3 1 0 0 0 0 0 0 0 0 0 0 6 9 0.00 1.500																								
Joe Grahe, R (7, 1) ERA: 4.88	2.1 S 7 0 0 0 3 0 0 0 0 0 0 0 24 31 0.00 0.000																								

Batter	1	2	3	4	5	6	7	8	9	AB	R	H	RBI	BB	SO	LOB
Luis Polonia, L OBP: 0.341, SLG: 0.322 (1, 7)	2-1 SH5-3 SF8 2B		0-1 B5-3		2-2 F9		1-0 G6-3			4	1	1	0	0	0	0
Luis Sojo, R OBP: 0.389, SLG: 0.543 Rene Gonzales, R OBP: 0.362, SLG: 0.448 (1, 4) (5, PH) (6, 4)	0-0 SH5-3 2-3		1-1 CS 1B		0-3 K		2-2 F8			1	0	1	0	0	0	0
Von Hayes, L OBP: 0.328, SLG: 0.362 (1, 9)	1-2 SF8 3-H		4-1 1B BB		0-0 1B		3-2 L4			2	0	1	1	1	0	0
Junior Felix, S OBP: 0.311, SLG: 0.422 (1, 8)	0-0 L9		0-0 FC5-4 1B		1-3 K		1-2 G4-3			4	0	1	0	0	1	1
Hubie Brooks, R OBP: 0.245, SLG: 0.351 (1, 10)		0-0 G5-3	1-1 FC5-4		0-0 1B 2B		0-1 1B			4	1	2	0	0	0	2
Lee Stevens, L OBP: 0.264, SLG: 0.365 (1, 3)		0-0 G3-1		3-2 2B		0-1 P6		0-1 G4-3		4	0	1	0	0	0	2
Gary Gaetti, R OBP: 0.285, SLG: 0.335 (1, 5)		1-1 HR 1B		1-0 G6-3		3-2 2-H 1B				3	1	2	1	0	0	1
Ron Tingley, R OBP: 0.222, SLG: 0.386 (1, 2)		0-1 HR		2-3 K		1-2 G5-3				3	1	1	2	0	1	1
Gary Disarcina, R OBP: 0.313, SLG: 0.319 (1, 6)		0-1 P6		0-0 G6-3		2-2 F7				3	0	0	0	0	0	1

Inning Stats	R: 1 E: 0 K: 0 S: 7	H: 1 LOB: 0 BB: 0 P: 10	R: 2 E: 0 K: 0 S: 8	H: 2 LOB: 0 BB: 0 P: 9	R: 0 E: 0 K: 0 S: 9	H: 2 LOB: 2 BB: 1 P: 14	R: 0 E: 0 K: 1 S: 8	H: 1 LOB: 1 BB: 0 P: 14	R: 0 E: 0 K: 2 S: 12	H: 1 LOB: 1 BB: 0 P: 15	R: 1 E: 0 K: 0 S: 9	H: 2 LOB: 0 BB: 0 P: 13	R: 0 E: 0 K: 0 S: 7	H: 0 LOB: 0 BB: 0 P: 12	R: 0 E: 0 K: 0 S: 10	H: 1 LOB: 1 BB: 0 P: 14	1B: 6 2B: 3 3B: 0 HR: 1	SF: 1 SAC: 1 DP: 0 HBP: 0
---------------------	------------------------------	----------------------------------	------------------------------	---------------------------------	------------------------------	----------------------------------	------------------------------	----------------------------------	-------------------------------	----------------------------------	------------------------------	----------------------------------	------------------------------	----------------------------------	-------------------------------	----------------------------------	----------------------------------	------------------------------------


PITCHER Jose Guzman, R ERA: 3.42 (1, 1)	IP 8.0	WLS L	BF 33	H 10	R 4	ER 4	SO 3	BB 1	IBB 0	HBP 0	BLK 0	WP 0	HR 1	S 70	P 101	ERA 4.50	WHIP 1.375
---	-----------	----------	----------	---------	--------	---------	---------	---------	----------	----------	----------	---------	---------	---------	----------	-------------	---------------

BOTTOM

Texas Rangers @ California Angels
Anaheim Stadium, Anaheim, CA

Tue Jun 16 1992, 10:05 PM EDT
Att: 51,401 - Sunny - 72 F

AB 30
R 4
H 10
RBI 4
BB 1
SO 3
LOB 8



WP: 0 PA: 33
PB: 0
SB: 1
CS: 1

livebaseballscorecards.com

Batter	1	2	3	4	5	6	7	8	9	AB R H RBI BB SO LOB	TOP	
Dickie Thon, R OBP: 0.286, SLG: 0.339 (1, 6) F B B B	4-1 FC4-6 BB		1-0 F8			1-2 FC6-4 1-2f		1-1 G6-3		3 0 0 0 1 0 2		
Dean Palmer, R OBP: 0.316, SLG: 0.436 (1, 5) B B C X	2-1 F8		1-0 FC6-4 1-2f			2-2 F8		4-2 G4-6-3 BB		3 0 0 0 1 0 3		
Julio Franco, R OBP: 0.321, SLG: 0.296 (1, 7) C 1 B 1 SAFE F S	1-3 K			0-3 K		0-2 G2-3		0-0 G4-6-3 1-2f		4 0 0 0 0 2 3		
Juan Gonzalez, R OBP: 0.303, SLG: 0.508 (1, 8) B B X	2-0 FC4-6 1-2f			0-0 P3			1-3 K	0-0 F8		4 0 0 0 0 1 1		
Brian Downing, R OBP: 0.429, SLG: 0.417 (1, 10) C B B B B		4-2 G6-3 BB		1-3 K			1-3 K2-3			2 0 0 0 1 2 0		
Russ McGinnis, R OBP: 0.296, SLG: 0.360 (1, 3) B B B B C X		2-1 G6-3 1-2f			1-1 G5-3		4-2 FC5-4 BB			2 0 0 0 1 0 1		
John Russell, R OBP: 0.182, SLG: 0.111 (1, 2) C B T C B X		1-3 K			1-1 G3-1		1-2 FC5-4 1-2f			3 0 0 0 0 1 1		
Al Newman, S OBP: 0.331, SLG: 0.270 (1, 4) C B T C B B B B X			3-2 FC6-4 1B		3-2 G4-3			0-2 G6-3		3 0 1 0 0 0 0		
John Cangelosi, S OBP: 0.311, SLG: 0.258 (1, 9) 1 SAFE C C 1 SAFE S S			1-3 K			1-0 FC6-4 1B		2-1 G5-3		3 0 1 0 0 1 1		
Inning Stats	R: 0 E: 0 K: 1 S: 7 H: 0 LOB: 1 BB: 1 P: 16	R: 0 E: 0 K: 1 S: 8 H: 0 LOB: 0 BB: 1 P: 15	R: 0 E: 0 K: 1 S: 11 H: 1 LOB: 1 BB: 0 P: 16	R: 0 E: 0 K: 2 S: 7 H: 0 LOB: 0 BB: 0 P: 8	R: 0 E: 0 K: 0 S: 7 H: 0 LOB: 0 BB: 0 P: 12	R: 0 E: 0 K: 0 S: 12 H: 1 LOB: 1 BB: 0 P: 16	R: 0 E: 0 K: 2 S: 11 H: 0 LOB: 1 BB: 1 P: 18	R: 0 E: 0 K: 0 S: 7 H: 0 LOB: 0 BB: 0 P: 10	R: 0 E: 0 K: 0 S: 4 H: 0 LOB: 0 BB: 1 P: 8	1B: 2 2B: 0 3B: 0 HR: 0 SF: 0 SAC: 0 DP: 2 HBP: 0	WP: 0 PB: 0 SB: 0 CS: 0 PA: 31	
PITCHER Mark Langston, L ERA: 3.87 (1, 1)	IP 9.0 WLS W BF 31 H 2 R 0 ER 0 SO 7 BB 4 IBB 0 HBP 0 BLK 0 WP 0 HR 0 S 74 P 119 ERA 0.00 WHIP 0.667											PITCHER IP WLS BF H R ER SO BB IBB HBP BLK WP HR S P ERA WHIP

Texas Rangers @ California Angels
Anaheim Stadium, Anaheim, CA

Wed Jun 17 1992, 10:05 PM EDT
Att. 37,135 - Sunny - 70 F

livebaseballscorecards.com

AB 27
R 0
H 2
RBI 0
BB 4
SO 7
LOB 12



Batter	1	2	3	4	5	6	7	8	9	AB	R	H	RBI	BB	SO	LOB
Luis Polonia, L OBP: 0.336, SLG: 0.316 (1, 7)	2-3 K		1-2 F8			0-3 K		0-0 FC6-4 1B		4	1	0	0	0	2	1
Rene Gonzales, R OBP: 0.359, SLG: 0.443 (1, 4)	0-1 F7		2-1 P4			1-1 F9		1-0 1B		4	0	1	1	0	0	0
Von Hayes, L OBP: 0.332, SLG: 0.365 (1, 9)	3-2 1B S WP 1B		2-3 K			3-2 CS 1B		0-3 K		4	1	2	0	0	2	1
Junior Felix, S OBP: 0.316, SLG: 0.426 (1, 8)	1-0 WP 1B			1-3 K		2-1 CS 1-2	1-1 G6-4-3 1B			3	1	2	0	0	1	0
Hubie Brooks, R OBP: 0.250, SLG: 0.356 (1, 10)	1-2 1B			1-3 K			0-0 G6-4-3 1B			3	0	2	1	0	1	0
Lee Stevens, L OBP: 0.258, SLG: 0.357 (1, 3)	0-0 F8			0-3 K			0-0 G6-4-3 1-2f 2-3			3	0	0	0	0	1	3
Gary Gaetti, R OBP: 0.281, SLG: 0.330 (1, 5)		0-2 P7			0-0 F7		0-0 F7			3	0	0	0	0	0	1
John Orton, R OBP: 0.333, SLG: 0.250 (1, 2)		2-3 K			0-1 F9			0-1 P5		3	0	0	0	0	1	0
Gary Disarcina, R OBP: 0.314, SLG: 0.316 (1, 6)		0-2 G5-3			1-0 L9			4-2 FC6-4 BB		2	0	0	0	1	0	0
Inning Stats	R: 2 E: 0 K: 1 S: 14	H: 3 LOB: 1 BB: 0 P: 21	R: 0 E: 0 K: 1 S: 9	H: 0 LOB: 0 BB: 0 P: 11	R: 0 E: 0 K: 1 S: 8	H: 0 LOB: 0 BB: 0 P: 13	R: 0 E: 0 K: 3 S: 11	H: 0 LOB: 0 BB: 0 P: 5	R: 0 E: 0 K: 1 S: 11	H: 1 LOB: 0 BB: 0 P: 17	R: 0 E: 0 K: 0 S: 5	H: 2 LOB: 1 BB: 0 P: 6	R: 1 E: 0 K: 1 S: 10	H: 1 LOB: 1 BB: 1 P: 15	1B: 7 2B: 0 3B: 0 HR: 0	SF: 0 SAC: 0 DP: 1 HBP: 0
PITCHER Nolan Ryan, R ERA: 4.7 (1, 1)	IP: 8.0 WLS: L BF: 30 H: 7 R: 3 ER: 3 SO: 8	BB: 1 IBB: 0 HBP: 0 BLK: 0	WP: 1 HR: 0 S: 72 P: 101	ERA: 3.38 WHIP: 1.000												

BOTTOM


Texas Rangers @ California Angels
Anaheim Stadium, Anaheim, CA
 Wed Jun 17 1992, 10:05 PM EDT
 Att: 37,135 - Sunny - 70 F

livebaseballscorecards.com

AB	29
R	3
H	7
RBI	2
BB	1
SO	8
LOB	6



WP: 1	PA: 31
PB: 0	
SB: 2	
CS: 1	

Batter	1	2	3	4	5	6	7	8	9	AB R H RBI BB SO LOB	TOP											
Jody Reed, R (1, 4) OBP: 0.356, SLG: 0.366	1-0 E5 G5-4-3	1-1 G1-4-3			1-0 S 1B		2-1 G5-3			4 0 1 0 0 0 2												
Luis Rivera, R (1, 6) OBP: 0.360, SLG: 0.311	1-0 G5-4-3 1-2f		0-0 F8		3-3 K 1-2			4-1 FC1-5 1B BB		3 0 0 0 1 1 2												
Wade Boggs, L (1, 5) OBP: 0.384, SLG: 0.400	4-2 1B BB		2-2 2B		1-0 G4-3			0-1 FC1-5 1-2 1B		3 0 2 0 1 0 1												
Tom Brunansky, R (1, 9) OBP: 0.367, SLG: 0.394	0-1 1-2 1B		1-3 K		0-0 G6-3			0-0 FC1-5 1-2 2-3f		4 0 1 0 0 1 3												
Mike Greenwell, L (1, 7) OBP: 0.308, SLG: 0.278 Ellis Burks, R (8, PH) OBP: 0.335, SLG: 0.432 (8, 8)	1-3 K		0-2 F7		3-1 F8			2-0 F8		3 0 0 0 0 1 3 1 0 0 0 0 0 2												
Phil Plantier, L (1, 10) OBP: 0.317, SLG: 0.373		3-2 L1		4-2 F7 BB		1-1 P5		0-2 G3-1		3 0 0 0 1 0 2												
Bob Zupcic, R (1, 8) OBP: 0.333, SLG: 0.403 (8, 7) Herm Winningham, L (9, PH) OBP: 0.244, SLG: 0.267		1-0 2B 2B		2-3 K		1-0 L9		0-0 G1-3		3 1 1 0 0 1 1 1 0 0 0 0 0 0	AB 32 R 1 H 6 RBI 1 BB 4 SO 4 LOB 18											
Scott Cooper, L (1, 3) OBP: 0.297, SLG: 0.300		0-2 2B 2B		1-2 F7 1-2		0-0 P6		1-2 L7		4 0 1 1 0 0 1												
Tony Peña, R (1, 2) OBP: 0.247, SLG: 0.261		0-0 G6-3		3-2 G6-3		4-2 BB		1-0 F9		3 0 0 0 1 0 1												
Inning Stats	R: 0 E: 1 K: 1 S: 10	H: 1 LOB: 2 BB: 1 P: 17	R: 1 E: 0 K: 0 S: 11	H: 2 LOB: 1 BB: 0 P: 16	R: 0 E: 0 K: 1 S: 10	H: 1 LOB: 1 BB: 1 P: 13	R: 0 E: 0 K: 1 S: 12	H: 0 LOB: 1 BB: 1 P: 19	R: 0 E: 0 K: 1 S: 8	H: 1 LOB: 1 BB: 0 P: 16	R: 0 E: 0 K: 0 S: 5	H: 0 LOB: 0 BB: 0 P: 9	R: 0 E: 0 K: 0 S: 6	H: 0 LOB: 1 BB: 1 P: 13	R: 0 E: 0 K: 0 S: 8	H: 1 LOB: 2 BB: 1 P: 14	R: 0 E: 0 K: 0 S: 5	H: 0 LOB: 0 BB: 0 P: 7	1B: 3 2B: 3 3B: 0 HR: 0	SF: 0 SAC: 0 DP: 1 HBP: 0	WP: 0 PB: 0 SB: 1 CS: 0	PA: 36
PITCHER	IP WLS BF H R ER SO BB IBB HBP BLK WP HR S P ERA WHIP																					
Bobby Witt, R (1, 1) ERA: 3.28	7.0 W 29 5 1 1 4 4 0 0 0 0 0 0 63 108 1.29 1.286																					
Kenny Rogers, L (8, 1) ERA: 3.31	0.1 2 1 0 0 0 0 0 0 0 0 0 0 3 3 0.00 3.000																					
Jeff Russell, R (8, 1) ERA: 1.54	1.2 S 5 0 0 0 0 0 0 0 0 0 0 0 9 13 0.00 0.000																					

Boston Red Sox @ Texas Rangers
Arlington Stadium, Arlington, TX
Fri Jun 19 1992, 8:05 PM EDT
Att. 32,025 - Sunny - 96 F

livebaseballscorecards.com

Batter	1	2	3	4	5	6	7	8	9	AB	R	H	RBI	BB	SO	LOB	BOTTOM																	
Brian Downing, R OBP: 0.437, SLG: 0.418 (1, 10) 	1-2 PB WP 1B		4-1 1B 1B E BB		4-2 HR BB		0-2 G6-3			2	2	1	0	2	0	0																		
Dean Palmer, R OBP: 0.319, SLG: 0.437 (1, 5) 	2-2 G5-3 1-3		1-1 E 1B		2-2 F7			0-1 CS 1B		4	0	2	0	0	0	2																		
Rafael Palmeiro, L OBP: 0.358, SLG: 0.412 (1, 3) 	2-3 K		3-2 P5		0-1 HR			3-3 K 1-2		4	1	1	2	0	2	4																		
Juan Gonzalez, R OBP: 0.305, SLG: 0.520 (1, 8) 	1-0 G6-3		0-1 E6 1B		0-1 P3			1-1 HR		4	1	2	1	0	0	1																		
Kevin Reimer, L OBP: 0.331, SLG: 0.443 (1, 7) 		1-0 FC4-6 1B	1-1 G3-1		2-3 K			4-2 BB		3	0	1	0	1	1	2																		
Geno Petralli, L OBP: 0.238, SLG: 0.269 (1, 2) 		1-2 FC4-6 1-2f		3-2 L9		3-1 G4-3		0-3 K		4	0	0	0	0	1	2																		
Jeff Huson, L OBP: 0.318, SLG: 0.350 (1, 6) 		0-3 K		1-2 G4-3		3-2 P5				3	0	0	0	0	1	1																		
Al Newman, S OBP: 0.323, SLG: 0.263 (1, 4) 		1-1 P3		1-3 K			0-2 G6-3			3	0	0	0	0	1	1																		
John Cangelosi, S OBP: 0.299, SLG: 0.246 (1, 9) 			0-0 G6-3		2-2 G6-3		0-1 L4			3	0	0	0	0	0	0																		
Inning Stats	R: 0 E: 0 K: 1 S: 11	H: 1 LOB: 1 BB: 0 P: 17	R: 0 E: 0 K: 1 S: 9	H: 1 LOB: 1 BB: 0 P: 12	R: 1 E: 1 K: 0 S: 11	H: 2 LOB: 2 BB: 1 P: 20	R: 0 E: 0 K: 1 S: 10	H: 0 LOB: 0 BB: 0 P: 15	R: 2 E: 0 K: 0 S: 17	H: 1 LOB: 0 BB: 1 P: 25	R: 0 E: 0 K: 1 S: 16	H: 0 LOB: 0 BB: 0 P: 24	R: 0 E: 0 K: 0 S: 8	H: 0 LOB: 0 BB: 0 P: 8	R: 1 E: 0 K: 2 S: 13	H: 2 LOB: 1 BB: 1 P: 21	1B: 5 2B: 0 3B: 0 HR: 2	SF: 0 SAC: 0 DP: 0 HBP: 0	WP: 1 PB: 1 SB: 0 CS: 1	PA: 33														
PITCHER Mike Gardiner, R ERA: 4.11 Tony Fossas, L ERA: 6.23	IP 7.0 1.0	WLS L	BF 29	H 6	R 4	ER 3	SO 4	BB 2	IBB 0	HBP 0	BLK 0	WP 1	HR 1	S 84	P 123	ERA 3.86	WHIP 1.143	IP 1.0	WLS L	BF 4	H 1	R 0	ER 0	SO 2	BB 1	IBB 0	HBP 0	BLK 0	WP 0	HR 0	S 11	P 19	ERA 0.00	WHIP 2.000

Boston Red Sox @ Texas Rangers
Arlington Stadium, Arlington, TX

Fri Jun 19 1992, 8:05 PM EDT
Att: 32,025 - Sunny - 96 F

livebaseballscores.com

AB 30
R 4
H 7
RBI 3
BB 3
SO 6
LOB 13



Batter	1	2	3	4	5	6	7	8	9	AB R H RBI BB SO LOB	TOP											
Jody Reed, R (1, 4) OBP: 0.352, SLG: 0.360	2-2 F7		1-3 K			1-1 G4-3		0-0 G6-3		4 0 0 1 0 1 0	Boston Red Sox @ Texas Rangers Arlington Stadium, Arlington, TX Sat Jun 20 1992, 8:05 PM EDT Att. 40,401 - Sunny - 89 F											
Luis Rivera, R (1, 6) OBP: 0.353, SLG: 0.303	0-1 G6-3			2-1 G5-3		1-0 G5-3		0-1 G4-3		4 0 0 0 0 0 0												
Wade Boggs, L (1, 5) OBP: 0.389, SLG: 0.406	2-1 G6-3			0-0 HBP 1B			2-0 1B 1B		2-2 1B	4 0 3 0 0 0 0												
Jack Clark, R (1, 10) Bob Zuppic, R (9, PH) OBP: 0.342, SLG: 0.301 OBP: 0.329, SLG: 0.397		2-2 G3 1B		1-0 G6-4-3 HBP		1-3 SAFE K		2-2 L7		2 0 1 0 0 1 1 1 0 0 0 0 0 1												
Mike Greenwell, L (1, 7) OBP: 0.307, SLG: 0.278		0-0 G3		0-0 G6-4-3		0-0 1-2 1B		1-3 K		4 0 1 0 0 1 4												
Ellis Burks, R (1, 8) OBP: 0.329, SLG: 0.424		0-3 K		2-3 K		0-3 K		2-0 F7		4 0 0 0 0 3 4												
Tom Brunansky, R (1, 9) OBP: 0.359, SLG: 0.385		1-3 K		0-0 G5-3		3-0 P3				3 0 0 0 0 1 3												
Scott Cooper, L (1, 3) OBP: 0.298, SLG: 0.311			0-1 G3-1		1-3 K		0-0 E8 G6-3 2B			3 1 1 0 0 1 0												
John Flaherty, R (1, 2) Phil Plantier, L (8, PH) Tony Peña, R (8, 2) OBP: 0.152, SLG: 0.156 OBP: 0.315, SLG: 0.371 OBP: 0.247, SLG: 0.261			1-3 K		0-0 G5-3		1-3 K			2 0 0 0 0 1 0 1 0 0 0 0 1 1 0 0 0 0 0 0 0												
Inning Stats	R: 0 E: 0 K: 0 S: 7	H: 0 LOB: 0 BB: 0 P: 11	R: 0 E: 0 K: 2 S: 10	H: 1 LOB: 1 BB: 0 P: 13	R: 0 E: 0 K: 2 S: 8	H: 0 LOB: 0 BB: 0 P: 10	R: 0 E: 0 K: 0 S: 4	H: 1 LOB: 1 BB: 0 P: 7	R: 0 E: 0 K: 2 S: 9	H: 0 LOB: 0 BB: 0 P: 12	R: 0 E: 0 K: 0 S: 4	H: 0 LOB: 0 BB: 0 P: 6	R: 0 E: 0 K: 2 S: 10	H: 2 LOB: 2 BB: 0 P: 16	R: 1 E: 1 K: 1 S: 8	H: 1 LOB: 0 BB: 0 P: 9	R: 0 E: 0 K: 1 S: 11	H: 1 LOB: 1 BB: 0 P: 18	1B: 5 2B: 1 3B: 0 HR: 0	SF: 0 SAC: 0 DP: 1 HBP: 1	WP: 0 PB: 0 SB: 0 CS: 0	PA: 33
PITCHER	IP WLS BF H R ER SO BB IBB HBP BLK WP HR S P ERA WHIP																					
Kevin Brown, R (1, 1) ERA: 3.1	8.0 W 29 5 1 0 9 0 0 1 0 0 0 0 60 84 0.00 0.625																					
Kenny Rogers, L (9, 1) ERA: 3.22	1.0 S 4 1 0 0 1 0 0 0 0 0 0 0 11 18 0.00 1.000																					



Batter	1	2	3	4	5	6	7	8	9
Brian Downing, R (1, 10) OBP: 0.438, SLG: 0.416	4-0 FC5-4 BB		0-2 G4-3		1-1 CS	1-3 K		1-2 HR 1B	
Dean Palmer, R (1, 5) OBP: 0.321, SLG: 0.450	2-2 FC5-4 G3-1 1-2f		0-2 1B			0-0 L7		3-2 HR 1B	
Rafael Palmeiro, L (1, 3) OBP: 0.357, SLG: 0.407	1-2 G3-1		1-2 G3			4-2 2B BB		1-3 K	
Juan Gonzalez, R (1, 8) OBP: 0.308, SLG: 0.521	2-3 K			1-3 K		1-1 2B		4-2 BB 1B BB	
Kevin Reimer, L (1, 7) OBP: 0.331, SLG: 0.439		0-1 G4-3		0-1 F8		4-0 FC6-4 IBB		1-0 BB 1B	
Julio Franco, R (8, PH) OBP: 0.329, SLG: 0.306								1-2 BB 1B	
Geno Petralli, L (1, 2) OBP: 0.240, SLG: 0.271		2-0 1B		2-2 G3		0-1 FC6-4		0-3 K	
Russ McGinnis, R (8, PH) OBP: 0.286, SLG: 0.346									
Jeff Huson, L (1, 6) OBP: 0.313, SLG: 0.343		2-1 G4-6-3			0-1 G1-3		0-1 L7	4-2 BB	
Dickie Thon, R (8, PH) OBP: 0.289, SLG: 0.339								1-2 2-3 BB	
Al Newman, S (1, 4) OBP: 0.314, SLG: 0.254			0-2 F8		1-2 F9		0-1 G5-3	2-1 F7	
John Cangelosi, S (1, 9) OBP: 0.313, SLG: 0.254			0-2 1B		4-0 CS BB		3-2 G5-3		

Inning Stats	R: 0 E: 0 K: 1 S: 9	H: 0 LOB: 1 BB: 1 P: 18	R: 0 E: 0 K: 0 S: 5	H: 1 LOB: 0 BB: 0 P: 9	R: 1 E: 0 K: 0 S: 16	H: 2 LOB: 1 BB: 0 P: 17	R: 0 E: 0 K: 1 S: 8	H: 0 LOB: 0 BB: 0 P: 11	R: 0 E: 0 K: 0 S: 7	H: 0 LOB: 0 BB: 1 P: 13	R: 1 E: 0 K: 1 S: 13	H: 1 LOB: 2 BB: 2 P: 23	R: 0 E: 0 K: 0 S: 7	H: 0 LOB: 0 BB: 0 P: 10	R: 2 E: 0 K: 2 S: 20	H: 3 LOB: 3 BB: 2 P: 36
--------------	------------------------------	----------------------------------	------------------------------	---------------------------------	-------------------------------	----------------------------------	------------------------------	----------------------------------	------------------------------	----------------------------------	-------------------------------	----------------------------------	------------------------------	----------------------------------	-------------------------------	----------------------------------

PITCHER	IP	WLS	BF	H	R	ER	SO	BB	IBB	HBP	BLK	WP	HR	S	P	ERA	WHIP
John Dopson, R (1, 1) ERA: 3.6	7.0	L	29	6	4	4	3	3	1	0	0	0	1	72	112	5.14	1.286
Tony Fossas, L (8, 1) ERA: 6.0	0.1		1	0	0	0	1	0	0	0	0	0	0	3	4	0.00	0.000
Danny Darwin, R (8, 1) ERA: 5.08	0.0		1	0	0	0	0	1	0	0	0	0	0	2	6	∞	∞
Tom Bolton, L (8, 1) ERA: 3.0	0.2		4	1	0	0	1	1	0	0	0	0	0	8	15	0.00	3.000

BOTTOM

Boston Red Sox @ Texas Rangers
Arlington Stadium, Arlington, TX

Sat Jun 20 1992, 8:05 PM EDT
Att: 40,401 - Sunny - 89 F

AB	29
R	4
H	7
RBI	4
BB	6
SO	5
LOB	13

WP: 0 PA: 36
PB: 0
SB: 1
CS: 1



1B	2B	3B	HR	SF	SAC	DP	HBP
5	1	0	1	0	0	1	0

Batter	1	2	3	4	5	6	7	8	9	AB R H RBI BB SO LOB	TOP											
Jody Reed, R (1, 4) OBP: 0.346, SLG: 0.353	0-1 F7	3-2 G4-3			1-1 G6-3		0-2 G4-3		0-1 F9	5 0 0 0 0 0 3												
Herm Winningham, L (1, 7) OBP: 0.244, SLG: 0.278	1-2 2B		1-0 F7		2-3 K		0-0 G3			4 1 1 0 0 1 0												
Wade Boggs, L (1, 5) OBP: 0.391, SLG: 0.408	1-2 2B		3-2 F8		0-2 1B			0-1 G4-3		4 1 2 0 0 0 0												
Jack Clark, R (1, 10) Mike Greenwell, L (8, PR) OBP: 0.345, SLG: 0.308 OBP: 0.307, SLG: 0.278	2-0 2B		1-3 K		3-3 K			4-0 BB		3 0 1 2 1 2 1 0 0 0 0 0 0 0												
Ellis Burks, R (1, 8) OBP: 0.328, SLG: 0.421	0-1 G3-1			2-3 K		1-1 1B		1-3 K		4 0 1 0 0 2 1												
Tom Brunansky, R (1, 9) OBP: 0.363, SLG: 0.398		2-1 3B		4-1 1B BB		0-0 F7		0-3 K		3 0 1 0 1 1 2												
Scott Cooper, L (1, 3) OBP: 0.297, SLG: 0.302		4-2 SH1-3 BB		1 SAFE 2-1 F8		1 SAFE 0-0 P4		1-1 G4-3		3 0 0 0 1 0 2												
Tony Peña, R (1, 2) Phil Plantier, L (9, PH) OBP: 0.250, SLG: 0.264 OBP: 0.314, SLG: 0.369		0-0 SH1-3		1 SAFE 1-2 1B		1 SAFE 3-2 G4-3		1-3 K		2 0 1 0 0 0 1 1 0 0 0 0 1 0												
Tim Lincecum, R (1, 6) Bob Zupcic, R (9, PR) OBP: 0.275, SLG: 0.277 OBP: 0.329, SLG: 0.397		1-2 G5-3		1-2 P4		0-0 P3		1-1 1B		4 0 1 0 0 0 4 0 0 0 0 0 0 0												
Inning Stats	R: 2 E: 0 K: 0 S: 11	H: 3 LOB: 0 BB: 0 P: 15	R: 0 E: 0 K: 0 S: 12	H: 1 LOB: 2 BB: 1 P: 21	R: 0 E: 0 K: 1 S: 7	H: 0 LOB: 0 BB: 0 P: 12	R: 0 E: 0 K: 1 S: 14	H: 1 LOB: 2 BB: 1 P: 24	R: 0 E: 0 K: 2 S: 12	H: 1 LOB: 1 BB: 0 P: 18	R: 0 E: 0 K: 0 S: 7	H: 1 LOB: 1 BB: 0 P: 11	R: 0 E: 0 K: 0 S: 5	H: 0 LOB: 0 BB: 0 P: 5	R: 0 E: 0 K: 2 S: 9	H: 0 LOB: 1 BB: 1 P: 14	R: 0 E: 0 K: 1 S: 9	H: 1 LOB: 1 BB: 0 P: 12	1B: 5 2B: 2 3B: 1 HR: 0	SF: 0 SAC: 1 DP: 0 HBP: 0	WP: 0 PB: 0 SB: 0 CS: 0	PA: 37
PITCHER	IP WLS BF H R ER SO BB IBB HBP BLK WP HR S P ERA WHIP																				PITCHER	IP WLS BF H R ER SO BB IBB HBP BLK WP HR S P ERA WHIP
Todd Burns, R (1, 1) ERA: 3.16	7.1 W 31 7 2 2 4 3 0 0 0 0 0 70 112 2.46 1.364																				Jeff Russell, R (8, 1) ERA: 1.47	1.2 S 6 1 0 0 3 0 0 0 0 0 0 16 20 0.00 0.600

Boston Red Sox @ Texas Rangers
Arlington Stadium, Arlington, TX
Sun Jun 21 1992, 8:05 PM EDT
Att. 32,648 - Cloudy - 85 F

livebaseballscorecards.com

AB	33
R	2
H	8
RBI	2
BB	3
SO	7
LOB	14



Batter	1	2	3	4	5	6	7	8	9	AB	R	H	RBI	BB	SO	LOB	TOP						
Devon White, S (1, 8) <small>OBP: 0.301, SLG: 0.394</small> Derek Bell, R (7, PH) <small>OBP: 0.284, SLG: 0.273</small> (7, 8)	1-1 2B	1-3 K	2-0 HR	0-0 FC4-6 1B			3-2 P3	3-3 K		4	1	2	2	0	1	5							
Roberto Alomar, S (1, 4) <small>OBP: 0.424, SLG: 0.472</small> Alfredo Griffin, S (7, 4) <small>OBP: 0.176, SLG: 0.156</small>	2-0 G3	4-2 2B	3-2 P5		3-1 1B		1-0 1B	1-3 K		4	2	2	1	1	0	1							
Joe Carter, R (1, 9) <small>OBP: 0.319, SLG: 0.507</small> Pat Tabler, R (7, 7) <small>OBP: 0.271, SLG: 0.219</small>	2-3 K	3-0 2B	4-2 1B		2-1 P6		1-1 1B		0-0 1B	3	2	1	1	1	1	2							
Dave Winfield, R (1, 10) <small>OBP: 0.393, SLG: 0.518</small> Rob Ducey, L (9, PH) <small>OBP: 0.063, SLG: 0.125</small>	3-2 G6-3	2-0 2B	1-0 1B		0-1 G6-4-3		1-1 1B		3-2 P6	5	1	2	5	0	0	3							
John Olerud, L (1, 3) <small>OBP: 0.345, SLG: 0.386</small>		1B		2B		3-2 G3-1		4-0 1B	3-2 L8	5	2	2	1	1	0	2							
Candy Maldonado, R (1, 7) <small>OBP: 0.328, SLG: 0.418</small> (7, 9)		2-0 1B	2-1 2B	0-0 1B		1-0 HR		0-1 1B	2-2 1B	5	3	4	1	0	0	1							
Pat Borders, R (1, 2) <small>OBP: 0.308, SLG: 0.387</small>		2-1 1B	2-0 2B	1-1 P6		3-2 P2	2-3 K	4-0 1B	1-2 2B	5	2	2	1	1	1	3							
Jeff Kent, R (1, 5) <small>OBP: 0.356, SLG: 0.468</small>		1-0 1B	1-1 1B	0-1 1B		3-3 K		2-1 1B	0-1 1B	5	2	3	2	0	1	1							
Manuel Lee, S (1, 6) <small>OBP: 0.318, SLG: 0.325</small>	2-1 1B	1-0 1B	2-1 1B			2-3 K	2-3 K	0-2 1B		6	0	1	1	0	2	8							
Inning Stats	R: 0 E: 0 K: 1 S: 10	H: 1 LOB: 1 BB: 0 P: 18	R: 6 E: 0 K: 1 S: 17	H: 4 LOB: 1 BB: 1 P: 37	R: 4 E: 0 K: 0 S: 16	H: 4 LOB: 1 BB: 1 P: 32	R: 1 E: 1 K: 0 S: 9	H: 2 LOB: 2 BB: 0 P: 13	R: 0 E: 0 K: 0 S: 6	H: 1 LOB: 0 BB: 0 P: 11	R: 1 E: 0 K: 1 S: 12	H: 1 LOB: 0 BB: 0 P: 22	R: 3 E: 0 K: 2 S: 16	H: 4 LOB: 2 BB: 1 P: 30	R: 0 E: 0 K: 3 S: 13	H: 1 LOB: 1 BB: 0 P: 21	R: 1 E: 0 K: 0 S: 17	H: 2 LOB: 3 BB: 1 P: 29	1B: 11 2B: 5 3B: 0 HR: 4	SF: 0 SAC: 0 DP: 1 HBP: 3	WP: 0 PB: 2 SB: 0 CS: 0	PA: 54	
PITCHER	IP WLS BF H R ER SO BB IBB HBP BLK WP HR S P ERA WHIP	IP WLS BF H R ER SO BB IBB HBP BLK WP HR S P ERA WHIP	IP WLS BF H R ER SO BB IBB HBP BLK WP HR S P ERA WHIP	IP WLS BF H R ER SO BB IBB HBP BLK WP HR S P ERA WHIP	IP WLS BF H R ER SO BB IBB HBP BLK WP HR S P ERA WHIP	IP WLS BF H R ER SO BB IBB HBP BLK WP HR S P ERA WHIP	IP WLS BF H R ER SO BB IBB HBP BLK WP HR S P ERA WHIP	IP WLS BF H R ER SO BB IBB HBP BLK WP HR S P ERA WHIP	IP WLS BF H R ER SO BB IBB HBP BLK WP HR S P ERA WHIP	IP WLS BF H R ER SO BB IBB HBP BLK WP HR S P ERA WHIP	IP WLS BF H R ER SO BB IBB HBP BLK WP HR S P ERA WHIP	IP WLS BF H R ER SO BB IBB HBP BLK WP HR S P ERA WHIP	IP WLS BF H R ER SO BB IBB HBP BLK WP HR S P ERA WHIP	IP WLS BF H R ER SO BB IBB HBP BLK WP HR S P ERA WHIP	IP WLS BF H R ER SO BB IBB HBP BLK WP HR S P ERA WHIP	IP WLS BF H R ER SO BB IBB HBP BLK WP HR S P ERA WHIP	IP WLS BF H R ER SO BB IBB HBP BLK WP HR S P ERA WHIP	IP WLS BF H R ER SO BB IBB HBP BLK WP HR S P ERA WHIP	IP WLS BF H R ER SO BB IBB HBP BLK WP HR S P ERA WHIP	IP WLS BF H R ER SO BB IBB HBP BLK WP HR S P ERA WHIP	IP WLS BF H R ER SO BB IBB HBP BLK WP HR S P ERA WHIP	IP WLS BF H R ER SO BB IBB HBP BLK WP HR S P ERA WHIP	IP WLS BF H R ER SO BB IBB HBP BLK WP HR S P ERA WHIP
Jose Guzman, R (1, 1) <small>ERA: 3.82</small> Terry Mathews, R (2, 1) <small>ERA: 6.31</small> Danny Leon, R (3, 1) <small>ERA: 3.86</small> Floyd Bannister, L (7, 1) <small>ERA: 7.46</small> Ed Nunez, R (9, 1) <small>ERA: 3.75</small>	Kenny Rogers, L (9, 1) <small>ERA: 3.19</small>																						

Toronto Blue Jays @ Texas Rangers
 Arlington Stadium, Arlington, TX
 Mon Jun 22 1992, 8:05 PM EDT
 Att. 24,460 - Cloudy - 82 F

AB	47
R	16
H	20
RBI	15
BB	4
SO	8
LOB	29



Batter	1	2	3	4	5	6	7	8	9	AB	R	H	RBI	BB	SO	LOB
Brian Downing, R (1, 10) OBP: 0.432, SLG: 0.409 Ruben Sierra, S (7, PH) OBP: 0.322, SLG: 0.464	0-2 F8	1-2 L4			2-2 FC4-6 1B		1-0 2B 1B	1-2 G4-3		3	0	1	0	0	0	2
Dean Palmer, R (1, 5) OBP: 0.331, SLG: 0.451 Al Newman, S (6, 5) OBP: 0.308, SLG: 0.258	4-2 HR BB		0-2 F8		0-1 FC4-6 1B		1-0 1B 2B	1-2 G5-3		2	1	1	1	1	0	0
Kevin Reimer, L (1, 7) OBP: 0.332, SLG: 0.447 Geno Petralli, L (8, 5) OBP: 0.239, SLG: 0.277	2-0 1-H HR		0-2 P8		2-2 FC4-6 G6-4-3		1-0 2B 1B	1-2 2B		4	1	2	4	0	0	2
Juan Gonzalez, R (1, 8) OBP: 0.311, SLG: 0.515 John Russell, R (7, PH) OBP: 0.231, SLG: 0.100	1-3 K		0-3 K		1-1 G6-4-3		2-3 K	4-0 G6-4-3 BB		3	0	0	0	0	2	2
Rafael Palmeiro, L (1, 3) OBP: 0.351, SLG: 0.410	1-2 G4-3			1-2 HR		0-0 F9	1-1 F8	0-0 G6-4-3		5	1	1	1	0	0	3
Russ McGinnis, R (1, 2) OBP: 0.281, SLG: 0.310		1-3 K		1-3 K		0-1 F7		4-2 BB BB		3	0	0	0	1	2	0
Dickie Thon, R (1, 6) OBP: 0.293, SLG: 0.342		0-0 G1-3		1-1 G6-3		0-0 G6-3		1-0 F8		4	0	0	0	0	0	1
Jeff Huson, L (1, 4) OBP: 0.312, SLG: 0.341		1-2 S 1B		1-2 G1-3			0-1 F8	1-3 K		4	0	1	0	0	1	1
John Cangelosi, S (1, 9) OBP: 0.345, SLG: 0.265		4-1 BB			2-1 1B 1B		4-2 2B BB	4-2 BB		1	2	1	0	3	0	0

Inning Stats	R: 2	H: 1	E: 0	K: 1	S: 12	H: 1	LOB: 0	BB: 1	P: 20	R: 0	H: 1	E: 0	K: 1	S: 13	H: 0	LOB: 0	BB: 0	P: 10	R: 1	H: 1	E: 0	K: 1	S: 13	H: 3	LOB: 1	BB: 0	P: 23	R: 0	H: 0	E: 0	K: 0	S: 4	R: 3	H: 3	E: 0	K: 1	S: 14	R: 0	H: 0	E: 0	K: 1	S: 17	R: 0	H: 1	E: 0	K: 0	S: 8	1B: 6	SF: 0	2B: 2	SAC: 0	3B: 0	DP: 2	HR: 2	HBP: 0	WP: 0	PA: 41
--------------	------	------	------	------	-------	------	--------	-------	-------	------	------	------	------	-------	------	--------	-------	-------	------	------	------	------	-------	------	--------	-------	-------	------	------	------	------	------	------	------	------	------	-------	------	------	------	------	-------	------	------	------	------	------	-------	-------	-------	--------	-------	-------	-------	--------	-------	--------

PITCHER	IP	WLS	BF	H	R	ER	SO	BB	IBB	HBP	BLK	WP	HR	S	P	ERA	WHIP
Jack Morris, R (1, 1) ERA: 4.22	6.2	W	31	9	7	7	5	3	0	0	0	0	2	80	115	9.45	1.800
Bob MacDonald, L (7, 1) ERA: 2.76	1.1		6	0	0	0	1	2	0	0	0	0	0	19	31	0.00	1.500
Mike Timlin, R (9, 1) ERA: 2.84	1.0		4	1	0	0	0	1	0	0	0	0	0	8	14	0.00	2.000

BOTTOM

Toronto Blue Jays @ Texas Rangers
Arlington Stadium, Arlington, TX
Mon Jun 22 1992, 8:05 PM EDT
Att. 24,460 - Cloudy - 82 F

livebaseballscorecards.com

AB	35
R	7
H	10
RBI	7
BB	6
SO	6
LOB	14



Batter	1	2	3	4	5	6	7	8	9	AB R H RBI BB SO LOB	TOP		
Devon White, S (1, 8) OBP: 0.303, SLG: 0.392	0-0 G3		4-1 S BB		2-0 3B 1B	1-2 G6-3		3-2 G3-1		4 1 1 1 1 0 3			
Roberto Alomar, S (1, 4) OBP: 0.427, SLG: 0.483	1-1 F8		3-2 G6-3		0-2 WP 3B		0-1 E7 S 1B		1-2 FC5-4 1B	5 1 3 1 0 0 1			
Joe Carter, R (1, 10) OBP: 0.317, SLG: 0.502	2-3 K			1-0 G6-3 1B	1-3 K		1-2 P4		0-0 FC5-4 FC6-4	5 0 1 0 0 2 3			
Dave Winfield, R (1, 9) OBP: 0.393, SLG: 0.514		1-1 G5-3		0-1 G6-3 1B	4-2 1B BB		3-2 P6		1-0 P4	4 0 1 0 1 0 2			
John Olerud, L (1, 3) OBP: 0.346, SLG: 0.383		4-0 FC5-4 BB		0-0 G6-3	0-0 1B		1-1 G6-3		2-1 FC6-4	4 0 1 0 1 0 4			
Candy Maldonado, R (1, 7) OBP: 0.327, SLG: 0.411		3-1 F7		4-2 BB	2-3 K			2-3 K		3 0 0 0 1 2 3			
Pat Borders, R (1, 2) OBP: 0.303, SLG: 0.380		1-1 FC5-4		1-2 F7		2-1 G6-3		2-3 K		4 0 0 0 0 1 3			
Jeff Kent, R (1, 5) OBP: 0.362, SLG: 0.481			1-1 F8		1-2 F9	3-1 FC3-6 1B		3-2 2B		4 0 2 0 0 0 0			
Manuel Lee, S (1, 6) OBP: 0.321, SLG: 0.330			0-0 F7		1-0 1B 2B	2-2 FC3-6		4-1 BB		3 1 1 0 1 0 1			
Inning Stats	R: 0 E: 0 K: 1 S: 6 H: 0 LOB: 0 BB: 0 P: 9	R: 0 E: 0 K: 0 S: 6 H: 0 LOB: 1 BB: 1 P: 15	R: 0 E: 0 K: 0 S: 7 H: 0 LOB: 1 BB: 1 P: 15	R: 0 E: 0 K: 0 S: 10 H: 2 LOB: 2 BB: 1 P: 16	R: 3 E: 0 K: 2 S: 18 H: 4 LOB: 2 BB: 1 P: 29	R: 0 E: 0 K: 0 S: 11 H: 1 LOB: 1 BB: 0 P: 19	R: 0 E: 1 K: 0 S: 11 H: 1 LOB: 1 BB: 0 P: 16	R: 0 E: 0 K: 2 S: 15 H: 1 LOB: 2 BB: 1 P: 29	R: 0 E: 0 K: 0 S: 7 H: 1 LOB: 1 BB: 0 P: 11	1B: 7 2B: 2 3B: 1 HR: 0 SF: 0 SAC: 0 DP: 1 HBP: 0	WP: 1 PB: 0 SB: 3 CS: 0 PA: 41		
PITCHER	IP WLS BF H R ER SO BB IBB HBP BLK WP HR S P ERA WHIP											PITCHER	IP WLS BF H R ER SO BB IBB HBP BLK WP HR S P ERA WHIP
Bobby Witt, R (1, 1) ERA: 3.32	7.0 L 32 8 3 3 3 4 0 0 0 1 0 69 119 3.86 1.714												
Terry Mathews, R (8, 1) ERA: 6.15	0.2 4 1 0 0 2 1 0 0 0 0 0 10 21 0.00 3.000												
Kenny Rogers, L (8, 1) ERA: 3.08	1.1 5 1 0 0 0 0 0 0 0 0 0 0 12 19 0.00 0.750												

Toronto Blue Jays @ Texas Rangers
Arlington Stadium, Arlington, TX
Wed Jun 24 1992, 8:05 PM EDT
Att. 23,798 - Cloudy - 96 F

livebaseballscorecards.com

AB	36
R	3
H	10
RBI	2
BB	5
SO	5
LOB	20



Batter	1	2	3	4	5	6	7	8	9	AB	R	H	RBI	BB	SO	LOB
Julio Franco, R (1, 7) OBP: 0.337, SLG: 0.342 John Russell, R (6, 7) OBP: 0.231, SLG: 0.100 Kevin Reimer, L (7, PH) OBP: 0.331, SLG: 0.445 (8, 7)	2-1 1B 2B		2-1 1B		1-1 G4-3		0-3 K			3	1	2	0	0	0	0
Dean Palmer, R (1, 5) OBP: 0.330, SLG: 0.448	3-2 G5-3 2-3 2B 1B		2-1 F9		1-3 K			2-3 K		4	1	1	0	0	2	1
Juan Gonzalez, R (1, 8) OBP: 0.307, SLG: 0.507	1-0 G5-3 1-2 3-H 1-2 2B		0-1 F8			2-3 K		1-3 K		4	0	0	1	0	2	2
Ruben Sierra, S (1, 10) OBP: 0.324, SLG: 0.468	1-2 2B		2-2 1B		0-0 P2		3-3 K			4	0	2	1	0	1	0
Dickie Thon, R (1, 6) OBP: 0.292, SLG: 0.340	0-0 F8		2-0 L5		2-1 1B			1-3 K		4	0	1	0	0	1	3
Rafael Palmeiro, L (1, 3) OBP: 0.346, SLG: 0.404	1-1 F8			1-1 F8		2-0 G3		2-3 K		4	0	0	0	0	1	2
Russ McGinnis, R (1, 2) OBP: 0.294, SLG: 0.323 Geno Petralli, L (7, PH) OBP: 0.252, SLG: 0.294 (8, 2)		0-0 F7		1-0 G6-4-3 1B		4-2 FC5-6 BB		2-2 2B		2	0	1	0	0	0	0
Al Newman, S (1, 4) OBP: 0.301, SLG: 0.252 Brian Downing, R (9, PH) OBP: 0.429, SLG: 0.406		1-3 K		0-1 G6-4-3 1-2f		0-1 FC5-6 G3 1-2f		2-3 K		3	0	0	0	0	1	2
John Cangelosi, S (1, 9) OBP: 0.333, SLG: 0.254		0-0 P2			1-1 G6-3		2-1 G3 1-2			3	0	0	0	0	0	1

1B: 5	SF: 0
2B: 3	SAC: 0
3B: 0	DP: 1
HR: 0	HBP: 0

BOTTOM

Toronto Blue Jays @ Texas Rangers
 Arlington Stadium, Arlington, TX
 Wed Jun 24 1992, 8:05 PM EDT
 Att: 23,798 - Cloudy - 96 F

AB	34
R	2
H	8
RBI	2
BB	1
SO	10
LOB	13



Inning Stats	R: 2 E: 0 K: 0 S: 13	H: 3 LOB: 1 BB: 0 P: 21	R: 0 E: 0 K: 1 S: 5	H: 0 LOB: 0 BB: 0 P: 6	R: 0 E: 0 K: 0 S: 10	H: 2 LOB: 2 BB: 0 P: 18	R: 0 E: 0 K: 0 S: 5	H: 1 LOB: 0 BB: 0 P: 7	R: 0 E: 0 K: 1 S: 7	H: 0 LOB: 0 BB: 0 P: 10	R: 0 E: 0 K: 1 S: 7	H: 1 LOB: 1 BB: 0 P: 13	R: 0 E: 0 K: 1 S: 12	H: 0 LOB: 1 BB: 1 P: 18	R: 0 E: 0 K: 3 S: 10	H: 0 LOB: 0 BB: 0 P: 16	R: 0 E: 0 K: 3 S: 13	H: 1 LOB: 1 BB: 0 P: 20	1B: 5 2B: 3 3B: 0 HR: 0	SF: 0 SAC: 0 DP: 1 HBP: 0	WP: 0 PB: 0 SB: 0 CS: 0	PA: 35
---------------------	-------------------------------	----------------------------------	------------------------------	---------------------------------	-------------------------------	----------------------------------	------------------------------	---------------------------------	------------------------------	----------------------------------	------------------------------	----------------------------------	-------------------------------	----------------------------------	-------------------------------	----------------------------------	-------------------------------	----------------------------------	----------------------------------	------------------------------------	----------------------------------	--------

PITCHER	IP	WLS	BF	H	R	ER	SO	BB	IBB	HBP	BLK	WP	HR	S	P	ERA	WHIP
David Wells, L (1, 1) ERA: 2.91	6.0		24	7	2	2	3	0	0	0	0	0	0	47	75	3.00	1.167
Duane Ward, R (7, 1) ERA: 2.09	2.0		7	0	0	0	4	1	0	0	0	0	0	22	34	0.00	0.500
Tom Henke, R (9, 1) ERA: 2.05	1.0	S	4	1	0	0	3	0	0	0	0	0	0	13	20	0.00	1.000

Batter	1	2	3	4	5	6	7	8	9	AB R H RBI BB SO LOB	TOP		
Brian Downing, R (1, 10) OBP: 0.417, SLG: 0.391	2-3 		0-2 G6-3 	1-0 E9 		1-0 G4-3 		3-1 P5 		5 0 0 0 0 1 2			
Dean Palmer, R (1, 5) OBP: 0.324, SLG: 0.441	2-3 K 		2-3 K 	1-0 P4 		1-0 SF8 			2-3 	4 0 0 1 0 3 2			
Rafael Palmeiro, L (1, 3) OBP: 0.344, SLG: 0.398	3-2 F8 		1-3 		4-0 G1-4-3 1B BB 		0-0 G4-3 		3-2 G6-3 	4 0 0 0 1 1 0			
Ruben Sierra, S (1, 9) OBP: 0.332, SLG: 0.474		2-1 		1-0 1B 1B 	2-1 G1-4-3 1B 		1-2 G6-3 		2-1 	5 2 4 0 0 0 0			
Juan Gonzalez, R (1, 8) OBP: 0.310, SLG: 0.506		4-1 FC4-6 1B BB 		0-0 G1-4-3 1B 	1-0 G1-4-3 1B 1-2f 2-3 		1-0 F8 		3-2 CS 1-2 	3 0 1 0 1 0 2			
Kevin Reimer, L (1, 7) OBP: 0.341, SLG: 0.452		1-1 		3-1 2B FC5-2 1B 3-H 	4-0 BB IBB 		1-1 			3 0 3 1 1 0 0			
John Cangelosi, S (9, 7) OBP: 0.333, SLG: 0.254		1-2 2-3 FC4-6 1B 		1-2 2-3 E 2B 	1-2 BB BB BB 		1-2 1B 			0 0 0 0 0 0 0			
Russ McGinnis, R (1, 2) OBP: 0.306, SLG: 0.364		2-2 F9 		1-2 E 2B 	4-1 FC6-4 BB 		1-2 G3 			2 1 1 0 0 0 3			
Geno Petralli, L (5, PH) OBP: 0.257, SLG: 0.291				1-3 E 2B 	1-2 BB 					1 0 0 0 1 0 1			
Dickie Thon, R (1, 6) OBP: 0.291, SLG: 0.335		2-0 FC4-6 1-2f 2-3 3-H 		4-0 E IBB 	0-0 FC6-4 1-2f 			0-1 F9 		3 1 0 1 1 0 5			
Al Newman, S (1, 4) OBP: 0.293, SLG: 0.244		0-0 B1-3 		1-0 FC5-2 E 1-3 2-H 3-H 		2-1 E3 G4-3 SF8 		0-1 L4 		4 1 0 0 0 0 4			
Inning Stats	R: 0 E: 0 K: 2 S: 9 H: 0 LOB: 0 BB: 0 P: 16	R: 1 E: 0 K: 0 S: 11 H: 2 LOB: 2 BB: 1 P: 22	R: 0 E: 0 K: 2 S: 9 H: 0 LOB: 0 BB: 0 P: 12	R: 3 E: 2 K: 0 S: 10 H: 4 LOB: 2 BB: 1 P: 22	R: 0 E: 0 K: 0 S: 5 H: 1 LOB: 3 BB: 3 P: 20	R: 1 E: 1 K: 0 S: 5 H: 0 LOB: 0 BB: 0 P: 9	R: 0 E: 0 K: 0 S: 9 H: 1 LOB: 1 BB: 0 P: 13	R: 0 E: 0 K: 0 S: 6 H: 0 LOB: 0 BB: 0 P: 9	R: 0 E: 0 K: 1 S: 14 H: 1 LOB: 0 BB: 0 P: 24	1B: 8 2B: 1 3B: 0 HR: 0 SF: 1 SAC: 0 DP: 1 HBP: 0	WP: 0 PB: 0 SB: 0 CS: 1 PA: 41		
PITCHER	IP WLS BF H R ER SO BB IBB HBP BLK WP HR S P ERA WHIP											PITCHER	IP WLS BF H R ER SO BB IBB HBP BLK WP HR S P ERA WHIP
Buddy Groom, L (1, 1) ERA: 4.22	4.0 L 22 7 4 2 4 2 1 0 0 0 0 41 80 4.50 2.250												
Les Lancaster, R (5, 1) ERA: 5.77	5.0 18 2 1 0 1 1 1 0 0 0 0 37 67 0.00 0.600												

Texas Rangers @ Detroit Tigers
Tiger Stadium, Detroit, MI
Thu Jun 25 1992, 7:05 PM EDT
Att. 13,346 - Cloudy - 73 F

livebaseballscorecards.com

AB 34
R 5
H 9
RBI 3
BB 5
SO 5
LOB 19



Batter	1	2	3	4	5	6	7	8	9	AB R H RBI BB SO LOB
Tony Phillips, S OBP: 0.376, SLG: 0.353 (1, 9) B X	1-0 F7			1-2 HBP 1B	0-0 FC3-6 1B		1-3 K			4 1 2 0 0 1 0
Lou Whitaker, L OBP: 0.389, SLG: 0.472 (1, 4) B B B C B	4-1 G6-4-3 BB			2-3 SAFE K	0-0 FC3-6 1-2f 2-3		2-1 G3			3 0 0 0 1 1 3
Travis Fryman, R OBP: 0.324, SLG: 0.445 (1, 6) C X	0-1 G6-4-3 1-2f			2-1 SAFE 1B 1-2 E HBP	0-1 G5-3		1-3 K			3 1 0 0 0 1 3
Cecil Fielder, R OBP: 0.294, SLG: 0.468 (1, 3) C X		0-1 G5-3		1-3 K		1-1 G5-3		1-3 K		4 0 0 0 0 2 2
Mickey Tettleton, S OBP: 0.357, SLG: 0.508 (1, 10) C C B B C C X		1-2 G6-3		3-2 E 1-3 2-H 1B		1-3 K		1-0 G3		4 0 1 1 0 1 0
Dan Gladden, R OBP: 0.321, SLG: 0.380 (1, 7) X		0-0 L6		0-1 E4 1-3 3-H		4-1 1B BB		2-3 K		3 0 0 0 1 1 1
Scott Livingstone, L OBP: 0.376, SLG: 0.390 (1, 5) B S X			1-1 G6-3	2-0 G4-3		1-0 1B		1-2 F7		4 0 1 0 0 0 2
Chad Kreuter, S OBP: 0.310, SLG: 0.377 (1, 2) B B B X			2-1 L8		2-2 F8		0-3 K		2-3 K	4 0 0 0 0 2 2
Milt Cuyler, S OBP: 0.296, SLG: 0.364 (1, 8) F B X			1-1 G3-1		4-2 FC3-6 1B BB		0-1 L8			2 0 0 0 1 0 0

Inning Stats	R: 0 E: 0 K: 0 S: 4	H: 0 LOB: 0 BB: 1 P: 9	R: 0 E: 0 K: 0 S: 7	H: 0 LOB: 0 BB: 0 P: 8	R: 0 E: 0 K: 0 S: 6	H: 0 LOB: 0 BB: 0 P: 10	R: 2 E: 1 K: 2 S: 18	H: 2 LOB: 2 BB: 0 P: 29	R: 0 E: 0 K: 0 S: 9	H: 1 LOB: 2 BB: 1 P: 15	R: 0 E: 0 K: 2 S: 10	H: 1 LOB: 2 BB: 1 P: 17	R: 0 E: 0 K: 1 S: 7	H: 0 LOB: 0 BB: 0 P: 10	R: 0 E: 0 K: 2 S: 7	H: 0 LOB: 0 BB: 0 P: 10	R: 0 E: 0 K: 2 S: 12	H: 0 LOB: 0 BB: 0 P: 17	1B: 4 2B: 0 3B: 0 HR: 0	SF: 0 SAC: 0 DP: 1 HBP: 1	WP: 0 PB: 0 SB: 0 CS: 0	PA: 35													
PITCHER Kevin Brown, R ERA: 2.94 (1, 1)	IP 9.0	WLS W	BF 35	H 4	R 2	ER 1	SO 9	BB 3	IBB 0	HBP 1	BLK 0	WP 0	HR 0	S 80	P 125	ERA 1.00	WHIP 0.778	PITCHER	IP 9.0	WLS W	BF 35	H 4	R 2	ER 1	SO 9	BB 3	IBB 0	HBP 1	BLK 0	WP 0	HR 0	S 80	P 125	ERA 1.00	WHIP 0.778

BOTTOM

Texas Rangers @ Detroit Tigers
Tiger Stadium, Detroit, MI
Thu Jun 25 1992, 7:05 PM EDT
Att: 13,346 - Cloudy - 73 F

livebaseballscorecards.com

AB	31
R	2
H	4
RBI	1
BB	3
SO	9
LOB	13



Batter	1	2	3	4	5	6	7	8	9	AB R H RBI BB SO LOB	TOP									
Jeff Huson, L (1, 4) OBP: 0.316, SLG: 0.345	3-2 CS 1B		2-1 FC6-4 1B		3-2 L4			1-1 P4		4 0 2 0 0 0 0										
Dean Palmer, R (1, 5) OBP: 0.323, SLG: 0.436	3-2 SAFE F9		2-2 SAFE FC6-4 S 1-2f			3-2 P2		4-2 L4-3 BB		3 0 0 0 1 0 2										
Rafael Palmeiro, L (1, 3) OBP: 0.343, SLG: 0.399	2-1 3B 2B		1-3 K 1-2			1-1 P6		1-1 L4-3		4 1 1 0 0 1 2										
Ruben Sierra, S (1, 9) OBP: 0.334, SLG: 0.482	0-1 2-H 3B			1-0 G1-3		0-0 1B		1-0 P8		4 0 2 1 0 0 0										
Juan Gonzalez, R (1, 8) OBP: 0.309, SLG: 0.513	0-1 F9		1-3 K	2-3 K				1-2 HR		4 1 1 1 0 2 2										
Kevin Reimer, L (1, 10) OBP: 0.339, SLG: 0.452		0-2 F9	2-2 2B	0-1 F9				0-0 G3		4 0 1 0 0 0 0										
Geno Petralli, L (1, 2) OBP: 0.256, SLG: 0.283		2-0 G3-1	1-0 F7	4-0 BB				1-0 E4		3 0 0 0 1 0 1										
Dan Peltier, L (1, 7) OBP: 0.287, SLG: 0.330		1-0 F8	2-2 G3-1	0-0 L7				0-0 F7		4 0 0 0 0 0 2										
Dickie Thon, R (1, 6) OBP: 0.287, SLG: 0.330			0-0 G5-3	3-2 L7				3-2 L7		3 0 0 0 0 0 1										
Inning Stats	R: 1 E: 0 K: 0 S: 13	H: 3 LOB: 1 BB: 0 P: 20	R: 0 E: 0 K: 0 S: 5	H: 0 LOB: 0 BB: 0 P: 8	R: 0 E: 0 K: 1 S: 12	H: 1 LOB: 1 BB: 0 P: 16	R: 0 E: 0 K: 1 S: 8	H: 1 LOB: 1 BB: 0 P: 13	R: 0 E: 0 K: 0 S: 10	H: 1 LOB: 1 BB: 0 P: 16	R: 0 E: 0 K: 0 S: 6	H: 0 LOB: 1 BB: 1 P: 13	R: 0 E: 0 K: 0 S: 6	H: 0 LOB: 0 BB: 1 P: 12	R: 1 E: 1 K: 0 S: 9	H: 1 LOB: 1 BB: 0 P: 13	1B: 3 2B: 3 3B: 1 HR: 1	SF: 0 SAC: 0 DP: 1 HBP: 0	WP: 0 PB: 0 SB: 1 CS: 1	PA: 35
PITCHER	IP WLS BF H R ER SO BB IBB HBP BLK WP HR S P ERA WHIP																			
Bill Gullickson, R (1, 1) ERA: 3.14	7.0 W 27 6 1 1 3 1 0 0 0 0 0 0 62 99 1.29 1.000																			
Kurt Knudsen, R (8, 1) ERA: 2.79	1.0 3 0 0 0 0 1 0 0 0 0 0 0 6 12 0.00 1.000																			
Mike Henneman, R (9, 1) ERA: 2.82	1.0 S 5 1 1 1 0 0 0 0 0 0 0 1 9 13 9.00 1.000																			

Texas Rangers @ Detroit Tigers
Tiger Stadium, Detroit, MI
Fri Jun 26 1992, 7:05 PM EDT
Att. 18,326 - Cloudy - 75 F

livebaseballscorecards.com

AB 33
R 2
H 7
RBI 2
BB 2
SO 3
LOB 10



Batter	1	2	3	4	5	6	7	8	9
Tony Phillips, S OBP: 0.384, SLG: 0.373 (1, 9)	1-0 CS BB 1B		2-1 HR		0-0 BB 2B 1B	4-0 BB			
Lou Whitaker, L OBP: 0.395, SLG: 0.469 (1, 4)	4-0 CS 1-2 BB		4-1 CS BB		4-0 2B FC3-2 BB	2-2 P2			
Travis Fryman, R OBP: 0.323, SLG: 0.446 (1, 6)	1-2 F7		3-3 1-2		2-1 FC3-2 SF9 2B		2-3 K		
Cecil Fielder, R OBP: 0.300, SLG: 0.468 (1, 10)	4-2 1-2 2-3 BB		2-2 1B		4-2 FC3-2 BB		2-3 K		
Mickey Tettleton, S OBP: 0.353, SLG: 0.500 (1, 2)	3-3 K		2-3 K		3-2 FC3-2		2-3 K		
Dan Gladden, R OBP: 0.325, SLG: 0.392 (1, 7)		1-0 G4-3 2B		3-1 E7 FC3-6	0-0 SF9		3-1 G4-3 1B		
Dave Bergman, L OBP: 0.313, SLG: 0.261 (1, 3)		2-2 G4-3		1-0 F9	0-1 G6-3		2-0 G4-3		
Scott Livingstone, L OBP: 0.363, SLG: 0.375 (1, 5)		3-1 G4-3		1-0 FC3-6		3-1 F8	2-3 K		
Milt Cuyler, S OBP: 0.291, SLG: 0.357 (1, 8)		0-0 B1-3		1-2 G3		2-3 K	0-3 K		

Inning Stats	R: 0	H: 1	E: 0	K: 13	S: 13	R: 1	H: 1	E: 0	K: 7	S: 7	R: 1	H: 2	E: 0	K: 2	S: 13	R: 0	H: 0	E: 1	K: 0	S: 7	R: 2	H: 2	E: 0	K: 11	S: 11	R: 0	H: 0	E: 0	K: 3	S: 10	R: 0	H: 1	E: 0	K: 13	S: 13
	0	1	0	13	13	1	1	0	7	7	1	2	0	2	13	0	0	1	0	7	2	2	0	0	10	10	0	0	0	1	0	0	13	13	
	0	2	0	26	26	0	0	0	2	26	0	1	1	1	13	0	0	0	0	7	2	2	0	0	16	16	0	0	0	1	0	0	20	20	

PITCHER	IP	WLS	BF	H	R	ER	SO	BB	IBB	HBP	BLK	WP	HR	S	P	ERA	WHIP
Todd Burns, R ERA: 3.82 (1, 1)	4.0	L	21	6	4	4	3	4	0	0	0	0	1	43	87	9.00	2.500
Terry Mathews, R ERA: 5.72 (5, 1)	2.0		8	0	0	0	1	2	0	0	0	0	0	20	38	0.00	1.000
Danny Leon, R ERA: 3.18 (7, 1)	2.0		7	1	0	0	5	0	0	0	0	0	0	23	36	0.00	0.500

AB R H RBI BB SO LOB

3	2	3	1	1	0	0
1	0	0	0	3	0	1
4	1	1	1	0	2	3
2	0	1	0	2	1	0
4	0	0	0	0	3	6
3	1	2	1	0	0	0
4	0	0	0	0	0	5
4	0	0	1	0	1	2
4	0	0	0	0	2	2

AB 29
R 4
H 7
RBI 4
BB 6
SO 9
LOB 19

WP: 0	PA: 36
PB: 0	
SB: 0	
CS: 3	



PITCHER	IP	WLS	BF	H	R	ER	SO	BB	IBB	HBP	BLK	WP	HR	S	P	ERA	WHIP
Todd Burns, R ERA: 3.82 (1, 1)	4.0	L	21	6	4	4	3	4	0	0	0	0	1	43	87	9.00	2.500
Terry Mathews, R ERA: 5.72 (5, 1)	2.0		8	0	0	0	1	2	0	0	0	0	0	20	38	0.00	1.000
Danny Leon, R ERA: 3.18 (7, 1)	2.0		7	1	0	0	5	0	0	0	0	0	0	23	36	0.00	0.500

Texas Rangers @ Detroit Tigers
Tiger Stadium, Detroit, MI
Fri Jun 26 1992, 7:05 PM EDT
Att. 18,326 - Cloudy - 75 F

livebaseballscorecards.com

Batter	1	2	3	4	5	6	7	8	9	AB R H RBI BB SO LOB	TOP
Jeff Huson, L (1, 4) OBP: 0.318, SLG: 0.343 C B F X	1-2 1B 2B	4-2 1B BB	1-0 G1-3 G1-3			1-3 K			1-3 K	4 2 1 0 1 2 0	
Dean Palmer, R (1, 5) OBP: 0.322, SLG: 0.433 Al Newman, S (8, 5) OBP: 0.291, SLG: 0.243 B X	1-0 2B 1B	1-0 L8 L8	3-1 L6 L6			2-3 K			0-0 G5-3 G5-3	4 1 1 0 0 1 1 1 0 0 0 0 0 0	
Rafael Palmeiro, L (1, 3) OBP: 0.344, SLG: 0.403 S B F X	1-2 SF8 2B 1-H 2-H	2-2 1B 1B		2-1 G3-1 G3-1			0-0 F8 F8		2-1 P6 P6	5 2 2 2 0 0 0	
Ruben Sierra, S (1, 10) OBP: 0.333, SLG: 0.480 B C B B X	3-1 SF8 SF8 3-H	0-2 1B HR 1B 3-H		1-0 G4-3 G4-3			2-0 P6 P6			3 1 1 2 0 0 0	
Juan Gonzalez, R (1, 8) OBP: 0.311, SLG: 0.513 John Cangelosi, S (8, 8) OBP: 0.333, SLG: 0.254 C B F B F X	2-2 G5-3 G5-3	0-2 HR 1B 1-2 2-H		0-0 F9 F9			0-1 1B			4 1 2 1 0 0 0 0 0 0 0 0 0 0	
Kevin Reimer, L (1, 7) OBP: 0.342, SLG: 0.469 B X	1-0 E 2B	3-2 HR 1-H 2-H		0-0 F7 F7			1-0 F8 F8			4 2 2 3 0 0 1	
Ivan Rodriguez, R (1, 2) OBP: 0.322, SLG: 0.431 Geno Petralli, L (7, 2) OBP: 0.254, SLG: 0.280 C X	0-1 E8 1B 2-H	0-0 HR		2-2 G3 G3			1-2 F7 F7			3 1 2 2 0 0 0 1 0 0 0 0 0 0	
Dan Peltier, L (1, 9) S B F F X	1-2 G4-3 G4-3	2-0 G1-3 G1-3		0-1 F7 F7			3-2 G4-3 G4-3			4 0 0 0 0 0 1	
Dickie Thon, R (1, 6) OBP: 0.282, SLG: 0.323 B C X		1-1 G1-3 G1-3	1-2 F8 F8			0-0 G5-3 G5-3			2-0 G4-3 G4-3	4 0 0 0 0 0 0	
Inning Stats	R: 4 H: 5 E: 1 LOB: 1 K: 0 BB: 0 S: 21 P: 31	R: 6 H: 5 E: 0 LOB: 0 K: 0 BB: 1 S: 22 P: 34	R: 0 H: 0 E: 0 LOB: 0 K: 0 BB: 0 S: 6 P: 11	R: 0 H: 0 E: 0 LOB: 0 K: 0 BB: 0 S: 4 P: 7	R: 0 H: 0 E: 0 LOB: 0 K: 0 BB: 0 S: 6 P: 8	R: 0 H: 0 E: 0 LOB: 0 K: 2 BB: 0 S: 8 P: 11	R: 0 H: 1 E: 0 LOB: 1 K: 0 BB: 0 S: 5 P: 8	R: 0 H: 0 E: 0 LOB: 0 K: 1 BB: 0 S: 6 P: 9	1B: 7 SF: 1 2B: 2 SAC: 0 3B: 0 DP: 0 HR: 2 HBP: 0	WP: 0 PA: 39 PB: 0 SB: 0 CS: 0	
PITCHER Kevin Ritz, R (1, 1) ERA: 6.7 Walt Terrell, R (2, 1) ERA: 4.98 Mike Munoz, L (9, 1) ERA: 4.21	IP WLS BF H R ER SO BB IBB HBP BLK WP HR S P ERA WHIP 1.2 L 13 7 7 7 0 1 0 0 0 0 0 0 34 51 37.80 4.800 6.1 23 4 3 3 2 0 0 0 0 0 0 2 49 76 4.26 0.632 1.0 3 0 0 0 0 1 0 0 0 0 0 0 6 9 0.00 0.000	PITCHER IP WLS BF H R ER SO BB IBB HBP BLK WP HR S P ERA WHIP									

Texas Rangers @ Detroit Tigers
 Tiger Stadium, Detroit, MI
 Sat Jun 27 1992, 3:33 AM EDT
 Att. 36,180 - Sunny - 70 F

livebaseballscorecards.com

AB 37
R 10
H 11
RBI 10
BB 1
SO 3
LOB 3



Batter	1	2	3	4	5	6	7	8	9	AB R H RBI BB SO LOB
Tony Phillips, S (1, 9) OBP: 0.383, SLG: 0.373	2-1 F7 1B	3-2 G3 1-H 2B		0-0 L3		0-1 G4-3		4-0 1B 1B BB	2-2 G6-3	5 1 1 1 1 0 0
Lou Whitaker, L (1, 4) OBP: 0.399, SLG: 0.480	2-1 1B 2B	0-2 G3 2-3		1-1 2B		4-2 2B BB		2-2 F8		4 1 2 0 1 0 2
Travis Fryman, R (1, 6) OBP: 0.327, SLG: 0.452	2-1 1B FC4-6 1B	3-2 F8		2-3 K		1-0 2B		1-0 1B 1-3 HR 1B		5 2 3 0 0 1 2
Cecil Fielder, R (1, 10) OBP: 0.309, SLG: 0.472	3-1 FC4-6 1-3 1B		4-2 1B BB		2-2 1B 1B	0-3 K		2-2 HR 1-2 1B		4 2 3 2 1 1 2
Mickey Tettleton, S (1, 2) OBP: 0.350, SLG: 0.506	3-2 FC4-6 1-2f BB		3-3 K		0-3 K	0-3 K		0-0 HR 1-H 2-H		5 1 1 4 0 3 5
Dan Gladden, R (1, 7) OBP: 0.339, SLG: 0.397	4-1 1B BB		1-0 1B		0-0 1B 1B		1-0 G5-3	4-0 FC5-4 BB		3 0 2 0 2 0 0
Dave Bergman, L (1, 3) OBP: 0.301, SLG: 0.250 Skeeter Barnes, R (8, PH) OBP: 0.274, SLG: 0.362	0-3 K		2-2 F8		0-0 P3		3-2 G4-3	1-0 FC5-4 1-2f		4 0 0 0 0 1 6 1 0 0 0 0 0 1
Scott Livingstone, L (1, 5) OBP: 0.368, SLG: 0.374 Phil Clark, R (9, PH) OBP: 0.484, SLG: 0.556		4-2 2B BB		0-0 G3		1-2 1B 1-2 2-H		2-2 F7	3-3 K	3 1 1 1 1 0 2 1 0 0 0 0 1 0
Milt Cuyler, S (1, 8) OBP: 0.285, SLG: 0.350		1-1 L7		2-3 K		0-0 G4-3		2-3 K	1-3 K	5 0 0 0 0 3 3

Inning Stats	R: 2 E: 0 K: 1 S: 15	H: 3 LOB: 2 BB: 1 P: 31	R: 1 E: 0 K: 0 S: 18	H: 1 LOB: 1 BB: 1 P: 29	R: 0 E: 0 K: 1 S: 11	H: 1 LOB: 2 BB: 1 P: 21	R: 0 E: 0 K: 2 S: 9	H: 1 LOB: 1 BB: 0 P: 14	R: 1 E: 0 K: 1 S: 13	H: 3 LOB: 2 BB: 0 P: 16	R: 0 E: 0 K: 2 S: 12	H: 1 LOB: 2 BB: 1 P: 17	R: 0 E: 0 K: 0 S: 7	H: 0 LOB: 0 BB: 0 P: 13	R: 4 E: 0 K: 1 S: 14	H: 3 LOB: 1 BB: 2 P: 30	R: 0 E: 0 K: 2 S: 10	H: 0 LOB: 0 BB: 0 P: 16	1B: 8 2B: 4 3B: 0 HR: 1	SF: 0 SAC: 0 DP: 0 HBP: 0	WP: 0 PB: 0 SB: 0 CS: 0	PA: 46
--------------	-------------------------------	----------------------------------	-------------------------------	----------------------------------	-------------------------------	----------------------------------	------------------------------	----------------------------------	-------------------------------	----------------------------------	-------------------------------	----------------------------------	------------------------------	----------------------------------	-------------------------------	----------------------------------	-------------------------------	----------------------------------	----------------------------------	------------------------------------	----------------------------------	--------

PITCHER	IP	WLS	BF	H	R	ER	SO	BB	IBB	HBP	BLK	WP	HR	S	P	ERA	WHIP
Jose Guzman, R (1, 1) ERA: 3.94	6.0	W	32	10	4	4	7	4	0	0	0	0	0	78	128	6.00	2.333
Ed Nunez, R (7, 1) ERA: 4.91	1.2		10	3	4	4	1	2	0	0	0	0	1	20	41	21.60	3.000
Kenny Rogers, L (8, 1) ERA: 2.97	1.1	S	4	0	0	0	2	0	0	0	0	0	0	11	18	0.00	0.000

BOTTOM

Texas Rangers @ Detroit Tigers
Tiger Stadium, Detroit, MI
Sat Jun 27 1992, 3:33 AM EDT
Att. 36,180 - Sunny - 70 F

livebaseballscorecards.com

AB	40
R	8
H	13
RBI	8
BB	6
SO	10
LOB	23



Texas Rangers @ Detroit Tigers
 Tiger Stadium, Detroit, MI
 Sun Jun 28 1992, 3:33 AM EDT
 Att. 42,394 - Sunny - 74 F

livebaseballscorecards.com

AB	33
R	8
H	9
RBI	7
BB	8
SO	7
LOB	19



WP	0	PA	44
PB	0		
SB	0		
CS	1		

AB R H RBI BB SO LOB

3	1	1	3	1	0	1
4	1	1	0	1	2	5
3	1	1	1	2	0	2
5	1	1	1	0	2	4
0	0	0	0	0	0	0
4	1	1	1	0	0	2
1	0	0	0	0	1	0
4	0	1	1	0	1	1
4	1	1	0	1	1	1
0	0	0	0	0	0	0
2	1	1	0	2	0	1
3	1	1	0	1	0	2

Batter	1	2	3	4	5	6	7	8	9
Brian Downing, R (1, 10) OBP: 0.422, SLG: 0.411	1-0 P4		4-1 BB		2-1 HR	3-2 P3		1-2 HBP	
Dean Palmer, R (1, 5) OBP: 0.323, SLG: 0.434	4-2 CS		1-3 K		0-0 1B	0-3 K		G4-6-3	
Rafael Palmeiro, L (1, 3) OBP: 0.348, SLG: 0.402	0-1 F7		4-1 BB		2-2 2B			G6-3	
Ruben Sierra, S (1, 9) Dan Peltier, L (9, 9)	2-2 CS	3-3 K	1-2 L9		0-0 SF8		0-3 K		0-0 F8
Kevin Reimer, L (1, 7) John Cangelosi, S (7, 7)				2-2 P5	0-2 G4-3		3-1 F8		3-3 K
Juan Gonzalez, R (1, 8) OBP: 0.309, SLG: 0.509			1-3 K	3-1 F8	2-1 SF8		0-0 F7		0-1 FC6-4
Ivan Rodriguez, R (1, 2) Geno Petralli, L (9, 2) OBP: 0.254, SLG: 0.280			1-3 K	1-2 2B	0-0 G6-3			4-2 1B	0-1 FC6-4
Jeff Huson, L (1, 4) OBP: 0.327, SLG: 0.350			4-1 E	1-0 P6		2-1 F9		4-2 HBP	1-2 G4-6-3
Dickie Thon, R (1, 6) OBP: 0.286, SLG: 0.324			0-0 E5		4-1 HR	1-0 F9		0-0 G4-6-3	1-2 2-3

Inning Stats	R: 0 H: 0 E: 0 K: 0 S: 9	H: 0 LOB: 0 BB: 1 P: 16	R: 1 H: 1 E: 0 K: 3 S: 11	H: 1 LOB: 0 BB: 0 P: 18	R: 0 H: 0 E: 1 K: 1 S: 10	H: 0 LOB: 3 BB: 3 P: 24	R: 0 H: 1 E: 0 K: 0 S: 10	H: 1 LOB: 1 BB: 0 P: 17	R: 5 H: 4 E: 0 K: 0 S: 15	H: 4 LOB: 0 BB: 1 P: 25	R: 0 H: 1 E: 0 K: 1 S: 10	H: 1 LOB: 1 BB: 0 P: 16	R: 0 H: 0 E: 0 K: 1 S: 9	H: 0 LOB: 1 BB: 1 P: 16	R: 2 H: 1 E: 0 K: 0 S: 13	H: 1 LOB: 1 BB: 2 P: 23	R: 0 H: 1 E: 0 K: 1 S: 10	H: 1 LOB: 1 BB: 0 P: 13	1B: 3 SF: 1 2B: 4 SAC: 0 3B: 0 DP: 1 HR: 2 HBP: 1
--------------	--------------------------	-------------------------	---------------------------	-------------------------	---------------------------	-------------------------	---------------------------	-------------------------	---------------------------	-------------------------	---------------------------	-------------------------	--------------------------	-------------------------	---------------------------	-------------------------	---------------------------	-------------------------	---

PITCHER	IP	WLS	BF	H	R	ER	SO	BB	IBB	HBP	BLK	WP	HR	S	P	ERA	WHIP
Mark Leiter, R (1, 1) ERA: 4.77	4.0	L	21	5	5	5	4	5	0	0	0	0	2	48	91	11.25	2.500
Les Lancaster, R (5, 1) ERA: 5.98	3.0		16	3	3	3	2	3	0	1	0	0	0	36	60	9.00	2.000
John Doherty, R (8, 1) ERA: 3.79	2.0		6	1	0	0	1	0	0	0	0	0	0	13	17	0.00	0.500

PITCHER	IP	WLS	BF	H	R	ER	SO	BB	IBB	HBP	BLK	WP	HR	S	P	ERA	WHIP
---------	----	-----	----	---	---	----	----	----	-----	-----	-----	----	----	---	---	-----	------

Batter	1	2	3	4	5	6	7	8	9	AB R H RBI BB SO LOB
Tony Phillips, S OBP: 0.386, SLG: 0.373 (1, 9)	4-2 F8 1B BB		4-2 1B BB		3-1 1B		0-3 K		2-3 K	3 0 1 0 2 2 1
Lou Whitaker, L OBP: 0.403, SLG: 0.488 (1, 4)	1-2 BB 1-2 1B		0-1 P5		3-1 P5			2-1 1B 2B	2-2 1B 1B	5 1 3 0 0 0 2
Travis Fryman, R OBP: 0.325, SLG: 0.447 (1, 6)	3-2 P5		2-3 K		1-0 P5			2-1 2B 1B	1-3 K	5 1 1 0 0 2 6
Cecil Fielder, R OBP: 0.314, SLG: 0.479 (1, 3)	1-0 F8 2-3		2-0 1B		1-3 K			3-2 G3 1B 2B	1-0 BB 1B	5 1 3 3 0 1 2
Mickey Tettleton, S OBP: 0.351, SLG: 0.500 (1, 10)	4-1 BB		3-3 K		3-3 K			2-0 G3	4-0 BB	3 0 0 0 2 2 3
Dan Gladden, R OBP: 0.341, SLG: 0.398 (1, 7)	0-3 K			0-2 G4-6-3 1B		2-1 1B		3-3 K	1-3 K	5 0 2 0 0 3 7
Scott Livingstone, L OBP: 0.364, SLG: 0.369 (1, 5)		0-2 P4		2-1 F8		0-1 G1-3		2-1 1B		4 0 1 1 0 0 2
Chad Kreuter, S OBP: 0.295, SLG: 0.358 (1, 2)		2-2 P6		0-0 G4-6-3			1-1 F7	2-3 K		4 0 0 0 0 1 2
Milt Cuyler, S OBP: 0.285, SLG: 0.345 (1, 8)		2-1 P6			2-3 K		1-1 G3		4-2 1B BB	3 1 0 0 1 1 0

Inning Stats	R: 0	H: 1	E: 0	K: 1	S: 16	LOB: 3	BB: 2	P: 29	R: 0	H: 0	E: 0	K: 0	S: 9	LOB: 0	BB: 0	P: 13	R: 0	H: 1	E: 0	K: 2	S: 11	LOB: 2	BB: 1	P: 22	R: 0	H: 1	E: 0	K: 0	S: 6	LOB: 0	BB: 0	P: 8	R: 0	H: 1	E: 0	K: 1	S: 8	LOB: 1	BB: 0	P: 17	R: 0	H: 1	E: 0	K: 2	S: 12	LOB: 1	BB: 0	P: 18	R: 0	H: 0	E: 0	K: 1	S: 7	LOB: 0	BB: 0	P: 9	R: 3	H: 4	E: 0	K: 2	S: 18	LOB: 1	BB: 0	P: 34	R: 1	H: 2	E: 0	K: 3	S: 16	LOB: 3	BB: 2	P: 31	1B: 9	2B: 2	3B: 0	HR: 0	SF: 0	SAC: 0	DP: 1	HBP: 0	WP: 0	PB: 0	SB: 0	CS: 0	PA: 42
--------------	------	------	------	------	-------	--------	-------	-------	------	------	------	------	------	--------	-------	-------	------	------	------	------	-------	--------	-------	-------	------	------	------	------	------	--------	-------	------	------	------	------	------	------	--------	-------	-------	------	------	------	------	-------	--------	-------	-------	------	------	------	------	------	--------	-------	------	------	------	------	------	-------	--------	-------	-------	------	------	------	------	-------	--------	-------	-------	-------	-------	-------	-------	-------	--------	-------	--------	-------	-------	-------	-------	--------

PITCHER	IP	WLS	BF	H	R	ER	SO	BB	IBB	HBP	BLK	WP	HR	S	P	ERA	WHIP
Nolan Ryan, R ERA: 4.15 (1, 1)	7.0		28	5	0	0	7	3	0	0	0	0	0	69	116	0.00	1.143
Terry Mathews, R ERA: 6.67 (8, 1)	0.0		3	3	3	3	0	0	0	0	0	0	0	9	16	∞	∞
Danny Leon, R ERA: 2.92 (8, 1)	1.0		4	1	0	0	2	0	0	0	0	0	0	9	18	0.00	1.000
Jeff Russell, R ERA: 1.67 (9, 1)	1.0		7	2	1	1	3	2	0	0	0	0	0	16	31	9.00	4.000

BOTTOM

Texas Rangers @ Detroit Tigers
Tiger Stadium, Detroit, MI
Sun Jun 28 1992, 3:33 AM EDT
Att. 42,394 - Sunny - 74 F

livebaseballscorecards.com

AB	37
R	4
H	11
RBI	4
BB	5
SO	12
LOB	25



Batter	1	2	3	4	5	6	7	8	9	AB R H RBI BB SO LOB	TOP																	
Brian Downing, R (1, 10) OBP: 0.422, SLG: 0.403	2-1 G5-3		4-0 BB 1B BB	4-2 BB BB		0-3 K		3-3 K		3 1 0 0 2 2 1																		
Jeff Huson, L (1, 4) OBP: 0.338, SLG: 0.352	0-1 FC6-4 1B		4-1 1B 2B BB	4-1 BB		0-0 L9		4-1 1B S BB		2 1 1 0 3 0 0																		
Rafael Palmeiro, L (1, 3) OBP: 0.345, SLG: 0.399	1-0 FC6-4 1-2f		0-1 2B 1B 1-3 2-H	0-2 F7		1-0 F8		0-3 K 1-2		5 0 1 1 0 1 5																		
Ruben Sierra, S (1, 9) OBP: 0.332, SLG: 0.481	1-1 F7		1-1 1B 2B 1-3 3-H	0-1 G3		1-1 F8		1-2 G6-4-3 1B		5 0 2 1 0 0 4																		
Juan Gonzalez, R (1, 8) OBP: 0.311, SLG: 0.505		4-0 BB G3-6-3-2-1	0-3 K		1-1 F8		3-2 1B	2-0 G6-4-3 1-2f		4 0 1 0 1 1 4																		
Kevin Reimer, L (1, 7) OBP: 0.343, SLG: 0.477		1-2 G3-6-3-2-1 1-2f		2-2 HR 1B	1-2 WP 1B		1-3 K			4 1 2 0 0 1 2																		
Ivan Rodriguez, R (1, 2) OBP: 0.328, SLG: 0.449		0-0 P3		1-0 HR 1-H	1-1 P3			4-2 G5-3 BB		3 1 1 2 1 0 1																		
Dickie Thon, R (1, 6) OBP: 0.285, SLG: 0.327			0-0 G6-3	1-0 SH1-3 2B	0-2 F9			1-2 G5-3		4 0 1 0 0 0 2																		
Al Newman, S (1, 5) OBP: 0.288, SLG: 0.239			0-1 G4-3	0-1 SH1-3		0-1 G1-3		1-2 P2		2 0 0 0 0 0 0																		
Dan Peltier, L (8, PH)										1 0 0 0 0 0 1																		
Dean Palmer, R (8, 5) OBP: 0.323, SLG: 0.434										0 0 0 0 0 0 0																		
Inning Stats	R: 0 E: 0 K: 0 S: 7	H: 1 LOB: 1 BB: 0 P: 11	R: 0 E: 0 K: 0 S: 4	H: 0 LOB: 0 BB: 1 P: 9	R: 2 E: 0 K: 1 S: 11	H: 2 LOB: 2 BB: 2 P: 20	R: 2 E: 0 K: 0 S: 19	H: 3 LOB: 3 BB: 2 P: 31	R: 0 E: 0 K: 1 S: 10	H: 1 LOB: 1 BB: 0 P: 13	R: 0 E: 0 K: 1 S: 6	H: 0 LOB: 0 BB: 0 P: 6	R: 0 E: 0 K: 1 S: 9	H: 1 LOB: 1 BB: 0 P: 15	R: 0 E: 0 K: 1 S: 14	H: 0 LOB: 1 BB: 1 P: 23	R: 0 E: 0 K: 1 S: 8	H: 1 LOB: 1 BB: 1 P: 15	1B: 6 2B: 2 3B: 0 HR: 1	SF: 0 SAC: 1 DP: 2 HBP: 0	WP: 1 PB: 0 SB: 1 CS: 0	PA: 41						
PITCHER	IP WLS BF H R ER SO BB IBB HBP BLK WP HR S P ERA WHIP																											
Dave Stieb, R (1, 1) ERA: 5.79	3.1		19	6	4	4	1	4	0	0	0	0	0	1	35	61	10.80	3.000										
Pat Hentgen, R (4, 1) ERA: 4.25	4.2	W	18	2	0	0	3	2	0	0	0	1	0	45	67	0.00	0.857											
Tom Henke, R (9, 1) ERA: 1.96	1.0		4	1	0	0	1	1	0	0	0	0	0	8	15	0.00	2.000											

Texas Rangers @ Toronto Blue Jays
 SkyDome, Toronto, ON
 Mon Jun 29 1992, 7:05 PM EDT
 Att. 50,404 - Cloudy - 81 F

livebaseballscorecards.com

AB	33
R	4
H	9
RBI	4
BB	7
SO	5
LOB	20



Batter	1	2	3	4	5	6	7	8	9	AB R H RBI BB SO LOB	TOP											
Julio Franco, R (1, 10) OBP: 0.347, SLG: 0.345	0-0 2B 1B		G5-3	G4-3		FC6-5-4		2B 1B		5 3 2 0 1 0 4												
Dean Palmer, R (1, 5) OBP: 0.327, SLG: 0.443	1-0 2B		E5		K	G1-3		2B 2B		6 2 3 3 0 1 1												
Juan Gonzalez, R (1, 8) John Cangelosi, S (3, PH) OBP: 0.312, SLG: 0.505 OBP: 0.337, SLG: 0.253	2-1 G6-4-3 1B		G5-3		G6-3		F7	2B BB		2 0 1 1 0 0 1 3 0 1 0 1 0 0												
Ruben Sierra, S (1, 9) OBP: 0.342, SLG: 0.500	2-3 K							2B 2B		5 1 4 3 1 1 2												
Ivan Rodriguez, R (1, 2) Geno Petralli, L (9, 2) OBP: 0.323, SLG: 0.436 OBP: 0.254, SLG: 0.280	0-1 G6-4-3				K		G6-3		F8	5 1 0 0 1 2 7 0 0 0 0 0 0 0												
Kevin Reimer, L (1, 7) OBP: 0.339, SLG: 0.468		2-3 K	1-2 2B 1B HBP	G4-3			P2		K	5 1 0 0 0 3 1												
Dickie Thon, R (1, 6) OBP: 0.295, SLG: 0.357		0-0 G5-3	2-2 1B 2B	1-3 K		S 1B E BB		HR	1B 2B	5 4 3 3 1 1 0	AB 45 R 16 H 20 RBI 13 BB 7 SO 9 LOB 16											
Rafael Palmeiro, L (1, 3) OBP: 0.351, SLG: 0.402		1-3 K	4-0 1B 1B IBB	2-0 1B		S E 1B		G1-3	1B	5 2 3 1 1 1 0												
Al Newman, S (1, 4) Jeff Huson, L (8, 4) OBP: 0.304, SLG: 0.254 OBP: 0.338, SLG: 0.352				1-1 1B		E BB		G4-3		4 2 3 2 1 0 0 0 0 0 0 0 0 0												
Inning Stats	R: 1 E: 0 K: 1 S: 13	H: 3 LOB: 1 BB: 0 P: 18	R: 0 E: 0 K: 2 S: 8	H: 0 LOB: 0 BB: 0 P: 11	R: 9 E: 1 K: 1 S: 29	H: 6 LOB: 3 BB: 4 P: 55	R: 0 E: 0 K: 1 S: 12	H: 2 LOB: 2 BB: 0 P: 20	R: 0 E: 0 K: 2 S: 12	H: 1 LOB: 1 BB: 0 P: 18	R: 2 E: 1 K: 1 S: 12	H: 1 LOB: 1 BB: 2 P: 28	R: 0 E: 0 K: 0 S: 11	H: 1 LOB: 1 BB: 0 P: 16	R: 3 E: 0 K: 0 S: 14	H: 4 LOB: 2 BB: 1 P: 28	R: 1 E: 0 K: 1 S: 10	H: 2 LOB: 1 BB: 0 P: 15	1B: 12 2B: 6 3B: 1 HR: 1	SF: 0 SAC: 0 DP: 1 HBP: 1	WP: 1 PB: 0 SB: 2 CS: 0	PA: 53
PITCHER	IP WLS BF H R ER SO BB IBB HBP BLK WP HR S P ERA WHIP																					
David Wells, L (1, 1) ERA: 2.93	2.2 L 18 7 9 2 3 0 2 1 0 1 0 38 62 6.75 2.625																					
Mike Timlin, R (3, 1) ERA: 3.12	2.1 14 5 1 0 4 2 0 0 0 0 0 36 60 0.00 3.000																					
Bob MacDonald, L (6, 1) ERA: 3.82	4.0 21 8 6 5 2 3 0 0 0 0 0 1 47 87 11.25 2.750																					

Texas Rangers @ Toronto Blue Jays
SkyDome, Toronto, ON
Tue Jun 30 1992, 7:05 PM EDT
Att. 50,396 - Cloudy - 73 F

livebaseballscorecards.com



Batter	1	2	3	4	5	6	7	8	9	AB R H RBI BB SO LOB
Devon White, S OBP: 0.307, SLG: 0.388 (1, 8)	1-0 G4-3		1-0 G3		1-1 FC3-6 HR		4-2 1B 1B BB		1-2 1B 2B	4 3 1 0 1 0 3
Roberto Alomar, S OBP: 0.416, SLG: 0.469 (1, 4)	1-1 G6-3		0-1 G4-3		4-0 HR BB		1-0 WP 1B 1B		3-2 G6-3	4 1 1 2 1 0 2
Joe Carter, R OBP: 0.324, SLG: 0.518 (1, 9)	0-0 L4		0-1 F8		0-0 HR		1-3 K		4-0 1B SF7 BB	4 2 1 3 1 1 3
Dave Winfield, R OBP: 0.390, SLG: 0.511 (1, 10)		0-2 E9 1B		1-0 G5-3	2-2 G5-3		1-3 K		2-2 1B HR 1B	5 1 2 1 0 1 2
John Olerud, L OBP: 0.361, SLG: 0.430 (1, 3)		1-1 FC1-5-2-6 WP		1-2 F7		2-0 FC6-4 1B	1-1 WP 1B		0-2 SF7	4 1 2 2 0 0 1
Candy Maldonado, R OBP: 0.316, SLG: 0.406 (1, 7)		3-1 G6-3		1-1 P4		0-1 F7	2-3 K		1-0 HR 1B	5 1 1 0 0 1 4
Pat Borders, R OBP: 0.298, SLG: 0.381 (1, 2)		1-2 G6-3			0-1 G4-3	0-0 P2		1-1 P5	1-2 HR	5 1 1 3 0 0 1
Jeff Kent, R OBP: 0.380, SLG: 0.489 (1, 5)			4-2 G3 BB G4-3 BB		0-1 1B E 1B	0-1 FC6-4		2-0 G6-3	3-3 K	4 2 1 0 1 1 1
Manuel Lee, S OBP: 0.335, SLG: 0.335 (1, 6)			4-0 G4-3 G3 BB		0-0 1B FC3-6		0-1 WP 1B 1B	3-2 F8		3 1 2 0 1 0 0

Inning Stats	R: 0	H: 0	E: 0	K: 0	S: 4	R: 1	H: 1	E: 1	K: 0	S: 11	R: 1	H: 0	E: 0	K: 0	S: 9	R: 0	H: 0	E: 0	K: 0	S: 6	R: 4	H: 3	E: 1	K: 0	S: 12	R: 0	H: 1	E: 0	K: 0	S: 6	R: 2	H: 3	E: 0	K: 3	S: 17	R: 0	H: 0	E: 0	K: 0	S: 6	R: 5	H: 4	E: 0	K: 1	S: 22	1B: 9	SF: 1	2B: 1	SAC: 0	3B: 0	DP: 0	HR: 2	HBP: 0	WP: 3	PA: 44
--------------	------	------	------	------	------	------	------	------	------	-------	------	------	------	------	------	------	------	------	------	------	------	------	------	------	-------	------	------	------	------	------	------	------	------	------	-------	------	------	------	------	------	------	------	------	------	-------	-------	-------	-------	--------	-------	-------	-------	--------	-------	--------

PITCHER	IP	WLS	BF	H	R	ER	SO	BB	IBB	HBP	BLK	WP	HR	S	P	ERA	WHIP
Kevin Brown, R ERA: 3.27 (1, 1)	7.0	W	33	8	8	7	3	4	0	0	0	3	1	65	103	9.00	1.714
Kenny Rogers, L ERA: 2.9 (8, 1)	1.0		3	0	0	0	0	0	0	0	0	0	0	6	12	0.00	0.000
Gerald Alexander, R ERA: 27.0 (9, 1)	0.2		7	4	5	5	0	1	0	0	0	0	1	19	31	67.50	7.500
Jeff Russell, R ERA: 1.66 (9, 1)	0.1		1	0	0	0	1	0	0	0	0	0	0	3	6	0.00	0.000

BOTTOM

Texas Rangers @ Toronto Blue Jays
 SkyDome, Toronto, ON
 Tue Jun 30 1992, 7:05 PM EDT
 Att: 50,396 - Cloudy - 73 F

livebaseballscores.com

AB	38
R	13
H	12
RBI	11
BB	5
SO	4
LOB	17



Batter	1	2	3	4	5	6	7	8	9	10	AB R H RBI BB SO LOB	TOP										
Julio Franco, R (1, 10) OBP: 0.340, SLG: 0.330 Al Newman, S (10, PR) OBP: 0.304, SLG: 0.254	0-0 G4-3		1-2 G4-3		1-0 G6-3			1-3 K		4-2 BB	4 0 0 0 1 1 2 0 0 0 0 0 0 0											
Dean Palmer, R (1, 5) OBP: 0.325, SLG: 0.438	2-3 K		3-3 K			3-3 K		0-0 1B		2-1 P2	5 0 1 1 0 3 3											
Rafael Palmeiro, L (1, 3) OBP: 0.349, SLG: 0.399	1-1 G3		3-3 K			2-2 1B		2-0 F7		2-1 F7	5 0 1 0 0 1 4											
Ruben Sierra, S (1, 9) OBP: 0.341, SLG: 0.497		1-0 1B		1-0 G4-3		3-3 K		1-0 P6			4 1 1 0 0 1 1											
Kevin Reimer, L (1, 7) OBP: 0.334, SLG: 0.462		3-2 F9		1-2 P4			3-3 K		0-2 L3		4 0 0 0 0 1 1											
Geno Petralli, L (1, 2) OBP: 0.246, SLG: 0.270		0-1 L3		3-3 K			0-0 F7		1-3 K		4 0 0 0 0 2 1											
Dickie Thon, R (1, 6) OBP: 0.298, SLG: 0.359		0-0 1B			2-1 SH5-3		2-2 G6-3			0-2 P5	4 0 2 1 0 0 0											
Jeff Huson, L (1, 4) OBP: 0.348, SLG: 0.352		4-2 BB			0-0 SH5-3			4-2 SH3-4		4-2 BB	0 1 0 0 3 0 0											
John Cangelosi, S (1, 8) OBP: 0.337, SLG: 0.247		2-3 K			0-0 P1			0-0 SH3-4		4-1 BB	2 0 0 0 1 1 3											
Inning Stats	R: 0 E: 0 K: 1 S: 6	H: 0 LOB: 0 BB: 0 P: 9	R: 1 E: 0 K: 1 S: 13	H: 2 LOB: 2 BB: 1 P: 23	R: 0 E: 0 K: 2 S: 11	H: 0 LOB: 0 BB: 0 P: 18	R: 0 E: 0 K: 1 S: 8	H: 0 LOB: 0 BB: 0 P: 13	R: 0 E: 0 K: 2 S: 9	H: 1 LOB: 1 BB: 0 P: 17	R: 0 E: 0 K: 1 S: 8	H: 0 LOB: 0 BB: 0 P: 13	R: 1 E: 0 K: 1 S: 8	H: 1 LOB: 1 BB: 1 P: 15	R: 0 E: 0 K: 1 S: 9	H: 0 LOB: 0 BB: 0 P: 11	R: 0 E: 0 K: 0 S: 15	H: 0 LOB: 3 BB: 3 P: 30	1B: 5 2B: 1 3B: 0 HR: 0	SF: 0 SAC: 2 DP: 1 HBP: 0	WP: 0 PB: 0 SB: 5 CS: 1	PA: 39
PITCHER	IP WLS BF H R ER SO BB IBB HBP BLK WP HR S P ERA WHIP												IP WLS BF H R ER SO BB IBB HBP BLK WP HR S P ERA WHIP									
Juan Guzman, R (1, 1) ERA: 2.14	8.0	W 30	H 5 R 2 ER 2 SO 9 BB 2 IBB 0 HBP 0 BLK 0 WP 0 HR 0 S 68 P 116 ERA 2.25 WHIP 0.875																			
Duane Ward, R (9, 1) ERA: 2.68	2.0	W 9	H 0 R 0 ER 0 SO 1 BB 3 IBB 0 HBP 0 BLK 0 WP 0 HR 0 S 24 P 41 ERA 0.00 WHIP 1.500																			

Texas Rangers @ Toronto Blue Jays
SkyDome, Toronto, ON
Wed Jul 01 1992, 3:33 AM EDT
Att: 50,379 - Cloudy - 72 F

livebaseballscorecards.com

AB 32
R 2
H 5
RBI 2
BB 5
SO 10
LOB 15



Batter	1	2	3	4	5	6	7	8	9	10	AB	R	H	RBI	BB	SO	LOB
Devon White, S OBP: 0.306, SLG: 0.392 (1, 8)	K		G4-3			G4-3		2-H 3B			4	0	1	1	0	1	0
Roberto Alomar, S OBP: 0.414, SLG: 0.470 (1, 4)	2B		G4-3			G1-3		G4-3			4	0	1	0	0	0	2
Joe Carter, R OBP: 0.320, SLG: 0.511 (1, 9)	P6		P5			K			F9		4	0	0	0	0	1	1
Dave Winfield, R OBP: 0.385, SLG: 0.504 (1, 10)	P4				F9		G6-3		F9		4	0	0	0	0	0	1
John Olerud, L OBP: 0.356, SLG: 0.423 (1, 3)		K			P4		G3-1		G4-3		4	0	0	0	0	1	0
Derek Bell, R OBP: 0.293, SLG: 0.275 (1, 7)		2B SF7 HBP			P3		K			0-0 2B 1B	3	2	1	0	0	1	0
Pat Borders, R OBP: 0.302, SLG: 0.393 (1, 2)										0-0 2B	3	0	2	0	0	0	0
Rob Ducey, L OBP: 0.063, SLG: 0.125 (8, PR)						F8					0	0	0	0	0	0	0
Greg Myers, L OBP: 0.275, SLG: 0.378 (9, 2)										1-H 2B	1	0	1	1	0	0	0
Jeff Kent, R OBP: 0.369, SLG: 0.478 (1, 5)						P9					2	0	0	1	0	0	1
Manuel Lee, S OBP: 0.331, SLG: 0.330 (1, 6)						L4					3	1	0	0	0	0	2

Inning Stats	R: 0	H: 1	E: 0	K: 1	S: 13	R: 1	H: 1	E: 0	K: 1	S: 8	R: 0	H: 0	E: 0	K: 0	S: 7	R: 0	H: 0	E: 0	K: 0	S: 6	R: 0	H: 0	E: 0	K: 0	S: 8	R: 0	H: 0	E: 0	K: 1	S: 10	R: 0	H: 0	E: 0	K: 1	S: 8	R: 0	H: 0	E: 0	K: 0	S: 11	R: 0	H: 0	E: 0	K: 0	S: 7	R: 0	H: 0	E: 0	K: 0	S: 6	R: 0	H: 0	E: 0	K: 0	S: 16	R: 0	H: 0	E: 0	K: 1	S: 8	R: 1	H: 2	E: 0	K: 0	S: 12	R: 0	H: 0	E: 0	K: 0	S: 8	R: 0	H: 0	E: 0	K: 0	S: 11	R: 0	H: 0	E: 0	K: 0	S: 8	R: 1	H: 2	E: 0	K: 0	S: 12	R: 0	H: 0	E: 0	K: 0	S: 11	R: 1	H: 2	E: 0	K: 0	S: 2	R: 1	H: 2	E: 0	K: 0	S: 2	1B: 1	SF: 1	2B: 4	SAC: 0	3B: 1	DP: 0	HR: 0	HBP: 1	WP: 0	PA: 34
--------------	------	------	------	------	-------	------	------	------	------	------	------	------	------	------	------	------	------	------	------	------	------	------	------	------	------	------	------	------	------	-------	------	------	------	------	------	------	------	------	------	-------	------	------	------	------	------	------	------	------	------	------	------	------	------	------	-------	------	------	------	------	------	------	------	------	------	-------	------	------	------	------	------	------	------	------	------	-------	------	------	------	------	------	------	------	------	------	-------	------	------	------	------	-------	------	------	------	------	------	------	------	------	------	------	-------	-------	-------	--------	-------	-------	-------	--------	-------	--------

PITCHER	IP	WLS	BF	H	R	ER	SO	BB	IBB	HBP	BLK	WP	HR	S	P	ERA	WHIP
Todd Burns, R ERA: 3.59 (1, 1)	7.1		26	3	2	2	4	0	0	1	0	0	0	65	102	2.46	0.409
Jeff Russell, R ERA: 1.82 (8, 1)	1.2	L	8	3	1	1	0	0	0	0	0	0	0	17	21	5.40	1.800

Texas Rangers @ Toronto Blue Jays
SkyDome, Toronto, ON
 Wed Jul 01 1992, 3:33 AM EDT
 Att. 50,379 - Cloudy - 72 F

livebaseballscorecards.com

AB	32
R	3
H	6
RBI	3
BB	0
SO	4
LOB	7



New York Yankees @ Texas Rangers
 Arlington Stadium, Arlington, TX

Fri Jul 03 1992, 8:05 PM EDT
 Att. 37,864 - Cloudy - 92 F

livebaseballscorecards.com

AB	40
R	9
H	12
RBI	9
BB	3
SO	14
LOB	15



WP: 2	PA: 43
PB: 0	
SB: 0	
CS: 0	

Batter	1	2	3	4	5	6	7	8	9	AB	R	H	RBI	BB	SO	LOB
Andy Stankiewicz, R (1, 6) OBP: 0.385, SLG: 0.422	3-3 K		1-3 K		4-2 BB		0-1 E 1B 1B	0-0 F9		4	1	1	0	1	2	1
Mel Hall, L (1, 7) OBP: 0.287, SLG: 0.468	1-1 G4-3		1-2 1B 2B		2-2 F8		3-1 E 1B 1B	3-1 1-H 2B		5	2	3	2	0	0	1
Roberto Kelly, R (1, 8) OBP: 0.326, SLG: 0.430	0-3 K		1-1 2-H 1B			1-3 K	2-1 E6 1B HR	2-1 G6-3		5	1	1	1	0	2	3
Don Mattingly, L (1, 3) OBP: 0.328, SLG: 0.439		1-3 K	1-0 F8			3-1 1B 1B	0-0 HR 1B		2-2 WP 2B	5	1	3	2	0	1	1
Danny Tartabull, R (1, 9) OBP: 0.413, SLG: 0.411		4-1 WP BB		2-3 K		2-3 K	1-2 1-H 2-H HR		3-3 K	4	1	1	3	1	3	2
Kevin Maas, L (1, 10) OBP: 0.328, SLG: 0.475		2-3 SAFE K		1-3 K		3-1 1B	3-2 P2		3-1 F7	5	0	1	0	0	2	2
Matt Nokes, L (1, 2) OBP: 0.278, SLG: 0.364		1-2 P5		0-1 G6-3		1-3 K	3-2 P2		2-2 G3	5	0	0	0	0	1	4
Charlie Hayes, R (1, 5) OBP: 0.307, SLG: 0.424			0-0 HR		2-3 K		1-3 K	4-1 2B BB		3	2	1	1	1	2	0
Pat Kelly, R (1, 4) OBP: 0.306, SLG: 0.362			1-0 P9		0-0 G5-3		1-1 1B 1B	1-1 SAFE K		4	1	1	0	0	1	1

Inning Stats	R: 0	H: 0	E: 0	K: 2	S: 9	P: 13	R: 0	H: 0	E: 0	K: 2	S: 10	P: 18	R: 2	H: 3	E: 0	K: 1	S: 14	P: 19	R: 0	H: 0	E: 0	K: 2	S: 8	P: 11	R: 0	H: 0	E: 0	K: 1	S: 10	P: 18	R: 0	H: 2	E: 0	K: 3	S: 15	P: 25	R: 6	H: 5	E: 1	K: 1	S: 24	P: 38	R: 1	H: 1	E: 0	K: 1	S: 10	P: 21	R: 0	H: 1	E: 0	K: 1	S: 12	P: 22	R: 0	H: 1	E: 0	K: 1	S: 12	P: 22	1B: 7	2B: 3	3B: 0	HR: 2	SF: 0	SAC: 0	DP: 0	HBP: 0	WP: 2	PA: 43
--------------	------	------	------	------	------	-------	------	------	------	------	-------	-------	------	------	------	------	-------	-------	------	------	------	------	------	-------	------	------	------	------	-------	-------	------	------	------	------	-------	-------	------	------	------	------	-------	-------	------	------	------	------	-------	-------	------	------	------	------	-------	-------	------	------	------	------	-------	-------	-------	-------	-------	-------	-------	--------	-------	--------	-------	--------

PITCHER	IP	WLS	BF	H	R	ER	SO	BB	IBB	HBP	BLK	WP	HR	S	P	ERA	WHIP
Jose Guzman, R (1, 1) ERA: 4.12	6.1	L	30	8	6	6	12	2	0	0	0	1	1	77	122	8.53	1.579
Kenny Rogers, L (7, 1) ERA: 3.29	0.2		4	2	2	1	0	0	0	0	0	0	1	13	20	13.50	3.000
Ed Nunez, R (8, 1) ERA: 5.4	1.0		5	1	1	1	1	1	0	0	0	0	0	10	21	9.00	2.000
Floyd Bannister, L (9, 1) ERA: 7.18	1.0		4	1	0	0	1	0	0	0	0	1	0	12	22	0.00	1.000

Batter	1	2	3	4	5	6	7	8	9	AB R H RBI BB SO LOB
Julio Franco, R OBP: 0.352, SLG: 0.387 (1, 10)	0-2 1B SF7 2B	1-2 HR		1 SAFE 2-2 1-3 1B			3-3 K		2-1 G4-3	5 2 3 3 0 1 0
Dean Palmer, R OBP: 0.323, SLG: 0.434 (1, 5)	1-2 S 1B	1-3 K		2-2 G4-3			1-1 F9		2-1 F9	5 0 1 0 0 1 2
Rafael Palmeiro, L OBP: 0.347, SLG: 0.395 (1, 3)	0-0 SF7		4-0 G4-6-3 BB		1-0 P8		1-0 E4		1-2 L7	3 0 0 1 1 0 0
Ruben Sierra, S OBP: 0.336, SLG: 0.490 (1, 9)	2-3 K		1-2 G4-6-3		2-3 K		0-1 F7			4 0 0 0 0 2 3
Kevin Reimer, L OBP: 0.330, SLG: 0.455 (1, 7)	2-3 K		3-1 F8		1-3 K2-3			2-2 L6		4 0 0 0 0 2 1
Ivan Rodriguez, R OBP: 0.332, SLG: 0.443 (1, 2)		3-2 HR 1B		3-3 K		2-2 1B		1-1 G4-3 1B		4 2 3 0 0 1 0
Jeff Huson, L OBP: 0.351, SLG: 0.351 (1, 4) (9, 6)		4-1 HR BB		2-2 2B 1B		2-3 K		0-0 G4-3		3 2 1 0 1 1 2
Dickie Thon, R OBP: 0.299, SLG: 0.364 Geno Petrali, L OBP: 0.252, SLG: 0.277 Al Newman, S OBP: 0.304, SLG: 0.254 (1, 6) (8, PH) (8, PR) (9, 4)		0-0 P6		2-1 2B		0-2 F7		1-0 1B		3 0 1 1 0 0 3 1 0 1 1 0 0 0 0 0 0 0 0 0 0
John Cangelosi, S OBP: 0.337, SLG: 0.250 Juan Gonzalez, R OBP: 0.311, SLG: 0.503 Donald Harris, R (1, 8) (8, PH) (9, 8)		2-2 L8		2-1 1B 1B		1-0 G4-3		0-1 F9		3 0 1 0 0 0 3 1 0 0 0 0 0 1 0 0 0 0 0 0 0

Inning Stats	R: 1	H: 2	E: 0	K: 2	S: 13	LOB: 1	BB: 0	P: 18	R: 3	H: 2	E: 0	K: 1	S: 16	LOB: 0	BB: 1	P: 27	R: 0	H: 0	E: 0	K: 0	S: 7	LOB: 0	BB: 1	P: 15	R: 1	H: 4	E: 0	K: 1	S: 24	LOB: 2	BB: 0	P: 36	R: 0	H: 0	E: 0	K: 2	S: 8	LOB: 0	BB: 0	P: 12	R: 0	H: 1	E: 0	K: 1	S: 12	LOB: 1	BB: 0	P: 17	R: 0	H: 0	E: 1	K: 1	S: 8	LOB: 1	BB: 0	P: 13	R: 1	H: 2	E: 0	K: 0	S: 10	LOB: 1	BB: 0	P: 14	R: 0	H: 0	E: 0	K: 0	S: 7	LOB: 0	BB: 0	P: 12	1B: 8	SF: 1	2B: 2	SAC: 0	3B: 0	DP: 1	HR: 1	HBP: 0	WP: 0	PA: 39
--------------	------	------	------	------	-------	--------	-------	-------	------	------	------	------	-------	--------	-------	-------	------	------	------	------	------	--------	-------	-------	------	------	------	------	-------	--------	-------	-------	------	------	------	------	------	--------	-------	-------	------	------	------	------	-------	--------	-------	-------	------	------	------	------	------	--------	-------	-------	------	------	------	------	-------	--------	-------	-------	------	------	------	------	------	--------	-------	-------	-------	-------	-------	--------	-------	-------	-------	--------	-------	--------


PITCHER	IP	WLS	BF	H	R	ER	SO	BB	IBB	HBP	BLK	WP	HR	S	P	ERA	WHIP
Melido Perez, R ERA: 3.19 (1, 1)	6.0	W	27	9	5	5	7	2	0	0	0	0	1	80	125	7.50	1.833
Rich Monteleone, R ERA: 2.66 (7, 1)	2.0		9	2	1	1	1	0	0	0	0	0	0	18	27	4.50	1.000
John Habyan, R ERA: 1.67 (9, 1)	1.0	S	3	0	0	0	0	0	0	0	0	0	0	7	12	0.00	0.000

BOTTOM

New York Yankees @ Texas Rangers
Arlington Stadium, Arlington, TX

Fri Jul 03 1992, 8:05 PM EDT
Att: 37,864 - Cloudy - 92 F

AB	36
R	6
H	11
RBI	6
BB	2
SO	8
LOB	15



Batter	1	2	3	4	5	6	7	8	9	AB R H RBI BB SO LOB	TOP
Andy Stankiewicz, R (1, 6) OBP: 0.382, SLG: 0.419	0-0 P3		3-2 CI 1B		2-2 P7			2-2 F7		4 0 1 0 0 0 1	
Mel Hall, L (1, 7) OBP: 0.286, SLG: 0.463	4-2 BB		2-3 K			1-2 G3		2-1 F9		3 0 0 0 1 1 3	
Roberto Kelly, R (1, 8) OBP: 0.323, SLG: 0.426	1-1 P3		0-1 CI			0-3 K			1-3 K	3 0 0 0 0 2 1	
Don Mattingly, L (1, 3) OBP: 0.325, SLG: 0.434	1-0 F8		1-2 2-3 G3			0-3 K2-3			1-2 L7	4 0 0 0 0 1 4	
Danny Tartabull, R (1, 9) OBP: 0.410, SLG: 0.423		2-3 K		2-1 F9		2-2 G6-3			0-2 HR	4 1 1 1 0 1 0	
Kevin Maas, L (1, 10) OBP: 0.322, SLG: 0.464		1-3 K2-3		1-2 L3		2-3 K			2-1 P7	4 0 0 0 0 2 0	
Matt Nokes, L (1, 2) OBP: 0.274, SLG: 0.358		0-3 K		0-3 K		0-3 K				3 0 0 0 0 3 0	
Charlie Hayes, R (1, 5) OBP: 0.307, SLG: 0.423			1-3 K		1-3 K			2-2 1B		3 0 1 0 0 2 0	
Mike Gallego, R (1, 4) OBP: 0.349, SLG: 0.381			1-0 CI 1B HBP		2-3 K			1-0 P3		2 0 0 0 0 1 1	
Inning Stats	R: 0 E: 0 K: 0 S: 7 H: 0 LOB: 1 BB: 1 P: 13	R: 0 E: 0 K: 3 S: 10 H: 0 LOB: 0 BB: 0 P: 13	R: 0 E: 1 K: 2 S: 13 H: 1 LOB: 3 BB: 0 P: 22	R: 0 E: 0 K: 1 S: 8 H: 0 LOB: 0 BB: 0 P: 11	R: 0 E: 0 K: 2 S: 9 H: 0 LOB: 0 BB: 0 P: 14	R: 0 E: 0 K: 2 S: 9 H: 0 LOB: 0 BB: 0 P: 10	R: 0 E: 0 K: 2 S: 12 H: 0 LOB: 0 BB: 0 P: 16	R: 0 E: 0 K: 0 S: 14 H: 1 LOB: 1 BB: 0 P: 21	R: 1 E: 0 K: 1 S: 11 H: 1 LOB: 0 BB: 0 P: 15	1B: 2 2B: 0 3B: 0 HR: 1 SF: 0 SAC: 0 DP: 0 HBP: 1	WP: 0 PB: 0 SB: 0 CS: 0 PA: 33
PITCHER Nolan Ryan, R (1, 1) ERA: 3.75	IP 9.0 WLS W BF 33 H 3 R 1 ER 1 SO 13 BB 1 IBB 0 HBP 1 BLK 0 WP 0 HR 1 S 93 P 135 ERA 1.00 WHIP 0.444	PITCHER IP WLS BF H R ER SO BB IBB HBP BLK WP HR S P ERA WHIP									

New York Yankees @ Texas Rangers
Arlington Stadium, Arlington, TX
Sat Jul 04 1992, 8:05 PM EDT
Att. 40,726 - Sunny - 92 F

livebaseballscorecards.com

AB 30
R 1
H 3
RBI 1
BB 1
SO 13
LOB 10



Batter	1	2	3	4	5	6	7	8	9	AB	R	H	RBI	BB	SO	LOB
Julio Franco, R OBP: 0.339, SLG: 0.371 (1, 10)	G6-3		F9		G6-4-3		G5-3			4	0	0	0	0	0	2
Dean Palmer, R OBP: 0.328, SLG: 0.437 (1, 5)	K		1B			HBP BB		G2-3 1B 1B		3	1	2	0	1	1	0
Rafael Palmeiro, L OBP: 0.346, SLG: 0.393 (1, 3)	G3		F7			L9		G2-3 1B 1B		4	1	1	0	0	0	2
Ruben Sierra, S OBP: 0.335, SLG: 0.487 (1, 9)		S 2B 1B	F8			P6		F7		4	1	1	0	0	0	4
Juan Gonzalez, R OBP: 0.313, SLG: 0.505 (1, 8)		F8 2B 2B		L8		1-2 HBP		G2-3		3	1	1	1	0	0	2
Kevin Reimer, L OBP: 0.327, SLG: 0.450 (1, 7)		K		G3		K		1-2 2-3 1B		3	0	0	0	0	2	3
John Cangelosi, S OBP: 0.343, SLG: 0.259 (8, 7)				G3						1	0	1	2	0	0	0
Ivan Rodriguez, R OBP: 0.326, SLG: 0.436 (1, 2)		F8 2-3		P7				F7		3	0	0	0	0	0	1
Dickie Thon, R OBP: 0.303, SLG: 0.372 (1, 6)		S 2B		P4		1B				3	0	2	1	0	0	0
Jeff Huson, L OBP: 0.350, SLG: 0.348 (1, 4)	G3			G6-4-3 BB		F7				2	0	0	0	1	0	2

Inning Stats	R: 0	H: 0	E: 0	K: 1	S: 11	LOB: 0	BB: 0	P: 15	R: 2	H: 3	E: 0	K: 1	S: 15	LOB: 1	BB: 0	P: 26	R: 0	H: 1	E: 0	K: 0	S: 6	LOB: 1	BB: 0	P: 9	R: 0	H: 0	E: 0	K: 0	S: 5	LOB: 0	BB: 0	P: 11	R: 0	H: 0	E: 0	K: 1	S: 9	LOB: 2	BB: 1	P: 15	R: 0	H: 1	E: 0	K: 0	S: 6	LOB: 1	BB: 0	P: 11	R: 2	H: 3	E: 0	K: 0	S: 11	LOB: 1	BB: 0	P: 14
PITCHER Scott Kamieniecki, R ERA: 4.54 (1, 1)	IP	WLS	BF	H	R	ER	SO	BB	IBB	HBP	BLK	WP	HR	S	P	ERA	WHIP	IP	WLS	BF	H	R	ER	SO	BB	IBB	HBP	BLK	WP	HR	S	P	ERA	WHIP	IP	WLS	BF	H	R	ER	SO	BB	IBB	HBP	BLK	WP	HR	S	P	ERA	WHIP					
	8.0	L	33	8	4	4	3	2	0	1	0	0	0	66	109	4.50	1.250																																							


BOTTOM

New York Yankees @ Texas Rangers
Arlington Stadium, Arlington, TX

Sat Jul 04 1992, 8:05 PM EDT
Att: 40,726 - Sunny - 92 F

livebaseballscorecards.com

AB	30
R	4
H	8
RBI	4
BB	2
SO	3
LOB	16



WP: 0	PA: 33
PB: 0	SB: 2
CS: 0	

Batter	1	2	3	4	5	6	7	8	9	AB R H RBI BB SO LOB
Julio Franco, R OBP: 0.345, SLG: 0.376 (1, 10)	0-0 F8		2-2 G4-3 1B		1-2 HR 1B		0-2 G6-3		1-0 SH1-4	4 1 2 0 0 0 0
Dean Palmer, R OBP: 0.326, SLG: 0.443 (1, 5)	1-3 K		1-3 K		0-1 HR		2-2 F7		0-3 K	5 1 1 2 0 3 2
Rafael Palmeiro, L OBP: 0.344, SLG: 0.390 (1, 3)	1-1 1B		1-1 G4-3		0-1 P8		2-0 F8		1-0 F7	5 0 1 0 0 0 2
Ruben Sierra, S OBP: 0.337, SLG: 0.494 (1, 9)	2-1 1B			0-0 1B 3B	2-1 G4-3			1-2 G3-1		4 1 2 0 0 0 0
Juan Gonzalez, R OBP: 0.313, SLG: 0.505 (1, 8)	3-3 K			1-2 G5-3		0-2 G4-3		2-1 2B		4 0 1 0 0 1 3
Kevin Reimer, L OBP: 0.332, SLG: 0.452 (1, 7)		2-2 G3		2-1 1B		1-0 1B		4-0 BB		3 0 2 1 1 0 0
John Cangelosi, S OBP: 0.343, SLG: 0.259 (8, PR) (9, 7)				3-H 1B		1-2 1B				0 0 0 0 0 0 0
Ivan Rodriguez, R OBP: 0.330, SLG: 0.448 (1, 2)		1-0 SF8 3B		1-0 K		0-0 FC6-4 1B		0-3 K		4 1 2 0 0 2 3
Dickie Thon, R OBP: 0.300, SLG: 0.369 (1, 6)		0-2 SF8		0-0 G1-3		0-3 K		1-0 P7		2 0 0 1 0 1 3
Geno Petralli, L OBP: 0.250, SLG: 0.274 (8, PH)										1 0 0 0 0 0 2
Jeff Huson, L OBP: 0.350, SLG: 0.348 (9, 6)										0 0 0 0 0 0 0
Al Newman, S OBP: 0.302, SLG: 0.248 (1, 4)		3-3 K			1-1 F8		0-0 FC6-4		4-1 SH1-4 BB	3 0 0 0 1 1 2

BOTTOM

New York Yankees @ Texas Rangers
Arlington Stadium, Arlington, TX
Sun Jul 05 1992, 8:05 PM EDT
Att. 28,558 - Sunny - 95 F

livebaseballscores.com

AB	35
R	4
H	11
RBI	4
BB	2
SO	8
LOB	17



Inning Stats	R: 0	H: 2	E: 0	K: 2	S: 14	LOB: 2	BB: 0	P: 21	R: 1	H: 1	E: 0	K: 1	S: 12	LOB: 0	BB: 0	P: 18	R: 0	H: 1	E: 0	K: 1	S: 9	LOB: 0	BB: 0	P: 13	R: 1	H: 2	E: 0	K: 1	S: 11	LOB: 1	BB: 0	P: 16	R: 2	H: 2	E: 0	K: 0	S: 12	LOB: 0	BB: 0	P: 16	R: 0	H: 2	E: 0	K: 1	S: 9	LOB: 2	BB: 0	P: 10	R: 0	H: 0	E: 0	K: 0	S: 7	LOB: 0	BB: 0	P: 11	R: 0	H: 1	E: 0	K: 1	S: 10	LOB: 2	BB: 1	P: 18	R: 0	H: 0	E: 0	K: 1	S: 6	LOB: 1	BB: 1	P: 12	1B: 7	SF: 1	2B: 1	SAC: 1	3B: 2	DP: 0	HR: 1	HBP: 0	WP: 0	PA: 39
--------------	------	------	------	------	-------	--------	-------	-------	------	------	------	------	-------	--------	-------	-------	------	------	------	------	------	--------	-------	-------	------	------	------	------	-------	--------	-------	-------	------	------	------	------	-------	--------	-------	-------	------	------	------	------	------	--------	-------	-------	------	------	------	------	------	--------	-------	-------	------	------	------	------	-------	--------	-------	-------	------	------	------	------	------	--------	-------	-------	-------	-------	-------	--------	-------	-------	-------	--------	-------	--------

PITCHER	IP	WLS	BF	H	R	ER	SO	BB	IBB	HBP	BLK	WP	HR	S	P	ERA	WHIP
Scott Sanderson, R ERA: 4.6 (1, 1)	5.1		25	10	4	4	5	0	0	0	0	0	1	63	90	6.75	1.875
Tim Burke, R ERA: 3.76 (6, 1)	2.0		7	1	0	0	1	0	0	0	0	0	0	17	24	0.00	0.500
Greg Cadaret, L ERA: 4.52 (8, 1)	0.0		1	0	0	0	0	1	0	0	0	0	0	4	4	∞	∞
John Habyan, R ERA: 1.61 (8, 1)	1.2	S	6	0	0	0	2	1	0	0	0	0	0	10	17	0.00	0.600
John Habyan, R ERA: 1.61 (9, 1)	1.2	S	6	0	0	0	2	1	0	0	0	0	0	10	17	0.00	0.600

Batter	1	2	3	4	5	6	7	8	9	AB R H RBI BB SO LOB	TOP									
Darryl Hamilton, L (1, 9) OBP: 0.354, SLG: 0.381	1-3 K		3-2 G3-1			0-1 G6-3		1-2 1B		4 0 1 0 0 1 0										
Kevin Seitzer, R (1, 5) OBP: 0.339, SLG: 0.381	1-3 K		1-0 G4-3			1-1 F9		2-2 G4-3		4 0 0 0 0 1 1										
Paul Molitor, R (1, 10) OBP: 0.391, SLG: 0.502	1-0 P4				0-0 CS 2B				0-0 BB 1B	4 0 2 0 0 1 0										
Greg Vaughn, R (1, 7) OBP: 0.290, SLG: 0.378		1-2 G5-4-3 1B			2-3 K			4-2 1B BB	1-3 K	3 0 1 0 1 2 2										
Robin Yount, R (1, 8) OBP: 0.345, SLG: 0.415		0-1 G5-4-3 1-2f			2-0 G4-3 2-3			0-0 1-2 1B	4-0 1-2 BB	3 0 1 0 1 0 2										
Franklin Stubbs, L (1, 3) OBP: 0.301, SLG: 0.378		1-1 2B 1B			1-3 K			1-2 F8	1-3 K	4 1 1 0 0 2 4										
B.J. Surhoff, L (1, 2) OBP: 0.275, SLG: 0.316		1-0 1-H 2B			2-1 F8			1-1 G3-1	0-0 G3-1	4 0 1 1 0 0 4										
Scott Fletcher, R (1, 4) OBP: 0.362, SLG: 0.389		2-1 G6-3			1-3 K			2-2 L7		2 0 0 0 0 1 1										
Jim Gantner, L (5, 4) OBP: 0.264, SLG: 0.282										1 0 0 0 0 0 0										
Pat Listach, S (1, 6) OBP: 0.350, SLG: 0.349			1-3 K			3-2 G3		1-2 G4-3		3 0 0 0 0 1 0										
Inning Stats	R: 0 E: 0 K: 2 S: 10	H: 0 LOB: 0 BB: 0 P: 13	R: 1 E: 0 K: 0 S: 11	H: 3 LOB: 1 BB: 0 P: 16	R: 0 E: 0 K: 1 S: 7	H: 0 LOB: 0 BB: 0 P: 12	R: 0 E: 0 K: 1 S: 5	H: 1 LOB: 0 BB: 0 P: 9	R: 0 E: 0 K: 2 S: 8	H: 0 LOB: 0 BB: 0 P: 12	R: 0 E: 0 K: 1 S: 13	H: 1 LOB: 2 BB: 1 P: 20	R: 0 E: 0 K: 0 S: 12	H: 1 LOB: 1 BB: 0 P: 18	R: 0 E: 0 K: 2 S: 13	H: 1 LOB: 2 BB: 1 P: 19	1B: 5 2B: 2 3B: 0 HR: 0	SF: 0 SAC: 0 DP: 1 HBP: 0	WP: 0 PB: 0 SB: 0 CS: 1	PA: 34
PITCHER	IP WLS BF H R ER SO BB IBB HBP BLK WP HR S P ERA WHIP																			
Kevin Brown, R (1, 1) ERA: 3.14	8.1 W 32 7 1 1 8 2 0 0 0 0 0 0 80 123 1.08 1.080																			
Jeff Russell, R (9, 1) ERA: 1.79	0.2 S 2 0 0 0 1 0 0 0 0 0 0 0 7 8 0.00 0.000																			

Milwaukee Brewers @ Texas Rangers
Arlington Stadium, Arlington, TX
Mon Jul 06 1992, 8:05 PM EDT
Att. 17,157 - Sunny - 95 F

livebaseballscorecards.com

AB	32
R	1
H	7
RBI	1
BB	2
SO	9
LOB	14



Batter	1	2	3	4	5	6	7	8	9
Julio Franco, R OBP: 0.333, SLG: 0.362 (1, 10)	3-2 G6-3	2-0 G6-3		1-0 G6-3			1-0 G4-3		
Dean Palmer, R OBP: 0.328, SLG: 0.454 (1, 5)	0-1 E 1B		0-0 HR		2-3 K		1-3 K		
Kevin Reimer, L OBP: 0.334, SLG: 0.456 (1, 7)	1-2 F8		1-3 K		0-0 G1-3 2B		0-0 1B		
John Cangelosi, S OBP: 0.343, SLG: 0.259 (7, PR)	1-2								
Ruben Sierra, S OBP: 0.333, SLG: 0.487 (1, 9)	3-2 G4-3		0-0 G3		0-1 G1-3		1-1 G3		
Juan Gonzalez, R OBP: 0.309, SLG: 0.498 (1, 8)		3-3 K	1-2 E3		2-1 G2-3		2-3 K		
Rafael Palmeiro, L OBP: 0.345, SLG: 0.391 (1, 3)		1-0 HR 1B	2-2 G4-1			3-2 FC5-4 1B	2-0 G4-3		
Ivan Rodriguez, R OBP: 0.333, SLG: 0.471 (1, 2)		0-1 HR		2-0 G6-3		1-1 FC5-4 FC4-6	1-0 2B		
Jeff Huson, L OBP: 0.353, SLG: 0.353 (1, 6)		2-1 G3 2B		4-1 S BB		2-1 F8	1-0 L8		
Al Newman, S OBP: 0.297, SLG: 0.243 (1, 4)		2-2 G3		0-1 L4		1-0 FC4-6			

AB	R	H	RBI	BB	SO	LOB
4	0	0	0	0	0	2
4	1	2	1	0	2	0
4	0	2	0	0	1	1
0	0	0	0	0	0	0
4	0	0	0	0	0	3
4	0	0	0	0	2	1
4	1	2	0	0	0	1
4	1	2	2	0	0	1
3	0	1	0	1	0	2
3	0	0	0	0	0	3


AB	R	H	RBI	BB	SO	LOB
34	3	9	3	1	5	14

Inning Stats	R: 0	H: 1	E: 1	K: 0	S: 16	LOB: 1	BB: 0	P: 23
R: 2	H: 3	E: 0	K: 1	S: 12	LOB: 1	BB: 0	P: 22	
R: 1	H: 1	E: 1	K: 1	S: 11	LOB: 1	BB: 0	P: 15	
R: 0	H: 0	E: 0	K: 0	S: 5	LOB: 1	BB: 1	P: 12	
R: 0	H: 1	E: 0	K: 1	S: 8	LOB: 1	BB: 0	P: 12	
R: 0	H: 1	E: 0	K: 0	S: 10	LOB: 1	BB: 0	P: 16	
R: 0	H: 1	E: 0	K: 1	S: 7	LOB: 1	BB: 0	P: 14	

WP	HR	S	P	ERA	WHIP
0	2	77	124	3.38	1.250

Milwaukee Brewers @ Texas Rangers
Arlington Stadium, Arlington, TX
Mon Jul 06 1992, 8:05 PM EDT
Att: 17,157 - Sunny - 95 F

livebaseballscores.com



Batter	1	2	3	4	5	6	7	8	9	AB R H RBI BB SO LOB	TOP											
Darryl Hamilton, L (1, 9) OBP: 0.359, SLG: 0.385	3-3 K		1-0 1B		0-1 1B		1-1 SF7		4-2 BB	3 0 2 1 1 1 0												
Kevin Seitzer, R (1, 5) OBP: 0.334, SLG: 0.375	1-0 G5-3		1-0 1B		2-3 K		0-0 F8		0-1 FC6-4	5 1 0 0 0 1 4												
Paul Molitor, R (1, 10) OBP: 0.389, SLG: 0.498	2-3 K		1-2 1B		3-1 F7		0-0 F7			4 0 1 1 0 1 0												
Greg Vaughn, R (1, 7) OBP: 0.293, SLG: 0.380		0-0 1B	3-3 K		3-2 L7		2-0 G5-3			4 0 2 0 0 1 1												
Robin Yount, R (1, 8) OBP: 0.341, SLG: 0.409		1-1 F7		2-0 F7		2-1 G5-3		1-0 G5-3		4 0 0 0 0 0 2												
Franklin Stubbs, L (1, 3) OBP: 0.300, SLG: 0.390		0-0 F8		2-3 K		3-2 HR		3-3 K		4 1 1 1 0 2 2												
B.J. Surhoff, L (1, 2) OBP: 0.275, SLG: 0.315		2-2 G3		0-1 L7		2-2 P5			0-2 1B	4 0 1 0 0 0 1												
Scott Fletcher, R (1, 4) OBP: 0.365, SLG: 0.398			1-1 1B E 2B		1-1 F8		0-1 1B SF7		2-0 F7	4 2 2 0 0 0 1												
Pat Listach, S (1, 6) OBP: 0.349, SLG: 0.348			2-3 K		0-1 F7		0-0 SF7		1-3 K	4 0 1 0 0 2 2												
Inning Stats	R: 0 E: 0 K: 2 S: 10	H: 0 LOB: 0 BB: 0 P: 16	R: 0 E: 0 K: 0 S: 7	H: 1 LOB: 1 BB: 0 P: 10	R: 2 E: 1 K: 2 S: 17	H: 3 LOB: 1 BB: 0 P: 26	R: 0 E: 0 K: 1 S: 6	H: 0 LOB: 0 BB: 0 P: 10	R: 0 E: 0 K: 1 S: 10	H: 1 LOB: 1 BB: 0 P: 13	R: 0 E: 0 K: 0 S: 7	H: 0 LOB: 0 BB: 0 P: 15	R: 2 E: 0 K: 0 S: 12	H: 3 LOB: 1 BB: 0 P: 18	R: 0 E: 0 K: 1 S: 6	H: 1 LOB: 1 BB: 0 P: 12	R: 0 E: 0 K: 1 S: 15	H: 1 LOB: 2 BB: 1 P: 22	1B: 8 2B: 1 3B: 0 HR: 1	SF: 1 SAC: 0 DP: 0 HBP: 0	WP: 0 PB: 0 SB: 1 CS: 0	PA: 38
PITCHER	IP WLS BF H R ER SO BB IBB HBP BLK WP HR S P ERA WHIP																					
Todd Burns, R (1, 1) ERA: 3.4	7.2 L 32 9 4 2 6 0 0 0 0 0 0 1 72 114 2.35 1.174																					
Kenny Rogers, L (8, 1) ERA: 3.09	1.1 6 1 0 0 2 1 0 0 0 0 0 0 18 28 0.00 1.500																					

Milwaukee Brewers @ Texas Rangers
Arlington Stadium, Arlington, TX
Tue Jul 07 1992, 8:05 PM EDT
Att. 31,254 - Sunny - 93 F

livebaseballscorecards.com

AB 36
R 4
H 10
RBI 3
BB 1
SO 8
LOB 13



Batter	1	2	3	4	5	6	7	8	9	AB	R	H	RBI	BB	SO	LOB
Brian Downing, R OBP: 0.421, SLG: 0.395 (1, 10)	3-2 G5-3	4-0 BB		3-3 K		2-2 F7		2-1 G3 SH5-4 HBP		3	0	0	0	1	1	0
Dean Palmer, R OBP: 0.327, SLG: 0.449 (1, 5)	2-3 K 1B	1-3 K		4-1 1B BB		0-2 G5-3		1-1 SH5-4		3	0	0	0	1	2	3
Ruben Sierra, S OBP: 0.334, SLG: 0.486 (1, 9)	1-2 FC6-4 1B	1-2 P4		0-0 G6-4-3 1B		2-0 P5		1-0 G3		5	0	2	1	0	0	5
Juan Gonzalez, R OBP: 0.310, SLG: 0.495 (1, 8)	2-0 L8			2-0 G6-4-3 1B 1B			1-1 WP G5-3 HBP	0-3 K		4	1	1	0	0	1	6
Ivan Rodriguez, R OBP: 0.325, SLG: 0.458 (1, 2)	1-1 FC6-4 1-2f			0-0 P3			3-2 G5-3	1-1 G6-3		5	0	0	0	0	1	4
Rafael Palmeiro, L OBP: 0.351, SLG: 0.394 (1, 3)		1-1 3B 1B		0-1 1B 1-2 1B		4-2 BB BB	4-2 WP BB	2-3 K		3	1	2	0	2	1	0
Dickie Thon, R OBP: 0.306, SLG: 0.380 (1, 6)		1-1 1H 3B		2-2 1-3 2-H 1B		4-1 1-2 BB	0-3 K	0-0 G5-3		4	0	2	2	1	1	2
Donald Harris, R OBP: 0.500, SLG: 0.500 (1, 7)		2-3 K		0-1 1B		3-2 P8	0-3 K			2	0	1	0	0	1	1
Kevin Reimer, L OBP: 0.333, SLG: 0.455 (5, PH) (6, 7)										1	0	0	0	0	0	2
Julio Franco, R OBP: 0.331, SLG: 0.358 (7, PH)				1-2 1B						1	0	0	0	0	1	2
John Cangelosi, S OBP: 0.343, SLG: 0.259 (8, 7)										0	0	0	0	0	0	0
Al Newman, S OBP: 0.298, SLG: 0.240 (1, 4)		4-2 BB BB		3-2 P5		0-0 P3		1-1 SH5-4 G3 HBP 1B		2	0	0	0	1	0	4
Geno Petralli, L OBP: 0.256, SLG: 0.281 (8, PH)										1	0	1	0	0	0	0
Jeff Huson, L OBP: 0.353, SLG: 0.353 (8, PR) (9, 4)										0	1	0	0	0	0	0

Inning Stats	R: 0	H: 1	E: 0	K: 1	S: 13	R: 1	H: 2	E: 0	K: 2	S: 15	R: 1	H: 4	E: 0	K: 0	S: 13	R: 0	H: 1	E: 0	K: 1	S: 6	R: 0	H: 0	E: 0	K: 1	S: 16	R: 0	H: 0	E: 0	K: 2	S: 12	R: 1	H: 1	E: 0	K: 1	S: 9	R: 0	H: 0	E: 0	K: 1	S: 6	1B: 8	2B: 0	3B: 1	HR: 0	SF: 0	SAC: 1	DP: 1	HBP: 2	WP: 2	PB: 0	SB: 0	CS: 0	PA: 43
--------------	------	------	------	------	-------	------	------	------	------	-------	------	------	------	------	-------	------	------	------	------	------	------	------	------	------	-------	------	------	------	------	-------	------	------	------	------	------	------	------	------	------	------	-------	-------	-------	-------	-------	--------	-------	--------	-------	-------	-------	-------	--------

PITCHER	IP	WLS	BF	H	R	ER	SO	BB	IBB	HBP	BLK	WP	HR	S	P	ERA	WHIP
Bruce Ruffin, L ERA: 5.82 (1, 1)	4.1		24	8	2	2	5	4	0	0	0	1	0	55	99	4.15	2.769
Jim Austin, R ERA: 2.43 (5, 1)	2.0	W	8	0	0	0	0	1	0	1	0	0	0	19	34	0.00	0.500
Dan Plesac, L ERA: 4.17 (7, 1)	0.1		2	0	0	0	1	1	0	0	0	0	0	5	9	0.00	3.000
Mike Fetters, R ERA: 0.58 (7, 1)	1.1		6	1	1	1	2	0	0	1	0	1	0	12	17	6.75	0.750
Doug Henry, R ERA: 2.97 (9, 1)	1.0	S	3	0	0	0	1	0	0	0	0	0	0	6	9	0.00	0.000

BOTTOM

Milwaukee Brewers @ Texas Rangers
Arlington Stadium, Arlington, TX
Tue Jul 07 1992, 8:05 PM EDT
Att. 31,254 - Sunny - 93 F

livebaseballscorecards.com

AB	34
R	3
H	9
RBI	3
BB	6
SO	9
LOB	29



Batter	1	2	3	4	5	6	7	8	9	AB R H RBI BB SO LOB	TOP											
Pat Listach, S (1, 6) OBP: 0.358, SLG: 0.355	4-2 G4-6-3 BB		2-1 CS 1-2	0-0 L4-3 1B		2-1 1B		0-0 G6-3 1B 1-3 2-H		3 1 3 1 1 0 0												
Darryl Hamilton, L (1, 9) OBP: 0.353, SLG: 0.378	0-2 G4-6-3 1-2f			0-0 L4-3 1-2		2-2 F7		1-1 G6-3 1-3 3-H		4 0 0 1 0 0 4												
Paul Molitor, R (1, 10) OBP: 0.387, SLG: 0.495	2-3 K			1-3 K		2-1 G3		2-0 1B 1B 3-H		4 0 1 1 0 2 1												
Greg Vaughn, R (1, 7) OBP: 0.296, SLG: 0.382		2-2 L5			0-0 2B 1B		0-0 G5-3	1-2 1B 1B		4 1 2 0 0 0 0												
Robin Yount, R (1, 8) OBP: 0.343, SLG: 0.414		0-1 F9			0-0 1B 2B 1-H		1-0 F9	3-2 1B 1-2 2-H		4 0 2 1 0 0 0												
Franklin Stubbs, L (1, 3) OBP: 0.300, SLG: 0.387		2-3 K			2-0 1B L6-3 2-3		0-0 P2		F8	4 0 1 0 0 1 0												
B.J. Surhoff, L (1, 2) OBP: 0.275, SLG: 0.313			0-1 F9		2-2 L6-3 1-2			0-0 F9 1B		4 0 1 0 0 0 2												
Jim Gantner, L (1, 5) OBP: 0.264, SLG: 0.281			1-1 G3		0-2 F7			0-2 1B 1B E	1-3 K	4 1 1 0 0 1 2												
Scott Fletcher, R (1, 4) OBP: 0.358, SLG: 0.389			2-0 E6 CS			1-1 G6-3		0-1 E6 1B G6-3 1-2	2-2 F9	4 1 0 0 0 0 2												
Inning Stats	R: 0 E: 0 K: 1 S: 9	H: 0 LOB: 0 BB: 1 P: 15	R: 0 E: 0 K: 1 S: 9	H: 0 LOB: 0 BB: 0 P: 13	R: 0 E: 1 K: 0 S: 6	H: 0 LOB: 0 BB: 0 P: 11	R: 0 E: 0 K: 1 S: 5	H: 1 LOB: 0 BB: 0 P: 6	R: 1 E: 0 K: 0 S: 9	H: 3 LOB: 1 BB: 0 P: 13	R: 0 E: 0 K: 0 S: 9	H: 1 LOB: 1 BB: 0 P: 16	R: 0 E: 0 K: 0 S: 3	H: 0 LOB: 0 BB: 0 P: 4	R: 3 E: 1 K: 0 S: 16	H: 5 LOB: 2 BB: 0 P: 23	R: 0 E: 0 K: 1 S: 9	H: 1 LOB: 1 BB: 0 P: 14	1B: 10 2B: 3 3B: 0 HR: 0	SF: 0 SAC: 0 DP: 3 HBP: 0	WP: 0 PB: 0 SB: 1 CS: 1	PA: 37
PITCHER	IP WLS BF H R ER SO BB IBB HBP BLK WP HR S P ERA WHIP												PITCHER	IP WLS BF H R ER SO BB IBB HBP BLK WP HR S P ERA WHIP								
Jose Guzman, R (1, 1) ERA: 3.93	7.2 L 31 9 4 1 3 1 0 0 0 0 0 0 63 95 1.17 1.304																					
Jeff Russell, R (8, 1) ERA: 1.73	1.1 5 2 0 0 1 0 0 0 0 0 0 0 12 20 0.00 1.500																					

Milwaukee Brewers @ Texas Rangers
Arlington Stadium, Arlington, TX
Wed Jul 08 1992, 8:05 PM EDT
Att. 18,256 - Sunny - 93 F

livebaseballscorecards.com

AB 35
R 4
H 11
RBI 4
BB 1
SO 4
LOB 11



Batter	1	2	3	4	5	6	7	8	9	AB	R	H	RBI	BB	SO	LOB
Brian Downing, R OBP: 0.412, SLG: 0.384 (1, 10)	0-2 G5-3		1-2 G4-3		1 SAFE 1 SAFE 1 SAFE 1 SAFE 1 S 1 B 1 B 1 B	3-2 P6		2-3 K		4	0	0	0	0	1	1
Dean Palmer, R OBP: 0.335, SLG: 0.461 (1, 5)	4-2 CS BB		4-2 BB			4-1 F8 1B SF7 BB		2-2 HR		1	2	1	1	3	0	0
Kevin Reimer, L OBP: 0.335, SLG: 0.454 John Cangelosi, S OBP: 0.343, SLG: 0.259 (1, 7) (8, 7)	4-2 BB		2-3 K			2-1 F8 1B		1-2 F8		3	1	1	0	1	1	1
Ruben Sierra, S OBP: 0.330, SLG: 0.480 (1, 9)	2-0 L8				3-3 K			1-3 K		4	0	0	0	0	2	3
Juan Gonzalez, R OBP: 0.310, SLG: 0.494 (1, 8)		1-1 1B			3-2 P2			1-1 G5-3		3	0	1	1	0	0	0
Rafael Palmeiro, L OBP: 0.350, SLG: 0.392 (1, 3)		1-2 L8			1-1 F8			1-3 K		4	0	1	1	0	1	1
Ivan Rodriguez, R OBP: 0.329, SLG: 0.456 (1, 2)		0-1 F9			2-0 P4			4-1 L1-4 BB		3	0	1	0	1	0	1
Dickie Thon, R OBP: 0.302, SLG: 0.375 Geno Petrali, L OBP: 0.254, SLG: 0.278 (1, 6) (9, PH)		2-1 P4			0-3 K			2-1 L1-4		3	0	0	0	0	2	3
Jeff Huson, L OBP: 0.353, SLG: 0.352 Julio Franco, R OBP: 0.328, SLG: 0.355 (1, 4) (9, PH)			1-0 P6		2-1 1B			1-3 K		1	0	0	0	0	0	0

Inning Stats	R: 0	H: 0	E: 0	K: 12	S: 12	R: 0	H: 1	E: 0	K: 10	S: 10	R: 0	H: 0	E: 0	K: 1	S: 10	R: 0	H: 0	E: 0	K: 14	S: 14	R: 1	H: 1	E: 0	K: 11	S: 11	R: 0	H: 0	E: 0	K: 8	S: 8	R: 0	H: 0	E: 0	K: 6	S: 6	R: 0	H: 0	E: 0	K: 11	S: 11	1B: 5	SF: 1	2B: 1	SAC: 0	3B: 0	DP: 1	HR: 1	HBP: 0	WP: 0	PA: 36
--------------	------	------	------	-------	-------	------	------	------	-------	-------	------	------	------	------	-------	------	------	------	-------	-------	------	------	------	-------	-------	------	------	------	------	------	------	------	------	------	------	------	------	------	-------	-------	-------	-------	-------	--------	-------	-------	-------	--------	-------	--------

PITCHER	IP	WLS	BF	H	R	ER	SO	BB	IBB	HBP	BLK	WP	HR	S	P	ERA	WHIP
Jaime Navarro, R ERA: 3.95 (1, 1)	5.2		25	5	2	2	3	4	0	0	0	0	0	61	105	3.18	1.588
Mike Fetters, R ERA: 0.84 (6, 1)	1.1	W	5	1	1	1	2	0	0	0	0	0	1	14	20	6.75	0.750
Darren Holmes, R ERA: 4.11 (8, 1)	1.0		3	0	0	0	2	0	0	0	0	0	0	8	11	0.00	0.000
Doug Henry, R ERA: 2.89 (9, 1)	1.0	S	3	0	0	0	1	1	0	0	0	0	0	6	13	0.00	1.000

BOTTOM

Milwaukee Brewers @ Texas Rangers
Arlington Stadium, Arlington, TX
Wed Jul 08 1992, 8:05 PM EDT
Att: 18,256 - Sunny - 93 F

livebaseballscorecards.com

AB	30
R	3
H	6
RBI	3
BB	5
SO	8
LOB	11



Batter	1	2	3	4	5	6	7	8	9	AB R H RBI BB SO LOB	TOP											
Kenny Lofton, L (1, 8) OBP: 0.330, SLG: 0.338	3-1 F7		3-3 K		1-0 F9	2-0 FC4-6			1-0 L1	5 0 0 0 0 1 2												
Mark Lewis, R (1, 6) OBP: 0.299, SLG: 0.345	1-3 K		1-0 FC5-4 WP 1B		1-3 K			2-2 F8	1-3 K	5 0 0 0 0 3 1												
Carlos Baerga, S (1, 4) OBP: 0.348, SLG: 0.450 Felix Fermin, R (6, 4) OBP: 0.297, SLG: 0.322	4-2 2B BB		0-1 WP 1B		1-1 1B			0-0 F8	0-1 WP 1B	2 1 2 0 1 0 0 2 0 1 0 0 0 0												
Albert Belle, R (1, 7) OBP: 0.322, SLG: 0.482	2-2 1-H 2B		1-3 K2-3		2-2 FC4-6 1B			2-3 K	2-3 K	5 0 2 1 0 3 3												
Paul Sorrento, L (1, 10) OBP: 0.347, SLG: 0.438 Glenallen Hill, R (8, PH) OBP: 0.309, SLG: 0.473	0-0 G3			3-1 HR	2-2 FC4-6			1-3 K		3 1 1 1 0 0 3 1 0 0 0 0 1 0												
Reggie Jefferson, S (1, 3) OBP: 0.261, SLG: 0.304		1-3 K		1-1 F9		1-0 G4-3 1B 2B		2-3 K		4 1 1 0 0 2 0												
Mark Whiten, S (1, 9) OBP: 0.360, SLG: 0.411		0-1 G4-3		1-1 G4-3		0-1 G4-3		2-2 1B 2B		4 1 1 0 0 0 1												
Jim Thome, L (1, 5) OBP: 0.333, SLG: 0.372 Brook Jacoby, R (8, PH) (8, 5)		2-3 K		4-1 FC6-4 BB		1-3 K		2-2 2-H 1B		2 0 0 0 1 2 1 1 0 1 1 0 0 0												
Sandy Alomar Jr., R (1, 2) OBP: 0.288, SLG: 0.322 Junior Ortiz, R (6, 2) OBP: 0.292, SLG: 0.258			4-2 FC5-4 HBP	2-1 FC6-4		1-0 FC4-6 1B		0-2 G5-3		2 0 1 1 0 0 1 1 0 0 0 0 0 1												
Inning Stats	R: 1 E: 0 K: 1 S: 11	H: 1 LOB: 1 BB: 1 P: 21	R: 0 E: 0 K: 2 S: 8	H: 0 LOB: 0 BB: 0 P: 11	R: 0 E: 0 K: 2 S: 11	H: 1 LOB: 2 BB: 0 P: 20	R: 1 E: 0 K: 0 S: 9	H: 1 LOB: 1 BB: 1 P: 20	R: 0 E: 0 K: 1 S: 12	H: 2 LOB: 2 BB: 0 P: 19	R: 1 E: 0 K: 1 S: 9	H: 2 LOB: 1 BB: 0 P: 14	R: 0 E: 0 K: 1 S: 7	H: 0 LOB: 0 BB: 0 P: 11	R: 1 E: 0 K: 2 S: 15	H: 2 LOB: 1 BB: 0 P: 22	R: 0 E: 0 K: 2 S: 9	H: 1 LOB: 1 BB: 0 P: 13	1B: 6 2B: 3 3B: 0 HR: 1	SF: 0 SAC: 0 DP: 0 HBP: 1	WP: 2 PB: 0 SB: 0 CS: 0	PA: 40
PITCHER	IP WLS BF H R ER SO BB IBB HBP BLK WP HR S P ERA WHIP																					
Nolan Ryan, R (1, 1) ERA: 3.76	7.0 W 31 7 3 3 8 2 0 1 0 0 1 1 67 116 3.86 1.286																					
Floyd Bannister, L (8, 1) ERA: 6.53	1.0 5 2 1 1 2 0 0 0 0 0 0 0 15 22 9.00 2.000																					
Terry Mathews, R (9, 1) ERA: 6.1	1.0 4 1 0 0 2 0 0 0 0 0 1 0 9 13 0.00 1.000																					

Cleveland Indians @ Texas Rangers
Arlington Stadium, Arlington, TX
Thu Jul 09 1992, 8:05 PM EDT
Att. 35,560 - Sunny - 93 F

livebaseballscorecards.com

AB	37
R	4
H	10
RBI	4
BB	2
SO	12
LOB	13



Batter	1	2	3	4	5	6	7	8	9	AB	R	H	RBI	BB	SO	LOB
Jeff Frye, R OBP: 0.600, SLG: 1.333 (1, 4)	4-1 BB HR BB	1-1 SAFE 1B 3B		0-2 G5-4-3 1B	0-2 FC5-2 HR		1-1 SF7			3	3	2	1	1	0	3
Dean Palmer, R OBP: 0.337, SLG: 0.470 (1, 5)	4-2 HR BB	2-3 K		1-1 G5-4-3 1-2f	1-2 HR		0-1 G4-3			3	2	1	4	1	1	2
Al Newman, S OBP: 0.296, SLG: 0.238 (6, 5)	1-2 HR BB			2-2 FC5-4 1B	1-2 F7			1-2 2B		4	1	2	0	1	1	2
Rafael Palmeiro, L OBP: 0.354, SLG: 0.396 (1, 3)	2-3 K	4-2 BB 1B BB		1-0 FC5-4 1-2f		1-0 F7		0-1 F8		3	1	1	3	1	0	1
Ruben Sierra, S OBP: 0.332, SLG: 0.488 (1, 9)	2-1 HR	4-2 E 1B BB								1	0	0	0	0	0	1
Donald Harris, R OBP: 0.333, SLG: 0.333 (8, 9)	1-2 HR	1-2 BB														
Juan Gonzalez, R OBP: 0.308, SLG: 0.489 (1, 8)	1-0 G5-3	2-1 E7 1B			0-3 K	1-2 G6-3		0-3 K		5	0	1	2	0	2	1
Kevin Reimer, L OBP: 0.338, SLG: 0.464 (1, 7)	1-2 HR	0-0 F9			2-1 BB 1B	2-2 F9		1-1 G6-3		4	2	2	1	0	0	2
John Cangelosi, S OBP: 0.340, SLG: 0.256 (7, 7)										1	0	0	0	0	0	1
Brian Downing, R OBP: 0.416, SLG: 0.405 (1, 10)	3-2 HR			1-3 K	4-0 BB 1B FC5-2 BB		2-1 PB SF9 2B			2	1	1	1	1	1	0
Geno Petralli, L OBP: 0.260, SLG: 0.293 (7, PH)										1	1	1	0	0	0	0
Ivan Rodriguez, R OBP: 0.332, SLG: 0.455 (1, 2)	1-1 F9			2-1 F9	2-2 FC5-2 BB HR 1B		4-2 SF9 PB SF7 BB			3	2	1	1	1	0	0
Terry Mathews, L (9, 1)										0	0	0	0	0	0	0
Jeff Huson, L OBP: 0.356, SLG: 0.351 (1, 6)		4-2 CS BB		2-3 K	4-2 FC5-2 HR BB		1-2 SF9			1	1	0	1	2	1	0

Inning Stats	R: 5	H: 3	E: 0	K: 1	S: 19	LOB: 0	BB: 2	P: 37	R: 2	H: 2	E: 1	K: 1	S: 14	LOB: 2	BB: 3	P: 31	R: 0	H: 0	E: 0	K: 2	S: 9	LOB: 0	BB: 0	P: 14	R: 0	H: 2	E: 0	K: 0	S: 9	LOB: 1	BB: 0	P: 13	R: 5	H: 3	E: 0	K: 1	S: 21	LOB: 0	BB: 2	P: 35	R: 0	H: 0	E: 0	K: 0	S: 10	LOB: 0	BB: 0	P: 14	R: 2	H: 1	E: 0	K: 0	S: 15	LOB: 0	BB: 1	P: 23	R: 0	H: 1	E: 0	K: 1	S: 10	LOB: 1	BB: 0	P: 12
--------------	------	------	------	------	-------	--------	-------	-------	------	------	------	------	-------	--------	-------	-------	------	------	------	------	------	--------	-------	-------	------	------	------	------	------	--------	-------	-------	------	------	------	------	-------	--------	-------	-------	------	------	------	------	-------	--------	-------	-------	------	------	------	------	-------	--------	-------	-------	------	------	------	------	-------	--------	-------	-------

PITCHER	IP	WLS	BF	H	R	ER	SO	BB	IBB	HBP	BLK	WP	HR	S	P	ERA	WHIP
Scott Scudder, R ERA: 4.94 (1, 1)	1.2	L	13	4	7	7	2	5	0	0	0	0	3	30	63	37.80	5.400
Kevin Wickander, L ERA: 3.71 (2, 1)	2.2		14	5	4	4	3	2	0	0	0	0	0	31	54	13.50	2.625
Ted Power, R ERA: 2.62 (5, 1)	2.2		11	2	3	2	0	1	0	0	0	0	1	36	50	6.75	1.125
Steve Olin, R ERA: 2.36 (8, 1)	1.0		4	1	0	0	1	0	0	0	0	0	0	10	12	0.00	1.000


BOTTOM

Cleveland Indians @ Texas Rangers
Arlington Stadium, Arlington, TX

Thu Jul 09 1992, 8:05 PM EDT
Att: 35,560 - Sunny - 93 F

AB	32
R	14
H	12
RBI	14
BB	8
SO	6
LOB	13

WP: 0 PA: 42
PB: 1
SB: 0
CS: 1



PITCHER	IP	WLS	BF	H	R	ER	SO	BB	IBB	HBP	BLK	WP	HR	S	P	ERA	WHIP
---------	----	-----	----	---	---	----	----	----	-----	-----	-----	----	----	---	---	-----	------

Batter	1	2	3	4	5	6	7	8	9	AB R H RBI BB SO LOB	TOP
Thomas Howard, S (1, 8) OBP: 0.315, SLG: 0.333	4-0 1B E BB		4-2 1B 1B BB	0-2 F9			2-2 G6-3		1-1 F7	3 2 0 0 2 0 1	
Mark Lewis, R (1, 6) OBP: 0.302, SLG: 0.347 Paul Sorrento, L (9, PH) OBP: 0.346, SLG: 0.436	3-1 F8		0-1 FC 1B 1-2 FC6-4 1B		0-2 L5		1-2 1B		2-3 K	4 1 2 0 0 0 1 1 0 0 0 0 1 1	
Carlos Baerga, S (1, 4) OBP: 0.350, SLG: 0.450	0-1 E6 1-H 1B		1-1 FC E 1-2 2-H 1B		3-3 K		1-0 F8			4 1 2 1 0 1 1	
Albert Belle, R (1, 10) OBP: 0.321, SLG: 0.482	2-1 P6		2-1 FC FC6-4 1-2 2-3		0-0 2B			1-1 F8		4 0 1 0 0 0 3	
Carlos Martinez, R (1, 3) OBP: 0.273, SLG: 0.333	0-0 F9		2-1 FC6-4 1-2 2-H 3-H		2-3 K			1-2 G5-3		4 0 0 1 0 1 3	
Mark Whiten, S (1, 9) OBP: 0.359, SLG: 0.408		0-0 1B	1-0 F7		2-1 G6-3			1-0 G5-3		4 0 1 0 0 0 1	
Glenallen Hill, R (1, 7) OBP: 0.303, SLG: 0.464 Kenny Lofton, L (9, PH) OBP: 0.332, SLG: 0.338		2-1 P6	0-0 G4-3		0-1 G5-3			4-2 G1-3 1B BB		3 0 0 0 0 0 2 0 1 0 0 1 0 0	
Jim Thome, L (1, 5) OBP: 0.308, SLG: 0.340		1-3 K		3-1 G3		1-3 K		0-1 G1-3		4 0 0 0 0 2 2	
Sandy Alomar Jr., R (1, 2) OBP: 0.288, SLG: 0.320		2-1 L4		1-1 G6-3			1-1 G5-3		1-2 1B	4 0 1 1 0 0 1	
Inning Stats	R: 1 E: 1 K: 0 S: 7 H: 1 LOB: 1 BB: 1 P: 16	R: 0 E: 0 K: 1 S: 8 H: 1 LOB: 1 BB: 0 P: 13	R: 3 E: 1 K: 0 S: 12 H: 2 LOB: 1 BB: 1 P: 22	R: 0 E: 0 K: 0 S: 7 H: 0 LOB: 0 BB: 0 P: 11	R: 0 E: 0 K: 2 S: 11 H: 1 LOB: 1 BB: 0 P: 16	R: 0 E: 0 K: 1 S: 7 H: 0 LOB: 0 BB: 0 P: 10	R: 0 E: 0 K: 0 S: 9 H: 1 LOB: 1 BB: 0 P: 14	R: 0 E: 0 K: 0 S: 6 H: 0 LOB: 0 BB: 0 P: 9	R: 1 E: 0 K: 1 S: 13 H: 1 LOB: 1 BB: 1 P: 21	1B: 6 2B: 1 3B: 0 HR: 0 SF: 0 SAC: 0 DP: 0 HBP: 0	WP: 0 PB: 0 SB: 0 CS: 0 PA: 38
PITCHER Brian Bohanon, L (1, 1) ERA: 6.98 Kenny Rogers, L (8, 1) ERA: 3.02 Jeff Russell, R (9, 1) ERA: 1.9	IP 7.0 WLS W BF 30 H 6 R 4 ER 3 SO 4 BB 2 IBB 0 HBP 0 BLK 0 WP 0 HR 0 S 61 P 102 ERA 3.86 WHIP 1.143										
PITCHER	IP 1.0 WLS S BF 5 H 1 R 1 ER 1 SO 1 BB 1 IBB 0 HBP 0 BLK 0 WP 0 HR 0 S 13 P 21 ERA 9.00 WHIP 2.000										

Cleveland Indians @ Texas Rangers
Arlington Stadium, Arlington, TX
Fri Jul 10 1992, 8:05 PM EDT
Att. 25,916 - Sunny - 93 F

livebaseballscorecards.com

AB	35
R	5
H	7
RBI	3
BB	3
SO	5
LOB	16



Batter	1	2	3	4	5	6	7	8	9	AB	R	H	RBI	BB	SO	LOB
Jeff Frye, R OBP: 0.556, SLG: 0.857 (1, 4)	1-3 K	2-2 1B	0-1 G1-3			X 0-0 SH3-4		1-1 1B 1B		4	0	2	0	0	1	3
Dean Palmer, R OBP: 0.338, SLG: 0.469 (1, 5)	3-2 1B HR 1B	1 SAFE 1 SAFE F7	0-1 F7		1-1 G5-3	X 0-0 F9		1 SAFE 1 SAFE 1-2 1B		5	1	2	0	0	0	2
Rafael Palmeiro, L OBP: 0.354, SLG: 0.396 (1, 3)	0-2 F7		X 0-0 1B 1B		1-2 G3	B 1-0 1B		S 0-1 G4-3		5	1	2	1	0	0	3
Ruben Sierra, S OBP: 0.337, SLG: 0.491 (1, 9)	3-1 1-2 HR 1B		X 0-0 HBP 1B 1-3 BB 1B		1-1 1B	C 2-3 K				4	2	3	0	0	1	1
Juan Gonzalez, R OBP: 0.310, SLG: 0.498 (1, 8)	2-1 1-H 2-H HR		C 1-1 BB HBP 1-2 FC5-2 1B 3-H		1-1 P4		C 0-2 G6-3			4	1	2	4	0	0	1
Kevin Reimer, L OBP: 0.343, SLG: 0.466 (1, 7)	2-0 1B		C 3-2 FC5-2 BB 1-2 2-3 HBP		1-2 G3		C 2-2 CS 1B			3	0	2	0	0	0	0
John Cangelosi, S OBP: 0.340, SLG: 0.256 (7, PR) (8, 7)			B 1-2 2-3 HBP				C 2-1 F7			0	0	0	0	0	0	0
Brian Downing, R OBP: 0.413, SLG: 0.397 (1, 10)	2-2 P9		B 4-2 FC5-2 BB 1-2 2-3 3-H		1-1 F7		1 SAFE 1 SAFE 2-1 F8			3	0	0	1	1	0	2
Ivan Rodriguez, R OBP: 0.326, SLG: 0.446 (1, 2)		1-3 K	C 0-3 K		1-1 G6-3		B 2-1 L1-4			4	0	0	0	0	2	3
Jeff Huson, L OBP: 0.356, SLG: 0.351 (1, 6)		X 0-0 F8	F 0-1 FC5-2			F 1-2 SH3-4 1B 1B		X 0-0 F7		0	0	0	0	0	0	0
Dickie Thon, R OBP: 0.301, SLG: 0.373 (2, 6)			1-2 2-3 3-H							4	1	1	0	0	0	3

Inning Stats	R: 3	H: 4	E: 0	LOB: 1	K: 1	S: 18	P: 31	R: 0	H: 1	E: 0	LOB: 1	K: 1	S: 10	P: 13	R: 2	H: 3	E: 0	LOB: 3	K: 1	S: 18	P: 26	R: 0	H: 1	E: 0	LOB: 1	K: 0	S: 9	P: 13	R: 0	H: 0	E: 0	LOB: 0	K: 0	S: 7	P: 10	R: 1	H: 2	E: 0	LOB: 1	K: 1	S: 9	P: 13	R: 0	H: 1	E: 0	LOB: 1	K: 0	S: 10	P: 13	R: 0	H: 2	E: 0	LOB: 2	K: 0	S: 10	P: 14
PITCHER Jack Armstrong, R ERA: 5.4 (1, 1)	IP	WLS	BF	H	R	ER	SO	BB	IBB	HBP	BLK	WP	HR	S	P	ERA	WHIP	IP	WLS	BF	H	R	ER	SO	BB	IBB	HBP	BLK	WP	HR	S	P	ERA	WHIP																						


BOTTOM

Cleveland Indians @ Texas Rangers
Arlington Stadium, Arlington, TX

Fri Jul 10 1992, 8:05 PM EDT
Att: 25,916 - Sunny - 93 F

livebaseballscorecards.com

AB	36
R	6
H	14
RBI	6
BB	1
SO	4
LOB	18



1B:	13	SF:	0	WP:	0	PA:	39
2B:	0	SAC:	1	PB:	0	SB:	0
3B:	0	DP:	0	CS:	1		
HR:	1	HBP:	1				

Batter	1	2	3	4	5	6	7	8	9	AB R H RBI BB SO LOB	TOP									
Kenny Lofton, L (1, 8) OBP: 0.328, SLG: 0.333	1-1 B1-3		0-0 F8		1-0 G6-3			1-0 B2-3		4 0 0 0 0 0 1										
Felix Fermin, R (1, 6) OBP: 0.295, SLG: 0.319	0-1 G4-3		1-1 1B			3-2 L9		2-2 G4-3		4 0 1 0 0 0 0										
Carlos Baerga, S (1, 4) OBP: 0.354, SLG: 0.462	2-0 HR		2-3 K			0-1 G5-3 1B		2-2 G6-4-3 1B		4 1 3 1 0 1 1										
Albert Belle, R (1, 7) OBP: 0.320, SLG: 0.479	0-1 BB 1B		1-3 K			0-2 G5-3		0-0 G6-4-3		4 0 1 0 0 1 3										
Paul Sorrento, L (1, 10) OBP: 0.345, SLG: 0.430	4-0 BB			0-0 G6-3		2-0 G5-3		0-0 F7		3 0 0 0 1 0 1										
Reggie Jefferson, S (1, 3) OBP: 0.231, SLG: 0.269	0-0 G4-3			1-0 F8			2-0 G3			3 0 0 0 0 0 2										
Mark Whiten, S (1, 9) OBP: 0.359, SLG: 0.405		4-2 G6-4-3 BB		1-2 L4			2-3 K			2 0 0 0 1 1 0										
Jim Thome, L (1, 5) OBP: 0.291, SLG: 0.320		0-0 G6-4-3			0-1 G6-3		0-0 G6-3			3 0 0 0 0 0 1										
Sandy Alomar Jr., R (1, 2) OBP: 0.288, SLG: 0.321		1-1 G6-3			0-1 G6-3 1B			0-2 G6-3		3 0 1 0 0 0 0										
Inning Stats	R: 1 E: 0 K: 0 S: 8	H: 2 LOB: 2 BB: 1 P: 15	R: 0 E: 0 K: 0 S: 5	H: 0 LOB: 0 BB: 1 P: 10	R: 0 E: 0 K: 2 S: 9	H: 1 LOB: 1 BB: 0 P: 13	R: 0 E: 0 K: 0 S: 6	H: 0 LOB: 0 BB: 0 P: 8	R: 0 E: 0 K: 0 S: 5	H: 1 LOB: 0 BB: 0 P: 6	R: 0 E: 0 K: 1 S: 6	H: 0 LOB: 0 BB: 0 P: 10	R: 0 E: 0 K: 0 S: 7	H: 0 LOB: 0 BB: 0 P: 10	R: 0 E: 0 K: 0 S: 5	H: 1 LOB: 0 BB: 0 P: 7	1B: 5 2B: 0 3B: 0 HR: 1	SF: 0 SAC: 0 DP: 3 HBP: 0	WP: 0 PB: 0 SB: 0 CS: 0	PA: 32
PITCHER Kevin Brown, R (1, 1) ERA: 3.01	IP: 9.0 WLS: W BF: 32 H: 6 R: 1 ER: 1 SO: 3 BB: 2 IBB: 0 HBP: 0 BLK: 0 WP: 0 HR: 1 S: 60 P: 93 ERA: 1.00 WHIP: 0.889																			

Cleveland Indians @ Texas Rangers
Arlington Stadium, Arlington, TX
Sat Jul 11 1992, 8:05 PM EDT
Att. 33,046 - Sunny - 93 F

livebaseballscorecards.com

AB 30
R 1
H 6
RBI 1
BB 2
SO 3
LOB 9



Batter	1	2	3	4	5	6	7	8	9	AB	R	H	RBI	BB	SO	LOB
Jeff Frye, R OBP: 0.429, SLG: 0.667 (1, 4)	0-3 K	0-0 2B	0-2 G3			0-2 G4-3		2-1 G5-3		5	1	1	1	0	1	1
Dean Palmer, R OBP: 0.340, SLG: 0.468 (1, 5)	1-3 K	4-0 2B BB			1-1 1B 1B	1-0 P6				3	0	1	0	1	1	0
Rafael Palmeiro, L OBP: 0.356, SLG: 0.407 (1, 3)	0-1 E	1-2 2B			0-3 K	0-0 G4-3				4	1	2	1	0	1	1
Ruben Sierra, S OBP: 0.333, SLG: 0.485 (1, 9)	2-0 E6 1B	1-1 P4			2-3 K		1-0 F8			4	0	0	0	0	1	3
Juan Gonzalez, R OBP: 0.312, SLG: 0.498 (1, 7)	0-0 1B	1-3 K			0-1 1B		0-1 F8			4	0	2	0	0	1	2
Brian Downing, R OBP: 0.417, SLG: 0.421 (1, 10)	1-0 F7		3-2 HR		2-2 1B		2-1 1B			3	1	2	1	0	0	2
Kevin Reimer, L OBP: 0.345, SLG: 0.468 (7, PH)					1-2 2-H					1	0	1	0	0	0	0
Ivan Rodriguez, R OBP: 0.324, SLG: 0.442 (1, 2)		1-2 G1-3	0-0 1B		2-2 G6-3		0-1 P9			4	0	1	0	0	0	1
Dickie Thon, R OBP: 0.300, SLG: 0.379 (1, 6)		0-0 1B 3B	1-1 F7		0-0 F9		2-2 P4			4	1	1	0	0	0	1
Donald Harris, R OBP: 0.286, SLG: 0.286 (1, 8)		2-2 2B 1B	0-1 L7		0-0 G5-3		0-3 K			4	1	1	1	0	1	1

Inning Stats	R: 1	H: 2	E: 1	K: 2	S: 12	L: 2	LOB: 2	BB: 0	P: 16	R: 3	H: 4	E: 0	K: 1	S: 18	L: 4	LOB: 2	BB: 1	P: 28	R: 1	H: 2	E: 0	K: 0	S: 11	R: 0	H: 3	E: 0	K: 2	S: 14	R: 0	H: 0	E: 0	K: 0	S: 5	R: 0	H: 0	E: 0	K: 0	S: 7	R: 0	H: 1	E: 0	K: 0	S: 8	R: 0	H: 0	E: 0	K: 1	S: 12	1B: 7	2B: 2	3B: 2	HR: 1	SF: 0	SAC: 0	DP: 0	HBP: 0	WP: 0	PB: 0	SB: 0	CS: 0	PA: 37
--------------	------	------	------	------	-------	------	--------	-------	-------	------	------	------	------	-------	------	--------	-------	-------	------	------	------	------	-------	------	------	------	------	-------	------	------	------	------	------	------	------	------	------	------	------	------	------	------	------	------	------	------	------	-------	-------	-------	-------	-------	-------	--------	-------	--------	-------	-------	-------	-------	--------


PITCHER	IP	WLS	BF	H	R	ER	SO	BB	IBB	HBP	BLK	WP	HR	S	P	ERA	WHIP
Jeff Mutis, L ERA: 9.53 (1, 1)	2.0	L	16	8	5	4	3	1	0	0	0	0	1	34	51	18.00	4.500
Ted Power, R ERA: 2.4 (3, 1)	4.0		14	3	0	0	2	0	0	0	0	0	0	31	40	0.00	0.750
Steve Olin, R ERA: 2.3 (7, 1)	1.0		4	1	0	0	0	0	0	0	0	0	0	7	10	0.00	1.000
Eric Plunk, R ERA: 3.97 (8, 1)	1.0		3	0	0	0	1	0	0	0	0	0	0	8	12	0.00	0.000

BOTTOM

Cleveland Indians @ Texas Rangers
Arlington Stadium, Arlington, TX

Sat Jul 11 1992, 8:05 PM EDT
Att: 33,046 - Sunny - 93 F

AB	36
R	5
H	12
RBI	4
BB	1
SO	6
LOB	12



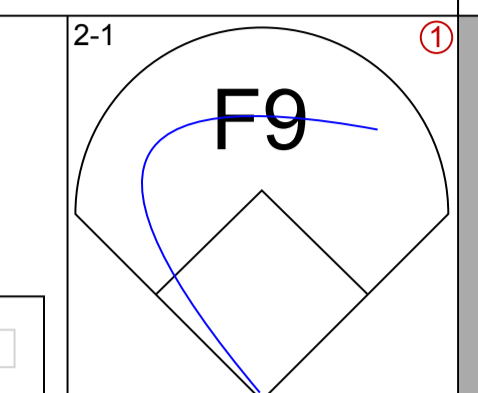
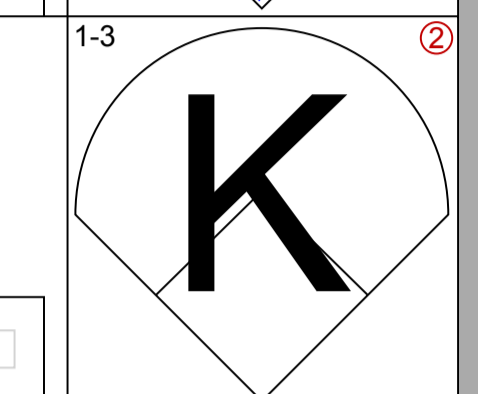
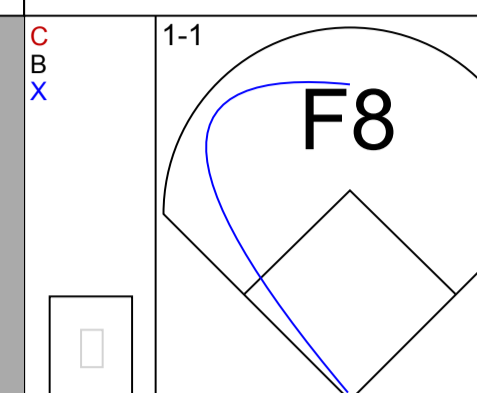
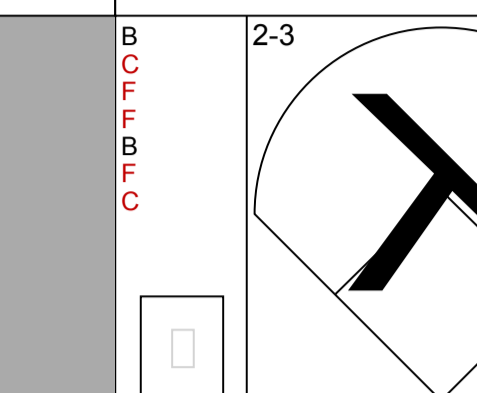
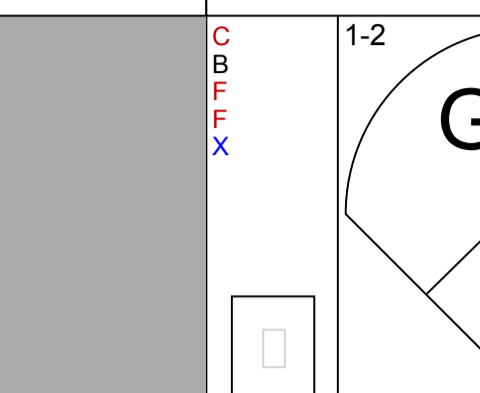
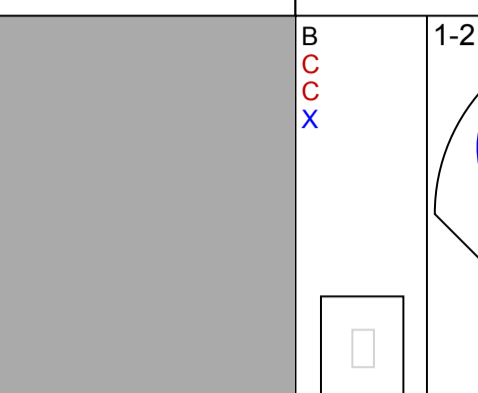
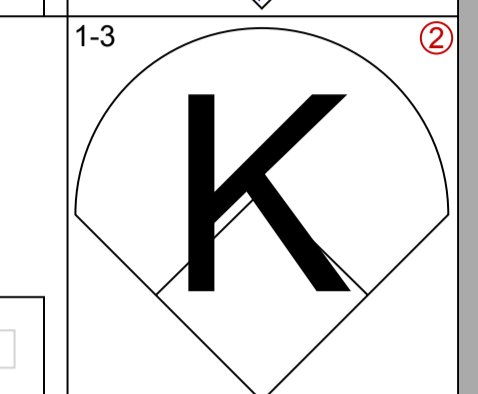
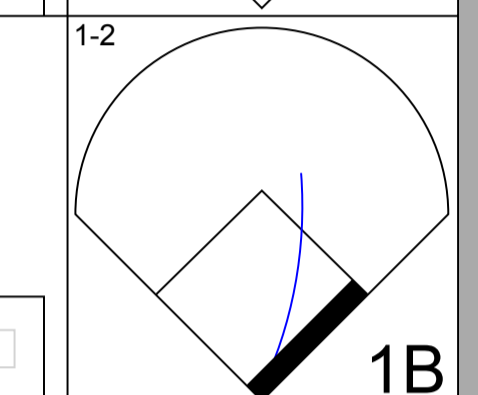
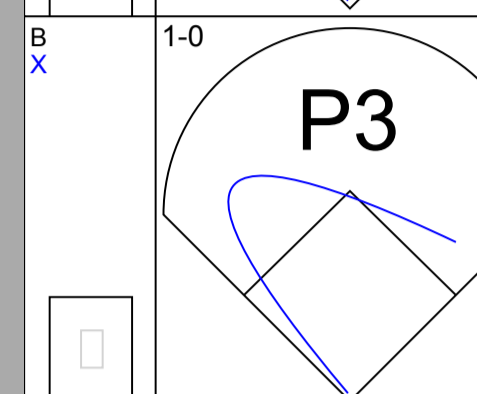
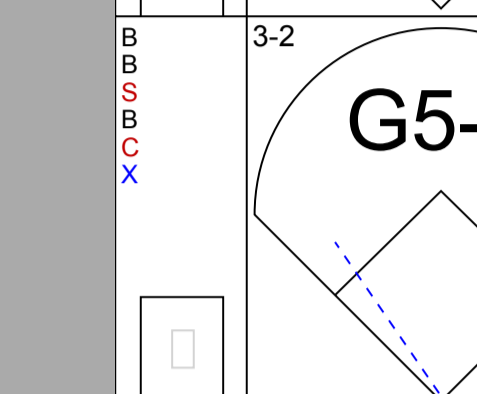
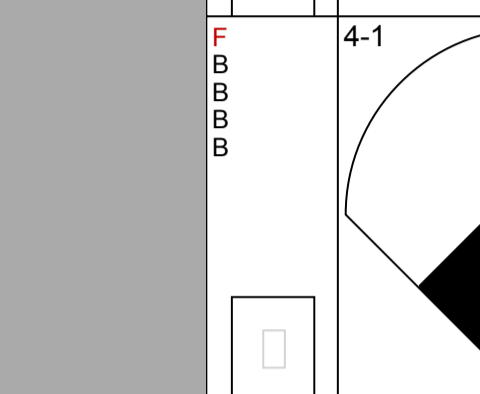
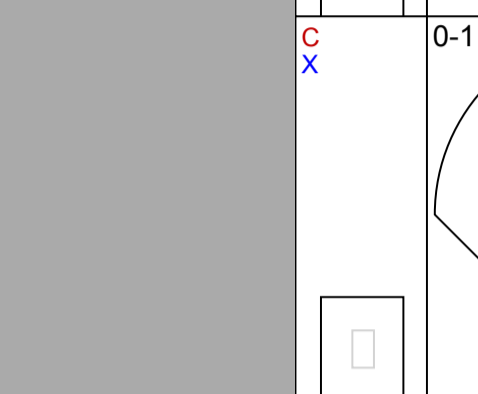
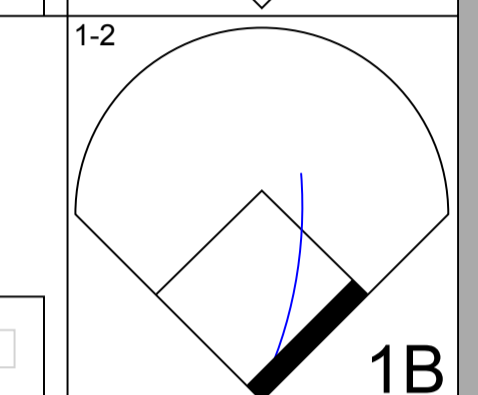
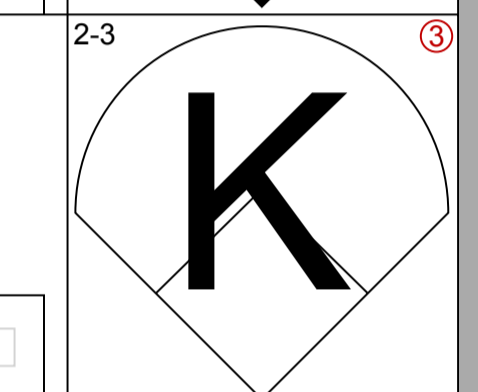
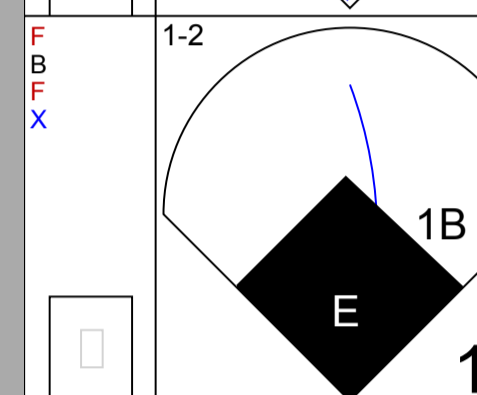
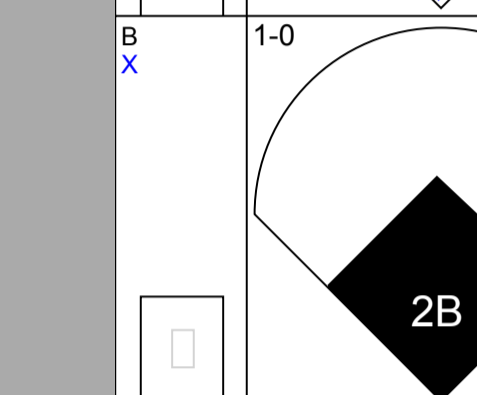
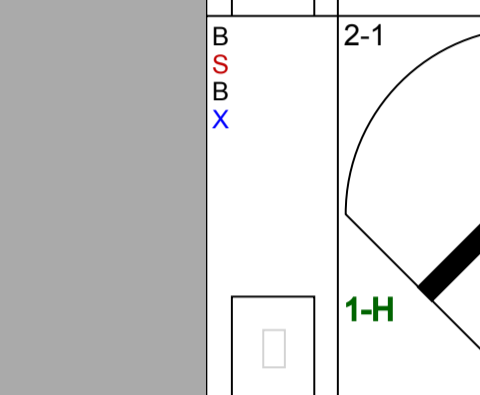
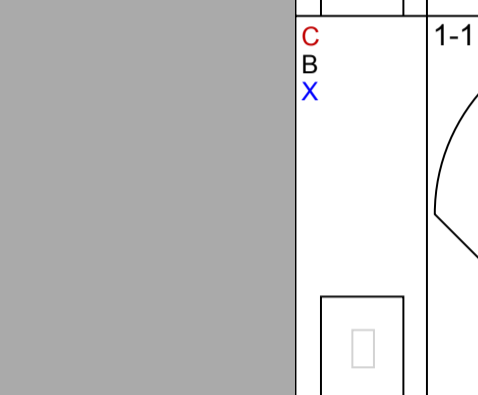
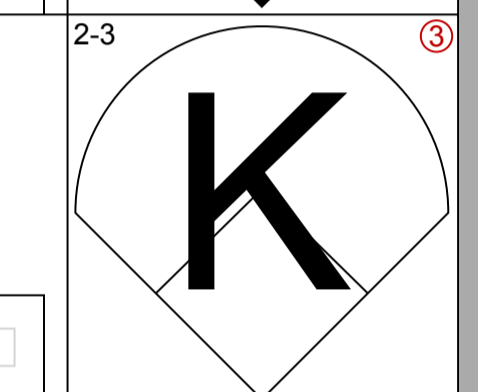

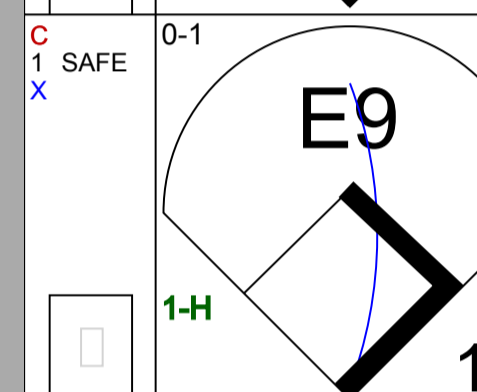
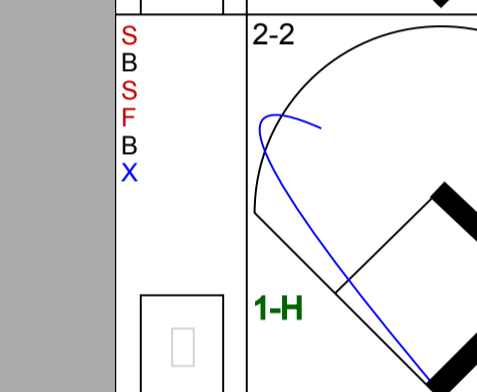
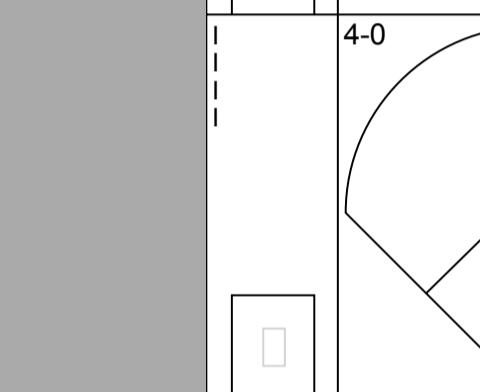
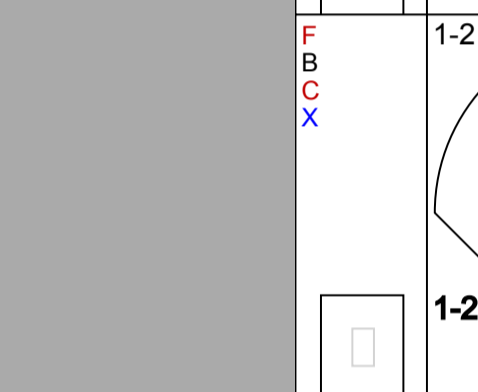

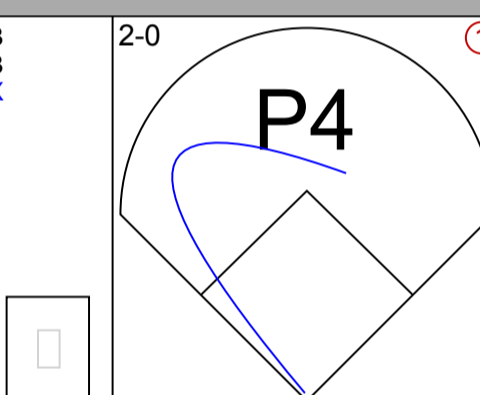
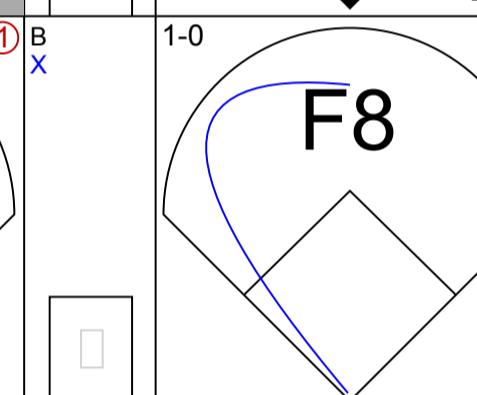
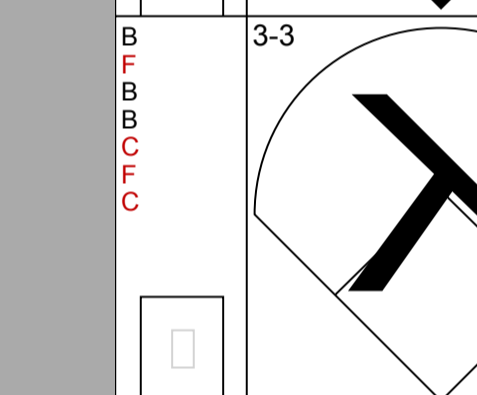
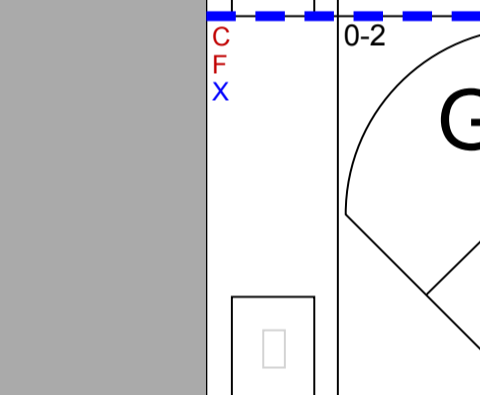
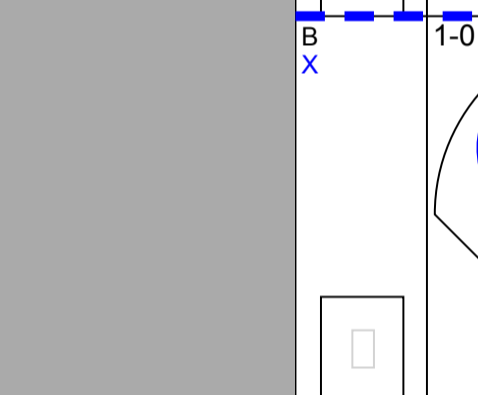

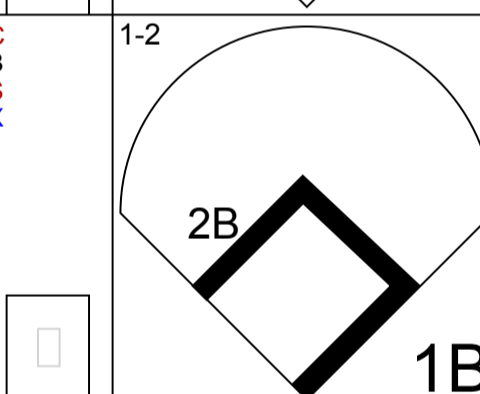
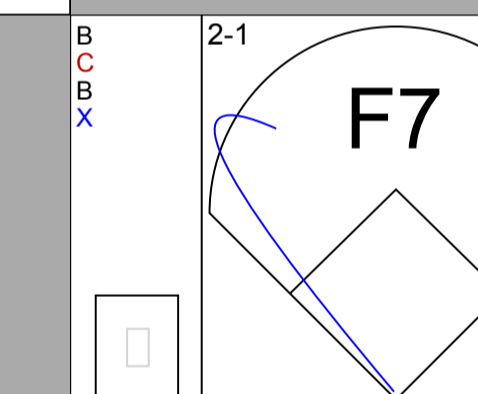
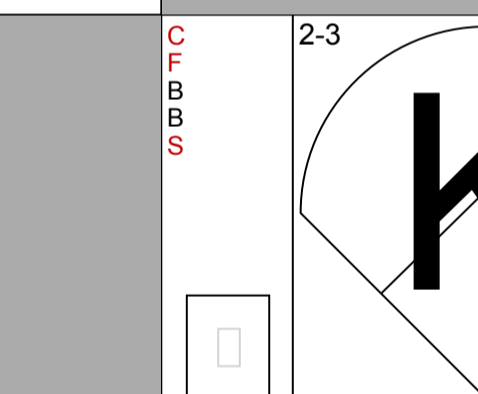
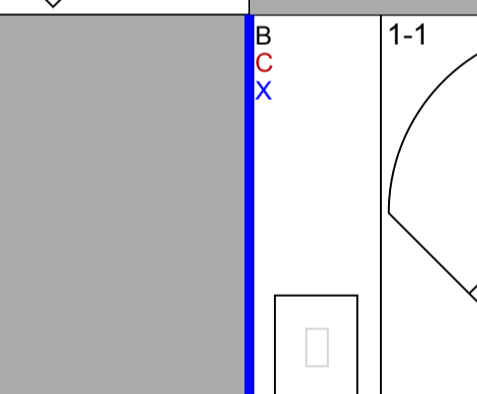

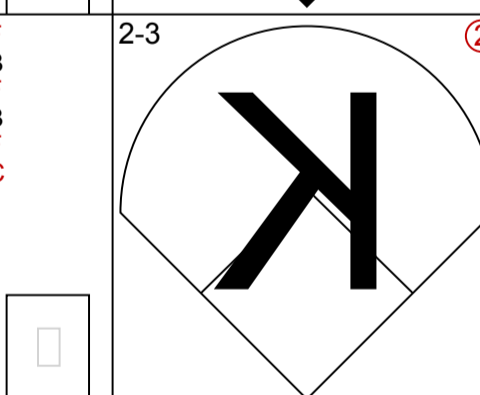
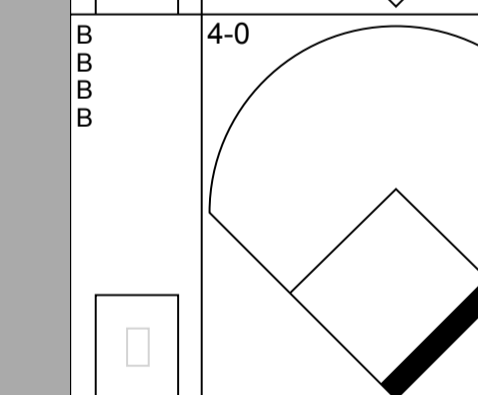
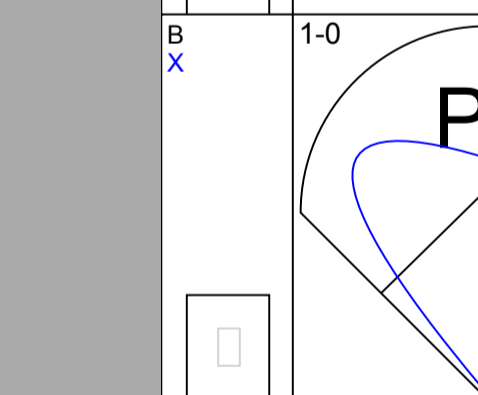
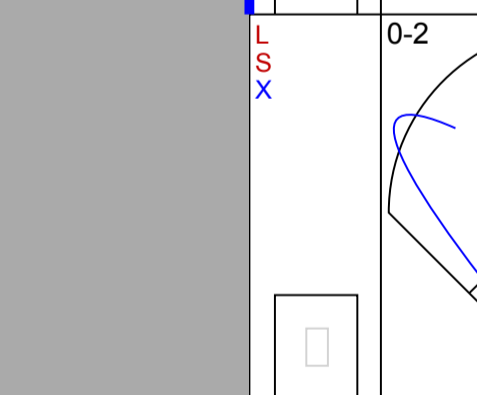

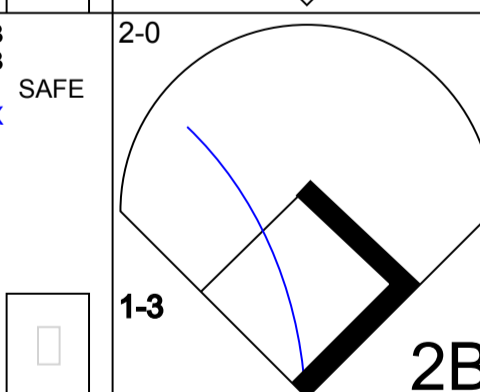
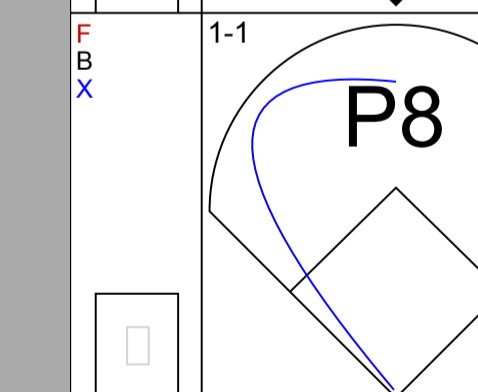
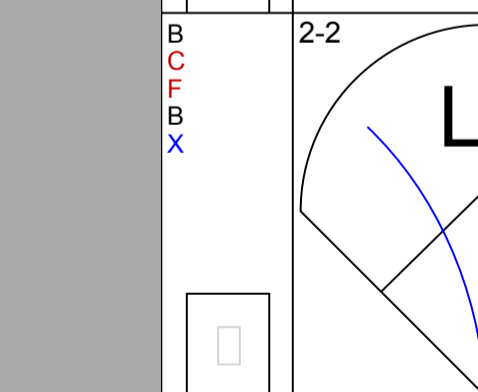
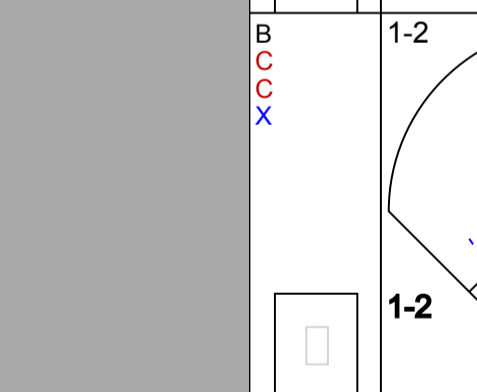

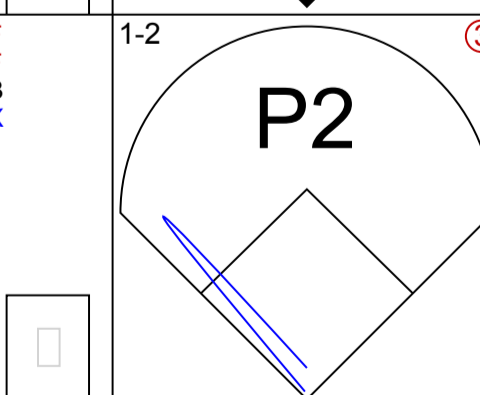
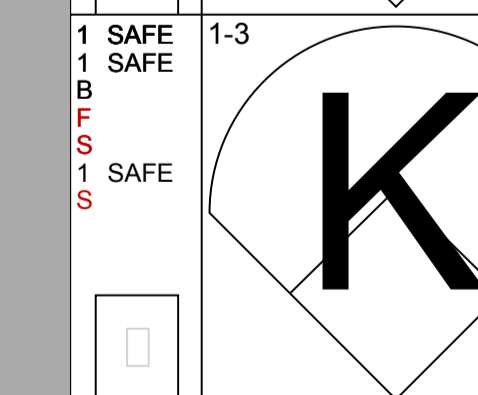

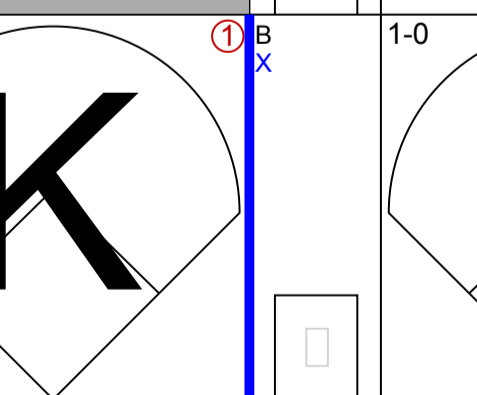
Batter	1	2	3	4	5	6	7	8	9	AB R H RBI BB SO LOB	TOP																	
Kenny Lofton, L (1, 8) OBP: 0.326, SLG: 0.329	3-3 		1-3 		0-1 G4-3 		4-1 		2-3 	4 0 0 0 1 3 0	Cleveland Indians @ Texas Rangers Arlington Stadium, Arlington, TX Sun Jul 12 1992, 8:05 PM EDT Att. 25,116 - Cloudy - 96 F																	
Mark Lewis, R (1, 6) OBP: 0.297, SLG: 0.341	2-1 G5-3 		3-2 G5-3 			2-3 	0-3 	1-1 L4 	5 0 0 0 0 2 2																			
Carlos Baerga, S (1, 4) OBP: 0.360, SLG: 0.469	2-2 1B 			1-3 		2-0 		3-2 2B 	4 2 3 0 0 1 0																			
Albert Belle, R (1, 10) OBP: 0.324, SLG: 0.489	0-1 			1-1 		1-1 F7 		0-3 	4 1 2 2 1 1 2																			
Paul Sorrento, L (1, 3) OBP: 0.341, SLG: 0.425 Carlos Martinez, R (8, PH) OBP: 0.294, SLG: 0.369	0-2 G1-3 			2-3 		3-1 P5 		2-2 1B 	3 0 0 0 0 1 3 2 1 2 0 0 0 0																			
Mark Whiten, S (1, 9) OBP: 0.362, SLG: 0.418		4-2 		3-0 G3 		0-0 		0-1 	4 2 2 3 1 0 3																			
Glenallen Hill, R (1, 7) OBP: 0.297, SLG: 0.453		2-1 G5-4-3 		1-3 		0-0 F8 		1-1 P3 	4 0 0 0 0 1 2																			
Jim Thome, L (1, 5) OBP: 0.298, SLG: 0.327 Brook Jacoby, R (7, PH) OBP: 0.346, SLG: 0.357		0-2 F9 			1-2 		1-0 	0-0 	2 0 1 0 0 0 0 2 0 2 0 0 0 0																			
Sandy Alomar Jr., R (1, 2) OBP: 0.284, SLG: 0.316					0-0 F8 		1-0 F8-3 	0-0 G1-3 	3 0 0 1 0 0 2																			
Inning Stats	R: 0 E: 0 K: 1 S: 12	H: 1 LOB: 2 BB: 0 P: 19	R: 0 E: 0 K: 0 S: 10	H: 0 LOB: 0 BB: 1 P: 16	R: 0 E: 0 K: 1 S: 7	H: 0 LOB: 0 BB: 0 P: 11	R: 2 E: 0 K: 3 S: 12	H: 1 LOB: 0 BB: 0 P: 20	R: 0 E: 0 K: 0 S: 6	H: 1 LOB: 0 BB: 0 P: 8		R: 0 E: 0 K: 1 S: 9	H: 1 LOB: 1 BB: 0 P: 17	R: 1 E: 0 K: 1 S: 11	H: 2 LOB: 2 BB: 1 P: 17	R: 3 E: 0 K: 1 S: 15	H: 4 LOB: 1 BB: 0 P: 21	R: 0 E: 0 K: 1 S: 11	H: 2 LOB: 3 BB: 1 P: 19	1B: 8 2B: 3 3B: 0 HR: 2	SF: 0 SAC: 1 DP: 2 HBP: 1	WP: 1 PB: 0 SB: 0 CS: 0	PA: 42					
PITCHER	IP WLS BF H R ER SO BB IBB HBP BLK WP HR S P ERA WHIP																											
Todd Burns, R (1, 1) ERA: 3.49	6.1		25	5	3	3	6	1	0	1	0	1	1	58	93	4.26	0.947											
Kenny Rogers, L (7, 1) ERA: 3.52	1.1	L	10	5	3	3	2	1	0	0	0	0	1	23	35	20.25	4.500											
Terry Mathews, R (8, 1) ERA: 5.85	1.1		7	2	0	0	1	0	1	0	0	0	0	12	20	0.00	1.500											

AB	37
R	6
H	12
RBI	6
BB	3
SO	9
LOB	14



Batter	1	2	3	4	5	6	7	8	9	AB R H RBI BB SO LOB
--------	---	---	---	---	---	---	---	---	---	----------------------

BOTTOM

Jeff Frye, R OBP: 0.316, SLG: 0.471 (1, 4) 	2-1 F9 		1-1 F8 		2-3 K 		1-2 G3-1 		1-2 P8 	5 0 0 0 0 1 0
Dean Palmer, R OBP: 0.338, SLG: 0.462 (1, 5) 	1-3 K 		1-0 P3 		3-2 G5-3 		4-1 3B BB 		0-1 G3 	4 1 0 0 1 1 0
Rafael Palmeiro, L OBP: 0.364, SLG: 0.421 (1, 3) 	1-2  1B		1-2  1B E 1B		1-0  2B 1B		2-1  3B 1-H		1-1  1B 1B	5 2 5 1 0 0 0
Ruben Sierra, S OBP: 0.340, SLG: 0.491 (1, 9) 	2-3 K 		0-1 E9  1B 1-H		2-2  2B 1-H		4-0  IBB		1-2  1B 1-2	4 0 3 1 1 1 1
Juan Gonzalez, R OBP: 0.308, SLG: 0.491 (1, 7) 		2-0 P4 	1-0 F8 		3-3 K 		0-2 G4-3 		1-0 F8 	5 0 0 0 0 1 6
Brian Downing, R OBP: 0.415, SLG: 0.420 (1, 10) Geno Petrali, L OBP: 0.266, SLG: 0.299 (8, PH) 		1-2  2B 1B		2-1 F7 		2-3 K 		1-1  G5-3 1B		3 0 1 0 0 1 0 1 0 1 0 0 0 0
Ivan Rodriguez, R OBP: 0.323, SLG: 0.435 (1, 2) 		2-3 K 		4-0  BB		1-0 P4 		0-2 F7 		3 0 0 0 1 1 2
Dickie Thon, R OBP: 0.300, SLG: 0.381 (1, 6) 		2-0  2B 1 SAFE		1-1 P8 		2-2 L7 		1-2 G5-3 		4 0 1 0 0 0 2
Donald Harris, R OBP: 0.200, SLG: 0.200 (1, 8) Jeff Huson, L OBP: 0.354, SLG: 0.349 (8, PH) John Cangelosi, S OBP: 0.340, SLG: 0.256 (9, 8) 		1-2 P2 		1-3 K 		1-3 K 		1-0 G4-3 		3 0 0 0 0 2 3 1 0 0 0 0 0 1 0 0 0 0 0 0 0

Cleveland Indians @ Texas Rangers
 Arlington Stadium, Arlington, TX
 Sun Jul 12 1992, 8:05 PM EDT
 Att: 25,116 - Cloudy - 96 F

livebaseballscorecards.com

AB	38
R	3
H	11
RBI	2
BB	3
SO	8
LOB	15



Inning Stats		R: 0	H: 1	E: 0	LOB: 1	K: 2	BB: 0	S: 13	P: 19
Inning Stats		R: 0	H: 2	E: 0	LOB: 2	K: 1	BB: 0	S: 12	P: 20
Inning Stats		R: 1	H: 2	E: 1	LOB: 1	K: 0	BB: 0	S: 9	P: 13
Inning Stats		R: 0	H: 0	E: 0	LOB: 1	K: 1	BB: 1	S: 7	P: 15
Inning Stats		R: 1	H: 2	E: 0	LOB: 1	K: 2	BB: 0	S: 17	P: 28
Inning Stats		R: 0	H: 0	E: 0	LOB: 0	K: 1	BB: 0	S: 7	P: 12
Inning Stats		R: 1	H: 1	E: 0	LOB: 2	K: 1	BB: 2	S: 13	P: 25
Inning Stats		R: 0	H: 1	E: 0	LOB: 1	K: 0	BB: 0	S: 9	P: 12
Inning Stats		R: 0	H: 2	E: 0	LOB: 2	K: 0	BB: 0	S: 11	P: 15
Inning Stats		1B: 8	SF: 0	2B: 2	SAC: 0	3B: 1	DP: 0	HR: 0	HBP: 0
Inning Stats		WP: 0	PA: 41	PB: 0	SB: 0	CS: 0	ERA	WHIP	

PITCHER	IP	WLS	BF	H	R	ER	SO	BB	IBB	HBP	BLK	WP	HR	S	P	ERA	WHIP
Dennis Cook, L ERA: 4.19 (1, 1)	6.2		31	8	3	2	8	2	1	0	0	0	0	75	129	2.70	1.500
Steve Olin, R ERA: 2.2 (7, 1)	2.0	W	9	3	0	0	0	0	0	0	0	0	0	22	28	0.00	1.500
Eric Plunk, R ERA: 3.91 (9, 1)	0.1	S	1	0	0	0	0	0	0	0	0	0	0	1	2	0.00	0.000

PITCHER	IP	WLS	BF	H	R	ER	SO	BB	IBB	HBP	BLK	WP	HR	S	P	ERA	WHIP
Dennis Cook, L ERA: 4.19 (1, 1)	6.2		31	8	3	2	8	2	1	0	0	0	0	75	129	2.70	1.500
Steve Olin, R ERA: 2.2 (7, 1)	2.0	W	9	3	0	0	0	0	0	0	0	0	0	22	28	0.00	1.500
Eric Plunk, R ERA: 3.91 (9, 1)	0.1	S	1	0	0	0	0	0	0	0	0	0	0	1	2	0.00	0.000

Batter	1	2	3	4	5	6	7	8	9	AB R H RBI BB SO LOB	TOP									
Brady Anderson, L (1, 7) OBP: 0.379, SLG: 0.503	1-2 G4-3		4-2 1B BB		0-1 F7			2-3 K		3 1 0 0 1 1 0										
Mike Devereaux, R (1, 8) OBP: 0.326, SLG: 0.474	4-2 PB S BB		2-0 E8 SF7 1B		1-1 P6			1-2 G3		3 1 1 1 1 0 0										
Cal Ripken Jr., R (1, 6) OBP: 0.349, SLG: 0.395	4-1 G3-6-3 1-2 BB		4-2 BB BB		0-1 P3			1-0 P4		2 0 0 0 2 0 0										
Sam Horn, L (1, 10) OBP: 0.338, SLG: 0.443	1-2 G3-6-3 1-2f 2-3		0-2 SF7						1-0 G4-3	3 0 0 1 0 1 2										
Chito Martinez, L (1, 9) OBP: 0.330, SLG: 0.400		3-1 F9	4-0 1-2 BB						3-1 2B	3 0 1 0 1 1 0										
David Segui, S (1, 3) OBP: 0.307, SLG: 0.315		2-0 2B	1-1 F9						0-1 F7	4 0 1 0 0 0 3										
Leo Gomez, R (1, 5) OBP: 0.375, SLG: 0.415 Joe Orsulak, L (9, PH) OBP: 0.336, SLG: 0.381		3-0 L8		0-1 P5					1-1 F8	3 0 0 0 0 1 1 1 0 0 0 0 0 1	AB 27 R 2 H 3 RBI 2 BB 6 SO 5 LOB 9									
Mark McLemore, S (1, 4) OBP: 0.324, SLG: 0.282		2-2 G4-3		1-2 G4-3						2 0 0 0 1 0 1										
Jeff Tackett, R (1, 2) OBP: 0.320, SLG: 0.489			1-3 K		2-2 P6					3 0 0 0 0 1 1										
Inning Stats	R: 0 E: 0 K: 0 S: 10	H: 0 LOB: 1 BB: 2 P: 20	R: 0 E: 0 K: 0 S: 8	H: 1 LOB: 1 BB: 0 P: 18	R: 2 E: 1 K: 1 S: 14	H: 1 LOB: 2 BB: 3 P: 30	R: 0 E: 0 K: 0 S: 8	H: 0 LOB: 0 BB: 0 P: 11	R: 0 E: 0 K: 2 S: 10	H: 0 LOB: 0 BB: 0 P: 13	R: 0 E: 0 K: 1 S: 7	H: 0 LOB: 0 BB: 1 P: 14	R: 0 E: 0 K: 1 S: 7	H: 0 LOB: 0 BB: 0 P: 11	R: 0 E: 0 K: 0 S: 7	H: 1 LOB: 1 BB: 0 P: 12	1B: 1 2B: 2 3B: 0 HR: 0	SF: 1 SAC: 0 DP: 2 HBP: 0	WP: 0 PB: 1 SB: 2 CS: 0	PA: 34
PITCHER	IP WLS BF H R ER SO BB IBB HBP BLK WP HR S P ERA WHIP																			
Nolan Ryan, R (1, 1) ERA: 3.55	7.0 W 27 2 2 1 4 6 0 0 0 0 0 0 63 113 1.29 1.143																			
Floyd Bannister, L (8, 1) ERA: 6.46	0.1 1 0 0 0 1 0 0 0 0 0 0 0 3 5 0.00 0.000																			
Terry Mathews, R (8, 1) ERA: 5.73	0.2 2 0 0 0 0 0 0 0 0 0 0 0 4 6 0.00 0.000																			
Jeff Russell, R (9, 1) ERA: 1.85	1.0 S 4 1 0 0 0 0 0 0 0 0 0 0 7 12 0.00 1.000																			

Baltimore Orioles @ Texas Rangers
Arlington Stadium, Arlington, TX
Thu Jul 16 1992, 8:05 PM EDT
Att. 36,545 - Cloudy - 92 F

livebaseballscorecards.com



Batter	1	2	3	4	5	6	7	8	9	AB	R	H	RBI	BB	SO	LOB
Jeff Frye, R OBP: 0.304, SLG: 0.476 (1, 4)	3-3 K	2-2 E3			3-2 SH1-4 HR	0-2 FC6-4				4	1	1	0	0	1	1
Dean Palmer, R OBP: 0.338, SLG: 0.463 (1, 5)	1-1 F7	2-1 P3			1-0 SH1-4		2-0 2B			3	0	1	0	0	0	1
Rafael Palmeiro, L OBP: 0.368, SLG: 0.432 (1, 3)	4-2 BB				2-2 G4-6-3 1B		0-1 F8			3	1	2	2	1	0	1
Ruben Sierra, S OBP: 0.339, SLG: 0.487 (1, 9)	4-2 BB				1-0 G4-6-3		2-1 L7			3	0	0	0	1	0	2
Juan Gonzalez, R OBP: 0.304, SLG: 0.485 (1, 7)	0-1 G1-3				1-1 L7		0-1 G6-3			4	0	0	0	0	1	3
Kevin Reimer, L OBP: 0.353, SLG: 0.487 (1, 10)		3-1 3B			0-0 2B		0-0 HR		2-0 G1-6-3 HBP	3	2	3	1	0	0	0
Ivan Rodriguez, R OBP: 0.322, SLG: 0.432 (1, 2)		2-3 K			1-3 K		0-0 FC6-4 1B		1-1 G1-6-3	4	0	1	0	0	2	3
Jeff Huson, L OBP: 0.352, SLG: 0.357 (1, 6)		1-2 E			1-3 K		0-2 P4		2-2 G4-3	4	1	1	1	0	1	2
Donald Harris, R OBP: 0.154, SLG: 0.154 (1, 8)		1-3 K			1-0 G5-3		0-1 P2			3	0	0	0	0	1	3

Inning Stats	R: 0	H: 0	E: 0	K: 1	S: 13	LOB: 2	BB: 2	P: 25	R: 2	H: 2	E: 1	K: 2	S: 17	LOB: 1	BB: 0	P: 28	R: 0	H: 1	E: 0	K: 0	S: 7	LOB: 0	BB: 0	P: 11	R: 0	H: 1	E: 0	K: 2	S: 9	LOB: 1	BB: 0	P: 12	R: 2	H: 2	E: 0	K: 1	S: 12	LOB: 0	BB: 0	P: 21	R: 1	H: 2	E: 0	K: 0	S: 11	LOB: 1	BB: 0	P: 11	R: 0	H: 1	E: 0	K: 0	S: 7	LOB: 1	BB: 0	P: 11	R: 0	H: 0	E: 0	K: 0	S: 6	LOB: 0	BB: 0	P: 11
1B: 3	SF: 0	2B: 3	SAC: 1	3B: 1	DP: 2	HR: 2	HBP: 1	WP: 0	PA: 35	1B: 3	SF: 0	2B: 3	SAC: 1	3B: 1	DP: 2	HR: 2	HBP: 1	WP: 0	PA: 35	1B: 3	SF: 0	2B: 3	SAC: 1	3B: 1	DP: 2	HR: 2	HBP: 1	WP: 0	PA: 35																																			

PITCHER	IP	WLS	BF	H	R	ER	SO	BB	IBB	HBP	BLK	WP	HR	S	P	ERA	WHIP
Rick Sutcliffe, R ERA: 4.09 (1, 1)	6.0	L	29	9	5	4	6	2	0	0	0	0	2	70	111	6.00	1.833
Mike Flanagan, L ERA: 8.59 (7, 1)	0.1		1	0	0	0	0	0	0	0	0	0	0	2	2	0.00	0.000
Todd Frohwrth, R ERA: 1.7 (7, 1)	1.2		5	0	0	0	0	0	0	1	0	0	0	10	17	0.00	0.000

BOTTOM


Baltimore Orioles @ Texas Rangers
Arlington Stadium, Arlington, TX

Thu Jul 16 1992, 8:05 PM EDT
Att: 36,545 - Cloudy - 92 F

livebaseballscorecards.com

AB	31
R	5
H	9
RBI	4
BB	2
SO	6
LOB	16



Batter	1	2	3	4	5	6	7	8	9	AB R H RBI BB SO LOB	TOP	
Brady Anderson, L (1, 7) OBP: 0.381, SLG: 0.503	0-0 1B	1-1 G5-3			2-2 G4-3	0-0 FC5-4 1B		1-0 1B BLK	0-1 L4	6 1 3 0 0 0 3		
Mike Devereaux, R (1, 8) OBP: 0.327, SLG: 0.474	1-3 K		0-1 G5-3		1-2 1B 1B	0-1 SF8		2-1 E BLK SF8 1B		4 2 2 2 0 1 1		
Cal Ripken Jr., R (1, 6) OBP: 0.347, SLG: 0.392	0-1 F9		0-0 F9		0-1 1B SF8 1B	0-1 FC5-4		1-1 E6 BB		5 1 1 1 0 0 3		
Glenn Davis, R (1, 10) OBP: 0.305, SLG: 0.407	1-0 G5-3		2-0 E6		1-2 1B 1B	2-2 F9		2-2 SF8		4 0 1 2 0 0 2		
Randy Milligan, R (1, 3) OBP: 0.401, SLG: 0.391		0-0 1B 2B 1B	3-1 G5-3		0-1 SF8		2-3 K	4-1 1B BB		3 1 1 1 1 1 1		
Joe Orsulak, L (1, 9) OBP: 0.338, SLG: 0.382		1-0 2B 1B		1-0 E6 S	2-0 1B		1-2 L3	0-0 F8		5 0 2 0 0 0 2		
Leo Gomez, R (1, 5) OBP: 0.375, SLG: 0.417		1-0 2B	3-2 F9	1 SAFE 3-2 1 SAFE 1 SAFE 1 SAFE X	0-2 P9		0-0 F8		4-2 BB	4 0 1 1 1 0 3	AB 41 R 8 H 14 RBI 7 BB 2 SO 5 LOB 23	
Billy Ripken, R (1, 4) OBP: 0.276, SLG: 0.346		0-0 G3	1-3 K		1-2 1B SF8 1B			3-3 K	2-1 F8	5 1 1 0 0 2 4		
Jeff Tackett, R (1, 2) OBP: 0.324, SLG: 0.484		1-2 G5-3		0-3 K		0-2 SF8 1B FC5-4 1B		0-0 1B 1B	0-0 F9	5 2 2 0 0 1 4		
Inning Stats	R: 0 E: 0 K: 1 S: 7 H: 1 LOB: 1 BB: 0 P: 9	R: 1 E: 0 K: 0 S: 10 H: 3 LOB: 2 BB: 0 P: 14	R: 0 E: 1 K: 0 S: 6 H: 0 LOB: 1 BB: 0 P: 11	R: 0 E: 1 K: 2 S: 11 H: 0 LOB: 1 BB: 0 P: 16	R: 2 E: 0 K: 0 S: 21 H: 4 LOB: 2 BB: 0 P: 27	R: 2 E: 0 K: 0 S: 13 H: 3 LOB: 1 BB: 0 P: 15	R: 0 E: 0 K: 1 S: 7 H: 0 LOB: 0 BB: 0 P: 10	R: 3 E: 1 K: 1 S: 15 H: 3 LOB: 2 BB: 1 P: 28	R: 0 E: 0 K: 0 S: 7 H: 0 LOB: 1 BB: 1 P: 13	1B: 13 2B: 1 3B: 0 HR: 0 SF: 3 SAC: 0 DP: 0 HBP: 0	WP: 0 PB: 0 SB: 1 CS: 0 PA: 46	
PITCHER	IP WLS BF H R ER SO BB IBB HBP BLK WP HR S P ERA WHIP											
Kevin Brown, R (1, 1) ERA: 3.18	6.0 L 31 11 5 5 3 0 0 0 0 0 0 0 68 92 7.50 1.833											
Ed Nunez, R (7, 1) ERA: 4.88	1.0 3 0 0 0 1 0 0 0 0 0 0 0 7 10 0.00 0.000											
Don Carman, L (8, 1) ERA: 54.0	0.1 4 3 3 2 1 0 0 0 0 0 0 0 7 13 54.00 9.000											
Terry Mathews, R (8, 1) ERA: 5.67	0.1 3 0 0 0 0 1 0 0 1 0 0 0 7 14 0.00 3.000											
Kenny Rogers, L (8, 1) ERA: 3.42	1.1 5 0 0 0 0 1 0 0 0 0 0 0 8 14 0.00 0.750											

Baltimore Orioles @ Texas Rangers
Arlington Stadium, Arlington, TX
Fri Jul 17 1992, 8:05 PM EDT
Att. 30,882 - Cloudy - 85 F

livebaseballscorecards.com

Batter	1	2	3	4	5	6	7	8	9	AB R H RBI BB SO LOB
Jeff Frye, R (1, 4) <small>OBP: 0.269, SLG: 0.417</small> Al Newman, S (9, 4) <small>OBP: 0.294, SLG: 0.237</small>	1-3 			2-1 		2-1 			1-1 	3 0 0 0 0 1 0 1 0 0 0 0 0 0
Dean Palmer, R (1, 5) <small>OBP: 0.334, SLG: 0.458</small>	0-0 			0-1 		2-3 			2-2 	4 0 0 0 0 1 0
Rafael Palmeiro, L (1, 3) <small>OBP: 0.365, SLG: 0.429</small>	1-2 			1-1 						3 0 0 0 0 1 0
Ruben Sierra, S (1, 9) <small>OBP: 0.339, SLG: 0.484</small>		1-1 			4-2 			0-0 		2 0 0 0 1 0 0
Juan Gonzalez, R (1, 7) <small>OBP: 0.302, SLG: 0.480</small>		3-2 			0-3 			2-3 		3 0 0 0 0 2 1
Kevin Reimer, L (1, 10) <small>OBP: 0.352, SLG: 0.489</small>		0-3 			2-2 				0-3 	3 0 1 0 0 2 0
Ivan Rodriguez, R (1, 2) <small>OBP: 0.319, SLG: 0.428</small> Geno Petralli, L (8, 2) <small>OBP: 0.264, SLG: 0.297</small>			3-3 		1-2 			2-2 		2 0 0 0 0 1 2 1 0 0 0 0 0 0
Jeff Huson, L (1, 6) <small>OBP: 0.349, SLG: 0.353</small> John Cangelosi, S (8, PH) <small>OBP: 0.337, SLG: 0.253</small> (9, 8)			2-1 		3-3 			0-0 		2 0 0 0 0 1 2 1 0 0 0 0 0 0
Donald Harris, R (1, 8) <small>OBP: 0.133, SLG: 0.133</small> Dickie Thon, R (9, 6) <small>OBP: 0.299, SLG: 0.380</small>			0-1 			0-3 			1-1 	2 0 0 0 0 1 0 1 0 0 0 0 0 0

Inning Stats	R: 0	H: 0	R: 0	H: 0	R: 0	H: 0	R: 0	H: 1	R: 0	H: 0	R: 0	H: 0	R: 0	H: 0	R: 0	H: 0	R: 0	H: 0	R: 0	H: 0	1B: 0	SF: 0	WP: 0	PA: 29
	E: 0	LOB: 0	E: 0	LOB: 0	E: 0	LOB: 0	E: 0	LOB: 2	E: 0	LOB: 0	E: 0	LOB: 0	E: 0	LOB: 0	E: 0	LOB: 0	E: 0	LOB: 0	E: 0	LOB: 0	2B: 1	SAC: 0	PB: 0	
	K: 1	BB: 0	K: 1	BB: 0	K: 0	BB: 0	K: 2	BB: 1	K: 2	BB: 0	K: 1	BB: 0	K: 1	BB: 0	K: 2	BB: 0	K: 1	BB: 0	K: 0	BB: 0	3B: 0	DP: 0	SB: 0	
	S: 8	P: 10	S: 9	P: 13	S: 8	P: 13	S: 19	P: 29	S: 8	P: 12	S: 7	P: 10	S: 7	P: 9	S: 8	P: 12	S: 7	P: 9	S: 8	P: 12	HR: 0	HBP: 0	CS: 0	

PITCHER	IP	WLS	BF	H	R	ER	SO	BB	IBB	HBP	BLK	WP	HR	S	P	ERA	WHIP
35 Mike Mussina, R (1, 1) <small>ERA: 2.23</small>	9.0	W	29	1	0	0	10	1	0	0	0	0	0	80	117	0.00	0.222

BOTTOM

Baltimore Orioles @ Texas Rangers
 Arlington Stadium, Arlington, TX

AB	28
R	0
H	1
RBI	0
BB	1
SO	10
LOB	5



PITCHER	IP	WLS	BF	H	R	ER	SO	BB	IBB	HBP	BLK	WP	HR	S	P	ERA	WHIP

Fri Jul 17 1992, 8:05 PM EDT
 Att: 30,882 - Cloudy - 85 F

livebaseballscorecards.com

Batter	1	2	3	4	5	6	7	8	9	AB R H RBI BB SO LOB	TOP	
Brady Anderson, L (1, 7) OBP: 0.376, SLG: 0.496	0-0 G1-3		1-3 K	0-0 FC6-4		0-3 K			0-0 F8	5 0 0 0 0 2 3		
Mike Devereaux, R (1, 8) OBP: 0.328, SLG: 0.471	4-1 F8-3 BB		0-3 K		0-1 P7	3-1 F8			0-0 1B	4 0 1 0 1 1 1		
Cal Ripken Jr., R (1, 6) OBP: 0.345, SLG: 0.387	3-1 F8-3		0-3 K		4-0 1B BB				0-2 G3	4 1 0 0 1 1 3		
Glenn Davis, R (1, 10)		4-1 1B FC4 BB		0-1 PB WP 1B	0-0 1B HR 1B			3-2 P6		3 3 2 0 1 0 0		
Randy Milligan, R (1, 3) OBP: 0.399, SLG: 0.389		0-2 FC4 1B		2-2 G5-3	2-3 K			3-2 P4		4 0 1 0 0 1 3		
Joe Orsulak, L (1, 9) OBP: 0.340, SLG: 0.381		2-2 FC4 HBP		4-2 1B BB	0-1 1B HR 1B			0-0 G4-3		3 2 1 2 1 0 1		
Leo Gomez, R (1, 5) OBP: 0.380, SLG: 0.431		1-1 G6-4-3 HBP		0-2 1B 1B	0-0 1B HR			3-2 G6-3		3 1 2 4 0 0 0		
Billy Ripken, R (1, 4) OBP: 0.270, SLG: 0.337		2-1 G6-4-3		0-0 P6	2-3 K			3-2 G5-3		4 0 0 0 0 1 4		
Jeff Tackett, R (1, 2) OBP: 0.330, SLG: 0.479			4-2 BB	1-1 FC6-4 1B		1-3 K			2-3 K	3 0 1 1 1 2 0		
Inning Stats	R: 0 E: 0 K: 0 S: 4 H: 0 LOB: 0 BB: 1 P: 11	R: 1 E: 0 K: 0 S: 12 H: 1 LOB: 1 BB: 1 P: 21	R: 0 E: 0 K: 3 S: 15 H: 0 LOB: 1 BB: 1 P: 20	R: 2 E: 0 K: 0 S: 14 H: 3 LOB: 2 BB: 1 P: 21	R: 4 E: 0 K: 2 S: 12 H: 3 LOB: 0 BB: 1 P: 20	R: 0 E: 0 K: 2 S: 9 H: 0 LOB: 0 BB: 0 P: 13	R: 0 E: 0 K: 0 S: 14 H: 0 LOB: 0 BB: 0 P: 21	R: 0 E: 0 K: 0 S: 8 H: 0 LOB: 0 BB: 0 P: 14	R: 0 E: 0 K: 1 S: 8 H: 1 LOB: 1 BB: 0 P: 10	1B: 7 2B: 1 3B: 0 HR: 1 SF: 0 SAC: 0 DP: 2 HBP: 1	WP: 1 PB: 1 SB: 0 CS: 0 PA: 39	
PITCHER	IP WLS BF H R ER SO BB IBB HBP BLK WP HR S P ERA WHIP											
Jose Guzman, R (1, 1) ERA: 4.29	4.2 L 25 7 7 7 4 5 0 1 0 1 1 54 88 13.50 2.571											
Ed Nunez, R (5, 1) ERA: 4.54	2.1 7 0 0 0 3 0 0 0 0 0 0 26 39 0.00 0.000											
Don Carman, L (8, 1) ERA: 7.71	2.0 7 1 0 0 1 0 0 0 0 0 0 16 24 0.00 0.500											

Baltimore Orioles @ Texas Rangers
Arlington Stadium, Arlington, TX
Sat Jul 18 1992, 8:05 PM EDT
Att. 37,009 - Cloudy - 82 F

livebaseballscorecards.com

AB	33
R	7
H	8
RBI	7
BB	5
SO	8
LOB	15



Batter	1	2	3	4	5	6	7	8	9	AB	R	H	RBI	BB	SO	LOB
Jeff Frye, R (1, 4) OBP: 0.241, SLG: 0.370 Jeff Huson, L (9, PH) OBP: 0.348, SLG: 0.351	1-2 G3		2-2 G6-3			2-2 G6-3			1-0 L9	3	0	0	0	0	0	0
Dean Palmer, R (1, 5) OBP: 0.334, SLG: 0.457 Al Newman, S (9, 5)	3-1 1B		1-0 G1-3			3-2 G6-3			0-0 G6-3	3	0	1	0	0	0	0
Rafael Palmeiro, L (1, 3) OBP: 0.363, SLG: 0.425	1-1 P6				2-2 P7				3-2 G4-3	3	0	0	0	0	0	1
Ruben Sierra, S (1, 9) OBP: 0.339, SLG: 0.481	2-1 SAFE G6-3				1-0 G4-3				4-2 G5-4-3 BB	2	0	0	0	1	0	1
Juan Gonzalez, R (1, 7) OBP: 0.299, SLG: 0.476			1-1 G6-3		2-3 K				1-2 G5-4-3 1-2f	3	0	0	0	0	1	1
Kevin Reimer, L (1, 10) OBP: 0.352, SLG: 0.485			2-2 F7			3-2 G3-1			2-1 G1-6-3 HBP	2	0	0	0	0	0	0
Ivan Rodriguez, R (1, 2) OBP: 0.319, SLG: 0.427 Donald Harris, R (9, 8) OBP: 0.133, SLG: 0.133			1-0 1B			0-3 K			0-0 G1-6-3 1-2f	3	0	1	0	0	1	1
Dickie Thon, R (1, 6) OBP: 0.295, SLG: 0.375			2-0 F9			0-3 K			2-1 G4-3	3	0	0	0	0	1	1
John Cangelosi, S (1, 8) OBP: 0.330, SLG: 0.247 Geno Petralli, L (9, 2) OBP: 0.262, SLG: 0.294			3-3 K						0-0 F8	2	0	0	0	0	1	0
									2-3 K	1	0	0	0	0	1	0

BOTTOM

Baltimore Orioles @ Texas Rangers
Arlington Stadium, Arlington, TX
Sat Jul 18 1992, 8:05 PM EDT
Att: 37,009 - Cloudy - 82 F

livebaseballscorecards.com

AB	27
R	0
H	2
RBI	0
BB	1
SO	5
LOB	5



Inning Stats	R: 0	H: 1	E: 0	LOB: 1	K: 0	BB: 0	S: 9	P: 16	R: 0	H: 1	E: 0	LOB: 1	K: 0	BB: 0	S: 7	P: 13	R: 0	H: 0	E: 0	LOB: 0	K: 1	BB: 0	S: 10	P: 16	R: 0	H: 0	E: 0	LOB: 0	K: 1	BB: 0	S: 7	P: 12	R: 0	H: 0	E: 0	LOB: 0	K: 2	BB: 0	S: 13	P: 16	R: 0	H: 0	E: 0	LOB: 0	K: 0	BB: 0	S: 9	P: 14	R: 0	H: 0	E: 0	LOB: 0	K: 0	BB: 1	S: 12	P: 20	R: 0	H: 0	E: 0	LOB: 0	K: 0	BB: 0	S: 4	P: 8	R: 0	H: 0	E: 0	LOB: 0	K: 1	BB: 0	S: 5	P: 8	1B: 2	SF: 0	2B: 0	SAC: 0	3B: 0	DP: 2	HR: 0	HBP: 1	WP: 0	PA: 29	PB: 0	SB: 0	CS: 0	ERA	WHIP
PITCHER Ben McDonald, R (1, 1) ERA: 4.65	IP	WLS	BF	H	R	ER	SO	BB	IBB	HBP	BLK	WP	HR	S	P	ERA	WHIP																																																																						
	9.0	W	29	2	0	0	5	1	0	1	0	0	0	76	123	0.00	0.333																																																																						
PITCHER	IP	WLS	BF	H	R	ER	SO	BB	IBB	HBP	BLK	WP	HR	S	P	ERA	WHIP																																																																						

Batter	1	2	3	4	5	6	7	8	9	10	AB R H RBI BB SO LOB
Brady Anderson, L OBP: 0.377, SLG: 0.494 (1, 7)	F9		L7			L9		E		SF9	5 2 2 0 0 0 1
Mike Devereaux, R OBP: 0.329, SLG: 0.470 (1, 8)	F8			K				K			5 0 2 0 0 2 2
Cal Ripken Jr., R OBP: 0.343, SLG: 0.386 (1, 6)	G5-3			G6-3		L9		E		SF9	4 0 1 2 0 0 1
Glenn Davis, R OBP: 0.319, SLG: 0.408 (1, 10)		G5-3		FC5-4			G5-3	E5			4 0 1 0 1 0 1
Randy Milligan, R OBP: 0.393, SLG: 0.381 David Segui, S OBP: 0.307, SLG: 0.315 (1, 3) (10, 3)		P6		FC5-4			F7	K		F9	5 0 0 0 0 1 5 0 0 0 0 0 0 0
Joe Orsulak, L OBP: 0.343, SLG: 0.388 (1, 9)		F9				F9	WP			F7	4 0 2 0 0 0 0
Leo Gomez, R OBP: 0.375, SLG: 0.424 (1, 5)			F8		F9		F8			K	4 0 0 0 0 1 2
Billy Ripken, R OBP: 0.267, SLG: 0.333 Chito Martinez, L OBP: 0.336, SLG: 0.400 Rick Dempsey, R OBP: 0.286, SLG: 0.167 (1, 4) (8, PH) (8, 2)			F8		P2			1B		F7	2 0 0 0 0 0 1 0 1 0 0 1 0 0 1 0 0 0 0 0 0
Jeff Tackett, R OBP: 0.333, SLG: 0.474 Sam Horn, L OBP: 0.338, SLG: 0.443 Tim Hulett, R OBP: 0.344, SLG: 0.400 (1, 2) (8, PH) (8, PH) (8, 4)					P5			K		F8	1 0 0 0 1 0 0 0 0 0 0 0 0 0 2 0 0 0 0 1 1

Inning Stats	R: 0 E: 0 K: 0 S: 8	H: 0 LOB: 0 BB: 0 P: 12	R: 0 E: 0 K: 0 S: 5	H: 0 LOB: 0 BB: 0 P: 6	R: 0 E: 0 K: 0 S: 6	H: 0 LOB: 1 BB: 1 P: 13	R: 0 E: 0 K: 1 S: 9	H: 1 LOB: 1 BB: 0 P: 16	R: 0 E: 0 K: 0 S: 6	H: 1 LOB: 0 BB: 0 P: 8	R: 0 E: 0 K: 0 S: 7	H: 1 LOB: 1 BB: 0 P: 13	R: 0 E: 0 K: 0 S: 9	H: 1 LOB: 1 BB: 0 P: 15	R: 2 E: 1 K: 3 S: 25	H: 2 LOB: 2 BB: 1 P: 33	R: 0 E: 0 K: 1 S: 7	H: 0 LOB: 0 BB: 0 P: 12	R: 1 E: 1 K: 0 S: 14	H: 2 LOB: 2 BB: 1 P: 26	1B: 7 2B: 2 3B: 0 HR: 0	SF: 1 SAC: 0 DP: 1 HBP: 0
--------------	------------------------------	----------------------------------	------------------------------	---------------------------------	------------------------------	----------------------------------	------------------------------	----------------------------------	------------------------------	---------------------------------	------------------------------	----------------------------------	------------------------------	----------------------------------	-------------------------------	----------------------------------	------------------------------	----------------------------------	-------------------------------	----------------------------------	----------------------------------	------------------------------------

PITCHER	IP	WLS	BF	H	R	ER	SO	BB	IBB	HBP	BLK	WP	HR	S	P	ERA	WHIP
Todd Burns, R ERA: 3.25 (1, 1)	7.0		26	4	1	1	1	2	0	0	0	1	0	55	92	1.29	0.857
Kenny Rogers, L ERA: 3.4 (8, 1)	0.1		2	1	0	0	1	0	0	0	0	0	0	7	10	0.00	3.000
Jeff Russell, R ERA: 1.79 (8, 1)	1.2		7	1	1	0	3	0	0	0	0	0	0	20	26	0.00	0.600
Terry Mathews, R ERA: 5.77 (10, 1)	1.0	L	6	2	1	1	0	0	1	0	0	0	0	14	26	9.00	2.000


TOP

Baltimore Orioles @ Texas Rangers
Arlington Stadium, Arlington, TX

Sun Jul 19 1992, 8:05 PM EDT
Att: 33,155 - Cloudy - 93 F

livebaseballscorecards.com

AB	37
R	3
H	8
RBI	2
BB	3
SO	5
LOB	14



WP: 1 PA: 41
PB: 0
SB: 0
CS: 0

Batter	1	2	3	4	5	6	7	8	9	10	AB	R	H	RBI	BB	SO	LOB
Jeff Frye, R OBP: 0.265, SLG: 0.355 (1, 4)	4-1 BB	3-2 P3			1-2 G5-3		0-1 BB 1B		3-2 F8		4	0	1	0	1	0	2
Dean Palmer, R OBP: 0.340, SLG: 0.455 (1, 5)	4-1 BB				0-0 P9		4-0 BB			4-0 BB	1	0	0	0	4	0	0
Rafael Palmeiro, L OBP: 0.360, SLG: 0.422 (1, 3)	1-3 K				1-1 F8		1-1 2B BLK 1B		0-1 F9	2-1 G3-6-3	5	1	1	0	0	1	6
Ruben Sierra, S OBP: 0.337, SLG: 0.480 (1, 9)	2-3 K				2-1 P6		2-1 2B BLK SF7 2B		2-1 G4-3	2-3 K	5	1	1	0	0	2	3
Juan Gonzalez, R OBP: 0.296, SLG: 0.472 (1, 7)	0-3 K				1-3 K		2-2 SF7		1-0 G6-3		3	0	0	1	0	2	3
Brian Downing, R OBP: 0.417, SLG: 0.415 (1, 10)		4-1 BB			1-0 P2		0-3 K		4-2 BB		2	0	0	0	2	1	0
Monty Fariss, R OBP: 0.395, SLG: 0.333 (8, PR)											0	0	0	0	0	0	0
Ivan Rodriguez, R OBP: 0.318, SLG: 0.421 (1, 2)		4-1 BB			1-2 L7		2-2 G1-6-3		1-2 F9		3	0	0	0	1	0	1
Dickie Thon, R OBP: 0.292, SLG: 0.371 (1, 6)		1-2 F8			2-0 G5-3				1-3 K		3	0	0	0	0	1	2
Jeff Huson, L OBP: 0.346, SLG: 0.350 (9, PH)											1	0	0	0	0	0	0
Donald Harris, R OBP: 0.105, SLG: 0.105 (1, 8)		0-2 F9			1-1 P5		0-3 K		0-1 G5-3		4	0	0	0	0	1	2

Inning Stats	R: 0	H: 0	E: 0	K: 3	S: 12	H: 0	LOB: 2	BB: 2	P: 23	R: 0	H: 0	E: 0	K: 0	S: 12	H: 0	LOB: 2	BB: 2	P: 24	R: 0	H: 0	E: 0	K: 1	S: 9	H: 0	LOB: 1	BB: 1	P: 17	R: 0	H: 0	E: 0	K: 0	S: 7	H: 0	LOB: 0	BB: 0	P: 11	R: 0	H: 0	E: 0	K: 0	S: 6	H: 0	LOB: 0	BB: 0	P: 8	R: 2	H: 2	E: 0	K: 1	S: 16	H: 2	LOB: 2	BB: 0	P: 23	R: 0	H: 1	E: 0	K: 2	S: 12	H: 0	LOB: 2	BB: 1	P: 16	R: 0	H: 0	E: 0	K: 0	S: 10	H: 0	LOB: 1	BB: 1	P: 18	R: 0	H: 0	E: 0	K: 0	S: 6	H: 0	LOB: 0	BB: 0	P: 9	R: 0	H: 0	E: 0	K: 1	S: 5	H: 0	LOB: 0	BB: 1	P: 13	1B: 2	SF: 1	2B: 1	SAC: 0	3B: 0	DP: 1	HR: 0	HBP: 0
--------------	------	------	------	------	-------	------	--------	-------	-------	------	------	------	------	-------	------	--------	-------	-------	------	------	------	------	------	------	--------	-------	-------	------	------	------	------	------	------	--------	-------	-------	------	------	------	------	------	------	--------	-------	------	------	------	------	------	-------	------	--------	-------	-------	------	------	------	------	-------	------	--------	-------	-------	------	------	------	------	-------	------	--------	-------	-------	------	------	------	------	------	------	--------	-------	------	------	------	------	------	------	------	--------	-------	-------	-------	-------	-------	--------	-------	-------	-------	--------

PITCHER	IP	WLS	BF	H	R	ER	SO	BB	IBB	HBP	BLK	WP	HR	S	P	ERA	WHIP
Arthur Rhodes, L ERA: 2.63 (1, 1)	6.0		25	2	2	2	5	5	0	0	1	0	0	62	106	3.00	1.167
Todd Frohwrth, R ERA: 1.62 (7, 1)	3.0	W	13	1	0	0	2	3	0	0	0	0	0	28	47	0.00	1.333
Pat Clements, L ERA: 2.42 (10, 1)	0.2		1	0	0	0	0	0	0	0	0	0	0	2	4	0.00	0.000
Gregg Olson, R ERA: 2.04 (10, 1)	0.1	S	1	0	0	0	1	0	0	0	0	0	0	3	5	0.00	0.000


BOTTOM

Baltimore Orioles @ Texas Rangers
Arlington Stadium, Arlington, TX

Sun Jul 19 1992, 8:05 PM EDT
Att. 33,155 - Cloudy - 93 F

livebaseballscorecards.com

AB	31
R	2
H	3
RBI	1
BB	8
SO	8
LOB	19



WP: 0	PA: 40
PB: 0	
SB: 0	
CS: 0	

Batter	1	2	3	4	5	6	7	8	9	AB R H RBI BB SO LOB	TOP
Brian Downing, R (1, 10) OBP: 0.411, SLG: 0.407 Monty Fariss, R (8, PH) OBP: 0.385, SLG: 0.323	2-1 L7		2-2 P1		2-3 K			0-0 P4		3 0 0 0 0 1 1 1 0 0 0 0 0 0	
Dean Palmer, R (1, 5) OBP: 0.337, SLG: 0.450	0-2 F8		0-1 F9			1-1 F7		1-0 L7		4 0 0 0 0 0 1	
Rafael Palmeiro, L (1, 3) OBP: 0.357, SLG: 0.417	2-0 G4-3				1-1 F8		1-0 G3	2-2 G3-1		4 0 0 0 0 0 0	
Ruben Sierra, S (1, 9) OBP: 0.336, SLG: 0.478		0-0 F8			0-1 K 1B		1-3 K		0-1 G4-3	4 0 1 0 0 1 0	
Juan Gonzalez, R (1, 8) OBP: 0.293, SLG: 0.466		1-2 G6-3			2-3 K 1-2		0-0 F8		1-3 K	4 0 0 0 0 2 1	
Kevin Reimer, L (1, 7) OBP: 0.352, SLG: 0.487 Donald Harris, R (7, PR) OBP: 0.150, SLG: 0.150 (7, 7)		0-1 G1-3			1-2 G3-1		1-2 G4-3 1B 2B		2-1 1B	3 0 1 0 0 0 1 1 1 1 0 0 0 0	
Geno Petrali, L (1, 2) OBP: 0.261, SLG: 0.293					1-1 L1		2-2 G4-3		1-0 G4-3	4 1 1 0 0 0 2	
Dickie Thon, R (1, 6) OBP: 0.296, SLG: 0.374			1-2 SF9 E 1B		1-0 F9		0-0 1B			3 1 2 1 0 0 0	
Jeff Huson, L (1, 4) OBP: 0.350, SLG: 0.371			1-0 SF9		0-2 HR		2-2 1B			2 1 2 3 0 0 0	
Inning Stats	R: 0 H: 0 E: 0 LOB: 0 K: 0 BB: 0 S: 6 P: 10	R: 0 H: 0 E: 0 LOB: 0 K: 0 BB: 0 S: 7 P: 8	R: 1 H: 2 E: 1 LOB: 1 K: 0 BB: 0 S: 10 P: 15	R: 0 H: 1 E: 0 LOB: 1 K: 1 BB: 0 S: 10 P: 14	R: 1 H: 1 E: 0 LOB: 0 K: 1 BB: 0 S: 10 P: 14	R: 0 H: 0 E: 0 LOB: 0 K: 1 BB: 0 S: 6 P: 9	R: 2 H: 3 E: 0 LOB: 2 K: 0 BB: 0 S: 13 P: 18	R: 0 H: 0 E: 0 LOB: 0 K: 0 BB: 0 S: 5 P: 8	R: 0 H: 1 E: 0 LOB: 1 K: 1 BB: 0 S: 8 P: 12	1B: 6 SF: 1 2B: 1 SAC: 0 3B: 0 DP: 0 HR: 1 HBP: 0	WP: 0 PA: 34 PB: 0 SB: 2 CS: 0
PITCHER Chris Bosio, R (1, 1) ERA: 4.18 Darren Holmes, R (9, 1) ERA: 3.43	IP WLS BF H R ER SO BB IBB HBP BLK WP HR S P ERA WHIP										
	8.0 30 7 4 3 3 0 0 0 0 0 1 67 96 3.38 0.875										
	1.0 W 4 1 0 0 1 0 0 0 0 0 0 8 12 0.00 1.000										

Texas Rangers @ Milwaukee Brewers
Milwaukee County Stadium, Milwaukee, WI
Mon Jul 20 1992, 8:05 PM EDT
Att. 20,894 - Cloudy - 68 F

livebaseballscorecards.com

AB	33
R	4
H	8
RBI	4
BB	0
SO	4
LOB	6



Texas Rangers @ Milwaukee Brewers
 Milwaukee County Stadium, Milwaukee, WI
 Tue Jul 21 1992, 8:05 PM EDT
 Att. 26,148 - Sunny - 70 F

livebaseballscorecards.com

AB	38
R	6
H	10
RBI	5
BB	3
SO	8
LOB	19



WP:	0	PA:	41
PB:	0		
SB:	0		
CS:	1		

AB R H RBI BB SO LOB

3	0	1	0	0	0	1
2	0	1	0	0	0	3
0	0	0	0	0	0	0
5	1	0	0	0	1	3
4	2	3	4	1	1	0
5	1	1	0	0	1	2
4	1	2	1	1	0	1
4	0	0	0	0	2	3
4	0	0	0	0	2	3
2	0	0	0	1	1	0
1	0	0	0	0	0	1
4	1	2	0	0	0	2

1 2 3 4 5 6 7 8 9 10

Jeff Huson, L (1, 6) OBP: 0.350, SLG: 0.370 Dickie Thon, R (7, PH) OBP: 0.297, SLG: 0.375 Al Newman, S (10, 6) OBP: 0.292, SLG: 0.235	1-1 G6-3		X 0-0 BLK 1B		1 SAFE 3-0 P5 1-2	0-0 FC6-4 1-2f			1 SAFE 1-2 FC5-4 1B	3 0 1 0 0 0 1 2 0 1 0 0 0 3 0 0 0 0 0 0 0		
Dean Palmer, R (1, 5) OBP: 0.332, SLG: 0.443	2-3 K		1 SAFE 1 SAFE 2-2 G5-3 1-2		X 0-0 F8			2-2 F7	2-2 FC5-4 1-2f HR	5 1 0 0 0 1 3		
Rafael Palmeiro, L (1, 3) OBP: 0.362, SLG: 0.437	3-3 K			1-0 G5-4-3 1B				3-2 HR BB	4-1 G3-6-3 BB	0-2 HR 1-H 3-H	4 2 3 4 1 1 0	
Ruben Sierra, S (1, 9) OBP: 0.334, SLG: 0.476		2-1 G3-1		1-2 F8				1-1 FC5-4 2B	0-1 G3-6-3 1-2f	0-3 K	5 1 1 0 0 1 2	
Juan Gonzalez, R (1, 8) OBP: 0.297, SLG: 0.476			0-0 HR	1-0 G5-4-3 1-2f				4-0 FC5-4 BB		1-0 1B	2-0 F8	4 1 2 1 1 0 1
Kevin Reimer, L (1, 10) OBP: 0.348, SLG: 0.481		2-1 G3			0-2 P5			2-3 K		1-3 K		4 0 0 0 0 2 3
Ivan Rodriguez, R (1, 2) OBP: 0.313, SLG: 0.413		1-2 G4-3			3-3 K			0-0 FC5-4 1-2f 2-3		2-3 K		4 0 0 0 0 2 3
Monty Fariss, R (1, 7) OBP: 0.381, SLG: 0.303 Donald Harris, R (8, 7) OBP: 0.143, SLG: 0.143			1-1 G1-3		0-3 K			4-1 E 1-2 BB		0-2 G4-3		2 0 0 0 1 1 0 1 0 0 0 0 0 1
Jeff Frye, R (1, 4) OBP: 0.289, SLG: 0.371			0-1 F8					2-2 CS 1B	0-2 E6 1-2 2-3 3-H FC6-4		2-1 1B HR 1B	4 1 2 0 0 0 2

Inning Stats	R: 0 E: 0 K: 2 S: 8	H: 0 LOB: 0 BB: 0 P: 14	R: 1 E: 0 K: 0 S: 8	H: 1 LOB: 0 BB: 0 P: 13	R: 0 E: 0 K: 0 S: 8	H: 1 LOB: 1 BB: 0 P: 11	R: 0 E: 0 K: 0 S: 5	H: 1 LOB: 0 BB: 0 P: 8	R: 0 E: 0 K: 2 S: 12	H: 0 LOB: 0 BB: 0 P: 15	R: 0 E: 0 K: 0 S: 7	H: 1 LOB: 0 BB: 0 P: 11	R: 2 E: 1 K: 1 S: 18	H: 2 LOB: 3 BB: 2 P: 32	R: 0 E: 0 K: 0 S: 6	H: 0 LOB: 0 BB: 1 P: 12	R: 0 E: 0 K: 2 S: 11	H: 1 LOB: 1 BB: 0 P: 15	R: 3 E: 0 K: 1 S: 18	H: 3 LOB: 0 BB: 0 P: 25	1B: 6 2B: 1 3B: 0 HR: 3	SF: 0 SAC: 0 DP: 2 HBP: 0	WP: 0 PA: 41
---------------------	------------------------------	----------------------------------	------------------------------	----------------------------------	------------------------------	----------------------------------	------------------------------	---------------------------------	-------------------------------	----------------------------------	------------------------------	----------------------------------	-------------------------------	----------------------------------	------------------------------	----------------------------------	-------------------------------	----------------------------------	-------------------------------	----------------------------------	----------------------------------	------------------------------------	-----------------

PITCHER	IP	WLS	BF	H	R	ER	SO	BB	IBB	HBP	BLK	WP	HR	S	P	ERA	WHIP
Bill Wegman, R (1, 1) ERA: 3.25	6.2		27	6	3	2	5	2	0	0	1	0	2	65	103	2.70	1.200
Jesse Orosco, L (7, 1) ERA: 3.13	0.2		3	0	0	0	0	1	0	0	0	0	0	5	11	0.00	1.500
Jim Austin, R (8, 1) ERA: 2.72	1.2		5	1	0	0	2	0	0	0	0	0	0	13	17	0.00	0.600
Darren Holmes, R (10, 1) ERA: 4.22	0.1	L	3	2	2	2	0	0	0	0	0	0	0	8	13	54.00	6.000
Dan Plesac, L (10, 1) ERA: 3.98	0.2		3	1	1	1	1	0	0	0	0	0	1	10	12	13.50	1.500

BOTTOM

Texas Rangers @ Milwaukee Brewers
Milwaukee County Stadium, Milwaukee, WI

Tue Jul 21 1992, 8:05 PM EDT
Att. 26,148 - Sunny - 70 F

livebaseballscorecards.com

AB	35
R	3
H	10
RBI	2
BB	2
SO	7
LOB	14



WP	1	PA	41
PB	0		
SB	1		
CS	3		

AB R H RBI BB SO LOB

5	0	1	0	0	0	1
4	0	1	0	1	0	2
4	1	2	0	1	2	1
4	2	2	0	0	1	1
3	0	0	0	0	2	3
3	0	2	2	0	0	1
4	0	1	0	0	2	2
4	0	1	0	0	0	2
4	0	0	0	0	0	1
0	0	0	0	0	0	0

1B:	9	SF:	1
2B:	1	SAC:	2
3B:	0	DP:	0
HR:	0	HBP:	0

Batter	1	2	3	4	5	6	7	8	9	10
Pat Listach, S OBP: 0.355, SLG: 0.359 (1, 6)	P8		P6		1B		L9		F7	
Kevin Seitzer, R OBP: 0.330, SLG: 0.381 (1, 5)	P9		CS BB		G5-3		E1			F9
Paul Molitor, R OBP: 0.391, SLG: 0.475 (1, 10)	BB		CS	SH5-3 1B		1B SF8 1B	K			K
Greg Vaughn, R OBP: 0.301, SLG: 0.406 (1, 7)	K			SH5-3 1B		1B E 1B		SH5-3 1B 2B		P4
Robin Yount, R OBP: 0.322, SLG: 0.386 (1, 8)		F9		K		K		SH5-3		
Darryl Hamilton, L OBP: 0.356, SLG: 0.390 (1, 9)		WP S 1B		G1-3		SF8		CS 1B		
John Jaha, R OBP: 0.226, SLG: 0.241 (1, 3)		K			P4	E8		K		
B.J. Surhoff, L OBP: 0.284, SLG: 0.320 (1, 2)		L9			G6-3	L6			CS 1B	
Scott Fletcher, R OBP: 0.339, SLG: 0.363 Jim Gantner, L OBP: 0.268, SLG: 0.276 (10, 4)			P5		E4		L8		P3	

Inning Stats	R: 0	H: 0	E: 0	K: 1	S: 10	R: 0	H: 1	E: 0	K: 1	S: 9	R: 0	H: 0	E: 0	K: 0	S: 6	R: 0	H: 1	E: 0	K: 1	S: 9	R: 0	H: 1	E: 1	K: 0	S: 6	R: 2	H: 3	E: 1	K: 1	S: 18	R: 0	H: 1	E: 1	K: 1	S: 9	R: 1	H: 2	E: 0	K: 1	S: 15	R: 0	H: 1	E: 0	K: 0	S: 6	R: 0	H: 0	E: 0	K: 1	S: 9	R: 0	H: 0	E: 0	K: 1	S: 9	1B: 9	SF: 1	2B: 1	3B: 0	HR: 0	WP: 1	PA: 41
	0	1	1	1	17	0	1	1	1	11	0	0	0	1	17	0	1	0	0	15	0	1	0	0	8	1	3	1	1	29	0	1	1	0	11	1	2	0	1	18	0	1	0	0	9	0	0	0	0	11	0	0	0	0	0							

PITCHER	IP	WLS	BF	H	R	ER	SO	BB	IBB	HBP	BLK	WP	HR	S	P	ERA	WHIP
Nolan Ryan, R ERA: 3.39 (1, 1)	6.2		29	7	2	1	4	2	0	0	0	1	0	64	104	1.35	1.350
Terry Mathews, R ERA: 5.65 (7, 1)	2.1	W	8	3	1	1	2	0	0	0	0	0	0	24	31	3.86	1.286
Jeff Russell, R ERA: 1.75 (10, 1)	1.0	S	3	0	0	0	1	0	0	0	0	0	0	9	11	0.00	0.000

Batter	1	2	3	4	5	6	7	8	9	AB R H RBI BB SO LOB	TOP
Jeff Frye, R (1, 4) OBP: 0.310, SLG: 0.368 B C B B 1 SAFE 1 SAFE	4-1 G4-6-3 BB		1-2 E9 1-H 1B			0-1 E4 G6-3		1-1 G6-3		3 0 1 0 1 0 0	
Dean Palmer, R (1, 5) OBP: 0.329, SLG: 0.438 1 SAFE 1 SAFE	0-1 G4-6-3 1-2f		1-0 G6-3			1-1 G6-3 1-2			1-2 G5-3	4 0 0 0 0 0 3	
Rafael Palmeiro, L (1, 3) OBP: 0.359, SLG: 0.433 C C B B B F F X	3-2 F8					0-0 F7			2-2 F7	4 0 0 0 0 0 1	
Ruben Sierra, S (1, 9) OBP: 0.331, SLG: 0.471 F X		0-1 P4				1-2 F8			2-2 G3	4 0 0 0 0 0 1	
Juan Gonzalez, R (1, 8) OBP: 0.295, SLG: 0.471 F X		0-1 G6-3				0-2 L7				3 0 0 0 0 0 0	
Kevin Reimer, L (1, 10) OBP: 0.349, SLG: 0.479 Brian Downing, R (5, PR) OBP: 0.409, SLG: 0.405 B X		1-0 G3				4-1 SH3 BB				1 0 0 0 1 0 0 1 0 0 0 0 0 0	
Ivan Rodriguez, R (1, 2) OBP: 0.310, SLG: 0.410 C F B B B F B X			2-2 G6-3			0-1 SH3				2 0 0 0 0 0 0	
Monty Fariss, R (1, 7) OBP: 0.356, SLG: 0.278 C X			0-1 G6-3			1-1 G5-3				3 0 0 0 0 1 2	
Jeff Huson, L (1, 6) OBP: 0.350, SLG: 0.370 B B X			2-0 1B E 1B			1-2 G3-1			1-3 K 2-3 K	3 1 1 0 0 1 2	
Inning Stats	R: 0 H: 0 E: 0 LOB: 0 K: 0 BB: 1 S: 8 P: 15	R: 0 H: 0 E: 0 LOB: 0 K: 0 BB: 0 S: 5 P: 6	R: 1 H: 2 E: 1 LOB: 1 K: 0 BB: 0 S: 11 P: 17	R: 0 H: 0 E: 0 LOB: 0 K: 0 BB: 0 S: 12 P: 13	R: 0 H: 0 E: 0 LOB: 2 K: 0 BB: 1 S: 8 P: 14	R: 0 H: 0 E: 1 LOB: 1 K: 0 BB: 0 S: 7 P: 9	R: 0 H: 0 E: 0 LOB: 0 K: 0 BB: 0 S: 5 P: 9	R: 0 H: 0 E: 0 LOB: 0 K: 2 BB: 0 S: 9 P: 13	R: 0 H: 0 E: 0 LOB: 0 K: 0 BB: 0 S: 9 P: 14	1B: 2 SF: 0 2B: 0 SAC: 1 3B: 0 DP: 1 HR: 0 HBP: 0	WP: 0 PA: 31 PB: 0 SB: 0 CS: 0
PITCHER Jaime Navarro, R (1, 1) ERA: 3.61	IP WLS BF H R ER SO BB IBB HBP BLK WP HR S P ERA WHIP 9.0 W 31 2 1 0 2 2 0 0 0 0 0 0 74 110 0.00 0.444										

Texas Rangers @ Milwaukee Brewers
 Milwaukee County Stadium, Milwaukee, WI

Wed Jul 22 1992, 4:33 AM EDT
 Att. 27,095 - Cloudy - 65 F

livebaseballscorecards.com

AB	28
R	1
H	2
RBI	0
BB	2
SO	2
LOB	9



Batter	1	2	3	4	5	6	7	8	9	AB	R	H	RBI	BB	SO	LOB
Pat Listach, S OBP: 0.357, SLG: 0.361 (1, 6)	1-2 SH3 1B		1-1 CS 1B		1-3 K			2-1 F7		4	1	2	0	0	1	1
Kevin Seitzer, R OBP: 0.332, SLG: 0.382 (1, 5)	1-1 SH3		2-1 CS	0-0 G5-3		0-1 G4-3 1B		4-2 BB		2	0	1	0	1	0	0
Paul Molitor, R OBP: 0.390, SLG: 0.472 (1, 10)	2-1 FC5-4 1B			1-0 F8		2-2 G4-3		2-1 F8		4	0	1	1	0	0	2
Greg Vaughn, R OBP: 0.298, SLG: 0.402 (1, 7)	2-1 FC5-4			2-3 K		0-3 K				3	0	0	0	0	2	1
Darryl Hamilton, L OBP: 0.356, SLG: 0.394 (1, 8)	3-2 CS	0-0 F8			2-0 SH3-1 2B			3-1 G4-3		3	1	1	0	0	0	0
Dante Bichette, R OBP: 0.337, SLG: 0.462 (1, 9)			0-3 K		0-0 SH3-1			1-1 HR		2	1	1	1	0	1	0
B.J. Surhoff, L OBP: 0.284, SLG: 0.324 (1, 2)			0-1 F8		1-2 2B			1-1 G3		3	1	1	1	0	0	0
John Jaha, R OBP: 0.206, SLG: 0.219 (1, 3)			1-2 G6-3		0-1 G5-3			3-3 K		3	0	0	0	0	1	1
Jim Gantner, L OBP: 0.269, SLG: 0.282 (1, 4)			3-2 G4-3		0-0 2B			1-2 G6-3		3	0	1	1	0	0	0
Inning Stats	R: 1 E: 0 K: 0 S: 11	H: 2 LOB: 0 BB: 0 P: 20	R: 0 E: 0 K: 1 S: 7	H: 0 LOB: 0 BB: 0 P: 7	R: 0 E: 0 K: 0 S: 11	H: 1 LOB: 0 BB: 0 P: 18	R: 0 E: 0 K: 1 S: 5	H: 0 LOB: 0 BB: 0 P: 8	R: 2 E: 0 K: 1 S: 12	H: 3 LOB: 1 BB: 0 P: 16	R: 0 E: 1 K: 1 S: 8	H: 1 LOB: 0 BB: 0 P: 10	R: 1 E: 0 K: 1 S: 9	H: 1 LOB: 0 BB: 0 P: 17	R: 0 E: 0 K: 0 S: 11	H: 0 LOB: 1 BB: 1 P: 20

BOTTOM

Texas Rangers @ Milwaukee Brewers
Milwaukee County Stadium, Milwaukee, WI

Wed Jul 22 1992, 4:33 AM EDT
Att: 27,095 - Cloudy - 65 F

livebaseballscorecards.com

AB	27
R	4
H	8
RBI	4
BB	1
SO	5
LOB	5



PITCHER	IP	WLS	BF	H	R	ER	SO	BB	IBB	HBP	BLK	WP	HR	S	P	ERA	WHIP
Kevin Brown, R ERA: 3.25 (1, 1)	8.0	L	30	8	4	4	5	1	0	0	0	0	1	74	116	4.50	1.125

WP: 0	PA: 32
PB: 0	
SB: 1	
CS: 2	

Batter	1	2	3	4	5	6	7	8	9	AB R H RBI BB SO LOB	TOP		
Jeff Frye, R (1, 4) <small>OBP: 0.289, SLG: 0.341</small>	0-3 	0-3 			0-0 		2-2 		2-2 	3 0 0 0 0 2 2			
Brian Downing, R (1, 10) <small>OBP: 0.411, SLG: 0.421</small>	4-2 		2-1 		1-3 		1-0 		0-1 	3 1 1 1 1 2 2			
Rafael Palmeiro, L (1, 3) <small>OBP: 0.355, SLG: 0.428</small>	2-2 		2-3 		1-0 		2-3 			4 0 0 0 0 1 3			
Ruben Sierra, S (1, 9) <small>OBP: 0.327, SLG: 0.466</small>	0-1 		2-1 			1-3 	2-1 			4 0 0 0 0 1 1			
Juan Gonzalez, R (1, 8) <small>OBP: 0.297, SLG: 0.472</small>		1-0 	2-0 			2-2 		0-1 		4 1 2 0 0 0 0			
Kevin Reimer, L (1, 7) <small>OBP: 0.348, SLG: 0.475</small>		0-1 		0-0 		4-1 		0-1 		3 0 0 0 1 0 1			
Donald Harris, R (8, 8) <small>OBP: 0.143, SLG: 0.143</small>						1-2 		1B 		0 0 0 0 0 0 0			
Ivan Rodriguez, R (1, 2) <small>OBP: 0.313, SLG: 0.416</small>		2-1 		1-3 		2-2 	1-3 	0-2 		4 1 2 1 0 1 0			
Jeff Huson, L (1, 6) <small>OBP: 0.356, SLG: 0.393</small>		0-0 		1-0 		4-0 			0-0 	3 1 2 2 1 0 0			
Al Newman, S (1, 5) <small>OBP: 0.297, SLG: 0.237</small>		3-2 			4-2 	1-1 			1-0 	3 0 1 0 1 0 1			
Inning Stats	R: 0 E: 0 K: 1 S: 11 H: 0 LOB: 1 BB: 1 P: 17	R: 2 E: 1 K: 1 S: 12 H: 2 LOB: 1 BB: 0 P: 18	R: 1 E: 0 K: 1 S: 8 H: 1 LOB: 0 BB: 0 P: 16	R: 0 E: 0 K: 1 S: 6 H: 0 LOB: 0 BB: 0 P: 8	R: 0 E: 0 K: 1 S: 9 H: 0 LOB: 1 BB: 1 P: 15	R: 1 E: 0 K: 1 S: 12 H: 2 LOB: 2 BB: 2 P: 26	R: 0 E: 0 K: 1 S: 11 H: 1 LOB: 1 BB: 0 P: 17	R: 0 E: 0 K: 0 S: 7 H: 1 LOB: 0 BB: 0 P: 7	R: 0 E: 0 K: 0 S: 8 H: 1 LOB: 1 BB: 0 P: 11	1B: 4 2B: 3 3B: 0 HR: 2 SF: 0 SAC: 2 DP: 2 HBP: 0	WP: 0 PB: 0 SB: 0 CS: 1 PA: 38		
PITCHER	IP WLS BF H R ER SO BB IBB HBP BLK WP HR S P ERA WHIP											PITCHER	IP WLS BF H R ER SO BB IBB HBP BLK WP HR S P ERA WHIP
Ben McDonald, R (1, 1) <small>ERA: 4.66</small>	7.1 L 32 7 4 4 7 3 1 0 0 0 0 2 73 121 4.91 1.364												
Pat Clements, L (8, 1) <small>ERA: 2.51</small>	1.0 3 1 0 0 0 0 0 0 0 0 0 0 5 6 0.00 1.000												
Todd Frohwirth, R (9, 1) <small>ERA: 1.95</small>	0.2 2 0 0 0 0 0 0 0 0 0 0 0 6 8 0.00 0.000												

Texas Rangers @ Baltimore Orioles
 Oriole Park at Camden Yards, Baltimore, MD

Thu Jul 23 1992, 7:05 PM EDT
 Att. 45,572 - Cloudy - 85 F

livebaseballscorecards.com

AB	31
R	4
H	8
RBI	4
BB	4
SO	7
LOB	10



Batter	1	2	3	4	5	6	7	8	9	AB R H RBI BB SO LOB
Brady Anderson, L (1, 7) OBP: 0.376, SLG: 0.489	3-2 3B 2B		3-1 G4-3 2-3		1-1 G4-3		3-3 K			4 1 1 0 0 1 1
Mike Devereaux, R (1, 8) OBP: 0.326, SLG: 0.463	2-0 G6-3 2-H 3B		4-2 FC5-2 BB		1-2 G6-3		2-2 P3			3 1 1 1 1 0 0
Cal Ripken Jr., R (1, 6) OBP: 0.340, SLG: 0.374	3-2 G6-3 3-H		3-2 FC5-2 1-2 3-H		0-0 F9		0-1 G5-3			4 0 0 1 0 0 2
Glenn Davis, R (1, 10) OBP: 0.344, SLG: 0.441	3-2 F9		0-1 G5-3		0-0 1B 1B		3-3 K			4 0 1 0 0 1 2
Randy Milligan, R (1, 3) OBP: 0.389, SLG: 0.385	0-1 F7		1-2 1B FC5-2 1B		2-0 F9		0-0 F9			4 0 1 0 0 0 1
Joe Orsulak, L (1, 9) OBP: 0.354, SLG: 0.406		1-0 P5	1-1 FC5-2 1B 1-2 1B		0-0 G5-3 BB 1-3 1B		1-2 G5-4-3 1B			4 0 3 0 0 0 0
Leo Gomez, R (1, 5) OBP: 0.374, SLG: 0.426		3-3 K	0-1 FC5-2 1-2 2-3 1B		4-1 SAFE BB 1-2 BB		0-0 G5-4-3 1-2f			3 0 1 0 1 1 1
Billy Ripken, R (1, 4) OBP: 0.268, SLG: 0.335		3-1 G5-3	0-1 FC5-2 G6-4-3		1-2 2-3 3-Hf		1-2 G5-3 2-3f			3 0 0 0 0 0 6
Chito Martinez, L (9, PH) OBP: 0.339, SLG: 0.396			1-2 2-3 3-Hf		0-0 G6-4-3 1-2f					0 0 0 0 1 0 0
Jeff Tackett, R (1, 2) OBP: 0.331, SLG: 0.454			1-1 G4-3 FC5-2 2B		0-0 G6-4-3		1-2 G1-3			3 0 1 0 0 0 3
Sam Horn, L (9, PH) OBP: 0.333, SLG: 0.437										1 0 0 0 0 1 1

Inning Stats	R: 2 E: 0 K: 14 S: 14	H: 2 LOB: 0 BB: 0 P: 25	R: 0 E: 0 K: 1 S: 7	H: 0 LOB: 0 BB: 0 P: 14	R: 0 E: 0 K: 11 S: 11	H: 1 LOB: 2 BB: 1 P: 22	R: 0 E: 0 K: 10 S: 10	H: 3 LOB: 2 BB: 0 P: 12	R: 0 E: 0 K: 6 S: 6	H: 0 LOB: 0 BB: 0 P: 8	R: 0 E: 0 K: 7 S: 7	H: 2 LOB: 2 BB: 1 P: 14	R: 0 E: 0 K: 12 S: 12	H: 0 LOB: 0 BB: 0 P: 18	R: 0 E: 0 K: 6 S: 6	H: 0 LOB: 0 BB: 0 P: 9	R: 0 E: 0 K: 8 S: 8	H: 1 LOB: 1 BB: 1 P: 15	1B: 6 2B: 2 3B: 1 HR: 0	SF: 0 SAC: 0 DP: 3 HBP: 0
--------------	--------------------------------	----------------------------------	------------------------------	----------------------------------	--------------------------------	----------------------------------	--------------------------------	----------------------------------	------------------------------	---------------------------------	------------------------------	----------------------------------	--------------------------------	----------------------------------	------------------------------	---------------------------------	------------------------------	----------------------------------	----------------------------------	------------------------------------

PITCHER	IP	WLS	BF	H	R	ER	SO	BB	IBB	HBP	BLK	WP	HR	S	P	ERA	WHIP
Jose Guzman, R (1, 1) ERA: 4.26	5.1	W	25	8	2	2	1	2	0	0	0	0	0	52	91	3.38	1.875
Ed Nunez, R (6, 1) ERA: 4.34	2.2		7	0	0	0	2	0	0	0	0	0	0	21	31	0.00	0.000
Jeff Russell, R (9, 1) ERA: 1.71	1.0	S	4	1	0	0	1	1	0	0	0	0	0	8	15	0.00	2.000

BOTTOM

Texas Rangers @ Baltimore Orioles
Oriole Park at Camden Yards, Baltimore, MD
 Thu Jul 23 1992, 7:05 PM EDT
 Att: 45,572 - Cloudy - 85 F

AB	33
R	2
H	9
RBI	2
BB	3
SO	4
LOB	17



WP: 0	PA: 36
PB: 0	SB: 0
CS: 0	

PITCHER	IP	WLS	BF	H	R	ER	SO	BB	IBB	HBP	BLK	WP	HR	S	P	ERA	WHIP
---------	----	-----	----	---	---	----	----	----	-----	-----	-----	----	----	---	---	-----	------

Batter	1	2	3	4	5	6	7	8	9	AB R H RBI BB SO LOB	TOP
Jeff Frye, R (1, 4) <small>OBP: 0.306, SLG: 0.444</small>	1-1 		1-2 		2-2 		2-1 			4 1 2 1 0 0 0	
Brian Downing, R (1, 10) <small>OBP: 0.413, SLG: 0.423</small>	1-3 		1-2 			0-1 		1-2 		4 0 2 1 0 1 0	
Rafael Palmeiro, L (1, 3) <small>OBP: 0.357, SLG: 0.429</small>	1-2 		1-0 			0-0 		2-2 		4 0 2 0 0 0 3	
Ruben Sierra, S (1, 9) <small>OBP: 0.324, SLG: 0.461</small>	0-2 		1-1 			2-0 		1-0 		4 0 0 0 0 0 6	
Juan Gonzalez, R (1, 8) <small>OBP: 0.295, SLG: 0.468</small>		1-0 		0-1 		0-3 				3 0 0 0 0 1 2	
Dean Palmer, R (1, 5) <small>OBP: 0.329, SLG: 0.435</small>		1-2 		2-2 		4-2 				2 0 0 0 1 0 0	
Ivan Rodriguez, R (1, 2) <small>OBP: 0.312, SLG: 0.414</small> Geno Petralli, L (3, 2) <small>OBP: 0.257, SLG: 0.288</small>		1-1 		0-3 		0-3 				1 0 0 0 0 0 0 2 0 0 0 0 2 3	
Monty Fariss, R (1, 7) <small>OBP: 0.333, SLG: 0.256</small>			1-3 		3-3 		2-2 			3 0 0 0 0 2 0	
Al Newman, S (1, 6) <small>OBP: 0.298, SLG: 0.234</small>			4-2 		1-3 		0-1 			2 1 0 0 1 1 0	
Inning Stats	R: 1 H: 1 E: 0 LOB: 0 K: 1 BB: 0 S: 11 P: 14	R: 0 H: 0 E: 0 LOB: 0 K: 0 BB: 0 S: 6 P: 9	R: 1 H: 2 E: 0 LOB: 2 K: 1 BB: 1 S: 18 P: 27	R: 0 H: 0 E: 0 LOB: 0 K: 1 BB: 0 S: 8 P: 10	R: 0 H: 0 E: 0 LOB: 0 K: 2 BB: 0 S: 9 P: 15	R: 0 H: 2 E: 0 LOB: 3 K: 2 BB: 1 S: 15 P: 21	R: 0 H: 0 E: 0 LOB: 0 K: 0 BB: 0 S: 7 P: 11	R: 0 H: 1 E: 0 LOB: 0 K: 0 BB: 0 S: 9 P: 13	1B: 4 SF: 0 2B: 1 SAC: 0 3B: 0 DP: 2 HR: 1 HBP: 0	WP: 1 PA: 31 PB: 0 SB: 0 CS: 0	
PITCHER Arthur Rhodes, L (1, 1) <small>ERA: 2.49</small>	IP WLS BF H R ER SO BB IBB HBP BLK WP HR S P ERA WHIP 8.0 W 31 6 2 2 7 2 0 0 0 1 1 83 120 2.25 1.000					PITCHER IP WLS BF H R ER SO BB IBB HBP BLK WP HR S P ERA WHIP					

Texas Rangers @ Baltimore Orioles
 Oriole Park at Camden Yards, Baltimore, MD

Fri Jul 24 1992, 7:05 PM EDT
 Att. 45,758 - Cloudy - 73 F

livebaseballscorecards.com

AB	29
R	2
H	6
RBI	2
BB	2
SO	7
LOB	14



Batter	1	2	3	4	5	6	7	8	9	AB	R	H	RBI	BB	SO	LOB
Brady Anderson, L (1, 7) OBP: 0.377, SLG: 0.491	3-1 G5-3		H 1-0 1B HBP		X 0-0 F8	3-2 3B 2B	0-1 SF8			3	1	1	2	0	0	0
Mike Devereaux, R (1, 8) OBP: 0.325, SLG: 0.464	2-2 G4-3		X 0-0 F9		C 3-3 K	0-1 2-H 1B 3B	3-H L9			5	1	1	1	0	1	4
Cal Ripken Jr., R (1, 6) OBP: 0.343, SLG: 0.378	1-3 K		F 2-1 1B		B 3-1 2B	H 1-0 1B HBP		F 0-1 F8		4	0	2	1	0	1	0
Glenn Davis, R (1, 10) OBP: 0.351, SLG: 0.442 Mark McLemore, S (8, PR) OBP: 0.322, SLG: 0.280		B 3-1 1B WP	C 0-3 K		C 0-1 F7	0-1 1-2 3-H FC6-4 1B		B 4-1 1B BB		4	0	2	1	1	1	3
Randy Milligan, R (1, 3) OBP: 0.390, SLG: 0.383		X 0-0 F8	B 3-3 K			1-2 3-H 1B BB		S 0-2 1B SF8 1B		4	2	1	0	1	1	5
Joe Orsulak, L (1, 9) OBP: 0.362, SLG: 0.411		B 4-1 1B BB		X 0-0 F8		C 1-1 2B SF9 1B	X 0-0 SH1-4 HBP SF8 1B	B 1-2 1B		4	2	3	1	1	0	0
Leo Gomez, R (1, 5) OBP: 0.375, SLG: 0.425	C 0-1 F8		C 2-2 1B		C 2-2 1B	B 2-3 SAFE K	C 2-1 SAFE SH1-4 HBP	X 0-0 SF8		3	0	1	1	0	1	4
Billy Ripken, R (1, 4) OBP: 0.275, SLG: 0.346	B 2-0 1B		B 0-1 SAFE F7		F 0-1 SAFE F7	F 0-1 SAFE SF9 2B	B 1-0 SAFE SH1-4			3	1	2	1	0	0	1
Jeff Tackett, R (1, 2) OBP: 0.336, SLG: 0.455		C 1-2 1B HBP	X 0-0 F9		X 0-0 SF9	P 4-2 BB				2	1	1	1	1	0	1

Inning Stats	R: 0	H: 0	E: 0	K: 1	S: 9	H: 0	LOB: 0	BB: 0	P: 15	R: 0	H: 2	E: 0	K: 0	S: 7	H: 2	LOB: 2	BB: 1	P: 16	R: 1	H: 2	E: 0	K: 2	S: 12	H: 2	LOB: 2	BB: 0	P: 19	R: 0	H: 1	E: 0	K: 0	S: 10	R: 0	H: 1	E: 0	K: 1	S: 9	R: 5	H: 5	E: 0	K: 1	S: 19	H: 5	LOB: 2	BB: 1	P: 30	R: 1	H: 1	E: 0	K: 0	S: 12	R: 2	H: 2	E: 0	K: 0	S: 10	H: 2	LOB: 2	BB: 1	P: 15	1B: 10	SF: 3	2B: 3	SAC: 1	3B: 1	DP: 0	HR: 0	HBP: 3
--------------	------	------	------	------	------	------	--------	-------	-------	------	------	------	------	------	------	--------	-------	-------	------	------	------	------	-------	------	--------	-------	-------	------	------	------	------	-------	------	------	------	------	------	------	------	------	------	-------	------	--------	-------	-------	------	------	------	------	-------	------	------	------	------	-------	------	--------	-------	-------	--------	-------	-------	--------	-------	-------	-------	--------

PITCHER	IP	WLS	BF	H	R	ER	SO	BB	IBB	HBP	BLK	WP	HR	S	P	ERA	WHIP
Todd Burns, R (1, 1) ERA: 3.63	5.2	L	28	9	5	5	5	2	0	0	0	1	0	61	101	7.94	1.941
Danny Leon, R (6, 1) ERA: 6.43	0.1		4	2	1	1	0	0	0	1	0	0	0	5	6	27.00	6.000
Floyd Bannister, L (7, 1) ERA: 6.54	0.2		5	1	1	1	0	1	0	1	0	0	0	8	14	13.50	3.000
Terry Mathews, R (7, 1) ERA: 6.03	0.2		4	1	2	2	0	1	0	0	0	0	0	10	15	27.00	3.000
Kenny Rogers, L (8, 1) ERA: 3.38	0.1		2	1	0	0	0	0	0	0	0	0	0	4	5	0.00	3.000

BOTTOM

Texas Rangers @ Baltimore Orioles
 Oriole Park at Camden Yards, Baltimore, MD

Fri Jul 24 1992, 7:05 PM EDT
 Att: 45,758 - Cloudy - 73 F

livebaseballscorecards.com

AB	32
R	9
H	14
RBI	9
BB	4
SO	5
LOB	18



WP: 1	PA: 43
PB: 0	
SB: 0	
CS: 0	

Batter	1	2	3	4	5	6	7	8	9	AB R H RBI BB SO LOB	TOP			
Brian Downing, R (1, 10) OBP: 0.421, SLG: 0.444	0-1 SH5-3 G6-3 2B		0-1 G5-3			0-2 1B 2B		1-2 1-H 1B		5 2 4 4 0 0 0				
Jeff Huson, L (1, 6) OBP: 0.355, SLG: 0.390	0-0 SH5-3 2-3		0-1 F9			1-2 1B	0-3 G1-3		1-1 L5	4 1 1 0 0 0 1				
Rafael Palmeiro, L (1, 3) OBP: 0.355, SLG: 0.428	1-0 G6-3		2-2 G6-3			2-0 G3 1-H 2-H 1B 2B	0-3 K		1-1 G4-3	5 1 1 3 0 1 0				
Ruben Sierra, S (1, 9) OBP: 0.320, SLG: 0.455	1-0 F7			3-2 L4		0-1 G3 2-3	1-0 F8		0-0 F8	5 0 0 0 0 0 1				
Kevin Reimer, L (1, 7) OBP: 0.349, SLG: 0.472 Monty Fariss, R (7, 7) OBP: 0.333, SLG: 0.256				1-3 K		4-0 1B 1B IBB	1-3 K			2 1 0 0 2 2 0 0 0 0 0 0 0 0				
Juan Gonzalez, R (1, 8) OBP: 0.294, SLG: 0.465				0-2 L4		1-2 1B 1-2 2B 1B		0-1 F8		4 1 1 1 0 1 1				
Dean Palmer, R (1, 5) OBP: 0.328, SLG: 0.442					2-2 G5-3	1-2 L5		1-0 HR		4 1 1 1 0 1 3				
Geno Petrali, L (1, 2) OBP: 0.264, SLG: 0.289					1-3 K	2-0 BB 2B 1B		2-2 G4-3		3 1 1 1 1 1 0				
Jeff Frye, R (1, 4) OBP: 0.321, SLG: 0.438					2-0 P1	4-1 2B BB		0-1 E 1B 1B		3 2 1 0 1 1 2				
Inning Stats	R: 1 E: 0 K: 0 S: 5 H: 1 LOB: 0 BB: 0 P: 7	R: 0 E: 0 K: 3 S: 15 H: 0 LOB: 2 BB: 2 P: 29	R: 0 E: 0 K: 0 S: 7 H: 0 LOB: 0 BB: 0 P: 9	R: 0 E: 0 K: 1 S: 10 H: 0 LOB: 0 BB: 0 P: 14	R: 0 E: 0 K: 1 S: 9 H: 0 LOB: 0 BB: 0 P: 14	R: 7 E: 0 K: 0 S: 18 H: 6 LOB: 1 BB: 2 P: 33	R: 0 E: 0 K: 2 S: 7 H: 0 LOB: 0 BB: 0 P: 9	R: 2 E: 1 K: 0 S: 11 H: 3 LOB: 1 BB: 0 P: 15	R: 0 E: 0 K: 0 S: 5 H: 0 LOB: 0 BB: 0 P: 7	1B: 6 2B: 3 3B: 0 HR: 1 SF: 0 SAC: 1 DP: 0 HBP: 0	WP: 1 PB: 0 SB: 0 CS: 0 PA: 40			
PITCHER	IP WLS BF H R ER SO BB IBB HBP BLK WP HR S P ERA WHIP												PITCHER	IP WLS BF H R ER SO BB IBB HBP BLK WP HR S P ERA WHIP
Rick Sutcliffe, R (1, 1) ERA: 4.4	5.1 L 24 5 6 6 5 2 1 0 0 0 0 57 91 10.12 1.312													
Alan Mills, R (6, 1) ERA: 1.81	0.1 4 2 2 0 1 0 0 0 0 0 0 6 13 54.00 9.000													
Pat Clements, L (6, 1) ERA: 2.4	1.1 4 0 0 0 2 0 0 0 0 1 0 8 11 0.00 0.000													
Todd Frohwrth, R (8, 1) ERA: 2.05	1.0 5 3 2 1 0 0 0 0 0 0 1 11 15 9.00 3.000													
Mike Flanagan, L (9, 1) ERA: 7.77	1.0 3 0 0 0 0 0 0 0 0 0 0 5 7 0.00 0.000													

Texas Rangers @ Baltimore Orioles
Oriole Park at Camden Yards, Baltimore, MD

Sat Jul 25 1992, 3:33 AM EDT
Att. 45,868 - Cloudy - 75 F

livebaseballscorecards.com

AB	35
R	10
H	10
RBI	10
BB	4
SO	7
LOB	8



BOTTOM

Texas Rangers @ Baltimore Orioles
Oriole Park at Camden Yards, Baltimore, MD

Sat Jul 25 1992, 3:33 AM EDT
Att: 45,868 - Cloudy - 75 F

livebaseballscorecards.com

AB	37
R	8
H	12
RBI	7
BB	9
SO	3
LOB	22



WP:	0	PA:	46
PB:	0		
SB:	2		
CS:	0		

AB R H RBI BB SO LOB

5	0	2	1	1	0	4
4	0	1	1	1	0	2
4	1	1	0	1	0	4
4	1	2	0	1	1	2
5	1	2	0	0	0	4
4	1	1	0	1	0	2
5	1	1	1	0	0	4
2	0	0	0	0	0	0
0	1	0	0	1	0	0
0	1	0	0	1	0	0
0	0	0	0	1	0	0
0	0	0	0	0	0	0
2	0	0	0	0	2	0
2	1	2	4	1	0	0

Batter	1	2	3	4	5	6	7	8	9
Brady Anderson, L (1, 7) OBP: 0.378, SLG: 0.490	2-0 P4 ①		3-1 1B S		4-1 BB S	3-1 G6-3 ③		2-1 1B 2B 1B 3-H	1-2 L8 ③
Mike Devereaux, R (1, 8) OBP: 0.326, SLG: 0.465	0-1 F7 ②		3-2 G6-3 ② 1-2		3-1 F7 ③ 1-2		4-2 G3-6-3 BB	1-1 1B 2B 3-H	
Cal Ripken Jr., R (1, 6) OBP: 0.343, SLG: 0.377	4-2 1B BB		1-1 G1-3 ③			1-2 1B 1B E	0-1 F9	2-1 P2 ③	
Glenn Davis, R (1, 10) OBP: 0.358, SLG: 0.444	2-0 1B 1-3			4-2 G1-6-3 BB		0-3 K ① 1-2	0-1 G3-6-3 ② ③ 1-2f		3-2 2B BB 1B
Randy Milligan, R (1, 3) OBP: 0.390, SLG: 0.383	1-2 F9 ③			1-0 G1-6-3 ① ② 1-2f		2-2 FC4-6 1B		0-2 1B 1B BB	2-2 P4 ①
Joe Orsulak, L (1, 9)		2-1 F8 ①		4-0 BB BB		0-0 FC4-6 ② 1-2f 2-H		2-1 P4 ① X	0-0 BB 1-3 2B
Leo Gomez, R (1, 5)		0-2 G6-3 ②		2-1 P2 ③		1-0 BB 3B 1B 2-H		0-1 F8 ②	3-2 P1 ②
Billy Ripken, R (1, 4) OBP: 0.272, SLG: 0.342		1-0 G1-3 ③			1-1 G4-3 ①	4-2 BB 3B BB		4-0 1B 1B BB	4-2 BB BB
Chito Martinez, L (6, PH) OBP: 0.345, SLG: 0.396									
Rick Dempsey, R (7, 2) OBP: 0.300, SLG: 0.125									
Sam Horn, L (9, PH) OBP: 0.337, SLG: 0.437									
Tommy Shields, L (9, PR)									
Jeff Tackett, R (1, 2) OBP: 0.331, SLG: 0.446			3-3 K ①		2-3 K ②	1-0 1B 3B 1-H 2-H		0-2 1B 2B 1B 1-3 2-H	4-0 BB 1-2 2-3 3-H
Mark McLemore, S (6, PH) OBP: 0.333, SLG: 0.302									

Inning Stats	R: 0	H: 1	E: 0	LOB: 2	K: 0	S: 9	P: 18	R: 0	H: 0	E: 0	LOB: 0	K: 0	S: 7	P: 10	R: 0	H: 1	E: 0	LOB: 1	K: 1	S: 11	P: 20	R: 0	H: 0	E: 0	LOB: 1	K: 0	S: 5	P: 16	R: 0	H: 0	E: 0	LOB: 1	K: 1	S: 8	P: 18	R: 4	H: 4	E: 1	LOB: 1	K: 1	S: 16	P: 28	R: 0	H: 0	E: 0	LOB: 0	K: 0	S: 7	P: 11	R: 3	H: 4	E: 0	LOB: 2	K: 0	S: 16	P: 27	R: 1	H: 2	E: 0	LOB: 3	K: 0	S: 28	P: 45	1B: 9	SF: 0	2B: 2	SAC: 0	3B: 1	DP: 2	HR: 0	HBP: 0	WP: 0	PA: 46
--------------	------	------	------	--------	------	------	-------	------	------	------	--------	------	------	-------	------	------	------	--------	------	-------	-------	------	------	------	--------	------	------	-------	------	------	------	--------	------	------	-------	------	------	------	--------	------	-------	-------	------	------	------	--------	------	------	-------	------	------	------	--------	------	-------	-------	------	------	------	--------	------	-------	-------	-------	-------	-------	--------	-------	-------	-------	--------	-------	--------

PITCHER	IP	WLS	BF	H	R	ER	SO	BB	IBB	HBP	BLK	WP	HR	S	P	ERA	WHIP
Bobby Witt, R (1, 1) ERA: 3.83	5.2		27	6	4	4	3	5	0	0	0	0	0	54	105	6.35	1.941
Floyd Bannister, L (6, 1) ERA: 6.47	0.1		1	0	0	0	0	0	0	0	0	0	0	2	5	0.00	0.000
Terry Mathews, R (7, 1) ERA: 6.46	1.2		8	2	3	3	0	2	0	0	0	0	0	17	27	16.20	2.400
Kenny Rogers, L (8, 1) ERA: 3.38	0.0		1	1	0	0	0	0	0	0	0	0	0	2	4	∞	∞
Ed Nunez, R (8, 1) ERA: 4.34	0.0		1	1	0	0	0	0	0	0	0	0	0	2	3	∞	∞

PITCHER	IP	WLS	BF	H	R	ER	SO	BB	IBB	HBP	BLK	WP	HR	S	P	ERA	WHIP
Jeff Russell, R (8, 1) ERA: 1.85	1.1		8	2	1	1	0	2	0	0	0	0	0	30	49	6.75	3.000

Batter	1	2	3	4	5	6	7	8	9	AB R H RBI BB SO LOB	TOP											
Brian Downing, R (1, 10) OBP: 0.412, SLG: 0.432	2-2 F8		1-2 L7	0-2 G1-3		0-1 F7			1-1 F8	5 0 0 0 0 0 5												
Jeff Huson, L (1, 6) OBP: 0.355, SLG: 0.390	1-0 2B 1B		2-2 CS 1B		1-3 K			2-3 K	2-3 K	5 1 2 0 0 3 1												
Rafael Palmeiro, L (1, 3) OBP: 0.356, SLG: 0.428	0-0 P5		1-1 F9		0-0 1B			2-1 G4-3	0-2 BB 2B 1B	5 1 2 1 0 0 2												
Ruben Sierra, S (1, 9) OBP: 0.324, SLG: 0.461	0-1 1-H 2B		0-1 CS	1-1 HR 2B	2-2 F7			3-2 F9	4-2 2B BB	4 1 2 1 1 0 1												
Juan Gonzalez, R (1, 8) OBP: 0.298, SLG: 0.486	0-3 K			2-1 HR	0-1 P3			1-2 HR	1-0 2B	5 2 3 4 0 1 2												
Kevin Reimer, L (1, 7) OBP: 0.348, SLG: 0.469		2-1 F8		1-2 FC6-4 1B		1-0 G3		3-1 P5	1-1 F9	4 0 1 0 0 0 0												
Monty Fasss, R (8, 7) OBP: 0.327, SLG: 0.250										1 0 0 0 0 0 2												
Dean Palmer, R (1, 5) OBP: 0.327, SLG: 0.439		1-2 P2		0-1 FC6-4 1B		1-1 E9 F9		1-2 G5-3		4 0 1 0 0 0 0												
Geno Petrali, L (1, 2) OBP: 0.271, SLG: 0.298		1-2 2B		1-2 F7		4-2 BB		0-3 K		3 0 1 0 1 1 2												
Jeff Frye, R (1, 4) OBP: 0.316, SLG: 0.412		2-3 K		2-0 FC6-4		1-1 F9			4-1 S 1B BB	3 1 0 0 1 1 5												
Inning Stats	R: 1 E: 0 K: 1 S: 11	H: 2 LOB: 1 BB: 0 P: 14	R: 0 E: 0 K: 1 S: 11	H: 1 LOB: 1 BB: 0 P: 17	R: 0 E: 0 K: 0 S: 12	H: 1 LOB: 0 BB: 0 P: 16	R: 2 E: 0 K: 0 S: 17	H: 4 LOB: 2 BB: 0 P: 24	R: 0 E: 0 K: 1 S: 9	H: 1 LOB: 1 BB: 0 P: 12	R: 0 E: 1 K: 0 S: 10	H: 0 LOB: 2 BB: 1 P: 17	R: 0 E: 0 K: 1 S: 9	H: 0 LOB: 0 BB: 0 P: 16	R: 1 E: 0 K: 1 S: 11	H: 1 LOB: 0 BB: 0 P: 16	R: 2 E: 0 K: 1 S: 17	H: 2 LOB: 2 BB: 2 P: 30	1B: 6 2B: 4 3B: 0 HR: 2	SF: 0 SAC: 0 DP: 0 HBP: 0	WP: 0 PB: 0 SB: 1 CS: 1	PA: 43
PITCHER	IP WLS BF H R ER SO BB IBB HBP BLK WP HR S P ERA WHIP																					
35 Mike Mussina, R (1, 1) ERA: 2.57	8.0 L 35 10 4 4 5 1 0 0 0 0 0 2 90 132 4.50 1.375																					
Storm Davis, R (9, 1) ERA: 3.25	1.0 7 2 2 2 1 2 0 0 0 0 0 0 17 30 18.00 4.000																					

Texas Rangers @ Baltimore Orioles
 Oriole Park at Camden Yards, Baltimore, MD

Sun Jul 26 1992, 3:33 AM EDT
 Att. 45,668 - Cloudy - 81 F

livebaseballscorecards.com

AB	39
R	6
H	12
RBI	6
BB	3
SO	6
LOB	20



Batter	1	2	3	4	5	6	7	8	9	AB	R	H	RBI	BB	SO	LOB
Brady Anderson, L (1, 7) OBP: 0.377, SLG: 0.486	1-3 K		3-2 F7		4-0 PO BB			1-1 G4-3		3	0	0	0	1	1	0
Mike Devereaux, R (1, 8) OBP: 0.323, SLG: 0.460	1-0 P2			0-3 K	1 SAFE 0-0 PO	1-2 E5 FC4-6 BB		2-3 K		4	0	0	0	0	2	0
Cal Ripken Jr., R (1, 6) OBP: 0.342, SLG: 0.375	1-3 K			1-0 1B 2B 1B		1-0 P6		2-1 L9		4	1	1	0	0	1	1
Glenn Davis, R (1, 10) OBP: 0.366, SLG: 0.448		3-2 P3		2-0 2B 1-2 G6-3 1B		4-2 FC4-6 1-2 BB		2-2 FC3-6 1B		3	1	2	0	1	0	0
Joe Orsulak, L (1, 9) OBP: 0.365, SLG: 0.418		0-1 1B		1-1 1-3 2-H 2B		0-0 FC4-6 1-2f 2-3		0-2 F8		4	0	2	1	0	0	3
David Segui, S (1, 3) OBP: 0.299, SLG: 0.305		2-1 F7		2-2 G6-3 3-H		0-0 F7		0-2 FC3-6 1-2f		4	0	0	1	0	0	5
Leo Gomez, R (1, 5) OBP: 0.368, SLG: 0.416		1 SAFE 2-3 K		2-3 K		3-2 P3		2-3 K		4	0	0	0	0	3	3
Mark McLemore, S (1, 4) OBP: 0.328, SLG: 0.296			1-0 F9		1-1 F7		3-2 F7			3	0	0	0	0	0	0
Jeff Tackett, R (1, 2) OBP: 0.323, SLG: 0.435			0-0 L6		2-1 G6-3		2-2 G4-3			3	0	0	0	0	0	0

Inning Stats	R: 0	H: 0	E: 0	K: 2	S: 8	R: 0	H: 1	E: 0	K: 1	S: 11	R: 0	H: 0	E: 0	K: 0	S: 9	R: 2	H: 3	E: 0	K: 2	S: 14	R: 0	H: 0	E: 0	K: 0	S: 4	R: 0	H: 0	E: 1	K: 0	S: 8	R: 0	H: 0	E: 0	K: 0	S: 11	R: 0	H: 0	E: 0	K: 1	S: 9	R: 0	H: 1	E: 0	K: 1	S: 15	1B: 4	SF: 0	2B: 1	SAC: 0	3B: 0	DP: 0	HR: 0	HBP: 0	WP: 0	PA: 35
	0	0	0	2	8	0	1	0	1	11	0	0	0	0	9	2	3	0	2	14	0	0	0	0	4	0	0	0	1	0	8	0	0	0	11	0	0	0	0	9	0	1	0	15	4	0	1	0	0	0	0	0	0	35	

PITCHER	IP	WLS	BF	H	R	ER	SO	BB	IBB	HBP	BLK	WP	HR	S	P	ERA	WHIP
Nolan Ryan, R (1, 1) ERA: 3.33	7.0	W	27	4	2	2	5	2	0	0	0	0	0	65	108	2.57	0.857
Floyd Bannister, L (8, 1) ERA: 6.4	0.1		1	0	0	0	0	0	0	0	0	0	0	2	3	0.00	0.000
Ed Nunez, R (8, 1) ERA: 4.15	1.2	S	6	1	0	0	2	0	0	0	0	0	0	22	30	0.00	0.600

BOTTOM

Texas Rangers @ Baltimore Orioles
 Oriole Park at Camden Yards, Baltimore, MD

Sun Jul 26 1992, 3:33 AM EDT
 Att: 45,668 - Cloudy - 81 F

livebaseballscorecards.com

AB	32
R	2
H	5
RBI	2
BB	2
SO	7
LOB	12



Batter	1	2	3	4	5	6	7	8	9	AB	R	H	RBI	BB	SO	LOB	TOP										
Brian Downing, R (1, 10) OBP: 0.416, SLG: 0.439	3-1 G6-3	3-2 1B 2B		3-1 F7		2-1 1B	4-0 BB			4	1	2	2	1	0	2											
Dean Palmer, R (1, 5) OBP: 0.331, SLG: 0.440	0-1 G5-3	3-2 1B		4-2 1B BB		2-2 1B	1-2 P5			4	0	2	1	1	0	3											
Rafael Palmeiro, L (1, 3) OBP: 0.354, SLG: 0.425	1-2 1B	1-1 G4-3		1-3 K		1-0 P2		1-2 G4-3		5	0	1	0	0	1	6											
Ruben Sierra, S (1, 9) OBP: 0.327, SLG: 0.461	1-0 FC5-4 1B		4-1 G4-3 G1-3 BB	1-0 1B		0-0 P4		1-2 G3		4	0	2	1	1	0	2											
Juan Gonzalez, R (1, 8) OBP: 0.294, SLG: 0.480	2-1 FC5-4		0-0 G1-3	1-0 P3			0-3 K	0-0 F7		5	0	0	0	0	1	6											
Ivan Rodriguez, R (1, 2) OBP: 0.310, SLG: 0.409		0-1 E4 1B 2B	0-0 G4-3		2-0 F9		1-1 BB E 1B		2-1 P9	5	2	1	0	0	0	1											
Dickie Thon, R (1, 6) OBP: 0.294, SLG: 0.371		2-3 K	3-3 K		0-2 G1-3		3-1 L6		0-0 P3	3	0	0	0	0	2	2											
Jeff Huson, L (7, PH) OBP: 0.353, SLG: 0.387										2	0	0	0	0	0	1											
Monty Fariss, R (1, 7) OBP: 0.327, SLG: 0.256		1-1 L9		0-2 BB 1B 1B	0-2 G3-1		4-2 BB E BB		0-0 G3	3	1	1	0	0	0	1											
Kevin Reimer, L (7, PH) OBP: 0.349, SLG: 0.468										1	0	0	0	1	0	0											
Jeff Frye, R (1, 4) OBP: 0.328, SLG: 0.418		3-2 2B 1B		2-1 1B BB		2-2 G1-3	2-1 E5 BB			4	1	2	0	0	0	1											
Inning Stats	R: 0 E: 0 K: 0 S: 10	H: 2 LOB: 2 BB: 0 P: 17	R: 3 E: 1 K: 1 S: 21	H: 3 LOB: 1 BB: 0 P: 34	R: 0 E: 0 K: 1 S: 6	H: 0 LOB: 1 BB: 1 P: 13	R: 1 E: 0 K: 1 S: 16	H: 3 LOB: 3 BB: 1 P: 28	R: 0 E: 0 K: 0 S: 7	H: 0 LOB: 0 BB: 0 P: 9	R: 0 E: 0 K: 0 S: 13	H: 2 LOB: 2 BB: 0 P: 20	R: 1 E: 1 K: 1 S: 17	H: 1 LOB: 3 BB: 2 P: 32	R: 0 E: 0 K: 0 S: 7	H: 0 LOB: 0 BB: 0 P: 9	R: 0 E: 0 K: 0 S: 4	H: 0 LOB: 0 BB: 0 P: 6	1B: 10 2B: 1 3B: 0 HR: 0	SF: 0 SAC: 0 DP: 0 HBP: 0	WP: 0 PB: 0 SB: 0 CS: 0	PA: 44					
PITCHER	IP	WLS	BF	H	R	ER	SO	BB	IBB	HBP	BLK	WP	HR	S	P	ERA	WHIP										
Frank Viola, L (1, 1) ERA: 3.13	6.0	W	31	10	4	1	3	2	0	0	0	0	0	73	121	1.50	2.000										
Greg Harris, R (7, 1) ERA: 1.58	2.0		10	1	1	0	1	2	0	0	0	0	0	24	41	0.00	1.500										
Jeff Reardon, R (9, 1) ERA: 3.27	1.0	S	3	0	0	0	0	0	0	0	0	0	0	4	6	0.00	0.000										

Texas Rangers @ Boston Red Sox
Fenway Park, Boston, MA
 Mon Jul 27 1992, 7:05 PM EDT
 Att. 32,927 - Cloudy - 79 F

livebaseballscorecards.com

AB	40
R	5
H	11
RBI	4
BB	4
SO	4
LOB	25



Batter	1	2	3	4	5	6	7	8	9
Billy Hatcher, R OBP: 0.308, SLG: 0.358 (1, 7)	1-1 BB BB HR 1B	0-0 E HR 1B		1-0 G3-1			2-1 G6-3	0-0 F8	
Herm Winningham, L OBP: 0.243, SLG: 0.288 (1, 8)	4-1 SAFE BB HR BB	3-2 SAFE SAFE SAFE 1-H HR		2-1 G4-3			2-3 K	2-3 K	
Phil Plantier, L OBP: 0.327, SLG: 0.370 (1, 9)	4-2 HR BB	1-0 F8			2-2 G3		2-0 1B 1B		
Tom Brunansky, R OBP: 0.358, SLG: 0.478 (1, 10)	3-1 HR 1-H 2-H 3-H 1B	0-1 G6-3			4-1 G5-3 BB		2-1 1-2 1B		
Mo Vaughn, L OBP: 0.342, SLG: 0.369 (1, 3)	0-1 G4-3 BB 1B	3-1 F9			2-0 G5-3		2-1 P9		
Jack Clark, R OBP: 0.352, SLG: 0.293 (7, PH)					1-2				
Wade Boggs, L OBP: 0.366, SLG: 0.381 (8, 5)									
Jody Reed, R OBP: 0.325, SLG: 0.338 (1, 4)	1-1 L5		0-0 F8		3-3 K			2-1 G4-3 WP 1B 1B	
Scott Cooper, L OBP: 0.322, SLG: 0.302 (1, 5) (8, 3)	4-1 G4-3 BB		1-1 G6-3			2-2 G6-3		1-2 G4-3	
Tony Peña, R OBP: 0.268, SLG: 0.278 (1, 2)	0-2 G4-3		0-2 G3			1-1 G6-3		4-1 1B BB	
John Valentin, R OBP: 0.250, SLG: 0.250 (1, 6)	1-1 G1-3			0-0 F8		0-2 G6-3		2-0 1-2 3-H 1B	

AB	R	H	RBI	BB	SO	LOB
5	2	2	0	0	0	2
4	2	1	2	1	2	2
3	1	1	0	1	0	0
3	1	2	4	1	0	0
3	0	1	0	0	0	1
1	0	0	0	0	0	2
0	0	0	0	0	0	0
4	1	1	0	0	1	2
3	0	0	0	1	0	1
3	0	0	0	1	0	2
4	0	1	1	0	0	2

TEXAS RANGERS @ BOSTON RED SOX
Fenway Park, Boston, MA
 Mon Jul 27 1992, 7:05 PM EDT
 Att: 32,927 - Cloudy - 79 F

livebaseballscorecards.com

AB	33
R	7
H	9
RBI	7
BB	5
SO	3
LOB	14



Inning	R	H	E	K	S	IP	WLS	BF	H	R	ER	SO	BB	IBB	HBP	BLK	WP	HR	S	P	ERA	WHIP	
1	4	3	0	0	17	6.2	L	31	7	6	6	2	4	0	0	0	0	2	63	114	8.10	1.650	
2	2	2	1	0	11																		
3	0	0	0	0	6																		
4	0	0	0	0	4																		
5	0	0	0	0	9																		
6	0	0	0	0	8																		
7	0	2	0	1	10																		
8	1	2	0	1	14																		
9	0	0	0	0																			

PITCHER	IP	WLS	BF	H	R	ER	SO	BB	IBB	HBP	BLK	WP	HR	S	P	ERA	WHIP
Kevin Brown, R ERA: 3.44 (1, 1)	6.2	L	31	7	6	6	2	4	0	0	0	0	2	63	114	8.10	1.650
Kenny Rogers, L ERA: 3.51 (7, 1)	0.2		3	1	1	1	0	0	0	0	0	1	0	8	13	13.50	1.500
Terry Mathews, R ERA: 6.35 (8, 1)	0.2		4	1	0	0	1	1	0	0	0	0	0	8	14	0.00	3.000

WP	PA
1	38

Batter	1	2	3	4	5	6	7	8	9	10	AB R H RBI BB SO LOB	TOP															
Brian Downing, R (1, 10) OBP: 0.412, SLG: 0.430	2-3 K		1-1 G6-3		2 SAFE 3-3 K		4-2 BB		2-1 P3		4 0 0 0 1 2 3																
Dean Palmer, R (1, 5) OBP: 0.332, SLG: 0.441	2-0 2B		1-0 F7		0-1 G5-3		2-1 P4		4-0 BB		4 0 1 0 1 0 5																
Rafael Palmeiro, L (1, 3) OBP: 0.350, SLG: 0.419	1-1 F8		3-2 G3-1		0-2 G6-3		1-2 F7		1-1 F8		5 0 0 0 0 0 7																
Ruben Sierra, S (1, 9) OBP: 0.325, SLG: 0.460	2-2 G3-1			0-1 G4-3 2B		1-0 G3		1-1 P4		2-0 G6-3	5 0 1 0 0 0 1																
Juan Gonzalez, R (1, 8) OBP: 0.296, SLG: 0.495		0-3 K		2-3 K		1-2 HR		2-0 G5-3		3-1 HR	5 2 2 2 0 2 1																
Kevin Reimer, L (1, 7) Monty Fariss, R (8, PR) OBP: 0.321, SLG: 0.250		3-0 FC6-4 1B		0-2 G4-3		0-0 F8		3-2 2B		1-1 L9	4 0 2 0 0 0 1 1 0 0 0 0 0 0																
Ivan Rodriguez, R (1, 2) OBP: 0.308, SLG: 0.405		1-1 F8		0-2 G6-3		1-1 BB SH1-4 1B		1-3 K		2-2 G4-3	5 0 1 0 0 1 3																
Dickie Thon, R (1, 6) OBP: 0.298, SLG: 0.374		0-0 FC6-4			1-1 G5-3 1B		0-0 SH1-4		1-1 SH3-4 1B		3 0 2 0 0 0 1																
Jeff Frye, R (1, 4) OBP: 0.344, SLG: 0.421			4-1 G6-3 BB		0-0 G5-3		2-1 BB 1B		1-0 SH3-4		2 0 1 0 1 0 1																
Inning Stats	R: 0 E: 0 K: 1 S: 10	H: 1 LOB: 1 BB: 0 P: 17	R: 0 E: 0 K: 1 S: 7	H: 1 LOB: 1 BB: 0 P: 11	R: 0 E: 0 K: 0 S: 7	H: 0 LOB: 1 BB: 1 P: 16	R: 0 E: 0 K: 1 S: 13	H: 1 LOB: 1 BB: 0 P: 15	R: 0 E: 0 K: 1 S: 8	H: 1 LOB: 1 BB: 0 P: 12	R: 1 E: 0 K: 0 S: 8	H: 1 LOB: 0 BB: 0 P: 10	R: 0 E: 0 K: 0 S: 12	H: 2 LOB: 3 BB: 1 P: 22	R: 0 E: 0 K: 1 S: 9	H: 1 LOB: 1 BB: 0 P: 16	R: 0 E: 0 K: 0 S: 8	H: 1 LOB: 2 BB: 1 P: 16	R: 1 E: 0 K: 0 S: 8	H: 1 LOB: 0 BB: 0 P: 16	1B: 5 2B: 3 3B: 0 HR: 2	SF: 0 SAC: 2 DP: 0 HBP: 0	WP: 0 PB: 0 SB: 0 CS: 0	PA: 43			
PITCHER	IP WLS BF H R ER SO BB IBB HBP BLK WP HR S P ERA WHIP																										
John Dopson, R (1, 1) ERA: 3.32	6.1		7	1	1	4	2	0	0	0	0	0	0	0	1.42	1.421											
Daryl Irvine, R (7, 1) ERA: 4.3	0.1	1	0	0	0	0	0	0	0	0	0	0	0	0	0.00	0.000											
Tony Fossas, L (7, 1) ERA: 3.12	1.0	4	1	0	0	0	0	0	0	0	0	0	0	0	0.00	1.000											
Paul Quantrill, R (8, 1) ERA: 2.89	2.1	L 10	2	1	1	1	1	0	0	0	0	0	1	19	3.86	1.286											

Texas Rangers @ Boston Red Sox
 Fenway Park, Boston, MA
 Tue Jul 28 1992, 7:05 PM EDT
 Att. 33,188 - Sunny - 78 F

livebaseballscores.com

AB 38
 R 2
 H 10
 RBI 2
 BB 3
 SO 5
 LOB 23



BOTTOM

Texas Rangers @ Boston Red Sox
Fenway Park, Boston, MA
Tue Jul 28 1992, 7:05 PM EDT
Att. 33,188 - Sunny - 78 F

livebaseballscorecards.com

AB	35
R	1
H	8
RBI	1
BB	4
SO	7
LOB	17



WP:	0	PA:	39
PB:	0		
SB:	1		
CS:	0		

AB	R	H	RBI	BB	SO	LOB
5	1	2	0	0	0	1
5	0	3	0	0	1	0
2	0	0	0	1	2	2
1	0	0	1	0	0	1
1	0	0	0	0	0	1
4	0	0	0	0	0	4
4	0	0	0	0	1	1
4	0	2	0	0	0	0
2	0	0	0	2	1	1
3	0	0	0	1	1	3
3	0	0	0	0	1	3
1	0	1	0	0	0	0
0	0	0	0	0	0	0

1-1	F7	1
0-1	1B	2
1-2	G6-3	3
1-1	F7	1
3-2	G3-1	1
1-1	F8	2
0-0	G6-3	3
1-0	1B	1
1-0	2B	1

1-1	1B	1
1-1	FC6-4	2
2-3	1B	1
0-0	FC6-4	1
2-2	F7	2
1-1	P5	3
3-2	G3-1	1
1-1	F8	2
0-0	G6-3	3

1-1	1B	1
1-2	1B	1
0-3	K	1
2-1	G5-4-3	2
1-1	P4	1
1-0	1B	1
3-3	K	2
4-1	BB	1
0-3	K	3

1-2	1B	1
1-2	G5-4-3	1
0-3	K	1
2-1	G5-4-3	2
1-1	P4	1
1-0	1B	1
3-3	K	2
4-1	BB	1
0-3	K	3

0-1	L9	2
2-1	G3-1	3
4-2	G6-4-3	1
2-2	G6-4-3	2
1-0	P2	3
0-0	F9	1
4-2	BB	1
0-0	F9	1
2-2	G6-3	3

1-0	F7	1
1-3	K	2
2-3	K	3
0-0	G5-3	1
3-3	K	2
2-2	BB	1
4-1	BB	1
1-2	BB	1
1-3	K	3
1-1	G5-3	1
2-2	G6-3	3

0-1	L9	2
2-1	G3-1	3
4-2	G6-4-3	1
2-2	G6-4-3	2
1-0	P2	3
0-0	F9	1
4-2	BB	1
0-0	F9	1
2-2	G6-3	3

1-0	F7	1
1-3	K	2
2-3	K	3
0-0	G5-3	1
3-3	K	2
2-2	BB	1
4-1	BB	1
1-2	BB	1
1-3	K	3
1-1	G5-3	1
2-2	G6-3	3

1-0	F7	1
1-3	K	2
2-3	K	3
0-0	G5-3	1
3-3	K	2
2-2	BB	1
4-1	BB	1
1-2	BB	1
1-3	K	3
1-1	G5-3	1
2-2	G6-3	3

1-0	F7	1
1-3	K	2
2-3	K	3
0-0	G5-3	1
3-3	K	2
2-2	BB	1
4-1	BB	1
1-2	BB	1
1-3	K	3
1-1	G5-3	1
2-2	G6-3	3

1-0	F7	1
1-3	K	2
2-3	K	3
0-0	G5-3	1
3-3	K	2
2-2	BB	1
4-1	BB	1
1-2	BB	1
1-3	K	3
1-1	G5-3	1
2-2	G6-3	3

Inning Stats																PITCHER																																																																																																																																																									
R: 0	H: 0	E: 0	K: 2	S: 7	R: 0	H: 1	E: 0	K: 2	S: 12	R: 0	H: 0	E: 0	K: 0	S: 6	R: 0	H: 0	E: 0	K: 0	S: 7	R: 0	H: 0	E: 0	K: 0	S: 10	R: 0	H: 2	E: 0	K: 1	S: 11	R: 0	H: 1	E: 0	K: 2	S: 10	R: 1	H: 2	E: 0	K: 0	S: 11	R: 0	H: 0	E: 0	K: 0	S: 7	R: 0	H: 2	E: 0	K: 0	S: 8	1B: 6	SF: 0	2B: 2	SAC: 0	3B: 0	DP: 2	HR: 0	HBP: 0	WP: 0	PA: 39																																																																																																														
IP: 7.0	WLS: 0	BF: 28	H: 5	R: 1	ER: 1	SO: 7	BB: 4	IBB: 0	HBP: 0	BLK: 0	WP: 0	HR: 0	S: 65	P: 109	ERA: 1.29	WHIP: 1.286	IP: 0.0	WLS: 0	BF: 1	H: 1	R: 0	ER: 0	SO: 0	BB: 0	IBB: 0	HBP: 0	BLK: 0	WP: 0	HR: 0	S: 2	P: 3	ERA: ∞	WHIP: ∞	IP: 0.1	WLS: 0	BF: 1	H: 0	R: 0	ER: 0	SO: 0	BB: 0	IBB: 0	HBP: 0	BLK: 0	WP: 0	HR: 0	S: 1	P: 1	ERA: 0.00	WHIP: 0.000	IP: 0.1	WLS: W	BF: 5	H: 0	R: 0	ER: 0	SO: 0	BB: 0	IBB: 0	HBP: 0	BLK: 0	WP: 0	HR: 0	S: 13	P: 20	ERA: 0.00	WHIP: 0.000	IP: 1.0	WLS: S	BF: 4	H: 2	R: 0	ER: 0	SO: 0	BB: 0	IBB: 0	HBP: 0	BLK: 0	WP: 0	HR: 0	S: 8	P: 11	ERA: 0.00	WHIP: 2.000	IP: 7.0	WLS: 0	BF: 28	H: 5	R: 1	ER: 1	SO: 7	BB: 4	IBB: 0	HBP: 0	BLK: 0	WP: 0	HR: 0	S: 65	P: 109	ERA: 1.29	WHIP: 1.286	IP: 0.0	WLS: 0	BF: 1	H: 1	R: 0	ER: 0	SO: 0	BB: 0	IBB: 0	HBP: 0	BLK: 0	WP: 0	HR: 0	S: 2	P: 3	ERA: ∞	WHIP: ∞	IP: 0.1	WLS: 0	BF: 1	H: 0	R: 0	ER: 0	SO: 0	BB: 0	IBB: 0	HBP: 0	BLK: 0	WP: 0	HR: 0	S: 1	P: 1	ERA: 0.00	WHIP: 0.000	IP: 0.1	WLS: W	BF: 5	H: 0	R: 0	ER: 0	SO: 0	BB: 0	IBB: 0	HBP: 0	BLK: 0	WP: 0	HR: 0	S: 13	P: 20	ERA: 0.00	WHIP: 0.000	IP: 1.0	WLS: S	BF: 4	H: 2	R: 0	ER: 0	SO: 0	BB: 0	IBB: 0	HBP: 0	BLK: 0	WP: 0	HR: 0	S: 8	P: 11	ERA: 0.00	WHIP: 2.000

PITCHER																																																																																									
Jose Guzman, R (1, 1)	IP: 7.0	WLS: 0	BF: 28	H: 5	R: 1	ER: 1	SO: 7	BB: 4	IBB: 0	HBP: 0	BLK: 0	WP: 0	HR: 0	S: 65	P: 109	ERA: 1.29	WHIP: 1.286	Terry Mathews, R (8, 1)	IP: 0.0	WLS: 0	BF: 1	H: 1	R: 0	ER: 0	SO: 0	BB: 0	IBB: 0	HBP: 0	BLK: 0	WP: 0	HR: 0	S: 2	P: 3	ERA: ∞	WHIP: ∞	Floyd Bannister, L (8, 1)	IP: 0.1	WLS: 0	BF: 1	H: 0	R: 0	ER: 0	SO: 0	BB: 0	IBB: 0	HBP: 0	BLK: 0	WP: 0	HR: 0	S: 1	P: 1	ERA: 0.00	WHIP: 0.000	Danny Leon, R (8, 1)	IP: 0.1	WLS: W	BF: 5	H: 0	R: 0	ER: 0	SO: 0	BB: 0	IBB: 0	HBP: 0	BLK: 0	WP: 0	HR: 0	S: 13	P: 20	ERA: 0.00	WHIP: 0.000	Jeff Russell, R (10, 1)	IP: 1.0	WLS: S	BF: 4	H: 2	R: 0	ER: 0	SO: 0	BB: 0	IBB: 0	HBP: 0	BLK: 0	WP: 0	HR: 0	S: 8	P: 11	ERA: 0.00	WHIP: 2.000

Batter	1	2	3	4	5	6	7	8	9	AB R H RBI BB SO LOB	TOP	
Brian Downing, R (1, 10) OBP: 0.409, SLG: 0.426 Ivan Rodriguez, R (8, PH) OBP: 0.310, SLG: 0.405	1-2 1B BB SF8 1B	3-3 K		2-3 K			3-2 G4-3	4-2 BB		4 1 1 0 0 2 2 0 0 0 0 1 0 0		
Geno Petralli, L (1, 2) OBP: 0.282, SLG: 0.299	4-2 SF8 1B 1-2 BB		0-0 HR 1B	1-3 K			4-2 1B BB	1-2 G3		3 1 1 0 2 1 3		
Rafael Palmeiro, L (1, 3) OBP: 0.350, SLG: 0.427	1-1 BB 1-2 2-3 1B		0-1 HR			1-2 F8	0-3 K		1-0 G3	5 1 2 2 0 1 2		
Ruben Sierra, S (1, 9) OBP: 0.326, SLG: 0.460	0-1 P6		0-1 F8 S 1B			0-0 E5	3-2 FC6-4 1B		0-0 F9	5 0 2 1 0 0 3		
Juan Gonzalez, R (1, 8) OBP: 0.292, SLG: 0.489	2-0 SF8 2-3 3-H		3-3 K			1 SAFE 2-0 G5-4-3 1-2f	1-2 FC6-4		3-3 K	4 0 0 1 0 2 4		
Kevin Reimer, L (1, 7) OBP: 0.352, SLG: 0.470	4-1 BB 1-2 BB		3-2 F8			3-2 F9		0-1 G3-4-3 3B 1B		3 1 1 0 1 0 1		
Dean Palmer, R (1, 5) OBP: 0.328, SLG: 0.436	2-3 K		1-3 K			3-2 F8		2-1 P4		4 0 0 0 0 2 5		
Dickie Thon, R (1, 6) OBP: 0.295, SLG: 0.370 Jeff Huson, L (8, PH) OBP: 0.351, SLG: 0.385 (8, 6)			0-3 K			2-2 G5-3		0-2 G3-4-3		3 0 0 0 0 1 0 1 0 0 0 0 0 1		
Al Newman, S (1, 4) OBP: 0.304, SLG: 0.242 Monty Fariss, R (8, PH) OBP: 0.333, SLG: 0.311 (8, 4)			2-1 G4-3			0-0 1B		1-2 G4-3 S 1B		3 1 2 0 0 0 0 1 0 1 1 0 0 0		
Inning Stats	R: 1 H: 2 E: 0 LOB: 3 K: 1 BB: 2 S: 16 P: 30	R: 0 H: 0 E: 0 LOB: 0 K: 2 BB: 0 S: 12 P: 17	R: 2 H: 3 E: 0 LOB: 1 K: 2 BB: 0 S: 14 P: 21	R: 0 H: 1 E: 0 LOB: 1 K: 2 BB: 0 S: 10 P: 15	R: 0 H: 0 E: 1 LOB: 0 K: 0 BB: 0 S: 6 P: 9	R: 0 H: 0 E: 0 LOB: 0 K: 0 BB: 0 S: 10 P: 16	R: 1 H: 2 E: 0 LOB: 2 K: 1 BB: 1 S: 19 P: 30	R: 1 H: 2 E: 0 LOB: 2 K: 0 BB: 1 S: 15 P: 23	R: 0 H: 0 E: 0 LOB: 0 K: 1 BB: 0 S: 5 P: 9	1B: 8 SF: 1 2B: 0 SAC: 0 3B: 1 DP: 1 HR: 1 HBP: 0	WP: 0 PA: 41 PB: 0 SB: 2 CS: 0	
PITCHER	IP WLS BF H R ER SO BB IBB HBP BLK WP HR S P ERA WHIP											
Roger Clemens, R (1, 1) ERA: 2.32	6.1 W 29 7 4 4 7 3 0 0 0 0 0 1 77 124 5.68 1.579											
Tony Fossas, L (7, 1) ERA: 3.06	0.1 2 1 0 0 1 0 0 0 0 0 0 0 6 9 0.00 3.000											
Greg Harris, R (7, 1) ERA: 1.68	1.1 7 2 1 1 0 1 0 0 0 0 0 0 19 28 6.75 2.250											
Jeff Reardon, R (9, 1) ERA: 3.18	1.0 S 3 0 0 0 1 0 0 0 0 0 0 0 5 9 0.00 0.000											

Texas Rangers @ Boston Red Sox
Fenway Park, Boston, MA
 Wed Jul 29 1992, 7:05 PM EDT
 Att. 31,587 - Cloudy - 75 F

livebaseballscorecards.com

AB	36
R	5
H	10
RBI	5
BB	4
SO	9
LOB	21



Batter	1	2	3	4	5	6	7	8	9
Wade Boggs, L OBP: 0.368, SLG: 0.390 (1, 5)	4-2 FC 1B E BB		2-1 3B		2-1 P6		0-1 G4-3		
Billy Hatcher, R OBP: 0.315, SLG: 0.363 (1, 7)	1-2 E 1-2 G4-6-3 1B		1-0 P6		0-0 L8		2-1 G4-3		
Phil Plantier, L OBP: 0.329, SLG: 0.372 (1, 10)	1-2 FC 1-3 G4-6-3 2-H		1-2 G4-3			2-0 1B WP 2B	2-1 1B		
Mo Vaughn, L OBP: 0.343, SLG: 0.369 (1, 3)	0-1 G4-6-3 1-2f 3-H			2-2 P5		0-0 2B WP 1B	0-1 F7		
Bob Zupcic, R OBP: 0.347, SLG: 0.424 (1, 9)	1-2 P4			1-2 F8		1-3 K		1-0 P4	
Jody Reed, R OBP: 0.329, SLG: 0.340 (1, 4)		1-2 FC4-6 1B		2-1 G4-3		1-1 G6-3 E 2B		2-2 L5	
Herm Winningham, L OBP: 0.242, SLG: 0.285 (1, 8)		1-0 FC4-6 1-2f G6-4-3			1-2 2B 1B	0-0 G6-3		1-3 K	
Tony Peña, R OBP: 0.272, SLG: 0.289 (1, 2)		1-2 G6-4-3 1-2f			3-1 2B	0-0 E9 2B			
John Valentin, R OBP: 0.100, SLG: 0.100 (1, 6)			1-0 L8		0-3 K	3-2 F8			


Inning Stats	R: 2	H: 1	E: 1	K: 0	S: 13	LOB: 0	BB: 1	P: 20	R: 0	H: 1	E: 0	K: 0	S: 8	LOB: 0	BB: 0	P: 11	R: 0	H: 0	E: 0	K: 0	S: 11	LOB: 0	BB: 0	P: 16	R: 1	H: 2	E: 0	K: 1	S: 13	LOB: 1	BB: 0	P: 18	R: 3	H: 4	E: 1	K: 1	S: 13	LOB: 1	BB: 0	P: 20	R: 0	H: 1	E: 0	K: 0	S: 8	LOB: 1	BB: 0	P: 12	R: 0	H: 0	E: 0	K: 1	S: 8	LOB: 0	BB: 0	P: 12
--------------	------	------	------	------	-------	--------	-------	-------	------	------	------	------	------	--------	-------	-------	------	------	------	------	-------	--------	-------	-------	------	------	------	------	-------	--------	-------	-------	------	------	------	------	-------	--------	-------	-------	------	------	------	------	------	--------	-------	-------	------	------	------	------	------	--------	-------	-------

PITCHER	IP	WLS	BF	H	R	ER	SO	BB	IBB	HBP	BLK	WP	HR	S	P	ERA	WHIP
Todd Burns, R ERA: 3.86 (1, 1)	5.1	L	24	8	6	4	2	1	0	0	0	1	0	60	89	6.75	1.688
Kenny Rogers, L ERA: 3.4 (6, 1)	1.2		7	2	0	0	0	0	0	0	0	0	0	14	21	0.00	1.200
Ed Nunez, R ERA: 4.05 (8, 1)	1.0		3	0	0	0	1	0	0	0	0	0	0	8	12	0.00	0.000

AB	R	H	RBI	BB	SO	LOB
3	1	1	0	1	0	1
4	1	1	0	0	0	2
4	1	2	0	0	0	2
4	1	1	0	0	0	2
4	0	0	0	0	1	1
4	1	2	1	0	0	0
4	1	1	0	0	1	2
3	0	2	2	0	0	1
3	0	0	0	0	1	2

AB	R	H	RBI	BB	SO	LOB
33	6	10	3	1	3	13

WP: 1 PA: 34
PB: 0 SB: 0 CS: 0



Texas Rangers @ Boston Red Sox
 Fenway Park, Boston, MA
 Wed Jul 29 1992, 7:05 PM EDT
 Att: 31,587 - Cloudy - 75 F

livebaseballscorecards.com

Batter	1	2	3	4	5	6	7	8	9	AB R H RBI BB SO LOB	TOP	
Luis Polonia, L (1, 10) OBP: 0.361, SLG: 0.359	2-1 G1-3		1-2 G4-3		1-2 F8			1-1 HR	1-2 G4-3	5 1 1 0 0 0 1		
Luis Sojo, R (1, 4) OBP: 0.315, SLG: 0.440	1-2 G4-3		1-2 1B		3-2 F8			1-0 HR		3 1 1 0 0 0 0		
Lee Stevens, L (8, 3) OBP: 0.257, SLG: 0.324								HBP		0 0 0 0 0 0 0		
Junior Felix, S (1, 8) OBP: 0.291, SLG: 0.369	0-0 F8		1-3 K			1-1 P2		3-3 K		4 0 0 0 0 2 3		
Von Hayes, L (1, 9) OBP: 0.321, SLG: 0.351		2-0 G3-1 2B SH5-3 1B		1-0 G3		1-0 G3-1		1-0 HR		4 2 2 3 0 0 0		
Chad Curtis, R (1, 7) OBP: 0.337, SLG: 0.401		0-0 SH5-3		4-2 1B		1-1 G6-3		1-3 K		2 1 0 0 1 1 0		
Rene Gonzales, R (1, 5) OBP: 0.352, SLG: 0.395		2-2 G3-1		0-3 1B			0-0 FC5-4 1B	2-1 1B		4 0 2 0 0 1 2		
Gary Gaetti, R (1, 3) OBP: 0.281, SLG: 0.345		1-1 2B		0-0 1B			1-2 FC5-4 1B	0-0 G5-3		4 0 2 2 0 0 2		
Mike Fitzgerald, R (1, 2) OBP: 0.277, SLG: 0.314		2-3 K		2-2 F8			2-2 FC4-6		0-0 L6	4 0 0 0 0 1 3		
Gary Disarcina, R (1, 6) OBP: 0.293, SLG: 0.302			1-1 1B		0-1 G6-3		0-1 G5-3		1-2 G6-3	4 0 1 0 0 0 1		
Inning Stats	R: 0 E: 0 K: 0 S: 6 H: 0 LOB: 0 BB: 0 P: 9	R: 1 E: 0 K: 1 S: 10 H: 2 LOB: 1 BB: 0 P: 17	R: 0 E: 0 K: 1 S: 13 H: 2 LOB: 1 BB: 0 P: 17	R: 1 E: 0 K: 1 S: 11 H: 1 LOB: 1 BB: 1 P: 18	R: 0 E: 0 K: 0 S: 9 H: 0 LOB: 0 BB: 0 P: 13	R: 0 E: 0 K: 0 S: 5 H: 0 LOB: 0 BB: 0 P: 8	R: 0 E: 0 K: 0 S: 9 H: 1 LOB: 1 BB: 0 P: 12	R: 3 E: 0 K: 2 S: 13 H: 3 LOB: 1 BB: 0 P: 22	R: 0 E: 0 K: 0 S: 7 H: 0 LOB: 0 BB: 0 P: 9	1B: 6 2B: 2 3B: 0 HR: 1 SF: 0 SAC: 1 DP: 0 HBP: 1	WP: 0 PB: 0 SB: 1 CS: 1 PA: 37	
PITCHER	IP WLS BF H R ER SO BB IBB HBP BLK WP HR S P ERA WHIP											
Bobby Witt, R (1, 1) ERA: 3.95	7.1 L 31 8 5 5 4 1 0 1 0 0 0 1 69 106 6.14 1.227											
Ed Nunez, R (8, 1) ERA: 3.98	0.2 3 1 0 0 1 0 0 0 0 0 0 0 7 10 0.00 1.500											
Kenny Rogers, L (9, 1) ERA: 3.33	1.0 3 0 0 0 0 0 0 0 0 0 0 0 7 9 0.00 0.000											

California Angels @ Texas Rangers
Arlington Stadium, Arlington, TX
Fri Jul 31 1992, 8:05 PM EDT
Att. 32,524 - Cloudy - 89 F

livebaseballscorecards.com

AB	34
R	5
H	9
RBI	5
BB	1
SO	5
LOB	12



Batter	1	2	3	4	5	6	7	8	9	AB	R	H	RBI	BB	SO	LOB
Brian Downing, R OBP: 0.409, SLG: 0.431 (1, 10)	2-1 G6-4-3 1B		1-3 SAFE SAFE K		1-1 2B		0-0 P5		2-1 F9	5	0	2	0	0	1	4
Jeff Frye, R OBP: 0.338, SLG: 0.400 (1, 4)	2-2 G6-4-3 1-2f		2-2 SAFE SAFE P6		1-2 F7		4-2 BB		0-0 F7	3	0	0	0	1	0	4
Geno Petralli, L OBP: 0.280, SLG: 0.296 (9, PH)			1-2 SAFE SAFE F7		1-1 F8		2-1 P6			4	0	0	0	0	0	6
Rafael Palmeiro, L OBP: 0.347, SLG: 0.423 (1, 3)	1-1 F9															
Ruben Sierra, S OBP: 0.326, SLG: 0.460 (1, 9)		2-1 1B 2B		3-2 F8		0-2 G4-3		2-2 F9		4	1	1	0	0	0	0
Juan Gonzalez, R OBP: 0.296, SLG: 0.508 (1, 8)		2-1 G6-3 2-H 1B		1-1 HR		1-0 P4		0-2 HR		4	2	3	3	0	0	0
Kevin Reimer, L OBP: 0.351, SLG: 0.470 (1, 7)		2-3 SAFE SAFE K		0-2 F8		2-3 K		2-1 2B		4	0	1	0	0	2	1
Dean Palmer, R OBP: 0.328, SLG: 0.432 (1, 5)	1-1 G6-3 1-2f		1-1 SAFE SAFE G6-3		4-2 BB		0-3 K		2-2 L7	3	0	0	0	1	1	2
Ivan Rodriguez, R OBP: 0.313, SLG: 0.407 (1, 2)			0-1 1B 1B		0-1 F9		2-2 BB 1B 1B		2-0 G6-3	4	0	2	0	0	0	2
Jeff Huson, L OBP: 0.354, SLG: 0.387 (1, 6)			1-0 SAFE SAFE 1B		1-0 P5		1-0 BB 1B		1-1 P5	4	0	2	0	0	0	0

Inning Stats	R: 0	H: 1	E: 0	K: 0	S: 8	R: 1	H: 2	E: 0	K: 1	S: 9	R: 0	H: 2	E: 0	K: 1	S: 14	R: 1	H: 1	E: 0	K: 0	S: 15	R: 0	H: 1	E: 0	K: 0	S: 8	R: 0	H: 0	E: 0	K: 1	S: 9	R: 0	H: 2	E: 0	K: 0	S: 13	R: 1	H: 2	E: 0	K: 0	S: 5	R: 0	H: 0	E: 0	K: 0	S: 5	1B: 6	SF: 0	2B: 3	SAC: 0	3B: 0	DP: 2	HR: 2	HBP: 0	WP: 0	PA: 38	
	0	1	0	0	13	1	2	0	1	9	0	2	0	0	16	1	1	0	0	15	0	1	0	0	8	0	0	0	0	12	0	0	0	0	9	1	2	0	0	5	0	0	0	0	0	6	0	3	0	0	2	0	0	0	0	38

PITCHER	IP	WLS	BF	H	R	ER	SO	BB	IBB	HBP	BLK	WP	HR	S	P	ERA	WHIP
Julio Valera, R ERA: 3.64 (1, 1)	6.1		27	9	2	2	4	1	0	0	0	0	1	72	107	2.84	1.579
Chuck Crim, R ERA: 5.03 (7, 1)	1.1	W	7	2	1	1	0	1	0	0	0	0	1	19	31	6.75	2.250
Joe Grahe, R ERA: 3.8 (8, 1)	1.1	S	4	0	0	0	0	0	0	0	0	0	0	6	11	0.00	0.000

BOTTOM

California Angels @ Texas Rangers
Arlington Stadium, Arlington, TX
Fri Jul 31 1992, 8:05 PM EDT
Att: 32,524 - Cloudy - 89 F

livebaseballscores.com

AB	36
R	3
H	11
RBI	3
BB	2
SO	4
LOB	19



Batter	1	2	3	4	5	6	7	8	9	AB R H RBI BB SO LOB	TOP			
Luis Polonia, L (1, 10) OBP: 0.362, SLG: 0.361	1-1 G6-3		2-2 G6-3 1B		1-0 S E E 1B	1-2 SF8			1-2 F7	4 2 2 1 0 0 0				
Ken Oberkfell, L (1, 4) OBP: 0.200, SLG: 0.167	2-2 F9		2-1 G6-3		2-3 K	2-0 L7			2-2 1B 1B	5 0 1 1 0 1 4 0 0 0 0 0 0 0				
Luis Sojo, R (9, 4) OBP: 0.315, SLG: 0.440			2-3 3-H 2-1		1-2 K				1-2 1B 1B					
Junior Felix, S (1, 8) OBP: 0.293, SLG: 0.369	0-3 K		2-1 S 1B		2-3 K				1-2 1B 1B	5 0 2 1 0 3 1				
Von Hayes, L (1, 9) OBP: 0.319, SLG: 0.346		2-1 F7	0-0 P7		4-2 BB				0-0 P8	4 0 0 0 1 1 3				
Chad Curtis, R (1, 7) OBP: 0.336, SLG: 0.398		3-2 S 1B	1-2 F9		1-3 K				0-1 F8	4 1 1 0 0 1 2				
Rene Gonzales, R (1, 5) OBP: 0.357, SLG: 0.398		2-1 S E 1B		1-2 1B HBP		1-0 SH2-4 BB SF8 1B			0-2 G3-1	3 2 2 1 0 0 0				
Gary Gaetti, R (1, 3) OBP: 0.280, SLG: 0.342		1-3 K		1-3 K		4-0 SH2-4 BB			2-0 P3	3 0 0 0 1 2 2				
Greg Myers, L (1, 2) OBP: 0.282, SLG: 0.375		1-3 K		0-2 G4-6-3 1B		0-0 SH2-4			3-3 K	3 0 1 0 0 2 0				
Gary Disarcina, R (1, 6) OBP: 0.296, SLG: 0.303			0-2 1B G6-3 1B		0-1 G4-6-3	3-2 HBP			1-0 F8	3 1 1 0 0 0 2				
Inning Stats	R: 0 E: 0 K: 1 S: 8 H: 0 LOB: 0 BB: 0 P: 11	R: 2 E: 0 K: 2 S: 13 H: 2 LOB: 0 BB: 0 P: 22	R: 2 E: 0 K: 0 S: 15 H: 3 LOB: 1 BB: 0 P: 21	R: 0 E: 0 K: 1 S: 11 H: 1 LOB: 1 BB: 0 P: 13	R: 1 E: 1 K: 3 S: 15 H: 1 LOB: 1 BB: 1 P: 25	R: 1 E: 0 K: 0 S: 9 H: 1 LOB: 2 BB: 1 P: 19	R: 0 E: 0 K: 2 S: 9 H: 0 LOB: 0 BB: 0 P: 11	R: 0 E: 0 K: 1 S: 8 H: 0 LOB: 0 BB: 0 P: 13	R: 0 E: 0 K: 0 S: 12 H: 2 LOB: 2 BB: 0 P: 17	1B: 10 2B: 0 3B: 0 HR: 0 SF: 1 SAC: 1 DP: 1 HBP: 2	WP: 0 PB: 0 SB: 4 CS: 0 PA: 40			
PITCHER	IP WLS BF H R ER SO BB IBB HBP BLK WP HR S P ERA WHIP												PITCHER	IP WLS BF H R ER SO BB IBB HBP BLK WP HR S P ERA WHIP
Nolan Ryan, R (1, 1) ERA: 3.51	5.1 L 27 8 6 4 7 2 0 2 0 0 0 0 67 104 6.75 1.875													
Floyd Bannister, L (6, 1) ERA: 6.03	1.2 5 0 0 0 2 0 0 0 0 0 0 0 13 18 0.00 0.000													
Danny Leon, R (8, 1) ERA: 5.4	1.0 3 0 0 0 1 0 0 0 0 0 0 0 8 13 0.00 0.000													
Kenny Rogers, L (9, 1) ERA: 3.27	1.0 5 2 0 0 0 0 0 0 0 0 0 0 12 17 0.00 2.000													

California Angels @ Texas Rangers
Arlington Stadium, Arlington, TX
Sat Aug 01 1992, 8:05 PM EDT
Att. 36,933 - Cloudy - 83 F

livebaseballscorecards.com

AB	34
R	6
H	10
RBI	4
BB	2
SO	10
LOB	14



Batter	1	2	3	4	5	6	7	8	9	AB R H RBI BB SO LOB
Brian Downing, R OBP: 0.406, SLG: 0.424 Ray Stephens, R (9, PH)	2-3 K		1-1 G5-3		1-3 K		4-2 1B BB		0-0 G6-3	3 0 0 0 1 2 0 1 0 0 0 0 0 0
Rafael Palmeiro, L OBP: 0.350, SLG: 0.425	0-1 FC5-4 1B		2-2 F7		1-0 1B		3-1 1-2 2-3 1B		0-0 E8	5 0 3 0 0 0 0
Ruben Sierra, S OBP: 0.322, SLG: 0.454	1-1 P5		1-1 G6-3		2-1 P4		1-3 K		3-2 G1-3	5 0 0 0 0 1 6
Juan Gonzalez, R OBP: 0.294, SLG: 0.503	0-1 FC5-4			1-0 F9	1-3 K		2-3 K			4 0 0 0 0 2 5
Dean Palmer, R OBP: 0.330, SLG: 0.437 Al Newman, S OBP: 0.302, SLG: 0.241		1-1 SH2-3 SF9 2B		0-1 1B		2-2 P5		1-0 F7		3 1 2 0 0 0 0 1 0 0 0 0 0 0
Kevin Reimer, L OBP: 0.350, SLG: 0.466		4-2 SH2-3 BB		1-1 F7		1-3 K		1-0 L4		3 0 0 0 1 1 1
Ivan Rodriguez, R OBP: 0.317, SLG: 0.410		0-0 SH2-3		0-1 BB 1-3 1B		1-3 K		0-0 1B		3 0 2 0 0 1 0
Dickie Thon, R OBP: 0.295, SLG: 0.367		0-0 SF9		4-2 1-2 BB		2-3 K2-3		2-3 K		2 0 0 1 1 2 1
Jeff Frye, R OBP: 0.338, SLG: 0.397 Monty Fariss, R (9, PH)		0-2 G6-3		1-1 G5-3		1-1 1B BB 1B		2-3 K		3 0 1 0 0 0 4 1 0 0 0 0 1 0

Inning Stats	R: 0	H: 1	E: 0	LOB: 1	K: 1	S: 9	R: 1	H: 1	E: 0	LOB: 1	K: 0	S: 12	R: 0	H: 0	E: 0	LOB: 0	K: 0	S: 7	R: 0	H: 2	E: 0	LOB: 3	K: 0	S: 12	R: 0	H: 1	E: 0	LOB: 1	K: 2	S: 9	R: 0	H: 0	E: 0	LOB: 0	K: 2	S: 9	R: 0	H: 2	E: 0	LOB: 3	K: 3	S: 16	R: 0	H: 1	E: 0	LOB: 1	K: 1	S: 6	R: 0	H: 0	E: 1	LOB: 1	K: 1	S: 9	1B: 7	SF: 1	2B: 1	SAC: 1	3B: 0	DP: 0	HR: 0	HBP: 0
--------------	------	------	------	--------	------	------	------	------	------	--------	------	-------	------	------	------	--------	------	------	------	------	------	--------	------	-------	------	------	------	--------	------	------	------	------	------	--------	------	------	------	------	------	--------	------	-------	------	------	------	--------	------	------	------	------	------	--------	------	------	-------	-------	-------	--------	-------	-------	-------	--------

PITCHER	IP	WLS	BF	H	R	ER	SO	BB	IBB	HBP	BLK	WP	HR	S	P	ERA	WHIP
Chuck Finley, L ERA: 4.73	(1, 1)	9.0	W	39	8	1	1	10	3	0	0	0	0	89	139	1.00	1.222

BOTTOM

California Angels @ Texas Rangers
Arlington Stadium, Arlington, TX
Sat Aug 01 1992, 8:05 PM EDT
Att: 36,933 - Cloudy - 83 F

livebaseballscores.com

AB	34
R	1
H	8
RBI	1
BB	3
SO	10
LOB	17




WP: 0	PA: 39
PB: 0	SB: 0
CS: 0	

Batter	1	2	3	4	5	6	7	8	9	AB R H RBI BB SO LOB	TOP
Luis Polonia, L (1, 10) OBP: 0.361, SLG: 0.360	1-0 G6-3		0-0 G4-3			2-1 B5-3		1-0 1B 1B 1B		4 0 1 1 0 0 0	<p>California Angels @ Texas Rangers</p> <p>Arlington Stadium, Arlington, TX</p> <p>Sun Aug 02 1992, 8:05 PM EDT</p> <p>Att. 24,927 - Cloudy - 83 F</p>
Ken Oberkfell, L (1, 4) OBP: 0.208, SLG: 0.182	0-1 F7		3-1 G4-3			0-0 G6-3		1-1 1B		4 0 1 0 0 0 0	
Chad Curtis, R (1, 8) OBP: 0.334, SLG: 0.396	3-3 K				0-0 G6-3		0-2 G3-1		3-2 FC3-6 1B	4 0 1 0 0 1 0	
Von Hayes, L (1, 9) OBP: 0.315, SLG: 0.341		3-3 K		1-1 G3-1			3-1 F9		2-2 FC3-6 G5-3 1-2f	4 0 0 0 0 1 1	
Rene Gonzales, R (1, 5) OBP: 0.359, SLG: 0.397		4-1 1B BB		0-2 1B			0-0 F9		1-1 G5-3 1-2	3 0 1 0 1 0 1	
Greg Myers, L (1, 2) OBP: 0.267, SLG: 0.353		3-2 SAFE F7		2-3 K			2-3 K		0-1 G3	4 0 0 0 0 2 3	
Lee Stevens, L (1, 3) OBP: 0.258, SLG: 0.324		1-1 1-2 1B			1-3 K			2-3 K		3 0 1 0 0 2 0	
Rob Ducey, L (1, 7) OBP: 0.043, SLG: 0.087		1-3 K			1-3 K			0-0 WP 1B 1B		2 0 0 0 0 2 2	
John Morris, L (8, PH) OBP: 0.271, SLG: 0.278										1 1 1 0 0 0 0	
Luis Sojo, R (8, 6) OBP: 0.315, SLG: 0.440										0 0 0 0 0 0 0	
Gary Disarcina, R (1, 6) OBP: 0.294, SLG: 0.301			1-1 G3		1-2 G6-3			1-3 K		2 0 0 0 0 0 0	
Junior Felix, S (8, PH) OBP: 0.292, SLG: 0.368								1-2 K		1 0 0 0 0 1 1	

Inning Stats	R: 0 E: 0 K: 1 S: 7	H: 0 LOB: 0 BB: 0 P: 11	R: 0 E: 0 K: 2 S: 16	H: 1 LOB: 2 BB: 1 P: 28	R: 0 E: 0 K: 0 S: 5	H: 0 LOB: 0 BB: 0 P: 9	R: 0 E: 0 K: 1 S: 12	H: 1 LOB: 1 BB: 0 P: 15	R: 0 E: 0 K: 2 S: 9	H: 0 LOB: 0 BB: 0 P: 12	R: 0 E: 0 K: 0 S: 6	H: 0 LOB: 0 BB: 0 P: 8	R: 0 E: 0 K: 1 S: 6	H: 0 LOB: 0 BB: 0 P: 11	R: 1 E: 0 K: 2 S: 10	H: 3 LOB: 2 BB: 0 P: 15	R: 0 E: 0 K: 0 S: 10	H: 1 LOB: 1 BB: 0 P: 16	1B: 6 2B: 0 3B: 0 HR: 0	SF: 0 SAC: 0 DP: 0 HBP: 0	WP: 1 PB: 0 SB: 0 CS: 0	PA: 33
--------------	------------------------------	----------------------------------	-------------------------------	----------------------------------	------------------------------	---------------------------------	-------------------------------	----------------------------------	------------------------------	----------------------------------	------------------------------	---------------------------------	------------------------------	----------------------------------	-------------------------------	----------------------------------	-------------------------------	----------------------------------	----------------------------------	------------------------------------	----------------------------------	--------

PITCHER	IP	WLS	BF	H	R	ER	SO	BB	IBB	HBP	BLK	WP	HR	S	P	ERA	WHIP
Kevin Brown, R (1, 1) ERA: 3.34	8.0	W	29	5	1	1	9	1	0	0	0	1	0	71	109	1.12	0.750
Ed Nunez, R (9, 1) ERA: 3.89	1.0		4	1	0	0	0	0	0	0	0	0	0	10	16	0.00	1.000

AB	32
R	1
H	6
RBI	1
BB	1
SO	9
LOB	8



livebaseballscorecards.com

Batter	1	2	3	4	5	6	7	8	9	AB R H RBI BB SO LOB
Jeff Frye, R OBP: 0.333, SLG: 0.403 (1, 4)	F9		K2-3		G5-3			1B 2B		4 1 1 1 0 1 1
Rafael Palmeiro, L OBP: 0.349, SLG: 0.422 (1, 3)	F7		G4-3		G4-3			1B BB		3 1 0 0 1 0 1
Ruben Sierra, S OBP: 0.321, SLG: 0.452 (1, 9)	BB 1B		F9			P5		K		4 1 1 0 0 1 2
Juan Gonzalez, R OBP: 0.293, SLG: 0.499 (1, 8)	1B BB			K		K		L8		3 0 0 0 1 2 2
Monty Fariss, R OBP: 0.339, SLG: 0.320 (1, 7)	1B			F7		F9		1B 1B		4 0 2 2 0 0 0
Ivan Rodriguez, R OBP: 0.316, SLG: 0.407 (1, 2)	P3			L4			K	1B		4 0 1 1 0 1 2
Dickie Thon, R OBP: 0.295, SLG: 0.370 (1, 6)			K				F9	K		3 1 1 0 0 1 0
Jeff Huson, L OBP: 0.352, SLG: 0.385 (8, PH)										1 0 0 0 0 1 2
Kevin Reimer, L OBP: 0.350, SLG: 0.463 (1, 10)			G3				P7			2 0 0 0 0 0 0
Al Newman, S OBP: 0.304, SLG: 0.244 (1, 5)			K			SH3-4		2B 1B		2 1 1 0 0 1 0

Inning Stats	R: 1	H: 2	E: 0	K: 0	S: 12	LOB: 2	BB: 1	P: 23	R: 0	H: 0	E: 0	K: 2	S: 10	LOB: 0	BB: 0	P: 11	R: 0	H: 0	E: 0	K: 1	S: 6	LOB: 0	BB: 0	P: 8	R: 0	H: 0	E: 0	K: 1	S: 8	LOB: 0	BB: 0	P: 12	R: 1	H: 1	E: 1	K: 0	S: 8	LOB: 1	BB: 0	P: 14	R: 0	H: 0	E: 0	K: 1	S: 5	LOB: 0	BB: 0	P: 7	R: 3	H: 4	E: 0	K: 2	S: 24	LOB: 2	BB: 1	P: 35
--------------	------	------	------	------	-------	--------	-------	-------	------	------	------	------	-------	--------	-------	-------	------	------	------	------	------	--------	-------	------	------	------	------	------	------	--------	-------	-------	------	------	------	------	------	--------	-------	-------	------	------	------	------	------	--------	-------	------	------	------	------	------	-------	--------	-------	-------

PITCHER	IP	WLS	BF	H	R	ER	SO	BB	IBB	HBP	BLK	WP	HR	S	P	ERA	WHIP
Mark Langston, L ERA: 4.14 (1, 1)	7.0	L	26	3	2	1	6	1	0	1	0	0	0	57	85	1.29	0.571
Steve Frey, L ERA: 2.86 (8, 1)	0.0		3	2	3	3	0	1	0	0	0	0	0	7	14	∞	∞
Mike Butcher, R ERA: (8, 1)	1.0		5	2	0	0	2	0	0	0	0	0	0	17	21	0.00	2.000

BOTTOM

California Angels @ Texas Rangers
Arlington Stadium, Arlington, TX

Sun Aug 02 1992, 8:05 PM EDT
Att. 24,927 - Cloudy - 83 F

livebaseballscorecards.com

AB	30
R	5
H	7
RBI	4
BB	2
SO	8
LOB	10



WP: 0	PA: 34
PB: 0	
SB: 0	
CS: 0	

Batter	1	2	3	4	5	6	7	8	9	AB R H RBI BB SO LOB	TOP														
Rickey Henderson, R OBP: 0.410, SLG: 0.441 (1, 7)	3-2 G4-3		2-0 1B		1-1 HR		2-2 G5-3		3-3 K	5 1 2 1 0 1 0															
Carney Lansford, R OBP: 0.319, SLG: 0.359 (1, 5)	1-2 F8 BB 1B		3-1 1B		2-1 G6-3		3-1 G6-3		3-1 G6-3	5 0 2 0 0 0 0															
Jose Canseco, R OBP: 0.323, SLG: 0.467 (1, 9)	4-2 1B 1-2 BB		1-3 K		1-3 K		2-3 K			3 0 0 0 1 3 2															
Harold Baines, L OBP: 0.331, SLG: 0.365 Willie Wilson, S OBP: 0.334, SLG: 0.329 (1, 10) (8, PR)	0-0 F8 2-3		0-1 L6		0-0 G4-3			4-1 CS S BB		3 0 0 0 1 0 4 0 0 0 0 0 0 0															
Mark McGwire, R OBP: 0.400, SLG: 0.605 (1, 3)	0-3 K			0-1 HR		4-2 SH1-3 1B SF7 BB		4-1 1 SAFE 1B CS 1-2 BB		2 3 1 1 2 1 2															
Terry Steinbach, R OBP: 0.368, SLG: 0.453 (1, 2)		3-3 K		4-1 G4-3 1B BB		2-2 SF7 SH1-3 1-2 1B		4-2 1B 1-2 BB 2-3		2 0 1 0 2 1 0															
Walt Weiss, S OBP: 0.320, SLG: 0.264 (1, 6)		2-3 K		1-0 G4-3 1-2 1B		0-1 SH1-3		1-3 K		3 0 1 0 0 2 2															
Mike Bordick, R OBP: 0.358, SLG: 0.379 (1, 4)		1-3 K		0-1 G4-3 1-2 2-3		1-2 SF7		2-0 1B 1-3 2-H		3 0 1 2 0 1 2															
Eric Fox, S OBP: 0.294, SLG: 0.484 (1, 8)			0-0 B1-3		0-3 K		0-1 F8		1-2 F7	4 0 0 0 0 1 2															
Inning Stats	R: 0 E: 0 K: 1 S: 12	H: 1 LOB: 2 BB: 1 P: 20	R: 0 E: 0 K: 3 S: 9	H: 0 LOB: 0 BB: 0 P: 15	R: 0 E: 0 K: 1 S: 9	H: 2 LOB: 2 BB: 0 P: 15	R: 1 E: 0 K: 1 S: 9	H: 2 LOB: 1 BB: 1 P: 14	R: 1 E: 0 K: 1 S: 8	H: 1 LOB: 0 BB: 0 P: 12	R: 1 E: 0 K: 0 S: 12	H: 1 LOB: 1 BB: 1 P: 19	R: 0 E: 0 K: 1 S: 9	H: 0 LOB: 0 BB: 0 P: 16	R: 1 E: 0 K: 1 S: 9	H: 1 LOB: 2 BB: 3 P: 24	R: 0 E: 0 K: 1 S: 9	H: 0 LOB: 0 BB: 0 P: 16	1B: 6 2B: 0 3B: 0 HR: 2	SF: 1 SAC: 1 DP: 1 HBP: 0	WP: 0 PB: 0 SB: 1 CS: 2	PA: 38			
PITCHER	IP	WLS	BF	H	R	ER	SO	BB	IBB	HBP	BLK	WP	HR	S	P	ERA	WHIP								
Jose Guzman, R ERA: 4.09 (1, 1)	7.0	L	30	7	3	3	8	3	0	0	0	0	2	68	111	3.86	1.429								
Danny Leon, R ERA: 5.82 (8, 1)	0.1		3	0	1	1	0	3	0	0	0	0	0	5	17	27.00	9.000								
Kenny Rogers, L ERA: 3.17 (8, 1)	1.2		5	1	0	0	2	0	0	0	0	0	0	13	23	0.00	0.600								

Oakland Athletics @ Texas Rangers
Arlington Stadium, Arlington, TX
Mon Aug 03 1992, 8:05 PM EDT
Att. 32,533 - Sunny - 92 F

livebaseballscorecards.com

AB	30
R	4
H	8
RBI	4
BB	6
SO	10
LOB	14



Batter	1	2	3	4	5	6	7	8	9	AB	R	H	RBI	BB	SO	LOB
Jeff Huson, L OBP: 0.358, SLG: 0.386 (1, 6) BB FC B	4-2 G4-6-3 BB		0-1 F8			2-2 1B G4-3	4-2 1-2 2-3 BB			2	1	1	0	2	0	0
Geno Petralli, L OBP: 0.279, SLG: 0.295 (1, 10) 1 SAFE 1 SAFE 1 SAFE X	1-0 G4-6-3 1-2f			2-0 F7		2-0 1-3 WP G4-3 1B	3-1 F9			4	0	1	0	0	0	4
Rafael Palmeiro, L OBP: 0.350, SLG: 0.421 (1, 3) C F X	0-2 G4-3			3-2 1B		3-2 1-2 3-H G4-3		2-2 HBP		3	0	1	1	0	0	1
Juan Gonzalez, R OBP: 0.290, SLG: 0.494 (1, 8)		3-3 K		1-3 K		1-2 G5-3		0-1 P6		4	0	0	0	0	2	3
Kevin Reimer, L OBP: 0.346, SLG: 0.458 (1, 7)		0-0 G4-3		2-3 K		1-2 P6		1-2 F7		4	0	0	0	0	1	3
Monty Fariss, R OBP: 0.349, SLG: 0.321 (1, 9)		1-0 1B			3-1 P6		4-1 BB 1B BB	1-2 F9		3	0	1	0	1	0	1
Ivan Rodriguez, R OBP: 0.312, SLG: 0.401 (1, 2)		1-3 K		0-1 G5-3		2-0 F8			0-0 G1-3	4	0	0	0	0	1	2
Al Newman, S OBP: 0.309, SLG: 0.246 (1, 5)			3-2 G6-3		4-1 FC6-4 BB		1-2 BB 1B		2-3 K	3	0	1	0	1	1	0
Jeff Frye, R OBP: 0.325, SLG: 0.391 Dean Palmer, R OBP: 0.329, SLG: 0.436 Dickie Thon, R OBP: 0.294, SLG: 0.369 (1, 4) (7, PH) (8, 6)			2-2 G5-3		1-0 FC6-4 1-2f		2-2 F8		0-2 F9	2	0	0	0	0	0	1
										1	0	0	0	0	0	2
										1	0	0	0	0	0	0

Inning Stats	R: 0	H: 0	E: 0	K: 6	S: 6	H: 0	LOB: 0	BB: 1	P: 11	R: 0	H: 1	E: 0	K: 2	S: 9	H: 0	LOB: 1	BB: 0	P: 14	R: 0	H: 0	E: 0	K: 0	S: 10	R: 0	H: 1	E: 0	K: 2	S: 11	H: 0	LOB: 0	BB: 0	P: 15	R: 0	H: 0	E: 0	K: 0	S: 6	R: 1	H: 2	E: 0	K: 0	S: 14	H: 0	LOB: 1	BB: 1	P: 14	R: 0	H: 1	E: 0	K: 0	S: 13	R: 0	H: 0	E: 0	K: 0	S: 11	R: 0	H: 0	E: 0	K: 1	S: 8	H: 0	LOB: 0	BB: 0	P: 10	1B: 5	2B: 0	3B: 0	HR: 0	SF: 0	SAC: 0	DP: 1	HBP: 1	WP: 1	PB: 0	SB: 0	CS: 0	PA: 36
--------------	------	------	------	------	------	------	--------	-------	-------	------	------	------	------	------	------	--------	-------	-------	------	------	------	------	-------	------	------	------	------	-------	------	--------	-------	-------	------	------	------	------	------	------	------	------	------	-------	------	--------	-------	-------	------	------	------	------	-------	------	------	------	------	-------	------	------	------	------	------	------	--------	-------	-------	-------	-------	-------	-------	-------	--------	-------	--------	-------	-------	-------	-------	--------

PITCHER	IP	WLS	BF	H	R	ER	SO	BB	IBB	HBP	BLK	WP	HR	S	P	ERA	WHIP
Mike Moore, R ERA: 4.67 (1, 1)	6.1	W	26	5	1	1	4	3	0	0	0	1	0	61	108	1.42	1.263
Jeff Parrett, R ERA: 2.72 (7, 1)	0.2		3	0	0	0	0	1	0	0	0	0	0	8	17	0.00	1.500
Rick Honeycutt, L ERA: 2.61 (8, 1)	0.0		1	0	0	0	0	0	0	1	0	0	0	2	4	∞	∞
Dennis Eckersley, R ERA: 1.59 (8, 1)	2.0	S	6	0	0	0	1	0	0	0	0	0	0	17	21	0.00	0.000


BOTTOM

Oakland Athletics @ Texas Rangers
Arlington Stadium, Arlington, TX

Mon Aug 03 1992, 8:05 PM EDT
Att. 32,533 - Sunny - 92 F

livebaseballscores.com

AB	31
R	1
H	5
RBI	1
BB	4
SO	5
LOB	17



Oakland Athletics @ Texas Rangers
 Arlington Stadium, Arlington, TX

Tue Aug 04 1992, 8:05 PM EDT
 Att. 27,572 - Cloudy - 93 F

AB	36
R	9
H	12
RBI	9
BB	11
SO	8
LOB	19



WP	1	PA	47
PB	0		
SB	0		
CS	1		

AB R H RBI BB SO LOB

4	1	1	1	1	1	0
1	0	0	0	0	0	0
5	2	1	0	1	1	1
4	1	3	3	1	0	0
4	0	1	0	0	3	5
1	0	0	0	0	0	0
0	2	0	0	5	0	0
0	0	0	0	0	0	0
4	1	1	3	1	1	7
4	0	2	2	1	1	0
5	0	2	0	0	0	3
4	2	1	0	1	1	3

Batter	1	2	3	4	5	6	7	8	9
Rickey Henderson, R OBP: 0.409, SLG: 0.442 Walt Weiss, S OBP: 0.318, SLG: 0.263	1-1 G1-3		1-3 K	1-2 FC1-5 1-H 2B	4-0 2B BB		2-1 P4		0-1 G6-3
Randy Ready, R OBP: 0.374, SLG: 0.384	3-2 F9		2-2 1B BB 1B	0-0 FC1-5 BB BB 2-3	4-1 2B BB		1-0 F9		1-3 K
Carney Lansford, R OBP: 0.325, SLG: 0.366	1-1 BB 1B 1B		1-2 BB BB 1B 1B	4-0 BB BB	3-2 2B		0-1 G3-1		
Mark McGwire, R OBP: 0.399, SLG: 0.601 Jamie Quirk, L OBP: 0.290, SLG: 0.280	1-1 BB 1B		3-3 K	3-3 K	2-3 K		0-2 P6		
Jose Canseco, R OBP: 0.333, SLG: 0.467 Willie Wilson, S OBP: 0.334, SLG: 0.329	4-1 BB 1B BB		4-1 BB 1B BB	4-2 BB BB		4-2 BB 1B BB		4-2 HR BB	
Terry Steinbach, R OBP: 0.368, SLG: 0.461	1-3 K		4-0 1B BB	0-0 L5	2-2 F7		1-2 HR		
Harold Baines, L OBP: 0.334, SLG: 0.367		0-0 G3	3-2 1B		3-3 K	4-0 1B BB	1-1 G6-4-3 1B		
Mike Bordick, R OBP: 0.359, SLG: 0.379		1-2 CS 1B	0-1 G4-3		2-1 G5-3	3-2 1B	0-0 G6-4-3		
Eric Fox, S OBP: 0.301, SLG: 0.471		0-3 K		4-1 2B BB	1-1 BB WP 2B 1B	0-1 F8		2-1 G1-3	

Inning Stats	R: 0	H: 2	E: 0	LOB: 3	K: 1	BB: 1	S: 13	P: 24	R: 0	H: 1	E: 0	LOB: 1	K: 1	BB: 0	S: 9	P: 10	R: 3	H: 3	E: 0	LOB: 2	K: 2	BB: 2	S: 23	P: 41	R: 1	H: 1	E: 0	LOB: 3	K: 1	BB: 3	S: 12	P: 27	R: 3	H: 2	E: 0	LOB: 1	K: 2	BB: 2	S: 16	P: 35	R: 0	H: 1	E: 0	LOB: 2	K: 0	BB: 2	S: 12	P: 25	R: 0	H: 0	E: 0	LOB: 0	K: 0	BB: 0	S: 5	P: 8	R: 2	H: 2	E: 0	LOB: 0	K: 0	BB: 1	S: 11	P: 17	R: 0	H: 0	E: 0	LOB: 0	K: 1	BB: 0	S: 8	P: 11	1B: 9	SF: 0	2B: 3	SAC: 0	3B: 0	DP: 2	HR: 1	HBP: 0	WP: 1	PA: 47
--------------	------	------	------	--------	------	-------	-------	-------	------	------	------	--------	------	-------	------	-------	------	------	------	--------	------	-------	-------	-------	------	------	------	--------	------	-------	-------	-------	------	------	------	--------	------	-------	-------	-------	------	------	------	--------	------	-------	-------	-------	------	------	------	--------	------	-------	------	------	------	------	------	--------	------	-------	-------	-------	------	------	------	--------	------	-------	------	-------	-------	-------	-------	--------	-------	-------	-------	--------	-------	--------

PITCHER	IP	WLS	BF	H	R	ER	SO	BB	IBB	HBP	BLK	WP	HR	S	P	ERA	WHIP
Brian Bohanon, L ERA: 7.36	(1, 1)	2.2	L	16	6	3	4	3	0	0	0	0	0	43	73	10.12	3.375
Danny Leon, R ERA: 5.89	(3, 1)	1.1		8	1	1	1	3	0	0	0	0	0	14	29	6.75	3.000
Floyd Bannister, L ERA: 6.69	(5, 1)	0.2		6	2	3	1	2	0	0	0	1	0	13	30	40.50	6.000
Ed Nunez, R ERA: 3.68	(5, 1)	2.1		9	1	0	1	2	0	0	0	0	0	20	38	0.00	1.286
Todd Burns, R ERA: 4.04	(8, 1)	1.0		5	2	2	0	1	0	0	0	0	1	11	17	18.00	3.000
PITCHER	IP	WLS	BF	H	R	ER	SO	BB	IBB	HBP	BLK	WP	HR	S	P	ERA	WHIP
Kenny Rogers, L ERA: 3.11	(9, 1)	1.0		3	0	0	1	0	0	0	0	0	0	8	11	0.00	0.000

Batter	1	2	3	4	5	6	7	8	9	AB	R	H	RBI	BB	SO	LOB
Brian Downing, R (1, 10) OBP: 0.404, SLG: 0.418	2-1 P4		4-1 BB		2-2 FC6-4		3-2 G5-3			3	0	0	0	1	0	2
Jeff Huson, L (1, 6) OBP: 0.353, SLG: 0.380	1-2 F8		2-1 F7		0-1 G3			0-2 G5-3		4	0	0	0	0	0	2
Rafael Palmeiro, L (1, 3) OBP: 0.350, SLG: 0.418	1-1 G3			0-3 K		1-1 F9		4-0 BB		3	0	0	0	1	1	0
Juan Gonzalez, R (1, 8) OBP: 0.288, SLG: 0.489		1-0 P2		1-1 F8		2-2 P2		2-2 F8		4	0	0	0	0	0	1
Kevin Reimer, L (1, 7) OBP: 0.351, SLG: 0.460		1-0 FC6-4 1B		4-0 BB BB		0-0 BB 1B		1-3 K		3	0	2	0	1	1	1
Monty Fariss, R (1, 9) OBP: 0.358, SLG: 0.321		2-2 FC6-4 SAFE SAFE		4-2 BB BB		1-0 P6			1-2 G3 1B	3	0	1	0	1	0	2
Ivan Rodriguez, R (1, 2) OBP: 0.308, SLG: 0.396		0-3 K		1-3 K			0-3 K		1-1 F8	3	0	0	0	0	3	3
Ray Stephens, R (8, 2)										1	0	0	0	0	0	1
Al Newman, S (1, 5) OBP: 0.314, SLG: 0.254			3-2 F8		4-1 FC6-4 BB		3-2 BB 2B		1-1 G3	2	0	1	0	1	0	0
Geno Petrali, L (9, PH) OBP: 0.277, SLG: 0.293									1-2 BB 1B	1	0	0	0	0	0	1
Jeff Frye, R (1, 4) OBP: 0.313, SLG: 0.375			0-2 G6-3		3-2 F9		2-3 K		2-3 K	3	0	0	0	0	1	2
Dean Palmer, R (9, PH) OBP: 0.329, SLG: 0.434										1	0	0	0	0	1	1

Inning Stats	R: 0	H: 0	E: 0	K: 0	S: 7	R: 0	H: 1	E: 0	K: 1	S: 8	R: 0	H: 0	E: 0	K: 0	S: 10	R: 0	H: 0	E: 0	K: 2	S: 13	R: 0	H: 0	E: 0	K: 0	S: 11	R: 0	H: 1	E: 0	K: 0	S: 7	R: 0	H: 1	E: 0	K: 2	S: 15	R: 0	H: 0	E: 0	K: 1	S: 11	R: 0	H: 1	E: 0	K: 1	S: 13	R: 0	H: 1	E: 0	K: 0	S: 10	R: 0	H: 0	E: 0	K: 0	S: 7	R: 0	H: 1	E: 0	K: 2	S: 15	R: 0	H: 0	E: 0	K: 1	S: 11	R: 0	H: 1	E: 0	K: 1	S: 13	1B: 3	SF: 0	2B: 1	SAC: 0	3B: 0	DP: 0	HR: 0	HBP: 0	WP: 0	PA: 36
--------------	------	------	------	------	------	------	------	------	------	------	------	------	------	------	-------	------	------	------	------	-------	------	------	------	------	-------	------	------	------	------	------	------	------	------	------	-------	------	------	------	------	-------	------	------	------	------	-------	------	------	------	------	-------	------	------	------	------	------	------	------	------	------	-------	------	------	------	------	-------	------	------	------	------	-------	-------	-------	-------	--------	-------	-------	-------	--------	-------	--------

PITCHER	IP	WLS	BF	H	R	ER	SO	BB	IBB	HBP	BLK	WP	HR	S	P	ERA	WHIP
Dave Stewart, R (1, 1) ERA: 3.88	6.0	W	24	2	0	0	3	4	0	0	0	0	0	56	96	0.00	1.000
Kevin Campbell, R (7, 1) ERA: 4.36	3.0	S	12	2	0	0	4	1	0	0	0	0	0	39	59	0.00	1.000

BOTTOM

Oakland Athletics @ Texas Rangers
Arlington Stadium, Arlington, TX

Tue Aug 04 1992, 8:05 PM EDT
Att. 27,572 - Cloudy - 93 F

livebaseballscorecards.com

AB	31
R	0
H	4
RBI	0
BB	5
SO	7
LOB	16



Batter	1	2	3	4	5	6	7	8	9	AB R H RBI BB SO LOB	TOP		
Rickey Henderson, R OBP: 0.409, SLG: 0.436 (1, 7) BB	4-1 BB		1-2 G4-3	0-0 G5-3		4-1 FC3-6 BB			2-2 L8	3 0 0 0 2 0 4			
Eric Fox, S OBP: 0.295, SLG: 0.452 (1, 8) K	1-3 K		1-1 G3-1		2-2 S E 1B	2-1 L8			2-2 F9	5 1 1 0 0 1 4			
Harold Baines, L OBP: 0.330, SLG: 0.361 (1, 10) K	2-3 K			0-0 F8	0-0 F7	0-0 FC3-6 1-2f			3-2 G4-3	5 0 0 0 0 1 4			
Mark McGwire, R OBP: 0.397, SLG: 0.597 (1, 3) L7	0-1 L7			0-0 1B BB SF8 1B	2-2 FC 1B			2-0 L6		4 2 1 0 0 0 2			
Jose Canseco, R OBP: 0.335, SLG: 0.464 (1, 9) FC4-6 BB		4-0 FC4-6 BB		4-1 SF8 1B BB	3-3 K			1-2 G4-3		2 1 0 0 2 1 2			
Terry Steinbach, R OBP: 0.370, SLG: 0.462 (1, 2) FC4-6 CS		0-2 FC4-6 CS 1-2f		2-0 BB 1B	0-0 1B 1B			1-1 F7		4 0 2 1 0 0 1			
Jerry Browne, S OBP: 0.352, SLG: 0.325 (1, 5) F8		2-1 F8 1-2		0-0 SF8	1-2 1B			2-1 G1-4-3		3 0 1 2 0 0 1			
Mike Bordick, R OBP: 0.361, SLG: 0.379 (1, 4) FC4-6 BB		4-1 FC4-6 BB		1-1 BB 1B		1-1 G5-3		1-2 G6-3		3 0 1 1 1 0 0			
Walt Weiss, S OBP: 0.322, SLG: 0.260 (1, 6) FC4-6 G4-3		1-0 FC4-6 G4-3 1-2f		4-2 BB BB		4-2 BB BB		2-1 F7		2 0 0 0 2 0 1			
Inning Stats	R: 0 E: 0 K: 2 S: 9 H: 0 LOB: 1 BB: 1 P: 16	R: 0 E: 0 K: 0 S: 5 H: 0 LOB: 0 BB: 1 P: 11	R: 0 E: 0 K: 0 S: 7 H: 0 LOB: 1 BB: 1 P: 14	R: 2 E: 0 K: 0 S: 10 H: 3 LOB: 3 BB: 2 P: 21	R: 2 E: 1 K: 1 S: 18 H: 3 LOB: 2 BB: 0 P: 25	R: 0 E: 0 K: 0 S: 8 H: 0 LOB: 2 BB: 2 P: 19	R: 0 E: 0 K: 0 S: 6 H: 0 LOB: 0 BB: 0 P: 10	R: 0 E: 0 K: 0 S: 7 H: 0 LOB: 0 BB: 0 P: 12	R: 0 E: 0 K: 0 S: 9 H: 0 LOB: 0 BB: 0 P: 16	1B: 6 2B: 0 3B: 0 HR: 0 SF: 1 SAC: 0 DP: 0 HBP: 0	WP: 0 PB: 0 SB: 1 CS: 1 PA: 39		
PITCHER	IP WLS BF H R ER SO BB IBB HBP BLK WP HR S P ERA WHIP											PITCHER	IP WLS BF H R ER SO BB IBB HBP BLK WP HR S P ERA WHIP
Bobby Witt, R ERA: 3.91 (1, 1)	6.0 L 30 6 4 2 3 7 0 0 0 0 0 57 106 3.00 2.167												
Matt Whiteside, R ERA: (7, 1)	1.0 3 0 0 0 0 0 0 0 0 0 0 0 6 10 0.00 0.000												
Floyd Bannister, L ERA: 6.5 (8, 1)	1.0 3 0 0 0 0 0 0 0 0 0 0 0 7 12 0.00 0.000												
Todd Burns, R ERA: 3.99 (9, 1)	1.0 3 0 0 0 0 0 0 0 0 0 0 0 9 16 0.00 0.000												

Oakland Athletics @ Texas Rangers
Arlington Stadium, Arlington, TX
Wed Aug 05 1992, 8:05 PM EDT
Att. 27,606 - Sunny - 95 F

livebaseballscorecards.com

AB	31
R	4
H	6
RBI	4
BB	7
SO	3
LOB	19



Batter	1	2	3	4	5	6	7	8	9	AB	R	H	RBI	BB	SO	LOB
Brian Downing, R OBP: 0.402, SLG: 0.429 (1, 10)	1-2 P4		0-2 G6-3		2-1 G6-3			0-1 HR		4	1	1	1	0	0	1
Kevin Reimer, L OBP: 0.355, SLG: 0.474 (1, 7)	0-0 L7		2-2 1B		0-1 2B			3-2 HR		4	1	3	2	0	0	0
Juan Gonzalez, R OBP: 0.287, SLG: 0.485 (1, 8)	4-0 FC4-6 BB		3-1 P5		2-3 K			2-0 G5-3		3	0	0	0	1	1	2
Rafael Palmeiro, L OBP: 0.347, SLG: 0.414 (1, 3)	1-0 FC4-6							1-1 F7		4	0	0	0	0	1	1
Dean Palmer, R OBP: 0.328, SLG: 0.431 (1, 5)								1-0 L8		3	0	0	0	1	1	0
Geno Petrali, L OBP: 0.283, SLG: 0.299 Dickie Thon, R OBP: 0.294, SLG: 0.369 (9, PR)										4	0	2	0	0	0	1
Monty Fariss, R OBP: 0.357, SLG: 0.322 (1, 9)										0	0	0	0	0	0	0
Jeff Huson, L OBP: 0.355, SLG: 0.382 (1, 6)										3	0	1	0	0	0	0
Al Newman, S OBP: 0.309, SLG: 0.250 Ruben Sierra, S OBP: 0.320, SLG: 0.451 (9, PH)										4	0	2	0	0	0	2
										2-3						
										2-2 F7						
										3-1 G4-3						
										2-2 F7						

Inning Stats		R: 0	H: 0	R: 0	H: 0	R: 0	H: 2	R: 0	H: 3	R: 0	H: 1	R: 0	H: 0	R: 0	H: 2	R: 0	H: 1	R: 0	H: 0	R: 0	H: 0	R: 2	H: 2	R: 0	H: 1	1B: 6	SF: 0	WP: 0	PA: 36	
		E: 0	LOB: 1	E: 0	LOB: 0	E: 1	LOB: 1	E: 0	LOB: 2	E: 0	LOB: 1	E: 0	LOB: 0	E: 0	LOB: 0	E: 0	LOB: 2	E: 0	LOB: 0	E: 0	LOB: 0	E: 0	LOB: 0	E: 0	LOB: 2	2B: 1	SAC: 1	PB: 0		
		K: 0	BB: 1	K: 0	BB: 1	K: 0	BB: 0	K: 1	BB: 0	K: 1	BB: 0	K: 0	BB: 0	K: 0	BB: 0	K: 0	BB: 0	K: 0	BB: 0	K: 0	BB: 0	K: 0	BB: 0	K: 0	BB: 0	3B: 0	DP: 1	SB: 0		
		S: 5	P: 11	S: 6	P: 13	S: 12	P: 19	S: 10	P: 17	S: 12	P: 19	S: 7	P: 13	S: 12	P: 19	S: 13	P: 17	S: 12	P: 19	S: 13	P: 17	S: 7	P: 13	S: 13	P: 17	HR: 2	HBP: 0	CS: 0		
PITCHER	IP	WLS	BF	H	R	ER	SO	BB	IBB	HBP	BLK	WP	HR	S	P	ERA	WHIP													
Ron Darling, R ERA: 3.77 (1, 1)	7.0	W	27	6	1	0	3	2	0	0	0	0	0	57	100	0.00	1.143													
Jeff Parrett, R ERA: 2.96 (8, 1)	0.1		3	2	2	2	0	0	0	0	0	0	2	9	14	54.00	6.000													
Rick Honeycutt, L ERA: 2.78 (8, 1)	0.1		1	0	0	0	0	0	0	0	0	0	0	2	3	0.00	0.000													
Dennis Eckersley, R ERA: 1.55 (8, 1)	1.1	S	5	1	0	0	0	0	0	0	0	0	0	14	19	0.00	0.750													

BOTTOM


Oakland Athletics @ Texas Rangers

Arlington Stadium, Arlington, TX

Wed Aug 05 1992, 8:05 PM EDT
Att. 27,606 - Sunny - 95 F

livebaseballscores.com

AB	33
R	3
H	9
RBI	3
BB	2
SO	3
LOB	10



Batter	1	2	3	4	5	6	7	8	9	AB R H RBI BB SO LOB	TOP											
Jerry Browne, S (1, 5) OBP: 0.353, SLG: 0.332	1-3 K		1-0 2B 1B		3-3 K		2-1 1-H 3-H 2B		1-0 G6-3	5 0 2 2 0 2 1												
Carney Lansford, R (1, 3) OBP: 0.324, SLG: 0.368 Mark McGwire, R (7, 3) OBP: 0.396, SLG: 0.596	1-3 K		2-0 1-3 2B		0-0 P4		0-0 L4		3-3 K	4 0 1 0 0 1 1 1 0 0 0 0 1 0												
Jose Canseco, R (1, 9) OBP: 0.332, SLG: 0.459 Mike Bordick, R (6, 4) OBP: 0.360, SLG: 0.378	1-3 K		1-3 K		0-3 K				1-3 K	3 0 0 0 0 3 2 1 0 0 0 0 1 0												
Harold Baines, L (1, 10) OBP: 0.332, SLG: 0.366		0-1 P4		0-2 G1-3		3-2 1B		0-0 WP 2B		4 0 2 0 0 0 0												
Randy Ready, R (1, 4) OBP: 0.368, SLG: 0.368 Rickey Henderson, R (9, 7) OBP: 0.409, SLG: 0.436		4-0 BB		1-3 K		2-2 F9		1-2 G5-3		3 0 0 0 1 1 2 0 0 0 0 0 0 0												
Willie Wilson, S (1, 8) OBP: 0.336, SLG: 0.336		0-3 K		1-0 G6-3			3-2 2B 3B	2-1 WP HBP		3 1 1 0 0 1 1												
Jamie Quirk, L (1, 2) OBP: 0.289, SLG: 0.273		0-0 F8		1-1 P2		3-2 G1-3		4-2 BB		3 0 0 0 1 0 2												
Walt Weiss, S (1, 6) OBP: 0.325, SLG: 0.257			1-1 F9		4-2 BB		4-0 2B BB	0-2 F8		2 1 0 0 2 0 3												
Eric Fox, S (1, 7) OBP: 0.280, SLG: 0.429			3-3 K		0-3 K		2-3 K		2-2 F8	4 0 0 0 0 3 3												
Inning Stats	R: 0 E: 0 K: 3 S: 12	H: 0 LOB: 0 BB: 0 P: 15	R: 0 E: 0 K: 1 S: 6	H: 0 LOB: 1 BB: 1 P: 10	R: 0 E: 0 K: 2 S: 11	H: 2 LOB: 2 BB: 0 P: 19	R: 0 E: 0 K: 1 S: 7	H: 0 LOB: 0 BB: 0 P: 9	R: 0 E: 0 K: 2 S: 11	H: 0 LOB: 1 BB: 1 P: 19	R: 0 E: 0 K: 1 S: 11	H: 1 LOB: 1 BB: 0 P: 16	R: 2 E: 0 K: 1 S: 14	H: 2 LOB: 1 BB: 1 P: 27	R: 0 E: 0 K: 1 S: 14	H: 1 LOB: 3 BB: 1 P: 22	R: 0 E: 0 K: 1 S: 7	H: 0 LOB: 0 BB: 0 P: 13	1B: 2 2B: 3 3B: 1 HR: 0	SF: 0 SAC: 0 DP: 0 HBP: 1	WP: 1 PB: 0 SB: 0 CS: 0	PA: 38
PITCHER	IP WLS BF H R ER SO BB IBB HBP BLK WP HR S P ERA WHIP																					
Nolan Ryan, R (1, 1) ERA: 3.43	7.2 L 33 6 2 2 12 3 0 1 0 0 0 80 127 2.35 1.174																					
Ed Nunez, R (8, 1) ERA: 3.65	0.1 2 0 0 0 0 1 0 0 0 1 0 6 10 0.00 3.000																					
Jeff Russell, R (9, 1) ERA: 1.78	1.0 3 0 0 0 1 0 0 0 0 0 0 7 13 0.00 0.000																					

Oakland Athletics @ Texas Rangers
 Arlington Stadium, Arlington, TX
 Thu Aug 06 1992, 8:05 PM EDT
 Att. 36,712 - Sunny - 96 F

livebaseballscorecards.com

AB	33
R	2
H	6
RBI	2
BB	4
SO	13
LOB	15



Batter	1	2	3	4	5	6	7	8	9	AB R H RBI BB SO LOB
Brian Downing, R OBP: 0.405, SLG: 0.433 (1, 10)	2-1 1B BB	1-1 P4		1-0 G5-3			1-0 1B		2-1 1B	5 0 3 0 0 0 3
Rafael Palmeiro, L OBP: 0.345, SLG: 0.410 (1, 3)	4-1 1B BB		1-1 P5		2-2 P6		1-3 K		0-0 F8	4 0 0 0 1 1 2
Ruben Sierra, S OBP: 0.322, SLG: 0.452 (1, 9)	1-0 1B FC5		0-0 G3		1-2 G4-3		3-1 1B			4 0 2 0 0 0 0
Kevin Reimer, L OBP: 0.354, SLG: 0.470 (1, 7)	1-2 P5		4-2 BB		3-0 G3		2-2 G3-1			3 0 0 0 1 0 5
Dean Palmer, R OBP: 0.329, SLG: 0.432 (1, 5)	3-1 P3		2-3 K			3-2 1B S		2-2 1B		4 0 2 0 0 1 4
Monty Fariss, R OBP: 0.351, SLG: 0.317 (1, 8)	3-2 FC5			1-2 P4		3-2 L8		0-1 1B G5-4-3		4 0 1 0 0 0 4
Ivan Rodriguez, R OBP: 0.307, SLG: 0.394 (1, 2)			3-2 P7		3-2 FC5-4 1B		2-1 G6-3		1-0 G5-4-3	4 0 1 0 0 0 2
Jeff Huson, L OBP: 0.351, SLG: 0.377 (1, 6)			1-1 G3		2-2 FC5-4 S		0-0 G3		0-1 G5-3	3 0 0 0 0 0 2
Dickie Thon, R OBP: 0.293, SLG: 0.368 (9, PH)					1-2f					1 0 0 0 0 0 0
Jeff Frye, R OBP: 0.325, SLG: 0.392 (1, 4)			2-1 2B		4-1 BB		3-2 P5		0-3 K	2 0 1 0 1 0 0
Juan Gonzalez, R OBP: 0.287, SLG: 0.484 (9, PH)					2-3 BB					1 0 0 0 0 1 0

Inning Stats	R: 0 E: 0 K: 0 S: 12	H: 2 LOB: 3 BB: 1 P: 26	R: 0 E: 0 K: 0 S: 11	H: 1 LOB: 1 BB: 0 P: 18	R: 0 E: 0 K: 1 S: 11	H: 0 LOB: 1 BB: 1 P: 18	R: 0 E: 1 K: 0 S: 13	H: 1 LOB: 2 BB: 1 P: 24	R: 0 E: 0 K: 0 S: 7	H: 0 LOB: 0 BB: 0 P: 13	R: 0 E: 0 K: 0 S: 12	H: 1 LOB: 1 BB: 0 P: 20	R: 0 E: 0 K: 1 S: 17	H: 2 LOB: 2 BB: 0 P: 27	R: 0 E: 0 K: 0 S: 8	H: 1 LOB: 1 BB: 0 P: 10	1B: 9 2B: 1 3B: 0 HR: 0	SF: 0 SAC: 0 DP: 1 HBP: 0
--------------	-------------------------------	----------------------------------	-------------------------------	----------------------------------	-------------------------------	----------------------------------	-------------------------------	----------------------------------	------------------------------	----------------------------------	-------------------------------	----------------------------------	-------------------------------	----------------------------------	------------------------------	----------------------------------	----------------------------------	------------------------------------

PITCHER	IP	WLS	BF	H	R	ER	SO	BB	IBB	HBP	BLK	WP	HR	S	P	ERA	WHIP
Kelly Downs, R ERA: 3.73 (1, 1)	6.1	W	27	5	0	0	1	3	0	0	0	0	0	71	127	0.00	1.263
Jim Corsi, R ERA: 2.25 (7, 1)	1.2		7	4	0	0	1	0	0	0	0	0	0	19	29	0.00	2.400
Rick Honeycutt, L ERA: 2.7 (9, 1)	1.0	S	4	1	0	0	1	0	0	0	0	0	0	8	10	0.00	1.000

BOTTOM

Oakland Athletics @ Texas Rangers
Arlington Stadium, Arlington, TX

Thu Aug 06 1992, 8:05 PM EDT
Att: 36,712 - Sunny - 96 F

AB	35
R	0
H	10
RBI	0
BB	3
SO	3
LOB	22



WP	PA	ERA	WHIP
0	38		

Batter	1	2	3	4	5	6	7	8	9	10	11	AB	R	H	RBI	BB	SO	LOB	TOP									
Jeff Frye, R <small>OBP: 0.337, SLG: 0.397</small> (1, 4)												4	1	1	0	1	1	1										
Rafael Palmeiro, L <small>OBP: 0.346, SLG: 0.417</small> (1, 3)												5	2	2	1	0	1	2										
Juan Gonzalez, R <small>OBP: 0.288, SLG: 0.484</small> (1, 8)												4	0	1	1	1	1	1										
Ruben Sierra, S <small>OBP: 0.321, SLG: 0.455</small> (1, 9)												4	0	1	1	0	2	3										
Brian Downing, R <small>OBP: 0.401, SLG: 0.425</small> (1, 10)												4	0	0	0	1	0	2										
Dean Palmer, R <small>OBP: 0.328, SLG: 0.431</small> (1, 5)												5	1	1	0	0	2	0										
Ivan Rodriguez, R <small>OBP: 0.309, SLG: 0.394</small> (1, 2)												5	1	2	0	0	0	1										
Monty Fariss, R <small>OBP: 0.354, SLG: 0.368</small> (1, 7)												5	1	2	3	0	1	1										
Jeff Huson, L <small>OBP: 0.352, SLG: 0.387</small> (1, 6)												4	1	1	1	1	0	2										
Inning Stats	R: 0 E: 0 K: 1 S: 11	H: 1 LOB: 1 BB: 0 P: 18	R: 1 E: 0 K: 0 S: 10	H: 2 LOB: 1 BB: 1 P: 17	R: 2 E: 0 K: 0 S: 9	H: 2 LOB: 0 BB: 1 P: 19	R: 0 E: 0 K: 0 S: 6	H: 0 LOB: 0 BB: 0 P: 8	R: 1 E: 0 K: 2 S: 11	H: 1 LOB: 0 BB: 0 P: 16	R: 0 E: 0 K: 1 S: 6	H: 0 LOB: 0 BB: 0 P: 11	R: 0 E: 0 K: 0 S: 11	H: 1 LOB: 0 BB: 0 P: 19	R: 1 E: 0 K: 1 S: 10	H: 2 LOB: 1 BB: 0 P: 18	R: 0 E: 0 K: 2 S: 10	H: 0 LOB: 0 BB: 0 P: 14	R: 0 E: 0 K: 0 S: 10	H: 0 LOB: 2 BB: 1 P: 21	R: 2 E: 0 K: 1 S: 12	H: 2 LOB: 1 BB: 1 P: 25	1B: 4 2B: 5 3B: 1 HR: 3	SF: 1 SAC: 0 DP: 2 HBP: 1	WP: 0 PB: 0 SB: 0 CS: 0	PA: 46		
PITCHER Dave Fleming, L <small>ERA: 3.32</small> (1, 1)	IP: 8.0 WLS: 32 BF: 9	H: 5 R: 5 ER: 5 SO: 5	H: 2 R: 0 ER: 0 SO: 2	H: 0 R: 0 ER: 0 SO: 0	H: 1 R: 0 ER: 0 SO: 11	H: 0 R: 0 ER: 0 SO: 6	H: 1 R: 0 ER: 0 SO: 11	H: 2 R: 0 ER: 0 SO: 10	H: 0 R: 0 ER: 0 SO: 10	H: 0 R: 0 ER: 0 SO: 10	H: 0 R: 0 ER: 0 SO: 10	H: 2 R: 2 ER: 2 SO: 12	H: 2 R: 0 ER: 0 SO: 12															
Jeff Nelson, R <small>ERA: 3.88</small> (9, 1)	IP: 1.1 WLS: 5 BF: 0	H: 0 R: 0 ER: 0 SO: 2	H: 0 R: 0 ER: 0 SO: 0	H: 1 R: 0 ER: 0 SO: 0	H: 0 R: 0 ER: 0 SO: 0	H: 0 R: 0 ER: 0 SO: 0	H: 0 R: 0 ER: 0 SO: 0	H: 0 R: 0 ER: 0 SO: 0	H: 0 R: 0 ER: 0 SO: 0	H: 0 R: 0 ER: 0 SO: 0	H: 0 R: 0 ER: 0 SO: 0	H: 0 R: 0 ER: 0 SO: 0	H: 0 R: 0 ER: 0 SO: 0	H: 0 R: 0 ER: 0 SO: 0	H: 0 R: 0 ER: 0 SO: 0	H: 0 R: 0 ER: 0 SO: 0	H: 0 R: 0 ER: 0 SO: 0	H: 0 R: 0 ER: 0 SO: 0	H: 0 R: 0 ER: 0 SO: 0	H: 0 R: 0 ER: 0 SO: 0	H: 0 R: 0 ER: 0 SO: 0	H: 0 R: 0 ER: 0 SO: 0	H: 0 R: 0 ER: 0 SO: 0	H: 0 R: 0 ER: 0 SO: 0	H: 0 R: 0 ER: 0 SO: 0	H: 0 R: 0 ER: 0 SO: 0	H: 0 R: 0 ER: 0 SO: 0	H: 0 R: 0 ER: 0 SO: 0
Russ Swan, L <small>ERA: 4.85</small> (10, 1)	IP: 1.2 WLS: L BF: 9	H: 2 R: 2 ER: 2 SO: 1	H: 0 R: 0 ER: 0 SO: 0	H: 0 R: 0 ER: 0 SO: 0	H: 0 R: 0 ER: 0 SO: 0	H: 0 R: 0 ER: 0 SO: 0	H: 0 R: 0 ER: 0 SO: 0	H: 0 R: 0 ER: 0 SO: 0	H: 0 R: 0 ER: 0 SO: 0	H: 0 R: 0 ER: 0 SO: 0	H: 0 R: 0 ER: 0 SO: 0	H: 0 R: 0 ER: 0 SO: 0	H: 0 R: 0 ER: 0 SO: 0	H: 0 R: 0 ER: 0 SO: 0	H: 0 R: 0 ER: 0 SO: 0	H: 0 R: 0 ER: 0 SO: 0	H: 0 R: 0 ER: 0 SO: 0	H: 0 R: 0 ER: 0 SO: 0	H: 0 R: 0 ER: 0 SO: 0	H: 0 R: 0 ER: 0 SO: 0	H: 0 R: 0 ER: 0 SO: 0	H: 0 R: 0 ER: 0 SO: 0	H: 0 R: 0 ER: 0 SO: 0	H: 0 R: 0 ER: 0 SO: 0	H: 0 R: 0 ER: 0 SO: 0	H: 0 R: 0 ER: 0 SO: 0	H: 0 R: 0 ER: 0 SO: 0	H: 0 R: 0 ER: 0 SO: 0

Texas Rangers @ Seattle Mariners
 The Kingdome, Seattle, WA
 Fri Aug 07 1992, 10:05 PM EDT
 Att. 18,732 - Dome - 70 F

AB	40
R	7
H	11
RBI	7
BB	4
SO	8
LOB	13



Batter	1	2	3	4	5	6	7	8	9	10	11	AB R H RBI BB SO LOB
Omar Vizquel, S OBP: 0.357, SLG: 0.375 (1, 6)	1-2 F8 BB	4-1 FC6-4 BB		2-2 G1-3		4-2 G6-4-3 BB		1-0 G6-3			2-1 SF8 1B	4 1 1 1 2 0 1
Edgar Martinez, R OBP: 0.404, SLG: 0.550 (1, 10)	1-0 2B 1B	0-1 FC6-4			2-2 L9	1-1 G6-4-3			0-1 P5		1-2 2B 1B	6 1 2 0 0 0 6
Ken Griffey Jr., L OBP: 0.353, SLG: 0.536 (1, 8)	0-1 1B 2B				0-1 F7			1-0 G3		0-0 HR	3-3 K	6 2 2 1 0 1 2
Kevin Mitchell, R OBP: 0.335, SLG: 0.411 Lance Parrish, R OBP: 0.311, SLG: 0.477 (1, 7) (9, 2)	0-1 G3-6-1 1B				0-0 F8			1-1 FC1-5 1B		3-1 G4-6-3 1B	2-1 SF8	4 0 2 2 0 0 0 1 0 1 1 0 0 0
Tino Martinez, L OBP: 0.296, SLG: 0.379 (1, 3)	0-1 G3-6-1 1B				1-2 1B			2-3 K	1-0 FC1-5 1B	2-2 G4-6-3	0-1 F8	6 0 2 0 0 1 3
Jay Buhner, R OBP: 0.314, SLG: 0.397 (1, 9)		2-2 G5-3			3-3 K			0-1 1B 1B	2-1 FC1-5 1B		1-3 K	5 1 1 0 0 2 3
Shane Turner, L OBP: 0.386, SLG: 0.462 (1, 5)		4-1 1B BB			0-0 G6-3			2-1 BB 1B	0-0 1B		2-1 E1 1B	4 1 3 0 1 0 0
Dave Valle, R OBP: 0.293, SLG: 0.364 Greg Briley, L OBP: 0.261, SLG: 0.362 Henry Cotto, R OBP: 0.298, SLG: 0.369 (1, 2) (8, PH) (9, 7)		1-0 BB 1B			1-3 K			2-0 BB 1B		1-2 G4-3		3 0 2 1 0 1 0 1 0 0 0 0 0 0 1 0 0 0 0 0 1
Harold Reynolds, S OBP: 0.315, SLG: 0.324 Pete O'Brien, L OBP: 0.276, SLG: 0.381 Jeff Schaefer, R OBP: 0.145, SLG: 0.213 (1, 4) (8, PH) (9, 4)		0-3 K			4-0 BB			4-1 BB	1-0 F8		1-3 K	1 0 0 0 2 1 2 1 0 0 0 0 0 0 1 0 0 0 0 1 1

Inning Stats	R: 2	H: 3	E: 0	LOB: 0	K: 0	BB: 0	S: 11	P: 13	R: 0	H: 1	E: 0	LOB: 3	K: 1	BB: 2	S: 13	P: 24	R: 0	H: 1	E: 0	LOB: 1	K: 1	BB: 0	S: 8	P: 14	R: 0	H: 0	E: 0	LOB: 0	K: 0	BB: 0	S: 6	P: 8	R: 2	H: 3	E: 0	LOB: 2	K: 1	BB: 2	S: 13	P: 28	R: 0	H: 3	E: 0	LOB: 2	K: 0	BB: 0	S: 7	P: 12	R: 0	H: 0	E: 0	LOB: 0	K: 0	BB: 0	S: 5	P: 8	R: 1	H: 2	E: 0	LOB: 0	K: 0	BB: 0	S: 9	P: 14	R: 0	H: 1	E: 1	LOB: 1	K: 2	BB: 0	S: 9	P: 14	R: 1	H: 2	E: 0	LOB: 1	K: 1	BB: 0	S: 12	P: 20
1B: 13	SF: 1	WP: 0	PA: 50																																																																													
2B: 2	SAC: 0	PB: 0																																																																														
3B: 0	DP: 3	SB: 0																																																																														
HR: 1	HBP: 0	CS: 0																																																																														

PITCHER	IP	WLS	BF	H	R	ER	SO	BB	IBB	HBP	BLK	WP	HR	S	P	ERA	WHIP
Kevin Brown, R ERA: 3.39 (1, 1)	8.0		37	11	4	4	4	5	0	0	0	0	0	73	124	4.50	2.000
Jeff Russell, R ERA: 1.92 (9, 1)	1.0		4	2	1	1	0	0	0	0	0	0	1	9	14	9.00	2.000
Todd Burns, R ERA: 4.06 (10, 1)	1.0	W	6	3	1	1	2	0	0	0	0	0	0	14	22	9.00	3.000
Kenny Rogers, L ERA: 3.09 (11, 1)	0.1		1	0	0	0	1	0	0	0	0	0	0	3	6	0.00	0.000
Ed Nunez, R ERA: 3.6 (11, 1)	0.2	S	2	0	0	0	0	0	0	0	0	0	0	4	6	0.00	0.000

PITCHER	IP	WLS	BF	H	R	ER	SO	BB	IBB	HBP	BLK	WP	HR	S	P	ERA	WHIP
1B: 13	SF: 1	WP: 0	PA: 50														
2B: 2	SAC: 0	PB: 0															
3B: 0	DP: 3	SB: 0															
HR: 1	HBP: 0	CS: 0															

TEXAS RANGERS @ SEATTLE MARINERS
The Kingdome, Seattle, WA
 Fri Aug 07 1992, 10:05 PM EDT
 Att. 18,732 - Dome - 70 F

AB	44
R	6
H	16
RBI	6
BB	5
SO	7
LOB	19



Batter	1	2	3	4	5	6	7	8	9	AB R H RBI BB SO LOB	TOP											
Brian Downing, R (1, 10) OBP: 0.406, SLG: 0.426 Geno Petralli, L (8, PH) OBP: 0.281, SLG: 0.297	4-0 BB 2B BB	0-1 1B		4-0 SH F9-2 BB		2-1 FC5-4 G4-3 1B 1-2f		2-3 K		2 2 1 0 2 0 1 1 0 0 0 0 1 1												
Jeff Huson, L (1, 6) OBP: 0.351, SLG: 0.382	4-1 2B 1B BB	2-3 K		0-1 SH F9-2 BB		2-0 G4-3		1-2 G3		3 1 0 0 1 1 3												
Rafael Palmeiro, L (1, 3) OBP: 0.350, SLG: 0.419	3-2 P2		1-1 E 1B 1B	4-2 BB		3-2 1B		4-2 BB		3 1 2 1 2 0 2												
Ruben Sierra, S (1, 9) OBP: 0.319, SLG: 0.454	0-1 1B 2B		2-2 L9	0-2 F9-2		2-2 L8		2-0 F9		5 1 1 1 0 0 7												
Juan Gonzalez, R (1, 8) OBP: 0.289, SLG: 0.489	3-3 K		1-1 P4	3-3 K			4-1 BB		1-0 HR	4 1 1 1 1 2 5												
Kevin Reimer, L (1, 7) Monty Fariss, R (8, 7) OBP: 0.358, SLG: 0.474 OBP: 0.363, SLG: 0.377	0-1 1B		1-0 E5 1B		1-2 CS 1B		1-1 F8		1-0 G6-4-3 1B	4 0 3 2 0 0 1 1 0 1 0 0 0 0												
Dean Palmer, R (1, 5) OBP: 0.324, SLG: 0.426	0-1 P2		1-0 E5		1-0 F7		1-0 P4		1-1 G6-4-3	5 0 0 0 0 0 5												
Ivan Rodriguez, R (1, 2) OBP: 0.307, SLG: 0.391		2-1 F7	1-2 G6-3		1-0 G6-3		1-3 K		0-0 FC6-4 1B	5 0 1 0 0 1 4												
Jeff Frye, R (1, 4) Al Newman, S (4, PR) OBP: 0.341, SLG: 0.392 OBP: 0.315, SLG: 0.253		2-1 G5-3		4-2 SH HBP		0-0 FC5-4 1B		4-1 G3 WP BB	2-2 FC6-4	1 0 0 0 0 0 0 2 1 1 0 1 0 1												
Inning Stats	R: 3 E: 0 K: 1 S: 14	H: 2 LOB: 1 BB: 2 P: 28	R: 0 E: 0 K: 1 S: 9	H: 1 LOB: 1 BB: 0 P: 15	R: 1 E: 2 K: 0 S: 14	H: 2 LOB: 2 BB: 0 P: 21	R: 1 E: 1 K: 1 S: 12	H: 0 LOB: 2 BB: 2 P: 27	R: 0 E: 0 K: 0 S: 5	H: 1 LOB: 0 BB: 0 P: 8	R: 1 E: 1 K: 0 S: 11	H: 2 LOB: 1 BB: 0 P: 20	R: 0 E: 0 K: 1 S: 7	H: 0 LOB: 1 BB: 1 P: 14	R: 0 E: 0 K: 1 S: 10	H: 0 LOB: 2 BB: 2 P: 23	R: 1 E: 0 K: 0 S: 8	H: 3 LOB: 1 BB: 0 P: 13	1B: 9 2B: 2 3B: 0 HR: 1	SF: 0 SAC: 1 DP: 2 HBP: 1	WP: 1 PB: 0 SB: 0 CS: 1	PA: 45
PITCHER	IP WLS BF H R ER SO BB IBB HBP BLK WP HR S P ERA WHIP																					
Kerry Woodson, R (1, 1) ERA: 4.35	3.0 L 19 5 5 3 2 3 0 1 0 0 0 39 74 9.00 2.667																					
Shawn Barton, L (4, 1) ERA:	3.0 12 3 1 0 1 1 0 0 0 0 0 26 45 0.00 1.333																					
Calvin Jones, R (7, 1) ERA: 6.11	2.0 9 0 0 0 2 3 0 0 0 1 0 17 37 0.00 1.500																					
Dennis Powell, L (9, 1) ERA: 5.65	1.0 5 3 1 1 0 0 0 0 0 0 1 8 13 9.00 3.000																					

Texas Rangers @ Seattle Mariners
The Kingdome, Seattle, WA
Sat Aug 08 1992, 10:05 PM EDT
Att: 20,393 - Dome - 70 F

livebaseballscorecards.com

AB 36
R 7
H 11
RBI 5
BB 7
SO 5
LOB 30



Batter	1	2	3	4	5	6	7	8	9
Omar Vizquel, L OBP: 0.358, SLG: 0.376 (1, 6)	2-1 G3		3-2 F8		3-2 1B			1-1 FC3-8 1B	
Henry Cotto, R OBP: 0.293, SLG: 0.363 (1, 7)	0-3 K		3-2 G6-3		0-0 F8			2-1 FC3-6 HR	
Greg Briley, L OBP: 0.259, SLG: 0.359 (8, PH)									
Mike Blowers, R OBP: 0.300, SLG: 0.222 (9, 5)									
Ken Griffey Jr., L OBP: 0.354, SLG: 0.546 (1, 8)	1-1 2B		3-1 G3-1					0-0 HR	
Edgar Martinez, R OBP: 0.400, SLG: 0.544 (1, 10)	3-1 G4-3			2-3 K				0-0 G6-3	
Pete O'Brien, L OBP: 0.276, SLG: 0.380 (1, 3)		0-0 F8		2-2 G4-3				1-1 L9	
Jay Buhner, R OBP: 0.311, SLG: 0.393 (1, 9)		1-0 F8		2-2 F8				1-3 K	
Shane Turner, L OBP: 0.375, SLG: 0.442 (1, 5) (9, 7)		0-2 P5			2-3 K			0-0 F9	
Dave Valle, R OBP: 0.290, SLG: 0.360 (1, 2)			0-1 E8 2B		2-2 P6			1-3 K	
Tino Martinez, L OBP: 0.296, SLG: 0.379 (9, PH)									
Lance Parrish, R OBP: 0.309, SLG: 0.473 (9, PH)									
Harold Reynolds, S OBP: 0.317, SLG: 0.329 (1, 4)			0-0 2B		1-1 1B			2-0 P6	

Inning Stats	R: 0	H: 1	E: 0	K: 1	S: 9	LOB: 1	BB: 0	P: 15	R: 0	H: 0	E: 0	K: 0	S: 5	LOB: 0	BB: 0	P: 6	R: 1	H: 1	E: 1	K: 0	S: 15	LOB: 1	BB: 0	P: 24	R: 0	H: 0	E: 0	K: 1	S: 9	LOB: 0	BB: 0	P: 15	R: 0	H: 2	E: 0	K: 1	S: 15	LOB: 2	BB: 0	P: 23	R: 0	H: 1	E: 0	K: 2	S: 9	LOB: 1	BB: 0	P: 17	R: 0	H: 0	E: 0	K: 1	S: 5	LOB: 0	BB: 0	P: 8	R: 2	H: 2	E: 0	K: 0	S: 8	LOB: 0	BB: 0	P: 12	R: 0	H: 1	E: 0	K: 1	S: 10	LOB: 1	BB: 0	P: 16	1B: 5	SF: 0	2B: 2	SAC: 0	3B: 0	DP: 0	HR: 1	HBP: 0	WP: 0	PA: 36
--------------	------	------	------	------	------	--------	-------	-------	------	------	------	------	------	--------	-------	------	------	------	------	------	-------	--------	-------	-------	------	------	------	------	------	--------	-------	-------	------	------	------	------	-------	--------	-------	-------	------	------	------	------	------	--------	-------	-------	------	------	------	------	------	--------	-------	------	------	------	------	------	------	--------	-------	-------	------	------	------	------	-------	--------	-------	-------	-------	-------	-------	--------	-------	-------	-------	--------	-------	--------

PITCHER	IP	WLS	BF	H	R	ER	SO	BB	IBB	HBP	BLK	WP	HR	S	P	ERA	WHIP
Jose Guzman, R ERA: 3.9 (1, 1)	7.0	W	27	5	1	0	6	0	0	0	0	0	0	67	108	0.00	0.714
Matt Whiteside, R ERA: 7.71 (8, 1)	1.1		7	3	2	2	0	0	0	0	0	0	1	13	20	13.50	2.250
Kenny Rogers, L ERA: 3.05 (9, 1)	0.2		2	0	0	0	1	0	0	0	0	0	0	5	8	0.00	0.000

BOTTOM

AB	R	H	RBI	BB	SO	LOB
4	0	2	0	0	0	1
3	0	0	0	0	1	3
1	1	0	0	0	0	1
0	0	0	0	0	0	0
4	1	2	2	0	0	1
4	0	0	0	0	2	1
4	0	1	0	0	0	0
4	0	0	0	0	1	1
4	0	1	0	0	1	0
3	1	0	0	0	1	0
0	0	0	0	0	0	0
1	0	0	0	1	1	
4	0	2	1	0	0	1

livebaseballscorecards.com

AB	36
R	3
H	8
RBI	3
BB	0
SO	7
LOB	10



Texas Rangers @ Seattle Mariners
The Kingdome, Seattle, WA
Sat Aug 08 1992, 10:05 PM EDT
Att. 20,393 - Dome - 70 F

Batter	1	2	3	4	5	6	7	8	9	10	11	12	13	14	AB R H RBI BB SO LOB	TOP																			
Jeff Huson, L OBP: 0.349, SLG: 0.377 (1, 6)	4-1 BB G3-6		3-2 SAFE P6		0-0 BB 2B	1-0 BB G3		1-2 BB G6-3			3-3 BB K			1-2 BB G4-3	6 1 1 0 1 1 4																				
Geno Petralli, L OBP: 0.285, SLG: 0.291 Ivan Rodriguez, R OBP: 0.308, SLG: 0.389 (11, 2)	0-0 BB G3-6		4-1 BB BB		4-2 SAFE SAFE BB 2B	2-1 BB G4-3		0-1 BB F7			0-0 BB G5-3			4-2 BB 1B BB	3 1 0 0 2 0 4 1 0 0 0 1 0 0																				
Rafael Palmeiro, L OBP: 0.347, SLG: 0.414 (1, 3)	2-2 BB G4-3		1-2 BB F7		0-1 BB F8		2-3 BB K		0-1 BB F8			0-1 BB G3-1		0-2 BB 1B	7 0 1 0 0 1 4																				
Ruben Sierra, S OBP: 0.319, SLG: 0.457 (1, 9)		1-0 HR	2-0 BB G3-1		4-1 BB 2B BB		0-3 BB K		0-1 BB G4-3			0-0 BB F9		2-1 BB F7	6 1 1 1 1 1 4																				
Juan Gonzalez, R OBP: 0.290, SLG: 0.489 (1, 8)		2-2 CS BB 1B		1-2 BB P6	1-0 BB 2B		2-3 BB K							1-3 BB K	6 0 2 2 0 3 0																				
Kevin Reimer, L OBP: 0.357, SLG: 0.478 (1, 10)		4-1 BB 1B BB		1-2 BB G4-3	3-1 BB P5			0-0 HR						1-3 BB K	5 1 1 1 1 1 2																				
Dean Palmer, R OBP: 0.327, SLG: 0.428 (1, 5)		3-3 BB K		1-1 BB 2B		4-1 BB G3 1B BB		1-0 BB 2B G6-3 1B			3-2 BB F7			2-2 BB P6	5 1 2 0 1 1 2																				
Monty Fariss, R OBP: 0.349, SLG: 0.373 (1, 7)		1-1 BB F8		2-3 BB K		1-3 SAFE BB K		1-1 SAFE BB G6-3 2B			3-1 BB P3			3-1 BB F7	6 0 1 0 0 2 3																				
Al Newman, S OBP: 0.320, SLG: 0.256 Brian Downing, R OBP: 0.405, SLG: 0.424 Jeff Frye, R OBP: 0.333, SLG: 0.383 (8, 4)			4-1 BB S BB		0-1 SAFE SAFE BB F7		1-2 SAFE SAFE BB G3 1B		3-1 SAFE SAFE BB G6-3					0-3 SAFE SAFE BB K	2 0 1 0 1 0 0 1 0 0 1 0 0 1 2 0 0 0 0 1 0																				
Inning Stats	R: 0 E: 0 K: 0 S: 6	H: 0 LOB: 0 BB: 1 P: 12	R: 1 E: 0 K: 1 S: 12	H: 2 LOB: 1 BB: 1 P: 23	R: 0 E: 0 K: 0 S: 13	H: 0 LOB: 2 BB: 2 P: 27	R: 0 E: 0 K: 1 S: 15	H: 1 LOB: 1 BB: 0 P: 20	R: 2 E: 0 K: 0 S: 11	H: 2 LOB: 2 BB: 2 P: 23	R: 0 E: 0 K: 3 S: 11	H: 0 LOB: 0 BB: 0 P: 15	R: 0 E: 0 K: 1 S: 7	H: 0 LOB: 0 BB: 0 P: 8	R: 0 E: 0 K: 0 S: 6	H: 0 LOB: 0 BB: 0 P: 14	R: 0 E: 0 K: 2 S: 8	H: 0 LOB: 0 BB: 0 P: 11	R: 0 E: 0 K: 1 S: 6	H: 0 LOB: 0 BB: 0 P: 7	R: 0 E: 0 K: 1 S: 11	H: 0 LOB: 0 BB: 0 P: 17	R: 0 E: 0 K: 0 S: 12	H: 1 LOB: 2 BB: 1 P: 21	1B: 5 2B: 4 3B: 0 HR: 2	SF: 0 SAC: 0 DP: 2 HBP: 0	WP: 0 PB: 0 CS: 1	PA: 58							
PITCHER	IP WLS BF H R ER SO BB IBB HBP BLK WP HR S P ERA WHIP																																		
Brian Fisher, R ERA: 4.11 (1, 1)	5.0		24	5	3	3	2	6	0	0	0	0	0	0	0	1	57	105	5.40	2.200															
Mark Grant, R ERA: 3.78 (6, 1)	2.0		11	4	2	2	4	1	0	0	0	0	0	0	0	1	27	42	9.00	2.500															
Jeff Nelson, R ERA: 3.67 (8, 1)	3.0		9	0	0	0	1	0	0	0	0	0	0	0	0	0	20	33	0.00	0.000															
Shawn Barton, L ERA: (11, 1)	1.1		4	0	0	0	2	0	0	0	0	0	0	0	0	0	10	13	0.00	0.000															
Calvin Jones, R ERA: 5.68 (12, 1)	2.2	W	10	1	0	0	2	1	0	0	0	0	0	0	0	0	27	43	0.00	0.750															

Texas Rangers @ Seattle Mariners
The Kingdom, Seattle, WA
Sun Aug 09 1992, 6:33 AM EDT
Att: 16,037 - Dome - 70 F

livebaseballscores.com

AB	50
R	5
H	10
RBI	5
BB	8
SO	11
LOB	24



Batter	1	2	3	4	5	6	7	8	9	10	11	12	13	14	AB R H RBI BB SO LOB
Henry Cotto, R (1.7) Shane Turner, L (8, PH) OBP: 0.292, SLG: 0.360 (9, 7) (13, 5)	0-1 P4		1-1 1B 2B 1B	2-0 G6-3		0-3 K		4-1 BB			2-3 K		1-2 G6-3		4 1 1 0 0 1 2 2 0 0 0 1 1 0
Edgar Martinez, R (1.10) OBP: 0.398, SLG: 0.542	2-1 F9		1-1 1B 1B SF8 2B		3-1 G6-4-3 1B 1B		2-3 K	0-0 F9			1-0 F9			0-0 E5 1B	7 2 2 1 0 1 1
Ken Griffey Jr., L (1.8) OBP: 0.358, SLG: 0.544	3-3 K		0-1 SF8 BB 1B		0-1 G6-4-3 1B 1B		4-0 WP 1B BB		1-1 F8		0-0 P4			4-0 1B DI 2-3 IBB	5 1 2 1 2 1 0
Lance Parrish, R (1.2) OBP: 0.308, SLG: 0.484		1-0 HR	2-3 K		0-1 G6-4-3 1-2F 2-3		3-2 1B 1H 1B		2-3 K		2-1 G6-3			1-2 L5 1-2	7 1 2 2 0 2 6
Jay Buhner, R (1.9) OBP: 0.315, SLG: 0.391	2-3 K		4-2 1B 1B SAFE		0-0 F7		1-1 PB 1B		4-1 BB		3-2 P2			4-0 1B BB	4 0 1 0 3 1 1
Tino Martinez, L (1.3) OBP: 0.296, SLG: 0.382	1-0 G4-3		1-0 SF8			0-3 K	3-2 P5 1-2		3-2 G6-3		0-1 BB			0-1 1B	6 0 2 2 0 1 3
Mike Blowers, R (1.5) Pete O'Brien, L (10, PH) Jeff Schaefer, R (11, 5) John Moses, S (12, PH) OBP: 0.292, SLG: 0.190 OBP: 0.275, SLG: 0.379 OBP: 0.145, SLG: 0.213 (13, 7)	4-2 BB		3-3 K		3-3 K		1-3 K		2-1 P4		0-0 G4-3				3 0 0 0 1 3 4 1 0 0 0 0 0 0 0 0 0 0 0 0 0 1 0 0 0 0 0 1
Omar Vizquel, S (1.6) OBP: 0.355, SLG: 0.372	1-0 P3			0-2 F9		0-0 HBP 1B		2-1 F8		0-0 P6			2-3 K		6 0 1 0 0 1 1
Harold Reynolds, S (1.4) OBP: 0.317, SLG: 0.327			0-0 1B 2B 1B		0-1 G6-3		1-0 HBP 1B	1-2 G5-3		0-1 L9			2-2 G4-3		5 1 1 0 0 0 0

Inning Stats	R: 0 E: 0 K: 1 S: 8	H: 0 LOB: 0 BB: 0 P: 13	R: 1 E: 0 K: 1 S: 10	H: 1 LOB: 1 BB: 1 P: 19	R: 3 E: 0 K: 2 S: 17	H: 4 LOB: 2 BB: 1 P: 29	R: 0 E: 0 K: 0 S: 6	H: 0 LOB: 0 BB: 0 P: 8	R: 0 E: 0 K: 0 S: 7	H: 2 LOB: 1 BB: 0 P: 10	R: 0 E: 0 K: 3 S: 11	H: 1 LOB: 2 BB: 0 P: 15	R: 1 E: 0 K: 2 S: 14	H: 2 LOB: 2 BB: 1 P: 28	R: 0 E: 0 K: 1 S: 8	H: 0 LOB: 1 BB: 1 P: 15	R: 0 E: 0 K: 1 S: 10	H: 0 LOB: 1 BB: 1 P: 20	R: 0 E: 0 K: 0 S: 5	H: 0 LOB: 0 BB: 0 P: 7	R: 0 E: 0 K: 1 S: 5	H: 0 LOB: 0 BB: 0 P: 8	R: 0 E: 0 K: 0 S: 8	H: 1 LOB: 1 BB: 0 P: 13	R: 0 E: 0 K: 1 S: 11	H: 0 LOB: 0 BB: 0 P: 16	R: 1 E: 1 K: 0 S: 7	H: 1 LOB: 3 BB: 2 P: 16	1B: 9 2B: 2 3B: 0 HR: 1	SF: 1 SAC: 0 DP: 1 HBP: 1	WP: 2 PB: 1 SB: 0 CS: 0	PA: 60
---------------------	------------------------------	----------------------------------	-------------------------------	----------------------------------	-------------------------------	----------------------------------	------------------------------	---------------------------------	------------------------------	----------------------------------	-------------------------------	----------------------------------	-------------------------------	----------------------------------	------------------------------	----------------------------------	-------------------------------	----------------------------------	------------------------------	---------------------------------	------------------------------	---------------------------------	------------------------------	----------------------------------	-------------------------------	----------------------------------	------------------------------	----------------------------------	----------------------------------	------------------------------------	----------------------------------	--------

	PITCHER	IP	WLS	BF	H	R	ER	SO	BB	IBB	HBP	BLK	WP	HR	S	P	ERA	WHIP
Brian Bohanon, L (1.1) ERA: 7.16	5.2		27	8	4	4	6	6	2	0	1	0	0	1	11	21	6.35	1.765
Ed Nunez, R (6.1) ERA: 3.74	0.2		5	2	1	1	2	1	0	0	0	0	0	0	1	21	13.50	4.500
Kenny Rogers, L (7.1) ERA: 3.02	0.2		2	0	0	0	1	0	0	0	0	0	0	0	6	10	0.00	0.000
Todd Burns, R (8.1) ERA: 3.81	5.0		18	1	0	0	2	2	0	0	0	0	0	0	36	63	0.00	0.600
Matt Whiteside, R (13.1) ERA: 4.91	1.1	L	8	1	1	0	1	1	1	0	0	0	1	0	18	32	0.00	1.500

BOTTOM

Texas Rangers @ Seattle Mariners
The Kingdom, Seattle, WA
Sun Aug 09 1992, 6:33 AM EDT
Att. 16,037 - Dome - 70 F

livebaseballscorecards.com

AB 51
R 6
H 12
RBI 6
BB 7
SO 12
LOB 19



Batter	1	2	3	4	5	6	7	8	9	AB R H RBI BB SO LOB	TOP
Brian Downing, R (1, 10) OBP: 0.403, SLG: 0.425	2-0 G6-3		0-2 SAFE 1-3 2B		1-1 G6-4-3			1-2 G6-3		4 0 1 0 0 0 1	
Jeff Huson, L (1, 6) OBP: 0.344, SLG: 0.372	0-1 P6		3-3 K			1-2 P6		2-2 G6-3		4 0 0 0 0 1 2	
Rafael Palmeiro, L (1, 3) OBP: 0.349, SLG: 0.423	1-3 K		2-2 SF8			0-2 HR		0-1 1B		3 1 2 2 0 1 0	
Ruben Sierra, S (1, 9) OBP: 0.320, SLG: 0.460		2-2 CS 1B	1-0 G3			2-0 2B		0-0 G3		4 0 2 0 0 0 2	
Juan Gonzalez, R (1, 8) OBP: 0.289, SLG: 0.486		4-2 HR BB		1-1 G5-3		2-2 G6-3			3-2 G1-3	3 1 0 0 1 0 1	
Kevin Reimer, L (1, 7) OBP: 0.354, SLG: 0.473		3-2 P3		0-0 L3		2-3 K			2-3 K	4 0 0 0 0 2 2	
Dean Palmer, R (1, 5) OBP: 0.328, SLG: 0.444		1 SAFE 1-0 HR		2-1 P2			2-2 F9		0-1 HR	4 2 2 3 0 0 0	
Ivan Rodriguez, R (1, 2) OBP: 0.311, SLG: 0.391		1-0 G4-3			0-1 G6-4-3 1B		2-2 G6-4-3 1B		0-1 F9	4 0 2 0 0 0 0	
Jeff Frye, R (1, 4) OBP: 0.323, SLG: 0.369			0-1 E9 2B SF8		2-2 F7		1-1 G6-4-3			3 1 0 0 0 0 2	
Inning Stats	R: 0 E: 0 K: 1 S: 7 H: 0 LOB: 0 BB: 0 P: 10	R: 2 E: 0 K: 0 S: 10 H: 2 LOB: 0 BB: 1 P: 21	R: 1 E: 1 K: 1 S: 12 H: 1 LOB: 1 BB: 0 P: 18	R: 0 E: 0 K: 0 S: 5 H: 0 LOB: 0 BB: 0 P: 8	R: 0 E: 0 K: 0 S: 10 H: 1 LOB: 0 BB: 0 P: 13	R: 1 E: 0 K: 1 S: 16 H: 2 LOB: 1 BB: 0 P: 23	R: 0 E: 0 K: 0 S: 8 H: 1 LOB: 0 BB: 0 P: 13	R: 0 E: 0 K: 0 S: 9 H: 1 LOB: 1 BB: 0 P: 12	R: 1 E: 0 K: 1 S: 11 H: 1 LOB: 0 BB: 0 P: 16	1B: 4 2B: 2 3B: 0 HR: 3 SF: 1 SAC: 0 DP: 2 HBP: 0	WP: 0 PB: 0 SB: 0 CS: 1 PA: 35
PITCHER Kevin Tapani, R (1, 1) ERA: 4.1	IP: 8.0 WLS: W BF: 31 H: 8 R: 4 ER: 3 SO: 3 BB: 1 IBB: 0 HBP: 0 BLK: 0 WP: 0 HR: 2 S: 77 P: 118 ERA: 3.38 WHIP: 1.125					PITCHER Rick Aguilera, R (9, 1) ERA: 3.21	IP: 1.0 WLS: S BF: 4 H: 1 R: 1 ER: 1 SO: 1 BB: 0 IBB: 0 HBP: 0 BLK: 0 WP: 0 HR: 1 S: 11 P: 16 ERA: 9.00 WHIP: 1.000				

Texas Rangers @ Minnesota Twins
 Hubert H. Humphrey Metrodome, Minneapolis, MN
 Mon Aug 10 1992, 8:05 PM EDT
 Att: 35,615 - Dome - 70 F

livebaseballscorecards.com

AB	33
R	5
H	9
RBI	5
BB	1
SO	4
LOB	10



Batter	1	2	3	4	5	6	7	8	9
Shane Mack, R OBP: 0.400, SLG: 0.488 (1, 7)	1-3 K	0-0 L8		2-2 1B FC4-6 1B		0-2 E4		4-2 S HBP	
Chuck Knoblauch, R OBP: 0.377, SLG: 0.367 (1, 4)	1-1 G6-3	1-3 K		1-0 FC4-6 1B		0-0 P4		0-1 F9	
Kirby Puckett, R OBP: 0.367, SLG: 0.508 (1, 8)	0-0 WP 1B		0-0 1B 2B	0-1 FC4-6 G3 S 2B		1-1 HR		3-3 K	
Kent Hrbek, L OBP: 0.376, SLG: 0.424 (1, 3)	4-2 FC6-4 BB		1-3 K	3-0 G3		2-2 E9		1-0 F8	
Chili Davis, S OBP: 0.370, SLG: 0.401 (1, 10)	1-0 FC6-4		4-0 1B BLK BB	2-1 2B		0-1 F8			
Brian Harper, R OBP: 0.344, SLG: 0.424 (1, 2)		1-1 1B PB 1B	0-2 BLK 1B	0-0 F9		0-1 F7			
Gene Larkin, S OBP: 0.323, SLG: 0.373 (1, 9)		0-0 F8	3-3 K		0-1 G5-3		2-0 1B		
Mike Pagliarulo, L OBP: 0.200, SLG: 0.203 (1, 5)		0-1 PB 1B	1-3 K		0-0 F7		2-3 K		
Greg Gagne, R OBP: 0.294, SLG: 0.355 (1, 6)		4-0 BB		1-0 1B 1B		2-2 F7		3-3 K	

Inning Stats	R: 0	H: 1	E: 0	K: 1	S: 13	LOB: 2	BB: 1	P: 20
	R: 1	H: 2	E: 0	K: 1	S: 9	LOB: 2	BB: 1	P: 15
	R: 2	H: 2	E: 0	K: 3	S: 13	LOB: 1	BB: 1	P: 22
	R: 3	H: 4	E: 0	K: 0	S: 13	LOB: 1	BB: 0	P: 22
	R: 0	H: 0	E: 0	K: 0	S: 8	LOB: 0	BB: 0	P: 10
	R: 1	H: 1	E: 2	K: 0	S: 13	LOB: 1	BB: 0	P: 15
	R: 0	H: 1	E: 0	K: 2	S: 9	LOB: 1	BB: 0	P: 16
	R: 0	H: 0	E: 0	K: 1	S: 9	LOB: 1	BB: 0	P: 17

PITCHER	IP	WLS	BF	H	R	ER	SO	BB	IBB	HBP	BLK	WP	HR	S	P	ERA	WHIP
Bobby Witt, R ERA: 4.1 (1, 1)	7.0	L	36	11	7	6	7	3	0	0	1	1	1	78	120	7.71	2.000
Floyd Bannister, L ERA: 6.32 (8, 1)	1.0		4	0	0	0	1	0	0	1	0	0	0	9	17	0.00	0.000

AB R H RBI BB SO LOB

4	1	1	0	0	1	2
5	0	1	1	0	1	4
5	3	3	2	0	1	2
4	0	0	0	1	1	3
3	1	1	1	1	0	3
4	1	2	1	0	0	1
4	0	1	0	0	1	2
4	0	1	0	0	2	2
3	1	1	0	1	1	1

1B: 8	SF: 0	WP: 1	PA: 40
2B: 2	SAC: 0	PB: 1	
3B: 0	DP: 0	SB: 2	
HR: 1	HBP: 1	CS: 1	

AB	36
R	7
H	11
RBI	5
BB	3
SO	8
LOB	20



Texas Rangers @ Minnesota Twins
 Hubert H. Humphrey Metrodome, Minneapolis, MN
 Mon Aug 10 1992, 8:05 PM EDT
 Att: 35,615 - Dome - 70 F

livebaseballscorecards.com

Batter	1	2	3	4	5	6	7	8	9	AB R H RBI BB SO LOB	TOP	
Brian Downing, R (1, 10) OBP: 0.404, SLG: 0.422 David Hulse, L (8, PR)	3-1 P2		2-2 F9		1-2 HBP			4-2 FC6-4 BB		2 0 0 0 1 0 0 0 0 0 0 0 0 0	<p>Texas Rangers @ Minnesota Twins Hubert H. Humphrey Metrodome, Minneapolis, MN</p> <p>Tue Aug 11 1992, 8:05 PM EDT Att. 45,957 - Dome - 70 F</p> <p>livebaseballscorecards.com</p>	
Rafael Palmeiro, L (1, 3)	0-0 G4-3		4-2 G6-4-3 BB		0-3 K			2-1 P8		3 0 0 0 1 1 3		
Juan Gonzalez, R (1, 8)	1-1 G5-3		2-2 G6-4-3 1-2f		2-2 L7			1-1 FC6-4 1-2f		4 0 0 0 0 0 2		
Ruben Sierra, S (1, 9)		1-1 SH5-4 1B		0-0 G5-3		2-1 G5-3			0-1 L9	4 1 1 0 0 0 0		
Dean Palmer, R (1, 5)		0-1 E6 1B SH5-4 1-2 G6-3		1-3 K		1-3 K			2-0 P3	4 1 0 0 0 2 1		
Monty Fariss, R (1, 7)		1-0 SH5-4 1-2 2-3		1-1 F8			1-0 E6 CS		0-2 1B	3 0 1 0 0 0 0		
Ivan Rodriguez, R (1, 2)		2-0 G6-3 1B 2-3 3-H		1-2 SH3-4 1B		1-2 SH3-4 1B	1-0 E6 CS 1-2 P6 1-2		1-0 F8	4 0 2 1 0 0 2		
Mario Diaz, R (1, 6) Jeff Huson, L (7, 6)		0-0 G6-3		1-0 SH3-4		1-2 L4				2 0 0 1 0 0 1 0 0 0 0 0 0 0		
Jeff Frye, R (1, 4)		0-2 F9		2-1 F8				1-3 K		3 0 0 0 0 1 2		
Inning Stats	R: 0 H: 0 E: 0 LOB: 0 K: 0 BB: 0 S: 5 P: 9	R: 2 H: 2 E: 1 LOB: 1 K: 0 BB: 0 S: 10 P: 14	R: 0 H: 0 E: 0 LOB: 0 K: 0 BB: 1 S: 10 P: 18	R: 0 H: 0 E: 0 LOB: 0 K: 1 BB: 0 S: 6 P: 8	R: 0 H: 1 E: 0 LOB: 2 K: 1 BB: 0 S: 11 P: 16	R: 0 H: 0 E: 0 LOB: 0 K: 1 BB: 0 S: 8 P: 13	R: 0 H: 0 E: 1 LOB: 0 K: 0 BB: 0 S: 8 P: 12	R: 0 H: 0 E: 0 LOB: 1 K: 1 BB: 1 S: 12 P: 20	R: 0 H: 1 E: 0 LOB: 1 K: 0 BB: 0 S: 8 P: 11	1B: 4 SF: 0 2B: 0 SAC: 2 3B: 0 DP: 1 HR: 0 HBP: 1	WP: 0 PA: 34 PB: 0 SB: 0 CS: 1	
PITCHER John Smiley, L (1, 1) ERA: 3.32	IP WLS BF H R ER SO BB IBB HBP BLK WP HR S P ERA WHIP	9.0 W 34 4 2 0 4 2 0 1 0 0 0 78 121 0.00 0.667										

Texas Rangers @ Minnesota Twins
Hubert H. Humphrey Metrodome, Minneapolis, MN

Tue Aug 11 1992, 8:05 PM EDT
Att. 45,957 - Dome - 70 F

AB	29
R	2
H	4
RBI	2
BB	2
SO	4
LOB	11



Batter	1	2	3	4	5	6	7	8	9	AB R H RBI BB SO LOB
Shane Mack, R (1, 7) OBP: 0.398, SLG: 0.485	3-3 K		1-0 F9		1-2 G6-3		0-0 G6-3		1-0 1B WP 1B	5 0 1 0 0 1 0
Chuck Knoblauch, R (1, 4) OBP: 0.377, SLG: 0.367	2-0 P2		0-0 G5-3		2-1 S 1B		2-2 F8		3-2 1-3 2-H 1B	5 0 2 1 0 0 0
Kirby Puckett, R (1, 8) OBP: 0.364, SLG: 0.503	0-3 K		2-3 K		2-2 P3 1-2		1-0 G4-3			4 0 0 0 0 2 1
Kent Hrbek, L (1, 3) OBP: 0.377, SLG: 0.433		2-2 HR		3-3 K		4-2 1B SF9 BB		1-3 K		3 2 1 1 1 2 0
Chili Davis, S (1, 10) OBP: 0.369, SLG: 0.399		1-2 F7		3-2 G4-3		0-0 G3 S 1B		1-0 L9		4 0 1 0 0 0 0
Brian Harper, R (1, 2) OBP: 0.345, SLG: 0.426		1-1 FC4-6 1B		1-2 BB 1B		0-2 SF9		1-0 G5-3		3 0 2 1 0 0 0
Gene Larkin, S (1, 9) OBP: 0.323, SLG: 0.370		2-2 FC4-6 BB		4-2 BB 1B		3-2 G3		3-2 FC1-6 1B		2 0 0 0 1 0 2
Pedro Munoz, R (9, PH) OBP: 0.309, SLG: 0.447		1-2f		1-2 BB		1-3		1-0 FC1-6 WP 1B		1 0 1 0 0 0 0
Scott Leius, R (1, 5) OBP: 0.321, SLG: 0.352		4-2 FC5-4 BB		3-3 K		4-2 BB		2-1 FC1-6 WP 1B		2 1 0 0 2 1 3
Greg Gagne, R (1, 6) OBP: 0.291, SLG: 0.351		1-0 FC5-4		1-3 K		1-3 K		1-0 F8		4 0 0 0 0 2 5


Inning Stats	R: 0 E: 0 K: 2 S: 8	H: 0 LOB: 0 BB: 0 P: 13	R: 1 E: 0 K: 0 S: 15	H: 2 LOB: 2 BB: 1 P: 26	R: 0 E: 0 K: 1 S: 6	H: 0 LOB: 0 BB: 0 P: 9	R: 0 E: 0 K: 2 S: 18	H: 1 LOB: 2 BB: 1 P: 32	R: 0 E: 0 K: 1 S: 12	H: 1 LOB: 1 BB: 0 P: 18	R: 1 E: 0 K: 1 S: 17	H: 1 LOB: 2 BB: 2 P: 29	R: 0 E: 0 K: 0 S: 7	H: 0 LOB: 0 BB: 0 P: 10	R: 0 E: 0 K: 1 S: 5	H: 0 LOB: 0 BB: 0 P: 8	R: 1 E: 0 K: 0 S: 11	H: 3 LOB: 2 BB: 0 P: 20	1B: 7 2B: 0 3B: 0 HR: 1	SF: 1 SAC: 0 DP: 0 HBP: 0
--------------	------------------------------	----------------------------------	-------------------------------	----------------------------------	------------------------------	---------------------------------	-------------------------------	----------------------------------	-------------------------------	----------------------------------	-------------------------------	----------------------------------	------------------------------	----------------------------------	------------------------------	---------------------------------	-------------------------------	----------------------------------	----------------------------------	------------------------------------

BOTTOM

Texas Rangers @ Minnesota Twins
 Hubert H. Humphrey Metrodome, Minneapolis, MN

Tue Aug 11 1992, 8:05 PM EDT
 Att. 45,957 - Dome - 70 F

AB	33
R	3
H	8
RBI	3
BB	4
SO	8
LOB	11



PITCHER	IP	WLS	BF	H	R	ER	SO	BB	IBB	HBP	BLK	WP	HR	S	P	ERA	WHIP
Nolan Ryan, R (1, 1) ERA: 3.4	6.0		27	5	2	2	7	4	0	0	0	0	1	76	127	3.00	1.500
Ed Nunez, R (7, 1) ERA: 3.59	2.0		6	0	0	0	1	0	0	0	0	0	12	18	0.00	0.000	
Kenny Rogers, L (9, 1) ERA: 3.14	0.2	L	3	1	1	1	0	0	0	0	0	0	7	12	13.50	1.500	
Jeff Russell, R (9, 1) ERA: 1.92	0.0		2	2	0	0	0	0	0	0	0	1	0	4	8	∞	∞

Batter	1	2	3	4	5	6	7	8	9	AB R H RBI BB SO LOB	TOP																
Al Newman, S (1, 5) OBP: 0.319, SLG: 0.251 Juan Gonzalez, R (9, PH) OBP: 0.289, SLG: 0.489 (9, 8)	4-1 BB		1-2 G5-3		3-2 G3		2-2 G3-1		1-1 HR	3 0 0 0 1 0 2 1 1 1 3 0 0 0																	
Monty Fariss, R (1, 7) OBP: 0.351, SLG: 0.386	1-2 F9		0-0 G5-3		3-2 F8		1-1 2B		0-1 BB HBP 2-1 1B	5 0 2 0 0 0 3																	
Rafael Palmeiro, L (1, 3) OBP: 0.346, SLG: 0.416	1-3 K		2-3 K		3-2 E6 BB		2-2 G6-3		1-0 BB 1-2 HBP	4 0 0 0 0 2 3																	
Ruben Sierra, S (1, 9) OBP: 0.321, SLG: 0.455	2-3 K			1-1 G4-3	4-1 BB			3-3 K	4-2 BB 1-2 2-3	3 0 0 0 2 2 1																	
Kevin Reimer, L (1, 10) OBP: 0.353, SLG: 0.470 Brian Downing, R (9, PH) OBP: 0.403, SLG: 0.420		3-3 K		0-0 WP 2B 1B	1-1 G3-1			2-3 K	3-3 K	4 1 1 0 0 2 2 1 0 0 0 0 1 3																	
Ivan Rodriguez, R (1, 2) OBP: 0.316, SLG: 0.395		4-2 BB		2-2 WP 1-H 2B		1-2 G6-3		1-1 G5-3	2-2 2-1	3 0 1 1 1 0 0																	
Jeff Huson, L (1, 6) OBP: 0.343, SLG: 0.370		0-0 F9		3-3 K		0-1 F7			1-0 HR 1B	4 1 1 0 0 1 2																	
Jeff Frye, R (1, 4) OBP: 0.304, SLG: 0.344 Geno Petrali, L (9, PH) OBP: 0.283, SLG: 0.289 Mario Diaz, R (9, 4)		0-1 P6		3-2 F8		3-2 G6-3			2-3 K 1-2	3 0 0 0 0 0 2 1 0 0 0 0 1 1 0 0 0 0 0 0 0																	
David Hulse, L (1, 8) OBP: 0.667, SLG: 0.500 Dean Palmer, R (9, PH) OBP: 0.327, SLG: 0.439 (9, 5)			0-0 BLK 1B		4-1 G3 S E BB		0-3 K		4-2 HR BB	2 1 1 0 1 1 0 0 1 0 0 1 0 0																	
Inning Stats	R: 0 E: 0 K: 2 S: 12	H: 0 LOB: 1 BB: 1 P: 20	R: 0 E: 0 K: 1 S: 11	H: 0 LOB: 1 BB: 1 P: 18	R: 0 E: 0 K: 1 S: 8	H: 1 LOB: 1 BB: 0 P: 11	R: 1 E: 0 K: 1 S: 16	H: 2 LOB: 1 BB: 0 P: 25	R: 1 E: 1 K: 0 S: 19	H: 0 LOB: 2 BB: 2 P: 36	R: 0 E: 0 K: 0 S: 9	H: 0 LOB: 0 BB: 0 P: 13	R: 0 E: 0 K: 1 S: 14	H: 1 LOB: 1 BB: 0 P: 19	R: 0 E: 0 K: 2 S: 8	H: 0 LOB: 0 BB: 0 P: 14	R: 3 E: 0 K: 2 S: 23	H: 3 LOB: 3 BB: 2 P: 41	1B: 4 2B: 2 3B: 0 HR: 1	SF: 0 SAC: 0 DP: 0 HBP: 1	WP: 2 PB: 0 SB: 2 CS: 0	PA: 41					
PITCHER	IP	WLS	BF	H	R	ER	SO	BB	IBB	HBP	BLK	WP	HR	S	P	ERA	WHIP										
Willie Banks, R (1, 1) ERA: 5.67	4.2		22	3	2	1	5	4	0	0	1	2	0	64	107	1.93	1.500										
Tom Edens, R (5, 1) ERA: 2.79	3.1		11	1	0	0	3	0	0	0	0	0	0	33	49	0.00	0.300										
Rick Aguilera, R (9, 1) ERA: 3.75	0.1	L	7	3	3	3	1	2	0	1	0	0	1	15	28	81.00	15.000										
Mark Guthrie, L (9, 1) ERA: 3.2	0.2		2	0	0	0	1	0	0	0	0	0	0	8	13	0.00	0.000										

Texas Rangers @ Minnesota Twins
 Hubert H. Humphrey Metrodome, Minneapolis, MN
 Wed Aug 12 1992, 8:05 PM EDT
 Att. 33,247 - Dome - 70 F

livebaseballscorecards.com

AB	34
R	5
H	7
RBI	4
BB	6
SO	10
LOB	19



Batter	1	2	3	4	5	6	7	8	9	AB R H RBI BB SO LOB
Shane Mack, R (1, 7) OBP: 0.402, SLG: 0.489	1-1 PB S 1B	2-1 CS 1B			2-3 K		2-1 BLK 1B		0-0 DI 1B	5 2 4 0 0 1 0
Chuck Knoblauch, R (1, 4) OBP: 0.377, SLG: 0.366	3-3 K	2-0 G6-3			0-1 1B		4-1 1B BB		2-2 F8	4 0 1 0 1 1 4
Kirby Puckett, R (1, 8) OBP: 0.364, SLG: 0.502	1-3 K		2-3 K		1-1 1B		0-1 1B		2-3 K	5 0 2 1 0 3 2
Kent Hrbek, L (1, 3) OBP: 0.378, SLG: 0.432	4-1 BB 1B BB		1-0 G4-6-3 1B		3-1 G6-3		2-2 G4-3			3 1 1 0 1 0 4
Chili Davis, S (1, 10) OBP: 0.370, SLG: 0.399	4-0 1B 1-2 BB		2-2 G4-6-3		3-2 G5-4-3 1B		1-1 G3-1			3 0 1 0 1 0 1
Brian Harper, R (1, 2) OBP: 0.347, SLG: 0.427	1-0 1B		1-0 L5		0-2 G5-4-3		1-0 1B			4 0 2 2 0 0 1
Gene Larkin, S (1, 9) OBP: 0.318, SLG: 0.364	1-1 G1-3		2-2 G3-1		1-2 F8		1-0 F9			4 0 0 0 0 0 3
Mike Pagliarulo, L (1, 5) OBP: 0.188, SLG: 0.191		1-2 G6-3		0-0 G5-3		2-0 F8	2-2 F9			4 0 0 0 0 0 1
Greg Gagne, R (1, 6) OBP: 0.291, SLG: 0.351		0-0 CS 1B			1-3 K		0-2 F9		0-3 K	3 0 1 0 0 1 0
Randy Bush, L (9, PH) OBP: 0.277, SLG: 0.325										1 0 0 0 0 1 0

Inning Stats	R: 2	H: 2	E: 0	K: 2	S: 13	LOB: 2	BB: 2	P: 28	R: 0	H: 2	E: 0	K: 0	S: 7	LOB: 1	BB: 0	P: 12	R: 0	H: 1	E: 0	K: 1	S: 10	LOB: 0	BB: 0	P: 15	R: 0	H: 0	E: 0	K: 0	S: 6	LOB: 0	BB: 0	P: 9	R: 0	H: 2	E: 0	K: 2	S: 13	LOB: 2	BB: 0	P: 20	R: 0	H: 1	E: 0	K: 0	S: 9	LOB: 0	BB: 0	P: 13	R: 1	H: 2	E: 0	K: 0	S: 13	LOB: 2	BB: 1	P: 23	R: 0	H: 1	E: 0	K: 0	S: 9	LOB: 1	BB: 0	P: 13	R: 0	H: 1	E: 0	K: 2	S: 10	LOB: 1	BB: 0	P: 14	1B: 12	2B: 0	3B: 0	HR: 0	SF: 0	SAC: 0	DP: 2	HBP: 0	WP: 0	PB: 1	SB: 1	CS: 2	PA: 39
--------------	------	------	------	------	-------	--------	-------	-------	------	------	------	------	------	--------	-------	-------	------	------	------	------	-------	--------	-------	-------	------	------	------	------	------	--------	-------	------	------	------	------	------	-------	--------	-------	-------	------	------	------	------	------	--------	-------	-------	------	------	------	------	-------	--------	-------	-------	------	------	------	------	------	--------	-------	-------	------	------	------	------	-------	--------	-------	-------	--------	-------	-------	-------	-------	--------	-------	--------	-------	-------	-------	-------	--------

PITCHER	IP	WLS	BF	H	R	ER	SO	BB	IBB	HBP	BLK	WP	HR	S	P	ERA	WHIP
Kevin Brown, R (1, 1) ERA: 3.39	8.0	W	35	11	3	3	5	3	0	0	1	0	0	80	133	3.38	1.750
Jeff Russell, R (9, 1) ERA: 1.88	1.0	S	4	1	0	0	2	0	0	0	0	0	0	10	14	0.00	1.000

BOTTOM

Texas Rangers @ Minnesota Twins
 Hubert H. Humphrey Metrodome, Minneapolis, MN
 Wed Aug 12 1992, 8:05 PM EDT
 Att: 33,247 - Dome - 70 F

livebaseballscores.com

AB	36
R	3
H	12
RBI	3
BB	3
SO	7
LOB	16



Batter	1	2	3	4	5	6	7	8	9	AB R H RBI BB SO LOB	TOP									
Al Newman, S OBP: 0.321, SLG: 0.251 (1, 4)	2-1 G1-3	3-1 G4-3		4-2 G4-3 G1-3 BB		1-1 1B 1B		0-0 L8		4 0 1 0 1 0 1										
Rafael Palmeiro, L OBP: 0.345, SLG: 0.414 (1, 3)	1-1 G1-5-3		0-0 BB 1B	3-1 G1-3		1-3 K		2-2 F8		5 1 1 0 0 1 2										
Ruben Sierra, S OBP: 0.322, SLG: 0.454 (1, 9)	2-0 HR 1B		0-0 F7	1-1 G4-3		3-2 S 1B		1-0 G4-3		5 1 2 0 0 0 2										
Kevin Reimer, L OBP: 0.356, SLG: 0.483 (1, 10)	1-2 1-H HR		1-0 BB 1B	1-3 K		1-3 K		0-0 1B 2B		5 3 3 2 0 2 2										
Dean Palmer, R OBP: 0.330, SLG: 0.448 (1, 5)	1-2 FC5-4 1B		1-3 K		2-1 S HBP		1-1 HR		0-1 G6-3	4 1 2 1 0 1 3										
Monty Fariss, R OBP: 0.343, SLG: 0.368 (1, 7)	2-2 FC5-4 1-2f		4-1 BB BB	1-1 P3		3-2 G5-3		0-3 K2-3		4 0 0 0 1 1 3										
Ivan Rodriguez, R OBP: 0.321, SLG: 0.397 (1, 2)			4-1 BB BB	1-1 P2		0-0 1B		0-0 2-H 1B		4 0 2 2 1 0 1										
Jeff Huson, L OBP: 0.344, SLG: 0.366 (1, 6)			4-0 BB BB	4-1 P3		0-0 L7		0-0 P3		3 0 0 1 2 0 2										
David Hulse, L OBP: 0.429, SLG: 0.333 (1, 8)			0-0 G3-1	2-1 G1-3		2-1 G1-3				4 0 1 0 0 0 6										
Inning Stats	R: 2 E: 0 K: 0 S: 16	H: 3 LOB: 1 BB: 0 P: 25	R: 0 E: 0 K: 0 S: 8	H: 1 LOB: 1 BB: 0 P: 13	R: 2 E: 0 K: 1 S: 9	H: 2 LOB: 3 BB: 3 P: 23	R: 0 E: 0 K: 1 S: 9	H: 0 LOB: 1 BB: 1 P: 18	R: 0 E: 0 K: 2 S: 11	H: 2 LOB: 1 BB: 0 P: 17	R: 1 E: 0 K: 0 S: 11	H: 2 LOB: 1 BB: 0 P: 17	R: 0 E: 0 K: 0 S: 5	H: 0 LOB: 0 BB: 0 P: 8	R: 1 E: 0 K: 1 S: 8	H: 2 LOB: 1 BB: 0 P: 8	1B: 9 2B: 1 3B: 0 HR: 2	SF: 0 SAC: 0 DP: 0 HBP: 1	WP: 0 PB: 0 SB: 2 CS: 0	PA: 44
PITCHER	IP WLS BF H R ER SO BB IBB HBP BLK WP HR S P ERA WHIP																			
Scott Erickson, R ERA: 3.83 (1, 1)	2.2 L 17 6 4 4 1 3 0 0 0 0 0 1 32 60 13.50 3.375																			
Paul Abbott, R ERA: 2.0 (3, 1)	3.1 14 2 0 0 3 2 0 1 0 0 0 0 29 54 0.00 1.200																			
Carl Willis, R ERA: 3.51 (7, 1)	3.0 13 4 2 2 1 0 0 0 0 0 0 1 24 33 6.00 1.333																			

Texas Rangers @ Minnesota Twins
 Hubert H. Humphrey Metrodome, Minneapolis, MN
 Thu Aug 13 1992, 4:33 AM EDT
 Att: 38,968 - Dome - 70 F

AB	38
R	6
H	12
RBI	6
BB	5
SO	5
LOB	22



Batter	1	2	3	4	5	6	7	8	9	AB R H RBI BB SO LOB
Shane Mack, R (1, 7) OBP: 0.400, SLG: 0.486	0-0 1B		2-1 F9		1-0 G6-3		0-0 FC4			4 0 1 0 0 0 1
Chuck Knoblauch, R (1, 4) OBP: 0.376, SLG: 0.365	2-3 SAFE		1-3 K		0-1 L4			1-0 FC4-8 1B		4 0 1 0 0 2 1
Kirby Puckett, R (1, 8) OBP: 0.363, SLG: 0.499	0-3 K		4-0 BB			1-3 K		0-0 FC4-6 G6-4-3 1-2f		3 0 0 0 1 2 2
Kent Hrbek, L (1, 3) OBP: 0.374, SLG: 0.426	3-0 F8		3-3 K			2-3 K		0-0 G6-4-3 1-2f		4 0 0 0 0 2 3
Chili Davis, S (1, 10) OBP: 0.371, SLG: 0.403		1-0 L9 SF9 2B		3-2 P7		1-1 E4 1B		3-2 F8		4 1 2 0 0 0 0
Pedro Munoz, R (1, 9) OBP: 0.306, SLG: 0.442		1-0 L9		1-3 K		1-3 K		1-2 P6		3 0 0 0 0 2 2
Randy Bush, L (9, PH) OBP: 0.275, SLG: 0.322		2-3								1 0 0 0 0 0 0
Lenny Webster, R (1, 2) OBP: 0.237, SLG: 0.273		1-0 E5		1-2 2B			0-2 F7		2-3 K	4 0 1 0 0 1 1
Mike Pagliarulo, L (1, 5) OBP: 0.181, SLG: 0.186		3-2 SF9		2-1 P4			1-3 K			2 0 0 1 0 1 1
Jeff Reboulet, R (1, 6) OBP: 0.330, SLG: 0.316		3-3 K			0-2 G3		0-1 FC4 1B			3 0 1 0 0 1 1

Inning Stats	R: 0	H: 1	E: 0	LOB: 1	K: 2	S: 9	R: 1	H: 1	E: 1	LOB: 1	K: 1	S: 9	R: 0	H: 0	E: 0	LOB: 1	K: 2	S: 8	R: 0	H: 1	E: 0	LOB: 1	K: 1	S: 13	R: 0	H: 0	E: 0	LOB: 0	K: 0	S: 6	R: 1	H: 1	E: 1	LOB: 1	K: 3	S: 12	R: 0	H: 1	E: 0	LOB: 1	K: 1	S: 9	R: 0	H: 1	E: 0	LOB: 0	K: 0	S: 3	R: 0	H: 0	E: 0	LOB: 0	K: 1	S: 11	1B: 4	SF: 1	2B: 2	SAC: 0	3B: 0	DP: 1	HR: 0	HBP: 0	WP: 0	PA: 34
--------------	------	------	------	--------	------	------	------	------	------	--------	------	------	------	------	------	--------	------	------	------	------	------	--------	------	-------	------	------	------	--------	------	------	------	------	------	--------	------	-------	------	------	------	--------	------	------	------	------	------	--------	------	------	------	------	------	--------	------	-------	-------	-------	-------	--------	-------	-------	-------	--------	-------	--------


PITCHER	IP	WLS	BF	H	R	ER	SO	BB	IBB	HBP	BLK	WP	HR	S	P	ERA	WHIP
Jose Guzman, R (1, 1) ERA: 3.68	9.0	W	34	6	1	0	11	1	0	0	0	0	0	80	125	0.00	0.778

TEXAS RANGERS @ MINNESOTA TWINS

Hubert H. Humphrey Metrodome, Minneapolis, MN

Thu Aug 13 1992, 4:33 AM EDT
Att: 38,968 - Dome - 70 F

AB	32
R	1
H	6
RBI	1
BB	1
SO	11
LOB	12



Batter	1	2	3	4	5	6	7	8	9	AB R H RBI BB SO LOB	TOP											
Tony Phillips, S OBP: 0.403, SLG: 0.417 (1, 9)			G6-4-3 1-2f		BB 1B		G4-3		FC4-6 1B	4 1 2 0 2 0 2												
Lou Whitaker, L OBP: 0.403, SLG: 0.481 (1, 4)				F8	FC5-4 1B		BB BB		FC4-6 1-2f	5 1 2 3 1 0 3												
Travis Fryman, R OBP: 0.317, SLG: 0.445 (1, 6)	G5-3 BB 1B			E 1B	K		BB BB		K	5 1 2 0 1 2 3												
Cecil Fielder, R OBP: 0.315, SLG: 0.462 (1, 3)	1B 1-2 BB		K	P3	FC5-4 1-2f		F7			4 1 0 0 1 1 5												
Mickey Tettleton, S OBP: 0.382, SLG: 0.477 (1, 2)	K		BB	E5 1-2		L3	F8			4 0 0 0 1 1 5												
Dan Gladden, R OBP: 0.318, SLG: 0.353 (1, 7)	1B 1-3 2-H FC 1B		L5	L3		K		P7		5 1 1 1 0 1 3												
Scott Livingstone, L OBP: 0.322, SLG: 0.348 (1, 5)	E FC 3B 1-3 3-H 1B		FC5 1B 1B		G4-3	2B		F8		5 1 3 1 0 0 0												
Rico Brogna, L OBP: 0.267, SLG: 0.533 (1, 10)	FC 3B 1-3 3-H		E 1B 1-2		3B BB		BB	F9		0 0 0 0 0 0 0												
Skeeter Barnes, R OBP: 0.294, SLG: 0.391 (1, PH)										3 2 1 0 2 0 1												
Gary Pettis, S OBP: 0.319, SLG: 0.307 (1, 8)			FC5 G6-4-3 1-3 2-3f		1B 3B		F8		K	5 1 2 3 0 1 4												
Inning Stats	R: 7 E: 1 K: 1 S: 18	H: 6 LOB: 1 BB: 2 P: 38	R: 0 E: 0 K: 1 S: 7	H: 0 LOB: 1 BB: 1 P: 13	R: 0 E: 1 K: 0 S: 6	H: 2 LOB: 1 BB: 0 P: 10	R: 0 E: 1 K: 0 S: 13	H: 1 LOB: 2 BB: 0 P: 21	R: 2 E: 0 K: 1 S: 17	H: 2 LOB: 2 BB: 2 P: 29	R: 0 E: 0 K: 1 S: 9	H: 1 LOB: 2 BB: 1 P: 16	R: 0 E: 0 K: 0 S: 15	H: 0 LOB: 2 BB: 2 P: 27	R: 0 E: 0 K: 0 S: 4	H: 0 LOB: 0 BB: 0 P: 8	R: 0 E: 0 K: 2 S: 14	H: 1 LOB: 1 BB: 0 P: 22	1B: 9 2B: 1 3B: 2 HR: 1	SF: 0 SAC: 0 DP: 2 HBP: 0	WP: 0 PB: 0 SB: 0 CS: 0	PA: 48
PITCHER	IP WLS BF H R ER SO BB IBB HBP BLK WP HR S P ERA WHIP																					
Roger Pavlik, R ERA: 9.9 (1, 1)	0.1 L 7 5 6 6 1 1 0 0 0 0 0 1 13 26 162.00 18.000																					
Brian Bohanon, L ERA: 6.82 (1, 1)	4.0 22 6 3 2 1 4 0 0 0 0 0 39 75 4.50 2.500																					
Matt Whiteside, R ERA: 3.18 (5, 1)	2.0 9 1 0 0 2 2 0 0 0 0 0 25 37 0.00 1.500																					
Todd Burns, R ERA: 3.74 (7, 1)	1.2 6 0 0 0 0 1 0 0 0 0 0 12 24 0.00 0.600																					
Kenny Rogers, L ERA: 3.09 (9, 1)	1.0 4 1 0 0 2 0 0 0 0 0 0 14 22 0.00 1.000																					

Detroit Tigers @ Texas Rangers
Arlington Stadium, Arlington, TX
Fri Aug 14 1992, 8:05 PM EDT
Att. 38,696 - Cloudy - 81 F

livebaseballscorecards.com

AB	40
R	9
H	13
RBI	8
BB	8
SO	6
LOB	26



Batter	1	2	3	4	5	6	7	8	9	AB	R	H	RBI	BB	SO	LOB
Jeff Huson, L OBP: 0.345, SLG: 0.368 (1, 6)	F7		2B		1B		F9	F8		4	1	1	0	1	0	2
Rafael Palmeiro, L OBP: 0.344, SLG: 0.411 (1, 3)	F7		F8		1B		1B		F8	5	1	1	0	0	0	2
Ruben Sierra, S OBP: 0.320, SLG: 0.451 (1, 9)	P4		P7		1B		F9		G3-1	5	1	1	1	0	0	2
Juan Gonzalez, R OBP: 0.294, SLG: 0.509 (1, 7)		L6-4		HR	2B		K		HR	5	2	4	4	0	1	1
Kevin Reimer, L OBP: 0.356, SLG: 0.484 (1, 10)		FC6-5		K	P5			1B	G1-3	5	1	2	0	0	1	1
Dean Palmer, R OBP: 0.329, SLG: 0.446 (1, 5)		L6-4		K			G3			1	0	0	0	0	0	2
Al Newman, S OBP: 0.322, SLG: 0.254 (4, 5)							1B			2	0	1	0	0	1	0
Monty Fariss, R OBP: 0.350, SLG: 0.368 (8, PH) (9, 8)								BB		0	0	0	0	1	0	0
Ivan Rodriguez, R OBP: 0.320, SLG: 0.395 (1, 2)					F7		G3		K	4	0	1	0	0	1	3
David Hulse, L OBP: 0.300, SLG: 0.222 (1, 8)					F8		K			3	0	0	0	0	1	3
Geno Petralli, L OBP: 0.287, SLG: 0.293 (8, PH) (9, 5)		FC6-5						1B		1	0	1	1	0	0	0
Jeff Frye, R OBP: 0.295, SLG: 0.333 (1, 4)					F7		F9			3	0	0	0	0	1	1
Brian Downing, R OBP: 0.401, SLG: 0.418 (8, PH)										1	0	0	0	0	1	2
Mario Diaz, R (9, 4)										0	0	0	0	0	0	0

Inning Stats	R: 0	H: 0	E: 0	K: 0	S: 9	H: 3	LOB: 2	BB: 0	P: 15	R: 0	H: 1	E: 0	K: 1	S: 8	R: 1	H: 1	E: 0	K: 2	S: 12	R: 3	H: 2	E: 1	K: 0	S: 13	R: 0	H: 1	E: 0	K: 1	S: 9	R: 0	H: 1	E: 0	K: 1	S: 11	R: 1	H: 2	E: 0	K: 2	S: 16	R: 1	H: 1	E: 0	K: 0	S: 11	R: 1	H: 1	E: 0	K: 0	S: 17	1B: 7	SF: 0	2B: 4	SAC: 0	3B: 0	DP: 1	HR: 2	HBP: 0	WP: 0	PA: 41
--------------	------	------	------	------	------	------	--------	-------	-------	------	------	------	------	------	------	------	------	------	-------	------	------	------	------	-------	------	------	------	------	------	------	------	------	------	-------	------	------	------	------	-------	------	------	------	------	-------	------	------	------	------	-------	-------	-------	-------	--------	-------	-------	-------	--------	-------	--------

PITCHER	IP	WLS	BF	H	R	ER	SO	BB	IBB	HBP	BLK	WP	HR	S	P	ERA	WHIP
Dave Haas, R ERA: 1.93 (1, 1)	6.2	W	30	9	4	1	4	1	0	0	0	0	1	69	105	1.35	1.500
Kurt Knudsen, R ERA: 3.68 (7, 1)	0.2		5	2	1	1	2	1	0	0	0	0	0	13	23	13.50	4.500
Mike Henneman, R ERA: 4.31 (8, 1)	1.2	S	6	1	1	1	1	0	0	0	0	0	1	17	26	5.40	0.600

BOTTOM

Detroit Tigers @ Texas Rangers
Arlington Stadium, Arlington, TX
Fri Aug 14 1992, 8:05 PM EDT
Att: 38,696 - Cloudy - 81 F

livebaseballscorecards.com

AB	39
R	6
H	12
RBI	6
BB	2
SO	7
LOB	19



Detroit Tigers @ Texas Rangers
Arlington Stadium, Arlington, TX
Sat Aug 15 1992, 8:05 PM EDT
Att. 31,008 - Cloudy - 82 F

Batter	1	2	3	4	5	6	7	8	9	AB	R	H	RBI	BB	SO	LOB	TOP										
Tony Phillips, S OBP: 0.401, SLG: 0.413 (1, 9) BB (9, 4)	4-0 1B BB SF8 BB	2-2 F7	2-2 G1-3		1-0 FC1-2 1B 1-2 2-3 3-H		2-2 FC SF8 1B 1-3 2-H	1-3 K		5	3	0	0	1	1	7											
Lou Whitaker, L OBP: 0.406, SLG: 0.481 Skeeter Barnes, R OBP: 0.300, SLG: 0.396 (1, 4) SAFE (9, PH) (9, 9)	4-1 BB 1B 1-2 BB	2-2 BB 1-3 1B		0-2 G3-1	4-1 1B 1-2 2-3 3-H		1-1 SF8 2-3 3-H		2-2 1B 1B	2	0	1	2	2	0	0											
Travis Fryman, R OBP: 0.323, SLG: 0.448 (1, 6) SS X	1-2 1-2 2-3 1B	4-0 1-2 BB		3-2 G1-3	2-1 1-2 2-H 3-H 1B		1-0 1B WP 1B		0-1 1-3 1B	5	1	4	3	1	0	0											
Cecil Fielder, R OBP: 0.316, SLG: 0.460 Dave Bergman, L OBP: 0.269, SLG: 0.241 Rob Deer, R OBP: 0.309, SLG: 0.550 Mike Munoz, L (1, 3) (8, 3) (9, PH) (9, 1)	1-1 P4	1-3 K		4-2 BB	1-2 G1-3		3-2 1B 1-H		1-3 K	4	0	1	1	1	1	8											
Mickey Tettleton, S OBP: 0.381, SLG: 0.473 (1, 2) C BB X	1-2 SF8 3-H		4-1 1B 1B BB	2-1 G3		1-3 K	0-1 F7		4-0 IBB	3	1	0	1	2	1	2											
Dan Gladden, R OBP: 0.322, SLG: 0.355 Mark Carreon, R OBP: 0.272, SLG: 0.350 (1, 7) (8, 7)	4-2 1-2 2-3 BB		2-1 1B 1-2 SF8 1B		1-0 E7 G4-3 FC1-2 1B	1-0 F7	1-3 K		2-2 P4	4	1	2	0	1	1	1											
Scott Livingstone, L OBP: 0.319, SLG: 0.343 (1, 5) X	0-0 F7		0-0 1-3 2-H 1B		1-1 G4-3	1-3 K		0-1 F7	1-2 G4-3	6	0	1	1	0	1	7											
Rico Brogna, L OBP: 0.400, SLG: 0.529 (1, 10) (9, 3)		4-2 1B BB	1-3 K		4-2 FC1-2 BB BB		2-2 FC BB E 1B	4-2 BB BB		2	2	1	0	3	1	2											
Gary Pettis, S OBP: 0.322, SLG: 0.301 (1, 8) X		0-1 F7	2-0 SF8		4-2 BB FC1-2 1B BB		4-1 E SF8 BB	0-0 F7		2	2	0	1	2	0	2											
Inning Stats	R: 1 E: 0 K: 0 S: 12	H: 1 LOB: 3 BB: 3 P: 27	R: 0 E: 0 K: 1 S: 15	H: 1 LOB: 3 BB: 2 P: 28	R: 2 E: 0 K: 1 S: 11	H: 2 LOB: 1 BB: 1 P: 22	R: 0 E: 0 K: 0 S: 12	H: 0 LOB: 1 BB: 1 P: 21	R: 3 E: 1 K: 0 S: 14	H: 2 LOB: 2 BB: 3 P: 32	R: 0 E: 0 K: 2 S: 7	H: 0 LOB: 0 BB: 0 P: 10	R: 4 E: 1 K: 1 S: 22	H: 3 LOB: 1 BB: 1 P: 36	R: 0 E: 0 K: 1 S: 14	H: 0 LOB: 1 BB: 1 P: 19	R: 0 E: 0 K: 1 S: 15	H: 2 LOB: 3 BB: 1 P: 25	1B: 11 2B: 0 3B: 0 HR: 0	SF: 3 SAC: 0 DP: 0 HBP: 0	WP: 1 PB: 0 SB: 0 CS: 0	PA: 52					
PITCHER	IP	WLS	BF	H	R	ER	SO	BB	IBB	HBP	BLK	WP	HR	S	P	ERA	WHIP										
Bobby Witt, R ERA: 4.33 (1, 1)	4.2	L	29	5	6	6	2	10	0	0	0	0	0	59	122	11.57	3.214										
Ed Nunez, R ERA: 3.96 (5, 1)	2.1		13	4	4	3	3	1	0	0	0	1	0	34	54	11.57	2.143										
Roger Pavlik, R ERA: 9.0 (8, 1)	1.0		4	0	0	0	1	1	0	0	0	0	0	14	19	0.00	1.000										
Kenny Rogers, L ERA: 3.03 (9, 1)	1.0		6	2	0	0	1	0	1	0	0	0	0	15	25	0.00	2.000										

AB	36
R	10
H	11
RBI	9
BB	13
SO	7
LOB	34



BOTTOM

Detroit Tigers @ Texas Rangers
 Arlington Stadium, Arlington, TX
 Sat Aug 15 1992, 8:05 PM EDT
 Att: 31,008 - Cloudy - 82 F

livebaseballscores.com

AB	33
R	3
H	9
RBI	3
BB	1
SO	3
LOB	12



WP:	1	PA:	35
PB:	0	SB:	0
CS:	0		

AB	R	H	RBI	BB	SO	LOB
2	0	0	1	0	0	1
1	0	0	0	0	0	1

4	0	1	0	0	0	0
---	---	---	---	---	---	---

4	0	1	0	0	1	1
---	---	---	---	---	---	---

4	2	1	0	0	0	2
---	---	---	---	---	---	---

4	0	2	0	0	0	0
---	---	---	---	---	---	---

3	0	1	2	0	0	1
1	0	0	0	0	0	0

4	0	1	0	0	0	4
---	---	---	---	---	---	---

2	1	1	0	0	1	0
2	0	0	0	0	1	1

2	0	1	0	1	0	1
---	---	---	---	---	---	---

1B:	9	SF:	1
2B:	0	SAC:	0
3B:	0	DP:	3
HR:	0	HBP:	0

Batter	1	2	3	4	5	6	7	8	9
Jeff Huson, L (1, 6) OBP: 0.342, SLG: 0.365 Mario Diaz, R (7, PH) (8, 6)	2-1 F9		2-2 SF8		1-0 G4-6-3		1-1 G6-4-3		
Rafael Palmeiro, L (1, 3) OBP: 0.343, SLG: 0.410	2-1 L7		3-2 G4-3			0-1 FC6-4 1B		0-2 G3	
Ruben Sierra, S (1, 9)	0-0 1B			0-1 F9		2-3 K		3-1 F7	
Juan Gonzalez, R (1, 7) OBP: 0.294, SLG: 0.507	1-0 G5-3			0-2 1B E 1B		1-1 FC6-4 1B		2-1 G6-3	
Kevin Reimer, L (1, 10) OBP: 0.358, SLG: 0.484		1-2 G4-3		2-1 1B E 1B		0-0 1B 1B		0-0 P2	
Geno Petrali, L (1, 2) OBP: 0.288, SLG: 0.294 Ivan Rodriguez, R (9, PH) OBP: 0.319, SLG: 0.393		2-0 G4-3		0-1 E3 G3-6-1		0-1 1B		0-1 F8	
Al Newman, S (1, 5) OBP: 0.321, SLG: 0.254		0-0 F7		0-0 G3-6-1		1-0 L9		2-1 1B	
David Hulse, L (1, 8) OBP: 0.333, SLG: 0.273 Monty Fariss, R (7, PH) OBP: 0.343, SLG: 0.360 (8, 8)			0-1 G4-3 WP SF8 1B		0-3 K		1-3 K		0-0 G6-3
Jeff Frye, R (1, 4) OBP: 0.306, SLG: 0.337			3-2 G4-3		1-2 G4-6-3 1B		4-0 G6-4-3 BB		

Inning Stats	R: 0	H: 1	R: 0	H: 0	R: 1	H: 1	R: 0	H: 1	R: 1	H: 3	R: 0	H: 0	R: 0	H: 0	R: 0	H: 1
	E: 0	LOB: 1	E: 0	LOB: 0	E: 0	LOB: 0	E: 0	LOB: 0	E: 1	LOB: 2	E: 0	LOB: 0	E: 0	LOB: 0	E: 0	LOB: 1
	K: 0	BB: 0	K: 0	BB: 0	K: 0	BB: 0	K: 1	BB: 0	K: 0	BB: 0	K: 1	BB: 1	K: 0	BB: 0	K: 0	BB: 0
	S: 6	P: 11	S: 5	P: 8	S: 12	P: 20	S: 8	P: 10	S: 10	P: 15	S: 5	P: 11	S: 7	P: 12	S: 6	P: 8

PITCHER	IP	WLS	BF	H	R	ER	SO	BB	IBB	HBP	BLK	WP	HR	S	P	ERA	WHIP
John Doherty, R (1, 1) ERA: 3.73	6.0	W	25	8	3	3	2	0	0	0	0	1	0	52	76	4.50	1.333
Mike Munoz, L (7, 1) ERA: 3.16	3.0	S	10	1	0	0	1	1	0	0	0	0	0	18	31	0.00	0.667
Mike Munoz, L (9, 1) ERA: 3.16	3.0	S	10	1	0	0	1	1	0	0	0	0	0	18	31	0.00	0.667

Batter	1	2	3	4	5	6	7	8	9	AB R H RBI BB SO LOB	TOP											
Tony Phillips, S OBP: 0.399, SLG: 0.410 (1, 9)	2-1 BB HR 1B	0-0 F7			2-3 K	2-3 K		2-2 G4-3		5 1 1 0 0 2 1												
Lou Whitaker, L OBP: 0.403, SLG: 0.475 (1, 4)	3-1 L4		0-2 P3		4-0 BB BB BB	0-0 G3			2-1 F8	4 1 0 0 1 0 2												
Travis Fryman, R OBP: 0.326, SLG: 0.448 (1, 6)	4-2 HR BB		1-0 F8		4-2 BB BB BB		2-0 F7		0-1 G6-4-3 1B	3 1 1 0 2 0 0												
Cecil Fielder, R OBP: 0.317, SLG: 0.465 (1, 3)	2-1 F7		2-2 HR		4-2 BB BB		0-2 E5		0-0 G6-4-3 1-2f	4 1 1 1 1 0 3 0 0 0 0 0 0 0												
Dave Bergman, L OBP: 0.269, SLG: 0.241 (9, 3)					1-2 2-3 BB BB																	
Mickey Tettleton, S OBP: 0.382, SLG: 0.480 (1, 10)	3-1 HR 1-H 2-H		4-2 BB		0-1 P6		2-0 F9			3 1 1 3 1 0 4												
Scott Livingstone, L OBP: 0.322, SLG: 0.340 (1, 5)	4-0 BB		2-1 F7		4-2 BB BB		1-0 L5			2 0 0 1 2 0 2												
Mark Carreon, R OBP: 0.272, SLG: 0.360 (1, 7)	0-3 K			3-3 K	0-0 F7			3-2 HR		4 1 1 1 0 2 4												
Chad Kreuter, S OBP: 0.303, SLG: 0.325 (1, 2)		1-3 K		2-3 K		1-0 E4		0-0 F8		4 0 0 0 0 2 0												
Gary Pettis, S OBP: 0.312, SLG: 0.290 (1, 8)		1-2 G5-3		0-1 G1-3		3-3 K		1-0 G1-3		4 0 0 0 0 1 1												
Inning Stats	R: 3 E: 0 K: 1 S: 13	H: 2 LOB: 1 BB: 2 P: 31	R: 0 E: 0 K: 1 S: 7	H: 0 LOB: 0 BB: 0 P: 9	R: 1 E: 0 K: 0 S: 12	H: 1 LOB: 1 BB: 1 P: 21	R: 0 E: 0 K: 2 S: 8	H: 0 LOB: 0 BB: 0 P: 13	R: 1 E: 0 K: 1 S: 14	H: 0 LOB: 3 BB: 4 P: 32	R: 0 E: 1 K: 2 S: 8	H: 0 LOB: 1 BB: 0 P: 14	R: 0 E: 1 K: 0 S: 6	H: 0 LOB: 1 BB: 0 P: 11	R: 1 E: 0 K: 0 S: 9	H: 1 LOB: 0 BB: 0 P: 15	R: 0 E: 0 K: 0 S: 5	H: 1 LOB: 0 BB: 0 P: 7	1B: 2 2B: 0 3B: 0 HR: 3	SF: 0 SAC: 0 DP: 1 HBP: 0	WP: 0 PB: 0 SB: 0 CS: 0	PA: 40
PITCHER	IP WLS BF H R ER SO BB IBB HBP BLK WP HR S P ERA WHIP																					
Nolan Ryan, R ERA: 3.64 (1, 1)	4.2 L 24 3 5 5 5 7 0 0 0 0 0 2 53 105 9.64 2.143																					
Todd Burns, R ERA: 3.63 (5, 1)	2.1 9 0 0 0 2 0 0 0 0 0 0 0 15 26 0.00 0.000																					
Jeff Russell, R ERA: 2.01 (8, 1)	1.0 4 1 1 1 0 0 0 0 0 0 0 1 9 15 9.00 1.000																					
Matt Whiteside, R ERA: 2.7 (9, 1)	1.0 3 1 0 0 0 0 0 0 0 0 0 0 5 7 0.00 1.000																					

Detroit Tigers @ Texas Rangers
Arlington Stadium, Arlington, TX
Sun Aug 16 1992, 8:05 PM EDT
Att. 25,216 - Sunny - 85 F

livebaseballscorecards.com

AB 33
R 6
H 5
RBI 6
BB 7
SO 7
LOB 17



Batter	1	2	3	4	5	6	7	8	9	AB	R	H	RBI	BB	SO	LOB
Jeff Frye, R OBP: 0.304, SLG: 0.333 (1, 4) C B X	1-2 L6 ①		1 SAFE 0-0 X 1-2 1B		1 SAFE 1-0 X F8 ③			X 0-0 F7 ①		4	0	1	0	0	0	1
Rafael Palmeiro, L OBP: 0.342, SLG: 0.407 (1, 3) B F B B X	3-2 G4-3 ②		1-3 K ③			B X 1-0 F8 ①		B B F C B B F B B 4-2 BB		3	0	0	0	1	1	2
Ruben Sierra, S OBP: 0.317, SLG: 0.445 (1, 9) B B C S X	2-2 G5-3 ③			F B X 1-1 G5-3 ①		X 0-0 F7 ②		C S B B X 1-2 P5 ②		4	0	0	0	0	0	1
Juan Gonzalez, R OBP: 0.293, SLG: 0.505 (1, 7) C C C C C X		0-2 F7 ①		2-3 K ②		B B C C B B X 3-2 1B 1B		X 0-0 P4 ③		4	0	1	0	0	1	1
Brian Downing, R OBP: 0.406, SLG: 0.421 (1, 10) C B B X		2-1 F9 ②		1-2 1B		B B C C B X 1-2 1B		B B C C B B X 4-2 G4-6-3 BB		3	0	2	0	1	0	0
Monty Fariss, R OBP: 0.333, SLG: 0.348 (1, 8) Kevin Reimer, L OBP: 0.357, SLG: 0.483 (9, PH) C C C C C X		1-3 K ③		1-0 L9 ③		B B C C B X 1-3 K		B B C C B B X 2-2 G4-6-3 1-2f		3	0	0	0	0	2	3
Ivan Rodriguez, R OBP: 0.315, SLG: 0.388 (1, 2) F B B F X		2-2 P8 ①			B X 1-0 F9 ①		C C C C B B X 2-3 K		B X 1-0 G6-3 ③	4	0	0	0	0	1	0
Al Newman, S OBP: 0.326, SLG: 0.257 (1, 5) L B B X		2-1 1B 1B			B B B C B B 4-1 BB		B B C C B B X 3-2 F7 ②			2	0	1	0	1	0	0
Mario Diaz, R (1, 6) F X		0-1 F8 ②			B B F B B X 2-2 F8 ②		B B C C B B X 1-3 K			3	0	0	0	0	1	2

Inning Stats	R: 0	H: 0	E: 0	K: 0	S: 9	R: 0	H: 0	E: 0	K: 1	S: 11	R: 0	H: 2	E: 0	K: 1	S: 11	R: 0	H: 1	E: 0	K: 1	S: 10	R: 0	H: 0	E: 0	K: 0	S: 8	R: 0	H: 2	E: 0	K: 1	S: 11	R: 0	H: 0	E: 0	K: 2	S: 11	R: 0	H: 0	E: 0	K: 0	S: 8	R: 0	H: 0	E: 0	K: 0	S: 7	R: 0	H: 0	E: 0	K: 0	S: 7	1B: 5	2B: 0	3B: 0	HR: 0	SF: 0	SAC: 0	DP: 1	HBP: 0	WP: 0	PB: 0	SB: 0	CS: 0	PA: 34
Frank Tanana, L ERA: 4.3 (1, 1)	8.0	WLS	BF	H	R	ER	SO	BB	IBB	HBP	BLK	WP	HR	S	P	ERA	WHIP																																														
John Kiely, R ERA: 2.31 (9, 1)	1.0	W	3	0	0	0	0	1	0	0	0	0	0	7	14	0.00	1.000																																														

DETROIT TIGERS @ TEXAS RANGERS
Arlington Stadium, Arlington, TX
Sun Aug 16 1992, 8:05 PM EDT
Att: 25,216 - Sunny - 85 F

AB	31
R	0
H	5
RBI	0
BB	3
SO	6
LOB	11



PITCHER	IP	WLS	BF	H	R	ER	SO	BB	IBB	HBP	BLK	WP	HR	S	P	ERA	WHIP
Frank Tanana, L	8.0	W	31	5	0	0	6	2	0	0	0	0	0	79	123	0.00	0.875
John Kiely, R	1.0		3	0	0	0	0	1	0	0	0	0	0	7	14	0.00	1.000

Batter	1	2	3	4	5	6	7	8	9	AB R H RBI BB SO LOB	TOP	
Jeff Huson, L (1, 6) <small>OBP: 0.341, SLG: 0.363</small>	2-3 		2-0 			2-1 		1-1 		4 0 1 0 0 1 0		
Rafael Palmeiro, L (1, 3) <small>OBP: 0.341, SLG: 0.406</small>	1-0 			1-0 		0-1 		3-1 		4 0 1 0 0 0 1		
Ruben Sierra, S (1, 9) <small>OBP: 0.319, SLG: 0.446</small>	2-2 			0-1 		0-1 			1-0 	4 0 2 0 0 0 1		
Juan Gonzalez, R (1, 7) <small>OBP: 0.295, SLG: 0.503</small>	1-0 			4-1 		0-1 		1-2 	1-2 	3 0 1 0 1 0 3		
Kevin Reimer, L (1, 10) <small>OBP: 0.353, SLG: 0.478</small>		1-0 		0-0 			1-2 	1-2 	1-2 	4 0 0 0 0 0 3		
Ivan Rodriguez, R (1, 2) <small>OBP: 0.314, SLG: 0.386</small>		1-3 			0-0 		3-2 	1-1 	1-1 	4 0 1 0 0 1 2		
Al Newman, S (1, 5) <small>OBP: 0.321, SLG: 0.253</small>		2-1 			0-3 		0-0 	2-3 	2-3 	3 0 0 0 0 1 1		
Brian Downing, R (9, PH) <small>OBP: 0.405, SLG: 0.419</small>					1 SAFE 					1 0 0 0 0 1 2		
David Hulse, L (1, 8) <small>OBP: 0.267, SLG: 0.214</small>			0-3 		3-2 		0-1 			3 0 0 0 0 1 2		
Jeff Frye, R (1, 4) <small>OBP: 0.298, SLG: 0.327</small>			2-1 		0-2 			0-3 		2 0 0 0 0 0 1		
Geno Petrali, L (8, PH) <small>OBP: 0.287, SLG: 0.292</small>										1 0 0 0 0 1 0		
Inning Stats	R: 0 H: 1 E: 0 LOB: 1 K: 1 BB: 0 S: 8 P: 14	R: 0 H: 0 E: 0 LOB: 0 K: 1 BB: 0 S: 6 P: 10	R: 0 H: 0 E: 0 LOB: 0 K: 1 BB: 0 S: 7 P: 11	R: 0 H: 0 E: 0 LOB: 1 K: 0 BB: 1 S: 5 P: 10	R: 0 H: 1 E: 0 LOB: 1 K: 1 BB: 0 S: 10 P: 13	R: 0 H: 2 E: 0 LOB: 1 K: 0 BB: 0 S: 8 P: 10	R: 0 H: 0 E: 1 LOB: 1 K: 0 BB: 0 S: 14 P: 18	R: 0 H: 0 E: 0 LOB: 0 K: 1 BB: 0 S: 7 P: 11	R: 0 H: 2 E: 0 LOB: 2 K: 1 BB: 0 S: 16 P: 22	1B: 6 SF: 0 2B: 0 SAC: 0 3B: 0 DP: 1 HR: 0 HBP: 0	WP: 0 PA: 34 PB: 0 SB: 0 CS: 0	
PITCHER Jack McDowell, R (1, 1) <small>ERA: 3.29</small>	IP WLS BF H R ER SO BB IBB HBP BLK WP HR S P ERA WHIP 9.0 W 34 6 0 0 6 1 0 0 0 0 0 0 81 119 0.00 0.778											PITCHER IP WLS BF H R ER SO BB IBB HBP BLK WP HR S P ERA WHIP

Texas Rangers @ Chicago White Sox
 Comiskey Park, Chicago, IL
 Tue Aug 18 1992, 8:05 PM EDT
 Att. 29,564 - Cloudy - 71 F

livebaseballscorecards.com

AB	33
R	0
H	6
RBI	0
BB	1
SO	6
LOB	16



Batter	1	2	3	4	5	6	7	8	9	AB R H RBI BB SO LOB
--------	---	---	---	---	---	---	---	---	---	----------------------

Steve Sax, R <small>OBP: 0.295, SLG: 0.319</small> (1, 4) 	1-1 	1-2 FC6-4 		2-3 K 		1-0 FC6-4 				4 1 1 0 0 1 2
Tim Raines, S <small>OBP: 0.377, SLG: 0.374</small> (1, 7) 	1-1 		2-2 		4-0 		3-2 			3 2 3 0 1 0 0
Frank Thomas, R <small>OBP: 0.451, SLG: 0.541</small> (1, 3) 	1-3 		4-2 		0-1 		2-2 			3 0 2 0 1 1 2
George Bell, R <small>OBP: 0.305, SLG: 0.429</small> (1, 10) 	0-1 		1-3 		0-3 		2-3 			4 0 1 1 0 3 6
Robin Ventura, L <small>OBP: 0.369, SLG: 0.419</small> (1, 5) 	4-1 		2-0 		0-0 		0-0 			3 0 0 1 1 0 5
Dale Sveum, S <small>OBP: 0.257, SLG: 0.268</small> (1, 6) 	0-1 		0-0 		1-1 		0-1 			4 0 0 0 0 0 5
Lance Johnson, L <small>OBP: 0.328, SLG: 0.360</small> (1, 8) 		0-2 	0-0 		1-0 		1-1 			4 0 0 0 0 0 2
Shawn Abner, R <small>OBP: 0.320, SLG: 0.365</small> (1, 9) 		2-1 		2-1 		2-2 		1-2 		4 0 1 0 0 0 0
Ron Karkovice, R <small>OBP: 0.292, SLG: 0.332</small> (1, 2) 		0-0 		2-0 		1-0 				3 0 1 0 0 0 1

Inning Stats	R: 1	H: 3	E: 0	K: 1	S: 12	LOB: 2	BB: 1	P: 19	R: 0	H: 1	E: 0	K: 0	S: 9	LOB: 1	BB: 0	P: 12	R: 1	H: 1	E: 1	K: 1	S: 11	LOB: 2	BB: 1	P: 20	R: 0	H: 0	E: 0	K: 1	S: 6	LOB: 0	BB: 0	P: 12	R: 1	H: 1	E: 0	K: 1	S: 8	LOB: 1	BB: 1	P: 13	R: 0	H: 1	E: 0	K: 0	S: 8	LOB: 1	BB: 0	P: 13	R: 0	H: 2	E: 0	K: 1	S: 12	LOB: 1	BB: 0	P: 19	R: 0	H: 0	E: 0	K: 0	S: 7	LOB: 0	BB: 0	P: 9
--------------	------	------	------	------	-------	--------	-------	-------	------	------	------	------	------	--------	-------	-------	------	------	------	------	-------	--------	-------	-------	------	------	------	------	------	--------	-------	-------	------	------	------	------	------	--------	-------	-------	------	------	------	------	------	--------	-------	-------	------	------	------	------	-------	--------	-------	-------	------	------	------	------	------	--------	-------	------

PITCHER	IP	WLS	BF	H	R	ER	SO	BB	IBB	HBP	BLK	WP	HR	S	P	ERA	WHIP
Kevin Brown, R <small>ERA: 3.34</small> (1, 1) 	8.0	L	35	9	3	2	5	3	0	0	0	0	0	73	117	2.25	1.500

BOTTOM

Texas Rangers @ Chicago White Sox Comiskey Park, Chicago, IL Tue Aug 18 1992, 8:05 PM EDT Att. 29,564 - Cloudy - 71 F

AB 32 R 3 H 9 RBI 2 BB 3 SO 5 LOB 23



WP	PA	3B	HR	S	P	ERA	WHIP
0	35	0	0	2	2	0	0

livebaseballscorecards.com

Batter	1	2	3	4	5	6	7	8	9	AB R H RBI BB SO LOB	TOP
Jeff Huson, L (1, 6) OBP: 0.336, SLG: 0.359 B C B X	2-1 		3-2 			0-0 		2-3 		3 0 0 1 0 1 1	
Rafael Palmeiro, L (1, 3) OBP: 0.341, SLG: 0.405 C B F C	1-3 		1-2 	2-1 		2-2 		0-1 		4 0 1 0 0 1 0	
Ruben Sierra, S (1, 9) OBP: 0.316, SLG: 0.442 B C F S S S	1-3 			2-2 		2-0 		0-1 		4 0 0 0 0 1 1	
Juan Gonzalez, R (1, 8) OBP: 0.293, SLG: 0.499 B C B B B C		3-3 		1-2 		2-2 		1-2 		4 0 0 0 0 1 1	
Kevin Reimer, L (1, 10) OBP: 0.351, SLG: 0.475 Brian Downing, R (9, PH) OBP: 0.403, SLG: 0.418 B B C C C B X		3-2 			0-0 		3-2 		2-1 	3 0 0 0 0 0 0 1 0 0 0 0 0 1	
Monty Hariss, R (1, 7) OBP: 0.333, SLG: 0.379 C B B B B C X		3-2 			1-2 		1-0 			3 1 1 1 0 0 0	
Ivan Rodriguez, R (1, 2) OBP: 0.317, SLG: 0.387 C X			0-1 		4-0 		1-0 			2 0 1 0 1 0 0	
Jeff Frye, R (1, 4) OBP: 0.302, SLG: 0.330 C C C X			0-2 		3-2 		0-0 			2 1 1 0 0 0 1	
Mario Diaz, R (1, 5) OBP: 0.125, SLG: 0.125 Al Newman, S (7, 5) OBP: 0.320, SLG: 0.251 1 SAFE X			0-0 		0-1 		1-1 			2 0 1 0 0 0 1 1 0 0 0 0 0 1	
Inning Stats	R: 0 H: 0 E: 0 LOB: 0 K: 2 BB: 0 S: 9 P: 13	R: 0 H: 0 E: 0 LOB: 0 K: 1 BB: 0 S: 9 P: 18	R: 1 H: 2 E: 0 LOB: 0 K: 0 BB: 0 S: 12 P: 15	R: 0 H: 0 E: 0 LOB: 0 K: 0 BB: 0 S: 9 P: 14	R: 1 H: 1 E: 0 LOB: 1 K: 0 BB: 1 S: 10 P: 18	R: 0 H: 0 E: 0 LOB: 0 K: 0 BB: 0 S: 6 P: 10	R: 0 H: 0 E: 0 LOB: 0 K: 0 BB: 0 S: 9 P: 15	R: 0 H: 1 E: 0 LOB: 1 K: 1 BB: 0 S: 8 P: 12	R: 0 H: 1 E: 0 LOB: 1 K: 0 BB: 0 S: 9 P: 12	1B: 4 SF: 1 2B: 0 SAC: 1 3B: 0 DP: 0 HR: 1 HBP: 0	WP: 0 PA: 33 PB: 0 SB: 0 CS: 1
PITCHER Alex Fernandez, R (1, 1) ERA: 4.12 Scott Radinsky, L (9, 1) ERA: 2.47	IP WLS BF H R ER SO BB IBB HBP BLK WP HR S P ERA WHIP 8.0 W 28 4 2 2 4 1 0 0 0 0 1 72 115 2.25 0.625 1.0 S 4 1 0 0 0 0 0 0 0 0 0 0 9 12 0.00 1.000	PITCHER IP WLS BF H R ER SO BB IBB HBP BLK WP HR S P ERA WHIP									

Texas Rangers @ Chicago White Sox
 Comiskey Park, Chicago, IL
 Wed Aug 19 1992, 8:05 PM EDT
 Att. 31,227 - Sunny - 68 F

livebaseballscorecards.com

AB	29
R	2
H	5
RBI	2
BB	1
SO	4
LOB	7



Batter	1	2	3	4	5	6	7	8	9	AB R H RBI BB SO LOB	TOP											
Brian Downing, R (1, 10) OBP: 0.403, SLG: 0.417	1-2 G6-3		3-3 K2-3		1-2 HR 1B		0-1 1B 1B	3-2 G5-3		5 1 2 2 0 1 2												
Rafael Palmeiro, L (1, 3) OBP: 0.339, SLG: 0.409	2-2 L3			0-0 F8	1-0 HR 1B		2-3 K		3-2 F9	5 1 1 2 0 1 1												
Ruben Sierra, S (1, 9) OBP: 0.313, SLG: 0.437	1-0 F7			1-1 G3-1	1-0 F9		1-2 P3		2-2 L8	5 0 0 0 0 0 1												
Juan Gonzalez, R (1, 8) OBP: 0.296, SLG: 0.509			1-3 K	3-1 HR	1-2 2B		3-0 1B		0-1 P2	5 1 3 1 0 1 0												
Kevin Reimer, L (1, 7) OBP: 0.350, SLG: 0.475			2-0 F7	0-0 2B	0-3 K		3-3 K			4 0 1 0 0 2 3												
Jeff Frye, R (7, 4) OBP: 0.302, SLG: 0.330										0 0 0 0 0 0 0												
Dean Palmer, R (1, 5) OBP: 0.328, SLG: 0.444			0-1 G6-3	0-0 G6-3		3-1 F9		2-1 G4-3 2B 1B		4 1 1 0 0 0 1												
Monty Fariss, R (1, 4) OBP: 0.330, SLG: 0.374			1-1 G6-3		1-0 1B 1B	1-3 K		2-1 G4-3		4 1 1 0 0 1 1												
Ivan Rodriguez, R (1, 2) OBP: 0.316, SLG: 0.385			2-2 G4-3		3-2 F9	1-0 1B		0-0 G5-3		4 0 1 0 0 0 2												
Jeff Huson, L (1, 6) OBP: 0.341, SLG: 0.368			2-2 1B		2-0 1B	1-3 K		0-0 2B		4 1 3 1 0 1 1												
Inning Stats	R: 0 E: 0 K: 0 S: 9	H: 0 LOB: 0 BB: 0 P: 13	R: 0 E: 0 K: 1 S: 11	H: 0 LOB: 0 BB: 0 P: 14	R: 0 E: 0 K: 1 S: 14	H: 1 LOB: 1 BB: 0 P: 21	R: 1 E: 0 K: 0 S: 7	H: 2 LOB: 1 BB: 0 P: 11	R: 4 E: 0 K: 1 S: 19	H: 5 LOB: 1 BB: 0 P: 28	R: 0 E: 0 K: 2 S: 9	H: 1 LOB: 1 BB: 0 P: 15	R: 0 E: 0 K: 2 S: 13	H: 2 LOB: 2 BB: 0 P: 22	R: 1 E: 0 K: 0 S: 9	H: 2 LOB: 1 BB: 0 P: 16	R: 0 E: 0 K: 0 S: 9	H: 0 LOB: 0 BB: 0 P: 14	1B: 8 2B: 3 3B: 0 HR: 2	SF: 0 SAC: 0 DP: 0 HBP: 0	WP: 0 PB: 0 SB: 1 CS: 0	PA: 40
PITCHER	IP WLS BF H R ER SO BB IBB HBP BLK WP HR S P ERA WHIP																					
Charlie Hough, R (1, 1) ERA: 3.77	4.2 L 22 8 5 5 2 0 0 0 0 0 0 2 57 84 9.64 1.714																					
Wilson Alvarez, L (5, 1) ERA: 4.55	2.1 10 3 0 0 5 0 0 0 0 0 0 0 25 40 0.00 1.286																					
Donn Pall, R (8, 1) ERA: 4.58	2.0 8 2 1 1 0 0 0 0 0 0 0 0 18 30 4.50 1.000																					

Texas Rangers @ Chicago White Sox
Comiskey Park, Chicago, IL
Thu Aug 20 1992, 4:33 AM EDT
Att. 31,959 - Sunny - 72 F

livebaseballscorecards.com

AB	40
R	6
H	13
RBI	6
BB	0
SO	7
LOB	12




Batter	1	2	3	4	5	6	7	8	9	AB	R	H	RBI	BB	SO	LOB
Steve Sax, R OBP: 0.297, SLG: 0.318 (1, 4) C B B B C B	4-2 CS G4-3 BB BB		1-0 L7 BB			1-0 P3 BB		2-1 L8 C B B X		3	0	0	0	1	0	2
Dale Sveum, S OBP: 0.250, SLG: 0.259 (1, 6) C 1 SAFE X	0-1 G4-3 1-2		3-3 K C B B F B S			1-2 F7 B F F X			2-3 K F B B S S	4	0	0	0	0	2	2
Frank Thomas, R OBP: 0.446, SLG: 0.536 (1, 3) S B X	1-1 F8 BB			2-1 F8 B C C X		2-2 G5-3 C C C B X			2-0 F9 B B X	4	0	0	0	0	0	1
George Bell, R OBP: 0.309, SLG: 0.443 (1, 10) B C B	2-1 CS 2-3	0-3 K S F C		1-2 L1 F F F X			0-2 L3 1B F C X		0-2 HR S S X	4	1	2	1	0	1	0
Robin Ventura, L OBP: 0.368, SLG: 0.419 (1, 5)		0-0 1B X		2-1 F8 B B S X			2-0 L3 1-2 B B X		0-0 2B X	4	0	2	0	0	0	1
Dan Pasqua, L OBP: 0.308, SLG: 0.339 (1, 9)			2-1 F7 C B B X		0-0 F7 X		1-0 F9 B X		3-3 K B B F S S	4	0	0	0	0	1	2
Lance Johnson, L OBP: 0.326, SLG: 0.357 (1, 8)		0-0 P1 X			1-3 K F B F S S			1-0 G4-3 B X		3	0	0	0	0	1	1
Shawn Abner, R OBP: 0.320, SLG: 0.364 (1, 7)			0-1 E6 C X		0-0 1B X			2-3 K B B F C S		3	0	1	0	0	1	0
Ron Karkovice, R OBP: 0.293, SLG: 0.332 (1, 2) C B 1 SAFE F 1 SAFE X			1-2 F8 C B 1 SAFE F 1 SAFE X		0-1 P6 F X			1-0 1B B X		3	0	1	0	0	0	2

Inning Stats	R: 0	H: 0	E: 0	K: 0	S: 7	R: 0	H: 1	E: 0	K: 1	S: 7	R: 0	H: 0	E: 1	K: 1	S: 9	R: 0	H: 0	E: 0	K: 0	S: 7	R: 0	H: 1	E: 0	K: 1	S: 8	R: 0	H: 0	E: 0	K: 0	S: 7	R: 0	H: 1	E: 0	K: 1	S: 5	R: 0	H: 1	E: 0	K: 1	S: 7	R: 1	H: 2	E: 0	K: 2	S: 11	R: 0	H: 1	E: 0	K: 1	S: 7	R: 1	H: 2	E: 0	K: 2	S: 11	1B: 4	SF: 0	2B: 2	SAC: 0	3B: 0	DP: 1	HR: 1	HBP: 0	WP: 0	PA: 34
PITCHER Roger Pavlik, R ERA: 5.4 (1, 1)	IP	WLS	BF	H	R	ER	SO	BB	IBB	HBP	BLK	WP	HR	S	P	ERA	WHIP	IP	WLS	BF	H	R	ER	SO	BB	IBB	HBP	BLK	WP	HR	S	P	ERA	WHIP	IP	WLS	BF	H	R	ER	SO	BB	IBB	HBP	BLK	WP	HR	S	P	ERA	WHIP														

TEXAS RANGERS @ CHICAGO WHITE SOX
Comiskey Park, Chicago, IL
Thu Aug 20 1992, 4:33 AM EDT
Att. 31,959 - Sunny - 72 F

AB	32
R	1
H	6
RBI	1
BB	1
SO	6
LOB	11



Batter	1	2	3	4	5	6	7	8	9	AB R H RBI BB SO LOB	TOP													
Brian Downing, R (1, 10) OBP: 0.405, SLG: 0.420 Geno Petrali, L (8, PH) OBP: 0.285, SLG: 0.290	4-2 B HR BB	2-2 F8			2-2 G3 1-3 2B		1-1 F8	2-1 G3		3 1 1 0 1 0 2 1 0 0 0 0 0 2														
Rafael Palmeiro, L (1, 3) OBP: 0.338, SLG: 0.407	0-0 L9		1-1 G3		2-0 G3		3-1 1B	2-1 G6-3		5 0 1 1 0 0 2														
Ruben Sierra, S (1, 9) OBP: 0.316, SLG: 0.444	1-2 1-H HR		2-1 P6		4-0 FC6-4 BB		0-2 1B	1-0 G4-3		4 1 2 3 1 0 0														
Juan Gonzalez, R (1, 8) OBP: 0.297, SLG: 0.513	4-2 BB		3-3 K		0-2 FC6-4 1-2f		2-2 P3	0-1 HR		4 1 1 1 1 1 4														
Monty Fariss, R (1, 7) OBP: 0.316, SLG: 0.356 (8, 4)	2-3 K		1-2 G5-3		2-2 F8		3-2 G6-3	2-3 K		5 0 0 0 0 2 3														
Dean Palmer, R (1, 5) OBP: 0.328, SLG: 0.450	0-1 F9		1-3 K		3-1 HR		2-2 F8			4 1 1 1 0 1 1														
Ivan Rodriguez, R (1, 2) OBP: 0.318, SLG: 0.393		1-0 2B	2-2 G4-3		0-2 G6-3		0-1 2B			4 0 2 0 0 0 0														
Mario Diaz, R (1, 6) OBP: 0.091, SLG: 0.091 (7, 4) Kevin Reimer, L (8, PH) OBP: 0.352, SLG: 0.475 (8, 7)		0-0 F9	1-0 G5-3		1-2 F9		4-2 BB			3 0 0 0 0 0 1 0 0 0 0 1 0 0														
Jeff Frye, R (1, 4) OBP: 0.305, SLG: 0.333 Jeff Huson, L (7, PH) OBP: 0.342, SLG: 0.369 (7, 6)		2-3 K	0-1 2B G3 1B		2-2 1B 1B		0-3 K			2 1 1 0 0 1 1 2 1 1 0 0 1 2														
Inning Stats	R: 2 E: 0 K: 1 S: 17	H: 1 LOB: 1 BB: 2 P: 28	R: 0 E: 0 K: 1 S: 10	H: 1 LOB: 1 BB: 0 P: 15	R: 0 E: 0 K: 1 S: 11	H: 0 LOB: 0 BB: 0 P: 17	R: 0 E: 0 K: 1 S: 9	H: 0 LOB: 0 BB: 0 P: 13	R: 1 E: 0 K: 0 S: 10	H: 2 LOB: 2 BB: 1 P: 19	R: 1 E: 0 K: 0 S: 15	H: 1 LOB: 0 BB: 0 P: 21	R: 1 E: 0 K: 0 S: 19	H: 3 LOB: 2 BB: 0 P: 30	R: 0 E: 0 K: 1 S: 12	H: 1 LOB: 2 BB: 1 P: 20	R: 1 E: 0 K: 1 S: 8	H: 1 LOB: 0 BB: 0 P: 13	1B: 4 2B: 3 3B: 0 HR: 3	SF: 0 SAC: 0 DP: 0 HBP: 0	WP: 0 PB: 0 SB: 0 CS: 0	PA: 41		
PITCHER	IP WLS BF H R ER SO BB IBB HBP BLK WP HR S P ERA WHIP																							
Dennis Cook, L (1, 1) ERA: 4.11 Ted Power, R (7, 1) ERA: 2.36 Derek Lilliquist, L (8, 1) ERA: 1.53 Steve Olin, R (8, 1) ERA: 1.99	6.0 W 26 5 4 4 4 3 0 0 0 0 2 72 113 6.00 1.333	1.1 8 4 1 1 0 0 0 0 0 0 0 24 37 6.75 3.000	0.1 2 0 0 0 1 1 0 0 0 0 0 5 9 0.00 3.000	1.1 S 5 1 1 1 1 0 0 0 0 0 1 10 17 6.75 0.750																				

Texas Rangers @ Cleveland Indians
 Cleveland Municipal Stadium, Cleveland, OH

Fri Aug 21 1992, 7:05 PM EDT
 Att. 35,101 - Sunny - 68 F

livebaseballscorecards.com

AB	37
R	6
H	10
RBI	6
BB	4
SO	6
LOB	18



Batter	1	2	3	4	5	6	7	8	9	AB R H RBI BB SO LOB	TOP											
Brian Downing, R (1, 10) OBP: 0.406, SLG: 0.419	0-0 P2			0-1 F7		4-2 SH2-4 BB		1-1 FC4-6 1B		3 0 1 0 1 0 0												
Rafael Palmeiro, L (1, 3) OBP: 0.338, SLG: 0.406	0-3 K			1-3 K		1-0 SH2-4		0-0 FC4-6 1B		3 0 1 0 0 2 0												
Ruben Sierra, S (1, 9) OBP: 0.317, SLG: 0.442	2-2 F8			4-2 BB		4-0 IBB		2-2 FC4-6 1-2f 2-3		2 0 0 0 2 0 2												
Juan Gonzalez, R (1, 8) OBP: 0.294, SLG: 0.509		1-2 G6-3		2-3 K		1-2 P3		0-3 K		4 0 0 0 0 2 6												
Kevin Reimer, L (1, 7) OBP: 0.348, SLG: 0.470		1-0 G4-3			1-0 G4-3	1-3 K		3-1 G5-3		4 0 0 0 0 1 5												
Dean Palmer, R (1, 5) OBP: 0.325, SLG: 0.446		2-3 K			0-3 K		1-2 G6-3		1-3 K	4 0 0 0 0 3 0												
Ivan Rodriguez, R (1, 2) OBP: 0.318, SLG: 0.394			1-1 G6-3		3-3 K		0-1 2B		1-0 G4-3	4 0 1 0 0 1 0												
Jeff Huson, L (1, 6) OBP: 0.344, SLG: 0.369			3-1 L8			0-1 2B 1B		4-0 BB		3 1 1 0 1 1 1												
Jeff Frye, R (1, 4) OBP: 0.308, SLG: 0.346			2-1 P3			0-0 SH2-4 1-H 2B		0-3 K		2 0 1 1 0 0 0												
Geno Petrali, L (7, PH) OBP: 0.282, SLG: 0.287								3-2 F7		2 0 0 0 0 1 2												
Inning Stats	R: 0 E: 0 K: 1 S: 7	H: 0 LOB: 0 BB: 0 P: 9	R: 0 E: 0 K: 1 S: 7	H: 0 LOB: 0 BB: 0 P: 11	R: 0 E: 0 K: 0 S: 6	H: 0 LOB: 1 BB: 1 P: 12	R: 0 E: 0 K: 2 S: 11	H: 0 LOB: 1 BB: 1 P: 18	R: 0 E: 0 K: 2 S: 8	H: 1 LOB: 1 BB: 0 P: 12	R: 1 E: 0 K: 1 S: 12	H: 2 LOB: 3 BB: 2 P: 23	R: 0 E: 0 K: 2 S: 14	H: 1 LOB: 1 BB: 0 P: 15	R: 0 E: 0 K: 1 S: 12	H: 2 LOB: 2 BB: 0 P: 18	R: 0 E: 0 K: 1 S: 7	H: 0 LOB: 1 BB: 1 P: 16	1B: 3 2B: 2 3B: 0 HR: 0	SF: 0 SAC: 1 DP: 0 HBP: 0	WP: 0 PB: 0 SB: 0 CS: 0	PA: 36
PITCHER	IP WLS BF H R ER SO BB IBB HBP BLK WP HR S P ERA WHIP																					
Jack Armstrong, R (1, 1) ERA: 4.78	5.0 W 19 2 1 1 6 2 0 0 0 0 0 44 71 1.80 0.800																					
Kevin Wickander, L (6, 1) ERA: 3.16	0.1 2 0 0 0 0 0 1 0 0 0 0 0 1 6 0.00 0.000																					
Ted Power, R (6, 1) ERA: 2.29	2.1 10 3 0 0 4 0 0 0 0 0 0 30 36 0.00 1.286																					
Derek Lilliquist, L (8, 1) ERA: 1.52	0.1 1 0 0 0 0 0 0 0 0 0 0 2 5 0.00 0.000																					
Eric Plunk, R (9, 1) ERA: 3.35	1.0 4 0 0 0 1 1 0 0 0 0 0 7 16 0.00 1.000																					

Texas Rangers @ Cleveland Indians
Cleveland Municipal Stadium, Cleveland, OH

Sat Aug 22 1992, 3:33 AM EDT
Att. 16,799 - Sunny - 73 F

livebaseballscorecards.com

AB	31
R	1
H	5
RBI	1
BB	4
SO	11
LOB	16



BOTTOM

Texas Rangers @ Cleveland Indians
Cleveland Municipal Stadium, Cleveland, OH

Sat Aug 22 1992, 3:33 AM EDT
Att. 16,799 - Sunny - 73 F

livebaseballscorecards.com

AB	35
R	6
H	13
RBI	6
BB	2
SO	3
LOB	19



WP:	0	PA:	40
PB:	0		
SB:	0		
CS:	0		

AB R H RBI BB SO LOB

3 0 1 0 2 0 2

4 1 0 1 0 0 2

4 0 1 0 0 0 2

5 1 0 0 0 3 4

4 2 3 2 0 0 0

4 1 3 1 0 0 1

4 0 1 1 0 0 4

4 1 3 0 0 0 2

1B:	10	SF:	0
2B:	2	SAC:	2
3B:	0	DP:	1
HR:	1	HBP:	1

Batter	1	2	3	4	5	6	7	8	9
Kenny Lofton, L OBP: 0.342, SLG: 0.351 (1, 8)	1-1 FC4-6 1B		0-0 G3		4-2 SH1-3 BB	0-1 FC4-6 1-2f		4-2 HBP BB	
Thomas Howard, S OBP: 0.316, SLG: 0.352 (1, 7)	1-2 FC4-6 1-2f		0-2 G3-1		1-1 SH1-3		1-2 E4 FC5-4 1B	1-2 F8	
Carlos Baerga, S OBP: 0.353, SLG: 0.468 (1, 4)	0-1 G4-6-3 1-2f		1-2 G3		1-2 F9		0-0 FC5-4 1B	1-0 HBP	
Albert Belle, R OBP: 0.318, SLG: 0.463 (1, 10)		2-3 K		2-3 K		0-2 G6-3	1-2 FC5-4 1B	2-3 K	
Paul Sorrento, L OBP: 0.353, SLG: 0.463 (1, 3)		3-0 1B 2B		1-1 G4-3		2-2 HR	2-1 1B		
Mark Whiten, S OBP: 0.352, SLG: 0.404 (1, 9)		0-0 P4		2-2 1B		1-2 1B 1B	1-0 1B		
Brook Jacoby, R OBP: 0.323, SLG: 0.344 (1, 5)		0-1 1B 2-H		1-2 F9		2-2 P9	1-2 L7		
Felix Fermin, R OBP: 0.300, SLG: 0.309 (1, 6)		1-2 1B			1-0 SH3-4 SH1-3 2B	0-0 1B 1B	2-2 F8		
Junior Ortiz, R OBP: 0.289, SLG: 0.261 (1, 2)		1-1 G1-3			0-0 SH3-4	2-1 FC4-6 1B		1-0 G6-3	

Inning Stats	R: 0	H: 1	E: 0	LOB: 0	K: 0	S: 7	P: 9	R: 1	H: 3	E: 0	LOB: 2	K: 1	S: 12	P: 19	R: 0	H: 0	E: 0	LOB: 0	K: 0	S: 10	P: 11	R: 0	H: 1	E: 0	LOB: 1	K: 1	S: 11	R: 1	H: 1	E: 0	LOB: 1	K: 0	S: 12	P: 17	R: 2	H: 4	E: 1	LOB: 2	K: 0	S: 18	P: 25	R: 2	H: 3	E: 1	LOB: 2	K: 0	S: 16	P: 24	R: 0	H: 0	E: 0	LOB: 2	K: 1	S: 10	P: 19
--------------	------	------	------	--------	------	------	------	------	------	------	--------	------	-------	-------	------	------	------	--------	------	-------	-------	------	------	------	--------	------	-------	------	------	------	--------	------	-------	-------	------	------	------	--------	------	-------	-------	------	------	------	--------	------	-------	-------	------	------	------	--------	------	-------	-------

PITCHER	IP	WLS	BF	H	R	ER	SO	BB	IBB	HBP	BLK	WP	HR	S	P	ERA	WHIP
Bobby Witt, R ERA: 4.4 (1, 1)	5.2	L	27	10	4	4	2	1	0	0	0	0	1	68	96	6.35	1.941
Kenny Rogers, L ERA: 2.97 (6, 1)	0.1		1	0	0	0	0	0	0	0	0	0	0	2	2	0.00	0.000
Todd Burns, R ERA: 3.7 (7, 1)	1.0		7	3	2	1	0	0	0	0	0	0	0	16	24	9.00	3.000
Jeff Russell, R ERA: 1.96 (8, 1)	1.0		5	0	0	0	1	1	0	1	0	0	0	10	19	0.00	1.000

WP:	HR	S	P	ERA	WHIP
0	0	0	0	0.00	0.000

Batter	1	2	3	4	5	6	7	8	9	AB R H RBI BB SO LOB	TOP																									
Brian Downing, R (1, 10) OBP: 0.412, SLG: 0.439	2-2 HBP 1B		2-2 HR 1B		1-1 G4-6-3 1B			1-0 G3	3-2 HR	5 2 4 3 0 0 1																										
Kevin Reimer, L (1, 7) OBP: 0.350, SLG: 0.469	2-1 HBP		2-2 HR 1B		0-0 G4-6-3			0-2 G3	4-2 PB 2B	3 1 1 0 0 0 2																										
David Hulse, L (8, 8) OBP: 0.313, SLG: 0.214	1-2 HBP		1-2 HR 1B		1-2			2-3	2B	0 1 0 0 1 0 0																										
Ruben Sierra, S (1, 9) OBP: 0.320, SLG: 0.446	1-1 1-2 2-H 1B		0-2 F7				1-2 F8	1-1 HR 1B	2-1 2B	5 2 3 2 0 0 2																										
Juan Gonzalez, R (1, 8) OBP: 0.297, SLG: 0.522	3-3 K		0-0 HR				1-2 P9	1-1 HR	4-2 2B	4 3 2 5 1 1 2																										
Rafael Palmeiro, L (1, 3) OBP: 0.337, SLG: 0.403	3-2 G3-1		0-0 F7				3-1 F8	4-2 HR BB	2-1 F7	4 1 0 0 1 0 4																										
Dean Palmer, R (1, 5) OBP: 0.324, SLG: 0.450		2-2 P6		0-1 F9			2-3 K	2-0 HR	3-2 L8	5 1 1 2 0 1 2																										
Geno Petrali, L (1, 2) OBP: 0.285, SLG: 0.292		3-2 G4-3		3-1 G3-1			4-2 G6-4-3 BB	2-2 G5-3	3-1 2B	4 0 1 2 1 0 0																										
Jeff Huson, L (1, 6) OBP: 0.342, SLG: 0.366		0-0 G4-3		1-0 G6-3			0-0 G6-4-3		1B HR 1B	5 1 1 0 0 0 2																										
Jeff Frye, R (1, 4) OBP: 0.303, SLG: 0.339			0-1 G6-3				0-3 K	0-0 G3 1B	1-0 HR 1B	2 0 0 0 0 1 0																										
Al Newman, S (8, PH) OBP: 0.326, SLG: 0.259										2 2 2 0 0 0 0																										
Inning Stats	R: 0 E: 0 K: 1 S: 15	H: 2 LOB: 2 BB: 0 P: 26	R: 0 E: 0 K: 0 S: 8	H: 0 LOB: 0 BB: 0 P: 13	R: 3 E: 0 K: 0 S: 13	H: 3 LOB: 0 BB: 0 P: 17	R: 0 E: 0 K: 0 S: 5	H: 0 LOB: 0 BB: 0 P: 9	R: 0 E: 0 K: 1 S: 6	H: 1 LOB: 0 BB: 0 P: 7	R: 0 E: 0 K: 1 S: 8	H: 0 LOB: 0 BB: 0 P: 13	R: 0 E: 0 K: 1 S: 6	H: 0 LOB: 0 BB: 1 P: 12	R: 5 E: 0 K: 0 S: 19	H: 4 LOB: 0 BB: 1 P: 30	R: 6 E: 0 K: 0 S: 22	H: 5 LOB: 1 BB: 2 P: 48	1B: 9 2B: 2 3B: 0 HR: 4	SF: 0 SAC: 0 DP: 2 HBP: 1	WP: 0 PB: 1 SB: 0 CS: 0	PA: 44														
PITCHER	IP WLS BF H R ER SO BB IBB HBP BLK WP HR S P ERA WHIP																																			
Jose Mesa, R (1, 1) ERA: 4.34	7.0		26	6	3	3	3	1	0	1	0	0	1	61	97	3.86	1.000																			
Steve Olin, R (8, 1) ERA: 2.67	0.2	L	7	4	5	5	0	1	0	0	0	0	2	16	25	67.50	7.500																			
Derek Lilliquist, L (8, 1) ERA: 1.51	0.1		1	0	0	0	0	0	0	0	0	0	0	3	5	0.00	0.000																			
Dave Otto, L (9, 1) ERA: 7.21	0.0		5	4	5	5	0	1	0	0	0	0	1	10	23	∞	∞																			
Eric Plunk, R (9, 1) ERA: 3.47	1.0		5	1	1	1	0	1	0	0	0	0	0	12	25	9.00	2.000																			

Texas Rangers @ Cleveland Indians
Cleveland Municipal Stadium, Cleveland, OH

Sun Aug 23 1992, 3:33 AM EDT
Att. 27,706 - Cloudy - 82 F

livebaseballscorecards.com

AB	39
R	14
H	15
RBI	14
BB	4
SO	3
LOB	15



BOTTOM

Texas Rangers @ Cleveland Indians
Cleveland Municipal Stadium, Cleveland, OH

Sun Aug 23 1992, 3:33 AM EDT
Att: 27,706 - Cloudy - 82 F

livebaseballscorecards.com

AB	35
R	4
H	12
RBI	4
BB	3
SO	3
LOB	17



WP:	0	PA:	39
PB:	0		
SB:	1		
CS:	0		

AB R H RBI BB SO LOB

4	2	3	1	1	0	1
5	0	3	1	0	1	2
4	0	0	0	1	0	4
3	0	1	1	0	1	2
3	1	1	0	0	0	1
1	0	0	0	0	0	2
3	0	0	0	1	0	3
4	0	1	0	0	1	2
4	0	1	1	0	0	0
3	0	1	0	0	0	0
1	0	1	0	0	0	0
1	0	1	0	0	0	0

Batter	1	2	3	4	5	6	7	8	9
Kenny Lofton, L OBP: 0.347, SLG: 0.362 (1, 8)	2-1 F7 1B		1-0 HR		3-2 1B S FC1-2 1B		4-0 1B SF8 BB		0-0 F8
Thomas Howard, S OBP: 0.320, SLG: 0.360 (1, 7)	1-2 F7 1-2		0-0 2B		2-2 FC1-2 1B 1-3		0-2 1B 1-3 2-H		2-3 K
Carlos Baerga, S OBP: 0.352, SLG: 0.464 (1, 4)	0-1 F8		3-2 G3		0-2 FC1-2 1-2 3-H		4-0 IBB		0-2 G6-3
Albert Belle, R OBP: 0.318, SLG: 0.462 (1, 10)		2-2 G4-6-3 1B		2-3 H	2-0 F7		3-0 SF8		
Paul Sorrento, L OBP: 0.353, SLG: 0.462 Carlos Martinez, R OBP: 0.290, SLG: 0.330 (7, PH) (8, 3)		2-0 FC G4-6-3 1-2		1-0 1B 1B		2-2 G3-1	1-0 P3		
Mark Whiten, S OBP: 0.351, SLG: 0.401 (1, 9)		1-0 G4-6-3 1-2f 2-3		2-0 F7		4-2 G6-3 BB		2-1 L4	
Brook Jacoby, R OBP: 0.322, SLG: 0.343 (1, 5)		0-0 G6-3		1-0 1B 1-2 1B		1-2 G6-3 1-2f		0-3 H	
Felix Fermin, R OBP: 0.299, SLG: 0.307 (1, 6)			0-2 G5-3		1-0 1B 1-3 2-H		0-1 G1-3	0-0 P4	
Jesse Levis, L OBP: 0.357, SLG: 0.571 Glenallen Hill, R OBP: 0.300, SLG: 0.438 Junior Ortiz, R OBP: 0.293, SLG: 0.273 (8, 2)			1-1 G3-1		0-1 G6-3		1-2 1B 2B		1-2 2B

Inning Stats	R: 0 E: 0 K: 0 S: 8	H: 1 LOB: 0 BB: 0 P: 11	R: 0 E: 1 K: 0 S: 7	H: 1 LOB: 1 BB: 0 P: 12	R: 1 E: 0 K: 0 S: 12	H: 2 LOB: 1 BB: 0 P: 17	R: 1 E: 0 K: 1 S: 7	H: 3 LOB: 2 BB: 0 P: 14	R: 0 E: 0 K: 0 S: 17	H: 2 LOB: 2 BB: 0 P: 23	R: 0 E: 0 K: 0 S: 8	H: 0 LOB: 0 BB: 1 P: 15	R: 2 E: 0 K: 0 S: 10	H: 2 LOB: 2 BB: 2 P: 23	R: 0 E: 0 K: 1 S: 6	H: 0 LOB: 0 BB: 0 P: 8	R: 0 E: 0 K: 1 S: 14	H: 1 LOB: 1 BB: 0 P: 17	1B: 8 2B: 3 3B: 0 HR: 1	SF: 1 SAC: 0 DP: 2 HBP: 0
--------------	------------------------------	----------------------------------	------------------------------	----------------------------------	-------------------------------	----------------------------------	------------------------------	----------------------------------	-------------------------------	----------------------------------	------------------------------	----------------------------------	-------------------------------	----------------------------------	------------------------------	---------------------------------	-------------------------------	----------------------------------	----------------------------------	------------------------------------

PITCHER	IP	WLS	BF	H	R	ER	SO	BB	IBB	HBP	BLK	WP	HR	S	P	ERA	WHIP
Kevin Brown, R ERA: 3.41 (1, 1)	6.2		31	11	4	4	1	2	1	0	0	0	1	68	113	5.40	1.950
Kenny Rogers, L ERA: 2.95 (7, 1)	0.1	W	1	0	0	0	0	0	0	0	0	0	0	1	2	0.00	0.000
Ed Nunez, R ERA: 3.81 (8, 1)	1.0		3	0	0	0	1	0	0	0	0	0	0	6	8	0.00	0.000
Brian Bohanon, L ERA: 6.61 (9, 1)	1.0		4	1	0	0	1	0	0	0	0	0	0	14	17	0.00	1.000

Kansas City Royals @ Texas Rangers
 Arlington Stadium, Arlington, TX

Tue Aug 25 1992, 8:05 PM EDT
 Att. 26,586 - Sunny - 93 F

livebaseballscorecards.com

AB	33
R	2
H	8
RBI	2
BB	2
SO	7
LOB	11



WP:	0	PA:	35
PB:	0		
SB:	0		
CS:	0		

Batter	1	2	3	4	5	6	7	8	9	AB	R	H	RBI	BB	SO	LOB
Gregg Jefferies, S OBP: 0.343, SLG: 0.428 (1, 5)	F8		P4		G6-4-3		F9			4	0	0	0	0	0	4
Keith Miller, R OBP: 0.372, SLG: 0.428 (1, 4)	HR		BB			F7		P3		3	1	1	1	1	0	0
George Brett, L OBP: 0.327, SLG: 0.393 (1, 10)	1B		K			HR		G3		4	1	2	1	0	1	1
Mike Macfarlane, R OBP: 0.311, SLG: 0.436 (1, 2)	K				L5		G4-6-3 1B	K		4	0	1	0	0	2	1
Wally Joyner, L OBP: 0.337, SLG: 0.403 (1, 3)	L8				G3		G4-6-3		F8	4	0	0	0	0	0	2
Juan Samuel, R OBP: 0.314, SLG: 0.297 (1, 9)		G6-3		G4-3			K		K2-3	4	0	0	0	0	2	0
Jeff Conine, R OBP: 0.338, SLG: 0.413 (1, 7)			L5			K		1B 1B		4	0	2	0	0	1	0
Brian McRae, S OBP: 0.291, SLG: 0.304 (1, 8)						1B BB		1B 1B		3	0	1	0	1	1	1
David Howard, S OBP: 0.327, SLG: 0.336 (1, 6)			F8			G6-4-3 1B		F8		3	0	1	0	0	0	2

Batter	1	2	3	4	5	6	7	8	9	AB	R	H	RBI	BB	SO	LOB
Gregg Jefferies, S OBP: 0.343, SLG: 0.428 (1, 5)	F8		P4		G6-4-3		F9			4	0	0	0	0	0	4
Keith Miller, R OBP: 0.372, SLG: 0.428 (1, 4)	HR		BB			F7		P3		3	1	1	1	1	0	0
George Brett, L OBP: 0.327, SLG: 0.393 (1, 10)	1B		K			HR		G3		4	1	2	1	0	1	1
Mike Macfarlane, R OBP: 0.311, SLG: 0.436 (1, 2)	K				L5		G4-6-3 1B	K		4	0	1	0	0	2	1
Wally Joyner, L OBP: 0.337, SLG: 0.403 (1, 3)	L8				G3		G4-6-3		F8	4	0	0	0	0	0	2
Juan Samuel, R OBP: 0.314, SLG: 0.297 (1, 9)		G6-3		G4-3			K		K2-3	4	0	0	0	0	2	0
Jeff Conine, R OBP: 0.338, SLG: 0.413 (1, 7)			L5			K		1B 1B		4	0	2	0	0	1	0
Brian McRae, S OBP: 0.291, SLG: 0.304 (1, 8)						1B BB		1B 1B		3	0	1	0	1	1	1
David Howard, S OBP: 0.327, SLG: 0.336 (1, 6)			F8			G6-4-3 1B		F8		3	0	1	0	0	0	2

Inning Stats	R: 1	H: 2	R: 0	H: 0	R: 0	H: 0	R: 0	H: 1	R: 1	H: 2	R: 0	H: 2	R: 0	H: 0	R: 0	H: 1	1B: 5	SF: 0	WP: 0	PA: 35
	E: 0	LOB: 1	E: 0	LOB: 0	E: 0	LOB: 1	E: 0	LOB: 1	E: 0	LOB: 0	E: 0	LOB: 2	E: 0	LOB: 0	E: 0	LOB: 1	2B: 0	SAC: 0	PB: 0	
	K: 1	BB: 0	K: 1	BB: 0	K: 1	BB: 1	K: 1	BB: 1	K: 0	BB: 0	K: 1	BB: 0	K: 1	BB: 0	K: 1	BB: 0	3B: 1	DP: 2	SB: 0	
	S: 11	P: 18	S: 8	P: 13	S: 9	P: 16	S: 8	P: 12	S: 7	P: 11	S: 14	P: 24	S: 5	P: 6	S: 12	P: 16	HR: 2	HBP: 0	CS: 0	

PITCHER	IP	WLS	BF	H	R	ER	SO	BB	IBB	HBP	BLK	WP	HR	S	P	ERA	WHIP
Jose Guzman, R ERA: 3.63 (1, 1)	7.0	W	28	7	2	2	5	2	0	0	0	0	2	67	108	2.57	1.286
Ed Nunez, R ERA: 3.67 (8, 1)	2.0		7	1	0	0	2	0	0	0	0	0	0	17	22	0.00	0.500

Batter	1	2	3	4	5	6	7	8	9
Brian Downing, R OBP: 0.413, SLG: 0.440 (1, 10)	1-3 K		0-1 HR 1B	3-3 K			3-2 F8 1-H 1B		
Kevin Reimer, L OBP: 0.349, SLG: 0.474 David Hulse, L OBP: 0.313, SLG: 0.214 (1, 7) (9, 8)	3-3 K		3-2 HR 1-H		0-1 G4-3		1-1 F8 2-3		
Ruben Sierra, S OBP: 0.323, SLG: 0.457 (1, 9)	2-1 2B		1-0 1B		3-0 HR		1-1 G4-3		
Juan Gonzalez, R OBP: 0.297, SLG: 0.519 (1, 8) (9, 7)	2-2 G5-3		1-0 L7		0-0 1B		1-3 K		
Rafael Palmeiro, L OBP: 0.336, SLG: 0.400 (1, 3)		3-3 K		0-2 G1-3	2-3 K		4-2 BB G6-4-3		
Dean Palmer, R OBP: 0.323, SLG: 0.448 (1, 5)		2-0 L8		0-1 1B 2B 1B		1-1 F9	0-3 K		
Ivan Rodriguez, R OBP: 0.317, SLG: 0.393 (1, 2)		1-2 G6-3		1-2 2B 1B		3-3 K	0-0 G6-4-3 1-2f		
Al Newman, S OBP: 0.322, SLG: 0.255 (1, 4)			1-3 K	2-1 F9		2-1 G4-3			
Jeff Huson, L OBP: 0.345, SLG: 0.370 (1, 6)			1-2 F8	2-1 2B			4-0 1B BB		

Inning Stats	R: 0	H: 1	E: 0	K: 2	S: 16	LOB: 1	BB: 0	P: 24	R: 0	H: 0	E: 0	K: 1	S: 13	LOB: 0	BB: 0	P: 19	R: 2	H: 3	E: 0	K: 1	S: 15	LOB: 1	BB: 0	P: 24	R: 1	H: 2	E: 0	K: 1	S: 7	LOB: 0	BB: 0	P: 12	R: 0	H: 0	E: 0	K: 1	S: 7	LOB: 0	BB: 0	P: 13	R: 1	H: 1	E: 0	K: 1	S: 10	LOB: 1	BB: 1	P: 20	R: 0	H: 0	E: 0	K: 1	S: 8	LOB: 0	BB: 1	P: 12
1B: 6	SF: 0	2B: 2	SAC: 0	3B: 0	DP: 1	HR: 2	HBP: 0	WP: 0	PA: 34																																															

PITCHER	IP	WLS	BF	H	R	ER	SO	BB	IBB	HBP	BLK	WP	HR	S	P	ERA	WHIP
Kevin Appier, R ERA: 2.44 (1, 1)	5.0	L	23	9	5	5	6	0	0	0	0	0	2	68	102	9.00	1.800
Mike Boddicker, R ERA: 4.61 (6, 1)	2.0		8	1	1	1	2	1	0	0	0	0	0	17	33	4.50	1.000
Jeff Montgomery, R ERA: 2.15 (8, 1)	1.0		3	0	0	0	1	1	0	0	0	0	0	8	12	0.00	1.000

BOTTOM

Kansas City Royals @ Texas Rangers
Arlington Stadium, Arlington, TX
Tue Aug 25 1992, 8:05 PM EDT
Att: 26,586 - Sunny - 93 F

livebaseballscores.com

AB	32
R	6
H	10
RBI	6
BB	2
SO	9
LOB	11



Batter	1	2	3	4	5	6	7	8	9	AB R H RBI BB SO LOB	TOP							
Gregg Jefferies, S (1, 5) OBP: 0.344, SLG: 0.429	0-1 G5-3		1-1 1B		0-0 G1-3			0-1 G4-3 PB 1B		4 0 2 0 0 0 1								
Keith Miller, R (1, 4) OBP: 0.368, SLG: 0.422	1-3 K		1-2 G5-3			1-1 P3		3-2 G4-3 1-3		4 0 0 0 0 1 2								
George Brett, L (1, 10) Gary Thurman, R (8, PR) OBP: 0.327, SLG: 0.391 OBP: 0.277, SLG: 0.309	1-0 G5-3			0-0 G4-3		2-1 F8		4-2 BB		3 0 0 0 1 0 0 0 0 0 0 0 0 0								
Mike Macfarlane, R (1, 2) OBP: 0.313, SLG: 0.436		2-2 1B		1-2 G4-3		1-2 FC3-6 1B		0-3 K		4 0 2 0 0 1 2								
Wally Joyner, L (1, 3) OBP: 0.335, SLG: 0.400		0-0 F7		2-1 F8		1-1 FC3-6 1-2f		2-1 P6		4 0 0 0 0 0 4								
Juan Samuel, R (1, 9) OBP: 0.318, SLG: 0.318		0-0 F7			1-1 S 3B		0-1 2B		2-2 F8	4 1 2 0 0 0 1								
Jeff Conine, R (1, 7) OBP: 0.319, SLG: 0.388		2-3 K			1-0 G5-3		1-1 G5-3		2-1 G5-3	4 0 0 0 0 1 3								
Brian McRae, S (1, 8) OBP: 0.289, SLG: 0.301			0-0 G6-3		0-3 K		1-3 K		1-1 G6-3	4 0 0 0 0 2 1								
David Howard, S (1, 6) OBP: 0.327, SLG: 0.331			0-1 F9		4-1 BB		1-2 G6-3			2 0 0 0 1 0 1								
Inning Stats	R: 0 E: 0 K: 1 S: 6	H: 0 LOB: 0 BB: 0 P: 8	R: 0 E: 0 K: 1 S: 8	H: 1 LOB: 1 BB: 0 P: 12	R: 0 E: 0 K: 0 S: 8	H: 0 LOB: 0 BB: 0 P: 9	R: 1 E: 0 K: 1 S: 8	H: 1 LOB: 1 BB: 1 P: 14	R: 0 E: 0 K: 1 S: 11	H: 1 LOB: 1 BB: 0 P: 14	R: 0 E: 0 K: 1 S: 14	H: 1 LOB: 2 BB: 1 P: 23	R: 0 E: 0 K: 0 S: 9	H: 0 LOB: 0 BB: 0 P: 14	1B: 4 2B: 1 3B: 1 HR: 0	SF: 0 SAC: 0 DP: 0 HBP: 0	WP: 0 PB: 1 SB: 1 CS: 0	PA: 35
PITCHER Roger Pavlik, R (1, 1) ERA: 4.28 Jeff Russell, R (8, 1) ERA: 1.91	IP: 7.1 WLS: W BF: 30 H: 6 R: 1 ER: 1 SO: 4 BB: 2 IBB: 0 HBP: 0 BLK: 0 WP: 0 HR: 0 S: 64 P: 96 ERA: 1.23 WHIP: 1.091	IP: 1.2 WLS: S BF: 5 H: 0 R: 0 ER: 0 SO: 1 BB: 0 IBB: 0 HBP: 0 BLK: 0 WP: 0 HR: 0 S: 15 P: 22 ERA: 0.00 WHIP: 0.000																

Kansas City Royals @ Texas Rangers
 Arlington Stadium, Arlington, TX
 Wed Aug 26 1992, 8:05 PM EDT
 Att. 20,054 - Cloudy - 86 F

livebaseballscorecards.com

AB	33
R	1
H	6
RBI	0
BB	2
SO	5
LOB	15



BOTTOM

Kansas City Royals @ Texas Rangers
Arlington Stadium, Arlington, TX
Wed Aug 26 1992, 8:05 PM EDT
Att. 20,054 - Cloudy - 86 F

livebaseballscorecards.com

AB	27
R	3
H	5
RBI	3
BB	3
SO	5
LOB	9



WP:	0	PA:	32
PB:	0		
SB:	0		
CS:	0		

AB R H RBI BB SO LOB

2 0 0 0 2 1 1
3 0 0 1 0 1 2
0 0 0 0 0 0 0

3 0 0 1 0 1 0

4 0 0 0 0 2 2

4 0 0 0 0 0 0

2 1 2 0 1 0 0

3 0 0 0 0 0 3

3 1 1 1 0 0 1

3 1 2 0 0 0 0

1B:	5	SF:	1
2B:	0	SAC:	0
3B:	0	DP:	1
HR:	0	HBP:	1

Batter	1	2	3	4	5	6	7	8	9
Brian Downing, R (1, 10) OBP: 0.414, SLG: 0.436	4-1 BB G4-6-3		0-3 SAFE SAFE SAFE K		4-2 SF8 HBP BB BB		3-1 P6		
Kevin Reimer, L (1, 7) OBP: 0.348, SLG: 0.471	2-0 G4-6-3		1-3 SAFE SAFE SAFE K		2-2 HBP BB BB		1-1 L3		
David Hulse, L (8, 8) OBP: 0.313, SLG: 0.214	1-2f L3				1-2 2-3 3-H HBP				
Ruben Sierra, S (1, 9) OBP: 0.321, SLG: 0.454	L3			0-1 F8	0-0 SF8			0-3 K	
Juan Gonzalez, R (1, 8) OBP: 0.295, SLG: 0.515		0-1 F9		0-1 G5-3	2-3 K			0-3 K	
Rafael Palmeiro, L (1, 3) OBP: 0.334, SLG: 0.397		1-0 P7		0-1 G4-3		0-0 F8		0-1 P7	
Dean Palmer, R (1, 5) OBP: 0.327, SLG: 0.450		1-2 1B			2-0 G5-3 1B	4-2 G4-3 BB			
Ivan Rodriguez, R (1, 2) OBP: 0.314, SLG: 0.389		3-1 L8			0-0 G5-3	1-1 G4-3			
Jeff Huson, L (1, 6) OBP: 0.345, SLG: 0.370			2-2 G6-3		1-2 BB HBP 1B	1-0 P7			
Jeff Frye, R (1, 4) OBP: 0.312, SLG: 0.348			1-0 1B		0-1 HBP BB SF8 1B		2-2 F7		

Inning Stats	R: 0	H: 0	E: 0	K: 5	S: 5	LOB: 0	BB: 1	P: 12	R: 0	H: 1	E: 0	K: 8	S: 8	LOB: 1	BB: 0	P: 13	R: 0	H: 1	E: 0	K: 2	S: 11	LOB: 1	BB: 0	P: 15	R: 0	H: 0	E: 0	K: 0	S: 6	LOB: 0	BB: 0	P: 6	R: 3	H: 3	E: 0	K: 1	S: 18	LOB: 2	BB: 1	P: 29	R: 0	H: 0	E: 0	K: 0	S: 7	LOB: 1	BB: 1	P: 13	R: 0	H: 0	E: 0	K: 0	S: 9	LOB: 0	BB: 0	P: 15	R: 0	H: 0	E: 0	K: 2	S: 8	LOB: 0	BB: 0	P: 8
--------------	------	------	------	------	------	--------	-------	-------	------	------	------	------	------	--------	-------	-------	------	------	------	------	-------	--------	-------	-------	------	------	------	------	------	--------	-------	------	------	------	------	------	-------	--------	-------	-------	------	------	------	------	------	--------	-------	-------	------	------	------	------	------	--------	-------	-------	------	------	------	------	------	--------	-------	------

PITCHER	IP	WLS	BF	H	R	ER	SO	BB	IBB	HBP	BLK	WP	HR	S	P	ERA	WHIP
Luis Aquino, R (1, 1) ERA: 3.74	2.1		8	1	0	0	0	1	0	0	0	0	0	17	31	0.00	0.857
Rich Sauveur, L (3, 1) ERA: 6.35	2.0	L	12	4	3	3	2	1	0	1	0	0	0	27	38	13.50	2.500
Rusty Meacham, R (5, 1) ERA: 1.84	2.2		9	0	0	0	1	1	0	0	0	0	0	20	34	0.00	0.375
Steve Shifflett, R (8, 1) ERA: 2.57	1.0		3	0	0	0	2	0	0	0	0	0	0	8	8	0.00	0.000

PITCHER	IP	WLS	BF	H	R	ER	SO	BB	IBB	HBP	BLK	WP	HR	S	P	ERA	WHIP
---------	----	-----	----	---	---	----	----	----	-----	-----	-----	----	----	---	---	-----	------

Kansas City Royals @ Texas Rangers
 Arlington Stadium, Arlington, TX

Thu Aug 27 1992, 8:05 PM EDT
 Att. 18,993 - Sunny - 81 F

livebaseballscorecards.com

AB	32
R	7
H	9
RBI	7
BB	4
SO	7
LOB	10



AB R H RBI BB SO LOB

TOP

4 1 1 0 1 0 2

3 2 1 2 0 0 1

4 1 3 2 0 0 0

3 1 0 0 1 0 2

2 0 0 0 0 2 1

2 0 1 1 0 0 0

4 0 1 1 0 0 2

4 0 0 0 0 2 0

3 1 2 1 1 1 0

3 1 0 0 1 2 2

1B:	7	SF:	0
2B:	1	SAC:	0
3B:	0	DP:	1
HR:	1	HBP:	1

WP: 1 PA: 39

PB: 0
 SB: 0
 CS: 3


Batter	1	2	3	4	5	6	7	8	9
Gregg Jefferies, S (1, 5) OBP: 0.344, SLG: 0.427	2-2 F7		2-2 CS 1B		4-0 2B BB	1-0 F8			0-0 G5-4-3
Keith Miller, R (1, 4) OBP: 0.369, SLG: 0.424	1-0 1B HBP		0-0 F8		0-0 1B 2B		1-0 L7		
George Brett, L (1, 10) OBP: 0.330, SLG: 0.394	0-0 CS 1B		1-0 CS	0-0 FC3-6 1B	0-0 BB 1B		0-0 G3		
Wally Joyner, L (1, 3) OBP: 0.334, SLG: 0.397	1-2 F8			3-2 FC3-6 1B	4-2 1B BB		3-1 F7		
Juan Samuel, R (1, 9) OBP: 0.314, SLG: 0.315		2-3 K		3-3 K	0-0 1B		2-1 F9		
Gary Thurman, R (4, 9) OBP: 0.280, SLG: 0.312			1-2 K		1-3 2-H 1B				
Brent Mayne, L (1, 2) OBP: 0.280, SLG: 0.304		3-2 L7		0-0 CS 1B	1-2 F7		0-2 F8		
Jeff Conine, R (1, 7) OBP: 0.303, SLG: 0.366		1-3 K		2-0 CS	3-2 F7	0-0 F8		0-3 K	
Kevin Kostofski, L (1, 8) OBP: 0.365, SLG: 0.393			1-1 HR		2-3 K	4-2 BB		2-2 FC6-4 1B	
David Howard, S (1, 6) OBP: 0.325, SLG: 0.324			2-3 K		4-0 BB 2B BB	1-3 K		0-2 FC6-4 G5-4-3	

Inning Stats	R: 1	H: 1	E: 0	K: 0	S: 8	R: 0	H: 0	E: 0	K: 2	S: 13	R: 1	H: 2	E: 0	K: 1	S: 9	R: 1	H: 2	E: 0	K: 1	S: 9	R: 4	H: 3	E: 0	K: 1	S: 17	R: 0	H: 0	E: 0	K: 0	S: 4	R: 0	H: 0	E: 0	K: 1	S: 9	R: 0	H: 1	E: 0	K: 0	S: 9
	LOB: 0	BB: 0	P: 12	LOB: 0	BB: 0	P: 19	LOB: 0	BB: 0	P: 15	LOB: 0	BB: 0	LOB: 0	BB: 0	P: 17	LOB: 2	BB: 3	P: 35	LOB: 1	BB: 1	P: 14	LOB: 0	BB: 0	P: 8	LOB: 0	BB: 0	P: 11	LOB: 0	BB: 0	P: 11	LOB: 0	BB: 0	P: 11	LOB: 0	BB: 0	P: 11	LOB: 0	BB: 0	P: 11		

PITCHER	IP	WLS	BF	H	R	ER	SO	BB	IBB	HBP	BLK	WP	HR	S	P	ERA	WHIP
Nolan Ryan, R (1, 1) ERA: 4.29	4.2	L	22	7	7	7	5	3	0	1	0	1	1	52	93	13.50	2.143
Brian Bohanon, L (5, 1) ERA: 6.35	1.1		6	1	0	0	1	1	0	0	0	0	0	12	19	0.00	1.500
Matt Whiteside, R (7, 1) ERA: 2.89	1.0		3	0	0	0	0	0	0	0	0	0	0	4	8	0.00	0.000
Todd Burns, R (8, 1) ERA: 3.65	1.0		3	0	0	0	1	0	0	0	0	0	0	9	11	0.00	0.000
Kenny Rogers, L (9, 1) ERA: 2.9	1.0		3	1	0	0	0	0	0	0	0	0	0	9	11	0.00	1.000

PITCHER IP WLS BF H R ER SO BB IBB HBP BLK WP HR S P ERA WHIP

Batter	1	2	3	4	5	6	7	8	9	AB R H RBI BB SO LOB
Brian Downing, R OBP: 0.412, SLG: 0.433 (1, 10)	0-0 P6		2-2 1 SAFE 1 SAFE 1 SAFE 1-2 1B			2-1 P6		0-2 P9		4 0 1 0 0 0 0
Kevin Reimer, L OBP: 0.349, SLG: 0.478 (1, 7)	0-0 G4-3		2-2 F8			2-1 HR		2-2 G4-3 1B		4 1 2 1 0 0 2
Ruben Sierra, S OBP: 0.318, SLG: 0.450 (1, 9)	2-2 F7			1-1 P5		3-3 K		1-1 G4-3		4 0 0 0 0 1 1
Juan Gonzalez, R OBP: 0.292, SLG: 0.511 (1, 8)		3-2 G5-3		0-0 F8		1-0 P3		1-3 K		4 0 0 0 0 1 1
Rafael Palmeiro, L OBP: 0.333, SLG: 0.398 (1, 3)		1-1 G4-3		1-2 L6			1-2 G1-3 1B 2B		0-0 F7	4 1 1 0 0 0 0
Dean Palmer, R OBP: 0.326, SLG: 0.447 (1, 5)		1-2 G6-3			4-2 FC6-4 BB		1-1 G1-3		1-2 G1-3	3 0 0 0 1 0 1
Ivan Rodriguez, R OBP: 0.313, SLG: 0.387 (1, 2)			3-2 G5-3		1-0 F9		0-0 1B		1-2 G1-3	4 0 1 1 0 0 1
Jeff Huson, L OBP: 0.342, SLG: 0.366 (1, 6)			2-3 K		0-0 F8		0-0 F8			3 0 0 0 0 1 2
Jeff Frye, R OBP: 0.315, SLG: 0.351 Al Newman, S OBP: 0.320, SLG: 0.254 (7, PH) (8, 4)			2-1 1B 1B		2-2 FC6-4		1-0 G6-3			2 0 1 0 0 0 1 1 0 0 0 0 0 1

BOTTOM	
Kansas City Royals @ Texas Rangers Arlington Stadium, Arlington, TX Thu Aug 27 1992, 8:05 PM EDT Att. 18,993 - Sunny - 81 F	
AB 33 R 2 H 6 RBI 2 BB 1 SO 3 LOB 10	
	
WP: 0 PA: 34 PB: 0 SB: 0 CS: 0	

Inning Stats		R: 0	H: 0	E: 0	LOB: 0	K: 0	BB: 0	S: 5	P: 7	R: 0	H: 0	E: 0	LOB: 0	K: 0	BB: 0	S: 8	P: 13	R: 0	H: 2	E: 0	LOB: 2	K: 1	BB: 0	S: 16	P: 27	R: 0	H: 0	E: 0	LOB: 0	K: 0	BB: 0	S: 6	P: 8	R: 0	H: 0	E: 0	LOB: 1	K: 0	BB: 1	S: 8	P: 15	R: 1	H: 1	E: 0	LOB: 0	K: 1	BB: 0	S: 8	P: 16	R: 1	H: 2	E: 0	LOB: 1	K: 0	BB: 0	S: 8	P: 11	R: 0	H: 1	E: 0	LOB: 1	K: 1	BB: 0	S: 12	P: 16	R: 0	H: 0	E: 0	LOB: 0	K: 0	BB: 0	S: 9	P: 11	1B: 4	SF: 0	2B: 1	SAC: 0	3B: 0	DP: 0	HR: 1	HBP: 0	WP: 0	PA: 34
PITCHER	IP	WLS	BF	H	R	ER	SO	BB	IBB	HBP	BLK	WP	HR	S	P	ERA	WHIP	PITCHER	IP	WLS	BF	H	R	ER	SO	BB	IBB	HBP	BLK	WP	HR	S	P	ERA	WHIP																																																
Hipolito Pichardo, R ERA: 3.64 (1, 1)	7.0	W	27	5	2	2	2	1	0	0	0	0	1	59	97	2.57	0.857	Steve Shifflett, R ERA: 2.48 (8, 1)	1.0		4	1	0	0	1	0	0	0	0	0	0	0	0	0.00	1.000	Jeff Montgomery, R ERA: 2.12 (9, 1)	1.0		3	0	0	0	0	0	0	0	0	0	0	0	0	0	0.00	0.000																													

Batter	1	2	3	4	5	6	7	8	9	AB R H RBI BB SO LOB	TOP
Steve Sax, R (1, 4) OBP: 0.290, SLG: 0.318	0-0 G4-3			0-2 G1-3		1-3 K		0-0 FC5-4-2-5		4 0 0 0 0 1 2	
Tim Raines, S (1, 7) OBP: 0.369, SLG: 0.365	1-2 F7			1-1 F7		1-1 G1-3			0-3 K	4 0 0 0 0 1 0	
Frank Thomas, R (1, 3) OBP: 0.445, SLG: 0.534	0-0 L8			4-1 BB			0-0 G3-1		1-0 2B 1B	3 1 1 0 1 0 0	
George Bell, R (1, 10) OBP: 0.304, SLG: 0.440			0-2 G5-3		0-3 K		0-3 K		2-2 P2	4 0 0 0 0 2 2	
Robin Ventura, L (1, 5) OBP: 0.366, SLG: 0.428			1-0 G4-3		3-2 G4-3		2-0 2B		0-0 1-H 2B	4 0 2 1 0 0 0	
Dan Pasqua, L (1, 9) OBP: 0.301, SLG: 0.332			2-2 G6-3		2-0 F7		1-2 F9		3-2 G4-3	4 0 0 0 0 0 2	
Lance Johnson, L (1, 8) OBP: 0.321, SLG: 0.353			2-1 F8		4-1 BB			0-0 1B FC5-4-2-5 1B		2 0 1 0 1 0 0	
Ron Karkovics, R (1, 2) OBP: 0.291, SLG: 0.323			2-2 G5-3		0-0 G5-3			1-2 F8		3 0 0 0 0 0 2	
Dale Sveum, S (1, 6) OBP: 0.263, SLG: 0.271			1-2 G3-1		1-1 G3			3-1 1B FC5-4-2-5		3 0 1 0 0 0 0	
Inning Stats	R: 0 E: 0 K: 0 S: 5 H: 0 LOB: 0 BB: 6 P: 6	R: 0 E: 0 K: 0 S: 8 H: 0 LOB: 0 BB: 0 P: 11	R: 0 E: 0 K: 0 S: 8 H: 0 LOB: 0 BB: 0 P: 13	R: 0 E: 0 K: 1 S: 10 H: 0 LOB: 1 BB: 1 P: 15	R: 0 E: 0 K: 0 S: 6 H: 0 LOB: 1 BB: 1 P: 15	R: 0 E: 0 K: 1 S: 7 H: 0 LOB: 0 BB: 0 P: 10	R: 0 E: 0 K: 1 S: 8 H: 1 LOB: 1 BB: 0 P: 11	R: 0 E: 0 K: 0 S: 7 H: 2 LOB: 1 BB: 0 P: 11	R: 1 E: 0 K: 1 S: 12 H: 2 LOB: 1 BB: 0 P: 18	1B: 3 2B: 2 3B: 0 HR: 0 SF: 0 SAC: 0 DP: 1 HBP: 0	WP: 0 PB: 0 SB: 0 CS: 0 PA: 33
PITCHER Kevin Brown, R (1, 1) ERA: 3.31	IP 9.0 WLS W BF 33 H 5 R 1 ER 1 SO 4 BB 2 IBB 0 HBP 0 BLK 0 WP 0 HR 0 S 71 P 110 ERA 1.00 WHIP 0.778	PITCHER IP WLS BF H R ER SO BB IBB HBP BLK WP HR S P ERA WHIP									

Chicago White Sox @ Texas Rangers
Arlington Stadium, Arlington, TX
Fri Aug 28 1992, 8:05 PM EDT
Att. 22,837 - Sunny - 88 F

AB	31
R	1
H	5
RBI	1
BB	2
SO	4
LOB	8



Batter	1	2	3	4	5	6	7	8	9	AB	R	H	RBI	BB	SO	LOB
Brian Downing, R OBP: 0.416, SLG: 0.438 (1, 10)	1-2 G6-4-3 1B	1-2 E6		1-1 FC5-4 1B 2-H 3-H		0-1 FC6-4 1B				4	0	3	2	0	0	0
Dean Palmer, R OBP: 0.324, SLG: 0.443 (1, 5)	0-2 G6-4-3 1-2f	0-3 K		0-0 FC5-4 1-2f		1-2 FC6-4 1-2f				4	0	0	0	0	1	4
Juan Gonzalez, R OBP: 0.296, SLG: 0.514 (1, 8)	4-2 1B BB			1-2 G1-3		1-1 2B		0-0 G5-4-3 1B		3	1	2	0	1	0	0
Ruben Sierra, S OBP: 0.318, SLG: 0.449 (1, 9)	1-2 1B 1-2			0-1 G5-3		0-1 G6-3		1-1 F7		4	1	1	0	0	0	2
Monty Fariss, R OBP: 0.314, SLG: 0.352 (1, 7)	1-1 1B 1-2 2-H			0-1 F8		2-1 G6-3		0-0 G5-4-3 1-2f		4	0	1	1	0	0	2
Rafael Palmeiro, L OBP: 0.335, SLG: 0.398 (1, 3)	0-1 1B 1-2 2-H			1-2 G4-3		4-0 FC6-4 IBB		2-2 F7		3	0	1	1	1	0	0
Ivan Rodriguez, R OBP: 0.310, SLG: 0.383 (1, 2)	0-1 L8			0-0 F8		1-0 FC6-4 1-2f		0-0 G5-3		4	0	0	0	0	0	4
Mario Diaz, R OBP: 0.200, SLG: 0.200 (1, 6)				2-0 2B 1B		0-0 G5-3		3-1 CS 1B		4	1	2	0	0	0	0
Jeff Huson, L OBP: 0.342, SLG: 0.366 (8, PR) (9, 6)				0-2 1B 2B		0-2 G5-3		2-0 CS 1-2		0	0	0	0	0	0	0
Jeff Frye, R OBP: 0.315, SLG: 0.359 (1, 4)				0-2 1B						3	1	1	0	0	0	0

Inning Stats	R: 2	H: 4	E: 0	K: 0	S: 17	H: 4	LOB: 2	BB: 1	P: 24	R: 0	H: 0	E: 1	K: 1	S: 10	H: 0	LOB: 1	BB: 0	P: 15	R: 0	H: 0	E: 0	K: 0	S: 7	H: 0	LOB: 0	BB: 0	P: 8	R: 2	H: 3	E: 0	K: 0	S: 11	H: 1	LOB: 2	BB: 1	P: 15	R: 0	H: 1	E: 0	K: 0	S: 9	H: 1	LOB: 1	BB: 0	P: 10	R: 0	H: 1	E: 0	K: 0	S: 4	H: 1	LOB: 0	BB: 0	P: 5	R: 0	H: 1	E: 0	K: 0	S: 6	H: 1	LOB: 1	BB: 0	P: 13
1B: 9	SF: 0	2B: 2	SAC: 0	3B: 0	DP: 2	HR: 0	HBP: 0	WP: 0	PA: 36																																																						

PITCHER	IP	WLS	BF	H	R	ER	SO	BB	IBB	HBP	BLK	WP	HR	S	P	ERA	WHIP
Greg Hibbard, L ERA: 4.28 (1, 1)	4.1	L	22	8	4	4	1	1	0	0	0	0	0	49	67	8.31	2.077
Donn Pall, R ERA: 4.52 (5, 1)	2.2		10	2	0	0	0	0	1	0	0	0	0	16	25	0.00	0.750
Scott Radinsky, L ERA: 2.39 (8, 1)	1.0		3	1	0	0	0	0	0	0	0	0	0	6	13	0.00	1.000


BOTTOM

Chicago White Sox @ Texas Rangers
Arlington Stadium, Arlington, TX
Fri Aug 28 1992, 8:05 PM EDT
Att. 22,837 - Sunny - 88 F

livebaseballscorecards.com

AB	33
R	4
H	11
RBI	4
BB	2
SO	1
LOB	12



Batter	1	2	3	4	5	6	7	8	9	AB R H RBI BB SO LOB	TOP		
Joey Cora, S (1, 4) OBP: 0.333, SLG: 0.282 BB G5-4-3	4-2 BB G5-4-3		0-0 2-H FC6-4 1B		4-0 E S BB		3-3 SAFE SAFE C 1 BB BB BB SAFE SF8 2B	1-0 G4-3 2-3 BB		3 0 1 1 2 1 3			
Tim Raines, S (1, 7) OBP: 0.371, SLG: 0.363 F8	0-0 F8		1-0 F7		4-0 FC6-4 1-3 BB		4-1 1-2 2B BB	4-0 BB		2 1 0 0 3 0 2			
Frank Thomas, R (1, 3) OBP: 0.443, SLG: 0.532 G5-4-3 1-2f	1-0 G5-4-3 1-2f		3-0 FC6-4 1-2f		1-1 FC6-4 1-2f		2-0 1B SF8 2B	1-0 P4		5 1 1 3 0 0 6			
George Bell, R (1, 10) OBP: 0.303, SLG: 0.436 Esteban Beltre, R (9, PR) OBP: 0.219, SLG: 0.268 K G3		1-3 K		0-2 G4-3		2-2 P3	4-0 SF8 1B IBB		1-3 K G3	4 0 0 0 1 2 0 0 0 0 0 0 0 0			
Robin Ventura, L (1, 5) OBP: 0.369, SLG: 0.428 1B BB		4-1 1B BB		2-3 K		1-0 BB 1B	1-1 1-2 2-3 1B		3-2 G3 1-2	4 0 2 0 1 1 1			
Carlton Fisk, R (1, 2) OBP: 0.313, SLG: 0.338 G4-6-3 1B		1-1 G4-6-3 1-3 1B		1-2 F8		4-2 BB 1-2	0-1 SF8 2-3 3-H		1-3 K	3 0 1 1 1 1 2			
Lance Johnson, L (1, 8) OBP: 0.320, SLG: 0.356 G4-6-3 1-2f		1-0 G4-6-3 1-2f		0-0 SF8 3B		2-1 F9	0-1 F8		1-1 F9	5 1 1 0 0 0 7			
Shawn Abner, R (1, 9) OBP: 0.327, SLG: 0.375 1B 2B		2-2 1B 2B		0-2 G1-3		2-0 E7 2B 1B	1-2 G5-3			4 2 2 0 0 0 1			
Dale Sveum, S (1, 6) OBP: 0.268, SLG: 0.279 F8		1-0 F8		3-2 SF8 3-H		4-2 BB 2B BB	3-2 G4-3 2B			2 1 1 1 1 0 1			
Inning Stats	R: 0 E: 0 K: 0 S: 7 H: 0 LOB: 0 BB: 1 P: 12	R: 0 E: 0 K: 1 S: 7 H: 1 LOB: 1 BB: 1 P: 14	R: 1 E: 0 K: 0 S: 9 H: 2 LOB: 1 BB: 0 P: 15	R: 0 E: 0 K: 1 S: 10 H: 0 LOB: 0 BB: 0 P: 13	R: 1 E: 0 K: 0 S: 11 H: 1 LOB: 2 BB: 2 P: 23	R: 0 E: 0 K: 0 S: 8 H: 1 LOB: 1 BB: 1 P: 17	R: 4 E: 1 K: 1 S: 16 H: 3 LOB: 2 BB: 3 P: 36	R: 0 E: 0 K: 0 S: 11 H: 1 LOB: 2 BB: 1 P: 21	R: 0 E: 0 K: 2 S: 17 H: 0 LOB: 2 BB: 0 P: 23	1B: 5 2B: 3 3B: 1 HR: 0 SF: 2 SAC: 0 DP: 2 HBP: 0	WP: 1 PB: 0 SB: 1 CS: 0	PA: 43	
PITCHER	IP WLS BF H R ER SO BB IBB HBP BLK WP HR S P ERA WHIP											PITCHER	IP WLS BF H R ER SO BB IBB HBP BLK WP HR S P ERA WHIP
Bobby Witt, R (1, 1) ERA: 4.46	6.0 L 27 6 4 4 2 6 0 0 0 0 0 56 104 6.00 2.000											Kenny Rogers, L (7, 1) ERA: 3.18	0.1 5 2 1 1 1 1 1 1 0 0 0 8 22 27.00 9.000
Matt Whiteside, R (7, 1) ERA: 2.45	1.2 7 1 1 1 0 1 0 0 0 0 0 15 25 5.40 1.200											Brian Bohanon, L (9, 1) ERA: 6.29	0.1 2 0 0 0 1 0 0 0 0 1 0 11 15 0.00 0.000
Todd Burns, R (9, 1) ERA: 3.63	0.2 2 0 0 0 1 0 0 0 0 0 0 6 8 0.00 0.000												

Chicago White Sox @ Texas Rangers
 Arlington Stadium, Arlington, TX
 Sat Aug 29 1992, 8:05 PM EDT
 Att. 34,863 - Sunny - 92 F

livebaseballscorecards.com

Batter	1	2	3	4	5	6	7	8	9	AB R H RBI BB SO LOB
Brian Downing, R (1, 10) OBP: 0.414, SLG: 0.439 Geno Petralli, L (9, PH) OBP: 0.283, SLG: 0.290	3-2 G5-3		2-2 G1-4-3			1-1 3B 2B	0-3 K		3-1 F7	4 1 1 0 0 1 2 1 0 0 0 0 0 1
Kevin Reimer, L (1, 7) OBP: 0.352, SLG: 0.482	2-3 K		4-2 BB			0-0 SF8 2-H 3B	4-0 BB		3-3 K	3 1 1 1 2 2 1
Ruben Sierra, S (1, 9) OBP: 0.315, SLG: 0.446	2-1 F9		2-2 L7			1-1 SF8 3-H	0-0 P5			3 0 0 1 0 0 4
Juan Gonzalez, R (1, 8) OBP: 0.299, SLG: 0.530		2-0 HR		0-0 F8		1-0 2B		1-2 HR		4 2 3 2 0 0 0
Rafael Palmeiro, L (1, 3) OBP: 0.334, SLG: 0.395		0-2 P7		0-0 P6		4-0 IBB		1-2 G3		3 0 0 0 1 0 0
Dean Palmer, R (1, 5) OBP: 0.321, SLG: 0.439		3-2 P3		2-3 K		0-3 K		0-3 K		4 0 0 0 0 3 2
Ivan Rodriguez, R (1, 2) OBP: 0.306, SLG: 0.378		2-2 L8			2-1 L7	1-0 G5-3		0-0 P6		4 0 0 0 0 0 2
Jeff Frye, R (1, 4) OBP: 0.316, SLG: 0.358 Al Newman, S (9, PH) OBP: 0.319, SLG: 0.252			3-2 SH2-3 1B		2-1 G6-3		0-3 K		2-3 K	3 0 1 0 0 1 0 1 0 0 0 0 1 0
Jeff Huson, L (1, 6) OBP: 0.345, SLG: 0.367			0-1 SH2-3		3-1 G3		1-0 BB 1B		4-0 BB	2 0 1 0 1 0 0

Inning Stats	R: 0 E: 0 K: 1 S: 10	H: 0 LOB: 0 BB: 0 P: 17	R: 1 E: 0 K: 0 S: 13	H: 1 LOB: 0 BB: 0 P: 20	R: 0 E: 1 K: 0 S: 13	H: 1 LOB: 2 BB: 1 P: 24	R: 0 E: 0 K: 1 S: 5	H: 0 LOB: 0 BB: 0 P: 7	R: 0 E: 0 K: 0 S: 6	H: 0 LOB: 0 BB: 0 P: 13	R: 2 E: 0 K: 1 S: 10	H: 3 LOB: 2 BB: 1 P: 18	R: 0 E: 0 K: 2 S: 8	H: 1 LOB: 2 BB: 1 P: 13	R: 1 E: 0 K: 1 S: 11	H: 1 LOB: 0 BB: 0 P: 13	R: 0 E: 0 K: 2 S: 12	H: 0 LOB: 1 BB: 1 P: 24	1B: 2 2B: 2 3B: 1 HR: 2	SF: 1 SAC: 1 DP: 0 HBP: 0
--------------	-------------------------------	----------------------------------	-------------------------------	----------------------------------	-------------------------------	----------------------------------	------------------------------	---------------------------------	------------------------------	----------------------------------	-------------------------------	----------------------------------	------------------------------	----------------------------------	-------------------------------	----------------------------------	-------------------------------	----------------------------------	----------------------------------	------------------------------------


BOTTOM

Chicago White Sox @ Texas Rangers
Arlington Stadium, Arlington, TX

Sat Aug 29 1992, 8:05 PM EDT
Att. 34,863 - Sunny - 92 F

AB	32
R	4
H	7
RBI	4
BB	4
SO	8
LOB	12

livebaseballscorecards.com



PITCHER	IP	WLS	BF	H	R	ER	SO	BB	IBB	HBP	BLK	WP	HR	S	P	ERA	WHIP
Jack McDowell, R (1, 1) ERA: 3.21	6.2	W	28	6	3	3	5	1	1	0	0	0	1	64	107	4.05	1.050
Wilson Alvarez, L (7, 1) ERA: 4.75	0.0		1	0	0	0	0	1	0	0	0	0	0	4		∞	∞
Roberto Hernandez, R (7, 1) ERA: 1.88	2.1	S	9	1	1	1	3	1	0	0	0	0	1	24	38	3.86	0.857

Batter	1	2	3	4	5	6	7	8	9	AB R H RBI BB SO LOB	TOP											
Joey Cora, S (1, 4) OBP: 0.340, SLG: 0.287 C B X 1-1 G3-6-1 1B			X 0-0 SF8 3-H 3-3 K				B L M B B B 4-2 FC1-6 BB		C B B C C 2-3 K	2 0 1 1 1 1 0												
Tim Raines, S (1, 7) OBP: 0.368, SLG: 0.360 B C 1 SAFE SAFE 2-2 G3-6-1 1-2f							C B B B X 2-1 FC1-6 CS 1B 1-2f 2-3		C B B C C 0-3 K	4 0 0 0 0 2 3												
Frank Thomas, R (1, 3) OBP: 0.447, SLG: 0.542 B C B X 2-1 HR							F B F B X 2-2 E 1B 1B 1-2 CS 1B 3-H		B B B C C B 4-1 G6-4-3 BB	3 2 3 2 1 0 0												
George Bell, R (1, 10) OBP: 0.302, SLG: 0.435 C F B S 1-3 K							B X 1-0 E8 1B 1B FC1-2 1B 1-3 1-2 2-3		B B S S C F 2-3 K	4 0 1 0 0 2 3												
Robin Ventura, L (1, 5) OBP: 0.368, SLG: 0.427 B C B B X 3-3 K							C B B B X 2-1 FC1-2 1B G1-2-3 1B 1-2 3-H		F B X 1-1 F8	F X 0-1 G6-4-3 1-2f	4 0 1 1 0 1 1											
Carlton Fisk, R (1, 2) OBP: 0.311, SLG: 0.336 X 0-0 F9							C B B B X 3-2 FC1-2 1B 1-2 2-3		F C B S 1-3 K	B B B B C C F B X 3-2 F8	4 0 1 0 0 1 0											
Lance Johnson, L (1, 8) OBP: 0.322, SLG: 0.357 B C F B X 1-2 F9							S X 0-1 FC1-2 1B 1-2 2-3 3-Hf		X 0-0 1B	X 0-0 1B	4 0 2 0 0 0 3											
Shawn Abner, R (1, 9) OBP: 0.325, SLG: 0.378 C F B B X 2-2 G4-3 SF8 2B							X 0-0 G1-2-3 3-Hf		L X 0-1 G6-3	C B B B S S 1-3 K	4 1 1 0 0 1 5											
Dale Sveum, S (1, 6) OBP: 0.268, SLG: 0.284 B F X 1-1 G4-3 2-3							X 0-0 FC1-6 1B 2B		B B B C C 3-3 K	X 0-0 F9	4 1 1 0 0 1 2											
Inning Stats	R: 1 E: 0 K: 1 S: 10	H: 2 LOB: 0 BB: 0 P: 16	R: 0 E: 0 K: 1 S: 8	H: 0 LOB: 0 BB: 0 P: 12	R: 1 E: 0 K: 1 S: 10	H: 1 LOB: 0 BB: 0 P: 16	R: 1 E: 1 K: 0 S: 12	H: 4 LOB: 2 BB: 0 P: 20	R: 1 E: 0 K: 0 S: 9	H: 2 LOB: 1 BB: 1 P: 16	R: 0 E: 0 K: 1 S: 8	H: 1 LOB: 1 BB: 0 P: 10	R: 0 E: 0 K: 3 S: 9	H: 0 LOB: 0 BB: 0 P: 14	R: 0 E: 0 K: 1 S: 6	H: 0 LOB: 0 BB: 1 P: 12	R: 0 E: 0 K: 1 S: 9	H: 1 LOB: 1 BB: 0 P: 13	1B: 8 2B: 2 3B: 0 HR: 1	SF: 1 SAC: 0 DP: 3 HBP: 0	WP: 0 PB: 0 SB: 0 CS: 2	PA: 36
PITCHER	IP WLS BF H R ER SO BB IBB HBP BLK WP HR S P ERA WHIP																					
Jose Guzman, R (1, 1) ERA: 3.67	8.0 W 32 10 4 4 8 2 0 0 0 0 0 1 72 116 4.50 1.500																					
Kenny Rogers, L (9, 1) ERA: 3.13	1.0 4 1 0 0 1 0 0 0 0 0 0 0 9 13 0.00 1.000																					

Chicago White Sox @ Texas Rangers
 Arlington Stadium, Arlington, TX
 Sun Aug 30 1992, 8:05 PM EDT
 Att. 16,275 - Cloudy - 90 F

livebaseballscorecards.com

AB	33
R	4
H	11
RBI	4
BB	2
SO	9
LOB	17



BOTTOM

Chicago White Sox @ Texas Rangers
Arlington Stadium, Arlington, TX
Sun Aug 30 1992, 8:05 PM EDT
Att. 16,275 - Cloudy - 90 F

livebaseballscorecards.com

AB 34
R 10
H 12
RBI 10
BB 5
SO 4
LOB 20



WP: 0 PA: 41
PB: 0
SB: 0
CS: 1

AB R H RBI BB SO LOB

5 2 1 1 0 1 2

4 0 0 0 0 0 2

3 3 3 1 2 0 0

4 3 2 3 1 1 4

4 1 1 1 0 1 4

4 0 2 3 0 1 2

4 0 1 1 0 0 3

3 1 1 0 1 0 2

3 0 1 0 1 0 1

1B: 10 SF: 0
2B: 1 SAC: 0
3B: 0 DP: 1
HR: 1 HBP: 2

Batter	1	2	3	4	5	6	7	8	9
David Hulse, L OBP: 0.286, SLG: 0.211 (1, 8)	3-2 BB 1B	0-1 F7		1-3 K		1-2 G4-3		1-1 FC3-6 1B HBP	
Jeff Frye, R OBP: 0.312, SLG: 0.347 (1, 4)	2-1 P2	1-2 G1-3			3-2 F8	1-2 G5-3		3-2 FC4-6 1B HBP	
Rafael Palmeiro, L OBP: 0.340, SLG: 0.399 (1, 3)	4-2 1B 1B BB		0-0 HR 1B		3-1 2B 1B	4-0 BB		0-2 FC4-6 1B	
Juan Gonzalez, R OBP: 0.302, SLG: 0.536 (1, 7)	0-1 1B 1B G5-3		2-0 HR		4-1 2B BB	2-3 K		2-2 FC4-6	
Kevin Reimer, L OBP: 0.353, SLG: 0.480 (1, 10)	1-1 1B 1B G5-3		2-2 HBP		0-3 K		2-2 F9	1-1 G4-1	
Monty Fariss, R OBP: 0.320, SLG: 0.366 (1, 9)	0-0 G5-3		0-3 K		2-0 2B		0-0 1B		
Geno Petralli, L OBP: 0.283, SLG: 0.289 (1, 2)	2-2 1B		1-1 G5-4-3		0-0 G5-3		0-1 L9		
Al Newman, S OBP: 0.322, SLG: 0.254 (1, 5)	0-0 P8			0-1 CS 1B		4-1 1B BB G4-3	0-0 F9		
Jeff Huson, L OBP: 0.346, SLG: 0.367 (1, 6)		0-2 L8		2-2 P2		1-2 G4-3 1B		4-2 FC3-6 BB	

Inning Stats	R: 4	H: 4	E: 0	K: 0	S: 22	LOB: 1	BB: 1	P: 33
	R: 0	H: 0	E: 0	K: 0	S: 9	LOB: 0	BB: 0	P: 10
	R: 2	H: 2	E: 0	K: 1	S: 9	LOB: 0	BB: 0	P: 14
	R: 0	H: 1	E: 0	K: 1	S: 11	LOB: 0	BB: 0	P: 14
	R: 2	H: 2	E: 0	K: 1	S: 11	LOB: 1	BB: 1	P: 23
	R: 1	H: 1	E: 0	K: 1	S: 15	LOB: 2	BB: 2	P: 28
	R: 0	H: 1	E: 0	K: 0	S: 7	LOB: 1	BB: 0	P: 9
	R: 1	H: 1	E: 0	K: 0	S: 15	LOB: 2	BB: 1	P: 26

PITCHER	IP	WLS	BF	H	R	ER	SO	BB	IBB	HBP	BLK	WP	HR	S	P	ERA	WHIP
Alex Fernandez, R ERA: 4.35 (1, 1)	2.1	L	15	6	6	6	1	1	0	1	0	0	1	38	54	23.14	3.000
Wilson Alvarez, L ERA: 4.91 (3, 1)	3.1		15	4	3	3	2	3	0	0	0	0	0	35	62	8.10	2.100
Donn Pall, R ERA: 4.43 (6, 1)	1.1		5	1	0	0	1	0	0	0	0	0	0	11	15	0.00	0.750
Bobby Thigpen, R ERA: 4.62 (8, 1)	1.0		6	1	1	1	0	1	0	1	0	0	0	15	26	9.00	2.000

Batter	1	2	3	4	5	6	7	8	9	AB R H RBI BB SO LOB	TOP
Jeff Frye, R (1, 4) OBP: 0.305, SLG: 0.339 Kevin Reimer, L (7, PH) OBP: 0.352, SLG: 0.479 (7, 7)	3-2 		1-0 		2-1 		2-3 			3 0 0 0 0 0 1 1 0 0 0 0 0 11	
Monty Fariss, R (1, 9) OBP: 0.310, SLG: 0.353 (7, 4)	1-1 		1-3 		1-2 			0-0 		4 0 0 0 0 1 1	
Rafael Palmeiro, L (1, 3) OBP: 0.341, SLG: 0.402 (7, 7)	2-1 		2-3 			0-1 		1-3 		4 1 2 0 0 2 0	
Juan Gonzalez, R (1, 7) OBP: 0.304, SLG: 0.541 (7, 9)	0-0 			4-1 		2-1 		1-3 		3 1 1 2 1 1 1	
Brian Downing, R (1, 10) OBP: 0.412, SLG: 0.434 (7, 7)	4-1 			2-2 		1-3 		0-2 		3 0 0 0 1 1 2	
Dean Palmer, R (1, 5) OBP: 0.319, SLG: 0.435 (7, 7)	1-0 			1-1 		3-3 		0-2 		4 0 0 0 0 1 3	
Ivan Rodriguez, R (1, 2) OBP: 0.306, SLG: 0.379 (7, 7)		2-2 		1-0 		2-1 		0-3 		4 0 1 0 0 1 1	
Mario Diaz, R (1, 6) OBP: 0.176, SLG: 0.176 Jeff Huson, L (7, PH) OBP: 0.346, SLG: 0.366 (7, 6)		1-2 		0-0 		3-2 				2 0 0 0 0 0 2 1 0 0 0 0 0 1	
David Hulse, L (1, 8) OBP: 0.292, SLG: 0.227 (7, 7)		1-1 		0-1 		1-3 				3 0 1 0 0 1 1	
Inning Stats	R: 2 H: 2 E: 0 LOB: 1 K: 0 BB: 1 S: 10 P: 21	R: 0 H: 0 E: 0 LOB: 0 K: 0 BB: 0 S: 10 P: 14	R: 0 H: 0 E: 1 LOB: 2 K: 2 BB: 1 S: 8 P: 16	R: 0 H: 1 E: 0 LOB: 0 K: 0 BB: 0 S: 7 P: 10	R: 0 H: 1 E: 0 LOB: 1 K: 2 BB: 0 S: 10 P: 16	R: 0 H: 1 E: 0 LOB: 1 K: 2 BB: 0 S: 12 P: 20	R: 0 H: 0 E: 0 LOB: 0 K: 1 BB: 0 S: 9 P: 9	1B: 2 SF: 0 2B: 2 SAC: 0 3B: 0 DP: 0 HR: 1 HBP: 0	WP: 0 PA: 34 PB: 0 SB: 0 CS: 1		
PITCHER Chris Haney, L (1, 1) ERA: 5.11 Rusty Meacham, R (7, 1) ERA: 1.98 Jeff Montgomery, R (9, 1) ERA: 2.19	IP WLS BF H R ER SO BB IBB HBP BLK WP HR S P ERA WHIP 6.0 W 24 4 2 2 4 2 0 0 0 0 0 1 52 88 3.00 1.000 2.0 7 1 0 0 4 0 0 0 0 0 0 0 20 30 0.00 0.500 1.0 S 3 0 0 0 1 0 0 0 0 0 0 0 9 9 0.00 0.000	PITCHER IP WLS BF H R ER SO BB IBB HBP BLK WP HR S P ERA WHIP									

Texas Rangers @ Kansas City Royals
 Royals Stadium, Kansas City, MO
 Mon Aug 31 1992, 8:05 PM EDT
 Att. 21,991 - Cloudy - 73 F

AB	32
R	2
H	5
RBI	2
BB	2
SO	9
LOB	14



Batter	1	2	3	4	5	6	7	8	9	AB R H RBI BB SO LOB	BOTTOM
--------	---	---	---	---	---	---	---	---	---	----------------------	--------

Gregg Jefferies, S (1, 5) <small>OBP: 0.345, SLG: 0.422</small> 	4-1 		1-3 K 	1-0 CS 	0-0 F7 	0-0 FC4-6 		1-2 		4 0 1 1 1 1 1	
Keith Miller, R (1, 4) <small>OBP: 0.363, SLG: 0.414</small> 	0-1 P6 		4-1 		0-1 	4-1 		0-0 FC6-4 		3 0 1 0 1 0 2	
George Brett, L (1, 10) <small>OBP: 0.331, SLG: 0.392</small> 	1-1 		0-0 L8 		3-2 	4-1 				3 0 2 0 1 0 1	
Wally Joyner, L (1, 3) <small>OBP: 0.333, SLG: 0.391</small> 	0-3 K 			2-1 G4-3 	0-1 	0-1 F7 				4 0 1 0 0 1 5	
Juan Samuel, R (1, 9) <small>OBP: 0.321, SLG: 0.344</small> 	3-3 K 			2-2 	2-2 G4-3 		3-3 K2-3 			4 1 1 0 0 2 4	
Brent Mayne, L (1, 2) <small>OBP: 0.288, SLG: 0.299</small> 		2-1 P6 		4-2 		4-2 	1-0 G3-1 			2 1 0 0 2 0 0	
Kevin Koslofski, L (1, 7) <small>OBP: 0.392, SLG: 0.418</small> 		1-0 		1-1 		0-3 FC 	0-0 G3-1 			4 2 2 2 0 0 1	
Brian McRae, S (1, 8) <small>OBP: 0.288, SLG: 0.299</small> 		2-2 G6-3 		0-0 L9 		0-0 		0-0 F9 		4 1 1 0 0 0 2	
Curtis Wilkerson, S (1, 6) <small>OBP: 0.300, SLG: 0.324</small> 			0-3 K 	0-1 		3-2 		3-2 F9 		4 0 2 2 0 1 0	

Inning Stats	R: 0 H: 1 E: 0 K: 2 S: 11	H: 1 LOB: 2 BB: 1 P: 19	R: 0 H: 1 E: 0 K: 0 S: 6	H: 1 LOB: 0 BB: 0 P: 11	R: 0 H: 0 E: 0 K: 2 S: 10	H: 0 LOB: 1 BB: 0 P: 15	R: 3 H: 3 E: 0 K: 0 S: 13	H: 3 LOB: 0 BB: 1 P: 23	R: 0 H: 3 E: 0 K: 0 S: 12	H: 3 LOB: 2 BB: 0 P: 17	R: 2 H: 2 E: 0 K: 0 S: 14	H: 2 LOB: 3 BB: 3 P: 29	R: 0 H: 0 E: 0 K: 1 S: 6	H: 0 LOB: 0 BB: 0 P: 10	R: 0 H: 1 E: 0 K: 0 S: 9	H: 1 LOB: 1 BB: 0 P: 13	1B: 10 2B: 0 3B: 1 HR: 0	SF: 0 SAC: 0 DP: 0 HBP: 1	WP: 2 PB: 0 SB: 0 CS: 3	PA: 39
---------------------	---------------------------	-------------------------	--------------------------	-------------------------	---------------------------	-------------------------	---------------------------	-------------------------	---------------------------	-------------------------	---------------------------	-------------------------	--------------------------	-------------------------	--------------------------	-------------------------	--------------------------	---------------------------	-------------------------	--------

PITCHER	IP	WLS	BF	H	R	ER	SO	BB	IBB	HBP	BLK	WP	HR	S	P	ERA	WHIP	IP	WLS	BF	H	R	ER	SO	BB	IBB	HBP	BLK	WP	HR	S	P	ERA	WHIP		
Roger Pavlik, R (1, 1) <small>ERA: 4.96</small>	5.1	L	27	10	5	5	5	3	0	1	0	2	0	61	101	8.44	2.438																			
Matt Whiteside, R (6, 1) <small>ERA: 2.38</small>	0.1		2	0	0	0	0	1	0	0	0	0	0	2	6	0.00	3.000																			
Brian Bohanon, L (6, 1) <small>ERA: 5.89</small>	2.1		9	1	0	0	1	1	0	0	0	0	0	18	30	0.00	0.857																			

Texas Rangers @ Kansas City Royals
 Royals Stadium, Kansas City, MO
 Mon Aug 31 1992, 8:05 PM EDT
 Att. 21,991 - Cloudy - 73 F

livebaseballscorecards.com

AB	32
R	5
H	11
RBI	5
BB	5
SO	5
LOB	16



Batter	1	2	3	4	5	6	7	8	9	AB R H RBI BB SO LOB	TOP				
Brian Downing, R (1, 10) OBP: 0.413, SLG: 0.435 Geno Petrali, L (9, PH) OBP: 0.281, SLG: 0.287	0-1 P9		1-1 FC4-6 2-H 1B		1-1 FC6-4 1-2 1B		2-1 F9		1-2 L9	4 0 2 0 0 0 0 1 0 0 0 0 0 1					
Jack Daugherty, S (1, 9) OBP: 0.275, SLG: 0.261	1-1 G6-3		0-1 FC4-6 1-2f		1-2 FC6-4 2B 1-2f 2-3		2-2 1B		1-0 E5 1-2	5 0 1 0 0 0 4					
Rafael Palmeiro, L (1, 3) OBP: 0.341, SLG: 0.402	1-0 G3-1			1-2 HR HBP	2-2 2B 1-3		2-2 L7		1-0 F8	4 1 1 0 0 0 3					
Juan Gonzalez, R (1, 8) OBP: 0.303, SLG: 0.545		2-3 K		0-0 HR 1-H	1-1 P3			3-2 F9		4 1 1 2 0 1 2					
Kevin Reimer, L (1, 7) OBP: 0.351, SLG: 0.479		3-2 G4-3 2B		2-1 F7		3-2 G5-3		2-3 K		4 0 1 0 0 1 0					
Dean Palmer, R (1, 5) OBP: 0.320, SLG: 0.441		0-1 G4-3		1-3 K		4-2 BB		0-0 HR		3 1 1 1 1 1 1					
Ivan Rodriguez, R (1, 2) OBP: 0.305, SLG: 0.378		0-0 G4-3		0-0 1B		1-2 L7		2-0 F9		4 0 1 0 0 0 2					
Al Newman, S (1, 4) OBP: 0.325, SLG: 0.255		4-0 G3-1 1B BB		0-0 L9		3-2 G1-3		0-1 E 1B		3 0 1 0 1 0 2					
Jeff Huson, L (1, 6) OBP: 0.344, SLG: 0.364			1-2 G3-1		2-2 FC6-4 1B		2-1 F9		1-2 F8	4 0 1 0 0 0 2					
Inning Stats	R: 0 E: 0 K: 0 S: 5 H: 0 LOB: 0 BB: 0 P: 7	R: 0 E: 0 K: 1 S: 9 H: 1 LOB: 1 BB: 0 P: 14	R: 0 E: 0 K: 0 S: 8 H: 1 LOB: 1 BB: 1 P: 14	R: 2 E: 0 K: 1 S: 10 H: 2 LOB: 1 BB: 0 P: 14	R: 0 E: 0 K: 0 S: 14 H: 3 LOB: 2 BB: 0 P: 21	R: 0 E: 0 K: 0 S: 11 H: 0 LOB: 1 BB: 1 P: 22	R: 0 E: 0 K: 0 S: 12 H: 1 LOB: 1 BB: 0 P: 20	R: 1 E: 0 K: 1 S: 10 H: 1 LOB: 0 BB: 0 P: 17	R: 0 E: 1 K: 0 S: 10 H: 1 LOB: 2 BB: 0 P: 14	1B: 6 2B: 2 3B: 0 HR: 2 SF: 0 SAC: 0 DP: 0 HBP: 1	WP: 0 PB: 0 SB: 0 CS: 0 PA: 39				
PITCHER	IP WLS BF H R ER SO BB IBB HBP BLK WP HR S P ERA WHIP											PITCHER	IP WLS BF H R ER SO BB IBB HBP BLK WP HR S P ERA WHIP		
Hipolito Pichardo, R (1, 1) ERA: 3.61	6.0		7 2 2 2 2 2 2 0 1 0 0 1 57 92 3.00 1.500												
Mike Boddicker, R (7, 1) ERA: 4.9	2.0	W	8 2 1 1 1 0 0 0 0 0 0 1 22 37 4.50 1.000												
Steve Shifflett, R (9, 1) ERA: 2.81	1.0		5 1 0 0 0 0 0 0 0 0 0 0 0 10 14 0.00 1.000												

Texas Rangers @ Kansas City Royals
Royals Stadium, Kansas City, MO
Tue Sep 01 1992, 8:05 PM EDT
Att. 21,374 - Cloudy - 76 F

livebaseballscorecards.com

AB 36
R 3
H 10
RBI 3
BB 2
SO 3
LOB 17



Batter	1	2	3	4	5	6	7	8	9
Gregg Jefferies, S OBP: 0.347, SLG: 0.426 (1, 5)	1-1 S 1B		3-3 K ②		0-0 FC3-6 HBP ②		0-1 1B 1B	1-2 G6-3 1B 2B	
Keith Miller, R OBP: 0.361, SLG: 0.410 (1, 4)	1-0 P6 ①		1-0 G6-3 ③		1-0 HBP ②		1-0 SF7 ①	0-0 G6-3 ②	
George Brett, L OBP: 0.331, SLG: 0.392 (1, 10)	3-1 F7 ②			0-3 K ①	0-0 F7 ③		1-2 FC6-4 1B 2B	1-1 HBP 1B 1B	
Wally Joyner, L OBP: 0.332, SLG: 0.389 (1, 3)	1-2 L8 ③			2-2 G4-3 ②		2-2 G6-3 ①	0-3 K ②	2-0 HBP 1B	
Mike Macfarlane, R OBP: 0.311, SLG: 0.429 (1, 2)				0-0 2B		0-0 P6 ②	1-1 FC6-4 ③	1-2 FC3-6 HBP	
Brent Mayne, L OBP: 0.288, SLG: 0.299 (8, PR) (9, 2)									
Kevin Koslowski, L OBP: 0.380, SLG: 0.444 (1, 7)			1-3 K ①		2-1 G3 ③		2-0 L8 ③	0-1 FC3-6 HR	
Brian McRae, S OBP: 0.292, SLG: 0.304 (1, 8)			0-3 K ②		1-2 FC3-6 2B		2-2 1B HBP	0-2 2B 1B	
Gary Thurman, R OBP: 0.294, SLG: 0.331 (1, 9)			2-3 K ③		1-1 F9 ①		0-1 1B 1B	0-1 2B 1B	
David Howard, S OBP: 0.311, SLG: 0.309 (1, 6)			0-0 P8 ①		2-2 FC3-6 1B		1-0 E9 1B SF7	0-3 K ①	

Inning Stats	R: 0 E: 0 K: 0 S: 8	H: 1 LOB: 1 BB: 0 P: 14	R: 0 E: 0 K: 3 S: 9	H: 0 LOB: 1 BB: 0 P: 14	R: 0 E: 0 K: 1 S: 6	H: 0 LOB: 0 BB: 0 P: 10	R: 0 E: 0 K: 1 S: 9	H: 1 LOB: 1 BB: 0 P: 13	R: 0 E: 0 K: 0 S: 10	H: 2 LOB: 3 BB: 0 P: 15	R: 0 E: 0 K: 0 S: 6	H: 0 LOB: 0 BB: 0 P: 10	R: 4 E: 1 K: 1 S: 16	H: 3 LOB: 1 BB: 0 P: 22	R: 4 E: 0 K: 1 S: 21	H: 6 LOB: 3 BB: 0 P: 28
--------------	------------------------------	----------------------------------	------------------------------	----------------------------------	------------------------------	----------------------------------	------------------------------	----------------------------------	-------------------------------	----------------------------------	------------------------------	----------------------------------	-------------------------------	----------------------------------	-------------------------------	----------------------------------

PITCHER	IP	WLS	BF	H	R	ER	SO	BB	IBB	HBP	BLK	WP	HR	S	P	ERA	WHIP
Nolan Ryan, R ERA: 4.1 (1, 1)	6.0		24	4	0	0	5	0	0	0	0	0	0	48	76	0.00	0.667
Todd Burns, R ERA: 3.81 (7, 1)	0.1	L	5	2	4	2	0	0	0	1	0	0	0	8	12	54.00	6.000
Kenny Rogers, L ERA: 3.09 (7, 1)	0.2		3	1	0	0	1	0	0	0	0	0	0	8	10	0.00	1.500
Ed Nunez, R ERA: 4.25 (8, 1)	1.0		10	6	4	4	1	0	0	1	0	0	1	21	28	36.00	6.000

AB R H RBI BB SO LOB

5 2 3 3 0 1 2

3 0 0 1 0 0 2

5 0 2 2 0 1 4

5 0 1 0 0 1 2

3 0 1 0 0 0 1

0 0 0 0 0 0 0

5 1 1 1 0 1 5

3 2 2 0 0 1 1

4 2 2 0 0 1 2

4 1 1 0 0 1 3

1B: 9 SF: 1
2B: 3 SAC: 0
3B: 0 DP: 0
HR: 1 HBP: 4

WP: 0 PA: 42
PB: 0
SB: 1
CS: 0

ERA WHIP


WP: 0 PA: 42

AB 37
R 8
H 13
RBI 7
BB 0
SO 7
LOB 22

Texas Rangers @ Kansas City Royals
Royals Stadium, Kansas City, MO

livebaseballscorecards.com

Tue Sep 01 1992, 8:05 PM EDT
Att. 21,374 - Cloudy - 76 F



Batter	1	2	3	4	5	6	7	8	9	AB R H RBI BB SO LOB	TOP	
Brian Downing, R (1, 10) OBP: 0.410, SLG: 0.429	3-2 G5-3	3-2 L5		2-2 G3		4-0 2B BB		3-3 K		4 1 0 0 1 1 3		
Monty Fariss, R (1, 9) OBP: 0.321, SLG: 0.380	1-2 G6-3		1-0 2B 1B	0-1 2B		2-2 1H 2B		0-3 K		5 2 3 2 0 1 1		
Rafael Palmeiro, L (1, 3) OBP: 0.343, SLG: 0.407	1-2 1B 2B		1-1 F8	1-1 2B		4-1 BB		1-0 P4		4 1 2 1 1 0 1		
Juan Gonzalez, R (1, 8) OBP: 0.304, SLG: 0.545	2-2 2H 1B		0-1 1B 2B	2-0 P5		2-3 K		0-2 G5-3		5 0 2 1 0 1 3		
Kevin Reimer, L (1, 7) OBP: 0.350, SLG: 0.476 David Hulse, L (7, 8) OBP: 0.280, SLG: 0.217	0-0 F8		4-0 1B IBB		3-3 K		2-2 P4	1-3 K		3 0 0 0 1 1 1 1 0 0 0 0 1 0		
Dean Palmer, R (1, 5) OBP: 0.320, SLG: 0.439		1-2 F7	2-0 G4-3 1B	1-2 2-3 3-H		0-3 K	1-3 K			4 0 1 1 0 2 0		
Ivan Rodriguez, R (1, 2) OBP: 0.305, SLG: 0.376		0-0 1B SF9 1B	0-1 G4-3		0-2 F9		1-3 K			4 1 1 0 0 1 3		
Jeff Frye, R (1, 4) OBP: 0.303, SLG: 0.336		2-1 1 SAFE 1 SAFE 1B		2-1 G3		1-2 G4-3		3-2 E5 G4-3		4 0 1 0 0 0 0		
Jeff Huson, L (1, 6) OBP: 0.343, SLG: 0.364		0-0 SF9		2-0 G3 2B 1B		2-1 F7		0-0 G4-3		3 1 1 1 0 0 1		
Inning Stats	R: 1 H: 2 E: 0 LOB: 1 K: 0 BB: 0 S: 14 P: 21	R: 1 H: 2 E: 0 LOB: 1 K: 0 BB: 0 S: 10 P: 16	R: 1 H: 3 E: 0 LOB: 2 K: 0 BB: 1 S: 8 P: 16	R: 2 H: 3 E: 0 LOB: 1 K: 0 BB: 0 S: 13 P: 21	R: 0 H: 0 E: 0 LOB: 0 K: 2 BB: 0 S: 9 P: 12	R: 1 H: 1 E: 0 LOB: 2 K: 1 BB: 2 S: 13 P: 28	R: 0 H: 0 E: 0 LOB: 0 K: 2 BB: 0 S: 14 P: 18	R: 0 H: 0 E: 1 LOB: 1 K: 2 BB: 0 S: 11 P: 17	R: 0 H: 0 E: 0 LOB: 0 K: 1 BB: 0 S: 8 P: 10	1B: 6 SF: 1 2B: 5 SAC: 0 3B: 0 DP: 1 HR: 0 HBP: 0	WP: 0 PA: 41 PB: 0 SB: 0 CS: 0	
PITCHER	IP WLS BF H R ER SO BB IBB HBP BLK WP HR S P ERA WHIP											
Rick Reed, R (1, 1) ERA: 4.35	3.2 L 21 10 5 5 0 0 0 1 0 0 0 0 44 71 12.27 2.727											
Tom Gordon, R (4, 1) ERA: 4.34	2.0 9 1 1 1 2 2 0 0 0 0 0 0 20 38 4.50 1.500											
Juan Berenguer, R (6, 1) ERA: 5.34	2.1 8 0 0 0 5 0 0 0 0 0 0 0 28 40 0.00 0.000											
Mike Magnante, L (9, 1) ERA: 4.67	1.0 3 0 0 0 1 0 0 0 0 0 0 0 8 10 0.00 0.000											

Texas Rangers @ Kansas City Royals
Royals Stadium, Kansas City, MO
Wed Sep 02 1992, 8:05 PM EDT
Att. 15,784 - Cloudy - 80 F

livebaseballscorecards.com

AB	37
R	6
H	11
RBI	6
BB	3
SO	8
LOB	13



Batter	1	2	3	4	5	6	7	8	9	AB	R	H	RBI	BB	SO	LOB
Gregg Jefferies, S OBP: 0.345, SLG: 0.423 (1, 5)	3-2 G4-3 ①			2-2 G6-3 ①		1-0 G4-3 ②		2-2 G4-3 ③		4	0	0	0	0	0	0
Keith Miller, R OBP: 0.357, SLG: 0.404 (1, 4)	0-0 G4-3 ②			0-0 G4-3 ②		3-1 G6-3 ③			0-2 L7 ①	4	0	0	0	0	0	0
George Brett, L OBP: 0.333, SLG: 0.395 (1, 10)	1-1 G4-3 ③			1-3 K			1-1 G6-4-3 1B 1B		0-0 K 2B	4	1	2	0	0	1	0
Wally Joyner, L OBP: 0.331, SLG: 0.388 (1, 3)		1-2 G3-1 ①			0-0 G3-1 ①		2-0 G6-4-3 1B 1-2		3-1 G4-3 ②	4	0	1	0	0	0	1
Mike Macfarlane, R OBP: 0.307, SLG: 0.424 (1, 2)		1-3 K ②			0-1 P2 ②		2-0 G6-4-3 ① ② 1-2 2-3		1-3 K ③	4	0	0	0	0	2	3
Kevin Koslowski, L OBP: 0.390, SLG: 0.446 (1, 7)		0-1 P4 ③			1-0 2B HBP		0-0 K 1B 3-H			2	1	1	1	0	0	0
Brian McRae, S OBP: 0.294, SLG: 0.309 (1, 8)			0-1 K 1B		0-1 K 2B 1-H		2-3 SAFE K ③			3	0	2	1	0	1	1
Gary Thurman, R OBP: 0.289, SLG: 0.325 (1, 9)			0-0 F9 ①		1-0 G6-3 ③			2-2 G4-3 ①		3	0	0	0	0	0	2
David Howard, S OBP: 0.306, SLG: 0.303 (1, 6)			2-3 K ② ③ 1 SAFE 1 SAFE 1 SAFE			2-2 F9 ①		2-1 G6-3 ②		3	0	0	0	0	1	1

Inning Stats	R: 0	H: 0	R: 0	H: 0	R: 0	H: 1	R: 1	H: 1	R: 0	H: 0	R: 1	H: 3	R: 0	H: 0	R: 0	H: 1	1B: 4	SF: 0
	E: 0	LOB: 0	E: 0	LOB: 0	E: 0	LOB: 0	E: 0	LOB: 1	E: 0	LOB: 0	E: 0	LOB: 1	E: 0	LOB: 0	E: 0	LOB: 1	2B: 2	SAC: 0
	K: 0	BB: 0	K: 1	BB: 0	K: 1	BB: 0	K: 0	BB: 0	K: 1	BB: 0	K: 1	BB: 0	K: 0	BB: 0	K: 1	BB: 0	3B: 0	DP: 1
	S: 6	P: 10	S: 8	P: 10	S: 6	P: 8	S: 8	P: 11	S: 7	P: 13	S: 8	P: 15	S: 9	P: 15	S: 10	P: 14	HR: 0	HBP: 1


PITCHER	IP	WLS	BF	H	R	ER	SO	BB	IBB	HBP	BLK	WP	HR	S	P	ERA	WHIP
Kevin Brown, R ERA: 3.25 (1, 1)	9.0	W	32	6	2	2	5	0	0	1	0	0	0	68	104	2.00	0.667

BOTTOM

Texas Rangers @ Kansas City Royals
Royals Stadium, Kansas City, MO

Wed Sep 02 1992, 8:05 PM EDT
Att: 15,784 - Cloudy - 80 F

AB	31
R	2
H	6
RBI	2
BB	0
SO	5
LOB	8



Batter	1	2	3	4	5	6	7	8	9	AB R H RBI BB SO LOB	TOP													
Al Newman, S (1, 4) OBP: 0.324, SLG: 0.255 Geno Petralli, L (9, PH) OBP: 0.280, SLG: 0.286	1-1 		0-0 		0-1 	0-2 			1-2 	4 0 1 0 0 0 4 1 0 0 0 0 0 0														
Rafael Palmeiro, L (1, 3) OBP: 0.346, SLG: 0.415	2-1 		2-0 		0-1 				1-3 	4 1 3 1 0 1 0														
Jose Canseco, R (1, 10) OBP: 0.332, SLG: 0.451	1-3 		1-2 		2-2 				2-3 	4 0 0 1 0 2 3														
Juan Gonzalez, R (1, 8) OBP: 0.304, SLG: 0.542	0-0 			1-0 	1-1 				0-0 	3 1 0 0 0 0 3														
Kevin Reimer, L (1, 7) OBP: 0.347, SLG: 0.471		2-2 		3-2 		0-1 			1-2 	4 0 0 0 0 0 1														
Dean Palmer, R (1, 5) OBP: 0.323, SLG: 0.444		1-0 		2 SAFE 2-2 		3-2 			2-3 	4 0 3 1 0 1 0														
Ivan Rodriguez, R (1, 2) OBP: 0.304, SLG: 0.373		3-2 SAFE 		0-2 		4-2 			1-0 	3 0 0 0 1 0 2														
Jeff Huson, L (1, 6) OBP: 0.342, SLG: 0.362 Jack Daugherty, S (6, PH) OBP: 0.279, SLG: 0.267		2-2 		0-1 		0-0 			3-3 	2 0 0 0 0 0 2 2 0 1 0 0 1 0														
Monty Fariss, R (1, 9) OBP: 0.326, SLG: 0.379			4-1 		0-0 				1-3 	3 1 1 0 1 1 3														
Inning Stats	R: 0 E: 0 K: 1 S: 9	H: 1 LOB: 1 BB: 0 P: 13	R: 0 E: 0 K: 0 S: 15	H: 1 LOB: 1 BB: 0 P: 23	R: 1 E: 0 K: 0 S: 6	H: 1 LOB: 0 BB: 1 P: 13	R: 1 E: 0 K: 0 S: 15	H: 1 LOB: 1 BB: 0 P: 21	R: 1 E: 0 K: 0 S: 11	H: 3 LOB: 1 BB: 0 P: 14	R: 0 E: 0 K: 1 S: 16	H: 2 LOB: 3 BB: 1 P: 24	R: 0 E: 0 K: 2 S: 7	H: 0 LOB: 0 BB: 0 P: 10	R: 0 E: 0 K: 1 S: 7	H: 0 LOB: 0 BB: 0 P: 11	R: 0 E: 0 K: 1 S: 9	H: 0 LOB: 0 BB: 0 P: 15	1B: 7 2B: 1 3B: 0 HR: 1	SF: 0 SAC: 0 DP: 2 HBP: 1	WP: 0 PB: 1 SB: 1 CS: 0	PA: 37		
PITCHER	IP WLS BF H R ER SO BB IBB HBP BLK WP HR S P ERA WHIP																							
Bob Wickman, R (1, 1) ERA: 4.26 Rich Monteleone, R (6, 1) ERA: 3.14 John Habyan, R (8, 1) ERA: 3.52 Steve Farr, R (9, 1) ERA: 1.65	5.0 W 22 7 3 3 1 1 0 1 0 0 0 1 56 84 5.40 1.600	2.0 9 2 0 0 3 1 0 0 0 0 0 0 23 34 0.00 1.500	1.0 3 0 0 0 1 0 0 0 0 0 0 0 7 11 0.00 0.000	1.0 S 3 0 0 0 1 0 0 0 0 0 0 0 9 15 0.00 0.000																				

Texas Rangers @ New York Yankees
 Yankee Stadium, Bronx, NY
 Fri Sep 04 1992, 7:05 PM EDT
 Att. 18,818 - Cloudy - 70 F

livebaseballscorecards.com

AB	34
R	3
H	9
RBI	3
BB	2
SO	6
LOB	18



Batter	1	2	3	4	5	6	7	8	9
Bernie Williams, S OBP: 0.333, SLG: 0.361 (1, 8) B F X	1-1 G3 ①	1-2 F9 ③		4-0 CI 1B BB	2-3 K ② 1-2 2-3			0-2 1B 1B	
Roberto Kelly, R OBP: 0.336, SLG: 0.409 (1, 7) X	0-0 1B 1B		0-1 G6-3 ①	0-0 CI 1B 1B	0-2 G4-3 ③			0-2 1B 1B	
Don Mattingly, L OBP: 0.326, SLG: 0.422 (1, 3) C B SAFE X	1-1 1B 1-2 1B		1-0 HR	1-1 1B 1-3 2-H 3-H		0-1 F9 ①		2-0 P6 ①	
Danny Tartabull, R OBP: 0.411, SLG: 0.482 (1, 10) C F B X	1-2 F8 ②		2-2 1B	3-2 FC6-4 1B 1-3 3-H		1-0 2B		0-3 K ②	
Mel Hall, L OBP: 0.312, SLG: 0.434 (1, 9) C B B X	2-1 1-3 2-H 1B		0-0 L8 ②	1-2 FC6-4 1-2 1-2f		4-1 IBB G5-4-3		3-2 F8 ③	
Randy Velarde, R OBP: 0.335, SLG: 0.388 (1, 5) B C S	1-3 K ③		3-3 K ③		2-1 BB 1B		2-2 G5-4-3 ② ③ 1-2f		
Matt Nokes, L OBP: 0.278, SLG: 0.398 (1, 2) C B B X		2-3 K ①		1-0 G3 ① SAFE	4-1 FC1-5 1B BB		1-0 G4-6-3 1B		
Andy Stankiewicz, R OBP: 0.343, SLG: 0.359 (1, 6) C B X		1-1 2B		1-1 CI 1B S	0-1 PB FC1-5 1B		2-1 G4-6-3 ① ② 1-2f		
Pat Kelly, R OBP: 0.301, SLG: 0.385 (1, 4) B B X		2-3 K ②		2-0 G5-3 ② SAFE	0-0 FC1-5 PB		0-0 L9 ③		

Inning Stats	R: 1 E: 0 K: 1 S: 13	H: 3 LOB: 2 BB: 0 P: 19	R: 0 E: 0 K: 2 S: 12	H: 1 LOB: 1 BB: 0 P: 18	R: 1 E: 0 K: 1 S: 10	H: 2 LOB: 1 BB: 0 P: 16	R: 3 E: 1 K: 0 S: 14	H: 3 LOB: 2 BB: 1 P: 27	R: 1 E: 0 K: 1 S: 13	H: 2 LOB: 2 BB: 1 P: 21	R: 0 E: 0 K: 0 S: 9	H: 1 LOB: 1 BB: 1 P: 16	R: 0 E: 0 K: 0 S: 4	H: 1 LOB: 0 BB: 0 P: 7	R: 0 E: 0 K: 1 S: 14	H: 2 LOB: 2 BB: 0 P: 19
--------------	-------------------------------	----------------------------------	-------------------------------	----------------------------------	-------------------------------	----------------------------------	-------------------------------	----------------------------------	-------------------------------	----------------------------------	------------------------------	----------------------------------	------------------------------	---------------------------------	-------------------------------	----------------------------------

PITCHER	IP	WLS	BF	H	R	ER	SO	BB	IBB	HBP	BLK	WP	HR	S	P	ERA	WHIP
Jose Guzman, R ERA: 3.79 (1, 1)	3.2	L	22	9	5	4	4	1	0	0	0	0	1	46	76	9.82	2.727
Brian Bohanon, L ERA: 5.97 (4, 1)	1.0		6	2	1	1	1	1	0	0	0	0	0	13	22	9.00	3.000
Matt Whiteside, R ERA: 1.98 (5, 1)	2.1		8	2	0	0	0	0	1	0	0	0	0	16	26	0.00	0.857
Kenny Rogers, L ERA: 3.05 (8, 1)	1.0		5	2	0	0	1	0	0	0	0	0	0	14	19	0.00	2.000

AB R H RBI BB SO LOB

4 1 1 0 1 1 3

4 2 2 0 0 0 2

5 1 3 3 0 0 2

5 0 3 1 0 1 4

4 0 1 1 1 0 5

4 1 1 0 0 2 5

3 0 1 0 1 1 0

4 1 3 1 0 0 1

4 0 0 0 0 1 4

AB 37

R 6

H 15

RBI 6

BB 3

SO 6

LOB 26

WP: 0

PA: 41

PB: 1

SB: 1

CS: 0

1B: 12

2B: 2

3B: 0

HR: 1

SF: 0

SAC: 0

DP: 2

HBP: 0

ERA


WHIP

Texas Rangers @ New York Yankees

Yankee Stadium, Bronx, NY

Fri Sep 04 1992, 7:05 PM EDT

Att. 18,818 - Cloudy - 70 F



livebaseballscorecards.com

Batter	1	2	3	4	5	6	7	8	9	AB R H RBI BB SO LOB	TOP							
Jack Daugherty, S OBP: 0.294, SLG: 0.298 (1, 9)	3-1 2B		2-0 F8		4-2 HR BB		1-3 K		1-0 2B	4 2 2 1 1 1 1								
Rafael Palmeiro, L OBP: 0.348, SLG: 0.423 (1, 3)	2-2 G1-3		4-0 BB		0-0 HR			1-0 G3-1	2-2 2B	4 2 2 4 1 0 1								
Jose Canseco, R OBP: 0.335, SLG: 0.453 (1, 10)	4-2 BB		0-2 P4		4-2 BB			1-1 P2	1-2 2B	3 0 1 1 2 0 2								
Juan Gonzalez, R OBP: 0.301, SLG: 0.537 (1, 8)	2-2 G5-4-3			1-3 K	0-1 F8			1-1 F9	2-0 G5-3	5 0 0 0 0 1 4								
Kevin Reimer, L OBP: 0.345, SLG: 0.468 (1, 7)		2-3 K		0-0 F9		1-2 G4-3			3-3 K	3 0 0 0 0 1 0								
Monty Fariss, R OBP: 0.324, SLG: 0.376 (9, PH)										1 0 0 0 0 1 0								
Dean Palmer, R OBP: 0.324, SLG: 0.444 (1, 5)		3-2 P3		4-1 BB		0-0 G4-3			1-0 1B 1B	3 1 1 0 1 0 0								
Ivan Rodriguez, R OBP: 0.303, SLG: 0.372 (1, 2)		2-1 F9		1-2 F7		1-2 L4			0-2 1B 2B 1B	4 1 1 0 0 0 1								
Al Newman, S OBP: 0.328, SLG: 0.254 (1, 6)			4-2 BB BB		0-3 K		4-2 CS BB		0-0 FC4-6 1B	1 0 0 0 2 1 0								
Geno Petralli, L OBP: 0.283, SLG: 0.290 (9, PH)									1-2 FC4-6 1B	1 0 1 1 0 0 0								
Mario Diaz, R OBP: 0.176, SLG: 0.176 (9, 6)									3-H 1B	0 0 0 0 0 0 0								
Jeff Frye, R OBP: 0.295, SLG: 0.326 (1, 4)			0-3 K		1-3 K		0-3 K		1-2 FC4-6 2B	4 1 0 0 0 3 4								
Inning Stats	R: 0 E: 0 K: 0 S: 12	H: 1 LOB: 1 BB: 1 P: 23	R: 0 E: 0 K: 1 S: 8	H: 0 LOB: 0 BB: 0 P: 15	R: 0 E: 0 K: 1 S: 11	H: 0 LOB: 1 BB: 1 P: 17	R: 2 E: 0 K: 2 S: 13	H: 1 LOB: 1 BB: 2 P: 22	R: 0 E: 0 K: 2 S: 9	H: 0 LOB: 0 BB: 1 P: 14	R: 0 E: 0 K: 0 S: 5	H: 0 LOB: 0 BB: 0 P: 8	R: 5 E: 0 K: 1 S: 21	H: 6 LOB: 1 BB: 0 P: 32	1B: 3 2B: 4 3B: 0 HR: 1	SF: 0 SAC: 0 DP: 1 HBP: 0	WP: 0 PB: 0 SB: 0 CS: 1	PA: 40
PITCHER Sam Millitello, R ERA: 2.97 (1, 1)	IP: 6.0 WLS: L BF: 25 H: 2 R: 2 ER: 2 SO: 5 BB: 6 IBB: 0 HBP: 0 BLK: 0 WP: 0 HR: 1 S: 66 P: 110 ERA: 3.00 WHIP: 1.333					PITCHER Curt Young, L ERA: 3.65 (9, 1)	IP: 0.1 WLS: 1 BF: 1 H: 0 R: 0 ER: 0 SO: 0 BB: 0 IBB: 0 HBP: 0 BLK: 0 WP: 0 HR: 0 S: 1 P: 3 ERA: 0.00 WHIP: 0.000											
Greg Cadaret, L ERA: 4.53 (7, 1)	IP: 1.1 WLS: 4 BF: 0 H: 0 R: 0 ER: 0 SO: 2 BB: 1 IBB: 0 HBP: 0 BLK: 0 WP: 0 HR: 0 S: 10 P: 16 ERA: 0.00 WHIP: 0.750																	
Russ Springer, R ERA: 9.64 (8, 1)	IP: 0.2 WLS: 2 BF: 0 H: 0 R: 0 ER: 0 SO: 0 BB: 0 IBB: 0 HBP: 0 BLK: 0 WP: 0 HR: 0 S: 4 P: 6 ERA: 0.00 WHIP: 0.000																	
Jerry Nielsen, L ERA: 3.38 (9, 1)	IP: 0.1 WLS: 1 BF: 0 H: 0 R: 0 ER: 0 SO: 1 BB: 0 IBB: 0 HBP: 0 BLK: 0 WP: 0 HR: 0 S: 4 P: 7 ERA: 0.00 WHIP: 0.000																	
John Habyan, R ERA: 4.2 (9, 1)	IP: 0.1 WLS: 7 BF: 6 H: 5 R: 5 ER: 5 SO: 0 BB: 0 IBB: 0 HBP: 0 BLK: 0 WP: 0 HR: 0 S: 16 P: 22 ERA: 135.00 WHIP: 18.000																	

Texas Rangers @ New York Yankees
Yankee Stadium, Bronx, NY
Sat Sep 05 1992, 3:33 AM EDT
Att. 20,956 - Cloudy - 71 F

livebaseballscorecards.com

AB 33
R 7
H 8
RBI 7
BB 7
SO 8
LOB 13



BOTTOM

Texas Rangers @ New York Yankees
Yankee Stadium, Bronx, NY
Sat Sep 05 1992, 3:33 AM EDT
Att. 20,956 - Cloudy - 71 F

livebaseballscorecards.com

AB 35
R 3
H 10
RBI 3
BB 2
SO 6
LOB 19



WP: 0 PA: 38
PB: 1
SB: 0
CS: 0

AB R H RBI BB SO LOB

5 0 2 2 0 0 5

5 0 1 1 0 2 4

4 0 1 0 0 0 0

3 0 0 0 1 0 2

4 0 0 0 0 1 4

4 1 2 0 0 0 0

3 0 1 0 0 1 0

1 0 0 0 0 1 1

3 0 1 0 1 0 1

3 2 2 0 0 1 2

1B: 7 SF: 0
2B: 3 SAC: 0
3B: 0 DP: 2
HR: 0 HBP: 1

Batter	1	2	3	4	5	6	7	8	9
Bernie Williams, S (1, 8) OBP: 0.335, SLG: 0.362 									
Roberto Kelly, R (1, 7) OBP: 0.335, SLG: 0.407 									
Don Mattingly, L (1, 3) OBP: 0.326, SLG: 0.420 									
Danny Tartabull, R (1, 10) OBP: 0.410, SLG: 0.477 									
Mel Hall, L (1, 9) OBP: 0.310, SLG: 0.431 									
Randy Velarde, R (1, 5) OBP: 0.337, SLG: 0.389 									
Matt Nokes, L (1, 2) OBP: 0.279, SLG: 0.401 Mike Stanley, R (9, PH) OBP: 0.380, SLG: 0.404 									
Andy Stankiewicz, R (1, 6) OBP: 0.344, SLG: 0.359 									
Pat Kelly, R (1, 4) OBP: 0.306, SLG: 0.396 									

Inning Stats	R: 0 E: 0 K: 0 S: 7	H: 1 LOB: 0 BB: 0 P: 12	R: 0 E: 0 K: 0 S: 7	H: 0 LOB: 0 BB: 1 P: 15	R: 0 E: 0 K: 1 S: 9	H: 0 LOB: 2 BB: 1 P: 21	R: 0 E: 0 K: 1 S: 5	H: 0 LOB: 0 BB: 0 P: 8	R: 0 E: 0 K: 1 S: 10	H: 3 LOB: 2 BB: 0 P: 18	R: 0 E: 1 K: 0 S: 6	H: 0 LOB: 1 BB: 0 P: 11	R: 0 E: 0 K: 1 S: 7	H: 0 LOB: 0 BB: 0 P: 9	R: 1 E: 0 K: 0 S: 12	H: 3 LOB: 2 BB: 0 P: 16	R: 2 E: 0 K: 2 S: 12	H: 3 LOB: 1 BB: 0 P: 18	1B: 7 2B: 3 3B: 0 HR: 0	SF: 0 SAC: 0 DP: 2 HBP: 1
--------------	------------------------------	----------------------------------	------------------------------	----------------------------------	------------------------------	----------------------------------	------------------------------	---------------------------------	-------------------------------	----------------------------------	------------------------------	----------------------------------	------------------------------	---------------------------------	-------------------------------	----------------------------------	-------------------------------	----------------------------------	----------------------------------	------------------------------------

PITCHER	IP	WLS	W	BF	H	R	ER	SO	BB	IBB	HBP	BLK	WP	HR	S	P	ERA	WHIP
Roger Pavlik, R (1, 1) ERA: 4.28	7.1			30	7	1	1	4	2	0	1	0	0	0	60	107	1.23	1.227
Ed Nunez, R (8, 1) ERA: 4.23	0.1			1	0	0	0	0	0	0	0	0	0	0	2	2	0.00	0.000
Kenny Rogers, L (8, 1) ERA: 3.26	1.1	S		7	3	2	2	2	0	0	0	0	0	0	13	19	13.50	2.250

PITCHER	IP	WLS	W	BF	H	R	ER	SO	BB	IBB	HBP	BLK	WP	HR	S	P	ERA	WHIP
---------	----	-----	---	----	---	---	----	----	----	-----	-----	-----	----	----	---	---	-----	------

Batter	1	2	3	4	5	6	7	8	9	AB R H RBI BB SO LOB	TOP	
Brian Downing, R (1, 10) OBP: 0.409, SLG: 0.425	3-2 1B HBP		0-1 F7		0-1 F7			1-3 K		3 0 0 0 0 1 2	Texas Rangers @ New York Yankees Yankee Stadium, Bronx, NY Sun Sep 06 1992, 3:33 AM EDT Att. 21,643 - Cloudy - 66 F	
Rafael Palmeiro, L (1, 3) OBP: 0.348, SLG: 0.421	2-1 P5		3-2 G3		4-0 BB			3-2 G4-3		3 0 0 0 1 0 1		
Jose Canseco, R (1, 9) OBP: 0.336, SLG: 0.456	3-2 BB 1-3 1B		0-2 G4-3		3-1 F7			0-1 2B		4 0 2 0 0 0 3		
Kevin Reimer, L (1, 7) OBP: 0.344, SLG: 0.465	4-2 1-2 BB			0-0 G3-1		0-2 G4-3		2-3 K		3 0 0 0 1 1 1		
Dean Palmer, R (1, 5) OBP: 0.322, SLG: 0.440	2-2 P3			1-3 K		3-3 K		1-1 G6-3		4 0 0 0 0 2 3		
Ivan Rodriguez, R (1, 2) OBP: 0.300, SLG: 0.368	1-2 F9			1-2 G3		0-0 F9		2-2 P4		4 0 0 0 0 0 3		
Al Newman, S (1, 6) OBP: 0.324, SLG: 0.250 Monty Fariss, R (9, PH) OBP: 0.321, SLG: 0.373					2-2 F7		1-0 G1-3		2-3 K	3 0 0 0 0 1 0 1 0 0 0 0 1 0		
Jeff Frye, R (1, 4) OBP: 0.296, SLG: 0.321					4-0 BB 1B BB		2-2 F9			2 0 0 0 1 0 0		
David Hulse, L (1, 8) OBP: 0.286, SLG: 0.231					0-1 SAFE 1-2 BB 1B		1-0 G6-3			3 0 1 0 0 0 0		
Inning Stats	R: 0 E: 0 K: 0 S: 17 H: 1 LOB: 3 BB: 1 P: 32	R: 0 E: 0 K: 1 S: 10 H: 0 LOB: 0 BB: 0 P: 15	R: 0 E: 0 K: 0 S: 8 H: 0 LOB: 0 BB: 0 P: 11	R: 0 E: 0 K: 1 S: 9 H: 0 LOB: 0 BB: 0 P: 11	R: 0 E: 0 K: 0 S: 10 H: 1 LOB: 3 BB: 2 P: 23	R: 0 E: 0 K: 1 S: 7 H: 0 LOB: 0 BB: 0 P: 10	R: 0 E: 0 K: 0 S: 5 H: 0 LOB: 0 BB: 0 P: 9	R: 0 E: 0 K: 2 S: 12 H: 1 LOB: 1 BB: 0 P: 18	R: 0 E: 0 K: 1 S: 8 H: 0 LOB: 0 BB: 0 P: 13	1B: 2 SF: 0 2B: 1 SAC: 0 3B: 0 DP: 0 HR: 0 HBP: 1	WP: 0 PA: 34 PB: 0 SB: 0 CS: 0	
PITCHER Scott Kamieniecki, R (1, 1) ERA: 4.25 Curt Young, L (9, 1) ERA: 3.59	IP WLS BF H R ER SO BB IBB HBP BLK WP HR S P ERA WHIP											PITCHER IP WLS BF H R ER SO BB IBB HBP BLK WP HR S P ERA WHIP

livebaseballscorecards.com

AB	30
R	0
H	3
RBI	0
BB	3
SO	6
LOB	13



Batter	1	2	3	4	5	6	7	8	9
Bernie Williams, S (1, 8) OBP: 0.335, SLG: 0.362	1-1 G6-4-3 1B		1-0 G4-3		1-0 G4-3			1-1 SH2-4	
Roberto Kelly, R (1, 7) OBP: 0.334, SLG: 0.408	0-0 G6-4-3 1-2f		2-3 K		1-0 F9			2-0 2B	
Don Mattingly, L (1, 3) OBP: 0.329, SLG: 0.421	4-2 BB		1-0 FC6-4 1B		3-2 F8			4-0 1B IBB	
Danny Tartabull, R (1, 10) OBP: 0.408, SLG: 0.478	1-0 F8		1-0 FC6-4 1-2f		1-1 F7			0-0 1B 2B	
Mel Hall, L (1, 9) OBP: 0.311, SLG: 0.431		1-0 1B		0-0 G3		0-2 G4-3		0-0 HR 1B	
Randy Velarde, R (1, 5) OBP: 0.336, SLG: 0.388		1-2 G4-6-3 1B		1-0 F7		1-2 L5		0-3 K	
Matt Nokes, L (1, 2) OBP: 0.278, SLG: 0.408		0-3 K		0-0 P4		1-3 K		0-0 HR	
Andy Stankiewicz, R (1, 6) OBP: 0.344, SLG: 0.356		0-2 G4-6-3 1-2f		2-2 G1-3		0-0 P9		4-1 BB	
Pat Kelly, R (1, 4) OBP: 0.310, SLG: 0.400			4-2 G4-3 1B BB		0-1 G4-3 2B			CI SH2-4 2B K	

Inning Stats	R: 0	H: 1	E: 0	LOB: 1	K: 0	BB: 1	S: 6	P: 12
	R: 0	H: 2	E: 0	LOB: 1	K: 1	BB: 0	S: 13	P: 15
	R: 1	H: 1	E: 0	LOB: 1	K: 1	BB: 1	S: 8	P: 17
	R: 0	H: 0	E: 0	LOB: 0	K: 0	BB: 0	S: 3	P: 4
	R: 0	H: 1	E: 0	LOB: 1	K: 0	BB: 0	S: 9	P: 13
	R: 0	H: 0	E: 0	LOB: 0	K: 1	BB: 0	S: 7	P: 9
	R: 6	H: 4	E: 1	LOB: 1	K: 2	BB: 2	S: 16	P: 31

PITCHER	IP	WLS	BF	H	R	ER	SO	BB	IBB	HBP	BLK	WP	HR	S	P	ERA	WHIP
Scott Chiamparino, R (1, 1) ERA: 1.29	7.0	L	26	5	1	1	3	2	0	0	0	0	0	55	83	1.29	1.000
Todd Burns, R (8, 1) ERA: 4.1	0.1		5	2	4	4	0	0	1	0	0	0	0	7	16	108.00	6.000
Brian Bohanon, L (8, 1) ERA: 6.34	0.2		5	2	2	1	2	1	0	0	0	0	1	9	15	13.50	4.500

AB R H RBI BB SO LOB

3 0 1 0 0 0 2

4 1 1 1 0 1 3

2 1 1 1 2 0 0

4 1 1 1 0 0 2

4 1 2 2 0 0 0

4 0 1 0 0 1 1

4 1 1 2 0 2 2

3 0 0 0 1 0 2

2 2 1 0 1 1 1

AB 30

R 7

H 9

RBI 7

BB 4

SO 5

LOB 13

WP: 0 PA: 36

PB: 0

SB: 1

CS: 0

1B: 5 SF: 0

2B: 3 SAC: 1

3B: 0 DP: 2

HR: 1 HBP: 0

WP: 0 PA: 36


ERA WHIP

Texas Rangers @ New York Yankees

Yankee Stadium, Bronx, NY

Sun Sep 06 1992, 3:33 AM EDT

Att. 21,643 - Cloudy - 66 F



livebaseballscores.com

Batter	1	2	3	4	5	6	7	8	9	AB R H RBI BB SO LOB	TOP											
Billy Hatcher, R (1, 7) OBP: 0.313, SLG: 0.360	1-3 		1-0 			0-3 		3-1 	0-0 	5 0 0 0 0 2 5												
Scott Cooper, L (1, 3) OBP: 0.328, SLG: 0.335	2-0 			0-1 		2-1 		2-0 		4 0 2 1 0 0 0												
Wade Boggs, L (1, 5) OBP: 0.350, SLG: 0.363	3-2 			4-2 		2-2 		0-3 		3 0 0 0 1 1 2												
Mo Vaughn, L (1, 10) OBP: 0.332, SLG: 0.393		2-1 		2-3 		2-0 		1-0 		4 0 0 0 0 1 1												
Bob Zupcic, R (1, 9) OBP: 0.325, SLG: 0.360		0-1 		2-2 		1-0 		0-0 		4 0 1 0 0 0 1												
Jody Reed, R (1, 4) OBP: 0.329, SLG: 0.329		0-0 		2-3 		1-3 		0-1 		4 1 1 0 0 2 1												
Herm Winningham, L (1, 8) OBP: 0.260, SLG: 0.296		0-2 	0-0 	2-2 		1-0 		2-1 		4 1 2 0 0 0 0												
Tony Peña, R (1, 2) OBP: 0.291, SLG: 0.308			1-0 		0-0 		0-1 		0-0 	3 0 1 1 0 0 0												
John Valentin, R (1, 6) OBP: 0.371, SLG: 0.450			2-1 		1-1 		2-0 		4-2 	3 1 2 1 1 0 0												
Inning Stats	R: 0 E: 0 K: 1 S: 8	H: 0 LOB: 0 BB: 0 P: 14	R: 0 E: 0 K: 0 S: 7	H: 1 LOB: 0 BB: 0 P: 9	R: 0 E: 0 K: 0 S: 5	H: 1 LOB: 1 BB: 0 P: 9	R: 0 E: 0 K: 1 S: 12	H: 0 LOB: 1 BB: 1 P: 20	R: 0 E: 0 K: 1 S: 8	H: 0 LOB: 0 BB: 0 P: 12	R: 0 E: 0 K: 1 S: 10	H: 1 LOB: 1 BB: 0 P: 15	R: 0 E: 0 K: 1 S: 5	H: 0 LOB: 0 BB: 0 P: 9	R: 2 E: 0 K: 1 S: 10	H: 3 LOB: 1 BB: 0 P: 18	R: 1 E: 0 K: 0 S: 11	H: 3 LOB: 3 BB: 1 P: 18	1B: 6 2B: 3 3B: 0 HR: 0	SF: 0 SAC: 1 DP: 0 HBP: 0	WP: 2 PB: 0 SB: 0 CS: 1	PA: 38
PITCHER	IP WLS BF H R ER SO BB IBB HBP BLK WP HR S P ERA WHIP																					
Nolan Ryan, R (1, 1) ERA: 3.99	8.1 L 31 6 2 2 6 1 0 0 0 2 0 66 108 2.16 0.840																					
Matt Whiteside, R (9, 1) ERA: 2.51	0.2 6 3 1 1 0 1 0 0 0 0 0 10 16 13.50 6.000																					

Boston Red Sox @ Texas Rangers
Arlington Stadium, Arlington, TX
Mon Sep 07 1992, 8:05 PM EDT
Att. 29,699 - Sunny - 96 F

livebaseballscorecards.com

AB	34
R	3
H	9
RBI	3
BB	2
SO	6
LOB	10



Batter	1	2	3	4	5	6	7	8	9	AB	R	H	RBI	BB	SO	LOB
Brian Downing, R OBP: 0.407, SLG: 0.426 (1, 10)	1-1 F7		2-2 2B		1-3 K			1-0 L7		4	0	1	0	0	1	0
Rafael Palmeiro, L OBP: 0.347, SLG: 0.419 (1, 3)	1-3 K		0-3 K			2-3 K			4-2 1B PB BB	3	0	0	0	1	3	1
Jose Canseco, R OBP: 0.338, SLG: 0.455 (1, 9)	4-2 BB BB		3-2 G4-3			2-3 K			3-2 G4-6-3 1B	3	0	1	0	1	1	1
Juan Gonzalez, R OBP: 0.304, SLG: 0.537 Monty Fariss, R OBP: 0.317, SLG: 0.367 (1, 8) (5, 8) (9, 4)	4-1 1-2 BB			1-0 1B HBP		2-3 K			0-3 K	0	0	0	0	1	0	0
Kevin Reimer, L OBP: 0.343, SLG: 0.463 (1, 7)	3-1 F7			1-0 1-2 G4-6-3 1B		2-3 K			1-2 G4-6-3 1-2f	4	0	1	0	0	1	4
Dean Palmer, R OBP: 0.320, SLG: 0.437 (1, 5)		1-1 G6-3		1-2 P5		2-3 K				3	0	0	0	0	1	2
Geno Petralli, L OBP: 0.279, SLG: 0.285 (1, 2)		1-1 F8		2-1 G4-6-3 1-2f		2-3 K				3	0	0	0	0	1	2
Jeff Frye, R OBP: 0.299, SLG: 0.324 Jack Daugherty, S OBP: 0.300, SLG: 0.298 Mario Diaz, R OBP: 0.176, SLG: 0.176 (1, 4) (8, PH) (9, 6)		1-0 CS 1B		1-1 P5				4-1 G5-4-3 BB		2	0	1	0	0	0	0
Al Newman, S OBP: 0.321, SLG: 0.248 Ivan Rodriguez, R OBP: 0.299, SLG: 0.367 Donald Harris, R OBP: 0.143, SLG: 0.143 (1, 6) (8, PH) (9, 8)		3-0 CS 1-2	2-2 G4-3		1-0 P2			1-2 G5-4-3 1-2f		2	0	0	0	0	0	0

Inning Stats	R: 0	H: 0	E: 0	K: 10	S: 10	R: 0	H: 1	E: 0	K: 5	S: 5	R: 0	H: 1	E: 0	K: 12	S: 12	R: 0	H: 0	E: 0	K: 6	S: 6	R: 0	H: 0	E: 0	K: 3	S: 11	R: 0	H: 0	E: 0	K: 3	S: 11	R: 0	H: 0	E: 0	K: 6	S: 6	R: 0	H: 0	E: 0	K: 3	S: 11	R: 0	H: 0	E: 0	K: 3	S: 11	R: 0	H: 1	E: 0	K: 11	S: 11	1B: 3	2B: 1	3B: 0	HR: 0	SF: 0	SAC: 0	DP: 3	HBP: 1	WP: 0	PB: 1	SB: 0	CS: 1	PA: 33
--------------	------	------	------	-------	-------	------	------	------	------	------	------	------	------	-------	-------	------	------	------	------	------	------	------	------	------	-------	------	------	------	------	-------	------	------	------	------	------	------	------	------	------	-------	------	------	------	------	-------	------	------	------	-------	-------	-------	-------	-------	-------	-------	--------	-------	--------	-------	-------	-------	-------	--------

PITCHER	IP	WLS	BF	H	R	ER	SO	BB	IBB	HBP	BLK	WP	HR	S	P	ERA	WHIP
Roger Clemens, R ERA: 2.18 (1, 1)	8.0		28	3	0	0	9	3	0	1	0	0	0	67	119	0.00	0.750
Tony Fossas, L ERA: 3.13 (9, 1)	0.0		1	0	0	0	0	1	0	0	0	0	0	2	6	∞	∞
Paul Quantrill, R ERA: 2.03 (9, 1)	0.1		2	1	0	0	1	0	0	0	0	0	0	6	9	0.00	3.000
Joe Hesketh, L ERA: 4.65 (9, 1)	0.2	S	1	0	0	0	0	0	0	0	0	0	0	3	4	0.00	0.000

BOTTOM


Boston Red Sox @ Texas Rangers
Arlington Stadium, Arlington, TX

Mon Sep 07 1992, 8:05 PM EDT
Att. 29,699 - Sunny - 96 F

livebaseballscorecards.com

AB	27
R	0
H	4
RBI	0
BB	4
SO	10
LOB	13



Batter	1	2	3	4	5	6	7	8	9	AB R H RBI BB SO LOB	TOP		
Billy Hatcher, R OBP: 0.313, SLG: 0.359 (1, 7)	0-2 G4-3		0-3 K			2-1 BB SF7 1B		0-0 B2-3		4 1 1 0 0 1 0			
Scott Cooper, L OBP: 0.335, SLG: 0.343 (1, 5)	1-2 G4-3			3-2 F9 2B		1-0 BB 1B		4-2 BB		3 0 2 0 1 0 0			
Wade Boggs, L OBP: 0.350, SLG: 0.360 (1, 10)	1-0 G4-3			3-3 K		4-1 BB		0-3 SAFE K		3 0 0 0 1 2 2			
Tom Brunansky, R OBP: 0.357, SLG: 0.461 (1, 9)		1-1 E5 G4-6-3 1B		2-2 F9		0-0 SF7		2-3 K		3 0 0 1 0 1 2			
Mo Vaughn, L OBP: 0.332, SLG: 0.392 (1, 3)		0-1 G4-6-3 1B		2-3 K		2-2 G4-3		2-3 SAFE K		3 0 1 0 0 1 3			
Eric Wedge, R OBP: 0.350, SLG: 0.394 (9, PH)		1-2 G4-6-3 1B								1 0 0 0 0 1 0			
John Valentin, R OBP: 0.359, SLG: 0.435 (1, 6)		2-0 G4-6-3 1-2f 2-3		0-1 G4-3		1-0 P9		2-1 P4		4 0 0 0 0 0 2			
Herm Winningham, L OBP: 0.261, SLG: 0.296 (1, 8)		2-1 G6-3		2-3 K		3-2 CS 1B		2-2 P3		3 0 1 0 0 1 1			
Bob Zupcic, R OBP: 0.324, SLG: 0.359 (9, PH)										1 0 0 0 0 0 0	AB 30 R 1 H 5 RBI 1 BB 2 SO 8 LOB 11		
John Marzano, R OBP: 0.149, SLG: 0.182 (1, 2)			1-0 G5-3		3-2 F9		2-1 HBP			2 0 0 0 0 0 0			
Tim Lincecum, R OBP: 0.258, SLG: 0.254 (1, 4)			0-3 K		0-1 G6-3		1-1 F9			3 0 0 0 0 1 1			
Inning Stats	R: 0 H: 0 E: 0 LOB: 0 K: 0 BB: 0 S: 8 P: 10	R: 0 H: 1 E: 1 LOB: 1 K: 0 BB: 0 S: 7 P: 12	R: 0 H: 0 E: 0 LOB: 0 K: 2 BB: 0 S: 7 P: 8	R: 0 H: 1 E: 0 LOB: 1 K: 2 BB: 0 S: 16 P: 26	R: 0 H: 0 E: 0 LOB: 0 K: 1 BB: 0 S: 10 P: 15	R: 1 H: 2 E: 0 LOB: 2 K: 0 BB: 1 S: 10 P: 19	R: 0 H: 1 E: 0 LOB: 1 K: 0 BB: 0 S: 7 P: 14	R: 0 H: 0 E: 0 LOB: 1 K: 2 BB: 1 S: 9 P: 15	R: 0 H: 0 E: 0 LOB: 0 K: 1 BB: 0 S: 9 P: 15	1B: 4 SF: 1 2B: 1 SAC: 0 3B: 0 DP: 1 HR: 0 HBP: 1	WP: 0 PA: 34 PB: 0 SB: 0 CS: 1		
PITCHER	IP WLS BF H R ER SO BB IBB HBP BLK WP HR S P ERA WHIP											PITCHER	IP WLS BF H R ER SO BB IBB HBP BLK WP HR S P ERA WHIP
Kevin Brown, R ERA: 3.18 (1, 1)	8.0 W 31 5 1 1 7 2 0 1 0 0 0 0 74 119 1.12 0.875												
Kenny Rogers, L ERA: 3.21 (9, 1)	1.0 3 0 0 0 1 0 0 0 0 0 0 0 9 15 0.00 0.000												

Boston Red Sox @ Texas Rangers
Arlington Stadium, Arlington, TX
Tue Sep 08 1992, 8:05 PM EDT
Att. 13,294 - Sunny - 92 F

livebaseballscorecards.com

Batter	1	2	3	4	5	6	7	8	9	AB R H RBI BB SO LOB
--------	---	---	---	---	---	---	---	---	---	----------------------

Jack Daugherty, S <small>OBP: 0.298, SLG: 0.296</small> (1, 7)	1-0 <small>BB, BB, BB, BB</small>	3-3 <small>BB, BB, BB, BB</small>		1-0 <small>BB, BB, BB, BB</small>			2-1 <small>BB, BB, BB, BB</small>			4 2 1 0 0 1 0
Ivan Rodriguez, R <small>OBP: 0.297, SLG: 0.364</small> (1, 2)	2-3 <small>BB, BB, BB, BB</small>	0-0 <small>BB, BB, BB, BB</small>			2-1 <small>BB, BB, BB, BB</small>		0-1 <small>BB, BB, BB, BB</small>			3 0 0 0 0 1 1
Jose Canseco, R <small>OBP: 0.339, SLG: 0.462</small> (1, 9)	4-2 <small>BB, BB, BB, BB</small>		1-2 <small>BB, BB, BB, BB</small>		1-0 <small>BB, BB, BB, BB</small>		2-1 <small>BB, BB, BB, BB</small>			3 2 1 2 1 0 0
Brian Downing, R <small>OBP: 0.411, SLG: 0.435</small> (1, 10)	3-2 <small>BB, BB, BB, BB</small>		4-1 <small>BB, BB, BB, BB</small>		2-2 <small>BB, BB, BB, BB</small>		1-1 <small>BB, BB, BB, BB</small>			3 1 2 2 1 0 0
Dean Palmer, R <small>OBP: 0.319, SLG: 0.442</small> (1, 5)	0-1 <small>BB, BB, BB, BB</small>		1-2 <small>BB, BB, BB, BB</small>		2-3 <small>BB, BB, BB, BB</small>		0-3 <small>BB, BB, BB, BB</small>			4 1 1 2 0 2 2
Rafael Palmeiro, L <small>OBP: 0.348, SLG: 0.417</small> (1, 3)	4-1 <small>BB, BB, BB, BB</small>		2-2 <small>BB, BB, BB, BB</small>		1-2 <small>BB, BB, BB, BB</small>			4-0 <small>BB, BB, BB, BB</small>		2 0 0 0 2 0 0
Monty Fariss, R <small>OBP: 0.322, SLG: 0.362</small> (1, 8)	4-2 <small>BB, BB, BB, BB</small>		0-0 <small>BB, BB, BB, BB</small>		2-3 <small>BB, BB, BB, BB</small>			4-1 <small>BB, BB, BB, BB</small>		2 0 0 0 2 1 0
David Hulse, L <small>OBP: 0.286, SLG: 0.231</small> (9, 8)	1-2 <small>BB, BB, BB, BB</small>							1-2 <small>BB, BB, BB, BB</small>		0 0 0 0 0 0 0
Mario Diaz, R <small>OBP: 0.190, SLG: 0.238</small> (1, 6)	2-1 <small>BB, BB, BB, BB</small>			1-1 <small>BB, BB, BB, BB</small>		0-1 <small>BB, BB, BB, BB</small>		1-2 <small>BB, BB, BB, BB</small>		4 0 1 0 0 0 5
Jeff Frye, R <small>OBP: 0.291, SLG: 0.315</small> (1, 4)		0-2 <small>BB, BB, BB, BB</small>		1-3 <small>BB, BB, BB, BB</small>		1-0 <small>BB, BB, BB, BB</small>		1-1 <small>BB, BB, BB, BB</small>		4 0 0 0 0 1 2

Inning Stats	R: 2 H: 2 E: 0 LOB: 3 K: 1 BB: 3 S: 16 P: 36	R: 0 H: 0 E: 0 LOB: 0 K: 1 BB: 0 S: 7 P: 10	R: 2 H: 1 E: 0 LOB: 0 K: 0 BB: 1 S: 12 P: 20	R: 0 H: 0 E: 0 LOB: 0 K: 1 BB: 0 S: 6 P: 9	R: 0 H: 1 E: 0 LOB: 1 K: 1 BB: 0 S: 10 P: 17	R: 0 H: 1 E: 0 LOB: 1 K: 1 BB: 0 S: 9 P: 13	R: 2 H: 1 E: 1 LOB: 0 K: 1 BB: 0 S: 12 P: 17	R: 0 H: 0 E: 0 LOB: 1 K: 0 BB: 2 S: 6 P: 16	1B: 1 SF: 0 2B: 3 SAC: 1 3B: 0 DP: 1 HR: 2 HBP: 0
--------------	---	--	---	---	---	--	---	--	--

PITCHER	IP	WLS	BF	H	R	ER	SO	BB	IBB	HBP	BLK	WP	HR	S	P	ERA	WHIP
Matt Young, L <small>ERA: 5.1</small> (1, 1)	0.2	L	7	2	2	2	1	3	0	0	0	0	0	14	32	27.00	7.500
Mike Gardiner, R <small>ERA: 4.82</small> (1, 1)	5.1		21	3	3	3	4	1	0	0	0	0	1	48	77	5.06	0.750
Ken Ryan, R <small>ERA: 16.88</small> (7, 1)	2.0		8	1	1	0	1	2	0	0	0	0	1	16	29	0.00	1.500

BOTTOM

Boston Red Sox @ Texas Rangers
 Arlington Stadium, Arlington, TX
 Tue Sep 08 1992, 8:05 PM EDT
 Att. 13,294 - Sunny - 92 F

AB	29
R	6
H	6
RBI	6
BB	6
SO	6
LOB	10

livebaseballscorecards.com

WP: 0	PA: 36
PB: 0	
SB: 0	
CS: 0	

Batter	1	2	3	4	5	6	7	8	9	AB R H RBI BB SO LOB	TOP
Billy Hatcher, R (1, 7) OBP: 0.312, SLG: 0.358	0-0 G4-3		1-1 L5-3			0-2 G3		0-1 G5-3		4 0 1 1 0 0 0	Boston Red Sox @ Texas Rangers Arlington Stadium, Arlington, TX Wed Sep 09 1992, 8:05 PM EDT Att. 13,542 - Sunny - 94 F
Scott Cooper, L (1, 3) OBP: 0.337, SLG: 0.343	4-0 1B BB		1-1 L5-3			0-0 1B 2B 1B		0-3 K		3 1 1 0 1 1 1	
Wade Boggs, L (1, 5) OBP: 0.351, SLG: 0.361	0-1 G6-3 1B					2-2 F8		2-1 1B		4 0 2 0 0 0 1	
Tom Brunansky, R (1, 9) OBP: 0.359, SLG: 0.460	1-1 G6-3					3-2 2B 1B		3-3 K		3 0 1 0 1 1 3	
Mo Vaughn, L (1, 10) OBP: 0.331, SLG: 0.394						0-2 1-3 2B		1-1 G4-3		4 0 1 1 0 1 1	
Bob Zupcic, R (1, 8) Herm Winningham, L (9, PH) OBP: 0.264, SLG: 0.300						0-0 FC6-4 1-2f		2-1 WP S 1B		3 0 0 0 0 2 3 1 0 1 0 0 0 0	
Tony Peña, R (1, 2) OBP: 0.288, SLG: 0.304						1-1 G6-3		1-2 F8		4 0 0 0 0 0 1	
Luis Rivera, R (1, 6) OBP: 0.292, SLG: 0.265						1-3 K		1-0 G4-3		4 1 1 0 0 1 1	
Tim Lincecum, R (1, 4) OBP: 0.255, SLG: 0.250						2-0 G6-3		3-3 K		2 0 0 0 0 1 0	
Inning Stats	R: 0 E: 0 K: 0 S: 5 H: 1 LOB: 1 BB: 1 P: 10	R: 0 E: 0 K: 1 S: 6 H: 0 LOB: 0 BB: 0 P: 9	R: 1 E: 0 K: 0 S: 6 H: 2 LOB: 0 BB: 0 P: 8	R: 0 E: 0 K: 1 S: 10 H: 0 LOB: 1 BB: 1 P: 14	R: 0 E: 0 K: 1 S: 6 H: 0 LOB: 0 BB: 0 P: 10	R: 1 E: 0 K: 1 S: 18 H: 3 LOB: 2 BB: 0 P: 25	R: 0 E: 0 K: 1 S: 9 H: 0 LOB: 0 BB: 0 P: 14	R: 0 E: 0 K: 2 S: 10 H: 1 LOB: 1 BB: 0 P: 15	R: 0 E: 0 K: 0 S: 10 H: 1 LOB: 1 BB: 0 P: 18	1B: 7 2B: 2 3B: 0 HR: 0 SF: 0 SAC: 1 DP: 2 HBP: 0	
PITCHER Jose Guzman, R (1, 1) ERA: 3.7	IP WLS BF H R ER SO BB IBB HBP BLK WP HR S P ERA WHIP										

livebaseballscorecards.com



Batter	1	2	3	4	5	6	7	8	9	AB	R	H	RBI	BB	SO	LOB
Jack Daugherty, S OBP: 0.305, SLG: 0.304 (1, 9)	2-2 FC6-4 1B 1B		2-1 2B HR 1B		1-0 F9		1-0 F7			4	1	2	0	0	0	0
Rafael Palmeiro, L OBP: 0.351, SLG: 0.420 (1, 3)	0-0 L4		0-1 1-3 HR 2B		4-1 1B BB		0-0 F9 PB 1B			3	1	2	0	1	0	1
Jose Canseco, R OBP: 0.343, SLG: 0.473 (1, 10)	1-1 FC6-4 1B		0-0 2-H 3-H HR		1-0 1-2 1B		2-1 F9			4	1	3	3	0	0	1
Juan Gonzalez, R OBP: 0.301, SLG: 0.532 (1, 8)	0-0 FC6-4 1-2 2-3		0-3 K		0-2 F7		0-1 G6-3			4	0	0	0	0	1	5
Kevin Reimer, L OBP: 0.341, SLG: 0.459 Donald Harris, R OBP: 0.143, SLG: 0.143 (1, 7) (9, 7)	0-0 G4-3		1-3 K		0-0 G3			1-1 F8		4	0	0	0	0	1	4
Dean Palmer, R OBP: 0.317, SLG: 0.438 (1, 5)		2-2 F9		0-0 F8		0-3 K		1-3 K		4	0	0	0	0	2	0
Ivan Rodriguez, R OBP: 0.294, SLG: 0.360 (1, 2)		2-3 K		2-2 F8		0-3 K		2-2 F8		4	0	0	0	0	2	0
Jeff Frye, R OBP: 0.298, SLG: 0.322 (1, 4)		0-3 K		2-2 1B		0-1 1B				3	0	2	0	0	1	0
Al Newman, S OBP: 0.317, SLG: 0.244 (1, 6)			0-2 L8	1-1 G4-3		1-1 G3				3	0	0	0	0	0	2

Inning Stats	R: 0	H: 2	E: 0	LOB: 2	K: 0	S: 9	P: 12	R: 0	H: 0	E: 0	LOB: 0	K: 2	S: 13	P: 17	R: 3	H: 3	E: 0	LOB: 0	K: 2	S: 15	P: 18	R: 0	H: 1	E: 0	LOB: 1	K: 0	S: 11	R: 0	H: 1	E: 0	LOB: 2	K: 0	S: 7	P: 13	R: 0	H: 1	E: 0	LOB: 1	K: 2	S: 11	P: 12	R: 0	H: 1	E: 0	LOB: 1	K: 0	S: 6	P: 9	R: 0	H: 0	E: 0	LOB: 0	K: 1	S: 10	P: 14
PITCHER Danny Darwin, R ERA: 3.81 (1, 1)	IP	WLS	BF	H	R	ER	SO	BB	IBB	HBP	BLK	WP	HR	S	P	ERA	WHIP	IP	WLS	BF	H	R	ER	SO	BB	IBB	HBP	BLK	WP	HR	S	P	ERA	WHIP	IP	WLS	BF	H	R	ER	SO	BB	IBB	HBP	BLK	WP	HR	S	P	ERA	WHIP				

BOTTOM

Boston Red Sox @ Texas Rangers
Arlington Stadium, Arlington, TX

Wed Sep 09 1992, 8:05 PM EDT
Att. 13,542 - Sunny - 94 F

livebaseballscorecards.com

AB	33
R	3
H	9
RBI	3
BB	1
SO	7
LOB	13

WP: 0 PA: 34
PB: 1
SB: 0
CS: 0



Batter	1	2	3	4	5	6	7	8	9	AB R H RBI BB SO LOB	TOP											
Devon White, S (1, 8) OBP: 0.294, SLG: 0.378	1-1 HR		2-1 G3		4-2 FC6-4 BB	0-2 G1-3		2-1 L7		4 1 1 1 1 0 3												
Roberto Alomar, S (1, 4) OBP: 0.420, SLG: 0.442	3-2 G4-3		3-2 1B 1B		1-0 FC6-4 G5-3	1-2 1B		2-2 P6		5 0 2 1 0 0 4												
Joe Carter, R (1, 9) OBP: 0.318, SLG: 0.513	0-1 L5		1-2 P6		1-2 G5-3	0-2 P6		1-1 BB 1B		5 0 1 0 0 0 4												
Dave Winfield, R (1, 10) OBP: 0.375, SLG: 0.499	1-3 K		0-1 1B		1-1 G5-3		0-2 G6-3		3-3 K	5 0 1 0 0 2 3												
John Olerud, L (1, 3) OBP: 0.380, SLG: 0.457		2-2 L9 2B 2B		0-0 F9		1-2 F8	1-2 F9	4-2 BB 1B BB	4 1 1 0 1 0 2													
Turner Ward, S (9, PR) OBP: 0.267, SLG: 0.357									0 1 0 0 0 0 0													
Domingo Martinez, R (9, 3)									0 0 0 0 0 0 0													
Candy Maldonado, R (1, 7) OBP: 0.351, SLG: 0.483		1-2 L9		1-1 P5		1-0 WP HR 1B	2-0 G4-3	4-2 1B BB	4 1 1 0 1 0 1													
Kelly Gruber, R (1, 5) OBP: 0.280, SLG: 0.375		2-1 G1-3		0-1 G4-3		3-1 HR		0-0 1B 1B	5 1 3 3 0 0 1													
Pat Borders, R (1, 2) OBP: 0.297, SLG: 0.399		1-0 2B		2-3 K		3-2 WP 1B 2B		1-0 1B	5 1 3 1 0 1 2													
Manuel Lee, S (1, 6) OBP: 0.337, SLG: 0.314		1-3 K			1-1 FC6-4 BB 1B	1-1 E 1B		0-0 P5	3 1 2 1 0 1 1													
Alfredo Griffin, S (6, 6) OBP: 0.211, SLG: 0.242									1 0 0 0 0 0 2													
Inning Stats	R: 1 E: 0 K: 1 S: 11	H: 1 LOB: 0 BB: 0 P: 16	R: 1 E: 0 K: 1 S: 13	H: 2 LOB: 1 BB: 0 P: 20	R: 0 E: 0 K: 0 S: 13	H: 2 LOB: 2 BB: 0 P: 19	R: 0 E: 0 K: 1 S: 7	H: 0 LOB: 0 BB: 0 P: 10	R: 0 E: 0 K: 0 S: 14	H: 1 LOB: 2 BB: 1 P: 22	R: 4 E: 1 K: 0 S: 21	H: 5 LOB: 1 BB: 0 P: 31	R: 0 E: 0 K: 0 S: 7	H: 0 LOB: 0 BB: 0 P: 10	R: 0 E: 0 K: 0 S: 8	H: 2 LOB: 2 BB: 0 P: 13	R: 1 E: 0 K: 1 S: 12	H: 2 LOB: 2 BB: 2 P: 26	1B: 10 2B: 3 3B: 0 HR: 2	SF: 0 SAC: 0 DP: 0 HBP: 0	WP: 2 PB: 0 SB: 0 CS: 0	PA: 44
PITCHER	IP WLS BF H R ER SO BB IBB HBP BLK WP HR S P ERA WHIP												PITCHER	IP WLS BF H R ER SO BB IBB HBP BLK WP HR S P ERA WHIP								
Scott Chiamparino, R (1, 1) ERA: 3.65	5.1 L 25 8 4 4 3 1 0 0 0 1 2 64 98 6.75 1.688																					
Matt Whiteside, R (6, 1) ERA: 3.0	0.2 5 3 2 1 0 0 0 0 0 0 1 0 15 20 13.50 4.500																					
Todd Burns, R (7, 1) ERA: 4.01	2.0 8 2 0 0 0 0 0 0 0 0 0 0 15 23 0.00 1.000																					
Ed Nunez, R (9, 1) ERA: 4.2	0.1 2 1 1 1 1 0 0 0 0 0 0 0 5 9 27.00 3.000																					
Kenny Rogers, L (9, 1) ERA: 3.31	0.2 4 1 0 0 0 2 0 0 0 0 0 0 7 17 0.00 4.500																					

Toronto Blue Jays @ Texas Rangers
Arlington Stadium, Arlington, TX
Fri Sep 11 1992, 8:05 PM EDT
Cloudy - 85 F

livebaseballscorecards.com

AB	41
R	7
H	15
RBI	7
BB	3
SO	4
LOB	23



Batter	1	2	3	4	5	6	7	8	9	AB	R	H	RBI	BB	SO	LOB
David Hulse, L (1, 9) OBP: 0.333, SLG: 0.290	1-1 1B 1B	1-2 G4-3		1-0 1B		0-0 1B WP 1B		1-3 K 1-2		5	2	3	0	0	1	2
Rafael Palmeiro, L (1, 3) OBP: 0.353, SLG: 0.421	3-2 1B 1-3 1B		4-2 2B BB	2-1 L8		3-2 1B 1-3 2-H		2-2 G3 2-3		4	1	2	1	1	0	3
Jose Canseco, R (1, 10) OBP: 0.344, SLG: 0.474	1-0 1-3 3-H 1B		2-1 1B 2B		3-3 K	2-3 K		1-3 K		5	1	2	2	0	3	4
Juan Gonzalez, R (1, 8) OBP: 0.302, SLG: 0.535	1-3 K		1-2 P4		0-1 F8 2B	3-1 G5-3 1-2 3-H			0-1 1B 2B	5	0	2	0	0	1	4
Kevin Reimer, L (1, 7) OBP: 0.339, SLG: 0.456	1-0 P6		0-1 WP 2-H 1B		2-2 F8		2-3 K		2-3 K	5	0	1	1	0	2	4
Dean Palmer, R (1, 5) OBP: 0.318, SLG: 0.435	3-3 K		3-2 P2		4-0 FC6 IBB		4-0 FC6-4 BB		0-3 K	3	0	0	0	2	2	4
Ivan Rodriguez, R (1, 2) OBP: 0.295, SLG: 0.363		0-0 SH3 2B	2-2 P4		1-1 FC6 1-2f		0-2 P9		0-1 1B 2-3	5	0	2	0	0	0	4
Jeff Frye, R (1, 4) OBP: 0.294, SLG: 0.318		2-1 SH3		1-2 G6-3		2-3 K		0-1 FC6-4		2	0	0	0	0	1	0
Jack Daugherty, S (7, PH) OBP: 0.303, SLG: 0.301									2-1 P4	1	0	0	0	0	0	1
Al Newman, S (8, 4) OBP: 0.317, SLG: 0.244										0	0	0	0	0	0	0
Brian Downing, R (9, PH) OBP: 0.409, SLG: 0.433										1	0	0	0	0	0	2
Mario Diaz, R (1, 6) OBP: 0.208, SLG: 0.250		1-1 F9		3-2 G6-3		1-0 1B 1B		4-0 WP S BB		3	1	1	0	0	0	1
Geno Petrali, L (8, PH) OBP: 0.283, SLG: 0.285										0	0	0	0	1	0	0
Jeff Huson, L (8, PR) OBP: 0.342, SLG: 0.362										0	0	0	0	0	0	0

Inning Stats	R: 1	H: 3	E: 0	K: 2	S: 14	H: 3	LOB: 2	BB: 0	P: 24	R: 0	H: 1	E: 0	K: 0	S: 8	R: 2	H: 2	E: 0	K: 0	S: 16	R: 0	H: 1	E: 0	K: 0	S: 10	R: 0	H: 1	E: 0	K: 1	S: 12	R: 2	H: 3	E: 0	K: 2	S: 13	R: 0	H: 0	E: 0	K: 1	S: 10	R: 0	H: 0	E: 0	K: 2	S: 11	R: 0	H: 2	E: 0	K: 2	S: 13	1B: 9	2B: 4	3B: 0	HR: 0	SF: 0	SAC: 1	DP: 0	HBP: 0	WP: 3	PB: 0	SB: 1	CS: 0	PA: 44
--------------	------	------	------	------	-------	------	--------	-------	-------	------	------	------	------	------	------	------	------	------	-------	------	------	------	------	-------	------	------	------	------	-------	------	------	------	------	-------	------	------	------	------	-------	------	------	------	------	-------	------	------	------	------	-------	-------	-------	-------	-------	-------	--------	-------	--------	-------	-------	-------	-------	--------

PITCHER	IP	WLS	BF	H	R	ER	SO	BB	IBB	HBP	BLK	WP	HR	S	P	ERA	WHIP
Juan Guzman, R (1, 1) ERA: 2.43	5.0		25	8	3	3	3	1	1	0	0	1	0	60	103	5.40	1.800
Mark Eichhorn, R (6, 1) ERA: 3.21	1.0		6	3	2	2	2	0	0	0	0	1	0	13	24	18.00	3.000
Duane Ward, R (7, 1) ERA: 2.06	2.0		8	0	0	0	3	2	0	0	0	1	0	21	35	0.00	1.000
Tom Henke, R (9, 1) ERA: 2.11	1.0	S	5	2	0	0	2	0	0	0	0	0	0	13	17	0.00	2.000

Toronto Blue Jays @ Texas Rangers
Arlington Stadium, Arlington, TX
Fri Sep 11 1992, 8:05 PM EDT
Cloudy - 85 F

AB	39
R	5
H	13
RBI	4
BB	4
SO	10
LOB	29



Batter	1	2	3	4	5	6	7	8	9	AB R H RBI BB SO LOB	TOP		
Devon White, S (1, 8) OBP: 0.295, SLG: 0.379	1-2 P6		1-1 WP 2B		1-1 L4		2-2 FC3-2		4-2 G4-3 BB	4 0 1 0 1 0 2			
Roberto Alomar, S (1, 4) OBP: 0.416, SLG: 0.437	2-1 P7		3-2 P7			3-2 F8	1-2 F8		0-1 G4-3	5 0 0 0 0 0 4			
Joe Carter, R (1, 9) OBP: 0.319, SLG: 0.516	2-3 K		4-1 S BB			1-0 G6-3		1-2 HR	1-0 F7	4 1 1 1 1 1 1			
Dave Winfield, R (1, 10) OBP: 0.376, SLG: 0.498		4-2 FC6-4 BB	2-1 G6-3			3-2 1B		1-3 K		3 0 1 0 1 1 2			
John Olerud, L (1, 3) OBP: 0.379, SLG: 0.458 Derek Bell, R (8, PR) Domingo Martinez, R (8, 3)	1 SAFE P2			0-0 F8		1-3 K		1-1 2B		4 0 1 0 0 1 2 0 1 0 0 0 0 0 0 0 0 0 0 0 0			
Candy Maldonado, R (1, 7) OBP: 0.350, SLG: 0.480		1-0 FC6-4 BB		3-3 K			2-1 FC BB 1B	1-3 K		4 1 1 0 0 2 2			
Kelly Gruber, R (1, 5) OBP: 0.285, SLG: 0.379		4-2 BB		1-2 G1			4-2 E FC3-2 BB	3-2 2B		2 0 1 1 2 0 0			
Ed Sprague, R (1, 2) OBP: 0.281, SLG: 0.406		3-1 F7			3-3 K		0-0 FC FC3-2	1-3 K		4 0 0 0 0 2 4			
Alfredo Griffin, S (1, 6) OBP: 0.204, SLG: 0.234 Mike Maksudian, L (9, PH)			0-1 G4-3			1-2 G6-3			1-2 G4-3	3 0 0 0 0 1 2 1 0 0 0 0 0 0			
Inning Stats	R: 0 H: 0 E: 0 LOB: 0 K: 1 BB: 0 S: 11 P: 16	R: 0 H: 0 E: 0 LOB: 2 K: 0 BB: 2 S: 10 P: 23	R: 0 H: 1 E: 0 LOB: 2 K: 0 BB: 1 S: 12 P: 22	R: 0 H: 0 E: 0 LOB: 0 K: 1 BB: 0 S: 7 P: 11	R: 0 H: 0 E: 0 LOB: 0 K: 1 BB: 0 S: 10 P: 15	R: 0 H: 1 E: 0 LOB: 1 K: 1 BB: 0 S: 15 P: 23	R: 1 H: 1 E: 1 LOB: 2 K: 1 BB: 1 S: 18 P: 30	R: 2 H: 3 E: 0 LOB: 1 K: 3 BB: 0 S: 18 P: 26	R: 0 H: 0 E: 0 LOB: 1 K: 0 BB: 1 S: 8 P: 14	1B: 2 SF: 0 2B: 3 SAC: 0 3B: 0 DP: 0 HR: 1 HBP: 0	WP: 1 PA: 39 PB: 0 SB: 1 CS: 0		
PITCHER	IP WLS BF H R ER SO BB IBB HBP BLK WP HR S P ERA WHIP											PITCHER	IP WLS BF H R ER SO BB IBB HBP BLK WP HR S P ERA WHIP
Roger Pavlik, R (1, 1) ERA: 3.69	6.1 W 27 3 1 0 5 4 0 0 0 1 0 75 129 0.00 1.105												
Ed Nunez, R (7, 1) ERA: 4.4	1.2 8 3 2 2 3 0 0 0 0 0 1 26 37 10.80 1.800												
Todd Burns, R (9, 1) ERA: 3.97	1.0 S 4 0 0 0 0 1 0 0 0 0 0 8 14 0.00 1.000												

Toronto Blue Jays @ Texas Rangers
Arlington Stadium, Arlington, TX

Fri Sep 11 1992, 8:05 PM EDT
Att. 19,396 - Cloudy - 81 F

livebaseballscorecards.com

AB	34
R	3
H	6
RBI	2
BB	5
SO	8
LOB	19



Batter	1	2	3	4	5	6	7	8	9	AB	R	H	RBI	BB	SO	LOB	
David Hulse, L OBP: 0.324, SLG: 0.286 (1, 9) C B X	1-1 G4-3 X	0-0 G3 3			X 0-0 2B 1B	C C B 1-2 CS 1-2	0-1 F7 1				4	1	1	0	0	0	0
Monty Fariss, R OBP: 0.333, SLG: 0.388 (1, 7) C B X	1-1 HR 2B		B X 1-0 F9 1		1 SAFE P X 1-0 G3 1-H 2B		C X 0-1 1B			4	1	3	1	0	0	0	0
Jose Canseco, R OBP: 0.343, SLG: 0.480 (1, 10) F X	0-1 HR		C B F S 1-3 K 2		B C S S 2-3 K 1		B X 1-0 F8 2			4	1	1	2	0	2	2	2
Juan Gonzalez, R OBP: 0.302, SLG: 0.539 (1, 8) X	0-0 HR		C X 0-1 G5-3 3		B X 1-2 G3 2		F S F 0-3 K 3			4	1	1	1	0	1	2	2
Rafael Palmeiro, L OBP: 0.354, SLG: 0.420 (1, 3) C X	0-1 F7 2			C B B X 2-1 1B 1B	I I I 4-0 IBB		B F X 1-1 F8 1			3	0	1	0	1	0	0	0
Dean Palmer, R OBP: 0.317, SLG: 0.434 (1, 5) B B C X	3-1 1B		B 1 SAFE C B X 2-3 K 1		C B B X 2-1 F8 3		B B X 2-0 F8 2			4	0	1	0	0	1	3	3
Geno Petralli, L OBP: 0.282, SLG: 0.284 (1, 2) B F X	1-1 G3 3		1 SAFE F 1 SAFE S B 1 SAFE X 2-2 FC6-4 1B 1-2		F B X 1-1 G3-1 1		F B F S 3-3 K 3			4	0	1	0	0	1	1	1
Al Newman, S OBP: 0.318, SLG: 0.246 (1, 4) X		X 0-0 F9 1		B X 1-0 F8 2		C B X 1-1 CS 1B				3	0	1	0	0	0	2	2
Mario Diaz, R OBP: 0.185, SLG: 0.222 (1, 6) C B B X		1-3 K 2		X 0-0 FC6-4 1-2f		X 0-0 F8 2				3	0	0	0	0	1	3	3

Inning Stats	R: 3	H: 4	E: 0	LOB: 1	K: 0	S: 13	P: 19	R: 0	H: 0	E: 0	LOB: 0	K: 1	S: 6	P: 7	R: 0	H: 0	E: 0	LOB: 0	K: 1	S: 6	P: 8	R: 0	H: 2	E: 0	LOB: 2	K: 1	S: 10	P: 17	R: 1	H: 2	E: 0	LOB: 2	K: 1	S: 11	P: 20	R: 0	H: 1	E: 0	LOB: 0	K: 0	S: 7	P: 10	R: 0	H: 1	E: 0	LOB: 1	K: 1	S: 8	P: 9	R: 0	H: 0	E: 0	LOB: 0	K: 1	S: 6	P: 12
--------------	------	------	------	--------	------	-------	-------	------	------	------	--------	------	------	------	------	------	------	--------	------	------	------	------	------	------	--------	------	-------	-------	------	------	------	--------	------	-------	-------	------	------	------	--------	------	------	-------	------	------	------	--------	------	------	------	------	------	------	--------	------	------	-------

PITCHER	IP	WLS	BF	H	R	ER	SO	BB	IBB	HBP	BLK	WP	HR	S	P	ERA	WHIP
Todd Stottlemyre, R ERA: 4.51 (1, 1)	8.0	L	34	10	4	4	6	0	1	0	0	0	2	67	102	4.50	1.250


BOTTOM

Toronto Blue Jays @ Texas Rangers
Arlington Stadium, Arlington, TX

Fri Sep 11 1992, 8:05 PM EDT
Att. 19,396 - Cloudy - 81 F

livebaseballscorecards.com

AB	33
R	4
H	10
RBI	4
BB	1
SO	6
LOB	13



WP: 0	PA: 35
PB: 0	SB: 0
CS: 1	

Batter	1	2	3	4	5	6	7	8	9	AB R H RBI BB SO LOB	TOP											
Devon White, S (1, 8) OBP: 0.296, SLG: 0.381	2-2 SH5-3 S SF7 1B	0-0 1-H 2-H 3-H 2B		3-3 K		1-1 G3			2-3 K	5 1 2 3 0 2 5												
Roberto Alomar, S (1, 4) OBP: 0.415, SLG: 0.435	2-1 SH5-3 1-3	1-1 G5-3			1-1 L3		1-2 L1	4-2 BB	3 0 0 0 1 0 1													
Joe Carter, R (1, 9) OBP: 0.316, SLG: 0.513	1-2 SF7		1-1 P4		3-2 F8		0-1 P6	0-0 F8	4 0 0 1 0 0 1													
Dave Winfield, R (1, 10) OBP: 0.374, SLG: 0.494	3-2 F8		1-0 G5-3		3-2 G6-3		1-2 P5		4 0 0 0 0 0 0													
Candy Maldonado, R (1, 7) OBP: 0.350, SLG: 0.478		1-0 CS 1B	3-2 F8		0-0 G6-3		3-2 G6-3		4 0 1 0 0 0 0													
Kelly Gruber, R (1, 5) OBP: 0.290, SLG: 0.385		3-1 P9		2-2 G6-3 1B		2-0 BB 2B		0-0 FC6-4 1B	4 0 3 0 0 0 1													
Pat Tabler, R (1, 3) OBP: 0.304, SLG: 0.278		1-0 2B 2B 1B		1-2 G6-3 1-2f		4-1 BB BB		1 SAFE 0-3 K	3 1 1 0 1 1 2													
Pat Borders, R (1, 2) OBP: 0.301, SLG: 0.402		0-0 2B 2B		4-2 1B BB		4-1 BB BB		0-1 FC6-4 1-2f	2 1 1 0 2 0 1													
Alfredo Griffin, S (1, 6) OBP: 0.216, SLG: 0.237		4-0 2B BB		1-0 1B		0-0 P9		1-2 G1-3	3 1 1 0 1 0 3													
Inning Stats	R: 1 E: 0 K: 0 S: 15	H: 1 LOB: 0 BB: 0 P: 23	R: 3 E: 0 K: 0 S: 8	H: 4 LOB: 1 BB: 1 P: 18	R: 0 E: 0 K: 0 S: 6	H: 0 LOB: 0 BB: 0 P: 11	R: 0 E: 0 K: 1 S: 12	H: 2 LOB: 2 BB: 1 P: 23	R: 0 E: 0 K: 0 S: 10	H: 0 LOB: 0 BB: 0 P: 17	R: 0 E: 0 K: 0 S: 7	H: 1 LOB: 3 BB: 2 P: 18	R: 0 E: 0 K: 0 S: 10	H: 0 LOB: 0 BB: 0 P: 12	R: 0 E: 0 K: 1 S: 11	H: 1 LOB: 1 BB: 0 P: 14	R: 0 E: 0 K: 1 S: 10	H: 0 LOB: 1 BB: 1 P: 17	1B: 6 2B: 3 3B: 0 HR: 0	SF: 1 SAC: 1 DP: 1 HBP: 0	WP: 0 PB: 0 SB: 1 CS: 1	PA: 39
PITCHER	IP WLS BF H R ER SO BB IBB HBP BLK WP HR S P ERA WHIP																					
Dan Smith, L (1, 1) ERA: 6.75	5.1 L 25 8 4 4 1 3 0 0 0 0 0 0 54 101 6.75 2.062																					
Matt Whiteside, R (6, 1) ERA: 2.55	2.2 10 1 0 0 1 1 0 0 0 0 0 0 25 35 0.00 0.750																					
Kenny Rogers, L (9, 1) ERA: 3.26	1.0 4 0 0 0 1 1 0 0 0 0 0 0 10 17 0.00 1.000																					

Toronto Blue Jays @ Texas Rangers
Arlington Stadium, Arlington, TX

livebaseballscorecards.com

AB	32
R	4
H	9
RBI	4
BB	5
SO	3
LOB	14



Sat Sep 12 1992, 8:05 PM EDT
Att. 27,178 - Cloudy - 87 F

Batter	1	2	3	4	5	6	7	8	9	AB	R	H	RBI	BB	SO	LOB
David Hulse, L (1, 8) OBP: 0.366, SLG: 0.359	0-0 2B		0-1 1B		0-0 1B		2-2 E5			4	0	3	0	0	0	0
Monty Fariss, R (1, 7) OBP: 0.325, SLG: 0.377 (8, 4)	0-3 K		2-1 P3		2-1 G6-3		1-0 G6-3			4	0	0	1	0	1	4
Jose Canseco, R (1, 9) OBP: 0.342, SLG: 0.476	0-0 P6		3-3 K		1-2 HBP			1-0 G6-3		3	0	0	0	0	1	2
Kevin Reimer, L (1, 10) OBP: 0.337, SLG: 0.452	1-1 L4			2-0 F8	1-3 K2-3			1-3 K		4	0	0	0	0	2	3
Rafael Palmeiro, L (1, 3) OBP: 0.354, SLG: 0.421		3-2 E8 WP 1B		2-3 K		1-2 CS 1B		0-2 G6-3		4	1	2	0	0	1	0
Dean Palmer, R (1, 5) OBP: 0.317, SLG: 0.432		1-0 F9		0-0 1B		1 SAFE 0-1 F8		3-1 P3		4	0	1	0	0	0	2
Geno Petralli, L (1, 2) OBP: 0.278, SLG: 0.279 Brian Downing, R (9, PH) OBP: 0.408, SLG: 0.432		1-2 G6-3		2-1 G4-3		1 SAFE 1-1 G6-3		0-3 K		3	0	0	0	0	0	2
Jeff Frye, R (1, 4) OBP: 0.291, SLG: 0.313 Jack Daugherty, S (7, PH) OBP: 0.306, SLG: 0.305 (8, 7)		3-2 F8			3-1 P5		1-2 F8		0-2 1B	2	0	0	0	0	0	0
Al Newman, S (1, 6) OBP: 0.318, SLG: 0.243 Juan Gonzalez, R (9, PH) OBP: 0.301, SLG: 0.538			2-2 G5-3		4-2 1B G6-3 BB		0-3 K		3-2 G5-3	2	1	0	0	1	1	0

Inning Stats	R: 0	H: 1	R: 1	H: 1	R: 0	H: 1	R: 1	H: 1	R: 0	H: 1	R: 0	H: 0	R: 0	H: 0	R: 0	H: 1	1B: 6	SF: 0
	E: 0	LOB: 1	E: 1	LOB: 0	E: 0	LOB: 1	E: 0	LOB: 2	E: 0	LOB: 0	E: 1	LOB: 1	E: 0	LOB: 0	E: 0	LOB: 1	2B: 1	SAC: 0
	K: 1	BB: 0	K: 0	BB: 0	K: 1	BB: 0	K: 1	BB: 1	K: 1	BB: 0	K: 1	BB: 0	K: 1	BB: 0	K: 1	BB: 0	3B: 0	DP: 0
	S: 7	P: 8	S: 12	P: 20	S: 10	P: 17	S: 7	P: 13	S: 8	P: 9	S: 12	P: 16	S: 7	P: 9	S: 13	P: 19	HR: 0	HBP: 1

PITCHER	IP	WLS	BF	H	R	ER	SO	BB	IBB	HBP	BLK	WP	HR	S	P	ERA	WHIP
Jack Morris, R (1, 1) ERA: 4.08	7.0	W	29	6	2	1	5	1	0	1	0	1	0	69	107	1.29	1.000
Duane Ward, R (8, 1) ERA: 2.04	1.0		3	0	0	0	1	0	0	0	0	0	0	7	9	0.00	0.000
Tom Henke, R (9, 1) ERA: 2.06	1.0	S	4	1	0	0	1	0	0	0	0	0	0	13	19	0.00	1.000

BOTTOM

Toronto Blue Jays @ Texas Rangers
Arlington Stadium, Arlington, TX

Sat Sep 12 1992, 8:05 PM EDT
Att: 27,178 - Cloudy - 87 F

AB	34
R	2
H	7
RBI	1
BB	1
SO	7
LOB	14



WP	PA	ERA	WHIP
1	36		
0			
1			
1			

Batter	1	2	3	4	5	6	7	8	9	AB R H RBI BB SO LOB	TOP											
Devon White, S (1, 8) OBP: 0.297, SLG: 0.380	0-0 B5-3		1-1 P5		2-1 F7		2-1 WP HR 1B	4-2 BB		4 1 1 0 1 0 2												
Roberto Alomar, S (1, 4) OBP: 0.415, SLG: 0.433	1-0 G5-3 2B 1B		1-3 K		1-0 FC6-4		4-2 HR BB	0-2 P6		4 2 1 0 1 1 4												
Joe Carter, R (1, 10) OBP: 0.315, SLG: 0.510	3-2 SAFE 1-2 G5-3		0-1 FC6-4		1-2 F8		0-2 F7		2-0 1B BLK 1B	5 1 1 0 0 0 5												
John Olerud, L (1, 3) OBP: 0.381, SLG: 0.468	0-0 2-H 2B			1-3 K		4-2 FC1-6 BB	1-0 1-H 2-H HR		1-3 K	4 1 2 4 1 2 1												
Candy Maldonado, R (1, 7) OBP: 0.350, SLG: 0.476	3-2 F8			4-1 1B BB		0-2 FC1-6 BB 1B	2-0 L9		1-0 BLK 2B 1B	4 1 1 0 1 0 2												
Kelly Gruber, R (1, 5) OBP: 0.288, SLG: 0.383		0-0 G4-3		2-0 F7		1-2 BB 1B		0-0 G6-3	1-2 P3	5 0 1 0 0 0 2												
Turner Ward, S (1, 9) OBP: 0.400, SLG: 0.667		2-2 F7		1-1 1-2 1B		4-2 G5-4-3 BB		1-2 HR	0-1 2-H 2B	4 1 3 2 1 0 0												
Pat Borders, R (1, 2) OBP: 0.300, SLG: 0.398		1-1 F7		0-3 K		0-1 G5-4-3		1-2 P4	4-0 IBB	4 0 0 0 1 1 5												
Alfredo Griffin, S (1, 6) OBP: 0.234, SLG: 0.255			0-2 FC6-4 1B		1-0 FC6-4 1B		3-2 G3-1	1-1 S 1B	0-2 G6-3	5 0 3 0 0 0 2												
Inning Stats	R: 1 E: 0 K: 0 S: 9	H: 2 LOB: 1 BB: 0 P: 16	R: 0 E: 0 K: 1 S: 6	H: 0 LOB: 0 BB: 0 P: 9	R: 0 E: 0 K: 1 S: 10	H: 1 LOB: 1 BB: 0 P: 12	R: 0 E: 0 K: 2 S: 10	H: 1 LOB: 2 BB: 1 P: 18	R: 0 E: 0 K: 0 S: 7	H: 1 LOB: 1 BB: 0 P: 12	R: 0 E: 0 K: 0 S: 11	H: 1 LOB: 2 BB: 2 P: 19	R: 3 E: 0 K: 0 S: 12	H: 2 LOB: 0 BB: 1 P: 24	R: 1 E: 0 K: 0 S: 14	H: 2 LOB: 2 BB: 1 P: 21	R: 2 E: 0 K: 1 S: 15	H: 3 LOB: 2 BB: 1 P: 24	1B: 9 2B: 2 3B: 0 HR: 2	SF: 0 SAC: 0 DP: 1 HBP: 0	WP: 1 PB: 0 SB: 1 CS: 0	PA: 45
PITCHER	IP WLS BF H R ER SO BB IBB HBP BLK WP HR S P ERA WHIP																					
Kevin Brown, R (1, 1) ERA: 3.27	7.2 L 37 10 5 5 3 5 0 0 0 1 2 76 128 5.87 1.957																					
Ed Nunez, R (8, 1) ERA: 4.53	0.1 2 1 1 1 0 0 0 0 0 0 0 4 6 27.00 3.000																					
Kenny Rogers, L (9, 1) ERA: 3.34	1.0 6 2 1 1 1 0 1 0 1 0 0 14 21 9.00 2.000																					

Toronto Blue Jays @ Texas Rangers
Arlington Stadium, Arlington, TX
Sun Sep 13 1992, 4:33 AM EDT
Att. 16,654 - Cloudy - 88 F

livebaseballscorecards.com

AB	39
R	7
H	13
RBI	6
BB	6
SO	4
LOB	23



BOTTOM

Toronto Blue Jays @ Texas Rangers
Arlington Stadium, Arlington, TX
Sun Sep 13 1992, 4:33 AM EDT
Att. 16,654 - Cloudy - 88 F

livebaseballscorecards.com

AB 32
R 2
H 6
RBI 2
BB 2
SO 7
LOB 13



WP: 1 PA: 35
PB: 0
SB: 0
CS: 0

AB R H RBI BB SO LOB
4 0 1 0 0 1 2
0 0 0 0 0 0 0
0 0 0 0 0 0 0

4 0 1 0 0 1 3

2 0 0 0 1 1 1

4 0 0 0 0 1 3

4 1 1 0 0 1 1

4 1 1 0 0 0 0

4 0 1 1 0 1 0

2 0 1 0 0 0 0
0 0 0 0 1 0 0

1 0 0 0 0 1 0

2 0 0 0 0 0 1
1 0 0 1 0 0 2

1B: 6 SF: 0
2B: 0 SAC: 0
3B: 0 DP: 1
HR: 0 HBP: 1

Batter	1	2	3	4	5	6	7	8	9
David Hulse, L (1, 8) OBP: 0.356, SLG: 0.349 Jeff Huson, L (8, 6) OBP: 0.342, SLG: 0.362 Al Newman, S (9, 6) OBP: 0.316, SLG: 0.243	1-0 F7		0-2 G4-3			1-2 G6-4-3 1B	0-3 K		
Brian Downing, R (1, 10) OBP: 0.407, SLG: 0.430	2-3 K			3-2 G1-3 1B		1-1 G6-4-3 1-2f	2-2 G5-3		
Jose Canseco, R (1, 9) OBP: 0.343, SLG: 0.474	4-2 FC6-4 BB			2-2 G1-3 1-2		1-0 HBP		1-3 K	
Juan Gonzalez, R (1, 7) OBP: 0.299, SLG: 0.533	1-0 FC6-4 1-2f			1-3 K		0-0 F8		0-1 G4-3	
Dean Palmer, R (1, 5) OBP: 0.316, SLG: 0.431		2-2 P6		1-3 K			0-0 1B WP 1B	3-1 L9	
Jack Daugherty, S (1, 3) OBP: 0.304, SLG: 0.303		2-1 L4			1-1 G6-3		3-2 BB 1B 1-3 G4-3 1B	0-0 G6-3	
Ivan Rodriguez, R (1, 2) OBP: 0.295, SLG: 0.362		0-0 F9			2-2 G5-3		0-2 G4-3 BB 1-2 3-H 1B	0-3 K	
Jeff Frye, R (1, 4) OBP: 0.293, SLG: 0.316 Monty Fariss, R (7, PH) OBP: 0.329, SLG: 0.377			0-2 F9		0-0 1B		4-0 G4-3 1-2 2-3 BB	3-3 K	
Kevin Reimer, L (9, PH) OBP: 0.336, SLG: 0.451									
Mario Diaz, R (1, 6) OBP: 0.172, SLG: 0.207 Rafael Palmeiro, L (7, PH) OBP: 0.354, SLG: 0.420			1-0 P3		0-0 F9				

Inning Stats	R: 0	H: 0	E: 0	K: 1	S: 7	H: 0	LOB: 1	BB: 1	P: 15	R: 0	H: 0	E: 0	K: 0	S: 6	R: 0	H: 0	E: 0	K: 0	S: 8	R: 0	H: 1	E: 0	K: 2	S: 12	R: 0	H: 1	E: 0	K: 0	S: 7	R: 0	H: 1	E: 0	K: 0	S: 6	R: 2	H: 3	E: 0	K: 1	S: 19	R: 0	H: 0	E: 0	K: 1	S: 7	R: 0	H: 0	E: 0	K: 2	S: 7	R: 0	H: 0	E: 0	K: 0	S: 7	1B: 6	SF: 0	2B: 0	SAC: 0	3B: 0	DP: 1	HR: 0	WP: 1	PA: 35
--------------	------	------	------	------	------	------	--------	-------	-------	------	------	------	------	------	------	------	------	------	------	------	------	------	------	-------	------	------	------	------	------	------	------	------	------	------	------	------	------	------	-------	------	------	------	------	------	------	------	------	------	------	------	------	------	------	------	-------	-------	-------	--------	-------	-------	-------	-------	--------

PITCHER	IP	WLS	BF	H	R	ER	SO	BB	IBB	HBP	BLK	WP	HR	S	P	ERA	WHIP
Jimmy Key, L (1, 1) ERA: 3.65	6.0	W	26	6	2	2	3	2	0	0	0	1	0	54	87	3.00	1.333
Mike Timlin, R (7, 1) ERA: 4.7	1.0		3	0	0	0	1	0	0	0	0	0	0	11	15	0.00	0.000
Duane Ward, R (8, 1) ERA: 1.99	2.0	S	6	0	0	0	3	0	0	0	0	0	0	14	21	0.00	0.000

PITCHER	IP	WLS	BF	H	R	ER	SO	BB	IBB	HBP	BLK	WP	HR	S	P	ERA	WHIP
Jimmy Key, L (1, 1) ERA: 3.65	6.0	W	26	6	2	2	3	2	0	0	0	1	0	54	87	3.00	1.333
Mike Timlin, R (7, 1) ERA: 4.7	1.0		3	0	0	0	1	0	0	0	0	0	0	11	15	0.00	0.000
Duane Ward, R (8, 1) ERA: 1.99	2.0	S	6	0	0	0	3	0	0	0	0	0	0	14	21	0.00	0.000

Texas Rangers @ Detroit Tigers
 Tiger Stadium, Detroit, MI
 Tue Sep 15 1992, 7:05 PM EDT
 Att. 10,756 - Cloudy - 71 F

AB	39
R	6
H	12
RBI	6
BB	3
SO	9
LOB	18



WP	1	PA	43
PB	0		
SB	0		
CS	0		

AB	R	H	RBI	BB	SO	LOB
2	0	0	0	1	0	0
1	0	0	0	0	0	1
0	0	0	0	0	0	0

5	1	3	3	0	0	2
---	---	---	---	---	---	---

3	1	1	1	2	2	2
---	---	---	---	---	---	---

5	0	1	0	0	1	3
---	---	---	---	---	---	---

5	0	1	0	0	2	3
---	---	---	---	---	---	---

5	2	2	1	0	2	3
---	---	---	---	---	---	---

5	0	1	0	0	1	2
---	---	---	---	---	---	---

3	0	0	0	0	0	1
1	0	0	0	0	1	1
0	0	0	0	0	0	0

4	2	3	1	0	0	0
---	---	---	---	---	---	---

1B	7	SF	0
2B	2	SAC	0
3B	0	DP	0
HR	3	HBP	1

Batter	1	2	3	4	5	6	7	8	9										
David Hulse, L (1, 8) OBP: 0.354, SLG: 0.333 Monty Fariss, R (5, 8) OBP: 0.331, SLG: 0.374 Donald Harris, R (8, PR) OBP: 0.143, SLG: 0.143	0-1 F7 SAFE 1B	4-2 BB 1B		2-1 G3-1			0-0 G1-3 1-2	1-2 HBP											
Rafael Palmeiro, L (1, 3) OBP: 0.356, SLG: 0.427	1-2 HR	1-1 1B 1-3 2-H		3-2 G4-3			0-0 1B 2-H	2-2 P5											
Jose Canseco, R (1, 9) OBP: 0.346, SLG: 0.480	4-2 BB 1B	3-3 K			2-3 K		4-0 IBB	2-0 HR											
Juan Gonzalez, R (1, 7) OBP: 0.298, SLG: 0.530	0-0 F8		0-3 K		0-2 P2		2-1 P2	2-2 FC6-4 1B											
Kevin Reimer, L (1, 10) OBP: 0.335, SLG: 0.448	1-1 1B 1-3		3-2 P6		1-3 K		3-1 F7	2-3 K											
Dean Palmer, R (1, 5) OBP: 0.317, SLG: 0.439	0-0 F9		3-2 HR			2-3 K	1-0 2B 2B	2-3 K											
Ivan Rodriguez, R (1, 2) OBP: 0.294, SLG: 0.360		3-2 F9 1B	0-2 1B		1-2 P6		2-3 K	2-2 FC6-4 1-2											
Al Newman, S (1, 6) OBP: 0.314, SLG: 0.240 Jack Daugherty, S (8, PH) OBP: 0.302, SLG: 0.300 Mario Diaz, R (8, 6) OBP: 0.172, SLG: 0.207		0-0 B2-3	0-0 G3		2-0 G4-3		1-3 K												
Jeff Frye, R (1, 4) OBP: 0.304, SLG: 0.333		1-1 WP 1B		1-0 F8		2-1 1B G1-3 1B	2-2 2B												
Inning Stats	R: 1 H: 2 E: 0 LOB: 2 K: 0 BB: 1 S: 12 P: 18	R: 1 H: 2 E: 0 LOB: 2 K: 1 BB: 1 S: 18 P: 29	R: 1 H: 2 E: 0 LOB: 1 K: 1 BB: 0 S: 16 P: 22	R: 0 H: 0 E: 0 LOB: 0 K: 0 BB: 0 S: 7 P: 13	R: 0 H: 0 E: 0 LOB: 0 K: 2 BB: 0 S: 10 P: 13	R: 0 H: 0 E: 0 LOB: 0 K: 1 BB: 0 S: 7 P: 12	R: 1 H: 2 E: 0 LOB: 2 K: 0 BB: 1 S: 8 P: 19	R: 1 H: 2 E: 0 LOB: 2 K: 2 BB: 0 S: 19 P: 28	R: 1 H: 2 E: 0 LOB: 1 K: 2 BB: 0 S: 14 P: 24										
PITCHER	IP WLS BF H R ER SO BB IBB HBP BLK WP HR S P ERA WHIP																		
Bill Gullickson, R (1, 1) ERA: 3.98	6.2 L 31 8 4 4 5 2 1 0 0 0 1 2 76 121 5.40 1.500																		
Mike Munoz, L (7, 1) ERA: 3.22	0.1 1 0 0 0 0 0 0 0 0 0 0 0 2 5 0.00 0.000																		
Kurt Knudsen, R (8, 1) ERA: 4.4	0.2 5 2 1 1 2 0 0 1 0 0 0 0 15 22 13.50 3.000																		
Scott Aldred, L (8, 1) ERA: 6.95	0.1 1 0 0 0 0 0 0 0 0 0 0 0 4 6 0.00 0.000																		
John Kiely, R (9, 1) ERA: 2.31	1.0 5 2 1 1 2 0 0 0 0 0 0 1 14 24 9.00 2.000																		

livebaseballscorecards.com

Batter	1	2	3	4	5	6	7	8	9	AB R H RBI BB SO LOB
Tony Phillips, S OBP: 0.390, SLG: 0.399 (1, 8)	4-2 FC4-6 BB		2-2 G3-1		2-1 2B		1-2 F7		4-2 1B 1B BB	3 1 1 0 2 0 0
Lou Whitaker, L OBP: 0.395, SLG: 0.466 (1, 4)	1-2 FC4-6 1-2f		1-0 G4-3		1-3 K			3-3 K	1-0 1B 1B	5 0 1 0 0 2 2
Travis Fryman, R OBP: 0.317, SLG: 0.435 (1, 6)	0-3 K		0-0 L8		1-3 K			3-1 HR	0-0 1B 3-H	5 1 2 2 0 2 2
Cecil Fielder, R OBP: 0.326, SLG: 0.461 (1, 3)	3-2 G6-3			0-0 1B 2B		1-1 P4		1-0 1B 1B	1-0 F7	5 1 2 0 0 0 3
Mickey Tettleton, S OBP: 0.375, SLG: 0.467 (1, 10)		4-1 SH1-3 SF9 BB BB		3-1 FC5-4 1B 2-H		0-3 K		2-0 FC4 1B 1-2		3 1 2 1 1 1 0
Rob Deer, R OBP: 0.325, SLG: 0.541 (1, 9)		4-0 SH1-3 BB 1-2		0-2 FC5-4 CS 1-2f		4-2 HBP		0-0 P2		2 0 0 0 1 0 3
Dan Gladden, R OBP: 0.308, SLG: 0.365 (1, 7)		0-0 SH1-3 1-2 2-3		2-3 K 1-2		3-0 P3		2-2 FC4 1-2f		3 0 0 0 0 1 4
Chad Kreuter, S OBP: 0.311, SLG: 0.339 (1, 2)		2-1 SF9 3-H		0-2 1B 2B			3-3 K		2-2 G3	3 1 1 1 0 1 0
Skeeter Barnes, R OBP: 0.311, SLG: 0.403 (1, 5)		3-1 F9		0-2 1B			1-1 G5-3		2-2 P5	3 0 1 1 0 0 1
Dave Bergman, L OBP: 0.293, SLG: 0.265 (9, PH)				2 SAFE 1B						1 0 0 0 0 0 0

Inning Stats	R: 0	H: 0	E: 0	K: 1	S: 12	R: 1	H: 0	E: 0	K: 0	S: 6	R: 0	H: 0	E: 0	K: 0	S: 5	R: 1	H: 2	E: 0	K: 1	S: 10	R: 1	H: 3	E: 1	K: 2	S: 16	R: 0	H: 0	E: 0	K: 1	S: 8	R: 0	H: 0	E: 0	K: 1	S: 8	R: 1	H: 3	E: 0	K: 1	S: 11	R: 1	H: 2	E: 0	K: 0	S: 12	1B: 6	2B: 3	3B: 0	HR: 1	SF: 1	SAC: 1	DP: 0	HBP: 1	WP: 0	PB: 0	SB: 0	CS: 1	PA: 40
--------------	------	------	------	------	-------	------	------	------	------	------	------	------	------	------	------	------	------	------	------	-------	------	------	------	------	-------	------	------	------	------	------	------	------	------	------	------	------	------	------	------	-------	------	------	------	------	-------	-------	-------	-------	-------	-------	--------	-------	--------	-------	-------	-------	-------	--------

PITCHER	IP	WLS	BF	H	R	ER	SO	BB	IBB	HBP	BLK	WP	HR	S	P	ERA	WHIP
Jose Guzman, R ERA: 3.71 (1, 1)	7.0		28	5	3	3	6	3	0	1	0	0	0	65	111	3.86	1.143
Kenny Rogers, L ERA: 3.33 (8, 1)	0.1		1	0	0	0	1	0	0	0	0	0	0	3	6	0.00	0.000
Todd Burns, R ERA: 4.06 (8, 1)	0.0		2	2	1	1	0	0	0	0	0	0	1	3	7	∞	∞
Matt Whiteside, R ERA: 2.79 (8, 1)	1.2	S	9	3	1	1	0	1	0	0	0	0	0	17	31	5.40	2.400

BOTTOM

Texas Rangers @ Detroit Tigers
Tiger Stadium, Detroit, MI
Tue Sep 15 1992, 7:05 PM EDT
Att: 10,756 - Cloudy - 71 F

livebaseballscorecards.com

AB	33
R	5
H	10
RBI	5
BB	4
SO	7
LOB	15



Batter	1	2	3	4	5	6	7	8	9	AB R H RBI BB SO LOB	TOP											
Dan Peltier, L (1, 9) F X	0-1 F8		2-1 G1-3 1-2		0-0 G6-3		2-2 F8			4 0 0 0 0 0 2												
Rafael Palmeiro, L (1, 3) OBP: 0.354, SLG: 0.424 F B S X	1-2 F7		1-1 P5			0-1 L3		0-0 G3-1		4 0 0 0 0 0 1												
Jose Canseco, R (1, 10) OBP: 0.350, SLG: 0.483 H	1-0 HBP			2-0 1B 2B		4-2 BB BB		2-2 F7		2 1 1 0 1 0 0												
Juan Gonzalez, R (1, 8) OBP: 0.298, SLG: 0.528 C B B F X	2-2 P4		1-1 1B	1-1 1B		1-0 P5		0-2 G6-3		4 0 1 1 0 0 2												
Kevin Reimer, L (1, 7) OBP: 0.334, SLG: 0.445 B X		1-0 G4-3		1-0 F7		4-2 FC6-4 BB		1-2 G4-3		3 0 0 0 1 0 1												
Dean Palmer, R (1, 5) OBP: 0.315, SLG: 0.435 C X T O C		0-2 F7		1-2 F8		1-0 FC6-4 BB		0-0 F8		4 0 0 0 0 0 3												
Ivan Rodriguez, R (1, 2) OBP: 0.283, SLG: 0.357 X C B B		1-2 G6-3		0-0 G6-3			4-0 G3-1 BB		1-0 G4-3	3 0 0 0 1 0 1												
Al Newman, S (1, 6) OBP: 0.311, SLG: 0.237 X			0-0 L8		1-3 K		0-0 G3-1			3 0 0 0 0 1 1												
Jeff Frye, R (1, 4) OBP: 0.305, SLG: 0.329 B B B B			4-0 G1-3 BB		2-1 G5-3		3-2 G6-3			2 0 0 0 1 0 1												
Inning Stats	R: 0 E: 0 K: 0 S: 8	H: 0 LOB: 1 BB: 0 P: 12	R: 0 E: 0 K: 0 S: 8	H: 0 LOB: 0 BB: 0 P: 10	R: 0 E: 0 K: 0 S: 6	H: 0 LOB: 1 BB: 1 P: 12	R: 1 E: 0 K: 0 S: 8	H: 2 LOB: 1 BB: 0 P: 13	R: 0 E: 0 K: 1 S: 6	H: 0 LOB: 0 BB: 0 P: 9	R: 0 E: 0 K: 0 S: 9	H: 0 LOB: 2 BB: 2 P: 19	R: 0 E: 0 K: 0 S: 9	H: 0 LOB: 1 BB: 1 P: 18	R: 0 E: 0 K: 0 S: 9	H: 0 LOB: 0 BB: 0 P: 11	R: 0 E: 0 K: 0 S: 5	H: 0 LOB: 0 BB: 0 P: 7	1B: 1 2B: 1 3B: 0 HR: 0	SF: 0 SAC: 0 DP: 0 HBP: 1	WP: 0 PB: 0 SB: 0 CS: 0	PA: 34

Texas Rangers @ Detroit Tigers
Tiger Stadium, Detroit, MI
Wed Sep 16 1992, 7:05 PM EDT
Att. 11,188 - Cloudy - 78 F

AB	29
R	1
H	2
RBI	1
BB	4
SO	1
LOB	12



PITCHER	IP	WLS	BF	H	R	ER	SO	BB	IBB	HBP	BLK	WP	HR	S	P	ERA	WHIP
Dave Haas, R (1, 1) ERA: 3.47	7.0	W	28	2	1	1	1	4	0	1	0	0	0	54	93	1.29	0.857
Mike Henneman, R (8, 1) ERA: 3.79	2.0	S	6	0	0	0	0	0	0	0	0	0	0	14	18	0.00	0.000

WP: 0	PA: 34
PB: 0	
SB: 0	
CS: 0	

Batter	1	2	3	4	5	6	7	8	9
Tony Phillips, S OBP: 0.389, SLG: 0.400 (1, 8)	3-2 G4-3		2-2 FC4-6			3-2 L7	1-0 2B		
Lou Whitaker, L OBP: 0.394, SLG: 0.467 (1, 4)	2-2 2B		2-0 F8			0-0 FC3-6 1B	0-0 G1-3		
Travis Fryman, R OBP: 0.319, SLG: 0.439 (1, 6)	1-1 G5-3			2-1 G6-4-3 1B		3-2 1B	0-0 2B		
Cecil Fielder, R OBP: 0.324, SLG: 0.457 (1, 3)	1-1 G6-3			2-2 G6-4-3		1-0 P6	0-0 G6-3		
Mickey Tettleton, S OBP: 0.376, SLG: 0.466 (1, 10)		2-2 G4-3 1B		0-1 F7			4-1 BB SF8 BB	2-2 F9	
Rob Deer, R OBP: 0.324, SLG: 0.536 (1, 9)		3-3 K		1-3 K			4-1 FC6-4 2B BB	1-0 L5	
Mark Carreon, R OBP: 0.278, SLG: 0.353 (1, 7)		1-1 G4-3		4-0 CS BB			4-2 FC6-4 BB		
Chad Kreuter, S OBP: 0.306, SLG: 0.335 (1, 2)			0-0 F7		3-3 K		0-1 SF8		
Skeeter Barnes, R OBP: 0.318, SLG: 0.404 (1, 5)			1-2 FC4-6 1B		1-2 K		4-1 FC3-6 BB	2-2 FC6-4 2B	

Inning Stats	R: 0	H: 1	E: 0	LOB: 1	K: 0	S: 12	R: 0	H: 1	E: 0	LOB: 0	K: 1	S: 8	R: 0	H: 1	E: 0	LOB: 1	K: 0	S: 11	R: 0	H: 1	E: 0	LOB: 0	K: 0	S: 7	R: 0	H: 0	E: 0	LOB: 1	K: 2	S: 6	R: 1	H: 1	E: 0	LOB: 1	K: 0	S: 9	R: 3	H: 1	E: 0	LOB: 1	K: 0	S: 11	R: 0	H: 1	E: 0	LOB: 1	K: 0	S: 6
	19	1	0	1	19	14	14	16	11	11	14	20	26	9	9	9	9	9	9	9	9	9	9	9	9	9	9	9	9	9	9	9	9	9	9	9	9	9	9	9	9	9	9	9	9	9	9	9

PITCHER	IP	WLS	BF	H	R	ER	SO	BB	IBB	HBP	BLK	WP	HR	S	P	ERA	WHIP
Roger Pavlik, R ERA: 3.78 (1, 1)	6.0	L	24	5	3	3	3	4	0	0	0	1	0	55	104	4.50	1.500
Ed Nunez, R ERA: 4.63 (7, 1)	0.2		4	1	1	1	0	1	0	0	0	0	0	8	15	13.50	3.000
Kenny Rogers, L ERA: 3.31 (7, 1)	0.1		1	0	0	0	0	0	0	0	0	0	0	1	1	0.00	0.000
Todd Burns, R ERA: 4.02 (8, 1)	1.0		4	1	0	0	0	0	0	0	0	0	0	6	9	0.00	1.000

AB R H RBI BB SO LOB

4	0	1	2	0	0	2
4	1	1	0	0	0	3
4	0	3	1	0	0	1
4	0	0	0	0	0	4
3	1	1	0	1	0	1
3	1	0	0	1	2	2
1	0	0	0	2	0	1
2	0	0	1	0	1	1
2	1	1	0	1	0	2


AB 27
R 4
H 7
RBI 4
BB 5
SO 3
LOB 17

WP: 1 **PA: 33**
PB: 0
SB: 0
CS: 1

1B: 4 **SF: 1**
2B: 4 **SAC: 0**
3B: 0 **DP: 3**
HR: 0 **HBP: 0**

ERA **WHIP**

Texas Rangers @ Detroit Tigers
Tiger Stadium, Detroit, MI
Wed Sep 16 1992, 7:05 PM EDT
Att: 11,188 - Cloudy - 78 F



Batter	1	2	3	4	5	6	7	8	9	AB R H RBI BB SO LOB	TOP	
Brian Downing, R (1, 10) OBP: 0.406, SLG: 0.429 Kevin Reimer, L (8, PH) OBP: 0.333, SLG: 0.444	2-3 		1-2 			1-1 		2-3 		3 0 1 0 0 1 1 1 0 0 0 0 1 1		
Rafael Palmeiro, L (1, 3) OBP: 0.352, SLG: 0.423 Rob Maurer, L (5, 3) OBP: 0.500, SLG: 0.500	0-0 		1-3 			1-0 		2-0 		2 0 0 0 0 1 2 2 0 1 0 0 0 1		
Jose Canseco, R (1, 9) OBP: 0.349, SLG: 0.480 Dan Peltier, L (8, 9)	2-0 			3-2 		1-0 		3-1 		4 0 1 0 0 0 2 0 0 0 0 0 0 0		
Juan Gonzalez, R (1, 7) OBP: 0.297, SLG: 0.526 Jack Daugherty, S (5, 7) OBP: 0.297, SLG: 0.295		0-2 		2-1 		2-0 		1-1 		2 0 0 0 0 0 0 2 0 0 0 0 0 2		
Dean Palmer, R (1, 5) OBP: 0.314, SLG: 0.433 Al Newman, S (5, 5) OBP: 0.308, SLG: 0.235		2-1 		3-3 			1-0 		2-0 		2 0 0 0 0 1 0 2 0 0 0 0 0 0	
Monty Fariss, R (1, 8) OBP: 0.329, SLG: 0.371 Donald Harris, R (5, PH) OBP: 0.208, SLG: 0.250		1-3 			2-3 		2-1 		1-1 		1 0 0 0 0 1 0 3 0 2 0 0 1 0	
Ivan Rodriguez, R (1, 2) OBP: 0.293, SLG: 0.356 Ray Stephens, R (5, PH) OBP: 0.200, SLG: 0.200			0-1 		2-3 		2-2 		0-0 		1 0 0 0 0 0 0 3 0 1 0 0 1 1	
Mario Diaz, R (1, 6) OBP: 0.200, SLG: 0.233 Cris Colon, S (5, PH) OBP: 0.200, SLG: 0.233			0-0 		2-3 		1-2 				1 0 1 0 0 0 0 2 0 0 0 0 1 2	
Jeff Frye, R (1, 4) OBP: 0.311, SLG: 0.335			2-2 			1-2 		1-2 		3 0 2 0 0 0 1		
Inning Stats	R: 0 H: 0 E: 0 LOB: 0 K: 1 BB: 0 S: 5 P: 9	R: 0 H: 0 E: 0 LOB: 0 K: 1 BB: 0 S: 8 P: 11	R: 0 H: 2 E: 0 LOB: 2 K: 1 BB: 0 S: 13 P: 16	R: 0 H: 0 E: 0 LOB: 0 K: 1 BB: 0 S: 10 P: 18	R: 0 H: 0 E: 0 LOB: 0 K: 3 BB: 0 S: 11 P: 17	R: 0 H: 2 E: 0 LOB: 2 K: 0 BB: 0 S: 8 P: 14	R: 0 H: 2 E: 0 LOB: 1 K: 0 BB: 0 S: 10 P: 16	R: 0 H: 2 E: 0 LOB: 1 K: 1 BB: 0 S: 9 P: 17	R: 0 H: 1 E: 0 LOB: 1 K: 0 BB: 0 S: 6 P: 10	1B: 8 SF: 0 2B: 1 SAC: 0 3B: 0 DP: 2 HR: 0 HBP: 0	WP: 0 PA: 34 PB: 1 SB: 0 CS: 0	
PITCHER	IP WLS BF H R ER SO BB IBB HBP BLK WP HR S P ERA WHIP											
Jimmy Key, L (1, 1) ERA: 3.52	7.0 W 26 6 0 0 7 0 0 0 0 0 0 0 65 101 0.00 0.857											
Mark Eichhorn, R (8, 1) ERA: 3.13	1.0 4 2 0 0 1 0 0 0 0 0 0 0 9 17 0.00 2.000											
David Wells, L (9, 1) ERA: 5.55	1.0 4 1 0 0 0 0 0 0 0 0 0 0 6 10 0.00 1.000											

Texas Rangers @ Toronto Blue Jays
SkyDome, Toronto, ON
Fri Sep 18 1992, 7:05 PM EDT
Att: 50,416 - Dome - 70 F

livebaseballscorecards.com

AB	34
R	0
H	9
RBI	0
BB	0
SO	8
LOB	13



Batter	1	2	3	4	5	6	7	8	9	AB R H RBI BB SO LOB	TOP													
David Hulse, L (1, 8) OBP: 0.346, SLG: 0.347	0-0 F7		1-1 WP 2B		2-2 G1-3		3-2 L8			4 0 1 0 0 0 0														
Dean Palmer, R (1, 5) OBP: 0.313, SLG: 0.431	2-3 K		0-3 K		0-2 G5-3			4-1 G6-4-3 BB		3 0 0 0 1 2 1														
Jose Canseco, R (1, 9) OBP: 0.348, SLG: 0.477	4-2 BB		1-3 K		2-3 K			2-3 K		3 0 0 0 1 3 2														
Juan Gonzalez, R (1, 7) OBP: 0.297, SLG: 0.523	2-1 P4		3-3 K		2-1 BB HBP			3-0 G6-4-3 1-2f		3 0 0 0 0 1 3														
Rafael Palmeiro, L (1, 3) OBP: 0.353, SLG: 0.421		4-1 1B BB		0-1 F8		4-2 1 SAFE 1 SAFE 1 SAFE 1 SAFE BB		2-2 L9		2 0 0 0 2 0 0														
Kevin Reimer, L (1, 10) OBP: 0.333, SLG: 0.443		1-2 SAFE F9		1-1 1B 1B		0-0 P6		2-0 L9		4 0 1 0 0 0 3														
Ivan Rodriguez, R (1, 2) OBP: 0.295, SLG: 0.357		1 SAFE 1B 1B		0-2 SAFE L3 1B		0-1 L3		1-3 K		4 0 2 0 0 1 2														
Jeff Frye, R (1, 4) OBP: 0.306, SLG: 0.329		3-2 F9		2-1 L3 1-2		3-2 P6				3 0 0 0 0 0 4														
Cris Colon, S (1, 6) Rob Maurer, L (7, PH) Al Newman, S (7, 6) OBP: 0.308, SLG: 0.235		2-2 F8		0-0 L3		1-1 F8				2 0 0 0 0 0 2 1 0 0 0 0 0 0 0 0 0 0 0 0 0														
Inning Stats	R: 0 E: 0 K: 1 S: 8	H: 0 LOB: 1 BB: 1 P: 16	R: 0 E: 0 K: 0 S: 13	H: 1 LOB: 2 BB: 1 P: 24	R: 0 E: 0 K: 3 S: 13	H: 1 LOB: 1 BB: 0 P: 18	R: 0 E: 0 K: 0 S: 9	H: 2 LOB: 1 BB: 0 P: 12	R: 0 E: 0 K: 0 S: 7	H: 0 LOB: 0 BB: 0 P: 9	R: 0 E: 0 K: 1 S: 13	H: 0 LOB: 2 BB: 1 P: 20	R: 0 E: 0 K: 0 S: 9	H: 0 LOB: 0 BB: 0 P: 16	R: 0 E: 0 K: 1 S: 5	H: 0 LOB: 0 BB: 1 P: 14	R: 0 E: 0 K: 1 S: 9	H: 0 LOB: 0 BB: 0 P: 14	R: 0 E: 0 K: 1 S: 9	H: 0 LOB: 0 BB: 0 P: 14	1B: 3 2B: 2 3B: 0 HR: 0	SF: 0 SAC: 0 DP: 2 HBP: 1	WP: 1 PB: 0 SB: 0 CS: 0	PA: 34
PITCHER	IP WLS BF H R ER SO BB IBB HBP BLK WP HR S P ERA WHIP																							
David Cone, R (1, 1) ERA: 2.98	7.0 W 28 4 0 0 5 3 0 1 0 1 0 72 115 0.00 1.000																							
Duane Ward, R (8, 1) ERA: 2.03	1.0 3 0 0 0 1 1 0 0 0 0 0 5 14 0.00 1.000																							
Tom Henke, R (9, 1) ERA: 1.98	1.0 S 3 0 0 0 1 0 0 0 0 0 0 9 14 0.00 0.000																							

Texas Rangers @ Toronto Blue Jays
SkyDome, Toronto, ON
Sat Sep 19 1992, 3:33 AM EDT
Att: 50,421 - Dome - 70 F

livebaseballscorecards.com

AB	29
R	0
H	4
RBI	0
BB	4
SO	7
LOB	17



Batter	1	2	3	4	5	6	7	8	9
Devon White, S (1, 8) OBP: 0.298, SLG: 0.386	2-2 L5			1-3 K		1-0 G4-3 2-3 1B		2-3 K	
Roberto Alomar, S (1, 4) OBP: 0.411, SLG: 0.426	1-1 G4-3			1-1 G6-3		3-2 G4-3 2-3 3-H			
Joe Carter, R (1, 9) OBP: 0.309, SLG: 0.501	0-1 P6			2-3 K		0-3 K			
Dave Winfield, R (1, 10) OBP: 0.377, SLG: 0.500			3-2 E6 G3-6-3		0-2 G4-6-3 1B		0-3 K		
John Olerud, L (1, 3) OBP: 0.380, SLG: 0.465			0-1 G3-6-3 1-2f		4-1 G4-6-3 1B		2-1 FC5-4 1B		
Candy Maldonado, R (1, 7) OBP: 0.348, SLG: 0.465			1-1 G5-3		3-2 G4-6-3 1-2f 2-3		1 SAFE 0-0 FC5-4 1-2f		
Kelly Gruber, R (1, 5) OBP: 0.281, SLG: 0.370			1-0 G5-3		0-1 L5		2-3 K		
Pat Borders, R (1, 2) OBP: 0.294, SLG: 0.388			3-2 F9			1-1 G6-3		0-0 F7	
Alfredo Griffin, S (1, 6) OBP: 0.252, SLG: 0.261			1-3 K			1-2 1B G4-3 2B		2-1 P4	

Inning Stats	R: 0	H: 0	E: 0	K: 0	S: 7	R: 0	H: 0	E: 1	K: 0	S: 7	R: 0	H: 0	E: 0	K: 1	S: 7	R: 0	H: 0	E: 0	K: 2	S: 10	R: 0	H: 1	E: 0	K: 0	S: 9	R: 1	H: 2	E: 0	K: 1	S: 12	R: 0	H: 1	E: 0	K: 2	S: 10	R: 0	H: 0	E: 0	K: 1	S: 6	R: 0	H: 0	E: 0	K: 1	S: 6		
	0	0	0	0	10	0	0	1	0	11	0	0	0	1	12	0	0	0	2	14	0	1	0	1	1	16	1	2	0	1	18	0	1	0	14	0	0	0	10	0	0	0	10	0	0	0	10

PITCHER	IP	WLS	BF	H	R	ER	SO	BB	IBB	HBP	BLK	WP	HR	S	P	ERA	WHIP
Scott Chiamparino, R (1, 1) ERA: 2.79	7.0	L	25	4	1	1	6	1	0	0	0	0	0	62	95	1.29	0.714
Ed Nunez, R (8, 1) ERA: 4.55	1.0		3	0	0	0	1	0	0	0	0	0	0	6	10	0.00	0.000

AB R H RBI BB SO LOB

4 0 1 0 0 2 0

3 0 0 1 0 0 1

3 0 0 0 0 2 1

3 0 1 0 0 1 0

2 0 1 0 1 0 1

3 0 0 0 0 0 3

3 0 0 0 0 1 2

3 0 0 0 0 0 0

3 1 1 0 0 1 0

AB 27

R 1

H 4

RBI 1

BB 1

SO 7

LOB 8

WP: 0 PA: 28

PB: 0

SB: 0

CS: 0

1B: 3 SF: 0

2B: 1 SAC: 0

3B: 0 DP: 2

HR: 0 HBP: 0

Texas Rangers @ Toronto Blue Jays

SkyDome, Toronto, ON

Sat Sep 19 1992, 3:33 AM EDT

Att: 50,421 - Dome - 70 F



IP	WLS	BF	H	R	ER	SO	BB	IBB	HBP	BLK	WP	HR	S	P	ERA	WHIP
7.0	L	25	4	1	1	6	1	0	0	0	0	0	62	95	1.29	0.714
1.0		3	0	0	0	1	0	0	0	0	0	0	6	10	0.00	0.000

Batter	1	2	3	4	5	6	7	8	9	AB R H RBI BB SO LOB	TOP
David Hulse, L (1, 8) OBP: 0.368, SLG: 0.370	0-1 G1-3 1B	3-2 G4-6-3 1B			0-0 BB 1B 1B	2-1 G6-3			3-3 K	5 1 3 1 0 1 0	
Ivan Rodriguez, R (1, 2) OBP: 0.296, SLG: 0.360	1-2 G1-3	1-1 G4-6-3			1-1 1B BB 1B	0-2 G3			0-0 E9 2B	5 1 2 0 0 0 3	
Jose Canseco, R (1, 10) OBP: 0.346, SLG: 0.472	3-0 P5			2-1 G5-3	4-2 1B BB FC6-4	1-3 K			2-3 K	4 1 0 1 1 2 2	
Juan Gonzalez, R (1, 7) OBP: 0.298, SLG: 0.522	0-1 F9			1-1 G6-3	2-2 FC6-4 1B 1B					1-0 FC5 1B 1B	5 0 2 1 0 0 1
Rafael Palmeiro, L (1, 3) OBP: 0.354, SLG: 0.420			4-2 E 1B BB	0-0 G4-3	0-2 FC6-4 1B			2-3 K	1-0 G6-3	4 1 1 1 1 1 1	
Dean Palmer, R (1, 5) OBP: 0.310, SLG: 0.426			1-2 E8 1B 1B	0-0 G5-3 L5				1-3 K	0-0 G5-3	5 1 0 0 0 1 5	
Dan Peltier, L (1, 9) OBP: 0.125, SLG: 0.125 Donald Harris, R (7, PH) OBP: 0.240, SLG: 0.280			2-1 1B 1B	0-1 G6-4-3 1B		1-0 FC6-4 BB			0-1 1B	3 1 2 2 0 0 2	
Al Newman, S (1, 4) OBP: 0.311, SLG: 0.236			0-0 1B 1B	1-1 G6-4-3		4-0 BB			1-1 FC5	3 0 1 1 1 0 3	
Cris Colon, S (1, 6) OBP: 0.125, SLG: 0.125			1-3 K	1-2 L8				0-1 F8	4 1 1 0 0 1 5		

Inning Stats	R: 0 E: 0 K: 0 S: 8	H: 1 LOB: 1 BB: 0 P: 12	R: 3 E: 1 K: 1 S: 21	H: 3 LOB: 1 BB: 1 P: 33	R: 0 E: 0 K: 0 S: 5	H: 0 LOB: 0 BB: 0 P: 8	R: 0 E: 0 K: 0 S: 5	H: 1 LOB: 0 BB: 0 P: 6	R: 4 E: 0 K: 0 S: 21	H: 5 LOB: 3 BB: 2 P: 35	R: 0 E: 0 K: 1 S: 8	H: 0 LOB: 0 BB: 0 P: 11	R: 0 E: 0 K: 2 S: 13	H: 2 LOB: 2 BB: 0 P: 18	R: 0 E: 1 K: 2 S: 9	H: 1 LOB: 1 BB: 0 P: 14	R: 0 E: 0 K: 0 S: 4	H: 0 LOB: 0 BB: 0 P: 6	1B: 12 2B: 1 3B: 0 HR: 0	SF: 0 SAC: 0 DP: 2 HBP: 0	WP: 0 PB: 0 SB: 0 CS: 0	PA: 42
--------------	------------------------------	----------------------------------	-------------------------------	----------------------------------	------------------------------	---------------------------------	------------------------------	---------------------------------	-------------------------------	----------------------------------	------------------------------	----------------------------------	-------------------------------	----------------------------------	------------------------------	----------------------------------	------------------------------	---------------------------------	-----------------------------------	------------------------------------	----------------------------------	--------

PITCHER	IP	WLS	BF	H	R	ER	SO	BB	IBB	HBP	BLK	WP	HR	S	P	ERA	WHIP
Juan Guzman, R (1, 1) ERA: 2.75	4.0	L	22	9	7	6	1	2	0	0	0	0	0	51	78	13.50	2.750
Bob MacDonald, L (5, 1) ERA: 4.47	0.0		1	1	0	0	0	0	0	0	0	0	0	3	3	∞	∞
Mike Timlin, R (5, 1) ERA: 4.35	2.0		7	0	0	0	1	1	0	0	0	0	0	14	24	0.00	0.500
David Wells, L (7, 1) ERA: 5.42	3.0		12	3	0	0	4	0	0	0	0	0	0	26	38	0.00	1.000

Texas Rangers @ Toronto Blue Jays
 SkyDome, Toronto, ON
 Sun Sep 20 1992, 3:33 AM EDT
 Att. 50,405 - Sunny - 63 F

AB	39
R	7
H	13
RBI	7
BB	3
SO	6
LOB	22



PITCHER	IP	WLS	BF	H	R	ER	SO	BB	IBB	HBP	BLK	WP	HR	S	P	ERA	WHIP
---------	----	-----	----	---	---	----	----	----	-----	-----	-----	----	----	---	---	-----	------

Batter	1	2	3	4	5	6	7	8	9	AB	R	H	RBI	BB	SO	LOB
Devon White, S OBP: 0.297, SLG: 0.384 (1, 8)	1-3 K		2-3 K		1-0 G3	2-0 L8			0-2 3B	5	1	1	0	0	2	4
Roberto Alomar, S OBP: 0.414, SLG: 0.433 (1, 4)	0-1 G4-3		4-2 FC6-4 BB		1-2 2B		4-1 G6-3 BB		3-2 FC	3	2	2	2	2	0	0
Joe Carter, R OBP: 0.307, SLG: 0.497 (1, 9)	2-2 F7		2-0 FC6-4		1-0 P3		3-3 K		0-1 FC	5	0	0	1	0	1	3
Dave Winfield, R OBP: 0.377, SLG: 0.498 (1, 10)		0-0 P6		0-3 K		2-1 F7 2B	3-1 G6-3		4-2 FC6-4 BB	4	1	1	1	1	1	0
John Olerud, L OBP: 0.378, SLG: 0.460 (1, 3)		1-3 K		4-2 BB		3-1 F7	3-2 F7		2-3 K	4	0	0	0	1	2	3
Candy Maldonado, R OBP: 0.348, SLG: 0.465 (1, 7)		4-2 WP BB		3-3 K		0-0 1B 2B		3-3 K	0-2 FC6-4	4	0	1	1	1	2	3
Kelly Gruber, R OBP: 0.278, SLG: 0.366 (1, 5)		1-3 K		2-3 K		0-0 F8		0-3 K	0-1 F7	5	0	0	0	0	3	5
Pat Borders, R OBP: 0.292, SLG: 0.386 (1, 2)		0-0 F9			0-1 G6-3	4-2 1B BB		4-2 BB		2	0	0	0	0	0	2
Ed Sprague, R OBP: 0.316, SLG: 0.389 (6, 2)										0	0	0	0	2	0	0
Alfredo Griffin, S OBP: 0.262, SLG: 0.279 (1, 6)			0-3 K		1-0 G3 2B	0-2 1B		2-1 F8		3	1	2	0	0	1	0
Pat Tabler, R OBP: 0.298, SLG: 0.271 (8, PH)						1-2 2-3 1B				1	0	0	0	0	0	1
Eddie Zosky, R OBP: 0.333, SLG: 0.800 (9, 6)										0	0	0	0	0	0	0


Inning Stats	R: 0	H: 0	E: 0	K: 1	S: 8	H: 0	LOB: 0	BB: 0	P: 11	R: 0	H: 0	E: 0	K: 2	S: 10	H: 0	LOB: 2	BB: 1	P: 16	R: 0	H: 0	E: 0	K: 3	S: 11	R: 1	H: 2	E: 0	K: 0	S: 8	H: 3	LOB: 3	BB: 1	P: 25	R: 1	H: 0	E: 0	K: 1	S: 9	H: 0	LOB: 0	BB: 1	P: 22	R: 0	H: 0	E: 0	K: 2	S: 13	H: 0	LOB: 1	BB: 1	P: 22	R: 2	H: 2	E: 0	K: 1	S: 20	H: 2	LOB: 2	BB: 1	P: 29	1B: 3	SF: 0	2B: 3	SAC: 0	3B: 1	DP: 0	HR: 0	HBP: 0
--------------	------	------	------	------	------	------	--------	-------	-------	------	------	------	------	-------	------	--------	-------	-------	------	------	------	------	-------	------	------	------	------	------	------	--------	-------	-------	------	------	------	------	------	------	--------	-------	-------	------	------	------	------	-------	------	--------	-------	-------	------	------	------	------	-------	------	--------	-------	-------	-------	-------	-------	--------	-------	-------	-------	--------

PITCHER	IP	WLS	BF	H	R	ER	SO	BB	IBB	HBP	BLK	WP	HR	S	P	ERA	WHIP
Jose Guzman, R ERA: 3.72 (1, 1)	6.2	W	31	5	3	3	9	5	0	0	0	1	0	68	119	4.05	1.500
Kenny Rogers, L ERA: 3.25 (7, 1)	1.1		5	0	0	0	2	1	0	0	0	0	0	16	28	0.00	0.750
Ed Nunez, R ERA: 4.85 (9, 1)	0.0		4	2	2	2	0	1	0	0	0	0	0	11	18	∞	∞
Dan Smith, L ERA: 6.35 (9, 1)	0.1		1	0	0	0	1	0	0	0	0	0	0	3	5	0.00	0.000
Matt Whiteside, R ERA: 2.7 (9, 1)	0.2	S	2	0	0	0	0	0	0	0	0	0	0	6	6	0.00	0.000

BOTTOM

Texas Rangers @ Toronto Blue Jays
 SkyDome, Toronto, ON
 Sun Sep 20 1992, 3:33 AM EDT
 Att: 50,405 - Sunny - 63 F

AB	36
R	5
H	7
RBI	5
BB	7
SO	12
LOB	21



PITCHER	IP	WLS	BF	H	R	ER	SO	BB	IBB	HBP	BLK	WP	HR	S	P	ERA	WHIP
---------	----	-----	----	---	---	----	----	----	-----	-----	-----	----	----	---	---	-----	------

Batter	1	2	3	4	5	6	7	8	9	10	11	12	13	AB R H RBI BB SO LOB	TOP
Chuck Knoblauch, R (1, 4) <small>OBP: 0.383, SLG: 0.360</small>														6 0 0 0 0 1 4	
J.T. Bruett, L (1, 8) <small>OBP: 0.314, SLG: 0.281</small> Darren Reed, R (13, PH) <small>OBP: 0.219, SLG: 0.333</small>													5 0 3 0 0 0 0 1 0 0 0 0 0 0		
Shane Mack, R (1, 7) <small>OBP: 0.396, SLG: 0.474</small>													5 0 0 0 0 2 2		
Kirby Puckett, R (1, 10) <small>OBP: 0.374, SLG: 0.495</small>														5 1 3 0 1 2 1	
Pedro Munoz, R (1, 9) <small>OBP: 0.296, SLG: 0.404</small>														6 0 2 1 0 1 5	
Brian Harper, R (1, 2) <small>OBP: 0.336, SLG: 0.403</small> Greg Gagne, R (9, PR) <small>OBP: 0.288, SLG: 0.357</small>														3 0 1 0 0 0 1 0 0 0 0 0 0 0	
Chil Davis, S (11, PH) <small>OBP: 0.390, SLG: 0.417</small> Scott Leius, R (11, 6) <small>OBP: 0.309, SLG: 0.325</small>														1 0 0 0 0 0 1 1 0 0 0 0 0 1	
Gene Larkin, S (1, 3) <small>OBP: 0.306, SLG: 0.352</small> Bernardo Brito, R (13, PH) <small>OBP: 0.210, SLG: 0.225</small>														5 0 1 0 0 1 3 1 0 0 0 0 1 2 0 0 0 0 0 0 0	
Terry Jorgensen, R (1, 5) <small>OBP: 0.367, SLG: 0.357</small>														5 0 0 0 0 1 4	
Jeff Reboulet, R (1, 6) <small>OBP: 0.299, SLG: 0.259</small> Randy Bush, L (9, PH) <small>OBP: 0.257, SLG: 0.280</small> Lenny Webster, R (9, 2) <small>OBP: 0.304, SLG: 0.380</small>														2 0 1 0 1 0 0 1 0 0 0 0 0 2 1 0 0 0 0 1 0	
Inning Stats	R: 0 H: 0 E: 0 LOB: 0 K: 1 BB: 0 S: 10 P: 13	R: 0 H: 1 E: 0 LOB: 0 K: 0 BB: 0 S: 8 P: 12	R: 0 H: 0 E: 0 LOB: 0 K: 0 BB: 0 S: 7 P: 10	R: 0 H: 1 E: 0 LOB: 2 K: 1 BB: 1 S: 14 P: 24	R: 0 H: 1 E: 0 LOB: 2 K: 0 BB: 0 S: 14 P: 21	R: 0 H: 1 E: 0 LOB: 1 K: 2 BB: 0 S: 11 P: 14	R: 0 H: 1 E: 0 LOB: 2 K: 2 BB: 1 S: 15 P: 22	R: 0 H: 2 E: 0 LOB: 1 K: 0 BB: 0 S: 12 P: 17	R: 0 H: 1 E: 0 LOB: 2 K: 0 BB: 0 S: 8 P: 11	R: 0 H: 0 E: 0 LOB: 0 K: 0 BB: 0 S: 5 P: 5	R: 0 H: 1 E: 0 LOB: 1 K: 2 BB: 0 S: 16 P: 23	R: 0 H: 0 E: 0 LOB: 0 K: 1 BB: 0 S: 8 P: 13	R: 1 H: 2 E: 1 LOB: 2 K: 1 BB: 0 S: 22 P: 31	1B: 9 SF: 0 2B: 2 SAC: 1 3B: 0 DP: 0 HR: 0 HBP: 1	WP: 1 PA: 53 PB: 0 SB: 2 CS: 2
PITCHER Nolan Ryan, R (1, 1) <small>ERA: 3.83</small> Todd Burns, R (7, 1) <small>ERA: 3.94</small> Matt Whiteside, R (9, 1) <small>ERA: 2.35</small> Kenny Rogers, L (12, 1) <small>ERA: 3.28</small>	IP WLS BF H R ER SO BB IBB HBP BLK WP HR S P ERA WHIP 6.0 23 4 0 0 2 1 0 0 0 0 0 27 39 0.00 2.000 3.0 11 2 0 0 2 0 0 0 0 0 0 29 39 0.00 0.667 2.0 L 9 2 1 1 2 0 0 0 0 1 0 30 44 4.50 1.000	PITCHER IP WLS BF H R ER SO BB IBB HBP BLK WP HR S P ERA WHIP 0.0 0 0 0 0 0 0 0 0 0 0 0 0 0 0.00 0.833													

Minnesota Twins @ Texas Rangers
 Arlington Stadium, Arlington, TX
 Tue Sep 22 1992, 8:05 PM EDT
 Att: 18,721 - Cloudy - 75 F

livebaseballscorecards.com

AB	48
R	1
H	11
RBI	1
BB	2
SO	10
LOB	26



Batter	1	2	3	4	5	6	7	8	9	10	11	12	13	AB R H RBI BB SO LOB
David Hulse, L (1, 8) OBP: 0.350, SLG: 0.351 Jose Canseco, R (8, PH) OBP: 0.346, SLG: 0.471 Al Newman, S (9, 6) OBP: 0.313, SLG: 0.235	G6-3		FC6-4			B1-3		P6			SH1-3 BB	FC5-4		3 0 0 0 0 0 1 1 0 0 0 0 0 1 1 0 0 0 1 0 2
Jeff Frye, R (1, 4) OBP: 0.299, SLG: 0.321 Geno Petralli, L (13, PH) OBP: 0.276, SLG: 0.278	G4-3			F7		G4-3		CS	G6-3		SH1-3		P5	4 0 0 0 0 0 0 1 0 0 0 0 0 0
Dean Palmer, R (1, 5) OBP: 0.309, SLG: 0.423	G5-3			K			FC3-5 BB 1B		G5-3		P3		P4	6 0 1 0 0 1 1
Brian Downing, R (1, 10) OBP: 0.406, SLG: 0.424 Rob Maurer, L (13, PH) OBP: 0.250, SLG: 0.250		F8		G6-3			FC3-5 BB 1-2		K				K	3 0 0 0 2 1 0 1 0 0 0 0 1 0
Monty Fariss, R (1, 7) OBP: 0.327, SLG: 0.368 Kevin Reimer, L (11, PH) OBP: 0.332, SLG: 0.442		G6-3			G6-3		FC3-5 BB 1-2 2-3f			SH1-3 1B			K	4 0 1 0 0 0 2 1 0 0 0 0 1 2
Rafael Palmeiro, L (1, 3) OBP: 0.352, SLG: 0.417			P7			K	F8			SH1-3			F9	4 0 0 0 0 1 2
Ivan Rodriguez, R (1, 2) OBP: 0.302, SLG: 0.364					FC6-4 1B		K			IBB			IBB 1B	4 0 3 0 1 1 2
Donald Harris, R (1, 9) OBP: 0.214, SLG: 0.250 Ray Stephens, R (10, PH) OBP: 0.167, SLG: 0.167 Dan Peltier, L (11, 9) OBP: 0.118, SLG: 0.118					1 SAFE K		1 SAFE K			1-3 K			K	3 0 0 0 0 3 2 1 0 0 0 0 1 2 1 0 0 0 0 1 1
Cris Colon, S (1, 6) OBP: 0.100, SLG: 0.100 Dickie Thon, R (8, PH) OBP: 0.295, SLG: 0.370 Jack Daugherty, S (9, 9) OBP: 0.300, SLG: 0.298					1 SAFE F8		1 SAFE K			1-2 P8			FC5-4 1B	2 0 0 0 0 1 1 1 0 1 0 0 0 0 2 0 1 0 0 0 2


Inning Stats	R: 0	H: 0	E: 0	K: 0	S: 8	R: 0	H: 0	E: 0	K: 0	S: 7	R: 0	H: 1	E: 0	K: 1	S: 8	R: 0	H: 0	E: 0	K: 1	S: 10	R: 0	H: 1	E: 0	K: 2	S: 9	R: 0	H: 0	E: 0	K: 1	S: 8	R: 0	H: 1	E: 0	K: 1	S: 6	R: 0	H: 1	E: 0	K: 1	S: 5	R: 0	H: 0	E: 0	K: 1	S: 7	R: 0	H: 0	E: 0	K: 1	S: 8	R: 0	H: 1	E: 0	K: 1	S: 11	R: 0	H: 2	E: 0	K: 1	S: 10	R: 0	H: 0	E: 0	K: 1	S: 6	R: 0	H: 0	E: 0	K: 1	S: 6
	LOB: 0	BB: 0	P: 11			LOB: 0	BB: 0	P: 10			LOB: 1	BB: 1	P: 9			LOB: 0	BB: 0	P: 15			LOB: 1	BB: 0	P: 12			LOB: 2	BB: 1	P: 12			LOB: 0	BB: 0	P: 8			LOB: 1	BB: 0	P: 8			LOB: 0	BB: 0	P: 9			LOB: 2	BB: 1	P: 14			LOB: 2	BB: 2	P: 23			LOB: 2	BB: 0	P: 13			LOB: 0	BB: 0	P: 9			LOB: 0	BB: 0	P: 9		

PITCHER	IP	WLS	BF	H	R	ER	SO	BB	IBB	HBP	BLK	WP	HR	S	P	ERA	WHIP
John Smiley, L (1, 1) ERA: 3.43	9.0		31	4	0	0	8	1	0	0	0	0	0	68	94	0.00	0.556
Gary Wayne, L (10, 1) ERA: 1.94	1.1		7	1	0	0	1	1	1	0	0	0	0	12	22	0.00	1.500
Tom Edens, R (11, 1) ERA: 2.97	0.1		2	0	0	0	0	0	1	0	0	0	0	3	9	0.00	0.000
Larry Casian, L (11, 1) ERA: 10.8	1.1	W	6	2	0	0	2	0	0	0	0	0	0	14	19	0.00	1.500
Rick Aguilera, R (13, 1) ERA: 2.97	1.0	S	3	0	0	0	1	0	0	0	0	0	0	6	9	0.00	0.000

Minnesota Twins @ Texas Rangers
Arlington Stadium, Arlington, TX

Tue Sep 22 1992, 8:05 PM EDT
Att. 18,721 - Cloudy - 75 F

AB	43
R	0
H	7
RBI	0
BB	4
SO	12
LOB	21



WP: 0 PA: 50
PB: 0 SB: 0 CS: 1

PITCHER	IP	WLS	BF	H	R	ER	SO	BB	IBB	HBP	BLK	WP	HR	S	P	ERA	WHIP
---------	----	-----	----	---	---	----	----	----	-----	-----	-----	----	----	---	---	-----	------

Batter	1	2	3	4	5	6	7	8	9	AB R H RBI BB SO LOB	TOP											
J.T. Bruett, L (1, 8) OBP: 0.307, SLG: 0.275	0-3 K		0-1 G4-3		1-1 G6-3			2-0 SF8 1B	1-1 FC6-4 1B	5 1 1 0 0 1 2	Minnesota Twins @ Texas Rangers Arlington Stadium, Arlington, TX Wed Sep 23 1992, 8:05 PM EDT Att. 14,898 - Cloudy - 76 F											
Chuck Knoblauch, R (1, 4) OBP: 0.383, SLG: 0.361	0-1 G4-3		0-2 G4-3			3-1 FC4-6 1B		2-1 FC SF8 1B	0-0 1B	5 1 2 1 0 0 1												
Shane Mack, R (1, 7) OBP: 0.398, SLG: 0.474	4-1 FC3-6 BB		0-0 1B			0-0 L3		2-2 1B	3-2 P2	4 0 2 0 1 0 3												
Kirby Puckett, R (1, 10) OBP: 0.372, SLG: 0.493	1-1 FC3-6 1-2f		2-2 G3			0-1 FC4-6 1-2f		0-0 SF8		3 0 0 1 0 0 3												
Pedro Munoz, R (1, 9) OBP: 0.295, SLG: 0.403		1-2 G6-3		2-3 K		0-3 K		2-2 1B		4 0 1 1 0 2 1												
Brian Harper, R (1, 2) OBP: 0.335, SLG: 0.402		0-1 1B		0-2 F8			1-3 K	0-1 G4-3		4 0 1 0 0 1 2												
Gene Larkin, S (1, 3) OBP: 0.308, SLG: 0.354		0-0 1B		1-3 K			3-3 K		0-0 FC6-4 1B	4 1 2 0 0 2 0												
Terry Jorgensen, R (1, 5) OBP: 0.333, SLG: 0.323		2-3 K			2-2 F7				0-1 FC6-4 1B	3 0 0 0 0 1 2												
Randy Bush, L (9, PH) OBP: 0.260, SLG: 0.284							0-1 G5-3		1-2 1B	1 0 1 0 0 0 0												
Greg Gagne, R (1, 6) OBP: 0.286, SLG: 0.354		1-0 F8			0-0 G3			1-3 K	3-3 K	3 0 0 0 0 1 2												
Jeff Reboulet, R (8, 6) OBP: 0.299, SLG: 0.259										0 0 0 0 0 0 0												
Chili Davis, S (9, PH) OBP: 0.380, SLG: 0.416										1 0 0 0 0 1 2												
Inning Stats	R: 0 E: 0 K: 1 S: 8	H: 0 LOB: 1 BB: 1 P: 13	R: 0 E: 0 K: 1 S: 13	H: 2 LOB: 2 BB: 0 P: 17	R: 0 E: 0 K: 2 S: 9	H: 1 LOB: 1 BB: 0 P: 11	R: 0 E: 0 K: 2 S: 11	H: 0 LOB: 0 BB: 0 P: 14	R: 0 E: 0 K: 0 S: 6	H: 0 LOB: 0 BB: 0 P: 9	R: 0 E: 0 K: 1 S: 9	H: 1 LOB: 1 BB: 0 P: 12	R: 0 E: 0 K: 2 S: 8	H: 0 LOB: 0 BB: 0 P: 12	R: 2 E: 1 K: 1 S: 15	H: 3 LOB: 2 BB: 0 P: 24	R: 1 E: 0 K: 1 S: 12	H: 3 LOB: 2 BB: 0 P: 19	1B: 10 2B: 0 3B: 0 HR: 0	SF: 1 SAC: 0 DP: 0 HBP: 0	WP: 0 PB: 0 SB: 0 CS: 0	PA: 39
PITCHER Kevin Brown, R (1, 1) ERA: 3.28	IP: 9.0 WLS: W BF: 39 H: 10 R: 3 ER: 1 SO: 9 BB: 1 IBB: 0 HBP: 0 BLK: 0 WP: 0 HR: 0 S: 91 P: 131 ERA: 1.00 WHIP: 1.222											PITCHER	IP: 9.0 WLS: W BF: 39 H: 10 R: 3 ER: 1 SO: 9 BB: 1 IBB: 0 HBP: 0 BLK: 0 WP: 0 HR: 0 S: 91 P: 131 ERA: 1.00 WHIP: 1.222									

livebaseballscorecards.com

AB	37
R	3
H	10
RBI	3
BB	1
SO	9
LOB	18



Batter	1	2	3	4	5	6	7	8	9
David Hulse, L (1, 8) OBP: 0.344, SLG: 0.344 Monty Fariss, R (8, PH) OBP: 0.325, SLG: 0.366 Donald Harris, R (9, 8) OBP: 0.214, SLG: 0.250	1-3 K		0-0 G4-3		1-0 HR 1B	1-3 K		1-0 P5	
Rafael Palmeiro, L (1, 3) OBP: 0.352, SLG: 0.425	0-0 G3		2-0 2B		0-2 HR 1-H		3-1 P4		
Jose Canseco, R (1, 9) OBP: 0.347, SLG: 0.469	4-1 BB		3-3 K		4-2 FC4-6 BB		2-3 K		
Juan Gonzalez, R (1, 7) OBP: 0.297, SLG: 0.521 Jack Daugherty, S (3, 7) OBP: 0.293, SLG: 0.291	3-3 K		1-0 G4-3		1-0 FC4-6 2B E 1-2f		1-2 F9		
Kevin Reimer, L (1, 10) OBP: 0.335, SLG: 0.444					1-1 G4-3		3-1 E2 1B 2B 1-H	4-0 G6-3 WP 1B BB	
Dean Palmer, R (1, 5) OBP: 0.310, SLG: 0.424					1-0 1B		2-1 1B 3-H	3-2 P3 1-2	
Ivan Rodriguez, R (1, 2) OBP: 0.301, SLG: 0.363					0-0 1B		1-2 P5	0-1 G6-3 2-3	
Jeff Frye, R (1, 4) OBP: 0.303, SLG: 0.326					1-1 L9		1-1 F9	0-2 1B 1B 3-H	
Cris Colon, S (1, 6) OBP: 0.143, SLG: 0.143							0-2 P7	1-0 G3 1-2 1B	

Inning Stats	R: 0 E: 0 K: 2 S: 8	H: 0 LOB: 1 BB: 1 P: 16	R: 0 E: 0 K: 2 S: 12	H: 1 LOB: 2 BB: 1 P: 20	R: 0 E: 0 K: 1 S: 6	H: 1 LOB: 1 BB: 0 P: 12	R: 0 E: 0 K: 0 S: 6	H: 2 LOB: 1 BB: 0 P: 9	R: 4 E: 1 K: 0 S: 19	H: 4 LOB: 1 BB: 1 P: 31	R: 0 E: 0 K: 1 S: 7	H: 0 LOB: 0 BB: 0 P: 9	R: 0 E: 0 K: 1 S: 8	H: 0 LOB: 0 BB: 0 P: 14	R: 1 E: 0 K: 0 S: 10	H: 2 LOB: 2 BB: 1 P: 19
--------------	------------------------------	----------------------------------	-------------------------------	----------------------------------	------------------------------	----------------------------------	------------------------------	---------------------------------	-------------------------------	----------------------------------	------------------------------	---------------------------------	------------------------------	----------------------------------	-------------------------------	----------------------------------

PITCHER	IP	WLS	BF	H	R	ER	SO	BB	IBB	HBP	BLK	WP	HR	S	P	ERA	WHIP
Mike Trombley, R (1, 1) ERA: 3.31	5.0	L	25	8	4	2	5	3	0	0	0	0	1	51	88	3.60	2.200
Carl Willis, R (6, 1) ERA: 2.77	1.2		5	0	0	0	2	0	0	0	0	0	0	12	19	0.00	0.000
David West, L (7, 1) ERA: 7.24	0.1		2	0	1	1	0	1	0	0	0	0	0	3	8	27.00	3.000
Mauro Gozzo, R (8, 1) ERA:	0.2		4	2	0	0	0	0	0	0	0	1	0	9	13	0.00	3.000
Mark Guthrie, L (8, 1) ERA: 2.72	0.1		1	0	0	0	0	0	0	0	0	0	0	1	2	0.00	0.000

AB R H RBI BB SO LOB

4	1	1	0	0	2	0
1	0	0	0	0	0	2
0	0	0	0	0	0	0
4	1	2	2	0	0	0
2	0	0	0	2	2	1
1	0	0	0	0	1	1
3	1	0	0	0	0	2
2	2	1	0	2	0	0
4	0	2	1	0	1	2
4	0	1	0	0	1	3
4	0	2	1	0	0	1
4	0	1	0	0	0	2

AB	33
R	5
H	10
RBI	4
BB	4
SO	7
LOB	14

WP	1	PA	37
PB	0		
SB	0		
CS	0		

Minnesota Twins @ Texas Rangers
Arlington Stadium, Arlington, TX
Wed Sep 23 1992, 8:05 PM EDT
Att. 14,898 - Cloudy - 76 F

livebaseballscorecards.com



Batter	1	2	3	4	5	6	7	8	9	10	11	12	13	14	15	16	AB	R	H	RBI	BB	SO	LOB	TOP				
Omar Vizquel, S OBP: 0.342, SLG: 0.350 (1, 6)	1-2 2B	1-0 B2-3			1-2 G3		1 SAFE 1-1 PO	0-0 P6		1-0 F7		0-0 CS 1B		1 SAFE 0-1 E6 FC5-4		0-0 2-H 1B	8	1	3	1	0	0	3					
Greg Biley, L OBP: 0.278, SLG: 0.392 (1, 10) Henry Cotto, R OBP: 0.293, SLG: 0.340 (10, PH)	2-2 F8		2-2 G6-3		3-1 G4-3			1-1 G1-6-3 1B		4-0 IBB		1 SAFE 1-3 K		0-1 FC5-4		1-2 2-3	4	0	1	0	0	0	1					
Ken Griffey Jr., L OBP: 0.367, SLG: 0.541 (1, 8)	1-0 G1-4-3 2-H 1B 2B		0-0 2B 3B		0-0 F7			2-0 G1-6-3 1-2		1-2 L7			0-0 P6		1-0 P8		7	2	2	1	0	0	5					
Tino Martinez, L OBP: 0.316, SLG: 0.401 (1, 3) Jeff Schaefer, R OBP: 0.139, SLG: 0.186 (13, PR) Mike Blowers, R OBP: 0.293, SLG: 0.274 (13, 3)	0-1 G1-4-3		2-0 2B		3-2 F7				0-3 K		1-3 K		1-2 2B		0-2 G5-3		6	0	2	1	0	2	1					
Jay Buhner, R OBP: 0.330, SLG: 0.416 (1, 9)	0-1 1B		1-2 P4		0-0 F8				0-3 K		4-0 2B FC5-2 BB		3-0 F8		1-0 F9		6	0	1	1	1	1	2					
Dann Howitt, L OBP: 0.194, SLG: 0.153 (1, 7) Lance Parrish, R OBP: 0.307, SLG: 0.440 (10, 2)	1-1 F7		1-0 G3		3-2 F9				4-2 BB		0-0 1-3 2B		4-0 IBB		3-3 K		3	0	0	0	1	0	2					
Bret Boone, R OBP: 0.208, SLG: 0.259 (1, 4) (10, 5)		3-2 L4		1-0 F9			0-1 G3		0-3 SAFE K		1-1 FC5-2		2-3 K			1-2 G6-3		7	0	0	0	0	2	5				
Dave Valle, R OBP: 0.308, SLG: 0.365 (1, 2) Harold Reynolds, S OBP: 0.319, SLG: 0.330 (10, PH) (10, 4)		2-2 1B		0-0 G4-3		2-3 K				0-2 F9		1-2 G6-3		0-0 G6-3		4-1 SH1 1B BB	3	0	1	0	0	1	0					
Rich Amaral, R OBP: 0.295, SLG: 0.288 (1, 5) Pete O'Brien, L OBP: 0.295, SLG: 0.377 (10, PH) John Moses, S OBP: 0.249, SLG: 0.143 (10, PR) (10, 7) Bill Haselman, R OBP: 0.332, SLG: 0.333 (14, PR) Shane Bieber, L OBP: 0.345, SLG: 0.342 (14, PR) (14, 7)		2-1 F9		2-2 P3		0-1 PO 1B				1-0 2B		2-3 K		1-0 FC5-4 E 1B		0-0 SAFE SH1	3	0	1	0	0	0	1					
Inning Stats	R: 2 E: 0 K: 0 S: 16	H: 3 LOB: 1 BB: 0 P: 21	R: 0 E: 0 K: 0 S: 9	H: 1 LOB: 1 BB: 0 P: 17	R: 1 E: 0 K: 0 S: 11	H: 2 LOB: 1 BB: 0 P: 17	R: 0 E: 0 K: 0 S: 5	H: 0 LOB: 0 BB: 0 P: 8	R: 0 E: 0 K: 0 S: 7	H: 0 LOB: 0 BB: 0 P: 11	R: 0 E: 0 K: 1 S: 8	H: 1 LOB: 0 BB: 0 P: 11	R: 0 E: 0 K: 3 S: 12	H: 0 LOB: 1 BB: 1 P: 16	R: 0 E: 0 K: 1 S: 12	H: 1 LOB: 2 BB: 1 P: 18	R: 0 E: 0 K: 2 S: 8	H: 1 LOB: 0 BB: 0 P: 10	R: 0 E: 0 K: 1 S: 8	H: 1 LOB: 2 BB: 1 P: 18	R: 0 E: 0 K: 1 S: 7	H: 0 LOB: 0 BB: 0 P: 11	R: 1 E: 0 K: 0 S: 7	H: 1 LOB: 1 BB: 1 P: 12	1B: 7 2B: 6 3B: 1 HR: 0	SF: 0 SAC: 1 DP: 1 HBP: 0	WP: 0 PB: 0 SB: 0 CS: 1	PA: 65
PITCHER	IP WLS BF H R ER SO BB IBB HBP BLK WP HR S P ERA WHIP																											
Jose Guzman, R ERA: 3.69 (1, 1)	9.0	34	8	3	3	4	1	0	0	0	0	0	0	0	5	7	0.00	1.500										
Matt Whiteside, R ERA: 2.28 (10, 1)	0.2	3	1	0	0	0	0	0	0	0	0	0	0	0	0	0	0.00	1.500										
Kenny Rogers, L ERA: 3.25 (10, 1)	0.2	3	0	0	0	1	0	1	0	0	0	0	0	0	0	0	0.00	0.000										
Todd Burns, R ERA: 3.87 (11, 1)	1.2	7	2	0	0	2	1	0	0	0	0	0	0	0	0	0	0.00	1.800										
Dan Smith, L ERA: 4.66 (13, 1)	4.0	L 17	3	1	1	2	1	1	0	0	0	0	0	0	0	0	2.25	1.000										

Seattle Mariners @ Texas Rangers
Arlington Stadium, Arlington, TX
Fri Sep 25 1992, 8:05 PM EDT
Att. 19,822 - Sunny - 84 F

livebaseballscorecards.com

AB	58
R	4
H	14
RBI	4
BB	5
SO	9
LOB	25



Batter	1	2	3	4	5	6	7	8	9	10	11	12	13	14	15	16	AB	R	H	RBI	BB	SO	LOB										
David Hulse, L OBP: 0.338, SLG: 0.354 Dickie Thon, R OBP: 0.295, SLG: 0.370 Jack Daugherty, S OBP: 0.281, SLG: 0.288 Donald Harris, R OBP: 0.194, SLG: 0.226	1-2 G3		1-0 G3		0-0 F7		0-2 2B		1-0 F9		0-0 G6-3	0-3 K		1-3 K			4	0	1	0	0	0	0										
Rafael Palmeiro, L OBP: 0.351, SLG: 0.421	2-3 K		1-2 L4			2-2 G4-3	2-3 K		4-0 IBB		0-0 1B	2-2 FC6			2-2 G5-3		7	0	1	0	1	2	6										
Jose Canseco, R OBP: 0.345, SLG: 0.464	2-2 G6-3		0-0 G5-3			2-1 1B		0-1 G5-3	1-2 G6-3		4-0 BB		3-1 P4		2-3 K		7	0	1	0	1	1	3										
Juan Gonzalez, R OBP: 0.298, SLG: 0.521		0-0 2B 1B		3-3 K		1-0 P4		1-1 1B	1-0 F7		1-3 K		1-0 F8 2B		1-3 K		8	1	3	0	0	3	3										
Kevin Reimer, L OBP: 0.334, SLG: 0.440		2-3 K		0-0 G3-1		1-3 K		2-1 F7	0-0 BB 1B		2-3 K		0-0 F8				7	0	1	0	1	3	6										
Dean Palmer, R OBP: 0.311, SLG: 0.421		2-1 L4		1-0 1B			4-2 WP SH1-3 1B BB	1-3 K	4-2 BB BB			0-3 K		1-2 G5-3			6	1	1	0	2	2	4										
Ivan Rodriguez, R OBP: 0.303, SLG: 0.367		0-0 1B 2B		0-3 K			0-0 SH1-3		1-1 F9 SH3-4 1B		2-3 K			0-0 G6-3			7	1	3	1	0	2	4										
Jeff Frye, R OBP: 0.309, SLG: 0.331 Geno Petralli, L OBP: 0.280, SLG: 0.278 Monty Fariss, R OBP: 0.325, SLG: 0.365		1-1 1B			0-2 CS 1B		2-2 F8		1-0 SH3-4	4-1 BB		1-0 IBB 1B		2-3 K			3	0	2	1	0	0	1										
Chris Cobon, S Rob Magner, L Jeff Hudson, L Brian Downey, R Al Newkirk, R Dan Petry, L Manny Delgado, L		0-3 K			2-3 K		2-2 2B 1B		4-0 IBB	1-1 G1-3		4-0 IBB FC6		0-1 1B			2	0	0	0	0	2	2										
Inning Stats	R: 0 E: 0 K: 1 S: 9	H: 0 LOB: 0 BB: 0 P: 14	R: 2 E: 0 K: 2 S: 16	H: 3 LOB: 1 BB: 0 P: 21	R: 0 E: 0 K: 0 S: 9	H: 0 LOB: 0 BB: 0 P: 11	R: 0 E: 0 K: 2 S: 8	H: 1 LOB: 1 BB: 0 P: 12	R: 0 E: 0 K: 1 S: 7	H: 1 LOB: 0 BB: 0 P: 9	R: 0 E: 0 K: 1 S: 12	H: 1 LOB: 1 BB: 0 P: 18	R: 1 E: 0 K: 1 S: 20	H: 2 LOB: 3 BB: 0 P: 30	R: 0 E: 0 K: 1 S: 9	H: 1 LOB: 1 BB: 0 P: 13	R: 0 E: 0 K: 0 S: 7	H: 1 LOB: 3 BB: 2 P: 19	R: 0 E: 0 K: 2 S: 8	H: 1 LOB: 2 BB: 1 P: 15	R: 0 E: 0 K: 2 S: 14	H: 2 LOB: 3 BB: 1 P: 23	R: 0 E: 0 K: 0 S: 8	H: 1 LOB: 1 BB: 0 P: 13	R: 0 E: 0 K: 2 S: 10	H: 1 LOB: 1 BB: 0 P: 13	R: 0 E: 0 K: 2 S: 11	H: 0 LOB: 0 BB: 0 P: 16	R: 0 E: 0 K: 0 S: 7	H: 0 LOB: 1 BB: 1 P: 13	1B: 13 2B: 3 3B: 0 HR: 0	SF: 0 SAC: 2 DP: 0 HBP: 0	WP: 1 PA: 71

BOTTOM

Seattle Mariners @ Texas Rangers
Arlington Stadium, Arlington, TX
Fri Sep 25 1992, 8:05 PM EDT
Att: 19,822 - Sunny - 84 F

AB	61
R	3
H	16
RBI	3
BB	8
SO	18
LOB	39



PITCHER	IP	WLS	BF	H	R	ER	SO	BB	IBB	HBP	BLK	WP	HR	S	P	ERA	WHIP
Erik Hanson, R ERA: 4.9	6.0		23	6	2	2	7	0	0	0	0	0	0	61	85	3.00	1.000
Rich DelLucia, R ERA: 5.91	0.2		4	1	1	1	0	1	0	0	0	1	0	14	22	13.50	3.000
Russ Swan, L ERA: 4.76	0.1		2	1	0	0	1	0	0	0	0	0	0	6	8	0.00	3.000
Mark Grant, R ERA: 3.91	1.1		6	2	0	0	1	0	0	0	0	0	0	12	18	0.00	1.500
Eric Gunderson, L ERA: 3.68	0.0		1	0	0	0	0	0	1	0	0	0	0	0	4	"	"
Jeff Nelson, R ERA: 3.19	1.2		9	1	0	0	1	2	1	0	0	0	0	17	35	0.00	1.800
Calvin Jones, R ERA: 3.85	0.2		4	1	0	0	1	1	0	0	0	0	0	5	10	0.00	3.000
Juan Agosto, L ERA: 5.8	0.1		1	0	0	0	1	0	0	0	0	0	0	3	5	0.00	0.000
Mike Schoeder, R ERA: 4.89	0.2		5	2	0	0	2	0	1	0	0	0	0	11	18	0.00	3.000
Dennis Powell, L ERA: 4.8	3.1	W	13	2	0	0	4	1	0	0	0	0	0	32	51	0.00	0.900
Brian Fisher, R ERA: 4.19	1.0	S	3	0	0	0	0	0	0	0	0	0	0	7	9	0.00	0.000

Seattle Mariners @ Texas Rangers
Arlington Stadium, Arlington, TX

Sat Sep 26 1992, 8:05 PM EDT
Att. 31,122 - Cloudy - 86 F

AB	36
R	8
H	11
RBI	7
BB	2
SO	5
LOB	11



Batter	1	2	3	4	5	6	7	8	9	AB	R	H	RBI	BB	SO	LOB	TOP										
Omar Vizquel, S OBP: 0.342, SLG: 0.350 (1, 6)	F7		G4-3 WP 1B	1B WP 1B		G4-3		P3		5	1	2	0	0	0	0											
Greg Briley, L OBP: 0.277, SLG: 0.391 (1, 10)	HBP 1B		K	SF7		G6-3		P2		3	0	1	1	0	1	1											
Lance Parrish, R OBP: 0.306, SLG: 0.438 (9, PH)	HBP 1B		K	SF7		G6-3		P2		1	0	0	0	0	0	0											
Ken Griffey Jr., L OBP: 0.365, SLG: 0.538 (1, 8)	K		G4-3	WP 1B		F8		G4-3		5	0	1	1	0	1	2											
Tino Martinez, L OBP: 0.316, SLG: 0.400 (1, 3)	HBP 1B		G4-3	WP 1B		F8		G4-3		5	0	1	1	0	1	2											
Pete O'Brien, L OBP: 0.290, SLG: 0.376 (8, 3)	HBP 1B		G3-4-1	P3		K		P6		4	0	1	0	0	1	2											
Jay Buhner, R OBP: 0.333, SLG: 0.415 (1, 9)	HBP		G3-4-1	P3		K		P6		1	0	0	0	0	0	0											
Dann Howitt, L OBP: 0.200, SLG: 0.194 (1, 7)	F7		G3-4-1	P3		K		P6		1	2	0	0	2	0	1											
Henry Cotto, R OBP: 0.295, SLG: 0.353 (7, PH)	F7		G3-4-1	P3		K		P6		3	1	1	1	0	0	3											
Bret Boone, R OBP: 0.218, SLG: 0.292 (1, 4)			G3-4-1	P3		K		P6		1	1	1	2	0	0	0											
Bill Haselman, R OBP: 0.333, SLG: 0.333 (1, 2)			G3-4-1	P3		K		P6		4	1	2	2	0	0	0											
Dave Valle, R OBP: 0.307, SLG: 0.364 (7, 2)			G3-4-1	P3		K		P6		3	1	1	0	0	1	1											
Rich Amaral, R OBP: 0.250, SLG: 0.286 (1, 5)			G3-4-1	P3		K		P6		1	0	0	0	0	0	0											
Inning Stats	R: 0 E: 0 K: 1 S: 15	H: 2 LOB: 3 BB: 0 P: 21	R: 0 E: 1 K: 2 S: 7	H: 1 LOB: 0 BB: 0 P: 13	R: 0 E: 0 K: 1 S: 9	H: 1 LOB: 1 BB: 0 P: 17	R: 6 E: 0 K: 0 S: 20	H: 6 LOB: 1 BB: 1 P: 35	R: 0 E: 0 K: 0 S: 5	H: 0 LOB: 0 BB: 0 P: 10	R: 0 E: 0 K: 0 S: 4	H: 0 LOB: 0 BB: 0 P: 7	R: 2 E: 0 K: 1 S: 14	H: 1 LOB: 0 BB: 1 P: 22	R: 0 E: 0 K: 0 S: 4	H: 0 LOB: 0 BB: 0 P: 6	R: 0 E: 0 K: 0 S: 8	H: 0 LOB: 0 BB: 0 P: 15	1B: 8 2B: 0 3B: 1 HR: 2	SF: 1 SAC: 0 DP: 0 HBP: 1	WP: 2 PB: 0 SB: 0 CS: 0	PA: 40					
PITCHER	IP	WLS	BF	H	R	ER	SO	BB	IBB	HBP	BLK	WP	HR	S	P	ERA	WHIP										
Roger Pavlik, R ERA: 4.53 (1, 1)	3.1	L	21	10	6	6	4	1	0	1	0	1	1	48	81	16.20	3.300										
Brian Bohanon, L ERA: 6.29 (4, 1)	3.2		13	1	2	2	1	1	0	0	0	1	1	26	44	4.91	0.545										
Terry Mathews, R ERA: 6.05 (8, 1)	1.0		3	0	0	0	0	0	0	0	0	0	0	4	6	0.00	0.000										
Mike Jeffcoat, L ERA: 7.32 (9, 1)	1.0		3	0	0	0	0	0	0	0	0	0	0	8	15	0.00	0.000										

livebaseballscorecards.com

Batter	1	2	3	4	5	6	7	8	9	AB	R	H	RBI	BB	SO	LOB
Jeff Frye, R (1, 4) OBP: 0.313, SLG: 0.331 Geno Petralli, L (9, PH) OBP: 0.279, SLG: 0.276	4-1 G6-3 BB		2-3 K		2-1 SAFE 2B SF7 1B		1-2 G5-3		1-2 G4-3	3	1	1	0	1	1	0
Rafael Palmeiro, L (1, 3) OBP: 0.353, SLG: 0.430	0-1 G6-3 1-2f		0-0 2B		0-1 F8 2-3		0-0 HR		3-1 1B 1B	5	1	3	1	0	0	3
Juan Gonzalez, R (1, 7) OBP: 0.301, SLG: 0.523	0-0 F7		3-2 P5		2-0 SF7 1-3 3-H 2B		4-2 1B BB		2-0 1B 1B	4	0	2	1	1	0	1
Brian Downing, R (1, 10) OBP: 0.410, SLG: 0.430		3-2 WP 1B 2B	4-2 BB		1-2 SF7 2-3 3-H		2-2 1B		0-0 G6-3	3	1	2	1	1	0	2
Monty Fariss, R (1, 9) OBP: 0.320, SLG: 0.358 Jack Daugherty, S (7, PH) OBP: 0.289, SLG: 0.286 (8, 9)		1-3 K	3-3 K		2-1 F9		3-2 G4-3			3	0	0	0	0	2	4
Dean Palmer, R (1, 5) OBP: 0.311, SLG: 0.420		2-0 G5-3 2-3		1-1 G6-4-3 1B		1-2 F7		3-2 F8		4	0	1	0	0	0	1
Ivan Rodriguez, R (1, 2) OBP: 0.303, SLG: 0.364		4-2 1B BB		0-0 G6-4-3 1-2f		1-2 G4-3		0-3 K		3	0	0	0	1	1	1
Cris Colon, S (1, 6) OBP: 0.158, SLG: 0.158 Rob Maurer, L (8, PH) OBP: 0.333, SLG: 0.333 Jeff Huson, L (9, 6) OBP: 0.342, SLG: 0.362		1-1 1B		1-2 G5-3		2-2 G6-3		2-3 K		3	0	1	1	0	0	0
David Hulse, L (1, 8) OBP: 0.333, SLG: 0.348		2-3 K		1-1 F8 2B 1B		1-0 G4-3		1-1 F7		4	1	1	0	0	1	2

Inning Stats	R: 0	H: 0	E: 0	K: 0	S: 4	H: 0	LOB: 0	BB: 1	P: 8	R: 1	H: 2	E: 0	K: 2	S: 17	H: 2	LOB: 2	BB: 1	P: 30	R: 0	H: 1	E: 0	K: 2	S: 13	H: 1	LOB: 0	BB: 0	P: 9	R: 2	H: 3	E: 0	K: 0	S: 12	H: 0	LOB: 0	BB: 0	P: 16	R: 1	H: 2	E: 0	K: 0	S: 13	H: 2	LOB: 2	BB: 1	P: 24	R: 0	H: 0	E: 0	K: 2	S: 10	H: 0	LOB: 0	BB: 0	P: 15	R: 0	H: 2	E: 0	K: 0	S: 9	H: 2	LOB: 2	BB: 0	P: 16	1B: 7	2B: 3	3B: 0	HR: 1	SF: 1	SAC: 0	DP: 2	HBP: 0	WP: 1	PB: 0	SB: 0	CS: 0	PA: 40
--------------	------	------	------	------	------	------	--------	-------	------	------	------	------	------	-------	------	--------	-------	-------	------	------	------	------	-------	------	--------	-------	------	------	------	------	------	-------	------	--------	-------	-------	------	------	------	------	-------	------	--------	-------	-------	------	------	------	------	-------	------	--------	-------	-------	------	------	------	------	------	------	--------	-------	-------	-------	-------	-------	-------	-------	--------	-------	--------	-------	-------	-------	-------	--------

PITCHER	IP	WLS	BF	H	R	ER	SO	BB	IBB	HBP	BLK	WP	HR	S	P	ERA	WHIP
Dave Fleming, L (1, 1) ERA: 3.53	5.0	W	23	7	3	3	4	3	0	0	0	1	0	53	92	5.40	2.000
Rich DeLucia, R (6, 1) ERA: 5.74	3.2		15	3	1	1	2	1	0	0	0	0	1	42	67	2.46	1.091
Jeff Nelson, R (9, 1) ERA: 3.18	0.1		2	1	0	0	0	0	0	0	0	0	0	2	4	0.00	3.000

BOTTOM

Seattle Mariners @ Texas Rangers
 Arlington Stadium, Arlington, TX
 Sat Sep 26 1992, 8:05 PM EDT
 Att: 31,122 - Cloudy - 86 F

livebaseballscorecards.com

AB	35
R	4
H	11
RBI	4
BB	4
SO	6
LOB	16



Batter	1	2	3	4	5	6	7	8	9	AB R H RBI BB SO LOB	TOP																
Omar Vizquel, S (1, 6) OBP: 0.341, SLG: 0.349	1-1 F9		3-2 G4-3		0-0 SH1-3		1-1 1B G4-3		2-1 G4-3	4 0 1 0 0 0 0	Seattle Mariners @ Texas Rangers Arlington Stadium, Arlington, TX Sun Sep 27 1992, 4:33 AM EDT Att. 27,538 - Sunny - 81 F																
Henry Cotto, R (1, 8) OBP: 0.294, SLG: 0.354	1-3 K		1-0 2B		0-2 P3		1-1 G4-3		0-3 K	5 0 1 0 0 2 2																	
Greg Briley, L (1, 10) OBP: 0.282, SLG: 0.394	0-0 WP 1B		2-3 K		3-3 K		1-0 1B			4 0 2 0 0 2 2																	
Pete O'Brien, L (1, 3) OBP: 0.292, SLG: 0.374	4-2 1-2 BB		0-0 F8		4-2 E BB		2-0 P4			2 1 0 0 2 0 3																	
Lance Parrish, R (1, 2) OBP: 0.301, SLG: 0.432	0-3 K			1-3 K		0-2 G5-3		2-3 K		4 0 0 0 0 3 3																	
Jay Buhner, R (1, 9)		0-2 G6-3		1-0 P9		4-2 FC3-6 BB		1-3 K		3 0 0 0 1 1 0																	
Dann Howitt, L (1, 7) OBP: 0.230, SLG: 0.242		1-0 2B		3-2 1B		0-1 FC3-6 1-2f 2-H		2-1 1B		4 1 3 0 0 0 1																	
Harold Reynolds, S (1, 4) OBP: 0.319, SLG: 0.331		0-0 S P1-5 2B		0-0 F9		0-2 G4-3		1-1 P3		4 0 1 1 0 0 3																	
Rich Amaral, R (1, 5) OBP: 0.250, SLG: 0.284		2-1 P1-5		3-2 SH1-3 1B		2-2 F9		0-3 K		4 0 1 0 0 1 1																	
Inning Stats	R: 0 E: 0 K: 2 S: 11	H: 1 LOB: 2 BB: 1 P: 17	R: 1 E: 0 K: 0 S: 7	H: 2 LOB: 0 BB: 0 P: 10	R: 0 E: 0 K: 1 S: 9	H: 1 LOB: 1 BB: 0 P: 15	R: 0 E: 0 K: 1 S: 9	H: 1 LOB: 1 BB: 0 P: 14	R: 0 E: 0 K: 1 S: 10	H: 1 LOB: 1 BB: 0 P: 16	R: 1 E: 1 K: 0 S: 13	H: 0 LOB: 1 BB: 2 P: 21	R: 0 E: 0 K: 0 S: 12	H: 2 LOB: 2 BB: 0 P: 18	R: 0 E: 0 K: 2 S: 10	H: 1 LOB: 1 BB: 0 P: 16	R: 0 E: 0 K: 2 S: 8	H: 0 LOB: 0 BB: 0 P: 10	1B: 6 2B: 4 3B: 0 HR: 0	SF: 0 SAC: 1 DP: 1 HBP: 0	WP: 1 PB: 0 SB: 2 CS: 0	PA: 38					
PITCHER	IP WLS BF H R ER SO BB IBB HBP BLK WP HR S P ERA WHIP												PITCHER	IP WLS BF H R ER SO BB IBB HBP BLK WP HR S P ERA WHIP													
Nolan Ryan, R (1, 1) ERA: 3.72	7.0	31	8	2	1	5	3	0	0	0	1	0	71	111	1.29	1.571											
Matt Whiteside, R (8, 1) ERA: 2.1	2.0	W	7	1	0	0	4	0	0	0	0	0	18	26	0.00	0.500											

livebaseballscorecards.com

AB	34
R	2
H	9
RBI	1
BB	3
SO	9
LOB	15



Batter	1	2	3	4	5	6	7	8	9	AB R H RBI BB SO LOB
Jack Daugherty, S OBP: 0.300, SLG: 0.287 (1, 3)	3-2 1B		1 SAFE 0-3 1 SAFE 2		3-3 3		4-1 BB		1 SAFE 4-0 1-2 2-3 IBB	3 0 1 0 2 2 1
Jeff Frye, R OBP: 0.317, SLG: 0.331 Rafael Palmeiro, L OBP: 0.353, SLG: 0.430 (1, 4) (9, PH)	2-2 F9		1-2 1B 1-2 1B			4-2 1B BB	0-2 G1		1-2 2-3 3-H SF7	3 1 1 0 1 0 2 0 0 0 1 0 0 0
Juan Gonzalez, R OBP: 0.302, SLG: 0.522 (1, 7)	1-3 K		0-1 1-3 2-H 1B			0-1 1B 1-2 1B		0-3 K		4 0 2 1 0 2 1
Brian Downing, R OBP: 0.408, SLG: 0.431 Jeff Huson, L OBP: 0.342, SLG: 0.362 (1, 10) (8, PR)	1-3 K 1-2		1-3 K			1-3 K	1-2 2B			4 0 1 0 0 3 5 0 0 0 0 0 0 0
Monty Fariss, R OBP: 0.312, SLG: 0.348 (1, 9)		2-3 K		2-3 K		0-3 K		1-3 K		4 0 0 0 0 4 3
Dean Palmer, R OBP: 0.312, SLG: 0.419 (1, 5)		0-3 K		2-2 F8		0-0 DI 1B		4-0 BB		3 0 1 1 1 1 0
Ray Stephens, R OBP: 0.125, SLG: 0.125 Ivan Rodriguez, R OBP: 0.302, SLG: 0.362 (1, 2) (6, PH) (7, 2)		2-3 K		2-3 K		3-3 K 1-2		1-0 G1-3		2 0 0 0 0 2 0 2 0 0 0 0 1 4
Donald Harris, R OBP: 0.182, SLG: 0.212 Dickie Thon, R OBP: 0.294, SLG: 0.369 David Hulse, L OBP: 0.342, SLG: 0.357 (1, 8) (7, PH) (8, 8)			2-3 K		0-3 K		0-0 L1		0-2 E SH SF7 1B	2 0 0 0 0 2 0 1 0 0 0 0 0 0 1 1 1 0 0 0 0
Cris Colon, S OBP: 0.182, SLG: 0.143 (1, 6)			4-2 1B BB		0-3 K		2-2 G6-3		1-1 M P 1 SAFE SH IBB	2 1 0 0 1 1 0

Inning Stats	R: 0 E: 0 K: 2 S: 20	H: 1 LOB: 1 BB: 0 P: 27	R: 0 E: 0 K: 3 S: 10	H: 0 LOB: 0 BB: 0 P: 14	R: 1 E: 0 K: 3 S: 21	H: 2 LOB: 2 BB: 1 P: 29	R: 0 E: 0 K: 2 S: 13	H: 0 LOB: 0 BB: 0 P: 19	R: 0 E: 0 K: 3 S: 11	H: 0 LOB: 0 BB: 0 P: 14	R: 1 E: 0 K: 3 S: 16	H: 2 LOB: 2 BB: 1 P: 24	R: 0 E: 0 K: 0 S: 9	H: 0 LOB: 1 BB: 1 P: 15	R: 0 E: 0 K: 2 S: 11	H: 1 LOB: 2 BB: 1 P: 18	R: 1 E: 2 K: 0 S: 9	H: 1 LOB: 2 BB: 1 P: 14	1B: 6 2B: 1 3B: 0 HR: 0	SF: 1 SAC: 1 DP: 0 HBP: 0
--------------	-------------------------------	----------------------------------	-------------------------------	----------------------------------	-------------------------------	----------------------------------	-------------------------------	----------------------------------	-------------------------------	----------------------------------	-------------------------------	----------------------------------	------------------------------	----------------------------------	-------------------------------	----------------------------------	------------------------------	----------------------------------	----------------------------------	------------------------------------

PITCHER	IP	WLS	BF	H	R	ER	SO	BB	IBB	HBP	BLK	WP	HR	S	P	ERA	WHIP
Randy Johnson, L ERA: 3.81 (1, 1)	8.0		34	6	2	2	18	4	0	0	0	0	0	111	160	2.25	1.250
Jeff Nelson, R ERA: 3.18 (9, 1)	0.0	L	3	1	1	0	0	0	1	0	0	0	0	6	10	∞	∞
Russ Swan, L ERA: 4.74 (9, 1)	0.1		1	0	0	0	0	0	0	0	0	0	0	3	4	0.00	0.000

BOTTOM

Seattle Mariners @ Texas Rangers
Arlington Stadium, Arlington, TX
Sun Sep 27 1992, 4:33 AM EDT
Att: 27,538 - Sunny - 81 F

livebaseballscorecards.com

AB	31
R	3
H	7
RBI	3
BB	5
SO	18
LOB	16



WP	PA	ERA	WHIP
0	38		

Batter	1	2	3	4	5	6	7	8	9	AB R H RBI BB SO LOB	TOP	
David Hulse, L (1, 8) OBP: 0.325, SLG: 0.338	3-2 L7		1-3 K			1-3 K			0-0 G4-3	4 0 0 0 0 2 1		
Jeff Frye, R (1, 4) OBP: 0.322, SLG: 0.330 Jack Daugherty, S (9, PH) OBP: 0.298, SLG: 0.285	0-1 G6-3			4-1 G4-6-3 BB		4-1 BB		3-2 F7	1 0 0 0 2 0 0 1 0 0 0 0 0 0			
Rafael Palmeiro, L (1, 3) OBP: 0.352, SLG: 0.428	2-0 G4-3			1-2 G4-6-3 1-2f		0-0 G4-3		2-0 1B	4 0 1 0 0 0 2			
Juan Gonzalez, R (1, 10) OBP: 0.300, SLG: 0.519		1-3 K		2-2 F7			2-2 P4	1-3 K	4 0 0 0 0 2 1			
Kevin Reimer, L (1, 7) OBP: 0.336, SLG: 0.441		0-0 G6-3 1B			3-3 K		2-0 L6-3 1B		3 0 2 0 0 1 0			
Geno Petralli, L (1, 2) OBP: 0.275, SLG: 0.272		0-0 G6-3 1-2f			2-1 G4-3		1-0 L6-3 1-2		3 0 0 0 0 0 2			
Dean Palmer, R (1, 5) OBP: 0.312, SLG: 0.417			1-1 L5		4-1 S BB		2-1 P4		2 0 0 0 1 0 0			
Dan Peltier, L (1, 9) OBP: 0.143, SLG: 0.143			1-1 FC3-6 1B		3-2 P7 1-2		0-0 F7		3 0 1 0 0 0 1			
Cris Colon, S (1, 6) OBP: 0.167, SLG: 0.130 Rob Maurer, L (8, PH) OBP: 0.286, SLG: 0.286 Al Newman, S (8, 6) OBP: 0.313, SLG: 0.235			1-0 FC3-6 1-2f			1-0 F7		3-2 P4	2 0 0 0 0 0 1 1 0 0 0 0 0 0 0 0 0 0 0 0 0			
Inning Stats	R: 0 E: 0 K: 0 S: 7 H: 0 LOB: 0 BB: 0 P: 12	R: 0 E: 0 K: 1 S: 5 H: 1 LOB: 0 BB: 0 P: 6	R: 0 E: 0 K: 1 S: 8 H: 1 LOB: 1 BB: 0 P: 12	R: 0 E: 0 K: 0 S: 8 H: 0 LOB: 0 BB: 1 P: 15	R: 0 E: 0 K: 1 S: 9 H: 0 LOB: 1 BB: 1 P: 21	R: 0 E: 0 K: 1 S: 6 H: 0 LOB: 1 BB: 1 P: 12	R: 0 E: 0 K: 0 S: 5 H: 1 LOB: 0 BB: 0 P: 10	R: 0 E: 0 K: 0 S: 7 H: 0 LOB: 0 BB: 0 P: 12	R: 0 E: 0 K: 1 S: 10 H: 1 LOB: 1 BB: 0 P: 16	1B: 4 2B: 1 3B: 0 HR: 0 SF: 0 SAC: 0 DP: 3 HBP: 0	WP: 0 PB: 0 SB: 1 CS: 0 PA: 31	
PITCHER	IP WLS BF H R ER SO BB IBB HBP BLK WP HR S P ERA WHIP											
Mike Moore, R (1, 1) ERA: 4.19	8.0 W 27 3 0 0 4 3 0 0 0 0 0 0 55 100 0.00 0.750											
Jeff Parrett, R (9, 1) ERA: 3.06	1.0 4 1 0 0 1 0 0 0 0 0 0 0 10 16 0.00 1.000											

Texas Rangers @ Oakland Athletics
Oakland-Alameda County Coliseum, Oakland, CA

Tue Sep 29 1992, 7:05 PM PDT
Att. 37,069 - Cloudy - 59 F

livebaseballscorecards.com

AB	28
R	0
H	4
RBI	0
BB	3
SO	5
LOB	8



Batter	1	2	3	4	5	6	7	8	9	AB	R	H	RBI	BB	SO	LOB
Rickey Henderson, R OBP: 0.424, SLG: 0.459 Eric Fox, S OBP: 0.307, SLG: 0.365	2-0 P5		3-3 K		0-1 F7		2-3 K			2	0	0	0	0	1	0
Dave Henderson, R OBP: 0.157, SLG: 0.176	1-0 F8		0-1 G5-3		0-0 F8		2-3 K			4	0	0	0	0	1	3
Ruben Sierra, S OBP: 0.319, SLG: 0.437	2-0 F8		1-3 K			1-0 G1-4-3 1B		3-2 HR		4	1	2	0	0	1	0
Mark McGwire, R OBP: 0.386, SLG: 0.589		3-3 K		2-2 F8		0-0 G1-4-3		1 SAFE 1-3 K		4	0	0	0	0	2	2
Harold Baines, L OBP: 0.335, SLG: 0.389		0-0 BB 1B		2-0 G6-3		2-2 G3		2-0 HR		4	2	2	2	0	0	0
Randy Ready, R OBP: 0.343, SLG: 0.307 Lance Blankenship, R OBP: 0.392, SLG: 0.345		2-3 K		4-2 BB		2-2 SH E 1B		0-1 F8		2	0	1	0	1	1	1
Jamie Quirk, L OBP: 0.281, SLG: 0.280		4-1 1B BB		0-0 G4-3		0-1 SH E 2B		2-2 F9		2	1	0	0	1	0	1
Scott Brosius, R OBP: 0.263, SLG: 0.368		1-2 1B		0-2 SH1-3 1B		0-0 E1 2B				3	0	2	1	0	0	1
Mike Bordick, R OBP: 0.355, SLG: 0.364		2-1 G6-3		0-0 SH1-3		1-2 2B				2	0	1	1	0	0	2

Inning Stats	R: 0	H: 0	E: 0	K: 0	S: 3	P: 8	R: 1	H: 2	E: 0	K: 2	S: 14	R: 0	H: 0	E: 0	K: 2	S: 8	R: 0	H: 0	E: 0	K: 0	S: 9	R: 0	H: 1	E: 0	K: 0	S: 7	R: 0	H: 1	E: 0	K: 0	S: 5	R: 2	H: 2	E: 2	K: 2	S: 19	R: 2	H: 2	E: 0	K: 1	S: 15	1B: 6	SF: 0	2B: 1	SAC: 2	3B: 0	DP: 1	HR: 1	HBP: 0	WP: 0	PA: 34
--------------	------	------	------	------	------	------	------	------	------	------	-------	------	------	------	------	------	------	------	------	------	------	------	------	------	------	------	------	------	------	------	------	------	------	------	------	-------	------	------	------	------	-------	-------	-------	-------	--------	-------	-------	-------	--------	-------	--------

PITCHER	IP	WLS	BF	H	R	ER	SO	BB	IBB	HBP	BLK	WP	HR	S	P	ERA	WHIP
Kevin Brown, R ERA: 3.29	(1, 1)	7.1	L	32	8	5	3	7	2	0	0	0	1	73	118	3.68	1.364
Todd Burns, R ERA: 3.84	(8, 1)	0.2		2	0	0	0	0	0	0	0	0	0	7	9	0.00	0.000

BOTTOM

Texas Rangers @ Oakland Athletics
Oakland-Alameda County Coliseum, Oakland, CA

livebaseballscores.com

AB	30
R	5
H	8
RBI	4
BB	2
SO	7
LOB	13



PITCHER	IP	WLS	BF	H	R	ER	SO	BB	IBB	HBP	BLK	WP	HR	S	P	ERA	WHIP
---------	----	-----	----	---	---	----	----	----	-----	-----	-----	----	----	---	---	-----	------

Tue Sep 29 1992, 7:05 PM PDT
Att: 37,069 - Cloudy - 59 F

Batter	1	2	3	4	5	6	7	8	9	AB R H RBI BB SO LOB	TOP	
David Hulse, L (1, 8) OBP: 0.325, SLG: 0.338	0-0 S HR G4-3 1B		0-1 SAFE SH1-3 1-2			0-1 G4-3	0-1 SH1-3		2-2 G5-3	3 1 1 0 0 0 0		
Jeff Frye, R (1, 4) OBP: 0.317, SLG: 0.324 Jack Daugherty, S (7, PH) OBP: 0.301, SLG: 0.282	3-2 SAFE G4-3 1-2		2-2 SAFE G6-3 2-3			1-0 G4-3	4-1 1B BB		0-0 L8	3 0 0 0 0 0 2 1 1 0 0 1 0 0		
Jose Canseco, R (1, 9) OBP: 0.348, SLG: 0.463 Donald Harris, R (9, PR) OBP: 0.182, SLG: 0.212	1-1 G4-3		0-0 F7			4-1 BB 1B BB	2-2 1B		4-2 S E BB	3 0 1 2 2 0 2 0 1 0 0 0 0 0		
Juan Gonzalez, R (1, 7) OBP: 0.301, SLG: 0.523	2-2 2-H HR				2-1 G5-3	1-2 BB 1B	0-1 L4		2-3 K 1-H	5 1 2 2 0 1 2		
Kevin Reimer, L (1, 10) OBP: 0.337, SLG: 0.441	1-1 P5				2-1 F9	4-1 BB 1B	3-1 FC6-5 1B			3 0 1 1 1 0 0		
Ivan Rodriguez, R (1, 2) OBP: 0.299, SLG: 0.359		1-2 G6-3			0-1 F9	1-0 F9	0-1 FC6-5 1-2f			4 0 0 0 0 0 5		
Rob Maurer, L (1, 3) OBP: 0.300, SLG: 0.222 Dean Palmer, R (7, 5) OBP: 0.312, SLG: 0.417		1-1 G1-3			1-1 F7		4-2 E FC 1B BB	3-2 G5-3		2 1 0 0 1 0 0 1 0 0 0 0 0 0		
Cris Colon, S (1, 6) OBP: 0.143, SLG: 0.111		1-3 K			2-2 P6		0-1 SH1-3 FC 1B 1B	0-1 F8		4 1 0 0 0 1 1		
Al Newman, S (1, 5) OBP: 0.315, SLG: 0.240			0-0 G6-3 SH1-3 1B		1-1 G4-3		2-1 SAFE SH1-3 1B 1B	2-2 P4		4 1 2 1 0 0 0		
Inning Stats	R: 2 H: 2 E: 0 LOB: 0 K: 0 BB: 0 S: 12 P: 18	R: 0 H: 0 E: 0 LOB: 0 K: 1 BB: 0 S: 8 P: 11	R: 0 H: 1 E: 0 LOB: 1 K: 0 BB: 0 S: 8 P: 10	R: 0 H: 0 E: 0 LOB: 0 K: 0 BB: 0 S: 6 P: 10	R: 0 H: 0 E: 0 LOB: 0 K: 0 BB: 0 S: 7 P: 11	R: 0 H: 1 E: 0 LOB: 3 K: 0 BB: 2 S: 9 P: 20	R: 4 H: 3 E: 1 LOB: 2 K: 0 BB: 2 S: 20 P: 35	R: 0 H: 0 E: 0 LOB: 0 K: 0 BB: 0 S: 8 P: 13	R: 1 H: 0 E: 0 LOB: 1 K: 1 BB: 1 S: 11 P: 18	1B: 6 SF: 0 2B: 0 SAC: 2 3B: 0 DP: 0 HR: 1 HBP: 0	WP: 0 PA: 40 PB: 0 SB: 2 CS: 0	
PITCHER	IP WLS BF H R ER SO BB IBB HBP BLK WP HR S P ERA WHIP											
Bob Welch, R (1, 1) ERA: 3.27	6.1 L 29 5 6 4 1 4 0 0 0 0 0 1 61 101 5.68 1.421											
Jim Corsi, R (7, 1) ERA: 1.5	0.2 4 2 0 0 0 0 0 0 0 0 0 0 9 14 0.00 3.000											
Vince Horsman, L (8, 1) ERA: 2.61	1.0 3 0 0 0 0 0 0 0 0 0 0 0 8 13 0.00 0.000											
Rick Honeycutt, L (9, 1) ERA: 3.69	0.1 1 0 0 0 0 0 0 0 0 0 0 0 3 5 0.00 0.000											
Shawn Hillegas, R (9, 1) ERA: 5.23	0.2 3 0 1 0 1 1 0 0 0 0 0 0 8 13 0.00 1.500											

Texas Rangers @ Oakland Athletics
Oakland-Alameda County Coliseum, Oakland, CA

Wed Sep 30 1992, 7:05 PM PDT
Att. 25,601 - Cloudy - 67 F

livebaseballscorecards.com

AB 33
R 7
H 7
RBI 6
BB 5
SO 2
LOB 12



BOTTOM

Texas Rangers @ Oakland Athletics
Oakland-Alameda County Coliseum, Oakland, CA

Wed Sep 30 1992, 7:05 PM PDT
Att. 25,601 - Cloudy - 67 F

livebaseballscorecards.com

AB	32
R	3
H	7
RBI	2
BB	7
SO	7
LOB	17



Batter	1	2	3	4	5	6	7	8	9	AB	R	H	RBI	BB	SO	LOB
Eric Fox, S OBP: 0.310, SLG: 0.366 (1, 7)	F8		1B		FC6-4		1B		G1-3	5	0	2	0	0	0	1
Dave Henderson, R OBP: 0.143, SLG: 0.161 (1, 8)	K		P3		K		F9		K	5	0	0	0	0	3	4
Ruben Sierra, S OBP: 0.318, SLG: 0.434 (1, 9)	G6-3		G3			P5		1B	F9	4	1	0	0	1	0	1
Mark McGwire, R OBP: 0.385, SLG: 0.586 (1, 3)		F7		G4-3		K		1B		3	0	0	0	1	1	0
Harold Baines, L OBP: 0.335, SLG: 0.389 (1, 10)				G3		K				3	1	1	0	0	1	0
Randy Ready, R OBP: 0.348, SLG: 0.313 (8, PH)		1B						1B		1	0	1	1	0	0	0
Carney Lansford, R OBP: 0.327, SLG: 0.369 (1, 5)										1	0	0	0	2	0	0
Scott Brosius, R OBP: 0.259, SLG: 0.364 (8, 5)										1	0	0	0	0	1	2
Jamie Quirk, L OBP: 0.282, SLG: 0.298 (1, 2)										3	1	1	1	0	1	2
Walt Weiss, S OBP: 0.302, SLG: 0.240 (8, PH)										1	0	0	0	0	0	2
Mike Bordick, R OBP: 0.358, SLG: 0.366 (1, 6)										3	0	2	0	1	0	1
Lance Blankenship, R OBP: 0.394, SLG: 0.344 (1, 4)										1	0	0	0	2	0	1
Troy Neel, L OBP: 0.345, SLG: 0.490 (8, PH)										1	0	0	0	0	0	3
Henry Mercedes, R OBP: 1.000, SLG: 1.000 (9, 2)										0	0	0	0	0	0	0

Batter	1	2	3	4	5	6	7	8	9
Eric Fox, S OBP: 0.310, SLG: 0.366 (1, 7)	F8		1B		FC6-4		1B		G1-3
Dave Henderson, R OBP: 0.143, SLG: 0.161 (1, 8)	K		P3		K		F9		K
Ruben Sierra, S OBP: 0.318, SLG: 0.434 (1, 9)	G6-3		G3			P5		1B	F9
Mark McGwire, R OBP: 0.385, SLG: 0.586 (1, 3)		F7		G4-3		K		1B	
Harold Baines, L OBP: 0.335, SLG: 0.389 (1, 10)				G3		K			
Randy Ready, R OBP: 0.348, SLG: 0.313 (8, PH)		1B						1B	
Carney Lansford, R OBP: 0.327, SLG: 0.369 (1, 5)									
Scott Brosius, R OBP: 0.259, SLG: 0.364 (8, 5)									
Jamie Quirk, L OBP: 0.282, SLG: 0.298 (1, 2)									
Walt Weiss, S OBP: 0.302, SLG: 0.240 (8, PH)									
Mike Bordick, R OBP: 0.358, SLG: 0.366 (1, 6)									
Lance Blankenship, R OBP: 0.394, SLG: 0.344 (1, 4)									
Troy Neel, L OBP: 0.345, SLG: 0.490 (8, PH)									
Henry Mercedes, R OBP: 1.000, SLG: 1.000 (9, 2)									

Inning Stats	R: 0	H: 0	E: 0	K: 1	S: 6	R: 1	H: 1	E: 1	K: 0	S: 7	R: 0	H: 1	E: 0	K: 0	S: 6	R: 0	H: 0	E: 0	K: 1	S: 9	R: 0	H: 1	E: 0	K: 1	S: 12	R: 0	H: 0	E: 0	K: 2	S: 7	R: 1	H: 3	E: 0	K: 0	S: 8	R: 1	H: 1	E: 1	K: 1	S: 13	R: 0	H: 0	E: 0	K: 1	S: 7	R: 0	H: 0	E: 0	K: 1	S: 9	R: 1	H: 1	E: 1	K: 1	S: 13	R: 0	H: 0	E: 0	K: 1	S: 7	R: 0	H: 0	E: 0	K: 1	S: 9
	0	0	0	1	10	1	1	1	0	15	0	0	0	1	13	0	0	0	1	19	0	0	0	0	0	0	0	0	0	0	0	0	1	3	0	0	13	1	1	3	1	30	0	0	0	0	9	0	0	0	0	9	0	0	0	0	9								

PITCHER	IP	WLS	BF	H	R	ER	SO	BB	IBB	HBP	BLK	WP	HR	S	P	ERA	WHIP
Jose Guzman, R ERA: 3.66 (1, 1)	7.0	W	31	6	3	2	5	6	0	0	0	0	1	58	102	2.57	1.714
Kenny Rogers, L ERA: 3.23 (8, 1)	0.2		3	1	0	0	1	0	0	0	0	0	0	7	10	0.00	1.500
Matt Whiteside, R ERA: 2.0 (8, 1)	1.1	S	5	0	0	0	1	1	0	0	0	0	0	10	18	0.00	0.750

WP: 0	PA: 39
PB: 0	
SB: 1	
CS: 2	

Batter	1	2	3	4	5	6	7	8	9	AB R H RBI BB SO LOB	TOP																	
David Hulse, L (1, 8) OBP: 0.306, SLG: 0.317	1-3 K			0-2 G1-3		2-3 K		1-1 G3	1-1 F7	5 0 0 0 0 2 2																		
Monty Fariss, R (1, 9) OBP: 0.307, SLG: 0.342 Dean Palmer, R (8, PH) OBP: 0.313, SLG: 0.417	0-3 K			1-2 F8		3-3 K		4-1 1B BB		3 0 0 0 0 2 0 0 0 0 0 1 0 0																		
Jose Canseco, R (1, 10) OBP: 0.347, SLG: 0.461	0-0 G6-3			2-3 K		0-0 F7		3-1 1B		4 0 1 0 0 1 0																		
Juan Gonzalez, R (1, 7) OBP: 0.300, SLG: 0.526		1-1 F9			0-1 P6		2-2 HR	0-1 P5		4 1 1 1 0 0 2																		
Rafael Palmeiro, L (1, 3) OBP: 0.351, SLG: 0.432		1-3 K			3-1 HR		3-2 F8	2-2 G4-3		4 1 1 1 0 1 0																		
Ivan Rodriguez, R (1, 2) OBP: 0.300, SLG: 0.360 Geno Petralli, L (6, 2) OBP: 0.272, SLG: 0.269 Jeff Huson, L (9, PR) OBP: 0.342, SLG: 0.362 Ray Stephens, R (9, 2) OBP: 0.125, SLG: 0.125		1-3 K			1-1 1B FC		2-3 K	0-0 E8 1B		2 1 1 0 0 1 0 2 0 0 0 0 1 0 0 1 0 0 0 0 0 0 0 0 0 0 0 0																		
Al Newman, S (1, 5) OBP: 0.319, SLG: 0.242			3-1 F8		0-0 FC		4-2 FC4-6 BB	4-0 1B IBB		2 0 1 0 1 0 0 0 0 0 0 0 0 0 0 0 0 0 1 0 0 0 0 0 0 0 0 0																		
Dickie Thon, R (9, PH) OBP: 0.294, SLG: 0.369 Kevin Reimer, L (9, PH) OBP: 0.338, SLG: 0.441 Mario Diaz, R (9, 6) OBP: 0.250, SLG: 0.258			0-3 K		0-0 FC		1-2 FC4-6 BB	2-1 1B		4 0 1 1 0 1 2																		
Jeff Frye, R (1, 4) OBP: 0.317, SLG: 0.324			0-3 K		1-3 2-H		1-2 FC4-6	1-2 2-H 1B																				
Cris Colon, S (1, 6) OBP: 0.133, SLG: 0.103 Dan Peltier, L (8, PH) OBP: 0.136, SLG: 0.136			1-3 K		0-0 G3			0-3 K	0-3 K	2 0 0 0 0 1 1 1 0 0 0 0 1 0																		
Jack Daugherty, S (9, PH) OBP: 0.299, SLG: 0.280 Donald Harris, R (9, 9) OBP: 0.182, SLG: 0.212										1 0 0 0 0 1 2 0 0 0 0 0 0 0																		
Inning Stats	R: 0 E: 0 K: 2 S: 8	H: 0 LOB: 0 BB: 0 P: 9	R: 0 E: 0 K: 2 S: 12	H: 0 LOB: 0 BB: 0 P: 15	R: 0 E: 0 K: 2 S: 8	H: 0 LOB: 0 BB: 0 P: 12	R: 0 E: 0 K: 1 S: 9	H: 3 LOB: 1 BB: 0 P: 13	R: 0 E: 0 K: 2 S: 7	H: 0 LOB: 0 BB: 0 P: 12	R: 1 E: 0 K: 1 S: 15	H: 1 LOB: 1 BB: 1 P: 27	R: 0 E: 0 K: 1 S: 11	H: 1 LOB: 2 BB: 1 P: 19	R: 1 E: 1 K: 1 S: 11	H: 1 LOB: 2 BB: 1 P: 20	1B: 4 2B: 0 3B: 0 HR: 2	SF: 0 SAC: 1 DP: 0 HBP: 0	WP: 0 PB: 0 SB: 0 CS: 0	PA: 37								
PITCHER	IP WLS BF H R ER SO BB IBB HBP BLK WP HR S P ERA WHIP																											
Dave Stewart, R (1, 1) ERA: 3.66	8.0		31	5	3	2	11	2	0	0	0	0	2	79	119	2.25	0.875											
Vince Horsman, L (9, 1) ERA: 2.59	0.1	L	2	0	1	0	0	0	0	0	0	0	0	4	6	0.00	0.000											
Dennis Eckersley, R (9, 1) ERA: 1.82	0.2		4	1	0	0	1	0	1	0	0	0	0	7	14	0.00	1.500											

Texas Rangers @ Oakland Athletics
Oakland-Alameda County Coliseum, Oakland, CA

Thu Oct 01 1992, 7:05 PM PDT
Att. 29,210 - Cloudy - 65 F

AB	34
R	4
H	6
RBI	3
BB	3
SO	12
LOB	9



Batter	1	2	3	4	5	6	7	8	9	AB	R	H	RBI	BB	SO	LOB
Eric Fox, S OBP: 0.315, SLG: 0.385 (1, 8) (9, 7)	0-1 F7		1-0 SAFE SAFE E 3B		1-0 CS 1B			2-1 F8		4	1	2	1	0	0	0
Randy Ready, R OBP: 0.345, SLG: 0.305 Willie Wilson, S OBP: 0.331, SLG: 0.336 (1, 7) (8, PR) (9, 8)	2-1 P2		2-1 FC 1B SF7 3-H		3-1 G5-3 1-2			4-2 BB		3	1	0	0	1	0	1
Ruben Sierra, S OBP: 0.318, SLG: 0.433 (1, 9)	2-3 K		3-1 SAFE SAFE SAFE SAFE 1B				3-1 L6	2-0 F7		4	0	1	0	0	1	1
Harold Baines, L OBP: 0.335, SLG: 0.389 Carney Lansford, R OBP: 0.326, SLG: 0.369 (1, 10) (8, PH)		0-0 1B 1B	1-2 SF7 3-H				2-1 F8	1-3 SAFE SAFE SAFE SAFE K		2	0	1	1	0	0	0
Troy Neel, L OBP: 0.328, SLG: 0.462 Mark McGwire, R OBP: 0.385, SLG: 0.584 (1, 3) (7, 3)		2-3 K	2-3 K				0-0 F7		2-3 K	3	0	0	0	0	2	2
Scott Brosius, R OBP: 0.259, SLG: 0.358 (1, 5)		2-1 G6-4-3 1-2 1B		3-2 G5-3			0-0 F7		1-0 F8	4	0	1	0	0	0	0
Jamie Quirk, L OBP: 0.281, SLG: 0.293 (1, 2)		3-1 G6-4-3 1-2f		0-1 G6-3			4-1 BB BB		3-2 G3	3	0	0	0	1	0	2
Walt Weiss, S OBP: 0.303, SLG: 0.239 (1, 6)			1-2 P5	2-3 K			4-0 G5-4-3 1-2 BB			2	0	0	0	1	1	0
Lance Blankenship, R OBP: 0.394, SLG: 0.342 (1, 4)			4-2 3B BB		1-3 K		1-2 G5-4-3 1-2f			2	1	0	0	1	1	2

Inning Stats	R: 0	H: 0	E: 0	K: 1	S: 7	H: 0	LOB: 0	BB: 0	P: 11	R: 0	H: 2	E: 0	K: 1	S: 9	H: 2	LOB: 1	BB: 0	P: 16	R: 3	H: 2	E: 1	K: 1	S: 20	H: 1	LOB: 0	BB: 1	P: 34	R: 0	H: 0	E: 0	K: 1	S: 8	H: 1	LOB: 0	BB: 0	P: 13	R: 0	H: 0	E: 0	K: 0	S: 5	H: 0	LOB: 1	BB: 2	P: 14	R: 0	H: 0	E: 0	K: 1	S: 9	H: 0	LOB: 1	BB: 1	P: 18	R: 0	H: 0	E: 0	K: 1	S: 7	H: 0	LOB: 0	BB: 0	P: 13	1B: 4	2B: 0	3B: 1	HR: 0	SF: 1	SAC: 0	DP: 2	HBP: 0	WP: 0	PB: 0	SB: 0	CS: 1	PA: 34
--------------	------	------	------	------	------	------	--------	-------	-------	------	------	------	------	------	------	--------	-------	-------	------	------	------	------	-------	------	--------	-------	-------	------	------	------	------	------	------	--------	-------	-------	------	------	------	------	------	------	--------	-------	-------	------	------	------	------	------	------	--------	-------	-------	------	------	------	------	------	------	--------	-------	-------	-------	-------	-------	-------	-------	--------	-------	--------	-------	-------	-------	-------	--------

PITCHER	IP	WLS	BF	H	R	ER	SO	BB	IBB	HBP	BLK	WP	HR	S	P	ERA	WHIP
Roger Pavlik, R ERA: 4.21 (1, 1)	6.1		26	5	3	1	5	3	0	0	0	0	0	59	107	1.42	1.263
Todd Burns, R ERA: 3.79 (7, 1)	1.1		4	0	0	0	0	1	0	0	0	0	0	9	18	0.00	0.750
Kenny Rogers, L ERA: 3.21 (8, 1)	0.1	W	1	0	0	0	1	0	0	0	0	0	0	3	4	0.00	0.000
Matt Whiteside, R ERA: 1.93 (9, 1)	1.0	S	3	0	0	0	1	0	0	0	0	0	0	7	13	0.00	0.000

BOTTOM

Texas Rangers @ Oakland Athletics
Oakland-Alameda County Coliseum, Oakland, CA

Thu Oct 01 1992, 7:05 PM PDT
Att. 29,210 - Cloudy - 65 F

livebaseballscorecards.com

AB	29
R	3
H	5
RBI	2
BB	4
SO	7
LOB	9



Batter	1	2	3	4	5	6	7	8	9	AB R H RBI BB SO LOB	TOP											
Jeff Frye, R (1, 4) OBP: 0.316, SLG: 0.323	0-1 F9			1-2 E3 G3	0-1 E 2-H 1B		1-2 G6-3			4 0 1 1 0 0 0												
Rafael Palmeiro, L (1, 3) OBP: 0.351, SLG: 0.430	0-0 F9			1-2 G3	4-2 SAFE 1-2 BB		3-1 F9			3 0 0 0 1 0 1												
Jose Canseco, R (1, 9) OBP: 0.344, SLG: 0.457	2-2 P5			3-1 P2	1-3 SAFE K			2-3 K		4 0 0 0 0 2 3												
Juan Gonzalez, R (1, 7) OBP: 0.300, SLG: 0.524			2-3 K	3-3 K	0-0 1B 1B			1-3 K		4 0 1 0 0 3 1												
Brian Downing, R (1, 10) OBP: 0.409, SLG: 0.432		2-2 P9			3-2 SH1 E 1B	2-2 SAFE 1-2 1B		0-0 F8		4 1 2 0 0 0 0												
Dean Palmer, R (1, 5) OBP: 0.312, SLG: 0.415		2-3 K2-3			2-1 SH1 E 1B	0-3 K		0-0 G1-3		4 1 1 0 0 2 2												
Ray Stephens, R (1, 2) OBP: 0.100, SLG: 0.100			0-0 G6-3		1-0 SH1	0-3 K		3-2 G5-3		2 0 0 0 0 1 2												
Jack Daugherty, S (9, PH) OBP: 0.297, SLG: 0.278					1-2 2-3					1 0 0 0 0 0 0												
Cris Colon, S (1, 6) OBP: 0.129, SLG: 0.100			2-1 G6-3		1-3 K2-3	1-3 K		1-2 1B		1 0 0 0 0 0 0												
Dickie Thon, R (5, PH) OBP: 0.293, SLG: 0.367										1 0 0 0 0 1 2												
Al Newman, S (5, 6) OBP: 0.318, SLG: 0.241										1 0 0 0 0 1 2												
Kevin Reimer, L (9, PH) OBP: 0.339, SLG: 0.442										1 0 1 0 0 0 0												
David Hulse, L (1, 8) OBP: 0.302, SLG: 0.313			2-3 K		2-1 E6 1B 2-H 3-H		2-3 K		2-3 K	1 0 0 0 0 1 0												
Monty Fariss, R (5, PH) OBP: 0.302, SLG: 0.335										3 1 0 0 0 2 1												
Inning Stats	R: 0 E: 0 K: 0 S: 6	H: 0 LOB: 0 BB: 0 P: 8	R: 0 E: 0 K: 2 S: 12	H: 0 LOB: 0 BB: 0 P: 18	R: 0 E: 0 K: 1 S: 6	H: 0 LOB: 0 BB: 0 P: 10	R: 0 E: 1 K: 1 S: 11	H: 0 LOB: 1 BB: 0 P: 19	R: 3 E: 2 K: 2 S: 20	H: 3 LOB: 2 BB: 1 P: 34	R: 0 E: 0 K: 3 S: 13	H: 2 LOB: 2 BB: 0 P: 16	R: 0 E: 0 K: 1 S: 8	H: 0 LOB: 0 BB: 0 P: 14	R: 0 E: 0 K: 2 S: 7	H: 0 LOB: 0 BB: 0 P: 10	R: 0 E: 0 K: 1 S: 11	H: 1 LOB: 1 BB: 0 P: 17	1B: 6 2B: 0 3B: 0 HR: 0	SF: 0 SAC: 1 DP: 0 HBP: 0	WP: 0 PB: 0 SB: 0 CS: 0	PA: 36
PITCHER	IP WLS BF H R ER SO BB IBB HBP BLK WP HR S P ERA WHIP																					
Mark Langston, L (1, 1) ERA: 3.66	9.0 W 36 6 3 0 13 1 0 0 0 0 0 0 94 146 0.00 0.778																					
Mark Langston, L (9, 1) ERA: 3.66	9.0 W 36 6 3 0 13 1 0 0 0 0 0 0 94 146 0.00 0.778																					

Texas Rangers @ California Angels
Anaheim Stadium, Anaheim, CA

Fri Oct 02 1992, 10:05 PM EDT
Att. 18,526 - Sunny - 69 F

livebaseballscorecards.com

AB 34
R 3
H 6
RBI 1
BB 1
SO 13
LOB 14



Batter	1	2	3	4	5	6	7	8	9	AB R H RBI BB SO LOB
Reggie Williams, S OBP: 0.261, SLG: 0.391 (1, 8)	0-0 1B E 1B		0-0 SF8 3B		0-1 G6-3 G5-3 1B		0-0 G4-3 1B			4 3 4 0 0 0 0
Chad Curtis, R OBP: 0.343, SLG: 0.374 (1, 9) (9, 7) SAFE SAFE SAFE	2-2 G6-4-3 E 1-3 E 1B		0-0 SF8		2-2 G5-3		2-2 G4-3			3 1 1 2 0 0 2
Ken Oberkfell, L OBP: 0.306, SLG: 0.270 Damion Easley, R OBP: 0.316, SLG: 0.322 (1, 4) (7, PH) (8, 5) SAFE SAFE	4-1 G6-4-3 1-2 3-H BB		0-2 F8		0-0 G6-3		2-2 F9			2 0 0 0 1 0 1 1 0 0 0 0 0 1
Gary Gaetti, R OBP: 0.259, SLG: 0.330 (1, 3)	0-0 G6-4-3 1-2 2-3		1-0 F7		2-0 FC4-6 1B			2-1 F9		4 0 1 1 0 0 2
Junior Felix, S OBP: 0.286, SLG: 0.360 (1, 10) (9, 9)	2-0 E1			0-3 K	1-1 FC4-6 1-2		3-2 1B 1B			4 1 1 0 0 1 1
Luis Sojo, R OBP: 0.295, SLG: 0.378 (1, 5) (8, 4)	1-1 F7			0-1 1B		1-1 F7		1-1 1B 1-3 1B		4 0 2 0 0 0 1
Rob Ducey, L OBP: 0.217, SLG: 0.221 Hubie Brooks, R OBP: 0.248, SLG: 0.339 Mark Langston, R (1, 7) (8, PH) (9, 1)		0-0 G4-3		1-2 F7 1B		1-0 G3-1		1-2 1B 1-2 3-H 1B		3 0 0 0 0 0 1 1 0 1 1 0 0 0 0 0 0 0 0 0 0
Gary Disarcina, R OBP: 0.283, SLG: 0.300 (1, 6)		1-1 CS 1B		0-1 G5-3		0-1 F7		2-0 L4		4 0 1 0 0 0 3
John Orton, R OBP: 0.281, SLG: 0.304 (1, 2)		3-2 F9			0-1 1B G5-3 2B		0-0 G3-1			3 1 1 0 0 0 1

Inning Stats	R: 2	H: 2	E: 2	K: 0	S: 10	LOB: 1	BB: 1	P: 18	R: 0	H: 1	E: 0	K: 0	S: 7	LOB: 0	BB: 0	P: 11	R: 1	H: 1	E: 0	K: 0	S: 6	LOB: 0	BB: 0	P: 7	R: 0	H: 1	E: 0	K: 1	S: 10	LOB: 1	BB: 0	P: 11	R: 2	H: 3	E: 0	K: 0	S: 12	LOB: 1	BB: 0	P: 17	R: 0	H: 0	E: 0	K: 0	S: 5	LOB: 0	BB: 0	P: 7	R: 0	H: 1	E: 0	K: 0	S: 8	LOB: 1	BB: 0	P: 12	R: 1	H: 3	E: 0	K: 0	S: 14	LOB: 1	BB: 0	P: 23
--------------	------	------	------	------	-------	--------	-------	-------	------	------	------	------	------	--------	-------	-------	------	------	------	------	------	--------	-------	------	------	------	------	------	-------	--------	-------	-------	------	------	------	------	-------	--------	-------	-------	------	------	------	------	------	--------	-------	------	------	------	------	------	------	--------	-------	-------	------	------	------	------	-------	--------	-------	-------

PITCHER	IP	WLS	BF	H	R	ER	SO	BB	IBB	HBP	BLK	WP	HR	S	P	ERA	WHIP
Scott Chiamparino, R ERA: 3.55 (1, 1)	6.0	L	26	8	5	4	1	1	0	0	0	0	0	50	71	6.00	1.500
Brian Bohanon, L ERA: 6.31 (7, 1)	1.1		7	3	1	1	0	0	0	0	0	0	0	18	28	6.75	2.250
Terry Mathews, R ERA: 5.95 (8, 1)	0.2		2	1	0	0	0	0	0	0	0	0	0	4	7	0.00	1.500


BOTTOM

Texas Rangers @ California Angels
Anaheim Stadium, Anaheim, CA

Fri Oct 02 1992, 10:05 PM EDT
Att. 18,526 - Sunny - 69 F

AB	33
R	6
H	12
RBI	4
BB	1
SO	1
LOB	13

livebaseballscores.com



WP: 0	PA: 35
PB: 0	SB: 0
CS: 1	

Texas Rangers @ California Angels
Anaheim Stadium, Anaheim, CA

Sat Oct 03 1992, 10:05 PM EDT
Att. 29,770 - Sunny - 69 F

livebaseballscorecards.com

AB	34
R	2
H	8
RBI	2
BB	2
SO	4
LOB	13



WP:	0	PA:	37
PB:	0		
SB:	0		
CS:	0		

Batter	1	2	3	4	5	6	7	8	9	AB	R	H	RBI	BB	SO	LOB
Jeff Frye, R OBP: 0.319, SLG: 0.327 (1, 4)	0-1 1B		3-1 G5-3		0-1 SH5-3		0-0 1B		0-1 G3	4	0	2	1	0	0	0
Monty Fariss, R OBP: 0.302, SLG: 0.331 Kevin Reimer, L OBP: 0.339, SLG: 0.442 Jose Canseco, R OBP: 0.344, SLG: 0.456 (7, 9)	3-1 P9		3-3 K		4-2 BB		3-3 K2-4-5-2			2	0	0	0	1	1	1
Rafael Palmeiro, L OBP: 0.352, SLG: 0.434 (1, 3)	2-2 F8			3-1 HR	4-1 BB			2-2 F9		3	1	1	1	1	0	1
Juan Gonzalez, R OBP: 0.300, SLG: 0.522 (1, 7)	1-1 P3			1-1 F8	1-0 L6			0-0 E		4	0	1	0	0	0	4
Brian Downing, R OBP: 0.405, SLG: 0.426 (1, 10)		2-1 G4-3		2-0 F7		1-2 G6-3		2-1 P6		4	0	0	0	0	0	1
Dean Palmer, R OBP: 0.310, SLG: 0.412 (1, 5)		0-0 F8		1-1 G5-3		2-3 K		0-0 E1		4	0	0	0	0	1	1
Ray Stephens, R OBP: 0.154, SLG: 0.154 Geno Petralli, L OBP: 0.271, SLG: 0.267 (8, 2)		0-0 1B			1-0 G4-3	3-2 F8		0-1 G3		3	0	1	0	0	0	0
Cris Colon, S OBP: 0.152, SLG: 0.125 Jack Daugherty, S OBP: 0.295, SLG: 0.276 Al Newman, S OBP: 0.317, SLG: 0.240 (7, 6)		1-0 G5-3			0-0 1B SH5-3		1-3 K		0-1 G4-3	2	1	1	0	0	0	1
David Hulse, L OBP: 0.311, SLG: 0.322 (1, 8)			0-2 G4-3		0-2 BB SH5-3		1-1 1B		1-2 G6-3	4	0	2	0	0	0	0

Batter	1	2	3	4	5	6	7	8	9
Jeff Frye, R OBP: 0.319, SLG: 0.327 (1, 4)	0-1 1B		3-1 G5-3		0-1 SH5-3		0-0 1B		0-1 G3
Monty Fariss, R OBP: 0.302, SLG: 0.331 Kevin Reimer, L OBP: 0.339, SLG: 0.442 Jose Canseco, R OBP: 0.344, SLG: 0.456 (7, 9)	3-1 P9		3-3 K		4-2 BB		3-3 K2-4-5-2		
Rafael Palmeiro, L OBP: 0.352, SLG: 0.434 (1, 3)	2-2 F8			3-1 HR	4-1 BB			2-2 F9	
Juan Gonzalez, R OBP: 0.300, SLG: 0.522 (1, 7)	1-1 P3			1-1 F8	1-0 L6			0-0 E	
Brian Downing, R OBP: 0.405, SLG: 0.426 (1, 10)		2-1 G4-3		2-0 F7		1-2 G6-3		2-1 P6	
Dean Palmer, R OBP: 0.310, SLG: 0.412 (1, 5)		0-0 F8		1-1 G5-3		2-3 K		0-0 E1	
Ray Stephens, R OBP: 0.154, SLG: 0.154 Geno Petralli, L OBP: 0.271, SLG: 0.267 (8, 2)		0-0 1B			1-0 G4-3	3-2 F8		0-1 G3	
Cris Colon, S OBP: 0.152, SLG: 0.125 Jack Daugherty, S OBP: 0.295, SLG: 0.276 Al Newman, S OBP: 0.317, SLG: 0.240 (7, 6)		1-0 G5-3			0-0 1B SH5-3		1-3 K		0-1 G4-3
David Hulse, L OBP: 0.311, SLG: 0.322 (1, 8)			0-2 G4-3		0-2 BB SH5-3		1-1 1B		1-2 G6-3

Inning Stats	R: 0	H: 1	E: 0	K: 0	S: 9	P: 15	R: 0	H: 1	E: 0	K: 0	S: 5	P: 8	R: 0	H: 0	E: 0	K: 1	S: 8	R: 1	H: 1	E: 0	K: 0	S: 7	P: 14	R: 1	H: 2	E: 0	K: 0	S: 11	P: 21	R: 0	H: 0	E: 0	K: 1	S: 10	P: 16	R: 0	H: 2	E: 0	K: 2	S: 9	P: 14	R: 0	H: 1	E: 1	K: 0	S: 11	P: 15	R: 0	H: 0	E: 0	K: 0	S: 10	P: 11	1B: 7	SF: 0	2B: 1	SAC: 1	3B: 0	DP: 1	HR: 1	HBP: 0	WP: 0	PA: 37
--------------	------	------	------	------	------	-------	------	------	------	------	------	------	------	------	------	------	------	------	------	------	------	------	-------	------	------	------	------	-------	-------	------	------	------	------	-------	-------	------	------	------	------	------	-------	------	------	------	------	-------	-------	------	------	------	------	-------	-------	-------	-------	-------	--------	-------	-------	-------	--------	-------	--------

PITCHER	IP	WLS	BF	H	R	ER	SO	BB	IBB	HBP	BLK	WP	HR	S	P	ERA	WHIP
Hilly Hathaway, L ERA: 7.94 (1, 1)	4.2		21	5	2	2	1	2	0	0	0	0	1	39	70	3.86	1.500
Scott Lewis, R ERA: 3.99 (5, 1)	1.2	W	7	2	0	0	2	0	0	0	0	0	0	17	26	0.00	1.200
Steve Frey, L ERA: 3.57 (7, 1)	0.2		1	0	0	0	1	0	0	0	0	0	0	3	6	0.00	0.000
Joe Grahe, R ERA: 3.52 (8, 1)	2.0	S	8	1	0	0	0	0	0	0	0	0	0	21	26	0.00	0.500

PITCHER	IP	WLS	BF	H	R	ER	SO	BB	IBB	HBP	BLK	WP	HR	S	P	ERA	WHIP
---------	----	-----	----	---	---	----	----	----	-----	-----	-----	----	----	---	---	-----	------

Batter	1	2	3	4	5	6	7	8	9	AB	R	H	RBI	BB	SO	LOB
Luis Polonia, L (1, 7) OBP: 0.336, SLG: 0.328	1-2 G6-3	1-3 K		1-2 G6-3		1-1 CS		1-0 B1-3		5	0	1	0	0	1	3
Chad Curtis, R (1, 9) OBP: 0.341, SLG: 0.372 Junior Felix, S (6, PH) OBP: 0.288, SLG: 0.360	2-2 F9	1-0 G5-3		1-0 G6-3		1-0 CS	0-1 G4-3			3	0	0	0	0	0	3
Damion Easley, R (1, 5) OBP: 0.309, SLG: 0.313	0-1 F8		0-1 F7		3-1 G6-3		1-1 F7			4	0	0	0	0	0	0
Hubie Brooks, R (1, 10) OBP: 0.248, SLG: 0.338		2-2 F8	0-0 G5-3		0-1 G6-3		2-2 1B			4	1	1	0	0	0	0
Gary Gaetti, R (1, 3) OBP: 0.266, SLG: 0.341		1-0 1B	1-0 BB		3-2 2B		0-2 1B			4	1	4	0	0	0	0
Luis Sojo, R (1, 4) OBP: 0.303, SLG: 0.382		2-1 HR	4-1 BB		4-1 BB		1-1 1B			2	1	2	2	2	0	0
Mike Fitzgerald, R (1, 2) OBP: 0.295, SLG: 0.319 Lee Stevens, L (5, PH) OBP: 0.285, SLG: 0.350 John Orton, R (6, 2) OBP: 0.279, SLG: 0.301		3-2 HR	0-0 F8		0-1 P6		0-0 P8			2	1	1	2	0	0	2
Gary Disarcina, R (1, 6) OBP: 0.285, SLG: 0.304		0-2 2B			2-0 FC4-6		1-3 K			4	0	2	0	0	1	0
Reggie Williams, S (1, 8) OBP: 0.259, SLG: 0.346		4-0 BB			1-1 FC4-6		1-3 K			3	0	0	0	1	2	1

Inning Stats	R: 0	H: 0	E: 0	K: 0	S: 8	LOB: 0	BB: 0	P: 11	R: 3	H: 4	E: 0	K: 1	S: 17	LOB: 2	BB: 1	P: 31	R: 0	H: 1	E: 0	K: 0	S: 6	LOB: 1	BB: 1	P: 11	R: 0	H: 1	E: 0	K: 0	S: 8	LOB: 2	BB: 1	P: 20	R: 0	H: 1	E: 0	K: 2	S: 8	LOB: 0	BB: 0	P: 12	R: 1	H: 3	E: 0	K: 0	S: 16	LOB: 2	BB: 0	P: 20	R: 0	H: 0	E: 0	K: 1	S: 5	LOB: 0	BB: 0	P: 6
--------------	------	------	------	------	------	--------	-------	-------	------	------	------	------	-------	--------	-------	-------	------	------	------	------	------	--------	-------	-------	------	------	------	------	------	--------	-------	-------	------	------	------	------	------	--------	-------	-------	------	------	------	------	-------	--------	-------	-------	------	------	------	------	------	--------	-------	------

PITCHER	IP	WLS	BF	H	R	ER	SO	BB	IBB	HBP	BLK	WP	HR	S	P	ERA	WHIP
Dan Smith, L (1, 1) ERA: 5.02	4.2	L	24	7	3	3	1	3	0	0	0	0	1	47	83	5.79	2.143
Todd Burns, R (5, 1) ERA: 3.79	2.1		10	4	1	1	2	0	0	0	0	0	0	26	34	3.86	1.714
Kenny Rogers, L (8, 1) ERA: 3.17	1.0		3	0	0	0	1	0	0	0	0	0	0	5	6	0.00	0.000

BOTTOM

Texas Rangers @ California Angels
Anaheim Stadium, Anaheim, CA

Sat Oct 03 1992, 10:05 PM EDT
Att: 29,770 - Sunny - 69 F

AB	34
R	4
H	11
RBI	4
BB	3
SO	4
LOB	13



1B:	7	SF:	0	WP:	0	PA:	38
2B:	3	SAC:	0	PB:	0		
3B:	0	DP:	0	SB:	0		
HR:	1	HBP:	0	CS:	2		

PITCHER	IP	WLS	BF	H	R	ER	SO	BB	IBB	HBP	BLK	WP	HR	S	P	ERA	WHIP
---------	----	-----	----	---	---	----	----	----	-----	-----	-----	----	----	---	---	-----	------

Batter	1	2	3	4	5	6	7	8	9	AB	R	H	RBI	BB	SO	LOB	TOP				
David Hulse, L (1, 8) OBP: 0.326, SLG: 0.348	0-0 F7		0-1 SH5-3 1B 2B	0-1 1-2 1B		2-2 G4-3		0-0 E3 1B FC5-2		5	1	3	0	0	0	0					
Brian Downing, R (1, 4) OBP: 0.407, SLG: 0.428 Jeff Frye, R (1, PR) OBP: 0.320, SLG: 0.327	2-1 1B 1B		2-0 SH5-3	0-1 P4		0-3 K		2-0 FC5-2 1B		1	0	1	0	0	0	0					
Rafael Palmeiro, L (1, 3) OBP: 0.352, SLG: 0.434 Rob Maurer, L (9, 3) OBP: 0.300, SLG: 0.222	0-0 1B		0-0 HR 1B			0-1 F9		0-0 FC5-2		5	1	2	1	0	0	2					
Juan Gonzalez, R (1, 7) OBP: 0.304, SLG: 0.529 Donald Harris, R (8, 7) OBP: 0.182, SLG: 0.212	2-2 1-2 3-H 1B		0-0 1-H HR			0-0 2B 1B		4-1 HR BB		4	3	3	3	1	1	2					
Kevin Reimer, L (1, 10) OBP: 0.336, SLG: 0.437	2-3 K		3-0 F7			1-1 F9		3-2 F8		5	0	0	0	0	1	6					
Dean Palmer, R (1, 5) OBP: 0.311, SLG: 0.420	2-2 F9		2-3 K			1-1 2B 2B		0-0 HR		5	2	2	2	0	1	2					
Geno Petrali, L (1, 2) OBP: 0.274, SLG: 0.276		0-0 G4-3		2-1 F8		3-2 2B		0-1 1B		5	0	2	2	0	0	0					
Dan Peltier, L (1, 9) OBP: 0.167, SLG: 0.167 Monty Fariss, R (5, PH) OBP: 0.297, SLG: 0.325		0-1 G3-6-3 1B		2-3 K		2-0 P3		0-3 K		2	0	1	0	0	1	0					
Cris Colon, S (1, 6) OBP: 0.189, SLG: 0.167		0-1 G3-6-3 1B		0-0 1B				0-0 F8		4	1	2	0	0	0	1					
Inning Stats	R: 1 E: 0 K: 1 S: 13	H: 3 LOB: 2 BB: 0 P: 21	R: 0 E: 0 K: 0 S: 5	H: 1 LOB: 0 BB: 0 P: 5	R: 3 E: 0 K: 1 S: 9	H: 3 LOB: 2 BB: 0 P: 16	R: 0 E: 0 K: 1 S: 10	H: 2 LOB: 2 BB: 0 P: 14	R: 2 E: 0 K: 0 S: 11	H: 3 LOB: 1 BB: 0 P: 18	R: 0 E: 0 K: 1 S: 9	H: 0 LOB: 0 BB: 0 P: 11	R: 2 E: 0 K: 1 S: 11	H: 2 LOB: 1 BB: 1 P: 18	R: 1 E: 1 K: 1 S: 10	H: 3 LOB: 2 BB: 0 P: 15	R: 0 E: 0 K: 0 S: 6	H: 0 LOB: 0 BB: 0 P: 13	1B: 12 2B: 3 3B: 0 HR: 2	SF: 0 SAC: 1 DP: 1 HBP: 0	WP: 0 PA: 44 PB: 0 SB: 0 CS: 0
PITCHER	IP WLS BF H R ER SO BB IBB HBP BLK WP HR S P ERA WHIP																	PITCHER	IP WLS BF H R ER SO BB IBB HBP BLK WP HR S P ERA WHIP		
Bert Blyleven, R (1, 1) ERA: 4.74	4.2 L 25 12 6 6 3 0 0 0 0 0 1 47 71 11.57 2.571																				
Tim Fortugno, L (5, 1) ERA: 5.18	2.1 10 2 2 2 2 1 0 0 0 0 0 1 21 32 7.71 1.286																				
Scott Bailes, L (8, 1) ERA: 7.45	1.0 6 3 1 0 1 0 0 0 0 0 0 0 10 15 0.00 3.000																				
Chuck Crim, R (9, 1) ERA: 5.17	1.0 3 0 0 0 0 0 0 0 0 0 0 0 6 13 0.00 0.000																				

Texas Rangers @ California Angels
Anaheim Stadium, Anaheim, CA

Sun Oct 04 1992, 6:33 AM EDT
Att. 21,986 - Sunny - 75 F

livebaseballscorecards.com

AB 42
R 9
H 17
RBI 9
BB 1
SO 6
LOB 17



BOTTOM

Texas Rangers @ California Angels
Anaheim Stadium, Anaheim, CA

Sun Oct 04 1992, 6:33 AM EDT
 Att. 21,986 - Sunny - 75 F

livebaseballscorecards.com

AB	33
R	5
H	8
RBI	4
BB	3
SO	7
LOB	16



WP: 1	PA: 38
PB: 0	
SB: 0	
CS: 1	

AB R H RBI BB SO LOB

4	0	1	1	1	2	0
2	1	1	0	1	0	1
1	0	0	0	0	1	0
3	1	1	0	0	0	1
4	1	2	2	0	0	1
3	0	2	0	0	0	1
1	0	0	0	0	0	0
4	1	0	0	0	0	3
3	1	1	1	1	1	3
4	0	0	0	0	2	4
2	0	0	0	0	1	0
1	0	0	0	0	0	1
1	0	0	0	0	0	1

Batter	1	2	3	4	5	6	7	8	9
Luis Polonia, L OBP: 0.337, SLG: 0.329 (1, 7)	4-0 BB G4-6-3		0-0 G5-3		1-3 K		2-3 K		1-0 CS 2B
Ken Oberkfell, L OBP: 0.317, SLG: 0.275 Damion Easley, R OBP: 0.307, SLG: 0.311 (7, PH) (8, 5)	1-2 SAFE G4-6-3 1-2f		1-2 2B 1B		4-0 BB		3-3 K		2-0 CS
Junior Felix, S OBP: 0.289, SLG: 0.361 (1, 8)	3-2 HBP		0-1 1B 2B		0-0 G4-3		2-1 F7		
Gary Gaetti, R OBP: 0.267, SLG: 0.342 (1, 3)	0-0 G6-3		2-1 WP 1B 1B		0-1 BLK E 1B		2-2 P3		
Rob Ducey, L OBP: 0.233, SLG: 0.238 Mike Fitzgerald, R OBP: 0.294, SLG: 0.317 (8, PH) (9, 9)		1-1 L5-3 1B	1-0 WP 1B		0-1 F7		0-1 G4-3		
Luis Sojo, R OBP: 0.299, SLG: 0.378 (1, 5) (8, 4)		0-0 P6	2-0 G5-3		1-0 E4 1B		1-0 G6-3		
Lee Stevens, L OBP: 0.288, SLG: 0.349 (1, 10)		1-2 SAFE L5-3 1-2	3-3 K		1-0 E 1B		4-2 G3-1 2B BB		
Gary Disarcina, R OBP: 0.283, SLG: 0.301 (1, 6)			0-3 K		1-3 SAFE K		0-1 F7		
Ron Tingley, R OBP: 0.282, SLG: 0.299 Hubie Brooks, R OBP: 0.247, SLG: 0.337 John Orton, R OBP: 0.276, SLG: 0.298 (6, PH) (7, 2)			2-3 K		0-0 G6-3		0-0 G4-3		2-2 G3-1

Inning Stats	R: 0	H: 0	E: 0	K: 0	S: 7	R: 0	H: 1	E: 0	K: 0	S: 6	R: 0	H: 0	E: 0	K: 2	S: 8	R: 2	H: 4	E: 0	K: 1	S: 13	R: 0	H: 0	E: 0	K: 1	S: 6	R: 2	H: 2	E: 2	K: 1	S: 10	R: 0	H: 0	E: 0	K: 2	S: 10	R: 0	H: 0	E: 0	K: 0	S: 6	R: 0	H: 0	E: 0	K: 0	S: 6	R: 1	H: 1	E: 0	K: 0	S: 9	1B: 6	2B: 3	3B: 0	HR: 0	SF: 0	SAC: 0	DP: 2	HBP: 1	WP: 1	PB: 0	SB: 0	CS: 1
--------------	------	------	------	------	------	------	------	------	------	------	------	------	------	------	------	------	------	------	------	-------	------	------	------	------	------	------	------	------	------	-------	------	------	------	------	-------	------	------	------	------	------	------	------	------	------	------	------	------	------	------	------	-------	-------	-------	-------	-------	--------	-------	--------	-------	-------	-------	-------

PITCHER	IP	WLS	BF	H	R	ER	SO	BB	IBB	HBP	BLK	WP	HR	S	P	ERA	WHIP
Kevin Brown, R ERA: 3.32 (1, 1)	6.0		27	7	4	3	5	2	0	1	1	1	0	50	79	4.50	1.500
Kenny Rogers, L ERA: 3.09 (7, 1)	2.0		6	0	0	0	2	0	0	0	0	0	0	16	26	0.00	0.000
Todd Burns, R ERA: 3.84 (9, 1)	1.0		4	1	1	1	0	1	0	0	0	0	0	9	18	9.00	2.000