

# Texas Rangers - 1992






Batter	1	2	3	4	5	6	7	8	9	AB	R	H	RBI	BB	SO	LOB	TOP								
Jack Daugherty, S (1, 10) OBP: 0.143, SLG: 0.143	F8	K		G6-3			G5-3		K2-3	5	0	0	0	0	2	2									
Al Newman, S (1, 4) OBP: 0.500, SLG: 0.500	F	1B				G3-6	G4-3			3	1	2	1	1	0	0									
Rafael Palmeiro, L (1, 3) OBP: 0.111, SLG: 0.222	E3	G3-1			G3-6		G3			4	0	0	0	0	0	3									
Ruben Sierra, S (1, 9) OBP: 0.333, SLG: 0.375	L4			G4-3		G4-3		G4-3		4	0	0	0	0	0	2									
Juan Gonzalez, R (1, 8) OBP: 0.556, SLG: 0.875	BB	1B		G5-3				K		4	1	2	2	0	1	0									
Kevin Reimer, L (1, 7) John Cangelosi, S (8, 7)	BB	1B		K			P6		CS	3	0	1	0	1	1	0									
Dean Palmer, R (1, 5) OBP: 0.444, SLG: 1.143	F7				HR		P6		CS	4	1	1	1	0	1	3									
Jeff Huson, L (1, 6) OBP: 0.750, SLG: 1.500		S		F7						4	1	3	0	0	0	0									
Ivan Rodriguez, R (1, 2) OBP: 0.222, SLG: 0.250		G5-3		G5-3			K		K	4	0	0	0	0	2	3									
<b>Inning Stats</b>	R: 1 E: 1 K: 0 S: 14	H: 2 LOB: 3 BB: 1 P: 27	R: 1 E: 0 K: 1 S: 12	H: 2 LOB: 1 BB: 0 P: 16	R: 0 E: 0 K: 1 S: 9	H: 0 LOB: 0 BB: 0 P: 14	R: 1 E: 0 K: 0 S: 7	H: 1 LOB: 0 BB: 0 P: 11	R: 0 E: 0 K: 0 S: 5	H: 0 LOB: 0 BB: 1 P: 13	R: 1 E: 0 K: 1 S: 9	H: 2 LOB: 1 BB: 0 P: 15	R: 0 E: 0 K: 0 S: 5	H: 0 LOB: 0 BB: 0 P: 10	R: 0 E: 0 K: 1 S: 8	H: 1 LOB: 1 BB: 0 P: 14	R: 0 E: 0 K: 3 S: 14	H: 1 LOB: 1 BB: 0 P: 21	1B: 4 2B: 2 3B: 1 HR: 2	SF: 0 SAC: 0 DP: 1 HBP: 0	WP: 0 PB: 0 SB: 1 CS: 1	PA: 38			
<b>PITCHER</b>	IP	WLS	BF	H	R	ER	SO	BB	IBB	HBP	BLK	WP	HR	S	P	ERA	WHIP								
Erik Hanson, R (1, 1) ERA: 3.86	7.0	L	30	7	4	3	3	2	0	0	0	0	2	61	106	3.86	1.286								
Calvin Jones, R (8, 1) ERA: 4.5	2.0		7	2	0	0	4	0	0	0	0	0	0	22	35	0.00	1.000								

**Texas Rangers @ Seattle Mariners**  
The Kingdome, Seattle, WA  
Tue Apr 07 1992, 10:05 PM EDT  
Att: 15,009 - Dome - 70 F

livebaseballscores.com




AB	35
R	4
H	9
RBI	4
BB	2
SO	7
LOB	13

Batter	1	2	3	4	5	6	7	8	9	AB	R	H	RBI	BB	SO	LOB	BOTTOM								
Harold Reynolds, S (1, 4) OBP: 0.444, SLG: 0.286	CS			FC6-4		K		F8		2	0	0	0	2	1	1									
Edgar Martinez, R (1, 5) OBP: 0.222, SLG: 0.333	K			FC6-4				L9		4	0	1	0	0	1	4									
Ken Griffey Jr., L (1, 8)	G4-3					G3-1			K	4	0	0	0	0	1	1									
Kevin Mitchell, R (1, 7) OBP: 0.444, SLG: 0.556		G6-3		P4			K		G4-3	4	0	1	0	0	1	0									
Pete O'Brien, L (1, 10) OBP: 0.333, SLG: 0.750		G3		F8			F9		G4-3	4	0	0	0	0	0	1									
Jay Buhner, R (1, 9) OBP: 0.375, SLG: 0.333		G6-3								2	0	1	0	1	0	0									
Tino Martinez, L (1, 3) OBP: 0.250, SLG: 0.625				K						3	0	0	0	0	2	2									
Dave Valle, R (1, 2) Greg Briley, L (8, PH) Jeff Schaefer, R (9, 6)				E1				F7		2	0	1	0	0	1	0									
Omar Vizquel, S (1, 6) Scott Bradley, L (8, PH)		G5-3								1	0	0	0	0	0	0									
<b>Inning Stats</b>	R: 0 E: 0 K: 1 S: 7	H: 0 LOB: 0 BB: 1 P: 15	R: 0 E: 0 K: 0 S: 6	H: 0 LOB: 0 BB: 0 P: 10	R: 0 E: 1 K: 1 S: 9	H: 1 LOB: 2 BB: 1 P: 15	R: 0 E: 0 K: 0 S: 4	H: 0 LOB: 0 BB: 0 P: 6	R: 0 E: 0 K: 2 S: 10	H: 1 LOB: 0 BB: 0 P: 14	R: 0 E: 0 K: 1 S: 10	H: 1 LOB: 1 BB: 0 P: 15	R: 0 E: 0 K: 1 S: 10	H: 0 LOB: 1 BB: 1 P: 17	R: 0 E: 0 K: 0 S: 6	H: 0 LOB: 1 BB: 1 P: 11	R: 0 E: 0 K: 1 S: 6	H: 1 LOB: 0 BB: 0 P: 9	1B: 3 2B: 3 3B: 0 HR: 0	SF: 0 SAC: 0 DP: 3 HBP: 0	WP: 0 PB: 0 SB: 0 CS: 2	PA: 32			
<b>PITCHER</b>	IP	WLS	BF	H	R	ER	SO	BB	IBB	HBP	BLK	WP	HR	S	P	ERA	WHIP								
Kevin Brown, R (1, 1) ERA:	9.0	W	32	4	0	0	7	4	0	0	0	0	0	68	112	0.00	0.889								

**Texas Rangers @ Seattle Mariners**  
The Kingdome, Seattle, WA  
Tue Apr 07 1992, 10:05 PM EDT  
Att: 15,009 - Dome - 70 F

livebaseballscores.com



AB	28
R	0
H	4
RBI	0
BB	4
SO	7
LOB	10



Batter	1	2	3	4	5	6	7	8	9	AB	R	H	RBI	BB	SO	LOB	TOP								
Monty Fariss, R OBP: 0.444, SLG: 0.286 (1, 4)	F8	HBP	FC6-4		FC5-4	G5-4-3		K		5	1	2	2	0	1	2									
Dickie Thon, R OBP: 0.273, SLG: 0.455 (1, 6)	L9	HBP	FC6-4		FC5-4		G1-3	G6-3		6	2	1	2	0	0	3									
Rafael Palmeiro, L OBP: 0.385, SLG: 0.500 Jack Daugherty, S OBP: 0.222, SLG: 0.125 (7, PH)	2B	HBP			1B		G6-3		BB	3	2	3	1	0	0	0									
Ruben Sierra, S OBP: 0.429, SLG: 0.692 Jeff Huson, L OBP: 0.500, SLG: 1.200 (7, 9)	1B	HBP			1B				BB	1	0	0	0	1	0	0									
Juan Gonzalez, R OBP: 0.462, SLG: 0.667 John Cangelosi, S OBP: 1.000, SLG: 4.000 (1, 8)	G4-3				1B				BB	5	1	3	2	0	0	4									
Dean Palmer, R OBP: 0.571, SLG: 1.300 Al Newman, S OBP: 0.444, SLG: 0.429 (7, PR)										1	0	0	0	0	0	1									
Brian Downing, R (1, 10)										5	1	3	2	0	0	4									
Kevin Reimer, L OBP: 0.636, SLG: 0.778 (1, 7)										1	0	0	0	0	0	1									
Ivan Rodriguez, R OBP: 0.231, SLG: 0.364 Geno Petralli, L OBP: 0.500, SLG: 2.000 (6, 2)										3	1	1	1	0	1	3									
<b>Inning Stats</b>	R: 1 E: 0 K: 1 S: 9	H: 2 LOB: 1 BB: 0 P: 16	R: 6 E: 0 K: 1 S: 31	H: 5 LOB: 2 BB: 1 P: 50	R: 1 E: 0 K: 0 S: 13	H: 3 LOB: 2 BB: 0 P: 20	R: 0 E: 0 K: 1 S: 9	H: 0 LOB: 0 BB: 1 P: 15	R: 3 E: 0 K: 1 S: 13	H: 4 LOB: 2 BB: 1 P: 21	R: 0 E: 0 K: 1 S: 7	H: 1 LOB: 1 BB: 1 P: 13	R: 2 E: 0 K: 0 S: 9	H: 2 LOB: 2 BB: 2 P: 22	R: 0 E: 0 K: 1 S: 10	H: 0 LOB: 1 BB: 2 P: 15	R: 0 E: 0 K: 0 S: 8	H: 0 LOB: 1 BB: 2 P: 19	1B: 9 2B: 5 3B: 1 HR: 2	SF: 1 SAC: 0 DP: 3 HBP: 2	WP: 0 PB: 0 SB: 0 CS: 0	PA: 51			
<b>PITCHER</b>	IP	WLS	BF	H	R	ER	SO	BB	IBB	HBP	BLK	WP	HR	S	P	ERA	WHIP								
Russ Swan, L ERA: 47.25 Clay Parker, R ERA: 7.71 Kevin Brown, L ERA: 9.0 Mike Schooler, R ERA: 27.0	1.1	L	12	5	7	7	0	1	0	2	0	0	1	30	51	47.25	4.500								
	3.2		21	9	4	4	2	2	0	0	0	0	0	45	71	9.82	3.000								
	3.0		14	3	2	2	2	3	0	0	0	0	1	26	50	6.00	2.000								
	1.0		4	0	0	0	0	2	0	0	0	0	0	8	19	0.00	2.000								

Texas Rangers @ Seattle Mariners  
The Kingdome, Seattle, WA  
Wed Apr 08 1992, 10:05 PM EDT  
Att: 13,597 - Dome - 70 F

AB	40
R	13
H	17
RBI	13
BB	8
SO	4
LOB	25



Batter	1	2	3	4	5	6	7	8	9	AB	R	H	RBI	BB	SO	LOB	BOTTOM								
Harold Reynolds, S OBP: 0.462, SLG: 0.364 (1, 4)	G3-1		G4-3							4	0	2	0	0	0	0									
Edgar Martinez, R OBP: 0.231, SLG: 0.385 Jeff Schaefer, R (9, 5)	2B		F7							4	1	1	0	0	0	3									
Ken Griffey Jr., L OBP: 0.167, SLG: 0.182 Henry Cotto, R OBP: 0.500, SLG: 0.500 (7, 8)	2B									3	0	1	1	0	0	1									
Kevin Mitchell, R OBP: 0.333, SLG: 0.417 Greg Briley, L OBP: 0.333, SLG: 0.333 (8, 7)	F9									3	0	0	0	0	1	1									
Pete O'Brien, L OBP: 0.273, SLG: 0.600 Pat Lennan, R (7, 3)	K									2	0	0	0	0	1	1									
Jay Buhner, R OBP: 0.417, SLG: 0.500 (1, 9)										4	0	2	0	0	0	0									
Tino Martinez, L OBP: 0.250, SLG: 0.500 (1, 10)										4	0	1	0	0	1	1									
Dave Valle, R OBP: 0.250, SLG: 0.625 Dave Cochrane, S OBP: 0.500, SLG: 1.000 (7, 2)										2	0	0	0	0	0	0									
Omar Vizquel, S OBP: 0.375, SLG: 0.375 (1, 6)										3	0	0	0	0	0	1									
<b>Inning Stats</b>	R: 1 E: 0 K: 1 S: 13	H: 2 LOB: 1 BB: 0 P: 20	R: 0 E: 0 K: 0 S: 8	H: 0 LOB: 0 BB: 0 P: 13	R: 0 E: 0 K: 1 S: 6	H: 0 LOB: 0 BB: 0 P: 11	R: 0 E: 0 K: 1 S: 6	H: 0 LOB: 0 BB: 0 P: 8	R: 0 E: 0 K: 1 S: 7	H: 0 LOB: 0 BB: 0 P: 10	R: 0 E: 0 K: 0 S: 8	H: 1 LOB: 1 BB: 0 P: 13	R: 0 E: 0 K: 0 S: 6	H: 1 LOB: 1 BB: 0 P: 9	R: 0 E: 0 K: 1 S: 13	H: 2 LOB: 2 BB: 0 P: 22	R: 0 E: 0 K: 0 S: 9	H: 2 LOB: 2 BB: 0 P: 11	1B: 4 2B: 4 3B: 0 HR: 0	SF: 0 SAC: 0 DP: 0 HBP: 0	WP: 0 PB: 0 SB: 0 CS: 0	PA: 35			
<b>PITCHER</b>	IP	WLS	BF	H	R	ER	SO	BB	IBB	HBP	BLK	WP	HR	S	P	ERA	WHIP								
Jose Guzman, R ERA: 1.5 Terry Mathews, R ERA: 13.5 Floyd Bannister, L ERA: 13.5 Wayne Rosenthal, R ERA: 13.5	6.0	W	21	3	1	1	3	0	0	0	0	0	0	6	9	0.00	1.000								
	1.0		4	1	0	0	0	0	0	0	0	0	0	6	9	0.00	1.000								
	1.0		5	2	0	0	1	0	0	0	0	0	0	13	22	0.00	2.000								
	1.0		5	2	0	0	0	0	0	0	0	0	0	9	11	0.00	2.000								

Texas Rangers @ Seattle Mariners  
The Kingdome, Seattle, WA  
Wed Apr 08 1992, 10:05 PM EDT  
Att: 13,597 - Dome - 70 F

AB	35
R	1
H	8
RBI	1
BB	0
SO	4
LOB	12





Batter	1	2	3	4	5	6	7	8	9	AB	R	H	RBI	BB	SO	LOB	TOP
<b>Monty Fariss, R</b> (1,4) <small>OBP: 0.385, SLG: 0.545</small> <b>Al Newman, S</b> (6,4) <small>OBP: 0.500, SLG: 0.500</small>	F9	FC6-4		K		HR		1B		4	2	1	3	0	1	2	<b>Texas Rangers @ Seattle Mariners</b> The Kingdome, Seattle, WA <small>Thu Apr 09 1992, 10:05 PM EDT</small> <small>Att: 12,436 - Dome - 70 F</small>
<b>Dickie Thon, R</b> (1,6) <small>OBP: 0.313, SLG: 0.357</small>	BB	K		G5-3		G1-3		BB		3	0	0	0	2	1	2	
<b>Rafael Palmeiro, L</b> (1,3) <small>OBP: 0.353, SLG: 0.400</small> <b>Jack Daugherty, S</b> (6,3) <small>OBP: 0.300, SLG: 0.333</small>	K	HR		F8		G1-3		BB		3	1	0	0	1	1	1	
<b>Ruben Sierra, S</b> (1,9) <small>OBP: 0.421, SLG: 0.765</small> <b>Geno Petralli, L</b> (9,5) <small>OBP: 0.500, SLG: 2.000</small>	BB	HR		P3		G6-3		L4		4	1	1	3	1	0	2	
<b>Juan Gonzalez, R</b> (1,8) <small>OBP: 0.353, SLG: 0.500</small> <b>John Cangelosi, S</b> (7,8) <small>OBP: 0.667, SLG: 2.000</small>	K	E5		L6		G5-3		G6-3		4	0	0	0	0	1	2	
<b>Dean Palmer, R</b> (1,5) <small>OBP: 0.611, SLG: 1.214</small> <b>Jeff Huson, L</b> (7,4) <small>OBP: 0.500, SLG: 1.000</small>	BB	1B		1B		G5-3		K		4	1	3	0	0	0	0	
<b>Brian Downing, R</b> (1,10) <small>OBP: 0.462, SLG: 0.222</small>	1B	FC6-4		1B		1B		F9		4	1	2	0	1	0	0	
<b>Kevin Reimer, L</b> (1,7) <small>OBP: 0.600, SLG: 0.750</small>	FC6-4	1B		G3-6		P6		1B		3	2	1	0	1	0	3	
<b>Ivan Rodriguez, R</b> (1,2) <small>OBP: 0.294, SLG: 0.400</small>	1B	FC6-4		L8		HR		G5-3		4	1	2	1	0	0	1	
<b>Inning Stats</b> <small>R: 0 H: 0 E: 0 LOB: 2 K: 2 S: 10</small>	<small>R: 6 H: 4 E: 1 LOB: 2 K: 1 S: 17</small>	<small>R: 0 H: 1 E: 0 LOB: 0 K: 1 S: 7</small>	<small>R: 0 H: 0 E: 0 LOB: 0 K: 1 S: 5</small>	<small>R: 0 H: 2 E: 0 LOB: 2 K: 0 S: 10</small>	<small>R: 2 H: 2 E: 0 LOB: 0 K: 0 S: 9</small>	<small>R: 0 H: 0 E: 0 LOB: 0 K: 0 S: 4</small>	<small>R: 1 H: 3 E: 0 LOB: 2 K: 1 S: 7</small>	<small>R: 0 H: 0 E: 0 LOB: 0 K: 1 S: 7</small>	<small>1B: 7 SF: 0 2B: 3 3B: 0 HR: 2</small>	<small>WP: 2 PA: 43 FB: 0 SB: 0 CS: 0</small>							
<b>PITCHER</b> <b>Dave Fleming, L</b> (1,1) <small>ERA: 12.0</small> <b>Dennis Powell, L</b> (7,1) <small>ERA: 4.5</small> <b>Gene Harris, R</b> (9,1) <small>ERA: 9.0</small>	<small>IP: 6.0 WLS: L BF: 31 H: 9 R: 8 ER: 8 SO: 4 BB: 5 IBB: 0 HBP: 0 BLK: 0 WP: 1 HR: 2 S: 58 P: 110 ERA: 12.00 WHIP: 2.333</small>	<small>IP: 2.0 WLS: 9 BF: 3 H: 1 R: 1 ER: 1 SO: 0 BB: 1 IBB: 0 HBP: 0 BLK: 0 WP: 0 HR: 0 S: 11 P: 24 ERA: 4.50 WHIP: 2.000</small>	<small>IP: 1.0 WLS: 3 BF: 0 H: 0 R: 0 ER: 0 SO: 1 BB: 0 IBB: 0 HBP: 0 BLK: 0 WP: 0 HR: 0 S: 7 P: 12 ERA: 0.00 WHIP: 0.000</small>	<b>PITCHER</b> <small>IP: 0.0 WLS: 0 BF: 0 H: 0 R: 0 ER: 0 SO: 0 BB: 0 IBB: 0 HBP: 0 BLK: 0 WP: 0 HR: 0 S: 0 P: 0 ERA: 0.00 WHIP: 0.000</small>													

Batter	1	2	3	4	5	6	7	8	9	AB	R	H	RBI	BB	SO	LOB	BOTTOM
<b>Harold Reynolds, S</b> (1,4) <small>OBP: 0.353, SLG: 0.267</small>	F8		G3-6-3			G4-3		F8		4	0	0	0	0	0	1	<b>Texas Rangers @ Seattle Mariners</b> The Kingdome, Seattle, WA <small>Thu Apr 09 1992, 10:05 PM EDT</small> <small>Att: 12,436 - Dome - 70 F</small>
<b>Edgar Martinez, R</b> (1,5) <small>OBP: 0.353, SLG: 0.588</small>	G4-3			WP	G4-3	1B	G6-3	2B		4	1	3	0	0	0	0	
<b>Ken Griffey Jr., L</b> (1,8) <small>OBP: 0.133, SLG: 0.143</small> <b>Greg Britley, L</b> (8,8) <small>OBP: 0.250, SLG: 0.250</small>	G3-1			G4-3		G4-3		F8		3	0	0	0	0	0	2	
<b>Kevin Mitchell, R</b> (1,7) <small>OBP: 0.313, SLG: 0.375</small>	P6			G6-3		G6-3		1B		4	0	1	1	0	0	0	
<b>Pete O'Brien, L</b> (1,10) <small>OBP: 0.267, SLG: 0.500</small>	1B			F9		F9		1B		4	0	1	0	0	1	1	
<b>Jay Buhner, R</b> (1,9) <small>OBP: 0.375, SLG: 0.429</small>	G3-6			1B		F9		F7		4	0	1	0	0	0	1	
<b>Tino Martinez, L</b> (1,3) <small>OBP: 0.267, SLG: 0.467</small>	G3-6-1			G4-3		G4-3		1B		3	0	1	0	0	0	2	
<b>Dave Valle, R</b> (1,2) <small>OBP: 0.300, SLG: 0.700</small> <b>Dave Cochrane, S</b> (7,PH) <small>OBP: 0.333, SLG: 0.667</small>	FC2-5			K		K		K		2	0	1	0	0	1	0	
<b>Omar Vizquel, S</b> (1,6) <small>OBP: 0.273, SLG: 0.273</small>	FC2-5			FC2-5		F8		G4-3		3	0	0	0	0	0	1	
<b>Inning Stats</b> <small>R: 0 H: 0 E: 0 LOB: 0 K: 0 S: 5</small>	<small>R: 0 H: 2 E: 0 LOB: 1 K: 0 S: 8</small>	<small>R: 0 H: 1 E: 0 LOB: 0 K: 0 S: 7</small>	<small>R: 1 H: 1 E: 0 LOB: 0 K: 0 S: 7</small>	<small>R: 0 H: 0 E: 0 LOB: 0 K: 1 S: 7</small>	<small>R: 0 H: 1 E: 0 LOB: 1 K: 0 S: 12</small>	<small>R: 0 H: 2 E: 0 LOB: 2 K: 1 S: 13</small>	<small>R: 0 H: 1 E: 0 LOB: 1 K: 1 S: 10</small>	<small>R: 0 H: 0 E: 0 LOB: 0 K: 1 S: 6</small>	<small>1B: 5 SF: 0 2B: 3 3B: 0 HR: 0</small>	<small>WP: 1 PA: 33 FB: 0 SB: 0 CS: 0</small>							
<b>PITCHER</b> <b>Jeff Robinson, R</b> (1,1) <small>ERA: 1.13</small> <b>Kenny Rogers, L</b> (9,1) <small>ERA: 10.5</small>	<small>IP: 8.0 WLS: W BF: 30 H: 8 R: 1 ER: 1 SO: 3 BB: 0 IBB: 0 HBP: 0 BLK: 0 WP: 1 HR: 0 S: 69 P: 95 ERA: 1.12 WHIP: 1.000</small>	<small>IP: 1.0 WLS: 3 BF: 0 H: 0 R: 0 ER: 0 SO: 1 BB: 0 IBB: 0 HBP: 0 BLK: 0 WP: 0 HR: 0 S: 6 P: 9 ERA: 0.00 WHIP: 0.000</small>	<b>PITCHER</b> <small>IP: 0.0 WLS: 0 BF: 0 H: 0 R: 0 ER: 0 SO: 0 BB: 0 IBB: 0 HBP: 0 BLK: 0 WP: 0 HR: 0 S: 0 P: 0 ERA: 0.00 WHIP: 0.000</small>														



Batter	1	2	3	4	5	6	7	8	9	AB	R	H	RBI	BB	SO	LOB	TOP								
<b>John Cangelosi, S</b> (1, 8) OBP: 0.429, SLG: 0.800										3	0	0	0	1	0	1	<b>Texas Rangers @ Minnesota Twins</b> Hubert H. Humphrey Metrodome, Minneapolis, MN Fri Apr 10 1992, 8:05 PM EDT Att: 53,031 - Dome - 70 F <a href="http://livebaseballscorecards.com">livebaseballscorecards.com</a>								
<b>Al Newman, S</b> (1, 4) OBP: 0.385, SLG: 0.364										3	0	0	0	0	0	1									
<b>Monty Fariss, R</b> (8, PH) OBP: 0.429, SLG: 0.545										0	0	0	0	1	0	0									
<b>Rafael Palmeiro, L</b> (1, 3) OBP: 0.333, SLG: 0.421										4	0	1	0	0	3	0									
<b>Ruben Sierra, S</b> (1, 9) OBP: 0.478, SLG: 0.952										4	1	3	1	0	1	2									
<b>Juan Gonzalez, R</b> (1, 10) OBP: 0.381, SLG: 0.500										4	0	2	0	0	1	3									
<b>Kevin Reimer, L</b> (1, 7) OBP: 0.474, SLG: 0.563										4	0	0	0	0	1	4									
<b>Dean Palmer, R</b> (1, 5) OBP: 0.500, SLG: 0.944										4	0	0	0	0	1	1									
<b>Geno Petralli, L</b> (1, 2) OBP: 0.400, SLG: 1.200										3	0	1	0	0	1	0									
<b>Ivan Rodriguez, R</b> (9, PH) OBP: 0.333, SLG: 0.438										1	0	1	0	0	0	0									
<b>Jeff Huson, L</b> (1, 6) OBP: 0.333, SLG: 0.667										3	0	0	0	0	0	1									
<b>Dickie Thon, R</b> (9, PH) OBP: 0.294, SLG: 0.333										1	0	0	0	0	0	1									
<b>Inning Stats</b>	R: 0 E: 0 K: 1 S: 12	H: 0 LOB: 0 BB: 1 P: 20	R: 0 E: 0 K: 1 S: 10	H: 1 LOB: 1 BB: 0 P: 11	R: 0 E: 0 K: 0 S: 8	H: 0 LOB: 0 BB: 0 P: 12	R: 0 E: 0 K: 2 S: 12	H: 2 LOB: 2 BB: 0 P: 20	R: 0 E: 0 K: 0 S: 9	H: 1 LOB: 1 BB: 0 P: 14	R: 1 E: 0 K: 1 S: 12	H: 2 LOB: 1 BB: 0 P: 17	R: 0 E: 0 K: 1 S: 9	H: 0 LOB: 0 BB: 0 P: 14	R: 0 E: 0 K: 1 S: 11	H: 1 LOB: 2 BB: 1 P: 18	R: 0 E: 0 K: 1 S: 12	H: 1 LOB: 1 BB: 1 P: 18	1B: 4 2B: 3 3B: 0 HR: 1	SF: 0 SAC: 0 DP: 0 HBP: 0	WP: 0 PB: 0 SB: 0 CS: 1	PA: 36			
<b>PITCHER</b>	IP	WLS	BF	H	R	ER	SO	BB	IBB	HBP	BLK	WP	HR	S	P	ERA	WHIP								
<b>Kevin Tapani, R</b> (1, 1) ERA: 1.29	7.0	W	27	6	1	1	6	1	0	0	0	0	1	72	108	1.29	1.000								
<b>Gary Wayne, L</b> (8, 1) ERA:	1.0		5	1	0	0	1	1	0	0	0	0	0	11	18	0.00	2.000								
<b>Bob Kipper, L</b> (9, 1) ERA:	1.0		4	1	0	0	1	0	0	0	0	0	0	12	18	0.00	1.000								

Batter	1	2	3	4	5	6	7	8	9	AB	R	H	RBI	BB	SO	LOB	BOTTOM								
<b>Shane Mack, R</b> (1, 7) OBP: 0.500, SLG: 0.923										5	2	4	2	0	0	1	<b>Texas Rangers @ Minnesota Twins</b> Hubert H. Humphrey Metrodome, Minneapolis, MN Fri Apr 10 1992, 8:05 PM EDT Att: 53,031 - Dome - 70 F <a href="http://livebaseballscorecards.com">livebaseballscorecards.com</a>								
<b>Chuck Knoblauch, R</b> (1, 4) OBP: 0.400, SLG: 0.400										5	0	2	1	0	0	1									
<b>Kirby Puckett, R</b> (1, 8) OBP: 0.250, SLG: 0.444										5	1	1	1	0	1	3									
<b>Chili Davis, S</b> (1, 10) OBP: 0.556, SLG: 0.364										3	1	1	0	2	2	1									
<b>Brian Harper, R</b> (1, 2) OBP: 0.286, SLG: 0.286										4	0	2	1	0	0	2									
<b>Gene Larkin, S</b> (1, 3) OBP: 0.438, SLG: 0.500										2	0	0	1	1	0	1									
<b>Pedro Munoz, R</b> (1, 9) OBP: 0.267, SLG: 0.267										4	0	1	0	0	1	5									
<b>Jarvis Brown, R</b> (7, PR) OBP: 0.429, SLG: 0.385										0	1	0	0	0	0	0									
<b>Scott Leius, R</b> (1, 5) OBP: 0.308, SLG: 0.333										3	1	0	0	1	0	1									
<b>Greg Gagne, R</b> (1, 6) OBP: 0.429, SLG: 0.385										3	1	1	1	0	0	0									
<b>Inning Stats</b>	R: 2 E: 0 K: 0 S: 12	H: 3 LOB: 2 BB: 2 P: 25	R: 0 E: 0 K: 0 S: 7	H: 1 LOB: 1 BB: 0 P: 13	R: 1 E: 0 K: 0 S: 10	H: 1 LOB: 1 BB: 1 P: 19	R: 0 E: 0 K: 1 S: 11	H: 2 LOB: 2 BB: 0 P: 16	R: 0 E: 0 K: 1 S: 10	H: 1 LOB: 1 BB: 0 P: 16	R: 3 E: 0 K: 1 S: 14	H: 2 LOB: 1 BB: 1 P: 20	R: 1 E: 0 K: 0 S: 10	H: 2 LOB: 2 BB: 0 P: 15	R: 0 E: 0 K: 1 S: 6	H: 0 LOB: 0 BB: 0 P: 8	1B: 9 2B: 2 3B: 0 HR: 1	SF: 1 SAC: 1 DP: 1 HBP: 0	WP: 1 PB: 0 SB: 1 CS: 0	PA: 40					
<b>PITCHER</b>	IP	WLS	BF	H	R	ER	SO	BB	IBB	HBP	BLK	WP	HR	S	P	ERA	WHIP								
<b>Bobby Witt, R</b> (1, 1) ERA: 5.4	5.0	L	25	8	3	3	2	3	0	0	0	0	0	5	9	5.40	2.200								
<b>Wayne Rosenthal, R</b> (6, 1) ERA: 13.5	0.0		2	0	2	2	0	1	0	0	0	0	0	5	9	13.50	2.200								
<b>Terry Mathews, R</b> (6, 1) ERA: 4.5	1.0		5	2	1	1	1	0	0	0	0	0	0	9	11	9.00	2.000								
<b>Floyd Bannister, L</b> (7, 1) ERA: 9.0	2.0		8	2	1	1	1	0	0	0	0	1	0	16	23	4.50	1.000								



Batter	1	2	3	4	5	6	7	8	9	10	AB	R	H	RBI	BB	SO	LOB
Jeff Huson, L OBP: 0.267, SLG: 0.467 (1.4) (9, 6)	E6 G6-4-3			G3		G4-3			F9	L8	6	1	1	0	0	0	2
Jack Daugherty, S OBP: 0.267, SLG: 0.286 (1, 7) (1, 1)	G6-4-3			G4-3		F9			K		5	1	1	1	0	1	1
Rafael Palmeiro, L OBP: 0.308, SLG: 0.500 (1, 3) (1, 3)	G5-3			F8		HR			K	K	5	1	1	3	0	2	0
Ruben Sierra, S OBP: 0.536, SLG: 0.960 (1, 9)		G4-3				1B					4	2	3	0	1	0	0
Juan Gonzalez, R OBP: 0.395, SLG: 0.480 (1, 8)		F9		F8		1B			K	2B	5	1	2	0	0	1	2
Kevin Reimer, L OBP: 0.417, SLG: 0.524 John Cangelosi, S OBP: 0.429, SLG: 0.800 (1, 10) (10, PR)		G3		P3		K			K	1B	5	0	1	2	0	2	4
Dean Palmer, R OBP: 0.519, SLG: 0.952 (1, 5)				G4-3		SF8			E7	2B	3	1	2	2	1	0	0
Dickie Thon, R OBP: 0.250, SLG: 0.278 Geng Petralli, L OBP: 0.333, SLG: 1.000 Al Newman, S OBP: 0.357, SLG: 0.333 (1, 6) (9, PH) (9, 4)				G5-3		L7			K	F9	3	0	0	0	0	0	3
Ivan Rodriguez, R OBP: 0.391, SLG: 0.579 (1, 2)				K		1B			HR	BB	3	2	1	2	1	1	0

**TOP**


Texas Rangers @ Minnesota Twins  
Hubert H. Humphrey Metrodome, Minneapolis, MN

Sat. Apr 11 1992, 8:05 PM EDT  
Att. 50,818 - Dome - 70 F

livebaseballscorecards.com

AB 41  
R 10  
H 12  
RBI 10  
BB 3  
SO 8  
LOB 15

WP: 1 PA: 46  
PB: 0  
SB: 1  
CS: 0



Inning Stats	R: 0	H: 0	E: 1	LOB: 0	K: 0	BB: 0	S: 5	R: 0	H: 0	E: 0	LOB: 0	K: 0	BB: 0	S: 6	R: 0	H: 0	E: 0	LOB: 0	K: 1	BB: 0	S: 8	R: 0	H: 0	E: 0	LOB: 0	K: 0	BB: 0	S: 6	R: 0	H: 1	E: 0	LOB: 2	K: 0	BB: 1	S: 9	R: 5	H: 5	E: 0	LOB: 1	K: 0	BB: 0	S: 23	R: 0	H: 0	E: 0	LOB: 0	K: 3	BB: 0	S: 10	R: 0	H: 1	E: 0	LOB: 1	K: 3	BB: 0	S: 13	R: 2	H: 2	E: 1	LOB: 0	K: 2	BB: 0	S: 13	R: 3	H: 3	E: 0	LOB: 2	K: 1	BB: 2	S: 23	1B: 7	SF: 1	2B: 3	SAC: 0	3B: 0	DP: 1	HR: 2	HBP: 1
--------------	------	------	------	--------	------	-------	------	------	------	------	--------	------	-------	------	------	------	------	--------	------	-------	------	------	------	------	--------	------	-------	------	------	------	------	--------	------	-------	------	------	------	------	--------	------	-------	-------	------	------	------	--------	------	-------	-------	------	------	------	--------	------	-------	-------	------	------	------	--------	------	-------	-------	------	------	------	--------	------	-------	-------	-------	-------	-------	--------	-------	-------	-------	--------

Batter	1	2	3	4	5	6	7	8	9	10	AB	R	H	RBI	BB	SO	LOB
Shane Mack, R OBP: 0.500, SLG: 0.833 (1, 7) (1, 7)	K			1B		G6-3				FC6-5	5	1	2	0	1	1	2
Chuck Knoblauch, R OBP: 0.462, SLG: 0.391 (1, 4) (1, 4)	G3-1			1B		3B				1B	3	2	1	1	3	0	2
Kirby Puckett, R OBP: 0.308, SLG: 0.565 (1, 8) (1, 8)	BB			1B		1B			F9	K	5	1	3	3	0	1	3
Chili Davis, S OBP: 0.500, SLG: 0.267 (1, 10) (1, 10)	BB			L9		L9			G4-3	FC6-5	4	1	0	0	2	0	5
Brian Harper, R OBP: 0.350, SLG: 0.316 (1, 2) (1, 2)	1B			F7		P4			F8	FC6-4	5	0	2	1	1	0	3
Scott Leius, R OBP: 0.316, SLG: 0.333 (1, 5) (1, 5)				P2		FC6-4			F8	FC6-4	6	0	2	2	0	0	3
Gene Larkin, S OBP: 0.381, SLG: 0.375 (1, 3) (1, 3)	F7			P6		L7			F9	FC6-4	4	0	0	0	1	0	4
Pedro Munoz, R OBP: 0.316, SLG: 0.444 Jarvis Brown, R OBP: 0.333, SLG: 0.200 (1, 9) (9, 9) (9, PH) (10, 9)				G5-3		G4-3			F7		3	1	1	1	1	0	1
Greg Gagne, R OBP: 0.389, SLG: 0.353 Luis Quiñones, S OBP: 0.167, SLG: 0.200 (1, 6) (9, PH) (10, 6)				E5		L9			FC6-4		4	2	1	0	0	0	2

**BOTTOM**


Texas Rangers @ Minnesota Twins  
Hubert H. Humphrey Metrodome, Minneapolis, MN

Sat. Apr 11 1992, 8:05 PM EDT  
Att. 50,818 - Dome - 70 F

livebaseballscorecards.com

AB 41  
R 8  
H 12  
RBI 8  
BB 9  
SO 2  
LOB 27

WP: 1 PA: 51  
PB: 0  
SB: 1  
CS: 0



PITCHER	IP	WLS	BF	H	R	ER	SO	BB	IBB	HBP	BLK	WP	HR	S	P	ERA	WHIP
Scott Erickson, R ERA: 4.91 Mark Guthrie, L ERA: 5.4 Carl Willis, R ERA: Gary Wayne, L ERA: Rick Aguilera, R ERA: 11.25 (1, 1) (6, 1) (6, 1) (8, 1) (9, 1)	5.0	0	21	4	4	4	1	0	0	0	0	0	0	41	72	7.20	1.000
Tom Edens, R ERA: (10, 1)	0.2	0	4	1	0	0	0	0	0	0	0	0	0	16	26	5.40	0.000
Brian Bohanon, L ERA: 9.82 Steve Fireovid, R ERA: 8.1 Wayne Rosenthal, R ERA: 6.75 Terry Mathews, R ERA: 3.38 Jeff Russell, R ERA: 3.39 (1, 1) (4, 1) (6, 1) (8, 1) (8, 1)	3.2	2	20	6	6	4	1	3	0	0	0	0	0	48	78	9.82	2.455
Kenny Rogers, L ERA: 6.75 (10, 1)	1.0	0	5	1	0	0	1	0	0	0	0	0	0	19	38	6.75	2.000



Batter	1	2	3	4	5	6	7	8	9	AB	R	H	RBI	BB	SO	LOB	TOP					
<b>Jeff Huson, L</b> (1, 4) OBP: 0.278, SLG: 0.412 <b>Dean Palmer, R</b> (8, FH) OBP: 0.517, SLG: 0.913 (8, 5)	 4-0 1-2	 2-3 1-2			 2-2			 3-2 1-2	 3-3	2	1	0	0	1	1	1	<b>Texas Rangers @ Minnesota Twins</b> Hubert H. Humphrey Metrodome, Minneapolis, MN Sun Apr 12 1992, 8:05 PM EDT Att: 18,076 - Dome - 70 F <a href="http://livebaseballscorecards.com">livebaseballscorecards.com</a>					
<b>Al Newman, S</b> (1, 5) OBP: 0.353, SLG: 0.286 (8, 4)	 1-2		 2-2		 4-1			 0-0 1-2		2	0	0	0	1	0	1						
<b>Rafael Palmeiro, L</b> (1, 3) OBP: 0.367, SLG: 0.480	 4-1 1-2		 4-0		 1-3 1-2			 1-0		1	1	0	0	2	1	1						
<b>Ruben Sierra, S</b> (1, 9) OBP: 0.469, SLG: 0.828	 0-0		 1-1 1-2		 1-3			 1-0		4	0	0	0	0	1	5						
<b>Juan Gonzalez, R</b> (1, 8) OBP: 0.400, SLG: 0.586	 1-1 1-H 2-H		 2-0		 1-2			 1-0 1-3 2-H		4	1	2	4	0	0	1						
<b>Kevin Reimer, L</b> (1, 10) OBP: 0.357, SLG: 0.440	 1-0		 2-2		 2-2			 0-1		4	0	0	0	0	0	2						
<b>Jack Daugherty, S</b> (1, 7) OBP: 0.263, SLG: 0.235		 2-2		 4-0				 3-2		3	0	0	0	1	0	0						
<b>Dickie Thon, R</b> (1, 6) OBP: 0.292, SLG: 0.318		 2-2		 0-0 1-2				 0-1		4	0	2	0	0	0	1						
<b>Ivan Rodriguez, R</b> (1, 2) OBP: 0.333, SLG: 0.478		 0-0		 2-1				 0-2		4	0	0	0	0	1	2						
<b>Inning Stats</b>	R: 3 E: 0 K: 0 S: 8	H: 1 LOB: 0 BB: 2 P: 19	R: 0 E: 0 K: 1 S: 10	H: 1 LOB: 1 BB: 0 P: 16	R: 0 E: 0 K: 0 S: 7	H: 0 LOB: 1 BB: 1 P: 16	R: 0 E: 0 K: 0 S: 5	H: 0 LOB: 0 BB: 1 P: 11	R: 0 E: 0 K: 1 S: 10	H: 0 LOB: 1 BB: 1 P: 18	R: 0 E: 0 K: 0 S: 12	H: 0 LOB: 0 BB: 0 P: 16	R: 0 E: 0 K: 0 S: 8	H: 0 LOB: 0 BB: 0 P: 11	R: 1 E: 0 K: 0 S: 8	H: 2 LOB: 2 BB: 0 P: 14	R: 0 E: 0 K: 2 S: 10	H: 1 LOB: 1 BB: 0 P: 13	1B: 4 2B: 0 3B: 0 HR: 1	SF: 0 SAC: 1 DP: 1 HBP: 1	WP: 2 PB: 0 SB: 2 CS: 0	PA: 37
<b>PITCHER</b>	IP WLS BF H R ER SO BB IBB HBP BLK WP HR S P ERA WHIP																					
<b>Pat Mahomes, R</b> (1, 1) ERA: 4.5 <b>Bob Kipper, L</b> (7, 1) ERA: 2.25	6.0 L 13 3 1 1 2 0 0 1 0 1 0 26 38 3.00 1.000																					

Batter	1	2	3	4	5	6	7	8	9	AB	R	H	RBI	BB	SO	LOB	BOTTOM					
<b>Shane Mack, R</b> (1, 7) OBP: 0.458, SLG: 0.727	 1-3		 1-0			 0-0		 1-1		4	0	1	0	0	1	0	<b>Texas Rangers @ Minnesota Twins</b> Hubert H. Humphrey Metrodome, Minneapolis, MN Sun Apr 12 1992, 8:05 PM EDT Att: 18,076 - Dome - 70 F <a href="http://livebaseballscorecards.com">livebaseballscorecards.com</a>					
<b>Chuck Knoblauch, R</b> (1, 4) OBP: 0.433, SLG: 0.346	 0-1		 0-0			 0-1		 4-0		3	0	0	0	1	0	1						
<b>Kirby Puckett, R</b> (1, 8) OBP: 0.300, SLG: 0.519	 1-2			 2-3				 0-1 1-2		4	1	1	0	0	1	1						
<b>Chili Davis, S</b> (1, 10) OBP: 0.500, SLG: 0.278		 1-1		 4-0				 1-3		3	0	1	0	1	1	1						
<b>Brian Harper, R</b> (1, 2) OBP: 0.333, SLG: 0.304		 1-2		 2-0 1-2				 1-0 1-2		4	1	1	0	0	0	2						
<b>Gene Larkin, S</b> (1, 3) OBP: 0.360, SLG: 0.400		 0-3		 2-1				 1-0 1-3 2-H		4	1	1	1	0	1	1						
<b>Pedro Munoz, R</b> (1, 9) OBP: 0.273, SLG: 0.381		 2-1		 2-2				 1-0		3	0	0	1	0	0	2						
<b>Scott Leius, R</b> (1, 5) OBP: 0.318, SLG: 0.333			 2-3		 1-0			 1-0		3	0	1	1	0	1	0						
<b>Greg Gagne, R</b> (1, 6) OBP: 0.333, SLG: 0.300			 1-1			 2-2		 2-2 3-H 1-2		3	0	0	0	0	0	1						
<b>Inning Stats</b>	R: 0 E: 0 K: 1 S: 8	H: 0 LOB: 0 BB: 0 P: 10	R: 0 E: 0 K: 1 S: 11	H: 1 LOB: 1 BB: 0 P: 15	R: 0 E: 0 K: 1 S: 8	H: 1 LOB: 1 BB: 0 P: 12	R: 0 E: 0 K: 1 S: 4	H: 0 LOB: 0 BB: 1 P: 12	R: 0 E: 0 K: 0 S: 6	H: 0 LOB: 0 BB: 0 P: 11	R: 0 E: 0 K: 0 S: 6	H: 0 LOB: 0 BB: 0 P: 8	R: 3 E: 0 K: 1 S: 13	H: 4 LOB: 1 BB: 0 P: 18	R: 0 E: 0 K: 0 S: 3	H: 0 LOB: 0 BB: 1 P: 8	R: 0 E: 0 K: 0 S: 3	H: 0 LOB: 0 BB: 0 P: 4	1B: 5 2B: 1 3B: 0 HR: 0	SF: 0 SAC: 0 DP: 2 HBP: 0	WP: 0 PB: 0 SB: 0 CS: 0	PA: 33
<b>PITCHER</b>	IP WLS BF H R ER SO BB IBB HBP BLK WP HR S P ERA WHIP																					
<b>Kevin Brown, R</b> (1, 1) ERA: 1.5	9.0 W 33 6 3 3 5 2 0 0 0 0 0 0 62 98 3.00 0.889																					



Batter	1	2	3	4	5	6	7	8	9	AB	R	H	RBI	BB	SO	LOB	TOP										
Luis Polonia, L (1, 7) OBP: 0.308, SLG: 0.217	1-1 G4-3	2-2 FC6-4					1-1 E5		3-2 G6-3	5	1	1	0	0	0	3	<b>California Angels @ Texas Rangers</b> Arlington Stadium, Arlington, TX Mon Apr 13 1992, 8:05 PM EDT Att: 41,129 - Cloudy - 85 F										
Junior Felix, S (1, 8) OBP: 0.323, SLG: 0.448	3-2 2B		0-0 F7			1-2 P2	2-2 SF8		2-3 K	4	0	1	1	0	1	1											
Von Hayes, L (1, 9) OBP: 0.414, SLG: 0.692	2-1 F8		0-0 G4-3				4-1 2B		2-3 K	3	1	0	0	1	1	1											
Hubie Brooks, R (1, 10) OBP: 0.333, SLG: 0.517	0-2 1-3		0-0 P3			1-0 F9	1-1 1B			4	0	2	0	0	0	1											
Alvin Davis, L (1, 3) OBP: 0.538, SLG: 0.818	3-3 K			1-2 G6-3		3-2 2B	2-2 L5			4	0	1	1	0	1	3											
Lance Parrish, R (1, 2) OBP: 0.286, SLG: 0.421		0-0 G6-4-3		2-3 K		1-2 G6-3		2-0 G5-3		4	0	1	0	0	1	1											
Gary Gaetti, R (1, 5) OBP: 0.208, SLG: 0.095		2-1 G6-4-3		0-0 G5-3		4-2 FC5-4		1-3 K		3	0	0	0	1	1	1											
Bobby Rose, R (1, 4) OBP: 0.393, SLG: 0.542		4-1 1B		0-1 2B		1-1 FC5-4		0-2 F9		3	0	1	0	1	0	2											
Gary Disarcina, R (1, 6) OBP: 0.429, SLG: 0.400		1-0 FC6-4		1-0 F9		2-1 1B		1-0 F7		4	1	2	0	0	0	1											
<b>Inning Stats</b>	R: 0 E: 0 K: 1 S: 16	H: 2 LOB: 2 BB: 0 P: 25	R: 0 E: 0 K: 0 S: 9	H: 2 LOB: 2 BB: 1 P: 18	R: 0 E: 0 K: 0 S: 3	H: 0 LOB: 0 BB: 0 P: 3	R: 0 E: 0 K: 1 S: 8	H: 0 LOB: 0 BB: 0 P: 11	R: 0 E: 0 K: 0 S: 9	H: 1 LOB: 1 BB: 0 P: 13	R: 1 E: 0 K: 0 S: 14	H: 1 LOB: 2 BB: 2 P: 28	R: 2 E: 1 K: 1 S: 16	H: 3 LOB: 1 BB: 0 P: 26	R: 0 E: 0 K: 1 S: 7	H: 0 LOB: 0 BB: 0 P: 10	R: 0 E: 0 K: 1 S: 11	H: 0 LOB: 0 BB: 0 P: 17	1B: 6 2B: 3 3B: 0 HR: 0	SF: 1 SAC: 0 DP: 1 HBP: 0	WP: 0 PB: 0 SB: 0 CS: 0	PA: 38					
<b>PITCHER</b>	IP	WLS	BF	H	R	ER	SO	BB	IBB	HBP	BLK	WP	HR	S	P	ERA	WHIP										
Jose Guzman, R (1, 1) ERA: 1.5	6.0	L	26	6	1	1	2	3	0	0	0	0	0	59	98	1.50	1.500										
Wayne Rosenthal, R (7, 1) ERA: 10.13	0.0		1	1	1	1	0	0	0	0	0	0	0	2	4	∞	∞										
Floyd Bannister, L (7, 1) ERA: 7.2	1.0	5	2	1	0	1	0	0	0	0	0	0	0	14	22	0.00	2.000										
Terry Mathews, R (8, 1) ERA: 2.45	1.0	3	0	0	0	0	1	0	0	0	0	0	0	7	10	0.00	0.000										
Kenny Rogers, L (9, 1) ERA: 4.91	1.0	3	0	0	0	0	1	0	0	0	0	0	0	11	17	0.00	0.000										

Batter	1	2	3	4	5	6	7	8	9	AB	R	H	RBI	BB	SO	LOB	BOTTOM										
Monty Fariss, R (1, 7) OBP: 0.500, SLG: 0.571	1-1 CS		4-2 BB							3	0	2	0	1	1	0	<b>California Angels @ Texas Rangers</b> Arlington Stadium, Arlington, TX Mon Apr 13 1992, 8:05 PM EDT Att: 41,129 - Cloudy - 85 F										
Rafael Palmeiro, L (1, 3) OBP: 0.353, SLG: 0.429	3-1 G4-3		4-1 BB			3-2 G4-3		0-3 K		3	0	0	0	1	1	3											
Ruben Sierra, S (1, 9) OBP: 0.417, SLG: 0.727	2-1 P6		1-3 K			0-1 G6-3		0-3 K		4	0	0	0	0	2	4											
Juan Gonzalez, R (1, 8) OBP: 0.412, SLG: 0.576		1-2 G6-4-3		1-0 G5-3			0-0 1B		1-2 G5-3	4	0	2	0	0	0	0											
Brian Downing, R (1, 10) OBP: 0.438, SLG: 0.250		3-2 G6-4-3		2-2 F9			1-2 P4		1-3 K	3	0	1	0	0	0	1											
Geno Petralli, L (9, PH) OBP: 0.286, SLG: 0.857		1-2 1B								1	0	0	0	0	1	0											
Dean Palmer, R (1, 5) OBP: 0.455, SLG: 0.778		3-1 G6-4-3		2-3 K			2-2 P8		1-3 K	4	0	0	0	0	2	3											
Dickie Thon, R (1, 6) OBP: 0.259, SLG: 0.280		0-2 F9				1-1 G6-3				3	0	0	0	0	0	2											
Al Newman, S (1, 4) OBP: 0.316, SLG: 0.250			0-1 F7			2-2 G4-3			1-3 K	2	0	0	0	0	0	0											
John Cangelosi, S (9, PH) OBP: 0.375, SLG: 0.667										1	0	0	0	0	1	0											
Ivan Rodriguez, R (1, 2) OBP: 0.333, SLG: 0.462			0-1 P3			0-1 F9				3	0	1	0	0	0	0											
<b>Inning Stats</b>	R: 0 E: 0 K: 0 S: 6	H: 1 LOB: 0 BB: 0 P: 12	R: 0 E: 0 K: 0 S: 12	H: 2 LOB: 1 BB: 0 P: 18	R: 0 E: 0 K: 1 S: 10	H: 0 LOB: 2 BB: 2 P: 19	R: 0 E: 0 K: 1 S: 7	H: 0 LOB: 0 BB: 0 P: 12	R: 0 E: 0 K: 1 S: 7	H: 0 LOB: 0 BB: 0 P: 10	R: 0 E: 0 K: 1 S: 8	H: 0 LOB: 0 BB: 0 P: 11	R: 0 E: 0 K: 0 S: 8	H: 1 LOB: 1 BB: 0 P: 12	R: 0 E: 0 K: 3 S: 12	H: 2 LOB: 2 BB: 0 P: 15	R: 0 E: 0 K: 2 S: 10	H: 0 LOB: 0 BB: 0 P: 13	1B: 6 2B: 0 3B: 0 HR: 0	SF: 0 SAC: 0 DP: 1 HBP: 0	WP: 0 PB: 0 SB: 0 CS: 1	PA: 33					
<b>PITCHER</b>	IP	WLS	BF	H	R	ER	SO	BB	IBB	HBP	BLK	WP	HR	S	P	ERA	WHIP										
Jim Abbott, L (1, 1) ERA: 1.23	7.1	W	28	6	0	0	4	2	0	0	0	0	0	64	103	0.00	1.091										
Bryan Harvey, R (8, 1) ERA:	1.2	S	5	0	0	0	4	0	0	0	0	0	0	16	19	0.00	0.000										

AB	34
R	3
H	9
RBI	2
BB	3
SO	5
LOB	14





Batter	1	2	3	4	5	6	7	8	9	AB	R	H	RBI	BB	SO	LOB	TOP					
Luis Polonia, L OBP: 0.387, SLG: 0.280 (1, 7)	4-0 1B HR	1-0 BLK BB 1B		0-0 SF8			4-0 E BB	3-2 1B		2	2	2	1	2	0	0						
Junior Felix, S OBP: 0.333, SLG: 0.424 (1, 8)	1-2 F8	4-0 BLK BB		3-H 2-2 CS 1B			1-2 E BB	3-2 P5		4	1	1	0	1	0	4						
Von Hayes, L OBP: 0.394, SLG: 0.633 Chad Curtis, R OBP: 0.333, SLG: 0.250 (1, 9) (8, 9)	1-0 HR	3-2 G3		2-1 CS 1B	2-0 P7		2-2 G1-2-3		0-0 G1-3	4	1	1	0	0	0	5						
Hubie Brooks, R OBP: 0.371, SLG: 0.647 (1, 10)	0-0 HR		2-2 P4		1-1 G4-3		2-1 E3 1B		1-0 G4-3 2B	5	1	3	5	0	0	0						
Alvin Davis, L OBP: 0.500, SLG: 0.667 (1, 3)	2-2 1B		2-1 F9		1-0 G6-3		4-0 IBB		1-2 G4-3	4	0	1	0	1	0	1						
Mike Fitzgerald, R OBP: 0.286, SLG: 0.231 (1, 2)	1-3 K		1-3 K			0-0 FC6-4 1B	0-1 L1		1-0 P5	5	0	1	0	0	2	4						
Gary Gaetti, R OBP: 0.250, SLG: 0.280 Rene Gonzales, R OBP: 0.500, SLG: 1.500 (1, 5) (8, 5)	0-0 P3			1-1 2B 1B		0-0 FC6-4 G1-6-3		1-1 HR		4	2	2	1	0	0	2	AB 36					
Bobby Rose, R OBP: 0.375, SLG: 0.536 (1, 4)		3-2 F9		2-2 SH1-3 1-H SF8 2B		1-1 G1-6-3		3-1 G5-3		4	1	1	1	0	0	1	R 8					
Gary Disarcina, R OBP: 0.417, SLG: 0.391 (1, 6)		1-2 G6-3		0-0 SH1-3			1-0 E BB G1-2-3 1B		0-3 K	3	0	1	0	0	1	0	H 13					
<b>Inning Stats</b>	R: 3 E: 0 K: 1 S: 13	H: 3 LOB: 1 BB: 1 P: 22	R: 0 E: 0 K: 0 S: 12	H: 1 LOB: 2 BB: 1 P: 24	R: 0 E: 0 K: 1 S: 11	H: 0 LOB: 0 BB: 0 P: 16	R: 2 E: 0 K: 0 S: 11	H: 3 LOB: 0 BB: 0 P: 18	R: 0 E: 0 K: 0 S: 4	H: 1 LOB: 0 BB: 0 P: 5	R: 2 E: 2 K: 0 S: 11	H: 2 LOB: 2 BB: 2 P: 25	R: 1 E: 0 K: 1 S: 17	H: 2 LOB: 1 BB: 0 P: 27	R: 0 E: 0 K: 0 S: 6	H: 1 LOB: 1 BB: 0 P: 9	1B: 9 2B: 2 3B: 0 HR: 2	SF: 1 SAC: 1 DP: 2 HBP: 0	WP: 0 PB: 0 SB: 0 CS: 1	PA: 43		
<b>PITCHER</b>	IP WLS BF H R ER SO BB IBB HBP BLK WP HR S P ERA WHIP	IP WLS BF H R ER SO BB IBB HBP BLK WP HR S P ERA WHIP	IP WLS BF H R ER SO BB IBB HBP BLK WP HR S P ERA WHIP	IP WLS BF H R ER SO BB IBB HBP BLK WP HR S P ERA WHIP	IP WLS BF H R ER SO BB IBB HBP BLK WP HR S P ERA WHIP	IP WLS BF H R ER SO BB IBB HBP BLK WP HR S P ERA WHIP	IP WLS BF H R ER SO BB IBB HBP BLK WP HR S P ERA WHIP	IP WLS BF H R ER SO BB IBB HBP BLK WP HR S P ERA WHIP	IP WLS BF H R ER SO BB IBB HBP BLK WP HR S P ERA WHIP	IP WLS BF H R ER SO BB IBB HBP BLK WP HR S P ERA WHIP	IP WLS BF H R ER SO BB IBB HBP BLK WP HR S P ERA WHIP	IP WLS BF H R ER SO BB IBB HBP BLK WP HR S P ERA WHIP	IP WLS BF H R ER SO BB IBB HBP BLK WP HR S P ERA WHIP	IP WLS BF H R ER SO BB IBB HBP BLK WP HR S P ERA WHIP	IP WLS BF H R ER SO BB IBB HBP BLK WP HR S P ERA WHIP	IP WLS BF H R ER SO BB IBB HBP BLK WP HR S P ERA WHIP	IP WLS BF H R ER SO BB IBB HBP BLK WP HR S P ERA WHIP	IP WLS BF H R ER SO BB IBB HBP BLK WP HR S P ERA WHIP	IP WLS BF H R ER SO BB IBB HBP BLK WP HR S P ERA WHIP	IP WLS BF H R ER SO BB IBB HBP BLK WP HR S P ERA WHIP	IP WLS BF H R ER SO BB IBB HBP BLK WP HR S P ERA WHIP	IP WLS BF H R ER SO BB IBB HBP BLK WP HR S P ERA WHIP

California Angels @ Texas Rangers  
Arlington Stadium, Arlington, TX  
Tue Apr 14 1992, 8:05 PM EDT  
Att: 22,707 - Cloudy - 81 F

AB 36  
R 8  
H 13  
RBI 8  
BB 4  
SO 3  
LOB 17



Batter	1	2	3	4	5	6	7	8	9	AB	R	H	RBI	BB	SO	LOB	BOTTOM					
Brian Downing, R OBP: 0.350, SLG: 0.188 (1, 10)	1-1 G5-3		2-1 G5-3			2-3 K	0-0 1-3	3-1 G5-3		4	0	0	0	0	1	0						
Monty Faries, R OBP: 0.476, SLG: 0.500 Al Newman, S OBP: 0.300, SLG: 0.235 (1, 4) (6, FR) (7, 4)	4-1 HBP BB		1-3 K			1-1 E5 1B		0-2 G3-1		2	0	0	0	1	1	0						
Rafael Palmeiro, L OBP: 0.368, SLG: 0.419 (1, 3)	1-2 G4-6-3 HBP		1-2 G4-3			0-1 1B		2-2 L9		3	0	1	0	0	0	0						
Ruben Sierra, S OBP: 0.375, SLG: 0.649 (1, 9)	1-0 G4-6-3			1-0 F8		0-3 K			1-0 G4-3	4	0	0	0	0	1	4						
Juan Gonzalez, R OBP: 0.405, SLG: 0.583 John Cangelosi, S OBP: 0.333, SLG: 0.571 (1, 8) (9, 8)		1-1 G3 G6-3 2B		1-1 F9		1-2 G1-3			0-0 B3	3	1	1	0	0	0	2						
Kevin Reimer, L OBP: 0.344, SLG: 0.448 (1, 7)		1-1 G3		3-2 G4-3			3-2 E 2B		3-2 F7	4	0	1	0	0	0	1						
Dean Palmer, R OBP: 0.417, SLG: 0.700 (1, 5)		0-1 G6-3			3-2 G6-3		0-0 P3			3	0	0	1	0	0	1						
Dickie Thon, R OBP: 0.300, SLG: 0.333 (1, 6)		3-H 0-0			2-3 K		4-1 1-3 BB			2	0	1	0	1	1	0						
Ivan Rodriguez, R OBP: 0.313, SLG: 0.429 Geno Petralli, L OBP: 0.250, SLG: 0.750 (1, 2) (7, PH) (8, 2)		1-2 G3			2-0 L6		0-1 L1			2	0	0	0	0	0	1						
<b>Inning Stats</b>	R: 0 E: 0 K: 0 S: 6	H: 0 LOB: 1 BB: 1 P: 13	R: 1 E: 0 K: 0 S: 10	H: 2 LOB: 1 BB: 0 P: 13	R: 0 E: 0 K: 1 S: 9	H: 0 LOB: 0 BB: 0 P: 13	R: 0 E: 0 K: 2 S: 14	H: 1 LOB: 2 BB: 0 P: 18	R: 0 E: 1 K: 0 S: 8	H: 1 LOB: 2 BB: 1 P: 15	R: 0 E: 0 K: 0 S: 9	H: 0 LOB: 0 BB: 0 P: 14	R: 0 E: 0 K: 0 S: 5	H: 0 LOB: 0 BB: 0 P: 9	1B: 1 2B: 3 3B: 0 HR: 0	SF: 0 SAC: 0 DP: 1 HBP: 1	WP: 0 PB: 0 SB: 0 CS: 0	PA: 33				
<b>PITCHER</b>	IP WLS BF H R ER SO BB IBB HBP BLK WP HR S P ERA WHIP	IP WLS BF H R ER SO BB IBB HBP BLK WP HR S P ERA WHIP	IP WLS BF H R ER SO BB IBB HBP BLK WP HR S P ERA WHIP	IP WLS BF H R ER SO BB IBB HBP BLK WP HR S P ERA WHIP	IP WLS BF H R ER SO BB IBB HBP BLK WP HR S P ERA WHIP	IP WLS BF H R ER SO BB IBB HBP BLK WP HR S P ERA WHIP	IP WLS BF H R ER SO BB IBB HBP BLK WP HR S P ERA WHIP	IP WLS BF H R ER SO BB IBB HBP BLK WP HR S P ERA WHIP	IP WLS BF H R ER SO BB IBB HBP BLK WP HR S P ERA WHIP	IP WLS BF H R ER SO BB IBB HBP BLK WP HR S P ERA WHIP	IP WLS BF H R ER SO BB IBB HBP BLK WP HR S P ERA WHIP	IP WLS BF H R ER SO BB IBB HBP BLK WP HR S P ERA WHIP	IP WLS BF H R ER SO BB IBB HBP BLK WP HR S P ERA WHIP	IP WLS BF H R ER SO BB IBB HBP BLK WP HR S P ERA WHIP	IP WLS BF H R ER SO BB IBB HBP BLK WP HR S P ERA WHIP	IP WLS BF H R ER SO BB IBB HBP BLK WP HR S P ERA WHIP	IP WLS BF H R ER SO BB IBB HBP BLK WP HR S P ERA WHIP	IP WLS BF H R ER SO BB IBB HBP BLK WP HR S P ERA WHIP	IP WLS BF H R ER SO BB IBB HBP BLK WP HR S P ERA WHIP	IP WLS BF H R ER SO BB IBB HBP BLK WP HR S P ERA WHIP	IP WLS BF H R ER SO BB IBB HBP BLK WP HR S P ERA WHIP	IP WLS BF H R ER SO BB IBB HBP BLK WP HR S P ERA WHIP

California Angels @ Texas Rangers  
Arlington Stadium, Arlington, TX  
Tue Apr 14 1992, 8:05 PM EDT  
Att: 22,707 - Cloudy - 81 F

AB 30  
R 1  
H 4  
RBI 1  
BB 2  
SO 4  
LOB 11









Batter	1	2	3	4	5	6	7	8	9	AB	R	H	RBI	BB	SO	LOB	TOP																			
Chad Curtis, R (1,9) OBP: 0.400, SLG: 0.500	0-2 P6		0-0 F8			0-2 CS 1B			1-1 1B 2B	4	1	2	0	0	0	2																				
Bobby Rose, R (1,4) OBP: 0.359, SLG: 0.486	1-0 G6-3		2-1 L6			1-1 G5-3			1-2 1B	4	0	1	1	0	0	3																				
Luis Polonia, L (9,FR) OBP: 0.429, SLG: 0.321									2-H 1B	0	1	0	0	0	0	0																				
Von Hayes, L (9,9) OBP: 0.351, SLG: 0.559									E 1B	0	0	0	0	0	0	0																				
Junior Felix, S (1,8) OBP: 0.295, SLG: 0.366	1-1 G6-3			0-3 K2-3		0-1 F9			1-0 E 1B	4	1	1	0	0	1	1																				
Hubie Brooks, R (1,10) OBP: 0.326, SLG: 0.548		1-2 G6-4-3 1B		0-3 K					1-0 E5 SF8	4	0	1	0	0	2	1																				
Gary Gaetti, R (1,5) OBP: 0.219, SLG: 0.250		0-0 G6-4-3 1-2		3-0 G5-3					2-1 SF8	3	0	0	1	0	0	1																				
Lee Stevens, L (1,3) OBP: 0.136, SLG: 0.273		1-0 G6-3			0-0 F7				1-2 3-H 2-2 L8	4	0	0	0	0	0	2																				
Mike Fitzgerald, R (1,7) OBP: 0.294, SLG: 0.200			4-0 CS BB		0-0 F8			1-2 G3-1	1-2 G4-3	2	0	0	0	1	0	0																				
John Morris, L (9,PH)										1	0	0	0	0	0	2																				
Rene Gonzales, R (9,4) OBP: 0.429, SLG: 1.000										0	0	0	0	0	0	0																				
Ron Tingley, R (1,2)			4-1 BB BB		1-0 G5-3				0-0 L7	2	0	0	0	1	0	0																				
Gary Disarcina, R (1,6) OBP: 0.367, SLG: 0.333			4-2 BB			0-0 P4			0-2 G6-3	2	0	0	0	1	0	0																				
<b>Inning Stats</b>	R: 0 E: 0 K: 0 S: 7	H: 0 LOB: 0 BB: 9	R: 0 E: 0 K: 0 S: 8	H: 1 LOB: 0 BB: 10	R: 0 E: 0 K: 0 S: 6	H: 0 LOB: 2 BB: 3 P: 20	R: 0 E: 0 K: 2 S: 7	H: 0 LOB: 0 BB: 0 P: 10	R: 0 E: 0 K: 0 S: 3	H: 0 LOB: 0 BB: 0 P: 4	R: 0 E: 0 K: 0 S: 8	H: 1 LOB: 1 BB: 0 P: 9	R: 0 E: 0 K: 1 S: 9	H: 0 LOB: 0 BB: 0 P: 13	R: 0 E: 0 K: 0 S: 8	H: 0 LOB: 0 BB: 0 P: 9	R: 3 E: 1 K: 0 S: 19	H: 3 LOB: 2 BB: 0 P: 28	1B: 4 2B: 1 3B: 0 HR: 0	SF: 1 SAC: 0 DP: 1 HBP: 0	WP: 0 PB: 0 SB: 0 CS: 2	PA: 34														
<b>PITCHER</b>	IP WLS BF H R ER SO BB IBB HBP BLK WP HR S P ERA WHIP																																			
Brian Bohanon, L (1,1) ERA: 3.86	8.0	28	3	1	1	3	3	0	0	0	0	0	0	58	87	1.12	0.750																			
Jeff Russell, R (9,1) ERA: 1.93	1.0	L 6	2	2	0	0	0	0	0	0	0	0	0	17	25	0.00	2.000																			

California Angels @ Texas Rangers  
Arlington Stadium, Arlington, TX  
Thu Apr 16 1992, 8:05 PM EDT  
Att: 22,686 - Cloudy - 80 F

livebaseballscores.com

AB 30  
R 3  
H 5  
RBI 2  
BB 3  
SO 3  
LOB 12



Batter	1	2	3	4	5	6	7	8	9	AB	R	H	RBI	BB	SO	LOB	BOTTOM																			
Jeff Huson, L (1,6) OBP: 0.296, SLG: 0.423	0-2 G4-3		1-0 G3 1B			0-0 1B 1B			1-3 K	5	0	2	1	0	1	4																				
Jack Daugherty, S (1,10) OBP: 0.269, SLG: 0.250			3-H G3 1B			2-2 1B				4	0	2	0	0	1	4																				
Rafael Palmeiro, L (1,3) OBP: 0.333, SLG: 0.371			1-3 G3 1B			1-2 1B				4	0	0	0	0	1	7																				
Ruben Sierra, S (1,9) OBP: 0.375, SLG: 0.605		2-1 G5-3 2B		0-1 F9		0-2 P5			2-1 G3-1	4	0	1	0	0	0	2																				
Juan Gonzalez, R (1,8) OBP: 0.333, SLG: 0.477		2-3 K		1-0 F8		0-1 P4			0-3 K	4	0	0	0	0	2	3																				
Kevin Reimer, L (1,7) OBP: 0.359, SLG: 0.444		2-0 G5-3		0-0 L8					0-0 E FC 1B	4	1	1	0	0	0	1																				
Dean Palmer, R (1,5) OBP: 0.419, SLG: 0.639		0-3 K			2-2 G5-4-3 1B				4-2 FC SH3-4 BB	3	0	1	0	1	1	2																				
Ivan Rodriguez, R (1,2) OBP: 0.342, SLG: 0.471			0-0 SH5-3 1B 2B		2-2 G5-4-3				0-1 SH3-4 BB	3	1	2	1	0	0	1																				
Al Newman, S (1,4) OBP: 0.286, SLG: 0.222					2-1 P4				0-3 K	1	0	0	0	0	0	0																				
Geno Petralli, L (7,PH)										0	0	0	0	0	0	0																				
Brian Downing, R (7,PH)										0	0	0	0	1	0	0																				
Dickie Thon, R (7,FR) OBP: 0.294, SLG: 0.323										1	0	0	0	0	1	1																				
<b>Inning Stats</b>	R: 0 E: 0 K: 0 S: 6	H: 1 LOB: 0 BB: 7	R: 0 E: 0 K: 2 S: 9	H: 1 LOB: 1 BB: 0 P: 15	R: 1 E: 0 K: 0 S: 10	H: 2 LOB: 1 BB: 0 P: 14	R: 0 E: 0 K: 0 S: 4	H: 0 LOB: 0 BB: 0 P: 5	R: 0 E: 0 K: 0 S: 10	H: 1 LOB: 0 BB: 0 P: 16	R: 0 E: 0 K: 1 S: 13	H: 2 LOB: 2 BB: 0 P: 15	R: 1 E: 1 K: 1 S: 12	H: 2 LOB: 3 BB: 1 P: 24	R: 0 E: 0 K: 1 S: 6	H: 0 LOB: 0 BB: 0 P: 9	R: 0 E: 0 K: 2 S: 10	H: 0 LOB: 1 BB: 1 P: 15	1B: 7 2B: 2 3B: 0 HR: 0	SF: 0 SAC: 2 DP: 2 HBP: 0	WP: 0 PB: 0 SB: 1 CS: 0	PA: 37														
<b>PITCHER</b>	IP WLS BF H R ER SO BB IBB HBP BLK WP HR S P ERA WHIP																																			
Don Robinson, R (1,1) ERA: 1.46	6.0	26	9	2	2	3	1	0	0	0	0	0	0	9	19	0.00	1.000																			
Steve Frey, L (7,1) ERA	1.0	4	0	0	0	1	1	0	0	0	0	0	0	6	9	0.00	0.000																			
Chuck Crim, R (8,1) ERA: 1.64	1.0	W 3	0	0	0	1	0	0	0	0	0	0	0	6	9	0.00	0.000																			
Bryan Harvey, R (9,1) ERA	1.0	S 4	0	0	0	2	1	0	0	0	0	0	0	10	15	0.00	1.000																			

California Angels @ Texas Rangers  
Arlington Stadium, Arlington, TX  
Thu Apr 16 1992, 8:05 PM EDT  
Att: 22,686 - Cloudy - 80 F

livebaseballscores.com

AB 33  
R 2  
H 9  
RBI 2  
BB 2  
SO 7  
LOB 25









Batter	1	2	3	4	5	6	7	8	9	AB	R	H	RBI	BB	SO	LOB	TOP					
Rickey Henderson, R OBP: 0.400, SLG: 0.383	G6-3		F9			G4-3		G5-3		4	0	1	0	1	0	2						
Mike Kingery, L OBP: 0.200, SLG: 0.143	G5-3			P6		G4-3			P6	5	1	1	1	0	0	3						
Jose Canseco, R OBP: 0.370, SLG: 0.688	K		F8				F7			4	1	1	2	0	1	0						
Harold Baines, L OBP: 0.292, SLG: 0.326				G3						4	1	2	0	0	1	0						
Mark McGwire, R OBP: 0.453, SLG: 0.725										3	0	0	0	1	2	2						
Jamie Quirk, L OBP: 0.333, SLG: 0.379										3	0	0	0	1	1	2						
Carney Lansford, R OBP: 0.439, SLG: 0.514										4	0	3	1	0	0	0						
Mike Bordick, R OBP: 0.354, SLG: 0.326										4	1	1	0	0	0	3						
Lance Blankenship, R OBP: 0.426, SLG: 0.500										3	1	2	1	1	1	0						
<b>Inning Stats</b>	R: 0 E: 0 K: 1 S: 8	H: 0 LOB: 0 BB: 0 P: 13	R: 0 E: 0 K: 1 S: 5	H: 1 LOB: 0 BB: 7	R: 0 E: 0 K: 0 S: 5	H: 0 LOB: 1 BB: 1 P: 13	R: 0 E: 0 K: 0 S: 4	H: 0 LOB: 0 BB: 0 P: 5	R: 0 E: 0 K: 1 S: 6	H: 1 LOB: 1 BB: 1 P: 13	R: 0 E: 0 K: 1 S: 8	H: 1 LOB: 0 BB: 0 P: 15	R: 1 E: 0 K: 1 S: 12	H: 2 LOB: 2 BB: 1 P: 20	R: 3 E: 0 K: 2 S: 12	H: 3 LOB: 0 BB: 0 P: 22	R: 1 E: 0 K: 0 S: 10	H: 3 LOB: 2 BB: 1 P: 18	1B: 8 2B: 2 HR: 1	SF: 0 SAC: 0 DP: 2 HBP: 0	WP: 0 PB: 0 SB: 0 CS: 1	PA: 38
<b>PITCHER</b>	IP	WLS	BF	H	R	ER	SO	BB	IBB	HBP	BLK	WP	HR	S	P	ERA	WHIP					
Jose Guzman, R ERA: 2.33	7.1		29	7	3	3	4	3	0	0	0	0	0	52	93	3.68	1.364					
Terry Mathews, R ERA: 4.15	0.0	L	1	1	1	1	0	0	0	0	0	0	1	2	4	∞	∞					
Kenny Rogers, L ERA: 3.52	1.2		8	3	1	1	2	1	0	0	0	0	0	16	29	5.40	2.400					

Oakland Athletics @ Texas Rangers  
Arlington Stadium, Arlington, TX  
Sat Apr 18 1992, 4:33 AM EDT  
Att: 30,879 - Cloudy - 72 F

AB	34
R	5
H	11
RBI	5
BB	4
SO	6
LOB	12



Batter	1	2	3	4	5	6	7	8	9	AB	R	H	RBI	BB	SO	LOB	BOTTOM				
Jeff Huson, L OBP: 0.306, SLG: 0.400	G4-3	G4-3			P6				K	5	0	0	0	0	2	3					
Dickie Thon, R OBP: 0.349, SLG: 0.425	G6-3		K						F7	5	0	2	0	0	1	1					
Rafael Palmeiro, L OBP: 0.308, SLG: 0.302	K		G4-3						G3	5	0	0	0	0	2	3					
Ruben Sierra, S OBP: 0.357, SLG: 0.560										3	1	1	0	0	1	0					
Jack Daugherty, S OBP: 0.240										1	0	0	0	0	0	1					
Juan Gonzalez, R OBP: 0.333, SLG: 0.491										4	1	1	0	0	1	2					
Kevin Reimer, L OBP: 0.383, SLG: 0.429										2	1	2	1	1	0	0					
Brian Downing, R OBP: 0.462, SLG: 0.222										0	0	0	0	0	0	0					
John Cangelosi, S OBP: 0.250, SLG: 0.400										0	0	0	0	0	0	0					
Dean Palmer, R OBP: 0.431, SLG: 0.667										3	0	1	1	1	0	2					
Geno Petralli, L OBP: 0.250, SLG: 0.583										4	0	1	1	0	2	4					
Ivan Rodriguez, R OBP: 0.326, SLG: 0.429										4	0	1	0	0	0	4					
<b>Inning Stats</b>	R: 0 E: 0 K: 1 S: 7	H: 3 LOB: 2 BB: 1 P: 20	R: 2 E: 0 K: 0 S: 11	H: 3 LOB: 1 BB: 1 P: 19	R: 0 E: 0 K: 3 S: 13	H: 1 LOB: 0 BB: 0 P: 13	R: 0 E: 0 K: 0 S: 8	H: 1 LOB: 1 BB: 0 P: 13	R: 1 E: 0 K: 1 S: 16	H: 2 LOB: 2 BB: 1 P: 29	R: 0 E: 0 K: 1 S: 9	H: 1 LOB: 1 BB: 0 P: 11	R: 0 E: 0 K: 1 S: 11	H: 0 LOB: 1 BB: 0 P: 16	R: 0 E: 0 K: 1 S: 12	H: 1 LOB: 1 BB: 0 P: 17	1B: 6 2B: 3 HR: 0	SF: 0 SAC: 0 DP: 0 HBP: 1	WP: 0 PB: 1 SB: 0 CS: 1	PA: 39	
<b>PITCHER</b>	IP	WLS	BF	H	R	ER	SO	BB	IBB	HBP	BLK	WP	HR	S	P	ERA	WHIP				
Mike Moore, R ERA: 2.15	7.1		32	8	3	3	7	2	0	0	0	0	0	76	119	3.68	1.364				
Rick Honeycutt, L ERA: 1.59	0.2		3	0	0	0	1	0	0	1	0	0	0	8	12	0.00	0.000				
Dennis Eckersley, R ERA:	1.0	S	4	1	0	0	1	0	0	0	0	0	0	12	17	0.00	1.000				

Oakland Athletics @ Texas Rangers  
Arlington Stadium, Arlington, TX  
Sat Apr 18 1992, 4:33 AM EDT  
Att: 30,879 - Cloudy - 72 F

AB	36
R	3
H	9
RBI	3
BB	2
SO	9
LOB	20





Batter	1	2	3	4	5	6	7	8	9	AB	R	H	RBI	BB	SO	LOB	TOP								
Rickey Henderson, R OBP: 0.415, SLG: 0.380										3	1	1	0	2	1	1									
Mike Kingery, L OBP: 0.200, SLG: 0.158										5	1	1	0	0	0	4									
Jose Canseco, R OBP: 0.379, SLG: 0.692										4	0	2	3	0	1	0									
Harold Baines, L OBP: 0.288, SLG: 0.306										3	0	0	0	1	1	2									
Mark McGwire, R OBP: 0.439, SLG: 0.674										3	0	0	0	1	3	3									
Jamie Quirk, L OBP: 0.297, SLG: 0.333										4	0	0	0	0	1	6									
Carney Lansford, R OBP: 0.422, SLG: 0.474										3	0	0	0	1	0	2									
Mike Bordick, R OBP: 0.360, SLG: 0.333										2	1	1	0	0	0	0									
Willie Wilson, S OBP: 0.256, SLG: 0.333										1	0	0	0	0	0	0									
Lance Blankenship, R OBP: 0.412, SLG: 0.478										4	1	1	0	0	0	1									
<b>Inning Stats</b>	R: 2 H: 3 E: 0 K: 1 S: 16	H: 3 LOB: 2 BB: 1 P: 30	R: 0 H: 0 E: 0 K: 0 S: 5	H: 0 LOB: 0 BB: 0 P: 5	R: 0 H: 0 E: 0 K: 0 S: 6	H: 0 LOB: 0 BB: 0 P: 6	R: 0 H: 0 E: 0 K: 1 S: 10	H: 0 LOB: 0 BB: 0 P: 14	R: 2 H: 3 E: 0 K: 2 S: 13	H: 3 LOB: 3 BB: 2 P: 25	R: 0 H: 0 E: 0 K: 1 S: 8	H: 0 LOB: 1 BB: 1 P: 14	R: 0 H: 0 E: 0 K: 1 S: 9	H: 0 LOB: 0 BB: 0 P: 15	R: 0 H: 0 E: 0 K: 1 S: 5	H: 0 LOB: 0 BB: 0 P: 8	R: 0 H: 0 E: 0 K: 0 S: 12	H: 0 LOB: 1 BB: 1 P: 17	1B: 5 2B: 1 3B: 0 HR: 0	SF: 0 SAC: 1 DP: 0 HBP: 0	WP: 1 PB: 0 SB: 0 CS: 0	PA: 38			
<b>PITCHER</b>	IP	WLS	BF	H	R	ER	SO	BB	IBB	HBP	BLK	WP	HR	S	P	ERA	WHIP								
Jeff Robinson, R ERA: 5.63	4.1		21	6	4	4	2	2	0	0	0	1	0	44	68	8.31	1.846								
Floyd Bannister, L ERA: 5.4	1.2	W	7	0	0	0	3	1	1	0	0	0	0	14	26	0.00	0.600								
Barry Manuel, R ERA: 5.4	2.0	S	6	0	0	0	2	0	0	0	0	0	0	14	23	0.00	0.000								
Jeff Russell, R ERA: 1.99	1.0		4	0	0	0	0	1	0	0	0	0	0	12	17	0.00	1.000								

Oakland Athletics @ Texas Rangers  
Arlington Stadium, Arlington, TX  
Sun Apr 19 1992, 4:33 AM EDT  
Att: 23,020 - Cloudy - 61 F

AB 32  
R 4  
H 6  
RBI 3  
BB 5  
SO 7  
LOB 19



Batter	1	2	3	4	5	6	7	8	9	AB	R	H	RBI	BB	SO	LOB	BOTTOM								
Jeff Huson, L OBP: 0.293, SLG: 0.375										5	1	1	0	0	2	3									
Dickie Thon, R OBP: 0.333, SLG: 0.400										5	1	1	0	0	0	3									
Kevin Reimer, L OBP: 0.392, SLG: 0.500										4	1	2	2	0	1	1									
Juan Gonzalez, R OBP: 0.362, SLG: 0.554										3	1	2	2	1	0	1									
Rafael Palmeiro, L OBP: 0.304, SLG: 0.298										4	0	1	0	0	0	3									
Dean Palmer, R OBP: 0.418, SLG: 0.630										4	0	1	0	0	0	3									
Jack Daugherty, S OBP: 0.323, SLG: 0.259										2	2	1	0	2	0	0									
Brian Downing, R OBP: 0.467, SLG: 0.286										3	0	1	1	0	1	3									
John Cangelosi, S OBP: 0.250, SLG: 0.400										0	0	0	0	0	0	0									
Ivan Rodriguez, R OBP: 0.300, SLG: 0.391										4	0	0	0	0	1	4									
<b>Inning Stats</b>	R: 2 H: 3 E: 0 K: 0 S: 13	H: 3 LOB: 1 BB: 0 P: 22	R: 1 H: 0 E: 2 K: 1 S: 8	H: 0 LOB: 1 BB: 1 P: 18	R: 0 H: 1 E: 0 K: 0 S: 7	H: 1 LOB: 0 BB: 0 P: 13	R: 0 H: 0 E: 0 K: 1 S: 9	H: 0 LOB: 1 BB: 0 P: 13	R: 0 H: 2 E: 0 K: 0 S: 10	H: 2 LOB: 1 BB: 0 P: 13	R: 2 H: 2 E: 0 K: 1 S: 13	H: 2 LOB: 1 BB: 1 P: 27	R: 1 H: 1 E: 0 K: 1 S: 6	H: 1 LOB: 1 BB: 1 P: 12	1B: 7 2B: 1 3B: 0 HR: 2	SF: 0 SAC: 0 DP: 1 HBP: 1	WP: 1 PB: 0 SB: 1 CS: 0	PA: 38							
<b>PITCHER</b>	IP	WLS	BF	H	R	ER	SO	BB	IBB	HBP	BLK	WP	HR	S	P	ERA	WHIP								
Ron Darling, R ERA: 2.49	6.1		29	8	4	3	4	1	0	1	0	1	0	66	112	4.26	1.421								
Rick Honeycutt, L ERA: 3.18	0.0	L	1	1	1	1	0	0	0	0	0	0	1	3	5	∞	∞								
Jeff Parrett, R ERA: 2.25	1.2		8	1	1	1	1	2	0	0	0	0	0	9	21	5.40	1.800								

Oakland Athletics @ Texas Rangers  
Arlington Stadium, Arlington, TX  
Sun Apr 19 1992, 4:33 AM EDT  
Att: 23,020 - Cloudy - 61 F

AB 34  
R 6  
H 10  
RBI 5  
BB 3  
SO 5  
LOB 21






Batter	1	2	3	4	5	6	7	8	9	AB	R	H	RBI	BB	SO	LOB	TOP											
Dan Gladden, R OBP: 0.279, SLG: 0.286 (1, 8)	F8	P4		F9			P6		K	5	0	0	0	0	1	3												
Lou Whitaker, L OBP: 0.377, SLG: 0.250 (1, 4)	HR	G4-3		G4-3			G5-3		G3	4	2	1	0	1	0	3												
Alan Trammell, R OBP: 0.321, SLG: 0.319 (1, 6)	F7			WP		G5-3	G5-3			4	0	1	0	0	0	2												
Cecil Fielder, R OBP: 0.306, SLG: 0.600 (1, 3)	HR			G5-3		K				4	1	2	3	0	1	1												
Mickey Tettleton, S OBP: 0.381, SLG: 0.471 (1, 2)	K			K		G4-3				4	0	0	0	0	3	2												
Tony Phillips, S OBP: 0.433, SLG: 0.250 (1, 10)		K							G1-6-3	3	1	1	0	1	1	0												
Rob Deer, R OBP: 0.298, SLG: 0.643 (1, 9)		F9		K			P2		F8	4	0	0	0	0	1	4												
Travis Fryman, R OBP: 0.345, SLG: 0.407 (1, 5)									G1-6-3	4	0	2	0	0	0	1												
Mark Carreon, R OBP: 0.242, SLG: 0.400 Milt Cuyler, S OBP: 0.204, SLG: 0.292 (9, 8)	E5						F9		K	3	0	0	1	1	1	2												
										0	0	0	0	0	0	0												
<b>Inning Stats</b>	R: 2 E: 0 K: 1 S: 11	H: 1 LOB: 0 BB: 1 P: 19	R: 1 E: 1 K: 1 S: 12	H: 1 LOB: 2 BB: 0 P: 19	R: 0 E: 0 K: 2 S: 9	H: 1 LOB: 2 BB: 1 P: 19	R: 0 E: 0 K: 0 S: 6	H: 0 LOB: 1 BB: 1 P: 12	R: 0 E: 0 K: 1 S: 8	H: 0 LOB: 0 BB: 0 P: 14	R: 0 E: 0 K: 0 S: 6	H: 1 LOB: 1 BB: 0 P: 16	R: 1 E: 0 K: 1 S: 13	H: 2 LOB: 1 BB: 0 P: 19	R: 0 E: 0 K: 0 S: 10	H: 1 LOB: 0 BB: 0 P: 14	R: 0 E: 0 K: 2 S: 9	H: 0 LOB: 0 BB: 0 P: 11	1B: 5 2B: 1 3B: 0 HR: 1	SF: 0 SAC: 0 DP: 1 HBP: 0	WP: 1 PB: 1 SB: 0 CS: 0	PA: 38						
<b>PITCHER</b>	IP	WLS	BF	H	R	ER	SO	BB	IBB	HBP	BLK	WP	HR	S	P	ERA	WHIP											
Bobby Witt, R ERA: 3.79 Terry Mathews, R ERA: 2.64	(1, 1)	7.0	L	32	6	4	3	6	3	0	0	0	1	1	65	118	3.86	1.286										
(8, 1)	2.0	S	6	1	0	0	2	0	0	0	0	0	0	0	19	25	0.00	0.500										

Detroit Tigers @ Texas Rangers  
Arlington Stadium, Arlington, TX  
Tue Apr 21 1992, 8:05 PM EDT  
Att: 20,220 - Cloudy - 72 F


AB 35  
R 4  
H 7  
RBI 4  
BB 3  
SO 8  
LOB 18



Batter	1	2	3	4	5	6	7	8	9	AB	R	H	RBI	BB	SO	LOB	BOTTOM											
Jeff Huson, L OBP: 0.289, SLG: 0.364 (1, 6)	L9					P2		G4-6-3		4	0	1	0	0	0	1												
Jack Daugherty, S OBP: 0.286, SLG: 0.226 (1, 10)	P6					F7		F8		4	0	0	0	0	0	2												
Rafael Palmeiro, L OBP: 0.333, SLG: 0.431 (1, 3)	F7			HR						4	2	3	1	0	0	0												
Ruben Sierra, S OBP: 0.333, SLG: 0.528 (1, 9)		F7		G6-3		P5			SF9	3	0	0	1	0	0	1												
Juan Gonzalez, R OBP: 0.355, SLG: 0.533 (1, 8)										4	0	1	0	0	2	0												
Kevin Reimer, L OBP: 0.382, SLG: 0.500 (1, 7)										4	0	1	0	0	1	1												
Dean Palmer, R OBP: 0.390, SLG: 0.580 (1, 5)										4	0	0	0	0	1	2												
Al Newman, S OBP: 0.261, SLG: 0.200 Geno Petralli, L OBP: 0.231, SLG: 0.538 (7, PH) (8, 4)										2	0	0	0	0	0	0												
										1	0	0	0	0	0	1												
Ivan Rodriguez, R OBP: 0.321, SLG: 0.396 (1, 2)										2	0	1	0	1	0	0												
<b>Inning Stats</b>	R: 0 E: 0 K: 0 S: 6	H: 0 LOB: 0 BB: 0 P: 9	R: 0 E: 0 K: 1 S: 8	H: 0 LOB: 0 BB: 0 P: 9	R: 0 E: 0 K: 0 S: 11	H: 2 LOB: 2 BB: 0 P: 13	R: 1 E: 0 K: 1 S: 9	H: 1 LOB: 0 BB: 0 P: 15	R: 0 E: 0 K: 1 S: 6	H: 0 LOB: 0 BB: 0 P: 11	R: 0 E: 0 K: 0 S: 6	H: 1 LOB: 1 BB: 0 P: 10	R: 0 E: 0 K: 0 S: 5	H: 1 LOB: 1 BB: 0 P: 10	R: 0 E: 0 K: 0 S: 3	H: 0 LOB: 0 BB: 1 P: 9	R: 1 E: 0 K: 1 S: 14	H: 2 LOB: 1 BB: 0 P: 23	1B: 4 2B: 1 3B: 1 HR: 1	SF: 1 SAC: 0 DP: 1 HBP: 0	WP: 0 PB: 0 SB: 0 CS: 0	PA: 34						
<b>PITCHER</b>	IP	WLS	BF	H	R	ER	SO	BB	IBB	HBP	BLK	WP	HR	S	P	ERA	WHIP											
Bill Gullickson, R ERA: 5.09 Mike Hemmeman, R ERA: 6.75	(1, 1)	7.0	W	27	5	1	1	3	1	0	0	0	0	0	51	81	1.29	0.857										
(8, 1)	2.0	S	7	2	1	1	1	0	0	0	0	0	0	17	28	4.50	1.000											

Detroit Tigers @ Texas Rangers  
Arlington Stadium, Arlington, TX  
Tue Apr 21 1992, 8:05 PM EDT  
Att: 20,220 - Cloudy - 72 F

AB 32  
R 2  
H 7  
RBI 2  
BB 1  
SO 4  
LOB 8









Batter	1	2	3	4	5	6	7	8	9	AB R H RBI BB SO LOB	TOP							
Mitt Cuyler, S OBP: 0.222, SLG: 0.358 (1, 8)	1-3 K	0-0 FC6-4 1B	2-1 SH1-4		1-3 K		0-1 HR		1-0 E7	5 1 2 3 0 2 0	<b>Detroit Tigers @ Texas Rangers</b> Arlington Stadium, Arlington, TX Thu Apr 23 1992, 8:05 PM EDT Att: 30,432 - Sunny - 85 F							
Lou Whitaker, L OBP: 0.375, SLG: 0.289 (1, 4)	1-0 BB 2B 1B	1-0 FC6-4 1B	0-1 SF7			0-1 2B	0-1 F8		2-2 F7	5 2 2 1 0 0 2								
Travis Fryman, R OBP: 0.382, SLG: 0.500 (1, 6)	0-0 BB 2B 1B	1-1 BB 1B	0-2 G6-3			0-0 G6-3	2-2 F8			5 1 2 0 0 0 1								
Cecil Fielder, R OBP: 0.319, SLG: 0.603 Dave Bergman, L OBP: 0.296, SLG: 0.429 (8, 3)	4-0 2B BB	1-2 BB 1B		0-0 G6-3		4-0 IBB		2-3 K		3 1 1 1 2 1 0 0 0 0 0 0 0 0								
Mickey Tettleton, S OBP: 0.397, SLG: 0.533 (1, 10)	1-0 1B 2B	4-2 BB		0-1 G4-3		3-2 P6		2-2 1B		4 1 2 3 1 0 2								
Rob Deer, R OBP: 0.281, SLG: 0.635 (1, 9)	1-0 G5-3	3-3 K		0-2 2B		1-2 P5		1-0 F7		5 0 1 0 0 1 7								
Chad Kreuter, S OBP: 0.167, SLG: 0.250 (1, 2)	1-2 1B 2B	0-1 G3-1		0-1 G3		2-1 HR 1B		3-2 F8		5 2 2 1 0 0 5								
Mark Carreon, R OBP: 0.279, SLG: 0.400 (1, 7)	3-1 1B		0-0 WP E 1B		1-3 K		2-3 K		2-1 P9	5 1 2 1 0 2 1								
Scott Livingstone, L OBP: 0.385, SLG: 0.333 (1, 5)	0-3 K		3-2 SH1-4 SF7 1B		1-3 K		4-1 HR BB		0-0 G3-1	4 2 1 1 1 2 1								
<b>Inning Stats</b>	R: 5 E: 0 K: 2 S: 16	H: 5 LOB: 1 BB: 1 P: 28	R: 1 E: 0 K: 1 S: 14	H: 3 LOB: 3 BB: 2 P: 24	R: 2 E: 1 K: 0 S: 12	H: 2 LOB: 0 BB: 0 P: 17	R: 0 E: 0 K: 0 S: 8	H: 1 LOB: 1 BB: 0 P: 8	R: 0 E: 0 K: 3 S: 11	H: 0 LOB: 0 BB: 1 P: 19		R: 0 E: 0 K: 1 S: 10	H: 1 LOB: 1 BB: 0 P: 18	R: 0 E: 1 K: 0 S: 7	H: 0 LOB: 0 BB: 0 P: 12	1B: 10 2B: 4 3B: 0 HR: 1	SF: 1 SAC: 1 DP: 0 HBP: 0	WP: 1 PB: 0 SB: 0 CS: 0
<b>PITCHER</b>	IP WLS BF H R ER SO BB IBB HBP BLK WP HR S P ERA WHIP											IP WLS BF H R ER SO BB IBB HBP BLK WP HR S P ERA WHIP						
Kevin Brown, R ERA: 3.9 (1, 1)	5.0 L 28 11 8 7 6 2 0 0 0 0 1 0 59 89 12.60 2.600																	
Floyd Bannister, L ERA: 4.91 (6, 1)	0.2 4 1 0 0 0 0 1 0 0 0 0 0 6 13 0.00 1.500																	
Terry Mathews, R ERA: 4.66 (6, 1)	3.1 15 3 3 3 2 1 0 0 0 0 0 1 36 60 8.10 1.200																	

Batter	1	2	3	4	5	6	7	8	9	AB R H RBI BB SO LOB	BOTTOM							
Brian Downing, R OBP: 0.513, SLG: 0.333 Geno Petralli, L OBP: 0.222, SLG: 0.444 (9, FH)	2-2 G5-3	4-2 G3-1 2B BB		2-1 F7		1-1 1B			3-1 L4	3 1 1 0 1 0 0 1 0 0 0 0 0 1	<b>Detroit Tigers @ Texas Rangers</b> Arlington Stadium, Arlington, TX Thu Apr 23 1992, 8:05 PM EDT Att: 30,432 - Sunny - 85 F							
Julio Franco, R OBP: 0.556, SLG: 0.571 Jeff Huson, L OBP: 0.304, SLG: 0.378 (8, 4)	2-2 1B	1-1 G3-1		1-2 G6-3		0-2 G1-6-3			1-0 1B	4 1 1 1 1 0 0 3 1 0 1 0 0 0 0								
Rafael Palmeiro, L OBP: 0.371, SLG: 0.517 (1, 3)	3-2 1B	2-2 2B		4-1 BB		3-2 G4-3			3-1 P6	4 1 2 2 1 0 2								
Ruben Sierra, S OBP: 0.304, SLG: 0.468 Jack Daugherty, S OBP: 0.276, SLG: 0.219 (8, 9)	3-2 1B	0-1 F9		1-2 G3		3-3 K			1-2 G3	4 0 1 1 0 1 2 1 0 0 0 0 0 2								
Juan Gonzalez, R OBP: 0.324, SLG: 0.485 John Cangelosi, S OBP: 0.250, SLG: 0.400 (8, 8)	0-1 1B	0-0 F9			2-2 F9		3-1 G6-3			4 0 1 1 0 0 1 0 0 0 0 0 0 0								
Dean Palmer, R OBP: 0.358, SLG: 0.509 Al Newman, S OBP: 0.250, SLG: 0.190 (8, 5)	3-3 K		1-2 P3		3-3 K			3-2 G1-3		3 0 0 0 0 2 2 1 0 0 0 0 0 0								
Kevin Reimer, L OBP: 0.365, SLG: 0.483 (1, 7)	3-2 G6-3		1-0 2B		1-0 F9			0-0 P4		4 0 1 0 0 0 2								
Dickie Thon, R OBP: 0.339, SLG: 0.373 (1, 6)		4-1 2B G3-1 BB		0-1 F8		3-1 P6		1-2 P4		3 1 0 0 1 0 1								
Ivan Rodriguez, R OBP: 0.321, SLG: 0.412 Doug Davis, R OBP: 1.000, SLG: 1.000 (9, 2)		0-1 G3-1 2B		0-1 G6-3		1-2 P4		2-2 1B		3 1 1 0 0 0 1 1 0 1 0 0 0 0								
<b>Inning Stats</b>	R: 2 E: 0 K: 1 S: 22	H: 4 LOB: 2 BB: 0 P: 38	R: 3 E: 0 K: 0 S: 14	H: 2 LOB: 1 BB: 2 P: 25	R: 0 E: 0 K: 0 S: 8	H: 1 LOB: 1 BB: 0 P: 10	R: 0 E: 0 K: 0 S: 11	H: 0 LOB: 1 BB: 1 P: 19	R: 0 E: 0 K: 1 S: 8	H: 0 LOB: 0 BB: 0 P: 17		R: 0 E: 0 K: 0 S: 8	H: 0 LOB: 0 BB: 0 P: 12	R: 0 E: 0 K: 0 S: 12	H: 2 LOB: 2 BB: 0 P: 22	1B: 7 2B: 3 3B: 0 HR: 0	SF: 0 SAC: 0 DP: 0 HBP: 0	WP: 0 PB: 0 SB: 0 CS: 0
<b>PITCHER</b>	IP WLS BF H R ER SO BB IBB HBP BLK WP HR S P ERA WHIP											IP WLS BF H R ER SO BB IBB HBP BLK WP HR S P ERA WHIP						
Frank Tanana, L ERA: 9.2 (1, 1)	1.0 W 18 3 0 0 1 1 0 0 0 0 0 0 43 67 0.00 0.857																	
Les Lancaster, R ERA: 7.53 (2, 1)	4.2 W 18 3 0 0 1 1 0 0 0 0 0 0 43 67 0.00 0.857																	
John Doherty, R ERA: 3.6 (6, 1)	3.1 S 12 2 0 0 1 0 0 0 0 0 0 0 31 54 0.00 0.600																	







Batter	1	2	3	4	5	6	7	8	9	AB	R	H	RBI	BB	SO	LOB	TOP			
<b>Brian Downing, R</b> (1, 10) OBP: 0.524, SLG: 0.448	F7		1B		HR					2	1	1	1	1	0	0	<b>Texas Rangers @ Boston Red Sox</b> Fenway Park, Boston, MA Fri Apr 24, 1992, 7:05 PM EDT Att: 31,461 - Cloudy - 44 F			
<b>Rafael Palmeiro, L</b> (1, 3) OBP: 0.356, SLG: 0.492	L7		F8		G4-3					3	0	0	0	0	1					
<b>Ruben Sierra, S</b> (1, 9) OBP: 0.306, SLG: 0.462	1B		P6		L8					3	0	1	0	0	1					
<b>Juan Gonzalez, R</b> (1, 8) OBP: 0.324, SLG: 0.479	F8		1B		L7					3	0	1	0	0	1					
<b>Julio Franco, R</b> (1, 4) OBP: 0.417, SLG: 0.400		G4-3	K		G4-3					3	0	0	0	1	2					
<b>Dean Palmer, R</b> (1, 5) OBP: 0.371, SLG: 0.500		FC4-6	E		F7					1	0	0	0	2	0					
<b>Jack Daugherty, S</b> (1, 7) OBP: 0.256, SLG: 0.200		E5	FC4-6		K					3	0	0	0	2	2					
<b>Dickie Thon, R</b> (1, 6) OBP: 0.328, SLG: 0.358		FC4-6			G6-3					2	0	0	0	0	2					
<b>Ivan Rodriguez, R</b> (1, 2) OBP: 0.310, SLG: 0.396		G4-3			P1					2	0	0	0	0	2					
<b>Inning Stats</b>	R: 0 E: 0 K: 0 S: 9	H: 1 LOB: 1 BB: 0 P: 18	R: 0 E: 1 K: 0 S: 15	H: 0 LOB: 2 BB: 1 P: 25	R: 0 E: 0 K: 1 S: 13	H: 1 LOB: 2 BB: 1 P: 26	R: 0 E: 0 K: 1 S: 7	H: 0 LOB: 0 BB: 0 P: 9	R: 1 E: 0 K: 0 S: 7	H: 1 LOB: 0 BB: 1 P: 12	R: 0 E: 0 K: 1 S: 10	H: 0 LOB: 1 BB: 1 P: 17					1B: 2 2B: 0 3B: 0 HR: 1	SF: 0 SAC: 0 DP: 0 HBP: 0	WP: 0 PB: 0 SB: 0 CS: 0	PA: 25
<b>PITCHER</b> <b>Frank Viola, L</b> (1, 1) ERA: 4.18	IP: 6.0 WLS: W BF: 25 H: 3 R: 1 ER: 1 SO: 3 BB: 3 IBB: 0 HBP: 0 BLK: 0 WP: 0 HR: 1 S: 61 P: 107 ERA: 1.50 WHIP: 1.000															<b>PITCHER</b>	IP: WLS: BF: H: R: ER: SO: BB: IBB: HBP: BLK: WP: HR: S: P: ERA: WHIP:			

Batter	1	2	3	4	5	6	7	8	9	AB	R	H	RBI	BB	SO	LOB	BOTTOM			
<b>Wade Boggs, L</b> (1, 5) OBP: 0.346, SLG: 0.300	G4-3	L8		G5-3	1B					3	0	1	0	0	0	2	<b>Texas Rangers @ Boston Red Sox</b> Fenway Park, Boston, MA Fri Apr 24, 1992, 7:05 PM EDT Att: 31,461 - Cloudy - 44 F			
<b>Jody Read, R</b> (1, 4) OBP: 0.324, SLG: 0.310	L6		WP	G5-3	BB					2	1	0	0	1	1					
<b>Mike Greenwell, L</b> (1, 7) OBP: 0.295, SLG: 0.204	E		P5	G4-3						3	0	1	0	0	2					
<b>Ellis Burks, R</b> (1, 8) OBP: 0.328, SLG: 0.309	E6		WP	G4-3	CS					2	1	1	0	1	1					
<b>Phil Plantier, L</b> (1, 9) OBP: 0.288, SLG: 0.308	F9		1B	K	1B					3	1	1	2	0	1					
<b>Jack Clark, R</b> (1, 10) OBP: 0.273, SLG: 0.184		K		1B	K					3	0	1	0	0	2					
<b>Mo Vaughn, L</b> (1, 3) OBP: 0.373, SLG: 0.385		2B		SF9	1B					2	0	2	1	0	0					
<b>Tony Peña, R</b> (1, 2) OBP: 0.261, SLG: 0.341		K		G3						2	0	0	0	0	1					
<b>Luis Rivera, R</b> (1, 6) OBP: 0.367, SLG: 0.370		2B		K						2	0	1	0	0	1					
<b>Inning Stats</b>	R: 0 E: 1 K: 0 S: 12	H: 1 LOB: 2 BB: 0 P: 20	R: 0 E: 0 K: 2 S: 15	H: 2 LOB: 0 BB: 0 P: 23	R: 3 E: 0 K: 0 S: 9	H: 2 LOB: 1 BB: 2 P: 26	R: 0 E: 0 K: 1 S: 7	H: 1 LOB: 0 BB: 0 P: 9	R: 0 E: 0 K: 2 S: 8	H: 1 LOB: 0 BB: 0 P: 13	R: 0 E: 0 K: 0 S: 1	H: 1 LOB: 1 BB: 0 P: 2					1B: 6 2B: 2 3B: 0 HR: 0	SF: 1 SAC: 0 DP: 0 HBP: 0	WP: 1 PB: 0 SB: 0 CS: 1	PA: 25
<b>PITCHER</b> <b>Jose Guzman, R</b> (1, 1) ERA: 2.96	IP: 5.0 WLS: L BF: 25 H: 8 R: 3 ER: 3 SO: 5 BB: 2 IBB: 0 HBP: 0 BLK: 0 WP: 1 HR: 0 S: 52 P: 93 ERA: 5.40 WHIP: 2.000															<b>PITCHER</b>	IP: WLS: BF: H: R: ER: SO: BB: IBB: HBP: BLK: WP: HR: S: P: ERA: WHIP:			

**AB 22**  
**R 1**  
**H 3**  
**RBI 1**  
**BB 3**  
**SO 3**  
**LOB 11**



**AB 22**  
**R 3**  
**H 8**  
**RBI 3**  
**BB 2**  
**SO 5**  
**LOB 11**





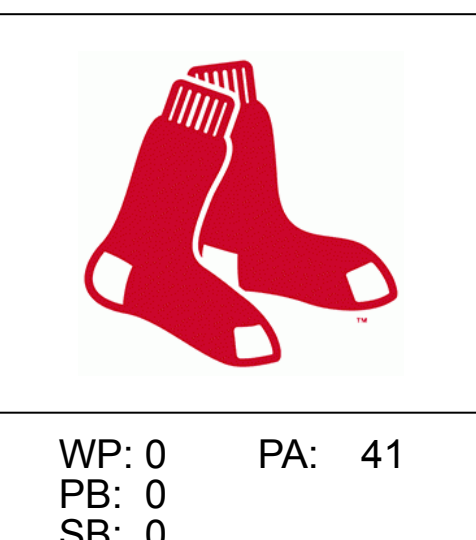
Batter	1	2	3	4	5	6	7	8	9	AB	R	H	RBI	BB	SO	LOB	TOP			
<b>John Cangelosi, S</b> (1, 7) OBP: 0.267, SLG: 0.333										2	0	0	0	1	1	0	<b>Texas Rangers @ Boston Red Sox</b> Fenway Park, Boston, MA Sun Apr 26 1992, 3:33 AM EDT Cloudy - 45 F			
<b>Kevin Reimer, L</b> (7, PH) OBP: 0.385, SLG: 0.533										2	0	2	0	0	0	0				
<b>Jack Daugherty, S</b> (9, PR) OBP: 0.256, SLG: 0.290										0	0	0	0	0	0	0				
<b>Rafael Palmeiro, L</b> (1, 3) OBP: 0.377, SLG: 0.492										2	1	1	0	2	0	0				
<b>Juan Gonzalez, R</b> (1, 8) OBP: 0.329, SLG: 0.513										5	2	2	1	0	1	5				
<b>Ruben Sierra, S</b> (1, 9) OBP: 0.316, SLG: 0.464										4	0	2	1	0	0	1				
<b>Brian Downing, R</b> (1, 10) OBP: 0.522, SLG: 0.419										2	0	0	0	1	2	2				
<b>Dean Palmer, R</b> (1, 5) OBP: 0.365, SLG: 0.484										4	0	1	0	0	1	3				
<b>Dickie Thon, R</b> (1, 6) OBP: 0.323, SLG: 0.351										4	0	1	0	0	1	3				
<b>Ivan Rodriguez, R</b> (1, 2) OBP: 0.290, SLG: 0.368										4	0	0	0	0	1	3				
<b>Al Newman, S</b> (1, 4) OBP: 0.231, SLG: 0.174										2	0	0	0	0	1	0				
<b>Jeff Huson, L</b> (7, PH) OBP: 0.292, SLG: 0.362										2	0	0	0	0	1	0				
<b>Inning Stats</b>	R: 1 E: 0 K: 2 S: 15	H: 2 LOB: 1 BB: 0 P: 21	R: 0 E: 0 K: 1 S: 11	H: 0 LOB: 0 BB: 0 P: 16	R: 2 E: 1 K: 2 S: 18	H: 2 LOB: 2 BB: 1 P: 30	R: 0 E: 0 K: 0 S: 4	H: 1 LOB: 1 BB: 0 P: 5	R: 0 E: 0 K: 0 S: 5	H: 1 LOB: 1 BB: 1 P: 11	R: 0 E: 0 K: 0 S: 12	H: 2 LOB: 2 BB: 0 P: 17	R: 0 E: 0 K: 1 S: 6	H: 0 LOB: 1 BB: 0 P: 11	R: 0 E: 0 K: 1 S: 11	H: 1 LOB: 2 BB: 1 P: 18	1B: 6 2B: 4 3B: 0 HR: 1	SF: 0 SAC: 1 DP: 3 HBP: 1	WP: 1 PB: 0 SB: 0 CS: 1	PA: 39
<b>PITCHER</b>	IP WLS BF H R ER SO BB IBB HBP BLK WP HR S P ERA WHIP																			
<b>Matt Young, L</b> (1, 1) ERA: 2.95	5.0 L 24 6 3 3 5 3 0 0 0 0 1 1 55 90 5.40 1.800																			
<b>Danny Darwin, R</b> (6, 1) ERA: 1.47	4.0 15 3 0 0 4 0 1 1 0 0 0 0 32 50 0.00 0.750																			

AB	33
R	3
H	9
RBI	2
BB	4
SO	9
LOB	17



Batter	1	2	3	4	5	6	7	8	9	AB	R	H	RBI	BB	SO	LOB	BOTTOM			
<b>Wade Boggs, L</b> (1, 5) OBP: 0.324, SLG: 0.277										5	0	0	0	0	0	5	<b>Texas Rangers @ Boston Red Sox</b> Fenway Park, Boston, MA Sun Apr 26 1992, 3:33 AM EDT Cloudy - 45 F			
<b>Jody Read, R</b> (1, 4) OBP: 0.329, SLG: 0.323										4	0	1	0	1	0	3				
<b>Mike Greenwell, L</b> (1, 7) OBP: 0.303, SLG: 0.207										4	0	1	0	0	0	4				
<b>Ellis Burks, R</b> (1, 8) OBP: 0.333, SLG: 0.322										4	0	1	0	1	1	0				
<b>Phil Plantier, L</b> (1, 9) OBP: 0.286, SLG: 0.304										4	0	1	0	0	0	5				
<b>Tim Lincecum, R</b> (9, PH) OBP: 0.308, SLG: 0.348										0	0	0	0	0	0	0				
<b>Herm Winstrom, L</b> (9, PH) OBP: 0.300, SLG: 0.222										1	0	0	0	0	1	0				
<b>Jack Clark, R</b> (1, 10) OBP: 0.250, SLG: 0.167										4	0	0	0	0	1	1				
<b>Mo Vaughn, L</b> (1, 3) OBP: 0.369, SLG: 0.390										2	1	1	0	1	0	0				
<b>Tom Brunansky, R</b> (8, PH) OBP: 0.429, SLG: 0.353										1	0	1	0	0	0	0				
<b>Tony Peña, R</b> (1, 2) OBP: 0.280, SLG: 0.396										4	0	2	1	0	1	2				
<b>Luis Rivera, R</b> (1, 6) OBP: 0.412, SLG: 0.400										3	0	2	0	1	1	0				
<b>Inning Stats</b>	R: 0 E: 0 K: 0 S: 10	H: 2 LOB: 2 BB: 0 P: 14	R: 0 E: 0 K: 0 S: 4	H: 0 LOB: 0 BB: 0 P: 7	R: 0 E: 0 K: 0 S: 6	H: 1 LOB: 3 BB: 1 P: 17	R: 1 E: 0 K: 0 S: 14	H: 2 LOB: 2 BB: 2 P: 28	R: 0 E: 0 K: 3 S: 12	H: 1 LOB: 1 BB: 0 P: 14	R: 0 E: 0 K: 0 S: 6	H: 0 LOB: 0 BB: 0 P: 13	R: 0 E: 0 K: 0 S: 9	H: 3 LOB: 2 BB: 0 P: 15	R: 0 E: 0 K: 1 S: 5	H: 0 LOB: 0 BB: 0 P: 6	1B: 6 2B: 4 3B: 0 HR: 0	SF: 0 SAC: 0 DP: 0 HBP: 1	WP: 0 PB: 0 SB: 0 CS: 1	PA: 41
<b>PITCHER</b>	IP WLS BF H R ER SO BB IBB HBP BLK WP HR S P ERA WHIP																			
<b>Bobby Witt, R</b> (1, 1) ERA: 3.12	7.0 W 33 7 3 1 1 4 4 0 0 0 0 0 61 112 1.29 1.571																			
<b>Kenny Rogers, L</b> (8, 1) ERA: 2.51	1.2 7 3 0 0 0 0 0 0 0 0 0 0 11 18 0.00 1.800																			
<b>Jeff Russell, R</b> (9, 1) ERA: 2.57	0.1 S 1 0 0 0 0 1 0 0 0 0 0 0 0 3 3 0.00 0.000																			

AB	36
R	1
H	10
RBI	1
BB	4
SO	5
LOB	20





Batter	1	2	3	4	5	6	7	8	9	AB	R	H	RBI	BB	SO	LOB	TOP								
Brian Downing, R OBP: 0.490, SLG: 0.472 (1, 10)	G5-3			G5-3		FC6-4			G6-4-3	5	1	1	2	0	0	3									
Rafael Palmeiro, L OBP: 0.370, SLG: 0.478 (1, 3)	K			E		K			G3	4	0	1	0	0	2	1									
Juan Gonzalez, R OBP: 0.313, SLG: 0.488 (1, 8)	G5-3			P4		FC6-4			P3	4	0	0	0	0	0	2									
Ruben Sierra, S OBP: 0.325, SLG: 0.466 (1, 9)				E8					K	4	0	2	0	0	1	0									
Julio Franco, R OBP: 0.375, SLG: 0.308 (1, 4)	L9			G4-3						3	1	0	0	1	0	3									
Dean Palmer, R OBP: 0.372, SLG: 0.469 (1, 5)	K									2	1	0	0	2	2	1									
Kevin Reimer, L OBP: 0.382, SLG: 0.516 (9, PH)	CS			K					K	2	0	0	0	1	2	0	AB 33								
Al Newman, S OBP: 0.222, SLG: 0.167 (9, 6)										1	0	0	0	0	1	2	R 4								
Dickie Thon, R OBP: 0.313, SLG: 0.339 (1, 6)				G1-3					E8	2	0	0	0	0	0	0	H 8								
Jack Daugherty, S OBP: 0.250, SLG: 0.194 (7, PH)									1B	1	0	0	0	0	0	2	RBI 4								
Jeff Huson, L OBP: 0.292, SLG: 0.362 (9, PH)									1B	0	0	0	0	0	0	0	BB 4								
John Cangelosi, S OBP: 0.313, SLG: 0.385 (9, 7)									1B	1	0	1	1	0	0	0	SO 8								
Ivan Rodriguez, R OBP: 0.318, SLG: 0.393 (1, 2)	G5-3								G6-4-3	4	1	3	1	0	0	0	LOB 14								
<b>Inning Stats</b>	R: 0 E: 0 K: 1 S: 6	H: 0 LOB: 0 BB: 0 P: 12	R: 0 E: 0 K: 1 S: 10	H: 1 LOB: 0 BB: 0 P: 13	R: 0 E: 0 K: 1 S: 6	H: 0 LOB: 0 BB: 0 P: 10	R: 0 E: 1 K: 0 S: 9	H: 2 LOB: 2 BB: 0 P: 16	R: 0 E: 0 K: 2 S: 9	H: 0 LOB: 0 BB: 0 P: 14	R: 0 E: 0 K: 1 S: 11	H: 1 LOB: 1 BB: 0 P: 15	R: 0 E: 0 K: 0 S: 9	H: 0 LOB: 2 BB: 2 P: 21	R: 2 E: 0 K: 1 S: 13	H: 2 LOB: 0 BB: 0 P: 19	R: 2 E: 1 K: 1 S: 11	H: 2 LOB: 1 BB: 2 P: 23	1B: 7 2B: 0 3B: 0 HR: 1	SF: 0 SAC: 0 DP: 1 HBP: 0	WP: 0 PB: 0 SB: 0 CS: 1	PA: 38			
<b>PITCHER</b>	IP	WLS	BF	H	R	ER	SO	BB	IBB	HBP	BLK	WP	HR	S	P	ERA	WHIP								
Joe Hesketh, L ERA: 3.86 (1, 1)	6.2		25	4	0	0	6	2	0	0	0	0	0	57	97	0.00	0.900								
Greg Harris, R ERA: 1.93 (7, 1)	1.1	L	8	2	4	3	1	2	0	0	0	0	1	17	32	20.25	3.000								
Tony Fossas, L ERA: 9.0 (9, 1)	0.1		1	0	0	0	1	0	0	0	0	0	0	3	3	0.00	0.000								
Jeff Reardon, R ERA: 1.35 (9, 1)	0.2		3	2	0	0	0	0	0	0	0	0	0	7	11	0.00	3.000								

Texas Rangers @ Boston Red Sox  
Fenway Park, Boston, MA  
Sun Apr 26 1992, 3:38 AM EDT  
Att: 32,728 - Cloudy - 42 F

AB	33
R	4
H	8
RBI	4
BB	4
SO	8
LOB	14



Batter	1	2	3	4	5	6	7	8	9	AB	R	H	RBI	BB	SO	LOB	BOTTOM								
Wade Boggs, L OBP: 0.329, SLG: 0.286 (1, 10)	E		F7				E4		F8	5	0	2	0	0	0	1									
Jody Reed, R OBP: 0.333, SLG: 0.333 (1, 4)	E4		E						P6	4	1	1	0	1	1	4									
Phil Plantier, L OBP: 0.294, SLG: 0.311 (1, 9)	FC3-6-5		E3				L5		1B	5	0	2	0	0	1	4									
Tom Brunansky, R OBP: 0.346, SLG: 0.273 (1, 3)	G5-3		F9				F9		K	5	0	0	0	0	1	6									
Herm Winningham, L OBP: 0.286, SLG: 0.231 (1, 8)			G4-3				G4-3			4	0	1	0	0	1	1									
Tim Lincecum, R OBP: 0.333, SLG: 0.407 (1, 6)							G6-3		P7	4	0	2	0	0	0	0									
Scott Cooper, L OBP: 0.231, SLG: 0.100 (1, 5)	P6		F7				G4-3		K	4	0	0	0	0	1	3	AB 39								
Bob Zupcic, R OBP: 0.250, SLG: 0.500 (1, 7)	P6						P2		K	4	1	1	0	0	1	3	R 2								
John Flaherty, R OBP: 0.222, SLG: 0.333 (1, 2)										3	0	1	1	0	0	2	H 11								
Mike Greenwell, L OBP: 0.313, SLG: 0.220 (9, PH)	G6-3						G6-3		1B	1	0	1	0	0	0	0	RBI 1								
																	BB 1								
<b>Inning Stats</b>	R: 0 E: 1 K: 0 S: 8	H: 1 LOB: 1 BB: 0 P: 14	R: 0 E: 0 K: 0 S: 16	H: 2 LOB: 2 BB: 0 P: 22	R: 1 E: 1 K: 0 S: 11	H: 2 LOB: 1 BB: 0 P: 14	R: 1 E: 0 K: 1 S: 13	H: 3 LOB: 2 BB: 0 P: 19	R: 0 E: 0 K: 0 S: 8	H: 0 LOB: 0 BB: 0 P: 12	R: 0 E: 0 K: 0 S: 7	H: 0 LOB: 0 BB: 0 P: 14	R: 0 E: 1 K: 0 S: 7	H: 0 LOB: 2 BB: 1 P: 14	R: 0 E: 0 K: 3 S: 14	H: 1 LOB: 1 BB: 0 P: 20	R: 0 E: 0 K: 1 S: 13	H: 2 LOB: 2 BB: 0 P: 18	1B: 8 2B: 3 3B: 0 HR: 0	SF: 0 SAC: 0 DP: 1 HBP: 0	WP: 1 PB: 0 SB: 0 CS: 0	PA: 40			
<b>PITCHER</b>	IP	WLS	BF	H	R	ER	SO	BB	IBB	HBP	BLK	WP	HR	S	P	ERA	WHIP								
Jeff Robinson, R ERA: 5.13 (1, 1)	6.0		26	8	2	2	2	0	0	0	0	0	0	63	95	3.00	1.333								
Floyd Bannister, L ERA: 4.5 (7, 1)	0.2		4	0	0	0	0	1	0	0	0	0	0	5	12	0.00	1.500								
Terry Mathews, R ERA: 4.09 (7, 1)	1.1	W	5	1	0	0	3	0	0	0	0	0	0	16	22	0.00	0.750								
Jeff Russell, R ERA: 2.25 (9, 1)	1.0	S	5	2	0	0	1	0	0	0	0	0	0	13	18	0.00	2.000								

Texas Rangers @ Boston Red Sox  
Fenway Park, Boston, MA  
Sun Apr 26 1992, 3:38 AM EDT  
Att: 32,728 - Cloudy - 42 F

AB	39
R	2
H	11
RBI	1
BB	1
SO	6
LOB	24






Batter	1	2	3	4	5	6	7	8	9	AB	R	H	RBI	BB	SO	LOB	TOP											
<b>John Cangelosi, S</b> OBP: 0.333, SLG: 0.313 (1, 8) (7, 7)	4-1 WP G4-3 SF7 BB	3-2 F8			3-2 SAFE F8		4-2 HR BB	2-1 G6-3		3	2	0	0	2	0	3												
<b>Julio Franco, R</b> OBP: 0.353, SLG: 0.286 <b>Al Newman, S</b> OBP: 0.241, SLG: 0.231 <b>Dean Palmer, R</b> OBP: 0.388, SLG: 0.530 (7, PH) (7, 5)	2-1 G4-3		0-2 G4-3		1-1 SAFE G3 2B		0-0 HR	1-0 1B		1	0	0	0	0	0	1												
<b>Rafael Palmeiro, L</b> OBP: 0.360, SLG: 0.466 (1, 3)	2-2 SF7 2-H		1-1 F9		0-0 G3		0-0 G1-3 1B	1-2 G1-3		4	1	1	2	0	0	2												
<b>Ruben Sierra, S</b> OBP: 0.341, SLG: 0.474 (1, 9)	3-2 1B		2-1 P6		0-1 3-H 1B		2-1 G1-3 1B		1-1 G1-3	5	1	3	1	0	0	0												
<b>Kevin Reimer, L</b> OBP: 0.370, SLG: 0.493 (1, 10)	2-3 K			2-2 FC6-4 1B	1-2 F7		0-0 G1-3		0-1 F7	5	0	1	0	0	1	4												
<b>Jack Daugherty, S</b> OBP: 0.256, SLG: 0.184 <b>Juan Gonzalez, R</b> OBP: 0.329, SLG: 0.488 (7, PH) (7, 8)		4-2 G6-4-3 BB		1-3 K		2-1 G4-3	4-0 1B IBB		4-2 FC5 1B BB	2	0	0	0	1	1	1												
<b>Geno Petralli, L</b> OBP: 0.200, SLG: 0.400 <b>Ivan Rodriguez, R</b> OBP: 0.333, SLG: 0.406 (6, PH) (6, 2)		1-2 G6-4-3 1-2f		2-2 SAFE F7		1-2 G6-3	0-1 1-2 2-H 3-H 1B		3-1 FC5 1B	2	0	0	0	0	0	2												
<b>Dickie Thon, R</b> OBP: 0.304, SLG: 0.328 (1, 6)		1-0 1B		0-0 FC6-4 1-2f		0-1 G6-3	1-1 F7		0-0 FC5 1-2 2-3f	5	0	1	0	0	0	5												
<b>Jeff Huson, L</b> OBP: 0.308, SLG: 0.373 (1, 5) (1, 4)		1-2 1B		0-1 2B G3 1B			2-1 G1-3	0-1 F9		4	1	2	0	0	0	0												
<b>Inning Stats</b>	R: 1 E: 0 K: 1 S: 15	H: 1 LOB: 1 BB: 1 P: 28	R: 0 E: 0 K: 0 S: 16	H: 2 LOB: 2 BB: 1 P: 26	R: 0 E: 0 K: 0 S: 7	H: 0 LOB: 0 BB: 0 P: 10	R: 0 E: 0 K: 1 S: 12	H: 1 LOB: 1 BB: 0 P: 17	R: 2 E: 0 K: 0 S: 14	H: 3 LOB: 1 BB: 0 P: 19	R: 0 E: 0 K: 0 S: 8	H: 0 LOB: 0 BB: 0 P: 11	R: 4 E: 0 K: 0 S: 16	H: 4 LOB: 2 BB: 2 P: 29	R: 0 E: 0 K: 0 S: 8	H: 1 LOB: 1 BB: 1 P: 18	1B: 11 2B: 3 3B: 0 HR: 1	SF: 1 SAC: 0 DP: 1 HBP: 0	WP: 1 PB: 0 SB: 0 CS: 0	PA: 44								
<b>PITCHER</b>	IP	WLS	BF	H	R	ER	SO	BB	IBB	HBP	BLK	WP	HR	S	P	ERA	WHIP											
<b>Scott Sanderson, R</b> ERA: 5.34	(1, 1)	5.0		23	7	3	3	2	2	0	0	0	1	0	64	100	5.40	1.800										
<b>Lee Guetterman, L</b> ERA: 8.71	(6, 1)	1.2		10	3	4	4	0	1	1	0	0	0	1	20	35	21.60	2.400										
<b>John Habyan, R</b> ERA: 0.75	(7, 1)	1.0	W	5	2	0	0	0	0	0	0	0	0	0	9	13	0.00	2.000										
<b>Steve Howe, L</b> ERA:	(8, 1)	1.0		3	0	0	0	0	0	0	0	0	0	0	7	9	0.00	0.000										
<b>Steve Farr, R</b> ERA: 1.5	(9, 1)	0.1	S	3	1	0	0	0	1	0	0	0	0	0	6	13	0.00	6.000										

Texas Rangers @ New York Yankees  
Yankee Stadium, Bronx, NY  
Mon Apr 27 1992, 7:05 PM EDT  
Att: 13,911 - Sunny - 52 F


AB 38  
R 7  
H 13  
RBI 7  
BB 5  
SO 2  
LOB 18



Batter	1	2	3	4	5	6	7	8	9	AB	R	H	RBI	BB	SO	LOB	BOTTOM											
<b>Andy Stankiewicz, R</b> OBP: 0.463, SLG: 0.500 (1, 4)	1-1 F7	2-1 FC4 1B			1-1 FC4-6 1B		1-0 G4-3			5	0	2	0	0	1	2												
<b>Don Mattingly, L</b> OBP: 0.277, SLG: 0.367 (1, 3)	1-1 2B	2-0 FC4 1-2f			0-1 FC4-6 1B HR		2-0 1B			5	2	2	0	0	1	4												
<b>Roberto Kelly, R</b> OBP: 0.417, SLG: 0.526 (1, 8)	2-0 1B 1-H	1-2 F8			0-0 FC4-6 1B		2-1 HR	2-2 L9		5	2	3	2	0	0	2												
<b>Mel Hall, L</b> OBP: 0.289, SLG: 0.556 (1, 10)	4-2 1B BB		1-2 F9		2-2 FC4-6 HR		3-0 WP 1B 2B			3	3	1	0	1	0	2												
<b>Jesse Barfield, R</b> OBP: 0.226, SLG: 0.232 (1, 9)	2-0 1B CS		0-1 P2		0-2 HR		2-3 K			4	1	2	4	0	1	1												
<b>Randy Velarde, R</b> OBP: 0.243, SLG: 0.328 <b>Kevin Maas, L</b> OBP: 0.469, SLG: 0.615 <b>Dave Silvestri, R</b> (8, 6)	1-2 2-H CS		2-3 K		1-3 2-H 1B		2-2 1B			3	0	1	1	0	2	0												
<b>Mike Stanley, R</b> OBP: 0.625, SLG: 0.500 (1, 2)	1-2 BB		2-2 G5-4-3 1B		2-2 1B HBP		0-1 2B			2	0	2	0	1	0	0												
<b>Charlie Hayes, R</b> OBP: 0.356, SLG: 0.423 (1, 5)	2-1 F9		1-2 L7		0-3 K		2-2 F8			4	0	0	0	0	1	5												
<b>Mike Humphreys, R</b> OBP: 0.250, SLG: 0.250 (1, 7)		0-0 F8		2-2 G5-4-3 1-2f		1-1 1B		0-3 K		4	0	1	0	0	1	1												
<b>Inning Stats</b>	R: 3 E: 0 K: 0 S: 16	H: 4 LOB: 2 BB: 2 P: 33	R: 0 E: 0 K: 0 S: 8	H: 1 LOB: 1 BB: 0 P: 13	R: 0 E: 0 K: 1 S: 8	H: 0 LOB: 0 BB: 0 P: 11	R: 0 E: 0 K: 0 S: 11	H: 1 LOB: 0 BB: 0 P: 16	R: 3 E: 0 K: 1 S: 18	H: 3 LOB: 0 BB: 0 P: 23	R: 0 E: 0 K: 3 S: 15	H: 1 LOB: 2 BB: 0 P: 21	R: 2 E: 0 K: 1 S: 16	H: 4 LOB: 1 BB: 0 P: 27	R: 0 E: 0 K: 1 S: 10	H: 1 LOB: 1 BB: 0 P: 15	1B: 10 2B: 3 3B: 0 HR: 2	SF: 0 SAC: 0 DP: 1 HBP: 1	WP: 1 PB: 0 SB: 0 CS: 2	PA: 39								
<b>PITCHER</b>	IP	WLS	BF	H	R	ER	SO	BB	IBB	HBP	BLK	WP	HR	S	P	ERA	WHIP											
<b>Brian Bohanon, L</b> ERA: 8.76	(1, 1)	4.0		15	4	2	2	1	1	0	0	0	0	0	37	57	4.50	1.250										
<b>Todd Burns, R</b> ERA: 4.5	(5, 1)	0.1		1	0	0	0	0	0	0	0	0	0	4	6	0.00	0.000											
<b>Floyd Bannister, L</b> ERA: 4.32	(5, 1)	1.1		7	2	1	1	4	0	0	1	0	0	1	24	32	6.75	1.500										
<b>Terry Mathews, R</b> ERA: 4.85	(7, 1)	2.0	L	10	5	2	2	2	0	0	0	0	1	1	26	42	9.00	2.500										

Texas Rangers @ New York Yankees  
Yankee Stadium, Bronx, NY  
Mon Apr 27 1992, 7:05 PM EDT  
Att: 13,911 - Sunny - 52 F

AB 36  
R 8  
H 15  
RBI 8  
BB 2  
SO 7  
LOB 17





Batter	1	2	3	4	5	6	7	8	9	AB	R	H	RBI	BB	SO	LOB	TOP					
<b>John Cangelosi, S</b> (1, 7) OBP: 0.280, SLG: 0.250	F8	K			G4-3			G5-3		4	0	0	0	0	1	3	<p><b>Texas Rangers @ New York Yankees</b> Yankee Stadium, Bronx, NY Tue Apr 28 1992, 7:05 PM EDT Att. 14,520 - Sunny - 56 F</p>					
<b>Jeff Huson, L</b> (1, 6) OBP: 0.321, SLG: 0.370	S		F8		G4-3			G3-6-3	1B	3	0	1	0	1	0	0						
<b>Rafael Palmeiro, L</b> (1, 3) OBP: 0.344, SLG: 0.442	K		G3-1		G3			G3-6-3		4	0	0	0	0	1	2						
<b>Ruben Sierra, S</b> (1, 9) OBP: 0.337, SLG: 0.463	G4-3				G4-3				G4-3	4	0	1	0	0	0	1						
<b>Juan Gonzalez, R</b> (1, 8) OBP: 0.315, SLG: 0.464		G5-3	G6-3		L6				F8	4	0	0	0	0	0	1						
<b>Kevin Reimer, L</b> (1, 10) OBP: 0.384, SLG: 0.479		1B			P5				L8	4	1	1	0	0	0	0						
<b>Dean Palmer, R</b> (1, 5) OBP: 0.373, SLG: 0.507		P6			G5-3					3	0	0	0	0	0	1						
<b>Ivan Rodriguez, R</b> (1, 2) OBP: 0.347, SLG: 0.433		1B			G5-3					3	0	2	0	0	0	0						
<b>Al Newman, S</b> (1, 4) OBP: 0.281, SLG: 0.276		1B						G3-1		3	0	2	1	0	0	1						
<b>Inning Stats</b>	R: 0 E: 0 K: 1 S: 11	H: 0 LOB: 1 BB: 1 P: 20	R: 1 E: 0 K: 1 S: 10	H: 3 LOB: 2 BB: 0 P: 18	R: 0 E: 0 K: 0 S: 6	H: 1 LOB: 1 BB: 0 P: 12	R: 0 E: 0 K: 0 S: 4	H: 0 LOB: 2 BB: 1 P: 18	R: 0 E: 0 K: 2 S: 7	H: 1 LOB: 0 BB: 0 P: 9	R: 0 E: 0 K: 0 S: 5	H: 0 LOB: 0 BB: 0 P: 8	R: 0 E: 0 K: 0 S: 6	H: 1 LOB: 1 BB: 0 P: 9	R: 0 E: 0 K: 0 S: 8	H: 1 LOB: 0 BB: 0 P: 10	R: 0 E: 0 K: 0 S: 5	H: 0 LOB: 0 BB: 0 P: 11	1B: 6 2B: 1 3B: 0 HR: 0	SF: 0 SAC: 0 DP: 1 HBP: 0	WP: 0 PB: 0 SB: 2 CS: 1	PA: 33
<b>PITCHER</b> <b>Tim Leary, R</b> (1, 1) ERA: 3.14	IP: 9.0 WLS: L BF: 33	H: 7 R: 1 ER: 1 SO: 2	BB: 1 IBB: 0 HBP: 0 BLK: 0	WP: 0 HR: 0 S: 61 P: 106	ERA: 1.00 WHIP: 0.889											AB: 32 R: 1 H: 7 RBI: 1 BB: 1 SO: 2 LOB: 9						

Batter	1	2	3	4	5	6	7	8	9	AB	R	H	RBI	BB	SO	LOB	BOTTOM					
<b>Andy Stankiewicz, R</b> (1, 4) OBP: 0.455, SLG: 0.472	G4-3			F7		SH1-3		BB		2	0	0	0	1	0	0	<p><b>Texas Rangers @ New York Yankees</b> Yankee Stadium, Bronx, NY Tue Apr 28 1992, 7:05 PM EDT Att. 14,520 - Sunny - 56 F</p>					
<b>Don Mattingly, L</b> (1, 3) OBP: 0.276, SLG: 0.354	G3-1			G3-1		F9		BB		3	0	0	0	1	0	1						
<b>Roberto Kelly, R</b> (1, 8) OBP: 0.409, SLG: 0.506	G5-3			1B	BB	G6-3		K		3	0	0	0	1	1	3						
<b>Mel Hall, L</b> (1, 7) OBP: 0.300, SLG: 0.566		G4-3		1B		F8		WP	2B	4	0	2	0	0	0	0						
<b>Matt Nokes, L</b> (1, 2) OBP: 0.293, SLG: 0.358		G3-1		F8		L8		F9		4	0	0	0	0	0	3						
<b>Kevin Maas, L</b> (1, 10) OBP: 0.444, SLG: 0.567		G4-3		K		1B		K		4	0	1	0	0	2	1						
<b>Jesse Barfield, R</b> (1, 9) OBP: 0.212, SLG: 0.217			G6-3		K2-3			L7		4	0	0	0	0	1	2						
<b>Charlie Hayes, R</b> (1, 5) OBP: 0.342, SLG: 0.405			G6-3		L5			G4-3		3	0	0	0	0	0	0						
<b>Randy Velarde, R</b> (1, 6) OBP: 0.247, SLG: 0.319			G4-3			F9	SH1-3	G6-3		2	0	0	0	0	0	0						
<b>Inning Stats</b>	R: 0 E: 0 K: 0 S: 11	H: 0 LOB: 0 BB: 0 P: 17	R: 0 E: 0 K: 0 S: 6	H: 0 LOB: 0 BB: 0 P: 11	R: 0 E: 0 K: 0 S: 7	H: 0 LOB: 0 BB: 0 P: 13	R: 0 E: 0 K: 0 S: 8	H: 1 LOB: 2 BB: 1 P: 18	R: 0 E: 0 K: 2 S: 7	H: 0 LOB: 0 BB: 0 P: 9	R: 0 E: 0 K: 0 S: 5	H: 0 LOB: 1 BB: 0 P: 8	R: 0 E: 0 K: 0 S: 7	H: 1 LOB: 1 BB: 0 P: 10	R: 0 E: 0 K: 1 S: 13	H: 0 LOB: 2 BB: 2 P: 25	R: 0 E: 0 K: 1 S: 14	H: 1 LOB: 1 BB: 0 P: 22	1B: 2 2B: 1 3B: 0 HR: 0	SF: 0 SAC: 1 DP: 0 HBP: 1	WP: 1 PB: 0 SB: 0 CS: 0	PA: 34
<b>PITCHER</b> <b>Kevin Brown, R</b> (1, 1) ERA: 3.08 <b>Kenny Rogers, L</b> (9, 1) ERA: 2.45 <b>Jeff Russell, R</b> (9, 1) ERA: 2.16	IP: 8.0 WLS: W BF: 30	H: 2 R: 0 ER: 0 SO: 3	BB: 3 IBB: 0 HBP: 0 BLK: 0	WP: 0 HR: 0 S: 64 P: 111	ERA: 0.00 WHIP: 0.625											AB: 29 R: 0 H: 3 RBI: 0 BB: 3 SO: 4 LOB: 10						



Batter	1	2	3	4	5	6	7	8	9	AB	R	H	RBI	BB	SO	LOB	TOP								
<b>Brian Downing, R</b> (1, 10) OBP: 0.482, SLG: 0.436	4-1 2B SF7 BB	1 SAFE 0-0 CS	1-1 G6-3		3-2 G1-3		4-1 BB G4-3 1B BB	1-2 G4-3		3	2	0	0	2	0	0									
<b>Rafael Palmeiro, L</b> (1, 3) OBP: 0.347, SLG: 0.444	2-2 2B		0-0 G3		2-1 BB HBP		1-0 G4-3	1-2 G4-3		4	0	1	0	0	0	1									
<b>Juan Gonzalez, R</b> (1, 8) OBP: 0.309, SLG: 0.448	0-1 SF7		0-0 G5-3		4-1 BB		2-3 K		0-2 G6-3	3	0	0	1	1	1	1									
<b>Ruben Sierra, S</b> (1, 9) OBP: 0.351, SLG: 0.465	3-3 K			0-1 BB 1B	1-0 F9		4-0 BB 1B		2-1 1B	4	2	2	0	1	1	3									
<b>Dean Palmer, R</b> (1, 5) OBP: 0.364, SLG: 0.479	2-3 K			3-3 SAFE K	2-3 K		4-1 1B BB	1-2 2-3 BB	0-3 K	4	0	0	0	1	4	5									
<b>Kevin Reimer, L</b> (1, 7) OBP: 0.395, SLG: 0.541		2-1 HR		4-2 1B BB		2-2 SH1-3 BB CS 1B	0-2 S 1B		0-0 G1-3	3	1	3	3	1	0	0									
<b>John Cangelosi, S</b> (7, PR) OBP: 0.269, SLG: 0.238				1-2 1B		4-0 SH1-3 BB	1-3 2-H 3-H BB			2	0	1	1	2	0	0									
<b>Dickie Thon, R</b> (1, 6) OBP: 0.321, SLG: 0.333		2-1 F9		2-2 1B		1-2 1B	4-1 BB			0	0	0	0	0	0	0									
<b>Jeff Huson, L</b> (7, 6) OBP: 0.321, SLG: 0.370				1-3 2-H 1B		1-2 1B	1-2 BB			0	0	0	0	0	0	0									
<b>Ivan Rodriguez, R</b> (1, 2) OBP: 0.347, SLG: 0.429		1-0 G1-3		1 SAFE SAFE K	0-1 FC5-4 1B		0-0 SH1-3 G1-3			3	0	1	0	0	0	3									
<b>Al Newman, S</b> (1, 4) OBP: 0.278, SLG: 0.273		0-0 CS 1B		1-1 FC5-4 1-2		2-3 K		1-2 F9		4	0	1	0	0	1	4									
<b>Inning Stats</b>	R: 1 E: 0 K: 2 S: 13	H: 1 LOB: 1 BB: 1 P: 24	R: 1 E: 0 K: 0 S: 6	H: 2 LOB: 0 BB: 0 P: 11	R: 0 E: 0 K: 0 S: 4	H: 0 LOB: 0 BB: 0 P: 5	R: 1 E: 0 K: 1 S: 14	H: 3 LOB: 2 BB: 1 P: 24	R: 0 E: 0 K: 1 S: 9	H: 0 LOB: 2 BB: 1 P: 21	R: 0 E: 0 K: 1 S: 8	H: 1 LOB: 3 BB: 1 P: 16	R: 2 E: 0 K: 1 S: 12	H: 1 LOB: 3 BB: 4 P: 32	R: 0 E: 0 K: 0 S: 9	H: 0 LOB: 0 BB: 0 P: 12	R: 0 E: 0 K: 1 S: 9	H: 1 LOB: 1 BB: 0 P: 11	1B: 7 2B: 2 3B: 0 HR: 1	SF: 1 SAC: 1 DP: 1 HBP: 1	WP: 0 PB: 0 SB: 1 CS: 2	PA: 43			
<b>PITCHER</b>	IP	WLS	BF	H	R	ER	SO	BB	IBB	HBP	BLK	WP	HR	S	P	ERA	WHIP								
<b>Greg Cadaret, L</b> (1, 1) ERA: 1.86	6.0	L	27	7	3	3	5	4	0	1	0	0	1	54	101	4.50	1.833								
<b>Rich Monteleone, R</b> (7, 1) ERA: 1.33	2.0		11	1	2	2	1	3	1	0	0	0	0	21	44	9.00	2.000								
<b>Steve Farr, R</b> (9, 1) ERA: 1.5	1.0		4	1	0	0	1	0	0	0	0	0	0	9	11	0.00	1.000								

Texas Rangers @ New York Yankees  
Yankee Stadium, Bronx, NY  
Wed Apr 29 1992, 3:33 AM EDT  
Att: 14,270 - Sunny - 47 F


AB 31  
R 5  
H 9  
RBI 5  
BB 8  
SO 7  
LOB 18



Batter	1	2	3	4	5	6	7	8	9	AB	R	H	RBI	BB	SO	LOB	BOTTOM								
<b>Andy Stankiewicz, R</b> (1, 4) OBP: 0.438, SLG: 0.436	0-3 K		3-1 SAFE SAFE G6-3			4-0 BB		1-0 E5 G4-3 S		3	0	0	0	1	1	1									
<b>Dion James, L</b> (1, 10) OBP: 0.273, SLG: 0.111	1-0 G4-3			2-1 G4-3		2-1 L8		1-2 G4-3		4	0	0	0	0	0	2									
<b>Roberto Kelly, R</b> (1, 8) OBP: 0.391, SLG: 0.482	1-0 F8			1-2 G6-3		1-3 K		0-0 G4-3		4	0	0	0	0	1	2									
<b>Mel Hall, L</b> (1, 7) OBP: 0.286, SLG: 0.538		0-0 F8		2-0 F7			1-2 L3		1-0 F7	4	0	0	0	0	0	0									
<b>Matt Nokes, L</b> (1, 2) OBP: 0.290, SLG: 0.404		1-1 P4			1-3 K2-3		3-1 HR		1-3 K2-3	4	1	1	1	0	2	0									
<b>Jesse Barfield, R</b> (1, 9) OBP: 0.200, SLG: 0.203		3-3 K			0-0 F8		1-3 K2-3		1-3 K	4	0	0	0	0	3	0									
<b>Kevin Maas, L</b> (1, 3) OBP: 0.462, SLG: 0.563			1-1 P5		4-2 BB		3-1 1B			2	0	1	0	1	0	0									
<b>Charlie Hayes, R</b> (1, 5) OBP: 0.329, SLG: 0.390			2-2 L5		0-0 F9		2-3 K			3	0	0	0	0	1	2									
<b>Randy Velarde, R</b> (1, 6) OBP: 0.250, SLG: 0.310			4-2 BB			0-1 F7		0-0 G5-3		2	0	0	0	1	0	0									
<b>Inning Stats</b>	R: 0 E: 0 K: 1 S: 5	H: 0 LOB: 0 BB: 0 P: 7	R: 0 E: 0 K: 1 S: 10	H: 0 LOB: 0 BB: 0 P: 14	R: 0 E: 0 K: 0 S: 10	H: 0 LOB: 1 BB: 1 P: 20	R: 0 E: 0 K: 0 S: 6	H: 0 LOB: 0 BB: 0 P: 11	R: 0 E: 0 K: 1 S: 7	H: 0 LOB: 1 BB: 1 P: 12	R: 0 E: 0 K: 1 S: 7	H: 0 LOB: 1 BB: 1 P: 14	R: 1 E: 0 K: 2 S: 13	H: 2 LOB: 1 BB: 0 P: 23	R: 0 E: 1 K: 0 S: 7	H: 0 LOB: 1 BB: 0 P: 9	R: 0 E: 0 K: 2 S: 7	H: 0 LOB: 0 BB: 0 P: 10	1B: 1 2B: 0 3B: 0 HR: 1	SF: 0 SAC: 0 DP: 0 HBP: 0	WP: 0 PB: 0 SB: 1 CS: 0	PA: 33			
<b>PITCHER</b>	IP	WLS	BF	H	R	ER	SO	BB	IBB	HBP	BLK	WP	HR	S	P	ERA	WHIP								
<b>Jose Guzman, R</b> (1, 1) ERA: 2.43	9.0	W	33	2	1	1	8	3	0	0	0	0	1	72	120	1.00	0.556								

Texas Rangers @ New York Yankees  
Yankee Stadium, Bronx, NY  
Wed Apr 29 1992, 3:33 AM EDT  
Att: 14,270 - Sunny - 47 F

AB 30  
R 1  
H 2  
RBI 1  
BB 3  
SO 8  
LOB 7





Batter	1	2	3	4	5	6	7	8	9	AB	R	H	RBI	BB	SO	LOB	TOP					
Jeff Huson, L OBP: 0.317, SLG: 0.351 (1, 6)	G4-3 2B BB		FC3-6 1-2			P8			F9	3	1	0	0	1	0	1						
Rafael Palmeiro, L OBP: 0.333, SLG: 0.424 (1, 3)	K		F7			G3-1			G4-3	4	0	0	0	0	1	2						
Kevin Reimer, L OBP: 0.376, SLG: 0.513 (1, 7)	G4-3		P6			G4-3			G3	4	0	0	0	0	0	2						
Ruben Sierra, S OBP: 0.354, SLG: 0.477 John Cangelosi, S OBP: 0.239, SLG: 0.227 (6, 9)	2H 2B					P4			P3	2	0	1	1	0	0	0						
Juan Gonzalez, R OBP: 0.299, SLG: 0.433 Dickie Thon, R OBP: 0.329, SLG: 0.333 (7, 6)	G5-3					F8			F7	3	0	0	0	0	0	1						
Geno Petralli, L OBP: 0.174, SLG: 0.348 (1, 2)						F5			P8	3	0	0	0	0	0	0						
Dean Palmer, R OBP: 0.363, SLG: 0.474 (1, 5)						G1-6-3 1B			G5-3	3	0	1	0	0	1	0						
Jack Daugherty, S OBP: 0.239, SLG: 0.171 (1, 10)						G1-6-3 1-2			F9	3	0	0	0	0	1	1						
Al Newman, S OBP: 0.282, SLG: 0.278 (1, 4)						F7			L6	3	0	1	0	0	0	0						
<b>Inning Stats</b>	R: 1 E: 0 K: 1 S: 14	H: 1 LOB: 1 BB: 1 P: 22	R: 0 E: 0 K: 2 S: 7	H: 0 LOB: 0 BB: 0 P: 8	R: 0 E: 0 K: 0 S: 9	H: 1 LOB: 1 BB: 0 P: 11	R: 0 E: 0 K: 0 S: 5	H: 0 LOB: 0 BB: 0 P: 8	R: 0 E: 0 K: 0 S: 6	H: 1 LOB: 0 BB: 0 P: 9	R: 0 E: 0 K: 0 S: 9	H: 0 LOB: 0 BB: 0 P: 15	R: 0 E: 0 K: 0 S: 7	H: 0 LOB: 0 BB: 0 P: 14	R: 0 E: 0 K: 0 S: 9	H: 0 LOB: 0 BB: 0 P: 13	R: 0 E: 0 K: 0 S: 4	H: 0 LOB: 0 BB: 0 P: 7	1B: 2 2B: 1 3B: 0 HR: 0	SF: 0 SAC: 0 DP: 1 HBP: 0	WP: 0 PB: 0 SB: 0 CS: 0	PA: 30
<b>PITCHER</b> Jack McDowell, R ERA: 3.0 (1, 1)	IP: 9.0 WLS: W BF: 30 H: 3 R: 1 ER: 1 SO: 3 BB: 1 IBB: 0 HBP: 0 BLK: 0 WP: 0 HR: 0 S: 70 P: 107 ERA: 1.00 WHIP: 0.444															<b>PITCHER</b>						

Texas Rangers @ Chicago White Sox  
Comiskey Park, Chicago, IL  
Thu Apr 30 1992, 8:05 PM EDT  
Att: 24,134 - Cloudy - 45 F

AB	29
R	1
H	3
RBI	1
BB	1
SO	3
LOB	7



Batter	1	2	3	4	5	6	7	8	9	AB	R	H	RBI	BB	SO	LOB	BOTTOM			
Tim Raines, S OBP: 0.333, SLG: 0.343 Warren Newson, L OBP: 0.500, SLG: 0.286 (7, FH)	G6-3 3B	1-3 2H 1B	G3			F8			G5-3	4	1	2	1	0	0	3				
Steve Sax, R OBP: 0.333, SLG: 0.313 Joey Cora, S OBP: 0.300, SLG: 0.250 (7, 4)	G6-3	P2				P8			F9	4	0	0	1	0	1	2				
Robin Ventura, L OBP: 0.400, SLG: 0.406 (1, 5)	CS BB					G3-1			F7	3	2	1	0	2	0	0				
Frank Thomas, R OBP: 0.398, SLG: 0.355 (1, 3)	K					G5-3			G6-3	4	0	0	0	1	1	2				
George Bell, R OBP: 0.368, SLG: 0.548 (1, 7)						FC1-2 2B			HR	5	4	5	2	0	0	0				
Dan Pasqua, L OBP: 0.380, SLG: 0.533 (1, 9)	K					F8			G4-3	4	0	0	0	0	2	5				
Ron Karkovics, R OBP: 0.370, SLG: 0.341 (1, 2)						F8			G6-3	2	1	1	1	2	0	0				
Lance Johnson, L OBP: 0.306, SLG: 0.338 (1, 8)						FC5-4 1B			HR	3	3	1	0	1	0	5				
Craig Grebeck, R OBP: 0.280, SLG: 0.435 (1, 6)						F8			HR	4	1	3	6	0	0	2				
<b>Inning Stats</b>	R: 1 E: 0 K: 1 S: 8	H: 1 LOB: 1 BB: 1 P: 18	R: 2 E: 0 K: 1 S: 13	H: 3 LOB: 2 BB: 1 P: 26	R: 4 E: 0 K: 1 S: 11	H: 2 LOB: 1 BB: 3 P: 30	R: 0 E: 0 K: 0 S: 8	H: 0 LOB: 0 BB: 0 P: 17	R: 1 E: 0 K: 0 S: 12	H: 3 LOB: 2 BB: 0 P: 22	R: 0 E: 0 K: 1 S: 7	H: 0 LOB: 0 BB: 0 P: 11	R: 3 E: 0 K: 0 S: 6	H: 2 LOB: 0 BB: 1 P: 15	R: 1 E: 0 K: 0 S: 8	H: 2 LOB: 1 BB: 0 P: 16	1B: 6 2B: 5 3B: 1 HR: 2	SF: 0 SAC: 0 DP: 1 HBP: 0	WP: 1 PB: 1 SB: 1 CS: 1	PA: 41
<b>PITCHER</b> Nolan Ryan, R ERA: 10.8 Floyd Bannister, L ERA: 3.6 Todd Burns, R ERA: 7.88 (5, 1)	IP: 2.1 WLS: L BF: 16 H: 5 R: 7 ER: 7 SO: 3 BB: 5 IBB: 0 HBP: 0 BLK: 0 WP: 0 HR: 0 S: 28 P: 64 ERA: 27.00 WHIP: 4.286															<b>PITCHER</b>				

Texas Rangers @ Chicago White Sox  
Comiskey Park, Chicago, IL  
Thu Apr 30 1992, 8:05 PM EDT  
Att: 24,134 - Cloudy - 45 F

AB	35
R	12
H	13
RBI	11
BB	6
SO	4
LOB	19










Batter	1	2	3	4	5	6	7	8	9	10	11	AB	R	H	RBI	BB	SO	LOB	TOP	
John Cangelosi, S OBP: 0.281, SLG: 0.269 (1, 8)	G4-3 (1, 1)			F8 (3, 2)		F8 (3, 2)			SH1-3 2B (2, 1)		1B SF9 BB (4, 2)	4	1	1	0	1	0	0		
Jeff Huson, L OBP: 0.317, SLG: 0.400 Julio Franco, R OBP: 0.421, SLG: 0.333 Al Newman, S OBP: 0.295, SLG: 0.293 (1, 4)	L8 (9, PH)			HR (1, 2)			G6-3 (3, 2)		SH1-3 IBB (4, 0)		1B (2, 1)	3	1	1	1	0	0	0		
Rafael Palmeiro, L OBP: 0.343, SLG: 0.473 (1, 3)	G4-3 (9, PR)			G3 (3, 2)					SH1-3 (0, 1)		SF9 (3, 2)	2	0	0	1	0	0	0		
Ruben Sierra, S OBP: 0.368, SLG: 0.458 (1, 9)		G1-3 (1, 1)		G4-3 (0, 2)							1B (3, H)	4	1	2	0	1	0	0		
Kevin Reimer, L OBP: 0.386, SLG: 0.488 Juan Gonzalez, R OBP: 0.304, SLG: 0.463 Jack Daugherty, S OBP: 0.245, SLG: 0.182 (1, 7)						F9 (1, 0)					1B (1, 1)	4	0	0	0	0	1	5		
Dean Palmer, R OBP: 0.350, SLG: 0.482 (1, 5)											1B (1, 2)	0	0	0	0	0	0	0		
Geno Petralli, L OBP: 0.148, SLG: 0.296 (1, 10)											1B (1, 2)	1	0	1	1	0	0	0		
Dickie Thon, R OBP: 0.305, SLG: 0.307 (1, 6)											1B (1, 3)	5	0	1	1	0	1	3		
Ivan Rodriguez, R OBP: 0.337, SLG: 0.410 (1, 2)											1B (1, 2)	5	0	1	1	0	1	3		
Inning Stats	R: 0 E: 0 K: 0 S: 7	H: 0 LOB: 0 BB: 0 P: 8	R: 0 E: 0 K: 0 S: 4	H: 0 LOB: 0 BB: 0 P: 6	R: 0 E: 0 K: 1 S: 9	H: 0 LOB: 0 BB: 0 P: 10	R: 1 E: 0 K: 0 S: 13	H: 1 LOB: 0 BB: 0 P: 20	R: 0 E: 0 K: 0 S: 6	H: 0 LOB: 0 BB: 0 P: 9	R: 0 E: 1 K: 0 S: 5	H: 1 LOB: 3 BB: 2 P: 25	R: 0 E: 0 K: 2 S: 11	H: 0 LOB: 0 BB: 0 P: 14	R: 3 E: 0 K: 1 S: 19	H: 4 LOB: 2 BB: 1 P: 34	1B: 6 2B: 1 3B: 0 HR: 1	SF: 1 SAC: 2 DP: 2 HBP: 1	WP: 0 PB: 0 SB: 1 CS: 0	PA: 44
PITCHER	IP	WLS	BF	H	R	ER	SO	BB	IBB	HBP	BLK	WP	HR	S	P	ERA	WHIP			
Charlie Hough, R ERA: 4.5 Scott Radinsky, L ERA: 2.16 Bobby Thigpen, R ERA: 4.91 Wilson Alvarez, L ERA: 4.91	(1, 1)	(9, 1)	(9, 1)	(11, 1)	8.0	5	10	27	1	0	0	0	0	27	4	16.20	3.000			

Texas Rangers @ Chicago White Sox  
Comiskey Park, Chicago, IL  
Sat May 02 1992, 4:33 AM EDT  
Att: 29,172 - Cloudy - 76 F

livebaseallscorecards.com

AB 37  
R 4  
H 8  
RBI 4  
BB 3  
SO 6  
LOB 14




Batter	1	2	3	4	5	6	7	8	9	10	11	AB	R	H	RBI	BB	SO	LOB	BOTTOM			
Tim Raines, S OBP: 0.349, SLG: 0.368 (1, 7)	K (1, 3)		F9 (2, 1)			F9 1B BB (4, 2)			G1-3 1B (0, 2)		L4 (1, 0)	4	1	1	0	2	1	2				
Steve Sax, R OBP: 0.318, SLG: 0.276 (1, 4)	P5 (3, 1)			G4-3 (1, 1)		P6 (2, 0)			G1-3 (3, 2)		BB (4, 1)	5	0	0	0	1	0	5				
Robin Ventura, L OBP: 0.406, SLG: 0.390 (1, 5)	P5 (2, 0)			WP F7-4-2 BB (4, 0)		WP 1B (1, 2)			2H 1B (2, 1)		L4 (2, 1)	5	0	2	1	1	1	2				
Frank Thomas, R OBP: 0.419, SLG: 0.382 (1, 3)				WP BB (1, 2)		F9 (3, 1)			FC 2B (3, 2)		K (3, 3)	4	0	1	0	1	1	3				
George Bell, R OBP: 0.361, SLG: 0.506 Joey Cora, S OBP: 0.273, SLG: 0.222 (1, 10)				WP BB (1, 2)		F7-4-2 (4, 2)			FC BB (2, 1)		G3 (0, 2)	4	0	0	0	0	1	5				
Dan Pasqua, L OBP: 0.357, SLG: 0.490 Mike Huff, R OBP: 0.333, SLG: 0.357 (1, 9)												0	0	0	0	2	0	0				
Warren Newson, L OBP: 0.417, SLG: 0.222 (8, PH)												1	0	1	0	0	0	0				
Ron Karkovice, R OBP: 0.361, SLG: 0.320 Matt Merullo, L OBP: 0.261, SLG: 0.200 (1, 2)												2	0	0	0	0	1	2				
Lance Johnson, L OBP: 0.309, SLG: 0.321 (1, 8)												3	0	0	0	2	0	5				
Craig Grebeck, R OBP: 0.333, SLG: 0.429 (1, 6)												3	0	0	0	1	0	0				
Inning Stats	R: 0 E: 0 K: 1 S: 6	H: 0 LOB: 0 BB: 0 P: 12	R: 0 E: 0 K: 0 S: 10	H: 0 LOB: 1 BB: 1 P: 19	R: 0 E: 0 K: 1 S: 6	H: 0 LOB: 0 BB: 1 P: 12	R: 0 E: 0 K: 0 S: 7	H: 0 LOB: 1 BB: 2 P: 17	R: 0 E: 0 K: 1 S: 10	H: 1 LOB: 2 BB: 1 P: 23	R: 0 E: 0 K: 2 S: 13	H: 1 LOB: 3 BB: 1 P: 24	R: 1 E: 0 K: 2 S: 16	H: 2 LOB: 1 BB: 0 P: 25	R: 0 E: 0 K: 0 S: 7	H: 0 LOB: 0 BB: 0 P: 10	R: 0 E: 0 K: 0 S: 8	H: 0 LOB: 2 BB: 2 P: 21	1B: 4 2B: 2 3B: 0 HR: 0	SF: 0 SAC: 0 DP: 1 HBP: 0	WP: 3 PB: 0 SB: 0 CS: 1	PA: 48
PITCHER	IP	WLS	BF	H	R	ER	SO	BB	IBB	HBP	BLK	WP	HR	S	P	ERA	WHIP					
Roger Pavik, R ERA: 3.38 Floyd Bannister, L ERA: 4.2 Terry Mathews, R ERA: 2.19 Kenny Rogers, L ERA: 2.19 Jeff Russell, R ERA: 2.36	(1, 1)	(7, 1)	(7, 1)	(8, 1)	(8, 1)	(8, 1)	(8, 1)	(1, 2)	(1, 1)	(1, 2)	(1, 6)	6.0	0.2	0.1	0.1	1.2	0.00	1.167				
Jeff Robinson, R ERA: 4.76 (10, 1)	2.0	W	8	0	0	0	0	2	0	0	0	0	0	15	31	0.00	1.000					

Texas Rangers @ Chicago White Sox  
Comiskey Park, Chicago, IL  
Sat May 02 1992, 4:33 AM EDT  
Att: 29,172 - Cloudy - 76 F

livebaseallscorecards.com

AB 37  
R 1  
H 5  
RBI 1  
BB 11  
SO 9  
LOB 30









Batter	1	2	3	4	5	6	7	8	9	AB	R	H	RBI	BB	SO	LOB	TOP									
<b>Brian Downing, R</b> OBP: 0.516, SLG: 0.455	4-0 1B 1B	2-1 WP 1B		3-2 FC3-6 1B		1-0 F8			4-2 G6-3 1B	3	3	2	0	2	0	0										
<b>Rafael Palmeiro, L</b> OBP: 0.368, SLG: 0.510	1-1 F7	1-1 FC6 1B		2-2 FC3-6 1B			0-1 1B		1-1 G4-3	5	0	3	2	0	0	3										
<b>Ruben Sierra, S</b> OBP: 0.348, SLG: 0.438	1-2 1B 1B	2-2 FC6		3-1 FC3-6 1B			0-1 F9		0-1 G6-3	5	0	1	1	1	0	5										
<b>Juan Gonzalez, R</b> OBP: 0.318, SLG: 0.470	2-1 1B 2H			2-1 G1-4-3			3-3 K		0-0 1B	5	0	3	2	0	1	3										
<b>Kevin Reimer, L</b> OBP: 0.347, SLG: 0.457	2-2 1B				1-1 G4-3				1-0 L9	4	0	1	0	0	1	2										
<b>Jack Daugherty, S</b> (9, PH) OBP: 0.241, SLG: 0.184	1-2 2-3 1B						2-2 F9			1	0	0	0	0	0	1										
<b>Dean Palmer, R</b> OBP: 0.333, SLG: 0.446	1-3 K			4-0 1-2 BB			2-3 K		3-2 P3	3	0	0	0	1	2	3										
<b>Dickie Thon, R</b> OBP: 0.291, SLG: 0.291	2-2 L8			0-0 F8			0-2 F8		2-0 F7	4	0	0	0	0	0	5										
<b>Ivan Rodriguez, R</b> OBP: 0.318, SLG: 0.386		0-3 K		2-3 K			0-0 F9		0-2 F8	4	0	0	0	0	2	2										
<b>Jeff Huson, L</b> OBP: 0.314, SLG: 0.394		3-1 F9			4-0 1B 1B BB		1-2 P4		4-2 G4-3 BB G6-3 BB	2	1	0	0	1	0	0										
<b>Monty Fariss, R</b> (9, PH) OBP: 0.500, SLG: 0.500										0	1	0	0	1	0	0										
<b>Inning Stats</b>	R: 1 E: 0 K: 1 S: 18	H: 3 LOB: 3 BB: 1 P: 31	R: 1 E: 0 K: 1 S: 12	H: 2 LOB: 1 BB: 0 P: 20	R: 0 E: 0 K: 2 S: 8	H: 1 LOB: 2 BB: 1 P: 18	R: 1 E: 0 K: 0 S: 15	H: 2 LOB: 1 BB: 0 P: 29	R: 0 E: 0 K: 1 S: 8	H: 0 LOB: 0 BB: 0 P: 11	R: 0 E: 0 K: 0 S: 6	H: 0 LOB: 0 BB: 0 P: 8	R: 0 E: 0 K: 1 S: 11	H: 1 LOB: 1 BB: 0 P: 16	R: 0 E: 0 K: 0 S: 10	H: 0 LOB: 0 BB: 0 P: 15	R: 2 E: 0 K: 0 S: 15	H: 1 LOB: 1 BB: 2 P: 25	1B: 10 2B: 0 3B: 0 HR: 0	SF: 0 SAC: 0 DP: 1 HBP: 0	WP: 1 PB: 0 SB: 0 CS: 0	PA: 41				
<b>PITCHER</b>	IP	WLS	BF	H	R	ER	SO	BB	IBB	HBP	BLK	WP	HR	S	P	ERA	WHIP									
<b>Bob Milacki, R</b> ERA: 5.1	(1, 1)	3.0		19	7	3	3	4	3	0	0	0	1	0	44	82	9.00	3.333								
<b>Alan Mills, R</b> ERA: 0.99	(4, 1)	5.0	W	16	2	0	0	2	0	0	0	0	0	0	44	66	0.00	0.400								
<b>Mike Flanagan, L</b> ERA: 6.75	(9, 1)	1.0		6	1	2	2	0	2	0	0	0	0	0	15	25	18.00	3.000								

Texas Rangers @ Baltimore Orioles  
 Oriole Park at Camden Yards, Baltimore, MD  
 Mon May 04 1992, 7:05 PM EDT  
 Att: 36,511 - Sunny - 63 F

AB	36
R	5
H	10
RBI	5
BB	5
SO	6
LOB	24



Batter	1	2	3	4	5	6	7	8	9	AB	R	H	RBI	BB	SO	LOB	BOTTOM									
<b>Brady Anderson, L</b> OBP: 0.397, SLG: 0.558	0-0 G4-3	4-2 1B BB		3-1 F7						4	0	0	0	1	1	2										
<b>Mike Devereaux, R</b> OBP: 0.362, SLG: 0.547	1-0 1B S	3-2 1B			2-2 G6-3		4-2 HBP 1B BB		2-3 K	4	2	2	2	1	1	0										
<b>Cal Ripken Jr., R</b> OBP: 0.360, SLG: 0.441	2-2 S	0-0 P3			1-3 K		2-2 WP 1B HBP		2-2 G3-1	4	1	1	0	0	1	2										
<b>Sam Horn, L</b> OBP: 0.340, SLG: 0.333	3-3 K				2-3 K		2-0 WP HR		4-2 BB	3	0	0	0	0	2	4										
<b>Tim Lincecum, R</b> OBP: 0.372, SLG: 0.410		G3-1					1-2 2H HR		1B	1	1	1	1	1	0	0										
<b>Randy Milligan, R</b> OBP: 0.368, SLG: 0.418	4-1 BB			2-1 G6-3			4-1 HR		2-0 F8	3	1	0	0	2	0	1										
<b>Chris Hoiles, R</b> OBP: 0.420, SLG: 0.662	2-3 K			3-3 K			4-0 BB		2-2 HR	3	1	1	4	1	2	2										
<b>Chito Martinez, L</b> OBP: 0.438, SLG: 0.150				4-1 FC1-5 1B BB			4-2 BB		1-2 BB	1	0	0	0	3	0	0										
<b>Leo Gomez, R</b> OBP: 0.360, SLG: 0.368		0-1 WP FC1-5 1B			3-3 K		1-2 P7		2-3 K	4	1	1	0	0	2	3										
<b>Billy Ripken, R</b> OBP: 0.246, SLG: 0.333		0-0 FC1-5 1B			3-1 G5-3		0-0 F8		2-1 1B	4	1	1	0	0	0	4										
<b>Inning Stats</b>	R: 1 E: 0 K: 2 S: 13	H: 2 LOB: 2 BB: 1 P: 25	R: 2 E: 0 K: 0 S: 12	H: 2 LOB: 2 BB: 2 P: 23	R: 0 E: 0 K: 1 S: 9	H: 0 LOB: 0 BB: 0 P: 16	R: 0 E: 0 K: 1 S: 13	H: 0 LOB: 0 BB: 0 P: 22	R: 0 E: 0 K: 0 S: 10	H: 0 LOB: 0 BB: 0 P: 15	R: 0 E: 0 K: 0 S: 8	H: 0 LOB: 2 BB: 2 P: 17	R: 5 E: 0 K: 2 S: 21	H: 3 LOB: 3 BB: 3 P: 47	R: 0 E: 0 K: 1 S: 11	H: 0 LOB: 1 BB: 1 P: 21	1B: 5 2B: 1 3B: 0 HR: 1	SF: 0 SAC: 0 DP: 0 HBP: 1	WP: 2 PB: 0 SB: 0 CS: 0	PA: 41						
<b>PITCHER</b>	IP	WLS	BF	H	R	ER	SO	BB	IBB	HBP	BLK	WP	HR	S	P	ERA	WHIP									
<b>Jose Guzman, R</b> ERA: 2.82	(1, 1)	5.0		22	4	3	3	6	3	0	0	0	1	0	57	101	5.40	1.400								
<b>Terry Mathews, R</b> ERA: 4.99	(6, 1)	1.1	L	8	0	2	2	1	3	0	1	0	0	0	15	32	13.50	2.250								
<b>Floyd Bannister, L</b> ERA: 4.22	(7, 1)	0.0		1	1	0	0	0	0	0	0	0	0	1	3	∞	∞									
<b>Todd Burns, R</b> ERA: 8.1	(7, 1)	1.2		10	2	3	3	2	3	0	0	0	1	1	24	50	16.20	3.000								

Texas Rangers @ Baltimore Orioles  
 Oriole Park at Camden Yards, Baltimore, MD  
 Mon May 04 1992, 7:05 PM EDT  
 Att: 36,511 - Sunny - 63 F

AB	31
R	8
H	7
RBI	7
BB	9
SO	9
LOB	18





Batter	1	2	3	4	5	6	7	8	9	AB	R	H	RBI	BB	SO	LOB	TOP							
Brian Downing, R (1, 10) OBP: 0.500, SLG: 0.426 Jack Daugherty, S (9, PH) OBP: 0.236, SLG: 0.180	1-2 G6-3		1-2 F8		4-1 BB		1-1 F8		0-0 G4-1	3	0	0	0	1	0	0								
Jeff Huson, L (1, 4) OBP: 0.307, SLG: 0.371	2-1 G4-3		3-2 F7		3-1 G3-1		4-2 CS BB		2-1 G3	4	0	0	0	1	0	1								
Rafael Palmeiro, L (1, 3) OBP: 0.369, SLG: 0.505	1-0 P6			2-1 G3-1		2-0 1B 1B		2-1 CS	3-1 L9	5	1	2	0	0	0	0								
Ruben Sierra, S (1, 9) OBP: 0.350, SLG: 0.464		3-1 HR		3-3 K		3-1 F8		3-1 BB 1B	0-0 G4-3	5	2	2	1	0	1	2								
Juan Gonzalez, R (1, 8) OBP: 0.324, SLG: 0.481	0-1 F9		1-1 2B		0-2 1B 1B		0-0 F9			4	0	2	0	0	0	1								
Kevin Reimer, L (1, 7) OBP: 0.352, SLG: 0.485 John Cangelosi, S (8, PR) OBP: 0.306, SLG: 0.250	2-0 HR		1-0 G6-3		0-3 K		4-2 1B 1B BB			3	1	1	1	1	1	3								
Dickie Thon, R (1, 6) OBP: 0.300, SLG: 0.301	0-1 G4-3			1-0 F8		0-1 1B		0-0 1B 1B		4	0	2	2	0	0	0								
Ivan Rodriguez, R (1, 2) OBP: 0.326, SLG: 0.425	0-3 K			1-2 HR		3-2 G1-3		1-0 1B 1B		4	1	2	1	0	1	2								
Al Newman, S (1, 5) OBP: 0.260, SLG: 0.255			3-2 G6-3		0-0 F8		1-1 G6-3		1-3 K	4	0	0	0	0	1	3								
<b>Inning Stats</b>	R: 0 E: 0 K: 0 S: 6	H: 0 LOB: 0 BB: 0 P: 10	R: 2 E: 0 K: 1 S: 10	H: 2 LOB: 0 BB: 0 P: 15	R: 0 E: 0 K: 0 S: 9	H: 0 LOB: 0 BB: 0 P: 16	R: 0 E: 0 K: 1 S: 11	H: 1 LOB: 1 BB: 0 P: 18	R: 1 E: 0 K: 0 S: 8	H: 1 LOB: 1 BB: 1 P: 17	R: 1 E: 0 K: 1 S: 14	H: 3 LOB: 2 BB: 0 P: 22	R: 0 E: 0 K: 0 S: 7	H: 0 LOB: 0 BB: 1 P: 15	R: 1 E: 0 K: 1 S: 14	H: 3 LOB: 3 BB: 1 P: 26	R: 0 E: 0 K: 0 S: 7	H: 1 LOB: 1 BB: 0 P: 11	1B: 7 2B: 1 3B: 0 HR: 3	SF: 0 SAC: 0 DP: 0 HBP: 0	WP: 0 PB: 0 SB: 0 CS: 1	PA: 41		
<b>PITCHER</b>	IP	WLS	BF	H	R	ER	SO	BB	IBB	HBP	BLK	WP	HR	S	P	ERA	WHIP							
Jose Mesa, R (1, 1) ERA: 3.7	5.0		20	4	3	3	2	1	0	0	0	0	3	44	76	5.40	1.000							
Storm Davis, R (6, 1) ERA: 3.07	2.2	L	14	5	2	2	1	2	0	0	0	0	0	30	56	6.75	2.625							
Todd Frohwirth, R (8, 1) ERA: 2.61	1.1		6	2	0	0	1	0	0	0	0	0	0	12	18	0.00	1.500							

Texas Rangers @ Baltimore Orioles  
 Oriole Park at Camden Yards, Baltimore, MD  
 Tue May 05 1992, 3:33 AM EDT  
 Att: 45,481 - Cloudy - 59 F

AB 37  
 R 5  
 H 11  
 RBI 5  
 BB 3  
 SO 4  
 LOB 12



Batter	1	2	3	4	5	6	7	8	9	AB	R	H	RBI	BB	SO	LOB	BOTTOM							
Brady Anderson, L (1, 7) OBP: 0.405, SLG: 0.566	4-2 S 1B BB	1-1 G5-3		3-2 2B			2-2 F9		1-1 1-2 1B	4	1	2	0	1	0	1								
Mark McLemore, S (1, 4) OBP: 0.426, SLG: 0.405	1-2 S HR 1B	2-2 F8		4-2 BB			2-2 G4-3		0-1 G2-3	4	1	1	1	1	0	3								
Cal Ripken Jr., R (1, 6) OBP: 0.357, SLG: 0.464	2-1 1-H HR	1-1 F9		3-2 F8			0-0 G6-3			4	1	1	2	0	0	3								
Sam Horn, L (1, 10) OBP: 0.358, SLG: 0.400 Randy Milligan, R (8, PH) OBP: 0.362, SLG: 0.411	0-2 3B		3-2 F7		2-2 G5-4-3 1B			1-3 K		3	0	2	0	0	0	0								
Mike Devereaux, R (1, 8) OBP: 0.358, SLG: 0.531	1-1 HBP		1-1 F8		1-1 G5-4-3		2-3 K		2-3 K	3	0	0	0	0	1	1								
Chris Hoiles, R (1, 2) OBP: 0.413, SLG: 0.636	0-3 K		4-2 BB		3-1 F7		0-2 F8			3	0	0	0	1	1	2								
Joe Orsulak, L (1, 9) OBP: 0.228, SLG: 0.255 Tim Hulett, R (9, PH) OBP: 0.372, SLG: 0.410 Chito Martinez, L (9, PH) OBP: 0.424, SLG: 0.143	2-3 K		0-0 F8		4-1 CS BB			1-3 K		2	0	0	0	1	1	3								
Leo Gomez, R (1, 5) OBP: 0.344, SLG: 0.350	1-0 P6			3-1 F7		2-2 P4		1-0 P4		4	0	0	0	0	0	3								
David Segui, S (1, 3) OBP: 0.355, SLG: 0.382		4-2 G5-3 BB		1-2 G4-3		1-0 G6-3			3-2 1B 1B	3	0	1	0	1	0	1								
<b>Inning Stats</b>	R: 3 E: 0 K: 2 S: 20	H: 3 LOB: 2 BB: 1 P: 31	R: 0 E: 0 K: 0 S: 9	H: 0 LOB: 1 BB: 1 P: 17	R: 0 E: 0 K: 0 S: 8	H: 0 LOB: 1 BB: 1 P: 16	R: 0 E: 0 K: 0 S: 14	H: 1 LOB: 2 BB: 1 P: 28	R: 0 E: 0 K: 0 S: 7	H: 0 LOB: 0 BB: 1 P: 13	R: 0 E: 0 K: 0 S: 6	H: 0 LOB: 0 BB: 1 P: 12	R: 0 E: 0 K: 0 S: 7	H: 0 LOB: 0 BB: 0 P: 11	R: 0 E: 0 K: 2 S: 10	H: 0 LOB: 0 BB: 0 P: 13	R: 0 E: 0 K: 1 S: 12	H: 2 LOB: 2 BB: 0 P: 18	1B: 4 2B: 1 3B: 1 HR: 1	SF: 0 SAC: 0 DP: 1 HBP: 1	WP: 0 PB: 0 SB: 2 CS: 1	PA: 38		
<b>PITCHER</b>	IP	WLS	BF	H	R	ER	SO	BB	IBB	HBP	BLK	WP	HR	S	P	ERA	WHIP							
Nolan Ryan, R (1, 1) ERA: 11.42	2.0		12	3	3	3	2	2	0	1	0	0	0	29	48	13.50	2.500							
Jeff Robinson, R (3, 1) ERA: 4.05	5.0	W	18	2	0	0	0	3	0	0	0	0	0	42	80	0.00	1.000							
Kenny Rogers, L (8, 1) ERA: 1.93	1.0		3	0	0	0	2	0	0	0	0	0	0	10	13	0.00	0.000							
Jeff Russell, R (9, 1) ERA: 2.19	1.0	S	5	2	0	0	1	0	0	0	0	0	0	12	18	0.00	2.000							

Texas Rangers @ Baltimore Orioles  
 Oriole Park at Camden Yards, Baltimore, MD  
 Tue May 05 1992, 3:33 AM EDT  
 Att: 45,481 - Cloudy - 59 F

AB 32  
 R 3  
 H 7  
 RBI 3  
 BB 5  
 SO 5  
 LOB 17









Batter	1	2	3	4	5	6	7	8	9	AB	R	H	RBI	BB	SO	LOB	TOP										
Alex Cole, L OBP: 0.295, SLG: 0.222 (1, 7)	G4-3	K		G4-3	K			G4-3		5	0	0	0	0	2	3											
Mark Lewis, R OBP: 0.348, SLG: 0.406 (1, 6)	1B	2B		FC6-4	S	1B		L7	WP	4	1	3	1	1	0	0											
Carlos Baerga, S OBP: 0.336, SLG: 0.383 (1, 4)	BB	1B		FC6-4	WP	BB	1B	P5		5	1	1	1	0	1	3											
Albert Belle, R OBP: 0.309, SLG: 0.402 (1, 10)	BB	BB		K				F7		4	0	0	0	1	3	2											
Mark Whiten, S OBP: 0.374, SLG: 0.406 (1, 9)	1-2	BB		WP	1B	BB		F8		2	2	1	0	3	0	0											
Paul Sorrento, L OBP: 0.277, SLG: 0.284 (1, 3)	K			1-2	2-3	BB		G3	1B	4	0	1	2	1	1	6											
Brook Jacoby, R OBP: 0.320, SLG: 0.353 (1, 5)	L9			1-1	2-3	1B		G4-6-3	BB	3	1	0	0	1	0	5											
Junior Ortiz, R OBP: 0.347, SLG: 0.256 (1, 2)		CS	1B		1B	1B		L7		4	2	3	1	0	0	0											
Kenny Lofton, L OBP: 0.359, SLG: 0.303 (1, 8)	P7			1-3	1B			G4-3	1B	4	1	3	3	0	0	1											
<b>Inning Stats</b>	R: 1 E: 0 K: 1 S: 16	H: 2 LOB: 3 BB: 2 P: 33	R: 0 E: 0 K: 1 S: 8	H: 1 LOB: 0 BB: 0 P: 13	R: 2 E: 0 K: 1 S: 11	H: 1 LOB: 1 BB: 2 P: 26	R: 1 E: 0 K: 0 S: 9	H: 3 LOB: 1 BB: 0 P: 18	R: 4 E: 0 K: 2 S: 15	H: 3 LOB: 0 BB: 1 P: 29	R: 0 E: 0 K: 0 S: 4	H: 0 LOB: 0 BB: 0 P: 6	R: 0 E: 0 K: 0 S: 3	H: 0 LOB: 0 BB: 1 P: 7	R: 0 E: 0 K: 0 S: 7	H: 1 LOB: 2 BB: 0 P: 12	R: 0 E: 0 K: 2 S: 11	H: 1 LOB: 2 BB: 1 P: 19	1B: 9 2B: 2 3B: 0 HR: 1	SF: 0 SAC: 0 DP: 2 HBP: 0	WP: 2 PB: 0 SB: 1 CS: 1	PA: 42					
<b>PITCHER</b>	IP	WLS	BF	H	R	ER	SO	BB	IBB	HBP	BLK	WP	HR	S	P	ERA	WHIP										
Roger Pavlik, R ERA: 3.72 (1, 1)	3.2		20	7	4	4	3	4	0	0	0	1	0	41	86	9.82	3.000										
Mike Campbell, R ERA: 9.92 (4, 1)	3.2	L	15	3	4	4	2	2	0	0	0	0	1	28	52	9.82	1.364										
Kenny Rogers, L ERA: 1.72 (8, 1)	1.2		7	2	0	0	2	0	1	0	0	1	0	15	25	0.00	1.200										

Cleveland Indians @ Texas Rangers  
Arlington Stadium, Arlington, TX  
Thu May 07 1992, 8:05 PM EDT  
Att: 19,573 - Sunny - 75 F

AB	35
R	8
H	12
RBI	8
BB	7
SO	7
LOB	20



Batter	1	2	3	4	5	6	7	8	9	AB	R	H	RBI	BB	SO	LOB	BOTTOM										
Brian Downing, R OBP: 0.514, SLG: 0.431 (1, 10)	BLK	1B						P3	P5	4	1	2	1	2	0	4											
Rafael Palmeiro, L OBP: 0.374, SLG: 0.500 (1, 3)	E4	1B		F9				F9		5	1	0	0	0	0	6											
Juan Gonzalez, R OBP: 0.308, SLG: 0.451 (1, 8)	P6			K				K		5	0	1	1	0	2	6											
Ruben Sierra, S OBP: 0.349, SLG: 0.492 (1, 9)	L7	F7						F8		5	1	1	0	0	0	5											
Monty Fariss, R OBP: 0.462, SLG: 0.450 (5, PH)	2B	FC5-4						G6-3		2	0	1	1	0	0	2											
Kevin Reimer, L OBP: 0.339, SLG: 0.462 (6, 7)	1B							FC1-5	E	3	0	1	1	0	1	1											
Dean Palmer, R OBP: 0.325, SLG: 0.446 (1, 5)	1-3	2B		F8				K		5	1	2	1	0	1	1											
Dickie Thon, R OBP: 0.296, SLG: 0.297 (1, 6)	G5-3			F8				E5	FC1-5	2B																	
Geno Petralli, L OBP: 0.194, SLG: 0.355 (9, PH)				F8				FC1-5	2B	1	0	0	0	0	0	1											
Ivan Rodriguez, R OBP: 0.317, SLG: 0.438 (1, 2)		HR		K2-3				F8	P3	5	1	1	1	0	1	4											
Al Newman, S OBP: 0.264, SLG: 0.245 (7, PH)				F8				E6	1B	2	1	0	0	1	0	1											
Jack Daugherty, S OBP: 0.250, SLG: 0.204 (7, PR)				F9	BB			1-3	2B	0	0	0	0	0	0	0											
Jeff Huson, L OBP: 0.316, SLG: 0.370 (8, 4)		1B								0	0	0	0	0	0	0											
<b>Inning Stats</b>	R: 2 E: 1 K: 0 S: 14	H: 3 LOB: 2 BB: 0 P: 23	R: 2 E: 0 K: 0 S: 9	H: 2 LOB: 2 BB: 2 P: 23	R: 0 E: 0 K: 1 S: 7	H: 0 LOB: 0 BB: 0 P: 11	R: 0 E: 0 K: 1 S: 10	H: 0 LOB: 1 BB: 1 P: 21	R: 0 E: 1 K: 1 S: 15	H: 2 LOB: 2 BB: 0 P: 21	R: 2 E: 1 K: 0 S: 15	H: 3 LOB: 2 BB: 0 P: 24	R: 0 E: 1 K: 1 S: 10	H: 0 LOB: 1 BB: 0 P: 18	R: 0 E: 0 K: 0 S: 9	H: 1 LOB: 2 BB: 0 P: 16	1B: 6 2B: 3 3B: 1 HR: 1	SF: 0 SAC: 0 DP: 0 HBP: 1	WP: 1 PB: 0 SB: 0 CS: 0	PA: 46							
<b>PITCHER</b>	IP	WLS	BF	H	R	ER	SO	BB	IBB	HBP	BLK	WP	HR	S	P	ERA	WHIP										
Dennis Cook, L ERA: 4.81 (1, 1)	1.1		11	4	4	2	0	2	0	0	0	0	0	19	38	13.50	4.500										
Rod Nichols, R ERA: 4.73 (2, 1)	4.0	W	17	3	1	0	3	1	0	0	0	0	0	39	62	0.00	1.000										
Mike Christopher, R ERA: 6.75 (6, 1)	1.1		8	3	2	1	1	0	0	0	0	0	0	19	31	6.75	2.250										
Eric Plunk, R ERA: 9.75 (7, 1)	1.0		4	0	0	0	0	0	0	0	0	1	0	8	16	0.00	0.000										
Derek Lilliquist, L ERA: 2.08 (8, 1)	0.1		1	0	0	0	1	0	0	0	0	0	0	3	3	0.00	0.000										

Cleveland Indians @ Texas Rangers  
Arlington Stadium, Arlington, TX  
Thu May 07 1992, 8:05 PM EDT  
Att: 19,573 - Sunny - 75 F

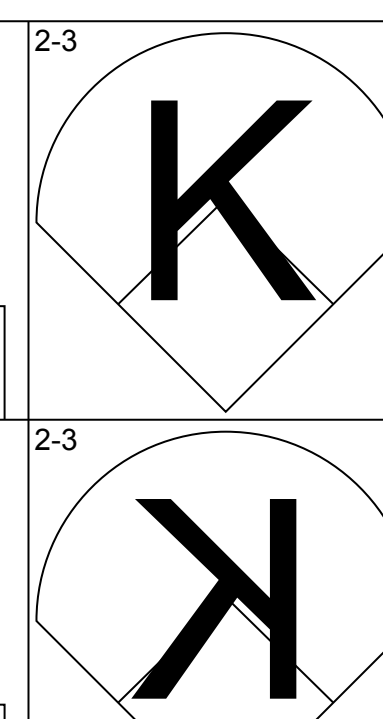
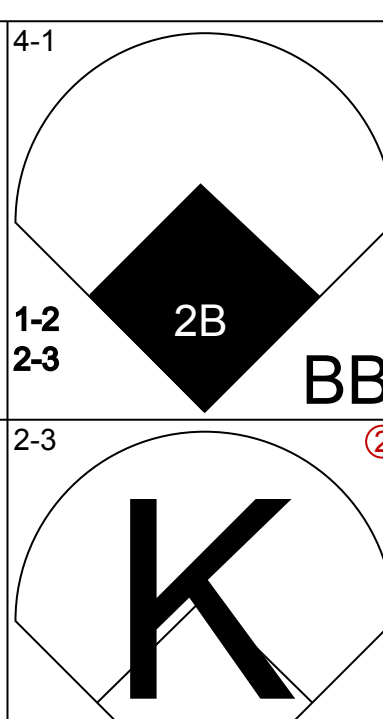
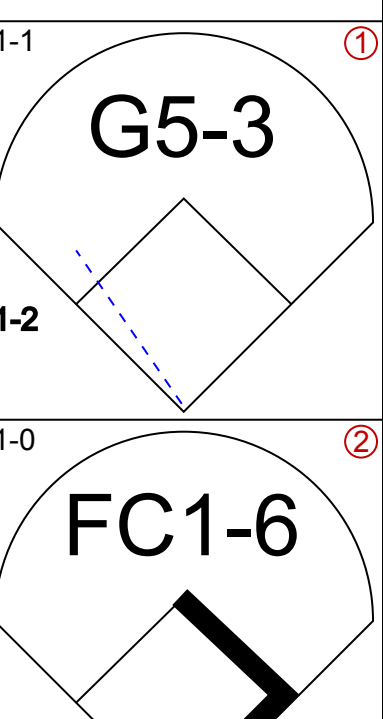
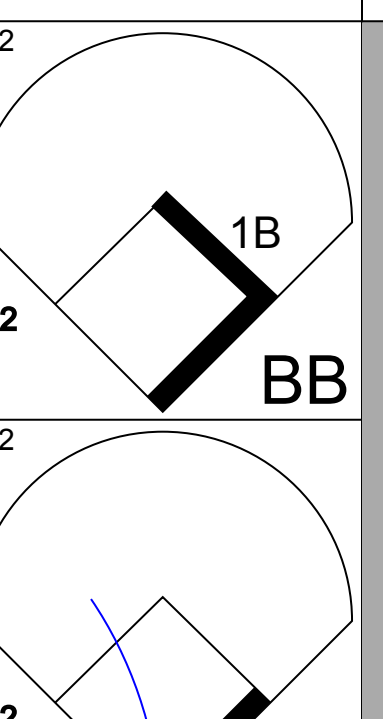
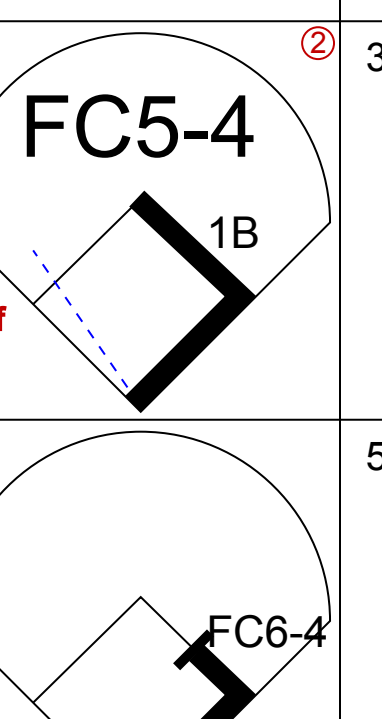
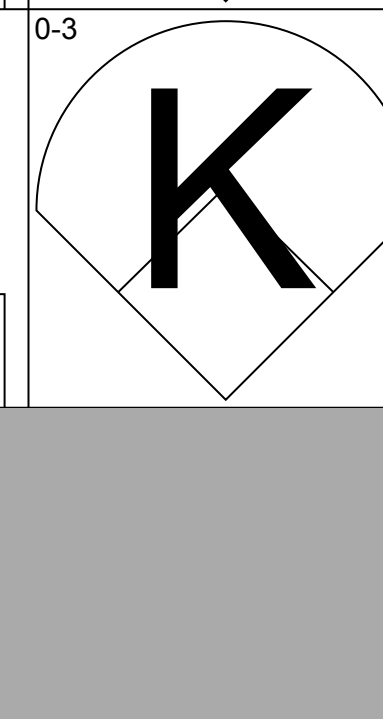
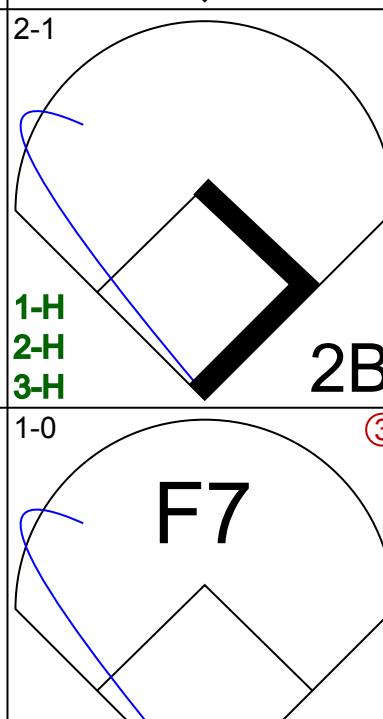
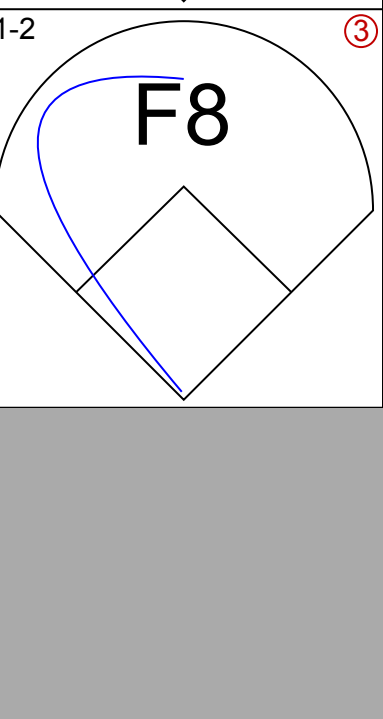
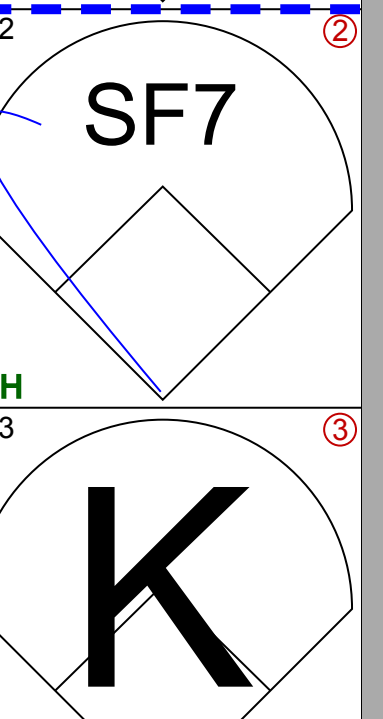
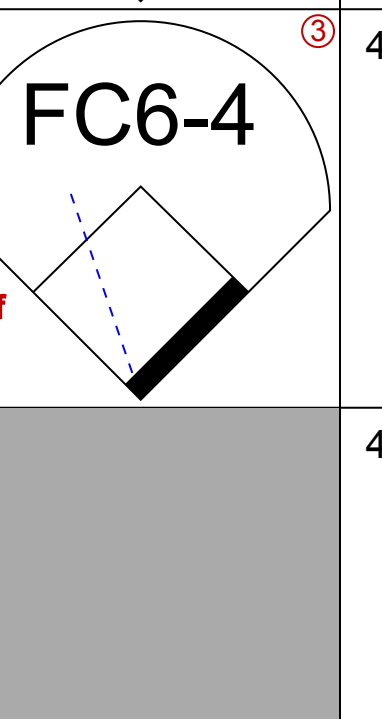





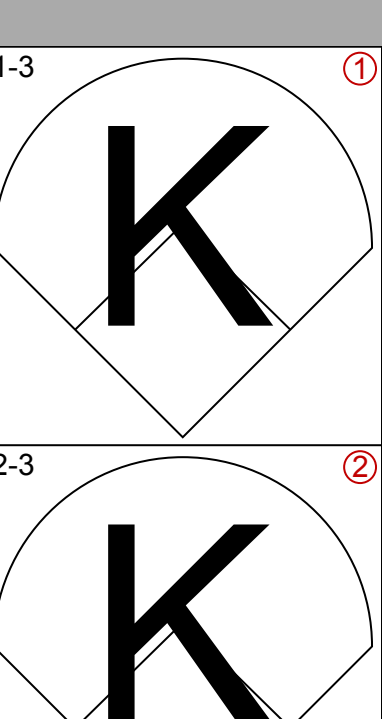
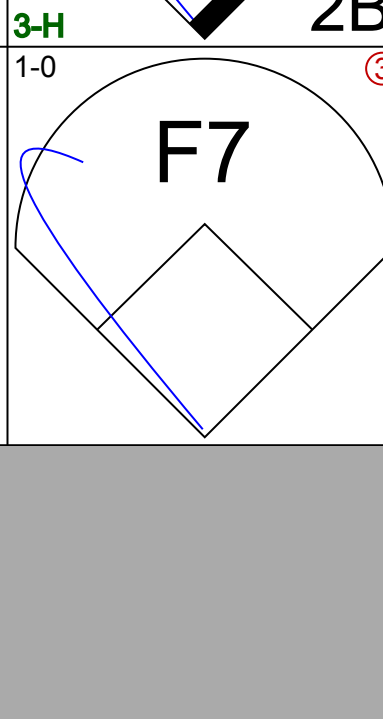
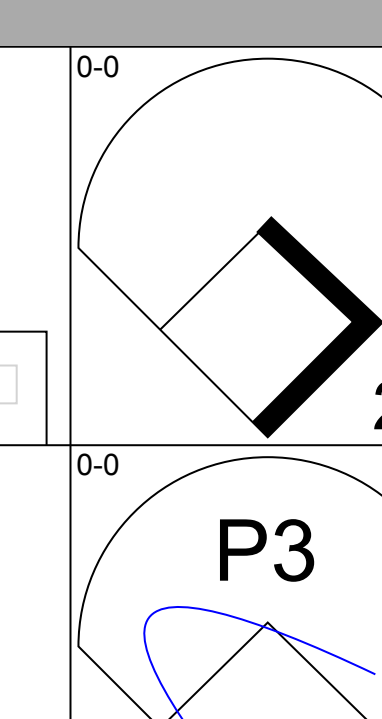


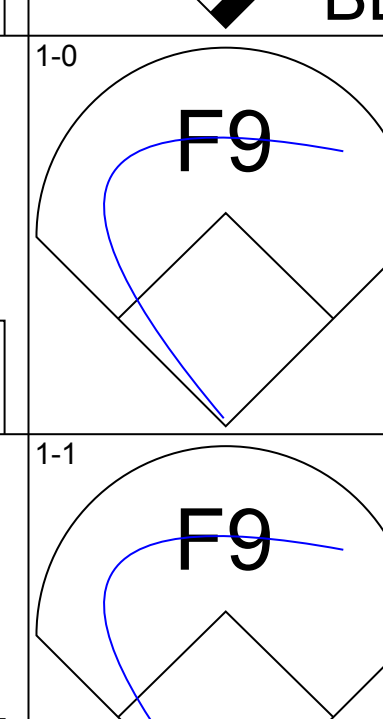
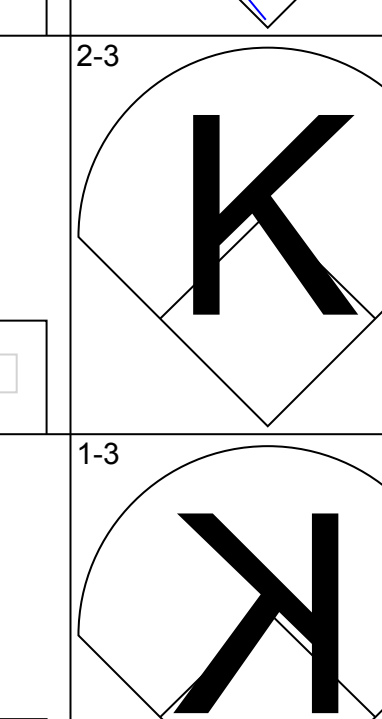
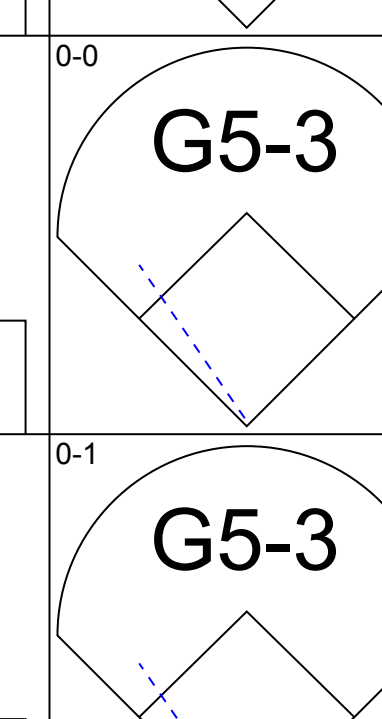




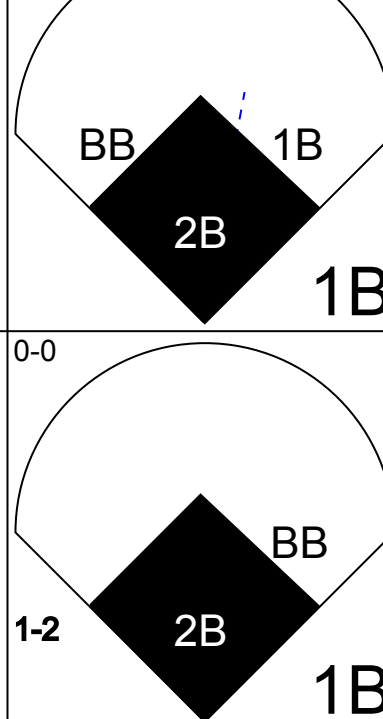
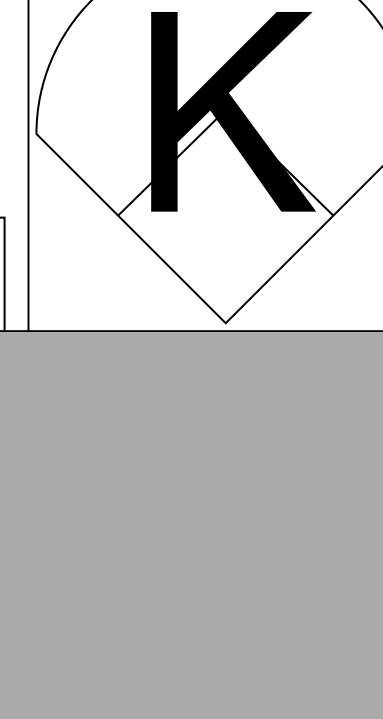


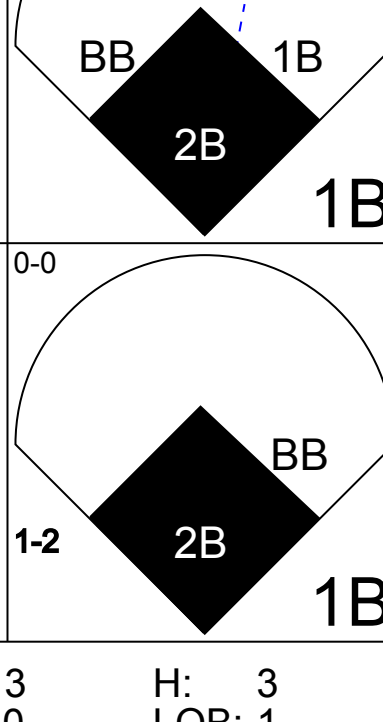
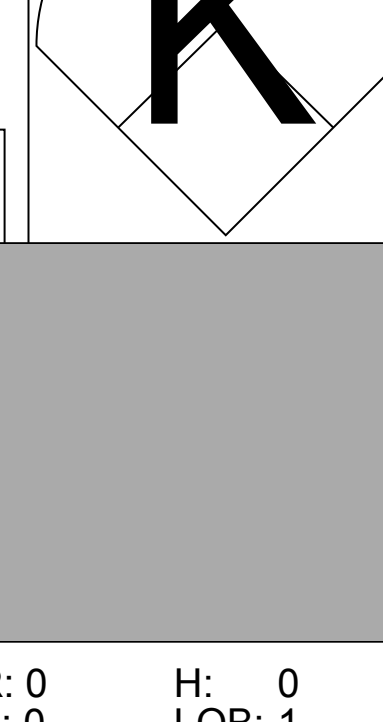
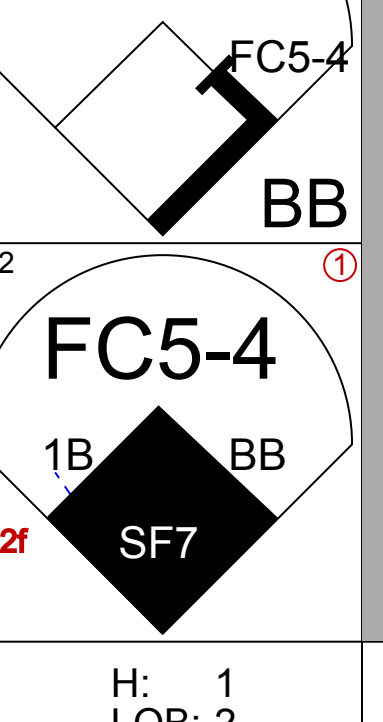
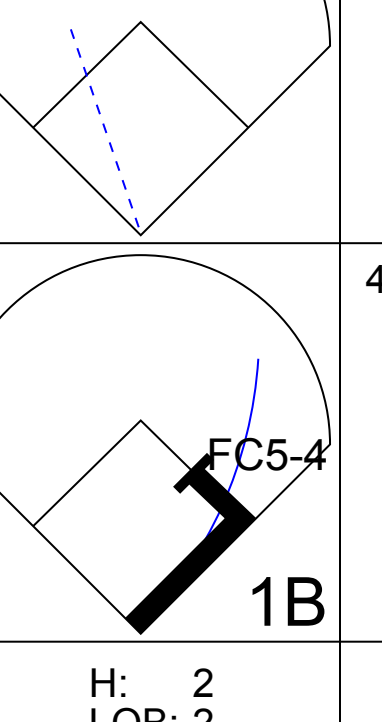
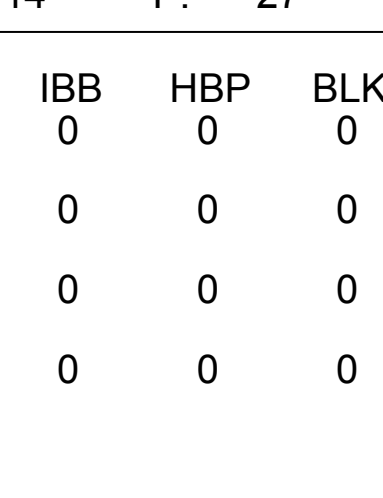
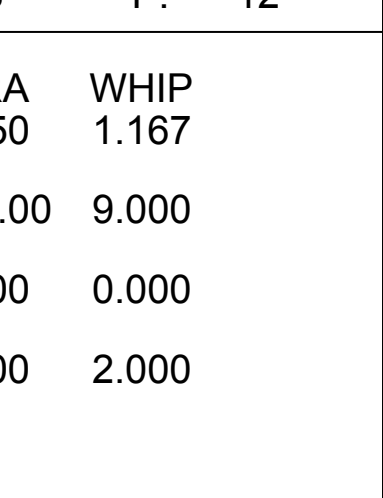


AB	42
R	7
H	11
RBI	7
BB	3
SO	5
LOB	35

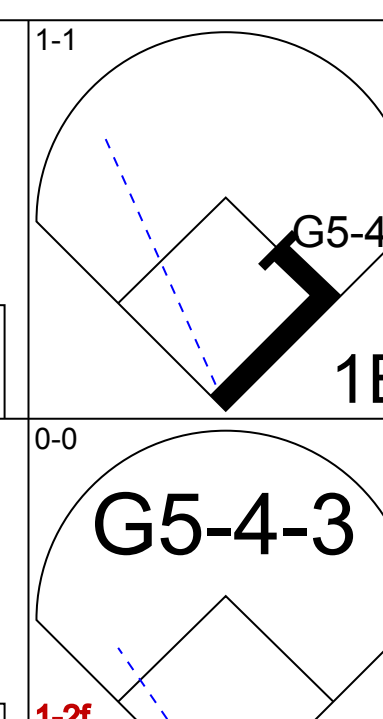
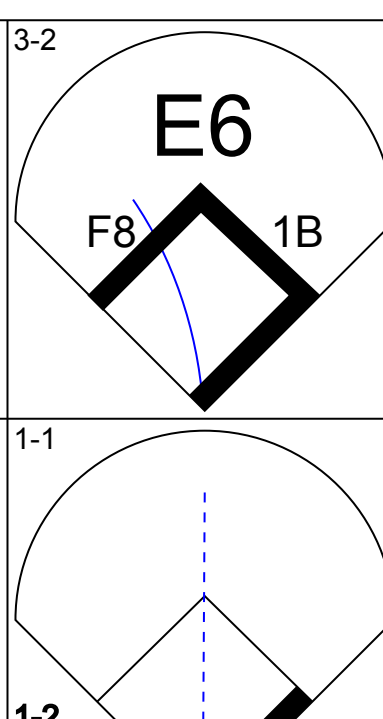
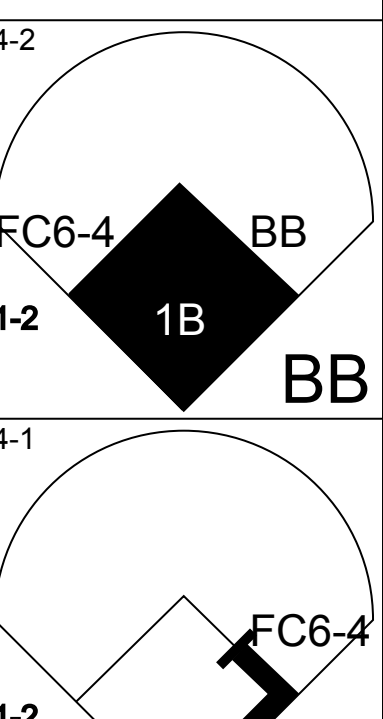
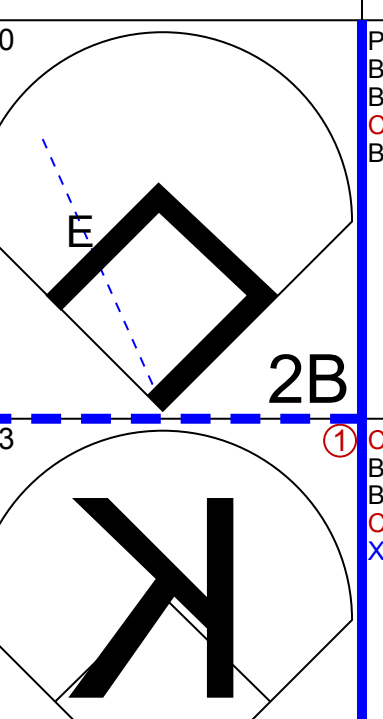
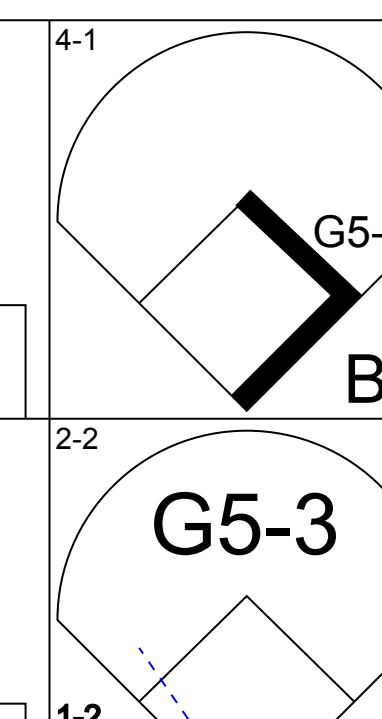
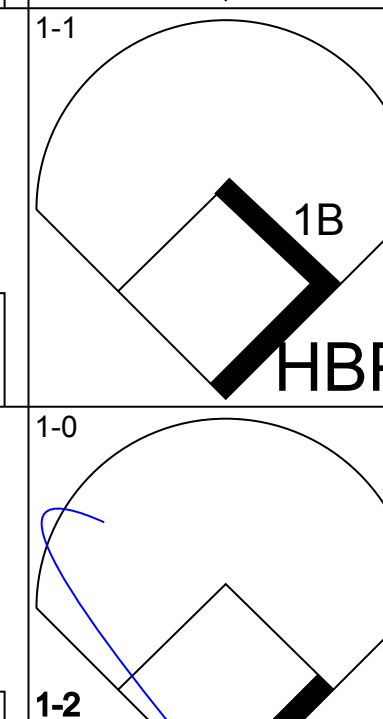
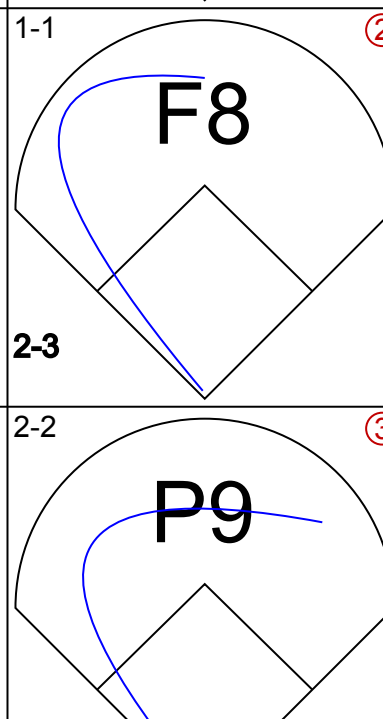
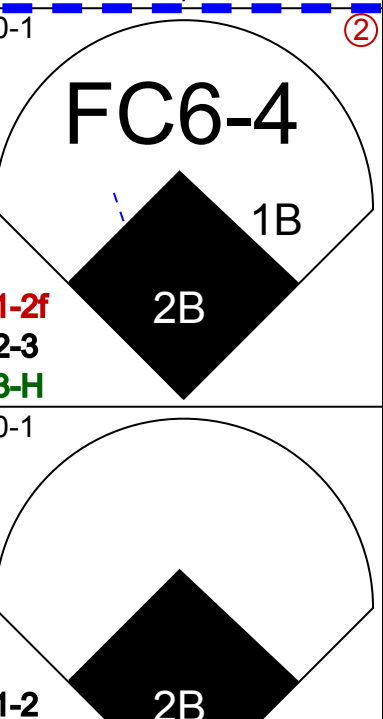
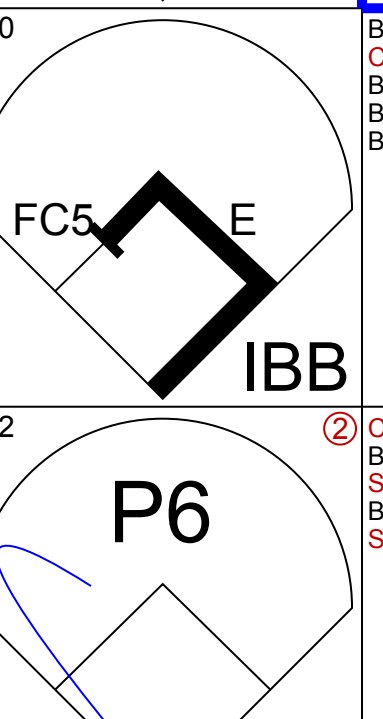
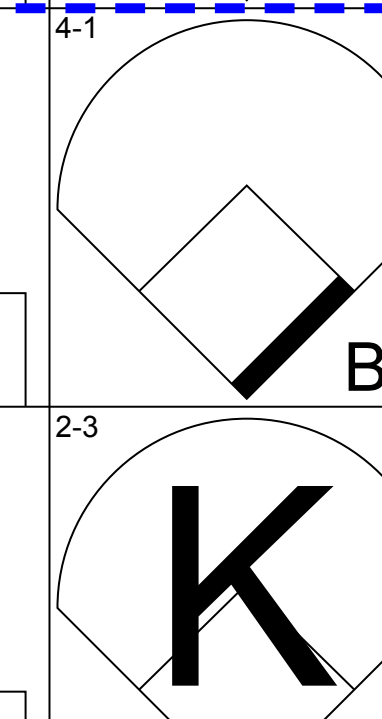
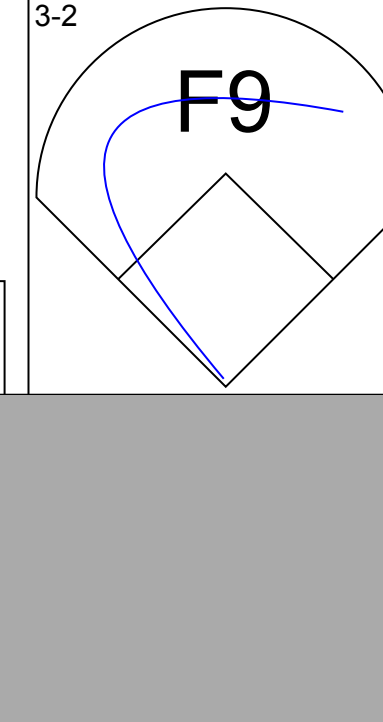

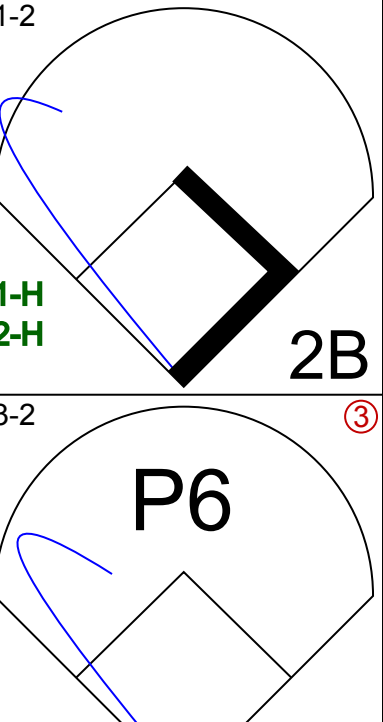
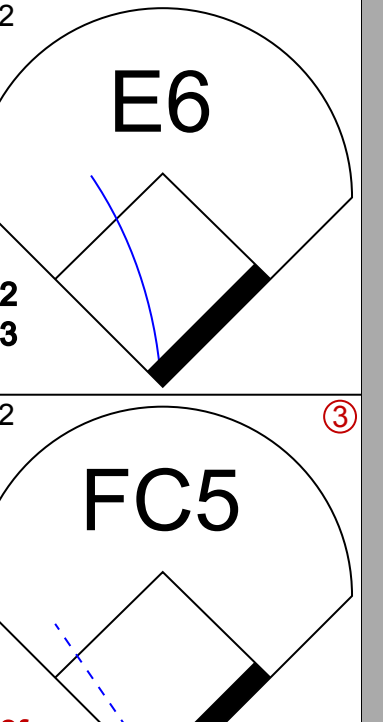



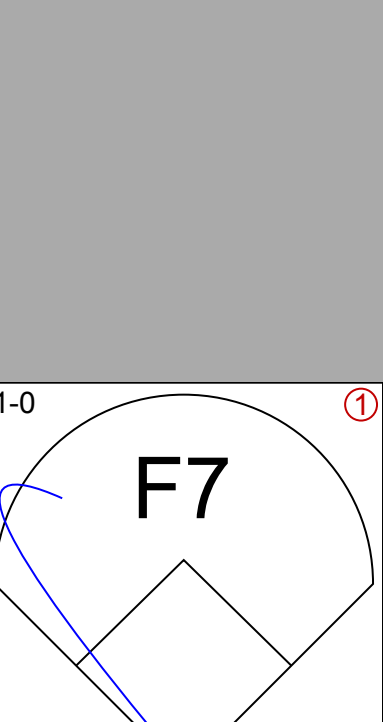

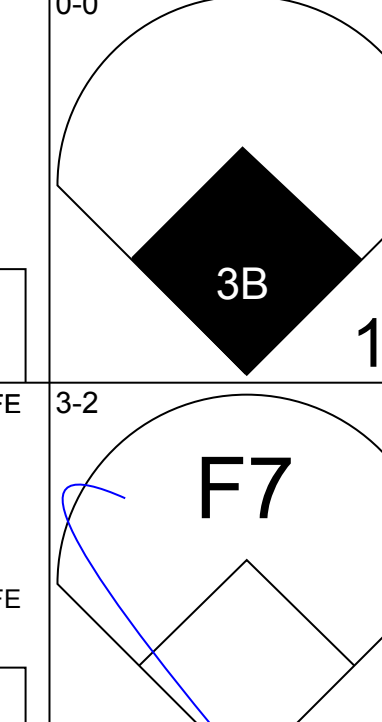
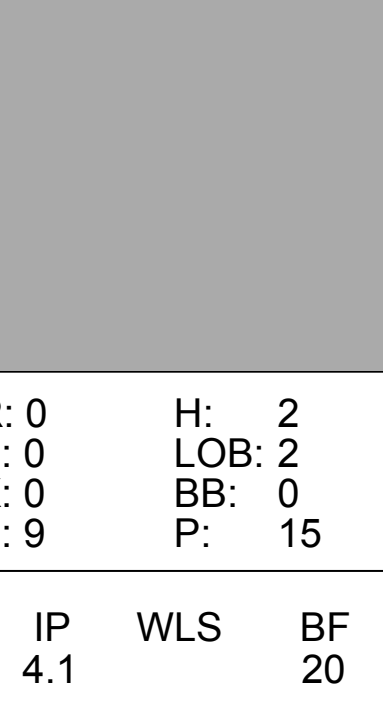
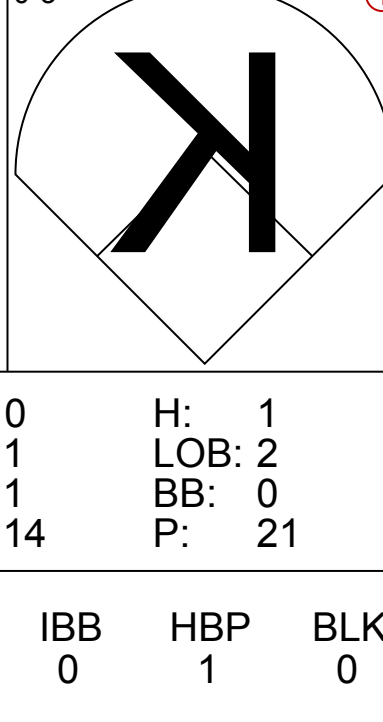
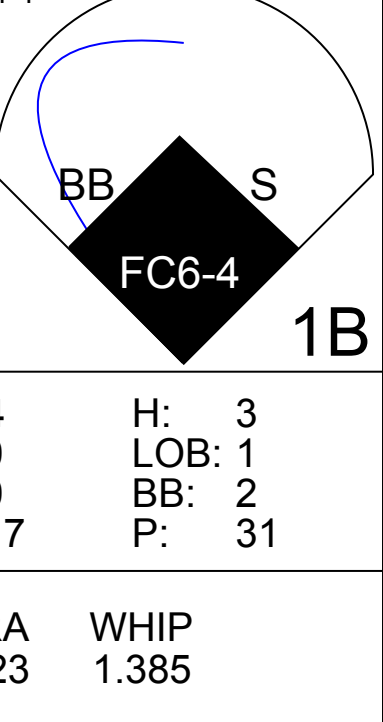

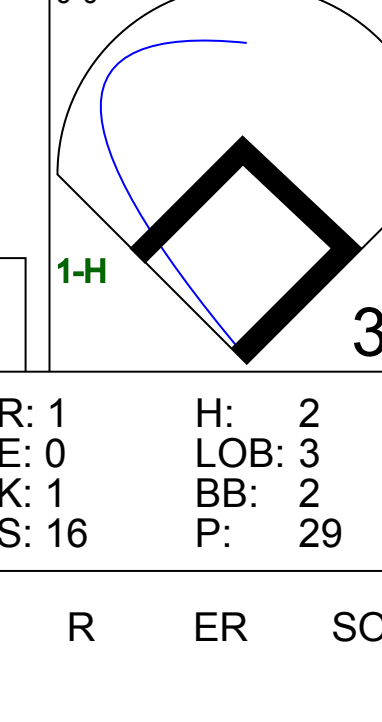


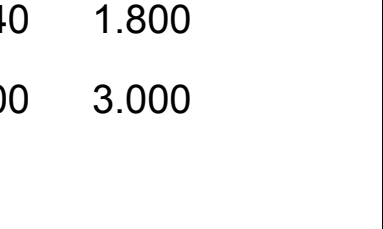

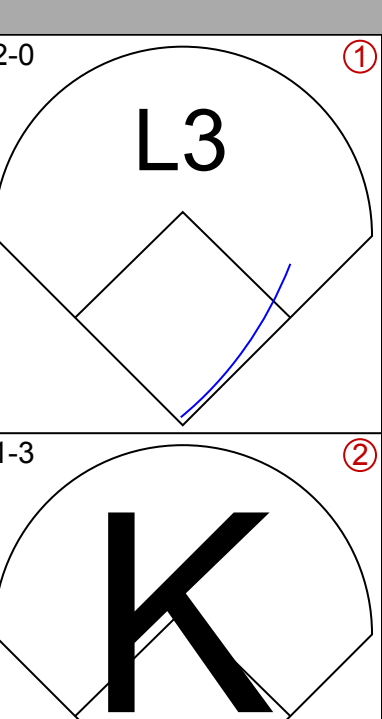
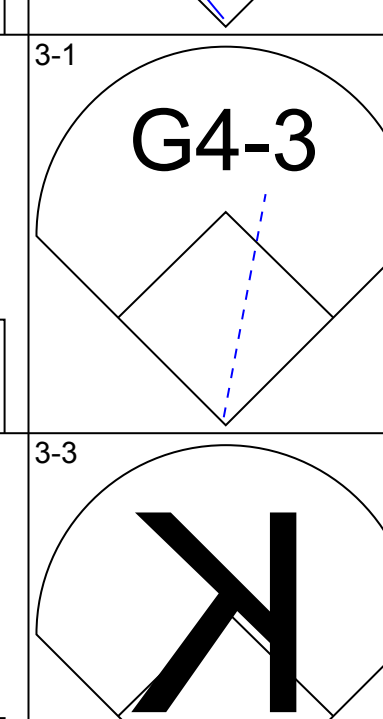

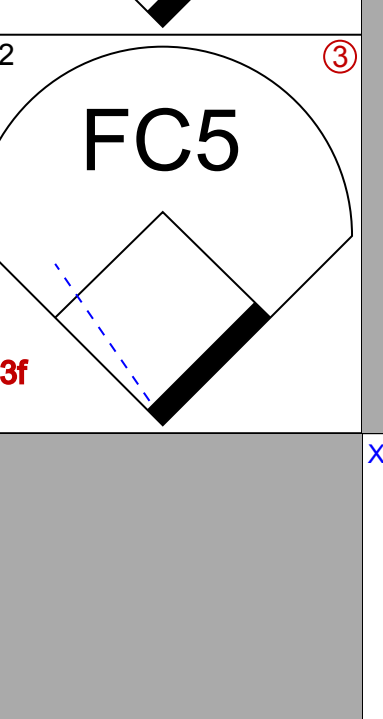
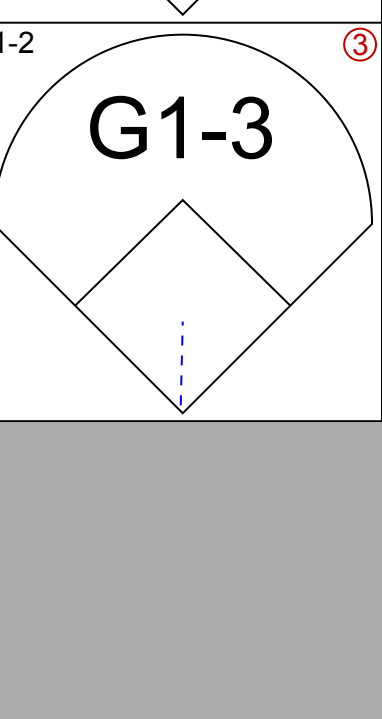

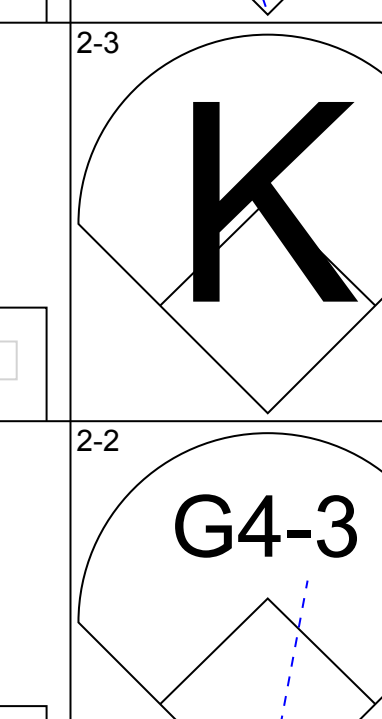
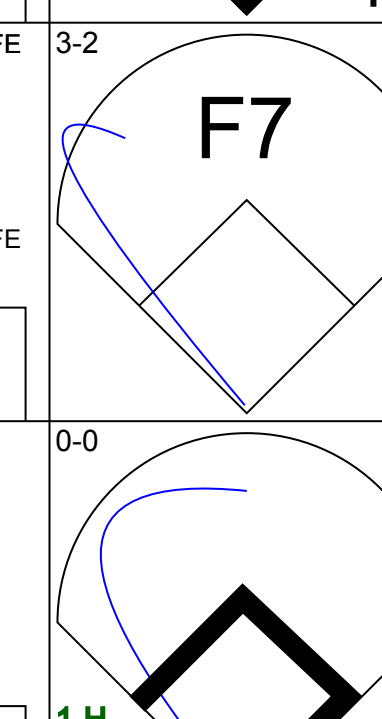
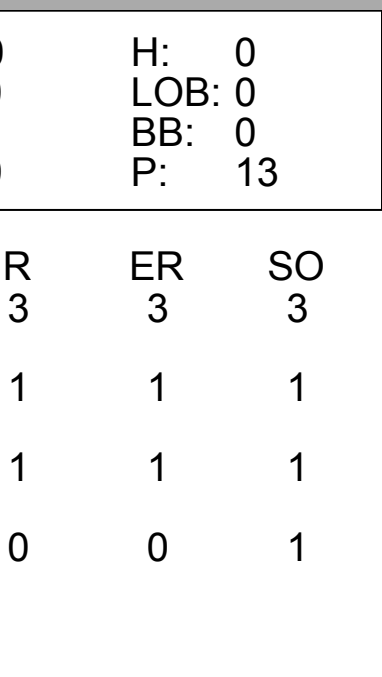
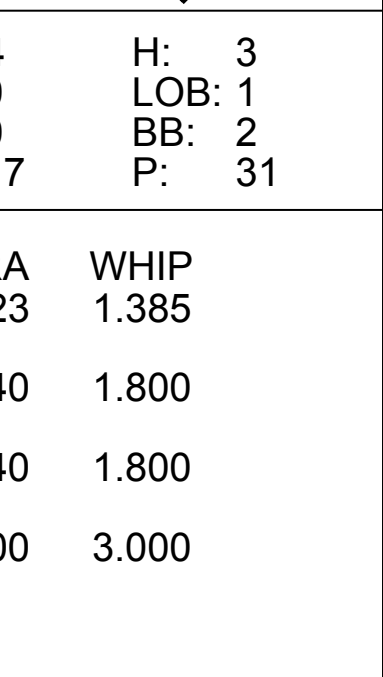
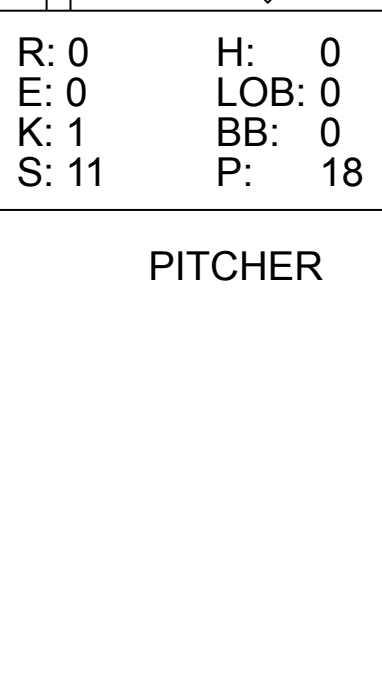
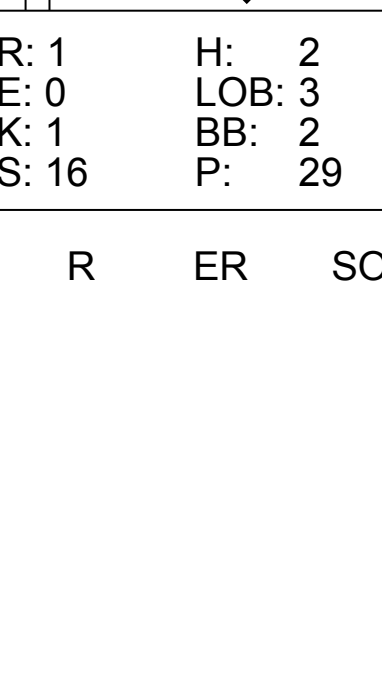
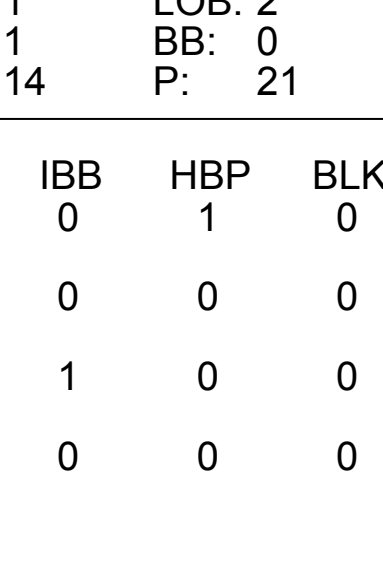
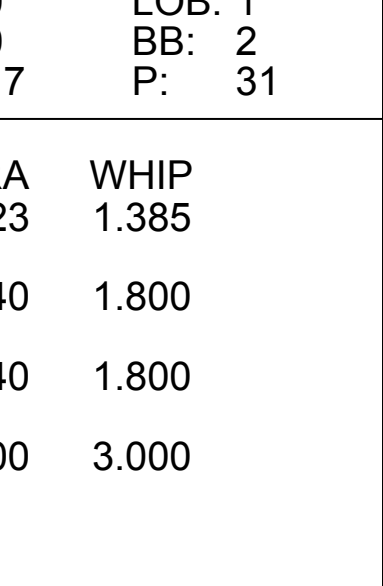
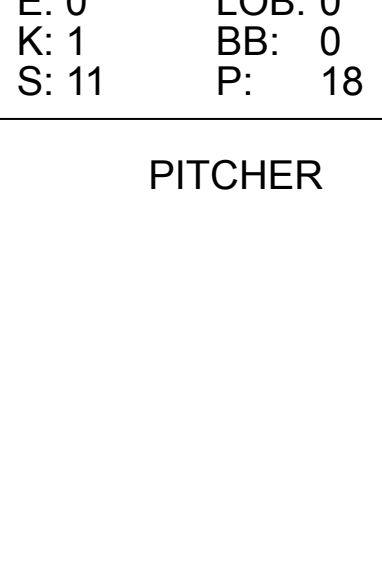
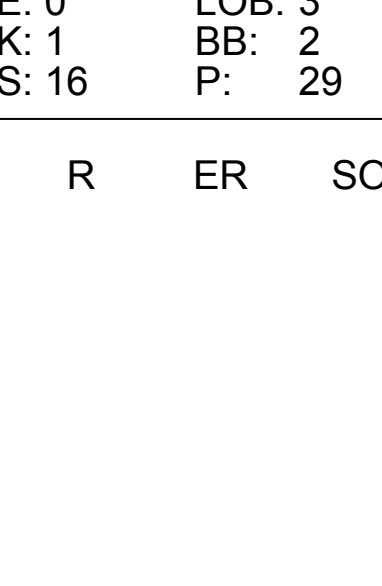








Batter	1	2	3	4	5	6	7	8	9	AB	R	H	RBI	BB	SO	LOB	TOP					
Paul Moltzer, R (1, 10) OBP: 0.368, SLG: 0.380										3	1	0	0	2	1	2	<b>Milwaukee Brewers @ Texas Rangers</b> Arlington Stadium, Arlington, TX Sat May 09 1992, 8:05 PM EDT Att: 37,353 - Cloudy - 77 F					
Pat Listach, S (1, 6) OBP: 0.377, SLG: 0.413										5	0	2	0	0	2	4						
Robin Yount, R (1, 8) OBP: 0.296, SLG: 0.354										4	0	1	4	0	1	3						
Greg Vaughn, R (1, 7) OBP: 0.324, SLG: 0.495										4	0	1	0	0	2	3						
Franklin Stubbs, L (1, 3) OBP: 0.263, SLG: 0.356										3	0	0	0	1	2	1						
Dante Bichette, R (1, 9) OBP: 0.318, SLG: 0.333										4	0	0	0	0	1	2						
Kevin Seitzer, R (1, 5) OBP: 0.324, SLG: 0.370										4	0	0	0	0	1	2						
Jim Gantner, L (1, 4) OBP: 0.306, SLG: 0.267										3	1	1	0	1	1	1						
Andy Allanson, R (1, 2) OBP: 0.471, SLG: 0.529										4	2	3	0	0	0	1						
<b>Inning Stats</b>	R: 0 E: 0 K: 3 S: 12	H: 0 LOB: 0 BB: 0 P: 16	R: 0 E: 0 K: 2 S: 8	H: 0 LOB: 0 BB: 0 P: 12	R: 3 E: 0 K: 1 S: 14	H: 3 LOB: 1 BB: 1 P: 27	R: 0 E: 0 K: 1 S: 6	H: 0 LOB: 1 BB: 1 P: 13	R: 0 E: 0 K: 2 S: 8	H: 1 LOB: 1 BB: 0 P: 12	R: 0 E: 0 K: 1 S: 8	H: 1 LOB: 1 BB: 0 P: 11	R: 1 E: 0 K: 1 S: 22	H: 1 LOB: 2 BB: 2 P: 34	R: 0 E: 0 K: 1 S: 6	H: 0 LOB: 0 BB: 0 P: 7	R: 0 E: 0 K: 0 S: 16	H: 2 LOB: 2 BB: 0 P: 22	1B: 6 2B: 2 3B: 0 HR: 0	SF: 1 SAC: 0 DP: 0 HBP: 0	WP: 0 PB: 0 SB: 2 CS: 0	PA: 39
<b>PITCHER</b>	IP	WLS	BF	H	R	ER	SO	BB	IBB	HBP	BLK	WP	HR	S	P	ERA	WHIP					
Nolan Ryan, R (1, 1) ERA: 8.59	6.0		25	5	3	3	9	2	0	0	0	0	0	56	91	4.50	1.167					
Terry Mathews, R (7, 1) ERA: 8.75	0.1		4	1	1	1	0	2	0	0	0	0	0	16	26	27.00	9.000					
Jeff Robinson, R (7, 1) ERA: 3.86	1.2	W	5	0	0	0	2	0	0	0	0	0	0	12	15	0.00	0.000					
Jeff Russell, R (9, 1) ERA: 1.93	1.0	S	5	2	0	0	0	0	0	0	0	0	0	16	22	0.00	2.000					

Batter	1	2	3	4	5	6	7	8	9	AB	R	H	RBI	BB	SO	LOB	BOTTOM				
Brian Downing, R (1, 10) OBP: 0.537, SLG: 0.518										3	1	2	0	1	0	0	<b>Milwaukee Brewers @ Texas Rangers</b> Arlington Stadium, Arlington, TX Sat May 09 1992, 8:05 PM EDT Att: 37,353 - Cloudy - 77 F				
John Cangelosi, S (7, PR) OBP: 0.306, SLG: 0.250										0	0	0	0	0	0	0					
Geno Petralli, L (8, PH) OBP: 0.219, SLG: 0.355										0	0	0	0	1	0	0					
Jeff Huson, L (1, 4) OBP: 0.329, SLG: 0.373										2	0	1	0	1	0	1					
Monty Fariss, R (7, PH) OBP: 0.444, SLG: 0.429										1	0	0	0	0	1	1					
Al Newman, S (8, 4) OBP: 0.250, SLG: 0.231										1	0	0	0	0	2						
Rafael Palmeiro, L (1, 3) OBP: 0.379, SLG: 0.483										2	1	0	1	2	0	4					
Ruben Sierra, S (1, 9) OBP: 0.341, SLG: 0.472										5	1	2	1	0	1	7					
Juan Gonzalez, R (1, 8) OBP: 0.305, SLG: 0.455										4	0	1	2	0	0	4					
Kevin Reimer, L (1, 7) OBP: 0.333, SLG: 0.473										4	0	0	0	0	0	4					
Dean Palmer, R (1, 5) OBP: 0.328, SLG: 0.459										4	1	1	0	0	2	0					
Ivan Rodriguez, R (1, 2) OBP: 0.296, SLG: 0.408										4	0	0	0	0	1	1					
Dickie Thon, R (1, 6) OBP: 0.295, SLG: 0.316										4	1	2	1	0	1	0					
<b>Inning Stats</b>	R: 0 E: 0 K: 0 S: 9	H: 2 LOB: 2 BB: 0 P: 15	R: 0 E: 0 K: 1 S: 9	H: 0 LOB: 0 BB: 0 P: 13	R: 0 E: 1 K: 1 S: 14	H: 1 LOB: 2 BB: 0 P: 21	R: 0 E: 0 K: 1 S: 7	H: 0 LOB: 0 BB: 0 P: 14	R: 4 E: 0 K: 0 S: 17	H: 3 LOB: 1 BB: 2 P: 31	R: 0 E: 0 K: 1 S: 15	H: 0 LOB: 0 BB: 0 P: 18	R: 0 E: 1 K: 1 S: 15	H: 1 LOB: 3 BB: 1 P: 26	R: 1 E: 0 K: 1 S: 16	H: 2 LOB: 2 BB: 2 P: 29	1B: 6 2B: 2 3B: 1 HR: 0	SF: 0 SAC: 0 DP: 1 HBP: 1	WP: 0 PB: 0 SB: 1 CS: 0	PA: 40	
<b>PITCHER</b>	IP	WLS	BF	H	R	ER	SO	BB	IBB	HBP	BLK	WP	HR	S	P	ERA	WHIP				
Ricky Bones, R (1, 1) ERA: 4.03	4.1		20	4	3	3	3	2	0	1	0	0	0	45	79	6.23	1.385				
Bruce Ruffin, L (5, 1) ERA: 6.11	1.2		8	3	1	1	1	0	0	0	0	0	0	23	35	5.40	1.800				
Darren Holmes, R (7, 1) ERA: 2.7	1.2	L	10	2	1	1	1	1	1	0	0	0	0	26	43	5.40	1.800				
Doug Henry, R (8, 1) ERA: 4.35	0.1		2	0	0	0	1	1	0	0	0	0	0	4	10	0.00	3.000				

AB	34
R	4
H	8
RBI	4
BB	4
SO	11
LOB	19





Batter	1	2	3	4	5	6	7	8	9	AB	R	H	RBI	BB	SO	LOB	TOP			
<b>Paul Moltzer, R</b> OBP: 0.364, SLG: 0.375 (1, 10)	F8	G4-6-3		L9			G4-3			4	0	1	0	0	0	2	<b>Milwaukee Brewers @ Texas Rangers</b> Arlington Stadium, Arlington, TX Sun May 10 1992, 4:33 AM EDT Att: 30,008 - Cloudy - 78 F			
<b>Pat Listach, S</b> OBP: 0.384, SLG: 0.418 (1, 6)	CS	CS			K		G4-3			4	0	2	0	0	1	1				
<b>Robin Yount, R</b> OBP: 0.286, SLG: 0.340 (1, 8)	K	CS	G5-3		F7		G5-3			4	0	0	0	0	1	2				
<b>Greg Vaughn, R</b> OBP: 0.312, SLG: 0.474 (1, 7)		E6	L5		L7			P6		4	1	0	0	0	0	0				
<b>Franklin Stubbs, L</b> OBP: 0.263, SLG: 0.344 (1, 3)		1B	P5			G5-3		K		3	1	0	0	1	1	0				
<b>Dante Bichette, R</b> OBP: 0.343, SLG: 0.373 (1, 9)		2B		1B	FC5-4		S	K		4	2	3	1	0	1	0				
<b>Kevin Seitzer, R</b> OBP: 0.339, SLG: 0.406 (1, 5)	1B	1B		FC5-4		K			L6-4	4	1	3	1	0	1	1				
<b>B.J. Surhoff, L</b> OBP: 0.170, SLG: 0.172 (1, 2)	1B	2B		1B	FC5-4		K		P6	4	1	1	3	0	1	3				
<b>Jim Gantner, L</b> OBP: 0.303, SLG: 0.266 (1, 4)	1B	G4-6-3		FC1-6			G4-3		L6-4	4	0	1	0	0	0	2				
<b>Inning Stats</b>	R: 0 E: 0 K: 1 S: 11	H: 1 LOB: 0 BB: 0 P: 15	R: 5 E: 1 K: 0 S: 11	H: 5 LOB: 0 BB: 1 P: 23	R: 0 E: 0 K: 0 S: 5	H: 0 LOB: 0 BB: 0 P: 7	R: 1 E: 0 K: 0 S: 10	H: 2 LOB: 1 BB: 0 P: 19	R: 0 E: 0 K: 2 S: 12	H: 1 LOB: 1 BB: 0 P: 17	R: 0 E: 0 K: 0 S: 7	H: 1 LOB: 0 BB: 0 P: 12	R: 0 E: 0 K: 2 S: 7	H: 0 LOB: 0 BB: 0 P: 11	R: 0 E: 0 K: 0 S: 5	H: 1 LOB: 0 BB: 0 P: 10		1B: 8 2B: 4 3B: 0 HR: 0	SF: 0 SAC: 0 DP: 2 HBP: 0	WP: 0 PB: 0 SB: 1 CS: 2
<b>PITCHER</b>	IP	WLS	BF	H	R	ER	SO	BB	IBB	HBP	BLK	WP	HR	S	P	ERA	WHIP			
<b>Jose Guzman, R</b> ERA: 3.11 (1, 1)	8.0	L	33	10	6	4	6	1	0	0	0	0	0	71	114	4.50	1.375			
<b>Floyd Bannister, L</b> ERA: 3.46 (9, 1)	1.0		3	1	0	0	0	0	0	0	0	0	0	5	10	0.00	1.000			

AB	35
R	6
H	11
RBI	5
BB	1
SO	6
LOB	11



Batter	1	2	3	4	5	6	7	8	9	AB	R	H	RBI	BB	SO	LOB	BOTTOM					
<b>Jeff Huson, L</b> OBP: 0.326, SLG: 0.367 (1, 4)	K	FC4-6			G4-3			1B		4	1	1	0	0	1	2	<b>Milwaukee Brewers @ Texas Rangers</b> Arlington Stadium, Arlington, TX Sun May 10 1992, 4:33 AM EDT Att: 30,008 - Cloudy - 78 F					
<b>Rafael Palmeiro, L</b> OBP: 0.389, SLG: 0.492 (1, 3)	BB		FC4-6		K			G4-3	G3	4	0	3	0	0	1	0						
<b>Ruben Sierra, S</b> OBP: 0.331, SLG: 0.458 (1, 9)	P2		F7			F7		G3		4	0	0	1	0	0	3						
<b>Juan Gonzalez, R</b> OBP: 0.303, SLG: 0.444 (1, 8)	BB		K			K		G4-3		3	0	0	0	1	2	2						
<b>Kevin Reimer, L</b> OBP: 0.323, SLG: 0.457 (1, 7)	K		FC4-6			G3-1		K		4	0	0	0	0	2	4						
<b>Dean Palmer, R</b> OBP: 0.326, SLG: 0.460 (1, 5)		P8		P4			G4-3	1B	P6	4	1	1	0	0	0	0						
<b>Geno Petralli, L</b> OBP: 0.194, SLG: 0.314 (1, 10)		G3		F7			G4-3		F8	4	0	0	0	0	0	1						
<b>Ivan Rodriguez, R</b> OBP: 0.304, SLG: 0.411 (1, 2)	1B			G4-3				G6-4-3	F8	4	0	2	1	0	0	0						
<b>Dickie Thon, R</b> OBP: 0.299, SLG: 0.320 <b>Monty Fariss, R</b> OBP: 0.429, SLG: 0.409 (7, PH)		FC4-6			G5-3			G6-4-3		2	0	1	0	0	0	0						
<b>Inning Stats</b>	R: 0 E: 0 K: 2 S: 11	H: 1 LOB: 2 BB: 1 P: 21	R: 0 E: 0 K: 0 S: 9	H: 2 LOB: 2 BB: 0 P: 12	R: 0 E: 0 K: 1 S: 7	H: 1 LOB: 1 BB: 0 P: 11	R: 0 E: 0 K: 0 S: 10	H: 0 LOB: 0 BB: 0 P: 13	R: 0 E: 0 K: 1 S: 7	H: 0 LOB: 0 BB: 0 P: 12	R: 0 E: 0 K: 1 S: 5	H: 0 LOB: 0 BB: 0 P: 8	R: 1 E: 0 K: 0 S: 11	H: 2 LOB: 0 BB: 0 P: 18	R: 1 E: 0 K: 1 S: 13	H: 2 LOB: 1 BB: 0 P: 15		R: 0 E: 0 K: 0 S: 9	H: 0 LOB: 0 BB: 0 P: 13	1B: 7 2B: 1 3B: 0 HR: 0	SF: 0 SAC: 0 DP: 1 HBP: 0	WP: 0 PB: 0 SB: 0 CS: 0
<b>PITCHER</b>	IP	WLS	BF	H	R	ER	SO	BB	IBB	HBP	BLK	WP	HR	S	P	ERA	WHIP					
<b>Chris Bosio, R</b> ERA: 4.97 (1, 1)	8.0	W	32	8	2	2	6	1	0	0	0	0	0	73	110	2.25	1.125					
<b>Doug Henry, R</b> ERA: 3.97 (9, 1)	1.0		3	0	0	0	0	0	0	0	0	0	0	9	13	0.00	0.000					





Batter	1	2	3	4	5	6	7	8	9	AB	R	H	RBI	BB	SO	LOB	TOP								
<b>Brady Anderson, L</b> (1, 7) OBP: 0.400, SLG: 0.536										3	1	1	0	2	0	0									
<b>Mike Deversaux, R</b> (1, 8) OBP: 0.341, SLG: 0.516										4	1	1	2	0	0	4									
<b>Cal Ripken Jr., R</b> (1, 6) OBP: 0.338, SLG: 0.425										5	1	2	2	0	0	3									
<b>Randy Milligan, R</b> (1, 3) OBP: 0.340, SLG: 0.372										4	0	1	0	0	0	1									
<b>David Segui, S</b> (8, 3) OBP: 0.364, SLG: 0.379										0	0	0	0	0	0	0									
<b>Joe Orsulak, L</b> (1, 9) OBP: 0.247, SLG: 0.274										4	0	0	0	0	0	2									
<b>Chris Hoiles, R</b> (1, 2) OBP: 0.457, SLG: 0.617										1	0	0	0	3	0	1									
<b>Glenn Davis, R</b> (1, 10) OBP: 0.154, SLG: 0.154										4	0	0	0	0	0	3									
<b>Leo Gomez, R</b> (1, 5) OBP: 0.355, SLG: 0.423										4	1	3	1	0	1	1									
<b>Mark McLemore, S</b> (1, 4) OBP: 0.373, SLG: 0.322										3	1	1	0	1	0	1									
<b>Inning Stats</b>	R: 0 E: 0 K: 0 S: 7	H: 0 LOB: 0 BB: 0 P: 9	R: 0 E: 0 K: 0 S: 13	H: 0 LOB: 1 BB: 1 P: 21	R: 0 E: 0 K: 0 S: 5	H: 2 LOB: 2 BB: 1 P: 10	R: 0 E: 0 K: 0 S: 9	H: 0 LOB: 1 BB: 1 P: 13	R: 0 E: 0 K: 0 S: 6	H: 1 LOB: 1 BB: 1 P: 12	R: 0 E: 0 K: 0 S: 9	H: 1 LOB: 1 BB: 0 P: 15	R: 4 E: 0 K: 0 S: 18	H: 4 LOB: 1 BB: 1 P: 30	R: 0 E: 0 K: 1 S: 12	H: 0 LOB: 1 BB: 1 P: 19	R: 1 E: 0 K: 0 S: 8	H: 1 LOB: 0 BB: 0 P: 13	1B: 6 2B: 1 3B: 0 HR: 3	SF: 1 SAC: 0 DP: 3 HBP: 0	WP: 0 PB: 0 SB: 1 CS: 1	PA: 39			
<b>PITCHER</b>	IP	WLS	BF	H	R	ER	SO	BB	IBB	HBP	BLK	WP	HR	S	P	ERA	WHIP								
<b>Bobby Witt, R</b> (1, 1) ERA: 4.06	6.1	L	28	6	3	3	0	5	0	0	0	0	1	56	95	4.26	1.737								
<b>Jeff Robinson, R</b> (7, 1) ERA: 4.04	0.2		4	2	1	1	0	0	0	0	0	0	1	11	15	13.50	3.000								
<b>Terry Mathews, R</b> (8, 1) ERA: 6.38	1.0		3	0	0	0	1	1	0	0	0	0	0	12	19	0.00	1.000								
<b>Kenny Rogers, L</b> (9, 1) ERA: 2.0	1.0		4	1	1	1	0	0	0	0	0	0	1	8	13	9.00	1.000								

**Baltimore Orioles @ Texas Rangers**  
Arlington Stadium, Arlington, TX  
Tue May 12 1992, 8:05 PM EDT  
Att: 20,575 - Cloudy - 91 F

AB	32
R	5
H	9
RBI	5
BB	6
SO	1
LOB	16



Batter	1	2	3	4	5	6	7	8	9	AB	R	H	RBI	BB	SO	LOB	BOTTOM								
<b>Brian Downing, R</b> (1, 10) OBP: 0.512, SLG: 0.483										4	0	0	0	0	0	0									
<b>Dickie Thon, R</b> (1, 6) OBP: 0.300, SLG: 0.314										2	0	0	0	1	0	0									
<b>Al Newman, S</b> (8, PH) OBP: 0.263, SLG: 0.245										1	0	1	0	0	0	0									
<b>Rafael Palmeiro, L</b> (1, 3) OBP: 0.378, SLG: 0.476										4	0	0	0	0	0	2									
<b>Ruben Sierra, S</b> (1, 9) OBP: 0.329, SLG: 0.452										4	0	1	0	0	0	0									
<b>Juan Gonzalez, R</b> (1, 8) OBP: 0.309, SLG: 0.445										4	1	2	0	0	1	2									
<b>Kevin Reimer, L</b> (1, 7) OBP: 0.320, SLG: 0.450										4	0	1	0	0	1	1									
<b>Dean Palmer, R</b> (1, 5) OBP: 0.318, SLG: 0.448										3	0	0	0	0	1	2									
<b>Geno Petralli, L</b> (1, 2) OBP: 0.231, SLG: 0.368										3	0	2	1	0	0	0									
<b>Jeff Huson, L</b> (1, 4) OBP: 0.318, SLG: 0.358										2	0	0	0	0	0	1									
<b>Monty Fariss, R</b> (7, PH) OBP: 0.414, SLG: 0.391										1	0	0	0	0	1	2									
<b>Inning Stats</b>	R: 0 E: 0 K: 0 S: 8	H: 0 LOB: 0 BB: 0 P: 12	R: 0 E: 0 K: 0 S: 8	H: 0 LOB: 0 BB: 0 P: 12	R: 0 E: 0 K: 1 S: 10	H: 0 LOB: 0 BB: 0 P: 9	R: 0 E: 0 K: 1 S: 10	H: 1 LOB: 2 BB: 1 P: 17	R: 0 E: 0 K: 1 S: 11	H: 1 LOB: 1 BB: 0 P: 15	R: 0 E: 0 K: 0 S: 9	H: 0 LOB: 0 BB: 0 P: 16	R: 1 E: 0 K: 2 S: 11	H: 3 LOB: 2 BB: 0 P: 18	R: 0 E: 0 K: 0 S: 5	H: 1 LOB: 0 BB: 0 P: 9	R: 0 E: 0 K: 0 S: 10	H: 1 LOB: 0 BB: 0 P: 12	1B: 6 2B: 1 3B: 0 HR: 0	SF: 0 SAC: 0 DP: 2 HBP: 0	WP: 0 PB: 0 SB: 0 CS: 0	PA: 33			
<b>PITCHER</b>	IP	WLS	BF	H	R	ER	SO	BB	IBB	HBP	BLK	WP	HR	S	P	ERA	WHIP								
<b>Ben McDonald, R</b> (1, 1) ERA: 2.44	6.2	W	26	5	1	1	3	1	0	0	0	0	0	60	60	0.00	0.900								
<b>Mike Flanagan, L</b> (7, 1) ERA: 5.19	0.1		1	0	0	0	1	0	0	0	0	0	0	3	3	0.00	0.000								
<b>Todd Frohwirth, R</b> (8, 1) ERA: 1.62	2.0	S	6	2	0	0	0	0	0	0	0	0	0	15	21	0.00	1.000								

**Baltimore Orioles @ Texas Rangers**  
Arlington Stadium, Arlington, TX  
Tue May 12 1992, 8:05 PM EDT  
Att: 20,575 - Cloudy - 91 F

AB	32
R	1
H	7
RBI	1
BB	1
SO	4
LOB	10





Batter	1	2	3	4	5	6	7	8	9	AB	R	H	RBI	BB	SO	LOB	TOP				
<b>Brady Anderson, L</b> OBP: 0.403, SLG: 0.543 (1, 7) X	0-0 2B 2B	1-1 1B			3-2 F8 SAFE		3-2 F7			4	1	2	0	0	0	2					
<b>Mike Deversaux, R</b> OBP: 0.336, SLG: 0.516 (1, 8) B X	1-0 1B 2B	2-1 G1-3			0-0 F8			3-1 F8		4	1	1	1	0	0	2					
<b>Cal Ripken Jr., R</b> OBP: 0.336, SLG: 0.419 (1, 6) B X	2-0 HR 1B		1-0 G4-3		0-1 P3			0-0 G5-3		4	1	1	1	0	0	1					
<b>Sam Horn, L</b> OBP: 0.377, SLG: 0.450 (1, 10) X	0-0 HR		2-3 K			2-3 K		1-1 G4-3		4	1	1	2	0	2	0					
<b>Chris Hoiles, R</b> OBP: 0.442, SLG: 0.592 (1, 2) C X	0-1 G5-3		3-3 K			0-0 F8			1-2 G4-3	4	0	0	0	0	1	0					
<b>Joe Orsulak, L</b> OBP: 0.235, SLG: 0.260 (1, 9) B X	1-0 G4-3			0-1 G3-1		1-3 K			0-0 P6	4	0	0	0	0	1	0					
<b>Leo Gomez, R</b> OBP: 0.351, SLG: 0.416 (1, 5) B X	3-3 K		2-2 G4-3				0-1 G1 WP 1B		0-3 K	4	0	1	0	0	2	0					
<b>David Segui, S</b> OBP: 0.348, SLG: 0.361 (1, 3) C X		2-2 G6-3		3-2 G4-3			2-2 G1			3	0	0	0	0	0	1					
<b>Mark McLemore, S</b> OBP: 0.371, SLG: 0.311 (1, 4) B X	1-1 G6-3				4-2 BB		2-1 G4-3			2	0	0	0	1	0	1					
<b>Inning Stats</b>	R: 4 E: 0 K: 1 S: 10	H: 4 LOB: 0 BB: 0 P: 17	R: 0 E: 0 K: 0 S: 10	H: 1 LOB: 1 BB: 0 P: 16	R: 0 E: 0 K: 2 S: 7	H: 0 LOB: 0 BB: 0 P: 13	R: 0 E: 0 K: 0 S: 9	H: 0 LOB: 0 BB: 0 P: 14	R: 0 E: 0 K: 0 S: 8	H: 0 LOB: 1 BB: 1 P: 15	R: 0 E: 0 K: 2 S: 8	H: 0 LOB: 0 BB: 0 P: 11	R: 0 E: 0 K: 0 S: 5	H: 0 LOB: 0 BB: 0 P: 9	R: 0 E: 0 K: 1 S: 7	H: 0 LOB: 0 BB: 0 P: 8	1B: 3 2B: 2 3B: 0 HR: 1	SF: 0 SAC: 0 DP: 0 HBP: 0	WP: 1 PB: 0 SB: 0 CS: 0	PA: 34	
<b>PITCHER</b>	IP	WLS	BF	H	R	ER	SO	BB	IBB	HBP	BLK	WP	HR	S	P	ERA	WHIP				
<b>Kevin Brown, R</b> ERA: 3.6 (1, 1)	8.0	L	31	6	4	4	5	1	0	0	0	1	1	68	113	4.50	0.875				
<b>Jeff Russell, R</b> ERA: 1.6 (9, 1)	1.0		3	0	0	0	1	0	0	0	0	0	0	7	8	0.00	0.000				

Baltimore Orioles @ Texas Rangers  
Arlington Stadium, Arlington, TX  
Wed May 13 1992, 8:05 PM EDT  
Att: 20,743 - Cloudy - 87 F

AB 33  
R 4  
H 6  
RBI 4  
BB 1  
SO 6  
LOB 7



Batter	1	2	3	4	5	6	7	8	9	AB	R	H	RBI	BB	SO	LOB	BOTTOM				
<b>Brian Downing, R</b> OBP: 0.500, SLG: 0.469 (1, 10) B X	1-2 L3		2-2 G4-6-3 1B		1-1 G6-3		2-2 P4			4	0	1	0	0	0	1					
<b>Jeff Huson, L</b> OBP: 0.326, SLG: 0.357 (1, 6) B X	1-1 2B 1B		0-0 G4-6-3 1-2			1-2 L6		4-2 G3-1 BB		3	0	1	0	1	0	1					
<b>Rafael Palmeiro, L</b> OBP: 0.382, SLG: 0.508 (1, 3) C X	2-2 1B		2-1 F8			3-2 HR		0-2 G3-1		4	1	2	1	0	0	1					
<b>Ruben Sierra, S</b> OBP: 0.333, SLG: 0.475 (1, 9) B X	2-0 P7			1-2 1B		2-2 HR		1-0 P4		4	1	2	1	0	0	3					
<b>Kevin Reimer, L</b> OBP: 0.311, SLG: 0.435 (1, 7) B X	1-0 F7			2-1 F8		0-3 K		3-3 K		4	0	0	0	0	2	4					
<b>Juan Gonzalez, R</b> OBP: 0.307, SLG: 0.439 (1, 8) C X		3-2 F7		1-1 F7		1-2 G4-3			0-0 1B	4	0	1	0	0	0	1					
<b>Geno Petralli, L</b> OBP: 0.209, SLG: 0.333 (1, 2) B X		2-1 F7		1-0 G6-3			0-0 F7		0-1 L6	4	0	0	0	0	0	2					
<b>Dean Palmer, R</b> OBP: 0.316, SLG: 0.437 (1, 5) B X		2-0 HBP			3-1 G5-3		3-2 F8		3-3 K	3	0	0	0	0	1	1					
<b>Al Newman, S</b> OBP: 0.267, SLG: 0.250 <b>Jack Daugherty, S</b> (9, PH) OBP: 0.242, SLG: 0.196		0-0 G4-3			3-2 P6		0-0 S 1B		0-0 F7	3	0	1	0	0	0	1					
<b>Inning Stats</b>	R: 0 E: 0 K: 0 S: 12	H: 2 LOB: 2 BB: 0 P: 19	R: 0 E: 0 K: 0 S: 10	H: 0 LOB: 1 BB: 0 P: 17	R: 0 E: 0 K: 0 S: 6	H: 1 LOB: 0 BB: 0 P: 10	R: 0 E: 0 K: 0 S: 8	H: 1 LOB: 0 BB: 0 P: 13	R: 0 E: 0 K: 1 S: 17	H: 2 LOB: 0 BB: 0 P: 24	R: 0 E: 0 K: 0 S: 8	H: 1 LOB: 1 BB: 0 P: 13	R: 0 E: 0 K: 1 S: 10	H: 0 LOB: 1 BB: 1 P: 18	R: 0 E: 0 K: 1 S: 7	H: 1 LOB: 0 BB: 0 P: 10	1B: 5 2B: 1 3B: 0 HR: 2	SF: 0 SAC: 0 DP: 1 HBP: 1	WP: 0 PB: 0 SB: 1 CS: 0	PA: 36	
<b>PITCHER</b>	IP	WLS	BF	H	R	ER	SO	BB	IBB	HBP	BLK	WP	HR	S	P	ERA	WHIP				
<b>Rick Sutcliffe, R</b> ERA: 3.02 (1, 1)	7.0	W	29	7	2	2	1	1	0	1	0	0	2	70	116	2.57	1.143				
<b>Mike Flanagan, L</b> ERA: 5.0 (8, 1)	0.1		1	0	0	0	0	0	0	0	0	0	0	4	4	0.00	0.000				
<b>Gregg Olson, R</b> ERA: 1.8 (8, 1)	1.2	S	6	1	0	0	2	0	0	0	0	0	0	11	18	0.00	0.600				

Baltimore Orioles @ Texas Rangers  
Arlington Stadium, Arlington, TX  
Wed May 13 1992, 8:05 PM EDT  
Att: 20,743 - Cloudy - 87 F

AB 34  
R 2  
H 8  
RBI 2  
BB 1  
SO 3  
LOB 16





Batter	1	2	3	4	5	6	7	8	9	10	AB	R	H	RBI	BB	SO	LOB	TOP								
Jeff Huson, L OBP: 0.320, SLG: 0.341 (1.4)	G5-3		G6-3		G4-3		G6-4-3 IBB		F7		4	0	0	0	1	0	2	<b>Texas Rangers @ Milwaukee Brewers</b> Milwaukee County Stadium, Milwaukee, WI Fri May 15 1992, 8:05 PM EDT Att. 14,790 - Cloudy - 69 F								
Jack Daugherty, S OBP: 0.254, SLG: 0.246 (1.10)	G4-3 2B		G4-3 2B		G1-3		G6-4-3 1-2		F8		5	1	2	0	0	0	5									
Rafael Palmeiro, L OBP: 0.382, SLG: 0.511 (1.3)	G4-3		G4-1			G6-3 1B		1B 2B		F8	5	1	2	0	0	0	2									
Ruben Sierra, S OBP: 0.335, SLG: 0.479 (1.9)			F9			G6-3		1B S		P8	5	0	2	2	0	0	1									
Juan Gonzalez, R OBP: 0.319, SLG: 0.426 (1.8)	P5		P7		K	K		K		1B BB	4	0	0	0	1	2	3									
Kevin Reimer, L OBP: 0.301, SLG: 0.422 John Cangelosi, S OBP: 0.324, SLG: 0.276 (1.7) (9.7)		F7		K		G3		F8		1B	4	0	0	0	0	1	2									
Dean Palmer, R OBP: 0.312, SLG: 0.427 (1.5)								F7		K	5	1	1	0	0	2	3									
Ivan Rodriguez, R OBP: 0.319, SLG: 0.423 (1.2)			G4-3		G4-3 G5-3 1B		SH5-3 1B				4	0	3	0	0	0	0									
Dickie Thon, R OBP: 0.295, SLG: 0.308 Al Newman, S OBP: 0.262, SLG: 0.246 (1.6) (7. PH) (7.4)			G5-3		G5-3		SH5-3 1B		F8		2	0	0	1	0	0	1									
											1	0	0	0	0	0	1									
<b>Inning Stats</b>	R: 1 E: 0 K: 0 S: 10	H: 2 LOB: 1 BB: 0 P: 14	R: 0 E: 0 K: 1 S: 5	H: 0 LOB: 0 BB: 0 P: 7	R: 0 E: 0 K: 1 S: 7	H: 1 LOB: 1 BB: 0 P: 12	R: 0 E: 0 K: 1 S: 8	H: 0 LOB: 0 BB: 0 P: 10	R: 1 E: 0 K: 0 S: 7	H: 2 LOB: 1 BB: 0 P: 12	R: 0 E: 0 K: 1 S: 10	H: 1 LOB: 1 BB: 0 P: 17	R: 0 E: 1 K: 0 S: 8	H: 1 LOB: 2 BB: 1 P: 16	R: 1 E: 0 K: 1 S: 13	H: 2 LOB: 1 BB: 0 P: 16	R: 0 E: 0 K: 0 S: 11	H: 1 LOB: 0 BB: 0 P: 16	R: 0 E: 0 K: 1 S: 16	H: 1 LOB: 2 BB: 1 P: 27	1B: 7 2B: 4 3B: 0 HR: 0	SF: 0 SAC: 1 DP: 1 HBP: 0	WP: 0 PB: 0 SB: 1 CS: 0	PA: 43		
<b>PITCHER</b>	IP WLS BF H R ER SO BB IBB HBP BLK WP HR S P ERA WHIP	IP WLS BF H R ER SO BB IBB HBP BLK WP HR S P ERA WHIP	IP WLS BF H R ER SO BB IBB HBP BLK WP HR S P ERA WHIP	IP WLS BF H R ER SO BB IBB HBP BLK WP HR S P ERA WHIP	IP WLS BF H R ER SO BB IBB HBP BLK WP HR S P ERA WHIP	IP WLS BF H R ER SO BB IBB HBP BLK WP HR S P ERA WHIP	IP WLS BF H R ER SO BB IBB HBP BLK WP HR S P ERA WHIP	IP WLS BF H R ER SO BB IBB HBP BLK WP HR S P ERA WHIP	IP WLS BF H R ER SO BB IBB HBP BLK WP HR S P ERA WHIP	IP WLS BF H R ER SO BB IBB HBP BLK WP HR S P ERA WHIP	IP WLS BF H R ER SO BB IBB HBP BLK WP HR S P ERA WHIP	IP WLS BF H R ER SO BB IBB HBP BLK WP HR S P ERA WHIP	IP WLS BF H R ER SO BB IBB HBP BLK WP HR S P ERA WHIP	IP WLS BF H R ER SO BB IBB HBP BLK WP HR S P ERA WHIP	IP WLS BF H R ER SO BB IBB HBP BLK WP HR S P ERA WHIP	IP WLS BF H R ER SO BB IBB HBP BLK WP HR S P ERA WHIP	IP WLS BF H R ER SO BB IBB HBP BLK WP HR S P ERA WHIP	IP WLS BF H R ER SO BB IBB HBP BLK WP HR S P ERA WHIP	IP WLS BF H R ER SO BB IBB HBP BLK WP HR S P ERA WHIP	IP WLS BF H R ER SO BB IBB HBP BLK WP HR S P ERA WHIP	IP WLS BF H R ER SO BB IBB HBP BLK WP HR S P ERA WHIP	IP WLS BF H R ER SO BB IBB HBP BLK WP HR S P ERA WHIP	IP WLS BF H R ER SO BB IBB HBP BLK WP HR S P ERA WHIP	IP WLS BF H R ER SO BB IBB HBP BLK WP HR S P ERA WHIP	IP WLS BF H R ER SO BB IBB HBP BLK WP HR S P ERA WHIP	IP WLS BF H R ER SO BB IBB HBP BLK WP HR S P ERA WHIP
Chris Bosio, R ERA: 4.71 Jim Austin, R ERA: 0.82 Darren Holmes, R ERA: 2.45	8.0 1.2 0.1	34 8 1	9 2 0	3 0 0	3 0 0	4 0 1	0 0 0	0 0 0	0 0 0	0 0 0	68 24 3	104 38 5	3.38 0.00 0.00	1.125 1.800 0.000												

AB	40
R	3
H	11
RBI	3
BB	2
SO	5
LOB	20





Batter	1	2	3	4	5	6	7	8	9	10	AB	R	H	RBI	BB	SO	LOB	BOTTOM							
Paul Molitor, R OBP: 0.380, SLG: 0.407 (1.10)	FC3-5 3B		G6-3		L6		FC3-6 BB		FC4-6 1B		4	0	2	0	1	0	1	<b>Texas Rangers @ Milwaukee Brewers</b> Milwaukee County Stadium, Milwaukee, WI Fri May 15 1992, 8:05 PM EDT Att. 14,790 - Cloudy - 69 F							
Pat Listach, S OBP: 0.384, SLG: 0.418 (1.6)	FC3-5 FC6-4		L7		2B		FC3-6 1-2 2-3		FC4-6 CS		5	0	1	1	0	0	4								
Robin Yount, R OBP: 0.288, SLG: 0.348 (1.8)	FC6-4 BB 1-2		K		K		PO		CS		5	2	2	0	0	2	2								
Greg Vaughn, R OBP: 0.328, SLG: 0.467 (1.7)	SAFE SAFE BB				1B G4-6-3 2B		G5-3		P4		4	2	2	0	1	0	1								
Dante Bichette, R OBP: 0.325, SLG: 0.346 (1.9)	L6				K G4-6-3 1B		K		G1-3 1B		4	1	2	0	1	1	2								
Kevin Seitzer, R OBP: 0.328, SLG: 0.394 (1.5)		K2-3		G4-6-3 1-2 3-H		K S 1B		G1-3		K	5	0	1	1	0	2	5								
Tim McIntosh, R OBP: 0.241, SLG: 0.250 Franklin Stubbs, L OBP: 0.277, SLG: 0.385 (1.3) (8. PH) (9.3)		K		CS 1B		K				HR	3	0	1	0	0	2	1								
B.J. Surhoff, L OBP: 0.179, SLG: 0.182 Andy Allanson, R OBP: 0.364, SLG: 0.409 (1.2) (7. PR) (8.2)				CS 1B		G4-3		FC3-6 SH1-4 PO 1B		F9	3	0	2	0	0	0	0								
Jim Gantner, L OBP: 0.305, SLG: 0.282 (1.4)	F8				2B 1B		SH1-4		G4-3		3	1	1	0	0	0	1								
											1	1	1	4	1	0	0								
<b>Inning Stats</b>	R: 0 E: 0 K: 0 S: 8	H: 1 LOB: 2 BB: 1 P: 15	R: 0 E: 0 K: 2 S: 9	H: 1 LOB: 0 BB: 0 P: 13	R: 1 E: 0 K: 1 S: 10	H: 3 LOB: 0 BB: 0 P: 18	R: 1 E: 0 K: 1 S: 8	H: 2 LOB: 1 BB: 0 P: 9	R: 0 E: 0 K: 2 S: 11	H: 1 LOB: 2 BB: 1 P: 20	R: 0 E: 0 K: 0 S: 7	H: 1 LOB: 2 BB: 1 P: 13	R: 1 E: 0 K: 0 S: 11	H: 2 LOB: 2 BB: 1 P: 25	R: 0 E: 0 K: 0 S: 4	H: 1 LOB: 0 BB: 0 P: 8	R: 4 E: 1 K: 1 S: 8	H: 3 LOB: 0 BB: 1 P: 15	1B: 10 2B: 3 3B: 1 HR: 1	SF: 0 SAC: 1 DP: 1 HBP: 0	WP: 0 PB: 0 SB: 1 CS: 2	PA: 46			
<b>PITCHER</b>	IP WLS BF H R ER SO BB IBB HBP BLK WP HR S P ERA WHIP	IP WLS BF H R ER SO BB IBB HBP BLK WP HR S P ERA WHIP	IP WLS BF H R ER SO BB IBB HBP BLK WP HR S P ERA WHIP	IP WLS BF H R ER SO BB IBB HBP BLK WP HR S P ERA WHIP	IP WLS BF H R ER SO BB IBB HBP BLK WP HR S P ERA WHIP	IP WLS BF H R ER SO BB IBB HBP BLK WP HR S P ERA WHIP	IP WLS BF H R ER SO BB IBB HBP BLK WP HR S P ERA WHIP	IP WLS BF H R ER SO BB IBB HBP BLK WP HR S P ERA WHIP	IP WLS BF H R ER SO BB IBB HBP BLK WP HR S P ERA WHIP	IP WLS BF H R ER SO BB IBB HBP BLK WP HR S P ERA WHIP	IP WLS BF H R ER SO BB IBB HBP BLK WP HR S P ERA WHIP	IP WLS BF H R ER SO BB IBB HBP BLK WP HR S P ERA WHIP	IP WLS BF H R ER SO BB IBB HBP BLK WP HR S P ERA WHIP	IP WLS BF H R ER SO BB IBB HBP BLK WP HR S P ERA WHIP	IP WLS BF H R ER SO BB IBB HBP BLK WP HR S P ERA WHIP	IP WLS BF H R ER SO BB IBB HBP BLK WP HR S P ERA WHIP	IP WLS BF H R ER SO BB IBB HBP BLK WP HR S P ERA WHIP	IP WLS BF H R ER SO BB IBB HBP BLK WP HR S P ERA WHIP	IP WLS BF H R ER SO BB IBB HBP BLK WP HR S P ERA WHIP	IP WLS BF H R ER SO BB IBB HBP BLK WP HR S P ERA WHIP	IP WLS BF H R ER SO BB IBB HBP BLK WP HR S P ERA WHIP	IP WLS BF H R ER SO BB IBB HBP BLK WP HR S P ERA WHIP	IP WLS BF H R ER SO BB IBB HBP BLK WP HR S P ERA WHIP	IP WLS BF H R ER SO BB IBB HBP BLK WP HR S P ERA WHIP	IP WLS BF H R ER SO BB IBB HBP BLK WP HR S P ERA WHIP
Jose Guzman, R ERA: 3.19 Jeff Russell, R ERA: 1.62 Jeff Robinson, R ERA: 4.79 Kenny Rogers, L ERA: 2.45	7.1 1.2 0.0 0.1	31 7 3 2	10 2 3 1	3 0 3 1	6 0 0 1	0 0 0 0	0 0 0 0	0 0 0 0	0 0 0 0	0 0 0 0	64 12 8 6	106 26 8 7	3.68 0.00 ∞ 27.00	1.636 1.200 ∞ 3.000											

AB	38
R	7
H	15
RBI	6
BB	4
SO	7
LOB	19





Batter	1	2	3	4	5	6	7	8	9	AB	R	H	RBI	BB	SO	LOB	TOP										
Brian Downing, R OBP: 0.495, SLG: 0.456 (1, 10)	2-1 P9		3-2 P3		4-2 BB		0-0 1B 1B		0-3 K	4	1	1	0	1	1	1	<p>Texas Rangers @ Milwaukee Brewers Milwaukee County Stadium, Milwaukee, WI Sat May 16 1992, 4:33 AM EDT Att: 30,296 - Cloudy - 76 F</p> <p>livebaseballscorecards.com</p> <p>AB 37 R 4 H 9 RBI 4 BB 3 SO 6 LOB 12</p> 										
Jeff Huson, L OBP: 0.324, SLG: 0.355 (1, 4)	3-2 G1-3		1-0 G3-1		3-1 P6		1-1 1B 1B		3-2 2B	5	0	2	0	0	0	1											
Rafael Palmeiro, L OBP: 0.389, SLG: 0.511 (1, 3)	2-0 G4-3		0-0 FC6 1B		2-1 P5		3-2 1-3 2-H 1B		4-1 BB	4	0	2	1	1	0	0											
Ruben Sierra, S OBP: 0.331, SLG: 0.470 (1, 9)		2-2 G4-3	1-2 FC6 1-2		0-0 WP 1B		2-1 F9		1-2 P6	5	1	1	0	0	0	6											
Juan Gonzalez, R OBP: 0.295, SLG: 0.414 (1, 8)		1-2 F8		0-0 F7		2-2 P4		2-2 F9		4	0	0	0	0	0	1											
Kevin Reimer, L OBP: 0.307, SLG: 0.432 John Cangelosi, S OBP: 0.324, SLG: 0.276 (8, 7)		3-1 2B		3-2 G5-3		3-2 1B 1-H		2-2 G2-3		4	0	2	1	0	0	0											
Dean Palmer, R OBP: 0.303, SLG: 0.414 (1, 5)		3-3 K		0-3 K		2-3 K		1-1 G3-1		4	0	0	0	0	3	2											
Ivan Rodriguez, R OBP: 0.317, SLG: 0.412 (1, 2)			4-2 HR BB		0-1 G6-3		3-2 G4-3		1-3 K 2B	3	1	0	0	1	1	0											
Dickie Thon, R OBP: 0.293, SLG: 0.333 (1, 6)			0-0 1-H HR		2-0 F9		2-3 K		3-1 F8	4	1	1	2	0	1	1											
<b>Inning Stats</b>	R: 0 E: 0 K: 0 S: 6	H: 0 LOB: 0 BB: 0 P: 13	R: 0 E: 0 K: 1 S: 13	H: 1 LOB: 1 BB: 0 P: 22	R: 2 E: 0 K: 0 S: 13	H: 2 LOB: 1 BB: 1 P: 22	R: 0 E: 0 K: 1 S: 7	H: 0 LOB: 0 BB: 0 P: 10	R: 0 E: 0 K: 0 S: 8	H: 0 LOB: 1 BB: 0 P: 17	R: 1 E: 0 K: 0 S: 13	H: 2 LOB: 1 BB: 0 P: 22	R: 1 E: 0 K: 0 S: 14	H: 3 LOB: 2 BB: 0 P: 25	R: 0 E: 0 K: 0 S: 9	H: 0 LOB: 0 BB: 0 P: 14		R: 0 E: 0 K: 2 S: 20	H: 1 LOB: 3 BB: 1 P: 30	1B: 6 2B: 2 HR: 1	SF: 0 SAC: 0 DP: 0 HBP: 0	WP: 2 PB: 0 SB: 0 CS: 0	PA: 40				
<b>PITCHER</b>	IP	WLS	BF	H	R	ER	SO	BB	IBB	HBP	BLK	WP	HR	S	P	ERA	WHIP										
Ricky Bones, R ERA: 4.29 (1, 1)	6.2		29	7	4	4	4	2	0	0	0	1	1	69	121	5.40	1.350										
Jesse Orosco, L ERA: 6.14 (7, 1)	1.1		6	1	0	0	1	0	0	0	0	1	0	19	30	0.00	0.750										
Darren Holmes, R ERA: 1.93 (9, 1)	1.0	W	5	1	0	0	1	1	0	0	0	0	0	15	24	0.00	2.000										

Batter	1	2	3	4	5	6	7	8	9	AB	R	H	RBI	BB	SO	LOB	BOTTOM										
Paul Moltitor, R OBP: 0.381, SLG: 0.405 (1, 10)	3-3 K		2-3 K		2-1 SF8		1-2 FC6-4 1B		4-0 1B IBB	3	0	1	1	1	2	0	<p>Texas Rangers @ Milwaukee Brewers Milwaukee County Stadium, Milwaukee, WI Sat May 16 1992, 4:33 AM EDT Att: 30,296 - Cloudy - 76 F</p> <p>livebaseballscorecards.com</p> <p>AB 29 R 5 H 9 RBI 3 BB 5 SO 7 LOB 13</p> 										
Pat Listach, S OBP: 0.385, SLG: 0.417 (1, 6)	0-0 F9		2-2 1B		2-2 F8		1-1 FC6-4 1B		0-0 1B	5	0	2	2	0	0	3											
Robin Yount, R OBP: 0.295, SLG: 0.361 (1, 8)	3-2 2B		1-1 F8		0-1 CS BB 1B		3-1 F8		1-3 3-H	4	0	2	0	0	0	2											
Greg Vaughn, R OBP: 0.325, SLG: 0.454 (1, 7)	2-3 K			2-2 G5-3		4-2 BB		0-0 F7		3	0	0	0	1	1	1											
Dante Bichette, R OBP: 0.310, SLG: 0.329 (1, 9)		3-2 F8		1-3 K		0-3 K		1-2 G3-1		4	0	0	0	0	2	2											
Franklin Stubbs, L OBP: 0.286, SLG: 0.383 (1, 3)		4-0 BB		3-2 CS 1B		3-3 K		2-3 K		3	0	1	0	1	2	2											
Kevin Seitzer, R OBP: 0.341, SLG: 0.402 (1, 5)	0-2 SAFE		0-2 L7		0-2 CS		4-2 1B BB SF8 1B		2-2 E SH 1B	3	3	2	0	1	0	1											
Jim Gantner, L OBP: 0.306, SLG: 0.284 William Suero, R OBP: 0.273, SLG: 0.111 (9, PR)	0-0 F9		0-0 F9		2-2 SF8 SH1-4 1B		1-1 F8		0-1 SH 1B	3	0	1	0	0	0	2											
Andy Allanson, R OBP: 0.375, SLG: 0.391 (1, 2)			2-2 P4		0-0 SH1-4		4-0 FC6-4 1B E BB		1-1 SH1-4	1	1	0	0	1	0	0											
<b>Inning Stats</b>	R: 0 E: 0 K: 2 S: 12	H: 1 LOB: 1 BB: 0 P: 20	R: 0 E: 0 K: 0 S: 7	H: 0 LOB: 1 BB: 1 P: 14	R: 0 E: 0 K: 1 S: 11	H: 1 LOB: 0 BB: 0 P: 17	R: 0 E: 0 K: 1 S: 10	H: 1 LOB: 2 BB: 1 P: 17	R: 2 E: 1 K: 0 S: 12	H: 1 LOB: 1 BB: 2 P: 26	R: 0 E: 0 K: 1 S: 7	H: 0 LOB: 0 BB: 0 P: 10	R: 2 E: 1 K: 0 S: 9	H: 2 LOB: 2 BB: 1 P: 16	1B: 8 2B: 2 HR: 0	SF: 1 SAC: 3 DP: 1 HBP: 0		WP: 0 PB: 1 SB: 0 CS: 2	PA: 39								
<b>PITCHER</b>	IP	WLS	BF	H	R	ER	SO	BB	IBB	HBP	BLK	WP	HR	S	P	ERA	WHIP										
Nolan Ryan, R ERA: 6.53 (1, 1)	6.0		24	6	1	1	6	2	0	0	0	0	0	66	107	1.50	1.333										
Terry Matthews, R ERA: 6.75 (7, 1)	0.1		4	1	2	1	0	2	0	0	0	0	0	8	18	27.00	9.000										
Kenny Rogers, L ERA: 3.1 (7, 1)	2.0	L	10	2	2	2	1	0	1	0	0	0	0	20	34	9.00	1.000										







Batter	1	2	3	4	5	6	7	8	9	AB	R	H	RBI	BB	SO	LOB	TOP										
John Cangelosi, S (1, 8) OBP: 0.333, SLG: 0.267 Juan Gonzalez, R (4, PH) OBP: 0.293, SLG: 0.401	G4-3		SH3-4 BB	G4-3			2B 1B BB		K	1	0	0	0	1	0	0											
Jeff Huson, L (1, 6) OBP: 0.315, SLG: 0.364 Dickie Thon, R (7, PH) OBP: 0.292, SLG: 0.339	G3		SH3-4	B1-3			1B SF7 2B		F8	2	0	0	0	0	0	0											
Rafael Palmeiro, L (1, 3) OBP: 0.395, SLG: 0.510	BB		K	F9			1B		G6-3	4	0	1	1	1	1	2											
Ruben Sierra, S (1, 9) OBP: 0.315, SLG: 0.449	K		F9	F9			SF7			3	0	0	1	0	1	3											
Kevin Reimer, L (1, 10) OBP: 0.297, SLG: 0.414		G6-3		P7			K		K	4	0	0	0	0	2	1											
Jack Daugherty, S (1, 7) OBP: 0.271, SLG: 0.242 Monty Fariss, R (6, PH) OBP: 0.419, SLG: 0.375	S BB		1B 1B HBP	BB			BB		K	0	0	0	0	1	0	0											
Dean Palmer, R (1, 5) OBP: 0.294, SLG: 0.397	K		1B	1B			K		F9	4	0	1	0	0	2	2											
Geno Petralli, L (1, 2) OBP: 0.191, SLG: 0.304	F7		K	K			F8		G1-3	4	0	0	0	0	1	4											
Al Newman, S (1, 4) OBP: 0.303, SLG: 0.267			E5 SH3-4 1B	1B			WP 2B BB		G1-3	3	1	2	0	1	0	0											
<b>Inning Stats</b>	R: 0 E: 0 K: 1 S: 9	H: 0 LOB: 1 BB: 1 P: 19	R: 0 E: 0 K: 1 S: 7	H: 0 LOB: 1 BB: 1 P: 17	R: 0 E: 1 K: 1 S: 9	H: 1 LOB: 2 BB: 1 P: 18	R: 0 E: 0 K: 1 S: 16	H: 2 LOB: 3 BB: 0 P: 27	R: 0 E: 0 K: 0 S: 3	H: 0 LOB: 1 BB: 1 P: 18	R: 3 E: 0 K: 2 S: 17	H: 2 LOB: 2 BB: 2 P: 30	R: 0 E: 0 K: 0 S: 7	H: 0 LOB: 0 BB: 0 P: 10	R: 0 E: 0 K: 1 S: 8	H: 0 LOB: 0 BB: 0 P: 12	1B: 4 2B: 1 3B: 0 HR: 0	SF: 1 SAC: 1 DP: 0 HBP: 1	WP: 1 PA: 39 PB: 0 SB: 1 CS: 0								
<b>PITCHER</b>	IP	WLS	BF	H	R	ER	SO	BB	IBB	HBP	BLK	WP	HR	S	P	ERA	WHIP										
Scott Souder, R (1, 1) ERA: 4.5	3.1		16	2	0	0	3	3	0	1	0	0	0	31	65	0.00	1.500										
Kevin Wickander, L (4, 1) ERA: 3.0	2.2		11	1	1	1	3	2	0	0	0	0	0	25	44	3.38	1.125										
Eric Plunk, R (7, 1) ERA: 3.0	0.0		1	0	0	0	0	1	0	0	0	1	0	4	4	∞	∞										
Derek Lilliquist, L (7, 1) ERA: 1.96	2.0	L	8	2	2	2	2	0	0	0	0	0	0	23	31	9.00	1.000										
Steve Olin, R (9, 1) ERA: 2.55	1.0		3	0	0	0	1	0	0	0	0	0	0	8	12	0.00	0.000										

Texas Rangers @ Cleveland Indians  
Cleveland Municipal Stadium, Cleveland, OH  
Mon May 18 1992, 7:05 PM EDT  
Att.: 4,438 - Sunny - 56 F

AB	30
R	3
H	5
RBI	3
BB	6
SO	9
LOB	16



Batter	1	2	3	4	5	6	7	8	9	AB	R	H	RBI	BB	SO	LOB	BOTTOM										
Kenny Lofton, L (1, 8) OBP: 0.361, SLG: 0.323	G6-3 1B BB		BB 1B		G6-3		FC1-6 S			3	1	1	0	1	0	1											
Thomas Howard, S (1, 7) OBP: 0.371, SLG: 0.419	G6-3		BB 1B		G4-3		K			4	0	1	0	0	1	2											
Carlos Baerga, S (1, 4) OBP: 0.343, SLG: 0.389	G3 1B		BB		G6-3		L6			3	0	1	1	1	0	1											
Albert Belle, R (1, 10) OBP: 0.316, SLG: 0.403	G3 1B		P4				1B 3B		K	4	1	2	0	0	1	3											
Mark Whiten, S (1, 9) OBP: 0.380, SLG: 0.437	G3		K				L5-3 1B		G6-3	4	0	1	0	0	1	5											
Paul Sorrento, L (1, 3) OBP: 0.279, SLG: 0.320 Brook Jacoby, R (8, PH) OBP: 0.302, SLG: 0.330	G4-3		K				L5-3 1B		P3	3	0	0	0	0	1	7											
Sandy Alomar Jr., R (1, 2) OBP: 0.280, SLG: 0.343		G6-4-3 1B					1B		G5-3	4	0	2	1	0	1	0											
Jim Thome, L (1, 5)		G6-4-3					1B		K	4	0	0	0	0	3	2											
Felix Fermin, R (1, 6) OBP: 0.270, SLG: 0.286 Tony Perezchica, R (5, 6) OBP: 0.176, SLG: 0.188	G6-3		G3-1				FC1-6 1B		F8	2	0	0	0	0	0	0											
<b>Inning Stats</b>	R: 1 E: 0 K: 0 S: 10	H: 2 LOB: 2 BB: 1 P: 19	R: 0 E: 0 K: 0 S: 9	H: 1 LOB: 0 BB: 0 P: 14	R: 0 E: 0 K: 2 S: 14	H: 2 LOB: 3 BB: 1 P: 25	R: 0 E: 0 K: 2 S: 10	H: 0 LOB: 0 BB: 0 P: 12	R: 0 E: 0 K: 0 S: 8	H: 3 LOB: 1 BB: 0 P: 16	R: 1 E: 0 K: 1 S: 12	H: 1 LOB: 1 BB: 0 P: 11	R: 0 E: 0 K: 1 S: 6	H: 0 LOB: 0 BB: 0 P: 11	R: 0 E: 0 K: 1 S: 6	H: 0 LOB: 0 BB: 0 P: 8	1B: 8 2B: 1 3B: 1 HR: 0	SF: 0 SAC: 0 DP: 2 HBP: 0	WP: 0 PA: 36 PB: 0 SB: 2 CS: 0								
<b>PITCHER</b>	IP	WLS	BF	H	R	ER	SO	BB	IBB	HBP	BLK	WP	HR	S	P	ERA	WHIP										
Kevin Brown, R (1, 1) ERA: 3.53	6.1	W	28	9	2	2	5	2	0	0	0	0	0	68	104	2.84	1.737										
Kenny Rogers, L (7, 1) ERA: 2.74	2.2	S	8	0	0	0	3	0	0	0	0	0	0	16	24	0.00	0.000										

Texas Rangers @ Cleveland Indians  
Cleveland Municipal Stadium, Cleveland, OH  
Mon May 18 1992, 7:05 PM EDT  
Att.: 4,438 - Sunny - 56 F


AB	34
R	2
H	9
RBI	2
BB	2
SO	8
LOB	21





Batter	1	2	3	4	5	6	7	8	9	AB	R	H	RBI	BB	SO	LOB	TOP								
Jeff Huson, L OBP: 0.307, SLG: 0.362 (1, 4)										6	1	1	0	0	0	6	Texas Rangers @ Cleveland Indians Cleveland Municipal Stadium, Cleveland, OH Tue May 19 1992, 7:05 PM EDT Att: 7,348 - Sunny - 59 F								
Rafael Palmeiro, L OBP: 0.390, SLG: 0.500 (1, 3)										5	0	1	0	0	2	3									
Juan Gonzalez, R OBP: 0.296, SLG: 0.400 (1, 8)										3	1	1	1	1	1	1									
Ruben Sierra, S OBP: 0.318, SLG: 0.466 (1, 9)										5	2	2	2	0	0	2									
Kevin Reimer, L OBP: 0.307, SLG: 0.421 (1, 7)										5	2	3	0	0	1	0									
Geno Petralli, L OBP: 0.212, SLG: 0.286 (1, 2)										3	0	0	0	2	0	3									
Monty Fariss, R OBP: 0.282, SLG: 0.346 (8, PH)										2	0	0	0	1	2	2									
Jack Daugherty, S OBP: 0.333, SLG: 0.267 (8, PH)										0	0	0	0	1	0	0									
John Cangelosi, S OBP: 0.312, SLG: 0.403 (9, PH)										1	0	0	0	0	0	2									
Ivan Rodriguez, R OBP: 0.304, SLG: 0.407 (1, 5)										4	1	2	2	1	1	2									
Dean Palmer, R OBP: 0.296, SLG: 0.339 (1, 6)										3	1	1	2	1	0	0									
Dickie Thon, R OBP: 0.296, SLG: 0.339 (1, 6)										3	1	1	2	1	0	0									
<b>Inning Stats</b>	R: 0 E: 0 K: 0 S: 7	H: 0 LOB: 1 BB: 1 P: 14	R: 0 E: 0 K: 2 S: 11	H: 0 LOB: 1 BB: 1 P: 21	R: 1 E: 0 K: 0 S: 7	H: 1 LOB: 0 BB: 0 P: 13	R: 0 E: 0 K: 1 S: 8	H: 0 LOB: 1 BB: 1 P: 14	R: 2 E: 1 K: 1 S: 16	H: 2 LOB: 1 BB: 0 P: 26	R: 0 E: 0 K: 1 S: 8	H: 1 LOB: 1 BB: 0 P: 14	R: 0 E: 0 K: 1 S: 13	H: 1 LOB: 1 BB: 0 P: 19	R: 2 E: 0 K: 0 S: 14	H: 2 LOB: 2 BB: 2 P: 30	R: 3 E: 0 K: 1 S: 19	H: 4 LOB: 3 BB: 2 P: 31	1B: 8 2B: 2 3B: 0 HR: 1	SF: 2 SAC: 0 DP: 0 HBP: 0	WP: 1 PB: 0 SB: 0 CS: 0	PA: 46			
<b>PITCHER</b>	IP	WLS	BF	H	R	ER	SO	BB	IBB	HBP	BLK	WP	HR	S	P	ERA	WHIP								
Jack Armstrong, R ERA: 5.4	(1, 1)	6.0	26	4	3	2	5	3	0	0	1	1	0	57	102	3.00	1.167								
Eric Plunk, R ERA: 6.23	(7, 1)	1.1	9	3	2	2	1	2	0	0	0	0	0	22	41	13.50	3.750								
Steve Olin, R ERA: 3.86	(8, 1)	1.0	L 7	3	3	3	1	1	0	0	0	0	1	18	28	27.00	4.000								
Mike Christopher, R ERA: 3.86	(9, 1)	0.2	4	1	0	0	0	1	0	0	0	0	0	6	11	0.00	3.000								

AB	37
R	8
H	11
RBI	7
BB	7
SO	7
LOB	21



Batter	1	2	3	4	5	6	7	8	9	AB	R	H	RBI	BB	SO	LOB	BOTTOM								
Kenny Lofton, L OBP: 0.362, SLG: 0.321 (1, 8)										4	1	1	0	1	1	0	Texas Rangers @ Cleveland Indians Cleveland Municipal Stadium, Cleveland, OH Tue May 19 1992, 7:05 PM EDT Att: 7,348 - Sunny - 59 F								
Alex Cole, L OBP: 0.296, SLG: 0.230 (1, 10)										2	1	1	1	2	0	0									
Carlos Baerga, S OBP: 0.351, SLG: 0.401 (1, 4)										5	1	3	1	0	0	2									
Paul Sorrento, L OBP: 0.273, SLG: 0.313 (7, PH)										3	0	0	0	0	1	2									
Brook Jacoby, R OBP: 0.309, SLG: 0.330 (8, 3)										0	1	0	0	1	0	0									
Albert Belle, R OBP: 0.314, SLG: 0.400 (9, PH)										1	0	0	0	0	0	1									
Mark Whiten, S OBP: 0.393, SLG: 0.468 (1, 9)										4	2	3	4	1	0	0									
Sandy Alomar Jr., R OBP: 0.263, SLG: 0.320 (1, 2)										5	0	0	0	0	1	6									
Thomas Howard, S OBP: 0.366, SLG: 0.411 (1, 7)										4	0	1	0	0	0	3									
Jim Thome, L OBP: 0.125, SLG: 0.125 (9, 5)										4	1	1	0	0	1	1									
Dave Rohde, S OBP: 0.143, SLG: 0.150 (1, 6)										4	0	0	0	0	0	1									
<b>Inning Stats</b>	R: 1 E: 0 K: 0 S: 13	H: 2 LOB: 3 BB: 2 P: 26	R: 1 E: 0 K: 0 S: 9	H: 2 LOB: 1 BB: 0 P: 15	R: 1 E: 1 K: 0 S: 7	H: 2 LOB: 1 BB: 0 P: 8	R: 0 E: 0 K: 1 S: 10	H: 1 LOB: 1 BB: 0 P: 16	R: 0 E: 0 K: 1 S: 9	H: 0 LOB: 0 BB: 0 P: 11	R: 4 E: 0 K: 0 S: 15	H: 2 LOB: 0 BB: 2 P: 31	R: 0 E: 0 K: 0 S: 6	H: 0 LOB: 0 BB: 0 P: 9	R: 0 E: 0 K: 1 S: 12	H: 1 LOB: 2 BB: 1 P: 20	1B: 8 2B: 1 3B: 0 HR: 1	SF: 1 SAC: 0 DP: 0 HBP: 0	WP: 0 PB: 0 SB: 1 CS: 0	PA: 42					
<b>PITCHER</b>	IP	WLS	BF	H	R	ER	SO	BB	IBB	HBP	BLK	WP	HR	S	P	ERA	WHIP								
Roger Pavlik, R ERA: 4.66	(1, 1)	5.0	21	6	2	1	2	0	0	0	0	0	0	43	62	1.80	1.200								
Mike Jeffcoat, L ERA: 1.9	(6, 1)	1.1	6	1	2	2	1	1	0	0	0	0	0	12	22	13.50	1.500								
Floyd Bannister, L ERA: 4.3	(7, 1)	0.2	4	1	2	2	0	1	0	0	0	0	1	9	18	27.00	3.000								
Jeff Robinson, R ERA: 5.2	(8, 1)	1.0	W 3	0	0	0	0	0	0	0	0	0	0	6	9	0.00	0.000								

AB	36
R	7
H	10
RBI	6
BB	5
SO	4
LOB	16





Batter	1	2	3	4	5	6	7	8	9	AB	R	H	RBI	BB	SO	LOB	TOP					
Jeff Huson, L (1, 4) OBP: 0.314, SLG: 0.376	G3 2B		CS G3-1 1B			G3-1		K		4	0	2	0	0	1	0	Texas Rangers @ Cleveland Indians Cleveland Municipal Stadium, Cleveland, OH Wed May 20 1992, 7:05 PM EDT Att: 6,687 - Sunny - 62 F					
Rafael Palmeiro, L (1, 3) OBP: 0.387, SLG: 0.490	G3		G3-1			G1-3 1B BB		G3		3	1	0	0	1	0	2						
Juan Gonzalez, R (1, 8) OBP: 0.295, SLG: 0.396	K		CS	G1-3		G1-3		G3		4	0	1	0	0	1	2						
Ruben Sierra, S (1, 9) OBP: 0.328, SLG: 0.470	BB			G1-3		G1-3		1B		3	0	2	1	1	0	1						
Kevin Reimer, L (1, 7) OBP: 0.306, SLG: 0.423	L8			F9		F9		P6		4	0	1	0	0	0	4						
Jack Daugherty, S (1, 10) OBP: 0.284, SLG: 0.262		G3-1							SH1-4 2B	3	0	1	0	0	0	1						
John Cangelosi, S (7, PR) OBP: 0.333, SLG: 0.267			FC6-4						SH1-4	0	0	0	0	0	0	0						
Ivan Rodriguez, R (1, 2) OBP: 0.302, SLG: 0.390		G5-3				G6-3		G6-3		4	0	0	0	0	0	2						
Dean Palmer, R (1, 5) OBP: 0.296, SLG: 0.396		F8				K		P4		4	0	0	0	0	1	2						
Dickie Thon, R (1, 6) OBP: 0.289, SLG: 0.331			P3			G6-3		F8		3	0	0	0	0	0	1						
<b>Inning Stats</b>	R: 0 E: 0 K: 1 S: 11	H: 1 LOB: 2 BB: 1 P: 20	R: 0 E: 0 K: 0 S: 7	H: 0 LOB: 0 BB: 0 P: 10	R: 0 E: 0 K: 0 S: 6	H: 1 LOB: 1 BB: 0 P: 10	R: 0 E: 0 K: 0 S: 10	H: 1 LOB: 1 BB: 0 P: 14	R: 0 E: 0 K: 1 S: 8	H: 0 LOB: 0 BB: 0 P: 11	R: 1 E: 0 K: 0 S: 11	H: 1 LOB: 1 BB: 1 P: 18	R: 0 E: 0 K: 0 S: 4	H: 1 LOB: 1 BB: 0 P: 7	R: 0 E: 0 K: 1 S: 13	H: 1 LOB: 1 BB: 0 P: 20	R: 0 E: 0 K: 0 S: 11	H: 1 LOB: 1 BB: 0 P: 15	1B: 4 2B: 3 3B: 0 HR: 0	SF: 0 SAC: 1 DP: 0 HBP: 0	WP: 0 PB: 0 SB: 1 CS: 1	PA: 36
<b>PITCHER</b> Charles Nagy, R (1, 1) ERA: 2.06	IP: 9.0 WLS: L BF: 35 H: 7 R: 1 ER: 1 SO: 3 BB: 2 IBB: 0 HBP: 0 BLK: 0 WP: 0 HR: 0 S: 81 P: 125 ERA: 1.00 WHIP: 1.000															<b>PITCHER</b>	IP: 9.0 WLS: L BF: 35 H: 7 R: 1 ER: 1 SO: 3 BB: 2 IBB: 0 HBP: 0 BLK: 0 WP: 0 HR: 0 S: 81 P: 125 ERA: 1.00 WHIP: 1.000					

AB 32  
R 1  
H 7  
RBI 1  
BB 2  
SO 3  
LOB 15



Batter	1	2	3	4	5	6	7	8	9	AB	R	H	RBI	BB	SO	LOB	BOTTOM					
Kenny Lofton, L (1, 8) OBP: 0.353, SLG: 0.311	B2-3		G4-3			L7		FC2-6-5		4	0	0	0	0	0	4	Texas Rangers @ Cleveland Indians Cleveland Municipal Stadium, Cleveland, OH Wed May 20 1992, 7:05 PM EDT Att: 6,687 - Sunny - 62 F					
Alex Cole, L (1, 10) OBP: 0.284, SLG: 0.218	F7		K			G3-1		F8		4	0	0	0	0	1	3						
Carlos Baerga, S (1, 4) OBP: 0.349, SLG: 0.398	G4-3			P5		G3-1		G3-1		4	0	1	0	0	0	0						
Paul Sorrento, L (1, 3) OBP: 0.272, SLG: 0.306		G3-1		FC4-6 BB		K		FC3-6 1B		3	0	0	0	1	1	1						
Mark Whiten, S (1, 9) OBP: 0.389, SLG: 0.462		G3		FC4-6 FC6-4		G4-3		E 1B		4	0	1	0	0	0	1						
Sandy Alomar Jr., R (1, 2) OBP: 0.262, SLG: 0.329				FC6-4		G5-3		F9		4	0	1	0	0	0	3						
Thomas Howard, S (1, 7) OBP: 0.351, SLG: 0.394					L5		F9	G4-3		4	0	0	0	0	1	3						
Brook Jacoby, R (1, 5) OBP: 0.320, SLG: 0.341						G5-3		SH1-4 1B		3	0	2	0	0	0	0						
Dave Rohde, S (8, PR) (9, 5)								SH1-4 1B		0	0	0	0	0	0	0						
Tony Perezchica, R (1, 6) OBP: 0.182, SLG: 0.150			SH5-3					SH1-4		0	0	0	0	1	0	0						
<b>Inning Stats</b>	R: 0 E: 0 K: 0 S: 4	H: 0 LOB: 0 BB: 0 P: 8	R: 0 E: 0 K: 1 S: 9	H: 1 LOB: 1 BB: 0 P: 14	R: 0 E: 0 K: 1 S: 7	H: 1 LOB: 1 BB: 0 P: 12	R: 0 E: 0 K: 0 S: 10	H: 0 LOB: 1 BB: 1 P: 20	R: 0 E: 0 K: 0 S: 7	H: 0 LOB: 1 BB: 1 P: 12	R: 0 E: 0 K: 1 S: 9	H: 0 LOB: 0 BB: 0 P: 12	R: 0 E: 0 K: 0 S: 6	H: 0 LOB: 0 BB: 0 P: 9	R: 0 E: 0 K: 0 S: 5	H: 1 LOB: 2 BB: 0 P: 8	R: 0 E: 1 K: 0 S: 7	H: 2 LOB: 2 BB: 0 P: 11	1B: 4 2B: 1 3B: 0 HR: 0	SF: 0 SAC: 2 DP: 0 HBP: 0	WP: 0 PB: 0 SB: 0 CS: 0	PA: 34
<b>PITCHER</b> Jose Guzman, R (1, 1) ERA: 2.76	IP: 8.1 WLS: W BF: 32 H: 5 R: 0 ER: 0 SO: 3 BB: 2 IBB: 0 HBP: 0 BLK: 0 WP: 0 HR: 0 S: 62 P: 103 ERA: 0.00 WHIP: 0.840															<b>PITCHER</b> Jeff Russell, R (9, 1) ERA: 1.35	IP: 0.2 WLS: S BF: 2 H: 0 R: 0 ER: 0 SO: 0 BB: 0 IBB: 0 HBP: 0 BLK: 0 WP: 0 HR: 0 S: 2 P: 3 ERA: 0.00 WHIP: 0.000					

AB 30  
R 0  
H 5  
RBI 0  
BB 2  
SO 3  
LOB 15





Batter	1	2	3	4	5	6	7	8	9	AB	R	H	RBI	BB	SO	LOB	TOP										
<b>Gary Thurman, R</b> OBP: 0.286, SLG: 0.441 (1, 9)										5	0	0	0	0	3	1	<b>Kansas City Royals @ Texas Rangers</b> Arlington Stadium, Arlington, TX Thu May 21 1992, 8:05 PM EDT Att: 21,363 - Cloudy - 70 F										
<b>Brian McRae, S</b> OBP: 0.254, SLG: 0.257 (1, 8)										4	0	0	0	0	3	0											
<b>Gregg Jefferies, S</b> OBP: 0.265, SLG: 0.312 (1, 5)										4	0	1	0	0	0	0											
<b>George Brett, L</b> OBP: 0.329, SLG: 0.382 (1, 3)										3	0	0	0	1	1	0											
<b>Kevin McReynolds, R</b> OBP: 0.307, SLG: 0.325 (1, 7)										4	1	0	0	0	0	2											
<b>Jim Eisenreich, L</b> OBP: 0.326, SLG: 0.363 (1, 10)										3	2	1	0	1	0	0											
<b>Mike MacFarlane, R</b> OBP: 0.364, SLG: 0.438 (1, 2)										3	2	1	3	1	1	1											
<b>Curtis Wilkerson, S</b> OBP: 0.200, SLG: 0.241 (1, 6)										3	1	2	1	0	0	0											
<b>Terry Shumpert, R</b> OBP: 0.189, SLG: 0.306 (1, 4)										4	1	1	3	0	1	1											
<b>Inning Stats</b>	R: 0 E: 0 K: 2 S: 16	H: 1 LOB: 2 BB: 1 P: 26	R: 1 E: 0 K: 1 S: 10	H: 0 LOB: 0 BB: 1 P: 19	R: 0 E: 0 K: 2 S: 9	H: 0 LOB: 0 BB: 0 P: 14	R: 0 E: 0 K: 1 S: 10	H: 0 LOB: 0 BB: 0 P: 15	R: 0 E: 0 K: 1 S: 12	H: 0 LOB: 0 BB: 0 P: 18	R: 0 E: 0 K: 1 S: 8	H: 0 LOB: 0 BB: 0 P: 11	R: 0 E: 0 K: 0 S: 6	H: 0 LOB: 0 BB: 0 P: 10	R: 3 E: 0 K: 1 S: 12	H: 2 LOB: 0 BB: 1 P: 29	R: 3 E: 1 K: 0 S: 22	H: 3 LOB: 1 BB: 0 P: 30	1B: 1 2B: 3 3B: 0 HR: 2	SF: 1 SAC: 0 DP: 0 HBP: 0	WP: 0 PB: 0 SB: 1 CS: 0	PA: 37					
<b>PITCHER</b>	IP	WLS	BF	H	R	ER	SO	BB	IBB	HBP	BLK	WP	HR	S	P	ERA	WHIP										
<b>Nolan Ryan, R</b> ERA: 5.2 (1, 1)	7.0		24	1	1	1	8	2	0	0	0	0	0	71	113	1.29	0.429										
<b>Lance McCullers, R</b> ERA: 9.0 (8, 1)	0.0		1	0	1	1	0	1	0	0	0	0	0	2	6	∞	∞										
<b>Kenny Rogers, L</b> ERA: 3.7 (8, 1)	1.1	L	8	3	4	4	1	0	0	0	0	0	1	21	39	27.00	2.250										
<b>Jeff Russell, R</b> ERA: 1.74 (9, 1)	0.2		4	2	1	0	0	0	0	0	0	0	1	11	14	0.00	3.000										

Batter	1	2	3	4	5	6	7	8	9	AB	R	H	RBI	BB	SO	LOB	BOTTOM										
<b>Jeff Huson, L</b> OBP: 0.317, SLG: 0.377 (1, 4)										5	0	2	1	0	1	1	<b>Kansas City Royals @ Texas Rangers</b> Arlington Stadium, Arlington, TX Thu May 21 1992, 8:05 PM EDT Att: 21,363 - Cloudy - 70 F										
<b>Jack Daugherty, S</b> OBP: 0.282, SLG: 0.254 (1, 10)										2	0	0	1	1	0	1											
<b>Rafael Palmeiro, L</b> OBP: 0.378, SLG: 0.478 (1, 3)										4	0	0	0	0	0	3											
<b>Ruben Sierra, S</b> OBP: 0.331, SLG: 0.467 (1, 9)										3	1	1	0	1	0	1											
<b>Kevin Reimer, L</b> OBP: 0.311, SLG: 0.441 (1, 7)										3	1	1	2	1	2	1											
<b>John Cangelosi, S</b> OBP: 0.333, SLG: 0.267 (8, PR) (9, 7)										0	0	0	0	0	0	0											
<b>Juan Gonzalez, R</b> OBP: 0.294, SLG: 0.405 (1, 8)										4	1	1	0	0	1	2											
<b>Ivan Rodriguez, R</b> OBP: 0.301, SLG: 0.381 (1, 2)										3	1	0	0	1	0	2											
<b>Dickie Thon, R</b> OBP: 0.282, SLG: 0.325 (1, 6)										2	0	0	1	0	0	0											
<b>Geno Petralli, L</b> OBP: 0.208, SLG: 0.280 (9, PH)										1	0	0	0	0	1	0											
<b>Al Newman, S</b> OBP: 0.314, SLG: 0.270 (1, 5)										3	1	1	0	1	2	0											
<b>Inning Stats</b>	R: 0 E: 0 K: 1 S: 8	H: 0 LOB: 0 BB: 0 P: 16	R: 5 E: 0 K: 0 S: 19	H: 5 LOB: 1 BB: 1 P: 30	R: 0 E: 0 K: 1 S: 7	H: 0 LOB: 0 BB: 0 P: 11	R: 0 E: 0 K: 0 S: 3	H: 0 LOB: 1 BB: 1 P: 10	R: 0 E: 0 K: 1 S: 9	H: 0 LOB: 1 BB: 1 P: 16	R: 0 E: 0 K: 0 S: 7	H: 0 LOB: 0 BB: 0 P: 8	R: 0 E: 0 K: 1 S: 13	H: 1 LOB: 1 BB: 0 P: 17	R: 0 E: 0 K: 1 S: 8	H: 0 LOB: 2 BB: 2 P: 20	R: 0 E: 0 K: 2 S: 7	H: 0 LOB: 0 BB: 0 P: 12	1B: 4 2B: 0 3B: 1 HR: 1	SF: 2 SAC: 0 DP: 1 HBP: 0	WP: 0 PB: 0 SB: 0 CS: 0	PA: 37					
<b>PITCHER</b>	IP	WLS	BF	H	R	ER	SO	BB	IBB	HBP	BLK	WP	HR	S	P	ERA	WHIP										
<b>Tom Gordon, R</b> ERA: 5.64 (1, 1)	2.0		12	5	5	5	1	1	0	0	0	0	0	26	46	0.00	0.500										
<b>Curt Young, L</b> ERA: 4.79 (3, 1)	4.0		14	0	0	0	2	2	0	0	0	0	0	26	45	0.00	0.500										
<b>Neal Heaton, L</b> ERA: 4.5 (7, 1)	1.0		6	1	0	0	1	2	0	0	0	0	0	17	29	0.00	3.000										
<b>Rusty Meacham, R</b> ERA: 0.48 (8, 1)	1.0	W	2	0	0	0	1	0	0	0	0	0	0	4	8	0.00	0.000										
<b>Jeff Montgomery, R</b> ERA: 2.59 (9, 1)	1.0	S	3	0	0	0	2	0	0	0	0	0	0	7	12	0.00	0.000										



Batter	1	2	3	4	5	6	7	8	9	AB	R	H	RBI	BB	SO	LOB	TOP											
<b>Gary Thurman, R</b> OBP: 0.325, SLG: 0.462										5	1	3	1	0	0	0	<b>Kansas City Royals @ Texas Rangers</b> Arlington Stadium, Arlington, TX Fri May 22 1992, 8:05 PM EDT Att: 34,385 - Cloudy - 82 F											
<b>Chris Gwynn, L</b> OBP: 0.277, SLG: 0.333										5	0	2	1	0	2	4												
<b>Gregg Jefferies, S</b> OBP: 0.263, SLG: 0.309										5	0	1	2	0	0	3												
<b>George Brett, L</b> OBP: 0.321, SLG: 0.371										4	0	0	0	0	3	3												
<b>Kevin McReynolds, R</b> OBP: 0.318, SLG: 0.328										2	1	1	0	2	0	0												
<b>Jim Eisenreich, L</b> OBP: 0.323, SLG: 0.349										3	1	0	0	1	0	3												
<b>Mike MacFarlane, R</b> OBP: 0.360, SLG: 0.462										4	1	1	1	0	2	3												
<b>Curtis Wilkerson, S</b> OBP: 0.219, SLG: 0.259										4	1	2	0	0	1	0												
<b>Terry Shumpert, R</b> OBP: 0.195, SLG: 0.325										4	2	1	2	0	0	1												
<b>Inning Stats</b>	R: 1 E: 0 K: 2 S: 9	H: 1 LOB: 0 BB: 0 P: 12	R: 0 E: 0 K: 0 S: 8	H: 0 LOB: 0 BB: 1 P: 16	R: 0 E: 0 K: 1 S: 7	H: 0 LOB: 0 BB: 0 P: 10	R: 0 E: 0 K: 1 S: 13	H: 2 LOB: 2 BB: 0 P: 22	R: 1 E: 0 K: 0 S: 5	H: 1 LOB: 0 BB: 0 P: 10	R: 0 E: 0 K: 1 S: 7	H: 0 LOB: 0 BB: 0 P: 12	R: 1 E: 0 K: 2 S: 21	H: 3 LOB: 2 BB: 0 P: 31	R: 4 E: 0 K: 1 S: 19	H: 3 LOB: 1 BB: 2 P: 39	1B: 9 2B: 1 3B: 0 HR: 1	SF: 0 SAC: 0 DP: 2 HBP: 0	WP: 1 PB: 1 SB: 1 CS: 0	PA: 39								
<b>PITCHER</b>	IP	WLS	BF	H	R	ER	SO	BB	IBB	HBP	BLK	WP	HR	S	P	ERA	WHIP											
<b>Bobby Witt, R</b> ERA: 3.43	(1, 1)	8.0	W	31	8	3	2	7	1	0	0	0	1	1	75	121	2.25	1.125										
<b>Floyd Bannister, L</b> ERA: 6.8	(9, 1)	0.1		5	2	4	4	1	2	0	0	0	0	0	11	24	108.00	12.000										
<b>Jeff Robinson, R</b> ERA: 5.11	(9, 1)	0.2		3	1	0	0	0	0	0	0	0	0	0	8	15	0.00	1.500										

Batter	1	2	3	4	5	6	7	8	9	AB	R	H	RBI	BB	SO	LOB	BOTTOM											
<b>Jack Daugherty, S</b> OBP: 0.284, SLG: 0.257										3	1	1	0	0	0	1	<b>Kansas City Royals @ Texas Rangers</b> Arlington Stadium, Arlington, TX Fri May 22 1992, 8:05 PM EDT Att: 34,385 - Cloudy - 82 F											
<b>Monty Fariss, R</b> OBP: 0.389, SLG: 0.321										2	0	0	0	0	0	3												
<b>Jeff Huson, L</b> OBP: 0.331, SLG: 0.379										2	3	1	0	2	0	0												
<b>Dickie Thon, R</b> OBP: 0.288, SLG: 0.355										1	1	1	1	0	0	0												
<b>Rafael Palmeiro, L</b> OBP: 0.379, SLG: 0.481										5	0	2	1	0	1	3												
<b>Ruben Sierra, S</b> OBP: 0.339, SLG: 0.494										5	2	3	2	0	0	2												
<b>Kevin Reimer, L</b> OBP: 0.315, SLG: 0.439										3	1	1	2	1	1	1												
<b>John Cangelosi, S</b> OBP: 0.350, SLG: 0.267										0	0	0	0	1	0	0												
<b>Juan Gonzalez, R</b> OBP: 0.291, SLG: 0.399										5	1	1	0	0	2	5												
<b>Floyd Bannister, L</b>										0	0	0	0	0	0	0												
<b>Jeff Robinson, R</b>										0	0	0	0	0	0	0												
<b>Ivan Rodriguez, R</b> OBP: 0.304, SLG: 0.382										5	1	2	2	0	2	4												
<b>Dean Palmer, R</b> OBP: 0.295, SLG: 0.392										4	0	1	1	0	2	1												
<b>Al Newman, S</b> OBP: 0.324, SLG: 0.273										3	0	1	0	1	0	1												
<b>Inning Stats</b>	R: 2 E: 0 K: 2 S: 18	H: 4 LOB: 2 BB: 0 P: 30	R: 0 E: 0 K: 1 S: 7	H: 0 LOB: 0 BB: 0 P: 8	R: 1 E: 0 K: 0 S: 9	H: 1 LOB: 1 BB: 1 P: 17	R: 0 E: 0 K: 0 S: 7	H: 1 LOB: 1 BB: 0 P: 8	R: 4 E: 0 K: 0 S: 27	H: 5 LOB: 2 BB: 1 P: 40	R: 2 E: 0 K: 1 S: 12	H: 1 LOB: 1 BB: 1 P: 23	R: 0 E: 0 K: 1 S: 6	H: 0 LOB: 1 BB: 1 P: 16	R: 1 E: 0 K: 3 S: 13	H: 2 LOB: 2 BB: 1 P: 19	1B: 10 2B: 2 3B: 0 HR: 2	SF: 0 SAC: 0 DP: 0 HBP: 0	WP: 0 PB: 1 SB: 1 CS: 0	PA: 43								
<b>PITCHER</b>	IP	WLS	BF	H	R	ER	SO	BB	IBB	HBP	BLK	WP	HR	S	P	ERA	WHIP											
<b>Mark Gubicza, R</b> ERA: 3.61	(1, 1)	4.2	L	27	11	7	7	3	2	0	0	0	0	0	65	98	13.50	2.786										
<b>Neal Heaton, L</b> ERA: 4.94	(5, 1)	1.1		6	1	2	2	1	1	0	0	0	0	1	15	28	13.50	1.500										
<b>Mark Davis, L</b> ERA: 7.36	(7, 1)	2.0		10	2	1	1	4	2	0	0	0	0	1	19	35	4.50	2.000										



Batter	1	2	3	4	5	6	7	8	9	AB	R	H	RBI	BB	SO	LOB	TOP			
<b>Gary Thurman, R</b> OBP: 0.318, SLG: 0.442 (1, 8)	0-0 CS 1B		0-0 G6-3		2-3 K			0-0 G1-3		4	0	1	0	0	1	1	<b>Kansas City Royals @ Texas Rangers</b> Arlington Stadium, Arlington, TX Sat May 23 1992, 8:05 PM EDT Att: 33,347 - Cloudy - 81 F			
<b>Chris Gwynn, L</b> OBP: 0.294, SLG: 0.367 (1, 9)	3-1 1-2 2B		1-2 2B 1B		2-2 G4-6-3			0-0 G1-3		4	1	2	0	0	0	1				
<b>Gregg Jefferies, S</b> OBP: 0.263, SLG: 0.313 (1, 5)	1-2 G5-3		0-0 1-H 2B					1-3 K		4	0	1	1	0	1	1				
<b>Wally Joyner, L</b> OBP: 0.362, SLG: 0.458 (1, 3)	2-0 G4-3		1-1 P6					0-3 K		4	0	0	0	0	1	2				
<b>Jim Eisenreich, L</b> OBP: 0.340, SLG: 0.372 (1, 10)		4-1 2B BB	0-3 K					2-2 1B		3	1	2	0	1	1	1				
<b>Kevin McReynolds, R</b> OBP: 0.310, SLG: 0.318 (1, 7)		2-2 F9			0-0 P6			0-1 G5-3		4	0	0	0	0	0	3				
<b>Brent Mayne, L</b> OBP: 0.212, SLG: 0.226 (1, 2)		3-1 1-H 2B			1-1 G5-3			1-1 G5-3		4	0	1	1	0	1	1				
<b>Curtis Wilkerson, S</b> OBP: 0.209, SLG: 0.246 (1, 6)		1-3 K			2-0 G6-3			0-0 B1-3		3	0	0	0	0	1	1				
<b>Terry Shumpert, R</b> OBP: 0.205, SLG: 0.326 (1, 4)		0-0 G4-3			0-2 G4-6-3 1B			1-1 P8		3	0	1	0	0	0	1				
<b>Inning Stats</b>	R: 0 E: 0 K: 0 S: 7	H: 2 LOB: 1 BB: 0 P: 13	R: 1 E: 0 K: 1 S: 11	H: 1 LOB: 1 BB: 1 P: 21	R: 1 E: 0 K: 1 S: 11	H: 2 LOB: 1 BB: 0 P: 13	R: 0 E: 0 K: 0 S: 4	H: 0 LOB: 0 BB: 0 P: 7	R: 0 E: 0 K: 1 S: 9	H: 1 LOB: 0 BB: 0 P: 13	R: 0 E: 0 K: 1 S: 14	H: 1 LOB: 1 BB: 0 P: 19	R: 0 E: 0 K: 0 S: 5	H: 0 LOB: 0 BB: 0 P: 7	R: 0 E: 0 K: 1 S: 10	H: 1 LOB: 1 BB: 0 P: 18	1B: 4 2B: 4 3B: 0 HR: 0	SF: 0 SAC: 0 DP: 1 HBP: 0	WP: 0 PB: 0 SB: 0 CS: 1	PA: 34
<b>PITCHER</b> <b>Kevin Brown, R</b> ERA: 3.35 (1, 1)	IP: 9.0 WLS: W BF: 34 H: 8 R: 2 ER: 2 SO: 6 BB: 1 IBB: 0 HBP: 0 BLK: 0 WP: 0 HR: 0 S: 76 P: 117 ERA: 2.00 WHIP: 1.000															<b>PITCHER</b> <b>Kevin Brown, R</b> ERA: 3.35 (1, 1)	IP: 9.0 WLS: W BF: 34 H: 8 R: 2 ER: 2 SO: 6 BB: 1 IBB: 0 HBP: 0 BLK: 0 WP: 0 HR: 0 S: 76 P: 117 ERA: 2.00 WHIP: 1.000			

Batter	1	2	3	4	5	6	7	8	9	AB	R	H	RBI	BB	SO	LOB	BOTTOM			
<b>Dickie Thon, R</b> OBP: 0.291, SLG: 0.358 (1, 6)	1B K			3-2 P5		0-3 K				2	1	1	0	0	1	3	<b>Kansas City Royals @ Texas Rangers</b> Arlington Stadium, Arlington, TX Sat May 23 1992, 8:05 PM EDT Att: 33,347 - Cloudy - 81 F			
<b>Jeff Huson, L</b> OBP: 0.326, SLG: 0.373 (4, PH) (5, 6)										2	0	0	0	0	1	2				
<b>Rafael Palmeiro, L</b> OBP: 0.376, SLG: 0.473 (1, 3)	4-2 1B BB	3-2 F8		3-2 G3-1				1-2 G4-3		3	1	0	0	1	0	1				
<b>Juan Gonzalez, R</b> OBP: 0.296, SLG: 0.407 (1, 8)	1-1 G4-3 HR 1B	1-2 P7			1-0 2B			1-0 P6		4	1	2	0	0	0	0				
<b>Ruben Sierra, S</b> OBP: 0.337, SLG: 0.489 (1, 9)	0-0 G4-3 1B	0-0 G3			2-0 F8			0-3 K		4	0	1	2	0	1	1				
<b>Brian Downing, R</b> OBP: 0.465, SLG: 0.419 <b>Kevin Reimer, L</b> OBP: 0.311, SLG: 0.433 (1, 10) (5, PH)	2-2 G4-3		2-2 L3		1-3 K			0-0 F8		2	0	0	0	0	0	2				
<b>Ivan Rodriguez, R</b> OBP: 0.303, SLG: 0.400 (1, 2)	1-0 HR		0-3 K		2-3 K			2-3 K		4	1	1	2	0	3	1				
<b>Monty Fariss, R</b> OBP: 0.395, SLG: 0.333 <b>Jack Daugherty, S</b> OBP: 0.277, SLG: 0.250 (1, 7) (6, 7)	3-1 BB PB 1B		0-2 G6-3					0-0 F7		2	0	1	0	0	0	0				
<b>Dean Palmer, R</b> OBP: 0.302, SLG: 0.400 (1, 5)	4-0 BB IBB			1-2 G3-1 2B				1-3 K		2	0	1	0	1	1	0				
<b>Al Newman, S</b> OBP: 0.338, SLG: 0.279 (1, 4)	4-2 BB			2-2 G3-1				0-0 E1 1B		2	0	1	0	1	0	1				
<b>Inning Stats</b>	R: 4 E: 1 K: 1 S: 20	H: 5 LOB: 3 BB: 3 P: 42	R: 0 E: 0 K: 0 S: 8	H: 0 LOB: 0 BB: 0 P: 12	R: 0 E: 0 K: 1 S: 10	H: 0 LOB: 0 BB: 0 P: 12	R: 0 E: 0 K: 0 S: 13	H: 1 LOB: 1 BB: 0 P: 22	R: 0 E: 0 K: 2 S: 8	H: 1 LOB: 1 BB: 0 P: 14	R: 0 E: 1 K: 2 S: 8	H: 1 LOB: 1 BB: 0 P: 9	R: 0 E: 0 K: 1 S: 7	H: 0 LOB: 0 BB: 0 P: 9	R: 0 E: 0 K: 1 S: 5	H: 0 LOB: 0 BB: 0 P: 7	1B: 5 2B: 2 3B: 0 HR: 1	SF: 0 SAC: 0 DP: 1 HBP: 0	WP: 0 PB: 1 SB: 0 CS: 0	PA: 34
<b>PITCHER</b> <b>Mike Magnante, L</b> ERA: 8.87 <b>Mike Boddicker, R</b> ERA: 4.25 <b>Curt Young, L</b> ERA: 4.5 <b>Rusty Meacham, R</b> ERA: 0.44	IP: 0.2 WLS: L BF: 9 H: 5 R: 4 ER: 4 SO: 4 BB: 2 IBB: 1 HBP: 0 BLK: 0 WP: 0 HR: 1 S: 17 P: 38 ERA: 54.00 WHIP: 10.500															<b>PITCHER</b> <b>Mike Magnante, L</b> ERA: 8.87 <b>Mike Boddicker, R</b> ERA: 4.25 <b>Curt Young, L</b> ERA: 4.5 <b>Rusty Meacham, R</b> ERA: 0.44	IP: 0.2 WLS: L BF: 9 H: 5 R: 4 ER: 4 SO: 4 BB: 2 IBB: 1 HBP: 0 BLK: 0 WP: 0 HR: 1 S: 17 P: 38 ERA: 54.00 WHIP: 10.500			

AB 33  
R 2  
H 8  
RBI 2  
BB 1  
SO 6  
LOB 12



AB 31  
R 4  
H 8  
RBI 4  
BB 3  
SO 8  
LOB 12





Batter	1	2	3	4	5	6	7	8	9	10	11	12	13	AB R H RBI BB SO LOB	TOP												
<b>Gary Thurman, R</b> OBP: 0.350, SLG: 0.417														5 0 1 0 1 0 1	<b>Kansas City Royals @ Texas Rangers</b> Arlington Stadium, Arlington, TX Sun May 24 1992, 4:33 AM EDT Att: 28,059 - Cloudy - 78 F <a href="http://livebaseballscorecards.com">livebaseballscorecards.com</a>												
<b>Brian McRae, S</b> OBP: 0.245, SLG: 0.247														6 0 0 0 0 1 4													
<b>Gregg Jefferies, S</b> OBP: 0.276, SLG: 0.331														6 1 4 0 0 0 2													
<b>Wally Joyner, L</b> OBP: 0.376, SLG: 0.498														5 1 3 1 1 0 2													
<b>Mike Macfarlane, R</b> OBP: 0.350, SLG: 0.439														5 0 0 0 1 2 6													
<b>Kevin McReynolds, R</b> OBP: 0.317, SLG: 0.343														5 1 2 2 1 1 3													
<b>Bob Melvin, R</b> OBP: 0.316, SLG: 0.378														4 0 0 0 0 1 2													
<b>Chris Gwynn, L</b> OBP: 0.263, SLG: 0.360														1 0 0 0 0 0 1													
<b>Brent Mayne, L</b> OBP: 0.205, SLG: 0.219														1 0 0 0 0 0 0													
<b>Terry Shumpert, R</b> OBP: 0.234, SLG: 0.333														2 0 1 0 1 0 0													
<b>Jim Eisenreich, L</b> OBP: 0.337, SLG: 0.388														1 0 0 0 0 0 0													
<b>Curtis Wilkerson, S</b> OBP: 0.203, SLG: 0.238														2 0 0 0 0 0 2													
<b>Rico Rossy, R</b> OBP: 0.288, SLG: 0.262														6 0 1 0 0 1 2													
<b>Inning Stats</b>	R: 0 E: 0 K: 1 S: 9	H: 2 LOB: 2 BB: 1 P: 18	R: 0 E: 0 K: 1 S: 11	H: 0 LOB: 1 BB: 1 P: 16	R: 0 E: 0 K: 0 S: 7	H: 1 LOB: 0 BB: 0 P: 11	R: 0 E: 0 K: 0 S: 7	H: 0 LOB: 0 BB: 0 P: 7	R: 2 E: 0 K: 0 S: 9	H: 2 LOB: 0 BB: 0 P: 14	R: 0 E: 0 K: 1 S: 12	H: 1 LOB: 2 BB: 1 P: 20	R: 0 E: 0 K: 1 S: 7	H: 0 LOB: 0 BB: 0 P: 12	R: 0 E: 0 K: 0 S: 9	H: 1 LOB: 2 BB: 1 P: 17	R: 0 E: 0 K: 1 S: 8	H: 0 LOB: 0 BB: 0 P: 13	1B: 7 2B: 3 3B: 0 HR: 2	SF: 0 SAC: 0 DP: 1 HBP: 0	WP: 1 PB: 0 SB: 0 CS: 1	PA: 54					
<b>PITCHER</b>	IP WLS BF H R ER SO BB IBB HBP BLK WP HR S P ERA WHIP																										
<b>Mike Jeffcoat, L</b> ERA: 2.38	6.1 27 7 8 2 2 3 2 2 0 0 0 0 1 54 84 2.84 1.579																										
<b>Jeff Robinson, R</b> ERA: 5.12	7.1 12 7 1 1 1 2 1 0 0 0 0 0 1 14 23 5.40 1.200																										
<b>Kenny Rogers, L</b> ERA: 3.56	9.1 1.0 6 2 0 0 1 1 0 0 0 0 1 0 13 21 0.00 3.000																										
<b>Jeff Russell, R</b> ERA: 1.52	10.1 3.0 11 1 0 0 1 1 0 0 0 0 0 0 22 40 0.00 0.667																										
<b>Gerald Alexander, R</b> ERA:	13.1 1.0 W 3 0 0 0 1 0 0 0 0 0 0 0 8 13 0.00 0.000																										

Batter	1	2	3	4	5	6	7	8	9	10	11	12	13	AB R H RBI BB SO LOB	BOTTOM												
<b>Jeff Huson, L</b> OBP: 0.313, SLG: 0.358														5 0 0 0 0 1 2	<b>Kansas City Royals @ Texas Rangers</b> Arlington Stadium, Arlington, TX Sun May 24 1992, 4:33 AM EDT Att: 28,059 - Cloudy - 78 F <a href="http://livebaseballscorecards.com">livebaseballscorecards.com</a>												
<b>John Cangelosi, S</b> OBP: 0.241, SLG: 0.265														4 1 1 0 0 2 0													
<b>Dean Palmer, R</b> OBP: 0.296, SLG: 0.395														2 0 0 0 0 1 1													
<b>Rafael Palmeiro, L</b> OBP: 0.380, SLG: 0.471														5 1 2 0 1 1 1													
<b>Ruben Sierra, S</b> OBP: 0.332, SLG: 0.495														6 1 1 3 0 0 2													
<b>Kevin Reimer, L</b> OBP: 0.312, SLG: 0.436														6 1 2 0 0 2 1													
<b>Geno Petralli, L</b> OBP: 0.196, SLG: 0.264														3 0 0 0 0 0 1													
<b>Ivan Rodriguez, R</b> OBP: 0.303, SLG: 0.399														3 0 1 1 0 1 1													
<b>Jack Daugherty, S</b> OBP: 0.307, SLG: 0.293														3 0 2 0 2 0 1													
<b>Dickie Thon, R</b> OBP: 0.290, SLG: 0.349														3 0 0 0 1 1 3													
<b>Al Newman, S</b> OBP: 0.325, SLG: 0.268														3 0 0 0 0 0 2													
<b>Juan Gonzalez, R</b> OBP: 0.298, SLG: 0.408														2 0 1 0 0 0 2													
<b>Inning Stats</b>	R: 3 E: 2 K: 2 S: 16	H: 2 LOB: 0 BB: 1 P: 33	R: 0 E: 0 K: 0 S: 10	H: 0 LOB: 1 BB: 1 P: 19	R: 0 E: 0 K: 1 S: 6	H: 1 LOB: 1 BB: 0 P: 9	R: 0 E: 0 K: 0 S: 9	H: 0 LOB: 0 BB: 0 P: 14	R: 0 E: 0 K: 1 S: 8	H: 1 LOB: 1 BB: 0 P: 14	R: 0 E: 0 K: 0 S: 8	H: 1 LOB: 2 BB: 1 P: 27	R: 0 E: 0 K: 0 S: 7	H: 1 LOB: 1 BB: 0 P: 11		R: 0 E: 0 K: 0 S: 11	H: 1 LOB: 1 BB: 0 P: 18	R: 0 E: 0 K: 2 S: 8	H: 2 LOB: 1 BB: 0 P: 11	1B: 6 2B: 3 3B: 0 HR: 1	SF: 0 SAC: 2 DP: 0 HBP: 0	WP: 0 PB: 0 SB: 1 CS: 0	PA: 51				
<b>PITCHER</b>	IP WLS BF H R ER SO BB IBB HBP BLK WP HR S P ERA WHIP																										
<b>Kevin Appier, R</b> ERA: 1.94	8.0 31 4 3 3 5 3 0 0 0 0 0 1 79 137 3.38 0.875																										
<b>Rusty Mearsham, R</b> ERA: 6.4	2.0 9 2 0 0 2 1 0 0 0 0 0 0 23 38 0.00 1.500																										
<b>Neal Heaton, L</b> ERA: 4.76	1.0 4 1 0 0 0 0 0 0 0 0 0 0 8 14 0.00 1.000																										
<b>Tom Gordon, R</b> ERA: 5.67	12.1 7 3 1 1 2 0 0 0 0 0 0 0 19 29 6.75 2.250																										

**Kansas City Royals @ Texas Rangers**  
 Arlington Stadium, Arlington, TX  
 Sun May 24 1992, 4:33 AM EDT  
 Att: 28,059 - Cloudy - 78 F

**AB** 49  
**R** 3  
**H** 12  
**RBI** 3  
**BB** 5  
**SO** 8  
**LOB** 23

**Kansas City Royals @ Texas Rangers**  
 Arlington Stadium, Arlington, TX  
 Sun May 24 1992, 4:33 AM EDT  
 Att: 28,059 - Cloudy - 78 F

**AB** 45  
**R** 4  
**H** 10  
**RBI** 4  
**BB** 4  
**SO** 9  
**LOB** 17





Batter	1	2	3	4	5	6	7	8	9	AB	R	H	RBI	BB	SO	LOB	TOP										
Tim Raines, S OBP: 0.370, SLG: 0.403 (1, 7)										5	1	3	1	0	1	1	Chicago White Sox @ Texas Rangers Arlington Stadium, Arlington, TX Tue May 26 1992, 8:05 PM EDT Att: 20,019 - Cloudy - 74 F										
Steve Sax, R OBP: 0.315, SLG: 0.310 (1, 4)										5	0	2	1	0	0	2											
Robin Ventura, L OBP: 0.392, SLG: 0.417 (1, 5)										4	0	0	0	1	0	7											
Frank Thomas, R OBP: 0.453, SLG: 0.511 (1, 3)										4	0	1	2	1	0	3											
George Bell, R OBP: 0.304, SLG: 0.388 (1, 10)										5	0	0	0	0	4	8											
Dan Pasqua, L OBP: 0.288, SLG: 0.315 Mike Huff, R OBP: 0.333, SLG: 0.341 (8, PH) (8, 9)										3	0	0	0	0	0	0											
Ron Karkovics, R OBP: 0.314, SLG: 0.305 (1, 2)										4	0	0	0	0	2	0											
Lance Johnson, L OBP: 0.297, SLG: 0.321 (1, 8)										4	1	1	1	0	0	0											
Joey Cora, S OBP: 0.406, SLG: 0.391 (1, 6)										4	3	3	0	0	0	0											
<b>Inning Stats</b>	R: 0 E: 1 K: 2 S: 11	H: 0 LOB: 2 BB: 1 P: 20	R: 0 E: 0 K: 0 S: 7	H: 0 LOB: 0 BB: 0 P: 14	R: 0 E: 0 K: 1 S: 15	H: 2 LOB: 3 BB: 1 P: 27	R: 0 E: 0 K: 0 S: 6	H: 0 LOB: 0 BB: 0 P: 9	R: 1 E: 0 K: 0 S: 8	H: 2 LOB: 1 BB: 0 P: 14	R: 0 E: 0 K: 2 S: 8	H: 0 LOB: 0 BB: 0 P: 11	R: 3 E: 1 K: 1 S: 15	H: 3 LOB: 1 BB: 0 P: 24	R: 0 E: 0 K: 1 S: 9	H: 0 LOB: 0 BB: 0 P: 15		R: 1 E: 0 K: 0 S: 10	H: 3 LOB: 2 BB: 0 P: 13	1B: 7 2B: 2 3B: 0 HR: 1	SF: 0 SAC: 0 DP: 0 HBP: 0	WP: 0 PB: 0 SB: 1 CS: 0	PA: 41				
<b>PITCHER</b>	IP	WLS	BF	H	R	ER	SO	BB	IBB	HBP	BLK	WP	HR	S	P	ERA	WHIP										
Jose Guzman, R ERA: 2.87 (1, 1)	7.0	W	32	7	4	3	6	2	0	0	0	0	1	70	119	3.86	1.286										
Kenny Rogers, L ERA: 3.57 (8, 1)	1.2		7	2	1	1	1	0	0	0	0	0	0	16	24	5.40	1.200										
Ed Nunez, R ERA: 2.57 (9, 1)	0.1	S	2	1	0	0	0	0	0	0	0	0	0	3	4	0.00	3.000										

Batter	1	2	3	4	5	6	7	8	9	AB	R	H	RBI	BB	SO	LOB	BOTTOM										
Brian Downing, R OBP: 0.462, SLG: 0.410 (1, 10)										4	1	1	0	1	1	2	Chicago White Sox @ Texas Rangers Arlington Stadium, Arlington, TX Tue May 26 1992, 8:05 PM EDT Att: 20,019 - Cloudy - 74 F										
Dean Palmer, R OBP: 0.307, SLG: 0.417 (1, 5)										4	2	2	1	0	1	0											
Rafael Palmeiro, L OBP: 0.380, SLG: 0.466 (1, 3)										4	0	1	0	1	0	4											
Ruben Sierra, S OBP: 0.335, SLG: 0.503 (1, 9)										3	1	2	1	0	0	1											
Juan Gonzalez, R OBP: 0.297, SLG: 0.405 (1, 8)										4	0	1	1	0	1	3											
Kevin Reimer, L OBP: 0.316, SLG: 0.437 (1, 7)										4	1	2	0	0	0	3											
Ivan Rodriguez, R OBP: 0.315, SLG: 0.421 (1, 2)										2	1	1	1	2	0	0											
Dickie Thon, R OBP: 0.284, SLG: 0.341 Jack Daugherty, S OBP: 0.303, SLG: 0.289 Al Newman, S OBP: 0.325, SLG: 0.268 (1, 6) (7, PH) (8, 4)										3	0	0	1	0	0	2											
Jeff Huson, L OBP: 0.312, SLG: 0.362 (1, 4) (8, 6)										4	0	1	1	0	1	2											
<b>Inning Stats</b>	R: 2 E: 0 K: 0 S: 9	H: 2 LOB: 1 BB: 0 P: 19	R: 0 E: 0 K: 0 S: 5	H: 0 LOB: 0 BB: 0 P: 8	R: 1 E: 0 K: 0 S: 16	H: 2 LOB: 2 BB: 1 P: 21	R: 1 E: 0 K: 0 S: 13	H: 2 LOB: 2 BB: 1 P: 20	R: 2 E: 0 K: 1 S: 23	H: 3 LOB: 2 BB: 1 P: 33	R: 0 E: 0 K: 1 S: 10	H: 1 LOB: 0 BB: 0 P: 17	R: 0 E: 0 K: 2 S: 14	H: 1 LOB: 2 BB: 1 P: 21	R: 0 E: 0 K: 0 S: 7	H: 0 LOB: 0 BB: 0 P: 9		1B: 7 2B: 2 3B: 0 HR: 2	SF: 1 SAC: 0 DP: 1 HBP: 1	WP: 0 PB: 0 SB: 0 CS: 0	PA: 39						
<b>PITCHER</b>	IP	WLS	BF	H	R	ER	SO	BB	IBB	HBP	BLK	WP	HR	S	P	ERA	WHIP										
Charlie Hough, R ERA: 5.51 (1, 1)	3.2	L	19	5	4	4	0	2	0	1	0	0	2	38	63	9.82	1.909										
Wilson Alvarez, L ERA: 2.29 (4, 1)	2.2		15	6	2	2	3	2	0	0	0	0	0	47	69	6.75	3.000										
Terry Leach, R ERA: 1.83 (7, 1)	0.1		1	0	0	0	0	0	0	0	0	0	0	2	3	0.00	0.000										
Scott Radinsky, L ERA: 0.95 (7, 1)	1.1		4	0	0	0	1	0	0	0	0	0	0	10	13	0.00	0.000										





Batter	1	2	3	4	5	6	7	8	9	10	11	AB	R	H	RBI	BB	SO	LOB	TOP					
Tim Raines, S OBP: 0.371, SLG: 0.429 (1, 7)	L9		K			1B		HR		F8		5	2	2	1	0	1	0						
Sleeve Sax, R OBP: 0.311, SLG: 0.306 (1, 4)	G1-3			G3				F8		G4-3		5	0	1	2	0	0	0						
Robin Ventura, L OBP: 0.382, SLG: 0.404 (1, 5)	K			K		F7		P6			K	5	0	0	0	0	3	1						
Frank Thomas, R OBP: 0.452, SLG: 0.507 (1, 3)		K			K							5	0	2	0	0	3	1						
George Bell, R OBP: 0.303, SLG: 0.384 Joey Cora, S OBP: 0.394, SLG: 0.375 (9, PR)		1B										4	0	1	0	0	0	1						
Dan Pasqua, L OBP: 0.290, SLG: 0.326 Ron Karkovice, R OBP: 0.311, SLG: 0.302 (9, 2)		F7										3	0	1	0	0	0	1						
Matt Merullo, L OBP: 0.220, SLG: 0.263 Mike Huff, R OBP: 0.327, SLG: 0.333 (9, 9)												3	0	1	0	0	1	2						
Lance Johnson, L OBP: 0.289, SLG: 0.313 (1, 8)			G4-3									4	0	0	0	0	2	4						
Craig Grebeck, R OBP: 0.307, SLG: 0.400 (1, 6)			G5-3									4	1	1	0	0	1	0						
<b>Inning Stats</b>	R: 0 E: 0 K: 1 S: 10	H: 0 LOB: 0 BB: 0 P: 15	R: 0 E: 0 K: 1 S: 13	H: 1 LOB: 1 BB: 0 P: 16	R: 0 E: 0 K: 1 S: 14	H: 0 LOB: 0 BB: 0 P: 19	R: 0 E: 0 K: 2 S: 10	H: 0 LOB: 0 BB: 0 P: 17	R: 0 E: 0 K: 2 S: 12	H: 1 LOB: 1 BB: 0 P: 15	R: 2 E: 0 K: 1 S: 11	H: 3 LOB: 0 BB: 0 P: 18	R: 0 E: 0 K: 0 S: 10	H: 1 LOB: 1 BB: 0 P: 16	R: 1 E: 0 K: 0 S: 10	H: 1 LOB: 0 BB: 0 P: 17	R: 0 E: 1 K: 1 S: 10	H: 0 LOB: 0 BB: 0 P: 13	R: 0 E: 0 K: 1 S: 7	H: 1 LOB: 0 BB: 0 P: 11	1B: 6 2B: 2 3B: 0 HR: 1	SF: 0 SAC: 0 DP: 1 HBP: 0	WP: 0 PB: 0 SB: 0 CS: 1	PA: 41
<b>PITCHER</b>	Nolan Ryan, R ERA: 4.97 Ed Nunez, R ERA: 3.0 Gerald Alexander, R ERA: Floyd Bannister, L ERA: 5.5	IP: 7.0 WLS: 26 BF: 6	H: 1 R: 2 ER: 2 SO: 8	BB: 0 IBB: 0 HBP: 0 BLK: 0	WP: 0 HR: 1 S: 10	P: 116 ERA: 2.57 WHIP: 0.857	<b>PITCHER</b>										IP: 7.0 WLS: 26 BF: 6	H: 1 R: 2 ER: 2 SO: 8	BB: 0 IBB: 0 HBP: 0 BLK: 0	WP: 0 HR: 1 S: 10	P: 116 ERA: 2.57 WHIP: 0.857			

Chicago White Sox @ Texas Rangers  
Arlington Stadium, Arlington, TX  
Wed May 27 1992, 8:05 PM EDT  
Att: 25,958 - Cloudy - 74 F

livebaseballscores.com  
AB 41  
R 3  
H 9  
RBI 3  
BB 0  
SO 12  
LOB 15



Batter	1	2	3	4	5	6	7	8	9	10	11	AB	R	H	RBI	BB	SO	LOB	BOTTOM					
Brian Downing, R OBP: 0.464, SLG: 0.407 John Cangelosi, S OBP: 0.333, SLG: 0.257 (8, PR)	L5		BB		G4-3			E		F7		3	0	1	0	1	0	0						
Dean Palmer, R OBP: 0.304, SLG: 0.416 (1, 5)	F8		BB		F7			FC1-6-5-4		G4-3		5	0	1	0	0	1	3						
Rafael Palmeiro, L OBP: 0.376, SLG: 0.455 (1, 3)	F8		BB			F9		P6			G3	4	0	0	0	1	0	2						
Ruben Sierra, S OBP: 0.332, SLG: 0.492 (1, 9)	P7		BB		P5						G4-3	4	1	0	0	1	1	4						
Juan Gonzalez, R OBP: 0.305, SLG: 0.429 (1, 8)		K			K			HR			BB	4	3	2	1	1	2	0						
Kevin Reimer, L OBP: 0.319, SLG: 0.444 (1, 7)	P5							P3		SF9	BB	4	0	2	2	0	0	0						
Ivan Rodriguez, R OBP: 0.307, SLG: 0.413 (1, 2)	G4-3				K					SF8	2B	3	0	0	1	0	1	1						
Dickie Thon, R OBP: 0.289, SLG: 0.341 Geno Petralli, L OBP: 0.193, SLG: 0.259 Al Newman, S OBP: 0.325, SLG: 0.268 (10, 4)			BB		G4-3					K		3	0	1	0	0	0	1						
Jeff Huson, L OBP: 0.303, SLG: 0.351 (10, 6)			P5					G1-3		G4-3		4	0	0	0	0	0	1						
<b>Inning Stats</b>	R: 0 E: 0 K: 0 S: 10	H: 1 LOB: 1 BB: 0 P: 12	R: 0 E: 0 K: 1 S: 10	H: 0 LOB: 0 BB: 0 P: 14	R: 0 E: 0 K: 1 S: 11	H: 1 LOB: 3 BB: 2 P: 21	R: 0 E: 0 K: 2 S: 9	H: 1 LOB: 1 BB: 0 P: 12	R: 0 E: 0 K: 0 S: 8	H: 0 LOB: 0 BB: 0 P: 10	R: 1 E: 0 K: 1 S: 9	H: 1 LOB: 0 BB: 0 P: 14	R: 0 E: 1 K: 0 S: 8	H: 1 LOB: 1 BB: 0 P: 13	R: 2 E: 0 K: 1 S: 11	H: 1 LOB: 0 BB: 1 P: 21	R: 0 E: 0 K: 0 S: 6	H: 0 LOB: 0 BB: 0 P: 10	R: 1 E: 0 K: 0 S: 16	H: 1 LOB: 1 BB: 1 P: 21	1B: 3 2B: 4 3B: 0 HR: 1	SF: 2 SAC: 0 DP: 1 HBP: 0	WP: 0 PB: 0 SB: 0 CS: 1	PA: 42
<b>PITCHER</b>	Alex Fernandez, R ERA: 3.69 Scott Radinsky, L ERA: 1.4 Bobby Thigpen, R ERA: 3.95 Donn Pall, R ERA: 3.0	IP: 7.2 WLS: 29 BF: 5	H: 0 R: 1 ER: 1 SO: 5	BB: 2 IBB: 0 HBP: 0 BLK: 0	WP: 0 HR: 1 S: 68	P: 102 ERA: 1.17 WHIP: 0.913	<b>PITCHER</b>										IP: 7.2 WLS: 29 BF: 5	H: 0 R: 1 ER: 1 SO: 5	BB: 2 IBB: 0 HBP: 0 BLK: 0	WP: 0 HR: 1 S: 68	P: 102 ERA: 1.17 WHIP: 0.913			

Chicago White Sox @ Texas Rangers  
Arlington Stadium, Arlington, TX  
Wed May 27 1992, 8:05 PM EDT  
Att: 25,958 - Cloudy - 74 F

livebaseballscores.com  
AB 36  
R 4  
H 7  
RBI 4  
BB 4  
SO 6  
LOB 12





Batter	1	2	3	4	5	6	7	8	9	AB	R	H	RBI	BB	SO	LOB	TOP								
<b>Tim Raines, S</b> OBP: 0.368, SLG: 0.424 (1, 7)										4	0	1	0	0	0	1									
<b>Steve Sax, R</b> OBP: 0.304, SLG: 0.298 (1, 4)										4	0	0	0	0	3	1									
<b>Robin Ventura, L</b> OBP: 0.379, SLG: 0.396 (1, 5)										3	0	0	0	1	1	0									
<b>Frank Thomas, R</b> OBP: 0.447, SLG: 0.521 (1, 3)										4	1	1	1	0	1	2									
<b>George Bell, R</b> OBP: 0.296, SLG: 0.375 (1, 10)										4	0	0	0	0	0	2									
<b>Dan Pasqua, L</b> OBP: 0.294, SLG: 0.340 (1, 9)										2	1	1	0	0	1	0									
<b>Warren Newson, L</b> OBP: 0.382, SLG: 0.250 (6, 9)										1	0	0	0	0	1	0									
<b>Ron Karkovics, R</b> OBP: 0.304, SLG: 0.294 (1, 2)										3	0	0	0	0	0	1									
<b>Lance Johnson, L</b> OBP: 0.283, SLG: 0.308 (1, 8)										2	0	0	1	0	1	0									
<b>Craig Grebeck, R</b> OBP: 0.356, SLG: 0.391 (1, 6)										2	0	0	0	1	0	0									
<b>Inning Stats</b>	R: 0 E: 0 K: 1 S: 9	H: 1 LOB: 2 BB: 1 P: 16	R: 1 E: 0 K: 0 S: 8	H: 1 LOB: 1 BB: 1 P: 12	R: 0 E: 0 K: 2 S: 8	H: 0 LOB: 0 BB: 0 P: 12	R: 0 E: 0 K: 1 S: 7	H: 0 LOB: 0 BB: 0 P: 12	R: 0 E: 0 K: 0 S: 6	H: 0 LOB: 0 BB: 0 P: 13	R: 1 E: 0 K: 0 S: 7	H: 1 LOB: 0 BB: 0 P: 13	R: 0 E: 0 K: 2 S: 9	H: 0 LOB: 0 BB: 0 P: 11	R: 0 E: 0 K: 1 S: 10	H: 0 LOB: 0 BB: 0 P: 15	R: 0 E: 0 K: 1 S: 7	H: 0 LOB: 0 BB: 0 P: 8	1B: 1 2B: 1 3B: 0 HR: 1	SF: 1 SAC: 0 DP: 0 HBP: 0	WP: 0 PB: 0 SB: 0 CS: 0	PA: 32			
<b>PITCHER</b>	IP	WLS	BF	H	R	ER	SO	BB	IBB	HBP	BLK	WP	HR	S	P	ERA	WHIP								
<b>Bobby Witt, R</b> ERA: 3.29 (1, 1)	8.0	W	29	3	2	2	7	2	0	0	0	0	1	64	104	2.25	0.625								
<b>Jeff Russell, R</b> ERA: 1.46 (9, 1)	1.0	S	3	0	0	0	1	0	0	0	0	0	0	7	8	0.00	0.000								

Chicago White Sox @ Texas Rangers  
Arlington Stadium, Arlington, TX  
Thu May 28 1992, 8:05 PM EDT  
Att: 24,251 - Overcast - 58 F

AB 29  
R 2  
H 3  
RBI 2  
BB 2  
SO 8  
LOB 7



Batter	1	2	3	4	5	6	7	8	9	AB	R	H	RBI	BB	SO	LOB	BOTTOM								
<b>Jack Daugherty, S</b> OBP: 0.290, SLG: 0.275 (1, 9)										4	0	0	0	0	3	5									
<b>Dean Palmer, R</b> OBP: 0.303, SLG: 0.418 (1, 5)										4	1	1	0	0	2	2									
<b>Rafael Palmeiro, L</b> OBP: 0.374, SLG: 0.451 (1, 3)										4	1	1	1	0	1	2									
<b>Ruben Sierra, S</b> OBP: 0.330, SLG: 0.492 (1, 10)										4	1	1	0	0	1	0									
<b>Juan Gonzalez, R</b> OBP: 0.299, SLG: 0.420 (1, 8)										4	0	0	0	0	0	2									
<b>Kevin Reimer, L</b> OBP: 0.317, SLG: 0.437 (1, 7)										3	1	0	0	0	0	0									
<b>John Cangelosi, S</b> OBP: 0.333, SLG: 0.257 (9, 7)										0	0	0	0	0	0	0									
<b>Ivan Rodriguez, R</b> OBP: 0.306, SLG: 0.411 (1, 2)										3	0	1	2	0	1	0									
<b>Jeff Huson, L</b> OBP: 0.310, SLG: 0.366 (1, 6)										3	0	2	1	0	0	0									
<b>Al Newman, S</b> OBP: 0.337, SLG: 0.274 (1, 4)										2	0	1	0	1	0	2									
<b>Inning Stats</b>	R: 0 E: 0 K: 2 S: 9	H: 0 LOB: 0 BB: 0 P: 12	R: 0 E: 0 K: 0 S: 7	H: 0 LOB: 0 BB: 0 P: 10	R: 0 E: 0 K: 1 S: 10	H: 0 LOB: 1 BB: 1 P: 17	R: 4 E: 0 K: 1 S: 23	H: 5 LOB: 2 BB: 0 P: 33	R: 0 E: 0 K: 2 S: 8	H: 0 LOB: 0 BB: 0 P: 12	R: 0 E: 0 K: 1 S: 6	H: 0 LOB: 0 BB: 0 P: 11	R: 0 E: 0 K: 1 S: 9	H: 2 LOB: 2 BB: 0 P: 11	R: 0 E: 0 K: 0 S: 6	H: 0 LOB: 0 BB: 0 P: 7	R: 0 E: 0 K: 0 S: 7	H: 0 LOB: 0 BB: 0 P: 8	1B: 4 2B: 3 3B: 0 HR: 0	SF: 0 SAC: 0 DP: 0 HBP: 1	WP: 0 PB: 0 SB: 1 CS: 0	PA: 33			
<b>PITCHER</b>	IP	WLS	BF	H	R	ER	SO	BB	IBB	HBP	BLK	WP	HR	S	P	ERA	WHIP								
<b>Jack McDowell, R</b> ERA: 3.96 (1, 1)	8.0	L	33	7	4	4	8	1	0	1	0	0	0	78	113	4.50	1.000								

Chicago White Sox @ Texas Rangers  
Arlington Stadium, Arlington, TX  
Thu May 28 1992, 8:05 PM EDT  
Att: 24,251 - Overcast - 58 F

AB 31  
R 4  
H 7  
RBI 4  
BB 1  
SO 8  
LOB 13





Batter	1	2	3	4	5	6	7	8	9	AB	R	H	RBI	BB	SO	LOB	TOP								
<b>Brian Downing, R</b> (1, 10) OBP: 0.456, SLG: 0.393 <b>Geno Petralli, L</b> (9, PH) OBP: 0.207, SLG: 0.273										3	0	0	0	1	2	1	<b>Texas Rangers @ Kansas City Royals</b> Royals Stadium, Kansas City, MO Fri May 29 1992, 8:05 PM EDT Att: 20,591 - Cloudy - 68 F								
<b>Dean Palmer, R</b> (1, 5) OBP: 0.305, SLG: 0.438										4	1	2	3	0	1	1									
<b>Rafael Palmeiro, L</b> (1, 3) OBP: 0.374, SLG: 0.449										5	0	2	1	0	1	1									
<b>Ruben Sierra, S</b> (1, 9) OBP: 0.329, SLG: 0.487										4	0	1	0	0	1	2									
<b>Juan Gonzalez, R</b> (1, 8) OBP: 0.298, SLG: 0.416										4	0	1	0	0	0	2									
<b>Kevin Reimer, L</b> (1, 7) OBP: 0.316, SLG: 0.433 <b>John Cangelosi, S</b> (9, 7) OBP: 0.333, SLG: 0.257										4	0	1	0	0	0	2									
<b>Ivan Rodriguez, R</b> (1, 2) OBP: 0.313, SLG: 0.413										4	1	2	0	0	0	2									
<b>Dickie Thon, R</b> (1, 6) OBP: 0.293, SLG: 0.348 <b>Jeff Huson, L</b> (9, PH) OBP: 0.306, SLG: 0.363										3	2	2	0	0	0	1									
<b>Al Newman, S</b> (1, 4) OBP: 0.329, SLG: 0.267										2	0	0	0	0	0	1									
<b>Inning Stats</b>	R: 0 E: 0 K: 2 S: 11	H: 2 LOB: 2 BB: 0 P: 16	R: 0 E: 0 K: 1 S: 13	H: 1 LOB: 1 BB: 0 P: 17	R: 0 E: 0 K: 0 S: 6	H: 1 LOB: 0 BB: 0 P: 10	R: 0 E: 0 K: 0 S: 5	H: 0 LOB: 2 BB: 1 P: 8	R: 2 E: 0 K: 1 S: 10	H: 3 LOB: 0 BB: 1 P: 17	R: 0 E: 0 K: 1 S: 7	H: 0 LOB: 0 BB: 0 P: 10	R: 1 E: 0 K: 1 S: 9	H: 1 LOB: 0 BB: 0 P: 11	R: 0 E: 0 K: 1 S: 10	H: 2 LOB: 2 BB: 0 P: 12		R: 2 E: 0 K: 2 S: 11	H: 2 LOB: 0 BB: 0 P: 13	1B: 11 HR: 1	SF: 1 SAC: 2 3B: 0 DP: 2 HBP: 0	WP: 1 PB: 0 SB: 0 CS: 0	PA: 39		
<b>PITCHER</b>	IP	WLS	BF	H	R	ER	SO	BB	IBB	HBP	BLK	WP	HR	S	P	ERA	WHIP								
<b>Mike Magnante, L</b> (1, 1) ERA: 7.9	5.0		22	7	2	2	3	1	0	0	0	0	0	45	68	3.60	1.600								
<b>Neal Heaton, L</b> (6, 1) ERA: 4.55	1.1		6	1	1	1	2	0	0	0	0	1	0	14	18	6.75	0.750								
<b>Rusty Meacham, R</b> (7, 1) ERA: 0.36	1.2		6	2	0	0	1	0	0	0	0	0	0	12	15	0.00	1.200								
<b>Jeff Montgomery, R</b> (9, 1) ERA: 2.86	1.0	L	5	2	2	2	2	0	0	0	0	0	1	11	13	18.00	2.000								

AB	35
R	5
H	12
RBI	4
BB	1
SO	8
LOB	11



Batter	1	2	3	4	5	6	7	8	9	AB	R	H	RBI	BB	SO	LOB	BOTTOM								
<b>Gary Thurman, R</b> (1, 9) OBP: 0.339, SLG: 0.411										4	0	2	0	0	2	0	<b>Texas Rangers @ Kansas City Royals</b> Royals Stadium, Kansas City, MO Fri May 29 1992, 8:05 PM EDT Att: 20,591 - Cloudy - 68 F								
<b>Gregg Jefferies, S</b> (1, 5) OBP: 0.277, SLG: 0.333										4	1	1	0	0	0	3									
<b>Wally Joyner, L</b> (1, 3) OBP: 0.373, SLG: 0.496										4	1	2	0	0	0	3									
<b>Kevin McReynolds, R</b> (1, 7) OBP: 0.333, SLG: 0.393										4	1	1	2	0	0	1									
<b>George Brett, L</b> (1, 10) OBP: 0.313, SLG: 0.361										4	0	0	0	0	0	1									
<b>Mike Macfarlane, R</b> (1, 2) OBP: 0.324, SLG: 0.404										4	0	2	1	0	1	0									
<b>Brian McRae, S</b> (1, 8) OBP: 0.258, SLG: 0.266										4	0	1	0	0	0	1									
<b>Terry Shumpert, R</b> (1, 4) OBP: 0.213, SLG: 0.305 <b>Jim Eisenreich, L</b> (9, PH) OBP: 0.333, SLG: 0.371										3	0	1	0	0	1	2									
<b>Rico Rossy, R</b> (1, 6) OBP: 0.280, SLG: 0.235 <b>Brent Mayne, L</b> (9, PH) OBP: 0.194, SLG: 0.206										1	0	0	0	0	1	0									
<b>Inning Stats</b>	R: 0 E: 0 K: 1 S: 9	H: 1 LOB: 1 BB: 0 P: 12	R: 0 E: 0 K: 1 S: 11	H: 2 LOB: 0 BB: 0 P: 16	R: 3 E: 0 K: 1 S: 15	H: 4 LOB: 1 BB: 0 P: 23	R: 0 E: 0 K: 0 S: 8	H: 2 LOB: 0 BB: 0 P: 12	R: 0 E: 0 K: 1 S: 8	H: 0 LOB: 0 BB: 0 P: 11	R: 0 E: 0 K: 0 S: 6	H: 0 LOB: 0 BB: 0 P: 6	R: 0 E: 0 K: 0 S: 5	H: 1 LOB: 0 BB: 0 P: 11	R: 0 E: 0 K: 0 S: 5	H: 0 LOB: 0 BB: 0 P: 8		R: 0 E: 0 K: 1 S: 9	H: 0 LOB: 0 BB: 0 P: 11	1B: 9 HR: 0	SF: 0 SAC: 0 3B: 0 DP: 0 HBP: 0	WP: 0 PB: 0 SB: 1 CS: 1	PA: 36		
<b>PITCHER</b>	IP	WLS	BF	H	R	ER	SO	BB	IBB	HBP	BLK	WP	HR	S	P	ERA	WHIP								
<b>Kevin Brown, R</b> (1, 1) ERA: 3.31	9.0	W	36	10	3	3	5	0	0	0	0	0	0	76	110	3.00	1.111								

AB	36
R	3
H	10
RBI	3
BB	0
SO	5
LOB	14





Batter	1	2	3	4	5	6	7	8	9	AB	R	H	RBI	BB	SO	LOB	TOP										
<b>John Cangelosi, S</b> (1, 8) OBP: 0.340, SLG: 0.275	G5-3		F7		F7		F7		G4-3	5	0	2	0	0	0	1											
<b>Dean Palmer, R</b> (1, 5) OBP: 0.299, SLG: 0.428	K		F8		K		P3			4	0	0	0	0	2	3											
<b>Rafael Palmeiro, L</b> (1, 3) OBP: 0.377, SLG: 0.444	P4		1B				F8			2	0	0	0	2	0	1											
<b>Ruben Sierra, S</b> (1, 9) OBP: 0.332, SLG: 0.488		2B	1B		G4-3				F9	4	1	2	0	0	0	2											
<b>Kevin Reimer, L</b> (1, 7) OBP: 0.320, SLG: 0.445		G3	L9				G3			4	0	2	1	0	0	2											
<b>Juan Gonzalez, R</b> (1, 10) OBP: 0.297, SLG: 0.429	P2				F8		HR		L9	4	1	1	1	0	0	2											
<b>Geno Petralli, L</b> (1, 2) OBP: 0.210, SLG: 0.271	G3		G4-6-3		K2-3				L5	4	0	1	0	0	1	2											
<b>Jeff Huson, L</b> (1, 6) OBP: 0.307, SLG: 0.355			G4-6-3		G4-6-3				G3	3	0	0	0	1	1	1											
<b>Al Newman, S</b> (1, 4) OBP: 0.315, SLG: 0.253	P6				E6				K	4	0	0	0	0	1	2											
<b>Inning Stats</b>	R: 0 E: 0 K: 1 S: 9	H: 0 LOB: 0 BB: 0 P: 13	R: 1 E: 0 K: 0 S: 18	H: 2 LOB: 2 BB: 1 P: 29	R: 0 E: 0 K: 0 S: 8	H: 2 LOB: 0 BB: 1 P: 15	R: 0 E: 0 K: 0 S: 4	H: 1 LOB: 0 BB: 0 P: 8	R: 0 E: 0 K: 1 S: 16	H: 0 LOB: 0 BB: 1 P: 28	R: 1 E: 0 K: 2 S: 9	H: 1 LOB: 0 BB: 0 P: 13	R: 0 E: 0 K: 0 S: 6	H: 1 LOB: 1 BB: 0 P: 12	R: 0 E: 0 K: 0 S: 10	H: 1 LOB: 1 BB: 0 P: 15	R: 0 E: 0 K: 1 S: 6	H: 0 LOB: 0 BB: 0 P: 10	1B: 5 2B: 2 3B: 0 HR: 1	SF: 0 SAC: 0 DP: 1 HBP: 0	WP: 0 PB: 0 SB: 1 CS: 1	PA: 37					
<b>PITCHER</b>	IP	WLS	BF	H	R	ER	SO	BB	IBB	HBP	BLK	WP	HR	S	P	ERA	WHIP										
<b>Kevin Appier, R</b> (1, 1) ERA: 1.99	7.0	W	30	7	2	2	4	3	0	0	0	0	1	70	118	2.57	1.429										
<b>Tom Gordon, R</b> (8, 1) ERA: 6.3	2.0		7	1	0	0	1	0	0	0	0	0	0	16	25	0.00	0.500										

Texas Rangers @ Kansas City Royals  
Royals Stadium, Kansas City, MO  
Sat May 30 1992, 8:05 PM EDT  
Att: 25,657 - Sunny - 75 F

AB	34
R	2
H	8
RBI	2
BB	3
SO	5
LOB	16



Batter	1	2	3	4	5	6	7	8	9	AB	R	H	RBI	BB	SO	LOB	BOTTOM										
<b>Gary Thurman, R</b> (1, 9) OBP: 0.349, SLG: 0.407	2B		F7		G5-3		CS			3	1	1	0	1	0	0											
<b>Gregg Jefferies, S</b> (1, 5) OBP: 0.282, SLG: 0.342	1B		G6-3		F8		BB			4	0	2	1	0	0	0											
<b>Wally Joyner, L</b> (1, 3) OBP: 0.364, SLG: 0.483	2B				P5		1B			4	0	0	0	0	0	1											
<b>Kevin McReynolds, R</b> (1, 7) OBP: 0.342, SLG: 0.412	G4-3				F7					4	0	0	0	0	0	1											
<b>George Brett, L</b> (1, 10) OBP: 0.323, SLG: 0.367	G6-3				G6-3					3	3	2	0	1	0	0											
<b>Mike Macfarlane, R</b> (1, 2) OBP: 0.321, SLG: 0.407			G4-3		1B		2B			3	2	2	1	0	0	0											
<b>Brian McRae, S</b> (1, 8) OBP: 0.263, SLG: 0.278			G6-3		2B		1B			4	1	1	2	0	2	3											
<b>Curtis Wilkerson, S</b> (1, 6) OBP: 0.197, SLG: 0.257			3B		2B		2B			3	1	1	1	1	0	3											
<b>Terry Shumpert, R</b> (1, 4) OBP: 0.200, SLG: 0.286			SH1-3		3B		3B			3	0	1	3	0	0	2											
<b>Inning Stats</b>	R: 1 E: 0 K: 0 S: 11	H: 2 LOB: 0 BB: 0 P: 16	R: 0 E: 0 K: 0 S: 8	H: 0 LOB: 1 BB: 1 P: 16	R: 0 E: 0 K: 0 S: 5	H: 0 LOB: 0 BB: 0 P: 11	R: 4 E: 0 K: 0 S: 12	H: 3 LOB: 0 BB: 1 P: 21	R: 0 E: 0 K: 0 S: 6	H: 0 LOB: 0 BB: 0 P: 11	R: 1 E: 0 K: 1 S: 7	H: 2 LOB: 1 BB: 0 P: 16	R: 0 E: 0 K: 0 S: 6	H: 1 LOB: 1 BB: 1 P: 13	R: 2 E: 0 K: 1 S: 13	H: 2 LOB: 1 BB: 0 P: 21	R: 0 E: 0 K: 1 S: 6	H: 0 LOB: 0 BB: 0 P: 10	1B: 4 2B: 4 3B: 2 HR: 0	SF: 0 SAC: 1 DP: 0 HBP: 1	WP: 0 PB: 0 SB: 1 CS: 1	PA: 36					
<b>PITCHER</b>	IP	WLS	BF	H	R	ER	SO	BB	IBB	HBP	BLK	WP	HR	S	P	ERA	WHIP										
<b>Mike Jeffcoat, L</b> (1, 1) ERA: 4.96	5.0	L	23	7	6	6	0	2	0	0	0	0	0	44	79	10.80	1.800										
<b>Lance McCullers, R</b> (6, 1) ERA: 3.99	1.1		5	0	0	0	1	1	0	0	0	0	0	7	19	0.00	0.750										
<b>Floyd Bannister, L</b> (7, 1) ERA: 6.27	0.2		4	2	2	2	0	0	0	1	0	0	0	8	14	27.00	3.000										
<b>Ed Nunez, R</b> (8, 1) ERA: 2.81	1.0		4	1	0	0	1	0	0	0	0	0	0	9	13	0.00	1.000										

Texas Rangers @ Kansas City Royals  
Royals Stadium, Kansas City, MO  
Sat May 30 1992, 8:05 PM EDT  
Att: 25,657 - Sunny - 75 F

AB	31
R	8
H	10
RBI	8
BB	3
SO	2
LOB	10





Batter	1	2	3	4	5	6	7	8	9	AB	R	H	RBI	BB	SO	LOB	TOP	
Brian Downing, R (1, 10) OBP: 0.458, SLG: 0.432 Rafael Palmeiro, L (9, PH) OBP: 0.375, SLG: 0.442	F8		1-H HR		2-H 2B 1B		P3		G6-3	4	2	2	3	0	0	0		
Dean Palmer, R (1, 5) OBP: 0.305, SLG: 0.435	F7		G4-3 1B		1-H 2B		L8			4	0	2	1	0	0	0		
Juan Gonzalez, R (1, 8) OBP: 0.291, SLG: 0.420	G5-3		G4-3		K		P4			4	0	0	0	0	1	2		
Ruben Sierra, S (1, 9) OBP: 0.330, SLG: 0.483		G4-3			F7		2B SF7 1B		F8	4	1	1	0	0	0	0		
Kevin Reimer, L (1, 7) OBP: 0.328, SLG: 0.457		FC5-4 1B			L8		1B G6-3 2B		F9 1B	4	1	3	0	0	0	0		
Jack Daugherty, S (1, 3) OBP: 0.278, SLG: 0.265	FC5-4 1-2				K		SF7		F9	3	0	0	1	0	1	2		
Ivan Rodriguez, R (1, 2) OBP: 0.317, SLG: 0.412	G5-3				FC6-4 BB		G6-3 1B		G5-3	3	0	1	0	1	0	2		
Dickie Thon, R (1, 6) OBP: 0.287, SLG: 0.341 Jeff Huson, L (9, PH) OBP: 0.305, SLG: 0.353			L4		FC6-4 1B		G6-3		G1	3	1	0	1	0	0	2		
Al Newman, S (1, 4) OBP: 0.312, SLG: 0.244			4-1 HR BB		G1		F8		K	3	1	0	0	1	1	2		
<b>Inning Stats</b>	R: 0 E: 0 K: 0 S: 11	H: 0 LOB: 0 BB: 0 P: 16	R: 0 E: 0 K: 0 S: 7	H: 1 LOB: 1 BB: 0 P: 10	R: 2 E: 0 K: 0 S: 12	H: 2 LOB: 0 BB: 1 P: 23	R: 0 E: 0 K: 1 S: 8	H: 0 LOB: 0 BB: 0 P: 13	R: 2 E: 0 K: 1 S: 13	H: 3 LOB: 1 BB: 0 P: 23	R: 0 E: 0 K: 0 S: 10	H: 1 LOB: 1 BB: 0 P: 10	R: 0 E: 0 K: 1 S: 7	H: 0 LOB: 0 BB: 0 P: 10	1B: 6 2B: 2 3B: 0 HR: 1	SF: 1 SAC: 0 DP: 1 HBP: 0	WP: 1 PB: 0 SB: 0 CS: 0	PA: 37
<b>PITCHER</b>	IP WLS BF H R ER SO BB IBB HBP BLK WP HR S P ERA WHIP	IP WLS BF H R ER SO BB IBB HBP BLK WP HR S P ERA WHIP	IP WLS BF H R ER SO BB IBB HBP BLK WP HR S P ERA WHIP	IP WLS BF H R ER SO BB IBB HBP BLK WP HR S P ERA WHIP	IP WLS BF H R ER SO BB IBB HBP BLK WP HR S P ERA WHIP	IP WLS BF H R ER SO BB IBB HBP BLK WP HR S P ERA WHIP	IP WLS BF H R ER SO BB IBB HBP BLK WP HR S P ERA WHIP	IP WLS BF H R ER SO BB IBB HBP BLK WP HR S P ERA WHIP	IP WLS BF H R ER SO BB IBB HBP BLK WP HR S P ERA WHIP	IP WLS BF H R ER SO BB IBB HBP BLK WP HR S P ERA WHIP	IP WLS BF H R ER SO BB IBB HBP BLK WP HR S P ERA WHIP	IP WLS BF H R ER SO BB IBB HBP BLK WP HR S P ERA WHIP	IP WLS BF H R ER SO BB IBB HBP BLK WP HR S P ERA WHIP	IP WLS BF H R ER SO BB IBB HBP BLK WP HR S P ERA WHIP	IP WLS BF H R ER SO BB IBB HBP BLK WP HR S P ERA WHIP	IP WLS BF H R ER SO BB IBB HBP BLK WP HR S P ERA WHIP	IP WLS BF H R ER SO BB IBB HBP BLK WP HR S P ERA WHIP	IP WLS BF H R ER SO BB IBB HBP BLK WP HR S P ERA WHIP

Texas Rangers @ Kansas City Royals  
 Royals Stadium, Kansas City, MO  
 Sun May 31, 1992, 4:33 AM EDT  
 Att: 21,681 - Cloudy - 77 F

AB	34
R	6
H	9
RBI	6
BB	2
SO	3
LOB	10



Batter	1	2	3	4	5	6	7	8	9	AB	R	H	RBI	BB	SO	LOB	BOTTOM					
Gary Thurman, R (1, 9) OBP: 0.324, SLG: 0.375	P3		L5		B3		K		K	5	0	0	0	0	2	3						
Gregg Jefferies, S (1, 5) OBP: 0.289, SLG: 0.348	F9		S 1B		2B 1B		G3-1		2B SF8 1B	5	3	3	0	0	0	1						
Wally Joyner, L (1, 3) OBP: 0.371, SLG: 0.493			K		1-H 2B		FC5-4 1B		K	5	0	3	1	0	2	2						
Kevin McReynolds, R (1, 7) OBP: 0.344, SLG: 0.414	F7		1B 2B BB		F7		FC5-4 1B		1B 2B	4	2	1	0	1	0	3						
George Brett, L (1, 10) OBP: 0.337, SLG: 0.384		3B 2B	2B 1B		K		CS 1B		1B IBB	4	1	3	1	1	1	0						
Brent Mayne, L (1, 2) OBP: 0.205, SLG: 0.243 Mike Macfarlane, R (7, PH) OBP: 0.319, SLG: 0.403	P1		FC6-4 2B		F7		K		SF8	3	0	1	1	0	0	1						
Jim Eisenreich, L (9, PH) OBP: 0.330, SLG: 0.371			1-3 3-H 0-0		K		1-2		3-H 0-1	0	0	0	1	0	0	0						
Brian McRae, S (1, 8) OBP: 0.261, SLG: 0.276	K		FC6-4		K		G6-3		1B	5	0	1	1	0	2	3						
Curtis Wilkerson, S (1, 6) OBP: 0.225, SLG: 0.274		4-0 3B BB	G4-3		SH1-4 1B		CS 1B		CS 1B	3	1	2	0	1	0	2						
Terry Shumpert, R (1, 4) OBP: 0.209, SLG: 0.323 Harvey Pulliam, R (8, PH) Rico Rossy, R (9, 6) OBP: 0.280, SLG: 0.235		2-2 1-H 2-H			F8		SH1-4 1B		BB	2	0	1	2	0	0	0						
<b>Inning Stats</b>	R: 0 E: 0 K: 0 S: 10	H: 1 LOB: 1 BB: 0 P: 18	R: 2 E: 0 K: 1 S: 16	H: 2 LOB: 1 BB: 1 P: 27	R: 2 E: 0 K: 1 S: 13	H: 3 LOB: 2 BB: 1 P: 26	R: 1 E: 0 K: 0 S: 13	H: 2 LOB: 1 BB: 0 P: 19	R: 0 E: 0 K: 2 S: 9	H: 0 LOB: 0 BB: 0 P: 14	R: 0 E: 0 K: 1 S: 6	H: 1 LOB: 1 BB: 0 P: 9	R: 0 E: 0 K: 1 S: 12	H: 2 LOB: 2 BB: 0 P: 17	R: 0 E: 0 K: 1 S: 12	H: 1 LOB: 1 BB: 1 P: 21	R: 2 E: 0 K: 1 S: 13	H: 3 LOB: 2 BB: 1 P: 21	1B: 10 2B: 5 3B: 1 HR: 0	SF: 1 SAC: 1 DP: 1 HBP: 0	WP: 0 PB: 0 SB: 1 CS: 2	PA: 43
<b>PITCHER</b>	IP WLS BF H R ER SO BB IBB HBP BLK WP HR S P ERA WHIP	IP WLS BF H R ER SO BB IBB HBP BLK WP HR S P ERA WHIP	IP WLS BF H R ER SO BB IBB HBP BLK WP HR S P ERA WHIP	IP WLS BF H R ER SO BB IBB HBP BLK WP HR S P ERA WHIP	IP WLS BF H R ER SO BB IBB HBP BLK WP HR S P ERA WHIP	IP WLS BF H R ER SO BB IBB HBP BLK WP HR S P ERA WHIP	IP WLS BF H R ER SO BB IBB HBP BLK WP HR S P ERA WHIP	IP WLS BF H R ER SO BB IBB HBP BLK WP HR S P ERA WHIP	IP WLS BF H R ER SO BB IBB HBP BLK WP HR S P ERA WHIP	IP WLS BF H R ER SO BB IBB HBP BLK WP HR S P ERA WHIP	IP WLS BF H R ER SO BB IBB HBP BLK WP HR S P ERA WHIP	IP WLS BF H R ER SO BB IBB HBP BLK WP HR S P ERA WHIP	IP WLS BF H R ER SO BB IBB HBP BLK WP HR S P ERA WHIP	IP WLS BF H R ER SO BB IBB HBP BLK WP HR S P ERA WHIP	IP WLS BF H R ER SO BB IBB HBP BLK WP HR S P ERA WHIP	IP WLS BF H R ER SO BB IBB HBP BLK WP HR S P ERA WHIP	IP WLS BF H R ER SO BB IBB HBP BLK WP HR S P ERA WHIP	IP WLS BF H R ER SO BB IBB HBP BLK WP HR S P ERA WHIP				

Texas Rangers @ Kansas City Royals  
 Royals Stadium, Kansas City, MO  
 Sun May 31, 1992, 4:33 AM EDT  
 Att: 21,681 - Cloudy - 77 F

AB	37
R	7
H	15
RBI	7
BB	4
SO	8
LOB	17













Batter	1	2	3	4	5	6	7	8	9	10	11	12	13	AB	R	H	RBI	BB	SO	LOB	TOP							
Andy Stankiewicz, R OBP: 0.406, SLG: 0.439														5	0	1	0	0	1	4								
Don Mattingly, L OBP: 0.385, SLG: 0.413														6	1	0	0	0	0	5								
Danny Tartabull, R OBP: 0.422, SLG: 0.439														5	1	2	1	1	0	2								
Mel Hall, L OBP: 0.266, SLG: 0.417														6	0	0	1	0	1	4								
Kevin Maas, L OBP: 0.381, SLG: 0.505																												
Jim Leyritz, R OBP: 0.444, SLG: 0.710														4	0	2	1	1	0	0								
Dion James, L OBP: 0.319, SLG: 0.288																												
Roberto Kelly, R OBP: 0.371, SLG: 0.490																												
Randy Velarde, R OBP: 0.271, SLG: 0.312																												
Matt Nokes, L OBP: 0.327, SLG: 0.432																												
Pat Kelly, R OBP: 0.331, SLG: 0.388																												
Mike Stanley, R OBP: 0.372, SLG: 0.324																												
Charlie Hayes, R OBP: 0.301, SLG: 0.408																												
Mike Gallego, R OBP: 0.382, SLG: 0.397																												
<b>Inning Stats</b>	R: 0 E: 0 K: 1 S: 10	H: 1 LOB: 1 BB: 0 P: 13	R: 0 E: 0 K: 1 S: 10	H: 0 LOB: 0 BB: 1 P: 18	R: 0 E: 0 K: 0 S: 4	H: 1 LOB: 1 BB: 0 P: 6	R: 0 E: 0 K: 0 S: 13	H: 2 LOB: 3 BB: 1 P: 25	R: 3 E: 0 K: 0 S: 10	H: 2 LOB: 0 BB: 0 P: 17	R: 0 E: 0 K: 1 S: 7	H: 0 LOB: 0 BB: 0 P: 11	R: 0 E: 0 K: 2 S: 6	H: 0 LOB: 1 BB: 2 P: 8	R: 0 E: 0 K: 1 S: 7	H: 0 LOB: 0 BB: 0 P: 11	R: 0 E: 0 K: 2 S: 10	H: 0 LOB: 2 BB: 2 P: 19	R: 0 E: 0 K: 0 S: 7	H: 1 LOB: 1 BB: 0 P: 9	R: 0 E: 0 K: 0 S: 18	H: 1 LOB: 1 BB: 0 P: 26	R: 0 E: 0 K: 0 S: 6	H: 0 LOB: 0 BB: 0 P: 9	1B: 7 2B: 2 3B: 0 HR: 0	SF: 0 SAC: 1 DP: 0 HBP: 2	WP: 1 PB: 0 SB: 0 CS: 2	PA: 54
<b>PITCHER</b>	IP	WLS	BF	H	R	ER	SO	BB	IBB	HBP	BLK	WP	HR	S	P	ERA	WHIP											
Kevin Brown, R ERA: 3.31	8.0		33	7	3	3	5	2	0	2	0	0	0	67	109	3.38	1.125											
Floyd Bannister, L ERA: 7.29	0.0		1	0	0	0	0	1	0	0	0	0	0	2	6													
Jeff Russell, R ERA: 1.98	2.0		8	0	0	0	3	2	1	0	0	1	0	17	34	0.00	1.000											
Ed Nunez, R ERA: 2.6	1.1		6	2	0	0	0	0	0	0	0	0	0	16	21	0.00	1.500											
Kenny Rogers, L ERA: 3.13	1.2	W	5	0	0	0	0	0	0	0	0	0	0	15	23	0.00	0.000											

New York Yankees @ Texas Rangers  
Arlington Stadium, Arlington, TX  
Wed Jun 03 1992, 8:05 PM EDT  
Att. 28,879 - Sunny - 83 F

AB 44  
R 3  
H 9  
RBI 3  
BB 6  
SO 8  
LOB 23



Batter	1	2	3	4	5	6	7	8	9	10	11	12	13	AB	R	H	RBI	BB	SO	LOB	BOTTOM							
Dickie Thorn, R OBP: 0.296, SLG: 0.347														6	0	2	1	1	1	1								
Dean Palmer, R OBP: 0.307, SLG: 0.455														5	1	2	1	0	3	1								
Julio Franco, R OBP: 0.324, SLG: 0.379														5	1	1	1	1	3	4								
Ruben Sierra, S OBP: 0.332, SLG: 0.482														6	0	1	0	0	0	7								
Juan Gonzalez, R OBP: 0.286, SLG: 0.420														6	0	1	0	0	3	0								
Rafael Palmeiro, L OBP: 0.370, SLG: 0.423														5	0	0	0	1	2	2								
Russ McGinnis, R OBP: 0.667, SLG: 0.500														2	1	1	0	1	0	0								
Gene Petrali, L OBP: 0.217, SLG: 0.262														3	0	1	0	0	0	1								
Kevin Reimer, L OBP: 0.332, SLG: 0.465														5	0	2	0	1	0	1								
John Cangelosi, S OBP: 0.240, SLG: 0.275														0	1	0	0	0	0	0								
Al Newman, S OBP: 0.294, SLG: 0.222														3	0	0	0	0	0	2								
Brian Downing, R OBP: 0.450, SLG: 0.422														1	0	0	0	0	0	0								
Jeff Huson, L OBP: 0.303, SLG: 0.350														2	0	1	0	0	0	2								
<b>Inning Stats</b>	R: 0 E: 0 K: 2 S: 13	H: 1 LOB: 1 BB: 0 P: 22	R: 0 E: 0 K: 0 S: 5	H: 0 LOB: 0 BB: 0 P: 10	R: 0 E: 0 K: 0 S: 12	H: 1 LOB: 3 BB: 2 P: 27	R: 0 E: 0 K: 2 S: 9	H: 1 LOB: 1 BB: 0 P: 16	R: 2 E: 0 K: 0 S: 18	H: 4 LOB: 2 BB: 0 P: 30	R: 1 E: 0 K: 1 S: 17	H: 2 LOB: 3 BB: 1 P: 29	R: 0 E: 0 K: 0 S: 8	H: 0 LOB: 0 BB: 0 P: 12	R: 0 E: 0 K: 2 S: 10	H: 0 LOB: 0 BB: 0 P: 13	R: 0 E: 0 K: 2 S: 12	H: 1 LOB: 2 BB: 1 P: 19	R: 0 E: 0 K: 0 S: 7	H: 0 LOB: 0 BB: 0 P: 12	R: 0 E: 0 K: 1 S: 9	H: 0 LOB: 1 BB: 1 P: 20	R: 1 E: 2 K: 0 S: 8	H: 2 LOB: 2 BB: 0 P: 12	1B: 9 2B: 1 3B: 0 HR: 2	SF: 0 SAC: 0 DP: 0 HBP: 1	WP: 0 PB: 0 SB: 2 CS: 0	PA: 55
<b>PITCHER</b>	IP	WLS	BF	H	R	ER	SO	BB	IBB	HBP	BLK	WP	HR	S	P	ERA	WHIP											
Greg Cadaret, L ERA: 4.02	5.0		24	7	2	2	4	2	0	0	0	0	0	25	42	4.50	1.500											
John Habvan, R ERA: 1.47	2.0		10	2	1	1	1	1	0	1	0	0	0	25	42	4.50	1.500											
Steve Howe, L ERA: 2.97	2.0		6	0	0	0	2	0	0	0	0	0	0	17	25	0.00	0.000											
Lee Guetterman, L ERA: 8.69	1.0		5	1	0	0	2	1	0	0	0	0	0	12	19	0.00	2.000											
Steve Farr, R ERA: 1.1	2.0		7	0	0	0	3	1	0	0	0	0	0	17	32	0.00	0.500											
<b>PITCHER</b>	IP	WLS	BF	H	R	ER	SO	BB	IBB	HBP	BLK	WP	HR	S	P	ERA	WHIP											
Shawn Hillegas, R ERA: 6.75	0.0		3	2	1	0	0	0	0	0	0	0	0	0	8	12												

New York Yankees @ Texas Rangers  
Arlington Stadium, Arlington, TX  
Wed Jun 03 1992, 8:05 PM EDT  
Att. 28,879 - Sunny - 83 F

AB 49  
R 4  
H 12  
RBI 3  
BB 5  
SO 12  
LOB 21





Batter	1	2	3	4	5	6	7	8	9	AB	R	H	RBI	BB	SO	LOB	TOP			
Shane Mack, R OBP: 0.377, SLG: 0.473 (1, 7)										5	2	0	1	1	1	5	<b>Minnesota Twins @ Texas Rangers</b> Arlington Stadium, Arlington, TX Thu Jun 04 1992, 8:05 PM EDT Att: 31,848 - Sunny - 87 F			
Chuck Knoblauch, R OBP: 0.404, SLG: 0.390 (1, 4)										4	3	1	2	2	0	3				
Kirby Puckett, R OBP: 0.375, SLG: 0.605 Greg Gagne, R OBP: 0.328, SLG: 0.370 (1, 8) (9, 6)										5	3	4	2	1	0	3				
Chili Davis, S OBP: 0.390, SLG: 0.388 (1, 10)										3	2	1	1	3	0	1				
Brian Harper, R OBP: 0.318, SLG: 0.358 (1, 2)										5	1	1	2	0	0	5				
Pedro Munoz, R OBP: 0.312, SLG: 0.443 (1, 9)										4	1	2	3	1	1	2				
Kent Hrbek, L OBP: 0.448, SLG: 0.500 (1, 3)										5	1	2	0	0	0	2				
Scott Leius, R OBP: 0.336, SLG: 0.379 (1, 5)										4	2	2	0	1	0	1				
Jeff Reboulet, R OBP: 0.409, SLG: 0.400 J.T. Bruett, L (9, PH) (9, 8)										3	0	1	1	0	0	4				
										0	0	0	0	1	0	0				
<b>Inning Stats</b>	R: 3 E: 0 K: 1 S: 16	H: 3 LOB: 1 BB: 1 P: 25	R: 2 E: 0 K: 0 S: 10	H: 2 LOB: 2 BB: 2 P: 22	R: 1 E: 0 K: 0 S: 7	H: 1 LOB: 2 BB: 2 P: 19	R: 0 E: 0 K: 0 S: 8	H: 1 LOB: 1 BB: 1 P: 14	R: 6 E: 2 K: 0 S: 23	H: 3 LOB: 1 BB: 3 P: 46	R: 0 E: 0 K: 0 S: 11	H: 1 LOB: 0 BB: 0 P: 17	R: 0 E: 0 K: 1 S: 6	H: 0 LOB: 0 BB: 0 P: 10	R: 3 E: 0 K: 0 S: 11	H: 2 LOB: 0 BB: 1 P: 18	1B: 10 2B: 3 3B: 0 HR: 1	SF: 1 SAC: 1 DP: 1 HBP: 0	WP: 1 PB: 2 SB: 3 CS: 1	PA: 51
<b>PITCHER</b>	IP WLS BF H R ER SO BB IBB HBP BLK WP HR S P ERA WHIP	IP WLS BF H R ER SO BB IBB HBP BLK WP HR S P ERA WHIP																		
Mike Jeffcoat, L ERA: 6.62 (1, 1)	1.1	9	4	4	4	1	1	0	0	0	0	0	0	0	21	32	27.00	3.750		
Jeff Robinson, R ERA: 5.72 (2, 1)	2.2	18	5	5	5	0	5	0	0	0	1	0	30	63	16.88	3.750				
Lance McCullers, R ERA: 5.4 (5, 1)	0.1	4	0	0	0	0	3	0	0	0	0	0	4	17	0.00	9.000				
Floyd Bannister, L ERA: 6.75 Ed Nunez, R ERA: 3.54 (5, 1) (7, 1)	1.2	7	2	3	1	0	0	0	0	0	0	0	20	31	5.40	1.200				
3.0	L	12	3	3	3	1	1	0	0	0	0	1	22	36	9.00	1.333				
<b>Batter</b>	<b>1</b>	<b>2</b>	<b>3</b>	<b>4</b>	<b>5</b>	<b>6</b>	<b>7</b>	<b>8</b>	<b>9</b>	<b>AB</b>	<b>R</b>	<b>H</b>	<b>RBI</b>	<b>BB</b>	<b>SO</b>	<b>LOB</b>	<b>BOTTOM</b>			
Brian Downing, R OBP: 0.444, SLG: 0.411 (1, 10)										5	2	1	0	1	0	1	<b>Minnesota Twins @ Texas Rangers</b> Arlington Stadium, Arlington, TX Thu Jun 04 1992, 8:05 PM EDT Att: 31,848 - Sunny - 87 F			
Dean Palmer, R OBP: 0.313, SLG: 0.479 (1, 5)										5	2	3	4	0	0	1				
Juan Gonzalez, R OBP: 0.284, SLG: 0.420 (1, 8)										5	1	1	0	0	2	3				
Ruben Sierra, S OBP: 0.333, SLG: 0.480 (1, 9)										5	2	2	1	0	2	1				
Julio Franco, R OBP: 0.385, SLG: 0.387 Al Newman, S OBP: 0.294, SLG: 0.222 (1, 4) (9, 4)										2	2	1	0	3	1	0				
Rafael Palmeiro, L OBP: 0.378, SLG: 0.437 (1, 3)										5	2	4	3	0	0	3				
Russ McGinnis, R OBP: 0.500, SLG: 0.600 Kevin Reimer, L OBP: 0.333, SLG: 0.465 (1, 2) (6, PH) (7, 7)										3	0	1	1	0	0	3				
Dickie Thon, R OBP: 0.301, SLG: 0.355 (1, 6)										5	1	2	1	0	0	2				
John Cangelosi, S OBP: 0.340, SLG: 0.262 Geno Petralli, L OBP: 0.211, SLG: 0.254 (1, 7) (7, 2)										2	0	0	0	1	0	2				
										2	0	0	0	0	0	0				
<b>Inning Stats</b>	R: 0 E: 0 K: 2 S: 10	H: 1 LOB: 1 BB: 0 P: 12	R: 5 E: 0 K: 0 S: 13	H: 4 LOB: 0 BB: 1 P: 30	R: 1 E: 0 K: 1 S: 14	H: 3 LOB: 2 BB: 0 P: 17	R: 4 E: 0 K: 1 S: 14	H: 4 LOB: 1 BB: 1 P: 25	R: 0 E: 0 K: 0 S: 9	H: 0 LOB: 1 BB: 1 P: 22	R: 2 E: 0 K: 0 S: 11	H: 3 LOB: 0 BB: 0 P: 17	R: 0 E: 0 K: 1 S: 12	H: 1 LOB: 2 BB: 1 P: 23	R: 0 E: 0 K: 0 S: 6	H: 0 LOB: 0 BB: 0 P: 9	1B: 10 2B: 5 3B: 0 HR: 1	SF: 0 SAC: 0 DP: 1 HBP: 0	WP: 0 PB: 0 SB: 1 CS: 0	PA: 46
<b>PITCHER</b>	IP WLS BF H R ER SO BB IBB HBP BLK WP HR S P ERA WHIP	IP WLS BF H R ER SO BB IBB HBP BLK WP HR S P ERA WHIP																		
Bill Krueger, L ERA: 2.88 (1, 1)	2.0	12	5	5	5	2	1	0	0	0	0	0	0	0	23	42	22.50	3.000		
Carl Willis, R ERA: 5.96 (3, 1)	1.2	10	6	4	4	2	0	0	0	0	0	0	26	35	21.60	3.600				
Gary Wayne, L ERA: 2.55 (4, 1)	1.1	9	3	3	3	0	2	0	0	0	0	0	18	33	20.25	3.750				
Tom Edens, R ERA: 2.05 Bob Kipper, L ERA: 2.42 (6, 1) (8, 1)	2.2	10	1	0	0	1	2	0	0	0	0	0	25	44	0.00	1.125				
0.1	W	2	1	0	0	0	0	0	0	0	0	0	5	8	0.00	3.000				
<b>PITCHER</b>	IP WLS BF H R ER SO BB IBB HBP BLK WP HR S P ERA WHIP	IP WLS BF H R ER SO BB IBB HBP BLK WP HR S P ERA WHIP																		
Rick Aguilera, R ERA: 3.76 (9, 1)	1.0	3	1	0	0	0	0	0	0	0	0	0	0	6	9	0.00	0.000			



Batter	1	2	3	4	5	6	7	8	9	AB	R	H	RBI	BB	SO	LOB	TOP								
Shane Mack, R (1, 7) OBP: 0.382, SLG: 0.471	4-0 CS BB		4-2 L3-6 1B BB		1-2 PB 1B		1-3 K		0-0 P3	3	0	1	0	2	1	2									
Chuck Knoblauch, R (1, 4) OBP: 0.413, SLG: 0.402	3-2 1-2 1B		0-0 1-2 2-3 1B		3-1 G3 1-2			1-1 2B 2B	4-2 BB	4	1	3	0	1	0	1									
Kirby Puckett, R (1, 8) OBP: 0.371, SLG: 0.609	1-3 K		1-1 L3-6 2-3		3-1 HR			1-0 G5-3	1-0 F9	5	1	1	1	0	1	7									
Kent Hrbek, L (1, 3) OBP: 0.450, SLG: 0.517	1-0 F7			0-0 1B CS 2B		2-2 G2		2-2 1B 2B		4	1	2	1	0	0	1									
Brian Harper, R (1, 2) OBP: 0.328, SLG: 0.386 J.T. Bruett, L (8, PR)		2-2 G5-3		2-2 CS 1B		0-1 HR		1-0 2H 1B		4	1	3	2	0	0	0									
Lenny Webster, R (8, 2) OBP: 0.229, SLG: 0.267				2-3 K		0-1 G5-3		0-0 F7		3	0	0	0	0	1	2									
Randy Bush, L (1, 10) OBP: 0.289, SLG: 0.328 Chili Davis, S (8, PH)		1-0 L8		3-3 K		1-2 P5		2-3 K		4	0	0	0	0	2	3									
Scott Leius, R (1, 5) OBP: 0.327, SLG: 0.368		2-2 L5		1-2 K																					
Gene Larkin, S (1, 9) OBP: 0.338, SLG: 0.414 Greg Gagne, R (9, PR)			2-0 G3		1-3 K		0-1 G4-3		2-1 G4-3 HBP	3	0	0	0	0	1	0									
Jeff Reboulet, R (1, 6) OBP: 0.375, SLG: 0.359			2-2 E5 1B		3-2 F8		2-2 G3		3-2 G4-3	4	0	0	0	0	0	1									
<b>Inning Stats</b>	R: 0 E: 0 K: 1 S: 7	H: 1 LOB: 1 BB: 1 P: 16	R: 0 E: 0 K: 0 S: 8	H: 0 LOB: 0 BB: 0 P: 13	R: 0 E: 1 K: 0 S: 9	H: 1 LOB: 2 BB: 1 P: 18	R: 0 E: 0 K: 2 S: 13	H: 2 LOB: 2 BB: 0 P: 20	R: 0 E: 0 K: 1 S: 12	H: 1 LOB: 1 BB: 0 P: 20	R: 2 E: 0 K: 0 S: 13	H: 2 LOB: 0 BB: 0 P: 19	R: 0 E: 0 K: 1 S: 10	H: 0 LOB: 0 BB: 0 P: 13	R: 2 E: 0 K: 1 S: 13	H: 3 LOB: 2 BB: 1 P: 20	R: 0 E: 0 K: 0 S: 8	H: 0 LOB: 2 BB: 1 P: 18	1B: 5 2B: 5 3B: 0 HR: 2	SF: 0 SAC: 0 DP: 2 HBP: 1	WP: 0 PB: 1 CS: 3	PA: 39			
<b>PITCHER</b>	IP	WLS	BF	H	R	ER	SO	BB	IBB	HBP	BLK	WP	HR	S	P	ERA	WHIP								
Jose Guzman, R (1, 1) ERA: 3.28	7.1	W	30	8	3	3	5	2	0	0	0	0	2	75	124	3.68	1.364								
Kenny Rogers, L (8, 1) ERA: 3.41	0.0		2	2	1	1	0	0	0	0	0	0	0	5	8	∞	∞								
Jeff Russell, R (8, 1) ERA: 1.86	1.2	S	7	0	0	0	1	1	0	1	0	0	0	13	25	0.00	0.600								

Minnesota Twins @ Texas Rangers  
Arlington Stadium, Arlington, TX  
Fri Jun 05 1992, 8:05 PM EDT  
Att: 27,238 - Cloudy - 86 F

AB	35
R	4
H	10
RBI	4
BB	3
SO	6
LOB	18



Batter	1	2	3	4	5	6	7	8	9	AB	R	H	RBI	BB	SO	LOB	BOTTOM								
Julio Franco, R (1, 4) OBP: 0.395, SLG: 0.400 Al Newman, S (9, 4)	1-0 G4-3		1-2 BB 1B		3-1 CS 1B		0-0 G6-3			4	0	2	1	0	0	0									
Dean Palmer, R (1, 5) OBP: 0.317, SLG: 0.477	2-1 P4		4-0 1-2 BB		3-3 K			0-1 1B		3	0	1	0	1	1	1									
Rafael Palmeiro, L (1, 3) OBP: 0.372, SLG: 0.429	3-1 F8		0-0 G4-1				1-1 F8		2-3 K	4	0	0	0	0	1	3									
Ruben Sierra, S (1, 9) OBP: 0.332, SLG: 0.489		2-2 L6		2-2 P6		0-0 HR		0-1 L7		4	1	1	1	0	0	1									
Kevin Reimer, L (1, 7) OBP: 0.333, SLG: 0.463 Ivan Rodriguez, R (8, PH) John Cangelosi, S (9, 7)		3-3 K		1-1 F7		2-1 1B		1-0 F7		3	0	1	0	0	1	0									
Juan Gonzalez, R (1, 8) OBP: 0.289, SLG: 0.447		2-3 K		0-0 HR		1-0 WP 3B				3	2	2	1	0	1	0									
Brian Downing, R (1, 10) OBP: 0.442, SLG: 0.418			2-2 G3-1 SF7 2B		2-0 G5-3		3-2 G6-3			3	1	1	0	0	0	0									
Geno Petralli, L (1, 2) OBP: 0.203, SLG: 0.243			1-1 G3-1		0-2 G4-3		0-3 K			3	0	0	0	0	1	1									
Jeff Huson, L (1, 6) OBP: 0.304, SLG: 0.352			1-2 SF7		1-0 S 1B		1-0 P4			2	1	1	1	0	0	0									
<b>Inning Stats</b>	R: 0 E: 0 K: 0 S: 5	H: 0 LOB: 0 BB: 0 P: 11	R: 0 E: 0 K: 2 S: 10	H: 0 LOB: 0 BB: 0 P: 17	R: 0 E: 0 K: 0 S: 15	H: 2 LOB: 2 BB: 1 P: 24	R: 1 E: 0 K: 0 S: 7	H: 1 LOB: 0 BB: 0 P: 12	R: 1 E: 0 K: 1 S: 9	H: 2 LOB: 1 BB: 0 P: 16	R: 2 E: 0 K: 0 S: 9	H: 3 LOB: 0 BB: 0 P: 16	R: 0 E: 0 K: 1 S: 6	H: 0 LOB: 0 BB: 0 P: 7	R: 0 E: 0 K: 1 S: 11	H: 1 LOB: 1 BB: 0 P: 14	1B: 5 2B: 2 3B: 1 HR: 2	SF: 1 SAC: 0 DP: 1 HBP: 0	WP: 1 PB: 0 CS: 1	PA: 32					
<b>PITCHER</b>	IP	WLS	BF	H	R	ER	SO	BB	IBB	HBP	BLK	WP	HR	S	P	ERA	WHIP								
Willie Banks, R (1, 1) ERA: 7.5	6.0	L	25	8	5	5	3	1	0	0	0	0	0	55	96	7.50	1.500								
Bob Kipper, L (7, 1) ERA: 2.22	2.0		7	1	0	0	2	0	0	0	0	0	0	17	21	0.00	0.500								

Minnesota Twins @ Texas Rangers  
Arlington Stadium, Arlington, TX  
Fri Jun 05 1992, 8:05 PM EDT  
Att: 27,238 - Cloudy - 86 F

AB	30
R	5
H	9
RBI	4
BB	1
SO	5
LOB	7









Batter	1	2	3	4	5	6	7	8	9	AB	R	H	RBI	BB	SO	LOB	TOP										
Shane Mack, R (1, 7) OBP: 0.388, SLG: 0.479										4	1	2	0	0	2	0	<b>Minnesota Twins @ Texas Rangers</b> Arlington Stadium, Arlington, TX Sun Jun 07 1992, 8:05 PM EDT Att: 33,836 - Overcast - 79 F										
Chuck Knoblauch, R (1, 4) OBP: 0.402, SLG: 0.391										3	0	0	1	0	0	1											
Kirby Puckett, R (1, 8) OBP: 0.369, SLG: 0.603										4	1	1	0	0	1	1											
Kent Hrbek, L (1, 3) OBP: 0.443, SLG: 0.531										4	1	1	3	0	0	1											
Pedro Munoz, R (1, 9) OBP: 0.306, SLG: 0.434										3	0	0	0	0	2	0											
Gene Larkin, S (9, PH) OBP: 0.338, SLG: 0.405										1	0	1	0	0	0	0											
J.T. Bruett, L (9, PR)										0	0	0	0	0	0	0											
Chili Davis, S (1, 10) OBP: 0.380, SLG: 0.375										4	0	0	0	0	1	1											
Scott Leius, R (1, 5) OBP: 0.323, SLG: 0.362										3	0	1	0	0	0	0											
Randy Bush, L (9, PH) OBP: 0.278, SLG: 0.323										1	0	0	0	0	0	1											
Lenny Webster, R (1, 2) OBP: 0.235, SLG: 0.271										3	0	1	0	0	0	0											
Greg Gagne, R (1, 6) OBP: 0.327, SLG: 0.369										2	1	0	0	1	0	2											
<b>Inning Stats</b>	R: 0 E: 0 K: 1 S: 7	H: 0 LOB: 0 BB: 0 P: 9	R: 0 E: 0 K: 2 S: 7	H: 0 LOB: 0 BB: 0 P: 9	R: 0 E: 0 K: 0 S: 4	H: 0 LOB: 0 BB: 0 P: 7	R: 0 E: 0 K: 1 S: 11	H: 1 LOB: 1 BB: 0 P: 13	R: 0 E: 0 K: 0 S: 7	H: 0 LOB: 0 BB: 0 P: 13	R: 4 E: 0 K: 1 S: 15	H: 3 LOB: 0 BB: 1 P: 27	R: 0 E: 0 K: 0 S: 8	H: 2 LOB: 1 BB: 0 P: 14	R: 0 E: 0 K: 1 S: 6	H: 0 LOB: 0 BB: 0 P: 9	R: 0 E: 0 K: 0 S: 6	H: 1 LOB: 1 BB: 0 P: 10	1B: 5 2B: 1 3B: 0 HR: 1	SF: 1 SAC: 0 DP: 1 HBP: 0	WP: 0 PB: 0 SB: 0 CS: 0	PA: 34					
<b>PITCHER</b>	IP	WLS	BF	H	R	ER	SO	BB	IBB	HBP	BLK	WP	HR	S	P	ERA	WHIP										
Bobby Witt, R (1, 1) ERA: 3.2	8.0	W	30	6	4	4	6	1	0	0	0	0	1	65	101	4.50	0.875										
Kenny Rogers, L (9, 1) ERA: 3.39	0.1		1	0	0	0	0	0	0	0	0	0	0	1	2	0.00	0.000										
Jeff Russell, R (9, 1) ERA: 1.82	0.2	S	3	1	0	0	0	0	0	0	0	0	0	5	8	0.00	1.500										

AB	32
R	4
H	7
RBI	4
BB	1
SO	6
LOB	7



Batter	1	2	3	4	5	6	7	8	9	AB	R	H	RBI	BB	SO	LOB	BOTTOM										
Julio Franco, R (1, 10) OBP: 0.392, SLG: 0.405										3	0	1	0	1	0	0	<b>Minnesota Twins @ Texas Rangers</b> Arlington Stadium, Arlington, TX Sun Jun 07 1992, 8:05 PM EDT Att: 33,836 - Overcast - 79 F										
Dean Palmer, R (1, 5) OBP: 0.310, SLG: 0.463										2	0	0	1	1	0	1											
Rafael Palmeiro, L (1, 3) OBP: 0.366, SLG: 0.417										3	0	0	0	1	1	3											
Ruben Sierra, S (1, 9) OBP: 0.325, SLG: 0.477										4	0	0	0	0	2	4											
Kevin Reimer, L (1, 7) OBP: 0.327, SLG: 0.452										4	0	1	0	0	0	0											
John Cangelosi, S (8, PR) OBP: 0.340, SLG: 0.262										0	1	0	0	0	0	0											
Juan Gonzalez, R (1, 8) OBP: 0.297, SLG: 0.486										4	3	3	4	0	0	0											
Geno Petralli, L (1, 2) OBP: 0.205, SLG: 0.243										4	0	1	0	0	0	1											
Jeff Huson, L (1, 6) OBP: 0.309, SLG: 0.351										3	0	1	0	1	1	1											
Al Newman, S (1, 4) OBP: 0.298, SLG: 0.228										2	1	1	0	0	0	1											
Brian Downing, R (6, PH) OBP: 0.436, SLG: 0.412										1	0	0	0	0	1	2											
Dickie Thon, R (7, 6) OBP: 0.294, SLG: 0.346										1	0	0	0	0	0	1											
<b>Inning Stats</b>	R: 0 E: 0 K: 0 S: 8	H: 0 LOB: 1 BB: 1 P: 18	R: 1 E: 0 K: 0 S: 10	H: 2 LOB: 1 BB: 0 P: 18	R: 0 E: 0 K: 2 S: 9	H: 0 LOB: 1 BB: 1 P: 18	R: 1 E: 0 K: 0 S: 5	H: 1 LOB: 0 BB: 0 P: 9	R: 1 E: 0 K: 0 S: 7	H: 2 LOB: 1 BB: 0 P: 12	R: 0 E: 0 K: 1 S: 8	H: 1 LOB: 1 BB: 1 P: 16	R: 0 E: 0 K: 1 S: 8	H: 0 LOB: 1 BB: 1 P: 14	R: 2 E: 0 K: 1 S: 15	H: 2 LOB: 1 BB: 0 P: 21	1B: 5 2B: 0 3B: 0 HR: 3	SF: 1 SAC: 0 DP: 0 HBP: 0	WP: 0 PB: 0 SB: 0 CS: 0	PA: 36							
<b>PITCHER</b>	IP	WLS	BF	H	R	ER	SO	BB	IBB	HBP	BLK	WP	HR	S	P	ERA	WHIP										
Scott Erickson, R (1, 1) ERA: 4.81	5.2		26	6	3	2	2	3	0	0	0	0	2	44	87	3.18	1.588										
Mark Guthrie, L (6, 1) ERA: 3.55	2.1	L	10	2	2	2	3	1	0	0	0	0	1	26	39	7.71	1.286										

AB	31
R	5
H	8
RBI	5
BB	4
SO	5
LOB	14





Batter	1	2	3	4	5	6	7	8	9	AB	R	H	RBI	BB	SO	LOB	TOP										
<b>Harold Reynolds, S</b> (1, 4) OBP: 0.313, SLG: 0.325	1-1 G4-3			1-1 B4-3	0-3 K			3-2 G6-3		4	0	0	0	0	1	2	<b>Seattle Mariners @ Texas Rangers</b> Arlington Stadium, Arlington, TX Mon Jun 08 1992, 8:05 PM EDT Att: 25,568 - Cloudy - 82 F										
<b>Edgar Martinez, R</b> (1, 5) OBP: 0.381, SLG: 0.523	1-0 G6-3 1B			4-0 1B E BB	2-0 G3-1-2 1B			3-3 K		3	1	2	0	1	1	0											
<b>Ken Griffey Jr., L</b> (1, 8) OBP: 0.336, SLG: 0.537 <b>Henry Cotto, R</b> (6, 8) OBP: 0.342, SLG: 0.466	1-2 G6-3			1-3 K	2-2 G3-1-2			1-0 G5-3		3	0	0	0	0	1	4											
<b>Kevin Mitchell, R</b> (1, 7) OBP: 0.302, SLG: 0.363 <b>Greg Briley, L</b> (8, 7) OBP: 0.226, SLG: 0.275		0-0 F8		2-2 1B E		0-0 G4-3 2B		3-0 P5		4	1	2	0	0	0	0											
<b>Pete O'Brien, L</b> (1, 10) OBP: 0.267, SLG: 0.450		2-1 G1-3		2-0 E7 E		1-0 G4-3		1-1 F8		4	1	0	0	0	0	1											
<b>Jay Buhner, R</b> (1, 9) OBP: 0.321, SLG: 0.313		2-1 L9		1-1 E6 1B		0-0 L6		2-3 K		4	0	1	0	0	1	1											
<b>Tino Martinez, L</b> (1, 3) OBP: 0.320, SLG: 0.425			2-1 F7	4-0 BB		1-1 G3-1		0-1 1B		3	0	1	0	1	0	1											
<b>Dave Valle, R</b> (1, 2) OBP: 0.336, SLG: 0.393 <b>Dave Cochrane, S</b> (7, 2) OBP: 0.236, SLG: 0.291			4-1 G1-6-3 BB	3-0 F8		1-1 P3		1-1 L6		2	0	0	0	1	0	2											
<b>Omar Vizquel, S</b> (1, 6) OBP: 0.315, SLG: 0.326			1-2 G1-6-3		4-0 1B BB		0-1 G6-3 1B			2	0	1	0	1	0	1											
<b>Inning Stats</b>	R: 0 E: 0 K: 0 S: 6	H: 1 LOB: 0 BB: 0 P: 9	R: 0 E: 0 K: 0 S: 5	H: 0 LOB: 0 BB: 1 P: 9	R: 0 E: 0 K: 0 S: 8	H: 0 LOB: 0 BB: 1 P: 15	R: 3 E: 2 K: 1 S: 14	H: 2 LOB: 2 BB: 2 P: 32	R: 0 E: 0 K: 1 S: 8	H: 1 LOB: 1 BB: 1 P: 16	R: 0 E: 0 K: 0 S: 7	H: 1 LOB: 0 BB: 0 P: 11	R: 0 E: 0 K: 1 S: 5	H: 0 LOB: 1 BB: 0 P: 12	R: 0 E: 0 K: 1 S: 10	H: 1 LOB: 1 BB: 0 P: 14		1B: 6 2B: 2 3B: 0 HR: 0	SF: 0 SAC: 0 DP: 4 HBP: 0	WP: 0 PB: 0 SB: 0 CS: 0	PA: 35						
<b>PITCHER</b>	IP	WLS	BF	H	R	ER	SO	BB	IBB	HBP	BLK	WP	HR	S	P	ERA	WHIP										
<b>Kevin Brown, R</b> (1, 1) ERA: 3.11	6.0	W	25	5	3	0	2	4	0	0	0	0	0	46	88	0.00	1.500										
<b>Danny Leon, R</b> (7, 1) ERA: 2.25	2.0		6	1	0	0	1	0	0	0	0	0	0	12	23	0.00	0.500										
<b>Terry Mathews, R</b> (9, 1) ERA: 6.1	1.0		4	1	0	0	1	0	0	0	0	0	0	10	14	0.00	1.000										

Batter	1	2	3	4	5	6	7	8	9	AB	R	H	RBI	BB	SO	LOB	BOTTOM										
<b>Julio Franco, R</b> (1, 10) OBP: 0.400, SLG: 0.386 <b>John Russell, R</b> (7, FH) (9, 2)	4-1 1B SF7 BB	2-0 G5-4-3		4-2 S 2B BB		2-3 K	2-2 P3	1-1 SF7		2	2	0	0	2	1	1	<b>Seattle Mariners @ Texas Rangers</b> Arlington Stadium, Arlington, TX Mon Jun 08 1992, 8:05 PM EDT Att: 25,568 - Cloudy - 82 F										
<b>Dean Palmer, R</b> (1, 5) OBP: 0.312, SLG: 0.466 <b>Russ McGinnis, R</b> (8, 5) OBP: 0.500, SLG: 0.667	1-1 BB 1B	0-1 G5-3		0-1 WP 1B 2B		0-1 G5-3	2-1 FC5-4 1B	3-H 2-0 2B		5	1	2	2	0	0	1											
<b>Rafael Palmeiro, L</b> (1, 3) OBP: 0.373, SLG: 0.418	1-0 BB 1B		1-0 F8	4-2 BB		4-2 HR BB	1-2 1B	2-0 G3		4	1	2	0	2	0	1											
<b>Ruben Sierra, S</b> (1, 9) OBP: 0.323, SLG: 0.485	0-2 SF7		0-0 F7	3-2 F9		2-1 HR	3-2 P6			4	1	1	3	0	0	4											
<b>Kevin Reimer, L</b> (1, 7) OBP: 0.338, SLG: 0.469	0-3 K		1-2 HR		4-0 2B WP BB	4-2 1B BB		0-0 1B 2B 1B		3	3	2	1	2	1	2											
<b>Juan Gonzalez, R</b> (1, 8) OBP: 0.304, SLG: 0.502 <b>John Cangelosi, S</b> (6, FR) (7, 8) OBP: 0.352, SLG: 0.279	4-1 BB BB		1-0 HR		0-3 K	2-0 1B		0-0 2B 1B 1B		3	1	2	1	1	1	1											
<b>Geno Petralli, L</b> (1, 2) OBP: 0.229, SLG: 0.282 <b>Terry Mathews, L</b> (9, 1)	4-0 BB BB		1-1 F7		1-0 WP 1B 2B	2-0 F7		0-0 1B SF7 2B		4	2	2	2	1	0	2											
<b>Jeff Huson, L</b> (1, 6) OBP: 0.305, SLG: 0.346	2-1 G4-3			0-2 P7	2-2 G1-6-3		0-0 1B FC5-4 1B	2-0 G1-3		5	1	1	0	0	0	6											
<b>Al Newman, S</b> (1, 4) OBP: 0.321, SLG: 0.258		1-2 G5-4-3 1B		2-1 F8		0-0 1B	1-0 FC5-4 1B	3-1 2B 1B		5	1	4	2	0	0	0											
<b>Inning Stats</b>	R: 2 E: 0 K: 1 S: 13	H: 2 LOB: 3 BB: 3 P: 29	R: 0 E: 0 K: 0 S: 8	H: 1 LOB: 0 BB: 0 P: 11	R: 2 E: 0 K: 0 S: 8	H: 2 LOB: 0 BB: 0 P: 12	R: 1 E: 0 K: 0 S: 19	H: 1 LOB: 2 BB: 2 P: 32	R: 2 E: 0 K: 1 S: 8	H: 2 LOB: 1 BB: 1 P: 15	R: 2 E: 0 K: 1 S: 14	H: 2 LOB: 2 BB: 2 P: 30	R: 1 E: 0 K: 0 S: 11	H: 3 LOB: 2 BB: 0 P: 20	R: 4 E: 0 K: 0 S: 10	H: 5 LOB: 1 BB: 0 P: 20		1B: 11 2B: 4 3B: 0 HR: 3	SF: 2 SAC: 0 DP: 1 HBP: 0	WP: 2 PB: 0 SB: 1 CS: 0	PA: 48						
<b>PITCHER</b>	IP	WLS	BF	H	R	ER	SO	BB	IBB	HBP	BLK	WP	HR	S	P	ERA	WHIP										
<b>Clay Parker, R</b> (1, 1) ERA: 7.56	3.2	L	20	6	5	5	1	4	0	0	0	0	2	40	69	12.27	2.727										
<b>Calvin Jones, R</b> (4, 1) ERA: 6.48	2.0		12	3	4	4	2	4	0	0	0	2	1	28	54	18.00	3.500										
<b>Jim Acker, R</b> (6, 1) ERA: 5.08	2.1		16	9	5	5	0	0	0	0	0	0	0	23	46	19.29	3.857										

AB	31
R	3
H	7
RBI	0
BB	4
SO	4
LOB	13



AB	38
R	14
H	18
RBI	13
BB	8
SO	3
LOB	20





Batter	1	2	3	4	5	6	7	8	9	AB	R	H	RBI	BB	SO	LOB	TOP								
Henry Cotto, R (1, 8) OBP: 0.325, SLG: 0.442	F9			P6		K		P4		4	0	0	0	0	1	2									
Harold Reynolds, S (1, 4) OBP: 0.312, SLG: 0.323	F9			G4-3		F8		E7		4	0	1	0	0	0	2									
Edgar Martinez, R (1, 5) OBP: 0.374, SLG: 0.512	F7			K			F7	FC1-4-5		4	0	0	0	0	1	1									
Kevin Mitchell, R (1, 7) OBP: 0.300, SLG: 0.361		G1-3			F7		PB 1B 2B	P4		4	1	1	0	0	0	1									
Pete O'Brien, L (1, 3) OBP: 0.271, SLG: 0.451		K			G3		PB 1B 2B		CS 1B	4	1	2	0	0	1	0									
Jay Buhner, R (1, 9) OBP: 0.318, SLG: 0.311		P4			G6-3		F9			4	0	1	0	0	0	2									
Tino Martinez, L (1, 10) OBP: 0.318, SLG: 0.427				K		K		F7		4	0	1	2	0	2	2									
Dave Valle, R (1, 2) OBP: 0.341, SLG: 0.386				P5		1B				2	0	0	0	2	1	2									
Omar Vizquel, S (1, 6) OBP: 0.316, SLG: 0.326				L6		1B		FC5-4		3	0	1	0	0	0	2									
<b>Inning Stats</b>	R: 0 E: 0 K: 0 S: 5	H: 0 LOB: 0 BB: 0 P: 8	R: 0 E: 0 K: 1 S: 8	H: 0 LOB: 0 BB: 0 P: 9	R: 0 E: 0 K: 1 S: 8	H: 0 LOB: 0 BB: 0 P: 13	R: 0 E: 0 K: 1 S: 6	H: 0 LOB: 0 BB: 0 P: 12	R: 0 E: 0 K: 0 S: 7	H: 0 LOB: 0 BB: 0 P: 11	R: 0 E: 0 K: 2 S: 10	H: 1 LOB: 2 BB: 1 P: 18	R: 2 E: 0 K: 0 S: 12	H: 3 LOB: 2 BB: 1 P: 23	R: 0 E: 1 K: 0 S: 12	H: 1 LOB: 1 BB: 0 P: 16	R: 0 E: 0 K: 1 S: 15	H: 2 LOB: 2 BB: 0 P: 20	1B: 6 2B: 2 3B: 0 HR: 0	SF: 0 SAC: 0 DP: 1 HBP: 0	WP: 0 PB: 1 SB: 0 CS: 1	PA: 35			
<b>PITCHER</b>	IP	WLS	BF	H	R	ER	SO	BB	IBB	HBP	BLK	WP	HR	S	P	ERA	WHIP								
Todd Burns, R (1, 1) ERA: 5.06	6.0		20	1	0	0	5	1	0	0	0	0	0	44	71	0.00	0.333								
Ed Nunez, R (7, 1) ERA: 3.92	0.1		2	1	1	1	0	0	0	0	0	0	0	3	6	27.00	3.000								
Kenny Rogers, L (7, 1) ERA: 3.31	0.2	L	5	2	1	0	0	0	1	0	0	0	0	9	17	0.00	3.000								
Terry Mathews, R (8, 1) ERA: 5.56	2.0		8	3	0	0	1	0	0	0	0	0	0	27	36	0.00	1.500								

Seattle Mariners @ Texas Rangers  
Arlington Stadium, Arlington, TX  
Tue Jun 09 1992, 8:05 PM EDT  
Att: 42,273 - Cloudy - 88 F

AB 33  
R 2  
H 7  
RBI 2  
BB 2  
SO 6  
LOB 14



Batter	1	2	3	4	5	6	7	8	9	AB	R	H	RBI	BB	SO	LOB	BOTTOM								
Dickie Thon, R (1, 6) OBP: 0.291, SLG: 0.338	F7		FC 1B FC5-2	K			G6-3			4	1	0	0	1	1	2									
Dean Palmer, R (1, 5) OBP: 0.311, SLG: 0.462			FC5-2 1B 1B		F8		P6			4	0	1	0	0	0	2									
Kevin Reimer, L (9, PH) OBP: 0.336, SLG: 0.467									P5	1	0	0	0	0	0	2									
Juan Gonzalez, R (1, 8) OBP: 0.307, SLG: 0.502							K			4	0	2	1	0	2	1									
Ruben Sierra, S (1, 9) OBP: 0.322, SLG: 0.481	F9						FC5-4 1B			4	0	1	0	0	0	2									
Brian Downing, R (1, 10) OBP: 0.438, SLG: 0.410								G6-3		4	0	1	0	0	0	2									
Rafael Palmeiro, L (1, 3) OBP: 0.367, SLG: 0.411								L5		3	0	1	0	1	0	3									
Russ McGinnis, R (1, 2) OBP: 0.357, SLG: 0.462								K		4	0	0	0	0	2	1									
John Cangelosi, S (1, 7) OBP: 0.333, SLG: 0.261										3	0	0	0	0	0	1									
John Russell, R (9, PH) OBP: 0.411, SLG: 0.400										1	0	0	0	0	0	0									
Al Newman, S (1, 4) OBP: 0.330, SLG: 0.280										3	0	2	0	0	0	0									
Julio Franco, R (9, PH) OBP: 0.411, SLG: 0.400										1	0	1	0	0	0	0									
Jeff Huson, L (9, PR) OBP: 0.305, SLG: 0.346										0	0	0	0	0	0	0									
<b>Inning Stats</b>	R: 0 E: 0 K: 1 S: 11	H: 1 LOB: 1 BB: 0 P: 17	R: 0 E: 0 K: 1 S: 10	H: 0 LOB: 1 BB: 1 P: 18	R: 1 E: 1 K: 0 S: 16	H: 3 LOB: 3 BB: 0 P: 24	R: 0 E: 0 K: 1 S: 12	H: 1 LOB: 1 BB: 0 P: 17	R: 0 E: 0 K: 0 S: 18	H: 2 LOB: 2 BB: 0 P: 25	R: 0 E: 0 K: 1 S: 10	H: 0 LOB: 0 BB: 0 P: 16	R: 0 E: 0 K: 1 S: 7	H: 0 LOB: 0 BB: 0 P: 10	R: 0 E: 0 K: 1 S: 8	H: 0 LOB: 0 BB: 0 P: 14	R: 0 E: 0 K: 0 S: 13	H: 1 LOB: 2 BB: 1 P: 21	1B: 7 2B: 1 3B: 0 HR: 0	SF: 0 SAC: 0 DP: 0 HBP: 0	WP: 0 PB: 0 SB: 3 CS: 0	PA: 38			
<b>PITCHER</b>	IP	WLS	BF	H	R	ER	SO	BB	IBB	HBP	BLK	WP	HR	S	P	ERA	WHIP								
Dave Fleming, L (1, 1) ERA: 2.88	7.0		30	7	1	0	5	1	0	0	0	0	0	84	127	0.00	1.143								
Russ Swan, L (8, 1) ERA: 5.7	1.2		7	1	0	0	1	1	0	0	0	0	0	17	31	0.00	1.200								
Mike Schooler, R (9, 1) ERA: 6.45	0.1	S	1	0	0	0	0	0	0	0	0	0	0	4	4	0.00	0.000								

Seattle Mariners @ Texas Rangers  
Arlington Stadium, Arlington, TX  
Tue Jun 09 1992, 8:05 PM EDT  
Att: 42,273 - Cloudy - 88 F

AB 36  
R 1  
H 8  
RBI 1  
BB 2  
SO 6  
LOB 20





Batter	1	2	3	4	5	6	7	8	9	AB	R	H	RBI	BB	SO	LOB	TOP					
Henry Cotto, R OBP: 0.318, SLG: 0.430 Greg Briley, L OBP: 0.226, SLG: 0.272	G6-3		SH1-4		FC4-6			L1		2	0	0	0	0	0	1						
Harold Reynolds, S OBP: 0.311, SLG: 0.323	F9		SF8			2B		K		3	1	1	1	0	1	0						
Edgar Martinez, R OBP: 0.381, SLG: 0.527	K		CS			FC6-5		E8		4	0	3	1	0	1	0						
Kevin Mitchell, R OBP: 0.295, SLG: 0.353			CS	P4		FC6-5		G1-3		4	0	0	0	0	0	2						
Pete O'Brien, L OBP: 0.271, SLG: 0.447	G3			F7		FC4-6				4	0	1	0	0	0	1						
Jay Buhner, R OBP: 0.318, SLG: 0.326	HR			K				K		4	1	1	1	0	2	2						
Tino Martinez, L OBP: 0.317, SLG: 0.419					F7			G3		3	0	0	0	1	0	1						
Dave Valle, R OBP: 0.336, SLG: 0.381	FC6-4			K				P9		4	0	1	0	0	1	2						
Omar Vizquel, S OBP: 0.327, SLG: 0.348			SH1-4					G4-6-3		3	1	2	0	0	0	1						
<b>Inning Stats</b>	R: 0 E: 0 K: 1 S: 8	H: 0 LOB: 0 BB: 0 P: 13	R: 1 E: 0 K: 0 S: 8	H: 1 LOB: 1 BB: 1 P: 17	R: 1 E: 0 K: 0 S: 6	H: 2 LOB: 0 BB: 0 P: 14	R: 0 E: 0 K: 1 S: 7	H: 0 LOB: 0 BB: 0 P: 13	R: 0 E: 0 K: 1 S: 10	H: 1 LOB: 1 BB: 0 P: 14	R: 1 E: 1 K: 0 S: 8	H: 2 LOB: 1 BB: 0 P: 12	R: 0 E: 0 K: 0 S: 6	H: 1 LOB: 0 BB: 0 P: 10	R: 0 E: 1 K: 1 S: 13	H: 1 LOB: 1 BB: 0 P: 21	R: 0 E: 0 K: 1 S: 8	H: 1 LOB: 1 BB: 0 P: 15	1B: 5 2B: 3 3B: 0 HR: 1	SF: 1 SAC: 1 DP: 1 HBP: 0	WP: 0 PB: 0 SB: 1 CS: 1	PA: 36
<b>PITCHER</b>	IP	WLS	BF	H	R	ER	SO	BB	IBB	HBP	BLK	WP	HR	S	P	ERA	WHIP					
Jose Guzman, R ERA: 3.32	7.0	W	27	7	3	3	3	1	0	0	0	0	1	53	93	3.86	1.143					
Ed Nunez, R ERA: 3.8	0.2		3	1	0	0	1	0	0	0	0	0	0	10	17	0.00	1.500					
Jeff Russell, R ERA: 1.74	1.1	S	5	1	0	0	1	0	0	0	0	0	0	11	19	0.00	0.750					

Seattle Mariners @ Texas Rangers  
Arlington Stadium, Arlington, TX  
Wed Jun 10 1992, 8:05 PM EDT  
Att: 35,378 - Cloudy - 94 F


AB	32
R	3
H	9
RBI	3
BB	1
SO	5
LOB	10



Batter	1	2	3	4	5	6	7	8	9	AB	R	H	RBI	BB	SO	LOB	BOTTOM				
John Cangelosi, S OBP: 0.339, SLG: 0.280	F8	F9	CS			P3				4	0	1	0	1	0	3					
Dean Palmer, R OBP: 0.317, SLG: 0.458			HR	P2				G1-3		2	1	0	0	3	0	3					
Juan Gonzalez, R OBP: 0.309, SLG: 0.511	K		HR			K		K		4	1	1	2	1	3	4					
Ruben Sierra, S OBP: 0.323, SLG: 0.476	P6		1B	P6		K		IBB		3	1	0	0	2	1	3					
Brian Downing, R OBP: 0.440, SLG: 0.431 Kevin Reimer, L OBP: 0.336, SLG: 0.467 Julio Franco, R OBP: 0.404, SLG: 0.391		BB	K	F7		G4-3		F9		4	0	2	0	0	1	3					
Russ McGinnis, R OBP: 0.313, SLG: 0.400 Rafael Palmeiro, L OBP: 0.365, SLG: 0.407		K	P8		F9	G4-3				2	0	0	0	0	1	2					
John Russell, R OBP: 0.333, SLG: 0.250 Geno Petralli, L OBP: 0.238, SLG: 0.282			HR	1B		K				2	1	1	1	0	1	0					
Dickie Thon, R OBP: 0.291, SLG: 0.354			HR			K		K		0	0	0	0	1	0	0					
Al Newman, S OBP: 0.345, SLG: 0.284			CS	HBP		K		2B		2	0	1	0	1	1	0					
<b>Inning Stats</b>	R: 0 E: 0 K: 1 S: 9	H: 0 LOB: 1 BB: 1 P: 16	R: 0 E: 0 K: 1 S: 11	H: 1 LOB: 3 BB: 1 P: 23	R: 5 E: 0 K: 1 S: 15	H: 3 LOB: 2 BB: 2 P: 32	R: 0 E: 0 K: 0 S: 8	H: 0 LOB: 2 BB: 2 P: 21	R: 0 E: 0 K: 2 S: 11	H: 0 LOB: 2 BB: 1 P: 19	R: 0 E: 0 K: 2 S: 9	H: 0 LOB: 1 BB: 1 P: 20	R: 0 E: 0 K: 2 S: 15	H: 1 LOB: 2 BB: 1 P: 28	R: 0 E: 0 K: 1 S: 14	H: 2 LOB: 3 BB: 1 P: 22	1B: 2 2B: 3 3B: 0 HR: 2	SF: 0 SAC: 0 DP: 0 HBP: 2	WP: 0 PB: 0 SB: 2 CS: 1	PA: 42	
<b>PITCHER</b>	IP	WLS	BF	H	R	ER	SO	BB	IBB	HBP	BLK	WP	HR	S	P	ERA	WHIP				
Randy Johnson, L ERA: 4.17	2.1	L	23	4	5	5	3	6	0	2	0	0	0	29	54	0.00	0.857				
Rich Delucia, R ERA: 10.13	0.1		1	0	0	0	0	0	0	0	0	0	0	3	3	0.00	0.000				
Dennis Powell, L ERA: 4.07	1.0		7	2	0	0	2	0	2	0	0	0	0	13	26	0.00	2.000				
Jeff Nelson, R ERA: 4.03	0.1		1	0	0	0	0	0	0	0	0	0	0	4	6	0.00	0.000				

Seattle Mariners @ Texas Rangers  
Arlington Stadium, Arlington, TX  
Wed Jun 10 1992, 8:05 PM EDT  
Att: 35,378 - Cloudy - 94 F

AB	30
R	5
H	7
RBI	5
BB	9
SO	10
LOB	26





Batter	1	2	3	4	5	6	7	8	9	10	11	12	13	14	AB	R	H	RBI	BB	SO	LOB	TOP			
<b>Julio Franco, R</b> OBP: 0.406, SLG: 0.392 (1, 10)															5	1	1	0	2	0	2				
<b>Dean Palmer, R</b> OBP: 0.320, SLG: 0.455 (1, 5)															6	1	2	0	1	0	4				
<b>Rafael Palmeiro, L</b> OBP: 0.366, SLG: 0.404 (1, 3)															4	1	1	1	2	0	2				
<b>Ruben Sierra, S</b> OBP: 0.322, SLG: 0.470 (1, 9)															7	1	2	1	0	3	2				
<b>Kevin Reimer, L</b> OBP: 0.338, SLG: 0.461 <b>John Canales, S</b> OBP: 0.353, SLG: 0.275 (1, 7), (9, 7)															3	1	0	0	1	0	2				
<b>Juan Gonzalez, R</b> OBP: 0.302, SLG: 0.500 (1, 8)															5	0	0	1	0	2	2				
<b>Geno Petralli, L</b> OBP: 0.233, SLG: 0.274 (1, 2)															6	0	1	0	0	2	2				
<b>Jeff Huson, L</b> OBP: 0.318, SLG: 0.350 (1, 6), (8, 4)															4	0	2	0	2	0	1				
<b>Al Newman, S</b> OBP: 0.345, SLG: 0.286 <b>Brian Downing, R</b> OBP: 0.437, SLG: 0.427 <b>Dickie Thon, R</b> OBP: 0.287, SLG: 0.349 (1, 4), (8, PH), (8, 6)															3	0	1	2	0	0	2				
<b>Inning Stats</b>	R: 2 E: 0 K: 0 S: 21	H: 2 LOB: 1 BB: 1 P: 38	R: 0 E: 0 K: 0 S: 10	H: 1 LOB: 2 BB: 1 P: 20	R: 3 E: 0 K: 1 S: 18	H: 2 LOB: 0 BB: 2 P: 33	R: 0 E: 0 K: 0 S: 4	H: 0 LOB: 1 BB: 1 P: 9	R: 0 E: 0 K: 1 S: 8	H: 0 LOB: 0 BB: 0 P: 15	R: 0 E: 0 K: 1 S: 14	H: 1 LOB: 2 BB: 1 P: 21	R: 0 E: 0 K: 1 S: 9	H: 0 LOB: 0 BB: 0 P: 11	R: 0 E: 0 K: 3 S: 10	H: 0 LOB: 0 BB: 0 P: 13	R: 0 E: 0 K: 0 S: 4	H: 1 LOB: 1 BB: 0 P: 6	R: 0 E: 0 K: 0 S: 10	H: 1 LOB: 1 BB: 0 P: 18	1B: 9 2B: 1 3B: 0 HR: 0	SF: 2 SAC: 0 DP: 2 HBP: 1	WP: 1 PB: 0 SB: 5 CS: 1	PA: 59	
<b>PITCHER</b>	IP	WLS	BF	H	R	ER	SO	BB	IBB	HBP	BLK	WP	HR	S	P	ERA	WHIP								
<b>Mike Moore, R</b> ERA: 4.41	(1, 1)	2.0	14	4	5	0	0	0	0	0	0	0	0	0	25	36	0.00	0.000							
<b>Jeff Parrett, R</b> ERA: 2.86	(3, 1)	2.1	10	1	0	0	1	2	0	0	0	0	0	17	30	0.00	1.286								
<b>Vince Horsman, L</b> ERA: 1.69	(5, 1)	0.2	3	0	0	0	0	1	0	0	0	0	0	5	12	0.00	1.500								
<b>Gene Nelson, R</b> ERA: 4.24	(6, 1)	2.0	6	1	0	0	1	1	0	0	0	0	0	15	24	0.00	1.000								
<b>Rick Honeycutt, L</b> ERA: 3.77	(8, 1)	0.1	2	1	0	0	1	0	0	0	0	0	0	4	5	0.00	3.000								
<b>PITCHER</b>	IP	WLS	BF	H	R	ER	SO	BB	IBB	HBP	BLK	WP	HR	S	P	ERA	WHIP								
<b>Rich Gossage, R</b> ERA: 2.74	(8, 1)	2.2	9	0	0	0	2	0	0	0	0	0	0	25	36	0.00	0.000								
<b>Dennis Eckersley, R</b> ERA: 2.1	(11, 1)	2.0	7	1	0	0	4	0	0	0	0	0	0	19	24	0.00	0.500								
<b>Jim Corsi, R</b> ERA: 2.25	(13, 1)	2.0	7	2	0	0	0	0	0	0	0	0	0	14	24	0.00	1.000								

Texas Rangers @ Oakland Athletics  
Oakland-Alameda County Coliseum, Oakland, CA  
Fri Jun 12 1992, 7:05 PM PDT  
Att. 43,200 - Sunny - 61 F

AB 47  
R 5  
H 10  
RBI 5  
BB 8  
SO 9  
LOB 21



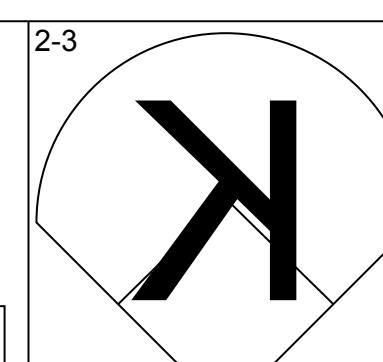
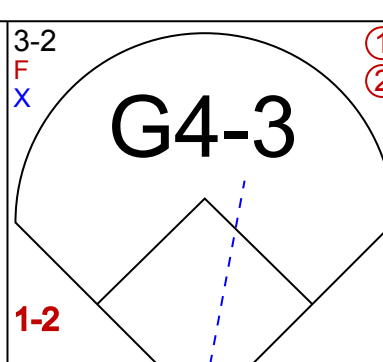
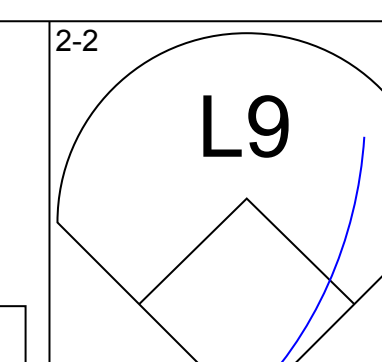
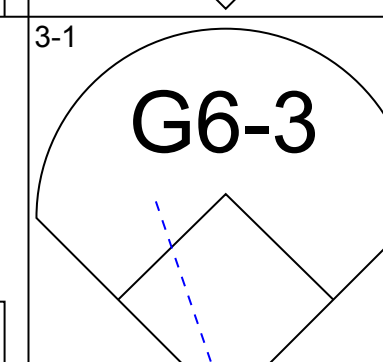
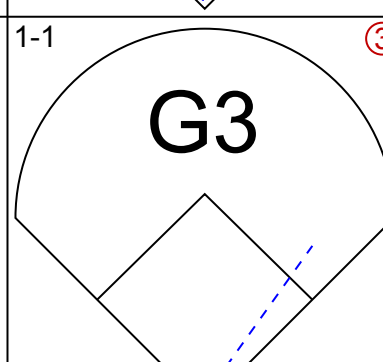
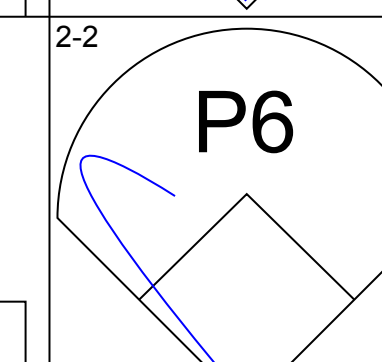
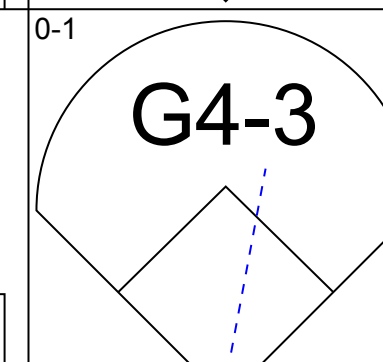
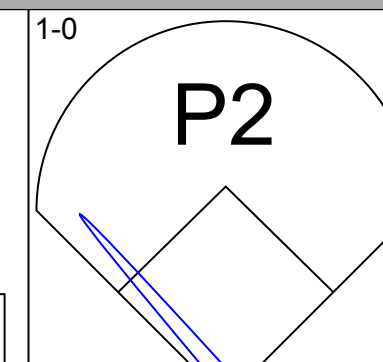
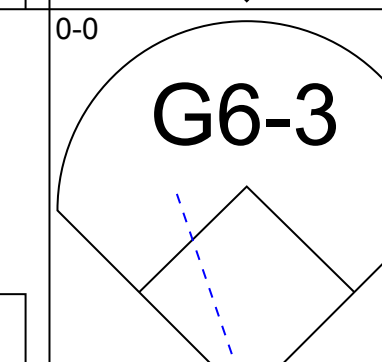
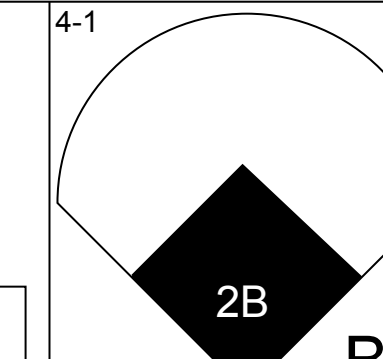
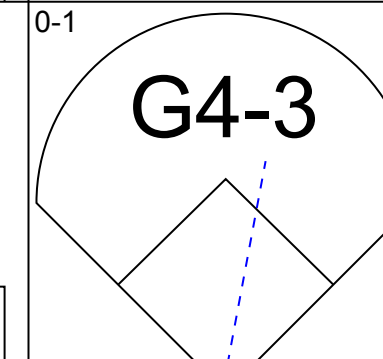
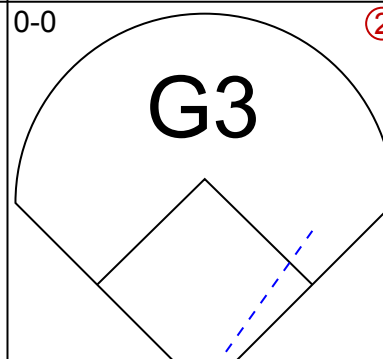
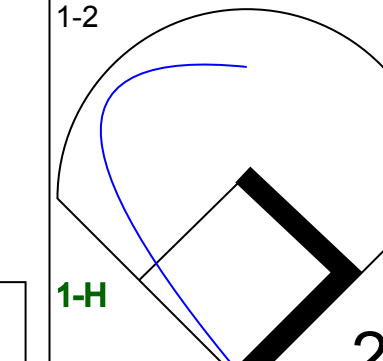
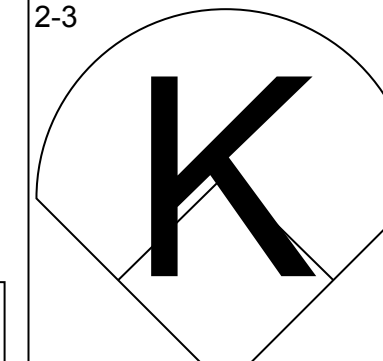
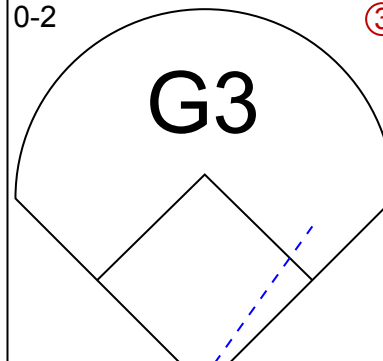
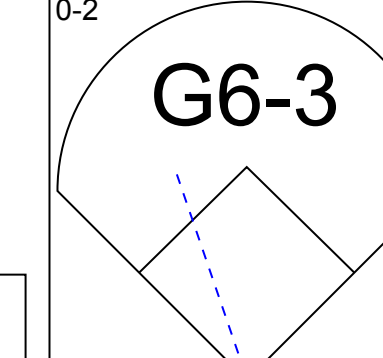
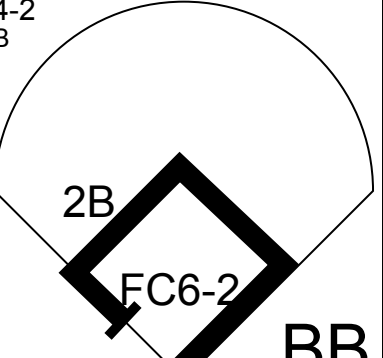
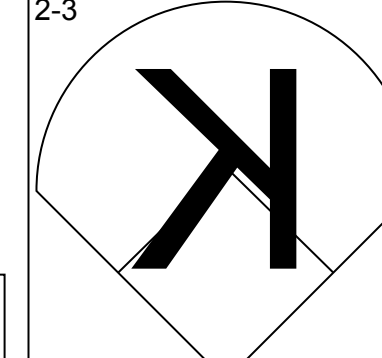
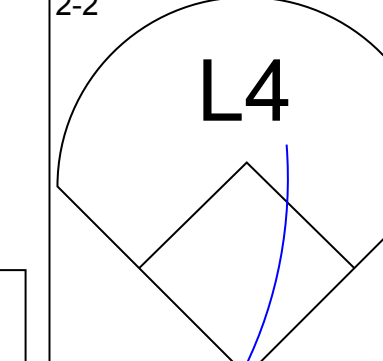
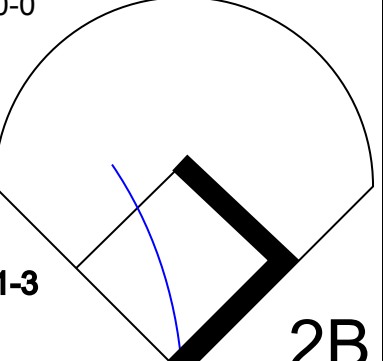
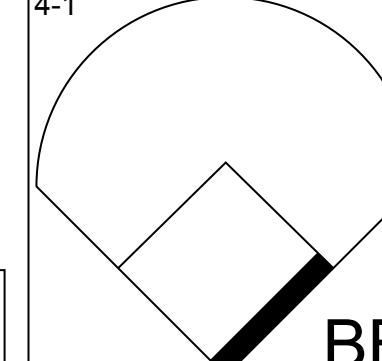
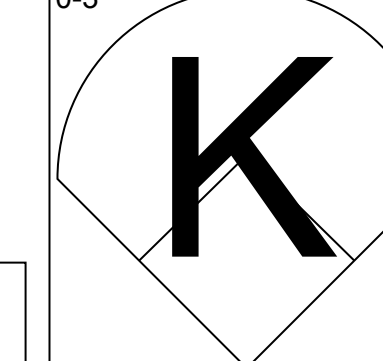
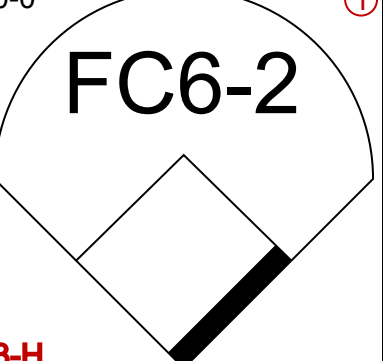
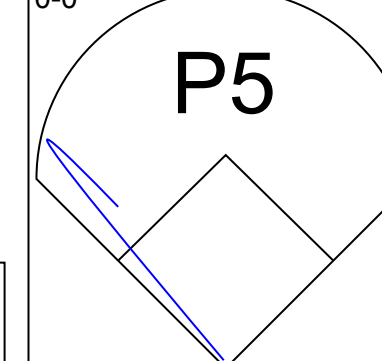
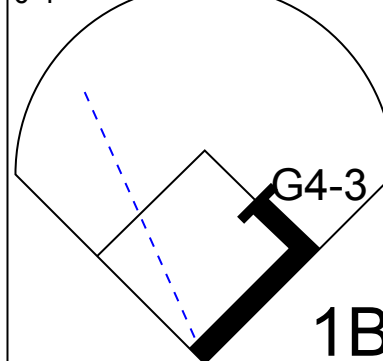
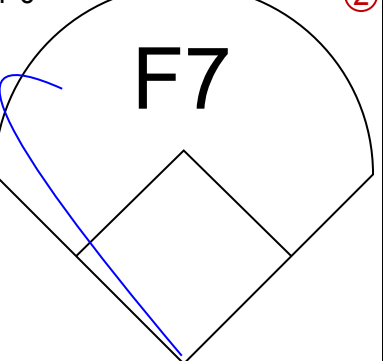
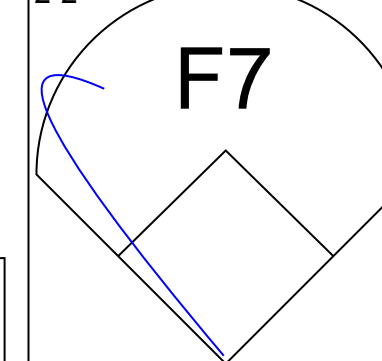
Batter	1	2	3	4	5	6	7	8	9	10	11	12	13	14	AB	R	H	RBI	BB	SO	LOB	BOTTOM								
<b>Lance Blankenship, R</b> OBP: 0.391, SLG: 0.335 (1, 7), (3, 4)															6	0	3	2	2	0	4									
<b>Carney Lansford, R</b> OBP: 0.339, SLG: 0.352 (1, 5)															6	1	2	0	0	0	6									
<b>Jose Canseco, R</b> OBP: 0.319, SLG: 0.456 (1, 9)															7	1	1	0	0	2	7									
<b>Harold Baines, L</b> OBP: 0.304, SLG: 0.324 (1, 10)															6	1	1	2	1	1	2									
<b>Mark McGwire, R</b> OBP: 0.412, SLG: 0.655 (1, 3)															5	0	0	0	2	3	3									
<b>Jamie Quirk, L</b> OBP: 0.295, SLG: 0.299 <b>Randy Ready, R</b> OBP: 0.425, SLG: 0.321 <b>Terry Steinbach, R</b> OBP: 0.331, SLG: 0.419 (1, 2), (9, PH), (10, 2)															4	0	0	0	0	1	3									
<b>Willie Wilson, S</b> OBP: 0.330, SLG: 0.329 (1, 8)															5	2	1	0	2	2	1									
<b>Mike Bordick, R</b> OBP: 0.383, SLG: 0.391 <b>Jerry Browne, S</b> OBP: 0.310, SLG: 0.255 (1, 4), (2, PR), (3, 7)															0	0	0	0	0	0	0									
<b>Walt Weiss, S</b> OBP: 0.344, SLG: 0.355 (1, 6)															6	0	3	1	1	1	4									
<b>Inning Stats</b>	R: 0 E: 0 K: 2 S: 9	H: 1 LOB: 2 BB: 1 P: 17	R: 2 E: 0 K: 0 S: 10	H: 3 LOB: 1 BB: 0 P: 16	R: 2 E: 0 K: 1 S: 13	H: 2 LOB: 0 BB: 0 P: 22	R: 0 E: 0 K: 1 S: 16	H: 1 LOB: 2 BB: 1 P: 27	R: 0 E: 0 K: 2 S: 14	H: 0 LOB: 3 BB: 3 P: 28	R: 1 E: 1 K: 0 S: 9	H: 0 LOB: 1 BB: 2 P: 22	R: 0 E: 0 K: 1 S: 11	H: 0 LOB: 1 BB: 0 P: 14	R: 0 E: 0 K: 1 S: 8	H: 0 LOB: 0 BB: 0 P: 13	R: 0 E: 0 K: 1 S: 10	H: 0 LOB: 1 BB: 1 P: 17	R: 0 E: 0 K: 0 S: 6	H: 1 LOB: 1 BB: 0 P: 8	R: 0 E: 0 K: 1 S: 5	H: 0 LOB: 0 BB: 0 P: 11	R: 0 E: 0 K: 2 S: 7	H: 2 LOB: 2 BB: 1 P: 12	R: 0 E: 0 K: 0 S: 10	H: 2 LOB: 2 BB: 1 P: 22	1B: 12 2B: 2 3B: 0 HR: 1	SF: 0 SAC: 0 DP: 3 HBP: 2	WP: 1 PB: 0 SB: 2 CS: 0	PA: 64
<b>PITCHER</b>	IP	WLS	BF	H	R	ER	SO	BB	IBB	HBP	BLK	WP	HR	S	P	ERA	WHIP													
<b>Nolan Ryan, R</b> ERA: 4.93	(1, 1)	5.0	27	7	4	4	6	5	0	0	0	0	0	0	110	7.20	2.400													
<b>Danny Leon, R</b> ERA: 2.25	(6, 1)	0.0	2	0	1	0	0	1	0	1	0	0	0	5	5	0.00	0.000													
<b>Terry Mathews, R</b> ERA: 4.97	(6, 1)	2.2	10	1	0	0	1	1	0	0	0	0	0	24	38	0.00	0.375													
<b>Kenny Rogers, L</b> ERA: 3.12	(8, 1)	2.0	8	1	0	0	1	1	0	0	0	0	0	19	30	0.00	1.000													
<b>Jeff Russell, R</b> ERA: 1.67	(10, 1)	1.1	4	0	0	0	1	0	0	0	0	0	0	6	12	0.00	0.000													
<b>PITCHER</b>	IP	WLS	BF	H	R	ER	SO	BB	IBB	HBP	BLK	WP	HR	S	P	ERA	WHIP													
<b>Ed Nunez, R</b> ERA: 3.47	(12, 1)	2.0	8	2	0	0	2	1	0	0	0	0	0	10	22	13.50	4.500													
<b>Floyd Bannister, L</b> ERA: 6.34	(14, 1)	0.2	5	2	1	1	0	1	0	0	0	0	0	10	22	13.50	4.500													

Texas Rangers @ Oakland Athletics  
Oakland-Alameda County Coliseum, Oakland, CA  
Fri Jun 12 1992, 7:05 PM PDT  
Att. 43,200 - Sunny - 61 F

AB 53  
R 6  
H 13  
RBI 5  
BB 9  
SO 11  
LOB 33





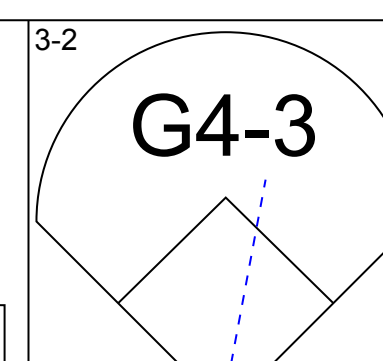
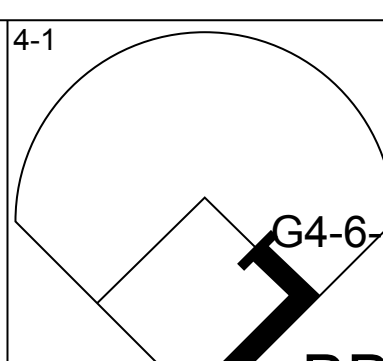
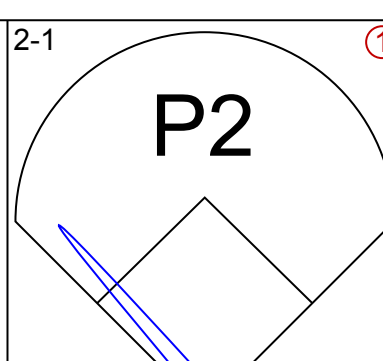
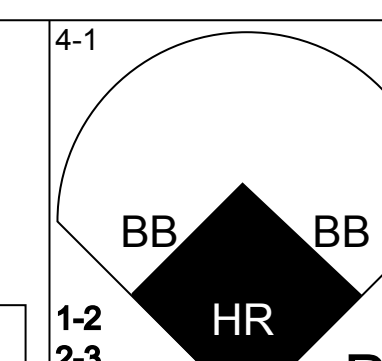
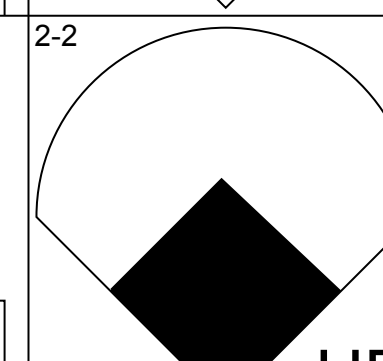
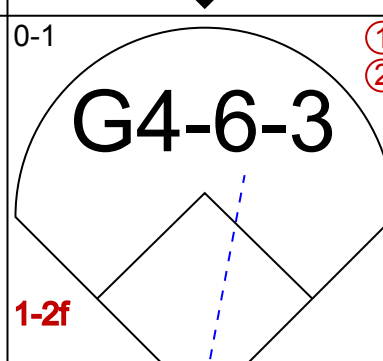
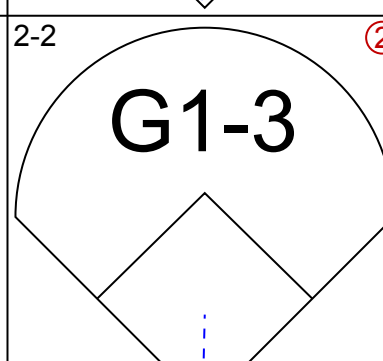
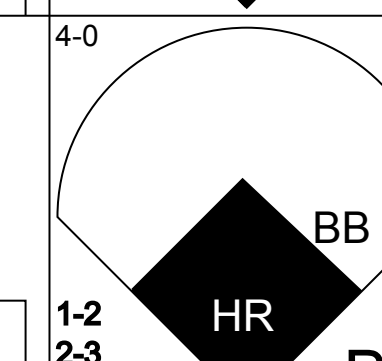
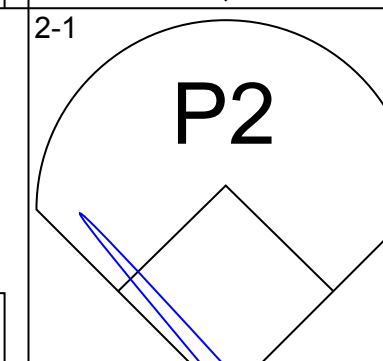
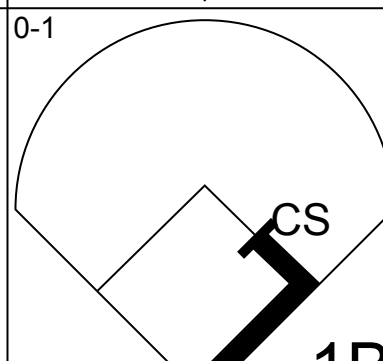
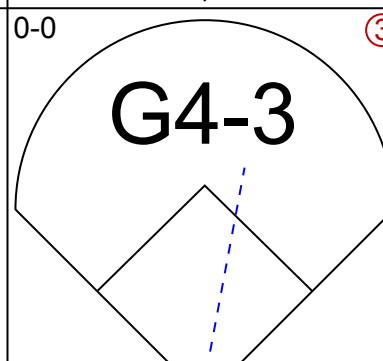
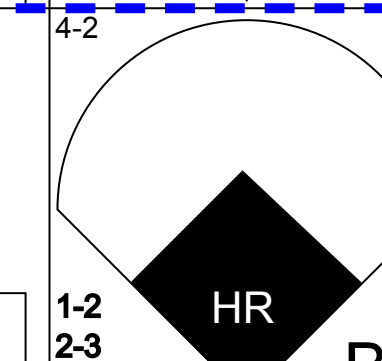
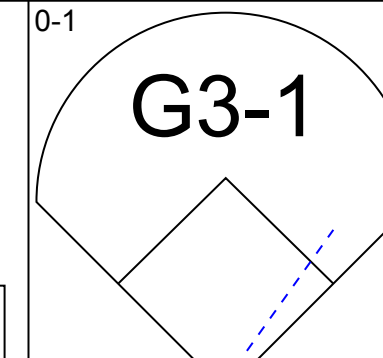
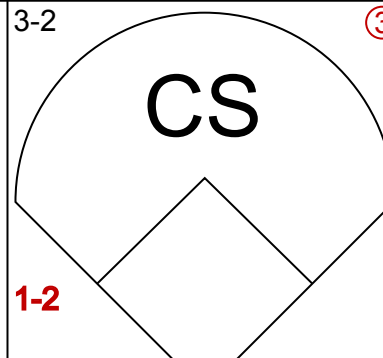
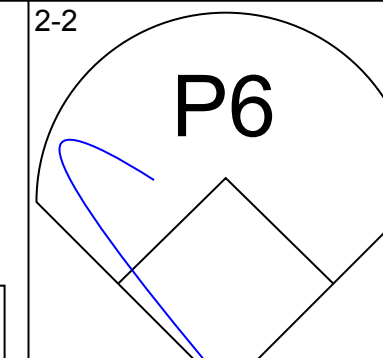
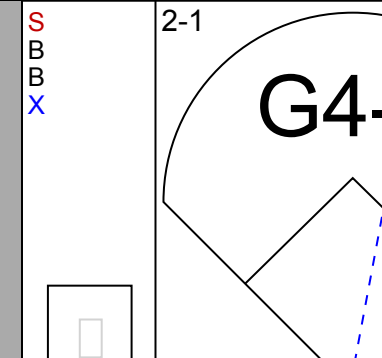
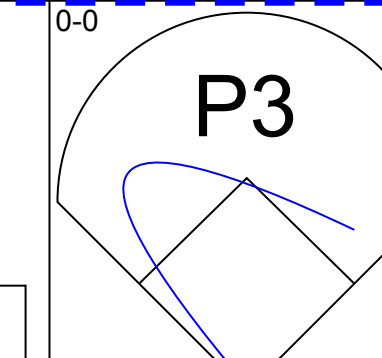
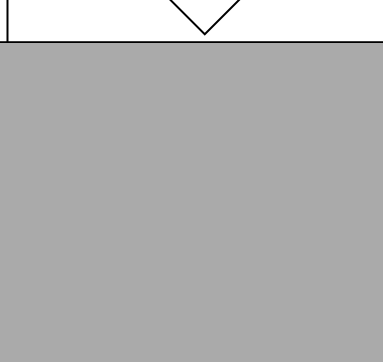
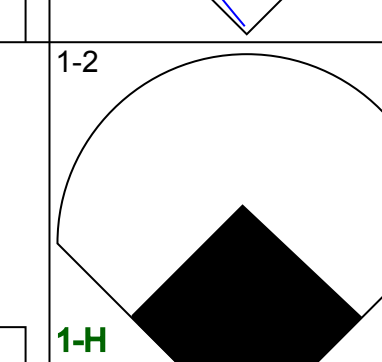
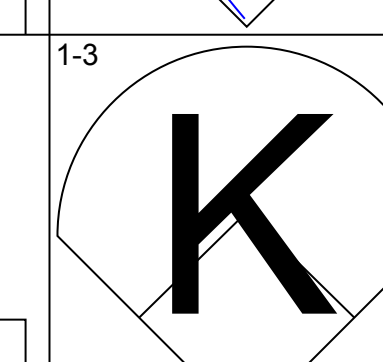
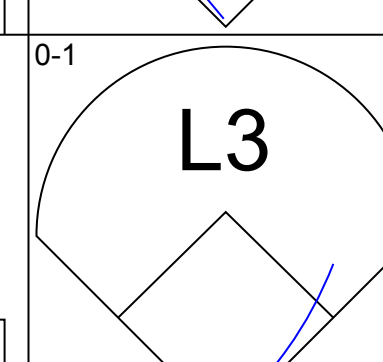
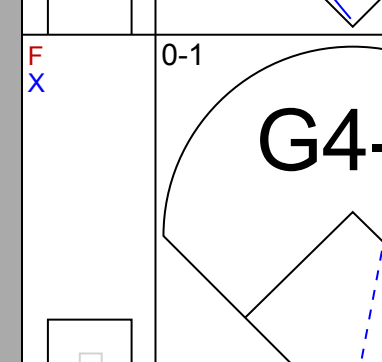
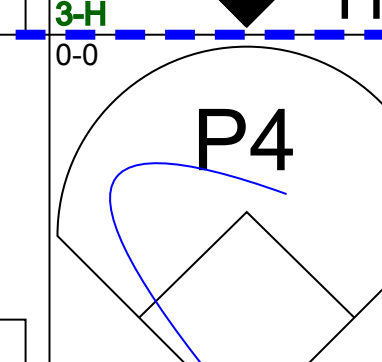
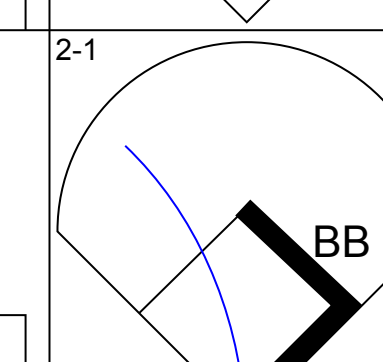


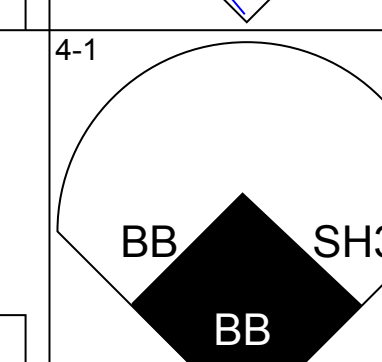
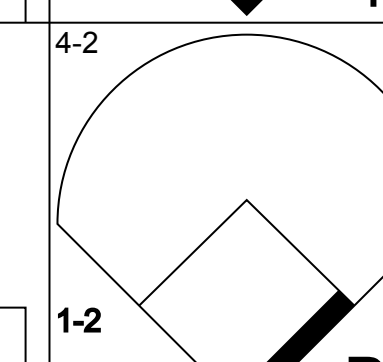
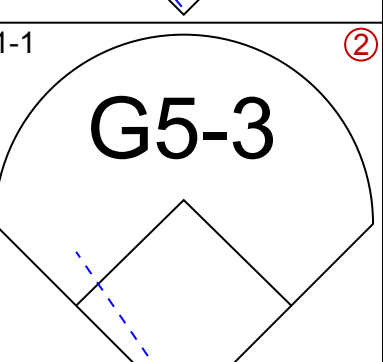
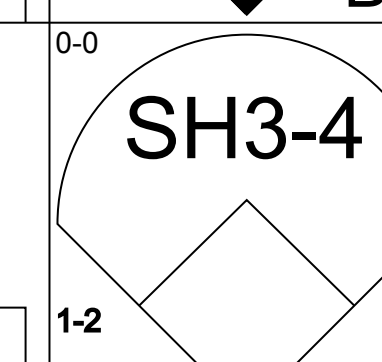
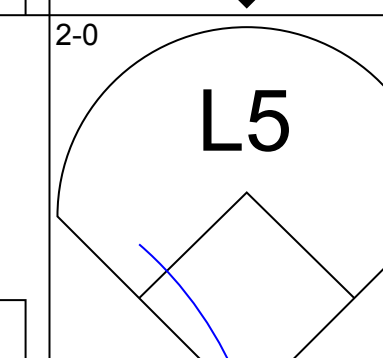
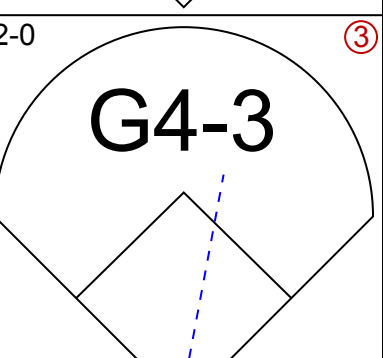
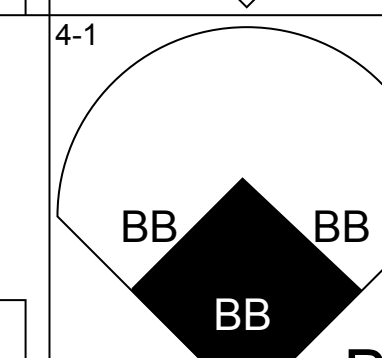
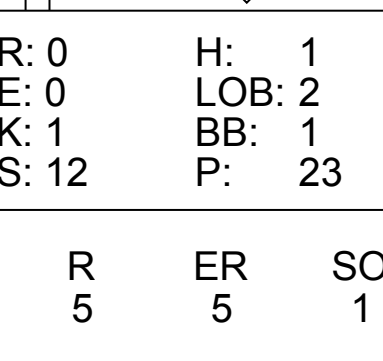
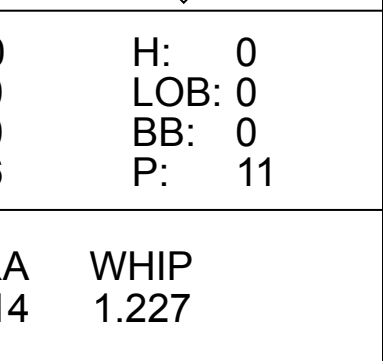
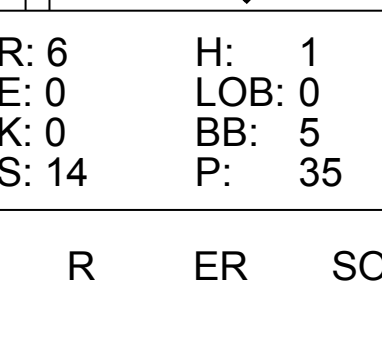
Batter	1	2	3	4	5	6	7	8	9	AB	R	H	RBI	BB	SO	LOB	TOP										
<b>Al Newman, S</b> OBP: 0.333, SLG: 0.275 (1, 4)										4	0	0	0	0	1	3											
<b>Rafael Palmeiro, L</b> OBP: 0.365, SLG: 0.406 (1, 3)										4	0	1	0	0	0	0											
<b>Julio Franco, R</b> OBP: 0.382, SLG: 0.364 (1, 10)										4	0	0	0	0	0	1											
<b>Ruben Sierra, S</b> OBP: 0.321, SLG: 0.465 (1, 9)										3	1	0	0	1	0	1											
<b>Kevin Reimer, L</b> OBP: 0.336, SLG: 0.462 (1, 7)										4	0	1	1	0	1	1											
<b>Dean Palmer, R</b> OBP: 0.319, SLG: 0.448 (1, 5)										3	0	0	0	1	2	1											
<b>Geno Petralli, L</b> OBP: 0.247, SLG: 0.291 (1, 2)										2	0	1	0	1	0	1											
<b>Dickie Thon, R</b> OBP: 0.283, SLG: 0.343 (1, 6)										3	0	0	0	0	1	4											
<b>John Cangelosi, S</b> OBP: 0.333, SLG: 0.278 (1, 8)										3	0	1	0	0	0	3											
<b>Inning Stats</b>	R: 0 E: 0 K: 1 S: 7	H: 0 LOB: 0 BB: 0 P: 12	R: 1 E: 0 K: 1 S: 15	H: 1 LOB: 1 BB: 2 P: 22	R: 0 E: 0 K: 0 S: 8	H: 1 LOB: 0 BB: 0 P: 12	R: 0 E: 0 K: 1 S: 6	H: 0 LOB: 0 BB: 0 P: 9	R: 0 E: 0 K: 0 S: 11	H: 1 LOB: 2 BB: 1 P: 16	R: 0 E: 0 K: 1 S: 14	H: 0 LOB: 1 BB: 1 P: 19	R: 0 E: 0 K: 1 S: 10	H: 0 LOB: 1 BB: 1 P: 18	R: 0 E: 0 K: 0 S: 7	H: 0 LOB: 0 BB: 0 P: 11	R: 0 E: 0 K: 1 S: 9	H: 0 LOB: 0 BB: 0 P: 10	1B: 1 2B: 3 3B: 0 HR: 0	SF: 0 SAC: 0 DP: 0 HBP: 0	WP: 0 PB: 0 SB: 0 CS: 0	PA: 33					
<b>PITCHER</b>	IP	WLS	BF	H	R	ER	SO	BB	IBB	HBP	BLK	WP	HR	S	P	ERA	WHIP										
<b>Dave Stewart, R</b> ERA: 4.09	(1, 1)	8.0	W	30	4	1	1	4	3	0	0	0	0	78	119	1.12	0.875										
<b>Dennis Eckersley, R</b> ERA: 2.03	(9, 1)	1.0		3	0	0	0	1	0	0	0	0	0	9	10	0.00	0.000										

Texas Rangers @ Oakland Athletics  
Oakland-Alameda County Coliseum, Oakland, CA

AB 30  
R 1  
H 4  
RBI 1  
BB 3  
SO 5  
LOB 15



Sat Jun 13 1992, 3:33 AM PDT  
Att: 36,768 - Sunny - 66 F

Batter	1	2	3	4	5	6	7	8	9	AB	R	H	RBI	BB	SO	LOB	BOTTOM										
<b>Lance Blankenship, R</b> OBP: 0.389, SLG: 0.331 (1, 4)										2	1	0	0	2	0	0											
<b>Carney Lansford, R</b> OBP: 0.342, SLG: 0.367 (1, 5)										3	2	1	2	1	0	1											
<b>Jose Canseco, R</b> OBP: 0.322, SLG: 0.454 (1, 10)										3	1	1	1	1	0	0											
<b>Harold Baines, L</b> OBP: 0.300, SLG: 0.319 (1, 7)										3	0	0	0	0	0	0											
<b>Willie Wilson, S</b> OBP: 0.326, SLG: 0.328 (8, PH) (9, 8)										1	0	0	0	0	0	3											
<b>Mark McGwire, R</b> OBP: 0.410, SLG: 0.662 (1, 3)										4	1	1	4	0	0	0											
<b>Terry Steinbach, R</b> OBP: 0.322, SLG: 0.406 (1, 2)										4	0	0	0	0	1	0											
<b>Jerry Browne, S</b> OBP: 0.319, SLG: 0.260 (9, 7) (1, 8)										2	1	1	0	1	0	0											
<b>Dann Howitt, L</b> OBP: 0.333, SLG: 0.346 (1, 9)										1	0	0	0	1	0	0											
<b>Walt Weiss, S</b> OBP: 0.343, SLG: 0.333 (1, 6)										2	1	0	0	1	0	2											
<b>Inning Stats</b>	R: 1 E: 0 K: 0 S: 10	H: 1 LOB: 0 BB: 0 P: 17	R: 0 E: 0 K: 1 S: 12	H: 1 LOB: 1 BB: 1 P: 23	R: 0 E: 0 K: 0 S: 7	H: 1 LOB: 0 BB: 1 P: 14	R: 0 E: 0 K: 0 S: 6	H: 0 LOB: 0 BB: 0 P: 8	R: 0 E: 0 K: 0 S: 6	H: 0 LOB: 0 BB: 0 P: 11	R: 0 E: 0 K: 0 S: 6	H: 0 LOB: 0 BB: 0 P: 10	R: 0 E: 0 K: 0 S: 7	H: 0 LOB: 0 BB: 0 P: 9	R: 6 E: 0 K: 0 S: 14	H: 1 LOB: 0 BB: 5 P: 35	R: 0 E: 0 K: 0 S: 9	H: 0 LOB: 0 BB: 0 P: 10	1B: 2 2B: 0 3B: 0 HR: 2	SF: 0 SAC: 1 DP: 1 HBP: 0	WP: 0 PB: 0 SB: 0 CS: 1	PA: 34					
<b>PITCHER</b>	IP	WLS	BF	H	R	ER	SO	BB	IBB	HBP	BLK	WP	HR	S	P	ERA	WHIP										
<b>Bobby Witt, R</b> ERA: 3.44	(1, 1)	7.1	L	29	3	5	5	1	6	0	0	0	0	58	112	6.14	1.227										
<b>Terry Mathews, R</b> ERA: 5.33	(8, 1)	0.0		1	0	0	0	0	1	0	0	0	0	5	9	∞	∞										
<b>Kenny Rogers, L</b> ERA: 3.34	(8, 1)	0.1		2	1	2	2	0	0	0	0	0	1	4	5	54.00	3.000										
<b>Danny Leon, R</b> ERA: 2.08	(8, 1)	0.1		1	0	0	0	0	0	0	0	0	0	1	1	0.00	0.000										

Texas Rangers @ Oakland Athletics  
Oakland-Alameda County Coliseum, Oakland, CA

AB 25  
R 7  
H 4  
RBI 7  
BB 7  
SO 1  
LOB 6



Sat Jun 13 1992, 3:33 AM PDT  
Att: 36,768 - Sunny - 66 F



Batter	1	2	3	4	5	6	7	8	9	AB	R	H	RBI	BB	SO	LOB	TOP										
<b>Julio Franco</b> , R (1, 10) OBP: 0.361, SLG: 0.339										4	0	0	0	0	1	2	<b>Texas Rangers @ Oakland Athletics</b> Oakland-Alameda County Coliseum, Oakland, CA Sun Jun 14 1992, 3:33 AM PDT Att: 34,788 - Sunny - 68 F										
<b>Rafael Palmeiro</b> , L (1, 3) OBP: 0.363, SLG: 0.403										4	1	1	0	0	0	2											
<b>Ruben Sierra</b> , S (1, 9) OBP: 0.324, SLG: 0.469										4	0	2	0	0	0	1											
<b>Juan Gonzalez</b> , R (1, 8) OBP: 0.305, SLG: 0.496										2	0	0	0	2	0	2											
<b>Kevin Reimer</b> , L (1, 7) OBP: 0.335, SLG: 0.458										4	0	1	1	0	1	2											
<b>Geno Petralli</b> , L (1, 2) OBP: 0.283, SLG: 0.287										1	0	0	0	1	0	0											
<b>John Russell</b> , R (6, PH) OBP: 0.250, SLG: 0.167										2	0	0	0	0	1	3											
<b>Russ McGinnis</b> , R (1, 5) <b>John Cangelosi</b> , S (6, PH) OBP: 0.328, SLG: 0.273										3	0	0	0	0	0	1											
<b>Dickie Thon</b> , R (1, 6) OBP: 0.282, SLG: 0.341										4	0	1	0	0	0	1											
<b>Al Newman</b> , S (1, 4) OBP: 0.331, SLG: 0.268										3	0	0	0	1	0	1											
<b>Inning Stats</b>	R: 0 E: 1 K: 1 S: 13	H: 1 LOB: 1 BB: 0 P: 20	R: 0 E: 0 K: 0 S: 4	H: 0 LOB: 0 BB: 7	R: 0 E: 0 K: 0 S: 5	H: 0 LOB: 0 BB: 0 P: 6	R: 0 E: 0 K: 0 S: 7	H: 0 LOB: 1 BB: 1 P: 14	R: 0 E: 0 K: 0 S: 7	H: 0 LOB: 1 BB: 1 P: 16	R: 1 E: 0 K: 1 S: 21	H: 2 LOB: 2 BB: 1 P: 35	R: 0 E: 0 K: 0 S: 8	H: 1 LOB: 2 BB: 1 P: 16	R: 0 E: 0 K: 1 S: 7	H: 0 LOB: 0 BB: 0 P: 9	R: 0 E: 0 K: 1 S: 7	H: 0 LOB: 0 BB: 0 P: 9	1B: 4 2B: 1 3B: 0 HR: 0	SF: 0 SAC: 0 DP: 0 HBP: 0	WP: 0 PB: 0 SB: 1 CS: 0	PA: 36					
<b>PITCHER</b>	IP	WLS	BF	H	R	ER	SO	BB	IBB	HBP	BLK	WP	HR	S	P	ERA	WHIP										
<b>Bob Welch</b> , R (1, 1) ERA: 2.79	5.2	W	22	2	1	1	1	3	0	0	0	0	0	50	85	1.59	0.882										
<b>Vince Horsman</b> , L (6, 1) ERA: 1.99	0.0		1	1	0	0	0	0	0	0	0	0	0	4	7	∞	∞										
<b>Jeff Parrett</b> , R (6, 1) ERA: 2.8	1.0		5	1	0	0	1	1	0	0	0	0	0	9	17	0.00	2.000										
<b>Rick Honeycutt</b> , L (7, 1) ERA: 3.52	1.0		4	1	0	0	1	0	0	0	0	0	0	7	12	0.00	1.000										
<b>Gene Nelson</b> , R (8, 1) ERA: 4.01	1.1		4	0	0	0	1	0	0	0	0	0	0	9	11	0.00	0.000										

Batter	1	2	3	4	5	6	7	8	9	AB	R	H	RBI	BB	SO	LOB	BOTTOM										
<b>Jerry Browne</b> , S (1, 7) OBP: 0.322, SLG: 0.259										4	1	1	1	1	1	1	<b>Texas Rangers @ Oakland Athletics</b> Oakland-Alameda County Coliseum, Oakland, CA Sun Jun 14 1992, 3:33 AM PDT Att: 34,788 - Sunny - 68 F										
<b>Carney Lansford</b> , R (1, 5) OBP: 0.335, SLG: 0.358										5	0	0	0	0	1	4											
<b>Jose Canseco</b> , R (1, 9) OBP: 0.321, SLG: 0.455										4	1	1	0	0	2	1											
<b>Harold Baines</b> , L (1, 10) OBP: 0.301, SLG: 0.318										1	1	0	0	1	0	1											
<b>Randy Ready</b> , R (4, PH) OBP: 0.429, SLG: 0.333										2	0	1	1	0	0	0											
<b>Mark McGwire</b> , R (1, 3) OBP: 0.415, SLG: 0.660										2	0	1	0	2	0	0											
<b>Terry Steinbach</b> , R (1, 2) OBP: 0.314, SLG: 0.394										4	0	0	1	0	0	5											
<b>Willie Wilson</b> , S (1, 8) OBP: 0.332, SLG: 0.331										4	1	2	1	0	0	0											
<b>Mike Bordick</b> , R (1, 4) OBP: 0.385, SLG: 0.408										4	1	2	1	0	1	2											
<b>Walt Weiss</b> , S (1, 6) OBP: 0.359, SLG: 0.333										3	1	1	0	1	0	3											
<b>Inning Stats</b>	R: 0 E: 0 K: 1 S: 8	H: 0 LOB: 0 BB: 0 P: 10	R: 2 E: 0 K: 0 S: 15	H: 3 LOB: 3 BB: 2 P: 26	R: 1 E: 0 K: 1 S: 13	H: 2 LOB: 2 BB: 1 P: 21	R: 2 E: 1 K: 1 S: 18	H: 2 LOB: 2 BB: 2 P: 33	R: 0 E: 0 K: 0 S: 8	H: 1 LOB: 1 BB: 0 P: 10	R: 0 E: 0 K: 1 S: 6	H: 0 LOB: 0 BB: 0 P: 9	R: 0 E: 0 K: 0 S: 5	H: 0 LOB: 0 BB: 0 P: 6	R: 1 E: 0 K: 1 S: 12	H: 1 LOB: 0 BB: 0 P: 17	R: 0 E: 0 K: 1 S: 7	H: 0 LOB: 0 BB: 0 P: 9	1B: 7 2B: 1 3B: 0 HR: 1	SF: 0 SAC: 0 DP: 0 HBP: 0	WP: 0 PB: 0 SB: 0 CS: 0	PA: 38					
<b>PITCHER</b>	IP	WLS	BF	H	R	ER	SO	BB	IBB	HBP	BLK	WP	HR	S	P	ERA	WHIP										
<b>Kevin Brown</b> , R (1, 1) ERA: 3.33	7.0	L	34	8	5	5	4	4	0	0	0	0	0	73	115	6.43	1.714										
<b>Danny Leon</b> , R (8, 1) ERA: 3.35	1.0		4	1	1	1	1	0	0	0	0	0	1	12	17	9.00	1.000										

AB	32
R	1
H	5
RBI	1
BB	4
SO	4
LOB	15



AB	33
R	6
H	9
RBI	5
BB	5
SO	5
LOB	17





Batter	1	2	3	4	5	6	7	8	9	AB	R	H	RBI	BB	SO	LOB	TOP			
Brian Downing, R OBP: 0.435, SLG: 0.435										5	2	2	0	0	1	2				
Dean Palmer, R OBP: 0.322, SLG: 0.449										4	1	2	0	0	1	1				
Juan Gonzalez, R OBP: 0.308, SLG: 0.508										4	1	2	3	0	2	1				
Ruben Sierra, S OBP: 0.320, SLG: 0.464										3	0	0	0	0	0	1				
John Cangelosi, S OBP: 0.324, SLG: 0.268										1	0	0	1	0	0	1				
Julio Franco, R OBP: 0.355, SLG: 0.333										4	1	1	0	0	0	1				
Al Newman, S OBP: 0.331, SLG: 0.268										0	0	0	0	0	0	0				
Rafael Palmeiro, L OBP: 0.365, SLG: 0.409										4	0	2	0	0	1	1				
Russ McGinnis, R OBP: 0.304, SLG: 0.409										4	0	2	1	0	1	2				
Kevin Reimer, L OBP: 0.329, SLG: 0.450										4	0	0	0	0	1	3				
Dickie Thon, R OBP: 0.286, SLG: 0.345										4	0	2	0	0	1	1				
<b>Inning Stats</b>	R: 3 E: 0 K: 0 S: 13	H: 4 LOB: 1 BB: 0 P: 21	R: 0 E: 0 K: 1 S: 6	H: 0 LOB: 0 BB: 7 P: 7	R: 0 E: 0 K: 1 S: 8	H: 1 LOB: 0 BB: 0 P: 11	R: 1 E: 0 K: 0 S: 9	H: 2 LOB: 1 BB: 0 P: 14	R: 0 E: 0 K: 1 S: 9	H: 0 LOB: 0 BB: 0 P: 12	R: 0 E: 0 K: 0 S: 3	H: 2 LOB: 1 BB: 0 P: 4	R: 1 E: 0 K: 0 S: 11	H: 2 LOB: 1 BB: 0 P: 16	R: 0 E: 0 K: 3 S: 15	H: 2 LOB: 2 BB: 0 P: 20	1B: 9 2B: 3 3B: 0 HR: 1	SF: 0 SAC: 0 DP: 2 HBP: 0	WP: 0 PB: 0 SB: 0 CS: 0	PA: 37
<b>PITCHER</b> Jim Abbott, L ERA: 3.24	IP: 9.0 WLS: L BF: 37 H: 13 R: 5 ER: 5 SO: 8 BB: 0 IBB: 0 HBP: 0 BLK: 0 WP: 0 HR: 1 S: 81 P: 115 ERA: 5.00 WHIP: 1.444															<b>PITCHER</b>				

Texas Rangers @ California Angels  
Anaheim Stadium, Anaheim, CA  
Mon Jun 15 1992, 10:05 PM EDT  
Att: 19,127 - Sunny - 75 F

AB	37
R	5
H	13
RBI	5
BB	0
SO	8
LOB	14



Batter	1	2	3	4	5	6	7	8	9	AB	R	H	RBI	BB	SO	LOB	BOTTOM			
Luis Polonia, L OBP: 0.343, SLG: 0.319										4	0	0	0	0	0	3				
Von Hayes, L OBP: 0.324, SLG: 0.360										4	0	0	0	0	0	0				
Junior Felix, S OBP: 0.312, SLG: 0.426										3	0	1	0	1	0	0				
Hubie Brooks, R OBP: 0.240, SLG: 0.344										3	1	0	0	1	1	2				
Lee Stevens, L OBP: 0.264, SLG: 0.361										4	0	0	0	0	0	2				
Rene Gonzales, R OBP: 0.366, SLG: 0.454										4	1	0	0	0	1	1				
Gary Gaetti, R OBP: 0.279, SLG: 0.330										3	0	2	0	1	0	0				
John Orton, R OBP: 0.400, SLG: 0.308										3	0	0	1	1	0	4				
Luis Sojo, R OBP: 0.371, SLG: 0.529										3	0	1	1	0	0	1				
Alvin Davis, L OBP: 0.327, SLG: 0.323										1	0	0	0	0	0	1				
<b>Inning Stats</b>	R: 0 E: 0 K: 0 S: 7	H: 0 LOB: 0 BB: 0 P: 12	R: 2 E: 2 K: 0 S: 17	H: 2 LOB: 2 BB: 1 P: 28	R: 0 E: 0 K: 1 S: 8	H: 0 LOB: 1 BB: 1 P: 14	R: 0 E: 0 K: 0 S: 10	H: 0 LOB: 1 BB: 1 P: 16	R: 0 E: 0 K: 0 S: 9	H: 1 LOB: 1 BB: 0 P: 14	R: 0 E: 0 K: 0 S: 5	H: 0 LOB: 0 BB: 0 P: 6	R: 0 E: 0 K: 0 S: 7	H: 0 LOB: 0 BB: 0 P: 11	R: 0 E: 0 K: 1 S: 9	H: 0 LOB: 1 BB: 1 P: 15	1B: 4 2B: 0 3B: 0 HR: 0	SF: 0 SAC: 0 DP: 1 HBP: 0	WP: 0 PB: 0 SB: 0 CS: 0	PA: 36
<b>PITCHER</b> Todd Burns, R ERA: 3.38	IP: 8.0 WLS: W BF: 32 H: 4 R: 2 ER: 0 SO: 4 BB: 3 IBB: 0 HBP: 0 BLK: 0 WP: 0 HR: 0 S: 72 P: 115 ERA: 0.00 WHIP: 0.875															<b>PITCHER</b>				
Jeff Russell, R ERA: 1.62	IP: 1.0 WLS: S BF: 4 H: 0 R: 0 ER: 0 SO: 1 BB: 1 IBB: 0 HBP: 0 BLK: 0 WP: 0 HR: 0 S: 9 P: 15 ERA: 0.00 WHIP: 1.000															<b>PITCHER</b>				

Texas Rangers @ California Angels  
Anaheim Stadium, Anaheim, CA  
Mon Jun 15 1992, 10:05 PM EDT  
Att: 19,127 - Sunny - 75 F

AB	32
R	2
H	4
RBI	2
BB	4
SO	2
LOB	14





Batter	1	2	3	4	5	6	7	8	9	AB	R	H	RBI	BB	SO	LOB	TOP				
<b>Julio Franco, R</b> OBP: 0.338, SLG: 0.313 (1, 4)	F8		G6-3		G4-3			G6-3		4	0	0	0	0	0	1	<b>Texas Rangers @ California Angels</b> Anaheim Stadium, Anaheim, CA Tue Jun 16 1992, 10:05 PM EDT Att: 51,401 - Sunny - 72 F				
<b>Dean Palmer, R</b> OBP: 0.317, SLG: 0.442 (1, 5)	K		K			G5-3		K		4	0	0	0	0	3	0					
<b>Rafael Palmeiro, L</b> OBP: 0.360, SLG: 0.402 (1, 3)	F8			G4-3		K		K		4	0	0	0	0	2	0					
<b>Juan Gonzalez, R</b> OBP: 0.307, SLG: 0.516 (1, 8)		E5		P3			HR		P3	4	1	1	1	0	0	0					
<b>Kevin Reimer, L</b> OBP: 0.328, SLG: 0.444 (1, 7)	F9				G4-3			G4-3		3	0	0	0	1	0	1					
<b>Brian Downing, R</b> OBP: 0.343, SLG: 0.424 (1, 10)				BB	F8			G5-3		3	0	0	0	1	0	1					
<b>Geno Petralli, L</b> OBP: 0.247, SLG: 0.281 (7, PH)								G6-3		2	0	0	0	0	2	2					
<b>Russ McGinnis, R</b> OBP: 0.292, SLG: 0.391 (7, 2)										1	0	0	0	0	0	0					
<b>Jeff Huson, L</b> OBP: 0.324, SLG: 0.356 (1, 6)										3	0	2	0	0	1	2					
<b>John Cangelosi, S</b> OBP: 0.310, SLG: 0.254 (1, 9)										3	0	0	0	0	2	2					
<b>Inning Stats</b>	R: 0 E: 0 K: 1 S: 9	H: 0 LOB: 0 BB: 0 P: 14	R: 0 E: 1 K: 2 S: 13	H: 0 LOB: 2 BB: 1 P: 21	R: 0 E: 0 K: 2 S: 10	H: 0 LOB: 0 BB: 0 P: 16	R: 0 E: 0 K: 0 S: 11	H: 1 LOB: 1 BB: 0 P: 18	R: 0 E: 0 K: 1 S: 11	H: 1 LOB: 1 BB: 0 P: 17	R: 1 E: 0 K: 1 S: 10	H: 1 LOB: 0 BB: 0 P: 12	R: 0 E: 0 K: 1 S: 9	H: 1 LOB: 1 BB: 0 P: 12	R: 0 E: 0 K: 0 S: 12	H: 0 LOB: 0 BB: 0 P: 17	1B: 2 2B: 0 3B: 0 HR: 1	SF: 0 SAC: 0 DP: 0 HBP: 0	WP: 0 PB: 0 SB: 1 CS: 0	PA: 33	
<b>PITCHER</b>	IP	WLS	BF	H	R	ER	SO	BB	IBB	HBP	BLK	WP	HR	S	P	ERA	WHIP				
<b>Bert Blyleven, R</b> ERA: 1.67 (1, 1)	6.0	W	23	2	1	1	7	2	0	0	0	0	1	64	98	1.50	0.667				
<b>Scott Bailes, L</b> ERA: 8.75 (7, 1)	0.2		3	1	0	0	0	0	0	0	0	0	0	6	9	0.00	1.500				
<b>Joe Grahe, R</b> ERA: 4.88 (7, 1)	2.1	S	7	0	0	0	3	0	0	0	0	0	0	24	31	0.00	0.000				

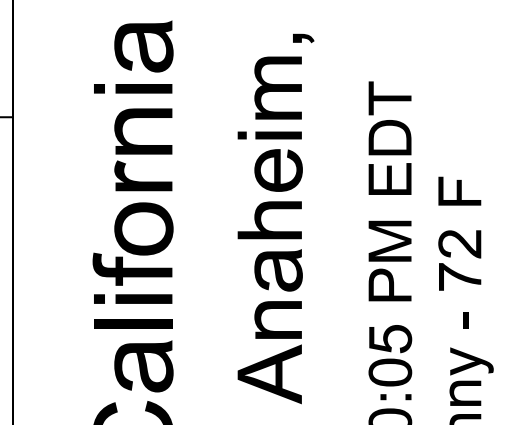
Batter	1	2	3	4	5	6	7	8	9	AB	R	H	RBI	BB	SO	LOB	BOTTOM				
<b>Luis Polonia, L</b> OBP: 0.341, SLG: 0.322 (1, 7)	SH5-3 SF8 2B		B5-3		F9		G6-3			4	1	1	0	0	0	0	<b>Texas Rangers @ California Angels</b> Anaheim Stadium, Anaheim, CA Tue Jun 16 1992, 10:05 PM EDT Att: 51,401 - Sunny - 72 F				
<b>Luis Sejo, R</b> OBP: 0.389, SLG: 0.543 (1, 4)	SH5-3				K			F8		1	0	1	0	0	0	0					
<b>Rene Gonzales, R</b> OBP: 0.362, SLG: 0.448 (5, PH)					CS 1B					2	0	0	0	0	1	0					
<b>Von Hayes, L</b> OBP: 0.328, SLG: 0.362 (1, 9)	SF8				1B			L4		2	0	1	1	1	0	0					
<b>Junior Felix, S</b> OBP: 0.311, SLG: 0.422 (1, 8)	L9				BB			G4-3		4	0	1	0	0	1	1					
<b>Hubie Brooks, R</b> OBP: 0.245, SLG: 0.351 (1, 10)					1B					4	1	2	0	0	0	2					
<b>Lee Stevens, L</b> OBP: 0.264, SLG: 0.365 (1, 3)								G4-3		4	0	1	0	0	0	2					
<b>Gary Gaetti, R</b> OBP: 0.285, SLG: 0.335 (1, 5)										3	1	2	1	0	0	1					
<b>Ron Tingley, R</b> OBP: 0.222, SLG: 0.386 (1, 2)										3	1	1	2	0	1	1					
<b>Gary Disarcina, R</b> OBP: 0.313, SLG: 0.319 (1, 6)										3	0	0	0	0	0	1					
<b>Inning Stats</b>	R: 1 E: 0 K: 0 S: 7	H: 1 LOB: 0 BB: 0 P: 10	R: 2 E: 0 K: 0 S: 8	H: 2 LOB: 0 BB: 0 P: 9	R: 0 E: 0 K: 0 S: 9	H: 2 LOB: 2 BB: 1 P: 14	R: 0 E: 0 K: 1 S: 8	H: 1 LOB: 1 BB: 0 P: 14	R: 0 E: 0 K: 2 S: 12	H: 1 LOB: 1 BB: 0 P: 15	R: 1 E: 0 K: 0 S: 9	H: 2 LOB: 0 BB: 0 P: 13	R: 0 E: 0 K: 0 S: 7	H: 0 LOB: 0 BB: 0 P: 12	R: 0 E: 0 K: 0 S: 10	H: 1 LOB: 1 BB: 0 P: 14	1B: 6 2B: 3 3B: 0 HR: 1	SF: 1 SAC: 1 DP: 0 HBP: 0	WP: 0 PB: 0 SB: 1 CS: 1	PA: 33	
<b>PITCHER</b>	IP	WLS	BF	H	R	ER	SO	BB	IBB	HBP	BLK	WP	HR	S	P	ERA	WHIP				
<b>Jose Guzman, R</b> ERA: 3.42 (1, 1)	8.0	L	33	10	4	4	3	1	0	0	0	0	1	70	101	4.50	1.375				

AB	31
R	1
H	3
RBI	1
BB	2
SO	10
LOB	9




WP	0	PA	33
PB	0		
SB	1		
CS	0		

AB	30
R	4
H	10
RBI	4
BB	1
SO	3
LOB	8



WP	0	PA	33
PB	0		
SB	1		
CS	1		

AB	30
R	4
H	10
RBI	4
BB	1
SO	3
LOB	8



WP	0	PA	33
PB	0		
SB	1		
CS	1		



Batter	1	2	3	4	5	6	7	8	9	AB	R	H	RBI	BB	SO	LOB	TOP			
Dickie Thon, R OBP: 0.286, SLG: 0.339	4-1 FC4-6 BB		1-0 F8			1-2 FC6-4		1-1 G6-3		3	0	0	0	1	0	2				
Dean Palmer, R OBP: 0.316, SLG: 0.436	2-1 F8		1-0 FC6-4			2-2 F8			4-2 G4-6-3 BB	3	0	0	0	1	0	3				
Julio Franco, R OBP: 0.321, SLG: 0.296	1-3 K			0-3 K		0-2 G2-3			0-0 G4-6-3	4	0	0	0	0	2	3				
Juan Gonzalez, R OBP: 0.303, SLG: 0.508	2-0 FC4-6			0-0 P3					0-0 F8	4	0	0	0	0	1	1				
Brian Downing, R OBP: 0.429, SLG: 0.417		4-2 G6-3 BB		1-3 K					1-3 K2-3	2	0	0	0	1	2	0				
Russ McGinnis, R OBP: 0.296, SLG: 0.360		2-1 G6-3			1-1 G5-3				4-2 FC5-4 BB	2	0	0	0	1	0	1				
John Russell, R OBP: 0.182, SLG: 0.111		1-3 K			1-1 G3-1				1-2 FC5-4	3	0	0	0	0	1	1				
Al Newman, S OBP: 0.331, SLG: 0.270			3-2 FC6-4 1B		3-2 G4-3				0-2 G6-3	1	3	0	1	0	0	0				
John Cangelosi, S OBP: 0.311, SLG: 0.258			1-3 K			1-0 FC6-4 1B			2-1 G5-3	2	3	0	1	0	0	1				
<b>Inning Stats</b>	R: 0 E: 0 K: 1 S: 7	H: 0 LOB: 1 BB: 1 P: 16	R: 0 E: 0 K: 1 S: 8	H: 0 LOB: 0 BB: 1 P: 15	R: 0 E: 0 K: 1 S: 11	H: 1 LOB: 0 BB: 0 P: 16	R: 0 E: 0 K: 2 S: 7	H: 0 LOB: 0 BB: 0 P: 8	R: 0 E: 0 K: 0 S: 12	H: 1 LOB: 1 BB: 0 P: 16	R: 0 E: 0 K: 2 S: 11	H: 0 LOB: 1 BB: 1 P: 18	R: 0 E: 0 K: 0 S: 7	H: 0 LOB: 0 BB: 0 P: 10	R: 0 E: 0 K: 0 S: 4	H: 0 LOB: 0 BB: 1 P: 8	1B: 2 2B: 0 3B: 0 HR: 0	SF: 0 SAC: 0 DP: 2 HBP: 0	WP: 0 PB: 0 SB: 0 CS: 0	PA: 31
<b>PITCHER</b> Mark Langston, L ERA: 3.87	IP: 9.0 WLS: W BF: 31	H: 2 R: 0 ER: 0 SO: 7	BB: 4 IBB: 0 HBP: 0 BLK: 0	WP: 0 HR: 0 S: 74 P: 119	ERA: 0.00 WHIP: 0.667	<b>PITCHER</b>					IP: 9.0 WLS: W BF: 31	H: 2 R: 0 ER: 0 SO: 7	BB: 4 IBB: 0 HBP: 0 BLK: 0	WP: 0 HR: 0 S: 74 P: 119	ERA: 0.00 WHIP: 0.667					

Texas Rangers @ California Angels  
Anaheim Stadium, Anaheim, CA  
Wed Jun 17 1992, 10:05 PM EDT  
Att: 37,135 - Sunny - 70 F

AB	27
R	0
H	2
RBI	0
BB	4
SO	7
LOB	12



Batter	1	2	3	4	5	6	7	8	9	AB	R	H	RBI	BB	SO	LOB	BOTTOM			
Luis Polonia, L OBP: 0.336, SLG: 0.316	K		1-2 F8			0-3 K		0-0 FC6-4 1B		4	1	0	0	0	2	1				
Rene Gonzales, R OBP: 0.359, SLG: 0.443	0-1 F7		2-1 P4			1-1 F9		1-0 1B		4	0	1	1	0	0	0				
Von Hayes, L OBP: 0.332, SLG: 0.365	3-2 1B WP		2-3 K			3-2 CS 1B		0-3 K		4	1	2	0	0	2	1				
Junior Felix, S OBP: 0.316, SLG: 0.426	1-0 WP 1B			1-3 K		2-1 CS 1B		1-1 G6-4-3 1B		3	1	2	0	0	1	0				
Hubie Brooks, R OBP: 0.250, SLG: 0.356	1-2 1B			1-3 K				0-0 G6-4-3 1B		3	0	2	1	0	1	0				
Lee Stevens, L OBP: 0.298, SLG: 0.357	1-H 3-H F8			0-3 K				1-2 1B		3	0	0	0	0	1	3				
Gary Gaetti, R OBP: 0.281, SLG: 0.330		0-2 P7			0-0 F7			0-0 F7		3	0	0	0	0	0	1				
John Orton, R OBP: 0.333, SLG: 0.250		2-3 K			0-1 F9			0-1 P5		3	0	0	0	0	1	0				
Gary Disarcina, R OBP: 0.314, SLG: 0.316		0-2 G5-3			1-0 L9			4-2 FC6-4 BB		2	0	0	0	1	0	0				
<b>Inning Stats</b>	R: 2 E: 0 K: 1 S: 14	H: 3 LOB: 1 BB: 0 P: 21	R: 0 E: 0 K: 1 S: 9	H: 0 LOB: 0 BB: 0 P: 11	R: 0 E: 0 K: 1 S: 8	H: 0 LOB: 0 BB: 0 P: 13	R: 0 E: 0 K: 3 S: 11	H: 0 LOB: 0 BB: 0 P: 13	R: 0 E: 0 K: 0 S: 4	H: 0 LOB: 0 BB: 0 P: 5	R: 0 E: 0 K: 1 S: 11	H: 1 LOB: 0 BB: 0 P: 17	R: 0 E: 0 K: 0 S: 5	H: 2 LOB: 1 BB: 0 P: 6	R: 1 E: 0 K: 1 S: 10	H: 1 LOB: 1 BB: 1 P: 15	1B: 7 2B: 0 3B: 0 HR: 0	SF: 0 SAC: 0 DP: 1 HBP: 0	WP: 1 PB: 0 SB: 0 CS: 1	PA: 31
<b>PITCHER</b> Nolan Ryan, R ERA: 4.7	IP: 8.0 WLS: L BF: 30	H: 7 R: 3 ER: 3 SO: 8	BB: 1 IBB: 0 HBP: 0 BLK: 0	WP: 1 HR: 0 S: 72 P: 101	ERA: 3.38 WHIP: 1.000	<b>PITCHER</b>					IP: 8.0 WLS: L BF: 30	H: 7 R: 3 ER: 3 SO: 8	BB: 1 IBB: 0 HBP: 0 BLK: 0	WP: 1 HR: 0 S: 72 P: 101	ERA: 3.38 WHIP: 1.000					

Texas Rangers @ California Angels  
Anaheim Stadium, Anaheim, CA  
Wed Jun 17 1992, 10:05 PM EDT  
Att: 37,135 - Sunny - 70 F

AB	29
R	3
H	7
RBI	2
BB	1
SO	8
LOB	6





Batter	1	2	3	4	5	6	7	8	9	AB	R	H	RBI	BB	SO	LOB	TOP								
Jody Reed, R OBP: 0.356, SLG: 0.366 (1, 4)	E5 G5-4-3	G1-4-3					G5-3			4	0	1	0	0	0	2	<b>Boston Red Sox @ Texas Rangers</b> Arlington Stadium, Arlington, TX Fri Jun 19 1992, 8:05 PM EDT Att: 32,025 - Sunny - 96 F								
Luis Rivera, R OBP: 0.360, SLG: 0.311 (1, 6)	G5-4-3		F8					FC1-5 1B BB	3	0	0	0	1	1	2										
Wade Boggs, L OBP: 0.384, SLG: 0.400 (1, 5)	1B BB		2B					FC1-5 1B	3	0	2	0	1	0	1										
Tom Brunansky, R OBP: 0.367, SLG: 0.394 (1, 9)	1B		K					FC1-5	4	0	1	0	0	1	3										
Mike Greenwell, L OBP: 0.308, SLG: 0.278 Ellis Burks, R OBP: 0.335, SLG: 0.432 (8, PH) (8, 8)	K		F7					F8	3	0	0	0	0	1	3										
Phil Plantier, L OBP: 0.317, SLG: 0.373 (1, 10)		L1						F8	1	0	0	0	0	0	2										
Bob Zupic, R OBP: 0.333, SLG: 0.403 (8, 7)		2B						G3-1	3	1	1	0	0	1	1										
Herm Winningham, L OBP: 0.244, SLG: 0.267 (8, PH)		2B						G1-3	1	0	0	0	0	0	0										
Scott Cooper, L OBP: 0.297, SLG: 0.300 (1, 3)		2B						L7	4	0	1	1	0	0	1										
Tony Peña, R OBP: 0.247, SLG: 0.261 (1, 2)		G6-3						F9	3	0	0	0	1	0	1										
<b>Inning Stats</b>	R: 0 E: 1 K: 1 S: 10	H: 1 LOB: 2 BB: 1 P: 17	R: 1 E: 0 K: 0 S: 11	H: 2 LOB: 1 BB: 0 P: 16	R: 0 E: 0 K: 1 S: 10	H: 1 LOB: 1 BB: 0 P: 13	R: 0 E: 0 K: 1 S: 12	H: 0 LOB: 1 BB: 1 P: 19	R: 0 E: 0 K: 1 S: 8	H: 1 LOB: 0 BB: 0 P: 16	R: 0 E: 0 K: 0 S: 5	H: 0 LOB: 1 BB: 0 P: 9	R: 0 E: 0 K: 0 S: 6	H: 0 LOB: 1 BB: 1 P: 13	R: 0 E: 0 K: 0 S: 8	H: 1 LOB: 2 BB: 1 P: 14	R: 0 E: 0 K: 0 S: 5	H: 0 LOB: 0 BB: 0 P: 7	1B: 3 2B: 3 3B: 0 HR: 0	SF: 0 SAC: 0 DP: 1 HBP: 0	WP: 0 PB: 0 SB: 1 CS: 0	PA: 36			
<b>PITCHER</b>	IP	WLS	BF	H	R	ER	SO	BB	IBB	HBP	BLK	WP	HR	S	P	ERA	WHIP								
Bobby Witt, R ERA: 3.28 (1, 1)	7.0	W	29	5	1	1	4	4	0	0	0	0	0	63	108	1.29	1.286								
Kenny Rogers, L ERA: 3.31 (8, 1)	0.1		2	1	0	0	0	0	0	0	0	0	0	3	3	0.00	3.000								
Jeff Russell, R ERA: 1.54 (8, 1)	1.2	S	5	0	0	0	0	0	0	0	0	0	0	9	13	0.00	0.000								

Batter	1	2	3	4	5	6	7	8	9	AB	R	H	RBI	BB	SO	LOB	BOTTOM								
Brian Downing, R OBP: 0.437, SLG: 0.418 (1, 10)	PB WP 1B		1B E BB				G6-3			2	2	1	0	2	0	0	<b>Boston Red Sox @ Texas Rangers</b> Arlington Stadium, Arlington, TX Fri Jun 19 1992, 8:05 PM EDT Att: 32,025 - Sunny - 96 F								
Dean Palmer, R OBP: 0.319, SLG: 0.437 (1, 5)	G5-3		E 1B				F7	CS 1B	4	0	2	0	0	0	2										
Rafael Palmeiro, L OBP: 0.358, SLG: 0.412 (1, 3)	K		P5					K	4	1	1	2	0	2	4										
Juan Gonzalez, R OBP: 0.305, SLG: 0.520 (1, 8)	G6-3		E6 1B					P3	4	1	2	1	0	0	1										
Kevin Reimer, L OBP: 0.331, SLG: 0.443 (1, 7)		FC4-6 1B	G3-1					K	3	0	1	0	1	1	2										
Geno Petralli, L OBP: 0.238, SLG: 0.269 (1, 2)	FC4-6		L9					G4-3	4	0	0	0	0	1	2										
Jeff Huson, L OBP: 0.318, SLG: 0.350 (1, 6)	K		G4-3					P5	3	0	0	0	0	1	1										
Al Newman, S OBP: 0.323, SLG: 0.263 (1, 4)	P3		K					G6-3	3	0	0	0	0	1	1										
John Cangelosi, S OBP: 0.299, SLG: 0.246 (1, 9)		G6-3						L4	3	0	0	0	0	0	0										
<b>Inning Stats</b>	R: 0 E: 0 K: 1 S: 11	H: 1 LOB: 1 BB: 0 P: 17	R: 0 E: 0 K: 1 S: 9	H: 1 LOB: 0 BB: 0 P: 12	R: 1 E: 1 K: 0 S: 11	H: 2 LOB: 2 BB: 1 P: 20	R: 0 E: 0 K: 1 S: 10	H: 0 LOB: 0 BB: 0 P: 15	R: 2 E: 0 K: 0 S: 17	H: 1 LOB: 0 BB: 1 P: 25	R: 0 E: 0 K: 1 S: 16	H: 0 LOB: 0 BB: 0 P: 24	R: 0 E: 0 K: 0 S: 8	H: 0 LOB: 0 BB: 0 P: 8	R: 1 E: 0 K: 2 S: 13	H: 2 LOB: 1 BB: 1 P: 21		1B: 5 2B: 0 3B: 0 HR: 2	SF: 0 SAC: 0 DP: 0 HBP: 0	WP: 1 PB: 1 SB: 0 CS: 1	PA: 33				
<b>PITCHER</b>	IP	WLS	BF	H	R	ER	SO	BB	IBB	HBP	BLK	WP	HR	S	P	ERA	WHIP								
Mike Gardiner, R ERA: 4.11 (1, 1)	7.0	L	29	6	4	3	4	2	0	0	0	0	0	84	123	3.86	1.143								
Tony Fossas, L ERA: 6.23 (8, 1)	1.0		4	1	0	0	2	1	0	0	0	0	1	11	19	0.00	2.000								



Batter	1	2	3	4	5	6	7	8	9	AB	R	H	RBI	BB	SO	LOB	TOP				
Jody Reed, R OBP: 0.352, SLG: 0.360 (1, 4)	F7		K			G4-3		G6-3		4	0	0	1	0	1	0					
Luis Rivera, R OBP: 0.353, SLG: 0.303 (1, 6)	G6-3				G5-3	G5-3		G4-3		4	0	0	0	0	0	0					
Wade Boggs, L OBP: 0.389, SLG: 0.406 (1, 5)	G6-3				HBP 1B			1B		4	0	3	0	0	0	0					
Jack Clark, R OBP: 0.342, SLG: 0.301 Bob Zupcic, R OBP: 0.329, SLG: 0.397 (9, PH)		G3 1B			G6-4-3 HBP			L7		2	0	1	0	0	1	1					
Mike Greenwell, L OBP: 0.307, SLG: 0.278 (1, 7)	G3				G6-4-3			K		4	0	1	0	0	1	4					
Ellis Burks, R OBP: 0.329, SLG: 0.424 (1, 8)	K							F7		4	0	0	0	0	3	4					
Tom Brunansky, R OBP: 0.359, SLG: 0.385 (1, 9)	K				G5-3			P3		3	0	0	0	0	1	3					
Scott Cooper, L OBP: 0.298, SLG: 0.311 (1, 3)			G3-1			K		E8 G6-3 2B		3	1	1	0	0	1	0					
John Flaherty, R OBP: 0.152, SLG: 0.156 Phil Planter, L OBP: 0.315, SLG: 0.371 Tony Peña, R OBP: 0.247, SLG: 0.261 (8, PH)			K			G5-3		K		2	0	0	0	0	1	0					
										1	0	0	0	0	1	1					
										0	0	0	0	0	0	0					
<b>Inning Stats</b>	R: 0 H: 0 E: 0 K: 0 S: 7	H: 0 LOB: 0 BB: 0 P: 11	R: 0 H: 1 E: 0 K: 2 S: 10	H: 1 LOB: 1 BB: 0 P: 13	R: 0 H: 0 E: 0 K: 2 S: 8	H: 0 LOB: 0 BB: 0 P: 10	R: 0 H: 1 E: 0 K: 0 S: 4	H: 1 LOB: 1 BB: 0 P: 7	R: 0 H: 0 E: 0 K: 2 S: 9	H: 0 LOB: 0 BB: 0 P: 12	R: 0 H: 2 E: 0 K: 2 S: 10	H: 2 LOB: 2 BB: 0 P: 16	R: 1 H: 1 E: 1 K: 1 S: 8	H: 1 LOB: 0 BB: 0 P: 9	R: 0 H: 1 E: 0 K: 1 S: 11	H: 1 LOB: 1 BB: 0 P: 18	1B: 5 2B: 1 3B: 0 HR: 0	SF: 0 SAC: 0 DP: 1 HBP: 1	WP: 0 PB: 0 SB: 0 CS: 0	PA: 33	
<b>PITCHER</b>	IP	WLS	BF	H	R	ER	SO	BB	IBB	HBP	BLK	WP	HR	S	P	ERA	WHIP				
Kevin Brown, R ERA: 3.1 (1, 1)	8.0	W	29	5	1	0	9	0	0	1	0	0	0	60	84	0.00	0.625				
Kenny Rogers, L ERA: 3.22 (9, 1)	1.0	S	4	1	0	0	1	0	0	0	0	0	0	11	18	0.00	1.000				

**Boston Red Sox @ Texas Rangers**  
Arlington Stadium, Arlington, TX  
Sat Jun 20 1992, 8:05 PM EDT  
Att: 40,401 - Sunny - 89 F

AB 32  
R 1  
H 6  
RBI 1  
BB 0  
SO 10  
LOB 14



Batter	1	2	3	4	5	6	7	8	9	AB	R	H	RBI	BB	SO	LOB	BOTTOM				
Brian Downing, R OBP: 0.438, SLG: 0.416 (1, 10)	FC5-4 BB		G4-3		CS	K		HR 1B		3	1	1	0	1	1	1					
Dean Palmer, R OBP: 0.321, SLG: 0.450 (1, 5)	FC5-4 G3-1 1-2		G3-1 2-H 1B			L7		HR		4	1	2	3	0	0	1					
Rafael Palmeiro, L OBP: 0.357, SLG: 0.407 (1, 3)	G3-1		G3			2B BB		K		3	1	0	0	1	1	2					
Juan Gonzalez, R OBP: 0.308, SLG: 0.521 (1, 8)	K				K			BB 1B BB		3	0	1	1	1	2	1					
Kevin Reimer, L OBP: 0.331, SLG: 0.439 Julio Franco, R OBP: 0.329, SLG: 0.306 (8, PH)		G4-3			F8	FC6-4 IBB		BB 1B		2	0	0	0	1	0	0					
										1	0	1	0	0	0	0					
Geno Petralli, L OBP: 0.240, SLG: 0.271 Russ McGinnis, R OBP: 0.286, SLG: 0.346 (8, PH)			G4-6-3 1B		G3	FC6-4		K		3	0	1	0	0	0	2					
										1	0	0	0	0	1	2					
Jeff Huson, L OBP: 0.313, SLG: 0.343 Dickie Thon, R OBP: 0.289, SLG: 0.339 (8, PH)		G4-6-3			G1-3			L7		3	0	0	0	0	0	1					
										0	0	0	0	1	0	0					
Al Newman, S OBP: 0.314, SLG: 0.254 (1, 4)			F8		F9			F7		4	0	0	0	0	0	3					
John Cangelosi, S OBP: 0.313, SLG: 0.254 (1, 9)			G4-3 1B		CS			G5-3		2	1	1	0	1	0	0					
										2	1	1	0	1	0	0					
<b>Inning Stats</b>	R: 0 H: 0 E: 0 K: 1 S: 9	H: 0 LOB: 1 BB: 1 P: 18	R: 0 H: 1 E: 0 K: 0 S: 5	H: 1 LOB: 0 BB: 0 P: 9	R: 1 H: 2 E: 0 K: 0 S: 16	H: 2 LOB: 1 BB: 0 P: 17	R: 0 H: 0 E: 0 K: 1 S: 8	H: 0 LOB: 0 BB: 0 P: 11	R: 0 H: 0 E: 0 K: 1 S: 7	H: 0 LOB: 0 BB: 1 P: 13	R: 1 H: 1 E: 0 K: 0 S: 13	H: 1 LOB: 2 BB: 2 P: 23	R: 0 H: 0 E: 0 K: 0 S: 7	H: 0 LOB: 0 BB: 0 P: 10	R: 2 H: 3 E: 0 K: 2 S: 20	H: 3 LOB: 3 BB: 2 P: 36	1B: 5 2B: 1 3B: 0 HR: 1	SF: 0 SAC: 0 DP: 1 HBP: 0	WP: 0 PB: 0 SB: 1 CS: 1	PA: 36	
<b>PITCHER</b>	IP	WLS	BF	H	R	ER	SO	BB	IBB	HBP	BLK	WP	HR	S	P	ERA	WHIP				
John Dopson, R ERA: 3.6 (1, 1)	7.0	L	29	6	4	4	3	3	0	0	0	0	0	3	4	0.00	0.000				
Tony Fossas, L ERA: 6.0 (8, 1)	0.1		1	0	0	0	1	0	0	0	0	0	0	2	6	∞	∞				
Danny Darwin, R ERA: 5.08 (8, 1)	0.0		1	0	0	0	0	1	0	0	0	0	0	8	15	0.00	3.000				
Tom Bolton, L ERA: 3.0 (8, 1)	0.2		4	1	0	0	1	1	0	0	0	0	0	8	15	0.00	3.000				

**Boston Red Sox @ Texas Rangers**  
Arlington Stadium, Arlington, TX  
Sat Jun 20 1992, 8:05 PM EDT  
Att: 40,401 - Sunny - 89 F

AB 29  
R 4  
H 7  
RBI 4  
BB 6  
SO 5  
LOB 13





Batter	1	2	3	4	5	6	7	8	9	AB	R	H	RBI	BB	SO	LOB	TOP											
Jody Reed, R OBP: 0.346, SLG: 0.353 (1, 4)	F7	G4-3			G6-3		G4-3		F9	5	0	0	0	0	0	3												
Herm Winningham, L OBP: 0.244, SLG: 0.278 (1, 7)	1B 2B		F7		K		G3			4	1	1	0	0	1	0												
Wade Boggs, L OBP: 0.391, SLG: 0.408 (1, 5)	2B		F8					G4-3		4	1	2	0	0	0	0												
Jack Clark, R OBP: 0.345, SLG: 0.308 Mike Greenwell, L OBP: 0.307, SLG: 0.278 (8, PR)	2B		K		K				BB	3	0	1	2	1	2	1												
0	0	0	0	0	0	0	0	0	0	0	0	0	0	0	0	0												
Ellis Burks, R OBP: 0.328, SLG: 0.421 (1, 8)	G3-1			K				K		4	0	1	0	0	2	1												
Tom Brunansky, R OBP: 0.363, SLG: 0.398 (1, 9)										3	0	1	0	1	1	2												
Scott Cooper, L OBP: 0.297, SLG: 0.302 (1, 3)										3	0	0	0	1	0	2												
Tony Peña, R OBP: 0.250, SLG: 0.264 Phil Plantier, L OBP: 0.314, SLG: 0.369 (9, PH)	SH1-3 BB		F8					G4-3		3	0	0	0	1	0	2												
2	0	0	0	0	0	0	0	0	0	2	0	1	0	0	0	1												
1	0	0	0	0	0	0	0	0	0	1	0	0	0	0	1	0												
Tim Naehring, R OBP: 0.275, SLG: 0.277 Bob Zupcic, R OBP: 0.329, SLG: 0.397 (9, PR)	1B									4	0	1	0	0	0	4												
0	0	0	0	0	0	0	0	0	0	0	0	0	0	0	0	0												
<b>Inning Stats</b>	R: 2 H: 3 E: 0 K: 0 S: 11	H: 3 LOB: 0 BB: 0 P: 15	R: 0 H: 1 E: 0 K: 0 S: 12	H: 1 LOB: 2 BB: 1 P: 21	R: 0 H: 0 E: 0 K: 1 S: 7	H: 0 LOB: 0 BB: 0 P: 12	R: 0 H: 1 E: 0 K: 1 S: 14	H: 1 LOB: 2 BB: 1 P: 24	R: 0 H: 1 E: 0 K: 0 S: 12	H: 1 LOB: 1 BB: 0 P: 18	R: 0 H: 0 E: 0 K: 0 S: 5	H: 0 LOB: 0 BB: 0 P: 5	R: 0 H: 0 E: 0 K: 2 S: 9	H: 0 LOB: 1 BB: 1 P: 14	R: 0 H: 1 E: 0 K: 1 S: 9	H: 1 LOB: 1 BB: 0 P: 12	1B: 5 2B: 2 3B: 1 HR: 0	SF: 0 SAC: 1 DP: 0 HBP: 0	WP: 0 PB: 0 SB: 0 CS: 0	PA: 37								
<b>PITCHER</b>	IP	WLS	BF	H	R	ER	SO	BB	IBB	HBP	BLK	WP	HR	S	P	ERA	WHIP											
Todd Burns, R ERA: 3.16 Jeff Russell, R ERA: 1.47	(1, 1)	7.1	W	31	7	2	2	4	3	0	0	0	0	0	70	112	2.46	1.364										
(8, 1)	1.2	S	6	1	0	0	3	0	0	0	0	0	0	16	20	0.00	0.600											

**Boston Red Sox @ Texas Rangers**  
Arlington Stadium, Arlington, TX  
Sun Jun 21 1992, 8:05 PM EDT  
Att: 32,648 - Cloudy - 85 F

AB 33  
R 2  
H 8  
RBI 2  
BB 3  
SO 7  
LOB 14



Batter	1	2	3	4	5	6	7	8	9	AB	R	H	RBI	BB	SO	LOB	BOTTOM											
Julio Franco, R OBP: 0.326, SLG: 0.316 (8, 7)			G6-3		G6-3		G6-3			4	0	1	0	0	0	0												
Dean Palmer, R OBP: 0.327, SLG: 0.451 (1, 5)	K									2	1	1	0	2	1	1												
Kevin Reimer, L OBP: 0.330, SLG: 0.433 John Cangelosi, S OBP: 0.313, SLG: 0.254 (8, 9)	F7									3	1	0	0	1	1	3												
0	0	0	0	0	0	0	0	0	0	0	0	0	0	0	0	0												
Juan Gonzalez, R OBP: 0.314, SLG: 0.521 (1, 8)	BB									2	1	1	1	2	0	1												
Rafael Palmeiro, L OBP: 0.353, SLG: 0.402 (1, 3)	K									3	0	0	0	0	1	4												
Geno Petralli, L OBP: 0.231, SLG: 0.260 (1, 2)										4	0	0	0	0	1	3												
Brian Downing, R OBP: 0.434, SLG: 0.411 (1, 10)										4	0	1	2	0	1	0												
Dickie Thon, R OBP: 0.299, SLG: 0.350 (1, 6)										3	0	2	0	1	0	0												
Al Newman, S OBP: 0.305, SLG: 0.246 (1, 4)										4	0	0	0	0	0	4												
<b>Inning Stats</b>	R: 0 H: 1 E: 0 K: 2 S: 15	H: 1 LOB: 1 BB: 0 P: 28	R: 0 H: 1 E: 0 K: 0 S: 11	H: 1 LOB: 0 BB: 0 P: 16	R: 0 H: 0 E: 0 K: 1 S: 10	H: 0 LOB: 0 BB: 1 P: 19	R: 0 H: 0 E: 0 K: 0 S: 5	H: 0 LOB: 0 BB: 0 P: 11	R: 0 H: 0 E: 0 K: 0 S: 10	H: 0 LOB: 0 BB: 0 P: 18	R: 3 H: 2 E: 1 K: 1 S: 23	H: 2 LOB: 2 BB: 3 P: 40	R: 0 H: 1 E: 0 K: 0 S: 10	H: 1 LOB: 2 BB: 1 P: 19	R: 0 H: 1 E: 0 K: 1 S: 12	H: 1 LOB: 1 BB: 0 P: 16	1B: 4 2B: 2 3B: 0 HR: 0	SF: 0 SAC: 1 DP: 0 HBP: 0	WP: 0 PB: 0 SB: 0 CS: 2	PA: 36								
<b>PITCHER</b>	IP	WLS	BF	H	R	ER	SO	BB	IBB	HBP	BLK	WP	HR	S	P	ERA	WHIP											
Roger Clemens, R ERA: 1.89 Matt Young, L ERA: 4.09	(1, 1)	6.2	L	31	5	3	3	4	6	0	0	0	0	0	82	149	4.05	1.650										
(7, 1)	1.1	5	1	0	0	1	0	0	0	0	0	0	0	14	18	0.00	0.750											

**Boston Red Sox @ Texas Rangers**  
Arlington Stadium, Arlington, TX  
Sun Jun 21 1992, 8:05 PM EDT  
Att: 32,648 - Cloudy - 85 F

AB 29  
R 3  
H 6  
RBI 3  
BB 6  
SO 5  
LOB 16





Batter	1	2	3	4	5	6	7	8	9	AB	R	H	RBI	BB	SO	LOB	TOP								
<b>Devon White, S</b> (1, 8) OBP: 0.301, SLG: 0.394 <b>Derek Bell, R</b> (7, PH) OBP: 0.284, SLG: 0.273	G3 2B	K	HR	FC4-6			P3	K		4	1	2	2	0	1	5									
<b>Roberto Alomar, S</b> (1, 4) OBP: 0.424, SLG: 0.472 <b>Alfredo Griffin, S</b> (7, 4)	G3	PB 2B HBP BB	P5				1B HR	K		4	2	2	1	1	0	1									
<b>Joe Carter, R</b> (1, 9) OBP: 0.319, SLG: 0.507 <b>Pat Tabler, R</b> (7, 7)	K	PB 2B HBP	FC6-4 BB				1B HR	1B	BB HBP 1B	3	2	1	1	1	1	2									
<b>Dave Winfield, R</b> (1, 10) OBP: 0.393, SLG: 0.518 <b>Rob Ducey, L</b> (9, PH) OBP: 0.093, SLG: 0.125	G6-3	2B	FC6-4				HR	P6	P6	5	1	2	5	0	0	3									
<b>John Olerud, L</b> (1, 3)		HR					G3-1	1B BB	L8	5	2	2	1	1	0	2									
<b>Candy Maldonado, R</b> (1, 7) OBP: 0.328, SLG: 0.418		1B BB	2B				HR	1B BB HBP	1B BB HBP	5	3	4	1	0	0	1									
<b>Pat Borders, R</b> (1, 2) OBP: 0.308, SLG: 0.387		BB HBP 1B	1B				P2	K	1B	5	2	2	1	1	1	3									
<b>Jeff Kent, R</b> (1, 5) OBP: 0.356, SLG: 0.468		HBP BB 1B	HR				K		1B FC5-4	5	2	3	2	0	1	1									
<b>Manuel Lee, S</b> (1, 6) OBP: 0.318, SLG: 0.325	F7	F7	F7				K	K	FC5-4	6	0	1	1	0	2	8									
<b>Inning Stats</b>	R: 0 E: 0 K: 1 S: 10	H: 1 LOB: 1 BB: 0 P: 18	R: 6 E: 0 K: 1 S: 17	H: 4 LOB: 1 BB: 1 P: 37	R: 4 E: 0 K: 0 S: 16	H: 4 LOB: 1 BB: 1 P: 32	R: 1 E: 1 K: 0 S: 9	H: 2 LOB: 2 BB: 0 P: 13	R: 0 E: 0 K: 0 S: 6	H: 1 LOB: 0 BB: 0 P: 11	R: 1 E: 0 K: 1 S: 12	H: 1 LOB: 0 BB: 0 P: 22	R: 3 E: 0 K: 2 S: 16	H: 4 LOB: 2 BB: 1 P: 30	R: 0 E: 0 K: 3 S: 13	H: 1 LOB: 1 BB: 0 P: 21	R: 1 E: 0 K: 0 S: 17	H: 2 LOB: 3 BB: 1 P: 29	1B: 11 2B: 5 3B: 0 HR: 4	SF: 0 SAC: 0 DP: 1 HBP: 3	WP: 0 PB: 2 SB: 0 CS: 0	PA: 54			
<b>PITCHER</b>	IP	WLS	BF	H	R	ER	SO	BB	IBB	HBP	BLK	WP	HR	S	P	ERA	WHIP								
<b>Jose Guzman, R</b> (1, 1) ERA: 3.82	1.2	L	12	4	6	5	2	1	0	2	0	0	1	22	45	27.00	3.000								
<b>Tery Mathews, R</b> (2, 1) ERA: 6.31	0.1		5	4	3	3	0	0	0	0	0	0	0	10	20	81.00	12.000								
<b>Danny Leon, R</b> (3, 1) ERA: 3.86	4.0		18	5	3	2	1	1	0	0	0	0	2	38	68	4.50	1.500								
<b>Floyd Bannister, L</b> (7, 1) ERA: 7.46	2.0		12	5	3	3	5	1	0	0	0	0	1	29	51	13.50	3.000								
<b>Ed Nunez, R</b> (9, 1) ERA: 3.75	0.2		6	2	1	1	0	1	0	1	0	0	0	13	25	13.50	4.500								

Toronto Blue Jays @ Texas Rangers  
Arlington Stadium, Arlington, TX  
Mon Jun 22 1992, 8:05 PM EDT  
Att: 24,460 - Cloudy - 82 F

AB	47
R	16
H	20
RBI	15
BB	4
SO	8
LOB	29




Batter	1	2	3	4	5	6	7	8	9	AB	R	H	RBI	BB	SO	LOB	BOTTOM								
<b>Brian Downing, R</b> (1, 10) OBP: 0.432, SLG: 0.409 <b>Ruben Sierra, S</b> (7, PH) OBP: 0.322, SLG: 0.464	F8	L4					2B 1B	G4-3		3	0	1	0	0	0	2									
<b>Dean Palmer, R</b> (1, 5) OBP: 0.331, SLG: 0.451 <b>Al Newman, S</b> (6, 5) OBP: 0.308, SLG: 0.258	HR BB		F8				1B FC4-6	1B	G5-3	2	1	1	1	1	0	0									
<b>Kevin Reimer, L</b> (1, 7) OBP: 0.332, SLG: 0.447 <b>Geno Petralli, L</b> (8, 5) OBP: 0.239, SLG: 0.277	HR		P8				1B FC4-6	2B	2B	4	1	2	4	0	0	2									
<b>Juan Gonzalez, R</b> (1, 8) OBP: 0.311, SLG: 0.515 <b>John Russell, R</b> (7, PH) OBP: 0.231, SLG: 0.100	K		K				G6-4-3	K	BB	3	0	0	0	0	2	2									
<b>Rafael Palmeiro, L</b> (1, 3) OBP: 0.351, SLG: 0.410	G4-3						HR	F9	G6-4-3	5	1	1	1	0	0	3									
<b>Russ McGinnis, R</b> (1, 2) OBP: 0.281, SLG: 0.310		K	K				K	F7	BB BB	3	0	0	0	1	2	0									
<b>Dickie Thon, R</b> (1, 6) OBP: 0.293, SLG: 0.342		G1-3					G6-3	G6-3	F8	4	0	0	0	0	0	1									
<b>Jeff Huson, L</b> (1, 4) OBP: 0.312, SLG: 0.341		1B					G1-3	F8	K	4	0	1	0	0	1	1									
<b>John Cangelosi, S</b> (1, 9) OBP: 0.345, SLG: 0.265		1B BB					1B 1B	1B 2B BB	BB	1	2	1	0	3	0	0									
<b>Inning Stats</b>	R: 2 E: 0 K: 1 S: 12	H: 1 LOB: 0 BB: 1 P: 20	R: 0 E: 0 K: 1 S: 13	H: 1 LOB: 1 BB: 1 P: 20	R: 0 E: 0 K: 1 S: 10	H: 0 LOB: 0 BB: 0 P: 10	R: 1 E: 0 K: 1 S: 13	H: 1 LOB: 0 BB: 0 P: 17	R: 1 E: 0 K: 0 S: 16	H: 3 LOB: 1 BB: 0 P: 23	R: 0 E: 0 K: 0 S: 4	H: 0 LOB: 0 BB: 0 P: 4	R: 3 E: 0 K: 1 S: 14	H: 3 LOB: 1 BB: 1 P: 24	R: 0 E: 0 K: 1 S: 17	H: 0 LOB: 2 BB: 2 P: 28	R: 0 E: 0 K: 0 S: 8	H: 1 LOB: 1 BB: 1 P: 14	1B: 6 2B: 2 3B: 0 HR: 2	SF: 0 SAC: 0 DP: 2 HBP: 0	WP: 0 PB: 0 SB: 1 CS: 0	PA: 41			
<b>PITCHER</b>	IP	WLS	BF	H	R	ER	SO	BB	IBB	HBP	BLK	WP	HR	S	P	ERA	WHIP								
<b>Jack Morris, R</b> (1, 1) ERA: 4.22	6.2	W	31	9	7	7	5	3	0	0	0	0	2	80	115	9.45	1.800								
<b>Bob MacDonald, L</b> (7, 1) ERA: 2.79	1.1		6	0	0	0	1	2	0	0	0	0	0	19	31	0.00	1.500								
<b>Mike Timlin, R</b> (9, 1) ERA: 2.84	1.0		4	1	0	0	0	1	0	0	0	0	0	8	14	0.00	2.000								


Toronto Blue Jays @ Texas Rangers  
Arlington Stadium, Arlington, TX  
Mon Jun 22 1992, 8:05 PM EDT  
Att: 24,460 - Cloudy - 82 F

AB	35
R	7
H	10
RBI	7
BB	6
SO	6
LOB	14





Batter	1	2	3	4	5	6	7	8	9	AB	R	H	RBI	BB	SO	LOB	TOP										
<b>Devon White, S</b> OBP: 0.303, SLG: 0.392 (1, 8)	G3		S BB			2-0 3B		G3-1		4	1	1	1	1	0	3	<p>Toronto Blue Jays @ Texas Rangers Arlington Stadium, Arlington, TX Wed Jun 24 1992, 8:05 PM EDT Att: 23,798 - Cloudy - 96 F</p> <p>livebaseballscorecards.com</p> <p>AB 36 R 3 H 10 RBI 2 BB 5 SO 5 LOB 20</p> 										
<b>Roberto Alomar, S</b> OBP: 0.427, SLG: 0.483 (1, 4)	F8		G6-3			1-2 WP		E7		5	1	3	1	0	0	1											
<b>Joe Carter, R</b> OBP: 0.317, SLG: 0.502 (1, 10)	K					1-3 3B		P4		5	0	1	0	0	2	3											
<b>Dave Winfield, R</b> OBP: 0.393, SLG: 0.514 (1, 9)		G5-3				4-2 1B		P6		4	0	1	0	1	0	2											
<b>John Olerud, L</b> OBP: 0.346, SLG: 0.383 (1, 3)						3-1 BB		G6-3		4	0	1	0	1	0	4											
<b>Candy Maldonado, R</b> OBP: 0.327, SLG: 0.411 (1, 7)						2-3 1B		G6-3		3	0	0	0	1	2	3											
<b>Pat Borders, R</b> OBP: 0.303, SLG: 0.380 (1, 2)						4-2 BB		G6-3		4	0	0	0	0	1	3											
<b>Jeff Kent, R</b> OBP: 0.362, SLG: 0.481 (1, 5)						1-2 1B		G6-3		4	0	2	0	0	0	0											
<b>Manuel Lee, S</b> OBP: 0.321, SLG: 0.330 (1, 6)						3-1 2B				3	1	1	0	1	0	1											
<b>Inning Stats</b>	R: 0 E: 0 K: 1 S: 6	H: 0 LOB: 0 BB: 0 P: 9	R: 0 E: 0 K: 0 S: 6	H: 0 LOB: 1 BB: 1 P: 15	R: 0 E: 0 K: 0 S: 7	H: 0 LOB: 1 BB: 1 P: 15	R: 0 E: 0 K: 0 S: 10	H: 2 LOB: 2 BB: 1 P: 16	R: 3 E: 0 K: 2 S: 18	H: 4 LOB: 2 BB: 1 P: 29	R: 0 E: 0 K: 0 S: 11	H: 1 LOB: 1 BB: 0 P: 19	R: 0 E: 1 K: 0 S: 11	H: 1 LOB: 1 BB: 0 P: 16	R: 0 E: 0 K: 2 S: 15	H: 1 LOB: 2 BB: 1 P: 29	R: 0 E: 0 K: 0 S: 7	H: 1 LOB: 1 BB: 0 P: 11	1B: 7 2B: 2 3B: 1 HR: 0	SF: 0 SAC: 0 DP: 1 HBP: 0	WP: 1 PB: 0 SB: 3 CS: 0	PA: 41					
<b>PITCHER</b>	IP	WLS	BF	H	R	ER	SO	BB	IBB	HBP	BLK	WP	HR	S	P	ERA	WHIP										
<b>Bobby Witt, R</b> ERA: 3.32 (1, 1)	7.0	L	32	8	3	3	3	4	0	0	0	1	0	69	119	3.86	1.714										
<b>Terry Mathews, R</b> ERA: 8.15 (8, 1)	0.2		4	1	0	0	2	1	0	0	0	0	0	10	21	0.00	3.000										
<b>Kenny Rogers, L</b> ERA: 3.08 (8, 1)	1.1		5	1	0	0	0	0	0	0	0	0	0	12	19	0.00	0.750										

Batter	1	2	3	4	5	6	7	8	9	AB	R	H	RBI	BB	SO	LOB	BOTTOM										
<b>Julio Franco, R</b> OBP: 0.337, SLG: 0.342 (1, 7)	1B		1B							3	1	2	0	0	0	0	<p>Toronto Blue Jays @ Texas Rangers Arlington Stadium, Arlington, TX Wed Jun 24 1992, 8:05 PM EDT Att: 23,798 - Cloudy - 96 F</p> <p>livebaseballscorecards.com</p> <p>AB 34 R 2 H 8 RBI 2 BB 1 SO 10 LOB 13</p> 										
<b>John Russell, R</b> OBP: 0.231, SLG: 0.100 (6, 7)	G5-3		1B							0	0	0	0	0	0	0											
<b>Kevin Reimer, L</b> OBP: 0.331, SLG: 0.445 (7, PH)	2B									1	0	0	0	0	1	1											
<b>Dean Palmer, R</b> OBP: 0.330, SLG: 0.448 (1, 5)	G5-3		F9							4	1	1	0	0	2	1											
<b>Juan Gonzalez, R</b> OBP: 0.307, SLG: 0.507 (1, 8)	2B									4	0	0	1	0	2	2											
<b>Ruben Sierra, S</b> OBP: 0.324, SLG: 0.468 (1, 10)	1B									4	0	2	1	0	1	0											
<b>Dickie Thon, R</b> OBP: 0.292, SLG: 0.340 (1, 6)	2B									4	0	1	0	0	1	3											
<b>Rafael Palmeiro, L</b> OBP: 0.346, SLG: 0.404 (1, 3)	F8									4	0	0	0	0	1	2											
<b>Russ McGinnis, R</b> OBP: 0.294, SLG: 0.323 (1, 2)										2	0	1	0	0	0	0											
<b>Geno Petralli, L</b> OBP: 0.252, SLG: 0.294 (7, PH)	F7									1	0	1	0	1	0	0											
<b>Al Newman, S</b> OBP: 0.301, SLG: 0.252 (1, 4)										3	0	0	0	0	1	2											
<b>Brian Downing, R</b> OBP: 0.429, SLG: 0.406 (9, PH)										1	0	0	0	0	1	1											
<b>John Cangelosi, S</b> OBP: 0.333, SLG: 0.254 (1, 9)										3	0	0	0	0	0	1											
<b>Inning Stats</b>	R: 2 E: 0 K: 0 S: 13	H: 3 LOB: 1 BB: 0 P: 21	R: 0 E: 0 K: 1 S: 5	H: 0 LOB: 0 BB: 0 P: 6	R: 0 E: 0 K: 0 S: 10	H: 2 LOB: 2 BB: 0 P: 18	R: 0 E: 0 K: 0 S: 5	H: 1 LOB: 0 BB: 0 P: 7	R: 0 E: 0 K: 1 S: 7	H: 0 LOB: 0 BB: 0 P: 10	R: 0 E: 0 K: 1 S: 7	H: 1 LOB: 1 BB: 0 P: 13	R: 0 E: 0 K: 1 S: 12	H: 0 LOB: 1 BB: 1 P: 18	R: 0 E: 0 K: 3 S: 10	H: 0 LOB: 0 BB: 0 P: 16	R: 0 E: 0 K: 3 S: 13	H: 1 LOB: 1 BB: 0 P: 20	1B: 5 2B: 3 3B: 0 HR: 0	SF: 0 SAC: 0 DP: 1 HBP: 0	WP: 0 PB: 0 SB: 0 CS: 0	PA: 35					
<b>PITCHER</b>	IP	WLS	BF	H	R	ER	SO	BB	IBB	HBP	BLK	WP	HR	S	P	ERA	WHIP										
<b>David Wells, L</b> ERA: 2.91 (1, 1)	6.0	W	24	7	2	2	3	0	0	0	0	0	0	47	75	3.00	1.167										
<b>Duane Ward, R</b> ERA: 2.09 (7, 1)	2.0		7	0	0	0	4	1	0	0	0	0	0	22	34	0.00	0.500										
<b>Tom Henke, R</b> ERA: 2.05 (9, 1)	1.0	S	4	1	0	0	3	0	0	0	0	0	0	13	20	0.00	1.000										



Batter	1	2	3	4	5	6	7	8	9	AB	R	H	RBI	BB	SO	LOB	TOP					
<b>Brian Downing, R</b> OBP: 0.417, SLG: 0.391 (1, 10)										5	0	0	0	0	1	2						
<b>Dean Palmer, R</b> OBP: 0.324, SLG: 0.441 (1, 5)										4	0	0	1	0	3	2						
<b>Rafael Palmeiro, L</b> OBP: 0.344, SLG: 0.398 (1, 3)										4	0	0	0	1	1	0						
<b>Ruben Sierra, S</b> OBP: 0.332, SLG: 0.474 (1, 9)										5	2	4	0	0	0	0						
<b>Juan Gonzalez, R</b> OBP: 0.310, SLG: 0.506 (1, 8)										3	0	1	0	1	0	2						
<b>Kevin Reimer, L</b> OBP: 0.341, SLG: 0.452 (1, 7)										3	0	3	1	1	0	0						
<b>John Cangelosi, S</b> OBP: 0.333, SLG: 0.254 (9, 7)										0	0	0	0	0	0	0						
<b>Russ McGinnis, R</b> OBP: 0.366, SLG: 0.364 (5, PH)										2	1	1	0	0	0	3						
<b>Geno Petralli, L</b> OBP: 0.257, SLG: 0.291 (5, 2)										1	0	0	0	1	0	1						
<b>Dickie Thon, R</b> OBP: 0.291, SLG: 0.335 (1, 6)										3	1	0	1	1	0	5						
<b>Al Newman, S</b> OBP: 0.293, SLG: 0.244 (1, 4)										4	1	0	0	0	0	4						
<b>Inning Stats</b>	R: 0 E: 0 K: 2 S: 9	H: 0 LOB: 0 BB: 0 P: 16	R: 1 E: 0 K: 0 S: 11	H: 2 LOB: 2 BB: 1 P: 22	R: 0 E: 0 K: 2 S: 9	H: 0 LOB: 0 BB: 0 P: 12	R: 3 E: 2 K: 0 S: 10	H: 4 LOB: 3 BB: 1 P: 22	R: 0 E: 0 K: 0 S: 5	H: 1 LOB: 3 BB: 3 P: 20	R: 0 E: 1 K: 0 S: 5	H: 0 LOB: 0 BB: 0 P: 9	R: 0 E: 0 K: 0 S: 9	H: 1 LOB: 1 BB: 0 P: 13	R: 0 E: 0 K: 0 S: 6	H: 0 LOB: 0 BB: 0 P: 9	R: 0 E: 0 K: 1 S: 14	H: 1 LOB: 0 BB: 0 P: 24	1B: 8 2B: 1 3B: 0 HR: 0	SF: 1 SAC: 0 DP: 1 HBP: 0	WP: 0 PB: 0 SB: 0 CS: 1	PA: 41
<b>PITCHER</b>	IP	WLS	BF	H	R	ER	SO	BB	IBB	HBP	BLK	WP	HR	S	P	ERA	WHIP					
<b>Buddy Groom, L</b> ERA: 4.22 (1, 1)	4.0	L	22	7	4	2	4	2	1	0	0	0	0	41	80	4.50	2.250					
<b>Les Lancaster, R</b> ERA: 5.77 (5, 1)	5.0		18	2	1	0	1	1	1	0	0	0	0	37	67	0.00	0.600					

Texas Rangers @ Detroit Tigers  
Tiger Stadium, Detroit, MI  
Thu Jun 25 1992, 7:05 PM EDT  
Att: 13,346 - Cloudy - 73 F

AB	34
R	5
H	9
RBI	3
BB	5
SO	5
LOB	19



Batter	1	2	3	4	5	6	7	8	9	AB	R	H	RBI	BB	SO	LOB	BOTTOM				
<b>Tony Phillips, S</b> OBP: 0.376, SLG: 0.353 (1, 9)										4	1	2	0	0	1	0					
<b>Lou Whitaker, L</b> OBP: 0.385, SLG: 0.472 (1, 4)										3	0	0	0	1	1	3					
<b>Travis Fryman, R</b> OBP: 0.324, SLG: 0.445 (1, 6)										3	1	0	0	0	1	3					
<b>Cecil Fielder, R</b> OBP: 0.294, SLG: 0.468 (1, 3)										4	0	0	0	0	2	2					
<b>Mickey Tettleton, S</b> OBP: 0.357, SLG: 0.508 (1, 10)										4	0	1	1	0	1	0					
<b>Dan Gladden, R</b> OBP: 0.321, SLG: 0.380 (1, 7)										3	0	0	0	1	1	1					
<b>Scott Livingstone, L</b> OBP: 0.376, SLG: 0.390 (1, 5)										4	0	1	0	0	0	2					
<b>Chad Kreuter, S</b> OBP: 0.310, SLG: 0.377 (1, 2)										4	0	0	0	0	2	2					
<b>Mitt Cuyler, S</b> OBP: 0.296, SLG: 0.364 (1, 8)										2	0	0	0	1	0	0					
<b>Inning Stats</b>	R: 0 E: 0 K: 0 S: 4	H: 0 LOB: 0 BB: 1 P: 9	R: 0 E: 0 K: 0 S: 7	H: 0 LOB: 0 BB: 0 P: 8	R: 0 E: 0 K: 2 S: 6	H: 0 LOB: 0 BB: 0 P: 10	R: 2 E: 1 K: 2 S: 18	H: 2 LOB: 2 BB: 0 P: 29	R: 0 E: 0 K: 0 S: 9	H: 1 LOB: 2 BB: 1 P: 15	R: 0 E: 0 K: 1 S: 7	H: 0 LOB: 0 BB: 0 P: 10	R: 0 E: 0 K: 2 S: 7	H: 0 LOB: 0 BB: 0 P: 10	R: 0 E: 0 K: 2 S: 12	H: 0 LOB: 0 BB: 0 P: 17	1B: 4 2B: 0 3B: 0 HR: 0	SF: 0 SAC: 0 DP: 1 HBP: 1	WP: 0 PB: 0 SB: 0 CS: 0	PA: 35	
<b>PITCHER</b>	IP	WLS	BF	H	R	ER	SO	BB	IBB	HBP	BLK	WP	HR	S	P	ERA	WHIP				
<b>Kevin Brown, R</b> ERA: 2.94 (1, 1)	9.0	W	35	4	2	1	9	3	0	1	0	0	0	80	125	1.00	0.778				

Texas Rangers @ Detroit Tigers  
Tiger Stadium, Detroit, MI  
Thu Jun 25 1992, 7:05 PM EDT  
Att: 13,346 - Cloudy - 73 F

AB	31
R	2
H	4
RBI	1
BB	3
SO	9
LOB	13





Batter	1	2	3	4	5	6	7	8	9	AB	R	H	RBI	BB	SO	LOB	TOP				
Jeff Huson, L OBP: 0.316, SLG: 0.345 (1, 4)	3-2 CS 1B		2-1 FC6-4 1B		3-2 L4			1-1 P4		4	0	2	0	0	0	0					
Dean Palmer, R OBP: 0.323, SLG: 0.436 (1, 5)	3-2 SAFE F9		2-2 SAFE FC6-4 S 1-2			3-2 P2		4-2 L4-3 BB		3	0	0	0	1	0	2					
Rafael Palmeiro, L OBP: 0.343, SLG: 0.399 (1, 3)	2-1 3B 2B		1-3 K		1-1 P6			1-1 L4-3		4	1	1	0	0	1	2					
Ruben Sierra, S OBP: 0.334, SLG: 0.482 (1, 9)	0-1 2H 3B			1-0 G1-3				1-0 P8		4	0	2	1	0	0	0					
Juan Gonzalez, R OBP: 0.309, SLG: 0.513 (1, 8)	0-1 F9			1-3 K		2-3 K		1-2 HR		4	1	1	1	0	2	2					
Kevin Reimer, L OBP: 0.339, SLG: 0.452 (1, 10)		0-2 F9		2-2 2B				0-0 G3		4	0	1	0	0	0	0					
Geno Petralli, L OBP: 0.256, SLG: 0.283 (1, 2)		2-0 G3-1		1-0 F7			4-0 BB	1-0 E4		3	0	0	0	1	0	1					
Dan Peltier, L (1, 7)		1-0 F8			2-2 G3-1			0-0 F7		4	0	0	0	0	0	2					
Dickie Thon, R OBP: 0.287, SLG: 0.330 (1, 6)			0-0 G5-3		0-0 L7		3-2 L7			3	0	0	0	0	0	1					
<b>Inning Stats</b>	R: 1 E: 0 K: 0 S: 13	H: 3 LOB: 1 BB: 0 P: 20	R: 0 E: 0 K: 0 S: 5	H: 0 LOB: 0 BB: 0 P: 8	R: 0 E: 0 K: 1 S: 12	H: 1 LOB: 1 BB: 0 P: 16	R: 0 E: 0 K: 1 S: 8	H: 0 LOB: 0 BB: 0 P: 13	R: 0 E: 0 K: 1 S: 10	H: 1 LOB: 1 BB: 0 P: 16	R: 0 E: 0 K: 0 S: 6	H: 0 LOB: 0 BB: 1 P: 13	R: 0 E: 0 K: 0 S: 6	H: 0 LOB: 0 BB: 1 P: 12	R: 1 E: 1 K: 0 S: 9	H: 1 LOB: 1 BB: 0 P: 13	1B: 3 2B: 3 3B: 1 HR: 1	SF: 0 SAC: 0 DP: 1 HBP: 0	WP: 0 PB: 0 SB: 1 CS: 1	PA: 35	
<b>PITCHER</b>	IP	WLS	BF	H	R	ER	SO	BB	IBB	HBP	BLK	WP	HR	S	P	ERA	WHIP				
Bill Gullickson, R ERA: 3.14 (1, 1)	7.0	W	27	6	1	1	3	1	0	0	0	0	0	62	99	1.29	1.000				
Kurt Knudsen, R ERA: 2.79 (8, 1)	1.0		3	0	0	0	0	1	0	0	0	0	0	6	12	0.00	1.000				
Mike Henneman, R ERA: 2.82 (9, 1)	1.0	S	5	1	1	1	0	0	0	0	0	0	1	9	13	9.00	1.000				

Texas Rangers @ Detroit Tigers  
Tiger Stadium, Detroit, MI  
Fri Jun 26 1992, 7:05 PM EDT  
Att: 18,326 - Cloudy - 75 F

AB 33  
R 2  
H 7  
RBI 2  
BB 2  
SO 3  
LOB 10



Batter	1	2	3	4	5	6	7	8	9	AB	R	H	RBI	BB	SO	LOB	BOTTOM				
Tony Phillips, S OBP: 0.384, SLG: 0.373 (1, 9)	1-0 CS BB 1B		2-1 HR		0-0 BB 2B	4-0 BB				3	2	3	1	1	0	0					
Lou Whitaker, L OBP: 0.395, SLG: 0.469 (1, 4)	4-0 CS BB		4-1 CS BB		4-0 2B FC3-2 BB	2-2 P2				1	0	0	0	3	0	1					
Travis Fryman, R OBP: 0.323, SLG: 0.446 (1, 6)	1-2 F7		3-3 K 1-2		2-1 FC3-2 SF9 2B		2-3 K			4	1	1	1	0	2	3					
Cecil Fielder, R OBP: 0.300, SLG: 0.468 (1, 10)	4-2 BB		2-2 1B		4-2 FC3-2 BB		2-3 K			2	0	1	0	2	1	0					
Mickey Tettleton, S OBP: 0.353, SLG: 0.500 (1, 2)	3-3 K		2-3 K		3-2 FC3-2		2-3 K			4	0	0	0	0	3	6					
Dan Gladden, R OBP: 0.325, SLG: 0.392 (1, 7)		1-0 G4-3 2B		3-1 E7 FC3-6	0-0 SF9		3-1 G4-3 1B			3	1	2	1	0	0	0					
Dave Bergman, L OBP: 0.313, SLG: 0.261 (1, 3)		2-2 G4-3		1-0 F9	0-1 G6-3		2-0 G4-3			4	0	0	0	0	0	5					
Scott Livingstone, L OBP: 0.363, SLG: 0.375 (1, 5)		3-1 G4-3		1-0 FC3-6		3-1 F8		2-3 K		4	0	0	1	0	1	2					
Mitt Cuyler, S OBP: 0.291, SLG: 0.357 (1, 8)		3-H 0-0 B1-3		1-2 G3		2-3 K		0-3 K		4	0	0	0	0	2	2					
<b>Inning Stats</b>	R: 0 E: 0 K: 1 S: 13	H: 1 LOB: 2 BB: 2 P: 26	R: 1 E: 0 K: 0 S: 7	H: 1 LOB: 0 BB: 0 P: 13	R: 1 E: 0 K: 2 S: 13	H: 2 LOB: 1 BB: 1 P: 26	R: 0 E: 1 K: 0 S: 7	H: 0 LOB: 1 BB: 0 P: 13	R: 2 E: 0 K: 1 S: 11	H: 2 LOB: 2 BB: 2 P: 24	R: 0 E: 0 K: 3 S: 10	H: 0 LOB: 0 BB: 0 P: 16	R: 0 E: 0 K: 2 S: 13	H: 1 LOB: 1 BB: 0 P: 20	R: 1 E: 1 K: 0 S: 9	H: 1 LOB: 1 BB: 0 P: 13	1B: 4 2B: 3 3B: 0 HR: 1	SF: 1 SAC: 0 DP: 1 HBP: 0	WP: 0 PB: 0 SB: 0 CS: 3	PA: 36	
<b>PITCHER</b>	IP	WLS	BF	H	R	ER	SO	BB	IBB	HBP	BLK	WP	HR	S	P	ERA	WHIP				
Todd Burns, R ERA: 3.82 (1, 1)	4.0	L	21	6	4	4	3	4	0	0	0	0	0	43	87	9.00	2.500				
Terry Matthews, R ERA: 5.72 (5, 1)	2.0		8	0	0	0	1	2	0	0	0	0	0	20	38	0.00	1.000				
Danny Leon, R ERA: 3.18 (7, 1)	2.0		7	1	0	0	5	0	0	0	0	0	0	23	36	0.00	0.500				

Texas Rangers @ Detroit Tigers  
Tiger Stadium, Detroit, MI  
Fri Jun 26 1992, 7:05 PM EDT  
Att: 18,326 - Cloudy - 75 F

AB 29  
R 4  
H 7  
RBI 4  
BB 6  
SO 9  
LOB 19













Batter	1	2	3	4	5	6	7	8	9	AB	R	H	RBI	BB	SO	LOB	TOP			
<b>Brian Downing, R</b> OBP: 0.422, SLG: 0.403 (1, 10)	G5-3		BB 1B BB	BB BB		K		K		3	1	0	0	2	2	1				
<b>Jeff Huson, L</b> OBP: 0.338, SLG: 0.352 (1, 4)	FC6-4 1B		BB 1B BB	BB BB		L9			BB S BB	2	1	1	0	3	0	0				
<b>Rafael Palmeiro, L</b> OBP: 0.345, SLG: 0.399 (1, 3)	FC6-4 1-2		BB 1B BB	BB BB		F7		F8	K	5	0	1	1	0	1	5				
<b>Ruben Sierra, S</b> OBP: 0.332, SLG: 0.481 (1, 9)	F7		BB 1B BB	BB BB		G3		F8	BB S BB	5	0	2	1	0	0	4				
<b>Juan Gonzalez, R</b> OBP: 0.311, SLG: 0.505 (1, 8)		BB BB	K			F8		BB 1B	BB S BB	4	0	1	0	1	1	4				
<b>Kevin Reimer, L</b> OBP: 0.343, SLG: 0.477 (1, 7)	G3-6-3-2-1 1-2			HR 1B		WP 1B		K		4	1	2	0	0	1	2				
<b>Ivan Rodriguez, R</b> OBP: 0.328, SLG: 0.449 (1, 2)	P3		HR	HR 1B		P3		G5-3 BB		3	1	1	2	1	0	1				
<b>Dickie Thon, R</b> OBP: 0.285, SLG: 0.327 (1, 6)			G6-3	SH1-3 2B		F9		G5-3		4	0	1	0	0	0	2				
<b>Al Newman, S</b> OBP: 0.288, SLG: 0.239 <b>Dan Peltier, L</b> (8, PH)	G4-3		G4-3	SH1-3		G1-3		P2		2	0	0	0	0	0	0				
<b>Dean Palmer, R</b> OBP: 0.323, SLG: 0.434 (8, 5)				2-3						1	0	0	0	0	0	1				
<b>Dean Palmer, R</b> OBP: 0.323, SLG: 0.434 (8, 5)				2-3						0	0	0	0	0	0	0				
<b>Inning Stats</b>	R: 0 E: 0 K: 0 S: 7	H: 1 LOB: 1 BB: 0 P: 11	R: 0 E: 0 K: 0 S: 4	H: 0 LOB: 0 BB: 1 P: 9	R: 2 E: 0 K: 1 S: 11	H: 2 LOB: 2 BB: 2 P: 20	R: 2 E: 0 K: 0 S: 19	H: 3 LOB: 3 BB: 2 P: 31	R: 0 E: 0 K: 1 S: 6	H: 0 LOB: 0 BB: 0 P: 6	R: 0 E: 0 K: 1 S: 9	H: 1 LOB: 1 BB: 0 P: 15	R: 0 E: 0 K: 1 S: 14	H: 0 LOB: 1 BB: 1 P: 23	R: 0 E: 0 K: 1 S: 8	H: 1 LOB: 1 BB: 1 P: 15	1B: 6 2B: 2 3B: 0 HR: 1	SF: 0 SAC: 1 DP: 2 HBP: 0	WP: 1 PB: 0 SB: 1 CS: 0	PA: 41
<b>PITCHER</b>	IP	WLS	BF	H	R	ER	SO	BB	IBB	HBP	BLK	WP	HR	S	P	ERA	WHIP			
<b>Dave Stieb, R</b> ERA: 5.79 (1, 1)	3.1		19	6	4	4	1	4	0	0	0	0	1	35	61	10.80	3.000			
<b>Pat Hentgen, R</b> ERA: 4.25 (4, 1)	4.2	W	18	2	0	0	3	2	0	0	0	1	0	45	67	0.00	0.857			
<b>Tom Henke, R</b> ERA: 1.96 (9, 1)	1.0		4	1	0	0	1	1	0	0	0	0	0	8	15	0.00	2.000			

Texas Rangers @ Toronto Blue Jays  
SkyDome, Toronto, ON  
Mon Jun 29 1992, 7:05 PM EDT  
Att: 50,404 - Cloudy - 81 F

AB	33
R	4
H	9
RBI	4
BB	7
SO	5
LOB	20



Batter	1	2	3	4	5	6	7	8	9	AB	R	H	RBI	BB	SO	LOB	BOTTOM			
<b>Devon White, S</b> OBP: 0.306, SLG: 0.386 (1, 8)	G6-4-3 BB		K	K		K		K		3	0	0	0	2	3	3				
<b>Roberto Alomar, S</b> OBP: 0.416, SLG: 0.473 (1, 4)	G6-4-3 1-2		K			F8		BB 2B		5	1	2	0	0	1	4				
<b>Joe Carter, R</b> OBP: 0.323, SLG: 0.512 (1, 9)	F7		G5-3			FC6-4 BB		HR P3		4	1	1	1	1	0	1				
<b>Dave Winfield, R</b> OBP: 0.390, SLG: 0.513 (1, 10)			G6-3	K		FC6-4 G4-6-3		G6-3 2B		5	1	1	0	0	1	2				
<b>John Olerud, L</b> OBP: 0.360, SLG: 0.429 (1, 3)			BB BB BB	FC5-4 BB		G4-6-3		HR BB		2	2	0	0	3	1	4				
<b>Candy Maldonado, R</b> OBP: 0.318, SLG: 0.411 (1, 7)			BB BB BB	FC5-4 1-2		F8		HR 2B		4	2	2	4	1	0	1				
<b>Jeff Kent, R</b> OBP: 0.379, SLG: 0.500 (1, 5)			BB BB BB	F7		BB BB BB		BB BB BB		2	2	0	0	3	1	1				
<b>Greg Myers, L</b> OBP: 0.260, SLG: 0.341 (1, 2)			BB BB BB	G6-3		L5		WP 1B		3	1	1	1	1	0	1				
<b>Manuel Lee, S</b> OBP: 0.328, SLG: 0.330 (1, 6)			BB BB BB	E9 WP 2B		S BB		K		2	1	1	2	2	1	1				
<b>Inning Stats</b>	R: 0 E: 0 K: 0 S: 5	H: 0 LOB: 0 BB: 1 P: 9	R: 5 E: 1 K: 2 S: 14	H: 1 LOB: 4 BB: 4 P: 41	R: 0 E: 0 K: 1 S: 9	H: 0 LOB: 1 BB: 1 P: 18	R: 0 E: 0 K: 1 S: 12	H: 0 LOB: 1 BB: 1 P: 19	R: 0 E: 0 K: 0 S: 8	H: 1 LOB: 1 BB: 1 P: 17	R: 0 E: 0 K: 0 S: 12	H: 0 LOB: 3 BB: 3 P: 26	R: 4 E: 0 K: 2 S: 19	H: 3 LOB: 1 BB: 2 P: 34	R: 2 E: 0 K: 2 S: 22	H: 3 LOB: 1 BB: 0 P: 31	1B: 3 2B: 3 3B: 0 HR: 2	SF: 0 SAC: 0 DP: 2 HBP: 0	WP: 2 PB: 0 SB: 1 CS: 0	PA: 43
<b>PITCHER</b>	IP	WLS	BF	H	R	ER	SO	BB	IBB	HBP	BLK	WP	HR	S	P	ERA	WHIP			
<b>Bobby Witt, R</b> ERA: 3.53 (1, 1)	4.0	L	21	2	5	4	0	8	0	0	0	1	0	44	96	9.00	2.500			
<b>Terry Mathews, R</b> ERA: 6.3 (5, 1)	1.2		7	0	0	0	0	3	0	0	0	0	0	14	31	0.00	1.800			
<b>Danny Leon, R</b> ERA: 5.54 (6, 1)	0.2		6	2	4	4	0	2	0	0	0	0	2	14	27	54.00	6.000			
<b>Ed Nunez, R</b> ERA: 5.27 (7, 1)	1.2		9	4	2	2	4	0	0	0	0	1	0	29	41	10.80	2.400			

Texas Rangers @ Toronto Blue Jays  
SkyDome, Toronto, ON  
Mon Jun 29 1992, 7:05 PM EDT  
Att: 50,404 - Cloudy - 81 F

AB	30
R	11
H	8
RBI	8
BB	13
SO	8
LOB	18





Batter	1	2	3	4	5	6	7	8	9	AB	R	H	RBI	BB	SO	LOB	TOP								
<b>Julio Franco, R</b> OBP: 0.347, SLG: 0.345 (1, 10)										5	3	2	0	1	0	4	<b>Texas Rangers @ Toronto Blue Jays</b> SkyDome, Toronto, ON Tue Jun 30 1992, 7:05 PM EDT Att: 50,396 - Cloudy - 73 F								
<b>Dean Palmer, R</b> OBP: 0.327, SLG: 0.443 (1, 5)										6	2	3	3	0	1	1									
<b>Juan Gonzalez, R</b> OBP: 0.312, SLG: 0.505 (3, PH)										2	0	1	1	0	0	1									
<b>John Cangelosi, S</b> OBP: 0.337, SLG: 0.253 (3, 8)										3	0	1	0	1	0	0									
<b>Ruben Sierra, S</b> OBP: 0.342, SLG: 0.500 (1, 9)										5	1	4	3	1	1	2									
<b>Ivan Rodriguez, R</b> OBP: 0.323, SLG: 0.436 (1, 2)										5	1	0	0	1	2	7									
<b>Geno Petralli, L</b> OBP: 0.254, SLG: 0.280 (9, 2)										0	0	0	0	0	0	0									
<b>Kevin Reimer, L</b> OBP: 0.335, SLG: 0.468 (1, 7)										5	1	0	0	0	3	1									
<b>Dickie Thon, R</b> OBP: 0.295, SLG: 0.357 (1, 6)										5	4	3	3	1	1	0									
<b>Rafael Palmeiro, L</b> OBP: 0.351, SLG: 0.402 (1, 3)										5	2	3	1	1	1	0									
<b>Al Newman, S</b> OBP: 0.304, SLG: 0.254 (1, 4)										4	2	3	2	1	0	0									
<b>Jeff Huson, L</b> OBP: 0.338, SLG: 0.352 (8, 4)										0	0	0	0	0	0	0									
<b>Inning Stats</b>	R: 1 E: 0 K: 1 S: 13	H: 3 LOB: 1 BB: 0 P: 18	R: 0 E: 0 K: 2 S: 8	H: 0 LOB: 0 BB: 0 P: 11	R: 9 E: 1 K: 1 S: 29	H: 6 LOB: 3 BB: 4 P: 55	R: 0 E: 0 K: 1 S: 12	H: 2 LOB: 2 BB: 0 P: 20	R: 0 E: 0 K: 2 S: 12	H: 1 LOB: 1 BB: 2 P: 18	R: 2 E: 1 K: 1 S: 12	H: 1 LOB: 1 BB: 0 P: 28	R: 0 E: 0 K: 0 S: 11	H: 1 LOB: 2 BB: 1 P: 16	R: 3 E: 0 K: 0 S: 14	H: 4 LOB: 2 BB: 1 P: 28	R: 1 E: 0 K: 1 S: 10	H: 2 LOB: 1 BB: 0 P: 15	1B: 12 2B: 6 3B: 1 HR: 1	SF: 0 SAC: 0 DP: 1 HBP: 1	WP: 1 PB: 0 SB: 2 CS: 0	PA: 53			
<b>PITCHER</b>	IP	WLS	BF	H	R	ER	SO	BB	IBB	HBP	BLK	WP	HR	S	P	ERA	WHIP								
<b>David Wells, L</b> ERA: 2.93 (1, 1)	2.2	L	18	7	9	2	3	0	2	1	0	1	0	38	62	6.75	2.625								
<b>Mike Timlin, R</b> ERA: 3.12 (3, 1)	2.1		14	5	1	0	4	2	0	0	0	0	0	36	60	0.00	3.000								
<b>Bob MacDonald, L</b> ERA: 3.82 (6, 1)	4.0		21	8	6	5	2	3	0	0	0	0	1	47	87	11.25	2.750								

Batter	1	2	3	4	5	6	7	8	9	AB	R	H	RBI	BB	SO	LOB	BOTTOM								
<b>Devon White, S</b> OBP: 0.307, SLG: 0.388 (1, 8)										4	3	1	0	1	0	3	<b>Texas Rangers @ Toronto Blue Jays</b> SkyDome, Toronto, ON Tue Jun 30 1992, 7:05 PM EDT Att: 50,396 - Cloudy - 73 F								
<b>Roberto Alomar, S</b> OBP: 0.416, SLG: 0.469 (1, 4)										4	1	1	2	1	0	2									
<b>Joe Carter, R</b> OBP: 0.324, SLG: 0.518 (1, 9)										4	2	1	3	1	1	3									
<b>Dave Winfield, R</b> OBP: 0.390, SLG: 0.511 (1, 10)										5	1	2	1	0	1	2									
<b>John Olerud, L</b> OBP: 0.361, SLG: 0.430 (1, 3)										4	1	2	2	0	0	1									
<b>Candy Maldonado, R</b> OBP: 0.316, SLG: 0.406 (1, 7)										5	1	1	0	0	1	4									
<b>Pat Borders, R</b> OBP: 0.298, SLG: 0.381 (1, 2)										5	1	1	3	0	0	1									
<b>Jeff Kent, R</b> OBP: 0.380, SLG: 0.489 (1, 5)										4	2	1	0	1	1	1									
<b>Manuel Lee, S</b> OBP: 0.335, SLG: 0.335 (1, 6)										3	1	2	0	1	0	0									
<b>Inning Stats</b>	R: 0 E: 0 K: 0 S: 4	H: 0 LOB: 0 BB: 0 P: 6	R: 1 E: 1 K: 0 S: 11	H: 1 LOB: 0 BB: 0 P: 16	R: 1 E: 0 K: 0 S: 9	H: 0 LOB: 1 BB: 2 P: 18	R: 0 E: 0 K: 0 S: 6	H: 0 LOB: 0 BB: 0 P: 9	R: 4 E: 1 K: 0 S: 12	H: 3 LOB: 0 BB: 1 P: 19	R: 0 E: 0 K: 0 S: 6	H: 1 LOB: 1 BB: 0 P: 8	R: 2 E: 0 K: 3 S: 17	H: 3 LOB: 2 BB: 1 P: 27	R: 0 E: 0 K: 0 S: 6	H: 0 LOB: 0 BB: 0 P: 12		R: 5 E: 0 K: 1 S: 22	H: 4 LOB: 0 BB: 1 P: 37	1B: 9 2B: 1 3B: 0 HR: 2	SF: 1 SAC: 0 DP: 0 HBP: 0	WP: 3 PB: 0 SB: 0 CS: 0	PA: 44		
<b>PITCHER</b>	IP	WLS	BF	H	R	ER	SO	BB	IBB	HBP	BLK	WP	HR	S	P	ERA	WHIP								
<b>Kevin Brown, R</b> ERA: 3.27 (1, 1)	7.0	W	33	8	8	7	3	4	0	0	0	0	0	65	103	9.00	1.714								
<b>Kenny Rogers, L</b> ERA: 2.9 (8, 1)	1.0		3	0	0	0	0	0	0	0	0	0	0	6	12	0.00	0.000								
<b>Gerald Alexander, R</b> ERA: 27.1 (8, 1)	0.2		7	4	5	5	0	1	0	0	0	0	1	19	31	67.50	7.500								
<b>Jeff Russell, R</b> ERA: 1.66 (8, 1)	0.1		1	0	0	0	1	0	0	0	0	0	0	3	6	0.00	0.000								

AB	45
R	16
H	20
RBI	13
BB	7
SO	9
LOB	16





Batter	1	2	3	4	5	6	7	8	9	10	AB	R	H	RBI	BB	SO	LOB	TOP	
<b>Julio Franco, R</b> OBP: 0.340, SLG: 0.330 <b>Al Newman, S</b> OBP: 0.334, SLG: 0.254	G4-3		G4-3		G6-3			K			4	0	0	0	1	1	2	<b>Texas Rangers @ Toronto Blue Jays</b> SkyDome, Toronto, ON Wed Jul 01 1992, 3:33 AM EDT Att: 50,379 - Cloudy - 72 F	
<b>Dean Palmer, R</b> OBP: 0.325, SLG: 0.438	K		K							BB	5	0	1	1	0	3	3		
<b>Rafael Palmeiro, L</b> OBP: 0.349, SLG: 0.399	G3		K					F7		F7	5	0	1	0	0	1	4		
<b>Ruben Sierra, S</b> OBP: 0.341, SLG: 0.497					G4-3					P6	4	1	1	0	0	1	1		
<b>Kevin Reimer, L</b> OBP: 0.334, SLG: 0.462											4	0	0	0	0	1	1		
<b>Geno Petralli, L</b> OBP: 0.246, SLG: 0.270											4	0	0	0	0	2	1		
<b>Dickie Thon, R</b> OBP: 0.298, SLG: 0.359											4	0	2	1	0	0	0		
<b>Jeff Huson, L</b> OBP: 0.348, SLG: 0.352											0	1	0	0	3	0	0		
<b>John Cangelosi, S</b> OBP: 0.337, SLG: 0.247											2	0	0	0	1	1	3		
<b>Inning Stats</b>	R: 0 E: 0 K: 1 S: 6	H: 0 LOB: 0 BB: 0 P: 9	R: 1 E: 0 K: 1 S: 13	H: 2 LOB: 1 BB: 1 P: 23	R: 0 E: 0 K: 2 S: 8	H: 0 LOB: 0 BB: 0 P: 13	R: 0 E: 0 K: 1 S: 5	H: 1 LOB: 1 BB: 0 P: 8	R: 0 E: 0 K: 1 S: 8	H: 0 LOB: 0 BB: 0 P: 13	R: 1 E: 0 K: 1 S: 8	H: 1 LOB: 1 BB: 1 P: 15	R: 0 E: 0 K: 1 S: 9	H: 0 LOB: 0 BB: 0 P: 11	R: 0 E: 0 K: 0 S: 15	H: 0 LOB: 3 BB: 3 P: 30	1B: 5 2B: 1 3B: 0 HR: 0		SF: 0 SAC: 2 DP: 1 HBP: 0
<b>PITCHER</b>	IP WLS BF H R ER SO	IP WLS BF H R ER SO	IP WLS BF H R ER SO	IP WLS BF H R ER SO	IP WLS BF H R ER SO	IP WLS BF H R ER SO	IP WLS BF H R ER SO	IP WLS BF H R ER SO	IP WLS BF H R ER SO	IP WLS BF H R ER SO	IP WLS BF H R ER SO	IP WLS BF H R ER SO	IP WLS BF H R ER SO	IP WLS BF H R ER SO	IP WLS BF H R ER SO	IP WLS BF H R ER SO	ERA WHIP	ERA WHIP	
<b>Juan Guzman, R</b> ERA: 2.14	8.0	2.0	2.0	2.0	2.0	2.0	2.0	2.0	2.0	2.0	2.25	0.875							
<b>Duane Ward, R</b> ERA: 2.68	9.1	2.0	2.0	2.0	2.0	2.0	2.0	2.0	2.0	2.0	0.00	1.500							

Batter	1	2	3	4	5	6	7	8	9	10	AB	R	H	RBI	BB	SO	LOB	BOTTOM					
<b>Devon White, S</b> OBP: 0.306, SLG: 0.392	K		G4-3								4	0	1	1	0	1	0	<b>Texas Rangers @ Toronto Blue Jays</b> SkyDome, Toronto, ON Wed Jul 01 1992, 3:33 AM EDT Att: 50,379 - Cloudy - 72 F					
<b>Roberto Alomar, S</b> OBP: 0.414, SLG: 0.470			G4-3								4	0	1	0	0	0	2						
<b>Joe Carter, R</b> OBP: 0.320, SLG: 0.511			P5								4	0	0	0	0	1	1						
<b>Dave Winfield, R</b> OBP: 0.385, SLG: 0.504											4	0	0	0	0	0	1						
<b>John Olerud, L</b> OBP: 0.356, SLG: 0.423											4	0	0	0	0	1	0						
<b>Derek Bell, R</b> OBP: 0.283, SLG: 0.275											3	2	1	0	0	1	0						
<b>Pat Borders, R</b> OBP: 0.302, SLG: 0.393											3	0	2	0	0	0	0						
<b>Rob Ducey, L</b> OBP: 0.063, SLG: 0.125											0	0	0	0	0	0	0						
<b>Greg Myers, L</b> OBP: 0.275, SLG: 0.378											1	0	1	1	0	0	0						
<b>Jeff Kent, R</b> OBP: 0.369, SLG: 0.478											2	0	0	1	0	0	1						
<b>Manuel Lee, S</b> OBP: 0.331, SLG: 0.330											3	1	0	0	0	0	2						
<b>Inning Stats</b>	R: 0 E: 0 K: 1 S: 13	H: 1 LOB: 1 BB: 0 P: 20	R: 1 E: 0 K: 1 S: 8	H: 1 LOB: 1 BB: 0 P: 15	R: 0 E: 0 K: 0 S: 7	H: 0 LOB: 0 BB: 0 P: 11	R: 0 E: 0 K: 0 S: 6	H: 0 LOB: 0 BB: 0 P: 7	R: 0 E: 0 K: 0 S: 8	H: 0 LOB: 0 BB: 0 P: 13	R: 0 E: 0 K: 1 S: 10	H: 0 LOB: 0 BB: 0 P: 16	R: 0 E: 0 K: 1 S: 8	H: 0 LOB: 0 BB: 0 P: 11	R: 1 E: 0 K: 0 S: 8	H: 2 LOB: 2 BB: 0 P: 17	R: 0 E: 0 K: 0 S: 8	H: 0 LOB: 0 BB: 0 P: 11	R: 1 E: 0 K: 0 S: 2	H: 2 LOB: 1 BB: 0 P: 2	1B: 1 2B: 4 3B: 1 HR: 0	SF: 1 SAC: 0 DP: 0 HBP: 1	WP: 0 PA: 34 PB: 0 SB: 0 CS: 0
<b>PITCHER</b>	IP WLS BF H R ER SO	IP WLS BF H R ER SO	IP WLS BF H R ER SO	IP WLS BF H R ER SO	IP WLS BF H R ER SO	IP WLS BF H R ER SO	IP WLS BF H R ER SO	IP WLS BF H R ER SO	IP WLS BF H R ER SO	IP WLS BF H R ER SO	IP WLS BF H R ER SO	IP WLS BF H R ER SO	IP WLS BF H R ER SO	IP WLS BF H R ER SO	IP WLS BF H R ER SO	IP WLS BF H R ER SO	ERA WHIP	ERA WHIP					
<b>Todd Burns, R</b> ERA: 3.59	7.1	1.2	1.2	1.2	1.2	1.2	1.2	1.2	1.2	1.2	2.46	0.409											
<b>Jeff Russell, R</b> ERA: 1.82	8.1	1.2	1.2	1.2	1.2	1.2	1.2	1.2	1.2	1.2	5.40	1.800											

**Texas Rangers @ Toronto Blue Jays**  
 SkyDome, Toronto, ON  
 Wed Jul 01 1992, 3:33 AM EDT  
 Att: 50,379 - Cloudy - 72 F



AB	32
R	2
H	5
RBI	2
BB	5
SO	10
LOB	15

AB	32
R	3
H	6
RBI	3
BB	0
SO	4
LOB	7

livebaseballscores.com

livebaseballscores.com







Batter	1	2	3	4	5	6	7	8	9	AB	R	H	RBI	BB	SO	LOB	TOP					
Andy Stankiewicz, R (1.6)	P3		CI 1B		P7			F7		4	0	1	0	0	0	1						
Mel Hall, L (1.7)	BB		K		G3			F9		3	0	0	0	1	1	3						
Roberto Kelly, R (1.8)	P3		CI		K			K		3	0	0	0	0	2	1						
Don Mattingly, L (1.3)	F8		G3		K2-3			L7		4	0	0	0	0	1	4						
Danny Tartabull, R (1.9)		K			F9			G6-3		4	1	1	1	0	1	0						
Kevin Maas, L (1.10)		K2-3			L3			K		4	0	0	0	0	2	0						
Matt Nokes, L (1.2)		K			K			K		3	0	0	0	0	3	0						
Charlie Hayes, R (1.5)			K		K			1B		3	0	1	0	0	2	0						
Mike Gallego, R (1.4)			CI 1B HBP		K			P3		2	0	0	0	0	1	1						
<b>Inning Stats</b>	R: 0 E: 0 K: 0 S: 7	H: 0 LOB: 1 BB: 1 P: 13	R: 0 E: 0 K: 3 S: 10	H: 0 LOB: 0 BB: 0 P: 13	R: 0 E: 1 K: 2 S: 13	H: 1 LOB: 3 BB: 0 P: 22	R: 0 E: 0 K: 1 S: 8	H: 0 LOB: 0 BB: 0 P: 11	R: 0 E: 0 K: 2 S: 9	H: 0 LOB: 0 BB: 0 P: 14	R: 0 E: 0 K: 2 S: 9	H: 0 LOB: 0 BB: 0 P: 10	R: 0 E: 0 K: 2 S: 12	H: 0 LOB: 0 BB: 0 P: 16	R: 0 E: 0 K: 0 S: 14	H: 1 LOB: 1 BB: 0 P: 21	R: 1 E: 0 K: 1 S: 11	H: 1 LOB: 0 BB: 0 P: 15	1B: 2 2B: 0 3B: 0 HR: 1	SF: 0 SAC: 0 DP: 0 HBP: 1	WP: 0 PB: 0 CS: 0	PA: 33
<b>PITCHER</b> Nolan Ryan, R (1.1) ERA: 3.75	IP: 9.0 WLS: W BF: 33	H: 3 R: 1 ER: 1 SO: 13	BB: 1 IBB: 0 HBP: 1 BLK: 0	WP: 0 HR: 1 S: 93 P: 135	ERA: 1.00 WHIP: 0.444	<b>PITCHER</b>	IP: 9.0 WLS: W BF: 33	H: 3 R: 1 ER: 1 SO: 13	BB: 1 IBB: 0 HBP: 1 BLK: 0	WP: 0 HR: 1 S: 93 P: 135	ERA: 1.00 WHIP: 0.444	<b>PITCHER</b>	IP: 9.0 WLS: W BF: 33	H: 3 R: 1 ER: 1 SO: 13	BB: 1 IBB: 0 HBP: 1 BLK: 0	WP: 0 HR: 1 S: 93 P: 135	ERA: 1.00 WHIP: 0.444					

New York Yankees @ Texas Rangers  
Arlington Stadium, Arlington, TX  
Sat Jul 04 1992, 8:05 PM EDT  
Att: 40,726 - Sunny - 92 F

livebaseballscores.com

AB 30  
R 1  
H 3  
RBI 1  
BB 1  
SO 13  
LOB 10



Batter	1	2	3	4	5	6	7	8	9	AB	R	H	RBI	BB	SO	LOB	BOTTOM					
Julio Franco, R (1.10)	G6-3		F9		G6-4-3		G5-3			4	0	0	0	0	0	2						
Dean Palmer, R (1.5)	K		1B			HBP BB		G2-3 1B		3	1	2	0	1	1	0						
Rafael Palmeiro, L (1.3)	G3		F7			L9		G2-3 1B		4	1	1	0	0	0	2						
Ruben Sierra, S (1.9)		S 2B 1B	F8			P6		F7		4	1	1	0	0	0	4						
Juan Gonzalez, R (1.8)		F8 2B 2B			L8			G2-3		3	1	1	1	0	0	2						
Kevin Reimer, L (1.7) John Cangelosi, S (8.7)		K			G3			1-2 2-3 1B		3	0	0	0	0	2	3						
Ivan Rodriguez, R (1.2)		F8			P7			F7		3	0	0	0	0	0	1						
Dickie Thon, R (1.6)		S 2B			P4			1B		3	0	2	1	0	0	0						
Jeff Huson, L (1.4)		G3			G6-4-3 BB			F7		2	0	0	0	1	0	2						
<b>Inning Stats</b>	R: 0 E: 0 K: 1 S: 11	H: 3 LOB: 1 BB: 0 P: 15	R: 2 E: 0 K: 1 S: 15	H: 3 LOB: 1 BB: 0 P: 26	R: 0 E: 0 K: 0 S: 6	H: 1 LOB: 1 BB: 0 P: 9	R: 0 E: 0 K: 0 S: 5	H: 0 LOB: 0 BB: 0 P: 11	R: 0 E: 0 K: 0 S: 3	H: 0 LOB: 0 BB: 1 P: 8	R: 0 E: 0 K: 1 S: 9	H: 0 LOB: 2 BB: 1 P: 15	R: 0 E: 0 K: 0 S: 6	H: 1 LOB: 1 BB: 0 P: 11	R: 2 E: 0 K: 0 S: 11	H: 3 LOB: 1 BB: 0 P: 14	R: 2 E: 0 K: 0 S: 11	H: 3 LOB: 1 BB: 0 P: 15	1B: 6 2B: 2 3B: 0 HR: 0	SF: 0 SAC: 0 DP: 1 HBP: 1	WP: 0 PB: 0 CS: 0	PA: 33
<b>PITCHER</b> Scott Kamieniecki, R (1.1) ERA: 4.54	IP: 8.0 WLS: L BF: 33	H: 8 R: 4 ER: 4 SO: 3	BB: 2 IBB: 0 HBP: 1 BLK: 0	WP: 0 HR: 0 S: 66 P: 109	ERA: 4.50 WHIP: 1.250	<b>PITCHER</b>	IP: 8.0 WLS: L BF: 33	H: 8 R: 4 ER: 4 SO: 3	BB: 2 IBB: 0 HBP: 1 BLK: 0	WP: 0 HR: 0 S: 66 P: 109	ERA: 4.50 WHIP: 1.250	<b>PITCHER</b>	IP: 8.0 WLS: L BF: 33	H: 8 R: 4 ER: 4 SO: 3	BB: 2 IBB: 0 HBP: 1 BLK: 0	WP: 0 HR: 0 S: 66 P: 109	ERA: 4.50 WHIP: 1.250					

New York Yankees @ Texas Rangers  
Arlington Stadium, Arlington, TX  
Sat Jul 04 1992, 8:05 PM EDT  
Att: 40,726 - Sunny - 92 F

AB 30  
R 4  
H 8  
RBI 4  
BB 2  
SO 3  
LOB 16





Batter	1	2	3	4	5	6	7	8	9	AB	R	H	RBI	BB	SO	LOB	TOP										
Andy Stankiewicz, R OBP: 0.383, SLG: 0.415	G6-3	1B		L7				F9		4	0	1	0	1	0	1	<b>New York Yankees @ Texas Rangers</b> Arlington Stadium, Arlington, TX Sun Jul 05 1992, 8:05 PM EDT Att: 28,568 - Sunny - 95 F										
Mel Hall, L OBP: 0.291, SLG: 0.465	1B	1B		G5-3				L4		5	0	3	2	0	0	1											
Roberto Kelly, R OBP: 0.321, SLG: 0.425	F8	FC6-4								5	0	1	0	0	1	5											
Don Mattingly, L OBP: 0.326, SLG: 0.437	K									5	1	2	0	0	1	4											
Danny Tartabull, R OBP: 0.418, SLG: 0.447										3	1	2	1	2	0	0											
Kevin Maas, L OBP: 0.320, SLG: 0.457		HR								3	1	0	0	1	2	4											
Jim Levritz, R OBP: 0.402, SLG: 0.567		BB								1	0	0	0	0	0	2											
John Habyan, R		BB								0	0	0	0	0	0	0											
Matt Nokes, L OBP: 0.269, SLG: 0.352										4	0	0	1	0	2	5											
Charlie Hayes, R OBP: 0.310, SLG: 0.422										3	2	1	0	1	0	1											
Mike Gallego, R OBP: 0.347, SLG: 0.377										4	0	1	0	0	0	2											
<b>Inning Stats</b>	R: 0 E: 0 K: 1 S: 9	H: 1 LOB: 1 BB: 0 P: 17	R: 3 E: 0 K: 0 S: 15	H: 2 LOB: 2 BB: 3 P: 30	R: 1 E: 0 K: 1 S: 12	H: 2 LOB: 1 BB: 0 P: 19	R: 0 E: 0 K: 0 S: 8	H: 0 LOB: 0 BB: 0 P: 12	R: 0 E: 0 K: 0 S: 7	H: 1 LOB: 2 BB: 1 P: 13	R: 1 E: 1 K: 1 S: 10	H: 3 LOB: 2 BB: 0 P: 16	R: 0 E: 0 K: 2 S: 9	H: 0 LOB: 0 BB: 0 P: 13	R: 0 E: 0 K: 0 S: 7	H: 1 LOB: 1 BB: 0 P: 10	R: 0 E: 0 K: 1 S: 8	H: 1 LOB: 2 BB: 1 P: 16	1B: 7 2B: 3 3B: 0 HR: 1	SF: 1 SAC: 0 DP: 0 HBP: 0	WP: 0 PB: 0 SB: 0 CS: 0	PA: 43					
<b>PITCHER</b>	IP	WLS	BF	H	R	ER	SO	BB	IBB	HBP	BLK	WP	HR	S	P	ERA	WHIP										
Bobby Witt, R ERA: 3.79	2.0		14	5	4	4	1	3	0	0	0	0	1	29	54	18.00	4.000										
Floyd Bannister, L ERA: 6.44	3.0		11	1	0	0	1	0	1	0	0	0	0	22	37	0.00	0.333										
Danny Leon, R ERA: 5.93	0.2	L	5	3	1	1	1	0	0	0	0	0	0	9	14	13.50	4.500										
Ed Nunez, R ERA: 5.04	2.0		7	1	0	0	2	0	0	0	0	0	0	15	21	0.00	0.500										
Kenny Rogers, L ERA: 3.19	1.1		6	1	0	0	1	0	1	0	0	0	0	10	20	0.00	0.750										
<b>Batter</b>	<b>1</b>	<b>2</b>	<b>3</b>	<b>4</b>	<b>5</b>	<b>6</b>	<b>7</b>	<b>8</b>	<b>9</b>	<b>AB</b>	<b>R</b>	<b>H</b>	<b>RBI</b>	<b>BB</b>	<b>SO</b>	<b>LOB</b>	<b>BOTTOM</b>										
Julio Franco, R OBP: 0.345, SLG: 0.376	F8									4	1	2	0	0	0	0	<b>New York Yankees @ Texas Rangers</b> Arlington Stadium, Arlington, TX Sun Jul 05 1992, 8:05 PM EDT Att: 28,568 - Sunny - 95 F										
Dean Palmer, R OBP: 0.326, SLG: 0.443	K									5	1	1	2	0	3	2											
Rafael Palmeiro, L OBP: 0.344, SLG: 0.390	1B									5	0	1	0	0	0	2											
Ruben Sierra, S OBP: 0.337, SLG: 0.494	1B									4	1	2	0	0	0	0											
Juan Gonzalez, R OBP: 0.313, SLG: 0.505	K									4	0	1	0	0	1	3											
Kevin Reimer, L OBP: 0.332, SLG: 0.452										3	0	2	1	1	0	0											
John Cangelosi, S OBP: 0.343, SLG: 0.259										0	0	0	0	0	0	0											
Ivan Rodriguez, R OBP: 0.330, SLG: 0.448										4	1	2	0	0	2	3											
Dickie Thon, R OBP: 0.300, SLG: 0.369										2	0	0	1	0	1	3											
Geno Petralli, L OBP: 0.250, SLG: 0.274										1	0	0	0	0	0	2											
Jeff Huson, L OBP: 0.350, SLG: 0.348										0	0	0	0	0	0	0											
Al Newman, S OBP: 0.302, SLG: 0.248										3	0	0	0	1	1	2											
<b>Inning Stats</b>	R: 0 E: 0 K: 2 S: 14	H: 2 LOB: 2 BB: 0 P: 21	R: 1 E: 0 K: 1 S: 12	H: 1 LOB: 0 BB: 0 P: 18	R: 0 E: 0 K: 1 S: 9	H: 1 LOB: 0 BB: 0 P: 13	R: 1 E: 0 K: 1 S: 11	H: 2 LOB: 1 BB: 0 P: 16	R: 2 E: 0 K: 0 S: 12	H: 2 LOB: 0 BB: 0 P: 16	R: 0 E: 0 K: 1 S: 9	H: 2 LOB: 2 BB: 0 P: 10	R: 0 E: 0 K: 0 S: 7	H: 0 LOB: 0 BB: 0 P: 11	R: 0 E: 0 K: 1 S: 10	H: 1 LOB: 2 BB: 1 P: 18	R: 0 E: 0 K: 1 S: 6	H: 0 LOB: 1 BB: 1 P: 12	1B: 7 2B: 1 3B: 2 HR: 1	SF: 1 SAC: 1 DP: 0 HBP: 0	WP: 0 PB: 0 SB: 1 CS: 0	PA: 39					
<b>PITCHER</b>	IP	WLS	BF	H	R	ER	SO	BB	IBB	HBP	BLK	WP	HR	S	P	ERA	WHIP										
Scott Sanderson, R ERA: 4.6	5.1	W	25	10	4	4	5	10	0	0	0	0	1	63	90	6.75	1.875										
Tim Burke, R ERA: 3.75	2.0		7	1	0	0	1	0	0	0	0	0	0	17	24	0.00	0.500										
Greg Cadaret, L ERA: 4.52	0.0		1	0	0	0	0	1	0	0	0	0	0	4	4	∞	∞										
John Habyan, R ERA: 1.61	1.2	S	6	0	0	0	2	1	0	0	0	0	0	10	17	0.00	0.600										
John Habyan, R ERA: 1.61	1.2	S	6	0	0	0	2	1	0	0	0	0	0	10	17	0.00	0.600										



Batter	1	2	3	4	5	6	7	8	9	AB	R	H	RBI	BB	SO	LOB	TOP				
Darryl Hamilton, L OBP: 0.354, SLG: 0.381 (1, 9)	1-3 K		3-2 G3-1			0-1 G6-3		1-2 1B		4	0	1	0	0	1	0	<b>Milwaukee Brewers @ Texas Rangers</b> Arlington Stadium, Arlington, TX Mon Jul 06 1992, 8:05 PM EDT Att: 17,157 - Sunny - 95 F				
Kevin Seitzer, R OBP: 0.339, SLG: 0.381 (1, 5)	1-3 K		1-0 G4-3			1-1 F9		2-2 G4-3		4	0	0	0	0	1	1					
Paul Molitor, R OBP: 0.391, SLG: 0.502 (1, 10)	1-0 P4			0-0 CS 2B			1-3 K		0-0 BB 1B	4	0	2	0	0	1	0					
Greg Vaughn, R OBP: 0.290, SLG: 0.378 (1, 7)		1-2 G5-4-3 1B		2-3 K			4-2 1B BB		1-3 K	3	0	1	0	1	2	2					
Robin Yount, R OBP: 0.345, SLG: 0.415 (1, 8)		0-1 G5-4-3 1-2f 1B		2-0 G4-3 2-3			0-0 1-2 1B		4-0 1-2 BB	3	0	1	0	1	0	2					
Franklin Stubbs, L OBP: 0.301, SLG: 0.378 (1, 3)		1-1 2B 1B			1-3 K		1-2 F8		1-3 K	4	1	1	0	0	2	4					
B.J. Surhoff, L OBP: 0.275, SLG: 0.316 (1, 2)		1-0 1-H 2B			2-1 F8		1-1 G3-1		0-0 G3-1	4	0	1	1	0	0	4					
Scott Fletcher, R OBP: 0.362, SLG: 0.389 Jim Gantner, L OBP: 0.294, SLG: 0.282 (5, 4)		2-1 G6-3			1-3 K			2-2 L7		2	0	0	0	0	1	1					
Pat Listach, S OBP: 0.350, SLG: 0.349 (1, 6)			1-3 K			3-2 G3		1-2 G4-3		3	0	0	0	0	1	0					
<b>Inning Stats</b>	R: 0 E: 0 K: 2 S: 10	H: 0 LOB: 0 BB: 0 P: 13	R: 1 E: 0 K: 0 S: 11	H: 3 LOB: 1 BB: 0 P: 16	R: 0 E: 0 K: 1 S: 7	H: 0 LOB: 0 BB: 0 P: 12	R: 0 E: 0 K: 1 S: 5	H: 1 LOB: 0 BB: 0 P: 9	R: 0 E: 0 K: 2 S: 8	H: 0 LOB: 0 BB: 0 P: 12	R: 0 E: 0 K: 1 S: 13	H: 1 LOB: 2 BB: 1 P: 20	R: 0 E: 0 K: 0 S: 12	H: 1 LOB: 1 BB: 0 P: 18	R: 0 E: 0 K: 2 S: 13	H: 1 LOB: 2 BB: 1 P: 19		1B: 5 2B: 2 3B: 0 HR: 0	SF: 0 SAC: 0 DP: 1 HBP: 0	WP: 0 PB: 0 SB: 0 CS: 1	PA: 34
<b>PITCHER</b>	IP WLS BF H R ER SO BB IBB HBP BLK WP HR S P ERA WHIP	IP WLS BF H R ER SO BB IBB HBP BLK WP HR S P ERA WHIP	IP WLS BF H R ER SO BB IBB HBP BLK WP HR S P ERA WHIP	IP WLS BF H R ER SO BB IBB HBP BLK WP HR S P ERA WHIP	IP WLS BF H R ER SO BB IBB HBP BLK WP HR S P ERA WHIP	IP WLS BF H R ER SO BB IBB HBP BLK WP HR S P ERA WHIP	IP WLS BF H R ER SO BB IBB HBP BLK WP HR S P ERA WHIP	IP WLS BF H R ER SO BB IBB HBP BLK WP HR S P ERA WHIP	IP WLS BF H R ER SO BB IBB HBP BLK WP HR S P ERA WHIP	IP WLS BF H R ER SO BB IBB HBP BLK WP HR S P ERA WHIP	IP WLS BF H R ER SO BB IBB HBP BLK WP HR S P ERA WHIP	IP WLS BF H R ER SO BB IBB HBP BLK WP HR S P ERA WHIP	IP WLS BF H R ER SO BB IBB HBP BLK WP HR S P ERA WHIP	IP WLS BF H R ER SO BB IBB HBP BLK WP HR S P ERA WHIP	IP WLS BF H R ER SO BB IBB HBP BLK WP HR S P ERA WHIP	IP WLS BF H R ER SO BB IBB HBP BLK WP HR S P ERA WHIP	IP WLS BF H R ER SO BB IBB HBP BLK WP HR S P ERA WHIP	IP WLS BF H R ER SO BB IBB HBP BLK WP HR S P ERA WHIP	IP WLS BF H R ER SO BB IBB HBP BLK WP HR S P ERA WHIP	IP WLS BF H R ER SO BB IBB HBP BLK WP HR S P ERA WHIP	IP WLS BF H R ER SO BB IBB HBP BLK WP HR S P ERA WHIP

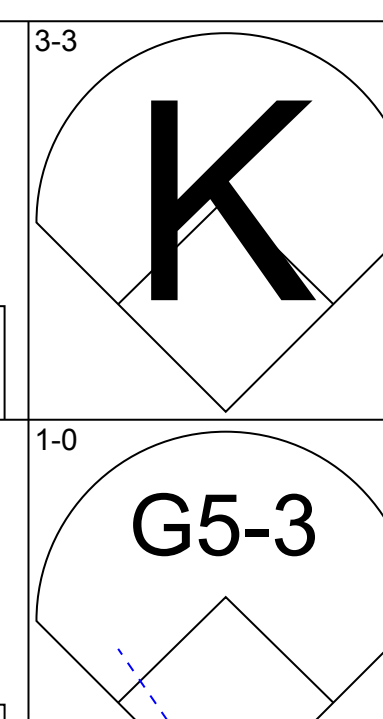
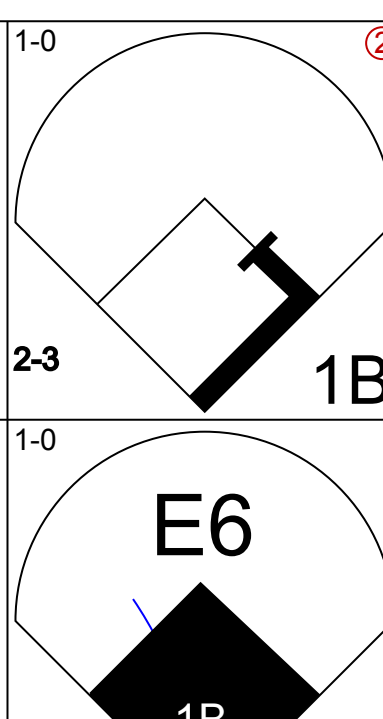
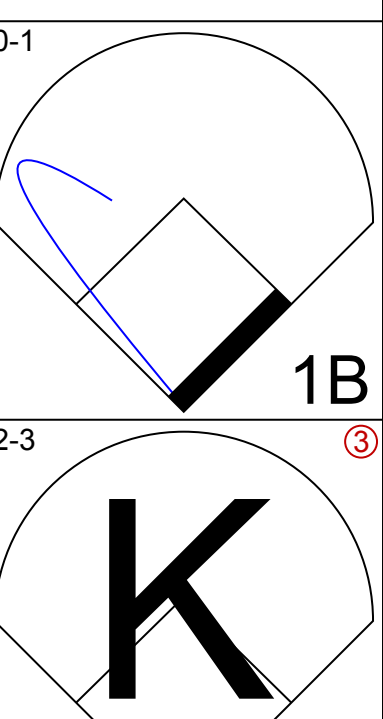
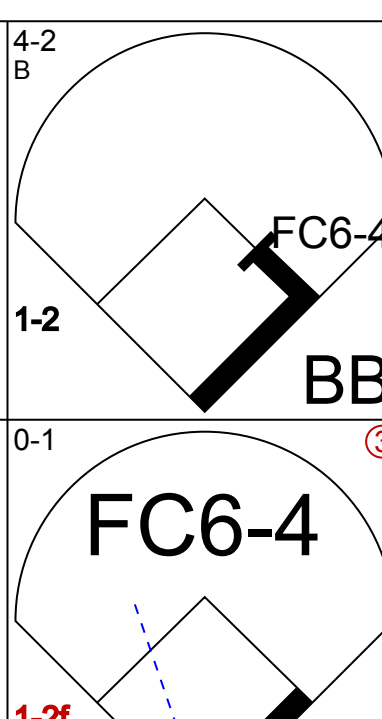
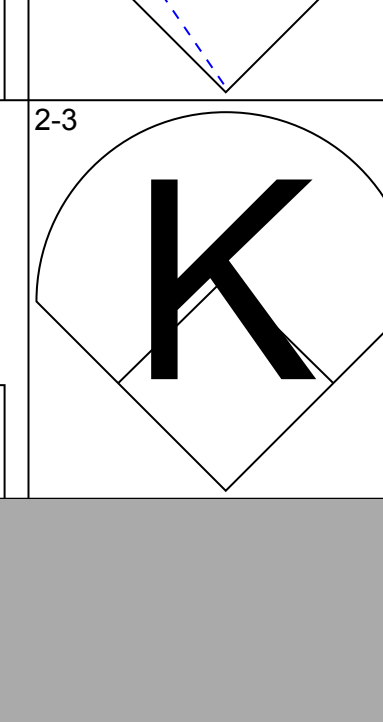
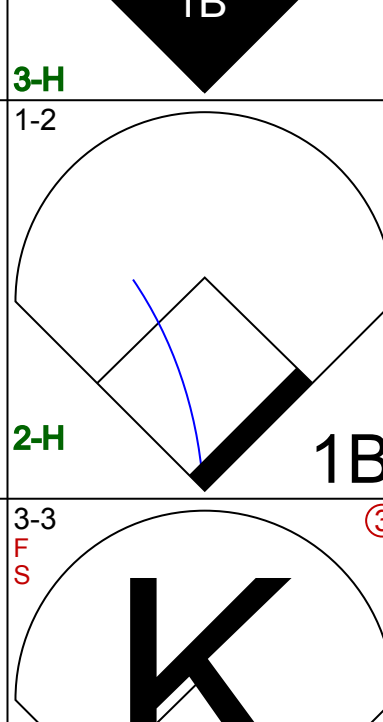




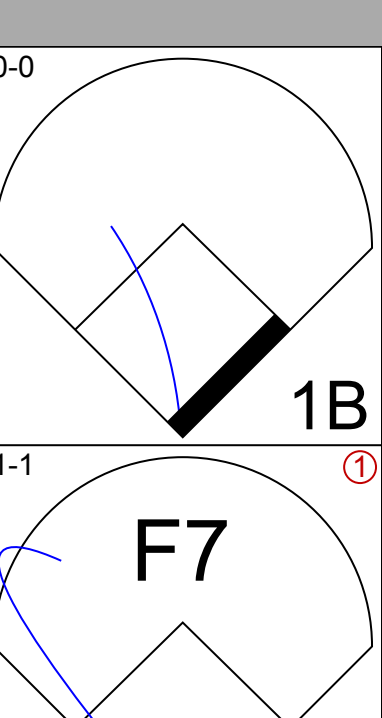

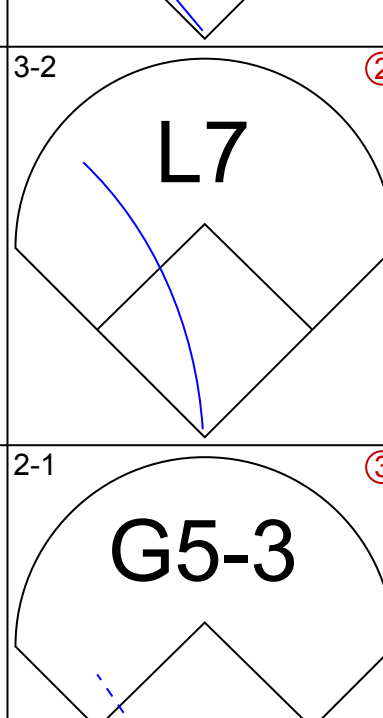
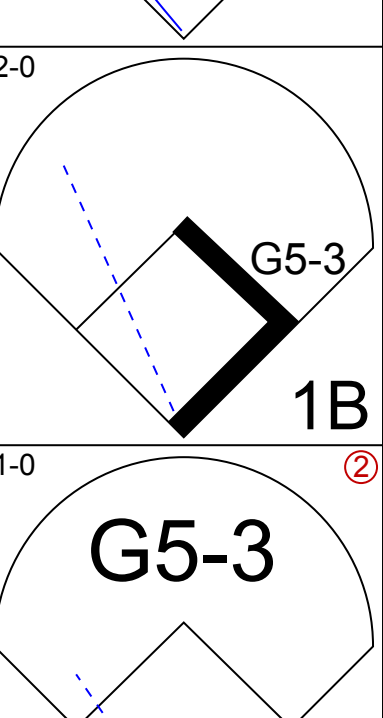
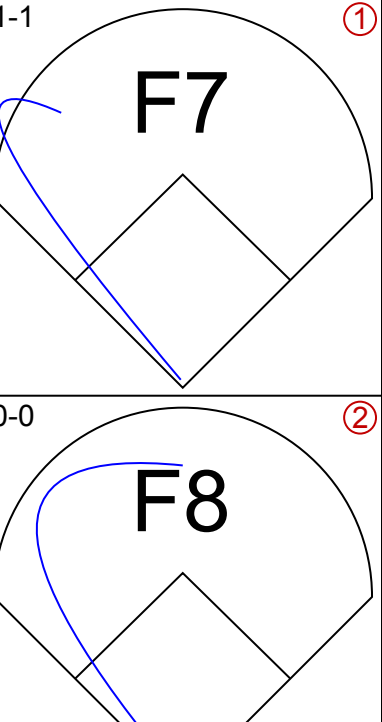
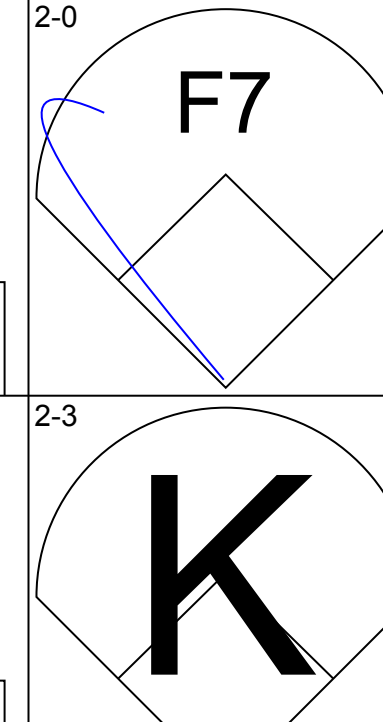
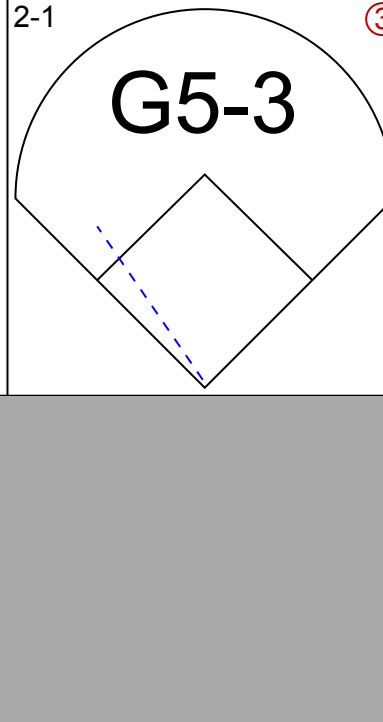
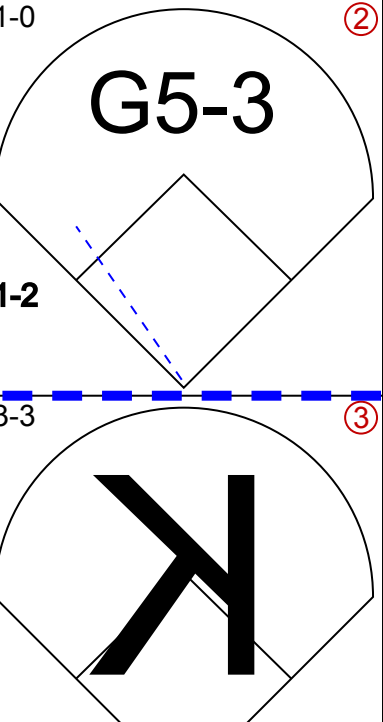
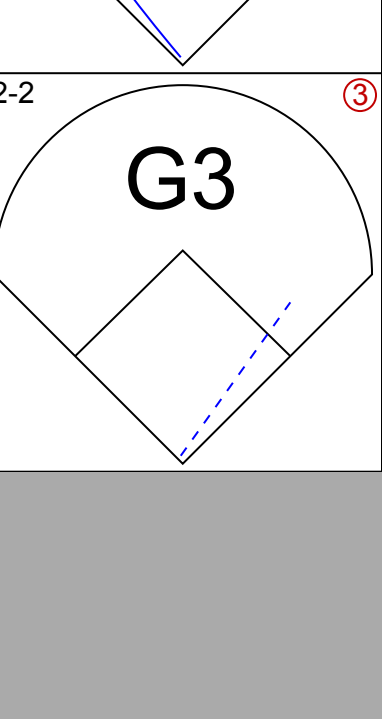
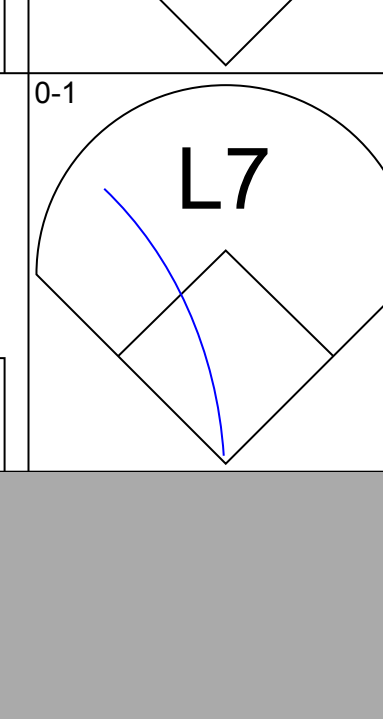



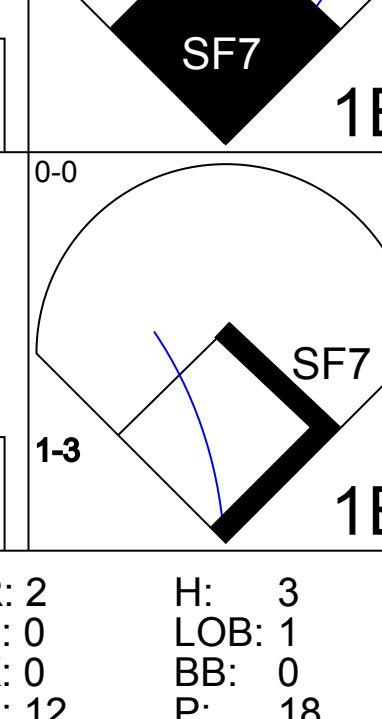
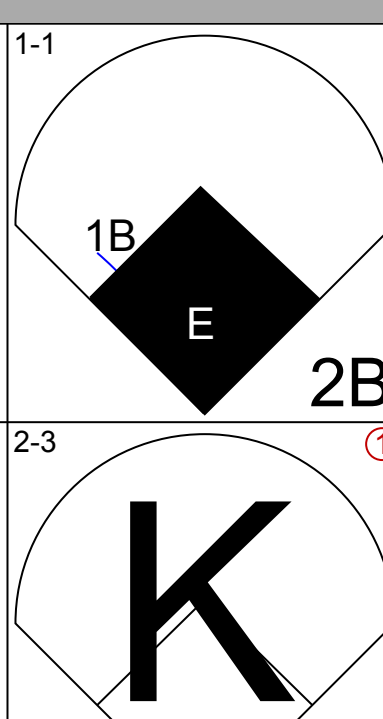
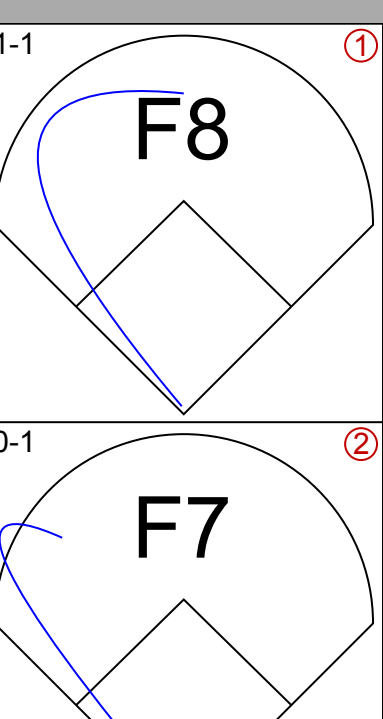
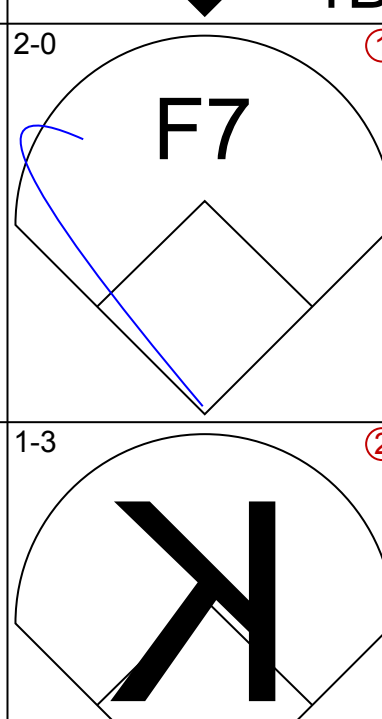
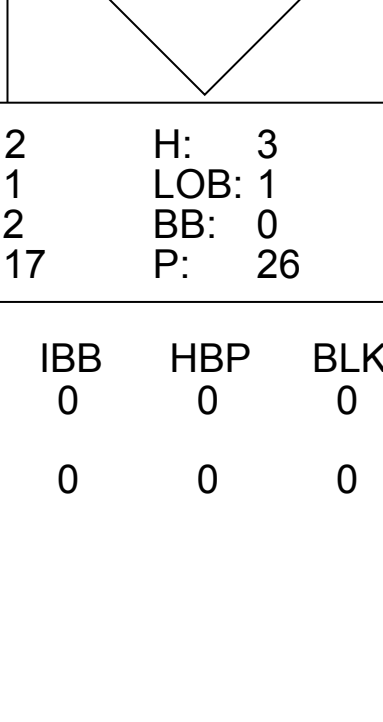
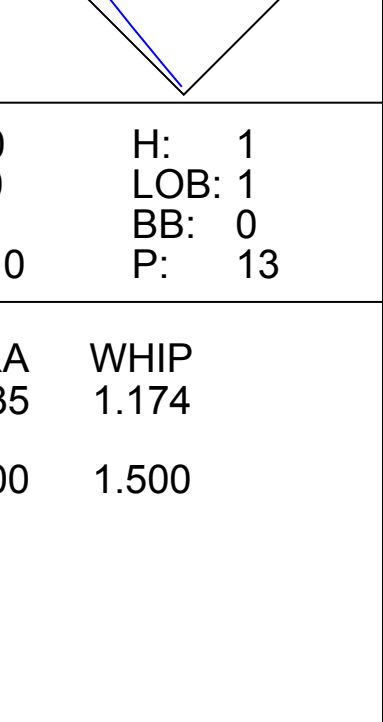
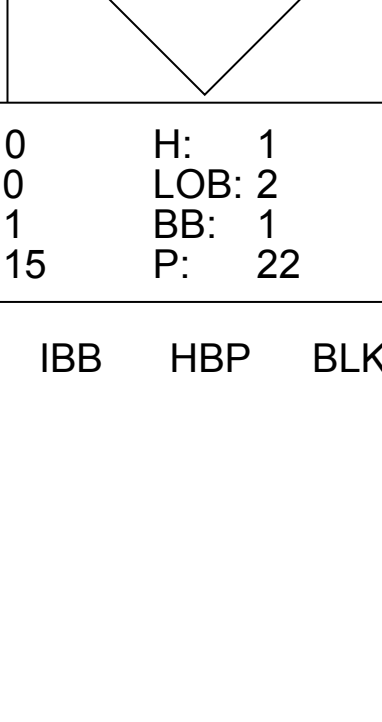
AB	32
R	1
H	7
RBI	1
BB	2
SO	9
LOB	14



Batter	1	2	3	4	5	6	7	8	9	AB	R	H	RBI	BB	SO	LOB	BOTTOM				
Julio Franco, R OBP: 0.333, SLG: 0.362 (1, 10)	3-2 G6-3	2-0 G6-3		1-0 G6-3			1-0 G4-3			4	0	0	0	0	0	2	<b>Milwaukee Brewers @ Texas Rangers</b> Arlington Stadium, Arlington, TX Mon Jul 06 1992, 8:05 PM EDT Att: 17,157 - Sunny - 95 F				
Dean Palmer, R OBP: 0.328, SLG: 0.454 (1, 5)	0-1 E 1B		0-0 HR		2-3 K		1-3 K			4	1	2	1	0	2	0					
Kevin Reimer, L OBP: 0.334, SLG: 0.456 John Cangelosi, S OBP: 0.343, SLG: 0.259 (7, PR) (8, 7)	1-2 F8		1-3 K		0-0 G1-3 2B		0-0 1B			4	0	2	0	0	1	1					
Ruben Sierra, S OBP: 0.333, SLG: 0.487 (1, 9)	3-2 G4-3		0-0 G3		0-1 G1-3		1-1 G3			4	0	0	0	0	0	3					
Juan Gonzalez, R OBP: 0.309, SLG: 0.498 (1, 8)		3-3 K	1-2 E3		2-1 G2-3		2-3 K			4	0	0	0	0	2	1					
Rafael Palmeiro, L OBP: 0.345, SLG: 0.391 (1, 3)	1-0 HR 1B		2-2 G4-1			3-2 FC5-4 1B		2-0 G4-3		4	1	2	0	0	0	1					
Ivan Rodriguez, R OBP: 0.333, SLG: 0.471 (1, 2)	0-1 HR 1B			2-0 G6-3		1-1 FC5-4 1-2f 2B		1-0 2B		4	1	2	2	0	0	1					
Jeff Huson, L OBP: 0.353, SLG: 0.353 (1, 6)	2-1 G3 2B		4-1 S BB			2-1 F8		1-0 L8		3	0	1	0	1	0	2					
Al Newman, S OBP: 0.297, SLG: 0.243 (1, 4)		2-2 G3		0-1 L4		1-0 FC4-6				3	0	0	0	0	0	3					
<b>Inning Stats</b>	R: 0 E: 1 K: 0 S: 16	H: 1 LOB: 1 BB: 0 P: 23	R: 2 E: 0 K: 1 S: 12	H: 3 LOB: 1 BB: 0 P: 22	R: 1 E: 1 K: 1 S: 11	H: 1 LOB: 1 BB: 0 P: 15	R: 0 E: 0 K: 0 S: 5	H: 0 LOB: 1 BB: 1 P: 12	R: 0 E: 0 K: 1 S: 8	H: 1 LOB: 1 BB: 0 P: 12	R: 0 E: 0 K: 1 S: 10	H: 1 LOB: 1 BB: 0 P: 10	R: 0 E: 0 K: 1 S: 8	H: 1 LOB: 1 BB: 0 P: 14	R: 0 E: 0 K: 1 S: 7	H: 1 LOB: 1 BB: 0 P: 10		1B: 4 2B: 3 3B: 0 HR: 2	SF: 0 SAC: 0 DP: 0 HBP: 0	WP: 0 PB: 0 SB: 1 CS: 0	PA: 35
<b>PITCHER</b>	IP WLS BF H R ER SO BB IBB HBP BLK WP HR S P ERA WHIP	IP WLS BF H R ER SO BB IBB HBP BLK WP HR S P ERA WHIP	IP WLS BF H R ER SO BB IBB HBP BLK WP HR S P ERA WHIP	IP WLS BF H R ER SO BB IBB HBP BLK WP HR S P ERA WHIP	IP WLS BF H R ER SO BB IBB HBP BLK WP HR S P ERA WHIP	IP WLS BF H R ER SO BB IBB HBP BLK WP HR S P ERA WHIP	IP WLS BF H R ER SO BB IBB HBP BLK WP HR S P ERA WHIP	IP WLS BF H R ER SO BB IBB HBP BLK WP HR S P ERA WHIP	IP WLS BF H R ER SO BB IBB HBP BLK WP HR S P ERA WHIP	IP WLS BF H R ER SO BB IBB HBP BLK WP HR S P ERA WHIP	IP WLS BF H R ER SO BB IBB HBP BLK WP HR S P ERA WHIP	IP WLS BF H R ER SO BB IBB HBP BLK WP HR S P ERA WHIP	IP WLS BF H R ER SO BB IBB HBP BLK WP HR S P ERA WHIP	IP WLS BF H R ER SO BB IBB HBP BLK WP HR S P ERA WHIP	IP WLS BF H R ER SO BB IBB HBP BLK WP HR S P ERA WHIP	IP WLS BF H R ER SO BB IBB HBP BLK WP HR S P ERA WHIP	IP WLS BF H R ER SO BB IBB HBP BLK WP HR S P ERA WHIP	IP WLS BF H R ER SO BB IBB HBP BLK WP HR S P ERA WHIP	IP WLS BF H R ER SO BB IBB HBP BLK WP HR S P ERA WHIP	IP WLS BF H R ER SO BB IBB HBP BLK WP HR S P ERA WHIP	IP WLS BF H R ER SO BB IBB HBP BLK WP HR S P ERA WHIP

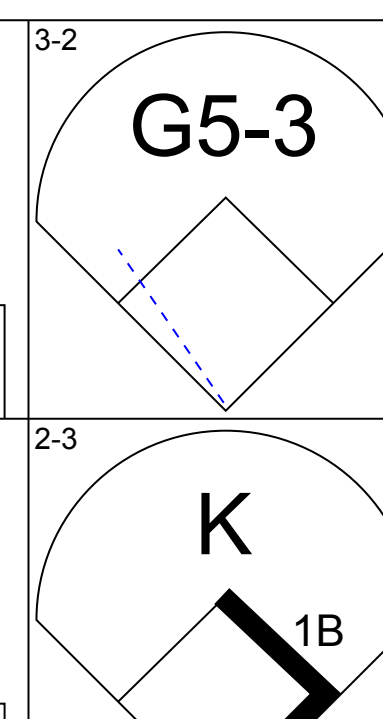
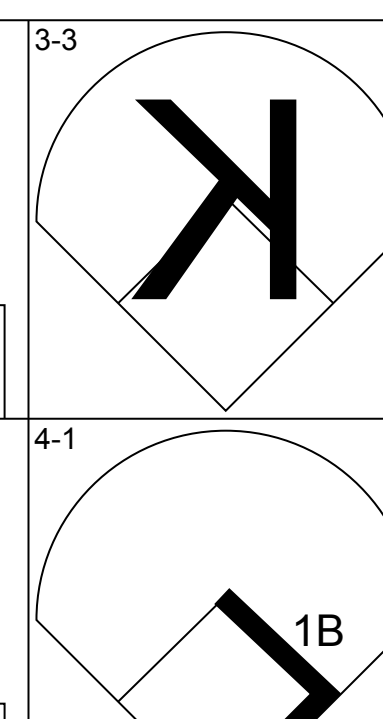
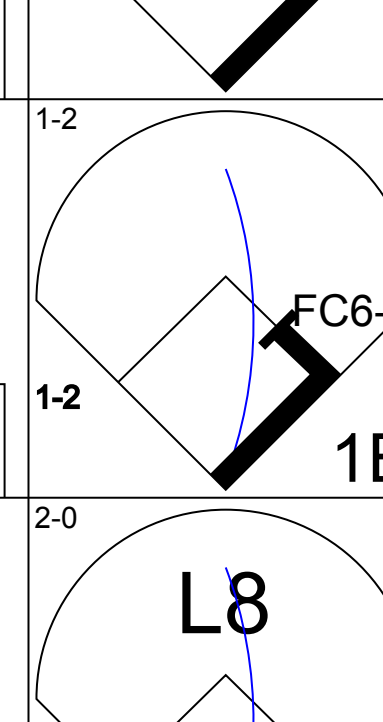
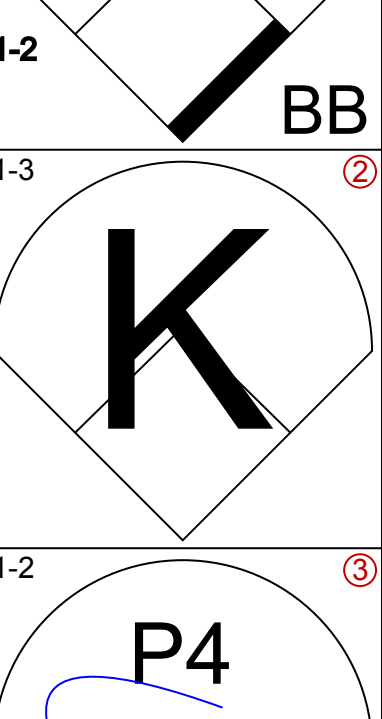
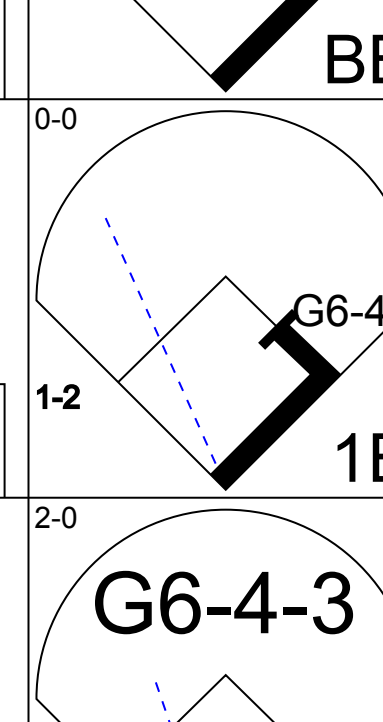
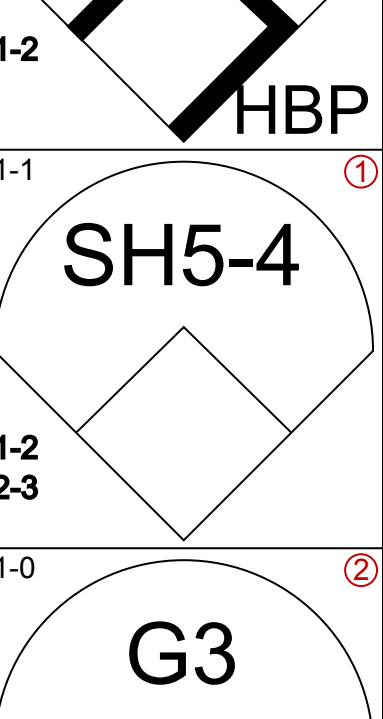
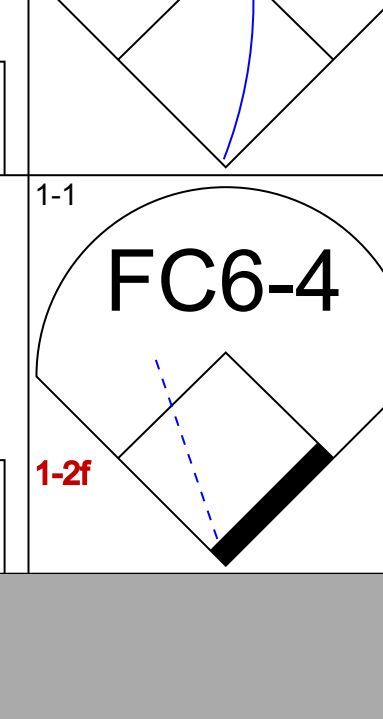
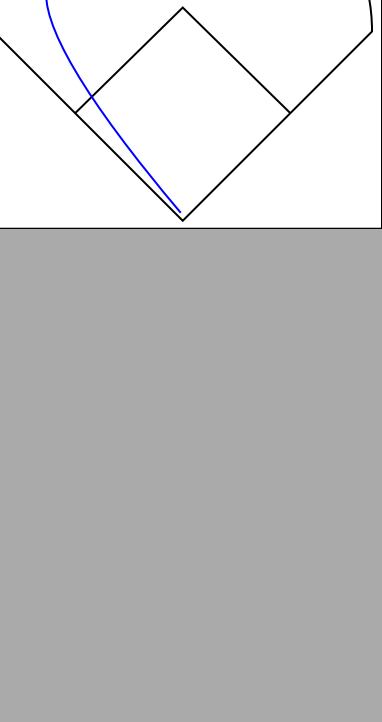

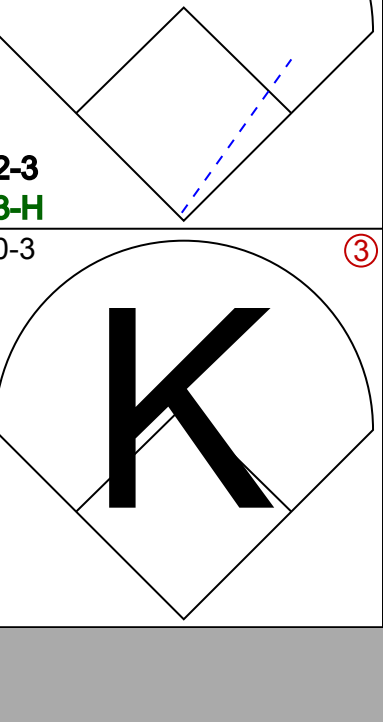

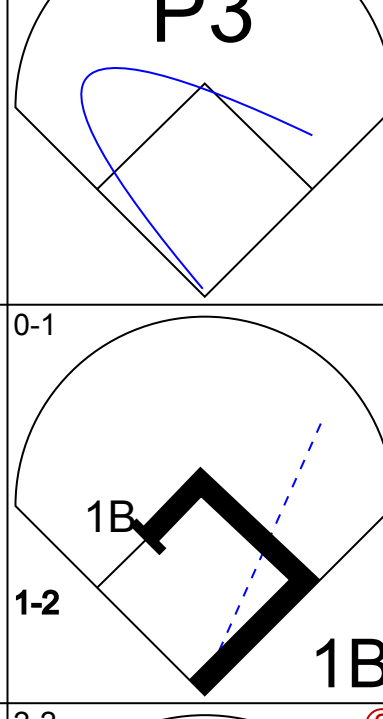



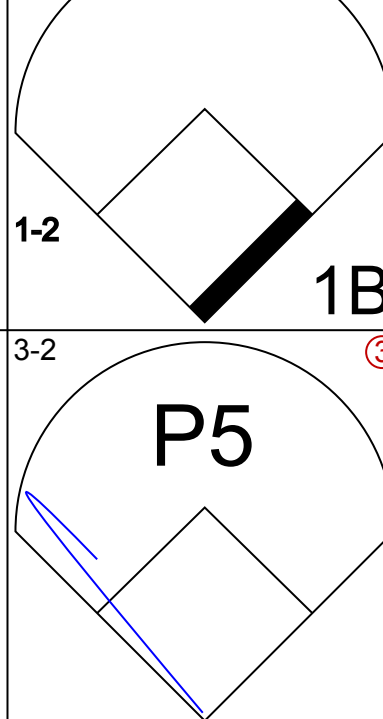
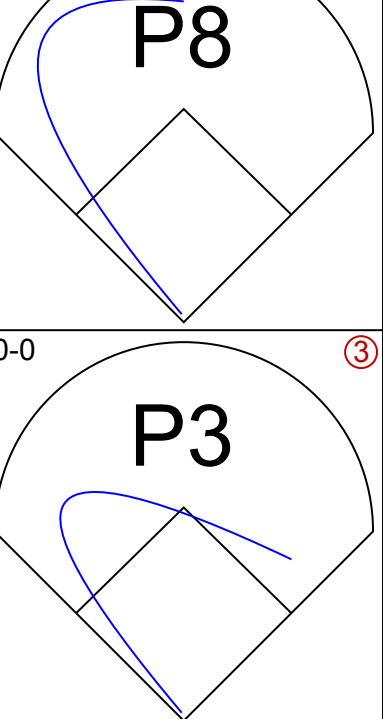

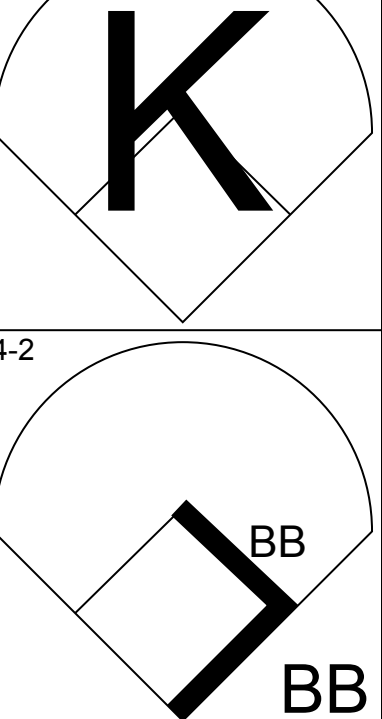
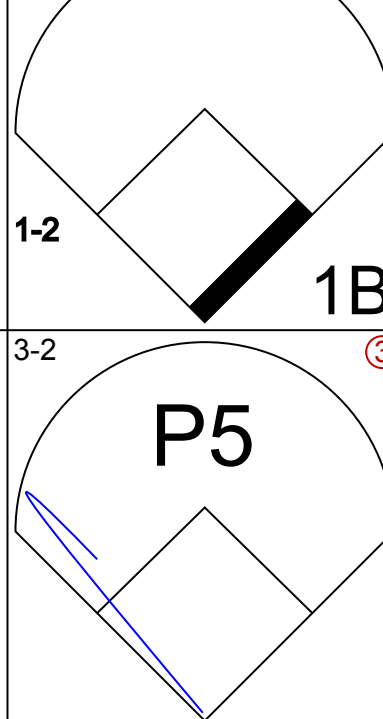


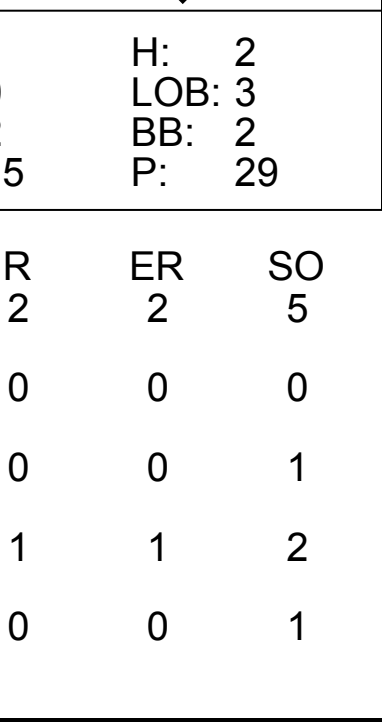
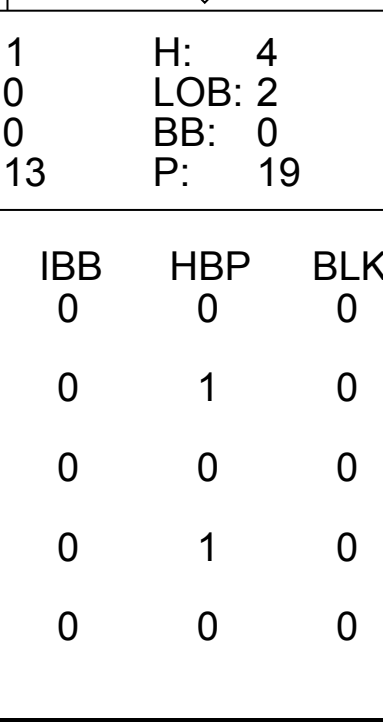
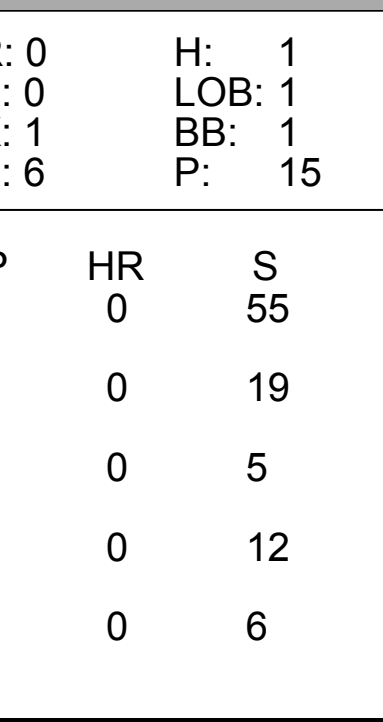
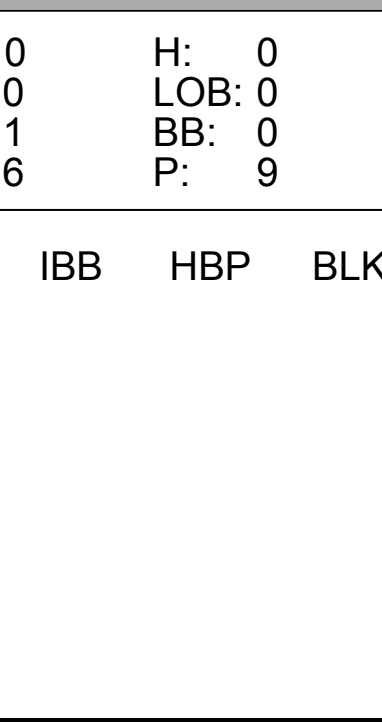
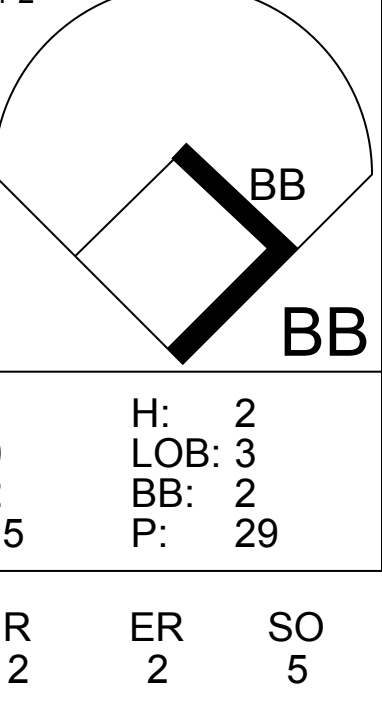
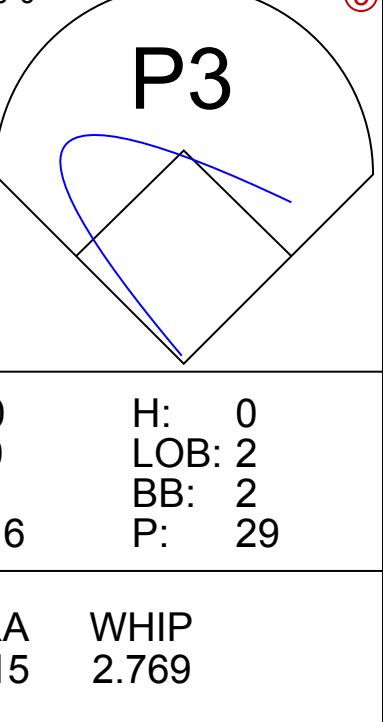






Batter	1	2	3	4	5	6	7	8	9	AB	R	H	RBI	BB	SO	LOB	TOP										
Darryl Hamilton, L OBP: 0.359, SLG: 0.385										3	0	2	1	1	1	0	<b>Milwaukee Brewers @ Texas Rangers</b> Arlington Stadium, Arlington, TX Tue Jul 07 1992, 8:05 PM EDT Att: 31,254 - Sunny - 93 F										
Kevin Seitzer, R OBP: 0.334, SLG: 0.375										5	1	0	0	0	1	4											
Paul Molitor, R OBP: 0.389, SLG: 0.498										4	0	1	1	0	1	0											
Greg Vaughn, R OBP: 0.293, SLG: 0.380										4	0	2	0	0	1	1											
Robin Yount, R OBP: 0.341, SLG: 0.409										4	0	0	0	0	0	2											
Franklin Stubbs, L OBP: 0.300, SLG: 0.390										4	1	1	1	0	2	2											
B.J. Surhoff, L OBP: 0.275, SLG: 0.315										4	0	1	0	0	0	1											
Scott Fletcher, R OBP: 0.365, SLG: 0.398										4	2	2	0	0	0	1											
Pat Listach, S OBP: 0.349, SLG: 0.348										4	0	1	0	0	2	2											
<b>Inning Stats</b>	R: 0 E: 0 K: 2 S: 10	H: 0 LOB: 0 BB: 0 P: 16	R: 0 E: 0 K: 0 S: 7	H: 1 LOB: 1 BB: 0 P: 10	R: 2 E: 1 K: 2 S: 17	H: 3 LOB: 1 BB: 0 P: 26	R: 0 E: 0 K: 1 S: 6	H: 0 LOB: 0 BB: 0 P: 10	R: 0 E: 0 K: 1 S: 10	H: 1 LOB: 1 BB: 0 P: 13	R: 0 E: 0 K: 0 S: 7	H: 0 LOB: 0 BB: 0 P: 15	R: 2 E: 0 K: 0 S: 12	H: 3 LOB: 1 BB: 0 P: 18	R: 0 E: 0 K: 1 S: 6	H: 1 LOB: 1 BB: 0 P: 12	R: 0 E: 0 K: 1 S: 15	H: 1 LOB: 2 BB: 1 P: 22	1B: 8 2B: 1 3B: 0 HR: 1	SF: 1 SAC: 0 DP: 0 HBP: 0	WP: 0 PA: 38 PB: 0 SB: 1 CS: 0						
<b>PITCHER</b>	IP	WLS	BF	H	R	ER	SO	BB	IBB	HBP	BLK	WP	HR	S	P	ERA	WHIP										
Todd Burns, R ERA: 3.4	(1, 1)	7.2	L	32	9	4	2	6	0	0	0	0	1	72	114	2.35	1.174										
Kenny Rogers, L ERA: 3.09	(8, 1)	1.1		6	1	0	0	2	1	0	0	0	0	18	28	0.00	1.500										

AB	36
R	4
H	10
RBI	3
BB	1
SO	8
LOB	13



Batter	1	2	3	4	5	6	7	8	9	AB	R	H	RBI	BB	SO	LOB	BOTTOM											
Brian Downing, R OBP: 0.421, SLG: 0.395										3	0	0	0	1	1	0	<b>Milwaukee Brewers @ Texas Rangers</b> Arlington Stadium, Arlington, TX Tue Jul 07 1992, 8:05 PM EDT Att: 31,254 - Sunny - 93 F											
Dean Palmer, R OBP: 0.327, SLG: 0.449										3	0	0	0	1	2	3												
Ruben Sierra, S OBP: 0.334, SLG: 0.486										5	0	2	1	0	0	5												
Juan Gonzalez, R OBP: 0.310, SLG: 0.495										4	1	1	0	0	1	6												
Ivan Rodriguez, R OBP: 0.325, SLG: 0.458										5	0	0	0	0	1	4												
Rafael Palmeiro, L OBP: 0.351, SLG: 0.394										3	1	2	0	2	1	0												
Dickie Thon, R OBP: 0.306, SLG: 0.380										4	0	2	2	1	1	2												
Donald Harris, R OBP: 0.500, SLG: 0.500	(1, 7)									2	0	1	0	0	1	1												
Kevin Reimer, L OBP: 0.333, SLG: 0.455	(5, PH)									1	0	0	0	0	0	2												
Julio Franco, R OBP: 0.331, SLG: 0.358	(7, PH)									1	0	0	0	0	1	2												
John Cangelosi, S OBP: 0.343, SLG: 0.259	(7, PH)									0	0	0	0	0	0	0												
Al Newman, S OBP: 0.298, SLG: 0.240	(1, 4)									2	0	0	0	1	0	4												
Geno Petralli, L OBP: 0.256, SLG: 0.281	(8, PH)									1	0	1	0	0	0	0												
Jeff Huson, L OBP: 0.353, SLG: 0.353	(8, PR)									0	1	0	0	0	0	0												
<b>Inning Stats</b>	R: 0 E: 0 K: 1 S: 13	H: 1 LOB: 2 BB: 0 P: 22	R: 1 E: 0 K: 2 S: 15	H: 2 LOB: 3 BB: 2 P: 29	R: 1 E: 0 K: 0 S: 13	H: 4 LOB: 2 BB: 0 P: 19	R: 0 E: 0 K: 1 S: 6	H: 1 LOB: 1 BB: 1 P: 15	R: 0 E: 0 K: 1 S: 16	H: 0 LOB: 2 BB: 2 P: 29	R: 0 E: 0 K: 0 S: 7	H: 0 LOB: 0 BB: 0 P: 11	R: 0 E: 0 K: 2 S: 12	H: 0 LOB: 2 BB: 1 P: 20	R: 1 E: 0 K: 1 S: 9	H: 1 LOB: 2 BB: 0 P: 14	R: 0 E: 0 K: 1 S: 6	H: 0 LOB: 0 BB: 0 P: 9	1B: 8 2B: 0 3B: 1 HR: 0	SF: 0 SAC: 1 DP: 1 HBP: 2	WP: 2 PA: 43 PB: 0 SB: 0 CS: 0							
<b>PITCHER</b>	IP	WLS	BF	H	R	ER	SO	BB	IBB	HBP	BLK	WP	HR	S	P	ERA	WHIP											
Bruce Ruffin, L ERA: 5.82	(1, 1)	4.1		24	8	2	2	5	4	0	1	0	0	19	34	0.00	0.500											
Jim Austin, R ERA: 2.53	(5, 1)	2.0	W	8	0	0	0	0	1	0	1	0	0	5	9	0.00	3.000											
Dan Plesac, L ERA: 4.17	(7, 1)	0.1		2	0	0	0	1	1	0	0	0	0	5	9	0.00	3.000											
Mike Fetters, R ERA: 0.58	(7, 1)	1.1		6	1	1	1	2	0	0	1	0	1	0	12	17	6.75	0.750										
Doug Henry, R ERA: 2.97	(9, 1)	1.0	S	3	0	0	0	1	0	0	0	0	0	6	9	0.00	0.000											

AB	34
R	3
H	9
RBI	3
BB	6
SO	9
LOB	29













Batter	1	2	3	4	5	6	7	8	9	AB R H RBI BB SO LOB	TOP									
Thomas Howard, S (1, 8) OBP: 0.315, SLG: 0.333	4-0 1B E BB		4-2 1B BB	0-2 F9			2-2 G6-3		1-1 F7	3 2 0 0 2 0 1	<b>Cleveland Indians @ Texas Rangers</b> Arlington Stadium, Arlington, TX Fri Jul 10 1992, 8:05 PM EDT Att: 25,916 - Sunny - 93 F									
Mark Lewis, R (1, 6) OBP: 0.302, SLG: 0.347	3-1 F8		0-1 FC 1B FC6-4		0-2 L5		1-2 1B		2-3 K	4 1 2 0 0 0 1										
Paul Sorrento, L (9, PH) OBP: 0.346, SLG: 0.436			1-2 1B							1 0 0 0 0 1 1										
Carlos Baerga, S (1, 4) OBP: 0.350, SLG: 0.450	0-1 E6 1-H 1B		1-1 FC E 1B		3-3 K		1-0 F8			4 1 2 1 0 1 1										
Albert Belle, R (1, 10) OBP: 0.321, SLG: 0.482	2-1 P6		2-1 FC FC6-4		0-0 2B			1-1 F8		4 0 1 0 0 0 3										
Carlos Martinez, R (1, 3) OBP: 0.273, SLG: 0.333	0-0 F9		2-1 FC6-4		2-3 K			1-2 G5-3		4 0 0 1 0 1 3										
Mark Whiten, S (1, 9) OBP: 0.355, SLG: 0.408		0-0 1B	1-0 F7			2-1 G6-3		1-0 G5-3		4 0 1 0 0 0 1										
Glenallen Hill, R (1, 7) OBP: 0.303, SLG: 0.464		2-1 P6	0-0 G4-3			0-1 G5-3			4-2 G1-3 1B BB	3 0 0 0 0 0 2										
Kenny Lofton, L (9, PH) OBP: 0.332, SLG: 0.338										0 1 0 0 1 0 0										
Jim Thome, L (1, 5) OBP: 0.308, SLG: 0.340		1-3 K		3-1 G3		1-3 K			0-1 G1-3	4 0 0 0 0 2 2										
Sandy Alomar Jr., R (1, 2) OBP: 0.288, SLG: 0.320		2-1 L4		1-1 G6-3			1-1 G5-3		1-2 2-H 1B	4 0 1 1 0 0 1										
<b>Inning Stats</b>	R: 1 E: 1 K: 0 S: 7	H: 1 LOB: 1 BB: 1 P: 16	R: 0 E: 0 K: 1 S: 8	H: 1 LOB: 1 BB: 0 P: 13	R: 3 E: 1 K: 0 S: 12	H: 2 LOB: 1 BB: 1 P: 22	R: 0 E: 0 K: 0 S: 7	H: 0 LOB: 0 BB: 0 P: 11	R: 0 E: 0 K: 2 S: 11	H: 1 LOB: 1 BB: 0 P: 16	R: 0 E: 0 K: 0 S: 9	H: 1 LOB: 1 BB: 0 P: 14	R: 0 E: 0 K: 0 S: 6	H: 0 LOB: 0 BB: 0 P: 9	R: 1 E: 0 K: 1 S: 13	H: 1 LOB: 1 BB: 1 P: 21	1B: 6 2B: 1 3B: 0 HR: 0	SF: 0 SAC: 0 DP: 0 HBP: 0	WP: 0 PB: 0 SB: 0 CS: 0	PA: 38
<b>PITCHER</b>	IP WLS BF H R ER SO BB IBB HBP BLK WP HR S P ERA WHIP											IP WLS BF H R ER SO BB IBB HBP BLK WP HR S P ERA WHIP								
Brian Bohanon, L (1, 1) ERA: 6.98	7.0 W 30 6 4 3 4 2 0 0 0 0 0 0 61 102 3.86 1.143																			
Kenny Rogers, L (8, 1) ERA: 3.02	1.0 3 0 0 0 0 0 0 0 0 0 0 0 6 9 0.00 0.000																			
Jeff Russell, R (9, 1) ERA: 1.9	1.0 S 5 1 1 1 1 1 0 0 0 0 0 0 13 21 9.00 2.000																			

Batter	1	2	3	4	5	6	7	8	9	AB R H RBI BB SO LOB	BOTTOM					
Jeff Frye, R (1, 4) OBP: 0.556, SLG: 0.857	1-3 K	2-2 1B	0-1 G1-3			0-0 SH3-4		1-1 1B 1B		4 0 2 0 0 1 3	<b>Cleveland Indians @ Texas Rangers</b> Arlington Stadium, Arlington, TX Fri Jul 10 1992, 8:05 PM EDT Att: 25,916 - Sunny - 93 F					
Dean Palmer, R (1, 5) OBP: 0.338, SLG: 0.469	3-2 1B HR	0-1 F7		1-1 G5-3		0-0 F9		1-2 1B 1B		5 1 2 0 0 0 2						
Rafael Palmeiro, L (1, 3) OBP: 0.354, SLG: 0.396	0-2 F7		0-0 1B 1B	1-2 G3		1-0 1B		0-1 G4-3		5 1 2 1 0 0 3						
Ruben Sierra, S (1, 9) OBP: 0.337, SLG: 0.491	3-1 1B HR		0-0 HBP 1B BB 1B	1-1 1B		2-3 K				4 2 3 0 0 1 1						
Juan Gonzalez, R (1, 8) OBP: 0.310, SLG: 0.498	2-1 1B HR		1-1 BB HBP FC5-2 1B	1-1 P4		0-2 G6-3				4 1 2 4 0 0 1						
Kevin Reimer, L (1, 7) OBP: 0.343, SLG: 0.466	2-0 1B		3-2 FC5-2 BB HBP		1-2 G3		2-2 CS 1B			3 0 2 0 0 0 0						
John Cangelosi, S (7, PR) OBP: 0.340, SLG: 0.256			1-2 2-3 3-H HBP							0 0 0 0 0 0 0						
Brian Downing, R (1, 10) OBP: 0.413, SLG: 0.397	2-2 P9		4-2 FC5-2 BB		1-1 F7		2-1 F8			3 0 0 1 1 0 2						
Ivan Rodriguez, R (1, 2) OBP: 0.326, SLG: 0.446		1-3 K	0-3 K		0-3 G6-3			2-1 L1-4		4 0 0 0 0 2 3						
Jeff Huson, L (1, 6) OBP: 0.356, SLG: 0.351		0-0 F8	0-1 FC5-2			1-2 SH3-4 1B				0 0 0 0 0 0 0						
Dickie Thon, R (2, 6) OBP: 0.301, SLG: 0.373			1-2 2-3 3-H 1B							4 1 1 0 0 0 3						
<b>Inning Stats</b>	R: 3 E: 0 K: 1 S: 18	H: 4 LOB: 1 BB: 0 P: 31	R: 0 E: 0 K: 1 S: 10	H: 1 LOB: 0 BB: 0 P: 13	R: 2 E: 0 K: 1 S: 18	H: 3 LOB: 3 BB: 1 P: 26	R: 0 E: 0 K: 0 S: 9	H: 1 LOB: 1 BB: 0 P: 13	R: 0 E: 0 K: 1 S: 10	H: 2 LOB: 2 BB: 0 P: 14	R: 0 E: 0 K: 0 S: 10	H: 2 LOB: 2 BB: 0 P: 14	1B: 13 2B: 0 3B: 0 HR: 1	SF: 0 SAC: 1 DP: 0 HBP: 1	WP: 0 PB: 0 SB: 0 CS: 1	PA: 39
<b>PITCHER</b>	IP WLS BF H R ER SO BB IBB HBP BLK WP HR S P ERA WHIP											IP WLS BF H R ER SO BB IBB HBP BLK WP HR S P ERA WHIP				
Jack Armstrong, R (1, 1) ERA: 5.4	8.0 L 39 14 6 6 4 1 0 1 0 0 0 1 91 133 6.75 1.875															

AB 35  
R 5  
H 7  
RBI 3  
BB 3  
SO 5  
LOB 16

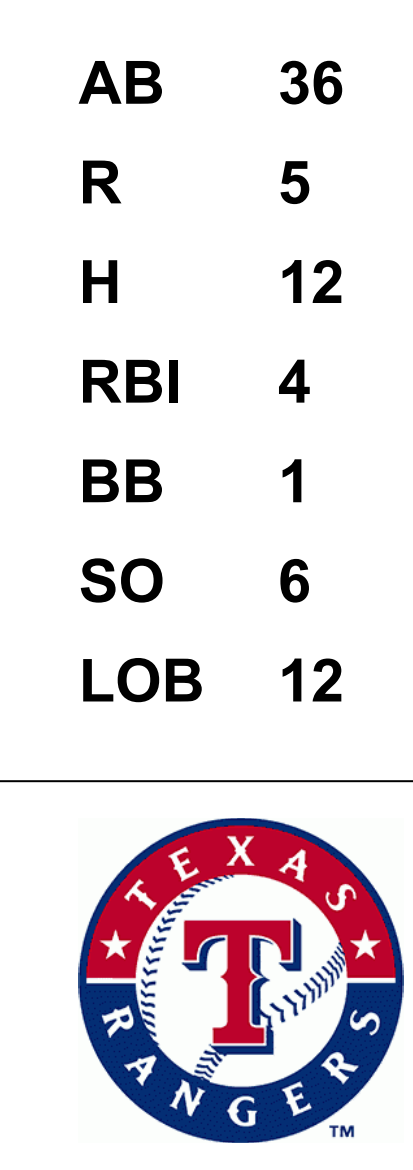




Batter	1	2	3	4	5	6	7	8	9	AB	R	H	RBI	BB	SO	LOB	TOP					
<b>Kenny Lofton, L</b> OBP: 0.328, SLG: 0.333 (1, 8)	B1-3 1-1		F8 0-0		G6-3 1-0			B2-3 1-0		4	0	0	0	0	0	1	<b>Cleveland Indians @ Texas Rangers</b> Arlington Stadium, Arlington, TX Sat Jul 11 1992, 8:05 PM EDT Att: 33,046 - Sunny - 93 F					
<b>Felix Fermin, R</b> OBP: 0.295, SLG: 0.319 (1, 6)	G4-3 0-1		1B 1-1			L9 3-2		G4-3 2-2		4	0	1	0	0	0	0						
<b>Carlos Baerga, S</b> OBP: 0.354, SLG: 0.462 (1, 4)	HR 2-0		K 2-3			G5-3 0-1		1B G6-4-3 2-2		4	1	3	1	0	1	1						
<b>Albert Belle, R</b> OBP: 0.320, SLG: 0.479 (1, 7)	1B 0-1		K 1-3			G5-3 0-2		G6-4-3 0-0		4	0	1	0	0	1	3						
<b>Paul Sorrento, L</b> OBP: 0.345, SLG: 0.430 (1, 10)	1-2 4-0				G6-3 0-0		G5-3 2-0		F7 0-0	3	0	0	0	1	0	1						
<b>Reggie Jefferson, S</b> OBP: 0.231, SLG: 0.269 (1, 3)	G4-3 0-0				F8 1-0			G3 2-0		3	0	0	0	0	0	2						
<b>Mark Whiten, S</b> OBP: 0.359, SLG: 0.405 (1, 9)		G6-4-3 4-2			L4 1-2		K 2-3			2	0	0	0	1	1	0						
<b>Jim Thome, L</b> OBP: 0.291, SLG: 0.320 (1, 5)		G6-4-3 0-0			G6-3 0-1		G6-3 0-0			3	0	0	0	0	0	1						
<b>Sandy Alomar Jr., R</b> OBP: 0.288, SLG: 0.321 (1, 2)		G6-3 1-1			G6-3 0-1			G6-3 0-2		3	0	1	0	0	0	0						
<b>Inning Stats</b>	R: 1 E: 0 K: 0 S: 8	H: 2 LOB: 2 BB: 1 P: 15	R: 0 E: 0 K: 0 S: 5	H: 0 LOB: 0 BB: 1 P: 10	R: 0 E: 0 K: 2 S: 9	H: 1 LOB: 1 BB: 0 P: 13	R: 0 E: 0 K: 0 S: 6	H: 0 LOB: 0 BB: 0 P: 8	R: 0 E: 0 K: 0 S: 5	H: 1 LOB: 0 BB: 0 P: 6	R: 0 E: 0 K: 0 S: 9	H: 0 LOB: 1 BB: 0 P: 14	R: 0 E: 0 K: 1 S: 6	H: 0 LOB: 0 BB: 0 P: 10	R: 0 E: 0 K: 0 S: 7	H: 0 LOB: 0 BB: 0 P: 10	R: 0 E: 0 K: 0 S: 5	H: 1 LOB: 0 BB: 0 P: 7	1B: 5 2B: 0 3B: 0 HR: 1	SF: 0 SAC: 0 DP: 3 HBP: 0	WP: 0 PB: 0 SB: 0 CS: 0	PA: 32
<b>PITCHER</b> <b>Kevin Brown, R</b> ERA: 3.01 (1, 1)	IP: 9.0 WLS: W BF: 32 H: 6 R: 1 ER: 1 SO: 3 BB: 2 IBB: 0 HBP: 0 BLK: 0 WP: 0 HR: 1 S: 60 P: 93 ERA: 1.00 WHIP: 0.889															<b>PITCHER</b>	IP: 9.0 WLS: W BF: 32 H: 6 R: 1 ER: 1 SO: 3 BB: 2 IBB: 0 HBP: 0 BLK: 0 WP: 0 HR: 1 S: 60 P: 93 ERA: 1.00 WHIP: 0.889					

Batter	1	2	3	4	5	6	7	8	9	AB	R	H	RBI	BB	SO	LOB	BOTTOM					
<b>Jeff Frye, R</b> OBP: 0.429, SLG: 0.667 (1, 4)	K 0-3	2B 0-0	G3 0-2			G4-3 0-2		G5-3 2-1		5	1	1	1	0	1	1	<b>Cleveland Indians @ Texas Rangers</b> Arlington Stadium, Arlington, TX Sat Jul 11 1992, 8:05 PM EDT Att: 33,046 - Sunny - 93 F					
<b>Dean Palmer, R</b> OBP: 0.340, SLG: 0.468 (1, 5)	K 1-3	2B 4-0		1B 1-1		P6 1-0				3	0	1	0	1	1	0						
<b>Rafael Palmeiro, L</b> OBP: 0.356, SLG: 0.407 (1, 3)	F 0-1	3B 1-2		K 0-3		G4-3 0-0				4	1	2	1	0	1	1						
<b>Ruben Sierra, S</b> OBP: 0.333, SLG: 0.485 (1, 9)	E6 2-0	P4 1-1		K 2-3		F8 1-0				4	0	0	0	0	1	3						
<b>Juan Gonzalez, R</b> OBP: 0.312, SLG: 0.498 (1, 7)	1B 0-0	K 1-3		1B 0-1		F8 0-1				4	0	2	0	0	1	2						
<b>Brian Downing, R</b> OBP: 0.417, SLG: 0.421 (1, 10)	F7 1-0		HR 3-2		1B 2-2		1B 2-1			3	1	2	1	0	0	2						
<b>Kevin Reimer, L</b> OBP: 0.345, SLG: 0.468 (7, PH)				1B 1-2						1	0	1	0	0	0	0						
<b>Ivan Rodriguez, R</b> OBP: 0.324, SLG: 0.442 (1, 2)		G1-3 1-2	1B 0-0		G6-3 2-2		P9 0-1			4	0	1	0	0	0	1						
<b>Dickie Thon, R</b> OBP: 0.300, SLG: 0.379 (1, 6)		1B 0-0	F7 1-1		F9 0-0		P4 2-2			4	1	1	0	0	0	1						
<b>Donald Harris, R</b> OBP: 0.286, SLG: 0.286 (1, 8)		2B 2-2	L7 0-1		G5-3 0-0		K 0-3			4	1	1	1	0	1	1						
<b>Inning Stats</b>	R: 1 E: 1 K: 2 S: 12	H: 2 LOB: 2 BB: 0 P: 16	R: 3 E: 0 K: 1 S: 18	H: 4 LOB: 2 BB: 1 P: 28	R: 1 E: 0 K: 0 S: 11	H: 2 LOB: 1 BB: 0 P: 15	R: 0 E: 0 K: 2 S: 14	H: 3 LOB: 2 BB: 0 P: 19	R: 0 E: 0 K: 0 S: 5	H: 0 LOB: 0 BB: 0 P: 7	R: 0 E: 0 K: 0 S: 5	H: 0 LOB: 0 BB: 0 P: 6	R: 0 E: 0 K: 0 S: 7	H: 1 LOB: 1 BB: 0 P: 10	R: 0 E: 0 K: 1 S: 8	H: 0 LOB: 0 BB: 0 P: 12	R: 0 E: 0 K: 1 S: 8	H: 0 LOB: 0 BB: 0 P: 12	1B: 7 2B: 2 3B: 2 HR: 1	SF: 0 SAC: 0 DP: 0 HBP: 0	WP: 0 PB: 0 SB: 0 CS: 0	PA: 37
<b>PITCHER</b> <b>Jeff Mutis, L</b> ERA: 9.53 (1, 1)	IP: 2.0 WLS: L BF: 16 H: 8 R: 5 ER: 4 SO: 3 BB: 1 IBB: 0 HBP: 0 BLK: 0 WP: 0 HR: 1 S: 34 P: 51 ERA: 18.00 WHIP: 4.500															<b>PITCHER</b>	IP: 2.0 WLS: L BF: 16 H: 8 R: 5 ER: 4 SO: 3 BB: 1 IBB: 0 HBP: 0 BLK: 0 WP: 0 HR: 1 S: 34 P: 51 ERA: 18.00 WHIP: 4.500					
<b>Ted Power, R</b> ERA: 2.5 (3, 1)	4.0 WLS: L BF: 14 H: 3 R: 0 ER: 0 SO: 2 BB: 0 IBB: 0 HBP: 0 BLK: 0 WP: 0 HR: 0 S: 31 P: 40 ERA: 0.00 WHIP: 0.750															<b>PITCHER</b>	IP: 4.0 WLS: L BF: 14 H: 3 R: 0 ER: 0 SO: 2 BB: 0 IBB: 0 HBP: 0 BLK: 0 WP: 0 HR: 0 S: 31 P: 40 ERA: 0.00 WHIP: 0.750					
<b>Steve Olin, R</b> ERA: 2.3 (7, 1)	1.0 WLS: L BF: 4 H: 1 R: 0 ER: 0 SO: 0 BB: 0 IBB: 0 HBP: 0 BLK: 0 WP: 0 HR: 0 S: 7 P: 10 ERA: 0.00 WHIP: 1.000															<b>PITCHER</b>	IP: 1.0 WLS: L BF: 4 H: 1 R: 0 ER: 0 SO: 0 BB: 0 IBB: 0 HBP: 0 BLK: 0 WP: 0 HR: 0 S: 7 P: 10 ERA: 0.00 WHIP: 1.000					
<b>Eric Plunk, R</b> ERA: 3.97 (8, 1)	1.0 WLS: L BF: 3 H: 0 R: 0 ER: 0 SO: 1 BB: 0 IBB: 0 HBP: 0 BLK: 0 WP: 0 HR: 0 S: 8 P: 12 ERA: 0.00 WHIP: 0.000															<b>PITCHER</b>	IP: 1.0 WLS: L BF: 3 H: 0 R: 0 ER: 0 SO: 1 BB: 0 IBB: 0 HBP: 0 BLK: 0 WP: 0 HR: 0 S: 8 P: 12 ERA: 0.00 WHIP: 0.000					

AB	30
R	1
H	6
RBI	1
BB	2
SO	3
LOB	9





Batter	1	2	3	4	5	6	7	8	9	AB	R	H	RBI	BB	SO	LOB	TOP								
<b>Kenny Lofton, L</b> OBP: 0.326, SLG: 0.329 (1, 8)										4	0	0	0	1	3	0	<b>Cleveland Indians @ Texas Rangers</b> Arlington Stadium, Arlington, TX Sun Jul 12 1992, 8:05 PM EDT Att: 25,116 - Cloudy - 96 F								
<b>Mark Lewis, R</b> OBP: 0.297, SLG: 0.341 (1, 6)										5	0	0	0	0	2	2									
<b>Carlos Baerga, S</b> OBP: 0.360, SLG: 0.469 (1, 4)										4	2	3	0	0	1	0									
<b>Albert Belle, R</b> OBP: 0.324, SLG: 0.489 (1, 10)										4	1	2	2	1	1	2									
<b>Paul Sorrento, L</b> OBP: 0.341, SLG: 0.425 <b>Carlos Martinez, R</b> OBP: 0.294, SLG: 0.369 (8, 3)										3	0	0	0	0	1	3									
<b>Mark Whiten, S</b> OBP: 0.382, SLG: 0.418 (1, 9)										4	2	2	3	1	0	3									
<b>Glenallen Hill, R</b> OBP: 0.297, SLG: 0.453 (1, 7)										4	0	0	0	0	1	2									
<b>Jim Thome, L</b> OBP: 0.298, SLG: 0.327 <b>Brook Jacoby, R</b> OBP: 0.346, SLG: 0.357 (7, 5)										2	0	1	0	0	0	0									
<b>Sandy Alomar Jr., R</b> OBP: 0.284, SLG: 0.316 (1, 2)										3	0	0	1	0	0	2									
<b>Inning Stats</b>	R: 0 E: 0 K: 1 S: 12	H: 1 LOB: 2 BB: 0 P: 19	R: 0 E: 0 K: 0 S: 10	H: 0 LOB: 0 BB: 1 P: 16	R: 0 E: 0 K: 1 S: 7	H: 0 LOB: 0 BB: 0 P: 11	R: 2 E: 0 K: 3 S: 12	H: 1 LOB: 0 BB: 0 P: 20	R: 0 E: 0 K: 0 S: 6	H: 1 LOB: 1 BB: 0 P: 8	R: 0 E: 0 K: 1 S: 9	H: 1 LOB: 1 BB: 0 P: 17	R: 1 E: 0 K: 1 S: 11	H: 2 LOB: 2 BB: 1 P: 17	R: 3 E: 0 K: 1 S: 15	H: 4 LOB: 1 BB: 0 P: 21		R: 0 E: 0 K: 1 S: 11	H: 2 LOB: 3 BB: 1 P: 19	1B: 8 2B: 3 3B: 0 HR: 2	SF: 0 SAC: 1 DP: 2 HBP: 1	WP: 1 PB: 0 SB: 0 CS: 0	PA: 42		
<b>PITCHER</b>	IP	WLS	BF	H	R	ER	SO	BB	IBB	HBP	BLK	WP	HR	S	P	ERA	WHIP								
<b>Todd Burns, R</b> ERA: 3.49 (1, 1)	6.1		25	5	3	3	6	1	0	1	0	1	1	58	93	4.26	0.947								
<b>Kenny Rogers, L</b> ERA: 3.52 (7, 1)	1.1	L	10	5	3	3	2	1	0	0	0	0	1	23	35	20.25	4.500								
<b>Terry Mathews, R</b> ERA: 5.85 (8, 1)	1.1		7	2	0	0	1	0	1	0	0	0	0	12	20	0.00	1.500								

Batter	1	2	3	4	5	6	7	8	9	AB	R	H	RBI	BB	SO	LOB	BOTTOM								
<b>Jeff Frye, R</b> OBP: 0.316, SLG: 0.471 (1, 4)										5	0	0	0	0	1	0	<b>Cleveland Indians @ Texas Rangers</b> Arlington Stadium, Arlington, TX Sun Jul 12 1992, 8:05 PM EDT Att: 25,116 - Cloudy - 96 F								
<b>Dean Palmer, R</b> OBP: 0.338, SLG: 0.462 (1, 5)										4	1	0	0	1	1	0									
<b>Rafael Palmeiro, L</b> OBP: 0.364, SLG: 0.421 (1, 3)										5	2	5	1	0	0	0									
<b>Ruben Sierra, S</b> OBP: 0.340, SLG: 0.491 (1, 9)										4	0	3	1	1	1	1									
<b>Juan Gonzalez, R</b> OBP: 0.308, SLG: 0.491 (1, 7)										5	0	0	0	0	1	6									
<b>Brian Downing, R</b> OBP: 0.415, SLG: 0.420 <b>Geno Petralli, L</b> OBP: 0.266, SLG: 0.299 (8, 3)										3	0	1	0	0	1	0									
<b>Ivan Rodriguez, R</b> OBP: 0.323, SLG: 0.435 (1, 2)										3	0	0	0	1	1	2									
<b>Dickie Thon, R</b> OBP: 0.300, SLG: 0.381 (1, 6)										4	0	1	0	0	0	2									
<b>Donald Harris, R</b> OBP: 0.200, SLG: 0.200 <b>Jeff Huxton, L</b> OBP: 0.354, SLG: 0.349 <b>John Cangelosi, S</b> OBP: 0.340, SLG: 0.256 (8, 3)										3	0	0	0	0	2	3									
<b>Inning Stats</b>	R: 0 E: 0 K: 2 S: 13	H: 1 LOB: 1 BB: 0 P: 19	R: 0 E: 0 K: 1 S: 12	H: 2 LOB: 2 BB: 0 P: 20	R: 1 E: 1 K: 0 S: 9	H: 2 LOB: 1 BB: 0 P: 13	R: 0 E: 0 K: 1 S: 7	H: 0 LOB: 1 BB: 1 P: 15	R: 1 E: 0 K: 2 S: 17	H: 2 LOB: 1 BB: 0 P: 28	R: 0 E: 0 K: 1 S: 7	H: 0 LOB: 0 BB: 0 P: 12	R: 1 E: 0 K: 1 S: 13	H: 1 LOB: 2 BB: 2 P: 25	R: 0 E: 0 K: 0 S: 9	H: 1 LOB: 2 BB: 0 P: 12		R: 0 E: 0 K: 0 S: 11	H: 2 LOB: 2 BB: 0 P: 15	1B: 8 2B: 2 3B: 1 HR: 0	SF: 0 SAC: 0 DP: 0 HBP: 0	WP: 0 PB: 0 SB: 0 CS: 0	PA: 41		
<b>PITCHER</b>	IP	WLS	BF	H	R	ER	SO	BB	IBB	HBP	BLK	WP	HR	S	P	ERA	WHIP								
<b>Dennis Cook, L</b> ERA: 4.19 (1, 1)	6.2		31	8	3	2	8	2	1	0	0	0	0	75	129	2.70	1.500								
<b>Steve Olin, R</b> ERA: 2.2 (7, 1)	2.0	W	9	3	0	0	0	0	0	0	0	0	0	22	28	0.00	1.500								
<b>Eric Plunk, R</b> ERA: 3.91 (9, 1)	0.1	S	1	0	0	0	0	0	0	0	0	0	0	1	2	0.00	0.000								

AB	37
R	6
H	12
RBI	6
BB	3
SO	9
LOB	14






Batter	1	2	3	4	5	6	7	8	9	AB	R	H	RBI	BB	SO	LOB	TOP				
<b>Brady Anderson, L</b> (1, 7) OBP: 0.379, SLG: 0.503	G4-3		1B BB		F7			K		3	1	0	0	1	1	0	<b>Baltimore Orioles @ Texas Rangers</b> Arlington Stadium, Arlington, TX Thu Jul 16 1992, 8:05 PM EDT Att: 36,545 - Cloudy - 92 F				
<b>Mike Devereaux, R</b> (1, 8) OBP: 0.326, SLG: 0.474	PB S BB		E8 SF7 1B		P6			G3		3	1	1	1	1	0	0					
<b>Cal Ripken Jr., R</b> (1, 6) OBP: 0.349, SLG: 0.395	G3-6-3 BB		BB BB		P3			P4		2	0	0	0	2	0	0					
<b>Sam Horn, L</b> (1, 10) OBP: 0.338, SLG: 0.443	G3-6-3		SF7					K		3	0	0	1	0	1	2					
<b>Chito Martinez, L</b> (1, 9) OBP: 0.330, SLG: 0.400			F9					K		3	0	1	0	1	1	0					
<b>David Segui, S</b> (1, 3) OBP: 0.307, SLG: 0.315			BB		F9			G4-1		4	0	1	0	0	0	3					
<b>Leo Gomez, R</b> (1, 5) OBP: 0.375, SLG: 0.415 <b>Joe Orsulak, L</b> (0, PH) OBP: 0.336, SLG: 0.381			L8		P5			K		3	0	0	0	0	1	1					
<b>Mark McLemore, S</b> (1, 4) OBP: 0.324, SLG: 0.282	G4-3		G4-3		G4-3			G6-4-3 BB		2	0	0	0	1	0	1					
<b>Jeff Tackett, R</b> (1, 2) OBP: 0.320, SLG: 0.489			K		P6			G6-4-3		3	0	0	0	0	1	1					
<b>Inning Stats</b>	R: 0 E: 0 K: 0 S: 10	H: 0 LOB: 1 BB: 2 P: 20	R: 0 E: 0 K: 0 S: 8	H: 1 LOB: 0 BB: 0 P: 18	R: 2 E: 1 K: 1 S: 14	H: 1 LOB: 2 BB: 3 P: 30	R: 0 E: 0 K: 0 S: 8	H: 0 LOB: 0 BB: 0 P: 11	R: 0 E: 0 K: 2 S: 10	H: 0 LOB: 0 BB: 0 P: 13	R: 0 E: 0 K: 1 S: 7	H: 0 LOB: 0 BB: 1 P: 14	R: 0 E: 0 K: 1 S: 7	H: 0 LOB: 0 BB: 0 P: 11	R: 0 E: 0 K: 0 S: 7	H: 1 LOB: 1 BB: 0 P: 12		1B: 1 2B: 2 3B: 0 HR: 0	SF: 1 SAC: 0 DP: 2 HBP: 0	WP: 0 PB: 1 SB: 2 CS: 0	PA: 34
<b>PITCHER</b>	IP	WLS	BF	H	R	ER	SO	BB	IBB	HBP	BLK	WP	HR	S	P	ERA	WHIP				
<b>Nolan Ryan, R</b> (1, 1) ERA: 3.55	7.0	W	27	2	2	1	4	6	0	0	0	0	0	63	113	1.29	1.143				
<b>Floyd Bannister, L</b> (8, 1) ERA: 8.46	0.1	1	0	0	0	0	1	0	0	0	0	0	0	3	5	0.00	0.000				
<b>Terry Mathews, R</b> (8, 1) ERA: 5.73	0.2	2	0	0	0	0	0	0	0	0	0	0	0	4	6	0.00	0.000				
<b>Jeff Russell, R</b> (9, 1) ERA: 1.85	1.0	S	4	1	0	0	0	0	0	0	0	0	0	7	12	0.00	1.000				

Batter	1	2	3	4	5	6	7	8	9	AB	R	H	RBI	BB	SO	LOB	BOTTOM				
<b>Jeff Frye, R</b> (1, 4) OBP: 0.304, SLG: 0.476	K	E3			SH1-4 HR	FC6-4				4	1	1	0	0	1	1	<b>Baltimore Orioles @ Texas Rangers</b> Arlington Stadium, Arlington, TX Thu Jul 16 1992, 8:05 PM EDT Att: 36,545 - Cloudy - 92 F				
<b>Dean Palmer, R</b> (1, 5) OBP: 0.338, SLG: 0.463	F7	P3			SH1-4					3	0	1	0	0	0	1					
<b>Rafael Palmeiro, L</b> (1, 3) OBP: 0.368, SLG: 0.432	BB		G4-6-3 1B		HR			F8		3	1	2	2	1	0	1					
<b>Ruben Sierra, S</b> (1, 9) OBP: 0.339, SLG: 0.487	BB		G4-6-3		P6			L7		3	0	0	0	1	0	2					
<b>Juan Gonzalez, R</b> (1, 7) OBP: 0.304, SLG: 0.485	G1-3		L7		K			G6-3		4	0	0	0	0	1	3					
<b>Kevin Reimer, L</b> (1, 10) OBP: 0.353, SLG: 0.487		3B 1B			2B	HR		G1-6-3 HBP		3	2	3	1	0	0	0					
<b>Ivan Rodriguez, R</b> (1, 2) OBP: 0.322, SLG: 0.432		K			K	FC6-4 1B		G1-6-3		4	0	1	0	0	2	3					
<b>Jeff Huson, L</b> (1, 6) OBP: 0.352, SLG: 0.357		E			K			G4-3		4	1	1	1	0	1	2					
<b>Donald Harris, R</b> (1, 8) OBP: 0.154, SLG: 0.154		3B			G5-3			P2		3	0	0	0	0	1	3					
<b>Inning Stats</b>	R: 0 E: 0 K: 1 S: 13	H: 0 LOB: 2 BB: 2 P: 25	R: 2 E: 1 K: 2 S: 17	H: 2 LOB: 1 BB: 0 P: 28	R: 0 E: 0 K: 0 S: 7	H: 1 LOB: 0 BB: 0 P: 11	R: 0 E: 0 K: 2 S: 9	H: 1 LOB: 1 BB: 0 P: 12	R: 2 E: 0 K: 1 S: 12	H: 2 LOB: 0 BB: 0 P: 21	R: 1 E: 0 K: 0 S: 11	H: 2 LOB: 1 BB: 0 P: 11	R: 0 E: 0 K: 0 S: 7	H: 1 LOB: 1 BB: 0 P: 11	R: 0 E: 0 K: 0 S: 6	H: 0 LOB: 0 BB: 0 P: 11		1B: 3 2B: 3 3B: 1 HR: 2	SF: 0 SAC: 1 DP: 2 HBP: 1	WP: 0 PB: 0 SB: 0 CS: 0	PA: 35
<b>PITCHER</b>	IP	WLS	BF	H	R	ER	SO	BB	IBB	HBP	BLK	WP	HR	S	P	ERA	WHIP				
<b>Rick Sutcliffe, R</b> (1, 1) ERA: 4.09	6.0	L	29	9	5	4	6	2	0	0	0	0	0	70	111	6.00	1.833				
<b>Mike Flanagan, L</b> (7, 1) ERA: 8.59	0.1	1	0	0	0	0	0	0	0	0	0	0	0	2	2	0.00	0.000				
<b>Todd Frohwirth, R</b> (7, 1) ERA: 1.7	1.2	5	0	0	0	0	0	0	0	1	0	0	0	10	17	0.00	0.000				

AB 27  
R 2  
H 3  
RBI 2  
BB 6  
SO 5  
LOB 9



AB 31  
R 5  
H 9  
RBI 4  
BB 2  
SO 6  
LOB 16





Batter	1	2	3	4	5	6	7	8	9	AB	R	H	RBI	BB	SO	LOB	TOP								
<b>Brady Anderson, L</b> OBP: 0.381, SLG: 0.503	0-0 1B	1-1 G5-3			2-2 G4-3	0-0 FC5-4 1B		1-0 1B BLK	0-1 L4	6	1	3	0	0	0	3									
<b>Mike Devereaux, R</b> OBP: 0.327, SLG: 0.474	1-3 K		0-1 G5-3		1-2 1B	0-1 SF8		2-1 1B BLK		4	2	2	2	0	1	1									
<b>Cal Ripken Jr., R</b> OBP: 0.347, SLG: 0.392	0-1 F9		0-0 F9		0-1 1B SF8	0-1 FC5-4		1-1 1B BB	E6	5	1	1	1	0	0	3									
<b>Glenn Davis, R</b> OBP: 0.305, SLG: 0.407	1-0 G5-3		2-0 E6		1-2 1B	3-H F9		3-H SF8		4	0	1	2	0	0	2									
<b>Randy Milligan, R</b> OBP: 0.401, SLG: 0.391		0-0 1B 2B	3-1 G5-3		0-1 SF8		2-3 K	4-1 1B BB		3	1	1	1	1	1	1									
<b>Joe Orsulak, L</b> OBP: 0.338, SLG: 0.382	1-0 2B 1B		1-0 E6	1-0 E6	2-0 1B	1-3 1B	1-2 L3	0-0 F8		5	0	2	0	0	0	2									
<b>Leo Gomez, R</b> OBP: 0.375, SLG: 0.417	1-0 2B		3-2 F9	3-2 F9	0-2 P9		0-0 F8	4-2 BB		4	0	1	1	1	0	3									
<b>Billy Ripken, R</b> OBP: 0.276, SLG: 0.346	0-0 G3		1-3 K	1-3 K	0-1 1B SF8		3-3 K	2-1 F8		5	1	1	0	0	2	4									
<b>Jeff Tackett, R</b> OBP: 0.324, SLG: 0.484	1-2 G5-3		0-3 K	0-3 K	1-2 SF8 FC5-4 1B		0-0 1B	F9		5	2	2	0	0	1	4									
<b>Inning Stats</b>	R: 0 E: 0 K: 1 S: 7	H: 1 LOB: 1 BB: 0 P: 9	R: 1 E: 0 K: 0 S: 10	H: 3 LOB: 2 BB: 0 P: 14	R: 0 E: 1 K: 0 S: 6	H: 0 LOB: 1 BB: 0 P: 11	R: 0 E: 1 K: 2 S: 11	H: 0 LOB: 1 BB: 0 P: 16	R: 2 E: 0 K: 0 S: 21	H: 4 LOB: 2 BB: 0 P: 27	R: 2 E: 0 K: 0 S: 13	H: 3 LOB: 1 BB: 0 P: 15	R: 0 E: 0 K: 1 S: 7	H: 0 LOB: 0 BB: 0 P: 10	R: 3 E: 1 K: 1 S: 15	H: 3 LOB: 2 BB: 1 P: 28	R: 0 E: 0 K: 0 S: 7	H: 0 LOB: 1 BB: 1 P: 13	1B: 13 2B: 1 3B: 0 HR: 0	SF: 3 SAC: 0 DP: 0 HBP: 0	WP: 0 PB: 0 SB: 1 CS: 0	PA: 46			
<b>PITCHER</b>	IP	WLS	BF	H	R	ER	SO	BB	IBB	HBP	BLK	WP	HR	S	P	ERA	WHIP								
<b>Kevin Brown, R</b> ERA: 3.18	(1, 1)	6.0	L	31	11	5	3	0	0	0	0	0	0	68	92	7.50	1.833								
<b>Ed Nunez, R</b> ERA: 4.89	(7, 1)	1.0		3	0	0	1	0	0	0	0	0	0	7	10	0.00	0.000								
<b>Don Carman, L</b> ERA: 54.0	(8, 1)	0.1		4	3	3	2	1	0	0	0	0	0	7	13	54.00	9.000								
<b>Terry Mathews, R</b> ERA: 5.67	(8, 1)	0.1		3	0	0	0	1	0	0	1	0	0	7	14	0.00	3.000								
<b>Kenny Rogers, L</b> ERA: 3.42	(8, 1)	1.1		5	0	0	0	1	0	0	0	0	0	8	14	0.00	0.750								

Baltimore Orioles @ Texas Rangers  
Arlington Stadium, Arlington, TX  
Fri Jul 17 1992, 8:05 PM EDT  
Att: 30,882 - Cloudy - 85 F

AB 41  
R 8  
H 14  
RBI 7  
BB 2  
SO 5  
LOB 23



Batter	1	2	3	4	5	6	7	8	9	AB	R	H	RBI	BB	SO	LOB	BOTTOM								
<b>Jeff Frye, R</b> OBP: 0.269, SLG: 0.417	1-3 K			2-1 G1-3		2-1 F9			1-1 G1-3	3	0	0	0	0	1	0									
<b>Al Newman, S</b> OBP: 0.294, SLG: 0.237				0-1 G4-3		2-3 K			2-2 P4	4	0	0	0	0	1	0									
<b>Dean Palmer, R</b> OBP: 0.334, SLG: 0.458	0-0 P3			1-1 F8			1-3 K			3	0	0	0	0	1	0									
<b>Rafael Palmeiro, L</b> OBP: 0.365, SLG: 0.429	1-2 F7			4-2 2B BB			0-0 P7			2	0	0	0	1	0	0									
<b>Ruben Sierra, S</b> OBP: 0.339, SLG: 0.484		1-1 G4-3		0-3 K		2-3 K				3	0	0	0	0	2	1									
<b>Juan Gonzalez, R</b> OBP: 0.302, SLG: 0.480		3-2 P4		2-2 2B			0-3 K			3	0	1	0	0	2	0									
<b>Kevin Reimer, L</b> OBP: 0.352, SLG: 0.489		0-3 K		1-2 L6			2-2 K			2	0	0	0	0	1	2									
<b>Ivan Rodriguez, R</b> OBP: 0.319, SLG: 0.428			3-3 K		1-2 L6			2-2 F8		1	0	0	0	0	0	0									
<b>Geno Petralli, L</b> OBP: 0.264, SLG: 0.297				2-1 G4-3			3-3 K			2	0	0	0	0	1	2									
<b>Jeff Huson, L</b> OBP: 0.349, SLG: 0.353				0-1 L6				0-0 P7		2	0	0	0	0	1	2									
<b>John Cangelosi, S</b> OBP: 0.337, SLG: 0.253										1	0	0	0	0	0	0									
<b>Donald Harris, R</b> OBP: 0.133, SLG: 0.133										2	0	0	0	0	1	0									
<b>Dickie Thon, R</b> OBP: 0.299, SLG: 0.380									1-1 F9	1	0	0	0	0	0	0									
<b>Inning Stats</b>	R: 0 E: 0 K: 1 S: 8	H: 0 LOB: 0 BB: 0 P: 10	R: 0 E: 0 K: 1 S: 9	H: 0 LOB: 0 BB: 0 P: 13	R: 0 E: 0 K: 0 S: 6	H: 0 LOB: 0 BB: 0 P: 9	R: 0 E: 0 K: 2 S: 19	H: 1 LOB: 2 BB: 1 P: 29	R: 0 E: 0 K: 2 S: 8	H: 0 LOB: 0 BB: 0 P: 12	R: 0 E: 0 K: 2 S: 7	H: 0 LOB: 0 BB: 0 P: 10	R: 0 E: 0 K: 1 S: 7	H: 0 LOB: 0 BB: 0 P: 9	R: 0 E: 0 K: 0 S: 8	H: 0 LOB: 0 BB: 0 P: 12	1B: 0 2B: 1 3B: 0 HR: 0	SF: 0 SAC: 0 DP: 0 HBP: 0	WP: 0 PB: 0 SB: 0 CS: 0	PA: 29					
<b>PITCHER</b>	IP	WLS	BF	H	R	ER	SO	BB	IBB	HBP	BLK	WP	HR	S	P	ERA	WHIP								
<b>35 Mike Mussina, R</b> ERA: 2.23	(1, 1)	9.0	W	29	1	0	0	10	1	0	0	0	0	80	117	0.00	0.222								

Baltimore Orioles @ Texas Rangers  
Arlington Stadium, Arlington, TX  
Fri Jul 17 1992, 8:05 PM EDT  
Att: 30,882 - Cloudy - 85 F

AB 28  
R 0  
H 1  
RBI 0  
BB 1  
SO 10  
LOB 5





Batter	1	2	3	4	5	6	7	8	9	AB	R	H	RBI	BB	SO	LOB	TOP						
<b>Brady Anderson, L</b> (1, 7) OBP: 0.376, SLG: 0.496	G1-3		K	FC6-4		K			F8	5	0	0	0	0	2	3							
<b>Mike Deversaux, R</b> (1, 8) OBP: 0.326, SLG: 0.471	F8-3 BB		K		P7	F8				4	0	1	0	1	1	1							
<b>Cal Ripken Jr., R</b> (1, 6) OBP: 0.345, SLG: 0.387	F8-3		K		1B 1B BB		G5-3		G3	4	1	0	0	1	1	3							
<b>Glenn Davis, R</b> (1, 10) OBP: 0.316, SLG: 0.413		1B FC4 BB		PB WP 1B	1B HR 1B		P6			3	3	2	0	1	0	0							
<b>Randy Milligan, R</b> (1, 3) OBP: 0.399, SLG: 0.389	FC4 1B		G5-3		K		P4			4	0	1	0	0	1	3							
<b>Joe Orsulak, L</b> (1, 9) OBP: 0.340, SLG: 0.381	FC4 HBP		1B BB		1B HR 1B			G4-3		3	2	1	2	1	0	1							
<b>Leo Gomez, R</b> (1, 5) OBP: 0.380, SLG: 0.431	G6-4-3 HBP		1B BB		1B HR 1B			G6-3		3	1	2	4	0	0	0							
<b>Billy Ripken, R</b> (1, 4) OBP: 0.270, SLG: 0.337	G6-4-3		P6		K			G5-3		4	0	0	0	0	1	4							
<b>Jeff Tackett, R</b> (1, 2) OBP: 0.330, SLG: 0.479			BB	FC6-4 1B		K			K	3	0	1	1	1	2	0							
<b>Inning Stats</b>	R: 0 E: 0 K: 0 S: 4	H: 0 LOB: 0 BB: 1 P: 11	R: 1 E: 0 K: 0 S: 12	H: 1 LOB: 1 BB: 1 P: 21	R: 0 E: 0 K: 3 S: 15	H: 0 LOB: 1 BB: 1 P: 20	R: 2 E: 0 K: 0 S: 14	H: 3 LOB: 2 BB: 1 P: 21	R: 4 E: 0 K: 2 S: 12	H: 3 LOB: 0 BB: 1 P: 20	R: 0 E: 0 K: 0 S: 9	H: 0 LOB: 0 BB: 0 P: 13	R: 0 E: 0 K: 0 S: 14	H: 0 LOB: 0 BB: 0 P: 21	R: 0 E: 0 K: 1 S: 8	H: 0 LOB: 0 BB: 0 P: 14	R: 0 E: 0 K: 1 S: 8	H: 1 LOB: 1 BB: 0 P: 10	1B: 7 2B: 1 3B: 0 HR: 1	SF: 0 SAC: 0 DP: 2 HBP: 1	WP: 1 PB: 1 CS: 0	PA: 39	
<b>PITCHER</b>	IP	WLS	BF	H	R	ER	SO	BB	IBB	HBP	BLK	WP	HR	S	P	ERA	WHIP						
<b>Jose Guzman, R</b> (1, 1) ERA: 4.29	4.2	L	25	7	7	7	4	5	0	1	0	1	1	54	88	13.50	2.571						
<b>Ed Nunez, R</b> (5, 1) ERA: 4.54	2.1		7	0	0	0	3	0	0	0	0	0	0	26	39	0.00	0.000						
<b>Don Carman, L</b> (8, 1) ERA: 7.71	2.0		7	1	0	0	1	0	0	0	0	0	0	16	24	0.00	0.500						

Baltimore Orioles @ Texas Rangers  
Arlington Stadium, Arlington, TX  
Sat Jul 18 1992, 8:05 PM EDT  
Att: 37,009 - Cloudy - 82 F

AB 33  
R 7  
H 8  
RBI 7  
BB 5  
SO 8  
LOB 15



Batter	1	2	3	4	5	6	7	8	9	AB	R	H	RBI	BB	SO	LOB	BOTTOM						
<b>Jeff Frye, R</b> (1, 4) OBP: 0.241, SLG: 0.370	G3		G6-3			G6-3			L9	3	0	0	0	0	0	0							
<b>Jeff Huson, L</b> (9, FH) OBP: 0.348, SLG: 0.351										1	0	0	0	0	0	0							
<b>Dean Palmer, R</b> (1, 5) OBP: 0.334, SLG: 0.457			G1-3			G6-3			G6-3	3	0	1	0	0	0	0							
<b>Al Newman, S</b> (9, 5) OBP: 0.292, SLG: 0.235										1	0	0	0	0	0	0							
<b>Rafael Palmeiro, L</b> (1, 3) OBP: 0.363, SLG: 0.425	P6			P7		G4-3				3	0	0	0	0	0	1							
<b>Ruben Sierra, S</b> (1, 9) OBP: 0.339, SLG: 0.481	G6-3			G4-3		G5-4-3 BB				2	0	0	0	1	0	1							
<b>Juan Gonzalez, R</b> (1, 7) OBP: 0.299, SLG: 0.476			G6-3		K	G5-4-3				3	0	0	0	0	1	1							
<b>Kevin Reimer, L</b> (1, 10) OBP: 0.352, SLG: 0.485		F7			G3-1			G1-6-3 HBP		2	0	0	0	0	0	0							
<b>Ivan Rodriguez, R</b> (1, 2) OBP: 0.319, SLG: 0.427										3	0	1	0	0	1	1							
<b>Donald Harris, R</b> (9, 8) OBP: 0.133, SLG: 0.133								G1-6-3 1-2		0	0	0	0	0	0	0							
<b>Dickie Thon, R</b> (1, 6) OBP: 0.295, SLG: 0.375		F9						G4-3		3	0	0	0	0	1	1							
<b>John Cangelosi, S</b> (1, 8) OBP: 0.330, SLG: 0.247										2	0	0	0	0	1	0							
<b>Geno Petralli, L</b> (9, 2) OBP: 0.262, SLG: 0.294			K						K	1	0	0	0	0	1	0							
<b>Inning Stats</b>	R: 0 E: 0 K: 0 S: 9	H: 1 LOB: 1 BB: 0 P: 16	R: 0 E: 0 K: 0 S: 7	H: 1 LOB: 0 BB: 0 P: 13	R: 0 E: 0 K: 1 S: 10	H: 0 LOB: 0 BB: 0 P: 16	R: 0 E: 0 K: 1 S: 7	H: 0 LOB: 0 BB: 0 P: 12	R: 0 E: 0 K: 2 S: 13	H: 0 LOB: 0 BB: 0 P: 16	R: 0 E: 0 K: 0 S: 9	H: 0 LOB: 0 BB: 0 P: 14	R: 0 E: 0 K: 0 S: 12	H: 0 LOB: 0 BB: 1 P: 20	R: 0 E: 0 K: 0 S: 4	H: 0 LOB: 0 BB: 0 P: 8	R: 0 E: 0 K: 1 S: 5	H: 0 LOB: 0 BB: 0 P: 8	1B: 2 2B: 0 3B: 0 HR: 0	SF: 0 SAC: 0 DP: 2 HBP: 1	WP: 0 PB: 0 CS: 0	PA: 29	
<b>PITCHER</b>	IP	WLS	BF	H	R	ER	SO	BB	IBB	HBP	BLK	WP	HR	S	P	ERA	WHIP						
<b>Ben McDonald, R</b> (1, 1) ERA: 4.65	9.0	W	29	2	0	0	5	1	0	1	0	0	0	76	123	0.00	0.333						

Baltimore Orioles @ Texas Rangers  
Arlington Stadium, Arlington, TX  
Sat Jul 18 1992, 8:05 PM EDT  
Att: 37,009 - Cloudy - 82 F

AB 27  
R 0  
H 2  
RBI 0  
BB 1  
SO 5  
LOB 5





Batter	1	2	3	4	5	6	7	8	9	10	AB	R	H	RBI	BB	SO	LOB	TOP				
Brady Anderson, L (1, 7) OBP: 0.377, SLG: 0.494	F9		L7			L9		E		SF9	5	2	2	0	0	0	1	<b>Baltimore Orioles @ Texas Rangers</b> Arlington Stadium, Arlington, TX Sun Jul 19 1992, 8:05 PM EDT Att: 33,155 - Cloudy - 93 F				
Mike Devereaux, R (1, 8) OBP: 0.329, SLG: 0.470	F8			K				K			5	0	2	0	0	2	2					
Cal Ripken Jr., R (1, 6) OBP: 0.343, SLG: 0.386	G5-3			G6-3		L9		E		SF9	4	0	1	2	0	0	1					
Glenn Davis, R (1, 10) OBP: 0.319, SLG: 0.408		G5-3		FC5-4			G5-3	E5			4	0	1	0	1	0	1					
Randy Milligan, R (1, 3) OBP: 0.333, SLG: 0.381		P6		FC5-4			F7	K		F9	5	0	0	0	0	1	5					
David Segui, S (10, 3) OBP: 0.307, SLG: 0.315											0	0	0	0	0	0	0					
Jos Orsulak, L (1, 9) OBP: 0.343, SLG: 0.388		F9				F9				F7	4	0	2	0	0	0	0					
Leo Gomez, R (1, 5) OBP: 0.375, SLG: 0.424				F8		F9		F8			4	0	0	0	0	1	2					
Billy Ripken, R (1, 4) OBP: 0.267, SLG: 0.333				F8							2	0	0	0	0	0	1					
Chito Martinez, L (8, PH) OBP: 0.336, SLG: 0.400						P2				F7	0	1	0	0	1	0	0					
Rick Dempsey, R (8, 2) OBP: 0.286, SLG: 0.167											1	0	0	0	0	0	0					
Jeff Tackett, R (1, 2) OBP: 0.333, SLG: 0.474											1	0	0	0	1	0	0					
Sam Horn, L (8, PH) OBP: 0.336, SLG: 0.443											0	0	0	0	0	0	0					
Tim Hulett, R (8, PH) OBP: 0.344, SLG: 0.400											2	0	0	0	0	1	1					
<b>Inning Stats</b>	R: 0 E: 0 K: 0 S: 8	H: 0 LOB: 0 BB: 0 P: 12	R: 0 E: 0 K: 0 S: 5	H: 0 LOB: 0 BB: 0 P: 6	R: 0 E: 0 K: 1 S: 9	H: 1 LOB: 1 BB: 0 P: 16	R: 0 E: 0 K: 0 S: 6	H: 1 LOB: 0 BB: 0 P: 8	R: 0 E: 0 K: 0 S: 7	H: 1 LOB: 1 BB: 0 P: 13	R: 0 E: 0 K: 0 S: 9	H: 1 LOB: 1 BB: 0 P: 15	R: 2 E: 1 K: 3 S: 25	H: 2 LOB: 2 BB: 1 P: 33	R: 0 E: 0 K: 1 S: 7	H: 0 LOB: 0 BB: 0 P: 12	R: 1 E: 1 K: 0 S: 14	H: 2 LOB: 2 BB: 1 P: 26	1B: 7 2B: 2 3B: 0 HR: 0	SF: 1 SAC: 0 DP: 1 HBP: 0	WP: 1 PB: 0 SB: 0 CS: 0	PA: 41
<b>PITCHER</b>	IP	WLS	BF	H	R	ER	SO	BB	IBB	HBP	BLK	WP	HR	S	P	ERA	WHIP					
Todd Burns, R ERA: 3.25	(1, 1)	7.0		4	1	1	1	2	0	0	0	1	0	55	92	1.29	0.857					
Kenny Rogers, L ERA: 3.4	(8, 1)	0.1	2	1	0	0	1	0	0	0	0	0	0	7	10	0.00	3.000					
Jeff Russell, R ERA: 1.78	(8, 1)	1.2	7	1	1	0	3	0	0	0	0	0	0	20	26	0.00	0.600					
Terry Mathews, R ERA: 5.77	(10, 1)	1.0	L	6	2	1	1	0	0	1	0	0	0	14	26	9.00	2.000					

AB	37
R	3
H	8
RBI	2
BB	3
SO	5
LOB	14



Batter	1	2	3	4	5	6	7	8	9	10	AB	R	H	RBI	BB	SO	LOB	BOTTOM				
Jeff Frye, R (1, 4) OBP: 0.265, SLG: 0.355	BB	P3			G5-3		BB		F8		4	0	1	0	1	0	2	<b>Baltimore Orioles @ Texas Rangers</b> Arlington Stadium, Arlington, TX Sun Jul 19 1992, 8:05 PM EDT Att: 33,155 - Cloudy - 93 F				
Dean Palmer, R (1, 5) OBP: 0.340, SLG: 0.455	BB				P9		BB			G3-6-3	1	0	0	0	4	0	0					
Rafael Palmeiro, L (1, 3) OBP: 0.360, SLG: 0.422	K				F8					G3-6-3	5	1	1	0	0	1	6					
Ruben Sierra, S (1, 9) OBP: 0.337, SLG: 0.480	K				P6		BLK		G4-3		5	1	1	0	0	2	3					
Juan Gonzalez, R (1, 7) OBP: 0.296, SLG: 0.472	K				K		SF7		G6-3		3	0	0	1	0	2	3					
Brian Downing, R (1, 10) OBP: 0.417, SLG: 0.415					P2						2	0	0	0	2	1	0					
Monty Fariss, R (8, PR) OBP: 0.395, SLG: 0.333		BB					K			BB	0	0	0	0	0	0	0					
Ivan Rodriguez, R (1, 2) OBP: 0.316, SLG: 0.421					L7				F9		3	0	0	0	1	0	1					
Dickie Thon, R (1, 6) OBP: 0.292, SLG: 0.371											3	0	0	0	0	1	2					
Jeff Huson, L (9, PH) OBP: 0.346, SLG: 0.350		F8			G5-3						1	0	0	0	0	0	0					
Donald Harris, R (1, 8) OBP: 0.105, SLG: 0.105		F9								G5-3	4	0	0	0	0	1	2					
<b>Inning Stats</b>	R: 0 E: 0 K: 3 S: 12	H: 0 LOB: 2 BB: 2 P: 23	R: 0 E: 0 K: 0 S: 12	H: 0 LOB: 2 BB: 2 P: 24	R: 0 E: 0 K: 1 S: 9	H: 0 LOB: 1 BB: 1 P: 17	R: 0 E: 0 K: 0 S: 7	H: 0 LOB: 0 BB: 0 P: 11	R: 2 E: 0 K: 1 S: 16	H: 2 LOB: 0 BB: 0 P: 23	R: 0 E: 0 K: 2 S: 12	H: 1 LOB: 2 BB: 1 P: 16	R: 0 E: 0 K: 0 S: 10	H: 0 LOB: 1 BB: 1 P: 18	R: 0 E: 0 K: 0 S: 6	H: 0 LOB: 0 BB: 0 P: 9	R: 0 E: 0 K: 1 S: 5	H: 0 LOB: 0 BB: 1 P: 13	1B: 2 2B: 1 3B: 0 HR: 0	SF: 1 SAC: 0 DP: 1 HBP: 0	WP: 0 PB: 0 SB: 0 CS: 0	PA: 40
<b>PITCHER</b>	IP	WLS	BF	H	R	ER	SO	BB	IBB	HBP	BLK	WP	HR	S	P	ERA	WHIP					
Arthur Rhodes, L ERA: 2.63	(1, 1)	6.0		2	2	2	5	5	0	0	1	0	0	62	106	3.00	1.167					
Todd Frohwrth, R ERA: 1.82	(7, 1)	3.0	W	13	1	0	0	2	3	0	0	0	0	28	47	0.00	1.333					
Pat Clements, L ERA: 2.42	(10, 1)	0.2	1	0	0	0	0	0	0	0	0	0	0	2	4	0.00	0.000					
Gregg Olson, R ERA: 2.04	(10, 1)	0.1	S	1	0	0	1	0	0	0	0	0	0	3	5	0.00	0.000					

AB	31
R	2
H	3
RBI	1
BB	8
SO	8
LOB	19






Batter	1	2	3	4	5	6	7	8	9	AB	R	H	RBI	BB	SO	LOB	TOP								
Brian Downing, R OBP: 0.411, SLG: 0.407 Monty Fariss, R OBP: 0.385, SLG: 0.323	L7		P1		K			P4		3	0	0	0	0	1	1									
Dean Palmer, R OBP: 0.337, SLG: 0.450	F8		F9			F7		L7		4	0	0	0	0	0	1									
Rafael Palmeiro, L OBP: 0.357, SLG: 0.417	G4-3			F8		G3		G3-1		4	0	0	0	0	0	0									
Ruben Sierra, S OBP: 0.336, SLG: 0.478		F8			1B		K		G4-3	4	0	1	0	0	1	0									
Juan Gonzalez, R OBP: 0.293, SLG: 0.466		G6-3			K			F8		4	0	0	0	0	2	1									
Kevin Reimer, L OBP: 0.352, SLG: 0.487 Donald Harris, R OBP: 0.150, SLG: 0.150		G1-3			G3-1			G4-3 1B 2B		3	0	1	0	0	0	1									
Geno Petralli, L OBP: 0.261, SLG: 0.293				E 1B SF9 1B		L1		G4-3		4	1	1	0	0	0	2									
Dickie Thon, R OBP: 0.296, SLG: 0.374				SF9 E 1B		F9		S 1B 1B		3	1	2	1	0	0	0									
Jeff Huson, L OBP: 0.350, SLG: 0.371				SF9				3-H 2-2 1B		2	1	2	3	0	0	0									
<b>Inning Stats</b>	R: 0 E: 0 K: 0 S: 6	H: 0 LOB: 0 BB: 0 P: 10	R: 0 E: 0 K: 0 S: 7	H: 0 LOB: 0 BB: 0 P: 8	R: 1 E: 1 K: 0 S: 10	H: 2 LOB: 1 BB: 0 P: 15	R: 0 E: 0 K: 1 S: 10	H: 1 LOB: 1 BB: 0 P: 14	R: 1 E: 0 K: 1 S: 10	H: 1 LOB: 0 BB: 0 P: 14	R: 0 E: 0 K: 1 S: 6	H: 0 LOB: 0 BB: 0 P: 9	R: 2 E: 0 K: 0 S: 13	H: 3 LOB: 2 BB: 0 P: 18	R: 0 E: 0 K: 1 S: 5	H: 0 LOB: 1 BB: 0 P: 8	R: 0 E: 0 K: 1 S: 8	H: 1 LOB: 1 BB: 0 P: 12	1B: 6 2B: 1 3B: 0 HR: 1	SF: 1 SAC: 0 DP: 0 HBP: 0	WP: 0 PB: 0 SB: 2 CS: 0	PA: 34			
<b>PITCHER</b>	IP	WLS	BF	H	R	ER	SO	BB	IBB	HBP	BLK	WP	HR	S	P	ERA	WHIP								
Chris Bosio, R ERA: 4.18 Darren Holmes, R ERA: 3.43	8.0		30	7	4	3	3	0	0	0	0	0	1	67	96	3.38	0.875								
	1.0	W	4	1	0	0	1	0	0	0	0	0	0	8	12	0.00	1.000								

Texas Rangers @ Milwaukee Brewers  
Milwaukee County Stadium, Milwaukee, WI  
Mon Jul 20 1992, 8:05 PM EDT  
Att: 20,894 - Cloudy - 68 F


AB 33  
R 4  
H 8  
RBI 4  
BB 0  
SO 4  
LOB 6



Batter	1	2	3	4	5	6	7	8	9	AB	R	H	RBI	BB	SO	LOB	BOTTOM								
Pat Listach, S OBP: 0.358, SLG: 0.361	G6-3			K		FC1-6 G6-3 WP		SF7 3B		4	1	1	2	0	1	1									
Kevin Seitzer, R OBP: 0.329, SLG: 0.383	G6-3			P4		G6-3		SF7		3	0	0	1	0	0	1									
Paul Molitor, R OBP: 0.389, SLG: 0.474				P8		G4-3		F8		4	0	1	0	0	0	1									
Greg Vaughn, R OBP: 0.298, SLG: 0.401	CS						F7		BB SF8 1B BB	3	2	1	1	1	0	0									
Robin Yount, R OBP: 0.325, SLG: 0.390				K		P4		F8		4	0	1	0	0	1	0									
Darryl Hamilton, L OBP: 0.354, SLG: 0.387				K		P2		G5-3		3	0	0	0	1	1	0									
Dante Bichette, R OBP: 0.336, SLG: 0.449					F7			K		4	0	1	0	0	1	3									
B.J. Surhoff, L OBP: 0.284, SLG: 0.321					F8			SF8		3	1	1	1	0	0	1									
Scott Fletcher, R OBP: 0.345, SLG: 0.370					K			E8 3B 1B		3	1	1	0	0	1	1									
<b>Inning Stats</b>	R: 0 E: 0 K: 0 S: 9	H: 1 LOB: 0 BB: 0 P: 16	R: 0 E: 0 K: 2 S: 8	H: 0 LOB: 0 BB: 0 P: 14	R: 0 E: 0 K: 1 S: 10	H: 0 LOB: 0 BB: 0 P: 13	R: 0 E: 0 K: 1 S: 8	H: 0 LOB: 0 BB: 0 P: 12	R: 1 E: 0 K: 0 S: 12	H: 2 LOB: 1 BB: 0 P: 18	R: 0 E: 0 K: 0 S: 6	H: 1 LOB: 1 BB: 0 P: 8	R: 0 E: 0 K: 0 S: 8	H: 0 LOB: 0 BB: 0 P: 12	R: 3 E: 1 K: 1 S: 17	H: 2 LOB: 0 BB: 0 P: 24	R: 1 E: 0 K: 0 S: 6	H: 1 LOB: 2 BB: 2 P: 15	1B: 5 2B: 0 3B: 1 HR: 1	SF: 2 SAC: 0 DP: 0 HBP: 0	WP: 1 PB: 0 SB: 1 CS: 1	PA: 36			
<b>PITCHER</b>	IP	WLS	BF	H	R	ER	SO	BB	IBB	HBP	BLK	WP	HR	S	P	ERA	WHIP								
Bobby Witt, R ERA: 3.71 Kenny Rogers, L ERA: 3.5 Ed Nunez, R ERA: 4.67 Floyd Bannister, L ERA: 6.39	7.1		26	5	2	2	5	0	0	0	0	0	0	7	11	∞	∞								
	0.0		2	1	1	0	0	0	0	0	0	0	0	9	18	9.00	3.000								
	0.1	L	6	1	2	1	0	2	0	0	0	0	0	1	2	0.00	0.000								

Texas Rangers @ Milwaukee Brewers  
Milwaukee County Stadium, Milwaukee, WI  
Mon Jul 20 1992, 8:05 PM EDT  
Att: 20,894 - Cloudy - 68 F

AB 31  
R 5  
H 7  
RBI 5  
BB 2  
SO 5  
LOB 8









Batter	1	2	3	4	5	6	7	8	9	AB	R	H	RBI	BB	SO	LOB	TOP			
Jeff Frye, R OBP: 0.310, SLG: 0.368 (1,4)										3	0	1	0	1	0	0	<p><b>Texas Rangers @ Milwaukee Brewers</b> Milwaukee County Stadium, Milwaukee, WI</p> <p>Wed Jul 22 1992, 4:33 AM EDT Att: 27,095 - Cloudy - 65 F</p> <p>livebaseballscores.com</p> <p>AB 28 R 1 H 2 RBI 0 BB 2 SO 2 LOB 9</p>			
Dean Palmer, R OBP: 0.329, SLG: 0.438 (1,5)										4	0	0	0	0	0	3				
Rafael Palmeiro, L OBP: 0.359, SLG: 0.433 (1,3)										4	0	0	0	0	0	1				
Ruben Sierra, S OBP: 0.331, SLG: 0.471 (1,9)										4	0	0	0	0	0	1				
Juan Gonzalez, R OBP: 0.295, SLG: 0.471 (1,8)										3	0	0	0	0	0	0				
Kevin Reimer, L OBP: 0.349, SLG: 0.479 (1, 10)										1	0	0	0	1	0	0				
Brian Downing, R OBP: 0.409, SLG: 0.405 (5, PR)										1	0	0	0	0	0	0				
Ivan Rodriguez, R OBP: 0.310, SLG: 0.410 (1,2)										2	0	0	0	0	0	0				
Monty Fariss, R OBP: 0.356, SLG: 0.278 (1,7)										3	0	0	0	0	1	2				
Jeff Huson, L OBP: 0.350, SLG: 0.370 (1,6)										3	1	1	0	0	1	2				
<b>Inning Stats</b>	R: 0 E: 0 K: 0 S: 8	H: 0 LOB: 0 BB: 1 P: 15	R: 0 E: 0 K: 0 S: 5	H: 0 LOB: 0 BB: 0 P: 6	R: 1 E: 1 K: 0 S: 11	H: 2 LOB: 1 BB: 0 P: 17	R: 0 E: 0 K: 0 S: 12	H: 0 LOB: 0 BB: 0 P: 13	R: 0 E: 0 K: 0 S: 7	H: 0 LOB: 2 BB: 1 P: 14	R: 0 E: 1 K: 0 S: 5	H: 0 LOB: 0 BB: 0 P: 9	R: 0 E: 0 K: 0 S: 9	H: 0 LOB: 0 BB: 0 P: 13	R: 0 E: 0 K: 0 S: 9	H: 0 LOB: 0 BB: 0 P: 14	1B: 2 2B: 0 3B: 0 HR: 0	SF: 0 SAC: 1 DP: 1 HBP: 0	WP: 0 PB: 0 SB: 0 CS: 0	PA: 31
<b>PITCHER</b> Jaime Navarro, R ERA: 3.61 (1,1)	IP: 9.0 WLS: W BF: 31 H: 2 R: 1 ER: 0 SO: 2	BB: 2 IBB: 0 HBP: 0 BLK: 0	WP: 0 HR: 0 S: 74 P: 110	ERA: 0.00 WHIP: 0.444	<b>PITCHER</b>											IP: 9.0 WLS: W BF: 31 H: 2 R: 1 ER: 0 SO: 2	BB: 2 IBB: 0 HBP: 0 BLK: 0	WP: 0 HR: 0 S: 74 P: 110	ERA: 0.00 WHIP: 0.444	

Batter	1	2	3	4	5	6	7	8	9	AB	R	H	RBI	BB	SO	LOB	BOTTOM			
Pat Listach, S OBP: 0.357, SLG: 0.361 (1,6)										4	1	2	0	0	1	1	<p><b>Texas Rangers @ Milwaukee Brewers</b> Milwaukee County Stadium, Milwaukee, WI</p> <p>Wed Jul 22 1992, 4:33 AM EDT Att: 27,095 - Cloudy - 65 F</p> <p>livebaseballscores.com</p> <p>AB 27 R 4 H 8 RBI 4 BB 1 SO 5 LOB 5</p>			
Kevin Seitzer, R OBP: 0.332, SLG: 0.382 (1,5)										2	0	1	0	1	0	0				
Paul Moltor, R OBP: 0.390, SLG: 0.472 (1, 10)										4	0	1	1	0	0	2				
Greg Vaughn, R OBP: 0.298, SLG: 0.402 (1,7)										3	0	0	0	0	2	1				
Darryl Hamilton, L OBP: 0.356, SLG: 0.394 (1,8)										3	1	1	0	0	0	0				
Dante Bichette, R OBP: 0.337, SLG: 0.462 (1,9)										2	1	1	1	0	1	0				
B.J. Surhoff, L OBP: 0.284, SLG: 0.324 (1,2)										3	1	1	1	0	0	0				
John Jaha, R OBP: 0.206, SLG: 0.219 (1,3)										3	0	0	0	0	1	1				
Jim Gantner, L OBP: 0.269, SLG: 0.282 (1,4)										3	0	1	1	0	0	0				
<b>Inning Stats</b>	R: 1 E: 0 K: 0 S: 11	H: 2 LOB: 0 BB: 0 P: 20	R: 0 E: 0 K: 1 S: 7	H: 0 LOB: 0 BB: 0 P: 7	R: 0 E: 0 K: 0 S: 11	H: 1 LOB: 0 BB: 0 P: 18	R: 0 E: 0 K: 1 S: 5	H: 0 LOB: 0 BB: 0 P: 8	R: 2 E: 0 K: 1 S: 12	H: 3 LOB: 1 BB: 0 P: 16	R: 0 E: 1 K: 1 S: 8	H: 1 LOB: 0 BB: 0 P: 10	R: 1 E: 0 K: 1 S: 9	H: 1 LOB: 0 BB: 0 P: 17	R: 0 E: 0 K: 0 S: 11	H: 0 LOB: 1 BB: 1 P: 20		1B: 4 2B: 3 3B: 0 HR: 1	SF: 0 SAC: 2 DP: 0 HBP: 0	WP: 0 PB: 0 SB: 1 CS: 2
<b>PITCHER</b> Kevin Brown, R ERA: 3.25 (1,1)	IP: 8.0 WLS: L BF: 30 H: 8 R: 4 ER: 4 SO: 5	BB: 1 IBB: 0 HBP: 0 BLK: 0	WP: 0 HR: 1 S: 74 P: 116	ERA: 4.50 WHIP: 1.125	<b>PITCHER</b>											IP: 8.0 WLS: L BF: 30 H: 8 R: 4 ER: 4 SO: 5	BB: 1 IBB: 0 HBP: 0 BLK: 0	WP: 0 HR: 1 S: 74 P: 116	ERA: 4.50 WHIP: 1.125	



Batter	1	2	3	4	5	6	7	8	9	AB	R	H	RBI	BB	SO	LOB	TOP										
Jeff Frye, R OBP: 0.289, SLG: 0.341 (1, 4)										3	0	0	0	0	2	2											
Brian Downing, R OBP: 0.411, SLG: 0.421 (1, 10)										3	1	1	1	1	2	2											
Rafael Palmeiro, L OBP: 0.355, SLG: 0.428 (1, 3)										4	0	0	0	0	1	3											
Ruben Sierra, S OBP: 0.327, SLG: 0.466 (1, 9)										4	0	0	0	0	1	1											
Juan Gonzalez, R OBP: 0.297, SLG: 0.472 (8, 7)										4	1	2	0	0	0	0											
Kevin Reimer, L OBP: 0.348, SLG: 0.475 Donald Harris, R OBP: 0.143, SLG: 0.143 (8, 8)										3	0	0	0	1	0	1											
Ivan Rodriguez, R OBP: 0.313, SLG: 0.416 (1, 2)										4	1	2	1	0	1	0											
Jeff Huson, L OBP: 0.356, SLG: 0.393 (1, 6)										3	1	2	2	1	0	0											
Al Newman, S OBP: 0.297, SLG: 0.237 (1, 5)										3	0	1	0	1	0	1											
<b>Inning Stats</b>	R: 0 E: 0 K: 1 S: 11	H: 0 LOB: 1 BB: 1 P: 17	R: 2 E: 1 K: 1 S: 12	H: 2 LOB: 1 BB: 0 P: 18	R: 1 E: 0 K: 1 S: 8	H: 1 LOB: 0 BB: 0 P: 16	R: 0 E: 0 K: 1 S: 6	H: 0 LOB: 0 BB: 1 P: 8	R: 0 E: 0 K: 1 S: 9	H: 0 LOB: 1 BB: 1 P: 15	R: 1 E: 0 K: 1 S: 12	H: 2 LOB: 2 BB: 2 P: 26	R: 0 E: 0 K: 1 S: 11	H: 1 LOB: 0 BB: 0 P: 17	R: 0 E: 0 K: 0 S: 7	H: 1 LOB: 0 BB: 0 P: 7	R: 0 E: 0 K: 0 S: 8	H: 1 LOB: 1 BB: 0 P: 11	1B: 4 2B: 3 3B: 0 HR: 2	SF: 0 SAC: 0 DP: 2 HBP: 0	WP: 0 PB: 0 SB: 0 CS: 1	PA: 38					
<b>PITCHER</b>	IP	WLS	BF	H	R	ER	SO	BB	IBB	HBP	BLK	WP	HR	S	P	ERA	WHIP										
Ben McDonald, R ERA: 4.66 (1, 1)	7.1	L	32	7	4	4	7	3	1	0	0	0	2	73	121	4.91	1.364										
Pat Clements, L ERA: 2.51 (8, 1)	1.0		3	1	0	0	0	0	0	0	0	0	0	5	6	0.00	1.000										
Todd Frohwirth, R ERA: 1.95 (9, 1)	0.2		2	0	0	0	0	0	0	0	0	0	0	6	8	0.00	0.000										

Texas Rangers @ Baltimore Orioles  
 Oriole Park at Camden Yards, Baltimore, MD  
 Thu Jul 23 1992, 7:05 PM EDT  
 Att: 45,572 - Cloudy - 85 F

AB	31
R	4
H	8
RBI	4
BB	4
SO	7
LOB	10



Batter	1	2	3	4	5	6	7	8	9	AB	R	H	RBI	BB	SO	LOB	BOTTOM										
Brady Anderson, L OBP: 0.376, SLG: 0.489 (1, 7)										4	1	1	0	0	1	1											
Mike Devereaux, R OBP: 0.326, SLG: 0.463 (1, 8)										3	1	1	1	1	0	0											
Cal Ripken Jr., R OBP: 0.340, SLG: 0.374 (1, 6)										4	0	0	1	0	0	2											
Glenn Davis, R OBP: 0.344, SLG: 0.441 (1, 10)										4	0	1	0	0	1	2											
Randy Milligan, R OBP: 0.388, SLG: 0.385 (1, 3)										4	0	1	0	0	0	1											
Joe Orsulak, L OBP: 0.354, SLG: 0.406 (1, 9)										4	0	3	0	0	0	0											
Leo Gomez, R OBP: 0.374, SLG: 0.426 (1, 5)										3	0	1	0	1	1	1											
Billy Ripken, R OBP: 0.268, SLG: 0.335 Chito Martinez, L OBP: 0.339, SLG: 0.396 (9, PH)										3	0	0	0	0	0	6											
Jeff Tackett, R OBP: 0.331, SLG: 0.454 Sam Horn, L OBP: 0.333, SLG: 0.437 (9, PH)										3	0	1	0	0	0	3											
<b>Inning Stats</b>	R: 2 E: 0 K: 0 S: 14	H: 2 LOB: 0 BB: 0 P: 25	R: 0 E: 0 K: 1 S: 7	H: 0 LOB: 0 BB: 0 P: 14	R: 0 E: 0 K: 0 S: 11	H: 1 LOB: 2 BB: 1 P: 22	R: 0 E: 0 K: 0 S: 10	H: 3 LOB: 2 BB: 0 P: 12	R: 0 E: 0 K: 0 S: 6	H: 2 LOB: 2 BB: 1 P: 14	R: 0 E: 0 K: 1 S: 12	H: 0 LOB: 0 BB: 0 P: 18	R: 0 E: 0 K: 1 S: 6	H: 0 LOB: 0 BB: 0 P: 9	R: 0 E: 0 K: 1 S: 8	H: 1 LOB: 1 BB: 1 P: 15	1B: 6 2B: 2 3B: 1 HR: 0	SF: 0 SAC: 0 DP: 3 HBP: 0	WP: 0 PB: 0 SB: 0 CS: 0	PA: 36							
<b>PITCHER</b>	IP	WLS	BF	H	R	ER	SO	BB	IBB	HBP	BLK	WP	HR	S	P	ERA	WHIP										
Jose Guzman, R ERA: 4.26 (1, 1)	5.1	W	25	8	2	2	1	2	0	0	0	0	0	21	31	3.38	1.875										
Ed Nunez, R ERA: 4.34 (6, 1)	2.2		7	0	0	0	2	0	0	0	0	0	0	8	15	0.00	2.000										
Jeff Russell, R ERA: 1.71 (9, 1)	1.0	S	4	1	0	0	1	1	0	0	0	0	0	8	15	0.00	2.000										

Texas Rangers @ Baltimore Orioles  
 Oriole Park at Camden Yards, Baltimore, MD  
 Thu Jul 23 1992, 7:05 PM EDT  
 Att: 45,572 - Cloudy - 85 F

AB	33
R	2
H	9
RBI	2
BB	3
SO	4
LOB	17





Batter	1	2	3	4	5	6	7	8	9	AB	R	H	RBI	BB	SO	LOB	TOP			
Jeff Frye, R OBP: 0.306, SLG: 0.444 (1, 4)	1-1 HR		1-2 SAFE 1-3 2B		2-2 G6-3		2-1 G6-3			4	1	2	1	0	0	0	<b>Texas Rangers @ Baltimore Orioles</b> Oriole Park at Camden Yards, Baltimore, MD Fri Jul 24, 1992, 7:05 PM EDT Att: 45,758 - Cloudy - 73 F			
Brian Downing, R OBP: 0.413, SLG: 0.423 (1, 10)	1-3 K		1-2 G3			0-1 FC5 1B		1-2 G4-3		4	0	2	1	0	1	0				
Rafael Palmeiro, L OBP: 0.357, SLG: 0.429 (1, 3)	1-2 F8		3-H 1-0 G3			0-0 BB FC5 1B		2-2 G1-6-3 1B		4	0	2	0	0	0	3				
Ruben Sierra, S OBP: 0.324, SLG: 0.461 (1, 9)	0-2 G6-4-3		1-1 G6-3			2-0 FC5 BB		1-0 G1-6-3 1B		4	0	0	0	0	0	6				
Juan Gonzalez, R OBP: 0.295, SLG: 0.468 (1, 8)		1-0 F8		0-1 G5-3		0-3 K				3	0	0	0	0	1	2				
Dean Palmer, R OBP: 0.325, SLG: 0.435 (1, 5)		1-2 F9		2-2 F9		4-2 BB				2	0	0	0	1	0	0				
Ivan Rodriguez, R OBP: 0.312, SLG: 0.414 Geno Petralli, L OBP: 0.257, SLG: 0.288 (3, 2)		1-1 F9		0-3 K		0-3 K				1	0	0	0	0	0	0				
Monty Fariss, R OBP: 0.333, SLG: 0.256 (1, 7)			1-3 K		3-3 K		2-2 G6-3			3	0	0	0	0	2	0				
Al Newman, S OBP: 0.298, SLG: 0.234 (1, 6)			4-2 2B 1B BB		1-3 K		0-1 F8			2	1	0	0	1	1	0				
<b>Inning Stats</b>	R: 1 E: 0 K: 1 S: 11	H: 1 LOB: 0 BB: 0 P: 14	R: 0 E: 0 K: 0 S: 6	H: 0 LOB: 0 BB: 0 P: 9	R: 1 E: 0 K: 1 S: 18	H: 2 LOB: 2 BB: 1 P: 27	R: 0 E: 0 K: 1 S: 8	H: 0 LOB: 0 BB: 0 P: 10	R: 0 E: 0 K: 2 S: 9	H: 2 LOB: 3 BB: 1 P: 15	R: 0 E: 0 K: 0 S: 7	H: 0 LOB: 0 BB: 0 P: 11	R: 0 E: 0 K: 0 S: 9	H: 1 LOB: 0 BB: 0 P: 13				1B: 4 2B: 1 3B: 0 HR: 1	SF: 0 SAC: 0 DP: 2 HBP: 0	WP: 1 PB: 0 SB: 0 CS: 0
<b>PITCHER</b> Arthur Rhodes, L ERA: 2.49 (1, 1)	IP: 8.0 WLS: W BF: 31 H: 6 R: 2 ER: 2 SO: 7 BB: 2 IBB: 0 HBP: 0 BLK: 0 WP: 1 HR: 1 S: 83 P: 120 ERA: 2.25 WHIP: 1.000															<b>PITCHER</b>				

Batter	1	2	3	4	5	6	7	8	9	AB	R	H	RBI	BB	SO	LOB	BOTTOM			
Brady Anderson, L OBP: 0.377, SLG: 0.491 (1, 7)	3-1 G5-3		1-0 1B		0-0 F8	3-2 3B 2B	0-1 SF8			3	1	1	2	0	0	0	<b>Texas Rangers @ Baltimore Orioles</b> Oriole Park at Camden Yards, Baltimore, MD Fri Jul 24, 1992, 7:05 PM EDT Att: 45,758 - Cloudy - 73 F			
Mike Devereaux, R OBP: 0.325, SLG: 0.464 (1, 8)	2-2 G4-3		0-0 F9		3-3 K	0-1 2H 3B	1-2 L9			5	1	1	1	0	1	4				
Cal Ripken Jr., R OBP: 0.343, SLG: 0.378 (1, 6)	1-3 K		2-1 1-2 2H 1B		3-1 2B	1-0 1B HBP		0-1 F8		4	0	2	1	0	1	0				
Glenn Davis, R OBP: 0.351, SLG: 0.442 Mark McLemore, S OBP: 0.322, SLG: 0.280 (8, PR)		3-1 WP 1B 1B	0-3 K		0-1 F7	0-1 FC6-4 1B		4-1 1B BB		4	0	2	1	1	1	3				
Randy Milligan, R OBP: 0.390, SLG: 0.383 (1, 3)		0-0 F8	3-3 K			1-2 3H BB		0-2 1B BB		4	2	1	0	1	1	5				
Joe Orsulak, L OBP: 0.362, SLG: 0.411 (1, 9)		4-1 1B BB		0-0 F8		1-1 2B SF9 1B	0-0 SH1-4 HBP SF8 1B	1-2 1B		4	2	3	1	1	0	0				
Leo Gomez, R OBP: 0.375, SLG: 0.425 (1, 5)		0-1 F8		2-2 1B		2-3 K	2-1 SH1-4 HBP	0-0 SF8		3	0	1	1	0	1	4				
Billy Ripken, R OBP: 0.275, SLG: 0.346 (1, 4)		2-0 1B		0-1 SAFE F7		0-1 SF9 2B 2B	1-0 SH1-4			3	1	2	1	0	0	1				
Jeff Tackett, R OBP: 0.336, SLG: 0.455 (1, 2)			1-2 HBP 1B		0-0 F9		4-2 BB			2	1	1	1	1	0	1				
<b>Inning Stats</b>	R: 0 E: 0 K: 1 S: 9	H: 0 LOB: 0 BB: 0 P: 15	R: 0 E: 0 K: 0 S: 7	H: 2 LOB: 1 BB: 1 P: 16	R: 1 E: 0 K: 2 S: 12	H: 2 LOB: 2 BB: 0 P: 19	R: 0 E: 0 K: 0 S: 10	H: 1 LOB: 1 BB: 0 P: 12	R: 0 E: 0 K: 1 S: 9	H: 1 LOB: 1 BB: 0 P: 15	R: 5 E: 0 K: 1 S: 19	H: 5 LOB: 2 BB: 1 P: 30	R: 1 E: 0 K: 0 S: 12	H: 1 LOB: 2 BB: 1 P: 19	R: 2 E: 0 K: 0 S: 10	H: 2 LOB: 2 BB: 1 P: 15		1B: 10 2B: 3 3B: 1 HR: 0	SF: 3 SAC: 1 DP: 0 HBP: 3	WP: 1 PB: 0 SB: 0 CS: 0
<b>PITCHER</b> Todd Burns, R ERA: 3.63 Danny Leon, R ERA: 6.43 Floyd Bannister, L ERA: 6.54 Terry Mathews, R ERA: 6.03 Kenny Rogers, L ERA: 3.38	IP: 5.2 WLS: L BF: 28 H: 9 R: 5 ER: 5 SO: 5 BB: 0 IBB: 0 HBP: 1 BLK: 0 WP: 0 HR: 0 S: 61 P: 101 ERA: 7.94 WHIP: 1.941															<b>PITCHER</b>				

AB 29  
R 2  
H 6  
RBI 2  
BB 2  
SO 7  
LOB 14



AB 32  
R 9  
H 14  
RBI 9  
BB 4  
SO 5  
LOB 18





Batter	1	2	3	4	5	6	7	8	9	AB	R	H	RBI	BB	SO	LOB	TOP					
Brian Downing, R OBP: 0.421, SLG: 0.444 (1, 10)										5	2	4	4	0	0	0	<p><b>Texas Rangers @ Baltimore Orioles</b>  <b>Oriole Park at Camden Yards, Baltimore, MD</b>  Sat Jul 25 1992, 3:33 AM EDT  Att: 45,868 - Cloudy - 75 F</p> <p>livebaseballscores.com</p> <p>AB 35 R 10 H 10 RBI 10 BB 4 SO 7 LOB 8</p>					
Jeff Huson, L OBP: 0.355, SLG: 0.390 (1, 6)										4	1	1	0	0	0	1						
Rafael Palmeiro, L OBP: 0.355, SLG: 0.428 (1, 3)										5	1	1	3	0	1	0						
Ruben Sierra, S OBP: 0.320, SLG: 0.455 (1, 9)										5	0	0	0	0	0	1						
Kevin Reimer, L OBP: 0.349, SLG: 0.472 Monty Fariss, R OBP: 0.333, SLG: 0.256 (7, 7)										2	1	0	0	2	2	0						
Juan Gonzalez, R OBP: 0.294, SLG: 0.465 (1, 8)										4	1	1	1	0	1	1						
Dean Palmer, R OBP: 0.328, SLG: 0.442 (1, 5)										4	1	1	1	0	1	3						
Geno Petralli, L OBP: 0.264, SLG: 0.289 (1, 2)										3	1	1	1	1	1	0						
Jeff Frye, R OBP: 0.321, SLG: 0.438 (1, 4)										3	2	1	0	1	1	2						
<b>Inning Stats</b>	R: 1 E: 0 K: 0 S: 5	H: 1 LOB: 0 BB: 0 P: 7	R: 0 E: 0 K: 3 S: 15	H: 0 LOB: 2 BB: 2 P: 29	R: 0 E: 0 K: 0 S: 7	H: 0 LOB: 0 BB: 0 P: 9	R: 0 E: 0 K: 1 S: 10	H: 0 LOB: 0 BB: 0 P: 14	R: 0 E: 0 K: 1 S: 9	H: 0 LOB: 0 BB: 0 P: 14	R: 7 E: 0 K: 0 S: 18	H: 6 LOB: 1 BB: 2 P: 33	R: 0 E: 0 K: 2 S: 7	H: 0 LOB: 0 BB: 0 P: 9	R: 2 E: 1 K: 0 S: 11	H: 3 LOB: 1 BB: 0 P: 15		R: 0 E: 0 K: 0 S: 5	H: 0 LOB: 0 BB: 0 P: 7	1B: 6 2B: 3 3B: 0 HR: 1	SF: 0 SAC: 1 DP: 0 HBP: 0	WP: 1 PB: 0 SB: 0 CS: 0
<b>PITCHER</b>	IP WLS BF H R ER SO BB IBB HBP BLK WP HR S P ERA WHIP																					
Rick Sutcliffe, R ERA: 4.4 (1, 1)	5.1 L 24 5 6 6 5 2 1 0 0 0 0 0 57 91 10.12 1.312																					
Alan Mills, R ERA: 1.51 (6, 1)	0.1 4 2 2 2 0 1 0 0 0 0 0 0 6 13 54.00 9.000																					
Pat Clements, L ERA: 2.4 (6, 1)	1.1 4 0 0 0 2 0 0 0 0 0 1 0 8 11 0.00 0.000																					
Todd Frohwrth, R ERA: 2.05 (8, 1)	1.0 5 3 2 1 0 0 0 0 0 0 0 1 11 15 9.00 3.000																					
Mike Flanagan, L ERA: 7.77 (9, 1)	1.0 3 0 0 0 0 0 0 0 0 0 0 0 5 7 0.00 0.000																					

Batter	1	2	3	4	5	6	7	8	9	AB	R	H	RBI	BB	SO	LOB	BOTTOM					
Brady Anderson, L OBP: 0.378, SLG: 0.490 (1, 7)										5	0	2	1	1	0	4	<p><b>Texas Rangers @ Baltimore Orioles</b>  <b>Oriole Park at Camden Yards, Baltimore, MD</b>  Sat Jul 25 1992, 3:33 AM EDT  Att: 45,868 - Cloudy - 75 F</p> <p>livebaseballscores.com</p> <p>AB 37 R 8 H 12 RBI 7 BB 9 SO 3 LOB 22</p>					
Mike Devereaux, R OBP: 0.326, SLG: 0.465 (1, 8)										4	0	1	1	1	0	2						
Cal Ripken Jr., R OBP: 0.343, SLG: 0.377 (1, 6)										4	1	1	0	1	0	4						
Glenn Davis, R OBP: 0.358, SLG: 0.444 (1, 10)										4	1	2	0	1	1	2						
Randy Milligan, R OBP: 0.390, SLG: 0.383 (1, 3)										5	1	2	0	0	0	4						
Joe Orsulak, L OBP: 0.363, SLG: 0.413 (1, 9)										4	1	1	0	1	0	2						
Leo Gomez, R OBP: 0.372, SLG: 0.421 (1, 5)										5	1	1	1	0	0	4						
Billy Ripken, R OBP: 0.272, SLG: 0.342 (6, PH)										2	0	0	0	0	0	0						
Chito Martinez, L OBP: 0.345, SLG: 0.386 (6, PH)										0	1	0	0	1	0	0						
Rick Dempsey, R OBP: 0.300, SLG: 0.125 (6, PH)										0	1	0	0	1	0	0						
Sam Horn, L OBP: 0.337, SLG: 0.437 (6, PH)										0	0	0	0	1	0	0						
Tommy Shields, L OBP: 0.437, SLG: 0.437 (9, PR)										0	0	0	0	0	0	0						
Jeff Tackett, R OBP: 0.331, SLG: 0.446 Mark McLemore, S OBP: 0.333, SLG: 0.302 (7, 4)										2	1	2	4	1	0	0						
<b>Inning Stats</b>	R: 0 E: 0 K: 0 S: 9	H: 1 LOB: 2 BB: 1 P: 18	R: 0 E: 0 K: 0 S: 7	H: 0 LOB: 0 BB: 0 P: 10	R: 0 E: 0 K: 1 S: 11	H: 1 LOB: 1 BB: 0 P: 20	R: 0 E: 0 K: 0 S: 5	H: 0 LOB: 1 BB: 2 P: 16	R: 0 E: 0 K: 1 S: 8	H: 0 LOB: 1 BB: 1 P: 18	R: 4 E: 1 K: 1 S: 16	H: 4 LOB: 1 BB: 1 P: 28	R: 0 E: 0 K: 0 S: 7	H: 0 LOB: 0 BB: 1 P: 11	R: 3 E: 0 K: 0 S: 16	H: 4 LOB: 2 BB: 1 P: 27	R: 1 E: 0 K: 0 S: 28	H: 2 LOB: 3 BB: 2 P: 45	1B: 9 2B: 2 3B: 1 HR: 0	SF: 0 SAC: 0 DP: 2 HBP: 0	WP: 0 PB: 0 SB: 2 CS: 0	PA: 46
<b>PITCHER</b>	IP WLS BF H R ER SO BB IBB HBP BLK WP HR S P ERA WHIP																					
Bobby Witt, R ERA: 3.83 (1, 1)	5.2 W 27 6 4 4 3 5 0 0 0 0 0 0 54 105 6.35 1.941																					
Floyd Bannister, L ERA: 6.47 (6, 1)	0.1 1 0 0 0 0 0 0 0 0 0 0 0 2 5 0.00 0.000																					
Terry Mathews, R ERA: 6.46 (7, 1)	1.2 8 2 3 3 0 2 0 0 0 0 0 0 17 27 16.20 2.400																					
Kenny Rogers, L ERA: 3.38 (8, 1)	0.0 1 1 0 0 0 0 0 0 0 0 0 0 2 4 ∞ ∞																					
Ed Nunez, R ERA: 4.34 (8, 1)	0.0 1 1 0 0 0 0 0 0 0 0 0 0 2 3 ∞ ∞																					



Batter	1	2	3	4	5	6	7	8	9	AB	R	H	RBI	BB	SO	LOB	TOP					
<b>Brian Downing, R</b> OBP: 0.412, SLG: 0.432 (1, 10)	F8		L7	G1-3		F7			F8	5	0	0	0	0	0	5						
<b>Jeff Huson, L</b> OBP: 0.355, SLG: 0.390 (1, 6)	2B					K			K	5	1	2	0	0	3	1						
<b>Rafael Palmeiro, L</b> OBP: 0.356, SLG: 0.428 (1, 3)	P5		F9					G4-3		5	1	2	1	0	0	2						
<b>Ruben Sierra, S</b> OBP: 0.324, SLG: 0.461 (1, 9)			CS		F7			F9		4	1	2	1	1	0	1						
<b>Juan Gonzalez, R</b> OBP: 0.298, SLG: 0.486 (1, 8)	K									5	2	3	4	0	1	2						
<b>Kevin Reimer, L</b> OBP: 0.348, SLG: 0.469 (1, 7)										4	0	1	0	0	0	0						
<b>Monty Fariss, R</b> OBP: 0.327, SLG: 0.250 (8, 7)										1	0	0	0	0	0	2						
<b>Dean Palmer, R</b> OBP: 0.327, SLG: 0.439 (1, 5)										4	0	1	0	0	0	0						
<b>Geno Petralli, L</b> OBP: 0.271, SLG: 0.298 (1, 2)										3	0	1	0	1	1	2						
<b>Jeff Frye, R</b> OBP: 0.316, SLG: 0.412 (1, 4)										3	1	0	0	1	1	5						
<b>Inning Stats</b>	R: 1 E: 0 K: 1 S: 11	H: 2 LOB: 1 BB: 0 P: 14	R: 0 E: 0 K: 1 S: 11	H: 1 LOB: 1 BB: 0 P: 17	R: 0 E: 0 K: 0 S: 12	H: 1 LOB: 0 BB: 0 P: 16	R: 2 E: 0 K: 0 S: 17	H: 4 LOB: 2 BB: 0 P: 24	R: 0 E: 0 K: 1 S: 9	H: 1 LOB: 1 BB: 0 P: 12	R: 0 E: 0 K: 0 S: 10	H: 0 LOB: 2 BB: 1 P: 17	R: 0 E: 0 K: 1 S: 9	H: 0 LOB: 0 BB: 0 P: 16	R: 1 E: 0 K: 1 S: 11	H: 1 LOB: 0 BB: 0 P: 16	R: 2 E: 0 K: 1 S: 17	H: 2 LOB: 2 BB: 2 P: 30	1B: 6 2B: 4 3B: 0 HR: 2	SF: 0 SAC: 0 DP: 0 HBP: 0	WP: 0 PB: 0 SB: 1 CS: 1	PA: 43
<b>PITCHER</b>	IP	WLS	BF	H	R	ER	SO	BB	IBB	HBP	BLK	WP	HR	S	P	ERA	WHIP					
<b>35 Mike Mussina, R</b> ERA: 2.57 (1, 1)	8.0	L	35	10	4	4	5	1	0	0	0	0	2	90	132	4.50	1.375					
<b>Storm Davis, R</b> ERA: 3.25 (9, 1)	1.0		7	2	2	2	1	2	0	0	0	0	0	17	30	18.00	4.000					

Texas Rangers @ Baltimore Orioles  
 Oriole Park at Camden Yards, Baltimore, MD  
 Sun Jul 26 1992, 3:33 AM EDT  
 Att: 45,668 - Cloudy - 81 F

AB 39  
 R 6  
 H 12  
 RBI 6  
 BB 3  
 SO 6  
 LOB 20



Batter	1	2	3	4	5	6	7	8	9	AB	R	H	RBI	BB	SO	LOB	BOTTOM					
<b>Brady Anderson, L</b> OBP: 0.377, SLG: 0.486 (1, 7)	K		F7					G4-3		3	0	0	0	1	1	0						
<b>Mike Devereaux, R</b> OBP: 0.323, SLG: 0.460 (1, 8)	P2									4	0	0	0	0	2	0						
<b>Cal Ripken Jr., R</b> OBP: 0.342, SLG: 0.375 (1, 6)	K									4	1	1	0	0	1	1						
<b>Glenn Davis, R</b> OBP: 0.366, SLG: 0.448 (1, 10)										3	1	2	0	1	0	0						
<b>Joe Orsulak, L</b> OBP: 0.365, SLG: 0.418 (1, 9)										4	0	2	1	0	0	3						
<b>David Segui, S</b> OBP: 0.299, SLG: 0.305 (1, 3)										4	0	0	1	0	0	5						
<b>Leo Gomez, R</b> OBP: 0.368, SLG: 0.416 (1, 5)										4	0	0	0	0	3	3						
<b>Mark McLemore, S</b> OBP: 0.328, SLG: 0.296 (1, 4)										3	0	0	0	0	0	0						
<b>Jeff Tackett, R</b> OBP: 0.323, SLG: 0.435 (1, 2)										3	0	0	0	0	0	0						
<b>Inning Stats</b>	R: 0 E: 0 K: 2 S: 8	H: 0 LOB: 0 BB: 0 P: 11	R: 0 E: 0 K: 1 S: 11	H: 1 LOB: 1 BB: 0 P: 18	R: 0 E: 0 K: 0 S: 9	H: 0 LOB: 0 BB: 0 P: 13	R: 2 E: 0 K: 2 S: 14	H: 3 LOB: 1 BB: 0 P: 22	R: 0 E: 0 K: 0 S: 4	H: 0 LOB: 0 BB: 1 P: 11	R: 0 E: 0 K: 0 S: 8	H: 0 LOB: 2 BB: 1 P: 14	R: 0 E: 0 K: 0 S: 11	H: 0 LOB: 0 BB: 0 P: 19	R: 0 E: 0 K: 1 S: 9	H: 0 LOB: 0 BB: 0 P: 14	R: 0 E: 0 K: 1 S: 15	H: 1 LOB: 1 BB: 0 P: 19	1B: 4 2B: 1 3B: 0 HR: 0	SF: 0 SAC: 0 DP: 0 HBP: 0	WP: 0 PB: 0 SB: 0 CS: 0	PA: 35
<b>PITCHER</b>	IP	WLS	BF	H	R	ER	SO	BB	IBB	HBP	BLK	WP	HR	S	P	ERA	WHIP					
<b>Nolan Ryan, R</b> ERA: 3.33 (1, 1)	7.0		27	4	2	2	5	2	0	0	0	0	0	65	108	2.57	0.857					
<b>Floyd Bannister, L</b> ERA: 8.4 (8, 1)	0.1		1	0	0	0	0	0	0	0	0	0	0	2	3	0.00	0.000					
<b>Ed Nunez, R</b> ERA: 4.15 (8, 1)	1.2	S	6	1	0	0	2	0	0	0	0	0	0	22	30	0.00	0.600					

Texas Rangers @ Baltimore Orioles  
 Oriole Park at Camden Yards, Baltimore, MD  
 Sun Jul 26 1992, 3:33 AM EDT  
 Att: 45,668 - Cloudy - 81 F

AB 32  
 R 2  
 H 5  
 RBI 2  
 BB 2  
 SO 7  
 LOB 12





Batter	1	2	3	4	5	6	7	8	9	AB	R	H	RBI	BB	SO	LOB	TOP					
<b>Brian Downing, R</b> OBP: 0.416, SLG: 0.439 (1, 10)	G6-3	1B		F7		1B				4	1	2	2	1	0	2	<b>Texas Rangers @ Boston Red Sox</b> Fenway Park, Boston, MA Mon Jul 27 1992, 7:05 PM EDT Att: 32,927 - Cloudy - 79 F					
<b>Dean Palmer, R</b> OBP: 0.331, SLG: 0.440 (1, 5)	G5-3			1B		1B				4	0	2	1	1	0	3						
<b>Rafael Palmeiro, L</b> OBP: 0.354, SLG: 0.425 (1, 3)	1B	G4-3		K		P2		G4-3		5	0	1	0	0	1	6						
<b>Ruben Sierra, S</b> OBP: 0.327, SLG: 0.461 (1, 9)	1B			1B		P4		G3		4	0	2	1	1	0	2						
<b>Juan Gonzalez, R</b> OBP: 0.294, SLG: 0.480 (1, 8)	FC5-4			P3				F7		5	0	0	0	0	1	6						
<b>Ivan Rodriguez, R</b> OBP: 0.310, SLG: 0.409 (1, 2)		E4		G4-3		F9			P9	5	2	1	0	0	0	1						
<b>Dickie Thon, R</b> OBP: 0.327, SLG: 0.371 (7, PH)		K		K		G1-3		L6		3	0	0	0	0	2	2						
<b>Jeff Huson, L</b> OBP: 0.353, SLG: 0.387 (7, PH)									P3	2	0	0	0	0	0	1						
<b>Monty Fariss, R</b> OBP: 0.327, SLG: 0.256 (7, PH)		L9				G3-1			G3	3	1	1	0	0	0	1						
<b>Kevin Reimer, L</b> OBP: 0.349, SLG: 0.468 (7, 7)				1B						1	0	0	0	1	0	0						
<b>Jeff Frye, R</b> OBP: 0.328, SLG: 0.418 (1, 4)		2B		1B		G1-3		E5		4	1	2	0	0	0	1						
<b>Inning Stats</b>	R: 0 E: 0 K: 0 S: 10	H: 2 LOB: 2 BB: 0 P: 17	R: 3 E: 1 K: 1 S: 21	H: 3 LOB: 1 BB: 0 P: 34	R: 0 E: 0 K: 1 S: 6	H: 0 LOB: 1 BB: 1 P: 13	R: 1 E: 0 K: 1 S: 16	H: 3 LOB: 3 BB: 1 P: 28	R: 0 E: 0 K: 0 S: 7	H: 0 LOB: 0 BB: 0 P: 9	R: 0 E: 0 K: 0 S: 13	H: 2 LOB: 2 BB: 0 P: 20	R: 1 E: 1 K: 1 S: 17	H: 1 LOB: 3 BB: 2 P: 32	R: 0 E: 0 K: 0 S: 7	H: 0 LOB: 0 BB: 0 P: 9	R: 0 E: 0 K: 0 S: 4	H: 0 LOB: 0 BB: 0 P: 6	1B: 10 2B: 1 3B: 0 HR: 0	SF: 0 SAC: 0 DP: 0 HBP: 0	WP: 0 PB: 0 SB: 0 CS: 0	PA: 44
<b>PITCHER</b>	IP	WLS	BF	H	R	ER	SO	BB	IBB	HBP	BLK	WP	HR	S	P	ERA	WHIP					
<b>Frank Viola, L</b> ERA: 3.13 (1, 1)	6.0	W	31	10	4	1	3	2	0	0	0	0	0	73	121	1.50	2.000					
<b>Greg Harris, R</b> ERA: 1.59 (7, 1)	2.0		10	1	1	0	1	2	0	0	0	0	0	24	41	0.00	1.500					
<b>Jeff Reardon, R</b> ERA: 3.27 (9, 1)	1.0	S	3	0	0	0	0	0	0	0	0	0	0	4	6	0.00	0.000					

Batter	1	2	3	4	5	6	7	8	9	AB	R	H	RBI	BB	SO	LOB	BOTTOM				
<b>Billy Hatcher, R</b> OBP: 0.308, SLG: 0.358 (1, 7)	HR	HR		G3-1			G6-3	F8		5	2	2	0	0	0	2	<b>Texas Rangers @ Boston Red Sox</b> Fenway Park, Boston, MA Mon Jul 27 1992, 7:05 PM EDT Att: 32,927 - Cloudy - 79 F				
<b>Hern Wainwright, L</b> OBP: 0.243, SLG: 0.288 (1, 8)	HR	HR		G4-3			K	K		4	2	1	2	1	2	2					
<b>Phil Plantier, L</b> OBP: 0.327, SLG: 0.370 (1, 9)	HR	F8			G3		1B	1B		3	1	1	0	1	0	0					
<b>Tom Brunansky, R</b> OBP: 0.358, SLG: 0.478 (1, 10)	HR	G6-3			G5-3		1B	1B		3	1	2	4	1	0	0					
<b>Mo Vaughn, L</b> OBP: 0.342, SLG: 0.369 (1, 3)					G5-3					3	0	1	0	0	0	1					
<b>Jack Clark, R</b> OBP: 0.352, SLG: 0.293 (7, PH)	G4-3	F9			G5-3					1	0	0	0	0	0	2					
<b>Wade Boggs, L</b> OBP: 0.366, SLG: 0.381 (8, 5)	1B						P9			0	0	0	0	0	0	0					
<b>Jody Reed, R</b> OBP: 0.325, SLG: 0.338 (1, 4)	L5			F8		K		G4-3	WP	4	1	1	0	0	1	2					
<b>Scott Cooper, L</b> OBP: 0.322, SLG: 0.302 (8, 3)	G4-3			G6-3			G6-3	G4-3		3	0	0	0	1	0	1					
<b>Tony Peña, R</b> OBP: 0.268, SLG: 0.278 (1, 2)	G4-3			G3			G6-3			3	0	0	0	1	0	2					
<b>John Valentin, R</b> OBP: 0.250, SLG: 0.250 (1, 6)	G1-3			F8			G6-3			4	0	1	1	0	0	2					
<b>Inning Stats</b>	R: 4 E: 0 K: 0 S: 17	H: 3 LOB: 3 BB: 3 P: 35	R: 2 E: 1 K: 0 S: 11	H: 2 LOB: 0 BB: 0 P: 18	R: 0 E: 0 K: 0 S: 6	H: 0 LOB: 0 BB: 0 P: 7	R: 0 E: 0 K: 0 S: 4	H: 0 LOB: 0 BB: 0 P: 7	R: 0 E: 0 K: 1 S: 9	H: 0 LOB: 1 BB: 1 P: 20	R: 0 E: 0 K: 0 S: 8	H: 0 LOB: 0 BB: 0 P: 11	R: 0 E: 0 K: 1 S: 10	H: 2 LOB: 2 BB: 0 P: 20	R: 1 E: 0 K: 1 S: 14	H: 2 LOB: 2 BB: 1 P: 23	1B: 7 2B: 0 3B: 0 HR: 2	SF: 0 SAC: 0 DP: 0 HBP: 0	WP: 1 PB: 0 SB: 0 CS: 0	PA: 38	
<b>PITCHER</b>	IP	WLS	BF	H	R	ER	SO	BB	IBB	HBP	BLK	WP	HR	S	P	ERA	WHIP				
<b>Kevin Brown, R</b> ERA: 3.44 (1, 1)	6.2	L	31	7	6	6	2	4	0	0	0	0	2	63	114	8.10	1.650				
<b>Kenny Rogers, L</b> ERA: 3.51 (7, 1)	0.2		3	1	1	1	0	0	0	0	0	1	0	8	13	13.50	1.500				
<b>Terry Mathews, R</b> ERA: 6.35 (8, 1)	0.2		4	1	0	0	1	1	0	0	0	0	0	8	14	0.00	3.000				

AB	40
R	5
H	11
RBI	4
BB	4
SO	4
LOB	25



AB	33
R	7
H	9
RBI	7
BB	5
SO	3
LOB	14













Batter	1	2	3	4	5	6	7	8	9	AB	R	H	RBI	BB	SO	LOB	TOP					
Luis Polonia, L OBP: 0.361, SLG: 0.359 (1, 10)	G1-3		G4-3		F8			HR	G4-3	5	1	1	0	0	0	1						
Luis Seoane, R OBP: 0.315, SLG: 0.440 Lee Stevens, L OBP: 0.257, SLG: 0.324 (1, 4) (8, 3)	G4-3				F8			HR		3	1	1	0	0	0	0						
Junior Felix, S OBP: 0.291, SLG: 0.369 (1, 8)	F8		K					K		4	0	0	0	0	2	3						
Von Hayes, L OBP: 0.321, SLG: 0.351 (1, 9)					G3			HR		4	2	2	3	0	0	0						
Chad Curtis, R OBP: 0.337, SLG: 0.401 (1, 7)		SH5-3						K		2	1	0	0	1	1	0						
Rene Gonzales, R OBP: 0.352, SLG: 0.395 (1, 5) (8, 4)		G3-1			K			1B		4	0	2	0	0	1	2						
Gary Gaetti, R OBP: 0.281, SLG: 0.345 (1, 3) (8, 5)					1B			G5-3		4	0	2	2	0	0	2						
Mike Fitzgerald, R OBP: 0.277, SLG: 0.314 (1, 2)					F8				L6	4	0	0	0	0	1	3						
Gary Disarcina, R OBP: 0.293, SLG: 0.302 (1, 6)								G6-3		4	0	1	0	0	0	1						
<b>Inning Stats</b>	R: 0 E: 0 K: 0 S: 6	H: 0 LOB: 0 BB: 0 P: 9	R: 1 E: 0 K: 1 S: 10	H: 2 LOB: 1 BB: 0 P: 17	R: 0 E: 0 K: 1 S: 13	H: 2 LOB: 1 BB: 0 P: 17	R: 1 E: 0 K: 1 S: 11	H: 1 LOB: 1 BB: 1 P: 18	R: 0 E: 0 K: 0 S: 9	H: 0 LOB: 0 BB: 0 P: 13	R: 0 E: 0 K: 0 S: 5	H: 0 LOB: 0 BB: 0 P: 8	R: 0 E: 0 K: 0 S: 9	H: 1 LOB: 1 BB: 0 P: 12	R: 3 E: 0 K: 2 S: 13	H: 3 LOB: 1 BB: 0 P: 22	R: 0 E: 0 K: 0 S: 7	H: 0 LOB: 0 BB: 0 P: 9	1B: 6 2B: 2 HR: 1	SF: 0 SAC: 1 DP: 0	WP: 0 PB: 0 SB: 1 CS: 1	PA: 37
<b>PITCHER</b>	IP	WLS	BF	H	R	ER	SO	BB	IBB	HBP	BLK	WP	HR	S	P	ERA	WHIP					
Bobby Witt, R ERA: 3.95 (1, 1)	7.1	L	31	8	5	5	4	1	0	1	0	0	1	69	106	6.14	1.227					
Ed Nunez, R ERA: 3.98 (8, 1)	0.2		3	1	0	0	1	0	0	0	0	0	0	7	10	0.00	1.500					
Kenny Rogers, L ERA: 3.33 (9, 1)	1.0		3	0	0	0	0	0	0	0	0	0	0	7	9	0.00	0.000					

California Angels @ Texas Rangers  
Arlington Stadium, Arlington, TX  
Fri Jul 31 1992, 8:05 PM EDT  
Att: 32,524 - Cloudy - 89 F

AB 34  
R 5  
H 9  
RBI 5  
BB 1  
SO 5  
LOB 12



Batter	1	2	3	4	5	6	7	8	9	AB	R	H	RBI	BB	SO	LOB	BOTTOM					
Brian Downing, R OBP: 0.409, SLG: 0.431 (1, 10)	G6-4-3		K				P5		F9	5	0	2	0	0	1	4						
Jeff Frye, R OBP: 0.338, SLG: 0.400 Geno Petralli, L OBP: 0.280, SLG: 0.296 (1, 4) (9, FH)	G6-4-3		P6		F7				F7	3	0	0	0	1	0	4						
Rafael Palmeiro, L OBP: 0.347, SLG: 0.423 (1, 3)	F9		F7		F8					4	0	0	0	0	0	6						
Ruben Sierra, S OBP: 0.326, SLG: 0.460 (1, 9)					F8				F9	4	1	1	0	0	0	0						
Juan Gonzalez, R OBP: 0.296, SLG: 0.508 (1, 8)										4	2	3	3	0	0	0						
Kevin Reimer, L OBP: 0.351, SLG: 0.470 (1, 7)					F8					4	0	1	0	0	2	1						
Dean Palmer, R OBP: 0.328, SLG: 0.432 (1, 5)									L7	3	0	0	0	1	1	2						
Ivan Rodriguez, R OBP: 0.313, SLG: 0.407 (1, 2)					F9				G6-3	4	0	2	0	0	0	2						
Jeff Huson, L OBP: 0.354, SLG: 0.387 (1, 6)									P5	4	0	2	0	0	0	0						
<b>Inning Stats</b>	R: 0 E: 0 K: 0 S: 8	H: 1 LOB: 0 BB: 0 P: 13	R: 1 E: 0 K: 1 S: 9	H: 2 LOB: 0 BB: 0 P: 16	R: 0 E: 0 K: 1 S: 14	H: 2 LOB: 2 BB: 0 P: 19	R: 1 E: 0 K: 0 S: 15	H: 1 LOB: 1 BB: 1 P: 23	R: 0 E: 0 K: 1 S: 9	H: 0 LOB: 0 BB: 0 P: 12	R: 0 E: 0 K: 1 S: 16	H: 2 LOB: 3 BB: 1 P: 25	R: 1 E: 0 K: 0 S: 13	H: 2 LOB: 1 BB: 0 P: 21	R: 0 E: 0 K: 0 S: 5	H: 0 LOB: 0 BB: 0 P: 8	1B: 6 2B: 3 HR: 2	SF: 0 SAC: 0 DP: 2	WP: 0 PB: 0 SB: 0 CS: 0	PA: 38		
<b>PITCHER</b>	IP	WLS	BF	H	R	ER	SO	BB	IBB	HBP	BLK	WP	HR	S	P	ERA	WHIP					
Julio Valera, R ERA: 3.64 (1, 1)	6.1		27	9	2	2	4	1	0	0	0	0	1	72	107	2.84	1.579					
Chuck Crim, R ERA: 5.03 (7, 1)	1.1	W	7	2	1	1	0	1	0	0	0	0	0	19	31	6.75	2.250					
Joe Grahe, R ERA: 3.8 (8, 1)	1.1	S	4	0	0	0	0	0	0	0	0	0	0	6	11	0.00	0.000					

California Angels @ Texas Rangers  
Arlington Stadium, Arlington, TX  
Fri Jul 31 1992, 8:05 PM EDT  
Att: 32,524 - Cloudy - 89 F

AB 36  
R 3  
H 11  
RBI 3  
BB 2  
SO 4  
LOB 19






Batter	1	2	3	4	5	6	7	8	9	AB	R	H	RBI	BB	SO	LOB	TOP			
Luis Polonia, L (1, 10) OBP: 0.362, SLG: 0.361	1-1 G6-3		2-2 G6-3 1B		1-0 S E 1B	1-2 SF8			1-2 F7	4	2	2	1	0	0	0	<b>California Angels @ Texas Rangers</b> Arlington Stadium, Arlington, TX Sat Aug 01 1992, 8:05 PM EDT Att: 36,933 - Cloudy - 83 F			
Ken Oberkfell, L (1, 4) OBP: 0.200, SLG: 0.167 Luis Sojo, R (9, 4) OBP: 0.315, SLG: 0.440	2-2 F9		2-1 G6-3		2-3 K	2-0 L7			2-2 1B	5	0	1	1	0	1	4				
Junior Felix, S (1, 8) OBP: 0.293, SLG: 0.369	0-3 K		2-3 3-H 2-1 S 1B		2-3 K			1-2 1B	5	0	2	1	0	3	1					
Von Hayes, L (1, 9) OBP: 0.319, SLG: 0.346		2-1 F7	0-0 P7		4-2 BB			0-0 P8	4	0	0	0	1	1	3					
Chad Curtis, R (1, 7) OBP: 0.336, SLG: 0.398	3-2 S 1B		1-2 F9		1-3 K			0-1 F8	4	1	1	0	0	1	2					
Rene Gonzales, R (1, 5) OBP: 0.357, SLG: 0.398	2-1 S E 1B			1-2 1B HBP		1-0 SH2-4 BB SF8 1B		0-2 G3-1	3	2	2	1	0	0	0					
Gary Gaetti, R (1, 3) OBP: 0.280, SLG: 0.342	1-3 K			1-3 K		4-0 SH2-4 BB		2-0 P3	3	0	0	0	1	2	2					
Greg Myers, L (1, 2) OBP: 0.282, SLG: 0.375	1-3 K			0-2 G4-6-3 1B		0-0 SH2-4		3-3 K	3	0	1	0	0	2	0					
Gary Disarcina, R (1, 6) OBP: 0.296, SLG: 0.303			0-2 1B G6-3 1B		0-1 G4-6-3			1-0 F8	3	1	1	0	0	0	2					
<b>Inning Stats</b>	R: 0 E: 0 K: 1 S: 8	H: 0 LOB: 0 BB: 0 P: 11	R: 2 E: 0 K: 2 S: 13	H: 2 LOB: 0 BB: 0 P: 22	R: 2 E: 0 K: 0 S: 15	H: 3 LOB: 1 BB: 0 P: 21	R: 0 E: 0 K: 1 S: 11	H: 1 LOB: 1 BB: 0 P: 13	R: 1 E: 1 K: 3 S: 15	H: 1 LOB: 1 BB: 1 P: 25	R: 0 E: 0 K: 2 S: 9	H: 0 LOB: 0 BB: 0 P: 11	R: 0 E: 0 K: 1 S: 8	H: 0 LOB: 0 BB: 0 P: 13	R: 0 E: 0 K: 0 S: 12	H: 2 LOB: 2 BB: 0 P: 17	1B: 10 2B: 0 3B: 0 HR: 0	SF: 1 SAC: 1 DP: 1 HBP: 2	WP: 0 PB: 0 SB: 4 CS: 0	PA: 40
<b>PITCHER</b>	IP WLS BF H R ER SO BB IBB HBP BLK WP HR S P ERA WHIP																	<b>PITCHER</b>	IP WLS BF H R ER SO BB IBB HBP BLK WP HR S P ERA WHIP	
Nolan Ryan, R (1, 1) ERA: 3.51	5.1 L 27 8 6 4 7																			
Floyd Bannister, L (6, 1) ERA: 6.93	1.2 5 0 0 0 2																			
Danny Leon, R (8, 1) ERA: 5.4	1.0 3 0 0 0 1																			
Kenny Rogers, L (9, 1) ERA: 3.27	1.0 5 2 0 0 0																			

Batter	1	2	3	4	5	6	7	8	9	AB	R	H	RBI	BB	SO	LOB	BOTTOM			
Brian Downing, R (1, 10) OBP: 0.406, SLG: 0.424 Ray Stephens, R (9, FH) OBP: 0.315, SLG: 0.440	2-3 K		1-1 G5-3		1-3 K		4-2 1B BB		0-0 G6-3	3	0	0	0	1	2	0	<b>California Angels @ Texas Rangers</b> Arlington Stadium, Arlington, TX Sat Aug 01 1992, 8:05 PM EDT Att: 36,933 - Cloudy - 83 F			
Rafael Palmeiro, L (1, 3) OBP: 0.350, SLG: 0.425	0-1 FC5-4 1B		2-2 F7		1-0 1B		3-1 1-2 2-3 1B		0-0 E8	5	0	3	0	0	0					
Ruben Sierra, S (1, 9) OBP: 0.322, SLG: 0.454	1-1 P5		1-1 G6-3		2-1 P4		1-3 K		3-2 G1-3	5	0	0	0	1	6					
Juan Gonzalez, R (1, 8) OBP: 0.294, SLG: 0.503	0-1 FC5-4			1-0 F9	1-3 K		2-3 K			4	0	0	0	0	2	5				
Dean Palmer, R (1, 5) OBP: 0.330, SLG: 0.437 Al Newman, S (7, 5) OBP: 0.302, SLG: 0.241		1-1 SH2-3 SF9 2B		0-1 1B		2-2 P5		1-0 F7	3	1	2	0	0	0	0					
Kevin Reimer, L (1, 7) OBP: 0.350, SLG: 0.466		4-2 SH2-3 BB		1-1 F7		1-3 K		1-0 L4	3	0	0	0	1	1	1					
Ivan Rodriguez, R (1, 2) OBP: 0.317, SLG: 0.410		0-0 SH2-3		0-1 BB		1-3 K		0-0 1B	3	0	2	0	0	1	0					
Dickie Thon, R (1, 6) OBP: 0.295, SLG: 0.367		0-0 SF9		4-2 1B		2-3 K2-3		2-3 K	2	0	0	1	1	2	1					
Jeff Frye, R (1, 4) OBP: 0.338, SLG: 0.397 Monty Fariss, R (9, FH) OBP: 0.327, SLG: 0.304		3-H G6-3		1-1 G5-3		1-1 1B BB		2-3 K	3	0	1	0	0	0	4					
<b>Inning Stats</b>	R: 0 E: 0 K: 1 S: 9	H: 1 LOB: 1 BB: 0 P: 12	R: 1 E: 0 K: 0 S: 12	H: 1 LOB: 1 BB: 1 P: 17	R: 0 E: 0 K: 0 S: 7	H: 0 LOB: 0 BB: 0 P: 11	R: 0 E: 0 K: 0 S: 12	H: 2 LOB: 3 BB: 1 P: 19	R: 0 E: 0 K: 2 S: 9	H: 1 LOB: 1 BB: 0 P: 14	R: 0 E: 0 K: 2 S: 16	H: 2 LOB: 3 BB: 1 P: 29	R: 0 E: 0 K: 1 S: 6	H: 1 LOB: 1 BB: 0 P: 10	R: 0 E: 1 K: 1 S: 9	H: 0 LOB: 1 BB: 0 P: 14	1B: 7 2B: 1 3B: 0 HR: 0	SF: 1 SAC: 1 DP: 0 HBP: 0	WP: 0 PB: 0 SB: 0 CS: 0	PA: 39
<b>PITCHER</b>	IP WLS BF H R ER SO BB IBB HBP BLK WP HR S P ERA WHIP																	<b>PITCHER</b>	IP WLS BF H R ER SO BB IBB HBP BLK WP HR S P ERA WHIP	
Chuck Finley, L (1, 1) ERA: 4.73	9.0 W 39 8 1 1 10																			

AB	34
R	6
H	10
RBI	4
BB	2
SO	10
LOB	14



AB	34
R	1
H	8
RBI	1
BB	3
SO	10
LOB	17





Batter	1	2	3	4	5	6	7	8	9	AB	R	H	RBI	BB	SO	LOB	TOP										
Luis Polonia, L (1, 10) OBP: 0.361, SLG: 0.360	G6-3		G4-3			B5-3		1B		4	0	1	1	0	0	0	<b>California Angels @ Texas Rangers</b> Arlington Stadium, Arlington, TX Sun Aug 02 1992, 8:05 PM EDT Att: 24,927 - Cloudy - 83 F										
Ken Oberkfell, L (1, 4) OBP: 0.208, SLG: 0.182	F7		G4-3			G6-3		1B		4	0	1	0	0	0												
Chad Curtis, R (1, 8) OBP: 0.334, SLG: 0.396	K				G6-3				FC3-6	4	0	1	0	0	1												
Von Hayes, L (1, 9) OBP: 0.315, SLG: 0.341		K			G3-1		F9		FC3-6	4	0	0	0	0	1												
Rene Gonzales, R (1, 5) OBP: 0.359, SLG: 0.397		1B					F9		G5-3	3	0	1	0	1	0												
Greg Myers, L (1, 2) OBP: 0.267, SLG: 0.353		F7					K		G3	4	0	0	0	0	2												
Lee Stevens, L (1, 3) OBP: 0.258, SLG: 0.324								K		3	0	1	0	0	2												
Rob Ducey, L (1, 7) OBP: 0.043, SLG: 0.087										2	0	0	0	0	2												
John Morris, L (8, PH) OBP: 0.271, SLG: 0.278										1	1	1	0	0	0												
Luis Sojo, R (8, 6) OBP: 0.315, SLG: 0.440								WP		0	0	0	0	0	0												
Gary Disarcina, R (1, 6) OBP: 0.294, SLG: 0.301										2	0	0	0	0	0												
Junior Felix, S (8, PH) OBP: 0.292, SLG: 0.368										1	0	0	0	0	1												
<b>Inning Stats</b>	R: 0 E: 0 K: 1 S: 7	H: 0 LOB: 0 BB: 0 P: 11	R: 0 E: 0 K: 2 S: 16	H: 1 LOB: 2 BB: 1 P: 28	R: 0 E: 0 K: 0 S: 5	H: 0 LOB: 0 BB: 0 P: 9	R: 0 E: 0 K: 1 S: 12	H: 1 LOB: 1 BB: 0 P: 15	R: 0 E: 0 K: 2 S: 9	H: 0 LOB: 0 BB: 0 P: 12	R: 0 E: 0 K: 0 S: 6	H: 0 LOB: 0 BB: 0 P: 8	R: 0 E: 0 K: 1 S: 6	H: 0 LOB: 0 BB: 0 P: 11	R: 1 E: 0 K: 2 S: 10	H: 3 LOB: 2 BB: 0 P: 15	R: 0 E: 0 K: 0 S: 10	H: 1 LOB: 1 BB: 0 P: 16	1B: 6 2B: 0 3B: 0 HR: 0	SF: 0 SAC: 0 DP: 0 HBP: 0	WP: 1 PB: 0 SB: 0 CS: 0	PA: 33					
<b>PITCHER</b>	IP	WLS	BF	H	R	ER	SO	BB	IBB	HBP	BLK	WP	HR	S	P	ERA	WHIP										
Kevin Brown, R (1, 1) ERA: 3.34	8.0	W	29	5	1	1	9	1	0	0	0	1	0	71	109	1.12	0.750										
Ed Nunez, R (9, 1) ERA: 3.89	1.0		4	1	0	0	0	0	0	0	0	0	0	10	16	0.00	1.000										

Batter	1	2	3	4	5	6	7	8	9	AB	R	H	RBI	BB	SO	LOB	BOTTOM										
Jeff Frye, R (1, 4) OBP: 0.333, SLG: 0.403	F9		K2-3			G5-3		1B		4	1	1	1	0	1	1	<b>California Angels @ Texas Rangers</b> Arlington Stadium, Arlington, TX Sun Aug 02 1992, 8:05 PM EDT Att: 24,927 - Cloudy - 83 F										
Rafael Palmeiro, L (1, 3) OBP: 0.348, SLG: 0.422	F7		G4-3			G4-3		1B		3	1	0	0	1	0												
Ruben Sierra, S (1, 9) OBP: 0.321, SLG: 0.452	BB		F9			P5		K		4	1	1	0	0	1												
Juan Gonzalez, R (1, 8) OBP: 0.293, SLG: 0.499	1B					K		L8		3	0	0	0	1	2												
Monty Fariss, R (1, 7) OBP: 0.339, SLG: 0.320	BB					F7		1B		4	0	2	2	0	0												
Ivan Rodriguez, R (1, 2) OBP: 0.316, SLG: 0.407	P3					L4		1B		4	0	1	1	0	1												
Dickie Thon, R (1, 6) OBP: 0.295, SLG: 0.370								1B		3	1	1	0	0	1												
Jeff Huson, L (8, PH) OBP: 0.352, SLG: 0.385								K		1	0	0	0	0	1												
Kevin Reimer, L (1, 10) OBP: 0.350, SLG: 0.463										2	0	0	0	0	0												
Al Newman, S (1, 5) OBP: 0.304, SLG: 0.244										2	1	1	0	0	1												
<b>Inning Stats</b>	R: 1 E: 0 K: 0 S: 12	H: 2 LOB: 2 BB: 1 P: 23	R: 0 E: 0 K: 2 S: 10	H: 0 LOB: 0 BB: 0 P: 11	R: 0 E: 0 K: 1 S: 6	H: 0 LOB: 0 BB: 0 P: 8	R: 0 E: 0 K: 1 S: 8	H: 0 LOB: 0 BB: 0 P: 12	R: 1 E: 1 K: 0 S: 8	H: 1 LOB: 1 BB: 0 P: 14	R: 0 E: 0 K: 1 S: 8	H: 0 LOB: 0 BB: 0 P: 10	R: 0 E: 0 K: 1 S: 5	H: 0 LOB: 0 BB: 0 P: 7	R: 3 E: 0 K: 2 S: 24	H: 4 LOB: 2 BB: 1 P: 35	R: 0 E: 0 K: 0 S: 10	H: 1 LOB: 1 BB: 0 P: 16	1B: 5 2B: 2 3B: 0 HR: 0	SF: 0 SAC: 1 DP: 0 HBP: 1	WP: 0 PB: 0 SB: 0 CS: 0	PA: 34					
<b>PITCHER</b>	IP	WLS	BF	H	R	ER	SO	BB	IBB	HBP	BLK	WP	HR	S	P	ERA	WHIP										
Mark Langston, L (1, 1) ERA: 4.14	7.0	L	26	3	2	1	6	1	0	1	0	0	0	57	85	1.29	0.571										
Steve Frey, L (8, 1) ERA: 2.66	0.0		3	2	3	3	0	1	0	0	0	0	0	7	14	∞	∞										
Mike Butcher, R (8, 1) ERA:	1.0		5	2	0	0	2	0	0	0	0	0	0	17	21	0.00	2.000										

AB	32
R	1
H	6
RBI	1
BB	1
SO	9
LOB	8



AB	30
R	5
H	7
RBI	4
BB	2
SO	8
LOB	10





Batter	1	2	3	4	5	6	7	8	9	AB	R	H	RBI	BB	SO	LOB	TOP				
Rickey Henderson, R OBP: 0.410, SLG: 0.441 (1, 7)	G4-3		1B		HR		G5-3		K	5	1	2	1	0	1	0					
Carney Lansford, R OBP: 0.319, SLG: 0.359 (1, 5)	F8		1B				G6-3		G6-3	5	0	2	0	0	0	0					
Jose Canseco, R OBP: 0.323, SLG: 0.467 (1, 9)					K				K	3	0	0	0	1	3	2					
Harold Baines, L OBP: 0.331, SLG: 0.365 (1, 10)	F8									3	0	0	0	1	0	4					
Willie Wilson, S OBP: 0.334, SLG: 0.329 (8, PR)					L6					0	0	0	0	0	0	0					
Mark McGwire, R OBP: 0.400, SLG: 0.605 (1, 3)	K									2	3	1	1	2	1	2					
Terry Steinbach, R OBP: 0.388, SLG: 0.453 (1, 2)										2	0	1	0	2	1	0					
Walt Weiss, S OBP: 0.320, SLG: 0.264 (1, 6)										3	0	1	0	0	2	2					
Mike Bordick, R OBP: 0.356, SLG: 0.379 (1, 4)										3	0	1	2	0	1	2					
Eric Fox, S OBP: 0.294, SLG: 0.484 (1, 8)										4	0	0	0	0	1	2					
<b>Inning Stats</b>	R: 0 E: 0 K: 1 S: 12	H: 1 LOB: 2 BB: 1 P: 20	R: 0 E: 0 K: 3 S: 9	H: 0 LOB: 0 BB: 0 P: 15	R: 0 E: 0 K: 1 S: 9	H: 2 LOB: 2 BB: 0 P: 15	R: 1 E: 0 K: 1 S: 9	H: 2 LOB: 1 BB: 1 P: 14	R: 1 E: 0 K: 0 S: 8	H: 1 LOB: 0 BB: 0 P: 12	R: 0 E: 0 K: 1 S: 9	H: 0 LOB: 0 BB: 0 P: 16	R: 1 E: 0 K: 1 S: 9	H: 1 LOB: 2 BB: 3 P: 24	R: 0 E: 0 K: 1 S: 9	H: 0 LOB: 0 BB: 0 P: 16	1B: 6 2B: 0 3B: 0 HR: 2	SF: 1 SAC: 1 DP: 1 HBP: 0	WP: 0 PB: 0 SB: 1 CS: 2	PA: 38	
<b>PITCHER</b>	IP	WLS	BF	H	R	ER	SO	BB	IBB	HBP	BLK	WP	HR	S	P	ERA	WHIP				
Jose Guzman, R ERA: 4.09 (1, 1)	7.0	L	30	7	3	3	8	3	0	0	0	0	2	68	111	3.86	1.429				
Danny Leon, R ERA: 5.82 (8, 1)	0.1		3	0	1	1	0	3	0	0	0	0	0	5	17	27.00	9.000				
Kenny Rogers, L ERA: 3.17 (8, 1)	1.2		5	1	0	0	2	0	0	0	0	0	0	13	23	0.00	0.600				

Oakland Athletics @ Texas Rangers  
Arlington Stadium, Arlington, TX  
Mon Aug 03 1992, 8:05 PM EDT  
Att: 32,533 - Sunny - 92 F

AB 30  
R 4  
H 8  
RBI 4  
BB 6  
SO 10  
LOB 14



Batter	1	2	3	4	5	6	7	8	9	AB	R	H	RBI	BB	SO	LOB	BOTTOM				
Jeff Huson, L OBP: 0.358, SLG: 0.386 (1, 6)	G4-6-3		F8							2	1	1	0	2	0	0					
Geno Petralli, L OBP: 0.279, SLG: 0.295 (1, 10)	G4-6-3									4	0	1	0	0	0	4					
Rafael Palmeiro, L OBP: 0.350, SLG: 0.421 (1, 3)	G4-3									3	0	1	1	0	0	1					
Juan Gonzalez, R OBP: 0.290, SLG: 0.494 (1, 8)										4	0	0	0	0	2	3					
Kevin Reimer, L OBP: 0.346, SLG: 0.458 (1, 7)	G4-3									4	0	0	0	0	1	3					
Monty Farris, R OBP: 0.348, SLG: 0.321 (1, 9)										3	0	1	0	1	0	1					
Ivan Rodriguez, R OBP: 0.312, SLG: 0.401 (1, 2)										4	0	0	0	0	1	2					
Al Newman, S OBP: 0.309, SLG: 0.246 (1, 5)										3	0	1	0	1	1	0					
Jeff Frye, R OBP: 0.325, SLG: 0.391 (1, 4)										2	0	0	0	0	0	1					
Dean Palmer, R OBP: 0.329, SLG: 0.436 (7, PH)										1	0	0	0	0	0	2					
Dickie Thon, R OBP: 0.294, SLG: 0.369 (8, 6)										1	0	0	0	0	0	0					
<b>Inning Stats</b>	R: 0 E: 0 K: 0 S: 6	H: 0 LOB: 0 BB: 1 P: 11	R: 0 E: 0 K: 2 S: 9	H: 1 LOB: 1 BB: 0 P: 14	R: 0 E: 0 K: 2 S: 11	H: 1 LOB: 0 BB: 0 P: 19	R: 0 E: 0 K: 0 S: 6	H: 0 LOB: 1 BB: 1 P: 14	R: 1 E: 0 K: 0 S: 14	H: 2 LOB: 1 BB: 0 P: 23	R: 0 E: 0 K: 0 S: 13	H: 1 LOB: 3 BB: 2 P: 29	R: 0 E: 0 K: 0 S: 11	H: 0 LOB: 1 BB: 0 P: 15	R: 0 E: 0 K: 1 S: 8	H: 0 LOB: 0 BB: 0 P: 10	1B: 5 2B: 0 3B: 0 HR: 0	SF: 0 SAC: 0 DP: 1 HBP: 1	WP: 1 PB: 0 SB: 0 CS: 0	PA: 36	
<b>PITCHER</b>	IP	WLS	BF	H	R	ER	SO	BB	IBB	HBP	BLK	WP	HR	S	P	ERA	WHIP				
Mike Moore, R ERA: 4.67 (1, 1)	6.1	W	26	5	1	1	4	3	0	0	0	0	0	61	108	1.42	1.263				
Jeff Parrett, R ERA: 2.72 (7, 1)	0.2		3	0	0	0	0	1	0	0	0	0	0	8	17	0.00	1.500				
Rick Honeycutt, L ERA: 2.61 (8, 1)	0.0		1	0	0	0	0	0	0	1	0	0	0	2	4	∞	∞				
Dennis Eckersley, R ERA: 1.59 (8, 1)	2.0	S	6	0	0	0	1	0	0	0	0	0	0	17	21	0.00	0.000				

Oakland Athletics @ Texas Rangers  
Arlington Stadium, Arlington, TX  
Mon Aug 03 1992, 8:05 PM EDT  
Att: 32,533 - Sunny - 92 F

AB 31  
R 1  
H 5  
RBI 1  
BB 4  
SO 5  
LOB 17





Batter	1	2	3	4	5	6	7	8	9	AB	R	H	RBI	BB	SO	LOB	TOP				
Rickey Henderson, R OBP: 0.409, SLG: 0.442 Walt Weiss, S OBP: 0.319, SLG: 0.263	1-1 G1-3		1-3 K	1-2 FC1-5 1-H	4-0 2B BB		2-1 P4		0-1 G6-3	4	1	1	1	1	1	0					
Randy Ready, R OBP: 0.374, SLG: 0.384	3-2 F9		2-2 1B BB	0-0 FC1-5 BB	4-1 2B BB		1-0 F9		1-3 K	5	2	1	0	1	1	1					
Carney Lansford, R OBP: 0.325, SLG: 0.366	1-1 BB 1B		1-2 BB 1B	4-0 BB	3-2 BB		0-1 G3-1			4	1	3	3	1	0	0					
Mark McGwire, R OBP: 0.399, SLG: 0.601 Jame Quirk, L OBP: 0.290, SLG: 0.280	1-1 BB 1B		3-3 K	3-3 K				0-2 P6		4	0	1	0	0	3	5					
Jose Canseco, R OBP: 0.333, SLG: 0.467 Willie Wilson, S OBP: 0.334, SLG: 0.329	4-1 BB		4-1 BB 1B	4-2 BB				4-2 BB HR		0	2	0	0	5	0	0					
Terry Steinbach, R OBP: 0.388, SLG: 0.461	1-2 BB		4-0 1B BB	0-0 L5			2-2 F7		1-2 HR	4	1	1	3	1	1	7					
Harold Baines, L OBP: 0.334, SLG: 0.367		0-0 G3	3-2 1B				4-0 1B BB		1-1 G6-4-3 1B	4	0	2	2	1	1	0					
Mike Bordick, R OBP: 0.359, SLG: 0.379	1-2 CS 1B		0-1 G4-3				2-1 G5-3		0-0 G6-4-3	5	0	2	0	0	0	3					
Eric Fox, S OBP: 0.301, SLG: 0.471	0-3 K			4-1 2B BB			0-1 F8		2-1 G1-3	4	2	1	0	1	1	3					
<b>Inning Stats</b>	R: 0 E: 0 K: 1 S: 13	H: 2 LOB: 3 BB: 1 P: 24	R: 0 E: 0 K: 1 S: 9	H: 1 LOB: 1 BB: 0 P: 10	R: 3 E: 0 K: 2 S: 23	H: 3 LOB: 2 BB: 2 P: 41	R: 1 E: 0 K: 1 S: 12	H: 1 LOB: 3 BB: 3 P: 27	R: 3 E: 0 K: 2 S: 16	H: 2 LOB: 1 BB: 2 P: 35	R: 0 E: 0 K: 0 S: 5	H: 0 LOB: 0 BB: 0 P: 8	R: 2 E: 0 K: 0 S: 11	H: 2 LOB: 0 BB: 1 P: 17	R: 0 E: 0 K: 1 S: 8	H: 0 LOB: 0 BB: 0 P: 11	1B: 9 2B: 3 3B: 0 HR: 1	SF: 0 SAC: 0 DP: 2 HBP: 0	WP: 1 PB: 0 SB: 0 CS: 1	PA: 47	
<b>PITCHER</b>	IP WLS BF H R ER SO	IP WLS BF H R ER SO	IP WLS BF H R ER SO	IP WLS BF H R ER SO	IP WLS BF H R ER SO	IP WLS BF H R ER SO	IP WLS BF H R ER SO	IP WLS BF H R ER SO	IP WLS BF H R ER SO	IP WLS BF H R ER SO	IP WLS BF H R ER SO	IP WLS BF H R ER SO	IP WLS BF H R ER SO	IP WLS BF H R ER SO	IP WLS BF H R ER SO	IP WLS BF H R ER SO	ERA WHIP	ERA WHIP			
Brian Bohanon, L ERA: 7.36	2.2 L 16 6 3 3 4																	10.12	3.375		
Danny Leon, R ERA: 5.89	1.1 8 1 1 1 1																	6.75	3.000		
Floyd Bannister, L ERA: 6.69	0.2 6 2 3 3 1																	40.50	6.000		
Ed Nunez, R ERA: 3.68	2.1 9 1 0 0 1																	0.00	1.286		
Todd Burns, R ERA: 4.04	1.0 5 2 2 2 0																	18.00	3.000		
<b>PITCHER</b>	IP WLS BF H R ER SO	IP WLS BF H R ER SO	IP WLS BF H R ER SO	IP WLS BF H R ER SO	IP WLS BF H R ER SO	IP WLS BF H R ER SO	IP WLS BF H R ER SO	IP WLS BF H R ER SO	IP WLS BF H R ER SO	IP WLS BF H R ER SO	IP WLS BF H R ER SO	IP WLS BF H R ER SO	IP WLS BF H R ER SO	IP WLS BF H R ER SO	IP WLS BF H R ER SO	IP WLS BF H R ER SO	ERA WHIP	ERA WHIP			
Kenny Rogers, L ERA: 3.11	1.0 3 0 0 0 1																	0.00	0.000		

**Oakland Athletics @ Texas Rangers**  
Arlington Stadium, Arlington, TX  
Tue Aug 04 1992, 8:05 PM EDT  
Att: 27,572 - Cloudy - 93 F

AB 36  
R 9  
H 12  
RBI 9  
BB 11  
SO 8  
LOB 19



Batter	1	2	3	4	5	6	7	8	9	AB	R	H	RBI	BB	SO	LOB	BOTTOM					
Brian Downing, R OBP: 0.404, SLG: 0.418	2-1 P4		4-1 BB							3	0	0	0	1	0	2						
Jeff Huson, L OBP: 0.353, SLG: 0.380	1-2 F8		2-1 F7							4	0	0	0	0	0	2						
Rafael Palmeiro, L OBP: 0.350, SLG: 0.418	1-1 G3									3	0	0	0	1	1	0						
Juan Gonzalez, R OBP: 0.288, SLG: 0.489		1-0 P2								4	0	0	0	0	0	1						
Kevin Reimer, L OBP: 0.351, SLG: 0.460		1-0 FC6-4 1B								3	0	2	0	1	1	1						
Monty Faries, R OBP: 0.358, SLG: 0.321		2-2 FC6-4								3	0	1	0	1	0	2						
Ivan Rodriguez, R OBP: 0.306, SLG: 0.396 Ray Stephens, R		0-3 K								3	0	0	0	0	3	3						
Al Newman, S OBP: 0.314, SLG: 0.254 Geno Petrilli, L OBP: 0.277, SLG: 0.293			3-2 F8							2	0	1	0	1	0	0						
Jeff Frye, R OBP: 0.313, SLG: 0.375 Dean Palmer, R OBP: 0.329, SLG: 0.434			0-2 G6-3							3	0	0	0	0	1	2						
<b>Inning Stats</b>	R: 0 E: 0 K: 0 S: 7	H: 0 LOB: 0 BB: 0 P: 11	R: 0 E: 0 K: 1 S: 8	H: 1 LOB: 1 BB: 0 P: 12	R: 0 E: 0 K: 0 S: 10	H: 0 LOB: 1 BB: 1 P: 19	R: 0 E: 0 K: 2 S: 13	H: 0 LOB: 2 BB: 2 P: 23	R: 0 E: 0 K: 0 S: 11	H: 1 LOB: 1 BB: 1 P: 20	R: 0 E: 0 K: 0 S: 7	H: 1 LOB: 1 BB: 0 P: 11	R: 0 E: 0 K: 2 S: 15	H: 1 LOB: 1 BB: 0 P: 23	R: 0 E: 0 K: 1 S: 11	H: 0 LOB: 1 BB: 1 P: 18	R: 0 E: 0 K: 1 S: 13	H: 1 LOB: 1 BB: 0 P: 18	1B: 3 2B: 1 3B: 0 HR: 0	SF: 0 SAC: 0 DP: 0 HBP: 0	WP: 0 PB: 0 SB: 0 CS: 0	PA: 36
<b>PITCHER</b>	IP WLS BF H R ER SO	IP WLS BF H R ER SO	IP WLS BF H R ER SO	IP WLS BF H R ER SO	IP WLS BF H R ER SO	IP WLS BF H R ER SO	IP WLS BF H R ER SO	IP WLS BF H R ER SO	IP WLS BF H R ER SO	IP WLS BF H R ER SO	IP WLS BF H R ER SO	IP WLS BF H R ER SO	IP WLS BF H R ER SO	IP WLS BF H R ER SO	IP WLS BF H R ER SO	IP WLS BF H R ER SO	ERA WHIP	ERA WHIP				
Dave Stewart, R ERA: 3.88	6.0 W 24 2																	0.00	1.000			
Kevin Campbell, R ERA: 4.36	3.0 S 12																	0.00	1.000			

**Oakland Athletics @ Texas Rangers**  
Arlington Stadium, Arlington, TX  
Tue Aug 04 1992, 8:05 PM EDT  
Att: 27,572 - Cloudy - 93 F

AB 31  
R 0  
H 4  
RBI 0  
BB 5  
SO 7  
LOB 16





Batter	1	2	3	4	5	6	7	8	9	AB	R	H	RBI	BB	SO	LOB	TOP										
Rickey Henderson, R OBP: 0.409, SLG: 0.436 (1, 7)	4-1 BB		1-2 G4-3	0-0 G5-3		4-1 FC3-6 BB		2-2 L8	2-2 L8	3	0	0	0	2	0	4											
Eric Fox, S OBP: 0.295, SLG: 0.452 (1, 8)	1-3 BB		1-1 G3-1		2-2 1B	2-1 L8		2-2 F9	2-2 F9	5	1	1	0	0	1	4											
Harold Baines, L OBP: 0.330, SLG: 0.361 (1, 10)	2-3 BB			0-0 F8	0-0 F7	0-0 FC3-6		3-2 G4-3	3-2 G4-3	5	0	0	0	0	1	4											
Mark McGwire, R OBP: 0.397, SLG: 0.597 (1, 3)	0-1 L7			0-0 1B SF8	2-2 FC		2-0 L6			4	2	1	0	0	0	2											
Jose Canseco, R OBP: 0.335, SLG: 0.464 (1, 9)		4-0 FC4-6 BB		4-1 SF8 1B	3-3 K		1-2 G4-3			2	1	0	0	2	1	2											
Terry Steinbach, R OBP: 0.370, SLG: 0.462 (1, 2)		0-2 FC4-6 CS		2-0 BB 1B	0-0 1B		1-1 F7			4	0	2	1	0	0	1											
Jerry Browne, S OBP: 0.352, SLG: 0.325 (1, 5)		2-1 F8		0-0 SF8	1-2 1B		2-1 G1-4-3			3	0	1	2	0	0	1											
Mike Bordick, R OBP: 0.361, SLG: 0.379 (1, 4)			4-1 FC4-6 BB	1-1 BB 1B		1-1 G5-3		1-2 G6-3		3	0	1	1	1	0	0											
Walt Weiss, S OBP: 0.322, SLG: 0.260 (1, 6)			1-0 FC4-6 G4-3	4-2 BB		4-2 BB		2-1 F7		2	0	0	0	2	0	1											
<b>Inning Stats</b>	R: 0 E: 0 K: 2 S: 9	H: 0 LOB: 1 BB: 1 P: 16	R: 0 E: 0 K: 0 S: 5	H: 0 LOB: 0 BB: 1 P: 11	R: 0 E: 0 K: 0 S: 7	H: 0 LOB: 1 BB: 1 P: 14	R: 2 E: 0 K: 0 S: 10	H: 3 LOB: 3 BB: 2 P: 21	R: 2 E: 1 K: 1 S: 18	H: 3 LOB: 2 BB: 0 P: 25	R: 0 E: 0 K: 0 S: 8	H: 0 LOB: 2 BB: 2 P: 19	R: 0 E: 0 K: 0 S: 6	H: 0 LOB: 0 BB: 0 P: 10	R: 0 E: 0 K: 0 S: 7	H: 0 LOB: 0 BB: 0 P: 12	R: 0 E: 0 K: 0 S: 9	H: 0 LOB: 0 BB: 0 P: 16	1B: 6 2B: 0 3B: 0 HR: 0	SF: 1 SAC: 0 DP: 0 HBP: 0	WP: 0 PB: 0 SB: 1 CS: 1	PA: 39					
<b>PITCHER</b>	IP	WLS	BF	H	R	ER	SO	BB	IBB	HBP	BLK	WP	HR	S	P	ERA	WHIP										
Bobby Witt, R ERA: 3.91 (1, 1)	6.0	L	30	6	4	2	3	7	0	0	0	0	0	57	106	3.00	2.167										
Matt Whiteside, L ERA: (7, 1)	1.0		3	0	0	0	0	0	0	0	0	0	0	6	10	0.00	0.000										
Floyd Bannister, L ERA: 6.5 (8, 1)	1.0		3	0	0	0	0	0	0	0	0	0	0	7	12	0.00	0.000										
Todd Burns, R ERA: 3.99 (9, 1)	1.0		3	0	0	0	0	0	0	0	0	0	0	9	16	0.00	0.000										

Oakland Athletics @ Texas Rangers  
Arlington Stadium, Arlington, TX  
Wed Aug 05 1992, 8:05 PM EDT  
Att: 27,606 - Sunny - 95 F

AB	31
R	4
H	6
RBI	4
BB	7
SO	3
LOB	19



Batter	1	2	3	4	5	6	7	8	9	AB	R	H	RBI	BB	SO	LOB	BOTTOM										
Brian Downing, R OBP: 0.402, SLG: 0.429 (1, 10)	1-2 P4		0-2 G6-3		2-1 G6-3			0-1 HR		4	1	1	1	0	0	1											
Kevin Reimer, L OBP: 0.355, SLG: 0.474 (1, 7)	0-0 L7		2-2 1B		0-1 2B			3-2 HR		4	1	3	2	0	0	0											
Juan Gonzalez, R OBP: 0.287, SLG: 0.485 (1, 8)	4-0 FC4-6 BB		3-1 P5		2-3 K			2-0 G5-3		3	0	0	0	1	1	2											
Rafael Palmeiro, L OBP: 0.347, SLG: 0.414 (1, 3)	1-0 FC4-6			1-3 K		1-0 F8		1-1 F7		4	0	0	0	0	1	1											
Dean Palmer, R OBP: 0.328, SLG: 0.431 (1, 5)		4-1 G4-6-3 BB		1-1 P3		1-3 K		1-0 L8		3	0	0	0	1	1	0											
Geno Petralli, L OBP: 0.283, SLG: 0.299 (1, 2)		1-1 G4-6-3		2-1 1B		1-0 F7			2-2 G3 SH1-4	4	0	2	0	0	0	1											
Dickie Thon, R OBP: 0.294, SLG: 0.369 (9, PR)			1-2 1B		1-1 1B					0	0	0	0	0	0	0											
Monty Fariss, R OBP: 0.357, SLG: 0.322 (1, 9)		2-2 G6-3		1-1 1B		3-1 G6-3			0-0 SH1-4	3	0	1	0	0	0	0											
Jeff Huson, L OBP: 0.355, SLG: 0.382 (1, 6)			0-0 FC4-6 1B	2-0 1B		1-2 F7			0-2 G3	4	0	2	0	0	0	2											
Al Newman, S OBP: 0.309, SLG: 0.250 (1, 4)			2-2 FC4-6 1B		3-2 G4-3				2-2 F7	3	1	0	0	0	0	1											
Ruben Sierra, S OBP: 0.320, SLG: 0.451 (9, PH)			1-2 G6-3 1B							1	0	0	0	0	0	2											
<b>Inning Stats</b>	R: 0 E: 0 K: 0 S: 5	H: 0 LOB: 1 BB: 1 P: 11	R: 0 E: 0 K: 0 S: 6	H: 0 LOB: 0 BB: 1 P: 13	R: 1 E: 1 K: 0 S: 12	H: 2 LOB: 1 BB: 0 P: 19	R: 0 E: 0 K: 1 S: 10	H: 3 LOB: 2 BB: 0 P: 17	R: 0 E: 0 K: 1 S: 12	H: 1 LOB: 1 BB: 0 P: 19	R: 0 E: 0 K: 1 S: 5	H: 0 LOB: 0 BB: 0 P: 8	R: 0 E: 0 K: 0 S: 7	H: 0 LOB: 0 BB: 0 P: 13	R: 2 E: 0 K: 0 S: 12	H: 2 LOB: 2 BB: 0 P: 19	R: 0 E: 0 K: 0 S: 13	H: 1 LOB: 2 BB: 0 P: 17	1B: 6 2B: 1 3B: 0 HR: 2	SF: 0 SAC: 1 DP: 1 HBP: 0	WP: 0 PB: 0 SB: 0 CS: 0	PA: 36					
<b>PITCHER</b>	IP	WLS	BF	H	R	ER	SO	BB	IBB	HBP	BLK	WP	HR	S	P	ERA	WHIP										
Ron Darling, R ERA: 3.77 (1, 1)	7.0	W	27	6	1	0	3	2	0	0	0	0	0	57	100	0.00	1.143										
Jeff Parrett, R ERA: 2.96 (8, 1)	0.1		3	2	2	2	0	0	0	0	0	0	2	9	14	54.00	6.000										
Rick Honeycutt, L ERA: 2.76 (8, 1)	0.1		1	0	0	0	0	0	0	0	0	0	0	2	3	0.00	0.000										
Dennis Eckerley, R ERA: 1.55 (8, 1)	1.1	S	5	1	0	0	0	0	0	0	0	0	0	14	19	0.00	0.750										

Oakland Athletics @ Texas Rangers  
Arlington Stadium, Arlington, TX  
Wed Aug 05 1992, 8:05 PM EDT  
Att: 27,606 - Sunny - 95 F

AB	33
R	3
H	9
RBI	3
BB	2
SO	3
LOB	10





Batter	1	2	3	4	5	6	7	8	9	AB	R	H	RBI	BB	SO	LOB	TOP					
Jerry Browne, S (1, 5) OBP: 0.353, SLG: 0.332										5	0	2	2	0	2	1	<b>Oakland Athletics @ Texas Rangers</b> Arlington Stadium, Arlington, TX Thu Aug 06 1992, 8:05 PM EDT Att: 36,712 - Sunny - 96 F					
Carney Lansford, R (1, 3) OBP: 0.324, SLG: 0.368										4	0	1	0	0	1	1						
Mark McGwire, R (7, 3) OBP: 0.396, SLG: 0.596										1	0	0	0	0	1	0						
Jose Canseco, R (1, 9) OBP: 0.332, SLG: 0.459										3	0	0	0	0	3	2						
Mike Bordick, R (6, 4) OBP: 0.360, SLG: 0.378										1	0	0	0	0	1	0						
Harold Baines, L (1, 10) OBP: 0.332, SLG: 0.366										4	0	2	0	0	0	0						
Randy Ready, R (1, 4) OBP: 0.368, SLG: 0.368										3	0	0	0	1	1	2						
Rickey Henderson, R (9, 7) OBP: 0.409, SLG: 0.436										0	0	0	0	0	0	0						
Willie Wilson, S (1, 8) OBP: 0.336, SLG: 0.336										3	1	1	0	0	1	1						
Jamie Quirk, L (1, 2) OBP: 0.289, SLG: 0.273										3	0	0	0	1	0	2						
Walt Weiss, S (1, 6) OBP: 0.325, SLG: 0.257										2	1	0	0	2	0	3						
Eric Fox, S (1, 7) OBP: 0.280, SLG: 0.429										4	0	0	0	0	3	3						
<b>Inning Stats</b>	R: 0 H: 0 E: 0 K: 3 S: 12	H: 0 R: 0 ER: 0 LOB: 0 BB: 15	R: 0 H: 0 E: 0 K: 1 S: 6	H: 0 R: 0 ER: 0 LOB: 1 BB: 10	R: 0 H: 2 E: 0 K: 2 S: 11	H: 2 R: 0 ER: 0 LOB: 0 BB: 0 P: 19	R: 0 H: 0 E: 0 K: 1 S: 7	H: 0 R: 0 ER: 0 LOB: 0 BB: 0 P: 9	R: 0 H: 0 E: 0 K: 2 S: 11	H: 1 R: 0 ER: 0 LOB: 1 BB: 0 P: 16	R: 2 H: 2 E: 0 K: 1 S: 14	H: 2 R: 0 ER: 0 LOB: 1 BB: 1 P: 27	R: 0 H: 1 E: 0 K: 1 S: 14	H: 1 R: 0 ER: 0 LOB: 3 BB: 1 P: 22	R: 0 H: 0 E: 0 K: 1 S: 7	H: 0 R: 0 ER: 0 LOB: 0 BB: 0 P: 13	1B: 2 2B: 3 3B: 1 HR: 0	SF: 0 SAC: 0 DP: 0 HBP: 1	WP: 1 PB: 0 SB: 0 CS: 0	PA: 38		
<b>PITCHER</b>	IP WLS BF H R ER SO BB IBB HBP BLK WP HR S P ERA WHIP																					
Nolan Ryan, R (1, 1) ERA: 3.43	7.2 L 33 6 2 2 12 3 0 1 0 0 0 80 127 2.35 1.174																					
Ed Nunez, R (8, 1) ERA: 3.65	0.1 2 0 0 0 0 1 0 0 0 1 0 6 10 0.00 3.000																					
Jeff Russell, R (9, 1) ERA: 1.78	1.0 3 0 0 0 1 0 0 0 0 0 0 7 13 0.00 0.000																					
<b>Batter</b>	<b>1</b>	<b>2</b>	<b>3</b>	<b>4</b>	<b>5</b>	<b>6</b>	<b>7</b>	<b>8</b>	<b>9</b>	<b>AB</b>	<b>R</b>	<b>H</b>	<b>RBI</b>	<b>BB</b>	<b>SO</b>	<b>LOB</b>	<b>BOTTOM</b>					
Brian Downing, R (1, 10) OBP: 0.405, SLG: 0.433										5	0	3	0	0	0	3	<b>Oakland Athletics @ Texas Rangers</b> Arlington Stadium, Arlington, TX Thu Aug 06 1992, 8:05 PM EDT Att: 36,712 - Sunny - 96 F					
Rafael Palmeiro, L (1, 3) OBP: 0.345, SLG: 0.410										4	0	0	0	1	1	2						
Ruben Sierra, S (1, 9) OBP: 0.322, SLG: 0.452										4	0	2	0	0	0	0						
Kevin Reimer, L (1, 7) OBP: 0.354, SLG: 0.470										3	0	0	0	1	0	5						
Dean Palmer, R (1, 5) OBP: 0.329, SLG: 0.432										4	0	2	0	0	1	4						
Monty Farris, R (1, 8) OBP: 0.351, SLG: 0.317										4	0	1	0	0	0	4						
Ivan Rodriguez, R (1, 2) OBP: 0.307, SLG: 0.394										4	0	1	0	0	0	2						
Jeff Huson, L (1, 6) OBP: 0.351, SLG: 0.377										3	0	0	0	0	0	2						
Dickie Thon, R (9, PH) OBP: 0.293, SLG: 0.368										1	0	0	0	0	0	0						
Jeff Frye, R (1, 4) OBP: 0.325, SLG: 0.392										2	0	1	0	1	0	0						
Juan Gonzalez, R (9, PH) OBP: 0.287, SLG: 0.484										1	0	0	0	0	1	0						
<b>Inning Stats</b>	R: 0 H: 2 E: 0 K: 0 S: 12	H: 1 R: 0 ER: 0 LOB: 0 BB: 1 P: 26	R: 0 H: 1 E: 0 K: 0 S: 11	H: 1 R: 0 ER: 0 LOB: 1 BB: 0 P: 18	R: 0 H: 0 E: 0 K: 1 S: 11	H: 0 R: 0 ER: 0 LOB: 1 BB: 1 P: 18	R: 0 H: 1 E: 1 K: 0 S: 13	H: 1 R: 0 ER: 1 LOB: 2 BB: 1 P: 24	R: 0 H: 0 E: 0 K: 0 S: 7	H: 0 R: 0 ER: 0 LOB: 0 BB: 0 P: 13	R: 0 H: 1 E: 0 K: 0 S: 12	H: 1 R: 0 ER: 0 LOB: 1 BB: 0 P: 20	R: 0 H: 2 E: 0 K: 1 S: 17	H: 2 R: 0 ER: 0 LOB: 2 BB: 0 P: 27	R: 0 H: 2 E: 0 K: 0 S: 7	H: 2 R: 0 ER: 0 LOB: 0 BB: 0 P: 10	R: 0 H: 1 E: 0 K: 1 S: 8	H: 1 R: 0 ER: 0 LOB: 1 BB: 0 P: 10	1B: 9 2B: 1 3B: 0 HR: 0	SF: 0 SAC: 0 DP: 1 HBP: 0	WP: 0 PB: 0 SB: 2 CS: 0	PA: 38
<b>PITCHER</b>	IP WLS BF H R ER SO BB IBB HBP BLK WP HR S P ERA WHIP																					
Kelly Downs, R (1, 1) ERA: 3.73	6.1 W 27 5 0 0 1 3 0 0 0 0 0 71 127 0.00 1.263																					
Jim Corsi, R (7, 1) ERA: 2.35	1.2 7 4 0 0 1 0 0 0 0 0 0 19 29 0.00 2.400																					
Rick Honeycutt, L (9, 1) ERA: 2.7	1.0 S 4 1 0 0 1 0 0 0 0 0 0 8 10 0.00 1.000																					

AB	33
R	2
H	6
RBI	2
BB	4
SO	13
LOB	15



AB	35
R	0
H	10
RBI	0
BB	3
SO	3
LOB	22










Batter	1	2	3	4	5	6	7	8	9	AB	R	H	RBI	BB	SO	LOB	TOP										
<b>Brian Downing, R</b> (1, 10) OBP: 0.406, SLG: 0.426 <b>Geno Petralli, L</b> (8, FH) OBP: 0.281, SLG: 0.297	4-0 BB 2B BB	0-1 1B		4-0 SH F9-2 BB		2-1 FC5-4 G4-3 1B 1-2		2-3 K		2 2 1 0 2 0 1 1 0 0 0 0 1 1																	
<b>Jeff Huson, L</b> (1, 6) OBP: 0.351, SLG: 0.382	4-1 2B 1B BB	2-3 K		0-1 SH F9-2 1-3 2-H		2-0 G4-3		1-2 G3		3 1 0 0 1 1 3																	
<b>Rafael Palmeiro, L</b> (1, 3) OBP: 0.350, SLG: 0.419	3-2 P2		1-1 E 1B 1B	4-2 BB		3-2 1B		4-2 BB		3 1 2 1 2 0 2																	
<b>Ruben Sierra, S</b> (1, 9) OBP: 0.319, SLG: 0.454	0-1 1B 2B		2-2 L9	0-2 F9-2		3-H 2-2 L8		2-0 F9		5 1 1 1 0 0 7																	
<b>Juan Gonzalez, R</b> (1, 8) OBP: 0.289, SLG: 0.489	3-3 K		1-1 P4	3-3 K			4-1 BB		1-0 HR	4 1 1 1 1 2 5																	
<b>Kevin Reimer, L</b> (1, 7) OBP: 0.358, SLG: 0.474 <b>Monty Fariss, R</b> (8, 7) OBP: 0.363, SLG: 0.377	0-1 1B		1-0 E5 1-3		1-2 CS 1B		1-1 F8		1-0 G6-4-3 1B	4 0 3 2 0 0 1 1 0 1 0 0 0 0																	
<b>Dean Palmer, R</b> (1, 5) OBP: 0.324, SLG: 0.426	2-H 3-H P2		1-0 E5		1-0 F7		1-0 P4		1-1 G6-4-3 1-2	5 0 0 0 0 0 5																	
<b>Ivan Rodriguez, R</b> (1, 2) OBP: 0.307, SLG: 0.391			2-1 F7		1-0 G6-3		1-3 K		0-0 FC6-4 1B	5 0 1 0 0 1 4																	
<b>Jeff Frye, R</b> (1, 4) OBP: 0.341, SLG: 0.392 <b>Al Newman, S</b> (4, PR) OBP: 0.315, SLG: 0.253	2-1 G5-3		4-2 SH HBP		0-0 FC5-4 1B		4-1 G3 WP BB		2-2 FC6-4 1-2	1 0 0 0 0 0 0 2 1 1 0 1 0 1																	
<b>Inning Stats</b>	R: 3 E: 0 K: 1 S: 14	H: 2 LOB: 1 BB: 2 P: 28	R: 0 E: 0 K: 1 S: 9	H: 1 LOB: 1 BB: 0 P: 15	R: 1 E: 2 K: 0 S: 14	H: 2 LOB: 2 BB: 0 P: 21	R: 1 E: 1 K: 1 S: 12	H: 0 LOB: 2 BB: 2 P: 27	R: 0 E: 0 K: 0 S: 5	H: 1 LOB: 0 BB: 0 P: 8	R: 1 E: 1 K: 0 S: 11	H: 2 LOB: 1 BB: 0 P: 20	R: 0 E: 0 K: 1 S: 7	H: 0 LOB: 1 BB: 1 P: 14	R: 0 E: 0 K: 1 S: 10	H: 0 LOB: 1 BB: 2 P: 23	R: 1 E: 0 K: 0 S: 8	H: 3 LOB: 1 BB: 0 P: 13	1B: 9 2B: 2 3B: 0 HR: 1	SF: 0 SAC: 1 DP: 2 HBP: 1	WP: 1 PB: 0 SB: 0 CS: 1	PA: 45					
<b>PITCHER</b>	IP	WLS	BF	H	R	ER	SO	BB	IBB	HBP	BLK	WP	HR	S	P	ERA	WHIP										
<b>Kerry Woodson, R</b> (1, 1) ERA: 4.35	3.0	L	19	5	5	3	2	3	0	1	0	0	0	39	74	9.00	2.667										
<b>Shawn Barton, L</b> (4, 1) ERA:	3.0		12	3	1	0	1	1	0	0	0	0	0	26	45	0.00	1.333										
<b>Calvin Jones, R</b> (7, 1) ERA: 6.11	2.0		9	0	0	0	2	3	0	0	0	1	0	17	37	0.00	1.500										
<b>Dennis Powell, L</b> (9, 1) ERA: 5.65	1.0		5	3	1	1	0	0	0	0	0	0	1	8	13	9.00	3.000										

Texas Rangers @ Seattle Mariners  
The Kingdome, Seattle, WA  
Sat Aug 08 1992, 10:05 PM EDT  
Att: 20,393 - Dome - 70 F


AB 36  
R 7  
H 11  
RBI 5  
BB 7  
SO 5  
LOB 30



Batter	1	2	3	4	5	6	7	8	9	AB	R	H	RBI	BB	SO	LOB	BOTTOM										
<b>Omar Vizquel, S</b> (1, 6) OBP: 0.358, SLG: 0.376	2-1 G3		3-2 F8		3-2 1B			1-1 FC3-6 1B		4 0 2 0 0 0 1																	
<b>Henry Cotto, R</b> (1, 7) OBP: 0.293, SLG: 0.363 <b>Greg Briley, L</b> (8, FH) OBP: 0.259, SLG: 0.359 <b>Mike Blowers, R</b> (9, 5) OBP: 0.300, SLG: 0.222	0-3 K		3-2 G6-3		0-0 F8		2-1 FC3-6 HR		2-1 HR	3 0 0 0 0 1 3 1 1 0 0 0 0 1 0 0 0 0 0 0 0																	
<b>Ken Griffey Jr., L</b> (1, 8) OBP: 0.354, SLG: 0.546	1-1 2B		3-1 G3-1		3-1 G4-3		0-0 HR		0-0 G6-3	4 1 2 2 0 0 1																	
<b>Edgar Martinez, R</b> (1, 10) OBP: 0.400, SLG: 0.544	3-1 G4-3			2-3 K		3-3 K		0-0 G6-3		4 0 0 0 0 2 1																	
<b>Pete O'Brien, L</b> (1, 3) OBP: 0.276, SLG: 0.380			0-0 F8		2-2 G4-3		1-0 1B		1-1 L9	4 0 1 0 0 0 0																	
<b>Jay Buhner, R</b> (1, 9) OBP: 0.311, SLG: 0.393			1-0 F8		2-2 F8		1-3 K		1-2 F9	4 0 0 0 0 1 1																	
<b>Shane Turner, L</b> (1, 5) OBP: 0.375, SLG: 0.442			0-2 P5		2-3 K		0-0 F9		2-1 1B	4 0 1 0 0 1 0																	
<b>Dave Valle, R</b> (1, 2) OBP: 0.290, SLG: 0.360 <b>Tino Martinez, L</b> (9, PH) OBP: 0.296, SLG: 0.379 <b>Lance Parrish, R</b> (9, PH) OBP: 0.309, SLG: 0.473			0-1 E8 2B		2-2 P6		1-3 K		2-3 K	3 1 0 0 0 1 0 0 0 0 0 0 0 0 1 0 0 0 0 1 1																	
<b>Harold Reynolds, S</b> (1, 4) OBP: 0.317, SLG: 0.329			0-0 2B		1-1 1B		2-0 P6		1-1 P4	4 0 2 1 0 0 1																	
<b>Inning Stats</b>	R: 0 E: 0 K: 1 S: 9	H: 1 LOB: 0 BB: 0 P: 15	R: 0 E: 0 K: 0 S: 5	H: 0 LOB: 0 BB: 0 P: 6	R: 1 E: 1 K: 0 S: 15	H: 1 LOB: 1 BB: 0 P: 24	R: 0 E: 0 K: 1 S: 9	H: 0 LOB: 0 BB: 0 P: 15	R: 0 E: 0 K: 2 S: 9	H: 2 LOB: 2 BB: 0 P: 23	R: 0 E: 0 K: 1 S: 5	H: 0 LOB: 0 BB: 0 P: 8	R: 0 E: 0 K: 0 S: 8	H: 0 LOB: 0 BB: 0 P: 12	R: 0 E: 0 K: 1 S: 10	H: 1 LOB: 1 BB: 0 P: 16	1B: 5 2B: 2 3B: 0 HR: 1	SF: 0 SAC: 0 DP: 0 HBP: 0	WP: 0 PB: 0 SB: 0 CS: 0	PA: 36							
<b>PITCHER</b>	IP	WLS	BF	H	R	ER	SO	BB	IBB	HBP	BLK	WP	HR	S	P	ERA	WHIP										
<b>Jose Guzman, R</b> (1, 1) ERA: 3.9	7.0	W	27	5	1	0	6	0	0	0	0	0	0	67	108	0.00	0.714										
<b>Matt Whiteside, R</b> (8, 1) ERA: 7.71	1.1		7	3	2	2	0	0	0	0	0	0	1	13	20	13.50	2.250										
<b>Kenny Rogers, L</b> (9, 1) ERA: 3.05	0.2		2	0	0	0	1	0	0	0	0	0	0	5	8	0.00	0.000										

Texas Rangers @ Seattle Mariners  
The Kingdome, Seattle, WA  
Sat Aug 08 1992, 10:05 PM EDT  
Att: 20,393 - Dome - 70 F

AB 36  
R 3  
H 8  
RBI 3  
BB 0  
SO 7  
LOB 10





Batter	1	2	3	4	5	6	7	8	9	10	11	12	13	14	AB	R	H	RBI	BB	SO	LOB	TOP		
Jeff Hueson, L OBP: 0.349, SLG: 0.377 (1, 6)															6	1	1	0	1	1	4			
Geno Petralli, L OBP: 0.285, SLG: 0.291 Ivan Rodriguez, R OBP: 0.306, SLG: 0.389 (11, 2)															3	1	0	0	2	0	4			
Rafael Palmeiro, L OBP: 0.347, SLG: 0.414 (1, 3)														7	0	1	0	0	1	4				
Ruben Sierra, S OBP: 0.319, SLG: 0.457 (1, 9)														6	1	1	1	1	1	4				
Juan Gonzalez, R OBP: 0.290, SLG: 0.489 (1, 8)															6	0	2	2	0	3	0			
Kevin Reimer, L OBP: 0.357, SLG: 0.478 (1, 10)															5	1	1	1	1	1	2			
Dean Palmer, R OBP: 0.327, SLG: 0.428 (1, 5)															5	1	2	0	1	1	2			
Monty Fariss, R OBP: 0.349, SLG: 0.373 (1, 7)															6	0	1	0	0	2	3			
Al Newman, S OBP: 0.320, SLG: 0.256 Brian Downing, R OBP: 0.405, SLG: 0.424 Jeff Frye, R OBP: 0.333, SLG: 0.383 (8, 4)															2	0	1	0	1	0	0			
<b>Inning Stats</b>	R: 0 E: 0 K: 0 S: 6	H: 0 LOB: 0 BB: 1 P: 12	R: 1 E: 0 K: 1 S: 12	H: 2 LOB: 1 BB: 1 P: 23	R: 0 E: 0 K: 0 S: 13	H: 0 LOB: 2 BB: 2 P: 27	R: 0 E: 0 K: 1 S: 15	H: 1 LOB: 1 BB: 0 P: 20	R: 2 E: 0 K: 3 S: 11	H: 3 LOB: 1 BB: 0 P: 17	R: 0 E: 0 K: 1 S: 7	H: 0 LOB: 0 BB: 0 P: 8	R: 0 E: 0 K: 0 S: 6	H: 0 LOB: 0 BB: 0 P: 14	R: 0 E: 0 K: 2 S: 8	H: 0 LOB: 0 BB: 0 P: 11	R: 0 E: 0 K: 1 S: 11	H: 0 LOB: 0 BB: 0 P: 17	R: 0 E: 0 K: 0 S: 12	H: 1 LOB: 2 BB: 1 P: 21	1B: 5 2B: 4 3B: 0 HR: 2	SF: 0 SAC: 0 DP: 2 HBP: 0	WP: 0 PB: 0 SB: 1 CS: 1	PA: 58

Batter	1	2	3	4	5	6	7	8	9	10	11	12	13	14	AB	R	H	RBI	BB	SO	LOB	BOTTOM						
Henry Colto, R OBP: 0.292, SLG: 0.360 Shane Turner, L OBP: 0.373, SLG: 0.422 (8, PH)															4	1	1	0	0	1	2							
Edgar Martinez, R OBP: 0.398, SLG: 0.542 (1, 10)															7	2	2	1	0	1	1							
Ken Griffey Jr., L OBP: 0.358, SLG: 0.544 (1, 8)															5	1	2	1	2	1	0							
Lance Parrish, R OBP: 0.308, SLG: 0.484 (1, 2)															7	1	2	2	0	2	6							
Jay Buhner, R OBP: 0.315, SLG: 0.391 (1, 9)															4	0	1	0	3	1	1							
Tino Martinez, L OBP: 0.296, SLG: 0.382 (1, 3)															6	0	2	2	0	1	3							
Mike Blowers, R OBP: 0.292, SLG: 0.190 Pete O'Brien, L OBP: 0.275, SLG: 0.379 Jeff Schaefer, R OBP: 0.145, SLG: 0.213 John Moses, S (12, PH)															3	0	0	0	1	3	4							
Omar Vizquel, S OBP: 0.395, SLG: 0.372 (1, 6)															6	0	1	0	0	1	1							
Harold Reynolds, S OBP: 0.317, SLG: 0.327 (1, 4)															5	1	1	0	0	0	0							
<b>Inning Stats</b>	R: 0 E: 0 K: 1 S: 8	H: 0 LOB: 0 BB: 0 P: 13	R: 1 E: 0 K: 1 S: 10	H: 1 LOB: 1 BB: 1 P: 19	R: 3 E: 0 K: 2 S: 17	H: 4 LOB: 2 BB: 1 P: 29	R: 0 E: 0 K: 0 S: 6	H: 0 LOB: 0 BB: 0 P: 8	R: 0 E: 0 K: 3 S: 11	H: 0 LOB: 1 BB: 1 P: 15	R: 0 E: 0 K: 2 S: 14	H: 2 LOB: 2 BB: 1 P: 28	R: 0 E: 0 K: 1 S: 10	H: 0 LOB: 0 BB: 0 P: 20	R: 0 E: 0 K: 0 S: 5	H: 0 LOB: 0 BB: 0 P: 7	R: 0 E: 0 K: 1 S: 5	H: 0 LOB: 1 BB: 0 P: 8	R: 0 E: 0 K: 0 S: 8	H: 1 LOB: 1 BB: 0 P: 13	R: 0 E: 0 K: 1 S: 11	H: 0 LOB: 0 BB: 0 P: 16	R: 1 E: 1 K: 0 S: 7	H: 1 LOB: 3 BB: 2 P: 16	1B: 9 2B: 2 3B: 0 HR: 1	SF: 1 SAC: 0 DP: 1 HBP: 1	WP: 2 PB: 1 SB: 0 CS: 0	PA: 60

Batter	1	2	3	4	5	6	7	8	9	10	11	12	13	14	AB	R	H	RBI	BB	SO	LOB	BOTTOM
Brian Bohannon, L ERA: 7.16 (6, 1)	5.2	WLS: 27	H: 8	R: 4	ER: 4	SO: 6	BB: 2	IBB: 0	HBP: 0	BLK: 0	WP: 0	HR: 1	S: 56	P: 91	6	35	6	35	1	765		
Ed Nunez, R ERA: 3.74 (6, 1)	0.2	5	2	1	1	2	1	0	0	0	1	0	11	21	13.50	4.500						
Kenny Rogers, L ERA: 3.02 (7, 1)	0.2	2	0	0	0	1	0	0	0	0	0	0	6	10	0.000	0.000						
Todd Burns, R ERA: 3.81 (8, 1)	5.0	18	1	0	0	2	2	0	0	0	0	0	36	63	0.000	0.600						
Matt Whiteside, R ERA: 4.91 (13, 1)	1.1	L: 8	1	1	0	1	1	1	0	0	1	0	18	32	0.000	1.500						
<b>PITCHER</b>	IP	WLS	BF	H	R	ER	SO	BB	IBB	HBP	BLK	WP	HR	S	P	ERA	WHIP					

Texas Rangers @ Seattle Mariners  
The Kingdome, Seattle, WA  
Sun Aug 09 1992, 6:33 AM EDT  
Att. 16,037 - Dome - 70 F

AB 50  
R 5  
H 10  
RBI 5  
BB 8  
SO 11  
LOB 24

Texas Rangers @ Seattle Mariners  
The Kingdome, Seattle, WA  
Sun Aug 09 1992, 6:33 AM EDT  
Att. 16,037 - Dome - 70 F

AB 51  
R 6  
H 12  
RBI 6  
BB 7  
SO 12  
LOB 19



Batter	1	2	3	4	5	6	7	8	9	AB	R	H	RBI	BB	SO	LOB	TOP					
<b>Brian Downing, R</b> OBP: 0.403, SLG: 0.425	G6-3		SAFE 0-2 2B		G6-4-3			G6-3		4	0	1	0	0	0	1	<b>Texas Rangers @ Minnesota Twins</b> Hubert H. Humphrey Metrodome, Minneapolis, MN Mon Aug 10 1992, 8:05 PM EDT Att: 35,615 - Dome - 70 F <a href="http://livebaseballscorecards.com">livebaseballscorecards.com</a>					
<b>Jeff Huson, L</b> OBP: 0.344, SLG: 0.372	P6		3-3 K			P6		G6-3		4	0	0	0	0	1	2						
<b>Rafael Palmeiro, L</b> OBP: 0.349, SLG: 0.423	K		2-2 SF8			HR		0-1 1B		3	1	2	2	0	1	0						
<b>Ruben Sierra, S</b> OBP: 0.320, SLG: 0.460		2-2 CS 1B	3-H 1-0 G3			2-0 2B		0-0 G3		4	0	2	0	0	0	2						
<b>Juan Gonzalez, R</b> OBP: 0.289, SLG: 0.486		4-2 HR BB		1-1 G5-3		2-2 G6-3			3-2 G1-3	3	1	0	0	1	0	1						
<b>Kevin Reimer, L</b> OBP: 0.354, SLG: 0.473	P3		3-2 L3		0-0 L3		2-3 K		2-3 K	4	0	0	0	0	2	2						
<b>Dean Palmer, R</b> OBP: 0.328, SLG: 0.444	SAFE 1-0 HR		2-1 P2			2-2 F9			0-1 HR	4	2	2	3	0	0	0						
<b>Ivan Rodriguez, R</b> OBP: 0.311, SLG: 0.391	G4-3				0-1 G6-4-3 1B		2-2 G6-4-3 1B		0-1 F9	4	0	2	0	0	0	0						
<b>Jeff Frye, R</b> OBP: 0.323, SLG: 0.369			0-1 2B SF8 E9		2-2 F7		1-1 G6-4-3			3	1	0	0	0	0	2						
<b>Inning Stats</b>	R: 0 E: 0 K: 1 S: 7	H: 0 LOB: 0 BB: 0 P: 10	R: 2 E: 0 K: 0 S: 10	H: 2 LOB: 0 BB: 1 P: 21	R: 1 E: 1 K: 1 S: 12	H: 1 LOB: 1 BB: 0 P: 18	R: 0 E: 0 K: 0 S: 5	H: 0 LOB: 0 BB: 0 P: 8	R: 0 E: 0 K: 0 S: 10	H: 1 LOB: 0 BB: 0 P: 13	R: 1 E: 0 K: 1 S: 16	H: 2 LOB: 1 BB: 0 P: 23	R: 0 E: 0 K: 0 S: 8	H: 1 LOB: 0 BB: 0 P: 13	R: 0 E: 0 K: 0 S: 9	H: 1 LOB: 1 BB: 0 P: 12	R: 1 E: 0 K: 1 S: 11	H: 1 LOB: 0 BB: 0 P: 16	1B: 4 2B: 2 3B: 0 HR: 3	SF: 1 SAC: 0 DP: 2 HBP: 0	WP: 0 PB: 0 SB: 0 CS: 1	PA: 35
<b>PITCHER</b>	IP	WLS	BF	H	R	ER	SO	BB	IBB	HBP	BLK	WP	HR	S	P	ERA	WHIP					
<b>Kevin Tapani, R</b> ERA: 4.1	(1, 1)	8.0	W	31	8	4	3	3	1	0	0	0	0	2	77	118	3.38	1.125				
<b>Rick Aguilera, R</b> ERA: 3.21	(9, 1)	1.0	S	4	1	1	1	1	0	0	0	0	0	1	11	16	9.00	1.000				

Batter	1	2	3	4	5	6	7	8	9	AB	R	H	RBI	BB	SO	LOB	BOTTOM					
<b>Shane Mack, R</b> OBP: 0.400, SLG: 0.488	K	L8		1B FC4-6 1B		E4 CS		4-2 S HBP		4	1	1	0	0	1	2	<b>Texas Rangers @ Minnesota Twins</b> Hubert H. Humphrey Metrodome, Minneapolis, MN Mon Aug 10 1992, 8:05 PM EDT Att: 35,615 - Dome - 70 F <a href="http://livebaseballscorecards.com">livebaseballscorecards.com</a>					
<b>Chuck Knoblauch, R</b> OBP: 0.377, SLG: 0.367	G6-3	K		FC4-6 1B		P4		SAFE 0-1 F9		5	0	1	1	0	1	4						
<b>Kirby Puckett, R</b> OBP: 0.367, SLG: 0.508	WP 1B			FC4-6 G3 S 2B		SAFE 1-1 HR		3-3 K		5	3	3	2	0	1	2						
<b>Kent Hrbek, L</b> OBP: 0.376, SLG: 0.424	FC6-4 BB		K	G3		E9		1-0 F8		4	0	0	0	1	1	3						
<b>Chili Davis, S</b> OBP: 0.370, SLG: 0.401	FC6-4		1B BLK BB	2B		F8				3	1	1	1	1	0	3						
<b>Brian Harper, R</b> OBP: 0.344, SLG: 0.424		1-1 1B PB 1B	0-2 BLK	F9		F7				4	1	2	1	0	0	1						
<b>Gene Larkin, S</b> OBP: 0.323, SLG: 0.373	F8		3-3 K		0-1 G5-3		2-0 1B			4	0	1	0	0	1	2						
<b>Mike Pagliarulo, L</b> OBP: 0.200, SLG: 0.203	PB 1B		3-3 K		0-0 F7		2-3 K			4	0	1	0	0	2	2						
<b>Greg Gagne, R</b> OBP: 0.294, SLG: 0.355		4-0 BB		1-0 1B 1B		F7		SAFE 3-3 K		3	1	1	0	1	1	1						
<b>Inning Stats</b>	R: 0 E: 0 K: 1 S: 13	H: 1 LOB: 2 BB: 1 P: 20	R: 1 E: 0 K: 1 S: 9	H: 2 LOB: 2 BB: 1 P: 15	R: 2 E: 0 K: 3 S: 13	H: 2 LOB: 1 BB: 1 P: 22	R: 3 E: 0 K: 0 S: 13	H: 4 LOB: 1 BB: 0 P: 22	R: 0 E: 0 K: 0 S: 8	H: 0 LOB: 0 BB: 0 P: 10	R: 1 E: 2 K: 0 S: 13	H: 1 LOB: 1 BB: 0 P: 15	R: 0 E: 0 K: 2 S: 9	H: 1 LOB: 1 BB: 0 P: 16	R: 0 E: 0 K: 1 S: 9	H: 0 LOB: 1 BB: 0 P: 17	1B: 8 2B: 2 3B: 0 HR: 1	SF: 0 SAC: 0 DP: 0 HBP: 1	WP: 1 PB: 1 SB: 2 CS: 1	PA: 40		
<b>PITCHER</b>	IP	WLS	BF	H	R	ER	SO	BB	IBB	HBP	BLK	WP	HR	S	P	ERA	WHIP					
<b>Bobby Witt, R</b> ERA: 4.1	(1, 1)	7.0	L	36	11	7	6	7	3	0	0	0	0	1	78	120	7.71	2.000				
<b>Floyd Bannister, L</b> ERA: 6.32	(8, 1)	1.0		4	0	0	0	1	0	0	0	0	0	9	17	0.00	0.000					



Batter	1	2	3	4	5	6	7	8	9	AB	R	H	RBI	BB	SO	LOB	TOP					
Brian Downing, R (1, 10) David Hulse, L (8, FR)	P2		F9					FC6-4 BB		2	0	0	0	1	0	0	<b>Texas Rangers @ Minnesota Twins</b> Hubert H. Humphrey Metrodome, Minneapolis, MN Tue Aug 11 1992, 8:05 PM EDT Att: 45,957 - Dome - 70 F <a href="http://livebaseballscorecards.com">livebaseballscorecards.com</a>					
Rafael Palmeiro, L (1, 3)	G4-3		G6-4-3 BB					P8		3	0	0	0	1	1	3						
Juan Gonzalez, R (1, 8)	G5-3		G6-4-3					FC6-4		4	0	0	0	0	0	2						
Ruben Sierra, S (1, 9)		SH5-4 E 1B		G5-3				L9		4	1	1	0	0	0	0						
Dean Palmer, R (1, 5)		E6 1B SH5-4 G6-3		K				P3		4	1	0	0	0	2	1						
Monty Fariss, R (1, 7)		SH5-4		F8				E6 CS		3	0	1	0	0	0	0						
Ivan Rodriguez, R (1, 2)		G6-3 1B						F8		4	0	2	1	0	0	2						
Mario Diaz, R (1, 6)		G6-3						L4		2	0	0	1	0	0	1						
Jeff Huson, L (7, 6)		G6-3						K		0	0	0	0	0	0	0						
Jeff Frye, R (1, 4)		F9								3	0	0	0	0	1	2						
<b>Inning Stats</b>	R: 0 E: 0 K: 0 S: 5	H: 0 LOB: 0 BB: 0 P: 9	R: 2 E: 1 K: 0 S: 10	H: 2 LOB: 1 BB: 0 P: 14	R: 0 E: 0 K: 1 S: 10	H: 0 LOB: 0 BB: 1 P: 18	R: 0 E: 0 K: 1 S: 6	H: 0 LOB: 0 BB: 0 P: 8	R: 0 E: 0 K: 1 S: 11	H: 1 LOB: 2 BB: 0 P: 16	R: 0 E: 0 K: 1 S: 8	H: 0 LOB: 0 BB: 0 P: 13	R: 0 E: 1 K: 0 S: 8	H: 0 LOB: 0 BB: 0 P: 12	R: 0 E: 0 K: 1 S: 12	H: 0 LOB: 1 BB: 1 P: 20	R: 0 E: 0 K: 0 S: 8	H: 1 LOB: 1 BB: 0 P: 11	1B: 4 2B: 0 3B: 0 HR: 0	SF: 0 SAC: 2 DP: 1 HBP: 1	WP: 0 PB: 0 CS: 1	PA: 34
<b>PITCHER</b> John Smiley, L (1, 1) ERA: 3.32	IP: 9.0 WLS: W BF: 34	H: 4 R: 2 ER: 0 SO: 4	BB: 2 IBB: 0 HBP: 1 BLK: 0	WP: 0 HR: 0 S: 78 P: 121	ERA: 0.00 WHIP: 0.667	<b>PITCHER</b>										IP: 9.0 WLS: W BF: 34	H: 4 R: 2 ER: 0 SO: 4	BB: 2 IBB: 0 HBP: 1 BLK: 0	WP: 0 HR: 0 S: 78 P: 121	ERA: 0.00 WHIP: 0.667		

Batter	1	2	3	4	5	6	7	8	9	AB	R	H	RBI	BB	SO	LOB	BOTTOM					
Shane Mack, R (1, 7)	K		F9		G6-3		G6-3		1B WP 1B	5	0	1	0	0	1	0	<b>Texas Rangers @ Minnesota Twins</b> Hubert H. Humphrey Metrodome, Minneapolis, MN Tue Aug 11 1992, 8:05 PM EDT Att: 45,957 - Dome - 70 F <a href="http://livebaseballscorecards.com">livebaseballscorecards.com</a>					
Chuck Knoblauch, R (1, 4)	P2		G5-3		S 1B		F8		1B 2-H	5	0	2	1	0	0	0						
Kirby Puckett, R (1, 8)	K		K		P3		G4-3			4	0	0	0	0	2	1						
Kent Hrbek, L (1, 3)		HR						K		3	2	1	1	1	2	0						
Chili Davis, S (1, 10)	F7		G4-3					L9		4	0	1	0	0	0	0						
Brian Harper, R (1, 2)	FC4-6 1B		BB 1B				SF9	G5-3		3	0	2	1	0	0	0						
Gene Larkin, S (1, 9)	FC4-6 BB						G3		FC1-6 1B	2	0	0	0	1	0	2						
Pedro Munoz, R (9, PH)	1-2 BB								FC1-6 1B	1	0	1	0	0	0	0						
Scott Leius, R (1, 5)	FC5-4 BB								FC1-6 WP 1B	2	1	0	0	2	1	3						
Greg Gagne, R (1, 6)	FC5-4								F8	4	0	0	0	0	2	5						
<b>Inning Stats</b>	R: 0 E: 0 K: 2 S: 8	H: 0 LOB: 0 BB: 0 P: 13	R: 1 E: 0 K: 0 S: 15	H: 2 LOB: 2 BB: 1 P: 26	R: 0 E: 0 K: 1 S: 6	H: 0 LOB: 0 BB: 0 P: 9	R: 0 E: 0 K: 2 S: 18	H: 1 LOB: 2 BB: 1 P: 32	R: 0 E: 0 K: 1 S: 12	H: 1 LOB: 1 BB: 0 P: 18	R: 1 E: 0 K: 1 S: 17	H: 1 LOB: 2 BB: 2 P: 29	R: 0 E: 0 K: 0 S: 7	H: 0 LOB: 0 BB: 0 P: 10	R: 0 E: 0 K: 1 S: 5	H: 0 LOB: 0 BB: 0 P: 8	R: 1 E: 0 K: 0 S: 11	H: 3 LOB: 2 BB: 0 P: 20	1B: 7 2B: 0 3B: 0 HR: 1	SF: 1 SAC: 0 DP: 0 HBP: 0	WP: 1 PB: 0 SB: 2 CS: 0	PA: 38
<b>PITCHER</b> Nolan Ryan, R (1, 1) ERA: 3.4 Ed Nunez, R (7, 1) ERA: 3.59 Kenny Rogers, L (9, 1) ERA: 3.14 Jeff Russell, R (9, 1) ERA: 1.92	IP: 6.0 WLS: 6 BF: 27	H: 5 R: 2 ER: 2 SO: 7	BB: 4 IBB: 0 HBP: 0 BLK: 0	WP: 0 HR: 1 S: 76 P: 127	ERA: 3.00 WHIP: 1.500	<b>PITCHER</b>										IP: 6.0 WLS: 6 BF: 27	H: 5 R: 2 ER: 2 SO: 7	BB: 4 IBB: 0 HBP: 0 BLK: 0	WP: 0 HR: 1 S: 76 P: 127	ERA: 3.00 WHIP: 1.500		



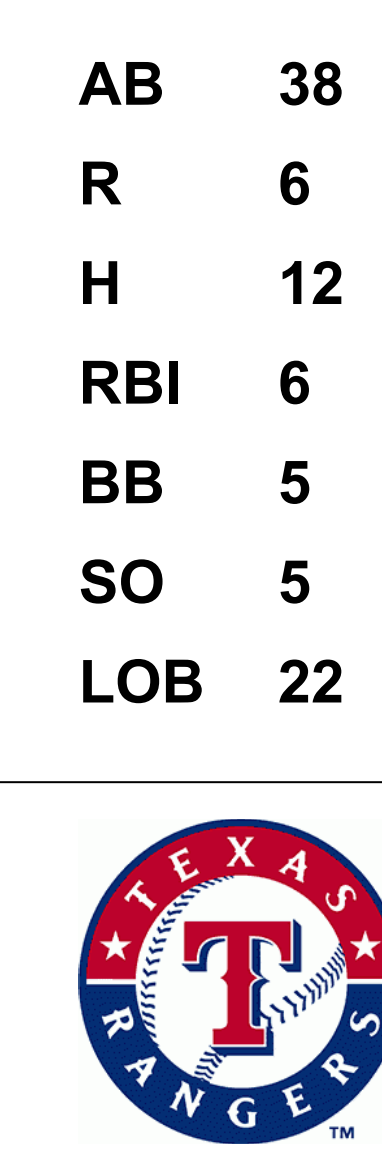
Batter	1	2	3	4	5	6	7	8	9	AB	R	H	RBI	BB	SO	LOB	TOP									
<b>Al Newman, S</b> (1, 5) OBP: 0.319, SLG: 0.251 <b>Juan Gonzalez, R</b> (9, PH) OBP: 0.289, SLG: 0.489 (9, 8)	4-1 BB		1-2 G5-3		3-2 G3		2-2 G3-1		1-1 HR	3	0	0	0	1	0	2	<b>Texas Rangers @ Minnesota Twins</b> Hubert H. Humphrey Metrodome, Minneapolis, MN Wed Aug 12 1992, 8:05 PM EDT Att: 33,247 - Dome - 70 F <a href="http://livebaseballscorecards.com">livebaseballscorecards.com</a>									
<b>Monty Fariss, R</b> (1, 7) OBP: 0.351, SLG: 0.386	1-2 F9		0-0 G5-3		3-2 F8		1-1 2B		0-1 BB, HBP 2-1 1B	5	0	2	0	0	0	3										
<b>Rafael Palmeiro, L</b> (1, 3) OBP: 0.346, SLG: 0.416	1-3 K		2-3 K		3-2 E6 BB		2-2 G6-3		1-0 BB 1-2 HBP	4	0	0	0	0	2	3										
<b>Ruben Sierra, S</b> (1, 9) OBP: 0.321, SLG: 0.455	2-3 K			1-1 G4-3	4-1 BB			3-3 K	4-2 BB 1-2 2-3 BB	3	0	0	0	2	2	1										
<b>Kevin Reimer, L</b> (1, 10) OBP: 0.353, SLG: 0.470 <b>Brian Downing, R</b> (9, PH) OBP: 0.403, SLG: 0.420		3-3 K		0-0 WP 2B 1B	1-1 G3-1			2-3 K	3-3 K	4	1	1	0	0	2	2										
<b>Ivan Rodriguez, R</b> (1, 2) OBP: 0.316, SLG: 0.395		4-2 BB		2-2 WP 1H 2B		1-2 G6-3		1-1 G5-3	2-2 2-1	3	0	1	1	1	0	0										
<b>Jeff Huson, L</b> (1, 6) OBP: 0.343, SLG: 0.370		0-0 F9		3-3 K		0-1 F7			1-0 HR 1B	4	1	1	0	0	1	2										
<b>Jeff Frye, R</b> (1, 4) OBP: 0.304, SLG: 0.344 <b>Geno Petrilli, L</b> (9, PH) OBP: 0.283, SLG: 0.289 <b>Mario Diaz, R</b> (9, 4)		0-1 P6		3-2 F8		3-2 G6-3			2-3 SAFE K	3	0	0	0	0	0	2										
<b>David Hulse, L</b> (1, 8) OBP: 0.667, SLG: 0.500 <b>Dean Palmer, R</b> (9, PH) OBP: 0.327, SLG: 0.439 (9, 5)			0-0 BLK 1B		4-1 G3 S E BB		0-3 K		4-2 HR BB	2	1	1	0	1	1	0										
<b>Inning Stats</b>	R: 0 E: 0 K: 2 S: 12	H: 0 LOB: 1 BB: 1 P: 20	R: 0 E: 0 K: 1 S: 11	H: 0 LOB: 1 BB: 1 P: 18	R: 0 E: 0 K: 1 S: 8	H: 1 LOB: 1 BB: 0 P: 11	R: 1 E: 0 K: 1 S: 16	H: 2 LOB: 1 BB: 0 P: 25	R: 1 E: 1 K: 0 S: 19	H: 0 LOB: 2 BB: 2 P: 36	R: 0 E: 0 K: 0 S: 9	H: 0 LOB: 0 BB: 0 P: 13	R: 0 E: 0 K: 1 S: 14	H: 1 LOB: 1 BB: 0 P: 19	R: 0 E: 0 K: 2 S: 8	H: 0 LOB: 0 BB: 0 P: 14		R: 3 E: 0 K: 2 S: 23	H: 3 LOB: 3 BB: 2 P: 41	1B: 4 2B: 2 3B: 0 HR: 1	SF: 0 SAC: 0 DP: 0 HBP: 1	WP: 2 PB: 0 SB: 2 CS: 0	PA: 41			
<b>PITCHER</b>	IP	WLS	BF	H	R	ER	SO	BB	IBB	HBP	BLK	WP	HR	S	P	ERA		WHIP								
<b>Willie Banks, R</b> (1, 1) ERA: 5.67	4.2		22	3	2	1	5	4	0	0	1	2	0	64	107	1.93		1.500								
<b>Tom Edens, R</b> (5, 1) ERA: 2.79	3.1	11	1	0	0	3	0	0	0	0	0	0	0	33	49	0.00	0.300									
<b>Rick Aguilera, R</b> (9, 1) ERA: 3.75	0.1	L	7	3	3	3	1	2	0	1	0	0	0	1	15	28	81.00	15.000								
<b>Mark Guthrie, L</b> (9, 1) ERA: 3.2	0.2		2	0	0	0	1	0	0	0	0	0	0	8	13	0.00	0.000									

Batter	1	2	3	4	5	6	7	8	9	AB	R	H	RBI	BB	SO	LOB	BOTTOM									
<b>Shane Mack, R</b> (1, 7) OBP: 0.402, SLG: 0.489	1-1 PB S 1B	2-1 CS 1B			2-3 K		2-1 BLK 1B		0-0 DI 1B	5	2	4	0	0	1	0	<b>Texas Rangers @ Minnesota Twins</b> Hubert H. Humphrey Metrodome, Minneapolis, MN Wed Aug 12 1992, 8:05 PM EDT Att: 33,247 - Dome - 70 F <a href="http://livebaseballscorecards.com">livebaseballscorecards.com</a>									
<b>Chuck Knoblauch, R</b> (1, 4) OBP: 0.377, SLG: 0.366	3-3 K	2-0 G6-3			0-1 1B		4-1 1B BB		2-2 F8	4	0	1	0	1	1	4										
<b>Kirby Puckett, R</b> (1, 8) OBP: 0.364, SLG: 0.502	1-3 K		2-3 K		1-1 1B		0-1 1B		2-3 K	5	0	2	1	0	3	2										
<b>Kent Hrbek, L</b> (1, 3) OBP: 0.378, SLG: 0.432	4-1 BB 1B		1-0 G4-6-3 1B		3-1 G6-3		2-2 G4-3			3	1	1	0	1	0	4										
<b>Chili Davis, S</b> (1, 10) OBP: 0.370, SLG: 0.399	4-0 1B		2-2 G4-6-3			3-2 G5-4-3 1B		1-1 G3-1		3	0	1	0	1	0	1										
<b>Brian Harper, R</b> (1, 2) OBP: 0.347, SLG: 0.427	1-0 1B			1-0 L5		0-2 G5-4-3		1-0 1B		4	0	2	2	0	0	1										
<b>Gene Larkin, S</b> (1, 9) OBP: 0.318, SLG: 0.364	1-1 G1-3			2-2 G3-1		1-2 F8		1-0 F9		4	0	0	0	0	0	3										
<b>Mike Pagliarulo, L</b> (1, 5) OBP: 0.188, SLG: 0.191		1-2 G6-3			0-0 G5-3			2-0 F8	2-2 F9	4	0	0	0	0	0	1										
<b>Greg Gagne, R</b> (1, 6) OBP: 0.291, SLG: 0.351 <b>Randy Bush, L</b> (9, PH) OBP: 0.277, SLG: 0.325			0-0 CS 1B		1-3 K		0-2 F9		0-3 K	3	0	1	0	0	1	0										
<b>Inning Stats</b>	R: 2 E: 0 K: 2 S: 13	H: 2 LOB: 2 BB: 2 P: 28	R: 0 E: 0 K: 0 S: 7	H: 2 LOB: 1 BB: 0 P: 12	R: 0 E: 0 K: 1 S: 10	H: 1 LOB: 0 BB: 0 P: 15	R: 0 E: 0 K: 0 S: 6	H: 0 LOB: 0 BB: 0 P: 9	R: 0 E: 0 K: 2 S: 13	H: 2 LOB: 2 BB: 0 P: 20	R: 0 E: 0 K: 0 S: 9	H: 1 LOB: 0 BB: 0 P: 13	R: 1 E: 0 K: 0 S: 13	H: 2 LOB: 1 BB: 1 P: 23	R: 0 E: 0 K: 0 S: 9	H: 1 LOB: 1 BB: 0 P: 13		R: 0 E: 0 K: 2 S: 10	H: 1 LOB: 1 BB: 0 P: 14	1B: 12 2B: 0 3B: 0 HR: 0	SF: 0 SAC: 0 DP: 2 HBP: 0	WP: 0 PB: 1 SB: 1 CS: 2	PA: 39			
<b>PITCHER</b>	IP	WLS	BF	H	R	ER	SO	BB	IBB	HBP	BLK	WP	HR	S	P	ERA		WHIP								
<b>Kevin Brown, R</b> (1, 1) ERA: 3.39	8.0	W	35	11	3	3	5	3	0	0	1	0	0	80	133	3.38		1.750								
<b>Jeff Russell, R</b> (9, 1) ERA: 1.66	1.0	S	4	1	0	0	2	0	0	0	0	0	0	10	14	0.00	1.000									



Batter	1	2	3	4	5	6	7	8	9	AB	R	H	RBI	BB	SO	LOB	TOP								
<b>Al Newman, S</b> OBP: 0.321, SLG: 0.251 (1, 4)	G1-3	G4-3		G4-3 BB		1-1 1B		L8		4	0	1	0	1	0	1	<b>Texas Rangers @ Minnesota Twins</b> Hubert H. Humphrey Metrodome, Minneapolis, MN Thu Aug 13 1992, 4:33 AM EDT Att: 38,968 - Dome - 70 F <a href="http://livebaseballscorecards.com">livebaseballscorecards.com</a>								
<b>Rafael Palmeiro, L</b> OBP: 0.345, SLG: 0.414 (1, 3)	G1-5-3		0-0 BB 1B	G1-3		1-3 K		F8		5	1	1	0	0	1	2									
<b>Ruben Sierra, S</b> OBP: 0.322, SLG: 0.454 (1, 9)	HR 1B		0-0 F7	G4-3		3-2 1-2 1B		G4-3		5	1	2	0	0	0	2									
<b>Kevin Reimer, L</b> OBP: 0.356, SLG: 0.483 (1, 10)	HR		1-0 BB BB 1B	K		1-3 K			0-0 1B 2B	5	3	3	2	0	2	2									
<b>Dean Palmer, R</b> OBP: 0.330, SLG: 0.448 (1, 5)	FC5-4 1B		1-3 K		2-1 HBP		1-1 HR		0-1 G6-3	4	1	2	1	0	1	3									
<b>Monty Farris, R</b> OBP: 0.343, SLG: 0.368 (1, 7)	FC5-4		4-1 BB BB	BB	1-1 P3		3-2 G5-3		0-3 K2-3	4	0	0	0	1	1	3									
<b>Ivan Rodriguez, R</b> OBP: 0.321, SLG: 0.397 (1, 2)		G5-3	4-1 BB BB	BB	1-1 P2		0-0 1B		0-0 1B	4	0	2	2	1	0	1									
<b>Jeff Huson, L</b> OBP: 0.344, SLG: 0.366 (1, 6)	G4-3		1-2 2-3 3-H BB	BB	4-1 BB		0-0 L7		0-0 P3	3	0	0	1	2	0	2									
<b>David Hulse, L</b> OBP: 0.429, SLG: 0.333 (1, 8)	1B		1-2 BB	G3-1	2-1 G1-3		2-1 G1-3			4	0	1	0	0	0	6									
<b>Inning Stats</b>	R: 2 E: 0 K: 0 S: 16	H: 3 LOB: 1 BB: 0 P: 25	R: 0 E: 0 K: 0 S: 8	H: 1 LOB: 1 BB: 0 P: 13	R: 2 E: 0 K: 1 S: 9	H: 2 LOB: 3 BB: 3 P: 23	R: 0 E: 0 K: 1 S: 9	H: 0 LOB: 1 BB: 1 P: 18	R: 0 E: 0 K: 0 S: 11	H: 2 LOB: 1 BB: 0 P: 17	R: 1 E: 0 K: 0 S: 11	H: 2 LOB: 1 BB: 0 P: 17	R: 0 E: 0 K: 0 S: 5	H: 0 LOB: 0 BB: 0 P: 8	R: 1 E: 0 K: 1 S: 8	H: 2 LOB: 1 BB: 0 P: 8	1B: 9 2B: 1 3B: 0 HR: 2	SF: 0 SAC: 0 DP: 0 HBP: 1	WP: 0 PB: 0 SB: 2 CS: 0	PA: 44					
<b>PITCHER</b>	IP	WLS	BF	H	R	ER	SO	BB	IBB	HBP	BLK	WP	HR	S	P	ERA	WHIP								
<b>Scott Erickson, R</b> ERA: 3.83 (1, 1)	2.2	L	17	6	4	4	1	3	0	0	0	0	1	32	60	13.50	3.375								
<b>Paul Abbott, R</b> ERA: 2.0 (3, 1)	3.1		14	2	0	0	3	2	0	1	0	0	0	29	54	0.00	1.200								
<b>Carl Willis, R</b> ERA: 3.51 (7, 1)	3.0		13	4	2	2	1	0	0	0	0	0	1	24	33	6.00	1.333								

Batter	1	2	3	4	5	6	7	8	9	AB	R	H	RBI	BB	SO	LOB	BOTTOM								
<b>Shane Mack, R</b> OBP: 0.400, SLG: 0.486 (1, 7)	1B		F9		G6-3		FC4			4	0	1	0	0	0	1	<b>Texas Rangers @ Minnesota Twins</b> Hubert H. Humphrey Metrodome, Minneapolis, MN Thu Aug 13 1992, 4:33 AM EDT Att: 38,968 - Dome - 70 F <a href="http://livebaseballscorecards.com">livebaseballscorecards.com</a>								
<b>Chuck Knoblauch, R</b> OBP: 0.376, SLG: 0.365 (1, 4)	K		K		L4			FC4-6 1B		4	0	1	0	0	2	1									
<b>Kirby Puckett, R</b> OBP: 0.363, SLG: 0.499 (1, 8)	K		BB			1-3 K		FC4-6 G6-4-3 1B		3	0	0	0	1	2	2									
<b>Kent Hrbek, L</b> OBP: 0.374, SLG: 0.426 (1, 3)	F8		K			2-3 K		G6-4-3		4	0	0	0	0	2	3									
<b>Chili Davis, S</b> OBP: 0.371, SLG: 0.403 (1, 10)		L9 SF9 2B		P7		1-1 E4 1B		F8		4	1	2	0	0	0	0									
<b>Pedro Munoz, R</b> OBP: 0.306, SLG: 0.442 (1, 9)		L9		K		1-3 K		P6		3	0	0	0	0	2	2									
<b>Randy Bush, L</b> OBP: 0.275, SLG: 0.322 (9, FH)										1	0	0	0	0	0	0									
<b>Lenny Webster, R</b> OBP: 0.237, SLG: 0.273 (1, 2)	E5									4	0	1	0	0	1	1									
<b>Mike Pagliarulo, L</b> OBP: 0.181, SLG: 0.186 (1, 5)	SF9			P4						2	0	0	1	0	1	1									
<b>Jeff Reboulet, R</b> OBP: 0.330, SLG: 0.316 (1, 6)	K			G3				FC4 1B		3	0	1	0	0	1	1									
<b>Inning Stats</b>	R: 0 E: 0 K: 2 S: 9	H: 1 LOB: 1 BB: 0 P: 14	R: 1 E: 1 K: 1 S: 9	H: 1 LOB: 1 BB: 0 P: 18	R: 0 E: 0 K: 2 S: 13	H: 0 LOB: 1 BB: 1 P: 18	R: 0 E: 0 K: 1 S: 13	H: 1 LOB: 0 BB: 0 P: 20	R: 0 E: 0 K: 3 S: 12	H: 1 LOB: 1 BB: 0 P: 17	R: 0 E: 0 K: 1 S: 9	H: 1 LOB: 0 BB: 0 P: 10	R: 0 E: 0 K: 0 S: 3	H: 0 LOB: 0 BB: 0 P: 4	R: 0 E: 0 K: 1 S: 11	H: 0 LOB: 0 BB: 0 P: 17	1B: 4 2B: 2 3B: 0 HR: 0	SF: 1 SAC: 0 DP: 1 HBP: 0	WP: 0 PB: 0 SB: 0 CS: 0	PA: 34					
<b>PITCHER</b>	IP	WLS	BF	H	R	ER	SO	BB	IBB	HBP	BLK	WP	HR	S	P	ERA	WHIP								
<b>Jose Guzman, R</b> ERA: 3.88 (1, 1)	9.0	W	34	6	1	0	11	1	0	0	0	0	0	80	125	0.00	0.778								





Batter	1	2	3	4	5	6	7	8	9	AB	R	H	RBI	BB	SO	LOB	TOP										
<b>Tony Phillips, S</b> OBP: 0.403, SLG: 0.417 (1, 9)										4	1	2	0	2	0	2											
<b>Lou Whitaker, L</b> OBP: 0.403, SLG: 0.481 (1, 4)										5	1	2	3	1	0	3											
<b>Travis Fryman, R</b> OBP: 0.317, SLG: 0.445 (1, 6)										5	1	2	0	1	2	3											
<b>Cecil Fielder, R</b> OBP: 0.315, SLG: 0.462 (1, 3)										4	1	0	0	1	1	5											
<b>Mickey Tettleton, S</b> OBP: 0.382, SLG: 0.477 (1, 2)										4	0	0	0	1	1	5											
<b>Dan Gladden, R</b> OBP: 0.318, SLG: 0.353 (1, 7)										5	1	1	1	0	1	3											
<b>Scott Livingstone, L</b> OBP: 0.322, SLG: 0.348 (1, 5)										5	1	3	1	0	0	0											
<b>Rico Brogna, L</b> OBP: 0.267, SLG: 0.533 (1, 10)										0	0	0	0	0	0	0											
<b>Skeeter Barnes, R</b> OBP: 0.294, SLG: 0.391 (1, PH)										3	2	1	0	2	0	1											
<b>Gary Pettis, S</b> OBP: 0.319, SLG: 0.307 (1, 8)										5	1	2	3	0	1	4											
<b>Inning Stats</b>	R: 7 E: 1 K: 1 S: 18	H: 6 LOB: 1 BB: 2 P: 38	R: 0 E: 0 K: 1 S: 7	H: 0 LOB: 1 BB: 1 P: 13	R: 0 E: 1 K: 0 S: 6	H: 2 LOB: 1 BB: 0 P: 10	R: 0 E: 1 K: 0 S: 13	H: 1 LOB: 2 BB: 0 P: 21	R: 2 E: 0 K: 1 S: 17	H: 2 LOB: 2 BB: 2 P: 29	R: 0 E: 0 K: 0 S: 9	H: 1 LOB: 2 BB: 1 P: 16	R: 0 E: 0 K: 0 S: 15	H: 0 LOB: 0 BB: 2 P: 27	R: 0 E: 0 K: 0 S: 4	H: 0 LOB: 0 BB: 0 P: 8	R: 0 E: 0 K: 2 S: 14	H: 1 LOB: 1 BB: 0 P: 22	1B: 9 2B: 1 3B: 2 HR: 1	SF: 0 SAC: 0 DP: 2 HBP: 0	WP: 0 PB: 0 SB: 0 CS: 0	PA: 48					
<b>PITCHER</b>	IP	WLS	BF	H	R	ER	SO	BB	IBB	HBP	BLK	WP	HR	S	P	ERA	WHIP										
<b>Roger Pavlik, R</b> ERA: 9.9	0.1	L	7	5	6	6	1	1	0	0	0	0	1	13	26	162.00	18.000										
<b>Brian Bohanon, L</b> ERA: 6.82	4.0		22	6	3	2	1	4	0	0	0	0	0	39	75	4.50	2.500										
<b>Matt Whiteside, R</b> ERA: 3.18	2.0		9	1	0	0	2	2	0	0	0	0	0	25	37	0.00	1.500										
<b>Todd Burns, R</b> ERA: 3.74	1.2		6	0	0	0	0	1	0	0	0	0	0	12	24	0.00	0.600										
<b>Kenny Rogers, L</b> ERA: 3.09	1.0		4	1	0	0	2	0	0	0	0	0	0	14	22	0.00	1.000										

**Detroit Tigers @ Texas Rangers**  
Arlington Stadium, Arlington, TX  
Fri Aug 14 1992, 8:05 PM EDT  
Att: 38,696 - Cloudy - 81 F

AB	40
R	9
H	13
RBI	8
BB	8
SO	6
LOB	26



Batter	1	2	3	4	5	6	7	8	9	AB	R	H	RBI	BB	SO	LOB	BOTTOM											
<b>Jeff Huson, L</b> OBP: 0.345, SLG: 0.368 (1, 6)										4	1	1	0	1	0	2												
<b>Rafael Palmeiro, L</b> OBP: 0.344, SLG: 0.411 (1, 3)										5	1	1	0	0	0	2												
<b>Ruben Sierra, S</b> OBP: 0.320, SLG: 0.451 (1, 9)										5	1	1	1	0	0	2												
<b>Juan Gonzalez, R</b> OBP: 0.294, SLG: 0.509 (1, 7)										5	2	4	4	0	1	1												
<b>Kevin Reimer, L</b> OBP: 0.356, SLG: 0.484 (1, 10)										5	1	2	0	0	1	1												
<b>Dean Palmer, R</b> OBP: 0.325, SLG: 0.446 (1, 5)										1	0	0	0	0	0	2												
<b>Al Newman, S</b> OBP: 0.322, SLG: 0.254 (8, PH)										2	0	1	0	0	1	0												
<b>Monty Fariss, R</b> OBP: 0.350, SLG: 0.368 (8, 8)										0	0	0	0	1	0	0												
<b>Ivan Rodriguez, R</b> OBP: 0.320, SLG: 0.395 (1, 2)										4	0	1	0	0	1	3												
<b>David Hulse, L</b> OBP: 0.300, SLG: 0.222 (8, PH)										3	0	0	0	0	1	3												
<b>Geno Petrilli, L</b> OBP: 0.287, SLG: 0.293 (9, 5)										1	0	1	1	0	0	0												
<b>Jeff Frye, R</b> OBP: 0.295, SLG: 0.333 (1, 4)										3	0	0	0	0	1	1												
<b>Brian Downing, R</b> OBP: 0.401, SLG: 0.418 (8, PH)										1	0	0	0	0	1	2												
<b>Mario Diaz, R</b> ERA: 4.31 (9, 4)										0	0	0	0	0	0	0												
<b>Inning Stats</b>	R: 0 E: 0 K: 0 S: 9	H: 0 LOB: 0 BB: 0 P: 13	R: 0 E: 0 K: 0 S: 10	H: 3 LOB: 2 BB: 0 P: 15	R: 0 E: 0 K: 1 S: 8	H: 1 LOB: 1 BB: 0 P: 12	R: 1 E: 0 K: 2 S: 12	H: 1 LOB: 0 BB: 0 P: 15	R: 3 E: 0 K: 0 S: 13	H: 2 LOB: 1 BB: 1 P: 25	R: 0 E: 0 K: 1 S: 9	H: 1 LOB: 1 BB: 0 P: 13	R: 0 E: 0 K: 1 S: 11	H: 1 LOB: 1 BB: 0 P: 15	R: 1 E: 0 K: 2 S: 16	H: 2 LOB: 2 BB: 1 P: 29	R: 1 E: 0 K: 0 S: 11	H: 1 LOB: 0 BB: 0 P: 17	1B: 7 2B: 4 3B: 0 HR: 2	SF: 0 SAC: 0 DP: 1 HBP: 0	WP: 0 PB: 0 SB: 0 CS: 0	PA: 41						
<b>PITCHER</b>	IP	WLS	BF	H	R	ER	SO	BB	IBB	HBP	BLK	WP	HR	S	P	ERA	WHIP											
<b>Dave Haas, R</b> ERA: 1.93	6.2	W	30	9	4	1	4	1	0	0	0	0	0	13	23	13.50	4.500											
<b>Kurt Knudsen, R</b> ERA: 3.69	0.2		5	2	1	1	2	1	0	0	0	0	0	1	17	26	5.40	0.600										
<b>Mike Henneman, R</b> ERA: 4.31	1.2	S	6	1	1	1	1	0	0	0	0	0	1	17	26	5.40	0.600											

**Detroit Tigers @ Texas Rangers**  
Arlington Stadium, Arlington, TX  
Fri Aug 14 1992, 8:05 PM EDT  
Att: 38,696 - Cloudy - 81 F

AB	39
R	6
H	12
RBI	6
BB	2
SO	7
LOB	19





Batter	1	2	3	4	5	6	7	8	9	AB	R	H	RBI	BB	SO	LOB	TOP										
<b>Tony Phillips, S</b> OBP: 0.401, SLG: 0.413 (1, 9)	4-0 1B BB SF8 BB	2-2 F7	2-2 G1-3		1-0 FC1-2 1B		2-2 FC SF8 1B	1-3 K		5	3	0	0	1	1	7											
<b>Lou Whitaker, L</b> OBP: 0.406, SLG: 0.481 <b>Skeeter Barnes, R</b> OBP: 0.300, SLG: 0.396 (1, 4) (9, PH)	4-1 BB 1B BB	2-2 BB		0-2 G3-1	4-1 1B BB		1-1 SF8	2-2 1B		2	0	1	2	2	0	0											
<b>Travis Fryman, R</b> OBP: 0.323, SLG: 0.448 (1, 6)	1-2 BB 1B	4-0 BB		3-2 G1-3	1-2 2-3 3-H 1B		2-3 3-H 1B	0-1 WP 1B	0-1 1B	5	1	4	3	1	0	0											
<b>Cecil Fielder, R</b> OBP: 0.316, SLG: 0.460 <b>Dave Bergman, L</b> OBP: 0.269, SLG: 0.241 <b>Rob Deer, R</b> OBP: 0.309, SLG: 0.550 <b>Mike Munoz, L</b> (1, 3) (8, 3) (9, PH) (9, 1)	1-1 P4	1-3 K		4-2 BB	1-2 2-3 3-H G1-3		3-H 3-2 1B	1-3 K	1-3 K	4	0	1	1	1	1	8											
<b>Mickey Tettleton, S</b> OBP: 0.381, SLG: 0.473 (1, 2)	1-2 SF8		4-1 1B BB	2-1 G3		1-3 K	0-1 F7		4-0 IBB	3	1	0	1	2	1	2											
<b>Dan Gladden, R</b> OBP: 0.322, SLG: 0.355 <b>Mark Carreon, R</b> OBP: 0.272, SLG: 0.350 (1, 7) (8, 7)	4-2 BB		2-1 1B SF8 1B		1-0 E7 G4-3 FC1-2 1B	1-0 F7	1-3 K	2-2 P4		4	1	2	0	1	1	1											
<b>Scott Livingstone, L</b> OBP: 0.319, SLG: 0.343 (1, 5)	0-0 F7		0-0 1B		1-1 G4-3	1-3 K		0-1 F7	1-2 G4-3	6	0	1	1	0	1	7											
<b>Rico Brogna, L</b> OBP: 0.400, SLG: 0.529 (1, 10) (9, 3)		4-2 1B BB	1-3 K		4-2 FC1-2 BB BB		2-2 FC BB E 1B	4-2 BB		2	2	1	0	3	1	2											
<b>Gary Pettis, S</b> OBP: 0.322, SLG: 0.301 (1, 8)		0-1 F7	2-0 SF8		4-2 BB FC1-2 1B BB		4-1 E SF8 BB	0-0 F7		2	2	0	1	2	0	2											
<b>Inning Stats</b>	R: 1 E: 0 K: 0 S: 12	H: 1 LOB: 3 BB: 3 P: 27	R: 0 E: 0 K: 1 S: 15	H: 1 LOB: 3 BB: 2 P: 28	R: 2 E: 0 K: 1 S: 11	H: 2 LOB: 1 BB: 1 P: 22	R: 0 E: 0 K: 0 S: 12	H: 0 LOB: 1 BB: 0 P: 21	R: 3 E: 1 K: 0 S: 14	H: 2 LOB: 2 BB: 3 P: 32	R: 0 E: 0 K: 2 S: 7	H: 0 LOB: 0 BB: 0 P: 10	R: 4 E: 1 K: 1 S: 22	H: 3 LOB: 1 BB: 1 P: 36	R: 0 E: 0 K: 1 S: 14	H: 0 LOB: 1 BB: 1 P: 19	R: 0 E: 0 K: 1 S: 15	H: 2 LOB: 3 BB: 1 P: 25	1B: 11 2B: 0 3B: 0 HR: 0	SF: 3 SAC: 0 DP: 0 HBP: 0	WP: 1 PA: 52 PB: 0 SB: 0 CS: 0						
<b>PITCHER</b>	IP	WLS	BF	H	R	ER	SO	BB	IBB	HBP	BLK	WP	HR	S	P	ERA	WHIP										
<b>Bobby Witt, R</b> ERA: 4.33 <b>Ed Nunez, R</b> ERA: 3.96 <b>Roger Pavlik, R</b> ERA: 9.0 <b>Kenny Rogers, L</b> ERA: 3.03	(1, 1) (5, 1) (8, 1) (9, 1)	4.2 2.1 1.0 1.0	L 13 4 6	5 4 0 2	6 4 0 0	6 3 0 0	2 3 1 1	0 0 0 0	10 1 0 1	0 0 0 0	0 0 0 0	0 1 0 0	0 0 0 0	59 34 14 15	122 54 19 25	11.57 11.57 0.00 0.00	3.214 2.143 1.000 2.000										

**Detroit Tigers @ Texas Rangers**  
Arlington Stadium, Arlington, TX  
Sat Aug 15 1992, 8:05 PM EDT  
Att: 31,008 - Cloudy - 82 F

AB 36  
R 10  
H 11  
RBI 9  
BB 13  
SO 7  
LOB 34



Batter	1	2	3	4	5	6	7	8	9	AB	R	H	RBI	BB	SO	LOB	BOTTOM										
<b>Jeff Huson, L</b> OBP: 0.342, SLG: 0.365 <b>Mario Diaz, R</b> (1, 6) (7, PH) (8, 6)	2-1 F9		2-2 SF8		1-0 G4-6-3		1-1 G6-4-3			2	0	0	1	0	0	1											
<b>Rafael Palmeiro, L</b> OBP: 0.343, SLG: 0.410 (1, 3)	2-1 L7		3-2 G4-3			0-1 FC6-4 1B		0-2 G3		4	0	1	0	0	0	0											
<b>Ruben Sierra, S</b> OBP: 0.320, SLG: 0.449 (1, 9)	0-0 1B			0-1 F9		2-3 K		3-1 F7		4	0	1	0	0	1	1											
<b>Juan Gonzalez, R</b> OBP: 0.294, SLG: 0.507 (1, 7)	1-0 G5-3			0-2 1B E 1B		1-1 FC6-4 1B		2-1 G6-3		4	2	1	0	0	0	2											
<b>Kevin Reimer, L</b> OBP: 0.358, SLG: 0.484 (1, 10)		1-2 G4-3		2-1 E 1B		0-0 1B		1-2 1B		4	0	2	0	0	0	0											
<b>Geno Petralli, L</b> OBP: 0.288, SLG: 0.294 <b>Ivan Rodriguez, R</b> OBP: 0.319, SLG: 0.393 (1, 2) (9, PH)		2-0 G4-3		0-1 E3 G3-6-1		0-1 1B		0-1 F8		3	0	1	2	0	0	1											
<b>Al Newman, S</b> OBP: 0.321, SLG: 0.254 (1, 5)		0-0 F7		1-2 3-H 0-0 G3-6-1		1-0 L9		2-1 1B		4	0	1	0	0	0	4											
<b>David Hulse, L</b> OBP: 0.333, SLG: 0.273 <b>Monty Fariss, R</b> OBP: 0.343, SLG: 0.360 (1, 8) (7, PH) (8, 8)			0-1 G4-3 WP SF8 1B		0-3 K		1-3 K		0-0 G6-3	2	1	1	0	0	1	0											
<b>Jeff Frye, R</b> OBP: 0.306, SLG: 0.337 (1, 4)			3-2 G4-3		1-2 G4-6-3 1B		4-0 G6-4-3 BB			2	0	1	0	1	0	1											
<b>Inning Stats</b>	R: 0 E: 0 K: 0 S: 6	H: 1 LOB: 1 BB: 0 P: 11	R: 0 E: 0 K: 0 S: 5	H: 0 LOB: 0 BB: 0 P: 8	R: 1 E: 0 K: 0 S: 12	H: 1 LOB: 0 BB: 0 P: 20	R: 1 E: 1 K: 0 S: 10	H: 2 LOB: 1 BB: 0 P: 12	R: 0 E: 0 K: 1 S: 8	H: 1 LOB: 0 BB: 0 P: 10	R: 1 E: 0 K: 1 S: 11	H: 3 LOB: 2 BB: 0 P: 15	R: 0 E: 0 K: 1 S: 5	H: 0 LOB: 1 BB: 1 P: 11	R: 0 E: 0 K: 0 S: 7	H: 0 LOB: 0 BB: 0 P: 12	R: 0 E: 0 K: 0 S: 6	H: 1 LOB: 1 BB: 0 P: 8	1B: 9 2B: 0 3B: 0 HR: 0	SF: 1 SAC: 0 DP: 3 HBP: 0	WP: 1 PA: 35 PB: 0 SB: 0 CS: 0						
<b>PITCHER</b>	IP	WLS	BF	H	R	ER	SO	BB	IBB	HBP	BLK	WP	HR	S	P	ERA	WHIP										
<b>John Doherty, R</b> ERA: 3.73 <b>Mike Munoz, L</b> ERA: 3.16 <b>Mike Munoz, L</b> ERA: 3.16	(1, 1) (7, 1) (9, 1)	6.0 3.0 3.0	W S S	25 10 10	1 0 0	3 0 0	3 1 1	0 0 0	0 1 0	0 0 0	0 0 0	0 0 0	0 0 0	18 18 18	31 31 31	0.00 0.00 0.00	0.667 0.667 0.667										

**Detroit Tigers @ Texas Rangers**  
Arlington Stadium, Arlington, TX  
Sat Aug 15 1992, 8:05 PM EDT  
Att: 31,008 - Cloudy - 82 F

AB 33  
R 3  
H 9  
RBI 3  
BB 1  
SO 3  
LOB 12





Batter	1	2	3	4	5	6	7	8	9	AB	R	H	RBI	BB	SO	LOB	TOP										
<b>Tony Phillips, S</b> OBP: 0.399, SLG: 0.410 (1,9)										5	1	1	0	0	2	1											
<b>Lou Whitaker, L</b> OBP: 0.403, SLG: 0.475 (1,4)										4	1	0	0	1	0	2											
<b>Travis Fryman, R</b> OBP: 0.326, SLG: 0.448 (1,6)										3	1	1	0	2	0	0											
<b>Cecil Fielder, R</b> <b>Dave Bergman, L</b> OBP: 0.269, SLG: 0.241 (9,3)										4	1	1	1	1	0	3											
<b>Mickey Tettleton, S</b> OBP: 0.382, SLG: 0.480 (1,10)										3	1	1	3	1	0	4											
<b>Scott Livingstone, L</b> OBP: 0.352, SLG: 0.340 (1,5)										2	0	0	1	2	0	2											
<b>Mark Carreon, R</b> OBP: 0.272, SLG: 0.360 (1,7)										4	1	1	1	0	2	4											
<b>Chad Kreuter, S</b> OBP: 0.303, SLG: 0.325 (1,2)										4	0	0	0	0	2	0											
<b>Gary Pettis, S</b> OBP: 0.312, SLG: 0.290 (1,8)										4	0	0	0	0	1	1											
<b>Inning Stats</b>	R: 3 E: 0 K: 1 S: 13	H: 2 LOB: 1 BB: 2 P: 31	R: 0 E: 0 K: 1 S: 7	H: 0 LOB: 0 BB: 0 P: 9	R: 1 E: 0 K: 0 S: 12	H: 1 LOB: 1 BB: 1 P: 21	R: 0 E: 0 K: 2 S: 8	H: 0 LOB: 0 BB: 0 P: 13	R: 1 E: 0 K: 1 S: 14	H: 0 LOB: 3 BB: 4 P: 32	R: 0 E: 1 K: 0 S: 6	H: 0 LOB: 1 BB: 0 P: 11	R: 1 E: 0 K: 0 S: 9	H: 1 LOB: 0 BB: 0 P: 15	R: 0 E: 0 K: 0 S: 5	H: 1 LOB: 0 BB: 0 P: 7	1B: 2 2B: 0 3B: 0 HR: 3	SF: 0 SAC: 0 DP: 1 HBP: 0	WP: 0 PB: 0 SB: 0 CS: 0	PA: 40							
<b>PITCHER</b>	IP	WLS	BF	H	R	ER	SO	BB	IBB	HBP	BLK	WP	HR	S	P	ERA	WHIP										
<b>Nolan Ryan, R</b> ERA: 3.64 (1,1)	4.2	L	24	3	5	5	5	7	0	0	0	0	2	53	105	9.64	2.143										
<b>Todd Burns, R</b> ERA: 3.53 (5,1)	2.1		9	0	0	0	2	0	0	0	0	0	0	15	26	0.00	0.000										
<b>Jeff Russell, R</b> ERA: 2.01 (8,1)	1.0		4	1	1	1	0	0	0	0	0	0	1	9	15	9.00	1.000										
<b>Matt Whiteside, R</b> ERA: 2.7 (9,1)	1.0		3	1	0	0	0	0	0	0	0	0	0	5	7	0.00	1.000										

**Detroit Tigers @ Texas Rangers**  
Arlington Stadium, Arlington, TX  
Sun Aug 16 1992, 8:05 PM EDT  
Att. 25,216 - Sunny - 85 F

AB	33
R	6
H	5
RBI	6
BB	7
SO	7
LOB	17



Batter	1	2	3	4	5	6	7	8	9	AB	R	H	RBI	BB	SO	LOB	BOTTOM										
<b>Jeff Frye, R</b> OBP: 0.304, SLG: 0.333 (1,4)										4	0	1	0	0	0	1											
<b>Rafael Palmeiro, L</b> OBP: 0.342, SLG: 0.407 (1,3)										3	0	0	0	1	1	2											
<b>Ruben Sierra, S</b> OBP: 0.317, SLG: 0.445 (1,9)										4	0	0	0	0	0	1											
<b>Juan Gonzalez, R</b> OBP: 0.293, SLG: 0.505 (1,7)										4	0	1	0	0	1	1											
<b>Brian Downing, R</b> OBP: 0.406, SLG: 0.421 (1,10)										3	0	2	0	1	0	0											
<b>Monty Faries, R</b> OBP: 0.333, SLG: 0.348 (1,8)										3	0	0	0	0	2	3											
<b>Kevin Reimer, L</b> OBP: 0.357, SLG: 0.483 (9,PH)										1	0	0	0	0	0	1											
<b>Ivan Rodriguez, R</b> OBP: 0.315, SLG: 0.388 (1,2)										4	0	0	0	0	1	0											
<b>Al Newman, S</b> OBP: 0.326, SLG: 0.257 (1,5)										2	0	1	0	1	0	0											
<b>Mario Diaz, R</b> OBP: 0.357, SLG: 0.483 (1,6)										3	0	0	0	0	1	2											
<b>Inning Stats</b>	R: 0 E: 0 K: 0 S: 9	H: 0 LOB: 0 BB: 0 P: 15	R: 0 E: 0 K: 1 S: 11	H: 0 LOB: 0 BB: 0 P: 14	R: 0 E: 0 K: 1 S: 11	H: 2 LOB: 2 BB: 0 P: 16	R: 0 E: 0 K: 1 S: 10	H: 1 LOB: 1 BB: 0 P: 15	R: 0 E: 0 K: 1 S: 8	H: 0 LOB: 1 BB: 1 P: 16	R: 0 E: 0 K: 2 S: 11	H: 2 LOB: 2 BB: 0 P: 17	R: 0 E: 0 K: 0 S: 8	H: 0 LOB: 1 BB: 1 P: 13	R: 0 E: 0 K: 0 S: 7	H: 0 LOB: 0 BB: 1 P: 14	1B: 5 2B: 0 3B: 0 HR: 0	SF: 0 SAC: 0 DP: 1 HBP: 0	WP: 0 PB: 0 SB: 0 CS: 0	PA: 34							
<b>PITCHER</b>	IP	WLS	BF	H	R	ER	SO	BB	IBB	HBP	BLK	WP	HR	S	P	ERA	WHIP										
<b>Frank Tanana, L</b> ERA: 4.3 (1,1)	8.0	W	31	5	0	0	6	2	0	0	0	0	0	79	123	0.00	0.875										
<b>John Kieley, R</b> ERA: 2.31 (9,1)	1.0		3	0	0	0	0	1	0	0	0	0	0	7	14	0.00	1.000										

**Detroit Tigers @ Texas Rangers**  
Arlington Stadium, Arlington, TX  
Sun Aug 16 1992, 8:05 PM EDT  
Att. 25,216 - Sunny - 85 F

AB	31
R	0
H	5
RBI	0
BB	3
SO	6
LOB	11





Batter	1	2	3	4	5	6	7	8	9	AB	R	H	RBI	BB	SO	LOB	TOP					
Jeff Huson, L OBP: 0.341, SLG: 0.363 (1, 6)										4	0	1	0	0	1	0	<p><b>Texas Rangers @ Chicago White Sox</b> Comiskey Park, Chicago, IL Tue Aug 18 1992, 8:05 PM EDT Att: 29,564 - Cloudy - 71 F</p> <p>livebaseballscores.com</p> <p>AB 33 R 0 H 6 RBI 0 BB 1 SO 6 LOB 16</p>					
Rafael Palmeiro, L OBP: 0.341, SLG: 0.406 (1, 3)										4	0	1	0	0	0	1						
Ruben Sierra, S OBP: 0.319, SLG: 0.446 (1, 9)										4	0	2	0	0	0	1						
Juan Gonzalez, R OBP: 0.295, SLG: 0.503 (1, 7)										3	0	1	0	1	0	3						
Kevin Reimer, L OBP: 0.353, SLG: 0.478 (1, 10)										4	0	0	0	0	0	3						
Ivan Rodriguez, R OBP: 0.314, SLG: 0.386 (1, 2)										4	0	1	0	0	1	2						
Al Newman, S OBP: 0.321, SLG: 0.253 (8, 4)										3	0	0	0	0	1	1						
Brian Downing, R OBP: 0.405, SLG: 0.419 (9, PH)										1	0	0	0	0	1	2						
David Hulse, L OBP: 0.267, SLG: 0.214 (1, 8)										3	0	0	0	0	1	2						
Jeff Frye, R OBP: 0.298, SLG: 0.327 Geno Petralli, L OBP: 0.287, SLG: 0.292 (8, PH) (8, 5)										2	0	0	0	0	0	1						
										1	0	0	0	0	1	0						
<b>Inning Stats</b>	R: 0 E: 0 K: 1 S: 8	H: 1 LOB: 1 BB: 0 P: 14	R: 0 E: 0 K: 1 S: 6	H: 0 LOB: 0 BB: 0 P: 10	R: 0 E: 0 K: 1 S: 7	H: 0 LOB: 0 BB: 0 P: 11	R: 0 E: 0 K: 0 S: 5	H: 0 LOB: 1 BB: 0 P: 10	R: 0 E: 0 K: 0 S: 10	H: 1 LOB: 1 BB: 0 P: 13	R: 0 E: 0 K: 0 S: 8	H: 2 LOB: 1 BB: 0 P: 10	R: 0 E: 1 K: 0 S: 14	H: 0 LOB: 1 BB: 0 P: 18	R: 0 E: 0 K: 1 S: 7	H: 0 LOB: 0 BB: 0 P: 11	R: 0 E: 0 K: 1 S: 16	H: 2 LOB: 2 BB: 0 P: 22	1B: 6 2B: 0 3B: 0 HR: 0	SF: 0 SAC: 0 DP: 1 HBP: 0	WP: 0 PB: 0 SB: 0 CS: 0	PA: 34
<b>PITCHER</b> Jack McDowell, R ERA: 3.29 (1, 1)	IP: 9.0 WLS: W BF: 34 H: 6 R: 0 ER: 0 SO: 6 BB: 1 IBB: 0 HBP: 0 BLK: 0 WP: 0 HR: 0 S: 81 P: 119 ERA: 0.00 WHIP: 0.778															<b>PITCHER</b>	IP: 9.0 WLS: W BF: 34 H: 6 R: 0 ER: 0 SO: 6 BB: 1 IBB: 0 HBP: 0 BLK: 0 WP: 0 HR: 0 S: 81 P: 119 ERA: 0.00 WHIP: 0.778					

Batter	1	2	3	4	5	6	7	8	9	AB	R	H	RBI	BB	SO	LOB	BOTTOM					
Steve Sax, R OBP: 0.295, SLG: 0.319 (1, 4)										4	1	1	0	0	1	2	<p><b>Texas Rangers @ Chicago White Sox</b> Comiskey Park, Chicago, IL Tue Aug 18 1992, 8:05 PM EDT Att: 29,564 - Cloudy - 71 F</p> <p>livebaseballscores.com</p> <p>AB 32 R 3 H 9 RBI 2 BB 3 SO 5 LOB 23</p>					
Tim Lincecum, S OBP: 0.377, SLG: 0.374 (1, 7)										3	2	3	0	1	0	0						
Frank Thomas, R OBP: 0.451, SLG: 0.541 (1, 3)										3	0	2	0	1	1	2						
George Bell, R OBP: 0.305, SLG: 0.429 (1, 10)										4	0	1	1	1	0	3						
Robin Ventura, L OBP: 0.369, SLG: 0.419 (1, 5)										3	0	0	1	1	0	5						
Dale Sveum, S OBP: 0.257, SLG: 0.268 (1, 6)										4	0	0	0	0	0	5						
Lance Johnson, L OBP: 0.328, SLG: 0.360 (1, 8)										4	0	0	0	0	0	2						
Shawn Abner, R OBP: 0.320, SLG: 0.365 (1, 9)										4	0	1	0	0	0	0						
Ron Karkovics, R OBP: 0.292, SLG: 0.332 (1, 2)										3	0	1	0	0	0	1						
<b>Inning Stats</b>	R: 1 E: 0 K: 1 S: 12	H: 3 LOB: 2 BB: 1 P: 19	R: 0 E: 0 K: 0 S: 9	H: 1 LOB: 1 BB: 0 P: 12	R: 1 E: 1 K: 1 S: 11	H: 1 LOB: 2 BB: 1 P: 20	R: 0 E: 0 K: 1 S: 6	H: 0 LOB: 0 BB: 0 P: 12	R: 1 E: 0 K: 1 S: 8	H: 1 LOB: 1 BB: 1 P: 13	R: 0 E: 0 K: 0 S: 8	H: 1 LOB: 0 BB: 0 P: 13	R: 0 E: 0 K: 1 S: 12	H: 2 LOB: 1 BB: 0 P: 19	R: 0 E: 0 K: 0 S: 7	H: 0 LOB: 0 BB: 0 P: 9		R: 0 E: 0 K: 0 S: 7	H: 0 LOB: 0 BB: 0 P: 9	1B: 7 2B: 2 3B: 0 HR: 0	SF: 0 SAC: 0 DP: 2 HBP: 0	WP: 0 PB: 0 SB: 0 CS: 0
<b>PITCHER</b> Kevin Brown, R ERA: 3.34 (1, 1)	IP: 8.0 WLS: L BF: 35 H: 9 R: 3 ER: 2 SO: 5 BB: 3 IBB: 0 HBP: 0 BLK: 0 WP: 0 HR: 0 S: 73 P: 117 ERA: 2.25 WHIP: 1.500															<b>PITCHER</b>	IP: 8.0 WLS: L BF: 35 H: 9 R: 3 ER: 2 SO: 5 BB: 3 IBB: 0 HBP: 0 BLK: 0 WP: 0 HR: 0 S: 73 P: 117 ERA: 2.25 WHIP: 1.500					



Batter	1	2	3	4	5	6	7	8	9	AB	R	H	RBI	BB	SO	LOB	TOP									
Jeff Huson, L OBP: 0.336, SLG: 0.359 (1, 6)										3	0	1	0	1	1		<p><b>Texas Rangers @ Chicago White Sox</b> Comiskey Park, Chicago, IL Wed Aug 19 1992, 8:05 PM EDT Att: 31,227 - Sunny - 68 F</p> <p>livebaseballscores.com</p> <p>AB 29 R 2 H 5 RBI 2 BB 1 SO 4 LOB 7</p>									
Rafael Palmeiro, L OBP: 0.341, SLG: 0.405 (1, 3)										4	0	1	0	0	1	0										
Ruben Sierra, S OBP: 0.316, SLG: 0.442 (1, 9)										4	0	0	0	0	1	1										
Juan Gonzalez, R OBP: 0.293, SLG: 0.499 (1, 8)										4	0	0	0	0	1	1										
Kevin Reimer, L OBP: 0.351, SLG: 0.475 Brian Downing, R OBP: 0.403, SLG: 0.418 (9, PH)										3	0	0	0	0	0	0										
Monty Farris, R OBP: 0.333, SLG: 0.379 (1, 7)										3	1	1	1	0	0	0										
Ivan Rodriguez, R OBP: 0.317, SLG: 0.387 (1, 2)										2	0	1	0	1	0	0										
Jeff Frye, R OBP: 0.302, SLG: 0.330 (1, 4)										2	1	1	0	0	0	1										
Mario Diaz, R OBP: 0.125, SLG: 0.125 Al Newman, S OBP: 0.320, SLG: 0.251 (7, 5)										2	0	1	0	0	0	1										
										1	0	0	0	0	0	1										
<b>Inning Stats</b>	R: 0 E: 0 K: 2 S: 9	H: 0 LOB: 0 BB: 0 P: 13	R: 0 E: 0 K: 1 S: 9	H: 0 LOB: 0 BB: 0 P: 18	R: 1 E: 0 K: 0 S: 12	H: 2 LOB: 0 BB: 0 P: 15	R: 0 E: 0 K: 0 S: 9	H: 0 LOB: 0 BB: 0 P: 14	R: 1 E: 0 K: 0 S: 10	H: 1 LOB: 1 BB: 1 P: 18	R: 0 E: 0 K: 0 S: 6	H: 0 LOB: 0 BB: 0 P: 10	R: 0 E: 0 K: 0 S: 9	H: 0 LOB: 0 BB: 0 P: 15	R: 0 E: 0 K: 1 S: 8	H: 1 LOB: 1 BB: 0 P: 12	R: 0 E: 0 K: 0 S: 9	H: 1 LOB: 1 BB: 0 P: 12	1B: 4 2B: 0 3B: 0 HR: 1	SF: 1 SAC: 1 DP: 0 HBP: 0	WP: 0 PB: 0 SB: 0 CS: 1	PA: 33				
<b>PITCHER</b>	IP	WLS	BF	H	R	ER	SO	BB	IBB	HBP	BLK	WP	HR	S	P	ERA	WHIP									
Alex Fernandez, R ERA: 4.12 Scott Radinsky, L ERA: 2.47	(1, 1)	8.0	W	28	4	2	2	4	1	0	0	0	0	1	72	115	2.25	0.625								
(9, 1)	1.0	S	4	1	0	0	0	0	0	0	0	0	0	9	12	0.00	1.000									

Batter	1	2	3	4	5	6	7	8	9	AB	R	H	RBI	BB	SO	LOB	BOTTOM									
Steve Sax, R OBP: 0.297, SLG: 0.321 (1, 4)										4	1	2	0	0	0	0	<p><b>Texas Rangers @ Chicago White Sox</b> Comiskey Park, Chicago, IL Wed Aug 19 1992, 8:05 PM EDT Att: 31,227 - Sunny - 68 F</p> <p>livebaseballscores.com</p> <p>AB 30 R 3 H 7 RBI 3 BB 1 SO 5 LOB 8</p>									
Tim Lincecum, S OBP: 0.376, SLG: 0.372 (1, 7)										4	1	1	0	0	0	1										
Frank Thomas, R OBP: 0.450, SLG: 0.541 (1, 3)										4	0	1	2	0	0	0										
George Bell, R OBP: 0.307, SLG: 0.436 (1, 10)										4	1	2	1	0	0	1										
Robin Ventura, L OBP: 0.366, SLG: 0.416 (1, 5)										3	0	0	0	0	0	1										
Dan Pasqua, L OBP: 0.314, SLG: 0.347 Shawn Abner, R OBP: 0.320, SLG: 0.365 (9, 9)										2	0	0	0	1	1	1										
Lance Johnson, L OBP: 0.328, SLG: 0.360 (1, 8)										3	0	1	0	0	0	2										
Carlton Fisk, R OBP: 0.301, SLG: 0.328 (1, 2)										3	0	0	0	0	2	1										
Esteban Beltre, R OBP: 0.200, SLG: 0.271 Dale Sveum, S OBP: 0.256, SLG: 0.266 (9, 6)										2	0	0	0	0	1	1										
										1	0	0	0	0	1	0										
<b>Inning Stats</b>	R: 0 E: 0 K: 0 S: 8	H: 0 LOB: 0 BB: 0 P: 12	R: 0 E: 0 K: 0 S: 9	H: 0 LOB: 1 BB: 1 P: 15	R: 0 E: 0 K: 1 S: 9	H: 1 LOB: 0 BB: 0 P: 15	R: 1 E: 0 K: 1 S: 11	H: 1 LOB: 0 BB: 0 P: 19	R: 0 E: 0 K: 1 S: 5	H: 1 LOB: 0 BB: 0 P: 8	R: 0 E: 0 K: 0 S: 3	H: 0 LOB: 0 BB: 0 P: 5	R: 0 E: 0 K: 0 S: 9	H: 1 LOB: 1 BB: 0 P: 12	R: 2 E: 0 K: 2 S: 14	H: 3 LOB: 1 BB: 0 P: 19	R: 0 E: 0 K: 0 S: 9	H: 1 LOB: 1 BB: 0 P: 12	1B: 5 2B: 1 3B: 0 HR: 1	SF: 0 SAC: 0 DP: 0 HBP: 0	WP: 0 PB: 0 SB: 0 CS: 1	PA: 31				
<b>PITCHER</b>	IP	WLS	BF	H	R	ER	SO	BB	IBB	HBP	BLK	WP	HR	S	P	ERA	WHIP									
Jose Guzman, R ERA: 3.67 Jeff Russell, R ERA: 2.0	(1, 1)	7.2	L	29	6	3	3	5	1	0	0	0	0	1	64	101	3.52	0.913								
(8, 1)	0.1	2	1	0	0	0	0	0	0	0	0	0	0	4	4	0.00	3.000									




Batter	1	2	3	4	5	6	7	8	9	AB	R	H	RBI	BB	SO	LOB	TOP								
<b>Brian Downing, R</b> OBP: 0.403, SLG: 0.417 (1, 10)	G6-3		K2-3					G5-3		5	1	2	2	0	1	2									
<b>Rafael Palmeiro, L</b> OBP: 0.339, SLG: 0.409 (1, 3)	L3			F8					F9	5	1	1	2	0	1	1									
<b>Ruben Sierra, S</b> OBP: 0.313, SLG: 0.437 (1, 9)	F7			G3-1				P3	L8	5	0	0	0	0	0	1									
<b>Juan Gonzalez, R</b> OBP: 0.296, SLG: 0.509 (1, 8)		K							P2	5	1	3	1	0	1	0									
<b>Kevin Reimer, L</b> OBP: 0.350, SLG: 0.475 (1, 7)		F7								4	0	1	0	0	2	3									
<b>Jeff Frye, R</b> OBP: 0.302, SLG: 0.330 (7, 4)										0	0	0	0	0	0	0									
<b>Dean Palmer, R</b> OBP: 0.328, SLG: 0.444 (1, 5)	G6-3			G6-3						4	1	1	0	0	0	1									
<b>Monty Fariss, R</b> OBP: 0.330, SLG: 0.374 (1, 4)			G6-3							4	1	1	0	0	1	1									
<b>Ivan Rodriguez, R</b> OBP: 0.316, SLG: 0.385 (1, 2)			G4-3							4	0	1	0	0	0	2									
<b>Jeff Huson, L</b> OBP: 0.341, SLG: 0.368 (1, 6)										4	1	3	1	0	1	1									
<b>Inning Stats</b>	R: 0 E: 0 K: 0 S: 9	H: 0 LOB: 0 BB: 0 P: 13	R: 0 E: 0 K: 1 S: 11	H: 0 LOB: 0 BB: 0 P: 14	R: 0 E: 0 K: 1 S: 14	H: 1 LOB: 1 BB: 0 P: 21	R: 1 E: 0 K: 0 S: 7	H: 2 LOB: 1 BB: 0 P: 11	R: 4 E: 0 K: 1 S: 19	H: 5 LOB: 1 BB: 0 P: 28	R: 0 E: 0 K: 2 S: 9	H: 1 LOB: 1 BB: 0 P: 15	R: 0 E: 0 K: 2 S: 13	H: 2 LOB: 2 BB: 0 P: 22	R: 1 E: 0 K: 0 S: 9	H: 2 LOB: 1 BB: 0 P: 16	R: 0 E: 0 K: 0 S: 9	H: 0 LOB: 0 BB: 0 P: 14	1B: 8 2B: 3 3B: 0 HR: 2	SF: 0 SAC: 0 DP: 0 HBP: 0	WP: 0 PB: 0 SB: 1 CS: 0	PA: 40			
<b>PITCHER</b>	IP	WLS	BF	H	R	ER	SO	BB	IBB	HBP	BLK	WP	HR	S	P	ERA	WHIP								
<b>Charlie Hough, R</b> ERA: 3.77 (1, 1)	4.2	L	22	8	5	5	2	0	0	0	0	0	2	57	84	9.64	1.714								
<b>Wilson Alvarez, L</b> ERA: 4.55 (5, 1)	2.1		10	3	0	0	5	0	0	0	0	0	0	25	40	0.00	1.286								
<b>Donn Pall, R</b> ERA: 4.58 (8, 1)	2.0		8	2	1	1	0	0	0	0	0	0	0	18	30	4.50	1.000								

**Texas Rangers @ Chicago White Sox**  
Comiskey Park, Chicago, IL  
Thu Aug 20 1992, 4:33 AM EDT  
Att: 31,959 - Sunny - 72 F

livebaseballscores.com

AB 40  
R 6  
H 13  
RBI 6  
BB 0  
SO 7  
LOB 12




Batter	1	2	3	4	5	6	7	8	9	AB	R	H	RBI	BB	SO	LOB	BOTTOM								
<b>Steve Sax, R</b> OBP: 0.297, SLG: 0.318 (1, 4)	G4-3		L7					L8		3	0	0	0	1	0	2									
<b>Dale Sveum, S</b> OBP: 0.250, SLG: 0.259 (1, 6)	G4-3								K	4	0	0	0	0	2	2									
<b>Frank Thomas, R</b> OBP: 0.446, SLG: 0.536 (1, 3)	F8								F9	4	0	0	0	0	0	1									
<b>George Bell, R</b> OBP: 0.309, SLG: 0.443 (1, 10)	CS									4	1	2	1	0	1	0									
<b>Robin Ventura, L</b> OBP: 0.368, SLG: 0.419 (1, 5)										4	0	2	0	0	0	1									
<b>Dan Pasqua, L</b> OBP: 0.308, SLG: 0.339 (1, 9)	F7									4	0	0	0	0	1	2									
<b>Lance Johnson, L</b> OBP: 0.326, SLG: 0.357 (1, 8)										3	0	0	0	0	1	1									
<b>Shawn Abner, R</b> OBP: 0.320, SLG: 0.364 (1, 7)										3	0	1	0	0	1	0									
<b>Ron Karkovics, R</b> OBP: 0.293, SLG: 0.332 (1, 2)										3	0	1	0	0	0	2									
<b>Inning Stats</b>	R: 0 E: 0 K: 0 S: 7	H: 0 LOB: 0 BB: 1 P: 14	R: 0 E: 0 K: 1 S: 7	H: 1 LOB: 1 BB: 0 P: 9	R: 0 E: 1 K: 1 S: 9	H: 0 LOB: 1 BB: 0 P: 14	R: 0 E: 0 K: 0 S: 7	H: 0 LOB: 0 BB: 0 P: 12	R: 0 E: 0 K: 1 S: 8	H: 1 LOB: 1 BB: 0 P: 9	R: 0 E: 0 K: 0 S: 7	H: 0 LOB: 0 BB: 0 P: 11	R: 0 E: 0 K: 0 S: 5	H: 1 LOB: 0 BB: 0 P: 8	R: 0 E: 0 K: 1 S: 7	H: 1 LOB: 1 BB: 0 P: 13	R: 1 E: 0 K: 2 S: 11	H: 2 LOB: 1 BB: 0 P: 18	1B: 4 2B: 2 3B: 0 HR: 1	SF: 0 SAC: 0 DP: 1 HBP: 0	WP: 0 PB: 0 SB: 0 CS: 1	PA: 34			
<b>PITCHER</b>	IP	WLS	BF	H	R	ER	SO	BB	IBB	HBP	BLK	WP	HR	S	P	ERA	WHIP								
<b>Roger Pavlik, R</b> ERA: 5.4 (1, 1)	9.0	W	33	6	1	1	6	1	0	0	0	0	1	68	108	1.00	0.778								

**Texas Rangers @ Chicago White Sox**  
Comiskey Park, Chicago, IL  
Thu Aug 20 1992, 4:33 AM EDT  
Att: 31,959 - Sunny - 72 F

livebaseballscores.com

AB 32  
R 1  
H 6  
RBI 1  
BB 1  
SO 6  
LOB 11














Batter	1	2	3	4	5	6	7	8	9	AB	R	H	RBI	BB	SO	LOB	TOP										
<b>Brian Downing, R</b> OBP: 0.412, SLG: 0.439 (1, 10)										5	2	4	3	0	0	1	<b>Texas Rangers @ Cleveland Indians</b> Cleveland Municipal Stadium, Cleveland, OH Sun Aug 23 1992, 3:33 AM EDT Att: 27,706 - Cloudy - 82 F										
<b>Kevin Reimer, L</b> OBP: 0.350, SLG: 0.469 (1, 7)										3	1	1	0	0	0	2											
<b>David Hulse, L</b> OBP: 0.313, SLG: 0.214 (8, 8)										0	1	0	0	1	0	0											
<b>Ruben Sierra, S</b> OBP: 0.320, SLG: 0.446 (1, 9)										5	2	3	2	0	0	2											
<b>Juan Gonzalez, R</b> OBP: 0.297, SLG: 0.522 (1, 8) (8, 7)										4	3	2	5	1	1	2											
<b>Rafael Palmeiro, L</b> OBP: 0.337, SLG: 0.403 (1, 3)										4	1	0	0	1	0	4											
<b>Dean Palmer, R</b> OBP: 0.324, SLG: 0.450 (1, 5)										5	1	1	2	0	1	2											
<b>Geno Petralli, L</b> OBP: 0.285, SLG: 0.292 (1, 2)										4	0	1	2	1	0	0											
<b>Jeff Huson, L</b> OBP: 0.342, SLG: 0.366 (1, 6)										5	1	1	0	0	0	2											
<b>Jeff Frye, R</b> OBP: 0.303, SLG: 0.339 (1, 4)										2	0	0	0	0	1	0											
<b>Al Newman, S</b> OBP: 0.326, SLG: 0.259 (8, PH) (8, 4)										2	2	2	0	0	0	0											
<b>Inning Stats</b>	R: 0 E: 0 K: 1 S: 15	H: 2 LOB: 2 BB: 0 P: 26	R: 0 E: 0 K: 0 S: 8	H: 0 LOB: 0 BB: 0 P: 13	R: 3 E: 0 K: 0 S: 13	H: 3 LOB: 0 BB: 0 P: 17	R: 0 E: 0 K: 0 S: 5	H: 0 LOB: 0 BB: 0 P: 9	R: 0 E: 0 K: 1 S: 6	H: 1 LOB: 0 BB: 0 P: 7	R: 0 E: 0 K: 0 S: 8	H: 0 LOB: 0 BB: 1 P: 12	R: 5 E: 0 K: 0 S: 19	H: 4 LOB: 0 BB: 1 P: 30	R: 6 E: 0 K: 0 S: 22	H: 5 LOB: 1 BB: 2 P: 48	1B: 9 2B: 2 3B: 0 HR: 4	SF: 0 SAC: 0 DP: 2 HBP: 1	WP: 0 PB: 1 SB: 0 CS: 0	PA: 44							
<b>PITCHER</b>	IP	WLS	BF	H	R	ER	SO	BB	IBB	HBP	BLK	WP	HR	S	P	ERA	WHIP										
<b>Jose Mesa, R</b> ERA: 4.34	(1, 1)	7.0	26	6	3	3	3	1	0	1	0	0	1	61	97	3.86	1.000										
<b>Steve Olin, R</b> ERA: 2.67	(8, 1)	0.2	L	7	4	5	5	1	0	0	0	0	2	16	25	67.50	7.500										
<b>Derek Lilliquist, L</b> ERA: 1.51	(8, 1)	0.1		1	0	0	0	0	0	0	0	0	0	3	5	0.00	0.000										
<b>Dave Otto, L</b> ERA: 7.21	(9, 1)	0.0		5	4	5	5	1	0	0	0	0	1	10	23	=	=										
<b>Eric Plunk, R</b> ERA: 3.47	(9, 1)	1.0		5	1	1	1	1	0	0	0	0	0	12	25	9.00	2.000										

livebaseballscores.com

AB	39
R	14
H	15
RBI	14
BB	4
SO	3
LOB	15



Batter	1	2	3	4	5	6	7	8	9	AB	R	H	RBI	BB	SO	LOB	BOTTOM										
<b>Kenny Lofton, L</b> OBP: 0.347, SLG: 0.362 (1, 8)										4	2	3	1	1	0	1	<b>Texas Rangers @ Cleveland Indians</b> Cleveland Municipal Stadium, Cleveland, OH Sun Aug 23 1992, 3:33 AM EDT Att: 27,706 - Cloudy - 82 F										
<b>Thomas Howard, S</b> OBP: 0.320, SLG: 0.350 (1, 7)										5	0	3	1	0	1	2											
<b>Carlos Baerga, S</b> OBP: 0.352, SLG: 0.464 (1, 4)										4	0	0	0	1	0	4											
<b>Albert Belle, R</b> OBP: 0.318, SLG: 0.462 (1, 10)										3	0	1	1	0	1	2											
<b>Paul Sorrento, L</b> OBP: 0.353, SLG: 0.462 (1, 3)										3	1	1	0	0	0	1											
<b>Carlos Martinez, R</b> OBP: 0.290, SLG: 0.330 (7, PH) (8, 3)										1	0	0	0	0	0	2											
<b>Mark Whiten, S</b> OBP: 0.351, SLG: 0.401 (1, 9)										3	0	0	0	1	0	3											
<b>Brook Jacoby, R</b> OBP: 0.322, SLG: 0.343 (1, 5)										4	0	1	0	0	1	2											
<b>Felix Fermin, R</b> OBP: 0.299, SLG: 0.307 (1, 6)										4	0	1	1	0	0	0											
<b>Jesse Levis, L</b> OBP: 0.357, SLG: 0.571 (1, 2)										3	0	1	0	0	0	0											
<b>Glenallen Hill, R</b> OBP: 0.300, SLG: 0.438 (7, PR) (8, 2)										0	1	0	0	0	0	0											
<b>Junior Ortiz, R</b> OBP: 0.293, SLG: 0.273 (8, 2)										1	0	1	0	0	0	0											
<b>Inning Stats</b>	R: 0 E: 0 K: 0 S: 8	H: 1 LOB: 1 BB: 0 P: 11	R: 0 E: 1 K: 0 S: 7	H: 1 LOB: 1 BB: 0 P: 12	R: 1 E: 0 K: 0 S: 12	H: 2 LOB: 1 BB: 0 P: 17	R: 1 E: 0 K: 1 S: 7	H: 3 LOB: 2 BB: 0 P: 14	R: 0 E: 0 K: 0 S: 17	H: 2 LOB: 2 BB: 0 P: 23	R: 0 E: 0 K: 0 S: 8	H: 0 LOB: 0 BB: 1 P: 15	R: 2 E: 0 K: 0 S: 10	H: 2 LOB: 2 BB: 2 P: 23	R: 0 E: 0 K: 1 S: 6	H: 0 LOB: 0 BB: 0 P: 8	R: 0 E: 0 K: 1 S: 14	H: 1 LOB: 1 BB: 0 P: 17	1B: 8 2B: 3 3B: 0 HR: 1	SF: 1 SAC: 0 DP: 2 HBP: 0	WP: 0 PB: 0 SB: 1 CS: 0	PA: 39					
<b>PITCHER</b>	IP	WLS	BF	H	R	ER	SO	BB	IBB	HBP	BLK	WP	HR	S	P	ERA	WHIP										
<b>Kevin Brown, R</b> ERA: 3.41	(1, 1)	6.2	31	11	4	4	1	2	1	0	0	0	0	1	2	0.00	0.000										
<b>Kenny Rogers, L</b> ERA: 2.95	(7, 1)	0.1	W	1	0	0	0	0	0	0	0	0	0	1	2	0.00	0.000										
<b>Ed Nunez, R</b> ERA: 3.81	(8, 1)	1.0		3	0	0	1	0	0	0	0	0	0	6	8	0.00	0.000										
<b>Brian Bohanon, L</b> ERA: 6.61	(9, 1)	1.0		4	1	0	1	0	0	0	0	0	0	14	17	0.00	1.000										

livebaseballscores.com

AB	35
R	4
H	12
RBI	4
BB	3
SO	3
LOB	17





Batter	1	2	3	4	5	6	7	8	9	AB	R	H	RBI	BB	SO	LOB	TOP									
<b>Gregg Jefferies, S</b> OBP: 0.343, SLG: 0.428	1-1 F8		0-1 P4		0-1 G6-4-3		1-0 F9			4	0	0	0	0	0	4	<b>Kansas City Royals @ Texas Rangers</b> Arlington Stadium, Arlington, TX Tue Aug 25 1992, 8:05 PM EDT Att: 26,586 - Sunny - 93 F									
<b>Keith Miller, R</b> OBP: 0.372, SLG: 0.428	1-0 HR		4-2 BB			2-1 F7		0-0 P3		3	1	1	1	1	0	0										
<b>George Brett, L</b> OBP: 0.327, SLG: 0.393	1-2 1B		1-3 K			1-1 HR		0-0 G3		4	1	2	1	0	1	1										
<b>Mike Macfarlane, R</b> OBP: 0.311, SLG: 0.436	2-3 K			1-2 L5		0-0 1B		1-3 K		4	0	1	0	0	2	1										
<b>Wally Joyner, L</b> OBP: 0.337, SLG: 0.403	2-0 L8			0-0 G3		1-1 G4-6-3			1-2 F8	4	0	0	0	0	2											
<b>Juan Samuel, R</b> OBP: 0.314, SLG: 0.297		2-2 G6-3		3-1 G4-3			3-3 K		0-3 K2-3	4	0	0	0	0	2	0										
<b>Jeff Conine, R</b> OBP: 0.338, SLG: 0.413		3-1 L5			0-3 K		3-2 1B		0-2 3B	4	0	2	0	0	1	0										
<b>Brian McRae, S</b> OBP: 0.291, SLG: 0.304		0-3 K			4-2 1B		1-1 1B		3-2 L7	3	0	1	0	1	1	1										
<b>David Howard, S</b> OBP: 0.327, SLG: 0.336			2-1 F8		0-0 1B		2-2 F8			3	0	1	0	0	0	2										
<b>Inning Stats</b>	R: 1 E: 0 K: 1 S: 11	H: 2 LOB: 1 BB: 0 P: 18	R: 0 E: 0 K: 1 S: 8	H: 0 LOB: 0 BB: 0 P: 13	R: 0 E: 0 K: 1 S: 9	H: 0 LOB: 1 BB: 1 P: 16	R: 0 E: 0 K: 0 S: 8	H: 0 LOB: 0 BB: 0 P: 12	R: 0 E: 0 K: 1 S: 10	H: 1 LOB: 1 BB: 1 P: 14	R: 1 E: 0 K: 0 S: 7	H: 2 LOB: 0 BB: 0 P: 11	R: 0 E: 0 K: 1 S: 14	H: 2 LOB: 2 BB: 0 P: 24	R: 0 E: 0 K: 1 S: 5	H: 0 LOB: 0 BB: 0 P: 6	R: 0 E: 0 K: 1 S: 12	H: 1 LOB: 1 BB: 0 P: 16	1B: 5 2B: 2 3B: 1 HR: 2	SF: 0 SAC: 0 DP: 2 HBP: 0	WP: 0 PB: 0 SB: 0 CS: 0	PA: 35				
<b>PITCHER</b>	IP	WLS	BF	H	R	ER	SO	BB	IBB	HBP	BLK	WP	HR	S	P	ERA	WHIP									
<b>Jose Guzman, R</b> ERA: 3.63	(1, 1)	7.0	W	28	7	2	2	5	2	0	0	0	0	2	67	108	2.57	1.286								
<b>Ed Nunez, R</b> ERA: 3.67	(8, 1)	2.0		7	1	0	0	2	0	0	0	0	0	17	22	0.00	0.500									

Batter	1	2	3	4	5	6	7	8	9	AB	R	H	RBI	BB	SO	LOB	BOTTOM								
<b>Brian Downing, R</b> OBP: 0.413, SLG: 0.440	1-3 K		0-1 HR		3-3 K					4	1	2	1	0	2	1	<b>Kansas City Royals @ Texas Rangers</b> Arlington Stadium, Arlington, TX Tue Aug 25 1992, 8:05 PM EDT Att: 26,586 - Sunny - 93 F								
<b>Kevin Reimer, L</b> OBP: 0.345, SLG: 0.474	3-3 K		3-2 HR		0-1 G4-3		1-1 F8			4	1	1	2	0	1	1									
<b>David Hulse, L</b> OBP: 0.313, SLG: 0.214			1-1 HR				2-3 F8			0	0	0	0	0	0	0									
<b>Ruben Sierra, S</b> OBP: 0.323, SLG: 0.457	2-1 2B		1-0 1B		3-0 HR		1-1 G4-3			4	1	3	1	0	0	1									
<b>Juan Gonzalez, R</b> OBP: 0.297, SLG: 0.519	2-2 G5-3		1-0 L7		0-0 1B		1-3 K			4	0	1	0	0	1	3									
<b>Rafael Palmeiro, L</b> OBP: 0.336, SLG: 0.400		3-3 K		0-2 G1-3		2-3 K		4-2 BB		3	0	0	0	1	2	1									
<b>Dean Palmer, R</b> OBP: 0.323, SLG: 0.448	2-0 L8			0-1 1B		1-1 F9		0-3 K		4	1	1	0	0	1	1									
<b>Ivan Rodriguez, R</b> OBP: 0.317, SLG: 0.393	1-2 G6-3		1-2 1B		1-2 1B		3-3 K		0-0 G6-4-3	4	1	1	0	0	1	1									
<b>Al Newman, S</b> OBP: 0.322, SLG: 0.255			1-3 K		2-1 F9		2-1 G4-3			3	0	0	0	0	1	2									
<b>Jeff Huson, L</b> OBP: 0.345, SLG: 0.370			1-2 F8		2-1 2B		4-0 1B			2	1	1	2	1	0	0									
<b>Inning Stats</b>	R: 0 E: 0 K: 2 S: 16	H: 1 LOB: 1 BB: 0 P: 24	R: 0 E: 0 K: 1 S: 13	H: 0 LOB: 0 BB: 0 P: 19	R: 2 E: 0 K: 1 S: 17	H: 3 LOB: 1 BB: 0 P: 24	R: 2 E: 0 K: 1 S: 15	H: 3 LOB: 1 BB: 0 P: 23	R: 1 E: 0 K: 1 S: 7	H: 2 LOB: 0 BB: 0 P: 12	R: 0 E: 0 K: 1 S: 7	H: 0 LOB: 0 BB: 0 P: 13	R: 1 E: 0 K: 1 S: 10	H: 1 LOB: 1 BB: 1 P: 20	R: 0 E: 0 K: 1 S: 8	H: 0 LOB: 0 BB: 1 P: 12	1B: 6 2B: 2 3B: 0 HR: 2	SF: 0 SAC: 0 DP: 1 HBP: 0	WP: 0 PB: 0 SB: 1 CS: 0	PA: 34					
<b>PITCHER</b>	IP	WLS	BF	H	R	ER	SO	BB	IBB	HBP	BLK	WP	HR	S	P	ERA	WHIP								
<b>Kevin Appier, R</b> ERA: 2.44	(1, 1)	5.0	L	23	9	5	5	6	0	2	68	102	9.00	1.800											
<b>Mike Boddicker, R</b> ERA: 4.61	(6, 1)	2.0		8	1	1	1	2	1	0	0	0	0	17	33	4.50	1.000								
<b>Jeff Montgomery, R</b> ERA: 2.15	(8, 1)	1.0		3	0	0	0	1	1	0	0	0	0	8	12	0.00	1.000								



Batter	1	2	3	4	5	6	7	8	9	AB	R	H	RBI	BB	SO	LOB	TOP								
Gregg Jefferies, S (1, 5) OBP: 0.344, SLG: 0.429	G5-3		G5-3		G1-3			G4-3 PB		4	0	2	0	0	0	1	<b>Kansas City Royals @ Texas Rangers</b> Arlington Stadium, Arlington, TX Wed Aug 26 1992, 8:05 PM EDT Att: 20,054 - Cloudy - 86 F								
Keith Miller, R (1, 4) OBP: 0.368, SLG: 0.422	K		G5-3			P3		G4-3		4	0	0	0	0	1	2									
George Brett, L (1, 10) OBP: 0.327, SLG: 0.391 Gary Thurman, R (8, PR) OBP: 0.277, SLG: 0.309	G5-3			G4-3		F8			BB	3	0	0	0	1	0	0									
Mike Macfarlane, R (1, 2) OBP: 0.313, SLG: 0.436		1B		G4-3		FC3-6		K		4	0	2	0	0	1	2									
Wally Joyner, L (1, 3) OBP: 0.335, SLG: 0.400	F7			F8		FC3-6		P6		4	0	0	0	0	0	4									
Juan Samuel, R (1, 9) OBP: 0.316, SLG: 0.318	F7				S				F8	4	1	2	0	0	0	1									
Jeff Conine, R (1, 7) OBP: 0.319, SLG: 0.388	K			G5-3		G5-3		G5-3		4	0	0	0	0	1	3									
Brian McRae, S (1, 8) OBP: 0.289, SLG: 0.301			G6-3		K			K		4	0	0	0	0	2	1									
David Howard, S (1, 6) OBP: 0.327, SLG: 0.331	F9				BB			G6-3		2	0	0	0	1	0	1									
<b>Inning Stats</b>	R: 0 E: 0 K: 1 S: 6	H: 0 LOB: 0 BB: 0 P: 8	R: 0 E: 0 K: 1 S: 8	H: 1 LOB: 1 BB: 0 P: 12	R: 0 E: 0 K: 0 S: 8	H: 1 LOB: 1 BB: 0 P: 10	R: 0 E: 0 K: 0 S: 6	H: 0 LOB: 0 BB: 0 P: 9	R: 1 E: 0 K: 1 S: 8	H: 1 LOB: 1 BB: 1 P: 14	R: 0 E: 0 K: 0 S: 9	H: 1 LOB: 1 BB: 0 P: 14	R: 0 E: 0 K: 1 S: 11	H: 1 LOB: 1 BB: 0 P: 14	R: 0 E: 0 K: 1 S: 14	H: 1 LOB: 2 BB: 1 P: 23		R: 0 E: 0 K: 0 S: 9	H: 0 LOB: 0 BB: 0 P: 14	1B: 4 2B: 1 3B: 1 HR: 0	SF: 0 SAC: 0 DP: 0 HBP: 0	WP: 0 PB: 1 SB: 1 CS: 0	PA: 35		
<b>PITCHER</b>	IP	WLS	BF	H	R	ER	SO	BB	IBB	HBP	BLK	WP	HR	S	P	ERA	WHIP								
Roger Pavlik, R (1, 1) ERA: 4.28	7.1	W	30	6	1	1	4	2	0	0	0	0	0	64	96	1.23	1.091								
Jeff Russell, R (8, 1) ERA: 1.91	1.2	S	5	0	0	0	1	0	0	0	0	0	0	15	22	0.00	0.000								

Batter	1	2	3	4	5	6	7	8	9	AB	R	H	RBI	BB	SO	LOB	BOTTOM								
Brian Downing, R (1, 10) OBP: 0.414, SLG: 0.436	G4-6-3		K		SF8		P6			2	0	0	0	2	1	1	<b>Kansas City Royals @ Texas Rangers</b> Arlington Stadium, Arlington, TX Wed Aug 26 1992, 8:05 PM EDT Att: 20,054 - Cloudy - 86 F								
Kevin Reimer, L (1, 7) OBP: 0.348, SLG: 0.471 David Hulse, L (8, 8) OBP: 0.313, SLG: 0.214	G4-6-3		K		BB		L3			3	0	0	1	0	1	2									
Ruben Sierra, S (1, 9) OBP: 0.321, SLG: 0.454	L3			F8		SF8		K		3	0	0	1	0	1	0									
Juan Gonzalez, R (1, 8) OBP: 0.295, SLG: 0.515	F9			G5-3		K		K		4	0	0	0	0	2	2									
Rafael Palmeiro, L (1, 3) OBP: 0.334, SLG: 0.397	P7			G4-3		F8		P7		4	0	0	0	0	0	0									
Dean Palmer, R (1, 5) OBP: 0.327, SLG: 0.450	1B			G5-3		G4-3		G4-3		2	1	2	0	1	0	0									
Ivan Rodriguez, R (1, 2) OBP: 0.314, SLG: 0.389	L8			G5-3		G4-3		G4-3		3	0	0	0	0	0	3									
Jeff Huson, L (1, 6) OBP: 0.345, SLG: 0.370	G6-3			G6-3		BB		P7		3	1	1	1	0	0	1									
Jeff Frye, R (1, 4) OBP: 0.312, SLG: 0.348	1B			BB		HBP		F7		3	1	2	0	0	0	0									
<b>Inning Stats</b>	R: 0 E: 0 K: 0 S: 5	H: 0 LOB: 0 BB: 1 P: 12	R: 0 E: 0 K: 0 S: 8	H: 1 LOB: 1 BB: 0 P: 13	R: 0 E: 0 K: 2 S: 11	H: 1 LOB: 1 BB: 0 P: 15	R: 0 E: 0 K: 0 S: 6	H: 0 LOB: 0 BB: 0 P: 6	R: 3 E: 0 K: 1 S: 18	H: 3 LOB: 2 BB: 1 P: 29	R: 0 E: 0 K: 0 S: 7	H: 0 LOB: 1 BB: 1 P: 13	R: 0 E: 0 K: 0 S: 9	H: 0 LOB: 0 BB: 0 P: 15	R: 0 E: 0 K: 2 S: 8	H: 0 LOB: 0 BB: 0 P: 8		R: 0 E: 0 K: 0 S: 9	H: 0 LOB: 0 BB: 0 P: 14	1B: 5 2B: 0 3B: 0 HR: 0	SF: 1 SAC: 0 DP: 1 HBP: 1	WP: 0 PB: 0 SB: 0 CS: 0	PA: 32		
<b>PITCHER</b>	IP	WLS	BF	H	R	ER	SO	BB	IBB	HBP	BLK	WP	HR	S	P	ERA	WHIP								
Luis Aquino, R (1, 1) ERA: 3.74	2.1	L	12	4	3	3	2	1	0	1	0	0	0	27	38	13.50	2.500								
Rich Sauveur, L (3, 1) ERA: 6.35	2.2		9	0	0	0	1	1	0	0	0	0	0	20	34	0.00	0.375								
Rusty Meacham, R (5, 1) ERA: 1.84	1.0		3	0	0	0	2	0	0	0	0	0	0	8	8	0.00	0.000								



Batter	1	2	3	4	5	6	7	8	9	AB	R	H	RBI	BB	SO	LOB	TOP										
<b>Gregg Jefferies, S</b> OBP: 0.344, SLG: 0.427 (1, 5)	F7		F8 CS 1B		2B BB	F8			G5-4-3	4	1	1	0	1	0	2	<b>Kansas City Royals @ Texas Rangers</b> Arlington Stadium, Arlington, TX Thu Aug 27 1992, 8:05 PM EDT Att: 18,993 - Sunny - 81 F										
<b>Keith Miller, R</b> OBP: 0.369, SLG: 0.424 (1, 4)	1B HBP		F8		1B 2B		L7			3	2	1	2	0	0	1											
<b>George Brett, L</b> OBP: 0.330, SLG: 0.394 (1, 10)	1B		CS		1B		G3			4	1	3	2	0	0	0											
<b>Wally Joyner, L</b> OBP: 0.334, SLG: 0.397 (1, 3)	F8				1B BB		F7			3	1	0	0	1	0	2											
<b>Juan Samuel, R</b> OBP: 0.314, SLG: 0.315 <b>Gary Thurman, R</b> OBP: 0.280, SLG: 0.312 (4, 9)								F9		2	0	0	0	0	2	1											
<b>Brent Mayne, L</b> OBP: 0.280, SLG: 0.304 (1, 2)	L7				1B		F8			4	0	1	1	0	0	2											
<b>Jeff Conine, R</b> OBP: 0.303, SLG: 0.366 (1, 7)							F8			4	0	0	0	0	2	0											
<b>Kevin Koslofski, L</b> OBP: 0.365, SLG: 0.393 (1, 8)			HR						FC6-4 1B	3	1	2	1	1	1	0											
<b>David Howard, S</b> OBP: 0.325, SLG: 0.324 (1, 6)								FC6-4 G5-4-3	3	1	0	0	1	2	2												
<b>Inning Stats</b>	R: 1 E: 0 K: 0 S: 8	H: 1 LOB: 0 BB: 0 P: 12	R: 0 E: 0 K: 2 S: 13	H: 0 LOB: 0 BB: 0 P: 19	R: 1 E: 0 K: 1 S: 9	H: 2 LOB: 0 BB: 0 P: 15	R: 1 E: 0 K: 1 S: 9	H: 2 LOB: 0 BB: 0 P: 17	R: 4 E: 0 K: 1 S: 17	H: 3 LOB: 2 BB: 3 P: 35	R: 0 E: 0 K: 1 S: 8	H: 0 LOB: 1 BB: 1 P: 14	R: 0 E: 0 K: 0 S: 4	H: 0 LOB: 0 BB: 0 P: 8	R: 0 E: 0 K: 1 S: 9	H: 0 LOB: 0 BB: 0 P: 11		R: 0 E: 0 K: 0 S: 9	H: 1 LOB: 0 BB: 0 P: 11	1B: 7 2B: 1 3B: 0 HR: 1	SF: 0 SAC: 0 DP: 1 HBP: 1	WP: 1 PB: 0 SB: 0 CS: 3	PA: 39				
<b>PITCHER</b>	IP	WLS	BF	H	R	ER	SO	BB	IBB	HBP	BLK	WP	HR	S	P	ERA	WHIP										
<b>Nolan Ryan, R</b> ERA: 4.29 (1, 1)	4.2	L	22	7	7	7	5	3	0	1	0	1	1	52	93	13.50	2.143										
<b>Brian Bohannon, L</b> ERA: 6.35 (5, 1)	1.1		6	1	0	0	1	1	0	0	0	0	0	12	19	0.00	1.500										
<b>Matt Whiteside, L</b> ERA: 2.89 (7, 1)	1.0		3	0	0	0	1	0	0	0	0	0	0	4	8	0.00	0.000										
<b>Todd Bums, R</b> ERA: 3.65 (8, 1)	1.0		3	0	0	0	1	0	0	0	0	0	0	9	11	0.00	0.000										
<b>Kenny Rogers, L</b> ERA: 2.9 (9, 1)	1.0		3	1	0	0	0	0	0	0	0	0	0	9	11	0.00	1.000										
<b>Batter</b>	<b>1</b>	<b>2</b>	<b>3</b>	<b>4</b>	<b>5</b>	<b>6</b>	<b>7</b>	<b>8</b>	<b>9</b>	<b>AB</b>	<b>R</b>	<b>H</b>	<b>RBI</b>	<b>BB</b>	<b>SO</b>	<b>LOB</b>	<b>BOTTOM</b>										
<b>Brian Downing, R</b> OBP: 0.412, SLG: 0.433 (1, 10)	P6		1B			P6		P9		4	0	1	0	0	0	0	<b>Kansas City Royals @ Texas Rangers</b> Arlington Stadium, Arlington, TX Thu Aug 27 1992, 8:05 PM EDT Att: 18,993 - Sunny - 81 F										
<b>Kevin Reimer, L</b> OBP: 0.349, SLG: 0.478 (1, 7)	G4-3		F8		HR		G4-3 1B			4	1	2	1	0	0	2											
<b>Ruben Sierra, S</b> OBP: 0.318, SLG: 0.450 (1, 9)	F7						G4-3 1B			4	0	0	0	0	1	1											
<b>Juan Gonzalez, R</b> OBP: 0.292, SLG: 0.511 (1, 8)		G5-3		F8		P3		K		4	0	0	0	0	1	1											
<b>Rafael Palmeiro, L</b> OBP: 0.333, SLG: 0.398 (1, 3)	G4-3			L6				F7		4	1	1	0	0	0	0											
<b>Dean Palmer, R</b> OBP: 0.326, SLG: 0.447 (1, 5)	G6-3							G1-3 1B 2B		3	0	0	0	1	0	1											
<b>Ivan Rodriguez, R</b> OBP: 0.313, SLG: 0.387 (1, 2)			G5-3		F9			G1-3		4	0	1	1	0	0	1											
<b>Jeff Huson, L</b> OBP: 0.342, SLG: 0.366 (1, 6)			K		F8			F8		3	0	0	0	0	1	2											
<b>Jeff Frye, R</b> OBP: 0.315, SLG: 0.351 <b>Al Newman, S</b> OBP: 0.320, SLG: 0.254 (7, PH) (8, 4)								G6-3		2	0	1	0	0	0	1											
<b>Inning Stats</b>	R: 0 E: 0 K: 0 S: 5	H: 0 LOB: 0 BB: 0 P: 7	R: 0 E: 0 K: 0 S: 8	H: 0 LOB: 0 BB: 0 P: 13	R: 0 E: 0 K: 1 S: 16	H: 2 LOB: 0 BB: 0 P: 27	R: 0 E: 0 K: 0 S: 6	H: 0 LOB: 0 BB: 0 P: 8	R: 0 E: 0 K: 0 S: 8	H: 0 LOB: 1 BB: 1 P: 15	R: 1 E: 0 K: 1 S: 8	H: 1 LOB: 0 BB: 0 P: 16	R: 1 E: 0 K: 0 S: 8	H: 2 LOB: 1 BB: 0 P: 11	R: 0 E: 0 K: 1 S: 12	H: 1 LOB: 0 BB: 0 P: 16		R: 0 E: 0 K: 0 S: 9	H: 0 LOB: 0 BB: 0 P: 11	1B: 4 2B: 1 3B: 0 HR: 1	SF: 0 SAC: 0 DP: 0 HBP: 0	WP: 0 PB: 0 SB: 0 CS: 0	PA: 34				
<b>PITCHER</b>	IP	WLS	BF	H	R	ER	SO	BB	IBB	HBP	BLK	WP	HR	S	P	ERA	WHIP										
<b>Hipolito Pichardo, R</b> ERA: 3.64 (1, 1)	7.0	W	27	5	2	2	2	1	0	0	0	0	0	59	97	2.57	0.857										
<b>Steve Shifflett, R</b> ERA: 2.48 (8, 1)	1.0		4	1	0	0	1	0	0	0	0	0	0	12	16	0.00	1.000										
<b>Jeff Montgomery, R</b> ERA: 2.12 (9, 1)	1.0		3	0	0	0	0	0	0	0	0	0	0	9	11	0.00	0.000										



Batter	1	2	3	4	5	6	7	8	9	AB	R	H	RBI	BB	SO	LOB	TOP			
Steve Sax, R OBP: 0.290, SLG: 0.318 (1,4)	G4-3			G1-3		K		FC5-4-2-5		4	0	0	0	0	1	2				
Tim Lincecum, S OBP: 0.369, SLG: 0.365 (1,7)	F7			F7		G1-3			K	4	0	0	0	0	1	0				
Frank Thomas, R OBP: 0.445, SLG: 0.534 (1,3)	L8			BB					2B	3	1	1	0	1	0	0				
George Bell, R OBP: 0.304, SLG: 0.440 (1,10)		G5-3				K			P2	4	0	0	0	0	2	2				
Robin Ventura, L OBP: 0.366, SLG: 0.428 (1,5)	G4-3				G4-3					4	0	2	1	0	0	0				
Dan Pasqua, L OBP: 0.301, SLG: 0.332 (1,9)	G6-3				F7				2B	4	0	0	0	0	0	2				
Lance Johnson, L OBP: 0.321, SLG: 0.353 (1,8)			F8						1B	2	0	1	0	1	0	0				
Ron Karkovics, R OBP: 0.291, SLG: 0.323 (1,2)			G5-3		G5-3			F8		3	0	0	0	0	0	2				
Dale Sveum, S OBP: 0.263, SLG: 0.271 (1,6)			G3-1			G3			1B	3	0	1	0	0	0	0				
<b>Inning Stats</b>	R: 0 E: 0 K: 0 S: 5	H: 0 LOB: 0 BB: 0 P: 6	R: 0 E: 0 K: 0 S: 8	H: 0 LOB: 0 BB: 0 P: 11	R: 0 E: 0 K: 0 S: 8	H: 0 LOB: 0 BB: 0 P: 13	R: 0 E: 0 K: 1 S: 10	H: 0 LOB: 1 BB: 1 P: 15	R: 0 E: 0 K: 1 S: 7	H: 0 LOB: 0 BB: 0 P: 10	R: 0 E: 0 K: 1 S: 8	H: 1 LOB: 1 BB: 0 P: 11	R: 0 E: 0 K: 0 S: 7	H: 2 LOB: 1 BB: 0 P: 11	R: 1 E: 0 K: 1 S: 12	H: 2 LOB: 1 BB: 0 P: 18	1B: 3 2B: 2 HR: 0	SF: 0 SAC: 0 DP: 1 HBP: 0	WP: 0 PB: 0 SB: 0 CS: 0	PA: 33
<b>PITCHER</b> Kevin Brown, R ERA: 3.31 (1,1)	IP: 9.0 WLS: W BF: 33 H: 5 R: 1 ER: 1 SO: 4 BB: 2 IBB: 0 HBP: 0 BLK: 0 WP: 0 HR: 0 S: 71 P: 110 ERA: 1.00 WHIP: 0.778															<b>PITCHER</b>				

Chicago White Sox @ Texas Rangers  
Arlington Stadium, Arlington, TX  
Fri Aug 28 1992, 8:05 PM EDT  
Att: 22,837 - Sunny - 88 F

AB	31
R	1
H	5
RBI	1
BB	2
SO	4
LOB	8



Batter	1	2	3	4	5	6	7	8	9	AB	R	H	RBI	BB	SO	LOB	BOTTOM													
Brian Downing, R OBP: 0.416, SLG: 0.438 (1,10)	G6-4-3	E6		FC5-4		FC6-4				4	0	3	2	0	0	0														
Dean Palmer, R OBP: 0.324, SLG: 0.443 (1,5)	G6-4-3	K		FC5-4		FC6-4				4	0	0	0	0	1	4														
Juan Gonzalez, R OBP: 0.296, SLG: 0.514 (1,8)	1B		G1-3		2B			G5-4-3		3	1	2	0	1	0	0														
Ruben Sierra, S OBP: 0.318, SLG: 0.449 (1,9)	1B		G5-3		G6-3		F7			4	1	1	0	0	0	2														
Monty Fariss, R OBP: 0.314, SLG: 0.352 (1,7)	1B		F8		G6-3		G5-4-3			4	0	1	1	0	0	2														
Rafael Palmeiro, L OBP: 0.335, SLG: 0.398 (1,3)	1B		G4-3		FC6-4		F7			3	0	1	1	1	0	0														
Ivan Rodriguez, R OBP: 0.310, SLG: 0.383 (1,2)	L8		F8		FC6-4		G5-3			4	0	0	0	0	0	4														
Mario Diaz, R OBP: 0.200, SLG: 0.200 (8, PR)		G5-3		2B		G5-3		CS		4	1	2	0	0	0	0														
Jeff Huson, L OBP: 0.342, SLG: 0.366 (9, 6)				1B				1B		0	0	0	0	0	0	0														
Jeff Frye, R OBP: 0.315, SLG: 0.359 (1,4)	G6-3			1B		G5-3		CS		3	1	1	0	0	0	0														
<b>Inning Stats</b>	R: 2 E: 0 K: 0 S: 17	H: 4 LOB: 2 BB: 1 P: 24	R: 0 E: 1 K: 1 S: 10	H: 0 LOB: 1 BB: 0 P: 15	R: 0 E: 0 K: 0 S: 7	H: 0 LOB: 0 BB: 0 P: 8	R: 2 E: 0 K: 0 S: 11	H: 3 LOB: 1 BB: 0 P: 15	R: 0 E: 0 K: 0 S: 9	H: 1 LOB: 2 BB: 0 P: 10	R: 0 E: 0 K: 0 S: 4	H: 1 LOB: 0 BB: 0 P: 5	R: 0 E: 0 K: 0 S: 6	H: 1 LOB: 1 BB: 0 P: 13	R: 0 E: 0 K: 0 S: 6	H: 1 LOB: 1 BB: 0 P: 13	1B: 9 2B: 2 3B: 0 HR: 0	SF: 0 SAC: 0 DP: 2 HBP: 0	WP: 0 PB: 0 SB: 0 CS: 1	PA: 36										
<b>PITCHER</b> Greg Hibbard, L ERA: 4.28 (1,1)	IP: 4.1 WLS: L BF: 22 H: 8 R: 4 ER: 4 SO: 1 BB: 1 IBB: 0 HBP: 0 BLK: 0 WP: 0 HR: 0 S: 49 P: 67 ERA: 8.31 WHIP: 2.077															<b>PITCHER</b>														
Donn Pail, R ERA: 4.52 (5, 1)	2.2	10	2	0	0	0	0	1	0	0	0	0	16	25	0.00	0.750														
Scott Radinsky, L ERA: 2.39 (8, 1)	1.0	3	1	0	0	0	0	0	0	0	0	6	13	0.00	1.000															

Chicago White Sox @ Texas Rangers  
Arlington Stadium, Arlington, TX  
Fri Aug 28 1992, 8:05 PM EDT  
Att: 22,837 - Sunny - 88 F

AB	33
R	4
H	11
RBI	4
BB	2
SO	1
LOB	12






Batter	1	2	3	4	5	6	7	8	9	AB	R	H	RBI	BB	SO	LOB	TOP									
Joey Cora, S OBP: 0.333, SLG: 0.282										3	0	1	1	2	1	3	Chicago White Sox @ Texas Rangers Arlington Stadium, Arlington, TX Sat Aug 29 1992, 8:05 PM EDT Att: 34,863 - Sunny - 92 F									
Tim Raines, S OBP: 0.371, SLG: 0.363										2	1	0	0	3	0	2										
Frank Thomas, R OBP: 0.443, SLG: 0.532										5	1	1	3	0	0	6										
George Bell, R OBP: 0.303, SLG: 0.436										4	0	0	0	1	2	0										
Esteban Beltre, R OBP: 0.219, SLG: 0.268										0	0	0	0	0	0	0										
Robin Ventura, L OBP: 0.369, SLG: 0.428										4	0	2	0	1	1	1										
Carlton Fisk, R OBP: 0.313, SLG: 0.338										3	0	1	1	1	1	2										
Lance Johnson, L OBP: 0.320, SLG: 0.356										5	1	1	0	0	0	7										
Shawn Abner, R OBP: 0.327, SLG: 0.375										4	2	2	0	0	0	1										
Dale Sveum, S OBP: 0.268, SLG: 0.279										2	1	1	1	1	0	1										
<b>Inning Stats</b>	R: 0 E: 0 K: 0 S: 7	H: 0 LOB: 0 BB: 1 P: 12	R: 0 E: 0 K: 1 S: 7	H: 1 LOB: 1 BB: 1 P: 14	R: 1 E: 0 K: 0 S: 9	H: 2 LOB: 1 BB: 0 P: 15	R: 0 E: 0 K: 1 S: 10	H: 0 LOB: 0 BB: 0 P: 13	R: 1 E: 0 K: 0 S: 11	H: 1 LOB: 2 BB: 2 P: 23	R: 0 E: 0 K: 0 S: 8	H: 1 LOB: 1 BB: 1 P: 17	R: 4 E: 1 K: 1 S: 16	H: 3 LOB: 2 BB: 3 P: 36	R: 0 E: 0 K: 0 S: 11	H: 1 LOB: 2 BB: 1 P: 21	R: 0 E: 0 K: 2 S: 17	H: 0 LOB: 0 BB: 0 P: 23	1B: 5 2B: 3 3B: 1 HR: 0	SF: 2 SAC: 0 DP: 2 HBP: 0	WP: 1 PB: 0 SB: 1 CS: 0	PA: 43				
<b>PITCHER</b>	IP	WLS	BF	H	R	ER	SO	BB	IBB	HBP	BLK	WP	HR	S	P	ERA	WHIP									
Bobby Witt, R ERA: 4.66	(1, 1)	6.0	L	27	6	4	4	2	6	0	0	0	0	0	56	104	6.00	2.000								
Kenny Rogers, L ERA: 3.19	(7, 1)	0.1		5	2	1	1	1	1	1	0	0	0	0	8	22	27.00	9.000								
Matt Whiteside, L ERA: 2.45	(7, 1)	1.2		7	1	1	1	0	1	0	0	0	0	0	15	25	5.40	1.200								
Brian Bohanon, L ERA: 6.29	(9, 1)	0.1		2	0	0	0	1	0	0	0	0	1	0	11	15	0.00	0.000								
Todd Burns, R ERA: 3.63	(9, 1)	0.2		2	0	0	0	1	0	0	0	0	0	0	6	8	0.00	0.000								

Batter	1	2	3	4	5	6	7	8	9	AB	R	H	RBI	BB	SO	LOB	BOTTOM									
Brian Downing, R OBP: 0.414, SLG: 0.439										4	1	1	0	0	1	2	Chicago White Sox @ Texas Rangers Arlington Stadium, Arlington, TX Sat Aug 29 1992, 8:05 PM EDT Att: 34,863 - Sunny - 92 F									
Geno Petralli, L OBP: 0.283, SLG: 0.290										1	0	0	0	0	0	1										
Kevin Reimer, L OBP: 0.352, SLG: 0.482										3	1	1	1	2	2	1										
Ruben Sierra, S OBP: 0.315, SLG: 0.446										3	0	0	1	0	0	4										
Juan Gonzalez, R OBP: 0.299, SLG: 0.530										4	2	3	2	0	0	0										
Rafael Palmeiro, L OBP: 0.334, SLG: 0.395										3	0	0	0	1	0	0										
Dean Palmer, R OBP: 0.321, SLG: 0.439										4	0	0	0	0	3	2										
Ivan Rodriguez, R OBP: 0.306, SLG: 0.378										4	0	0	0	0	0	2										
Jeff Frye, R OBP: 0.316, SLG: 0.358										3	0	1	0	0	1	0										
Al Newman, S OBP: 0.319, SLG: 0.252										1	0	0	0	0	1	0										
Jeff Huson, L OBP: 0.345, SLG: 0.367										2	0	1	0	1	0	0										
<b>Inning Stats</b>	R: 0 E: 0 K: 1 S: 10	H: 0 LOB: 0 BB: 0 P: 17	R: 1 E: 0 K: 0 S: 13	H: 1 LOB: 0 BB: 0 P: 20	R: 0 E: 1 K: 0 S: 13	H: 1 LOB: 2 BB: 1 P: 24	R: 0 E: 0 K: 1 S: 5	H: 0 LOB: 0 BB: 0 P: 7	R: 0 E: 0 K: 1 S: 6	H: 0 LOB: 0 BB: 0 P: 13	R: 2 E: 0 K: 1 S: 10	H: 3 LOB: 2 BB: 1 P: 18	R: 0 E: 0 K: 2 S: 8	H: 1 LOB: 2 BB: 1 P: 13	R: 0 E: 0 K: 1 S: 11	H: 1 LOB: 0 BB: 0 P: 13	R: 0 E: 0 K: 2 S: 12	H: 0 LOB: 1 BB: 1 P: 24	1B: 2 2B: 2 3B: 1 HR: 2	SF: 1 SAC: 1 DP: 0 HBP: 0	WP: 0 PB: 0 SB: 0 CS: 0	PA: 38				
<b>PITCHER</b>	IP	WLS	BF	H	R	ER	SO	BB	IBB	HBP	BLK	WP	HR	S	P	ERA	WHIP									
Jack McDowell, R ERA: 3.21	(1, 1)	6.2	W	28	6	3	3	5	1	1	0	0	0	0	64	107	4.05	1.050								
Wilson Alvarez, L ERA: 4.75	(7, 1)	0.0		1	0	0	0	0	1	0	0	0	0	0	4	-	-									
Roberto Hernandez, R ERA: 1.68	(7, 1)	2.1	S	9	1	1	1	3	1	0	0	0	0	1	24	38	3.86	0.857								


Chicago White Sox @ Texas Rangers  
Arlington Stadium, Arlington, TX  
Sat Aug 29 1992, 8:05 PM EDT  
Att: 34,863 - Sunny - 92 F

AB 32  
R 6  
H 9  
RBI 6  
BB 9  
SO 5  
LOB 23



Chicago White Sox @ Texas Rangers  
Arlington Stadium, Arlington, TX  
Sat Aug 29 1992, 8:05 PM EDT  
Att: 34,863 - Sunny - 92 F

AB 32  
R 4  
H 7  
RBI 4  
BB 4  
SO 8  
LOB 12





Batter	1	2	3	4	5	6	7	8	9	AB	R	H	RBI	BB	SO	LOB	TOP						
Joey Cora, S OBP: 0.340, SLG: 0.287	1-1 G3-6-1 1B		0-0 SF8		4-2 FC1-6 BB		2-3 K			2	0	1	1	1	1	0							
Tim Raines, S OBP: 0.368, SLG: 0.360	2-2 G3-6-1 1-2f		3-3 K		2-1 FC1-6 CS 1B		0-3 K			4	0	0	0	0	2	3							
Frank Thomas, R OBP: 0.447, SLG: 0.542	2-1 HR			2-2 E 1B 1B	0-0 CS 1B			4-1 G6-4-3 BB		3	2	3	2	1	0	0							
George Bell, R OBP: 0.302, SLG: 0.435	1-3 K			1-0 E8 1B 1B FC1-2 1B	1-2 P2			2-3 K		4	0	1	0	0	2	3							
Robin Ventura, L OBP: 0.368, SLG: 0.427		3-3 K		2-1 FC1-2 1B 1-2 G1-2-3 1B 3-H		1-1 F8		0-1 G6-4-3		4	0	1	1	0	1	1							
Carlton Fisk, R OBP: 0.311, SLG: 0.336		0-0 F9		3-2 FC1-2 1B 1-2 2-3		1-3 K			3-2 F8	4	0	1	0	0	1	0							
Lance Johnson, L OBP: 0.322, SLG: 0.357		1-2 F9		0-1 FC1-2 1B 1-2 2-3 3-H		0-0 1B			0-0 1B	4	0	2	0	0	0	3							
Shawn Abner, R OBP: 0.325, SLG: 0.378			2-2 G4-3 SF8 2B	0-0 G1-2-3		0-1 G6-3			1-3 K	4	1	1	0	0	1	5							
Dale Sveum, S OBP: 0.268, SLG: 0.284			1-1 G4-3		0-0 FC1-6 1B 2B		3-3 K		0-0 F9	4	1	1	0	0	1	2							
<b>Inning Stats</b>	R: 1 E: 0 K: 1 S: 10	H: 2 LOB: 0 BB: 0 P: 16	R: 0 E: 0 K: 1 S: 8	H: 0 LOB: 0 BB: 0 P: 12	R: 1 E: 0 K: 1 S: 10	H: 1 LOB: 0 BB: 0 P: 16	R: 1 E: 1 K: 0 S: 12	H: 4 LOB: 2 BB: 0 P: 20	R: 1 E: 0 K: 1 S: 9	H: 2 LOB: 1 BB: 1 P: 16	R: 0 E: 0 K: 3 S: 9	H: 0 LOB: 0 BB: 0 P: 14	R: 0 E: 0 K: 1 S: 6	H: 0 LOB: 0 BB: 1 P: 12	R: 0 E: 0 K: 1 S: 9	H: 1 LOB: 1 BB: 0 P: 13	1B: 8 2B: 2 3B: 0 HR: 1	SF: 1 SAC: 0 DP: 3 HBP: 0	WP: 0 PB: 0 SB: 0 CS: 2	PA: 36			
<b>PITCHER</b>	IP WLS BF H R ER SO BB IBB HBP BLK WP HR S P ERA WHIP	IP WLS BF H R ER SO BB IBB HBP BLK WP HR S P ERA WHIP																					
Jose Guzman, R ERA: 3.67	(1, 1)	8.0	W	32	10	4	4	8	2	0	0	0	0	0	0	0	0	0	1	72	116	4.50	1.500
Kenny Rogers, L ERA: 3.13	(9, 1)	1.0		4	1	0	0	1	0	0	0	0	0	0	0	0	0	0	0	9	13	0.00	1.000

Chicago White Sox @ Texas Rangers  
Arlington Stadium, Arlington, TX  
Sun Aug 30 1992, 8:05 PM EDT  
Att: 16,275 - Cloudy - 90 F

AB 33  
R 4  
H 11  
RBI 4  
BB 2  
SO 9  
LOB 17



Batter	1	2	3	4	5	6	7	8	9	AB	R	H	RBI	BB	SO	LOB	BOTTOM						
David Hulse, L OBP: 0.286, SLG: 0.211	3-2 BB 1B		0-1 F7		1-3 K		1-2 G4-3		1-1 FC3-6 HBP 1B	5	2	1	1	0	1	2							
Jeff Fyfe, R OBP: 0.312, SLG: 0.347	2-1 P2		1-2 G1-3			3-2 F8		3-2 G5-3		4	0	0	0	0	0	2							
Rafael Palmeiro, L OBP: 0.340, SLG: 0.399	4-2 BB 1B		0-0 HR 1B		3-1 BB 1B		4-0 BB		0-2 FC4-6 1B	3	3	3	1	2	0	0							
Juan Gonzalez, R OBP: 0.302, SLG: 0.536	0-1 G5-3 1B		2-0 HR		4-1 BB 1B		2-3 K		2-2 FC4-6	4	3	2	3	1	1	4							
Kevin Reimer, L OBP: 0.353, SLG: 0.480	1-1 G5-3 1B		2-2 G5-4-3 HBP		0-3 K		2-2 F9		1-1 G4-1	4	1	1	1	0	1	4							
Monty Farris, R OBP: 0.320, SLG: 0.366	0-0 G5-3		0-3 K		2-0 BB		0-0 1B			4	0	2	3	0	1	2							
Geno Petralli, L OBP: 0.283, SLG: 0.289	1-2 3-H 1B		1-1 G5-4-3		0-0 G5-3		0-1 L9			4	0	1	1	0	0	3							
Al Newman, S OBP: 0.322, SLG: 0.254	0-0 P8			0-1 CS 1B		4-1 BB G4-3		0-0 F9		3	1	1	0	1	0	2							
Jeff Huson, L OBP: 0.346, SLG: 0.367		0-2 L8		2-2 P2		1-2 BB G4-3		4-2 FC3-6 BB		3	0	1	0	1	0	1							
<b>Inning Stats</b>	R: 4 E: 0 K: 0 S: 22	H: 4 LOB: 1 BB: 1 P: 33	R: 0 E: 0 K: 0 S: 9	H: 0 LOB: 0 BB: 0 P: 10	R: 2 E: 0 K: 1 S: 9	H: 2 LOB: 0 BB: 0 P: 14	R: 0 E: 0 K: 1 S: 11	H: 1 LOB: 0 BB: 0 P: 14	R: 2 E: 0 K: 1 S: 11	H: 2 LOB: 1 BB: 1 P: 23	R: 1 E: 0 K: 1 S: 15	H: 1 LOB: 2 BB: 2 P: 28	R: 0 E: 0 K: 0 S: 7	H: 1 LOB: 1 BB: 0 P: 9	R: 1 E: 0 K: 0 S: 15	H: 1 LOB: 2 BB: 1 P: 26	1B: 10 2B: 1 3B: 0 HR: 1	SF: 0 SAC: 0 DP: 1 HBP: 2	WP: 0 PB: 0 SB: 0 CS: 1	PA: 41			
<b>PITCHER</b>	IP WLS BF H R ER SO BB IBB HBP BLK WP HR S P ERA WHIP	IP WLS BF H R ER SO BB IBB HBP BLK WP HR S P ERA WHIP																					
Alex Fernandez, R ERA: 4.35	(1, 1)	2.1	L	15	6	6	6	1	1	0	1	0	1	0	0	0	0	0	0	35	62	8.10	2.100
Wilson Alvarez, L ERA: 4.91	(3, 1)	3.1		15	4	3	3	2	3	0	0	0	0	0	0	0	0	0	0	11	15	0.00	0.750
Donn Pall, R ERA: 4.43	(6, 1)	1.1		5	1	0	0	1	0	0	0	0	0	0	0	0	0	0	0	15	26	9.00	2.000
Bobby Thigpen, R ERA: 4.62	(8, 1)	1.0		6	1	1	1	0	1	0	1	0	0	0	0	0	0	0	0	15	26	9.00	2.000

Chicago White Sox @ Texas Rangers  
Arlington Stadium, Arlington, TX  
Sun Aug 30 1992, 8:05 PM EDT  
Att: 16,275 - Cloudy - 90 F

AB 34  
R 10  
H 12  
RBI 10  
BB 5  
SO 4  
LOB 20





Batter	1	2	3	4	5	6	7	8	9	AB	R	H	RBI	BB	SO	LOB	TOP					
Jeff Frye, R OBP: 0.305, SLG: 0.339 Kevin Reimer, L OBP: 0.352, SLG: 0.479 (7, 7)	F9		F7		F9		K			3	0	0	0	0	0	1						
Monty Faries, R OBP: 0.310, SLG: 0.353 (7, 4)	F8		K		P3			G4-3		4	0	0	0	0	1	1						
Rafael Palmeiro, L OBP: 0.341, SLG: 0.402 (1, 3)	HR		K					K		4	1	2	0	0	2	0						
Juan Gonzalez, R OBP: 0.304, SLG: 0.541 (7, 9)	HR				F8			K		3	1	1	2	1	1	1						
Brian Downing, R OBP: 0.412, SLG: 0.434 (1, 10)	BB		L5		K			G6-3		3	0	0	0	1	1	2						
Dean Palmer, R OBP: 0.318, SLG: 0.435 (1, 5)	G5-3		F9		K			L6		4	0	0	0	0	1	3						
Ivan Rodriguez, R OBP: 0.306, SLG: 0.379 (1, 2)		F9		E5				K		4	0	1	0	0	1	1						
Mario Diaz, R OBP: 0.176, SLG: 0.176 Jeff Huson, L OBP: 0.346, SLG: 0.366 (7, 6)	F8		G3					P4		2	0	0	0	0	0	2						
David Hulse, L OBP: 0.292, SLG: 0.227 (1, 8)	L7							K		3	0	1	0	0	1	1						
<b>Inning Stats</b>	R: 2 E: 0 K: 0 S: 10	H: 2 LOB: 1 BB: 1 P: 21	R: 0 E: 0 K: 0 S: 10	H: 0 LOB: 0 BB: 0 P: 14	R: 0 E: 0 K: 2 S: 7	H: 0 LOB: 0 BB: 0 P: 11	R: 0 E: 1 K: 0 S: 8	H: 0 LOB: 2 BB: 1 P: 16	R: 0 E: 0 K: 2 S: 10	H: 1 LOB: 0 BB: 0 P: 10	R: 0 E: 0 K: 2 S: 10	H: 1 LOB: 1 BB: 0 P: 16	R: 0 E: 0 K: 12 S: 12	H: 0 LOB: 0 BB: 0 P: 20	R: 0 E: 0 K: 2 S: 9	H: 0 LOB: 0 BB: 0 P: 9	1B: 2 2B: 2 3B: 0 HR: 1	SF: 0 SAC: 0 DP: 0 HBP: 0	WP: 0 PB: 0 SB: 0 CS: 1	PA: 34		
<b>PITCHER</b>	IP WLS BF H R ER SO BB IBB HBP BLK WP HR S P ERA WHIP	IP WLS BF H R ER SO BB IBB HBP BLK WP HR S P ERA WHIP	IP WLS BF H R ER SO BB IBB HBP BLK WP HR S P ERA WHIP	IP WLS BF H R ER SO BB IBB HBP BLK WP HR S P ERA WHIP	IP WLS BF H R ER SO BB IBB HBP BLK WP HR S P ERA WHIP	IP WLS BF H R ER SO BB IBB HBP BLK WP HR S P ERA WHIP	IP WLS BF H R ER SO BB IBB HBP BLK WP HR S P ERA WHIP	IP WLS BF H R ER SO BB IBB HBP BLK WP HR S P ERA WHIP	IP WLS BF H R ER SO BB IBB HBP BLK WP HR S P ERA WHIP	IP WLS BF H R ER SO BB IBB HBP BLK WP HR S P ERA WHIP	IP WLS BF H R ER SO BB IBB HBP BLK WP HR S P ERA WHIP	IP WLS BF H R ER SO BB IBB HBP BLK WP HR S P ERA WHIP	IP WLS BF H R ER SO BB IBB HBP BLK WP HR S P ERA WHIP	IP WLS BF H R ER SO BB IBB HBP BLK WP HR S P ERA WHIP	IP WLS BF H R ER SO BB IBB HBP BLK WP HR S P ERA WHIP	IP WLS BF H R ER SO BB IBB HBP BLK WP HR S P ERA WHIP	IP WLS BF H R ER SO BB IBB HBP BLK WP HR S P ERA WHIP	IP WLS BF H R ER SO BB IBB HBP BLK WP HR S P ERA WHIP	IP WLS BF H R ER SO BB IBB HBP BLK WP HR S P ERA WHIP	IP WLS BF H R ER SO BB IBB HBP BLK WP HR S P ERA WHIP	IP WLS BF H R ER SO BB IBB HBP BLK WP HR S P ERA WHIP	
Chris Haney, L ERA: 5.11 Rusty Meacham, R ERA: 1.99 Jeff Montgomery, R ERA: 2.19	6.0 W 24 4 2 2 4 2 0 0 0 0 0 1 52 88 3.00 1.000	2.0 L 7 1 0 0 4 0 0 0 0 0 0 0 20 30 0.00 0.500	1.0 S 3 0 0 0 1 0 0 0 0 0 0 0 9 9 0.00 0.000																			

Texas Rangers @ Kansas City Royals  
Royals Stadium, Kansas City, MO  
Mon Aug 31 1992, 8:05 PM EDT  
Att: 21,991 - Cloudy - 73 F

AB	32
R	2
H	5
RBI	2
BB	2
SO	9
LOB	14



Batter	1	2	3	4	5	6	7	8	9	AB	R	H	RBI	BB	SO	LOB	BOTTOM					
Gregg Jefferies, S OBP: 0.345, SLG: 0.422 (1, 5)	BB		K	CS	F7	FC4-6		FC6-4		4	0	1	1	1	1	1						
Keith Miller, R OBP: 0.363, SLG: 0.414 (1, 4)	P6		HBP		1B	BB		FC6-4		3	0	1	0	1	0	2						
George Brett, L OBP: 0.331, SLG: 0.392 (1, 10)	1B		L8		1B	BB		1B		3	0	2	0	1	0	1						
Wally Joyner, L OBP: 0.333, SLG: 0.391 (1, 3)	K			G4-3	1B	F7				4	0	1	0	0	1	5						
Juan Samuel, R OBP: 0.321, SLG: 0.344 (1, 9)	K			1B	G4-3		K2-3			4	1	1	0	0	2	4						
Brent Mayne, L OBP: 0.288, SLG: 0.299 (1, 2)		P6		WP	BB		G3-1			2	1	0	0	2	0	0						
Kevin Koslofski, L OBP: 0.392, SLG: 0.418 (1, 7)	CS		1B	1B		FC	G3-1			4	2	2	2	0	0	1						
Brian McRae, S OBP: 0.288, SLG: 0.299 (1, 8)	G6-3		L9			1B		F9		4	1	1	0	0	0	2						
Curtis Wilkerson, S OBP: 0.300, SLG: 0.324 (1, 6)			K	CS		FC4-6		F9		4	0	2	2	0	1	0						
<b>Inning Stats</b>	R: 0 E: 0 K: 2 S: 11	H: 1 LOB: 2 BB: 1 P: 19	R: 0 E: 0 K: 0 S: 6	H: 1 LOB: 0 BB: 0 P: 11	R: 0 E: 0 K: 2 S: 10	H: 0 LOB: 1 BB: 0 P: 15	R: 3 E: 0 K: 0 S: 13	H: 3 LOB: 0 BB: 1 P: 23	R: 0 E: 0 K: 2 S: 12	H: 3 LOB: 2 BB: 0 P: 17	R: 2 E: 0 K: 1 S: 6	H: 2 LOB: 3 BB: 3 P: 29	R: 0 E: 0 K: 1 S: 6	H: 0 LOB: 0 BB: 0 P: 10	R: 0 E: 0 K: 0 S: 9	H: 1 LOB: 1 BB: 0 P: 13	1B: 10 2B: 0 3B: 1 HR: 0	SF: 0 SAC: 0 DP: 0 HBP: 1	WP: 2 PB: 0 SB: 0 CS: 3	PA: 39		
<b>PITCHER</b>	IP WLS BF H R ER SO BB IBB HBP BLK WP HR S P ERA WHIP	IP WLS BF H R ER SO BB IBB HBP BLK WP HR S P ERA WHIP	IP WLS BF H R ER SO BB IBB HBP BLK WP HR S P ERA WHIP	IP WLS BF H R ER SO BB IBB HBP BLK WP HR S P ERA WHIP	IP WLS BF H R ER SO BB IBB HBP BLK WP HR S P ERA WHIP	IP WLS BF H R ER SO BB IBB HBP BLK WP HR S P ERA WHIP	IP WLS BF H R ER SO BB IBB HBP BLK WP HR S P ERA WHIP	IP WLS BF H R ER SO BB IBB HBP BLK WP HR S P ERA WHIP	IP WLS BF H R ER SO BB IBB HBP BLK WP HR S P ERA WHIP	IP WLS BF H R ER SO BB IBB HBP BLK WP HR S P ERA WHIP	IP WLS BF H R ER SO BB IBB HBP BLK WP HR S P ERA WHIP	IP WLS BF H R ER SO BB IBB HBP BLK WP HR S P ERA WHIP	IP WLS BF H R ER SO BB IBB HBP BLK WP HR S P ERA WHIP	IP WLS BF H R ER SO BB IBB HBP BLK WP HR S P ERA WHIP	IP WLS BF H R ER SO BB IBB HBP BLK WP HR S P ERA WHIP	IP WLS BF H R ER SO BB IBB HBP BLK WP HR S P ERA WHIP	IP WLS BF H R ER SO BB IBB HBP BLK WP HR S P ERA WHIP	IP WLS BF H R ER SO BB IBB HBP BLK WP HR S P ERA WHIP	IP WLS BF H R ER SO BB IBB HBP BLK WP HR S P ERA WHIP	IP WLS BF H R ER SO BB IBB HBP BLK WP HR S P ERA WHIP	IP WLS BF H R ER SO BB IBB HBP BLK WP HR S P ERA WHIP	
Roger Pavlik, R ERA: 4.96 Matt Whiteside, R ERA: 2.39 Brian Bohanon, L ERA: 5.89	5.1 L 27 10 5 5 5 3 0 1 0 0 0 2 61 101 8.44 2.438	0.1 L 2 0 0 0 0 1 0 0 0 0 0 0 2 6 0.00 3.000	2.1 L 9 1 0 0 1 1 0 0 0 0 0 0 18 30 0.00 0.857																			

Texas Rangers @ Kansas City Royals  
Royals Stadium, Kansas City, MO  
Mon Aug 31 1992, 8:05 PM EDT  
Att: 21,991 - Cloudy - 73 F

AB	32
R	5
H	11
RBI	5
BB	5
SO	5
LOB	16





Batter	1	2	3	4	5	6	7	8	9	AB	R	H	RBI	BB	SO	LOB	TOP				
Brian Downing, R OBP: 0.413, SLG: 0.435 Geno Petralli, L OBP: 0.281, SLG: 0.287	P9		FC4-6 2H 1B		FC6-4 1B		F9		L9	4	0	2	0	0	0	0	1				
Jack Daugherty, S OBP: 0.275, SLG: 0.261	G6-3		FC4-6 1-2		FC6-4 2B 1-2 2-3		1B		E5	5	0	1	0	0	0	4					
Rafael Palmeiro, L OBP: 0.341, SLG: 0.402	G3-1			HR HBP	2B		L7		F8	4	1	1	0	0	0	3					
Juan Gonzalez, R OBP: 0.303, SLG: 0.545		K		HR	P3				F9	4	1	1	2	0	1	2					
Kevin Reimer, L OBP: 0.351, SLG: 0.479	G4-3 2B			F7		G5-3			K	4	0	1	0	0	1	0					
Dean Palmer, R OBP: 0.320, SLG: 0.441	G4-3			K					HR	3	1	1	1	1	1	1					
Ivan Rodriguez, R OBP: 0.305, SLG: 0.378	G4-3			1B		L7			F9	4	0	1	0	0	0	2					
Al Newman, S OBP: 0.325, SLG: 0.255			G3-1 1B BB	L9		G1-3			E 1B	3	0	1	0	1	0	2					
Jeff Huson, L OBP: 0.344, SLG: 0.364	G3-1				FC6-4 1B		F9		F8	4	0	1	0	0	0	2					
<b>Inning Stats</b>	R: 0 E: 0 K: 0 S: 5	H: 0 LOB: 0 BB: 7	R: 0 E: 0 K: 1 S: 9	H: 1 LOB: 1 BB: 0 P: 14	R: 0 E: 0 K: 1 S: 8	H: 1 LOB: 1 BB: 0 P: 14	R: 2 E: 0 K: 1 S: 10	H: 2 LOB: 1 BB: 0 P: 14	R: 0 E: 0 K: 0 S: 14	H: 0 LOB: 1 BB: 1 P: 22	R: 0 E: 0 K: 0 S: 12	H: 1 LOB: 1 BB: 0 P: 20	R: 1 E: 0 K: 1 S: 10	H: 1 LOB: 2 BB: 0 P: 17	R: 0 E: 1 K: 0 S: 10	H: 1 LOB: 2 BB: 0 P: 14	1B: 6 2B: 2 3B: 0 HR: 2	SF: 0 SAC: 0 DP: 0 HBP: 1	WP: 0 PB: 0 SB: 0 CS: 0	PA: 39	
<b>PITCHER</b>	IP	WLS	BF	H	R	ER	SO	BB	IBB	HBP	BLK	WP	HR	S	P	ERA	WHIP				
Hipolito Pichardo, R ERA: 3.81	6.0		26	7	2	2	2	2	0	1	0	0	1	57	92	3.00	1.500				
Mike Boddicker, R ERA: 4.9	2.0	W	8	2	1	1	1	0	0	0	0	0	1	22	37	4.50	1.000				
Steve Shifflett, R ERA: 2.81	1.0		5	1	0	0	0	0	0	0	0	0	0	10	14	0.00	1.000				

Texas Rangers @ Kansas City Royals  
Royals Stadium, Kansas City, MO  
Tue Sep 01 1992, 8:05 PM EDT  
Att: 21,374 - Cloudy - 76 F

AB 36  
R 3  
H 10  
RBI 3  
BB 2  
SO 3  
LOB 17



Batter	1	2	3	4	5	6	7	8	9	AB	R	H	RBI	BB	SO	LOB	BOTTOM				
Gregg Jefferies, S OBP: 0.347, SLG: 0.426	S 1B		K		FC3-6 HBP		1B 1B	G6-3 1B 2B		5	2	3	3	0	1	2					
Keith Miller, R OBP: 0.361, SLG: 0.410	P6		G6-3		HBP		SF7	G6-3		3	0	0	1	0	0	2					
George Brett, L OBP: 0.331, SLG: 0.392	F7			K	F7		FC6-4 1B	HBP 1B		5	0	2	2	0	1	4					
Wally Joyner, L OBP: 0.332, SLG: 0.389	L8			G4-3		G6-3	K	HBP 1B		5	0	1	0	0	1	2					
Mike Macfarlane, R OBP: 0.311, SLG: 0.429 Brent Mayne, L OBP: 0.288, SLG: 0.299		HBP			2B	P6	FC6-4 1-2	FC3-6 HBP		3	0	1	0	0	0	1					
Kevin Koslofski, L OBP: 0.380, SLG: 0.444	K		K	G3		L8		HR FC3-6		5	1	1	1	0	1	5					
Brian McRae, S OBP: 0.292, SLG: 0.304	K				FC3-6 2B		1B E HBP	1B 2B 1B		3	2	2	0	0	1	1					
Gary Thurman, R OBP: 0.294, SLG: 0.331	K				F9		E 1B 1B	2B 1B		4	2	2	0	0	1	2					
David Howard, S OBP: 0.311, SLG: 0.309			P8		FC3-6 1B		E9 1B SF7	K		4	1	1	0	0	1	3					
<b>Inning Stats</b>	R: 0 E: 0 K: 0 S: 8	H: 1 LOB: 1 BB: 0 P: 14	R: 0 E: 0 K: 3 S: 9	H: 0 LOB: 0 BB: 0 P: 14	R: 0 E: 0 K: 1 S: 6	H: 0 LOB: 0 BB: 0 P: 10	R: 0 E: 0 K: 1 S: 9	H: 1 LOB: 1 BB: 0 P: 13	R: 0 E: 0 K: 0 S: 10	H: 2 LOB: 3 BB: 0 P: 15	R: 0 E: 0 K: 0 S: 6	H: 0 LOB: 0 BB: 0 P: 10	R: 4 E: 1 K: 1 S: 16	H: 3 LOB: 1 BB: 0 P: 22	R: 4 E: 0 K: 1 S: 21	H: 6 LOB: 3 BB: 0 P: 28	1B: 9 2B: 3 3B: 0 HR: 1	SF: 1 SAC: 0 DP: 0 HBP: 4	WP: 0 PB: 0 SB: 1 CS: 0	PA: 42	
<b>PITCHER</b>	IP	WLS	BF	H	R	ER	SO	BB	IBB	HBP	BLK	WP	HR	S	P	ERA	WHIP				
Nolan Ryan, R ERA: 4.1	6.0		24	4	0	0	5	0	0	1	0	0	0	8	12	54.00	6.000				
Todd Burns, R ERA: 3.81	0.1	L	5	2	4	2	0	0	0	0	0	0	0	8	10	0.00	1.500				
Kenny Rogers, L ERA: 3.09	0.2		3	1	0	0	1	0	0	0	0	0	0	8	10	0.00	1.500				
Ed Nunez, R ERA: 4.25	1.0		10	6	4	4	1	0	0	1	0	0	1	21	28	36.00	6.000				

Texas Rangers @ Kansas City Royals  
Royals Stadium, Kansas City, MO  
Tue Sep 01 1992, 8:05 PM EDT  
Att: 21,374 - Cloudy - 76 F

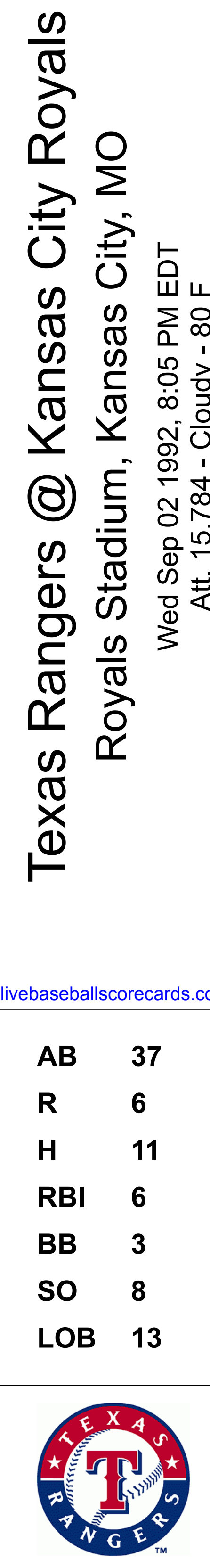
AB 37  
R 8  
H 13  
RBI 7  
BB 0  
SO 7  
LOB 22





Batter	1	2	3	4	5	6	7	8	9	AB	R	H	RBI	BB	SO	LOB	TOP					
<b>Brian Downing, R</b> OBP: 0.410, SLG: 0.429 (1, 10)	G5-3	L5		G3				K		4	1	0	0	1	1	3	<b>Texas Rangers @ Kansas City Royals</b> Royals Stadium, Kansas City, MO Wed Sep 02 1992, 8:05 PM EDT Att: 15,784 - Cloudy - 80 F					
<b>Monty Faries, R</b> OBP: 0.321, SLG: 0.380 (1, 9)	G6-3							K		5	2	3	2	0	1	1						
<b>Rafael Palmeiro, L</b> OBP: 0.343, SLG: 0.407 (1, 3)										4	1	2	1	1	0	1						
<b>Juan Gonzalez, R</b> OBP: 0.304, SLG: 0.545 (7, 7)										5	0	2	1	0	1	3						
<b>Kevin Reimer, L</b> OBP: 0.350, SLG: 0.476 <b>David Hulse, L</b> OBP: 0.280, SLG: 0.217 (1, 7) (7, 8)										3	0	0	0	1	1	1						
<b>Dean Palmer, R</b> OBP: 0.320, SLG: 0.439 (1, 5)										4	0	1	1	0	2	0						
<b>Ivan Rodriguez, R</b> OBP: 0.305, SLG: 0.376 (1, 2)										4	1	1	0	0	1	3						
<b>Jeff Frye, R</b> OBP: 0.303, SLG: 0.336 (1, 4)										4	0	1	0	0	0	0						
<b>Jeff Huson, L</b> OBP: 0.343, SLG: 0.364 (1, 6)										3	1	1	1	0	0	1						
<b>Inning Stats</b>	R: 1 E: 0 K: 0 S: 14	H: 2 LOB: 1 BB: 0 P: 21	R: 1 E: 0 K: 0 S: 10	H: 2 LOB: 1 BB: 0 P: 16	R: 1 E: 0 K: 0 S: 8	H: 3 LOB: 2 BB: 1 P: 16	R: 2 E: 0 K: 0 S: 13	H: 3 LOB: 1 BB: 0 P: 21	R: 0 E: 0 K: 2 S: 9	H: 0 LOB: 0 BB: 0 P: 12	R: 1 E: 0 K: 1 S: 13	H: 1 LOB: 2 BB: 2 P: 28	R: 0 E: 0 K: 2 S: 14	H: 0 LOB: 0 BB: 0 P: 18	R: 0 E: 1 K: 2 S: 11	H: 0 LOB: 1 BB: 0 P: 17		R: 0 E: 0 K: 1 S: 8	H: 0 LOB: 0 BB: 0 P: 10	1B: 6 2B: 5 3B: 0 HR: 0	SF: 1 SAC: 0 DP: 1 HBP: 0	WP: 0 PB: 0 SB: 0 CS: 0
<b>PITCHER</b>	IP	WLS	BF	H	R	ER	SO	BB	IBB	HBP	BLK	WP	HR	S	P	ERA	WHIP					
<b>Rick Reed, R</b> ERA: 4.35 (1, 1)	3.2	L	21	10	5	5	0	0	1	0	0	0	0	44	71	12.27	2.727					
<b>Tom Gordon, R</b> ERA: 4.34 (4, 1)	2.0	9	1	1	1	2	2	0	0	0	0	0	0	20	38	4.50	1.500					
<b>Juan Berenguer, R</b> ERA: 5.34 (6, 1)	2.1	8	0	0	0	5	0	0	0	0	0	0	0	28	40	0.00	0.000					
<b>Mike Magnante, L</b> ERA: 4.67 (9, 1)	1.0	3	0	0	0	1	0	0	0	0	0	0	0	8	10	0.00	0.000					

Batter	1	2	3	4	5	6	7	8	9	AB	R	H	RBI	BB	SO	LOB	BOTTOM					
<b>Gregg Jefferies, S</b> OBP: 0.345, SLG: 0.423 (1, 5)	G4-3			G6-3				G4-3		4	0	0	0	0	0	0	<b>Texas Rangers @ Kansas City Royals</b> Royals Stadium, Kansas City, MO Wed Sep 02 1992, 8:05 PM EDT Att: 15,784 - Cloudy - 80 F					
<b>Keith Miller, R</b> OBP: 0.357, SLG: 0.404 (1, 4)	G4-3			G4-3				G6-3		4	0	0	0	0	0	0						
<b>George Brett, L</b> OBP: 0.333, SLG: 0.395 (1, 10)	G4-3									4	1	2	0	0	1	0						
<b>Wally Joyner, L</b> OBP: 0.331, SLG: 0.388 (1, 3)										4	0	1	0	0	0	1						
<b>Mike Macfarlane, R</b> OBP: 0.307, SLG: 0.424 (1, 2)										4	0	0	0	0	2	3						
<b>Kevin Koslofski, L</b> OBP: 0.390, SLG: 0.446 (1, 7)										2	1	1	1	0	0	0						
<b>Brian McRae, S</b> OBP: 0.294, SLG: 0.309 (1, 8)										3	0	2	1	0	1	1						
<b>Gary Thurman, R</b> OBP: 0.289, SLG: 0.325 (1, 9)										3	0	0	0	0	0	2						
<b>David Howard, S</b> OBP: 0.306, SLG: 0.303 (1, 6)										3	0	0	0	0	1	1						
<b>Inning Stats</b>	R: 0 E: 0 K: 0 S: 6	H: 0 LOB: 0 BB: 0 P: 10	R: 0 E: 0 K: 1 S: 8	H: 0 LOB: 0 BB: 0 P: 10	R: 0 E: 0 K: 1 S: 6	H: 1 LOB: 0 BB: 0 P: 8	R: 0 E: 0 K: 1 S: 8	H: 0 LOB: 0 BB: 0 P: 11	R: 1 E: 0 K: 0 S: 6	H: 1 LOB: 1 BB: 0 P: 8	R: 0 E: 0 K: 0 S: 7	H: 0 LOB: 0 BB: 0 P: 13	R: 1 E: 0 K: 1 S: 8	H: 3 LOB: 1 BB: 0 P: 15	R: 0 E: 0 K: 0 S: 9	H: 0 LOB: 0 BB: 0 P: 15		R: 0 E: 0 K: 1 S: 10	H: 1 LOB: 1 BB: 0 P: 14	1B: 4 2B: 2 3B: 0 HR: 0	SF: 0 SAC: 0 DP: 1 HBP: 1	WP: 0 PB: 0 SB: 0 CS: 0
<b>PITCHER</b>	IP	WLS	BF	H	R	ER	SO	BB	IBB	HBP	BLK	WP	HR	S	P	ERA	WHIP					
<b>Kevin Brown, R</b> ERA: 3.25 (1, 1)	9.0	W	32	6	2	2	5	0	0	1	0	0	0	68	104	2.00	0.667					





Batter	1	2	3	4	5	6	7	8	9	AB	R	H	RBI	BB	SO	LOB	TOP				
<b>Al Newman, S</b> OBP: 0.324, SLG: 0.255 (1, 4)	G4-3		G3-6-1			G3-1			G4-3	4	0	1	0	0	0	4	<b>Texas Rangers @ New York Yankees</b> Yankee Stadium, Bronx, NY Fri Sep 04 1992, 7:05 PM EDT Att: 18,818 - Cloudy - 70 F				
<b>Geno Petralli, L</b> OBP: 0.280, SLG: 0.286 (9, PH)										1	0	0	0	0	0						
<b>Rafael Palmeiro, L</b> OBP: 0.346, SLG: 0.415 (1, 3)				HR						4	1	3	1	0	1	0					
<b>Jose Canseco, R</b> OBP: 0.332, SLG: 0.451 (1, 10)			L5							4	0	0	1	0	2	3					
<b>Juan Gonzalez, R</b> OBP: 0.304, SLG: 0.542 (1, 8)	F8									3	1	0	0	0	0	3					
<b>Kevin Reimer, L</b> OBP: 0.347, SLG: 0.471 (1, 7)										4	0	0	0	0	0	1					
<b>Dean Palmer, R</b> OBP: 0.323, SLG: 0.444 (1, 5)										4	0	3	1	0	1	0					
<b>Ivan Rodriguez, R</b> OBP: 0.304, SLG: 0.373 (1, 2)										3	0	0	0	1	0	2					
<b>Jeff Huson, L</b> OBP: 0.342, SLG: 0.362 (6, PH)										2	0	0	0	0	0	2					
<b>Jack Daugherty, S</b> OBP: 0.279, SLG: 0.267 (6, 9)										2	0	1	0	0	1	0					
<b>Monty Fariss, R</b> OBP: 0.326, SLG: 0.379 (6, 4)										3	1	1	0	1	1	3					
<b>Inning Stats</b>	R: 0 E: 0 K: 1 S: 9	H: 1 LOB: 1 BB: 0 P: 13	R: 0 E: 0 K: 0 S: 15	H: 1 LOB: 1 BB: 0 P: 23	R: 1 E: 0 K: 0 S: 6	H: 1 LOB: 0 BB: 1 P: 13	R: 1 E: 0 K: 0 S: 15	H: 3 LOB: 1 BB: 0 P: 21	R: 0 E: 0 K: 1 S: 16	H: 2 LOB: 3 BB: 1 P: 24	R: 0 E: 0 K: 2 S: 7	H: 0 LOB: 0 BB: 0 P: 10	R: 0 E: 0 K: 1 S: 7	H: 0 LOB: 0 BB: 0 P: 11	R: 0 E: 0 K: 1 S: 9	H: 0 LOB: 0 BB: 0 P: 15	1B: 7 2B: 1 3B: 0 HR: 1	SF: 0 SAC: 0 DP: 2 HBP: 1	WP: 0 PB: 1 SB: 1 CS: 0	PA: 37	
<b>PITCHER</b>	IP	WLS	BF	H	R	ER	SO	BB	IBB	HBP	BLK	WP	HR	S	P	ERA	WHIP				
<b>Bob Wickman, R</b> ERA: 4.26	5.0	W	22	7	3	3	1	1	0	1	0	0	0	56	84	5.40	1.600				
<b>Rich Monteleone, R</b> ERA: 3.14	2.0		9	2	0	0	3	1	0	0	0	0	0	23	34	0.00	1.500				
<b>John Habyan, R</b> ERA: 3.52	1.0	S	3	0	0	0	1	0	0	0	0	0	0	7	11	0.00	0.000				
<b>Steve Farr, R</b> ERA: 1.65	1.0	S	3	0	0	0	1	0	0	0	0	0	0	9	15	0.00	0.000				

Batter	1	2	3	4	5	6	7	8	9	AB	R	H	RBI	BB	SO	LOB	BOTTOM				
<b>Bernie Williams, S</b> OBP: 0.333, SLG: 0.361 (1, 8)	G3	F9								4	1	1	0	1	1	3	<b>Texas Rangers @ New York Yankees</b> Yankee Stadium, Bronx, NY Fri Sep 04 1992, 7:05 PM EDT Att: 18,818 - Cloudy - 70 F				
<b>Roberto Kelly, R</b> OBP: 0.336, SLG: 0.409 (1, 7)										4	2	2	0	0	0	2					
<b>Don Mattingly, L</b> OBP: 0.326, SLG: 0.422 (1, 3)										5	1	3	3	0	0	2					
<b>Danny Tartabull, R</b> OBP: 0.411, SLG: 0.482 (1, 10)										5	0	3	1	0	1	4					
<b>Mel Hall, L</b> OBP: 0.312, SLG: 0.434 (1, 9)										4	0	1	1	1	0	5					
<b>Randy Velarde, R</b> OBP: 0.335, SLG: 0.388 (1, 5)										4	1	1	0	0	2	5					
<b>Matt Nokes, L</b> OBP: 0.278, SLG: 0.398 (1, 2)										3	0	1	0	1	1	0					
<b>Andy Stankiewicz, R</b> OBP: 0.343, SLG: 0.359 (1, 6)										4	1	3	1	0	0	1					
<b>Pat Kelly, R</b> OBP: 0.301, SLG: 0.385 (1, 4)										4	0	0	0	0	1	4					
<b>Inning Stats</b>	R: 1 E: 0 K: 1 S: 13	H: 3 LOB: 2 BB: 0 P: 19	R: 0 E: 0 K: 2 S: 12	H: 1 LOB: 1 BB: 0 P: 18	R: 1 E: 0 K: 1 S: 10	H: 2 LOB: 1 BB: 0 P: 16	R: 3 E: 1 K: 0 S: 14	H: 3 LOB: 2 BB: 1 P: 27	R: 1 E: 0 K: 1 S: 13	H: 2 LOB: 1 BB: 1 P: 21	R: 0 E: 0 K: 0 S: 9	H: 1 LOB: 1 BB: 1 P: 16	R: 0 E: 0 K: 0 S: 4	H: 1 LOB: 0 BB: 0 P: 7	R: 0 E: 0 K: 1 S: 14	H: 2 LOB: 2 BB: 0 P: 19		1B: 12 2B: 2 3B: 0 HR: 1	SF: 0 SAC: 0 DP: 2 HBP: 0	WP: 0 PB: 1 SB: 1 CS: 0	PA: 41
<b>PITCHER</b>	IP	WLS	BF	H	R	ER	SO	BB	IBB	HBP	BLK	WP	HR	S	P	ERA	WHIP				
<b>Jose Guzman, R</b> ERA: 3.79	3.2	L	22	9	5	4	4	1	0	0	0	0	0	46	76	9.82	2.727				
<b>Brian Bohanon, L</b> ERA: 5.97	1.0		6	2	1	1	1	1	0	0	0	0	0	13	22	9.00	3.000				
<b>Matt Whiteside, R</b> ERA: 1.98	2.1		8	2	0	0	0	0	1	0	0	0	0	16	26	0.00	0.857				
<b>Kenny Rogers, L</b> ERA: 3.05	1.0		5	2	0	0	1	0	0	0	0	0	0	14	19	0.00	2.000				








Batter	1	2	3	4	5	6	7	8	9	AB	R	H	RBI	BB	SO	LOB	TOP		
<b>Brian Downing, R</b> OBP: 0.409, SLG: 0.425 (1, 10)										3	0	0	0	0	1	2			
<b>Rafael Palmeiro, L</b> OBP: 0.348, SLG: 0.421 (1, 3)										3	0	0	0	1	0	1			
<b>Jose Canseco, R</b> OBP: 0.336, SLG: 0.456 (1, 9)										4	0	2	0	0	0	3			
<b>Kevin Reimer, L</b> OBP: 0.344, SLG: 0.465 (1, 7)										3	0	0	0	1	1	1			
<b>Dean Palmer, R</b> OBP: 0.322, SLG: 0.440 (1, 5)										4	0	0	0	0	2	3			
<b>Ivan Rodriguez, R</b> OBP: 0.300, SLG: 0.368 (1, 2)										4	0	0	0	0	0	3			
<b>Al Newman, S</b> OBP: 0.324, SLG: 0.250 <b>Monty Fariss, R</b> OBP: 0.321, SLG: 0.373 (9, PH)										3	0	0	0	0	1	0			
<b>Jeff Frye, R</b> OBP: 0.296, SLG: 0.321 (1, 4)										2	0	0	0	1	0	0			
<b>David Hulse, L</b> OBP: 0.286, SLG: 0.231 (1, 8)										3	0	1	0	0	0	0			
<b>Inning Stats</b>	R: 0 E: 0 K: 0 S: 17	H: 1 LOB: 3 BB: 1 P: 32	R: 0 E: 0 K: 1 S: 10	H: 0 LOB: 0 BB: 0 P: 15	R: 0 E: 0 K: 0 S: 8	H: 0 LOB: 0 BB: 0 P: 11	R: 0 E: 0 K: 1 S: 9	H: 0 LOB: 0 BB: 0 P: 11	R: 0 E: 0 K: 0 S: 10	H: 1 LOB: 3 BB: 2 P: 23	R: 0 E: 0 K: 0 S: 5	H: 0 LOB: 0 BB: 0 P: 9	R: 0 E: 0 K: 1 S: 12	H: 1 LOB: 1 BB: 0 P: 18	R: 0 E: 0 K: 1 S: 8	H: 0 LOB: 0 BB: 0 P: 13	1B: 2 2B: 1 3B: 0 HR: 0	SF: 0 SAC: 0 DP: 0 HBP: 1	WP: 0 PA: 34 PB: 0 SB: 0 CS: 0
<b>PITCHER</b>	IP	WLS	BF	H	R	ER	SO	BB	IBB	HBP	BLK	WP	HR	S	P	ERA	WHIP		
<b>Scott Kamieniecki, R</b> ERA: 4.25 (1, 1)	8.0	W	31	3	0	0	5	3	0	1	0	0	0	78	129	0.00	0.750		
<b>Curt Young, L</b> ERA: 3.59 (9, 1)	1.0		3	0	0	0	1	0	0	0	0	0	0	8	13	0.00	0.000		

Texas Rangers @ New York Yankees  
Yankee Stadium, Bronx, NY  
Sun Sep 06 1992, 3:33 AM EDT  
Att: 21,643 - Cloudy - 66 F


AB 30  
R 0  
H 3  
RBI 0  
BB 3  
SO 6  
LOB 13



Batter	1	2	3	4	5	6	7	8	9	AB	R	H	RBI	BB	SO	LOB	BOTTOM		
<b>Bernie Williams, S</b> OBP: 0.335, SLG: 0.362 (1, 8)										3	0	1	0	0	0	2			
<b>Roberto Kelly, R</b> OBP: 0.334, SLG: 0.408 (1, 7)										4	1	1	1	0	1	3			
<b>Don Mattingly, L</b> OBP: 0.329, SLG: 0.421 (1, 3)										2	1	1	1	2	0	0			
<b>Danny Tartabull, R</b> OBP: 0.408, SLG: 0.478 (1, 10)										4	1	1	1	0	0	2			
<b>Mel Hall, L</b> OBP: 0.311, SLG: 0.431 (1, 9)										4	1	2	2	0	0	0			
<b>Randy Velarde, R</b> OBP: 0.336, SLG: 0.388 (1, 5)										4	0	1	0	0	1	1			
<b>Matt Nokes, L</b> OBP: 0.278, SLG: 0.408 (1, 2)										4	1	1	2	0	2	2			
<b>Andy Stankiewicz, R</b> OBP: 0.344, SLG: 0.356 (1, 6)										3	0	0	0	1	0	2			
<b>Pat Kelly, R</b> OBP: 0.310, SLG: 0.400 (1, 4)										2	2	1	0	1	1	1			
<b>Inning Stats</b>	R: 0 E: 0 K: 0 S: 6	H: 1 LOB: 1 BB: 1 P: 12	R: 0 E: 0 K: 1 S: 13	H: 2 LOB: 1 BB: 0 P: 15	R: 1 E: 0 K: 1 S: 8	H: 1 LOB: 1 BB: 1 P: 17	R: 0 E: 0 K: 0 S: 3	H: 0 LOB: 0 BB: 0 P: 4	R: 0 E: 0 K: 0 S: 9	H: 0 LOB: 0 BB: 0 P: 13	R: 0 E: 0 K: 1 S: 7	H: 0 LOB: 0 BB: 0 P: 9	R: 0 E: 0 K: 2 S: 16	H: 4 LOB: 1 BB: 2 P: 31	R: 6 E: 1 K: 2 S: 16	H: 4 LOB: 1 BB: 2 P: 31	1B: 5 2B: 3 3B: 0 HR: 1	SF: 0 SAC: 1 DP: 2 HBP: 0	WP: 0 PA: 36 PB: 0 SB: 1 CS: 0
<b>PITCHER</b>	IP	WLS	BF	H	R	ER	SO	BB	IBB	HBP	BLK	WP	HR	S	P	ERA	WHIP		
<b>Scott Chiamparino, R</b> ERA: 1.29 (1, 1)	7.0	L	26	5	1	1	3	2	0	0	0	0	0	55	83	1.29	1.000		
<b>Todd Burns, R</b> ERA: 4.1 (8, 1)	0.1		5	2	4	4	0	0	1	0	0	0	0	7	16	108.00	6.000		
<b>Brian Bohannon, L</b> ERA: 6.34 (8, 1)	0.2		5	2	2	1	2	1	0	0	0	0	1	9	15	13.50	4.500		

Texas Rangers @ New York Yankees  
Yankee Stadium, Bronx, NY  
Sun Sep 06 1992, 3:33 AM EDT  
Att: 21,643 - Cloudy - 66 F

AB 30  
R 7  
H 9  
RBI 7  
BB 4  
SO 5  
LOB 13





Batter	1	2	3	4	5	6	7	8	9	AB	R	H	RBI	BB	SO	LOB	TOP										
<b>Billy Hatcher, R</b> OBP: 0.313, SLG: 0.360 (1, 7)										5	0	0	0	0	2	5											
<b>Scott Cooper, L</b> OBP: 0.328, SLG: 0.335 (1, 3)										4	0	2	1	0	0	0											
<b>Wade Boggs, L</b> OBP: 0.350, SLG: 0.363 (1, 5)										3	0	0	0	1	1	2											
<b>Mo Vaughn, L</b> OBP: 0.332, SLG: 0.393 (1, 10)										4	0	0	0	0	1	1											
<b>Bob Zupcic, R</b> OBP: 0.325, SLG: 0.360 (1, 9)										4	0	1	0	0	0	1											
<b>Jody Reed, R</b> OBP: 0.329, SLG: 0.329 (1, 4)										4	1	1	0	0	2	1											
<b>Herm Winningham, L</b> OBP: 0.280, SLG: 0.296 (1, 8)										4	1	2	0	0	0	0											
<b>Tony Peña, R</b> OBP: 0.291, SLG: 0.308 (1, 2)										3	0	1	1	0	0	0											
<b>John Valentin, R</b> OBP: 0.371, SLG: 0.450 (1, 6)										3	1	2	1	1	0	0											
<b>Inning Stats</b>	R: 0 E: 0 K: 1 S: 8	H: 0 LOB: 0 BB: 0 P: 14	R: 0 E: 0 K: 0 S: 7	H: 1 LOB: 0 BB: 0 P: 9	R: 0 E: 0 K: 0 S: 5	H: 1 LOB: 1 BB: 0 P: 9	R: 0 E: 0 K: 1 S: 12	H: 0 LOB: 1 BB: 1 P: 20	R: 0 E: 0 K: 1 S: 10	H: 1 LOB: 1 BB: 0 P: 15	R: 0 E: 0 K: 1 S: 5	H: 0 LOB: 0 BB: 0 P: 9	R: 2 E: 0 K: 1 S: 10	H: 3 LOB: 1 BB: 0 P: 18	R: 1 E: 0 K: 0 S: 11	H: 3 LOB: 3 BB: 1 P: 18	1B: 6 2B: 3 3B: 0 HR: 0	SF: 0 SAC: 1 DP: 0 HBP: 0	WP: 2 PB: 0 SB: 0 CS: 1	PA: 38							
<b>PITCHER</b>	IP	WLS	BF	H	R	ER	SO	BB	IBB	HBP	BLK	WP	HR	S	P	ERA	WHIP										
<b>Nolan Ryan, R</b> ERA: 3.99 (1, 1)	8.1	L	31	6	2	2	6	1	0	0	0	2	0	66	108	2.16	0.840										
<b>Matt Whiteside, R</b> ERA: 2.51 (9, 1)	0.2		6	3	1	1	0	1	0	0	0	0	0	10	16	13.50	6.000										

**Boston Red Sox @ Texas Rangers**  
Arlington Stadium, Arlington, TX  
Mon Sep 07 1992, 8:05 PM EDT  
Att: 29,699 - Sunny - 96 F

AB 34  
R 3  
H 9  
RBI 3  
BB 2  
SO 6  
LOB 10



Batter	1	2	3	4	5	6	7	8	9	AB	R	H	RBI	BB	SO	LOB	BOTTOM										
<b>Brian Downing, R</b> OBP: 0.407, SLG: 0.426 (1, 10)										4	0	1	0	0	1	0											
<b>Rafael Palmeiro, L</b> OBP: 0.347, SLG: 0.419 (1, 3)										3	0	0	0	1	3	1											
<b>Jose Canseco, R</b> OBP: 0.338, SLG: 0.455 (1, 9)										3	0	1	0	1	1	1											
<b>Juan Gonzalez, R</b> OBP: 0.304, SLG: 0.537 (8, 8)										0	0	0	0	1	0	0											
<b>Monty Fariss, R</b> OBP: 0.317, SLG: 0.367 (9, 4)										2	0	0	0	0	2	2											
<b>Kevin Reimer, L</b> OBP: 0.343, SLG: 0.463 (1, 7)										4	0	1	0	0	1	4											
<b>Dean Palmer, R</b> OBP: 0.320, SLG: 0.437 (1, 5)										3	0	0	0	0	1	2											
<b>Geno Petralli, L</b> OBP: 0.279, SLG: 0.285 (1, 2)										3	0	0	0	0	1	2											
<b>Jeff Frye, R</b> OBP: 0.299, SLG: 0.324 (8, PH)										2	0	1	0	0	0	0											
<b>Jack Daugherty, S</b> OBP: 0.300, SLG: 0.298 (9, 6)										0	0	0	0	1	0	0											
<b>Mario Diaz, R</b> OBP: 0.176, SLG: 0.176 (9, 6)										0	0	0	0	0	0	0											
<b>Al Newman, S</b> OBP: 0.321, SLG: 0.248 (8, PH)										2	0	0	0	0	0	0											
<b>Ivan Rodriguez, R</b> OBP: 0.299, SLG: 0.367 (9, 8)										1	0	0	0	0	0	1											
<b>Donald Harris, R</b> OBP: 0.143, SLG: 0.143 (9, 8)										0	0	0	0	0	0	0											
<b>Inning Stats</b>	R: 0 E: 0 K: 1 S: 10	H: 0 LOB: 2 BB: 2 P: 23	R: 0 E: 0 K: 0 S: 5	H: 1 LOB: 0 BB: 0 P: 11	R: 0 E: 0 K: 1 S: 12	H: 1 LOB: 1 BB: 0 P: 19	R: 0 E: 0 K: 0 S: 6	H: 1 LOB: 1 BB: 0 P: 11	R: 0 E: 0 K: 3 S: 11	H: 0 LOB: 0 BB: 0 P: 17	R: 0 E: 0 K: 3 S: 11	H: 0 LOB: 0 BB: 0 P: 17	R: 0 E: 0 K: 0 S: 6	H: 0 LOB: 1 BB: 1 P: 12	R: 0 E: 0 K: 1 S: 11	H: 1 LOB: 1 BB: 1 P: 19	1B: 3 2B: 1 3B: 0 HR: 0	SF: 0 SAC: 0 DP: 3 HBP: 1	WP: 0 PB: 1 SB: 0 CS: 1	PA: 33							
<b>PITCHER</b>	IP	WLS	BF	H	R	ER	SO	BB	IBB	HBP	BLK	WP	HR	S	P	ERA	WHIP										
<b>Roger Clemens, R</b> ERA: 2.18 (1, 1)	8.0	W	28	3	0	0	9	3	0	1	0	0	0	67	119	0.00	0.750										
<b>Tony Fossas, L</b> ERA: 3.13 (9, 1)	0.0		1	0	0	0	0	1	0	0	0	0	0	2	6	∞	∞										
<b>Paul Quantrill, R</b> ERA: 2.03 (9, 1)	0.1		2	1	0	0	1	0	0	0	0	0	0	6	9	0.00	3.000										
<b>Joe Hesketh, L</b> ERA: 4.65 (9, 1)	0.2	S	1	0	0	0	0	0	0	0	0	0	0	3	4	0.00	0.000										

**Boston Red Sox @ Texas Rangers**  
Arlington Stadium, Arlington, TX  
Mon Sep 07 1992, 8:05 PM EDT  
Att: 29,699 - Sunny - 96 F

AB 27  
R 0  
H 4  
RBI 0  
BB 4  
SO 10  
LOB 13





Batter	1	2	3	4	5	6	7	8	9	AB	R	H	RBI	BB	SO	LOB	TOP					
<b>Billy Hatcher, R</b> OBP: 0.313, SLG: 0.359 (1, 7)	G4-3		K			BB SF7 1B		B2-3		4	1	1	0	0	1	0						
<b>Scott Cooper, L</b> OBP: 0.335, SLG: 0.343 (1, 5)	G4-3			F9 2B		BB 1B		BB		3	0	2	0	1	0	0						
<b>Wade Boggs, L</b> OBP: 0.350, SLG: 0.360 (1, 10)	G4-3			K		BB 1B		K		3	0	0	0	1	2	2						
<b>Tom Brunansky, R</b> OBP: 0.357, SLG: 0.461 (1, 9)		E5 G4-6-3 1B		F9 2-3		SF7		K		3	0	0	1	0	1	2						
<b>Mo Vaughn, L</b> OBP: 0.332, SLG: 0.392 (9, PH) <b>Eric Wedge, R</b> OBP: 0.350, SLG: 0.394 (9, PH)		G4-6-3 1B		K		G4-3		K		3	0	1	0	0	1	3						
<b>John Valentin, R</b> OBP: 0.359, SLG: 0.435 (1, 6)		G4-6-3 1-2 2-3			G4-3		P9		P4	4	0	0	0	0	0	2						
<b>Herm Winningham, L</b> OBP: 0.281, SLG: 0.296 (9, PH) <b>Bob Zupcic, R</b> OBP: 0.324, SLG: 0.359 (9, PH)		G6-3			K		CS 1B		P3	3	0	1	0	0	1	1						
<b>John Marzano, R</b> OBP: 0.149, SLG: 0.182 (1, 2)			G5-3		F9		HBP			2	0	0	0	0	0	0						
<b>Tim Lincecum, R</b> OBP: 0.258, SLG: 0.254 (1, 4)			K			G6-3		F9		3	0	0	0	0	1	1						
<b>Inning Stats</b>	R: 0 H: 0 E: 0 K: 0 S: 8	H: 0 LOB: 0 BB: 0 P: 10	R: 0 H: 1 E: 1 K: 0 S: 7	H: 1 LOB: 1 BB: 0 P: 12	R: 0 H: 0 E: 0 K: 2 S: 7	H: 0 LOB: 0 BB: 0 P: 8	R: 0 H: 1 E: 0 K: 2 S: 16	H: 1 LOB: 1 BB: 0 P: 26	R: 0 H: 0 E: 0 K: 1 S: 10	H: 0 LOB: 0 BB: 0 P: 15	R: 1 H: 2 E: 0 K: 0 S: 10	H: 2 LOB: 2 BB: 1 P: 19	R: 0 H: 1 E: 0 K: 0 S: 7	H: 1 LOB: 1 BB: 0 P: 14	R: 0 H: 0 E: 0 K: 2 S: 9	H: 0 LOB: 1 BB: 1 P: 15	R: 0 H: 0 E: 0 K: 1 S: 9	H: 0 LOB: 0 BB: 0 P: 15	1B: 4 2B: 1 3B: 0 HR: 0	SF: 1 SAC: 0 DP: 1 HBP: 1	WP: 0 PB: 0 SB: 0 CS: 1	PA: 34
<b>PITCHER</b>	IP	WLS	BF	H	R	ER	SO	BB	IBB	HBP	BLK	WP	HR	S	P	ERA	WHIP					
<b>Kevin Brown, R</b> ERA: 3.18 (1, 1)	8.0	W	31	5	1	1	7	2	0	1	0	0	0	74	119	1.12	0.875					
<b>Kenny Rogers, L</b> ERA: 3.21 (9, 1)	1.0		3	0	0	0	1	0	0	0	0	0	0	9	15	0.00	0.000					

**Boston Red Sox @ Texas Rangers**  
Arlington Stadium, Arlington, TX  
Tue Sep 08 1992, 8:05 PM EDT  
Att: 13,294 - Sunny - 92 F

AB 30  
R 1  
H 5  
RBI 1  
BB 2  
SO 8  
LOB 11



Batter	1	2	3	4	5	6	7	8	9	AB	R	H	RBI	BB	SO	LOB	BOTTOM					
<b>Jack Daugherty, S</b> OBP: 0.298, SLG: 0.296 (1, 7)	BB 2B 1B		K		F8		E3 SH1-4 HR			4	2	1	0	0	1	0						
<b>Ivan Rodriguez, R</b> OBP: 0.297, SLG: 0.364 (1, 2)	K	B2-3			P6		SH1-4			3	0	0	0	0	1	1						
<b>Jose Canseco, R</b> OBP: 0.339, SLG: 0.462 (1, 9)	BB 2B		F9		G5-3		HR			3	2	1	2	1	0	0						
<b>Brian Downing, R</b> OBP: 0.411, SLG: 0.435 (1, 10)	G4-3 2B		HR BB		2B		G5-3			3	1	2	2	1	0	0						
<b>Dean Palmer, R</b> OBP: 0.319, SLG: 0.442 (1, 5)	G4-3		HR		K		K			4	1	1	2	0	2	2						
<b>Rafael Palmeiro, L</b> OBP: 0.348, SLG: 0.417 (1, 3)	BB BB		G3-1		G1-3		G5-4-3 BB			2	0	0	0	2	0	0						
<b>Monty Farris, R</b> OBP: 0.322, SLG: 0.362 (1, 8) <b>David Hulst, L</b> OBP: 0.286, SLG: 0.231 (9, 8)	BB		G6-3		K		G5-4-3 BB			2	0	0	0	2	1	0						
<b>Mario Diaz, R</b> OBP: 0.190, SLG: 0.238 (1, 6)	G1-3				G4-3		G5-4-3			4	0	1	0	0	0	5						
<b>Jeff Frye, R</b> OBP: 0.291, SLG: 0.315 (1, 4)		G5-3			K		G6-3			4	0	0	0	0	1	2						
<b>Inning Stats</b>	R: 2 H: 2 E: 0 K: 1 S: 16	H: 2 LOB: 3 BB: 3 P: 36	R: 0 H: 0 E: 0 K: 1 S: 7	H: 0 LOB: 0 BB: 0 P: 10	R: 2 H: 1 E: 0 K: 0 S: 12	H: 1 LOB: 0 BB: 1 P: 20	R: 0 H: 0 E: 0 K: 1 S: 6	H: 0 LOB: 0 BB: 0 P: 9	R: 0 H: 1 E: 0 K: 1 S: 10	H: 1 LOB: 1 BB: 0 P: 17	R: 2 H: 1 E: 1 K: 1 S: 12	H: 1 LOB: 0 BB: 0 P: 17	R: 0 H: 0 E: 0 K: 0 S: 6	H: 0 LOB: 1 BB: 2 P: 16	R: 0 H: 0 E: 0 K: 0 S: 6	H: 0 LOB: 1 BB: 2 P: 16	1B: 1 2B: 3 3B: 0 HR: 2	SF: 0 SAC: 1 DP: 1 HBP: 0	WP: 0 PB: 0 SB: 0 CS: 0	PA: 36		
<b>PITCHER</b>	IP	WLS	BF	H	R	ER	SO	BB	IBB	HBP	BLK	WP	HR	S	P	ERA	WHIP					
<b>Matt Young, L</b> ERA: 5.1 (1, 1)	0.2	L	7	2	2	2	1	3	0	0	0	0	0	14	32	27.00	7.500					
<b>Mike Gardiner, R</b> ERA: 4.82 (1, 1)	5.1		21	3	3	3	4	1	0	0	0	0	1	48	77	5.06	0.750					
<b>Ken Ryan, R</b> ERA: 16.88 (7, 1)	2.0		8	1	1	0	1	2	0	0	0	0	1	16	29	0.00	1.500					

**Boston Red Sox @ Texas Rangers**  
Arlington Stadium, Arlington, TX  
Tue Sep 08 1992, 8:05 PM EDT  
Att: 13,294 - Sunny - 92 F

AB 29  
R 6  
H 6  
RBI 6  
BB 6  
SO 6  
LOB 10





Batter	1	2	3	4	5	6	7	8	9	AB	R	H	RBI	BB	SO	LOB	TOP					
<b>Billy Hatcher, R</b> OBP: 0.312, SLG: 0.358 (1, 7)	G4-3		L5-3			G3		G5-3		4	0	1	1	0	0	0	<b>Boston Red Sox @ Texas Rangers</b> Arlington Stadium, Arlington, TX Wed Sep 09 1992, 8:05 PM EDT Att: 13,542 - Sunny - 94 F					
<b>Scott Cooper, L</b> OBP: 0.337, SLG: 0.343 (1, 3)	1B		L5-3			1B		K		3	1	1	0	1	1	1						
<b>Wade Boggs, L</b> OBP: 0.351, SLG: 0.361 (1, 5)	G6-3					F8		1B		4	0	2	0	0	0	1						
<b>Tom Brunansky, R</b> OBP: 0.359, SLG: 0.460 (1, 9)	G6-3					2B		K		3	0	1	0	1	1	3						
<b>Mo Vaughn, L</b> OBP: 0.331, SLG: 0.394 (1, 10)	G4-3					1B		G4-3		4	0	1	1	0	1	1						
<b>Bob Zupcic, R</b> OBP: 0.322, SLG: 0.356 (1, 8)	K					2B		WP		3	0	0	0	0	2	3						
<b>Herm Winningham, L</b> (9, PH) OBP: 0.264, SLG: 0.300	K					K		S		1	0	1	0	0	0	0						
<b>Tony Peña, R</b> OBP: 0.288, SLG: 0.304 (1, 2)	F9					G6-3		G4-3		4	0	0	0	0	0	1						
<b>Luis Rivera, R</b> OBP: 0.292, SLG: 0.265 (1, 6)			SH3-4			K		G4-3		4	1	1	0	0	1	1						
<b>Tim Lincecum, R</b> OBP: 0.255, SLG: 0.250 (1, 4)			SH3-4			G6-3		K		2	0	0	0	0	1	0						
<b>Inning Stats</b>	R: 0 E: 0 K: 0 S: 5	H: 1 LOB: 1 BB: 1 P: 10	R: 0 E: 0 K: 1 S: 6	H: 0 LOB: 0 BB: 0 P: 9	R: 1 E: 0 K: 0 S: 6	H: 2 LOB: 0 BB: 0 P: 8	R: 0 E: 0 K: 1 S: 10	H: 0 LOB: 1 BB: 1 P: 14	R: 0 E: 0 K: 1 S: 6	H: 0 LOB: 0 BB: 0 P: 10	R: 1 E: 0 K: 1 S: 18	H: 3 LOB: 2 BB: 0 P: 25	R: 0 E: 0 K: 1 S: 9	H: 0 LOB: 0 BB: 0 P: 14	R: 0 E: 0 K: 2 S: 10	H: 1 LOB: 1 BB: 0 P: 15	R: 0 E: 0 K: 0 S: 10	H: 1 LOB: 1 BB: 0 P: 18	1B: 7 2B: 2 3B: 0 HR: 0	SF: 0 SAC: 1 DP: 2 HBP: 0	WP: 1 PB: 0 SB: 1 CS: 0	PA: 35
<b>PITCHER</b> <b>Jose Guzman, R</b> ERA: 3.7 (1, 1)	IP: 9.0 WLS: W BF: 35 H: 8 R: 2 ER: 2 SO: 7 BB: 2 IBB: 0 HBP: 0 BLK: 0 WP: 1 HR: 0 S: 80 P: 123 ERA: 2.00 WHIP: 1.111															<b>PITCHER</b>						

Batter	1	2	3	4	5	6	7	8	9	AB	R	H	RBI	BB	SO	LOB	BOTTOM			
<b>Jack Daugherty, S</b> OBP: 0.305, SLG: 0.304 (1, 9)	FC6-4		2B			F9		F7		4	1	2	0	0	0	0	<b>Boston Red Sox @ Texas Rangers</b> Arlington Stadium, Arlington, TX Wed Sep 09 1992, 8:05 PM EDT Att: 13,542 - Sunny - 94 F			
<b>Rafael Palmeiro, L</b> OBP: 0.351, SLG: 0.420 (1, 3)	L4		HR			1B		F9		3	1	2	0	1	0	1				
<b>Jose Canseco, R</b> OBP: 0.343, SLG: 0.473 (1, 10)	FC6-4		HR			1B		F9		4	1	3	3	0	0	1				
<b>Juan Gonzalez, R</b> OBP: 0.301, SLG: 0.532 (1, 8)	FC6-4		HR			F7		G6-3		4	0	0	0	0	1	5				
<b>Kevin Reimer, L</b> OBP: 0.341, SLG: 0.459 (1, 7)	G4-3		K			F7		F8		4	0	0	0	0	1	4				
<b>Donald Harris, R</b> OBP: 0.143, SLG: 0.143 (9, 7)	G4-3		K			G3		F8		0	0	0	0	0	0	0				
<b>Dean Palmer, R</b> OBP: 0.317, SLG: 0.438 (1, 5)	F9					F8		K		4	0	0	0	0	2	0				
<b>Ivan Rodriguez, R</b> OBP: 0.294, SLG: 0.360 (1, 2)	K					F8		K		4	0	0	0	0	2	0				
<b>Jeff Frye, R</b> OBP: 0.298, SLG: 0.322 (1, 4)	K					1B		1B		3	0	2	0	0	1	0				
<b>Al Newman, S</b> OBP: 0.317, SLG: 0.244 (1, 6)			L8			G4-3		G3		3	0	0	0	0	2	2				
<b>Inning Stats</b>	R: 0 E: 0 K: 0 S: 9	H: 2 LOB: 2 BB: 0 P: 12	R: 0 E: 0 K: 2 S: 13	H: 0 LOB: 0 BB: 0 P: 17	R: 3 E: 0 K: 2 S: 15	H: 3 LOB: 0 BB: 0 P: 18	R: 0 E: 0 K: 0 S: 11	H: 1 LOB: 1 BB: 0 P: 16	R: 0 E: 0 K: 2 S: 7	H: 1 LOB: 2 BB: 1 P: 13	R: 0 E: 0 K: 2 S: 11	H: 1 LOB: 1 BB: 0 P: 12	R: 0 E: 0 K: 0 S: 6	H: 1 LOB: 1 BB: 0 P: 9	R: 0 E: 0 K: 1 S: 10	H: 0 LOB: 0 BB: 0 P: 14	1B: 7 2B: 1 3B: 0 HR: 1	SF: 0 SAC: 0 DP: 0 HBP: 0	WP: 0 PB: 1 SB: 0 CS: 0	PA: 34
<b>PITCHER</b> <b>Danny Darwin, R</b> ERA: 3.81 (1, 1)	IP: 8.0 WLS: L BF: 34 H: 9 R: 3 ER: 3 SO: 7 BB: 1 IBB: 0 HBP: 0 BLK: 0 WP: 0 HR: 1 S: 82 P: 111 ERA: 3.38 WHIP: 1.250															<b>PITCHER</b>				



Batter	1	2	3	4	5	6	7	8	9	AB	R	H	RBI	BB	SO	LOB	TOP											
<b>Devon White, S</b> OBP: 0.294, SLG: 0.378 (1, 8)	1-1 HR		2-1 G3			4-2 FC6-4 BB		2-1 L7		4	1	1	1	1	0	3	<b>Toronto Blue Jays @ Texas Rangers</b> Arlington Stadium, Arlington, TX Fri Sep 11 1992, 8:05 PM EDT Cloudy - 85 F											
<b>Roberto Alomar, S</b> OBP: 0.420, SLG: 0.442 (1, 4)	3-2 G4-3		3-2 1B			1-0 FC6-4 G5-3		2-2 P6		5	0	2	1	0	0	4												
<b>Joe Carter, R</b> OBP: 0.318, SLG: 0.513 (1, 9)	0-1 L5		1-2 P6			1-2 G5-3		0-2 P6		5	0	1	0	0	0	4												
<b>Dave Winfield, R</b> OBP: 0.375, SLG: 0.499 (1, 10)	1-3 K		0-1 1B			1-1 G5-3		0-2 G6-3		5	0	1	0	0	2	3												
<b>John Olerud, L</b> OBP: 0.380, SLG: 0.457 (9, PR)	2-2 L9 2B		0-0 F9			1-2 F8		1-2 F9		4	1	1	0	1	0	2												
<b>Turner Ward, S</b> OBP: 0.297, SLG: 0.357 (9, 3)										0	1	0	0	0	0	0												
<b>Domingo Martinez, R</b> (9, 3)										0	0	0	0	0	0	0												
<b>Candy Maldonado, R</b> OBP: 0.351, SLG: 0.483 (1, 7)	1-2 L9					1-0 P5		2-0 G4-3		4	1	1	0	1	0	1												
<b>Kelly Gruber, R</b> OBP: 0.280, SLG: 0.375 (1, 5)	2-3 G1-3					0-1 G4-3		3-1 HR		5	1	3	3	0	0	1												
<b>Pat Borders, R</b> OBP: 0.297, SLG: 0.399 (1, 2)	1-0 2B					2-3 K		3-2 WP 1B		5	1	3	1	0	1	2												
<b>Manuel Lee, S</b> OBP: 0.337, SLG: 0.314 (6, 6)	1-3 K					1-1 FC6-4 BB		1-1 E 1B		3	1	2	1	0	1	1												
<b>Alfredo Griffin, S</b> OBP: 0.211, SLG: 0.242 (6, 6)										1	0	0	0	0	0	2												
<b>Inning Stats</b>	R: 1 E: 0 K: 1 S: 11	H: 1 LOB: 0 BB: 0 P: 16	R: 1 E: 0 K: 1 S: 13	H: 2 LOB: 1 BB: 0 P: 20	R: 0 E: 0 K: 0 S: 13	H: 2 LOB: 2 BB: 0 P: 19	R: 0 E: 0 K: 1 S: 7	H: 0 LOB: 0 BB: 0 P: 10	R: 0 E: 0 K: 0 S: 14	H: 1 LOB: 2 BB: 1 P: 22	R: 4 E: 1 K: 0 S: 21	H: 5 LOB: 1 BB: 0 P: 31	R: 0 E: 0 K: 0 S: 8	H: 2 LOB: 2 BB: 0 P: 13	R: 1 E: 0 K: 1 S: 12	H: 2 LOB: 2 BB: 2 P: 26	1B: 10 2B: 3 3B: 0 HR: 2	SF: 0 SAC: 0 DP: 0 HBP: 0	WP: 2 PB: 0 SB: 0 CS: 0	PA: 44								
<b>PITCHER</b>	IP	WLS	BF	H	R	ER	SO	BB	IBB	HBP	BLK	WP	HR	S	P	ERA	WHIP											
<b>Scott Chiamparino, R</b> ERA: 3.65	(1, 1)	5.1	L	25	8	4	4	3	1	0	0	0	1	2	64	98	6.75	1.688										
<b>Matt Whiteside, R</b> ERA: 3.0	(6, 1)	0.2		5	3	2	1	0	0	0	0	0	1	0	15	20	13.50	4.500										
<b>Todd Burns, R</b> ERA: 4.01	(7, 1)	2.0		8	2	0	0	0	0	0	0	0	0	0	15	23	0.00	1.000										
<b>Ed Nunez, R</b> ERA: 4.2	(9, 1)	0.1		2	1	1	1	1	0	0	0	0	0	0	5	9	27.00	3.000										
<b>Kenny Rogers, L</b> ERA: 3.31	(9, 1)	0.2		4	1	0	0	0	2	0	0	0	0	0	7	17	0.00	4.500										

Batter	1	2	3	4	5	6	7	8	9	AB	R	H	RBI	BB	SO	LOB	BOTTOM											
<b>David Hulse, L</b> OBP: 0.333, SLG: 0.290 (1, 9)	1-1 1B					0-0 1B		1-3 K		5	2	3	0	0	1	2	<b>Toronto Blue Jays @ Texas Rangers</b> Arlington Stadium, Arlington, TX Fri Sep 11 1992, 8:05 PM EDT Cloudy - 85 F											
<b>Rafael Palmeiro, L</b> OBP: 0.353, SLG: 0.421 (1, 3)	3-2 1B		4-2 2B			3-2 WP 1B		2-2 G3		4	1	2	1	1	0	3												
<b>Jose Canseco, R</b> OBP: 0.344, SLG: 0.474 (1, 10)	1-0 1B		2-1 1B			3-3 K		2-3 K		5	1	2	2	0	3	4												
<b>Juan Gonzalez, R</b> OBP: 0.302, SLG: 0.535 (1, 8)	1-3 K		1-2 P4			0-1 F8		3-1 G5-3		5	0	2	0	0	1	4												
<b>Kevin Reimer, L</b> OBP: 0.339, SLG: 0.456 (1, 7)	1-0 P6		0-1 WP 1B			2-2 F8		2-3 K		5	0	1	1	1	0	2												
<b>Dean Palmer, R</b> OBP: 0.318, SLG: 0.435 (1, 5)	3-3 K		3-2 P2			4-0 FC6 IBB		4-0 FC6-4 BB		3	0	0	0	2	2	4												
<b>Ivan Rodriguez, R</b> OBP: 0.295, SLG: 0.363 (1, 2)			0-0 SH3 2B			1-1 FC6		0-2 P9		5	0	2	0	0	0	4												
<b>Jeff Frye, R</b> OBP: 0.294, SLG: 0.318 (7, PH)	2-1 SH3					1-2 G6-3		2-3 K		2	0	0	0	0	1	0												
<b>Jack Daugherty, S</b> OBP: 0.303, SLG: 0.301 (8, 4)								0-1 FC6-4		1	0	0	0	0	0	1												
<b>Al Newman, S</b> OBP: 0.317, SLG: 0.244 (9, PH)	2-3							1-2		0	0	0	0	0	0	0												
<b>Brian Downing, R</b> OBP: 0.409, SLG: 0.433 (9, PH)										1	0	0	0	0	0	2												
<b>Mario Diaz, R</b> OBP: 0.208, SLG: 0.250 (8, PH)	1-1 F9					3-2 G6-3		1-0 1B		3	1	1	0	0	0	1												
<b>Geno Petralli, L</b> OBP: 0.283, SLG: 0.285 (8, PR)										0	0	0	0	1	0	0												
<b>Jeff Huson, L</b> OBP: 0.342, SLG: 0.362 (8, PR)										0	0	0	0	0	0	0												
<b>Inning Stats</b>	R: 1 E: 0 K: 2 S: 14	H: 3 LOB: 2 BB: 0 P: 24	R: 0 E: 0 K: 0 S: 8	H: 1 LOB: 1 BB: 0 P: 12	R: 2 E: 0 K: 0 S: 16	H: 2 LOB: 1 BB: 1 P: 28	R: 0 E: 0 K: 0 S: 10	H: 1 LOB: 1 BB: 0 P: 17	R: 0 E: 0 K: 2 S: 13	H: 3 LOB: 1 BB: 0 P: 24	R: 0 E: 0 K: 1 S: 10	H: 0 LOB: 1 BB: 1 P: 16	R: 0 E: 0 K: 2 S: 11	H: 0 LOB: 2 BB: 1 P: 19	R: 0 E: 0 K: 2 S: 13	H: 2 LOB: 2 BB: 0 P: 17	1B: 9 2B: 4 3B: 0 HR: 0	SF: 0 SAC: 1 DP: 0 HBP: 0	WP: 3 PB: 0 SB: 1 CS: 0	PA: 44								
<b>PITCHER</b>	IP	WLS	BF	H	R	ER	SO	BB	IBB	HBP	BLK	WP	HR	S	P	ERA	WHIP											
<b>Juan Guzman, R</b> ERA: 2.43	(1, 1)	5.0	W	25	8	3	3	3	1	0	0	0	1	0	60	103	5.40	1.800										
<b>Mark Eichhorn, R</b> ERA: 3.21	(6, 1)	1.0		6	3	2	2	2	0	0	0	0	1	0	13	24	18.00	3.000										
<b>Duane Ward, R</b> ERA: 2.06	(7, 1)	2.0		8	0	0	0	3	2	0	0	0	1	0	21	35	0.00	1.000										
<b>Tom Henke, R</b> ERA: 2.11	(9, 1)	1.0	S	5	2	0	0	2	0	0	0	0	0	0	13	17	0.00	2.000										

AB	41
R	7
H	15
RBI	7
BB	3
SO	4
LOB	23



Toronto Blue Jays @ Texas Rangers  
Arlington Stadium, Arlington, TX  
Fri Sep 11 1992, 8:05 PM EDT  
Cloudy - 85 F

livebaseballscorecards.com



Batter	1	2	3	4	5	6	7	8	9	AB	R	H	RBI	BB	SO	LOB	TOP					
Devon White, S (1, 8) OBP: 0.295, SLG: 0.379	1-2 P6		1-1 WP 2B		1-1 L4		2-2 FC3-2		4-2 G4-3 BB	4	0	1	0	1	0	2						
Roberto Alomar, S (1, 4) OBP: 0.416, SLG: 0.437	2-1 P7		3-2 P7			3-2 F8	1-2 F8		0-1 G4-3	5	0	0	0	0	0	4						
Joe Carter, R (1, 9) OBP: 0.319, SLG: 0.516	2-3 K		4-1 S BB			1-0 G6-3		1-2 HR	1-0 F7	4	1	1	1	1	1	1						
Dave Winfield, R (1, 10) OBP: 0.376, SLG: 0.498		4-2 FC6-4 BB	2-1 G6-3			3-2 1B		1-3 K		3	0	1	0	1	1	2						
John Olerud, L (1, 3) OBP: 0.379, SLG: 0.458 Derek Bell, R (8, PR) Domingo Martinez, R (8, 3)	1 SAFE 1-2 P2				0-0 F8		1-3 K	1-1 2B		4	0	1	0	0	1	2						
Candy Maldonado, R (1, 7) OBP: 0.350, SLG: 0.480	1-0 FC6-4 BB				3-3 K		2-1 FC BB E	1-3 K		4	1	1	0	0	2	2						
Kelly Gruber, R (1, 5) OBP: 0.285, SLG: 0.379	4-2 BB				1-2 G1		4-2 E FC3-2 BB	3-2 2B		2	0	1	1	2	0	0						
Ed Sprague, R (1, 2) OBP: 0.281, SLG: 0.406	3-1 F7					3-3 K	0-0 FC FC3-2	1-3 K		4	0	0	0	0	2	4						
Alfredo Griffin, S (1, 6) OBP: 0.204, SLG: 0.234 Mike Malsudian, L (9, PH)			0-1 G4-3			1-2 G6-3	3-3 K		1-2 G4-3	3	0	0	0	0	1	2						
<b>Inning Stats</b>	R: 0 E: 0 K: 1 S: 11	H: 0 LOB: 0 BB: 0 P: 16	R: 0 E: 0 K: 0 S: 10	H: 0 LOB: 2 BB: 2 P: 23	R: 0 E: 0 K: 0 S: 12	H: 1 LOB: 2 BB: 1 P: 22	R: 0 E: 0 K: 1 S: 7	H: 0 LOB: 0 BB: 0 P: 11	R: 0 E: 0 K: 1 S: 10	H: 0 LOB: 0 BB: 0 P: 15	R: 0 E: 0 K: 1 S: 15	H: 1 LOB: 1 BB: 0 P: 23	R: 1 E: 1 K: 1 S: 18	H: 1 LOB: 2 BB: 1 P: 30	R: 2 E: 0 K: 3 S: 18	H: 3 LOB: 1 BB: 0 P: 26	R: 0 E: 0 K: 0 S: 8	H: 0 LOB: 1 BB: 1 P: 14	1B: 2 2B: 3 3B: 0 HR: 1	SF: 0 SAC: 0 DP: 0 HBP: 0	WP: 1 PB: 0 SB: 1 CS: 0	PA: 39
<b>PITCHER</b>	IP	WLS	BF	H	R	ER	SO	BB	IBB	HBP	BLK	WP	HR	S	P	ERA	WHIP					
Roger Pavlik, R (1, 1) ERA: 3.69	6.1	W	27	3	1	0	5	4	0	0	0	1	0	75	129	0.00	1.105					
Ed Nunez, R (7, 1) ERA: 4.4	1.2		8	3	2	2	3	0	0	0	0	0	1	26	37	10.80	1.800					
Todd Burns, R (9, 1) ERA: 3.97	1.0	S	4	0	0	0	0	1	0	0	0	0	0	8	14	0.00	1.000					

Toronto Blue Jays @ Texas Rangers  
Arlington Stadium, Arlington, TX  
Fri Sep 11 1992, 8:05 PM EDT  
Att: 19,396 - Cloudy - 81 F

AB	34
R	3
H	6
RBI	2
BB	5
SO	8
LOB	19



Batter	1	2	3	4	5	6	7	8	9	AB	R	H	RBI	BB	SO	LOB	BOTTOM					
David Hulse, L (1, 9) OBP: 0.324, SLG: 0.286	1-1 G4-3	0-0 G3			0-0 2B 1B	1-2 CS	0-1 F7			4	1	1	0	0	0	0						
Monty Faries, R (1, 7) OBP: 0.333, SLG: 0.388	1-1 HR 2B		1-0 F9		1 SAFE 1-0 G3 1-H		0-1 2B			4	1	3	1	0	0	0						
Jose Canseco, R (1, 10) OBP: 0.343, SLG: 0.480	0-1 2-H HR		1-3 K		2-3 K		1-0 F8			4	1	1	2	0	2	2						
Juan Gonzalez, R (1, 8) OBP: 0.302, SLG: 0.539	0-0 HR		0-1 G5-3		1-2 G3		0-3 K			4	1	1	1	0	1	2						
Rafael Palmeiro, L (1, 3) OBP: 0.354, SLG: 0.420	0-1 F7				2-1 1B 1B			1-1 F8		3	0	1	0	1	0	0						
Dean Palmer, R (1, 5) OBP: 0.317, SLG: 0.434	3-1 1B				2-3 K		2-1 F8		2-0 F8	4	0	1	0	0	1	3						
Geno Petralli, L (1, 2) OBP: 0.282, SLG: 0.284	1-1 G3				1 SAFE 2-2 FC6-4 1B		1-1 G3-1		3-3 K	4	0	1	0	0	1	1						
Al Newman, S (1, 4) OBP: 0.318, SLG: 0.246		0-0 F9			1-0 F8		1-1 CS 1B			3	0	1	0	0	0	2						
Mario Diaz, R (1, 6) OBP: 0.185, SLG: 0.222		1-3 K			0-0 FC6-4		0-0 F8			3	0	0	0	0	1	3						
<b>Inning Stats</b>	R: 3 E: 0 K: 0 S: 13	H: 4 LOB: 1 BB: 0 P: 19	R: 0 E: 0 K: 1 S: 6	H: 0 LOB: 0 BB: 0 P: 7	R: 0 E: 0 K: 1 S: 6	H: 0 LOB: 0 BB: 0 P: 8	R: 0 E: 0 K: 1 S: 10	H: 2 LOB: 2 BB: 0 P: 17	R: 1 E: 0 K: 1 S: 11	H: 2 LOB: 2 BB: 1 P: 20	R: 0 E: 0 K: 0 S: 7	H: 1 LOB: 0 BB: 0 P: 10	R: 0 E: 0 K: 1 S: 8	H: 1 LOB: 1 BB: 0 P: 9	R: 0 E: 0 K: 1 S: 6	H: 0 LOB: 0 BB: 0 P: 12	1B: 6 2B: 2 3B: 0 HR: 2	SF: 0 SAC: 0 DP: 0 HBP: 0	WP: 0 PB: 0 SB: 0 CS: 1	PA: 35		
<b>PITCHER</b>	IP	WLS	BF	H	R	ER	SO	BB	IBB	HBP	BLK	WP	HR	S	P	ERA	WHIP					
Todd Stottlemire, R (1, 1) ERA: 4.51	8.0	L	34	10	4	4	6	0	1	0	0	0	2	67	102	4.50	1.250					

Toronto Blue Jays @ Texas Rangers  
Arlington Stadium, Arlington, TX  
Fri Sep 11 1992, 8:05 PM EDT  
Att: 19,396 - Cloudy - 81 F

AB	33
R	4
H	10
RBI	4
BB	1
SO	6
LOB	13





Batter	1	2	3	4	5	6	7	8	9	AB	R	H	RBI	BB	SO	LOB	TOP										
<b>Devon White, S</b> (1, 8) OBP: 0.296, SLG: 0.381	2-2 SH5-3 SF7 1B	0-0 1-1 2-1 3-H 2B		3-3 SAFE K		1-1 G3			2-3 K	5	1	2	3	0	2	5	<b>Toronto Blue Jays @ Texas Rangers</b> Arlington Stadium, Arlington, TX Sat Sep 12 1992, 8:05 PM EDT Att: 27,178 - Cloudy - 87 F										
<b>Roberto Alomar, S</b> (1, 4) OBP: 0.415, SLG: 0.435	2-1 SH5-3	1-1 G5-3			1-1 L3		1-2 L1	4-2 BB	3	0	0	0	1	0	1												
<b>Joe Carter, R</b> (1, 9) OBP: 0.316, SLG: 0.513	1-2 SF7		1-1 P4		3-2 F8		0-1 P6	0-0 F8	4	0	0	1	0	0	1												
<b>Dave Winfield, R</b> (1, 10) OBP: 0.374, SLG: 0.494	3-2 F8		1-0 G5-3		3-2 G6-3		1-2 P5		4	0	0	0	0	0	0												
<b>Candy Maldonado, R</b> (1, 7) OBP: 0.350, SLG: 0.478		1-0 CS 1B	3-2 F8		0-0 G6-3		3-2 G6-3		4	0	1	0	0	0	0												
<b>Kelly Gruber, R</b> (1, 5) OBP: 0.290, SLG: 0.385		3-1 P9		2-2 G6-3 1B		2-0 BB 2B		0-0 FC6-4 1B	4	0	3	0	0	0	1												
<b>Pat Tabler, R</b> (1, 3) OBP: 0.304, SLG: 0.278		1-0 2B 2B 1B		1-2 SAFE G6-3 1-2		4-1 BB BB		1 SAFE 0-3 K	3	1	1	0	1	1	2												
<b>Pat Borders, R</b> (1, 2) OBP: 0.301, SLG: 0.402		0-0 2B 1B		4-2 1B BB		4-1 BB BB		0-1 FC6-4	2	1	1	0	2	0	1												
<b>Alfredo Griffin, S</b> (1, 6) OBP: 0.216, SLG: 0.237		1-3 2B 2B BB		1-0 1B		1-2 2-3 BB		1-2 G1-3	3	1	1	0	1	0	3												
<b>Inning Stats</b>	R: 1 E: 0 K: 0 S: 15	H: 1 LOB: 0 BB: 0 P: 23	R: 3 E: 0 K: 0 S: 8	H: 4 LOB: 1 BB: 1 P: 18	R: 0 E: 0 K: 0 S: 6	H: 0 LOB: 0 BB: 0 P: 11	R: 0 E: 0 K: 1 S: 12	H: 2 LOB: 2 BB: 1 P: 23	R: 0 E: 0 K: 0 S: 10	H: 0 LOB: 0 BB: 0 P: 17	R: 0 E: 0 K: 0 S: 7	H: 1 LOB: 3 BB: 2 P: 18	R: 0 E: 0 K: 0 S: 10	H: 0 LOB: 0 BB: 0 P: 12	R: 0 E: 0 K: 1 S: 11	H: 1 LOB: 1 BB: 0 P: 14	R: 0 E: 0 K: 1 S: 10	H: 0 LOB: 1 BB: 1 P: 17	1B: 6 2B: 3 3B: 0 HR: 0	SF: 1 SAC: 1 DP: 1 HBP: 0	WP: 0 PB: 0 SB: 1 CS: 1	PA: 39					
<b>PITCHER</b>	IP	WLS	BF	H	R	ER	SO	BB	IBB	HBP	BLK	WP	HR	S	P	ERA	WHIP										
<b>Dan Smith, L</b> (1, 1) ERA: 6.75	5.1	L	25	8	4	4	1	3	0	0	0	0	0	54	101	6.75	2.062										
<b>Matt Whiteside, R</b> (6, 1) ERA: 2.55	2.2		10	1	0	0	1	1	0	0	0	0	0	25	35	0.00	0.750										
<b>Kenny Rogers, L</b> (9, 1) ERA: 3.26	1.0		4	0	0	0	1	1	0	0	0	0	0	10	17	0.00	1.000										

AB	32
R	4
H	9
RBI	4
BB	5
SO	3
LOB	14



Batter	1	2	3	4	5	6	7	8	9	AB	R	H	RBI	BB	SO	LOB	BOTTOM										
<b>David Hulse, L</b> (1, 8) OBP: 0.366, SLG: 0.359	0-0 2B		0-1 S 1B		0-0 G6-3 1B		2-2 E5			4	0	3	0	0	0	0	<b>Toronto Blue Jays @ Texas Rangers</b> Arlington Stadium, Arlington, TX Sat Sep 12 1992, 8:05 PM EDT Att: 27,178 - Cloudy - 87 F										
<b>Monty Faries, R</b> (1, 7) OBP: 0.325, SLG: 0.377	0-3 K		2-1 P3		2-1 G6-3		1-0 G6-3		4	0	0	1	0	1	4												
<b>Jose Canseco, R</b> (1, 9) OBP: 0.342, SLG: 0.476	0-0 P6		3-3 K		1-2 HBP			1-0 G6-3	3	0	0	0	0	1	2												
<b>Kevin Reimer, L</b> (1, 10) OBP: 0.337, SLG: 0.452	1-1 L4			2-0 F8	1-3 K2-3			1-3 K	4	0	0	0	0	2	3												
<b>Rafael Palmeiro, L</b> (1, 3) OBP: 0.354, SLG: 0.421		3-2 E8 F9 WP 1B		2-3 K		1-2 CS 1B		0-2 G6-3	4	1	2	0	0	1	0												
<b>Dean Palmer, R</b> (1, 5) OBP: 0.317, SLG: 0.432		1-0 F9		0-0 1B		1 SAFE 0-1 F8		3-1 P3	4	0	1	0	0	0	2												
<b>Geno Petralli, L</b> (1, 2) OBP: 0.278, SLG: 0.279		1-2 G6-3		2-1 G4-3		1 SAFE 1-1 G6-3		0-3 K	3	0	0	0	0	0	2												
<b>Brian Downing, R</b> (9, PH) OBP: 0.408, SLG: 0.432		3-H F8			3-1 P5		1-2 F8		0-2 1B	2	0	0	0	0	0												
<b>Jeff Frye, R</b> (1, 4) OBP: 0.291, SLG: 0.313					4-2 1B G6-3 BB		0-3 K		3-2 G5-3	2	1	0	0	1	1												
<b>Jack Daugherty, S</b> (7, PH) OBP: 0.306, SLG: 0.305										1	0	0	0	0	1												
<b>Al Newman, S</b> (1, 6) OBP: 0.318, SLG: 0.243																											
<b>Juan Gonzalez, R</b> (9, PH) OBP: 0.301, SLG: 0.538																											
<b>Inning Stats</b>	R: 0 E: 0 K: 1 S: 7	H: 1 LOB: 1 BB: 0 P: 8	R: 1 E: 1 K: 0 S: 12	H: 1 LOB: 0 BB: 0 P: 20	R: 0 E: 0 K: 1 S: 10	H: 1 LOB: 1 BB: 0 P: 17	R: 0 E: 0 K: 1 S: 7	H: 1 LOB: 1 BB: 0 P: 13	R: 1 E: 0 K: 1 S: 13	H: 1 LOB: 2 BB: 1 P: 24	R: 0 E: 0 K: 0 S: 8	H: 1 LOB: 0 BB: 0 P: 9	R: 0 E: 0 K: 1 S: 12	H: 0 LOB: 0 BB: 0 P: 16	R: 0 E: 0 K: 1 S: 7	H: 0 LOB: 0 BB: 0 P: 9	R: 0 E: 0 K: 1 S: 13	H: 1 LOB: 0 BB: 0 P: 19	1B: 6 2B: 1 3B: 0 HR: 0	SF: 0 SAC: 0 DP: 0 HBP: 1	WP: 1 PB: 0 SB: 1 CS: 1	PA: 36					
<b>PITCHER</b>	IP	WLS	BF	H	R	ER	SO	BB	IBB	HBP	BLK	WP	HR	S	P	ERA	WHIP										
<b>Jack Morris, R</b> (1, 1) ERA: 4.08	7.0	W	29	6	2	1	5	1	0	0	0	0	0	69	107	1.29	1.000										
<b>Duane Ward, R</b> (8, 1) ERA: 2.04	1.0		3	0	0	0	1	0	0	0	0	0	0	7	9	0.00	0.000										
<b>Tom Henke, R</b> (9, 1) ERA: 2.06	1.0	S	4	1	0	0	1	0	0	0	0	0	0	13	19	0.00	1.000										

AB	34
R	2
H	7
RBI	1
BB	1
SO	7
LOB	14





Batter	1	2	3	4	5	6	7	8	9	AB	R	H	RBI	BB	SO	LOB	TOP					
Devon White, S (1, 8) OBP: 0.297, SLG: 0.380	B5-3		P5		F7		WP HR			4	1	1	0	1	0	2	<b>Toronto Blue Jays @ Texas Rangers</b> Arlington Stadium, Arlington, TX Sun Sep 13 1992, 4:33 AM EDT Att: 16,654 - Cloudy - 88 F					
Roberto Alomar, S (1, 4) OBP: 0.415, SLG: 0.433	G5-3 2B 1B		K		FC6-4		HR BB			4	2	1	0	1	1	4						
Joe Carter, R (1, 10) OBP: 0.315, SLG: 0.510	G5-3		FC6-4		F8		F7			5	1	1	0	0	0	5						
John Olerud, L (1, 3) OBP: 0.381, SLG: 0.468					K		FC1-6 BB			4	1	2	4	1	2	1						
Candy Maldonado, R (1, 7) OBP: 0.350, SLG: 0.476	F8				1B BB		FC1-6 BB 1B			4	1	1	0	1	0	2						
Kelly Gruber, R (1, 5) OBP: 0.288, SLG: 0.383					F7		BB 1B			5	0	1	0	0	0	2						
Turner Ward, S (1, 9) OBP: 0.400, SLG: 0.667					F7		G5-4-3 BB			4	1	3	2	1	0	0						
Pat Borders, R (1, 2) OBP: 0.300, SLG: 0.398					F7		G5-4-3			4	0	0	0	1	1	5						
Alfredo Griffin, S (1, 6) OBP: 0.234, SLG: 0.255					FC6-4 1B		FC6-4 1B			5	0	3	0	0	0	2						
<b>Inning Stats</b>	R: 1 E: 0 K: 0 S: 9	H: 2 LOB: 1 BB: 0 P: 16	R: 0 E: 0 K: 0 S: 6	H: 0 LOB: 0 BB: 0 P: 9	R: 0 E: 0 K: 1 S: 10	H: 1 LOB: 1 BB: 0 P: 12	R: 0 E: 0 K: 2 S: 10	H: 1 LOB: 2 BB: 1 P: 18	R: 0 E: 0 K: 0 S: 7	H: 1 LOB: 1 BB: 0 P: 12	R: 0 E: 0 K: 0 S: 11	H: 1 LOB: 2 BB: 2 P: 19	R: 3 E: 0 K: 0 S: 12	H: 2 LOB: 0 BB: 1 P: 24	R: 1 E: 0 K: 0 S: 14	H: 2 LOB: 2 BB: 1 P: 21	R: 2 E: 0 K: 1 S: 15	H: 3 LOB: 2 BB: 1 P: 24	1B: 9 2B: 2 3B: 0 HR: 2	SF: 0 SAC: 0 DP: 1 HBP: 0	WP: 1 PB: 0 SB: 1 CS: 0	PA: 45
<b>PITCHER</b>	IP WLS BF H R ER SO BB IBB HBP BLK WP HR S P ERA WHIP	7.2 L 37 10 5 5 3 5 0 0 0 1 2 76 128 5.87 1.957	0.1 2 1 1 1 0 0 0 0 0 0 0 0 4 6 27.00 3.000	1.0 6 2 1 1 1 0 1 0 1 0 0 0 14 21 9.00 2.000											IP WLS BF H R ER SO BB IBB HBP BLK WP HR S P ERA WHIP							
Kevin Brown, R (1, 1) ERA: 3.27											7.2 L 37 10 5 5 3 5 0 0 0 1 2 76 128 5.87 1.957											
Ed Nunez, R (8, 1) ERA: 4.53											0.1 2 1 1 1 0 0 0 0 0 0 0 0 4 6 27.00 3.000											
Kenny Rogers, L (9, 1) ERA: 3.34											1.0 6 2 1 1 1 0 1 0 1 0 0 0 14 21 9.00 2.000											

Batter	1	2	3	4	5	6	7	8	9	AB	R	H	RBI	BB	SO	LOB	BOTTOM				
David Hulse, L (1, 8) OBP: 0.356, SLG: 0.349	F7		G4-3							4	0	1	0	0	1	2	<b>Toronto Blue Jays @ Texas Rangers</b> Arlington Stadium, Arlington, TX Sun Sep 13 1992, 4:33 AM EDT Att: 16,654 - Cloudy - 88 F				
Jeff Huson, L (8, 6) OBP: 0.342, SLG: 0.362										0	0	0	0	0	0	0					
Al Newman, S (9, 6) OBP: 0.316, SLG: 0.243										0	0	0	0	0	0	0					
Brian Downing, R (1, 10) OBP: 0.407, SLG: 0.430	K				G1-3 1B		G6-4-3 1B			4	0	1	0	0	1	3					
Jose Canseco, R (1, 9) OBP: 0.343, SLG: 0.474					G1-3		HBP			2	0	0	0	1	1	1					
Juan Gonzalez, R (1, 7) OBP: 0.299, SLG: 0.533	FC6-4				K		F8			4	0	0	0	0	1	3					
Dean Palmer, R (1, 5) OBP: 0.316, SLG: 0.431					K		1B WP 1B			4	1	1	0	0	1	1					
Jack Daugherty, S (1, 3) OBP: 0.304, SLG: 0.303					G6-3		BB 1B G4-3 1B			4	1	1	0	0	0	0					
Ivan Rodriguez, R (1, 2) OBP: 0.295, SLG: 0.362					F9		G4-3 BB 1B			4	0	1	1	0	1	0					
Jeff Frye, R (1, 4) OBP: 0.293, SLG: 0.316					F9		G4-3 BB 1B			2	0	1	0	0	0	0					
Monty Fariss, R (7, PH) OBP: 0.329, SLG: 0.377										0	0	0	0	1	0	0					
Kevin Reimer, L (9, PH) OBP: 0.336, SLG: 0.451										1	0	0	0	0	1	0					
Mario Diaz, R (1, 6) OBP: 0.172, SLG: 0.207										2	0	0	0	0	0	1					
Rafael Palmeiro, L (7, PH) OBP: 0.354, SLG: 0.420										1	0	0	1	0	0	2					
<b>Inning Stats</b>	R: 0 E: 0 K: 1 S: 7	H: 0 LOB: 0 BB: 1 P: 15	R: 0 E: 0 K: 0 S: 6	H: 0 LOB: 0 BB: 0 P: 10	R: 0 E: 0 K: 2 S: 12	H: 1 LOB: 1 BB: 0 P: 19	R: 0 E: 0 K: 0 S: 7	H: 1 LOB: 1 BB: 0 P: 10	R: 0 E: 0 K: 0 S: 6	H: 1 LOB: 1 BB: 0 P: 9	R: 2 E: 0 K: 1 S: 19	H: 3 LOB: 2 BB: 1 P: 30	R: 0 E: 0 K: 1 S: 7	H: 0 LOB: 0 BB: 0 P: 11	R: 0 E: 0 K: 2 S: 7	H: 0 LOB: 0 BB: 0 P: 10	1B: 6 2B: 0 3B: 0 HR: 0	SF: 0 SAC: 0 DP: 1 HBP: 1	WP: 1 PB: 0 SB: 0 CS: 0	PA: 35	
<b>PITCHER</b>	IP WLS BF H R ER SO BB IBB HBP BLK WP HR S P ERA WHIP	6.0 W 26 6 0 2 3 2 0 0 0 1 0 11 15 0.00 0.000	1.0 3 0 0 0 1 0 0 0 0 0 0 0 11 15 0.00 0.000	2.0 S 6 0 0 0 3 0 0 0 0 0 0 14 21 0.00 0.000											IP WLS BF H R ER SO BB IBB HBP BLK WP HR S P ERA WHIP						
Jimmy Key, L (1, 1) ERA: 3.65											6.0 W 26 6 0 2 3 2 0 0 0 1 0 11 15 0.00 0.000										
Mike Timlin, R (7, 1) ERA: 4.7											1.0 3 0 0 0 1 0 0 0 0 0 0 11 15 0.00 0.000										
Duane Ward, R (8, 1) ERA: 1.99											2.0 S 6 0 0 0 3 0 0 0 0 0 14 21 0.00 0.000										



Batter	1	2	3	4	5	6	7	8	9	AB	R	H	RBI	BB	SO	LOB	TOP					
David Hulse, L (1, 8) OBP: 0.354, SLG: 0.333 Monty Fariss, R (5, 8) OBP: 0.331, SLG: 0.374 Donald Harris, R (8, PR) OBP: 0.143, SLG: 0.143 (8, 8)	0-1 F7 SAFE	4-2 1B SAFE		2-1 G3-1			0-0 G1-3	1-2 HBP		2	0	0	0	1	0	0						
Rafael Palmeiro, L (1, 3) OBP: 0.356, SLG: 0.427	1-2 HR	1-1 1B		3-2 G4-3			0-0 1B	2-2 P5		5	1	3	3	0	0	2						
Jose Canseco, R (1, 9) OBP: 0.346, SLG: 0.480	4-2 1B	3-3 1B			2-3 K		4-0 IBB		2-0 HR	3	1	1	1	2	2	2						
Juan Gonzalez, R (1, 7) OBP: 0.298, SLG: 0.530	0-0 F8			0-3 K		0-2 P2	2-1 P2		2-2 FC6-4 1B	5	0	1	0	0	1	3						
Kevin Reimer, L (1, 10) OBP: 0.335, SLG: 0.448	1-1 1B			3-2 P6		1-3 K	3-1 F7		2-3 K	5	0	1	0	0	2	3						
Dean Palmer, R (1, 5) OBP: 0.317, SLG: 0.439	0-0 F9			3-2 HR		2-3 K		1-0 2B	2-3 K	5	2	2	1	0	2	3						
Ivan Rodriguez, R (1, 2) OBP: 0.294, SLG: 0.360		3-2 F9		0-2 1B		1-2 P6		2-3 K	2-2 FC6-4 1-2	5	0	1	0	0	1	2						
Al Newman, S (1, 6) OBP: 0.314, SLG: 0.240 Jack Daugherty, S (8, PH) OBP: 0.302, SLG: 0.300 Mario Diaz, R (8, 6) OBP: 0.172, SLG: 0.207		0-0 B2-3		0-0 G3		2-0 G4-3		1-3 K		3	0	0	0	0	0	1						
Jeff Frye, R (1, 4) OBP: 0.304, SLG: 0.333		1-1 WP 1B		1-0 F8			2-1 G1-3 1B		2-2 2B	4	2	3	1	0	0	0						
<b>Inning Stats</b>	R: 1 E: 0 K: 0 S: 12	H: 2 LOB: 2 BB: 1 P: 18	R: 1 E: 0 K: 1 S: 18	H: 2 LOB: 2 BB: 1 P: 29	R: 1 E: 0 K: 1 S: 16	H: 2 LOB: 1 BB: 0 P: 22	R: 0 E: 0 K: 0 S: 7	H: 0 LOB: 0 BB: 0 P: 13	R: 0 E: 0 K: 1 S: 10	H: 0 LOB: 0 BB: 0 P: 13	R: 0 E: 0 K: 1 S: 7	H: 0 LOB: 0 BB: 0 P: 12	R: 1 E: 0 K: 0 S: 8	H: 2 LOB: 2 BB: 1 P: 19	R: 1 E: 0 K: 2 S: 19	H: 2 LOB: 1 BB: 0 P: 28	R: 1 E: 0 K: 2 S: 14	H: 2 LOB: 1 BB: 0 P: 24	1B: 7 2B: 2 3B: 0 HR: 3	SF: 0 SAC: 0 DP: 0 HBP: 1	WP: 1 PB: 0 SB: 0 CS: 0	PA: 43
<b>PITCHER</b>	IP WLS BF H R ER SO BB IBB HBP BLK WP HR S P ERA WHIP																					
Bill Gullickson, R (1, 1) ERA: 3.98	6.2 L 31 8 4 4 5 2 1 0 0 0 1 2 76 121 5.40 1.500																					
Mike Munoz, L (7, 1) ERA: 3.22	0.1 1 0 0 0 0 0 0 0 0 0 0 0 2 5 0.00 0.000																					
Kurt Knudsen, R (8, 1) ERA: 4.4	0.2 5 2 1 1 2 0 0 0 1 0 0 0 15 22 13.50 3.000																					
Scott Aldred, L (8, 1) ERA: 6.95	0.1 1 0 0 0 0 0 0 0 0 0 0 0 4 6 0.00 0.000																					
John Kiely, R (9, 1) ERA: 2.31	1.0 5 2 1 1 2 0 0 0 0 0 0 1 14 24 9.00 2.000																					

Texas Rangers @ Detroit Tigers  
Tiger Stadium, Detroit, MI  
Tue Sep 15 1992, 7:05 PM EDT  
Att: 10,756 - Cloudy - 71 F

AB	39
R	6
H	12
RBI	6
BB	3
SO	9
LOB	18



Batter	1	2	3	4	5	6	7	8	9	AB	R	H	RBI	BB	SO	LOB	BOTTOM					
Tony Phillips, S (1, 8) OBP: 0.390, SLG: 0.399	4-2 FC4-6 BB		2-2 G3-1		2-1 2B		1-2 F7		4-2 1B 1B BB	3	1	1	0	2	0	0						
Lou Whitaker, L (1, 4) OBP: 0.395, SLG: 0.466	1-2 FC4-6 1-2		1-0 G4-3		1-3 K			3-3 K	1-0 1B 1B	5	0	1	0	0	2	2						
Travis Fryman, R (1, 6) OBP: 0.317, SLG: 0.435	0-3 K		0-0 L8		1-3 K			3-1 HR	0-0 1B 1-3 1B	5	1	2	2	0	2	2						
Cecil Fielder, R (1, 3) OBP: 0.326, SLG: 0.461	3-2 G6-3			0-0 1B 2B		1-1 P4		1-0 1B 1B	1-0 F7	5	1	2	0	0	0	3						
Mickey Tettleton, S (1, 10) OBP: 0.375, SLG: 0.467		4-1 SH1-3 SF9 BB BB		3-1 FC5-4 2H 1B		0-3 K		2-0 FC4 1B		3	1	2	1	1	1	0						
Rob Deer, R (1, 9) OBP: 0.325, SLG: 0.541		4-0 SH1-3 BB		0-2 FC5-4 CS 1-2		4-2 HBP		0-0 P2		2	0	0	0	1	0	3						
Dan Gladden, R (1, 7) OBP: 0.308, SLG: 0.365		0-0 SH1-3 1-2 2-3		2-3 K 1-2		3-0 P3		2-2 FC4 1-2		3	0	0	0	0	1	4						
Chad Kreuter, S (1, 2) OBP: 0.311, SLG: 0.339		2-1 SF9		0-2 E 1B 2B		0-2 K		3-3 K	2-2 G3	3	1	1	1	0	1	0						
Skeeter Barnes, R (1, 5) OBP: 0.311, SLG: 0.403 Dave Bergman, L (8, PH) OBP: 0.293, SLG: 0.265		3-H F9		3-1 2 SAFE 1B		0-2 2H 1B		1-1 G5-3	2-2 P5	3	0	1	1	0	0	1						
<b>Inning Stats</b>	R: 0 E: 0 K: 1 S: 12	H: 0 LOB: 1 BB: 1 P: 20	R: 1 E: 0 K: 0 S: 6	H: 0 LOB: 2 BB: 2 P: 19	R: 0 E: 0 K: 0 S: 5	H: 0 LOB: 0 BB: 0 P: 8	R: 1 E: 0 K: 1 S: 10	H: 2 LOB: 0 BB: 0 P: 15	R: 1 E: 1 K: 2 S: 16	H: 3 LOB: 1 BB: 0 P: 20	R: 0 E: 0 K: 1 S: 8	H: 0 LOB: 0 BB: 0 P: 16	R: 0 E: 0 K: 1 S: 8	H: 0 LOB: 0 BB: 0 P: 13	R: 1 E: 0 K: 1 S: 11	H: 3 LOB: 2 BB: 0 P: 22	R: 1 E: 0 K: 0 S: 12	H: 2 LOB: 2 BB: 1 P: 22	1B: 6 2B: 3 3B: 0 HR: 1	SF: 1 SAC: 1 DP: 0 HBP: 1	WP: 0 PB: 0 SB: 0 CS: 1	PA: 40
<b>PITCHER</b>	IP WLS BF H R ER SO BB IBB HBP BLK WP HR S P ERA WHIP																					
Jose Guzman, R (1, 1) ERA: 3.71	7.0 W 28 5 3 3 6 3 0 1 0 0 0 0 65 111 3.86 1.143																					
Kenny Rogers, L (8, 1) ERA: 3.33	0.1 1 0 0 0 1 0 0 0 0 0 0 0 3 6 0.00 0.000																					
Todd Burns, R (8, 1) ERA: 4.06	0.0 2 2 1 1 0 0 0 0 0 0 0 1 3 7 ∞ ∞																					
Matt Whiteside, R (8, 1) ERA: 2.79	1.2 S 9 3 1 1 0 1 0 0 0 0 0 0 17 31 5.40 2.400																					

Texas Rangers @ Detroit Tigers  
Tiger Stadium, Detroit, MI  
Tue Sep 15 1992, 7:05 PM EDT  
Att: 10,756 - Cloudy - 71 F

AB	33
R	5
H	10
RBI	5
BB	4
SO	7
LOB	15





Batter	1	2	3	4	5	6	7	8	9	AB	R	H	RBI	BB	SO	LOB	TOP					
Dan Peltier, L (1, 9)	F8		G1-3		G6-3		F8			4	0	0	0	0	0	2						
Rafael Palmeiro, L (1, 3) OBP: 0.354, SLG: 0.424	F7		P5			L3		G3-1		4	0	0	0	0	0	1						
Jose Canseco, R (1, 10)	HBP			1B	2B	BB	BB	F7		2	1	1	0	1	0	0						
Juan Gonzalez, R (1, 8)	P4			2H	1B	P5		G6-3		4	0	1	1	0	0	2						
Kevin Reimer, L (1, 7)		G4-3		F7		FC6-4		G4-3		3	0	0	0	1	0	1						
Dean Palmer, R (1, 5)	F7			F8		FC6-4		F8		4	0	0	0	0	0	3						
Ivan Rodriguez, R (1, 2)	G6-3			G6-3				G4-3		3	0	0	0	1	0	1						
Al Newman, S (1, 6)			L8		K			G3-1		3	0	0	0	0	1	1						
Jeff Frye, R (1, 4)				G1-3	BB	G5-3		G6-3		2	0	0	0	1	0	1						
<b>Inning Stats</b>	R: 0 E: 0 K: 0 S: 8	H: 0 LOB: 1 BB: 0 P: 12	R: 0 E: 0 K: 0 S: 8	H: 0 LOB: 0 BB: 0 P: 10	R: 0 E: 0 K: 0 S: 6	H: 0 LOB: 1 BB: 1 P: 12	R: 1 E: 0 K: 0 S: 8	H: 2 LOB: 1 BB: 0 P: 13	R: 0 E: 0 K: 1 S: 6	H: 0 LOB: 0 BB: 0 P: 9	R: 0 E: 0 K: 0 S: 9	H: 0 LOB: 2 BB: 2 P: 19	R: 0 E: 0 K: 0 S: 9	H: 0 LOB: 1 BB: 1 P: 18	R: 0 E: 0 K: 0 S: 9	H: 0 LOB: 0 BB: 0 P: 11	R: 0 E: 0 K: 0 S: 5	H: 0 LOB: 0 BB: 0 P: 7	1B: 1 2B: 1 3B: 0 HR: 0	SF: 0 SAC: 0 DP: 0 HBP: 1	WP: 0 PB: 0 SB: 0 CS: 0	PA: 34
<b>PITCHER</b>	IP	WLS	BF	H	R	ER	SO	BB	IBB	HBP	BLK	WP	HR	S	P	ERA	WHIP					
Dave Haas, R (1, 1) ERA: 3.47	7.0	W	28	2	1	1	1	4	0	1	0	0	0	54	93	1.29	0.857					
Mike Henneman, R (8, 1) ERA: 3.79	2.0	S	6	0	0	0	0	0	0	0	0	0	0	14	18	0.00	0.000					

Texas Rangers @ Detroit Tigers  
Tiger Stadium, Detroit, MI  
Wed Sep 16 1992, 7:05 PM EDT  
Att: 11,188 - Cloudy - 78 F

AB	29
R	1
H	2
RBI	1
BB	4
SO	1
LOB	12



Batter	1	2	3	4	5	6	7	8	9	AB	R	H	RBI	BB	SO	LOB	BOTTOM					
Tony Phillips, S (1, 8)	G4-3		FC4-6			L7				4	0	1	2	0	0	2						
Lou Whitaker, L (1, 4)			F8			FC3-6		G1-3		4	1	1	0	0	0	3						
Travis Fryman, R (1, 6)	G5-3			G6-4-3	1B					4	0	3	1	0	0	1						
Cecil Fielder, R (1, 3)	G6-3			G6-4-3		P6		G6-3		4	0	0	0	0	0	4						
Mickey Tettleton, S (1, 10)		G4-3		F7			BB	F9		3	1	1	0	1	0	1						
Rob Deer, R (1, 9)		K			K		FC6-4	L5		3	1	0	0	1	2	2						
Mark Carreon, R (1, 7)	G4-3			CS	BB		FC6-4			1	0	0	0	2	0	1						
Chad Kreuter, S (1, 2)			F7		K		SF8			2	0	0	1	0	1	1						
Skeeter Barnes, R (1, 5)			FC4-6			FC3-6		FC6-4		2	1	1	0	1	0	2						
<b>Inning Stats</b>	R: 0 E: 0 K: 0 S: 12	H: 1 LOB: 1 BB: 0 P: 19	R: 0 E: 0 K: 1 S: 8	H: 1 LOB: 0 BB: 0 P: 14	R: 0 E: 0 K: 0 S: 11	H: 1 LOB: 1 BB: 0 P: 16	R: 0 E: 0 K: 2 S: 6	H: 0 LOB: 1 BB: 1 P: 14	R: 1 E: 0 K: 0 S: 9	H: 1 LOB: 1 BB: 1 P: 20	R: 3 E: 0 K: 0 S: 11	H: 1 LOB: 1 BB: 3 P: 26	R: 0 E: 0 K: 0 S: 6	H: 1 LOB: 1 BB: 0 P: 9	1B: 4 2B: 4 3B: 0 HR: 0	SF: 1 SAC: 0 DP: 3 HBP: 0	WP: 1 PB: 0 SB: 0 CS: 1	PA: 33				
<b>PITCHER</b>	IP	WLS	BF	H	R	ER	SO	BB	IBB	HBP	BLK	WP	HR	S	P	ERA	WHIP					
Roger Pavlik, R (1, 1) ERA: 3.78	6.0	L	24	5	3	3	3	4	0	0	0	0	0	55	104	4.50	1.500					
Ed Nunez, R (7, 1) ERA: 4.63	0.2		4	1	1	1	0	1	0	0	0	0	0	8	15	13.50	3.000					
Kenny Rogers, L (7, 1) ERA: 3.31	0.1		1	0	0	0	0	0	0	0	0	0	0	1	1	0.00	0.000					
Todd Burns, R (8, 1) ERA: 4.02	1.0		4	1	0	0	0	0	0	0	0	0	0	6	9	0.00	1.000					

Texas Rangers @ Detroit Tigers  
Tiger Stadium, Detroit, MI  
Wed Sep 16 1992, 7:05 PM EDT  
Att: 11,188 - Cloudy - 78 F

AB	27
R	4
H	7
RBI	4
BB	5
SO	3
LOB	17





Batter	1	2	3	4	5	6	7	8	9	AB	R	H	RBI	BB	SO	LOB	TOP										
Brian Downing, R (1, 10) Kevin Reimer, L (8, PH) OBP: 0.406, SLG: 0.429 OBP: 0.333, SLG: 0.444										3	0	1	0	0	1	1	<p>Texas Rangers @ Toronto Blue Jays</p> <p>SkyDome, Toronto, ON</p> <p>Fri Sep 18 1992, 7:05 PM EDT</p> <p>Att: 50,416 - Dome - 70 F</p>										
Rafael Palmeiro, L (1, 3) Rob Maurer, L (5, 3) OBP: 0.352, SLG: 0.423 OBP: 0.500, SLG: 0.500										2	0	0	0	0	1	2											
Jose Canseco, R (1, 9) Dan Peltier, L (8, 9)										4	0	1	0	0	0	2											
Juan Gonzalez, R (1, 7) Jack Daugherty, S (5, 7) OBP: 0.297, SLG: 0.526 OBP: 0.297, SLG: 0.295										2	0	0	0	0	0	0											
Dean Palmer, R (1, 5) Al Newman, S (5, 5) OBP: 0.314, SLG: 0.433 OBP: 0.308, SLG: 0.235										2	0	0	0	0	1	0											
Monty Faries, R (1, 8) Donald Harris, R (5, PH) OBP: 0.328, SLG: 0.371 OBP: 0.208, SLG: 0.250										1	0	0	0	0	1	0											
Ivan Rodriguez, R (1, 2) Ray Stephens, R (5, PH) OBP: 0.293, SLG: 0.356 OBP: 0.200, SLG: 0.200										1	0	0	0	0	0	0											
Mario Diaz, R (1, 6) Cris Colon, S (5, PH) OBP: 0.200, SLG: 0.233										1	0	1	0	0	0	0											
Jeff Frye, R (1, 4) OBP: 0.311, SLG: 0.335										3	0	2	0	0	0	1											
<b>Inning Stats</b>	R: 0 E: 0 K: 1 S: 5	H: 0 LOB: 0 BB: 0 P: 9	R: 0 E: 0 K: 1 S: 8	H: 0 LOB: 0 BB: 0 P: 11	R: 0 E: 0 K: 1 S: 13	H: 2 LOB: 2 BB: 0 P: 16	R: 0 E: 0 K: 1 S: 10	H: 0 LOB: 0 BB: 0 P: 18	R: 0 E: 0 K: 3 S: 11	H: 0 LOB: 0 BB: 0 P: 17	R: 0 E: 0 K: 0 S: 8	H: 2 LOB: 2 BB: 0 P: 14	R: 0 E: 0 K: 0 S: 10	H: 2 LOB: 1 BB: 0 P: 16	R: 0 E: 0 K: 1 S: 9	H: 2 LOB: 1 BB: 0 P: 17		R: 0 E: 0 K: 0 S: 6	H: 1 LOB: 1 BB: 0 P: 10	1B: 8 2B: 1 3B: 0 HR: 0	SF: 0 SAC: 0 DP: 2 HBP: 0	WP: 0 PB: 1 SB: 0 CS: 0	PA: 34				
<b>PITCHER</b>	IP	WLS	BF	H	R	ER	SO	BB	IBB	HBP	BLK	WP	HR	S	P	ERA	WHIP										
Jimmy Key, L (1, 1) ERA: 3.52	7.0	W	26	6	0	0	7	0	0	0	0	0	0	65	101	0.00	0.857										
Mark Eichhorn, R (8, 1) ERA: 3.13	1.0		4	2	0	0	1	0	0	0	0	0	0	9	17	0.00	2.000										
David Wells, L (9, 1) ERA: 5.55	1.0		4	1	0	0	0	0	0	0	0	0	0	6	10	0.00	1.000										

Batter	1	2	3	4	5	6	7	8	9	AB	R	H	RBI	BB	SO	LOB	BOTTOM										
Devon White, S (1, 8) Derek Bell, R (6, 8) OBP: 0.298, SLG: 0.386 OBP: 0.309, SLG: 0.352										4	3	2	4	0	1	0	<p>Texas Rangers @ Toronto Blue Jays</p> <p>SkyDome, Toronto, ON</p> <p>Fri Sep 18 1992, 7:05 PM EDT</p> <p>Att: 50,416 - Dome - 70 F</p>										
Roberto Alomar, S (1, 4) Eddie Zosky, R (6, 6) OBP: 0.413, SLG: 0.429 OBP: 0.333, SLG: 0.800										4	1	1	0	0	0	1											
Joe Carter, R (1, 9) Turner Ward, S (7, 9) OBP: 0.311, SLG: 0.503 OBP: 0.360, SLG: 0.565										3	0	0	0	0	0	2											
Dave Winfield, R (1, 10) Rance Mulliniks, L (8, PH) OBP: 0.377, SLG: 0.501 OBP: 0.697, SLG: 0.500										3	2	2	3	1	0	0											
John Olerud, L (1, 3) Domingo Martinez, R (6, PH) OBP: 0.378, SLG: 0.465 OBP: 1.000, SLG: 2.500										2	1	1	1	1	0	0											
Candy Maldonado, R (1, 7) Pat Tabler, R (6, PH) OBP: 0.350, SLG: 0.468 OBP: 0.300, SLG: 0.273										3	0	0	0	0	0	5											
Kelly Gruber, R (1, 5) Tom Quinlan, R (5, 5) OBP: 0.283, SLG: 0.373 OBP: 0.167, SLG: 0.182										2	0	0	0	0	0	2											
Pat Borders, R (1, 2) Ed Sprague, R (8, 2) OBP: 0.295, SLG: 0.390 OBP: 0.276, SLG: 0.389										4	1	1	2	0	0	0											
Alfredo Griffin, S (1, 6) OBP: 0.250, SLG: 0.250										4	2	2	0	0	0	1											
<b>Inning Stats</b>	R: 0 E: 0 K: 1 S: 8	H: 0 LOB: 0 BB: 0 P: 11	R: 2 E: 1 K: 0 S: 11	H: 3 LOB: 1 BB: 0 P: 16	R: 3 E: 1 K: 0 S: 11	H: 2 LOB: 0 BB: 0 P: 17	R: 3 E: 1 K: 0 S: 17	H: 2 LOB: 3 BB: 2 P: 30	R: 2 E: 0 K: 1 S: 8	H: 2 LOB: 0 BB: 0 P: 14	R: 0 E: 0 K: 0 S: 7	H: 1 LOB: 1 BB: 0 P: 10	R: 0 E: 0 K: 0 S: 8	H: 0 LOB: 0 BB: 0 P: 12	R: 3 E: 0 K: 0 S: 12	H: 3 LOB: 0 BB: 0 P: 21		1B: 8 2B: 1 3B: 1 HR: 3	SF: 1 SAC: 0 DP: 0 HBP: 1	WP: 0 PB: 0 SB: 0 CS: 0	PA: 42						
<b>PITCHER</b>	IP	WLS	BF	H	R	ER	SO	BB	IBB	HBP	BLK	WP	HR	S	P	ERA	WHIP										
Kevin Brown, R (1, 1) ERA: 3.37	3.2	L	22	7	8	4	1	0	0	0	0	0	1	41	63	9.82	2.182										
Brian Bohanon, L (4, 1) ERA: 6.52	2.1		11	3	2	2	1	1	0	0	0	0	1	21	35	7.71	1.714										
Terry Mathews, R (7, 1) ERA: 6.2	1.0		3	0	0	0	0	0	0	0	0	0	0	8	12	0.00	0.000										
Mike Jeffcoat, L (8, 1) ERA: 7.71	1.0		6	3	3	3	0	0	0	0	0	0	1	12	21	27.00	3.000										

AB	34
R	0
H	9
RBI	0
BB	0
SO	8
LOB	13



AB	38
R	13
H	13
RBI	13
BB	2
SO	2
LOB	12





Batter	1	2	3	4	5	6	7	8	9	AB	R	H	RBI	BB	SO	LOB	TOP										
David Hulse, L (1, 8) OBP: 0.346, SLG: 0.347	F7		1-1 WP 2B		2-2 G1-3		3-2 L8			4	0	1	0	0	0	0	Texas Rangers @ Toronto Blue Jays SkyDome, Toronto, ON Sat Sep 19 1992, 3:33 AM EDT Att: 50,421 - Dome - 70 F										
Dean Palmer, R (1, 5) OBP: 0.313, SLG: 0.431	K		0-3 K		0-2 G5-3			4-1 G6-4-3 BB		3	0	0	0	1	2	1											
Jose Canseco, R (1, 9) OBP: 0.348, SLG: 0.477	BB		1-3 K			2-3 K		2-3 K		3	0	0	0	1	3	2											
Juan Gonzalez, R (1, 7) OBP: 0.297, SLG: 0.523	2-1 P4		3-3 K			2-1 BB HBP		3-0 G6-4-3 1-2		3	0	0	0	0	1	3											
Rafael Palmeiro, L (1, 3)		4-1 1B BB			0-1 F8			2-2 L9		2	0	0	0	2	0	0											
Kevin Reimer, L (1, 10)		1-2 F9			1-1 1B			1-2 BB		4	0	1	0	0	0	3											
Ivan Rodriguez, R (1, 2)		1-2 1B			0-2 1B			0-1 L3		4	0	2	0	0	1	2											
Jeff Frye, R (1, 4)		3-2 F9			2-1 L3			3-2 P6		3	0	0	0	0	0	4											
Cris Colon, S (1, 6)		2-2 F8						1-1 F8		2	0	0	0	0	0	2											
Rob Maurer, L (7, PH) Al Newman, S (7, 6) OBP: 0.333, SLG: 0.333 OBP: 0.308, SLG: 0.235					0-0 L3					1	0	0	0	0	0	0											
<b>Inning Stats</b>	R: 0 E: 0 K: 1 S: 8	H: 0 LOB: 1 BB: 1 P: 16	R: 0 E: 0 K: 0 S: 13	H: 1 LOB: 2 BB: 1 P: 24	R: 0 E: 0 K: 3 S: 13	H: 1 LOB: 1 BB: 0 P: 18	R: 0 E: 0 K: 0 S: 9	H: 2 LOB: 1 BB: 0 P: 12	R: 0 E: 0 K: 0 S: 7	H: 0 LOB: 0 BB: 0 P: 9	R: 0 E: 0 K: 1 S: 13	H: 0 LOB: 2 BB: 1 P: 20	R: 0 E: 0 K: 0 S: 9	H: 0 LOB: 0 BB: 0 P: 16	R: 0 E: 0 K: 1 S: 5	H: 0 LOB: 0 BB: 1 P: 14	R: 0 E: 0 K: 1 S: 9	H: 0 LOB: 0 BB: 0 P: 14	1B: 3 2B: 2 3B: 0 HR: 0	SF: 0 SAC: 0 DP: 2 HBP: 1	WP: 1 PB: 0 SB: 0 CS: 0	PA: 34					
<b>PITCHER</b>	IP	WLS	BF	H	R	ER	SO	BB	IBB	HBP	BLK	WP	HR	S	P	ERA	WHIP										
David Cone, R (1, 1) ERA: 2.98	7.0	W	28	4	0	0	5	3	0	1	0	1	0	72	115	0.00	1.000										
Duane Ward, R (8, 1) ERA: 2.03	1.0		3	0	0	0	1	1	0	0	0	0	0	5	14	0.00	1.000										
Tom Henke, R (9, 1) ERA: 1.98	1.0	S	3	0	0	0	1	0	0	0	0	0	0	9	14	0.00	0.000										

Texas Rangers @ Toronto Blue Jays  
SkyDome, Toronto, ON  
Sat Sep 19 1992, 3:33 AM EDT  
Att: 50,421 - Dome - 70 F

AB 29  
R 0  
H 4  
RBI 0  
BB 4  
SO 7  
LOB 17



Batter	1	2	3	4	5	6	7	8	9	AB	R	H	RBI	BB	SO	LOB	BOTTOM										
Devon White, S (1, 8) OBP: 0.298, SLG: 0.386	L5			1-3 K		1-0 G4-3 1B		2-3 K		4	0	1	0	0	2	0	Texas Rangers @ Toronto Blue Jays SkyDome, Toronto, ON Sat Sep 19 1992, 3:33 AM EDT Att: 50,421 - Dome - 70 F										
Roberto Alomar, S (1, 4) OBP: 0.411, SLG: 0.426	G4-3			1-1 G6-3		3-2 G4-3				3	0	0	1	0	0	1											
Joe Carter, R (1, 9) OBP: 0.309, SLG: 0.501	P6			2-3 K		2-3 3H 0-3 K				3	0	0	0	0	2	1											
Dave Winfield, R (1, 10) OBP: 0.377, SLG: 0.500		3-2 E6 G3-6-3			0-2 G4-6-3 BB 1B			0-3 K		3	0	1	0	0	1	0											
John Olerud, L (1, 3) OBP: 0.380, SLG: 0.465		0-1 G3-6-3 1-2			4-1 G4-6-3 BB			2-1 FC5-4 1B		2	0	1	0	1	0	1											
Candy Maldonado, R (1, 7) OBP: 0.348, SLG: 0.465		1-1 G5-3			3-2 G4-6-3 1-2 2-3			0-0 FC5-4 1-2		3	0	0	0	0	0	3											
Kelly Gruber, R (1, 5) OBP: 0.281, SLG: 0.370			1-0 G5-3		0-1 L5			2-3 K		3	0	0	0	0	1	2											
Pat Borders, R (1, 2) OBP: 0.294, SLG: 0.388			3-2 F9			1-1 G6-3		0-0 F7		3	0	0	0	0	0	0											
Alfredo Griffin, S (1, 6) OBP: 0.252, SLG: 0.261			1-3 K			1-2 1B G4-3 2B		2-1 P4		3	1	1	0	0	1	0											
<b>Inning Stats</b>	R: 0 E: 0 K: 0 S: 7	H: 0 LOB: 0 BB: 0 P: 10	R: 0 E: 1 K: 0 S: 7	H: 0 LOB: 0 BB: 0 P: 11	R: 0 E: 0 K: 1 S: 7	H: 0 LOB: 0 BB: 0 P: 12	R: 0 E: 0 K: 2 S: 10	H: 0 LOB: 0 BB: 0 P: 14	R: 0 E: 0 K: 0 S: 9	H: 1 LOB: 1 BB: 1 P: 16	R: 1 E: 0 K: 1 S: 12	H: 2 LOB: 1 BB: 0 P: 18	R: 0 E: 0 K: 2 S: 10	H: 1 LOB: 1 BB: 0 P: 14	R: 0 E: 0 K: 1 S: 6	H: 0 LOB: 0 BB: 0 P: 10		1B: 3 2B: 1 3B: 0 HR: 0	SF: 0 SAC: 0 DP: 2 HBP: 0	WP: 0 PB: 0 SB: 0 CS: 0	PA: 28						
<b>PITCHER</b>	IP	WLS	BF	H	R	ER	SO	BB	IBB	HBP	BLK	WP	HR	S	P	ERA	WHIP										
Scott Chiamparino, R (1, 1) ERA: 2.79	7.0	L	25	4	1	1	6	1	0	0	0	0	0	62	95	1.29	0.714										
Ed Nunez, R (8, 1) ERA: 4.55	1.0		3	0	0	0	1	0	0	0	0	0	0	6	10	0.00	0.000										

Texas Rangers @ Toronto Blue Jays  
SkyDome, Toronto, ON  
Sat Sep 19 1992, 3:33 AM EDT  
Att: 50,421 - Dome - 70 F

AB 27  
R 1  
H 4  
RBI 1  
BB 1  
SO 7  
LOB 8





Batter	1	2	3	4	5	6	7	8	9	AB	R	H	RBI	BB	SO	LOB	TOP										
David Hulse, L (1, 8) OBP: 0.368, SLG: 0.370										5	1	3	1	0	1	0	<b>Texas Rangers @ Toronto Blue Jays</b> SkyDome, Toronto, ON Sun Sep 20 1992, 3:33 AM EDT Att: 50,405 - Sunny - 63 F										
Ivan Rodriguez, R (1, 2) OBP: 0.296, SLG: 0.360										5	1	2	0	0	0	3											
Jose Canseco, R (1, 10) OBP: 0.346, SLG: 0.472										4	1	0	1	1	2	2											
Juan Gonzalez, R (1, 7) OBP: 0.298, SLG: 0.522										5	0	2	1	0	0	1											
Rafael Palmeiro, L (1, 3) OBP: 0.354, SLG: 0.420										4	1	1	1	1	1	1											
Dean Palmer, R (1, 5) OBP: 0.310, SLG: 0.426										5	1	0	0	0	1	5											
Dan Peltier, L (1, 9) OBP: 0.125, SLG: 0.125										3	1	2	2	0	0	2											
Donald Harris, R (7, PH) OBP: 0.240, SLG: 0.280										1	0	1	0	0	0	0											
Al Newman, S (1, 4) OBP: 0.311, SLG: 0.236										3	0	1	1	1	0	3											
Cris Colon, S (1, 6) OBP: 0.125, SLG: 0.125										4	1	1	0	0	1	5											
<b>Inning Stats</b>	R: 0 E: 0 K: 0 S: 8	H: 1 LOB: 1 BB: 0 P: 12	R: 3 E: 1 K: 1 S: 21	H: 3 LOB: 1 BB: 1 P: 33	R: 0 E: 0 K: 0 S: 5	H: 0 LOB: 0 BB: 0 P: 8	R: 0 E: 0 K: 0 S: 5	H: 1 LOB: 0 BB: 0 P: 6	R: 4 E: 0 K: 0 S: 21	H: 5 LOB: 3 BB: 2 P: 35	R: 0 E: 0 K: 1 S: 8	H: 0 LOB: 0 BB: 0 P: 11	R: 0 E: 0 K: 2 S: 13	H: 2 LOB: 2 BB: 0 P: 18	R: 0 E: 1 K: 2 S: 9	H: 1 LOB: 1 BB: 0 P: 14	R: 0 E: 0 K: 0 S: 4	H: 0 LOB: 0 BB: 0 P: 6	1B: 12 2B: 1 3B: 0 HR: 0	SF: 0 SAC: 0 DP: 2 HBP: 0	WP: 0 PB: 0 SB: 0 CS: 0	PA: 42					
<b>PITCHER</b>	IP	WLS	BF	H	R	ER	SO	BB	IBB	HBP	BLK	WP	HR	S	P	ERA	WHIP										
Juan Guzman, R (1, 1) ERA: 2.75	4.0	L	22	9	7	6	1	2	0	0	0	0	0	51	78	13.50	2.750										
Bob MacDonald, L (5, 1) ERA: 4.47	0.0	1	1	0	0	0	0	0	0	0	0	0	0	3	3	∞	∞										
Mike Timlin, R (5, 1) ERA: 4.35	2.0	7	0	0	0	1	1	1	0	0	0	0	0	14	24	0.00	0.500										
David Wells, L (7, 1) ERA: 5.42	3.0	12	3	0	0	4	0	0	0	0	0	0	0	26	38	0.00	1.000										

Batter	1	2	3	4	5	6	7	8	9	AB	R	H	RBI	BB	SO	LOB	BOTTOM										
Devon White, S (1, 8) OBP: 0.297, SLG: 0.384										5	1	1	0	0	2	4	<b>Texas Rangers @ Toronto Blue Jays</b> SkyDome, Toronto, ON Sun Sep 20 1992, 3:33 AM EDT Att: 50,405 - Sunny - 63 F										
Roberto Alomar, S (1, 4) OBP: 0.414, SLG: 0.433										3	2	2	2	2	0	0											
Joe Carter, R (1, 9) OBP: 0.307, SLG: 0.497										5	0	0	1	0	1	3											
Dave Winfield, R (1, 10) OBP: 0.377, SLG: 0.498										4	1	1	1	1	1	0											
John Olerud, L (1, 3) OBP: 0.378, SLG: 0.460										4	0	0	0	1	2	3											
Candy Maldonado, R (1, 7) OBP: 0.348, SLG: 0.465										4	0	1	1	1	2	3											
Kelly Gruber, R (1, 5) OBP: 0.278, SLG: 0.366										5	0	0	0	0	3	5											
Pat Borders, R (1, 2) OBP: 0.292, SLG: 0.386										2	0	0	0	0	0	2											
Ed Sprague, R (6, 2) OBP: 0.316, SLG: 0.389										0	0	0	0	2	0	0											
Alfredo Griffin, S (1, 6) OBP: 0.262, SLG: 0.279										3	1	2	0	0	1	0											
Pat Tabler, R (8, PH) OBP: 0.298, SLG: 0.271										1	0	0	0	0	0	1											
Eddie Zosky, R (9, 6) OBP: 0.333, SLG: 0.800										0	0	0	0	0	0	0											
<b>Inning Stats</b>	R: 0 E: 0 K: 1 S: 8	H: 0 LOB: 0 BB: 0 P: 11	R: 0 E: 0 K: 2 S: 10	H: 0 LOB: 1 BB: 1 P: 16	R: 0 E: 0 K: 3 S: 11	H: 0 LOB: 1 BB: 1 P: 19	R: 0 E: 0 K: 3 S: 11	H: 0 LOB: 1 BB: 1 P: 20	R: 1 E: 0 K: 0 S: 8	H: 2 LOB: 1 BB: 0 P: 12	R: 1 E: 0 K: 0 S: 14	H: 3 LOB: 3 BB: 1 P: 25	R: 1 E: 0 K: 1 S: 9	H: 0 LOB: 0 BB: 1 P: 22	R: 0 E: 0 K: 2 S: 13	H: 0 LOB: 1 BB: 1 P: 22	R: 2 E: 0 K: 1 S: 20	H: 2 LOB: 2 BB: 1 P: 29	1B: 3 2B: 3 3B: 1 HR: 0	SF: 0 SAC: 0 DP: 0 HBP: 0	WP: 1 PB: 0 SB: 2 CS: 0	PA: 43					
<b>PITCHER</b>	IP	WLS	BF	H	R	ER	SO	BB	IBB	HBP	BLK	WP	HR	S	P	ERA	WHIP										
Jose Guzman, R (1, 1) ERA: 3.72	6.2	W	31	5	3	3	9	5	0	0	0	0	0	68	119	4.05	1.500										
Kenny Rogers, L (7, 1) ERA: 3.25	1.1	5	0	0	0	2	1	0	0	0	0	0	0	16	28	0.00	0.750										
Ed Nunez, R (9, 1) ERA: 4.85	0.0	4	2	2	2	0	1	0	0	0	0	0	0	11	18	∞	∞										
Dan Smith, L (9, 1) ERA: 6.35	0.1	1	0	0	0	1	0	0	0	0	0	0	0	3	5	0.00	0.000										
Matt Whiteside, R (9, 1) ERA: 2.7	0.2	S	2	0	0	0	0	0	0	0	0	0	0	6	6	0.00	0.000										

AB 39  
R 7  
H 13  
RBI 7  
BB 3  
SO 6  
LOB 22



AB 36  
R 5  
H 7  
RBI 5  
BB 7  
SO 12  
LOB 21



WP: 0 PA: 42

WP: 1 PA: 43

livebaseballscores.com

livebaseballscores.com



Batter	1	2	3	4	5	6	7	8	9	10	11	12	13	AB	R	H	RBI	BB	SO	LOB	TOP	
Chuck Knoblauch, R OBP: 0.363, SLG: 0.360 (1, 4)	P7			G4-3	P3					F8		G4-3		6	0	0	0	0	1	4		
J.T. Bruett, L OBP: 0.134, SLG: 0.281 Darren Reed, R OBP: 0.219, SLG: 0.333 (13, 7)	G4-3			1B		SH3				P1		F8		5	0	3	0	0	0	0		
Shane Mack, R OBP: 0.396, SLG: 0.474 (13, 8)						SH3				F7		G6-3		5	0	0	0	0	2	2		
Kirby Puckett, R OBP: 0.374, SLG: 0.495 (1, 10)														5	1	3	0	1	2	1		
Pedro Munoz, R OBP: 0.296, SLG: 0.404 (1, 9)														6	0	2	1	0	1	5		
Brian Harper, R OBP: 0.336, SLG: 0.403 Greg Gagne, R OBP: 0.268, SLG: 0.357 (9, 6)														3	0	1	0	0	0	1		
Chili Davis, S OBP: 0.360, SLG: 0.417 Scott Latus, R OBP: 0.309, SLG: 0.325 (11, 6)														0	0	0	0	0	0	0		
Gene Larkin, S OBP: 0.306, SLG: 0.352 Bernardo Brito, R OBP: 0.210, SLG: 0.225 (13, 5)														1	0	0	0	0	1	1		
Mike Pagliarulo, L OBP: 0.210, SLG: 0.225 (13, 5)														0	0	0	0	0	0	0		
Terry Jorgensen, R OBP: 0.367, SLG: 0.357 (13, 3)														5	0	0	0	0	1	4		
Jeff Reboulet, R OBP: 0.299, SLG: 0.259 Randy Bush, L OBP: 0.257, SLG: 0.286 Lenny Webster, R OBP: 0.304, SLG: 0.380 (9, 2)														2	0	1	0	1	0	0		
<b>Inning Stats</b>	R: 0 E: 0 K: 1 S: 10	H: 0 LOB: 0 BB: 0 P: 13	R: 0 E: 0 K: 0 S: 8	H: 1 LOB: 0 BB: 0 P: 12	R: 0 E: 0 K: 1 S: 7	H: 0 LOB: 1 BB: 0 P: 10	R: 0 E: 0 K: 1 S: 14	H: 1 LOB: 2 BB: 1 P: 24	R: 0 E: 0 K: 2 S: 11	H: 1 LOB: 2 BB: 1 P: 22	R: 0 E: 0 K: 0 S: 15	H: 2 LOB: 1 BB: 0 P: 17	R: 0 E: 0 K: 2 S: 16	H: 1 LOB: 1 BB: 0 P: 23	R: 0 E: 0 K: 1 S: 8	H: 0 LOB: 0 BB: 0 P: 13	R: 1 E: 1 K: 1 S: 22	H: 2 LOB: 2 BB: 0 P: 31	1B: 9 2B: 2 3B: 0 HR: 0	SF: 0 SAC: 1 DP: 0 HBP: 1	WIP: 1 PB: 0 SB: 2 CS: 2	PA: 53
<b>PITCHER</b>	IP	WLS	BF	H	R	ER	SO	BB	IBB	HBP	BLK	WP	HR	S	P	ERA	WHIP					
Nolan Ryan, R ERA: 3.83 Todd Burns, R ERA: 3.94 Matt Whiteside, R ERA: 2.35 Kenny Rogers, L ERA: 3.28	6.0	23	4	0	0	4	0	1	0	1	0	0	0	0	64	94	0.00	0.833				
	2.0	9	3	0	0	2	1	0	0	0	0	0	0	27	39	0.00	2.000					
	3.0	11	2	0	0	2	0	0	0	0	0	0	0	29	39	0.00	0.667					
	2.0	L 9	2	1	1	2	0	0	0	0	0	1	0	30	44	4.50	1.000					

Minnesota Twins @ Texas Rangers  
Arlington Stadium, Arlington, TX  
Tue Sep 22 1992, 8:05 PM EDT  
Att. 18,721 - Cloudy - 75 F

AB 48  
R 1  
H 11  
RBI 1  
BB 2  
SO 10  
LOB 26



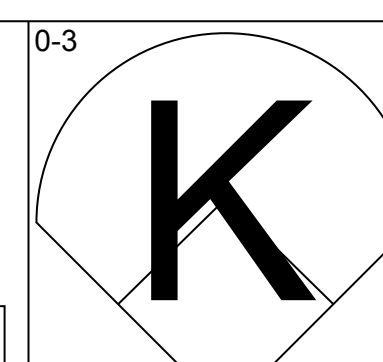
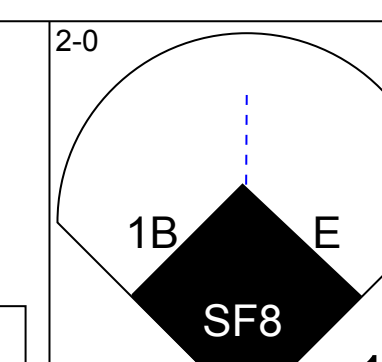
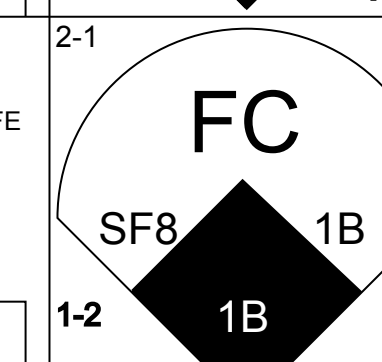
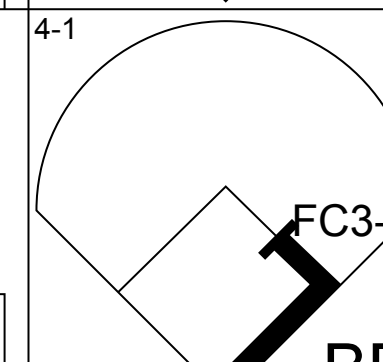
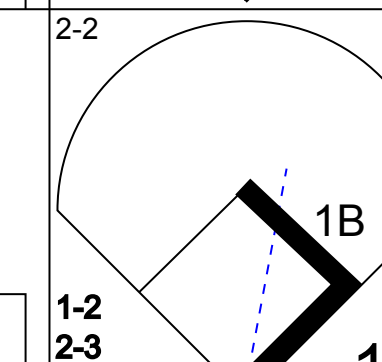
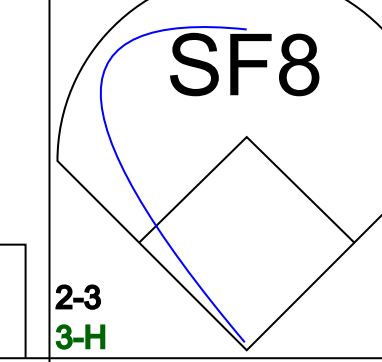
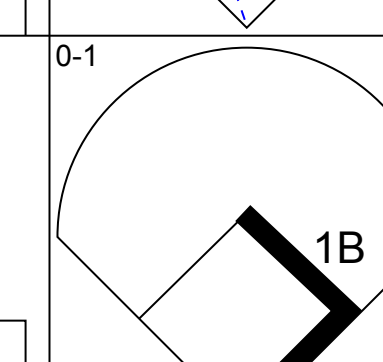
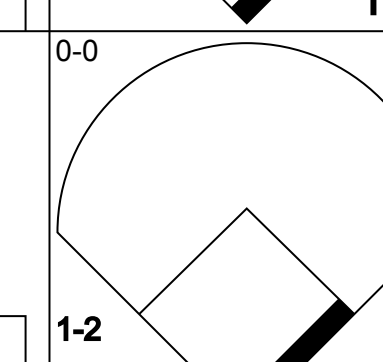
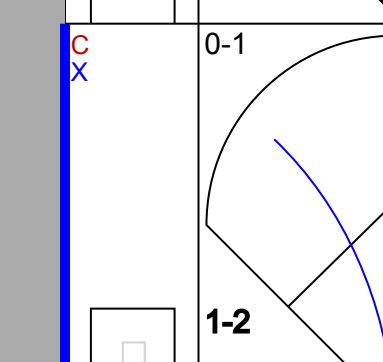
Batter	1	2	3	4	5	6	7	8	9	10	11	12	13	AB	R	H	RBI	BB	SO	LOB	BOTTOM					
David Hulse, L OBP: 0.350, SLG: 0.351 Jose Canseco, R OBP: 0.346, SLG: 0.471 Al Newman, S OBP: 0.313, SLG: 0.235 (9, 6)	G6-3					B1-3								3	0	0	0	0	1	1						
Jeff Frye, R OBP: 0.299, SLG: 0.321 Geno Petralli, L OBP: 0.276, SLG: 0.278 (13, 4)	G4-3					G4-3								4	0	0	0	0	0	0						
Dean Palmer, R OBP: 0.309, SLG: 0.423 (1, 5)	G5-3													6	0	1	0	0	1	1						
Brian Downing, R OBP: 0.409, SLG: 0.424 Rob Maurer, L OBP: 0.250, SLG: 0.250 (13, 10)														3	0	0	0	2	1	0						
Monty Fariss, R OBP: 0.327, SLG: 0.368 (11, 8)														4	0	1	0	0	0	2						
Kevin Reimer, L OBP: 0.332, SLG: 0.442 (11, 11)														1	0	0	0	1	2							
Rafael Palmeiro, L OBP: 0.352, SLG: 0.417 (1, 3)														4	0	0	0	1	2							
Ivan Rodriguez, R OBP: 0.302, SLG: 0.364 (1, 2)														4	0	3	0	1	1	2						
Donald Harris, R OBP: 0.214, SLG: 0.250 (9, 8)														3	0	0	0	0	3	2						
Ray Stephens, R OBP: 0.197, SLG: 0.167 Dan Peltier, L OBP: 0.118, SLG: 0.118 (11, 9)														1	0	0	0	1	2							
Cris Colon, S OBP: 0.100, SLG: 0.100 Dickie Thorn, R OBP: 0.295, SLG: 0.370 Jack Daugherty, S OBP: 0.300, SLG: 0.298 (11, 7)														2	0	0	0	1	1							
John Smiley, L ERA: 3.43 Gary Wayne, L ERA: 1.94 Tom Edens, R ERA: 2.97 Larry Castan, L ERA: 10.8 Rick Aguilera, R ERA: 2.97 (13, 1)	9.0	31	4	0	0	8	1	1	0	0	0	0	0	12	22	0.00	1.500									
	0.1	2	0	0	0	0	0	1	0	0	0	0	0	3	9	0.00	0.000									
	1.1	W 6	2	0	0	2	0	0	0	0	0	0	0	14	19	0.00	1.500									
	1.0	S 3	0	0	0	1	0	0	0	0	0	0	0	6	9	0.00	0.000									
<b>Inning Stats</b>	R: 0 E: 0 K: 0 S: 8	H: 0 LOB: 0 BB: 0 P: 11	R: 0 E: 0 K: 0 S: 7	H: 0 LOB: 0 BB: 0 P: 10	R: 0 E: 0 K: 1 S: 10	H: 1 LOB: 1 BB: 0 P: 9	R: 0 E: 0 K: 1 S: 10	H: 0 LOB: 0 BB: 0 P: 15	R: 0 E: 0 K: 2 S: 9	H: 1 LOB: 1 BB: 0 P: 12	R: 0 E: 0 K: 1 S: 6	H: 1 LOB: 2 BB: 1 P: 12	R: 0 E: 0 K: 1 S: 7	H: 0 LOB: 0 BB: 0 P: 9	R: 0 E: 0 K: 1 S: 8	H: 1 LOB: 2 BB: 1 P: 14	R: 0 E: 0 K: 1 S: 11	H: 0 LOB: 2 BB: 2 P: 23	R: 0 E: 0 K: 1 S: 10	H: 2 LOB: 2 BB: 0 P: 13	R: 0 E: 0 K: 1 S: 6	H: 0 LOB: 0 BB: 0 P: 9	1B: 7 2B: 0 3B: 0 HR: 0	SF: 0 SAC: 2 DP: 0 HBP: 0	WIP: 0 PB: 0 SB: 0 CS: 1	PA: 50
<b>PITCHER</b>	IP	WLS	BF	H	R	ER	SO	BB	IBB	HBP	BLK	WP	HR	S	P	ERA	WHIP									

Minnesota Twins @ Texas Rangers  
Arlington Stadium, Arlington, TX  
Tue Sep 22 1992, 8:05 PM EDT  
Att. 18,721 - Cloudy - 75 F

AB 43  
R 0  
H 7  
RBI 0  
BB 4  
SO 12  
LOB 21



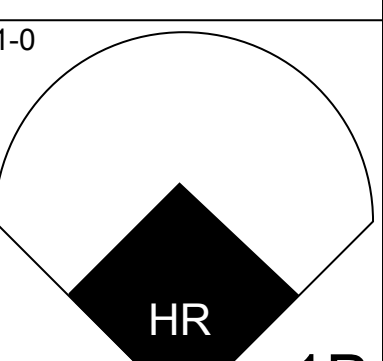
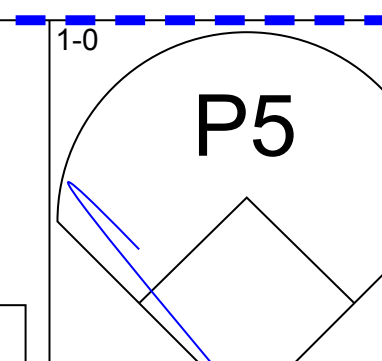
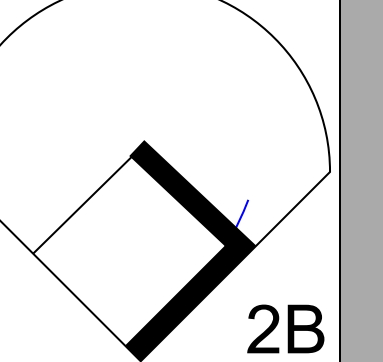
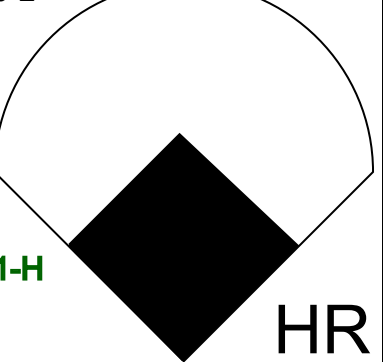
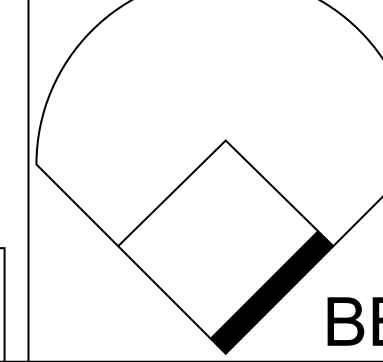
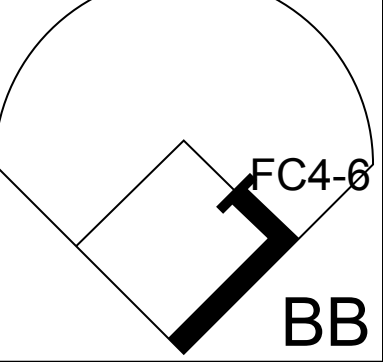
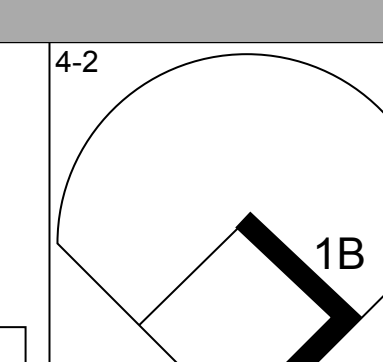
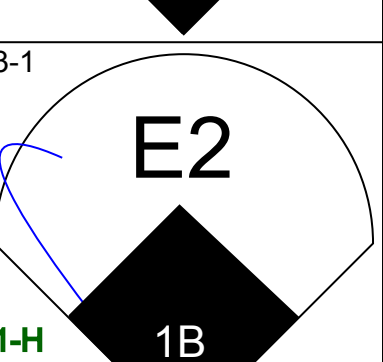
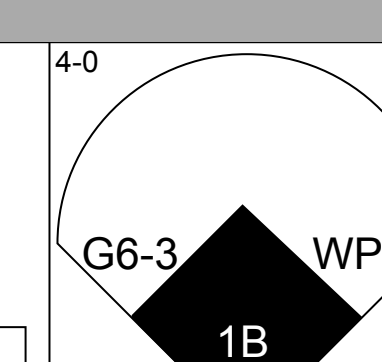
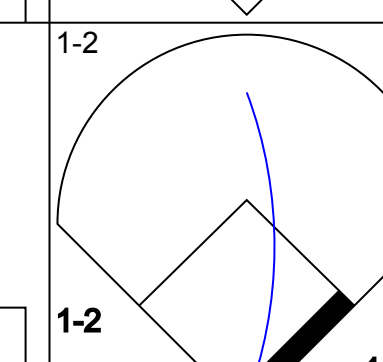
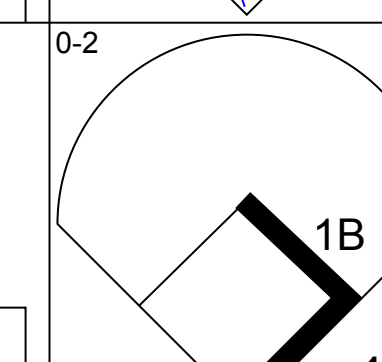


Batter	1	2	3	4	5	6	7	8	9	AB	R	H	RBI	BB	SO	LOB	TOP			
J.T. Bruett, L OBP: 0.307, SLG: 0.275 (1, 8)			G4-3		G6-3				FC6-4	5	1	1	0	0	1	2				
Chuck Knoblauch, R OBP: 0.383, SLG: 0.361 (1, 4)	G4-3		G4-3							5	1	2	1	0	0	1				
Shane Mack, R OBP: 0.398, SLG: 0.474 (1, 7)							L3			4	0	2	0	1	0	3				
Kirby Puckett, R OBP: 0.372, SLG: 0.493 (1, 10)	FC3-6		G3				FC4-6	SF8		3	0	0	1	0	0	3				
Pedro Munoz, R OBP: 0.295, SLG: 0.403 (1, 9)		G6-3		K						4	0	1	1	0	2	1				
Brian Harper, R OBP: 0.335, SLG: 0.402 (1, 2)				F8				G4-3		4	0	1	0	0	1	2				
Gene Larkin, S OBP: 0.308, SLG: 0.354 (1, 3)				K					FC6-4 1B	4	1	2	0	0	2	0				
Terry Jorgensen, R OBP: 0.333, SLG: 0.323 (1, 5)		K			F7					3	0	0	0	0	1	2				
Randy Bush, L OBP: 0.260, SLG: 0.284 (9, PH)		K					G5-3			1	0	1	0	0	0	0				
Greg Gagne, R OBP: 0.286, SLG: 0.354 (1, 6)		F8			G3					3	0	0	0	0	1	2				
Jeff Reboulet, R OBP: 0.299, SLG: 0.259 (8, 6)										0	0	0	0	0	0	0				
Chili Davis, S OBP: 0.380, SLG: 0.416 (9, PH)										1	0	0	0	0	1	2				
<b>Inning Stats</b>	R: 0 E: 0 K: 1 S: 8	H: 0 LOB: 1 BB: 1 P: 13	R: 0 E: 0 K: 1 S: 13	H: 2 LOB: 2 BB: 0 P: 17	R: 0 E: 0 K: 0 S: 9	H: 1 LOB: 1 BB: 0 P: 11	R: 0 E: 0 K: 2 S: 11	H: 0 LOB: 0 BB: 0 P: 14	R: 0 E: 0 K: 1 S: 6	H: 1 LOB: 1 BB: 0 P: 12	R: 0 E: 0 K: 2 S: 8	H: 0 LOB: 0 BB: 0 P: 12	R: 2 E: 1 K: 1 S: 15	H: 3 LOB: 2 BB: 0 P: 24	R: 1 E: 0 K: 1 S: 12	H: 3 LOB: 2 BB: 0 P: 19	1B: 10 2B: 0 3B: 0 HR: 0	SF: 1 SAC: 0 DP: 0 HBP: 0	WP: 0 PB: 0 CS: 0	PA: 39
<b>PITCHER</b> Kevin Brown, R ERA: 3.28 (1, 1)	IP: 9.0 WLS: W BF: 39 H: 10 R: 3 ER: 1 SO: 9 BB: 1 IBB: 0 HBP: 0 BLK: 0 WP: 0 HR: 0 S: 91 P: 131 ERA: 1.00 WHIP: 1.222																			

Minnesota Twins @ Texas Rangers  
Arlington Stadium, Arlington, TX  
Wed Sep 23 1992, 8:05 PM EDT  
Att: 14,898 - Cloudy - 76 F

AB	37
R	3
H	10
RBI	3
BB	1
SO	9
LOB	18



Batter	1	2	3	4	5	6	7	8	9	AB	R	H	RBI	BB	SO	LOB	BOTTOM			
David Hulse, L OBP: 0.344, SLG: 0.344 (1, 8)	K		G4-3							4	1	1	0	0	2	0				
Monty Fariss, R OBP: 0.325, SLG: 0.366 (8, PH)										1	0	0	0	0	0	2				
Donald Harris, R OBP: 0.214, SLG: 0.250 (9, 8)										0	0	0	0	0	0	0				
Rafael Palmeiro, L OBP: 0.352, SLG: 0.425 (1, 3)	G3							P4		4	1	2	2	0	0	0				
Jose Canseco, R OBP: 0.347, SLG: 0.469 (1, 9)			K							2	0	0	0	2	2	1				
Juan Gonzalez, R OBP: 0.297, SLG: 0.521 (1, 7)			G4-3		FC4-6					1	0	0	0	0	1	1				
Jack Daugherty, S OBP: 0.263, SLG: 0.291 (3, 7)	K				FC4-6			F9		3	1	0	0	0	0	2				
Kevin Reimer, L OBP: 0.335, SLG: 0.444 (1, 10)				G4-3						2	2	1	0	2	0	0				
Dean Palmer, R OBP: 0.310, SLG: 0.424 (1, 5)	K							P3		4	0	2	1	0	1	2				
Ivan Rodriguez, R OBP: 0.301, SLG: 0.363 (1, 2)	K							G6-3		4	0	1	0	0	1	3				
Jeff Frye, R OBP: 0.303, SLG: 0.326 (1, 4)										4	0	2	1	0	0	1				
Cris Colon, S OBP: 0.143, SLG: 0.143 (1, 6)		F8								4	0	1	0	0	0	2				
<b>Inning Stats</b>	R: 0 E: 0 K: 2 S: 8	H: 0 LOB: 1 BB: 1 P: 16	R: 0 E: 0 K: 2 S: 12	H: 1 LOB: 2 BB: 1 P: 20	R: 0 E: 0 K: 1 S: 6	H: 1 LOB: 1 BB: 0 P: 12	R: 0 E: 0 K: 0 S: 6	H: 2 LOB: 1 BB: 0 P: 9	R: 4 E: 1 K: 0 S: 19	H: 4 LOB: 1 BB: 1 P: 31	R: 0 E: 0 K: 1 S: 7	H: 0 LOB: 0 BB: 0 P: 9	R: 0 E: 0 K: 1 S: 8	H: 0 LOB: 0 BB: 0 P: 14	R: 1 E: 0 K: 0 S: 10	H: 2 LOB: 2 BB: 1 P: 19	1B: 7 2B: 2 3B: 0 HR: 1	SF: 0 SAC: 0 DP: 0 HBP: 0	WP: 1 PB: 0 CS: 0	PA: 37
<b>PITCHER</b> Mike Trombley, R ERA: 3.31 (1, 1)	IP: 5.0 WLS: L BF: 25 H: 8 R: 4 ER: 2 SO: 5 BB: 3 IBB: 0 HBP: 0 BLK: 0 WP: 0 HR: 1 S: 51 P: 88 ERA: 3.60 WHIP: 2.200																			
Carl Willis, R ERA: 2.77 (6, 1)	1.2	5	0	0	0	2	0	0	0	0	0	12	19	0.00	0.000					
David West, L ERA: 7.24 (7, 1)	0.1	2	0	1	1	0	1	0	0	0	0	3	8	27.00	3.000					
Mauro Gozto, R ERA: (8, 1)	0.2	4	2	0	0	0	0	0	0	0	1	0	9	13	0.00	3.000				
Mark Guthrie, L ERA: 2.72 (8, 1)	0.1	1	0	0	0	0	0	0	0	0	0	1	2	0.00	0.000					

Minnesota Twins @ Texas Rangers  
Arlington Stadium, Arlington, TX  
Wed Sep 23 1992, 8:05 PM EDT  
Att: 14,898 - Cloudy - 76 F

AB	33
R	5
H	10
RBI	4
BB	4
SO	7
LOB	14






Batter	1	2	3	4	5	6	7	8	9	10	11	12	13	14	15	16	AB	R	H	RBI	BB	SO	LOB	TOP						
Omar Vizquel, S OBP: 0.342, SLG: 0.350 (1, 6)		B2-3			G3		PO	P6		F7		CS 1B		E6 FC5-4			8	1	3	1	0	0	3							
Greg Briley, L OBP: 0.274, SLG: 0.392 (1, 10)	F8		G6-3		G4-3									FC5-4			4	0	1	0	0	0	1							
Henry Cotto, R OBP: 0.293, SLG: 0.340 (10, PH)																	2	0	0	0	1	1	3							
Ken Griffey Jr., L OBP: 0.387, SLG: 0.541 (1, 8)	G1-4-3 1B				F7			G1-6-3 1B		L7				P6		P8	7	2	2	1	0	0	5							
Tino Martinez, L OBP: 0.316, SLG: 0.401 (1, 3)	G1-4-3																6	0	2	1	0	2	1							
Jeff Schaefer, R OBP: 0.139, SLG: 0.186 (13, PH)																	0	0	0	0	0	0	0							
Mike Sowers, R OBP: 0.253, SLG: 0.274 (13, 3)																	1	0	0	0	0	0	0							
Jay Buhner, R OBP: 0.330, SLG: 0.416 (1, 9)																	6	0	1	1	1	1	2							
Dann Howitt, L OBP: 0.194, SLG: 0.153 (1, 7)	F7																3	0	0	0	1	0	2							
Lance Parrish, R OBP: 0.307, SLG: 0.440 (10, 2)																	2	0	1	0	1	1	0							
Bret Boone, R OBP: 0.208, SLG: 0.259 (1, 4)																	7	0	0	0	0	2	5							
Dave Valle, R OBP: 0.308, SLG: 0.365 (1, 2)																	3	0	1	0	0	1	0							
Harold Reynolds, S OBP: 0.316, SLG: 0.330 (10, PH)																	3	1	0	0	1	0	2							
Rich Amaral, R OBP: 0.292, SLG: 0.288 (1, 5)																	3	0	1	0	0	0	1							
Paul O'Neill, L OBP: 0.291, SLG: 0.377 (10, PH)																	1	0	1	0	0	0	0							
John Mauer, R OBP: 0.299, SLG: 0.143 (10, 7)																	1	0	1	0	0	0	0							
Bill Haseltine, R OBP: 0.270, SLG: 0.333 (14, PH)																	1	0	1	0	0	0	0							
Shane Bieber, R OBP: 0.345, SLG: 0.342 (14, 1)																	0	0	0	0	0	0	0							
<b>Inning Stats</b>	R: 2 E: 0 K: 1 S: 16	H: 3 LOB: 1 BB: 0 P: 21	R: 0 E: 0 K: 0 S: 9	H: 1 LOB: 1 BB: 0 P: 17	R: 1 E: 0 K: 0 S: 11	H: 2 LOB: 1 BB: 0 P: 17	R: 0 E: 0 K: 0 S: 5	H: 0 LOB: 0 BB: 0 P: 8	R: 0 E: 0 K: 0 S: 7	H: 1 LOB: 0 BB: 0 P: 11	R: 0 E: 0 K: 0 S: 4	H: 1 LOB: 0 BB: 0 P: 7	R: 0 E: 0 K: 3 S: 12	H: 1 LOB: 1 BB: 1 P: 16	R: 0 E: 0 K: 1 S: 9	H: 2 LOB: 2 BB: 1 P: 16	R: 0 E: 0 K: 2 S: 8	H: 1 LOB: 2 BB: 0 P: 18	R: 0 E: 0 K: 0 S: 6	H: 1 LOB: 2 BB: 1 P: 18	R: 0 E: 0 K: 1 S: 7	H: 1 LOB: 2 BB: 0 P: 9	R: 0 E: 0 K: 1 S: 7	H: 0 LOB: 0 BB: 0 P: 11	R: 1 E: 0 K: 0 S: 7	H: 1 LOB: 1 BB: 1 P: 12	1B: 7 2B: 6 3B: 1 HR: 0	SF: 0 SAC: 1 DP: 0 HBP: 0	WP: 0 PB: 0 SB: 0 CS: 1	PA: 65
<b>PITCHER</b>	IP 9.0	WLS 3	BF 34	H 8	R 3	ER 3	SO 12	ERA 3.00	WHIP 1.000	<b>PITCHER</b>										IP 9.0	WLS 3	BF 34	H 8	R 3	ER 3	SO 12	ERA 3.00	WHIP 1.000		
Jose Guzman, R ERA: 3.09 (1, 1)																														
Matt Whiteside, R ERA: 2.28 (10, 1)																														
Kenny Rogers, L ERA: 3.25 (10, 1)																														
Todd Burns, R ERA: 3.97 (11, 1)																														
Dan Smith, L ERA: 4.66 (13, 1)																														

Seattle Mariners @ Texas Rangers  
Arlington Stadium, Arlington, TX  
Fri Sep 25 1992, 8:05 PM EDT  
Att: 19,822 - Sunny - 84 F


AB 58  
R 14  
H 4  
RBI 4  
BB 5  
SO 9  
LOB 25



Batter	1	2	3	4	5	6	7	8	9	10	11	12	13	14	15	16	AB	R	H	RBI	BB	SO	LOB	BOTTOM												
David Hulse, L OBP: 0.338, SLG: 0.354 (1, 8)	G3																4	0	1	0	0	0	0													
Dickie Thorn, R OBP: 0.245, SLG: 0.370 (9, PH)																	0	0	0	0	0	0	0													
Jack Daugherty, S OBP: 0.291, SLG: 0.288 (9, PH)																	1	0	0	0	0	2														
Donald Harris, R OBP: 0.194, SLG: 0.226 (10, 8)																	3	0	0	0	0	2	4													
Rafael Palmeiro, L OBP: 0.351, SLG: 0.421 (1, 3)	K		L4														7	0	1	0	1	2	6													
Jose Canseco, R OBP: 0.345, SLG: 0.464 (1, 9)	G6-3																7	0	1	0	1	1	3													
Juan Gonzalez, R OBP: 0.298, SLG: 0.521 (1, 7)																	8	1	3	0	0	3	3													
Kevin Raimor, L OBP: 0.334, SLG: 0.440 (1, 10)																	7	0	1	0	1	3	6													
Dean Palmer, R OBP: 0.311, SLG: 0.421 (1, 5)																	6	1	1	0	2	2	4													
Ivan Rodriguez, R OBP: 0.303, SLG: 0.367 (1, 2)																	7	1	3	1	0	2	4													
Jeff Frye, R OBP: 0.309, SLG: 0.331 (1, 4)																	3	0	2	1	0	0	1													
Gano Petrilli, L OBP: 0.280, SLG: 0.276 (10, PH)																	0	0	0	0	1	0	0													
Monty Fariss, R OBP: 0.225, SLG: 0.365 (11, 4)																	3	0	1	0	0	1	1													
<b>Inning Stats</b>	R: 0 E: 0 K: 1 S: 9	H: 0 LOB: 0 BB: 0 P: 14	R: 2 E: 0 K: 2 S: 16	H: 3 LOB: 1 BB: 0 P: 21	R: 0 E: 0 K: 0 S: 9	H: 0 LOB: 0 BB: 0 P: 11	R: 0 E: 0 K: 0 S: 8	H: 1 LOB: 1 BB: 0 P: 12	R: 0 E: 0 K: 1 S: 7	H: 1 LOB: 0 BB: 0 P: 9	R: 0 E: 0 K: 1 S: 12	H: 1 LOB: 1 BB: 0 P: 18	R: 1 E: 0 K: 1 S: 20	H: 2 LOB: 3 BB: 1 P: 30	R: 0 E: 0 K: 1 S: 9	H: 1 LOB: 1 BB: 0 P: 13	R: 0 E: 0 K: 0 S: 7	H: 1 LOB: 3 BB: 2 P: 19	R: 0 E: 0 K: 1 S: 13	H: 1 LOB: 3 BB: 2 P: 25	R: 0 E: 0 K: 2 S: 8	H: 1 LOB: 2 BB: 1 P: 15	R: 0 E: 0 K: 2 S: 14	H: 2 LOB: 3 BB: 1 P: 23	R: 0 E: 0 K: 0 S: 8	H: 1 LOB: 1 BB: 0 P: 13	R: 0 E: 0 K: 2 S: 10	H: 1 LOB: 1 BB: 0 P: 13	R: 0 E: 0 K: 2 S: 11	H: 0 LOB: 0 BB: 0 P: 16	R: 0 E: 0 K: 0 S: 7	H: 0 LOB: 1 BB: 1 P: 13	1B: 13 2B: 3 3B: 0 HR: 0	SF: 0 SAC: 2 DP: 0 HBP: 0	WP: 1 PB: 0 SB: 2 CS: 1	PA: 71
<b>PITCHER</b>	IP 6.0	WLS 2	BF 23	H 6	R 2	ER 2	SO 7	ERA 3.00	WHIP 1.000	<b>PITCHER</b>										IP 12.1	WLS 5	BF 52	H 11	R 0	ER 0	SO 11	ERA 0.00	WHIP 0.800								
Eric Hanson, R ERA: 3.37 (1, 1)																																				
Rich Harden, R ERA: 3.37 (1, 1)																																				
Mike Otonari, R ERA: 3.37 (1, 1)																																				
Eric Casanova, L ERA: 3.37 (1, 1)																																				
Jeff Neuse, R ERA: 3.37 (1, 1)																																				
Calvin Jones, R ERA: 3.37 (1, 1)																																				
Justin Agosta, L ERA: 3.37 (1, 1)																																				

Seattle Mariners @ Texas Rangers  
Arlington Stadium, Arlington, TX  
Fri Sep 25 1992, 8:05 PM EDT  
Att: 19,822 - Sunny - 84 F

AB 61  
R 3  
H 16  
RBI 3  
BB 8  
SO 18  
LOB 39





Batter	1	2	3	4	5	6	7	8	9	AB	R	H	RBI	BB	SO	LOB	TOP										
<b>Omar Vizquel, S</b> OBP: 0.342, SLG: 0.350 (1, 6)	F7		G4-3 WP 1B	1B WP 1B		G4-3		P3									5 1 2 0 0 0 0										
<b>Greg Britley, L</b> OBP: 0.277, SLG: 0.391 <b>Lance Parrish, R</b> OBP: 0.306, SLG: 0.438 (9, PH)	HBP 1B		K	SF7		G6-3		P2									3 0 1 1 0 1 1 1 0 0 0 0 0 0										
<b>Ken Griffey Jr., L</b> OBP: 0.365, SLG: 0.538 (1, 8)	K		G4-3	WP 1B				G4-3									5 0 1 1 0 1 2										
<b>Tino Martinez, L</b> OBP: 0.316, SLG: 0.400 <b>Pete O'Brien, L</b> OBP: 0.290, SLG: 0.376 (8, 3)	HBP 1B		G3-4-1	P3				K									4 0 1 0 0 1 2 1 0 0 0 0 0 0										
<b>Jay Buhner, R</b> OBP: 0.333, SLG: 0.415 (1, 9)	HBP			G5-3				HR BB									1 2 0 0 2 0 1										
<b>Dann Howitt, L</b> OBP: 0.200, SLG: 0.194 <b>Henry Cotto, R</b> OBP: 0.295, SLG: 0.353 (7, 7)	F7			HR 3B		G4-3		HR									3 1 1 1 0 0 3 1 1 1 2 0 0 0										
<b>Bret Boone, R</b> OBP: 0.218, SLG: 0.292 (1, 4)				HR		G4-3		L3									4 1 2 2 0 0 0										
<b>Bill Haselman, R</b> OBP: 0.333, SLG: 0.333 <b>Dave Valle, R</b> OBP: 0.307, SLG: 0.364 (7, 2)	K			HR		G6-3		G5-3									3 1 1 0 0 1 1 1 0 0 0 0 0 0										
<b>Rich Amaral, R</b> OBP: 0.250, SLG: 0.286 (1, 5)	K			1B				F8									4 1 1 0 0 1 1										
<b>Inning Stats</b>	R: 0 E: 0 K: 1 S: 15	H: 2 LOB: 3 BB: 0 P: 21	R: 0 E: 1 K: 2 S: 7	H: 1 LOB: 0 BB: 13 P: 13	R: 0 E: 0 K: 1 S: 9	H: 1 LOB: 1 BB: 0 P: 17	R: 6 E: 0 K: 0 S: 20	H: 6 LOB: 1 BB: 1 P: 35	R: 0 E: 0 K: 0 S: 4	H: 0 LOB: 0 BB: 0 P: 7	R: 2 E: 0 K: 0 S: 14	H: 1 LOB: 0 BB: 1 P: 22	R: 0 E: 0 K: 0 S: 4	H: 0 LOB: 0 BB: 0 P: 6	R: 0 E: 0 K: 0 S: 8	H: 0 LOB: 0 BB: 0 P: 15	1B: 8 2B: 3 3B: 1 HR: 2	SF: 1 SAC: 0 DP: 0 HBP: 1	WP: 2 PB: 0 SB: 0 CS: 0	PA: 40							
<b>PITCHER</b>	IP	WLS	BF	H	R	ER	SO	BB	IBB	HBP	BLK	WP	HR	S	P	ERA	WHIP										
<b>Roger Pavlik, R</b> ERA: 4.53 (1, 1)	3.1	L	21	10	6	6	4	1	0	1	0	1	1	48	81	16.20	3.300										
<b>Brian Bohanon, L</b> ERA: 8.23 (4, 1)	3.2		13	1	2	2	1	1	0	0	0	1	1	26	44	4.91	0.545										
<b>Terry Mathews, R</b> ERA: 6.05 (8, 1)	1.0		3	0	0	0	0	0	0	0	0	0	0	4	6	0.00	0.000										
<b>Mike Jeffcoat, L</b> ERA: 7.32 (9, 1)	1.0		3	0	0	0	0	0	0	0	0	0	0	8	15	0.00	0.000										

Seattle Mariners @ Texas Rangers  
Arlington Stadium, Arlington, TX  
Sat Sep 26 1992, 8:05 PM EDT  
Att: 31,122 - Cloudy - 86 F

AB 36  
R 8  
H 11  
RBI 7  
BB 2  
SO 5  
LOB 11



Batter	1	2	3	4	5	6	7	8	9	AB	R	H	RBI	BB	SO	LOB	BOTTOM										
<b>Jeff Frye, R</b> OBP: 0.313, SLG: 0.331 <b>Geno Petralli, L</b> OBP: 0.279, SLG: 0.276 (9, PH)	G6-3 BB		K					G5-3									3 1 1 0 1 1 0 1 0 0 0 0 0 0										
<b>Rafael Palmeiro, L</b> OBP: 0.353, SLG: 0.430 (1, 3)	G6-3							F8									5 1 3 1 0 0 3										
<b>Juan Gonzalez, R</b> OBP: 0.301, SLG: 0.523 (1, 7)	F7		P5					HR									4 0 2 1 1 0 1										
<b>Brian Downing, R</b> OBP: 0.410, SLG: 0.430 (1, 10)								BB									3 1 2 1 1 0 2										
<b>Monty Fariss, R</b> OBP: 0.320, SLG: 0.358 <b>Jack Daugherty, S</b> OBP: 0.289, SLG: 0.286 (7, PH)	K		K					F9									3 0 0 0 0 2 4 1 0 0 0 0 0 2										
<b>Dean Palmer, R</b> OBP: 0.311, SLG: 0.420 (1, 5)	G5-3							G4-3									4 0 1 0 0 0 1										
<b>Ivan Rodriguez, R</b> OBP: 0.303, SLG: 0.364 (1, 2)								1B									3 0 0 0 1 1 1										
<b>Cris Colon, S</b> OBP: 0.158, SLG: 0.158 <b>Rob Maurer, L</b> OBP: 0.333, SLG: 0.333 <b>Jeff Huson, L</b> OBP: 0.342, SLG: 0.362 (9, 6)								F8									3 0 1 1 0 0 0 1 0 0 0 0 1 0 0 0 0 0 0 0 0										
<b>David Hulse, L</b> OBP: 0.333, SLG: 0.348 (1, 8)								1B									4 1 1 0 0 1 2										
<b>Inning Stats</b>	R: 0 E: 0 K: 0 S: 4	H: 0 LOB: 0 BB: 1 P: 8	R: 1 E: 0 K: 2 S: 17	H: 2 LOB: 2 BB: 1 P: 30	R: 0 E: 0 K: 2 S: 13	H: 1 LOB: 2 BB: 1 P: 25	R: 0 E: 0 K: 0 S: 7	H: 1 LOB: 0 BB: 0 P: 9	R: 2 E: 0 K: 0 S: 12	H: 3 LOB: 1 BB: 0 P: 20	R: 0 E: 0 K: 0 S: 12	H: 0 LOB: 0 BB: 0 P: 16	R: 1 E: 0 K: 0 S: 13	H: 2 LOB: 2 BB: 1 P: 24	R: 0 E: 0 K: 2 S: 10	H: 0 LOB: 2 BB: 0 P: 15	R: 0 E: 0 K: 0 S: 9	H: 2 LOB: 0 BB: 0 P: 16	1B: 7 2B: 3 3B: 0 HR: 1	SF: 1 SAC: 0 DP: 2 HBP: 0	WP: 1 PB: 0 SB: 0 CS: 0	PA: 40					
<b>PITCHER</b>	IP	WLS	BF	H	R	ER	SO	BB	IBB	HBP	BLK	WP	HR	S	P	ERA	WHIP										
<b>Dave Fleming, L</b> ERA: 3.53 (1, 1)	5.0	W	23	7	3	3	4	3	0	0	0	0	1	53	92	5.40	2.000										
<b>Rich DeLucia, R</b> ERA: 5.74 (6, 1)	3.2		15	3	1	1	2	1	0	0	0	0	1	42	67	2.46	1.091										
<b>Jeff Nelson, R</b> ERA: 3.18 (9, 1)	0.1		2	1	0	0	0	0	0	0	0	0	0	2	4	0.00	3.000										

Seattle Mariners @ Texas Rangers  
Arlington Stadium, Arlington, TX  
Sat Sep 26 1992, 8:05 PM EDT  
Att: 31,122 - Cloudy - 86 F

AB 35  
R 4  
H 11  
RBI 4  
BB 4  
SO 6  
LOB 16





Batter	1	2	3	4	5	6	7	8	9	AB	R	H	RBI	BB	SO	LOB	TOP								
Omar Vizquel, S (1, 6) OBP: 0.341, SLG: 0.349	1-1 F9		3-2 G4-3		0-0 SH1-3		1-1 G4-3		2-1 G4-3	4	0	1	0	0	0	0	<b>Seattle Mariners @ Texas Rangers</b> Arlington Stadium, Arlington, TX Sun Sep 27 1992, 4:33 AM EDT Att: 27,538 - Sunny - 81 F								
Henry Cotto, R (1, 8) OBP: 0.294, SLG: 0.354	1-3 K		1-0 2B		0-2 P3		1-1 G4-3		0-3 K	5	0	1	0	0	2	2									
Greg Briley, L (1, 10) OBP: 0.282, SLG: 0.394	0-0 WP 1B		2-3 K		3-3 K		1-0 1B			4	0	2	0	0	2	2									
Pete O'Brien, L (1, 3) OBP: 0.332, SLG: 0.374	4-2 1B		0-0 F8			4-2 G5-3 BB		2-0 P4		2	1	0	0	2	0	3									
Lance Parrish, R (1, 2) OBP: 0.301, SLG: 0.432	0-3 K			1-3 K		0-2 G5-3		2-3 K		4	0	0	0	0	3	3									
Jay Buhner, R (1, 9) OBP: 0.322, SLG: 0.413		0-2 G6-3		1-0 P9		4-2 FC3-6 BB		1-3 K		3	0	0	0	1	1	0									
Dann Howitt, L (1, 7) OBP: 0.230, SLG: 0.242		1-0 2B		3-2 1B		0-1 FC3-6		2-1 1B		4	1	3	0	0	0	1									
Harold Reynolds, S (1, 4) OBP: 0.319, SLG: 0.331		0-0 P1-5 2B		0-0 F9		0-2 G4-3		1-1 P3		4	0	1	1	0	0	3									
Rich Amaral, R (1, 5) OBP: 0.250, SLG: 0.284		2-1 P1-5		3-2 SH1-3 1B		2-2 F9		0-3 K		4	0	1	0	0	1	1									
<b>Inning Stats</b>	R: 0 E: 0 K: 2 S: 11	H: 1 LOB: 2 BB: 1 P: 17	R: 1 E: 0 K: 0 S: 7	H: 2 LOB: 0 BB: 0 P: 10	R: 0 E: 0 K: 1 S: 9	H: 1 LOB: 1 BB: 0 P: 15	R: 0 E: 0 K: 1 S: 9	H: 1 LOB: 1 BB: 0 P: 14	R: 0 E: 0 K: 1 S: 10	H: 1 LOB: 1 BB: 0 P: 16	R: 1 E: 0 K: 0 S: 13	H: 0 LOB: 2 BB: 2 P: 21	R: 0 E: 0 K: 0 S: 12	H: 2 LOB: 2 BB: 0 P: 18	R: 0 E: 0 K: 2 S: 10	H: 1 LOB: 1 BB: 0 P: 16	R: 0 E: 0 K: 2 S: 8	H: 0 LOB: 0 BB: 0 P: 10	1B: 6 2B: 4 3B: 0 HR: 0	SF: 0 SAC: 1 DP: 1 HBP: 0	WP: 1 PB: 0 SB: 2 CS: 0	PA: 38			
<b>PITCHER</b>	IP WLS BF H R ER SO BB IBB HBP BLK WP HR S P ERA WHIP	7.0 31 8 2 1 5 3 0 0 0 1 0 71 111 1.29 1.571	2.0 7 1 0 0 4 0 0 0 0 0 0 18 26 0.00 0.500																						

AB	34
R	2
H	9
RBI	1
BB	3
SO	9
LOB	15





Batter	1	2	3	4	5	6	7	8	9	AB	R	H	RBI	BB	SO	LOB	BOTTOM							
Jack Daugherty, S (1, 3) OBP: 0.300, SLG: 0.287	3-2 S 1B		0-3 K		3-3 K		4-1 BB		4-0 1B IBB	3	0	1	0	2	2	1	<b>Seattle Mariners @ Texas Rangers</b> Arlington Stadium, Arlington, TX Sun Sep 27 1992, 4:33 AM EDT Att: 27,538 - Sunny - 81 F							
Jeff Frye, R (1, 4) OBP: 0.317, SLG: 0.331	2-2 F9		1-2 1B		4-2 1B BB		0-2 G1		1-2 SF7	3	1	1	0	1	0	2								
Rafael Palmeiro, L (9, PH) OBP: 0.353, SLG: 0.430			1-2 1B		0-1 1B		0-1 1B		3-1 3H	0	0	0	1	0	0	0								
Juan Gonzalez, R (1, 7) OBP: 0.302, SLG: 0.522	1-3 K		0-1 1B		1-2 1B		0-1 1B		0-3 K	4	0	2	1	0	2	1								
Brian Downing, R (1, 10) OBP: 0.408, SLG: 0.431	1-3 K		1-3 K		1-3 K		1-3 K		1-2 2B	4	0	1	0	0	3	5								
Jeff Huson, L (8, PR) OBP: 0.342, SLG: 0.362	1-2 K									0	0	0	0	0	0	0								
Monty Fariss, R (1, 9) OBP: 0.312, SLG: 0.348		2-3 K		2-3 K		0-3 K		1-3 K		4	0	0	0	0	4	3								
Dean Palmer, R (1, 5) OBP: 0.312, SLG: 0.419		0-3 K		2-2 F8		0-0 DI 1B		4-0 BB		3	0	1	1	1	1	0								
Ray Stephens, R (1, 2) OBP: 0.125, SLG: 0.125		2-3 K		2-3 K		3-3 K		1-0 G1-3		2	0	0	0	0	2	0								
Ivan Rodriguez, R (6, PH) OBP: 0.302, SLG: 0.362						1-2 K				2	0	0	0	0	1	4								
Donald Harris, R (1, 8) OBP: 0.182, SLG: 0.212			2-3 K		0-3 K		0-0 L1		0-2 E SH SF7 1B	2	0	0	0	0	2	0								
Dickie Thon, R (7, PH) OBP: 0.294, SLG: 0.369										1	0	0	0	0	0	0								
David Hulse, L (8, 8) OBP: 0.342, SLG: 0.357										1	1	1	0	0	0	0								
Cris Colon, S (1, 6) OBP: 0.182, SLG: 0.143		4-2 1B BB		0-3 K		2-2 G6-3		1-1 SH IBB		2	1	0	0	1	1	0								
<b>Inning Stats</b>	R: 0 E: 0 K: 2 S: 20	H: 1 LOB: 0 BB: 0 P: 27	R: 0 E: 0 K: 3 S: 10	H: 0 LOB: 0 BB: 0 P: 14	R: 1 E: 0 K: 3 S: 21	H: 2 LOB: 2 BB: 1 P: 29	R: 0 E: 0 K: 2 S: 13	H: 0 LOB: 0 BB: 0 P: 19	R: 0 E: 0 K: 3 S: 11	H: 0 LOB: 0 BB: 0 P: 14	R: 1 E: 0 K: 3 S: 16	H: 2 LOB: 2 BB: 1 P: 24	R: 0 E: 0 K: 0 S: 9	H: 0 LOB: 1 BB: 1 P: 15	R: 0 E: 0 K: 2 S: 11	H: 1 LOB: 2 BB: 1 P: 18	R: 1 E: 2 K: 0 S: 9	H: 1 LOB: 2 BB: 1 P: 14	1B: 6 2B: 1 3B: 0 HR: 0	SF: 1 SAC: 1 DP: 0 HBP: 0	WP: 0 PB: 0 SB: 1 CS: 0	PA: 38		
<b>PITCHER</b>	IP WLS BF H R ER SO BB IBB HBP BLK WP HR S P ERA WHIP	8.0 34 6 2 2 18 4 0 0 0 0 0 6 10 ∞ ∞	0.0 3 1 1 0 0 0 0 0 0 0 0 0 6 10 ∞ ∞	0.1 1 0 0 0 0 0 0 0 0 0 0 0 3 4 0.00 0.000																				

AB	31
R	3
H	7
RBI	3
BB	5
SO	18
LOB	16





Batter	1	2	3	4	5	6	7	8	9	AB	R	H	RBI	BB	SO	LOB	TOP										
David Hulse, L (1, 8) OBP: 0.325, SLG: 0.338	L7		K			K			G4-3	4	0	0	0	0	2	1	<p>Texas Rangers @ Oakland Athletics Oakland-Alameda County Coliseum, Oakland, CA</p> <p>Tue Sep 29 1992, 7:05 PM PDT Att: 37,069 - Cloudy - 59 F</p> <p>livebaseballscores.com</p> <p>AB 28 R 0 H 4 RBI 0 BB 3 SO 5 LOB 8</p> 										
Jeff Frye, R (1, 4) OBP: 0.322, SLG: 0.330 Jack Daugherty, S (9, PH) OBP: 0.298, SLG: 0.285	G6-3			G4-6-3 BB					F7	1	0	0	0	2	0	0											
Rafael Palmeiro, L (1, 3) OBP: 0.352, SLG: 0.428	G4-3			G4-6-3 1-2						4	0	1	0	0	0	2											
Juan Gonzalez, R (1, 10) OBP: 0.300, SLG: 0.519		K			F7					4	0	0	0	0	2	1											
Kevin Reimer, L (1, 7) OBP: 0.336, SLG: 0.441						K				3	0	2	0	0	1	0											
Geno Petralli, L (1, 2) OBP: 0.275, SLG: 0.272							G4-3			3	0	0	0	0	0	2											
Dean Palmer, R (1, 5) OBP: 0.312, SLG: 0.417										2	0	0	0	1	0	0											
Dan Peltier, L (1, 9) OBP: 0.143, SLG: 0.143										3	0	1	0	0	0	1											
Cris Colon, S (1, 6) OBP: 0.167, SLG: 0.130 Rob Maurer, L (8, PH) OBP: 0.286, SLG: 0.286 Al Newman, S (8, 6) OBP: 0.313, SLG: 0.235										2	0	0	0	0	0	1											
										1	0	0	0	0	0	0											
										0	0	0	0	0	0	0											
<b>Inning Stats</b>	R: 0 E: 0 K: 0 S: 7	H: 0 LOB: 0 BB: 0 P: 12	R: 0 E: 0 K: 1 S: 5	H: 1 LOB: 0 BB: 0 P: 6	R: 0 E: 0 K: 1 S: 8	H: 1 LOB: 1 BB: 0 P: 12	R: 0 E: 0 K: 0 S: 8	H: 0 LOB: 0 BB: 1 P: 15	R: 0 E: 0 K: 1 S: 9	H: 0 LOB: 1 BB: 1 P: 21	R: 0 E: 0 K: 0 S: 6	H: 0 LOB: 1 BB: 1 P: 12	R: 0 E: 0 K: 0 S: 5	H: 1 LOB: 0 BB: 0 P: 10	R: 0 E: 0 K: 0 S: 7	H: 0 LOB: 0 BB: 0 P: 12	R: 0 E: 0 K: 1 S: 10	H: 1 LOB: 1 BB: 0 P: 16	1B: 4 2B: 1 3B: 0 HR: 0	SF: 0 SAC: 0 DP: 3 HBP: 0	WP: 0 PB: 0 SB: 1 CS: 0	PA: 31					
<b>PITCHER</b>	IP	WLS	BF	H	R	ER	SO	BB	IBB	HBP	BLK	WP	HR	S	P	ERA	WHIP										
Mike Moore, R (1, 1) ERA: 4.19	8.0	W	27	3	0	0	4	3	0	0	0	0	0	55	100	0.00	0.750										
Jeff Parrett, R (9, 1) ERA: 3.06	1.0		4	1	0	0	1	0	0	0	0	0	0	10	16	0.00	1.000										

Batter	1	2	3	4	5	6	7	8	9	AB	R	H	RBI	BB	SO	LOB	BOTTOM										
Rickey Henderson, R (1, 7) OBP: 0.424, SLG: 0.459 Eric Fox, S (5, PH) OBP: 0.307, SLG: 0.365	P5		K							2	0	0	0	0	1	0	<p>Texas Rangers @ Oakland Athletics Oakland-Alameda County Coliseum, Oakland, CA</p> <p>Tue Sep 29 1992, 7:05 PM PDT Att: 37,069 - Cloudy - 59 F</p> <p>livebaseballscores.com</p> <p>AB 30 R 5 H 8 RBI 4 BB 2 SO 7 LOB 13</p> 										
Dave Henderson, R (1, 8) OBP: 0.157, SLG: 0.176	F8		G5-3							4	0	0	0	0	1	3											
Ruben Sierra, S (1, 9) OBP: 0.319, SLG: 0.437	F8		K							4	1	2	0	0	1	0											
Mark McGwire, R (1, 3) OBP: 0.386, SLG: 0.589										4	0	0	0	0	2	2											
Harold Baines, L (1, 10) OBP: 0.335, SLG: 0.389										4	2	2	2	0	0	0											
Randy Ready, R (1, 4) OBP: 0.343, SLG: 0.307 Lance Blankenship, R (7, PH) OBP: 0.392, SLG: 0.345										2	0	1	0	1	1	1											
Jamie Quirk, L (1, 2) OBP: 0.281, SLG: 0.280										2	1	0	0	1	0	1											
Scott Brosius, R (1, 5) OBP: 0.263, SLG: 0.368										3	0	2	1	0	0	1											
Mike Bordick, R (1, 6) OBP: 0.355, SLG: 0.364										2	0	1	1	0	0	2											
<b>Inning Stats</b>	R: 0 E: 0 K: 0 S: 3	H: 0 LOB: 0 BB: 0 P: 8	R: 1 E: 0 K: 2 S: 14	H: 2 LOB: 2 BB: 1 P: 26	R: 0 E: 0 K: 2 S: 8	H: 0 LOB: 0 BB: 0 P: 12	R: 0 E: 0 K: 0 S: 9	H: 0 LOB: 1 BB: 1 P: 17	R: 0 E: 0 K: 0 S: 7	H: 1 LOB: 1 BB: 0 P: 7	R: 0 E: 0 K: 0 S: 5	H: 1 LOB: 0 BB: 0 P: 8	R: 2 E: 2 K: 2 S: 19	H: 2 LOB: 2 BB: 0 P: 26	R: 2 E: 0 K: 1 S: 15	H: 2 LOB: 0 BB: 0 P: 23	1B: 6 2B: 1 3B: 0 HR: 1	SF: 0 SAC: 2 DP: 1 HBP: 0	WP: 0 PB: 0 SB: 0 CS: 0	PA: 34							
<b>PITCHER</b>	IP	WLS	BF	H	R	ER	SO	BB	IBB	HBP	BLK	WP	HR	S	P	ERA	WHIP										
Kevin Brown, R (1, 1) ERA: 3.29	7.1	L	32	8	5	3	7	2	0	0	0	0	0	73	118	3.68	1.364										
Todd Burns, R (8, 1) ERA: 3.54	0.2		2	0	0	0	0	0	0	0	0	0	0	7	9	0.00	0.000										











Batter	1	2	3	4	5	6	7	8	9	AB	R	H	RBI	BB	SO	LOB	TOP						
Jeff Frye, R OBP: 0.316, SLG: 0.323 (1, 4)	F9			E3			G6-3			4	0	1	1	0	0	0	<b>Texas Rangers @ California Angels</b> Anaheim Stadium, Anaheim, CA Fri Oct 02 1992, 10:05 PM EDT Att: 18,526 - Sunny - 69 F						
Rafael Palmeiro, L OBP: 0.351, SLG: 0.430 (1, 3)	F9			G3			F9			3	0	0	0	1	0	1							
Jose Canseco, R OBP: 0.344, SLG: 0.457 (1, 9)	P5			P2						4	0	0	0	0	2	3							
Juan Gonzalez, R OBP: 0.300, SLG: 0.524 (1, 7)				K						4	0	1	0	0	3	1							
Brian Downing, R OBP: 0.409, SLG: 0.432 (1, 10)										4	1	2	0	0	0	0							
Dean Palmer, R OBP: 0.312, SLG: 0.415 (1, 5)										4	1	1	0	0	2	2							
Ray Stephens, R OBP: 0.100, SLG: 0.100 Jack Daugherty, S OBP: 0.297, SLG: 0.278 (9, PH)				G6-3						2	0	0	0	0	1	2							
Cris Colon, S OBP: 0.129, SLG: 0.100 Dickie Thon, R OBP: 0.293, SLG: 0.367 Al Newman, S OBP: 0.318, SLG: 0.241 Kevin Reimer, L OBP: 0.339, SLG: 0.442 (9, PH)				G6-3						1	0	0	0	0	0	0							
David Hulse, L OBP: 0.302, SLG: 0.313 Monty Fariss, R OBP: 0.302, SLG: 0.335 (5, PH)				K						1	0	0	0	0	1	0							
<b>Inning Stats</b>	R: 0 E: 0 K: 0 S: 6	H: 0 LOB: 0 BB: 0 P: 8	R: 0 E: 0 K: 2 S: 12	H: 0 LOB: 0 BB: 0 P: 18	R: 0 E: 0 K: 1 S: 6	H: 0 LOB: 0 BB: 0 P: 10	R: 0 E: 1 K: 1 S: 11	H: 0 LOB: 1 BB: 0 P: 19	R: 3 E: 2 K: 2 S: 20	H: 3 LOB: 2 BB: 1 P: 34	R: 0 E: 0 K: 3 S: 13	H: 2 LOB: 2 BB: 0 P: 16	R: 0 E: 0 K: 1 S: 8	H: 0 LOB: 0 BB: 0 P: 14	R: 0 E: 0 K: 2 S: 7	H: 0 LOB: 0 BB: 0 P: 10		R: 0 E: 0 K: 1 S: 11	H: 1 LOB: 1 BB: 0 P: 17	1B: 6 2B: 0 3B: 0 HR: 0	SF: 0 SAC: 1 DP: 0 HBP: 0	WP: 0 PB: 0 SB: 0 CS: 0	PA: 36
<b>PITCHER</b>	IP WLS BF H R ER SO BB IBB HBP BLK WP HR S P ERA WHIP	IP WLS BF H R ER SO BB IBB HBP BLK WP HR S P ERA WHIP																IP WLS BF H R ER SO BB IBB HBP BLK WP HR S P ERA WHIP					
Mark Langston, L ERA: 3.66 (1, 1)	9.0	W	36	6	3	0	13	1	0	0	0	0	0	0	0	94		146	0.00	0.778			
Mark Langston, L ERA: 3.66 (9, 1)	9.0	W	36	6	3	0	13	1	0	0	0	0	0	0	94	146	0.00	0.778					

AB 34  
R 3  
H 6  
RBI 1  
BB 1  
SO 13  
LOB 14



Batter	1	2	3	4	5	6	7	8	9	AB	R	H	RBI	BB	SO	LOB	BOTTOM				
Reggie Williams, S OBP: 0.261, SLG: 0.391 (1, 8)	1B			SF8			G4-3			4	3	4	0	0	0	0	<b>Texas Rangers @ California Angels</b> Anaheim Stadium, Anaheim, CA Fri Oct 02 1992, 10:05 PM EDT Att: 18,526 - Sunny - 69 F				
Chad Curtis, R OBP: 0.343, SLG: 0.374 (1, 9)	1B			SF8			G4-3			3	1	1	2	0	0	2					
Ken Oberklein, L OBP: 0.217, SLG: 0.270 Damon Easley, R OBP: 0.316, SLG: 0.322 (7, PH)	1B			F8			F9			2	0	0	0	1	0	1					
Gary Gaetti, R OBP: 0.259, SLG: 0.330 (1, 3)	1B			F7						4	0	1	1	0	0	2					
Junior Felix, S OBP: 0.288, SLG: 0.360 (1, 10)	E1			K						4	1	1	0	0	1	1					
Luis Sojo, R OBP: 0.295, SLG: 0.378 (1, 5)	F7									4	0	2	0	0	0	1					
Rob Ducey, L OBP: 0.217, SLG: 0.221 Hubie Brooks, R OBP: 0.248, SLG: 0.339 Mark Langston, R (9, 1)				F7						3	0	0	0	0	0	1					
Gary Disarcina, R OBP: 0.283, SLG: 0.300 (1, 6)				G5-3						4	0	1	0	0	0	3					
John Orton, R OBP: 0.281, SLG: 0.304 (1, 2)										3	1	1	0	0	0	1					
<b>Inning Stats</b>	R: 2 E: 2 K: 0 S: 10	H: 2 LOB: 1 BB: 1 P: 18	R: 0 E: 0 K: 0 S: 7	H: 1 LOB: 0 BB: 0 P: 11	R: 1 E: 0 K: 0 S: 6	H: 1 LOB: 0 BB: 0 P: 7	R: 0 E: 0 K: 1 S: 10	H: 1 LOB: 1 BB: 0 P: 11	R: 2 E: 0 K: 0 S: 12	H: 3 LOB: 1 BB: 0 P: 17	R: 0 E: 0 K: 0 S: 5	H: 0 LOB: 0 BB: 0 P: 7	R: 0 E: 0 K: 0 S: 8	H: 1 LOB: 1 BB: 0 P: 12	R: 1 E: 0 K: 0 S: 14	H: 3 LOB: 1 BB: 0 P: 23		1B: 10 2B: 2 3B: 1 HR: 0	SF: 1 SAC: 0 DP: 2 HBP: 0	WP: 0 PB: 0 SB: 0 CS: 1	PA: 35
<b>PITCHER</b>	IP WLS BF H R ER SO BB IBB HBP BLK WP HR S P ERA WHIP	IP WLS BF H R ER SO BB IBB HBP BLK WP HR S P ERA WHIP																IP WLS BF H R ER SO BB IBB HBP BLK WP HR S P ERA WHIP			
Scott Chiamparino, R ERA: 3.55 (1, 1)	6.0	L	26	8	5	4	1	1	0	0	0	0	0	0	0	50		71	6.00	1.500	
Brian Bohanon, L ERA: 6.31 (7, 1)	1.1		7	3	1	1	0	0	0	0	0	0	0	0	18	28	6.75	2.250			
Terry Mathews, R ERA: 5.96 (8, 1)	0.2		2	1	0	0	0	0	0	0	0	0	0	4	7	0.00	1.500				

AB 33  
R 6  
H 12  
RBI 4  
BB 1  
SO 1  
LOB 13





Batter	1	2	3	4	5	6	7	8	9	AB	R	H	RBI	BB	SO	LOB	TOP						
Jeff Frye, R OBP: 0.319, SLG: 0.327 (1, 4)										4	0	2	1	0	0	0	<p><b>Texas Rangers @ California Angels</b> Anaheim Stadium, Anaheim, CA Sat Oct 03 1992, 10:05 PM EDT Att: 29,770 - Sunny - 69 F</p> <p>livebaseballscores.com</p> <p>AB 34 R 2 H 8 RBI 2 BB 2 SO 4 LOB 13</p>						
Monty Faries, R OBP: 0.302, SLG: 0.331 Kevin Reimer, L OBP: 0.339, SLG: 0.442 Jose Canseco, R OBP: 0.344, SLG: 0.456 (7, 9)										2	0	0	0	1	1	1							
Rafael Palmeiro, L OBP: 0.352, SLG: 0.434 (1, 3)										3	1	1	1	1	0	1							
Juan Gonzalez, R OBP: 0.300, SLG: 0.522 (1, 7)										4	0	1	0	0	0	4							
Brian Downing, R OBP: 0.405, SLG: 0.426 (1, 10)										4	0	0	0	0	0	1							
Dean Palmer, R OBP: 0.310, SLG: 0.412 (1, 5)										4	0	0	0	0	1	1							
Ray Stephens, R OBP: 0.154, SLG: 0.154 Geno Petralli, L OBP: 0.271, SLG: 0.267 (8, 2)										3	0	1	0	0	0	0							
Cris Colon, S OBP: 0.152, SLG: 0.125 Jack Daugherty, S OBP: 0.295, SLG: 0.276 Al Newman, S OBP: 0.317, SLG: 0.240 (7, 6)										2	1	1	0	0	0	1							
David Hulse, L OBP: 0.311, SLG: 0.322 (1, 8)										4	0	2	0	0	0	0							
<b>Inning Stats</b>	R: 0 E: 0 K: 0 S: 9	H: 1 LOB: 1 BB: 0 P: 15	R: 0 E: 0 K: 0 S: 5	H: 1 LOB: 1 BB: 0 P: 8	R: 0 E: 0 K: 1 S: 8	H: 0 LOB: 0 BB: 0 P: 14	R: 1 E: 0 K: 0 S: 7	H: 1 LOB: 0 BB: 0 P: 14	R: 1 E: 0 K: 0 S: 11	H: 2 LOB: 3 BB: 2 P: 21	R: 0 E: 0 K: 2 S: 10	H: 0 LOB: 0 BB: 0 P: 16	R: 0 E: 1 K: 1 S: 9	H: 2 LOB: 2 BB: 0 P: 14	R: 0 E: 0 K: 0 S: 11	H: 1 LOB: 2 BB: 0 P: 15		R: 0 E: 0 K: 0 S: 10	H: 0 LOB: 0 BB: 0 P: 11	1B: 7 2B: 1 3B: 0 HR: 1	SF: 0 SAC: 1 DP: 1 HBP: 0	WP: 0 PB: 0 SB: 0 CS: 0	PA: 37
<b>PITCHER</b>	IP WLS BF H R ER SO BB IBB HBP BLK WP HR S P ERA WHIP															IP WLS BF H R ER SO BB IBB HBP BLK WP HR S P ERA WHIP							
Hilly Hathaway, L ERA: 7.94 Scott Lewis, R ERA: 3.99 Steve Frey, L ERA: 3.57 Joe Grahe, R ERA: 3.52 (8, 1)	4.2 W 7 2 0 2 2 0 0 0 0 1 39 70 3.86 1.500															4.2 W 7 2 0 2 2 0 0 0 0 0 17 26 0.00 1.200							

Batter	1	2	3	4	5	6	7	8	9	AB	R	H	RBI	BB	SO	LOB	BOTTOM				
Luis Polonia, L OBP: 0.336, SLG: 0.328 (1, 7)										5	0	1	0	0	1	3	<p><b>Texas Rangers @ California Angels</b> Anaheim Stadium, Anaheim, CA Sat Oct 03 1992, 10:05 PM EDT Att: 29,770 - Sunny - 69 F</p> <p>livebaseballscores.com</p> <p>AB 34 R 4 H 11 RBI 4 BB 3 SO 4 LOB 13</p>				
Chad Curtis, R OBP: 0.341, SLG: 0.372 Junior Felix, S OBP: 0.288, SLG: 0.360 (7, 9)										3	0	0	0	0	0	3					
Damion Easley, R OBP: 0.309, SLG: 0.313 (1, 5)										4	0	0	0	0	0	0					
Hubie Brooks, R OBP: 0.248, SLG: 0.338 (1, 10)										4	1	1	0	0	0	0					
Gary Gaetti, R OBP: 0.266, SLG: 0.341 (1, 3)										4	1	4	0	0	0	0					
Luis Sojo, R OBP: 0.303, SLG: 0.382 (1, 4)										2	1	2	2	2	0	0					
Mike Fitzgerald, R OBP: 0.295, SLG: 0.319 Lee Stevens, L OBP: 0.285, SLG: 0.350 John Orton, R OBP: 0.279, SLG: 0.301 (6, 2)										2	1	1	2	0	0	2					
Gary Disarcina, R OBP: 0.285, SLG: 0.304 (1, 6)										4	0	2	0	0	1	0					
Reggie Williams, S OBP: 0.259, SLG: 0.346 (1, 8)										3	0	0	0	1	2	1					
<b>Inning Stats</b>	R: 0 E: 0 K: 0 S: 8	H: 0 LOB: 0 BB: 0 P: 11	R: 3 E: 0 K: 1 S: 17	H: 4 LOB: 2 BB: 1 P: 31	R: 0 E: 0 K: 0 S: 6	H: 1 LOB: 1 BB: 0 P: 11	R: 0 E: 0 K: 0 S: 8	H: 1 LOB: 1 BB: 0 P: 12	R: 0 E: 0 K: 2 S: 10	H: 1 LOB: 2 BB: 1 P: 20	R: 0 E: 0 K: 2 S: 8	H: 0 LOB: 0 BB: 0 P: 12	R: 1 E: 0 K: 0 S: 16	H: 3 LOB: 2 BB: 0 P: 20	R: 0 E: 0 K: 1 S: 5	H: 0 LOB: 0 BB: 0 P: 6		1B: 7 2B: 3 3B: 0 HR: 1	SF: 0 SAC: 0 DP: 0 HBP: 0	WP: 0 PB: 0 SB: 0 CS: 2	PA: 38
<b>PITCHER</b>	IP WLS BF H R ER SO BB IBB HBP BLK WP HR S P ERA WHIP															IP WLS BF H R ER SO BB IBB HBP BLK WP HR S P ERA WHIP					
Dan Smith, L ERA: 5.02 Todd Burns, R ERA: 3.79 Kenny Rogers, L ERA: 3.17 (8, 1)	4.2 L 24 4 1 1 2 0 0 0 0 0 26 34 3.86 2.143															4.2 L 24 4 1 1 2 0 0 0 0 0 5 6 0.00 0.000					



Batter	1	2	3	4	5	6	7	8	9	AB	R	H	RBI	BB	SO	LOB	TOP										
David Hulse, L OBP: 0.326, SLG: 0.348 (1, 8)	F7		SH5-3 1B 2B	1-2 1B		G4-3		E3 1B FC5-2 1B		5	1	3	0	0	0	0											
Brian Downing, R OBP: 0.407, SLG: 0.428 Jeff Frye, R OBP: 0.320, SLG: 0.327 (1, 4) (1, FR) (1, 4)	1B 1B		SH5-3	P4		K		FC5-2 1B		1	0	1	0	0	0	0											
Rafael Palmeiro, L OBP: 0.304, SLG: 0.434 Rob Maurer, L OBP: 0.300, SLG: 0.222 (1, 3) (9, 3)	1B 1B		HR 1B			F9		FC5-2		5	1	2	1	0	0	2											
Juan Gonzalez, R OBP: 0.304, SLG: 0.529 Donald Harris, R OBP: 0.192, SLG: 0.212 (1, 7) (8, 7)	1B 1B		HR 1B			2B 1B		K		0	0	0	0	0	0	0											
Kevin Reimer, L OBP: 0.336, SLG: 0.437 (1, 10)	K		F7			F9		F8		5	0	0	0	0	1	6											
Dean Palmer, R OBP: 0.311, SLG: 0.420 (1, 5)	F9		K			2B		HR		5	2	2	2	0	1	2											
Geno Petralli, L OBP: 0.274, SLG: 0.276 (1, 2)			G4-3			F8		F7		5	0	2	2	0	0	0											
Dan Peltier, L OBP: 0.167, SLG: 0.167 Monty Fariss, R OBP: 0.297, SLG: 0.325 (1, 9) (5, PH) (5, 9)	1B		K			P3		G6-3		2	0	1	0	0	1	0											
Cris Colon, S OBP: 0.189, SLG: 0.167 (1, 6)	G3-6-3		1B			F8		1B		4	1	2	0	0	0	1											
<b>Inning Stats</b>	R: 1 E: 0 K: 1 S: 13	H: 3 LOB: 2 BB: 0 P: 21	R: 0 E: 0 K: 0 S: 5	H: 1 LOB: 0 BB: 0 P: 5	R: 3 E: 0 K: 1 S: 9	H: 3 LOB: 0 BB: 0 P: 16	R: 0 E: 0 K: 1 S: 10	H: 2 LOB: 2 BB: 0 P: 14	R: 2 E: 0 K: 1 S: 11	H: 3 LOB: 1 BB: 0 P: 18	R: 0 E: 0 K: 1 S: 9	H: 0 LOB: 0 BB: 0 P: 11	R: 2 E: 0 K: 1 S: 11	H: 2 LOB: 1 BB: 1 P: 18	R: 1 E: 1 K: 1 S: 10	H: 3 LOB: 2 BB: 0 P: 15	R: 0 E: 0 K: 0 S: 6	H: 0 LOB: 0 BB: 0 P: 13	1B: 12 2B: 3 3B: 0 HR: 2	SF: 0 SAC: 1 DP: 1 HBP: 0	WP: 0 PB: 0 SB: 0 CS: 0	PA: 44					
<b>PITCHER</b>	IP	WLS	BF	H	R	ER	SO	BB	IBB	HBP	BLK	WP	HR	S	P	ERA	WHIP										
Bert Blyleven, R ERA: 4.74 (1, 1)	4.2	L	25	12	6	6	3	0	0	0	0	0	1	47	71	11.57	2.571										
Tim Lincecum, L ERA: 5.19 (5, 1)	2.1		10	2	2	2	2	1	0	0	0	0	1	21	32	7.71	1.286										
Scott Bailes, L ERA: 7.45 (8, 1)	1.0		6	3	1	0	1	0	0	0	0	0	0	10	15	0.00	3.000										
Chuck Crim, R ERA: 5.17 (9, 1)	1.0		3	0	0	0	0	0	0	0	0	0	0	6	13	0.00	0.000										

Texas Rangers @ California Angels  
Anaheim Stadium, Anaheim, CA  
Sun Oct 04 1992, 6:33 AM EDT  
Att: 21,986 - Sunny - 75 F

AB 42  
R 9  
H 17  
RBI 9  
BB 1  
SO 6  
LOB 17



Batter	1	2	3	4	5	6	7	8	9	AB	R	H	RBI	BB	SO	LOB	BOTTOM										
Luis Polonia, L OBP: 0.337, SLG: 0.329 (1, 7)	G4-6-3 BB		G5-3			K			CS 2B	4	0	1	1	1	2	0											
Ken Oberkfell, L OBP: 0.317, SLG: 0.275 Damon Easley, R OBP: 0.307, SLG: 0.311 (1, 4) (7, PH) (8, 5)	G4-6-3		2B 1B			BB		K	CS	2	1	1	0	1	0	1											
Junior Felix, S OBP: 0.289, SLG: 0.361 (1, 8)	HBP		G4-3			G4-3		F7		3	1	1	0	0	0	1											
Gary Gaetti, R OBP: 0.267, SLG: 0.342 (1, 3)	G6-3		WP 1B			BLK E 1B		P3		4	1	2	2	0	0	1											
Rob Ducey, L OBP: 0.233, SLG: 0.238 Mike Fitzgerald, R OBP: 0.294, SLG: 0.317 (1, 9) (8, PH) (9, 9)	L5-3 1B		WP 1B			F7		G4-3		3	0	2	0	0	0	1											
Luis Sojo, R OBP: 0.299, SLG: 0.378 (1, 5) (8, 4)	P6		G5-3			E4 1B		G6-3		4	1	0	0	0	0	3											
Lee Stevens, L OBP: 0.288, SLG: 0.349 (1, 10)	L5-3		K			E 1B			G3-1 2B BB	3	1	1	1	1	1	3											
Gary Disarcina, R OBP: 0.283, SLG: 0.301 (1, 6)			K			P6		K	F7	4	0	0	0	0	2	4											
Ron Tingley, R OBP: 0.282, SLG: 0.299 Hubie Brooks, R OBP: 0.247, SLG: 0.337 John Orton, R OBP: 0.276, SLG: 0.298 (1, 2) (6, PH) (7, 2)	K		K			G6-3		G4-3	G3-1	2	0	0	0	0	1	0											
<b>Inning Stats</b>	R: 0 E: 0 K: 0 S: 7	H: 0 LOB: 1 BB: 1 P: 15	R: 0 E: 0 K: 0 S: 6	H: 1 LOB: 0 BB: 0 P: 8	R: 0 E: 0 K: 2 S: 8	H: 0 LOB: 0 BB: 0 P: 10	R: 2 E: 0 K: 1 S: 13	H: 4 LOB: 2 BB: 0 P: 22	R: 0 E: 0 K: 1 S: 6	H: 0 LOB: 1 BB: 1 P: 11	R: 2 E: 2 K: 1 S: 10	H: 2 LOB: 1 BB: 0 P: 13	R: 0 E: 0 K: 2 S: 10	H: 0 LOB: 0 BB: 0 P: 17	R: 0 E: 0 K: 0 S: 6	H: 0 LOB: 0 BB: 0 P: 9	R: 1 E: 0 K: 0 S: 9	H: 1 LOB: 0 BB: 1 P: 18	1B: 6 2B: 3 3B: 0 HR: 0	SF: 0 SAC: 0 DP: 2 HBP: 1	WP: 1 PB: 0 SB: 0 CS: 1	PA: 38					
<b>PITCHER</b>	IP	WLS	BF	H	R	ER	SO	BB	IBB	HBP	BLK	WP	HR	S	P	ERA	WHIP										
Kevin Brown, R ERA: 3.32 (1, 1)	6.0	W	27	7	4	3	5	2	0	0	0	0	1	1	1	4.50	1.500										
Kenny Rogers, L ERA: 3.09 (7, 1)	2.0		6	0	0	0	2	0	0	0	0	0	0	16	26	0.00	0.000										
Todd Burns, R ERA: 3.84 (9, 1)	1.0		4	1	1	1	0	1	0	0	0	0	0	9	18	9.00	2.000										

Texas Rangers @ California Angels  
Anaheim Stadium, Anaheim, CA  
Sun Oct 04 1992, 6:33 AM EDT  
Att: 21,986 - Sunny - 75 F

AB 33  
R 5  
H 8  
RBI 4  
BB 3  
SO 7  
LOB 16

