

Texas Rangers - 1994

Batter	1	2	3	4	5	6	7	8	9	AB	R	H	RBI	BB	SO	LOB	TOP										
David Hulse, L OBP: 0.375, SLG: 0.625 (1, 8)										4	2	2	0	0	1	0											
Chris James, R OBP: 0.375, SLG: 0.625 (1, 9)										4	1	2	1	0	0	1											
Will Clark, L OBP: 0.375, SLG: 0.714 (1, 3)										3	1	1	3	0	0	1											
Juan Gonzalez, R OBP: 0.250, SLG: 0.625 (1, 7)										4	1	1	2	0	0	0											
Jose Canseco, R (1, 10)											4	0	0	0	0	1											
Dean Palmer, R OBP: 0.375, SLG: 0.500 (1, 5)											4	0	2	0	0	1											
Ivan Rodriguez, R OBP: 0.250, SLG: 0.143 (1, 2)											3	0	0	0	1	0											
Doug Strange, S (1, 4)											4	0	0	0	0	2											
Manuel Lee, S (1, 6)											2	1	0	0	1	2											
Inning Stats	R: 1 E: 0 K: 0 S: 11	H: 1 LOB: 0 BB: 0 P: 17	R: 0 E: 0 K: 0 S: 5	H: 1 LOB: 0 BB: 0 P: 11	R: 0 E: 0 K: 2 S: 8	H: 0 LOB: 0 BB: 0 P: 10	R: 0 E: 0 K: 0 S: 8	H: 1 LOB: 0 BB: 0 P: 11	R: 0 E: 0 K: 1 S: 5	H: 0 LOB: 0 BB: 0 P: 9	R: 5 E: 0 K: 0 S: 11	H: 4 LOB: 0 BB: 1 P: 22	R: 0 E: 0 K: 1 S: 5	H: 0 LOB: 0 BB: 0 P: 8	R: 0 E: 0 K: 1 S: 22	H: 1 LOB: 2 BB: 1 P: 33	1B: 5 2B: 2 3B: 0 HR: 1	SF: 1 SAC: 0 DP: 2 HBP: 0	WP: 0 PB: 0 SB: 0 CS: 0	PA: 35							
PITCHER	IP	WLS	BF	H	R	ER	SO	BB	IBB	HBP	BLK	WP	HR	S	P	ERA	WHIP										
Terry Mulholland, L ERA: 10.13 (1, 1)	5.1	W	22	7	6	6	3	1	0	0	0	0	1	44	72	10.12	1.500										
Donn Pall, R ERA: (8, 1)	1.2		5	0	0	0	1	0	0	0	0	0	0	9	16	0.00	0.000										
Steve Howe, L ERA: (8, 1)	1.0		3	0	0	0	0	0	0	0	0	0	0	5	8	0.00	0.000										
Jeff Reardon, R ERA: (9, 1)	1.0		5	1	0	0	1	1	0	0	0	0	0	22	33	0.00	2.000										

Texas Rangers @ New York Yankees
Yankee Stadium, Bronx, NY
Thu Apr 07 1994, 3:33 AM EDT
Att: 5,851 - Sunny - 55 F

AB 32
R 6
H 8
RBI 6
BB 2
SO 5
LOB 5



Batter	1	2	3	4	5	6	7	8	9	AB	R	H	RBI	BB	SO	LOB	BOTTOM										
Randy Velarde, R OBP: 1.000, SLG: 1.333 (1, 7)										3	4	3	0	1	0	0											
Daryl Boston, L (7, PH) (8, 7)										1	0	0	0	0	1	1											
Wade Boggs, L OBP: 0.818, SLG: 0.900 (1, 5)										5	4	4	2	1	0	1											
Don Mattingly, L OBP: 0.300, SLG: 0.333 (1, 3)										5	2	1	2	1	1	5											
Danny Tartabull, R OBP: 0.800, SLG: 1.667 (1, 9)										5	1	4	4	1	0	2											
Mike Stanley, R OBP: 0.444, SLG: 0.714 (8, PH) Matt Nokes, L (9, 2)										4	0	1	3	1	0	3											
Jim Leyritz, R OBP: 0.500, SLG: 0.250 (1, 10)										4	1	1	0	2	1	3											
Bernie Williams, S OBP: 0.444, SLG: 0.857 (7, PR) Gerald Williams, R OBP: 1.000, SLG: 1.000 (8, 8)										4	1	1	3	1	0	7											
Mike Gallego, R OBP: 0.300, SLG: 0.889 (1, 6)										6	2	2	3	0	0	1											
Pat Kelly, R OBP: 0.222, SLG: 0.250 (1, 4)										4	2	1	0	1	0	1											
Inning Stats	R: 2 E: 0 K: 0 S: 11	H: 3 LOB: 2 BB: 1 P: 23	R: 1 E: 0 K: 0 S: 7	H: 2 LOB: 1 BB: 0 P: 12	R: 3 E: 0 K: 0 S: 15	H: 2 LOB: 0 BB: 1 P: 28	R: 3 E: 1 K: 0 S: 18	H: 4 LOB: 1 BB: 0 P: 31	R: 3 E: 0 K: 1 S: 13	H: 1 LOB: 3 BB: 4 P: 34	R: 4 E: 0 K: 1 S: 14	H: 4 LOB: 1 BB: 1 P: 26	R: 2 E: 0 K: 1 S: 17	H: 2 LOB: 2 BB: 2 P: 35	R: 0 E: 0 K: 0 S: 12	H: 1 LOB: 1 BB: 0 P: 18	1B: 10 2B: 6 3B: 0 HR: 3	SF: 0 SAC: 0 DP: 1 HBP: 1	WP: 1 PB: 0 SB: 0 CS: 0	PA: 53							
PITCHER	IP	WLS	BF	H	R	ER	SO	BB	IBB	HBP	BLK	WP	HR	S	P	ERA	WHIP										
Kenny Rogers, L ERA: 24.0 (1, 1)	3.0	L	20	9	8	8	0	1	0	1	0	0	0	20	36	24.00	3.333										
Steve Dreyer, R ERA: 20.25 (4, 1)	1.1		8	2	3	3	0	1	0	1	0	0	0	20	36	20.25	2.250										
Darren Oliver, L ERA: 13.5 (5, 1)	0.2		6	1	1	1	1	3	0	0	0	1	0	8	22	13.50	6.000										
Matt Whiteside, R ERA: 36.0 (6, 1)	1.0		8	4	4	4	1	1	0	0	0	0	0	14	26	36.00	5.000										
Jay Howell, R ERA: 18.0 (7, 1)	1.0		7	2	2	2	1	2	0	0	0	0	1	17	35	18.00	4.000										
PITCHER	IP	WLS	BF	H	R	ER	SO	BB	IBB	HBP	BLK	WP	HR	S	P	ERA	WHIP										
Tom Henke, R ERA: (8, 1)	1.0		4	1	0	0	0	0	0	0	0	0	0	12	18	0.00	1.000										

Texas Rangers @ New York Yankees
Yankee Stadium, Bronx, NY
Thu Apr 07 1994, 3:33 AM EDT
Att: 5,851 - Sunny - 55 F

AB 43
R 18
H 19
RBI 17
BB 9
SO 3
LOB 24



Batter	1	2	3	4	5	6	7	8	9	AB	R	H	RBI	BB	SO	LOB	TOP			
David Hulse, L (1, 8) OBP: 0.333, SLG: 0.500			G3-1					G4-3		4	1	1	0	0	0	2	Texas Rangers @ Baltimore Orioles Oriole Park at Camden Yards, Baltimore, MD Fri Apr 08 1994, 7:05 PM EDT Att: 47,252 - Unknown - 53 F			
Chris James, R (1, 9) OBP: 0.417, SLG: 1.000 Rob Ducey, L (8, 9)			F7					HR		4	2	2	2	0	1	2				
Will Clark, L (1, 3) OBP: 0.250, SLG: 0.455	G1-3							G4-3		4	0	0	0	0	1	1				
Juan Gonzalez, R (1, 7) OBP: 0.250, SLG: 0.500								G1-6-3		4	0	1	1	0	0	0				
Jose Canseco, R (1, 10)										3	0	0	0	1	1	1				
Dean Palmer, R (1, 5) OBP: 0.417, SLG: 0.455										3	2	1	0	1	2	0				
Ivan Rodriguez, R (1, 2) OBP: 0.333, SLG: 0.545										4	2	2	1	0	0	2				
Billy Ripken, R (1, 4) OBP: 0.250, SLG: 0.250										4	0	1	1	0	0	2				
Manuel Lee, S (1, 6) OBP: 0.200, SLG: 0.111										3	0	1	2	0	0	0				
Inning Stats	R: 2 E: 0 K: 1 S: 15	H: 3 LOB: 0 BB: 0 P: 27	R: 0 E: 0 K: 1 S: 5	H: 0 LOB: 0 BB: 0 P: 8	R: 0 E: 0 K: 1 S: 6	H: 0 LOB: 0 BB: 0 P: 9	R: 1 E: 0 K: 1 S: 13	H: 2 LOB: 2 BB: 1 P: 21	R: 0 E: 0 K: 0 S: 8	H: 0 LOB: 0 BB: 0 P: 11	R: 1 E: 0 K: 1 S: 10	H: 1 LOB: 0 BB: 0 P: 14	R: 1 E: 0 K: 0 S: 10	H: 1 LOB: 0 BB: 0 P: 16	R: 2 E: 0 K: 0 S: 9	H: 2 LOB: 1 BB: 1 P: 19	1B: 6 2B: 0 3B: 1 HR: 2	SF: 0 SAC: 1 DP: 0 HBP: 0	WP: 0 PB: 0 SB: 1 CS: 1	PA: 36
PITCHER	IP WLS BF H R ER SO BB IBB HBP BLK WP HR S P ERA WHIP																			
Jamie Moyer, L (1, 1) ERA: 5.87	7.2	30	7	5	5	5	1	0	0	0	0	0	2	70	111	5.87	1.043			
Mark Eichhorn, R (8, 1) ERA: 7.71	1.1	6	2	2	2	0	1	0	0	0	0	0	0	11	22	13.50	2.250			

Batter	1	2	3	4	5	6	7	8	9	AB	R	H	RBI	BB	SO	LOB	BOTTOM					
Brady Anderson, L (1, 7) OBP: 0.357, SLG: 0.250										5	0	0	0	0	2	2	Texas Rangers @ Baltimore Orioles Oriole Park at Camden Yards, Baltimore, MD Fri Apr 08 1994, 7:05 PM EDT Att: 47,252 - Unknown - 53 F					
Mike Deversaux, R (1, 8) OBP: 0.231, SLG: 0.667										5	1	1	1	0	3	1						
Rafael Palmeiro, L (1, 3) OBP: 0.333, SLG: 0.818										4	0	0	0	0	2	1						
Harold Baines, L (1, 10) OBP: 0.583, SLG: 0.900										3	1	1	0	1	0	0						
Cal Ripken Jr., R (1, 6) OBP: 0.333, SLG: 0.417										4	1	2	1	0	0	1						
Chris Hoiles, R (1, 2) OBP: 0.333, SLG: 0.300 Damon Buford, R (8, FR) Jeff Tackett, R (9, 2)										3	0	1	1	1	1	1						
Chris Sabo, R (1, 5) OBP: 0.250, SLG: 0.364										4	0	1	1	0	0	2						
Mark McLemore, S (1, 4) OBP: 0.091, SLG: 0.091										4	0	0	0	0	0	4						
Jeffrey Hammonds, R (1, 9) OBP: 0.364, SLG: 0.800										4	1	2	1	0	0	1						
Inning Stats	R: 0 E: 0 K: 1 S: 6	H: 0 LOB: 0 BB: 0 P: 9	R: 0 E: 0 K: 0 S: 10	H: 0 LOB: 2 BB: 2 P: 22	R: 0 E: 0 K: 2 S: 10	H: 1 LOB: 1 BB: 0 P: 12	R: 0 E: 0 K: 0 S: 5	H: 0 LOB: 0 BB: 0 P: 10	R: 1 E: 0 K: 0 S: 6	H: 1 LOB: 0 BB: 0 P: 11	R: 1 E: 0 K: 2 S: 12	H: 2 LOB: 1 BB: 0 P: 22	R: 0 E: 1 K: 0 S: 13	H: 0 LOB: 0 BB: 0 P: 18	R: 3 E: 0 K: 1 S: 20	H: 4 LOB: 2 BB: 0 P: 30	R: 0 E: 0 K: 2 S: 7	H: 0 LOB: 0 BB: 0 P: 11	1B: 2 2B: 3 3B: 1 HR: 2	SF: 0 SAC: 0 DP: 0 HBP: 0	WP: 0 PB: 0 SB: 0 CS: 0	PA: 38
PITCHER	IP WLS BF H R ER SO BB IBB HBP BLK WP HR S P ERA WHIP																					
Jack Armstrong, R (1, 1) ERA: 3.0	6.0	24	4	2	2	2	2	0	0	0	0	0	0	9	86	3.00	1.000					
Cris Carpenter, R (7, 1) ERA	0.2	3	0	0	0	0	0	0	0	0	0	0	0	9	12	0.00	0.000					
Rick Honeycutt, L (7, 1) ERA: 9.0	1.0	4	1	1	1	1	1	0	0	0	0	0	0	13	18	9.00	1.000					
Jay Howell, R (8, 1) ERA: 27.0	0.1	W	4	3	2	2	0	0	0	0	0	0	0	11	18	54.00	9.000					
Tom Henke, R (9, 1) ERA	1.0	S	3	0	0	0	2	0	0	0	0	0	0	7	11	0.00	0.000					

AB 33
R 7
H 9
RBI 7
BB 2
SO 5
LOB 10

AB 36
R 5
H 8
RBI 5
BB 2
SO 8
LOB 13

Batter	1	2	3	4	5	6	7	8	9	AB	R	H	RBI	BB	SO	LOB	TOP										
David Hulse, L OBP: 0.353, SLG: 0.471 (1, 8)	B2		K			1B 1B		G3 HR 1B	L6	5	2	2	0	0	1	0											
Doug Strange, S OBP: 0.250, SLG: 0.636 (1, 4)	2B			HR		F 1B 1B		G3		4	1	3	1	0	0	1											
Will Clark, L OBP: 0.313, SLG: 0.429 (1, 3)	K			K		E9 1B		HR BB		3	1	1	1	1	2	1											
Juan Gonzalez, R OBP: 0.250, SLG: 0.625 (1, 7)	P2			F9		K		HR		4	1	1	3	0	1	3											
Jose Canseco, R OBP: 0.188, SLG: 0.071 (1, 10)		K		F8		K		1B		4	0	1	0	0	2	2											
Dean Palmer, R OBP: 0.313, SLG: 0.333 (1, 5)	G2-3					K		F7		4	0	0	0	0	1	3											
Rob Ducey, L Chris James, R OBP: 0.385, SLG: 0.923 (8, PH) (8, 9)	P6					F8		F7	G4-3	3	0	0	0	0	0	0											
Ivan Rodriguez, R OBP: 0.313, SLG: 0.429 (1, 2)			K			BB		G6-3	G4-3	3	0	0	0	1	1	0											
Manuel Lee, S OBP: 0.143, SLG: 0.077 (1, 6)			K			F8		K	K	4	0	0	0	0	3	1											
Inning Stats	R: 0 E: 0 K: 1 S: 10	H: 1 LOB: 1 BB: 0 P: 16	R: 0 E: 0 K: 1 S: 7	H: 0 LOB: 0 BB: 0 P: 8	R: 0 E: 0 K: 3 S: 10	H: 0 LOB: 0 BB: 0 P: 14	R: 1 E: 0 K: 1 S: 12	H: 1 LOB: 0 BB: 0 P: 18	R: 0 E: 0 K: 0 S: 11	H: 0 LOB: 1 BB: 1 P: 18	R: 1 E: 1 K: 3 S: 21	H: 3 LOB: 2 BB: 0 P: 31	R: 0 E: 0 K: 1 S: 5	H: 0 LOB: 0 BB: 0 P: 7	R: 3 E: 0 K: 0 S: 12	H: 3 LOB: 1 BB: 1 P: 20	R: 0 E: 0 K: 1 S: 8	H: 0 LOB: 0 BB: 0 P: 10	1B: 5 2B: 1 3B: 0 HR: 2	SF: 0 SAC: 0 DP: 0 HBP: 0	WP: 0 PB: 0 SB: 0 CS: 0	PA: 37					
PITCHER	IP	WLS	BF	H	R	ER	SO	BB	IBB	HBP	BLK	WP	HR	S	P	ERA	WHIP										
35 Mike Mussina, R ERA: 2.08 (1, 1)	5.0	W	21	5	2	2	6	1	0	0	0	0	1	59	87	3.60	1.200										
Alan Mills, R ERA: 10.13 (6, 1)	2.1	10	2	3	3	4	1	0	0	0	0	0	1	26	41	11.57	1.286										
Mark Eichhorn, R ERA: 6.75 (8, 1)	0.1	2	1	0	0	0	0	0	0	0	0	0	0	2	3	0.00	3.000										
Jim Poole, L ERA: 27.0 (8, 1)	0.1	1	0	0	0	0	0	0	0	0	0	0	0	1	1	0.00	0.000										
Lee Smith, R ERA: (9, 1)	1.0	S	3	0	0	0	1	0	0	0	0	0	0	8	10	0.00	0.000										

Texas Rangers @ Baltimore Orioles
 Oriole Park at Camden Yards, Baltimore, MD
 Sat Apr 09 1994, 3:33 AM EDT
 Att: 47,225 - Sunny

AB 35
 R 5
 H 8
 RBI 5
 BB 2
 SO 11
 LOB 12



Batter	1	2	3	4	5	6	7	8	9	AB	R	H	RBI	BB	SO	LOB	BOTTOM										
Brady Anderson, L OBP: 0.368, SLG: 0.353 (1, 7)	K		HR 1B			F8		G3		5	2	2	0	0	1	1											
Mike Devereaux, R OBP: 0.235, SLG: 0.750 (1, 8)	K		HR			K		K		4	1	1	3	0	3	1											
Rafael Palmeiro, L OBP: 0.375, SLG: 0.714 (1, 3)	G4-3		BB			G3		1B		3	0	1	1	1	0	0											
Harold Baines, L OBP: 0.500, SLG: 0.714 (1, 10)		G5-4-3 1B	G4-3			G3-1		K		4	0	1	0	0	1	2											
Cal Ripken Jr., R OBP: 0.375, SLG: 0.438 (1, 6)	G5-4-3		BB			HR 1B		P6		4	1	2	0	0	0	2											
Chris Hoiles, R OBP: 0.313, SLG: 0.500 (1, 2)	G6-3		K			HR		E6 2B SF8		4	2	1	2	0	1	1											
Chris Sabo, R OBP: 0.313, SLG: 0.467 (1, 5)			G4-3			K		1B 1B		4	0	2	0	0	1	1											
Mark McLemore, S OBP: 0.200, SLG: 0.200 (1, 4)			FC5-4 1B			G4-3		K		4	0	2	0	0	1	3											
Jeffrey Hammonds, R OBP: 0.267, SLG: 0.615 (1, 9)			FC5-4 1B HR			G5-3		K		3	1	0	1	0	1	3											
Inning Stats	R: 0 E: 0 K: 2 S: 11	H: 0 LOB: 0 BB: 0 P: 15	R: 0 E: 0 K: 0 S: 10	H: 1 LOB: 0 BB: 0 P: 15	R: 3 E: 0 K: 0 S: 10	H: 3 LOB: 1 BB: 1 P: 21	R: 0 E: 0 K: 2 S: 12	H: 1 LOB: 0 BB: 0 P: 18	R: 0 E: 0 K: 1 S: 11	H: 0 LOB: 0 BB: 0 P: 14	R: 2 E: 0 K: 1 S: 12	H: 4 LOB: 2 BB: 0 P: 18	R: 1 E: 0 K: 2 S: 15	H: 2 LOB: 1 BB: 0 P: 20	R: 1 E: 1 K: 1 S: 12	H: 1 LOB: 1 BB: 0 P: 17	1B: 8 2B: 2 3B: 0 HR: 2	SF: 1 SAC: 0 DP: 1 HBP: 0	WP: 0 PB: 0 SB: 0 CS: 0	PA: 37							
PITCHER	IP	WLS	BF	H	R	ER	SO	BB	IBB	HBP	BLK	WP	HR	S	P	ERA	WHIP										
Kevin Brown, R ERA: 8.74 (7, 1)	0.2	2	0	0	0	1	0	0	0	0	0	0	0	6	8	0.00	0.000										
James Hurst, L ERA: (8, 1)	0.2	4	1	1	0	1	0	0	0	0	0	0	0	9	12	0.00	1.500										
Rick Honeycutt, L ERA: 6.75 (8, 1)	0.1	1	0	0	0	0	0	0	0	0	0	0	0	3	5	0.00	0.000										

Texas Rangers @ Baltimore Orioles
 Oriole Park at Camden Yards, Baltimore, MD
 Sat Apr 09 1994, 3:33 AM EDT
 Att: 47,225 - Sunny

AB 35
 R 7
 H 12
 RBI 7
 BB 1
 SO 9
 LOB 14



Batter	1	2	3	4	5	6	7	8	9	AB	R	H	RBI	BB	SO	LOB	TOP			
Pat Listach, S OBP: 0.500, SLG: 0.579 (1, 6)	G4-3		1-1 CS 1B			2-1 FC3-6 1B		1-2 E 2B		4	1	3	0	0	0	0				
Darryl Hamilton, L OBP: 0.227, SLG: 0.263 (1, 10)	F7		3-2 G3-1			2-2 FC3-6 3B		1-0 P6		4	1	0	0	0	0	3				
Turner Ward, S OBP: 0.385, SLG: 0.348 (1, 7)	4-1 FC5-4 BB			1-1 G5-3		1-3 K		2-1 P3		3	0	0	0	1	1	2				
Kevin Seitzer, R OBP: 0.320, SLG: 0.667 (1, 5)	1-0 FC5-4			1-2 G5-3		3-1 K		2-2 E9 1B		4	0	2	2	0	0	1				
John Jaha, R OBP: 0.375, SLG: 0.600 (1, 3)		3-2 G1-6-3 1B		2-0 G6-3		1-3 K		0-2 F9		4	0	1	0	0	1	2				
Dave Nilsson, L OBP: 0.346, SLG: 0.577 (1, 2)		1-2 G1-6-3			1-0 HR			3-2 G3-1		4	2	1	1	0	0	1				
Jody Reed, R OBP: 0.478, SLG: 0.474 (1, 4)		1-2 1B			0-2 G5-3		2-2 G6-4-3 1B		0-2 F9	4	0	2	0	0	0	0				
Matt Mieske, R OBP: 0.200, SLG: 0.077 (1, 9)		1-1 G5-3			3-2 G5-3		1-1 G6-4-3		2-1 G4-3	4	0	0	0	0	0	2				
Alex Diaz, S OBP: 0.286, SLG: 0.500 (1, 8)			2-1 G3		1-3 K		2-0 G4-3			3	0	0	0	0	1	0				
Inning Stats	R: 0 E: 0 K: 0 S: 5	H: 0 LOB: 1 BB: 1 P: 11	R: 0 E: 0 K: 0 S: 13	H: 2 LOB: 1 BB: 0 P: 19	R: 0 E: 0 K: 0 S: 7	H: 1 LOB: 0 BB: 0 P: 13	R: 0 E: 0 K: 0 S: 6	H: 0 LOB: 0 BB: 0 P: 10	R: 1 E: 0 K: 2 S: 14	H: 1 LOB: 0 BB: 0 P: 16	R: 1 E: 0 K: 0 S: 9	H: 1 LOB: 0 BB: 0 P: 16	R: 1 E: 1 K: 0 S: 13	H: 2 LOB: 1 BB: 0 P: 19	R: 0 E: 0 K: 0 S: 8	H: 0 LOB: 0 BB: 0 P: 13	1B: 6 2B: 1 3B: 1 HR: 1	SF: 0 SAC: 0 DP: 2 HBP: 0	WP: 0 PB: 0 SB: 0 CS: 1	PA: 35
PITCHER	IP WLS BF H R ER SO BB IBB HBP BLK WP HR S P ERA WHIP	IP WLS BF H R ER SO BB IBB HBP BLK WP HR S P ERA WHIP																		
Kenny Rogers, L ERA: 9.28 (1, 1)	7.2 L 30 8 4 3 3 1 0 0 0 0 1 71 118 3.52 1.174	1.1 5 1 0 0 0 0 0 0 0 0 0 0 15 22 0.00 0.750																		
Cris Carpenter, R ERA: (8, 1)																				

Milwaukee Brewers @ Texas Rangers
The Ballpark at Arlington, Arlington, TX
Mon Apr 11 1994, 4:33 AM EDT
Att: 46,056 - Cloudy - 68 F

AB 34
R 4
H 9
RBI 3
BB 1
SO 3
LOB 11



Batter	1	2	3	4	5	6	7	8	9	AB	R	H	RBI	BB	SO	LOB	BOTTOM					
David Hulse, L OBP: 0.385, SLG: 0.391 (1, 8)	1-0 FC1-6-4 1B		1-3 K			0-0 E3 1B		2-1 BB HBP		3	1	1	0	0	1	0						
Doug Strange, S OBP: 0.333, SLG: 0.500 (1, 4)	2-2 K			0-2 G6-3		1-0 1B		2-3 K		4	0	1	1	0	2	4						
Jose Canseco, R OBP: 0.360, SLG: 0.400 (1, 10)	2-2 FC1-6-4 FC6-4			1-1 G6-3			2-3 K	4-0 G6-4-3 BB		3	0	0	1	1	1	1						
Juan Gonzalez, R OBP: 0.160, SLG: 0.417 (1, 7)	1-2 FC6-4			0-1 P4			1-0 G5-3	0-1 G6-4-3		4	0	0	0	0	0	4						
Willi Clark, L OBP: 0.286, SLG: 0.556 (1, 3)		3-2 F9			1-3 K		2-1 HR		2-2 L9	4	1	1	1	0	1	0						
Dean Palmer, R OBP: 0.380, SLG: 0.500 (1, 5)		1-2 L5			0-1 G4-3		1-2 2B		1-3 K	4	0	1	0	0	1	0						
Rob Ducey, L OBP: 0.421, SLG: 0.750 (9, PH)		2-2 G4-3			0-0 F8		1-0 L9		4-2 BB	3	0	0	0	0	0	1						
Chris James, R OBP: 0.421, SLG: 0.750 (9, PH)										0	0	0	0	1	0	0						
Ivan Rodriguez, R OBP: 0.280, SLG: 0.500 (1, 2)			1-1 F8			0-2 F7		1-2 HBP 1B BB 1B		4	1	1	0	0	0	1						
Manuel Lee, S OBP: 0.211, SLG: 0.167 (1, 6)			0-0 G6-3			2-2 P5		1-0 BB HBP 1B		2	0	0	0	0	0	0						
Gary Redus, R OBP: 0.200, SLG: 0.200 (8, PH)										1	0	1	0	0	0	0						
Esteban Beltré, R ERA: 6.75 (9, 6)										0	0	0	0	0	0	0						
Inning Stats	R: 0 E: 0 K: 1 S: 11	H: 1 LOB: 1 BB: 0 P: 17	R: 0 E: 0 K: 0 S: 10	H: 0 LOB: 0 BB: 0 P: 16	R: 0 E: 0 K: 1 S: 6	H: 0 LOB: 0 BB: 0 P: 8	R: 0 E: 0 K: 0 S: 7	H: 0 LOB: 0 BB: 0 P: 8	R: 0 E: 0 K: 1 S: 6	H: 0 LOB: 0 BB: 0 P: 7	R: 1 E: 0 K: 0 S: 11	H: 1 LOB: 1 BB: 0 P: 14	R: 1 E: 0 K: 1 S: 10	H: 2 LOB: 1 BB: 0 P: 17	R: 1 E: 0 K: 1 S: 10	H: 2 LOB: 3 BB: 1 P: 20	R: 0 E: 0 K: 1 S: 12	H: 0 LOB: 1 BB: 1 P: 19	1B: 4 2B: 1 3B: 0 HR: 1	SF: 0 SAC: 0 DP: 1 HBP: 1	WP: 0 PB: 0 SB: 1 CS: 0	PA: 35
PITCHER	IP WLS BF H R ER SO BB IBB HBP BLK WP HR S P ERA WHIP	IP WLS BF H R ER SO BB IBB HBP BLK WP HR S P ERA WHIP																				
Jaime Navarro, R ERA: 2.57 (1, 1)	7.0 W 26 5 3 2 4 0 0 0 0 0 0 5 10 0.00 3.000	0.1 3 1 0 0 1 0 0 0 0 0 0 0 5 10 0.00 3.000																				
Graeme Lloyd, L ERA: (8, 1)	0.1 3 1 0 0 1 0 0 0 0 0 0 0 5 10 0.00 3.000	0.2 2 0 0 0 0 1 0 0 0 0 0 0 2 6 0.00 1.500																				
Mark Kiefer, R ERA: 2.45 (8, 1)	0.2 3 0 0 0 1 1 0 0 0 0 0 0 11 18 0.00 1.500	0.1 S 1 0 0 0 0 0 0 0 0 0 0 1 1 0.00 0.000																				
Jesse Orosco, L ERA: 3.86 (9, 1)																						
Bob Scanlon, R ERA: 6.75 (9, 1)																						

Milwaukee Brewers @ Texas Rangers
The Ballpark at Arlington, Arlington, TX
Mon Apr 11 1994, 4:33 AM EDT
Att: 46,056 - Cloudy - 68 F

AB 32
R 3
H 6
RBI 3
BB 2
SO 6
LOB 11



Batter	1	2	3	4	5	6	7	8	9	AB	R	H	RBI	BB	SO	LOB	TOP			
Darryl Hamilton, L OBP: 0.290, SLG: 0.308 (1, 8)										4	1	2	0	1	2	1	Milwaukee Brewers @ Texas Rangers The Ballpark at Arlington, Arlington, TX Thu Apr 14 1994, 8:05 PM EDT Att: 34,427 - Unknown - 79 F			
Kevin Seitzer, R OBP: 0.343, SLG: 0.647 (1, 5)										5	2	3	0	0	1	2				
Turner Ward, S OBP: 0.389, SLG: 0.406 (1, 7)										5	2	3	2	0	0	3				
John Jaha, R OBP: 0.412, SLG: 0.679 (1, 3)										4	1	1	4	0	2	2				
Dave Nilsson, L OBP: 0.313, SLG: 0.500 Mike Matheny, R (3, 2)										2	0	1	0	0	0	0				
Jody Reed, R OBP: 0.484, SLG: 0.417 Jose Valentin, S (7, PR) (7, 4)										3	1	1	0	1	1	2				
Brian Harper, R OBP: 0.250, SLG: 0.250 (1, 10)										4	0	1	0	0	1	2				
Pat Listach, S OBP: 0.464, SLG: 0.556 (1, 6)										4	0	1	1	0	0	1				
Alex Diaz, S OBP: 0.276, SLG: 0.500 (1, 9)										4	0	1	0	0	1	1				
Inning Stats	R: 5 E: 1 K: 0 S: 21	H: 6 LOB: 1 BB: 0 P: 28	R: 2 E: 0 K: 1 S: 14	H: 3 LOB: 1 BB: 0 P: 20	R: 0 E: 0 K: 1 S: 14	H: 1 LOB: 0 BB: 0 P: 17	R: 0 E: 0 K: 2 S: 9	H: 1 LOB: 1 BB: 0 P: 15	R: 0 E: 0 K: 1 S: 8	H: 0 LOB: 0 BB: 1 P: 15	R: 0 E: 0 K: 2 S: 11	H: 0 LOB: 1 BB: 1 P: 17	R: 0 E: 0 K: 0 S: 3	H: 0 LOB: 1 BB: 0 P: 10	R: 0 E: 0 K: 0 S: 10	H: 1 LOB: 0 BB: 0 P: 15	1B: 9 2B: 6 3B: 1 HR: 1	SF: 1 SAC: 0 DP: 3 HBP: 0	WP: 0 PB: 0 SB: 0 CS: 1	PA: 41
PITCHER	IP	WLS	BF	H	R	ER	SO	BB	IBB	HBP	BLK	WP	HR	S	P	ERA	WHIP			
Kevin Brown, R ERA: 8.84 (1, 1)	7.0	L	34	13	7	7	8	2	0	0	0	0	1	85	122	9.00	2.143			
Matt Whiteside, R ERA: 12.0 (8, 1)	2.0		7	1	0	0	0	1	0	0	0	0	0	13	25	0.00	1.000			

Batter	1	2	3	4	5	6	7	8	9	AB	R	H	RBI	BB	SO	LOB	BOTTOM					
David Hulse, L OBP: 0.324, SLG: 0.323 (1, 8)										4	0	0	0	0	0	3	Milwaukee Brewers @ Texas Rangers The Ballpark at Arlington, Arlington, TX Thu Apr 14 1994, 8:05 PM EDT Att: 34,427 - Unknown - 79 F					
Doug Strange, S OBP: 0.310, SLG: 0.538 (1, 4)										4	0	0	0	0	2	2						
Jose Canseco, R OBP: 0.364, SLG: 0.407 (1, 10)										4	1	1	0	0	0	2						
Juan Gonzalez, R OBP: 0.152, SLG: 0.406 (1, 7)										4	0	0	1	0	0	0						
Will Clark, L OBP: 0.345, SLG: 0.500 (1, 3)										3	0	0	0	1	0	0						
Dean Palmer, R OBP: 0.273, SLG: 0.375 (1, 5)										4	0	0	0	0	1	2						
Rob Ducey, L OBP: 0.077, SLG: 0.077 (1, 9)										4	0	1	0	0	0	1						
Ivan Rodriguez, R OBP: 0.303, SLG: 0.483 (1, 2)										4	1	1	0	0	0	2						
Manuel Lee, S OBP: 0.250, SLG: 0.217 (1, 6)										3	0	2	1	0	0	1						
Inning Stats	R: 0 E: 0 K: 1 S: 6	H: 0 LOB: 0 BB: 0 P: 9	R: 0 E: 0 K: 0 S: 12	H: 1 LOB: 2 BB: 1 P: 20	R: 0 E: 0 K: 0 S: 9	H: 1 LOB: 1 BB: 0 P: 14	R: 0 E: 1 K: 0 S: 10	H: 0 LOB: 1 BB: 0 P: 15	R: 0 E: 0 K: 0 S: 15	H: 2 LOB: 1 BB: 0 P: 25	R: 0 E: 0 K: 1 S: 8	H: 0 LOB: 0 BB: 0 P: 11	R: 0 E: 1 K: 0 S: 7	H: 0 LOB: 1 BB: 0 P: 10	R: 1 E: 0 K: 1 S: 10	H: 1 LOB: 0 BB: 0 P: 16	R: 0 E: 0 K: 0 S: 5	H: 0 LOB: 0 BB: 0 P: 9	1B: 3 2B: 2 3B: 0 HR: 0	SF: 0 SAC: 0 DP: 0 HBP: 0	WP: 0 PB: 1 SB: 0 CS: 0	PA: 35
PITCHER	IP	WLS	BF	H	R	ER	SO	BB	IBB	HBP	BLK	WP	HR	S	P	ERA	WHIP					
Ricky Bones, R ERA: 0.52 (1, 1)	9.0	W	35	5	2	1	3	1	0	0	0	0	0	82	129	1.00	0.667					

AB	37
R	7
H	14
RBI	7
BB	3
SO	8
LOB	14



Batter	1	2	3	4	5	6	7	8	9	AB	R	H	RBI	BB	SO	LOB	TOP										
Brady Anderson, L (1.7) OBP: 0.357, SLG: 0.371	0-2 F7		2-1 F7			1-1 P5		0-0 1-H 2B		4	0	1	1	0	0	1											
Mike Devereaux, R (1.8) OBP: 0.250, SLG: 0.400	3-2 G5-3			0-1 G5-3		0-0 F7		4-1 BB		3	0	0	0	1	0	1											
Rafael Palmeiro, L (1.3) OBP: 0.359, SLG: 0.611	2-1 F9			1-0 F8			3-2 F7	1-1 F8		4	0	0	0	0	0	2											
Harold Baines, L (1.10) OBP: 0.421, SLG: 0.657		0-0 HR		0-3 K			3-1 G6-4-3 1B		1-0 G4-3	4	1	2	1	0	1	0											
Cal Ripken Jr., R (1.6) OBP: 0.270, SLG: 0.378	1-1 G5-3				0-0 F7		0-0 G6-4-3 1-2		0-0 G4-3	4	0	0	0	0	0	1											
Chris Hoiles, R (1.2) OBP: 0.351, SLG: 0.355	0-1 F7				3-2 G1-3			2-2 WP 1B	1-2 FC5-4 1B	4	1	2	0	0	0	0											
Chris Sabo, R (1.5) OBP: 0.281, SLG: 0.333	2-0 P5				2-2 G6-3			2-3 K 1-2	1-0 FC5-4 1-2	4	0	0	0	0	1	2											
Mark McLemore, S (1.4) OBP: 0.314, SLG: 0.303			0-1 G6-3			4-0 BB		2-1 2B 2H		2	1	1	1	1	0	0											
Jeffrey Hammonds, R (1.9) OBP: 0.314, SLG: 0.594			3-3 K			1-0 F7		0-1 F9		3	0	0	0	0	1	2											
Inning Stats	R: 0 E: 0 K: 0 S: 8	H: 0 LOB: 0 BB: 0 P: 13	R: 1 E: 0 K: 0 S: 6	H: 1 LOB: 0 BB: 0 P: 9	R: 0 E: 0 K: 1 S: 7	H: 0 LOB: 0 BB: 0 P: 12	R: 0 E: 0 K: 1 S: 6	H: 0 LOB: 0 BB: 0 P: 7	R: 0 E: 0 K: 0 S: 4	H: 0 LOB: 1 BB: 1 P: 10	R: 0 E: 0 K: 0 S: 7	H: 1 LOB: 0 BB: 0 P: 13	R: 2 E: 0 K: 1 S: 15	H: 3 LOB: 2 BB: 1 P: 26	R: 0 E: 0 K: 0 S: 6	H: 1 LOB: 0 BB: 0 P: 9	1B: 4 2B: 1 3B: 0 HR: 1	SF: 0 SAC: 0 DP: 1 HBP: 0	WP: 1 PB: 0 SB: 0 CS: 0	PA: 34							
PITCHER	IP	WLS	BF	H	R	ER	SO	BB	IBB	HBP	BLK	WP	HR	S	P	ERA	WHIP										
Rick Helling, R (1.1) ERA: 5.4	7.2	W	29	5	3	3	3	2	0	0	0	1	1	58	99	3.52	0.913										
Rick Honeycutt, L (8.1) ERA: 8.75	0.2		2	0	0	0	0	0	0	0	0	0	0	3	5	0.00	0.000										
Jay Howell, R (9.1) ERA: 8.31	0.2		3	1	0	0	0	0	0	0	0	0	0	5	7	0.00	1.500										

Baltimore Orioles @ Texas Rangers
The Ballpark at Arlington, Arlington, TX
Fri Apr 15 1994, 8:05 PM EDT
Att: 37,760 - Unknown

AB 32
R 3
H 6
RBI 3
BB 2
SO 3
LOB 9

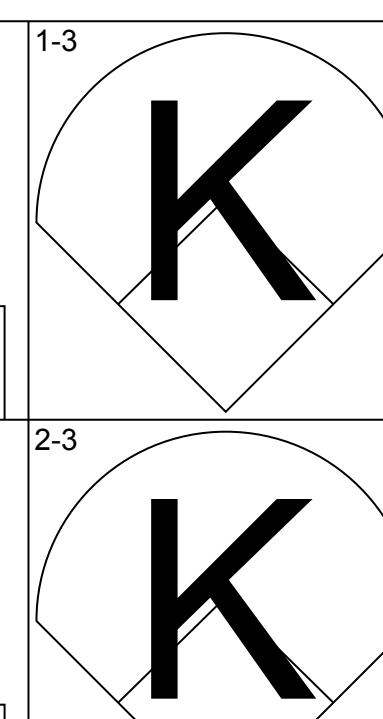
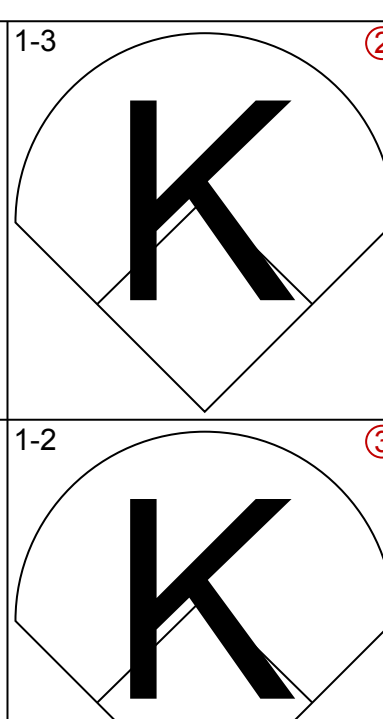
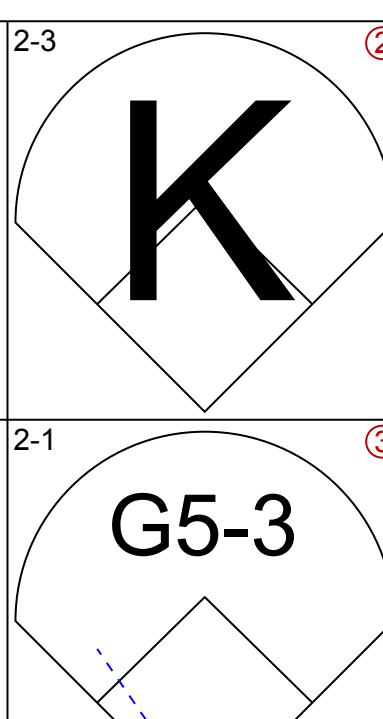
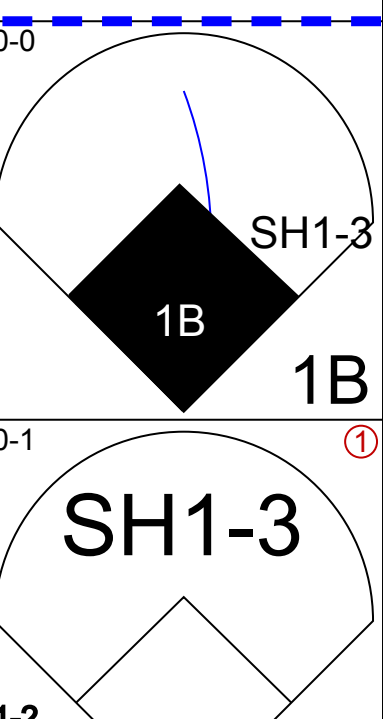
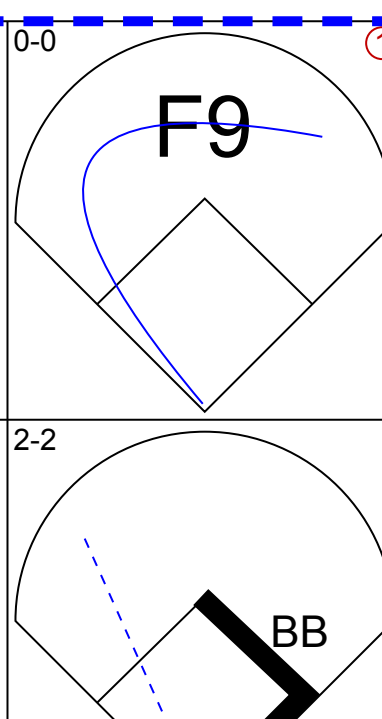
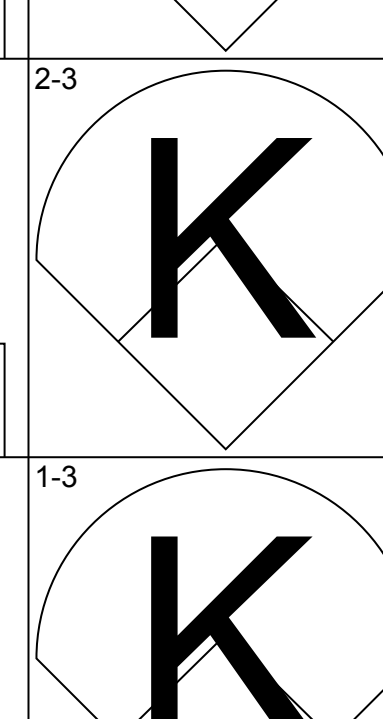

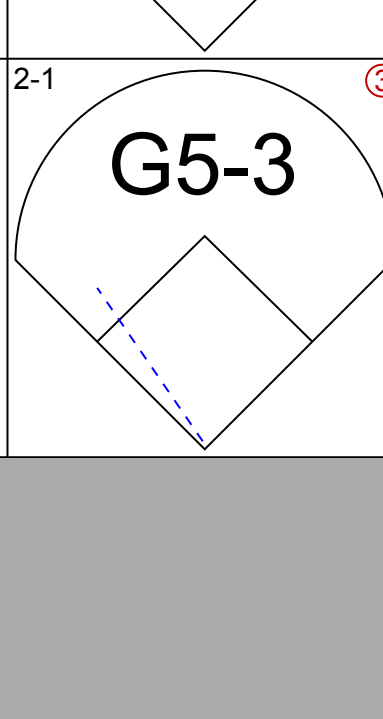
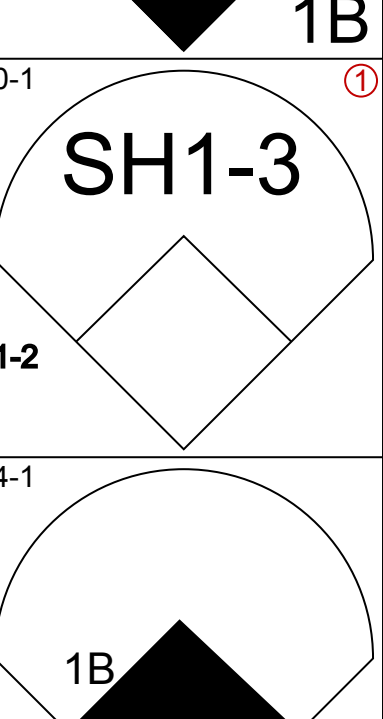
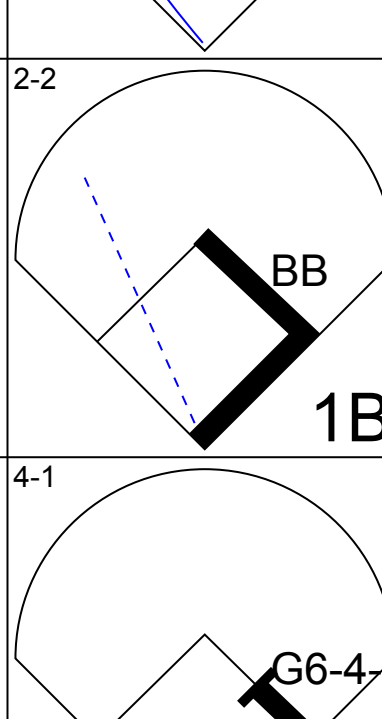
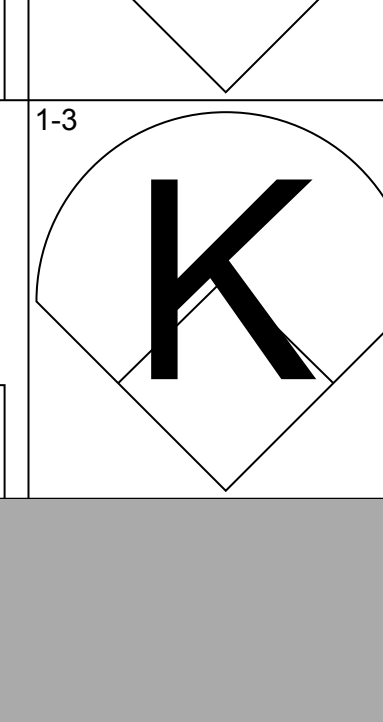
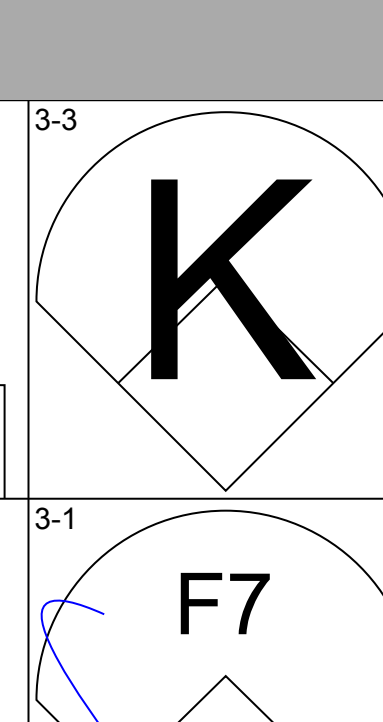
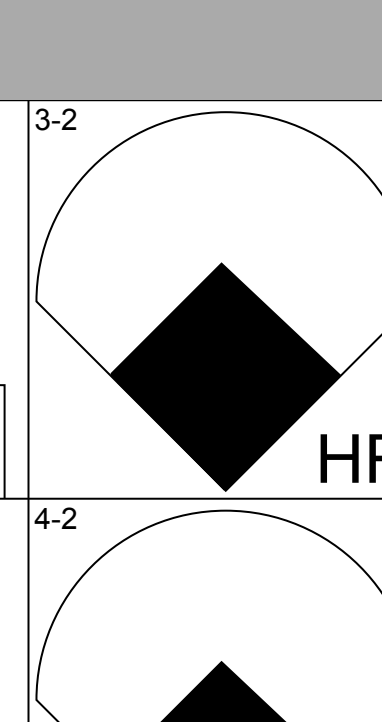
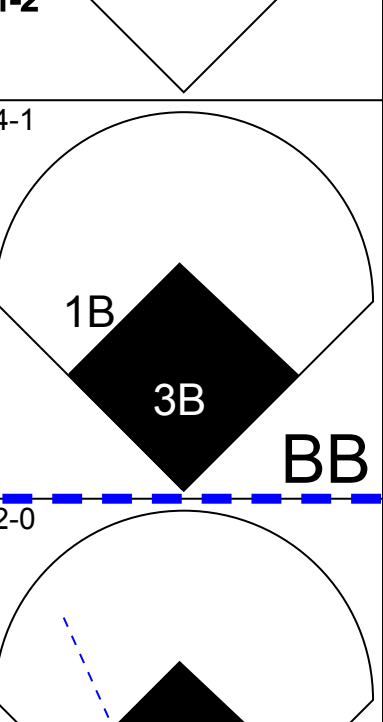
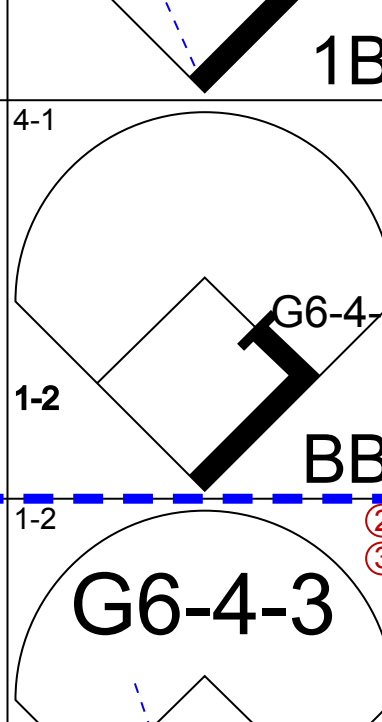
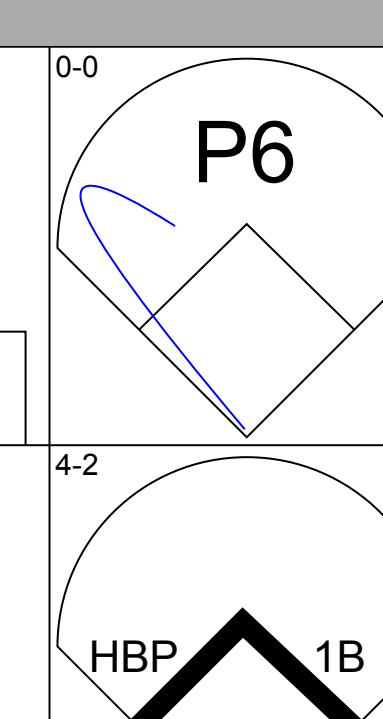
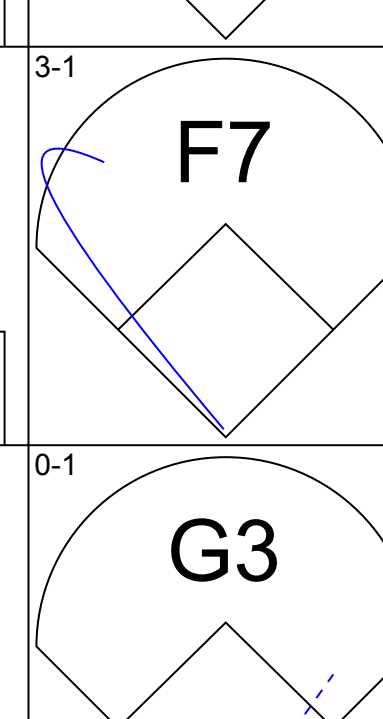
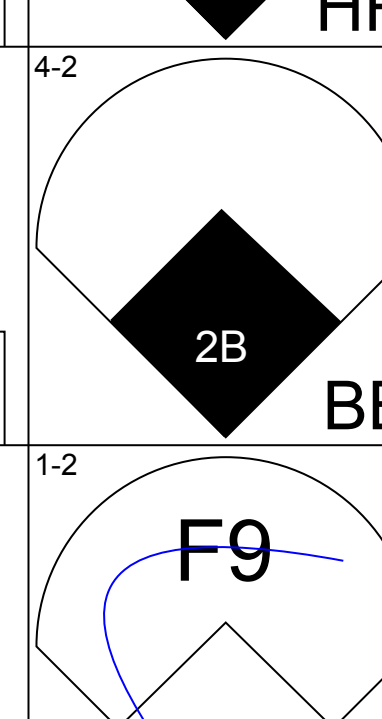
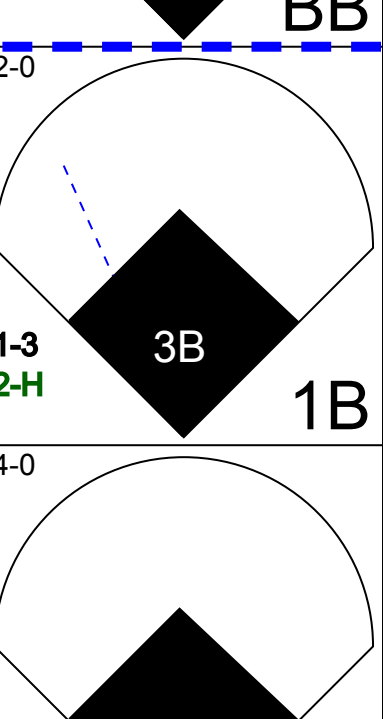
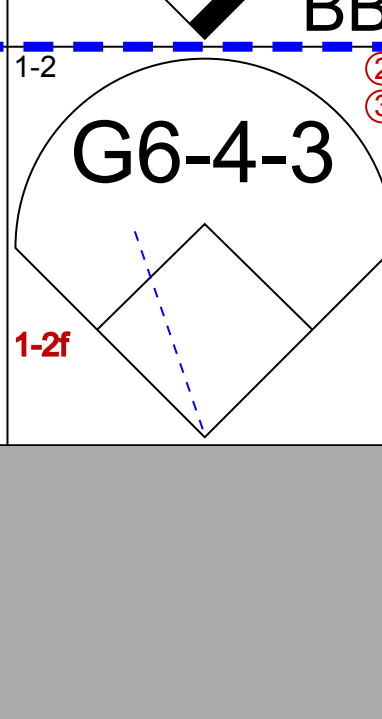
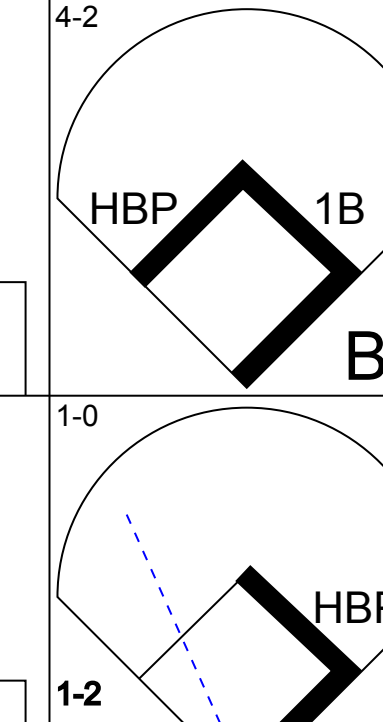
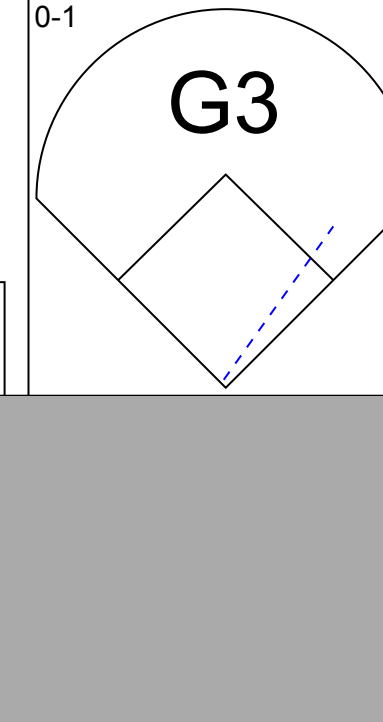
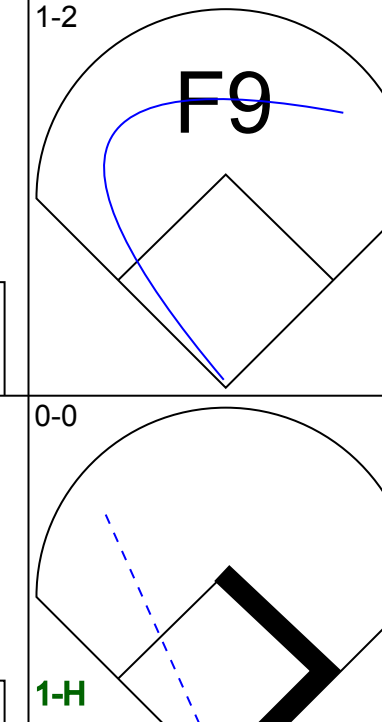
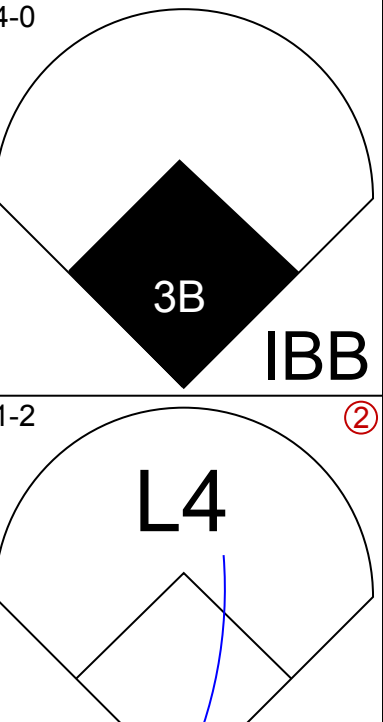
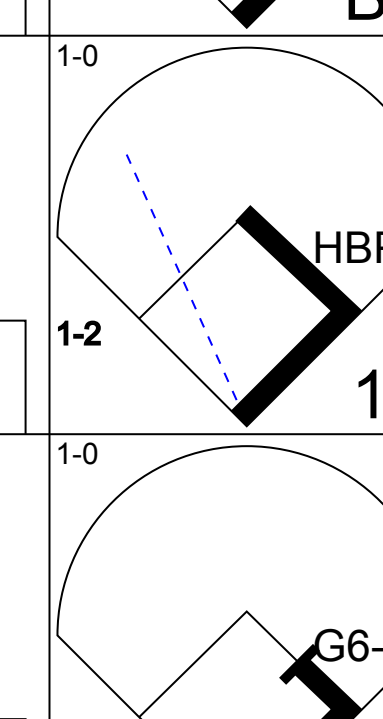
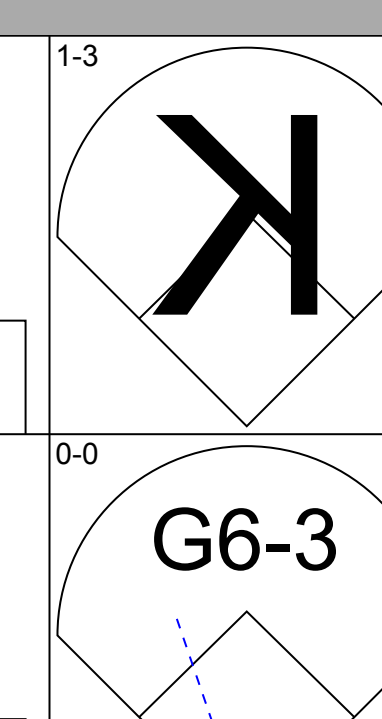
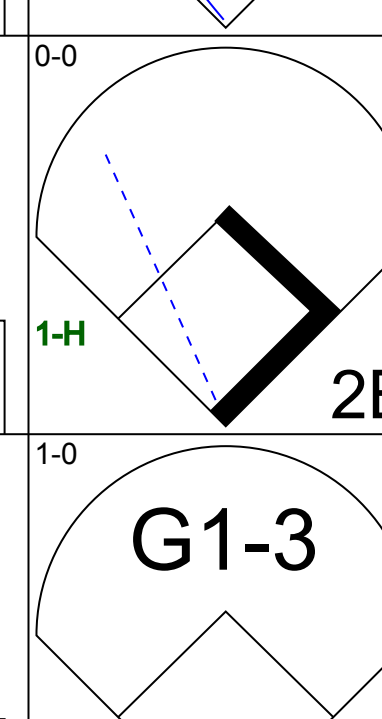
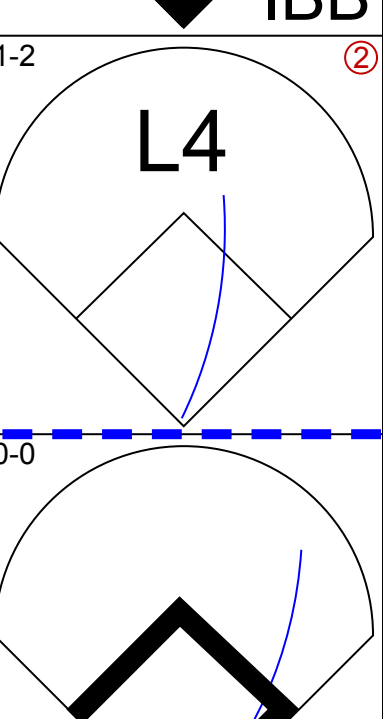
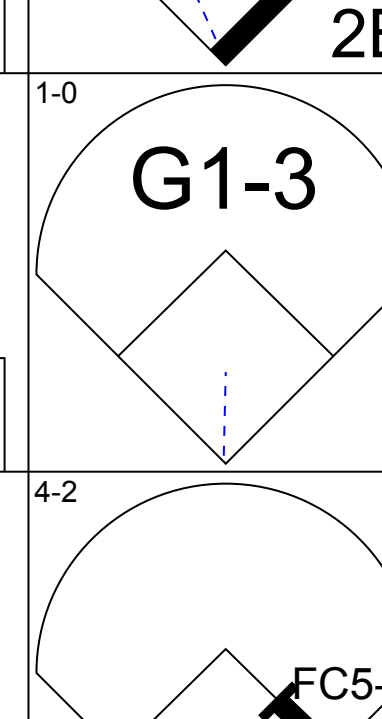
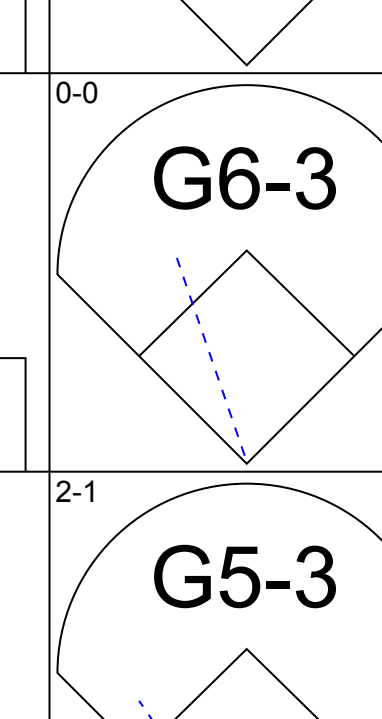
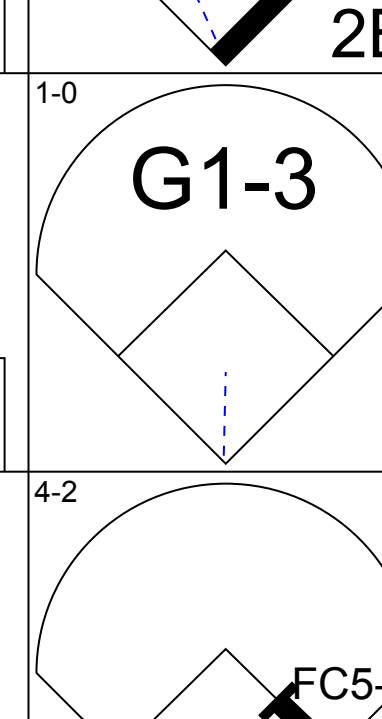
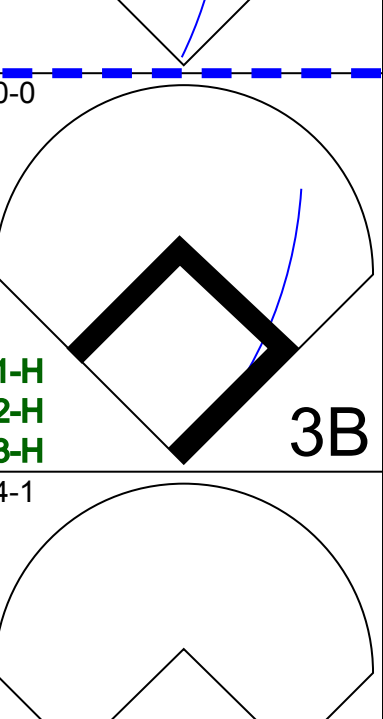
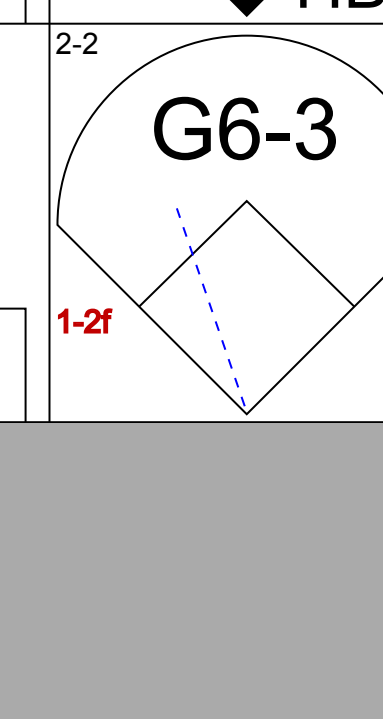
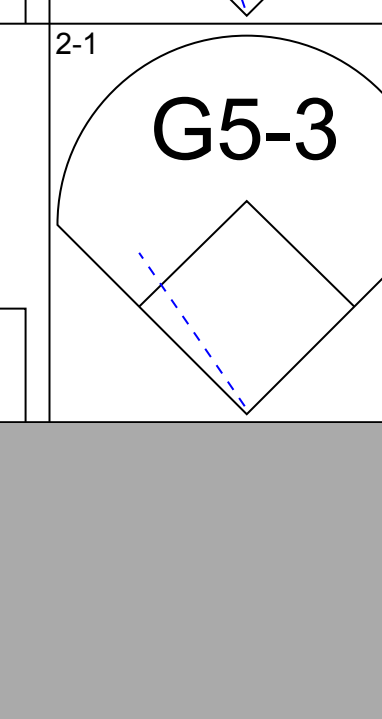
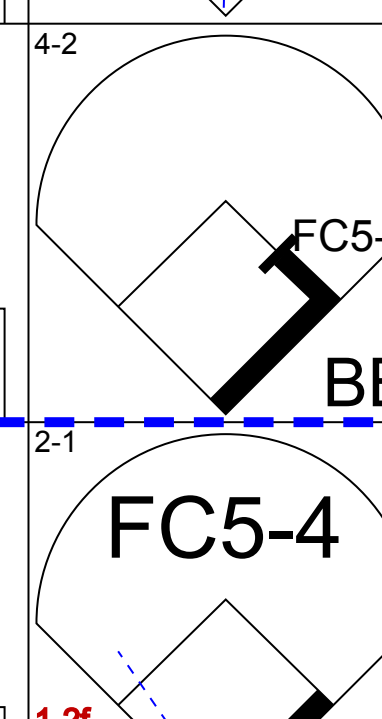
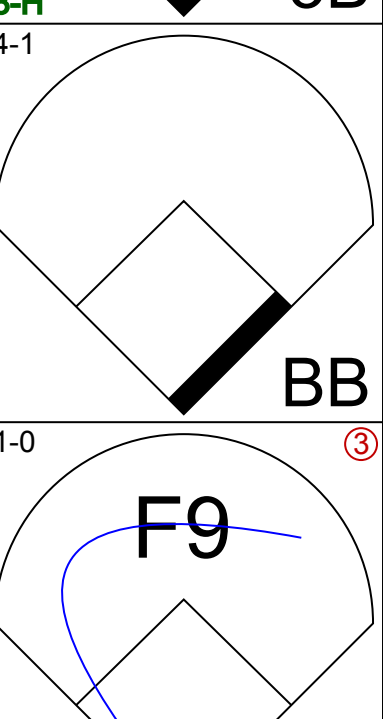
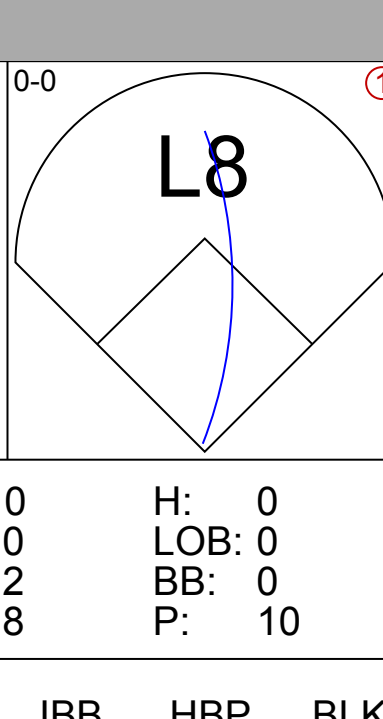
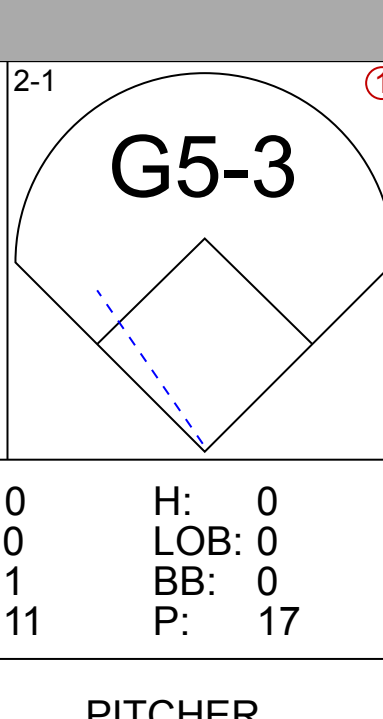
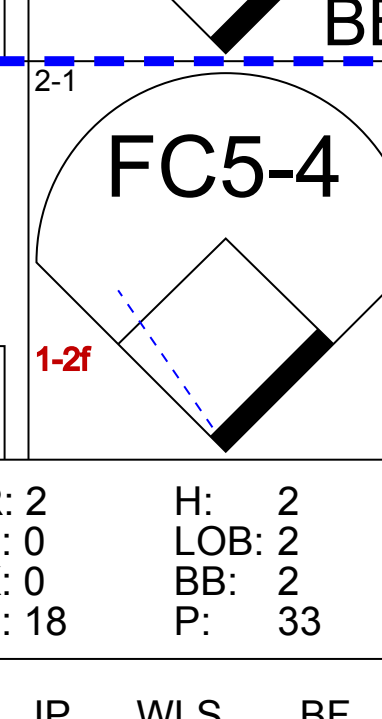
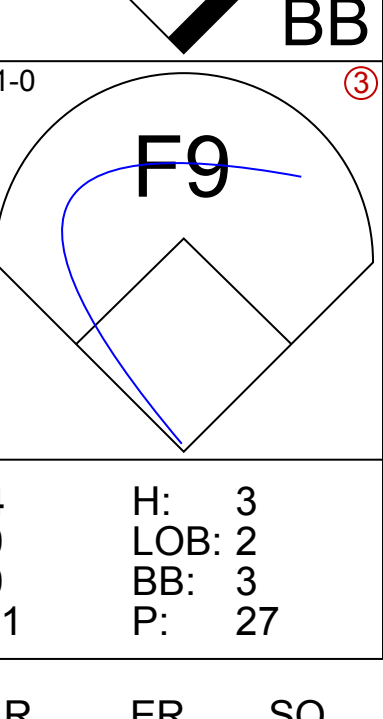


Batter	1	2	3	4	5	6	7	8	9	AB	R	H	RBI	BB	SO	LOB	BOTTOM										
David Hulse, L (1.8) OBP: 0.359, SLG: 0.353	4-2 S BB		3-2 G4-3		4-2 E BB		3-2 WP 2B	1-0 F9 WP 1-2		3	1	1	1	2	0	1											
Chris James, R (1.9) OBP: 0.440, SLG: 0.650	4-2 BB		2-1 G5-3		3-3 K		4-1 2B BB	1-1 F9 1-3		3	1	0	0	2	1	2											
Will Clark, L (1.3) OBP: 0.353, SLG: 0.517	1-1 F7			2-2 HR 1B		0-2 G4-3	0-2 1B 2B	0-3 K		5	2	2	1	0	1	4											
Juan Gonzalez, R (1.7) OBP: 0.162, SLG: 0.389	0-2 P6			0-3 K		1-0 2B 1B	1-3 K			4	1	1	0	0	2	4											
Jose Canseco, R (1.10) OBP: 0.405, SLG: 0.533	3-3 K			2-0 HR		4-2 2B 1B	0-2 BB 1B	0-2 BB 1B		3	2	2	3	1	1	2											
Dean Palmer, R (1.5) OBP: 0.270, SLG: 0.389		1-3 K		0-3 K		0-1 CS 2B	3-2 P4			4	0	1	2	0	2	1											
Ivan Rodriguez, R (1.2) OBP: 0.324, SLG: 0.452		1-3 K		4-1 BB		1-1 G6-3	4-2 BB			2	0	0	0	2	1	1											
Billy Ripken, R (1.4) OBP: 0.125, SLG: 0.125		2-1 G6-3		0-0 F8		1-3 K	3-2 G4-3			4	0	0	0	0	1	4											
Manuel Lee, S (1.6) OBP: 0.286, SLG: 0.259			1-3 K		0-1 G4-3		1-0 2B 1B	2-2 FC4-6 1B		4	1	2	0	0	1	0											
Inning Stats	R: 0 E: 0 K: 1 S: 13	H: 0 LOB: 2 BB: 2 P: 25	R: 0 E: 0 K: 2 S: 9	H: 0 LOB: 0 BB: 0 P: 13	R: 0 E: 0 K: 1 S: 10	H: 0 LOB: 0 BB: 0 P: 16	R: 2 E: 0 K: 2 S: 12	H: 2 LOB: 1 BB: 1 P: 20	R: 0 E: 1 K: 1 S: 12	H: 0 LOB: 1 BB: 1 P: 19	R: 2 E: 0 K: 1 S: 12	H: 2 LOB: 0 BB: 1 P: 19	R: 4 E: 0 K: 1 S: 23	H: 4 LOB: 2 BB: 2 P: 44	R: 0 E: 0 K: 1 S: 9	H: 1 LOB: 1 BB: 0 P: 13	1B: 5 2B: 3 3B: 0 HR: 1	SF: 0 SAC: 0 DP: 0 HBP: 0	WP: 2 PB: 0 SB: 1 CS: 1	PA: 39							
PITCHER	IP	WLS	BF	H	R	ER	SO	BB	IBB	HBP	BLK	WP	HR	S	P	ERA	WHIP										
Arthur Rhodes, L (1.1) ERA: 11.25	5.0	L	23	3	4	4	7	5	0	0	0	0	0	8	13	7.20	1.600										
Mark Eichhorn, R (6.1) ERA: 9.0	1.0		4	2	1	1	1	0	0	0	0	0	0	8	11	9.00	2.000										
Brad Pennington, L (7.1) ERA: 10.13	0.0		3	2	2	2	0	1	0	0	0	1	0	5	14	∞	∞										
Mark Williamson, R (7.1) ERA: 3.6	1.0		5	1	1	1	1	1	0	0	0	0	0	17	28	9.00	2.000										
Jim Poole, L (8.1) ERA: 7.71	1.0		4	1	0	0	1	0	0	0	0	1	0	9	13	0.00	1.000										

Baltimore Orioles @ Texas Rangers
The Ballpark at Arlington, Arlington, TX
Fri Apr 15 1994, 8:05 PM EDT
Att: 37,760 - Unknown

AB 32
R 8
H 9
RBI 7
BB 7
SO 10
LOB 19

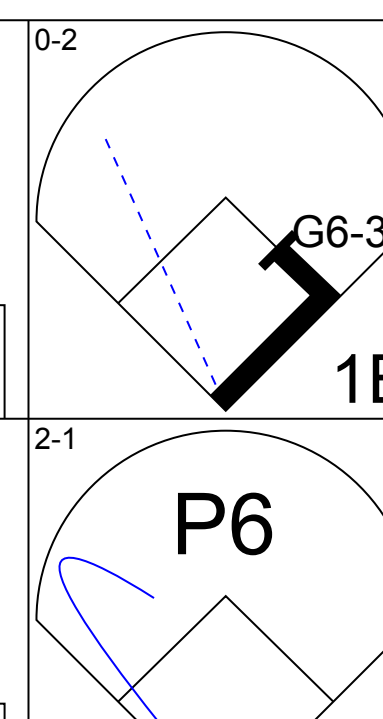

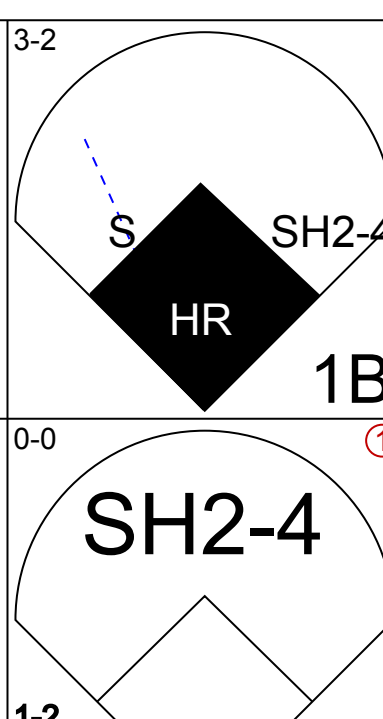
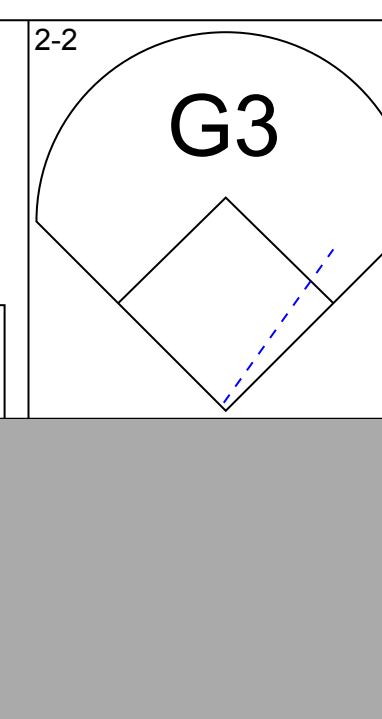
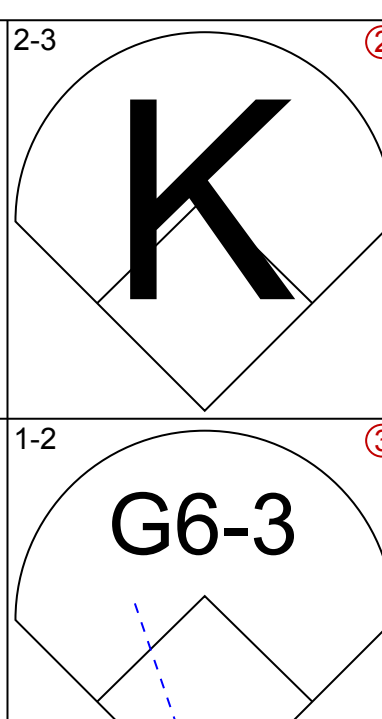
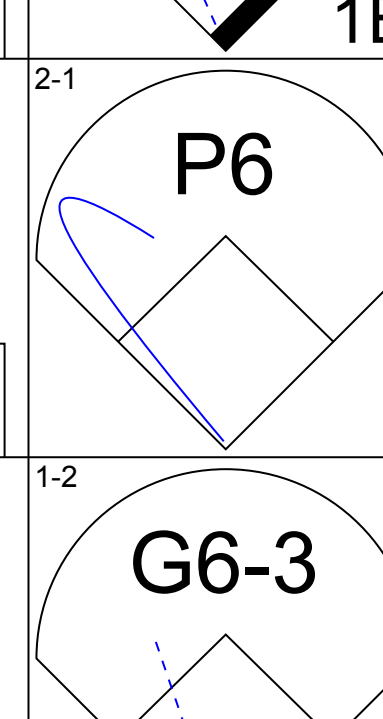
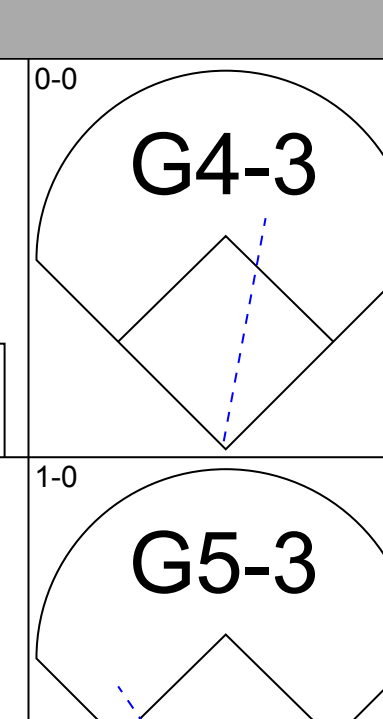
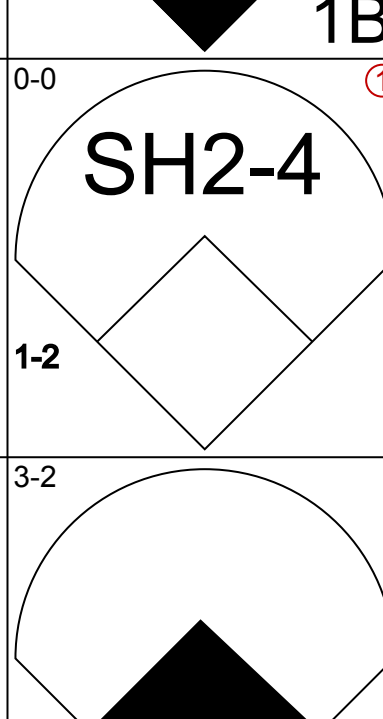
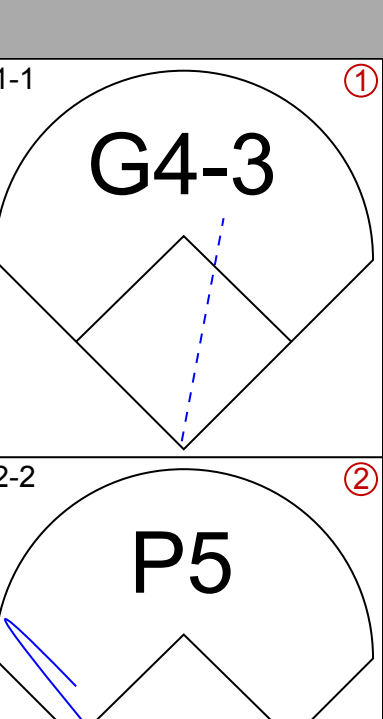
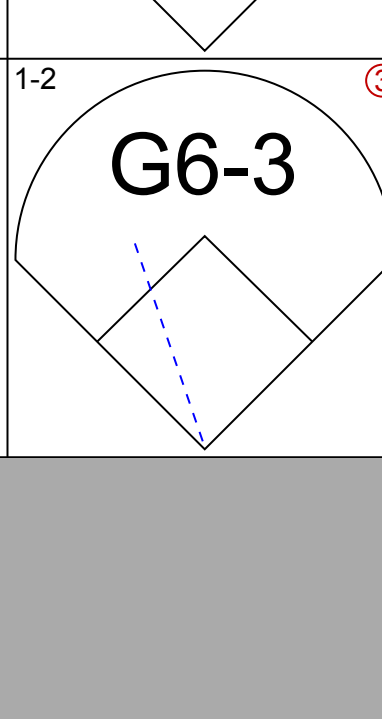
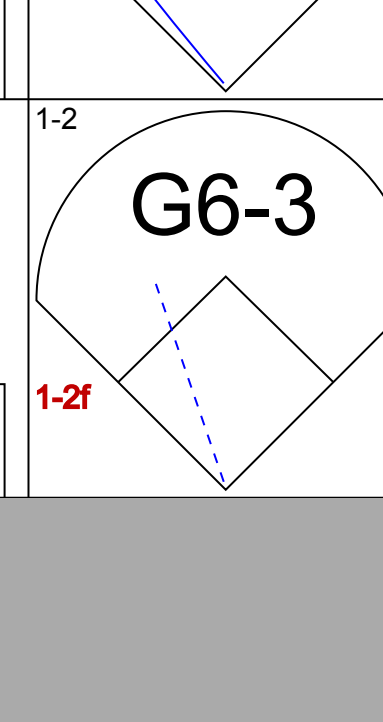
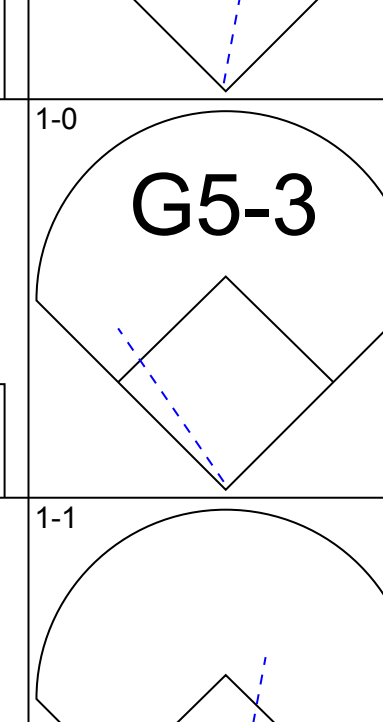
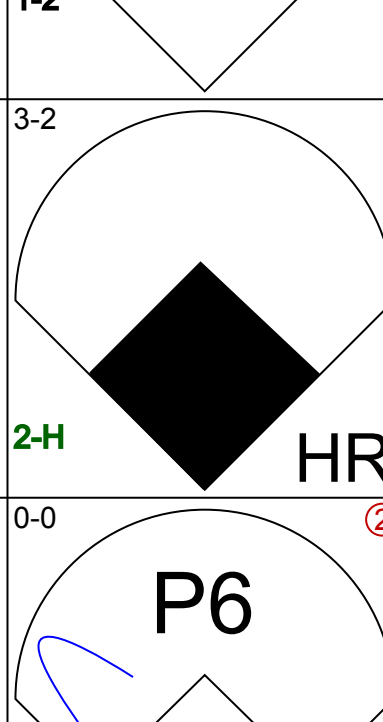
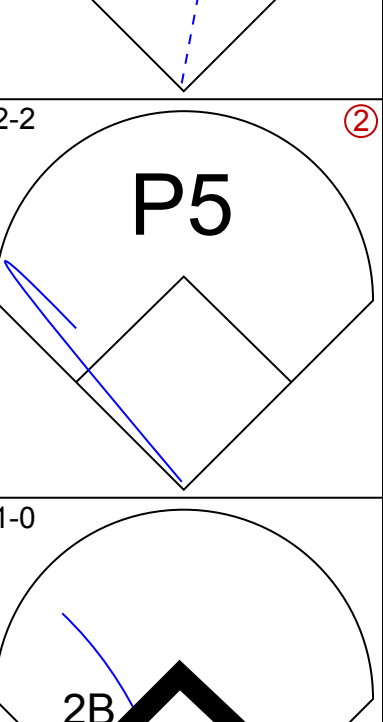
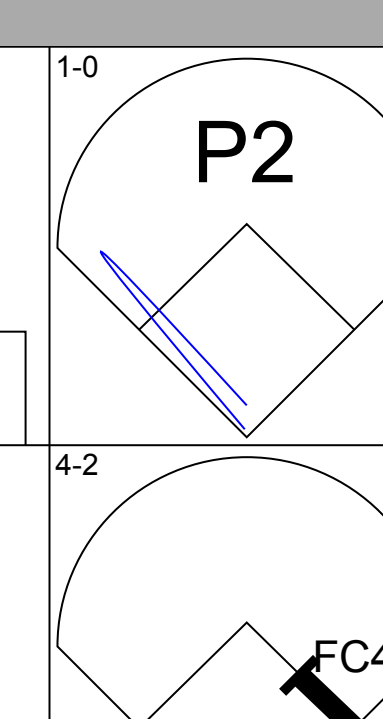
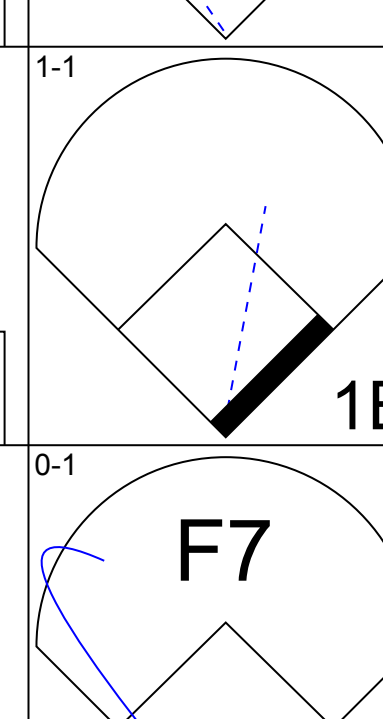
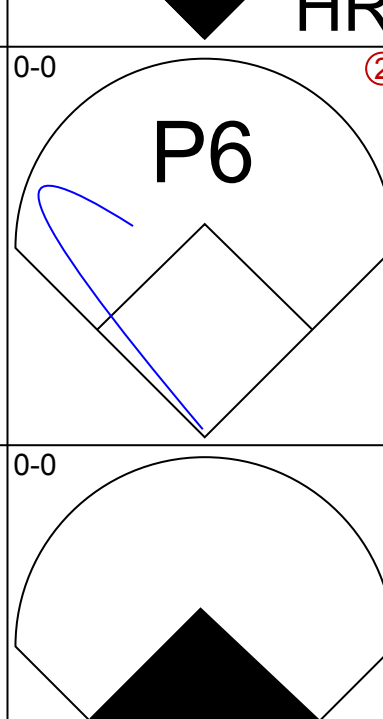
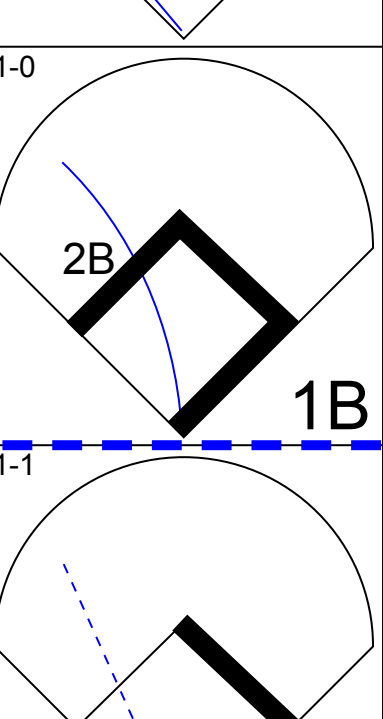
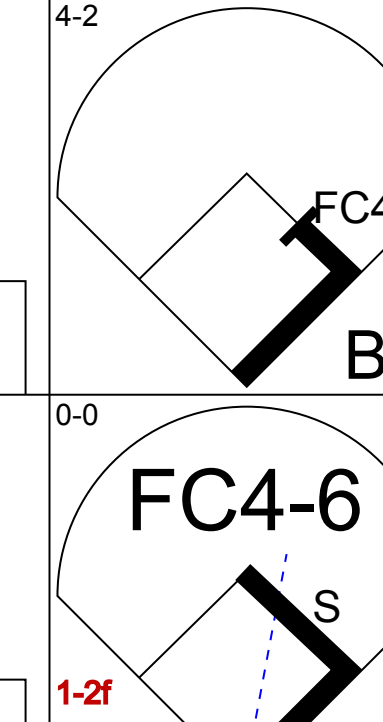
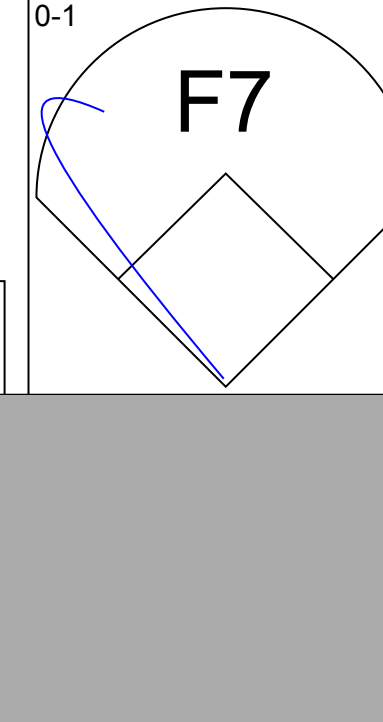
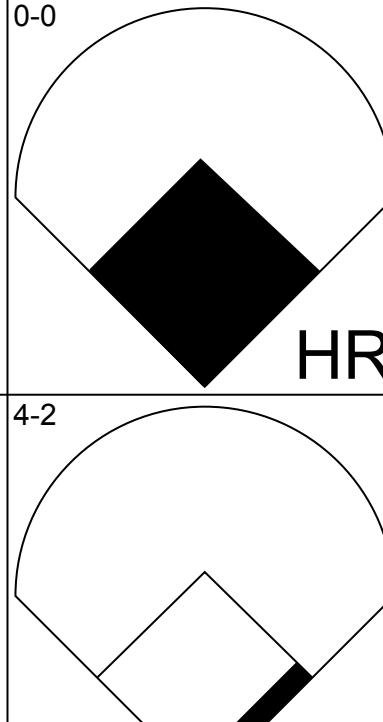
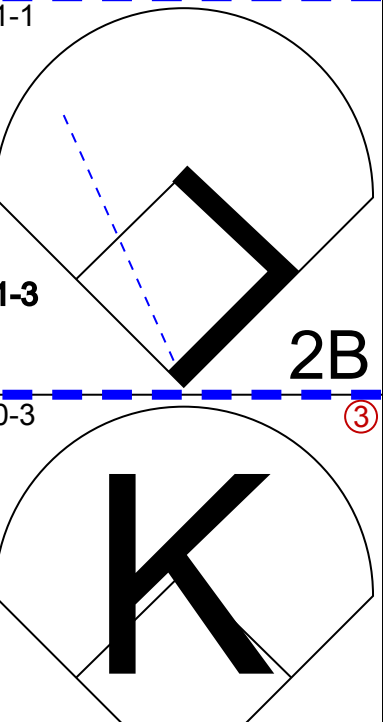
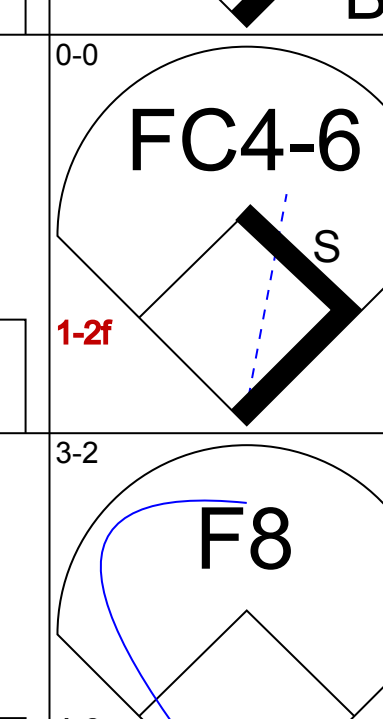
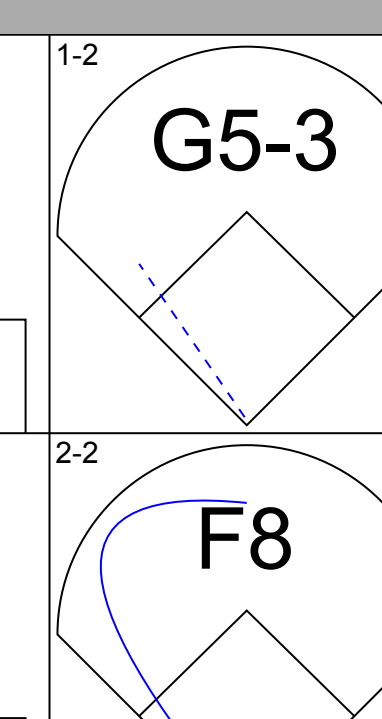
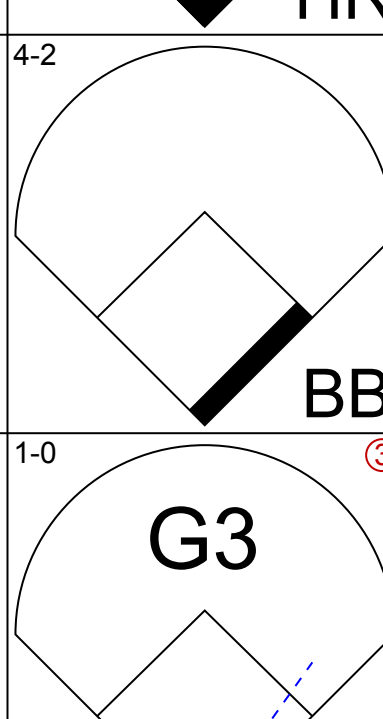
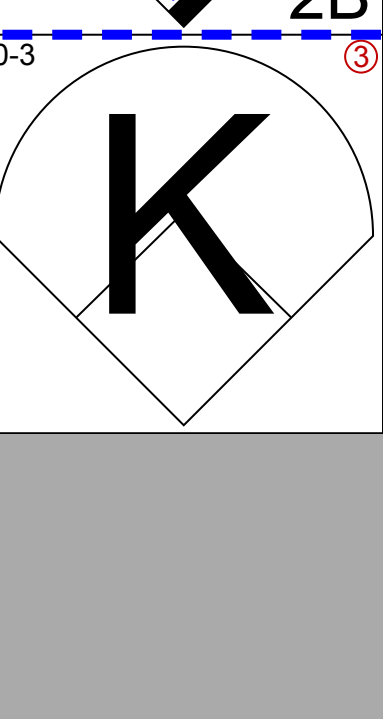
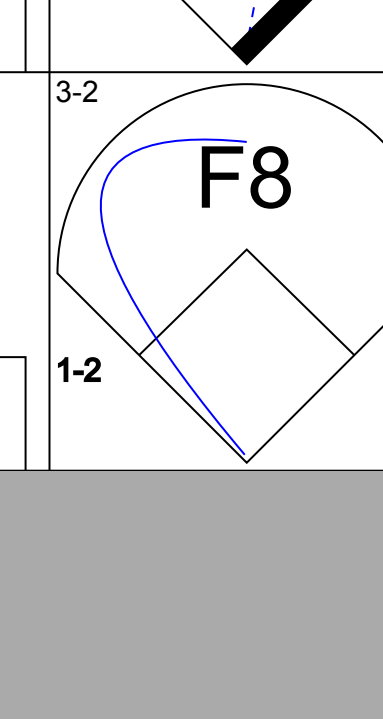
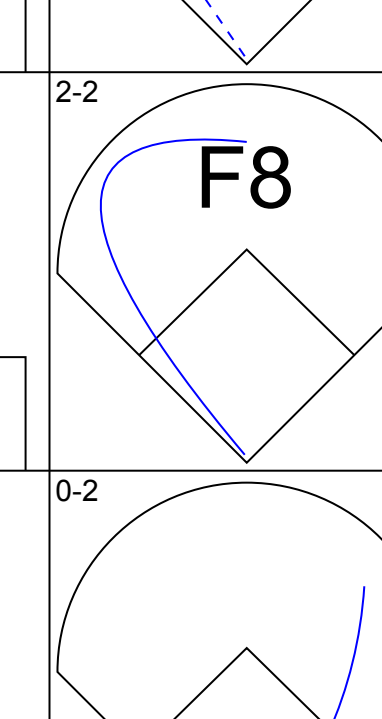
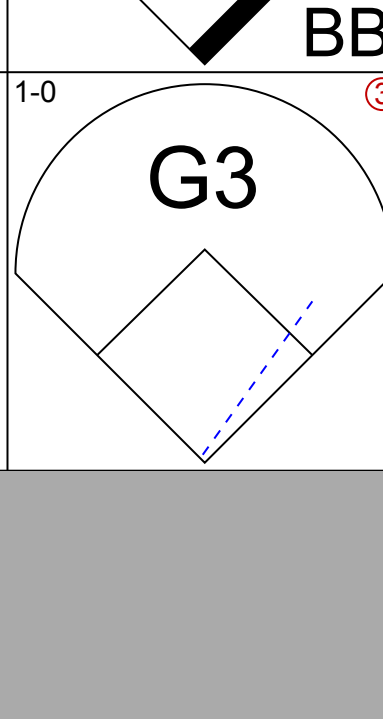
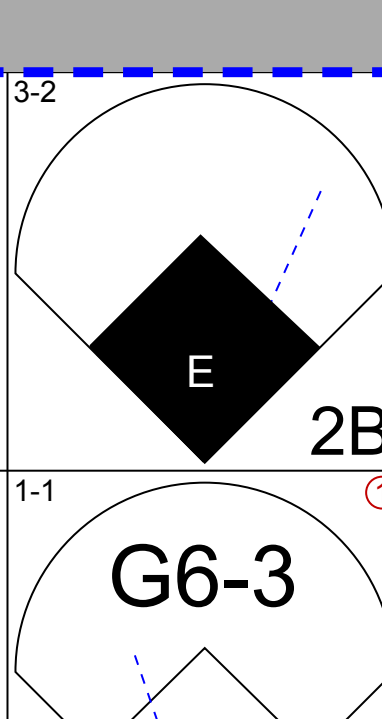
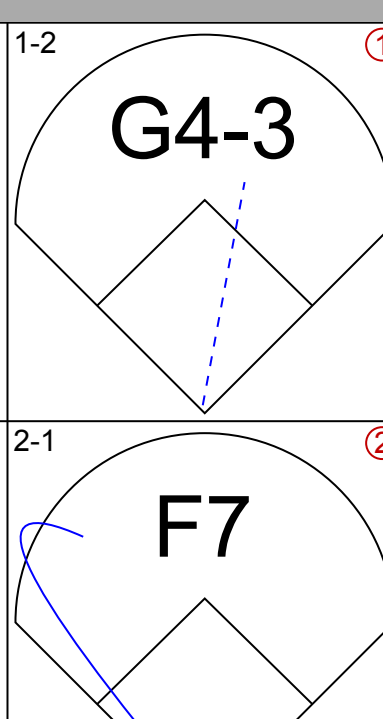
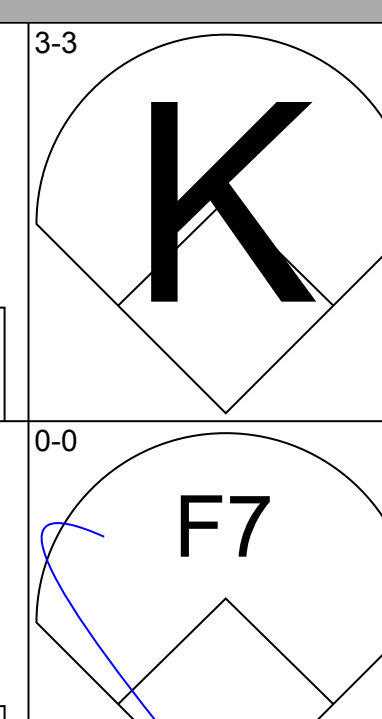
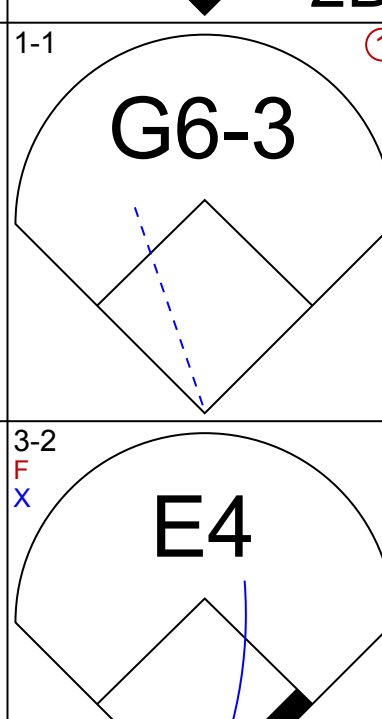
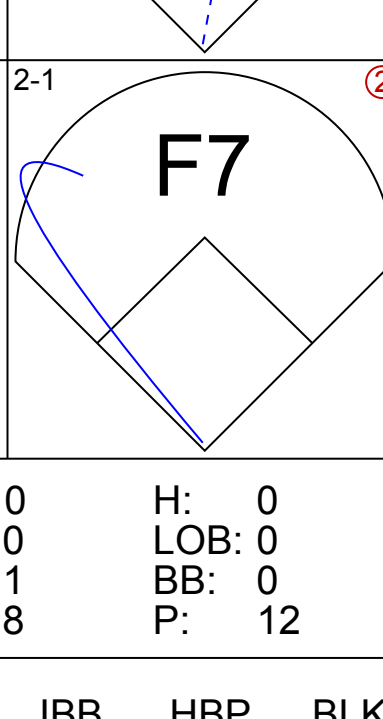
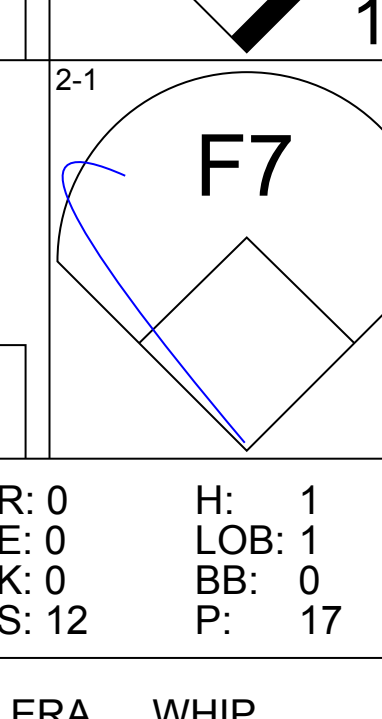
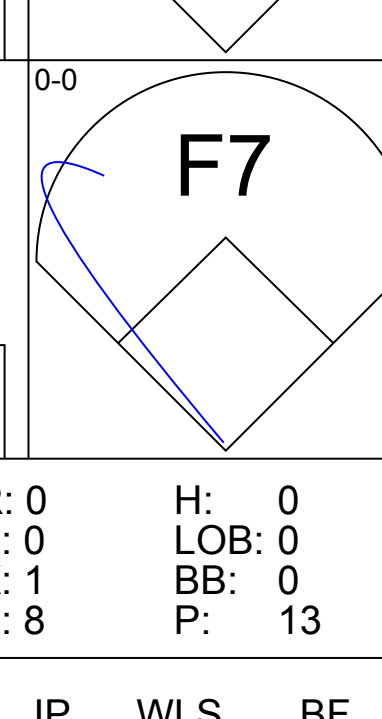
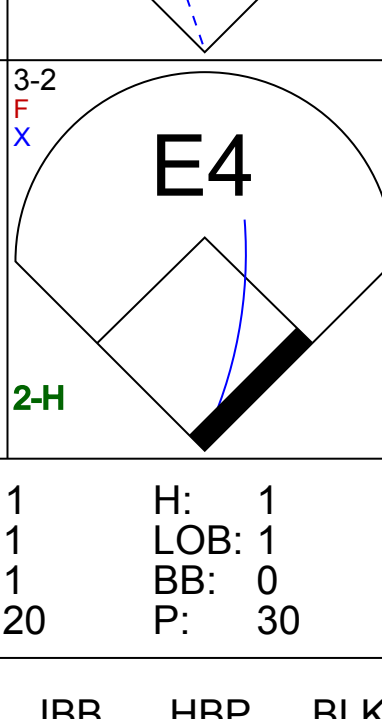


Batter	1	2	3	4	5	6	7	8	9	AB	R	H	RBI	BB	SO	LOB	TOP				
Brady Anderson, L (1, 7) OBP: 0.340, SLG: 0.350										5	1	1	0	0	3	0					
Mike Devereaux, R (1, 8) OBP: 0.250, SLG: 0.385										4	0	1	0	0	2	0					
Rafael Palmeiro, L (1, 3) OBP: 0.386, SLG: 0.667										3	2	1	1	2	2	0					
Cal Ripken Jr., R (1, 6) OBP: 0.286, SLG: 0.366										4	2	1	1	1	0	2					
Chris Hoiles, R (1, 2) OBP: 0.366, SLG: 0.333										2	1	0	0	2	0	1					
Chris Sabo, R (1, 5) OBP: 0.294, SLG: 0.344										2	0	1	0	0	1	0					
Leo Gomez, R (5, 5) OBP: 0.500, SLG: 1.000										2	0	1	1	0	0	3					
Jack Voigt, R (1, 10)										2	0	0	0	0	0	1					
Harold Baines, L (8, PH) OBP: 0.436, SLG: 0.722										1	0	1	3	0	0	0					
Mark McLemore, S (1, 4) OBP: 0.333, SLG: 0.286										2	0	0	0	2	0	3					
Jeffrey Hammonds, R (1, 9) OBP: 0.282, SLG: 0.528										4	0	0	0	0	0	4					
Inning Stats	R: 0 E: 0 K: 3 S: 10	H: 0 LOB: 0 BB: 0 P: 14	R: 0 E: 0 K: 0 S: 7	H: 1 LOB: 2 BB: 1 P: 15	R: 0 E: 0 K: 2 S: 8	H: 0 LOB: 0 BB: 0 P: 10	R: 0 E: 0 K: 1 S: 8	H: 0 LOB: 0 BB: 0 P: 14	R: 0 E: 0 K: 1 S: 9	H: 0 LOB: 0 BB: 0 P: 12	R: 2 E: 0 K: 0 S: 18	H: 2 LOB: 2 BB: 2 P: 33	R: 4 E: 0 K: 0 S: 11	H: 3 LOB: 2 BB: 3 P: 27	R: 0 E: 0 K: 0 S: 9	H: 1 LOB: 1 BB: 1 P: 16	1B: 4 2B: 1 3B: 1 HR: 1	SF: 0 SAC: 1 DP: 2 HBP: 1	WP: 0 PB: 0 SB: 0 CS: 0	PA: 40	
PITCHER	IP	WLS	BF	H	R	ER	SO	BB	IBB	HBP	BLK	WP	HR	S	P	ERA	WHIP				
Kenny Rogers, L (1, 1) ERA: 6.75	6.2		26	3	2	2	8	3	0	1	0	0	1	69	111	2.70	0.900				
Cris Carpenter, R (7, 1)	0.1		1	0	0	0	0	0	0	0	0	0	0	2	4	0.00	0.000				
Rick Honeycutt, L (8, 1) ERA: 12.0	0.1	L	3	1	2	2	0	1	0	0	0	0	0	4	8	54.00	6.000				
Jay Howell, R (8, 1) ERA: 11.57	0.1		3	1	0	0	0	0	1	0	0	0	0	4	11	0.00	3.000				
Tom Henke, R (8, 1) ERA: 1.69	0.1		3	1	2	2	0	1	0	0	0	0	0	3	8	54.00	6.000				
PITCHER	IP	WLS	BF	H	R	ER	SO	BB	IBB	HBP	BLK	WP	HR	S	P	ERA	WHIP				
James Hurst, L (9, 1) ERA: 4.76	0.1		3	1	0	0	0	0	0	0	0	0	0	6	12	0.00	6.000				
Matt Whiteside, R (9, 1) ERA: 9.92	0.2		1	0	0	0	0	0	0	0	0	0	0	3	4	0.00	0.000				

Baltimore Orioles @ Texas Rangers
The Ballpark at Arlington, Arlington, TX
Sat Apr 16 1994, 8:05 PM EDT
Att: 46,607 - Unknown - 74 F

AB 31
R 6
H 7
RBI 6
BB 7
SO 8
LOB 14



Batter	1	2	3	4	5	6	7	8	9	AB	R	H	RBI	BB	SO	LOB	BOTTOM					
David Hulse, L (1, 8) OBP: 0.364, SLG: 0.359										5	1	2	0	0	2	1						
Doug Strange, S (1, 4) OBP: 0.273, SLG: 0.467										4	0	0	0	0	0	2						
Jose Canseco, R (1, 10) OBP: 0.390, SLG: 0.588										4	1	1	2	0	0	1						
Juan Gonzalez, R (1, 7) OBP: 0.195, SLG: 0.400										4	0	2	0	0	0	0						
Will Clark, L (1, 3) OBP: 0.395, SLG: 0.656										3	1	2	1	1	0	1						
Dean Palmer, R (1, 5) OBP: 0.288, SLG: 0.359										3	0	0	0	1	1	3						
Rob Ducey, L (1, 9) OBP: 0.116, SLG: 0.176										4	1	1	0	0	0	2						
Ivan Rodriguez, R (1, 2) OBP: 0.317, SLG: 0.429										4	0	1	0	0	1	1						
Manuel Lee, S (1, 6) OBP: 0.250, SLG: 0.226										4	0	0	0	0	0	1						
Inning Stats	R: 0 E: 0 K: 0 S: 8	H: 1 LOB: 1 BB: 1 P: 11	R: 0 E: 0 K: 0 S: 10	H: 0 LOB: 1 BB: 1 P: 18	R: 0 E: 0 K: 1 S: 8	H: 0 LOB: 0 BB: 0 P: 12	R: 0 E: 0 K: 0 S: 6	H: 1 LOB: 1 BB: 0 P: 8	R: 0 E: 0 K: 0 S: 12	H: 1 LOB: 1 BB: 0 P: 17	R: 3 E: 0 K: 0 S: 16	H: 3 LOB: 1 BB: 1 P: 27	R: 0 E: 0 K: 1 S: 8	H: 0 LOB: 0 BB: 0 P: 13	R: 0 E: 0 K: 1 S: 11	H: 2 LOB: 2 BB: 0 P: 16	R: 1 E: 1 K: 1 S: 20	H: 1 LOB: 1 BB: 0 P: 30	1B: 5 2B: 2 3B: 0 HR: 2	SF: 0 SAC: 1 DP: 1 HBP: 0	WP: 0 PB: 0 SB: 2 CS: 0	PA: 38
PITCHER	IP	WLS	BF	H	R	ER	SO	BB	IBB	HBP	BLK	WP	HR	S	P	ERA	WHIP					
Ben McDonald, R (1, 1) ERA: 2.91	7.2		31	7	3	3	2	2	0	0	0	0	2	74	116	3.52	1.174					
Jim Poole, L (8, 1) ERA: 7.71	0.0		1	1	0	0	0	0	0	0	0	0	0	2	3	∞	∞					
Alan Mills, R (8, 1) ERA: 11.25	0.1		1	0	0	0	1	0	0	0	0	0	0	3	3	0.00	0.000					
Lee Smith, R (9, 1) ERA:	1.0	S	5	1	1	0	1	0	0	0	0	0	0	20	30	0.00	1.000					

Baltimore Orioles @ Texas Rangers
The Ballpark at Arlington, Arlington, TX
Sat Apr 16 1994, 8:05 PM EDT
Att: 46,607 - Unknown - 74 F

AB 35
R 4
H 9
RBI 3
BB 2
SO 4
LOB 12



Batter	1	2	3	4	5	6	7	8	9	AB	R	H	RBI	BB	SO	LOB	TOP											
Brady Anderson, L OBP: 0.327, SLG: 0.318	1-1 G4-3		0-3 K		2-2 L5		4-1 BB	1-1 G3		4	0	0	0	1	1	2												
Mike Deversaux, R OBP: 0.245, SLG: 0.386	2-0 G6-3		0-1 2B		2-1 L4		1-0 F8		1-1 G6-3	5	0	1	0	0	0	2												
Rafael Palmeiro, L OBP: 0.388, SLG: 0.636	3-2 WP 1B		1-2 F7		1-0 F7			0-0 1B	1-2 F9	5	1	2	0	0	0	1												
Harold Baines, L OBP: 0.442, SLG: 0.700 Lonnie Smith, R (8, PR)	3-0 WP			3-2 F9		2-3 K		1-2 1B	1-3 K	4	0	2	0	0	1	0												
Cal Ripken Jr., R OBP: 0.283, SLG: 0.356	2-2 P3			3-1 G5-3		1-0 F9		3-2 1B		4	1	1	1	0	0	2												
Chris Hoiles, R OBP: 0.400, SLG: 0.389		1-1 G5-3		2-1 HR		2-1 G3		4-2 1B		3	2	2	0	1	0	0												
Chris Sabo, R OBP: 0.289, SLG: 0.429		3-2 G6-3		0-1 HR		2-2 G3		0-2 SF4		3	1	1	3	0	0	1												
Mark McLemore, S OBP: 0.302, SLG: 0.256		2-3 K		3-1 G3-1		1-2 L4		0-3 K		4	0	0	0	0	2	3												
Jeffrey Hammonds, R OBP: 0.302, SLG: 0.575			0-1 F7		0-1 F7		1-1 3B	1-2 1B		4	0	2	1	0	0	0												
Inning Stats	R: 0 E: 0 K: 0 S: 10	H: 2 LOB: 2 BB: 0 P: 21	R: 0 E: 0 K: 1 S: 9	H: 0 LOB: 0 BB: 0 P: 15	R: 0 E: 0 K: 1 S: 10	H: 1 LOB: 1 BB: 0 P: 11	R: 2 E: 0 K: 0 S: 11	H: 2 LOB: 0 BB: 0 P: 22	R: 0 E: 0 K: 0 S: 7	H: 0 LOB: 0 BB: 0 P: 11	R: 0 E: 0 K: 1 S: 5	H: 0 LOB: 0 BB: 0 P: 9	R: 1 E: 0 K: 0 S: 12	H: 2 LOB: 2 BB: 1 P: 23	R: 3 E: 0 K: 1 S: 27	H: 4 LOB: 2 BB: 1 P: 37	R: 0 E: 0 K: 1 S: 9	H: 0 LOB: 0 BB: 0 P: 12	1B: 7 2B: 2 3B: 1 HR: 1	SF: 1 SAC: 0 DP: 0 HBP: 0	WP: 2 PB: 0 SB: 0 CS: 0	PA: 40						
PITCHER	IP	WLS	BF	H	R	ER	SO	BB	IBB	HBP	BLK	WP	HR	S	P	ERA	WHIP											
Jack Armstrong, R ERA: 3.6	(1, 1)	4.0	L	17	5	2	2	2	0	0	0	0	1	1	40	69	4.50	1.250										
Steve Dreyer, R ERA: 5.4	(5, 1)	2.2		10	2	1	1	1	0	0	0	0	1	0	22	36	3.38	0.750										
James Hurst, L ERA: 7.5	(7, 1)	0.1		4	2	2	2	0	1	0	0	0	0	0	7	13	54.00	9.000										
Cris Carpenter, R ERA: 1.35	(8, 1)	0.2		5	2	1	1	1	1	0	0	0	0	0	20	28	13.50	4.500										
Matt Whiteside, R ERA: 7.2	(8, 1)	1.1		4	0	0	0	1	0	0	0	0	0	0	11	15	0.00	0.000										

Baltimore Orioles @ Texas Rangers
The Ballpark at Arlington, Arlington, TX
Sun Apr 17 1994, 8:05 PM EDT
Att: 29,228 - Unknown - 75 F

AB 37
R 6
H 11
RBI 5
BB 2
SO 5
LOB 11



Batter	1	2	3	4	5	6	7	8	9	AB	R	H	RBI	BB	SO	LOB	BOTTOM											
David Hulse, L OBP: 0.380, SLG: 0.378	2-1 E BB		2-3 K		2-1 F8		0-1 G4-3	1-0 SF8	0-1 1B	6	0	3	1	0	1	4												
Chris James, R OBP: 0.452, SLG: 0.591	4-2 E BB		4-2 BB		4-2 BB		3-3 K	1-2 SF8	0-0 L9	2	0	0	1	3	1	2												
Will Clark, L OBP: 0.349, SLG: 0.568	1-2 P5		1-3 K		0-0 F8		2-2 G4-3	2-3 P6		5	0	0	0	0	1	9												
Juan Gonzalez, R OBP: 0.217, SLG: 0.467	0-2 E5		2-3 K		0-0 1B		2-2 F8		2-2 HR	5	2	2	1	0	1	2												
Jose Canseco, R OBP: 0.413, SLG: 0.667	0-2 P4		3-2 P3		3-0 1B		2-0 1B		0-2 HR	5	1	3	1	0	0	3												
Dean Palmer, R OBP: 0.261, SLG: 0.341	3-3 K		0-1 F8		0-2 F9		0-1 F8		1-1 1B	5	1	1	0	0	1	6												
Ivan Rodriguez, R OBP: 0.346, SLG: 0.436		4-2 SH5-4		2-1 BB		0-0 G4-3		0-1 G4-3	2-2 K	4	0	2	0	1	1	2												
Billy Ripken, R OBP: 0.200, SLG: 0.200	0-0			2-3 K		1-1 SF7		1-2 F8	0-0 1B	2	0	1	0	0	1	1												
Doug Strange, S OBP: 0.276, SLG: 0.469	(5, PH)			1-2 SH5-4		1-2 K		3-H F8	1-2 1B	2	0	1	1	0	0	0												
Manuel Lee, S OBP: 0.286, SLG: 0.242	(1, 6)		1-1 SH5-4		4-2 BB		4-2 G4-3		2-2 P3	2	1	1	0	1	0	2												
Gary Redus, R OBP: 0.286, SLG: 0.429	(9, PH)		1-2 SH5-4					1B		1	0	0	0	0	0	2												
Inning Stats	R: 0 E: 1 K: 1 S: 17	H: 1 LOB: 3 BB: 1 P: 27	R: 0 E: 0 K: 2 S: 21	H: 1 LOB: 3 BB: 2 P: 33	R: 0 E: 0 K: 1 S: 10	H: 0 LOB: 0 BB: 0 P: 15	R: 0 E: 0 K: 1 S: 14	H: 1 LOB: 3 BB: 2 P: 28	R: 1 E: 0 K: 0 S: 11	H: 3 LOB: 2 BB: 0 P: 17	R: 0 E: 0 K: 1 S: 9	H: 0 LOB: 0 BB: 0 P: 14	R: 0 E: 0 K: 0 S: 9	H: 1 LOB: 1 BB: 0 P: 13	R: 1 E: 0 K: 0 S: 13	H: 2 LOB: 1 BB: 0 P: 17	R: 3 E: 0 K: 1 S: 18	H: 5 LOB: 2 BB: 0 P: 25	1B: 12 2B: 0 3B: 0 HR: 2	SF: 2 SAC: 1 DP: 0 HBP: 0	WP: 0 PB: 0 SB: 1 CS: 0	PA: 47						
PITCHER	IP	WLS	BF	H	R	ER	SO	BB	IBB	HBP	BLK	WP	HR	S	P	ERA	WHIP											
Sid Fernandez, L ERA	(1, 1)	3.2		19	4	1	1	1	1	0	0	0	0	0	33	52	2.70	1.500										
Mark Williamson, R ERA: 3.24	(4, 1)	3.1	W	15	4	1	1	1	1	0	0	0	0	0	13	17	9.00	2.000										
Jim Poole, L ERA: 8.1	(8, 1)	1.0		5	2	1	1	0	0	0	0	0	0	2	8	11	∞	∞										
Alan Mills, R ERA: 18.0	(9, 1)	0.0		3	3	3	3	0	0	0	0	0	0	2	8	11	∞	∞										
Lee Smith, R ERA	(9, 1)	1.0	S	5	2	0	0	1	0	0	0	0	0	0	10	14	0.00	2.000										

Baltimore Orioles @ Texas Rangers
The Ballpark at Arlington, Arlington, TX
Sun Apr 17 1994, 8:05 PM EDT
Att: 29,228 - Unknown - 75 F

AB 39
R 5
H 14
RBI 5
BB 5
SO 7
LOB 33



Batter	1	2	3	4	5	6	7	8	9	AB	R	H	RBI	BB	SO	LOB	TOP				
David Hulse, L OBP: 0.345, SLG: 0.340	1-1 G4-3		3-3 K		1-0 F7		1-2 G3		2-3 K	5	0	0	0	0	2	1					
Doug Strange, S OBP: 0.300, SLG: 0.457	3-1 G5-4-3 1B		4-2 BB		2-2 G6-3			0-0 P6		3	0	1	0	1	0	0					
Jose Canseco, R OBP: 0.380, SLG: 0.605	1 SAFE G5-4-3 1-2		3-2 G4-3		3-2 K			2-0 F9		4	0	0	0	0	1	2					
Juan Gonzalez, R OBP: 0.220, SLG: 0.449		2-2 G1-3		0-2 F8		2-3 K		2-1 1B 1B		4	1	1	0	0	1	0					
Will Clark, L OBP: 0.383, SLG: 0.585		0-1 1B WP 1B		3-2 1B S E 1B		3-3 K		0-0 1B 1-2 1B		4	1	3	0	0	1	0					
Dean Palmer, R OBP: 0.280, SLG: 0.354		2-1 S 1B		2-3 K		1-2 K		1-1 WP 1B		4	0	2	1	0	2	1					
Ivan Rodriguez, R OBP: 0.289, SLG: 0.250 Junior Ortiz, R (8, PH) (8, 2)		0-3 K		1-0 E S 1B			2-2 G4-3	2-2 G4-3		3	1	1	0	0	1	2	AB 36 R 3 H 10 RBI 2 BB 1 SO 9 LOB 11				
Rob Ducey, L OBP: 0.143, SLG: 0.190		3-3 K2-3		2-1 1B			1-0 F8		3-2 G4-3	4	0	1	1	0	1	2					
Manuel Lee, S OBP: 0.289, SLG: 0.250 Esteban Beltre, R OBP: 0.500, SLG: 0.500			2-1 G4-3		1-0 G4-3		1-2 1B		0-0 G3-1	3	0	1	0	0	0	1					
Inning Stats	R: 0 E: 0 K: 0 S: 7	H: 1 LOB: 0 BB: 13 P: 13	R: 0 E: 0 K: 2 S: 15	H: 2 LOB: 2 BB: 0 P: 22	R: 0 E: 0 K: 1 S: 10	H: 0 LOB: 1 BB: 1 P: 22	R: 2 E: 0 K: 1 S: 14	H: 3 LOB: 1 BB: 0 P: 23	R: 0 E: 0 K: 3 S: 11	H: 0 LOB: 0 BB: 0 P: 17	R: 0 E: 0 K: 0 S: 10	H: 1 LOB: 1 BB: 0 P: 15	R: 1 E: 0 K: 0 S: 10	H: 3 LOB: 2 BB: 0 P: 17	R: 0 E: 0 K: 1 S: 7	H: 0 LOB: 0 BB: 0 P: 12	1B: 10 2B: 9 3B: 0 HR: 0	SF: 0 SAC: 0 DP: 1 HBP: 0	WP: 2 PB: 0 SB: 3 CS: 0	PA: 37	
PITCHER	IP WLS BF H R ER SO BB IBB HBP BLK WP HR S P ERA WHIP	IP WLS BF H R ER SO BB IBB HBP BLK WP HR S P ERA WHIP	IP WLS BF H R ER SO BB IBB HBP BLK WP HR S P ERA WHIP	IP WLS BF H R ER SO BB IBB HBP BLK WP HR S P ERA WHIP	IP WLS BF H R ER SO BB IBB HBP BLK WP HR S P ERA WHIP	IP WLS BF H R ER SO BB IBB HBP BLK WP HR S P ERA WHIP	IP WLS BF H R ER SO BB IBB HBP BLK WP HR S P ERA WHIP	IP WLS BF H R ER SO BB IBB HBP BLK WP HR S P ERA WHIP	IP WLS BF H R ER SO BB IBB HBP BLK WP HR S P ERA WHIP	IP WLS BF H R ER SO BB IBB HBP BLK WP HR S P ERA WHIP	IP WLS BF H R ER SO BB IBB HBP BLK WP HR S P ERA WHIP	IP WLS BF H R ER SO BB IBB HBP BLK WP HR S P ERA WHIP	IP WLS BF H R ER SO BB IBB HBP BLK WP HR S P ERA WHIP	IP WLS BF H R ER SO BB IBB HBP BLK WP HR S P ERA WHIP	IP WLS BF H R ER SO BB IBB HBP BLK WP HR S P ERA WHIP	IP WLS BF H R ER SO BB IBB HBP BLK WP HR S P ERA WHIP	IP WLS BF H R ER SO BB IBB HBP BLK WP HR S P ERA WHIP	IP WLS BF H R ER SO BB IBB HBP BLK WP HR S P ERA WHIP	IP WLS BF H R ER SO BB IBB HBP BLK WP HR S P ERA WHIP	IP WLS BF H R ER SO BB IBB HBP BLK WP HR S P ERA WHIP	IP WLS BF H R ER SO BB IBB HBP BLK WP HR S P ERA WHIP

Texas Rangers @ Toronto Blue Jays
SkyDome, Toronto, ON
Tue Apr 19 1994, 7:05 PM EDT
Att: 48,149 - Dome

AB 36
R 3
H 10
RBI 2
BB 1
SO 9
LOB 11



Batter	1	2	3	4	5	6	7	8	9	AB	R	H	RBI	BB	SO	LOB	BOTTOM				
Devon White, S OBP: 0.417, SLG: 0.609 Darnell Coles, R OBP: 0.250, SLG: 0.625	1-0 L7		1-3 K	2-1 3B 1B	1-2 P7		2-3 K			5	1	1	0	0	2	0					
Roberto Alomar, S OBP: 0.441, SLG: 0.557 Domingo Cedeño, S	4-2 FC4 BB		1-1 1B HR	2-1 1B 3B	1-2 G5-3 2B		0-1 E9 2B			4	3	3	1	1	0	0					
Paul Molitor, R OBP: 0.464, SLG: 0.500	1-0 FC4 2B		0-1 1B HR	0-0 1B HR G1-3 1B	2-1 G5-3 2B		2-2 1B 2B			5	4	3	2	0	0	2					
Joe Carter, R OBP: 0.385, SLG: 0.698 Mike Huff, R OBP: 0.500, SLG: 0.167	0-2 1B 2B		2-1 1B HR	2-2 G1-3 1B	1-3 K		1-0 1B			4	2	2	4	0	1	2					
John Olerud, L OBP: 0.459, SLG: 0.654	0-1 2H 1B		1-1 G4-3	3-2 HR 1B		1-3 K	2-1 F8			5	1	2	1	0	1	1					
Carlos Delgado, L OBP: 0.352, SLG: 0.771	1-2 G3		3-1 1B 1B	1-1 1B HR		4-2 BB	2-3 K			4	2	2	3	1	1	1					
Ed Sprague, R OBP: 0.359, SLG: 0.490		2-1 G6-3	1-1 1B 1B	1-2 1B		1-0 P5	0-1 F7			5	0	2	0	0	0	1	AB 42 R 13 H 17 RBI 13 BB 2 SO 7 LOB 12				
Pat Borders, R OBP: 0.256, SLG: 0.268 Randy Knorr, R OBP: 0.276, SLG: 0.200		0-1 F9	2-1 1B 1B	3-3 K		2-0 L5	0-0 G5-3			4	0	1	1	0	1	2					
Dick Schofield, R OBP: 0.105, SLG: 0.056		1-2 G6-3	3-2 G5-3	1-3 K		2-0 P3				4	0	0	0	0	1	3					
Inning Stats	R: 2 E: 0 K: 0 S: 13	H: 2 LOB: 1 BB: 1 P: 20	R: 0 E: 0 K: 0 S: 7	H: 0 LOB: 0 BB: 0 P: 10	R: 4 E: 0 K: 1 S: 20	H: 6 LOB: 2 BB: 0 P: 34	R: 5 E: 0 K: 2 S: 21	H: 6 LOB: 1 BB: 0 P: 35	R: 0 E: 0 K: 1 S: 13	H: 1 LOB: 1 BB: 0 P: 18	R: 0 E: 0 K: 1 S: 7	H: 0 LOB: 1 BB: 1 P: 15	R: 2 E: 1 K: 1 S: 12	H: 2 LOB: 1 BB: 0 P: 21	R: 0 E: 0 K: 1 S: 6	H: 0 LOB: 0 BB: 0 P: 8	1B: 11 2B: 3 3B: 1 HR: 2	SF: 0 SAC: 0 DP: 0 HBP: 0	WP: 0 PB: 0 SB: 0 CS: 0	PA: 44	
PITCHER	IP WLS BF H R ER SO BB IBB HBP BLK WP HR S P ERA WHIP	IP WLS BF H R ER SO BB IBB HBP BLK WP HR S P ERA WHIP	IP WLS BF H R ER SO BB IBB HBP BLK WP HR S P ERA WHIP	IP WLS BF H R ER SO BB IBB HBP BLK WP HR S P ERA WHIP	IP WLS BF H R ER SO BB IBB HBP BLK WP HR S P ERA WHIP	IP WLS BF H R ER SO BB IBB HBP BLK WP HR S P ERA WHIP	IP WLS BF H R ER SO BB IBB HBP BLK WP HR S P ERA WHIP	IP WLS BF H R ER SO BB IBB HBP BLK WP HR S P ERA WHIP	IP WLS BF H R ER SO BB IBB HBP BLK WP HR S P ERA WHIP	IP WLS BF H R ER SO BB IBB HBP BLK WP HR S P ERA WHIP	IP WLS BF H R ER SO BB IBB HBP BLK WP HR S P ERA WHIP	IP WLS BF H R ER SO BB IBB HBP BLK WP HR S P ERA WHIP	IP WLS BF H R ER SO BB IBB HBP BLK WP HR S P ERA WHIP	IP WLS BF H R ER SO BB IBB HBP BLK WP HR S P ERA WHIP	IP WLS BF H R ER SO BB IBB HBP BLK WP HR S P ERA WHIP	IP WLS BF H R ER SO BB IBB HBP BLK WP HR S P ERA WHIP	IP WLS BF H R ER SO BB IBB HBP BLK WP HR S P ERA WHIP	IP WLS BF H R ER SO BB IBB HBP BLK WP HR S P ERA WHIP	IP WLS BF H R ER SO BB IBB HBP BLK WP HR S P ERA WHIP	IP WLS BF H R ER SO BB IBB HBP BLK WP HR S P ERA WHIP	IP WLS BF H R ER SO BB IBB HBP BLK WP HR S P ERA WHIP

Texas Rangers @ Toronto Blue Jays
SkyDome, Toronto, ON
Tue Apr 19 1994, 7:05 PM EDT
Att: 48,149 - Dome

AB 42
R 13
H 17
RBI 13
BB 2
SO 7
LOB 12



Batter	1	2	3	4	5	6	7	8	9	10	11	AB	R	H	RBI	BB	SO	LOB	TOP				
David Hulse, L OBP: 0.350, SLG: 0.333	K		F7				L5		BB			4	0	1	0	1	1	0					
Doug Strange, S OBP: 0.317, SLG: 0.450	CS		K		G3			HR	G4-3			5	1	2	0	0	1	4					
Jose Canseco, R OBP: 0.382, SLG: 0.646	K			K				HR		F8		5	1	2	2	0	2	1					
Juan Gonzalez, R OBP: 0.218, SLG: 0.444	CS	2B		E6			F8	K		P3		5	0	1	0	0	1	1					
Will Clark, L OBP: 0.404, SLG: 0.644				F8			HR	G4-3	1B	K		4	1	2	1	1	1	1					
Chris James, R OBP: 0.417, SLG: 0.519		F9		F9			1B	G4-3		K		5	0	1	0	0	1	4					
Dean Palmer, R OBP: 0.273, SLG: 0.358	K				FC6-5		K	G6-3		L7		5	0	1	0	0	2	3					
Ivan Rodriguez, R OBP: 0.315, SLG: 0.383	FC6-4			K			G6-3	G4-3		G4-3		5	0	0	0	0	1	3					
Manuel Lee, S OBP: 0.286, SLG: 0.250		F7		FC6-5	1B		G4-3		BB	1B		4	0	1	0	0	0	1					
Inning Stats	R: 0 E: 0 K: 2 S: 14	H: 1 LOB: 0 BB: 0 P: 19	R: 0 E: 0 K: 1 S: 12	H: 1 LOB: 2 BB: 1 P: 20	R: 0 E: 0 K: 1 S: 9	H: 0 LOB: 0 BB: 0 P: 16	R: 0 E: 1 K: 1 S: 8	H: 0 LOB: 1 BB: 0 P: 14	R: 0 E: 0 K: 0 S: 8	H: 0 LOB: 0 BB: 0 P: 12	R: 2 E: 0 K: 1 S: 13	H: 3 LOB: 0 BB: 0 P: 19	R: 0 E: 0 K: 0 S: 9	H: 1 LOB: 2 BB: 0 P: 17	R: 0 E: 0 K: 1 S: 6	H: 0 LOB: 0 BB: 0 P: 9	R: 0 E: 0 K: 1 S: 10	H: 0 LOB: 0 BB: 0 P: 13	1B: 7 2B: 2 3B: 0 HR: 2	SF: 0 SAC: 0 DP: 1 HBP: 0	WP: 0 PB: 0 SB: 0 CS: 2	PA: 45	
PITCHER	IP WLS BF H R ER SO BB IBB HBP BLK WP HR S P ERA WHIP																						
Dave Stewart, R ERA: 4.18	(1, 1)	7.0	28	7	1	1	7	1	0	0	0	0	0	0	0	1	9	14	54.00	6.000			
Mike Timlin, R ERA: 10.25	(8, 1)	0.1	3	2	2	2	1	0	0	0	0	0	0	0	0	1	9	14	54.00	6.000			
Greg Cadaret, L ERA: 5.06	(8, 1)	0.0	1	1	0	0	0	0	0	0	0	0	0	0	0	3	4						
Todd Stottliemyre, R ERA: 2.19	(8, 1)	3.2	12	1	0	0	2	1	0	0	0	0	0	0	0	26	40	0.00	0.545				

Texas Rangers @ Toronto Blue Jays
SkyDome, Toronto, ON
Wed Apr 20 1994, 7:05 PM EDT
Att: 47,116 - Dome

AB 42
R 3
H 11
RBI 3
BB 2
SO 10
LOB 18



Batter	1	2	3	4	5	6	7	8	9	10	11	AB	R	H	RBI	BB	SO	LOB	BOTTOM					
Devon White, S OBP: 0.416, SLG: 0.609	G3		P6				K					5	0	2	0	0	1	1						
Roberto Alomar, S OBP: 0.425, SLG: 0.530	F7			1B	P6			G4-3		F7		5	1	1	0	0	0	2						
Paul Molitor, R OBP: 0.446, SLG: 0.477	F8			2B	F7			L6		G4-3		5	1	1	0	0	0	2						
Joe Carter, R OBP: 0.371, SLG: 0.672		F7		2B			P4	F8				5	1	1	2	0	1	0						
John Olerud, L OBP: 0.455, SLG: 0.643		F9		G4-3			K			K	BB	4	1	1	1	1	2	0						
Carlos Delgado, L OBP: 0.373, SLG: 0.765				G4-3						K	FC5-4	3	0	1	0	2	1	1						
Ed Sprague, R OBP: 0.362, SLG: 0.400	CS			K			K			1B	FC5-4	5	0	2	0	0	2	4						
Pat Borders, R OBP: 0.271, SLG: 0.283				K							BB	5	0	2	1	0	1	2						
Alex Gonzalez, R OBP: 0.227, SLG: 0.250		G6-4-3		K			K			G5-3		4	0	0	0	0	2	2						
Inning Stats	R: 0 E: 0 K: 0 S: 6	H: 0 LOB: 0 BB: 0 P: 11	R: 0 E: 0 K: 0 S: 6	H: 0 LOB: 0 BB: 1 P: 16	R: 0 E: 0 K: 0 S: 13	H: 2 LOB: 1 BB: 0 P: 20	R: 3 E: 0 K: 2 S: 18	H: 4 LOB: 1 BB: 0 P: 27	R: 0 E: 0 K: 1 S: 7	H: 1 LOB: 0 BB: 0 P: 12	R: 0 E: 0 K: 2 S: 9	H: 1 LOB: 1 BB: 0 P: 15	R: 0 E: 0 K: 0 S: 5	H: 1 LOB: 1 BB: 0 P: 10	R: 0 E: 0 K: 2 S: 11	H: 1 LOB: 1 BB: 0 P: 15	R: 0 E: 0 K: 1 S: 9	H: 1 LOB: 2 BB: 2 P: 14	R: 1 E: 0 K: 1 S: 12	H: 1 LOB: 2 BB: 2 P: 24	1B: 7 2B: 4 3B: 0 HR: 0	SF: 0 SAC: 0 DP: 1 HBP: 0	WP: 0 PB: 0 SB: 0 CS: 1	PA: 45
PITCHER	IP WLS BF H R ER SO BB IBB HBP BLK WP HR S P ERA WHIP																							
Rick Helling, R ERA: 4.58	(1, 1)	8.0	31	8	3	3	7	1	0	0	0	0	0	0	0	7	12	3.38	1.125					
Rick Honeycutt, L ERA: 9.82	(9, 1)	0.2	2	0	0	0	2	0	0	0	0	0	0	0	0	6	9	0.00	0.000					
Cris Carpenter, R ERA: 1.29	(9, 1)	0.1	2	1	0	0	0	0	0	0	0	0	0	0	5	6	0.00	3.000						
Tom Henke, R ERA: 2.57	(10, 1)	1.2	9	2	1	1	1	2	0	0	0	0	0	0	21	38	5.40	2.400						

Texas Rangers @ Toronto Blue Jays
SkyDome, Toronto, ON
Wed Apr 20 1994, 7:05 PM EDT
Att: 47,116 - Dome

AB 41
R 4
H 11
RBI 4
BB 3
SO 10
LOB 14



Batter	1	2	3	4	5	6	7	8	9	AB	R	H	RBI	BB	SO	LOB	TOP										
Kenny Lofton, L OBP: 0.475, SLG: 0.520 (1, 8)										4	0	1	0	1	2	2	Cleveland Indians @ Texas Rangers The Ballpark at Arlington, Arlington, TX Fri Apr 22 1994, 8:05 PM EDT Att: 31,346 - Unknown - 75 F										
Omar Vizquel, S OBP: 0.317, SLG: 0.375 Alvaro Espinoza, R OBP: 0.167, SLG: 0.333 (1, 6) (7, 6)										4	0	1	0	0	1	2											
Carlos Baerga, S OBP: 0.295, SLG: 0.431 (1, 4)										5	0	1	0	0	1	2											
Albert Belle, R OBP: 0.391, SLG: 0.463 (1, 7)										3	1	2	0	1	0	2											
Eddie Murray, S OBP: 0.237, SLG: 0.397 (1, 10)										4	0	0	0	0	0	6											
Sandy Alomar Jr., R OBP: 0.314, SLG: 0.391 (1, 2)										4	1	1	0	0	1	0											
Paul Sorrento, L OBP: 0.370, SLG: 0.561 (1, 3)										3	1	1	2	1	0	0											
Manny Ramirez, R OBP: 0.450, SLG: 0.735 (1, 9)										4	0	1	0	0	0	1											
Jim Thome, L OBP: 0.378, SLG: 0.487 (1, 5)									4	0	2	1	0	1	2												
Inning Stats	R: 0 E: 0 K: 1 S: 12	H: 2 LOB: 2 BB: 0 P: 16	R: 0 E: 0 K: 0 S: 8	H: 0 LOB: 0 BB: 0 P: 11	R: 0 E: 0 K: 0 S: 7	H: 1 LOB: 0 BB: 0 P: 11	R: 2 E: 0 K: 1 S: 14	H: 3 LOB: 2 BB: 1 P: 29	R: 0 E: 0 K: 0 S: 11	H: 1 LOB: 2 BB: 1 P: 22	R: 1 E: 0 K: 1 S: 9	H: 1 LOB: 1 BB: 1 P: 14	R: 0 E: 0 K: 2 S: 8	H: 1 LOB: 0 BB: 0 P: 10	R: 0 E: 0 K: 1 S: 9	H: 0 LOB: 0 BB: 0 P: 15		R: 0 E: 0 K: 0 S: 6	H: 1 LOB: 1 BB: 0 P: 10	1B: 9 2B: 1 3B: 0 HR: 0	SF: 0 SAC: 0 DP: 1 HBP: 0	WP: 0 PB: 0 SB: 0 CS: 0	PA: 39				
PITCHER	IP	WLS	BF	H	R	ER	SO	BB	IBB	HBP	BLK	WP	HR	S	P	ERA	WHIP										
Kenny Rogers, L ERA: 5.68 Rick Honeycutt, L ERA: 7.71 (1, 1) (9, 1)	8.0	W	35	9	3	3	6	3	0	0	0	0	0	78	128	3.38	1.500										

AB	36
R	3
H	10
RBI	3
BB	3
SO	6
LOB	18



Batter	1	2	3	4	5	6	7	8	9	AB	R	H	RBI	BB	SO	LOB	BOTTOM										
David Hulse, L OBP: 0.385, SLG: 0.407 (1, 8)										5	3	4	0	0	0	2	Cleveland Indians @ Texas Rangers The Ballpark at Arlington, Arlington, TX Fri Apr 22 1994, 8:05 PM EDT Att: 31,346 - Unknown - 75 F										
Doug Strange, S OBP: 0.320, SLG: 0.500 (1, 4)										4	1	1	2	1	0	3											
Jose Canseco, R OBP: 0.373, SLG: 0.608 (1, 10)										3	1	0	0	0	1	1											
Juan Gonzalez, R OBP: 0.237, SLG: 0.439 (1, 7)										3	1	1	2	1	0	0											
Willi Clark, L OBP: 0.411, SLG: 0.633 (1, 3)										4	0	2	1	0	0	1											
Dean Palmer, R OBP: 0.271, SLG: 0.351 (1, 5)										4	0	1	1	0	0	1											
Rob Ducey, L OBP: 0.180, SLG: 0.200 (1, 9)										4	0	1	0	0	0	2											
Ivan Rodriguez, R OBP: 0.328, SLG: 0.380 (1, 2)										3	0	1	0	0	0	1											
Manuel Lee, S OBP: 0.304, SLG: 0.273 (1, 6)										4	1	2	0	0	0	2											
Inning Stats	R: 2 E: 0 K: 1 S: 10	H: 2 LOB: 0 BB: 0 P: 14	R: 0 E: 1 K: 0 S: 7	H: 1 LOB: 2 BB: 0 P: 13	R: 1 E: 0 K: 0 S: 8	H: 1 LOB: 1 BB: 2 P: 18	R: 0 E: 0 K: 0 S: 10	H: 2 LOB: 2 BB: 0 P: 16	R: 0 E: 0 K: 0 S: 7	H: 0 LOB: 0 BB: 0 P: 9	R: 0 E: 0 K: 0 S: 8	H: 1 LOB: 0 BB: 0 P: 15	R: 4 E: 0 K: 0 S: 15	H: 4 LOB: 2 BB: 0 P: 25	R: 0 E: 0 K: 0 S: 7	H: 2 LOB: 1 BB: 0 P: 9		1B: 11 2B: 1 3B: 1 HR: 1	SF: 0 SAC: 0 DP: 2 HBP: 2	WP: 0 PB: 0 SB: 0 CS: 0	PA: 38						
PITCHER	IP	WLS	BF	H	R	ER	SO	BB	IBB	HBP	BLK	WP	HR	S	P	ERA	WHIP										
Jack Morris, R ERA: 6.29 Russ Swan, L ERA: 4.15 Jose Mesa, R ERA: 5.87 (1, 1) (7, 1) (7, 1)	6.2	L	31	9	7	7	1	2	0	0	0	0	0	2	3	9.45	1.650										

AB	34
R	7
H	13
RBI	6
BB	2
SO	1
LOB	13



Batter	1	2	3	4	5	6	7	8	9	AB	R	H	RBI	BB	SO	LOB	TOP
Kenny Lofton, L OBP: 0.462, SLG: 0.518 (1, 8)	G4-3	G4-3 WP 2B		F7		FC4-6		1B WP 1B	F9	6	2	2	0	0	0	4	Cleveland Indians @ Texas Rangers The Ballpark at Arlington, Arlington, TX Sat Apr 23 1994, 8:05 PM EDT Att: 44,926 - Unknown
Wayne Kirby, L OBP: 0.414, SLG: 0.393 Manny Ramirez, R (8, PH) OBP: 0.439, SLG: 0.714 (8, 9)	E 1B	G4-3		S 1B		G3		F7		4	1	2	2	0	0	2	
Carlos Baerga, S OBP: 0.288, SLG: 0.413 (1, 4)	E5 1B G1-6-3	G4-3		G6-3			G4-3	1B		5	1	1	0	0	0	2	
Albert Belle, R OBP: 0.377, SLG: 0.441 (1, 7)	G1-6-3 1B 1-2 2-H		G6-3		K		G5-3	K		5	0	1	1	0	2	1	
Eddie Murray, S OBP: 0.266, SLG: 0.460 (1, 10)	G1-6-3 1B	G5-3		L5			FC6-4 1B		HR	5	1	3	1	0	0	0	
Paul Sorrento, L OBP: 0.373, SLG: 0.556 (1, 3)	G1-6-3		G6-3		FC6-4 BB		FC6-4	SH2-4 2B		4	0	1	1	1	0	3	
Sandy Alomar Jr., R OBP: 0.399, SLG: 0.393 Tony Peña, R OBP: 0.250, SLG: 0.167 (2, 2)	K		G6-3		FC6-4			HR 1B	SH2-4	1	0	0	0	0	1	2	
Jim Thome, L OBP: 0.400, SLG: 0.591 Alvaro Espinoza, R OBP: 0.167, SLG: 0.333 (9, 5)		FC6-4 1B		2B		G4-3		HR	K	5	2	3	2	0	1	1	
Mark Lewis, R OBP: 0.400, SLG: 0.385 (1, 6)	FC6-4 2B G4-3			WP 1B 2B		FC4-6 1B		G6-3	BB	4	2	2	1	1	0	1	
Inning Stats	R: 2 H: 3 E: 1 K: 1 S: 21	H: 3 R: 2 ER: 0 LOB: 2 BB: 0 P: 26	R: 0 H: 0 E: 0 K: 0 S: 9	H: 0 R: 0 ER: 0 LOB: 0 BB: 0 P: 14	R: 0 H: 0 E: 0 K: 0 S: 7	H: 3 R: 2 ER: 0 LOB: 1 BB: 0 P: 17	R: 0 H: 1 E: 0 K: 1 S: 8	H: 1 R: 0 ER: 0 LOB: 1 BB: 0 P: 11	R: 3 H: 4 E: 0 K: 1 S: 16	H: 2 R: 1 ER: 0 LOB: 2 BB: 1 P: 23	1B: 10 2B: 4 3B: 0 HR: 2	SF: 0 SAC: 1 DP: 0 HBP: 0	WP: 3 PB: 0 SB: 1 CS: 0	PA: 46			
PITCHER	IP	WLS	BF	H	R	ER	SO	BB	IBB	HBP	BLK	WP	HR	S	P	ERA	WHIP
Kevin Brown, R ERA: 10.86 (1, 1)	7.1		36	12	8	7	2	1	0	0	0	2	1	76	116	8.59	1.773
Rick Honeycutt, L ERA: 9.64 (8, 1)	0.0		1	1	0	0	0	0	0	0	0	0	0	4	7	∞	∞
Jay Howell, R ERA: 9.0 (8, 1)	0.1	L	2	1	0	0	0	0	0	0	0	0	0	2	3	0.00	3.000
Tom Henke, R ERA: 3.24 (8, 1)	1.1		7	2	2	2	2	1	0	0	0	1	1	16	29	13.50	2.250

Batter	1	2	3	4	5	6	7	8	9	AB	R	H	RBI	BB	SO	LOB	BOTTOM
David Hulse, L OBP: 0.386, SLG: 0.429 (1, 8)	1B S 2B BB	G5-3 1-H 2-H	P6		K		K			4	2	1	2	1	2	4	Cleveland Indians @ Texas Rangers The Ballpark at Arlington, Arlington, TX Sat Apr 23 1994, 8:05 PM EDT Att: 44,926 - Unknown
Chris James, R OBP: 0.390, SLG: 0.469 (1, 9)	2B 1B	K		K	F9		K			5	1	1	0	0	3	3	
Will Clark, L OBP: 0.426, SLG: 0.660 (1, 3)	1B 1-3 3-H	G5-3		PB 1B BB		PB FC5 2B		F8		4	2	2	2	1	0	0	
Juan Gonzalez, R OBP: 0.266, SLG: 0.443 (1, 7)	1B BB	FC5-4 1B		F7		G6-3		1B		4	0	2	0	1	0	2	
Jose Canseco, R OBP: 0.375, SLG: 0.589 (1, 10)	G6-3 1B	FC5-4		1B		FC5 S WP 2B		P4		5	1	2	3	0	0	2	
Dean Palmer, R OBP: 0.250, SLG: 0.323 (1, 5)	F8		E7 CS	P3		K		F9		5	0	0	0	0	1	6	
Junior Ortiz, R OBP: 0.400, SLG: 0.600 Doug Strange, S (9, PH) OBP: 0.314, SLG: 0.489	G6-3		FC6-4 1B		G4-3		1B 2B		P3	4	1	2	1	0	0	3	
Billy Ripken, R OBP: 0.357, SLG: 0.357 Rob Ducey, L (9, PH) OBP: 0.154, SLG: 0.192		BB 3B 1B	FC6-4 E		E		E 1B		G4-3	4	1	3	1	0	0	1	
Manuel Lee, S OBP: 0.300, SLG: 0.255 Gary Redus, R (9, PH) OBP: 0.250, SLG: 0.375		3B BB	E4		E3		G4-3		K	1	0	0	0	0	1	0	
Inning Stats	R: 2 H: 3 E: 0 K: 0 S: 17	H: 3 R: 3 ER: 0 LOB: 1 BB: 1 P: 21	R: 0 H: 1 E: 0 K: 0 S: 9	H: 1 R: 0 ER: 0 LOB: 2 BB: 0 P: 15	R: 1 H: 1 E: 0 K: 1 S: 8	H: 1 R: 0 ER: 2 LOB: 2 BB: 0 P: 26	R: 3 H: 3 E: 0 K: 1 S: 17	H: 0 R: 0 ER: 0 LOB: 0 BB: 0 P: 12	R: 0 H: 1 E: 0 K: 0 S: 9	H: 0 R: 0 ER: 0 LOB: 0 BB: 0 P: 7	1B: 9 2B: 3 3B: 1 HR: 0	SF: 0 SAC: 0 DP: 1 HBP: 0	WP: 1 PB: 2 SB: 3 CS: 1	PA: 45			
PITCHER	IP	WLS	BF	H	R	ER	SO	BB	IBB	HBP	BLK	WP	HR	S	P	ERA	WHIP
Chris Nabholz, L ERA: 16.88 (1, 1)	1.2		13	6	5	5	1	3	0	0	0	0	0	28	49	27.00	5.400
Matt Turner, R ERA: 9.93 (2, 1)	3.1		16	3	1	0	2	1	0	0	0	0	0	33	62	0.00	1.200
Russ Swan, L ERA: 6.23 (6, 1)	0.0		1	1	1	1	0	0	0	0	0	0	0	2	4	∞	∞
Jose Mesa, R ERA: 5.91 (6, 1)	3.0	W	12	3	2	2	3	0	0	0	0	1	0	32	51	6.00	1.000
Steve Farr, R ERA: 1.93 (9, 1)	1.0	S	3	0	0	0	1	0	0	0	0	0	0	6	7	0.00	0.000

Batter	1	2	3	4	5	6	7	8	9	AB	R	H	RBI	BB	SO	LOB	TOP					
Kenny Lofton, L OBP: 0.479, SLG: 0.525	1-0 FC4-6 1B	1-0 G6-3		4-2 1B BB	1-3 K		1-0 2B 1B		3-2 1B	5	3	3	0	1	1	0	Cleveland Indians @ Texas Rangers The Ballpark at Arlington, Arlington, TX Sun Apr 24 1994, 4:33 AM EDT Att: 33,924 - Sunny - 81 F					
Mark Lewis, R OBP: 0.381, SLG: 0.474	3-2 FC6 FC4-6 1-3	0-3 K		0-1 F7	1-0 2B		1-0 2B		1-2 F7	6	0	2	2	0	1	3						
Carlos Baerga, S OBP: 0.296, SLG: 0.412	2-2 FC4-6 1B SF8 1-2 3-H		1-0 HR 1B	1-2 1B 1B	0-0 F9		1-1 G4-3			5	3	2	1	0	0	3						
Albert Belle, R OBP: 0.392, SLG: 0.500	2-2 SF8 1B 1-2		1-1 HR	0-0 1B SF9 1B	0-1 F9		0-0 G4-3			5	3	3	3	0	0	0						
Eddie Murray, S OBP: 0.275, SLG: 0.456	1-2 SF8 1B 1-2 2-3		0-0 G4-3	0-0 WP 1B 1-3 2-H	0-0 P3		1-1 F7			5	2	2	1	0	0	0						
Paul Sorrento, L OBP: 0.357, SLG: 0.542	2-2 SF8 1-2 2-3 3-H		2-0 BB 1B	2-2 SF9 1B	1-3 K		1-2 E1			3	0	1	2	0	1	0						
Manny Ramirez, R OBP: 0.457, SLG: 0.700	1-1 1B 2-H 3-H		1-1 F8 1B	1-1 1B	0-1 G4-6-3 1B		1-1 F8			5	0	3	3	0	0	2						
Jim Thome, L OBP: 0.389, SLG: 0.553	1-3 K		4-2 BB	2-1 G4-3			1-0 G4-6-3 1B		0-0 G2-3	3	0	0	0	1	1	3						
Alvaro Espinoza, R OBP: 0.143, SLG: 0.286			1-2 BB				1-2 G4-6-3 1B			1	0	0	0	0	0	0						
Tony Peña, R OBP: 0.231, SLG: 0.182		2-1 G6-3	2-2 G4-3		2-1 G6-3		0-1 1B 2B 1B		0-1 L9	5	1	1	0	0	0	2						
Inning Stats	R: 4 E: 1 K: 1 S: 27	H: 4 LOB: 1 BB: 0 P: 40	R: 0 E: 0 K: 1 S: 6	H: 0 LOB: 0 BB: 0 P: 9	R: 2 E: 0 K: 0 S: 12	H: 3 LOB: 2 BB: 1 P: 23	R: 4 E: 0 K: 0 S: 19	H: 4 LOB: 1 BB: 1 P: 29	R: 0 E: 0 K: 1 S: 7	H: 0 LOB: 0 BB: 0 P: 7	R: 2 E: 0 K: 0 S: 9	H: 4 LOB: 1 BB: 0 P: 13	R: 0 E: 1 K: 0 S: 8	H: 0 LOB: 1 BB: 0 P: 11	R: 0 E: 0 K: 0 S: 11	H: 1 LOB: 1 BB: 0 P: 15	1B: 14 2B: 2 3B: 0 HR: 1	SF: 2 SAC: 0 DP: 1 HBP: 0	WP: 1 PB: 0 SB: 1 CS: 0	PA: 47		
PITCHER	IP WLS BF H R ER SO BB IBB HBP BLK WP HR S P ERA WHIP	IP WLS BF H R ER SO BB IBB HBP BLK WP HR S P ERA WHIP	IP WLS BF H R ER SO BB IBB HBP BLK WP HR S P ERA WHIP	IP WLS BF H R ER SO BB IBB HBP BLK WP HR S P ERA WHIP	IP WLS BF H R ER SO BB IBB HBP BLK WP HR S P ERA WHIP	IP WLS BF H R ER SO BB IBB HBP BLK WP HR S P ERA WHIP	IP WLS BF H R ER SO BB IBB HBP BLK WP HR S P ERA WHIP	IP WLS BF H R ER SO BB IBB HBP BLK WP HR S P ERA WHIP	IP WLS BF H R ER SO BB IBB HBP BLK WP HR S P ERA WHIP	IP WLS BF H R ER SO BB IBB HBP BLK WP HR S P ERA WHIP	IP WLS BF H R ER SO BB IBB HBP BLK WP HR S P ERA WHIP	IP WLS BF H R ER SO BB IBB HBP BLK WP HR S P ERA WHIP	IP WLS BF H R ER SO BB IBB HBP BLK WP HR S P ERA WHIP	IP WLS BF H R ER SO BB IBB HBP BLK WP HR S P ERA WHIP	IP WLS BF H R ER SO BB IBB HBP BLK WP HR S P ERA WHIP	IP WLS BF H R ER SO BB IBB HBP BLK WP HR S P ERA WHIP	IP WLS BF H R ER SO BB IBB HBP BLK WP HR S P ERA WHIP					
Steve Dreyer, R ERA: 5.56	(1, 1)	3.0 L	18 7	6 6	2 2	2 2	1 1	0 0	0 0	0 0	0 0	0 0	0 0	0 0	0 0	0 0	0 0	6.00 2.667				
James Hurst, L ERA: 10.24	(4, 1)	3.2	19 8	6 6	6 6	2 2	1 1	0 0	0 0	0 0	0 0	0 0	0 0	0 0	0 0	0 0	1 1	14.73 2.455				
Matt Whiteside, R ERA: 5.68	(7, 1)	1.1	6 1	0 0	0 0	0 0	0 0	0 0	0 0	0 0	0 0	0 0	0 0	0 0	0 0	0 0	0 0	0.00 0.750				
Cris Carpenter, R ERA: 1.13	(9, 1)	1.0	4 1	0 0	0 0	0 0	0 0	0 0	0 0	0 0	0 0	0 0	0 0	0 0	0 0	0 0	0 0	0.00 1.000				
David Hulse, L OBP: 0.413, SLG: 0.463	4-0 FC5-4 BB		1-1 S 1B		0-1 HR 1B		0-1 G4-3		0-0 2B	4	1	3	0	1	0	1	Cleveland Indians @ Texas Rangers The Ballpark at Arlington, Arlington, TX Sun Apr 24 1994, 4:33 AM EDT Att: 33,924 - Sunny - 81 F					
Doug Strange, S OBP: 0.304, SLG: 0.520	1-2 FC5-4 G5-4-3 1-2		1-3 K		1-1 HR		2-3 K		0-2 G3-1	5	1	1	2	0	2	5						
Jose Canseco, R OBP: 0.348, SLG: 0.541	0-2 G5-4-3 1-2		0-0 E5		0-2 E5 BB 1B		0-2 F8		2-2 F9	5	1	0	0	0	0	2						
Juan Gonzalez, R OBP: 0.275, SLG: 0.446		1-3 K	2-2 L7		1-0 E6 1B BB E		4-2 FC6-4 BB		0-0 2B	4	2	1	0	1	1	3						
Will Clark, L OBP: 0.439, SLG: 0.661		4-0 HR BB	1-3 K		4-0 E BB		2-1 F7		0-0 BB 2B	3	1	1	1	2	1	3						
Dean Palmer, R OBP: 0.281, SLG: 0.373		3-1 HR		3-2 F8	1-0 E7 G4-3 1B		0-0 FC6-4		2-2 F7	5	1	2	3	0	0	2						
Rob Ducey, L OBP: 0.226, SLG: 0.207	2-1 1B		4-2 F9-3 BB		4-2 F9-3 BB		1-1 G4-3		0-2 F7	3	0	1	0	2	0	2						
Junior Ortiz, R OBP: 0.500, SLG: 0.500	0-0 F8		3-2 F9-3		4-1 G4-3 G3-1 BB		3-2 F7		4-0 BB	3	0	1	0	2	0	2						
Manuel Lee, S OBP: 0.278, SLG: 0.235	3-3 K		0-0 G4-3		0-0 G4-3		1-2 G3-1		1-3 K	4	0	0	0	0	2	3						
Gary Redus, R OBP: 0.222, SLG: 0.333									1-2 L9	1	0	0	0	0	0	3						
Inning Stats	R: 0 E: 0 K: 0 S: 6	H: 0 LOB: 1 BB: 1 P: 11	R: 2 E: 0 K: 2 S: 13	H: 2 LOB: 1 BB: 1 P: 26	R: 0 E: 1 K: 2 S: 12	H: 1 LOB: 2 BB: 0 P: 17	R: 0 E: 0 K: 0 S: 13	H: 0 LOB: 0 BB: 1 P: 23	R: 4 E: 3 K: 0 S: 12	H: 3 LOB: 1 BB: 1 P: 20	R: 0 E: 0 K: 1 S: 9	H: 0 LOB: 1 BB: 1 P: 16	R: 0 E: 0 K: 0 S: 9	H: 0 LOB: 1 BB: 1 P: 15	R: 0 E: 0 K: 1 S: 13	H: 2 LOB: 2 BB: 0 P: 17	R: 1 E: 0 K: 0 S: 12	H: 2 LOB: 3 BB: 2 P: 25	1B: 5 2B: 4 3B: 0 HR: 2	SF: 0 SAC: 0 DP: 3 HBP: 0	WP: 0 PB: 0 SB: 1 CS: 0	PA: 45
PITCHER	IP WLS BF H R ER SO BB IBB HBP BLK WP HR S P ERA WHIP	IP WLS BF H R ER SO BB IBB HBP BLK WP HR S P ERA WHIP	IP WLS BF H R ER SO BB IBB HBP BLK WP HR S P ERA WHIP	IP WLS BF H R ER SO BB IBB HBP BLK WP HR S P ERA WHIP	IP WLS BF H R ER SO BB IBB HBP BLK WP HR S P ERA WHIP	IP WLS BF H R ER SO BB IBB HBP BLK WP HR S P ERA WHIP	IP WLS BF H R ER SO BB IBB HBP BLK WP HR S P ERA WHIP	IP WLS BF H R ER SO BB IBB HBP BLK WP HR S P ERA WHIP	IP WLS BF H R ER SO BB IBB HBP BLK WP HR S P ERA WHIP	IP WLS BF H R ER SO BB IBB HBP BLK WP HR S P ERA WHIP	IP WLS BF H R ER SO BB IBB HBP BLK WP HR S P ERA WHIP	IP WLS BF H R ER SO BB IBB HBP BLK WP HR S P ERA WHIP	IP WLS BF H R ER SO BB IBB HBP BLK WP HR S P ERA WHIP	IP WLS BF H R ER SO BB IBB HBP BLK WP HR S P ERA WHIP	IP WLS BF H R ER SO BB IBB HBP BLK WP HR S P ERA WHIP	IP WLS BF H R ER SO BB IBB HBP BLK WP HR S P ERA WHIP	IP WLS BF H R ER SO BB IBB HBP BLK WP HR S P ERA WHIP					
Charles Nagy, R ERA: 4.38	(1, 1)	5.0 W	25 4	6 4	4 4	4 4	0 0	0 0	0 0	0 0	0 0	0 0	0 0	0 0	0 0	0 0	5.00 2.000					
Eric Plunk, R ERA: 3.38	(6, 1)	3.2	19 4	1 1	1 2	2 2	4 4	0 0	0 0	0 0	0 0	0 0	0 0	0 0	0 0	0 0	2.46 2.182					
Derek Lilliquist, L ERA: 3.86	(9, 1)	0.1 S	1 0	0 0	0 0	0 0	0 0	0 0	0 0	0 0	0 0	0 0	0 0	0 0	0 0	0 0	0.00 0.000					

AB 43
R 12
H 17
RBI 12
BB 2
SO 4
LOB 13



AB 37
R 7
H 10
RBI 6
BB 8
SO 6
LOB 26



Batter	1	2	3	4	5	6	7	8	9	AB	R	H	RBI	BB	SO	LOB	TOP										
Tony Phillips, S OBP: 0.393, SLG: 0.419 (1, 7)	0-0 FC1-5 2B	4-0 BB		0-2 F7		0-2 G3-1			1-3 K	4	0	1	0	1	1	5											
Lou Whitaker, L OBP: 0.379, SLG: 0.592 Juan Samuel, R OBP: 0.400, SLG: 0.250 (5, 4)	0-0 FC1-5 FC5 BB 2-3	0-0 G3		2-2 FC5-4 1-2			4-0 G3 BB		2-3 K	3	0	0	0	0	0	6											
Kirk Gibson, L OBP: 0.315, SLG: 0.356 (1, 9)	4-0 BB 1-2		3-1 F8		0-0 G4-3		0-2 K		1-3 K	4	0	0	0	1	2	1											
Cecil Fielder, R OBP: 0.325, SLG: 0.554 (1, 3)	1-1 L9		1-3 K		1-3 K		0-2 G3		1-2 G3	4	0	0	0	0	2	3											
Travis Fryman, R OBP: 0.295, SLG: 0.452 (1, 5)	2-2 FC5 2-3		0-0 F9		2-1 F7		1-2 F8			4	0	0	0	0	0	3											
Mickey Tettleton, S OBP: 0.392, SLG: 0.383 (1, 2)		0-1 HR		4-2 1B BB		0-1 1B		0-1 1B		3	1	3	1	1	0	0											
Eric Davis, R OBP: 0.221, SLG: 0.274 (1, 8)		3-3 K		0-0 1B		2-2 L7		3-1 P2		4	0	1	0	0	1	2											
Alan Trammell, R OBP: 0.392, SLG: 0.507 (1, 6)		1-2 L9		0-0 1B		2-2 1B		1-1 L7		4	0	2	0	0	0	1											
Scott Livingstone, L OBP: 0.333, SLG: 0.353 (1, 10)		0-1 1B		1-3 K		1-0 L7		3-2 G5-3		4	0	1	0	0	1	6											
Inning Stats	R: 0 E: 0 K: 0 S: 7	H: 1 LOB: 2 BB: 1 P: 14	R: 1 E: 0 K: 1 S: 11	H: 2 LOB: 1 BB: 1 P: 19	R: 0 E: 0 K: 1 S: 6	H: 0 LOB: 0 BB: 0 P: 10	R: 0 E: 0 K: 1 S: 16	H: 2 LOB: 3 BB: 1 P: 23	R: 0 E: 0 K: 1 S: 6	H: 0 LOB: 0 BB: 0 P: 9	R: 0 E: 0 K: 0 S: 14	H: 2 LOB: 2 BB: 0 P: 19	R: 0 E: 0 K: 1 S: 9	H: 0 LOB: 1 BB: 1 P: 14	R: 0 E: 0 K: 0 S: 9	H: 1 LOB: 1 BB: 0 P: 16	R: 0 E: 0 K: 3 S: 13	H: 0 LOB: 0 BB: 0 P: 17	1B: 6 2B: 1 3B: 0 HR: 1	SF: 0 SAC: 0 DP: 0 HBP: 0	WP: 0 PB: 0 SB: 0 CS: 0	PA: 39					
PITCHER	IP	WLS	BF	H	R	ER	SO	BB	IBB	HBP	BLK	WP	HR	S	P	ERA	WHIP										
Rick Helling, R ERA: 3.86 (1, 1)	6.0	W	28	7	1	1	4	3	0	0	0	0	1	60	94	1.50	1.667										
Cris Carpenter, R ERA: 0.9 (7, 1)	2.0		8	1	0	0	1	1	0	0	0	0	0	18	30	0.00	1.000										
Tom Henke, R ERA: 2.89 (9, 1)	1.0		3	0	0	0	3	0	0	0	0	0	0	13	17	0.00	0.000										

Detroit Tigers @ Texas Rangers
The Ballpark at Arlington, Arlington, TX
Tue Apr 26 1994, 8:05 PM EDT
Att: 22,995 - Unknown - 81 F

AB 35
R 1
H 8
RBI 1
BB 4
SO 8
LOB 27



Batter	1	2	3	4	5	6	7	8	9	AB	R	H	RBI	BB	SO	LOB	BOTTOM										
David Hulse, L OBP: 0.413, SLG: 0.451 (1, 8)	4-2 1B BB	2-2 G4-3		1-3 K		3-2 FC5-4 1B		0-1 E6		4	1	1	0	1	1	1											
Oddibe McDowell, L (1, 9)	4-2 1B BB	4-2 S BB		4-2 1B BB		3-3 K		0-1 G5-3		2	1	0	0	3	1	3											
Jose Canseco, R OBP: 0.378, SLG: 0.547 (1, 10)	0-0 1B	4-1 G6-4-3 IBB		1-1 1B		4-0 FC5-4 IBB		3-2 L9		3	1	2	1	2	0	1											
Juan Gonzalez, R OBP: 0.260, SLG: 0.420 (1, 7)	2-3 K	1-0 G6-4-3		0-1 G6-3		0-1 FC5-4 FC6-4		0-1 FC6-4		4	0	0	1	0	1	7											
Willi Clark, L OBP: 0.443, SLG: 0.638 (1, 3)	4-0 1B IBB		4-1 1B BB		2-3 K	1-2 FC6-4				2	0	0	0	2	1	2											
Dean Palmer, R OBP: 0.247, SLG: 0.352 (1, 5)	0-3 K		0-2 L7		2-2 F8		1-2 F9			4	0	0	0	0	1	4											
Doug Strange, S OBP: 0.335, SLG: 0.537 (1, 4)	1-0 1B		3-1 1B		1-0 G4-3		1-0 G4-3			4	1	3	2	0	0	0											
Ivan Rodriguez, R OBP: 0.323, SLG: 0.370 (1, 2)	0-3 K		1-2 G6-4-3		1-0 G6-3		1-0 G6-3			4	1	1	0	0	1	4											
Manuel Lee, S OBP: 0.293, SLG: 0.255 (1, 6)		3-2 G4-3 1B		2-1 G4-3		1-0 1B PB FC5-4 1B		2-3 K		4	1	2	0	0	1	0											
Inning Stats	R: 3 E: 0 K: 3 S: 18	H: 2 LOB: 3 BB: 3 P: 32	R: 0 E: 0 K: 0 S: 12	H: 1 LOB: 2 BB: 2 P: 26	R: 0 E: 0 K: 1 S: 10	H: 1 LOB: 1 BB: 1 P: 17	R: 0 E: 0 K: 1 S: 8	H: 0 LOB: 0 BB: 0 P: 12	R: 3 E: 0 K: 1 S: 15	H: 4 LOB: 2 BB: 1 P: 29	R: 0 E: 0 K: 0 S: 9	H: 0 LOB: 0 BB: 0 P: 11	R: 0 E: 1 K: 1 S: 10	H: 0 LOB: 1 BB: 0 P: 15	R: 0 E: 0 K: 0 S: 10	H: 0 LOB: 0 BB: 0 P: 15	1B: 9 2B: 0 3B: 0 HR: 0	SF: 0 SAC: 0 DP: 2 HBP: 0	WP: 0 PB: 2 SB: 5 CS: 0	PA: 39							
PITCHER	IP	WLS	BF	H	R	ER	SO	BB	IBB	HBP	BLK	WP	HR	S	P	ERA	WHIP										
Mike Moore, R ERA: 5.76 (1, 1)	5.0	L	24	5	3	3	5	5	2	0	0	0	0	59	105	5.40	2.000										
Jose Lima, R ERA: 17.36 (6, 1)	0.2		7	4	3	3	1	0	1	0	0	0	0	12	25	40.50	6.000										
Buddy Groom, L ERA: (6, 1)	0.1		1	0	0	0	0	0	0	0	0	0	0	3	4	0.00	0.000										
Storm Davis, R ERA: 3.27 (7, 1)	2.0		7	0	0	0	1	0	0	0	0	0	0	19	26	0.00	0.000										

Detroit Tigers @ Texas Rangers
The Ballpark at Arlington, Arlington, TX
Tue Apr 26 1994, 8:05 PM EDT
Att: 22,995 - Unknown - 81 F

AB 31
R 6
H 9
RBI 4
BB 8
SO 7
LOB 22



Batter	1	2	3	4	5	6	7	8	9	AB	R	H	RBI	BB	SO	LOB	TOP			
Mike Huff, R OBP: 0.471, SLG: 0.333 (1, 8)										4	0	2	0	0	0	1				
Roberto Alomar, S OBP: 0.429, SLG: 0.512 (1, 4)										4	0	1	0	0	0	4				
Paul Molitor, R OBP: 0.413, SLG: 0.527 (1, 10)										4	0	1	0	0	0	1				
Joe Carter, R OBP: 0.384, SLG: 0.690 (1, 9)										4	0	1	0	0	0	2				
John Olerud, L OBP: 0.427, SLG: 0.556 (1, 3)										4	0	0	0	0	1	2				
Carlos Delgado, L OBP: 0.345, SLG: 0.606 (1, 7)										3	0	2	0	1	1					
Devon White, S OBP: 0.402, SLG: 0.620 (9, PR)										0	0	0	0	0	0	0				
Ed Sprague, R OBP: 0.361, SLG: 0.398 (1, 5)										4	0	2	0	0	0	1				
Pat Borders, R OBP: 0.264, SLG: 0.290 (1, 2)										4	0	0	0	0	2	5				
Dick Schofield, R OBP: 0.200, SLG: 0.143 (1, 6)										4	0	2	0	0	1	1				
Inning Stats	R: 0 E: 0 K: 0 S: 6	H: 2 LOB: 1 BB: 0 P: 11	R: 0 E: 0 K: 0 S: 9	H: 2 LOB: 1 BB: 0 P: 13	R: 0 E: 0 K: 0 S: 9	H: 1 LOB: 1 BB: 0 P: 11	R: 0 E: 0 K: 1 S: 10	H: 2 LOB: 2 BB: 1 P: 18	R: 0 E: 0 K: 1 S: 13	H: 0 LOB: 0 BB: 0 P: 19	R: 0 E: 0 K: 0 S: 17	H: 2 LOB: 2 BB: 0 P: 26	R: 0 E: 0 K: 1 S: 9	H: 0 LOB: 1 BB: 0 P: 12	R: 0 E: 0 K: 2 S: 11	H: 1 LOB: 1 BB: 0 P: 17	1B: 9 2B: 2 3B: 0 HR: 0	SF: 0 SAC: 0 DP: 4 HBP: 0	WP: 0 PB: 0 SB: 0 CS: 0	PA: 36
PITCHER	IP WLS BF H R ER SO BB IBB HBP BLK WP HR S P ERA WHIP																			
Kevin Brown, R ERA: 8.51 (1, 1)	8.0 W 32 10 0 0 3 1 0 0 0 0 0 0 79 122 0.00 1.375																			
Tom Henke, R ERA: 2.61 (9, 1)	1.0 S 4 1 0 0 2 0 0 0 0 0 0 0 11 17 0.00 1.000																			

Toronto Blue Jays @ Texas Rangers
The Ballpark at Arlington, Arlington, TX
Thu Apr 28 1994, 8:05 PM EDT
Att: 27,287 - Unknown - 70 F

AB	35
R	0
H	11
RBI	0
BB	1
SO	5
LOB	18



Batter	1	2	3	4	5	6	7	8	9	AB	R	H	RBI	BB	SO	LOB	BOTTOM			
David Hulse, L OBP: 0.416, SLG: 0.450 (1, 8)										4	0	1	0	0	3	0				
Chris James, R OBP: 0.400, SLG: 0.486 (1, 9)										3	1	1	0	1	2	0				
Will Clark, L OBP: 0.430, SLG: 0.591 (1, 3)										4	0	0	0	0	0	3				
Jose Canseco, R OBP: 0.402, SLG: 0.543 (1, 10)										1	0	1	1	2	0	0				
Juan Gonzalez, R OBP: 0.259, SLG: 0.408 (1, 7)										2	0	0	0	0	0	2				
Ivan Rodriguez, R OBP: 0.304, SLG: 0.344 (1, 2)										3	0	0	0	0	1	2				
Doug Strange, S OBP: 0.324, SLG: 0.492 (1, 4)										3	0	0	0	0	0	1				
Billy Ripken, R OBP: 0.333, SLG: 0.389 (1, 5)										3	0	1	0	0	1	0				
Manuel Lee, S OBP: 0.292, SLG: 0.262 (1, 6)										3	0	0	0	0	0	1				
Inning Stats	R: 1 E: 0 K: 1 S: 11	H: 2 LOB: 1 BB: 0 P: 17	R: 0 E: 0 K: 0 S: 8	H: 1 LOB: 1 BB: 0 P: 11	R: 0 E: 0 K: 2 S: 8	H: 0 LOB: 0 BB: 0 P: 13	R: 0 E: 0 K: 1 S: 9	H: 0 LOB: 0 BB: 1 P: 15	R: 0 E: 0 K: 1 S: 7	H: 0 LOB: 0 BB: 0 P: 11	R: 0 E: 0 K: 2 S: 10	H: 0 LOB: 0 BB: 1 P: 16	R: 0 E: 0 K: 0 S: 9	H: 0 LOB: 1 BB: 1 P: 17	R: 0 E: 0 K: 0 S: 14	H: 1 LOB: 2 BB: 1 P: 23	1B: 2 2B: 2 3B: 0 HR: 0	SF: 0 SAC: 0 DP: 2 HBP: 1	WP: 0 PB: 0 SB: 0 CS: 0	PA: 30
PITCHER	IP WLS BF H R ER SO BB IBB HBP BLK WP HR S P ERA WHIP																			
Al Leiter, L ERA: 4.18 (1, 1)	8.0 L 30 4 1 1 7 3 0 1 0 0 0 0 76 123 1.12 0.875																			

Toronto Blue Jays @ Texas Rangers
The Ballpark at Arlington, Arlington, TX
Thu Apr 28 1994, 8:05 PM EDT
Att: 27,287 - Unknown - 70 F

AB	26
R	1
H	4
RBI	1
BB	3
SO	7
LOB	9



Batter	1	2	3	4	5	6	7	8	9	10	11	12	AB	R	H	RBI	BB	SO	LOB	TOP																														
David Hulse, L OBP: 0.394, SLG: 0.424 (1.8)	G6-3			B1-3	F7			G4-3		F7			5	0	0	0	0	0	1																															
Oddibe McDowell, L OBP: 0.500, SLG: 0.222 Chris James, R OBP: 0.381, SLG: 0.472 (10, PH) (10, 9)	B2			1B				G4-3					4	1	1	0	0	0	0																															
Jose Canseco, R OBP: 0.391, SLG: 0.514 (1.10)	G5-3			K				K		1B			4	1	0	0	1	3	1																															
Will Clark, L OBP: 0.440, SLG: 0.592 (1.3)		G3		HR				G4-3		1B			5	1	3	1	0	0	0																															
Juan Gonzalez, R OBP: 0.256, SLG: 0.432 (1.7)		K		HR				G5-3		K			5	1	1	2	0	3	3																															
Doug Strange, S OBP: 0.321, SLG: 0.455 (1.4)		K		G3				G4-3		K			5	0	0	0	0	3	3																															
Ivan Rodriguez, R OBP: 0.324, SLG: 0.354 (1.2)			G4-3		FC3-6			S		1B			4	0	2	1	0	0	0																															
Billy Ripken, R OBP: 0.286, SLG: 0.333 Gary Redus, R OBP: 0.200, SLG: 0.300 (9, PH) Esteban Beltre, R OBP: 0.333, SLG: 0.333 (9.5)		G5-3		K				G3		FC5-4			3	0	0	0	0	1	2																															
Manuel Lee, S OBP: 0.271, SLG: 0.242 (1.6)	L7				FC3-6			G3		G5-3			5	0	0	0	0	0	1																															
Inning Stats	R: 0 E: 0 K: 0 S: 6	H: 0 LOB: 0 BB: 0 P: 9	R: 0 E: 0 K: 2 S: 7	H: 0 LOB: 0 BB: 0 P: 9	R: 0 E: 0 K: 1 S: 13	H: 0 LOB: 0 BB: 0 P: 19	R: 3 E: 0 K: 1 S: 13	H: 3 LOB: 0 BB: 0 P: 21	R: 0 E: 0 K: 1 S: 9	H: 1 LOB: 1 BB: 0 P: 13	R: 0 E: 0 K: 0 S: 10	H: 0 LOB: 1 BB: 0 P: 15	R: 0 E: 0 K: 3 S: 5	H: 0 LOB: 0 BB: 0 P: 5	R: 1 E: 0 K: 2 S: 15	H: 2 LOB: 2 BB: 1 P: 26	R: 0 E: 0 K: 1 S: 7	H: 0 LOB: 0 BB: 0 P: 11	R: 0 E: 0 K: 3 S: 12	H: 1 LOB: 1 BB: 0 P: 17	R: 0 E: 0 K: 1 S: 8	H: 0 LOB: 0 BB: 0 P: 9	1B: 6 2B: 0 3B: 0 HR: 1	SF: 0 SAC: 0 DP: 0 HBP: 1	WP: 0 PB: 0 SB: 0 CS: 0	PA: 45																								
PITCHER	IP WLS BF H R ER SO BB IBB HBP BLK WP HR S P ERA WHIP	(1.1) 8.0 29 4 3 0 5 0 0 0 0 0 0 1 68 102 3.38 0.500	(9.1) 1.0 6 2 1 1 2 1 0 0 0 0 0 0 0 15 26 9.00 3.000	(10.1) 0.2 2 0 0 0 0 0 0 0 0 0 0 0 4 6 0.00 0.000	(10.1) 2.1 W 8 1 0 0 5 0 0 0 0 0 0 0 23 31 0.00 0.429											(1.1) 5.2 22 4 4 4 3 1 0 0 0 0 0 0 65 100 6.35 0.882	(6.1) 2.1 11 2 0 0 2 1 0 0 0 0 0 0 27 45 0.00 1.286	(9.1) 1.1 5 0 0 0 2 1 0 0 0 0 0 0 10 19 0.00 0.750	(10.1) 0.1 1 0 0 0 1 0 0 0 0 0 0 0 3 3 0.00 0.000	(10.1) 1.2 L 7 2 1 1 1 0 0 0 0 0 1 14 24 5.40 1.200											(1.1) 4.82 2.08 0.79 9.0 8.22	(6.1) 2.1 11 2 0 0 2 1 0 0 0 0 0 0 27 45 0.00 1.286	(9.1) 1.1 5 0 0 0 2 1 0 0 0 0 0 0 10 19 0.00 0.750	(10.1) 0.1 1 0 0 0 1 0 0 0 0 0 0 0 3 3 0.00 0.000	(10.1) 1.2 L 7 2 1 1 1 0 0 0 0 0 1 14 24 5.40 1.200											(1.1) 4.82 2.08 0.79 9.0 8.22	(6.1) 2.1 11 2 0 0 2 1 0 0 0 0 0 0 27 45 0.00 1.286	(9.1) 1.1 5 0 0 0 2 1 0 0 0 0 0 0 10 19 0.00 0.750	(10.1) 0.1 1 0 0 0 1 0 0 0 0 0 0 0 3 3 0.00 0.000	(10.1) 1.2 L 7 2 1 1 1 0 0 0 0 0 1 14 24 5.40 1.200

Texas Rangers @ Cleveland Indians
Jacobs Field, Cleveland, OH
Fri Apr 29 1994, 7:05 PM EDT
Alt. 36,530 - Unknown

AB	43
R	4
H	7
RBI	4
BB	1
SO	12
LOB	13



Batter	1	2	3	4	5	6	7	8	9	10	11	12	AB	R	H	RBI	BB	SO	LOB	BOTTOM								
Kenny Lofton, L OBP: 0.465, SLG: 0.595 (1.8)	G1-3			E4	P3								4	2	2	1	2	0	0									
Mark Lewis, R OBP: 0.304, SLG: 0.364 (1.6)	F8			K				G3		K			5	0	0	0	0	3	4									
Carlos Baerga, S OBP: 0.302, SLG: 0.429 (1.4)	P5			F8				1B		FC5			5	1	1	0	0	1	4									
Albert Belle, R OBP: 0.429, SLG: 0.627 (1.7)		F7		2B				F8		L7			4	1	0	0	1	0	2									
Eddie Murray, S OBP: 0.280, SLG: 0.440 (1.10)		P2		1B				FC5		G5-3			5	1	2	2	0	0	0									
Paul Sorrento, L OBP: 0.351, SLG: 0.485 (1.3)		F7		2B				1B		K			5	0	3	2	0	1	0									
Manny Ramirez, R OBP: 0.406, SLG: 0.705 (1.9)			G3		K			FC5		K			5	0	0	0	0	2	4									
Jim Thome, L OBP: 0.333, SLG: 0.459 Alvaro Espinoza, R OBP: 0.231, SLG: 0.308 (8.5)			K		G1-3			E3		F7			3	0	0	0	0	1	0									
Matt Merullo, L OBP: 0.220, SLG: 0.111 Tony Peña, R OBP: 0.250, SLG: 0.238 (8.2)			G3		F8			SH1-4		F7			2	0	0	0	0	0	0									
Inning Stats	R: 0 E: 0 K: 0 S: 9	H: 0 LOB: 0 BB: 0 P: 14	R: 0 E: 0 K: 0 S: 14	H: 0 LOB: 0 BB: 0 P: 22	R: 0 E: 0 K: 1 S: 8	H: 0 LOB: 0 BB: 0 P: 13	R: 3 E: 1 K: 2 S: 22	H: 3 LOB: 1 BB: 1 P: 34	R: 0 E: 0 K: 0 S: 5	H: 0 LOB: 0 BB: 0 P: 5	R: 1 E: 0 K: 0 S: 13	H: 3 LOB: 2 BB: 0 P: 25	R: 0 E: 1 K: 1 S: 11	H: 0 LOB: 1 BB: 1 P: 18	R: 0 E: 0 K: 1 S: 10	H: 0 LOB: 0 BB: 0 P: 14	R: 0 E: 0 K: 1 S: 6	H: 0 LOB: 0 BB: 0 P: 11	R: 0 E: 0 K: 2 S: 9	H: 0 LOB: 1 BB: 1 P: 13	R: 0 E: 0 K: 0 S: 6	H: 1 LOB: 1 BB: 0 P: 12	R: 1 E: 0 K: 1 S: 6	H: 1 LOB: 0 BB: 0 P: 10	1B: 6 2B: 1 3B: 0 HR: 1	SF: 0 SAC: 1 DP: 0 HBP: 0	WP: 0 PB: 0 SB: 0 CS: 0	PA: 46
PITCHER	IP WLS BF H R ER SO BB IBB HBP BLK WP HR S P ERA WHIP	(1.1) 5.2 22 4 4 4 3 1 0 0 0 0 0 0 65 100 6.35 0.882	(6.1) 2.1 11 2 0 0 2 1 0 0 0 0 0 0 27 45 0.00 1.286	(9.1) 1.1 5 0 0 0 2 1 0 0 0 0 0 0 10 19 0.00 0.750	(10.1) 0.1 1 0 0 0 1 0 0 0 0 0 0 0 3 3 0.00 0.000	(10.1) 1.2 L 7 2 1 1 1 0 0 0 0 0 1 14 24 5.40 1.200											(1.1) 4.82 2.08 0.79 9.0 8.22	(6.1) 2.1 11 2 0 0 2 1 0 0 0 0 0 0 27 45 0.00 1.286	(9.1) 1.1 5 0 0 0 2 1 0 0 0 0 0 0 10 19 0.00 0.750	(10.1) 0.1 1 0 0 0 1 0 0 0 0 0 0 0 3 3 0.00 0.000	(10.1) 1.2 L 7 2 1 1 1 0 0 0 0 0 1 14 24 5.40 1.200							

Texas Rangers @ Cleveland Indians
Jacobs Field, Cleveland, OH
Fri Apr 29 1994, 7:05 PM EDT
Alt. 36,530 - Unknown

AB	42
R	5
H	8
RBI	5
BB	3
SO	9
LOB	15



Batter	1	2	3	4	5	6	7	8	9	AB	R	H	RBI	BB	SO	LOB	TOP					
David Hulse, L OBP: 0.388, SLG: 0.416	G6-3	F7			E6		1B	SH2-4	SH5-3	4	2	1	0	0	0	1						
Oddibe McDowell, L OBP: 0.500, SLG: 0.385 Chris James, R OBP: 0.396, SLG: 0.459	1B	1B	P5		2B		K	1B	G5-3	4	1	2	0	0	1	1						
Jose Canseco, R OBP: 0.387, SLG: 0.494	K		K		G5-3		2B	F9	1B	5	2	1	2	1	2	4						
Will Clark, L OBP: 0.467, SLG: 0.605	1B	1B	1B		P6		2B	2B	1B	5	2	4	2	1	0	1						
Juan Gonzalez, R OBP: 0.272, SLG: 0.483	1B		F9		G5-3		F8	2B	HR	6	1	3	6	0	0	4						
Doug Strange, S OBP: 0.291, SLG: 0.444	K				G4-3		2B	G5-3	F9	6	1	1	1	0	2	4						
Ivan Rodriguez, R OBP: 0.342, SLG: 0.391		G5-3			2B		2B		1B	4	1	2	2	1	0	0						
Esteban Beltre, R OBP: 0.375, SLG: 0.375	K		G6-3		G5-3		1B		1B	5	1	2	0	0	1	2						
Manuel Lee, S OBP: 0.293, SLG: 0.268	1B		G1-3		K			1B	1B	5	2	3	1	0	1	2						
Inning Stats	R: 1 E: 0 K: 2 S: 16	H: 3 LOB: 2 BB: 0 P: 19	R: 0 E: 0 K: 1 S: 9	H: 1 LOB: 1 BB: 0 P: 13	R: 0 E: 0 K: 1 S: 12	H: 1 LOB: 1 BB: 0 P: 20	R: 0 E: 0 K: 0 S: 5	H: 1 LOB: 1 BB: 0 P: 5	R: 1 E: 1 K: 0 S: 9	H: 1 LOB: 1 BB: 0 P: 14	R: 0 E: 0 K: 2 S: 10	H: 1 LOB: 1 BB: 0 P: 15	R: 4 E: 0 K: 1 S: 16	H: 4 LOB: 1 BB: 1 P: 26	R: 2 E: 0 K: 0 S: 12	H: 3 LOB: 2 BB: 1 P: 22	R: 6 E: 0 K: 0 S: 18	H: 4 LOB: 0 BB: 2 P: 31	1B: 13 2B: 5 3B: 0 HR: 1	SF: 0 SAC: 2 DP: 0 HBP: 0	WP: 0 PB: 0 SB: 2 CS: 0	PA: 51
PITCHER	IP	WLS	BF	H	R	ER	SO	BB	IBB	HBP	BLK	WP	HR	S	P	ERA	WHIP					
Dennis Martinez, R ERA: 4.29	6.0		27	8	2	1	6	0	0	0	0	0	0	61	86	1.50	1.333					
Eric Plunk, R ERA: 5.82	0.2	L	6	3	4	4	1	1	0	0	0	0	0	13	21	54.00	6.000					
Matt Turner, R ERA: 2.13	0.2		4	2	1	1	0	0	0	0	0	0	0	7	10	13.50	3.000					
Russ Swan, L ERA: 11.25	1.2		14	6	7	7	0	2	1	0	0	0	1	26	48	37.80	4.800					

Texas Rangers @ Cleveland Indians
Jacobs Field, Cleveland, OH
Sat Apr 30 1994, 3:33 AM EDT
Att: 38,228 - Cloudy - 47 F

AB	45
R	14
H	19
RBI	14
BB	4
SO	7
LOB	21



Batter	1	2	3	4	5	6	7	8	9	AB	R	H	RBI	BB	SO	LOB	BOTTOM					
Kenny Lofton, L OBP: 0.462, SLG: 0.580	1B	G4-3		L6			G4-3		FC6-4	4	2	1	0	1	0	1						
Mark Lewis, R OBP: 0.333, SLG: 0.469	2B	G4-3		F8			HR		2B	5	2	3	3	0	0	2						
Carlos Baerga, S OBP: 0.307, SLG: 0.438	F8	G3			G4-3		1B		G3-1	5	1	2	2	0	0	3						
Albert Belle, R OBP: 0.422, SLG: 0.621	F8		G4-3		P6		G4-3			4	0	1	0	0	0	2						
Eddie Murray, S OBP: 0.289, SLG: 0.432	CS	G4-3		G4-3			G3-1		F9	4	0	1	1	0	0	1						
Paul Sorrento, L OBP: 0.333, SLG: 0.457	K		K				F8		F9	4	0	0	0	0	2	2						
Manny Ramirez, R OBP: 0.397, SLG: 0.672		L6					F8		K	3	0	0	0	1	1	0						
Jim Thome, L OBP: 0.329, SLG: 0.438		1B	BB		K				P6	3	1	0	0	1	2	2						
Matt Merullo, L OBP: 0.250, SLG: 0.100 Candy Maldonado, R OBP: 0.388, SLG: 0.813 Tony Peña, R OBP: 0.280, SLG: 0.273		G4-3			F9				FC6-4	1	0	0	0	1	0	0						
Inning Stats	R: 3 E: 0 K: 1 S: 14	H: 3 LOB: 0 BB: 1 P: 26	R: 1 E: 0 K: 0 S: 14	H: 1 LOB: 2 BB: 2 P: 24	R: 0 E: 0 K: 2 S: 12	H: 1 LOB: 2 BB: 1 P: 21	R: 0 E: 0 K: 0 S: 3	H: 0 LOB: 0 BB: 0 P: 5	R: 0 E: 0 K: 0 S: 8	H: 0 LOB: 0 BB: 0 P: 13	R: 0 E: 0 K: 1 S: 7	H: 0 LOB: 0 BB: 0 P: 8	R: 1 E: 0 K: 0 S: 15	H: 2 LOB: 1 BB: 0 P: 24	R: 0 E: 0 K: 1 S: 9	H: 0 LOB: 0 BB: 0 P: 14	R: 1 E: 0 K: 0 S: 9	H: 2 LOB: 1 BB: 0 P: 15	1B: 5 2B: 3 3B: 0 HR: 1	SF: 0 SAC: 0 DP: 0 HBP: 0	WP: 0 PB: 0 SB: 0 CS: 1	PA: 39
PITCHER	IP	WLS	BF	H	R	ER	SO	BB	IBB	HBP	BLK	WP	HR	S	P	ERA	WHIP					
Steve Dreyer, R ERA: 5.71	6.0	W	26	5	4	4	4	4	0	0	0	0	0	58	97	6.00	1.500					
Rick Honeycutt, L ERA: 7.71	2.0		8	2	1	1	1	0	0	0	0	0	1	24	38	4.50	1.000					
Tom Henke, R ERA: 3.18	1.0		5	2	1	1	0	0	0	0	0	0	0	9	15	9.00	2.000					

Texas Rangers @ Cleveland Indians
Jacobs Field, Cleveland, OH
Sat Apr 30 1994, 3:33 AM EDT
Att: 38,228 - Cloudy - 47 F


AB	35
R	6
H	9
RBI	6
BB	4
SO	5
LOB	13



Batter	1	2	3	4	5	6	7	8	9	AB	R	H	RBI	BB	SO	LOB	TOP										
David Hulse, L (1, 8) OBP: 0.382, SLG: 0.409 Gary Redus, R (9, PH) OBP: 0.182, SLG: 0.273 Chris James, R (9, 9) OBP: 0.396, SLG: 0.459	2-2 1B		3-2 G4-3		1-0 F9	1-1 G4-3			2-2 F9	4	1	1	0	0	0	3											
Oddibe McDowell, L (1, 9) OBP: 0.522, SLG: 0.412	0-1 1B		4-1 FC1-6 WP BB		0-0 F9		3-3 K		1-1 1B SF7	4	1	2	1	1	1	1											
Jose Canseco, R (1, 10) OBP: 0.418, SLG: 0.512	2-1 1B		4-1 FC1-6 BB		1-1 1B		4-1 CS BB		3-2 1B SF7	3	0	3	1	2	0	0											
Will Clark, L (1, 3) OBP: 0.442, SLG: 0.575	3-2 F9		0-0 FC1-6		2-2 F7		3-3 K		1-2 1B SF7	4	0	0	1	0	1	6											
Juan Gonzalez, R (1, 7) OBP: 0.278, SLG: 0.484		1-1 E6 1B G3	3-1 F8		1-1 FC3-6 2B			1-0 L6		4	2	1	0	1	0	2											
Doug Strange, S (1, 4) OBP: 0.296, SLG: 0.442		0-1 G5-3 1B		1-0 G3-1		1-0 F8		0-1 FC6-4 1B	3-1 F7	5	0	2	0	0	0	3											
Esteban Beltre, R (1, 5) OBP: 0.333, SLG: 0.273		1-0 G3		1-2 G6-3		4-1 FC3-6 BB		0-0 FC6-4		3	0	0	1	1	0	2											
Junior Ortiz, R (1, 2) OBP: 0.357, SLG: 0.333 Ivan Rodriguez, R (9, 2) OBP: 0.342, SLG: 0.391		2-1 G5-3		2-2 G5-3		1-1 FC3-6 2B		1-1 G5-3		4	0	0	0	0	0	4											
Manuel Lee, S (1, 6) OBP: 0.316, SLG: 0.320		0-0 G4-3			3-2 WP 1B	2-2 1B			2-1 F9 1B 2B	4	1	3	1	0	0	1											
Inning Stats	R: 1 E: 0 K: 0 S: 12	H: 3 LOB: 0 BB: 0 P: 19	R: 1 E: 1 K: 0 S: 8	H: 1 LOB: 1 BB: 0 P: 12	R: 0 E: 0 K: 0 S: 8	H: 0 LOB: 0 BB: 0 P: 22	R: 0 E: 0 K: 0 S: 7	H: 0 LOB: 0 BB: 0 P: 11	R: 0 E: 0 K: 0 S: 10	H: 2 LOB: 2 BB: 0 P: 17	R: 0 E: 0 K: 0 S: 11	H: 2 LOB: 1 BB: 1 P: 21	R: 0 E: 0 K: 2 S: 8	H: 0 LOB: 1 BB: 1 P: 18	R: 0 E: 0 K: 0 S: 6	H: 1 LOB: 1 BB: 0 P: 8	R: 2 E: 0 K: 0 S: 17	H: 3 LOB: 2 BB: 1 P: 32	1B: 9 2B: 4 3B: 0 HR: 0	SF: 1 SAC: 0 DP: 1 HBP: 0	WP: 2 PB: 0 SB: 0 CS: 2	PA: 42					
PITCHER	IP	WLS	BF	H	R	ER	SO	BB	IBB	HBP	BLK	WP	HR	S	P	ERA	WHIP										
Mark Clark, R (1, 1) ERA: 4.22 Derek Lillquist, L (9, 1) ERA: 2.84 Jose Mesa, R (9, 1) ERA: 4.6 Brian Barnes, L (9, 1) ERA: 1.59	8.0	35	9	3	2	2	2	4	0	0	0	2	0	70	128	2.25	1.625										

Texas Rangers @ Cleveland Indians
Jacobs Field, Cleveland, OH
Sun May 01 1994, 3:33 AM EDT
Att: 40,826 - Unknown - 43 F

AB	36
R	5
H	12
RBI	5
BB	5
SO	2
LOB	23



Batter	1	2	3	4	5	6	7	8	9	AB	R	H	RBI	BB	SO	LOB	BOTTOM										
Kenny Lofton, L (1, 8) OBP: 0.463, SLG: 0.571	4-0 WP 1B BB		1-1 F9			1-0 BB 1B		2-0 G4-3		3	1	1	0	1	0	0											
Wayne Kirby, L (1, 9) OBP: 0.412, SLG: 0.375	3-2 HR 1B		2-3 K			4-2 E S BB		2-3 K		3	1	1	1	1	2	0											
Carlos Baerga, S (1, 4) OBP: 0.295, SLG: 0.420	0-1 F8		0-1 F9			0-3 K		1-3 K		4	0	0	0	0	1	2											
Albert Belle, R (1, 7) OBP: 0.406, SLG: 0.593	2-2 P6			0-1 G5-3		2-2 F7			2-1 G6-3	4	0	0	0	0	0	2											
Eddie Murray, S (1, 10) OBP: 0.307, SLG: 0.500	1-1 HR			4-1 L3 BB			1-1 HR		1-3 K	3	2	2	3	1	1	0											
Paul Sorrento, L (1, 3) OBP: 0.333, SLG: 0.452	1-2 F8			0-1 L3			2-2 G1-4-3 1B			3	0	1	0	0	0	1											
Jim Thome, L (1, 5) OBP: 0.316, SLG: 0.418 Alvaro Espinoza, R (9, 5) OBP: 0.231, SLG: 0.308		1-1 F9			0-2 P5		0-2 P5			3	0	0	0	0	0	1											
Mark Lewis, R (1, 6) OBP: 0.315, SLG: 0.442		2-2 F8			3-2 F9		1-1 G1-4-3			3	0	0	0	0	0	1											
Tony Peña, R (1, 2) OBP: 0.250, SLG: 0.240		2-1 L8			2-2 F8			1-2 F9		3	0	0	0	0	0	0											
Inning Stats	R: 3 E: 0 K: 0 S: 15	H: 2 LOB: 0 BB: 1 P: 26	R: 0 E: 0 K: 0 S: 7	H: 0 LOB: 0 BB: 0 P: 12	R: 0 E: 0 K: 1 S: 7	H: 0 LOB: 0 BB: 0 P: 10	R: 0 E: 0 K: 0 S: 5	H: 0 LOB: 0 BB: 1 P: 9	R: 0 E: 0 K: 0 S: 11	H: 0 LOB: 0 BB: 0 P: 16	R: 0 E: 1 K: 1 S: 12	H: 1 LOB: 1 BB: 1 P: 19	R: 1 E: 0 K: 0 S: 10	H: 2 LOB: 0 BB: 0 P: 14	R: 0 E: 0 K: 1 S: 8	H: 0 LOB: 0 BB: 0 P: 13	R: 0 E: 0 K: 1 S: 7	H: 0 LOB: 0 BB: 0 P: 11	1B: 3 2B: 1 3B: 0 HR: 2	SF: 0 SAC: 0 DP: 2 HBP: 0	WP: 1 PB: 0 SB: 0 CS: 0	PA: 32					
PITCHER	IP	WLS	BF	H	R	ER	SO	BB	IBB	HBP	BLK	WP	HR	S	P	ERA	WHIP										
Rick Helling, R (1, 1) ERA: 4.22 Cris Carpenter, R (7, 1) ERA: 0.69 Tom Henke, R (9, 1) ERA: 2.92	6.1	25	4	0	0	1	1	0	0	0	0	0	0	10	16	0.00	0.000										

Texas Rangers @ Cleveland Indians
Jacobs Field, Cleveland, OH
Sun May 01 1994, 3:33 AM EDT
Att: 40,826 - Unknown - 43 F

AB	29
R	4
H	5
RBI	4
BB	3
SO	4
LOB	7



Batter	1	2	3	4	5	6	7	8	9	AB R H RBI BB SO LOB	TOP												
David Hulse, L (1, 8) OBP: 0.366, SLG: 0.382	L9		G4-3		K			F7		5 0 1 1 0 1 2	Texas Rangers @ Detroit Tigers Tiger Stadium, Detroit, MI Tue May 03 1994, 3:33 AM EDT Att. 12,013 - Sunny - 58 F												
Chris James, R (1, 9) OBP: 0.370, SLG: 0.405	HBP BB		F7		P3		F7	K	4 0 0 0 1 1 1														
Jose Canseco, R (1, 10) OBP: 0.426, SLG: 0.538	FC4 HBP				BB 2B 1B		K	F9	4 2 2 1 0 1 0														
Will Clark, L (1, 3) OBP: 0.457, SLG: 0.586	K				BB 2B 1B		BB 1B	BB G4-3 1B	3 3 2 0 2 1 2														
Juan Gonzalez, R (1, 7) OBP: 0.308, SLG: 0.500	FC4				BB 2B		BB 1B	G4-3 1B	5 0 4 3 0 0 2														
Doug Strange, S (1, 4)					F9		G1-3	K	5 0 0 0 0 1 6														
Ivan Rodriguez, R (1, 2) OBP: 0.371, SLG: 0.447					FC6-5 2B 1B IBB		K	G4-3	4 1 2 1 1 1 1														
Billy Ripken, R (1, 5) OBP: 0.222, SLG: 0.259					FC6-5 1B		G4-3	F9	5 1 0 0 0 0 5														
Manuel Lee, S (1, 6) OBP: 0.314, SLG: 0.309					K		G6-3		4 0 1 1 0 1 2														
Inning Stats	R: 0 E: 0 K: 1 S: 11	H: 0 LOB: 2 BB: 1 P: 21	R: 0 E: 0 K: 0 S: 11	H: 1 LOB: 1 BB: 0 P: 16	R: 2 E: 0 K: 0 S: 13	H: 3 LOB: 1 BB: 0 P: 16	R: 1 E: 0 K: 1 S: 11	H: 2 LOB: 1 BB: 0 P: 17	R: 3 E: 0 K: 1 S: 10	H: 3 LOB: 2 BB: 1 P: 23	R: 0 E: 0 K: 1 S: 7	H: 0 LOB: 0 BB: 0 P: 10	R: 0 E: 0 K: 1 S: 7	H: 0 LOB: 0 BB: 0 P: 14	R: 1 E: 0 K: 1 S: 10	H: 2 LOB: 1 BB: 0 P: 14	1B: 7 2B: 4 3B: 0 HR: 1	SF: 0 SAC: 0 DP: 0 HBP: 1	WP: 0 PB: 0 SB: 1 CS: 0	PA: 44			
PITCHER	IP WLS BF H R ER SO BB IBB HBP BLK WP HR S P ERA WHIP											PITCHER	IP WLS BF H R ER SO BB IBB HBP BLK WP HR S P ERA WHIP										
Tim Belcher, R (1, 1) ERA: 9.91	4.2 L 27 9 6 6 2 2 1 1 0 0 1 53 88 11.57 2.357																						
Storm Davis, R (5, 1) ERA: 2.7	2.1 9 1 0 0 3 1 0 0 0 0 0 27 44 0.00 0.857																						
Jose Lima, R (8, 1) ERA: 13.5	2.0 8 2 1 1 2 0 0 0 0 0 0 17 28 4.50 1.000																						

AB	39
R	7
H	12
RBI	7
BB	4
SO	7
LOB	21



Batter	1	2	3	4	5	6	7	8	9	AB R H RBI BB SO LOB	BOTTOM												
Tony Phillips, S (1, 4) OBP: 0.411, SLG: 0.429	G6-4-3 1B		G6-3		G5-4-3 1B			HR		4 1 3 1 0 0 0	Texas Rangers @ Detroit Tigers Tiger Stadium, Detroit, MI Tue May 03 1994, 3:33 AM EDT Att. 12,013 - Sunny - 58 F												
Alan Trammell, R (1, 6) OBP: 0.368, SLG: 0.463	G6-4-3 1-2				G5-4-3 1-2		G5-3		4 0 1 0 0 0 2														
Travis Fryman, R (1, 5) OBP: 0.270, SLG: 0.421	WP 1B				K		G3-1 G5-3 1B	K	4 0 2 0 0 2 1														
Cecil Fielder, R (1, 3) OBP: 0.346, SLG: 0.591	K				E6 FC3-6		G5-3	E4 1B	4 0 0 0 0 1 2														
Kirk Gibson, L (1, 9) OBP: 0.338, SLG: 0.508					F7		G3-1	G3-1 1B	4 0 1 0 0 0 2														
Mickey Tettleton, S (1, 2) OBP: 0.396, SLG: 0.432					FC3-6 BB		G3	G4-3	4 1 1 1 0 0 4														
Eric Davis, R (1, 8) OBP: 0.244, SLG: 0.269					G6-3		K	K	3 0 0 0 1 2 0														
Scott Livingstone, L (1, 10) OBP: 0.261, SLG: 0.273					G6-3		K	G4-3	4 0 0 0 0 1 2														
Junior Felix, S (1, 7) OBP: 0.326, SLG: 0.333					K		G1	K	4 0 0 0 0 2 0														
Inning Stats	R: 0 E: 0 K: 1 S: 10	H: 2 LOB: 1 BB: 0 P: 13	R: 1 E: 0 K: 0 S: 9	H: 1 LOB: 0 BB: 0 P: 17	R: 0 E: 0 K: 2 S: 12	H: 1 LOB: 1 BB: 0 P: 18	R: 0 E: 1 K: 0 S: 6	H: 0 LOB: 2 BB: 1 P: 15	R: 0 E: 0 K: 0 S: 7	H: 1 LOB: 0 BB: 0 P: 7	R: 0 E: 0 K: 2 S: 7	H: 1 LOB: 1 BB: 0 P: 15	R: 0 E: 0 K: 2 S: 9	H: 0 LOB: 0 BB: 0 P: 14	R: 1 E: 1 K: 1 S: 14	H: 2 LOB: 2 BB: 0 P: 24	R: 0 E: 0 K: 2 S: 8	H: 0 LOB: 0 BB: 0 P: 11	1B: 6 2B: 0 3B: 0 HR: 2	SF: 0 SAC: 0 DP: 2 HBP: 0	WP: 1 PB: 0 SB: 0 CS: 0	PA: 36	
PITCHER	IP WLS BF H R ER SO BB IBB HBP BLK WP HR S P ERA WHIP											PITCHER	IP WLS BF H R ER SO BB IBB HBP BLK WP HR S P ERA WHIP										
Kevin Brown, R (1, 1) ERA: 7.24	9.0 W 36 8 2 2 8 1 0 0 0 1 2 82 134 2.00 1.000																						



Batter	1	2	3	4	5	6	7	8	9	AB	R	H	RBI	BB	SO	LOB	TOP					
David Hulse, L OBP: 0.368, SLG: 0.377 (1, 8)			FC6-4 HR			1B	F7			4	2	1	0	1	1	2	Texas Rangers @ Detroit Tigers Tiger Stadium, Detroit, MI Wed May 04 1994, 3:33 AM EDT Att: 12,179 - Cloudy - 57 F					
Oddibe McDowell, L OBP: 0.500, SLG: 0.400 Gary Redus, R OBP: 0.167, SLG: 0.250 (8, PH)	E6		P5			1B				4	1	2	0	0	0	1						
Jose Canseco, R OBP: 0.425, SLG: 0.563 (1, 10)	F8									5	1	2	4	0	1	2						
Will Clark, L OBP: 0.464, SLG: 0.593 (1, 3)	G3-1		G3							4	1	2	1	1	0	1						
Juan Gonzalez, R OBP: 0.304, SLG: 0.514 (1, 7)		P3								5	1	1	2	0	1	3						
Doug Strange, S OBP: 0.293, SLG: 0.418 (1, 4)		G3								5	0	1	0	0	1	3						
Ivan Rodriguez, R OBP: 0.366, SLG: 0.438 (1, 2)										4	0	1	0	0	0	1						
Billy Ripken, R OBP: 0.226, SLG: 0.290 (1, 5)										4	0	1	0	0	1	1						
Manuel Lee, S OBP: 0.333, SLG: 0.329 (1, 6)										4	1	3	0	0	0	1						
Inning Stats	R: 0 E: 1 K: 1 S: 14	H: 0 LOB: 1 BB: 0 P: 20	R: 0 E: 0 K: 0 S: 10	H: 1 LOB: 1 BB: 0 P: 18	R: 2 E: 0 K: 0 S: 13	H: 2 LOB: 0 BB: 0 P: 19	R: 0 E: 0 K: 0 S: 5	H: 1 LOB: 0 BB: 0 P: 5	R: 5 E: 0 K: 0 S: 22	H: 6 LOB: 0 BB: 0 P: 29	R: 0 E: 0 K: 0 S: 8	H: 1 LOB: 1 BB: 0 P: 13	R: 0 E: 0 K: 2 S: 14	H: 1 LOB: 2 BB: 1 P: 25	R: 0 E: 0 K: 2 S: 15	H: 1 LOB: 2 BB: 1 P: 26	R: 0 E: 0 K: 1 S: 8	H: 1 LOB: 1 BB: 0 P: 12	1B: 10 2B: 3 3B: 0 HR: 2	SF: 0 SAC: 0 DP: 1 HBP: 0	WP: 0 PB: 0 SB: 2 CS: 1	PA: 42
PITCHER	IP	WLS	BF	H	R	ER	SO	BB	IBB	HBP	BLK	WP	HR	S	P	ERA	WHIP					
Bill Gullickson, R ERA: 7.76 Joe Boeuer, R ERA: 3.65 Buddy Groom, L ERA: Mike Gardiner, R ERA: 2.4 Bill Krueger, L ERA: 8.0	(1, 1) (5, 1) (7, 1) (7, 1) (8, 1)	4.2 1.2 0.0 1.1 0.1	23 7 1 6 1	10 2 0 1 0	7 0 0 0 0	7 0 0 0 0	1 0 0 2 1	0 0 0 0 0	0 0 0 0 0	0 0 0 0 0	0 0 0 0 0	0 0 0 0 0	0 0 0 0 0	2 0 0 18 3	61 27 6 29 6	87 0.00 ∞ 0.00 0.00	2.143 1.200 ∞ 1.500 0.000					
PITCHER	IP	WLS	BF	H	R	ER	SO	BB	IBB	HBP	BLK	WP	HR	S	P	ERA	WHIP					
Storm Davis, R ERA: 2.51	(9, 1)	1.0	4	1	0	0	1	0	0	0	0	0	0	8	12	0.00	1.000					

Texas Rangers @ Detroit Tigers
 Tiger Stadium, Detroit, MI
 Wed May 04 1994, 3:33 AM EDT
 Att: 12,179 - Cloudy - 57 F

AB	40
R	7
H	14
RBI	7
BB	2
SO	6
LOB	17



Batter	1	2	3	4	5	6	7	8	9	AB	R	H	RBI	BB	SO	LOB	BOTTOM				
Tony Phillips, S OBP: 0.415, SLG: 0.421 (1, 7)	G4-3									4	2	1	0	2	1	3	Texas Rangers @ Detroit Tigers Tiger Stadium, Detroit, MI Wed May 04 1994, 3:33 AM EDT Att: 12,179 - Cloudy - 57 F				
Lou Whitaker, L OBP: 0.382, SLG: 0.621 Junior Felix, S OBP: 0.326, SLG: 0.333 (1, 4)	G3									5	2	2	7	1	0	0					
Travis Fryman, R OBP: 0.264, SLG: 0.436 (1, 5)	G5-3									6	1	1	1	0	1	4					
Cecil Fielder, R OBP: 0.349, SLG: 0.612 Milt Cuyler, S OBP: 0.240, SLG: 0.182 (8, PR)	F9									5	1	2	1	0	1	0					
Kirk Gibson, L OBP: 0.373, SLG: 0.508 Scott Livingstone, L OBP: 0.261, SLG: 0.273 (9, 3)										0	2	0	0	4	0	0					
Mickey Tettleton, S OBP: 0.396, SLG: 0.423 (1, 10)										4	0	1	0	1	0	4					
Eric Davis, R OBP: 0.264, SLG: 0.284 (1, 8)										3	2	1	1	2	2	2					
Alan Trammell, R OBP: 0.380, SLG: 0.471 (1, 6)										5	1	3	3	0	0	4					
Chad Kreuter, S OBP: 0.313, SLG: 0.185 (1, 2)										2	2	1	0	3	0	1					
Inning Stats	R: 0 E: 0 K: 0 S: 10	H: 0 LOB: 0 BB: 0 P: 13	R: 0 E: 0 K: 1 S: 10	H: 0 LOB: 2 BB: 2 P: 19	R: 6 E: 0 K: 0 S: 27	H: 4 LOB: 2 BB: 4 P: 54	R: 2 E: 0 K: 1 S: 18	H: 2 LOB: 2 BB: 2 P: 32	R: 0 E: 0 K: 1 S: 9	H: 0 LOB: 1 BB: 1 P: 19	R: 0 E: 0 K: 1 S: 11	H: 2 LOB: 3 BB: 1 P: 22	R: 6 E: 0 K: 0 S: 21	H: 4 LOB: 1 BB: 2 P: 42	R: 0 E: 0 K: 1 S: 9	H: 0 LOB: 0 BB: 0 P: 13	1B: 7 2B: 2 3B: 0 HR: 4	SF: 0 SAC: 1 DP: 1 HBP: 0	WP: 1 PB: 1 SB: 0 CS: 1	PA: 48	
PITCHER	IP	WLS	BF	H	R	ER	SO	BB	IBB	HBP	BLK	WP	HR	S	P	ERA	WHIP				
Rick Reed, R ERA: 6.94 Hector Garcia, R ERA: 9.0 Matt Whiteside, R ERA: 4.5 Darren Oliver, L ERA: 1.42 Cris Carpenter, R ERA: 1.35	(1, 1) (3, 1) (4, 1) (6, 1) (7, 1)	2.1 0.2 2.2 1.0 0.1	13 6 12 7 2	4 2 2 2 1	4 2 2 0 1	4 0 1 0 0	0 0 3 1 0	0 0 0 0 0	0 0 0 0 0	0 0 0 0 0	0 0 0 0 0	0 0 0 0 0	0 0 0 0 0	0 0 0 0 0	6 14 29 28 9	13 27.00 3.38 0.00 27.00	2.571 6.000 1.875 4.000 3.000				
PITCHER	IP	WLS	BF	H	R	ER	SO	BB	IBB	HBP	BLK	WP	HR	S	P	ERA	WHIP				
Rick Honeycutt, L ERA: 8.22 Jay Howell, R ERA: 12.38	(8, 1) (8, 1)	0.2 0.1	3 5	0 3	0 5	0 5	0 0	0 1	0 0	0 0	0 0	0 0	0 0	6 11	22	135.00	12.000				

Texas Rangers @ Detroit Tigers
 Tiger Stadium, Detroit, MI
 Wed May 04 1994, 3:33 AM EDT
 Att: 12,179 - Cloudy - 57 F

AB	34
R	14
H	12
RBI	13
BB	13
SO	5
LOB	18



Batter	1	2	3	4	5	6	7	8	9	AB	R	H	RBI	BB	SO	LOB	TOP			
Chuck Knoblauch R (1.4) OBP: 0.355, SLG: 0.390	G6-3		G4-3		G5-3			G4-6-3		4	0	0	0	0	0	2	Minnesota Twins @ Texas Rangers The Ballpark at Arlington, Arlington, TX Fri May 06 1994, 8:05 PM EDT Att: 38,370 - Unknown - 78 F			
Alex Cole L (1.8) OBP: 0.457, SLG: 0.490	1B		2B		K			1B		4	0	3	0	0	1					
Kirby Puckett R (1.9) OBP: 0.366, SLG: 0.496	1B		K					F9		4	0	2	0	0	1	2				
Shane Mack R (1.7) OBP: 0.636, SLG: 0.889	G4-6-3		F7					G6-3		4	0	1	0	0	0	4				
Dave Winfield R (1.10) OBP: 0.309, SLG: 0.364		F7			G6-3			G6-3		4	0	0	0	0	0	1				
Steve Dunn L (1.3) OBP: 0.300, SLG: 0.400	1B		F8					F7		4	0	1	0	0	0	0				
Scott Leius R (1.5) OBP: 0.326, SLG: 0.518	P4		P6					G6-3		3	0	0	0	0	0	1				
Matt Walbeck S (1.2) OBP: 0.230, SLG: 0.250	1B				F8			F8		3	0	1	0	0	0	0				
Pat Meares R (1.6) OBP: 0.342, SLG: 0.309	L9				G5-3			G4-6-3		2	0	1	0	1	0	2				
Inning Stats	R: 0 E: 0 K: 0 S: 13	H: 2 LOB: 1 BB: 0 P: 16	R: 0 E: 0 K: 0 S: 10	H: 2 LOB: 2 BB: 0 P: 17	R: 0 E: 0 K: 1 S: 10	H: 1 LOB: 1 BB: 0 P: 17	R: 0 E: 0 K: 0 S: 6	H: 0 LOB: 0 BB: 0 P: 11	R: 0 E: 0 K: 1 S: 11	H: 1 LOB: 1 BB: 0 P: 15	R: 0 E: 0 K: 0 S: 8	H: 0 LOB: 0 BB: 0 P: 12	R: 0 E: 0 K: 0 S: 8	H: 1 LOB: 1 BB: 1 P: 15	R: 0 E: 0 K: 0 S: 8	H: 1 LOB: 0 BB: 0 P: 13	1B: 8 2B: 1 3B: 0 HR: 0	SF: 0 SAC: 0 DP: 4 HBP: 0	WP: 0 PB: 0 CS: 0	PA: 33
PITCHER Rick Helling R (1.1) ERA: 3.29	IP: 9.0 WLS: W BF: 33 H: 9 R: 0 ER: 0 SO: 2 BB: 1 IBB: 0 HBP: 0 BLK: 0 WP: 0 HR: 0 S: 77 P: 122 ERA: 0.00 WHIP: 1.111																			

Batter	1	2	3	4	5	6	7	8	9	AB	R	H	RBI	BB	SO	LOB	BOTTOM	
David Hulse L (1.8) OBP: 0.364, SLG: 0.373	K		K					FC2-6		4	1	1	1	0	2	2	Minnesota Twins @ Texas Rangers The Ballpark at Arlington, Arlington, TX Fri May 06 1994, 8:05 PM EDT Att: 38,370 - Unknown - 78 F	
Jeff Frye R (1.4) OBP: 0.500, SLG: 0.833	G4-3							2B		4	1	2	1	0	0	1		
Jose Canseco R (1.10) OBP: 0.427, SLG: 0.551	BB							2B		2	1	0	0	2	0	1		
Will Clark L (1.3) OBP: 0.465, SLG: 0.600	F7							2B		4	1	2	2	0	0	1		
Juan Gonzalez R (1.7) OBP: 0.302, SLG: 0.509								2B		3	1	1	1	0	0	1		
Chris James R (1.9) OBP: 0.379, SLG: 0.422	F8							1B		3	1	1	0	1	0	1		
Ivan Rodriguez R (1.2) OBP: 0.361, SLG: 0.429	G5-4-3							1B		4	0	1	0	0	1	1		
Billy Ripken R (1.5) OBP: 0.286, SLG: 0.343								1B		4	1	3	0	0	0	1		
Manuel Lee S (1.6) OBP: 0.333, SLG: 0.330	FC5-4							L7		3	0	1	0	0	0	4		
Inning Stats	R: 0 E: 0 K: 1 S: 8	H: 0 LOB: 1 BB: 1 P: 18	R: 0 E: 0 K: 0 S: 6	H: 1 LOB: 0 BB: 0 P: 10	R: 0 E: 0 K: 1 S: 11	H: 1 LOB: 0 BB: 0 P: 16	R: 0 E: 0 K: 0 S: 6	H: 1 LOB: 0 BB: 0 P: 11	R: 1 E: 0 K: 0 S: 10	H: 2 LOB: 0 BB: 0 P: 17	R: 2 E: 1 K: 1 S: 11	H: 2 LOB: 1 BB: 0 P: 16	R: 4 E: 1 K: 0 S: 20	H: 5 LOB: 3 BB: 2 P: 38	1B: 9 2B: 3 3B: 0 HR: 0	SF: 1 SAC: 1 DP: 1 HBP: 0	WP: 1 PB: 0 CS: 2	PA: 36
PITCHER Jim Deshaies L (1.1) ERA: 6.64 Mike Trombley R (7.1) ERA: 5.69 Larry Casian L (8.1) ERA: 8.1 Brett Merriman R (8.1) ERA:	IP: 6.2 WLS: L BF: 24 H: 7 R: 3 ER: 2 SO: 2 BB: 7 IBB: 3 HBP: 2 BLK: 2 WP: 1 HR: 0 S: 51 P: 86 ERA: 2.70 WHIP: 1.200																	

AB	32
R	0
H	9
RBI	0
BB	1
SO	2
LOB	13

AB	31
R	7
H	12
RBI	5
BB	3
SO	3
LOB	13

Batter	1	2	3	4	5	6	7	8	9	AB	R	H	RBI	BB	SO	LOB	TOP				
Chuck Knoblauch, R (1, 4) OBP: 0.362, SLG: 0.409	0-2 2B	4-2 BB		2-2 G4-3		0-0 P3		2-2 SH1-3 SF8 2B	0-3 K	5	2	2	0	1	1	4					
Alex Cole, L (1, 8) OBP: 0.450, SLG: 0.480	1-2 P5	1-1 G4-3			1-2 G6-3		2-2 BLK 1B	0-0 SH1-3		4	1	1	0	0	0	3					
Kirby Puckett, R (1, 10) OBP: 0.353, SLG: 0.481	0-3 K		1-1 G6-3		0-3 K		2-2 F7	0-0 SF8		4	0	0	1	0	2	2					
Shane Mack, R (1, 7) OBP: 0.625, SLG: 1.077	2-2 2H 2B		2-0 G6-3		1-0 HR		4-1 1B 1B	3-H 0-0 G6-3		4	2	2	2	1	0	0					
Pedro Munoz, R (1, 9) OBP: 0.318, SLG: 0.339	3-3 K		4-2 BB		1-0 G6-3		2-1 1B 1B	1-1 F8		4	1	1	1	1	1	1					
Scott Leius, R (1, 5) OBP: 0.350, SLG: 0.534		0-0 1B SF9 2B		0-3 K		4-2 E 2B BB	1-0 1B	4-2 G6-3 S BB		3	3	2	1	2	1	1					
Dave McCarty, R (1, 3) OBP: 0.320, SLG: 0.370		0-1 SF9 1B		3-1 3B		3-0 SH5-3 1-H 2B	2-3 K	1-2 G6-3		5	0	3	1	0	1	3					
Matt Walbeck, S (1, 2) OBP: 0.231, SLG: 0.250		1-3 K		0-1 G5-3		0-0 SH5-3	0-0 1B	1-0 E6		4	0	1	1	0	1	3					
Pat Meares, R (1, 6) OBP: 0.333, SLG: 0.319		1-1 SF9		2-3 K		1-3 K	1-3 K	1-1 2B		4	0	1	1	0	3	4					
Inning Stats	R: 1 E: 0 K: 2 S: 15	H: 2 LOB: 1 BB: 0 P: 21	R: 1 E: 0 K: 1 S: 12	H: 2 LOB: 2 BB: 1 P: 19	R: 0 E: 0 K: 1 S: 8	H: 0 LOB: 1 BB: 1 P: 15	R: 0 E: 0 K: 1 S: 11	H: 1 LOB: 1 BB: 0 P: 18	R: 1 E: 1 K: 1 S: 8	H: 1 LOB: 1 BB: 1 P: 16	R: 3 E: 0 K: 2 S: 20	H: 4 LOB: 2 BB: 1 P: 34	R: 1 E: 0 K: 0 S: 6	H: 1 LOB: 0 BB: 0 P: 8	R: 1 E: 1 K: 1 S: 14	H: 1 LOB: 2 BB: 1 P: 22	1B: 5 2B: 6 3B: 1 HR: 1	SF: 2 SAC: 2 DP: 0 HBP: 0	WP: 0 PB: 0 SB: 1 CS: 0	PA: 46	
PITCHER	IP	WLS	BF	H	R	ER	SO	BB	IBB	HBP	BLK	WP	HR	S	P	ERA	WHIP				
Kenny Rogers, L (1, 1) ERA: 5.52	6.1	L	31	8	6	5	7	4	0	0	1	0	1	71	117	7.11	1.895				
Matt Whiteside, R (7, 1) ERA: 5.4	1.2		9	4	2	2	2	0	0	0	0	0	0	17	25	10.80	2.400				
Jay Howell, R (9, 1) ERA: 11.0	1.0		6	1	1	0	1	1	0	0	0	0	0	14	22	0.00	2.000				

Minnesota Twins @ Texas Rangers
The Ballpark at Arlington, Arlington, TX
Sat May 07 1994, 8:05 PM EDT
Att: 42,519 - Unknown

AB 37
R 9
H 13
RBI 8
BB 5
SO 10
LOB 21



Batter	1	2	3	4	5	6	7	8	9	AB	R	H	RBI	BB	SO	LOB	BOTTOM					
David Hulse, L (1, 8) OBP: 0.349, SLG: 0.357	2-1 G4-3		2-2 F8		2-2 F7		1-0 G3	0-2 G1-3		5	0	0	0	0	0	4						
Oddibe McDowell, L (1, 9) OBP: 0.514, SLG: 0.385	3-3 K		4-2 BB		4-2 BB		0-3 K		0-1 E8 1B	1	0	0	0	2	1	0						
Chris James, R (7, PH) (8, 9)			1-3 K		0-3 K		4-1 BB		1-0 1B 1B	4	1	1	1	1	2	3						
Jose Canseco, R (1, 10) OBP: 0.426, SLG: 0.539	2-2 G4-3		1-3 K		0-3 K		4-1 BB		3-H 2-3 1B 1B	4	2	2	1	1	1	3						
Will Clark, L (1, 3) OBP: 0.471, SLG: 0.626		4-1 SH5-3 1B G6-3 BB		3-1 HR		0-0 G1-4-3 1B	0-1 F8		2-3 K	4	2	2	1	1	1	3						
Juan Gonzalez, R (1, 7) OBP: 0.306, SLG: 0.504		1-1 G6-3 SH5-3 1B		0-1 F9		0-0 G1-4-3	1-2 1B		1-1 FC4-6 1B	5	0	2	0	0	0	2						
Doug Strange, S (1, 4) OBP: 0.301, SLG: 0.421		1-1 SH5-3		0-0 F8		0-0 1B			0-0 L7	4	1	2	0	0	0	1						
Ivan Rodriguez, R (1, 2) OBP: 0.350, SLG: 0.414		1-0 G6-3		2-2 G4-3		2-2 F9		2-2 FC4-6 1B WP	1-2 1B	3	0	0	1	0	0	2						
Junior Ortiz, R (7, 2) OBP: 0.376, SLG: 0.357		2-3 3-H G6-3						1-2 1B	1-2 1B	2	1	1	1	0	0	1						
Billy Ripken, R (1, 5) OBP: 0.350, SLG: 0.450		0-0 G6-3				2-1 2B		2-2 2B	1-2 1B	5	1	4	1	0	0	1						
Manuel Lee, S (1, 6) OBP: 0.337, SLG: 0.344			2-2 G4-3		0-3 K		1-0 G3 2H 2B	1-2 1B	2-2 G3-1	5	0	2	2	0	1	3						
Inning Stats	R: 0 E: 0 K: 1 S: 9	H: 0 LOB: 0 BB: 0 P: 16	R: 1 E: 0 K: 0 S: 7	H: 1 LOB: 1 BB: 1 P: 14	R: 0 E: 0 K: 1 S: 12	H: 0 LOB: 1 BB: 1 P: 21	R: 1 E: 0 K: 0 S: 8	H: 1 LOB: 0 BB: 0 P: 13	R: 0 E: 0 K: 2 S: 13	H: 1 LOB: 2 BB: 1 P: 21	R: 0 E: 0 K: 0 S: 6	H: 2 LOB: 1 BB: 0 P: 8	R: 1 E: 0 K: 1 S: 11	H: 2 LOB: 2 BB: 1 P: 18	R: 1 E: 0 K: 0 S: 19	H: 3 LOB: 2 BB: 0 P: 25	R: 3 E: 1 K: 1 S: 28	H: 5 LOB: 2 BB: 0 P: 38	1B: 11 2B: 3 3B: 0 HR: 1	SF: 0 SAC: 1 DP: 1 HBP: 0	WP: 1 PB: 0 SB: 0 CS: 0	PA: 45
PITCHER	IP	WLS	BF	H	R	ER	SO	BB	IBB	HBP	BLK	WP	HR	S	P	ERA	WHIP					
Pat Mahomes, R (1, 1) ERA: 6.12	6.0	W	25	5	2	2	4	3	0	0	0	0	1	55	93	3.00	1.333					
Mark Guthrie, L (7, 1) ERA: 10.0	0.1		3	2	1	1	0	0	0	0	0	0	0	5	8	27.00	6.000					
Carl Willis, R (7, 1) ERA: 7.4	1.2		9	3	1	1	1	1	0	0	0	1	0	25	35	5.40	2.400					
Rick Aguilera, R (9, 1) ERA: 6.94	1.0		8	5	3	3	1	0	0	0	0	0	0	28	38	27.00	5.000					

Minnesota Twins @ Texas Rangers
The Ballpark at Arlington, Arlington, TX
Sat May 07 1994, 8:05 PM EDT
Att: 42,519 - Unknown

AB 40
R 7
H 15
RBI 7
BB 4
SO 6
LOB 21



Batter	1	2	3	4	5	6	7	8	9	AB	R	H	RBI	BB	SO	LOB	TOP										
Damon Easley, R (1, 5) OBP: 0.338, SLG: 0.390	F9		HBP		1B		F8		G5-3	4	0	1	1	0	0	0	California Angels @ Texas Rangers The Ballpark at Arlington, Arlington, TX Mon May 09 1994, 8:05 PM EDT Att: 35,407 - Unknown - 68 F										
Dwight Smith, L (1, 7) OBP: 0.299, SLG: 0.338	K		F9		1B		G3-1		F8	4	0	1	0	0	1	2											
Chris Turner, R (9, PH) OBP: 0.188, SLG: 0.116					1B					1	0	0	0	0	0	0											
Tim Salmon, R (1, 9) OBP: 0.354, SLG: 0.448	G6-3				1B		F7			4	0	1	0	0	0	2											
Chili Davis, S (1, 10) OBP: 0.451, SLG: 0.567		F7		K					G4-3	4	1	1	0	0	1	1											
Jim Edmonds, L (1, 3) OBP: 0.477, SLG: 0.447		FC6-5		F7					G4-3	3	1	2	0	1	0	1											
Chad Curtis, R (1, 8) OBP: 0.277, SLG: 0.338		FC6-5		K					G4-3	3	0	0	0	1	1	3											
Jorge Fabregas, L (1, 2) OBP: 0.390, SLG: 0.385		CS		G3-1			L7			4	0	1	1	0	1	3											
Harold Reynolds, S (1, 4) OBP: 0.367, SLG: 0.353				G3-1			G3		G4-3	2	0	0	0	0	0	0											
Bo Jackson, R (6, PH) OBP: 0.310, SLG: 0.413				G3-1			G3		G4-3	0	0	0	1	1	0	0											
Spike Owen, S (6, 4) OBP: 0.321, SLG: 0.217										1	0	0	0	0	0	1											
Gary Disarcina, R (1, 6) OBP: 0.336, SLG: 0.381				HBP			G4-6-3		G5-3	3	1	1	0	1	0	3											
Inning Stats	R: 0 E: 0 K: 1 S: 8	H: 0 LOB: 0 BB: 0 P: 14	R: 0 E: 0 K: 0 S: 7	H: 1 LOB: 0 BB: 0 P: 14	R: 0 E: 0 K: 0 S: 14	H: 0 LOB: 2 BB: 1 P: 22	R: 0 E: 0 K: 2 S: 9	H: 1 LOB: 1 BB: 0 P: 10	R: 1 E: 0 K: 1 S: 13	H: 3 LOB: 2 BB: 0 P: 16	R: 1 E: 0 K: 1 S: 10	H: 1 LOB: 2 BB: 3 P: 26	R: 0 E: 0 K: 0 S: 7	H: 0 LOB: 0 BB: 0 P: 12	R: 1 E: 0 K: 0 S: 8	H: 2 LOB: 1 BB: 0 P: 11	R: 0 E: 0 K: 0 S: 5	H: 0 LOB: 0 BB: 6 P: 6	1B: 5 2B: 3 3B: 0 HR: 0	SF: 0 SAC: 0 DP: 1 HBP: 1	WP: 0 PB: 0 SB: 0 CS: 1	PA: 39					
PITCHER	IP	WLS	BF	H	R	ER	SO	BB	IBB	HBP	BLK	WP	HR	S	P	ERA	WHIP										
Rick Reed, R (1, 1) ERA: 5.94	5.0	W	22	6	2	2	3	1	0	1	0	0	0	53	82	3.60	1.400										
Darren Oliver, L (6, 1) ERA: 1.35	0.1		3	0	0	0	1	2	0	0	0	0	0	6	15	0.00	6.000										
Matt Whiteside, R (6, 1) ERA: 4.73	1.2		5	0	0	0	0	1	0	0	0	0	0	9	19	0.00	0.600										
Cris Carpenter, R (8, 1) ERA: 1.88	1.0		5	2	1	1	0	0	0	0	0	0	0	8	11	9.00	2.000										
Rick Honeycutt, L (9, 1) ERA: 7.27	1.0		3	0	0	0	0	0	0	0	0	0	0	5	6	0.00	0.000										

Batter	1	2	3	4	5	6	7	8	9	AB	R	H	RBI	BB	SO	LOB	BOTTOM										
Jeff Frye, R (1, 4) OBP: 0.636, SLG: 0.778	1B		G1-4-3			L9		1B		3	3	2	0	2	0	2	California Angels @ Texas Rangers The Ballpark at Arlington, Arlington, TX Mon May 09 1994, 8:05 PM EDT Att: 35,407 - Unknown - 68 F										
Gary Redus, R (1, 8) OBP: 0.235, SLG: 0.294			G1-4-3		G4-3					4	0	2	0	0	0	2											
David Hulse, L (7, PR) OBP: 0.346, SLG: 0.353	1B									1	2	1	0	0	0	0											
Jose Canseco, R (1, 10) OBP: 0.427, SLG: 0.564	K									5	3	3	4	0	2	2											
Will Clark, L (1, 3) OBP: 0.469, SLG: 0.607			HR							4	1	1	1	1	1	4											
Juan Gonzalez, R (1, 7) OBP: 0.323, SLG: 0.525										3	2	2	3	2	0	0											
Chris James, R (1, 9) OBP: 0.385, SLG: 0.408										2	0	0	1	0	0	3											
Oddibe McDowell, L (7, PH) OBP: 0.488, SLG: 0.406										2	0	0	0	0	1	3											
Billy Ripken, R (1, 5) OBP: 0.313, SLG: 0.396										4	0	1	2	0	0	0											
Doug Strange, S (7, PR) OBP: 0.296, SLG: 0.410										1	0	0	0	0	1	2											
Manuel Lee, S (1, 6) OBP: 0.340, SLG: 0.333										4	0	1	0	1	1	2											
Junior Ortiz, R (1, 2) OBP: 0.348, SLG: 0.333										4	0	1	0	0	1	2											
Inning Stats	R: 1 E: 0 K: 1 S: 11	H: 2 LOB: 2 BB: 2 P: 26	R: 0 E: 0 K: 1 S: 8	H: 0 LOB: 0 BB: 0 P: 11	R: 4 E: 0 K: 0 S: 14	H: 3 LOB: 0 BB: 1 P: 29	R: 0 E: 0 K: 0 S: 6	H: 0 LOB: 1 BB: 1 P: 14	R: 0 E: 0 K: 2 S: 10	H: 0 LOB: 0 BB: 0 P: 15	R: 0 E: 0 K: 0 S: 8	H: 1 LOB: 2 BB: 1 P: 16	R: 3 E: 0 K: 1 S: 16	H: 4 LOB: 2 BB: 1 P: 25	R: 3 E: 1 K: 2 S: 19	H: 4 LOB: 2 BB: 0 P: 29	1B: 10 2B: 2 3B: 1 HR: 1	SF: 1 SAC: 0 DP: 1 HBP: 0	WP: 0 PB: 0 SB: 2 CS: 0	PA: 44							
PITCHER	IP	WLS	BF	H	R	ER	SO	BB	IBB	HBP	BLK	WP	HR	S	P	ERA	WHIP										
Joe Magrane, L (1, 1) ERA: 5.73	6.0	L	28	6	5	5	4	5	0	0	0	0	0	6	9	7.50	1.833										
John Dopson, R (7, 1) ERA: 6.19	0.0		2	2	3	3	0	0	0	0	0	0	0	6	9	∞	∞										
Bob Patterson, L (7, 1) ERA: 4.05	0.1		2	0	0	0	0	0	1	0	0	0	0	2	6	0.00	0.000										
Scott Lewis, R (7, 1) ERA: 7.08	1.0		9	6	3	3	1	0	0	0	0	0	0	19	25	27.00	6.000										
Bill Sampen, R (8, 1) ERA: 6.46	0.2		3	0	0	0	2	0	0	0	0	0	0	8	14	0.00	0.000										

AB	33
R	3
H	8
RBI	3
BB	4
SO	4
LOB	16



AB	37
R	11
H	14
RBI	11
BB	6
SO	7
LOB	22



Batter	1	2	3	4	5	6	7	8	9	10	AB	R	H	RBI	BB	SO	LOB	TOP							
Damon Easley, R OBP: 0.341, SLG: 0.415 (1.5)	F9		2B		G5-3		HR		K		5	2	2	2	0	1	0								
Chad Curtis, R OBP: 0.274, SLG: 0.333 (1.8)	K		F9		3B		F7		K		5	1	1	0	0	2	1								
Tim Salmon, R OBP: 0.369, SLG: 0.485 (1.9)	1B		1B		2B		K		K		5	1	4	2	0	1	0								
Chili Davis, S OBP: 0.449, SLG: 0.556 (1.10)	FC6-4		P3		K		L7		1B		4	0	1	0	1	1	2								
Bo Jackson, R OBP: 0.301, SLG: 0.400 (1.7)	FC6-4		G5-3		G4-6-3		G6-3		2B		2	0	0	0	0	0	3								
Spike Owen, S OBP: 0.333, SLG: 0.240 (5.3)											2	0	1	0	0	0	0								
Dwight Smith, L OBP: 0.308, SLG: 0.347 (10.7)											1	1	1	1	0	0	0								
Rex Hudler, R OBP: 0.324, SLG: 0.500 (1.3)		L7			L3		G4-6-3		FC5-2-6		1	0	0	0	0	0	0								
Jim Edmonds, L OBP: 0.458, SLG: 0.429 (3.3)									2B		4	1	1	0	0	0	3								
Chris Turner, R OBP: 0.196, SLG: 0.130 (1.2)											3	0	1	0	0	0	0								
Jorge Fabregas, L OBP: 0.395, SLG: 0.415 (8.2)											2	0	1	2	0	1	1								
Harold Reynolds, S OBP: 0.350, SLG: 0.333 (1.4)											5	0	0	0	0	0	2								
Gary Disarcina, R OBP: 0.341, SLG: 0.410 (1.6)											4	2	2	1	0	0	0								
Inning Stats	R: 0 E: 0 K: 1 S: 13	H: 2 LOB: 2 BB: 0 P: 18	R: 0 E: 0 K: 0 S: 9	H: 1 LOB: 0 BB: 0 P: 14	R: 2 E: 0 K: 0 S: 11	H: 3 LOB: 1 BB: 0 P: 16	R: 0 E: 0 K: 0 S: 6	H: 0 LOB: 0 BB: 0 P: 7	R: 1 E: 0 K: 1 S: 12	H: 2 LOB: 1 BB: 0 P: 19	R: 0 E: 0 K: 0 S: 5	H: 1 LOB: 0 BB: 0 P: 7	R: 2 E: 1 K: 1 S: 10	H: 2 LOB: 0 BB: 0 P: 14	R: 0 E: 0 K: 1 S: 10	H: 1 LOB: 1 BB: 0 P: 15	R: 0 E: 0 K: 1 S: 8	H: 0 LOB: 0 BB: 0 P: 10	R: 3 E: 0 K: 1 S: 15	H: 3 LOB: 1 BB: 1 P: 24	1B: 10 2B: 2 3B: 1 HR: 2	SF: 0 SAC: 0 DP: 2 HBP: 0	WP: 0 PB: 0 SB: 0 CS: 2	PA: 44	
PITCHER	IP	WLS	BF	H	R	ER	SO	BB	IBB	HBP	BLK	WP	HR	S	P	ERA	WHIP								
Bruce Hurst, L ERA: 6.75 (1.1)	2.2		13	6	2	2	1	0	0	0	0	0	0	31	44	6.75	2.250								
Hector Fajardo, R ERA: 5.68 (3.1)	3.1		12	3	1	1	1	0	0	0	0	0	0	25	37	2.70	0.900								
Cris Carpenter, R ERA: 2.87 (7.1)	1.1		6	2	2	2	1	0	0	0	0	0	1	12	16	13.50	1.500								
Rick Honeycutt, L ERA: 7.0 (8.1)	0.1		2	1	0	0	0	0	0	0	0	0	0	5	8	0.00	3.000								
Tom Henke, R ERA: 4.5 (8.1)	0.1		1	0	0	0	1	0	0	0	0	0	0	3	5	0.00	0.000								

California Angels @ Texas Rangers
The Ballpark at Arlington, Arlington, TX
Tue May 10 1994, Postponed
Att: 24,054 - Unknown - 72 F

AB 43
R 8
H 15
RBI 8
BB 1
SO 6
LOB 12



Batter	1	2	3	4	5	6	7	8	9	10	AB	R	H	RBI	BB	SO	LOB	BOTTOM							
David Hulse, L OBP: 0.341, SLG: 0.347 (1.8)	G4-3		G3			G6-3	SH5-3		F7		5	0	1	0	0	0	1								
Oddibe McDowell, L OBP: 0.467, SLG: 0.389 (1.9)	B5-3		G1-3			WP	SH5-3		F7		4	1	1	0	0	0	1								
Jose Canseco, R OBP: 0.434, SLG: 0.554 (1.10)	G5-3					WP	BB				2	1	0	0	3	1	0								
Will Clark, L OBP: 0.466, SLG: 0.595 (1.3)						1B	BB		L6		4	0	1	0	1	1	5								
Juan Gonzalez, R OBP: 0.326, SLG: 0.516 (1.7)						K	BB		L9		4	1	1	2	1	0	2								
Doug Strange, S OBP: 0.292, SLG: 0.394 (1.5)						1B	HBP		G6-3		4	1	1	2	1	0	2								
Jeff Frye, R OBP: 0.688, SLG: 1.083 (1.4)						1B	BB		P6		4	1	0	0	0	1	5								
Manuel Lee, S OBP: 0.351, SLG: 0.346 (1.6)						1B	BB		G5-3		3	2	2	0	2	0	0								
Manuel Lee, S OBP: 0.351, SLG: 0.346 (1.6)						G3-6	BB		1B		5	0	3	4	0	1	1								
Junior Ortiz, R OBP: 0.308, SLG: 0.292 (1.2)						G3-6	BB		1B		3	0	0	0	0	1	2								
Gary Redus, R OBP: 0.222, SLG: 0.278 (10.7)						G3-6	BB		L5		1	0	0	0	0	1	1								
Inning Stats	R: 0 E: 0 K: 0 S: 8	H: 0 LOB: 0 BB: 0 P: 11	R: 0 E: 0 K: 0 S: 4	H: 1 LOB: 0 BB: 0 P: 8	R: 1 E: 0 K: 0 S: 12	H: 2 LOB: 1 BB: 0 P: 21	R: 0 E: 0 K: 2 S: 13	H: 0 LOB: 1 BB: 1 P: 24	R: 0 E: 0 K: 0 S: 6	H: 0 LOB: 0 BB: 1 P: 13	R: 4 E: 0 K: 2 S: 20	H: 3 LOB: 2 BB: 2 P: 35	R: 0 E: 0 K: 0 S: 9	H: 1 LOB: 3 BB: 2 P: 22	R: 0 E: 0 K: 1 S: 5	H: 0 LOB: 0 BB: 0 P: 6	R: 0 E: 0 K: 0 S: 7	H: 0 LOB: 1 BB: 0 P: 12	R: 1 E: 0 K: 1 S: 10	H: 2 LOB: 1 BB: 0 P: 14	1B: 7 2B: 0 3B: 2 HR: 0	SF: 0 SAC: 2 DP: 2 HBP: 1	WP: 1 PB: 0 SB: 0 CS: 0	PA: 45	
PITCHER	IP	WLS	BF	H	R	ER	SO	BB	IBB	HBP	BLK	WP	HR	S	P	ERA	WHIP								
Phil Leftwich, R ERA: 5.74 (6.1)	5.0		18	3	1	1	2	2	1	0	0	0	0	43	77	1.80	1.000								
Bob Patterson, L ERA: 5.14 (6.1)	0.2		4	1	2	2	1	1	0	0	0	1	0	10	16	27.00	3.000								
Joe Graher, R ERA: 4.91 (6.1)	0.2		8	3	2	2	1	2	0	1	0	0	0	13	29	27.00	7.500								
Craig Lefferts, L ERA: 1.88 (7.1)	0.1		1	0	0	0	0	0	0	0	0	0	0	1	2	0.00	0.000								
Mike Butcher, R ERA: 8.39 (7.1)	3.1	W	14	2	1	1	2	2	0	0	0	0	0	27	42	2.70	1.200								

California Angels @ Texas Rangers
The Ballpark at Arlington, Arlington, TX
Tue May 10 1994, Postponed
Att: 24,054 - Unknown - 72 F


AB 35
R 6
H 9
RBI 6
BB 7
SO 6
LOB 18



Batter	1	2	3	4	5	6	7	8	9	AB	R	H	RBI	BB	SO	LOB	TOP										
Damon Easley, R OBP: 0.343, SLG: 0.414 Spike Owen, S OBP: 0.323, SLG: 0.231	G1-3																										
Dwight Smith, L OBP: 0.329, SLG: 0.427 Rex Hudler, R OBP: 0.306, SLG: 0.471	HR	HR	F8																								
Tim Salmon, R OBP: 0.387, SLG: 0.519	HR	HR																									
Chili Davis, S OBP: 0.454, SLG: 0.620	HR	HR	G1-3																								
Jim Edmonds, L OBP: 0.453, SLG: 0.478	HR	K																									
Chad Curtis, R OBP: 0.276, SLG: 0.343	2B	G6-3																									
Jorge Fabregas, L OBP: 0.354, SLG: 0.370	F8	K																									
Harold Reynolds, S OBP: 0.352, SLG: 0.337	2B																										
Gary Disarcina, R OBP: 0.336, SLG: 0.410	2B																										
Inning Stats	R: 6 E: 0 K: 0 S: 24	H: 7 LOB: 1 BB: 0 P: 38	R: 3 E: 0 K: 2 S: 15	H: 3 LOB: 0 BB: 0 P: 20	R: 1 E: 1 K: 0 S: 10	H: 2 LOB: 2 BB: 0 P: 14	R: 0 E: 1 K: 0 S: 9	H: 0 LOB: 1 BB: 1 P: 16	R: 0 E: 0 K: 1 S: 13	H: 1 LOB: 3 BB: 1 P: 22	R: 1 E: 0 K: 1 S: 10	H: 2 LOB: 1 BB: 0 P: 18	R: 2 E: 0 K: 0 S: 11	H: 2 LOB: 0 BB: 0 P: 18	R: 0 E: 0 K: 0 S: 4	H: 0 LOB: 0 BB: 0 P: 5	R: 0 E: 0 K: 1 S: 8	H: 0 LOB: 0 BB: 0 P: 11	1B: 8 2B: 3 3B: 2 HR: 5	SF: 0 SAC: 0 DP: 1 HBP: 1	WP: 0 PB: 0 SB: 0 CS: 0	PA: 48					
PITCHER	IP	WLS	BF	H	R	ER	SO	BB	IBB	HBP	BLK	WP	HR	S	P	ERA	WHIP										
Rick Helling, R ERA: 5.14	1.0	L	13	10	9	9	0	0	0	0	0	0	4	30	47	81.00	10.000										
Jay Howell, R ERA: 9.25	3.0		13	2	1	0	2	1	0	0	0	0	0	28	41	0.00	1.000										
Darren Oliver, L ERA: 3.72	3.0		16	5	3	3	2	1	0	1	1	0	1	34	58	9.00	2.000										
Matt Whiteside, R ERA: 4.11	2.0		6	0	0	0	1	0	0	0	0	0	0	12	16	0.00	0.000										

California Angels @ Texas Rangers
The Ballpark at Arlington, Arlington, TX
Wed May 11, 1994, 8:05 PM EDT
Att: 33,647 - Unknown - 78 F


AB	45
R	13
H	17
RBI	13
BB	2
SO	5
LOB	20



Batter	1	2	3	4	5	6	7	8	9	AB	R	H	RBI	BB	SO	LOB	BOTTOM										
Jeff Frye, R OBP: 0.619, SLG: 0.875	G5-3	L8																									
Gary Redus, R OBP: 0.227, SLG: 0.273	K																										
Jose Canseco, R OBP: 0.443, SLG: 0.549	1B																										
Will Clark, L OBP: 0.463, SLG: 0.588 Oddibe McDowell, L OBP: 0.457, SLG: 0.378	1B																										
Juan Gonzalez, R OBP: 0.317, SLG: 0.500	L5																										
Chris James, R OBP: 0.358, SLG: 0.415																											
Manuel Lee, S OBP: 0.342, SLG: 0.336 Esteban Beltre, R OBP: 0.313, SLG: 0.231																											
Doug Strange, S OBP: 0.291, SLG: 0.389																											
Junior Ortiz, R OBP: 0.300, SLG: 0.286																											
Inning Stats	R: 0 E: 0 K: 1 S: 12	H: 1 LOB: 2 BB: 1 P: 21	R: 1 E: 0 K: 1 S: 13	H: 2 LOB: 1 BB: 0 P: 20	R: 0 E: 0 K: 2 S: 11	H: 1 LOB: 2 BB: 1 P: 20	R: 0 E: 0 K: 0 S: 7	H: 0 LOB: 0 BB: 0 P: 9	R: 0 E: 0 K: 0 S: 10	H: 1 LOB: 2 BB: 1 P: 16	R: 0 E: 0 K: 0 S: 6	H: 1 LOB: 1 BB: 0 P: 9	R: 0 E: 0 K: 0 S: 4	H: 0 LOB: 0 BB: 1 P: 10	R: 0 E: 0 K: 0 S: 7	H: 0 LOB: 0 BB: 0 P: 10	R: 0 E: 0 K: 2 S: 9	H: 0 LOB: 1 BB: 1 P: 19	1B: 5 2B: 1 3B: 0 HR: 0	SF: 0 SAC: 0 DP: 1 HBP: 0	WP: 0 PB: 0 SB: 1 CS: 0	PA: 37					
PITCHER	IP	WLS	BF	H	R	ER	SO	BB	IBB	HBP	BLK	WP	HR	S	P	ERA	WHIP										
Mark Langston, L ERA: 2.13	5.0	W	23	5	1	1	4	3	0	0	0	0	0	26	48	0.00	0.750										
John Dopson, R ERA: 5.5	4.0	S	14	1	0	0	2	2	0	0	0	0	0	26	48	0.00	0.750										

California Angels @ Texas Rangers
The Ballpark at Arlington, Arlington, TX
Wed May 11, 1994, 8:05 PM EDT
Att: 33,647 - Unknown - 78 F


AB	32
R	1
H	6
RBI	1
BB	5
SO	6
LOB	21



Batter	1	2	3	4	5	6	7	8	9	AB	R	H	RBI	BB	SO	LOB	TOP					
Tim Raines, S OBP: 0.387, SLG: 0.466 (1, 7)	G6-3		G6-3		G4-3		G6-4-3		G3	4	0	0	0	1	0	3						
Joey Cora, S OBP: 0.328, SLG: 0.355 Bob Zupcic, R OBP: 0.200, SLG: 0.200 (9, FH)	G1-3		G6-3		K		G6-4-3		G3	4	0	0	0	0	1	3						
Frank Thomas, R OBP: 0.472, SLG: 0.709 (1, 3)	K						G6-3		FC6-4	5	1	2	0	0	1	2						
Julio Franco, R OBP: 0.386, SLG: 0.552 (1, 10)			K		K					3	0	1	0	0	2	1						
Robin Ventura, L OBP: 0.390, SLG: 0.534 (1, 5)	G4-3									4	0	1	0	0	0	3						
Darin Jackson, R OBP: 0.374, SLG: 0.514 (1, 9)										4	0	2	0	0	0	3						
Lance Johnson, L OBP: 0.318, SLG: 0.336 (1, 8)										3	0	1	1	1	1	3						
Ron Karkovics, R OBP: 0.422, SLG: 0.518 (1, 2)	G2-3									4	0	0	0	0	1	4						
Ozzie Guillen, L OBP: 0.290, SLG: 0.320 (1, 6)										4	1	4	0	0	0	0						
Inning Stats	R: 0 E: 0 K: 1 S: 9	H: 0 LOB: 0 BB: 0 P: 13	R: 0 E: 0 K: 1 S: 11	H: 1 LOB: 2 BB: 1 P: 19	R: 0 E: 0 K: 0 S: 7	H: 1 LOB: 0 BB: 0 P: 13	R: 0 E: 0 K: 1 S: 13	H: 3 LOB: 2 BB: 0 P: 23	R: 0 E: 0 K: 1 S: 12	H: 1 LOB: 1 BB: 0 P: 19	R: 1 E: 1 K: 1 S: 8	H: 2 LOB: 2 BB: 0 P: 14	R: 0 E: 0 K: 0 S: 7	H: 1 LOB: 1 BB: 1 P: 18	R: 0 E: 0 K: 1 S: 9	H: 1 LOB: 1 BB: 0 P: 18	R: 1 E: 0 K: 0 S: 9	H: 2 LOB: 1 BB: 0 P: 13	1B: 11 2B: 1 3B: 0 HR: 0	SF: 0 SAC: 0 DP: 2 HBP: 1	WP: 0 PB: 0 SB: 0 CS: 0	PA: 39
PITCHER	IP	WLS	BF	H	R	ER	SO	BB	IBB	HBP	BLK	WP	HR	S	P	ERA	WHIP					
Kevin Brown, R ERA: 6.43 (1, 1)	7.0	W	30	9	1	1	5	2	0	1	0	0	0	67	119	1.29	1.571					
Rick Honeycutt, L ERA: 8.75 (8, 1)	1.2		8	3	1	1	1	0	0	0	0	0	0	17	30	5.40	1.800					
Cris Carpenter, R ERA: 2.5 (9, 1)	0.1	S	1	0	0	0	0	0	0	0	0	0	0	1	1	0.00	0.000					

Chicago White Sox @ Texas Rangers
The Ballpark at Arlington, Arlington, TX
Sat May 14 1994, 8:05 PM EDT
Att: 46,490 - Unknown


AB 36
R 2
H 12
RBI 2
BB 2
SO 6
LOB 22



Batter	1	2	3	4	5	6	7	8	9	AB	R	H	RBI	BB	SO	LOB	BOTTOM					
David Hulse, L OBP: 0.355, SLG: 0.377 (1, 8)			SH5-3							2	1	2	1	0	0	0						
Chris James, R OBP: 0.338, SLG: 0.386 (1, 9)	G5-3		F9		G3					4	0	0	0	0	0	5						
Jose Canseco, R OBP: 0.436, SLG: 0.542 (1, 10)										4	0	2	2	0	0	1						
Will Clark, L OBP: 0.462, SLG: 0.579 (1, 3)	K									3	1	0	0	1	2	1						
Juan Gonzalez, R OBP: 0.324, SLG: 0.511 (1, 7)	K									4	0	0	0	0	4	4						
Dean Palmer, R OBP: 0.286, SLG: 0.413 (1, 5)										4	0	2	1	0	1	0						
Doug Strange, S OBP: 0.276, SLG: 0.362 (1, 4)										4	0	0	0	0	0	2						
Ivan Rodriguez, R OBP: 0.361, SLG: 0.452 (1, 2)										3	2	1	1	1	1	1						
Manuel Lee, S OBP: 0.355, SLG: 0.354 (1, 6)										3	1	2	0	1	0	0						
Inning Stats	R: 1 E: 0 K: 2 S: 12	H: 2 LOB: 1 BB: 0 P: 18	R: 0 E: 0 K: 0 S: 5	H: 1 LOB: 0 BB: 0 P: 9	R: 1 E: 0 K: 1 S: 13	H: 1 LOB: 2 BB: 2 P: 28	R: 1 E: 0 K: 0 S: 16	H: 2 LOB: 2 BB: 1 P: 26	R: 1 E: 2 K: 1 S: 13	H: 1 LOB: 1 BB: 0 P: 18	R: 1 E: 0 K: 0 S: 6	H: 2 LOB: 1 BB: 0 P: 10	R: 0 E: 0 K: 3 S: 12	H: 0 LOB: 0 BB: 0 P: 18	R: 0 E: 0 K: 1 S: 8	H: 0 LOB: 0 BB: 0 P: 10	R: 0 E: 0 K: 1 S: 8	H: 0 LOB: 0 BB: 0 P: 10	1B: 4 2B: 3 3B: 1 HR: 1	SF: 0 SAC: 2 DP: 1 HBP: 0	WP: 0 PB: 0 SB: 1 CS: 0	PA: 36
PITCHER	IP	WLS	BF	H	R	ER	SO	BB	IBB	HBP	BLK	WP	HR	S	P	ERA	WHIP					
Alex Fernandez, R ERA: 2.98 (1, 1)	6.0	L	30	5	4	4	4	3	0	0	0	0	0	65	109	6.00	2.000					
Jose DeLeon, R ERA: 3.44 (7, 1)	2.0		6	0	0	0	4	0	0	0	0	0	0	20	28	0.00	0.000					

Chicago White Sox @ Texas Rangers
The Ballpark at Arlington, Arlington, TX
Sat May 14 1994, 8:05 PM EDT
Att: 46,490 - Unknown

AB 31
R 5
H 9
RBI 5
BB 3
SO 8
LOB 14



Batter	1	2	3	4	5	6	7	8	9	AB	R	H	RBI	BB	SO	LOB	TOP
Tim Raines, S <small>OBP: 0.388, SLG: 0.480</small> 										5	1	2	2	0	0	0	
Joey Coza, S <small>OBP: 0.333, SLG: 0.369</small> 										4	1	2	0	0	1	1	
Frank Thomas, R <small>OBP: 0.482, SLG: 0.715</small> 										3	3	2	2	2	0	0	
Julio Franco, R <small>OBP: 0.386, SLG: 0.543</small> 										4	0	1	0	1	1	2	
Robin Ventura, L <small>OBP: 0.396, SLG: 0.533</small> 										4	1	2	2	1	0	1	
Darin Jackson, R <small>OBP: 0.367, SLG: 0.526</small> 										5	1	1	3	0	1	5	
Lance Johnson, L <small>OBP: 0.314, SLG: 0.331</small> 										5	0	1	0	0	0	4	
Ron Karkovice, R <small>OBP: 0.425, SLG: 0.517</small> 										4	1	2	0	0	2	1	
Ozzie Guillen, L <small>OBP: 0.289, SLG: 0.318</small> 										4	1	1	0	0	0	1	
Inning Stats <small>R: 4, H: 4, E: 0, LOB: 1, K: 2, S: 18</small>	<small>R: 0, H: 0, E: 0, LOB: 0, K: 1, S: 5</small>	<small>R: 0, H: 0, E: 0, LOB: 0, K: 1, S: 5</small>	<small>R: 0, H: 0, E: 0, LOB: 0, K: 0, S: 9</small>	<small>R: 2, H: 3, E: 0, LOB: 1, K: 0, S: 16</small>	<small>R: 0, H: 0, E: 0, LOB: 1, K: 0, S: 6</small>	<small>R: 0, H: 0, E: 0, LOB: 0, K: 1, S: 7</small>	<small>R: 2, H: 4, E: 0, LOB: 2, K: 1, S: 13</small>	<small>R: 0, H: 1, E: 0, LOB: 0, K: 0, S: 9</small>	<small>R: 1, H: 2, E: 0, LOB: 2, K: 0, S: 8</small>	<small>1B: 10, SF: 0, 2B: 2, SAC: 1, 3B: 1, DP: 0, HR: 1, HBP: 0</small>	<small>WP: 0, PA: 43, PB: 0, SB: 0, CS: 2</small>						
PITCHER <small>IP WLS BF H R ER SO BB IBB HBP BLK WP HR S P ERA WHIP</small>	<small>5.0 L 24 7 6 6 3 2 0 0 0 0 0 1 54 88 10.80 1.800</small>	<small>6.1 1.1 7 3 2 2 1 0 0 0 0 0 0 12 19 13.50 2.250</small>	<small>7.1 1.2 6 2 0 0 1 0 0 0 0 0 0 17 27 0.00 1.200</small>	<small>9.1 1.0 6 2 1 1 0 2 0 0 0 0 0 8 17 9.00 4.000</small>	PITCHER <small>IP WLS BF H R ER SO BB IBB HBP BLK WP HR S P ERA WHIP</small>	<small>5.0 L 24 7 6 6 3 2 0 0 0 0 0 1 54 88 10.80 1.800</small>	<small>6.1 1.1 7 3 2 2 1 0 0 0 0 0 0 12 19 13.50 2.250</small>	<small>7.1 1.2 6 2 0 0 1 0 0 0 0 0 0 17 27 0.00 1.200</small>	<small>9.1 1.0 6 2 1 1 0 2 0 0 0 0 0 8 17 9.00 4.000</small>	<small>5.0 L 24 7 6 6 3 2 0 0 0 0 0 1 54 88 10.80 1.800</small>	<small>6.1 1.1 7 3 2 2 1 0 0 0 0 0 0 12 19 13.50 2.250</small>	<small>7.1 1.2 6 2 0 0 1 0 0 0 0 0 0 17 27 0.00 1.200</small>	<small>9.1 1.0 6 2 1 1 0 2 0 0 0 0 0 8 17 9.00 4.000</small>				
Jeff Frye, R <small>OBP: 0.654, SLG: 0.850</small> 										4	1	3	2	1	0	1	
Gary Redus, R <small>OBP: 0.280, SLG: 0.292</small> David Hulse, L <small>OBP: 0.347, SLG: 0.368</small> 										2	0	1	0	0	0	1	
Jose Canseco, R <small>OBP: 0.429, SLG: 0.528</small> 										5	0	1	1	0	0	6	
Will Clark, L <small>OBP: 0.463, SLG: 0.576</small> 										4	0	2	2	0	0	1	
Juan Gonzalez, R <small>OBP: 0.316, SLG: 0.496</small> 										4	0	0	0	0	0	3	
Dean Palmer, R <small>OBP: 0.284, SLG: 0.405</small> 										4	1	1	0	0	0	1	
Ivan Rodriguez, R <small>OBP: 0.366, SLG: 0.448</small> 										3	1	1	1	1	0	1	
Chris James, R <small>OBP: 0.347, SLG: 0.373</small> 										2	2	0	0	2	1	1	
Manuel Lee, S <small>OBP: 0.352, SLG: 0.350</small> 										4	0	1	0	0	2	3	
Inning Stats <small>R: 0, H: 2, E: 0, LOB: 1, K: 0, S: 6</small>	<small>R: 1, H: 2, E: 0, LOB: 0, K: 0, S: 8</small>	<small>R: 0, H: 2, E: 0, LOB: 1, K: 1, S: 14</small>	<small>R: 0, H: 2, E: 0, LOB: 1, K: 0, S: 7</small>	<small>R: 3, H: 1, E: 2, LOB: 1, K: 1, S: 13</small>	<small>R: 0, H: 0, E: 0, LOB: 0, K: 1, S: 10</small>	<small>R: 0, H: 1, E: 0, LOB: 1, K: 0, S: 10</small>	<small>R: 0, H: 0, E: 0, LOB: 0, K: 0, S: 6</small>	<small>R: 2, H: 1, E: 0, LOB: 1, K: 0, S: 19</small>	<small>R: 0, H: 1, E: 0, LOB: 2, K: 0, S: 19</small>	<small>1B: 10, SF: 0, 2B: 0, SAC: 0, 3B: 0, DP: 4, HR: 0, HBP: 0</small>	<small>WP: 2, PA: 39, PB: 0, SB: 0, CS: 0</small>						
PITCHER <small>IP WLS BF H R ER SO BB IBB HBP BLK WP HR S P ERA WHIP</small>	<small>7.0 W 30 9 4 1 3 2 0 0 0 0 0 0 6 11 0.00 0.000</small>	<small>8.1 1.0 3 0 0 0 0 0 0 0 0 0 0 6 11 0.00 0.000</small>	<small>9.1 1.0 6 1 2 2 0 2 0 0 0 0 1 0 19 32 18.00 3.000</small>	PITCHER <small>IP WLS BF H R ER SO BB IBB HBP BLK WP HR S P ERA WHIP</small>	<small>7.0 W 30 9 4 1 3 2 0 0 0 0 0 0 6 11 0.00 0.000</small>	<small>8.1 1.0 3 0 0 0 0 0 0 0 0 0 0 6 11 0.00 0.000</small>	<small>9.1 1.0 6 1 2 2 0 2 0 0 0 0 1 0 19 32 18.00 3.000</small>	<small>7.0 W 30 9 4 1 3 2 0 0 0 0 0 0 6 11 0.00 0.000</small>	<small>8.1 1.0 3 0 0 0 0 0 0 0 0 0 0 6 11 0.00 0.000</small>	<small>9.1 1.0 6 1 2 2 0 2 0 0 0 0 1 0 19 32 18.00 3.000</small>							

Chicago White Sox @ Texas Rangers
The Ballpark at Arlington, Arlington, TX
Sun May 15 1994, 4:33 AM EDT
Att: 46,419 - Cloudy - 85 F

AB	38
R	9
H	14
RBI	9
BB	4
SO	5
LOB	15



Chicago White Sox @ Texas Rangers
The Ballpark at Arlington, Arlington, TX
Sun May 15 1994, 4:33 AM EDT
Att: 46,419 - Cloudy - 85 F

AB	35
R	6
H	10
RBI	6
BB	4
SO	3
LOB	22




Batter	1	2	3	4	5	6	7	8	9	AB	R	H	RBI	BB	SO	LOB	TOP				
David Hulse, L OBP: 0.347, SLG: 0.358 (1, 8)	G3	FC5-2 1B		F7			K			4	0	1	0	0	1	0	Texas Rangers @ Seattle Mariners The Kingdome, Seattle, WA Sat May 21 1994, 10:05 PM EDT Att: 37,870 - Dome				
Jeff Frys, R OBP: 0.540, SLG: 0.634 (1, 4)	1B	2B			G6-4-3 BB		F8			3	1	1	0	1	0	2					
Jose Canseco, R OBP: 0.440, SLG: 0.521 (1, 10)	1B	1B			G6-4-3			K		3	1	0	0	1	2	3					
Will Clark, L OBP: 0.475, SLG: 0.586 (1, 3)	1B			G1				G4-3		4	0	1	1	0	0	0					
Juan Gonzalez, R OBP: 0.304, SLG: 0.446 Chris James, R OBP: 0.349, SLG: 0.424 (8, PH) (8, 7)	K				BB			F8		2	0	0	0	1	1	2					
29 Rusty Greer, L OBP: 0.435, SLG: 0.636 (1, 9)	1B			F8					K	4	0	2	1	0	1	1					
Dean Palmer, R OBP: 0.318, SLG: 0.443 Doug Strange, S OBP: 0.263, SLG: 0.339 (8, 5)	G5-3							G1-3		3	0	0	0	0	1	4					
Ivan Rodriguez, R OBP: 0.375, SLG: 0.455 Junior Ortiz, R OBP: 0.341, SLG: 0.342 (8, 2)								G4-3		3	0	1	0	0	1	1					
Manuel Lee, S OBP: 0.344, SLG: 0.359 Esteban Beltre, R OBP: 0.278, SLG: 0.200 (8, 6)	1B	2B		G3-6				G3		3	0	1	0	0	0	1					
Inning Stats	R: 2 E: 0 K: 1 S: 18	H: 3 LOB: 2 BB: 1 P: 27	R: 0 E: 0 K: 2 S: 16	H: 2 LOB: 2 BB: 0 P: 23	R: 0 E: 0 K: 1 S: 8	H: 0 LOB: 1 BB: 1 P: 18	R: 0 E: 0 K: 0 S: 7	H: 1 LOB: 0 BB: 0 P: 10	R: 0 E: 0 K: 0 S: 4	H: 0 LOB: 0 BB: 1 P: 12	R: 0 E: 0 K: 0 S: 8	H: 1 LOB: 1 BB: 0 P: 14	R: 0 E: 0 K: 1 S: 6	H: 0 LOB: 0 BB: 0 P: 11	R: 0 E: 0 K: 2 S: 9	H: 0 LOB: 0 BB: 0 P: 14		1B: 4 2B: 3 3B: 0 HR: 0	SF: 0 SAC: 0 DP: 2 HBP: 0	WP: 0 PB: 0 SB: 0 CS: 0	PA: 35
PITCHER	IP	WLS	BF	H	R	ER	SO	BB	IBB	HBP	BLK	WP	HR	S	P	ERA	WHIP				
Chris Bosio, R ERA: 4.34 (1, 1)	7.0	W	29	7	2	2	5	3	0	0	0	0	0	67	115	2.57	1.429				
Tim Davis, L ERA: 0.56 (8, 1)	1.0		3	0	0	0	1	0	0	0	0	0	0	6	9	0.00	0.000				
Bill Risley, R ERA: 1.93 (9, 1)	1.0		3	0	0	0	2	0	0	0	0	0	0	9	14	0.00	0.000				


AB	32
R	2
H	7
RBI	2
BB	3
SO	8
LOB	14



Batter	1	2	3	4	5	6	7	8	9	AB	R	H	RBI	BB	SO	LOB	BOTTOM					
Eric Anthony, L OBP: 0.317, SLG: 0.462 Rich Amaral, R OBP: 0.343, SLG: 0.398 (6, 7)	F8		1B	HR	K	FC3-6				4	2	2	2	0	1	3	Texas Rangers @ Seattle Mariners The Kingdome, Seattle, WA Sat May 21 1994, 10:05 PM EDT Att: 37,870 - Dome					
Luis Sejo, R OBP: 0.355, SLG: 0.483 (7, 6)	K		1B	G6-3	HR	K				5	1	2	4	0	2	2						
Ken Griffey Jr., L OBP: 0.404, SLG: 0.783 (1, 8)	G3		1B	G3	HR			L3		5	1	2	1	0	0	0						
Jay Buhner, R OBP: 0.409, SLG: 0.643 (1, 9)		HR	FC6-5 BB					1B		4	2	2	2	1	0	2						
Edgar Martinez, R OBP: 0.432, SLG: 0.533 Mike Blowers, R OBP: 0.292, SLG: 0.280 (8, 5)	G6-3		K					1B		4	1	1	0	1	1	3						
Tino Martinez, L OBP: 0.300, SLG: 0.404 (1, 3)		HR	BB					G4-6-3		0	0	0	0	0	0	0						
Dale Sveum, S OBP: 0.429, SLG: 0.333 (1, 10)		HR	P5					F8		4	1	2	1	1	0	4						
Dan Wilson, R OBP: 0.252, SLG: 0.282 (1, 2)	P3			F8	E4	FC3-6		G6-4-3		5	1	1	2	0	0	3						
Felix Fermin, R OBP: 0.353, SLG: 0.397 Torey Lovullo, S OBP: 0.289, SLG: 0.313 (7, 4)	FC6-4			HR	HR			K		3	2	2	0	0	0	1						
Inning Stats	R: 0 E: 0 K: 1 S: 8	H: 0 LOB: 0 BB: 0 P: 13	R: 2 E: 0 K: 0 S: 16	H: 2 LOB: 1 BB: 1 P: 31	R: 1 E: 0 K: 1 S: 21	H: 3 LOB: 3 BB: 1 P: 36	R: 2 E: 0 K: 0 S: 10	H: 2 LOB: 0 BB: 0 P: 16	R: 7 E: 2 K: 1 S: 22	H: 3 LOB: 1 BB: 2 P: 39	R: 1 E: 0 K: 1 S: 22	H: 3 LOB: 2 BB: 0 P: 26	R: 0 E: 0 K: 1 S: 12	H: 2 LOB: 1 BB: 0 P: 15	R: 0 E: 0 K: 1 S: 12	H: 1 LOB: 0 BB: 0 P: 17		1B: 10 2B: 1 3B: 0 HR: 5	SF: 0 SAC: 1 DP: 2 HBP: 1	WP: 0 PB: 0 SB: 0 CS: 0	PA: 45	
PITCHER	IP	WLS	BF	H	R	ER	SO	BB	IBB	HBP	BLK	WP	HR	S	P	ERA	WHIP					
Rick Helling, R ERA: 5.88 (1, 1)	3.2	L	20	7	5	5	2	2	0	0	0	0	0	3	51	91	12.27	2.455				
Darren Oliver, L ERA: 3.5 (4, 1)	1.1		12	3	7	2	1	2	0	1	0	0	2	26	44	13.50	3.750					
Matt Whiteside, R ERA: 5.14 (6, 1)	3.0		13	6	1	1	2	0	0	0	0	0	0	43	58	3.00	2.000					



Batter	1	2	3	4	5	6	7	8	9	AB	R	H	RBI	BB	SO	LOB	TOP										
David Hulse, L (1, 8) OBP: 0.346, SLG: 0.357	1-1 F7		0-0 G1-3			1-1 WP SH1-4 1B		0-0 1-2 1B		4	0	2	0	0	0	0	<p>Texas Rangers @ Kansas City Royals Kauffman Stadium, Kansas City, MO</p> <p>Tue May 24 1994, 7:05 PM CDT Att: 22,581 - Unknown - 80 F</p> <p>livebaseballscores.com</p> <p>AB 30 R 2 H 6 RBI 2 BB 2 SO 6 LOB 12</p> 										
Jeff Eves, R (1, 4) OBP: 0.517, SLG: 0.574	2-2 G4-3		3-1 F9			0-1 SH1-4		0-0 B1		3	0	0	0	0	0	2											
Jose Canseco, R (1, 10) OBP: 0.430, SLG: 0.529	1-1 HR			2-2 G5-3		3-2 G6-3		1-1 F8		4	1	1	1	0	0	3											
Will Clark, L (1, 3) OBP: 0.468, SLG: 0.563	1-3 K			0-0 G4-3		4-0 IBB		2-2 F9		3	0	0	0	1	1	2											
Dean Palmer, R (1, 5) OBP: 0.313, SLG: 0.438		2-3 K		1-0 G3		2-3 K			2-3 K	4	0	0	0	0	3	2											
29 Rusty Greer, L (1, 9) OBP: 0.516, SLG: 0.750		0-0 WP 1B			3-2 SF8 3B		4-0 G4-6-3 BB		0-1 L4	3	1	2	0	1	0	0											
Ivan Rodriguez, R (1, 2) OBP: 0.366, SLG: 0.435	0-1 F8				0-1 SF8		0-0 G4-6-3		1-3 K	3	0	0	1	0	1	2											
Doug Strange, S (1, 7) OBP: 0.257, SLG: 0.331		3-3 K			0-1 L8		3-2 F9			3	0	0	0	0	1	1											
Chris James, R (8, 9) OBP: 0.337, SLG: 0.406		1-2 K								0	0	0	0	0	0	0											
Manuel Lee, S (1, 6) OBP: 0.335, SLG: 0.349			1-0 G4-3		0-0 G4-3			1-0 1B		3	0	1	0	0	0	0											
Inning Stats	R: 1 E: 0 K: 1 S: 14	H: 1 LOB: 0 BB: 0 P: 19	R: 0 E: 0 K: 2 S: 9	H: 1 LOB: 1 BB: 0 P: 14	R: 0 E: 0 K: 0 S: 4	H: 0 LOB: 0 BB: 0 P: 8	R: 0 E: 0 K: 0 S: 6	H: 0 LOB: 0 BB: 0 P: 9	R: 1 E: 0 K: 0 S: 9	H: 1 LOB: 0 BB: 0 P: 12	R: 0 E: 0 K: 1 S: 10	H: 1 LOB: 2 BB: 1 P: 20	R: 0 E: 0 K: 0 S: 6	H: 0 LOB: 0 BB: 1 P: 13	R: 0 E: 0 K: 0 S: 9	H: 2 LOB: 2 BB: 0 P: 13	R: 0 E: 0 K: 2 S: 9	H: 0 LOB: 0 BB: 0 P: 12	1B: 4 2B: 0 3B: 1 HR: 1	SF: 1 SAC: 1 DP: 1 HBP: 0	WP: 2 PB: 0 SB: 0 CS: 0	PA: 34					
PITCHER	IP	WLS	BF	H	R	ER	SO	BB	IBB	HBP	BLK	WP	HR	S	P	ERA	WHIP										
Mark Gubicza, R (1, 1) ERA: 4.44	7.1	L	29	6	2	2	4	1	1	0	0	2	1	61	99	2.46	0.955										
Hipolito Pichardo, R (8, 1) ERA: 4.73	0.1		1	0	0	0	0	0	0	0	0	0	0	2	3	0.00	0.000										
Mike Magnante, L (8, 1) ERA: 5.28	0.1		1	0	0	0	0	0	0	0	0	0	0	4	6	0.00	0.000										
Jeff Montgomery, R (9, 1) ERA: 4.91	1.0		3	0	0	0	2	0	0	0	0	0	0	9	12	0.00	0.000										

Batter	1	2	3	4	5	6	7	8	9	AB	R	H	RBI	BB	SO	LOB	BOTTOM										
Vince Coleman, S (1, 7) OBP: 0.226, SLG: 0.280	1-1 F9	2-2 G1-3			1-3 K		1-0 F8			4	0	0	0	0	1	2	<p>Texas Rangers @ Kansas City Royals Kauffman Stadium, Kansas City, MO</p> <p>Tue May 24 1994, 7:05 PM CDT Att: 22,581 - Unknown - 80 F</p> <p>livebaseballscores.com</p> <p>AB 32 R 0 H 6 RBI 0 BB 3 SO 3 LOB 14</p> 										
Wally Joyner, L (1, 3) OBP: 0.376, SLG: 0.452	2-2 BB 1B		3-2 G5-3		2-2 G6-3		0-2 F7			4	0	1	0	0	0	0											
Brian McRae, S (1, 8) OBP: 0.392, SLG: 0.409	4-1 FC5-4 1-2 BB		0-1 S 1B		4-2 BB		0-0 E1 G1-4-3			2	0	1	0	2	0	0											
Dave Henderson, R (1, 10) OBP: 0.265, SLG: 0.391	1-0 P2		1-0 F9		1-2 P6		2-0 F7			4	0	0	0	0	0	5											
Gary Gaetti, R (1, 5) OBP: 0.348, SLG: 0.528	2-0 FC5-4 1-2		0-1 G1-6-3		2-2 F7		1-1 G1-4-3			4	0	0	0	0	0	4											
Mike Macfarlane, R (1, 2) OBP: 0.383, SLG: 0.441		0-0 F8		1-3 K		0-0 FC6-4 1B		2-2 F7		4	0	1	0	0	1	0											
Felix Jose, S (1, 9) OBP: 0.311, SLG: 0.402	1-1 G4-3		3-2 CS 1B		0-0 FC6-4 1-2		2-1 F9			4	0	1	0	0	0	1											
Greg Gagne, R (1, 6) OBP: 0.358, SLG: 0.398	0-1 1B 1B		4-1 1-2 BB		0-0 L4		1-3 K			3	0	1	0	1	1	1											
Jose Lind, R (1, 4) OBP: 0.269, SLG: 0.311	1-0 1-3 1B		0-0 G1-3		1-0 F9					3	0	1	0	0	0	1											
Inning Stats	R: 0 E: 0 K: 0 S: 8	H: 1 LOB: 2 BB: 1 P: 18	R: 0 E: 0 K: 0 S: 9	H: 2 LOB: 0 BB: 0 P: 13	R: 0 E: 0 K: 1 S: 8	H: 1 LOB: 1 BB: 0 P: 12	R: 0 E: 0 K: 1 S: 8	H: 1 LOB: 1 BB: 1 P: 16	R: 0 E: 0 K: 0 S: 13	H: 0 LOB: 1 BB: 1 P: 21	R: 0 E: 0 K: 0 S: 6	H: 1 LOB: 0 BB: 0 P: 8	R: 0 E: 0 K: 0 S: 5	H: 0 LOB: 0 BB: 0 P: 7	R: 0 E: 1 K: 0 S: 4	H: 0 LOB: 0 BB: 0 P: 7		R: 0 E: 0 K: 1 S: 9	H: 0 LOB: 0 BB: 0 P: 14	1B: 6 2B: 0 3B: 0 HR: 0	SF: 0 SAC: 0 DP: 1 HBP: 0	WP: 0 PB: 0 SB: 1 CS: 1	PA: 35				
PITCHER	IP	WLS	BF	H	R	ER	SO	BB	IBB	HBP	BLK	WP	HR	S	P	ERA	WHIP										
Kenny Rogers, L (1, 1) ERA: 4.24	9.0	W	35	6	0	0	3	3	0	0	0	0	0	70	116	0.00	1.000										

Batter	1	2	3	4	5	6	7	8	9	AB	R	H	RBI	BB	SO	LOB	TOP				
David Hulse, L (1, 8) OBP: 0.337, SLG: 0.347	G4-3		K				G6-3	FC4-6		5	0	0	0	0	2	1					
Jeff Fyfe, R (1, 4) OBP: 0.508, SLG: 0.588	K		E6 G6-3				2B 3B		G6-3	4	1	1	0	1	1	0					
Jose Canseco, R (1, 10) OBP: 0.429, SLG: 0.531	1B		G6-3				2B		K	5	1	2	1	0	2	2					
Will Clark, L (1, 3) OBP: 0.466, SLG: 0.564	K		K				2B		FC5-4 1B	5	0	2	1	0	3	3					
Dean Palmer, R (1, 5) OBP: 0.308, SLG: 0.422							K		FC5-4 1B	4	0	0	0	1	2	2					
29 Rusty Greer, L (1, 7) OBP: 0.486, SLG: 0.688							G4-3			4	0	1	0	0	1	2					
Ivan Rodriguez, R (1, 2) OBP: 0.364, SLG: 0.454							G3			4	1	1	1	0	1	2					
Chris James, R (1, 9) OBP: 0.356, SLG: 0.437							HR			2	0	1	0	2	1	2					
Manuel Lee, S (1, 6) OBP: 0.327, SLG: 0.340							3B			4	0	0	0	0	3	6					
Inning Stats	R: 0 E: 0 K: 2 S: 11	H: 1 LOB: 1 BB: 0 P: 15	R: 0 E: 0 K: 3 S: 13	H: 0 LOB: 2 BB: 2 P: 25	R: 0 E: 1 K: 2 S: 15	H: 0 LOB: 1 BB: 0 P: 25	R: 0 E: 1 K: 2 S: 11	H: 1 LOB: 2 BB: 0 P: 16	R: 0 E: 0 K: 3 S: 13	H: 0 LOB: 1 BB: 1 P: 19	R: 1 E: 0 K: 2 S: 11	H: 2 LOB: 1 BB: 0 P: 16	R: 2 E: 0 K: 0 S: 12	H: 3 LOB: 1 BB: 0 P: 15	R: 0 E: 0 K: 1 S: 9	H: 0 LOB: 1 BB: 0 P: 14	1B: 3 2B: 2 3B: 2 HR: 1	SF: 0 SAC: 0 DP: 0 HBP: 0	WP: 0 PB: 0 SB: 0 CS: 0	PA: 41	
PITCHER	IP	WLS	BF	H	R	ER	SO	BB	IBB	HBP	BLK	WP	HR	S	P	ERA	WHIP				
Kevin Appier, R (1, 1) ERA: 5.8	5.2	W	26	4	1	1	13	3	0	0	0	0	1	71	110	1.59	1.235				
Billy Brewer, L (6, 1) ERA: 2.66	1.1		7	3	2	2	1	0	0	0	0	0	0	15	21	13.50	2.250				
Rusty Meacham, R (8, 1) ERA: 3.6	2.0		8	1	0	0	2	1	0	0	0	0	0	20	32	0.00	1.000				

Texas Rangers @ Kansas City Royals
Kauffman Stadium, Kansas City, MO
Wed May 25 1994, 7:05 PM CDT
Att: 17,587 - Unknown - 69 F

AB 37
R 3
H 8
RBI 3
BB 4
SO 16
LOB 20



Batter	1	2	3	4	5	6	7	8	9	AB	R	H	RBI	BB	SO	LOB	BOTTOM				
Vince Coleman, S (1, 7) OBP: 0.241, SLG: 0.299	K		S 2B 2B			G1-3 E G3 1B		FC5-4 1B		5	2	4	1	0	1	0					
Brian McRae, S (1, 8) OBP: 0.393, SLG: 0.415	K		HR 2B			G1-3		FC5-4 2B		5	1	2	1	0	1	2					
Wally Joyner, L (1, 3) OBP: 0.371, SLG: 0.451	L7		L4			G3		2B		5	0	1	1	0	1	3					
Bob Hamelin, L (1, 10) OBP: 0.393, SLG: 0.624		4-3	HR			K		G4-3		4	1	1	2	1	1	0					
Gary Gaetti, R (1, 5) OBP: 0.350, SLG: 0.520	L6		P6					IBB		4	1	1	0	1	0	3					
Felix Jose, S (1, 9) OBP: 0.309, SLG: 0.391	1B E BB					G4-3		FC4-6 1B		3	2	0	0	1	0	2					
Brent Mayne, L (1, 2) OBP: 0.313, SLG: 0.326						L8		1B		3	1	2	0	1	0	0					
Greg Gagne, R (1, 6) OBP: 0.362, SLG: 0.393								L9		2	0	0	1	1	0	3					
Jose Lind, R (1, 4) OBP: 0.259, SLG: 0.300								P6		4	0	0	0	0	0	3					
Inning Stats	R: 0 E: 0 K: 2 S: 9	H: 0 LOB: 0 BB: 0 P: 12	R: 1 E: 0 K: 0 S: 13	H: 1 LOB: 1 BB: 1 P: 22	R: 3 E: 0 K: 0 S: 18	H: 3 LOB: 0 BB: 0 P: 29	R: 0 E: 0 K: 0 S: 8	H: 0 LOB: 1 BB: 0 P: 14	R: 1 E: 1 K: 1 S: 8	H: 1 LOB: 0 BB: 0 P: 15	R: 3 E: 1 K: 1 S: 14	H: 3 LOB: 2 BB: 2 P: 30	R: 0 E: 0 K: 0 S: 19	H: 1 LOB: 2 BB: 1 P: 30	R: 0 E: 0 K: 0 S: 11	H: 2 LOB: 3 BB: 1 P: 19	1B: 7 2B: 3 3B: 0 HR: 1	SF: 0 SAC: 0 DP: 1 HBP: 1	WP: 0 PB: 0 SB: 2 CS: 0	PA: 41	
PITCHER	IP	WLS	BF	H	R	ER	SO	BB	IBB	HBP	BLK	WP	HR	S	P	ERA	WHIP				
Kevin Brown, R (1, 1) ERA: 6.12	5.0	L	26	6	8	3	3	3	0	1	0	0	0	63	109	5.40	1.800				
Darren Oliver, L (6, 1) ERA: 3.24	1.2		8	3	0	0	1	1	0	0	0	0	0	22	38	0.00	2.400				
Matt Whiteside, R (7, 1) ERA: 4.84	1.1		7	2	0	0	0	0	1	0	0	0	0	15	24	0.00	1.500				

Texas Rangers @ Kansas City Royals
Kauffman Stadium, Kansas City, MO
Wed May 25 1994, 7:05 PM CDT
Att: 17,587 - Unknown - 69 F

AB 35
R 8
H 11
RBI 6
BB 5
SO 4
LOB 16



Batter	1	2	3	4	5	6	7	8	9	AB	R	H	RBI	BB	SO	LOB	TOP		
Otis Nixon, S <small>OBP: 0.371, SLG: 0.335</small>										3	0	1	0	1	1	0			
Carlos Rodriguez, S <small>OBP: 0.300, SLG: 0.426</small>										3	0	0	0	0	0	1			
Mo Vaughn, L <small>OBP: 0.411, SLG: 0.599</small>										4	0	0	0	0	1	2			
Tim Naehring, R <small>OBP: 0.388, SLG: 0.507</small>										4	0	0	0	0	2	1			
Mike Greenwell, L <small>OBP: 0.311, SLG: 0.453</small>										4	2	1	0	0	0	0			
Luis Ortiz, R <small>OBP: 0.286, SLG: 0.500</small>										2	0	0	0	0	0	1			
Andy Tomberlin, L <small>OBP: 0.250, SLG: 0.273</small>										1	0	0	0	0	0	0			
Scott Cooper, L <small>OBP: 0.362, SLG: 0.605</small>										4	0	2	1	0	0	2			
Lee Tinsley, S <small>OBP: 0.391, SLG: 0.229</small>										0	0	0	0	0	0	0			
Damon Berryhill, S <small>OBP: 0.282, SLG: 0.425</small>										4	1	1	2	0	1	2			
Billy Hatcher, R <small>OBP: 0.292, SLG: 0.333</small>										3	0	0	0	0	0	0			
Inning Stats	R: 0 E: 0 K: 1 S: 9	H: 0 LOB: 0 BB: 16	R: 1 E: 0 K: 0 S: 9	H: 2 LOB: 1 BB: 16	R: 0 E: 0 K: 0 S: 17	H: 1 LOB: 1 BB: 22	R: 0 E: 1 K: 1 S: 9	H: 0 LOB: 1 BB: 0 P: 12	R: 0 E: 0 K: 1 S: 9	H: 0 LOB: 0 BB: 8	R: 2 E: 0 K: 0 S: 7	H: 1 LOB: 0 BB: 9	R: 0 E: 0 K: 1 S: 9	H: 0 LOB: 1 BB: 17	R: 0 E: 0 K: 0 S: 6	H: 1 LOB: 1 BB: 8	1B: 3 2B: 1 3B: 0 HR: 1	SF: 0 SAC: 1 DP: 0 HBP: 0	WP: 0 PA: 35 PB: 0 SB: 0 CS: 0
PITCHER	IP	WLS	BF	H	R	ER	SO	BB	IBB	HBP	BLK	WP	HR	S	P	ERA	WHIP		
Hector Fajardo, R <small>ERA: 4.58</small>	7.0	W	27	4	3	1	4	0	0	0	0	0	1	66	94	1.29	0.571		
Rick Honeycutt, L <small>ERA: 7.07</small>	0.2		3	0	0	0	0	1	0	0	0	0	0	6	12	0.00	1.500		
Cris Carpenter, R <small>ERA: 2.92</small>	1.1	S	5	1	0	0	1	0	0	0	0	0	0	9	13	0.00	0.750		

Boston Red Sox @ Texas Rangers
The Ballpark at Arlington, Arlington, TX
Fri May 27 1994, 8:05 PM EDT
Att: 43,761 - Unknown - 78 F

AB 32
R 3
H 5
RBI 3
BB 1
SO 5
LOB 9



Batter	1	2	3	4	5	6	7	8	9	AB	R	H	RBI	BB	SO	LOB	BOTTOM		
David Hulse, L <small>OBP: 0.335, SLG: 0.344</small>										5	1	1	0	0	0	0			
Jeff Eves, R <small>OBP: 0.500, SLG: 0.571</small>										2	1	2	0	1	0	0			
Jose Canseco, R <small>OBP: 0.422, SLG: 0.521</small>										3	1	0	0	1	0	3			
Will Clark, L <small>OBP: 0.467, SLG: 0.583</small>										3	1	2	2	1	0	2			
Juan Gonzalez, R <small>OBP: 0.314, SLG: 0.439</small>										2	0	0	0	2	1	2			
29 Rusty Greer, L <small>OBP: 0.442, SLG: 0.600</small>										4	0	1	2	0	2	2			
Ivan Rodriguez, R <small>OBP: 0.365, SLG: 0.440</small>										4	0	0	0	0	2	4			
Doug Strange, S <small>OBP: 0.264, SLG: 0.336</small>										3	0	1	0	1	1	0			
Manuel Lee, S <small>OBP: 0.314, SLG: 0.325</small>										4	0	0	0	0	2	4			
Inning Stats	R: 0 E: 0 K: 0 S: 12	H: 1 LOB: 2 BB: 1 P: 23	R: 0 E: 0 K: 2 S: 13	H: 1 LOB: 0 BB: 18	R: 2 E: 0 K: 1 S: 7	H: 1 LOB: 0 BB: 16	R: 0 E: 0 K: 2 S: 11	H: 0 LOB: 0 BB: 18	R: 0 E: 0 K: 1 S: 12	H: 1 LOB: 1 BB: 0 P: 14	R: 0 E: 0 K: 1 S: 16	H: 1 LOB: 2 BB: 2 P: 31	R: 2 E: 0 K: 1 S: 16	H: 2 LOB: 2 BB: 30	R: 0 E: 0 K: 0 S: 5	H: 0 LOB: 0 BB: 8	1B: 5 2B: 1 3B: 0 HR: 1	SF: 0 SAC: 1 DP: 0 HBP: 0	WP: 0 PA: 37 PB: 0 SB: 1 CS: 0
PITCHER	IP	WLS	BF	H	R	ER	SO	BB	IBB	HBP	BLK	WP	HR	S	P	ERA	WHIP		
Roger Clemens, R <small>ERA: 2.55</small>	6.0		27	5	2	2	7	4	0	0	0	0	0	71	120	3.00	1.500		
Todd Frohwrith, R <small>ERA: 12.6</small>	0.1	L	3	1	2	2	0	1	0	0	0	0	0	7	14	54.00	6.000		
Chris Howard, L <small>ERA:</small>	0.1		3	1	0	0	0	0	1	0	0	0	0	6	13	0.00	3.000		
Ken Ryan, R <small>ERA:</small>	1.1		4	0	0	0	1	0	0	0	0	0	0	8	11	0.00	0.000		

Boston Red Sox @ Texas Rangers
The Ballpark at Arlington, Arlington, TX
Fri May 27 1994, 8:05 PM EDT
Att: 43,761 - Unknown - 78 F

AB 30
R 4
H 7
RBI 4
BB 6
SO 8
LOB 17



Batter	1	2	3	4	5	6	7	8	9	10	AB	R	H	RBI	BB	SO	LOB	TOP
Otis Nixon, S <small>(1, 8) OBP: 0.377, SLG: 0.340</small>	G4-3 BB		B2-3			K		1B			4	0	2	0	1	1	0	
Billy Hatcher, R <small>(1, 9) OBP: 0.287, SLG: 0.327</small> Andy Tomberlin, L <small>(8, PH) OBP: 0.231, SLG: 0.250</small>	B2			K			G1-6-3	K		F8	3	0	0	0	0	1	1	
Mo Vaughn, L <small>(1, 3) OBP: 0.416, SLG: 0.612</small>	G4-3							HR		L4	3	1	1	1	2	0	1	
Tim Naehring, R <small>(1, 4) OBP: 0.362, SLG: 0.493</small>	K						G6-4-3	G6-3		FC4-6 IBB	4	1	0	0	0	1	5	
Mike Greenwell, L <small>(1, 7) OBP: 0.315, SLG: 0.466</small>		G3					F9				4	0	2	1	0	0	0	
Luis Ortiz, R <small>(1, 10) OBP: 0.182, SLG: 0.300</small>		P6					F7			L9-4	4	0	0	0	0	0	2	
Scott Cooper, L <small>(1, 5) OBP: 0.379, SLG: 0.596</small>							F7				4	1	1	0	0	1	0	
Rich Rowland, R <small>(1, 2) OBP: 0.273, SLG: 0.355</small> Damon Berryhill, S <small>(8, PH) OBP: 0.291, SLG: 0.425</small> Lee Tinsley, S <small>(8, PR) OBP: 0.391, SLG: 0.229</small> Dave Valle, R <small>(8, 2) OBP: 0.247, SLG: 0.250</small>							F8				2	0	0	0	0	1	0	
Carlos Rodriguez, S <small>(1, 6) OBP: 0.315, SLG: 0.451</small>							G4-3			SH1-4	0	0	0	0	0	0	0	
Inning Stats	R: 0 E: 0 K: 1 S: 7	H: 0 LOB: 1 BB: 1 P: 16	R: 0 E: 0 K: 1 S: 7	H: 0 LOB: 0 BB: 0 P: 11	R: 0 E: 0 K: 0 S: 7	H: 0 LOB: 0 BB: 0 P: 9	R: 0 E: 0 K: 2 S: 11	H: 0 LOB: 0 BB: 0 P: 12	R: 0 E: 0 K: 0 S: 8	H: 2 LOB: 1 BB: 0 P: 12	R: 0 E: 0 K: 1 S: 15	H: 1 LOB: 0 BB: 0 P: 18	R: 1 E: 0 K: 0 S: 12	H: 3 LOB: 3 BB: 1 P: 20	1B: 4 2B: 4 3B: 0 HR: 1	SF: 0 SAC: 1 DP: 2 HBP: 1	WP: 0 PB: 0 SB: 1 CS: 0	PA: 40
PITCHER Bruce Hurst, L <small>ERA: 7.11</small> Jay Howell, R <small>ERA: 9.53</small> Darren Oliver, L <small>ERA: 3.24</small> Matt Whiteside, R <small>ERA: 4.76</small> Rick Honeycutt, L <small>ERA: 7.53</small>	IP	WLS	BF	H	R	ER	SO	BB	IBB	HBP	BLK	WP	HR	S	P	ERA	WHIP	
PITCHER Cris Carpenter, R <small>ERA: 3.08</small>	IP	WLS	BF	H	R	ER	SO	BB	IBB	HBP	BLK	WP	HR	S	P	ERA	WHIP	

Boston Red Sox @ Texas Rangers
The Ballpark at Arlington, Arlington, TX
Sat May 28 1994, 8:05 PM EDT
Att: 46,396 - Unknown - 81 F

AB	34
R	3
H	8
RBI	3
BB	4
SO	6
LOB	13



Batter	1	2	3	4	5	6	7	8	9	10	AB	R	H	RBI	BB	SO	LOB	BOTTOM
David Hulse, L <small>(1, 8) OBP: 0.332, SLG: 0.346</small>	G6-3		K				L7			K	5	0	1	0	0	2	0	
Jeff Frye, R <small>(1, 4) OBP: 0.493, SLG: 0.557</small>	G5-3						FC6-2			G5-3	5	0	2	0	0	0	2	
Jose Canseco, R <small>(1, 10) OBP: 0.417, SLG: 0.529</small>	HR						P4			G6-3	5	1	1	1	0	1	4	
Will Clark, L <small>(1, 3) OBP: 0.468, SLG: 0.576</small>	F7						G1-3				3	0	1	0	1	0	0	
Juan Gonzalez, R <small>(1, 7) OBP: 0.313, SLG: 0.435</small>		G5-3					G6-4-3			G5-4-3	4	0	1	0	0	0	3	
29 Rusty Greer, L <small>(1, 9) OBP: 0.404, SLG: 0.545</small>		G5-3					P7			F7	4	0	0	0	0	1	1	
Ivan Rodriguez, R <small>(1, 2) OBP: 0.382, SLG: 0.434</small>							G1-3				4	0	1	0	0	1	1	
Doug Strange, S <small>(1, 5) OBP: 0.270, SLG: 0.350</small>							F8				3	1	1	0	1	0	1	
Manuel Lee, S <small>(1, 6) OBP: 0.312, SLG: 0.321</small>							F8				2	0	0	1	1	1	1	
Inning Stats	R: 1 E: 0 K: 0 S: 10	H: 1 LOB: 0 BB: 0 P: 13	R: 0 E: 0 K: 0 S: 4	H: 1 LOB: 1 BB: 0 P: 8	R: 0 E: 0 K: 1 S: 11	H: 1 LOB: 1 BB: 0 P: 15	R: 0 E: 0 K: 0 S: 8	H: 1 LOB: 0 BB: 0 P: 13	R: 0 E: 0 K: 1 S: 11	H: 1 LOB: 1 BB: 1 P: 21	R: 0 E: 0 K: 2 S: 11	H: 0 LOB: 1 BB: 0 P: 18	R: 0 E: 0 K: 1 S: 10	H: 0 LOB: 0 BB: 0 P: 13	1B: 5 2B: 1 3B: 1 HR: 1	SF: 1 SAC: 0 DP: 2 HBP: 0	WP: 0 PB: 0 SB: 2 CS: 0	PA: 39
PITCHER Gar Finnvold, R <small>ERA: 2.37</small> Ken Ryan, R <small>ERA: 7.52</small> Greg Harris, R <small>ERA: 7.52</small> Jeff Russell, R <small>ERA: 4.73</small>	IP	WLS	BF	H	R	ER	SO	BB	IBB	HBP	BLK	WP	HR	S	P	ERA	WHIP	
PITCHER	IP	WLS	BF	H	R	ER	SO	BB	IBB	HBP	BLK	WP	HR	S	P	ERA	WHIP	

Boston Red Sox @ Texas Rangers
The Ballpark at Arlington, Arlington, TX
Sat May 28 1994, 8:05 PM EDT
Att: 46,396 - Unknown - 81 F

AB	35
R	2
H	8
RBI	2
BB	3
SO	6
LOB	13



Batter	1	2	3	4	5	6	7	8	9	AB	R	H	RBI	BB	SO	LOB	TOP			
Otis Nixon, S <small>OBP: 0.369, SLG: 0.331</small> 										4	0	0	0	0	1	0				
Billy Hatcher, R <small>OBP: 0.292, SLG: 0.331</small> 										4	1	2	0	0	1	0				
Mo Vaughn, L <small>OBP: 0.418, SLG: 0.607</small> 										3	1	1	0	0	1	0				
Tim Lincecum, R <small>OBP: 0.379, SLG: 0.487</small> 										4	1	1	1	0	0	3				
Mike Greenwell, L <small>OBP: 0.321, SLG: 0.473</small> Lee Tinsley, S <small>OBP: 0.383, SLG: 0.222</small> 										2	1	1	1	1	0	0				
Luis Ortiz, R <small>OBP: 0.200, SLG: 0.357</small> 										4	1	1	2	0	2	1				
Scott Cooper, L <small>OBP: 0.376, SLG: 0.587</small> 										4	1	1	0	0	1	1				
Damon Berryhill, S <small>OBP: 0.289, SLG: 0.434</small> 										3	0	1	2	0	0	0				
Carlos Rodriguez, S <small>OBP: 0.293, SLG: 0.418</small> 										4	0	0	0	0	0	1				
Inning Stats	R: 0 E: 0 K: 2 S: 9	H: 0 LOB: 0 BB: 0 P: 14	R: 3 E: 0 K: 0 S: 14	H: 2 LOB: 0 BB: 1 P: 25	R: 0 E: 0 K: 1 S: 11	H: 1 LOB: 1 BB: 0 P: 21	R: 1 E: 0 K: 0 S: 11	H: 2 LOB: 1 BB: 0 P: 20	R: 2 E: 0 K: 1 S: 12	H: 3 LOB: 1 BB: 0 P: 17	R: 0 E: 0 K: 0 S: 8	H: 0 LOB: 0 BB: 0 P: 11	R: 0 E: 0 K: 1 S: 6	H: 0 LOB: 0 BB: 0 P: 8	R: 0 E: 0 K: 1 S: 7	H: 0 LOB: 0 BB: 0 P: 8	1B: 5 2B: 3 3B: 0 HR: 0	SF: 1 SAC: 0 DP: 1 HBP: 1	WP: 0 PB: 0 SB: 0 CS: 0	PA: 36
PITCHER Kenny Rogers, L <small>ERA: 4.44</small>	IP: 9.0 WLS: W BF: 36 H: 8 R: 6 ER: 6 SO: 6 BB: 1 IBB: 0 HBP: 1 BLK: 0 WP: 0 HR: 0 S: 86 P: 136 ERA: 6.00 WHIP: 1.000															PITCHER				

Boston Red Sox @ Texas Rangers
The Ballpark at Arlington, Arlington, TX
Sun May 29, 1994, 4:33 AM EDT
Att: 46,354 - Sunny - 81 F

AB	33
R	6
H	8
RBI	6
BB	1
SO	6
LOB	6



Batter	1	2	3	4	5	6	7	8	9	AB	R	H	RBI	BB	SO	LOB	BOTTOM			
David Hulse, L <small>OBP: 0.329, SLG: 0.347</small> 										5	0	1	1	0	0	3				
Jeff Eves, R <small>OBP: 0.475, SLG: 0.530</small> 										5	0	1	0	0	0	2				
Jose Canseco, R <small>OBP: 0.412, SLG: 0.525</small> 										5	1	1	0	0	2	2				
Will Clark, L <small>OBP: 0.471, SLG: 0.582</small> 										4	1	2	1	1	0	0				
Juan Gonzalez, R <small>OBP: 0.315, SLG: 0.436</small> Oddibe McDowell, L <small>OBP: 0.500, SLG: 0.419</small> 										2	0	1	0	0	0	1				
29 Rusty Greer, L <small>OBP: 0.431, SLG: 0.583</small> 										4	2	3	1	0	0	2				
Dean Palmer, R <small>OBP: 0.304, SLG: 0.439</small> 										4	1	1	3	0	1	3				
Ivan Rodriguez, R <small>OBP: 0.365, SLG: 0.459</small> 										4	1	2	1	0	0	1				
Manuel Lee, S <small>OBP: 0.322, SLG: 0.331</small> 										4	1	3	1	0	0	0				
Inning Stats	R: 1 E: 0 K: 0 S: 10	H: 2 LOB: 1 BB: 0 P: 20	R: 2 E: 0 K: 1 S: 15	H: 4 LOB: 2 BB: 0 P: 24	R: 0 E: 0 K: 0 S: 8	H: 2 LOB: 1 BB: 0 P: 12	R: 0 E: 0 K: 0 S: 10	H: 0 LOB: 0 BB: 0 P: 12	R: 5 E: 0 K: 1 S: 20	H: 6 LOB: 1 BB: 0 P: 29	R: 0 E: 0 K: 0 S: 10	H: 0 LOB: 2 BB: 2 P: 21	R: 0 E: 0 K: 0 S: 7	H: 2 LOB: 2 BB: 0 P: 9	R: 0 E: 0 K: 1 S: 6	H: 0 LOB: 0 BB: 0 P: 8	1B: 10 2B: 4 3B: 0 HR: 2	SF: 0 SAC: 0 DP: 1 HBP: 0	WP: 0 PB: 0 SB: 0 CS: 0	PA: 41
PITCHER Danny Darwin, R <small>ERA: 5.23</small>	IP: 4.2 WLS: L BF: 26 H: 13 R: 8 ER: 8 SO: 2 BB: 0 IBB: 0 HBP: 0 BLK: 0 WP: 0 HR: 2 S: 58 P: 91 ERA: 15.43 WHIP: 2.786															PITCHER				
Paul Quanttrill, R <small>ERA: 3.69</small>	IP: 1.0 WLS: 0 BF: 5 H: 1 R: 0 ER: 0 SO: 0 BB: 1 IBB: 0 HBP: 0 BLK: 0 WP: 0 HR: 0 S: 12 P: 18 ERA: 0.00 WHIP: 2.000															PITCHER				
Chris Howard, L <small>ERA: 3.69</small>	IP: 0.1 WLS: 0 BF: 2 H: 0 R: 0 ER: 0 SO: 0 BB: 0 IBB: 0 HBP: 0 BLK: 0 WP: 0 HR: 0 S: 3 P: 9 ERA: 0.00 WHIP: 3.000															PITCHER				
Todd Frohwrth, R <small>ERA: 10.5</small>	IP: 2.0 WLS: 0 BF: 8 H: 2 R: 0 ER: 0 SO: 1 BB: 0 IBB: 0 HBP: 0 BLK: 0 WP: 0 HR: 0 S: 13 P: 17 ERA: 0.00 WHIP: 1.000															PITCHER				

Boston Red Sox @ Texas Rangers
The Ballpark at Arlington, Arlington, TX
Sun May 29, 1994, 4:33 AM EDT
Att: 46,354 - Sunny - 81 F

AB	39
R	8
H	16
RBI	8
BB	2
SO	3
LOB	14



Batter	1	2	3	4	5	6	7	8	9	AB	R	H	RBI	BB	SO	LOB	TOP																	
David Hulse, L (1, 8) OBP: 0.332, SLG: 0.347										3	1	1	0	1	0	3	Texas Rangers @ Milwaukee Brewers Milwaukee County Stadium, Milwaukee, WI Mon May 30 1994, 4:33 AM EDT Att: 14,605 - Sunny - 83 F																	
Jeff Frys, R (1, 4) OBP: 0.482, SLG: 0.549										5	0	3	3	0	0	1																		
Jose Canseco, R (1, 10) OBP: 0.403, SLG: 0.511										5	0	0	0	0	3	5																		
Will Clark, L (1, 3) OBP: 0.467, SLG: 0.580										4	0	1	1	0	0	1																		
29 Rusty Greer, L (1, 7) OBP: 0.418, SLG: 0.549										3	0	0	0	1	0	1																		
Dean Palmer, R (1, 5) OBP: 0.302, SLG: 0.432										4	0	1	0	0	0	2																		
Oddibe McDowell, L (1, 9) OBP: 0.493, SLG: 0.404										4	1	1	0	0	0	3																		
Ivan Rodriguez, R (1, 2) OBP: 0.363, SLG: 0.449										3	1	0	0	0	1	2																		
Manuel Lee, S (1, 6) OBP: 0.331, SLG: 0.353										4	2	3	1	0	0	0																		
Inning Stats	R: 1 E: 0 K: 0 S: 9	H: 2 LOB: 1 BB: 0 P: 14	R: 0 E: 0 K: 1 S: 11	H: 0 LOB: 0 BB: 0 P: 13	R: 1 E: 0 K: 0 S: 7	H: 1 LOB: 0 BB: 0 P: 11	R: 0 E: 0 K: 0 S: 6	H: 1 LOB: 1 BB: 0 P: 11	R: 1 E: 0 K: 1 S: 12	H: 2 LOB: 1 BB: 1 P: 19	R: 0 E: 0 K: 0 S: 11	H: 1 LOB: 2 BB: 1 P: 20	R: 0 E: 0 K: 1 S: 10	H: 0 LOB: 0 BB: 0 P: 17	R: 0 E: 0 K: 0 S: 3	H: 0 LOB: 0 BB: 0 P: 6	R: 2 E: 1 K: 1 S: 15	H: 3 LOB: 1 BB: 0 P: 26	1B: 6 2B: 4 3B: 0 HR: 0	SF: 0 SAC: 1 DP: 1 HBP: 1	WP: 0 PB: 0 SB: 1 CS: 0	PA: 39												
PITCHER	IP WLS BF H R ER SO BB IBB HBP BLK WP HR S P ERA WHIP																																	
Bill Wegman, R (1, 1) ERA: 3.15	4.2	20	6	3	3	1	0	0	0	0	0	0	0	0	42	65	5.79	1.286																
Jesse Orosco, L (5, 1) ERA: 4.91	2.1	10	1	0	0	2	2	0	0	0	0	0	0	24	40	0.00	1.286																	
Graeme Lloyd, L (8, 1) ERA: 5.4	1.0	4	1	1	1	0	0	0	0	0	0	0	0	5	9	9.00	1.000																	
Mike Fetters, R (9, 1) ERA: 2.91	1.0	L 5	2	1	1	1	0	0	1	0	0	0	0	13	23	9.00	2.000																	


AB	35
R	5
H	10
RBI	5
BB	2
SO	4
LOB	18




Batter	1	2	3	4	5	6	7	8	9	AB	R	H	RBI	BB	SO	LOB	BOTTOM																
Darryl Hamilton, L (1, 8) OBP: 0.364, SLG: 0.354										4	1	2	1	0	0	1	Texas Rangers @ Milwaukee Brewers Milwaukee County Stadium, Milwaukee, WI Mon May 30 1994, 4:33 AM EDT Att: 14,605 - Sunny - 83 F																
Alex Diaz, S (9, 8) OBP: 0.274, SLG: 0.389										5	0	1	0	0	2	3																	
Tom Brunansky, R (9, PH) OBP: 0.250, SLG: 0.296										5	0	0	0	0	2	5																	
Turner Ward, S (1, 9) OBP: 0.364, SLG: 0.426																																	
Greg Vaughn, R (1, 7) OBP: 0.313, SLG: 0.504																																	
Brian Harper, R (1, 10) OBP: 0.288, SLG: 0.360										4	1	2	0	0	0	0																	
Dave Nilsson, L (1, 2) OBP: 0.305, SLG: 0.446										4	1	4	2	0	0	0																	
John Jaha, R (1, 3) OBP: 0.346, SLG: 0.449										4	0	2	1	0	1	3																	
B.J. Surhoff, L (1, 5) OBP: 0.342, SLG: 0.543										4	0	0	0	0	0	3																	
Jody Reed, R (1, 4) OBP: 0.361, SLG: 0.298										4	1	1	0	0	0	2																	
Jose Valentin, S (1, 6) OBP: 0.292, SLG: 0.388										2	0	0	0	2	2	0																	
Inning Stats	R: 1 E: 0 K: 2 S: 14	H: 3 LOB: 2 BB: 0 P: 20	R: 0 E: 0 K: 1 S: 9	H: 0 LOB: 0 BB: 0 P: 11	R: 0 E: 0 K: 0 S: 8	H: 0 LOB: 0 BB: 0 P: 15	R: 0 E: 0 K: 0 S: 12	H: 2 LOB: 2 BB: 0 P: 19	R: 0 E: 0 K: 3 S: 13	H: 1 LOB: 1 BB: 0 P: 23	R: 1 E: 0 K: 0 S: 10	H: 2 LOB: 0 BB: 1 P: 13	R: 1 E: 0 K: 0 S: 8	H: 1 LOB: 1 BB: 1 P: 16	R: 0 E: 0 K: 0 S: 6	H: 2 LOB: 0 BB: 0 P: 7	R: 0 E: 0 K: 0 S: 10	H: 1 LOB: 2 BB: 1 P: 19	1B: 6 2B: 6 3B: 0 HR: 0	SF: 0 SAC: 0 DP: 1 HBP: 0	WP: 1 PB: 1 SB: 0 CS: 0	PA: 39											
PITCHER	IP WLS BF H R ER SO BB IBB HBP BLK WP HR S P ERA WHIP																																
Kevin Brown, R (1, 1) ERA: 5.86	8.0	W 34	11	4	3	7	1	0	0	0	0	0	0	2	7	0.00	3.000																
Cris Carpenter, R (9, 1) ERA: 3.04	0.1	2	0	0	0	0	1	0	0	0	0	0	0	2	7	0.00	3.000																
Rick Honeycutt, L (9, 1) ERA: 7.36	0.1	2	1	0	0	0	0	0	0	0	0	0	0	6	10	0.00	3.000																
Jay Howell, R (9, 1) ERA: 9.35	0.1	S 1	0	0	0	0	0	0	0	0	0	0	0	2	2	0.00	0.000																

AB	37
R	4
H	12
RBI	4
BB	2
SO	7
LOB	18




Batter	1	2	3	4	5	6	7	8	9	AB	R	H	RBI	BB	SO	LOB	TOP			
David Hulse, L OBP: 0.329, SLG: 0.353	G5-3	F8		1B		K			L6	5	1	1	0	0	1	1	<p>Texas Rangers @ Milwaukee Brewers Milwaukee County Stadium, Milwaukee, WI Tue May 31 1994, 8:05 PM EDT Att: 11,334 - Unknown - 84 F</p> <p>livebaseballscores.com</p> <p>AB 35 R 7 H 13 RBI 7 BB 3 SO 3 LOB 16</p> 			
Jeff Frye, R OBP: 0.489, SLG: 0.554	G3	FC6-4		K			G6-3			3	1	1	0	2	1	2				
Will Clark, L OBP: 0.465, SLG: 0.573	G3	FC4-6					G6-3		F8	4	1	1	1	1	0	3				
Jose Canseco, R OBP: 0.400, SLG: 0.511	G3			1B		G6-4-3			G1-3	4	1	1	0	0	0	3				
29 Rusty Greer, L OBP: 0.424, SLG: 0.564	2B			F7					F8	4	1	2	2	0	0	1				
Dean Palmer, R OBP: 0.316, SLG: 0.451							F8			4	2	3	0	0	0	0				
Billy Ripken, R OBP: 0.313, SLG: 0.396	1B			PB					L3	0	0	0	0	0	0	0				
Oddibe McDowell, L OBP: 0.484, SLG: 0.420				SF7					K	3	0	2	3	0	1	2				
Manuel Lee, S OBP: 0.330, SLG: 0.351	P5						F7		L3	4	0	1	1	0	0	3				
Junior Ortiz, R OBP: 0.333, SLG: 0.333				FC6-4			G4-3		G5-3	4	0	1	0	0	0	1				
Inning Stats	R: 4 E: 0 K: 0 S: 18	H: 4 LOB: 1 BB: 1 P: 32	R: 0 E: 0 K: 0 S: 9	H: 1 LOB: 1 BB: 0 P: 12	R: 2 E: 0 K: 0 S: 9	H: 3 LOB: 1 BB: 0 P: 13	R: 1 E: 0 K: 1 S: 8	H: 2 LOB: 0 BB: 0 P: 11	R: 0 E: 0 K: 0 S: 10	H: 0 LOB: 0 BB: 0 P: 13	R: 0 E: 0 K: 0 S: 3	H: 0 LOB: 0 BB: 0 P: 10	R: 0 E: 0 K: 1 S: 10	H: 2 LOB: 2 BB: 0 P: 15	R: 0 E: 0 K: 0 S: 10	H: 0 LOB: 1 BB: 1 P: 20	1B: 8 2B: 5 3B: 1 HR: 0	SF: 1 SAC: 0 DP: 3 HBP: 0	WP: 0 PB: 1 SB: 0 CS: 1	PA: 39
PITCHER	IP WLS BF H R ER SO BB IBB HBP BLK WP HR S P ERA WHIP																			
Jaime Navarro, R ERA: 7.69	3.1 L 21 10 7 6 1 1 0 0 0 0 0 0 42 64 16.20 3.300																			
Jose Mercedes, R ERA	5.1 16 3 0 0 2 1 0 0 0 0 0 0 37 62 0.00 0.750																			
Bob Scanlan, R ERA: 5.47	0.1 2 0 0 0 0 1 0 0 0 0 0 0 5 11 0.00 3.000																			

Batter	1	2	3	4	5	6	7	8	9	AB	R	H	RBI	BB	SO	LOB	BOTTOM					
Darryl Hamilton, L OBP: 0.351, SLG: 0.339	G5-3		F7		F8		G3		G4-6-3	5	0	0	0	0	0	4	<p>Texas Rangers @ Milwaukee Brewers Milwaukee County Stadium, Milwaukee, WI Tue May 31 1994, 8:05 PM EDT Att: 11,334 - Unknown - 84 F</p> <p>livebaseballscores.com</p> <p>AB 34 R 4 H 9 RBI 2 BB 5 SO 7 LOB 18</p> 					
Turner Ward, S OBP: 0.364, SLG: 0.423			K		K		F9			4	1	1	0	1	2	2						
Greg Vaughn, R OBP: 0.324, SLG: 0.517					FC6-4				K	5	2	3	1	0	1	3						
Brian Harper, R OBP: 0.293, SLG: 0.370	F7									4	0	2	0	0	1	2						
Dave Nilsson, L OBP: 0.307, SLG: 0.447					G4-3		F8		G3-6	2	0	1	1	0	0	0						
Bill Spiers, L OBP: 0.331, SLG: 0.303									G3-6	2	0	0	0	0	0	2						
John Jaha, R OBP: 0.337, SLG: 0.437					L7				K	4	0	0	0	0	2	2						
B.J. Surhoff, L OBP: 0.357, SLG: 0.579							P5			3	1	1	0	1	0	1						
Jody Reed, R OBP: 0.364, SLG: 0.299										3	0	1	0	1	0	1						
Jose Valentin, S OBP: 0.293, SLG: 0.379										2	0	0	0	1	1	1						
Matt Mieske, R OBP: 0.355, SLG: 0.424										0	0	0	0	0	0	0						
Alex Diaz, S OBP: 0.281, SLG: 0.389										0	0	0	0	1	0	0						
Inning Stats	R: 2 E: 0 K: 0 S: 14	H: 3 LOB: 0 BB: 0 P: 25	R: 0 E: 0 K: 1 S: 8	H: 0 LOB: 0 BB: 0 P: 11	R: 0 E: 0 K: 2 S: 13	H: 1 LOB: 1 BB: 0 P: 17	R: 0 E: 0 K: 0 S: 9	H: 1 LOB: 1 BB: 0 P: 15	R: 0 E: 0 K: 1 S: 10	H: 0 LOB: 1 BB: 1 P: 19	R: 0 E: 0 K: 1 S: 7	H: 1 LOB: 1 BB: 0 P: 12	R: 0 E: 0 K: 0 S: 7	H: 1 LOB: 0 BB: 0 P: 12	R: 1 E: 0 K: 1 S: 7	H: 2 LOB: 0 BB: 0 P: 10	R: 1 E: 0 K: 1 S: 10	H: 0 LOB: 2 BB: 4 P: 30	1B: 6 2B: 2 3B: 1 HR: 0	SF: 0 SAC: 0 DP: 2 HBP: 0	WP: 0 PB: 0 SB: 0 CS: 0	PA: 39
PITCHER	IP WLS BF H R ER SO BB IBB HBP BLK WP HR S P ERA WHIP																					
Roger Pavlik, R ERA: 8.69	7.0 W 31 9 3 3 3 5 1 0 0 0 0 0 0 71 116 3.86 1.429																					
Darren Oliver, L ERA: 3.57	1.0 4 0 1 1 1 2 0 0 0 0 0 0 9 18 9.00 2.000																					
Matt Whiteside, R ERA: 4.63	0.2 3 0 0 0 0 2 0 0 0 0 0 0 2 11 0.00 3.000																					
Jay Howell, R ERA: 9.17	0.1 S 1 0 0 0 1 0 0 0 0 0 0 0 3 6 0.00 0.000																					


Batter	1	2	3	4	5	6	7	8	9	AB	R	H	RBI	BB	SO	LOB	TOP					
David Hulse, L (1, 8) OBP: 0.323, SLG: 0.346	G3		G4-3		G4-3			K		4	0	0	0	0	1	1	<p>Texas Rangers @ Milwaukee Brewers Milwaukee County Stadium, Milwaukee, WI Wed Jun 01 1994, 4:33 AM EDT Att: 15,026 - Sunny - 60 F</p>					
Jeff Frys, R (1, 4) OBP: 0.479, SLG: 0.551	K			1B	G5-3			L7		4	1	1	0	0	1	1						
Oddibe McDowell, L (1, 9) OBP: 0.470, SLG: 0.407	B3			2H	B1-3			K		4	0	1	1	0	1	0						
Jose Canseco, R (1, 10) OBP: 0.397, SLG: 0.503		BB		F8	F7			F7		3	0	0	0	1	0	1						
29 Rusty Greer, L (1, 3) OBP: 0.429, SLG: 0.552	G4-3			BB	BB			F7		3	0	1	0	1	0	1						
Dean Palmer, R (1, 5) OBP: 0.321, SLG: 0.448	G4-6-3			P4	F8			BB		3	0	1	0	1	0	3						
Manuel Lee, S (1, 6) OBP: 0.328, SLG: 0.348	G4-6-3			G4-3	G4-6-3			F8		4	0	1	0	0	0	5						
Doug Strange, S (1, 7) OBP: 0.271, SLG: 0.350			P6	G4-3	G4-6-3			G4-6-3		3	0	1	0	0	0	1						
Junior Ortiz, R (1, 2) OBP: 0.319, SLG: 0.318	K			SH1	SH1			K		2	0	0	0	0	2	0						
Inning Stats	R: 0 E: 0 K: 1 S: 7	H: 0 LOB: 0 BB: 0 P: 10	R: 0 E: 0 K: 0 S: 4	H: 0 LOB: 1 BB: 2 P: 16	R: 0 E: 0 K: 1 S: 8	H: 0 LOB: 0 BB: 0 P: 10	R: 1 E: 0 K: 0 S: 11	H: 2 LOB: 2 BB: 1 P: 19	R: 0 E: 0 K: 0 S: 11	H: 1 LOB: 1 BB: 0 P: 15	R: 0 E: 0 K: 1 S: 7	H: 1 LOB: 1 BB: 0 P: 10	R: 0 E: 0 K: 1 S: 8	H: 1 LOB: 0 BB: 0 P: 13	R: 0 E: 0 K: 2 S: 9	H: 1 LOB: 1 BB: 0 P: 14	R: 0 E: 0 K: 0 S: 8	H: 1 LOB: 1 BB: 0 P: 11	1B: 5 2B: 1 3B: 0 HR: 0	SF: 0 SAC: 1 DP: 2 HBP: 0	WP: 0 PB: 0 SB: 2 CS: 0	PA: 34
PITCHER 21 Cal Eldred, R (1, 1) ERA: 4.68	IP: 9.0 WLS: W BF: 34 H: 6 R: 1 ER: 1 SO: 5 BB: 3 IBB: 0 HBP: 0 BLK: 0 WP: 0 HR: 0 S: 73 P: 118 ERA: 1.00 WHIP: 1.000															PITCHER						

Batter	1	2	3	4	5	6	7	8	9	AB	R	H	RBI	BB	SO	LOB	BOTTOM			
Darryl Hamilton, L (1, 8) OBP: 0.345, SLG: 0.341	G6-3		G4-3	G4-3		CS	G4-3	SF8		5	0	1	1	0	0	2	<p>Texas Rangers @ Milwaukee Brewers Milwaukee County Stadium, Milwaukee, WI Wed Jun 01 1994, 4:33 AM EDT Att: 15,026 - Sunny - 60 F</p>			
Alex Diaz, S (9, 8) OBP: 0.281, SLG: 0.389								2B		0	0	0	0	0	0	0				
Turner Ward, S (1, 7) OBP: 0.365, SLG: 0.422	F9		K		WP		BB	P6		5	2	2	0	0	1	2				
B.J. Surhoff, L (1, 5) OBP: 0.340, SLG: 0.537	F7		G3		G3		BB	SF8		3	1	0	1	1	0	1				
Greg Vaughn, R (1, 10) OBP: 0.340, SLG: 0.517		SH3-4		1B	WP		1B	K		2	1	1	0	3	1	1				
Brian Harper, R (1, 2) OBP: 0.303, SLG: 0.377		SH3-4		1B	SF8		G4-6-3			2	1	2	3	0	0	0				
Bill Spiers, L (1, 6) OBP: 0.331, SLG: 0.303	SH3-4			1B	1-2		G4-6-3			3	0	1	1	0	1	3				
John Jaha, R (1, 3) OBP: 0.341, SLG: 0.431			K		K		G5-3	1B		2	1	0	0	1	1	2				
Matt Mieske, R (1, 9) OBP: 0.350, SLG: 0.414	K			L7			K	1B		4	1	1	0	0	2	5				
Jose Valentin, S (1, 4) OBP: 0.311, SLG: 0.396	P5			1-2	1B		CS	SF8		4	1	3	2	0	0	3				
Inning Stats	R: 0 E: 0 K: 0 S: 10	H: 0 LOB: 0 BB: 0 P: 14	R: 0 E: 0 K: 1 S: 9	H: 0 LOB: 3 BB: 1 P: 18	R: 0 E: 0 K: 1 S: 9	H: 0 LOB: 0 BB: 0 P: 11	R: 2 E: 0 K: 1 S: 12	H: 4 LOB: 2 BB: 0 P: 19	R: 1 E: 0 K: 1 S: 12	H: 1 LOB: 1 BB: 1 P: 20	R: 0 E: 0 K: 1 S: 11	H: 1 LOB: 0 BB: 0 P: 16	R: 2 E: 0 K: 0 S: 12	H: 2 LOB: 1 BB: 2 P: 26	R: 3 E: 0 K: 1 S: 16	H: 3 LOB: 1 BB: 1 P: 28	1B: 10 2B: 1 3B: 0 HR: 0	SF: 2 SAC: 1 DP: 1 HBP: 2	WP: 1 PB: 0 SB: 0 CS: 1	PA: 41
PITCHER Hector Fajardo, R (1, 1) ERA: 4.56 Darren Oliver, L (7, 1) ERA: 4.5 Matt Whiteside, R (7, 1) ERA: 4.5 Duff Brumley, R (8, 1) ERA: 27.0	IP: 6.0 WLS: L BF: 27 H: 3 R: 3 ER: 3 SO: 5 BB: 2 IBB: 0 HBP: 0 BLK: 0 WP: 0 HR: 0 S: 63 P: 98 ERA: 4.50 WHIP: 1.333															PITCHER				

AB 30
R 1
H 6
RBI 1
BB 3
SO 5
LOB 13



AB 30
R 8
H 11
RBI 8
BB 5
SO 6
LOB 19



Batter	1	2	3	4	5	6	7	8	9	AB	R	H	RBI	BB	SO	LOB	TOP											
Oddibe McDowell, L OBP: 0.465, SLG: 0.397	0-1 P2	4-2 BB	2-3 K		1-2 G4-3		1-1 SH1-4	1-1 1B		4	0	1	0	1	1	3												
Jeff Eves, R OBP: 0.476, SLG: 0.557	3-3 K	1-2 G4-3		1-0 HR	2-1 L5		0-3 K	3-2 P5		6	1	1	0	0	2	6												
Jose Canseco, R OBP: 0.421, SLG: 0.574	4-2 1B		2-2 1B 2B	1-1 HR		3-2 1B	4-0 1B 2B		1-0 FC4-6 1B	4	3	4	2	2	0	0												
Will Clark, L OBP: 0.469, SLG: 0.571	0-0 1B		2-1 2B 2B	1-1 1B		1-3 K	1-0 2B		0-2 FC4-6 2B 1B	6	1	4	2	0	1	2												
Juan Gonzalez, R OBP: 0.313, SLG: 0.437	1-2 F8		0-0 P6	1-2 1B		0-0 2B HR	1-1 1B		1-3 K	6	1	3	1	0	1	5												
29 Rusty Greer, L OBP: 0.432, SLG: 0.603		3-2 2B	0-1 BB	0-1 P5		2-1 2B	3-3 K		0-0 FC5-4 1B	6	2	4	3	0	1	4												
Dean Palmer, R OBP: 0.408, SLG: 0.493	1-2 G3-1		1-3 K	0-0 F9		1-0 G6-3		4-2 G4-3	0-1 FC5-4	4	0	1	1	1	1	4	AB 44											
Billy Ripken, R OBP: 0.306, SLG: 0.388										1	0	0	0	0	0	2	R 10											
Ivan Rodriguez, R OBP: 0.371, SLG: 0.441	1-2 G3-1		4-0 BB	1-0 G6-3			1-0 SH1-4 1B		0-1 G4-3	4	1	1	0	1	0	4	H 19											
Esteban Beltre, R OBP: 0.269, SLG: 0.143	2-2 G4-3		4-1 BB				4-1 SH1-4 1B		0-0 E6	3	1	0	1	2	0	2	RBI 10											
Inning Stats	R: 0 E: 0 K: 1 S: 12	H: 1 LOB: 2 BB: 1 P: 20	R: 1 E: 0 K: 0 S: 18	H: 2 LOB: 2 BB: 1 P: 30	R: 2 E: 0 K: 2 S: 21	H: 3 LOB: 3 BB: 2 P: 36	R: 2 E: 0 K: 0 S: 12	H: 4 LOB: 2 BB: 0 P: 17	R: 0 E: 0 K: 1 S: 6	H: 0 LOB: 0 BB: 0 P: 9	R: 2 E: 0 K: 1 S: 13	H: 3 LOB: 0 BB: 0 P: 20	R: 3 E: 0 K: 2 S: 15	H: 3 LOB: 2 BB: 2 P: 30	R: 0 E: 1 K: 0 S: 12	H: 1 LOB: 2 BB: 1 P: 20	R: 0 E: 0 K: 1 S: 12	H: 2 LOB: 2 BB: 0 P: 14	1B: 10 2B: 8 3B: 0 HR: 2	SF: 0 SAC: 1 DP: 2 HBP: 0	WP: 0 PB: 0 SB: 0 CS: 1	PA: 52						
PITCHER	IP	WLS	BF	H	R	ER	SO	BB	IBB	HBP	BLK	WP	HR	S	P	ERA	WHIP											
Danny Darwin, R ERA: 5.5	(1, 1)	5.0	L	30	11	6	6	3	3	1	0	0	0	1	74	120	10.80	2.800										
Chris Howard, L ERA: 3.24	(6, 1)	0.2		3	2	1	1	1	0	0	0	0	0	1	7	10	13.50	3.000										
Greg Harris, R ERA: 9.0	(6, 1)	1.0		6	1	3	3	1	1	1	0	0	0	0	9	20	27.00	2.000										
Tony Fossas, L ERA: 7.45	(7, 1)	0.1		3	2	0	0	1	0	0	0	0	0	7	12	0.00	6.000											
Todd Frohwith, R ERA: 8.2	(8, 1)	2.0		10	3	0	0	1	1	0	0	0	0	24	34	0.00	2.000											
Batter	1	2	3	4	5	6	7	8	9	AB	R	H	RBI	BB	SO	LOB	BOTTOM											
Otis Nixon, S OBP: 0.379, SLG: 0.348	1-0 SH1 HR		0-1 FC5-4 2B		2-1 G5-3		0-2 G6-3		0-0 G4-3	5	1	1	0	0	0	3												
Tim Lincecum, R OBP: 0.368, SLG: 0.473	2-1 SH1		1-0 2B		0-3 K			0-0 G6-3		3	0	1	0	0	1	1												
Mo Vaughn, L OBP: 0.408, SLG: 0.615	2-0 HR		3-3 K			0-0 HR		4-0 1B		3	2	2	3	1	1	2												
Greg Litton, R OBP: 0.306, SLG: 0.388										0	0	0	0	0	0	0												
Wes Chamberlain, R OBP: 0.298, SLG: 0.420	2-2 G6-3		0-1 G3-1				0-0 F8		1-0 1B	4	0	1	0	0	0	2												
Damon Berryhill, S OBP: 0.330, SLG: 0.470	1-1 G6-3			1-2 P3			3-3 K		0-2 L3	4	0	0	0	0	1	2												
Scott Cooper, L OBP: 0.374, SLG: 0.568		1-1 F8		1-1 G4-3			2-2 G1-3		1-3 K	4	0	0	0	0	1	2												
Rich Rowland, R OBP: 0.275, SLG: 0.421		3-0 1B		3-2 P4				2-2 HR		4	1	2	1	0	0	0												
Lee Tinsley, S OBP: 0.346, SLG: 0.195		2-2 L1-3			2-3 K			2-3 K		4	0	0	0	0	2	1												
Carlos Rodriguez, S OBP: 0.295, SLG: 0.419			4-1 FC5-4					1-0 G1-3		3	0	2	0	1	0	0												
Inning Stats	R: 2 E: 0 K: 0 S: 9	H: 2 LOB: 0 BB: 0 P: 17	R: 0 E: 0 K: 0 S: 6	H: 1 LOB: 0 BB: 0 P: 12	R: 0 E: 0 K: 1 S: 9	H: 1 LOB: 1 BB: 1 P: 17	R: 0 E: 0 K: 0 S: 8	H: 0 LOB: 0 BB: 0 P: 13	R: 0 E: 0 K: 2 S: 9	H: 1 LOB: 0 BB: 0 P: 13	R: 1 E: 0 K: 1 S: 10	H: 1 LOB: 0 BB: 0 P: 15	R: 1 E: 0 K: 1 S: 10	H: 1 LOB: 0 BB: 0 P: 15	R: 0 E: 0 K: 1 S: 8	H: 1 LOB: 1 BB: 1 P: 14	R: 0 E: 0 K: 0 S: 9	H: 1 LOB: 2 BB: 0 P: 12	1B: 3 2B: 4 3B: 0 HR: 3	SF: 0 SAC: 1 DP: 1 HBP: 0	WP: 0 PB: 0 SB: 0 CS: 0	PA: 37						
PITCHER	IP	WLS	BF	H	R	ER	SO	BB	IBB	HBP	BLK	WP	HR	S	P	ERA	WHIP											
Kenny Rogers, L ERA: 4.5	(1, 1)	7.0	W	28	7	4	4	5	1	0	0	0	0	3	61	102	5.14	1.143										
Matt Whiteside, R ERA: 4.99	(8, 1)	0.2		4	1	0	0	0	1	0	0	0	0	5	10	0.00	3.000											
Rick Honeycutt, L ERA: 6.75	(8, 1)	1.1		5	1	0	0	1	0	0	0	0	0	12	16	0.00	0.750											

Texas Rangers @ Boston Red Sox
Fenway Park, Boston, MA
Sat Jun 04 1994, 3:33 AM EDT
Att: 32,325 - Sunny - 67 F

AB 44
R 10
H 19
RBI 10
BB 7
SO 7
LOB 32



Texas Rangers @ Boston Red Sox
Fenway Park, Boston, MA
Sat Jun 04 1994, 3:33 AM EDT
Att: 32,325 - Sunny - 67 F

AB 34
R 4
H 9
RBI 4
BB 2
SO 6
LOB 13



Batter	1	2	3	4	5	6	7	8	9	AB	R	H	RBI	BB	SO	LOB	TOP			
Luis Polonia, L OBP: 0.381, SLG: 0.403 (1, 7)	L4	WP 1B			L8		E5 L8 BB SF8		FC6-4 2B	5	2	2	0	0	0	0				
Wade Boggs, L OBP: 0.416, SLG: 0.486 (1, 5)	HR BB	L8			P5		FC6 BB		E1 FC6-4	3	1	0	0	2	0	3				
Don Mattingly, L OBP: 0.412, SLG: 0.427 (1, 3)	HR				L8		L8		FC6-4 2B 1B	5	2	1	2	0	0	4				
Danny Tartabull, R OBP: 0.332, SLG: 0.446 (1, 10)	K				FC5-4 1B		SF8		F8 E 2B	4	1	2	2	0	2	0				
Paul O'Neill, L OBP: 0.530, SLG: 0.719 Gerald Williams, R (9, PR) OBP: 0.297, SLG: 0.514 (1, 9)	FC5-4 1B				K		FC6		E F8 1B	5	1	3	2	0	1	2				
Jim Leyritz, R OBP: 0.379, SLG: 0.569 (1, 2)	FC5-4 1-2				FC5-4 1-2		HR 1B		F8 1-2 2-3	5	1	1	0	0	0	4				
Bernie Williams, S OBP: 0.360, SLG: 0.440 (1, 8)					P4		HR 1B		E IBB	2	1	1	2	3	0	0				
Randy Velarde, R OBP: 0.331, SLG: 0.411 (1, 6)					G5-3		L9		E5	5	0	0	0	0	0	4				
Pat Kelly, R OBP: 0.329, SLG: 0.340 Daryl Boston, L (8, PH) OBP: 0.213, SLG: 0.364 Mike Stanley, R (8, PH) OBP: 0.310, SLG: 0.382 Mike Gallego, R (8, 4) OBP: 0.320, SLG: 0.351 (1, 4)	FC2-6 WP 1B 1-2				F8		B1-3		FC6-4 1-2	3	0	0	0	0	0	1				
Inning Stats	R: 2 E: 0 K: 1 S: 14	H: 2 LOB: 1 BB: 1 P: 29	R: 0 E: 0 K: 0 S: 14	H: 1 LOB: 2 BB: 1 P: 26	R: 0 E: 0 K: 1 S: 9	H: 1 LOB: 0 BB: 0 P: 14	R: 0 E: 0 K: 0 S: 6	H: 0 LOB: 0 BB: 0 P: 9	R: 0 E: 0 K: 1 S: 12	H: 3 LOB: 0 BB: 0 P: 19	R: 1 E: 1 K: 0 S: 13	H: 0 LOB: 1 BB: 1 P: 23	R: 0 E: 0 K: 0 S: 7	H: 0 LOB: 1 BB: 1 P: 15	R: 3 E: 2 K: 0 S: 14	H: 3 LOB: 3 BB: 1 P: 24	1B: 5 2B: 2 3B: 0 HR: 3	SF: 1 SAC: 0 DP: 0 HBP: 0	WP: 1 PB: 0 SB: 0 CS: 0	PA: 45
PITCHER	IP	WLS	BF	H	R	ER	SO	BB	IBB	HBP	BLK	WP	HR	S	P	ERA	WHIP			
Hector Fajardo, R (1, 1) ERA: 5.12	6.0	W	27	7	5	5	3	2	0	0	0	1	3	60	103	7.50	1.500			
Dan Smith, L (7, 1) ERA:	0.1		3	0	1	0	0	1	0	0	0	0	0	6	13	0.00	3.000			
Jay Howell, R (7, 1) ERA: 7.59	1.1		5	0	0	0	0	1	0	0	0	0	0	12	23	0.00	0.750			
Rick Honeycutt, L (8, 1) ERA: 7.56	0.2	S	4	1	2	1	0	0	0	0	0	0	0	8	11	13.50	1.500			
Cris Carpenter, R (9, 1) ERA: 3.41	0.2	S	6	2	1	0	0	0	1	0	0	0	0	8	15	0.00	3.000			

New York Yankees @ Texas Rangers
The Ballpark at Arlington, Arlington, TX
Tue Jun 07 1994, 8:05 PM EDT
Att: 42,461 - Unknown - 91 F

AB 39
R 9
H 10
RBI 8
BB 5
SO 3
LOB 22



Batter	1	2	3	4	5	6	7	8	9	AB	R	H	RBI	BB	SO	LOB	BOTTOM			
David Hulse, L OBP: 0.322, SLG: 0.355 (1, 8)	HR BB				L6		K2-3			4	1	1	1	1	2	1				
Jeff Fyfe, R OBP: 0.455, SLG: 0.510 (1, 4)	G6-3 F9				E 1B		L5		G1-3	5	0	2	0	0	0	2				
Jose Canseco, R OBP: 0.430, SLG: 0.600 (1, 10)	HR				E6 1-2		L5		HR BB	4	2	1	1	1	1	3				
Will Clark, L OBP: 0.480, SLG: 0.604 (1, 3)	1B BB				K		L8		HR	4	3	2	2	1	1	2				
Juan Gonzalez, R OBP: 0.323, SLG: 0.441 (1, 7)	29 S 1B				G6-3		K		HBP	3	1	1	0	1	1	0				
29 Rusty Greer, L OBP: 0.409, SLG: 0.544 (1, 9)	K				L8		L8		F7	4	0	1	1	0	1	3				
Ivan Rodriguez, R OBP: 0.370, SLG: 0.429 (1, 2)	2B 1B				G3		P6		K	5	1	1	2	0	1	3				
Doug Strange, S OBP: 0.277, SLG: 0.367 (1, 5)	2B 2B				P6		L9			4	2	2	1	0	0	0				
Esteban Beltre, R OBP: 0.289, SLG: 0.242 (1, 6)	2B				1B 2B		K			4	0	3	2	0	1	0				
Inning Stats	R: 6 E: 0 K: 1 S: 26	H: 6 LOB: 2 BB: 2 P: 47	R: 1 E: 0 K: 1 S: 10	H: 1 LOB: 1 BB: 1 P: 16	R: 1 E: 1 K: 2 S: 16	H: 3 LOB: 2 BB: 0 P: 25	R: 0 E: 0 K: 0 S: 7	H: 0 LOB: 0 BB: 0 P: 9	R: 0 E: 0 K: 1 S: 9	H: 1 LOB: 1 BB: 0 P: 14	R: 0 E: 0 K: 2 S: 9	H: 0 LOB: 0 BB: 0 P: 11	R: 2 E: 0 K: 1 S: 13	H: 1 LOB: 1 BB: 1 P: 22	1B: 7 2B: 4 3B: 0 HR: 3	SF: 1 SAC: 0 DP: 0 HBP: 1	WP: 0 PB: 1 SB: 1 CS: 0	PA: 43		
PITCHER	IP	WLS	BF	H	R	ER	SO	BB	IBB	HBP	BLK	WP	HR	S	P	ERA	WHIP			
Scott Kamieniecki, R (1, 1) ERA: 3.74	0.2	L	9	6	6	6	1	1	0	0	0	0	0	48	81	2.25	1.750			
Sterling Hitchcock, L (1, 1) ERA: 5.02	4.0		20	6	2	1	3	1	1	0	0	0	0	32	49	5.40	0.900			
Xavier Hernandez, R (5, 1) ERA: 6.82	3.1		14	2	2	2	4	1	0	1	0	0	1	32	49	5.40	0.900			

New York Yankees @ Texas Rangers
The Ballpark at Arlington, Arlington, TX
Tue Jun 07 1994, 8:05 PM EDT
Att: 42,461 - Unknown - 91 F

AB 37
R 10
H 14
RBI 10
BB 4
SO 8
LOB 14



Batter	1	2	3	4	5	6	7	8	9	AB	R	H	RBI	BB	SO	LOB	TOP										
Bernie Williams, S (1, 8) OBP: 0.366, SLG: 0.474	2-0 HR	3-1 2B		3-2 2B		1-3 K		0-0 G4-3		5	1	3	2	0	1	2	New York Yankees @ Texas Rangers The Ballpark at Arlington, Arlington, TX Wed Jun 08 1994, 8:05 PM EDT Att: 32,574 - Unknown - 95 F AB 36 R 5 H 12 RBI 4 BB 6 SO 8 LOB 23										
Randy Velarde, R (1, 5) OBP: 0.320, SLG: 0.396	0-3 K	2-1 P8		1-2 F8		2-2 F8		3-3 K		5	0	0	0	0	2	4											
Jim Leyritz, R (1, 10) Daryl Boston, L (9, PR) OBP: 0.213, SLG: 0.364	1-3 K		4-2 HR	3-3 K			4-1 G4-3	1-2 BB	BB	2	1	0	0	2	2	1											
Danny Tartabull, R (1, 9) Luis Polonia, L (9, PR) OBP: 0.337, SLG: 0.447 OBP: 0.391, SLG: 0.403	2-2 1B		0-1 F7		1-0 G6-4-3		0-0 G4-3	4-1 G6-4-3	BB	4	0	2	0	1	0	2											
Mike Stanley, R (1, 2) OBP: 0.327, SLG: 0.413	1-0 1B		2-1 HR		0-0 L5		4-2 1B	1B	BB	3	1	2	2	2	0	1											
Gerald Williams, R (1, 7) OBP: 0.310, SLG: 0.524	2-1 F8		1-2 2B		1-1 G6-4-3		2-0 1B	1-2 1B	BB	5	0	2	0	0	0	5											
Bob Melvin, R (1, 3)		0-0 F9	2-3 K			2-2 FC5-4	1-0 1B	1-2 2-3	1B	5	0	2	0	0	1	3											
Mike Gallego, R (1, 6)		0-3 K	2-2 G5-3			0-0 FC5-4	0-2 P3			4	0	0	0	0	1	5											
Pat Kelly, R (1, 4) OBP: 0.333, SLG: 0.340		0-2 2B		1-1 B1-3		4-0 BB		0-3 K		3	1	1	0	1	1	0											
Inning Stats	R: 1 E: 0 K: 2 S: 15	H: 3 LOB: 2 BB: 0 P: 23	R: 1 E: 0 K: 1 S: 11	H: 2 LOB: 1 BB: 0 P: 16	R: 2 E: 0 K: 1 S: 16	H: 2 LOB: 1 BB: 1 P: 27	R: 0 E: 0 K: 1 S: 12	H: 1 LOB: 1 BB: 0 P: 20	R: 0 E: 0 K: 0 S: 4	H: 1 LOB: 0 BB: 0 P: 6	R: 0 E: 0 K: 0 S: 12	H: 2 LOB: 3 BB: 2 P: 23	R: 0 E: 0 K: 2 S: 7	H: 0 LOB: 0 BB: 2 P: 10	R: 1 E: 0 K: 0 S: 8	H: 0 LOB: 2 BB: 2 P: 18	1B: 7 2B: 3 3B: 0 HR: 2	SF: 0 SAC: 0 DP: 3 HBP: 1	WP: 0 PB: 0 SB: 1 CS: 0	PA: 43							
PITCHER	IP	WLS	BF	H	R	ER	SO	BB	IBB	HBP	BLK	WP	HR	S	P	ERA	WHIP										
Bruce Hurst, L (1, 1) ERA: 6.44	5.1		27	10	4	4	5	2	0	0	0	0	2	62	102	6.75	2.250										
Dan Smith, L (6, 1) ERA:	1.2	W	8	2	0	0	1	2	0	0	0	0	0	18	32	0.00	2.400										
Rick Honeycutt, L (8, 1) ERA: 7.64	1.0		6	0	1	1	2	2	0	1	0	0	0	12	24	9.00	2.000										
Darren Oliver, L (9, 1) ERA: 5.16	1.0	S	2	0	0	0	0	0	0	0	0	0	0	3	4	0.00	0.000										

Batter	1	2	3	4	5	6	7	8	9	AB	R	H	RBI	BB	SO	LOB	BOTTOM										
David Hulse, L (1, 8) OBP: 0.325, SLG: 0.355	4-1 FC1-6		0-0 2B		0-1 B3		1-2 G1-3	4-0 G4-6-3		3	1	1	1	1	0	0	New York Yankees @ Texas Rangers The Ballpark at Arlington, Arlington, TX Wed Jun 08 1994, 8:05 PM EDT Att: 32,574 - Unknown - 95 F AB 29 R 6 H 6 RBI 6 BB 9 SO 6 LOB 21										
Juan Gonzalez, R (8, PH) OBP: 0.326, SLG: 0.441			3-1 BB		1-2 P7		0-1 G4-3	1-0 G4-6-3		1	0	0	0	1	0	1											
Jeff Frye, R (1, 4) OBP: 0.455, SLG: 0.505	0-2 FC1-6		4-1 2B		1-2 P7		0-1 G4-3	1-0 G4-6-3		1	0	0	0	1	0	1											
Doug Strange, S (3, PR) OBP: 0.280, SLG: 0.376			1-2 BB							2	0	1	0	0	0	0											
Billy Ripken, R (8, PH) OBP: 0.315, SLG: 0.389	1-2 K		3-1 2B		1-2 P7		2-2 G4-3	1-2 2B		1	0	0	0	0	0	3											
Will Clark, L (1, 3) OBP: 0.480, SLG: 0.607	0-3 K		1-3 2B		2-0 FC6-4		2-2 G4-3	1-2 2B		4	0	2	1	0	1	2											
Jose Canseco, R (1, 10) OBP: 0.427, SLG: 0.592	3-3 K		2-3 K		3-1 FC6-4		4-0 IBB			3	1	0	0	1	2	4											
29 Rusty Greer, L (1, 7) OBP: 0.413, SLG: 0.531		4-1 G4-6-3	0-3 K		4-2 2B		0-3 K			2	1	0	0	2	2	4											
Dean Palmer, R (1, 5) OBP: 0.318, SLG: 0.472		3-2 P8		1-1 G6-3		1-2 1B		1-3 K		4	1	1	2	0	1	1											
Oddibe McDowell, L (1, 9) OBP: 0.453, SLG: 0.394		0-1 G4-6-3		1-1 F8		1-2 FC4-6		4-2 E	BLK	3	1	1	0	1	0	1											
Ivan Rodriguez, R (1, 2) OBP: 0.372, SLG: 0.424			4-2 F9	1B	0-1 F9		0-2 FC4-6	4-0 BB		2	1	0	1	2	0	1											
Esteban Beltre, R (1, 6) OBP: 0.262, SLG: 0.216			3-2 F9		3-1 L9		0-1 F8	0-0 E4		4	0	0	0	0	0	4											
Inning Stats	R: 0 E: 0 K: 2 S: 11	H: 0 LOB: 1 BB: 1 P: 18	R: 0 E: 0 K: 0 S: 8	H: 0 LOB: 0 BB: 1 P: 15	R: 2 E: 0 K: 2 S: 16	H: 2 LOB: 2 BB: 2 P: 32	R: 0 E: 0 K: 0 S: 6	H: 0 LOB: 0 BB: 0 P: 8	R: 0 E: 0 K: 0 S: 7	H: 0 LOB: 0 BB: 0 P: 11	R: 3 E: 0 K: 0 S: 16	H: 3 LOB: 1 BB: 1 P: 27	R: 0 E: 0 K: 1 S: 14	H: 1 LOB: 1 BB: 1 P: 21	R: 1 E: 1 K: 1 S: 7	H: 0 LOB: 2 BB: 3 P: 21	1B: 3 2B: 3 3B: 0 HR: 0	SF: 0 SAC: 0 DP: 2 HBP: 0	WP: 0 PB: 1 SB: 0 CS: 0	PA: 38							
PITCHER	IP	WLS	BF	H	R	ER	SO	BB	IBB	HBP	BLK	WP	HR	S	P	ERA	WHIP										
Melido Perez, R (1, 1) ERA: 4.29	6.0	L	27	5	5	5	4	5	0	0	0	0	0	20	36	0.00	1.667										
Paul Gibson, L (7, 1) ERA: 3.96	1.1		9	1	1	0	2	1	2	0	1	0	0	0	4	∞	∞										
Donn Pall, R (8, 1) ERA: 4.22	0.0		1	0	0	0	0	1	0	0	0	0	0	0	4	∞	∞										
Steve Howe, L (8, 1) ERA: 3.29	0.2		1	0	0	0	0	0	0	0	0	0	0	1	2	0.00	0.000										

Batter	1	2	3	4	5	6	7	8	9	AB	R	H	RBI	BB	SO	LOB	TOP			
Vince Coleman, S (1, 7) OBP: 0.263, SLG: 0.313	0-1 F8		0-1 F9		4-2 BB			2-2 FC5-4 1B	0-3 K	4	1	1	0	1	1	0				
Wally Joyner, L (1, 3) OBP: 0.381, SLG: 0.463	0-1 2B			2-0 F8	2-2 G3-1			1-3 K	1-2 1B	5	0	2	0	0	1	4				
Brian McRae, S (1, 8) OBP: 0.414, SLG: 0.471	3-3 K			1-2 3B		2-2 G1-6-3 1B		4-1 FC5-4 1B	2-1 B3	4	0	2	0	1	1	2				
Mike Macfarlane, R (1, 2) OBP: 0.399, SLG: 0.510	3-3 K			1-3 K		0-0 G1-6-3 1B		2-2 FC5-4 1B		4	0	1	0	0	2	3				
Gary Gaetti, R (1, 5) OBP: 0.330, SLG: 0.477		1-0 F8		1-1 F9		2-1 G6-3		2-1 FC5-4		4	0	0	1	0	0	3				
Dave Henderson, R (1, 9) OBP: 0.275, SLG: 0.423		0-0 G5-3			1-0 G5-3		2-1 G1-3 2B		3-3 K	4	1	1	0	0	1	2				
Hubie Brooks, R (1, 10) OBP: 0.244, SLG: 0.268		1-0 F9			2-0 FC1-6 1B		0-1 G1-3		0-0 HR	4	1	2	0	0	0	1				
Greg Gagne, R (1, 6) OBP: 0.363, SLG: 0.439			2-0 G5-3		3-2 FC1-6 1B		3-1 G6-3		2-2 HR	4	1	2	3	0	0	0				
Jose Lind, R (1, 4) OBP: 0.263, SLG: 0.301			0-0 F8		1-2 FC1-6 BB		0-0 G6-3		1-2 G4-3	3	0	0	0	0	0	2				
Bob Hamelin, L (9, PH) OBP: 0.370, SLG: 0.553					1-2 FC1-6 BB					1	0	0	0	0	0	0				
Inning Stats	R: 0 E: 0 K: 2 S: 13	H: 1 LOB: 1 BB: 0 P: 19	R: 0 E: 0 K: 0 S: 3	H: 0 LOB: 0 BB: 0 P: 5	R: 0 E: 0 K: 0 S: 4	H: 0 LOB: 0 BB: 0 P: 6	R: 0 E: 0 K: 1 S: 10	H: 1 LOB: 1 BB: 0 P: 15	R: 0 E: 0 K: 0 S: 16	H: 2 LOB: 3 BB: 1 P: 29	R: 1 E: 0 K: 0 S: 7	H: 1 LOB: 0 BB: 0 P: 12	R: 1 E: 0 K: 2 S: 16	H: 2 LOB: 2 BB: 1 P: 30	R: 2 E: 0 K: 1 S: 18	H: 3 LOB: 1 BB: 0 P: 24	1B: 7 2B: 2 3B: 1 HR: 1	SF: 0 SAC: 0 DP: 1 HBP: 0	WP: 0 PB: 0 SB: 0 CS: 0	PA: 39
PITCHER	IP WLS BF H R ER SO BB IBB HBP BLK WP HR S P ERA WHIP																			
Kenny Rogers, L (1, 1) ERA: 4.3	8.0 W 33 8 2 2 5 2 0 0 0 0 0 75 126 2.25 1.250																			
Matt Whiteside, R (9, 1) ERA: 5.04	1.0 6 3 2 2 1 0 0 0 0 0 1 18 24 18.00 3.000																			

Kansas City Royals @ Texas Rangers
The Ballpark at Arlington, Arlington, TX
Thu Jun 09 1994, 8:05 PM EDT
Att: 46,433 - Unknown - 87 F

AB 37
R 4
H 11
RBI 4
BB 2
SO 6
LOB 17



Batter	1	2	3	4	5	6	7	8	9	AB	R	H	RBI	BB	SO	LOB	BOTTOM			
David Hulse, L (1, 8) OBP: 0.319, SLG: 0.348	0-1 B1-3		2-3 K	1-0 G4-3		0-0 G1-3				4	0	0	0	0	1	3				
Doug Strange, S (1, 4) OBP: 0.285, SLG: 0.386	0-1 G3		1-0 1B	0-0 1B		1-1 L8				4	1	2	2	0	0	1				
Jose Canseco, R (1, 10) OBP: 0.424, SLG: 0.585	2-2 G6-3		1-1 1B	3-3 K			3-3 K			4	1	1	1	0	2	1				
Will Clark, L (1, 3) OBP: 0.476, SLG: 0.600		2-3 K	1-1 1B	2-0 G4-3		2-2 G5-3				4	1	1	0	0	1	0				
Juan Gonzalez, R (1, 7) OBP: 0.333, SLG: 0.466		3-2 HR	0-0 1B	1-0 G6-3		1-0 G6-3		1-0 2B		4	1	3	2	0	0	0				
29 Rusty Greer, L (1, 9) OBP: 0.396, SLG: 0.506		2-0 G3-1	2-0 FC4-6	2-1 F7			1-0 F8			4	0	0	1	0	0	2				
Dean Palmer, R (1, 5) OBP: 0.317, SLG: 0.463		4-2 BB	1-1 K		0-1 P4			1-1 F9		3	0	0	0	1	1	1				
Ivan Rodriguez, R (1, 2) OBP: 0.370, SLG: 0.426		0-0 G4-3		1-3 K		1-1 1B		0-1 G4-3		4	1	1	0	0	1	1				
Esteban Beltre, R (1, 6) OBP: 0.304, SLG: 0.268			1-2 2B	0-0 G4-3 1B		2-2 G1-3 1B		2-1 G6-3		4	2	3	1	0	0	0				
Inning Stats	R: 0 E: 0 K: 0 S: 7	H: 0 LOB: 0 BB: 0 P: 9	R: 1 E: 0 K: 1 S: 10	H: 1 LOB: 1 BB: 1 P: 21	R: 4 E: 0 K: 2 S: 16	H: 5 LOB: 1 BB: 0 P: 24	R: 1 E: 1 K: 2 S: 10	H: 2 LOB: 1 BB: 0 P: 14	R: 0 E: 0 K: 0 S: 4	H: 0 LOB: 0 BB: 0 P: 9	R: 1 E: 0 K: 1 S: 11	H: 2 LOB: 1 BB: 0 P: 15	R: 0 E: 0 K: 0 S: 8	H: 1 LOB: 1 BB: 0 P: 15	R: 0 E: 0 K: 0 S: 6	H: 0 LOB: 0 BB: 0 P: 9	1B: 7 2B: 3 3B: 0 HR: 1	SF: 0 SAC: 0 DP: 0 HBP: 0	WP: 0 PB: 0 SB: 1 CS: 0	PA: 36
PITCHER	IP WLS BF H R ER SO BB IBB HBP BLK WP HR S P ERA WHIP																			
Mark Gubicza, R (1, 1) ERA: 4.97	5.0 L 24 8 6 6 5 1 0 0 0 0 0 1 47 77 10.80 1.800																			
Hipolito Pichardo, R (6, 1) ERA: 4.86	3.0 12 3 1 1 1 0 0 0 0 0 0 0 25 39 3.00 1.000																			

Kansas City Royals @ Texas Rangers
The Ballpark at Arlington, Arlington, TX
Thu Jun 09 1994, 8:05 PM EDT
Att: 46,433 - Unknown - 87 F

AB 35
R 7
H 11
RBI 7
BB 1
SO 6
LOB 9



Batter	1	2	3	4	5	6	7	8	9	AB	R	H	RBI	BB	SO	LOB	TOP								
Vince Coleman, S (1, 7) OBP: 0.262, SLG: 0.320	G1-3		G6-3				K			4	0	1	0	0	1	0	Kansas City Royals @ Texas Rangers The Ballpark at Arlington, Arlington, TX Fri Jun 10 1994, 8:05 PM EDT Att: 46,379 - Unknown - 85 F livebaseballscorecards.com								
Brian McRae, S (1, 8) OBP: 0.415, SLG: 0.473	G6-3		L3				F7			3	1	1	0	1	0	0									
Wally Joyner, L (1, 10) OBP: 0.382, SLG: 0.459	G6-3									2	1	0	0	2	0	3									
Bob Hamelin, L (1, 3) OBP: 0.367, SLG: 0.551	K		G4-3							4	0	1	2	0	1	3									
Gary Gaetti, R (1, 5) OBP: 0.324, SLG: 0.467		G5-3								4	0	0	0	0	0	2									
Felix Jose, S (1, 9) OBP: 0.343, SLG: 0.388		1B								3	0	2	0	1	0	0									
Brent Mayne, L (1, 2) OBP: 0.313, SLG: 0.339		1B								3	0	1	0	0	1	1									
Mike Macfarlane, R (9, PH) OBP: 0.397, SLG: 0.506		1B								1	0	0	0	0	0	1									
Greg Gagne, R (1, 6) OBP: 0.356, SLG: 0.429		F9								4	0	0	0	0	2	3									
Terry Shupert, R (1, 4) OBP: 0.264, SLG: 0.583		K								3	0	0	0	0	2	2									
Inning Stats	R: 0 E: 0 K: 1 S: 9	H: 1 LOB: 1 BB: 0 P: 14	R: 0 E: 0 K: 1 S: 14	H: 1 LOB: 2 BB: 1 P: 25	R: 0 E: 0 K: 0 S: 10	H: 0 LOB: 1 BB: 1 P: 16	R: 0 E: 0 K: 2 S: 14	H: 1 LOB: 1 BB: 0 P: 20	R: 2 E: 0 K: 1 S: 10	H: 2 LOB: 1 BB: 1 P: 18	R: 0 E: 0 K: 0 S: 7	H: 0 LOB: 0 BB: 0 P: 11	R: 0 E: 0 K: 1 S: 8	H: 0 LOB: 0 BB: 0 P: 12	R: 0 E: 0 K: 0 S: 11	H: 1 LOB: 0 BB: 1 P: 20	R: 0 E: 0 K: 1 S: 11	H: 1 LOB: 0 BB: 0 P: 14	1B: 3 2B: 2 3B: 1 HR: 0	SF: 0 SAC: 0 DP: 2 HBP: 0	WP: 0 PB: 0 SB: 0 CS: 0	PA: 35			
PITCHER	IP	WLS	BF	H	R	ER	SO	BB	IBB	HBP	BLK	WP	HR	S	P	ERA	WHIP								
Kevin Brown, R (1, 1) ERA: 5.4	8.0	W	32	5	2	2	6	4	0	0	0	0	0	83	136	2.25	1.125								
Rick Honeycutt, L (9, 1) ERA: 7.54	0.0		1	1	0	0	0	0	0	0	0	0	0	4	6	∞	∞								
Cris Carpenter, R (9, 1) ERA: 3.3	1.0	S	2	0	0	0	1	0	0	0	0	0	0	7	8	0.00	0.000								

Batter	1	2	3	4	5	6	7	8	9	AB	R	H	RBI	BB	SO	LOB	BOTTOM								
David Hulse, L (1, 8) OBP: 0.325, SLG: 0.354	BB		G4-3	CS		FC1-5		K		5	1	3	1	0	1	2	Kansas City Royals @ Texas Rangers The Ballpark at Arlington, Arlington, TX Fri Jun 10 1994, 8:05 PM EDT Att: 46,379 - Unknown - 85 F livebaseballscorecards.com								
Oddibe McDowell, L (1, 10) OBP: 0.456, SLG: 0.400	K		SH	1B		G4-6-3		S		4	0	2	1	0	1	3									
Will Clark, L (1, 3) OBP: 0.479, SLG: 0.594	BB		G4-3	G5-3				1B		2	1	0	0	3	0	3									
Juan Gonzalez, R (1, 7) OBP: 0.341, SLG: 0.466	F7							2-5		2	0	1	0	1	0	2									
29 Rusty Greer, L (1, 9) OBP: 0.380, SLG: 0.483	G3		P6							4	0	0	0	0	2	8									
Dean Palmer, R (1, 5) OBP: 0.305, SLG: 0.450		F7	P6							4	0	0	0	0	2	6									
Doug Strange, S (1, 4) OBP: 0.290, SLG: 0.385		K		WP						3	1	1	1	1	1	1									
Ivan Rodriguez, R (1, 2) OBP: 0.372, SLG: 0.434				1B				G4-3		4	0	2	0	0	1	3									
Esteban Beltre, R (1, 6) OBP: 0.306, SLG: 0.256		G1-4-3		1B				F9		2	0	0	0	1	0	1									
Inning Stats	R: 0 E: 0 K: 1 S: 11	H: 1 LOB: 1 BB: 0 P: 21	R: 0 E: 0 K: 1 S: 13	H: 1 LOB: 3 BB: 1 P: 18	R: 0 E: 1 K: 0 S: 8	H: 1 LOB: 3 BB: 1 P: 17	R: 2 E: 0 K: 1 S: 13	H: 2 LOB: 1 BB: 2 P: 24	R: 0 E: 0 K: 2 S: 8	H: 0 LOB: 1 BB: 0 P: 13	R: 0 E: 1 K: 0 S: 8	H: 1 LOB: 1 BB: 0 P: 11	R: 1 E: 0 K: 2 S: 25	H: 2 LOB: 2 BB: 1 P: 36	R: 0 E: 0 K: 1 S: 11	H: 1 LOB: 2 BB: 1 P: 21		1B: 8 2B: 1 3B: 0 HR: 0	SF: 0 SAC: 2 DP: 1 HBP: 1	WP: 1 PB: 0 SB: 2 CS: 2	PA: 39				
PITCHER	IP	WLS	BF	H	R	ER	SO	BB	IBB	HBP	BLK	WP	HR	S	P	ERA	WHIP								
Kevin Appier, R (1, 1) ERA: 5.06	6.1	L	32	7	3	3	6	4	1	1	0	0	0	77	128	4.26	1.737								
Stan Belinda, R (7, 1) ERA: 5.48	1.0		4	1	0	0	1	0	0	0	0	0	0	12	17	0.00	1.000								
Mike Magnante, L (8, 1) ERA: 3.71	0.1		3	1	0	0	1	1	0	0	0	0	0	7	14	0.00	6.000								
Rusty Meacham, R (8, 1) ERA: 2.04	0.1		1	0	0	0	0	0	0	0	0	0	0	1	2	0.00	0.000								

Batter	1	2	3	4	5	6	7	8	9	AB	R	H	RBI	BB	SO	LOB	TOP										
Rich Amaral, R OBP: 0.337, SLG: 0.415 (1.4)	F9			P5		HR	FC4-6 1B		G5-3	5	2	1	1	0	0	2											
Keith Mitchell, R OBP: 0.400, SLG: 0.469 (1.7)	K			K		K	K		L7	4	0	0	0	0	4	5											
Eric Anthony, L OBP: 0.299, SLG: 0.402 (9, PH)										1	0	0	0	0	0	0											
Ken Griffey Jr., L OBP: 0.411, SLG: 0.736 (1.8)	P5			F8		HR	1B		1B	5	1	3	6	0	0	0											
Jay Buhner, R OBP: 0.401, SLG: 0.581 (1.9)		G6-4-3 BB			F9	P3	G6-3		K	4	0	0	0	1	1	2											
Edgar Martinez, R OBP: 0.400, SLG: 0.477 (1.10)	F9			F7		1B		2B		4	1	2	0	0	0	1											
Mike Blowers, R OBP: 0.329, SLG: 0.338 (1.5)	G6-4-3			F7		K		FC6-4 2B		4	0	1	1	0	1	2											
Tino Martinez, L OBP: 0.305, SLG: 0.445 (1.3)			F8			1B	1B	FC6-4 BB		3	2	2	0	1	0	0											
Felix Fermin, R OBP: 0.340, SLG: 0.384 (1.6)			F8			1B	1B	FC6-4 BB		4	2	1	1	0	0	3											
Dan Wilson, R OBP: 0.255, SLG: 0.309 (1.2)			L7			1B	1B	G5-4-3		3	1	2	0	0	0	0											
Reggie Jefferson, S OBP: 0.440, SLG: 0.632 (8, PH)						1B	1B	FC4-6 1B		1	0	0	0	0	0	2											
Bill Haselman, R OBP: 0.242, SLG: 0.361 (8.2)						1B	1B	1B		0	0	0	0	0	0	0											
Inning Stats	R: 0 E: 0 K: 1 S: 6	H: 0 LOB: 0 BB: 0 P: 9	R: 0 E: 0 K: 0 S: 8	H: 0 LOB: 0 BB: 1 P: 14	R: 0 E: 0 K: 0 S: 7	H: 0 LOB: 0 BB: 0 P: 10	R: 0 E: 0 K: 1 S: 9	H: 0 LOB: 0 BB: 0 P: 12	R: 0 E: 0 K: 0 S: 5	H: 0 LOB: 0 BB: 0 P: 7	R: 5 E: 0 K: 2 S: 21	H: 6 LOB: 1 BB: 0 P: 31	R: 3 E: 1 K: 1 S: 16	H: 3 LOB: 1 BB: 0 P: 20	R: 1 E: 0 K: 0 S: 11	H: 2 LOB: 1 BB: 1 P: 18	R: 0 E: 0 K: 1 S: 11	H: 1 LOB: 1 BB: 0 P: 11	1B: 8 2B: 3 3B: 0 HR: 1	SF: 0 SAC: 0 DP: 2 HBP: 0	WP: 0 PB: 0 SB: 0 CS: 0	PA: 40					
PITCHER	IP	WLS	BF	H	R	ER	SO	BB	IBB	HBP	BLK	WP	HR	S	P	ERA	WHIP										
Bruce Hurst, L ERA: 6.69 (1.1)	5.2	W	23	6	5	5	3	1	0	0	0	0	1	53	79	7.94	1.235										
Matt Whiteside, R ERA: 4.73 (6.1)	1.0		6	2	3	0	2	0	0	0	0	0	0	12	15	0.00	2.000										
Darren Oliver, L ERA: 5.16 (7.1)	0.0		1	1	0	0	0	0	0	0	0	0	0	4	6	∞	∞										
Jay Howell, R ERA: 7.23 (7.1)	0.1		4	2	1	1	0	1	0	0	0	0	0	9	14	27.00	9.000										
Cris Carpenter, R ERA: 3.09 (8.1)	2.0		6	1	0	0	1	0	0	0	0	0	0	16	18	0.00	0.500										

Seattle Mariners @ Texas Rangers
The Ballpark at Arlington, Arlington, TX
Mon Jun 13 1994, 8:05 PM EDT
Att: 38,363 - Unknown - 87 F

AB	38
R	9
H	12
RBI	9
BB	2
SO	6
LOB	17



Batter	1	2	3	4	5	6	7	8	9	AB	R	H	RBI	BB	SO	LOB	BOTTOM										
Oddibe McDowell, L OBP: 0.442, SLG: 0.376 (1.9)	SH3 HR	SF9	1B		FC6-4 BB	G3		G3		3	2	1	1	2	0	2											
Esteban Beltrre, R OBP: 0.344, SLG: 0.302 (1.6)	SH3	1B	HR		FC6-4 1B	G6-3		HR		5	2	3	2	0	0	4											
Jose Canseco, R OBP: 0.433, SLG: 0.632 (1.10)	HR	1B	HR		1B		HR	K		6	3	5	8	0	1	1											
Juan Gonzalez, R OBP: 0.329, SLG: 0.459 (1.7)	G5-3	P3	1B		F9		P4	HR		6	1	2	2	0	0	5											
Ivan Rodriguez, R OBP: 0.374, SLG: 0.451 (1.2)	G3		2B		L9		29 2B 1B HBP	HR		5	3	2	1	0	0	3											
29 Rusty Greer, L OBP: 0.377, SLG: 0.476 (1.3)		SH5-3 1B	BB 1B		G3		F9	F8	F7	6	2	3	0	0	0	0											
Billy Ripken, R OBP: 0.339, SLG: 0.407 (1.5)		1B SH5-3	K		K		BB 1B	FC4-6 1B		5	2	3	1	0	2	2											
Doug Strange, S OBP: 0.293, SLG: 0.380 (1.4)		SH5-3	K		G5-3		G3 1B	F8		3	0	0	0	1	1	4											
David Hulse, L OBP: 0.327, SLG: 0.356 (1.8)		1B BB	1B		FC6-4 1B		G3 1B	FC4-6		4	2	3	2	1	0	2											
Inning Stats	R: 2 E: 0 K: 0 S: 14	H: 2 LOB: 0 BB: 0 P: 20	R: 2 E: 0 K: 0 S: 17	H: 4 LOB: 3 BB: 1 P: 28	R: 6 E: 0 K: 2 S: 17	H: 6 LOB: 1 BB: 1 P: 30	R: 0 E: 0 K: 1 S: 6	H: 0 LOB: 0 BB: 0 P: 8	R: 1 E: 0 K: 0 S: 12	H: 2 LOB: 2 BB: 1 P: 21	R: 1 E: 0 K: 0 S: 15	H: 2 LOB: 2 BB: 1 P: 26	R: 2 E: 0 K: 0 S: 11	H: 3 LOB: 2 BB: 0 P: 16	R: 3 E: 0 K: 1 S: 14	H: 3 LOB: 0 BB: 0 P: 18	R: 0 E: 0 K: 1 S: 11	H: 0 LOB: 0 BB: 0 P: 11	1B: 13 2B: 4 3B: 0 HR: 5	SF: 1 SAC: 2 DP: 0 HBP: 1	WP: 0 PB: 0 SB: 0 CS: 0	PA: 51					
PITCHER	IP	WLS	BF	H	R	ER	SO	BB	IBB	HBP	BLK	WP	HR	S	P	ERA	WHIP										
Greg Hibbard, L ERA: 6.92 (1.1)	3.0	L	23	12	10	10	2	2	0	0	0	0	0	28	46	7.71	2.143										
John Cummings, L ERA: 6.49 (4.1)	2.1		12	3	2	2	1	2	0	0	0	0	0	28	46	7.71	2.143										
Jeff Darwin, R ERA: 10.8 (6.1)	1.2		10	4	2	2	0	0	0	1	0	0	1	16	25	10.80	2.400										
Rich Gossage, R ERA: 4.44 (8.1)	1.0		6	3	3	3	1	0	0	0	0	0	2	14	18	27.00	3.000										

Seattle Mariners @ Texas Rangers
The Ballpark at Arlington, Arlington, TX
Mon Jun 13 1994, 8:05 PM EDT
Att: 38,363 - Unknown - 87 F

AB	43
R	17
H	22
RBI	17
BB	4
SO	4
LOB	23



Batter	1	2	3	4	5	6	7	8	9	10	11	12	13	AB	R	H	RBI	BB	SO	LOB	TOP	
Rich Amaral, R OBP: 0.333, SLG: 0.408 (10, PH) K: 10, BB: 3, S: 10, P: 3			E1 1B BB	G5-3		F8		K					P3	5	1	1	0	0	2	4		
Keith Mitchell, R OBP: 0.422, SLG: 0.500 (10, PH) K: 10, BB: 7, S: 10, P: 7			BB 1B BB		1B G4-6-3 2B		G5-3				K		G3	4	2	2	0	1	1	3		
Ken Griffey Jr., L OBP: 0.415, SLG: 0.756 SAFE K: 1, BB: 1, S: 1, P: 1					G4-6-3 1B				G1-3			G3			7	2	4	2	0	1	2	
Jay Buhner, R OBP: 0.402, SLG: 0.581 SAFE K: 1, BB: 1, S: 1, P: 1					G4-6-3 1B		K				K		K	7	0	3	1	0	3	1		
Edgar Martinez, R OBP: 0.398, SLG: 0.463 SAFE K: 1, BB: 1, S: 1, P: 1	L4-6				G6-3		G6-3							4	0	0	1	2	0	2		
Mike Blowers, R OBP: 0.317, SLG: 0.324 SAFE K: 1, BB: 1, S: 1, P: 1		F9	G4-3			E6 1B 2B	L8		G4-6-3			L9		6	1	0	0	0	0	5		
Tino Martinez, L OBP: 0.307, SLG: 0.441 SAFE K: 1, BB: 1, S: 1, P: 1	F8			P6		F8						G6-3		4	0	1	0	1	0	1		
Luis Sojo, R OBP: 0.288, SLG: 0.443 SAFE K: 1, BB: 1, S: 1, P: 1														5	1	3	0	0	0	1		
Felix Fermin, R OBP: 0.346, SLG: 0.395 SAFE K: 1, BB: 1, S: 1, P: 1	G6-3													4	0	1	2	0	1	2		
Bill Haselman, R OBP: 0.243, SLG: 0.388 SAFE K: 1, BB: 1, S: 1, P: 1			G6-3		K						G4-3		FC4-6	2	0	0	0	0	0	3		
Dan Wilson, R OBP: 0.252, SLG: 0.305 SAFE K: 1, BB: 1, S: 1, P: 1					K									2	0	0	0	0	0	3		
Inning Stats	R: 1 E: 0 K: 1 S: 8	H: 3 LOB: 1 BB: 0 P: 12	R: 0 E: 0 K: 0 S: 5	H: 0 LOB: 0 BB: 0 P: 7	R: 1 E: 1 K: 1 S: 11	H: 2 LOB: 3 BB: 23 P: 23	R: 0 E: 0 K: 0 S: 12	H: 1 LOB: 1 BB: 0 P: 14	R: 1 E: 1 K: 0 S: 13	H: 2 LOB: 0 BB: 0 P: 17	R: 2 E: 1 K: 2 S: 14	H: 1 LOB: 2 BB: 0 P: 21	R: 0 E: 0 K: 1 S: 8	H: 0 LOB: 2 BB: 2 P: 16	R: 0 E: 0 K: 1 S: 8	H: 0 LOB: 0 BB: 0 P: 9	R: 0 E: 0 K: 0 S: 7	H: 1 LOB: 1 BB: 0 P: 10	1B: 9 2B: 5 3B: 0 HR: 2	SF: 0 SAC: 1 DP: 3 HBP: 0	W/P: 0 PB: 0 SB: 0 CS: 0	PA: 58
PITCHER	IP 7.0	WLS 33	H 11	R 6	ER 5	SO 4	BB 2	IBB 0	HBP 0	BLK 0	WP 0	HR 1	S 69	P 105	ERA 6.43	WHIP 1.857						
Kenny Rogers, L ERA: 4.45																						
Darren Oliver, L ERA: 4.74																						
Darren Oliver, L ERA: 4.74																						
Cris Carpenter, R ERA: 3.03																						
Rick Honeycutt, L ERA: 7.36																						

Seattle Mariners @ Texas Rangers
The Ballpark at Arlington, Arlington, TX
Tue Jun 14 1994, 8:05 PM EDT
Att. 37,483 - Unknown - 85 F

livebaseballscores.com

AB 52
R 7
H 15
RBI 6
BB 5
SO 9
LOB 26



Batter	1	2	3	4	5	6	7	8	9	10	11	12	13	AB	R	H	RBI	BB	SO	LOB	BOTTOM			
Oddibe McDowell, L OBP: 0.436, SLG: 0.367 SAFE K: 1, BB: 1, S: 1, P: 1	P5		P2		P6					K			SH5-3	5	1	1	0	1	1	1				
David Hulse, L OBP: 0.337, SLG: 0.361 SAFE K: 1, BB: 1, S: 1, P: 1			FC5-4 BB 1B		1B 2B 1B 1B	G1-3					K		FC6-2 S BB	5	3	3	0	2	1	2				
Jose Canseco, R OBP: 0.430, SLG: 0.626 SAFE K: 1, BB: 1, S: 1, P: 1	F7		FC5-4 BB 1B		F9						G4-3		FC6-2 HBP	3	0	1	0	2	0	2				
Chuck Jackson, R SAFE K: 1, BB: 1, S: 1, P: 1			BB		BB						G6-3			2	0	0	0	0	0	2				
Juan Gonzalez, R OBP: 0.332, SLG: 0.461 SAFE K: 1, BB: 1, S: 1, P: 1			FC5-4 BB 1B		1B 2B 1B 1B	K			K		G6-3			6	2	2	1	0	2	6				
Rusty Gossage, L SAFE K: 1, BB: 1, S: 1, P: 1			F8		1B 1B 1B 1B	F8			G3			K	FC6-4	4	0	0	0	0	0	3				
Ivan Rodriguez, R OBP: 0.377, SLG: 0.453 SAFE K: 1, BB: 1, S: 1, P: 1			F8		1B 1B 1B 1B	G4-3			K				FC6-4	6	0	3	1	0	1	3				
Doug Strange, S OBP: 0.294, SLG: 0.374 SAFE K: 1, BB: 1, S: 1, P: 1		F8						K				G3		5	0	1	0	0	1	1				
Esteban Beltra, R OBP: 0.328, SLG: 0.276 SAFE K: 1, BB: 1, S: 1, P: 1						G6-4-3		G1-3				K		5	0	0	0	1	3	3				
Billy Ripken, R OBP: 0.354, SLG: 0.413 SAFE K: 1, BB: 1, S: 1, P: 1	G6-4-3		G6-4-3		K									4	0	1	0	2	1	2				
Inning Stats	R: 2 E: 0 K: 0 S: 17	H: 4 LOB: 2 BB: 0 P: 24	R: 0 E: 0 K: 0 S: 9	H: 0 LOB: 1 BB: 1 P: 14	R: 0 E: 0 K: 2 S: 11	H: 1 LOB: 2 BB: 16 P: 16	R: 2 E: 0 K: 0 S: 16	H: 4 LOB: 2 BB: 0 P: 23	R: 0 E: 0 K: 0 S: 17	H: 0 LOB: 2 BB: 2 P: 29	R: 0 E: 0 K: 1 S: 13	H: 1 LOB: 1 BB: 0 P: 16	R: 0 E: 0 K: 2 S: 15	H: 0 LOB: 1 BB: 1 P: 16	R: 0 E: 0 K: 1 S: 6	H: 0 LOB: 0 BB: 0 P: 7	R: 0 E: 0 K: 2 S: 10	H: 1 LOB: 1 BB: 0 P: 15	R: 0 E: 0 K: 0 S: 11	H: 1 LOB: 3 BB: 1 P: 24	1B: 12 2B: 2 3B: 0 HR: 0	SF: 0 SAC: 1 DP: 2 HBP: 2	W/P: 1 PB: 0 SB: 3 CS: 0	PA: 59
PITCHER	IP 5.2	WLS 28	H 10	R 4	ER 4	SO 2	BB 4	IBB 0	HBP 1	BLK 0	WP 0	HR 0	S 76	P 117	ERA 6.35	WHIP 2.471								
Roger Salkeld, R ERA: 6.41																								
Tim Davis, L ERA: 2.82																								
Milt Hill, R ERA: 7.04																								
Bobby Ayala, R ERA: 2.01																								
Rich Gossage, R ERA: 4.1																								

Seattle Mariners @ Texas Rangers
The Ballpark at Arlington, Arlington, TX
Tue Jun 14 1994, 8:05 PM EDT
Att. 37,483 - Unknown - 85 F

livebaseballscores.com

AB 48
R 6
H 14
RBI 5
BB 8
SO 11
LOB 30



Batter	1	2	3	4	5	6	7	8	9	AB	R	H	RBI	BB	SO	LOB	TOP			
Felix Fermin, R OBP: 0.348, SLG: 0.395	1-1 G6-4-3 1B	2-2 G1-3		0-1 G1-6-3			0-0 L1-3		0-0 S 1B	5	1	2	1	0	0	4				
Reggie Jefferson, S OBP: 0.433, SLG: 0.617	2-1 G6-4-3	1-0 F7			1-1 G3-1		2-0 2B		3-2 2H 1B	4	0	1	1	0	0	3				
Mike Blowers, R OBP: 0.321, SLG: 0.329	1-2 1B						3-H 4-0 2B		1-0 2H 1B	1	0	1	1	0	0	0				
Ken Griffey Jr., L OBP: 0.422, SLG: 0.769	2-0 1B			1-0 HR			3-2 G4-3		2-2 1-3 1B	4	1	3	1	1	0	0				
Jay Buhner, R OBP: 0.398, SLG: 0.572	1-1 FC6-4 1B			2-3 K			1-3 K		1-0 SAFE P4	5	0	1	0	0	3	4				
Tino Martinez, L OBP: 0.300, SLG: 0.429	1-1 FC6-4 1B			2-0 F8			1-2 G4-3		1-2 G4-3	5	0	0	0	0	0	4				
Edgar Martinez, R OBP: 0.394, SLG: 0.464		0-1 1B		1-3 K			2-2 G4-3		1-0 F9	4	1	1	0	0	1	0				
Eric Anthony, L OBP: 0.296, SLG: 0.395	1-1 G1-3 2H 1B			1-2 G4-3			1-3 K		1-3 K	4	0	1	1	0	2	0				
Luis Sojo, R OBP: 0.293, SLG: 0.455	0-3 K			0-2 G1-6-3			1-2 L1-3 SH1-4 2B 1B		3-2 1B 2B	4	2	2	0	0	1	1				
Dan Wilson, R OBP: 0.259, SLG: 0.325	1-0 SAFE SAFE SAFE SAFE 1B			0-0 G1-3 3B			1-0 SAFE SAFE SAFE SAFE SH1-4		1-3 K	3	0	2	0	0	1	1				
Inning Stats	R: 0 E: 0 K: 0 S: 9	H: 3 LOB: 2 BB: 0 P: 16	R: 1 E: 0 K: 1 S: 12	H: 3 LOB: 2 BB: 0 P: 17	R: 1 E: 0 K: 2 S: 8	H: 1 LOB: 0 BB: 0 P: 14	R: 0 E: 0 K: 0 S: 10	H: 1 LOB: 1 BB: 0 P: 11	R: 0 E: 0 K: 1 S: 11	H: 0 LOB: 0 BB: 0 P: 15	R: 1 E: 0 K: 1 S: 9	H: 2 LOB: 2 BB: 1 P: 18	R: 0 E: 0 K: 1 S: 8	H: 0 LOB: 0 BB: 0 P: 12	R: 2 E: 0 K: 1 S: 20	H: 4 LOB: 2 BB: 0 P: 31	1B: 9 2B: 3 3B: 1 HR: 1	SF: 0 SAC: 1 DP: 1 HBP: 0	WP: 0 PB: 0 SB: 1 CS: 0	PA: 41
PITCHER	IP	WLS	BF	H	R	ER	SO	BB	IBB	HBP	BLK	WP	HR	S	P	ERA	WHIP			
Kevin Brown, R ERA: 5.4	8.1	L	37	12	5	5	8	0	1	0	0	0	1	84	129	5.40	1.440			
Rick Honeycutt, L ERA: 7.36	0.0		2	2	0	0	0	0	0	0	0	0	0	8	13	∞	∞			
Jay Howell, R ERA: 7.03	0.2		2	0	0	0	0	0	0	0	0	0	0	4	6	0.00	0.000			

Seattle Mariners @ Texas Rangers
The Ballpark at Arlington, Arlington, TX
Wed Jun 15 1994, 4:33 AM EDT
Att: 35,450 - Cloudy - 77 F

AB 39
R 5
H 14
RBI 5
BB 1
SO 8
LOB 17



Batter	1	2	3	4	5	6	7	8	9	AB	R	H	RBI	BB	SO	LOB	BOTTOM			
Oddibe McDowell, L OBP: 0.426, SLG: 0.358	0-3 K	2-3 K			3-3 K			1-2 1B 1B	2-3 K	5	1	1	0	0	4	4				
Billy Ripken, R OBP: 0.348, SLG: 0.403	0-2 G3-1			1-2 G4-3			2-1 F9		0-0 P6	4	1	1	0	0	0	0				
Will Clark, L OBP: 0.476, SLG: 0.597								1-2 1B 1B		1	0	0	0	0	0	2				
Jose Canseco, R OBP: 0.437, SLG: 0.624	4-2 HBP BB			3-2 P3			1-2 P3	1-2 K2-5-2 2H 1B		3	0	1	1	1	0	0				
Juan Gonzalez, R OBP: 0.335, SLG: 0.457	2-0 HBP			4-0 BB			3-2 G5-3	1-3 K		2	0	0	0	1	1	2				
Ivan Rodriguez, R OBP: 0.375, SLG: 0.449	3-3 K			0-3 K			1-3 K	0-0 1-2 3H 1B		4	0	1	1	0	3	3				
Dean Palmer, R OBP: 0.298, SLG: 0.427		2-1 FC3-6 1B		1-0 P3			1-3 K	1-3 K2-5-2		4	0	1	0	0	2	2				
29 Rusty Greer, L OBP: 0.385, SLG: 0.468	0-0 FC3-6 1B			4-2 BB			1-1 G3-1		4-2 WP 1B BB	2	0	0	0	2	0	1				
Esteban Beltre, R OBP: 0.338, SLG: 0.290	2-1 SAFE 1B			3-2 L4-3			1-3 K	1-1 WP 1B		4	0	2	0	0	1	1				
David Hulse, L OBP: 0.333, SLG: 0.356	0-3 K				3-2 G1-3		0-3 K	1-3 K		3	0	0	0	0	2	3				
Doug Strange, S OBP: 0.293, SLG: 0.372								1-2 2-3 K		1	0	0	0	0	1	2				
Inning Stats	R: 0 E: 0 K: 2 S: 15	H: 0 LOB: 2 BB: 1 P: 24	R: 0 E: 0 K: 2 S: 12	H: 2 LOB: 2 BB: 0 P: 18	R: 0 E: 0 K: 1 S: 9	H: 0 LOB: 1 BB: 1 P: 17	R: 0 E: 0 K: 0 S: 8	H: 0 LOB: 0 BB: 1 P: 16	R: 0 E: 0 K: 1 S: 10	H: 0 LOB: 0 BB: 0 P: 15	R: 0 E: 0 K: 3 S: 11	H: 0 LOB: 1 BB: 0 P: 14	R: 2 E: 0 K: 2 S: 17	H: 4 LOB: 2 BB: 0 P: 23	R: 0 E: 0 K: 2 S: 11	H: 1 LOB: 2 BB: 1 P: 19	1B: 7 2B: 2 3B: 0 HR: 0	SF: 0 SAC: 0 DP: 2 HBP: 1	WP: 2 PB: 0 SB: 1 CS: 0	PA: 38
PITCHER	IP	WLS	BF	H	R	ER	SO	BB	IBB	HBP	BLK	WP	HR	S	P	ERA	WHIP			
Randy Johnson, L ERA: 3.58	8.0	W	33	6	2	2	12	3	0	1	0	1	0	90	143	2.25	1.125			
Tim Davis, L ERA: 2.7	1.0	S	5	1	0	0	2	1	0	0	0	1	0	11	19	0.00	2.000			

Seattle Mariners @ Texas Rangers
The Ballpark at Arlington, Arlington, TX
Wed Jun 15 1994, 4:33 AM EDT
Att: 35,450 - Cloudy - 77 F

AB 33
R 2
H 7
RBI 2
BB 4
SO 14
LOB 20



Batter	1	2	3	4	5	6	7	8	9	AB	R	H	RBI	BB	SO	LOB	TOP										
Rickey Henderson, R OBP: 0.420, SLG: 0.381	4-1 SH2-3 1B BB		3-3 K	3-3 K		3-2 P6			0-2 1B	4	2	1	0	1	2	1											
Stan Javier, S OBP: 0.368, SLG: 0.445	0-0 SH2-3 1-2		3-3 K	2-2 F7		2-2 P6			0-2 F8	4	0	0	0	0	1	3											
Geronimo Berroa, R OBP: 0.396, SLG: 0.509	0-0 2H 1B		1-0 2B		0-1 HR			2-2 G6-3	0-2 1B 1-2 2H HR	5	3	4	2	0	0	0											
Ruben Sierra, S OBP: 0.290, SLG: 0.488	3-1 G4-3		0-0 2B		1-2 HR			1-2 G4-3	0-2 1B 1-2 2H HR	5	2	3	2	0	0	0											
Terry Steinbach, R OBP: 0.322, SLG: 0.454		2-2 1B SF7	0-0 2B		1-1 G6-3			0-1 F9	3-1 HR	5	2	3	4	0	0	1											
Mark McGwire, R OBP: 0.477, SLG: 0.531	1-2 1B		0-0 G5-3		4-2 FC6-4 BB			0-0 P3	2-3 K	2	0	1	0	1	0	1											
Eric Fox, S OBP: 0.281, SLG: 0.367	1-3 1B									2	0	0	0	0	1	0											
Brent Gates, S OBP: 0.372, SLG: 0.417	3-1 SF7				2-2 F9			2-2 G5-3	2-3 K	4	0	0	1	0	1	2											
Mike Bordick, R OBP: 0.332, SLG: 0.341	2-0 P6				2-2 S 1B E			2-2 P7		4	1	1	0	0	0	3											
Craig Paquette, R OBP: 0.156, SLG: 0.188	0-1 F8				1-2 S 1B				0-1 F8	3	0	1	0	0	0	1											
Mike Aldrete, L OBP: 0.312, SLG: 0.392										1	1	1	0	0	0	0											
Scott Hemond, R OBP: 0.261, SLG: 0.327									0-1 1B	0	0	0	0	0	0	0											
Inning Stats	R: 1 E: 0 K: 0 S: 5	H: 1 LOB: 0 BB: 1 P: 12	R: 1 E: 0 K: 0 S: 11	H: 2 LOB: 1 BB: 0 P: 19	R: 2 E: 0 K: 2 S: 10	H: 3 LOB: 1 BB: 0 P: 17	R: 1 E: 1 K: 1 S: 14	H: 2 LOB: 1 BB: 0 P: 25	R: 1 E: 0 K: 0 S: 11	H: 2 LOB: 0 BB: 1 P: 18	R: 0 E: 0 K: 0 S: 9	H: 0 LOB: 0 BB: 0 P: 14	R: 0 E: 0 K: 0 S: 10	H: 0 LOB: 0 BB: 0 P: 13	R: 0 E: 0 K: 0 S: 7	H: 0 LOB: 0 BB: 0 P: 11	R: 5 E: 0 K: 2 S: 22	H: 5 LOB: 0 BB: 0 P: 29	1B: 9 2B: 4 3B: 0 HR: 2	SF: 1 SAC: 1 DP: 0 HBP: 0	WP: 0 PB: 0 SB: 2 CS: 0	PA: 43					
PITCHER	IP	WLS	BF	H	R	ER	SO	BB	IBB	HBP	BLK	WP	HR	S	P	ERA	WHIP										
Bruce Hurst, L ERA: 7.11	3.0		15	6	4	4	2	1	0	0	0	0	0	26	48	12.00	2.333										
Dan Smith, L ERA: 4.5	3.0		14	4	2	1	1	1	0	0	0	0	1	34	57	3.00	1.667										
Jay Howell, R ERA: 6.41	2.0		6	0	0	0	0	0	0	0	0	0	0	17	24	0.00	0.000										
Cris Carpenter, R ERA: 4.09	0.1	L	5	4	4	4	0	0	0	0	0	0	0	14	14	108.00	12.000										
Tom Henke, R ERA: 5.51	0.2		3	1	1	1	2	0	0	0	0	0	1	8	15	13.50	1.500										

Oakland Athletics @ Texas Rangers
The Ballpark at Arlington, Arlington, TX
Sat Jun 18 1994, 8:05 PM EDT
Att: 46,422 - Unknown - 85 F

AB 39
R 11
H 15
RBI 9
BB 2
SO 5
LOB 12



Batter	1	2	3	4	5	6	7	8	9	AB	R	H	RBI	BB	SO	LOB	BOTTOM										
Oddibe McDowell, L OBP: 0.413, SLG: 0.347	3-2 P6		3-1 F8		1-0 FC4-6 BB 1B	1-1 1B		3-2 CS	0-3 K	5	1	1	1	0	1	1											
29 Rusty Greer, L OBP: 0.400, SLG: 0.458	1-1 F8		2-1 F9		1-0 BB 1B	1-0 G3			4-1 HR BB	4	2	1	0	1	0	2											
Jose Canseco, R OBP: 0.428, SLG: 0.598	2-1 G6-3		2-3 K		4-2 1B BB	1-2 2-3 BB		3-2 P4	2-1 F9	4	0	0	0	1	1	1											
Will Clark, L OBP: 0.475, SLG: 0.612		1-1 F7		1-2 F9	2-0 1B	1-2 2H 3H 1B		0-1 G1-3	1-0 HR	5	1	2	4	0	0	0											
Juan Gonzalez, R OBP: 0.326, SLG: 0.449		2-2 G3 HR 1B		0-1 P4	0-2 P5	3-2 P3		0-1 P6		5	1	1	0	0	0	2											
Ivan Rodriguez, R OBP: 0.377, SLG: 0.472		2-2 G3		0-1 G6-3		0-1 L7		1-1 HR		4	1	1	1	0	0	1											
Doug Strange, S OBP: 0.284, SLG: 0.350		4-0 HR BB			1-2 G4-3	0-0 L6		1-1 G4-3		3	1	0	0	1	0	0											
Dean Palmer, R OBP: 0.300, SLG: 0.460		1-1 HR			0-0 HR	1-2 1B 1B		2-2 F7		4	3	3	4	0	0	0											
Esteban Beltre, R OBP: 0.358, SLG: 0.324		0-0 L6			4-1 FC4-6 BB	0-1 1B		2-0 CS 1B		3	0	2	0	1	0	0											
Inning Stats	R: 0 E: 0 K: 0 S: 7	H: 0 LOB: 0 BB: 0 P: 13	R: 3 E: 0 K: 0 S: 12	H: 2 LOB: 0 BB: 1 P: 22	R: 0 E: 0 K: 1 S: 7	H: 0 LOB: 0 BB: 0 P: 14	R: 0 E: 0 K: 0 S: 7	H: 0 LOB: 0 BB: 0 P: 8	R: 3 E: 0 K: 0 S: 15	H: 3 LOB: 2 BB: 2 P: 28	R: 1 E: 0 K: 0 S: 11	H: 3 LOB: 2 BB: 0 P: 14	R: 0 E: 0 K: 0 S: 14	H: 0 LOB: 0 BB: 0 P: 20	R: 1 E: 0 K: 0 S: 14	H: 2 LOB: 0 BB: 0 P: 23	R: 2 E: 0 K: 1 S: 9	H: 1 LOB: 0 BB: 1 P: 16	1B: 7 2B: 0 3B: 0 HR: 4	SF: 0 SAC: 0 DP: 0 HBP: 0	WP: 0 PB: 0 SB: 0 CS: 1	PA: 42					
PITCHER	IP	WLS	BF	H	R	ER	SO	BB	IBB	HBP	BLK	WP	HR	S	P	ERA	WHIP										
Bobby Witt, R ERA: 6.15	4.2		22	5	6	6	1	0	0	0	0	0	0	11	12	9.00	2.000										
Billy Taylor, R ERA: 3.24	1.0		5	2	1	1	0	0	0	0	0	0	0	3	5	0.00	3.000										
Vince Horsman, L ERA: 3.29	0.1		2	1	0	0	0	0	0	0	0	0	0	3	5	0.00	3.000										
Mark Acre, R ERA: 3.0	1.0		3	0	0	0	0	0	0	0	0	0	0	14	20	0.00	0.000										
John Briscoe, R ERA: 4.11	1.2	W	8	3	3	3	1	1	0	0	0	0	2	21	37	16.20	2.400										

Oakland Athletics @ Texas Rangers
The Ballpark at Arlington, Arlington, TX
Sat Jun 18 1994, 8:05 PM EDT
Att: 46,422 - Unknown - 85 F

AB 37
R 10
H 11
RBI 10
BB 4
SO 2
LOB 7



Batter	1	2	3	4	5	6	7	8	9	AB	R	H	RBI	BB	SO	LOB	TOP										
Stan Javier, S OBP: 0.368, SLG: 0.448 (1, 7)	2-1 BB 2B	0-1 F8		1-0 G1-3		1-2 G5-3			0-0 SH2-4 BLK 1B	5	2	2	0	0	0	1											
Brent Gates, S OBP: 0.364, SLG: 0.406 (1, 4)	3-3 K	0-2 G6-3		1-1 F7		2-3 K			0-1 SH2-4 1-3	4	0	0	0	0	2	2											
Geronimo Berroa, R OBP: 0.396, SLG: 0.505 (1, 10)	4-2 BB BB BB		2-3 K	1-2 BB 2-H 1B					0-0 G6-3	4	1	1	1	1	1	1											
Ruben Sierra, S OBP: 0.295, SLG: 0.500 (1, 9)	0-2 F7		0-1 HR	4-0 BB 1-2					2-1 BB 1B	4	1	2	2	1	1	2											
Terry Steinbach, R OBP: 0.328, SLG: 0.450 (1, 2)	4-1 BB BB 1-2 2-3		4-2 1B BB	0-3 K					0-0 G1-3 1-2	2	0	0	0	3	1	2											
Mark McSwire, R OBP: 0.462, SLG: 0.500 (1, 3)	4-2 BB BB 1-2 2-3 3-H		2-3 K		1-1 G6-3				1-3 K	4	0	0	1	1	2	3											
Mike Bordick, R OBP: 0.336, SLG: 0.345 (1, 6)	4-1 BB BB 1-2 2-3 3-H		1-0 1-2 1B		1-1 G5-3				2-0 1B	3	0	2	1	1	0	0											
Craig Paquette, R OBP: 0.139, SLG: 0.167 (1, 5)	0-3 K		2-3 K		2-3 K				3-2 L8	4	0	0	0	0	3	6											
Eric Fox, S OBP: 0.278, SLG: 0.382 (1, 8)		0-1 G4-3		3-2 1B 2B					2-3 K	4	1	1	0	0	1	1											
Inning Stats	R: 2 H: 1 E: 0 K: 2 S: 19	H: 1 LOB: 3 BB: 4 P: 40	R: 0 H: 0 E: 0 K: 0 S: 7	H: 0 LOB: 0 BB: 7 P: 7	R: 1 H: 2 E: 0 K: 3 S: 17	H: 2 LOB: 2 BB: 1 P: 28	R: 1 H: 2 E: 0 K: 1 S: 12	H: 2 LOB: 0 BB: 0 P: 11	R: 0 H: 0 E: 0 K: 1 S: 8	H: 0 LOB: 0 BB: 0 P: 13	R: 0 H: 0 E: 0 K: 1 S: 5	H: 0 LOB: 0 BB: 0 P: 8	R: 0 H: 1 E: 0 K: 2 S: 11	H: 1 LOB: 1 BB: 0 P: 19	R: 1 H: 2 E: 0 K: 0 S: 13	H: 2 LOB: 2 BB: 1 P: 21	1B: 5 2B: 2 3B: 0 HR: 1	SF: 0 SAC: 1 DP: 0 HBP: 0	WP: 0 PB: 0 SB: 0 CS: 0	PA: 42							
PITCHER	IP	WLS	BF	H	R	ER	SO	BB	IBB	HBP	BLK	WP	HR	S	P	ERA	WHIP										
Kenny Rogers, L ERA: 4.5 (1, 1)	7.0	L	32	5	4	4	9	6	0	0	0	0	1	75	129	5.14	1.571										
Darren Oliver, L ERA: 4.79 (8, 1)	1.2		9	3	1	1	2	1	0	0	1	0	0	21	35	5.40	2.400										
Matt Whiteside, R ERA: 4.21 (9, 1)	0.1		1	0	0	0	0	0	0	0	0	0	0	3	5	0.00	0.000										

Oakland Athletics @ Texas Rangers
The Ballpark at Arlington, Arlington, TX
Sun Jun 19 1994, 8:05 PM EDT
Att: 46,153 - Unknown - 78 F

livebaseballscores.com

AB 34
R 5
H 8
RBI 5
BB 7
SO 11
LOB 18



Batter	1	2	3	4	5	6	7	8	9	AB	R	H	RBI	BB	SO	LOB	BOTTOM										
Oddibe McDowell, L OBP: 0.411, SLG: 0.346 (1, 9)	1-0 S 1B		1-1 B1-3			0-2 P6		1-3 K		3	0	1	0	0	0	1											
Chris James, R OBP: 0.352, SLG: 0.431 (8, FH)										1	0	0	0	0	1	1											
29 Rusty Greer, L OBP: 0.396, SLG: 0.446 (1, 8)	3-1 F8			3-2 G3		4-1 BB		3-2 G6-3		3	0	0	0	1	0	2											
Jose Canseco, R OBP: 0.422, SLG: 0.588 (1, 10)	0-3 K			3-2 G6-3		1-3 K		3-2 F8		4	0	0	0	0	2	3											
Will Clark, L OBP: 0.472, SLG: 0.606 (1, 3)	1-1 G3			2-2 1B		1-0 G4-3		3-2 G3		4	0	1	0	0	0	3											
Juan Gonzalez, R OBP: 0.321, SLG: 0.441 (1, 7)		0-1 G5-3		1-1 G4-3			0-3 K		2-3 K	4	0	0	0	0	2	1											
Ivan Rodriguez, R OBP: 0.372, SLG: 0.465 (1, 2)		1-1 F9			2-1 G4-3		1-0 P4			3	0	0	0	0	0	0											
Doug Strange, S OBP: 0.279, SLG: 0.344 (1, 4)		1-0 G1			0-1 L8		2-1 G4-3			3	0	0	0	0	0	0											
Dean Palmer, R OBP: 0.295, SLG: 0.453 (1, 5)			3-2 G1-3		3-1 F9			2-2 G3		3	0	0	0	0	0	0											
Manuel Lee, S OBP: 0.335, SLG: 0.361 (1, 6)			3-2 G4-1			1-1 29 BB 1B		1-2 2B		3	0	2	0	0	0	0											
Inning Stats	R: 0 H: 1 E: 0 K: 1 S: 8	H: 1 LOB: 1 BB: 0 P: 13	R: 0 H: 0 E: 0 K: 0 S: 5	H: 0 LOB: 0 BB: 0 P: 7	R: 0 H: 0 E: 0 K: 0 S: 9	H: 0 LOB: 0 BB: 0 P: 16	R: 0 H: 1 E: 0 K: 0 S: 14	H: 1 LOB: 1 BB: 0 P: 23	R: 0 H: 0 E: 0 K: 1 S: 6	H: 0 LOB: 0 BB: 0 P: 9	R: 0 H: 1 E: 0 K: 1 S: 12	H: 1 LOB: 2 BB: 1 P: 19	R: 0 H: 0 E: 0 K: 1 S: 6	H: 0 LOB: 0 BB: 0 P: 9	R: 0 H: 1 E: 0 K: 1 S: 13	H: 1 LOB: 1 BB: 0 P: 20	R: 0 H: 0 E: 0 K: 1 S: 10	H: 0 LOB: 0 BB: 0 P: 18	1B: 3 2B: 1 3B: 0 HR: 0	SF: 0 SAC: 0 DP: 0 HBP: 0	WP: 0 PB: 0 SB: 1 CS: 0	PA: 32					
PITCHER	IP	WLS	BF	H	R	ER	SO	BB	IBB	HBP	BLK	WP	HR	S	P	ERA	WHIP										
Steve Ontiveros, R ERA: 3.38 (1, 1)	6.0	W	22	3	0	0	2	1	0	0	0	0	0	54	89	0.00	0.667										
Billy Taylor, R ERA: 3.12 (7, 1)	1.1		5	1	0	0	1	0	0	0	0	0	0	13	19	0.00	0.750										
Dave Leiper, L ERA: (8, 1)	1.2		5	0	0	0	2	0	0	0	0	0	0	16	28	0.00	0.000										

Oakland Athletics @ Texas Rangers
The Ballpark at Arlington, Arlington, TX
Sun Jun 19 1994, 8:05 PM EDT
Att: 46,153 - Unknown - 78 F

livebaseballscores.com

AB 31
R 0
H 4
RBI 0
BB 1
SO 5
LOB 11



Batter	1	2	3	4	5	6	7	8	9	10	AB	R	H	RBI	BB	SO	LOB	TOP			
Oddibe McDowell, L (1, 9) OBP: 0.410, SLG: 0.354 (10, 8)											5	1	1	0	0	1	0	Texas Rangers @ Chicago White Sox Comiskey Park, Chicago, IL Tue Jun 21 1994, 8:05 PM EDT Att: 27,394 - Unknown - 74 F			
David Hulse, L (1, 8) OBP: 0.324, SLG: 0.345 Chris James, R (10, PH) OBP: 0.355, SLG: 0.432 (10, 9)											4	0	1	0	0	1	1				
Jose Canseco, R (1, 10) OBP: 0.425, SLG: 0.607											4	1	2	2	1	1	1				
Will Clark, L (1, 3) OBP: 0.457, SLG: 0.584											4	0	0	0	0	1	3				
Ivan Rodriguez, R (1, 2) OBP: 0.371, SLG: 0.476											4	0	1	0	0	0	2				
29 Rusty Graer, L (1, 7) OBP: 0.390, SLG: 0.461											4	1	2	1	0	1	1				
Doug Strange, S (1, 4) OBP: 0.274, SLG: 0.340											4	0	0	0	0	0	2				
Manuel Lee, S (1, 6) OBP: 0.327, SLG: 0.351											4	0	0	0	0	1	1				
Billy Ripken, R (1, 5) OBP: 0.338, SLG: 0.389											4	1	1	0	0	1	0				
Inning Stats	R: 0 E: 0 K: 2 S: 11	H: 0 LOB: 1 BB: 1 P: 17	R: 0 E: 1 K: 1 S: 11	H: 1 LOB: 1 BB: 0 P: 13	R: 0 E: 0 K: 0 S: 10	H: 1 LOB: 1 BB: 0 P: 13	R: 0 E: 0 K: 1 S: 6	H: 0 LOB: 0 BB: 0 P: 8	R: 1 E: 0 K: 1 S: 8	H: 1 LOB: 0 BB: 0 P: 11	R: 0 E: 0 K: 1 S: 11	H: 0 LOB: 0 BB: 0 P: 16	R: 2 E: 1 K: 0 S: 14	H: 3 LOB: 1 BB: 0 P: 23	R: 1 E: 0 K: 0 S: 15	H: 1 LOB: 0 BB: 0 P: 20	R: 0 E: 0 K: 2 S: 9		H: 0 LOB: 0 BB: 0 P: 13	1B: 6 2B: 0 3B: 0 HR: 2	SF: 0 SAC: 0 DP: 1 HBP: 0
PITCHER	IP WLS BF H R ER SO BB IBB HBP BLK WP HR S P ERA WHIP	9.0 0 36 8 4 3 6 1 0 0 0 0 2 97 136 3.00 1.000	1.0 W 3 0 0 0 2 0 0 0 0 0 0 9 13 0.00 0.000																		

Texas Rangers @ Chicago White Sox
Comiskey Park, Chicago, IL
Tue Jun 21 1994, 8:05 PM EDT
Att: 27,394 - Unknown - 74 F

AB	38
R	4
H	8
RBI	3
BB	1
SO	8
LOB	11



Batter	1	2	3	4	5	6	7	8	9	10	AB	R	H	RBI	BB	SO	LOB	BOTTOM					
Joey Cora, S (1, 4) OBP: 0.353, SLG: 0.368											4	0	0	1	0	0	0	Texas Rangers @ Chicago White Sox Comiskey Park, Chicago, IL Tue Jun 21 1994, 8:05 PM EDT Att: 27,394 - Unknown - 74 F					
Tim Raines, S (1, 7) OBP: 0.364, SLG: 0.400											3	1	1	1	2	0	1						
Frank Thomas, R (1, 3) OBP: 0.510, SLG: 0.798											4	2	2	2	0	0	1						
Julio Franco, R (1, 10) OBP: 0.378, SLG: 0.452											4	0	1	0	1	0	2						
Robin Ventura, L (1, 5) OBP: 0.369, SLG: 0.455											2	0	0	0	3	1	2						
Darin Jackson, R (1, 9) OBP: 0.372, SLG: 0.507											5	1	2	0	0	0	7						
Lance Johnson, L (1, 8) OBP: 0.318, SLG: 0.381											5	1	2	0	0	0	1						
Michael LaValliere, L (1, 2) OBP: 0.376, SLG: 0.309 Warren Newson, L (8, PH) OBP: 0.279, SLG: 0.375 Ron Karkovics, R (9, 2) OBP: 0.354, SLG: 0.413											2	0	0	0	0	0	0						
Ozzie Guillen, L (1, 6) OBP: 0.294, SLG: 0.321											5	0	1	1	0	0	1						
Inning Stats	R: 1 E: 0 K: 0 S: 12	H: 2 LOB: 2 BB: 1 P: 23	R: 0 E: 0 K: 0 S: 4	H: 0 LOB: 0 BB: 0 P: 5	R: 0 E: 0 K: 0 S: 11	H: 0 LOB: 3 BB: 2 P: 23	R: 1 E: 1 K: 0 S: 12	H: 1 LOB: 1 BB: 0 P: 16	R: 1 E: 0 K: 0 S: 12	H: 2 LOB: 1 BB: 1 P: 20	R: 0 E: 0 K: 1 S: 9	H: 0 LOB: 0 BB: 0 P: 12	R: 0 E: 0 K: 1 S: 8	H: 0 LOB: 2 BB: 2 P: 19	R: 0 E: 0 K: 1 S: 6	H: 0 LOB: 0 BB: 0 P: 10	R: 1 E: 0 K: 0 S: 11		H: 1 LOB: 0 BB: 0 P: 16	R: 1 E: 0 K: 0 S: 12	H: 3 LOB: 2 BB: 0 P: 18	1B: 4 2B: 2 3B: 0 HR: 3	SF: 1 SAC: 1 DP: 0 HBP: 1
PITCHER	IP WLS BF H R ER SO BB IBB HBP BLK WP HR S P ERA WHIP	5.0 0 25 5 3 2 0 3 1 1 0 0 1 16 87 3.60 1.600	6.1 L 7 0 0 0 1 1 1 0 0 0 0 1 16 30 0.00 0.600	7.1 L 8 1 1 1 1 0 0 0 0 0 0 1 18 27 3.86 0.429	10.1 L 4 2 1 1 0 0 0 0 0 0 0 0 10 16 13.50 3.000	10.1 L 0 1 1 0 0 0 0 0 0 0 0 2 2 ∞ ∞																	

Texas Rangers @ Chicago White Sox
Comiskey Park, Chicago, IL
Tue Jun 21 1994, 8:05 PM EDT
Att: 27,394 - Unknown - 74 F

AB	36
R	5
H	9
RBI	5
BB	6
SO	2
LOB	17



Batter	1	2	3	4	5	6	7	8	9	AB	R	H	RBI	BB	SO	LOB	TOP										
Chris James, R OBP: 0.340, SLG: 0.410 (1, 9)	K		P4			K			K	4	0	0	0	0	3	1											
29 Rusty Greer, L OBP: 0.387, SLG: 0.450 (1, 8)	B1			G3-1		K			HBP	3	0	0	0	0	1	2											
Jose Canseco, R OBP: 0.419, SLG: 0.598 (1, 10)	K			F8		F7			K	4	0	0	0	0	2	3											
Will Clark, L OBP: 0.451, SLG: 0.574 (1, 3)	G4-3			G3-1			F7		K	4	0	0	0	0	1	2											
Juan Gonzalez, R OBP: 0.319, SLG: 0.447 (1, 7)		F8			P4		F8			3	0	0	0	0	0	0											
Dean Palmer, R OBP: 0.302, SLG: 0.451 (1, 5)	K				FC5-4 1B		G5-3			3	0	1	0	0	1	0											
Billy Ripken, R OBP: 0.338, SLG: 0.378 (1, 4)	F8				FC5-4 1-2 1B			G6-4-3 BB		2	0	0	0	1	0	1											
Manuel Lee, S OBP: 0.322, SLG: 0.345 (1, 6)			F9			K		G6-4-3 1-2		3	0	0	0	0	1	2											
Junior Ortiz, R OBP: 0.296, SLG: 0.294 (1, 2)			L9					F8		3	0	1	0	0	0	0											
Inning Stats	R: 0 E: 0 K: 2 S: 10	H: 0 LOB: 1 BB: 0 P: 12	R: 0 E: 0 K: 1 S: 7	H: 0 LOB: 0 BB: 0 P: 10	R: 0 E: 0 K: 0 S: 7	H: 0 LOB: 0 BB: 0 P: 11	R: 0 E: 0 K: 0 S: 7	H: 0 LOB: 0 BB: 0 P: 13	R: 0 E: 0 K: 1 S: 11	H: 1 LOB: 1 BB: 0 P: 13	R: 0 E: 0 K: 0 S: 12	H: 1 LOB: 1 BB: 0 P: 18	R: 0 E: 0 K: 0 S: 10	H: 0 LOB: 0 BB: 0 P: 12	R: 0 E: 0 K: 3 S: 8	H: 0 LOB: 0 BB: 1 P: 16	R: 0 E: 0 K: 3 S: 12	H: 0 LOB: 1 BB: 0 P: 19	1B: 2 2B: 0 3B: 0 HR: 0	SF: 0 SAC: 0 DP: 1 HBP: 1	WP: 1 PB: 0 SB: 0 CS: 0	PA: 31					
PITCHER	IP	WLS	BF	H	R	ER	SO	BB	IBB	HBP	BLK	WP	HR	S	P	ERA	WHIP										
Wilson Alvarez, L ERA: 3.22 (1, 1)	8.0	W	27	2	0	0	6	1	0	0	0	1	0	72	105	0.00	0.375										
Paul Assenmacher, L ERA: 4.71 (9, 1)	1.0		4	0	0	0	3	0	0	1	0	0	0	12	19	0.00	0.000										

Texas Rangers @ Chicago White Sox
Comiskey Park, Chicago, IL
Wed Jun 22 1994, 4:33 AM EDT
Att: 29,301 - Sunny - 79 F

AB 29
R 0
H 2
RBI 0
BB 1
SO 9
LOB 11

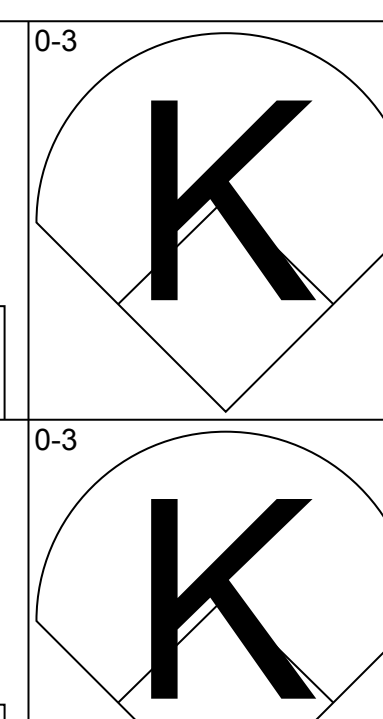
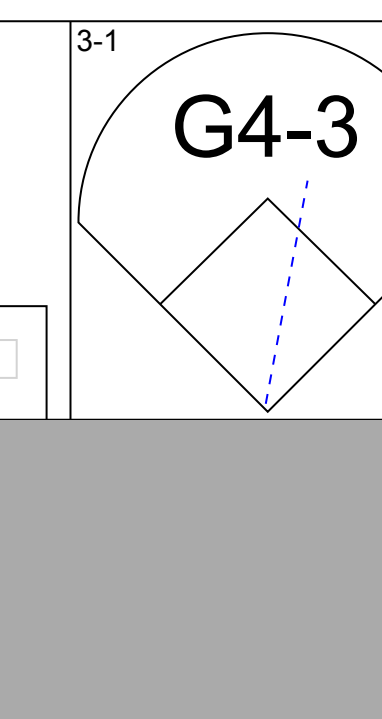
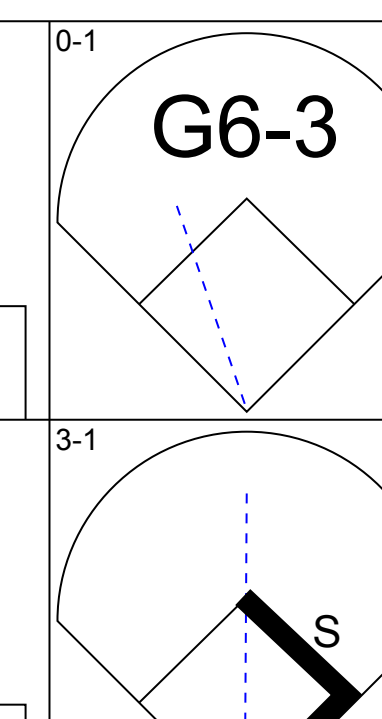
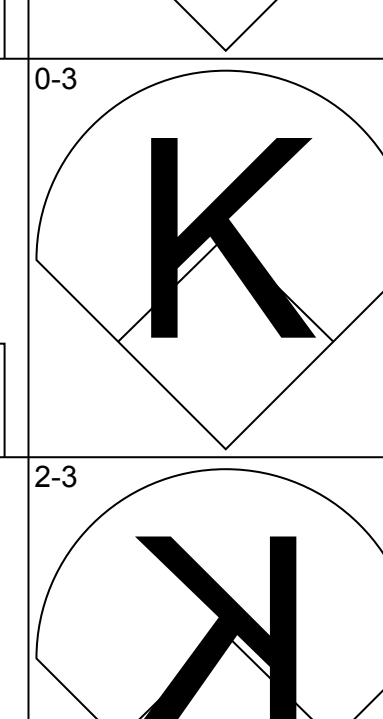
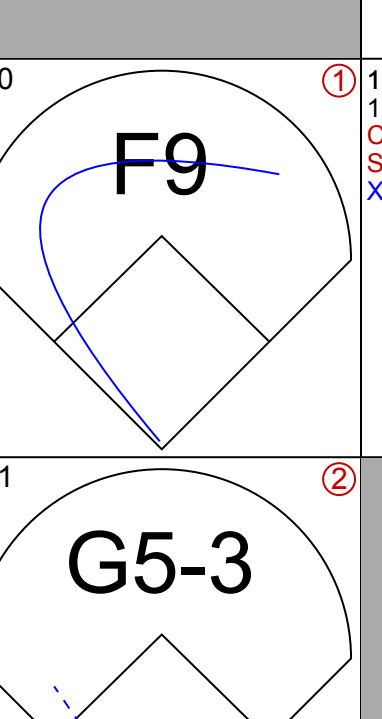
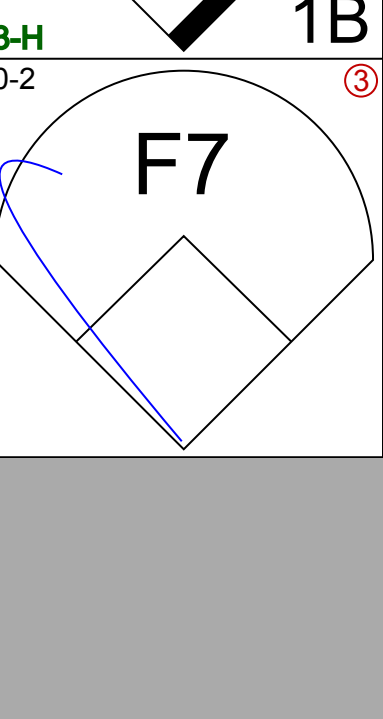
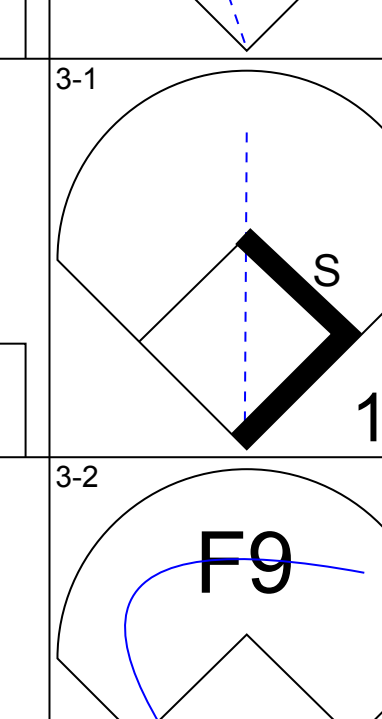
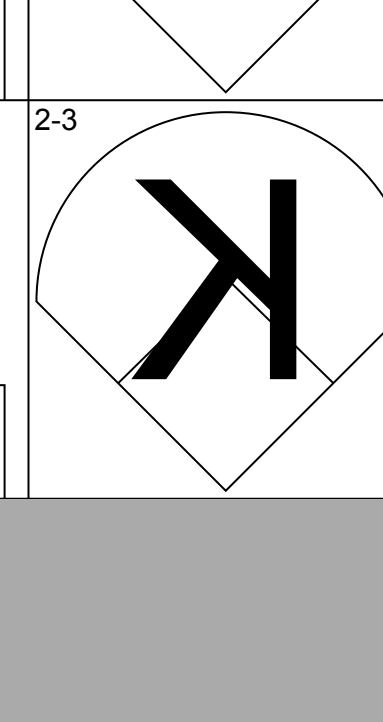
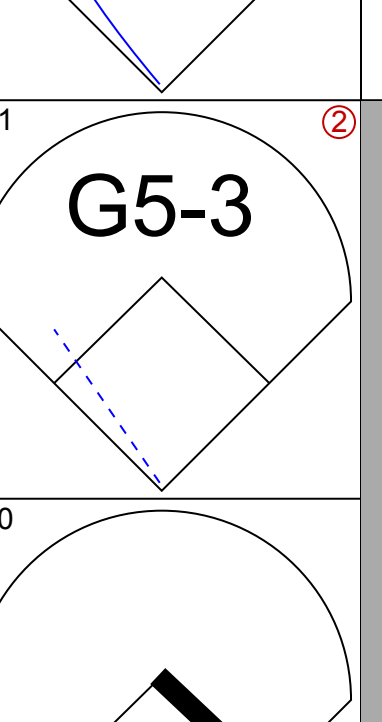
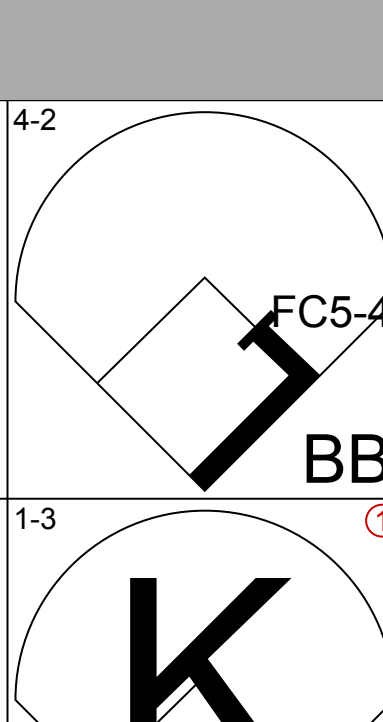
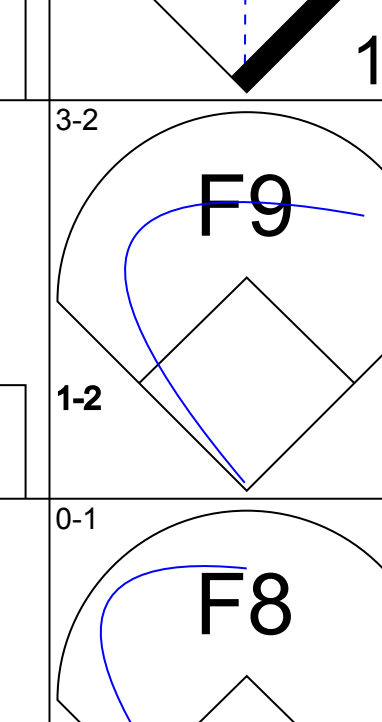
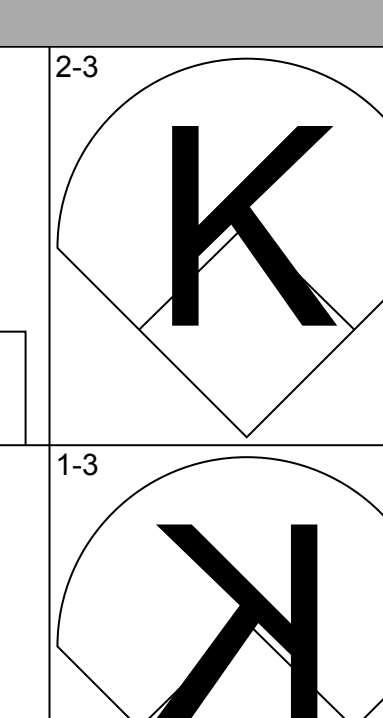

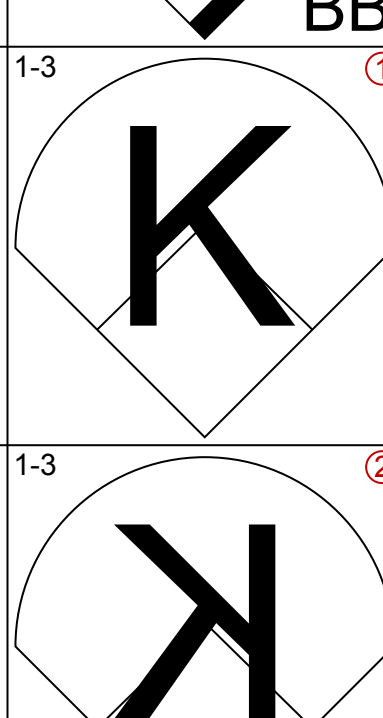
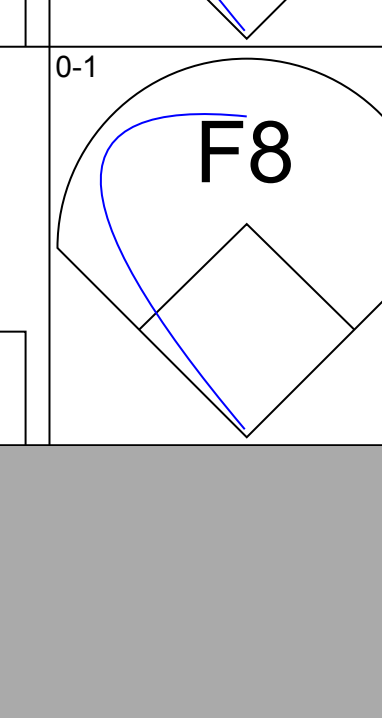

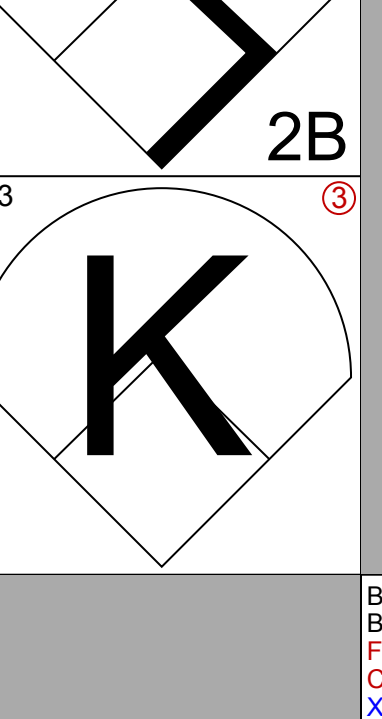
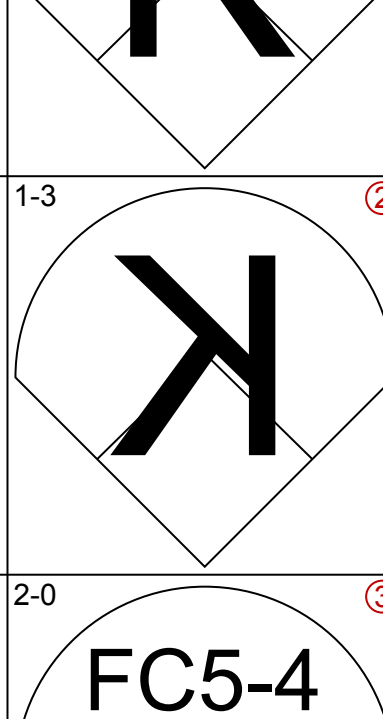
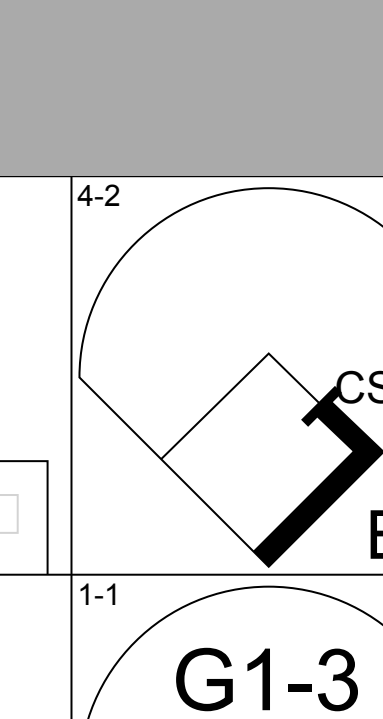
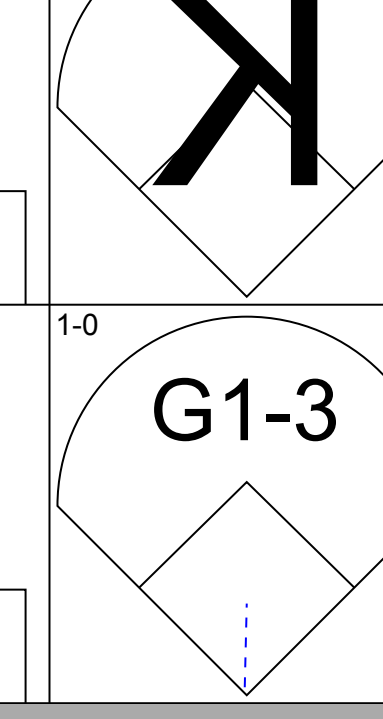
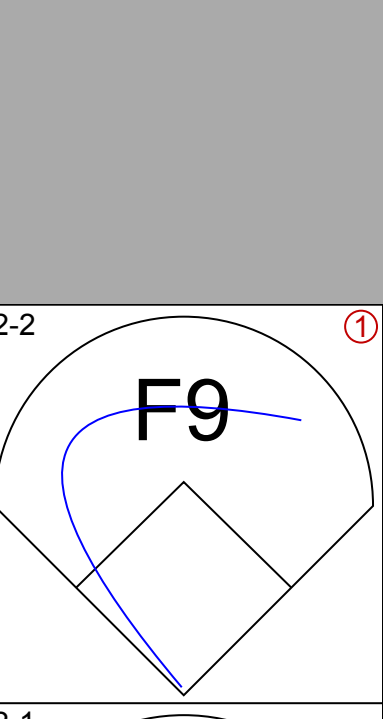
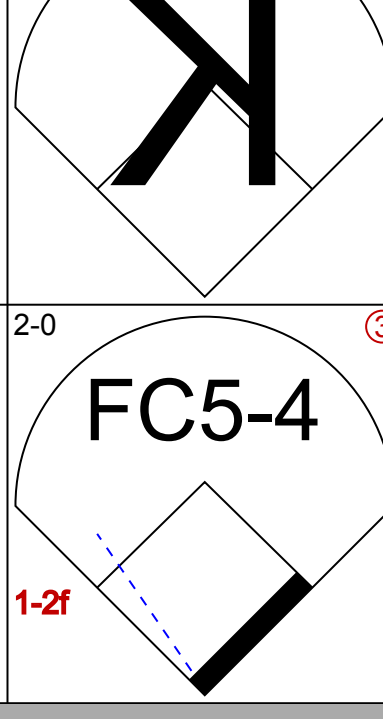
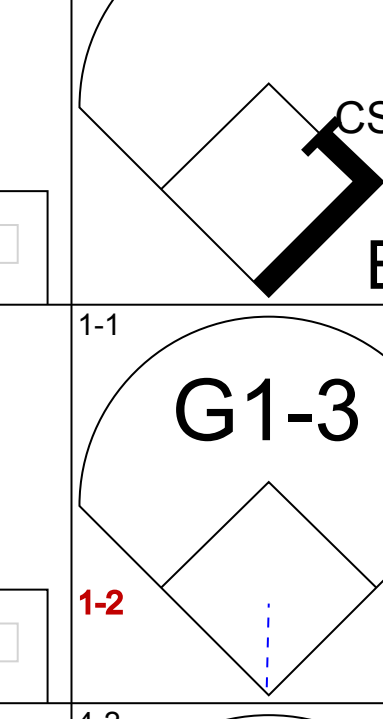
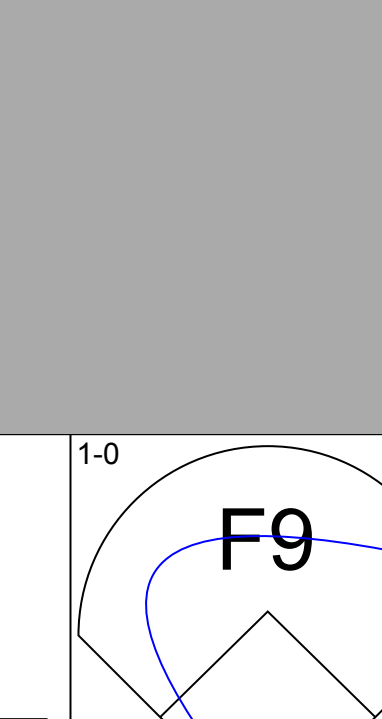
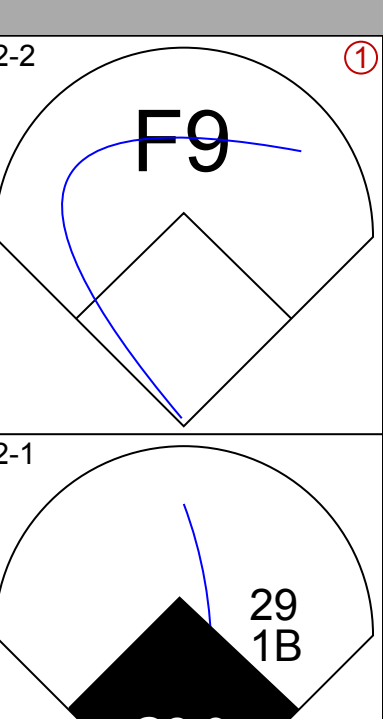
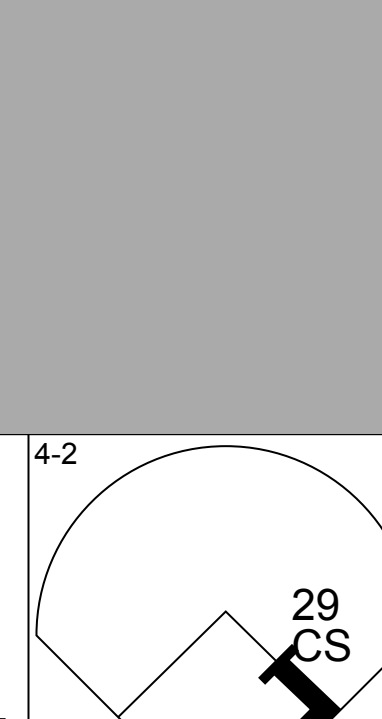
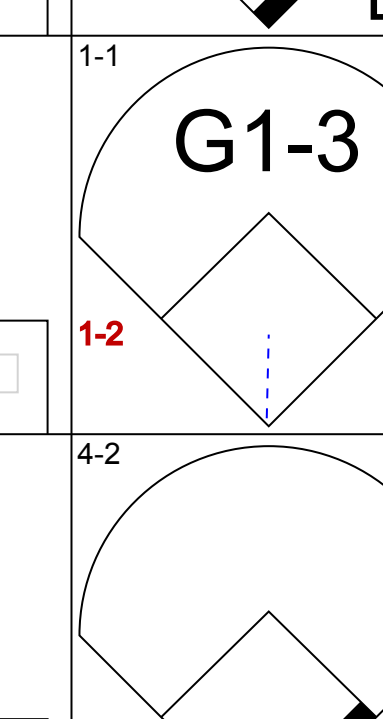
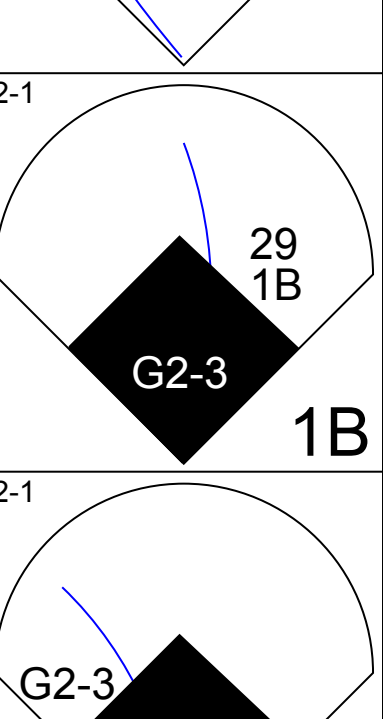
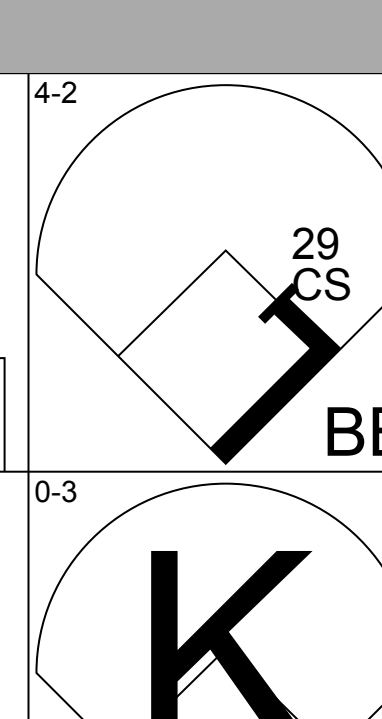
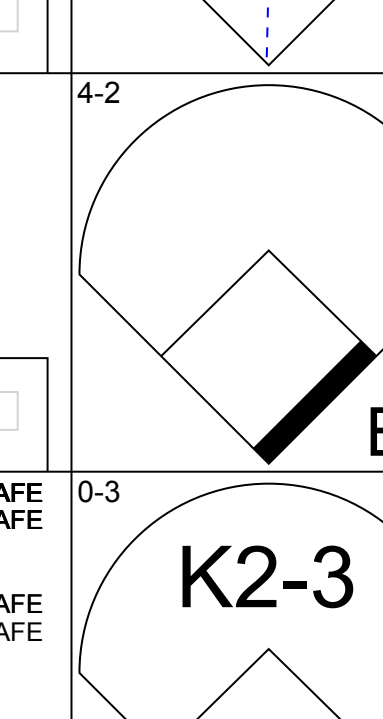
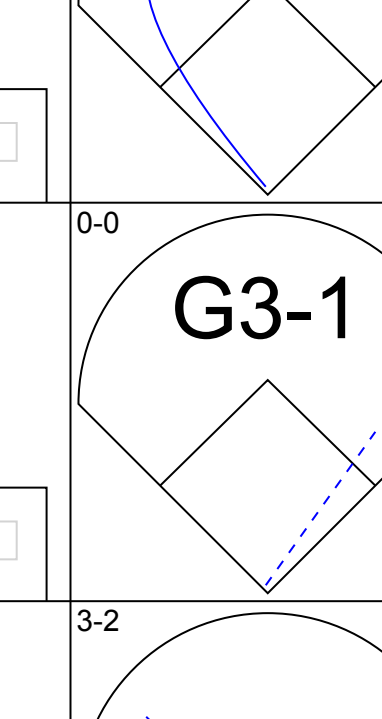
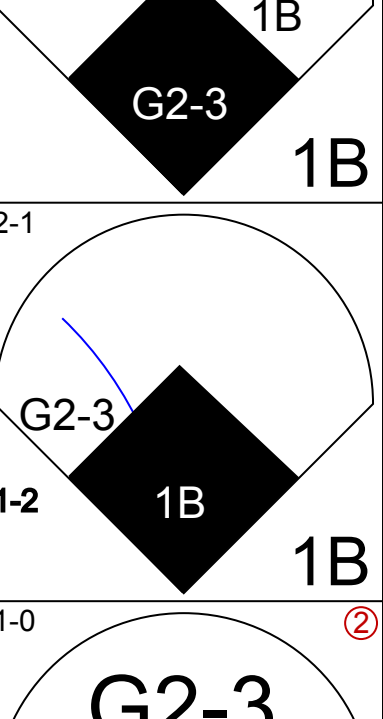
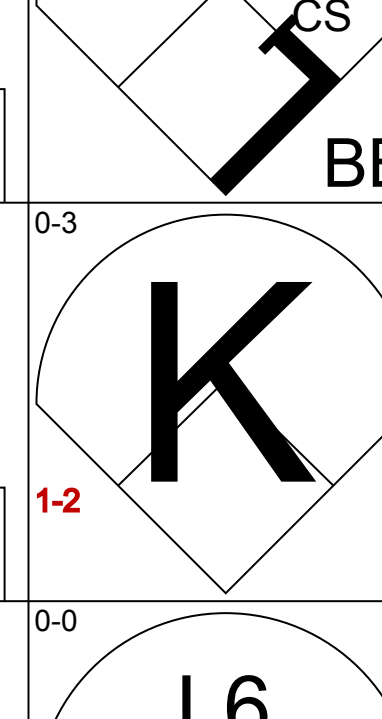
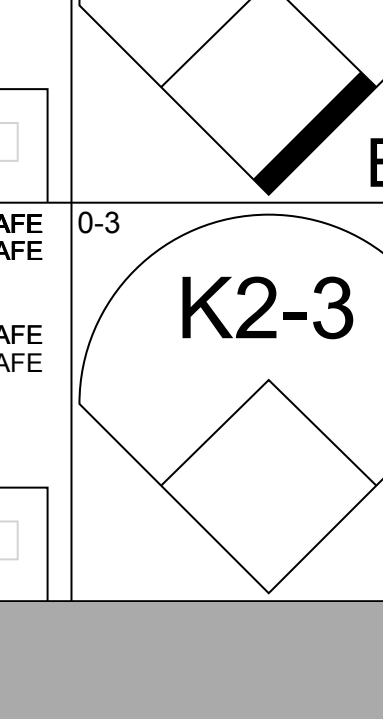
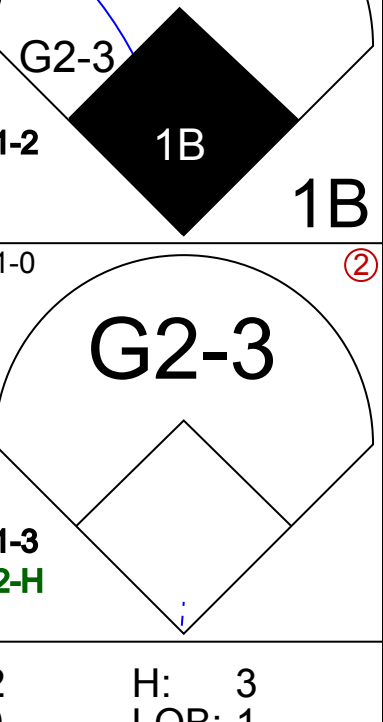
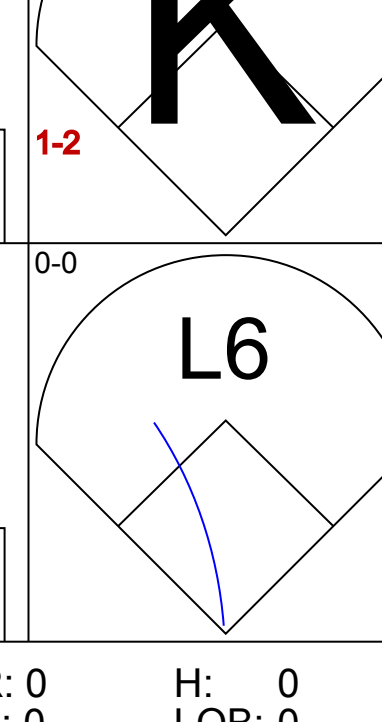
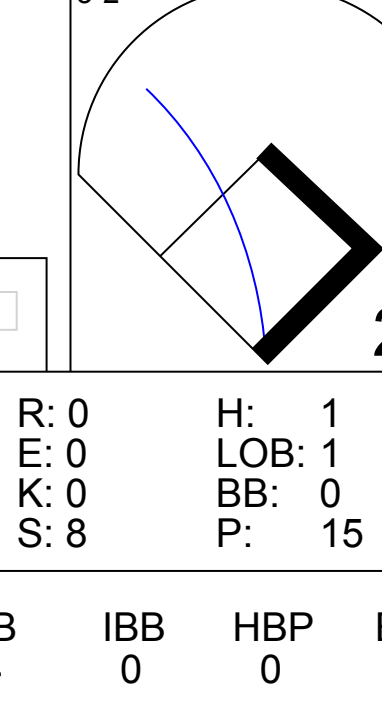
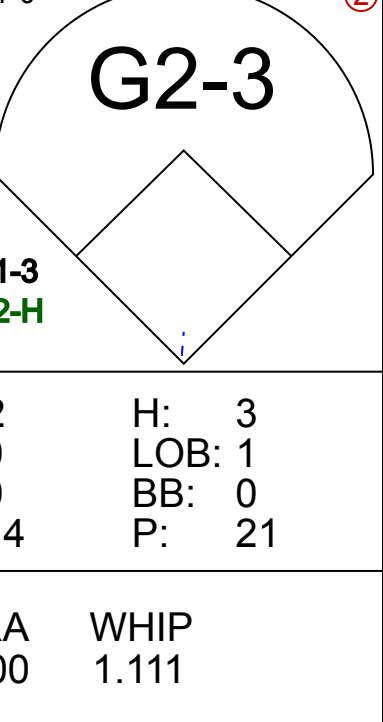


Batter	1	2	3	4	5	6	7	8	9	AB	R	H	RBI	BB	SO	LOB	BOTTOM										
Joey Cora, S OBP: 0.355, SLG: 0.368 (1, 4)	G3						G5-3			3	1	1	0	1	0	0											
Tim Raines, S OBP: 0.386, SLG: 0.402 (1, 7)			G3-1				F8			4	0	2	1	0	0	1											
Frank Thomas, R OBP: 0.510, SLG: 0.792 (1, 3)	L8									2	0	0	0	2	0	2											
Warren Newson, L OBP: 0.262, SLG: 0.356 Norberto Martin, R OBP: 0.375, SLG: 0.491 (7, PH)	G1-3						G1-3			3	0	0	0	0	1	2											
Robin Ventura, L OBP: 0.367, SLG: 0.450 (1, 5)		F9								3	1	0	0	1	2	0											
Darin Jackson, R OBP: 0.378, SLG: 0.516 (1, 9)	F8									4	1	3	1	0	0	0											
Lance Johnson, L OBP: 0.320, SLG: 0.381 (1, 8)	F8									3	0	1	0	1	0	1											
Ron Karkovice, R OBP: 0.348, SLG: 0.407 (1, 2)			K							2	0	0	1	0	1	2											
Ozzie Guillen, L OBP: 0.295, SLG: 0.330 (1, 6)			K							3	1	1	0	0	1	1											
Inning Stats	R: 0 E: 0 K: 0 S: 6	H: 1 LOB: 1 BB: 0 P: 10	R: 0 E: 0 K: 0 S: 7	H: 0 LOB: 0 BB: 0 P: 13	R: 0 E: 0 K: 2 S: 11	H: 1 LOB: 1 BB: 0 P: 17	R: 1 E: 0 K: 1 S: 12	H: 1 LOB: 2 BB: 3 P: 26	R: 2 E: 0 K: 0 S: 10	H: 2 LOB: 0 BB: 1 P: 14	R: 1 E: 0 K: 1 S: 12	H: 2 LOB: 1 BB: 0 P: 16	R: 0 E: 0 K: 0 S: 5	H: 0 LOB: 1 BB: 1 P: 11	R: 0 E: 0 K: 1 S: 9	H: 1 LOB: 0 BB: 0 P: 11	1B: 6 2B: 1 3B: 1 HR: 0	SF: 1 SAC: 0 DP: 2 HBP: 0	WP: 0 PB: 0 SB: 1 CS: 1	PA: 34							
PITCHER	IP	WLS	BF	H	R	ER	SO	BB	IBB	HBP	BLK	WP	HR	S	P	ERA	WHIP										
Hector Fajardo, R ERA: 5.29 (1, 1)	6.0	L	27	7	4	4	4	4	0	0	0	0	0	9	17	0.00	0.750										
Dan Smith, L ERA: 3.24 (7, 1)	1.1		5	0	0	0	1	1	0	0	0	0	0	5	5	0.00	1.500										
Tom Henke, R ERA: 5.0 (8, 1)	0.2		2	1	0	0	0	0	0	0	0	0	0	5	5	0.00	1.500										


Texas Rangers @ Chicago White Sox
Comiskey Park, Chicago, IL
Wed Jun 22 1994, 4:33 AM EDT
Att: 29,301 - Sunny - 79 F

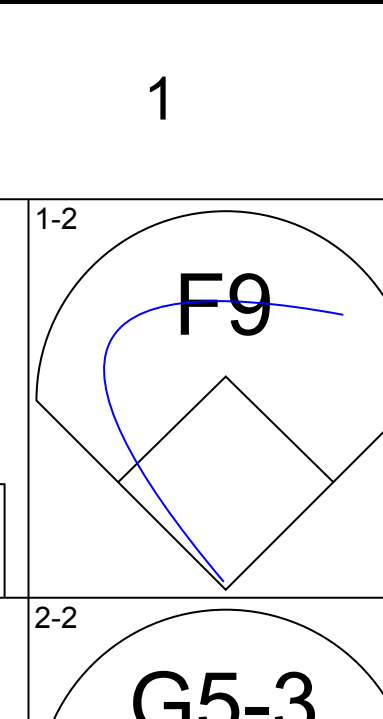
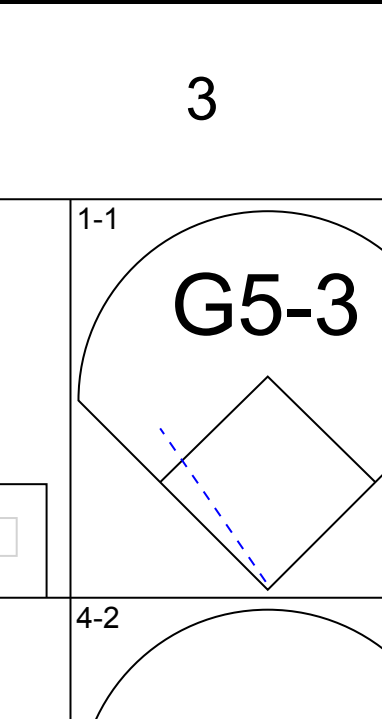
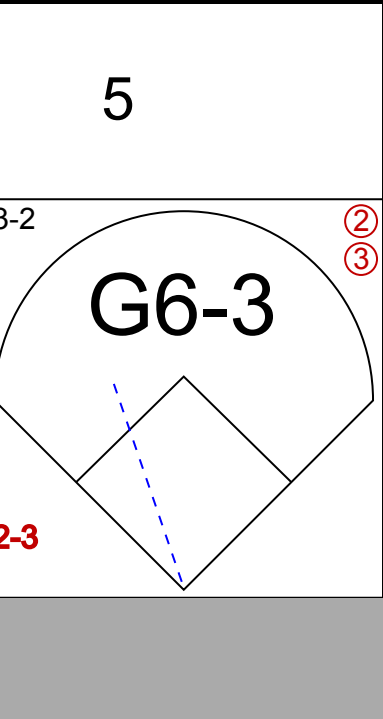
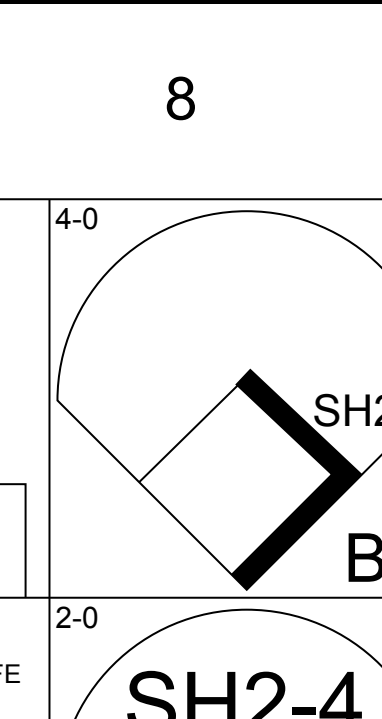
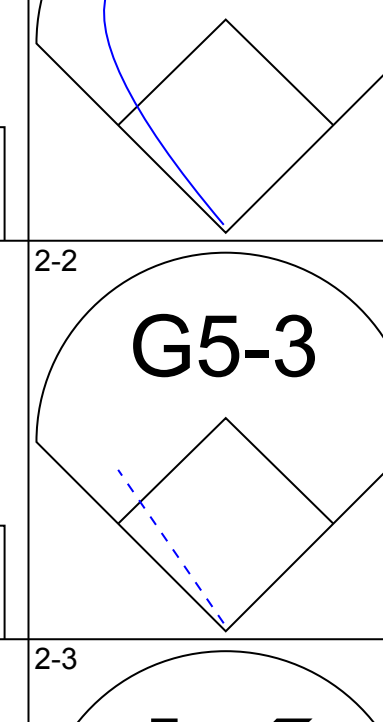
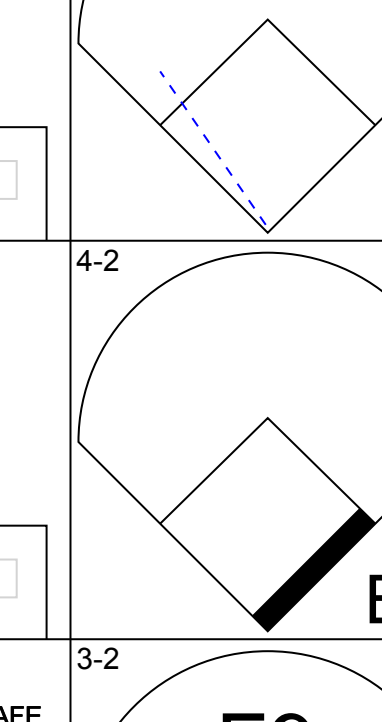
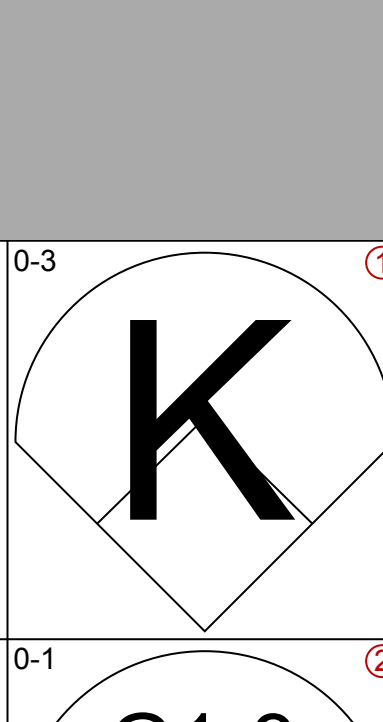
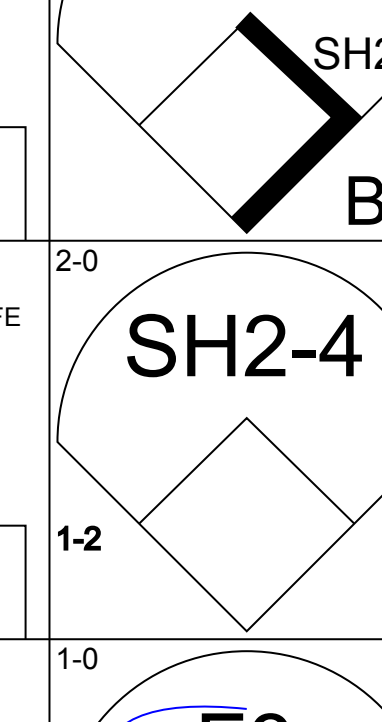
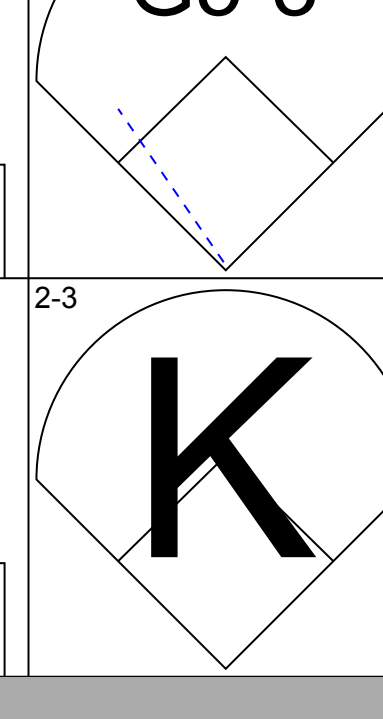
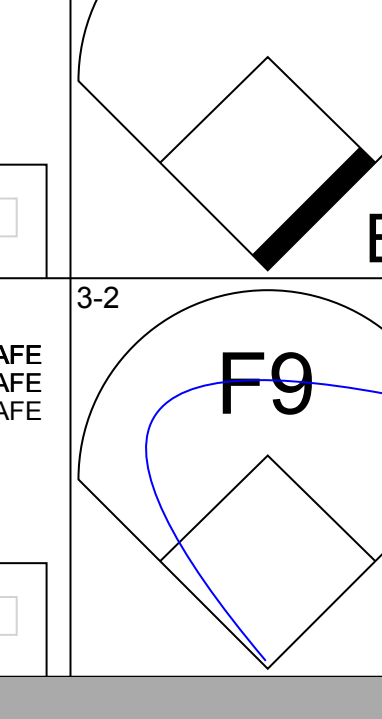
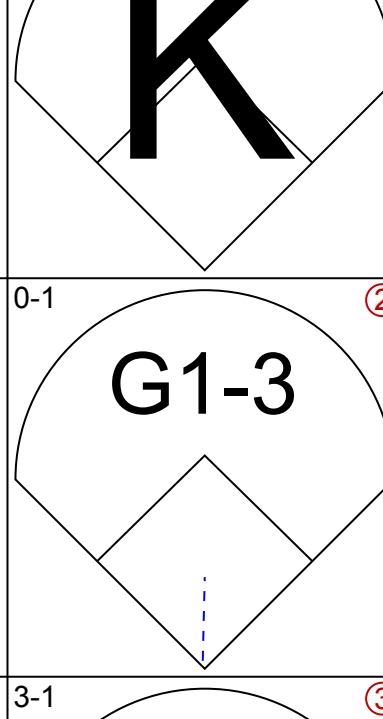
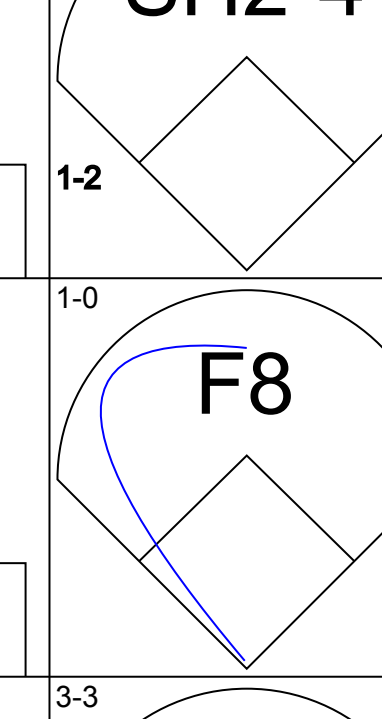
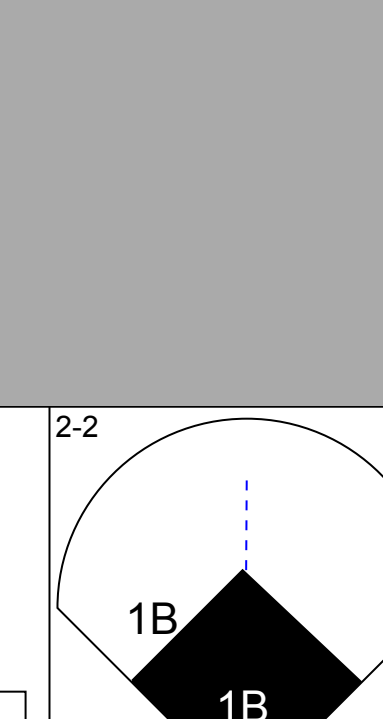
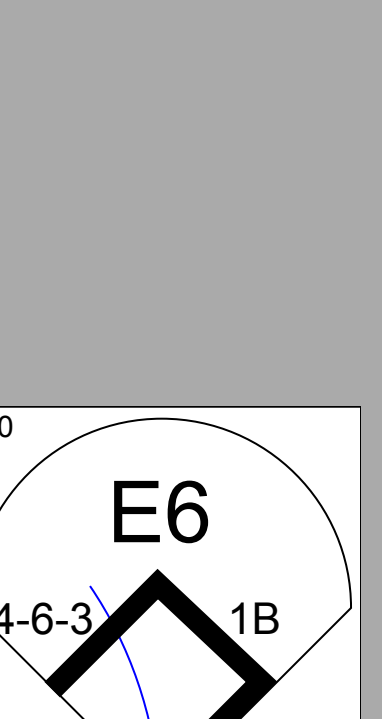

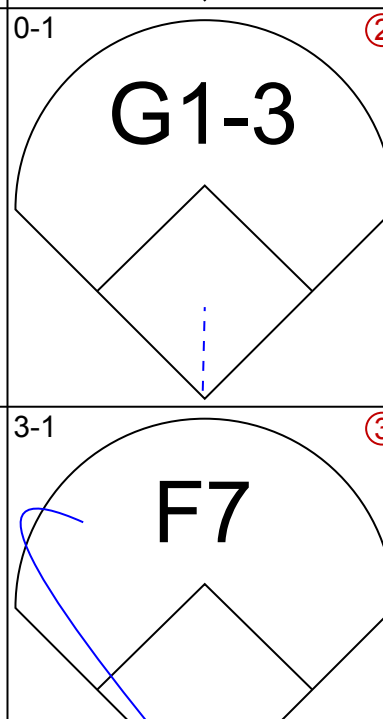
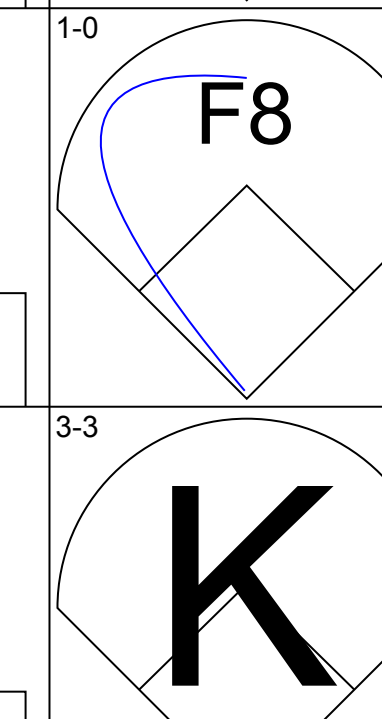
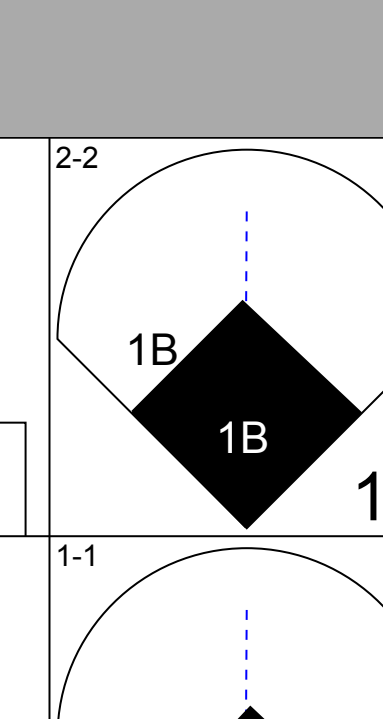
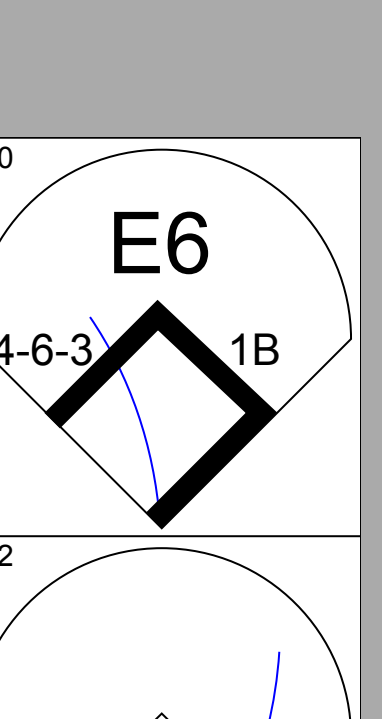



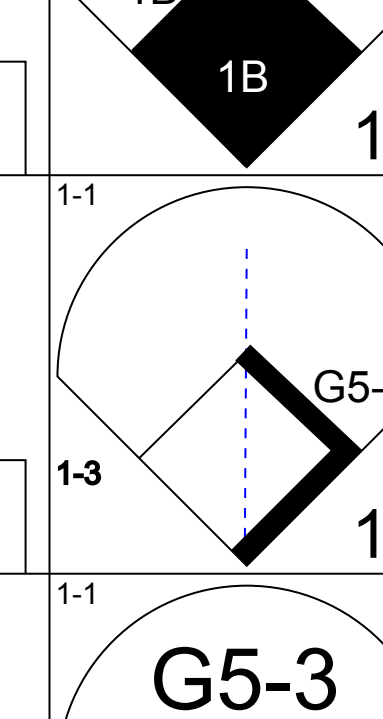
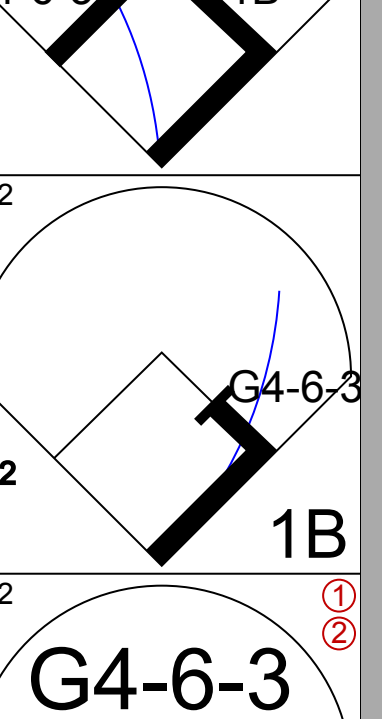

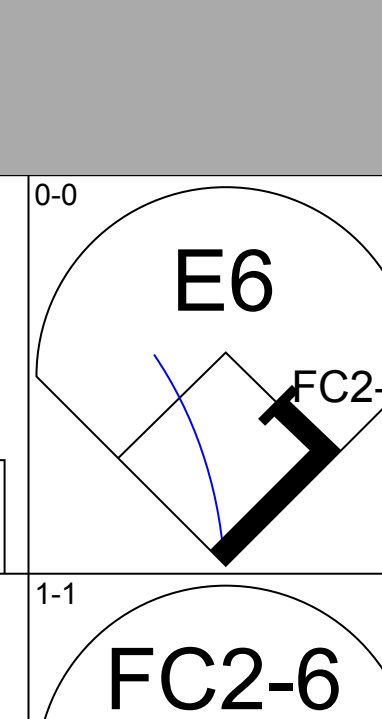
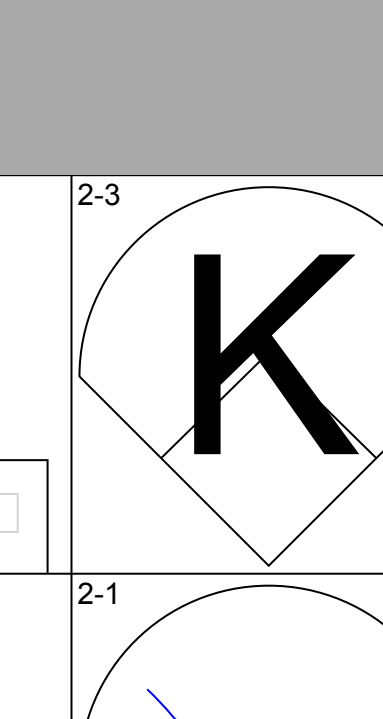
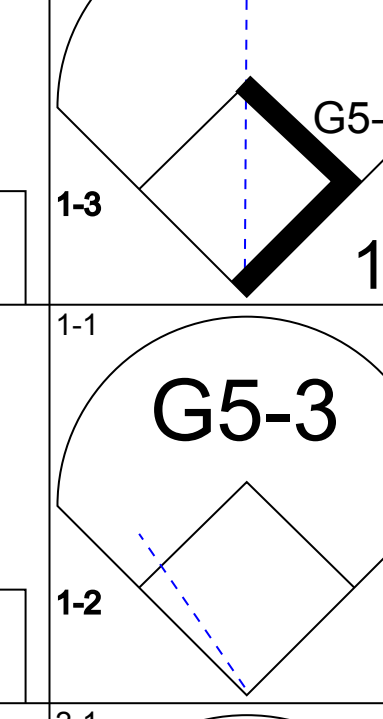
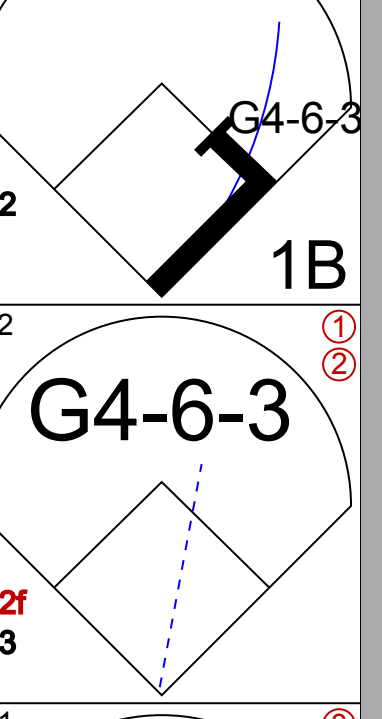
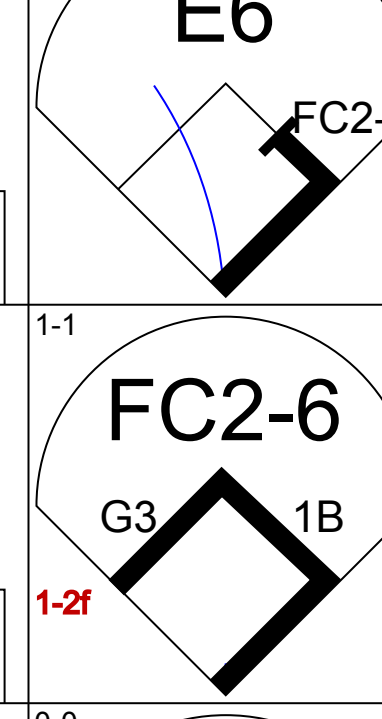
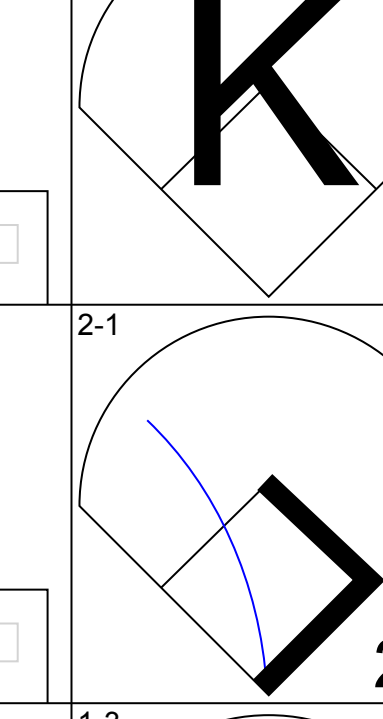
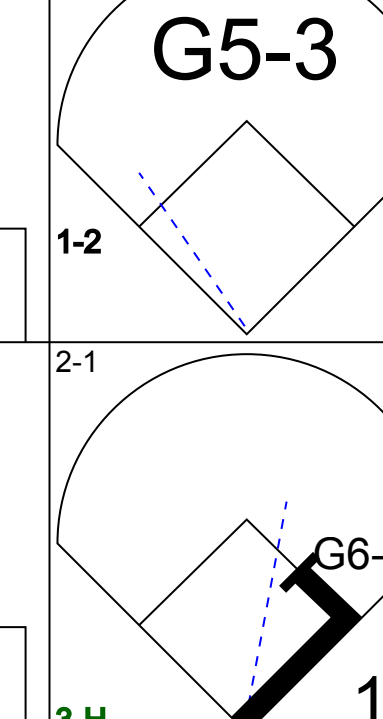

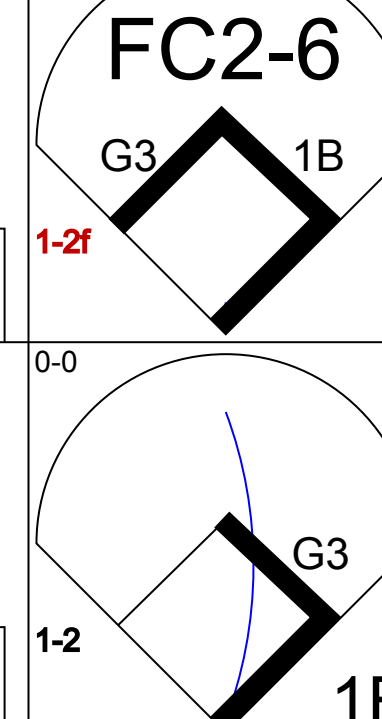
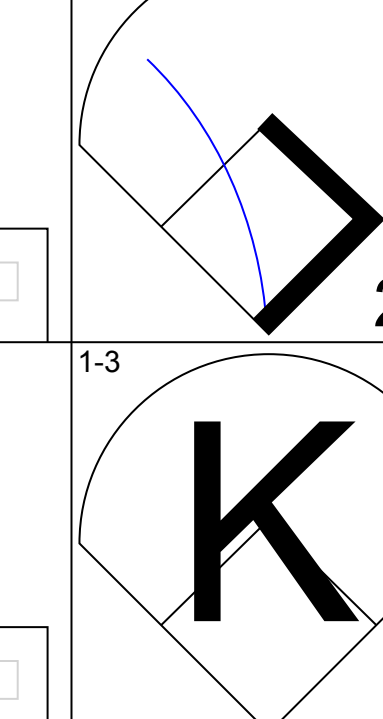
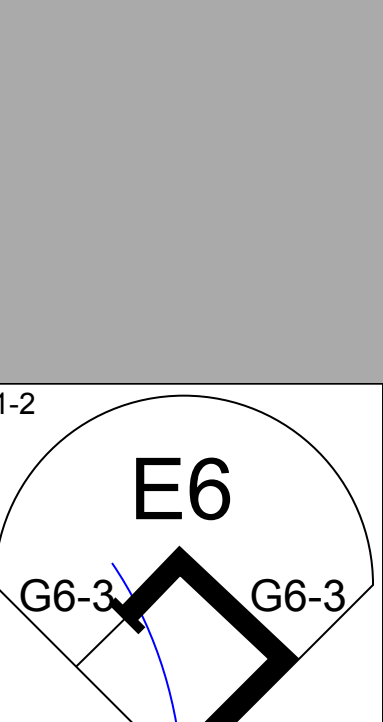
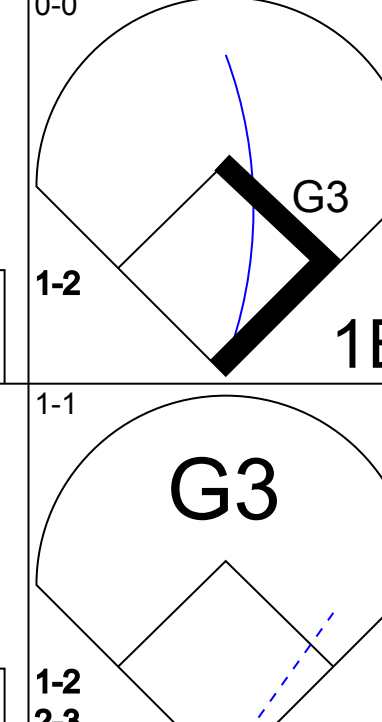
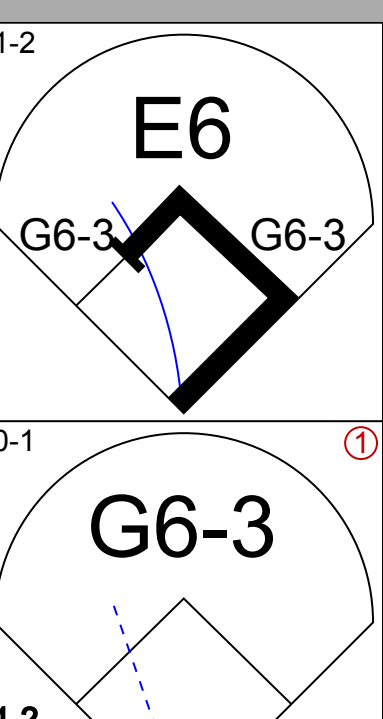
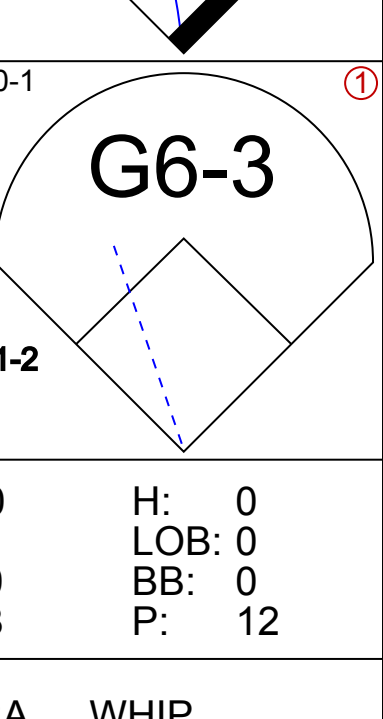
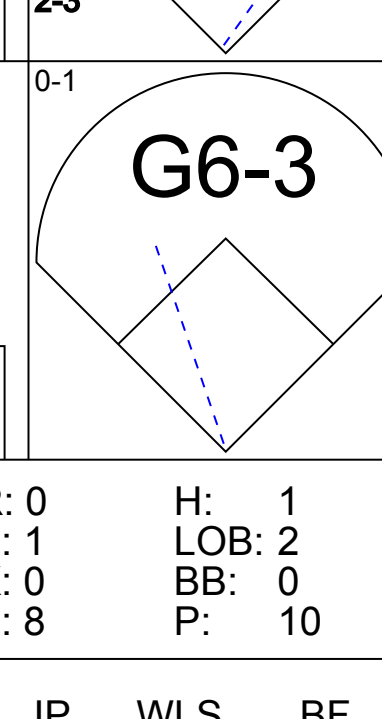
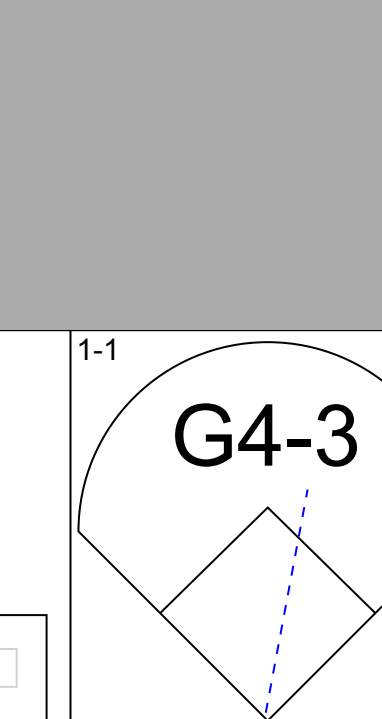
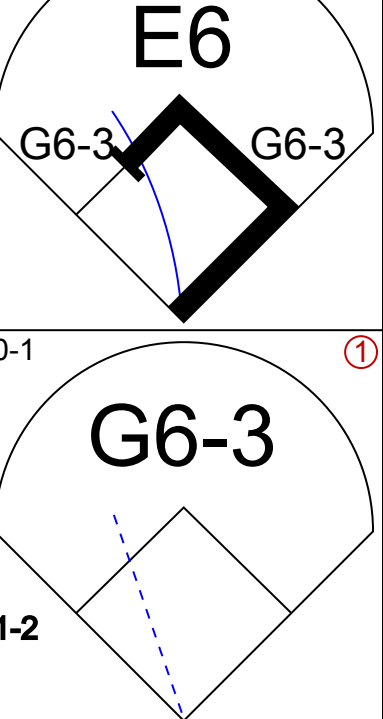
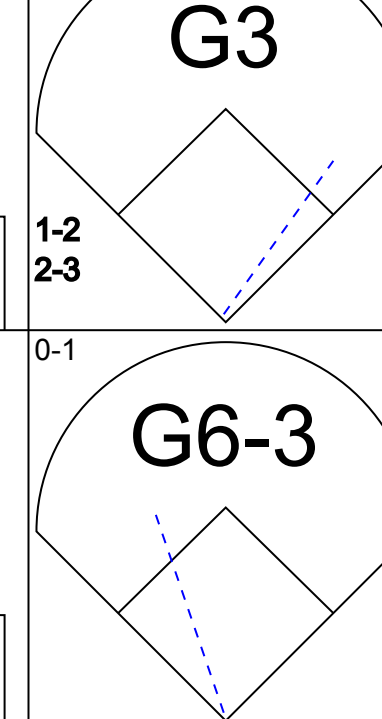
AB 28
R 4
H 8
RBI 3
BB 5
SO 5
LOB 10




Batter	1	2	3	4	5	6	7	8	9	AB	R	H	RBI	BB	SO	LOB	TOP					
Jeff Frye, R OBP: 0.449, SLG: 0.495 (1, 4)										4	0	1	1	0	1	1	<p>Texas Rangers @ California Angels Anaheim Stadium, Anaheim, CA</p> <p>Fri Jun 24 1994, 10:05 PM EDT Att: 35,479 - Unknown</p>					
Ivan Rodriguez, R OBP: 0.369, SLG: 0.474 (1, 2)										4	0	1	0	0	1							
Jose Canseco, R OBP: 0.417, SLG: 0.591 (1, 10)										3	0	0	0	1	1							
Will Clark, L OBP: 0.449, SLG: 0.573 (1, 3)										4	0	1	0	0	2	2						
Juan Gonzalez, R OBP: 0.318, SLG: 0.442 (1, 7)										3	0	0	0	1	3	2						
Dean Palmer, R OBP: 0.296, SLG: 0.441 (1, 5)										4	0	0	0	0	0	2						
Manuel Lee, S OBP: 0.324, SLG: 0.347 (1, 6)										2	1	1	0	0	0	0						
Esteban Beltré, R OBP: 0.373, SLG: 0.324 (6, 6)										0	0	0	0	2	0	0						
29 Rusty Greer, L OBP: 0.383, SLG: 0.444 (1, 8)										4	1	1	0	0	2	2						
Chris James, R OBP: 0.340, SLG: 0.420 (1, 9)										3	0	1	1	0	0	1						
Oddibe McDowell, L OBP: 0.410, SLG: 0.354 (9, 9)										0	0	0	0	0	0	0						
Inning Stats	R: 0 E: 0 K: 3 S: 9	H: 0 LOB: 0 BB: 0 P: 11	R: 0 E: 0 K: 2 S: 7	H: 0 LOB: 0 BB: 0 P: 11	R: 0 E: 0 K: 0 S: 8	H: 1 LOB: 1 BB: 0 P: 15	R: 0 E: 0 K: 1 S: 7	H: 1 LOB: 1 BB: 0 P: 11	R: 2 E: 0 K: 0 S: 14	H: 3 LOB: 1 BB: 0 P: 21	R: 0 E: 0 K: 2 S: 11	H: 0 LOB: 0 BB: 1 P: 19	R: 0 E: 0 K: 1 S: 8	H: 0 LOB: 0 BB: 1 P: 12	R: 0 E: 0 K: 0 S: 10	H: 1 LOB: 1 BB: 0 P: 16	R: 0 E: 0 K: 1 S: 9	H: 0 LOB: 1 BB: 2 P: 18	1B: 4 2B: 2 3B: 0 HR: 0	SF: 0 SAC: 0 DP: 0 HBP: 0	WP: 0 PB: 0 SB: 1 CS: 2	PA: 35
PITCHER Chuck Finley, L ERA: 4.35 (1, 1)	IP: 9.0 WLS: L BF: 35 H: 6 R: 2 ER: 2 SO: 10 BB: 4 IBB: 0 HBP: 0 BLK: 0 WP: 0 HR: 0 S: 83 P: 134 ERA: 2.00 WHIP: 1.111															PITCHER						

AB	31
R	2
H	6
RBI	2
BB	4
SO	10
LOB	12




Batter	1	2	3	4	5	6	7	8	9	AB	R	H	RBI	BB	SO	LOB	BOTTOM					
Spike Owen, S OBP: 0.404, SLG: 0.433 (1, 5)										3	0	0	0	1	0	1	<p>Texas Rangers @ California Angels Anaheim Stadium, Anaheim, CA</p> <p>Fri Jun 24 1994, 10:05 PM EDT Att: 35,479 - Unknown</p>					
Damion Easley, R OBP: 0.301, SLG: 0.332 (1, 4)										2	0	0	0	1	1	0						
Tim Salmon, R OBP: 0.369, SLG: 0.502 (1, 9)										4	0	0	0	0	1	2						
Chili Davis, S OBP: 0.434, SLG: 0.544 (1, 7)										4	1	1	0	0	1	1						
Bo Jackson, R OBP: 0.361, SLG: 0.492 (1, 10)										4	0	2	0	0	1	0						
Chad Curtis, R OBP: 0.299, SLG: 0.374 (1, 8)										4	0	1	0	0	0	5						
J.T. Snow, L OBP: 0.250, SLG: 0.263 (1, 3)										4	0	2	1	0	1	2						
Chris Turner, R OBP: 0.182, SLG: 0.152 (1, 2)										2	0	0	0	0	0	2						
Rex Hudler, R OBP: 0.388, SLG: 0.667 (7, PH)										1	0	0	0	0	0	2						
Greg Myers, L OBP: 0.269, SLG: 0.265 (8, 2)										0	0	0	0	0	0	0						
Harold Reynolds, S OBP: 0.320, SLG: 0.291 (9, PH)										1	0	0	0	0	1	1						
Gary Disarcina, R OBP: 0.317, SLG: 0.380 (1, 6)										3	0	0	0	0	0	3						
Inning Stats	R: 0 E: 0 K: 1 S: 9	H: 0 LOB: 0 BB: 0 P: 14	R: 1 E: 0 K: 0 S: 12	H: 3 LOB: 1 BB: 0 P: 20	R: 0 E: 0 K: 0 S: 11	H: 0 LOB: 1 BB: 1 P: 20	R: 0 E: 1 K: 0 S: 9	H: 1 LOB: 1 BB: 0 P: 14	R: 0 E: 1 K: 0 S: 8	H: 0 LOB: 0 BB: 0 P: 12	R: 0 E: 0 K: 1 S: 7	H: 0 LOB: 0 BB: 0 P: 10	R: 0 E: 0 K: 0 S: 8	H: 1 LOB: 2 BB: 0 P: 10	R: 0 E: 0 K: 1 S: 6	H: 0 LOB: 1 BB: 1 P: 16	R: 0 E: 0 K: 3 S: 14	H: 1 LOB: 1 BB: 0 P: 22	1B: 5 2B: 1 3B: 0 HR: 0	SF: 0 SAC: 1 DP: 2 HBP: 0	WP: 0 PB: 0 SB: 0 CS: 0	PA: 35
PITCHER Kenny Rogers, L ERA: 4.23 (1, 1)	IP: 9.0 WLS: W BF: 35 H: 6 R: 1 ER: 1 SO: 6 BB: 2 IBB: 0 HBP: 0 BLK: 0 WP: 0 HR: 0 S: 84 P: 138 ERA: 1.00 WHIP: 0.889															PITCHER						

AB	32
R	1
H	6
RBI	1
BB	2
SO	6
LOB	19

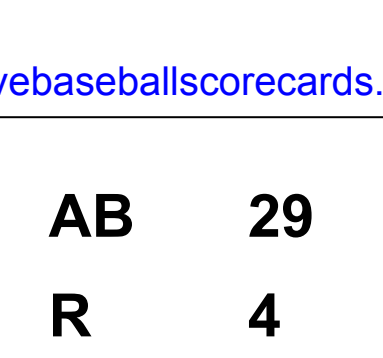


Batter	1	2	3	4	5	6	7	8	9	AB	R	H	RBI	BB	SO	LOB	TOP				
Jeff Frye, R OBP: 0.438, SLG: 0.483 (1,4)										5	1	2	0	0	1	0	Texas Rangers @ California Angels Anaheim Stadium, Anaheim, CA Sun Jun 26 1994, 6:33 AM EDT Att: 20,992 - Sunny - 93 F				
Ivan Rodriguez, R OBP: 0.372, SLG: 0.475 (1,2)										1	0	0	0	0	0	0					
Junior Ortiz, R OBP: 0.310, SLG: 0.309 (2,2)										2	0	0	0	2	0	2					
Jose Canseco, R OBP: 0.415, SLG: 0.579 (1,10)										4	0	0	0	0	1	5					
Will Clark, L OBP: 0.442, SLG: 0.571 (1,3)										4	0	1	1	0	1	0					
Juan Gonzalez, R OBP: 0.312, SLG: 0.431 (1,7)										3	1	1	1	1	2	2					
Dean Palmer, R OBP: 0.308, SLG: 0.474 (1,5)										3	0	1	0	0	2	0					
Chris James, R OBP: 0.346, SLG: 0.414 (1,9)										3	0	1	0	0	1	1					
29 Rusty Greer, L OBP: 0.386, SLG: 0.449 (8, PH)										1	0	0	0	0	0	0					
Esteban Beltre, R OBP: 0.360, SLG: 0.312 (1,6)										3	0	0	0	0	3	1					
David Hulse, L OBP: 0.320, SLG: 0.341 (1,8)										1	0	0	0	0	0	0					
Doug Strange, S OBP: 0.272, SLG: 0.338 (9, PH)										1	0	0	0	0	0	0					
Inning Stats	R: 0 E: 0 K: 1 S: 9	H: 0 LOB: 1 BB: 1 P: 16	R: 0 E: 0 K: 1 S: 9	H: 1 LOB: 1 BB: 1 P: 15	R: 2 E: 1 K: 2 S: 17	H: 3 LOB: 2 BB: 0 P: 22	R: 0 E: 0 K: 2 S: 8	H: 0 LOB: 0 BB: 0 P: 11	R: 0 E: 0 K: 1 S: 11	H: 1 LOB: 1 BB: 0 P: 19	R: 0 E: 0 K: 2 S: 13	H: 0 LOB: 1 BB: 0 P: 19	R: 0 E: 0 K: 2 S: 10	H: 0 LOB: 0 BB: 0 P: 15	R: 0 E: 0 K: 1 S: 13	H: 1 LOB: 1 BB: 0 P: 21	1B: 6 2B: 1 3B: 0 HR: 1	SF: 0 SAC: 0 DP: 0 HBP: 0	WP: 1 PB: 0 SB: 0 CS: 1	PA: 38	
PITCHER	IP WLS BF H R ER SO BB IBB HBP BLK WP HR S P ERA WHIP	IP WLS BF H R ER SO BB IBB HBP BLK WP HR S P ERA WHIP	IP WLS BF H R ER SO BB IBB HBP BLK WP HR S P ERA WHIP	IP WLS BF H R ER SO BB IBB HBP BLK WP HR S P ERA WHIP	IP WLS BF H R ER SO BB IBB HBP BLK WP HR S P ERA WHIP	IP WLS BF H R ER SO BB IBB HBP BLK WP HR S P ERA WHIP	IP WLS BF H R ER SO BB IBB HBP BLK WP HR S P ERA WHIP	IP WLS BF H R ER SO BB IBB HBP BLK WP HR S P ERA WHIP	IP WLS BF H R ER SO BB IBB HBP BLK WP HR S P ERA WHIP	IP WLS BF H R ER SO BB IBB HBP BLK WP HR S P ERA WHIP	IP WLS BF H R ER SO BB IBB HBP BLK WP HR S P ERA WHIP	IP WLS BF H R ER SO BB IBB HBP BLK WP HR S P ERA WHIP	IP WLS BF H R ER SO BB IBB HBP BLK WP HR S P ERA WHIP	IP WLS BF H R ER SO BB IBB HBP BLK WP HR S P ERA WHIP	IP WLS BF H R ER SO BB IBB HBP BLK WP HR S P ERA WHIP	IP WLS BF H R ER SO BB IBB HBP BLK WP HR S P ERA WHIP	IP WLS BF H R ER SO BB IBB HBP BLK WP HR S P ERA WHIP	IP WLS BF H R ER SO BB IBB HBP BLK WP HR S P ERA WHIP	IP WLS BF H R ER SO BB IBB HBP BLK WP HR S P ERA WHIP	IP WLS BF H R ER SO BB IBB HBP BLK WP HR S P ERA WHIP	IP WLS BF H R ER SO BB IBB HBP BLK WP HR S P ERA WHIP

AB	35
R	3
H	8
RBI	3
BB	3
SO	12
LOB	12



Batter	1	2	3	4	5	6	7	8	9	AB	R	H	RBI	BB	SO	LOB	BOTTOM				
Spike Owen, S OBP: 0.406, SLG: 0.437 (1,5)										3	0	1	0	1	1	0	Texas Rangers @ California Angels Anaheim Stadium, Anaheim, CA Sun Jun 26 1994, 6:33 AM EDT Att: 20,992 - Sunny - 93 F				
Damion Easley, R OBP: 0.297, SLG: 0.327 (1,4)										3	0	0	0	0	0	1					
Harold Reynolds, S OBP: 0.322, SLG: 0.295 (7, PH)										3	2	1	1	0	1	0					
Tim Salmon, R OBP: 0.377, SLG: 0.512 (1,9)										2	1	1	0	2	0	0					
Chili Davis, S OBP: 0.434, SLG: 0.537 (1,10)										4	1	1	1	0	0	2					
Jim Edmonds, L OBP: 0.403, SLG: 0.452 (1,7)										4	1	1	1	0	0	2					
Chad Curtis, R OBP: 0.302, SLG: 0.373 (1,8)										3	0	1	1	1	0	1					
J.T. Snow, L OBP: 0.258, SLG: 0.306 (1,3)										4	0	1	0	0	1	5					
Greg Myers, L OBP: 0.288, SLG: 0.304 (1,2)										2	0	1	1	0	1	0					
Bo Jackson, R OBP: 0.362, SLG: 0.500 (8, PH)										1	0	0	0	0	0	2					
Chris Turner, R OBP: 0.182, SLG: 0.152 (9,2)										0	0	0	0	0	0	0					
Gary Disarcina, R OBP: 0.315, SLG: 0.373 (1,6)										3	0	0	0	0	0	3					
Inning Stats	R: 0 E: 0 K: 2 S: 10	H: 0 LOB: 0 BB: 0 P: 15	R: 0 E: 0 K: 0 S: 8	H: 1 LOB: 1 BB: 0 P: 11	R: 0 E: 0 K: 1 S: 8	H: 0 LOB: 0 BB: 0 P: 12	R: 3 E: 0 K: 0 S: 14	H: 3 LOB: 2 BB: 1 P: 28	R: 0 E: 0 K: 0 S: 7	H: 0 LOB: 0 BB: 0 P: 10	R: 0 E: 0 K: 0 S: 5	H: 0 LOB: 0 BB: 0 P: 7	R: 0 E: 0 K: 0 S: 7	H: 1 LOB: 2 BB: 1 P: 14	R: 1 E: 0 K: 1 S: 17	H: 1 LOB: 2 BB: 2 P: 29	1B: 6 2B: 0 3B: 0 HR: 1	SF: 0 SAC: 1 DP: 0 HBP: 1	WP: 0 PB: 0 SB: 0 CS: 1	PA: 35	
PITCHER	IP WLS BF H R ER SO BB IBB HBP BLK WP HR S P ERA WHIP	IP WLS BF H R ER SO BB IBB HBP BLK WP HR S P ERA WHIP	IP WLS BF H R ER SO BB IBB HBP BLK WP HR S P ERA WHIP	IP WLS BF H R ER SO BB IBB HBP BLK WP HR S P ERA WHIP	IP WLS BF H R ER SO BB IBB HBP BLK WP HR S P ERA WHIP	IP WLS BF H R ER SO BB IBB HBP BLK WP HR S P ERA WHIP	IP WLS BF H R ER SO BB IBB HBP BLK WP HR S P ERA WHIP	IP WLS BF H R ER SO BB IBB HBP BLK WP HR S P ERA WHIP	IP WLS BF H R ER SO BB IBB HBP BLK WP HR S P ERA WHIP	IP WLS BF H R ER SO BB IBB HBP BLK WP HR S P ERA WHIP	IP WLS BF H R ER SO BB IBB HBP BLK WP HR S P ERA WHIP	IP WLS BF H R ER SO BB IBB HBP BLK WP HR S P ERA WHIP	IP WLS BF H R ER SO BB IBB HBP BLK WP HR S P ERA WHIP	IP WLS BF H R ER SO BB IBB HBP BLK WP HR S P ERA WHIP	IP WLS BF H R ER SO BB IBB HBP BLK WP HR S P ERA WHIP	IP WLS BF H R ER SO BB IBB HBP BLK WP HR S P ERA WHIP	IP WLS BF H R ER SO BB IBB HBP BLK WP HR S P ERA WHIP	IP WLS BF H R ER SO BB IBB HBP BLK WP HR S P ERA WHIP	IP WLS BF H R ER SO BB IBB HBP BLK WP HR S P ERA WHIP	IP WLS BF H R ER SO BB IBB HBP BLK WP HR S P ERA WHIP	IP WLS BF H R ER SO BB IBB HBP BLK WP HR S P ERA WHIP



Batter	1	2	3	4	5	6	7	8	9	AB	R	H	RBI	BB	SO	LOB	TOP								
Jeff Frye, R OBP: 0.444, SLG: 0.487 (1, 4)										3	3	1	0	2	1	0	Texas Rangers @ Minnesota Twins Hubert H. Humphrey Metrodome, Minneapolis, MN Tue Jun 28 1994, 8:05 PM EDT Att: 19,581 - Dome								
Chris James, R OBP: 0.355, SLG: 0.438 Oddibe McDowell, L OBP: 0.406, SLG: 0.345 (7, PH) (7, 8)										2	1	1	1	0	0	0									
Jose Canseco, R OBP: 0.418, SLG: 0.579 (1, 10)										5	1	3	1	0	0	3									
Will Clark, L OBP: 0.441, SLG: 0.566 (1, 3)										4	1	1	1	1	1	4									
Juan Gonzalez, R OBP: 0.317, SLG: 0.443 (1, 7)										4	1	2	2	1	0	2									
Dean Palmer, R OBP: 0.306, SLG: 0.467 (1, 5)										5	1	1	2	0	1	3									
29 Rusty Greer, L OBP: 0.380, SLG: 0.462 (7, 9)										5	1	1	3	0	0	2									
Esteban Beltre, R OBP: 0.376, SLG: 0.333 (1, 6)										4	0	3	0	0	0	1									
Junior Ortiz, R OBP: 0.306, SLG: 0.305 (1, 2)										4	0	1	0	0	1	3									
Inning Stats	R: 3 E: 0 K: 0 S: 11	H: 3 LOB: 1 BB: 1 P: 20	R: 0 E: 0 K: 0 S: 7	H: 1 LOB: 0 BB: 0 P: 11	R: 0 E: 0 K: 0 S: 8	H: 1 LOB: 0 BB: 0 P: 12	R: 1 E: 0 K: 0 S: 6	H: 2 LOB: 1 BB: 1 P: 12	R: 1 E: 0 K: 0 S: 11	H: 2 LOB: 2 BB: 1 P: 22	R: 0 E: 0 K: 2 S: 12	H: 1 LOB: 1 BB: 0 P: 16	R: 5 E: 0 K: 1 S: 16	H: 3 LOB: 1 BB: 3 P: 31	R: 0 E: 0 K: 1 S: 12	H: 1 LOB: 1 BB: 0 P: 17		R: 0 E: 0 K: 0 S: 5	H: 0 LOB: 0 BB: 0 P: 7	1B: 10 2B: 1 3B: 1 HR: 2	SF: 0 SAC: 0 DP: 2 HBP: 1	WP: 1 PB: 0 CS: 2	PA: 43		
PITCHER	IP WLS BF H R ER SO BB IBB HBP BLK WP HR S P ERA WHIP	IP WLS BF H R ER SO BB IBB HBP BLK WP HR S P ERA WHIP	IP WLS BF H R ER SO BB IBB HBP BLK WP HR S P ERA WHIP	IP WLS BF H R ER SO BB IBB HBP BLK WP HR S P ERA WHIP	IP WLS BF H R ER SO BB IBB HBP BLK WP HR S P ERA WHIP	IP WLS BF H R ER SO BB IBB HBP BLK WP HR S P ERA WHIP	IP WLS BF H R ER SO BB IBB HBP BLK WP HR S P ERA WHIP	IP WLS BF H R ER SO BB IBB HBP BLK WP HR S P ERA WHIP	IP WLS BF H R ER SO BB IBB HBP BLK WP HR S P ERA WHIP	IP WLS BF H R ER SO BB IBB HBP BLK WP HR S P ERA WHIP	IP WLS BF H R ER SO BB IBB HBP BLK WP HR S P ERA WHIP	IP WLS BF H R ER SO BB IBB HBP BLK WP HR S P ERA WHIP	IP WLS BF H R ER SO BB IBB HBP BLK WP HR S P ERA WHIP	IP WLS BF H R ER SO BB IBB HBP BLK WP HR S P ERA WHIP	IP WLS BF H R ER SO BB IBB HBP BLK WP HR S P ERA WHIP	IP WLS BF H R ER SO BB IBB HBP BLK WP HR S P ERA WHIP	IP WLS BF H R ER SO BB IBB HBP BLK WP HR S P ERA WHIP	IP WLS BF H R ER SO BB IBB HBP BLK WP HR S P ERA WHIP	IP WLS BF H R ER SO BB IBB HBP BLK WP HR S P ERA WHIP	IP WLS BF H R ER SO BB IBB HBP BLK WP HR S P ERA WHIP	IP WLS BF H R ER SO BB IBB HBP BLK WP HR S P ERA WHIP	IP WLS BF H R ER SO BB IBB HBP BLK WP HR S P ERA WHIP	IP WLS BF H R ER SO BB IBB HBP BLK WP HR S P ERA WHIP	IP WLS BF H R ER SO BB IBB HBP BLK WP HR S P ERA WHIP	IP WLS BF H R ER SO BB IBB HBP BLK WP HR S P ERA WHIP

AB 37
R 10
H 14
RBI 10
BB 5
SO 4
LOB 18



Batter	1	2	3	4	5	6	7	8	9	AB	R	H	RBI	BB	SO	LOB	BOTTOM								
Chuck Knoblauch, R OBP: 0.383, SLG: 0.500 Scott Leius, R OBP: 0.342, SLG: 0.481 (1, PH) (2, 5)										0	0	0	0	0	0	0	Texas Rangers @ Minnesota Twins Hubert H. Humphrey Metrodome, Minneapolis, MN Tue Jun 28 1994, 8:05 PM EDT Att: 19,581 - Dome								
Alex Cole, L OBP: 0.397, SLG: 0.450 (1, 8)										5	1	2	0	0	1	1									
Kirby Puckett, R OBP: 0.347, SLG: 0.510 (1, 10)										5	1	1	0	0	1	1									
Kent Hrbek, L OBP: 0.335, SLG: 0.379 (1, 3)										5	2	2	3	0	0	2									
Shane Mack, R OBP: 0.388, SLG: 0.559 (1, 7)										3	0	1	0	1	0	1									
Pedro Munoz, R OBP: 0.374, SLG: 0.530 (1, 9)										4	0	1	1	0	2	2									
Chip Hale, L OBP: 0.392, SLG: 0.358 (2, 4)										2	0	1	0	1	0	0									
Denny Hocking, S OBP: 1.000, SLG: 1.000 (8, PH) (9, 6)										4	0	0	0	0	1	5									
Jeff Reboulet, R OBP: 0.383, SLG: 0.462 (9, 4)										4	0	0	0	0	1	5									
Matt Walbeck, S OBP: 0.240, SLG: 0.273 (1, 2)										4	0	0	0	0	0	1									
Inning Stats	R: 0 E: 0 K: 1 S: 9	H: 0 LOB: 0 BB: 0 P: 14	R: 0 E: 0 K: 0 S: 9	H: 1 LOB: 0 BB: 0 P: 12	R: 0 E: 0 K: 0 S: 9	H: 0 LOB: 0 BB: 0 P: 12	R: 3 E: 1 K: 1 S: 12	H: 1 LOB: 1 BB: 1 P: 22	R: 0 E: 0 K: 1 S: 11	H: 0 LOB: 1 BB: 1 P: 18	R: 2 E: 0 K: 0 S: 14	H: 4 LOB: 2 BB: 0 P: 22	R: 1 E: 0 K: 1 S: 8	H: 1 LOB: 0 BB: 0 P: 11	R: 0 E: 0 K: 2 S: 13	H: 1 LOB: 2 BB: 1 P: 24	R: 0 E: 0 K: 1 S: 10	H: 2 LOB: 2 BB: 0 P: 14	1B: 6 2B: 2 3B: 0 HR: 2	SF: 0 SAC: 0 DP: 1 HBP: 0	WP: 0 PB: 0 CS: 0	PA: 40			
PITCHER	IP WLS BF H R ER SO BB IBB HBP BLK WP HR S P ERA WHIP	IP WLS BF H R ER SO BB IBB HBP BLK WP HR S P ERA WHIP	IP WLS BF H R ER SO BB IBB HBP BLK WP HR S P ERA WHIP	IP WLS BF H R ER SO BB IBB HBP BLK WP HR S P ERA WHIP	IP WLS BF H R ER SO BB IBB HBP BLK WP HR S P ERA WHIP	IP WLS BF H R ER SO BB IBB HBP BLK WP HR S P ERA WHIP	IP WLS BF H R ER SO BB IBB HBP BLK WP HR S P ERA WHIP	IP WLS BF H R ER SO BB IBB HBP BLK WP HR S P ERA WHIP	IP WLS BF H R ER SO BB IBB HBP BLK WP HR S P ERA WHIP	IP WLS BF H R ER SO BB IBB HBP BLK WP HR S P ERA WHIP	IP WLS BF H R ER SO BB IBB HBP BLK WP HR S P ERA WHIP	IP WLS BF H R ER SO BB IBB HBP BLK WP HR S P ERA WHIP	IP WLS BF H R ER SO BB IBB HBP BLK WP HR S P ERA WHIP	IP WLS BF H R ER SO BB IBB HBP BLK WP HR S P ERA WHIP	IP WLS BF H R ER SO BB IBB HBP BLK WP HR S P ERA WHIP	IP WLS BF H R ER SO BB IBB HBP BLK WP HR S P ERA WHIP	IP WLS BF H R ER SO BB IBB HBP BLK WP HR S P ERA WHIP	IP WLS BF H R ER SO BB IBB HBP BLK WP HR S P ERA WHIP	IP WLS BF H R ER SO BB IBB HBP BLK WP HR S P ERA WHIP	IP WLS BF H R ER SO BB IBB HBP BLK WP HR S P ERA WHIP	IP WLS BF H R ER SO BB IBB HBP BLK WP HR S P ERA WHIP	IP WLS BF H R ER SO BB IBB HBP BLK WP HR S P ERA WHIP	IP WLS BF H R ER SO BB IBB HBP BLK WP HR S P ERA WHIP	IP WLS BF H R ER SO BB IBB HBP BLK WP HR S P ERA WHIP	IP WLS BF H R ER SO BB IBB HBP BLK WP HR S P ERA WHIP

AB 37
R 6
H 10
RBI 5
BB 3
SO 7
LOB 14



Batter	1	2	3	4	5	6	7	8	9	AB	R	H	RBI	BB	SO	LOB	TOP					
Jeff Frye, R <small>OBP: 0.426, SLG: 0.472</small> (1, 4)										4	0	2	0	1	2		Texas Rangers @ Minnesota Twins Hubert H. Humphrey Metrodome, Minneapolis, MN <small>Wed Jun 29 1994, 8:05 PM EDT</small> <small>Att: 28,944 - Dome</small>					
Chris James, R <small>OBP: 0.385, SLG: 0.441</small> (1, 9)										4	1	2	0	0	1							
Oddibe McDowell, L <small>OBP: 0.403, SLG: 0.342</small> (9, 8)										1	0	0	0	0	1							
Jose Canseco, R <small>OBP: 0.414, SLG: 0.572</small> (1, 10)										5	1	1	0	0	3	4						
Will Clark, L <small>OBP: 0.441, SLG: 0.561</small> (1, 3)										4	2	1	0	1	0	2						
Juan Gonzalez, R <small>OBP: 0.321, SLG: 0.458</small> (1, 7)										4	1	2	3	1	0	2						
Dean Palmer, R <small>OBP: 0.308, SLG: 0.498</small> (1, 5)										4	2	2	3	0	0	1						
29 Rusty Greer, L <small>OBP: 0.387, SLG: 0.493</small> (9, 9)										5	3	3	1	0	1	1						
Esteban Beltre, R <small>OBP: 0.381, SLG: 0.333</small> (1, 6)										3	1	1	0	1	1	1						
Doug Strange, S <small>OBP: 0.272, SLG: 0.338</small> (9, 8)										0	0	0	0	0	0	0						
Manuel Lee, S <small>OBP: 0.324, SLG: 0.347</small> (9, 6)										0	0	0	0	0	0	0						
Junior Ortiz, R <small>OBP: 0.328, SLG: 0.317</small> (1, 2)										4	0	2	1	1	0	1						
Inning Stats	R: 0 E: 0 K: 1 S: 12	H: 1 LOB: 2 BB: 1 P: 27	R: 2 E: 0 K: 0 S: 12	H: 3 LOB: 2 BB: 0 P: 22	R: 3 E: 0 K: 0 S: 10	H: 3 LOB: 1 BB: 1 P: 19	R: 2 E: 1 K: 1 S: 16	H: 1 LOB: 1 BB: 0 P: 27	R: 0 E: 0 K: 0 S: 6	H: 0 LOB: 0 BB: 0 P: 10	R: 1 E: 0 K: 1 S: 15	H: 2 LOB: 1 BB: 0 P: 19	R: 1 E: 0 K: 2 S: 13	H: 2 LOB: 1 BB: 0 P: 21	R: 0 E: 0 K: 1 S: 12	H: 0 LOB: 0 BB: 0 P: 15	R: 2 E: 0 K: 0 S: 14	H: 2 LOB: 1 BB: 1 P: 24	1B: 8 2B: 2 3B: 0 HR: 4	SF: 3 SAC: 1 DP: 0 HBP: 1	WP: 1 PB: 1 SB: 0 CS: 0	PA: 47
PITCHER	IP WLS BF H R ER SO BB IBB HBP BLK WP HR S P ERA WHIP											PITCHER	IP WLS BF H R ER SO BB IBB HBP BLK WP HR S P ERA WHIP									
Jim Deshaies, L <small>ERA: 6.55</small> (1, 1)	3.0	19	7	5	5	1	2	0	1	0	0	0	3	34	68	15.00	3.000					
Carl Willis, R <small>ERA: 6.92</small> (4, 1)	3.0	14	3	3	1	2	0	1	0	0	1	0	37	56	3.00	1.000						
Mark Guthrie, L <small>ERA: 7.17</small> (7, 1)	0.1	3	2	1	1	1	0	0	0	0	0	0	6	11	27.00	6.000						
Dave Stevens, R <small>ERA: 6.94</small> (7, 1)	1.2	5	0	0	0	2	0	0	0	0	0	0	19	25	0.00	0.000						
Rick Aquilera, R <small>ERA: 4.67</small> (9, 1)	1.0	L	6	2	2	1	0	1	0	0	0	1	14	24	9.00	3.000						
Batter	1	2	3	4	5	6	7	8	9	AB	R	H	RBI	BB	SO	LOB	BOTTOM					
Shane Mack, R <small>OBP: 0.389, SLG: 0.571</small> (1, 8)										5	2	2	2	0	0	1	Texas Rangers @ Minnesota Twins Hubert H. Humphrey Metrodome, Minneapolis, MN <small>Wed Jun 29 1994, 8:05 PM EDT</small> <small>Att: 28,944 - Dome</small>					
Jeff Reboulet, R <small>OBP: 0.376, SLG: 0.455</small> (1, 4)										2	0	0	0	0	1	0						
Chuck Knoblauch, R <small>OBP: 0.383, SLG: 0.500</small> (4, 4)										2	1	1	1	0	0	0						
Kirby Puckett, R <small>OBP: 0.354, SLG: 0.518</small> (1, 9)										5	2	4	2	0	0	0						
Dave Winfield, R <small>OBP: 0.319, SLG: 0.402</small> (1, 10)										4	1	0	0	1	1	4						
Pedro Munoz, R <small>OBP: 0.377, SLG: 0.558</small> (1, 7)										4	2	2	2	0	1	2						
Alex Cole, L <small>OBP: 0.395, SLG: 0.448</small> (9, 8)										1	0	0	0	0	1	0						
Dave McCarty, R <small>OBP: 0.326, SLG: 0.380</small> (1, 3)										2	0	0	0	0	1	2						
Kent Hrbek, L <small>OBP: 0.341, SLG: 0.377</small> (5, 6)										1	0	0	0	2	0	0						
Scott Leius, R <small>OBP: 0.340, SLG: 0.477</small> (1, 5)										4	0	1	1	0	1	2						
Chip Hale, L <small>OBP: 0.388, SLG: 0.354</small> (9, 8)										1	0	0	0	0	0	1						
Matt Walbeck, S <small>OBP: 0.239, SLG: 0.275</small> (1, 2)										5	0	1	2	0	1	3						
Denny Hocking, S <small>OBP: 0.600, SLG: 1.000</small> (1, 6)										4	2	2	0	0	1	1						
Inning Stats	R: 0 E: 0 K: 1 S: 12	H: 1 LOB: 0 BB: 0 P: 16	R: 1 E: 0 K: 0 S: 9	H: 1 LOB: 0 BB: 0 P: 15	R: 0 E: 0 K: 2 S: 9	H: 0 LOB: 0 BB: 0 P: 11	R: 3 E: 0 K: 2 S: 20	H: 3 LOB: 1 BB: 1 P: 33	R: 3 E: 0 K: 1 S: 19	H: 4 LOB: 2 BB: 1 P: 33	R: 2 E: 1 K: 0 S: 10	H: 2 LOB: 1 BB: 0 P: 18	R: 0 E: 0 K: 0 S: 5	H: 0 LOB: 0 BB: 0 P: 7	R: 1 E: 0 K: 0 S: 11	H: 2 LOB: 1 BB: 0 P: 20	R: 0 E: 0 K: 2 S: 9	H: 0 LOB: 1 BB: 1 P: 16	1B: 6 2B: 5 3B: 0 HR: 2	SF: 1 SAC: 0 DP: 0 HBP: 0	WP: 1 PB: 0 SB: 0 CS: 0	PA: 44
PITCHER	IP WLS BF H R ER SO BB IBB HBP BLK WP HR S P ERA WHIP											PITCHER	IP WLS BF H R ER SO BB IBB HBP BLK WP HR S P ERA WHIP									
Kenny Rogers, L <small>ERA: 4.61</small> (1, 1)	4.0	21	8	7	7	0	1	0	0	0	0	0	1	20	35	10.80	1.800					
Cris Carpenter, R <small>ERA: 5.99</small> (5, 1)	1.2	10	3	2	2	1	0	1	0	0	0	0	3	4	0.00	0.000						
Jay Howell, R <small>ERA: 6.1</small> (6, 1)	2.0	8	2	1	1	0	0	0	0	0	0	0	5	11	0.00	3.000						
Matt Whiteside, R <small>ERA: 5.02</small> (8, 1)	0.1	W	1	0	0	0	0	0	0	0	0	0	3	4	0.00	0.000						
Darren Oliver, L <small>ERA: 4.3</small> (9, 1)	0.1	2	0	0	0	1	1	0	0	0	0	0	5	11	0.00	3.000						

Batter	1	2	3	4	5	6	7	8	9	AB	R	H	RBI	BB	SO	LOB	TOP										
Oddibe McDowell, L (1, 8) OBP: 0.399, SLG: 0.339 Chris James, R (8, PH) OBP: 0.362, SLG: 0.436 (8, 9)										4	0	1	0	0	2	1	Texas Rangers @ Minnesota Twins Hubert H. Humphrey Metrodome, Minneapolis, MN Thu Jun 30 1994, 4:33 AM EDT Att: 25,147 - Dome										
Jeff Fyfe, R (1, 4) OBP: 0.425, SLG: 0.469										5	1	2	0	0	0	2											
Jose Canseco, R (1, 10) OBP: 0.411, SLG: 0.577										5	1	1	2	0	3	3											
Will Clark, L (1, 3) OBP: 0.446, SLG: 0.575										4	1	3	1	1	1	0											
Juan Gonzalez, R (1, 7) OBP: 0.319, SLG: 0.454										5	0	1	0	0	1	2											
Dean Palmer, R (1, 5) OBP: 0.316, SLG: 0.512										2	1	1	1	2	0	0											
29 Rusty Greer, L (1, 9) OBP: 0.390, SLG: 0.487 (8, 8)										2	0	0	0	2	1	5											
Esteban Beltre, R (1, 6) OBP: 0.370, SLG: 0.322 Doug Strange, S (8, PH) OBP: 0.276, SLG: 0.338 Billy Ripken, R (8, 6) OBP: 0.338, SLG: 0.378										3	0	0	0	0	0	2											
Junior Ortiz, R (1, 2) OBP: 0.329, SLG: 0.318										3	0	1	0	0	0	0											
Inning Stats	R: 0 E: 0 K: 2 S: 8	H: 0 LOB: 0 BB: 0 P: 13	R: 0 E: 0 K: 1 S: 9	H: 1 LOB: 2 BB: 1 P: 18	R: 0 E: 0 K: 0 S: 11	H: 2 LOB: 2 BB: 0 P: 16	R: 1 E: 0 K: 0 S: 7	H: 2 LOB: 1 BB: 1 P: 15	R: 0 E: 0 K: 1 S: 13	H: 1 LOB: 1 BB: 0 P: 19	R: 1 E: 0 K: 0 S: 6	H: 1 LOB: 1 BB: 0 P: 12	R: 2 E: 0 K: 1 S: 19	H: 3 LOB: 2 BB: 3 P: 33	R: 0 E: 0 K: 1 S: 8	H: 0 LOB: 1 BB: 1 P: 17		R: 0 E: 0 K: 3 S: 9	H: 0 LOB: 0 BB: 0 P: 13	1B: 7 2B: 1 3B: 0 HR: 3	SF: 0 SAC: 1 DP: 2 HBP: 0	WP: 0 PB: 0 SB: 0 CS: 0	PA: 41				
PITCHER	IP	WLS	BF	H	R	ER	SO	BB	IBB	HBP	BLK	WP	HR	S	P	ERA	WHIP										
Pat Mahomes, R (1, 1) ERA: 5.44 Kevin Campbell, R (7, 1) ERA: 3.5 Larry Casian, L (8, 1) ERA: 6.03 Rick Aguilera, R (8, 1) ERA: 4.4	6.2		33	10	4	4	5	5	0	0	0	0	3	71	124	5.40	2.250										

Batter	1	2	3	4	5	6	7	8	9	AB	R	H	RBI	BB	SO	LOB	BOTTOM										
Chuck Knoblauch, R (1, 4) OBP: 0.380, SLG: 0.495										5	2	1	0	0	0	3	Texas Rangers @ Minnesota Twins Hubert H. Humphrey Metrodome, Minneapolis, MN Thu Jun 30 1994, 4:33 AM EDT Att: 25,147 - Dome										
Shane Mack, R (1, 8) OBP: 0.391, SLG: 0.572 Alex Cole, L (8, 8) OBP: 0.395, SLG: 0.448										3	0	1	1	0	0	0											
Kirby Puckett, R (1, 9) OBP: 0.356, SLG: 0.521										4	0	2	1	0	0	0											
Dave Winfield, R (1, 10) OBP: 0.325, SLG: 0.418										3	1	2	1	1	0	1											
Pedro Munoz, R (1, 7) OBP: 0.374, SLG: 0.546										3	0	0	0	1	2	4											
Scott Leius, R (1, 5) OBP: 0.339, SLG: 0.473										4	1	1	0	0	0	2											
Dave McCarty, R (1, 3) OBP: 0.322, SLG: 0.374 Kent Hrbek, L (7, PH) OBP: 0.348, SLG: 0.391 (8, 3)										2	0	0	0	0	1	2											
Derek Parks, R (1, 2) OBP: 0.267, SLG: 0.357 Matt Walbeck, S (7, PH) OBP: 0.241, SLG: 0.277 (8, 2)										2	0	0	0	0	0	2											
Denny Hocking, S (1, 6) OBP: 0.556, SLG: 0.778										4	0	2	1	0	0	0											
Inning Stats	R: 0 E: 0 K: 0 S: 8	H: 0 LOB: 0 BB: 0 P: 10	R: 0 E: 0 K: 1 S: 7	H: 1 LOB: 2 BB: 1 P: 14	R: 0 E: 0 K: 0 S: 6	H: 0 LOB: 0 BB: 0 P: 11	R: 1 E: 0 K: 0 S: 9	H: 1 LOB: 0 BB: 0 P: 13	R: 0 E: 0 K: 0 S: 5	H: 0 LOB: 0 BB: 0 P: 10	R: 1 E: 0 K: 1 S: 10	H: 3 LOB: 1 BB: 0 P: 15	R: 3 E: 0 K: 2 S: 18	H: 4 LOB: 3 BB: 1 P: 30	R: 1 E: 0 K: 0 S: 9	H: 3 LOB: 1 BB: 0 P: 12		R: 0 E: 0 K: 2 S: 9	H: 0 LOB: 0 BB: 0 P: 13	1B: 8 2B: 3 3B: 0 HR: 1	SF: 0 SAC: 0 DP: 0 HBP: 1	WP: 2 PB: 0 SB: 1 CS: 0	PA: 37				
PITCHER	IP	WLS	BF	H	R	ER	SO	BB	IBB	HBP	BLK	WP	HR	S	P	ERA	WHIP										
Brian Bohanon, L (1, 1) ERA: 4.5 Matt Whiteside, R (7, 1) ERA: 5.4 Jay Howell, R (7, 1) ERA: 5.97 Dan Smith, L (8, 1) ERA: 3.38	6.0		24	6	3	3	2	1	0	0	0	1	0	9	12	13.50	3.000										

AB	34
R	4
H	10
RBI	4
BB	6
SO	9
LOB	16



AB	34
R	6
H	12
RBI	4
BB	2
SO	4
LOB	16



Batter	1	2	3	4	5	6	7	8	9	AB	R	H	RBI	BB	SO	LOB	TOP										
Tony Phillips, S OBP: 0.411, SLG: 0.449 (1, 7)										5	2	3	0	0	1	0											
Lou Whitaker, L OBP: 0.365, SLG: 0.493 (1, 4)										5	1	3	0	0	0	1											
Travis Fryman, R OBP: 0.353, SLG: 0.502 (1, 5)										4	1	1	1	0	1	1											
Cecil Fielder, R OBP: 0.331, SLG: 0.481 (1, 3)										5	0	1	1	0	0	3											
Kirk Gibson, L OBP: 0.351, SLG: 0.516 (1, 10)											4	1	1	2	0	2	1										
Mickey Tettleton, S OBP: 0.436, SLG: 0.533 (1, 2)											4	1	2	0	0	1											
Junior Felix, S OBP: 0.385, SLG: 0.619 (1, 9)											3	0	2	0	1	1											
Juan Samuel, R OBP: 0.375, SLG: 0.514 (1, 8)											0	0	0	0	0	0											
Riccardo Ingram, R OBP: 0.145, SLG: 0.143 (3, 8)											2	0	0	0	0	1											
Chris Gomez, R OBP: 0.356, SLG: 0.439 (1, 6)											4	0	0	0	0	6											
Inning Stats	R: 1 E: 0 K: 1 S: 9	H: 3 LOB: 1 BB: 0 P: 14	R: 1 E: 0 K: 0 S: 7	H: 2 LOB: 0 BB: 0 P: 14	R: 3 E: 0 K: 0 S: 13	H: 3 LOB: 3 BB: 1 P: 28	R: 0 E: 0 K: 0 S: 11	H: 1 LOB: 1 BB: 0 P: 18	R: 1 E: 0 K: 1 S: 16	H: 2 LOB: 1 BB: 0 P: 24	R: 0 E: 0 K: 2 S: 9	H: 0 LOB: 0 BB: 0 P: 12	R: 0 E: 0 K: 1 S: 12	H: 1 LOB: 1 BB: 0 P: 19	R: 0 E: 0 K: 0 S: 5	H: 1 LOB: 1 BB: 0 P: 8	R: 0 E: 0 K: 1 S: 9	H: 0 LOB: 0 BB: 0 P: 14	1B: 10 2B: 1 3B: 1 HR: 1	SF: 1 SAC: 0 DP: 1 HBP: 3	WP: 1 PB: 2 SB: 0 CS: 2	PA: 41					
PITCHER	IP	WLS	BF	H	R	ER	SO	BB	IBB	HBP	BLK	WP	HR	S	P	ERA	WHIP										
Kevin Brown, R ERA: 5.61 (1, 1)	2.2		17	8	5	4	1	0	1	3	0	1	0	28	54	13.50	3.000										
Cris Carpenter, R ERA: 5.23 (3, 1)	4.1		17	4	1	1	4	0	0	0	0	0	1	49	75	2.08	0.923										
Matt Whiteside, R ERA: 5.31 (8, 1)	0.2		3	1	0	0	0	0	0	0	0	0	0	4	6	0.00	1.500										
Darren Oliver, L ERA: 4.25 (8, 1)	0.1	W	1	0	0	0	0	0	0	0	0	0	0	1	2	0.00	0.000										
Tom Henke, R ERA: 4.22 (9, 1)	1.0		3	0	0	0	1	0	0	0	0	0	0	9	14	0.00	0.000										

Detroit Tigers @ Texas Rangers
The Ballpark at Arlington, Arlington, TX
Fri Jul 01, 1994, 8:05 PM EDT
Sunny - 92 F

AB	36
R	6
H	13
RBI	4
BB	1
SO	6
LOB	15

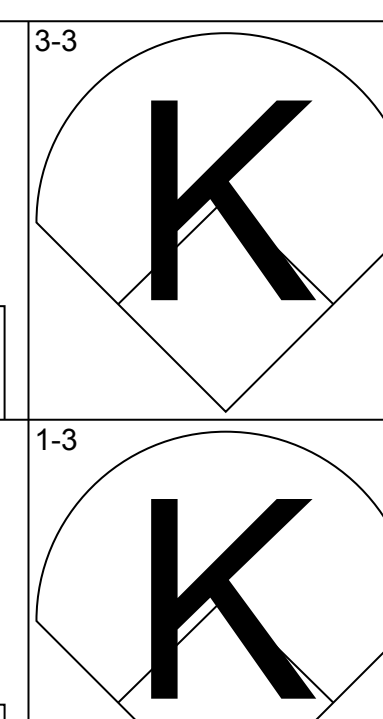
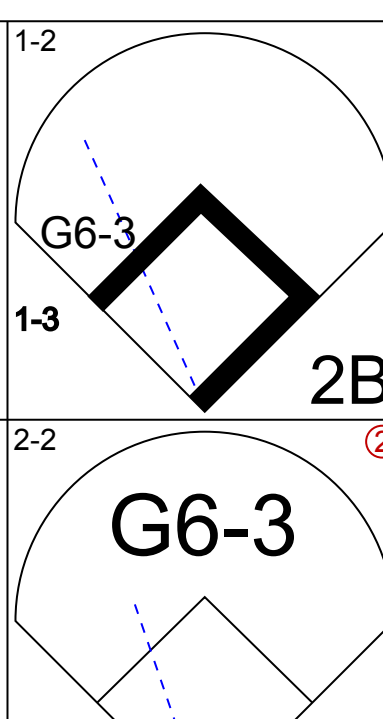
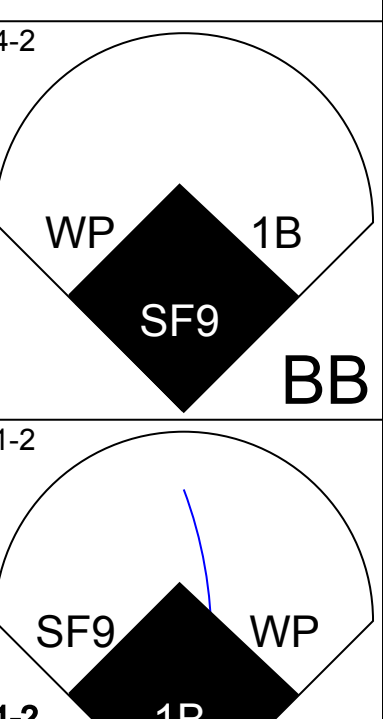
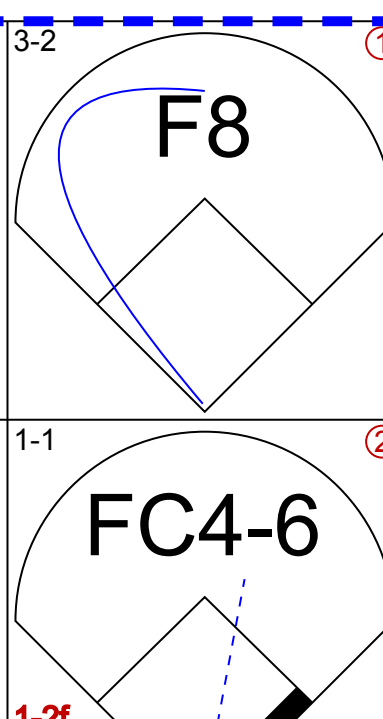
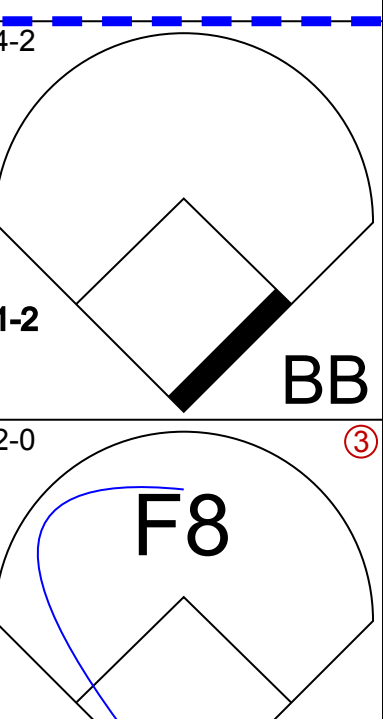
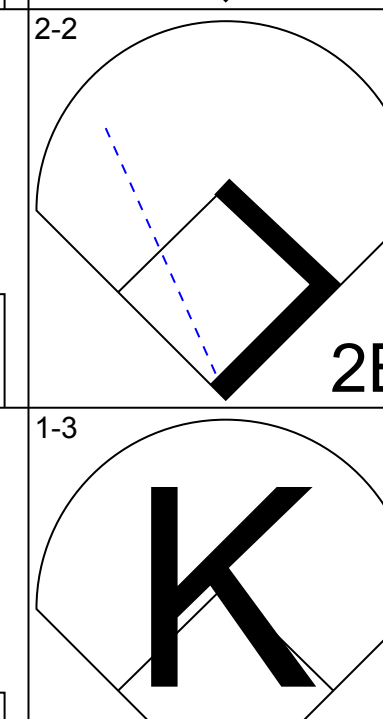
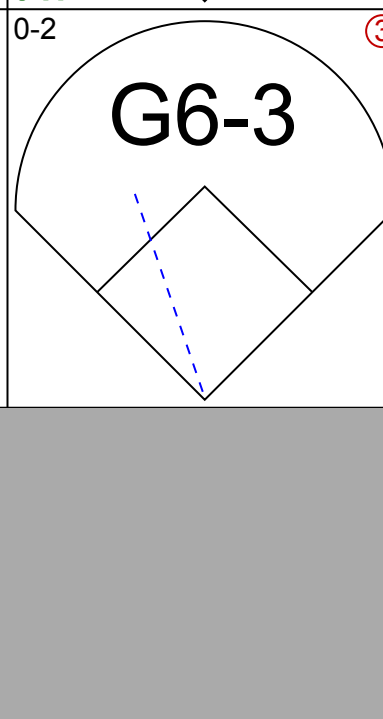
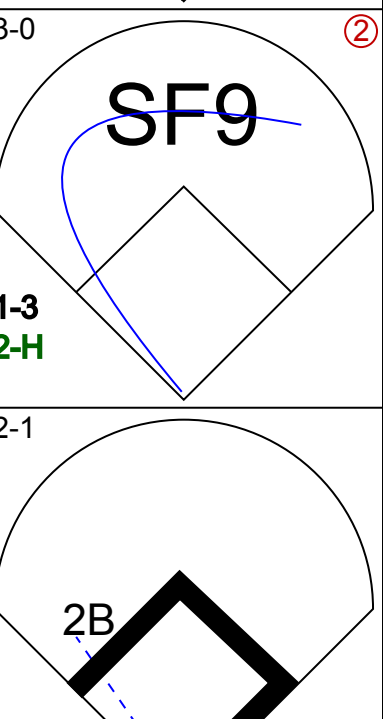
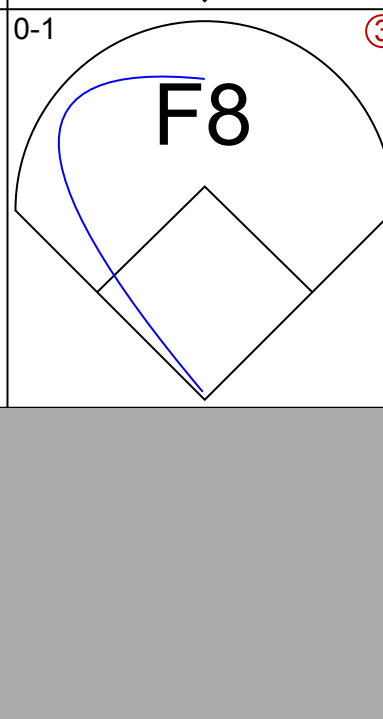



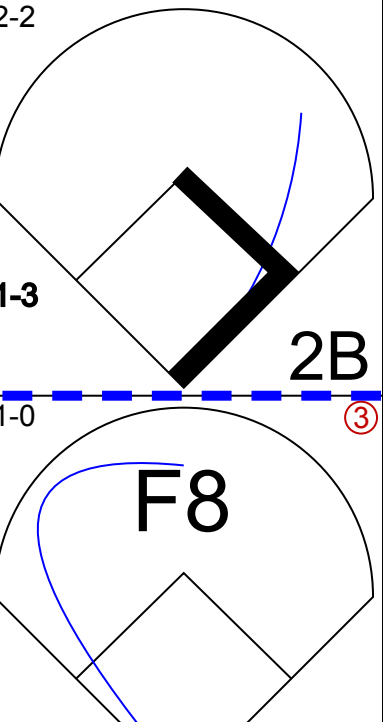



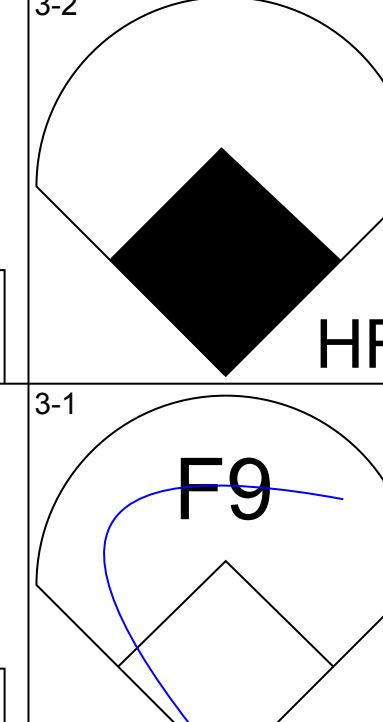



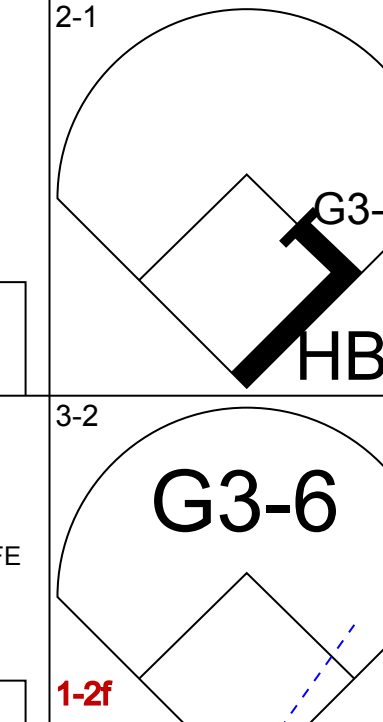
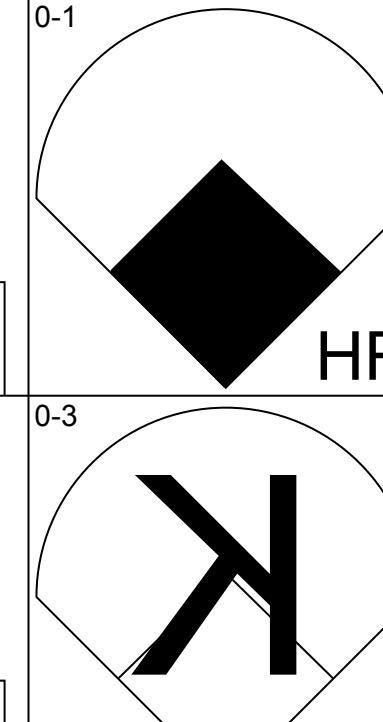
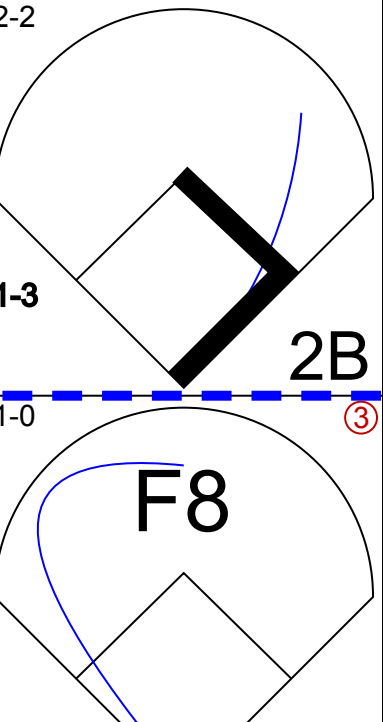
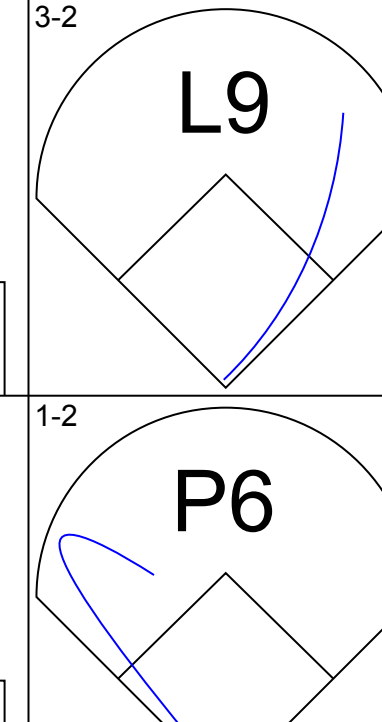


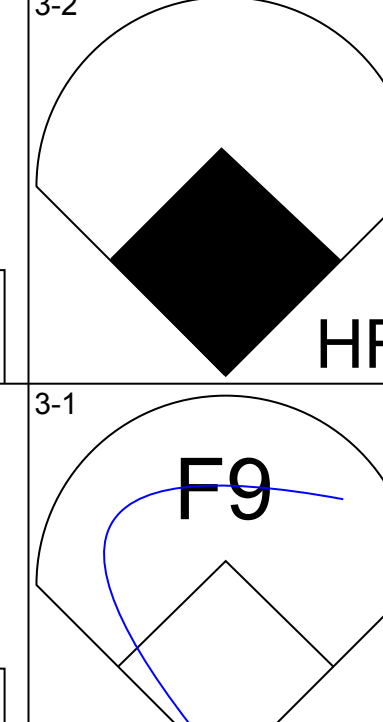



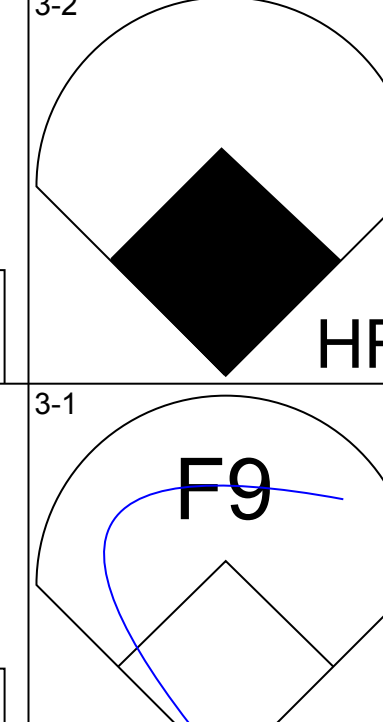
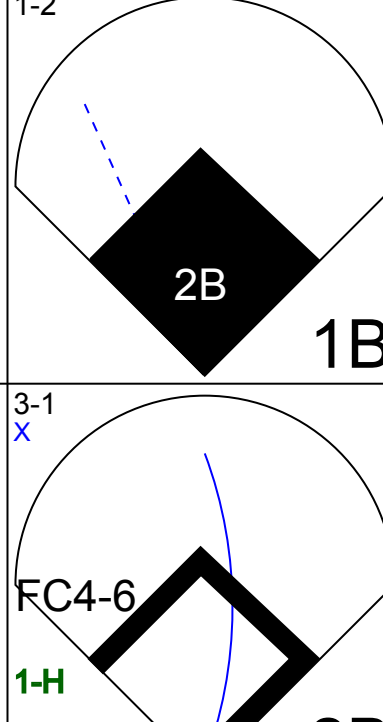
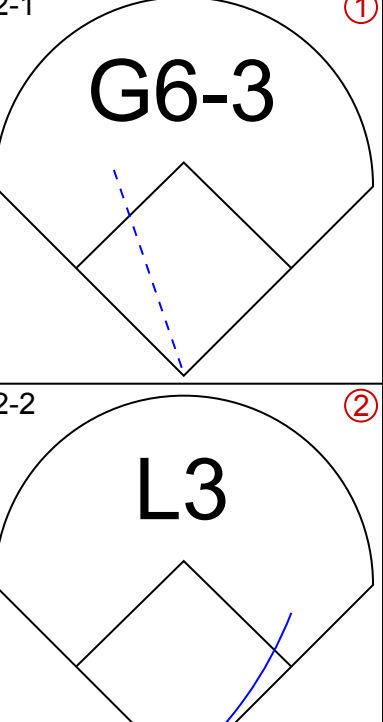
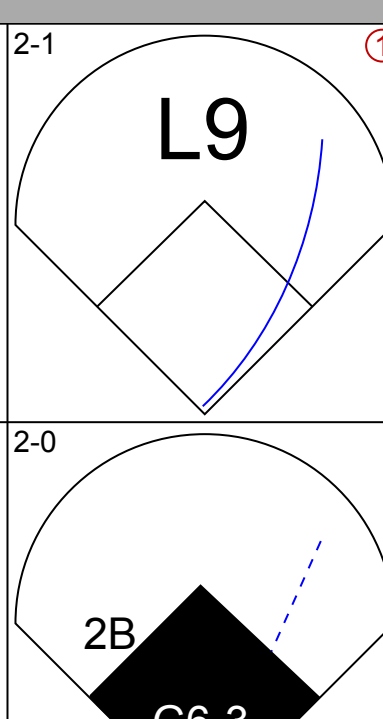
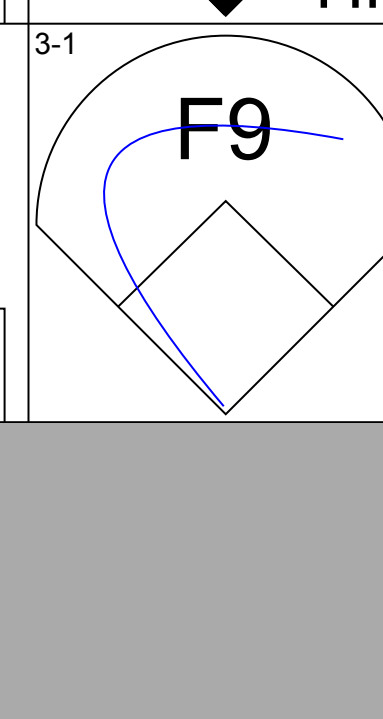
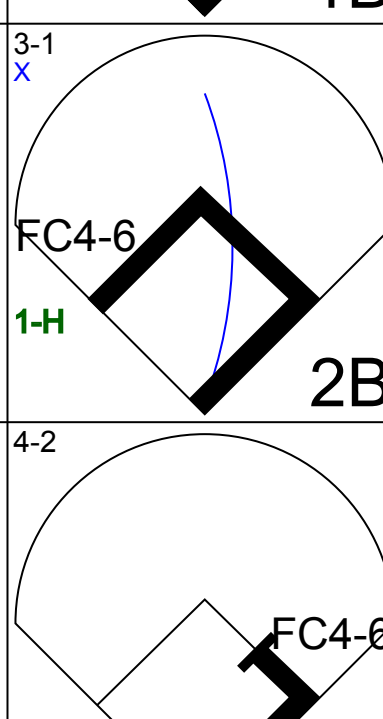
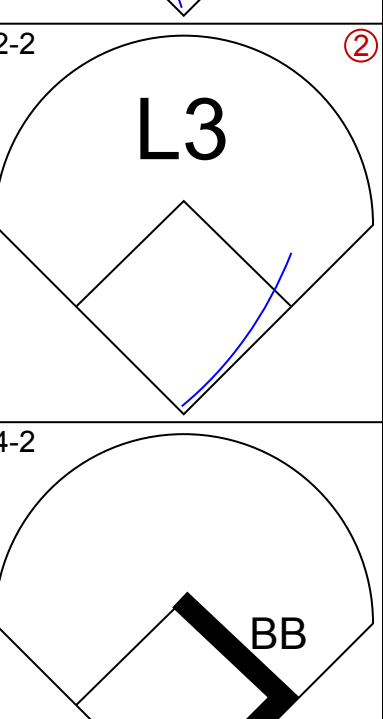
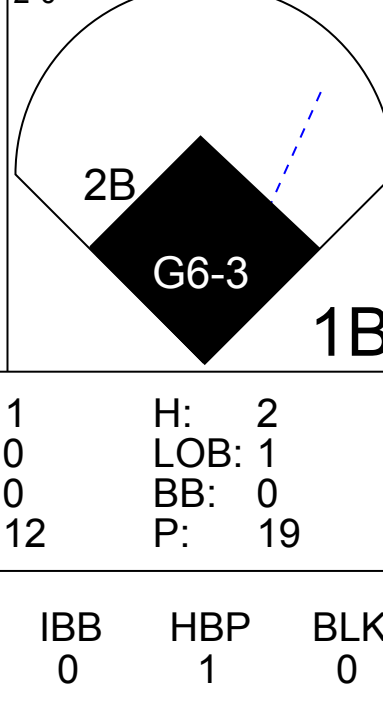
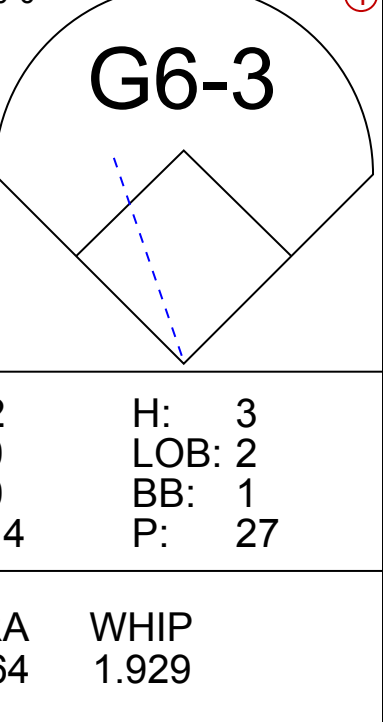
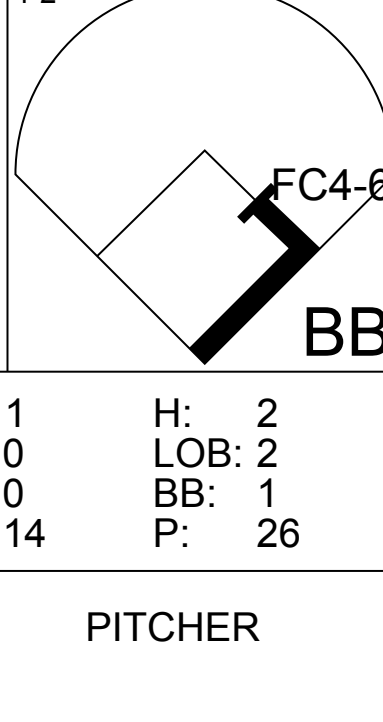
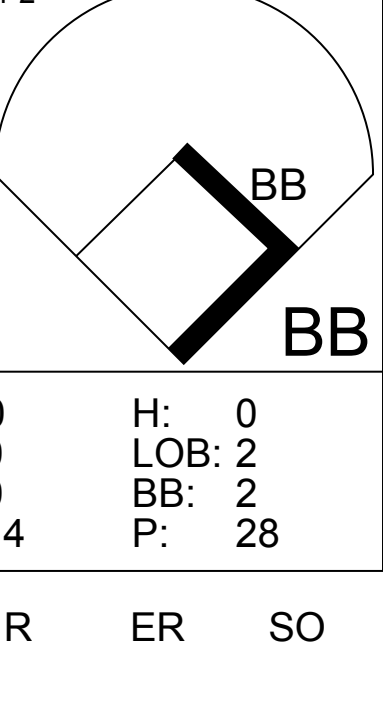


Batter	1	2	3	4	5	6	7	8	9	AB	R	H	RBI	BB	SO	LOB	BOTTOM										
Oddibe McDowell, L OBP: 0.392, SLG: 0.333 (1, 8)										5	0	1	0	0	0	3											
Jeff Eves, R OBP: 0.430, SLG: 0.474 (1, 4)										5	2	3	1	0	1	1											
Jose Canseco, R OBP: 0.411, SLG: 0.584 (1, 10)										5	1	2	2	0	1	6											
Will Clark, L OBP: 0.448, SLG: 0.572 (1, 3)										3	2	1	0	2	1	1											
Juan Gonzalez, R OBP: 0.317, SLG: 0.460 (1, 7)										5	1	1	4	0	0	1											
Dean Palmer, R OBP: 0.322, SLG: 0.512 (1, 5)										4	1	2	0	1	1	1											
29 Rusty Greer, L OBP: 0.390, SLG: 0.481 (1, 9)										4	1	1	0	1	2	3											
Manuel Lee, S OBP: 0.330, SLG: 0.355 (1, 6)										4	1	2	1	1	0	2											
Junior Ortiz, R OBP: 0.319, SLG: 0.309 (1, 2)										2	0	0	0	0	0	0											
Doug Strange, S OBP: 0.274, SLG: 0.337 (6, PH)										1	0	0	0	0	1	2											
Ivan Rodriguez, R OBP: 0.373, SLG: 0.475 (7, 2)										2	1	1	1	0	0	2											
Inning Stats	R: 0 E: 0 K: 1 S: 10	H: 1 LOB: 1 BB: 0 P: 18	R: 0 E: 0 K: 0 S: 6	H: 0 LOB: 0 BB: 0 P: 10	R: 0 E: 0 K: 0 S: 9	H: 2 LOB: 2 BB: 0 P: 16	R: 0 E: 0 K: 1 S: 11	H: 1 LOB: 2 BB: 1 P: 18	R: 3 E: 1 K: 1 S: 13	H: 2 LOB: 1 BB: 1 P: 25	R: 1 E: 0 K: 1 S: 11	H: 1 LOB: 2 BB: 2 P: 27	R: 0 E: 0 K: 2 S: 11	H: 1 LOB: 1 BB: 0 P: 17	R: 6 E: 1 K: 1 S: 20	H: 6 LOB: 2 BB: 1 P: 30	R: 0 E: 0 K: 1 S: 9	H: 0 LOB: 0 BB: 0 P: 14	1B: 11 2B: 1 3B: 0 HR: 2	SF: 0 SAC: 0 DP: 0 HBP: 0	WP: 2 PB: 0 SB: 1 CS: 0	PA: 45					
PITCHER	IP	WLS	BF	H	R	ER	SO	BB	IBB	HBP	BLK	WP	HR	S	P	ERA	WHIP										
Greg Gohr, R ERA: 3.18 (1, 1)	5.0		26	6	4	3	3	4	0	0	0	0	0	22	37	4.50	2.000										
Mike Gardiner, R ERA: 3.18 (6, 1)	2.0		10	4	2	1	3	0	0	0	0	0	0	15	23	0.00	3.000										
Mike Henneman, R ERA: 4.71 (8, 1)	0.2	L	6	2	3	0	1	0	1	0	0	0	0	3	4	0.00	6.000										
Buddy Groom, L ERA: 4.66 (8, 1)	0.1		3	2	1	0	0	0	0	0	0	0	0	3	4	0.00	6.000										

Detroit Tigers @ Texas Rangers
The Ballpark at Arlington, Arlington, TX
Fri Jul 01, 1994, 8:05 PM EDT
Sunny - 92 F


AB	40
R	10
H	14
RBI	9
BB	5
SO	7
LOB	22

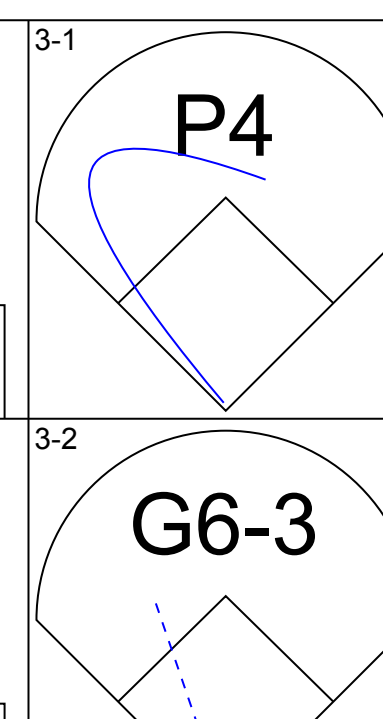
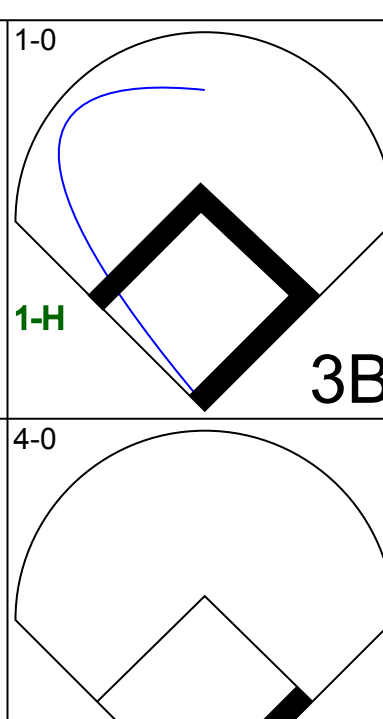

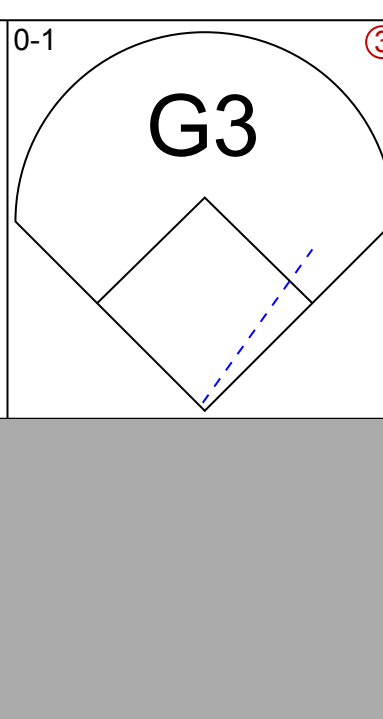
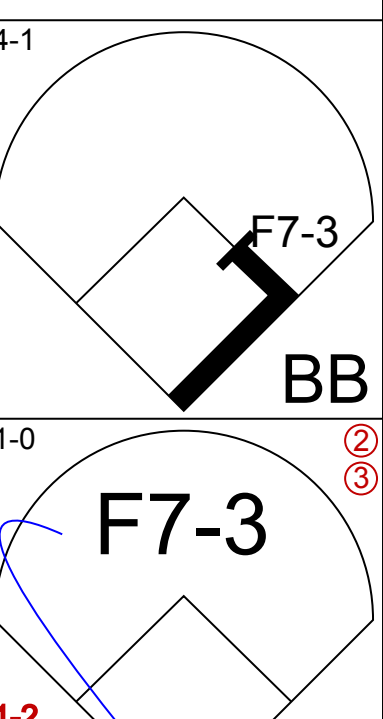
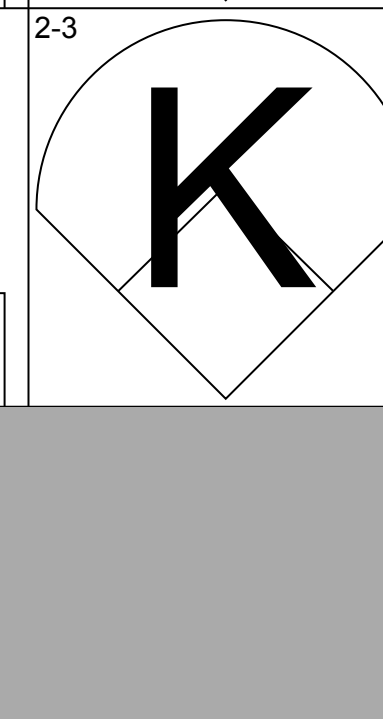

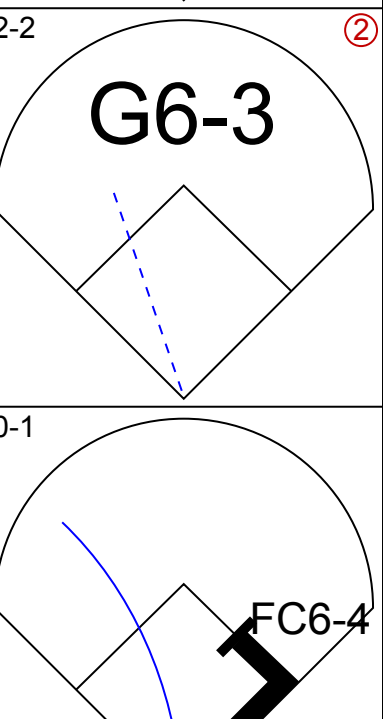
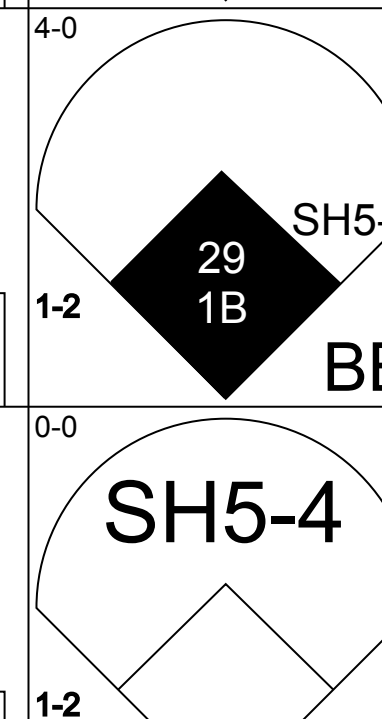



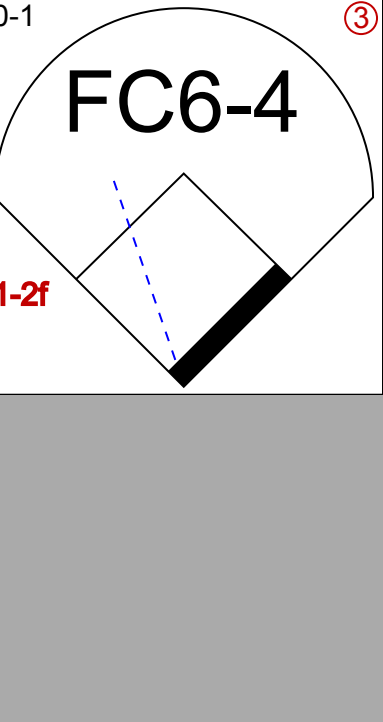
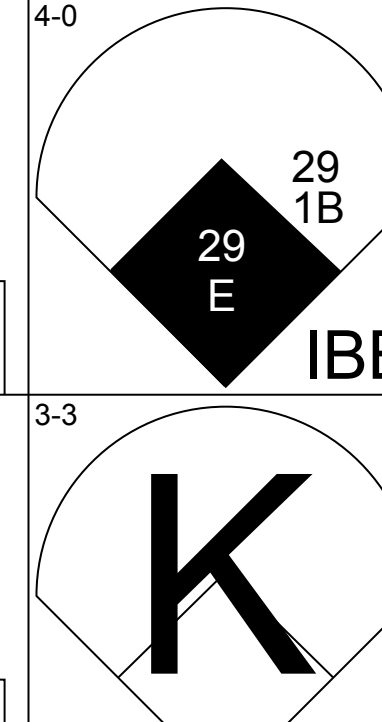
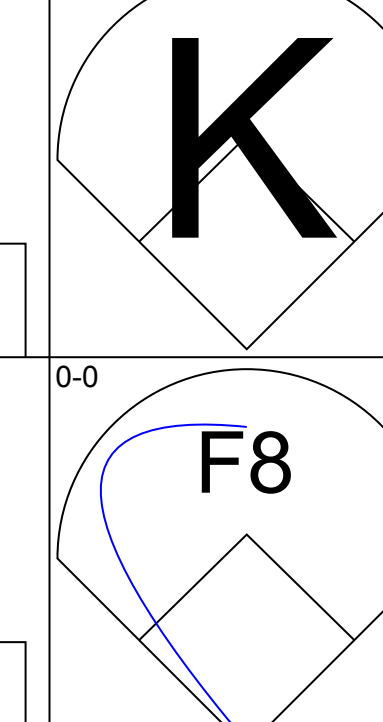
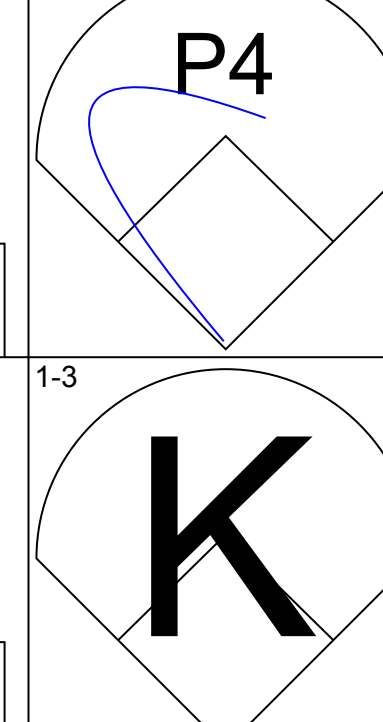
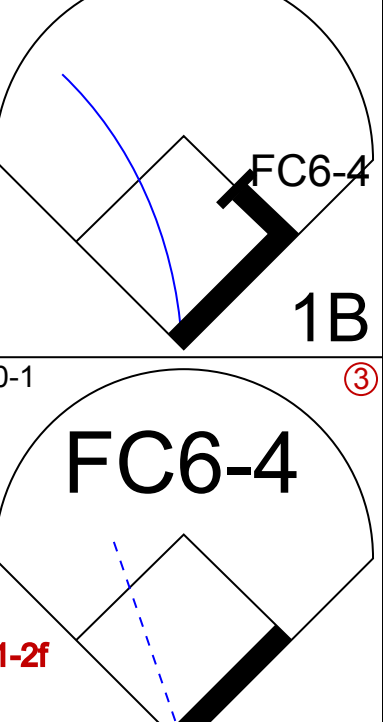
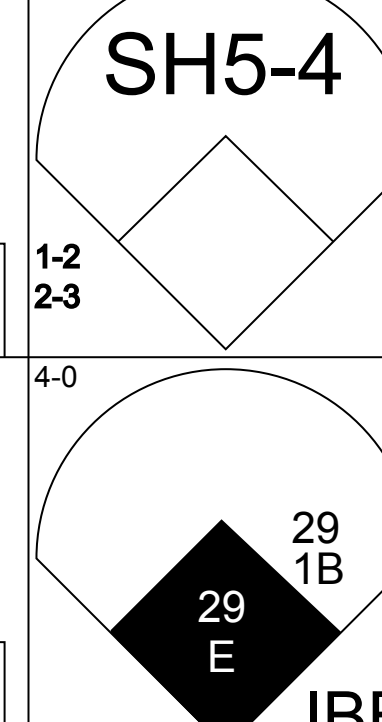
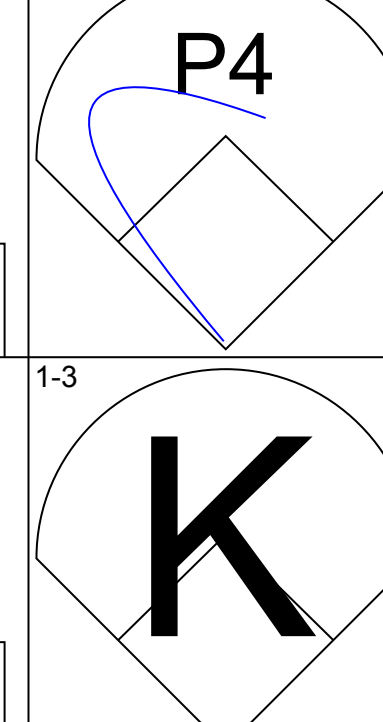
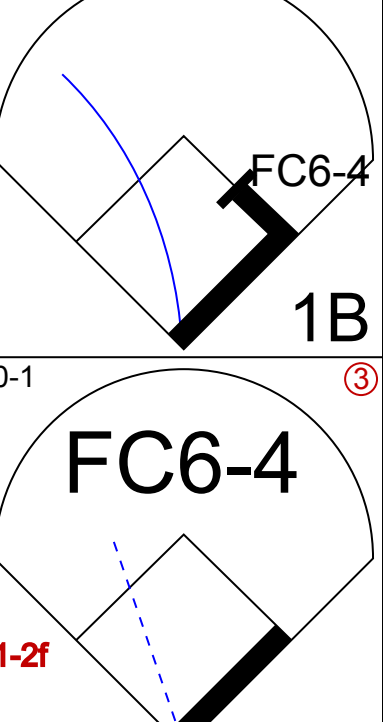
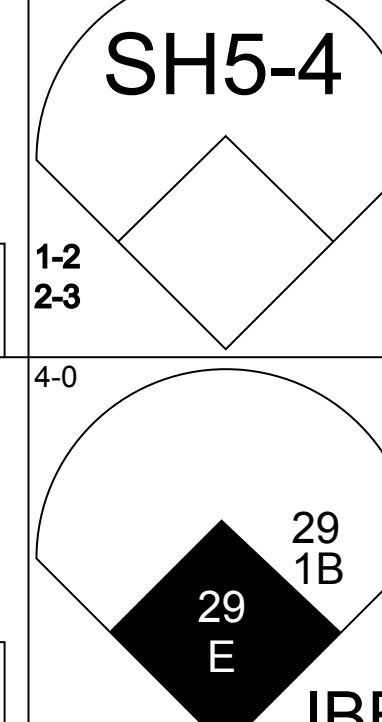
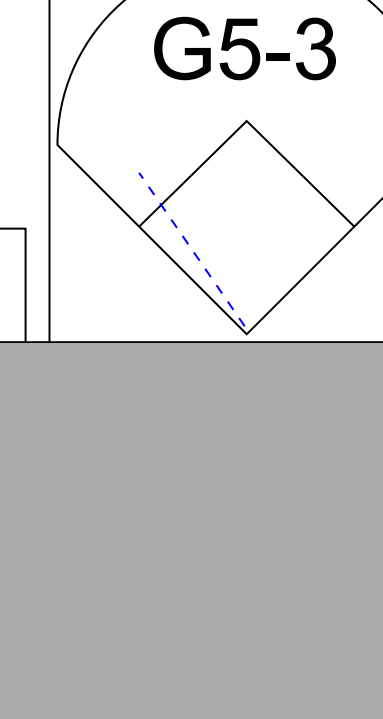
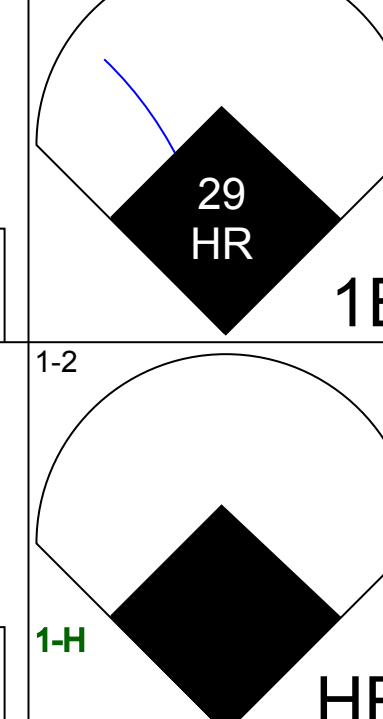

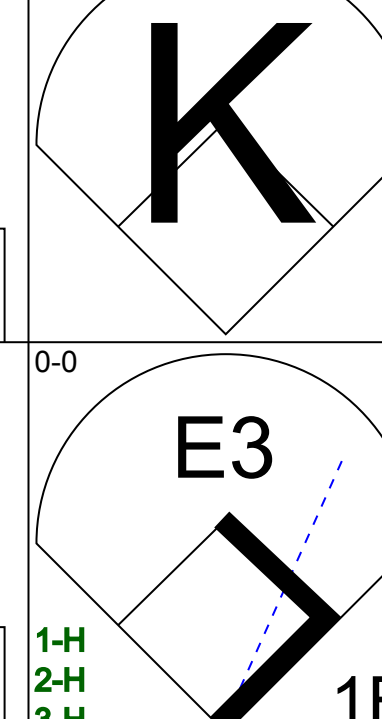

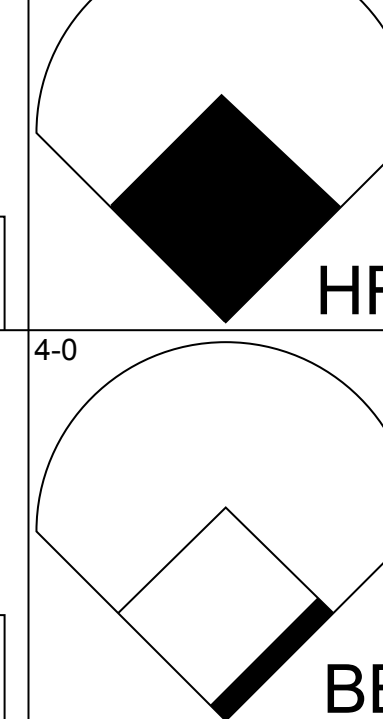
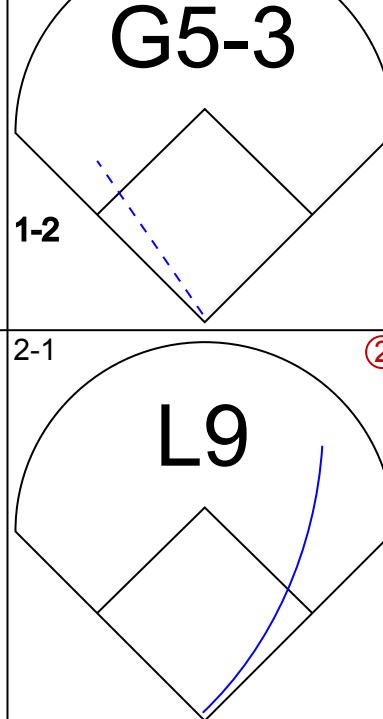
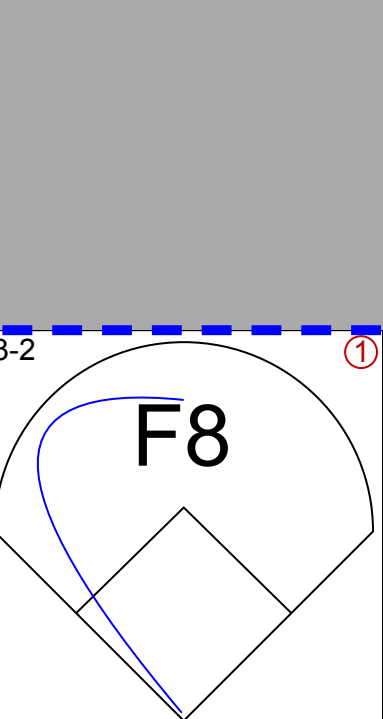
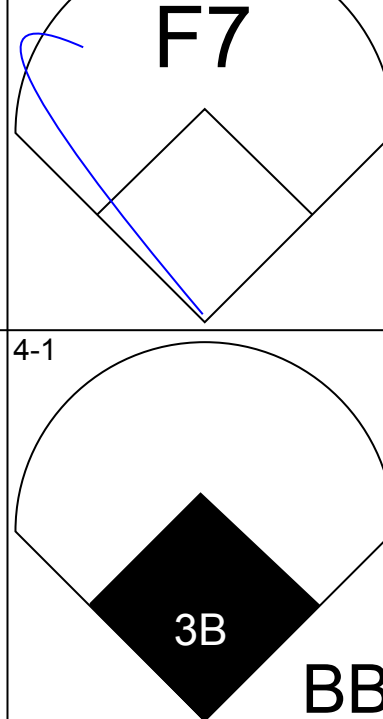
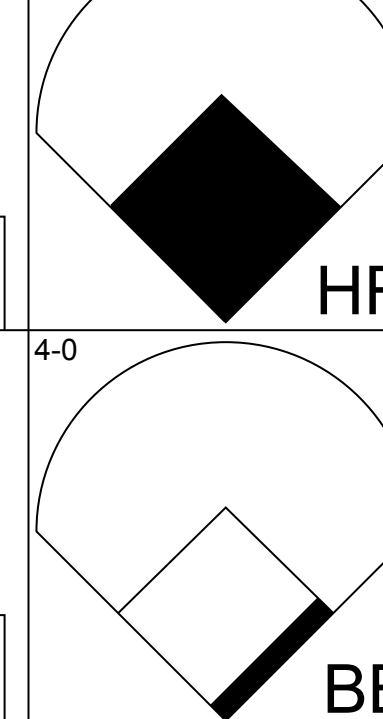
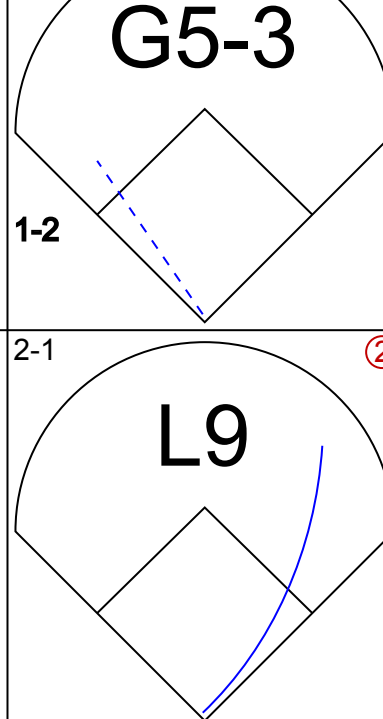
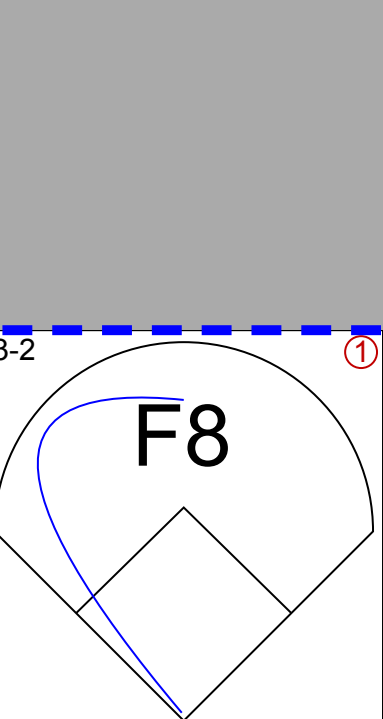
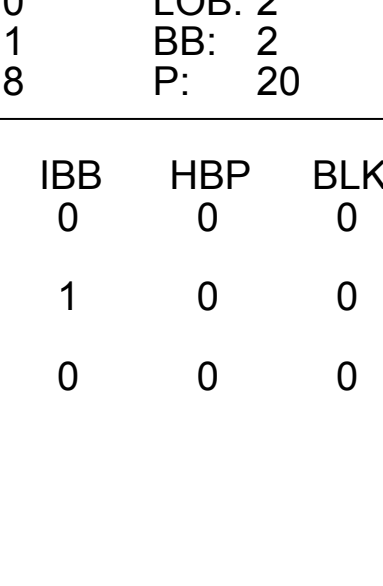
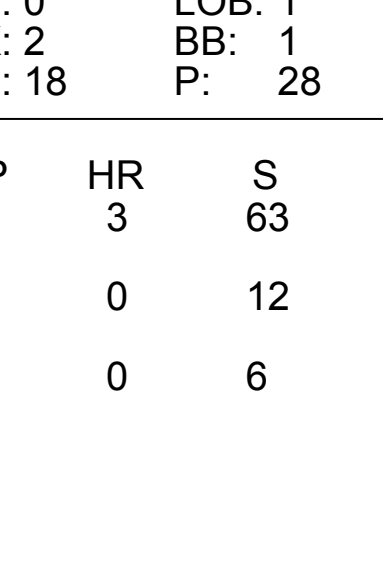
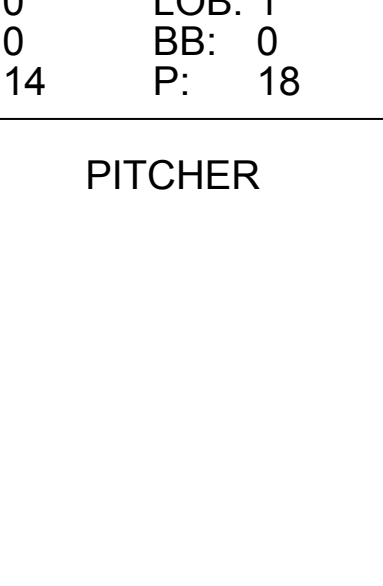
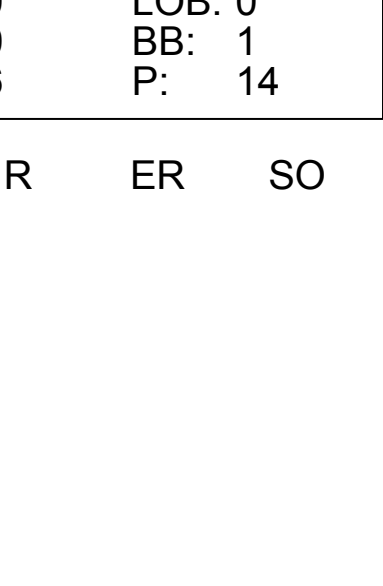
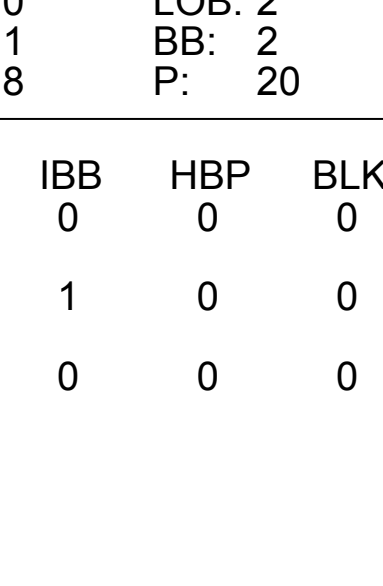
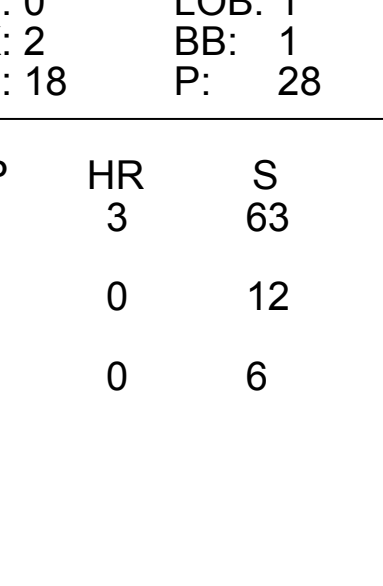
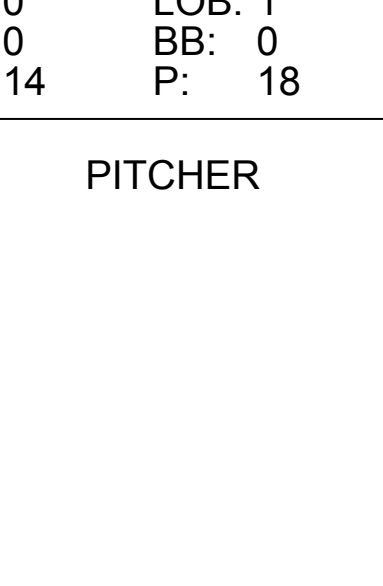
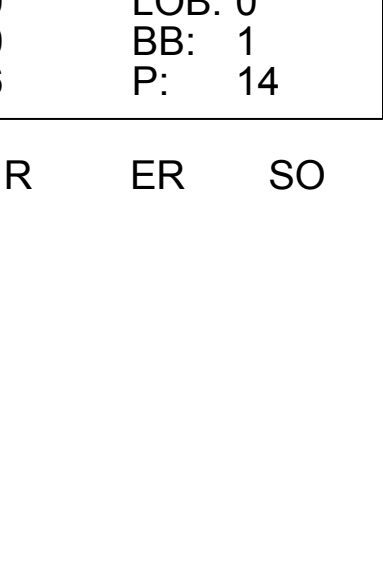


Batter	1	2	3	4	5	6	7	8	9	AB	R	H	RBI	BB	SO	LOB	TOP								
Tony Phillips, S OBP: 0.414, SLG: 0.451 (1, 7)			 2B		 1B BB					3	1	1	0	2	1	2									
Alan Trammell, R OBP: 0.353, SLG: 0.481 (1, 6)					 1B 1B					5	1	1	1	0	1	5									
Travis Fryman, R OBP: 0.351, SLG: 0.502 (1, 5)										4	0	1	1	0	1	3									
Cecil Fielder, R OBP: 0.329, SLG: 0.476 (1, 10)					 1B					5	0	1	1	0	4	1									
Kirk Gibson, L OBP: 0.356, SLG: 0.534 (1, 8)		 HBP			 1B					4	1	2	1	0	1	0									
Mickey Tettleton, S OBP: 0.430, SLG: 0.524 (1, 3)	 1-2f									4	0	0	0	0	1	3									
Junior Felix, S OBP: 0.388, SLG: 0.632 (1, 9)						 1B				4	2	2	1	0	1	0									
Chris Gomez, R OBP: 0.354, SLG: 0.440 (1, 4)						 1-H				4	0	1	1	0	0	0									
Chad Kreuter, S OBP: 0.355, SLG: 0.289 (1, 2)			 G6-3 1B				 BB		 BB	2	1	1	0	2	0	0									
Inning Stats	R: 0 E: 0 K: 3 S: 12	H: 1 LOB: 1 BB: 0 P: 19	R: 0 E: 0 K: 1 S: 8	H: 0 LOB: 0 BB: 0 P: 15	R: 1 E: 0 K: 0 S: 12	H: 2 LOB: 1 BB: 0 P: 19	R: 2 E: 0 K: 2 S: 13	H: 2 LOB: 0 BB: 0 P: 20	R: 2 E: 0 K: 0 S: 14	H: 3 LOB: 2 BB: 1 P: 27	R: 1 E: 0 K: 0 S: 14	H: 2 LOB: 2 BB: 1 P: 26	R: 0 E: 0 K: 1 S: 10	H: 0 LOB: 0 BB: 0 P: 15	R: 0 E: 0 K: 0 S: 14	H: 0 LOB: 2 BB: 2 P: 28	R: 0 E: 0 K: 3 S: 9	H: 0 LOB: 0 BB: 0 P: 12	1B: 4 2B: 4 3B: 0 HR: 2	SF: 1 SAC: 0 DP: 1 HBP: 1	WP: 1 PB: 0 SB: 0 CS: 0	PA: 41			
PITCHER	IP	WLS	BF	H	R	ER	SO	BB	IBB	HBP	BLK	WP	HR	S	P	ERA	WHIP								
John Dettmer, R ERA: 5.33 (1, 1)	4.2		23	8	5	5	6	1	0	1	0	1	2	58	98	9.64	1.929								
Dan Smith, L ERA: 4.09 (5, 1)	0.1		4	2	1	1	0	1	0	0	0	0	0	8	17	27.00	9.000								
Matt Whiteside, R ERA: 4.97 (6, 1)	2.2	W	9	0	0	0	1	1	0	0	0	0	0	28	45	0.00	0.375								
Tom Henke, R ERA: 3.97 (8, 1)	1.1	S	5	0	0	0	3	1	0	0	0	0	0	12	21	0.00	0.750								

Detroit Tigers @ Texas Rangers
The Ballpark at Arlington, Arlington, TX
Fri Jul 01 1994, 8:05 PM EDT
Att: 40,852 - Unknown


AB	35
R	6
H	10
RBI	6
BB	4
SO	10
LOB	14



Batter	1	2	3	4	5	6	7	8	9	AB	R	H	RBI	BB	SO	LOB	BOTTOM								
Oddibe McDowell, L OBP: 0.392, SLG: 0.346 (1, 8)			 3B					 BB		4	0	1	1	1	1	2									
Jeff Frye, R OBP: 0.429, SLG: 0.467 (1, 4)							 29 1B BB	 1-2		4	1	1	0	1	0	1									
Jose Canseco, R OBP: 0.409, SLG: 0.578 (1, 10)							 29 1B BB			3	1	0	0	1	2	2									
Will Clark, L OBP: 0.447, SLG: 0.570 (1, 3)					 1B					1	0	0	0	0	1	0									
Chris James, R OBP: 0.364, SLG: 0.438 (4, 9)					 1B					2	0	1	0	0	0	0									
Juan Gonzalez, R OBP: 0.317, SLG: 0.455 (1, 7)					 1-2f		 E IBB			3	1	0	0	1	1	1									
Dean Palmer, R OBP: 0.325, SLG: 0.526 (1, 5)				 1B						4	2	2	1	0	1	3									
29 Rusty Greer, L OBP: 0.398, SLG: 0.506 (4, 3)				 HR		 1B		 1B		4	1	3	4	0	0	0									
Ivan Rodriguez, R OBP: 0.371, SLG: 0.484 (1, 2)										4	1	1	1	0	0	2									
Manuel Lee, S OBP: 0.333, SLG: 0.351 (1, 6)			 BB							2	1	0	0	2	0	1									
Inning Stats	R: 0 E: 0 K: 1 S: 8	H: 0 LOB: 0 BB: 0 P: 16	R: 0 E: 0 K: 1 S: 5	H: 0 LOB: 0 BB: 0 P: 8	R: 1 E: 0 K: 1 S: 8	H: 1 LOB: 2 BB: 2 P: 20	R: 3 E: 0 K: 2 S: 18	H: 3 LOB: 1 BB: 1 P: 28	R: 0 E: 0 K: 0 S: 10	H: 1 LOB: 1 BB: 0 P: 12	R: 1 E: 0 K: 0 S: 14	H: 2 LOB: 1 BB: 0 P: 18	R: 3 E: 1 K: 1 S: 12	H: 2 LOB: 1 BB: 2 P: 25	R: 0 E: 0 K: 0 S: 6	H: 0 LOB: 0 BB: 1 P: 14	1B: 5 2B: 1 3B: 1 HR: 3	SF: 0 SAC: 1 DP: 1 HBP: 0	WP: 1 PB: 0 SB: 0 CS: 0	PA: 38					
PITCHER	IP	WLS	BF	H	R	ER	SO	BB	IBB	HBP	BLK	WP	HR	S	P	ERA	WHIP								
Bill Gullickson, R ERA: 6.29 (7, 1)	1.0	L	7	2	3	2	1	1	1	0	0	0	0	12	25	18.00	3.000								
Joe Boever, R ERA: 4.1 (8, 1)	1.0		3	0	0	0	0	1	0	0	0	0	0	6	14	0.00	1.000								

Detroit Tigers @ Texas Rangers
The Ballpark at Arlington, Arlington, TX
Fri Jul 01 1994, 8:05 PM EDT
Att: 40,852 - Unknown

AB	31
R	8
H	9
RBI	7
BB	6
SO	6
LOB	12



Batter	1	2	3	4	5	6	7	8	9	AB	R	H	RBI	BB	SO	LOB	TOP			
Tony Phillips, S OBP: 0.414, SLG: 0.450 (1, 7)	2-1 BB WP 1B	3-1 FC4-6 1B SF8		1-3 K			3-1 G4-3 1B		1-3 K	5	3	2	0	0	2	2				
Lou Whitaker, L OBP: 0.369, SLG: 0.493 (1, 4)	4-2 WP BB 2B	3-1 BB			3-2 1B		3-2 G4-3 1-2		1-0 F7	4	1	2	0	1	0	2				
Travis Fryman, R OBP: 0.352, SLG: 0.500 (1, 5)	4-2 WP BB 2B	0-2 SF8			2-0 F7		3-2 1B		3-3 K	3	1	1	2	1	1	2				
Cecil Fielder, R OBP: 0.325, SLG: 0.469 (1, 3)	1-2 P2	3-H G5-3			0-3 K		3-1 L7			4	0	0	0	0	1	6				
Kirk Gibson, L OBP: 0.350, SLG: 0.525 (1, 8)	3-2 P6			0-0 F7		3-1 L4		0-3 K		4	0	0	0	0	1	5				
Mickey Tettleton, S OBP: 0.431, SLG: 0.526 (1, 10)	1-1 1B 2B			3-3 K		4-2 BB		3-3 K		3	1	1	2	1	2	0				
Junior Felix, S OBP: 0.385, SLG: 0.624 (1, 9)	0-2 FC6-4 1B			3-2 G6-3		2-3 K		2-3 K		4	0	1	1	0	2	1				
Chris Gomez, R OBP: 0.348, SLG: 0.431 (1, 6)	1-1 FC6-4			2-3 K		2-1 F7		1-0 G6-3		4	0	0	0	0	1	2				
Chad Kreuter, S OBP: 0.359, SLG: 0.295 (1, 2)		3-2 FC4-6 1B		3-2 G6-3		3-2 F8			3-1 1B	4	0	2	0	0	0	1				
Inning Stats	R: 4 E: 0 K: 0 S: 24	H: 3 LOB: 1 BB: 2 P: 40	R: 1 E: 0 K: 0 S: 12	H: 2 LOB: 1 BB: 0 P: 22	R: 0 E: 0 K: 1 S: 8	H: 0 LOB: 0 BB: 0 P: 14	R: 0 E: 0 K: 1 S: 10	H: 1 LOB: 1 BB: 0 P: 18	R: 0 E: 0 K: 1 S: 12	H: 0 LOB: 1 BB: 1 P: 23	R: 1 E: 0 K: 1 S: 13	H: 2 LOB: 1 BB: 0 P: 25	R: 0 E: 0 K: 2 S: 7	H: 0 LOB: 0 BB: 0 P: 13	R: 0 E: 0 K: 2 S: 12	H: 1 LOB: 1 BB: 0 P: 20	1B: 8 2B: 1 3B: 0 HR: 0	SF: 1 SAC: 0 DP: 0 HBP: 0	WP: 1 PB: 0 SB: 0 CS: 0	PA: 39
PITCHER	IP WLS BF H R ER SO BB IBB HBP BLK WP HR S P ERA WHIP																			
Roger Pavlik, R ERA: 9.93 (1, 1)	1.1 L 11 5 5 5 0 2 0 0 0 0 1 0 31 56 33.75 5.250																			
Tim Leary, R ERA: (2, 1)	4.2 16 1 0 0 5 1 0 0 0 0 0 0 45 77 0.00 0.429																			
Brian Bohanon, L ERA: 5.14 (7, 1)	1.0 5 2 1 1 1 0 0 0 0 0 0 0 13 25 9.00 2.000																			
Jay Howell, R ERA: 5.61 (8, 1)	2.0 7 1 0 0 4 0 0 0 0 0 0 0 19 33 0.00 0.500																			

Detroit Tigers @ Texas Rangers
The Ballpark at Arlington, Arlington, TX
Sat Jul 02 1994, 8:05 PM EDT
Att: 46,668 - Unknown - 88 F

AB 35
R 6
H 9
RBI 5
BB 3
SO 10
LOB 21



Batter	1	2	3	4	5	6	7	8	9	AB	R	H	RBI	BB	SO	LOB	BOTTOM			
Oddibe McDowell, L OBP: 0.389, SLG: 0.343 (1, 8)	0-1 L9			2-2 F9		2-1 1B		1-2 G3-1		4	0	1	0	0	0	0				
Jeff Eves, R OBP: 0.431, SLG: 0.468 (1, 4)	2-3 K			1-2 BB 1B		0-1 1B		2-1 P1		4	0	2	0	0	1	0				
Jose Canseco, R OBP: 0.410, SLG: 0.586 (1, 10)	1-1 L7			4-1 1B		0-3 K		3-1 HR		3	1	1	1	1	1	2				
Juan Gonzalez, R OBP: 0.316, SLG: 0.455 (1, 7)		0-0 G5-3		1-0 P6		1-1 F9		0-0 2B		4	0	1	0	0	0	4				
29 Rusty Greer, L OBP: 0.389, SLG: 0.494 (1, 3)		0-2 G4-3		0-0 F8			2-2 G3-1	2-2 G3-1		4	0	0	0	0	0	3				
Dean Palmer, R OBP: 0.328, SLG: 0.523 (1, 5)		2-2 L7			0-0 G5-3		4-1 1B BB		1-1 E8 1B	3	0	1	0	1	0	0				
Ivan Rodriguez, R OBP: 0.369, SLG: 0.480 (1, 2)			2-2 G6-3		1-0 F9		0-1 FC4-6 1B		0-0 G5-3	4	0	1	0	0	0	1				
Chris James, R OBP: 0.352, SLG: 0.420 (1, 9)			1-3 K		0-2 F8		1-3 K		3-1 G6-3	4	0	0	0	0	2	3				
Manuel Lee, S OBP: 0.327, SLG: 0.345 (1, 6)			2-3 K			0-0 G4-3	1-1 FC4-6		0-0 L7	4	0	0	0	0	1	3				
Inning Stats	R: 0 E: 0 K: 1 S: 8	H: 0 LOB: 0 BB: 0 P: 11	R: 0 E: 0 K: 0 S: 7	H: 0 LOB: 0 BB: 0 P: 9	R: 0 E: 0 K: 2 S: 13	H: 0 LOB: 0 BB: 0 P: 18	R: 0 E: 0 K: 0 S: 9	H: 1 LOB: 2 BB: 1 P: 17	R: 0 E: 0 K: 1 S: 6	H: 2 LOB: 2 BB: 0 P: 7	R: 0 E: 0 K: 1 S: 11	H: 1 LOB: 1 BB: 1 P: 20	R: 1 E: 0 K: 0 S: 11	H: 2 LOB: 0 BB: 0 P: 19	R: 0 E: 1 K: 0 S: 6	H: 1 LOB: 1 BB: 0 P: 10	1B: 5 2B: 1 3B: 0 HR: 1	SF: 0 SAC: 0 DP: 0 HBP: 0	WP: 0 PB: 0 SB: 0 CS: 0	PA: 36
PITCHER	IP WLS BF H R ER SO BB IBB HBP BLK WP HR S P ERA WHIP																			
Mike Moore, R ERA: 6.01 (1, 1)	9.0 W 36 7 1 1 5 2 0 0 0 0 0 1 83 125 1.00 1.000																			

Detroit Tigers @ Texas Rangers
The Ballpark at Arlington, Arlington, TX
Sat Jul 02 1994, 8:05 PM EDT
Att: 46,668 - Unknown - 88 F

AB 34
R 1
H 7
RBI 1
BB 2
SO 5
LOB 16



Batter	1	2	3	4	5	6	7	8	9	AB	R	H	RBI	BB	SO	LOB	TOP				
Tony Phillips, S OBP: 0.412, SLG: 0.457 (1, 7)	F8		G3-1			HR	F9			4	1	1	1	0	0	1	Detroit Tigers @ Texas Rangers The Ballpark at Arlington, Arlington, TX Sun Jul 03 1994, 8:05 PM EDT Att: 46,164 - Unknown - 90 F				
Lou Whitaker, L OBP: 0.356, SLG: 0.488 (1, 4)	P6		G1-3			G4-3		G4-1		4	1	1	0	0	0	1					
Travis Fryman, R OBP: 0.348, SLG: 0.494 (1, 5)	G5-3					K		G5-3		4	0	0	0	0	1	1					
Cecil Fielder, R OBP: 0.321, SLG: 0.463 (1, 3)		P6				G4-3		K		4	0	0	0	0	1	1					
Kirk Gibson, L OBP: 0.349, SLG: 0.524 (1, 8)		G5-3				G4-3		K		4	1	1	1	0	1	0					
Mickey Tettleton, S OBP: 0.435, SLG: 0.527 (1, 10)						E9		G3		3	0	2	1	1	0	0					
Junior Felix, S OBP: 0.378, SLG: 0.611 (1, 9)						F9		G3		4	0	0	0	0	0	3					
Alan Trammell, R OBP: 0.348, SLG: 0.474 (1, 6)			P6			K		G5-3		3	0	0	0	0	1	1					
Chad Kreuter, S OBP: 0.358, SLG: 0.304 (1, 2)			G3-1			F8		K		3	0	1	0	0	1	1					
Inning Stats	R: 0 E: 0 K: 0 S: 6	H: 0 LOB: 0 BB: 0 P: 12	R: 0 E: 0 K: 0 S: 8	H: 0 LOB: 1 BB: 1 P: 16	R: 0 E: 0 K: 0 S: 8	H: 1 LOB: 1 BB: 0 P: 14	R: 0 E: 0 K: 0 S: 6	H: 0 LOB: 0 BB: 0 P: 9	R: 0 E: 1 K: 1 S: 8	H: 1 LOB: 1 BB: 0 P: 12	R: 3 E: 0 K: 1 S: 20	H: 4 LOB: 1 BB: 0 P: 28	R: 0 E: 0 K: 1 S: 9	H: 0 LOB: 0 BB: 0 P: 14	R: 0 E: 0 K: 1 S: 5	H: 0 LOB: 0 BB: 0 P: 7	1B: 3 2B: 2 3B: 0 HR: 1	SF: 0 SAC: 0 DP: 0 HBP: 0	WP: 0 PB: 0 SB: 0 CS: 0	PA: 34	
PITCHER	IP	WLS	BF	H	R	ER	SO	BB	IBB	HBP	BLK	WP	HR	S	P	ERA	WHIP				
Hector Fajardo, R ERA: 5.4 (1, 1)	6.0	W	25	6	3	3	2	1	0	0	0	0	1	56	91	4.50	1.167				
Matt Whiteside, R ERA: 4.74 (7, 1)	2.0		6	0	0	0	2	0	0	0	0	0	0	15	24	0.00	0.000				
Tom Henke, R ERA: 3.8 (9, 1)	1.0	S	3	0	0	0	1	0	0	0	0	0	0	5	7	0.00	0.000				


Batter	1	2	3	4	5	6	7	8	9	AB	R	H	RBI	BB	SO	LOB	BOTTOM				
Oddibe McDowell, L OBP: 0.383, SLG: 0.360 (1, 8)	B3		HR			G3		G3-1		5	1	1	1	0	0	1	Detroit Tigers @ Texas Rangers The Ballpark at Arlington, Arlington, TX Sun Jul 03 1994, 8:05 PM EDT Att: 46,164 - Unknown - 90 F				
Jeff Eves, R OBP: 0.430, SLG: 0.469 (1, 4)			FC5-4			F8		B5-3		4	1	1	0	1	0	1					
Jose Canseco, R OBP: 0.408, SLG: 0.580 (1, 10)	P2		E3			K				3	0	0	0	1	1	3					
Will Clark, L OBP: 0.448, SLG: 0.573 (1, 3)	G4-3		FC5-4							4	1	2	1	0	0	2					
Juan Gonzalez, R OBP: 0.318, SLG: 0.454 (1, 7)			E			F9		F7		3	1	1	0	1	0	3					
Dean Palmer, R OBP: 0.322, SLG: 0.514 (1, 5)			FC6			K		K		4	1	0	0	0	3	3					
29 Rusty Greer, L OBP: 0.386, SLG: 0.485 (1, 9)			G3			F8				3	0	0	1	1	0	2					
Ivan Rodriguez, R OBP: 0.367, SLG: 0.481 (1, 2)			P5			L9				4	0	1	1	0	0	4					
Manuel Lee, S OBP: 0.326, SLG: 0.340 (1, 6)			G3			G4-3		G4-3		3	0	0	0	1	0	3					
Inning Stats	R: 0 E: 0 K: 0 S: 8	H: 1 LOB: 1 BB: 0 P: 18	R: 0 E: 1 K: 1 S: 14	H: 0 LOB: 2 BB: 1 P: 23	R: 5 E: 2 K: 0 S: 19	H: 3 LOB: 1 BB: 1 P: 32	R: 0 E: 0 K: 0 S: 6	H: 1 LOB: 2 BB: 1 P: 13	R: 0 E: 0 K: 1 S: 8	H: 0 LOB: 0 BB: 0 P: 11	R: 0 E: 0 K: 1 S: 8	H: 0 LOB: 1 BB: 1 P: 17	R: 0 E: 0 K: 1 S: 11	H: 1 LOB: 2 BB: 1 P: 20	R: 0 E: 0 K: 0 S: 4	H: 0 LOB: 0 BB: 0 P: 7	1B: 2 2B: 3 3B: 0 HR: 1	SF: 0 SAC: 0 DP: 0 HBP: 0	WP: 1 PB: 0 SB: 1 CS: 0	PA: 38	
PITCHER	IP	WLS	BF	H	R	ER	SO	BB	IBB	HBP	BLK	WP	HR	S	P	ERA	WHIP				
Tim Belcher, R ERA: 5.35 (1, 1)	8.0	L	38	6	5	2	4	4	1	0	0	1	1	78	141	2.25	1.250				


AB 33
R 3
H 6
RBI 3
BB 1
SO 5
LOB 9



AB 33
R 5
H 6
RBI 4
BB 5
SO 4
LOB 22



Batter	1	2	3	4	5	6	7	8	9	AB	R	H	RBI	BB	SO	LOB	TOP			
Tony Phillips, S (1, 10) OBP: 0.408, SLG: 0.456	G6-3		F9	G6-3			2B	G1-2-3		5	0	1	0	0	0	6	Detroit Tigers @ Texas Rangers The Ballpark at Arlington, Arlington, TX Mon Jul 04 1994, 8:05 PM EDT Att: 46,265 - Unknown - 88 F			
Chris Gomez, R (1, 4) OBP: 0.348, SLG: 0.425	K		BB BB				K	G1-3		3	0	0	0	2	3					
Travis Fryman, R (1, 5) OBP: 0.346, SLG: 0.488	K		BB				K			4	0	0	0	1	4					
Cecil Fielder, R (1, 3) OBP: 0.325, SLG: 0.473		HR	BB				K			4	1	2	1	1	2					
Alan Trammell, R (1, 6) OBP: 0.345, SLG: 0.472	F7		G1-3					1B		5	1	1	0	0	1					
Junior Felix, S (1, 9) OBP: 0.376, SLG: 0.604	G5-3			L3			K	1B		4	1	1	0	0	1					
Mickey Tettleton, S (1, 2) OBP: 0.439, SLG: 0.531	1B			FC6-4			P4	BB		4	0	3	1	0	0					
Juan Samuel, R (1, 8) OBP: 0.370, SLG: 0.500	L8		FC6-4				K	G1-2-3		4	0	1	0	0	1					
Riccardo Ingram, R (1, 7) OBP: 0.364, SLG: 0.300			CS				G5-3	G1-2-3		3	0	2	1	1	0					
Inning Stats	R: 0 E: 0 K: 2 S: 9	H: 0 LOB: 0 BB: 0 P: 13	R: 1 E: 0 K: 0 S: 9	H: 2 LOB: 1 BB: 0 P: 15	R: 0 E: 0 K: 0 S: 7	H: 1 LOB: 3 BB: 3 P: 22	R: 0 E: 0 K: 0 S: 13	H: 2 LOB: 2 BB: 0 P: 16	R: 0 E: 0 K: 1 S: 5	H: 0 LOB: 0 BB: 0 P: 9	R: 0 E: 0 K: 3 S: 15	H: 1 LOB: 1 BB: 0 P: 21	R: 2 E: 0 K: 0 S: 12	H: 4 LOB: 2 BB: 1 P: 23	R: 0 E: 0 K: 3 S: 10	H: 0 LOB: 0 BB: 0 P: 17	1B: 8 2B: 2 3B: 0 HR: 1	SF: 0 SAC: 0 DP: 1 HBP: 0	WP: 0 PB: 0 SB: 0 CS: 1	PA: 41
PITCHER	IP	WLS	BF	H	R	ER	SO	BB	IBB	HBP	BLK	WP	HR	S	P	ERA	WHIP			
Kenny Rogers, L (1, 1) ERA: 4.57	7.0		34	10	3	3	8	4	0	0	0	0	1	74	124	3.86	2.000			
Darren Oliver, L (8, 1) ERA: 3.98	2.0	W	7	1	0	0	3	1	0	0	0	0	0	18	33	0.00	1.000			

Batter	1	2	3	4	5	6	7	8	9	AB	R	H	RBI	BB	SO	LOB	BOTTOM					
Oddibe McDowell, L (1, 8) OBP: 0.377, SLG: 0.354	L8		G2-3				K			5	0	1	0	0	1	2	Detroit Tigers @ Texas Rangers The Ballpark at Arlington, Arlington, TX Mon Jul 04 1994, 8:05 PM EDT Att: 46,265 - Unknown - 88 F					
Esteban Beltre, R (9, FR) OBP: 0.370, SLG: 0.322			1-2					2B		0	1	0	0	0	0							
Jeff Fyfe, R (1, 4) OBP: 0.429, SLG: 0.470	E4		G5-3				P2	BB		4	0	1	0	0	0							
Jose Canseco, R (1, 10) OBP: 0.408, SLG: 0.575	G1-4-3		G6-3					1B		4	0	1	0	1	0							
Will Clark, L (1, 3) OBP: 0.453, SLG: 0.575		G6-3		G6-3			HR	1B		4	2	3	1	1	0							
Juan Gonzalez, R (1, 7) OBP: 0.317, SLG: 0.450		29 1B		G6-3			F8			3	0	0	0	0	1							
Dean Palmer, R (1, 5) OBP: 0.325, SLG: 0.527		P3		29 G4-6-3			HR			4	1	2	3	0	1							
29 Rusty Greer, L (1, 9) OBP: 0.389, SLG: 0.482		1B		G4-6-3			G6-3	FC6-4		3	0	1	0	1	0							
Ivan Rodriguez, R (1, 2) OBP: 0.362, SLG: 0.473		G4-3					F8	FC6-4		4	0	0	0	0	5							
Manuel Lee, S (1, 6) OBP: 0.329, SLG: 0.340			G2-3				K			3	0	1	0	1	1							
Inning Stats	R: 0 E: 1 K: 0 S: 6	H: 0 LOB: 0 BB: 0 P: 9	R: 0 E: 0 K: 0 S: 10	H: 1 LOB: 2 BB: 0 P: 19	R: 0 E: 0 K: 0 S: 13	H: 1 LOB: 1 BB: 0 P: 21	R: 1 E: 0 K: 0 S: 10	H: 2 LOB: 0 BB: 0 P: 18	R: 0 E: 0 K: 0 S: 12	H: 0 LOB: 2 BB: 1 P: 23	R: 2 E: 0 K: 0 S: 11	H: 2 LOB: 0 BB: 0 P: 19	R: 0 E: 0 K: 2 S: 11	H: 0 LOB: 0 BB: 0 P: 17	R: 0 E: 0 K: 2 S: 13	H: 2 LOB: 3 BB: 1 P: 21	R: 1 E: 0 K: 0 S: 5	H: 2 LOB: 3 BB: 2 P: 15	1B: 8 2B: 1 3B: 0 HR: 1	SF: 0 SAC: 0 DP: 2 HBP: 2	WP: 2 PB: 0 SB: 0 CS: 0	PA: 40
PITCHER	IP	WLS	BF	H	R	ER	SO	BB	IBB	HBP	BLK	WP	HR	S	P	ERA	WHIP					
John Doherty, R (1, 1) ERA: 6.11			30	7	3	3	2	1	0	0	0	0	0	2	5	∞	∞					
Buddy Groom, L (8, 1) ERA: 4.66	0.0		1	1	0	0	0	0	0	0	0	0	0	2	5	∞	∞					
Mike Gardiner, R (8, 1) ERA: 3.29	1.1	L	9	2	1	1	2	2	1	0	0	0	0	15	30	6.75	3.000					

Batter	1	2	3	4	5	6	7	8	9	AB	R	H	RBI	BB	SO	LOB	TOP			
Kenny Lofton, L OBP: 0.436, SLG: 0.563 (1, 8)										4	0	1	0	0	2	3	Cleveland Indians @ Texas Rangers The Ballpark at Arlington, Arlington, TX Tue Jul 05 1994, 8:05 PM EDT Att: 33,012 - Sunny - 90 F			
Omar Vizquel, S OBP: 0.369, SLG: 0.385 (1, 6)										4	1	1	0	0	0	2				
Carlos Baerga, S OBP: 0.318, SLG: 0.474 (1, 4)										4	0	1	1	0	1	2				
Albert Belle, R OBP: 0.461, SLG: 0.727 (1, 7)										4	0	1	0	0	2	2				
Eddie Murray, S OBP: 0.324, SLG: 0.463 (1, 10)										4	1	0	0	0	0	2				
Jim Thome, L OBP: 0.345, SLG: 0.472 (1, 5)										3	1	0	0	1	1					
Sandy Alomar Jr., R OBP: 0.311, SLG: 0.438 (1, 2)										4	0	1	1	0	0	1				
Paul Sorrento, L OBP: 0.332, SLG: 0.382 (1, 3)										4	0	0	0	0	3	3				
Wayne Kirby, L OBP: 0.316, SLG: 0.355 (1, 9)										4	0	2	1	0	1	0				
Inning Stats	R: 0 E: 0 K: 1 S: 13	H: 1 LOB: 1 BB: 0 P: 20	R: 1 E: 1 K: 0 S: 7	H: 1 LOB: 0 BB: 0 P: 14	R: 1 E: 0 K: 3 S: 13	H: 2 LOB: 1 BB: 0 P: 19	R: 1 E: 0 K: 2 S: 12	H: 1 LOB: 2 BB: 0 P: 21	R: 0 E: 0 K: 1 S: 10	H: 0 LOB: 0 BB: 0 P: 14	R: 0 E: 0 K: 1 S: 10	H: 1 LOB: 0 BB: 0 P: 11	R: 0 E: 1 K: 1 S: 8	H: 0 LOB: 0 BB: 0 P: 13	R: 0 E: 0 K: 1 S: 9	H: 0 LOB: 0 BB: 0 P: 13	1B: 5 2B: 1 3B: 1 HR: 0	SF: 0 SAC: 0 DP: 2 HBP: 0	WP: 0 PB: 0 SB: 0 CS: 0	PA: 36
PITCHER Kevin Brown, R ERA: 5.29 (1, 1)	IP: 9.0 WLS: W BF: 36 H: 7 R: 3 ER: 1 SO: 10 BB: 1 IBB: 0 HBP: 0 BLK: 0 WP: 0 HR: 0 S: 94 P: 139 ERA: 1.00 WHIP: 0.889															PITCHER				

AB 35
R 3
H 7
RBI 3
BB 1
SO 10
LOB 16



Batter	1	2	3	4	5	6	7	8	9	AB	R	H	RBI	BB	SO	LOB	BOTTOM			
Jeff Frye, R OBP: 0.433, SLG: 0.473 (1, 4)										1	1	1	0	0	0	0	Cleveland Indians @ Texas Rangers The Ballpark at Arlington, Arlington, TX Tue Jul 05 1994, 8:05 PM EDT Att: 33,012 - Sunny - 90 F			
Billy Ripken, R OBP: 0.325, SLG: 0.364 (3, 4)										3	0	0	0	0	1	3				
David Hulse, L OBP: 0.326, SLG: 0.347 (1, 8)										4	1	3	0	0	0	0				
Jose Canseco, R OBP: 0.407, SLG: 0.574 (1, 10)										4	0	1	1	0	0	4				
Will Clark, L OBP: 0.453, SLG: 0.575 (1, 3)										2	1	1	1	1	0	1				
Juan Gonzalez, R OBP: 0.316, SLG: 0.447 (1, 7)										4	1	1	0	0	0	2				
Dean Palmer, R OBP: 0.324, SLG: 0.522 (1, 5)										4	0	1	1	0	2	1				
29 Rusty Greer, L OBP: 0.391, SLG: 0.483 (1, 9)										4	0	2	1	0	0	1				
Ivan Rodriguez, R OBP: 0.368, SLG: 0.475 (1, 2)										3	0	2	0	0	0	1				
Manuel Lee, S OBP: 0.323, SLG: 0.333 (1, 6)										4	0	0	0	0	1	5				
Inning Stats	R: 2 E: 1 K: 0 S: 10	H: 2 LOB: 0 BB: 0 P: 15	R: 0 E: 0 K: 1 S: 9	H: 1 LOB: 1 BB: 0 P: 13	R: 0 E: 0 K: 0 S: 5	H: 1 LOB: 0 BB: 0 P: 5	R: 0 E: 0 K: 1 S: 8	H: 0 LOB: 1 BB: 1 P: 16	R: 0 E: 0 K: 0 S: 9	H: 2 LOB: 2 BB: 0 P: 11	R: 2 E: 0 K: 2 S: 21	H: 5 LOB: 0 BB: 0 P: 32	R: 0 E: 0 K: 0 S: 8	H: 1 LOB: 1 BB: 0 P: 12	R: 0 E: 0 K: 0 S: 6	H: 0 LOB: 1 BB: 0 P: 13	1B: 11 2B: 1 3B: 0 HR: 0	SF: 1 SAC: 0 DP: 1 HBP: 1	WP: 0 PB: 0 SB: 0 CS: 0	PA: 36
PITCHER Mark Clark, R ERA: 3.9 Jose Mesa, R ERA: 3.44 (1, 1) (6, 1)	IP: 5.1 WLS: L BF: 26 H: 11 R: 4 ER: 3 SO: 2 BB: 1 IBB: 0 HBP: 0 BLK: 0 WP: 0 HR: 0 S: 55 P: 82 ERA: 5.06 WHIP: 2.250															PITCHER				

AB 33
R 4
H 12
RBI 4
BB 1
SO 4
LOB 18



Batter	1	2	3	4	5	6	7	8	9	AB	R	H	RBI	BB	SO	LOB	TOP								
Kenny Lofton, L OBP: 0.434, SLG: 0.562 Ruben Amaro Jr., S OBP: 0.182, SLG: 0.200	E3 K		1B 2B	F7		G6-3			F8	4	2	1	0	0	1	4									
Omar Vizquel, S OBP: 0.388, SLG: 0.383	L8	1B 1B	1B	K		G4-3			G3	6	1	2	1	0	1	5									
Carlos Baerga, S OBP: 0.429, SLG: 0.545 Rene Gonzales, R	2B 1B	1B S	1B	P2		G4-3			G4-3	4	2	2	0	0	0	1									
Albert Belle, R OBP: 0.460, SLG: 0.722 Wayne Kirby, L OBP: 0.316, SLG: 0.355	F8	1B 1B	1B			F9			FC4-6 G3	5	1	2	2	0	0	3									
Eddie Murray, S OBP: 0.325, SLG: 0.465	1B 2B	1B G6-4-3	1B	L9		G4-3			G3	5	2	2	1	0	0	3									
Jim Thome, L OBP: 0.346, SLG: 0.468	1B HR	1B G6-4-3	1B	K		K			K	4	2	1	1	1	3	2									
Manny Ramirez, R OBP: 0.355, SLG: 0.514	HR	G6-4-3	1B	BB 1B		2B G6-3			F9	3	2	1	2	2	0	1									
Paul Sorrento, L OBP: 0.333, SLG: 0.396	HR	F8		BB 1B		F7			G4-3	5	1	2	3	0	0	2									
Sandy Alomar Jr., R OBP: 0.317, SLG: 0.441	S BB		K	1B BB		2B			G5-3	3	0	1	1	2	1	0									
Inning Stats	R: 6 E: 1 K: 1 S: 23	H: 4 LOB: 1 BB: 2 P: 46	R: 4 E: 0 K: 0 S: 16	H: 5 LOB: 0 BB: 20 P: 27	R: 1 E: 0 K: 1 S: 13	H: 3 LOB: 2 BB: 0 P: 17	R: 0 E: 0 K: 2 S: 16	H: 1 LOB: 3 BB: 2 P: 30	R: 0 E: 0 K: 1 S: 6	H: 1 LOB: 0 BB: 0 P: 10	R: 2 E: 0 K: 1 S: 17	H: 1 LOB: 1 BB: 1 P: 28	R: 0 E: 0 K: 1 S: 7	H: 1 LOB: 2 BB: 0 P: 11	R: 0 E: 0 K: 0 S: 5	H: 0 LOB: 0 BB: 0 P: 9	R: 0 E: 0 K: 0 S: 5	H: 0 LOB: 0 BB: 0 P: 7	1B: 11 2B: 3 3B: 0 HR: 1	SF: 0 SAC: 0 DP: 1 HBP: 0	WP: 1 PB: 0 SB: 2 CS: 0	PA: 48			
PITCHER	IP	WLS	BF	H	R	ER	SO	BB	IBB	HBP	BLK	WP	HR	S	P	ERA	WHIP								
John Dettmer, R ERA: 5.19	0.2	L	9	4	6	0	0	1	1	0	0	0	1	18	38	0.00	7.500								
Brian Bohannon, L ERA: 9.35	1.2		11	7	5	5	2	0	0	0	0	0	0	27	44	27.00	4.200								
Dan Smith, L ERA: 4.5	3.0		15	2	2	2	3	3	0	0	0	1	0	36	63	6.00	1.667								
Cris Carpenter, R ERA: 5.02	1.2		7	2	0	0	1	0	0	0	0	0	0	17	24	0.00	1.200								
Matt Whiteside, R ERA: 4.63	1.0		3	0	0	0	0	0	0	0	0	0	0	5	9	0.00	0.000								
PITCHER	IP	WLS	BF	H	R	ER	SO	BB	IBB	HBP	BLK	WP	HR	S	P	ERA	WHIP								
Jay Howell, R ERA: 5.45	1.0		3	0	0	0	0	0	0	0	0	0	0	5	7	0.00	0.000								

Batter	1	2	3	4	5	6	7	8	9	AB	R	H	RBI	BB	SO	LOB	BOTTOM								
David Hulse, L OBP: 0.321, SLG: 0.341	B5-3		G3-1		FC1-6 WP		FC6-4 1B		K	5	0	0	0	0	1	2									
Ivan Rodriguez, R OBP: 0.373, SLG: 0.480	2B G3	1B	G6-4-3 1B		G5-3		FC6-4 1B			4	1	3	0	0	0	1									
Jose Canseco, R OBP: 0.405, SLG: 0.573	G3 2B		G6-4-3		K		FC6-4			4	0	1	0	0	1	4									
Will Clark, L OBP: 0.454, SLG: 0.588	G3			G4-3 G6-3	2B		HR		F8	4	2	2	2	0	0	1									
Juan Gonzalez, R OBP: 0.315, SLG: 0.444 Chris James, R OBP: 0.355, SLG: 0.451	P4			G4-3		G4-3			HR	2	0	0	0	0	0	2									
Dean Palmer, R OBP: 0.323, SLG: 0.515		FC4-6 BB		G6-3		F8			K	2	1	1	1	0	0	0									
29 Rusty Greer, L OBP: 0.388, SLG: 0.474		F8			BB		G4-3		P6	3	0	0	0	1	0	1									
Manuel Lee, S OBP: 0.322, SLG: 0.329		FC4-6		L9			FC6-4 BB		G3	3	0	0	0	1	0	2									
Billy Ripken, R OBP: 0.325, SLG: 0.364 Esteban Beltre, R OBP: 0.365, SLG: 0.311		G4-3			FC1-6 BB		K		K	0	0	0	0	0	0	0									
Inning Stats	R: 1 E: 0 K: 0 S: 8	H: 2 LOB: 1 BB: 0 P: 13	R: 0 E: 0 K: 0 S: 5	H: 0 LOB: 1 BB: 1 P: 12	R: 0 E: 0 K: 0 S: 7	H: 1 LOB: 0 BB: 0 P: 12	R: 1 E: 0 K: 0 S: 9	H: 1 LOB: 1 BB: 1 P: 17	R: 0 E: 0 K: 1 S: 10	H: 0 LOB: 1 BB: 1 P: 17	R: 1 E: 0 K: 0 S: 6	H: 1 LOB: 0 BB: 0 P: 10	R: 0 E: 0 K: 1 S: 7	H: 1 LOB: 2 BB: 1 P: 11	R: 1 E: 0 K: 1 S: 9	H: 1 LOB: 0 BB: 0 P: 14	R: 0 E: 0 K: 2 S: 7	H: 0 LOB: 0 BB: 0 P: 10	1B: 3 2B: 2 3B: 0 HR: 2	SF: 0 SAC: 0 DP: 1 HBP: 0	WP: 1 PB: 0 SB: 0 CS: 0	PA: 37			
PITCHER	IP	WLS	BF	H	R	ER	SO	BB	IBB	HBP	BLK	WP	HR	S	P	ERA	WHIP								
Jack Morris, R ERA: 4.88	6.0	W	25	5	3	3	1	3	0	0	0	0	1	45	81	4.50	1.333								
Jerry Dipoto, R ERA: 4.5	1.0		5	1	0	0	1	1	0	0	0	0	0	7	11	0.00	2.000								
Derek Lilliquist, L ERA: 8.1	1.0		4	1	1	1	1	0	0	0	0	0	1	9	14	9.00	1.000								
Jeff Russel, R ERA: 4.97	1.0		3	0	0	0	2	0	0	0	0	0	0	7	10	0.00	0.000								
PITCHER	IP	WLS	BF	H	R	ER	SO	BB	IBB	HBP	BLK	WP	HR	S	P	ERA	WHIP								
Jack Morris, R ERA: 4.88	1.0		5	1	0	0	1	1	0	0	0	0	0	7	11	0.00	2.000								

Cleveland Indians @ Texas Rangers
The Ballpark at Arlington, Arlington, TX
Wed Jul 06 1994, 8:05 PM EDT
Att: 46,490 - Unknown - 87 F

AB	43
R	13
H	15
RBI	12
BB	5
SO	6
LOB	22



Cleveland Indians @ Texas Rangers
The Ballpark at Arlington, Arlington, TX
Wed Jul 06 1994, 8:05 PM EDT
Att: 46,490 - Unknown - 87 F

AB	33
R	4
H	7
RBI	4
BB	4
SO	5
LOB	15



Batter	1	2	3	4	5	6	7	8	9	AB	R	H	RBI	BB	SO	LOB	TOP										
Kenny Lofton, L OBP: 0.436, SLG: 0.565 (1, 8)	G4-3 S 1B	G1-3							L4	5	1	3	0	0	0	1											
Omar Vizquel, S OBP: 0.375, SLG: 0.382 (1, 6)	F7		G1-3 1B		F8 S 1B				F7	3	0	1	1	2	0	1											
Carlos Baerga, S OBP: 0.321, SLG: 0.473 (1, 4)	G4-3				F8 S 1B				WP BB 1B	5	0	2	0	0	1	4											
Albert Belle, R OBP: 0.457, SLG: 0.712 (1, 7)	F3				G6-3				WP BB	4	0	0	0	1	1	6											
Eddie Murray, S OBP: 0.323, SLG: 0.459 (1, 10)		2B 1B BB	G1-3						K	4	1	0	0	1	1	6											
Jim Thome, L OBP: 0.344, SLG: 0.476 (1, 5)		L7							K	5	1	1	1	0	2	4											
Sandy Alomar Jr., R OBP: 0.316, SLG: 0.442 (1, 2)		1B 2B							K	4	1	1	0	0	0	0											
Paul Sorrento, L OBP: 0.337, SLG: 0.400 (8, PH)										3	0	2	2	0	0	0											
Rene Gonzales, R OBP: 0.446, SLG: 0.659 (8, 3)		G4-3 1B								1	0	1	0	0	0	0											
Wayne Kirby, L OBP: 0.309, SLG: 0.346 (8, PH)										3	0	0	0	0	1	2											
Manny Ramirez, R OBP: 0.353, SLG: 0.512 (8, 9)		G4-3								1	0	0	0	0	1	1											
Inning Stats	R: 0 E: 0 K: 0 S: 8	H: 1 LOB: 1 BB: 0 P: 10	R: 2 E: 0 K: 0 S: 12	H: 2 LOB: 1 BB: 22 P: 22	R: 0 E: 0 K: 1 S: 7	H: 1 LOB: 1 BB: 1 P: 16	R: 0 E: 0 K: 0 S: 8	H: 0 LOB: 0 BB: 0 P: 13	R: 1 E: 0 K: 0 S: 12	H: 2 LOB: 1 BB: 0 P: 16	R: 1 E: 0 K: 1 S: 10	H: 2 LOB: 1 BB: 0 P: 21	R: 0 E: 0 K: 2 S: 10	H: 1 LOB: 2 BB: 1 P: 18	R: 0 E: 0 K: 2 S: 12	H: 1 LOB: 1 BB: 0 P: 18	R: 0 E: 0 K: 2 S: 13	H: 1 LOB: 3 BB: 1 P: 22	1B: 7 2B: 3 3B: 0 HR: 1	SF: 0 SAC: 0 DP: 0 HBP: 0	WP: 2 PB: 0 SB: 3 CS: 0	PA: 42					
PITCHER	IP	WLS	BF	H	R	ER	SO	BB	IBB	HBP	BLK	WP	HR	S	P	ERA	WHIP										
Tim Leary, R ERA: 3.48 (1, 1)	5.2	W	26	8	4	4	1	2	0	0	0	0	1	54	92	6.35	1.765										
Darren Oliver, L ERA: 3.71 (6, 1)	2.1		10	2	0	0	4	1	0	0	0	1	0	25	42	0.00	1.286										
Tom Henke, R ERA: 3.65 (9, 1)	1.0	S	6	1	0	0	2	1	0	0	0	1	0	13	22	0.00	2.000										

Cleveland Indians @ Texas Rangers
The Ballpark at Arlington, Arlington, TX
Thu Jul 07 1994, 8:05 PM EDT
Att: 38,904 - Unknown - 97 F

AB	38
R	4
H	11
RBI	4
BB	4
SO	7
LOB	25



Batter	1	2	3	4	5	6	7	8	9	AB	R	H	RBI	BB	SO	LOB	BOTTOM										
David Hulse, L OBP: 0.316, SLG: 0.336 (1, 8)	B1-3		L6	FC6-4 1-2 2-3					G3	4	0	0	0	0	0	2											
Ivan Rodriguez, R OBP: 0.375, SLG: 0.480 (1, 2)	FC4-6 1B		G4-6-3 1B		G6-3				K	4	0	2	0	0	1	2											
Will Clark, L OBP: 0.452, SLG: 0.582 (1, 3)	FC4-6 S		G4-6-3						G4-3	3	1	0	0	1	0	2											
Jose Canseco, R OBP: 0.403, SLG: 0.569 (1, 10)	G1-3				G5-3				F6	4	1	1	0	0	0	1											
29 Rusty Greer, L OBP: 0.387, SLG: 0.469 (1, 7)		L4							SH1-3	2	1	0	0	1	0	0											
Dean Palmer, R OBP: 0.325, SLG: 0.545 (1, 5)		1B 1B							K	4	2	3	5	0	1	0											
Chris James, R OBP: 0.359, SLG: 0.472 (1, 9)									G5-3	4	1	2	0	0	0	0											
Manuel Lee, S OBP: 0.321, SLG: 0.327 (1, 4)		F5							G4-3	4	0	1	1	0	1	2											
Esteban Beltre, R OBP: 0.364, SLG: 0.312 (1, 6)		FC6-4							G6-3	3	0	1	0	0	0	2											
Inning Stats	R: 0 E: 0 K: 0 S: 13	H: 1 LOB: 1 BB: 0 P: 19	R: 0 E: 0 K: 0 S: 8	H: 2 LOB: 2 BB: 0 P: 14	R: 0 E: 0 K: 0 S: 5	H: 1 LOB: 0 BB: 0 P: 6	R: 3 E: 0 K: 0 S: 18	H: 4 LOB: 2 BB: 1 P: 29	R: 3 E: 0 K: 1 S: 9	H: 2 LOB: 0 BB: 1 P: 20	R: 0 E: 0 K: 1 S: 11	H: 0 LOB: 0 BB: 0 P: 14	R: 0 E: 0 K: 0 S: 5	H: 0 LOB: 0 BB: 0 P: 9	R: 0 E: 0 K: 1 S: 7	H: 0 LOB: 0 BB: 0 P: 10	1B: 7 2B: 0 3B: 1 HR: 2	SF: 0 SAC: 1 DP: 1 HBP: 0	WP: 0 PB: 0 SB: 1 CS: 0	PA: 35							
PITCHER	IP	WLS	BF	H	R	ER	SO	BB	IBB	HBP	BLK	WP	HR	S	P	ERA	WHIP										
Charles Nagy, R ERA: 3.38 (1, 1)	8.0	L	35	10	6	6	3	2	0	0	0	0	2	76	121	6.75	1.500										

Cleveland Indians @ Texas Rangers
The Ballpark at Arlington, Arlington, TX
Thu Jul 07 1994, 8:05 PM EDT
Att: 38,904 - Unknown - 97 F

AB	32
R	6
H	10
RBI	6
BB	2
SO	3
LOB	11



Batter	1	2	3	4	5	6	7	8	9	AB	R	H	RBI	BB	SO	LOB	TOP								
David Hulse, L OBP: 0.311, SLG: 0.330	F7		F7		FC6-4 1B	G3-1			G4-3	5	1	0	0	0	0	3									
Ivan Rodriguez, R OBP: 0.366, SLG: 0.470	F9		L9		K	F9			L7	5	0	0	0	0	1	3									
Jose Canseco, R OBP: 0.406, SLG: 0.565	BB		1B		1B	BB			K	2	2	0	0	3	2	0									
Will Clark, L OBP: 0.455, SLG: 0.582	K		1B		1B	BB			BB	3	0	2	2	1	1	1									
Juan Gonzalez, R OBP: 0.314, SLG: 0.442	F9		G6-3		1B	F9			F9	4	0	1	1	0	0	2									
Dean Palmer, R OBP: 0.324, SLG: 0.536	G1-3				E5	K			F8	4	0	0	0	0	1	3									
29 Rusty Greer, L OBP: 0.394, SLG: 0.469	BB		P5			G3-1 1B			G6-4-3 BB	2	0	1	0	2	0	1									
Manuel Lee, S OBP: 0.320, SLG: 0.323	BB		G4-3		G4-3	F7			G6-4-3	3	0	0	0	1	0	3									
Esteban Beltre, R OBP: 0.369, SLG: 0.320	G4-3				FC6-4 1B	G3-1 1B			L9	4	0	2	0	0	0	2									
Inning Stats	R: 0 E: 0 K: 1 S: 8	H: 0 LOB: 1 BB: 1 P: 16	R: 0 E: 0 K: 0 S: 9	H: 0 LOB: 2 BB: 2 P: 23	R: 1 E: 0 K: 0 S: 9	H: 1 LOB: 1 BB: 1 P: 18	R: 0 E: 1 K: 0 S: 5	H: 0 LOB: 0 BB: 0 P: 8	R: 2 E: 0 K: 2 S: 18	H: 3 LOB: 2 BB: 1 P: 25	R: 0 E: 0 K: 0 S: 12	H: 2 LOB: 1 BB: 1 P: 19	R: 0 E: 0 K: 1 S: 12	H: 0 LOB: 1 BB: 1 P: 21	R: 0 E: 0 K: 0 S: 8	H: 0 LOB: 0 BB: 1 P: 14	R: 0 E: 0 K: 1 S: 7	H: 0 LOB: 0 BB: 0 P: 10	1B: 6 2B: 0 3B: 0 HR: 0	SF: 0 SAC: 0 DP: 2 HBP: 0	WP: 0 PB: 0 SB: 2 CS: 0	PA: 39			
PITCHER	IP	WLS	BF	H	R	ER	SO	BB	IBB	HBP	BLK	WP	HR	S	P	ERA	WHIP								
Tim Lincecum, R ERA: 5.31	6.0	W	29	6	3	3	3	5	0	0	0	0	0	61	109	4.50	1.833								
Mike Gardner, R ERA: 3.07	3.0	S	10	0	0	0	2	2	0	0	0	0	0	27	45	0.00	0.667								

Texas Rangers @ Detroit Tigers
Tiger Stadium, Detroit, MI
Fri Jul 08 1994, 7:05 PM EDT
Att: 27,414 - Unknown - 87 F

AB 32
R 3
H 6
RBI 3
BB 7
SO 5
LOB 18

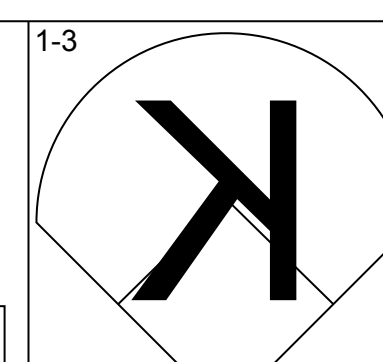
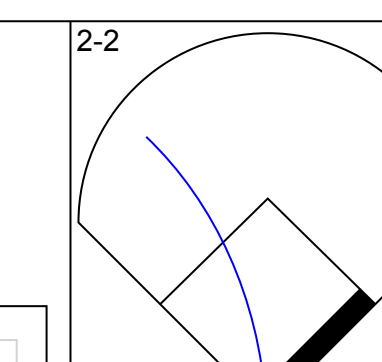
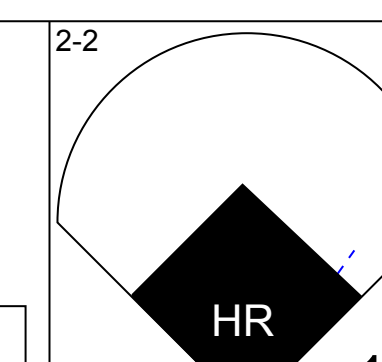
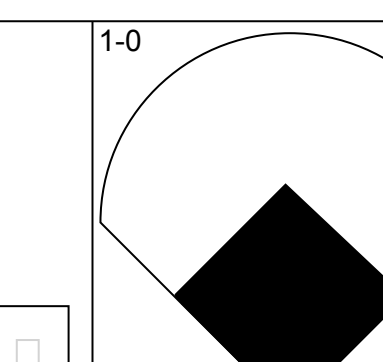
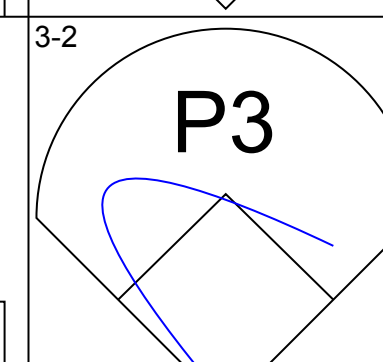
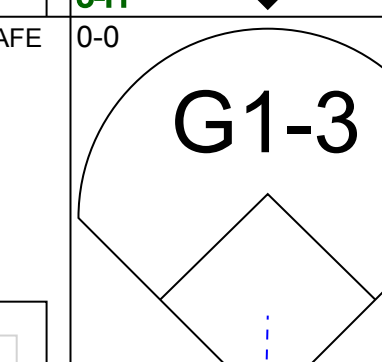
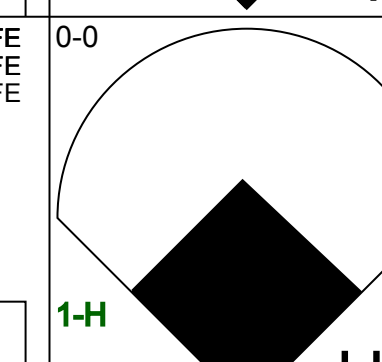
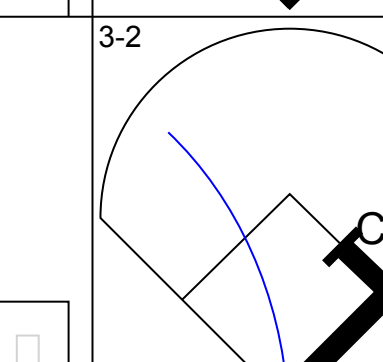
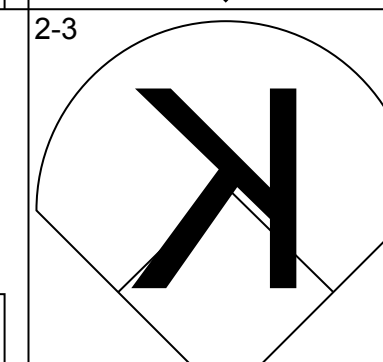
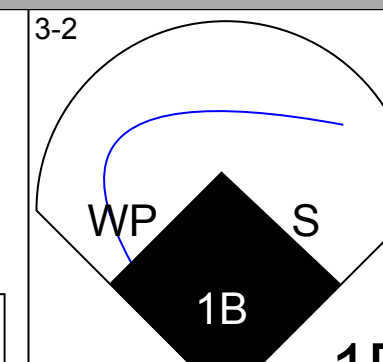
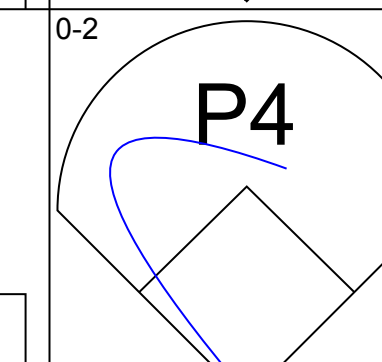
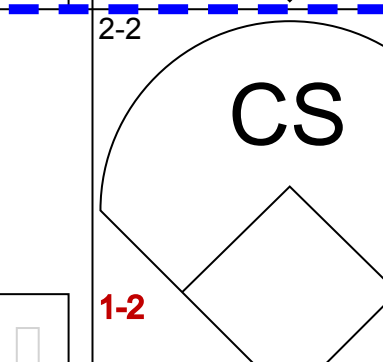
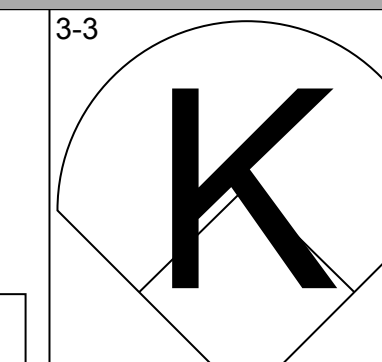
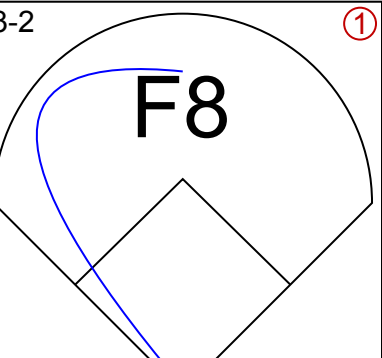
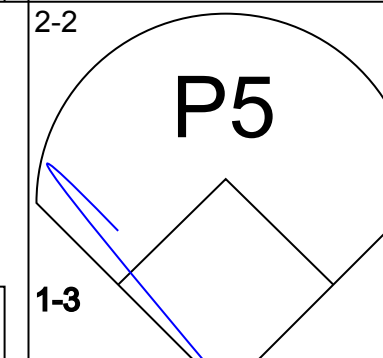
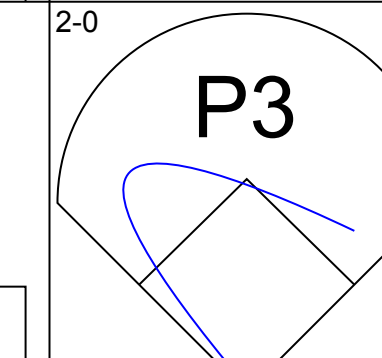
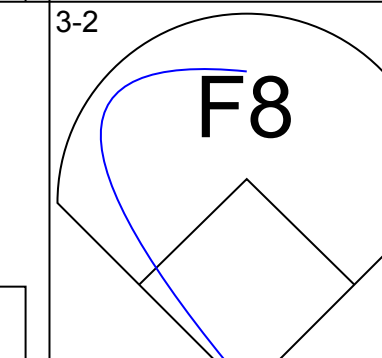
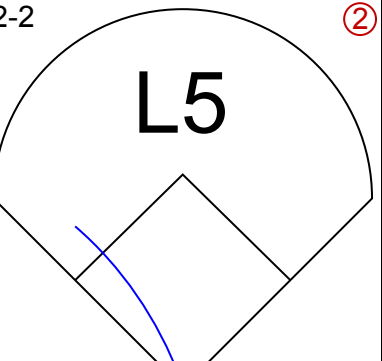
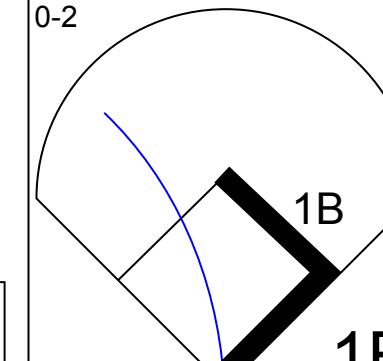
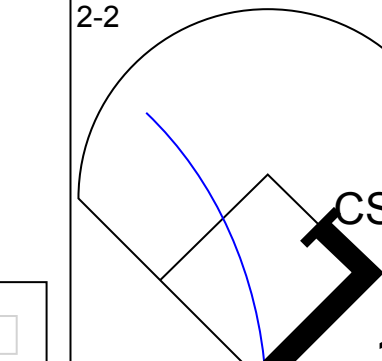
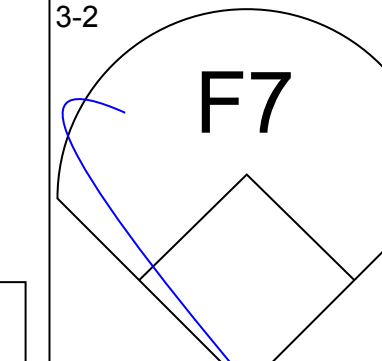
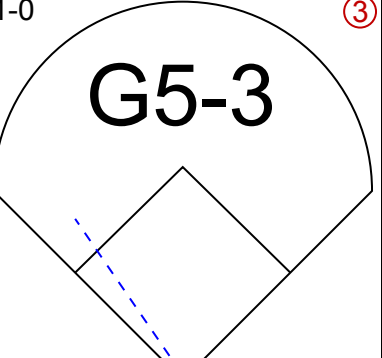
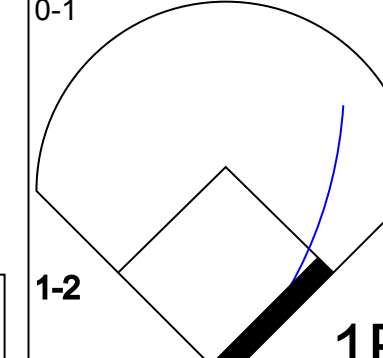
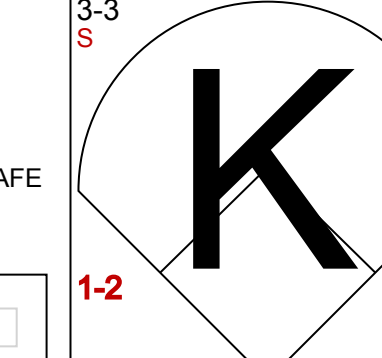
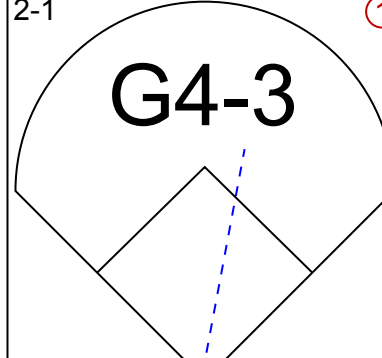
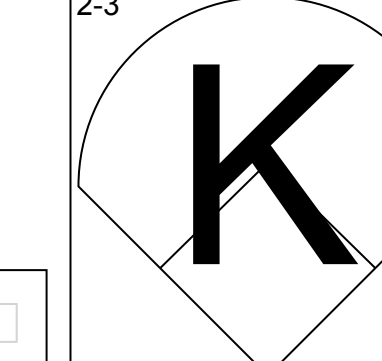
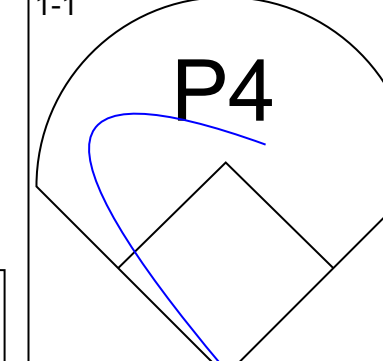
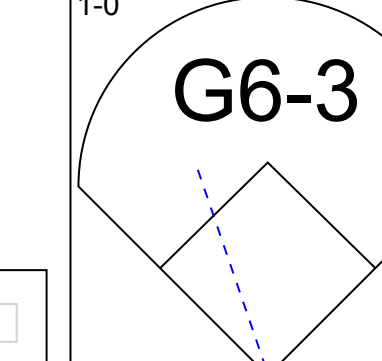
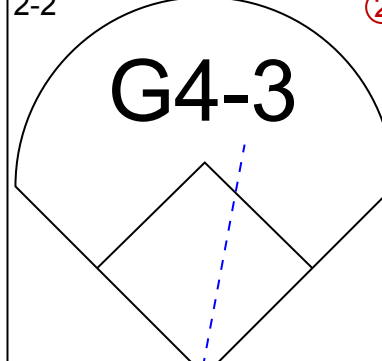
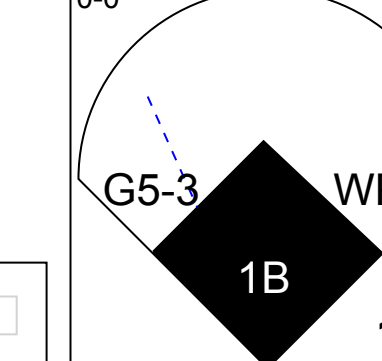
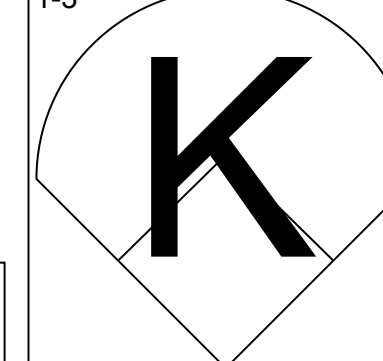
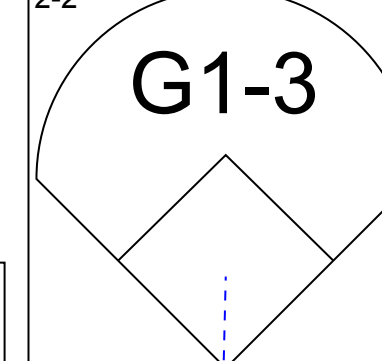
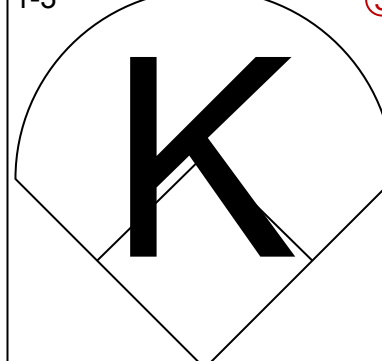
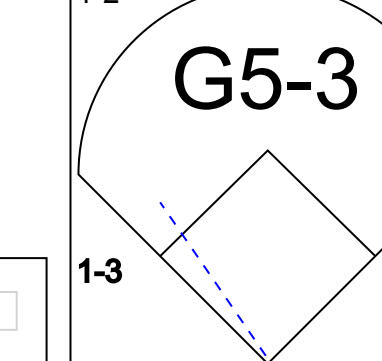
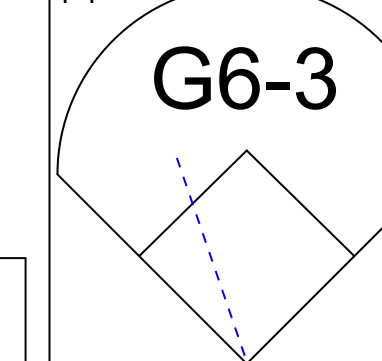
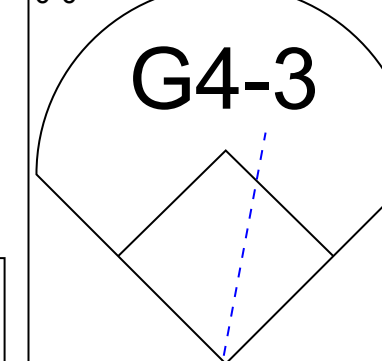


Batter	1	2	3	4	5	6	7	8	9	AB	R	H	RBI	BB	SO	LOB	BOTTOM								
Tony Phillips, S OBP: 0.400, SLG: 0.447	L8		G1-3		WP 2B	G5-3				4	1	1	0	0	0	1									
Lou Whitaker, L OBP: 0.371, SLG: 0.496	G4-1		1B		P3	S 1B				4	0	2	1	0	0	1									
Travis Fryman, R OBP: 0.342, SLG: 0.490	1B		K		1B	2B				4	1	2	1	0	2	2									
Cecil Fielder, R OBP: 0.318, SLG: 0.476	K				K				G5-3	4	1	1	1	0	2	2									
Kirk Gibson, L OBP: 0.362, SLG: 0.535			G3 2B		HR 1B	BB 1B			G5-3	4	2	3	1	0	0	0									
Mickey Tettleton, S OBP: 0.428, SLG: 0.500	G3		P6		BB				K	3	0	0	0	1	1	2									
Junior Felix, S OBP: 0.367, SLG: 0.586	G3		HR		F7				G5-3	4	1	1	3	0	0	2									
Chris Gomez, R OBP: 0.358, SLG: 0.429	L8		G6-3		HR				G4-3	3	0	0	0	1	0	0									
Chad Kreuter, S OBP: 0.347, SLG: 0.301	L9		G3		G3	FC5-6 BB			F9	4	1	0	0	0	0	1									
Inning Stats	R: 0 E: 0 K: 1 S: 10	H: 1 LOB: 0 BB: 0 P: 16	R: 1 E: 0 K: 0 S: 9	H: 1 LOB: 0 BB: 0 P: 16	R: 0 E: 0 K: 1 S: 9	H: 1 LOB: 0 BB: 0 P: 17	R: 3 E: 0 K: 0 S: 15	H: 3 LOB: 0 BB: 0 P: 26	R: 2 E: 0 K: 1 S: 13	H: 3 LOB: 1 BB: 1 P: 22	R: 1 E: 0 K: 0 S: 13	H: 1 LOB: 1 BB: 1 P: 21	R: 0 E: 0 K: 1 S: 6	H: 0 LOB: 0 BB: 0 P: 9	R: 0 E: 0 K: 0 S: 4	H: 0 LOB: 0 BB: 0 P: 6	R: 0 E: 0 K: 0 S: 4	H: 0 LOB: 0 BB: 0 P: 6	1B: 6 2B: 2 3B: 0 HR: 2	SF: 0 SAC: 0 DP: 0 HBP: 0	WP: 1 PB: 0 SB: 1 CS: 0	PA: 36			
PITCHER	IP	WLS	BF	H	R	ER	SO	BB	IBB	HBP	BLK	WP	HR	S	P	ERA	WHIP								
Hector Fajardo, R ERA: 5.85	4.1	L	21	8	6	6	2	0	0	0	0	0	0	12	21	13.50	4.500								
Cris Carpenter, R ERA: 5.15	0.2		5	1	1	1	1	2	0	0	0	0	0	6	8	0.00	1.500								
Dan Smith, L ERA: 4.3	0.2		3	1	0	0	0	0	0	0	0	0	0	3	5	0.00	0.000								
Jay Howell, R ERA: 5.4	0.1		1	0	0	0	1	0	0	0	0	0	0	3	5	0.00	0.000								
Brian Bohannon, L ERA: 7.59	2.0		6	0	0	0	1	0	0	0	0	0	0	10	15	0.00	0.000								

Texas Rangers @ Detroit Tigers
Tiger Stadium, Detroit, MI
Fri Jul 08 1994, 7:05 PM EDT
Att: 27,414 - Unknown - 87 F

AB 34
R 7
H 10
RBI 7
BB 2
SO 5
LOB 11

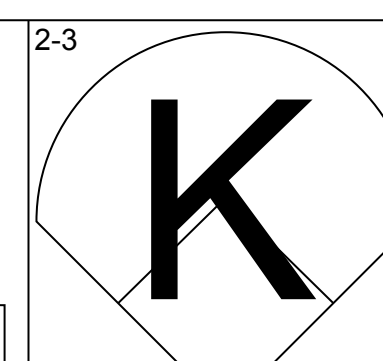
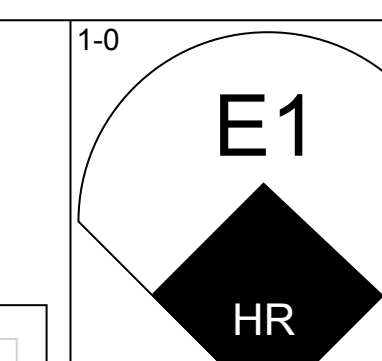
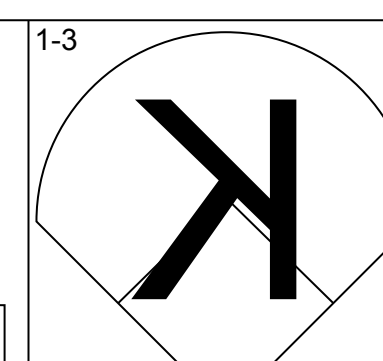
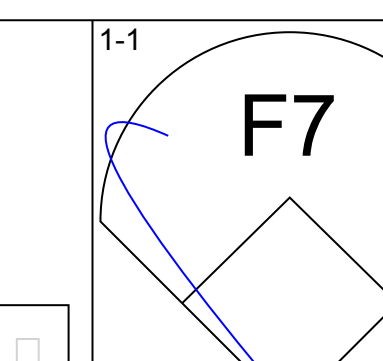
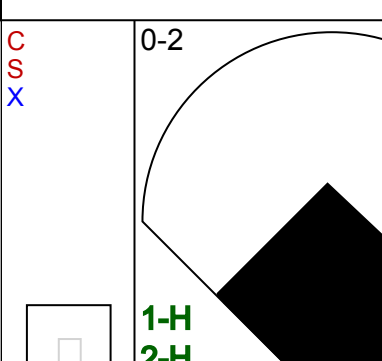
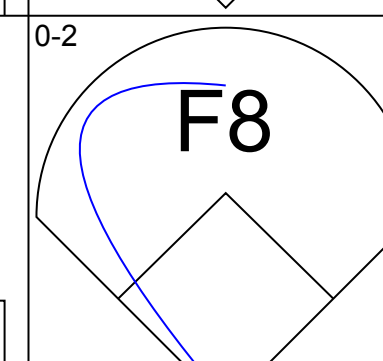
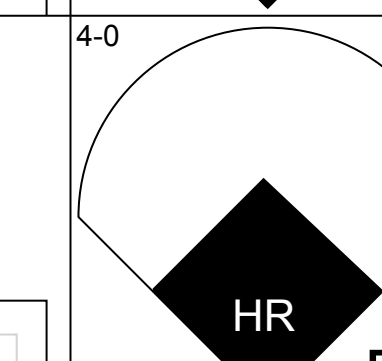
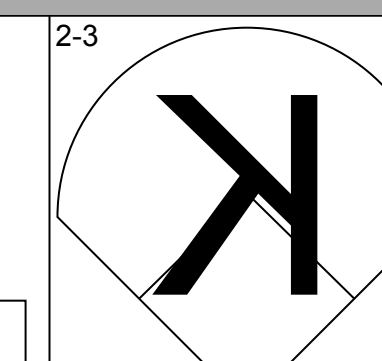
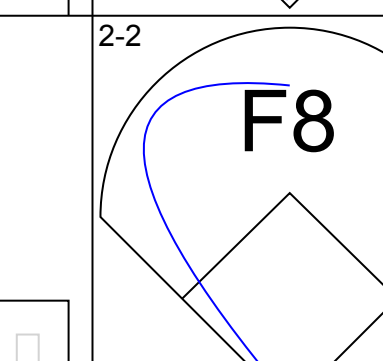
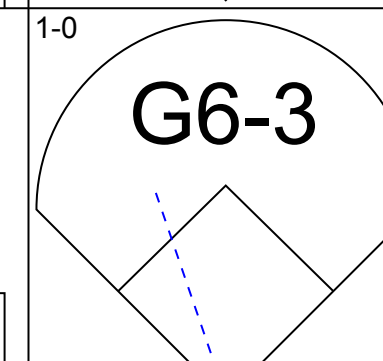
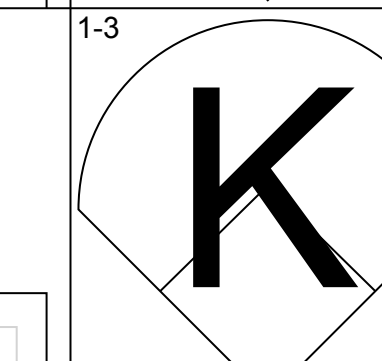
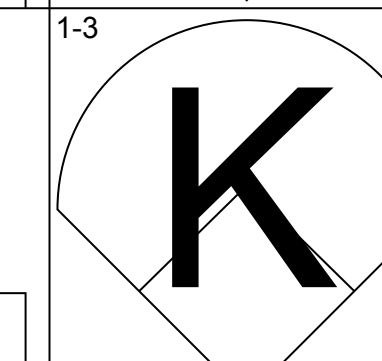
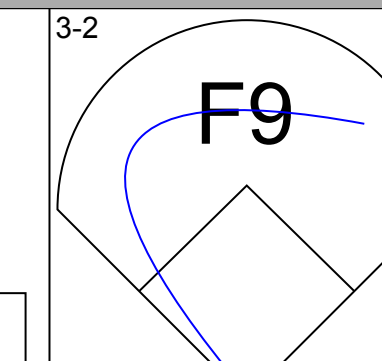
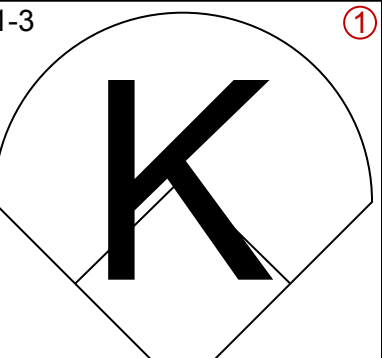
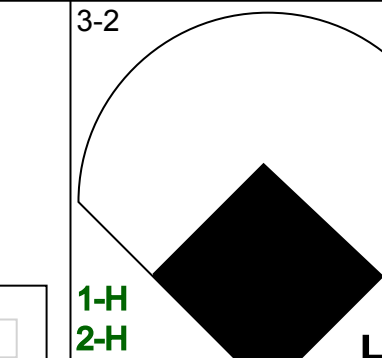
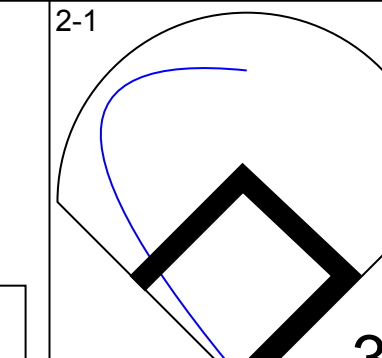
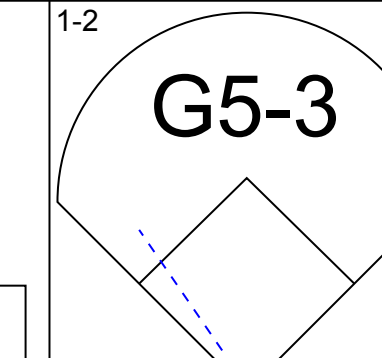
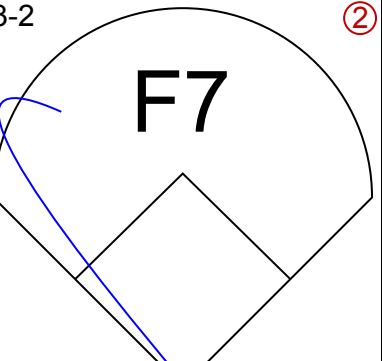
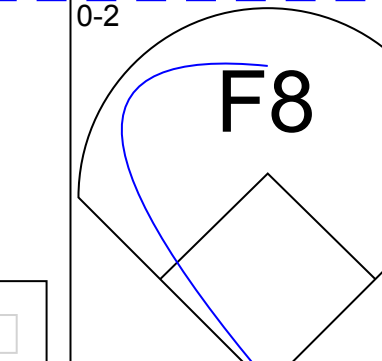
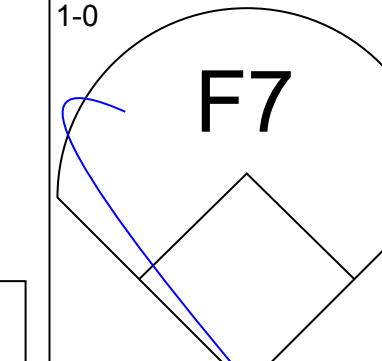
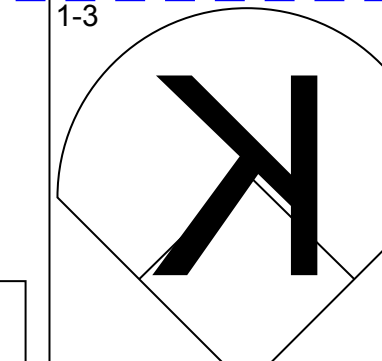
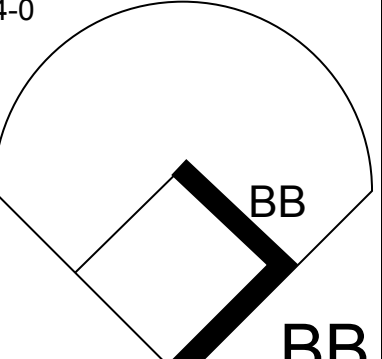
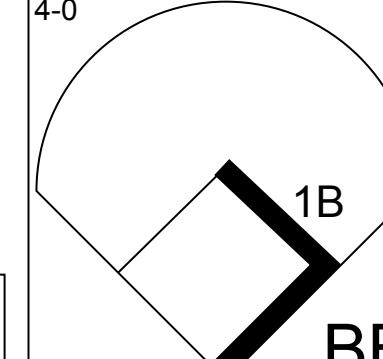
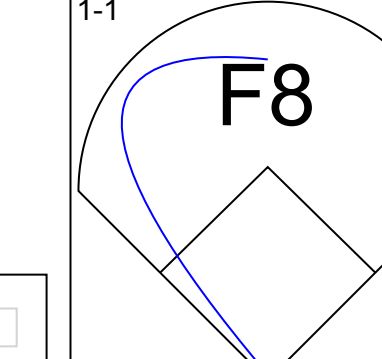
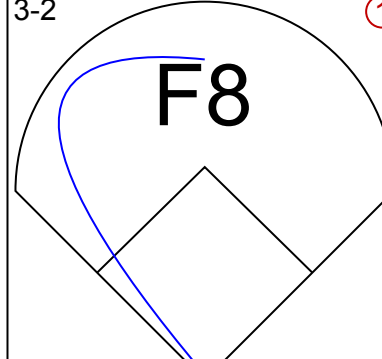
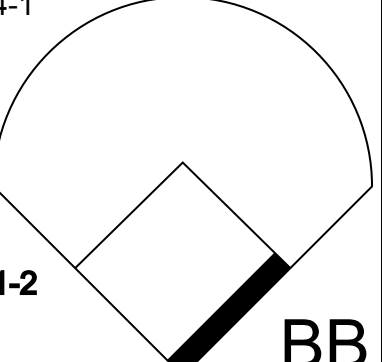
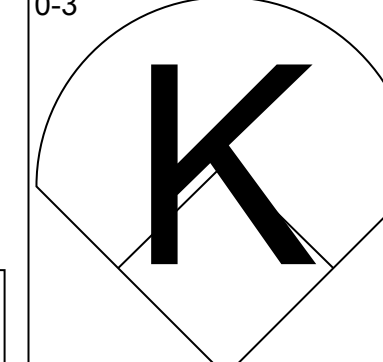
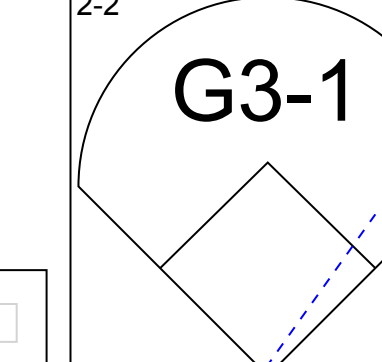
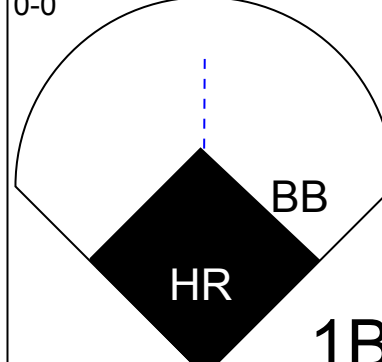
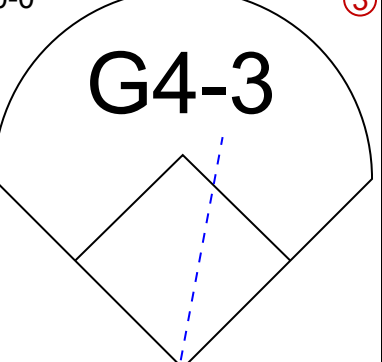
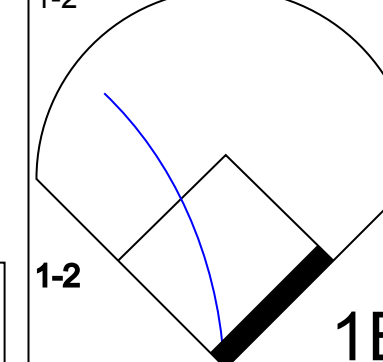
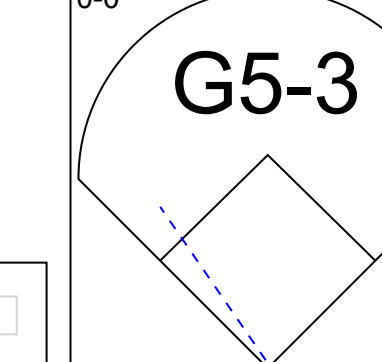
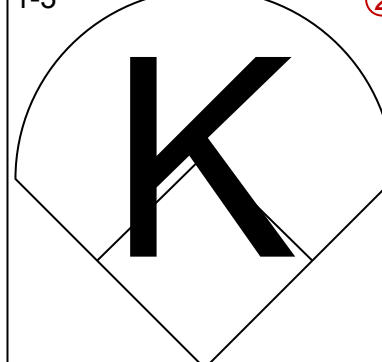

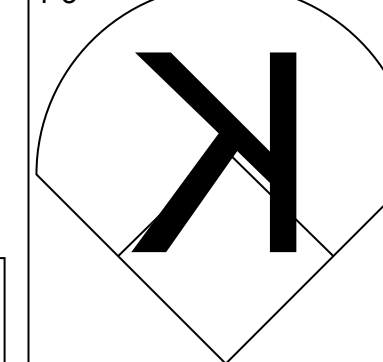
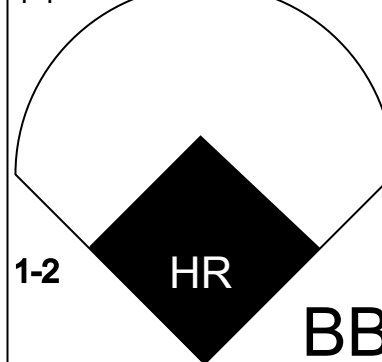
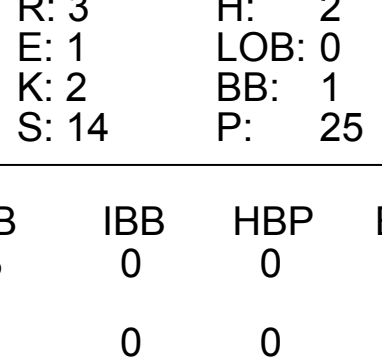
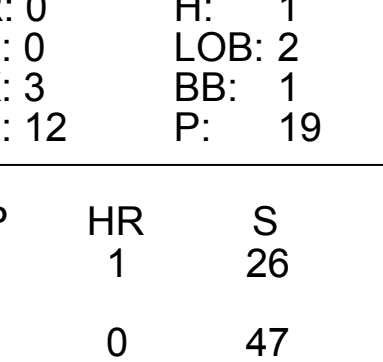
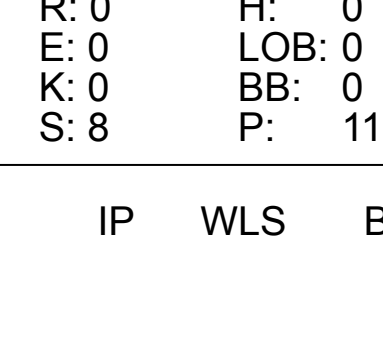
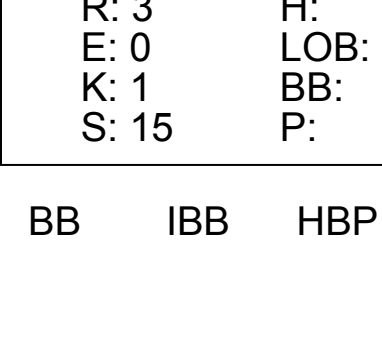


Batter	1	2	3	4	5	6	7	8	9	AB	R	H	RBI	BB	SO	LOB	TOP					
Chris James, R (1, 9) OBP: 0.371, SLG: 0.509 David Hulse, L (9, 8) OBP: 0.315, SLG: 0.331										4	2	3	2	0	1	0						
Ivan Rodriguez, R (1, 2) OBP: 0.376, SLG: 0.500										4	1	2	2	0	0	1						
Jose Canseco, R (1, 10) OBP: 0.404, SLG: 0.559										4	1	1	0	0	2	0						
Will Clark, L (1, 3) OBP: 0.449, SLG: 0.571										4	0	0	0	0	0	1						
Juan Gonzalez, R (1, 7) OBP: 0.317, SLG: 0.451										4	0	2	1	0	0	0						
Dean Palmer, R (1, 5) OBP: 0.328, SLG: 0.536										4	0	1	0	0	1	1						
29 Rusty Greer, L (1, 8) OBP: 0.396, SLG: 0.471										4	0	0	0	0	1	2						
Manuel Lee, S (1, 4) OBP: 0.324, SLG: 0.332										4	1	1	0	0	2	2						
Esteban Beltre, R (1, 6) OBP: 0.347, SLG: 0.298										3	0	0	0	0	0	1						
Inning Stats	R: 0 E: 0 K: 2 S: 12	H: 0 LOB: 0 BB: 0 P: 18	R: 0 E: 0 K: 0 S: 7	H: 0 LOB: 0 BB: 0 P: 13	R: 1 E: 0 K: 1 S: 12	H: 2 LOB: 1 BB: 0 P: 17	R: 1 E: 0 K: 1 S: 17	H: 3 LOB: 2 BB: 0 P: 24	R: 2 E: 0 K: 0 S: 11	H: 2 LOB: 0 BB: 0 P: 16	R: 0 E: 0 K: 1 S: 10	H: 1 LOB: 0 BB: 0 P: 16	R: 1 E: 0 K: 0 S: 11	H: 2 LOB: 0 BB: 0 P: 19	R: 0 E: 0 K: 1 S: 10	H: 0 LOB: 0 BB: 0 P: 19	R: 0 E: 0 K: 1 S: 9	H: 0 LOB: 0 BB: 0 P: 14	1B: 8 2B: 1 3B: 0 HR: 2	SF: 0 SAC: 0 DP: 1 HBP: 0	WP: 2 PB: 0 SB: 1 CS: 2	PA: 36
PITCHER	IP	WLS	BF	H	R	ER	SO	BB	IBB	HBP	BLK	WP	HR	S	P	ERA	WHIP					
David Wells, L (1, 1) ERA: 4.96	6.2		29	10	5	5	5	0	0	0	0	2	2	78	119	6.75	1.500					
Joe Boever, R (7, 1) ERA: 4.05	2.1	W	6	0	0	0	2	0	0	0	0	0	0	21	37	0.00	0.000					

Texas Rangers @ Detroit Tigers
Tiger Stadium, Detroit, MI
Sun Jul 10 1994, 3:33 AM EDT
Att: 29,217 - Cloudy - 65 F

AB 35
R 5
H 10
RBI 5
BB 0
SO 7
LOB 8



Batter	1	2	3	4	5	6	7	8	9	AB	R	H	RBI	BB	SO	LOB	BOTTOM				
Tony Phillips, S (1, 7) OBP: 0.396, SLG: 0.448										5	2	3	0	2	2						
Lou Whitaker, L (1, 4) OBP: 0.365, SLG: 0.489										3	1	0	0	1	1	0					
Travis Fryman, R (1, 5) OBP: 0.338, SLG: 0.490										4	0	0	0	0	2	2					
Cecil Fielder, R (1, 3) OBP: 0.322, SLG: 0.491										4	1	2	3	0	1	0					
Kirk Gibson, L (1, 8) OBP: 0.357, SLG: 0.527										4	0	0	0	0	1	1					
Mickey Tettleton, S (1, 10) OBP: 0.429, SLG: 0.496										2	0	0	0	2	0	0					
Junior Felix, S (1, 9) OBP: 0.367, SLG: 0.575										3	1	1	0	1	1	1					
Chris Gomez, R (1, 6) OBP: 0.356, SLG: 0.422										3	0	1	0	0	0	2					
Alan Trammell, R (9, PH) OBP: 0.329, SLG: 0.445										1	0	0	0	0	1	1					
Chad Kreuter, S (1, 2) OBP: 0.345, SLG: 0.295										3	0	0	0	1	2	2					
Juan Samuel, R (9, PR) OBP: 0.379, SLG: 0.562										0	1	0	0	0	0	0					
Inning Stats	R: 0 E: 0 K: 1 S: 7	H: 0 LOB: 0 BB: 0 P: 10	R: 0 E: 0 K: 1 S: 9	H: 0 LOB: 2 BB: 2 P: 21	R: 3 E: 1 K: 2 S: 14	H: 2 LOB: 0 BB: 1 P: 25	R: 0 E: 0 K: 3 S: 12	H: 1 LOB: 2 BB: 1 P: 19	R: 0 E: 0 K: 0 S: 6	H: 0 LOB: 0 BB: 0 P: 9	R: 0 E: 0 K: 0 S: 8	H: 0 LOB: 0 BB: 0 P: 11	R: 0 E: 0 K: 1 S: 11	H: 0 LOB: 0 BB: 0 P: 16	R: 3 E: 0 K: 1 S: 15	H: 2 LOB: 1 BB: 1 P: 23	1B: 3 2B: 0 3B: 1 HR: 2	SF: 0 SAC: 0 DP: 0 HBP: 0	WP: 0 PB: 0 SB: 0 CS: 0	PA: 37	
PITCHER	IP	WLS	BF	H	R	ER	SO	BB	IBB	HBP	BLK	WP	HR	S	P	ERA	WHIP				
Kevin Brown, R (1, 1) ERA: 5.39	2.2		13	2	3	3	4	3	0	0	0	0	0	47	70	0.00	0.600				
John Dettmer, R (3, 1) ERA: 4.35	5.0		18	2	0	0	5	1	0	0	0	0	0	3	4	0.00	0.000				
Darren Oliver, L (8, 1) ERA: 3.67	0.1	L	1	0	0	0	1	0	0	0	0	0	0	3	4	0.00	0.000				
Tom Henke, R (9, 1) ERA: 4.62	0.2	L	5	2	3	3	1	1	0	0	0	0	1	15	23	40.50	4.500				

Texas Rangers @ Detroit Tigers
Tiger Stadium, Detroit, MI
Sun Jul 10 1994, 3:33 AM EDT
Att: 29,217 - Cloudy - 65 F

AB 32
R 6
H 6
RBI 6
BB 5
SO 11
LOB 11



Batter	1	2	3	4	5	6	7	8	9	AB	R	H	RBI	BB	SO	LOB	TOP								
Devon White, S (1, 8) OBP: 0.327, SLG: 0.489	P6		P4					K		4	0	1	2	0	1	0	Toronto Blue Jays @ Texas Rangers The Ballpark at Arlington, Arlington, TX Thu Jul 14 1994, 8:05 PM EDT Att: 42,621 - Unknown - 75 F								
Roberto Alomar, S (1, 4) OBP: 0.381, SLG: 0.458	G4-3			F8	G6-3			1B		4	0	1	0	0	0	1									
Paul Molitor, R (1, 10) OBP: 0.410, SLG: 0.501	G5-3			L9		L9		F9		4	0	0	0	0	0	1									
Joe Carter, R (1, 9) OBP: 0.311, SLG: 0.522		F7		P3		F7			G5-3	4	0	0	0	0	0	0									
John Olerud, L (1, 3) Darnell Coles, R (5, 3) OBP: 0.392, SLG: 0.457 OBP: 0.235, SLG: 0.365		1B			1B	P2			L6	1	1	1	0	1	0	0									
Mike Huff, R (1, 7) OBP: 0.367, SLG: 0.423		F9			L7		L8		2B	4	0	1	0	0	0	2									
Ed Sprague, R (1, 5) OBP: 0.278, SLG: 0.347		L8			1B	P3			G5-3	4	1	1	0	0	0	2									
Pat Borders, R (1, 2) OBP: 0.289, SLG: 0.316			P4		1B	G1-3				3	1	1	1	0	0	0									
Dick Schofield, R (1, 6) OBP: 0.336, SLG: 0.361			G5-3		P5			G6-3		3	0	0	0	0	0	2									
Inning Stats	R: 0 E: 0 K: 0 S: 5	H: 0 LOB: 0 BB: 0 P: 7	R: 0 E: 0 K: 0 S: 11	H: 1 LOB: 1 BB: 0 P: 13	R: 0 E: 0 K: 0 S: 5	H: 0 LOB: 0 BB: 0 P: 12	R: 0 E: 0 K: 0 S: 8	H: 0 LOB: 0 BB: 0 P: 14	R: 3 E: 0 K: 0 S: 15	H: 3 LOB: 1 BB: 0 P: 28	R: 0 E: 0 K: 0 S: 7	H: 0 LOB: 0 BB: 0 P: 8	R: 0 E: 0 K: 0 S: 5	H: 0 LOB: 0 BB: 0 P: 10	R: 0 E: 0 K: 0 S: 8	H: 1 LOB: 1 BB: 0 P: 9		R: 0 E: 0 K: 0 S: 8	H: 1 LOB: 1 BB: 0 P: 10	1B: 4 2B: 1 3B: 1 HR: 0	SF: 0 SAC: 0 DP: 0 HBP: 0	WP: 0 PB: 0 SB: 0 CS: 0	PA: 34		
PITCHER	IP	WLS	BF	H	R	ER	SO	BB	IBB	HBP	BLK	WP	HR	S	P	ERA	WHIP								
Hector Fajardo, R (1, 1) ERA: 5.74	6.0	W	23	4	3	3	0	1	0	0	0	0	0	51	82	4.50	0.833								
Matt Whiteside, R (7, 1) ERA: 4.44	2.0		7	1	0	0	1	0	0	0	0	0	0	13	19	0.00	0.500								
Tom Henke, R (9, 1) ERA: 4.44	1.0		4	1	0	0	0	0	0	0	0	0	0	8	10	0.00	1.000								

Batter	1	2	3	4	5	6	7	8	9	AB	R	H	RBI	BB	SO	LOB	BOTTOM								
Jeff Frye, R (1, 4) OBP: 0.433, SLG: 0.480	F9			E6		SH1-4		G5-3		2	0	1	1	0	0	0	Toronto Blue Jays @ Texas Rangers The Ballpark at Arlington, Arlington, TX Thu Jul 14 1994, 8:05 PM EDT Att: 42,621 - Unknown - 75 F								
Billy Ripken, R (4, PH) OBP: 0.317, SLG: 0.354		1B		FC3-6						2	0	0	0	0	0	1									
David Hulse, L (1, 8) OBP: 0.313, SLG: 0.330	K			FC3-6		SF7		G3-1		4	0	1	1	0	1	2									
Jose Canseco, R (1, 10) OBP: 0.400, SLG: 0.552	K	F8		K		K				4	0	0	0	0	3	3									
Will Clark, L (1, 3) OBP: 0.447, SLG: 0.567		L7		K		1B		K		4	0	1	0	0	2	0									
Juan Gonzalez, R (1, 7) OBP: 0.319, SLG: 0.452		2B		G6-3		L8				4	1	2	0	0	0	0									
Dean Palmer, R (1, 5) OBP: 0.331, SLG: 0.552		SF8		1B		P6		E3		4	2	2	1	0	0	2									
29 Rusty Greer, L (1, 9) OBP: 0.398, SLG: 0.466		2B		HR		G6-4-3		G4-3		2	1	0	0	2	0	3									
Ivan Rodriguez, R (1, 2) OBP: 0.378, SLG: 0.502	SF8		FC6-4			SH1-4		G5-3		3	1	2	1	0	0	1									
Manuel Lee, S (1, 6) OBP: 0.327, SLG: 0.339		2B		G6-3		SF7		K		4	2	2	2	0	1	1									
Inning Stats	R: 0 E: 0 K: 2 S: 9	H: 0 LOB: 0 BB: 0 P: 12	R: 4 E: 0 K: 0 S: 24	H: 5 LOB: 2 BB: 1 P: 37	R: 1 E: 0 K: 1 S: 11	H: 1 LOB: 1 BB: 1 P: 20	R: 0 E: 2 K: 1 S: 11	H: 0 LOB: 1 BB: 0 P: 14	R: 0 E: 0 K: 0 S: 9	H: 2 LOB: 1 BB: 0 P: 12	R: 2 E: 0 K: 1 S: 8	H: 2 LOB: 0 BB: 0 P: 10	R: 0 E: 1 K: 1 S: 10	H: 0 LOB: 1 BB: 0 P: 15	R: 0 E: 0 K: 1 S: 7	H: 1 LOB: 1 BB: 0 P: 9	1B: 7 2B: 3 3B: 0 HR: 1	SF: 2 SAC: 1 DP: 1 HBP: 0	WP: 1 PB: 0 SB: 0 CS: 0	PA: 38					
PITCHER	IP	WLS	BF	H	R	ER	SO	BB	IBB	HBP	BLK	WP	HR	S	P	ERA	WHIP								
Todd Stottlemyre, R (1, 1) ERA: 4.2	5.0	L	25	8	5	5	4	2	0	0	0	0	1	64	95	9.00	2.000								
Danny Cox, R (6, 1) ERA: 6.0	1.0		5	2	2	2	1	0	0	0	0	0	0	8	10	18.00	2.000								
Brad Cornett, R (7, 1) ERA: 9.02	1.0		4	0	0	0	1	0	0	0	0	0	0	10	15	0.00	0.000								
Mike Timlin, R (8, 1) ERA: 6.07	1.0		4	1	0	0	1	0	0	0	0	0	0	7	9	0.00	1.000								

AB	33
R	3
H	6
RBI	3
BB	1
SO	1
LOB	8



AB	33
R	7
H	11
RBI	6
BB	2
SO	7
LOB	13



Batter	1	2	3	4	5	6	7	8	9	AB	R	H	RBI	BB	SO	LOB	TOP	
Devon White, S OBP: 0.325, SLG: 0.484 (1, 8)										4	1	0	0	1	0	1		
Roberto Alomar, S OBP: 0.381, SLG: 0.464 (1, 4)										5	2	2	0	0	1	1		
Paul Molitor, R OBP: 0.410, SLG: 0.500 (1, 10)										5	1	2	1	0	1	1		
Joe Carter, R OBP: 0.315, SLG: 0.523 (1, 9)										3	2	1	1	2	1	0		
Darnell Coles, R OBP: 0.244, SLG: 0.367 (1, 3)										5	1	2	1	0	2	5		
Mike Huff, R OBP: 0.367, SLG: 0.418 (1, 7)										2	0	0	1	1	0	2		
Rob Butler, L OBP: 0.231, SLG: 0.167 (5, 7)										3	0	0	2	1	1	2		
Ed Sprague, R OBP: 0.277, SLG: 0.344 (1, 5)										4	0	1	0	0	1	5		
Dick Schofield, R OBP: 0.337, SLG: 0.359 (1, 6)										5	0	0	0	0	1	6		
Randy Knorr, R OBP: 0.269, SLG: 0.395 (1, 2)																		
Inning Stats	R: 4 H: 2 E: 2 K: 2 S: 18	H: 2 LOB: 1 BB: 1 P: 29	R: 0 H: 0 E: 0 K: 2 S: 8	H: 0 LOB: 0 BB: 0 P: 10	R: 0 H: 1 E: 0 K: 0 S: 9	H: 1 LOB: 1 BB: 0 P: 16	R: 0 H: 1 E: 0 K: 1 S: 8	H: 1 LOB: 3 BB: 2 P: 27	R: 0 H: 0 E: 0 K: 2 S: 13	H: 0 LOB: 2 BB: 1 P: 18	R: 0 H: 2 E: 0 K: 0 S: 14	H: 2 LOB: 3 BB: 1 P: 21	R: 0 H: 0 E: 0 K: 0 S: 7	H: 0 LOB: 1 BB: 1 P: 12	1B: 7 2B: 1 3B: 1 HR: 0	SF: 1 SAC: 0 DP: 1 HBP: 1	WP: 0 PB: 0 SB: 0 CS: 0	PA: 45
PITCHER	IP WLS BF H R ER SO BB IBB HBP BLK WP HR S P ERA WHIP																	
John Dettmer, R ERA: 4.5 (1, 1)	5.0 L 27 6 7 3 5 2 1 0 0 0 0 0 56 93 5.40 1.600																	
Cris Carpenter, R ERA: 4.82 (6, 1)	3.0 14 3 0 0 3 1 1 0 0 0 0 0 35 52 0.00 1.333																	
Darren Oliver, L ERA: 3.57 (9, 1)	1.0 4 0 0 0 0 0 1 0 1 0 0 0 7 12 0.00 1.000																	

Toronto Blue Jays @ Texas Rangers
The Ballpark at Arlington, Arlington, TX
Fri Jul 15 1994, 8:05 PM EDT
Att: 46,511 - Unknown

AB	37
R	7
H	9
RBI	6
BB	6
SO	8
LOB	23

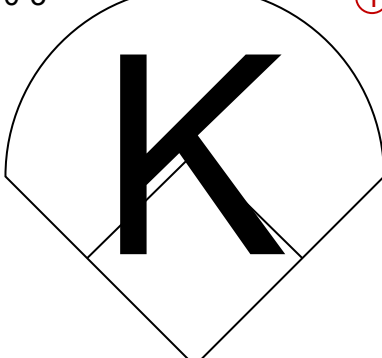
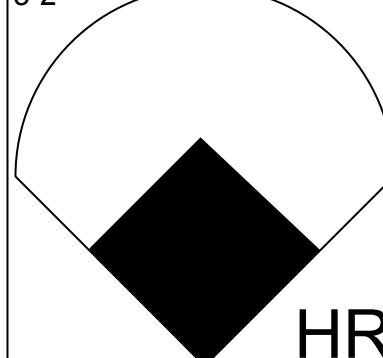
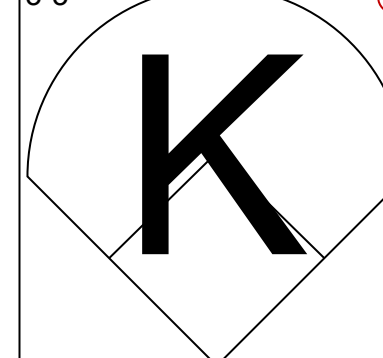
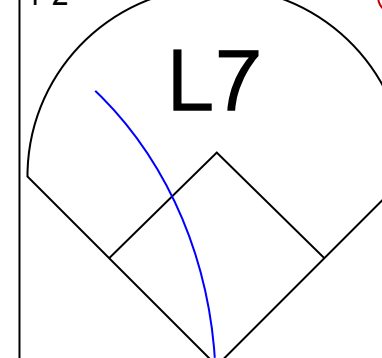
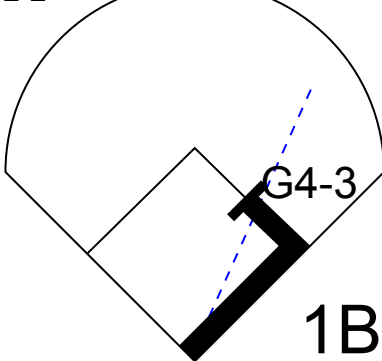
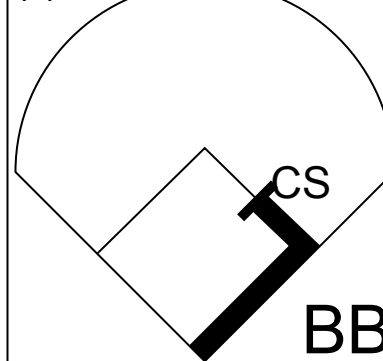
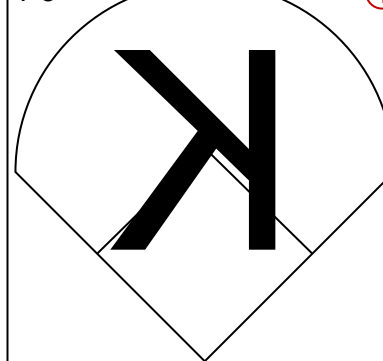
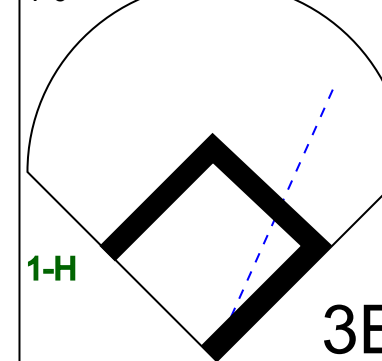
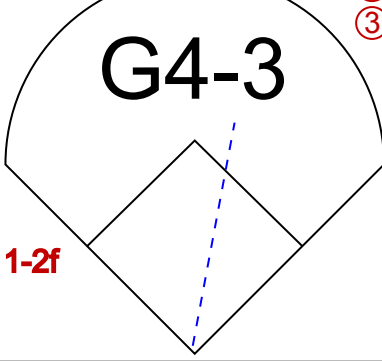
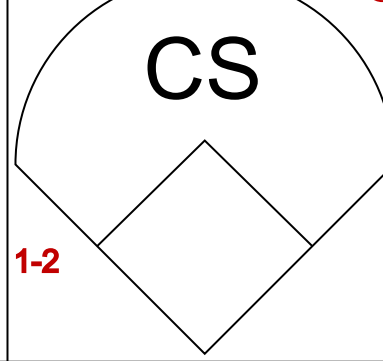
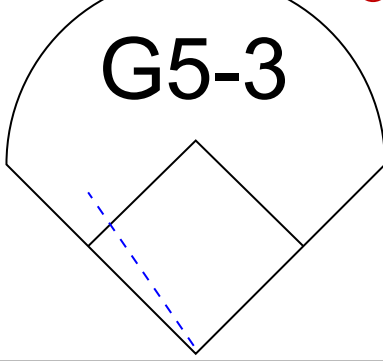
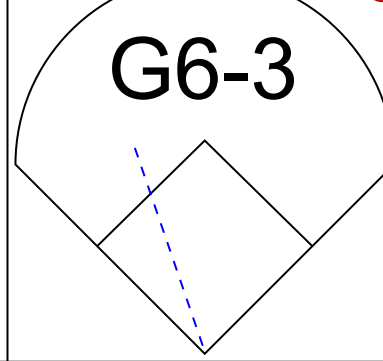
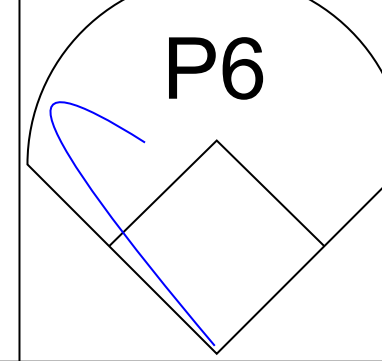
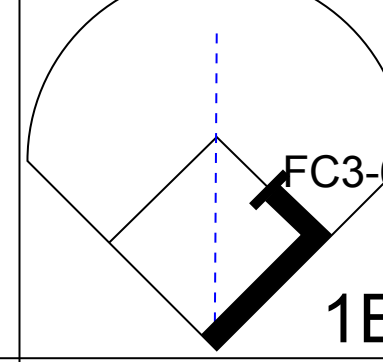
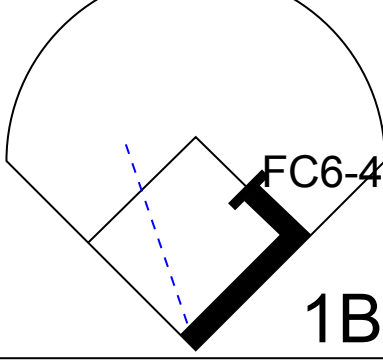

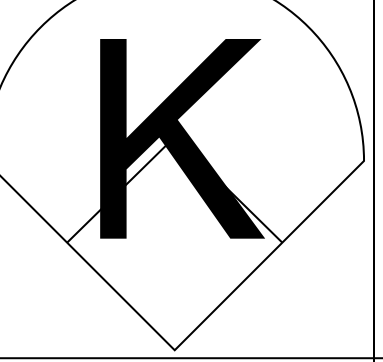
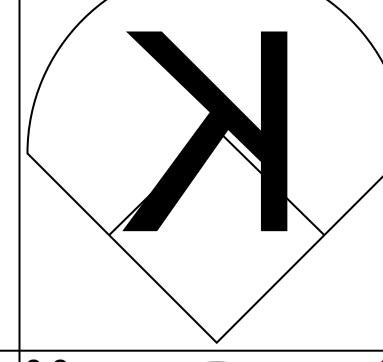
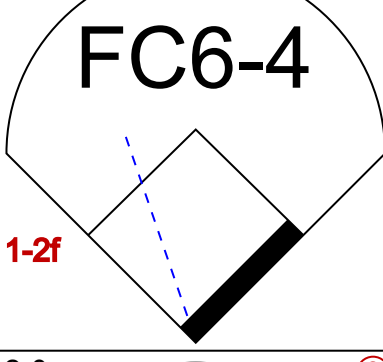
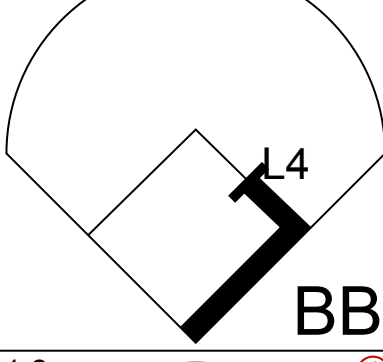
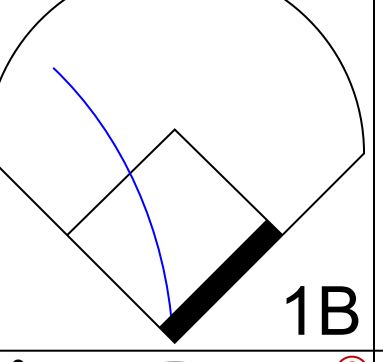
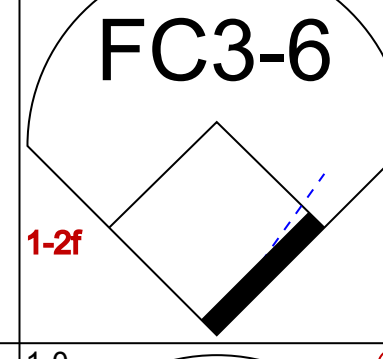
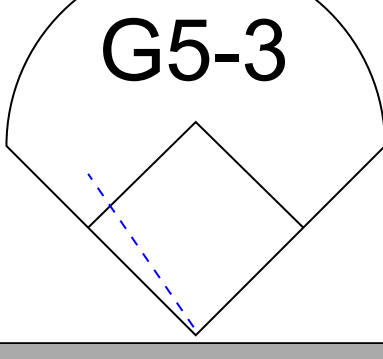
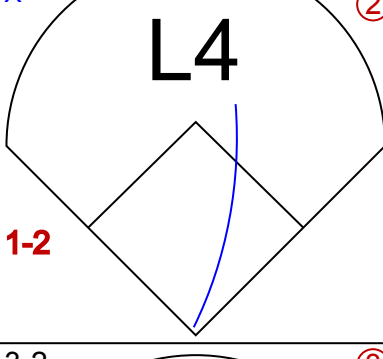
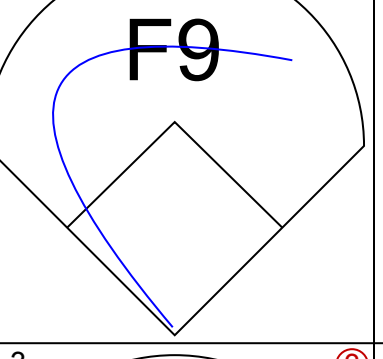
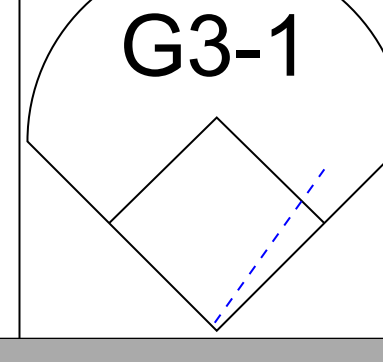
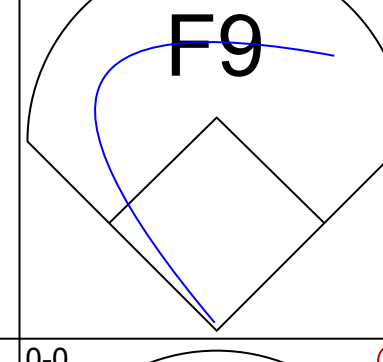
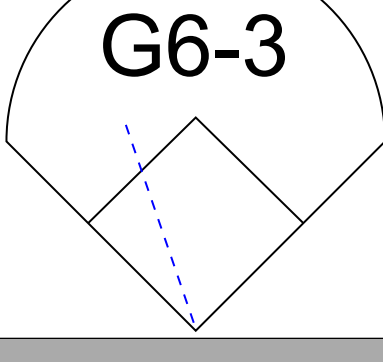
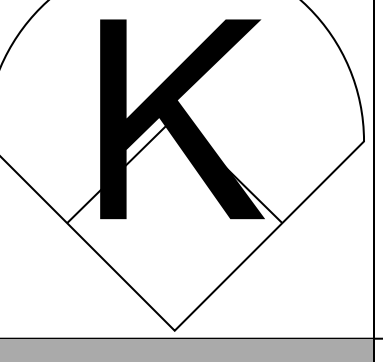
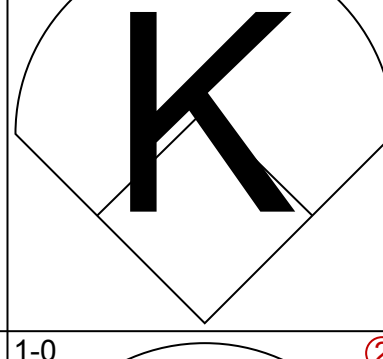
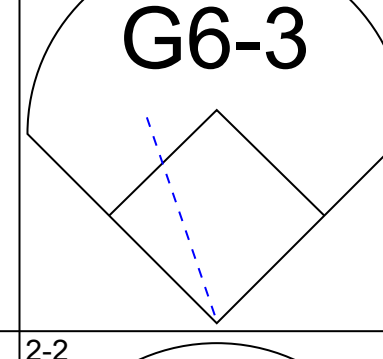
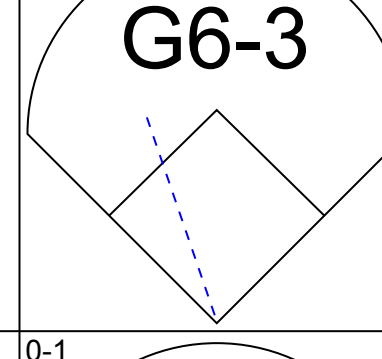
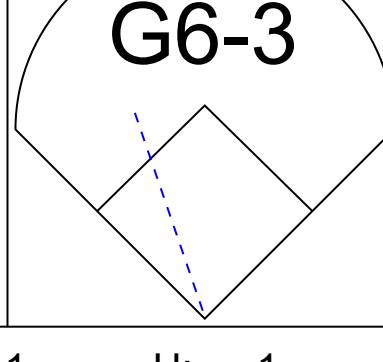
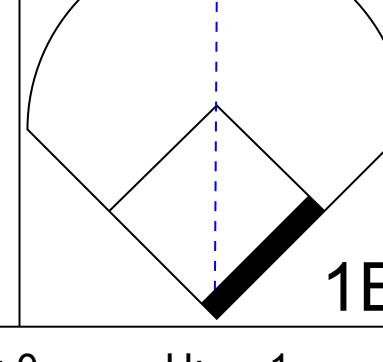
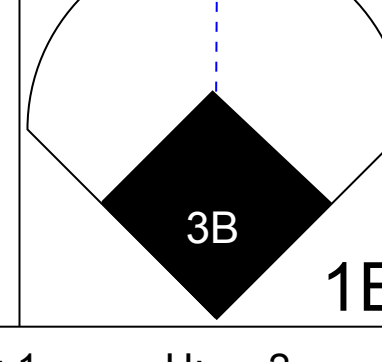


Batter	1	2	3	4	5	6	7	8	9	AB	R	H	RBI	BB	SO	LOB	BOTTOM					
David Hulse, L OBP: 0.311, SLG: 0.325 (1, 8)										4	1	0	1	1	1	2						
Ivan Rodriguez, R OBP: 0.376, SLG: 0.498 (1, 2)										4	0	1	1	1	1	2						
Will Clark, L OBP: 0.444, SLG: 0.559 (1, 3)										4	0	0	0	1	1	2						
Jose Canseco, R OBP: 0.403, SLG: 0.567 (1, 10)										4	1	2	1	1	1	0						
29 Rusty Greer, L OBP: 0.403, SLG: 0.464 (1, 7) (8, 9)										3	0	1	0	2	1	0						
Dean Palmer, R OBP: 0.325, SLG: 0.541 (1, 5)										5	0	0	0	0	3	6						
Chris James, R OBP: 0.332, SLG: 0.536 (1, 9)										2	1	1	1	1	0	0						
Juan Gonzalez, R OBP: 0.321, SLG: 0.452 (8, 7)										0	0	0	0	1	0	0						
Manuel Lee, S OBP: 0.324, SLG: 0.333 (1, 6) (5, 4)										4	1	0	0	1	2	6						
Billy Ripken, R OBP: 0.333, SLG: 0.370 (1, 4)										2	1	2	0	0	0	0						
Esteban Beltrre, R OBP: 0.342, SLG: 0.292 (5, 6)										2	0	0	0	0	1	1						
Inning Stats	R: 0 H: 0 E: 0 K: 1 S: 13	H: 0 LOB: 3 BB: 3 P: 26	R: 0 H: 1 E: 0 K: 3 S: 15	H: 1 LOB: 2 BB: 1 P: 23	R: 0 H: 1 E: 0 K: 0 S: 10	H: 1 LOB: 1 BB: 0 P: 15	R: 2 H: 2 E: 2 K: 0 S: 7	H: 2 LOB: 1 BB: 1 P: 14	R: 0 H: 0 E: 0 K: 3 S: 11	H: 0 LOB: 0 BB: 0 P: 17	R: 2 H: 1 E: 0 K: 1 S: 17	H: 1 LOB: 3 BB: 1 P: 28	R: 0 H: 1 E: 0 K: 1 S: 10	H: 1 LOB: 1 BB: 1 P: 21	R: 0 H: 0 E: 0 K: 1 S: 17	H: 0 LOB: 1 BB: 1 P: 27	R: 1 H: 1 E: 0 K: 1 S: 7	H: 1 LOB: 1 BB: 1 P: 14	1B: 4 2B: 1 3B: 1 HR: 2	SF: 0 SAC: 0 DP: 1 HBP: 1	WP: 3 PB: 1 SB: 0 CS: 0	PA: 44
PITCHER	IP WLS BF H R ER SO BB IBB HBP BLK WP HR S P ERA WHIP																					
Juan Guzman, R ERA: 5.82 (1, 1)	6.0 W 29 5 4 2 8 6 0 0 0 0 0 0 10 21 3.00 1.833																					
Woody Williams, R ERA: 4.64 (7, 1)	1.0 6 1 0 0 1 1 0 1 0 0 0 0 10 21 0.00 2.000																					
Tony Castillo, L ERA: 2.67 (8, 1)	1.0 4 0 0 0 1 1 0 0 0 0 0 0 17 27 0.00 1.000																					
Darren Hall, R ERA: 3.92 (9, 1)	1.0 S 5 1 1 1 1 1 0 0 0 0 0 1 7 14 9.00 2.000																					

Toronto Blue Jays @ Texas Rangers
The Ballpark at Arlington, Arlington, TX
Fri Jul 15 1994, 8:05 PM EDT
Att: 46,511 - Unknown

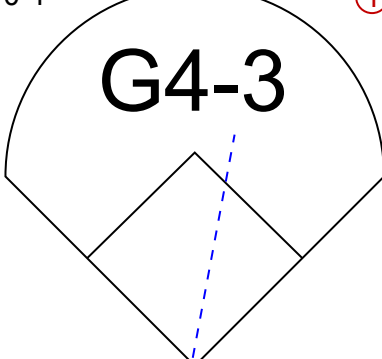
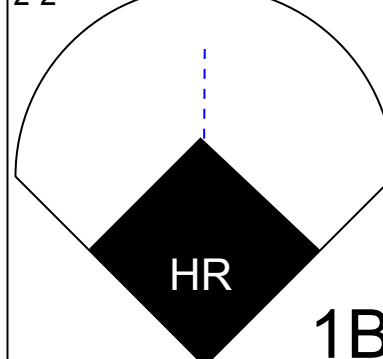
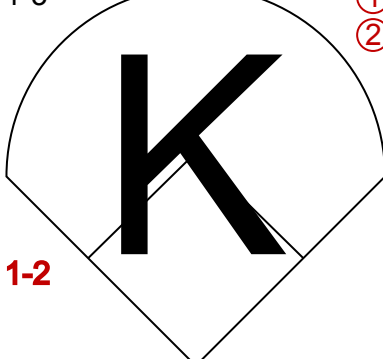
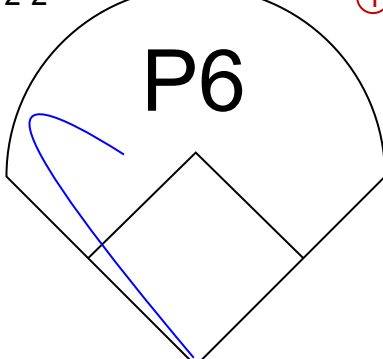
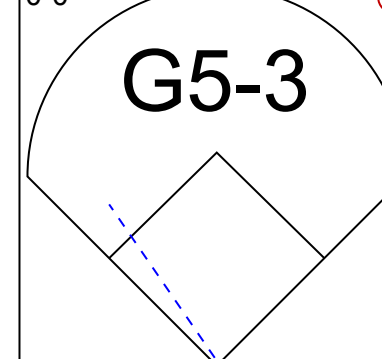
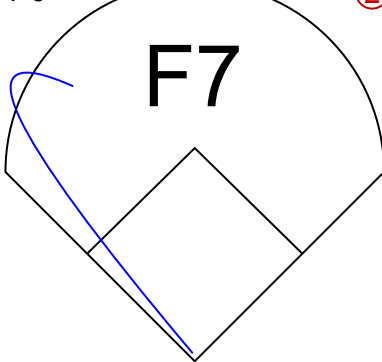
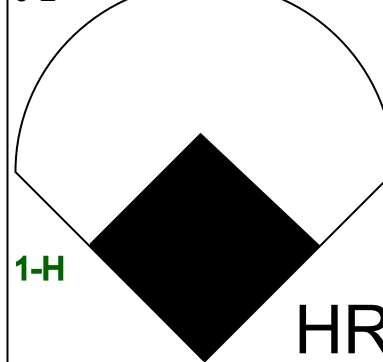
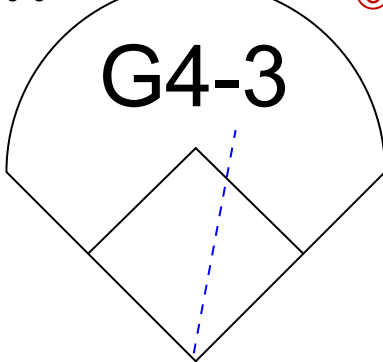
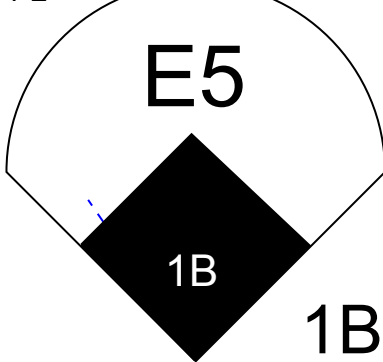

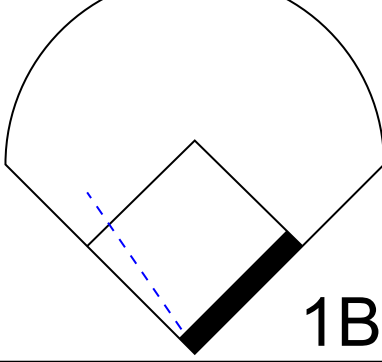
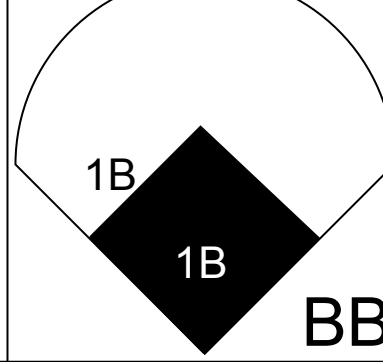

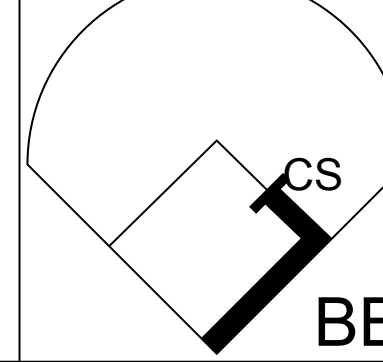
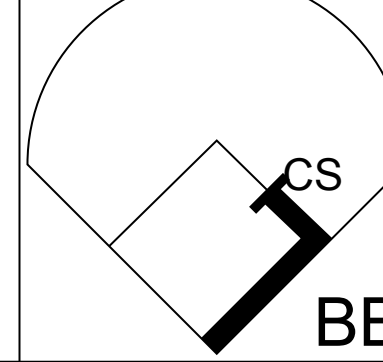
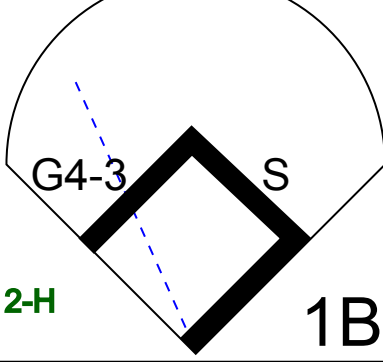

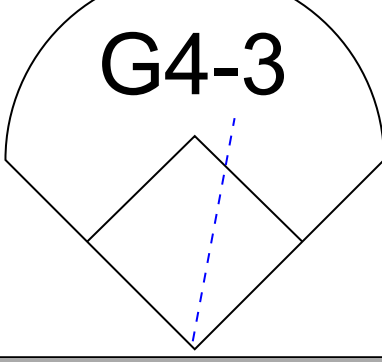
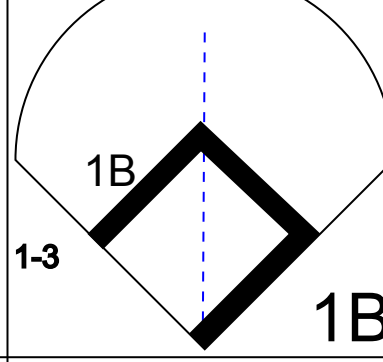

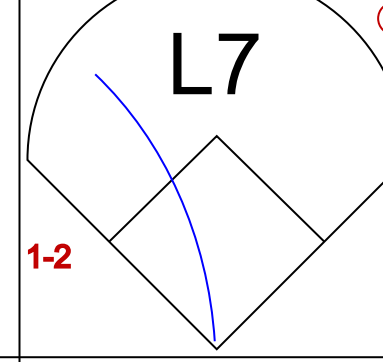
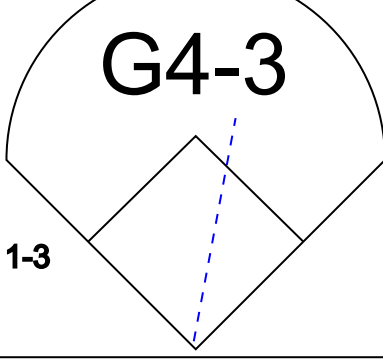

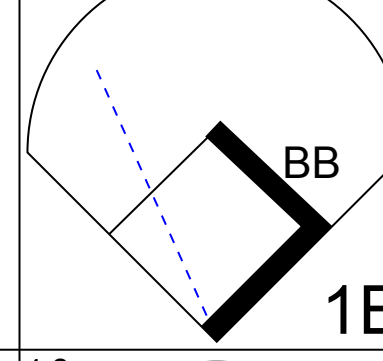
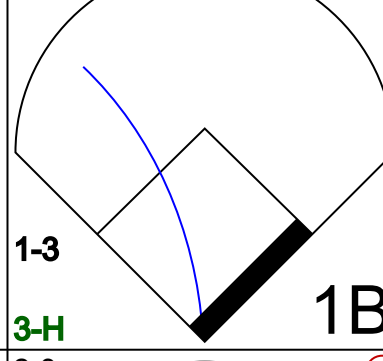

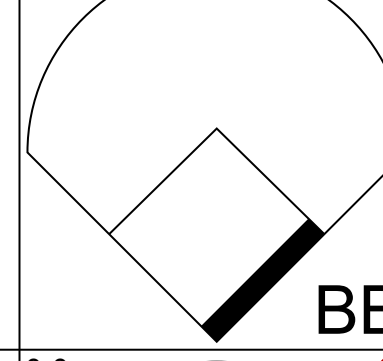
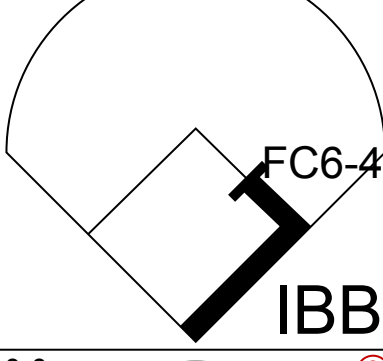

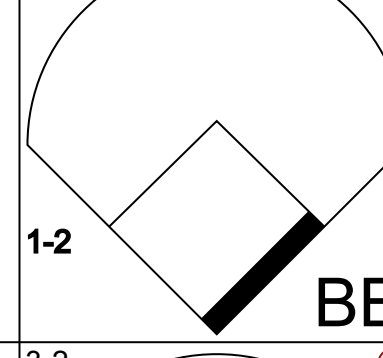
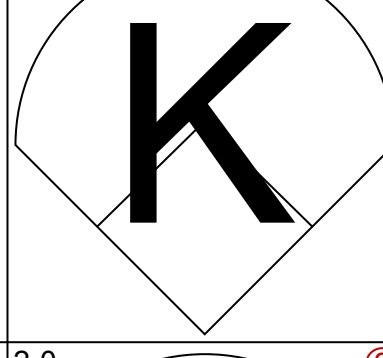
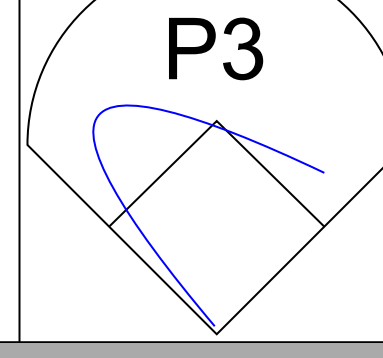
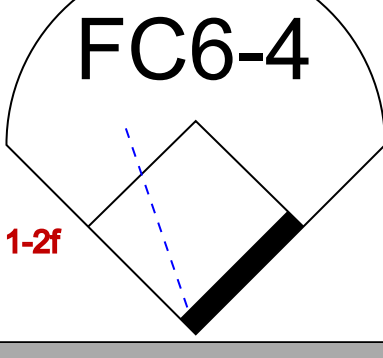

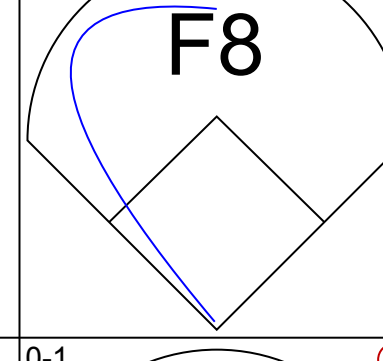
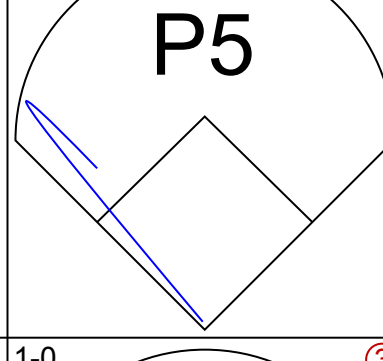
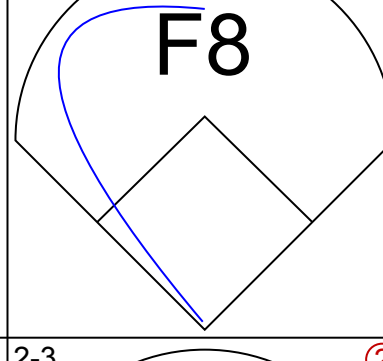
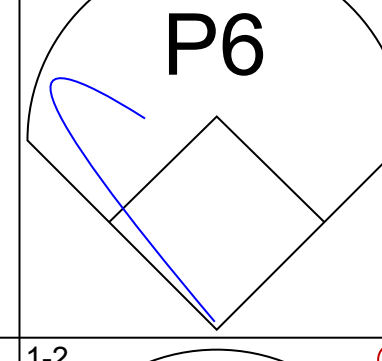
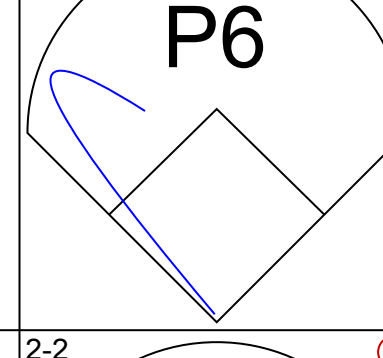
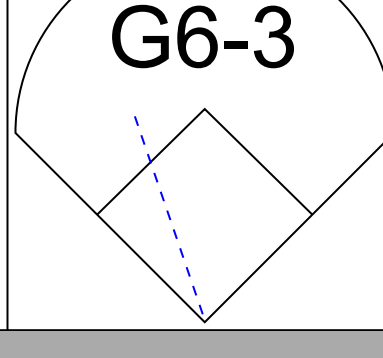
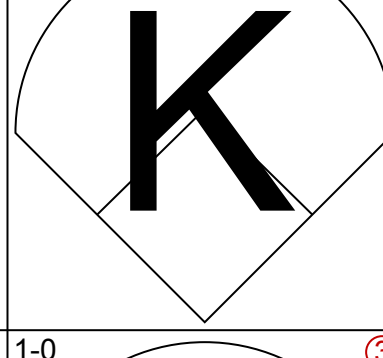
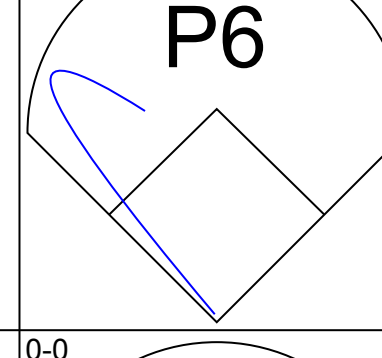
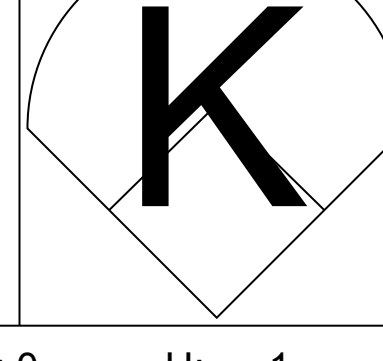
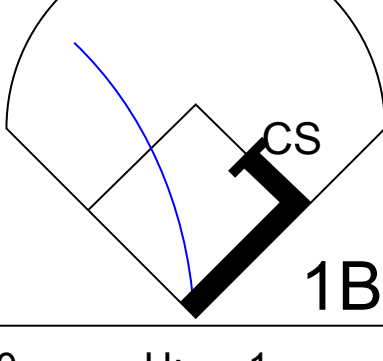
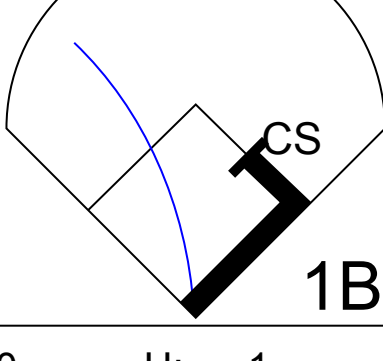
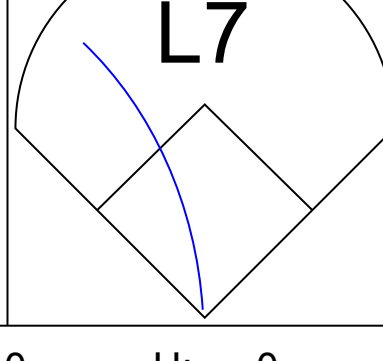
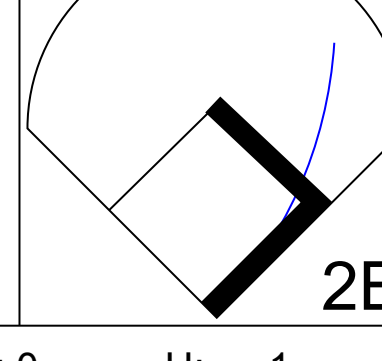
AB	34
R	5
H	7
RBI	4
BB	9
SO	11
LOB	19



Batter	1	2	3	4	5	6	7	8	9	AB	R	H	RBI	BB	SO	LOB	TOP					
Devon White, S (1, 8) OBP: 0.324, SLG: 0.490										4	1	1	1	0	2	2	<p>Toronto Blue Jays @ Texas Rangers</p> <p>The Ballpark at Arlington, Arlington, TX</p> <p>Sat Jul 16 1994, 8:05 PM EDT</p> <p>Att: 46,510 - Unknown - 95 F</p>					
Roberto Alomar, S (1, 4) OBP: 0.385, SLG: 0.472										3	0	2	1	1	1	0						
Paul Molitor, R (1, 10) OBP: 0.406, SLG: 0.494										4	0	0	0	0	0	2						
Joe Carter, R (1, 9) OBP: 0.317, SLG: 0.523										4	0	2	0	0	2	0						
Darnell Coles, R (1, 3) OBP: 0.256, SLG: 0.366										3	0	1	0	1	1	2						
Rob Butler, L (1, 7) OBP: 0.209, SLG: 0.150										4	0	0	0	0	0	4						
Ed Sprague, R (1, 5) OBP: 0.274, SLG: 0.340										4	0	0	0	0	1	2						
Pat Borders, R (1, 2) OBP: 0.286, SLG: 0.313										3	0	0	0	0	1	0						
Dick Schofield, R (1, 6) OBP: 0.341, SLG: 0.363										3	1	2	0	0	0	0						
Inning Stats	R: 0 E: 0 K: 1 S: 9	H: 1 LOB: 0 BB: 0 P: 11	R: 0 E: 0 K: 1 S: 10	H: 1 LOB: 1 BB: 0 P: 15	R: 1 E: 0 K: 1 S: 12	H: 1 LOB: 0 BB: 1 P: 22	R: 0 E: 0 K: 0 S: 6	H: 1 LOB: 1 BB: 0 P: 11	R: 0 E: 0 K: 1 S: 13	H: 0 LOB: 0 BB: 0 P: 21	R: 1 E: 0 K: 0 S: 9	H: 2 LOB: 1 BB: 0 P: 13	R: 0 E: 0 K: 2 S: 10	H: 1 LOB: 1 BB: 0 P: 14	1B: 6 2B: 1 3B: 1 HR: 1	SF: 0 SAC: 0 DP: 1 HBP: 0	WP: 0 PA: 35 PB: 0 SB: 0 CS: 1					
PITCHER	IP WLS BF H R ER SO BB IBB HBP BLK WP HR S P ERA WHIP																					
Kevin Brown, R (1, 1) ERA: 5.21	8.0 W 30	7 2 2 6	2 0 0 0	0 0 0 0	0 0 0 0	0 0 10 14	2.25 1.125															
Tom Henke, R (9, 1) ERA: 4.28	1.0 S 4	1 0 0 2	0 0 0 0	0 0 0 0	0 0 10 14	0.00 1.000																

AB	32
R	2
H	8
RBI	2
BB	2
SO	8
LOB	12



Batter	1	2	3	4	5	6	7	8	9	AB	R	H	RBI	BB	SO	LOB	BOTTOM				
David Hulse, L (1, 8) OBP: 0.310, SLG: 0.323										5	1	1	0	0	1	2	<p>Toronto Blue Jays @ Texas Rangers</p> <p>The Ballpark at Arlington, Arlington, TX</p> <p>Sat Jul 16 1994, 8:05 PM EDT</p> <p>Att: 46,510 - Unknown - 95 F</p>				
Ivan Rodriguez, R (1, 2) OBP: 0.380, SLG: 0.509										4	2	2	2	0	0	0					
Jose Canseco, R (1, 10) OBP: 0.409, SLG: 0.569										2	1	2	1	2	0	0					
Will Clark, L (1, 3) OBP: 0.442, SLG: 0.556										4	0	1	0	0	0	3					
Juan Gonzalez, R (1, 7) OBP: 0.329, SLG: 0.455										2	0	2	1	2	0	0					
Dean Palmer, R (1, 5) OBP: 0.324, SLG: 0.535										3	0	0	0	1	1	5					
29 Rusty Greer, L (1, 9) OBP: 0.396, SLG: 0.454										4	0	0	0	0	0	4					
Manuel Lee, S (1, 4) OBP: 0.320, SLG: 0.328										4	0	0	0	0	1	4					
Esteban Beltre, R (1, 6) OBP: 0.347, SLG: 0.309										4	0	2	0	0	1	2					
Inning Stats	R: 0 E: 0 K: 0 S: 9	H: 1 LOB: 1 BB: 0 P: 13	R: 0 E: 0 K: 1 S: 12	H: 1 LOB: 2 BB: 1 P: 24	R: 3 E: 0 K: 1 S: 17	H: 4 LOB: 2 BB: 1 P: 33	R: 0 E: 0 K: 1 S: 5	H: 1 LOB: 0 BB: 0 P: 6	R: 0 E: 0 K: 0 S: 8	H: 0 LOB: 1 BB: 2 P: 18	R: 0 E: 0 K: 1 S: 7	H: 0 LOB: 2 BB: 0 P: 11	R: 1 E: 1 K: 0 S: 16	H: 2 LOB: 2 BB: 1 P: 26	R: 0 E: 0 K: 0 S: 7	H: 1 LOB: 0 BB: 0 P: 10	1B: 8 2B: 1 3B: 0 HR: 1	SF: 0 SAC: 0 DP: 0 HBP: 0	WP: 0 PA: 37 PB: 0 SB: 1 CS: 2		
PITCHER	IP WLS BF H R ER SO BB IBB HBP BLK WP HR S P ERA WHIP																				
Pat Hentgen, R (1, 1) ERA: 3.2	7.0 L 33	9 4 3 4	4 1 0 0	0 0 0 0	0 0 7 10	3.86 1.857															
Mike Timlin, R (8, 1) ERA: 5.87	1.0	4 1 0 0	0 0 0 0	0 0 0 0	0 0 7 10	0.00 1.000															

AB	32
R	4
H	10
RBI	4
BB	5
SO	4
LOB	20



Batter	1	2	3	4	5	6	7	8	9	AB	R	H	RBI	BB	SO	LOB	TOP										
Devon White, S (1, 8) OBP: 0.324, SLG: 0.487 Rob Butler, L (6, 8) OBP: 0.200, SLG: 0.143	0-0 G6-3	4-2 BB		0-0 L7			1-1 G5-3		1-3 K	2	0	0	0	1	0	0	2 0 0 0 1 0 0 2 0 0 0 0 1 0										
Roberto Alomar, S (1, 4) OBP: 0.382, SLG: 0.471	0-0 CS	2-0 G1-3		3-3 K			0-1 F8		1-1 G3-1	3	5	0	1	0	0	1	3										
Paul Molitor, R (1, 10) OBP: 0.407, SLG: 0.493	4-2 BB			0-0 BB			0-1 F8		1-3 K	1	3	1	1	0	1	1	0										
Joe Carter, R (1, 9) OBP: 0.316, SLG: 0.518	2-2 L5			4-1 BB			1-2 G1-3		2-1 P2	2	3	0	0	0	1	0	2										
Darnell Coles, R (1, 7) OBP: 0.266, SLG: 0.372	3-2 CS			0-2 BB			1-1 F8		0-0 BB	1	4	1	2	1	0	1	0										
Ed Sprague, R (1, 3) OBP: 0.274, SLG: 0.339		1-2 E5		3-3 K			0-1 F9		0-0 BB	1	4	1	1	0	0	1	2										
Pat Borders, R (1, 2) OBP: 0.289, SLG: 0.316	2-2 BB			1-3 K			0-1 G1-3		1-1 BB	1	4	0	2	1	0	1	2										
Dick Schofield, R (1, 6) OBP: 0.336, SLG: 0.357	1-3 K			0-1 F7			0-0 F9		3-3 K	3	4	0	0	0	0	2	6										
Domingo Cedenio, S (1, 5) OBP: 0.215, SLG: 0.254	1-3 BB			2-3 K					1-3 K	1	4	0	1	1	0	2	0										
Inning Stats	R: 0 E: 0 K: 0 S: 10	H: 1 LOB: 1 BB: 1 P: 19	R: 1 E: 1 K: 2 S: 18	H: 2 LOB: 3 BB: 1 P: 29	R: 1 E: 0 K: 2 S: 13	H: 2 LOB: 2 BB: 1 P: 21	R: 0 E: 0 K: 2 S: 9	H: 0 LOB: 0 BB: 0 P: 14	R: 0 E: 0 K: 0 S: 7	H: 0 LOB: 0 BB: 0 P: 9	R: 0 E: 0 K: 1 S: 7	H: 0 LOB: 0 BB: 0 P: 9	R: 0 E: 0 K: 1 S: 12	H: 3 LOB: 2 BB: 0 P: 19	R: 0 E: 0 K: 1 S: 8	H: 0 LOB: 0 BB: 0 P: 12	1B: 6 2B: 2 HR: 0	SF: 0 SAC: 0 DP: 0 HBP: 0	WP: 0 PB: 0 SB: 0 CS: 1	PA: 39							
PITCHER	IP	WLS	BF	H	R	ER	SO	BB	IBB	HBP	BLK	WP	HR	S	P	ERA	WHIP										
Kenny Rogers, L (1, 1) ERA: 4.37	7.0	L	29	5	2	1	7	3	0	0	0	0	0	69	106	1.29	1.143										
Matt Whiteside, R (8, 1) ERA: 4.53	1.0		6	3	1	1	2	0	0	0	0	0	0	12	19	9.00	3.000										
Darren Oliver, L (9, 1) ERA: 3.47	1.0	S	3	0	0	0	1	0	0	0	0	0	0	8	12	0.00	0.000										

Toronto Blue Jays @ Texas Rangers
The Ballpark at Arlington, Arlington, TX
Sun Jul 17 1994, 8:05 PM EDT
Att: 46,394 - Unknown - 92 F

AB 35
R 3
H 8
RBI 3
BB 3
SO 10
LOB 15



Batter	1	2	3	4	5	6	7	8	9	AB	R	H	RBI	BB	SO	LOB	BOTTOM										
Jeff Frye, R (1, 4) OBP: 0.426, SLG: 0.471	1-3 K			2-2 G6-3		0-0 SH1		0-2 G6-3		3	0	0	0	0	1	0											
David Hulse, L (1, 8) OBP: 0.306, SLG: 0.319	0-2 G3			0-2 G3		0-3 K		0-1 G3		4	0	0	0	0	1	1											
Jose Canseco, R (1, 10) OBP: 0.404, SLG: 0.563	3-2 F8			2-3 K		1-3 K		2-3 K		4	0	0	0	0	3	1											
Will Clark, L (1, 3) OBP: 0.437, SLG: 0.549		2-2 F8		0-0 P6		2-1 F9		2-2 F7		4	0	0	0	0	0	0											
Juan Gonzalez, R (1, 7) OBP: 0.331, SLG: 0.469		3-2 F7		2-0 HR		1-2 BB		3-3 BB		3	1	2	1	0	0	0											
Dean Palmer, R (1, 5) OBP: 0.321, SLG: 0.529		2-3 K		1-1 G6-3		3-3 K		3-3 K		3	0	0	0	0	2	1											
29 Rusty Greer, L (1, 9) OBP: 0.395, SLG: 0.452				0-3 K2-3		2-1 BB		2-3 K		3	0	1	0	0	2	1											
Ivan Rodriguez, R (1, 2) OBP: 0.376, SLG: 0.504				0-0 F8		0-1 F7		2-2 G6-3		3	0	0	0	0	0	1											
Manuel Lee, S (1, 6) OBP: 0.320, SLG: 0.328				2-1 F7		3-2 SH1		1-3 K		3	0	1	0	0	1	0											
Inning Stats	R: 0 E: 0 K: 1 S: 9	H: 0 LOB: 0 BB: 0 P: 13	R: 0 E: 0 K: 1 S: 11	H: 0 LOB: 0 BB: 0 P: 18	R: 0 E: 0 K: 1 S: 6	H: 0 LOB: 0 BB: 0 P: 8	R: 0 E: 0 K: 1 S: 10	H: 0 LOB: 0 BB: 0 P: 14	R: 1 E: 0 K: 0 S: 8	H: 2 LOB: 1 BB: 0 P: 13	R: 0 E: 0 K: 2 S: 10	H: 1 LOB: 1 BB: 0 P: 14	R: 0 E: 0 K: 2 S: 13	H: 1 LOB: 1 BB: 0 P: 21	R: 0 E: 0 K: 1 S: 9	H: 0 LOB: 0 BB: 0 P: 12	R: 0 E: 0 K: 1 S: 11	H: 0 LOB: 0 BB: 0 P: 15	1B: 2 2B: 1 HR: 1	SF: 0 SAC: 1 DP: 0 HBP: 0	WP: 0 PB: 0 SB: 0 CS: 0	PA: 31					
PITCHER	IP	WLS	BF	H	R	ER	SO	BB	IBB	HBP	BLK	WP	HR	S	P	ERA	WHIP										
Dave Stewart, R (1, 1) ERA: 5.82	7.0	W	25	4	1	1	8	4	0	0	0	0	0	67	101	1.29	0.571										
Danny Cox, R (8, 1) ERA: 4.5	1.0		3	0	0	0	1	0	0	0	0	0	0	9	12	0.00	0.000										
Darren Hall, R (9, 1) ERA: 3.74	1.0	S	3	0	0	0	1	0	0	0	0	0	0	11	15	0.00	0.000										

Toronto Blue Jays @ Texas Rangers
The Ballpark at Arlington, Arlington, TX
Sun Jul 17 1994, 8:05 PM EDT
Att: 46,394 - Unknown - 92 F

AB 30
R 1
H 4
RBI 1
BB 0
SO 10
LOB 5



Batter	1	2	3	4	5	6	7	8	9	AB	R	H	RBI	BB	SO	LOB	TOP					
Jeff Frye, R OBP: 0.428, SLG: 0.484 Doug Strange, S OBP: 0.274, SLG: 0.337	0-0 G6-4-3 2B	2-1 SAFE P6			2-1 G2-3		1-1 SH1-4		1-1 2B 2B	4	0	2	0	0	0	1						
Ivan Rodriguez, R OBP: 0.377, SLG: 0.500	4-0 G6-4-3 BB		2-1 F9		1-2 G5-3		2-2 1B		1-2 F7	4	0	1	2	1	0	1						
Jose Canseco, R OBP: 0.402, SLG: 0.560	3-1 G6-4-3		2-3 K			2-1 F9	1-2 F8		1-2 2B	5	0	1	1	0	1	3						
Will Clark, L OBP: 0.437, SLG: 0.545	0-0 G3		2-2 F7			0-0 2B	1-2 G4-3		4-0 IBB	4	0	1	0	1	0	2						
Juan Gonzalez, R OBP: 0.335, SLG: 0.474		1-1 2B 1B		0-0 FC5-4 1B		1-2 2B		0-1 G1-3	0-3 K	5	1	3	0	0	1	2						
Dean Palmer, R OBP: 0.316, SLG: 0.521		1-1 F9		1-0 P6		1-3 K		0-0 G4-3		4	0	0	0	0	1	4						
29 Rusty Greer, L OBP: 0.397, SLG: 0.450		1-0 2B 1B		2-0 L9		3-1 L8		4-2 BB		3	1	1	0	1	0	3						
Manuel Lee, S OBP: 0.322, SLG: 0.335		2-1 1B 2B		2-2 FC5-4		2-1 SH1-4 1B	0-0 G4-3			4	2	2	1	0	0	2						
David Hulse, L OBP: 0.308, SLG: 0.319		0-0 2H 3H 1B			2-2 G6-3		2-1 SH1-4 1B HBP		0-1 L5	3	1	1	2	0	0	0						
Inning Stats	R: 0 E: 0 K: 0 S: 4	H: 1 LOB: 1 BB: 1 P: 11	R: 3 E: 0 K: 0 S: 11	H: 4 LOB: 0 BB: 0 P: 17	R: 0 E: 0 K: 1 S: 8	H: 0 LOB: 0 BB: 0 P: 14	R: 0 E: 0 K: 0 S: 6	H: 1 LOB: 0 BB: 0 P: 11	R: 0 E: 0 K: 0 S: 12	H: 2 LOB: 2 BB: 0 P: 20	R: 2 E: 0 K: 0 S: 13	H: 2 LOB: 1 BB: 0 P: 22	R: 0 E: 0 K: 0 S: 6	H: 0 LOB: 1 BB: 1 P: 10	R: 1 E: 0 K: 0 S: 13	H: 2 LOB: 2 BB: 1 P: 20	1B: 7 2B: 5 3B: 0 HR: 0	SF: 0 SAC: 1 DP: 1 HBP: 1	WP: 0 PB: 0 SB: 0 CS: 1	PA: 41		
PITCHER	IP WLS BF H R ER SO BB IBB HBP BLK WP HR S P ERA WHIP	IP WLS BF H R ER SO BB IBB HBP BLK WP HR S P ERA WHIP	IP WLS BF H R ER SO BB IBB HBP BLK WP HR S P ERA WHIP	IP WLS BF H R ER SO BB IBB HBP BLK WP HR S P ERA WHIP	IP WLS BF H R ER SO BB IBB HBP BLK WP HR S P ERA WHIP	IP WLS BF H R ER SO BB IBB HBP BLK WP HR S P ERA WHIP	IP WLS BF H R ER SO BB IBB HBP BLK WP HR S P ERA WHIP	IP WLS BF H R ER SO BB IBB HBP BLK WP HR S P ERA WHIP	IP WLS BF H R ER SO BB IBB HBP BLK WP HR S P ERA WHIP	IP WLS BF H R ER SO BB IBB HBP BLK WP HR S P ERA WHIP	IP WLS BF H R ER SO BB IBB HBP BLK WP HR S P ERA WHIP	IP WLS BF H R ER SO BB IBB HBP BLK WP HR S P ERA WHIP	IP WLS BF H R ER SO BB IBB HBP BLK WP HR S P ERA WHIP	IP WLS BF H R ER SO BB IBB HBP BLK WP HR S P ERA WHIP	IP WLS BF H R ER SO BB IBB HBP BLK WP HR S P ERA WHIP	IP WLS BF H R ER SO BB IBB HBP BLK WP HR S P ERA WHIP	IP WLS BF H R ER SO BB IBB HBP BLK WP HR S P ERA WHIP	IP WLS BF H R ER SO BB IBB HBP BLK WP HR S P ERA WHIP	IP WLS BF H R ER SO BB IBB HBP BLK WP HR S P ERA WHIP	IP WLS BF H R ER SO BB IBB HBP BLK WP HR S P ERA WHIP	IP WLS BF H R ER SO BB IBB HBP BLK WP HR S P ERA WHIP	IP WLS BF H R ER SO BB IBB HBP BLK WP HR S P ERA WHIP

Texas Rangers @ Cleveland Indians
Jacobs Field, Cleveland, OH
Mon Jul 18 1994, 7:05 PM EDT
Att: 41,845 - Unknown - 79 F

AB 36
R 6
H 12
RBI 6
BB 3
SO 3
LOB 18



Batter	1	2	3	4	5	6	7	8	9	AB	R	H	RBI	BB	SO	LOB	BOTTOM					
Kenny Lofton, L OBP: 0.428, SLG: 0.551	0-0 F8	2-0 G4-3		0-0 FC6-4 G5-3 E		2-3 K			3-2 G3	5	0	0	1	0	1	4						
Omar Vizquel, S OBP: 0.340, SLG: 0.344	2-1 G3-1		1-0 L1	1-1 G5-3		1-1 G5-3			1-1 FC6-4	5	0	0	0	0	0	2						
Carlos Baerga, S OBP: 0.340, SLG: 0.516	1-2 1B		1-1 HR	1-1 G5-3		1-0 P3				4	1	2	1	0	0	1						
Albert Belle, R OBP: 0.433, SLG: 0.675	0-0 P3		1-2 F7		3-2 WP 2B		3-2 G6-3			4	0	1	0	0	0	1						
Eddie Murray, S OBP: 0.313, SLG: 0.447		1-1 G5-3 WP 2B	1-1 1B		1-3 K		2-2 L8			4	1	2	0	0	1	1						
Jim Thome, L OBP: 0.340, SLG: 0.482 Alvaro Espinoza, R OBP: 0.299, SLG: 0.360		4-0 WP G5-3 2B BB	1-1 G6-3		1-3 K			1-3 K		2	1	0	0	1	1	2						
Manny Ramirez, R OBP: 0.356, SLG: 0.504 Wayne Kirby, L OBP: 0.316, SLG: 0.352		1-0 G5-3		0-1 1B 2B	4-0 IBB			0-3 K		2	1	1	0	1	0	2						
Paul Sorrento, L OBP: 0.333, SLG: 0.384		3-2 1B 2B		4-2 1B FC6-4 BB	3-1 P2			0-3 K		3	1	1	1	1	1	2						
Sandy Alomar Jr., R OBP: 0.340, SLG: 0.476		1-1 G4-3 1B		0-2 FC6-4 1B		0-2 F8			1-2 FC6-4 G3 1B	4	0	3	1	0	0	0						
Inning Stats	R: 0 E: 0 K: 0 S: 7	H: 1 LOB: 1 BB: 0 P: 10	R: 2 E: 0 K: 0 S: 9	H: 3 LOB: 1 BB: 1 P: 21	R: 1 E: 0 K: 0 S: 12	H: 2 LOB: 1 BB: 0 P: 17	R: 2 E: 1 K: 0 S: 13	H: 2 LOB: 1 BB: 1 P: 19	R: 0 E: 0 K: 2 S: 13	H: 1 LOB: 2 BB: 1 P: 25	R: 0 E: 0 K: 1 S: 9	H: 0 LOB: 0 BB: 0 P: 12	R: 0 E: 0 K: 0 S: 7	H: 0 LOB: 0 BB: 0 P: 13	R: 0 E: 0 K: 3 S: 9	H: 0 LOB: 0 BB: 0 P: 10	R: 0 E: 0 K: 0 S: 8	H: 1 LOB: 0 BB: 0 P: 13	1B: 5 2B: 5 3B: 0 HR: 1	SF: 0 SAC: 0 DP: 2 HBP: 0	WP: 2 PB: 0 SB: 0 CS: 0	PA: 38
PITCHER	IP WLS BF H R ER SO BB IBB HBP BLK WP HR S P ERA WHIP	IP WLS BF H R ER SO BB IBB HBP BLK WP HR S P ERA WHIP	IP WLS BF H R ER SO BB IBB HBP BLK WP HR S P ERA WHIP	IP WLS BF H R ER SO BB IBB HBP BLK WP HR S P ERA WHIP	IP WLS BF H R ER SO BB IBB HBP BLK WP HR S P ERA WHIP	IP WLS BF H R ER SO BB IBB HBP BLK WP HR S P ERA WHIP	IP WLS BF H R ER SO BB IBB HBP BLK WP HR S P ERA WHIP	IP WLS BF H R ER SO BB IBB HBP BLK WP HR S P ERA WHIP	IP WLS BF H R ER SO BB IBB HBP BLK WP HR S P ERA WHIP	IP WLS BF H R ER SO BB IBB HBP BLK WP HR S P ERA WHIP	IP WLS BF H R ER SO BB IBB HBP BLK WP HR S P ERA WHIP	IP WLS BF H R ER SO BB IBB HBP BLK WP HR S P ERA WHIP	IP WLS BF H R ER SO BB IBB HBP BLK WP HR S P ERA WHIP	IP WLS BF H R ER SO BB IBB HBP BLK WP HR S P ERA WHIP	IP WLS BF H R ER SO BB IBB HBP BLK WP HR S P ERA WHIP	IP WLS BF H R ER SO BB IBB HBP BLK WP HR S P ERA WHIP	IP WLS BF H R ER SO BB IBB HBP BLK WP HR S P ERA WHIP	IP WLS BF H R ER SO BB IBB HBP BLK WP HR S P ERA WHIP	IP WLS BF H R ER SO BB IBB HBP BLK WP HR S P ERA WHIP	IP WLS BF H R ER SO BB IBB HBP BLK WP HR S P ERA WHIP	IP WLS BF H R ER SO BB IBB HBP BLK WP HR S P ERA WHIP	IP WLS BF H R ER SO BB IBB HBP BLK WP HR S P ERA WHIP

Texas Rangers @ Cleveland Indians
Jacobs Field, Cleveland, OH
Mon Jul 18 1994, 7:05 PM EDT
Att: 41,845 - Unknown - 79 F

AB 35
R 5
H 10
RBI 4
BB 3
SO 6
LOB 15



Batter	1	2	3	4	5	6	7	8	9	AB	R	H	RBI	BB	SO	LOB	TOP					
Jeff Frye, R OBP: 0.421, SLG: 0.475 Doug Strange, S OBP: 0.278, SLG: 0.345	L9		L5			L9		1B		3	0	0	0	0	0	0	Texas Rangers @ Cleveland Indians Jacobs Field, Cleveland, OH Tue Jul 19 1994, 7:05 PM EDT Att: 41,774 - Unknown - 85 F					
Ivan Rodriguez, R OBP: 0.376, SLG: 0.511 Junior Ortiz, R OBP: 0.319, SLG: 0.309	G5-3		HR			G1-3		1B		4	1	2	2	0	0	0						
Jose Canseco, R OBP: 0.400, SLG: 0.557	1B		K			K		K		4	0	1	0	0	3	1						
Will Clark, L OBP: 0.433, SLG: 0.540 Gary Redus, R OBP: 0.299, SLG: 0.280	F8			K			F8		K	3	0	0	0	0	1	1						
Juan Gonzalez, R OBP: 0.337, SLG: 0.475		K		F7			G6-4-3 1B	FC6-4 1B		4	0	2	0	0	1	0						
Dean Palmer, R OBP: 0.312, SLG: 0.513	F8			F9			G6-4-3 1-2	FC6-4 29 1B 1-2		4	0	0	0	0	0	2						
29 Rusty Greer, L OBP: 0.407, SLG: 0.459		BB					G4-6-3 1B	FC6-4 1B	1-3 1B	3	0	3	0	1	0	0						
Manuel Lee, S OBP: 0.318, SLG: 0.329	G4-3			G4-6-3 1-2			K	G4-3		4	0	0	0	0	1	5						
David Hulse, L OBP: 0.305, SLG: 0.316			G6-3		G1-3			FC6-4 1-2 2B		3	1	0	0	0	0	1						
Inning Stats	R: 0 E: 0 K: 0 S: 4	H: 1 LOB: 1 BB: 0 P: 4	R: 0 E: 0 K: 1 S: 5	H: 0 LOB: 1 BB: 1 P: 9	R: 1 E: 0 K: 1 S: 6	H: 1 LOB: 0 BB: 0 P: 6	R: 0 E: 0 K: 1 S: 5	H: 0 LOB: 0 BB: 0 P: 5	R: 0 E: 0 K: 0 S: 3	H: 1 LOB: 0 BB: 0 P: 3	R: 0 E: 0 K: 1 S: 5	H: 0 LOB: 0 BB: 0 P: 5	R: 0 E: 0 K: 0 S: 3	H: 1 LOB: 0 BB: 0 P: 3	R: 2 E: 0 K: 2 S: 10	H: 3 LOB: 1 BB: 0 P: 10		R: 0 E: 0 K: 1 S: 7	H: 2 LOB: 2 BB: 0 P: 7	1B: 7 2B: 1 3B: 0 HR: 1	SF: 0 SAC: 0 DP: 2 HBP: 0	WP: 0 PB: 0 SB: 0 CS: 0
PITCHER	IP WLS BF H R ER SO BB IBB HBP BLK WP HR S P ERA WHIP	8.0 W 30 7 3 3 6 1 0 0 0 0 1 41 45 3.38 1.000	1.0 5 2 0 0 1 0 0 0 0 0 0 0 7 7 0.00 2.000											IP WLS BF H R ER SO BB IBB HBP BLK WP HR S P ERA WHIP	8.0 L 23 7 7 7 2 0 0 0 0 0 0 7 7 0.00 0.000	1.0 3 0 0 0 2 0 0 0 0 0 0 1 6 6 9.00 1.000	1.0 7 4 4 4 0 0 0 0 0 0 1 7 7 36.00 4.000	IP WLS BF H R ER SO BB IBB HBP BLK WP HR S P ERA WHIP	5.0 L 23 7 7 7 2 0 0 0 0 0 0 7 7 0.00 0.000	1.0 4 1 1 1 1 0 0 0 0 0 1 6 6 9.00 1.000	1.0 7 4 4 4 0 0 0 0 0 0 1 7 7 36.00 4.000	

Texas Rangers @ Cleveland Indians
 Jacobs Field, Cleveland, OH
 Tue Jul 19 1994, 7:05 PM EDT
 Att: 41,774 - Unknown - 85 F

AB	34
R	3
H	9
RBI	3
BB	1
SO	7
LOB	10



Batter	1	2	3	4	5	6	7	8	9	AB	R	H	RBI	BB	SO	LOB	BOTTOM					
Kenny Lofton, L OBP: 0.427, SLG: 0.546 Ruben Amaro Jr, S OBP: 0.154, SLG: 0.167	G6-3 1B BB	G4-3		K			K	P4		3	1	0	0	1	2	0	Texas Rangers @ Cleveland Indians Jacobs Field, Cleveland, OH Tue Jul 19 1994, 7:05 PM EDT Att: 41,774 - Unknown - 85 F					
Omar Vizquel, S OBP: 0.333, SLG: 0.337	G6-3 1-3		G3			L8	G6-3			4	0	0	0	0	1							
Carlos Baerga, S OBP: 0.343, SLG: 0.521 Alvaro Espinoza, R OBP: 0.296, SLG: 0.356	HR 1B		FC6-5 2B			F8	G1-4-3			2	1	2	1	0	0	0						
Albert Belle, R OBP: 0.433, SLG: 0.688	F3		FC6-5 2-3				HR	1B 3B		4	2	2	1	0	0	2						
Eddie Murray, S OBP: 0.315, SLG: 0.447	HR 1B		G4-3			G3		2B HR 1B		4	2	2	1	0	0	1						
Jim Thome, L OBP: 0.339, SLG: 0.490	HR		G3			K		F7		4	1	1	3	0	1	1						
Sandy Alomar Jr., R OBP: 0.342, SLG: 0.481	L7			HR 1B		G6-3		HR 2B		4	2	2	0	0	0	0						
Paul Sorrento, L OBP: 0.336, SLG: 0.410		G4-3		HR		K		HR		4	2	2	5	0	1	0						
Wayne Kirby, L OBP: 0.314, SLG: 0.369		K		F2			HR	P4		4	1	1	1	0	1	0						
Inning Stats	R: 4 E: 0 K: 0 S: 6	H: 3 LOB: 0 BB: 1 P: 10	R: 0 E: 0 K: 1 S: 5	H: 0 LOB: 0 BB: 0 P: 5	R: 0 E: 0 K: 0 S: 4	H: 1 LOB: 1 BB: 0 P: 4	R: 2 E: 0 K: 1 S: 7	H: 2 LOB: 0 BB: 0 P: 7	R: 1 E: 0 K: 0 S: 4	H: 1 LOB: 0 BB: 0 P: 4	R: 0 E: 0 K: 2 S: 7	H: 0 LOB: 0 BB: 0 P: 7	R: 1 E: 0 K: 1 S: 6	H: 1 LOB: 0 BB: 0 P: 6	R: 4 E: 0 K: 0 S: 7	H: 4 LOB: 0 BB: 0 P: 7		R: 0 E: 0 K: 0 S: 7	H: 0 LOB: 0 BB: 0 P: 7	1B: 4 2B: 2 3B: 1 HR: 5	SF: 0 SAC: 0 DP: 0 HBP: 0	WP: 0 PB: 0 SB: 1 CS: 0
PITCHER	IP WLS BF H R ER SO BB IBB HBP BLK WP HR S P ERA WHIP	5.0 L 23 7 7 7 2 0 0 0 0 0 0 7 7 0.00 0.000	1.0 3 0 0 0 2 0 0 0 0 0 0 1 6 6 9.00 1.000	1.0 7 4 4 4 0 0 0 0 0 0 1 7 7 36.00 4.000											IP WLS BF H R ER SO BB IBB HBP BLK WP HR S P ERA WHIP	5.0 L 23 7 7 7 2 0 0 0 0 0 0 7 7 0.00 0.000	1.0 4 1 1 1 1 0 0 0 0 0 1 6 6 9.00 1.000	1.0 7 4 4 4 0 0 0 0 0 0 1 7 7 36.00 4.000	IP WLS BF H R ER SO BB IBB HBP BLK WP HR S P ERA WHIP	5.0 L 23 7 7 7 2 0 0 0 0 0 0 7 7 0.00 0.000	1.0 3 0 0 0 2 0 0 0 0 0 0 1 6 6 9.00 1.000	1.0 7 4 4 4 0 0 0 0 0 0 1 7 7 36.00 4.000

Texas Rangers @ Cleveland Indians
 Jacobs Field, Cleveland, OH
 Tue Jul 19 1994, 7:05 PM EDT
 Att: 41,774 - Unknown - 85 F


AB	36
R	12
H	12
RBI	12
BB	1
SO	5
LOB	5



Batter	1	2	3	4	5	6	7	8	9	10	11	12	13	14	AB	R	H	RBI	BB	SO	LOB	TOP										
Jeff Frye, R OBP: 0.423, SLG: 0.482 Doug Strange, S OBP: 0.275, SLG: 0.342															6	1	3	1	0	0	1											
Ivan Rodriguez, R OBP: 0.375, SLG: 0.503															8	1	2	1	0	0	3											
Jose Canseco, R OBP: 0.407, SLG: 0.561															6	2	4	1	2	0	2											
Juan Gonzalez, R OBP: 0.338, SLG: 0.490															8	3	3	4	0	0	7											
29 Rusty Greer, L OBP: 0.406, SLG: 0.457															5	1	1	1	2	0	1											
Dean Palmer, R OBP: 0.307, SLG: 0.502															8	0	1	0	0	3	5											
Gary Redus, R OBP: 0.333, SLG: 0.300															5	1	2	1	2	0	3											
Manuel Lee, S OBP: 0.322, SLG: 0.348															6	2	3	3	0	0	2											
Oddibe McDowell, L OBP: 0.392, SLG: 0.300															6	2	3	1	0	2	2											
Will Clark, L OBP: 0.435, SLG: 0.540															0	0	0	0	1	0	0											
Inning Stats	R: 2 E: 0 K: 0 S: 10	H: 4 LOB: 2 BB: 0 P: 15	R: 1 E: 0 K: 0 S: 11	H: 2 LOB: 1 BB: 0 P: 15	R: 1 E: 0 K: 1 S: 14	H: 2 LOB: 1 BB: 0 P: 24	R: 0 E: 0 K: 0 S: 12	H: 0 LOB: 0 BB: 1 P: 16	R: 1 E: 0 K: 0 S: 15	H: 1 LOB: 0 BB: 1 P: 11	R: 2 E: 0 K: 0 S: 19	H: 3 LOB: 1 BB: 0 P: 24	R: 1 E: 0 K: 0 S: 9	H: 2 LOB: 2 BB: 1 P: 18	R: 0 E: 0 K: 0 S: 8	H: 0 LOB: 1 BB: 1 P: 17	R: 3 E: 0 K: 1 S: 22	H: 4 LOB: 3 BB: 2 P: 37	R: 0 E: 0 K: 1 S: 13	H: 0 LOB: 0 BB: 1 P: 19	R: 0 E: 0 K: 0 S: 7	H: 0 LOB: 1 BB: 0 P: 7	R: 0 E: 0 K: 0 S: 10	H: 1 LOB: 1 BB: 0 P: 15	R: 0 E: 0 K: 0 S: 7	H: 1 LOB: 1 BB: 1 P: 13	R: 2 E: 0 K: 0 S: 7	H: 2 LOB: 0 BB: 0 P: 17	1B: 15 2B: 4 3B: 0 HR: 3	SF: 1 DP: 2 HBP: 0	WP: 1 PB: 0 SB: 0 CS: 0	PA: 69

Texas Rangers @ Cleveland Indians
Jacobs Field, Cleveland, OH
Wed Jul 20 1994, 7:05 PM EDT
Att. 40,280 - Unknown - 92 F


AB 60
R 13
H 22
RBI 13
BB 7
SO 5
LOB 28



Batter	1	2	3	4	5	6	7	8	9	10	11	12	13	14	AB	R	H	RBI	BB	SO	LOB	BOTTOM								
Kenny Lofton, L OBP: 0.424, SLG: 0.540															6	1	1	0	1	0	0									
Omar Vizquel, S OBP: 0.332, SLG: 0.335															7	3	2	0	0	0	2									
Jim Thome, L OBP: 0.338, SLG: 0.496															7	2	2	3	0	4	3									
Albert Belle, R OBP: 0.436, SLG: 0.692															5	1	2	3	2	1	1									
Eddie Murray, S OBP: 0.315, SLG: 0.453															7	2	2	1	0	0	3									
Paul Sorrento, L OBP: 0.345, SLG: 0.431															6	1	4	3	1	1	2									
Sandy Alomar, Jr., R OBP: 0.341, SLG: 0.475															7	0	2	0	0	1	5									
Alvaro Espinoza, R OBP: 0.291, SLG: 0.344															6	0	0	0	0	0	1									
Ruben Amaro Jr., S OBP: 0.143, SLG: 0.154															1	0	0	0	0	0	1									
Wayne Kirby, L OBP: 0.392, SLG: 0.392															4	1	2	1	0	0	0									
Manny Ramirez, R OBP: 0.353, SLG: 0.500															2	0	0	0	0	0	0									
Inning Stats	R: 3 E: 1 K: 0 S: 18	H: 2 LOB: 1 BB: 1 P: 35	R: 0 E: 0 K: 1 S: 15	H: 1 LOB: 2 BB: 1 P: 24	R: 2 E: 0 K: 0 S: 5	H: 3 LOB: 0 BB: 0 P: 6	R: 4 E: 0 K: 0 S: 20	H: 5 LOB: 1 BB: 0 P: 31	R: 0 E: 0 K: 0 S: 7	H: 0 LOB: 0 BB: 0 P: 8	R: 1 E: 0 K: 2 S: 15	H: 3 LOB: 1 BB: 0 P: 22	R: 1 E: 0 K: 0 S: 10	H: 0 LOB: 1 BB: 1 P: 21	R: 0 E: 0 K: 1 S: 10	H: 0 LOB: 0 BB: 0 P: 15	R: 0 E: 0 K: 1 S: 5	H: 0 LOB: 0 BB: 0 P: 7	R: 0 E: 0 K: 0 S: 7	H: 1 LOB: 2 BB: 1 P: 17	R: 0 E: 0 K: 0 S: 13	H: 0 LOB: 0 BB: 0 P: 19	R: 0 E: 0 K: 0 S: 7	H: 0 LOB: 0 BB: 0 P: 10	R: 0 E: 0 K: 0 S: 8	H: 1 LOB: 1 BB: 0 P: 9	1B: 11 2B: 1 3B: 0 HR: 5	SF: 0 DP: 1 HBP: 0	WP: 0 PB: 0 SB: 2 CS: 0	PA: 62

Texas Rangers @ Cleveland Indians
Jacobs Field, Cleveland, OH
Wed Jul 20 1994, 7:05 PM EDT
Att. 40,280 - Unknown - 92 F

AB 58
R 17
H 11
RBI 11
BB 4
SO 7
LOB 18



Pitcher	IP	WLS	BF	H	R	ER	SO	BB	IBB	HBP	BLK	WP	S	P	ERA	WHIP
John Deltzer, R ERA: 4.54	1.2	0	11	3	3	3	0	0	0	0	0	0	29	53	5.40	3.000
Brian Bohannon, L ERA: 5.92	2.0	0	13	8	6	6	1	0	0	0	0	2	27	41	27.00	4.000
Cris Carpenter, R ERA: 5.51	1.1	0	5	1	1	1	0	0	0	0	0	0	11	12	6.75	0.750
Rick Honeycutt, L ERA: 6.53	0.2	0	4	2	0	0	2	0	0	0	0	0	10	16	0.00	3.000
Jay Howell, R ERA: 5.54	1.1	0	5	1	1	1	0	0	0	0	0	1	18	23	6.75	0.750
Darren Oliver, L ERA: 3.05	3.0	0	10	0	0	0	3	0	0	0	0	0	25	43	0.00	0.333
Tom Henke, R ERA: 3.73	3.0	0	10	1	0	0	1	1	0	0	0	0	27	46	0.00	0.667
Matt Whiteside, R ERA: 4.44	1.0	0	4	1	0	0	0	0	0	0	0	0	8	9	0.00	1.000

Batter	1	2	3	4	5	6	7	8	9	AB	R	H	RBI	BB	SO	LOB	TOP										
Jeff Frye, R OBP: 0.418, SLG: 0.471 (1, 4)			G6-3				F8			4	0	0	0	1	2	2	<p>Texas Rangers @ Toronto Blue Jays</p> <p>SkyDome, Toronto, ON</p> <p>Thu Jul 21 1994, 7:05 PM EDT</p> <p>Att: 49,618 - Unknown - 86 F</p>										
Oddibe McDowell, L OBP: 0.376, SLG: 0.351 (1, 8)							F7			4	0	0	0	1	2	5											
Jose Canseco, R OBP: 0.403, SLG: 0.555 (1, 10)			G4-3				F9		P5	4	0	0	0	0	1	2											
Will Clark, L OBP: 0.435, SLG: 0.542 (1, 3)				G5-4-3 1B					G3-1	4	0	2	0	0	1	1											
Juan Gonzalez, R OBP: 0.334, SLG: 0.484 (1, 7)			G5-4-3				P3			4	0	0	0	0	2	2											
29 Rusty Greer, L OBP: 0.407, SLG: 0.486 (1, 9)							F9		F8	4	2	2	2	0	0	1											
Dean Palmer, R OBP: 0.303, SLG: 0.495 (1, 5)	F8						G5-3			4	0	0	0	0	2	1											
Manuel Lee, S OBP: 0.328, SLG: 0.362 (1, 6)							E9 1B			4	1	3	0	0	1	0											
Junior Ortiz, R OBP: 0.342, SLG: 0.324 (1, 2)										3	0	2	1	1	1	1											
Inning Stats	R: 0 E: 0 K: 3 S: 14	H: 0 LOB: 1 BB: 1 P: 24	R: 1 E: 0 K: 2 S: 12	H: 2 LOB: 1 BB: 0 P: 15	R: 0 E: 0 K: 1 S: 10	H: 0 LOB: 0 BB: 0 P: 16	R: 1 E: 0 K: 1 S: 10	H: 2 LOB: 0 BB: 0 P: 15	R: 1 E: 1 K: 2 S: 15	H: 2 LOB: 1 BB: 0 P: 25	R: 0 E: 0 K: 0 S: 13	H: 1 LOB: 1 BB: 0 P: 20	R: 0 E: 0 K: 1 S: 12	H: 1 LOB: 1 BB: 0 P: 19	R: 0 E: 0 K: 1 S: 6	H: 0 LOB: 0 BB: 0 P: 11	R: 0 E: 0 K: 1 S: 12	H: 1 LOB: 3 BB: 2 P: 24	1B: 4 2B: 3 3B: 0 HR: 2	SF: 0 SAC: 0 DP: 1 HBP: 0	WP: 0 PB: 0 SB: 1 CS: 0	PA: 38					
PITCHER	IP WLS BF H R ER SO BB IBB HBP BLK WP HR S P ERA WHIP	IP WLS BF H R ER SO BB IBB HBP BLK WP HR S P ERA WHIP															IP WLS BF H R ER SO BB IBB HBP BLK WP HR S P ERA WHIP										
Pat Hentgen, R ERA: 3.17 (1, 1)	6.2 W 28	8 3	2 2	10 10	1 2	0 0	0 0	0 0	0 0	0 0	0 0	0 0	0 0	0 0	0 0	0 0	2.70 1.350										
Danny Cox, R ERA: 2.84 (7, 1)	2.1 S 10	1 0	0 0	2 2	2 2	0 0	0 0	0 0	0 0	0 0	0 0	20 39	0.00 1.286														

Batter	1	2	3	4	5	6	7	8	9	AB	R	H	RBI	BB	SO	LOB	BOTTOM									
Rob Butler, L OBP: 0.238, SLG: 0.196 (1, 8)	G6-3		G6-3				P6			4	2	1	0	1	0	1	<p>Texas Rangers @ Toronto Blue Jays</p> <p>SkyDome, Toronto, ON</p> <p>Thu Jul 21 1994, 7:05 PM EDT</p> <p>Att: 49,618 - Unknown - 86 F</p>									
Roberto Alomar, S OBP: 0.391, SLG: 0.471 (1, 4)			F7				FC5-4 BB		F8	3	1	1	0	2	0	2										
Paul Molitor, R OBP: 0.417, SLG: 0.518 (1, 10)	G1-3		G6-3				FC5-4 WP BB SF8			5	4	3	4	0	0	2										
Joe Carter, R OBP: 0.320, SLG: 0.519 (1, 9)	G3		G6-3							4	0	1	1	1	1	2										
John Olerud, L OBP: 0.386, SLG: 0.447 (1, 3)							SF8		E5 1B	3	0	0	1	1	1	1										
Darnell Coles, R OBP: 0.270, SLG: 0.382 (1, 7)			FC5-4				P6		F8	4	1	1	0	0	0	3										
Robert Perez, R (8, 7)			FC5-4							0	0	0	0	0	0	0										
Ed Sprague, R OBP: 0.279, SLG: 0.346 (1, 5)	P4						P6			3	0	1	0	0	0	1										
Dick Schofield, R OBP: 0.343, SLG: 0.372 (1, 6)			FC6-4				FC6-4		F8	4	1	2	2	0	0	3										
Randy Knorr, R OBP: 0.248, SLG: 0.362 (1, 2)	FC6-4		FC6-4				P3		F9	4	0	0	0	0	0	2										
Inning Stats	R: 0 E: 0 K: 0 S: 7	H: 1 LOB: 1 BB: 0 P: 10	R: 1 E: 0 K: 1 S: 10	H: 2 LOB: 1 BB: 0 P: 14	R: 2 E: 0 K: 0 S: 11	H: 2 LOB: 1 BB: 1 P: 20	R: 0 E: 0 K: 0 S: 9	H: 0 LOB: 1 BB: 0 P: 11	R: 1 E: 0 K: 0 S: 9	H: 0 LOB: 1 BB: 2 P: 22	R: 1 E: 0 K: 0 S: 5	H: 1 LOB: 0 BB: 0 P: 11	R: 2 E: 1 K: 1 S: 12	H: 2 LOB: 2 BB: 1 P: 25	R: 2 E: 0 K: 0 S: 12	H: 2 LOB: 1 BB: 1 P: 20	R: 2 E: 0 K: 0 S: 12	H: 2 LOB: 1 BB: 1 P: 20	1B: 4 2B: 2 3B: 1 HR: 3	SF: 1 SAC: 0 DP: 0 HBP: 1	WP: 3 PB: 0 SB: 1 CS: 0	PA: 41				
PITCHER	IP WLS BF H R ER SO BB IBB HBP BLK WP HR S P ERA WHIP	IP WLS BF H R ER SO BB IBB HBP BLK WP HR S P ERA WHIP															IP WLS BF H R ER SO BB IBB HBP BLK WP HR S P ERA WHIP									
Tim Leary, R ERA: 7.32 (1, 1)	6.1 L 32	7 7	7 7	2 2	0 0	1 0	0 0	0 0	0 0	1 16	29	10.80 2.400														
Matt Whiteside, R ERA: 4.64 (7, 1)	1.2 9	3 2	2 2	0 0	1 0	0 0	0 0	0 0	0 0	1 16	29	10.80 2.400														

Batter	1	2	3	4	5	6	7	8	9	AB	R	H	RBI	BB	SO	LOB	TOP				
Jeff Frye, R OBP: 0.410, SLG: 0.460 (1,4)	G6-3		K		P3			F8		4	0	0	0	0	1	3					
Ivan Rodriguez, R OBP: 0.373, SLG: 0.500 (1,2)	2B 1B			G4-3		G3-1		F8	F8	4	0	1	0	0	0	0					
Jose Canseco, R OBP: 0.404, SLG: 0.565 (1,10)	1H 2B			G5-3		F8		HR		4	1	2	1	0	0	0					
Will Clark, L OBP: 0.434, SLG: 0.538 (1,3)	G6-3			P4		F8		29 G4-3 1B 1B HBP		3	1	0	0	0	0	1					
Juan Gonzalez, R OBP: 0.333, SLG: 0.481 (1,7)		F9			P5		K		1B 29 G4-3 1B	4	0	1	0	0	1	0					
29 Rusty Greer, L OBP: 0.405, SLG: 0.482 (1,9)		F7			BB 1B		G4-3		G4-3	4	0	1	0	0	0	2					
Doug Strange, S OBP: 0.279, SLG: 0.345 (1,5)		G4-3			BB 1B		L7		FC6-4 1B	4	0	2	1	0	0	0					
Manuel Lee, S OBP: 0.323, SLG: 0.357 (1,6)			G3		K		K		FC6-4 1B	4	0	0	0	0	2	4					
Oddibe McDowell, L OBP: 0.376, SLG: 0.346 (1,8)		F7			1-2 2-3 BB		G3-1			2	0	0	0	1	0	0					
Inning Stats	R: 0 E: 0 K: 0 S: 9	H: 2 LOB: 1 BB: 0 P: 12	R: 0 E: 0 K: 0 S: 11	H: 0 LOB: 0 BB: 0 P: 17	R: 0 E: 0 K: 1 S: 8	H: 0 LOB: 0 BB: 0 P: 10	R: 0 E: 0 K: 0 S: 7	H: 0 LOB: 0 BB: 0 P: 10	R: 0 E: 0 K: 1 S: 14	H: 2 LOB: 3 BB: 1 P: 21	R: 0 E: 0 K: 0 S: 6	H: 0 LOB: 0 BB: 0 P: 9	R: 0 E: 0 K: 1 S: 9	H: 0 LOB: 0 BB: 0 P: 9	R: 2 E: 0 K: 0 S: 12	H: 3 LOB: 2 BB: 0 P: 20	1B: 5 2B: 1 3B: 0 HR: 1	SF: 0 SAC: 0 DP: 0 HBP: 1	WP: 0 PB: 0 SB: 0 CS: 0	PA: 35	
PITCHER	IP	WLS	BF	H	R	ER	SO	BB	IBB	HBP	BLK	WP	HR	S	P	ERA	WHIP				
Dave Stewart, R ERA: 5.42 (1,1)	8.0	W	28	4	0	0	4	1	0	0	0	0	0	71	96	0.00	0.625				
Darren Hall, R ERA: 4.01 (9,1)	1.0	S	7	3	2	2	0	0	0	1	0	0	1	12	20	18.00	3.000				

Texas Rangers @ Toronto Blue Jays
SkyDome, Toronto, ON
Fri Jul 22 1994, 7:05 PM EDT
Att: 50,522 - Dome

AB 33
R 2
H 7
RBI 2
BB 1
SO 4
LOB 10



Batter	1	2	3	4	5	6	7	8	9	AB	R	H	RBI	BB	SO	LOB	BOTTOM				
Dick Schofield, R OBP: 0.342, SLG: 0.370 (1,6)	FC5-4 1B		K		G6-3			F9		4	0	1	0	0	1	0					
Roberto Alomar, S OBP: 0.389, SLG: 0.467 (1,4)	FC5-4 1B		HR BB		K			G5-3		3	1	0	0	1	1	1					
Paul Molitor, R OBP: 0.420, SLG: 0.528 (1,3)	1-2 1B		1H HR		G4-1			WP PB 1B		4	1	3	2	0	0	0					
Joe Carter, R OBP: 0.319, SLG: 0.514 (1,10)	K		K		G5-3			BB		3	0	0	0	1	2	2					
Darnell Coles, R OBP: 0.261, SLG: 0.368 (1,7)	P6			G1-3		P2		G5-3		4	0	0	0	0	0	4					
Ed Sprague, R OBP: 0.285, SLG: 0.362 (1,5)		G5-4-3 BB		G6-3 2B		HR				2	1	2	1	1	0	0					
Robert Perez, R (1,9)		G5-4-3		G6-3		K				3	0	0	0	0	1	2					
Pat Borders, R OBP: 0.289, SLG: 0.324 (1,2)		K		L6		G4-3				3	0	0	0	0	1	1					
Rob Butler, L OBP: 0.227, SLG: 0.186 (1,8)			G1-3		K		K			3	0	0	0	0	2	0					
Inning Stats	R: 0 E: 0 K: 1 S: 12	H: 2 LOB: 2 BB: 0 P: 18	R: 0 E: 0 K: 1 S: 5	H: 0 LOB: 1 BB: 1 P: 9	R: 2 E: 0 K: 2 S: 11	H: 1 LOB: 1 BB: 1 P: 21	R: 0 E: 0 K: 0 S: 8	H: 1 LOB: 0 BB: 0 P: 11	R: 0 E: 0 K: 2 S: 9	H: 0 LOB: 0 BB: 0 P: 14	R: 0 E: 0 K: 0 S: 8	H: 0 LOB: 0 BB: 0 P: 12	R: 1 E: 0 K: 2 S: 10	H: 1 LOB: 0 BB: 0 P: 14	R: 0 E: 0 K: 0 S: 16	H: 1 LOB: 2 BB: 1 P: 27	1B: 3 2B: 1 3B: 0 HR: 2	SF: 0 SAC: 0 DP: 1 HBP: 0	WP: 1 PB: 1 SB: 0 CS: 0	PA: 32	
PITCHER	IP	WLS	BF	H	R	ER	SO	BB	IBB	HBP	BLK	WP	HR	S	P	ERA	WHIP				
Kenny Rogers, L ERA: 4.32 (1,1)	8.0	L	32	6	3	3	8	3	0	0	0	1	2	79	126	3.38	1.125				

Texas Rangers @ Toronto Blue Jays
SkyDome, Toronto, ON
Fri Jul 22 1994, 7:05 PM EDT
Att: 50,522 - Dome

AB 29
R 3
H 6
RBI 3
BB 3
SO 8
LOB 10



Batter	1	2	3	4	5	6	7	8	9	AB	R	H	RBI	BB	SO	LOB	TOP				
Jeff Frye, R OBP: 0.408, SLG: 0.458 Doug Strange, S OBP: 0.276, SLG: 0.340	1-3 K		1-2 FC6-4			0-1 G3-1	0-3 K2-3			1	0	0	0	0	1	0					
Ivan Rodriguez, R OBP: 0.373, SLG: 0.497 Junior Ortiz, R OBP: 0.338, SLG: 0.319	1-0 G4-3		0-0 FC6-4			4-2 G4-3 1B BB		3-2 G4-3		2	1	0	0	1	0	1					
Jose Canseco, R OBP: 0.400, SLG: 0.559	1-3 K2-3			0-0 L6		3-2 G4-3		1-3 K		4	0	0	0	0	2	1					
Juan Gonzalez, R OBP: 0.335, SLG: 0.482		1-0 1B		0-3 K		1-0 1B		1-3 K		4	0	2	1	0	2	0					
Gary Redus, R OBP: 0.351, SLG: 0.303	1-3 K			4-0 WP BB		0-0 1B		1-2 F9		3	0	1	0	1	1	1					
Dean Palmer, R OBP: 0.298, SLG: 0.488	2-3 K			3-2 L6		2-3 K		0-3 K		4	0	0	0	0	3	4					
29 Rusty Greer, L OBP: 0.398, SLG: 0.473	1-0 P4				3-3 K			3-2 G4-3		4	0	0	0	0	2	1					
Manuel Lee, S OBP: 0.323, SLG: 0.356			3-2 FC6-4 1B		0-0 G5-3		0-1 G5-3			3	0	1	0	0	0	0					
Oddibe McDowell, L OBP: 0.375, SLG: 0.342			3-3 K		3-3 K		4-1 BB			2	0	0	0	1	2	1					
Inning Stats	R: 0 E: 0 K: 2 S: 9	H: 0 LOB: 0 BB: 0 P: 12	R: 0 E: 0 K: 2 S: 9	H: 1 LOB: 1 BB: 0 P: 14	R: 0 E: 0 K: 1 S: 11	H: 1 LOB: 1 BB: 0 P: 18	R: 0 E: 0 K: 1 S: 9	H: 0 LOB: 1 BB: 1 P: 16	R: 0 E: 0 K: 2 S: 7	H: 0 LOB: 0 BB: 0 P: 13	R: 1 E: 0 K: 1 S: 15	H: 2 LOB: 2 BB: 1 P: 25	R: 0 E: 0 K: 2 S: 10	H: 0 LOB: 1 BB: 1 P: 13	R: 0 E: 0 K: 1 S: 9	H: 0 LOB: 0 BB: 0 P: 13	1B: 4 2B: 0 3B: 0 HR: 0	SF: 0 SAC: 0 DP: 0 HBP: 0	WP: 2 PB: 0 SB: 0 CS: 0	PA: 34	
PITCHER	IP	WLS	BF	H	R	ER	SO	BB	IBB	HBP	BLK	WP	HR	S	P	ERA	WHIP				
Al Leiter, L ERA: 4.56	7.0	W	28	4	1	1	11	3	0	0	0	2	0	69	111	1.29	1.000				
Mike Timlin, R ERA: 5.69	1.0		3	0	0	0	2	0	0	0	0	0	0	10	15	0.00	0.000				
Woody Williams, R ERA: 4.73	1.0		3	0	0	0	1	0	0	0	0	0	0	9	13	0.00	0.000				

Texas Rangers @ Toronto Blue Jays
SkyDome, Toronto, ON
Sat Jul 23 1994, 3:33 AM EDT
Att: 50,529 - Sunny - 76 F

AB	31
R	1
H	4
RBI	1
BB	3
SO	14
LOB	11



Batter	1	2	3	4	5	6	7	8	9	AB	R	H	RBI	BB	SO	LOB	BOTTOM				
Devon White, S OBP: 0.325, SLG: 0.484	FC5 1B BB			1-3 K	0-1 F7			2-2 G5-4-3 1B		4	1	1	0	1	1	4					
Dick Schofield, R OBP: 0.340, SLG: 0.366	0-0 SH1-3	3-2 F8		4-2 BB		2-2 L1		0-2 G5-4-3		3	0	0	0	1	0	1					
Paul Moltis, R OBP: 0.419, SLG: 0.524	4-0 1B FC5 1B BB	0-1 G6-3		1-2 P3		0-0 P3		1-2 P3		3	1	0	0	1	0	1					
Joe Carter, R OBP: 0.318, SLG: 0.520	0-2 FC5 1B 1B 1B	1-0 F7			2-2 HR		2-3 K			4	2	1	1	0	1	2					
John Olerud, L OBP: 0.385, SLG: 0.444	2-2 1B 1B		0-0 L8		2-0 P5		2-2 G3-1			4	1	1	1	0	0	0					
Damell Coles, R OBP: 0.261, SLG: 0.364	0-0 1B 3B 1B		3-2 P6		3-2 G5-3		1-1 P4			4	1	1	1	0	0	0					
Ed Sprague, R OBP: 0.284, SLG: 0.361	2-2 F8		1-2 F8		2-1 1B		2-3 K			4	0	1	0	0	1	3					
Randy Knorr, R OBP: 0.276, SLG: 0.443	2-0 3B 1B			2-1 HR	4-1 BB		1-2 BB	1-2 HR		3	3	3	4	1	0	0					
Domingo Ceden, S OBP: 0.227, SLG: 0.278	1-0 3B		3-3 K		4-2 BB		2-2 G6-3			3	0	1	2	1	1	0					
Inning Stats	R: 6 E: 0 K: 0 S: 17	H: 4 LOB: 1 BB: 2 P: 34	R: 0 E: 0 K: 0 S: 6	H: 0 LOB: 0 BB: 0 P: 10	R: 0 E: 0 K: 0 S: 10	H: 0 LOB: 0 BB: 0 P: 14	R: 1 E: 0 K: 2 S: 16	H: 1 LOB: 1 BB: 1 P: 27	R: 1 E: 0 K: 0 S: 17	H: 2 LOB: 3 BB: 2 P: 34	R: 0 E: 0 K: 1 S: 7	H: 0 LOB: 0 BB: 0 P: 11	R: 0 E: 0 K: 1 S: 8	H: 0 LOB: 0 BB: 0 P: 13	R: 1 E: 0 K: 0 S: 20	H: 2 LOB: 0 BB: 0 P: 25	1B: 5 2B: 0 3B: 1 HR: 3	SF: 0 SAC: 1 DP: 1 HBP: 0	WP: 0 PB: 0 SB: 0 CS: 0	PA: 38	
PITCHER	IP	WLS	BF	H	R	ER	SO	BB	IBB	HBP	BLK	WP	HR	S	P	ERA	WHIP				
Hector Fajardo, R ERA: 6.7	4.2	L	26	7	8	8	2	4	0	0	0	0	0	11	19	0.00	0.750				
Cris Carpenter, R ERA: 5.36	1.1		5	0	0	0	1	1	0	0	0	0	0	8	13	0.00	0.000				
Brian Bohanon, L ERA: 8.1	1.0		3	0	0	0	1	0	0	0	0	0	0	1	20	9.00	2.000				
Rick Honeycutt, L ERA: 6.65	1.0		4	2	1	1	0	0	0	0	0	0	1	20	25	9.00	2.000				

Texas Rangers @ Toronto Blue Jays
SkyDome, Toronto, ON
Sat Jul 23 1994, 3:33 AM EDT
Att: 50,529 - Sunny - 76 F

AB	32
R	9
H	9
RBI	9
BB	5
SO	4
LOB	11



Batter	1	2	3	4	5	6	7	8	9	AB	R	H	RBI	BB	SO	LOB	TOP								
Oddibe McDowell, L (1, 8) <small>OBP: 0.369, SLG: 0.335</small> Dean Palmer, R (8, FH) <small>OBP: 0.301, SLG: 0.490</small>										3	0	0	0	0	1	2									
Ivan Rodriguez, R (1, 2) <small>OBP: 0.372, SLG: 0.495</small>										3	0	1	1	0	0	2									
Jose Canseco, R (1, 10) <small>OBP: 0.397, SLG: 0.553</small>										4	0	0	0	0	2	2									
Will Clark, L (1, 3) <small>OBP: 0.434, SLG: 0.537</small>										4	1	2	0	0	0	0									
Juan Gonzalez, R (1, 7) <small>OBP: 0.334, SLG: 0.479</small>										4	0	1	1	0	0	1									
29 Rusty Greer, L (1, 9) <small>OBP: 0.394, SLG: 0.467</small>										3	0	0	0	0	2	1									
Doug Strange, S (1, 5) <small>OBP: 0.272, SLG: 0.335</small>										3	0	0	0	0	1	0									
Manuel Lee, S (1, 4) <small>OBP: 0.323, SLG: 0.356</small>										3	1	1	0	0	1	0									
Esteban Beltre, R (1, 6) <small>OBP: 0.354, SLG: 0.319</small>										3	0	2	0	0	1	0									
Inning Stats	R: 0 H: 0 E: 0 K: 2 S: 11	H: 0 R: 0 ER: 0 LOB: 0 BB: 0 P: 16	R: 0 H: 0 E: 0 K: 1 S: 8	H: 0 R: 0 ER: 0 LOB: 0 BB: 0 P: 12	R: 0 H: 0 E: 0 K: 2 S: 11	H: 0 R: 0 ER: 0 LOB: 0 BB: 0 P: 14	R: 0 H: 1 E: 0 K: 0 S: 6	H: 1 R: 0 ER: 0 LOB: 0 BB: 0 P: 9	R: 1 H: 2 E: 1 K: 1 S: 10	H: 2 R: 0 ER: 1 LOB: 1 BB: 0 P: 16	R: 1 H: 2 E: 0 K: 0 S: 10	H: 2 R: 0 ER: 0 LOB: 0 BB: 0 P: 15	R: 0 H: 1 E: 0 K: 1 S: 8	H: 1 R: 0 ER: 0 LOB: 0 BB: 0 P: 11	R: 0 H: 2 E: 0 K: 0 S: 10	H: 2 R: 0 ER: 0 LOB: 2 BB: 0 P: 14	R: 0 H: 0 E: 0 K: 1 S: 8	H: 0 R: 0 ER: 0 LOB: 0 BB: 0 P: 14	1B: 8 2B: 1 3B: 0 HR: 0	SF: 1 SAC: 0 DP: 3 HBP: 0	WP: 0 PB: 1 SB: 0 CS: 0	PA: 32			
PITCHER	IP	WLS	BF	H	R	ER	SO	BB	IBB	HBP	BLK	WP	HR	S	P	ERA	WHIP								
Brad Cornett, R (1, 1) <small>ERA: 6.26</small>	6.0	W	21	5	2	0	6	0	0	0	0	0	0	56	82	0.00	0.833								
Tony Castillo, L (7, 1) <small>ERA: 2.48</small>	2.0		8	3	0	0	1	0	0	0	0	0	0	18	25	0.00	1.500								
Danny Cox, R (9, 1) <small>ERA: 2.45</small>	1.0	S	3	0	0	0	1	0	0	0	0	0	0	8	14	0.00	0.000								

Texas Rangers @ Toronto Blue Jays
SkyDome, Toronto, ON
Sun Jul 24 1994, 3:33 AM EDT
Att: 50,521 - Sunny - 79 F

AB	31
R	2
H	8
RBI	2
BB	0
SO	8
LOB	8



Batter	1	2	3	4	5	6	7	8	9	AB	R	H	RBI	BB	SO	LOB	BOTTOM								
Devon White, S (1, 8) <small>OBP: 0.322, SLG: 0.479</small>										4	0	0	0	0	1	3									
Roberto Alomar, S (1, 4) <small>OBP: 0.388, SLG: 0.462</small>										3	1	0	0	1	1	2									
Paul Moltis, R (1, 10) <small>OBP: 0.419, SLG: 0.530</small>										3	1	1	1	1	0	0									
Joe Carter, R (1, 9) <small>OBP: 0.315, SLG: 0.514</small>										4	0	0	0	0	1	1									
John Olerud, L (1, 3) <small>OBP: 0.384, SLG: 0.442</small>										4	0	1	0	0	2	1									
Darnell Coles, R (1, 7) <small>OBP: 0.262, SLG: 0.372</small> Rob Butler, L (8, 7) <small>OBP: 0.224, SLG: 0.183</small>										3	1	1	0	0	2	1									
Ed Sprague, R (1, 5) <small>OBP: 0.285, SLG: 0.359</small>										2	1	0	0	0	0	0									
Pat Borders, R (1, 2) <small>OBP: 0.290, SLG: 0.328</small>										3	0	1	2	0	0	0									
Dick Schofield, R (1, 6) <small>OBP: 0.337, SLG: 0.362</small>										3	0	0	0	0	2	2									
Inning Stats	R: 1 H: 0 E: 0 K: 1 S: 9	H: 0 R: 2 ER: 0 LOB: 1 BB: 2 P: 19	R: 2 H: 2 E: 0 K: 2 S: 17	H: 2 R: 0 ER: 0 LOB: 1 BB: 0 P: 29	R: 0 H: 1 E: 0 K: 1 S: 12	H: 1 R: 0 ER: 0 LOB: 1 BB: 0 P: 17	R: 0 H: 0 E: 0 K: 1 S: 9	H: 0 R: 0 ER: 1 LOB: 1 BB: 0 P: 12	R: 0 H: 0 E: 0 K: 1 S: 6	H: 0 R: 0 ER: 0 LOB: 0 BB: 0 P: 9	R: 0 H: 0 E: 0 K: 1 S: 9	H: 0 R: 0 ER: 0 LOB: 1 BB: 0 P: 12	R: 0 H: 1 E: 0 K: 2 S: 8	H: 1 R: 0 ER: 0 LOB: 0 BB: 0 P: 11	R: 1 H: 1 E: 0 K: 2 S: 8	H: 1 R: 0 ER: 0 LOB: 0 BB: 0 P: 11	1B: 1 2B: 2 3B: 0 HR: 1	SF: 0 SAC: 0 DP: 0 HBP: 1	WP: 1 PB: 0 SB: 1 CS: 0	PA: 33					
PITCHER	IP	WLS	BF	H	R	ER	SO	BB	IBB	HBP	BLK	WP	HR	S	P	ERA	WHIP								
Roger Pavlik, R (1, 1) <small>ERA: 8.67</small>	7.1	L	31	4	4	3	8	2	0	1	1	1	1	72	111	3.68	0.818								
Darren Oliver, L (8, 1) <small>ERA: 3.0</small>	0.2		2	0	0	0	1	0	0	0	0	0	0	4	7	0.00	0.000								

Texas Rangers @ Toronto Blue Jays
SkyDome, Toronto, ON
Sun Jul 24 1994, 3:33 AM EDT
Att: 50,521 - Sunny - 79 F

AB	30
R	4
H	4
RBI	3
BB	2
SO	9
LOB	10



Batter	1	2	3	4	5	6	7	8	9	AB	R	H	RBI	BB	SO	LOB	TOP										
Chuck Knoblauch, R (1, 4) OBP: 0.374, SLG: 0.465	G1-6-3		K		WP BB		G4-3		K	4	0	0	0	1	2	1	Minnesota Twins @ Texas Rangers The Ballpark at Arlington, Arlington, TX Mon Jul 25 1994, 8:05 PM EDT Att: 46,506 - Unknown - 91 F										
Alex Cole, L (1, 8) OBP: 0.375, SLG: 0.421	K		F9		F8		F7		F9	4	0	0	0	0	1	2											
Matt Walbeck, S (9, PH) OBP: 0.235, SLG: 0.277										1	0	0	0	0	0	1											
Kirby Puckett, R (1, 9) OBP: 0.353, SLG: 0.522	F8		G6-3		K		L8			4	0	0	0	0	1	2											
Dave Winfield, R (1, 10) OBP: 0.336, SLG: 0.454					G5-3		K		F9	4	0	1	0	0	1	1											
Pedro Munoz, R (1, 7) OBP: 0.374, SLG: 0.539		FC6-4 2B			K		HR		G4-6-3 BB	3	2	1	1	1	1	1											
Scott Leius, R (1, 5) OBP: 0.328, SLG: 0.452		G5-3 1H 2B			WP 1B		F8		G4-6-3	4	1	2	1	0	0	1											
Jeff Reboulet, R (1, 3) OBP: 0.347, SLG: 0.417		G5-3			1B WP		F7		G6-4-3 1B BB	3	1	1	0	1	0	1											
Derek Parks, R (1, 2) OBP: 0.259, SLG: 0.320					1B WP		G5-3		G6-4-3 1B BB	2	0	1	1	1	0	0											
Chip Hale, L (9, PH) OBP: 0.394, SLG: 0.365					1B 2H		G5-3		G6-4-3 1B	1	0	1	0	0	0	0											
Pat Meares, R (1, 6) OBP: 0.329, SLG: 0.382					L8				G6-4-3	2	0	0	0	1	0	4											
Kent Hrbek, L (9, PH) OBP: 0.336, SLG: 0.391		F7							G6-4-3	0	0	0	0	0	0	0											
Shane Mack, R (9, PH) OBP: 0.383, SLG: 0.569							G4-3 BB		G6-4-3	1	0	0	0	0	0	2											
Inning Stats	R: 0 E: 0 K: 1 S: 7	H: 0 LOB: 0 BB: 0 P: 13	R: 1 E: 0 K: 0 S: 9	H: 2 LOB: 2 BB: 1 P: 16	R: 0 E: 0 K: 1 S: 8	H: 0 LOB: 0 BB: 0 P: 11	R: 1 E: 0 K: 1 S: 14	H: 3 LOB: 2 BB: 0 P: 26	R: 0 E: 0 K: 2 S: 13	H: 0 LOB: 1 BB: 1 P: 22	R: 1 E: 0 K: 0 S: 7	H: 1 LOB: 0 BB: 0 P: 11	R: 0 E: 0 K: 0 S: 7	H: 0 LOB: 1 BB: 1 P: 12	R: 0 E: 0 K: 0 S: 3	H: 0 LOB: 0 BB: 1 P: 7	R: 1 E: 0 K: 1 S: 13	H: 1 LOB: 1 BB: 1 P: 18	1B: 5 2B: 1 3B: 0 HR: 1	SF: 0 SAC: 0 DP: 2 HBP: 0	WP: 2 PB: 1 CS: 0	PA: 38					
PITCHER	IP	WLS	BF	H	R	ER	SO	BB	IBB	HBP	BLK	WP	HR	S	P	ERA	WHIP										
Brian Bohanon, L (1, 1) ERA: 7.15	6.0	W	26	6	3	3	5	2	0	0	0	2	1	58	99	4.50	1.333										
Matt Whiteside, R (7, 1) ERA: 4.47	2.0		9	1	1	0	0	3	0	0	0	0	0	17	31	0.00	2.000										
Darren Oliver, L (9, 1) ERA: 2.93	1.0	S	3	0	0	0	1	0	0	0	0	0	0	6	6	0.00	0.000										

Batter	1	2	3	4	5	6	7	8	9	AB	R	H	RBI	BB	SO	LOB	BOTTOM										
Oddibe McDowell, L (1, 8) OBP: 0.370, SLG: 0.333	1B BB		F8		G4-3				P4	4	0	1	1	1	0	1	Minnesota Twins @ Texas Rangers The Ballpark at Arlington, Arlington, TX Mon Jul 25 1994, 8:05 PM EDT Att: 46,506 - Unknown - 91 F										
Ivan Rodriguez, R (1, 2) OBP: 0.389, SLG: 0.490			G4-3		G6-3		G1-3		K	5	0	1	0	0	1	2											
Jose Canseco, R (1, 10) OBP: 0.395, SLG: 0.556					G5-3				F8	5	1	1	1	0	1	2											
Will Clark, L (1, 3) OBP: 0.435, SLG: 0.535	G1-6-3									3	2	1	0	1	0	2											
Juan Gonzalez, R (1, 7) OBP: 0.336, SLG: 0.479			K							4	1	2	0	0	2	0											
29 Rusty Greer, L (1, 9) OBP: 0.403, SLG: 0.471										2	1	2	2	2	0	0											
Doug Strange, S (1, 5) OBP: 0.276, SLG: 0.340										3	1	1	1	1	0	2											
Manuel Lee, S (1, 4) OBP: 0.322, SLG: 0.355										4	1	1	0	0	0	5											
Esteban Beltre, R (1, 6) OBP: 0.359, SLG: 0.325										4	0	2	1	0	0	3											
Inning Stats	R: 0 E: 0 K: 0 S: 7	H: 1 LOB: 1 BB: 1 P: 16	R: 0 E: 0 K: 1 S: 7	H: 0 LOB: 1 BB: 1 P: 15	R: 0 E: 0 K: 0 S: 5	H: 0 LOB: 0 BB: 0 P: 9	R: 4 E: 1 K: 0 S: 16	H: 5 LOB: 1 BB: 0 P: 25	R: 1 E: 0 K: 1 S: 9	H: 1 LOB: 0 BB: 0 P: 15	R: 1 E: 0 K: 0 S: 12	H: 3 LOB: 2 BB: 1 P: 19	R: 1 E: 0 K: 1 S: 14	H: 2 LOB: 3 BB: 2 P: 30	R: 0 E: 0 K: 1 S: 8	H: 0 LOB: 0 BB: 0 P: 15		1B: 10 2B: 1 3B: 0 HR: 1	SF: 0 SAC: 0 DP: 2 HBP: 0	WP: 0 PB: 0 CS: 0	PA: 39						
PITCHER	IP	WLS	BF	H	R	ER	SO	BB	IBB	HBP	BLK	WP	HR	S	P	ERA	WHIP										
Scott Erickson, R (1, 1) ERA: 5.69	6.0	L	29	10	6	5	2	3	0	0	0	0	0	56	99	7.50	2.167										
Mike Trombley, R (7, 1) ERA: 6.63	2.0		10	2	1	1	2	2	0	0	0	0	0	22	45	4.50	2.000										

Batter	1	2	3	4	5	6	7	8	9	AB	R	H	RBI	BB	SO	LOB	TOP					
Alex Cole, L OBP: 0.370, SLG: 0.414 (1, 8)	G6-3		K		F8	G4-3		F8		5	0	0	0	0	1	3						
Chuck Knoblauch, R OBP: 0.376, SLG: 0.465 (1, 4)	G4-3		BB			1B	CS		G5-3	4	1	2	0	1	0	0						
Shane Mack, R OBP: 0.383, SLG: 0.563 (1, 7)	K		G4-3			1B	G1-3		G5-3	4	2	1	0	1	1	1						
Kent Hrbek, L OBP: 0.341, SLG: 0.406 Jeff Reboulet, R OBP: 0.347, SLG: 0.417 (9, PR)		HR			G6-3	1B	G1-3			4	2	2	2	1	0	1						
Dave Winfield, R OBP: 0.333, SLG: 0.449 (1, 10)	E5				G4-3	K	FC4-6		G6-3	5	0	1	1	0	1	3						
Pedro Munoz, R OBP: 0.372, SLG: 0.534 (1, 9)	G5-3				K	1B	FC4-6			4	1	1	1	0	1	2						
Scott Leius, R OBP: 0.327, SLG: 0.449 (1, 5)	L3				CS	K			G6-3	4	0	1	0	0	1	3						
Matt Walbeck, S OBP: 0.238, SLG: 0.290 (1, 2)	G3				K	1B				4	1	2	1	0	1	2						
Pat Meares, R OBP: 0.327, SLG: 0.379 (1, 6)			K		1B	E6			G6-3	4	0	1	0	0	1	1						
Inning Stats	R: 0 E: 0 K: 1 S: 6	H: 0 LOB: 0 BB: 0 P: 9	R: 1 E: 1 K: 0 S: 12	H: 1 LOB: 1 BB: 0 P: 19	R: 0 E: 0 K: 2 S: 12	H: 0 LOB: 1 BB: 1 P: 21	R: 0 E: 0 K: 1 S: 8	H: 0 LOB: 0 BB: 0 P: 12	R: 0 E: 0 K: 1 S: 10	H: 2 LOB: 1 BB: 0 P: 19	R: 4 E: 1 K: 2 S: 21	H: 4 LOB: 2 BB: 1 P: 34	R: 1 E: 0 K: 0 S: 15	H: 3 LOB: 1 BB: 0 P: 23	R: 1 E: 0 K: 0 S: 7	H: 1 LOB: 0 BB: 0 P: 9	R: 0 E: 0 K: 0 S: 8	H: 0 LOB: 1 BB: 1 P: 13	1B: 9 2B: 0 3B: 0 HR: 2	SF: 0 SAC: 0 DP: 0 HBP: 0	WP: 0 PB: 0 SB: 0 CS: 2	PA: 41
PITCHER	IP	WLS	BF	H	R	ER	SO	BB	IBB	HBP	BLK	WP	HR	S	P	ERA	WHIP					
Kevin Brown, R ERA: 5.19 (1, 1)	5.2		25	6	5	3	7	2	0	0	0	0	1	63	104	4.76	1.412					
Cris Carpenter, R ERA: 5.47 (6, 1)	0.2		5	3	1	1	0	0	0	0	0	0	0	13	21	13.50	4.500					
Rick Honeycutt, L ERA: 6.55 (7, 1)	0.1		1	0	0	0	0	0	0	0	0	0	0	2	3	0.00	0.000					
Matt Whiteside, R ERA: 4.45 (8, 1)	0.1	W	4	1	1	1	0	0	0	0	0	0	1	7	9	9.00	1.000					
Jay Howell, R ERA: 5.63 (8, 1)	1.0		4	1	1	1	0	0	0	0	0	0	1	7	9	9.00	1.000					

Minnesota Twins @ Texas Rangers
The Ballpark at Arlington, Arlington, TX
Tue Jul 26 1994, 8:05 PM EDT
Att: 37,412 - Unknown - 88 F


AB 38
R 7
H 11
RBI 5
BB 3
SO 7
LOB 16



Batter	1	2	3	4	5	6	7	8	9	AB	R	H	RBI	BB	SO	LOB	BOTTOM					
29 Rusty Greer, L OBP: 0.404, SLG: 0.474 (1, 9)	BB	K			SH5-3		SF9	E7		3	0	2	2	0	1	1						
Ivan Rodriguez, R OBP: 0.370, SLG: 0.487 (1, 2)	F7		G1-3		BB		S	G4-3		4	0	1	0	1	0	2						
Jose Canseco, R OBP: 0.398, SLG: 0.564 (1, 10)	CS		SF8		SF8		1B			2	1	2	2	1	0	0						
Will Clark, L OBP: 0.431, SLG: 0.531 (1, 3)	K		SF8		G4-3		K			3	0	0	1	0	2	5						
Juan Gonzalez, R OBP: 0.335, SLG: 0.477 (1, 7)		2B	G6-3			L6	F9			4	1	1	0	0	0	2						
Dean Palmer, R OBP: 0.301, SLG: 0.490 (1, 5)	FC6-4	SF8			K	G5-3		F8		4	1	1	1	0	1	0						
Manuel Lee, S OBP: 0.321, SLG: 0.351 (9, 6)	FC6-4	BB			G5-3		L8	E7		3	1	0	0	1	0	0						
Esteban Beltre, R OBP: 0.358, SLG: 0.319 Doug Strange, S OBP: 0.275, SLG: 0.343 (9, 4)	FC6-4				K		1B	G1-3		2	1	0	0	1	1	2						
Oddibe McDowell, L OBP: 0.372, SLG: 0.335 (1, 8)	SF8				BLK	29 SH5-3	1B	G1-3		2	2	1	1	1	0	1						
Inning Stats	R: 0 E: 0 K: 1 S: 7	H: 1 LOB: 2 BB: 1 P: 16	R: 2 E: 0 K: 1 S: 14	H: 2 LOB: 1 BB: 1 P: 24	R: 1 E: 0 K: 0 S: 8	H: 1 LOB: 0 BB: 0 P: 14	R: 0 E: 0 K: 2 S: 10	H: 0 LOB: 0 BB: 0 P: 17	R: 1 E: 0 K: 0 S: 8	H: 0 LOB: 1 BB: 2 P: 20	R: 0 E: 0 K: 0 S: 8	H: 0 LOB: 0 BB: 0 P: 15	R: 2 E: 0 K: 1 S: 24	H: 3 LOB: 2 BB: 1 P: 39	R: 2 E: 2 K: 0 S: 14	H: 2 LOB: 1 BB: 0 P: 21	R: 0 E: 0 K: 0 S: 8	H: 0 LOB: 1 BB: 1 P: 13	1B: 7 2B: 2 3B: 1 HR: 0	SF: 4 SAC: 1 DP: 1 HBP: 0	WP: 0 PB: 0 SB: 0 CS: 1	PA: 38
PITCHER	IP	WLS	BF	H	R	ER	SO	BB	IBB	HBP	BLK	WP	HR	S	P	ERA	WHIP					
Jim Deshaies, L ERA: 6.75 (1, 1)	5.0		22	4	4	4	4	4	0	0	0	0	0	47	91	7.20	1.600					
Erik Schultstrom, R ERA: 1.08 (6, 1)	1.0		4	0	1	1	0	1	0	0	0	0	0	11	22	9.00	1.000					
Mark Guthrie, L ERA: 9.23 (7, 1)	0.1		2	1	0	0	0	0	0	0	0	0	0	4	7	0.00	3.000					
Carl Willis, R ERA: 5.8 (7, 1)	1.0		6	2	2	2	1	0	0	0	0	0	0	24	35	18.00	2.000					
Rick Aguilera, R ERA: 4.06 (8, 1)	0.2	L	4	2	1	0	0	0	0	0	0	0	0	7	11	0.00	3.000					

Minnesota Twins @ Texas Rangers
The Ballpark at Arlington, Arlington, TX
Tue Jul 26 1994, 8:05 PM EDT
Att: 37,412 - Unknown - 88 F

AB 28
R 8
H 9
RBI 8
BB 5
SO 5
LOB 13



Batter	1	2	3	4	5	6	7	8	9	AB	R	H	RBI	BB	SO	LOB	TOP										
Chuck Knoblauch, R OBP: 0.378, SLG: 0.471 (1, 4)										4	1	2	0	0	0	2											
Alex Cole, L OBP: 0.368, SLG: 0.412 (1, 8)										4	0	1	0	0	0	3											
Kirby Puckett, R OBP: 0.352, SLG: 0.519 (1, 9)										4	0	1	1	0	0	1											
Kent Hrbek, L OBP: 0.340, SLG: 0.403 (1, 3)										4	0	1	0	0	2	2											
Shane Mack, R OBP: 0.378, SLG: 0.555 (1, 7)										4	0	0	0	0	2	2											
Pedro Munoz, R OBP: 0.370, SLG: 0.533 (1, 10)										4	0	1	0	0	2	1											
Scott Leius, R OBP: 0.324, SLG: 0.443 (1, 5)										4	0	0	0	0	0	1											
Derek Parks, R OBP: 0.259, SLG: 0.316 (1, 2)										4	0	1	0	0	1	1											
Pat Meares, R OBP: 0.327, SLG: 0.379 (1, 6)										3	0	1	0	0	0	1											
Inning Stats	R: 1 E: 0 K: 2 S: 13	H: 2 LOB: 1 BB: 0 P: 17	R: 0 E: 0 K: 0 S: 12	H: 1 LOB: 1 BB: 0 P: 18	R: 0 E: 0 K: 1 S: 12	H: 1 LOB: 1 BB: 0 P: 15	R: 0 E: 0 K: 0 S: 4	H: 0 LOB: 0 BB: 0 P: 7	R: 0 E: 0 K: 0 S: 6	H: 1 LOB: 1 BB: 0 P: 12	R: 0 E: 0 K: 1 S: 10	H: 1 LOB: 2 BB: 0 P: 14	R: 0 E: 0 K: 0 S: 14	H: 2 LOB: 2 BB: 0 P: 22	R: 0 E: 0 K: 1 S: 8	H: 0 LOB: 0 BB: 0 P: 12	R: 0 E: 0 K: 2 S: 10	H: 0 LOB: 0 BB: 0 P: 12	1B: 5 2B: 3 3B: 0 HR: 0	SF: 0 SAC: 0 DP: 0 HBP: 0	WP: 0 PB: 0 CS: 0	PA: 35					
PITCHER	IP	WLS	BF	H	R	ER	SO	BB	IBB	HBP	BLK	WP	HR	S	P	ERA	WHIP										
John Dettmer, R ERA: 4.0 (1, 1)	7.1	L	30	8	1	1	4	0	0	0	0	0	0	72	106	1.23	1.091										
Rick Honeycutt, L ERA: 8.45 (8, 1)	0.1		1	0	0	0	0	0	0	0	0	0	0	4	7	0.00	0.000										
Matt Whiteside, R ERA: 4.34 (8, 1)	1.1		4	0	0	0	3	0	0	0	0	0	0	13	16	0.00	0.000										

Minnesota Twins @ Texas Rangers
The Ballpark at Arlington, Arlington, TX
Wed Jul 27 1994, 8:05 PM EDT
Att: 35,364 - Unknown - 79 F

AB 35
R 1
H 8
RBI 1
BB 0
SO 7
LOB 14



Batter	1	2	3	4	5	6	7	8	9	AB	R	H	RBI	BB	SO	LOB	BOTTOM										
29 Rusty Greer, L OBP: 0.406, SLG: 0.476 (1, 9)										3	0	1	0	1	0	1											
Ivan Rodriguez, R OBP: 0.385, SLG: 0.481 (1, 2)										4	0	0	0	0	0	3											
Jose Canseco, R OBP: 0.395, SLG: 0.560 (1, 10)										3	0	0	0	0	1	1											
Jeff Frye, R OBP: 0.406, SLG: 0.455 (9, PH)										1	0	0	0	0	0	0											
Will Clark, L OBP: 0.429, SLG: 0.527 (1, 3)										4	0	1	0	0	1	1											
Juan Gonzalez, R OBP: 0.334, SLG: 0.474 (1, 7)										4	0	1	0	0	1	1											
Dean Palmer, R OBP: 0.301, SLG: 0.486 (1, 5)										2	0	0	0	1	1	2											
Doug Strange, S OBP: 0.275, SLG: 0.338 (1, 4)										3	0	0	0	0	0	3											
Manuel Lee, S OBP: 0.321, SLG: 0.351 (1, 6)										3	0	1	0	0	0	0											
Oddibe McDowell, L OBP: 0.372, SLG: 0.331 (1, 8)										2	0	0	0	1	0	1											
Inning Stats	R: 0 E: 0 K: 0 S: 8	H: 0 LOB: 0 BB: 0 P: 13	R: 0 E: 0 K: 1 S: 6	H: 1 LOB: 1 BB: 0 P: 10	R: 0 E: 0 K: 0 S: 4	H: 0 LOB: 0 BB: 0 P: 7	R: 0 E: 0 K: 0 S: 10	H: 0 LOB: 1 BB: 1 P: 20	R: 0 E: 0 K: 0 S: 3	H: 0 LOB: 1 BB: 1 P: 8	R: 0 E: 0 K: 0 S: 9	H: 1 LOB: 1 BB: 1 P: 16	R: 0 E: 1 K: 1 S: 13	H: 1 LOB: 2 BB: 0 P: 21	R: 0 E: 0 K: 0 S: 10	H: 1 LOB: 1 BB: 0 P: 13	R: 0 E: 0 K: 2 S: 12	H: 0 LOB: 0 BB: 0 P: 17	1B: 3 2B: 2 3B: 0 HR: 0	SF: 0 SAC: 0 DP: 2 HBP: 0	WP: 0 PB: 0 CS: 2	PA: 32					
PITCHER	IP	WLS	BF	H	R	ER	SO	BB	IBB	HBP	BLK	WP	HR	S	P	ERA	WHIP										
Pat Mahomes, R ERA: 5.06 (1, 1)	6.2	W	24	3	0	0	2	3	0	0	0	0	0	50	92	0.00	0.900										
Mark Guthrie, L ERA: 8.1 (7, 1)	1.0		4	1	0	0	0	0	0	0	0	0	0	11	14	0.00	1.000										
Dave Stevens, R ERA: 7.23 (8, 1)	0.1		1	0	0	0	0	0	0	0	0	0	0	2	2	0.00	0.000										
Rick Aguilera, R ERA: 3.96 (9, 1)	1.0	S	3	0	0	0	2	0	0	0	0	0	0	12	17	0.00	0.000										

Minnesota Twins @ Texas Rangers
The Ballpark at Arlington, Arlington, TX
Wed Jul 27 1994, 8:05 PM EDT
Att: 35,364 - Unknown - 79 F

AB 29
R 0
H 4
RBI 0
BB 3
SO 4
LOB 13



Batter	1	2	3	4	5	6	7	8	9	AB	R	H	RBI	BB	SO	LOB	TOP					
Chad Curtis, R OBP: 0.311, SLG: 0.401										3	0	0	0	0	1	0						
Spike Owen, S OBP: 0.395, SLG: 0.422										3	0	0	0	0	0	0						
Jim Edmonds, L OBP: 0.349, SLG: 0.391										3	0	0	0	0	2	0						
Chili Davis, S OBP: 0.431, SLG: 0.571										3	0	0	0	0	0	0						
Bo Jackson, R OBP: 0.328, SLG: 0.500										3	0	0	0	0	3	0						
J.T. Snow, L OBP: 0.280, SLG: 0.346										3	0	0	0	0	1	0						
Rex Hudler, R OBP: 0.323, SLG: 0.569										3	0	0	0	0	1	0	AB 27					
Chris Turner, R OBP: 0.273, SLG: 0.311										3	0	0	0	0	0	0	RBI 0					
Gary Disarcina, R OBP: 0.296, SLG: 0.334										3	0	0	0	0	0	0	BB 0					
Inning Stats	R: 0 H: 0 E: 0 K: 2 S: 9	H: 0 LOB: 0 BB: 0 P: 15	R: 0 H: 0 E: 0 K: 1 S: 5	H: 0 LOB: 0 BB: 0 P: 5	R: 0 H: 0 E: 0 K: 1 S: 9	H: 0 LOB: 0 BB: 0 P: 10	R: 0 H: 0 E: 0 K: 0 S: 5	H: 0 LOB: 0 BB: 0 P: 10	R: 0 H: 0 E: 0 K: 1 S: 6	H: 0 LOB: 0 BB: 0 P: 12	R: 0 H: 0 E: 0 K: 0 S: 5	H: 0 LOB: 0 BB: 0 P: 7	R: 0 H: 0 E: 0 K: 1 S: 10	H: 0 LOB: 0 BB: 0 P: 19	R: 0 H: 0 E: 0 K: 2 S: 8	H: 0 LOB: 0 BB: 0 P: 12	R: 0 H: 0 E: 0 K: 0 S: 7	H: 0 LOB: 0 BB: 0 P: 8	1B: 0 2B: 0 3B: 0 HR: 0	SF: 0 SAC: 0 DP: 0 HBP: 0	WP: 0 PB: 0 CS: 0	PA: 27
PITCHER Kenly Rogers, L ERA: 4.07	IP: 9.0 WLS: W BF: 27 H: 0 R: 0 ER: 0 SO: 8 BB: 0 IBB: 0 HBP: 0 BLK: 0 WP: 0 HR: 0 S: 64 P: 98 ERA: 0.00 WHIP: 0.000															PITCHER	IP: 9.0 WLS: W BF: 27 H: 0 R: 0 ER: 0 SO: 8 BB: 0 IBB: 0 HBP: 0 BLK: 0 WP: 0 HR: 0 S: 64 P: 98 ERA: 0.00 WHIP: 0.000					

California Angels @ Texas Rangers
The Ballpark at Arlington, Arlington, TX
Thu Jul 28 1994, 8:05 PM EDT
Att: 46,581 - Unknown - 81 F

AB	27
R	0
H	0
RBI	0
BB	0
SO	8
LOB	0



Batter	1	2	3	4	5	6	7	8	9	AB	R	H	RBI	BB	SO	LOB	BOTTOM			
Butch Davis, R OBP: 0.387, SLG: 0.489										4	0	0	0	0	0	1				
Ivan Rodriguez, R OBP: 0.397, SLG: 0.489										3	1	1	1	1	0	0				
Jose Canseco, R OBP: 0.396, SLG: 0.575										4	2	2	2	0	1	2				
Will Clark, L OBP: 0.427, SLG: 0.523										3	1	0	0	1	1	0				
Juan Gonzalez, R OBP: 0.336, SLG: 0.475										4	0	2	0	0	0	0				
Dean Palmer, R OBP: 0.300, SLG: 0.483										4	0	1	1	0	0	1				
29 Rusty Greer, L OBP: 0.401, SLG: 0.470										3	0	0	0	0	2	3	AB 30			
Manuel Lee, S OBP: 0.318, SLG: 0.347										3	0	0	0	0	1	0	R 4			
Esteban Beltre, R OBP: 0.358, SLG: 0.314										2	0	0	0	1	0	0	H 6			
Inning Stats	R: 2 H: 3 E: 0 K: 0 S: 18	H: 3 LOB: 2 BB: 1 P: 26	R: 0 H: 0 E: 0 K: 0 S: 7	H: 0 LOB: 0 BB: 0 P: 11	R: 2 H: 2 E: 0 K: 0 S: 11	H: 2 LOB: 0 BB: 0 P: 15	R: 0 H: 0 E: 0 K: 1 S: 8	H: 0 LOB: 0 BB: 0 P: 11	R: 0 H: 1 E: 0 K: 2 S: 11	H: 1 LOB: 1 BB: 0 P: 16	R: 0 H: 0 E: 0 K: 2 S: 11	H: 0 LOB: 2 BB: 2 P: 21	R: 0 H: 0 E: 0 K: 0 S: 10	H: 0 LOB: 0 BB: 0 P: 11	R: 0 H: 0 E: 0 K: 0 S: 10	H: 0 LOB: 0 BB: 0 P: 11	1B: 3 2B: 0 3B: 0 HR: 3	SF: 0 SAC: 0 DP: 0 HBP: 0	WP: 1 PB: 0 CS: 0	PA: 33
PITCHER Andrew Lorraine, L ERA: 9.42	IP: 6.2 WLS: L BF: 28 H: 6 R: 4 ER: 4 SO: 4 BB: 2 IBB: 0 HBP: 0 BLK: 0 WP: 0 HR: 3 S: 67 P: 102 ERA: 5.40 WHIP: 1.200															PITCHER	IP: 6.2 WLS: L BF: 28 H: 6 R: 4 ER: 4 SO: 4 BB: 2 IBB: 0 HBP: 0 BLK: 0 WP: 0 HR: 3 S: 67 P: 102 ERA: 5.40 WHIP: 1.200			
PITCHER Russ Springer, R ERA: 6.05	IP: 1.1 WLS: 0 BF: 5 H: 0 R: 0 ER: 0 SO: 1 BB: 1 IBB: 0 HBP: 0 BLK: 0 WP: 1 HR: 0 S: 15 P: 20 ERA: 0.00 WHIP: 0.750															PITCHER	IP: 1.1 WLS: 0 BF: 5 H: 0 R: 0 ER: 0 SO: 1 BB: 1 IBB: 0 HBP: 0 BLK: 0 WP: 1 HR: 0 S: 15 P: 20 ERA: 0.00 WHIP: 0.750			

California Angels @ Texas Rangers
The Ballpark at Arlington, Arlington, TX
Thu Jul 28 1994, 8:05 PM EDT
Att: 46,581 - Unknown - 81 F

AB	30
R	4
H	6
RBI	4
BB	3
SO	5
LOB	7



Batter	1	2	3	4	5	6	7	8	9	AB	R	H	RBI	BB	SO	LOB	TOP		
Chad Curtis, R (1, 8) OBP: 0.309, SLG: 0.398	4-0 FC5-4 1B BB	0-1 SF8		0-1 FC6-4			2-1 G5-3		1-1 G6-3	3	1	0	1	1	0	1			
Spike Owen, S (1, 5) OBP: 0.396, SLG: 0.419	4-2 FC5-4 1B BB	2-3 K			0-1 G5-3		4-1 BB		4-2 F9 1B BB	2	0	0	0	3	1	1			
16 Garret Anderson, L (1, 7) OBP: 0.286, SLG: 0.286	2-1 FC5-4 1B			1-0 G3		1-3 K		0-3 K	3-2 1B	3	0	0	0	0	1	2			
Rex Hudler, R (7, PH) OBP: 0.325, SLG: 0.568	1-2 FC5-4 1B BB								1-2 1B	2	0	1	0	0	1	1			
Chili Davis, S (1, 10) OBP: 0.428, SLG: 0.566	1-0 1B			1-1 L7		2-2 G3			2-3 F9	5	0	1	1	0	1	2			
Jim Edmonds, L (1, 9) OBP: 0.350, SLG: 0.393	2-0 F7		0-0 2B		4-0 G1-3 BB			1-3 K	0-0 F7	4	0	1	0	1	1	4			
Greg Myers, L (1, 2) OBP: 0.275, SLG: 0.293	0-0 L8		0-0 F8		1-3 K			4-1 HBP 1B BB		3	0	0	0	0	1	4			
Chris Turner, R (8, PH) OBP: 0.278, SLG: 0.311										0	1	0	0	1	0	0			
J.T. Snow, L (1, 3) OBP: 0.279, SLG: 0.341		2-1 G4-3		1-3 K		1-1 G1-3		2-2 1B HBP		3	0	0	0	0	1	1			
Damon Easley, R (1, 4) OBP: 0.278, SLG: 0.307		4-1 1B SF8 BB		0-1 G5-3		0-3 K		1-0 1B		2	1	0	0	1	1	1			
Bo Jackson, R (8, PH) OBP: 0.332, SLG: 0.503										1	0	1	1	0	0	0			
Harold Reynolds, S (8, FR) OBP: 0.320, SLG: 0.300									1-3 2-H 1B	0	0	0	0	0	0	0			
Gary Disarcina, R (1, 6) OBP: 0.298, SLG: 0.336	3-2 1B		2-0 FC6-4 1B		3-2 G6-3		1-1 G5-3			4	0	2	0	0	0	2			
Inning Stats	R: 1 E: 0 K: 0 S: 7	H: 1 LOB: 2 BB: 2 P: 20	R: 1 E: 0 K: 1 S: 11	H: 1 LOB: 1 BB: 1 P: 22	R: 0 E: 0 K: 0 S: 5	H: 1 LOB: 1 BB: 0 P: 7	R: 0 E: 0 K: 1 S: 8	H: 1 LOB: 1 BB: 0 P: 11	R: 0 E: 0 K: 2 S: 8	H: 0 LOB: 0 BB: 1 P: 14	R: 0 E: 0 K: 1 S: 10	H: 0 LOB: 1 BB: 1 P: 19	R: 1 E: 0 K: 2 S: 14	H: 1 LOB: 2 BB: 1 P: 25	R: 0 E: 0 K: 0 S: 11	H: 1 LOB: 2 BB: 1 P: 20	1B: 5 2B: 1 3B: 0 HR: 0	SF: 1 SAC: 0 DP: 0 HBP: 1	WP: 0 PA: 41 PB: 0 SB: 0 CS: 0
PITCHER	IP WLS BF H R ER SO BB IBB HBP BLK WP HR S P ERA WHIP	6.2 W 29 4 2 2 5 5 0 0 0 0 0 54 101 2.70 1.350	1.0 L 6 1 1 1 3 1 0 1 0 0 0 15 25 9.00 2.000	1.1 S 6 1 0 0 0 1 0 0 0 0 0 13 23 0.00 1.500															

California Angels @ Texas Rangers
The Ballpark at Arlington, Arlington, TX
Fri Jul 29 1994, 8:05 PM EDT
Att: 44,011 - Unknown - 88 F

AB 32
R 3
H 6
RBI 3
BB 7
SO 8
LOB 19



Batter	1	2	3	4	5	6	7	8	9	AB	R	H	RBI	BB	SO	LOB	BOTTOM		
Butch Davis, R (1, 9) OBP: 0.372, SLG: 0.331	1-3 K2-3	1-0 L8			1-0 G5-3		0-0 SH5-3			3	0	0	0	0	1	2			
Oddibe McDowell, L (7, PH) OBP: 0.372, SLG: 0.331							2-3 F8			0	0	0	0	0	0	0			
Ivan Rodriguez, R (1, 2) OBP: 0.386, SLG: 0.488	0-0 L5	1-2 1B			4-2 CS BB		0-0 F8			3	0	1	1	1	0	1			
Jose Canseco, R (1, 10) OBP: 0.397, SLG: 0.572	4-0 BB		1-2 F9		2-3 K		1-0 HBP			2	0	0	0	1	1	1			
Will Clark, L (1, 3) OBP: 0.423, SLG: 0.517	2-1 G4-3		2-1 G6-3		1-2 CS		1-3 K		2-0 F7	4	0	0	0	0	1	3			
Juan Gonzalez, R (1, 7) OBP: 0.335, SLG: 0.471		2-3 K	1-3 K2-3		4-0 HR BB			2-2 G6-3		3	1	0	0	1	2	0			
Dean Palmer, R (1, 5) OBP: 0.306, SLG: 0.493		4-0 29 HR BB		4-1 1B 29 S BB		0-1 HR		3-3 K		2	2	1	2	2	1	0			
29 Rusty Greer, L (1, 8) OBP: 0.403, SLG: 0.481		0-0 HR		2-3 K		0-0 L4		4-1 BB		3	1	1	2	1	1	1			
Manuel Lee, S (1, 4) OBP: 0.321, SLG: 0.349		1-0 BB 1B		0-0 G5-4-3 1B		2-3 K		1-3 K		4	1	2	0	0	2	1			
Esteban Beltre, R (1, 6) OBP: 0.364, SLG: 0.325	1-2 BB		0-0 G5-4-3		2-2 SH5-3 2B					2	0	1	0	1	0	2			
Inning Stats	R: 0 E: 0 K: 1 S: 6	H: 0 LOB: 1 BB: 1 P: 13	R: 3 E: 0 K: 1 S: 11	H: 3 LOB: 2 BB: 2 P: 24	R: 0 E: 0 K: 1 S: 9	H: 0 LOB: 0 BB: 0 P: 13	R: 0 E: 0 K: 1 S: 6	H: 1 LOB: 1 BB: 1 P: 12	R: 0 E: 0 K: 2 S: 11	H: 1 LOB: 0 BB: 1 P: 18	R: 0 E: 0 K: 0 S: 6	H: 1 LOB: 2 BB: 0 P: 11	R: 0 E: 0 K: 2 S: 13	H: 0 LOB: 1 BB: 1 P: 24	R: 0 E: 0 K: 0 S: 11	H: 0 LOB: 1 BB: 1 P: 20	1B: 3 2B: 1 3B: 0 HR: 2	SF: 0 SAC: 1 DP: 1 HBP: 1	WP: 0 PA: 36 PB: 0 SB: 1 CS: 1
PITCHER	IP WLS BF H R ER SO BB IBB HBP BLK WP HR S P ERA WHIP	6.0 L 27 6 5 5 7 6 0 0 0 0 0 2 55 102 7.50 2.000	2.0 L 8 0 0 0 2 1 0 1 0 0 0 16 30 0.00 0.500																

California Angels @ Texas Rangers
The Ballpark at Arlington, Arlington, TX
Fri Jul 29 1994, 8:05 PM EDT
Att: 44,011 - Unknown - 88 F

AB 26
R 5
H 6
RBI 5
BB 7
SO 9
LOB 11



Batter	1	2	3	4	5	6	7	8	9	AB	R	H	RBI	BB	SO	LOB	TOP										
Chad Curtis, R OBP: 0.314, SLG: 0.410 (1, 8)	F9		BB HR 1B HBP	2-1 1-3 2-H 1B 2B		P3	0-0 1B		3-2 HR	5	3	3	4	0	0	0											
Spike Owen, S OBP: 0.401, SLG: 0.416 (1, 5)	F9		BB HR 1B	4-1 1B BB		F7	1-0 F8		4-1 FC6 BB	4	2	1	0	2	0	1											
J.T. Snow, L OBP: 0.286, SLG: 0.342 (1, 3)	P4		HR BB	3-2 1-2 2-3 HR BB		L1	0-1 HR 1B		1-2 F9	5	2	2	2	1	0	2											
Chili Davis, S OBP: 0.427, SLG: 0.581 (1, 10)		G5-3	HR	SF9-3-4		HR	0-0 1-H HR		1-2 F9 FC6	5	2	2	7	0	0	1											
Bo Jackson, R OBP: 0.335, SLG: 0.503 16 Garret Anderson, L OBP: 0.250, SLG: 0.250 (1, 9) (6, 7)	FC6-4 1B		K			K2-3	2-0 FC5-4 1B		2-3 K	4	0	2	0	0	2	0											
Jim Edmonds, L OBP: 0.351, SLG: 0.393 (1, 7) (6, 9)	FC6-4 WP 1-2			G4-3 1B		G4-3	0-0 FC5-4 1-2		0-1 1B	5	1	2	0	0	0	2											
Chris Turner, R OBP: 0.282, SLG: 0.314 (1, 2)	G1-3			G4-3		1B	0-0 F8		2-2 1-2 1B	5	0	2	0	0	0	2											
Damon Easley, R OBP: 0.283, SLG: 0.309 (1, 4)			G6-3	1B 2B 1B		DI 1B	2-0 E 1B HBP		1-1 F8	4	2	2	0	0	0	2											
Gary Disarcina, R OBP: 0.299, SLG: 0.337 (1, 6)			G1-3	2B 1B 1B		G1-3	1-0 E8 1B 1B		0-1 F8	5	2	2	1	0	0	2											
Inning Stats	R: 0 E: 0 K: 0 S: 6	H: 0 LOB: 0 BB: 0 P: 11	R: 0 E: 0 K: 0 S: 8	H: 1 LOB: 1 BB: 0 P: 13	R: 4 E: 0 K: 1 S: 14	H: 2 LOB: 0 BB: 1 P: 25	R: 5 E: 0 K: 0 S: 20	H: 5 LOB: 0 BB: 1 P: 30	R: 0 E: 0 K: 1 S: 15	H: 2 LOB: 2 BB: 0 P: 22	R: 2 E: 0 K: 0 S: 7	H: 3 LOB: 1 BB: 0 P: 10	R: 2 E: 1 K: 0 S: 9	H: 2 LOB: 1 BB: 0 P: 15	R: 0 E: 0 K: 1 S: 13	H: 2 LOB: 2 BB: 0 P: 19	R: 1 E: 0 K: 0 S: 14	H: 1 LOB: 1 BB: 1 P: 23	1B: 14 2B: 2 3B: 0 HR: 3	SF: 1 SAC: 0 DP: 1 HBP: 2	WP: 1 PB: 0 SB: 0 CS: 0	PA: 49					
PITCHER	IP	WLS	BF	H	R	ER	SO	BB	IBB	HBP	BLK	WP	HR	S	P	ERA	WHIP										
Brian Bohanon, L ERA: 8.65 (1, 1)	3.1	L	18	6	7	7	1	1	0	1	0	0	1	36	58	18.90	2.100										
Hector Fajardo, R ERA: 6.91 (4, 1)	0.0		3	2	1	1	0	1	0	0	0	0	0	11	20	∞	∞										
Cris Carpenter, R ERA: 5.53 (7, 1)	2.2		12	5	3	3	1	0	0	0	0	0	1	23	33	10.12	1.875										
Jay Howell, R ERA: 5.58 (9, 1)	2.0		11	4	2	1	1	0	0	1	0	0	0	22	34	4.50	2.000										
Rick Honeycutt, L ERA: 6.66 (1, 1)	1.0		5	1	1	1	0	1	0	0	0	0	1	14	23	9.00	2.000										
Batter	1	2	3	4	5	6	7	8	9	AB	R	H	RBI	BB	SO	LOB	BOTTOM										
Butch Davis, R OBP: 0.167, SLG: 0.333 (1, 9)	F9		F9		FC6-4 1B PB WP 1-2		2B		2B	5	1	2	0	0	0	1											
Ivan Rodriguez, R OBP: 0.374, SLG: 0.498 Junior Ortiz, R OBP: 0.342, SLG: 0.315 (1, 2) (7, 2)	2B		2B		WP 1B		F9		HBP	3	0	3	0	0	0	0											
Jose Canseco, R OBP: 0.393, SLG: 0.564 (1, 10)	G6-3		K		F8		P2		F7	5	0	0	0	0	1	7											
Will Clark, L OBP: 0.423, SLG: 0.515 Oddibe McDowell, L OBP: 0.368, SLG: 0.327 (1, 3) (7, 8)	G4-3		F7		F8 2B WP 2B 1B		G5-3		K	3	1	1	0	0	0	2											
Juan Gonzalez, R OBP: 0.333, SLG: 0.466 (1, 7)			F8		P6		WP 1B BB		F8	4	1	0	0	1	1	3											
Dean Palmer, R OBP: 0.305, SLG: 0.490 (1, 5)			F8		F8		G6-3 1B			4	1	1	1	0	1	1											
29 Rusty Greer, L OBP: 0.408, SLG: 0.490 (7, 3)			1B 1B		G3		2B		G6-3 1B	4	0	3	1	0	0	0											
Manuel Lee, S OBP: 0.323, SLG: 0.351 (1, 4)			1B		F9		G6-3			4	0	2	0	0	0	2											
Esteban Beltre, R OBP: 0.361, SLG: 0.323 (1, 6)			F7		K		2B 1B		K	4	0	1	0	0	2	3											
Inning Stats	R: 0 E: 0 K: 0 S: 10	H: 1 LOB: 1 BB: 0 P: 15	R: 0 E: 0 K: 0 S: 9	H: 2 LOB: 2 BB: 0 P: 16	R: 0 E: 0 K: 1 S: 7	H: 0 LOB: 0 BB: 0 P: 12	R: 1 E: 0 K: 1 S: 10	H: 2 LOB: 1 BB: 0 P: 14	R: 1 E: 0 K: 0 S: 8	H: 2 LOB: 1 BB: 0 P: 16	R: 0 E: 0 K: 0 S: 16	H: 2 LOB: 2 BB: 0 P: 24	R: 2 E: 0 K: 1 S: 11	H: 2 LOB: 0 BB: 1 P: 22	R: 0 E: 0 K: 1 S: 12	H: 1 LOB: 2 BB: 0 P: 19	1B: 8 2B: 5 3B: 0 HR: 0	SF: 0 SAC: 0 DP: 1 HBP: 1	WP: 3 PB: 1 SB: 0 CS: 0	PA: 41							
PITCHER	IP	WLS	BF	H	R	ER	SO	BB	IBB	HBP	BLK	WP	HR	S	P	ERA	WHIP										
Brian Anderson, L ERA: 5.77 (7, 1)	6.0	W	26	8	2	1	4	0	0	0	0	0	0	16	24	0.00	2.000										
Russ Springer, R ERA: 5.9 (8, 1)	1.0		5	2	2	2	1	1	0	0	0	1	0	11	22	18.00	3.000										
Bob Patterson, L ERA: 4.79 (9, 1)	1.0		5	1	0	0	1	0	0	1	0	0	0	12	19	0.00	1.000										

California Angels @ Texas Rangers
The Ballpark at Arlington, Arlington, TX
Sat Jul 30 1994, 8:05 PM EDT
Att: 46,679 - Unknown

AB 43
R 14
H 18
RBI 14
BB 3
SO 3
LOB 12



California Angels @ Texas Rangers
The Ballpark at Arlington, Arlington, TX
Sat Jul 30 1994, 8:05 PM EDT
Att: 46,679 - Unknown

AB 39
R 4
H 13
RBI 2
BB 1
SO 6
LOB 25



Batter	1	2	3	4	5	6	7	8	9	AB	R	H	RBI	BB	SO	LOB	TOP					
Norberto Martin, R OBP: 0.320, SLG: 0.378 Joey Cora, S OBP: 0.345, SLG: 0.360	1-2 BB E 1B		0-0 G6-3		1-3 K		4-2 SH1 S 1B BB	1-3 K		4	2	1	0	1	2	0						
Bob Zupcic, R OBP: 0.228, SLG: 0.299	0-1 F8		0-0 P5		2-1 P7		2-0 SH1		1-1 P9	4	0	0	0	0	0	1						
Frank Thomas, R OBP: 0.500, SLG: 0.748	4-0 E BB 1-2			3-2 G6-3		0-1 F9 BB 1B	4-0 1B 1B IBB		1-2 G4-3	3	1	1	0	2	0	0						
Julio Franco, R OBP: 0.396, SLG: 0.493	3-2 F8 1-2 2H			4-1 HR BB		4-0 1B BB	3-0 1B		1-1 L9	3	2	1	1	2	0	1						
Robin Ventura, L OBP: 0.366, SLG: 0.459	3-2 G1-3			2-2 HR BB		2-1 F9	3-0 F7			4	1	1	2	0	0	5						
Darin Jackson, R OBP: 0.374, SLG: 0.478		0-2 F7		0-0 L6		0-1 FC1-4 1B	0-1 1B			4	0	2	1	0	0	0						
Lance Johnson, L OBP: 0.322, SLG: 0.387		1-1 G4-3		0-0 S 1B		1-2 FC1-4 1B	0-3 K			4	0	2	1	0	1	3						
Bob Melvin, R OBP: 0.192, SLG: 0.308		2-3 K		2-1 G6-3		1-1 FC1-4		0-3 K		4	0	0	0	0	2	3						
Craig Grebeck, R OBP: 0.396, SLG: 0.366			2-1 F7		3-2 F8	1-2 L8		1-2 G6-3		4	0	0	0	0	0	2						
Inning Stats	R: 1 E: 1 K: 0 S: 15	H: 1 LOB: 1 BB: 1 P: 26	R: 0 E: 0 K: 1 S: 8	H: 0 LOB: 0 BB: 0 P: 11	R: 0 E: 0 K: 0 S: 4	H: 0 LOB: 0 BB: 0 P: 6	R: 2 E: 0 K: 0 S: 13	H: 2 LOB: 1 BB: 1 P: 24	R: 0 E: 0 K: 1 S: 11	H: 0 LOB: 0 BB: 0 P: 17	R: 2 E: 0 K: 0 S: 12	H: 3 LOB: 2 BB: 1 P: 22	R: 1 E: 0 K: 1 S: 13	H: 2 LOB: 3 BB: 2 P: 27	R: 0 E: 0 K: 2 S: 9	H: 0 LOB: 0 BB: 0 P: 11	R: 0 E: 0 K: 0 S: 7	H: 0 LOB: 0 BB: 0 P: 10	1B: 7 2B: 0 3B: 0 HR: 1	SF: 0 SAC: 1 DP: 0 HBP: 0	WP: 0 PB: 0 SB: 2 CS: 0	PA: 40
PITCHER	IP WLS BF H R ER SO BB IBB HBP BLK WP HR S P ERA WHIP	5.1 L 25 6 5 4 2 3 0 0 0 0 1 58 10 99 6.75 1.688	6.1 1 6 1 1 1 0 1 1 0 0 0 0 10 25 9.00 2.000	7.1 0.2 3 1 0 0 1 0 0 0 0 0 8 10 0.00 1.500	8.1 2.0 6 0 0 0 2 0 0 0 0 0 16 21 0.00 0.000	PITCHER										IP WLS BF H R ER SO BB IBB HBP BLK WP HR S P ERA WHIP						

Chicago White Sox @ Texas Rangers
The Ballpark at Arlington, Arlington, TX
Tue Aug 02 1994, 8:05 PM EDT
Att: 45,152 - Unknown - 86 F

AB 34
R 6
H 8
RBI 5
BB 5
SO 5
LOB 15



Batter	1	2	3	4	5	6	7	8	9	AB	R	H	RBI	BB	SO	LOB	BOTTOM					
Jeff Frye, R OBP: 0.406, SLG: 0.451	2-1 G5-3		3-2 1-H 1B		1-3 K		2-1 G4-3			4	0	1	1	0	1	1						
Ivan Rodriguez, R OBP: 0.389, SLG: 0.491	0-0 G4-3		0-1 L9			2-3 K		2-0 L8		4	0	0	0	0	1	1						
Jose Canseco, R OBP: 0.389, SLG: 0.556	2-3 K			2-3 K		2-1 G4-3		3-3 K		4	0	0	0	0	3	0						
Will Clark, L OBP: 0.428, SLG: 0.514		2-2 G5-4-3 1B		4-1 29 1B BB		4-0 BB		2-3 K		2	0	1	0	2	1	0						
Juan Gonzalez, R OBP: 0.331, SLG: 0.459		1-0 G5-4-3 1-2f		1-3 K		0-0 P2		0-0 F9		4	0	0	0	0	1	3						
29 Rusty Greer, L OBP: 0.409, SLG: 0.486		1-2 P7		3-1 FC6-4 1B			1-2 G4-3		4-2 BB	3	0	1	0	1	0	0						
Dean Palmer, R OBP: 0.307, SLG: 0.490			1-1 P5	1-1 FC6-4 1-2f		3-2 1B 2B		0-3 K		4	1	1	0	0	1	3						
Manuel Lee, S OBP: 0.318, SLG: 0.345			1-3 K		0-2 G3-1		1-2 2H 1B		3-2 K	4	0	1	1	0	2	1						
Oddibe McDowell, L OBP: 0.368, SLG: 0.324			4-0 S 1B BB		3-2 F8		3-2 L6			2	1	0	0	1	0	1						
Inning Stats	R: 0 E: 0 K: 1 S: 6	H: 0 LOB: 0 BB: 0 P: 10	R: 0 E: 0 K: 0 S: 8	H: 1 LOB: 0 BB: 0 P: 12	R: 1 E: 0 K: 1 S: 10	H: 1 LOB: 1 BB: 1 P: 19	R: 0 E: 0 K: 2 S: 11	H: 1 LOB: 2 BB: 1 P: 22	R: 0 E: 0 K: 1 S: 14	H: 0 LOB: 0 BB: 0 P: 18	R: 0 E: 0 K: 1 S: 6	H: 0 LOB: 1 BB: 1 P: 14	R: 1 E: 0 K: 0 S: 17	H: 2 LOB: 1 BB: 0 P: 27	R: 0 E: 0 K: 2 S: 8	H: 0 LOB: 0 BB: 0 P: 15	R: 0 E: 0 K: 2 S: 13	H: 0 LOB: 1 BB: 1 P: 20	1B: 4 2B: 1 3B: 0 HR: 0	SF: 0 SAC: 0 DP: 1 HBP: 0	WP: 0 PB: 0 SB: 1 CS: 0	PA: 35
PITCHER	IP WLS BF H R ER SO BB IBB HBP BLK WP HR S P ERA WHIP	6.2 W 27 5 2 2 6 3 0 0 0 0 0 7 14 0.00 1.200	7.1 1.0 3 0 0 0 1 0 0 0 0 0 3 5 0.00 0.000	8.1 0.1 1 0 0 0 1 0 0 0 0 0 3 5 0.00 0.000	9.1 1.0 4 0 0 0 2 1 0 0 0 0 0 13 20 0.00 1.000	PITCHER										IP WLS BF H R ER SO BB IBB HBP BLK WP HR S P ERA WHIP						

Chicago White Sox @ Texas Rangers
The Ballpark at Arlington, Arlington, TX
Tue Aug 02 1994, 8:05 PM EDT
Att: 45,152 - Unknown - 86 F

AB 31
R 2
H 5
RBI 2
BB 4
SO 10
LOB 10



Batter	1	2	3	4	5	6	7	8	9	AB	R	H	RBI	BB	SO	LOB	TOP								
Norberto Martin, R OBP: 0.308, SLG: 0.363 (1, 4) (8, 7)	G6-3	FC5-4			L8		L8			4	0	0	0	0	0	4									
Bob Zupcic, R OBP: 0.227, SLG: 0.293 Joey Cora, S OBP: 0.347, SLG: 0.358 (8, PH) (8, 4)	K		G3-1		K			K		3	0	0	0	0	2	1									
Frank Thomas, R OBP: 0.496, SLG: 0.745 (1, 10)	FC6-4 BB		F9		F9			G6-3		3	0	0	0	1	0	0									
Julio Franco, R OBP: 0.396, SLG: 0.496 (1, 3)	FC6-4		K		K				BB	3	0	0	0	1	2	1									
Robin Ventura, L OBP: 0.371, SLG: 0.464 (1, 5)		1B			L6				K	4	0	3	0	0	1	1									
Darin Jackson, R OBP: 0.368, SLG: 0.468 (1, 9)	F9		L6		F9				K	4	0	0	0	0	1	3									
Lance Johnson, L OBP: 0.323, SLG: 0.395 (1, 8)	K		G6-3						F7	4	1	1	1	0	1	1									
Bob Melvin, R OBP: 0.207, SLG: 0.310 Warren Newson, L OBP: 0.351, SLG: 0.378 (9, PH)	1B		G6-3		G6-3		G5-3		2B	3	0	1	0	0	0	0									
Ozzie Guillen, L OBP: 0.305, SLG: 0.334 (1, 6)	FC5-4 1B				WP		G1-6-3		F8	4	0	2	0	0	0	1									
Inning Stats	R: 0 E: 0 K: 1 S: 17	H: 0 LOB: 1 BB: 1 P: 23	R: 0 E: 0 K: 1 S: 16	H: 3 LOB: 3 BB: 0 P: 24	R: 0 E: 0 K: 1 S: 6	H: 0 LOB: 0 BB: 0 P: 6	R: 0 E: 0 K: 0 S: 7	H: 1 LOB: 0 BB: 0 P: 12	R: 0 E: 0 K: 1 S: 12	H: 1 LOB: 1 BB: 0 P: 16	R: 0 E: 0 K: 1 S: 8	H: 1 LOB: 1 BB: 0 P: 14	R: 1 E: 0 K: 0 S: 7	H: 1 LOB: 0 BB: 0 P: 10	R: 0 E: 0 K: 2 S: 9	H: 0 LOB: 1 BB: 1 P: 18	R: 0 E: 0 K: 1 S: 10	H: 1 LOB: 1 BB: 0 P: 15	1B: 6 2B: 1 3B: 0 HR: 1	SF: 0 SAC: 0 DP: 0 HBP: 0	WP: 1 PB: 0 SB: 0 CS: 0	PA: 36			
PITCHER	IP	WLS	BF	H	R	ER	SO	BB	IBB	HBP	BLK	WP	HR	S	P	ERA	WHIP								
Brian Bohanon, L ERA: 7.24 (1, 1)	6.1	W	26	7	1	1	5	1	0	0	0	1	1	70	101	1.42	1.263								
Darren Oliver, L ERA: 2.97 (7, 1)	1.2		6	0	0	0	2	1	0	0	0	0	0	12	22	0.00	0.600								
Tom Henke, R ERA: 3.28 (9, 1)	1.0	S	4	1	0	0	1	0	0	0	0	0	0	10	15	0.00	1.000								

Chicago White Sox @ Texas Rangers
The Ballpark at Arlington, Arlington, TX
Thu Aug 04 1994, 8:05 PM EDT
Att: 46,362 - Unknown - 91 F

AB 34
R 1
H 8
RBI 1
BB 2
SO 8
LOB 12



Batter	1	2	3	4	5	6	7	8	9	AB	R	H	RBI	BB	SO	LOB	BOTTOM								
Jeff Frye, R OBP: 0.416, SLG: 0.471 Doug Strange, S OBP: 0.275, SLG: 0.338 (8, 4)	G6-3		FC6-4 1B		P5		2B			4	0	2	1	0	0	0									
Ivan Rodriguez, R OBP: 0.386, SLG: 0.490 (1, 2)	K		FC6-4		G5-3					4	1	1	0	0	1	2									
Jose Canseco, R OBP: 0.390, SLG: 0.570 (1, 10)	L6				F8				K	4	0	1	0	0	1	0									
Will Clark, L OBP: 0.428, SLG: 0.511 (1, 3)		G6-4-3 BB			P5				FC6-5 1B	3	0	1	0	1	0	2									
Juan Gonzalez, R OBP: 0.338, SLG: 0.465 (1, 7)	G6-4-3		29 1B		1B				FC6-5 29 HR	4	1	2	1	0	0	2									
29 Rusty Greer, L OBP: 0.410, SLG: 0.496 (1, 8)	P6				1B				K	4	1	2	2	0	1	2									
Dean Palmer, R OBP: 0.303, SLG: 0.481 (1, 5)			F8		F8				F8	4	0	0	0	0	1	4									
Chris James, R OBP: 0.383, SLG: 0.564 (1, 9)			1B		K				G6-3	3	1	1	0	0	1	0									
Manuel Lee, S OBP: 0.317, SLG: 0.354 (1, 6)			F8		G4-3				F8	3	0	0	0	0	0	1									
Inning Stats	R: 0 E: 0 K: 1 S: 9	H: 0 LOB: 0 BB: 0 P: 17	R: 0 E: 0 K: 0 S: 6	H: 0 LOB: 0 BB: 1 P: 10	R: 1 E: 0 K: 0 S: 10	H: 2 LOB: 1 BB: 0 P: 15	R: 0 E: 0 K: 0 S: 9	H: 2 LOB: 2 BB: 0 P: 14	R: 0 E: 0 K: 1 S: 8	H: 0 LOB: 0 BB: 0 P: 12	R: 1 E: 0 K: 0 S: 12	H: 3 LOB: 2 BB: 0 P: 16	R: 0 E: 0 K: 0 S: 7	H: 1 LOB: 1 BB: 0 P: 7	R: 2 E: 0 K: 2 S: 13	H: 2 LOB: 0 BB: 0 P: 19	1B: 7 2B: 2 3B: 0 HR: 1	SF: 0 SAC: 0 DP: 1 HBP: 0	WP: 0 PB: 0 SB: 1 CS: 0	PA: 34					
PITCHER	IP	WLS	BF	H	R	ER	SO	BB	IBB	HBP	BLK	WP	HR	S	P	ERA	WHIP								
Jack McDowell, R ERA: 3.87 (1, 1)	8.0	L	34	10	4	4	5	1	0	0	0	0	1	74	110	4.50	1.375								

Chicago White Sox @ Texas Rangers
The Ballpark at Arlington, Arlington, TX
Thu Aug 04 1994, 8:05 PM EDT
Att: 46,362 - Unknown - 91 F

AB 33
R 4
H 10
RBI 4
BB 1
SO 5
LOB 13



Batter	1	2	3	4	5	6	7	8	9	AB	R	H	RBI	BB	SO	LOB	TOP								
Jeff Frye, R OBP: 0.409, SLG: 0.465 Doug Strange, S OBP: 0.274, SLG: 0.336	F8		G6-4-3		G6-3		1B		G3-1	4	0	1	0	0	0	3									
Ivan Rodriguez, R OBP: 0.361, SLG: 0.487	G4-3			L5		G1-3	F8		F9	5	0	0	0	0	0	2									
Jose Canseco, R OBP: 0.392, SLG: 0.568				F8		FC4-6 BB				3	0	1	0	1	1	0									
Will Clark, L OBP: 0.423, SLG: 0.503	F7			F8		FC4-6			E5 1B	4	0	1	0	0	0	2									
Juan Gonzalez, R OBP: 0.339, SLG: 0.478		P3				HR			E5 1B	4	2	1	1	0	0	2									
29 Rusty Greer, L OBP: 0.412, SLG: 0.500	G4-3					F8 2B			G1-3 1B 2B	4	1	2	0	0	0	0									
Dean Palmer, R OBP: 0.304, SLG: 0.479	F7					F8			G5-3 1B	4	1	2	2	0	0	1									
Chris James, R OBP: 0.376, SLG: 0.540			F8			BB			F9	3	0	0	0	1	0	2									
Manuel Lee, S OBP: 0.319, SLG: 0.352						G6-4-3 BB			K	3	0	1	1	1	2	2									
Inning Stats	R: 0 E: 0 K: 0 S: 9	H: 1 LOB: 1 BB: 0 P: 17	R: 0 E: 0 K: 0 S: 7	H: 0 LOB: 0 BB: 0 P: 11	R: 0 E: 0 K: 0 S: 4	H: 0 LOB: 0 BB: 1 P: 11	R: 0 E: 0 K: 0 S: 8	H: 0 LOB: 0 BB: 0 P: 13	R: 1 E: 0 K: 1 S: 10	H: 2 LOB: 2 BB: 1 P: 21	R: 0 E: 0 K: 0 S: 11	H: 0 LOB: 1 BB: 0 P: 19	R: 1 E: 0 K: 0 S: 11	H: 3 LOB: 2 BB: 0 P: 20	R: 2 E: 1 K: 1 S: 14	H: 3 LOB: 1 BB: 0 P: 22	R: 0 E: 0 K: 1 S: 7	H: 0 LOB: 0 BB: 0 P: 11	1B: 6 2B: 2 3B: 0 HR: 1	SF: 0 SAC: 0 DP: 1 HBP: 0	WP: 0 PB: 0 SB: 0 CS: 0	PA: 38			
PITCHER	IP	WLS	BF	H	R	ER	SO	BB	IBB	HBP	BLK	WP	HR	S	P	ERA	WHIP								
Ron Darling, R ERA: 4.24	(1, 1)	7.0	29	6	2	2	1	3	0	0	0	0	1	60	112	2.57	1.286								
John Briscoe, R ERA: 4.3	(8, 1)	0.2	3	1	1	1	1	0	0	0	0	0	0	8	12	13.50	1.500								
Dave Leiper, L ERA: 2.04	(8, 1)	0.0	1	1	0	0	0	0	0	0	0	0	0	3	5	∞	∞								
Mark Acre, R ERA: 3.45	(8, 1)	0.1	W	2	1	1	0	0	0	0	0	0	0	3	5	0.00	3.000								
Dennis Eckerley, R ERA: 4.43	(9, 1)	1.0	S	3	0	0	0	1	0	0	0	0	0	7	11	0.00	0.000								

Texas Rangers @ Oakland Athletics
Oakland-Alameda County Coliseum, Oakland, CA
Sat Aug 06 1994, 7:05 PM PDT
Att: 35,784 - Unknown - 72 F

AB	35
R	4
H	9
RBI	4
BB	3
SO	3
LOB	14

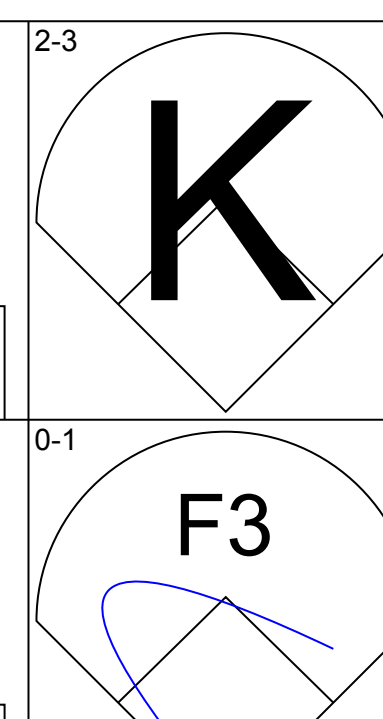
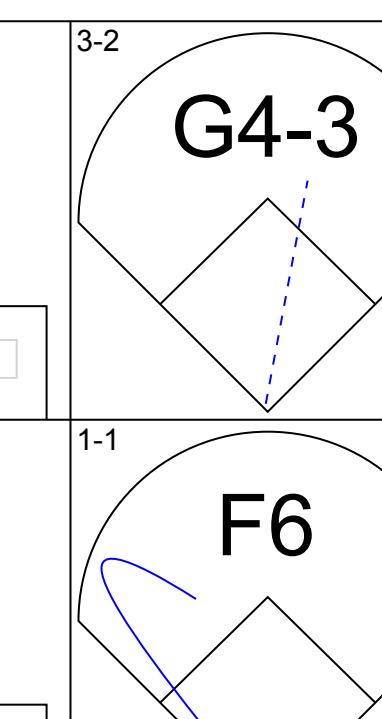
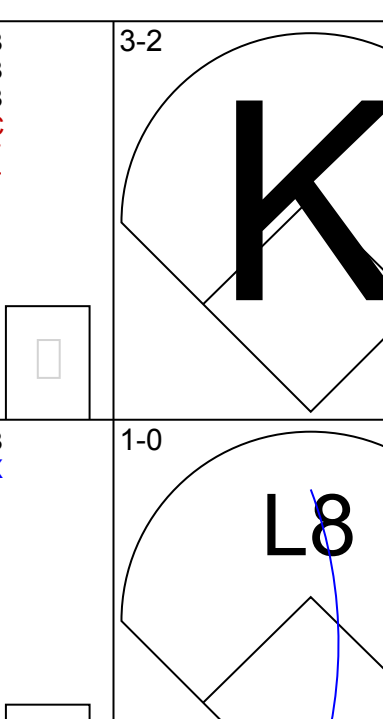
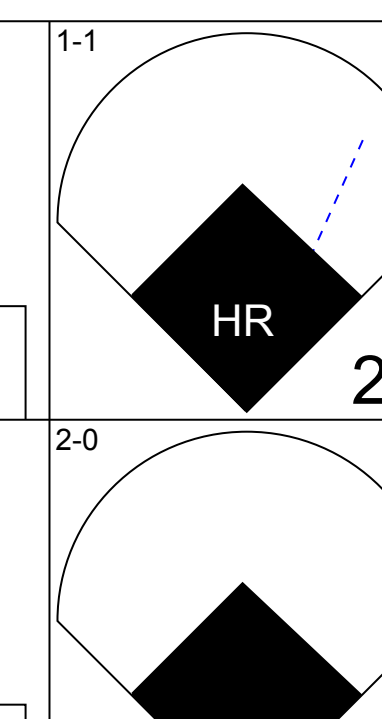
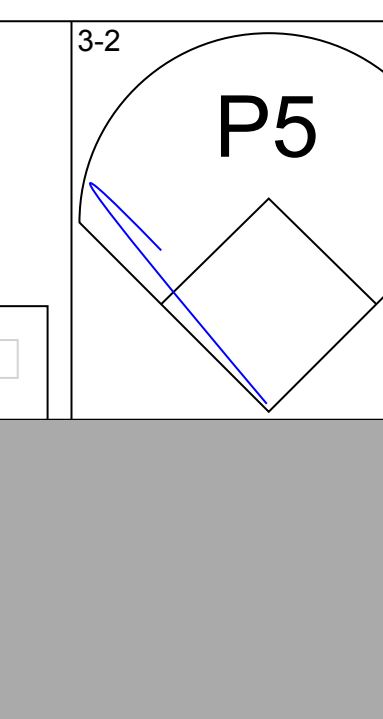
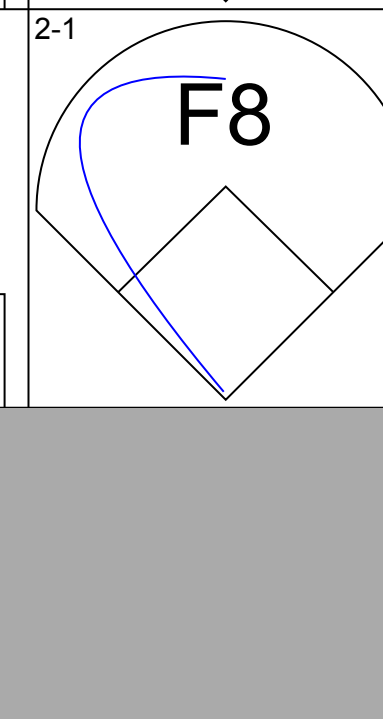


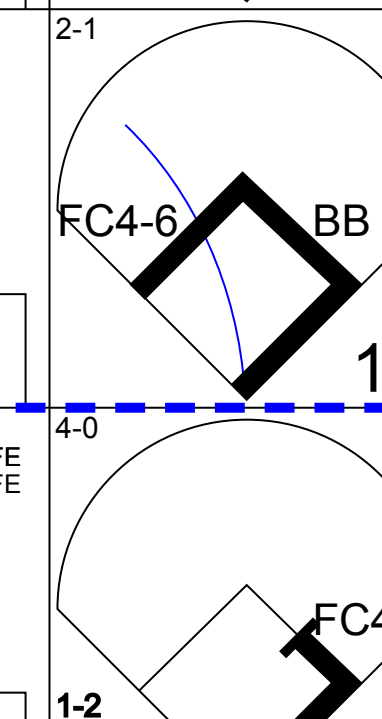

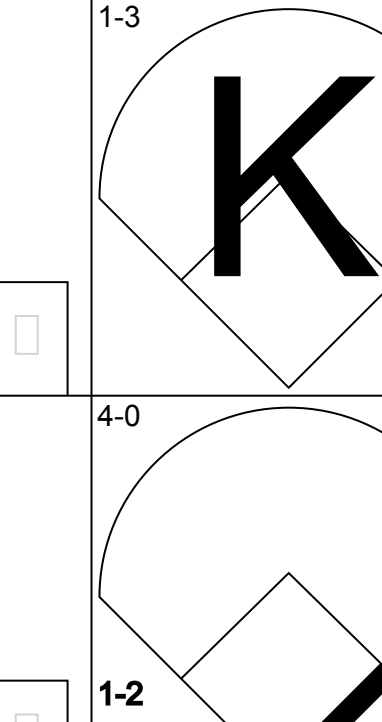
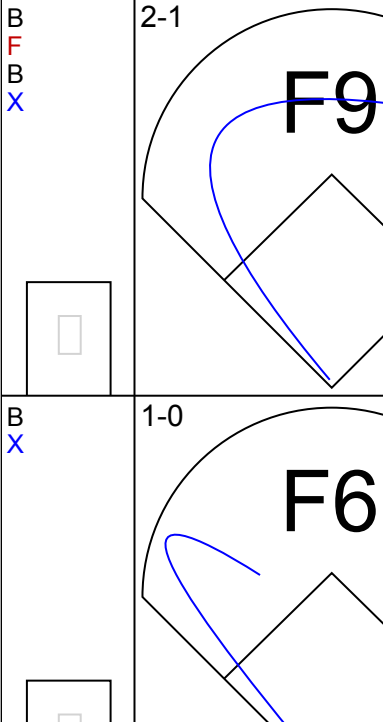
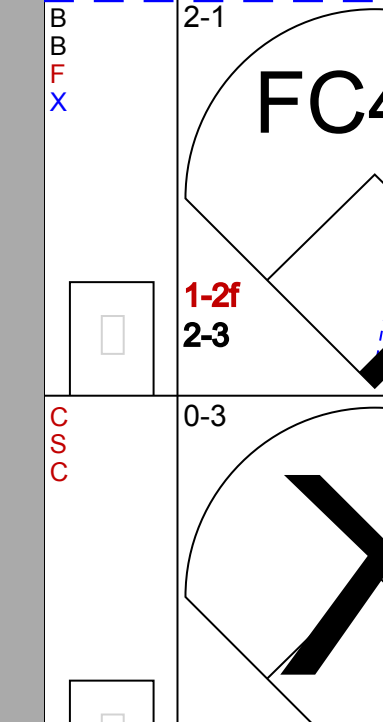
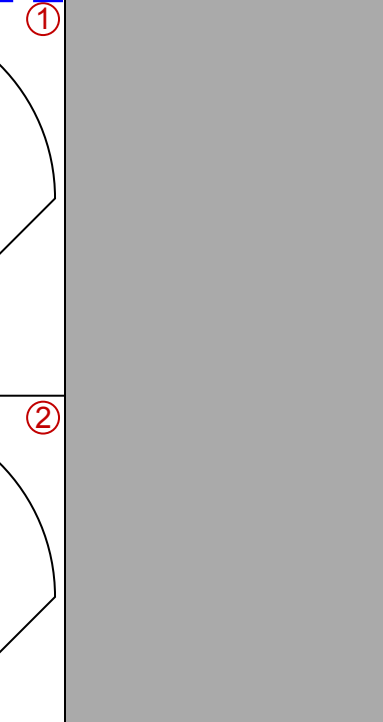
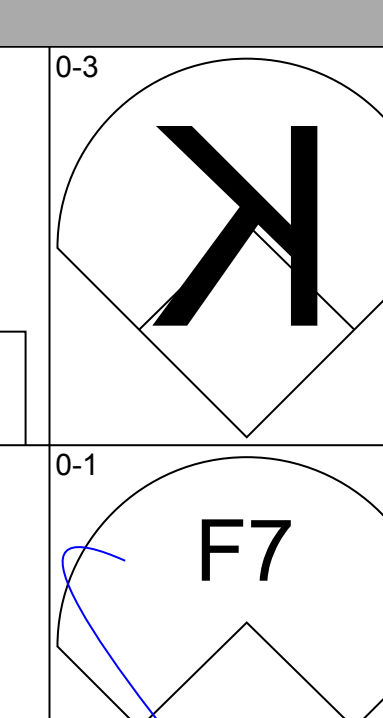
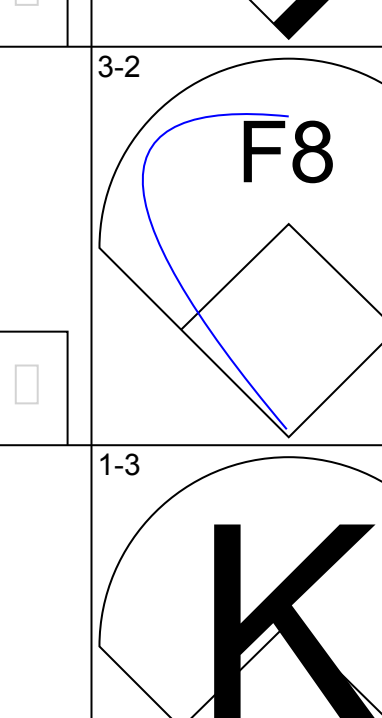
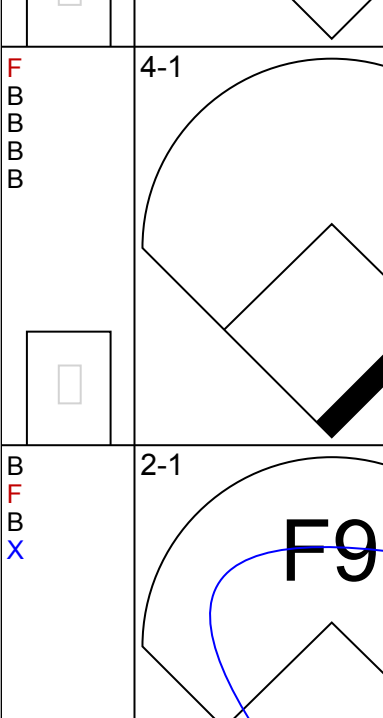
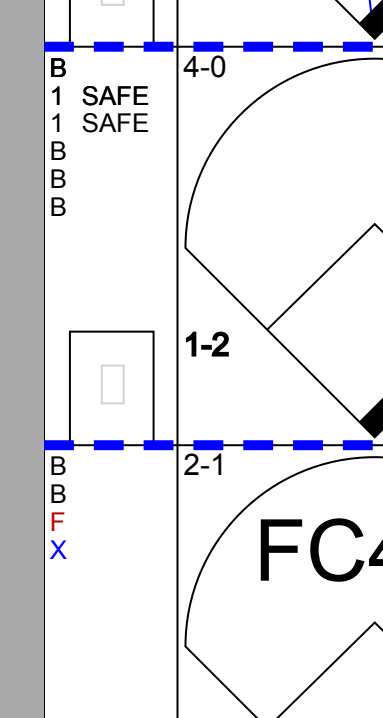
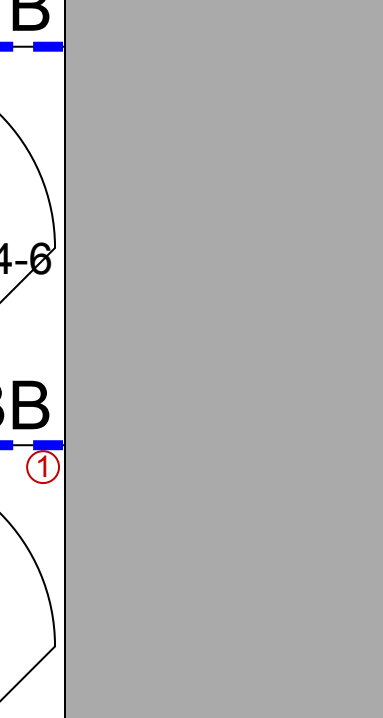
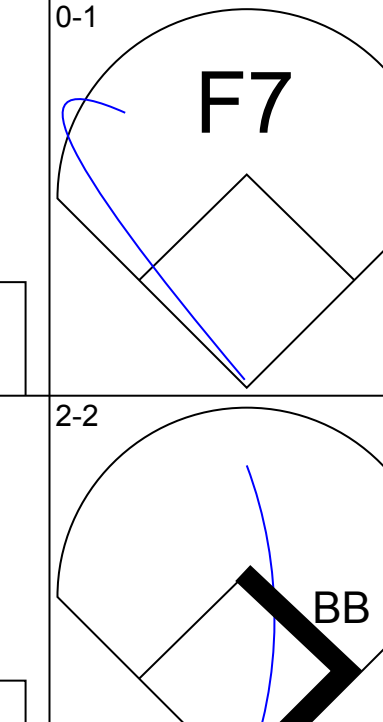
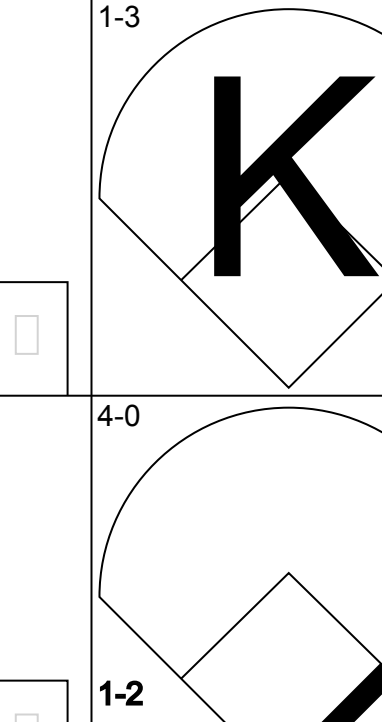
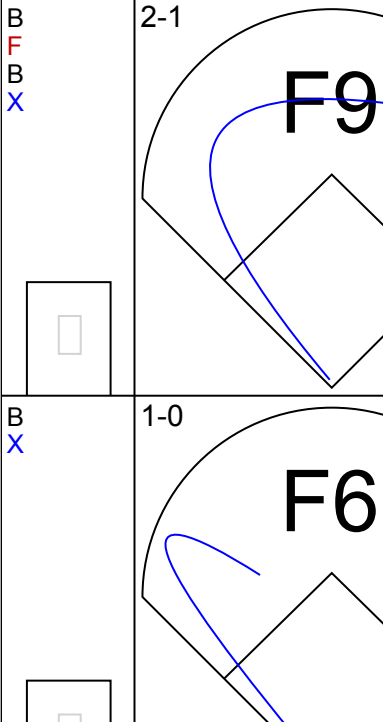
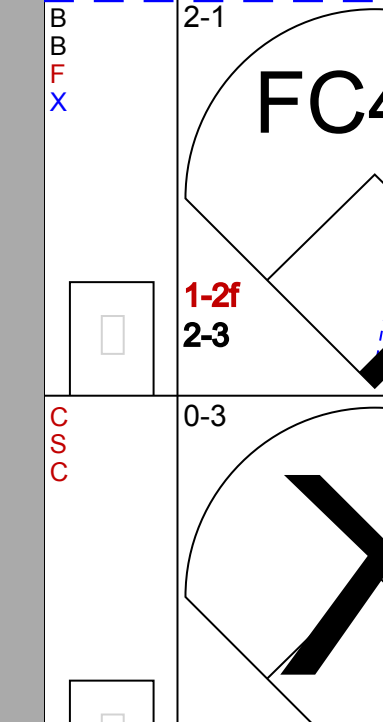
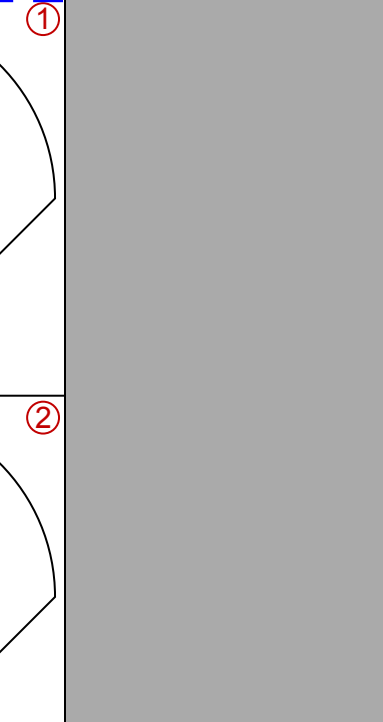
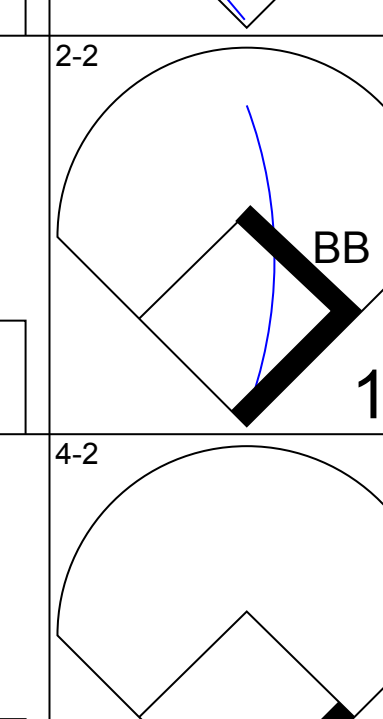
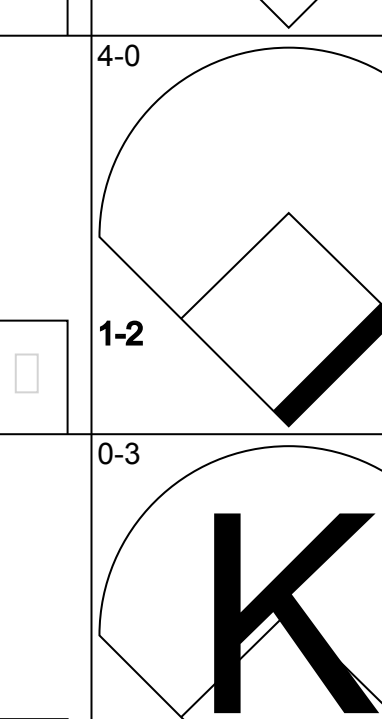
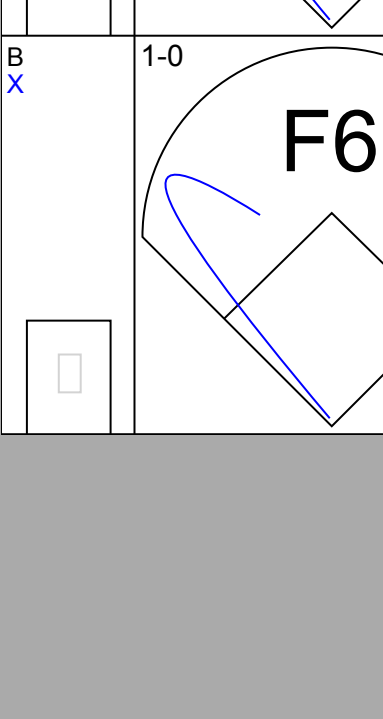
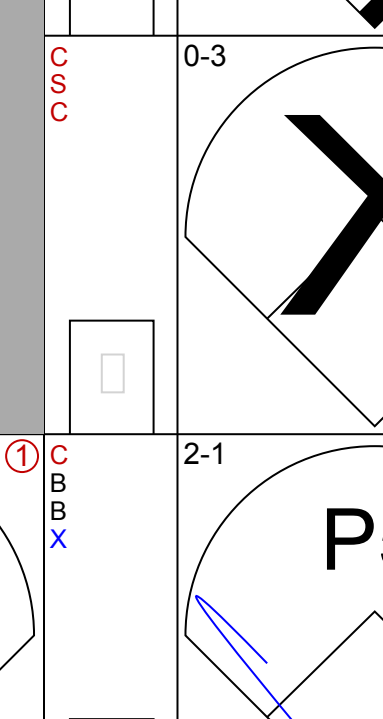
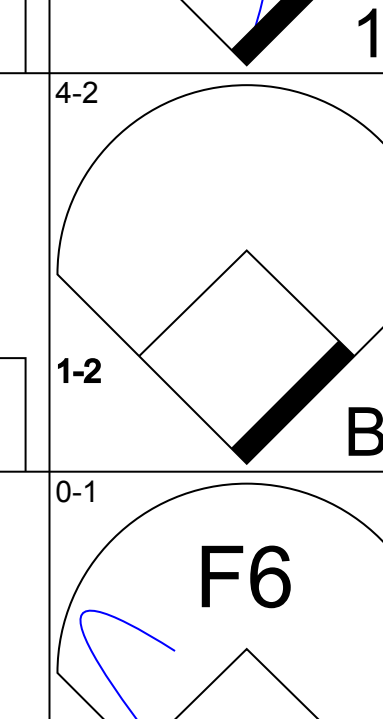
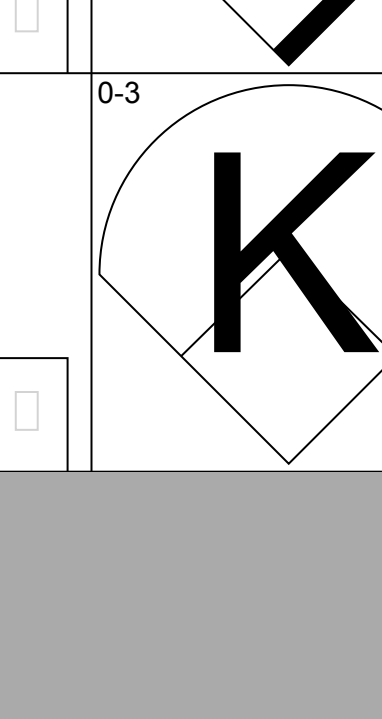
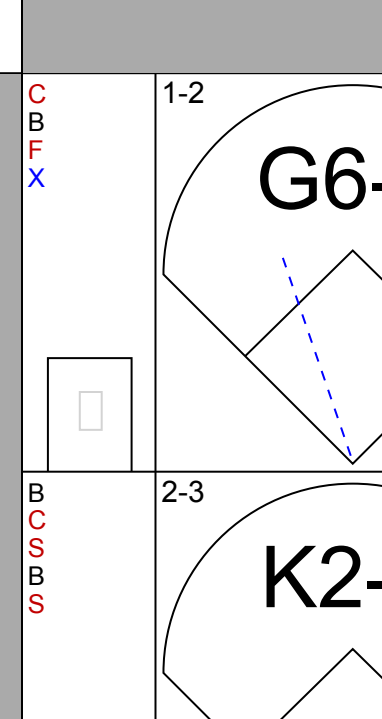
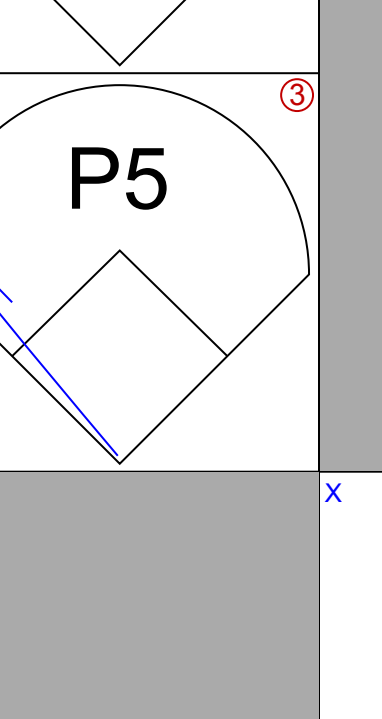
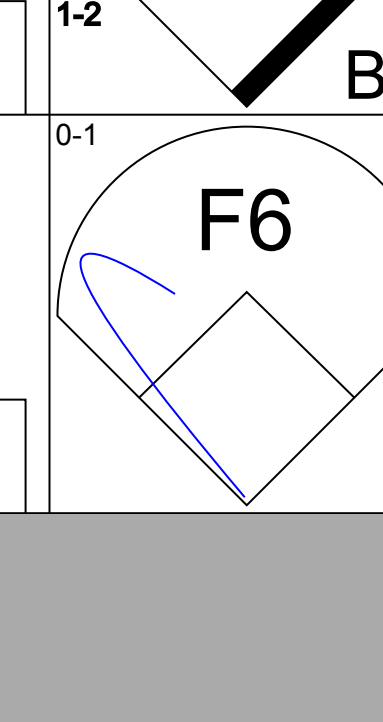
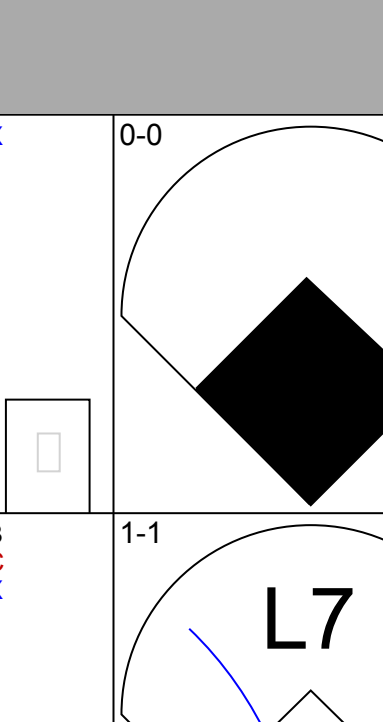
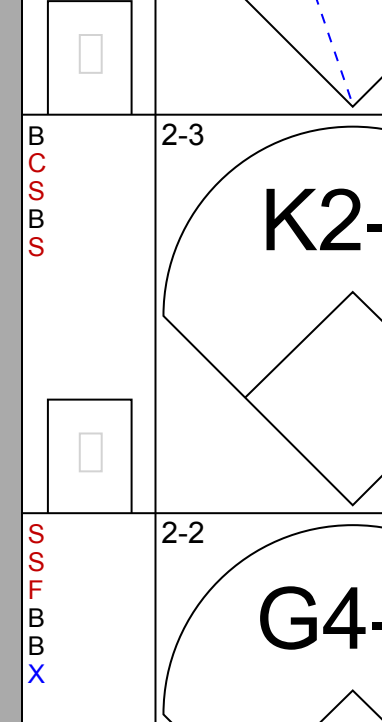
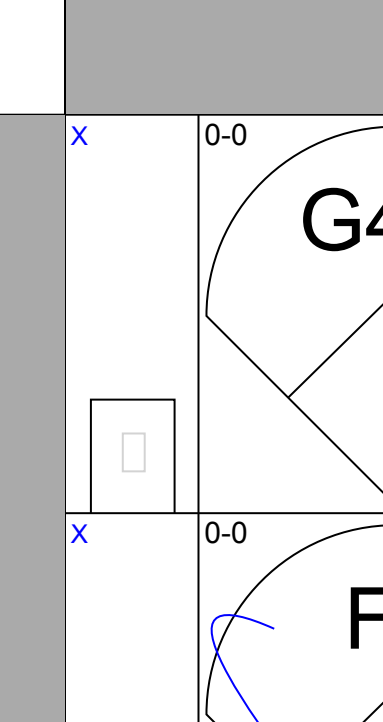
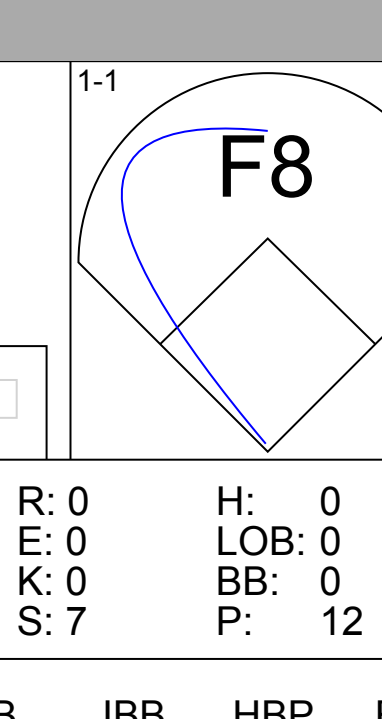
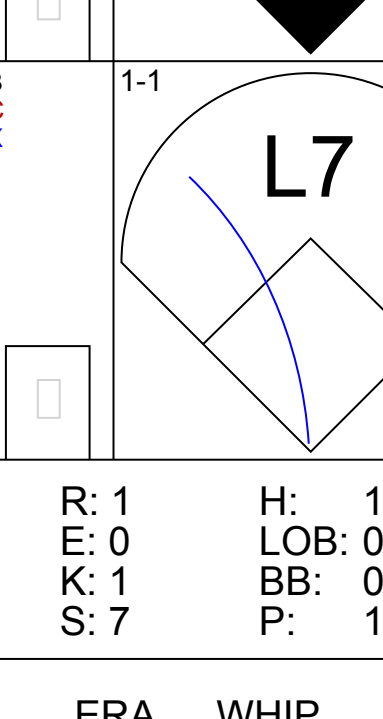
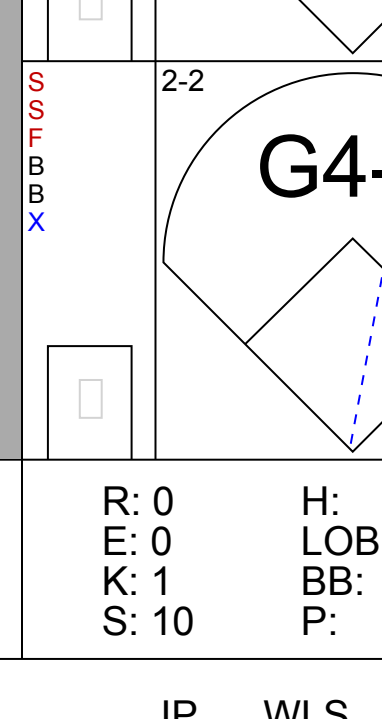
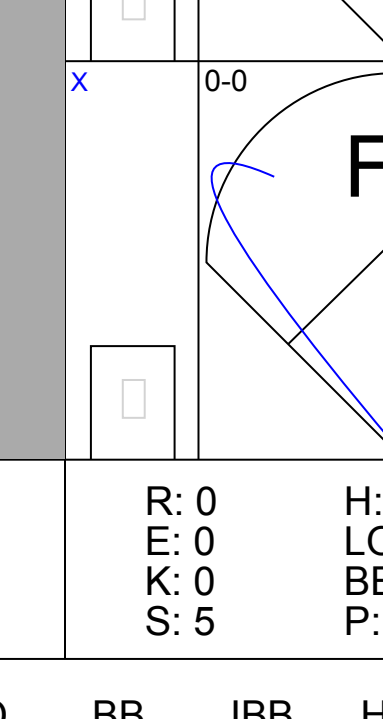


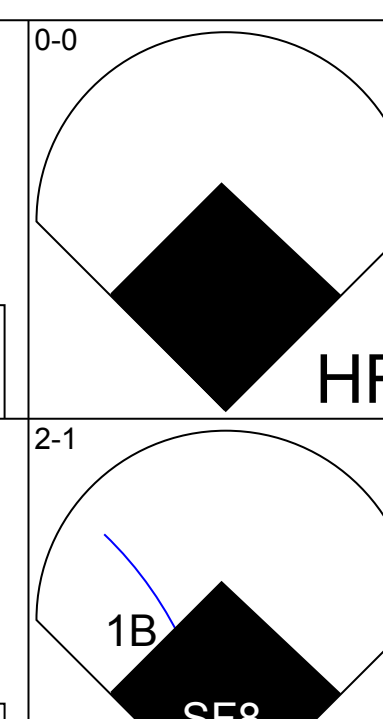
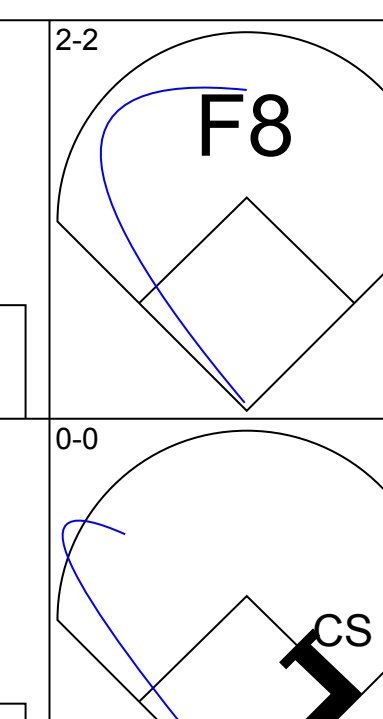
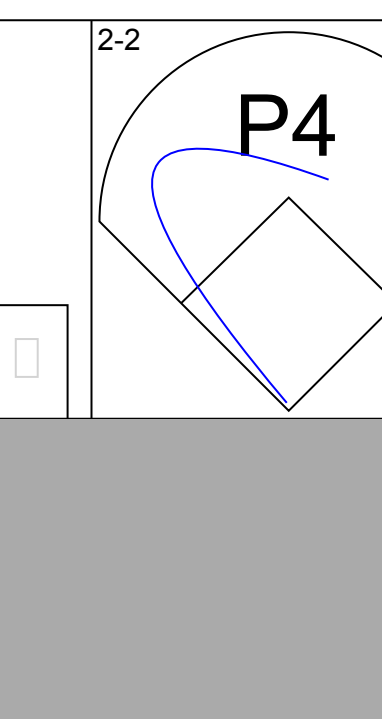
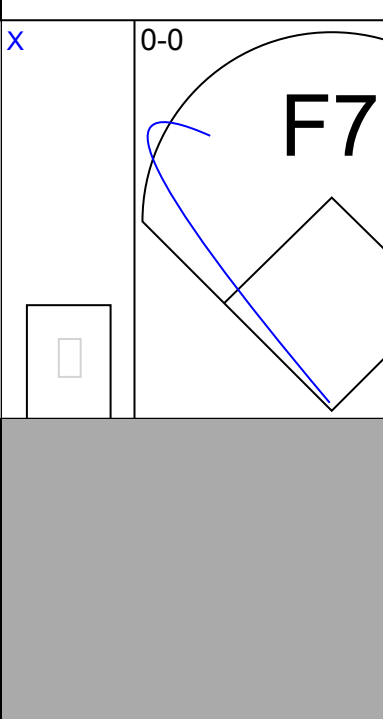
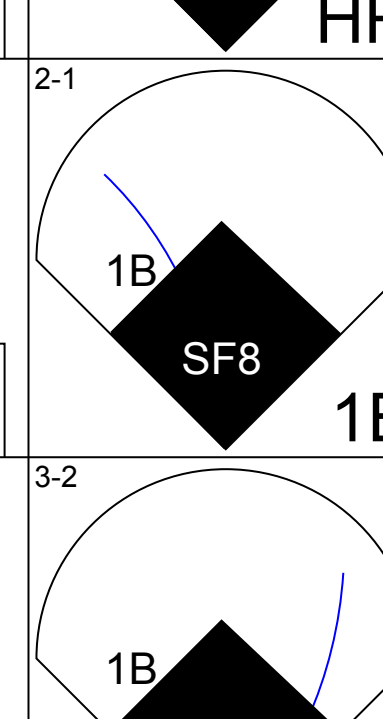
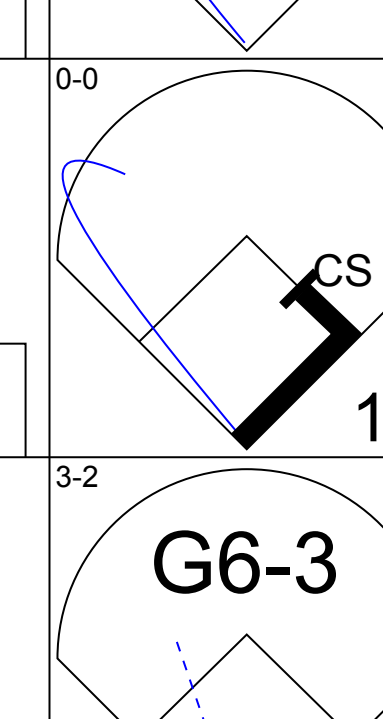
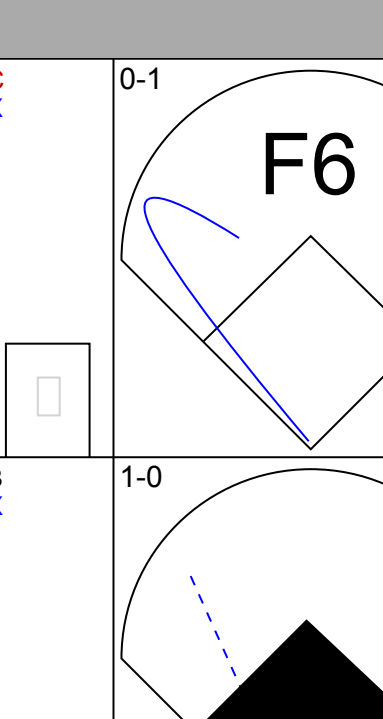
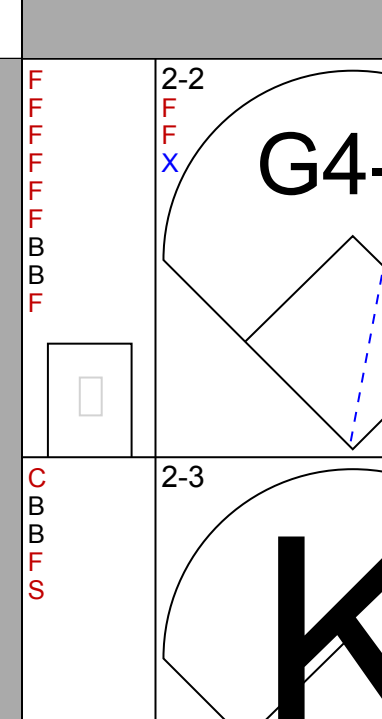
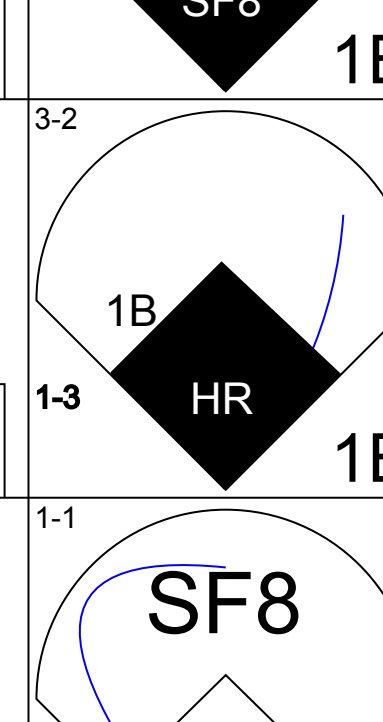
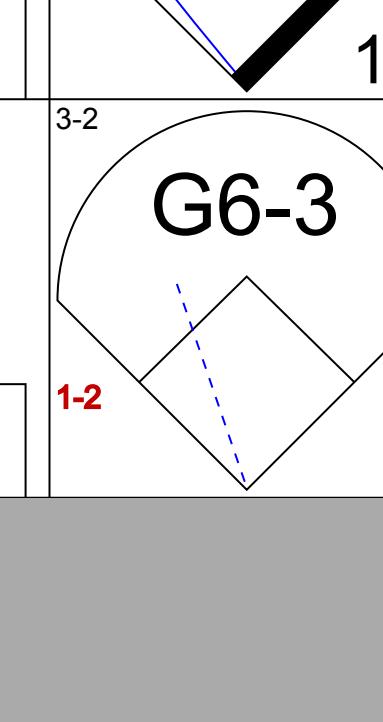
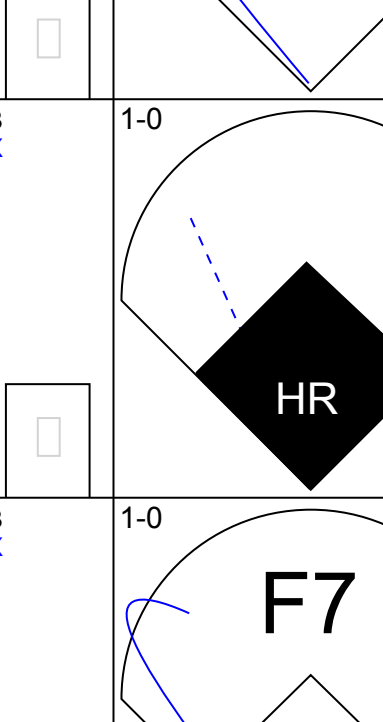
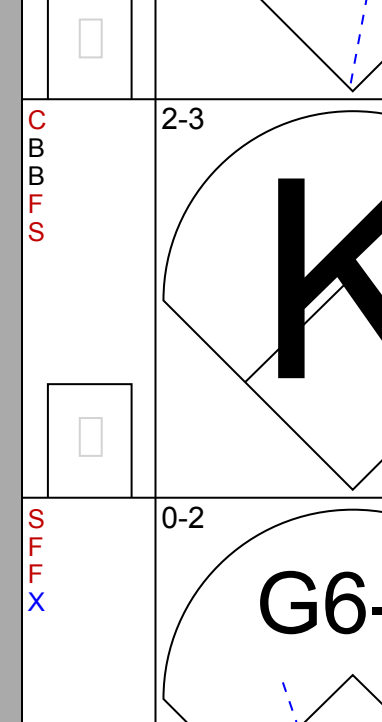
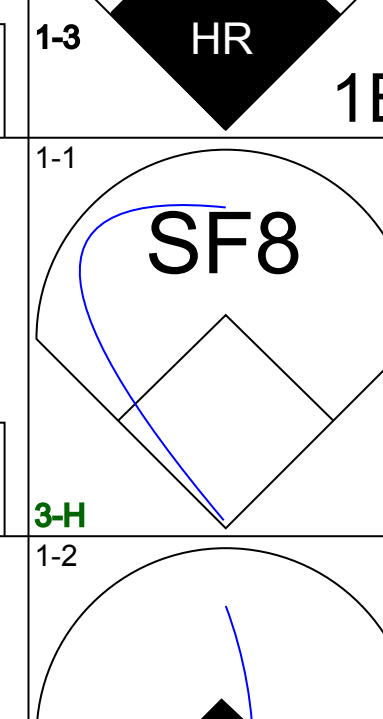
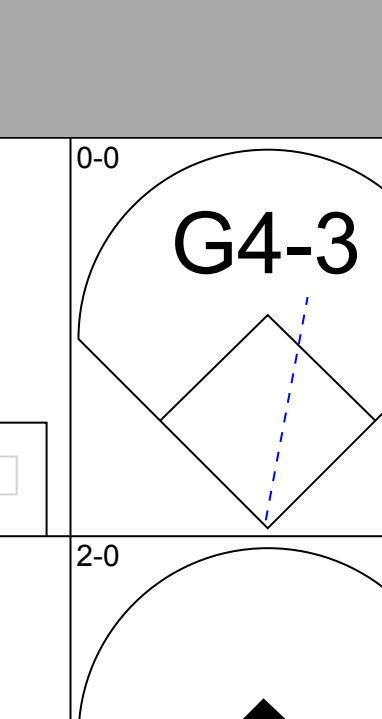
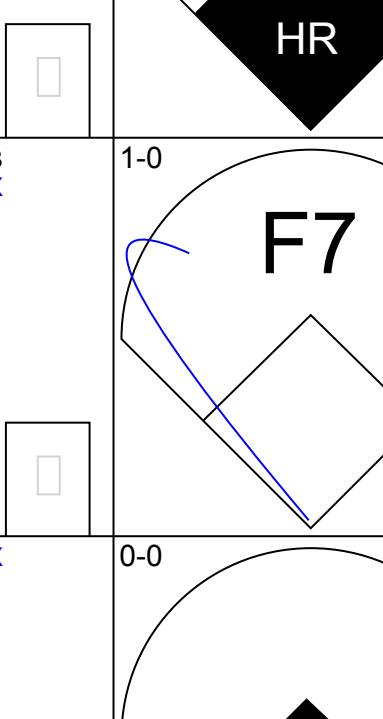
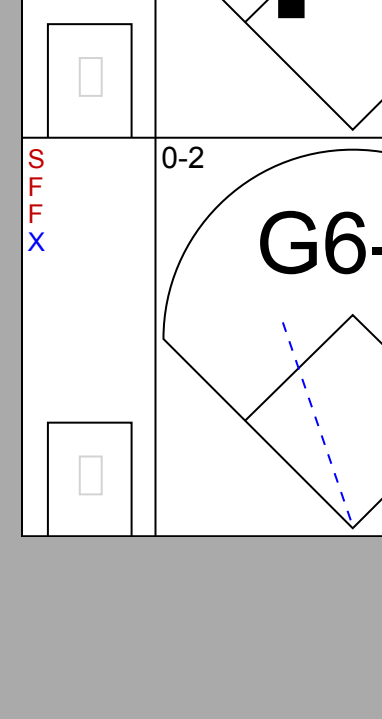
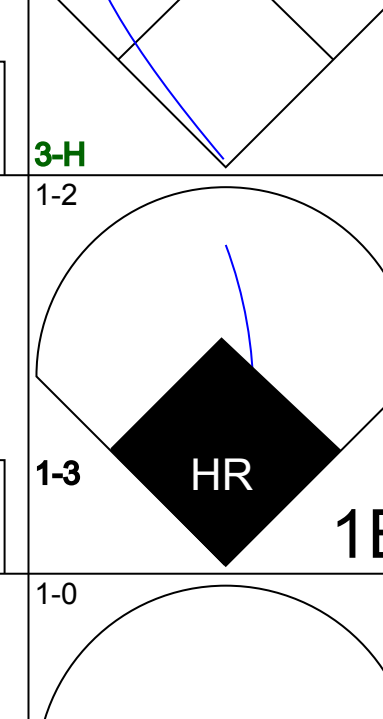
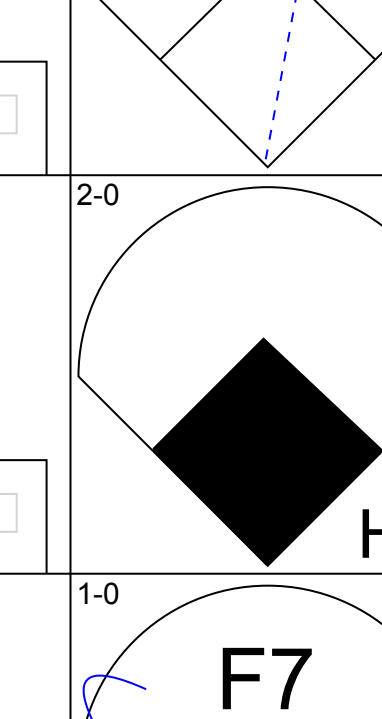
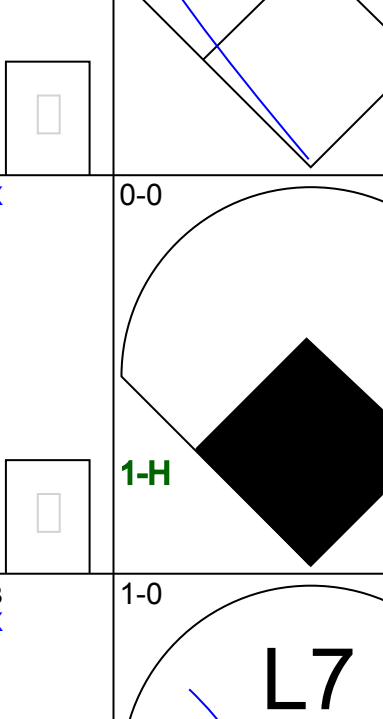

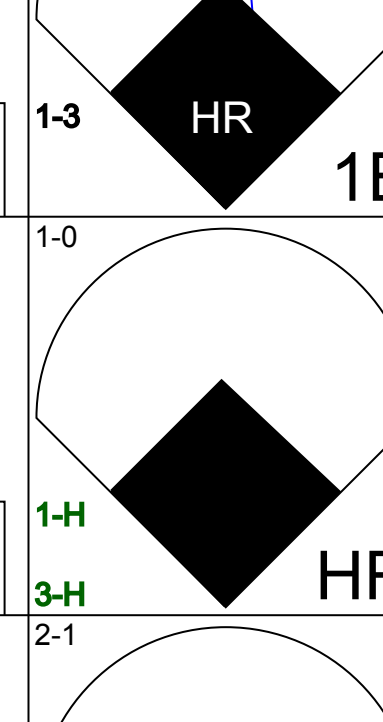
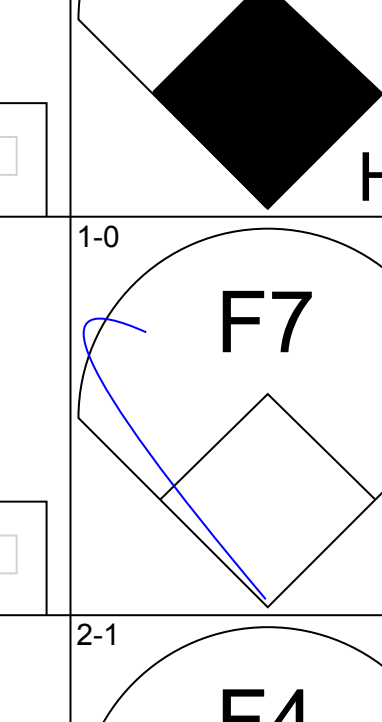
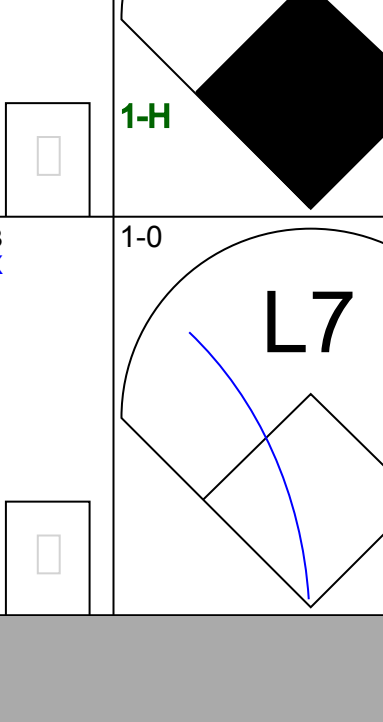

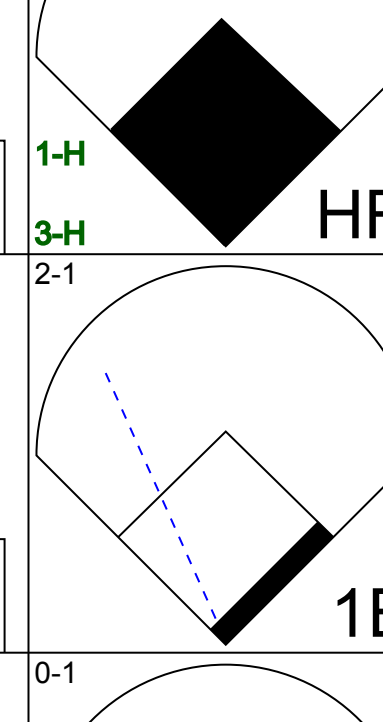
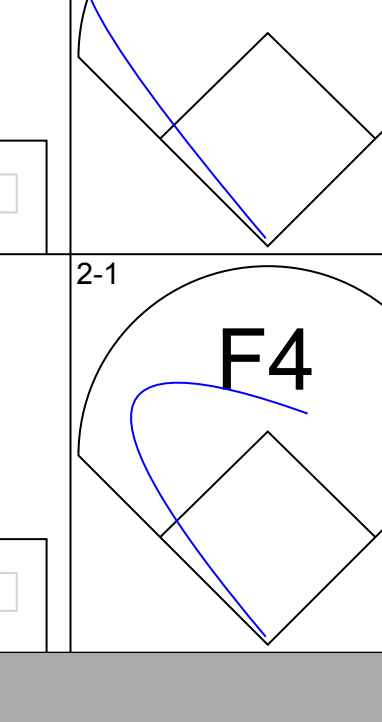
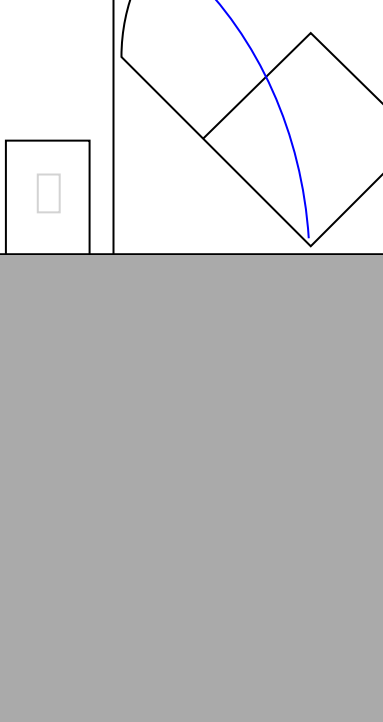
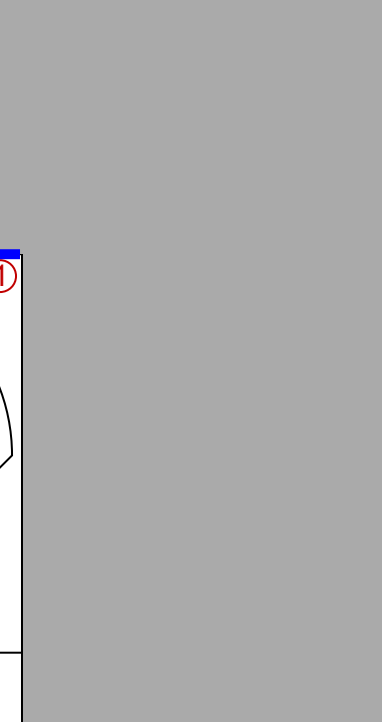
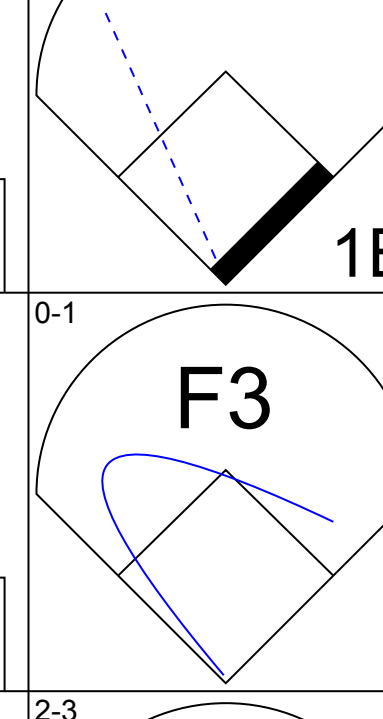
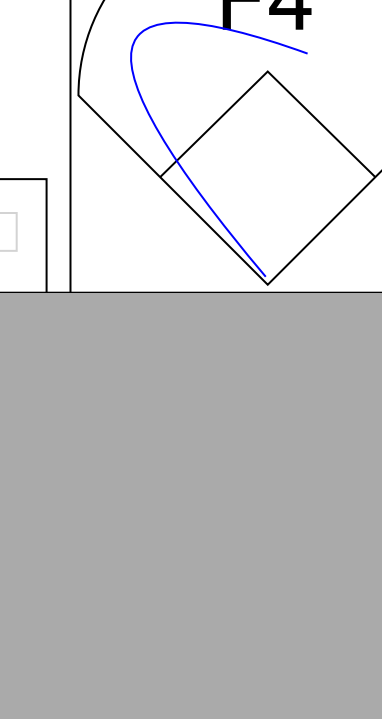

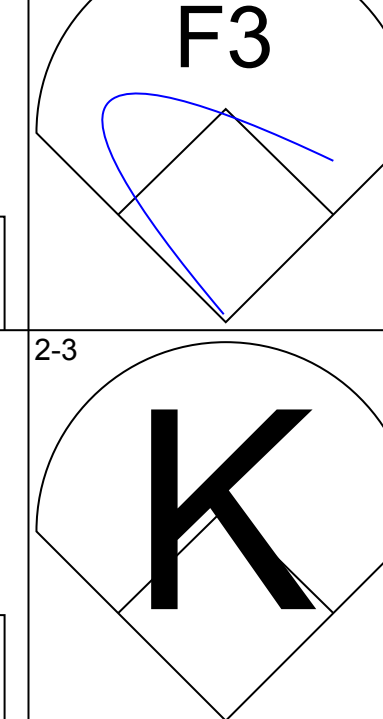


Batter	1	2	3	4	5	6	7	8	9	AB	R	H	RBI	BB	SO	LOB	BOTTOM								
Rickey Henderson, R OBP: 0.410, SLG: 0.358	G5-3					F8 SH1-3 HBP		S 1B 1B		2	1	1	0	1	0	0									
Stan Javier, S OBP: 0.351, SLG: 0.404			F8			SH1-3		BB 1B		2	1	1	0	1	0	2									
Troy Neel, L OBP: 0.358, SLG: 0.463	G3-6-1					BB		1B 3B BB		2	1	0	0	2	0	1									
Ruben Sierra, S OBP: 0.298, SLG: 0.484		G6-3				F8		3B 1B		4	1	1	2	0	0	2									
Terry Steinbach, R OBP: 0.330, SLG: 0.449	G1-3					K		1B 3B		4	1	1	2	0	1	2									
Mike Aldrete, L OBP: 0.321, SLG: 0.347	F7					F7		K		4	0	0	0	0	1	1									
Scott Brosius, R OBP: 0.290, SLG: 0.414						K		G5-3 1B		4	1	2	2	0	2	0									
Mike Bordick, R OBP: 0.327, SLG: 0.345						G5-3		G5-3		4	0	1	0	0	0	1									
Scott Hemond, R OBP: 0.281, SLG: 0.335						BB BB		L7		3	0	0	0	1	1	2									
Inning Stats	R: 0 E: 0 K: 0 S: 6	H: 0 LOB: 0 BB: 1 P: 11	R: 0 E: 0 K: 0 S: 10	H: 0 LOB: 0 BB: 0 P: 14	R: 0 E: 0 K: 1 S: 11	H: 0 LOB: 2 BB: 2 P: 21	R: 0 E: 0 K: 0 S: 6	H: 0 LOB: 0 BB: 0 P: 6	R: 0 E: 0 K: 2 S: 11	H: 1 LOB: 1 BB: 0 P: 12	R: 0 E: 0 K: 1 S: 10	H: 0 LOB: 2 BB: 1 P: 21	R: 1 E: 0 K: 0 S: 10	H: 1 LOB: 0 BB: 0 P: 16	R: 5 E: 0 K: 1 S: 19	H: 5 LOB: 1 BB: 1 P: 30	R: 0 E: 0 K: 1 S: 7	H: 0 LOB: 0 BB: 0 P: 11	1B: 5 2B: 0 3B: 1 HR: 1	SF: 0 SAC: 1 DP: 1 HBP: 1	WP: 0 PB: 0 SB: 1 CS: 0	PA: 36			
PITCHER	IP	WLS	BF	H	R	ER	SO	BB	IBB	HBP	BLK	WP	HR	S	P	ERA	WHIP								
Roger Pavlik, R ERA: 7.69	(1, 1)	7.0	27	2	1	1	4	4	0	1	0	0	0	7	15	∞	∞								
Darren Oliver, L ERA: 3.45	(8, 1)	0.0	3	2	3	3	0	1	0	0	0	0	0	7	15	∞	∞								
Tom Henke, R ERA: 3.68	(8, 1)	1.0	L	6	3	2	2	1	0	0	0	0	0	12	15	18.00	3.000								

Texas Rangers @ Oakland Athletics
Oakland-Alameda County Coliseum, Oakland, CA
Sat Aug 06 1994, 7:05 PM PDT
Att: 35,784 - Unknown - 72 F

AB	29
R	6
H	7
RBI	6
BB	5
SO	5
LOB	11



Batter	1	2	3	4	5	6	7	8	9	AB	R	H	RBI	BB	SO	LOB	TOP					
Oddibe McDowell, L OBP: 0.360, SLG: 0.322 (1, 9)								 2B		5	1	1	0	0	2	0	Texas Rangers @ Oakland Athletics Oakland-Alameda County Coliseum, Oakland, CA Sun Aug 07 1994, 3:33 AM PDT Att: 44,501 - Sunny livebaseballscorecards.com					
Ivan Rodriguez, R OBP: 0.360, SLG: 0.493 (1, 2)								 2H		4	1	1	2	0	0	0						
Jose Canseco, R OBP: 0.393, SLG: 0.566 (1, 10)				 2B				 BB		3	0	1	0	1	1	0						
Will Clark, L OBP: 0.423, SLG: 0.500 (1, 3)								 BB		2	0	0	0	2	1	1						
Juan Gonzalez, R OBP: 0.336, SLG: 0.473 (1, 7)								 BB		4	0	0	0	0	1	4						
29 Rusty Greer, L OBP: 0.413, SLG: 0.498 (1, 8)	 1B			 1B						3	0	1	0	1	1	3						
Dean Palmer, R OBP: 0.304, SLG: 0.474 (1, 5)	 1B									3	0	0	0	1	1	4						
Doug Strange, S OBP: 0.274, SLG: 0.348 (1, 4)										4	1	1	1	0	1	2						
Manuel Lee, S OBP: 0.315, SLG: 0.348 (1, 6)										4	0	0	0	0	0	0						
Inning Stats	R: 0 E: 0 K: 1 S: 7	H: 0 LOB: 0 BB: 0 P: 11	R: 0 E: 0 K: 1 S: 13	H: 1 LOB: 2 BB: 1 P: 19	R: 0 E: 0 K: 0 S: 7	H: 0 LOB: 0 BB: 0 P: 12	R: 0 E: 0 K: 2 S: 11	H: 0 LOB: 2 BB: 2 P: 23	R: 1 E: 0 K: 1 S: 7	H: 1 LOB: 0 BB: 0 P: 12	R: 0 E: 0 K: 1 S: 7	H: 0 LOB: 1 BB: 1 P: 17	R: 0 E: 0 K: 1 S: 10	H: 0 LOB: 0 BB: 0 P: 15	R: 2 E: 0 K: 1 S: 12	H: 3 LOB: 2 BB: 1 P: 25	R: 0 E: 0 K: 0 S: 5	H: 0 LOB: 0 BB: 0 P: 8	1B: 2 2B: 1 3B: 0 HR: 2	SF: 0 SAC: 0 DP: 0 HBP: 0	WP: 0 PB: 0 SB: 0 CS: 0	PA: 37
PITCHER	IP	WLS	BF	H	R	ER	SO	BB	IBB	HBP	BLK	WP	HR	S	P	ERA	WHIP					
Todd Van Poppel, R ERA: 6.09 (1, 1)	7.0	W	30	5	3	3	7	4	0	0	0	0	2	67	119	3.86	1.286					
Ed Vosberg, L ERA: 3.86 (8, 1)	0.0		1	0	0	0	0	1	0	0	0	0	0	4		∞	∞					
John Briscoe, R ERA: 4.13 (8, 1)	2.0		6	0	0	0	1	0	0	0	0	0	0	12	19	0.00	0.000					

Batter	1	2	3	4	5	6	7	8	9	AB	R	H	RBI	BB	SO	LOB	BOTTOM				
Rickey Henderson, R OBP: 0.408, SLG: 0.387 (1, 7)										4	1	1	1	0	0	1	Texas Rangers @ Oakland Athletics Oakland-Alameda County Coliseum, Oakland, CA Sun Aug 07 1994, 3:33 AM PDT Att: 44,501 - Sunny livebaseballscorecards.com				
Stan Javier, S OBP: 0.352, SLG: 0.404 (1, 8)	 SF8	 1B								4	1	2	0	0	0	0					
Ruben Sierra, S OBP: 0.300, SLG: 0.484 (1, 10)	 HR				 1B					4	2	2	0	0	1	1					
Terry Steinbach, R OBP: 0.326, SLG: 0.445 (1, 2)										3	0	0	1	0	0	1					
Troy Neel, L OBP: 0.363, SLG: 0.490 Jim Bowie, L (9, 3)	 1B				 1H					4	3	3	3	0	0	0					
Scott Brosius, R OBP: 0.289, SLG: 0.421 (1, 5)	 1H									4	1	1	3	0	0	0					
Mike Bordick, R OBP: 0.326, SLG: 0.344 (1, 6)										4	0	1	0	0	0	0					
Scott Hemond, R OBP: 0.282, SLG: 0.332 (1, 4)										2	0	0	0	1	0	1					
Ernie Young, R OBP: 0.100, SLG: 0.103 (1, 9)										3	0	0	0	0	2	2					
Inning Stats	R: 5 E: 0 K: 1 S: 20	H: 6 LOB: 1 BB: 0 P: 32	R: 0 E: 0 K: 0 S: 8	H: 1 LOB: 0 BB: 0 P: 13	R: 1 E: 0 K: 0 S: 5	H: 1 LOB: 0 BB: 0 P: 10	R: 0 E: 0 K: 0 S: 6	H: 0 LOB: 0 BB: 0 P: 9	R: 2 E: 0 K: 0 S: 6	H: 2 LOB: 0 BB: 0 P: 9	R: 0 E: 0 K: 1 S: 11	H: 0 LOB: 1 BB: 1 P: 18	R: 0 E: 0 K: 1 S: 17	H: 0 LOB: 0 BB: 0 P: 21	R: 0 E: 0 K: 0 S: 5	H: 0 LOB: 0 BB: 0 P: 8	1B: 6 2B: 0 3B: 0 HR: 4	SF: 1 SAC: 0 DP: 0 HBP: 0	WP: 0 PB: 0 SB: 0 CS: 1	PA: 34	
PITCHER	IP	WLS	BF	H	R	ER	SO	BB	IBB	HBP	BLK	WP	HR	S	P	ERA	WHIP				
Kenny Rogers, L ERA: 4.46 (1, 1)	5.0	L	24	10	8	8	1	0	0	0	0	0	4	45	73	14.40	2.000				
Cris Carpenter, R ERA: 5.15 (6, 1)	2.0		7	0	0	0	2	1	0	0	0	0	0	28	39	0.00	0.500				
Jay Howell, R ERA: 5.57 (8, 1)	1.0		3	0	0	0	0	0	0	0	0	0	0	5	8	0.00	0.000				

Batter	1	2	3	4	5	6	7	8	9	AB	R	H	RBI	BB	SO	LOB	TOP										
Felix Fermin, R OBP: 0.341, SLG: 0.383 Torey Lovullo, S OBP: 0.300, SLG: 0.366	G5-3		SF9			G6-3	E5		G3	4	1	1	1	0	0	0	Seattle Mariners @ Texas Rangers The Ballpark at Arlington, Arlington, TX Mon Aug 08 1994, 8:05 PM EDT Att: 32,708 - Unknown - 87 F AB 42 R 14 H 16 RBI 14 BB 4 SO 1 LOB 12										
Reggie Jefferson, S OBP: 0.384, SLG: 0.541	L4		G3		L8		K			6	1	2	0	0	1	2											
Ken Griffey Jr., L OBP: 0.397, SLG: 0.675 Rich Amaral, R OBP: 0.332, SLG: 0.376	F4		HR		HR				F8	4	4	3	1	1	0	0											
Jay Buhner, R OBP: 0.394, SLG: 0.546 Keith Mitchell, R OBP: 0.319, SLG: 0.360		F9	HR		HR					3	4	2	3	2	0	0											
Edgar Martinez, R OBP: 0.397, SLG: 0.500	E4		G5-3		SF8					3	1	1	1	1	0	0											
Tino Martinez, L OBP: 0.320, SLG: 0.502	G3				L9					5	1	3	6	0	0	1											
Eric Anthony, L OBP: 0.293, SLG: 0.398					L7					5	0	2	1	0	0	4											
Dan Wilson, R OBP: 0.246, SLG: 0.315	L8				G4-3					5	0	0	0	0	0	4											
Luis Sojo, R OBP: 0.297, SLG: 0.416									G4-3	5	2	2	1	0	0	0											
Inning Stats	R: 0 E: 0 K: 0 S: 5	H: 0 LOB: 0 BB: 0 P: 8	R: 1 E: 1 K: 0 S: 12	H: 1 LOB: 1 BB: 0 P: 19	R: 3 E: 0 K: 0 S: 12	H: 2 LOB: 0 BB: 1 P: 23	R: 0 E: 0 K: 0 S: 3	H: 0 LOB: 0 BB: 0 P: 5	R: 5 E: 0 K: 0 S: 18	H: 5 LOB: 1 BB: 1 P: 32	R: 3 E: 0 K: 0 S: 17	H: 4 LOB: 2 BB: 0 P: 26	R: 0 E: 1 K: 1 S: 9	H: 0 LOB: 1 BB: 0 P: 12	R: 2 E: 0 K: 0 S: 10	H: 3 LOB: 1 BB: 1 P: 15		R: 0 E: 0 K: 0 S: 8	H: 1 LOB: 1 BB: 0 P: 10	1B: 8 2B: 3 3B: 1 HR: 4	SF: 2 SAC: 0 DP: 1 HBP: 0	WP: 0 PB: 0 SB: 1 CS: 0	PA: 48				
PITCHER	IP	WLS	BF	H	R	ER	SO	BB	IBB	HBP	BLK	WP	HR	S	P	ERA	WHIP										
John Dettmer, R ERA: 4.33	4.1	L	21	6	7	6	0	1	0	0	0	0	2	41	68	12.46	1.615										
Tim Leary, R ERA: 7.55	0.1		2	0	0	0	0	0	1	0	0	0	0	3	9	0.00	0.000										
Rick Honeycutt, L ERA: 7.2	0.0		2	2	2	2	0	0	0	0	0	0	1	5	8	∞	∞										
Matt Whiteside, R ERA: 5.02	3.1		19	7	5	5	1	2	0	0	0	0	1	37	55	13.50	2.700										
Jay Howell, R ERA: 5.44	1.0		4	1	0	0	0	0	0	0	0	0	0	8	10	0.00	1.000										

Batter	1	2	3	4	5	6	7	8	9	AB	R	H	RBI	BB	SO	LOB	BOTTOM										
Jeff Frye, R OBP: 0.406, SLG: 0.458 Doug Strange, S OBP: 0.273, SLG: 0.347	BB	G3-1		G4-3		G4-3			G6-3	3	1	0	0	1	0	2	Seattle Mariners @ Texas Rangers The Ballpark at Arlington, Arlington, TX Mon Aug 08 1994, 8:05 PM EDT Att: 32,708 - Unknown - 87 F AB 35 R 4 H 9 RBI 4 BB 3 SO 5 LOB 20										
Ivan Rodriguez, R OBP: 0.384, SLG: 0.496 Junior Ortiz, R OBP: 0.329, SLG: 0.303	SF9		1B	1B	1B	K			G5-3	4	2	3	1	0	1	1											
Jose Canseco, R OBP: 0.391, SLG: 0.562	K		1B	1B	K				F7	5	0	1	0	0	2	4											
Will Clark, L OBP: 0.426, SLG: 0.500	1B		1B	1B	1B	L8				2	0	1	0	2	0	0											
Juan Gonzalez, R OBP: 0.335, SLG: 0.472	SF9		1B	FC5-4		F3				3	0	1	2	0	0	2											
Dean Palmer, R OBP: 0.303, SLG: 0.472	2B		1B	1B	F3					4	0	1	1	0	0	3											
29 Rusty Greer, L OBP: 0.408, SLG: 0.491	FC6-4		K	K	L8				F7	4	0	0	0	0	1	5											
Chris James, R OBP: 0.366, SLG: 0.523		G5-3	F9		L8				F3	4	0	0	0	0	0	3											
Manuel Lee, S OBP: 0.318, SLG: 0.354 Esteban Beltre, R OBP: 0.358, SLG: 0.321	G1-3			G4-3		G4-3			K	3	1	2	0	0	0	0											
Inning Stats	R: 2 E: 0 K: 1 S: 14	H: 2 LOB: 2 BB: 2 P: 28	R: 0 E: 0 K: 0 S: 7	H: 0 LOB: 0 BB: 0 P: 12	R: 1 E: 0 K: 1 S: 20	H: 4 LOB: 3 BB: 0 P: 30	R: 1 E: 0 K: 1 S: 14	H: 2 LOB: 2 BB: 1 P: 27	R: 0 E: 0 K: 0 S: 10	H: 0 LOB: 0 BB: 0 P: 13	R: 0 E: 0 K: 1 S: 17	H: 1 LOB: 1 BB: 0 P: 28	R: 0 E: 0 K: 0 S: 8	H: 0 LOB: 0 BB: 0 P: 13	R: 0 E: 0 K: 1 S: 7	H: 0 LOB: 0 BB: 0 P: 11		R: 0 E: 0 K: 0 S: 8	H: 0 LOB: 0 BB: 0 P: 11	1B: 8 2B: 1 3B: 0 HR: 0	SF: 1 SAC: 0 DP: 0 HBP: 0	WP: 0 PB: 0 SB: 0 CS: 0	PA: 39				
PITCHER	IP	WLS	BF	H	R	ER	SO	BB	IBB	HBP	BLK	WP	HR	S	P	ERA	WHIP										
Dave Fleming, L ERA: 6.46	2.0		13	5	3	3	1	2	0	0	0	0	0	54	87	2.25	1.250										
Bob Wells, R ERA: 2.0	4.0	W	17	4	1	1	3	1	0	0	0	0	0	23	35	0.00	0.000										
Rich Gossage, R ERA: 4.18	3.0	S	9	0	0	0	1	0	0	0	0	0	0	23	35	0.00	0.000										

Batter	1	2	3	4	5	6	7	8	9	AB	R	H	RBI	BB	SO	LOB	TOP									
Rich Amaral, R OBP: 0.332, SLG: 0.379	1-1 SH1-3 E 2B	2-3 K		1-0 G1-3		1-0 FC4 G4-3 1B		3-2 SH3 1B	0-1 F9	6	2	2	0	0	1	5										
Felix Fermin, R OBP: 0.338, SLG: 0.380	0-0 SH1-3 2-3		2-1 G4-3		1-1 G6-3	2-1 G4-3		0-1 SH3 1-2		3	0	0	1	0	0	1										
Ken Griffey Jr., L OBP: 0.400, SLG: 0.672	4-2 E FC5-4 BB		1-2 G3		0-2 F9 1B	3-H 4-0 1B WP IBB		2-3 K		3	2	1	0	2	1	1										
Jay Buhner, R OBP: 0.399, SLG: 0.547	3-0 E5 FC5-4		4-1		0-0	0-0 WP		2-0		3	0	2	2	1	0	1										
Edgar Martinez, R OBP: 0.392, SLG: 0.492	0-1 FC5-4		2-1 G4-3		0-0 F9	3-3 K		2-2 L9		5	0	0	1	0	1	7										
Mike Blowers, R OBP: 0.341, SLG: 0.423	1-3 K			2-0 L8	2-2 L5		2-0 WP 1B		0-0 SH3-4 1B	5	1	2	0	0	1	3										
Tino Martinez, L OBP: 0.322, SLG: 0.514		1-3 K		1-2 HR		0-0 1B 2B		1-1 P3	0-1 SH3-4	4	2	2	1	0	1	1										
Chris Howard, R OBP: 0.269, SLG: 0.261		1-3 K		0-1		3-2 FC4 G4-3 1B		1-3 K	3-1 G6-3	4	1	2	0	0	2	1										
Keith Mitchell, R OBP: 0.317, SLG: 0.357						2-3 G4-3 1B		1-2 K		1	0	0	0	0	0	1										
Dan Wilson, R OBP: 0.246, SLG: 0.315						2-3 G4-3 1B		1-2 K		0	0	0	0	0	0	0										
Luis Sojo, R OBP: 0.304, SLG: 0.425		0-1		1-2 P6		3-1 FC4 1B		1-1 G4-3	1-2 1B	5	0	3	2	0	0	2										
Inning Stats	R: 2 E: 1 K: 1 S: 12	H: 1 LOB: 1 BB: 1 P: 21	R: 0 E: 0 K: 3 S: 11	H: 1 LOB: 1 BB: 0 P: 15	R: 0 E: 0 K: 0 S: 8	H: 0 LOB: 1 BB: 1 P: 17	R: 1 E: 0 K: 0 S: 10	H: 2 LOB: 1 BB: 0 P: 15	R: 0 E: 0 K: 0 S: 10	H: 2 LOB: 2 BB: 0 P: 13	R: 4 E: 0 K: 1 S: 13	H: 4 LOB: 1 BB: 1 P: 29	R: 0 E: 0 K: 1 S: 8	H: 1 LOB: 1 BB: 0 P: 13	R: 0 E: 0 K: 1 S: 12	H: 1 LOB: 2 BB: 0 P: 21	R: 1 E: 0 K: 0 S: 10	H: 2 LOB: 1 BB: 0 P: 14	1B: 9 2B: 4 3B: 0 HR: 1	SF: 0 SAC: 3 DP: 0 HBP: 1	WP: 2 PB: 0 SB: 0 CS: 0	PA: 46				
PITCHER	IP	WLS	BF	H	R	ER	SO	BB	IBB	HBP	BLK	WP	HR	S	P	ERA	WHIP									
Brian Bohanon, L ERA: 7.23	(1, 1)	5.0	L	26	8	5	4	4	2	0	0	0	0	1	55	88	7.20	2.000								
Tim Leary, R ERA: 8.14	(6, 1)	1.0		6	2	2	2	1	0	1	0	0	1	0	9	22	18.00	2.000								
Cris Carpenter, R ERA: 5.03	(7, 1)	1.1		6	2	0	0	1	0	0	0	0	1	0	14	22	0.00	1.500								
Darren Oliver, L ERA: 3.51	(8, 1)	1.2		8	2	1	1	1	0	0	1	0	0	0	16	26	5.40	1.200								

Seattle Mariners @ Texas Rangers
The Ballpark at Arlington, Arlington, TX
Tue Aug 09 1994, 8:05 PM EDT
Att: 36,397 - Unknown - 86 F

AB 39
R 8
H 14
RBI 7
BB 3
SO 7
LOB 23



Batter	1	2	3	4	5	6	7	8	9	AB	R	H	RBI	BB	SO	LOB	BOTTOM									
Jeff Frye, R OBP: 0.408, SLG: 0.454	2-2 G6-3		4-0 FC5-4 BB			4-0 1B G6-4-3 BB	2-2 P3			2	1	0	0	2	0	0										
Ivan Rodriguez, R OBP: 0.383, SLG: 0.493	2-0 G5-3		0-1 FC5-4			2-1 G6-4-3 1B	0-1 G3			4	0	1	0	0	0	1										
Jose Canseco, R OBP: 0.388, SLG: 0.557	2-0 G6-3			2-1 G5-3		2-2 G6-4-3		1-2 F9		4	0	0	0	0	0	1										
Will Clark, L OBP: 0.427, SLG: 0.500		1-0 F7		1-1 FC6-4 1B		0-0 1B		1-3 K		4	0	2	0	0	1	0										
Juan Gonzalez, R OBP: 0.332, SLG: 0.468		2-0 P6		1-1 F9		1-0 G6-3		0-3 K		4	0	0	0	0	1	2										
Dean Palmer, R OBP: 0.305, SLG: 0.470		1-3 K		1-1 FC6-4			4-1 29 1B HR BB		1-2 1B	3	1	1	0	1	1	1										
29 Rusty Greer, L OBP: 0.406, SLG: 0.487			0-0 P6			1-1 G6-3		3-2 HR 1B	0-3 K	4	1	1	0	0	1	1										
Chris James, R OBP: 0.365, SLG: 0.542			0-2 HR		2-2 F8		1-3 K		1-3 K	3	1	1	1	0	1	2										
Oddibe McDowell, L OBP: 0.358, SLG: 0.320										1	0	0	0	0	1	1										
Manuel Lee, S OBP: 0.317, SLG: 0.361			1-0 L9		1-0 G4-3		1-0 HR		3-3 K	4	1	1	3	0	1	1										
Inning Stats	R: 0 E: 0 K: 0 S: 6	H: 0 LOB: 0 BB: 0 P: 12	R: 0 E: 0 K: 1 S: 5	H: 0 LOB: 0 BB: 0 P: 9	R: 1 E: 0 K: 0 S: 7	H: 1 LOB: 1 BB: 1 P: 12	R: 0 E: 0 K: 0 S: 8	H: 1 LOB: 0 BB: 0 P: 13	R: 0 E: 0 K: 0 S: 6	H: 0 LOB: 0 BB: 0 P: 10	R: 1 E: 0 K: 0 S: 7	H: 2 LOB: 1 BB: 1 P: 16	R: 3 E: 0 K: 1 S: 18	H: 2 LOB: 0 BB: 1 P: 29	R: 0 E: 0 K: 2 S: 10	H: 0 LOB: 0 BB: 0 P: 12	R: 0 E: 0 K: 3 S: 12	H: 1 LOB: 1 BB: 0 P: 17	1B: 5 2B: 0 3B: 0 HR: 2	SF: 0 SAC: 0 DP: 1 HBP: 0	WP: 0 PB: 0 SB: 0 CS: 0	PA: 36				
PITCHER	IP	WLS	BF	H	R	ER	SO	BB	IBB	HBP	BLK	WP	HR	S	P	ERA	WHIP									
John Cummings, L ERA: 5.63	(1, 1)	5.2	W	22	4	2	2	1	2	0	0	0	0	1	38	70	3.18	1.059								
Jeff Nelson, R ERA: 2.95	(6, 1)	1.1		7	2	3	3	1	1	0	0	0	0	1	19	31	20.25	2.250								
Bill Risley, R ERA: 3.53	(8, 1)	1.0		3	0	0	0	2	0	0	0	0	0	0	10	12	0.00	0.000								
Bobby Ayala, R ERA: 2.91	(9, 1)	1.0	S	4	1	0	0	3	0	0	0	0	0	0	12	17	0.00	1.000								

Seattle Mariners @ Texas Rangers
The Ballpark at Arlington, Arlington, TX
Tue Aug 09 1994, 8:05 PM EDT
Att: 36,397 - Unknown - 86 F

AB 33
R 5
H 7
RBI 4
BB 3
SO 7
LOB 10



