

Texas Rangers - 1995

Batter	1	2	3	4	5	6	7	8	9	AB	R	H	RBI	BB	SO	LOB	TOP					
Otis Nixon, S <small>OBP: 0.500, SLG: 0.500</small> (1, 8)										4	1	2	2	0	0	0						
Jeff Frye, R <small>OBP: 0.200, SLG: 0.400</small> (1, 4)										5	1	1	0	0	2	1						
Will Clark, L <small>OBP: 0.250, SLG: 0.250</small> (1, 3)										4	0	1	2	0	1	1						
Mickey Tettleton, S <small>OBP: 0.250, SLG: 0.250</small> Shawn Hare, L <small>(8, PR)</small>										4	0	1	0	0	1	1						
Ivan Rodriguez, R <small>OBP: 0.250, SLG: 0.500</small> (1, 2)										4	0	1	0	0	0	1						
Dean Palmer, R (1, 5)										2	1	0	0	1	0	1						
29 Rusty Greer, L Eric Fox, S <small>(8, PH)</small>										3	1	2	0	0	0	1						
Billy Hatcher, R <small>OBP: 0.500, SLG: 1.000</small> Mark McLemore, S <small>OBP: 0.500, SLG: 0.500</small> (7, PH)										2	1	1	0	0	0	1						
Benji Gil, R Mike Pagliarulo, L <small>(8, PH)</small>										2	0	0	0	0	1	2						
Inning Stats	R: 0 E: 0 K: 1 S: 9	H: 1 LOB: 0 BB: 0 P: 15	R: 0 E: 0 K: 1 S: 12	H: 1 LOB: 1 BB: 0 P: 18	R: 1 E: 0 K: 0 S: 6	H: 1 LOB: 0 BB: 0 P: 9	R: 0 E: 0 K: 0 S: 8	H: 0 LOB: 0 BB: 0 P: 13	R: 0 E: 0 K: 1 S: 12	H: 1 LOB: 1 BB: 0 P: 21	R: 2 E: 0 K: 0 S: 11	H: 3 LOB: 0 BB: 0 P: 12	R: 3 E: 0 K: 0 S: 13	H: 2 LOB: 0 BB: 0 P: 17	R: 0 E: 0 K: 1 S: 8	H: 1 LOB: 2 BB: 2 P: 18	R: 0 E: 0 K: 1 S: 10	H: 0 LOB: 0 BB: 0 P: 15	1B: 6 2B: 4 3B: 0 HR: 0	SF: 0 SAC: 2 DP: 1 HBP: 1	WP: 1 PB: 0 SB: 0 CS: 1	PA: 39
PITCHER	IP WLS BF H R ER SO BB IBB HBP BLK WP HR S P ERA WHIP																					
Jimmy Key, L <small>ERA: 5.4</small> (1, 1)	5.0 W 21 7 3 3 3 0 0 0 0 0 0 0 54 84 5.40 1.400																					
Bob Wickman, R <small>ERA: 13.5</small> (8, 1)	2.0 8 2 3 3 0 0 0 1 0 1 0 0 17 21 13.50 1.000																					
Steve Howe, L <small>ERA:</small> (8, 9)	1.0 6 1 0 0 1 2 0 0 0 0 0 0 8 18 0.00 3.000																					
John Wetteland, R <small>ERA:</small> (9, 1)	1.0 S 3 0 0 0 1 0 0 0 0 0 0 0 10 15 0.00 0.000																					

Texas Rangers @ New York Yankees
 Yankee Stadium, Bronx, NY
 Wed Apr 26 1995, 3:33 AM EDT
 Att: 50,425 - Sunny - 59 F


AB 33
 R 6
 H 10
 RBI 6
 BB 2
 SO 5
 LOB 12



Batter	1	2	3	4	5	6	7	8	9	AB	R	H	RBI	BB	SO	LOB	BOTTOM			
Wade Boggs, L <small>OBP: 0.200, SLG: 0.250</small> (1, 5)										4	1	1	1	0	1	1				
Jim Leyritz, R <small>OBP: 0.400, SLG: 0.400</small> (1, 10)										5	1	2	0	0	0	4				
Paul O'Neill, L <small>OBP: 0.800, SLG: 0.333</small> (1, 7)										3	1	1	0	2	1	2				
Danny Tartabull, R <small>OBP: 0.800, SLG: 1.667</small> Gerald Williams, R <small>(8, PR)</small>										3	1	2	3	2	0	2				
Don Mattingly, L (1, 3)										5	0	0	1	0	2	5				
Mike Stanley, R <small>OBP: 0.500, SLG: 0.500</small> (1, 2)										4	0	2	1	0	0	1				
Bernie Williams, S <small>OBP: 0.500, SLG: 1.333</small> (1, 8)										3	1	1	1	1	1	3				
Tony Fernandez, S <small>OBP: 0.500, SLG: 0.750</small> (1, 6)										4	2	2	0	0	0	2				
Pat Kelly, R <small>OBP: 0.750, SLG: 0.750</small> (1, 4)										4	1	3	0	0	1	0				
Inning Stats	R: 0 E: 0 K: 1 S: 8	H: 0 LOB: 0 BB: 0 P: 13	R: 1 E: 0 K: 1 S: 8	H: 2 LOB: 1 BB: 0 P: 16	R: 3 E: 0 K: 1 S: 20	H: 3 LOB: 2 BB: 2 P: 44	R: 1 E: 1 K: 0 S: 8	H: 2 LOB: 1 BB: 0 P: 14	R: 0 E: 0 K: 1 S: 7	H: 0 LOB: 0 BB: 1 P: 12	R: 2 E: 0 K: 0 S: 10	H: 5 LOB: 2 BB: 0 P: 15	R: 0 E: 0 K: 0 S: 6	H: 0 LOB: 1 BB: 1 P: 14	R: 1 E: 0 K: 2 S: 16	H: 2 LOB: 2 BB: 1 P: 26	1B: 11 2B: 1 3B: 0 HR: 2	SF: 1 SAC: 0 DP: 3 HBP: 0	WP: 1 PB: 0 SB: 0 CS: 0	PA: 41
PITCHER	IP WLS BF H R ER SO BB IBB HBP BLK WP HR S P ERA WHIP																			
Kenny Rogers, L <small>ERA: 12.0</small> (4, 1)	0.1 4 2 1 1 0 0 0 0 0 0 0 0 6 11 27.00 6.000																			
John Dettmer, R <small>ERA: 27.0</small> (4, 1)	2.1 10 5 2 2 1 1 0 0 0 0 1 17 27 7.71 2.571																			
Terry Burrows, L <small>ERA: 7.71</small> (6, 1)	2.0 8 1 1 1 2 1 0 0 0 0 0 0 17 31 4.50 1.000																			
Darren Oliver, L <small>ERA:</small> (8, 1)	0.0 1 0 0 0 0 1 0 0 0 0 1 0 3 7 ∞ ∞																			

Texas Rangers @ New York Yankees
 Yankee Stadium, Bronx, NY
 Wed Apr 26 1995, 3:33 AM EDT
 Att: 50,425 - Sunny - 59 F

AB 35
 R 8
 H 14
 RBI 7
 BB 5
 SO 6
 LOB 20



Batter	1	2	3	4	5	6	7	8	9	AB	R	H	RBI	BB	SO	LOB	TOP								
Kenny Lofton, L (1, 8) OBP: 0.200, SLG: 0.200	L4	P6	SF7		FC6-4			BB		3	0	0	1	1	0	2									
Omar Vizquel, S (1, 6) OBP: 0.200, SLG: 0.200	G5-3		HR			F9		K		5	1	1	0	0	1	2									
Carlos Baerga, S (1, 4) OBP: 0.600, SLG: 1.200	L5		HR		P5					5	2	3	1	0	0	0									
Albert Belle, R (1, 7) OBP: 0.400, SLG: 1.000		WP	HR		K					5	2	2	3	0	1	1									
Eddie Murray, S (1, 10) OBP: 0.200, SLG: 0.800	F7		HR		F7					5	1	1	1	0	0	1									
Jim Thome, L (1, 5)	K		K		F7					4	1	0	0	1	2	1									
Manny Ramirez, R (1, 9) OBP: 0.800, SLG: 1.600	HR		SF7		HR					5	3	4	3	0	1	0									
Paul Sorrento, L (1, 3) OBP: 0.400, SLG: 1.000	HR		F9		FC6-4					4	1	1	2	1	0	3									
Tony Peña, R (1, 2) OBP: 0.500, SLG: 0.333	1B				F9					3	0	1	0	1	1	1									
Inning Stats	R: 0 E: 0 K: 0 S: 10	H: 0 LOB: 0 BB: 0 P: 13	R: 3 E: 0 K: 1 S: 16	H: 4 LOB: 1 BB: 0 P: 29	R: 6 E: 0 K: 1 S: 16	H: 5 LOB: 1 BB: 1 P: 29	R: 0 E: 0 K: 1 S: 7	H: 0 LOB: 0 BB: 0 P: 13	R: 1 E: 0 K: 0 S: 6	H: 1 LOB: 1 BB: 1 P: 13	R: 0 E: 0 K: 0 S: 6	H: 1 LOB: 0 BB: 0 P: 10	R: 0 E: 0 K: 1 S: 6	H: 0 LOB: 0 BB: 0 P: 12	R: 0 E: 0 K: 0 S: 11	H: 0 LOB: 1 BB: 1 P: 21	R: 1 E: 0 K: 0 S: 16	H: 2 LOB: 2 BB: 1 P: 25	1B: 7 2B: 1 3B: 0 HR: 5	SF: 1 SAC: 0 DP: 1 HBP: 0	WP: 1 PB: 1 SB: 0 CS: 0	PA: 44			
PITCHER	IP	WLS	BF	H	R	ER	SO	BB	IBB	HBP	BLK	WP	HR	S	P	ERA	WHIP								
Kevin Gross, R (1, 1) ERA: 31.5	2.0	L	16	9	9	7	2	0	0	0	0	1	3	37	59	31.50	4.500								
Wilson Henedia, R (3, 1) ERA: 2.25	4.0		15	2	1	1	1	2	0	0	0	0	1	24	48	2.25	1.000								
Jose Alberro, R (7, 1) ERA: 3.0	3.0		13	2	1	1	3	2	0	0	0	0	1	33	58	3.00	1.333								

Cleveland Indians @ Texas Rangers
The Ballpark at Arlington, Arlington, TX
Thu Apr 27 1995, 8:05 PM EDT
Att: 32,161 - Sunny - 69 F

AB 39
R 11
H 13
RBI 11
BB 4
SO 6
LOB 11



Batter	1	2	3	4	5	6	7	8	9	AB	R	H	RBI	BB	SO	LOB	BOTTOM								
Otis Nixon, S (1, 8) OBP: 0.333, SLG: 0.333	F8		G6-3		G6-3				G5-3	5	0	1	2	0	0	1									
Jeff Frye, R (1, 4) OBP: 0.200, SLG: 0.400	E		G6-3		G4-3				P4	5	1	1	0	0	0	2									
Will Clark, L (1, 3) OBP: 0.375, SLG: 0.714	E6				HR					3	1	1	1	0	0	0									
Mickey Tettleton, S (1, 10) OBP: 0.125, SLG: 0.125	G5-3				P5				G6-4-3	4	0	0	0	0	0	2									
Ivan Rodriguez, R (1, 2) OBP: 0.375, SLG: 0.429	F9				1B				29 HR	3	1	1	0	1	0	1									
29 Rusty Greer, L (1, 9) OBP: 0.429, SLG: 1.000			G6-3		K				F7	4	1	1	2	0	1	1									
Dean Palmer, R (1, 5) OBP: 0.500, SLG: 0.400			G6-3		G1-3				G1-3	3	1	1	0	1	0	1									
Mark McLemore, S (1, 7) OBP: 0.500, SLG: 0.500			K						G4-3	4	1	2	0	0	1	1									
Benji Gil, R (1, 6)					F7				K	4	0	0	0	0	2	3									
Inning Stats	R: 1 E: 1 K: 0 S: 7	H: 1 LOB: 1 BB: 0 P: 16	R: 0 E: 0 K: 1 S: 7	H: 0 LOB: 0 BB: 0 P: 12	R: 0 E: 0 K: 0 S: 7	H: 0 LOB: 0 BB: 0 P: 10	R: 1 E: 0 K: 1 S: 12	H: 2 LOB: 1 BB: 0 P: 20	R: 0 E: 0 K: 1 S: 12	H: 1 LOB: 1 BB: 0 P: 20	R: 0 E: 0 K: 0 S: 6	H: 0 LOB: 0 BB: 0 P: 8	R: 2 E: 0 K: 0 S: 16	H: 3 LOB: 1 BB: 0 P: 23	R: 2 E: 0 K: 0 S: 13	H: 1 LOB: 1 BB: 2 P: 26	R: 0 E: 0 K: 1 S: 9	H: 0 LOB: 0 BB: 0 P: 14	1B: 4 2B: 2 3B: 0 HR: 2	SF: 0 SAC: 0 DP: 1 HBP: 1	WP: 0 PB: 0 SB: 1 CS: 0	PA: 38			
PITCHER	IP	WLS	BF	H	R	ER	SO	BB	IBB	HBP	BLK	WP	HR	S	P	ERA	WHIP								
Dennis Martinez, R (1, 1) ERA: 1.5	6.0	W	23	4	2	1	3	0	0	0	0	0	1	51	86	1.50	0.667								
Dennis Cook, L (7, 1) ERA: 21.6	1.2		10	4	4	4	0	1	0	1	0	0	1	22	36	21.60	3.000								
Eric Plunk, R (8, 1) ERA:	1.1		5	0	0	0	1	1	0	0	0	0	0	16	27	0.00	0.750								

Cleveland Indians @ Texas Rangers
The Ballpark at Arlington, Arlington, TX
Thu Apr 27 1995, 8:05 PM EDT
Att: 32,161 - Sunny - 69 F

AB 35
R 6
H 8
RBI 5
BB 2
SO 4
LOB 12



Batter	1	2	3	4	5	6	7	8	9	AB	R	H	RBI	BB	SO	LOB	TOP						
Wayne Kirby, L (1, 8) OBP: 0.333, SLG: 0.500	G3		1B		G4-3		1B 2B		F8	5	1	2	1	0	0	0							
Omar Vizquel, S (1, 6) OBP: 0.200, SLG: 0.143	P6		K		G5-3		F8		F8	5	0	0	0	0	1	2							
Carlos Baerga, S (1, 4) OBP: 0.333, SLG: 0.533	G3-1		1B			L9	1B 2B		G1-3	5	0	2	1	0	0	0							
Albert Belle, R (1, 7) OBP: 0.615, SLG: 1.273		2B 2B	P3				F8			4	1	2	0	0	0	3							
Eddie Murray, S (1, 10) OBP: 0.462, SLG: 0.769	G6-3 2H				G4-3		K		F8	4	0	2	1	0	1	1							
Jim Thome, L (1, 5) Dave Winfield, R (7, PH) Jesse Levis, L (7, 2)	G6-3					G1-3	G6-3			2	0	0	0	1	0	2							
Manny Ramirez, R (1, 9) OBP: 0.462, SLG: 0.750	L4				BB				F9	3	1	0	0	1	0	2							
Paul Sorrento, L (1, 3) OBP: 0.231, SLG: 0.667	K				F8		HR		F9	4	1	1	2	0	1	2							
Tony Peña, R (1, 2) Ruben Amaro Jr, S (7, PH) Alvaro Espinoza, R (7, 5)			G5-3			G6-3			G6-3	2	0	0	0	0	0	0							
							2B 1B			1	1	1	0	0	0	0							
										1	0	0	0	0	0	0							
Inning Stats	R: 0 E: 0 K: 0 S: 7	H: 0 LOB: 0 BB: 0 P: 11	R: 1 E: 0 K: 1 S: 12	H: 2 LOB: 1 BB: 0 P: 18	R: 0 E: 0 K: 1 S: 11	H: 2 LOB: 2 BB: 0 P: 15	R: 0 E: 0 K: 0 S: 8	H: 0 LOB: 1 BB: 1 P: 14	R: 0 E: 0 K: 0 S: 11	H: 0 LOB: 0 BB: 0 P: 14	R: 0 E: 0 K: 1 S: 10	H: 1 LOB: 1 BB: 0 P: 15	R: 4 E: 0 K: 0 S: 25	H: 5 LOB: 2 BB: 1 P: 46	R: 0 E: 0 K: 0 S: 4	H: 0 LOB: 0 BB: 0 P: 5	R: 0 E: 0 K: 0 S: 6	H: 0 LOB: 0 BB: 0 P: 9	1B: 5 2B: 4 HR: 1	SF: 0 SAC: 0 DP: 0 HBP: 0	WP: 0 PB: 0 SB: 0 CS: 0	PA: 39	
PITCHER	IP WLS BF H R ER SO BB IBB HBP BLK WP HR S P ERA WHIP											PITCHER	IP WLS BF H R ER SO BB IBB HBP BLK WP HR S P ERA WHIP										
Bob Tewksbury, R (1, 1) ERA: 1.5	6.0 24 5 1 1 3 1 0 0 0 0 0 0 59 87 1.50 1.000											Terry Burrows, L (9, 1) ERA: 8.31	1.0 3 0 0 0 0 0 0 0 0 0 0 1 12 21 ∞ ∞										
Roger McDowell, R (7, 1) ERA: 108.0	0.0 4 3 4 4 0 1 0 0 0 0 0 1 12 21 ∞ ∞																						
Ed Vosberg, L (7, 1) ERA:	0.1 2 1 0 0 0 0 0 0 0 0 0 0 7 13 0.00 3.000																						
Jose Alberro, R (7, 1) ERA: 2.7	0.1 2 1 0 0 0 0 0 0 0 0 0 0 3 6 0.00 3.000																						
Darren Oliver, L (7, 1) ERA:	1.1 4 0 0 0 0 0 0 0 0 0 0 0 7 11 0.00 0.000																						

Cleveland Indians @ Texas Rangers
The Ballpark at Arlington, Arlington, TX
Sat Apr 29 1995, 8:05 PM EDT
Att: 28,048 - Unknown - 83 F

AB	37
R	5
H	10
RBI	5
BB	2
SO	3
LOB	14



Batter	1	2	3	4	5	6	7	8	9	AB	R	H	RBI	BB	SO	LOB	BOTTOM						
Otis Nixon, S (1, 8) OBP: 0.263, SLG: 0.235	G5-3	SF8		G1-3			G6-3		29 1B	3	1	0	1	1	0	0							
Jeff Eves, R (1, 4) OBP: 0.400, SLG: 0.471	K	L9			G5-3 29 G3-1		29 1B		29 1B	4	0	2	0	1	1	2							
29 Rusty Greer, L (1, 9) OBP: 0.438, SLG: 0.643	F8		G3-1		G3-1		29 1B		29 1B	4	0	1	1	1	0	1							
Mickey Tettleton, S (1, 10) OBP: 0.529, SLG: 0.923		FC5 1B	G1-3				K		29 1B	2	1	1	0	2	1	2							
Ivan Rodriguez, R (1, 2) OBP: 0.294, SLG: 0.313		FC5 2B	G1-3		G5-3		K			4	1	1	0	0	1	5							
Dean Palmer, R (1, 5) OBP: 0.583, SLG: 0.700		FC5 2B				G6-4-3	HR		L4-6 SH1-3	2	2	1	2	1	0	2							
Mike Pagliarulo, L (1, 3) OBP: 0.250, SLG: 0.500		1B	G4-3			G6-4-3			SH1-3	3	1	1	1	0	0	1							
Mark McLemore, S (1, 7) OBP: 0.429, SLG: 0.583		1B							L4-6	2	0	0	0	2	1	1							
Benji Gil, R (1, 6) Shawn Hare, L (9, PH)		1B								3	0	1	1	0	1	1							
										1	0	0	0	0	1	0							
Inning Stats	R: 0 E: 0 K: 1 S: 8	H: 0 LOB: 0 BB: 0 P: 14	R: 3 E: 0 K: 0 S: 16	H: 4 LOB: 2 BB: 1 P: 30	R: 2 E: 0 K: 0 S: 5	H: 1 LOB: 0 BB: 1 P: 11	R: 0 E: 0 K: 2 S: 9	H: 0 LOB: 0 BB: 0 P: 16	R: 0 E: 0 K: 0 S: 4	H: 0 LOB: 1 BB: 1 P: 10	R: 0 E: 0 K: 2 S: 15	H: 1 LOB: 2 BB: 1 P: 25	R: 0 E: 0 K: 0 S: 6	H: 0 LOB: 0 BB: 1 P: 10	R: 1 E: 0 K: 1 S: 5	H: 1 LOB: 2 BB: 2 P: 14	1B: 6 2B: 2 3B: 0 HR: 1	SF: 1 SAC: 1 DP: 3 HBP: 1	WP: 0 PB: 0 SB: 3 CS: 0	PA: 39			
PITCHER	IP WLS BF H R ER SO BB IBB HBP BLK WP HR S P ERA WHIP											PITCHER	IP WLS BF H R ER SO BB IBB HBP BLK WP HR S P ERA WHIP										
Orel Hershiser, R (1, 1) ERA: 9.0	5.0 23 6 5 5 3 3 0 0 0 0 0 0 9 17 0.00 1.500																						
Julian Tavarez, R (6, 1) ERA:	1.1 6 1 0 0 0 1 0 0 1 0 0 0 9 17 0.00 1.500																						
Paul Assenmacher, L (7, 1) ERA:	0.1 2 0 0 0 0 1 0 0 0 0 0 0 7 14 0.00 3.000																						
Eric Plunk, R (7, 1) ERA:	0.1 1 0 0 0 0 1 0 0 0 0 0 0 3 4 0.00 0.000																						
Paul Shuey, R (8, 1) ERA: 6.75	1.1 7 1 1 1 1 3 0 0 0 0 0 0 11 24 6.75 3.000																						

Cleveland Indians @ Texas Rangers
The Ballpark at Arlington, Arlington, TX
Sat Apr 29 1995, 8:05 PM EDT
Att: 28,048 - Unknown - 83 F

AB	28
R	6
H	8
RBI	6
BB	8
SO	6
LOB	15



Batter	1	2	3	4	5	6	7	8	9	10	11	12	AB	R	H	RBI	BB	SO	LOB	TOP	
Kenny Lofton, L OBP: 0.235, SLG: 0.200	1-2 BB 1B		0-1 E 1B	0-1 G3			1-1 B2-3	1-3 K			1-3 K	1-3 K	7	2	2	0	0	3	5		
Omar Vizquel, S OBP: 0.190, SLG: 0.105	4-0 G6-4-3 1B		2-2 E4 SF8		2-2 F7		0-1 F8		1-0 B3		1-1 G3		5	2	0	0	1	0	0		
Carlos Baerga, S OBP: 0.381, SLG: 0.526	2-2 G6-4-3 1B		2-0 SF8		4-2 BLK BB		1-2 1B		2-1 F9		2-0 F7		4	0	2	2	1	0	0		
Albert Belle, R OBP: 0.526, SLG: 0.941	2-1 G6-4-3		0-0 F7		1-3 K		1-0 1B		2-0 G6-3			1-0 1B G1-4-3	6	1	2	0	0	1	3		
Eddie Murray, S OBP: 0.421, SLG: 0.632	2-2 1B		3-2 F8		2-3 K		1-0 F9			1-2 G6-3		0-1 1B G1-4-3	6	1	2	1	0	1	3		
Jim Thome, L OBP: 0.444, SLG: 0.286	1-2 F7			2-2 2B SF9 HBP		3-2 E7 1B		2-1 SH1-3 1B		4-2 BB BB		0-0 G1-4-3	4	1	2	1	1	0	2		
Manny Ramirez, R OBP: 0.500, SLG: 0.733		1-0 F8		2-2 SF9 2B		2-1 G5-3		1-1 SH1-3		4-1 BB		4-0 1B IBB	3	0	1	0	2	0	1		
Paul Sorrento, L OBP: 0.235, SLG: 0.533		4-2 BB		2-1 P4		3-3 K		1-3 K		1-2 P4		1-0 1B	3	0	0	0	1	2	4		
Dave Winfield, R OBP: 0.500, SLG: 0.500												1-2 2H 1B	1	0	0	0	0	0	2		
Alvaro Espinoza, R OBP: 0.500, SLG: 0.500												1-2 2H 1B	1	0	1	1	0	0	0		
Jesse Levis, L OBP: 0.429, SLG: 0.500												1-2 P4	2	0	0	1	0	0	2		
Wayne Kirby, L OBP: 0.273, SLG: 0.200													0	0	0	0	1	0	0		
Tony Peña, R OBP: 0.273, SLG: 0.200													2	0	0	0	0	0	4		
Inning Stats	R: 2 E: 0 K: 0 S: 16	H: 3 LOB: 1 BB: 1 P: 28	R: 0 E: 0 K: 0 S: 6	H: 0 LOB: 0 BB: 1 P: 12	R: 2 E: 1 K: 0 S: 10	H: 1 LOB: 0 BB: 0 P: 17	R: 1 E: 0 K: 0 S: 12	H: 1 LOB: 1 BB: 0 P: 19	R: 0 E: 0 K: 2 S: 17	H: 0 LOB: 1 BB: 1 P: 26	R: 0 E: 1 K: 1 S: 10	H: 1 LOB: 2 BB: 1 P: 20	R: 0 E: 0 K: 0 S: 4	H: 0 LOB: 0 BB: 2 P: 9	R: 0 E: 0 K: 1 S: 6	H: 0 LOB: 0 BB: 0 P: 10	R: 2 E: 0 K: 1 S: 12	H: 3 LOB: 2 BB: 1 P: 20	1B: 11 2B: 1 3B: 0 HR: 0	SF: 2 SAC: 1 DP: 2 HBP: 1	WP: 0 PA: 55 PB: 0 SB: 0 CS: 0
PITCHER	IP WLS BF H R ER SO	IP WLS BF H R ER SO	IP WLS BF H R ER SO	IP WLS BF H R ER SO	IP WLS BF H R ER SO	IP WLS BF H R ER SO	IP WLS BF H R ER SO	IP WLS BF H R ER SO	IP WLS BF H R ER SO	IP WLS BF H R ER SO	IP WLS BF H R ER SO	IP WLS BF H R ER SO	IP WLS BF H R ER SO	IP WLS BF H R ER SO	IP WLS BF H R ER SO	IP WLS BF H R ER SO	IP WLS BF H R ER SO	IP WLS BF H R ER SO	IP WLS BF H R ER SO	ERA WHIP	
Rick Helling, R ERA: 7.36	3.2 18	2.0 12	2.0 12	2.0 12	2.0 12	2.0 12	2.0 12	2.0 12	2.0 12	2.0 12	2.0 12	2.0 12	2.0 12	2.0 12	2.0 12	2.0 12	2.0 12	2.0 12	2.0 12	2.0 12	7.36 1.909
Ed Vosberg, L ERA: 1.8	3.0 12	2.0 12	2.0 12	2.0 12	2.0 12	2.0 12	2.0 12	2.0 12	2.0 12	2.0 12	2.0 12	2.0 12	2.0 12	2.0 12	2.0 12	2.0 12	2.0 12	2.0 12	2.0 12	2.0 12	0.00 1.000
Wilson Heredia, R ERA: 1.8	1.0 6	2.0 12	2.0 12	2.0 12	2.0 12	2.0 12	2.0 12	2.0 12	2.0 12	2.0 12	2.0 12	2.0 12	2.0 12	2.0 12	2.0 12	2.0 12	2.0 12	2.0 12	2.0 12	2.0 12	0.00 3.000
Darren Oliver, L ERA: 4.05	1.2 6	2.0 12	2.0 12	2.0 12	2.0 12	2.0 12	2.0 12	2.0 12	2.0 12	2.0 12	2.0 12	2.0 12	2.0 12	2.0 12	2.0 12	2.0 12	2.0 12	2.0 12	2.0 12	2.0 12	0.00 1.200
Matt Whiteside, R ERA: 4.05	2.2 12	2.0 12	2.0 12	2.0 12	2.0 12	2.0 12	2.0 12	2.0 12	2.0 12	2.0 12	2.0 12	2.0 12	2.0 12	2.0 12	2.0 12	2.0 12	2.0 12	2.0 12	2.0 12	2.0 12	6.75 1.125

Cleveland Indians @ Texas Rangers
The Ballpark at Arlington, Arlington, TX

Sun Apr 30 1995, 4:33 AM EDT
Att. 26,026 - Overcast - 69 F

AB 44
R 7
H 12
RBI 6
BB 7
SO 7
LOB 26



Batter	1	2	3	4	5	6	7	8	9	10	11	12	AB	R	H	RBI	BB	SO	LOB	BOTTOM			
Otis Nixon, S OBP: 0.320, SLG: 0.273	0-0 F7	1-0 F7		0-1 G5-3 1B		4-2 BB			1-2 P5		2-2 2B 1B		5	0	2	0	1	0	0				
Jeff Frye, R OBP: 0.423, SLG: 0.455	4-1 2B 1B	1-0 2B 1B		1-1 G5-3		2-2 G5-3			2-2 1B		1-3 K		5	1	2	0	1	1	4				
29 Rusty Greer, L OBP: 0.409, SLG: 0.526	2-2 2B 1B	1-0 G1-6-3		2-0 F9					1-2 L7		4-1 BB BB		5	1	1	0	1	1	3				
Mickey Tettleton, S OBP: 0.345, SLG: 1.000	1-1 2B SF				1-0 HR				3-3 K		4-1 BB BB		4	2	2	2	1	2	0				
Billy Hatcher, R OBP: 0.333, SLG: 0.667	1-2 SF 1B								1-0 K		1-2 FC6-4 BB		1	0	0	0	0	0	3				
Dean Palmer, R OBP: 0.591, SLG: 1.000	1-2 SF 2B								4-2 G5-3		4-2 BB BB		5	2	3	2	1	1	0				
Mark McLamores, S OBP: 0.350, SLG: 0.471	2-2 SF 1B								1-0 G3-1		1-0 F8		5	0	1	1	0	1	2				
Eric Fox, S	1-2 K								3-2 F7		0-0 G5-3		4	0	0	0	1	2	2				
Dave Valle, R OBP: 0.250, SLG: 0.250	3-1 1B								0-1 G4-3		2-1 G1-3		4	0	1	0	0	1	2				
Ivan Rodriguez, R OBP: 0.293, SLG: 0.276	2-3 1B								3-1 G5-3			1-3 K2-3	2	0	0	0	0	1	1				
Benji Gil, R OBP: 0.125, SLG: 0.125	0-3 K								0-0 F7		1-0 G4-3		3	0	0	0	0	1	2				
Mike Pagliarulo, L OBP: 0.200, SLG: 0.400											2B 1B		1	0	0	0	0	0	0				
Esteban Beltre, R OBP: 1.000, SLG: 1.000													1	0	1	0	0	0	0				
Shawn Hare, L													1	0	0	0	0	1	1				
Inning Stats	R: 4 E: 1 K: 2 S: 21	H: 4 LOB: 2 BB: 1 P: 35	R: 0 E: 0 K: 0 S: 3	H: 1 LOB: 0 BB: 0 P: 6	R: 0 E: 0 K: 3 S: 11	H: 1 LOB: 2 BB: 1 P: 20	R: 0 E: 0 K: 0 S: 6	H: 1 LOB: 1 BB: 0 P: 9	R: 1 E: 0 K: 2 S: 9	H: 1 LOB: 0 BB: 1 P: 15	R: 0 E: 0 K: 0 S: 9	H: 0 LOB: 0 BB: 1 P: 14	R: 0 E: 0 K: 0 S: 11	H: 0 LOB: 0 BB: 0 P: 20	R: 0 E: 0 K: 0 S: 5	H: 0 LOB: 1 BB: 2 P: 14	R: 0 E: 0 K: 1 S: 11	H: 2 LOB: 3 BB: 1 P: 22	R: 1 E: 0 K: 2 S: 12	H: 2 LOB: 1 BB: 0 P: 19	1B: 9 2B: 2 3B: 0 HR: 2	SF: 1 SAC: 1 DP: 1 HBP: 0	WP: 0 PA: 54 PB: 0 SB: 1 CS: 0
PITCHER	IP WLS BF H R ER SO	IP WLS BF H R ER SO	IP WLS BF H R ER SO	IP WLS BF H R ER SO	IP WLS BF H R ER SO	IP WLS BF H R ER SO	IP WLS BF H R ER SO	IP WLS BF H R ER SO	IP WLS BF H R ER SO	IP WLS BF H R ER SO	IP WLS BF H R ER SO	IP WLS BF H R ER SO	IP WLS BF H R ER SO	IP WLS BF H R ER SO	IP WLS BF H R ER SO	IP WLS BF H R ER SO	IP WLS BF H R ER SO	IP WLS BF H R ER SO	IP WLS BF H R ER SO	ERA WHIP			
Charles Nagy, R ERA: 1.75	4.0 14	4.0 14	4.0 14	4.0 14	4.0 14	4.0 14	4.0 14	4.0 14	4.0 14	4.0 14	4.0 14	4.0 14	4.0 14	4.0 14	4.0 14	4.0 14	4.0 14	4.0 14	4.0 14	4.0 14	6.75 2.250		
Julian Tavarez, R ERA: 1.69	4.0 14	4.0 14	4.0 14	4.0 14	4.0 14	4.0 14	4.0 14	4.0 14	4.0 14	4.0 14	4.0 14	4.0 14	4.0 14	4.0 14	4.0 14	4.0 14	4.0 14	4.0 14	4.0 14	4.0 14	2.25 0.500		
Eric Plunk, R ERA: 1.69	1.1 6	2.0 12	2.0 12	2.0 12	2.0 12	2.0 12	2.0 12	2.0 12	2.0 12	2.0 12	2.0 12	2.0 12	2.0 12	2.0 12	2.0 12	2.0 12	2.0 12	2.0 12	2.0 12	2.0 12	0.00 2.250		
Paul Assenmacher, L ERA: 4.5	0.2 1	2.0 12	2.0 12	2.0 12	2.0 12	2.0 12	2.0 12	2.0 12	2.0 12	2.0 12	2.0 12	2.0 12	2.0 12	2.0 12	2.0 12	2.0 12	2.0 12	2.0 12	2.0 12	2.0 12	0.00 0.000		
Jose Mesa, R ERA: 4.5	2.0 11	4.0 14	4.0 14	4.0 14	4.0 14	4.0 14	4.0 14	4.0 14	4.0 14	4.0 14	4.0 14	4.0 14	4.0 14	4.0 14	4.0 14	4.0 14	4.0 14	4.0 14	4.0 14	4.0 14	4.50 2.500		

Cleveland Indians @ Texas Rangers
The Ballpark at Arlington, Arlington, TX

Sun Apr 30 1995, 4:33 AM EDT
Att. 26,026 - Overcast - 69 F

AB 46
R 6
H 13
RBI 5
BB 6
SO 12
LOB 20



Batter	1	2	3	4	5	6	7	8	9	AB	R	H	RBI	BB	SO	LOB	TOP										
Rich Amaral, R OBP: 0.333, SLG: 0.400 Alex Diaz, S OBP: 0.500, SLG: 1.250										2	0	0	0	1	1	1											
Felix Fermin, R OBP: 0.211, SLG: 0.263										5	0	0	0	0	1	4											
Ken Griffey Jr., L OBP: 0.364, SLG: 0.650										4	0	1	1	1	1	3											
Jay Buhner, R OBP: 0.190, SLG: 0.200										3	0	0	0	1	2	2											
Edgar Martinez, R OBP: 0.421, SLG: 0.647										4	1	1	0	0	0	2											
Mike Blowers, R OBP: 0.133, SLG: 0.200										4	1	1	0	0	2	1											
Greg Pirkle, R OBP: 0.500, SLG: 0.333 Tino Martinez, L OBP: 0.667, SLG: 0.750										3	1	1	0	0	0	3											
Dan Wilson, R OBP: 0.467, SLG: 0.500										4	0	2	3	0	0	1											
Luis Sojo, R OBP: 0.200, SLG: 0.200										4	1	1	0	0	1	3											
Inning Stats	R: 0 E: 0 K: 1 S: 6	H: 0 LOB: 0 BB: 0 P: 6	R: 2 E: 2 K: 1 S: 12	H: 2 LOB: 1 BB: 0 P: 20	R: 0 E: 0 K: 2 S: 9	H: 0 LOB: 1 BB: 1 P: 17	R: 0 E: 0 K: 1 S: 10	H: 1 LOB: 1 BB: 0 P: 16	R: 1 E: 0 K: 1 S: 13	H: 2 LOB: 2 BB: 1 P: 26	R: 0 E: 0 K: 1 S: 6	H: 0 LOB: 1 BB: 1 P: 11	R: 0 E: 0 K: 2 S: 9	H: 0 LOB: 0 BB: 0 P: 13	R: 0 E: 1 K: 0 S: 20	H: 1 LOB: 2 BB: 0 P: 26	1B: 8 2B: 1 3B: 0 HR: 0	SF: 0 SAC: 0 DP: 1 HBP: 0	WP: 2 PB: 0 SB: 0 CS: 0	PA: 39							
PITCHER	IP	WLS	BF	H	R	ER	SO	BB	IBB	HBP	BLK	WP	HR	S	P	ERA	WHIP										
Kenny Rogers, L ERA: 5.4	5.1	L	25	6	4	1	6	2	0	0	0	2	0	54	94	1.69	1.500										
Roger McDowell, R ERA: 12.0	2.2		9	1	0	0	3	1	0	0	0	0	0	20	30	0.00	0.750										
Jeff Russell, R ERA:	1.0		5	1	0	0	0	0	0	0	0	0	0	20	26	0.00	1.000										

Seattle Mariners @ Texas Rangers
The Ballpark at Arlington, Arlington, TX
Mon May 01 1995, 8:05 PM EDT
Att: 19,104 - Unknown - 70 F

AB 36
R 4
H 8
RBI 4
BB 3
SO 9
LOB 21



Batter	1	2	3	4	5	6	7	8	9	AB	R	H	RBI	BB	SO	LOB	BOTTOM										
Otis Nixon, S OBP: 0.310, SLG: 0.269										4	0	1	0	0	1	1											
Jeff Eves, R OBP: 0.400, SLG: 0.423										4	0	1	0	0	1	2											
Mickey Tettleton, S OBP: 0.500, SLG: 0.650										3	0	0	0	1	1	1											
Dean Palmer, R OBP: 0.500, SLG: 0.789										4	0	0	0	0	3	2											
Ivan Rodriguez, R OBP: 0.217, SLG: 0.227										4	0	0	0	0	0	1											
29 Rusty Greer, L OBP: 0.380, SLG: 0.455										3	0	0	0	0	1	0											
Billy Hatcher, R OBP: 0.167, SLG: 0.333										3	0	0	0	0	1	0											
Mark McLemore, S OBP: 0.391, SLG: 0.550										3	1	2	0	0	0	0											
Benji Gil, R OBP: 0.158, SLG: 0.211										3	0	1	1	0	2	1											
Inning Stats	R: 0 E: 0 K: 1 S: 8	H: 0 LOB: 0 BB: 0 P: 13	R: 0 E: 0 K: 1 S: 5	H: 0 LOB: 0 BB: 0 P: 10	R: 1 E: 0 K: 2 S: 17	H: 2 LOB: 1 BB: 0 P: 25	R: 0 E: 0 K: 2 S: 8	H: 0 LOB: 0 BB: 0 P: 12	R: 0 E: 0 K: 1 S: 7	H: 1 LOB: 1 BB: 0 P: 12	R: 0 E: 0 K: 1 S: 12	H: 1 LOB: 1 BB: 1 P: 20	R: 0 E: 0 K: 1 S: 6	H: 0 LOB: 0 BB: 0 P: 8	R: 0 E: 0 K: 1 S: 9	H: 0 LOB: 0 BB: 0 P: 13	R: 0 E: 0 K: 1 S: 10	H: 1 LOB: 1 BB: 0 P: 13	1B: 3 2B: 2 3B: 0 HR: 0	SF: 0 SAC: 0 DP: 0 HBP: 0	WP: 0 PB: 0 SB: 0 CS: 1	PA: 32					
PITCHER	IP	WLS	BF	H	R	ER	SO	BB	IBB	HBP	BLK	WP	HR	S	P	ERA	WHIP										
Tim Davis, L ERA: 1.59	5.2	W	21	4	1	1	7	1	0	0	0	0	0	54	87	1.59	0.882										
Jeff Nelson, R ERA:	0.2		2	0	0	0	1	0	0	0	0	0	0	5	8	0.00	0.000										
Bill Risley, R ERA:	1.2		5	0	0	0	1	0	0	0	0	0	0	13	18	0.00	0.000										
Bobby Ayala, R ERA:	1.0	S	4	1	0	0	1	0	0	0	0	0	0	10	13	0.00	1.000										

Seattle Mariners @ Texas Rangers
The Ballpark at Arlington, Arlington, TX
Mon May 01 1995, 8:05 PM EDT
Att: 19,104 - Unknown - 70 F

AB 31
R 1
H 5
RBI 1
BB 1
SO 10
LOB 8



Batter	1	2	3	4	5	6	7	8	9	AB	R	H	RBI	BB	SO	LOB	TOP										
Darren Bragg, L (1, 7) OBP: 0.278, SLG: 0.188 Rich Amaral, R (8, PH) OBP: 0.500, SLG: 0.500	L1-6 SH2-3 BB		K			G4-3	K	1B 1B	BB 1B	3	0	0	0	1	2	4											
Joey Cora, S (1, 4) OBP: 0.444, SLG: 0.647	SH2-3		G6-3			K		1B 2B	G5-3 BB	5	3	3	3	0	1	1											
Ken Griffey Jr., L (1, 10) OBP: 0.464, SLG: 0.636	L1-6							CS 1B	G5-3 BB	2	2	1	0	4	0	1											
Jay Buhner, R (1, 9) OBP: 0.231, SLG: 0.280		F9				G6-4-3		SH2-4 1B	G5-3	5	0	2	3	0	0	3											
Edgar Martinez, R (1, 5) OBP: 0.500, SLG: 0.611 Doug Strange, S (9, PH) OBP: 0.200, SLG: 0.200						G4-3		1B 2B		1	2	0	0	4	0	0											
Tino Martinez, L (1, 3) OBP: 0.571, SLG: 0.611	L9					P3		2B BB	F7	6	2	2	2	0	0	5											
Alex Diaz, S (1, 8) OBP: 0.444, SLG: 0.889						L9		BB 2B	G4-3	5	1	2	2	0	1	1											
Dan Wilson, R (1, 2) OBP: 0.500, SLG: 0.500						F7		BB	F8	4	1	2	0	1	0	2											
Felix Fermin, R (1, 6) OBP: 0.304, SLG: 0.286 Luis Sojo, R (9, 6) OBP: 0.200, SLG: 0.200			SH3					1B	WP 1B	2	2	1	1	2	0	0											
									1B	0	0	0	0	0	0	0											
Inning Stats	R: 0 E: 0 K: 0 S: 5	H: 0 LOB: 0 BB: 1 P: 9	R: 0 E: 0 K: 1 S: 7	H: 0 LOB: 1 BB: 1 P: 15	R: 0 E: 0 K: 1 S: 10	H: 1 LOB: 1 BB: 0 P: 16	R: 0 E: 0 K: 0 S: 7	H: 0 LOB: 0 BB: 0 P: 16	R: 0 E: 0 K: 0 S: 6	H: 0 LOB: 0 BB: 0 P: 10	R: 0 E: 0 K: 1 S: 8	H: 0 LOB: 0 BB: 0 P: 13	R: 2 E: 0 K: 1 S: 20	H: 4 LOB: 3 BB: 3 P: 39	R: 8 E: 0 K: 0 S: 18	H: 6 LOB: 3 BB: 5 P: 44	R: 5 E: 0 K: 0 S: 12	H: 4 LOB: 1 BB: 2 P: 23	1B: 12 2B: 4 3B: 0 HR: 0	SF: 0 SAC: 3 DP: 2 HBP: 0	WP: 2 PB: 0 SB: 0 CS: 1	PA: 51					
PITCHER	IP	WLS	BF	H	R	ER	SO	BB	IBB	HBP	BLK	WP	HR	S	P	ERA	WHIP										
Kevin Gross, R (1, 1) ERA: 8.64	6.1		23	3	2	2	3	4	0	0	0	0	0	52	96	2.84	1.105										
Tery Burrows, L (7, 1) ERA: 9.64	0.1		2	2	0	0	0	0	0	0	0	0	0	4	6	0.00	6.000										
Wilson Heredia, R (7, 1) ERA: 6.35	0.2	L	7	1	3	3	1	2	2	0	0	0	0	10	29	40.50	4.500										
Darren Oliver, L (8, 1) ERA: 13.5	0.1		7	4	3	3	0	2	0	0	0	1	0	9	19	81.00	18.000										
Jose Alberso, R (8, 1) ERA: 11.57	1.1		12	5	7	7	0	3	0	0	0	1	0	18	35	47.25	6.000										

Seattle Mariners @ Texas Rangers
The Ballpark at Arlington, Arlington, TX
Tue May 02 1995, 8:05 PM EDT
Att: 17,983 - Unknown - 66 F

AB 35
R 15
H 15
RBI 15
BB 13
SO 4
LOB 17



Batter	1	2	3	4	5	6	7	8	9	AB	R	H	RBI	BB	SO	LOB	BOTTOM										
Otis Nixon, S (1, 8) OBP: 0.353, SLG: 0.276	L9			G4-3 S 1B BB		CS BB	FC6-4		1B	3	1	1	2	2	0	2											
Jeff Eves, R (1, 4) OBP: 0.343, SLG: 0.355	F9			G4-3		F7	F7		K	5	0	0	0	0	1	6											
Mickey Tettleton, S (1, 10) OBP: 0.419, SLG: 0.680	K			K		E4 1B			G4-3	5	0	0	0	0	2	3											
Dean Palmer, R (1, 5) OBP: 0.500, SLG: 0.727				K		1B			G1-3	3	0	1	1	1	1	0											
Ivan Rodriguez, R (1, 2) OBP: 0.296, SLG: 0.308 Dave Valle, R (9, 2) OBP: 0.250, SLG: 0.250				K		1B				4	0	3	0	0	1	0											
29 Rusty Greer, L (1, 3) OBP: 0.310, SLG: 0.385				K		1B				0	0	0	0	0	0	0											
Billy Hatcher, R (1, 9) OBP: 0.222, SLG: 0.250 Shawn Hare, L (9, PH) OBP: 0.333, SLG: 0.333				G4-3		F8			FC6-4 1B	2	1	0	0	1	0	0											
Mark McLemore, S (1, 7) OBP: 0.407, SLG: 0.542				L7		CS			FC6-4 BB	4	1	2	0	0	0	1											
Benji Gil, R (1, 6) OBP: 0.217, SLG: 0.190				K		K			1B	2	0	0	0	2	2	1											
Inning Stats	R: 0 E: 0 K: 1 S: 7	H: 0 LOB: 0 BB: 0 P: 11	R: 0 E: 0 K: 3 S: 9	H: 0 LOB: 0 BB: 0 P: 14	R: 0 E: 0 K: 1 S: 6	H: 0 LOB: 0 BB: 0 P: 10	R: 1 E: 0 K: 2 S: 14	H: 2 LOB: 2 BB: 1 P: 25	R: 0 E: 0 K: 0 S: 8	H: 1 LOB: 0 BB: 0 P: 15	R: 0 E: 1 K: 0 S: 5	H: 1 LOB: 2 BB: 2 P: 17	R: 1 E: 0 K: 1 S: 12	H: 1 LOB: 2 BB: 2 P: 25	R: 0 E: 0 K: 0 S: 6	H: 1 LOB: 0 BB: 0 P: 13	R: 1 E: 0 K: 1 S: 13	H: 2 LOB: 2 BB: 1 P: 21	1B: 8 2B: 0 3B: 0 HR: 0	SF: 0 SAC: 0 DP: 0 HBP: 0	WP: 0 PB: 0 SB: 1 CS: 2	PA: 39					
PITCHER	IP	WLS	BF	H	R	ER	SO	BB	IBB	HBP	BLK	WP	HR	S	P	ERA	WHIP										
Randy Johnson, L (1, 1) ERA: 0.75	6.0		23	4	1	1	8	3	0	0	0	0	0	7	19	27.00	9.000										
Ron Villone, L (7, 1) ERA: 7.71	0.1		4	1	1	1	1	2	0	0	0	0	0	5	6	0.00	0.000										
Jeff Nelson, R (7, 1) ERA: 1.5	0.2	W	2	0	0	0	0	0	0	0	0	0	0	5	6	0.00	0.000										
Jim Converse, R (8, 1) ERA: 1.5	2.0		10	3	1	1	1	1	0	0	0	0	0	19	34	4.50	2.000										

Seattle Mariners @ Texas Rangers
The Ballpark at Arlington, Arlington, TX
Tue May 02 1995, 8:05 PM EDT
Att: 17,983 - Unknown - 66 F

AB 33
R 3
H 8
RBI 3
BB 6
SO 10
LOB 16



Batter	1	2	3	4	5	6	7	8	9	AB	R	H	RBI	BB	SO	LOB	TOP										
Darren Bragg, L OBP: 0.304, SLG: 0.200 (1, 7)										4	1	1	0	0	1	2											
Joey Cora, S OBP: 0.435, SLG: 0.619 (1, 4)											4	1	1	0	1	0	3										
Ken Griffey Jr., L OBP: 0.455, SLG: 0.577 (1, 10)											4	1	1	0	1	2	1										
Jay Buhner, R OBP: 0.258, SLG: 0.333 (1, 9)											5	1	2	1	0	0	4										
Edgar Martinez, R OBP: 0.500, SLG: 0.636 Mike Blowers, R OBP: 0.125, SLG: 0.188 (1, 5)											4	0	2	2	0	0	1										
Tino Martinez, L OBP: 0.580, SLG: 0.600 (1, 3)										2	1	1	1	1	1	1											
Alex Diaz, S OBP: 0.417, SLG: 0.750 (1, 8)										3	0	1	0	0	0	2											
Dan Wilson, R OBP: 0.500, SLG: 0.591 (1, 2)										4	0	2	0	0	1	3											
Felix Fermin, R OBP: 0.296, SLG: 0.280 (1, 6)										4	0	1	1	0	0	4											
Inning Stats	R: 4 E: 0 K: 0 S: 17	H: 5 LOB: 2 BB: 1 P: 29	R: 0 E: 0 K: 1 S: 6	H: 0 LOB: 0 BB: 0 P: 7	R: 0 E: 0 K: 1 S: 9	H: 1 LOB: 1 BB: 0 P: 13	R: 0 E: 0 K: 0 S: 9	H: 1 LOB: 3 BB: 1 P: 19	R: 0 E: 0 K: 1 S: 8	H: 1 LOB: 1 BB: 0 P: 13	R: 0 E: 0 K: 1 S: 13	H: 1 LOB: 0 BB: 0 P: 10	R: 1 E: 0 K: 1 S: 7	H: 1 LOB: 1 BB: 1 P: 16	R: 0 E: 0 K: 0 S: 5	H: 1 LOB: 1 BB: 0 P: 8	1B: 8 2B: 4 3B: 1 HR: 0	SF: 1 SAC: 1 DP: 2 HBP: 1	WP: 1 PB: 0 SB: 1 CS: 0	PA: 41							
PITCHER	IP	WLS	BF	H	R	ER	SO	BB	IBB	HBP	BLK	WP	HR	S	P	ERA	WHIP										
Roger Pavlik, R ERA: 7.5 (1, 1)	7.0	L	32	10	4	4	4	1	1	1	0	0	0	70	108	5.14	1.571										
Matt Whiteside, R ERA: 4.7 (8, 1)	1.0	5	1	1	1	1	1	1	0	0	0	1	0	7	16	9.00	2.000										
Ed Vosberg, L ERA: (9, 1)	0.1	2	1	0	0	0	0	0	0	0	0	0	0	2	4	0.00	3.000										
Roger McDowell, R ERA: 9.82 (9, 1)	0.2	2	0	0	0	0	0	0	0	0	0	0	0	3	4	0.00	0.000										

Seattle Mariners @ Texas Rangers
The Ballpark at Arlington, Arlington, TX
Wed May 03 1995, 8:05 PM EDT
Att: 17,375 - Unknown - 67 F

AB	35
R	5
H	12
RBI	5
BB	3
SO	5
LOB	22



Batter	1	2	3	4	5	6	7	8	9	AB	R	H	RBI	BB	SO	LOB	BOTTOM										
Otis Nixon, S OBP: 0.316, SLG: 0.242 (1, 8)										4	0	0	0	0	1	3											
Mark McLemore, S OBP: 0.387, SLG: 0.500 (1, 4)										4	0	1	0	0	0	2											
29 Rusty Greer, L OBP: 0.303, SLG: 0.400 (1, 9)										4	0	1	0	0	2	1											
Mickey Tettleton, S OBP: 0.371, SLG: 0.586 (1, 10)										4	0	0	0	0	0	1											
Ivan Rodriguez, R OBP: 0.258, SLG: 0.267 (1, 2)										4	0	0	0	0	0	1											
Dean Palmer, R OBP: 0.471, SLG: 0.654 (1, 5)										4	0	1	0	0	0	1											
Mike Pagliarulo, L OBP: 0.222, SLG: 0.333 (1, 3)										4	0	1	0	0	0	1											
Shawn Hare, L OBP: 0.429, SLG: 0.333 (1, 7)										3	0	1	0	1	0	1											
Benji Gil, R OBP: 0.269, SLG: 0.348 (1, 6)										2	1	1	1	1	0	1											
Inning Stats	R: 0 E: 0 K: 1 S: 8	H: 0 LOB: 0 BB: 0 P: 11	R: 0 E: 0 K: 0 S: 7	H: 1 LOB: 1 BB: 0 P: 9	R: 1 E: 0 K: 0 S: 9	H: 2 LOB: 1 BB: 0 P: 12	R: 0 E: 0 K: 0 S: 6	H: 0 LOB: 0 BB: 0 P: 9	R: 0 E: 0 K: 1 S: 10	H: 0 LOB: 2 BB: 2 P: 20	R: 0 E: 0 K: 0 S: 11	H: 1 LOB: 1 BB: 0 P: 14	R: 0 E: 0 K: 0 S: 6	H: 1 LOB: 1 BB: 0 P: 10	R: 0 E: 0 K: 1 S: 7	H: 0 LOB: 0 BB: 0 P: 12	R: 0 E: 0 K: 0 S: 9	H: 1 LOB: 1 BB: 0 P: 14	1B: 4 2B: 1 3B: 0 HR: 1	SF: 0 SAC: 0 DP: 0 HBP: 0	WP: 0 PB: 0 SB: 0 CS: 0	PA: 35					
PITCHER	IP	WLS	BF	H	R	ER	SO	BB	IBB	HBP	BLK	WP	HR	S	P	ERA	WHIP										
Chris Bosio, R ERA: 1.74 (1, 1)	5.1	W	22	4	1	1	2	2	0	0	0	0	1	46	70	1.69	1.125										
Jeff Nelson, R ERA: (6, 1)	0.2	2	0	0	0	0	0	0	0	0	0	0	0	5	5	0.00	0.000										
Bill Risley, R ERA: (7, 1)	1.2	6	1	0	0	1	0	0	0	0	0	0	0	10	18	0.00	0.600										
Bobby Ayala, R ERA: (8, 1)	1.1	5	1	0	0	0	0	0	0	0	0	0	0	12	18	0.00	0.750										

Seattle Mariners @ Texas Rangers
The Ballpark at Arlington, Arlington, TX
Wed May 03 1995, 8:05 PM EDT
Att: 17,375 - Unknown - 67 F

AB	33
R	1
H	6
RBI	1
BB	2
SO	3
LOB	12



Batter	1	2	3	4	5	6	7	8	9	AB	R	H	RBI	BB	SO	LOB	TOP
Otis Nixon, S <small>OBP: 0.349, SLG: 0.289</small> 										5	0	3	0	0	1	1	
Jeff Eves, R <small>OBP: 0.359, SLG: 0.364</small> 										2	1	1	1	0	0	1	
29 Rusty Greer, L <small>OBP: 0.289, SLG: 0.400</small> 										5	1	1	0	0	1	4	
Mickey Tettleton, S <small>OBP: 0.425, SLG: 0.688</small> 										3	2	2	3	2	1	2	
Dean Palmer, R <small>OBP: 0.434, SLG: 0.581</small> 										5	1	1	0	0	1	2	
Ivan Rodriguez, R <small>OBP: 0.276, SLG: 0.314</small> 										5	0	2	0	0	1	2	
Mike Pagliarulo, L <small>OBP: 0.286, SLG: 0.500</small> 										5	1	2	1	0	0	3	
Mark McLemore, S <small>OBP: 0.389, SLG: 0.469</small> 										4	2	1	1	1	2	4	
Benji Gil, R <small>OBP: 0.345, SLG: 0.520</small> 										2	1	2	2	1	0	0	
Inning Stats <small>R: 0 H: 1 E: 0 LOB: 0 K: 0 BB: 0 S: 8</small>	<small>R: 0 H: 1 E: 0 LOB: 2 K: 1 BB: 1 S: 16</small>	<small>R: 1 H: 1 E: 0 LOB: 0 K: 1 BB: 0 S: 10</small>	<small>R: 3 H: 5 E: 0 LOB: 1 K: 0 BB: 0 S: 10</small>	<small>R: 3 H: 4 E: 0 LOB: 1 K: 1 BB: 0 S: 17</small>	<small>R: 0 H: 1 E: 0 LOB: 2 K: 1 BB: 1 S: 11</small>	<small>R: 0 H: 0 E: 0 LOB: 0 K: 1 BB: 0 S: 10</small>	<small>R: 1 H: 1 E: 0 LOB: 1 K: 0 BB: 1 S: 15</small>	<small>R: 1 H: 1 E: 0 LOB: 1 K: 0 BB: 1 S: 15</small>	<small>1B: 9 SF: 1 2B: 5 SAC: 2 3B: 0 DP: 2 HR: 2 HBP: 1</small>	<small>WP: 1 PA: 45 PB: 1 SB: 0 CS: 0</small>							
PITCHER <small>IP WLS BF H R ER SO BB IBB HBP BLK WP HR S P ERA WHIP</small>	<small>IP WLS BF H R ER SO BB IBB HBP BLK WP HR S P ERA WHIP</small>																
Steve Ontiveros, R <small>ERA: 6.3</small>	<small>4.0 L 22 11 7 7 3 1 0 0 0 0 2 50 74 15.75 3.000</small>																
Chris Eddy, L <small>ERA: 10.13</small>	<small>2.0 9 2 0 0 2 1 0 0 0 1 0 22 36 0.00 1.500</small>																
Todd Van Poppel, R <small>ERA: 2.57</small>	<small>3.0 13 2 2 2 2 2 0 0 0 0 0 36 62 6.00 1.333</small>																

Texas Rangers @ Oakland Athletics
Oakland-Alameda County Coliseum, Oakland, CA

AB 36
R 9
H 15
RBI 8
BB 4
SO 7
LOB 19



WP: 1 PA: 45
PB: 1 SB: 0 CS: 0

Batter	1	2	3	4	5	6	7	8	9	AB	R	H	RBI	BB	SO	LOB	BOTTOM
Mike Bordick, R <small>OBP: 0.353, SLG: 0.290</small> 										4	0	0	0	0	0	1	
Stan Javier, S <small>OBP: 0.282, SLG: 0.229</small> 										4	0	0	0	0	0	0	
Ruben Sierra, S <small>OBP: 0.282, SLG: 0.457</small> 										4	1	1	0	0	0	1	
Mark McGwire, R <small>OBP: 0.475, SLG: 0.607</small> Craig Paquette, R <small>OBP: 0.200, SLG: 0.400</small> 										3	0	1	0	1	0	2	
Geronimo Berroa, R <small>OBP: 0.303, SLG: 0.567</small> 										0	1	0	0	0	0	0	
Mike Aldrete, L <small>OBP: 0.400, SLG: 0.250</small> 										4	1	1	2	0	0	3	
Terry Steinbach, R <small>OBP: 0.233, SLG: 0.414</small> Andy Tomberlin, L <small>OBP: 0.125, SLG: 0.125</small> 										4	0	1	0	0	1	1	
Scott Brosius, R <small>OBP: 0.333, SLG: 0.261</small> 										3	0	1	1	0	0	0	
Mike Gallego, R <small>OBP: 0.200, SLG: 0.130</small> 										3	0	1	0	0	0	0	
Inning Stats <small>R: 0 H: 0 E: 0 LOB: 0 K: 0 BB: 0 S: 4</small>	<small>R: 0 H: 1 E: 0 LOB: 0 K: 1 BB: 0 S: 7</small>	<small>R: 0 H: 0 E: 0 LOB: 0 K: 0 BB: 0 S: 4</small>	<small>R: 1 H: 1 E: 1 LOB: 1 K: 0 BB: 0 S: 12</small>	<small>R: 1 H: 3 E: 0 LOB: 1 K: 0 BB: 0 S: 9</small>	<small>R: 0 H: 0 E: 2 LOB: 1 K: 0 BB: 0 S: 10</small>	<small>R: 0 H: 1 E: 0 LOB: 0 K: 0 BB: 0 S: 5</small>	<small>R: 0 H: 0 E: 0 LOB: 0 K: 0 BB: 0 S: 5</small>	<small>R: 2 H: 1 E: 0 LOB: 1 K: 0 BB: 1 S: 9</small>	<small>1B: 4 SF: 0 2B: 3 SAC: 0 3B: 0 DP: 3 HR: 1 HBP: 0</small>	<small>WP: 0 PA: 34 PB: 1 SB: 0 CS: 0</small>							
PITCHER <small>IP WLS BF H R ER SO BB IBB HBP BLK WP HR S P ERA WHIP</small>	<small>IP WLS BF H R ER SO BB IBB HBP BLK WP HR S P ERA WHIP</small>																
Bob Tewksbury, R <small>ERA: 1.38</small>	<small>7.0 W 26 6 2 1 1 0 0 0 0 0 0 51 83 1.29 0.857</small>																
Matt Whiteside, R <small>ERA: 4.15</small>	<small>1.0 3 0 0 0 0 0 0 0 0 0 0 5 7 0.00 0.000</small>																
Roger McDowell, R <small>ERA: 11.57</small>	<small>1.0 5 1 2 2 0 1 0 0 0 0 1 9 15 18.00 2.000</small>																

Texas Rangers @ Oakland Athletics
Oakland-Alameda County Coliseum, Oakland, CA

AB 33
R 4
H 7
RBI 3
BB 1
SO 1
LOB 10



WP: 0 PA: 34
PB: 1 SB: 0 CS: 0

Batter	1	2	3	4	5	6	7	8	9	AB	R	H	RBI	BB	SO	LOB	TOP											
Otis Nixon, S <small>OBP: 0.333, SLG: 0.262</small> 										4	1	0	0	1	1	3	Texas Rangers @ Oakland Athletics Oakland-Alameda County Coliseum, Oakland, CA Sat May 06 1995, 3:33 AM PDT Att: 26,140 - Sunny - 68 F											
Jeff Frys, R <small>OBP: 0.372, SLG: 0.378</small> 									4	0	2	0	0	0	1													
Will Clark, L <small>OBP: 0.333, SLG: 0.438</small> 									5	1	1	1	1	0	3													
Dean Palmer, R <small>OBP: 0.465, SLG: 0.606</small> 									2	1	1	1	1	0	1													
29 Rusty Greer, L <small>OBP: 0.286, SLG: 0.385</small> 									4	0	1	0	0	0	4													
Mark McLemore, S <small>OBP: 0.375, SLG: 0.444</small> 									4	0	1	1	0	2	1													
Mike Pagliarulo, L <small>OBP: 0.222, SLG: 0.389</small> 								4	0	0	0	0	1	2														
Dave Valle, R <small>OBP: 0.250, SLG: 0.143</small> 								3	0	0	0	1	1	2														
Benji Gil, R <small>OBP: 0.394, SLG: 0.690</small> 								4	1	3	1	0	1	0														
Inning Stats	R: 0 E: 0 K: 1 S: 6	H: 0 LOB: 0 BB: 0 P: 11	R: 1 E: 0 K: 1 S: 14	H: 2 LOB: 1 BB: 0 P: 22	R: 2 E: 0 K: 0 S: 12	H: 2 LOB: 1 BB: 1 P: 22	R: 0 E: 0 K: 2 S: 13	H: 1 LOB: 2 BB: 1 P: 27	R: 1 E: 1 K: 0 S: 12	H: 2 LOB: 1 BB: 0 P: 15	R: 0 E: 0 K: 2 S: 9	H: 0 LOB: 0 BB: 0 P: 10	R: 0 E: 0 K: 0 S: 14	H: 1 LOB: 2 BB: 1 P: 19	R: 0 E: 0 K: 1 S: 9	H: 0 LOB: 0 BB: 0 P: 15	R: 0 E: 0 K: 0 S: 7	H: 1 LOB: 1 BB: 0 P: 8	1B: 6 2B: 3 3B: 0 HR: 1	SF: 0 SAC: 1 DP: 1 HBP: 1	WP: 0 PB: 0 SB: 1 CS: 0	PA: 39						
PITCHER	IP	WLS	BF	H	R	ER	SO	BB	IBB	HBP	BLK	WP	HR	S	P	ERA	WHIP											
Mike Harkey, R	(1, 1)	4.0	L	20	6	4	4	4	2	0	1	0	0	1	49	86	9.00	2.000										
Dave Leiper, L	(5, 1)	1.1		5	1	0	0	0	0	0	0	0	0	0	11	15	0.00	0.750										
Carlos Reyes, R	(6, 1)	3.2		14	2	0	0	3	1	0	0	0	0	0	36	48	0.00	0.818										

AB	34
R	4
H	9
RBI	4
BB	3
SO	7
LOB	17



Batter	1	2	3	4	5	6	7	8	9	AB	R	H	RBI	BB	SO	LOB	BOTTOM											
Brent Gates, S <small>OBP: 0.333, SLG: 0.455</small> 										4	0	1	1	1	1	0	Texas Rangers @ Oakland Athletics Oakland-Alameda County Coliseum, Oakland, CA Sat May 06 1995, 3:33 AM PDT Att: 26,140 - Sunny - 68 F											
Scott Brosius, R <small>OBP: 0.387, SLG: 0.308</small> 									3	0	2	0	0	0	0													
Ruben Sierra, S <small>OBP: 0.256, SLG: 0.410</small> 									4	0	0	0	0	0	5													
Mark McGwire, R <small>OBP: 0.455, SLG: 0.656</small> 									4	1	1	1	0	0	2													
Geronimo Berroa, R <small>OBP: 0.297, SLG: 0.515</small> 									3	0	0	0	1	2	0													
Terry Steinbach, R <small>OBP: 0.285, SLG: 0.424</small> 									4	0	2	0	0	1	3													
Craig Paquette, R <small>OBP: 0.143, SLG: 0.286</small> 									4	0	0	0	0	1	2													
Mike Gallego, R <small>OBP: 0.214, SLG: 0.154</small> Stan Javier, S <small>OBP: 0.275, SLG: 0.222</small> 									3	1	1	0	0	1	1													
Mike Bordick, R <small>OBP: 0.316, SLG: 0.257</small> 								4	0	0	0	0	2	1														
Inning Stats	R: 0 E: 0 K: 0 S: 12	H: 1 LOB: 3 BB: 2 P: 25	R: 1 E: 0 K: 1 S: 13	H: 3 LOB: 2 BB: 0 P: 21	R: 1 E: 0 K: 2 S: 12	H: 2 LOB: 1 BB: 0 P: 19	R: 0 E: 0 K: 0 S: 5	H: 0 LOB: 1 BB: 0 P: 10	R: 0 E: 0 K: 2 S: 8	H: 1 LOB: 1 BB: 0 P: 12	R: 0 E: 0 K: 2 S: 10	H: 0 LOB: 0 BB: 0 P: 15	R: 0 E: 0 K: 0 S: 5	H: 0 LOB: 0 BB: 0 P: 8	R: 0 E: 0 K: 2 S: 8	H: 0 LOB: 0 BB: 0 P: 12	R: 0 E: 0 K: 2 S: 7	H: 0 LOB: 0 BB: 0 P: 8	1B: 5 2B: 1 3B: 0 HR: 1	SF: 0 SAC: 0 DP: 0 HBP: 1	WP: 0 PB: 0 SB: 0 CS: 0	PA: 37						
PITCHER	IP	WLS	BF	H	R	ER	SO	BB	IBB	HBP	BLK	WP	HR	S	P	ERA	WHIP											
Kenny Rogers, L	(1, 1)	7.0	W	31	7	2	2	5	2	0	1	0	0	1	65	110	2.57	1.286										
Matt Whiteside, R	(8, 1)	1.0		3	0	0	0	2	0	0	0	0	0	8	12	0.00	0.000											
Jeff Russell, R	(9, 1)	1.0	S	3	0	0	0	2	0	0	0	0	0	7	8	0.00	0.000											

AB	34
R	2
H	7
RBI	2
BB	2
SO	9
LOB	14



Batter	1	2	3	4	5	6	7	8	9	AB	R	H	RBI	BB	SO	LOB	TOP
Otis Nixon, S <small>OBP: 0.358, SLG: 0.298</small> 										5	3	3	1	0	0	2	
Jeff Fyfe, R <small>OBP: 0.375, SLG: 0.381</small> 										5	0	2	1	0	0	1	
Will Clark, L <small>OBP: 0.391, SLG: 0.476</small> Eric Fox, S <small>(9, PR)</small> 										5	0	3	3	0	0	1	
Mickey Tettleton, S <small>OBP: 0.378, SLG: 0.595</small> 										5	0	0	0	0	1	6	
Ivan Rodriguez, R <small>OBP: 0.275, SLG: 0.308</small> 										4	0	1	0	0	1	1	
29 Rusty Greer, L <small>OBP: 0.289, SLG: 0.366</small> Billy Hatcher, R <small>(8, PH)</small> <small>(8, 9)</small> 										2	0	0	0	1	1	2	
Dean Palmer, R <small>OBP: 0.447, SLG: 0.568</small> 										4	1	1	0	0	0	1	
Mark McLemore, S <small>OBP: 0.409, SLG: 0.500</small> 										4	2	3	0	0	0	0	
Benji Gil, R <small>OBP: 0.405, SLG: 0.667</small> 										4	0	2	1	0	0	2	
Inning Stats <small>R: 1 H: 2 E: 0 LOB: 1 K: 1 BB: 0 S: 21 P: 35</small>	<small>R: 1 H: 2 E: 0 LOB: 0 K: 0 BB: 1 S: 9 P: 19</small>	<small>R: 0 H: 0 E: 0 LOB: 0 K: 0 BB: 0 S: 6 P: 7</small>	<small>R: 0 H: 0 E: 0 LOB: 0 K: 0 BB: 0 S: 6 P: 7</small>	<small>R: 0 H: 0 E: 0 LOB: 0 K: 0 BB: 0 S: 6 P: 11</small>	<small>R: 0 H: 2 E: 0 LOB: 1 K: 1 BB: 0 S: 10 P: 14</small>	<small>R: 0 H: 2 E: 0 LOB: 2 K: 1 BB: 0 S: 13 P: 19</small>	<small>R: 3 H: 5 E: 0 LOB: 1 K: 0 BB: 0 S: 22 P: 33</small>	<small>R: 0 H: 0 E: 0 LOB: 0 K: 1 BB: 0 S: 8 P: 11</small>	<small>R: 1 H: 2 E: 1 LOB: 2 K: 0 BB: 0 S: 13 P: 20</small>	<small>1B: 14 SF: 0 2B: 1 SAC: 0 3B: 0 DP: 3 HR: 0 HBP: 0</small>	<small>WP: 0 PA: 41 PB: 0 SB: 0 CS: 1</small>						
PITCHER Dave Stewart, R <small>ERA: 6.08</small> Mark Ace, R <small>ERA: 7.71</small> Rick Honeycutt, L <small>ERA: 1.93</small> Dennis Eckerlesley, R <small>ERA: 1.93</small>	<small>IP: 6.0 WLS: 24 BF: 4 H: 3 R: 2 ER: 3 SO: 2 BB: 1 IBB: 0 HBP: 0 BLK: 0 WP: 0 HR: 0 S: 65 P: 105 ERA: 3.00 WHIP: 1.500</small>	<small>IP: 0.1 WLS: 4 BF: 3 H: 3 R: 3 ER: 3 SO: 0 BB: 0 IBB: 0 HBP: 0 BLK: 0 WP: 0 HR: 12 S: 20 P: 81.000 ERA: 9.000</small>	<small>IP: 1.2 WLS: 6 BF: 2 H: 2 R: 0 ER: 0 SO: 1 BB: 0 IBB: 0 HBP: 0 BLK: 0 WP: 0 HR: 18 S: 24 P: 0.000 ERA: 1.200</small>	<small>IP: 1.0 WLS: 6 BF: 2 H: 1 R: 0 ER: 0 SO: 0 BB: 0 IBB: 0 HBP: 0 BLK: 0 WP: 0 HR: 13 S: 20 P: 0.000 ERA: 2.000</small>	PITCHER <small>IP: 6.0 WLS: 24 BF: 4 H: 3 R: 2 ER: 3 SO: 2 BB: 1 IBB: 0 HBP: 0 BLK: 0 WP: 0 HR: 0 S: 65 P: 105 ERA: 3.00 WHIP: 1.500</small>	<small>IP: 0.1 WLS: 4 BF: 3 H: 3 R: 3 ER: 3 SO: 0 BB: 0 IBB: 0 HBP: 0 BLK: 0 WP: 0 HR: 12 S: 20 P: 81.000 ERA: 9.000</small>	<small>IP: 1.2 WLS: 6 BF: 2 H: 2 R: 0 ER: 0 SO: 1 BB: 0 IBB: 0 HBP: 0 BLK: 0 WP: 0 HR: 18 S: 24 P: 0.000 ERA: 1.200</small>	<small>IP: 1.0 WLS: 6 BF: 2 H: 1 R: 0 ER: 0 SO: 0 BB: 0 IBB: 0 HBP: 0 BLK: 0 WP: 0 HR: 13 S: 20 P: 0.000 ERA: 2.000</small>	<small>IP: 0.1 WLS: 4 BF: 3 H: 3 R: 3 ER: 3 SO: 0 BB: 0 IBB: 0 HBP: 0 BLK: 0 WP: 0 HR: 12 S: 20 P: 81.000 ERA: 9.000</small>	<small>IP: 1.2 WLS: 6 BF: 2 H: 2 R: 0 ER: 0 SO: 1 BB: 0 IBB: 0 HBP: 0 BLK: 0 WP: 0 HR: 18 S: 24 P: 0.000 ERA: 1.200</small>	<small>IP: 1.0 WLS: 6 BF: 2 H: 1 R: 0 ER: 0 SO: 0 BB: 0 IBB: 0 HBP: 0 BLK: 0 WP: 0 HR: 13 S: 20 P: 0.000 ERA: 2.000</small>						

Texas Rangers @ Oakland Athletics
Oakland-Alameda County Coliseum, Oakland, CA
Sun May 07 1995, 3:33 AM PDT
Att: 26,277 - Sunny - 59 F

AB	39
R	6
H	15
RBI	6
BB	1
SO	3
LOB	16



Batter	1	2	3	4	5	6	7	8	9	AB	R	H	RBI	BB	SO	LOB	BOTTOM
Stan Javier, S <small>OBP: 0.267, SLG: 0.200</small> 										4	1	0	0	1	0	1	
Scott Brosius, R <small>OBP: 0.417, SLG: 0.333</small> 										4	3	2	0	1	1	0	
Geronimo Berroa, R <small>OBP: 0.357, SLG: 0.611</small> 										3	3	2	2	2	0	0	
Mark McGwire, R <small>OBP: 0.449, SLG: 0.611</small> 										4	0	1	0	1	1	5	
Mike Aldrete, L <small>OBP: 0.400, SLG: 0.250</small> 										4	1	1	2	1	1	3	
Terry Steinbach, R <small>OBP: 0.282, SLG: 0.389</small> 										3	0	0	1	2	0	5	
Andy Tomberlin, L <small>OBP: 0.231, SLG: 0.167</small> 										4	0	1	2	1	1	2	
Mike Gallego, R <small>OBP: 0.250, SLG: 0.143</small> 										2	0	0	1	2	1	0	
Mike Bordick, R <small>OBP: 0.325, SLG: 0.270</small> Craig Paquette, L <small>OBP: 0.125, SLG: 0.250</small> 										2	0	1	0	0	0	3	
Inning Stats <small>R: 0 H: 1 E: 0 LOB: 3 K: 1 BB: 2 S: 13 P: 29</small>	<small>R: 0 H: 1 E: 0 LOB: 1 K: 0 BB: 0 S: 10 P: 17</small>	<small>R: 2 H: 1 E: 0 LOB: 3 K: 1 BB: 4 S: 12 P: 32</small>	<small>R: 3 H: 2 E: 0 LOB: 1 K: 2 BB: 2 S: 16 P: 33</small>	<small>R: 0 H: 0 E: 0 LOB: 0 K: 1 BB: 0 S: 9 P: 16</small>	<small>R: 3 H: 3 E: 0 LOB: 2 K: 0 BB: 2 S: 19 P: 33</small>	<small>R: 0 H: 0 E: 0 LOB: 0 K: 0 BB: 0 S: 5 P: 10</small>	<small>R: 0 H: 0 E: 0 LOB: 1 K: 0 BB: 1 S: 7 P: 15</small>	<small>1B: 7 SF: 0 2B: 0 SAC: 0 3B: 0 DP: 0 HR: 1 HBP: 0</small>	<small>WP: 0 PA: 43 PB: 0 SB: 0 CS: 0</small>								
PITCHER Kevin Gross, R <small>ERA: 10.03</small> Jose Albeniz, R <small>ERA: 12.79</small> Darren Oliver, L <small>ERA: 10.38</small> Wilson Heredia, R <small>ERA: 4.91</small> Terry Burrows, L <small>ERA: 9.0</small>	<small>IP: 3.1 WLS: 23 BF: 8 H: 5 R: 5 ER: 5 SO: 3 BB: 8 IBB: 0 HBP: 0 BLK: 0 WP: 0 HR: 0 S: 45 P: 100 ERA: 13.50 WHIP: 3.900</small>	<small>IP: 1.2 WLS: 8 BF: 2 H: 3 R: 3 ER: 3 SO: 2 BB: 1 IBB: 0 HBP: 0 BLK: 0 WP: 0 HR: 21 S: 39 P: 16.200 ERA: 1.800</small>	<small>IP: 1.0 WLS: 5 BF: 1 H: 0 R: 0 ER: 0 SO: 0 BB: 1 IBB: 0 HBP: 0 BLK: 0 WP: 0 HR: 13 S: 21 P: 0.000 ERA: 2.000</small>	<small>IP: 1.2 WLS: 6 BF: 0 H: 0 R: 0 ER: 0 SO: 0 BB: 1 IBB: 0 HBP: 0 BLK: 0 WP: 0 HR: 11 S: 22 P: 0.000 ERA: 0.600</small>	<small>IP: 0.1 WLS: 1 BF: 0 H: 0 R: 0 ER: 0 SO: 0 BB: 0 IBB: 0 HBP: 0 BLK: 0 WP: 0 HR: 3 S: 3 P: 0.000 ERA: 0.000</small>	<small>IP: 0.2 WLS: 4 BF: 0 H: 0 R: 0 ER: 0 SO: 0 BB: 0 IBB: 0 HBP: 0 BLK: 0 WP: 0 HR: 0 S: 10 P: 0.000 ERA: 0.000</small>	<small>IP: 1.1 WLS: 4 BF: 0 H: 0 R: 0 ER: 0 SO: 0 BB: 0 IBB: 0 HBP: 0 BLK: 0 WP: 0 HR: 0 S: 7 P: 15</small>	<small>IP: 0.1 WLS: 4 BF: 3 H: 3 R: 3 ER: 3 SO: 0 BB: 0 IBB: 0 HBP: 0 BLK: 0 WP: 0 HR: 12 S: 20 P: 81.000 ERA: 9.000</small>	<small>IP: 1.2 WLS: 6 BF: 2 H: 2 R: 0 ER: 0 SO: 1 BB: 0 IBB: 0 HBP: 0 BLK: 0 WP: 0 HR: 18 S: 24 P: 0.000 ERA: 1.200</small>	<small>IP: 1.0 WLS: 6 BF: 2 H: 1 R: 0 ER: 0 SO: 0 BB: 0 IBB: 0 HBP: 0 BLK: 0 WP: 0 HR: 13 S: 20 P: 0.000 ERA: 2.000</small>							

Texas Rangers @ Oakland Athletics
Oakland-Alameda County Coliseum, Oakland, CA
Sun May 07 1995, 3:33 AM PDT
Att: 26,277 - Sunny - 59 F

AB	32
R	8
H	8
RBI	8
BB	11
SO	5
LOB	21



Batter	1	2	3	4	5	6	7	8	9	AB	R	H	RBI	BB	SO	LOB	TOP
Otis Nixon, S <small>OBP: 0.328, SLG: 0.281</small> 										5	0	0	0	0	1	5	Texas Rangers @ California Angels Anaheim Stadium, Anaheim, CA Tue May 09 1995, 10:05 PM EDT Att: 11,943 - Unknown - 68 F
Jeff Eves, R <small>OBP: 0.368, SLG: 0.373</small> 										4	0	1	0	0	0	2	
Will Clark, L <small>OBP: 0.394, SLG: 0.567</small> 										4	1	2	1	0	0	0	
Mickey Tettleton, S <small>OBP: 0.400, SLG: 0.556</small> Eric Fox, S <small>(8, PR)</small> 										4	0	2	0	0	1	1	
Ivan Rodriguez, R <small>OBP: 0.245, SLG: 0.313</small> 										4	0	0	0	0	2	3	
Dean Palmer, R <small>OBP: 0.446, SLG: 0.591</small> 										4	1	1	1	0	1	1	
Mark McLemore, S <small>OBP: 0.434, SLG: 0.489</small> 										3	0	0	0	1	1	1	
Billy Hatcher, R <small>OBP: 0.154, SLG: 0.167</small> Shawn Hare, L <small>(9, PH)</small> <small>OBP: 0.500, SLG: 0.333</small> 										3	0	0	0	0	0	1	
Benji Gil, R <small>OBP: 0.391, SLG: 0.585</small> 										3	0	1	0	1	1	2	
Inning Stats <small>R: 0 H: 0 E: 0 LOB: 0 K: 0 BB: 0 S: 8</small>	<small>R: 0 H: 0 E: 0 LOB: 0 K: 0 BB: 0 S: 9</small>	<small>R: 0 H: 1 E: 1 LOB: 2 K: 0 BB: 0 S: 13</small>	<small>R: 1 H: 2 E: 0 LOB: 1 K: 2 BB: 0 S: 13</small>	<small>R: 0 H: 0 E: 0 LOB: 0 K: 0 BB: 0 S: 5</small>	<small>R: 0 H: 1 E: 0 LOB: 1 K: 1 BB: 0 S: 10</small>	<small>R: 1 H: 1 E: 0 LOB: 1 K: 1 BB: 1 S: 15</small>	<small>R: 0 H: 2 E: 0 LOB: 1 K: 1 BB: 0 S: 12</small>	<small>R: 0 H: 0 E: 0 LOB: 2 K: 2 BB: 2 S: 15</small>	<small>R: 0 H: 0 E: 0 LOB: 2 K: 2 BB: 2 S: 15</small>	<small>1B: 4 SF: 0 2B: 1 SAC: 0 3B: 0 DP: 0 HR: 2 HBP: 0</small>	<small>WP: 0 PA: 37 FB: 0 SB: 1 CS: 0</small>						
PITCHER Mark Langston, L <small>ERA: 4.86</small>	<small>IP: 7.0 WLS: W BF: 28 H: 5 R: 2 ER: 2 SO: 4 BB: 1 IBB: 0 HBP: 0 BLK: 0 WP: 0 HR: 2 S: 73 P: 111 ERA: 2.57 WHIP: 0.857</small>																
Mike Butcher, R <small>ERA: 4.86</small>	<small>IP: 0.1 WLS: 1 BF: 1 H: 1 R: 0 ER: 0 SO: 0 BB: 0 IBB: 0 HBP: 0 BLK: 0 WP: 0 HR: 0 S: 2 P: 4 ERA: 0.00 WHIP: 3.000</small>																
Mitch Williams, L <small>ERA: 4.86</small>	<small>IP: 0.1 WLS: 2 BF: 1 H: 1 R: 0 ER: 0 SO: 0 BB: 0 IBB: 0 HBP: 0 BLK: 0 WP: 0 HR: 0 S: 4 P: 8 ERA: 0.00 WHIP: 3.000</small>																
Troy Percival, R <small>ERA: 2.84</small>	<small>IP: 0.1 WLS: S BF: 5 H: 0 R: 0 ER: 0 SO: 2 BB: 2 IBB: 0 HBP: 0 BLK: 0 WP: 0 HR: 15 S: 29 P: 29 ERA: 0.00 WHIP: 2.000</small>																
Lee Smith, R <small>ERA: 4.86</small>																	

Batter	1	2	3	4	5	6	7	8	9	AB	R	H	RBI	BB	SO	LOB	BOTTOM
Tony Phillips, S <small>OBP: 0.439, SLG: 0.318</small> 										3	0	1	0	2	0	3	Texas Rangers @ California Angels Anaheim Stadium, Anaheim, CA Tue May 09 1995, 10:05 PM EDT Att: 11,943 - Unknown - 68 F
Damon Easley, R <small>OBP: 0.313, SLG: 0.326</small> 										5	0	1	0	0	0	5	
Jim Edmonds, L <small>OBP: 0.244, SLG: 0.244</small> Rex Hudler, R <small>OBP: 0.100, SLG: 0.100</small> 16 Garret Anderson, L <small>(7, PH)</small> <small>(8, 7)</small> 									3	0	0	0	0	1	1		
Chili Davis, S <small>OBP: 0.423, SLG: 0.405</small> 									2	0	0	0	2	0	1		
Tim Salmon, R <small>OBP: 0.396, SLG: 0.619</small> 									4	1	1	0	0	1	3		
Greg Myers, L <small>OBP: 0.444, SLG: 1.222</small> 										4	2	2	1	0	1	3	
J.T. Snow, L <small>OBP: 0.367, SLG: 0.488</small> 										2	0	0	0	1	0	0	
Eduardo Perez, R <small>OBP: 0.382, SLG: 0.320</small> 										4	0	1	1	0	1	2	
Gary Disarcina, R <small>OBP: 0.370, SLG: 0.667</small> 										4	0	2	1	0	0	2	
Inning Stats <small>R: 0 H: 0 E: 0 LOB: 1 K: 1 BB: 1 S: 9</small>	<small>R: 1 H: 2 E: 0 LOB: 2 K: 2 BB: 1 S: 11</small>	<small>R: 0 H: 0 E: 0 LOB: 1 K: 0 BB: 1 S: 6</small>	<small>R: 1 H: 3 E: 0 LOB: 2 K: 0 BB: 0 S: 11</small>	<small>R: 0 H: 0 E: 0 LOB: 0 K: 0 BB: 0 S: 7</small>	<small>R: 1 H: 2 E: 0 LOB: 1 K: 0 BB: 0 S: 9</small>	<small>R: 0 H: 1 E: 0 LOB: 2 K: 1 BB: 1 S: 8</small>	<small>R: 0 H: 0 E: 1 LOB: 2 K: 0 BB: 1 S: 8</small>	<small>R: 0 H: 0 E: 0 LOB: 2 K: 0 BB: 1 S: 8</small>	<small>1B: 3 SF: 0 2B: 3 SAC: 1 3B: 1 DP: 0 HR: 1 HBP: 0</small>	<small>WP: 0 PA: 38 FB: 0 SB: 0 CS: 0</small>							
PITCHER Rick Helling, R <small>ERA: 5.19</small>	<small>IP: 5.0 WLS: L BF: 23 H: 5 R: 2 ER: 2 SO: 3 BB: 3 IBB: 0 HBP: 0 BLK: 0 WP: 0 HR: 1 S: 44 P: 75 ERA: 3.60 WHIP: 1.600</small>																
Darren Oliver, L <small>ERA: 10.13</small>	<small>IP: 1.0 WLS: 6 BF: 3 H: 3 R: 1 ER: 1 SO: 0 BB: 0 IBB: 0 HBP: 0 BLK: 0 WP: 0 HR: 10 S: 18 P: 18 ERA: 9.00 WHIP: 3.000</small>																
Roger McDowell, R <small>ERA: 9.95</small>	<small>IP: 0.2 WLS: 3 BF: 0 H: 0 R: 0 ER: 0 SO: 1 BB: 0 IBB: 0 HBP: 0 BLK: 0 WP: 0 HR: 5 S: 13 P: 13 ERA: 0.00 WHIP: 0.000</small>																
Terry Burrows, L <small>ERA: 7.94</small>	<small>IP: 0.2 WLS: 3 BF: 0 H: 0 R: 0 ER: 0 SO: 0 BB: 0 IBB: 0 HBP: 0 BLK: 0 WP: 0 HR: 6 S: 6 P: 6 ERA: 0.00 WHIP: 0.000</small>																
Jose Alberro, R <small>ERA: 11.57</small>	<small>IP: 0.2 WLS: 3 BF: 0 H: 0 R: 0 ER: 0 SO: 0 BB: 1 IBB: 0 HBP: 0 BLK: 0 WP: 0 HR: 4 S: 10 P: 10 ERA: 0.00 WHIP: 0.000</small>																

AB	34
R	2
H	7
RBI	2
BB	3
SO	7
LOB	16



AB	32
R	3
H	8
RBI	3
BB	5
SO	4
LOB	21




Batter	1	2	3	4	5	6	7	8	9	AB	R	H	RBI	BB	SO	LOB	TOP				
Otis Nixon, S (1, 8) <small>OBP: 0.328, SLG: 0.283</small> Dave Valle, R (6, 3) <small>OBP: 0.222, SLG: 0.125</small>	G4-3		1B			F7		K		3	0	1	0	0	0	0	Texas Rangers @ California Angels Anaheim Stadium, Anaheim, CA Wed May 10 1995, 10:05 PM EDT Att: 12,138 - Unknown - 66 F				
Jeff Ewe, R (1, 4) <small>OBP: 0.377, SLG: 0.400</small>	2B		F2			1B		G6-3		4	0	2	0	0	0	2					
Will Clark, L (1, 3) <small>OBP: 0.361, SLG: 0.515</small> Esteban Beltre, R (6, 6) <small>OBP: 0.500, SLG: 0.500</small>	F7		F7			P6		K		3	0	0	0	0	0	4					
Mickey Tettleton, S (1, 10) <small>OBP: 0.390, SLG: 0.592</small>	F9					F8			HR	4	1	1	1	0	0	2					
Dean Palmer, R (1, 5) <small>OBP: 0.431, SLG: 0.565</small> Shawn Hare, L (6, 7) <small>OBP: 0.600, SLG: 0.571</small>	F7					P4			BB	2	0	0	0	0	0	0					
29 Rusty Greer, L (1, 9) <small>OBP: 0.299, SLG: 0.306</small>	G3					F9			BB	4	0	0	0	0	0	2					
Ivan Rodriguez, R (1, 2) <small>OBP: 0.245, SLG: 0.327</small>	G5-3					F8			F9	4	0	1	1	0	0	1					
Mark McLemore, S (1, 7) <small>OBP: 0.418, SLG: 0.469</small> Mike Pagliarulo, L (6, 5) <small>OBP: 0.200, SLG: 0.350</small>	G4-3		G4-3			G4-3			F2	2	0	0	0	0	0	0					
Benji Gil, R (1, 6) <small>OBP: 0.396, SLG: 0.581</small> Eric Fox, S (6, 8)	1B					K				2	0	1	0	0	1	0					
Inning Stats	R: 0 E: 0 K: 0 S: 4	H: 1 LOB: 1 BB: 0 P: 4	R: 0 E: 0 K: 0 S: 3	H: 0 LOB: 0 BB: 0 P: 3	R: 0 E: 0 K: 0 S: 5	H: 2 LOB: 2 BB: 0 P: 5	R: 0 E: 0 K: 0 S: 3	H: 0 LOB: 0 BB: 0 P: 3	R: 0 E: 0 K: 1 S: 5	H: 1 LOB: 1 BB: 0 P: 4	R: 1 E: 0 K: 1 S: 7	H: 2 LOB: 1 BB: 0 P: 7	R: 0 E: 0 K: 2 S: 7	H: 0 LOB: 0 BB: 0 P: 7	R: 1 E: 0 K: 0 S: 4	H: 1 LOB: 1 BB: 1 P: 8		1B: 3 2B: 3 3B: 0 HR: 1	SF: 0 SAC: 0 DP: 0 HBP: 0	WP: 0 PB: 0 SB: 0 CS: 0	PA: 35
PITCHER Scott Sanderson, R (1, 1) <small>ERA: 2.08</small> Mike James, R (8, 1) <small>ERA: 3.19</small> Bob Patterson, L (9, 1) <small>ERA: 1.8</small>	IP	WLS	BF	H	R	ER	SO	BB	IBB	HBP	BLK	WP	HR	S	P	ERA	WHIP				
	7.0	W	27	6	1	1	2	0	0	0	0	0	0	31	31	1.29	0.857				
	1.0		3	0	0	0	2	0	0	0	0	0	0	7	7	0.00	0.000				
	1.0		5	1	1	1	0	1	0	0	0	0	1	4	8	9.00	2.000				

AB	34
R	2
H	7
RBI	2
BB	1
SO	4
LOB	14



Batter	1	2	3	4	5	6	7	8	9	AB	R	H	RBI	BB	SO	LOB	BOTTOM				
Tony Phillips, S (1, 7) <small>OBP: 0.452, SLG: 0.354</small> Rex Hudler, R (8, 7) <small>OBP: 0.100, SLG: 0.100</small>	G1-3		SH5-3 1B	1B	FC6-4 BB		F8			4	2	2	0	1	0	2	Texas Rangers @ California Angels Anaheim Stadium, Anaheim, CA Wed May 10 1995, 10:05 PM EDT Att: 12,138 - Unknown - 66 F				
Damion Easley, R (1, 4) <small>OBP: 0.327, SLG: 0.340</small>	FC1 2B		SH5-3	HR	FC6-4		F9			4	2	2	1	0	0	3					
Jim Edmonds, L (1, 8) <small>OBP: 0.280, SLG: 0.267</small>	FC1 2B		1B	HR	1B					4	4	2	2	1	1	1					
Chili Davis, S (1, 10) <small>OBP: 0.474, SLG: 0.553</small>	2B		2B	HR	1B					5	2	5	5	0	0	0					
Tim Salmon, R (1, 9) <small>OBP: 0.414, SLG: 0.622</small>	F8		2B	BB						3	0	1	1	2	1	2					
Greg Myers, L (1, 2) <small>OBP: 0.385, SLG: 0.917</small> Mark Dalesandro, R (8, FH) <small>ERA: 4.5</small>	F3		G6-4-3 IBB	P6			F8			3	0	0	0	1	0	3					
J.T. Snow, L (1, 3) <small>OBP: 0.370, SLG: 0.500</small>	K		G6-4-3	P6						5	0	2	2	0	1	4					
Eduardo Perez, R (1, 5) <small>OBP: 0.395, SLG: 0.321</small> Carlos Martinez, R (8, 5)	G6-3 1B			F9	F7					3	0	1	0	1	0	0					
Gary Disarcina, R (1, 6) <small>OBP: 0.353, SLG: 0.620</small>	G6-3			1B	K					5	1	1	0	0	1	5					
Inning Stats	R: 2 E: 1 K: 0 S: 6	H: 2 LOB: 1 BB: 0 P: 6	R: 0 E: 0 K: 1 S: 5	H: 1 LOB: 0 BB: 0 P: 5	R: 2 E: 0 K: 0 S: 6	H: 4 LOB: 2 BB: 1 P: 10	R: 5 E: 0 K: 0 S: 8	H: 5 LOB: 1 BB: 1 P: 12	R: 0 E: 0 K: 1 S: 5	H: 0 LOB: 1 BB: 1 P: 9	R: 0 E: 0 K: 2 S: 8	H: 1 LOB: 1 BB: 0 P: 8	R: 0 E: 0 K: 0 S: 4	H: 1 LOB: 2 BB: 1 P: 8	R: 2 E: 0 K: 1 S: 7	H: 2 LOB: 2 BB: 2 P: 15		1B: 11 2B: 4 3B: 0 HR: 1	SF: 0 SAC: 1 DP: 2 HBP: 0	WP: 0 PB: 0 SB: 0 CS: 0	PA: 45
PITCHER Bob Tewksbury, R (1, 1) <small>ERA: 4.96</small> Wilson Hernandez, R (4, 1) <small>ERA: 4.5</small> Darren Oliver, L (7, 1) <small>ERA: 9.82</small>	IP	WLS	BF	H	R	ER	SO	BB	IBB	HBP	BLK	WP	HR	S	P	ERA	WHIP				
	3.1	L	21	11	8	7	1	0	1	0	0	0	0	22	26	18.90	3.300				
	2.2		14	3	1	1	3	3	0	0	0	0	1	17	29	3.38	2.250				
	2.0		10	2	2	2	1	2	0	0	0	0	0	10	18	9.00	2.000				


AB	38
R	11
H	16
RBI	11
BB	6
SO	5
LOB	25



Batter	1	2	3	4	5	6	7	8	9	AB	R	H	RBI	BB	SO	LOB	TOP										
Chad Curtis, R OBP: 0.400, SLG: 0.446 (1, 8)	3-1 P3	3-2 G6-3		2-1 2B FC6-2 1B		4-0 CS BB		3-2 G5-3		4	0	1	1	1	0	1											
Lou Whitaker, L OBP: 0.400, SLG: 0.250 (1, 4)	4-2 F S BB		0-0 BB BB 1B		0-2 L8		0-0 F8		0-0 L6		4	1	1	0	1	0	3										
Alan Trammell, R OBP: 0.520, SLG: 0.524 (1, 6)	3-3 K		4-2 BB BB 1B		2-1 BB BB 1B		0-2 G6-3		3-2 G1-3		4	1	1	1	1	1	2										
Cecil Fielder, R OBP: 0.250, SLG: 0.339 (1, 3)	4-2 BB BB		4-1 BB BB 1B		0-0 FC6-2 FC4-6		0-1 L4		1-0 L8		3	0	0	0	2	0	2										
Kirk Gibson, L OBP: 0.476, SLG: 0.556 (1, 10)	4-0 BB BB		0-2 BB BB 1B		2-2 3-H FC4-6		1-1 BB BB 1B		1-2 F9		3	1	2	2	1	0	2										
Juan Samuel, R OBP: 0.333, SLG: 0.417 (9, PH)	1-2 BB		1-2 2-H 3-H 1B		1-2 1-2 FC4-6		4-2 BB BB 1B		1-0 F9		1	0	0	0	0	0	0										
Travis Fryman, R OBP: 0.348, SLG: 0.333 (1, 5)	1-3 K		1-3 K		0-0 FC4-6 1B		4-2 BB BB 1B		1-0 F9		4	1	1	0	1	2	5										
Bobby Higginson, L OBP: 0.302, SLG: 0.413 (1, 7)		0-0 F7	3-2 G4-6-3		2-0 FC4-6 FC6-4		0-2 BLK 1B				4	0	1	1	0	0	3										
Todd Steverson, R OBP: 0.364, SLG: 0.250 (1, 9)		4-2 S BB		1-2 SH BB 1B		1-0 FC6-4		0-1 SF9		2	1	1	1	1	0	1											
Ron Tingley, R OBP: 0.353, SLG: 0.214 (1, 2)		0-0 F9		0-0 SH BB 1B		0-1 SAFE G5-3		3-3 K		3	1	0	0	0	1	3											
Inning Stats	R: 0 E: 1 K: 2 S: 12	H: 0 LOB: 3 BB: 3 P: 31	R: 0 E: 0 K: 0 S: 8	H: 0 LOB: 1 BB: 1 P: 15	R: 2 E: 0 K: 1 S: 16	H: 2 LOB: 1 BB: 2 P: 28	R: 2 E: 1 K: 0 S: 15	H: 3 LOB: 2 BB: 0 P: 22	R: 0 E: 0 K: 0 S: 4	H: 0 LOB: 0 BB: 1 P: 8	R: 2 E: 0 K: 1 S: 14	H: 2 LOB: 1 BB: 1 P: 22	R: 0 E: 0 K: 0 S: 10	H: 0 LOB: 0 BB: 0 P: 16	R: 0 E: 0 K: 0 S: 5	H: 0 LOB: 0 BB: 0 P: 8	1B: 7 2B: 1 3B: 0 HR: 0	SF: 1 SAC: 1 DP: 1 HBP: 0	WP: 0 PB: 0 SB: 2 CS: 1	PA: 42							
PITCHER	IP	WLS	BF	H	R	ER	SO	BB	IBB	HBP	BLK	WP	HR	S	P	ERA	WHIP										
Kevin Gross, R ERA: 9.82 (1, 1)	3.0	L	19	4	4	3	3	6	0	0	0	0	0	42	83	9.00	3.333										
Jose Alberro, R ERA: 9.59 (4, 1)	3.1		15	4	2	2	0	2	0	0	0	0	0	27	43	5.40	1.800										
Roger McDowell, R ERA: 10.57 (7, 1)	0.2		2	0	0	0	1	0	0	0	0	0	0	5	8	0.00	0.000										
Ed Vosberg, L ERA: 8.64 (8, 1)	1.0		3	0	0	0	0	0	0	0	0	0	0	10	16	0.00	0.000										
Darren Oliver, L ERA: 8.64 (9, 1)	1.0		3	0	0	0	0	0	0	0	0	0	0	5	8	0.00	0.000										

Detroit Tigers @ Texas Rangers
The Ballpark at Arlington, Arlington, TX
Fri May 12 1995, 8:05 PM EDT
Att: 21,393 - Unknown - 75 F


AB 32
R 6
H 8
RBI 6
BB 8
SO 4
LOB 22



Batter	1	2	3	4	5	6	7	8	9	AB	R	H	RBI	BB	SO	LOB	BOTTOM										
Otis Nixon, S OBP: 0.325, SLG: 0.290 (1, 8)	4-2 G6-4-3 BB		2-3 K		0-0 F9		0-0 FC6-4		1-3 K		4	0	0	0	1	2	3										
Jeff Frye, R OBP: 0.357, SLG: 0.381 (1, 4)	2-2 SAFE SAFE SAFE 1-2		3-1 G5-3		4-1 WP BB		1-2 G5-3		1-3 K		4	0	0	0	1	1	2										
Will Clark, L OBP: 0.364, SLG: 0.474 (1, 3)	4-1 BB BB		0-0 G3-1		2-2 L9		1-0 BB BB FC5-6 1B				3	1	1	0	1	0	1										
Mickey Tettleton, S OBP: 0.403, SLG: 0.564 (1, 10)	4-0 BB BB		0-1 L5		2-2 G6-3		2-2 FC5-6 BB 1B				3	0	1	0	1	0	1										
Dean Palmer, R OBP: 0.419, SLG: 0.531 (1, 5)	1-2 L5		0-0 E1 FC6-4		1-0 F8		4-2 FC5-6 BB				3	0	0	0	1	0	3										
Ivan Rodriguez, R OBP: 0.283, SLG: 0.339 (1, 2)		1-2 F9 1B		1-2 FC6-4		1-2 FC4-6 1B		0-1 FC5-6		4	0	2	1	0	0	3											
Mark McLemore, S OBP: 0.381, SLG: 0.421 (1, 7)		2-0 F9		2-2 L4		1-0 FC4-6 F9 BB BB		1-3 K		4	0	0	0	0	1	5											
Eric Fox, S 29 Rusty Greer, L OBP: 0.283, SLG: 0.315 (7, PH) (8, 9)		2-2 P4		0-1 F9		4-2 FC6-4 BB		2-3 K2-3		2	0	0	0	0	0	1											
Benji Gil, R OBP: 0.357, SLG: 0.529 (1, 6)		0-0 F9		3-3 K		0-1 F9		0-0 2B		4	0	1	0	0	1	3											
Inning Stats	R: 0 E: 0 K: 0 S: 12	H: 0 LOB: 2 BB: 3 P: 27	R: 0 E: 0 K: 0 S: 10	H: 1 LOB: 0 BB: 0 P: 15	R: 0 E: 0 K: 1 S: 6	H: 0 LOB: 0 BB: 0 P: 11	R: 0 E: 1 K: 0 S: 10	H: 0 LOB: 1 BB: 0 P: 13	R: 0 E: 0 K: 0 S: 6	H: 0 LOB: 0 BB: 0 P: 9	R: 0 E: 0 K: 0 S: 9	H: 0 LOB: 1 BB: 1 P: 18	R: 0 E: 0 K: 0 S: 10	H: 1 LOB: 2 BB: 1 P: 16	R: 1 E: 0 K: 1 S: 15	H: 2 LOB: 2 BB: 1 P: 24	R: 0 E: 0 K: 3 S: 11	H: 1 LOB: 1 BB: 0 P: 15	1B: 4 2B: 1 3B: 0 HR: 0	SF: 0 SAC: 0 DP: 1 HBP: 0	WP: 1 PB: 0 SB: 0 CS: 0	PA: 38					
PITCHER	IP	WLS	BF	H	R	ER	SO	BB	IBB	HBP	BLK	WP	HR	S	P	ERA	WHIP										
Buddy Groom, L ERA: 4.05 (1, 1)	5.2	W	22	1	0	0	2	4	0	0	0	1	0	52	91	0.00	0.882										
John Doherty, R ERA: 10.13 (6, 1)	2.1		12	3	1	1	1	2	0	0	0	0	0	26	42	3.86	2.143										
Mike Henneman, R ERA: 1.8 (9, 1)	1.0		4	1	0	0	3	0	0	0	0	0	0	11	15	0.00	1.000										


Detroit Tigers @ Texas Rangers
The Ballpark at Arlington, Arlington, TX
Fri May 12 1995, 8:05 PM EDT
Att: 21,393 - Unknown - 75 F

AB 32
R 1
H 5
RBI 1
BB 6
SO 6
LOB 22



Batter	1	2	3	4	5	6	7	8	9	AB	R	H	RBI	BB	SO	LOB	TOP										
Chad Curtis, R (1, 8) OBP: 0.392, SLG: 0.433	G6-3		BB 1B				F9			4	0	1	0	0	0	3	Detroit Tigers @ Texas Rangers The Ballpark at Arlington, Arlington, TX Sat May 13 1995, 8:05 PM EDT Att: 31,160 - Unknown - 90 F										
Lou Whitaker, L (1, 4) OBP: 0.222, SLG: 0.125	G4-3		F8				F9	G1-3		4	0	0	0	0	0	1											
Alan Trammell, R (1, 6) OBP: 0.517, SLG: 0.478	G6-3		BB				P1	G5-3 HR BB		2	1	0	0	2	0	0											
Cecil Fielder, R (1, 3)		HR	G4-3				F8	G5-3		4	1	1	1	0	0	3											
Kirk Gibson, L (1, 10) OBP: 0.457, SLG: 0.600		HR		K			G3	HR		4	1	1	2	0	2	0											
Travis Fryman, R (1, 5) OBP: 0.343, SLG: 0.328	G6-3			G6-3			1B	P6		4	0	1	0	0	0	0											
Bobby Higginson, L (1, 7) OBP: 0.298, SLG: 0.400	E9 WP			G4-3			1B	1B		4	0	1	0	0	0	0											
Todd Steverson, R (1, 9) OBP: 0.333, SLG: 0.250	F8						1B	K		4	0	1	0	0	2	1											
John Flaherty, R (1, 2) OBP: 0.306, SLG: 0.412							1B	P3		2	0	1	0	0	1	0											
Franklin Stubbs, L (7, PH) OBP: 0.476, SLG: 0.529			1B					F8		0	0	0	0	0	0	0											
Juan Samuel, R (7, PH) OBP: 0.313, SLG: 0.385										1	0	0	0	0	0	3											
Ron Tingley, R (7, 2) OBP: 0.333, SLG: 0.200			2B							1	0	0	0	0	0	0											
Inning Stats	R: 0 E: 0 K: 0 S: 5	H: 0 LOB: 0 BB: 0 P: 6	R: 1 E: 1 K: 1 S: 12	H: 1 LOB: 1 BB: 0 P: 19	R: 0 E: 0 K: 0 S: 14	H: 2 LOB: 2 BB: 1 P: 26	R: 0 E: 0 K: 1 S: 6	H: 0 LOB: 0 BB: 0 P: 8	R: 0 E: 0 K: 2 S: 10	H: 0 LOB: 0 BB: 0 P: 17	R: 0 E: 0 K: 0 S: 5	H: 0 LOB: 0 BB: 0 P: 8	R: 0 E: 0 K: 0 S: 11	H: 3 LOB: 3 BB: 0 P: 20	R: 2 E: 0 K: 0 S: 12	H: 1 LOB: 0 BB: 1 P: 20	R: 0 E: 0 K: 1 S: 6	H: 0 LOB: 0 BB: 0 P: 8	1B: 4 2B: 1 3B: 0 HR: 2	SF: 0 SAC: 0 DP: 0 HBP: 0	WP: 1 PB: 0 SB: 0 CS: 0	PA: 36					
PITCHER	IP	WLS	BF	H	R	ER	SO	BB	IBB	HBP	BLK	WP	HR	S	P	ERA	WHIP										
Roger Pavlik, R (1, 1) ERA: 4.88	6.1	W	26	6	1	1	4	1	0	0	0	1	1	59	94	1.42	1.105										
Tery Burrows, L (7, 1) ERA: 7.5	0.1		1	0	0	0	0	0	0	0	0	0	0	2	5	0.00	0.000										
Roger McDowell, L (7, 1) ERA: 10.38	1.0		4	0	1	1	0	1	0	0	0	0	0	8	16	9.00	1.000										
Ed Vosberg, L (8, 1) ERA: 1.8	0.0		1	1	1	1	0	0	0	0	0	0	1	3	6	∞	∞										
Jeff Russell, R (8, 1) ERA: 1.55	1.1	S	4	0	0	0	1	0	0	0	0	0	0	9	11	0.00	0.000										

Batter	1	2	3	4	5	6	7	8	9	AB	R	H	RBI	BB	SO	LOB	BOTTOM										
Otis Nixon, S (1, 8) OBP: 0.321, SLG: 0.288	G4-3		F8			BB 1B	K			4	1	1	0	0	1	2	Detroit Tigers @ Texas Rangers The Ballpark at Arlington, Arlington, TX Sat May 13 1995, 8:05 PM EDT Att: 31,160 - Unknown - 90 F										
Jeff Eves, R (1, 4) OBP: 0.338, SLG: 0.358	L5		F8			K		F7		4	0	0	0	0	1	3											
Will Clark, L (1, 3) OBP: 0.375, SLG: 0.537		HR		G6-3		BB 1B BB		G1-3		3	2	1	1	1	0	0											
Mickey Tettleton, S (1, 10) OBP: 0.394, SLG: 0.534	F7			P6		1B BB		K		3	1	0	1	1	1	0											
Dean Palmer, R (1, 5) OBP: 0.424, SLG: 0.528		L4		1B		1B		P6		4	0	2	2	0	0	0											
Mark McLemore, S (1, 7) OBP: 0.403, SLG: 0.443		CS 1B		1B		1B		G3		4	0	3	1	0	0	0											
29 Rusty Greer, L (1, 9) OBP: 0.266, SLG: 0.293	F7			G4-3		F7		G4-3		4	0	0	0	0	0	5											
Dave Valle, R (1, 2) OBP: 0.267, SLG: 0.214						P5		G6-3		3	0	1	0	0	0	0											
Benji Gil, R (1, 6) OBP: 0.356, SLG: 0.519			K			E5 WP 1B BB		CS 1B		3	1	1	0	0	1	1											
Inning Stats	R: 1 E: 0 K: 0 S: 7	H: 1 LOB: 0 BB: 0 P: 13	R: 0 E: 0 K: 0 S: 5	H: 1 LOB: 0 BB: 0 P: 9	R: 0 E: 0 K: 1 S: 7	H: 1 LOB: 1 BB: 0 P: 9	R: 0 E: 0 K: 0 S: 14	H: 2 LOB: 2 BB: 0 P: 20	R: 4 E: 1 K: 1 S: 14	H: 3 LOB: 2 BB: 2 P: 27	R: 0 E: 0 K: 1 S: 8	H: 1 LOB: 0 BB: 0 P: 10	R: 0 E: 0 K: 1 S: 12	H: 0 LOB: 0 BB: 0 P: 17	R: 0 E: 0 K: 0 S: 5	H: 0 LOB: 0 BB: 0 P: 9		1B: 8 2B: 0 3B: 0 HR: 1	SF: 0 SAC: 0 DP: 0 HBP: 0	WP: 1 PB: 0 SB: 0 CS: 2	PA: 34						
PITCHER	IP	WLS	BF	H	R	ER	SO	BB	IBB	HBP	BLK	WP	HR	S	P	ERA	WHIP										
David Wells, L (1, 1) ERA: 3.38	5.0	L	25	8	5	1	2	2	0	0	0	0	0	25	36	0.00	0.333										
Joe Boever, R (6, 1) ERA: 7.71	3.0		9	1	0	0	2	0	0	0	0	0	0	25	36	0.00	0.333										



Batter	1	2	3	4	5	6	7	8	9	AB	R	H	RBI	BB	SO	LOB	TOP										
Chad Curtis, R OBP: 0.400, SLG: 0.439										6	1	3	0	0	0	3											
Lou Whitaker, L OBP: 0.287, SLG: 0.154										5	0	1	0	1	0	6											
Scott Fletcher, R OBP: 0.220, SLG: 0.256										0	0	0	0	0	0	0											
Bobby Higginson, L OBP: 0.311, SLG: 0.396										3	0	1	0	1	0	0											
Alan Trammell, R OBP: 0.500, SLG: 0.458										1	0	0	0	0	0	2											
Todd Steverson, R OBP: 0.333, SLG: 0.250										0	0	0	0	0	0	0											
Kirk Gibson, L OBP: 0.488, SLG: 0.610										1	0	1	2	0	0	0											
Milt Cuyler, S										0	0	0	0	0	0	0											
Cecil Fielder, R OBP: 0.297, SLG: 0.435										2	2	1	1	4	0	2											
Franklin Stubbs, L OBP: 0.500, SLG: 0.526										2	1	1	0	1	0	3											
Juan Samuel, R OBP: 0.263, SLG: 0.313										3	0	0	0	0	1	9											
Travis Fryman, R OBP: 0.347, SLG: 0.323										4	2	1	0	1	1	2											
Danny Bautista, R OBP: 0.393, SLG: 0.360										3	1	1	1	1	2	2											
Chris Gomez, R OBP: 0.245, SLG: 0.333										3	0	0	0	0	1	3											
John Flaherty, R OBP: 0.366, SLG: 0.462										5	1	4	4	0	0	0											
Inning Stats	R: 0 E: 0 K: 0 S: 4	H: 1 LOB: 0 BB: 0 P: 9	R: 3 E: 1 K: 1 S: 20	H: 4 LOB: 2 BB: 0 P: 31	R: 1 E: 0 K: 1 S: 13	H: 1 LOB: 2 BB: 2 P: 23	R: 0 E: 0 K: 0 S: 15	H: 1 LOB: 0 BB: 1 P: 29	R: 0 E: 0 K: 0 S: 5	H: 0 LOB: 0 BB: 1 P: 12	R: 0 E: 0 K: 2 S: 9	H: 0 LOB: 0 BB: 0 P: 14	R: 0 E: 1 K: 1 S: 12	H: 2 LOB: 3 BB: 1 P: 20	R: 4 E: 0 K: 0 S: 13	H: 4 LOB: 3 BB: 1 P: 25	1B: 13 2B: 0 3B: 0 HR: 1	SF: 0 SAC: 2 DP: 2 HBP: 1	WP: 0 PB: 0 SB: 1 CS: 0	PA: 50							
PITCHER	IP	WLS	BF	H	R	ER	SO	BB	IBB	HBP	BLK	WP	HR	S	P	ERA	WHIP										
Rick Helling, R ERA: 6.57	3.2	L	21	7	4	4	2	3	0	1	0	0	1	48	83	9.82	2.727										
Wilson Heredia, R ERA: 3.75	2.0		10	1	0	0	0	4	0	0	0	0	0	17	40	0.00	2.500										
Darren Oliver, L ERA: 9.82	2.2		16	5	4	4	3	1	1	0	0	0	0	31	53	13.50	2.250										
Darren Oliver, L ERA: 9.82	2.2		16	5	4	4	3	1	1	0	0	0	0	31	53	13.50	2.250										
Jose Alberro, R ERA: 9.0	0.2		3	1	0	0	0	0	0	0	0	0	0	6	9	0.00	1.500										

Detroit Tigers @ Texas Rangers
The Ballpark at Arlington, Arlington, TX
Sun May 14, 1995, 4:33 AM EDT
Att: 21,182 - Cloudy - 92 F

AB	38
R	8
H	14
RBI	8
BB	9
SO	5
LOB	32



Batter	1	2	3	4	5	6	7	8	9	AB	R	H	RBI	BB	SO	LOB	BOTTOM										
Otis Nixon, S OBP: 0.326, SLG: 0.295										5	1	2	0	0	0	3											
Jeff Erye, R OBP: 0.397, SLG: 0.362										2	1	1	0	3	0	1											
Will Clark, L OBP: 0.358, SLG: 0.500										5	1	1	0	0	0	4											
Mickey Tettleton, S OBP: 0.387, SLG: 0.517										2	0	0	1	1	0	1											
Dean Palmer, R OBP: 0.414, SLG: 0.500										3	0	0	1	1	0	1											
Mark McLemore, S OBP: 0.380, SLG: 0.415										4	0	0	1	0	0	2											
29 Rusty Greer, L OBP: 0.279, SLG: 0.295										3	0	1	0	1	0	2											
Dave Valle, R OBP: 0.278, SLG: 0.188										2	0	0	0	1	2	2											
Shawn Hare, L OBP: 0.545, SLG: 0.500										1	0	0	0	0	1	1											
Darren Oliver, R										0	0	0	0	0	0	0											
Jose Alberro, R										0	0	0	0	0	0	0											
Esteban Beltre, R OBP: 0.400, SLG: 0.250										2	0	0	0	1	0	0											
Mike Pagliarulo, L OBP: 0.240, SLG: 0.333										1	0	0	0	0	0	1											
Benji Gil, R OBP: 0.356, SLG: 0.519										0	0	0	0	0	0	0											
Inning Stats	R: 0 E: 0 K: 0 S: 7	H: 0 LOB: 1 BB: 1 P: 16	R: 0 E: 0 K: 0 S: 6	H: 0 LOB: 3 BB: 3 P: 22	R: 2 E: 0 K: 1 S: 17	H: 2 LOB: 2 BB: 2 P: 31	R: 0 E: 0 K: 0 S: 7	H: 0 LOB: 1 BB: 1 P: 12	R: 0 E: 0 K: 1 S: 8	H: 0 LOB: 0 BB: 0 P: 11	R: 1 E: 0 K: 0 S: 9	H: 1 LOB: 1 BB: 1 P: 16	R: 0 E: 0 K: 1 S: 10	H: 1 LOB: 1 BB: 0 P: 12	R: 0 E: 0 K: 0 S: 5	H: 1 LOB: 0 BB: 0 P: 9	1B: 5 2B: 0 3B: 0 HR: 0	SF: 1 SAC: 0 DP: 1 HBP: 0	WP: 0 PB: 0 SB: 0 CS: 0	PA: 39							
PITCHER	IP	WLS	BF	H	R	ER	SO	BB	IBB	HBP	BLK	WP	HR	S	P	ERA	WHIP										
Mike Moore, R ERA: 5.4	6.0	W	27	2	2	2	2	7	0	0	0	0	0	7	102	3.00	1.500										
Brian Bohanon, L ERA: 7.1	0.2		4	1	1	1	0	1	0	0	0	0	0	7	13	13.50	3.000										
Felipe Lira, R ERA: 1.86	1.1		5	1	0	0	1	0	0	0	0	0	0	12	15	0.00	0.750										
Mike Henneman, R ERA: 1.5	1.0		3	1	0	0	0	0	0	0	0	0	0	5	9	0.00	1.000										

Detroit Tigers @ Texas Rangers
The Ballpark at Arlington, Arlington, TX
Sun May 14, 1995, 4:33 AM EDT
Att: 21,182 - Cloudy - 92 F

AB	30
R	3
H	5
RBI	3
BB	8
SO	3
LOB	18



Batter	1	2	3	4	5	6	7	8	9	AB	R	H	RBI	BB	SO	LOB	TOP										
Devon White, S (1, 8) OBP: 0.420, SLG: 0.597										5	0	2	1	0	0	1	<p>Toronto Blue Jays @ Texas Rangers The Ballpark at Arlington, Arlington, TX Mon May 15 1995, 8:05 PM EDT Att: 17,982 - Unknown - 87 F</p>										
Domingo Cadeno, S (1, 6) OBP: 0.600, SLG: 0.600										5	2	3	0	0	0	2											
Paul Molitor, R (1, 10) OBP: 0.325, SLG: 0.307 Carlos Delgado, L (7, PH)										3	0	2	1	0	0	1											
Joe Carter, R (1, 7) OBP: 0.420, SLG: 0.560 Candy Maldonado, R (6, 7) OBP: 0.500, SLG: 0.750										3	0	0	0	0	1	4											
John Olerud, L (1, 3) OBP: 0.321, SLG: 0.348										4	1	1	1	0	0	1											
Roberto Alomar, S (1, 4) OBP: 0.438, SLG: 0.704										4	0	1	1	0	0	0											
Shawn Green, L (1, 9) OBP: 0.283, SLG: 0.286										4	0	0	0	0	2	1											
Ed Sprague, R (1, 5) OBP: 0.405, SLG: 0.641										4	1	3	0	0	0	0											
Randy Knorr, R (1, 2) OBP: 0.310, SLG: 0.475										4	0	0	0	0	0	3											
Inning Stats	R: 1 E: 0 K: 1 S: 7	H: 2 LOB: 1 BB: 0 P: 7	R: 0 E: 0 K: 0 S: 3	H: 0 LOB: 0 BB: 0 P: 3	R: 0 E: 0 K: 0 S: 5	H: 2 LOB: 2 BB: 0 P: 5	R: 0 E: 0 K: 0 S: 3	H: 0 LOB: 0 BB: 0 P: 3	R: 0 E: 0 K: 1 S: 8	H: 1 LOB: 1 BB: 0 P: 3	R: 2 E: 0 K: 1 S: 8	H: 3 LOB: 1 BB: 0 P: 8	R: 0 E: 0 K: 1 S: 7	H: 2 LOB: 2 BB: 0 P: 7	R: 0 E: 0 K: 0 S: 3	H: 0 LOB: 0 BB: 0 P: 3	R: 1 E: 0 K: 1 S: 7	H: 2 LOB: 1 BB: 0 P: 7	1B: 7 2B: 4 3B: 1 HR: 0	SF: 0 SAC: 0 DP: 1 HBP: 0	WP: 0 PB: 0 SB: 0 CS: 0	PA: 38					
PITCHER	IP	WLS	BF	H	R	ER	SO	BB	IBB	HBP	BLK	WP	HR	S	P	ERA	WHIP	PITCHER									
Bob Tewksbury, R (1, 1) ERA: 4.44	8.0	W	33	10	3	3	3	0	0	0	0	0	0	39	39	3.38	1.250										
Chris Nichting, R (9, 1) ERA: 9.0	1.0		5	2	1	1	1	0	0	0	0	0	0	7	7	9.00	2.000										

AB	38
R	4
H	12
RBI	4
BB	0
SO	4
LOB	15



Batter	1	2	3	4	5	6	7	8	9	AB	R	H	RBI	BB	SO	LOB	BOTTOM										
Otis Nixon, S (1, 8) OBP: 0.326, SLG: 0.298										6	3	2	1	0	2	2	<p>Toronto Blue Jays @ Texas Rangers The Ballpark at Arlington, Arlington, TX Mon May 15 1995, 8:05 PM EDT Att: 17,982 - Unknown - 87 F</p>										
Jeff Eves, R (1, 4) OBP: 0.381, SLG: 0.384										4	1	2	0	1	0	1											
Will Clark, L (1, 3) OBP: 0.362, SLG: 0.469										3	2	0	0	2	2	3											
Mickey Tettleton, S (1, 10) OBP: 0.413, SLG: 0.578										4	2	3	4	1	0	0											
Dean Palmer, R (1, 5) OBP: 0.413, SLG: 0.492										3	1	1	1	1	1	2											
Mark McLemore, S (1, 7) OBP: 0.408, SLG: 0.456										3	1	2	2	2	0	0											
29 Rusty Greer, L (1, 9) OBP: 0.288, SLG: 0.292										4	0	1	0	1	3	4											
Dave Valle, R (1, 2) OBP: 0.304, SLG: 0.250										4	1	1	0	1	0	3											
Benji Gil, R (1, 6) OBP: 0.359, SLG: 0.559										5	1	2	1	0	2	1											
Inning Stats	R: 3 E: 0 K: 1 S: 6	H: 1 LOB: 2 BB: 4 P: 22	R: 3 E: 0 K: 1 S: 8	H: 3 LOB: 2 BB: 2 P: 16	R: 1 E: 0 K: 2 S: 9	H: 2 LOB: 1 BB: 0 P: 9	R: 1 E: 0 K: 1 S: 6	H: 1 LOB: 0 BB: 0 P: 6	R: 2 E: 0 K: 1 S: 7	H: 2 LOB: 2 BB: 2 P: 15	R: 2 E: 0 K: 0 S: 5	H: 3 LOB: 1 BB: 1 P: 9	R: 0 E: 0 K: 2 S: 9	H: 2 LOB: 2 BB: 0 P: 9	R: 0 E: 0 K: 2 S: 7	H: 0 LOB: 0 BB: 0 P: 7	R: 0 E: 0 K: 2 S: 7	H: 0 LOB: 0 BB: 0 P: 7	1B: 9 2B: 2 3B: 1 HR: 2	SF: 1 SAC: 0 DP: 1 HBP: 0	WP: 1 PB: 1 SB: 1 CS: 0	PA: 46					
PITCHER	IP	WLS	BF	H	R	ER	SO	BB	IBB	HBP	BLK	WP	HR	S	P	ERA	WHIP	PITCHER									
Juan Guzman, R (1, 1) ERA: 9.78	1.1	L	13	4	6	6	1	5	0	0	0	0	0	10	30	40.50	6.750										
Danny Cox, R (2, 1) ERA: 11.0	1.2		8	2	1	1	3	1	0	0	0	1	0	13	17	5.40	1.800										
Paul Menhart, R (4, 1) ERA: 9.95	2.2		16	6	5	5	2	3	0	0	0	0	2	17	29	16.88	3.375										
Woody Williams, R (6, 1) ERA: 5.79	2.1		9	2	0	0	4	0	0	0	0	0	0	17	17	0.00	0.857										

AB	36
R	12
H	14
RBI	9
BB	9
SO	10
LOB	16



Batter	1	2	3	4	5	6	7	8	9	AB	R	H	RBI	BB	SO	LOB	TOP																					
Devon White, S (1, 8) OBP: 0.413, SLG: 0.580	F8		FC5-4 1B		K			F9		4	0	1	0	0	1	1	<p>Toronto Blue Jays @ Texas Rangers The Ballpark at Arlington, Arlington, TX Tue May 16 1995, 8:05 PM EDT Att: 19,014 - Unknown - 87 F</p>																					
Alex Gonzalez, R (1, 6) OBP: 0.282, SLG: 0.254	K		FC5-4 1-2			BB		G4-3		3	0	0	0	1	1																							
Roberto Alomar, S (1, 4) OBP: 0.417, SLG: 0.667	F8				K			K		4	0	0	0	0	2																							
Joe Carter, R (1, 7) OBP: 0.424, SLG: 0.557		L1			FC3-6 1B			P4		4	0	2	0	0	0																							
John Olerud, L (1, 3) OBP: 0.305, SLG: 0.329		K			FC3-6 1-2			G3		4	0	0	0	0	1																							
Candy Maldonado, R (1, 9) OBP: 0.423, SLG: 0.600		E1			K			G4-3		4	0	0	0	0	1																							
Lance Parrish, R (1, 10) OBP: 0.290, SLG: 0.286		K				BB		G4-3		3	0	0	0	1	2																							
Ed Sprague, R (1, 5) OBP: 0.403, SLG: 0.672			G5-3			F9		HR		3	1	1	1	0	0																							
Randy Knorr, R (1, 2) OBP: 0.289, SLG: 0.442			K			F6		F9		3	0	0	0	0	1																							
Inning Stats	R: 0 E: 0 K: 1 S: 5	H: 0 LOB: 0 BB: 0 P: 5	R: 0 E: 1 K: 2 S: 8	H: 0 LOB: 1 BB: 0 P: 8	R: 0 E: 0 K: 1 S: 6	H: 1 LOB: 1 BB: 0 P: 6	R: 0 E: 0 K: 2 S: 8	H: 1 LOB: 1 BB: 0 P: 8	R: 0 E: 0 K: 1 S: 5	H: 0 LOB: 1 BB: 1 P: 9	R: 0 E: 0 K: 0 S: 3	H: 0 LOB: 1 BB: 1 P: 7	R: 1 E: 0 K: 0 S: 4	H: 1 LOB: 0 BB: 0 P: 4	R: 0 E: 0 K: 1 S: 5	H: 0 LOB: 0 BB: 0 P: 5	R: 0 E: 1 K: 0 S: 4	H: 1 LOB: 1 BB: 0 P: 4	1B: 3 2B: 0 3B: 0 HR: 1	SF: 0 SAC: 0 DP: 0 HBP: 0	WP: 0 PB: 0 SB: 0 CS: 0	PA: 34																
PITCHER	IP	WLS	BF	H	R	ER	SO	BB	IBB	HBP	BLK	WP	HR	S	P	ERA	WHIP	PITCHER				IP	WLS	BF	H	R	ER	SO	BB	IBB	HBP	BLK	WP	HR	S	P	ERA	WHIP
Kenny Rogers, L (1, 1) ERA: 2.22	5.0	W	20	2	0	0	7	2	0	0	0	0	0	32	40	0.00	0.800					5.0	W	20	2	0	0	7	2	0	0	0	0	0	32	40	0.00	0.800
Terry Burrows, L (6, 1) ERA: 5.4	4.0	S	14	2	1	1	1	0	0	0	0	0	1	16	16	2.25	0.500					4.0	S	14	2	1	1	1	0	0	0	0	1	16	16	2.25	0.500	

AB 32
R 1
H 4
RBI 1
BB 2
SO 8
LOB 13



Batter	1	2	3	4	5	6	7	8	9	AB	R	H	RBI	BB	SO	LOB	BOTTOM																					
Otis Nixon, S (1, 8) OBP: 0.330, SLG: 0.295	G6-3		1B		G3		F8			4	1	1	1	1	0	4	<p>Toronto Blue Jays @ Texas Rangers The Ballpark at Arlington, Arlington, TX Tue May 16 1995, 8:05 PM EDT Att: 19,014 - Unknown - 87 F</p>																					
Jeff Frye, R (1, 4) OBP: 0.371, SLG: 0.372	K2-3		1B		G6-3			G6-3		5	1	1	1	0	1	5																						
Will Clark, L (1, 3) OBP: 0.349, SLG: 0.444	F8		E8 1B		P6		K			5	1	1	1	0	1																							
Mickey Tettleton, S (1, 10) OBP: 0.400, SLG: 0.544		G4-6-3 BB	K		K		F9			4	0	0	0	1	2																							
Dean Palmer, R (1, 5) OBP: 0.418, SLG: 0.492		G4-6-3 1-2	1B		1B		F9			4	1	2	2	0	0																							
Ivan Rodriguez, R (1, 2) OBP: 0.279, SLG: 0.350		BB 1B	2B 1B		F3		K			4	1	2	0	0	1																							
Mark McLemore, S (1, 7) OBP: 0.438, SLG: 0.493		BB 1B	BB 2B		G3 1B		1B 1B			3	0	3	1	1	0																							
Jack Voigt, R (1, 9) OBP: 0.250, SLG: 0.250 29 Rusty Greer, L (7, PH) OBP: 0.294, SLG: 0.288		BB 1B	BB 2B		K		F8			3	0	0	0	0	2																							
Benji Gil, R (1, 6) OBP: 0.397, SLG: 0.590			BB 1B		G3 1B		1B 1B			2	1	2	0	2	0																							
Inning Stats	R: 0 E: 0 K: 1 S: 5	H: 0 LOB: 0 BB: 0 P: 5	R: 0 E: 0 K: 1 S: 5	H: 1 LOB: 2 BB: 2 P: 13	R: 6 E: 1 K: 2 S: 14	H: 7 LOB: 3 BB: 2 P: 22	R: 0 E: 0 K: 1 S: 6	H: 1 LOB: 1 BB: 0 P: 6	R: 0 E: 0 K: 0 S: 4	H: 1 LOB: 2 BB: 1 P: 8	R: 0 E: 0 K: 1 S: 5	H: 0 LOB: 0 BB: 0 P: 5	R: 0 E: 0 K: 2 S: 9	H: 2 LOB: 2 BB: 0 P: 9	R: 0 E: 0 K: 0 S: 3	H: 0 LOB: 0 BB: 0 P: 3	1B: 10 2B: 2 3B: 0 HR: 0	SF: 0 SAC: 0 DP: 1 HBP: 0	WP: 0 PB: 0 SB: 0 CS: 0	PA: 40																		
PITCHER	IP	WLS	BF	H	R	ER	SO	BB	IBB	HBP	BLK	WP	HR	S	P	ERA	WHIP	PITCHER				IP	WLS	BF	H	R	ER	SO	BB	IBB	HBP	BLK	WP	HR	S	P	ERA	WHIP
Al Leiter, L (1, 1) ERA: 4.5	6.0	L	32	10	6	6	6	5	0	0	0	0	0	39	59	9.00	2.500					6.0	L	32	10	6	6	6	5	0	0	0	0	0	39	59	9.00	2.500
Mike Timlin, R (7, 1) ERA: 2.92	2.0		8	2	0	0	2	0	0	0	0	0	0	12	12	0.00	1.000					2.0		8	2	0	0	2	0	0	0	0	12	12	0.00	1.000		

AB 35
R 6
H 12
RBI 6
BB 5
SO 8
LOB 19



Batter	1	2	3	4	5	6	7	8	9	AB	R	H	RBI	BB	SO	LOB	TOP					
Devon White, S OBP: 0.412, SLG: 0.605 (1, 8)	G3-1	HR		P6		2B		K		5	1	2	3	0	1	0						
Domingo Cadeno, S OBP: 0.600, SLG: 1.000 (1, 6)	G1-3	HR			1B	K		K		5	1	3	1	0	2	3						
Roberto Alomar, S OBP: 0.404, SLG: 0.650 (1, 4)	G1-3	K			P6			G6-3		5	0	1	2	0	1	2						
Joe Carter, R OBP: 0.400, SLG: 0.524 (1, 7)	G1-3			G4-3		F8		G6-3		5	0	0	0	0	0	4						
John Olerud, L OBP: 0.337, SLG: 0.395 (1, 3)		HR		FC4-6		1B		G5-4-3		3	1	3	1	1	0	0						
Carlos Delgado, L (1, 10)		G4-3		K		K		K		4	0	0	0	0	3	4						
Shawn Green, L OBP: 0.286, SLG: 0.273 Candy Maldonado, R (7, PH) OBP: 0.407, SLG: 0.571 (7, 9)		HR		FC4-6		G4-3		G5-4-3		2	1	0	0	0	0	1						
Ed Sprague, R OBP: 0.395, SLG: 0.648 (1, 5)		K		K		1B		G6-3		4	1	1	0	0	2	1						
Randy Knorr, R OBP: 0.306, SLG: 0.435 (1, 2)		HR		G4-3		1B		L4		3	2	1	0	1	0	0						
Inning Stats	R: 0 E: 0 K: 0 S: 10	H: 1 LOB: 1 BB: 0 P: 16	R: 5 E: 0 K: 2 S: 15	H: 4 LOB: 0 BB: 0 P: 27	R: 0 E: 0 K: 1 S: 6	H: 1 LOB: 1 BB: 0 P: 8	R: 0 E: 0 K: 1 S: 8	H: 0 LOB: 0 BB: 0 P: 14	R: 0 E: 0 K: 1 S: 12	H: 1 LOB: 2 BB: 1 P: 23	R: 2 E: 0 K: 1 S: 13	H: 3 LOB: 2 BB: 1 P: 24	R: 0 E: 0 K: 1 S: 8	H: 1 LOB: 0 BB: 0 P: 11	R: 0 E: 0 K: 1 S: 8	H: 0 LOB: 0 BB: 0 P: 14	R: 0 E: 0 K: 1 S: 8	H: 0 LOB: 0 BB: 0 P: 13	1B: 6 2B: 2 3B: 0 HR: 3	SF: 0 SAC: 0 DP: 1 HBP: 1	WP: 0 PB: 0 SB: 0 CS: 0	PA: 40
PITCHER	IP	WLS	BF	H	R	ER	SO	BB	IBB	HBP	BLK	WP	HR	S	P	ERA	WHIP					
Kevin Gross, R ERA: 10.35 (1, 1)	5.1	W	27	8	7	7	5	2	0	1	0	0	3	55	99	11.81	1.875					
Chris Nitching, R ERA: 5.4 (6, 1)	0.2		4	2	0	0	1	0	0	0	0	0	0	9	13	0.00	3.000					
Ed Vosberg, L ERA: 1.13 (7, 1)	3.0	S	9	1	0	0	3	0	0	0	0	0	0	24	38	0.00	0.333					

Toronto Blue Jays @ Texas Rangers
The Ballpark at Arlington, Arlington, TX
Wed May 17 1995, 8:05 PM EDT
Att: 18,910 - Unknown - 83 F

AB	37
R	7
H	11
RBI	7
BB	2
SO	9
LOB	16



Batter	1	2	3	4	5	6	7	8	9	AB	R	H	RBI	BB	SO	LOB	BOTTOM					
Otis Nixon, S OBP: 0.333, SLG: 0.293 (1, 8)	F7	1B	S		G4-3		K			4	1	1	1	1	1	1						
Jeff Eves, R OBP: 0.383, SLG: 0.386 (1, 4)	K	1B	1B			WP	K			5	0	3	2	0	2	1						
Will Clark, L OBP: 0.338, SLG: 0.421 (1, 3)	F9	SF9	K			WP	P6			3	0	0	1	1	1	3						
Mickey Tettleton, S OBP: 0.400, SLG: 0.528 (1, 10)		HR	K		FC4-6	P1		P4		4	1	1	0	1	1	3						
Dean Palmer, R OBP: 0.417, SLG: 0.574 (1, 5)		HR	HR		FC4-6	K		G5-3		5	3	2	3	0	1	3						
Ivan Rodriguez, R OBP: 0.273, SLG: 0.354 (1, 2)	F8	F8	P4			F8		F9		5	0	1	1	0	0	2						
Mark McLemore, S OBP: 0.452, SLG: 0.507 (1, 7)		1B	1B		G5-3					4	3	3	0	0	0	0						
29 Rusty Greer, L OBP: 0.308, SLG: 0.329 (1, 9)		1B	1B			P5		1B		4	2	3	0	0	0	0						
Benji Gil, R OBP: 0.403, SLG: 0.585 (1, 6)		1B	1B		FC6-5	K		E7		4	2	2	3	0	1	1						
Inning Stats	R: 0 E: 0 K: 1 S: 7	H: 0 LOB: 0 BB: 0 P: 11	R: 6 E: 0 K: 1 S: 22	H: 7 LOB: 1 BB: 0 P: 32	R: 3 E: 0 K: 1 S: 18	H: 4 LOB: 2 BB: 1 P: 30	R: 1 E: 0 K: 0 S: 6	H: 1 LOB: 0 BB: 1 P: 12	R: 0 E: 0 K: 1 S: 9	H: 0 LOB: 0 BB: 1 P: 13	R: 0 E: 0 K: 2 S: 17	H: 1 LOB: 1 BB: 0 P: 25	R: 0 E: 0 K: 0 S: 10	H: 0 LOB: 0 BB: 0 P: 13	1B: 12 2B: 2 3B: 0 HR: 2	SF: 1 SAC: 0 DP: 0 HBP: 0	WP: 1 PB: 0 SB: 0 CS: 0	PA: 42				
PITCHER	IP	WLS	BF	H	R	ER	SO	BB	IBB	HBP	BLK	WP	HR	S	P	ERA	WHIP					
Danny Darwin, R ERA: 8.88 (1, 1)	2.1	L	17	10	9	9	2	2	0	0	0	0	0	26	44	3.38	1.500					
Tony Castillo, L ERA: 2.93 (3, 1)	2.2		11	2	1	1	2	2	0	0	0	0	0	26	44	3.38	1.500					
Danny Cox, R ERA: 9.9 (6, 1)	1.0		5	1	0	0	1	1	0	0	0	1	0	8	15	0.00	2.000					
Woody Williams, R ERA: 5.56 (7, 1)	2.0		9	3	2	1	2	0	0	0	0	0	0	27	38	4.50	1.500					

Toronto Blue Jays @ Texas Rangers
The Ballpark at Arlington, Arlington, TX
Wed May 17 1995, 8:05 PM EDT
Att: 18,910 - Unknown - 83 F

AB	38
R	12
H	16
RBI	11
BB	3
SO	7
LOB	14



Batter	1	2	3	4	5	6	7	8	9	AB	R	H	RBI	BB	SO	LOB	TOP					
Fernando Vina, L OBP: 0.200, SLG: 0.208 (1, 4)	L9		G3					F9		4	0	1	0	0	0	1						
David Hulse, L OBP: 0.355, SLG: 0.357 (1, 9)	B1		L6					G4-3		4	0	0	0	0	1	1						
Darryl Hamilton, L OBP: 0.360, SLG: 0.274 (1, 8)	L9		G1-3							4	0	0	0	0	1	0						
Kevin Seitzer, R OBP: 0.397, SLG: 0.522 (1, 5)			G5-3							4	1	1	0	0	0	0						
Joe Oliver, R OBP: 0.418, SLG: 0.613 (1, 2)			G5-3							4	1	3	0	0	1	0						
Greg Vaughn, R OBP: 0.322, SLG: 0.338 (1, 10)			G5-3							4	0	0	1	0	1	3						
John Jaha, R OBP: 0.362, SLG: 0.581 (1, 3)										2	0	0	0	1	0	1						
Derrick May, L OBP: 0.281, SLG: 0.255 Turner Ward, S OBP: 0.340, SLG: 0.340 (1, 7) (7, 7)										2	0	1	1	0	0	0						
Jose Valentin, S OBP: 0.200, SLG: 0.190 (1, 6)										2	0	0	0	0	2							
Inning Stats	R: 0 E: 0 K: 0 S: 5	H: 0 LOB: 0 BB: 0 P: 8	R: 1 E: 0 K: 0 S: 12	H: 2 LOB: 2 BB: 1 P: 17	R: 0 E: 0 K: 0 S: 9	H: 0 LOB: 0 BB: 0 P: 13	R: 1 E: 0 K: 0 S: 12	H: 2 LOB: 0 BB: 0 P: 15	R: 0 E: 0 K: 1 S: 10	H: 1 LOB: 0 BB: 0 P: 15	R: 0 E: 0 K: 1 S: 6	H: 0 LOB: 0 BB: 0 P: 10	R: 0 E: 0 K: 1 S: 10	H: 0 LOB: 0 BB: 0 P: 11	R: 0 E: 0 K: 0 S: 7	H: 0 LOB: 1 BB: 1 P: 12	R: 0 E: 0 K: 2 S: 11	H: 1 LOB: 1 BB: 0 P: 13	1B: 4 2B: 2 3B: 0 HR: 0	SF: 0 SAC: 1 DP: 1 HBP: 0	WP: 0 PB: 0 SB: 0 CS: 1	PA: 34
PITCHER	IP	WLS	BF	H	R	ER	SO	BB	IBB	HBP	BLK	WP	HR	S	P	ERA	WHIP					
Roger Pavlik, R ERA: 4.22 Jeff Russell, R ERA: 1.17 (1, 1) (9, 1)	8.0	W	29	5	2	2	2	2	0	0	0	0	0	71	101	2.25	0.875					
	1.0	L	4	1	0	0	2	0	0	0	0	0	0	11	13	0.00	1.000					

Milwaukee Brewers @ Texas Rangers
The Ballpark at Arlington, Arlington, TX
Thu May 18, 1995, 8:05 PM EDT
Att: 22,776 - Unknown - 71 F

AB 30
R 2
H 6
RBI 2
BB 2
SO 4
LOB 8



Batter	1	2	3	4	5	6	7	8	9	AB	R	H	RBI	BB	SO	LOB	BOTTOM					
Otis Nixon, S OBP: 0.330, SLG: 0.292 (1, 8)	F8-6	P4			B1-3			G4-3		4	1	1	0	0	0	1						
Jeff Eves, R OBP: 0.388, SLG: 0.391 (1, 4)	F8-6				L8			G5-3		4	0	2	0	0	0	0						
Will Clark, L OBP: 0.333, SLG: 0.410 (1, 3)	F8-6				G3-1			G1-3		4	1	1	0	0	0	3						
Mickey Tettleton, S OBP: 0.409, SLG: 0.533 (1, 10)	1B				K			SH1-4		3	0	2	0	0	1	1						
Dean Palmer, R OBP: 0.432, SLG: 0.577 (1, 5)	1B				K			29 HR		3	1	2	0	1	1	1						
Ivan Rodriguez, R OBP: 0.271, SLG: 0.348 (1, 2)	F9				G5-4-3			F8		4	0	1	0	0	0	6						
Mark McLemore, S OBP: 0.455, SLG: 0.500 (1, 7)					K			29 HR		3	1	1	0	1	2	3						
Jack Voigt, R OBP: 0.429, SLG: 0.857 29 Rusty Greer, L OBP: 0.316, SLG: 0.380 (8, PH) (9, 9)	F8				G5-4-3			HR		3	1	2	1	0	0	1						
Benji Gil, R OBP: 0.382, SLG: 0.551 (1, 6)	F8				G3			HR		4	0	0	0	0	2	2						
Inning Stats	R: 1 E: 0 K: 0 S: 9	H: 4 LOB: 2 BB: 0 P: 20	R: 0 E: 0 K: 0 S: 10	H: 2 LOB: 1 BB: 0 P: 18	R: 0 E: 0 K: 2 S: 12	H: 1 LOB: 1 BB: 0 P: 16	R: 0 E: 0 K: 1 S: 8	H: 1 LOB: 0 BB: 0 P: 12	R: 0 E: 0 K: 0 S: 7	H: 0 LOB: 0 BB: 0 P: 13	R: 0 E: 0 K: 1 S: 12	H: 2 LOB: 2 BB: 0 P: 16	R: 1 E: 0 K: 1 S: 7	H: 1 LOB: 0 BB: 0 P: 12	R: 4 E: 0 K: 1 S: 11	H: 2 LOB: 0 BB: 2 P: 25	R: 4 E: 0 K: 1 S: 11	H: 2 LOB: 0 BB: 2 P: 25	1B: 11 2B: 1 3B: 0 HR: 2	SF: 0 SAC: 1 DP: 2 HBP: 0	WP: 1 PB: 0 SB: 0 CS: 2	PA: 36
PITCHER	IP	WLS	BF	H	R	ER	SO	BB	IBB	HBP	BLK	WP	HR	S	P	ERA	WHIP					
Angel Miranda, L ERA: 4.37 Graeme Lloyd, L ERA: 6.35 Mark Kiefer, R ERA: 4.91 (1, 1) (7, 1) (8, 1)	6.0	L	26	11	2	2	4	0	1	0	0	0	0	9	19	13.50	0.750					
	0.2	L	4	1	2	2	1	1	0	0	0	0	1	8	15	27.00	3.000					

Milwaukee Brewers @ Texas Rangers
The Ballpark at Arlington, Arlington, TX
Thu May 18, 1995, 8:05 PM EDT
Att: 22,776 - Unknown - 71 F

AB 33
R 6
H 13
RBI 5
BB 2
SO 6
LOB 18



Batter	1	2	3	4	5	6	7	8	9	AB	R	H	RBI	BB	SO	LOB	TOP					
Pat Listach, S OBP: 0.263, SLG: 0.274	P6		G3		F9		L7			4	0	0	0	0	0	1						
Darryl Hamilton, L OBP: 0.367, SLG: 0.303	K			G5-3	FC6-4			FC5-4		4	0	2	0	0	1	0						
Jeff Cirillo, R OBP: 0.462, SLG: 0.545				1B	FC6-4			G5-3		2	1	0	0	2	0	2						
Kevin Seitzer, R OBP: 0.402, SLG: 0.514	G3			G5-3	1B		K	FC5-4		3	0	1	0	1	1	1						
Joe Oliver, R OBP: 0.408, SLG: 0.591		F9		G5-3	1B		G4-3	FC5-4		4	0	1	1	0	0	2						
John Jaha, R OBP: 0.333, SLG: 0.532	G3			G5-3			G5-3	FC4		4	0	0	0	0	0	4						
Matt Mieske, R OBP: 0.485, SLG: 0.500							K		F9	3	0	1	0	1	1	0						
Turner Ward, S OBP: 0.328, SLG: 0.316	CS		G6-3	G3-1			G6-3		K	4	0	0	0	0	1	3						
Fernando Vina, L OBP: 0.207, SLG: 0.185			G3		G3-1			B1-3		3	0	0	0	0	0	0						
Inning Stats	R: 0 E: 0 K: 1 S: 8	H: 0 LOB: 1 BB: 1 P: 16	R: 0 E: 0 K: 0 S: 10	H: 1 LOB: 0 BB: 0 P: 17	R: 0 E: 0 K: 0 S: 10	H: 0 LOB: 0 BB: 0 P: 14	R: 1 E: 0 K: 0 S: 8	H: 2 LOB: 3 BB: 2 P: 21	R: 0 E: 0 K: 1 S: 9	H: 1 LOB: 1 BB: 0 P: 11	R: 0 E: 0 K: 1 S: 6	H: 0 LOB: 1 BB: 0 P: 8	R: 0 E: 0 K: 1 S: 6	H: 0 LOB: 1 BB: 0 P: 13	R: 0 E: 0 K: 0 S: 8	H: 1 LOB: 2 BB: 1 P: 19	R: 0 E: 0 K: 1 S: 9	H: 0 LOB: 0 BB: 0 P: 14	1B: 4 2B: 1 3B: 0 HR: 0	SF: 0 SAC: 0 DP: 0 HBP: 1	WP: 0 PB: 0 SB: 1 CS: 1	PA: 37
PITCHER	IP	WLS	BF	H	R	ER	SO	BB	IBB	HBP	BLK	WP	HR	S	P	ERA	WHIP					
Darren Oliver, L ERA: 8.16	3.1	L	14	3	1	1	1	2	0	0	0	0	0	32	58	2.70	1.500					
Roger McDowell, R ERA: 8.75	4.2		19	2	0	0	2	2	0	1	0	0	0	33	61	0.00	0.857					
Terry Burrows, L ERA: 4.91	1.0		3	0	0	0	1	0	0	0	0	0	0	9	14	0.00	0.000					

Milwaukee Brewers @ Texas Rangers
The Ballpark at Arlington, Arlington, TX
Fri May 19 1995, 8:05 PM EDT
Att: 23,393 - Unknown

AB 31
R 1
H 5
RBI 1
BB 4
SO 4
LOB 13



Batter	1	2	3	4	5	6	7	8	9	AB	R	H	RBI	BB	SO	LOB	BOTTOM					
Otis Nixon, S OBP: 0.318, SLG: 0.280	G6-3		G6-3		G5-3			F7		4	0	0	0	0	0	0						
Jeff Frye, R OBP: 0.392, SLG: 0.389	P4			CS			G3	FC6-4		3	0	1	0	1	0	0						
Will Clark, L OBP: 0.329, SLG: 0.391				BB			P5	1B		3	0	0	0	1	1	2						
Mickey Tettleton, S OBP: 0.402, SLG: 0.513	F8				F9			FC6-4		3	0	0	0	1	0	2						
Dean Palmer, R OBP: 0.435, SLG: 0.573					L6			L5		4	0	2	0	0	0	0						
Ivan Rodriguez, R OBP: 0.270, SLG: 0.342							P2			4	0	1	0	0	2	3						
Mark McLemore, S OBP: 0.446, SLG: 0.488					G4-3			B4-3		4	0	1	0	0	0	2						
29 Rusty Greer, L OBP: 0.317, SLG: 0.370										2	0	0	0	1	0	1						
Benji Gil, R OBP: 0.367, SLG: 0.528					G4-3					3	0	0	0	0	1	2						
Inning Stats	R: 0 E: 0 K: 0 S: 10	H: 0 LOB: 1 BB: 1 P: 20	R: 0 E: 0 K: 2 S: 9	H: 1 LOB: 2 BB: 1 P: 18	R: 0 E: 0 K: 1 S: 6	H: 0 LOB: 0 BB: 1 P: 12	R: 0 E: 0 K: 0 S: 6	H: 1 LOB: 1 BB: 0 P: 12	R: 0 E: 0 K: 0 S: 5	H: 0 LOB: 0 BB: 0 P: 7	R: 0 E: 0 K: 0 S: 9	H: 1 LOB: 2 BB: 1 P: 19	R: 0 E: 0 K: 0 S: 6	H: 1 LOB: 0 BB: 0 P: 7	R: 0 E: 0 K: 0 S: 10	H: 1 LOB: 1 BB: 0 P: 16	R: 0 E: 0 K: 1 S: 5	H: 0 LOB: 0 BB: 0 P: 9	1B: 5 2B: 0 3B: 0 HR: 0	SF: 0 SAC: 0 DP: 1 HBP: 0	WP: 0 PB: 0 SB: 0 CS: 1	PA: 34
PITCHER	IP	WLS	BF	H	R	ER	SO	BB	IBB	HBP	BLK	WP	HR	S	P	ERA	WHIP					
Steve Sparks, R ERA: 3.57	7.1	W	29	5	0	0	3	4	0	0	0	0	0	55	103	0.00	1.227					
Graeme Lloyd, L ERA: 6.0	0.2		2	0	0	0	0	0	0	0	0	0	0	6	8	0.00	0.000					
Mike Fetters, R ERA: 1.69	1.0	S	3	0	0	0	1	0	0	0	0	0	0	5	9	0.00	0.000					

Milwaukee Brewers @ Texas Rangers
The Ballpark at Arlington, Arlington, TX
Fri May 19 1995, 8:05 PM EDT
Att: 23,393 - Unknown

AB 30
R 0
H 5
RBI 0
BB 4
SO 4
LOB 12



Batter	1	2	3	4	5	6	7	8	9	10	11	AB	R	H	RBI	BB	SO	LOB	TOP					
David Hulse, L OBP: 0.371, SLG: 0.375 (1, 9)	G4-3	1B		1B		F7			F7	P8		4	0	2	1	0	0	1						
Greg Vaughn, R OBP: 0.318, SLG: 0.333 (9, PH)												1	0	0	0	0	0	2						
Matt Mieske, R OBP: 0.471, SLG: 0.483 (9, 9)												1	0	0	0	0	0	2						
Daryl Hamilton, L OBP: 0.354, SLG: 0.290 Turner Ward, S OBP: 0.343, SLG: 0.333 (1, 8)	G4-3	G4-3		K					G1-6-3 1B		B1-3	3	0	0	0	0	1	3						
Kevin Seitzer, R OBP: 0.420, SLG: 0.519 (1, 3)	1B								G4-6-3 1B			5	0	3	1	1	0	1						
Joe Oliver, R OBP: 0.403, SLG: 0.563 (1, 10)	G6-3								L8			5	0	1	0	1	0	4						
B.J. Surhoff, L OBP: 0.342, SLG: 0.290 (1, 2)									G1-3			5	0	0	0	1	0	4						
Derrick May, L OBP: 0.354, SLG: 0.230 (1, 7)									G4-3			6	0	0	0	0	1	4						
Jeff Cirillo, R OBP: 0.406, SLG: 0.464 (1, 5)	E5 1B 2B								G6-3			6	2	1	0	0	0	3						
Pat Listach, S OBP: 0.284, SLG: 0.295 (1, 4)									L7			5	2	3	0	0	0	1						
Jose Valentin, S OBP: 0.246, SLG: 0.258 John Jaha, R OBP: 0.346, SLG: 0.542 Fernando Vina, L OBP: 0.207, SLG: 0.185 (1, 6)									F7 1B			4	2	4	3	0	0	0						
									1B			1	0	1	0	0	0	0						
									1B			0	0	0	0	0	0	0						
Inning Stats	R: 0 E: 0 K: 0 S: 7	H: 1 LOB: 1 BB: 0 P: 10	R: 3 E: 1 K: 0 S: 23	H: 3 LOB: 1 BB: 0 P: 32	R: 0 E: 0 K: 1 S: 5	H: 1 LOB: 0 BB: 0 P: 6	R: 1 E: 0 K: 1 S: 10	H: 3 LOB: 2 BB: 0 P: 16	R: 0 E: 0 K: 0 S: 8	H: 1 LOB: 1 BB: 0 P: 11	R: 0 E: 0 K: 0 S: 5	H: 1 LOB: 0 BB: 0 P: 6	R: 0 E: 0 K: 0 S: 8	H: 0 LOB: 0 BB: 0 P: 12	R: 2 E: 0 K: 0 S: 11	H: 4 LOB: 2 BB: 0 P: 16	R: 0 E: 0 K: 0 S: 12	H: 2 LOB: 2 BB: 0 P: 17	R: 0 E: 0 K: 1 S: 13	H: 0 LOB: 3 BB: 3 P: 26	1B: 16 2B: 1 3B: 0 HR: 0	SF: 0 SAC: 0 DP: 2 HBP: 0	WP: 0 PB: 0 SB: 0 CS: 0	PA: 52
PITCHER	IP ERA WLS BF H R ER SO BB IBB HBP BLK WP HR S P ERA WHIP	Bob Tewksbury, R ERA: 3.62 (1, 1)	8.0 34	11	4	2	2	0	0	0	0	0	0	0	0	0	11	16	18.00	4.000				
Jeff Russell, R ERA: 3.12 (9, 1)	1.0	7	4	2	2	0	0	0	0	0	0	0	0	0	0	0	0	0	0	0				
Terry Burrows, L ERA: 4.63 (10, 1)	0.2	4	2	0	0	0	0	0	0	0	0	0	0	0	0	0	0	0	0	0				
Chris Nething, R ERA: 3.86 (10, 1)	0.2	4	0	0	0	0	0	2	0	0	0	0	0	0	0	0	0	0	0	0				
Ed Vosberg, L ERA: 1.04 (11, 1)	0.2	W	3	0	0	0	1	1	0	0	0	0	0	0	0	0	0	0	0	0				

Milwaukee Brewers @ Texas Rangers
The Ballpark at Arlington, Arlington, TX
Sat May 20 1995, 8:05 PM EDT
Att. 30,161 - Unknown - 81 F

livebaseballscores.com

AB 49
R 6
H 17
RBI 6
BB 3
SO 2
LOB 25



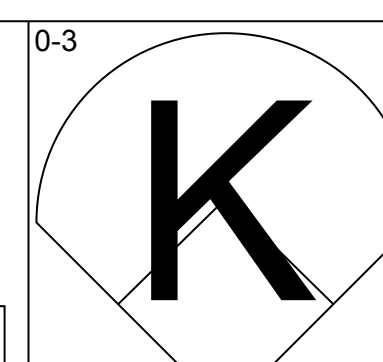
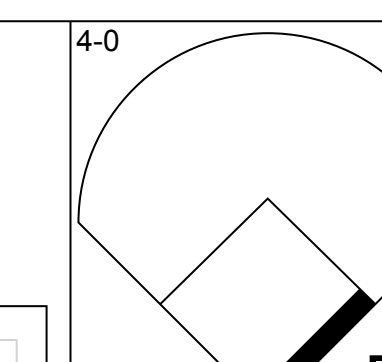
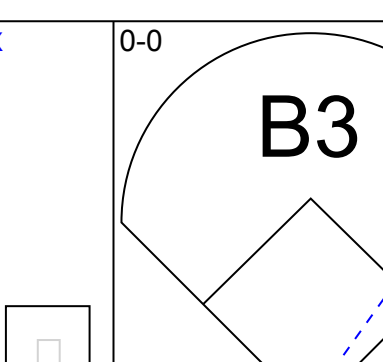
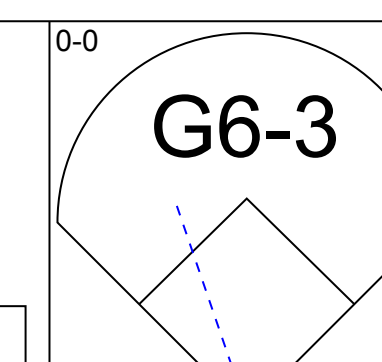
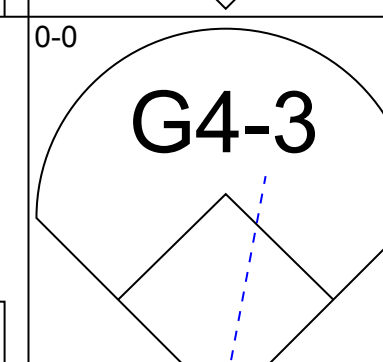
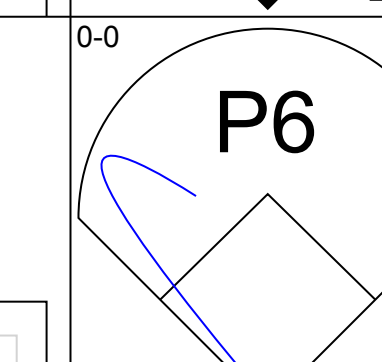
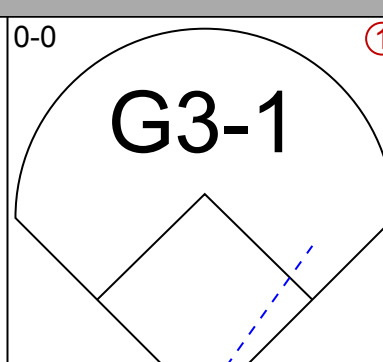
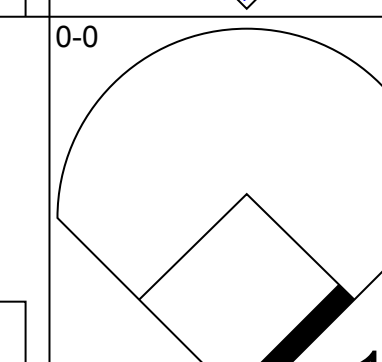
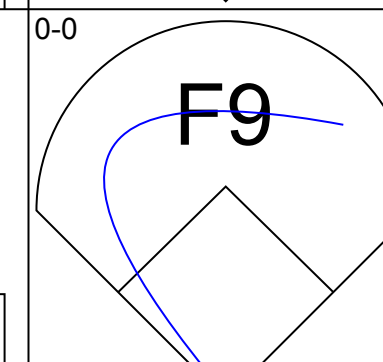
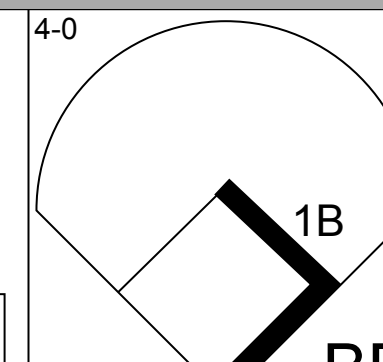
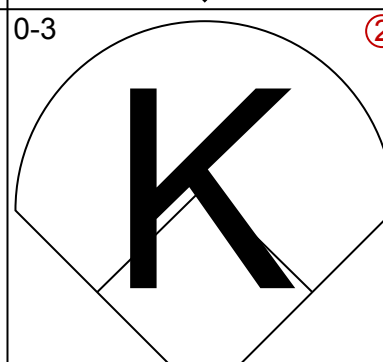
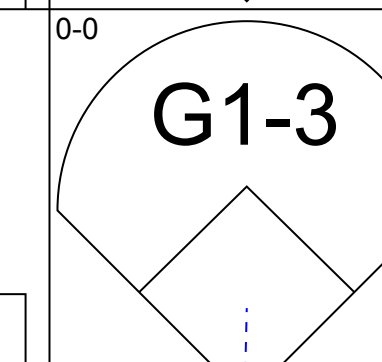
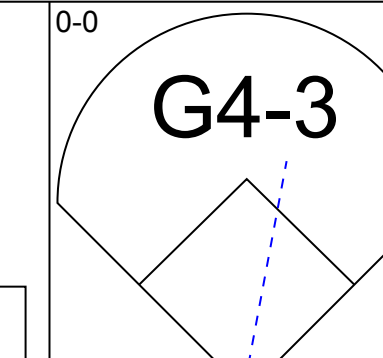
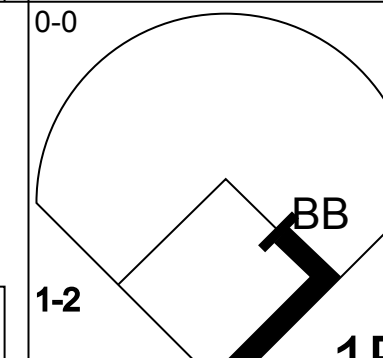
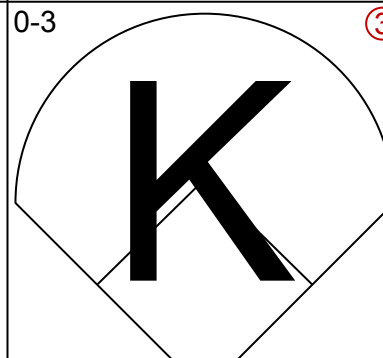
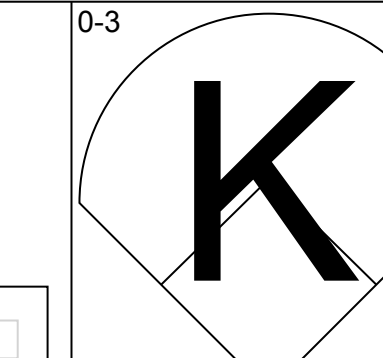
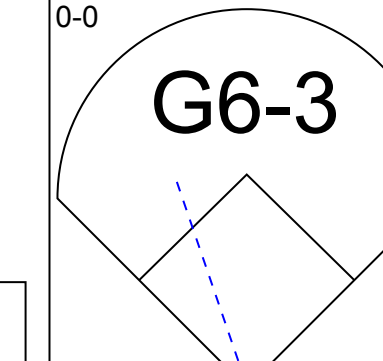
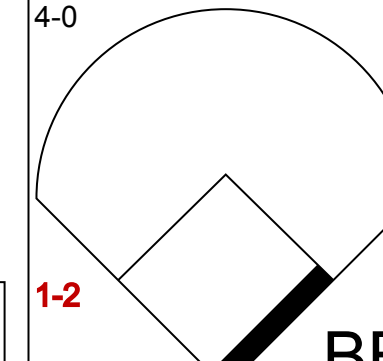
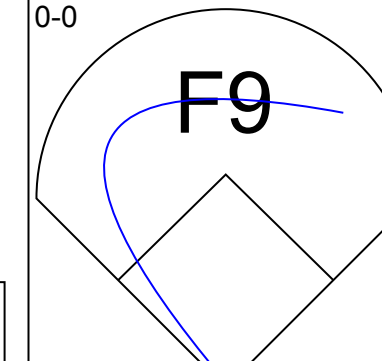
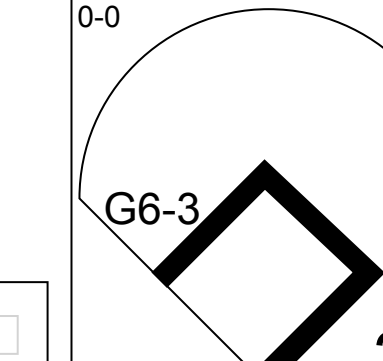
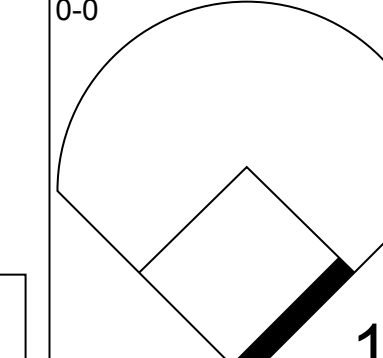
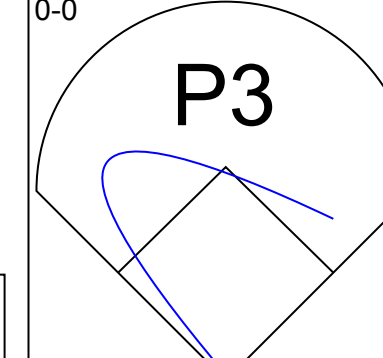
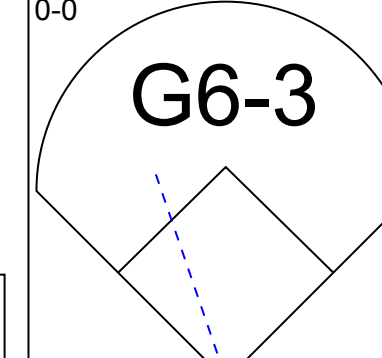
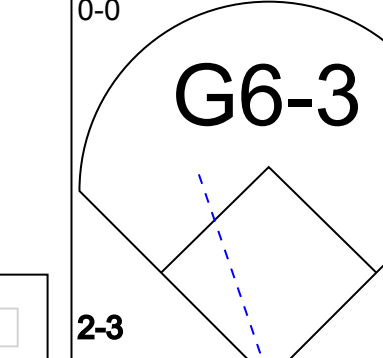
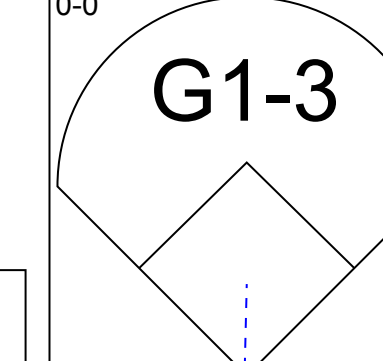
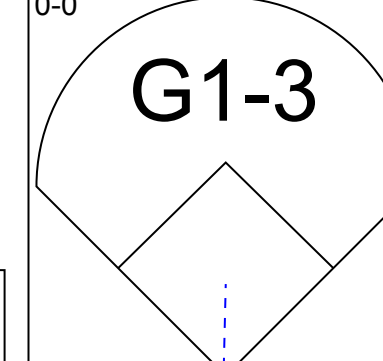
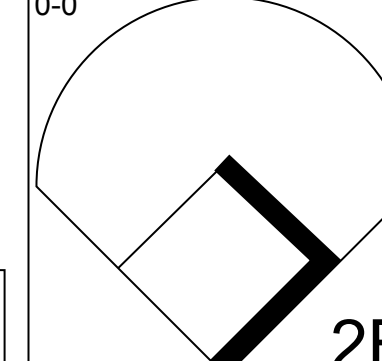
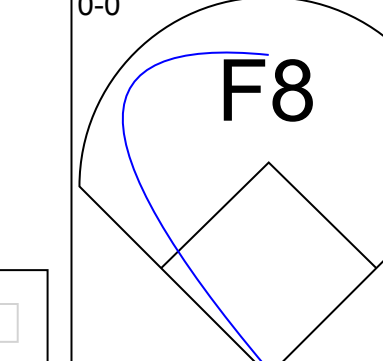
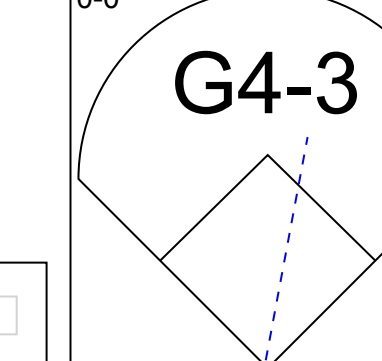
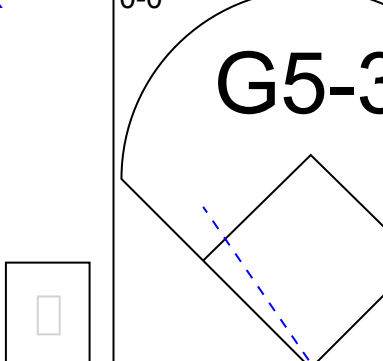
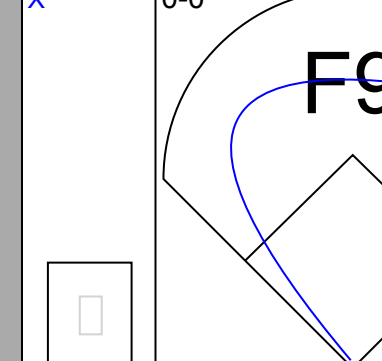
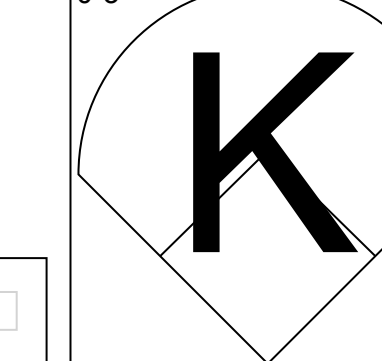
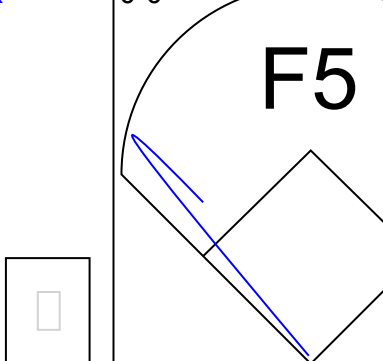
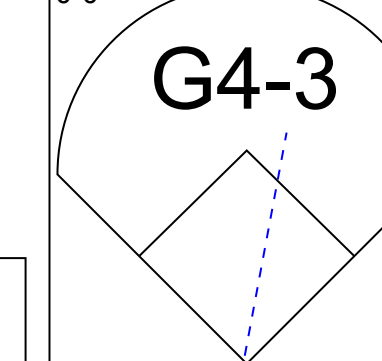
Batter	1	2	3	4	5	6	7	8	9	10	11	AB	R	H	RBI	BB	SO	LOB	BOTTOM					
Otis Nixon, S OBP: 0.319, SLG: 0.283 (1, 8)	G4-3		1B SF8 1B						P4		1B	6	2	2	0	0	2	0						
Jeff Frye, R OBP: 0.407, SLG: 0.400 (1, 4)	PB HR HBP								L8			5	2	3	0	0	0	0						
Will Clark, L OBP: 0.354, SLG: 0.464 (1, 3)	HR								BB 2B 1B			5	2	4	4	0	1	2						
Mickey Tettleton, S OBP: 0.396, SLG: 0.494 (1, 10)									BB 2B BB			5	1	1	1	1	1	4	2					
Dean Palmer, R OBP: 0.423, SLG: 0.550 (1, 5)	K								P4 P9			5	0	1	0	0	2	2						
Ivan Rodriguez, R OBP: 0.286, SLG: 0.346 (1, 2)									K			5	0	1	2	0	2	2						
Mark McLemore, S OBP: 0.464, SLG: 0.488 (1, 7)									2B			2	0	1	0	2	1	0						
29 Rusty Greer, L OBP: 0.306, SLG: 0.355 Jack Voigt, R OBP: 0.429, SLG: 0.857 Shawn Hare, L OBP: 0.462, SLG: 0.400 (1, 9)									2B 2B K			3	0	0	0	0	1	3						
									K			0	0	0	0	0	0	0						
									K			2	0	0	0	0	1	4						
Benji Gil, R OBP: 0.345, SLG: 0.494 (1, 6)									B5			5	0	0	0	0	2	4						
									K															
Inning Stats	R: 2 E: 0 K: 2 S: 11	H: 1 LOB: 0 BB: 0 P: 22	R: 0 E: 0 K: 2 S: 9	H: 0 LOB: 0 BB: 0 P: 10	R: 1 E: 1 K: 1 S: 13	H: 2 LOB: 1 BB: 0 P: 20	R: 0 E: 0 K: 1 S: 11	H: 1 LOB: 2 BB: 0 P: 18	R: 1 E: 0 K: 2 S: 13	H: 2 LOB: 0 BB: 2 P: 17	R: 0 E: 0 K: 1 S: 10	H: 0 LOB: 0 BB: 0 P: 11	R: 2 E: 0 K: 2 S: 12	H: 2 LOB: 2 BB: 2 P: 24	R: 0 E: 0 K: 1 S: 12	H: 1 LOB: 1 BB: 0 P: 19	R: 0 E: 0 K: 1 S: 8	H: 0 LOB: 1 BB: 1 P: 15	R: 1 E: 0 K: 2 S: 12	H: 3 LOB: 2 BB: 0 P: 17	1B: 11 2B: 1 3B: 0 HR: 1	SF: 1 SAC: 0 DP: 1 HBP: 2	WP: 2 PB: 2 SB: 1 CS: 0	PA: 49
PITCHER	IP ERA WLS BF H R ER SO BB IBB HBP BLK WP HR S P ERA WHIP	Bill Wegman, R ERA: 9.86 (1, 1)	3.0	13	3	3	0	1	0	0	0	0	0	0	0	0	0	0	0					
Sid Roberson, L ERA: 3.86 (4, 1)	0.1	3	1	0	0	0	1	0	0	0	0	0	0	0	0	0	0	0	0					
Ron Righthowar, R ERA: 3.86 (4, 1)	2.1	9	3	1	1	3	0	0	0	0	0	0	0	0	0	0	0	0	0					
Al Reyes, R ERA: 5.63 (6, 1)	1.2	8	2	2	2	1	1	0	0	0	0	0	0	0	0	0	0	0	0					
Graeme Lloyd, L ERA: 6.0 (8, 1)	0.0	1	0	0	0	0	0	0	0	0	0	0	0	0	0	0	0	0	0					
PITCHER	IP ERA WLS BF H R ER SO BB IBB HBP BLK WP HR S P ERA WHIP	Mark Kiefer, R ERA: 4.5 Mike Fetters, R ERA: 1.59 (8, 1)	3.0 9.00 L	13 3	1	1	0	1	0	0	0	0	0	0	0	0	0	0	0					

Milwaukee Brewers @ Texas Rangers
The Ballpark at Arlington, Arlington, TX
Sat May 20 1995, 8:05 PM EDT
Att. 30,161 - Unknown - 81 F

livebaseballscores.com

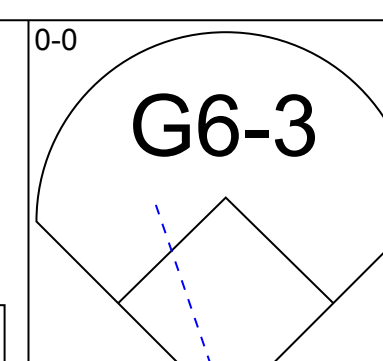
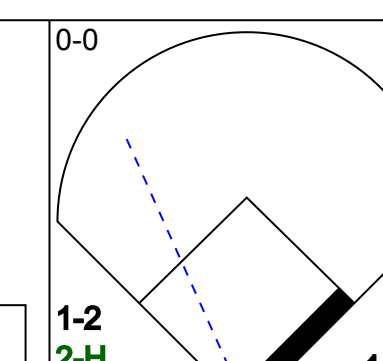
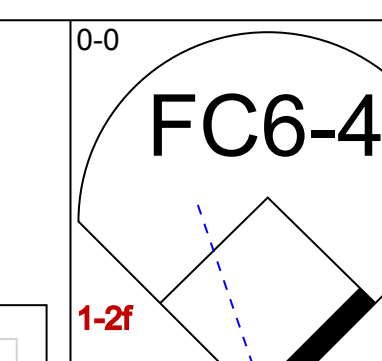
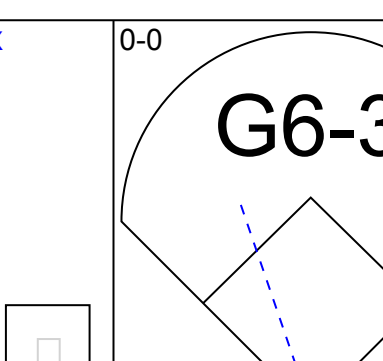
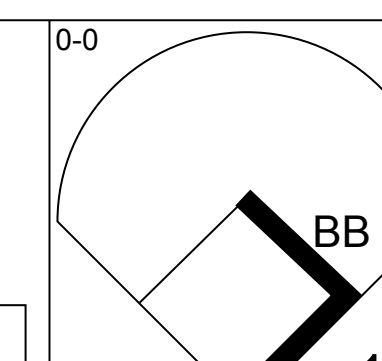
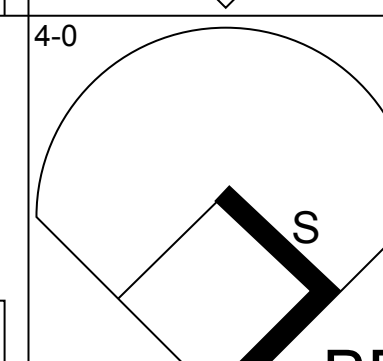
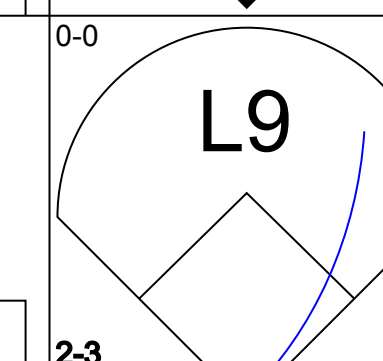
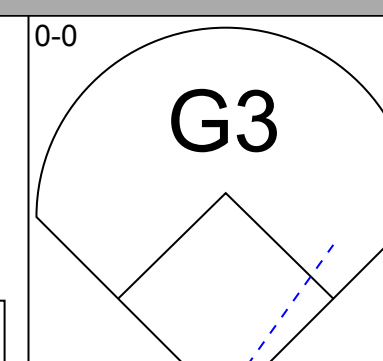
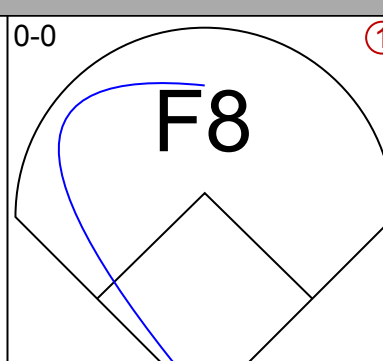
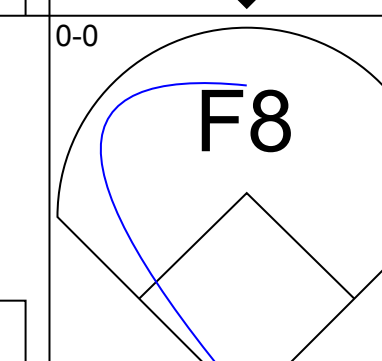
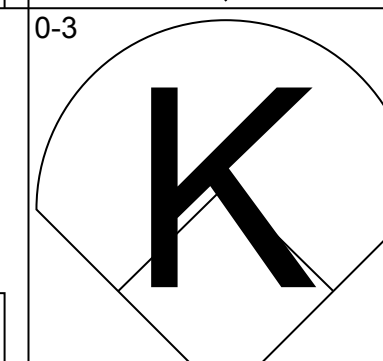
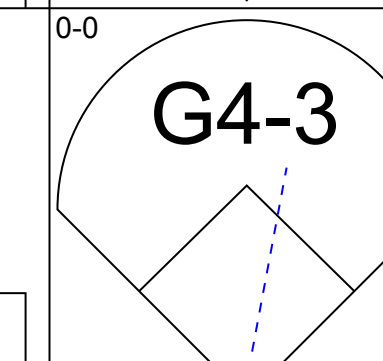
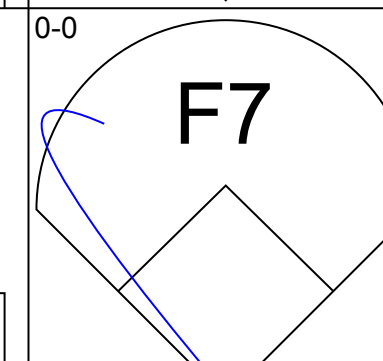
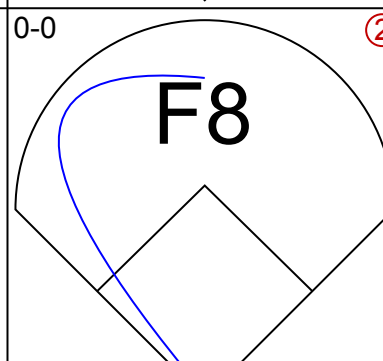
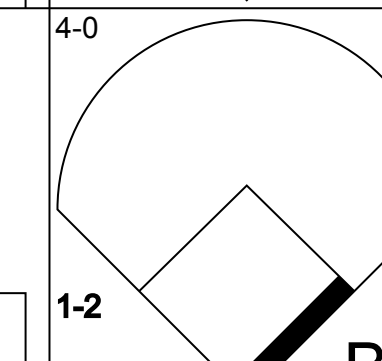
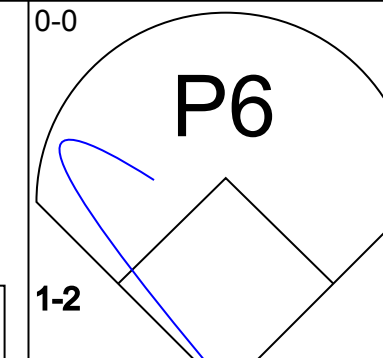
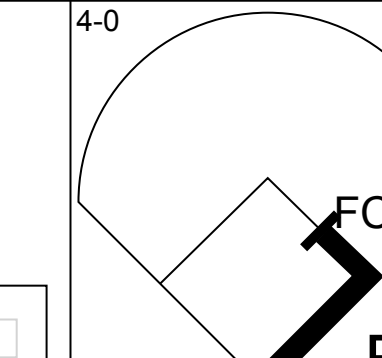
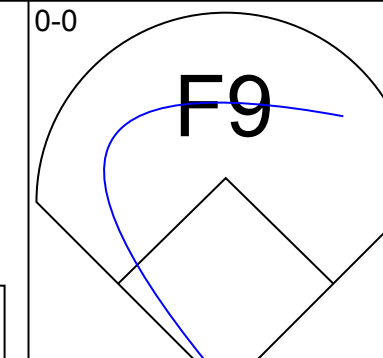
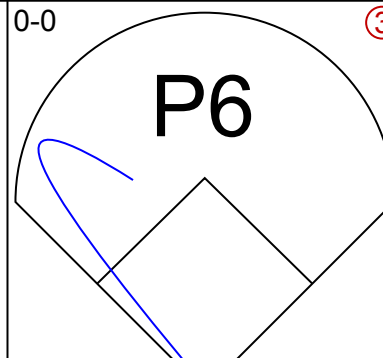
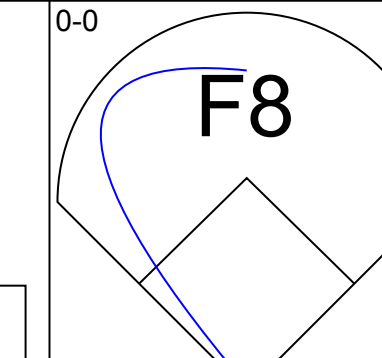
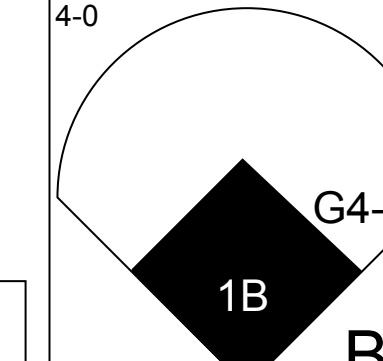
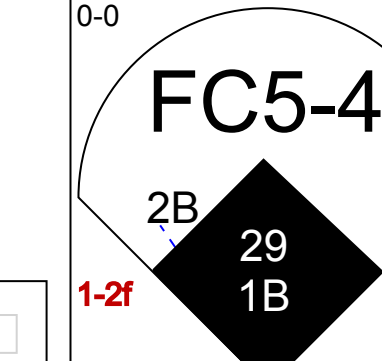
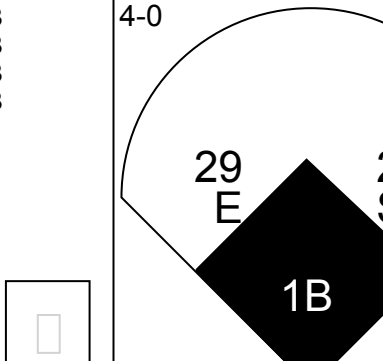
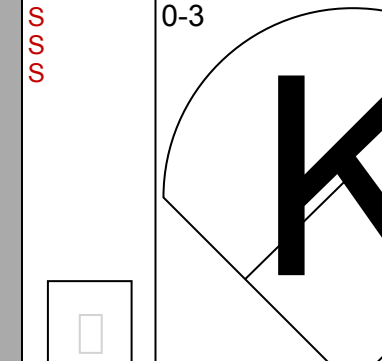
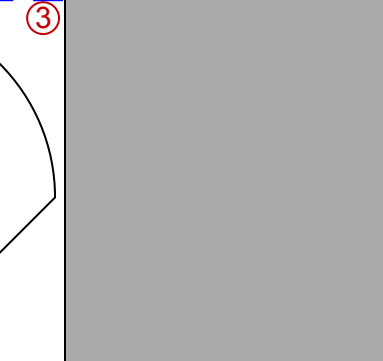
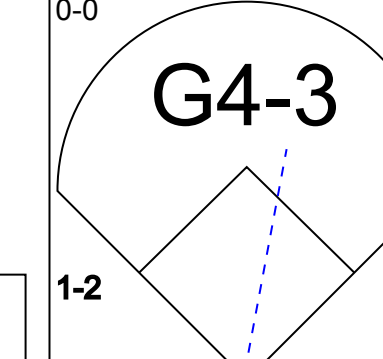
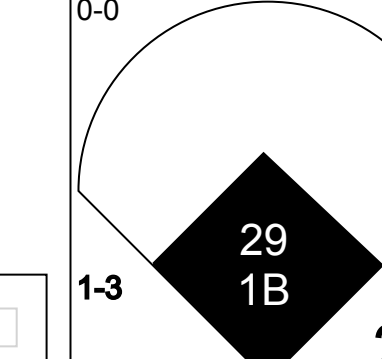
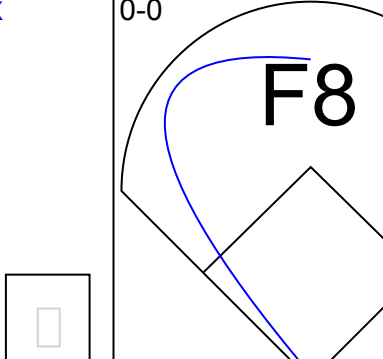
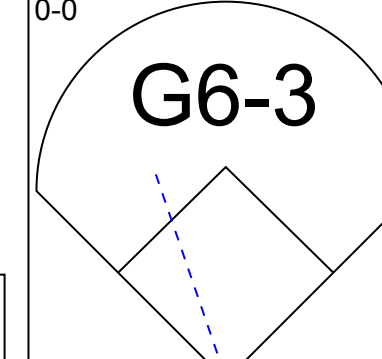
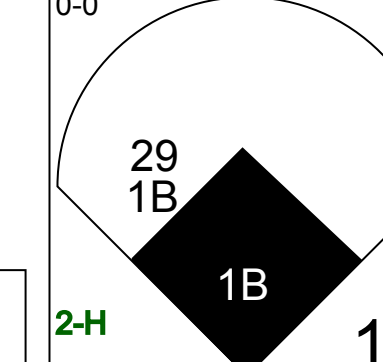
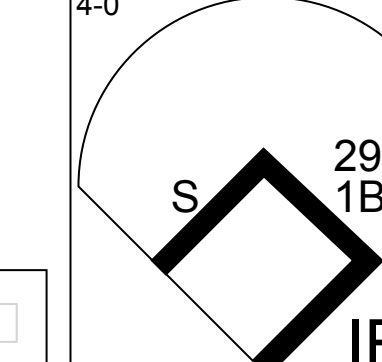
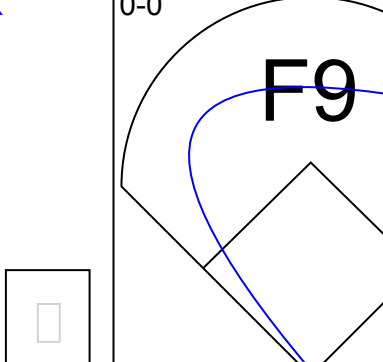
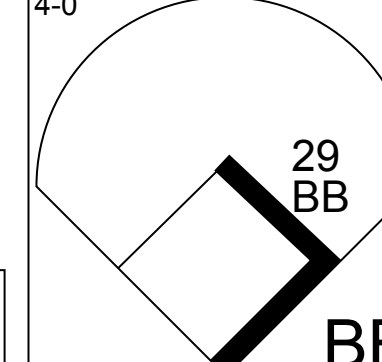
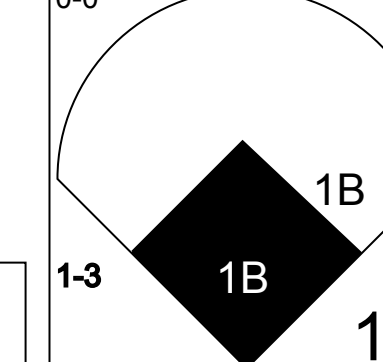
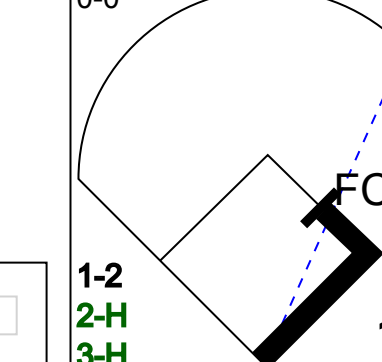
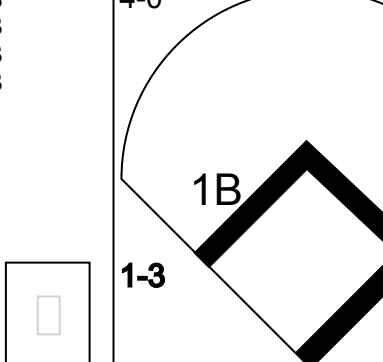
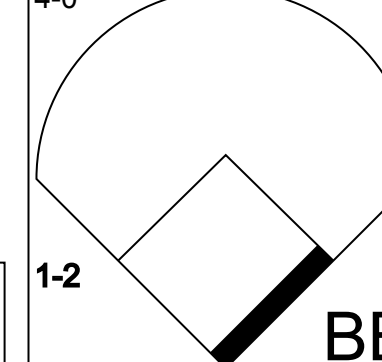
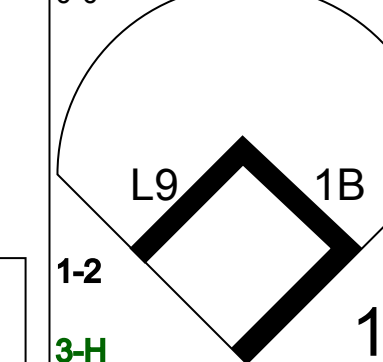
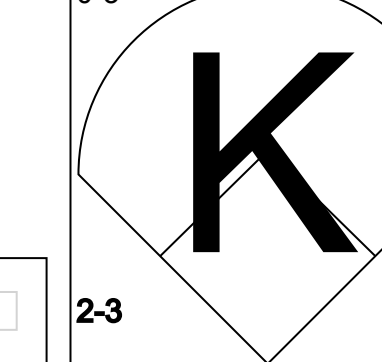
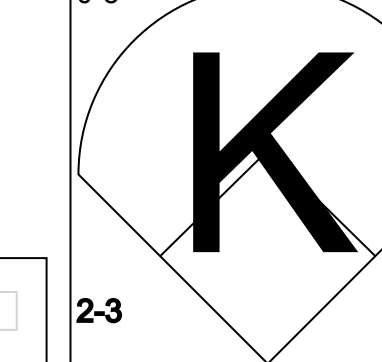
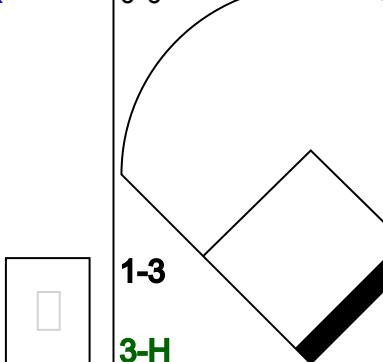
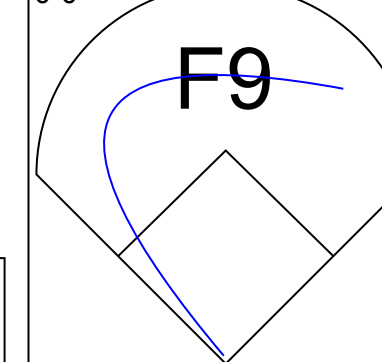
AB 43
R 7
H 13
RBI 7
BB 3
SO 16
LOB 19




Batter	1	2	3	4	5	6	7	8	9	AB	R	H	RBI	BB	SO	LOB	TOP			
Pat Listach, S OBP: 0.282, SLG: 0.284 (1, 4)										3	0	0	0	1	1	0	Milwaukee Brewers @ Texas Rangers The Ballpark at Arlington, Arlington, TX Sun May 21, 1995, 4:33 AM EDT Att: 27,521 - Sunny - 84 F			
Darryl Hamilton, L OBP: 0.349, SLG: 0.288 (1, 8)										4	0	1	0	0	0	1				
Kevin Seitzer, R OBP: 0.413, SLG: 0.500 (1, 3)										3	0	0	0	1	1	1				
Joe Oliver, R OBP: 0.395, SLG: 0.547 (1, 2)										4	0	1	0	0	2	0				
Greg Vaughn, R OBP: 0.326, SLG: 0.346 (1, 10)										3	0	1	0	1	0	0				
Jeff Cirillo, R OBP: 0.389, SLG: 0.438 (1, 5)										4	0	1	0	0	0	3				
Matt Mieske, R OBP: 0.447, SLG: 0.485 (1, 9)										4	0	1	0	0	0	4				
Turner Ward, S OBP: 0.329, SLG: 0.317 (1, 7)										3	0	0	0	0	0	1				
Jose Valentin, S OBP: 0.236, SLG: 0.246 (1, 6)										3	0	0	0	0	1	0				
Inning Stats	R: 0 E: 0 K: 1 S: 5	H: 0 LOB: 0 BB: 0 P: 5	R: 0 E: 0 K: 0 S: 4	H: 1 LOB: 1 BB: 0 P: 4	R: 0 E: 0 K: 1 S: 5	H: 0 LOB: 1 BB: 1 P: 9	R: 0 E: 0 K: 0 S: 3	H: 1 LOB: 2 BB: 2 P: 11	R: 0 E: 0 K: 0 S: 3	H: 0 LOB: 0 BB: 0 P: 3	R: 0 E: 0 K: 2 S: 7	H: 0 LOB: 0 BB: 0 P: 7	R: 0 E: 0 K: 0 S: 4	H: 1 LOB: 1 BB: 0 P: 4	R: 0 E: 0 K: 1 S: 6	H: 1 LOB: 1 BB: 0 P: 6		1B: 3 2B: 2 3B: 0 HR: 0	SF: 0 SAC: 0 DP: 0 HBP: 0	WP: 0 PB: 0 SB: 0 CS: 0
PITCHER Kenny Rogers, L ERA: 1.69 (1, 1)	IP: 9.0 WLS: W BF: 34 H: 5 R: 0 ER: 0 SO: 5 BB: 3 IBB: 0 HBP: 0 BLK: 0 WP: 0 HR: 0 S: 41 P: 53 ERA: 0.00 WHIP: 0.889															PITCHER				

AB	31
R	0
H	5
RBI	0
BB	3
SO	5
LOB	10



Batter	1	2	3	4	5	6	7	8	9	AB	R	H	RBI	BB	SO	LOB	BOTTOM			
Otis Nixon, S OBP: 0.322, SLG: 0.288 (1, 8)										5	0	2	1	0	0	4	Milwaukee Brewers @ Texas Rangers The Ballpark at Arlington, Arlington, TX Sun May 21, 1995, 4:33 AM EDT Att: 27,521 - Sunny - 84 F			
Jeff Eves, R OBP: 0.398, SLG: 0.384 (1, 4)										4	0	0	0	1	0	3				
Will Clark, L OBP: 0.345, SLG: 0.438 (1, 3)										4	0	0	0	1	1	3				
Mickey Tettleton, S OBP: 0.389, SLG: 0.471 (1, 10)										4	0	0	0	1	0	3				
Dean Palmer, R OBP: 0.422, SLG: 0.530 (1, 5)										3	3	0	0	2	2	3				
Ivan Rodriguez, R OBP: 0.285, SLG: 0.354 (1, 2)										4	1	1	0	0	0	2				
Mark McLemore, S OBP: 0.475, SLG: 0.488 (1, 7)										2	1	1	1	2	0	1				
29 Rusty Greer, L OBP: 0.337, SLG: 0.372 (1, 9)										2	1	2	2	2	0	0				
Benji Gil, R OBP: 0.352, SLG: 0.494 (1, 6)										4	0	2	2	0	1	4				
Inning Stats	R: 0 E: 0 K: 1 S: 5	H: 0 LOB: 1 BB: 1 P: 9	R: 3 E: 0 K: 0 S: 7	H: 4 LOB: 2 BB: 1 P: 11	R: 2 E: 0 K: 1 S: 7	H: 2 LOB: 2 BB: 2 P: 15	R: 0 E: 0 K: 0 S: 3	H: 0 LOB: 0 BB: 0 P: 3	R: 1 E: 0 K: 0 S: 4	H: 1 LOB: 2 BB: 2 P: 12	R: 0 E: 0 K: 0 S: 3	H: 0 LOB: 0 BB: 0 P: 3	R: 0 E: 0 K: 1 S: 5	H: 0 LOB: 2 BB: 2 P: 13	R: 0 E: 0 K: 1 S: 6	H: 1 LOB: 1 BB: 1 P: 10		1B: 7 2B: 1 3B: 0 HR: 0	SF: 0 SAC: 0 DP: 0 HBP: 0	WP: 0 PB: 0 SB: 3 CS: 0
PITCHER Bob Scanlan, R ERA: 4.55 Angel Miranda, L ERA: 4.19 Al Reyes, R ERA: 5.4 (1, 1) (7, 1) (8, 1)	IP: 6.2 WLS: L BF: 34 H: 7 R: 6 ER: 6 SO: 3 BB: 6 IBB: 1 HBP: 0 BLK: 0 WP: 0 HR: 0 S: 33 P: 61 ERA: 8.10 WHIP: 1.950															PITCHER				



Batter	1	2	3	4	5	6	7	8	9	AB	R	H	RBI	BB	SO	LOB	TOP			
Otis Nixon, S <small>OBP: 0.315, SLG: 0.276</small> 												5	0	0	0	1	0	5		
Jeff Frye, R <small>OBP: 0.387, SLG: 0.371</small> 												6	0	1	1	0	2	3		
Mickey Tettleton, S <small>OBP: 0.494, SLG: 0.467</small> Shawn Hare, L <small>OBP: 0.462, SLG: 0.400</small> 										3	1	1	0	2	1	0	0	0	0	0
Dean Palmer, R <small>OBP: 0.426, SLG: 0.557</small> 											5	2	2	1	1	2	6			
Ivan Rodriguez, R <small>OBP: 0.284, SLG: 0.395</small> 											4	2	2	2	1	1	2			
Mark McLemore, S <small>OBP: 0.481, SLG: 0.500</small> 												4	2	2	0	1	1	1		
Jack Voigt, R <small>OBP: 0.500, SLG: 0.800</small> 										3	0	1	1	2	0	1				
29 Rusty Greer, L <small>OBP: 0.351, SLG: 0.398</small> 										5	1	3	2	0	0	4				
Benji Gil, R <small>OBP: 0.344, SLG: 0.471</small> 										4	0	0	0	1	2	4				
Inning Stats R: 0 H: 1 E: 0 LOB: 2 K: 0 BB: 1 S: 9 P: 18 R: 2 H: 3 E: 0 LOB: 3 K: 1 BB: 2 S: 15 P: 31 R: 1 H: 2 E: 0 LOB: 1 K: 0 BB: 0 S: 15 P: 20 R: 0 H: 0 E: 0 LOB: 0 K: 1 BB: 0 S: 9 P: 12 R: 3 H: 3 E: 0 LOB: 2 K: 0 BB: 2 S: 15 P: 33 R: 1 H: 1 E: 0 LOB: 0 K: 2 BB: 0 S: 11 P: 19 R: 0 H: 1 E: 0 LOB: 1 K: 1 BB: 0 S: 9 P: 15 R: 1 H: 0 E: 0 LOB: 2 K: 3 BB: 1 S: 16 P: 26 1B: 7 SF: 0 2B: 3 SAC: 0 3B: 0 DP: 0 HR: 2 HBP: 1																				
PITCHER Wilson Alvarez, L (1, 1) 4.0 24 8 6 6 2 4 0 0 0 0 0 1 52 90 13.50 3.000 Jose DeLeon, R (5, 1) 3.0 13 3 1 1 1 3 1 0 0 0 0 0 1 31 58 3.00 1.333 Rob Dibble, R (8, 1) 0.2 6 0 1 1 1 3 0 1 0 2 0 10 27 13.50 4.500 Scott Radinsky, L (8, 1) 0.1 W 1 0 0 0 0 0 0 0 0 0 0 0 2 5 0.00 0.000 Roberto Hernandez, R (9, 1) 1.0 S 5 1 0 0 3 1 0 0 0 0 0 0 16 26 0.00 2.000										AB 39 R 8 H 12 RBI 7 BB 9 SO 9 LOB 26										

Texas Rangers @ Chicago White Sox
 Comiskey Park, Chicago, IL
 Wed May 24 1995, 4:33 AM EDT
 Overcast - 53 F



Batter	1	2	3	4	5	6	7	8	9	AB	R	H	RBI	BB	SO	LOB	BOTTOM
Lance Johnson, L <small>OBP: 0.280, SLG: 0.278</small> 									5	2	3	2	0	0	0		
Tim Raines, S <small>OBP: 0.382, SLG: 0.547</small> 									5	2	2	2	0	0	2		
Frank Thomas, R <small>OBP: 0.491, SLG: 0.570</small> 									2	0	1	1	3	0	0		
John Kruk, L <small>OBP: 0.398, SLG: 0.500</small> 									2	1	0	1	3	0	2		
Robin Ventura, L <small>OBP: 0.398, SLG: 0.500</small> 										4	1	1	1	0	2	2	
Mike Devereaux, R <small>OBP: 0.397, SLG: 0.464</small> 									4	1	2	1	1	1	2		
Ray Durham, S <small>OBP: 0.352, SLG: 0.354</small> 									3	1	0	1	1	0	4		
Michael LaValliere, L <small>OBP: 0.263, SLG: 0.235</small> Norberto Martin, R <small>OBP: 0.130, SLG: 0.095</small> Ron Karkovics, R <small>OBP: 0.300, SLG: 0.365</small> 									2	0	0	0	0	0	1		
Ozzie Guillen, L <small>OBP: 0.323, SLG: 0.365</small> 									4	2	1	0	0	0	2		
Inning Stats R: 0 H: 0 E: 0 LOB: 0 K: 0 BB: 0 S: 8 P: 11 R: 2 H: 2 E: 1 LOB: 1 K: 0 BB: 1 S: 13 P: 25 R: 1 H: 1 E: 0 LOB: 3 K: 0 BB: 3 S: 7 P: 22 R: 2 H: 3 E: 0 LOB: 1 K: 0 BB: 0 S: 13 P: 21 R: 0 H: 0 E: 0 LOB: 0 K: 1 BB: 0 S: 8 P: 14 R: 0 H: 1 E: 0 LOB: 1 K: 1 BB: 0 S: 11 P: 17 R: 0 H: 0 E: 0 LOB: 0 K: 1 BB: 1 S: 10 P: 15 R: 5 H: 3 E: 1 LOB: 2 K: 2 BB: 3 S: 20 P: 43 1B: 8 SF: 1 2B: 1 SAC: 0 3B: 0 DP: 1 HR: 1 HBP: 0																	
PITCHER Kevin Gross, R (1, 1) 5.0 25 6 5 4 1 4 0 0 0 0 0 1 49 93 7.20 2.000 Terry Burrows, L (6, 1) 2.1 L 12 3 4 4 3 2 0 0 0 0 0 0 29 49 15.43 2.143 Ed Vosberg, L (8, 1) 0.1 4 1 1 0 0 1 1 0 0 0 0 0 9 21 0.00 6.000 Roger McDowell, R (8, 1) 0.1 1 0 0 0 1 0 0 0 0 0 0 0 3 5 0.00 0.000										AB 33 R 10 H 10 RBI 9 BB 8 SO 5 LOB 17							

Texas Rangers @ Chicago White Sox
 Comiskey Park, Chicago, IL
 Wed May 24 1995, 4:33 AM EDT
 Overcast - 53 F



Batter	1	2	3	4	5	6	7	8	9	AB	R	H	RBI	BB	SO	LOB	TOP					
Otis Nixon, S <small>OBP: 0.308, SLG: 0.270</small> (1, 8)										6	1	1	0	0	2	4	Texas Rangers @ Chicago White Sox Comiskey Park, Chicago, IL Wed May 24 1995, 8:05 PM EDT Att: 19,368 - Overcast - 51 F					
Jeff Eves, R <small>OBP: 0.368, SLG: 0.351</small> (1, 4)										6	1	0	0	0	1	3						
Mickey Tettleton, S <small>OBP: 0.472, SLG: 0.473</small> (1, 10)										3	2	1	0	2	1	0						
Dean Palmer, R <small>OBP: 0.434, SLG: 0.554</small> (1, 5)										4	1	2	1	1	0	1						
Ivan Rodriguez, R <small>OBP: 0.304, SLG: 0.404</small> Dave Valle, R <small>OBP: 0.292, SLG: 0.238</small> (6, PR) (6, 2)										3	2	2	1	0	2							
Mark McLemore, S <small>OBP: 0.486, SLG: 0.500</small> (1, 7)										4	3	2	1	1	1	2						
29 Rusty Greer, L <small>OBP: 0.374, SLG: 0.407</small> (1, 9)										3	1	2	2	0	0							
Mike Pagliarulo, L <small>OBP: 0.267, SLG: 0.333</small> (1, 3)										3	0	1	3	1	0	1						
Benji Gil, R <small>OBP: 0.337, SLG: 0.494</small> (1, 6)										4	1	1	4	0	3	2						
Inning Stats	R: 1 E: 1 K: 2 S: 17	H: 1 LOB: 2 BB: 1 P: 26	R: 0 E: 0 K: 1 S: 8	H: 0 LOB: 0 BB: 0 P: 9	R: 7 E: 0 K: 1 S: 22	H: 4 LOB: 3 BB: 3 P: 40	R: 0 E: 0 K: 0 S: 5	H: 0 LOB: 0 BB: 0 P: 10	R: 2 E: 0 K: 2 S: 19	H: 2 LOB: 2 BB: 2 P: 32	R: 3 E: 0 K: 0 S: 21	H: 3 LOB: 2 BB: 2 P: 37	R: 0 E: 0 K: 1 S: 12	H: 1 LOB: 1 BB: 0 P: 19	R: 0 E: 0 K: 0 S: 5	H: 1 LOB: 0 BB: 0 P: 9	R: 0 E: 0 K: 1 S: 10	H: 0 LOB: 0 BB: 0 P: 12	1B: 10 2B: 1 3B: 0 HR: 1	SF: 2 SAC: 0 DP: 1 HBP: 0	WP: 3 PB: 0 SB: 1 CS: 0	PA: 47
PITCHER	IP WLS BF H R ER SO BB IBB HBP BLK WP HR S P ERA WHIP																					
Alex Fernandez, R (1, 1)	2.2 L 18 5 8 7 4 4 0 0 0 0 1 1 44 69 23.62 3.375																					
James Baldwin, R (3, 1)	2.2 4 4 4 4 2 2 0 0 0 0 0 0 35 62 13.50 2.250																					
Scott Radinsky, L (6, 1)	0.2 5 1 1 1 0 2 0 0 0 0 0 0 13 23 13.50 4.500																					
Kirk McCaskill, R (7, 1)	2.0 7 2 0 0 1 0 0 0 0 0 1 0 17 28 0.00 1.000																					
Tim Fortugno, L (9, 1)	1.0 3 0 0 0 1 0 0 0 0 0 0 0 10 12 0.00 0.000																					

Batter	1	2	3	4	5	6	7	8	9	AB	R	H	RBI	BB	SO	LOB	BOTTOM					
Lance Johnson, L <small>OBP: 0.292, SLG: 0.284</small> (1, 8)										5	0	2	1	1	0	1	Texas Rangers @ Chicago White Sox Comiskey Park, Chicago, IL Wed May 24 1995, 8:05 PM EDT Att: 19,368 - Overcast - 51 F					
Dave Martinez, L <small>OBP: 0.313, SLG: 0.345</small> (1, 9)										4	2	2	0	2	2	1						
Frank Thomas, R <small>OBP: 0.491, SLG: 0.600</small> (1, 3)										6	1	3	3	0	0	6						
John Kruk, L <small>OBP: 0.455, SLG: 0.250</small> (1, 10)										6	0	2	0	0	0	5						
Robin Ventura, L <small>OBP: 0.402, SLG: 0.494</small> Norberto Martin, R <small>OBP: 0.167, SLG: 0.136</small> (7, 4) (8, 5)										3	1	1	0	1	1	0						
Warren Newson, L <small>OBP: 0.512, SLG: 0.633</small> (1, 7)										4	1	2	0	1	1	4						
Craig Grebeck, R <small>OBP: 0.400, SLG: 0.360</small> (7, 5) (8, 6)										3	1	0	0	2	2	4						
Ron Karkovice, R <small>OBP: 0.292, SLG: 0.368</small> (1, 2)										5	0	1	0	0	3	5						
Ozzie Guillen, L <small>OBP: 0.324, SLG: 0.364</small> Ray Durham, S <small>OBP: 0.355, SLG: 0.349</small> (7, PH) (8, 4)										3	0	1	1	0	0	2						
Inning Stats	R: 0 E: 0 K: 1 S: 9	H: 1 LOB: 1 BB: 0 P: 16	R: 0 E: 0 K: 3 S: 11	H: 1 LOB: 0 BB: 0 P: 17	R: 2 E: 0 K: 0 S: 11	H: 3 LOB: 1 BB: 1 P: 18	R: 1 E: 0 K: 0 S: 12	H: 2 LOB: 2 BB: 2 P: 24	R: 2 E: 0 K: 2 S: 15	H: 4 LOB: 3 BB: 1 P: 25	R: 0 E: 0 K: 0 S: 10	H: 0 LOB: 1 BB: 1 P: 19	R: 0 E: 0 K: 2 S: 8	H: 0 LOB: 1 BB: 1 P: 16	R: 0 E: 0 K: 1 S: 11	H: 2 LOB: 3 BB: 1 P: 19	R: 1 E: 0 K: 0 S: 10	H: 2 LOB: 1 BB: 0 P: 17	1B: 11 2B: 3 3B: 0 HR: 1	SF: 0 SAC: 0 DP: 1 HBP: 1	WP: 2 PB: 0 SB: 0 CS: 0	PA: 49
PITCHER	IP WLS BF H R ER SO BB IBB HBP BLK WP HR S P ERA WHIP																					
Roger Pavlik, R (1, 1)	4.2 W 27 10 5 5 6 3 0 0 0 0 0 0 33 64 0.00 2.333																					
Darren Oliver, L (5, 1)	3.0 16 3 0 0 3 4 0 0 0 0 0 0 33 64 0.00 2.333																					
Roger McDowell, R (8, 1)	1.1 6 2 1 1 0 0 0 0 1 0 0 0 11 18 6.75 1.500																					

Batter	1	2	3	4	5	6	7	8	9	AB	R	H	RBI	BB	SO	LOB	TOP
Otis Nixon, S <small>OBP: 0.326, SLG: 0.307</small> 										5	2	4	0	0	0	0	
Jeff Frys, R <small>OBP: 0.369, SLG: 0.353</small> 										5	1	2	0	0	0	3	
Will Clark, L <small>OBP: 0.348, SLG: 0.474</small> 										5	1	2	3	0	0	3	
Mickey Tettleton, S <small>OBP: 0.419, SLG: 0.500</small> 										3	1	1	1	2	0	0	
Dean Palmer, R <small>OBP: 0.427, SLG: 0.542</small> 										4	0	1	0	0	1	2	
Ivan Rodriguez, R <small>OBP: 0.302, SLG: 0.398</small> 										4	0	1	0	0	0	4	
Mark McLemore, S <small>OBP: 0.478, SLG: 0.485</small> 										3	1	0	0	1	0	1	
29 Rusty Greer, L <small>OBP: 0.359, SLG: 0.389</small> 										4	0	0	0	0	1	1	
Benji Gil, R <small>OBP: 0.333, SLG: 0.495</small> 										4	0	1	1	0	1	0	
Inning Stats <small>R: 3 H: 4 E: 0 LOB: 0 K: 1 BB: 0 S: 14</small>	<small>R: 0 H: 0 E: 0 LOB: 0 K: 1 BB: 0 S: 5</small>	<small>R: 1 H: 3 E: 0 LOB: 2 K: 0 BB: 1 S: 11</small>	<small>R: 0 H: 0 E: 0 LOB: 0 K: 0 BB: 0 S: 7</small>	<small>R: 1 H: 2 E: 1 LOB: 2 K: 0 BB: 1 S: 13</small>	<small>R: 0 H: 0 E: 0 LOB: 0 K: 0 BB: 0 S: 7</small>	<small>R: 1 H: 2 E: 0 LOB: 2 K: 0 BB: 1 S: 11</small>	<small>R: 0 H: 1 E: 0 LOB: 1 K: 0 BB: 0 S: 5</small>	<small>R: 0 H: 0 E: 0 LOB: 0 K: 1 BB: 0 S: 8</small>	<small>R: 0 H: 0 E: 0 LOB: 0 K: 0 BB: 0 S: 7</small>	<small>1B: 7 SF: 0 2B: 3 SAC: 0 3B: 0 DP: 1 HR: 2 HBP: 0</small>	<small>WP: 1 PA: 40 FB: 0 SB: 1 CS: 0</small>						
PITCHER Kevin Tapani, R <small>ERA: 5.66</small> Dave Stevens, R <small>ERA: 3.66</small>	<small>IP: 5.1 WLS: L BF: 27 H: 10 R: 6 ER: 5 SO: 2 BB: 3 IBB: 0 HBP: 0 BLK: 0 WP: 1 HR: 2 S: 57 P: 99 ERA: 8.44 WHIP: 2.438</small>																

Texas Rangers @ Minnesota Twins
 Hubert H. Humphrey Metrodome, Minneapolis, MN
 Fri May 26 1995, 8:05 PM EDT
 Att: 10,876 - Dome - 69 F

AB 37
 R 6
 H 12
 RBI 5
 BB 3
 SO 3
 LOB 14



Batter	1	2	3	4	5	6	7	8	9	AB	R	H	RBI	BB	SO	LOB	BOTTOM
Chuck Knoblauch, R <small>OBP: 0.361, SLG: 0.358</small> 										5	0	2	1	0	0	0	
Alex Cole, L <small>OBP: 0.449, SLG: 0.529</small> 										5	1	3	1	0	0	1	
Kirby Puckett, R <small>OBP: 0.344, SLG: 0.389</small> 										5	1	2	1	0	1	3	
Pedro Munoz, R <small>OBP: 0.324, SLG: 0.536</small> 										4	0	1	1	1	1	1	
Marty Cordova, R <small>OBP: 0.362, SLG: 0.577</small> 										4	1	1	0	0	2	3	
Scott Stahowiak, L <small>OBP: 0.340, SLG: 0.326</small> 										4	0	2	0	0	0	1	
Scott Leius, R <small>OBP: 0.313, SLG: 0.360</small> 										4	0	0	0	0	0	3	
Matt Walbeck, S <small>OBP: 0.317, SLG: 0.377</small> 										4	1	1	1	0	1	2	
Pat Meares, R <small>OBP: 0.342, SLG: 0.479</small> Matt Merullo, L <small>OBP: 0.296, SLG: 0.271</small> Jeff Reboulet, R <small>OBP: 0.234, SLG: 0.311</small> 										3	1	1	0	0	0	1	
Inning Stats <small>R: 0 H: 2 E: 0 LOB: 2 K: 1 BB: 1 S: 12</small>	<small>R: 0 H: 0 E: 1 LOB: 1 K: 1 BB: 0 S: 7</small>	<small>R: 2 H: 3 E: 1 LOB: 1 K: 1 BB: 0 S: 15</small>	<small>R: 2 H: 3 E: 0 LOB: 1 K: 0 BB: 0 S: 12</small>	<small>R: 0 H: 1 E: 0 LOB: 1 K: 0 BB: 0 S: 8</small>	<small>R: 0 H: 0 E: 0 LOB: 0 K: 0 BB: 0 S: 9</small>	<small>R: 0 H: 0 E: 0 LOB: 0 K: 2 BB: 0 S: 7</small>	<small>R: 0 H: 1 E: 0 LOB: 1 K: 0 BB: 0 S: 12</small>	<small>R: 1 H: 2 E: 0 LOB: 1 K: 0 BB: 0 S: 12</small>	<small>R: 0 H: 1 E: 0 LOB: 1 K: 0 BB: 0 S: 8</small>	<small>1B: 10 SF: 0 2B: 3 SAC: 0 3B: 0 DP: 0 HR: 0 HBP: 0</small>	<small>WP: 0 PA: 40 FB: 0 SB: 0 CS: 1</small>						
PITCHER Bob Tewksbury, R <small>ERA: 3.99</small> Roger McDowell, R <small>ERA: 6.35</small> Jeff Russell, R <small>ERA: 2.79</small>	<small>IP: 6.0 WLS: W BF: 28 H: 9 R: 4 ER: 4 SO: 3 BB: 1 IBB: 0 HBP: 0 BLK: 0 WP: 0 HR: 0 S: 63 P: 84 ERA: 6.00 WHIP: 1.667</small>																

Texas Rangers @ Minnesota Twins
 Hubert H. Humphrey Metrodome, Minneapolis, MN
 Fri May 26 1995, 8:05 PM EDT
 Att: 10,876 - Dome - 69 F

AB 39
 R 5
 H 13
 RBI 5
 BB 1
 SO 5
 LOB 16



Batter	1	2	3	4	5	6	7	8	9	AB	R	H	RBI	BB	SO	LOB	TOP		
Otis Nixon, S <small>OBP: 0.329, SLG: 0.311</small> (1, 8)											5	0	2	0	0	0	0	Texas Rangers @ Minnesota Twins Hubert H. Humphrey Metrodome, Minneapolis, MN Sat May 27 1995, 8:05 PM EDT Att: 13,473 - Dome - 68 F livebaseballscorecards.com	
Jeff Fyfe, R <small>OBP: 0.373, SLG: 0.353</small> (1, 4)										3	0	1	0	1	0	1			
Will Clark, L <small>OBP: 0.340, SLG: 0.458</small> (1, 3)										5	0	1	0	0	1	3			
Mickey Tettleton, S <small>OBP: 0.414, SLG: 0.490</small> Shawn Harte, L <small>OBP: 0.429, SLG: 0.364</small> (8, PR)										4	0	1	0	0	0	2			
Dean Palmer, R <small>OBP: 0.438, SLG: 0.556</small> (1, 5)										3	1	2	0	1	0	1			
Ivan Rodriguez, R <small>OBP: 0.320, SLG: 0.411</small> (1, 2)										2	1	1	0	2	0	1			
Mark McLemore, S <small>OBP: 0.483, SLG: 0.485</small> (1, 7)										2	0	1	0	1	0	2			
Jack Voigt, R <small>OBP: 0.400, SLG: 0.667</small> 29 Rusty Greer, L <small>OBP: 0.356, SLG: 0.385</small> (8, 9)										2	0	0	1	0	1	4			
Benji Gil, R <small>OBP: 0.330, SLG: 0.485</small> (1, 6)										4	0	1	2	0	0	1			
Inning Stats	R: 0 E: 0 K: 0 S: 7	H: 1 LOB: 0 BB: 0 P: 10	R: 0 E: 0 K: 0 S: 8	H: 2 LOB: 2 BB: 0 P: 15	R: 0 E: 0 K: 0 S: 14	H: 2 LOB: 2 BB: 0 P: 19	R: 1 E: 0 K: 0 S: 9	H: 0 LOB: 1 BB: 2 P: 20	R: 0 E: 0 K: 1 S: 10	H: 1 LOB: 2 BB: 1 P: 18	R: 0 E: 0 K: 0 S: 7	H: 0 LOB: 1 BB: 1 P: 14	R: 2 E: 0 K: 1 S: 13	H: 3 LOB: 2 BB: 1 P: 22	R: 0 E: 0 K: 1 S: 9	H: 1 LOB: 1 BB: 0 P: 14	1B: 8 2B: 2 3B: 0 HR: 0		SF: 1 SAC: 2 DP: 0 HBP: 0
PITCHER	IP WLS BF H R ER SO BB IBB HBP BLK WP HR S P ERA WHIP	IP WLS BF H R ER SO BB IBB HBP BLK WP HR S P ERA WHIP	IP WLS BF H R ER SO BB IBB HBP BLK WP HR S P ERA WHIP	IP WLS BF H R ER SO BB IBB HBP BLK WP HR S P ERA WHIP	IP WLS BF H R ER SO BB IBB HBP BLK WP HR S P ERA WHIP	IP WLS BF H R ER SO BB IBB HBP BLK WP HR S P ERA WHIP	IP WLS BF H R ER SO BB IBB HBP BLK WP HR S P ERA WHIP	IP WLS BF H R ER SO BB IBB HBP BLK WP HR S P ERA WHIP	IP WLS BF H R ER SO BB IBB HBP BLK WP HR S P ERA WHIP	IP WLS BF H R ER SO BB IBB HBP BLK WP HR S P ERA WHIP	IP WLS BF H R ER SO BB IBB HBP BLK WP HR S P ERA WHIP	IP WLS BF H R ER SO BB IBB HBP BLK WP HR S P ERA WHIP	IP WLS BF H R ER SO BB IBB HBP BLK WP HR S P ERA WHIP	IP WLS BF H R ER SO BB IBB HBP BLK WP HR S P ERA WHIP	IP WLS BF H R ER SO BB IBB HBP BLK WP HR S P ERA WHIP	IP WLS BF H R ER SO BB IBB HBP BLK WP HR S P ERA WHIP	IP WLS BF H R ER SO BB IBB HBP BLK WP HR S P ERA WHIP	IP WLS BF H R ER SO BB IBB HBP BLK WP HR S P ERA WHIP	

Batter	1	2	3	4	5	6	7	8	9	AB	R	H	RBI	BB	SO	LOB	BOTTOM		
Chuck Knoblauch, R <small>OBP: 0.370, SLG: 0.368</small> (1, 4)										5	0	3	1	0	2	0	Texas Rangers @ Minnesota Twins Hubert H. Humphrey Metrodome, Minneapolis, MN Sat May 27 1995, 8:05 PM EDT Att: 13,473 - Dome - 68 F livebaseballscorecards.com		
Jeff Reboulet, R <small>OBP: 0.275, SLG: 0.367</small> Kevin Maas, L <small>OBP: 0.323, SLG: 0.464</small> (9, PH)										4	0	3	0	0	0	2			
Kirby Puckett, R <small>OBP: 0.333, SLG: 0.375</small> (1, 9)										4	0	0	0	0	0	5			
Pedro Munoz, R <small>OBP: 0.333, SLG: 0.528</small> (1, 10)										3	0	1	0	1	2	3			
Marty Cordova, R <small>OBP: 0.350, SLG: 0.556</small> (1, 7)										4	0	0	0	0	1	5			
Jerald Clark, R <small>OBP: 0.364, SLG: 0.585</small> Alex Cole, L <small>OBP: 0.443, SLG: 0.521</small> (9, PH)										3	0	0	0	0	0	0			
Dave McCarty, R <small>OBP: 0.364, SLG: 0.304</small> Matt Merullo, L <small>OBP: 0.309, SLG: 0.271</small> (9, PH)										3	0	1	0	0	0	0			
Scott Leius, R <small>OBP: 0.314, SLG: 0.360</small> Scott Stahovick, L <small>OBP: 0.340, SLG: 0.326</small> Pat Meares, R <small>OBP: 0.338, SLG: 0.473</small> (9, PH)									3	0	1	0	0	1	1				
Matt Walbeck, S <small>OBP: 0.314, SLG: 0.370</small> (1, 2)									4	0	1	0	0	0	2				
Inning Stats	R: 0 E: 0 K: 1 S: 10	H: 2 LOB: 1 BB: 0 P: 16	R: 0 E: 0 K: 0 S: 5	H: 0 LOB: 0 BB: 0 P: 8	R: 0 E: 0 K: 1 S: 11	H: 0 LOB: 0 BB: 0 P: 18	R: 0 E: 0 K: 0 S: 8	H: 1 LOB: 1 BB: 0 P: 11	R: 0 E: 0 K: 2 S: 17	H: 1 LOB: 2 BB: 1 P: 29	R: 0 E: 0 K: 0 S: 6	H: 1 LOB: 1 BB: 0 P: 7	R: 0 E: 0 K: 1 S: 11	H: 2 LOB: 2 BB: 0 P: 16	R: 1 E: 0 K: 1 S: 17	H: 2 LOB: 1 BB: 1 P: 25		1B: 9 2B: 2 3B: 0 HR: 0	SF: 0 SAC: 0 DP: 1 HBP: 0
PITCHER	IP WLS BF H R ER SO BB IBB HBP BLK WP HR S P ERA WHIP	IP WLS BF H R ER SO BB IBB HBP BLK WP HR S P ERA WHIP	IP WLS BF H R ER SO BB IBB HBP BLK WP HR S P ERA WHIP	IP WLS BF H R ER SO BB IBB HBP BLK WP HR S P ERA WHIP	IP WLS BF H R ER SO BB IBB HBP BLK WP HR S P ERA WHIP	IP WLS BF H R ER SO BB IBB HBP BLK WP HR S P ERA WHIP	IP WLS BF H R ER SO BB IBB HBP BLK WP HR S P ERA WHIP	IP WLS BF H R ER SO BB IBB HBP BLK WP HR S P ERA WHIP	IP WLS BF H R ER SO BB IBB HBP BLK WP HR S P ERA WHIP	IP WLS BF H R ER SO BB IBB HBP BLK WP HR S P ERA WHIP	IP WLS BF H R ER SO BB IBB HBP BLK WP HR S P ERA WHIP	IP WLS BF H R ER SO BB IBB HBP BLK WP HR S P ERA WHIP	IP WLS BF H R ER SO BB IBB HBP BLK WP HR S P ERA WHIP	IP WLS BF H R ER SO BB IBB HBP BLK WP HR S P ERA WHIP	IP WLS BF H R ER SO BB IBB HBP BLK WP HR S P ERA WHIP	IP WLS BF H R ER SO BB IBB HBP BLK WP HR S P ERA WHIP	IP WLS BF H R ER SO BB IBB HBP BLK WP HR S P ERA WHIP		

Batter	1	2	3	4	5	6	7	8	9	AB R H RBI BB SO LOB	TOP	
Otis Nixon, S <small>OBP: 0.331, SLG: 0.315</small> (1, 8)										5 0 2 0 0 1 1	Texas Rangers @ Kansas City Royals Kauffman Stadium, Kansas City, MO Tue May 30 1995, 7:05 PM CDT Att: 13,365 - Unknown - 74 F livebaseballscores.com AB 34 R 6 H 8 RBI 6 BB 5 SO 7 LOB 13 	
Jeff Eves, R <small>OBP: 0.365, SLG: 0.353</small> (1, 4)										5 1 1 0 0 1 3		
Will Clark, L <small>OBP: 0.364, SLG: 0.473</small> (1, 3)										3 3 1 2 2 0 1		
Mickey Tettleton, S <small>OBP: 0.386, SLG: 0.441</small> (1, 10)										4 0 0 0 0 0 2		
Dean Palmer, R <small>OBP: 0.439, SLG: 0.606</small> (1, 5)										4 2 2 3 0 0 1		
Ivan Rodriguez, R <small>OBP: 0.312, SLG: 0.394</small> (1, 2)										4 0 1 1 0 2 0		
Mark McLemore, S <small>OBP: 0.462, SLG: 0.464</small> (1, 7)										3 0 1 0 1 0 1		
Jack Voigt, R <small>OBP: 0.353, SLG: 0.571</small> (7, PH)										2 0 0 0 0 0 1		
29 Rusty Greer, L <small>OBP: 0.368, SLG: 0.420</small> (7, 9)										1 0 0 0 1 1 0		
Benji Gil, R <small>OBP: 0.325, SLG: 0.453</small> (1, 6)										3 0 0 0 1 2 3		
Inning Stats	R: 0 H: 1 E: 0 LOB: 0 K: 0 BB: 0 S: 6 P: 11	R: 0 H: 0 E: 0 LOB: 0 K: 1 BB: 0 S: 8 P: 13	R: 0 H: 0 E: 0 LOB: 1 K: 0 BB: 1 S: 6 P: 12	R: 2 H: 1 E: 0 LOB: 0 K: 2 BB: 1 S: 14 P: 23	R: 0 H: 1 E: 0 LOB: 2 K: 0 BB: 1 S: 10 P: 20	R: 1 H: 1 E: 0 LOB: 1 K: 0 BB: 1 S: 9 P: 19	R: 0 H: 0 E: 0 LOB: 0 K: 2 BB: 0 S: 8 P: 11	R: 3 H: 4 E: 0 LOB: 2 K: 1 BB: 1 S: 18 P: 29	R: 0 H: 0 E: 0 LOB: 0 K: 1 BB: 0 S: 6 P: 10	1B: 4 SF: 0 2B: 1 SAC: 0 3B: 0 DP: 1 HR: 3 HBP: 0	WP: 0 PA: 39 PB: 0 SB: 0 CS: 0	
PITCHER	IP WLS BF H R ER SO BB IBB HBP BLK WP HR S P ERA WHIP											IP WLS BF H R ER SO BB IBB HBP BLK WP HR S P ERA WHIP
Chris Haney, L <small>ERA: 2.94</small> (1, 1)	6.0 25 4 3 3 3 4 0 0 0 0 0 1 53 98 4.50 1.333											
Rusty Meacham, R <small>ERA: 4.61</small> (7, 1)	1.0 4 1 1 1 2 0 0 0 0 0 0 0 11 15 9.00 1.000											
Billy Brewer, L <small>ERA: 4.22</small> (8, 1)	0.1 3 2 2 2 0 0 0 0 0 0 2 7 13 54.00 6.000											
Hipolito Pichardo, R <small>ERA: 2.95</small> (8, 1)	1.2 W 7 1 0 0 2 1 0 0 0 0 0 0 14 22 0.00 1.200											

Batter	1	2	3	4	5	6	7	8	9	AB R H RBI BB SO LOB	BOTTOM	
Vince Coleman, S <small>OBP: 0.394, SLG: 0.500</small> (1, 10)										4 2 2 1 1 0 1	Texas Rangers @ Kansas City Royals Kauffman Stadium, Kansas City, MO Tue May 30 1995, 7:05 PM CDT Att: 13,365 - Unknown - 74 F livebaseballscores.com AB 34 R 7 H 12 RBI 6 BB 6 SO 5 LOB 19 	
Phil Hiatt, R <small>OBP: 0.348, SLG: 0.600</small> (1, 9)										4 0 1 1 0 2 2		
Jon Nunnally, L <small>OBP: 0.352, SLG: 0.489</small> (9, PH)										0 0 0 0 1 0 0		
Greg Gagne, R <small>OBP: 0.387, SLG: 0.511</small> (1, 6)										2 1 0 0 3 1 4		
Gary Gaetti, R <small>OBP: 0.381, SLG: 0.634</small> (7, 5)										4 1 1 0 1 0 6		
Pat Borders, R <small>OBP: 0.302, SLG: 0.581</small> (1, 2)										2 0 0 0 0 0 2		
Wally Joyner, L <small>OBP: 0.411, SLG: 0.481</small> (6, PH)										2 2 2 3 0 0 0		
Les Norman, R <small>OBP: 0.400, SLG: 0.400</small> (1, 7)										4 0 2 1 0 0 0		
Jose Lind, R <small>OBP: 0.289, SLG: 0.298</small> (1, 4)										4 0 1 0 0 1 2		
Joe Randa, R <small>OBP: 0.214, SLG: 0.269</small> (6, PH)										2 0 0 0 0 0 0		
Brent Mayne, L <small>OBP: 0.365, SLG: 0.382</small> (7, 2)										2 0 0 0 0 1 2		
Tom Goodwin, L <small>OBP: 0.353, SLG: 0.289</small> (1, 8)										4 1 3 0 0 0 0		
Inning Stats	R: 0 H: 0 E: 0 LOB: 1 K: 0 BB: 2 S: 12 P: 24	R: 0 H: 1 E: 0 LOB: 0 K: 0 BB: 0 S: 12 P: 15	R: 2 H: 3 E: 0 LOB: 2 K: 0 BB: 1 S: 14 P: 26	R: 0 H: 0 E: 0 LOB: 0 K: 0 BB: 0 S: 7 P: 12	R: 0 H: 0 E: 0 LOB: 0 K: 1 BB: 0 S: 5 P: 9	R: 3 H: 3 E: 0 LOB: 0 K: 0 BB: 1 S: 11 P: 17	R: 0 H: 1 E: 0 LOB: 2 K: 1 BB: 1 S: 10 P: 19	R: 1 H: 2 E: 0 LOB: 0 K: 2 BB: 0 S: 10 P: 14	R: 1 H: 2 E: 2 LOB: 3 K: 1 BB: 1 S: 7 P: 15	1B: 8 SF: 0 2B: 3 SAC: 0 3B: 0 DP: 2 HR: 1 HBP: 0	WP: 1 PA: 41 PB: 0 SB: 2 CS: 2	
PITCHER	IP WLS BF H R ER SO BB IBB HBP BLK WP HR S P ERA WHIP											IP WLS BF H R ER SO BB IBB HBP BLK WP HR S P ERA WHIP
Darren Oliver, L <small>ERA: 6.33</small> (1, 1)	4.0 17 4 2 2 2 0 0 0 0 0 1 1 21 38 10.12 2.250											
Hector Fajardo, R <small>ERA: 10.13</small> (5, 1)	2.2 13 4 3 3 2 2 0 0 0 0 1 1 21 38 10.12 2.250											
Roger McDowell, R <small>ERA: 5.68</small> (7, 1)	0.1 1 0 0 0 0 0 0 0 0 0 0 0 5 7 0.00 0.000											
Ed Vosberg, L <small>ERA: 2.53</small> (8, 1)	1.0 L 6 4 2 1 2 0 0 0 0 0 0 0 13 19 9.00 4.000											
Matt Whiteside, R <small>ERA: 3.55</small> (9, 1)	0.2 3 0 0 0 1 0 1 0 0 0 0 0 4 10 0.00 0.000											

Batter	1	2	3	4	5	6	7	8	9	AB	R	H	RBI	BB	SO	LOB	TOP					
Otis Nixon, S <small>OBP: 0.329, SLG: 0.313</small> (1, 8)	G3-1		FC5-4		G5-3			CS 1B		4	0	1	0	0	0	1	Texas Rangers @ Kansas City Royals Kauffman Stadium, Kansas City, MO Wed May 31 1995, 7:05 PM CDT Att: 15,204 - Unknown - 68 F					
Jeff Frys, R <small>OBP: 0.362, SLG: 0.350</small> (1, 4)	K		P5			G6-3		BB 2B 1B		4	1	1	0	0	1	1						
Will Clark, L <small>OBP: 0.377, SLG: 0.479</small> (1, 3)	G3			FC5 BB 1B		FC6-4 1B		BB 2B BB		3	1	2	0	1	0	0						
Mickey Tettleton, S <small>OBP: 0.389, SLG: 0.434</small> (1, 10)		K		FC5 BB		F8		BB 2B BB		2	1	0	0	2	1	1						
Ivan Rodriguez, R <small>OBP: 0.310, SLG: 0.398</small> (1, 2)	G6-3		FC5		FC6-4			BB 2B BB		4	0	1	3	0	0	3						
Mark McLemore, S <small>OBP: 0.448, SLG: 0.447</small> (1, 7)	F7		F7			G6-3		2-5 2B		4	0	0	0	0	0	2						
29 Rusty Greer, L <small>OBP: 0.371, SLG: 0.441</small> Shawn Hare, L <small>OBP: 0.353, SLG: 0.286</small> (5, 9)			1B 3B		K					2	1	1	0	0	1	2						
Mike Pagliarulo, L <small>OBP: 0.257, SLG: 0.313</small> (1, 5)			FC5-4 1B		G4-3		G1-3		P5	4	0	1	1	0	0	0						
Benji Gil, R <small>OBP: 0.317, SLG: 0.440</small> (1, 6)			B2		K			K		3	0	0	0	0	2	1						
Inning Stats	R: 0 E: 0 K: 1 S: 10	H: 0 LOB: 0 BB: 0 P: 15	R: 0 E: 0 K: 1 S: 11	H: 0 LOB: 0 BB: 0 P: 14	R: 1 E: 0 K: 0 S: 10	H: 2 LOB: 1 BB: 0 P: 12	R: 0 E: 0 K: 1 S: 10	H: 1 LOB: 2 BB: 1 P: 22	R: 0 E: 0 K: 1 S: 9	H: 0 LOB: 0 BB: 0 P: 14	R: 0 E: 0 K: 0 S: 9	H: 1 LOB: 1 BB: 0 P: 15	R: 0 E: 0 K: 0 S: 7	H: 0 LOB: 0 BB: 0 P: 10	R: 3 E: 0 K: 1 S: 11	H: 3 LOB: 1 BB: 2 P: 23		R: 0 E: 0 K: 1 S: 7	H: 0 LOB: 0 BB: 0 P: 10	1B: 5 2B: 1 3B: 1 HR: 0	SF: 0 SAC: 0 DP: 0 HBP: 0	WP: 0 PB: 0 SB: 1 CS: 1
PITCHER Kevin Appier, R <small>ERA: 2.24</small> Billy Brewer, L <small>ERA: 3.86</small> (9, 1)	IP: 8.0 WLS: L BF: 33	H: 7 R: 4 ER: 4 SO: 5	BB: 3 IBB: 0 HBP: 0 BLK: 0	WP: 0 HR: 0 S: 77 P: 125	ERA: 4.50 WHIP: 1.250	IP: 1.0 WLS: W BF: 3	H: 0 R: 0 ER: 0 SO: 1	BB: 0 IBB: 0 HBP: 0 BLK: 0	WP: 0 HR: 0 S: 7 P: 10	ERA: 0.00 WHIP: 0.000												

AB	32
R	4
H	7
RBI	4
BB	3
SO	6
LOB	11



Batter	1	2	3	4	5	6	7	8	9	AB	R	H	RBI	BB	SO	LOB	BOTTOM					
Vince Coleman, S <small>OBP: 0.392, SLG: 0.492</small> (1, 9)	FC5-4 1B		SH1-3		G6-3		P6			3	0	1	0	0	0	0	Texas Rangers @ Kansas City Royals Kauffman Stadium, Kansas City, MO Wed May 31 1995, 7:05 PM CDT Att: 15,204 - Unknown - 68 F					
Tom Goodwin, L <small>OBP: 0.345, SLG: 0.287</small> (1, 8)	FC5-4 CS		F7		2B 1B		G6-3			4	1	1	0	0	0	2						
Wally Joyner, L <small>OBP: 0.414, SLG: 0.486</small> (1, 3)	F7		IBB		1-H 2B		F8			3	0	1	1	1	0	1						
Bob Hamelin, L <small>OBP: 0.299, SLG: 0.280</small> (1, 10)	CS	L9	P2		BB		P4			3	0	0	0	1	0	2						
Greg Gagne, R <small>OBP: 0.391, SLG: 0.505</small> (1, 6)		G5-3 1B		G4-3 F7 BB		G1-3		G6-3		3	1	1	0	1	0	2						
Gary Gaetti, R <small>OBP: 0.365, SLG: 0.612</small> (1, 5)	G5-3		F7		G6-3			P4		4	0	0	0	0	0	2						
Brent Mayne, L <small>OBP: 0.363, SLG: 0.375</small> (1, 2)		G3-1 1B		G4-3		G3-1		G3		4	0	1	1	0	0	1						
Michael Tucker, L <small>OBP: 0.261, SLG: 0.244</small> (1, 7)	F7		F7		K			P5		4	0	0	0	0	1	2						
Jose Lind, R <small>OBP: 0.290, SLG: 0.299</small> (1, 4)			SH1-3 1B		K		P3			3	0	1	0	0	1	0						
Inning Stats	R: 0 E: 0 K: 0 S: 5	H: 1 LOB: 0 BB: 0 P: 10	R: 1 E: 0 K: 0 S: 10	H: 2 LOB: 1 BB: 0 P: 17	R: 0 E: 0 K: 0 S: 7	H: 1 LOB: 2 BB: 1 P: 13	R: 0 E: 0 K: 0 S: 8	H: 0 LOB: 1 BB: 1 P: 13	R: 1 E: 0 K: 1 S: 12	H: 2 LOB: 2 BB: 1 P: 21	R: 0 E: 0 K: 1 S: 8	H: 0 LOB: 0 BB: 0 P: 12	R: 0 E: 0 K: 0 S: 12	H: 0 LOB: 0 BB: 0 P: 15	R: 0 E: 0 K: 0 S: 9	H: 0 LOB: 0 BB: 0 P: 11		R: 0 E: 0 K: 0 S: 8	H: 0 LOB: 0 BB: 0 P: 12	1B: 5 2B: 1 3B: 0 HR: 0	SF: 0 SAC: 1 DP: 0 HBP: 0	WP: 0 PB: 0 SB: 0 CS: 1
PITCHER Bob Tewksbury, R <small>ERA: 3.61</small> (1, 1)	IP: 9.0 WLS: W BF: 35	H: 6 R: 2 ER: 2 SO: 2	BB: 2 IBB: 1 HBP: 0 BLK: 0	WP: 0 HR: 0 S: 79 P: 124	ERA: 2.00 WHIP: 0.889	IP: 1.0 WLS: W BF: 3	H: 0 R: 0 ER: 0 SO: 1	BB: 0 IBB: 0 HBP: 0 BLK: 0	WP: 0 HR: 0 S: 7 P: 10	ERA: 0.00 WHIP: 0.000												

AB	31
R	2
H	6
RBI	2
BB	3
SO	2
LOB	12




Batter	1	2	3	4	5	6	7	8	9	AB	R	H	RBI	BB	SO	LOB	TOP									
Chuck Knoblauch, R OBP: 0.351, SLG: 0.347	1-3 K		2-0 G1-3			3-2 G5-3		1-2 K		4	0	0	0	0	2	2	Minnesota Twins @ Texas Rangers The Ballpark at Arlington, Arlington, TX Thu Jun 01 1995, 8:05 PM EDT Att: 23,934 - Unknown - 85 F AB 34 R 3 H 8 RBI 3 BB 1 SO 8 LOB 11									
Jeff Reboulet, R OBP: 0.304, SLG: 0.455	2-2 G6-3			1-2 G6-3		2-2 G4-3		0-1 2B 1B		4	1	1	0	0	0	0										
Kirby Puckett, R OBP: 0.331, SLG: 0.370	0-1 G6-3			0-2 F7			0-0 G5-3	2-1 G3 1-H 2-H 2B		4	0	1	2	0	0	0										
Pedro Munoz, R OBP: 0.316, SLG: 0.534		1-2 P6		1-0 F8			4-2 1B SF7 BB	2-0 G3		3	1	0	0	1	0	1										
Jerald Clark, R OBP: 0.360, SLG: 0.560		1-2 G6-3			2-2 FC6-4 1B		0-1 2B 1B	0-1 G1-3		4	0	2	0	0	0	1										
Marty Cordova, R OBP: 0.338, SLG: 0.516		3-3 K			1-3 K		2-0 SF7		1-3 K	3	0	0	1	0	3	1										
Scott Leius, R OBP: 0.314, SLG: 0.374 Scott Stahoviak, L OBP: 0.317, SLG: 0.304			0-3 K		1-1 F9		3-H 1-2 2B		1-3 K2-3	3	0	1	0	0	1	1										
Rich Becker, L OBP: 0.500, SLG: 0.500			0-1 1B		1-2 FC6-4 1-2		3-3 K		0-0 1B	4	0	2	0	0	1	3										
Matt Walbeck, S OBP: 0.309, SLG: 0.364		1-2 F9			2-2 F8			0-0 1B 2B 1B	1-1 F7	4	1	1	0	0	0	2										
Inning Stats	R: 0 E: 0 K: 1 S: 8	H: 0 LOB: 0 BB: 0 P: 11	R: 0 E: 0 K: 1 S: 9	H: 0 LOB: 0 BB: 0 P: 14	R: 0 E: 0 K: 1 S: 9	H: 1 LOB: 1 BB: 0 P: 13	R: 0 E: 0 K: 0 S: 8	H: 0 LOB: 0 BB: 0 P: 10	R: 0 E: 0 K: 1 S: 12	H: 1 LOB: 1 BB: 0 P: 17	R: 0 E: 0 K: 0 S: 9	H: 0 LOB: 0 BB: 0 P: 16	R: 1 E: 0 K: 1 S: 16	H: 2 LOB: 2 BB: 1 P: 26	R: 2 E: 0 K: 1 S: 12	H: 3 LOB: 1 BB: 0 P: 17		R: 0 E: 0 K: 2 S: 12	H: 1 LOB: 1 BB: 0 P: 15	1B: 6 2B: 2 3B: 0 HR: 0	SF: 1 SAC: 0 DP: 0 HBP: 0	WP: 0 PB: 0 SB: 0 CS: 0	PA: 36			
PITCHER	IP	WLS	BF	H	R	ER	SO	BB	IBB	HBP	BLK	WP	HR	S	P	ERA	WHIP									
Kenny Rogers, L ERA: 1.58	(1, 1)	7.0	W	27	5	2	2	5	1	0	0	0	0	0	72	108	2.57	0.857								
Roger McDowell, R ERA: 5.85	(8, 1)	1.0		5	2	1	1	1	0	0	0	0	0	0	11	16	9.00	2.000								
Jeff Russell, R ERA: 2.45	(9, 1)	1.0	S	4	1	0	0	2	0	0	0	0	0	0	12	15	0.00	1.000								

Batter	1	2	3	4	5	6	7	8	9	AB	R	H	RBI	BB	SO	LOB	BOTTOM									
Otis Nixon, S OBP: 0.325, SLG: 0.305	0-0 F7	0-0 F8		2-2 F8	4-1 BB			0-2 FC6-4 G6-3 1-2		4	0	0	0	1	0	3	Minnesota Twins @ Texas Rangers The Ballpark at Arlington, Arlington, TX Thu Jun 01 1995, 8:05 PM EDT Att: 23,934 - Unknown - 85 F AB 34 R 6 H 11 RBI 5 BB 4 SO 4 LOB 18									
Jeff Eves, R OBP: 0.363, SLG: 0.352	1-1 1B	2-2 E7 2H 1B		2-1 E8 PB BB 3B	1-2 P4			1-1 G6-3 1-2		5	1	2	1	0	0	4										
Will Clark, L OBP: 0.381, SLG: 0.474	1-0 1B	1-1 F9		4-0 PB 1-2 3B BB		2-2 G6-3				3	1	1	0	1	0	1										
Juan Gonzalez, R OBP: 0.250, SLG: 0.750 Jack Voigt, R OBP: 0.353, SLG: 0.571	3-2 F8		2-0 L7	2-1 FC6-2 3B		2-1 P6				4	0	1	2	0	0	2										
Mickey Tettleton, S OBP: 0.378, SLG: 0.419	0-1 F8		2-1 P5	1-2 FC6-2		2-3 K				0	0	0	0	0	1	3										
Dean Palmer, R OBP: 0.448, SLG: 0.634		3-2 HR	1-0 1B	1-0 P3		4-0 CS BB				3	1	2	1	1	0	1										
Ivan Rodriguez, R OBP: 0.316, SLG: 0.429 Dave Valle, R OBP: 0.296, SLG: 0.217		1-0 HR	0-0 1B		0-3 K		0-2 F8 1-2			4	1	2	1	0	1	1										
Mark McLemore, S OBP: 0.442, SLG: 0.436		1-0 G3-1	0-0 F9		4-1 S BB		2-3 K			0	0	0	0	0	0	0										
Benji Gil, R OBP: 0.331, SLG: 0.469		1-2 E 2B		3-2 E PB 2B		1-2 K		3-2 FC6-4 1B		4	2	3	0	0	1	1										
Inning Stats	R: 0 E: 0 K: 0 S: 10	H: 2 LOB: 2 BB: 0 P: 15	R: 3 E: 1 K: 0 S: 14	H: 4 LOB: 1 BB: 0 P: 23	R: 0 E: 0 K: 0 S: 6	H: 2 LOB: 2 BB: 0 P: 11	R: 3 E: 1 K: 0 S: 18	H: 2 LOB: 1 BB: 1 P: 33	R: 0 E: 0 K: 2 S: 11	H: 0 LOB: 2 BB: 2 P: 21	R: 0 E: 0 K: 1 S: 10	H: 0 LOB: 0 BB: 1 P: 16	R: 0 E: 0 K: 1 S: 7	H: 0 LOB: 0 BB: 1 P: 13	R: 0 E: 0 K: 0 S: 8	H: 1 LOB: 0 BB: 0 P: 12		R: 0 E: 0 K: 0 S: 10	H: 1 LOB: 0 BB: 0 P: 12	1B: 6 2B: 2 3B: 1 HR: 2	SF: 0 SAC: 0 DP: 1 HBP: 0	WP: 0 PB: 1 SB: 1 CS: 1	PA: 38			
PITCHER	IP	WLS	BF	H	R	ER	SO	BB	IBB	HBP	BLK	WP	HR	S	P	ERA	WHIP									
Brad Radke, R ERA: 7.64	(1, 1)	3.1	L	22	6	5	0	1	0	0	0	0	0	2	44	76	13.50	3.300								
Mo Stanford, R ERA: 4.0	(4, 1)	3.2		13	0	0	0	4	3	0	0	0	0	32	56	0.00	0.818									
Erik Schullstrom, R ERA: 12.27	(8, 1)	1.0		3	1	0	0	0	0	0	0	0	0	8	12	0.00	1.000									

Batter	1	2	3	4	5	6	7	8	9	AB	R	H	RBI	BB	SO	LOB	TOP										
Chuck Knoblauch, R OBP: 0.353, SLG: 0.344 (1, 4)	1-2 BB 1B	1-2 G4-3		4-0 BB			0-2 L6	1-2 G6-3		4	1	1	0	1	0	1											
Rich Becker, L OBP: 0.556, SLG: 0.429 (1, 8)	4-2 BB 2B	1-3 K		0-1 L9			3-2 1B		4-1 G6-3 BB	3	1	1	0	2	1	2											
Kirby Puckett, R OBP: 0.327, SLG: 0.364 (1, 9)	1-3 K	3-2 G1-3			3-3 K		0-2 1B		1-1 G6-3	5	0	1	0	0	2	3											
Kevin Maas, L OBP: 0.275, SLG: 0.378 (1, 10)	1-2 2B 1B		2-2 G4-3		1-3 K		2-3 K		0-0 F8	5	1	1	1	0	2	2											
Marty Cordova, R OBP: 0.343, SLG: 0.524 (1, 7)	0-2 1B SF8 2B		1-2 G4-3		1-0 S 1B		1-1 G3			4	1	2	1	0	0	2											
Scott Stahovik, L OBP: 0.328, SLG: 0.356 (1, 3)	4-1 E 1B BB		1-3 K		2-3 K			0-0 HR		3	1	1	1	1	2	1											
Jeff Reboulet, R OBP: 0.301, SLG: 0.443 (1, 5)	1-1 E 1B			0-2 F8		1-1 G5-3		1-1 F9		4	0	1	1	0	0	0											
Matt Merullo, L OBP: 0.296, SLG: 0.258 (1, 2)	2-1 SF8		1-0 G1-3		2-1 L8		0-1 G4-3			3	0	0	1	0	0	0											
Pat Meares, R OBP: 0.316, SLG: 0.462 (1, 6)	2-0 F9		2-0 E6 BB		0-0 F8			0-0 1B		4	0	1	0	0	0	2											
Inning Stats	R: 4 E: 1 K: 1 S: 20	H: 4 LOB: 2 BB: 2 P: 36	R: 0 E: 0 K: 1 S: 9	H: 0 LOB: 0 BB: 0 P: 14	R: 0 E: 0 K: 1 S: 9	H: 0 LOB: 0 BB: 0 P: 13	R: 0 E: 1 K: 3 S: 7	H: 0 LOB: 2 BB: 1 P: 14	R: 0 E: 0 K: 0 S: 5	H: 0 LOB: 0 BB: 0 P: 8	R: 0 E: 0 K: 1 S: 21	H: 2 LOB: 2 BB: 0 P: 27	R: 1 E: 0 K: 0 S: 12	H: 2 LOB: 1 BB: 0 P: 14	R: 0 E: 0 K: 0 S: 4	H: 0 LOB: 0 BB: 1 P: 9	1B: 7 2B: 1 3B: 0 HR: 1	SF: 1 SAC: 0 DP: 1 HBP: 0	WP: 0 PB: 0 SB: 1 CS: 0	PA: 40							
PITCHER	IP	WLS	BF	H	R	ER	SO	BB	IBB	HBP	BLK	WP	HR	S	P	ERA	WHIP										
Roger Pavlik, R ERA: 4.68 (1, 1)	6.1		29	6	4	4	6	3	0	0	0	0	0	72	116	5.68	1.421										
Matt Whiteside, R ERA: 3.77 (7, 1)	1.2		9	3	1	1	1	1	0	0	0	0	1	23	32	5.40	2.400										
Roger McDowell, R ERA: 5.57 (9, 1)	1.0	W	2	0	0	0	0	0	0	0	0	0	0	3	4	0.00	0.000										

Minnesota Twins @ Texas Rangers
The Ballpark at Arlington, Arlington, TX
Fri Jun 02 1995, 8:05 PM EDT
Att: 24,306 - Unknown - 90 F


AB	35
R	5
H	9
RBI	5
BB	4
SO	7
LOB	13



Batter	1	2	3	4	5	6	7	8	9	AB	R	H	RBI	BB	SO	LOB	BOTTOM										
Otis Nixon, S OBP: 0.327, SLG: 0.308 (1, 8)	2-1 G6-3		2-2 G1-3		3-2 2B 1B			2-1 BB 1B HBP	0-2 G4-3	5	2	2	0	0	0	1											
Jeff Frye, R OBP: 0.369, SLG: 0.366 (1, 4)	2-3 K			2-2 2B 1B	1-2 1B			1-3 K	2-2 K	3	1	2	1	0	1	0											
Jack Voigt, R OBP: 0.333, SLG: 0.533 (5, FR)										1	0	0	0	0	1	1											
29 Rusty Greer, L OBP: 0.376, SLG: 0.476 (9, PH)					2-H 2B				2-H HR	1	1	1	2	0	0	0											
Will Clark, L OBP: 0.385, SLG: 0.485 (1, 3)	2-2 F7			2-1 1B 2B	1-1 G1			0-0 HBP BB 1B		4	1	2	0	0	0	1											
Juan Gonzalez, R OBP: 0.250, SLG: 0.500 (1, 7)				2-2 WP 1B		2-2 G6-3		0-1 F7		4	0	1	2	0	1	2											
Mickey Tettleton, S OBP: 0.382, SLG: 0.425 (1, 10)				2-H 3-H 1B				4-1 HBP BB		3	0	1	0	1	1	1											
Dean Palmer, R OBP: 0.450, SLG: 0.623 (1, 5)				4-0 G4-6-3 BB				1-2 2-3 HBP		2	0	0	1	1	1	1											
Mark McLemore, S OBP: 0.430, SLG: 0.421 (6, 4)				1-2 BB	1-0 G4-6-3			1-2 2-3 3-H		4	0	0	0	0	1	6											
Dave Valle, R OBP: 0.267, SLG: 0.192 (1, 2)								1-0 P2		3	0	0	0	0	1	0											
Mike Paganulo, L OBP: 0.278, SLG: 0.333 (9, PH)								0-0 G5-3		1	1	1	0	0	0	0											
Benji Gil, R OBP: 0.328, SLG: 0.457 (1, 6)				1-2 G5-3				0-0 F9		3	0	0	0	1	1	1											
Inning Stats	R: 0 E: 0 K: 1 S: 9	H: 0 LOB: 0 BB: 0 P: 15	R: 0 E: 0 K: 1 S: 7	H: 1 LOB: 0 BB: 0 P: 8	R: 0 E: 0 K: 1 S: 10	H: 0 LOB: 0 BB: 0 P: 14	R: 2 E: 0 K: 1 S: 13	H: 3 LOB: 1 BB: 1 P: 25	R: 1 E: 0 K: 0 S: 13	H: 2 LOB: 1 BB: 1 P: 22	R: 0 E: 0 K: 1 S: 8	H: 0 LOB: 0 BB: 0 P: 11	R: 0 E: 0 K: 2 S: 12	H: 0 LOB: 3 BB: 1 P: 23	R: 2 E: 0 K: 1 S: 12	H: 2 LOB: 0 BB: 0 P: 15	1B: 6 2B: 3 3B: 0 HR: 1	SF: 0 SAC: 0 DP: 1 HBP: 1	WP: 1 PB: 0 SB: 0 CS: 0	PA: 38							
PITCHER	IP	WLS	BF	H	R	ER	SO	BB	IBB	HBP	BLK	WP	HR	S	P	ERA	WHIP										
Scott Erickson, R ERA: 6.34 (1, 1)	7.1		29	7	4	4	6	2	0	0	0	0	0	68	109	4.91	1.227										
Mark Guthrie, L ERA: 5.14 (8, 1)	0.0		1	1	0	0	0	0	0	0	0	0	0	1	1	∞	∞										
Dave Stevens, R ERA: 3.48 (8, 1)	0.1		3	0	0	0	0	1	0	1	0	0	0	3	10	0.00	3.000										
Rick Aguilera, R ERA: 2.08 (8, 1)	1.0	L	5	2	2	2	2	0	0	0	0	0	1	15	19	18.00	2.000										

Minnesota Twins @ Texas Rangers
The Ballpark at Arlington, Arlington, TX
Fri Jun 02 1995, 8:05 PM EDT
Att: 24,306 - Unknown - 90 F

AB	34
R	6
H	10
RBI	6
BB	3
SO	8
LOB	14



Batter	1	2	3	4	5	6	7	8	9	AB	R	H	RBI	BB	SO	LOB	TOP						
Chuck Knoblauch, R (1,4) OBP: 0.385, SLG: 0.379										3	2	2	0	1	1	2							
Pat Meares, R (1,6) OBP: 0.294, SLG: 0.429										3	0	0	0	0	0	2							
Scott Stahowiak, L (8,PH) OBP: 0.368, SLG: 0.393									0	0	0	0	0	0	0								
Kirby Puckett, R (1,10) OBP: 0.335, SLG: 0.371									4	0	2	2	0	1	0								
Pedro Munoz, R (1,9) OBP: 0.303, SLG: 0.511									4	0	0	0	0	1	3								
Jerald Clark, R (1,3) OBP: 0.352, SLG: 0.539									4	0	0	0	0	1	3								
Marty Cordova, R (1,7) OBP: 0.345, SLG: 0.519										3	0	1	0	1	1	0							
Scott Leius, R (1,5) OBP: 0.305, SLG: 0.354										3	0	0	0	0	2	1							
Matt Merullo, L (9,PH) OBP: 0.296, SLG: 0.258										0	0	0	0	0	0								
Jeff Reboulet, R (9,PH) OBP: 0.297, SLG: 0.437										1	0	0	0	0	0	1							
Matt Walbeck, S (1,2) OBP: 0.294, SLG: 0.337										3	0	0	0	1	0	1							
Rich Becker, L (1,8) OBP: 0.333, SLG: 0.200										3	0	0	0	1	3	1							
Inning Stats	R: 1 E: 0 K: 2 S: 17	H: 2 LOB: 1 BB: 0 P: 26	R: 0 E: 0 K: 2 S: 11	H: 0 LOB: 2 BB: 2 P: 24	R: 0 E: 0 K: 0 S: 3	H: 0 LOB: 0 BB: 0 P: 6	R: 0 E: 0 K: 1 S: 8	H: 0 LOB: 1 BB: 1 P: 14	R: 0 E: 0 K: 1 S: 8	H: 0 LOB: 0 BB: 0 P: 8	R: 0 E: 0 K: 1 S: 6	H: 0 LOB: 0 BB: 0 P: 10	R: 0 E: 0 K: 1 S: 6	H: 0 LOB: 0 BB: 0 P: 10	R: 1 E: 0 K: 1 S: 13	H: 1 LOB: 2 BB: 1 P: 20	R: 0 E: 0 K: 1 S: 9	H: 1 LOB: 1 BB: 0 P: 9	1B: 4 2B: 1 3B: 0 HR: 0	SF: 0 SAC: 0 DP: 0 HBP: 1	WP: 0 PB: 0 SB: 0 CS: 1	PA: 36	
PITCHER	IP WLS BF H R ER SO BB IBB HBP BLK WP HR S P ERA WHIP	IP WLS BF H R ER SO BB IBB HBP BLK WP HR S P ERA WHIP	IP WLS BF H R ER SO BB IBB HBP BLK WP HR S P ERA WHIP	IP WLS BF H R ER SO BB IBB HBP BLK WP HR S P ERA WHIP	IP WLS BF H R ER SO BB IBB HBP BLK WP HR S P ERA WHIP	IP WLS BF H R ER SO BB IBB HBP BLK WP HR S P ERA WHIP	IP WLS BF H R ER SO BB IBB HBP BLK WP HR S P ERA WHIP	IP WLS BF H R ER SO BB IBB HBP BLK WP HR S P ERA WHIP	IP WLS BF H R ER SO BB IBB HBP BLK WP HR S P ERA WHIP	IP WLS BF H R ER SO BB IBB HBP BLK WP HR S P ERA WHIP	IP WLS BF H R ER SO BB IBB HBP BLK WP HR S P ERA WHIP	IP WLS BF H R ER SO BB IBB HBP BLK WP HR S P ERA WHIP	IP WLS BF H R ER SO BB IBB HBP BLK WP HR S P ERA WHIP	IP WLS BF H R ER SO BB IBB HBP BLK WP HR S P ERA WHIP	IP WLS BF H R ER SO BB IBB HBP BLK WP HR S P ERA WHIP	IP WLS BF H R ER SO BB IBB HBP BLK WP HR S P ERA WHIP	IP WLS BF H R ER SO BB IBB HBP BLK WP HR S P ERA WHIP	IP WLS BF H R ER SO BB IBB HBP BLK WP HR S P ERA WHIP	IP WLS BF H R ER SO BB IBB HBP BLK WP HR S P ERA WHIP	IP WLS BF H R ER SO BB IBB HBP BLK WP HR S P ERA WHIP	IP WLS BF H R ER SO BB IBB HBP BLK WP HR S P ERA WHIP	IP WLS BF H R ER SO BB IBB HBP BLK WP HR S P ERA WHIP	IP WLS BF H R ER SO BB IBB HBP BLK WP HR S P ERA WHIP

Minnesota Twins @ Texas Rangers
The Ballpark at Arlington, Arlington, TX
Sun Jun 04 1995, 4:33 AM EDT
Att: 24,402 - Cloudy - 92 F

AB 31
R 2
H 5
RBI 2
BB 4
SO 10
LOB 14



Batter	1	2	3	4	5	6	7	8	9	AB	R	H	RBI	BB	SO	LOB	BOTTOM						
Otis Nixon, S (1,8) OBP: 0.322, SLG: 0.304										5	0	2	0	0	0	2							
Mark McLemore, S (1,4) OBP: 0.417, SLG: 0.398										3	1	0	0	2	1	3							
Will Clark, L (1,3) OBP: 0.369, SLG: 0.454										3	1	0	0	1	0	3							
Juan Gonzalez, R (1,10) OBP: 0.313, SLG: 0.500										4	2	1	0	0	0	2							
Mickey Tettleton, S (1,9) OBP: 0.388, SLG: 0.484										4	2	4	6	0	0	0							
Jack Voigt, R (1,7) OBP: 0.273, SLG: 0.421										4	0	0	0	0	1	2							
Luis Ortiz, R (1,5) OBP: 0.250, SLG: 1.000										4	1	1	1	0	1	0							
Esteban Beltre, R (1,6) OBP: 0.333, SLG: 0.250										4	0	1	0	0	0	1							
Dave Valle, R (1,2) OBP: 0.324, SLG: 0.303										4	0	2	0	0	0	1							
Inning Stats	R: 2 E: 0 K: 0 S: 12	H: 2 LOB: 1 BB: 2 P: 22	R: 0 E: 0 K: 0 S: 7	H: 1 LOB: 0 BB: 0 P: 12	R: 1 E: 0 K: 0 S: 11	H: 2 LOB: 1 BB: 1 P: 18	R: 1 E: 0 K: 0 S: 12	H: 3 LOB: 2 BB: 0 P: 19	R: 1 E: 1 K: 1 S: 11	H: 1 LOB: 1 BB: 0 P: 19	R: 0 E: 0 K: 1 S: 10	H: 0 LOB: 0 BB: 0 P: 15	R: 2 E: 1 K: 1 S: 14	H: 1 LOB: 0 BB: 0 P: 21	R: 0 E: 0 K: 0 S: 10	H: 1 LOB: 1 BB: 0 P: 15	1B: 5 2B: 3 3B: 0 HR: 3	SF: 0 SAC: 0 DP: 0 HBP: 0	WP: 1 PB: 0 SB: 1 CS: 1	PA: 38			
PITCHER	IP WLS BF H R ER SO BB IBB HBP BLK WP HR S P ERA WHIP	IP WLS BF H R ER SO BB IBB HBP BLK WP HR S P ERA WHIP	IP WLS BF H R ER SO BB IBB HBP BLK WP HR S P ERA WHIP	IP WLS BF H R ER SO BB IBB HBP BLK WP HR S P ERA WHIP	IP WLS BF H R ER SO BB IBB HBP BLK WP HR S P ERA WHIP	IP WLS BF H R ER SO BB IBB HBP BLK WP HR S P ERA WHIP	IP WLS BF H R ER SO BB IBB HBP BLK WP HR S P ERA WHIP	IP WLS BF H R ER SO BB IBB HBP BLK WP HR S P ERA WHIP	IP WLS BF H R ER SO BB IBB HBP BLK WP HR S P ERA WHIP	IP WLS BF H R ER SO BB IBB HBP BLK WP HR S P ERA WHIP	IP WLS BF H R ER SO BB IBB HBP BLK WP HR S P ERA WHIP	IP WLS BF H R ER SO BB IBB HBP BLK WP HR S P ERA WHIP	IP WLS BF H R ER SO BB IBB HBP BLK WP HR S P ERA WHIP	IP WLS BF H R ER SO BB IBB HBP BLK WP HR S P ERA WHIP	IP WLS BF H R ER SO BB IBB HBP BLK WP HR S P ERA WHIP	IP WLS BF H R ER SO BB IBB HBP BLK WP HR S P ERA WHIP	IP WLS BF H R ER SO BB IBB HBP BLK WP HR S P ERA WHIP	IP WLS BF H R ER SO BB IBB HBP BLK WP HR S P ERA WHIP	IP WLS BF H R ER SO BB IBB HBP BLK WP HR S P ERA WHIP	IP WLS BF H R ER SO BB IBB HBP BLK WP HR S P ERA WHIP	IP WLS BF H R ER SO BB IBB HBP BLK WP HR S P ERA WHIP	IP WLS BF H R ER SO BB IBB HBP BLK WP HR S P ERA WHIP	IP WLS BF H R ER SO BB IBB HBP BLK WP HR S P ERA WHIP

Minnesota Twins @ Texas Rangers
The Ballpark at Arlington, Arlington, TX
Sun Jun 04 1995, 4:33 AM EDT
Att: 24,402 - Cloudy - 92 F


AB 35
R 7
H 11
RBI 7
BB 3
SO 3
LOB 14




Batter	1	2	3	4	5	6	7	8	9	AB	R	H	RBI	BB	SO	LOB	TOP					
Vince Coleman, S OBP: 0.400, SLG: 0.488 (1, 7)	B3		L8		1B SF8		K			4	1	1	0	0	1	2	Kansas City Royals @ Texas Rangers The Ballpark at Arlington, Arlington, TX Mon Jun 05 1995, 8:05 PM EDT Att: 22,448 - Unknown - 85 F					
Tom Goodwin, L OBP: 0.347, SLG: 0.303 (1, 8)	G4-3		1B		G5-3 SF8		2-1			4	1	3	1	0	0	0						
Keith Lockhart, L (1, 5)			1-1		1-3		2-H			2	0	0	1	0	0	2						
Joe Randa, R OBP: 0.176, SLG: 0.219 (7, 5)	HBP		P6		1-2		G5-3			0	0	0	0	0	0	0						
Wally Joyner, L OBP: 0.393, SLG: 0.449 (1, 3)	P5		1-1		3-H		4-0			3	0	1	2	1	0	1						
Greg Gagne, R OBP: 0.369, SLG: 0.473 (1, 6)		1-1	G3		1-2		G5-3			4	0	1	0	0	0	3						
Jon Nunnally, L OBP: 0.338, SLG: 0.552 (1, 9)	F7				1-2		G3-1			4	0	0	0	0	1	1						
Bob Hamelin, L OBP: 0.302, SLG: 0.278 Les Norman, R OBP: 0.286, SLG: 0.286 (9, PR)	F9				2-3		K			4	0	1	0	0	1	1						
Brent Mayne, L OBP: 0.344, SLG: 0.402 (1, 2)	L7				0-1		L7			4	0	1	0	0	0	2						
Chris Stynes, R OBP: 0.429, SLG: 0.333 (1, 4)			2B		1-1		G5-3			3	2	1	0	1	0	2						
			1B				WP															
Inning Stats	R: 0 E: 0 K: 0 S: 7	H: 0 LOB: 1 BB: 0 P: 10	R: 0 E: 0 K: 0 S: 7	H: 1 LOB: 1 BB: 0 P: 10	R: 2 E: 0 K: 0 S: 11	H: 2 LOB: 1 BB: 1 P: 19	R: 0 E: 0 K: 1 S: 10	H: 1 LOB: 1 BB: 0 P: 14	R: 1 E: 0 K: 0 S: 6	H: 2 LOB: 1 BB: 1 P: 14	R: 0 E: 0 K: 1 S: 12	H: 0 LOB: 0 BB: 0 P: 16	R: 1 E: 0 K: 1 S: 8	H: 2 LOB: 0 BB: 0 P: 13	R: 0 E: 0 K: 0 S: 4	H: 0 LOB: 0 BB: 0 P: 6	R: 0 E: 0 K: 0 S: 7	H: 1 LOB: 1 BB: 0 P: 13	1B: 7 2B: 2 3B: 0 HR: 0	SF: 1 SAC: 0 DP: 2 HBP: 1	WP: 1 PB: 0 SB: 0 CS: 0	PA: 36
PITCHER Bob Tewksbury, R ERA: 3.67 (1, 1)	IP: 9.0 WLS: L BF: 36 H: 9 R: 4 ER: 4 SO: 3 BB: 1 IBB: 1 HBP: 1 BLK: 0 WP: 1 HR: 0 S: 72 P: 115 ERA: 4.00 WHIP: 1.111															PITCHER						

Batter	1	2	3	4	5	6	7	8	9	AB	R	H	RBI	BB	SO	LOB	BOTTOM					
Mark McLemore, S OBP: 0.413, SLG: 0.394 (1, 4)	F7				G4-3					4	0	1	0	0	0	0	Kansas City Royals @ Texas Rangers The Ballpark at Arlington, Arlington, TX Mon Jun 05 1995, 8:05 PM EDT Att: 22,448 - Unknown - 85 F					
Ivan Rodriguez, R OBP: 0.322, SLG: 0.426 (1, 10)	BB		G3-1		K					3	1	1	0	1	1	0						
Will Clark, L OBP: 0.366, SLG: 0.441 (1, 3)	BB		P6		L7					3	0	0	0	1	0	2						
Juan Gonzalez, R OBP: 0.250, SLG: 0.400 (1, 7)	K		G6-3		K					4	0	0	0	0	3	4						
Mickey Tettleton, S OBP: 0.384, SLG: 0.473 (1, 2)	BB		F8		G6-3					3	0	0	0	1	0	0						
29 Rusty Greer, L OBP: 0.380, SLG: 0.472 (1, 8)	BB		F8		F8					3	0	1	1	1	1	0						
Mike Pagliarulo, L OBP: 0.262, SLG: 0.308 (1, 5)	G4-3				G3-6-1					4	0	1	0	0	0	4						
Shawn Hare, L OBP: 0.304, SLG: 0.250 (1, 9)			G4-3		P6					3	0	0	0	0	0	1						
Benji Gil, R OBP: 0.321, SLG: 0.443 (1, 6)			P6		G6-3					3	0	0	0	0	1	0						
Inning Stats	R: 1 E: 0 K: 1 S: 17	H: 1 LOB: 3 BB: 3 P: 33	R: 0 E: 0 K: 0 S: 7	H: 0 LOB: 0 BB: 0 P: 13	R: 0 E: 0 K: 0 S: 6	H: 0 LOB: 0 BB: 0 P: 8	R: 0 E: 0 K: 0 S: 6	H: 1 LOB: 1 BB: 0 P: 11	R: 0 E: 0 K: 1 S: 8	H: 0 LOB: 0 BB: 0 P: 9	R: 0 E: 0 K: 1 S: 6	H: 0 LOB: 0 BB: 0 P: 8	R: 0 E: 0 K: 0 S: 8	H: 1 LOB: 0 BB: 0 P: 11	R: 0 E: 0 K: 2 S: 16	H: 1 LOB: 2 BB: 1 P: 24	R: 0 E: 0 K: 1 S: 9	H: 0 LOB: 0 BB: 0 P: 13	1B: 4 2B: 0 3B: 0 HR: 0	SF: 0 SAC: 0 DP: 1 HBP: 0	WP: 0 PB: 0 SB: 0 CS: 0	PA: 34
PITCHER Kevin Appier, R ERA: 2.13 Jeff Montgomery, R ERA: 3.06 (1, 1) (8, 1)	IP: 7.1 WLS: W BF: 29 H: 4 R: 1 ER: 1 SO: 4 BB: 4 IBB: 0 HBP: 0 BLK: 0 WP: 0 HR: 0 S: 14 P: 21 ERA: 1.23 WHIP: 1.091															PITCHER						

AB 32
R 4
H 9
RBI 4
BB 2
SO 3
LOB 14



AB 30
R 1
H 4
RBI 1
BB 4
SO 6
LOB 11



Batter	1	2	3	4	5	6	7	8	9	AB	R	H	RBI	BB	SO	LOB	TOP				
Vince Coleman, S OBP: 0.404, SLG: 0.511	G6-3	G6-3					F9			4	0	1	1	1	0	0					
Tom Goodwin, L OBP: 0.341, SLG: 0.298	F7	L6		K			F		K	5	0	1	0	0	2	3					
Wally Joyner, L OBP: 0.386, SLG: 0.439	1B	1B		F7		G4-3	E4			4	1	1	0	0	0	1					
Greg Gagne, R OBP: 0.362, SLG: 0.458	1B	1B		L5		F9	G4-6-3			4	1	1	0	0	0	2					
Keith Lockhart, L OBP: 0.375, SLG: 0.333	1B	1B				K		F8		4	0	2	1	0	1	0					
Gary Gaetti, R OBP: 0.367, SLG: 0.618	1B	1B		K			F8	P3		4	0	1	1	0	1	1					
Bob Hamelin, L OBP: 0.309, SLG: 0.280	K							G4-3		3	1	1	0	0	1	2					
Jon Nunnally, L OBP: 0.362, SLG: 0.574		G3							G4-3	3	1	2	0	1	0	0					
Brent Mayne, L OBP: 0.320, SLG: 0.371	G3								F8	4	0	0	0	0	0	4					
Inning Stats	R: 2 H: 4 E: 0 K: 1 S: 11	H: 4 R: 4 ER: 4 LOB: 2 BB: 0 P: 19	R: 1 H: 1 E: 0 K: 0 S: 11	LOB: 0 BB: 0 P: 13	R: 0 H: 1 E: 0 K: 1 S: 12	LOB: 1 BB: 2 P: 18	R: 1 H: 1 E: 0 K: 1 S: 10	LOB: 1 BB: 2 P: 25	R: 0 H: 0 E: 0 K: 1 S: 8	LOB: 0 BB: 0 P: 11	R: 0 H: 1 E: 1 K: 0 S: 9	LOB: 1 BB: 0 P: 18	R: 0 H: 0 E: 0 K: 0 S: 7	LOB: 0 BB: 0 P: 10	R: 0 H: 1 E: 0 K: 1 S: 9	LOB: 1 BB: 0 P: 13	1B: 9 2B: 1 3B: 0 HR: 0	SF: 0 SAC: 0 DP: 1 HBP: 1	WP: 2 PB: 0 SB: 1 CS: 1	PA: 38	
PITCHER	IP	WLS	BF	H	R	ER	SO	BB	IBB	HBP	BLK	WP	HR	S	P	ERA	WHIP				
Roger Pavlik, R ERA: 5.06	3.1		19	7	4	4	2	2	0	0	0	1	0	41	69	10.80	2.700				
Terry Burrows, L ERA: 6.43	3.0	W	11	2	0	0	2	0	0	1	0	0	0	24	40	0.00	0.667				
Roger McDowell, R ERA: 4.94	2.2		8	1	0	0	1	0	0	0	0	0	0	19	29	0.00	0.375				

Kansas City Royals @ Texas Rangers
The Ballpark at Arlington, Arlington, TX
Wed Jun 07 1995, 8:05 PM EDT
Att: 28,175 - Unknown - 86 F

AB 35
R 4
H 10
RBI 3
BB 2
SO 5
LOB 13



Batter	1	2	3	4	5	6	7	8	9	AB	R	H	RBI	BB	SO	LOB	BOTTOM				
Otis Nixon, S OBP: 0.323, SLG: 0.301	G6-3		G6-3			G4-3	E4			5	0	2	1	0	0	1					
29 Rusty Greer, L OBP: 0.385, SLG: 0.474	K2-3								F8	4	2	1	0	1	2	3					
Will Clark, L OBP: 0.366, SLG: 0.437	G3-1									4	2	2	0	0	0	0					
Mickey Tettleton, S OBP: 0.378, SLG: 0.464										3	0	0	1	0	1	3					
Ivan Rodriguez, R OBP: 0.326, SLG: 0.418	F7									4	1	1	1	0	0	2					
Mark McLemore, S OBP: 0.420, SLG: 0.420	G3									3	3	2	3	1	0	0					
Mike Pagliarulo, L OBP: 0.280, SLG: 0.319										4	1	2	2	0	1	0					
Esteban Beltre, R OBP: 0.313, SLG: 0.333										4	1	2	1	0	1	0					
Benji Gil, R OBP: 0.319, SLG: 0.442										4	0	1	0	0	2	3					
Inning Stats	R: 0 H: 0 E: 0 K: 1 S: 8	H: 0 R: 0 ER: 0 LOB: 0 BB: 0 P: 11	R: 0 H: 0 E: 0 K: 1 S: 5	LOB: 0 BB: 0 P: 9	R: 0 H: 1 E: 0 K: 1 S: 8	LOB: 1 BB: 0 P: 10	R: 3 H: 3 E: 0 K: 1 S: 14	LOB: 3 BB: 0 P: 17	R: 0 H: 0 E: 0 K: 2 S: 9	LOB: 0 BB: 0 P: 13	R: 6 H: 6 E: 1 K: 1 S: 18	LOB: 1 BB: 1 P: 29	R: 0 H: 0 E: 1 K: 0 S: 7	LOB: 0 BB: 0 P: 7	R: 1 H: 3 E: 0 K: 0 S: 8	LOB: 2 BB: 1 P: 15	1B: 11 2B: 2 3B: 0 HR: 1	SF: 1 SAC: 0 DP: 1 HBP: 0	WP: 1 PB: 0 SB: 0 CS: 0	PA: 38	
PITCHER	IP	WLS	BF	H	R	ER	SO	BB	IBB	HBP	BLK	WP	HR	S	P	ERA	WHIP				
Tom Gordon, R ERA: 5.03	5.1	L	24	7	7	7	6	1	0	0	0	1	51	73	11.81	1.500					
Rusty Marsham, R ERA: 5.65	0.1		4	3	2	1	0	0	0	0	0	0	0	6	10	27.00	9.000				
Dennis Rasmussen, L ERA:	0.2		3	0	0	0	1	0	0	0	0	0	0	10	11	0.00	0.000				
Dilson Torres, R ERA: 5.68	1.1		6	3	1	1	0	1	0	0	0	1	0	8	15	6.75	3.000				
Billy Brewer, L ERA: 4.15	0.1		1	0	0	0	0	0	0	0	0	0	0	2	2	0.00	0.000				

Kansas City Royals @ Texas Rangers
The Ballpark at Arlington, Arlington, TX
Wed Jun 07 1995, 8:05 PM EDT
Att: 28,175 - Unknown - 86 F

AB 35
R 10
H 13
RBI 9
BB 2
SO 7
LOB 12



Batter	1	2	3	4	5	6	7	8	9	AB	R	H	RBI	BB	SO	LOB	TOP					
Mark McLemore, S OBP: 0.421, SLG: 0.428	4-1 BB		0-1 SF9		1-2 G4-3		2-3 K			2	0	0	1	1	1	1						
29 Rusty Greer, L OBP: 0.396, SLG: 0.484	2-3 K		1-1 SF8		0-0 F9			0-1 G4-3		3	0	0	1	0	1	1						
Will Clark, L OBP: 0.371, SLG: 0.439	2-2 F7		3-H 2-1 1B			1-0 3B		4-2 G5-4-3 BB		3	0	2	0	1	0	1						
Juan Gonzalez, R OBP: 0.303, SLG: 0.667		1-0 HR	0-2 K			2-1 G5-3		0-0 G5-4-3		4	1	1	1	0	1	3						
Mickey Tettleton, S OBP: 0.386, SLG: 0.457	4-1 BB			2-2 G3-1		0-1 F8		1-1 FC3-6 1B		3	0	1	0	1	0	1						
Mike Pagliarulo, L OBP: 0.298, SLG: 0.352	0-1 G4-6-3			1-0 G6-3 2B		1-3 K		1-2 FC3-6 G4-3 1B		4	1	1	0	0	1	3						
Esteban Beltre, R OBP: 0.227, SLG: 0.238	0-1 P3			0-1 G6-3			0-1 G6-3	2-0 G4-3		4	0	0	0	0	0	2						
Dave Valle, R OBP: 0.320, SLG: 0.273			4-1 2B SF9 BB	0-1 F8			0-2 S 1B	0-0 2B 1B		3	1	2	1	1	0	1						
Benji Gil, R OBP: 0.321, SLG: 0.469			1-2 SF9 29 SF8 2B		2-1 L1		0-0 P3	2-1 F8		4	1	1	0	0	0	2						
Inning Stats	R: 0 E: 0 K: 1 S: 9	H: 0 LOB: 0 BB: 1 P: 16	R: 1 E: 0 K: 0 S: 6	H: 1 LOB: 0 BB: 1 P: 11	R: 2 E: 0 K: 1 S: 13	H: 2 LOB: 1 BB: 1 P: 21	R: 0 E: 0 K: 0 S: 8	H: 1 LOB: 1 BB: 0 P: 11	R: 0 E: 0 K: 1 S: 7	H: 0 LOB: 0 BB: 0 P: 10	R: 0 E: 0 K: 1 S: 8	H: 1 LOB: 1 BB: 0 P: 12	R: 0 E: 0 K: 1 S: 10	H: 1 LOB: 1 BB: 0 P: 12	R: 0 E: 0 K: 0 S: 5	H: 0 LOB: 0 BB: 1 P: 9	R: 1 E: 0 K: 0 S: 9	H: 2 LOB: 1 BB: 0 P: 15	1B: 4 2B: 2 3B: 1 HR: 1	SF: 2 SAC: 0 DP: 2 HBP: 0	WP: 0 PB: 0 SB: 1 CS: 0	PA: 36
PITCHER Steve Sparks, R ERA: 3.55	IP: 9.0 WLS: L BF: 36	H: 8 R: 4 ER: 4 SO: 4	BB: 4 IBB: 0 HBP: 0 BLK: 0	WP: 0 HR: 1 S: 75 P: 117	ERA: 4.00 WHIP: 1.333											PITCHER	IP: 9.0 WLS: L BF: 36	H: 8 R: 4 ER: 4 SO: 4	BB: 4 IBB: 0 HBP: 0 BLK: 0	WP: 0 HR: 1 S: 75 P: 117	ERA: 4.00 WHIP: 1.333	

Texas Rangers @ Milwaukee Brewers
Milwaukee County Stadium, Milwaukee, WI

AB 30
R 4
H 8
RBI 4
BB 4
SO 4
LOB 15



WP: 0 PA: 36
PB: 0
SB: 1
CS: 0

Mon Jun 12 1995, 8:05 PM EDT
Att: 9,042 - Unknown - 71 F

Batter	1	2	3	4	5	6	7	8	9	AB	R	H	RBI	BB	SO	LOB	BOTTOM				
Fernando Vina, L OBP: 0.253, SLG: 0.314	0-3 K	0-0 F7			2-0 L8		1-0 B4		0-2 1B	5	0	1	0	0	1	3					
David Hulse, L OBP: 0.340, SLG: 0.435	0-0 G4-3		0-2 F7		0-0 G3-6-3 1B		1-0 G4-3		1-2 G3	5	0	1	0	0	0	3					
Darryl Hamilton, L OBP: 0.345, SLG: 0.322	0-2 1B		3-1 F8		1-0 G3-6-3			1-1 SH2-3 1B		4	0	2	0	0	0	1					
Kevin Seitzer, R OBP: 0.425, SLG: 0.507	1-2 G6-3		1-3 K			1-3 K		0-0 SH2-3		3	0	0	0	0	2	1					
Joe Oliver, R OBP: 0.355, SLG: 0.500		4-2 HR BB		1-1 G5-3 1B		2-1 G1-3		0-0 F8		3	1	1	0	1	0	1					
John Jaha, R OBP: 0.341, SLG: 0.618		0-1 HR		2-0 G5-3		0-3 K		4-2 BB		3	1	1	2	1	1	1					
Derrick May, L OBP: 0.264, SLG: 0.294	2-3 K			4-1 BB			0-0 F9 2B	3-3 K		3	0	1	0	1	2	2					
Jeff Cirillo, R OBP: 0.355, SLG: 0.464	4-2 PB S BB			1-1 L7		1-2 F9		1-3 K		3	0	0	0	1	1	3					
Jose Valentin, S OBP: 0.258, SLG: 0.370	2-3 K			1-1 L7		4-0 BB		2-2 F8		3	0	0	0	1	1	3					
Inning Stats	R: 0 E: 0 K: 1 S: 10	H: 1 LOB: 1 BB: 0 P: 11	R: 2 E: 0 K: 2 S: 13	H: 1 LOB: 2 BB: 2 P: 25	R: 0 E: 0 K: 1 S: 9	H: 0 LOB: 0 BB: 0 P: 13	R: 0 E: 0 K: 0 S: 8	H: 1 LOB: 2 BB: 1 P: 17	R: 0 E: 0 K: 2 S: 10	H: 0 LOB: 0 BB: 0 P: 13	R: 0 E: 0 K: 0 S: 6	H: 1 LOB: 2 BB: 1 P: 13	R: 0 E: 0 K: 1 S: 12	H: 1 LOB: 2 BB: 1 P: 20	R: 0 E: 0 K: 1 S: 13	H: 1 LOB: 1 BB: 0 P: 17	1B: 5 2B: 1 3B: 0 HR: 1	SF: 0 SAC: 1 DP: 1 HBP: 0	WP: 0 PB: 1 SB: 1 CS: 0	PA: 38	
PITCHER Roger Pavlik, R ERA: 4.83 Terry Burrows, L ERA: 6.23 Matt Whiteside, R ERA: 3.86 Jeff Russell, R ERA: 2.08	IP: 7.1 WLS: W BF: 26	H: 5 R: 2 ER: 2 SO: 6	BB: 3 IBB: 0 HBP: 0 BLK: 0	WP: 0 HR: 1 S: 57 P: 90	ERA: 2.84 WHIP: 1.263											PITCHER	IP: 7.1 WLS: W BF: 26	H: 5 R: 2 ER: 2 SO: 6	BB: 3 IBB: 0 HBP: 0 BLK: 0	WP: 0 HR: 1 S: 57 P: 90	ERA: 2.84 WHIP: 1.263

Texas Rangers @ Milwaukee Brewers
Milwaukee County Stadium, Milwaukee, WI

AB 32
R 2
H 7
RBI 2
BB 5
SO 8
LOB 18



WP: 0 PA: 38
PB: 1
SB: 1
CS: 0

Mon Jun 12 1995, 8:05 PM EDT
Att: 9,042 - Unknown - 71 F

Batter	1	2	3	4	5	6	7	8	9	AB	R	H	RBI	BB	SO	LOB	TOP			
Otis Nixon, S <small>OBP: 0.319, SLG: 0.298</small> (1, 8)	 2-2 S 1B		 2-2 L7			 1-2 F7		 2-2 G3-1	 0-0 G4-3-6	5	0	1	0	0	0	3	Texas Rangers @ Milwaukee Brewers Milwaukee County Stadium, Milwaukee, WI Tue Jun 13 1995, 8:05 PM EDT Att: 10,396 - Unknown - 81 F			
29 Rusty Greer, L <small>OBP: 0.396, SLG: 0.496</small> (1, 7)	 1-3 K			 4-0 BLK BB		 1-2 2B		 1-0 BB BB 1B	 1-2 3-H	3	0	2	1	1	1					
Will Clark, L <small>OBP: 0.364, SLG: 0.430</small> Shawn Hare, L <small>OBP: 0.346, SLG: 0.273</small> (8, 3)	 2-2 F7			 1-2 L7		 1-1 L7		 4-0 BB BB	 1-2 BB	3	0	0	0	0	3					
Juan Gonzalez, R <small>OBP: 0.278, SLG: 0.611</small> Luis Ortiz, R <small>OBP: 0.296, SLG: 0.615</small> (8, 3)	 3-2 P2			 0-0 F8		 0-0 G6-3		 4-0 BB BB	 1-2 2-3 BB	3	0	0	0	0	2					
Mickey Tettleton, S <small>OBP: 0.385, SLG: 0.451</small> Jack Voigt, R <small>OBP: 0.297, SLG: 0.346</small> (8, 9)		 1-0 F8		 2-1 F9		 4-1 FC6-4 BB		 1-1 F8		2	0	0	0	1	1					
Mark McLemore, S <small>OBP: 0.414, SLG: 0.419</small> Esteban Beltre, R <small>OBP: 0.261, SLG: 0.273</small> (8, 4)		 0-0 L7		 2-1 F9		 1-0 F8		 0-1 FC5 BB G4-3-6 1B		3	0	0	0	0	1					
Mike Pagliarulo, L <small>OBP: 0.279, SLG: 0.328</small> (1, 5)		 3-2 F7		 1-3 K		 1-0 FC6-4 1-2		 2-1 L7		4	0	0	0	1	2					
Dave Valle, R <small>OBP: 0.315, SLG: 0.255</small> (1, 2)			 0-0 F8		 1-3 K		 3-2 F8	 4-2 BB E	 1-2 BB	3	0	0	0	1	1					
Benji Gil, R <small>OBP: 0.319, SLG: 0.459</small> (1, 6)			 2-3 K		 1-2 G5-3		 1-1 G3-1 HBP 29 1B	 2-0 FC5 G4-3-6	 1-2 2-3	3	1	0	0	0	1					
Inning Stats	R: 0 E: 0 K: 1 S: 15	H: 1 LOB: 1 BB: 0 P: 23	R: 0 E: 0 K: 0 S: 6	H: 0 LOB: 0 BB: 0 P: 10	R: 0 E: 0 K: 1 S: 7	H: 0 LOB: 1 BB: 1 P: 14	R: 0 E: 0 K: 2 S: 8	H: 0 LOB: 0 BB: 0 P: 12	R: 0 E: 0 K: 0 S: 15	H: 1 LOB: 1 BB: 0 P: 19	R: 0 E: 0 K: 0 S: 4	H: 0 LOB: 1 BB: 1 P: 10	R: 1 E: 0 K: 0 S: 10	H: 1 LOB: 2 BB: 2 P: 26	R: 1 E: 1 K: 0 S: 8	H: 1 LOB: 1 BB: 1 P: 16		1B: 3 2B: 1 3B: 0 HR: 0	SF: 0 SAC: 0 DP: 1 HBP: 1	WP: 0 PB: 0 SB: 1 CS: 0
PITCHER	IP WLS BF H R ER SO BB IBB HBP BLK WP HR S P ERA WHIP	IP WLS BF H R ER SO BB IBB HBP BLK WP HR S P ERA WHIP	IP WLS BF H R ER SO BB IBB HBP BLK WP HR S P ERA WHIP	IP WLS BF H R ER SO BB IBB HBP BLK WP HR S P ERA WHIP	IP WLS BF H R ER SO BB IBB HBP BLK WP HR S P ERA WHIP	IP WLS BF H R ER SO BB IBB HBP BLK WP HR S P ERA WHIP	IP WLS BF H R ER SO BB IBB HBP BLK WP HR S P ERA WHIP	IP WLS BF H R ER SO BB IBB HBP BLK WP HR S P ERA WHIP	IP WLS BF H R ER SO BB IBB HBP BLK WP HR S P ERA WHIP	IP WLS BF H R ER SO BB IBB HBP BLK WP HR S P ERA WHIP	IP WLS BF H R ER SO BB IBB HBP BLK WP HR S P ERA WHIP	IP WLS BF H R ER SO BB IBB HBP BLK WP HR S P ERA WHIP	IP WLS BF H R ER SO BB IBB HBP BLK WP HR S P ERA WHIP	IP WLS BF H R ER SO BB IBB HBP BLK WP HR S P ERA WHIP	IP WLS BF H R ER SO BB IBB HBP BLK WP HR S P ERA WHIP	IP WLS BF H R ER SO BB IBB HBP BLK WP HR S P ERA WHIP				
Ricky Bones, R <small>ERA: 3.86</small> (1, 1)	7.0	W	25	2	0	0	4	2	0	0	0	1	0	0	0	99	0.00	0.571		
Al Reyes, R <small>ERA: 3.44</small> (8, 1)	1.0		7	1	1	1	0	2	0	1	0	0	0	0	10	26	9.00	3.000		
Mark Kiefer, R <small>ERA: 5.48</small> (9, 1)	1.0		5	1	1	0	0	1	0	0	0	0	0	0	8	16	0.00	2.000		

Batter	1	2	3	4	5	6	7	8	9	AB	R	H	RBI	BB	SO	LOB	BOTTOM	
Greg Vaughn, R <small>OBP: 0.281, SLG: 0.344</small> (1, 10)	 3-1 P5		 0-3 K	 0-0 F7		 1-0 P2	 3-3 K	 1-0 HR		6	1	1	3	0	2	3	Texas Rangers @ Milwaukee Brewers Milwaukee County Stadium, Milwaukee, WI Tue Jun 13 1995, 8:05 PM EDT Att: 10,396 - Unknown - 81 F	
David Hulse, L <small>OBP: 0.354, SLG: 0.441</small> Matt Mieske, R <small>OBP: 0.390, SLG: 0.382</small> (5, 9)	 4-2 G4-6-3 BB		 2-2 1B		 0-2 1B 2B	 2-1 F7	 0-0 BB 1B	 3-2 G5-3	 1-1 2-H 2-H HR	1	0	1	0	1	0			
Darryl Hamilton, L <small>OBP: 0.347, SLG: 0.320</small> (1, 8)	 1-0 G4-6-3 1-2		 0-1 P6		 0-1 F7	 2-2 FC6-4 1B	 4-0 1B BB	 1-2 BB		4	0	1	0	1	0			
Kevin Seitzer, R <small>OBP: 0.421, SLG: 0.500</small> Jeff Cirillo, R <small>OBP: 0.364, SLG: 0.471</small> (7, 5)		 1-2 F9	 2-2 L4		 0-2 2B WP 1B	 1-1 FC6-4 1-2	 0-1 1B 2-H 2-H 1B	 1-1 K		4	1	1	0	0	2			
John Jaha, R <small>OBP: 0.356, SLG: 0.625</small> (1, 3)		 1-1 F9		 4-2 1B SF8 BB	 0-0 WP 2B	 1-3 2-H K	 0-2 G6-3 1B	 1-0 F9		3	1	1	0	1	0			
Joe Oliver, R <small>OBP: 0.359, SLG: 0.497</small> Mike Matheny, R <small>OBP: 0.294, SLG: 0.438</small> (8, 2)		 2-2 3B 1B		 1-1 P3	 4-0 WP IBB	 0-2 G6-3 1-2	 1-0 F9			3	1	1	0	1	0			
Derrick May, L <small>OBP: 0.279, SLG: 0.314</small> (1, 7)		 0-0 1B E 3B		 4-2 SF8 1B BB	 1-2 K	 4-0 1B BB	 1-2 F8			3	2	1	1	2	1			
Fernando Vina, L <small>OBP: 0.300, SLG: 0.342</small> (1, 4)		 1-0 E7 1B		 1-0 1B BB	 1-2 2-3 1B	 4-1 FC5-4 BB	 3-2 1B BB HR BB	 4-2 1B BB		3	2	3	2	2	0			
Jose Valentin, S <small>OBP: 0.263, SLG: 0.382</small> (1, 6)		 3-H G4-3		 2-2 SF8 FC5-4	 0-2 FC5-4 BB	 2-1 1B 2B	 2-0 HR BB	 1-2 HR 1B		4	2	2	3	0	0			
Inning Stats	R: 0 E: 0 K: 0 S: 6	H: 0 LOB: 0 BB: 1 P: 14	R: 2 E: 1 K: 0 S: 13	H: 3 LOB: 1 BB: 0 P: 19	R: 0 E: 0 K: 1 S: 14	H: 1 LOB: 1 BB: 0 P: 17	R: 3 E: 0 K: 1 S: 16	H: 3 LOB: 2 BB: 2 P: 26	R: 0 E: 0 K: 0 S: 11	H: 1 LOB: 1 BB: 0 P: 17	R: 5 E: 0 K: 2 S: 22	H: 5 LOB: 2 BB: 2 P: 41	R: 3 E: 0 K: 0 S: 12	H: 2 LOB: 0 BB: 1 P: 24	1B: 12 2B: 2 3B: 1 HR: 1	SF: 1 SAC: 0 DP: 1 HBP: 0		WP: 2 PB: 0 SB: 1 CS: 0
PITCHER	IP WLS BF H R ER SO BB IBB HBP BLK WP HR S P ERA WHIP	IP WLS BF H R ER SO BB IBB HBP BLK WP HR S P ERA WHIP	IP WLS BF H R ER SO BB IBB HBP BLK WP HR S P ERA WHIP	IP WLS BF H R ER SO BB IBB HBP BLK WP HR S P ERA WHIP	IP WLS BF H R ER SO BB IBB HBP BLK WP HR S P ERA WHIP	IP WLS BF H R ER SO BB IBB HBP BLK WP HR S P ERA WHIP	IP WLS BF H R ER SO BB IBB HBP BLK WP HR S P ERA WHIP	IP WLS BF H R ER SO BB IBB HBP BLK WP HR S P ERA WHIP	IP WLS BF H R ER SO BB IBB HBP BLK WP HR S P ERA WHIP	IP WLS BF H R ER SO BB IBB HBP BLK WP HR S P ERA WHIP	IP WLS BF H R ER SO BB IBB HBP BLK WP HR S P ERA WHIP	IP WLS BF H R ER SO BB IBB HBP BLK WP HR S P ERA WHIP	IP WLS BF H R ER SO BB IBB HBP BLK WP HR S P ERA WHIP	IP WLS BF H R ER SO BB IBB HBP BLK WP HR S P ERA WHIP	IP WLS BF H R ER SO BB IBB HBP BLK WP HR S P ERA WHIP	IP WLS BF H R ER SO BB IBB HBP BLK WP HR S P ERA WHIP		
Kevin Gross, R <small>ERA: 9.89</small> (5, 1)	0.2		3	0	0	0	1	1	0	0	0	0	1	0	7	13	0.00	1.500
Terry Burrows, L <small>ERA: 6.04</small> (6, 1)	1.2		11	5	5	5	1	1	0	0	0	0	0	28	47	27.00	3.600	
Ed Vosberg, L <small>ERA: 3.86</small> (7, 1)	1.1		9	3	3	3	1	2	0	0	0	0	1	17	35	20.25	3.750	

AB 31
R 2
H 4
RBI 1
BB 5
SO 4
LOB 18

AB 38
R 14
H 16
RBI 12
BB 8
SO 4
LOB 16

Batter	1	2	3	4	5	6	7	8	9	AB	R	H	RBI	BB	SO	LOB	TOP
Otis Nixon, S <small>OBP: 0.317, SLG: 0.294</small> (1, 8) X										3	0	0	0	1	0	0	Texas Rangers @ Milwaukee Brewers Milwaukee County Stadium, Milwaukee, WI Wed Jun 14 1995, 4:33 AM EDT Att: 10,910 - Sunny - 80 F
Mark McLemore, S <small>OBP: 0.416, SLG: 0.414</small> (1, 4) H										2	1	0	0	1	0	0	
Will Clark, L <small>OBP: 0.373, SLG: 0.435</small> (1, 3) B B B										3	0	2	0	1	0	2	
Juan Gonzalez, R <small>OBP: 0.275, SLG: 0.590</small> (1, 10) X										3	0	1	1	0	1	1	
Mickey Tettleton, S <small>OBP: 0.378, SLG: 0.439</small> (1, 9) X										4	0	0	0	0	2	3	
Ivan Rodriguez, R <small>OBP: 0.336, SLG: 0.433</small> (1, 2) X										4	1	2	0	0	0	1	
29 Rusty Greer, L <small>OBP: 0.392, SLG: 0.489</small> (1, 7) X										4	0	1	1	0	2	1	
Luis Ortiz, R <small>OBP: 0.250, SLG: 0.533</small> Mike Pagliarulo, L <small>OBP: 0.270, SLG: 0.317</small> (7, PH) (7, 5) X										2	0	0	0	0	1	1	
Benji Gil, R <small>OBP: 0.313, SLG: 0.450</small> (1, 6) X										3	0	0	0	0	2	0	
Inning Stats	R: 1 H: 0 E: 1 LOB: 1 K: 0 BB: 1 S: 3 P: 8	R: 0 H: 0 E: 0 LOB: 0 K: 2 BB: 0 S: 7 P: 7	R: 0 H: 0 E: 0 LOB: 0 K: 1 BB: 2 S: 4 P: 12	R: 1 H: 2 E: 0 LOB: 1 K: 2 BB: 0 S: 9 P: 9	R: 0 H: 0 E: 0 LOB: 0 K: 0 BB: 0 S: 3 P: 3	R: 0 H: 2 E: 0 LOB: 1 K: 0 BB: 0 S: 4 P: 4	R: 0 H: 0 E: 0 LOB: 0 K: 1 BB: 0 S: 5 P: 5	R: 0 H: 1 E: 0 LOB: 1 K: 2 BB: 0 S: 4 P: 4	R: 0 H: 1 E: 0 LOB: 1 K: 2 BB: 0 S: 8 P: 8	1B: 5 SF: 1 2B: 1 SAC: 0 3B: 0 DP: 1 HR: 0 HBP: 1	WP: 0 PA: 36 FB: 1 SB: 2 CS: 0						
PITCHER	IP WLS BF H R ER SO BB IBB HBP BLK WP HR S P ERA WHIP											IP WLS BF H R ER SO BB IBB HBP BLK WP HR S P ERA WHIP					
Sid Roberson, L <small>ERA: 4.34</small> Ron Rightnowar, R <small>ERA: 4.91</small> Graeme Lloyd, L <small>ERA: 6.1</small> Mark Kiefer, R <small>ERA: 5.4</small> Mike Fetters, R <small>ERA: 1.08</small>	6.0 W 24 4 2 2 5 3 0 1 0 0 0 30 43 3.00 1.167 1.0 3 0 0 0 1 0 0 0 0 0 0 5 5 0.00 0.000 0.2 3 1 0 0 0 0 0 0 0 0 0 3 3 0.00 1.500 0.1 1 0 0 0 0 0 0 0 0 0 0 1 1 0.00 0.000 1.0 S 4 1 0 0 2 0 0 0 0 0 0 8 8 0.00 1.000																

Batter	1	2	3	4	5	6	7	8	9	AB	R	H	RBI	BB	SO	LOB	BOTTOM
Greg Vaughn, R <small>OBP: 0.280, SLG: 0.337</small> (1, 10) X										3	1	0	0	1	1	2	Texas Rangers @ Milwaukee Brewers Milwaukee County Stadium, Milwaukee, WI Wed Jun 14 1995, 4:33 AM EDT Att: 10,910 - Sunny - 80 F
Darryl Hamilton, L <small>OBP: 0.354, SLG: 0.331</small> (1, 8) X										2	1	1	0	1	0	0	
Matt Mieske, R <small>OBP: 0.395, SLG: 0.423</small> (1, 9) X										3	1	1	2	1	0	2	
Kevin Seitzer, R <small>OBP: 0.417, SLG: 0.493</small> Jeff Cirillo, R <small>OBP: 0.364, SLG: 0.471</small> (1, 5) (9, 5) X										4	0	1	1	0	0	2	
John Jaha, R <small>OBP: 0.356, SLG: 0.610</small> B.J. Surhoff, L <small>OBP: 0.397, SLG: 0.362</small> (8, 3) X										2	0	0	0	1	0	2	
Derrick May, L <small>OBP: 0.287, SLG: 0.321</small> (1, 7) X										4	0	2	0	0	1	1	
Mike Matheny, R <small>OBP: 0.300, SLG: 0.421</small> David Hulst, L <small>OBP: 0.350, SLG: 0.436</small> Joe Oliver, R <small>OBP: 0.359, SLG: 0.497</small> (1, 2) (6, PH) (9, 2) X										3	0	1	0	0	0	1	
Fernando Vina, L <small>OBP: 0.310, SLG: 0.351</small> (1, 4) X										4	0	2	0	0	1	2	
Jose Valentin, S <small>OBP: 0.265, SLG: 0.376</small> (1, 6) X										2	1	0	0	1	0	2	
Inning Stats	R: 0 H: 1 E: 0 LOB: 1 K: 0 BB: 0 S: 4 P: 4	R: 0 H: 0 E: 0 LOB: 0 K: 0 BB: 1 S: 2 P: 6	R: 2 H: 2 E: 1 LOB: 2 K: 1 BB: 2 S: 7 P: 15	R: 0 H: 1 E: 0 LOB: 1 K: 2 BB: 0 S: 8 P: 8	R: 2 H: 1 E: 0 LOB: 0 K: 0 BB: 1 S: 4 P: 8	R: 0 H: 2 E: 0 LOB: 1 K: 0 BB: 0 S: 4 P: 4	R: 0 H: 0 E: 0 LOB: 1 K: 0 BB: 1 S: 3 P: 7	R: 0 H: 1 E: 0 LOB: 1 K: 1 BB: 0 S: 6 P: 6	R: 0 H: 1 E: 0 LOB: 1 K: 1 BB: 0 S: 6 P: 6	1B: 6 SF: 0 2B: 2 SAC: 1 3B: 0 DP: 2 HR: 1 HBP: 0	WP: 0 PA: 35 FB: 0 SB: 3 CS: 0						
PITCHER	IP WLS BF H R ER SO BB IBB HBP BLK WP HR S P ERA WHIP											IP WLS BF H R ER SO BB IBB HBP BLK WP HR S P ERA WHIP					
Darren Oliver, L <small>ERA: 4.04</small> Roger McDowell, R <small>ERA: 4.39</small>	7.1 L 33 8 4 2 4 8 4 2 4 0 0 0 2 2 0.00 0.000 0.2 2 0 0 0 0 0 0 0 0 0 0 2 2 0.00 0.000																

Batter	1	2	3	4	5	6	7	8	9	AB	R	H	RBI	BB	SO	LOB	TOP			
Otis Nixon, S <small>OBP: 0.324, SLG: 0.298</small> (1, 8)										4	1	2	0	1	1	3				
29 Rusty Greer, L <small>OBP: 0.392, SLG: 0.482</small> (1, 7) (8, 9)										4	0	1	0	1	0	2				
Will Clark, L <small>OBP: 0.368, SLG: 0.427</small> (1, 3)										5	1	1	0	0	1	3				
Juan Gonzalez, R <small>OBP: 0.267, SLG: 0.545</small> (1, 10)										5	1	1	1	0	1	1				
Mickey Tettleton, S <small>OBP: 0.375, SLG: 0.431</small> Jack Voigt, R <small>OBP: 0.297, SLG: 0.346</small> (8, 7)										3	0	0	0	1	0	0				
Ivan Rodriguez, R <small>OBP: 0.333, SLG: 0.438</small> (1, 2)										3	1	1	1	0	0	0				
Mark McLemore, S <small>OBP: 0.423, SLG: 0.419</small> Esteban Beltre, R <small>OBP: 0.261, SLG: 0.273</small> (8, 4)										3	2	2	2	1	0	0				
Mike Pagliarulo, L <small>OBP: 0.284, SLG: 0.333</small> (1, 5)										3	1	1	0	1	0	2				
Benji Gil, R <small>OBP: 0.317, SLG: 0.458</small> (1, 6)										4	0	2	3	0	2	0				
Inning Stats	R: 3 H: 4 E: 0 K: 0 S: 14	H: 4 R: 6 ER: 4 LOB: 2 BB: 1 P: 24	R: 0 H: 0 E: 0 K: 1 S: 14	H: 0 R: 1 ER: 0 LOB: 1 BB: 0 P: 23	R: 1 H: 2 E: 0 K: 1 S: 10	H: 2 R: 0 ER: 0 LOB: 1 BB: 0 P: 13	R: 0 H: 1 E: 0 K: 1 S: 9	H: 1 R: 0 ER: 0 LOB: 1 BB: 0 P: 12	R: 0 H: 1 E: 0 K: 0 S: 4	H: 2 R: 0 ER: 0 LOB: 0 BB: 0 P: 7	R: 2 H: 2 E: 1 K: 1 S: 11	H: 2 R: 0 ER: 0 LOB: 0 BB: 0 P: 10	R: 1 H: 1 E: 0 K: 0 S: 10	H: 1 R: 0 ER: 0 LOB: 2 BB: 2 P: 20	R: 0 H: 0 E: 0 K: 1 S: 5	H: 0 R: 0 ER: 0 LOB: 0 BB: 1 P: 10	1B: 8 2B: 3 3B: 0 HR: 0	SF: 1 SAC: 0 DP: 1 HBP: 0	WP: 2 PA: 41	
PITCHER	IP: 6.0 WLS: L BF: 28 ERA: 7.25	IP: 3.0 WLS: 1 BF: 12 ERA: 8.18																		
Danny Darwin, R <small>ERA: 7.25</small> (1, 1)																				
Danny Cox, R <small>ERA: 8.18</small> (7, 1)																				

Texas Rangers @ Toronto Blue Jays
 SkyDome, Toronto, ON
 Fri Jun 16 1995, 7:05 PM EDT
 Att: 38,150 - Unknown - 75 F

AB	34
R	7
H	11
RBI	7
BB	5
SO	5
LOB	11



Batter	1	2	3	4	5	6	7	8	9	AB	R	H	RBI	BB	SO	LOB	BOTTOM
Devon White, S <small>OBP: 0.356, SLG: 0.470</small> (1, 8)										5	0	0	0	0	1	1	
Paul Molitor, R <small>OBP: 0.324, SLG: 0.322</small> (1, 10)										4	0	1	0	1	0	0	
Roberto Alomar, S <small>OBP: 0.391, SLG: 0.549</small> (1, 4)										4	0	1	0	1	1	0	
Joe Carter, R <small>OBP: 0.343, SLG: 0.452</small> (1, 7)										4	0	1	0	0	0	4	
John Olerud, L <small>OBP: 0.344, SLG: 0.355</small> (1, 3)										4	1	1	0	0	1	6	
Ed Sprague, R <small>OBP: 0.389, SLG: 0.507</small> (1, 5)										4	2	4	0	0	0	0	
Shawn Green, L <small>OBP: 0.336, SLG: 0.504</small> (1, 9)										4	0	0	0	0	0	5	
Lance Parrish, R <small>OBP: 0.259, SLG: 0.375</small> (1, 2)										4	0	2	2	0	0	1	
Alex Gonzalez, R <small>OBP: 0.329, SLG: 0.379</small> (1, 6)										4	0	1	1	0	2	2	
Inning Stats	R: 0 H: 1 E: 0 K: 1 S: 13	H: 3 R: 1 ER: 2 LOB: 1 BB: 0 P: 21	R: 0 H: 0 E: 0 K: 0 S: 6	H: 0 R: 0 ER: 0 LOB: 0 BB: 0 P: 9	R: 1 H: 3 E: 0 K: 0 S: 8	H: 2 R: 0 ER: 0 LOB: 2 BB: 0 P: 13	R: 0 H: 1 E: 0 K: 1 S: 8	H: 1 R: 0 ER: 0 LOB: 0 BB: 0 P: 14	R: 0 H: 0 E: 0 K: 1 S: 15	H: 0 R: 0 ER: 0 LOB: 2 BB: 2 P: 27	R: 0 H: 1 E: 0 K: 1 S: 8	R: 0 H: 0 E: 0 K: 0 S: 5	H: 0 R: 0 ER: 0 LOB: 0 BB: 1 P: 6	1B: 7 2B: 5 3B: 0 HR: 0	SF: 0 SAC: 0 DP: 1 HBP: 0	WP: 1 PA: 39	
PITCHER	IP: 5.0 WLS: W BF: 23 ERA: 3.67	IP: 3.0 WLS: 2 BF: 13 ERA: 4.25															
Bob Tewksbury, R <small>ERA: 3.67</small> (1, 1)																	
Roger McDowell, R <small>ERA: 4.25</small> (6, 1)																	
Jeff Russell, R <small>ERA: 1.93</small> (9, 1)																	

Texas Rangers @ Toronto Blue Jays
 SkyDome, Toronto, ON
 Fri Jun 16 1995, 7:05 PM EDT
 Att: 38,150 - Unknown - 75 F

AB	37
R	3
H	11
RBI	3
BB	2
SO	5
LOB	19



Batter	1	2	3	4	5	6	7	8	9	AB	R	H	RBI	BB	SO	LOB	TOP
Otis Nixon, S <small>OBP: 0.318, SLG: 0.292</small> (1, 8)										4 0 0 0 0 0 1							
29 Rusty Greer, L <small>OBP: 0.389, SLG: 0.475</small> (1, 7) <small>(6, 9)</small>										4 1 1 0 0 1 1							
Will Clark, L <small>OBP: 0.366, SLG: 0.418</small> (1, 3)										3 1 0 0 1 0 1							
Juan Gonzalez, R <small>OBP: 0.245, SLG: 0.500</small> Mark McLemore, S <small>OBP: 0.423, SLG: 0.419</small> (1, 10) <small>(9, PR)</small>										4 0 0 0 0 2 3 0 0 0 0 0 0 0							
Mickey Tettleton, S <small>OBP: 0.371, SLG: 0.426</small> Shawn Hare, L <small>OBP: 0.357, SLG: 0.292</small> (1, 9) <small>(6, 7)</small>										2 0 0 0 0 2 0 2 0 1 2 0 0 0							
Ivan Rodriguez, R <small>OBP: 0.324, SLG: 0.425</small> (1, 2)										4 0 0 0 0 1 2							
Mike Pagliarulo, L <small>OBP: 0.271, SLG: 0.318</small> (1, 5)										3 0 0 0 0 0 0							
Esteban Beltre, R <small>OBP: 0.231, SLG: 0.240</small> (1, 4)										3 0 0 0 0 1 0							
Benji Gil, R <small>OBP: 0.318, SLG: 0.455</small> (1, 6)										3 1 1 0 0 0 0							
Inning Stats	R: 0 H: 0 E: 1 LOB: 1 K: 1 BB: 0 S: 6 P: 6	R: 0 H: 0 E: 0 LOB: 0 K: 1 BB: 0 S: 5 P: 5	R: 0 H: 0 E: 0 LOB: 0 K: 0 BB: 0 S: 3 P: 3	R: 0 H: 0 E: 0 LOB: 0 K: 1 BB: 0 S: 5 P: 5	R: 0 H: 0 E: 0 LOB: 0 K: 1 BB: 0 S: 5 P: 5	R: 0 H: 0 E: 0 LOB: 0 K: 0 BB: 0 S: 3 P: 3	R: 0 H: 0 E: 0 LOB: 0 K: 1 BB: 0 S: 5 P: 5	R: 0 H: 0 E: 0 LOB: 0 K: 0 BB: 0 S: 3 P: 3	R: 3 H: 3 E: 1 LOB: 2 K: 2 BB: 1 S: 11 P: 15	1B: 3 SF: 0 2B: 0 SAC: 0 3B: 0 DP: 0 HR: 0 HBP: 0	WP: 0 PA: 33 FB: 0 SB: 1 CS: 0						
PITCHER David Cone, R <small>ERA: 3.09</small> (1, 1)	IP: 9.0 WLS: W BF: 33 H: 3 R: 3 ER: 0 SO: 7 BB: 1 IBB: 0 HBP: 0 BLK: 0 WP: 0 HR: 0 S: 46 P: 50 ERA: 0.00 WHIP: 0.444									PITCHER IP: WLS: BF: H: R: ER: SO: BB: IBB: HBP: BLK: WP: HR: S: P: ERA: WHIP							

Texas Rangers @ Toronto Blue Jays
 SkyDome, Toronto, ON
 Sat Jun 17 1995, 3:33 AM EDT
 Att: 45,229 - Cloudy - 85 F

AB	32
R	3
H	3
RBI	2
BB	1
SO	7
LOB	8



Batter	1	2	3	4	5	6	7	8	9	AB	R	H	RBI	BB	SO	LOB	BOTTOM
Devon White, S <small>OBP: 0.349, SLG: 0.460</small> (1, 8)										4 0 0 0 0 0 1							
Paul Molitor, R <small>OBP: 0.333, SLG: 0.348</small> (1, 10)										3 1 2 1 1 0 0							
Roberto Alomar, S <small>OBP: 0.388, SLG: 0.542</small> (1, 4)										4 1 1 0 0 1 3							
Joe Carter, R <small>OBP: 0.346, SLG: 0.450</small> (1, 3)										3 0 1 0 1 0 1							
Ed Sprague, R <small>OBP: 0.391, SLG: 0.506</small> (1, 5)										4 1 2 0 0 0 1							
Candy Maldonado, R <small>OBP: 0.356, SLG: 0.439</small> (1, 9)										2 1 2 3 1 0 0							
Mike Huff, R <small>OBP: 0.333, SLG: 0.217</small> (1, 7)										3 0 0 0 1 0 3							
Randy Knorr, R <small>OBP: 0.291, SLG: 0.383</small> (1, 2)										4 0 0 0 0 1 4							
Alex Gonzalez, R <small>OBP: 0.329, SLG: 0.378</small> (1, 6)										3 0 1 0 0 1 0							
Inning Stats	R: 0 H: 1 E: 0 LOB: 1 K: 0 BB: 0 S: 4 P: 4	R: 0 H: 0 E: 0 LOB: 0 K: 0 BB: 1 S: 2 P: 6	R: 0 H: 1 E: 0 LOB: 2 K: 0 BB: 1 S: 4 P: 8	R: 2 H: 2 E: 0 LOB: 0 K: 0 BB: 0 S: 5 P: 5	R: 1 H: 1 E: 0 LOB: 0 K: 1 BB: 0 S: 6 P: 6	R: 0 H: 1 E: 0 LOB: 2 K: 0 BB: 2 S: 3 P: 11	R: 0 H: 0 E: 0 LOB: 0 K: 1 BB: 0 S: 5 P: 5	R: 1 H: 3 E: 0 LOB: 2 K: 1 BB: 0 S: 8 P: 8	1B: 7 SF: 1 2B: 0 SAC: 0 3B: 0 DP: 2 HR: 2 HBP: 0	WP: 1 PA: 35 FB: 0 SB: 0 CS: 0							
PITCHER Kenny Rogers, L <small>ERA: 1.94</small> Matt Whiteside, R <small>ERA: 3.63</small> (8, 1)	IP: 7.0 WLS: L BF: 32 H: 9 R: 4 ER: 4 SO: 2 BB: 4 IBB: 0 HBP: 0 BLK: 0 WP: 1 HR: 1 S: 32 P: 48 ERA: 5.14 WHIP: 1.857									PITCHER IP: WLS: BF: H: R: ER: SO: BB: IBB: HBP: BLK: WP: HR: S: P: ERA: WHIP							

Texas Rangers @ Toronto Blue Jays
 SkyDome, Toronto, ON
 Sat Jun 17 1995, 3:33 AM EDT
 Att: 45,229 - Cloudy - 85 F

AB	30
R	4
H	9
RBI	4
BB	4
SO	3
LOB	13



Batter	1	2	3	4	5	6	7	8	9	AB	R	H	RBI	BB	SO	LOB	TOP					
Otis Nixon, S <small>OBP: 0.329, SLG: 0.298</small> (1, 8)	G6-3		S SH5-3 SF9 BB	1B			G5-4-3 1B		1B BB	3	1	2	0	2	0	0						
Jeff Eves, R <small>OBP: 0.372, SLG: 0.369</small> (1, 4)	1B		SH5-3	F8			G5-4-3 1-2		1B	4	0	2	0	0	0	2						
Will Clark, L <small>OBP: 0.361, SLG: 0.411</small> (1, 3)	F8		2B BB 1B		L9		F9		G4-3	5	0	1	1	0	0	3						
Juan Gonzalez, R <small>OBP: 0.245, SLG: 0.490</small> (1, 10)	K		SF9 2H		P3			2B 29 FC5-4 1B		3	0	1	1	0	1	1						
Ivan Rodriguez, R <small>OBP: 0.329, SLG: 0.428</small> (1, 2)			2B 29 BB 1B		F8			F7		4	0	2	0	0	0	1						
29 Rusty Greer, L <small>OBP: 0.386, SLG: 0.465</small> (1, 9)	F7		1B			G3-1		0-0 FC5-4 FC6-4		3	0	0	0	1	0	2						
Mark McLemore, S <small>OBP: 0.420, SLG: 0.411</small> (1, 7)			G4-3		G6-3			0-1 FC6-4		3	0	0	0	1	0	4						
Mike Pagliarulo, L <small>OBP: 0.270, SLG: 0.314</small> (1, 5)	P5				P6			G6-3		4	0	1	0	0	0	1						
Benji Gil, R <small>OBP: 0.316, SLG: 0.450</small> (1, 6)			SH5-3 BB 1B		K		F7		L5	4	1	1	0	0	1	1						
Inning Stats	R: 0 E: 0 K: 1 S: 12	H: 1 LOB: 1 BB: 0 P: 18	R: 0 E: 0 K: 0 S: 11	H: 1 LOB: 1 BB: 1 P: 16	R: 2 E: 0 K: 0 S: 20	H: 3 LOB: 3 BB: 2 P: 37	R: 0 E: 0 K: 1 S: 13	H: 1 LOB: 1 BB: 0 P: 18	R: 0 E: 0 K: 0 S: 6	H: 0 LOB: 0 BB: 0 P: 10	R: 0 E: 0 K: 1 S: 8	H: 1 LOB: 1 BB: 0 P: 8	R: 0 E: 0 K: 0 S: 10	H: 1 LOB: 0 BB: 0 P: 17	R: 0 E: 0 K: 0 S: 11	H: 1 LOB: 1 BB: 1 P: 14	R: 0 E: 0 K: 0 S: 9	H: 1 LOB: 2 BB: 1 P: 15	1B: 10 2B: 0 3B: 0 HR: 0	SF: 1 SAC: 1 DP: 1 HBP: 0	WP: 0 PB: 0 SB: 2 CS: 1	PA: 39
PITCHER	IP	WLS	BF	H	R	ER	SO	BB	IBB	HBP	BLK	WP	HR	S	P	ERA	WHIP					
Juan Guzman, R	(1, 1)	5.0	W	23	6	2	2	2	3	0	0	0	0	0	62	99	3.60	1.800				
Woody Williams, R	(6, 1)	2.0		7	2	0	0	0	0	0	0	0	0	16	25	0.00	1.000					
Mike Timlin, R	(8, 1)	1.0		4	1	0	0	0	0	0	0	0	0	11	14	0.00	1.000					
Darren Hall, R	(9, 1)	1.0		5	1	0	0	0	1	0	0	0	0	9	15	0.00	2.000					

Texas Rangers @ Toronto Blue Jays
 SkyDome, Toronto, ON
 Sun Jun 18, 1995, 3:33 AM EDT
 Att: 40,215 - Sunny - 88 F

AB	33
R	2
H	10
RBI	2
BB	4
SO	2
LOB	15



Batter	1	2	3	4	5	6	7	8	9	AB	R	H	RBI	BB	SO	LOB	BOTTOM					
Devon White, S <small>OBP: 0.341, SLG: 0.448</small> (1, 8)	F7		G3	K		K		K		5	0	0	0	0	3	5						
Paul Molitor, R <small>OBP: 0.343, SLG: 0.346</small> (1, 10)	G6-3 S BB		E BB	3B BB		G4-3				1	1	0	1	3	0	0						
Roberto Alomar, S <small>OBP: 0.385, SLG: 0.547</small> (1, 4)	G6-3		FC4	WP 3B		F7				4	1	1	4	0	0	2						
Joe Carter, R <small>OBP: 0.344, SLG: 0.451</small> (1, 7)	P4		K	G1-3 2B		F7				4	0	1	0	0	1	3						
John Olerud, L <small>OBP: 0.337, SLG: 0.347</small> (1, 3)		G4-3	G4-3	G1-3		P6				4	0	0	0	0	0	3						
Ed Sprague, R <small>OBP: 0.393, SLG: 0.506</small> (1, 5)		BB 1B				K				4	1	2	0	0	1	1						
Shawn Green, L <small>OBP: 0.341, SLG: 0.496</small> (1, 9)		G6-4-3 BB		BB SH BB BB		G5-3		F7		2	1	0	0	2	0	0						
Lance Parrish, R <small>OBP: 0.273, SLG: 0.378</small> (1, 2)		G6-4-3		SH BB BB 3B		L4 BB				2	1	1	0	1	0	2						
Domingo Cedenno, S <small>OBP: 0.426, SLG: 0.463</small> (1, 6)			G3 E 2B	BB 3B BB		L4		K		3	2	1	1	1	1	2						
Inning Stats	R: 0 E: 0 K: 0 S: 10	H: 0 LOB: 1 BB: 1 P: 20	R: 0 E: 0 K: 0 S: 6	H: 1 LOB: 1 BB: 1 P: 13	R: 1 E: 1 K: 1 S: 11	H: 1 LOB: 2 BB: 1 P: 17	R: 6 E: 0 K: 1 S: 23	H: 3 LOB: 1 BB: 3 P: 38	R: 0 E: 0 K: 0 S: 8	H: 0 LOB: 0 BB: 1 P: 13	R: 0 E: 0 K: 1 S: 8	H: 0 LOB: 0 BB: 0 P: 10	R: 0 E: 0 K: 1 S: 6	H: 0 LOB: 0 BB: 0 P: 8	R: 0 E: 0 K: 2 S: 11	H: 1 LOB: 1 BB: 0 P: 16	1B: 3 2B: 3 3B: 1 HR: 0	SF: 0 SAC: 1 DP: 2 HBP: 0	WP: 1 PB: 0 SB: 1 CS: 0	PA: 37		
PITCHER	IP	WLS	BF	H	R	ER	SO	BB	IBB	HBP	BLK	WP	HR	S	P	ERA	WHIP					
Roger Pavlik, R	(1, 1)	3.1	L	20	3	6	2	6	0	0	0	0	0	40	76	16.20	2.700					
Hector Fajardo, R	(4, 1)	4.2		17	3	1	1	4	1	0	0	0	1	0	43	59	1.93	0.857				

Texas Rangers @ Toronto Blue Jays
 SkyDome, Toronto, ON
 Sun Jun 18, 1995, 3:33 AM EDT
 Att: 40,215 - Sunny - 88 F

AB	29
R	7
H	6
RBI	6
BB	7
SO	6
LOB	18



Batter	1	2	3	4	5	6	7	8	9	AB	R	H	RBI	BB	SO	LOB	TOP
Otis Nixon, S <small>OBP: 0.332, SLG: 0.302</small> 										5	2	3	1	0	1	1	
Mark McLemore, S <small>OBP: 0.414, SLG: 0.398</small> 										3	1	0	0	2	1	1	
29 Rusty Greer, L <small>OBP: 0.381, SLG: 0.474</small> 										5	1	1	3	0	0	2	
Juan Gonzalez, R <small>OBP: 0.238, SLG: 0.500</small> 										4	2	2	2	0	0	0	
Mickey Tettleton, S <small>OBP: 0.370, SLG: 0.414</small> Jeff Frye, R <small>OBP: 0.372, SLG: 0.389</small> 										4	0	0	0	1	1	1	
Ivan Rodriguez, R <small>OBP: 0.331, SLG: 0.448</small> 										4	1	1	1	0	0	2	
Mike Pagliarulo, L <small>OBP: 0.293, SLG: 0.329</small> 										3	0	1	0	1	0	0	
Jack Voigt, R <small>OBP: 0.265, SLG: 0.310</small> 										3	1	0	0	1	0	3	
Benji Gil, R <small>OBP: 0.308, SLG: 0.435</small> 										4	0	0	0	0	3	2	
Inning Stats <small>R: 1, H: 1, E: 0, K: 1, S: 11</small> <small>H: 1, LOB: 1, BB: 1, P: 22</small> <small>R: 1, H: 1, E: 0, K: 0, S: 9</small> <small>H: 1, LOB: 1, BB: 1, P: 17</small> <small>R: 0, H: 0, E: 0, K: 0, S: 4</small> <small>H: 0, LOB: 0, BB: 0, P: 6</small> <small>R: 0, H: 1, E: 0, K: 0, S: 7</small> <small>H: 1, LOB: 1, BB: 0, P: 12</small> <small>R: 4, H: 3, E: 0, K: 1, S: 11</small> <small>H: 3, LOB: 0, BB: 1, P: 22</small> <small>R: 1, H: 1, E: 0, K: 1, S: 12</small> <small>H: 1, LOB: 0, BB: 0, P: 19</small> <small>R: 1, H: 1, E: 0, K: 0, S: 11</small> <small>H: 1, LOB: 2, BB: 2, P: 24</small> <small>R: 0, H: 0, E: 0, K: 0, S: 13</small> <small>H: 0, LOB: 0, BB: 0, P: 17</small> <small>R: 0, H: 0, E: 0, K: 0, S: 8</small> <small>H: 0, LOB: 0, BB: 0, P: 13</small>	<small>1B: 4, 2B: 1, 3B: 0, HR: 3</small> <small>SF: 1, SAC: 0, DP: 0, HBP: 0</small>	<small>WP: 1, PB: 0, SB: 3, CS: 0</small> <small>PA: 41</small>															
PITCHER Sean Bergman, R <small>ERA: 5.31</small> Brian Maxy, R <small>ERA: 3.97</small> Brian Bohanon, L <small>ERA: 5.59</small> John Doherty, R <small>ERA: 5.84</small>	<small>IP: 4.1, WLS: L, BF: 22, H: 6, R: 6, ER: 6, SO: 2, BB: 3, IBB: 0, HBP: 0, BLK: 0, WP: 0, HR: 3, S: 39, P: 73, ERA: 12.46, WHIP: 2.077</small>																

Texas Rangers @ Detroit Tigers
Tiger Stadium, Detroit, MI
Tue Jun 20 1995, 7:05 PM EDT
Att: 10,874 - Unknown - 96 F

AB	35
R	8
H	8
RBI	7
BB	5
SO	6
LOB	12



Batter	1	2	3	4	5	6	7	8	9	AB	R	H	RBI	BB	SO	LOB	BOTTOM
Chad Curtis, R <small>OBP: 0.368, SLG: 0.479</small> 										4	1	3	2	0	0	0	
Alan Trammell, R <small>OBP: 0.395, SLG: 0.375</small> Lou Whitaker, L <small>OBP: 0.407, SLG: 0.534</small> 									4	0	0	0	0	1	3		
Travis Fryman, R <small>OBP: 0.336, SLG: 0.312</small> 										5	1	3	1	0	1	1	
Cecil Fielder, R <small>OBP: 0.361, SLG: 0.541</small> 										5	0	1	0	0	1	1	
Juan Samuel, R <small>OBP: 0.423, SLG: 0.687</small> 										2	0	0	0	1	1	1	
Danny Bautista, R <small>OBP: 0.274, SLG: 0.297</small> Franklin Stubbs, L <small>OBP: 0.348, SLG: 0.307</small> 										3	0	0	0	0	3	4	
Chris Gomez, R <small>OBP: 0.299, SLG: 0.387</small> 									2	1	0	0	2	0	0		
Bobby Higginson, L <small>OBP: 0.344, SLG: 0.399</small> 										3	2	1	1	1	1	1	
Ron Tingley, R <small>OBP: 0.281, SLG: 0.240</small> 										3	1	1	0	0	1	1	
Inning Stats <small>R: 0, H: 2, E: 0, K: 2, S: 12</small> <small>H: 2, LOB: 3, BB: 0, P: 19</small> <small>R: 0, H: 1, E: 0, K: 1, S: 14</small> <small>H: 1, LOB: 2, BB: 1, P: 21</small> <small>R: 0, H: 1, E: 1, K: 1, S: 10</small> <small>H: 1, LOB: 1, BB: 0, P: 14</small> <small>R: 2, H: 0, E: 0, K: 0, S: 12</small> <small>H: 0, LOB: 0, BB: 2, P: 22</small> <small>R: 0, H: 0, E: 0, K: 3, S: 9</small> <small>H: 0, LOB: 0, BB: 0, P: 12</small> <small>R: 2, H: 3, E: 0, K: 1, S: 12</small> <small>H: 3, LOB: 1, BB: 0, P: 19</small> <small>R: 1, H: 1, E: 0, K: 0, S: 6</small> <small>H: 1, LOB: 0, BB: 1, P: 13</small> <small>R: 0, H: 0, E: 0, K: 1, S: 7</small> <small>H: 0, LOB: 0, BB: 0, P: 12</small> <small>R: 1, H: 1, E: 1, K: 0, S: 9</small> <small>H: 1, LOB: 0, BB: 0, P: 13</small>	<small>1B: 3, 2B: 4, 3B: 0, HR: 2</small> <small>SF: 1, SAC: 1, DP: 2, HBP: 1</small>	<small>WP: 2, PB: 0, SB: 0, CS: 0</small> <small>PA: 40</small>															
PITCHER Darren Oliver, L <small>ERA: 4.31</small> Matt Whiteside, R <small>ERA: 3.66</small> Jeff Russell, R <small>ERA: 1.69</small>	<small>IP: 5.2, WLS: W, BF: 28, H: 7, R: 4, ER: 4, SO: 8, BB: 3, IBB: 0, HBP: 0, BLK: 0, WP: 0, HR: 1, S: 15, P: 28, ERA: 3.86, WHIP: 1.765</small>																

Texas Rangers @ Detroit Tigers
Tiger Stadium, Detroit, MI
Tue Jun 20 1995, 7:05 PM EDT
Att: 10,874 - Unknown - 96 F

AB	33
R	6
H	9
RBI	4
BB	4
SO	9
LOB	13



Batter	1	2	3	4	5	6	7	8	9	AB	R	H	RBI	BB	SO	LOB	TOP					
Otis Nixon, S <small>OBP: 0.326, SLG: 0.297</small> 										4	0	0	0	0	0	1	Texas Rangers @ Detroit Tigers Tiger Stadium, Detroit, MI Wed Jun 21 1995, 7:05 PM EDT Att: 16,487 - Unknown - 91 F					
Mark McLemore, S <small>OBP: 0.406, SLG: 0.389</small> 										4	0	0	0	0	1							
29 Rusty Greer, L <small>OBP: 0.383, SLG: 0.468</small> 										2	0	0	0	2	0							
Juan Gonzalez, R <small>OBP: 0.254, SLG: 0.531</small> 										4	0	2	0	0	2							
Mickey Tettleton, S <small>OBP: 0.363, SLG: 0.405</small> 										4	0	0	0	0	1	2						
Mike Pagliarulo, L <small>OBP: 0.291, SLG: 0.325</small> 										4	0	1	0	0	1	2						
Luis Ortiz, R <small>OBP: 0.263, SLG: 0.556</small> 										3	0	1	0	0	0	0						
Dave Valle, R <small>OBP: 0.316, SLG: 0.260</small> 										3	0	1	0	0	0	1						
Benji Gil, R <small>OBP: 0.308, SLG: 0.433</small> 										3	0	1	0	0	0	1						
Inning Stats	R: 0 E: 0 K: 0 S: 5	H: 0 LOB: 1 BB: 1 P: 11	R: 0 E: 0 K: 0 S: 6	H: 0 LOB: 0 BB: 0 P: 7	R: 0 E: 0 K: 0 S: 7	H: 1 LOB: 1 BB: 0 P: 12	R: 0 E: 0 K: 1 S: 8	H: 1 LOB: 1 BB: 0 P: 13	R: 0 E: 0 K: 0 S: 4	H: 1 LOB: 0 BB: 0 P: 6	R: 0 E: 0 K: 0 S: 5	H: 0 LOB: 1 BB: 1 P: 11	R: 0 E: 0 K: 1 S: 9	H: 2 LOB: 1 BB: 0 P: 14	R: 0 E: 0 K: 0 S: 9	H: 0 LOB: 0 BB: 0 P: 12	R: 0 E: 0 K: 0 S: 8	H: 1 LOB: 1 BB: 0 P: 11	1B: 3 2B: 3 3B: 0 HR: 0	SF: 0 SAC: 0 DP: 1 HBP: 0	WP: 0 PB: 0 SB: 0 CS: 0	PA: 33
PITCHER	IP WLS BF H R ER SO BB IBB HBP BLK WP HR S P ERA WHIP																					
Felipe Lira, R <small>ERA: 2.58</small>	(1, 1)	8.1 W 31 6 0 0 2 2 0 0 0 0 0 0 56 90 0.00 0.960																				
Mike Henneman, R <small>ERA: 2.5</small>	(9, 1)	0.2 S 2 0 0 0 0 0 0 0 0 0 0 0 5 7 0.00 0.000																				

Batter	1	2	3	4	5	6	7	8	9	AB	R	H	RBI	BB	SO	LOB	BOTTOM					
Chad Curtis, R <small>OBP: 0.371, SLG: 0.479</small> 										4	0	2	0	0	1	0	Texas Rangers @ Detroit Tigers Tiger Stadium, Detroit, MI Wed Jun 21 1995, 7:05 PM EDT Att: 16,487 - Unknown - 91 F					
Lou Whitaker, L <small>OBP: 0.418, SLG: 0.566</small> 										3	1	2	1	1	0	1						
Travis Fryman, R <small>OBP: 0.343, SLG: 0.317</small> 										3	0	2	0	1	0	2						
Cecil Fielder, R <small>OBP: 0.359, SLG: 0.535</small> 										4	0	1	0	0	1	2						
Kirk Gibson, L <small>OBP: 0.378, SLG: 0.496</small> 										3	0	0	0	0	1	3						
Bobby Higginson, L <small>OBP: 0.344, SLG: 0.404</small> 										3	0	1	0	0	1	0						
John Flaherty, R <small>OBP: 0.341, SLG: 0.520</small> 										2	0	0	0	0	0	0						
Danny Bautista, R <small>OBP: 0.275, SLG: 0.298</small> 										3	0	1	0	0	0	1						
Chris Gomez, R <small>OBP: 0.292, SLG: 0.377</small> 										3	0	0	0	0	0	1						
Inning Stats	R: 1 E: 0 K: 2 S: 14	H: 1 LOB: 1 BB: 1 P: 22	R: 0 E: 0 K: 0 S: 8	H: 1 LOB: 0 BB: 0 P: 10	R: 0 E: 0 K: 1 S: 13	H: 3 LOB: 2 BB: 0 P: 16	R: 0 E: 0 K: 1 S: 7	H: 0 LOB: 0 BB: 0 P: 7	R: 0 E: 0 K: 0 S: 10	H: 1 LOB: 1 BB: 1 P: 17	R: 0 E: 0 K: 0 S: 7	H: 0 LOB: 0 BB: 0 P: 10	R: 0 E: 0 K: 0 S: 9	H: 1 LOB: 0 BB: 0 P: 13	R: 0 E: 0 K: 0 S: 11	H: 2 LOB: 1 BB: 0 P: 16	R: 0 E: 0 K: 0 S: 8	H: 1 LOB: 1 BB: 0 P: 11	1B: 7 2B: 1 3B: 0 HR: 1	SF: 0 SAC: 1 DP: 1 HBP: 0	WP: 1 PB: 0 SB: 0 CS: 1	PA: 31
PITCHER	IP WLS BF H R ER SO BB IBB HBP BLK WP HR S P ERA WHIP																					
Bob Tewksbury, R <small>ERA: 3.38</small>	(1, 1)	8.0 L 31 9 1 1 4 2 0 0 0 0 1 1 79 111 1.12 1.375																				

AB 31
R 0
H 6
RBI 0
BB 2
SO 2
LOB 10

AB 28
R 1
H 9
RBI 1
BB 2
SO 4
LOB 10

Batter	1	2	3	4	5	6	7	8	9	AB	R	H	RBI	BB	SO	LOB	TOP			
Rickey Henderson, R OBP: 0.378, SLG: 0.384	F7	G6-3		S 1B 1-2 BB			1B		1B	4	0	2	1	1	0	1				
Geronimo Berroa, R OBP: 0.357, SLG: 0.454	L1		G4-3	1-2 2-H 1B			G3-6-1 1B		F9	5	0	2	1	0	0	1				
Ruben Sierra, S OBP: 0.338, SLG: 0.517	BB 1B		G3	G1-3			G3-6-1 1-2			4	1	1	0	0	0	3				
Mark McGwire, R OBP: 0.450, SLG: 0.681	1B BB			HR			G6-4-3 HBP		L9	2	1	1	1	1	0	0				
Terry Steinbach, R OBP: 0.314, SLG: 0.474	1-2 2-H 1B			BB			G6-4-3 1-2		L8	3	0	1	1	1	0	1				
Scott Brosius, R OBP: 0.355, SLG: 0.411	F9		K				F9		P9	4	0	0	0	0	1	3				
Brent Gates, S OBP: 0.323, SLG: 0.303		G1-3					F8		F8	4	0	1	0	0	0	0				
Craig Paquette, R OBP: 0.313, SLG: 0.575		E5					K		K	3	0	0	0	0	2	0				
Mike Aldrete, L OBP: 0.327, SLG: 0.391		FC1-6					K		K	1	1	1	0	0	0	0				
Mike Bordick, R OBP: 0.331, SLG: 0.310		FC1-6					BB 1B		L6	2	1	0	0	1	1	1				
Stan Javier, S OBP: 0.310, SLG: 0.296										1	0	0	0	0	0	2				
Inning Stats	R: 1 E: 0 K: 0 S: 12	H: 2 LOB: 2 BB: 1 P: 26	R: 0 E: 1 K: 0 S: 9	H: 0 LOB: 1 BB: 0 P: 18	R: 1 E: 0 K: 1 S: 11	H: 1 LOB: 1 BB: 1 P: 20	R: 1 E: 0 K: 1 S: 13	H: 1 LOB: 2 BB: 2 P: 29	R: 0 E: 0 K: 0 S: 10	H: 0 LOB: 0 BB: 0 P: 18	R: 0 E: 0 K: 0 S: 5	H: 2 LOB: 0 BB: 0 P: 8	R: 0 E: 0 K: 0 S: 6	H: 0 LOB: 0 BB: 0 P: 9	R: 1 E: 0 K: 0 S: 10	H: 3 LOB: 1 BB: 0 P: 15	1B: 7 2B: 1 3B: 0 HR: 1	SF: 0 SAC: 0 DP: 2 HBP: 1	WP: 0 PB: 0 SB: 1 CS: 0	PA: 38
PITCHER	IP WLS BF H R ER SO BB IBB HBP BLK WP HR S P ERA WHIP																			
Kenny Rogers, L ERA: 2.16	5.0 W 24 4 3 3 2 4 0 1 0 0 1 55 111 5.40 1.600																			
Roger McDowell, R ERA: 3.79	3.2 13 5 1 1 2 0 0 0 0 0 0 26 38 2.46 1.364																			
Jeff Russell, R ERA: 1.65	0.1 S 1 0 0 0 0 0 0 0 0 0 0 4 6 0.00 0.000																			

Oakland Athletics @ Texas Rangers
The Ballpark at Arlington, Arlington, TX
Fri Jun 23 1995, 8:05 PM EDT
Att: 33,625 - Unknown - 82 F

livebaseballscorecards.com

AB 33
R 4
H 9
RBI 4
BB 4
SO 4
LOB 12



Batter	1	2	3	4	5	6	7	8	9	AB	R	H	RBI	BB	SO	LOB	BOTTOM			
Otis Nixon, S OBP: 0.324, SLG: 0.295	K		K2-3	FC6-2 1B	G1-3			G6-3		5	1	1	1	0	2	0				
Mark McLemore, S OBP: 0.401, SLG: 0.389	F8		G3-1 WP 2B	FC6-2 1B			F8	L8		5	2	1	0	0	0	3				
Will Clark, L OBP: 0.363, SLG: 0.403	F7		G3-1	29 G3 1B			HBP	G4-3		4	0	1	2	0	0	1				
Juan Gonzalez, R OBP: 0.268, SLG: 0.522		F9	29 WP BB	29 G3 1B			K			3	0	1	1	1	1	1				
29 Rusty Greer, L OBP: 0.386, SLG: 0.462		FC4-6 BB	1-2 BB	G3			P8			2	0	0	0	2	0	3				
Mickey Tettleton, S OBP: 0.361, SLG: 0.398		FC4-6 BB	G1-3				L8			3	1	0	0	1	0	3				
Esteban Beltrre, R OBP: 0.231, SLG: 0.240		2B		BB						0	0	0	0	0	0	0				
Ivan Rodriguez, R OBP: 0.335, SLG: 0.453		WP 2B		BB			G4-3			3	2	1	1	1	0	3				
Mike Pagliarulo, L OBP: 0.311, SLG: 0.337				1B BLK FC6-2 1B	K			BB		3	0	2	0	1	1	0				
Benji Gil, R OBP: 0.307, SLG: 0.425		K		FC6-2 1B	P5		F9			3	1	0	0	1	1	2				
Inning Stats	R: 0 E: 0 K: 1 S: 7	H: 0 LOB: 0 BB: 0 P: 15	R: 2 E: 0 K: 1 S: 16	H: 2 LOB: 1 BB: 1 P: 28	R: 1 E: 0 K: 1 S: 14	H: 1 LOB: 2 BB: 2 P: 29	R: 4 E: 0 K: 0 S: 13	H: 4 LOB: 3 BB: 3 P: 28	R: 0 E: 0 K: 1 S: 6	H: 0 LOB: 0 BB: 0 P: 10	R: 0 E: 0 K: 1 S: 6	H: 0 LOB: 1 BB: 1 P: 10	R: 0 E: 0 K: 0 S: 9	H: 0 LOB: 1 BB: 1 P: 15	R: 0 E: 0 K: 0 S: 4	H: 0 LOB: 0 BB: 0 P: 7	1B: 5 2B: 2 3B: 0 HR: 0	SF: 0 SAC: 0 DP: 0 HBP: 1	WP: 3 PB: 0 SB: 0 CS: 0	PA: 39
PITCHER	IP WLS BF H R ER SO BB IBB HBP BLK WP HR S P ERA WHIP																			
Dave Stewart, R ERA: 6.71	3.0 L 18 4 6 6 3 0 5 0 0 1 0 0 40 83 18.00 3.000																			
Dave Leiper, L ERA: 3.15	0.2 6 3 1 1 0 1 0 0 0 0 0 8 13 13.50 6.000																			
Mark Acre, R ERA: 4.21	2.1 8 0 0 0 2 0 0 1 0 0 0 14 24 0.00 0.000																			
Mike Harkey, R ERA: 6.0	2.0 7 0 0 0 0 1 0 0 0 0 0 13 22 0.00 0.500																			

Oakland Athletics @ Texas Rangers
The Ballpark at Arlington, Arlington, TX
Fri Jun 23 1995, 8:05 PM EDT
Att: 33,625 - Unknown - 82 F

livebaseballscorecards.com

AB 31
R 7
H 7
RBI 5
BB 7
SO 5
LOB 16



Batter	1	2	3	4	5	6	7	8	9	AB	R	H	RBI	BB	SO	LOB	TOP																				
Rickey Henderson, R OBP: 0.379, SLG: 0.404	G1-3					G5-3		F7		5	1	2	2	0	0	1																					
Stan Javier, S OBP: 0.313, SLG: 0.317	HR	G4-3				1B		K	G1-3	5	1	2	1	0	1	2																					
Geronimo Berroa, R OBP: 0.357, SLG: 0.450 Andy Tomberlin, L OBP: 0.284, SLG: 0.366	G6-3			K		F7		F8 BB	1B BB	4	0	1	0	1	1	1																					
Mark McGwire, R OBP: 0.453, SLG: 0.683			G6-3						F8	4	0	2	0	1	0	1																					
Ruben Sierra, S OBP: 0.335, SLG: 0.507	F9			K					F8	4	0	0	0	1	2	5																					
Terry Steinbach, R OBP: 0.316, SLG: 0.472		F9				P3				5	0	2	0	0	1	4																					
Brent Gates, S OBP: 0.320, SLG: 0.317		K		G3-6-1		K			F7	5	1	1	1	0	2	4																					
Scott Brosius, R OBP: 0.363, SLG: 0.422								L7		3	1	2	0	1	0	0																					
Mike Bordick, R OBP: 0.336, SLG: 0.338				PO				G6-3		4	1	2	1	0	1	1																					
Inning Stats	R: 1 E: 0 K: 0 S: 5	H: 2 LOB: 1 BB: 0 P: 5	R: 1 E: 0 K: 1 S: 8	H: 3 LOB: 2 BB: 0 P: 8	R: 0 E: 0 K: 2 S: 7	H: 0 LOB: 0 BB: 0 P: 7	R: 0 E: 0 K: 0 S: 2	H: 1 LOB: 0 BB: 1 P: 6	R: 2 E: 0 K: 1 S: 9	H: 4 LOB: 2 BB: 0 P: 9	R: 0 E: 0 K: 2 S: 8	H: 1 LOB: 1 BB: 1 P: 12	R: 1 E: 0 K: 0 S: 4	H: 1 LOB: 0 BB: 0 P: 4	R: 0 E: 0 K: 0 S: 4	H: 1 LOB: 3 BB: 2 P: 12	1B: 8 2B: 2 3B: 0 HR: 4	SF: 0 SAC: 0 DP: 1 HBP: 0	WP: 1 PB: 0 SB: 0 CS: 0	PA: 44																	
PITCHER	IP	WLS	BF	H	R	ER	SO	BB	IBB	HBP	BLK	WP	HR	S	P	ERA	WHIP	PITCHER			IP	WLS	BF	H	R	ER	SO	BB	IBB	HBP	BLK	WP	HR	S	P	ERA	WHIP
Roger Pavlik, R ERA: 5.66	5.0		24	10	4	4	4	1	0	0	0	1	3	31	35	7.20	2.200																				
Matt Whiteside, R ERA: 3.57	3.0	W	13	3	1	1	4	1	0	0	0	0	1	20	24	3.00	1.333																				
Jeff Russell, R ERA: 1.56	1.0	S	6	1	0	0	0	2	0	0	0	0	0	4	12	0.00	3.000																				

Oakland Athletics @ Texas Rangers
The Ballpark at Arlington, Arlington, TX
Sat Jun 24 1995, 8:05 PM EDT
Att: 40,204 - Unknown - 87 F

AB 39
R 5
H 14
RBI 5
BB 4
SO 8
LOB 19



Batter	1	2	3	4	5	6	7	8	9	AB	R	H	RBI	BB	SO	LOB	BOTTOM																				
Otis Nixon, S OBP: 0.331, SLG: 0.300	SH1-3			SH2-4				G6-3		3	1	2	0	1	0	1																					
Mark McLemore, S OBP: 0.400, SLG: 0.385	SH1-3			G3						2	1	0	0	1	0	2																					
Will Clark, L OBP: 0.366, SLG: 0.405	FC1-6-5			F8						4	0	2	1	0	0	3																					
Juan Gonzalez, R OBP: 0.267, SLG: 0.549	K			FC1-4				G5-4-3		4	2	1	1	0	1	5																					
29 Rusty Greer, L OBP: 0.383, SLG: 0.453		G5-3						P6		3	1	0	0	1	0	1																					
Mickey Tettleton, S OBP: 0.383, SLG: 0.422 Esteban Beltrre, R OBP: 0.231, SLG: 0.240	G3-1							K		4	1	2	4	0	1	0																					
Ivan Rodriguez, R OBP: 0.340, SLG: 0.457				L5				G4-3		3	0	1	0	0	0	1																					
Mike Pagliarulo, L OBP: 0.309, SLG: 0.333		L8						G4-3		4	0	1	0	0	0	2																					
Benji Gil, R OBP: 0.306, SLG: 0.421				K				G6-3		4	0	1	0	0	1	1																					
Inning Stats	R: 0 E: 0 K: 1 S: 6	H: 1 LOB: 1 BB: 0 P: 6	R: 0 E: 0 K: 0 S: 3	H: 0 LOB: 1 BB: 0 P: 4	R: 4 E: 0 K: 1 S: 8	H: 3 LOB: 1 BB: 2 P: 16	R: 0 E: 0 K: 0 S: 5	H: 2 LOB: 2 BB: 0 P: 5	R: 1 E: 0 K: 1 S: 6	H: 1 LOB: 0 BB: 0 P: 6	R: 0 E: 0 K: 0 S: 2	H: 0 LOB: 0 BB: 1 P: 6	R: 0 E: 1 K: 0 S: 4	H: 1 LOB: 1 BB: 0 P: 4	R: 1 E: 0 K: 0 S: 5	H: 2 LOB: 1 BB: 0 P: 5	1B: 6 2B: 2 3B: 0 HR: 2	SF: 0 SAC: 2 DP: 1 HBP: 1	WP: 0 PB: 0 SB: 0 CS: 1	PA: 38																	
PITCHER	IP	WLS	BF	H	R	ER	SO	BB	IBB	HBP	BLK	WP	HR	S	P	ERA	WHIP	PITCHER			IP	WLS	BF	H	R	ER	SO	BB	IBB	HBP	BLK	WP	HR	S	P	ERA	WHIP
Ron Darling, R ERA: 6.55	4.0		22	7	5	5	2	2	0	1	0	0	1	23	32	11.25	2.250																				
Todd Van Poppel, R ERA: 3.0	4.0	L	15	3	1	1	1	1	0	0	0	0	1	16	20	2.25	1.000																				

Oakland Athletics @ Texas Rangers
The Ballpark at Arlington, Arlington, TX
Sat Jun 24 1995, 8:05 PM EDT
Att: 40,204 - Unknown - 87 F

AB 31
R 6
H 10
RBI 6
BB 3
SO 3
LOB 16



Batter	1	2	3	4	5	6	7	8	9	AB	R	H	RBI	BB	SO	LOB	TOP										
Rickey Henderson, R OBP: 0.385, SLG: 0.405	(1, 7) 0-3 K		4-0 BB			0-0 L7		0-0 G6-3	0-0 E6	4	0	0	0	1	1	2											
Geronimo Berroa, R OBP: 0.357, SLG: 0.444	(1, 10) 0-0 F8		4-0 BB			0-0 F8			1-2 2-3 3-H	4	1	1	0	1	0	3											
Ruben Sierra, S OBP: 0.332, SLG: 0.495	(1, 9) 0-0 G6-3		0-3 K			0-0 G6-3			0-0 L4	4	0	0	0	0	1	3											
Mark McGwire, R OBP: 0.459, SLG: 0.674		0-0 F8			0-0 P4				4-0 1B	3	1	1	0	1	0	0											
Terry Steinbach, R OBP: 0.314, SLG: 0.462		0-0 P3			0-0 F9				0-0 BB	4	1	1	1	0	1	1											
Scott Brosius, R OBP: 0.357, SLG: 0.413		0-0 WP			0-0 F8				FC4-6 1B	2	0	1	0	0	0	0											
Andy Tomberlin, L OBP: 0.261, SLG: 0.361									1-3 3-H	1	0	0	0	0	1	1											
Stan Javier, S OBP: 0.314, SLG: 0.318									1-2 3-H	1	0	1	1	0	0	0											
Brent Gates, S OBP: 0.313, SLG: 0.319		0-0 F9			0-3 K				0-0 FC4-6	4	1	0	0	0	1	4											
Craig Paquette, R OBP: 0.310, SLG: 0.571			0-0 F8		0-0 G5-3			0-0 F8	1-2 2-3	4	0	1	1	0	0	0											
Mike Bordick, R OBP: 0.325, SLG: 0.321			0-0 F9		0-0 P6			0-0 G4-3	4-0 BB	3	0	0	0	1	0	0											
Inning Stats	R: 0 E: 0 K: 1 S: 5	H: 0 LOB: 0 BB: 0 P: 5	R: 0 E: 0 K: 0 S: 4	H: 1 LOB: 1 BB: 0 P: 4	R: 0 E: 0 K: 1 S: 5	H: 0 LOB: 2 BB: 2 P: 13	R: 0 E: 0 K: 0 S: 3	H: 0 LOB: 0 BB: 0 P: 3	R: 0 E: 0 K: 1 S: 5	H: 0 LOB: 0 BB: 0 P: 5	R: 0 E: 0 K: 2 S: 8	H: 1 LOB: 1 BB: 0 P: 8	R: 0 E: 0 K: 0 S: 3	H: 0 LOB: 0 BB: 0 P: 3	R: 4 E: 2 K: 0 S: 8	H: 4 LOB: 3 BB: 2 P: 16	1B: 5 2B: 1 3B: 0 HR: 0	SF: 0 SAC: 0 DP: 0 HBP: 0	WP: 1 PB: 0 SB: 0 CS: 0	PA: 38							
PITCHER	IP	WLS	BF	H	R	ER	SO	BB	IBB	HBP	BLK	WP	HR	S	P	ERA	WHIP										
Darren Oliver, L ERA: 4.22	(1, 1)	1.0	3	0	0	0	1	0	0	0	0	0	0	5	5	0.00	0.000										
Terry Burrows, L ERA: 4.89	(2, 1)	5.0	18	1	0	0	2	2	0	0	0	1	0	20	28	0.00	0.600										
Matt Whiteside, R ERA: 3.28	(7, 1)	2.0	7	1	0	0	2	0	0	0	0	0	0	11	11	0.00	0.500										
Jeff Russell, R ERA: 3.06	(9, 1)	0.1	4	2	3	3	0	1	0	0	0	0	0	3	7	81.00	9.000										
Ed Vosberg, L ERA: 2.6	(9, 1)	0.0	L	1	1	0	0	0	0	0	0	0	0	1	1	∞	∞										
PITCHER	IP	WLS	BF	H	R	ER	SO	BB	IBB	HBP	BLK	WP	HR	S	P	ERA	WHIP										
Roger McDowell, R ERA: 3.72	(9, 1)	0.2	5	1	1	0	0	1	0	0	0	0	0	4	8	0.00	3.000										

Oakland Athletics @ Texas Rangers
The Ballpark at Arlington, Arlington, TX
Mon Jun 26 1995, 8:05 PM EDT
Att: 22,497 - Unknown - 93 F

AB	34
R	4
H	6
RBI	3
BB	4
SO	5
LOB	14



Batter	1	2	3	4	5	6	7	8	9	AB	R	H	RBI	BB	SO	LOB	BOTTOM										
Otis Nixon, S OBP: 0.331, SLG: 0.306	(1, 8) 0-0 HR	0-3 K			4-0 S		0-0 G3-1			3	1	1	0	1	1	1											
Mark McLemore, S OBP: 0.397, SLG: 0.395	(1, 4) 0-0 HR		0-3 K		0-3 K			0-0 F9		4	1	1	2	0	2	1											
Will Clark, L OBP: 0.379, SLG: 0.450	(1, 3) 0-0 HR		0-0 2B		4-0 G5-4			0-0 L4		3	1	2	1	1	0	0											
Juan Gonzalez, R OBP: 0.265, SLG: 0.532	(1, 10) 0-0 G6-3		0-0 F8		0-0 G5-4-3			0-3 K		4	0	0	0	0	1	3											
29 Rusty Greer, L OBP: 0.372, SLG: 0.435	(1, 7) 0-0 F9		0-0 G3			0-0 G4-3			0-0 F9	4	0	0	0	0	0	1											
Mickey Tettleton, S OBP: 0.357, SLG: 0.409	(1, 9) 0-0 F8			0-3 K		0-0 F8			0-3 K	3	0	0	0	0	1	0											
Esteban Beltre, R OBP: 0.222, SLG: 0.231	(8, 4)									1	0	0	0	0	1	0											
Ivan Rodriguez, R OBP: 0.335, SLG: 0.459		0-0 G5-3			0-0 3B		0-3 K		0-0 F9	4	0	1	0	0	1	0											
Mike Pagliarulo, L OBP: 0.287, SLG: 0.309	(1, 5) 0-0 G1-3									3	0	0	0	0	2	1											
Benji Gil, R OBP: 0.305, SLG: 0.416	(1, 6) 0-0 1B				0-0 P4					3	0	1	0	0	1	1											
Inning Stats	R: 3 E: 0 K: 0 S: 6	H: 3 LOB: 0 BB: 0 P: 6	R: 0 E: 0 K: 1 S: 6	H: 1 LOB: 1 BB: 0 P: 6	R: 0 E: 0 K: 2 S: 8	H: 1 LOB: 1 BB: 0 P: 8	R: 0 E: 0 K: 1 S: 4	H: 0 LOB: 1 BB: 2 P: 12	R: 0 E: 0 K: 1 S: 5	H: 0 LOB: 0 BB: 0 P: 5	R: 0 E: 0 K: 2 S: 7	H: 0 LOB: 0 BB: 0 P: 7	R: 0 E: 0 K: 1 S: 5	H: 0 LOB: 0 BB: 0 P: 5	R: 0 E: 0 K: 1 S: 5	H: 0 LOB: 0 BB: 0 P: 5	1B: 1 2B: 1 3B: 2 HR: 2	SF: 0 SAC: 0 DP: 1 HBP: 0	WP: 0 PB: 0 SB: 1 CS: 0	PA: 34							
PITCHER	IP	WLS	BF	H	R	ER	SO	BB	IBB	HBP	BLK	WP	HR	S	P	ERA	WHIP										
Todd Stottlemyre, R ERA: 3.95	(1, 1)	8.0	31	6	3	3	9	1	1	0	0	0	0	5	5	0.00	0.875										
Dennis Eckersley, R ERA: 3.0	(9, 1)	1.0	S	3	0	0	1	0	0	0	0	0	0	5	5	0.00	0.000										
PITCHER	IP	WLS	BF	H	R	ER	SO	BB	IBB	HBP	BLK	WP	HR	S	P	ERA	WHIP										

Oakland Athletics @ Texas Rangers
The Ballpark at Arlington, Arlington, TX
Mon Jun 26 1995, 8:05 PM EDT
Att: 22,497 - Unknown - 93 F

AB	32
R	3
H	6
RBI	3
BB	2
SO	10
LOB	8



Batter	1	2	3	4	5	6	7	8	9	AB	R	H	RBI	BB	SO	LOB	TOP										
Tony Phillips, S OBP: 0.414, SLG: 0.471 (1, 5)	2-1 G4-3	3-3 K		1-2 G6-3			2-0 G6-3 1B		3-2 P3	5	0	1	0	0	1	2											
Jim Edmonds, L OBP: 0.397, SLG: 0.493 (1, 8)	2-0 1B 2B	2-2 1B		0-1 G4-3			0-1 G6-3 1-2		0-0 F8	5	1	2	2	0	0	1											
Greg Myers, L OBP: 0.327, SLG: 0.437 (1, 10)	1 SAFE K	0-3 L3			2-3 K		1-3 K			4	0	0	0	0	3	2											
Tim Salmon, R OBP: 0.420, SLG: 0.541 (1, 9)	1-0 2B 1B			2-2 HR		3-2 1B		2-1 HR		4	3	4	2	0	0	0											
J.T. Snow, L OBP: 0.353, SLG: 0.454 (1, 3)	0-2 1H 2B		1-1 F9		2-1 L8		0-3 K		0-3 K	4	0	1	2	0	1	1											
16 Garrett Anderson, L OBP: 0.390, SLG: 0.509 Rex Hudler, R OBP: 0.286, SLG: 0.441 (8, 7)	1-2 F7		1-2 2B		0-1 L8		0-1 L8		0-1 P5	3	0	1	0	0	0	2											
										1	0	0	0	0	0	0											
Damion Easley, R OBP: 0.280, SLG: 0.301 (1, 4)		1-3 K	0-0 F7		0-0 B1-3		4-2 BB		4-2 BB	3	0	0	0	1	1	1											
Jorge Fabregas, L OBP: 0.318, SLG: 0.388 Chris Turner, R (8, 2)		4-1 WP 1B BB	3-2 F7		2-2 L3		1-1 G5-3		1-1 G5-3	2	1	0	0	1	0	1											
										1	0	0	0	0	0	1											
Gary Disarcina, R OBP: 0.368, SLG: 0.490 (1, 6)	2-0 1B WP		1-1 G5-3		2-2 G6-3		0-0 G5-3		0-0 G5-3	4	1	1	0	0	0	0											
Inning Stats	R: 2 E: 0 K: 1 S: 13	H: 3 LOB: 1 BB: 0 P: 19	R: 2 E: 0 K: 2 S: 14	H: 2 LOB: 1 BB: 1 P: 26	R: 1 E: 0 K: 0 S: 13	H: 2 LOB: 0 BB: 0 P: 20	R: 0 E: 0 K: 0 S: 8	H: 0 LOB: 0 BB: 0 P: 10	R: 0 E: 0 K: 1 S: 11	H: 1 LOB: 1 BB: 0 P: 18	R: 0 E: 0 K: 1 S: 6	H: 1 LOB: 0 BB: 0 P: 9	R: 1 E: 0 K: 1 S: 11	H: 1 LOB: 1 BB: 1 P: 18	R: 0 E: 0 K: 0 S: 8	H: 0 LOB: 0 BB: 0 P: 11	1B: 6 2B: 2 3B: 0 HR: 2	SF: 0 SAC: 0 DP: 1 HBP: 0	WP: 1 PB: 0 SB: 0 CS: 0	PA: 38							
PITCHER	IP	WLS	BF	H	R	ER	SO	BB	IBB	HBP	BLK	WP	HR	S	P	ERA	WHIP										
Bob Tewksbury, R ERA: 3.7	6.0	W	28	9	5	5	4	1	0	0	0	1	1	69	109	7.50	1.667										
Dennis Cook, L ERA: 6.23	3.0	S	10	1	1	1	2	1	0	0	0	0	1	24	35	3.00	0.667										

California Angels @ Texas Rangers
The Ballpark at Arlington, Arlington, TX
Tue Jun 27 1995, 8:05 PM EDT
Att: 26,246 - Unknown - 74 F

AB 36
R 6
H 10
RBI 6
BB 2
SO 6
LOB 11



Batter	1	2	3	4	5	6	7	8	9	AB	R	H	RBI	BB	SO	LOB	BOTTOM										
Otis Nixon, S OBP: 0.336, SLG: 0.314 (1, 8)	1-0 B1-3	3-3 K		1-0 1B		4-2 2B BB	0-0 E7			4	0	2	2	1	1	1											
Mark McLemore, S OBP: 0.397, SLG: 0.400 (9, 7)	1-0 P5		1-2 G6-3	1-1 3H 1B		1-0 BB	0-0 FC6-2 2B			5	1	2	0	0	0	1											
Will Clark, L OBP: 0.380, SLG: 0.472 (1, 3)	1-2 2B		2-1 G3	3-1 F8		3-3 2B	1-0 HR			5	1	2	2	0	1	4											
Juan Gonzalez, R OBP: 0.273, SLG: 0.536 (1, 10)	2-3 K		1-2 2B		1-0 2B 1B	0-1 L5	2-1 F7			5	1	2	0	0	1	3											
29 Rusty Greer, L OBP: 0.373, SLG: 0.427 (9, 9)		4-2 HR BB	2-1 F8		2-1 G3-1	4-0 BB	0-0 G1-6-3			3	1	0	0	2	0	2											
Mickey Tettleton, S OBP: 0.382, SLG: 0.442 Esteban Beltrre, R OBP: 0.222, SLG: 0.231 (9, 4)		3-2 HR		3-1 HR	4-1 2B BB	0-0 F8	1-1 L5			4	3	2	3	1	0	3											
										0	0	0	0	0	0	0											
Ivan Rodriguez, R OBP: 0.343, SLG: 0.470 (1, 2)	0-1 1B		0-0 L4	0-0 L4		1-0 1B	1-0 L7			5	1	3	2	0	0	0											
Mike Pagliarulo, L OBP: 0.295, SLG: 0.327 (1, 5)	1-0 L8		0-0 L8	0-0 G4-3 1B	3-1 G3-1	0-1 2B	0-1 2B			4	2	2	0	0	0	2											
Benji Gil, R OBP: 0.299, SLG: 0.407 (1, 6)	2-2 P4		2-2 P4	1-0 G4-3	1-3 K	1-0 B5				4	0	0	0	0	1	5											
Inning Stats	R: 0 E: 0 K: 1 S: 8	H: 1 LOB: 1 BB: 0 P: 13	R: 2 E: 0 K: 1 S: 16	H: 2 LOB: 1 BB: 1 P: 29	R: 0 E: 0 K: 0 S: 10	H: 1 LOB: 1 BB: 0 P: 16	R: 2 E: 0 K: 0 S: 10	H: 4 LOB: 2 BB: 0 P: 19	R: 2 E: 0 K: 1 S: 10	H: 2 LOB: 1 BB: 1 P: 21	R: 0 E: 0 K: 1 S: 10	H: 1 LOB: 3 BB: 2 P: 22	R: 4 E: 1 K: 0 S: 9	H: 4 LOB: 0 BB: 0 P: 14	R: 0 E: 0 K: 0 S: 4	H: 0 LOB: 0 BB: 0 P: 6	1B: 6 2B: 6 3B: 0 HR: 3	SF: 0 SAC: 0 DP: 0 HBP: 0	WP: 0 PB: 0 SB: 0 CS: 0	PA: 43							
PITCHER	IP	WLS	BF	H	R	ER	SO	BB	IBB	HBP	BLK	WP	HR	S	P	ERA	WHIP										
Mike Bielecki, R ERA: 5.24	4.1	L	24	9	6	6	2	2	0	0	0	0	0	19	36	10.80	3.600										
Mike Butcher, R ERA: 7.59	1.2		11	4	2	2	2	2	0	0	0	0	0	7	11	13.50	1.500										
Mike James, R ERA: 4.87	1.1		6	2	2	2	0	0	0	0	0	0	0	3	5	0.00	0.000										
Bob Patterson, L ERA: 2.39	0.2		2	0	0	0	0	0	0	0	0	0	0	3	5	0.00	0.000										

California Angels @ Texas Rangers
The Ballpark at Arlington, Arlington, TX
Tue Jun 27 1995, 8:05 PM EDT
Att: 26,246 - Unknown - 74 F

AB 39
R 10
H 15
RBI 9
BB 4
SO 4
LOB 21



Batter	1	2	3	4	5	6	7	8	9	AB	R	H	RBI	BB	SO	LOB	TOP					
Tony Phillips, S OBP: 0.406, SLG: 0.460 (1, 7)	L2		P3		E6	P6		F9		5	1	0	0	0	0	1	California Angels @ Texas Rangers The Ballpark at Arlington, Arlington, TX Wed Jun 28 1995, 8:05 PM EDT Att: 38,053 - Unknown					
Jim Edmonds, L OBP: 0.393, SLG: 0.512 (1, 8)	HR		K		E	L7		IBB		4	2	2	1	1	1	0						
Rex Hudler, R OBP: 0.280, SLG: 0.417 (1, 10)	F9			G5-3	E	F7		L5		4	1	0	0	1	0	2						
Tim Salmon, R OBP: 0.427, SLG: 0.562 (1, 9)	HR			BB	E5			1B		5	3	4	2	0	0	1						
Carlos Martinez, R OBP: 0.271, SLG: 0.250 (1, 3)	F9			BB	1B	L8		F9		5	1	2	2	0	0	2						
Spike Owen, S OBP: 0.296, SLG: 0.319 (1, 5)		F7		1B	FC4-6	F7		G3-6-3		4	0	0	0	1	0	3						
Damion Easley, R OBP: 0.274, SLG: 0.295 (1, 4)		G4-3		SF8	FC5-4	G3				3	0	0	1	0	0	2						
Chris Turner, R OBP: 0.100, SLG: 0.100 (8, PH) Jorge Fabregas, L OBP: 0.326, SLG: 0.407 (8, 2)	F9			E6				L9		3	0	1	1	0	0	1						
Gary Disarcina, R OBP: 0.362, SLG: 0.481 (1, 6)			F9	G6-3	L9			L9		4	0	0	0	0	0	5						
Inning Stats	R: 2 E: 0 K: 0 S: 6	H: 2 LOB: 0 BB: 0 P: 10	R: 0 E: 0 K: 0 S: 6	H: 0 LOB: 0 BB: 0 P: 9	R: 0 E: 0 K: 1 S: 7	H: 0 LOB: 0 BB: 0 P: 11	R: 2 E: 0 K: 0 S: 15	H: 3 LOB: 2 BB: 1 P: 28	R: 4 E: 3 K: 0 S: 21	H: 2 LOB: 2 BB: 1 P: 35	R: 0 E: 0 K: 0 S: 5	H: 0 LOB: 0 BB: 0 P: 6	R: 0 E: 0 K: 0 S: 8	H: 1 LOB: 1 BB: 0 P: 10	R: 0 E: 0 K: 0 S: 8	H: 1 LOB: 2 BB: 1 P: 15	R: 0 E: 0 K: 0 S: 5	H: 1 LOB: 0 BB: 0 P: 8	1B: 6 2B: 2 3B: 0 HR: 2	SF: 1 SAC: 0 DP: 1 HBP: 0	WP: 0 PB: 0 SB: 0 CS: 0	PA: 42
PITCHER	IP	WLS	BF	H	R	ER	SO	BB	IBB	HBP	BLK	WP	HR	S	P	ERA	WHIP					
Kenny Rogers, L ERA: 2.59 (1, 1)	4.0	23	7	8	5	1	2	2	0	0	0	0	2	49	81	11.25	2.250					
Chris Nchtling, R ERA: 1.0 (5, 1)	4.0	16	2	0	0	0	0	1	0	0	0	0	0	27	43	0.00	0.500					
Roger McDowell, R ERA: 3.62 (9, 1)	1.0	W	3	1	0	0	0	0	0	0	0	0	0	5	8	0.00	1.000					

Batter	1	2	3	4	5	6	7	8	9	AB	R	H	RBI	BB	SO	LOB	BOTTOM					
Otis Nixon, S OBP: 0.341, SLG: 0.317 (1, 8)	G5-3		G4-3		G1-3				1B	4	1	2	1	1	0	1	California Angels @ Texas Rangers The Ballpark at Arlington, Arlington, TX Wed Jun 28 1995, 8:05 PM EDT Att: 38,053 - Unknown					
Mark McLemore, S OBP: 0.397, SLG: 0.400 (1, 4)	G5-3			FC4-6		P4	K	2B		5	1	2	0	0	1	3						
Will Clark, L OBP: 0.376, SLG: 0.470 (1, 3)	K			FC4-6		G4-3		L7		5	2	1	2	0	1	2						
Juan Gonzalez, R OBP: 0.269, SLG: 0.551 (1, 10)	L7			HR		G4-3		G5-3	G6-3	5	1	1	2	0	0	2						
Mickey Tettleton, S OBP: 0.363, SLG: 0.435 (1, 9)			K		K			F8	2B	3	1	0	0	2	2	0						
Ivan Rodriguez, R OBP: 0.344, SLG: 0.467 (1, 2)	F9			P4				E4	IBB	5	2	2	1	0	0	1						
Luis Ortiz, R OBP: 0.273, SLG: 0.571 (8, PH) 29 Rusty Greer, L OBP: 0.376, SLG: 0.427 (9, 7)	P4				G5-3			G4-3	2B	3	1	1	1	0	0	0						
Jack Voigt, R OBP: 0.243, SLG: 0.281 (8, PH) Mike Paganulo, L OBP: 0.295, SLG: 0.327 (8, PH) Esteban Beltre, R OBP: 0.250, SLG: 0.296 (9, 5)			G1-3		K			G4-3	2B	0	0	0	0	0	0	0						
Benji Gil, R OBP: 0.303, SLG: 0.406 (1, 6)			K					1B	K	3	0	1	0	1	2	2						
Inning Stats	R: 0 E: 0 K: 1 S: 13	H: 1 LOB: 1 BB: 0 P: 19	R: 0 E: 0 K: 1 S: 10	H: 0 LOB: 0 BB: 0 P: 15	R: 0 E: 0 K: 1 S: 5	H: 0 LOB: 0 BB: 0 P: 6	R: 2 E: 0 K: 1 S: 10	H: 2 LOB: 0 BB: 0 P: 17	R: 0 E: 0 K: 1 S: 8	H: 1 LOB: 1 BB: 0 P: 12	R: 0 E: 0 K: 0 S: 5	H: 0 LOB: 0 BB: 0 P: 10	R: 2 E: 0 K: 1 S: 11	H: 3 LOB: 1 BB: 1 P: 19	R: 2 E: 1 K: 1 S: 17	H: 1 LOB: 2 BB: 2 P: 28	R: 3 E: 0 K: 0 S: 13	H: 3 LOB: 2 BB: 2 P: 26	1B: 7 2B: 3 3B: 0 HR: 1	SF: 0 SAC: 0 DP: 0 HBP: 0	WP: 1 PB: 1 SB: 0 CS: 0	PA: 42
PITCHER	IP	WLS	BF	H	R	ER	SO	BB	IBB	HBP	BLK	WP	HR	S	P	ERA	WHIP					
Mark Langston, L ERA: 4.72 (1, 1)	7.1	30	7	4	4	4	6	1	0	0	0	0	1	66	103	4.91	1.091					
Troy Percival, R ERA: 2.63 (8, 1)	0.1	4	0	0	0	0	0	2	0	0	0	1	0	8	17	0.00	6.000					
Bob Patterson, L ERA: 2.39 (8, 1)	0.0	1	1	2	0	0	0	0	0	0	0	0	0	2	3	∞	∞					
Lee Smith, R ERA: 1.37 (8, 1)	0.2	L	7	3	3	3	1	1	1	0	0	0	0	16	29	40.50	6.000					

Batter	1	2	3	4	5	6	7	8	9	AB	R	H	RBI	BB	SO	LOB	TOP					
Tony Phillips, S (1, 5) OBP: 0.410, SLG: 0.466 Carlos Martinez, R (6, 5) OBP: 0.279, SLG: 0.259										4	3	2	2	1	0	2						
Jim Edmonds, L (1, 8) OBP: 0.398, SLG: 0.514 Mark Dalesandro, R (9, 7) OBP: 0.100, SLG: 0.200										7	3	4	3	0	2	3						
Greg Myers, L (1, 10) OBP: 0.324, SLG: 0.419										6	3	1	0	1	1	4						
Tim Salmon, R (1, 9) OBP: 0.432, SLG: 0.570										4	2	2	2	1	0	2						
J.T. Snow, L (1, 3) OBP: 0.352, SLG: 0.460										6	0	2	3	0	1	7						
16 Garrett Anderson, L (1, 7) OBP: 0.399, SLG: 0.500 Rex Hudler, R (6, 7) OBP: 0.273, SLG: 0.405										3	1	1	1	1	0	2						
Spike Owen, S (1, 4) OBP: 0.305, SLG: 0.322										5	2	2	2	1	0	3						
Jorge Fabregas, L (1, 2) OBP: 0.337, SLG: 0.407										5	2	2	1	1	1	1						
Gary Disarcina, R (1, 6) OBP: 0.370, SLG: 0.498										5	3	4	2	0	0	2						
Inning Stats	R: 11 E: 2 K: 0 S: 35	H: 7 LOB: 1 BB: 3 P: 65	R: 0 E: 0 K: 0 S: 7	H: 1 LOB: 1 BB: 0 P: 14	R: 0 E: 0 K: 2 S: 7	H: 0 LOB: 0 BB: 0 P: 9	R: 0 E: 0 K: 1 S: 12	H: 1 LOB: 1 BB: 0 P: 18	R: 3 E: 0 K: 0 S: 20	H: 4 LOB: 2 BB: 1 P: 34	R: 3 E: 0 K: 1 S: 17	H: 4 LOB: 1 BB: 0 P: 21	R: 1 E: 1 K: 0 S: 11	H: 1 LOB: 2 BB: 1 P: 22	R: 0 E: 0 K: 0 S: 8	H: 1 LOB: 1 BB: 0 P: 14	R: 2 E: 0 K: 1 S: 9	H: 2 LOB: 1 BB: 1 P: 16	1B: 16 2B: 3 3B: 2 HR: 0	SF: 1 SAC: 0 DP: 0 HBP: 1	WP: 0 PB: 1 SB: 0 CS: 0	PA: 57
PITCHER	IP	WLS	BF	H	R	ER	SO	BB	IBB	HBP	BLK	WP	HR	S	P	ERA	WHIP					
Roger Pavlik, R (1, 1) ERA: 6.42	0.2	L	10	5	8	7	0	2	0	1	0	0	0	20	40	94.50	10.500					
Dennis Cook, L (1, 1) ERA: 5.23	3.1		16	4	3	0	3	1	0	0	0	0	0	41	66	0.00	1.500					
Terry Burrows, L (5, 1) ERA: 5.72	0.2		7	4	3	3	0	1	0	0	0	0	0	19	32	40.50	7.500					
Jose Alberro, R (5, 1) ERA: 9.39	4.1		24	8	6	5	2	2	0	0	0	0	0	46	75	10.38	2.308					

California Angels @ Texas Rangers
The Ballpark at Arlington, Arlington, TX
Thu Jun 29 1995, 8:05 PM EDT
Att: 38,280 - Unknown

AB 49
R 20
H 21
RBI 18
BB 6
SO 5
LOB 29



Batter	1	2	3	4	5	6	7	8	9	AB	R	H	RBI	BB	SO	LOB	BOTTOM					
Otis Nixon, S (1, 8) OBP: 0.340, SLG: 0.316 Eric Fox, S (7, 8)										4	1	1	0	0	2	0						
Mark McLemore, S (1, 4) OBP: 0.399, SLG: 0.396 Esteban Beltre, R (7, 4) OBP: 0.241, SLG: 0.286										2	0	0	0	2	1	0						
Will Clark, L (1, 3) OBP: 0.360, SLG: 0.478 Mike Pagliarulo, L (7, 3) OBP: 0.299, SLG: 0.323										3	1	2	2	0	1	1						
Juan Gonzalez, R (1, 10) OBP: 0.268, SLG: 0.548										4	0	1	1	0	1	4						
Mickey Tettleton, S (1, 9) OBP: 0.365, SLG: 0.431										2	0	0	0	2	0	1						
Ivan Rodriguez, R (1, 2) OBP: 0.344, SLG: 0.483 Dave Valle, R (7, 2) OBP: 0.310, SLG: 0.255										3	1	1	1	0	0	1						
Luis Ortiz, R (1, 5) OBP: 0.308, SLG: 0.560										4	1	2	0	0	0	1						
Jack Voigt, R (1, 7) OBP: 0.244, SLG: 0.257										3	0	0	0	1	0	2						
Benji Gil, R (1, 6) OBP: 0.297, SLG: 0.398										4	0	0	0	0	3	3						
Inning Stats	R: 1 E: 0 K: 2 S: 11	H: 2 LOB: 1 BB: 0 P: 18	R: 3 E: 0 K: 1 S: 20	H: 4 LOB: 1 BB: 1 P: 27	R: 0 E: 0 K: 1 S: 10	H: 1 LOB: 2 BB: 1 P: 20	R: 0 E: 0 K: 2 S: 10	H: 0 LOB: 1 BB: 1 P: 14	R: 0 E: 0 K: 0 S: 8	H: 0 LOB: 0 BB: 1 P: 17	R: 0 E: 0 K: 2 S: 9	H: 0 LOB: 0 BB: 0 P: 16	R: 0 E: 0 K: 0 S: 4	H: 0 LOB: 1 BB: 1 P: 10	R: 0 E: 0 K: 0 S: 8	H: 0 LOB: 0 BB: 0 P: 9	R: 0 E: 0 K: 0 S: 8	H: 0 LOB: 0 BB: 0 P: 11	1B: 4 2B: 2 3B: 0 HR: 1	SF: 0 SAC: 0 DP: 1 HBP: 1	WP: 0 PB: 0 SB: 0 CS: 0	PA: 39
PITCHER	IP	WLS	BF	H	R	ER	SO	BB	IBB	HBP	BLK	WP	HR	S	P	ERA	WHIP					
Chuck Finley, L (1, 1) ERA: 3.15	5.0	W	26	7	4	0	6	4	0	0	0	0	0	29	46	0.00	0.250					
Russ Springer, R (6, 1) ERA: 6.53	4.0	S	13	0	0	0	2	1	0	1	0	0	0	29	46	0.00	0.250					

California Angels @ Texas Rangers
The Ballpark at Arlington, Arlington, TX
Thu Jun 29 1995, 8:05 PM EDT
Att: 38,280 - Unknown

AB 33
R 4
H 7
RBI 4
BB 5
SO 8
LOB 15



Batter	1	2	3	4	5	6	7	8	9	AB	R	H	RBI	BB	SO	LOB	TOP					
Otis Nixon, S <small>OBP: 0.337, SLG: 0.311</small> 										4	1	0	0	1	1	4						
Mark McLemore, S <small>OBP: 0.395, SLG: 0.388</small> 										4	1	0	0	1	1	1						
Will Clark, L <small>OBP: 0.389, SLG: 0.478</small> 										2	3	1	1	3	1	0						
Juan Gonzalez, R <small>OBP: 0.294, SLG: 0.633</small> 										5	2	4	5	0	0	1						
29 Rusty Greer, L <small>OBP: 0.377, SLG: 0.432</small> 										5	1	2	1	0	1	1						
Mickey Tettleton, S <small>OBP: 0.363, SLG: 0.427</small> Eric Fox, S <small>OBP: 0.363, SLG: 0.427</small> 										4	1	1	0	0	0	3						
Ivan Rodriguez, R <small>OBP: 0.340, SLG: 0.475</small> 										5	0	1	0	0	0	3						
Mike Pagliarulo, L <small>OBP: 0.304, SLG: 0.327</small> 										5	0	2	2	0	1	0						
Benji Gil, R <small>OBP: 0.301, SLG: 0.415</small> 										4	1	2	1	0	0	2						
Inning Stats	R: 1 E: 0 K: 0 S: 10	H: 1 LOB: 0 BB: 1 P: 20	R: 1 E: 0 K: 0 S: 11	H: 3 LOB: 2 BB: 0 P: 18	R: 1 E: 0 K: 1 S: 14	H: 2 LOB: 2 BB: 1 P: 23	R: 3 E: 0 K: 0 S: 11	H: 2 LOB: 1 BB: 2 P: 24	R: 0 E: 0 K: 0 S: 6	H: 0 LOB: 0 BB: 0 P: 10	R: 0 E: 0 K: 1 S: 10	H: 0 LOB: 0 BB: 0 P: 13	R: 3 E: 0 K: 0 S: 21	H: 4 LOB: 2 BB: 1 P: 39	R: 1 E: 0 K: 2 S: 9	H: 1 LOB: 0 BB: 0 P: 16	R: 0 E: 0 K: 1 S: 7	H: 0 LOB: 0 BB: 0 P: 8	1B: 8 2B: 2 3B: 0 HR: 3	SF: 0 SAC: 0 DP: 1 HBP: 0	WP: 0 PB: 0 SB: 2 CS: 0	PA: 44
PITCHER	IP WLS BF H R ER SO BB IBB HBP BLK WP HR S P ERA WHIP																					
Salomon Torres, R <small>ERA: 5.7</small>	3.2 L 22 8 6 6 1 4 0 0 0 0 0 1 44 81 14.73 3.273																					
Dave Fleming, L <small>ERA: 7.99</small>	1.1 4 0 0 0 0 0 0 0 0 0 0 0 8 14 0.00 0.000																					
Ron Villone, L <small>ERA: 7.91</small>	1.1 9 4 3 3 1 1 0 0 0 0 0 1 23 40 20.25 3.750																					
Rafael Carmona, R <small>ERA: 6.37</small>	2.2 9 1 1 1 3 0 0 0 0 0 0 1 24 36 3.38 0.375																					

Texas Rangers @ Seattle Mariners
The Kingdome, Seattle, WA
Fri Jun 30 1995, 10:05 PM EDT
Att: 12,137 - Dome

AB 39
R 10
H 13
RBI 10
BB 5
SO 5
LOB 15



Batter	1	2	3	4	5	6	7	8	9	AB	R	H	RBI	BB	SO	LOB	BOTTOM					
Rich Amaral, R <small>OBP: 0.352, SLG: 0.426</small> 										4	0	2	0	1	0	1						
Joey Cora, S <small>OBP: 0.326, SLG: 0.333</small> 										4	0	0	0	0	0	3						
Edgar Martinez, R <small>OBP: 0.480, SLG: 0.665</small> 										1	0	0	0	3	0	0						
Jay Buhner, R <small>OBP: 0.318, SLG: 0.528</small> Marc Newfield, R <small>OBP: 0.225, SLG: 0.329</small> 										4	0	1	0	0	1	4						
Tino Martinez, L <small>OBP: 0.371, SLG: 0.561</small> 										4	0	0	0	0	1	6						
Alex Diaz, S <small>OBP: 0.286, SLG: 0.331</small> 										3	0	0	0	0	0	2						
Mike Blowers, R <small>OBP: 0.291, SLG: 0.405</small> 										4	2	2	2	0	1	2						
Dan Wilson, R <small>OBP: 0.325, SLG: 0.363</small> Chris Widger, R <small>OBP: 0.250, SLG: 0.250</small> 										2	0	0	0	0	1	0						
Luis Sojo, R <small>OBP: 0.301, SLG: 0.379</small> 										4	0	0	0	0	0	1						
Inning Stats	R: 0 E: 0 K: 1 S: 11	H: 1 LOB: 2 BB: 1 P: 25	R: 1 E: 0 K: 1 S: 9	H: 1 LOB: 0 BB: 0 P: 14	R: 0 E: 0 K: 1 S: 12	H: 0 LOB: 2 BB: 2 P: 27	R: 0 E: 0 K: 1 S: 6	H: 0 LOB: 0 BB: 0 P: 11	R: 0 E: 0 K: 0 S: 9	H: 0 LOB: 0 BB: 0 P: 11	R: 0 E: 0 K: 0 S: 11	H: 1 LOB: 2 BB: 1 P: 17	R: 0 E: 0 K: 0 S: 5	H: 1 LOB: 1 BB: 0 P: 10	R: 0 E: 0 K: 0 S: 6	H: 0 LOB: 0 BB: 0 P: 12	R: 0 E: 0 K: 0 S: 6	H: 2 LOB: 1 BB: 0 P: 11	1B: 3 2B: 1 3B: 0 HR: 2	SF: 0 SAC: 0 DP: 0 HBP: 1	WP: 0 PB: 1 SB: 2 CS: 1	PA: 37
PITCHER	IP WLS BF H R ER SO BB IBB HBP BLK WP HR S P ERA WHIP																					
Kevin Gross, R <small>ERA: 8.11</small>	9.0 W 37 6 2 2 4 4 0 1 0 0 2 75 138 2.00 1.111																					

Texas Rangers @ Seattle Mariners
The Kingdome, Seattle, WA
Fri Jun 30 1995, 10:05 PM EDT
Att: 12,137 - Dome

AB 32
R 2
H 6
RBI 2
BB 4
SO 4
LOB 19



Batter	1	2	3	4	5	6	7	8	9	AB	R	H	RBI	BB	SO	LOB	TOP				
Otis Nixon, S <small>OBP: 0.339, SLG: 0.311</small> 										3	0	1	0	1	1	0					
Mark McLemore, S <small>OBP: 0.397, SLG: 0.390</small> 										4	0	2	0	0	0	2					
Will Clark, L <small>OBP: 0.382, SLG: 0.468</small> 										4	0	0	0	0	0	3					
Juan Gonzalez, R <small>OBP: 0.283, SLG: 0.608</small> 										4	0	0	0	0	2						
29 Rusty Greer, L <small>OBP: 0.374, SLG: 0.428</small> 										4	0	1	0	0	0	0					
Mickey Tettleton, S <small>OBP: 0.365, SLG: 0.423</small> Esteban Beltre, R <small>OBP: 0.241, SLG: 0.286</small> 										2	0	0	0	1	1	1					
Ivan Rodriguez, R <small>OBP: 0.349, SLG: 0.478</small> 										3	0	2	0	1	0	1					
Mike Pagliarulo, L <small>OBP: 0.302, SLG: 0.318</small> 										3	0	0	0	1	1	4					
Benji Gil, R <small>OBP: 0.297, SLG: 0.409</small> 										3	0	0	0	0	1	4					
Inning Stats	R: 0 E: 0 K: 1 S: 8	H: 1 LOB: 0 BB: 0 P: 11	R: 0 E: 0 K: 1 S: 10	H: 2 LOB: 2 BB: 0 P: 15	R: 0 E: 0 K: 1 S: 14	H: 1 LOB: 2 BB: 1 P: 22	R: 0 E: 0 K: 0 S: 11	H: 1 LOB: 2 BB: 2 P: 25	R: 0 E: 0 K: 0 S: 13	H: 0 LOB: 0 BB: 0 P: 8	R: 0 E: 0 K: 1 S: 13	H: 1 LOB: 2 BB: 1 P: 21	R: 0 E: 0 K: 0 S: 6	H: 0 LOB: 0 BB: 0 P: 8	R: 0 E: 0 K: 0 S: 5	H: 0 LOB: 1 BB: 0 P: 8	1B: 6 2B: 0 3B: 0 HR: 0	SF: 0 SAC: 0 DP: 3 HBP: 1	WP: 0 PB: 0 SB: 0 CS: 0	PA: 35	
PITCHER	IP: 8.0 WLS: W BF: 32 ERA: 4.19	IP: 1.0 WLS: S BF: 3 ERA: 2.97																			

Texas Rangers @ Seattle Mariners
The Kingdome, Seattle, WA
Sat Jul 01 1995, 10:05 PM EDT
Att: 17,323 - Dome

AB	30
R	0
H	6
RBI	0
BB	4
SO	4
LOB	17



Batter	1	2	3	4	5	6	7	8	9	AB	R	H	RBI	BB	SO	LOB	BOTTOM				
Rich Amaral, R <small>OBP: 0.341, SLG: 0.412</small> 										4	0	0	0	0	0	4					
Alex Diaz, S <small>OBP: 0.285, SLG: 0.336</small> 										4	0	1	0	0	1	1					
Edgar Martinez, R <small>OBP: 0.477, SLG: 0.656</small> 										3	0	0	0	1	1	1					
Tino Martinez, L <small>OBP: 0.369, SLG: 0.569</small> 										4	1	1	1	0	2	2					
Jay Buhner, R <small>OBP: 0.316, SLG: 0.521</small> 										4	1	1	0	0	2	0					
Doug Strange, S <small>OBP: 0.360, SLG: 0.400</small> Joey Cora, S <small>OBP: 0.326, SLG: 0.333</small> 										1	0	0	0	2	0	0					
Mike Blowers, R <small>OBP: 0.301, SLG: 0.410</small> 										3	0	2	1	1	0	1					
Chris Widger, R <small>OBP: 0.375, SLG: 0.375</small> 										4	0	2	0	0	0	3					
Felix Fermin, R <small>OBP: 0.233, SLG: 0.227</small> 										3	0	1	0	0	0	2					
Inning Stats	R: 0 E: 0 K: 0 S: 6	H: 0 LOB: 0 BB: 0 P: 7	R: 0 E: 0 K: 1 S: 11	H: 0 LOB: 2 BB: 2 P: 22	R: 0 E: 0 K: 1 S: 8	H: 1 LOB: 1 BB: 0 P: 12	R: 1 E: 0 K: 0 S: 15	H: 3 LOB: 3 BB: 0 P: 24	R: 0 E: 0 K: 2 S: 8	H: 0 LOB: 0 BB: 0 P: 11	R: 0 E: 0 K: 1 S: 13	H: 0 LOB: 1 BB: 1 P: 19	R: 0 E: 0 K: 1 S: 10	H: 1 LOB: 2 BB: 1 P: 21	R: 1 E: 0 K: 0 S: 9	H: 3 LOB: 1 BB: 0 P: 13	1B: 5 2B: 3 3B: 0 HR: 1	SF: 0 SAC: 1 DP: 1 HBP: 1	WP: 0 PB: 0 SB: 0 CS: 0	PA: 36	
PITCHER	IP: 6.2 WLS: L BF: 30 ERA: 5.97	IP: 0.1 WLS: 1 BF: 1 ERA: 3.52	IP: 1.0 WLS: 5 BF: 3 ERA: 3.76																		

Texas Rangers @ Seattle Mariners
The Kingdome, Seattle, WA
Sat Jul 01 1995, 10:05 PM EDT
Att: 17,323 - Dome

AB	30
R	2
H	8
RBI	2
BB	4
SO	6
LOB	14



Batter	1	2	3	4	5	6	7	8	9	AB	R	H	RBI	BB	SO	LOB	TOP										
Otis Nixon, S OBP: 0.348, SLG: 0.322	1-1 BB BB 1B	0-0 E 1-3 1B		4-1 CS BB		1-1 S 2B		2-3 K		4	0	3	0	1	1	0											
Mark McLemore, S OBP: 0.402, SLG: 0.390	4-1 SAFE BB	1-1 E HBP		4-1 SAFE BB		2-2 F7			1-1 G6-3	0	0	0	0	1	0	0											
Esteban Beltre, R OBP: 0.250, SLG: 0.267	1-2 BB			1-2 BB		2-3				2	0	0	0	1	0	1											
Will Clark, L OBP: 0.379, SLG: 0.464	2-2 F7	1-2 E6							1-1 G6-4-3 1B	2	0	0	0	0	0	4											
Dave Valle, R OBP: 0.317, SLG: 0.264										2	1	1	0	0	1	1											
Mike Pagliarulo, L OBP: 0.308, SLG: 0.324		1-2 2-3 3-H 1-2								1	0	1	0	0	0	0											
Juan Gonzalez, R OBP: 0.279, SLG: 0.617	0-3 K	2-3 F8							1-1 G6-4-3 1B	5	1	1	2	0	1	6											
Mickey Tettleton, S OBP: 0.363, SLG: 0.417	4-0 BB 1-2 2-3 BB		2-3 K			2-1 G5-3			1-1 G6-3	3	0	0	0	1	1	0											
Ivan Rodriguez, R OBP: 0.352, SLG: 0.484	1-2 G1-3		1-1 2B			2-2 1B			2-2 F7	4	0	2	0	0	0	3											
Jack Voigt, R OBP: 0.227, SLG: 0.237		2-3 K	1-1 F8			1-1 P4			3-1 P5	3	0	0	0	0	1	2											
29 Rusty Greer, L OBP: 0.373, SLG: 0.425										1	0	0	0	0	0	0											
Luis Ortiz, R OBP: 0.300, SLG: 0.517		2-2 1B E 1B	0-1 P3			1-3 K			1-1 F8	4	1	1	0	0	1	1											
Benji Gil, R OBP: 0.291, SLG: 0.401		2-3 K		1-3 K					1-3 K	4	0	0	0	0	4	1											
Inning Stats	R: 0 E: 0 K: 1 S: 15	H: 1 LOB: 3 BB: 2 P: 27	R: 1 E: 1 K: 2 S: 18	H: 2 LOB: 3 BB: 0 P: 27	R: 0 E: 0 K: 1 S: 9	H: 1 LOB: 1 BB: 2 P: 13	R: 0 E: 0 K: 2 S: 8	H: 0 LOB: 1 BB: 2 P: 17	R: 0 E: 0 K: 0 S: 12	H: 1 LOB: 1 BB: 0 P: 18	R: 0 E: 0 K: 1 S: 13	H: 1 LOB: 1 BB: 0 P: 19	R: 2 E: 0 K: 0 S: 11	H: 2 LOB: 0 BB: 0 P: 20	R: 0 E: 0 K: 2 S: 9	H: 1 LOB: 0 BB: 0 P: 9	1B: 6 2B: 2 3B: 0 HR: 1	SF: 0 SAC: 0 DP: 1 HBP: 1	WP: 0 PB: 0 SB: 1 CS: 1	PA: 40							
PITCHER	IP	WLS	BF	H	R	ER	SO	BB	IBB	HBP	BLK	WP	HR	S	P	ERA	WHIP										
Randy Johnson, L ERA: 2.96	(1, 1)	6.0	30	7	2	1	8	4	0	0	0	0	0	76	122	1.50	1.833										
Bill Riskey, R ERA: 1.53	(7, 1)	2.0	7	1	1	1	2	0	0	0	0	0	1	19	32	4.50	0.500										
Bobby Ayala, R ERA: 2.87	(9, 1)	1.0	W	3	1	0	0	0	0	0	0	0	0	6	9	0.00	1.000										

Texas Rangers @ Seattle Mariners
The Kingdome, Seattle, WA
Sun Jul 02 1995, 6:33 AM EDT
Att: 19,404 - Dome

AB 35
R 3
H 9
RBI 2
BB 4
SO 10
LOB 19



Batter	1	2	3	4	5	6	7	8	9	AB	R	H	RBI	BB	SO	LOB	BOTTOM										
Alex Diaz, S OBP: 0.288, SLG: 0.345	2-2 2B	0-0 1B		0-0 G4-3					0-0 P4	5	0	2	0	0	0	2											
Joey Cora, S OBP: 0.328, SLG: 0.341	0-1 2B	0-0 G6-3		1-1 L6					2-2 G5-3	5	0	2	1	0	0	3											
Edgar Martinez, R OBP: 0.473, SLG: 0.653	3-1 G2-3		2-2 G4-3 2B			2-1 F8			0-1 G3	4	1	1	0	0	0	1											
Tino Martinez, L OBP: 0.367, SLG: 0.563	1-0 G3-1		1-2 G4-3			2-2 G6-3			0-1 G2-3 1B	4	0	1	0	0	0	2											
Gary Thorman, R OBP: 0.444, SLG: 0.563										0	0	0	0	0	0	0											
Doug Strange, S OBP: 0.360, SLG: 0.400			2-3							0	0	0	0	0	0	0											
Jay Buhner, R OBP: 0.320, SLG: 0.521		0-0 1B E 1B	0-2 G1-3			2-1 1B			2-0 G2-3	4	1	2	0	0	0	2											
Darren Bragg, L OBP: 0.338, SLG: 0.308		1-2 E6 1B	0-1 S 2B			1-2 L8			3-3 K	4	1	2	1	0	1	3											
Mike Blowers, R OBP: 0.300, SLG: 0.406		0-0 1B 2H 1B	3-2 G6-3						2-2 L9	4	0	1	1	0	1	3											
Dan Wilson, R OBP: 0.329, SLG: 0.380		1-1 L8		0-1 SH2-3 2B					3-2 FC1-5-6-2 2B	4	0	2	0	0	0	1											
Rich Amaral, R OBP: 0.341, SLG: 0.412										0	0	0	0	0	0	0											
Felix Fermin, R OBP: 0.226, SLG: 0.220		1-2 F7		0-0 SH2-3					1-1 G6-3	3	1	0	0	0	0	2											
Inning Stats	R: 0 E: 0 K: 0 S: 8	H: 2 LOB: 1 BB: 0 P: 14	R: 2 E: 1 K: 0 S: 12	H: 4 LOB: 2 BB: 0 P: 15	R: 1 E: 0 K: 0 S: 16	H: 2 LOB: 1 BB: 0 P: 22	R: 0 E: 0 K: 0 S: 6	H: 1 LOB: 1 BB: 0 P: 7	R: 0 E: 0 K: 0 S: 11	H: 1 LOB: 1 BB: 0 P: 18	R: 0 E: 0 K: 1 S: 8	H: 0 LOB: 0 BB: 0 P: 12	R: 0 E: 0 K: 0 S: 7	H: 0 LOB: 0 BB: 0 P: 9	R: 0 E: 0 K: 1 S: 10	H: 1 LOB: 2 BB: 0 P: 17	R: 1 E: 0 K: 0 S: 9	H: 2 LOB: 2 BB: 0 P: 13	1B: 7 2B: 6 3B: 0 HR: 0	SF: 0 SAC: 1 DP: 0 HBP: 0	WP: 0 PB: 0 SB: 1 CS: 0	PA: 38					
PITCHER	IP	WLS	BF	H	R	ER	SO	BB	IBB	HBP	BLK	WP	HR	S	P	ERA	WHIP										
Bob Tewksbury, R ERA: 3.61	(1, 1)	7.0	31	11	3	2	1	0	0	0	0	0	0	70	99	2.57	1.571										
Matt Whiteside, R ERA: 3.42	(8, 1)	1.2	L	7	2	1	1	0	0	0	0	0	0	17	28	5.40	1.200										

Texas Rangers @ Seattle Mariners
The Kingdome, Seattle, WA
Sun Jul 02 1995, 6:33 AM EDT
Att: 19,404 - Dome

AB 37
R 4
H 13
RBI 3
BB 0
SO 2
LOB 19



Batter	1	2	3	4	5	6	7	8	9	AB	R	H	RBI	BB	SO	LOB	TOP					
Otis Nixon, S <small>OBP: 0.346, SLG: 0.324</small> 										4	0	1	0	0	0	2						
Mark McLemore, S <small>OBP: 0.395, SLG: 0.383</small> 										4	0	0	0	0	1	2						
29 Rusty Greer, L <small>OBP: 0.366, SLG: 0.416</small> 										4	0	0	0	0	1	1						
Juan Gonzalez, R <small>OBP: 0.278, SLG: 0.604</small> 										4	0	1	0	0	3	1						
Mickey Tettleton, S <small>OBP: 0.389, SLG: 0.417</small> 										2	0	1	0	2	1	0						
Ivan Rodriguez, R <small>OBP: 0.350, SLG: 0.495</small> 										4	1	1	1	0	1	4						
Mike Pagliarulo, L <small>OBP: 0.306, SLG: 0.321</small> 										4	0	1	0	0	2	3						
Luis Ortiz, R <small>OBP: 0.294, SLG: 0.469</small> 										3	0	0	0	1	1	2						
Benji Gil, R <small>OBP: 0.288, SLG: 0.395</small> 										3	0	0	0	0	1	2						
Inning Stats	R: 0 E: 0 K: 1 S: 12	H: 1 LOB: 1 BB: 0 P: 21	R: 0 E: 0 K: 0 S: 5	H: 0 LOB: 1 BB: 1 P: 10	R: 0 E: 0 K: 1 S: 9	H: 0 LOB: 0 BB: 0 P: 17	R: 0 E: 0 K: 2 S: 18	H: 1 LOB: 2 BB: 1 P: 26	R: 0 E: 0 K: 1 S: 8	H: 0 LOB: 1 BB: 1 P: 16	R: 0 E: 0 K: 1 S: 9	H: 1 LOB: 1 BB: 0 P: 12	R: 0 E: 0 K: 1 S: 9	H: 1 LOB: 0 BB: 0 P: 14	R: 0 E: 0 K: 2 S: 9	H: 0 LOB: 0 BB: 0 P: 14	R: 1 E: 0 K: 2 S: 13	H: 1 LOB: 0 BB: 0 P: 16	1B: 3 2B: 1 3B: 0 HR: 1	SF: 0 SAC: 0 DP: 0 HBP: 0	WP: 0 PB: 0 SB: 0 CS: 0	PA: 35
PITCHER	IP WLS BF H R ER SO BB IBB HBP BLK WP HR S P ERA WHIP																					
Charles Nagy, R <small>ERA: 3.68</small> Eric Plunk, R <small>ERA: 1.99</small> Paul Assenmacher, L <small>ERA: 1.46</small>	7.0 W 28 4 0 0 7 3 0 0 0 0 0 0 70 116 0.00 1.000																					

Texas Rangers @ Cleveland Indians
 Jacobs Field, Cleveland, OH
 Mon Jul 03 1995, 7:05 PM EDT
 Att: 41,713 - Unknown - 76 F

AB	32
R	1
H	5
RBI	1
BB	3
SO	11
LOB	17



Batter	1	2	3	4	5	6	7	8	9	AB	R	H	RBI	BB	SO	LOB	BOTTOM			
Kenny Lofton, L <small>OBP: 0.369, SLG: 0.489</small> Wayne Kirby, L <small>OBP: 0.268, SLG: 0.333</small> 										4	1	2	0	1	1	1				
Omar Vizquel, S <small>OBP: 0.323, SLG: 0.340</small> 										3	1	0	1	1	0	2				
Carlos Baerga, S <small>OBP: 0.375, SLG: 0.525</small> Alvaro Espinoza, R <small>OBP: 0.281, SLG: 0.276</small> 										4	1	1	1	0	0	1				
Albert Belle, R <small>OBP: 0.387, SLG: 0.584</small> 										4	1	2	1	0	1	0				
Manny Ramirez, R <small>OBP: 0.418, SLG: 0.635</small> 										3	0	1	2	0	0	0				
Jim Thome, L <small>OBP: 0.438, SLG: 0.622</small> 										3	1	0	0	1	2	2				
Herbert Perry, R <small>OBP: 0.360, SLG: 0.720</small> 										4	2	2	2	0	1	2				
Sandy Alomar Jr., R <small>OBP: 0.455, SLG: 0.900</small> 										4	2	3	2	0	0	0				
Ruben Amaro Jr., S <small>OBP: 0.333, SLG: 0.250</small> 										3	0	0	0	1	0	2				
Inning Stats	R: 0 E: 0 K: 1 S: 11	H: 0 LOB: 0 BB: 0 P: 16	R: 0 E: 0 K: 0 S: 11	H: 0 LOB: 0 BB: 0 P: 17	R: 2 E: 0 K: 0 S: 8	H: 2 LOB: 0 BB: 1 P: 15	R: 1 E: 0 K: 2 S: 11	H: 2 LOB: 1 BB: 0 P: 17	R: 1 E: 0 K: 0 S: 15	H: 1 LOB: 1 BB: 1 P: 27	R: 2 E: 0 K: 1 S: 13	H: 2 LOB: 1 BB: 1 P: 22	R: 3 E: 0 K: 1 S: 14	H: 3 LOB: 1 BB: 1 P: 25	R: 0 E: 0 K: 0 S: 6	H: 1 LOB: 1 BB: 0 P: 7	1B: 5 2B: 4 3B: 0 HR: 2	SF: 2 SAC: 0 DP: 0 HBP: 0	WP: 0 PB: 0 SB: 0 CS: 1	PA: 38
PITCHER	IP WLS BF H R ER SO BB IBB HBP BLK WP HR S P ERA WHIP																			
Kenny Rogers, L <small>ERA: 3.03</small> Chris Niekirk, R <small>ERA: 3.72</small> Dennis Cook, L <small>ERA: 5.06</small> Jose Alberro, R <small>ERA: 8.82</small>	5.2 L 26 6 3 3 3 0 1 0 0 0 0 0 10 17 40.50 6.000																			

Texas Rangers @ Cleveland Indians
 Jacobs Field, Cleveland, OH
 Mon Jul 03 1995, 7:05 PM EDT
 Att: 41,713 - Unknown - 76 F

AB	32
R	9
H	11
RBI	9
BB	4
SO	5
LOB	10



Batter	1	2	3	4	5	6	7	8	9	AB	R	H	RBI	BB	SO	LOB	TOP										
Otis Nixon, S <small>OBP: 0.347, SLG: 0.323</small> 										4	0	1	0	0	0	0											
Mark McLemore, S <small>OBP: 0.389, SLG: 0.386</small> 										4	0	0	0	0	2	1											
29 Rusty Greer, L <small>OBP: 0.368, SLG: 0.418</small> 										3	0	1	0	0	2	0											
Juan Gonzalez, R <small>OBP: 0.268, SLG: 0.571</small> 										3	0	0	0	0	1	1											
Mickey Tettleton, S <small>OBP: 0.371, SLG: 0.412</small> 										3	0	0	0	0	1	0											
Ivan Rodriguez, R <small>OBP: 0.346, SLG: 0.490</small> 										3	0	0	0	0	0	0											
Mike Pagliarulo, L <small>OBP: 0.304, SLG: 0.319</small> Luis Ortiz, R <small>OBP: 0.275, SLG: 0.421</small> 										2	0	0	0	0	0	0											
Eric Fox, S <small>OBP: 0.346, SLG: 0.490</small> 										3	0	0	0	0	1	0											
Esteban Beltre, R <small>OBP: 0.237, SLG: 0.278</small> 										3	0	0	0	0	1	0											
Inning Stats	R: 0 E: 0 K: 0 S: 9	H: 1 LOB: 1 BB: 0 P: 17	R: 0 E: 0 K: 0 S: 5	H: 0 LOB: 0 BB: 0 P: 8	R: 0 E: 0 K: 0 S: 7	H: 0 LOB: 0 BB: 0 P: 13	R: 0 E: 0 K: 1 S: 9	H: 0 LOB: 0 BB: 0 P: 15	R: 0 E: 0 K: 0 S: 7	H: 0 LOB: 0 BB: 0 P: 9	R: 0 E: 0 K: 1 S: 8	H: 0 LOB: 0 BB: 0 P: 13	R: 0 E: 0 K: 3 S: 10	H: 0 LOB: 0 BB: 0 P: 13	R: 0 E: 0 K: 2 S: 8	H: 0 LOB: 0 BB: 0 P: 10	R: 0 E: 0 K: 2 S: 12	H: 1 LOB: 1 BB: 0 P: 16	1B: 2 2B: 0 3B: 0 HR: 0	SF: 0 SAC: 0 DP: 0 HBP: 0	WP: 0 PB: 0 SB: 0 CS: 0	PA: 29					
PITCHER	IP	WLS	BF	H	R	ER	SO	BB	IBB	HBP	BLK	WP	HR	S	P	ERA	WHIP										
Dennis Martinez, R	(1, 1)	6.0	W	19	1	0	0	2	0	0	0	0	0	45	75	0.00	0.167										
Jim Poole, L	(7, 1)	2.0		6	0	0	0	5	0	0	0	0	0	18	23	0.00	0.000										
Jose Mesa, R	(9, 1)	1.0	S	4	1	0	0	2	0	0	0	0	0	12	16	0.00	1.000										

Texas Rangers @ Cleveland Indians
 Jacobs Field, Cleveland, OH
 Wed Jul 05 1995, 7:05 PM EDT
 Att: 41,881 - Unknown - 83 F

AB	29
R	0
H	2
RBI	0
BB	0
SO	9
LOB	2





Batter	1	2	3	4	5	6	7	8	9	AB	R	H	RBI	BB	SO	LOB	BOTTOM										
Kenny Lofton, L <small>OBP: 0.364, SLG: 0.474</small> 										4	0	0	0	0	1	2											
Omar Vizquel, S <small>OBP: 0.323, SLG: 0.337</small> 										3	0	2	0	0	0	0											
Carlos Baerga, S <small>OBP: 0.377, SLG: 0.538</small> 										4	0	1	0	0	0	2											
Albert Belle, R <small>OBP: 0.388, SLG: 0.576</small> 										2	0	1	0	1	1	1											
Jim Thome, L <small>OBP: 0.434, SLG: 0.623</small> 										4	0	0	0	0	1	5											
Manny Ramirez, R <small>OBP: 0.415, SLG: 0.618</small> 										3	1	0	0	1	2	2											
Paul Sorrento, L <small>OBP: 0.346, SLG: 0.557</small> 										2	1	0	0	1	1	0											
Tony Peña, R <small>OBP: 0.288, SLG: 0.352</small> 										3	0	2	2	0	0	0											
Wayne Kirby, L <small>OBP: 0.267, SLG: 0.329</small> 										3	0	1	0	0	1	1											
Inning Stats	R: 0 E: 0 K: 0 S: 5	H: 0 LOB: 0 BB: 0 P: 10	R: 2 E: 0 K: 1 S: 8	H: 1 LOB: 1 BB: 3 P: 24	R: 0 E: 0 K: 1 S: 9	H: 1 LOB: 1 BB: 0 P: 14	R: 0 E: 0 K: 2 S: 9	H: 0 LOB: 0 BB: 0 P: 16	R: 0 E: 0 K: 0 S: 7	H: 0 LOB: 0 BB: 0 P: 8	R: 0 E: 0 K: 0 S: 7	H: 1 LOB: 1 BB: 0 P: 16	R: 0 E: 0 K: 1 S: 10	H: 2 LOB: 2 BB: 0 P: 18	R: 0 E: 0 K: 2 S: 10	H: 2 LOB: 2 BB: 0 P: 16	1B: 6 2B: 1 3B: 0 HR: 0	SF: 0 SAC: 0 DP: 2 HBP: 2	WP: 0 PB: 0 SB: 1 CS: 1	PA: 33							
PITCHER	IP	WLS	BF	H	R	ER	SO	BB	IBB	HBP	BLK	WP	HR	S	P	ERA	WHIP										
Kevin Gross, R	(1, 1)	6.0	L	23	3	2	2	4	3	0	1	0	0	45	88	3.00	1.000										
Roger McDowell, R	(7, 1)	1.1		8	4	0	0	1	0	0	1	0	0	14	24	0.00	3.000										
Ed Vosberg, L	(8, 1)	0.2		2	0	0	0	2	0	0	0	0	0	6	10	0.00	0.000										


Texas Rangers @ Cleveland Indians
 Jacobs Field, Cleveland, OH
 Wed Jul 05 1995, 7:05 PM EDT
 Att: 41,881 - Unknown - 83 F


AB	28
R	2
H	7
RBI	2
BB	3
SO	7
LOB	13





Batter	1	2	3	4	5	6	7	8	9	AB	R	H	RBI	BB	SO	LOB	TOP										
Luis Polonia, L (1,7) OBP: 0.325, SLG: 0.341	G4-3		K		G4-3		BB		FC6-4	4	0	1	0	1	1	2	New York Yankees @ Texas Rangers The Ballpark at Arlington, Arlington, TX Thu Jul 06 1995, 8:05 PM EDT Att: 33,934 - Unknown - 89 F AB 35 R 2 H 8 RBI 2 BB 3 SO 10 LOB 17 										
Wade Boggs, L (1,5) OBP: 0.393, SLG: 0.373	G3			G6-3	K		G1-4-3		FC6-4	5	0	0	0	0	1	5											
Paul O'Neill, L (1,9) OBP: 0.420, SLG: 0.611	F7			E	1B				F8	4	2	2	1	0	0	0											
Danny Tartabull, R (1,10) OBP: 0.341, SLG: 0.402		F9		FC5	1B		P4		K	4	0	0	0	0	1	1											
Don Mattingly, L (1,3) OBP: 0.338, SLG: 0.385		K		FC3-6	1B		G3-1			4	0	2	1	0	1	0											
Bernie Williams, S (1,8) OBP: 0.333, SLG: 0.452		K		FC3-6	1B				K	4	0	0	0	0	3	3											
Jim Leyritz, R (1,2) OBP: 0.385, SLG: 0.417			K		F7				G6-3	4	0	1	0	0	1	2											
Tony Fernandez, S (1,6) OBP: 0.322, SLG: 0.322				S	BB		G4-6-3		FC5-4	3	0	2	0	1	0	1											
Randy Velarde, R (1,4) OBP: 0.335, SLG: 0.375				K					FC5-4	2	0	0	0	1	2	2											
Dion James, L (9, PH) OBP: 0.360, SLG: 0.377				K					FC5-4	1	0	0	0	0	0	1											
Inning Stats	R: 0 E: 0 K: 0 S: 3	H: 0 LOB: 0 BB: 0 P: 3	R: 0 E: 0 K: 2 S: 7	H: 0 LOB: 0 BB: 0 P: 7	R: 0 E: 0 K: 3 S: 9	H: 0 LOB: 1 BB: 1 P: 13	R: 1 E: 1 K: 0 S: 6	H: 2 LOB: 2 BB: 0 P: 6	R: 0 E: 0 K: 1 S: 8	H: 1 LOB: 0 BB: 2 P: 8	R: 0 E: 0 K: 2 S: 3	H: 1 LOB: 2 BB: 0 P: 11	R: 0 E: 0 K: 2 S: 8	H: 1 LOB: 1 BB: 0 P: 8	R: 0 E: 0 K: 0 S: 5	H: 2 LOB: 2 BB: 0 P: 5	1B: 6 2B: 1 3B: 0 HR: 1	SF: 0 SAC: 0 DP: 1 HBP: 0	WP: 0 PB: 0 SB: 1 CS: 0	PA: 38							
PITCHER	IP	WLS	BF	H	R	ER	SO	BB	IBB	HBP	BLK	WP	HR	S	P	ERA	WHIP										
Roger Pavlik, R (1,1) ERA: 5.6	6.2	W	27	5	2	1	8	2	0	0	0	0	1	41	49	1.35	1.050										
Dennis Cook, L (7,1) ERA: 4.25	1.1		6	1	0	0	2	1	0	0	0	0	0	9	13	0.00	1.500										
Roger McDowell, R (9,1) ERA: 3.46	0.2		4	2	0	0	0	0	0	0	0	0	0	4	4	0.00	3.000										
Ed Vosberg, L (9,1) ERA: 3.18	0.1	S	1	0	0	0	0	0	0	0	0	0	0	1	1	0.00	0.000										

Batter	1	2	3	4	5	6	7	8	9	AB	R	H	RBI	BB	SO	LOB	BOTTOM										
Otis Nixon, S (1,8) OBP: 0.342, SLG: 0.319	G4-3		K			P4			G1-3	4	0	0	0	0	1	2	New York Yankees @ Texas Rangers The Ballpark at Arlington, Arlington, TX Thu Jul 06 1995, 8:05 PM EDT Att: 33,934 - Unknown - 89 F AB 30 R 5 H 7 RBI 5 BB 5 SO 7 LOB 11 										
Mark McLemore, S (1,7) OBP: 0.391, SLG: 0.385			K			HR			F7	3	1	1	0	1	1	2											
Ivan Rodriguez, R (1,2) OBP: 0.349, SLG: 0.505		FC6-4			BB	1B			HR	4	2	2	2	0	0	1											
Juan Gonzalez, R (1,10) OBP: 0.276, SLG: 0.593		HR			BB	1B			L8	4	1	2	2	0	1	0											
Mickey Tettleton, S (1,3) OBP: 0.376, SLG: 0.427		HR			BB	1B			K	2	1	1	1	2	1	0											
Luis Ortiz, R (1,5) OBP: 0.279, SLG: 0.415						BB			K	3	0	1	0	0	0	4											
Mike Pagliarulo, L (8,5) OBP: 0.302, SLG: 0.316						BB			K	1	0	0	0	0	1	0											
Jack Voigt, R (1,9) OBP: 0.260, SLG: 0.238						BB			G4-3	3	0	0	0	1	0	1											
Jeff Frye, R (1,4) OBP: 0.363, SLG: 0.359						BB			L4	4	0	0	0	0	0	1											
Benji Gil, R (1,6) OBP: 0.287, SLG: 0.390						BB			G1-3	2	0	0	0	1	2	0											
Inning Stats	R: 3 E: 0 K: 0 S: 7	H: 4 LOB: 1 BB: 0 P: 7	R: 0 E: 0 K: 2 S: 7	H: 0 LOB: 0 BB: 0 P: 7	R: 0 E: 0 K: 1 S: 6	H: 2 LOB: 2 BB: 1 P: 10	R: 0 E: 0 K: 1 S: 5	H: 0 LOB: 0 BB: 0 P: 5	R: 2 E: 0 K: 0 S: 4	H: 1 LOB: 1 BB: 2 P: 12	R: 0 E: 0 K: 2 S: 3	H: 0 LOB: 2 BB: 2 P: 11	R: 0 E: 0 K: 1 S: 5	H: 0 LOB: 0 BB: 0 P: 5	R: 0 E: 0 K: 1 S: 5	H: 0 LOB: 0 BB: 0 P: 5	1B: 4 2B: 0 3B: 0 HR: 3	SF: 0 SAC: 0 DP: 1 HBP: 0	WP: 0 PB: 0 SB: 0 CS: 0	PA: 35							
PITCHER	IP	WLS	BF	H	R	ER	SO	BB	IBB	HBP	BLK	WP	HR	S	P	ERA	WHIP										
Sterling Hitchcock, L (1,1) ERA: 5.03	5.1	L	27	7	5	5	4	5	0	0	0	0	0	30	50	8.44	2.250										
Bob Wickman, R (6,1) ERA: 3.86	1.2		5	0	0	0	2	0	0	0	0	0	0	9	9	0.00	0.000										
Steve Howe, L (8,1) ERA: 4.29	1.0		3	0	0	0	1	0	0	0	0	0	0	5	5	0.00	0.000										

Batter	1	2	3	4	5	6	7	8	9	AB	R	H	RBI	BB	SO	LOB	TOP			
Luis Polonia, L (1,7) OBP: 0.323, SLG: 0.339	G4-3		G1-3			FC6-4		1B		4	0	1	0	0	0	2	<p>New York Yankees @ Texas Rangers The Ballpark at Arlington, Arlington, TX</p> <p>Fri Jul 07 1995, 8:05 PM EDT Att: 35,435 - Unknown - 95 F</p> <p>livebaseballscorecards.com</p> <p>AB 32 R 0 H 6 RBI 0 BB 0 SO 5 LOB 12</p> 			
Wade Boggs, L (1,5) OBP: 0.397, SLG: 0.366	F7			G4-3		L8		F7		4	0	0	0	0	0	2				
Dion James, L (1,10) OBP: 0.356, SLG: 0.370	G4-3				1B	FC6			F9	4	0	1	0	0	0	1				
Paul O'Neill, L (1,9) OBP: 0.423, SLG: 0.612 Pat Kelly, R (9, PH) OBP: 0.409, SLG: 0.459		G4-6-3 1B		P6				1B	K	3	0	2	0	0	0	1				
Don Mattingly, L (1,3) OBP: 0.332, SLG: 0.376	G4-6-3 1-2		L9			F8			K	1	0	0	0	0	1	0				
Bernie Williams, S (1,8) OBP: 0.330, SLG: 0.447	F8			K		K				3	0	0	0	0	2	1				
Mike Stanley, R (1,2) OBP: 0.346, SLG: 0.435			G6-3		G6-3			F8		3	0	0	0	0	0	1				
Tony Fernandez, S (1,6) OBP: 0.322, SLG: 0.322					G6-3			B6		3	0	1	0	0	0	0				
Randy Velarde, R (1,4) OBP: 0.335, SLG: 0.374			K			FC6-4 1B		G3		3	0	1	0	0	1	1				
Inning Stats	R: 0 E: 0 K: 0 S: 6	H: 0 LOB: 0 BB: 0 P: 9	R: 0 E: 0 K: 0 S: 4	H: 1 LOB: 0 BB: 0 P: 6	R: 0 E: 0 K: 1 S: 12	H: 1 LOB: 1 BB: 0 P: 17	R: 0 E: 0 K: 0 S: 6	H: 1 LOB: 1 BB: 0 P: 9	R: 0 E: 0 K: 1 S: 7	H: 0 LOB: 0 BB: 0 P: 12	R: 0 E: 0 K: 1 S: 9	H: 1 LOB: 1 BB: 0 P: 12	R: 0 E: 0 K: 0 S: 7	H: 1 LOB: 1 BB: 0 P: 9	R: 0 E: 0 K: 2 S: 9	H: 0 LOB: 0 BB: 0 P: 11	1B: 6 2B: 0 3B: 0 HR: 0	SF: 0 SAC: 0 DP: 1 HBP: 0	WP: 0 PB: 0 CS: 0	PA: 32
PITCHER Bob Tewksbury, R (1,1) ERA: 3.25	IP: 9.0 WLS: W BF: 32 H: 6 R: 0 ER: 0 SO: 5 BB: 0 IBB: 0 HBP: 0 BLK: 0 WP: 0 HR: 0 S: 67 P: 95 ERA: 0.00 WHIP: 0.667																			

Batter	1	2	3	4	5	6	7	8	9	AB	R	H	RBI	BB	SO	LOB	BOTTOM			
Otis Nixon, S (1,8) OBP: 0.343, SLG: 0.324	G4-3				G6-3		F8			5	1	2	1	0	0	1	<p>New York Yankees @ Texas Rangers The Ballpark at Arlington, Arlington, TX</p> <p>Fri Jul 07 1995, 8:05 PM EDT Att: 35,435 - Unknown - 95 F</p> <p>livebaseballscorecards.com</p> <p>AB 36 R 10 H 15 RBI 10 BB 3 SO 2 LOB 16</p> 			
Mark McLemore, S (1,7) OBP: 0.391, SLG: 0.391	L8	SF8				FC6-4 1B		G6-3		4	1	2	3	0	0	0				
Ivan Rodriguez, R (1,2) OBP: 0.355, SLG: 0.507	G1-3	F8				FC6-4 1B		G6-4-3 1B		5	0	3	1	0	0	2				
Juan Gonzalez, R (1,10) OBP: 0.273, SLG: 0.586			FC6-4			FC6-4		G6-4-3		5	1	1	0	0	0	6				
Mickey Tettleton, S (1,3) OBP: 0.378, SLG: 0.423		2B HR BB				P2				2	1	0	0	2	1	2				
Luis Ortiz, R (1,5) OBP: 0.277, SLG: 0.422			G3-6-3		G6-3		F4			4	1	1	1	0	0	3				
Jack Voigt, R (1,9) OBP: 0.296, SLG: 0.370								FC6-4 1B		4	2	3	3	0	1	0				
Jeff Frye, R (1,4) OBP: 0.366, SLG: 0.369								F9		4	2	2	1	0	0	1				
Benji Gil, R (1,6) OBP: 0.291, SLG: 0.389								G6-3		3	1	1	0	1	0	1				
Inning Stats	R: 0 E: 0 K: 0 S: 5	H: 0 LOB: 0 BB: 0 P: 8	R: 5 E: 1 K: 0 S: 17	H: 5 LOB: 2 BB: 2 P: 32	R: 5 E: 0 K: 0 S: 15	H: 6 LOB: 1 BB: 1 P: 28	R: 0 E: 0 K: 2 S: 10	H: 0 LOB: 0 BB: 0 P: 13	R: 0 E: 0 K: 0 S: 6	H: 0 LOB: 0 BB: 0 P: 11	R: 0 E: 0 K: 0 S: 8	H: 2 LOB: 2 BB: 0 P: 13	R: 0 E: 0 K: 0 S: 11	H: 1 LOB: 1 BB: 0 P: 20	R: 0 E: 0 K: 0 S: 7	H: 1 LOB: 0 BB: 0 P: 10	1B: 8 2B: 6 3B: 0 HR: 1	SF: 1 SAC: 0 DP: 2 HBP: 0	WP: 0 PB: 0 CS: 0	PA: 40
PITCHER Andy Pettitte, L (1,1) ERA: 4.8 Scott Bankhead, R (3,1) ERA: 5.08 Dave Pavias, R (7,1) ERA: John Wetteland, R (8,1) ERA: 2.57	IP: 2.2 WLS: L BF: 17 H: 7 R: 7 ER: 7 SO: 7 BB: 3 IBB: 0 HBP: 0 BLK: 0 WP: 0 HR: 1 S: 31 P: 56 ERA: 23.62 WHIP: 3.750																			

Batter	1	2	3	4	5	6	7	8	9	AB	R	H	RBI	BB	SO	LOB	TOP										
Bernie Williams, S (1, 8) OBP: 0.335, SLG: 0.449	4-2 BB BB		0-1 2B			4-1 1B BB	2-1 F7	0-1 F8		3	1	1	0	2	0	3											
Tony Fernandez, S (1, 6) OBP: 0.329, SLG: 0.330	1-3 K		3-1 G6-3			0-0 1B 1B		2-2 1B G4-3 1B	1-2 F8 1B WP 1B	5	2	3	0	0	1	2											
Jim Leyritz, R (1, 3) OBP: 0.330, SLG: 0.415 Don Mattingly, L (7, PH) OBP: 0.338, SLG: 0.383 (7, 3)	2-3 K		1-0 F9			0-1 BB 1B		2-0 G4-3 3B 1B	0-0 WP 1B	3	0	1	1	0	1	2											
Danny Tartabull, R (1, 10) OBP: 0.342, SLG: 0.396	4-1 BB 1-2 BB					2-2 G6-3 1B		3-1 G4-3 2-3 3-H	2-0 P4	3	0	0	1	2	0	3											
Gerald Williams, R (1, 9) OBP: 0.365, SLG: 0.608 (7, 7)	3-2 G5-3					0-0 1B		4-2 WP 3B BB	1-0 F8 2-3	4	1	1	0	1	0	7											
Mike Stanley, R (1, 2) OBP: 0.345, SLG: 0.448		1-1 F8				2-3 K		2-0 HR	3-2 K	4	2	1	1	1	2	2											
Randy Velarde, R (1, 7) OBP: 0.330, SLG: 0.368 Paul O'Neill, L (7, PH) OBP: 0.424, SLG: 0.622 (7, 9)		0-1 G6-3				0-0 F9		3-1 G5-3 1-H 2-H 3-H	2-2 L7	3	0	0	0	0	0	1	AB 38 R 7 H 11 RBI 6 BB 7 SO 5 LOB 23										
Russ Davis, R (1, 5) OBP: 0.395, SLG: 0.526		1-1 L7				0-0 G5-3		0-2 FC5-4 1B	2-0 L8	4	0	1	0	1	0	0											
Pat Kelly, R (1, 4) OBP: 0.387, SLG: 0.430			0-1 F8			2-0 F8		3-2 FC5-4 1-2	3-2 K	5	0	0	0	0	1	3											
Inning Stats	R: 0 E: 0 K: 2 S: 13	H: 0 LOB: 2 BB: 2 P: 27	R: 0 E: 0 K: 0 S: 6	H: 0 LOB: 0 BB: 0 P: 8	R: 0 E: 0 K: 0 S: 7	H: 1 LOB: 1 BB: 0 P: 11	R: 0 E: 0 K: 1 S: 9	H: 1 LOB: 1 BB: 0 P: 13	R: 1 E: 0 K: 0 S: 12	H: 2 LOB: 3 BB: 2 P: 19	R: 4 E: 0 K: 0 S: 23	H: 3 LOB: 2 BB: 3 P: 47	R: 1 E: 0 K: 1 S: 10	H: 2 LOB: 1 BB: 0 P: 17	R: 0 E: 0 K: 1 S: 10	H: 0 LOB: 0 BB: 0 P: 16	1B: 8 2B: 1 3B: 1 HR: 1	SF: 0 SAC: 0 DP: 0 HBP: 0	WP: 2 PB: 0 SB: 0 CS: 0	PA: 45							
PITCHER	IP	WLS	BF	H	R	ER	SO	BB	IBB	HBP	BLK	WP	HR	S	P	ERA	WHIP										
Kenny Rogers, L (1, 1) ERA: 3.05	5.1		26	6	2	2	3	4	0	0	0	0	0	10	17	3.38	1.875										
Chris Nictling, R (6, 1) ERA: 4.35	0.2		3	1	1	1	0	0	0	0	0	0	0	10	17	13.50	1.500										
Roger McDowell, R (7, 1) ERA: 4.07	0.1	L	4	1	0	0	0	2	0	0	0	1	0	10	23	0.00	9.000										
Dennis Cook, L (7, 1) ERA: 4.5	0.2		6	3	4	4	0	1	0	0	0	0	0	14	24	54.00	6.000										
Jose Alberro, R (8, 1) ERA: 7.65	2.0		6	0	0	0	2	0	0	0	0	1	0	15	27	0.00	0.000										
Batter	1	2	3	4	5	6	7	8	9	AB	R	H	RBI	BB	SO	LOB	BOTTOM										
Otis Nixon, S (1, 8) OBP: 0.342, SLG: 0.323	1-0 F7		0-0 B1-3			0-2 G4-3		0-2 1B		4	0	1	0	0	0	1											
Mark McLemore, S (1, 7) OBP: 0.389, SLG: 0.397	0-0 29 E 3B		1-2 L7			2-1 L9		2-1 F8		4	1	1	0	0	0	1											
29 Rusty Greer, L (1, 9) OBP: 0.362, SLG: 0.409	3-2 E3 HR		2-3 K			1-1 F7		2-1 G4-3		4	1	0	1	0	1	1											
Juan Gonzalez, R (1, 10) OBP: 0.272, SLG: 0.598	3-0 1-H HR					1-0 G5-3		0-1 G6-3		4	1	1	2	0	0	0											
Mickey Tettleton, S (1, 3) OBP: 0.380, SLG: 0.422	2-1 G4-3					1-3 K		4-2 E F7-2 BB		3	0	1	0	1	1	0											
Ivan Rodriguez, R (1, 2) OBP: 0.383, SLG: 0.502	1-1 G5-3					1-2 L4		1-1 F9		4	0	1	0	0	0	1											
Mike Pagliarulo, L (1, 5) OBP: 0.292, SLG: 0.306		1-1 G3				2-2 L9		1-2 E4		4	0	0	0	0	0	3	AB 34 R 3 H 6 RBI 3 BB 1 SO 4 LOB 11										
Jeff Frye, R (1, 4) OBP: 0.358, SLG: 0.360		3-2 F9				3-2 G6-3		3-1 F7-2		4	0	0	0	0	1	4											
Benji Gil, R (1, 6) OBP: 0.291, SLG: 0.393		3-3 K				1-0 2B		3-H G6-3		3	0	1	0	0	1	0											
Inning Stats	R: 3 E: 1 K: 0 S: 12	H: 2 LOB: 0 BB: 0 P: 22	R: 0 E: 0 K: 1 S: 8	H: 0 LOB: 0 BB: 0 P: 15	R: 0 E: 0 K: 1 S: 8	H: 0 LOB: 0 BB: 0 P: 11	R: 0 E: 0 K: 1 S: 7	H: 0 LOB: 0 BB: 0 P: 10	R: 0 E: 0 K: 0 S: 12	H: 1 LOB: 1 BB: 0 P: 18	R: 0 E: 0 K: 0 S: 6	H: 0 LOB: 0 BB: 0 P: 9	R: 0 E: 1 K: 0 S: 9	H: 0 LOB: 1 BB: 1 P: 18	R: 0 E: 0 K: 0 S: 9	H: 1 LOB: 1 BB: 0 P: 14	R: 0 E: 0 K: 1 S: 10	H: 2 LOB: 2 BB: 0 P: 15	1B: 3 2B: 2 3B: 1 HR: 1	SF: 0 SAC: 0 DP: 1 HBP: 0	WP: 0 PB: 0 SB: 0 CS: 0	PA: 35					
PITCHER	IP	WLS	BF	H	R	ER	SO	BB	IBB	HBP	BLK	WP	HR	S	P	ERA	WHIP										
Jack McDowell, R (1, 1) ERA: 4.56	8.1		33	6	3	2	3	1	0	0	0	0	0	77	125	2.16	0.840										
John Wetteland, R (9, 1) ERA: 2.51	0.2	S	2	0	0	0	1	0	0	0	0	0	0	4	7	0.00	0.000										

New York Yankees @ Texas Rangers
The Ballpark at Arlington, Arlington, TX
Sat Jul 08 1995, 8:05 PM EDT
Att: 45,645 - Unknown - 96 F

livebaseballscores.com



New York Yankees @ Texas Rangers
The Ballpark at Arlington, Arlington, TX
Sat Jul 08 1995, 8:05 PM EDT
Att: 45,645 - Unknown - 96 F

livebaseballscores.com



Batter	1	2	3	4	5	6	7	8	9	AB	R	H	RBI	BB	SO	LOB	TOP								
Otis Nixon, S <small>OBP: 0.336, SLG: 0.317</small> (1, 8)	F7	G6-3		K	G5-3			F8		5	0	1	0	0	1	0									
Mark McLemore, S <small>OBP: 0.393, SLG: 0.405</small> Jeff Frye, R <small>OBP: 0.352, SLG: 0.349</small> (1, 4)	HR	K		1B	G6-3			G3-1		4	1	2	0	0	1	2									
Will Clark, L <small>OBP: 0.375, SLG: 0.457</small> (1, 3)	K	G6-3		1B	G4-3			G4-3		5	0	1	1	0	1	2									
Juan Gonzalez, R <small>OBP: 0.279, SLG: 0.634</small> (1, 10)	HR	G4-3		L5	K			K		5	1	1	2	0	2	3									
29 Rusty Greer, L <small>OBP: 0.359, SLG: 0.398</small> (1, 9)	1B			F8				G4-3		4	1	1	0	1	0	0									
Mickey Tettleton, S <small>OBP: 0.396, SLG: 0.438</small> Jack Voigt, R <small>OBP: 0.290, SLG: 0.370</small> (1, 7)	F9			BB	BB			K		2	1	0	0	3	1	1									
Ivan Rodriguez, R <small>OBP: 0.364, SLG: 0.537</small> (1, 2)		HR		K	HR			E		5	3	3	4	0	1	2									
Mike Pagliarulo, L <small>OBP: 0.290, SLG: 0.333</small> (1, 5)		HR		K	G4-3			E1		4	1	2	2	0	1	1									
Benji Gil, R <small>OBP: 0.293, SLG: 0.385</small> (1, 6)		1B		K	G4-3			G3		3	1	0	0	1	1	1									
Inning Stats	R: 2 E: 0 K: 1 S: 12	H: 3 LOB: 1 BB: 0 P: 22	R: 3 E: 0 K: 1 S: 13	H: 3 LOB: 1 BB: 1 P: 22	R: 0 E: 0 K: 2 S: 8	H: 0 LOB: 1 BB: 1 P: 15	R: 0 E: 0 K: 2 S: 11	H: 2 LOB: 2 BB: 0 P: 16	R: 3 E: 0 K: 0 S: 12	H: 1 LOB: 0 BB: 2 P: 23	R: 0 E: 0 K: 1 S: 6	H: 0 LOB: 0 BB: 0 P: 8	R: 1 E: 1 K: 1 S: 9	H: 2 LOB: 1 BB: 0 P: 12	R: 0 E: 0 K: 0 S: 7	H: 0 LOB: 0 BB: 0 P: 10	R: 0 E: 0 K: 1 S: 12	H: 0 LOB: 1 BB: 1 P: 22	1B: 5 2B: 1 3B: 1 HR: 4	SF: 0 SAC: 0 DP: 0 HBP: 0	WP: 1 PB: 0 SB: 0 CS: 0	PA: 43			
PITCHER	IP	WLS	BF	H	R	ER	SO	BB	IBB	HBP	BLK	WP	HR	S	P	ERA	WHIP								
Roger Clemens, R <small>ERA: 5.3</small>	4.0	L	25	9	8	8	6	4	0	0	0	1	4	53	93	18.00	3.250								
Mike Maddux, R <small>ERA: 4.07</small>	2.0	6	0	0	0	1	0	0	0	0	0	0	0	9	13	0.00	0.000								
Rheal Cormier, L <small>ERA: 3.41</small>	2.0	8	2	1	1	1	0	0	0	0	0	0	0	16	24	4.50	1.000								
Stan Belinda, R <small>ERA: 3.49</small>	1.0	4	0	0	0	1	1	1	0	0	0	0	0	12	22	0.00	1.000								

Texas Rangers @ Boston Red Sox
 Fenway Park, Boston, MA
 Thu Jul 13 1995, 7:05 PM EDT
 Att: 33,315 - Unknown - 87 F

AB 38
 R 9
 H 11
 RBI 9
 BB 5
 SO 9
 LOB 12



Batter	1	2	3	4	5	6	7	8	9	AB	R	H	RBI	BB	SO	LOB	BOTTOM								
Willie McGee, S <small>OBP: 0.357, SLG: 0.385</small> (1, 9)	G4-3			2B		G4-3		FC1-5		5	1	2	1	0	0	3									
John Valentin, R <small>OBP: 0.384, SLG: 0.525</small> (1, 6)	L7		G6-3		BB			K		4	2	1	0	1	1	3									
Mo Vaughn, L <small>OBP: 0.391, SLG: 0.605</small> (1, 3)	F8			BB	HR			G4-3		4	1	1	3	1	0	3									
Jose Canseco, R <small>OBP: 0.359, SLG: 0.467</small> (1, 10)		G6-3		G5-4-3	HR			SF8		4	1	1	3	0	0	1									
Troy O'Leary, L <small>OBP: 0.387, SLG: 0.561</small> (1, 7)		K		G4-3	K			1B		5	0	1	0	0	2	0									
Lee Tinsley, S <small>OBP: 0.350, SLG: 0.420</small> (1, 8)		E4			L9			K		5	0	1	0	0	2	0									
Chris Donnels, L <small>OBP: 0.246, SLG: 0.267</small> Tim Lincecum, R <small>OBP: 0.430, SLG: 0.500</small> Juan Bell, R <small>OBP: 0.600, SLG: 1.500</small> (1, 5)		G3			1B			1B		3	2	2	0	0	0	1									
Mike Macfarlane, R <small>OBP: 0.342, SLG: 0.402</small> Bill Haselman, R <small>OBP: 0.368, SLG: 0.386</small> (1, 2)				K	BB			FC1-5		0	0	0	0	0	0	0									
Luis Alicea, S <small>OBP: 0.344, SLG: 0.307</small> (1, 4)		L7			K			SH		2	0	0	1	0	1	2									
Inning Stats	R: 0 E: 0 K: 0 S: 7	H: 0 LOB: 0 BB: 0 P: 11	R: 0 E: 1 K: 1 S: 9	H: 0 LOB: 0 BB: 0 P: 14	R: 0 E: 0 K: 1 S: 10	H: 1 LOB: 1 BB: 0 P: 11	R: 0 E: 0 K: 0 S: 4	H: 0 LOB: 0 BB: 1 P: 10	R: 6 E: 0 K: 2 S: 27	H: 5 LOB: 0 BB: 1 P: 43	R: 1 E: 0 K: 1 S: 10	H: 2 LOB: 2 BB: 0 P: 18	R: 1 E: 0 K: 1 S: 18	H: 3 LOB: 2 BB: 0 P: 27	R: 0 E: 1 K: 1 S: 9	H: 0 LOB: 2 BB: 1 P: 16	R: 0 E: 0 K: 1 S: 10	H: 0 LOB: 0 BB: 0 P: 13	1B: 6 2B: 4 3B: 0 HR: 1	SF: 2 SAC: 1 DP: 1 HBP: 0	WP: 1 PB: 0 SB: 0 CS: 0	PA: 42			
PITCHER	IP	WLS	BF	H	R	ER	SO	BB	IBB	HBP	BLK	WP	HR	S	P	ERA	WHIP								
Bob Tewksbury, R <small>ERA: 3.66</small>	4.2	22	6	6	6	3	2	0	0	0	0	0	0	13	22	6.75	1.500								
Dennis Cook, L <small>ERA: 4.61</small>	1.1	6	2	1	1	2	0	0	0	0	0	0	0	14	20	13.50	4.500								
Matt Whiteside, R <small>ERA: 3.54</small>	0.2	5	3	1	1	0	0	0	0	0	0	0	0	4	7	0.00	0.000								
Terry Burrows, L <small>ERA: 5.97</small>	0.1	1	0	0	0	1	0	0	0	0	0	0	0	7	13	0.00	1.500								
Roger McDowell, R <small>ERA: 4.01</small>	0.2	4	0	0	0	1	1	0	0	0	0	0	0	7	13	0.00	1.500								
Ed Vosberg, L <small>ERA: 2.66</small> Jeff Russell, R <small>ERA: 2.69</small> (8, 1)	1.0	S	3	0	0	0	1	0	0	0	0	0	0	10	13	0.00	0.000								

Texas Rangers @ Boston Red Sox
 Fenway Park, Boston, MA
 Thu Jul 13 1995, 7:05 PM EDT
 Att: 33,315 - Unknown - 87 F

AB 36
 R 8
 H 11
 RBI 8
 BB 3
 SO 8
 LOB 15



Batter	1	2	3	4	5	6	7	8	9	AB	R	H	RBI	BB	SO	LOB	TOP				
Otis Nixon, S <small>OBP: 0.335, SLG: 0.317</small> 					B5-3 		F8 	F7 		5	1	2	0	0	0	1					
Mark McLemore, S <small>OBP: 0.388, SLG: 0.397</small> 					L9 		G4-3 		L8 	4	1	0	0	1	0	1					
Will Clark, L <small>OBP: 0.390, SLG: 0.478</small> 								G3 		5	1	3	0	0	1	2					
Juan Gonzalez, R <small>OBP: 0.295, SLG: 0.622</small> 				G5-3 						3	1	2	0	2	0	1					
29 Rusty Greer, L <small>OBP: 0.362, SLG: 0.397</small> 					G3-1 				G3-6-3 	5	1	3	2	0	0	4					
Ivan Rodriguez, R <small>OBP: 0.336, SLG: 0.522</small> 					G5-4-3 					4	1	1	0	0	0	3					
Mike Pagliarulo, L <small>OBP: 0.288, SLG: 0.336</small> 					G3 					4	1	1	3	0	1	2					
Jeff Frye, R <small>OBP: 0.361, SLG: 0.371</small> 					G4-3 					4	0	2	1	0	1	0					
Benji Gil, R <small>OBP: 0.285, SLG: 0.373</small> 					F9 			F9 		4	0	0	0	0	0	2					
Inning Stats	R: 2 E: 0 K: 1 S: 14	H: 2 LOB: 2 BB: 2 P: 28	R: 0 E: 0 K: 0 S: 9	H: 2 LOB: 1 BB: 0 P: 13	R: 1 E: 0 K: 0 S: 8	H: 2 LOB: 0 BB: 0 P: 13	R: 0 E: 0 K: 2 S: 11	H: 0 LOB: 0 BB: 0 P: 16	R: 0 E: 0 K: 0 S: 13	H: 0 LOB: 2 BB: 0 P: 20	R: 0 E: 0 K: 0 S: 7	H: 0 LOB: 0 BB: 0 P: 10	R: 4 E: 0 K: 0 S: 16	H: 4 LOB: 1 BB: 1 P: 29	R: 0 E: 0 K: 0 S: 12	H: 2 LOB: 1 BB: 0 P: 20	1B: 11 2B: 3 3B: 0 HR: 0	SF: 0 SAC: 0 DP: 3 HBP: 0	WP: 0 PB: 1 SB: 2 CS: 0	PA: 41	
PITCHER	IP WLS BF H R ER SO	IP WLS BF H R ER SO	IP WLS BF H R ER SO	IP WLS BF H R ER SO	IP WLS BF H R ER SO	IP WLS BF H R ER SO	IP WLS BF H R ER SO	IP WLS BF H R ER SO	IP WLS BF H R ER SO	IP WLS BF H R ER SO	IP WLS BF H R ER SO	IP WLS BF H R ER SO	IP WLS BF H R ER SO	IP WLS BF H R ER SO	IP WLS BF H R ER SO	IP WLS BF H R ER SO	ERA WHIP	ERA WHIP			
Erik Hanson, R <small>ERA: 3.66</small>	Joe Hudson, R <small>ERA: 8.31</small>	Derek Lilliquist, L <small>ERA: 6.26</small>	Brian Bark, L <small>ERA:</small>																		

Texas Rangers @ Boston Red Sox
Fenway Park, Boston, MA
Sat Jul 15 1995, 7:05 PM EDT
Att: 34,004 - Unknown - 83 F


AB	38
R	7
H	14
RBI	6
BB	3
SO	3
LOB	16



Batter	1	2	3	4	5	6	7	8	9	AB	R	H	RBI	BB	SO	LOB	BOTTOM					
Willie McGee, S <small>OBP: 0.375, SLG: 0.522</small> 					G4-3 			G4-3 	G5-3 	5	0	1	0	0	1	3						
Matt Stairs, L <small>OBP: 0.391, SLG: 0.500</small> Lee Tinsley, S <small>OBP: 0.349, SLG: 0.411</small> 			F7 			L1 			K 	3	1	1	0	1	0	1						
John Valentin, R <small>OBP: 0.376, SLG: 0.515</small> 					P6 		F9 	G4-3 		4	0	0	1	0	0	1						
Jose Canseco, R <small>OBP: 0.358, SLG: 0.449</small> 					P6 					3	0	0	0	1	0	1						
Troy O'Leary, L <small>OBP: 0.396, SLG: 0.564</small> 							F8 			4	0	2	0	0	0	1						
Tim Lincecum, R <small>OBP: 0.426, SLG: 0.489</small> 					FC6-4 			L7 	F8 	4	0	0	0	0	0	3						
Chris Donnels, L <small>OBP: 0.288, SLG: 0.288</small> 					L7 					3	1	1	0	1	0	0						
Bill Haselman, R <small>OBP: 0.361, SLG: 0.377</small> 					G6-3 			F9 		4	0	1	0	0	1	1						
Luis Allicea, S <small>OBP: 0.349, SLG: 0.314</small> 										2	0	0	0	2	0	1						
Inning Stats	R: 0 E: 0 K: 1 S: 6	H: 0 LOB: 1 BB: 1 P: 15	R: 0 E: 0 K: 0 S: 5	H: 0 LOB: 0 BB: 0 P: 10	R: 0 E: 0 K: 1 S: 8	H: 1 LOB: 1 BB: 0 P: 11	R: 0 E: 0 K: 0 S: 8	H: 1 LOB: 1 BB: 0 P: 11	R: 0 E: 0 K: 0 S: 7	H: 0 LOB: 1 BB: 1 P: 16	R: 0 E: 0 K: 0 S: 10	H: 0 LOB: 1 BB: 1 P: 17	R: 0 E: 0 K: 0 S: 6	H: 1 LOB: 1 BB: 0 P: 7	R: 1 E: 1 K: 0 S: 8	H: 2 LOB: 2 BB: 0 P: 15	R: 1 E: 0 K: 1 S: 16	H: 1 LOB: 1 BB: 2 P: 26	1B: 5 2B: 0 3B: 1 HR: 0	SF: 0 SAC: 0 DP: 1 HBP: 0	WP: 0 PB: 0 SB: 0 CS: 0	PA: 38
PITCHER	IP WLS BF H R ER SO	IP WLS BF H R ER SO	IP WLS BF H R ER SO	IP WLS BF H R ER SO	IP WLS BF H R ER SO	IP WLS BF H R ER SO	IP WLS BF H R ER SO	IP WLS BF H R ER SO	IP WLS BF H R ER SO	IP WLS BF H R ER SO	IP WLS BF H R ER SO	IP WLS BF H R ER SO	IP WLS BF H R ER SO	IP WLS BF H R ER SO	IP WLS BF H R ER SO	IP WLS BF H R ER SO	ERA WHIP	ERA WHIP				
Kevin Gross, R <small>ERA: 6.89</small>	Matt Whiteside, R <small>ERA: 3.81</small>	Ed Vosberg, L <small>ERA: 2.53</small>																				

Texas Rangers @ Boston Red Sox
Fenway Park, Boston, MA
Sat Jul 15 1995, 7:05 PM EDT
Att: 34,004 - Unknown - 83 F

AB	33
R	2
H	6
RBI	1
BB	5
SO	3
LOB	13



Batter	1	2	3	4	5	6	7	8	9	AB	R	H	RBI	BB	SO	LOB	TOP											
Otis Nixon, S <small>OBP: 0.337, SLG: 0.319</small> (1, 8)										4	1	2	0	0	1	0	Texas Rangers @ Boston Red Sox Fenway Park, Boston, MA Sun Jul 16 1995, 7:05 PM EDT Att: 30,295 - Unknown - 77 F											
Mark McLemore, S <small>OBP: 0.395, SLG: 0.392</small> (1, 7)										3	1	0	0	1	0	1												
Will Clark, L <small>OBP: 0.388, SLG: 0.474</small> (1, 3)										4	1	1	2	0	0	1												
Juan Gonzalez, R <small>OBP: 0.294, SLG: 0.632</small> (1, 10)										4	1	1	3	0	1	0												
Ivan Rodriguez, R <small>OBP: 0.350, SLG: 0.513</small> (1, 2)										4	0	0	0	0	0	0												
Luis Ortiz, R <small>OBP: 0.285, SLG: 0.388</small> Mike Pagliarulo, L <small>OBP: 0.293, SLG: 0.336</small> (9, PH)										3	0	0	0	0	0	0												
Jack Voigt, R <small>OBP: 0.289, SLG: 0.354</small> 29 Rusty Greer, L <small>OBP: 0.361, SLG: 0.395</small> (9, PH)										2	0	0	0	1	1	0												
Jeff Frye, R <small>OBP: 0.356, SLG: 0.365</small> (1, 4)										3	0	0	0	0	1	1												
Benji Gil, R <small>OBP: 0.285, SLG: 0.370</small> (1, 6)										2	1	0	0	1	0	0												
Inning Stats	R: 0 E: 0 K: 1 S: 9	H: 0 LOB: 0 BB: 0 P: 13	R: 0 E: 0 K: 0 S: 4	H: 0 LOB: 0 BB: 0 P: 10	R: 5 E: 1 K: 0 S: 17	H: 3 LOB: 0 BB: 3 P: 34	R: 0 E: 0 K: 1 S: 7	H: 0 LOB: 0 BB: 0 P: 11	R: 0 E: 0 K: 0 S: 6	H: 0 LOB: 0 BB: 0 P: 9	R: 0 E: 0 K: 1 S: 9	H: 0 LOB: 0 BB: 0 P: 14	R: 0 E: 0 K: 1 S: 5	H: 0 LOB: 0 BB: 0 P: 10	R: 0 E: 0 K: 0 S: 7	H: 1 LOB: 1 BB: 0 P: 0		R: 0 E: 0 K: 0 S: 11	H: 0 LOB: 1 BB: 1 P: 18	1B: 3 2B: 0 3B: 0 HR: 1	SF: 0 SAC: 0 DP: 1 HBP: 0	WP: 1 PB: 0 SB: 0 CS: 0	PA: 34					
PITCHER	IP	WLS	BF	H	R	ER	SO	BB	IBB	HBP	BLK	WP	HR	S	P	ERA	WHIP											
Zane Smith, L ERA: 5.83	(1, 1)	6.0	L	23	3	5	5	3	3	0	0	0	0	1	52	91	7.50	1.000										
Mike Maddux, R ERA: 3.89	(7, 1)	2.0		7	1	0	0	1	0	0	0	0	1	0	12	20	0.00	0.500										
Stan Belinda, R ERA: 3.27	(9, 1)	1.0		4	0	0	0	0	1	0	0	0	0	0	11	18	0.00	1.000										

AB	30
R	5
H	4
RBI	5
BB	4
SO	4
LOB	4



Batter	1	2	3	4	5	6	7	8	9	AB	R	H	RBI	BB	SO	LOB	BOTTOM										
Lee Tinsley, S <small>OBP: 0.350, SLG: 0.411</small> (1, 8)										5	1	2	0	0	0	1	Texas Rangers @ Boston Red Sox Fenway Park, Boston, MA Sun Jul 16 1995, 7:05 PM EDT Att: 30,295 - Unknown - 77 F										
Willie McGee, S <small>OBP: 0.321, SLG: 0.444</small> (1, 9)										4	0	0	0	0	3	3											
Mo Vaughn, L <small>OBP: 0.393, SLG: 0.602</small> (1, 3)										3	1	1	1	1	1	1											
Jose Canseco, R <small>OBP: 0.368, SLG: 0.454</small> (1, 10)										3	0	2	0	1	1	0											
Tim Lincecum, R <small>OBP: 0.429, SLG: 0.486</small> (1, 5)										3	0	1	0	1	0	4											
John Valentin, R <small>OBP: 0.372, SLG: 0.509</small> (1, 6)										3	0	0	1	0	0	3											
Troy O'Leary, L <small>OBP: 0.389, SLG: 0.553</small> (1, 7)										4	0	0	0	0	2	3											
Mike Macfarlane, R <small>OBP: 0.343, SLG: 0.403</small> (1, 2)										3	0	1	0	1	0	0											
Juan Bell, R <small>OBP: 0.375, SLG: 0.857</small> Matt Stairs, L <small>OBP: 0.383, SLG: 0.488</small> (9, PH)										3	0	0	0	0	1	2											
Inning Stats	R: 0 E: 0 K: 2 S: 10	H: 1 LOB: 2 BB: 1 P: 18	R: 0 E: 0 K: 0 S: 13	H: 1 LOB: 1 BB: 0 P: 18	R: 0 E: 0 K: 1 S: 6	H: 0 LOB: 0 BB: 0 P: 9	R: 0 E: 0 K: 1 S: 7	H: 0 LOB: 1 BB: 1 P: 13	R: 0 E: 0 K: 2 S: 11	H: 0 LOB: 1 BB: 1 P: 17	R: 0 E: 0 K: 0 S: 9	H: 1 LOB: 1 BB: 1 P: 22	R: 0 E: 0 K: 1 S: 5	H: 0 LOB: 0 BB: 0 P: 12	R: 2 E: 0 K: 1 S: 15	H: 4 LOB: 2 BB: 0 P: 28		R: 0 E: 0 K: 1 S: 6	H: 0 LOB: 0 BB: 0 P: 8	1B: 6 2B: 1 3B: 0 HR: 0	SF: 1 SAC: 0 DP: 1 HBP: 0	WP: 1 PB: 0 SB: 0 CS: 0	PA: 37				
PITCHER	IP	WLS	BF	H	R	ER	SO	BB	IBB	HBP	BLK	WP	HR	S	P	ERA	WHIP										
Kenny Rogers, L ERA: 2.84	(1, 1)	7.0	W	27	3	0	0	7	4	0	0	0	0	67	109	0.00	1.000										
Terry Burrows, L ERA: 6.43	(8, 1)	0.1		3	2	2	2	0	0	0	0	0	0	8	12	54.00	6.000										
Roger McDowell, R ERA: 3.86	(8, 1)	0.2		4	2	0	0	1	0	0	0	0	0	7	16	0.00	3.000										
Jeff Russell, R ERA: 2.75	(9, 1)	1.0	S	3	0	0	0	1	0	0	0	0	0	6	8	0.00	0.000										



Batter	1	2	3	4	5	6	7	8	9	AB	R	H	RBI	BB	SO	LOB	TOP										
Brady Anderson, L (1, 7) OBP: 0.366, SLG: 0.477	2-1 G6-3 SF7 2B		3-1 G5-4-3 1B			0-1 F9		1-1 F9		4	1	2	1	0	0	0											
Manny Alexander, R (1, 4) OBP: 0.328, SLG: 0.357	1-2 G6-3		0-2 G5-4-3			3-2 G5-3		1-1 G1-3		4	0	0	0	0	0	2											
Rafael Palmeiro, L (1, 3) OBP: 0.363, SLG: 0.554	1-1 SF7			4-2 G4-6-3 BB		2-1 HR		1-1 F8		2	1	1	2	1	0	0											
Cal Ripken Jr., R (1, 6) OBP: 0.335, SLG: 0.450	3-2 F7			1-0 G4-6-3 1-2		3-0 P4		2-3 K		4	0	0	0	0	1	1											
Harold Baines, L (1, 10) OBP: 0.415, SLG: 0.543		3-2 P3		2-2 HR		0-1 G6-3				3	1	1	1	0	0	0											
Kevin Bass, S (1, 9) OBP: 0.349, SLG: 0.406		2-0 G4-3		3-1 G1-3		3-2 F7				3	0	0	0	0	0	0											
Jeff Manto, R (1, 5) OBP: 0.299, SLG: 0.535		2-3 K		2-2 G6-3		0-3 K				3	0	0	0	0	2	0											
Leo Gomez, R (8, 5) OBP: 0.306, SLG: 0.284										0	0	0	0	0	0	0											
Gregg Zaun, S (1, 2) OBP: 0.270, SLG: 0.324			1-0 G4-3		1-2 G3-1			1-1 F8		3	0	0	0	0	0	0											
Curtis Goodwin, L (1, 8) OBP: 0.387, SLG: 0.403			1-1 1B		1-3 K			1-3 K		3	1	1	0	0	2	0											
Inning Stats	R: 1 H: 1 E: 0 K: 0 S: 11	H: 1 LOB: 0 BB: 0 P: 18	R: 0 H: 0 E: 0 K: 1 S: 8	H: 0 LOB: 0 BB: 0 P: 15	R: 1 H: 2 E: 0 K: 0 S: 8	H: 2 LOB: 0 BB: 1 P: 13	R: 1 H: 1 E: 0 K: 0 S: 8	H: 1 LOB: 0 BB: 0 P: 18	R: 0 H: 0 E: 0 K: 1 S: 9	H: 0 LOB: 0 BB: 0 P: 13	R: 0 H: 1 E: 0 K: 0 S: 8	H: 0 LOB: 0 BB: 0 P: 16	R: 0 H: 0 E: 0 K: 1 S: 7	H: 0 LOB: 0 BB: 0 P: 10	R: 0 H: 0 E: 0 K: 1 S: 7	H: 0 LOB: 0 BB: 0 P: 11	R: 0 H: 0 E: 0 K: 1 S: 7	H: 0 LOB: 0 BB: 0 P: 11	1B: 1 2B: 1 3B: 1 HR: 2	SF: 1 SAC: 0 DP: 2 HBP: 0	WP: 0 PA: 31 PB: 0 SB: 0 CS: 0						
PITCHER	IP	WLS	BF	H	R	ER	SO	BB	IBB	HBP	BLK	WP	HR	S	P	ERA	WHIP										
Roger Pavlik, R (1, 1) ERA: 5.61	8.1	L	29	5	4	4	4	1	0	0	0	0	2	69	117	4.32	0.720										
Ed Vosberg, L (9, 1) ERA: 2.42	0.2		2	0	0	0	1	0	0	0	0	0	0	5	8	0.00	0.000										

Baltimore Orioles @ Texas Rangers
The Ballpark at Arlington, Arlington, TX
Tue Jul 18, 1995, 8:05 PM EDT
Att: 31,837 - Unknown - 87 F

AB 29
R 4
H 5
RBI 4
BB 1
SO 5
LOB 3



Batter	1	2	3	4	5	6	7	8	9	AB	R	H	RBI	BB	SO	LOB	BOTTOM										
Otis Nixon, S (1, 8) OBP: 0.331, SLG: 0.313	2-2 L7		1-2 G5-3			2-2 F9		1-1 FC6-4 2B		4	1	0	0	0	0	1											
Mark McLemore, S (1, 7) OBP: 0.384, SLG: 0.388	0-0 F8		2-1 F8			2-2 K		1-0 2B		4	0	1	1	0	1	0											
Will Clark, L (1, 3) OBP: 0.384, SLG: 0.461	4-0 1B BB			0-0 F8		4-2 1B BB		1-0 P6		2	1	0	0	2	0	1											
Ivan Rodriguez, R (1, 2) OBP: 0.349, SLG: 0.511	2-2 1B			1-1 F9		0-1 29 FC3-6 1B		0-0 29 F8 2B		4	0	3	0	0	0	0											
29 Rusty Greer, L (1, 9) OBP: 0.354, SLG: 0.397	0-2 1-4-3			1-2 F7		0-2 FC3-6 1B		0-0 F8		4	0	0	0	0	0	4											
Mickey Tettleton, S (1, 10) OBP: 0.391, SLG: 0.448		1-1 P6		2-3 K		1-1 G6-3 1B		4-1 G1-3 BB		3	0	1	0	1	1	0											
Jack Voigt, R (9, PR) OBP: 0.298, SLG: 0.354										0	0	0	0	0	0	0											
Mike Pagliarulo, L (1, 5) OBP: 0.279, SLG: 0.319		1-3 K		2-1 F9		1-1 G6-3		0-1 G1-3		4	0	0	0	0	1	4											
Jeff Frye, R (1, 4) OBP: 0.351, SLG: 0.353		1-2 G4-3		0-0 G6-3				2-1 FC6-4 HBP		2	0	0	0	0	0	0											
Juan Gonzalez, R (9, PH) OBP: 0.291, SLG: 0.604										1	0	0	0	0	0	3											
Benji Gil, R (1, 6) OBP: 0.289, SLG: 0.373			2-2 G6-3			1-3 K		2-3 K		3	0	0	0	0	2	1											
Inning Stats	R: 0 H: 1 E: 0 K: 0 S: 12	H: 1 LOB: 2 BB: 1 P: 20	R: 0 H: 0 E: 0 K: 1 S: 11	H: 0 LOB: 0 BB: 0 P: 14	R: 0 H: 0 E: 0 K: 0 S: 11	H: 0 LOB: 0 BB: 0 P: 16	R: 0 H: 0 E: 0 K: 1 S: 7	H: 0 LOB: 0 BB: 0 P: 9	R: 0 H: 0 E: 0 K: 2 S: 9	H: 0 LOB: 0 BB: 0 P: 10	R: 0 H: 0 E: 0 K: 2 S: 9	H: 0 LOB: 0 BB: 0 P: 14	R: 1 H: 2 E: 1 K: 0 S: 12	H: 2 LOB: 1 BB: 1 P: 18	R: 1 H: 1 E: 0 K: 1 S: 8	H: 1 LOB: 3 BB: 0 P: 15	R: 0 H: 1 E: 0 K: 0 S: 8	H: 1 LOB: 3 BB: 1 P: 12	1B: 3 2B: 2 3B: 0 HR: 0	SF: 0 SAC: 0 DP: 1 HBP: 1	WP: 0 PA: 35 PB: 0 SB: 0 CS: 0						
PITCHER	IP	WLS	BF	H	R	ER	SO	BB	IBB	HBP	BLK	WP	HR	S	P	ERA	WHIP										
35 Mike Mussina, R (1, 1) ERA: 4.74	7.2	W	29	4	2	2	5	2	0	0	0	0	0	75	114	2.35	0.783										
Jesse Orosco, L (8, 1) ERA: 2.39	0.1		1	0	0	0	0	0	0	0	0	0	0	1	2	0.00	0.000										
Doug Jones, R (9, 1) ERA: 3.78	1.0	S	5	1	0	0	0	1	0	0	0	0	0	8	12	0.00	2.000										

Baltimore Orioles @ Texas Rangers
The Ballpark at Arlington, Arlington, TX
Tue Jul 18, 1995, 8:05 PM EDT
Att: 31,837 - Unknown - 87 F


AB 31
R 2
H 5
RBI 1
BB 3
SO 5
LOB 14




Batter	1	2	3	4	5	6	7	8	9	AB	R	H	RBI	BB	SO	LOB	TOP								
Ruben Amaro Jr. S (1, 8) OBP: 0.257, SLG: 0.290	1-2 CS HBP		0-0 1B 2B		0-0 G4-3		3-2 L4		4-2 FC5-4 SH1-4 BB	3	1	1	0	1	0	0	Cleveland Indians @ Texas Rangers The Ballpark at Arlington, Arlington, TX Thu Jul 20 1995, 4:33 AM EDT Att. 28,160 - Cloudy - 102 F								
Omar Vizquel S (1, 6) OBP: 0.322, SLG: 0.346	1-2 L7		2-0 1B		2-3 K		0-2 1B 2B		0-1 SH1-4	4	1	2	1	0	1										
Carlos Baerga S (1, 4) OBP: 0.379, SLG: 0.524	2-1 G5-3		2-0 F9		3-2 G3		1-2 FC6-4 2-H 1B		4-0 FC5-4 IBB	4	0	1	1	1	0	1									
Albert Belle R (1, 7) OBP: 0.379, SLG: 0.572		3-3 K	2-2 1B		0-2 G6-3		1-1 FC6-4		1-1 FC5-4	5	0	1	1	0	1	3									
Manny Ramirez R (1, 9) OBP: 0.417, SLG: 0.634		4-1 1B BB	0-3 K		1-2 L5		0-3 K		3-0 0-1 2-2	3	0	0	0	1	2	2									
Wayne Kirby L (8, 8) OBP: 0.260, SLG: 0.327									1-0 SAFE K	1	0	0	0	0	1	2									
Herbert Perry R (1, 3) OBP: 0.400, SLG: 0.593	2-1 G4-6-3 1B				0-0 P6		0-2 P3		2-0 G4-3	4	0	1	0	0	0	0									
Jim Thome L (1, 5) OBP: 0.439, SLG: 0.604	3-1 G4-6-3 1-2				1-2 1B		1-0 HR 1B		4-0 BB	3	1	2	0	1	0	2									
Dave Winfield R (1, 10) OBP: 0.243, SLG: 0.254			2-3 K		2-3 K		1-2 P3		1-3 K	4	0	0	0	0	3	3									
Sandy Alomar Jr. R (1, 2) OBP: 0.444, SLG: 0.756			1-2 HR		1-2 G4-3		2-2 HR		2-1 SH1-4 FC5-4 PB 1B	4	3	3	3	0	0	1									
Inning Stats	R: 0 E: 0 K: 0 S: 9	H: 0 LOB: 0 BB: 0 P: 13	R: 0 E: 0 K: 1 S: 8	H: 1 LOB: 1 BB: 1 P: 20	R: 2 E: 0 K: 2 S: 19	H: 4 LOB: 2 BB: 0 P: 28	R: 0 E: 0 K: 1 S: 10	H: 1 LOB: 1 BB: 0 P: 14	R: 0 E: 0 K: 0 S: 7	H: 0 LOB: 0 BB: 0 P: 12	R: 0 E: 0 K: 0 S: 9	H: 0 LOB: 0 BB: 0 P: 10	R: 3 E: 0 K: 0 S: 18	H: 4 LOB: 1 BB: 0 P: 27	R: 0 E: 0 K: 2 S: 7	H: 0 LOB: 1 BB: 1 P: 14	R: 1 E: 0 K: 1 S: 12	H: 1 LOB: 2 BB: 2 P: 25	1B: 7 2B: 2 3B: 0 HR: 2	SF: 0 SAC: 1 DP: 1 HBP: 1	WP: 0 PB: 1 SB: 0 CS: 1	PA: 41			
PITCHER	IP	WLS	BF	H	R	ER	SO	BB	IBB	HBP	BLK	WP	HR	S	P	ERA	WHIP								
Terry Burrows L (1, 1) ERA: 6.45	2.2		13	5	2	2	2	1	0	1	0	0	1	33	58	6.75	2.250								
Mark Brandenburg R (3, 1) ERA: 6.75	4.0	L	17	5	3	3	3	0	0	0	0	0	1	45	63	6.75	1.250								
Roger McDowell R (7, 1) ERA: 3.86	2.0		10	1	1	1	2	2	1	0	0	0	0	18	37	4.50	1.500								
Dennis Cook L (9, 1) ERA: 3.97	0.1		1	0	0	0	1	0	0	0	0	0	0	3	5	0.00	0.000								

Batter	1	2	3	4	5	6	7	8	9	AB	R	H	RBI	BB	SO	LOB	BOTTOM								
Otis Nixon S (1, 8) OBP: 0.336, SLG: 0.320	1-2 G5-3		1-1 2-H 2B		1-3 K		2-1 G4-3		4-2 FC4-6 BB	4	0	1	1	1	1	0	Cleveland Indians @ Texas Rangers The Ballpark at Arlington, Arlington, TX Thu Jul 20 1995, 4:33 AM EDT Att. 28,160 - Cloudy - 102 F								
Mark McLemore S (1, 7) OBP: 0.382, SLG: 0.391	1-2 G3-1		0-3 K		2-1 2B		1-2 2B		1-2 FC4-6 1B 1-2	5	0	2	0	0	1	2									
Will Clark L (1, 3) OBP: 0.383, SLG: 0.451	3-2 L9		4-1 BB		1-1 F8		0-2 F8		0-0 1B	4	0	1	0	1	0	2									
Mickey Tettleton S (1, 10) OBP: 0.396, SLG: 0.473		2-2 HR	2-2 L7		2-1 F8		2-2 1B HBP		0-3 K	4	2	1	1	0	1	4									
29 Rusty Greer L (1, 9) OBP: 0.348, SLG: 0.389	2-1 G3-1				0-0 G4-3		3-2 L7		3-2 F8	5	0	0	0	0	1	3									
Steve Buechele R (1, 5) OBP: 0.276, SLG: 0.243	1-2 G5-3				0-1 G6-3		1-1 E 1B		1-1 1B 1B	4	0	2	0	0	0	0									
Jeff Frye R (1, 4) OBP: 0.352, SLG: 0.365	1-1 L3				3-2 2B		2-1 E4		1-3 K	4	0	1	0	0	1	3									
Dave Valle R (1, 2) OBP: 0.313, SLG: 0.283			0-1 2B		1-1 L9		0-0 L9		1-2 1B	3	1	1	0	0	0	3									
Ivan Rodriguez R (8, PH) OBP: 0.345, SLG: 0.502									1-3 2-H 1B	1	0	1	1	0	0	0									
Benji Gil R (1, 6) OBP: 0.286, SLG: 0.369			1-3 2B		1-3 K		1-3 K		1-1 G6-3	3	0	0	0	0	3	1									
Juan Gonzalez R (8, PH) OBP: 0.280, SLG: 0.600										1	0	0	0	0	0	2									
Esteban Beltré R (9, 6) OBP: 0.262, SLG: 0.325										0	0	0	0	0	0	0									
Inning Stats	R: 0 E: 0 K: 0 S: 9	H: 0 LOB: 0 BB: 0 P: 14	R: 1 E: 0 K: 0 S: 10	H: 1 LOB: 0 BB: 0 P: 16	R: 1 E: 0 K: 2 S: 16	H: 2 LOB: 1 BB: 1 P: 24	R: 0 E: 0 K: 0 S: 8	H: 1 LOB: 1 BB: 0 P: 12	R: 0 E: 0 K: 0 S: 10	H: 1 LOB: 2 BB: 0 P: 15	R: 0 E: 1 K: 0 S: 11	H: 1 LOB: 2 BB: 0 P: 19	R: 0 E: 0 K: 1 S: 11	H: 1 LOB: 1 BB: 0 P: 15	R: 1 E: 0 K: 1 S: 15	H: 2 LOB: 2 BB: 0 P: 24	R: 0 E: 0 K: 2 S: 20	H: 1 LOB: 2 BB: 1 P: 27	1B: 4 2B: 5 3B: 0 HR: 1	SF: 0 SAC: 0 DP: 0 HBP: 1	WP: 0 PB: 0 SB: 0 CS: 0	PA: 41			
PITCHER	IP	WLS	BF	H	R	ER	SO	BB	IBB	HBP	BLK	WP	HR	S	P	ERA	WHIP								
Orel Hershiser R (1, 1) ERA: 3.91	6.0	W	26	6	2	2	4	1	0	0	0	0	0	64	100	3.00	1.167								
Eric Plunk R (7, 1) ERA: 1.73	2.0		10	3	1	1	2	0	0	1	0	0	0	26	39	4.50	1.500								
Jose Mesa R (9, 1) ERA: 1.62	1.0	S	5	1	0	0	2	1	0	0	0	0	0	20	27	0.00	2.000								

AB	35
R	6
H	11
RBI	6
BB	4
SO	8
LOB	15



AB	38
R	3
H	10
RBI	3
BB	2
SO	8
LOB	20



Batter	1	2	3	4	5	6	7	8	9	AB	R	H	RBI	BB	SO	LOB	TOP
Otis Nixon, S <small>OBP: 0.338, SLG: 0.322</small> 										4	0	2	1	0	2	1	Texas Rangers @ New York Yankees Yankee Stadium, Bronx, NY Fri Jul 21, 1995, 7:05 PM EDT Att: 19,733 - Unknown - 82 F
Mark McLemore, S <small>OBP: 0.391, SLG: 0.393</small> 										4	1	1	0	0	2		
Will Clark, L <small>OBP: 0.388, SLG: 0.458</small> 										3	1	2	1	1	1		
Mickey Tettleton, S <small>OBP: 0.395, SLG: 0.471</small> Juan Gonzalez, R <small>OBP: 0.278, SLG: 0.596</small> 										3	0	1	0	0	1		
Ivan Rodriguez, R <small>OBP: 0.340, SLG: 0.496</small> 										3	0	0	1	0	0		
29 Rusty Greer, L <small>OBP: 0.343, SLG: 0.382</small> 										4	0	0	0	0	1		
Mike Pagliarulo, L <small>OBP: 0.272, SLG: 0.316</small> 										4	0	1	0	0	0		
Esteban Beltre, R <small>OBP: 0.267, SLG: 0.326</small> 										3	1	1	0	0	1		
Benji Gil, R <small>OBP: 0.286, SLG: 0.368</small> 										3	0	1	0	0	1		
Inning Stats <small>R: 0 H: 0 E: 0 LOB: 1 K: 1 S: 9</small>	<small>R: 0 H: 0 E: 0 LOB: 0 K: 0 S: 4</small>	<small>R: 1 H: 3 E: 0 LOB: 1 K: 1 S: 9</small>	<small>R: 0 H: 0 E: 0 LOB: 0 K: 0 S: 5</small>	<small>R: 0 H: 0 E: 0 LOB: 0 K: 0 S: 5</small>	<small>R: 0 H: 1 E: 0 LOB: 1 K: 2 S: 12</small>	<small>R: 2 H: 3 E: 0 LOB: 0 K: 0 S: 9</small>	<small>R: 0 H: 0 E: 0 LOB: 0 K: 0 S: 7</small>	<small>R: 0 H: 2 E: 0 LOB: 1 K: 0 S: 11</small>	<small>R: 0 H: 0 E: 0 LOB: 0 K: 0 S: 12</small>	<small>1B: 6 SF: 1 2B: 3 SAC: 0 3B: 0 DP: 2 HR: 0 HBP: 0</small>	<small>WP: 0 PA: 34</small>						
PITCHER Dave Eiland, R <small>ERA: 5.06</small> Bob MacDonald, L <small>ERA: 5.53</small> Steve Howe, L <small>ERA: 4.71</small> John Wetteland, R <small>ERA: 2.16</small>	<small>IP: 5.1 WLS: W BF: 23 H: 7 R: 3 ER: 3 SO: 4 BB: 1 IBB: 0 HBP: 0 BLK: 0 WP: 0 HR: 0 S: 46 P: 69 ERA: 5.06 WHIP: 1.500</small>				<small>IP: 1.2 WLS: W BF: 4 H: 0 R: 0 ER: 0 SO: 0 BB: 0 IBB: 0 HBP: 0 BLK: 0 WP: 0 HR: 9 S: 15 P: 15 ERA: 0.00 WHIP: 0.000</small>	<small>IP: 0.2 WLS: W BF: 3 H: 2 R: 0 ER: 0 SO: 0 BB: 0 IBB: 0 HBP: 0 BLK: 0 WP: 0 HR: 7 S: 9 P: 9 ERA: 0.00 WHIP: 3.000</small>	<small>IP: 1.1 WLS: S BF: 4 H: 0 R: 0 ER: 0 SO: 0 BB: 0 IBB: 0 HBP: 0 BLK: 0 WP: 0 HR: 16 S: 23 P: 23 ERA: 0.00 WHIP: 0.000</small>	PITCHER <small>IP: 1.1 WLS: W BF: 4 H: 0 R: 0 ER: 0 SO: 0 BB: 0 IBB: 0 HBP: 0 BLK: 0 WP: 0 HR: 9 S: 15 P: 15 ERA: 0.00 WHIP: 0.000</small>	<small>IP: 1.1 WLS: W BF: 4 H: 0 R: 0 ER: 0 SO: 0 BB: 0 IBB: 0 HBP: 0 BLK: 0 WP: 0 HR: 16 S: 23 P: 23 ERA: 0.00 WHIP: 0.000</small>	<small>IP: 1.1 WLS: W BF: 4 H: 0 R: 0 ER: 0 SO: 0 BB: 0 IBB: 0 HBP: 0 BLK: 0 WP: 0 HR: 16 S: 23 P: 23 ERA: 0.00 WHIP: 0.000</small>	<small>IP: 1.1 WLS: W BF: 4 H: 0 R: 0 ER: 0 SO: 0 BB: 0 IBB: 0 HBP: 0 BLK: 0 WP: 0 HR: 16 S: 23 P: 23 ERA: 0.00 WHIP: 0.000</small>						

Batter	1	2	3	4	5	6	7	8	9	AB	R	H	RBI	BB	SO	LOB	BOTTOM
Wade Boggs, L <small>OBP: 0.398, SLG: 0.376</small> 										4	1	1	1	1	0	2	Texas Rangers @ New York Yankees Yankee Stadium, Bronx, NY Fri Jul 21, 1995, 7:05 PM EDT Att: 19,733 - Unknown - 82 F
Randy Velarde, R <small>OBP: 0.330, SLG: 0.363</small> 										4	0	0	2	0	1		
Bernie Williams, S <small>OBP: 0.348, SLG: 0.459</small> 										4	0	1	1	1	0	1	
Paul O'Neill, L <small>OBP: 0.407, SLG: 0.584</small> 										3	0	1	0	1	0		
Mike Stanley, R <small>OBP: 0.363, SLG: 0.474</small> 										3	1	1	0	1	1	4	
Gerald Williams, R <small>OBP: 0.357, SLG: 0.526</small> 										4	0	0	0	0	2	4	
Jim Leyritz, R <small>OBP: 0.387, SLG: 0.429</small> Don Mattingly, L <small>OBP: 0.352, SLG: 0.404</small> 										3	1	2	0	0	0		
Russ Davis, R <small>OBP: 0.415, SLG: 0.561</small> 										0	1	0	0	1	0	0	
Pat Kelly, R <small>OBP: 0.363, SLG: 0.379</small> 										3	2	1	0	1	1		
Inning Stats <small>R: 0 H: 0 E: 0 LOB: 2 K: 0 S: 7</small>	<small>R: 0 H: 0 E: 0 LOB: 0 K: 2 S: 10</small>	<small>R: 0 H: 0 E: 0 LOB: 0 K: 2 S: 10</small>	<small>R: 0 H: 0 E: 0 LOB: 0 K: 0 S: 8</small>	<small>R: 0 H: 0 E: 0 LOB: 1 K: 0 S: 8</small>	<small>R: 4 H: 6 E: 0 LOB: 2 K: 2 S: 19</small>	<small>R: 0 H: 1 E: 0 LOB: 1 K: 0 S: 9</small>	<small>R: 0 H: 0 E: 0 LOB: 0 K: 0 S: 7</small>	<small>R: 4 H: 1 E: 0 LOB: 1 K: 0 S: 16</small>	<small>R: 4 H: 1 E: 0 LOB: 1 K: 0 S: 16</small>	<small>1B: 7 SF: 1 2B: 1 SAC: 0 3B: 0 DP: 1 HR: 0 HBP: 0</small>	<small>WP: 3 PA: 39</small>						
PITCHER Kenny Rogers, L <small>ERA: 3.07</small> Matt Whiteside, R <small>ERA: 3.55</small> Ed Vosberg, L <small>ERA: 3.52</small>	<small>IP: 4.1 WLS: L BF: 22 H: 6 R: 4 ER: 4 SO: 2 BB: 3 IBB: 0 HBP: 0 BLK: 0 WP: 0 HR: 0 S: 46 P: 83 ERA: 3.07 WHIP: 2.077</small>				<small>IP: 3.0 WLS: W BF: 11 H: 2 R: 1 ER: 1 SO: 1 BB: 1 IBB: 0 HBP: 0 BLK: 0 WP: 0 HR: 29 S: 41 P: 41 ERA: 3.00 WHIP: 1.000</small>	<small>IP: 0.2 WLS: W BF: 6 H: 0 R: 3 ER: 3 SO: 0 BB: 4 IBB: 0 HBP: 0 BLK: 0 WP: 0 HR: 9 S: 28 P: 28 ERA: 40.50 WHIP: 6.000</small>	PITCHER <small>IP: 1.1 WLS: W BF: 4 H: 0 R: 0 ER: 0 SO: 0 BB: 0 IBB: 0 HBP: 0 BLK: 0 WP: 0 HR: 16 S: 23 P: 23 ERA: 0.00 WHIP: 0.000</small>	<small>IP: 1.1 WLS: W BF: 4 H: 0 R: 0 ER: 0 SO: 0 BB: 0 IBB: 0 HBP: 0 BLK: 0 WP: 0 HR: 16 S: 23 P: 23 ERA: 0.00 WHIP: 0.000</small>	<small>IP: 1.1 WLS: W BF: 4 H: 0 R: 0 ER: 0 SO: 0 BB: 0 IBB: 0 HBP: 0 BLK: 0 WP: 0 HR: 16 S: 23 P: 23 ERA: 0.00 WHIP: 0.000</small>	<small>IP: 1.1 WLS: W BF: 4 H: 0 R: 0 ER: 0 SO: 0 BB: 0 IBB: 0 HBP: 0 BLK: 0 WP: 0 HR: 16 S: 23 P: 23 ERA: 0.00 WHIP: 0.000</small>	<small>IP: 1.1 WLS: W BF: 4 H: 0 R: 0 ER: 0 SO: 0 BB: 0 IBB: 0 HBP: 0 BLK: 0 WP: 0 HR: 16 S: 23 P: 23 ERA: 0.00 WHIP: 0.000</small>						

Batter	1	2	3	4	5	6	7	8	9	AB	R	H	RBI	BB	SO	LOB	TOP
Otis Nixon, S <small>OBP: 0.343, SLG: 0.330</small> 										4	2	3	0	0	0	0	
Mark McLemore, S <small>OBP: 0.376, SLG: 0.387</small> 										4	1	0	0	0	0	4	
Will Clark, L <small>OBP: 0.386, SLG: 0.461</small> 										3	1	1	2	0	0	1	
Juan Gonzalez, R <small>OBP: 0.277, SLG: 0.588</small> 										4	0	1	1	0	1	1	
Ivan Rodriguez, R <small>OBP: 0.338, SLG: 0.492</small> 										4	0	1	0	0	0	1	
Steve Buechele, R <small>OBP: 0.288, SLG: 0.235</small> 										4	0	0	0	0	0	2	
Jack Voigt, R <small>OBP: 0.279, SLG: 0.327</small> 29 Rusty Greer, L <small>OBP: 0.342, SLG: 0.380</small> 										3	0	0	0	0	2	1	
Esteban Beltre, R <small>OBP: 0.250, SLG: 0.304</small> 										3	0	0	0	0	0	1	
Benji Gil, R <small>OBP: 0.290, SLG: 0.373</small> 										2	0	1	0	1	0	0	
Inning Stats <small>R: 0 H: 1 E: 0 LOB: 1 K: 0 BB: 0 S: 13</small>	<small>R: 0 H: 1 E: 0 LOB: 1 K: 1 BB: 0 S: 9</small>	<small>R: 3 H: 4 E: 0 LOB: 1 K: 0 BB: 0 S: 15</small>	<small>R: 0 H: 0 E: 0 LOB: 0 K: 1 BB: 1 S: 7</small>	<small>R: 1 H: 1 E: 0 LOB: 0 K: 1 BB: 0 S: 8</small>	<small>R: 0 H: 0 E: 0 LOB: 0 K: 1 BB: 0 S: 7</small>	<small>R: 0 H: 0 E: 0 LOB: 0 K: 1 BB: 0 S: 4</small>	<small>R: 0 H: 0 E: 0 LOB: 0 K: 0 BB: 0 S: 5</small>	<small>R: 0 H: 0 E: 0 LOB: 0 K: 1 BB: 0 S: 6</small>	<small>R: 0 H: 0 E: 0 LOB: 0 K: 1 BB: 0 S: 9</small>	<small>1B: 4 SF: 1 2B: 3 SAC: 0 3B: 0 DP: 0 HR: 0 HBP: 0</small>	<small>WP: 1 PA: 35</small>						
PITCHER Andy Pettitte, L <small>ERA: 4.1</small> John Wetteland, R <small>ERA: 2.1</small>	<small>IP: 8.0 WLS: W BF: 31 H: 7 R: 4 ER: 4 SO: 3 BB: 1 IBB: 0 HBP: 0 BLK: 0 WP: 1 HR: 0 S: 68 P: 106 ERA: 4.50 WHIP: 1.000</small>																

Texas Rangers @ New York Yankees
 Yankee Stadium, Bronx, NY

Sat Jul 22, 1995, 3:33 AM EDT
 Att: 34,571 - Overcast - 82 F



AB 32
 R 4
 H 7
 RBI 3
 BB 1
 SO 4
 LOB 11

Batter	1	2	3	4	5	6	7	8	9	AB	R	H	RBI	BB	SO	LOB	BOTTOM
Luis Polonia, L <small>OBP: 0.328, SLG: 0.345</small> Gerald Williams, R <small>OBP: 0.363, SLG: 0.531</small> 										3	0	0	0	0	1	1	
Wade Boggs, L <small>OBP: 0.386, SLG: 0.388</small> 										3	1	1	2	0	0	0	
Dion James, L <small>OBP: 0.378, SLG: 0.393</small> 										4	1	2	0	0	2	2	
Paul O'Neill, L <small>OBP: 0.405, SLG: 0.577</small> 										3	1	0	0	1	3	1	
Don Mattingly, L <small>OBP: 0.354, SLG: 0.410</small> 										4	2	2	0	0	0	0	
Bernie Williams, S <small>OBP: 0.347, SLG: 0.454</small> 										3	0	0	0	1	1	3	
Jim Leyritz, R <small>OBP: 0.394, SLG: 0.430</small> 										2	1	1	1	0	0	0	
Tony Fernandez, S <small>OBP: 0.302, SLG: 0.317</small> 										4	1	1	1	0	1	3	
Pat Kelly, R <small>OBP: 0.360, SLG: 0.375</small> 										4	0	1	2	0	1	2	
Inning Stats <small>R: 0 H: 1 E: 0 LOB: 1 K: 2 BB: 0 S: 10</small>	<small>R: 1 H: 1 E: 0 LOB: 1 K: 1 BB: 1 S: 7</small>	<small>R: 0 H: 0 E: 0 LOB: 0 K: 1 BB: 0 S: 10</small>	<small>R: 0 H: 0 E: 0 LOB: 0 K: 1 BB: 0 S: 8</small>	<small>R: 0 H: 0 E: 0 LOB: 0 K: 1 BB: 0 S: 7</small>	<small>R: 6 H: 6 E: 0 LOB: 2 K: 1 BB: 1 S: 19</small>	<small>R: 0 H: 0 E: 0 LOB: 0 K: 2 BB: 0 S: 8</small>	<small>R: 0 H: 0 E: 0 LOB: 0 K: 0 BB: 0 S: 4</small>	<small>R: 0 H: 0 E: 0 LOB: 0 K: 1 BB: 0 S: 6</small>	<small>1B: 7 SF: 1 2B: 1 SAC: 0 3B: 0 DP: 1 HR: 1 HBP: 2</small>	<small>WP: 0 PA: 36</small>							
PITCHER Bob Tewksbury, R <small>ERA: 3.98</small> Dennis Cook, L <small>ERA: 3.79</small> Jeff Russell, R <small>ERA: 2.61</small>	<small>IP: 5.1 WLS: L BF: 27 H: 8 R: 7 ER: 7 SO: 6 BB: 2 IBB: 0 HBP: 0 BLK: 0 WP: 0 HR: 1 S: 54 P: 83 ERA: 11.81 WHIP: 1.875</small>																

Texas Rangers @ New York Yankees
 Yankee Stadium, Bronx, NY

Sat Jul 22, 1995, 3:33 AM EDT
 Att: 34,571 - Overcast - 82 F



AB 31
 R 7
 H 9
 RBI 6
 BB 2
 SO 9
 LOB 12

Batter	1	2	3	4	5	6	7	8	9	AB	R	H	RBI	BB	SO	LOB	TOP
Otis Nixon, S <small>OBP: 0.341, SLG: 0.328</small> 	2-2 G4-3 	1-2 G6-3 		2-1 F8 		1-0 CS 			2-3 K 	5	0	1	0	0	1	3	
Mark McLemore, S <small>OBP: 0.376, SLG: 0.387</small> 	0-0 G3 		3-1 F8 	2-1 CS 		1-2 G5-3 			1-0 F8 	5	0	2	0	0	0	1	
Will Clark, L <small>OBP: 0.383, SLG: 0.455</small> 	2-3 K 		0-0 F7 	2-3 K 		1-1 G5-3 			2-0 	5	0	1	0	0	2	3	
Juan Gonzalez, R <small>OBP: 0.275, SLG: 0.576</small> 		0-3 K 	2-1 E6 		1-2 	1-0 L7 			1-1 P5 	5	0	1	0	0	1	3	
Mickey Tettleton, S <small>OBP: 0.394, SLG: 0.465</small> 	4-1 F8 		1-1 F8 	2-0 G4-3 		3-2 P4 				3	1	0	0	1	0	3	
Ivan Rodriguez, R <small>OBP: 0.341, SLG: 0.492</small> Dave Valle, R <small>OBP: 0.313, SLG: 0.283</small> 	0-0 SF8 		0-3 K 		1-0 F4 			0-0 E9 		4	1	2	0	0	1	3	
29 Rusty Greer, L <small>OBP: 0.344, SLG: 0.388</small> 	4-1 SF8 			2-2 F8 		2-1 F8 			1-0 G4-3 	3	2	1	0	1	0	2	
Mike Pagliarulo, L <small>OBP: 0.265, SLG: 0.310</small> 	0-0 SF8 			3-3 K 		0-3 K 			0-0 G4-3 	3	0	0	1	0	2	2	
Benji Gil, R <small>OBP: 0.297, SLG: 0.387</small> 	0-0 			1-1 		3-1 F9 			1-0 	4	0	3	3	0	0	0	
Inning Stats <small>R: 0, H: 0, E: 0, K: 1, S: 8</small>	<small>R: 3, H: 2, E: 0, K: 1, S: 11</small>	<small>R: 0, H: 1, E: 0, K: 1, S: 10</small>	<small>R: 1, H: 3, E: 0, K: 2, S: 21</small>	<small>R: 0, H: 1, E: 0, K: 0, S: 7</small>	<small>R: 0, H: 1, E: 0, K: 1, S: 6</small>	<small>R: 0, H: 0, E: 0, K: 0, S: 6</small>	<small>R: 0, H: 1, E: 0, K: 0, S: 8</small>	<small>R: 0, H: 2, E: 0, K: 1, S: 10</small>	<small>1B: 9, 2B: 0, 3B: 2, HR: 0</small>	<small>SF: 1, SAC: 0, DP: 0, HBP: 0</small>	<small>WP: 0, PA: 41</small>						
PITCHER Jack McDowell, R <small>ERA: 4.92</small> Bob Wickman, R <small>ERA: 3.51</small> Joe Ausanio, R <small>ERA: 6.41</small>	<small>IP: 6.0, WLS: W, BF: 28, H: 8, R: 4, ER: 4, SO: 6, BB: 2, IBB: 0, HBP: 0, BLK: 0, WP: 0, HR: 0, S: 63, P: 103, ERA: 6.00, WHIP: 1.667</small>	<small>IP: 2.0, WLS: L, BF: 7, H: 1, R: 0, ER: 0, SO: 0, BB: 0, IBB: 0, HBP: 0, BLK: 0, WP: 0, HR: 14, S: 21, ERA: 0.00, WHIP: 0.500</small>	<small>IP: 1.0, WLS: W, BF: 5, H: 2, R: 0, ER: 0, SO: 1, BB: 0, IBB: 0, HBP: 0, BLK: 0, WP: 0, HR: 10, S: 17, ERA: 0.00, WHIP: 2.000</small>	PITCHER <small>IP: 0.0, WLS: W, BF: 0, H: 0, R: 0, ER: 0, SO: 0, BB: 0, IBB: 0, HBP: 0, BLK: 0, WP: 0, HR: 0, S: 0, P: 0, ERA: 0.00, WHIP: 0.000</small>													

Texas Rangers @ New York Yankees
 Yankee Stadium, Bronx, NY
 Sun Jul 23 1995, 3:33 AM EDT
 Att: 32,765 - Cloudy - 80 F

AB	37
R	4
H	11
RBI	4
BB	2
SO	7
LOB	20



Batter	1	2	3	4	5	6	7	8	9	AB	R	H	RBI	BB	SO	LOB	BOTTOM
Luis Polonia, L <small>OBP: 0.336, SLG: 0.367</small> 	1-2 	1-3 K 	4-2 FC4-6 		0-1 	4-2 1B 			3-2 G4-3 	4	1	2	1	2	1	0	
Wade Boggs, L <small>OBP: 0.395, SLG: 0.390</small> 	3-1 G6-3 	3-2 	3-1 FC4-6 		3-1 F6 	2-1 FC6-4 		1-1 		6	1	3	2	0	0	5	
Dion James, L <small>OBP: 0.369, SLG: 0.382</small> Jim Leyritz, R <small>OBP: 0.393, SLG: 0.426</small> 	1-2 G6-3 	0-0 G3 		0-1 P2 		0-0 		2-1 F9 		3	0	0	0	0	0	1	
Paul O'Neill, L <small>OBP: 0.407, SLG: 0.583</small> 	3-1 	1-0 G6-3 		0-0 G4-3 		0-0 F8 		0-0 		6	1	3	1	0	0	2	
Don Mattingly, L <small>OBP: 0.358, SLG: 0.424</small> 	4-0 		0-0 	2-1 G6-3 		0-0 		0-0 G4-6-3 		4	3	2	2	1	0	1	
Bernie Williams, S <small>OBP: 0.354, SLG: 0.458</small> 	2-2 		4-1 		1-1 F7 	1-1 		0-0 		4	1	3	1	1	0	0	
Mike Stanley, R <small>OBP: 0.375, SLG: 0.495</small> 	3-2 		4-2 		3-2 	3-1 		4-0 		3	2	3	2	2	0	0	
Tony Fernandez, S <small>OBP: 0.316, SLG: 0.323</small> 	4-2 		1-0 		4-1 	1-0 		4-1 		2	1	2	2	3	0	0	
Pat Kelly, R <small>OBP: 0.347, SLG: 0.360</small> 	2-3 K 		0-1 L5 		0-0 F8 	0-3 K 		0-1 FC5-4 		5	0	0	0	0	2	12	
Inning Stats <small>R: 3, H: 4, E: 0, K: 1, S: 24</small>	<small>R: 0, H: 1, E: 0, K: 1, S: 12</small>	<small>R: 0, H: 2, E: 0, K: 0, S: 12</small>	<small>R: 0, H: 0, E: 0, K: 0, S: 5</small>	<small>R: 1, H: 2, E: 0, K: 0, S: 12</small>	<small>R: 5, H: 5, E: 0, K: 1, S: 19</small>	<small>R: 0, H: 2, E: 0, K: 0, S: 6</small>	<small>R: 1, H: 2, E: 0, K: 0, S: 8</small>	<small>1B: 12, 2B: 4, 3B: 0, HR: 3</small>	<small>SF: 0, SAC: 0, DP: 2, HBP: 0</small>	<small>WP: 0, PA: 49</small>							
PITCHER Roger Pavlik, R <small>ERA: 5.87</small> Terry Burrows, L <small>ERA: 6.5</small> Roger McDowell, R <small>ERA: 4.18</small>	<small>IP: 2.0, WLS: L, BF: 16, H: 6, R: 4, ER: 4, SO: 4, BB: 4, IBB: 0, HBP: 0, BLK: 0, WP: 0, HR: 1, S: 40, P: 76, ERA: 18.00, WHIP: 5.000</small>	<small>IP: 3.1, WLS: W, BF: 17, H: 5, R: 4, ER: 4, SO: 3, BB: 0, IBB: 0, HBP: 0, BLK: 0, WP: 2, HR: 32, S: 58, ERA: 10.80, WHIP: 2.400</small>	<small>IP: 2.2, WLS: W, BF: 16, H: 7, R: 3, ER: 3, SO: 3, BB: 0, IBB: 0, HBP: 0, BLK: 0, WP: 0, HR: 26, S: 51, ERA: 10.12, WHIP: 3.750</small>	PITCHER <small>IP: 0.0, WLS: W, BF: 0, H: 0, R: 0, ER: 0, SO: 0, BB: 0, IBB: 0, HBP: 0, BLK: 0, WP: 0, HR: 0, S: 0, P: 0, ERA: 0.00, WHIP: 0.000</small>													

Texas Rangers @ New York Yankees
 Yankee Stadium, Bronx, NY
 Sun Jul 23 1995, 3:33 AM EDT
 Att: 32,765 - Cloudy - 80 F

AB	39
R	11
H	18
RBI	11
BB	10
SO	3
LOB	24



Batter	1	2	3	4	5	6	7	8	9	AB	R	H	RBI	BB	SO	LOB	TOP					
Otis Nixon, S <small>OBP: 0.341, SLG: 0.332</small> 										5	1	2	0	0	1	2						
Mark McLemore, S <small>OBP: 0.373, SLG: 0.382</small> 										4	1	0	0	1	0	3						
Will Clark, L <small>OBP: 0.384, SLG: 0.458</small> 										3	1	1	2	1	0	0						
Juan Gonzalez, R <small>OBP: 0.269, SLG: 0.563</small> 										4	0	0	0	0	2	2						
Mickey Tettleton, S <small>OBP: 0.392, SLG: 0.474</small> 										4	1	1	2	0	2	1						
Ivan Rodriguez, R <small>OBP: 0.343, SLG: 0.492</small> 										4	0	2	0	0	1	0						
29 Rusty Greer, L <small>OBP: 0.343, SLG: 0.386</small> 										4	0	1	0	0	0	4						
Steve Buechele, R <small>OBP: 0.267, SLG: 0.235</small> 										4	0	1	0	0	1	1						
Benji Gil, R <small>OBP: 0.296, SLG: 0.383</small> 										3	0	0	0	1	2	1						
Inning Stats	R: 0 E: 0 K: 1 S: 9	H: 0 LOB: 0 BB: 0 P: 16	R: 0 E: 1 K: 0 S: 7	H: 1 LOB: 1 BB: 0 P: 11	R: 0 E: 0 K: 2 S: 9	H: 1 LOB: 2 BB: 1 P: 11	R: 0 E: 0 K: 2 S: 12	H: 1 LOB: 0 BB: 1 P: 19	R: 0 E: 0 K: 1 S: 6	H: 1 LOB: 0 BB: 0 P: 10	R: 0 E: 0 K: 1 S: 8	H: 0 LOB: 0 BB: 0 P: 15	R: 0 E: 0 K: 1 S: 12	H: 1 LOB: 1 BB: 0 P: 19	R: 4 E: 0 K: 2 S: 15	H: 3 LOB: 0 BB: 1 P: 27	R: 0 E: 1 K: 0 S: 14	H: 0 LOB: 2 BB: 1 P: 30	1B: 5 2B: 3 3B: 0 HR: 1	SF: 0 SAC: 0 DP: 2 HBP: 0	WP: 0 PB: 0 SB: 0 CS: 0	PA: 38
PITCHER	IP WLS BF H R ER SO BB IBB HBP BLK WP HR S P ERA WHIP																					
Sterling Hitchcock, L <small>ERA: 4.79</small>	(1, 1) 7.1 30 7 3 3 7 2 0 0 0 0 0 0 71 117 3.68 1.227																					
Bob Wickman, R <small>ERA: 3.74</small>	(8, 1) 0.2 3 1 1 1 2 0 0 0 0 0 0 1 7 11 13.50 1.500																					
Steve Howe, L <small>ERA: 4.55</small>	(9, 1) 1.0 W 5 0 0 0 0 1 0 0 0 0 0 0 14 30 0.00 1.000																					

Texas Rangers @ New York Yankees
 Yankee Stadium, Bronx, NY
 Mon Jul 24 1995, 7:05 PM EDT
 Att: 22,525 - Unknown - 82 F

AB	35
R	4
H	8
RBI	4
BB	3
SO	9
LOB	14



Batter	1	2	3	4	5	6	7	8	9	AB	R	H	RBI	BB	SO	LOB	BOTTOM					
Luis Polonia, L <small>OBP: 0.342, SLG: 0.369</small> 										4	0	2	0	1	2	2						
Wade Boggs, L <small>OBP: 0.403, SLG: 0.391</small> Randy Velarde, R <small>OBP: 0.329, SLG: 0.361</small> 										2	2	1	0	2	0	0						
Dion James, L <small>OBP: 0.386, SLG: 0.490</small> Gerald Williams, R <small>OBP: 0.363, SLG: 0.531</small> 										5	1	4	0	0	0	2						
Paul O'Neill, L <small>OBP: 0.399, SLG: 0.571</small> 										5	0	0	0	0	2	6						
Don Mattingly, L <small>OBP: 0.363, SLG: 0.442</small> 										2	1	2	3	1	0	0						
Bernie Williams, S <small>OBP: 0.357, SLG: 0.461</small> 										5	0	3	0	0	0	3						
Mike Stanley, R <small>OBP: 0.372, SLG: 0.488</small> 										5	0	1	1	0	3	3						
Tony Fernandez, S <small>OBP: 0.322, SLG: 0.336</small> 										3	0	2	0	1	0	0						
Pat Kelly, R <small>OBP: 0.338, SLG: 0.349</small> 										4	0	0	0	0	2	3						
Inning Stats	R: 0 E: 0 K: 0 S: 8	H: 0 LOB: 1 BB: 2 P: 19	R: 1 E: 0 K: 2 S: 18	H: 3 LOB: 2 BB: 0 P: 24	R: 1 E: 0 K: 0 S: 10	H: 2 LOB: 1 BB: 0 P: 16	R: 0 E: 0 K: 0 S: 6	H: 0 LOB: 0 BB: 0 P: 11	R: 2 E: 1 K: 1 S: 14	H: 3 LOB: 2 BB: 1 P: 25	R: 0 E: 0 K: 2 S: 7	H: 1 LOB: 0 BB: 0 P: 9	R: 0 E: 0 K: 1 S: 12	H: 1 LOB: 2 BB: 1 P: 25	R: 0 E: 0 K: 3 S: 14	H: 1 LOB: 2 BB: 1 P: 24	R: 1 E: 0 K: 1 S: 12	H: 4 LOB: 3 BB: 0 P: 20	1B: 12 2B: 2 3B: 0 HR: 1	SF: 2 SAC: 0 DP: 1 HBP: 0	WP: 0 PB: 0 SB: 0 CS: 1	PA: 43
PITCHER	IP WLS BF H R ER SO BB IBB HBP BLK WP HR S P ERA WHIP																					
Kevin Gross, R <small>ERA: 7.0</small>	(1, 1) 7.0 33 10 4 2 6 3 1 0 0 0 0 0 0 17 29 9.00 3.000																					
Matt Whiteside, R <small>ERA: 3.71</small>	(8, 1) 1.0 L 6 2 1 1 3 1 0 0 0 0 0 0 5 8 0.00 3.000																					
Ed Vosberg, L <small>ERA: 3.47</small>	(9, 1) 0.1 2 1 0 0 0 0 0 0 0 0 0 0 4 7 ∞ ∞																					
Jeff Russell, R <small>ERA: 2.61</small>	(9, 1) 0.0 2 2 0 0 0 0 0 0 0 0 0 0 4 7 ∞ ∞																					

Texas Rangers @ New York Yankees
 Yankee Stadium, Bronx, NY
 Mon Jul 24 1995, 7:05 PM EDT
 Att: 22,525 - Unknown - 82 F

AB	36
R	5
H	15
RBI	4
BB	5
SO	10
LOB	21



Batter	1	2	3	4	5	6	7	8	9	AB	R	H	RBI	BB	SO	LOB	TOP	
Otis Nixon, S (1, 8) <small>OBP: 0.342, SLG: 0.331</small>										4	1	1	0	1	1	4	Texas Rangers @ Baltimore Orioles Oriole Park at Camden Yards, Baltimore, MD Tue Jul 25 1995, 7:05 PM EDT Att: 40,961 - Unknown - 93 F	
Mark McLemore, S (1, 4) <small>OBP: 0.375, SLG: 0.381</small>										3	0	1	0	1	0	1		
Will Clark, L (1, 3) <small>OBP: 0.382, SLG: 0.454</small>										2	0	0	1	1	1	1		
Juan Gonzalez, R (1, 10) <small>OBP: 0.269, SLG: 0.556</small>										4	1	1	0	0	2	3		
Mickey Tettleton, S (1, 9) <small>OBP: 0.390, SLG: 0.482</small>										4	1	1	2	0	2	3		
Ivan Rodriguez, R (1, 2) <small>OBP: 0.345, SLG: 0.492</small>										4	0	2	0	0	0	0		
29 Rusty Greer, L (1, 7) <small>OBP: 0.346, SLG: 0.387</small>										2	0	1	0	1	0	0		
Mike Pagliarulo, L (1, 5) Steve Buechele, R (7, PH) <small>OBP: 0.262, SLG: 0.306</small> <small>OBP: 0.271, SLG: 0.233</small>										2	0	0	0	0	0	1		
Benji Gil, R (1, 6) Jeff Frye, R (9, PH) Esteban Beltre, R (9, 6) <small>OBP: 0.293, SLG: 0.378</small> <small>OBP: 0.351, SLG: 0.363</small> <small>OBP: 0.250, SLG: 0.304</small>										3	0	0	0	0	1	3		
Inning Stats	R: 0 E: 0 K: 1 S: 6	H: 0 LOB: 0 BB: 0 P: 8	R: 2 E: 0 K: 0 S: 7	H: 2 LOB: 1 BB: 1 P: 15	R: 1 E: 0 K: 0 S: 14	H: 1 LOB: 0 BB: 0 P: 21	R: 0 E: 0 K: 1 S: 6	H: 0 LOB: 0 BB: 0 P: 11	R: 0 E: 0 K: 0 S: 11	H: 1 LOB: 1 BB: 1 P: 22	R: 0 E: 0 K: 2 S: 11	H: 2 LOB: 2 BB: 0 P: 20	R: 0 E: 0 K: 2 S: 10	H: 0 LOB: 1 BB: 1 P: 16	R: 0 E: 0 K: 1 S: 14	H: 1 LOB: 2 BB: 1 P: 24		1B: 6 SF: 1 2B: 0 3B: 0 HR: 1 1BB: 0 SH: 0 DP: 0 HBP: 0
PITCHER	IP WLS BF H R ER SO BB IBB HBP BLK WP HR S P ERA WHIP	IP WLS BF H R ER SO BB IBB HBP BLK WP HR S P ERA WHIP	IP WLS BF H R ER SO BB IBB HBP BLK WP HR S P ERA WHIP	IP WLS BF H R ER SO BB IBB HBP BLK WP HR S P ERA WHIP	IP WLS BF H R ER SO BB IBB HBP BLK WP HR S P ERA WHIP	IP WLS BF H R ER SO BB IBB HBP BLK WP HR S P ERA WHIP	IP WLS BF H R ER SO BB IBB HBP BLK WP HR S P ERA WHIP	IP WLS BF H R ER SO BB IBB HBP BLK WP HR S P ERA WHIP	IP WLS BF H R ER SO BB IBB HBP BLK WP HR S P ERA WHIP	IP WLS BF H R ER SO BB IBB HBP BLK WP HR S P ERA WHIP	IP WLS BF H R ER SO BB IBB HBP BLK WP HR S P ERA WHIP	IP WLS BF H R ER SO BB IBB HBP BLK WP HR S P ERA WHIP	IP WLS BF H R ER SO BB IBB HBP BLK WP HR S P ERA WHIP	IP WLS BF H R ER SO BB IBB HBP BLK WP HR S P ERA WHIP	IP WLS BF H R ER SO BB IBB HBP BLK WP HR S P ERA WHIP	IP WLS BF H R ER SO BB IBB HBP BLK WP HR S P ERA WHIP	IP WLS BF H R ER SO BB IBB HBP BLK WP HR S P ERA WHIP	

AB	30
R	3
H	7
RBI	3
BB	5
SO	8
LOB	20



Batter	1	2	3	4	5	6	7	8	9	AB	R	H	RBI	BB	SO	LOB	BOTTOM			
Brady Anderson, L (1, 7) <small>OBP: 0.370, SLG: 0.459</small>										4	0	0	1	1	1	4	Texas Rangers @ Baltimore Orioles Oriole Park at Camden Yards, Baltimore, MD Tue Jul 25 1995, 7:05 PM EDT Att: 40,961 - Unknown - 93 F			
Bret Barberie, S (1, 4) <small>OBP: 0.340, SLG: 0.350</small>										4	1	1	1	1	1	2				
Rafael Palmeiro, L (1, 3) <small>OBP: 0.364, SLG: 0.557</small>										3	0	2	1	1	0	1				
Cal Ripken Jr., R (1, 6) <small>OBP: 0.337, SLG: 0.434</small>										4	0	1	0	0	0	2				
Kevin Bass, S (1, 9) <small>OBP: 0.342, SLG: 0.388</small>										4	0	0	0	0	1	2				
Leo Gomez, R (1, 5) Jeff Huson, L (9, FR) <small>OBP: 0.297, SLG: 0.372</small> <small>OBP: 0.441, SLG: 0.414</small>										4	1	2	1	0	1	0				
Jeff Manto, R (1, 10) Harold Baines, L (9, PH) <small>OBP: 0.297, SLG: 0.518</small> <small>OBP: 0.406, SLG: 0.541</small>										0	1	0	0	1	0	0				
Gregg Zaun, S (1, 2) <small>OBP: 0.362, SLG: 0.451</small>										2	1	0	0	1	0	0				
Curtis Goodwin, L (1, 8) Mark Smith, R (7, PH) <small>OBP: 0.354, SLG: 0.374</small> <small>OBP: 0.750, SLG: 1.000</small>										2	0	0	0	0	0	0				
Inning Stats	R: 0 E: 0 K: 0 S: 9	H: 0 LOB: 1 BB: 1 P: 15	R: 1 E: 0 K: 1 S: 9	H: 1 LOB: 0 BB: 0 P: 16	R: 1 E: 0 K: 1 S: 13	H: 2 LOB: 2 BB: 1 P: 24	R: 0 E: 0 K: 1 S: 8	H: 0 LOB: 0 BB: 0 P: 12	R: 0 E: 0 K: 1 S: 12	H: 0 LOB: 1 BB: 1 P: 22	R: 0 E: 0 K: 1 S: 7	H: 0 LOB: 0 BB: 0 P: 9	R: 1 E: 0 K: 0 S: 10	H: 1 LOB: 1 BB: 1 P: 19	R: 0 E: 0 K: 0 S: 7	H: 1 LOB: 0 BB: 0 P: 11		R: 1 E: 0 K: 0 S: 9	H: 2 LOB: 3 BB: 2 P: 23	1B: 4 SF: 0 2B: 2 3B: 0 HR: 1 1BB: 0 SH: 0 DP: 1 HBP: 0
PITCHER	IP WLS BF H R ER SO BB IBB HBP BLK WP HR S P ERA WHIP	IP WLS BF H R ER SO BB IBB HBP BLK WP HR S P ERA WHIP	IP WLS BF H R ER SO BB IBB HBP BLK WP HR S P ERA WHIP	IP WLS BF H R ER SO BB IBB HBP BLK WP HR S P ERA WHIP	IP WLS BF H R ER SO BB IBB HBP BLK WP HR S P ERA WHIP	IP WLS BF H R ER SO BB IBB HBP BLK WP HR S P ERA WHIP	IP WLS BF H R ER SO BB IBB HBP BLK WP HR S P ERA WHIP	IP WLS BF H R ER SO BB IBB HBP BLK WP HR S P ERA WHIP	IP WLS BF H R ER SO BB IBB HBP BLK WP HR S P ERA WHIP	IP WLS BF H R ER SO BB IBB HBP BLK WP HR S P ERA WHIP	IP WLS BF H R ER SO BB IBB HBP BLK WP HR S P ERA WHIP	IP WLS BF H R ER SO BB IBB HBP BLK WP HR S P ERA WHIP	IP WLS BF H R ER SO BB IBB HBP BLK WP HR S P ERA WHIP	IP WLS BF H R ER SO BB IBB HBP BLK WP HR S P ERA WHIP	IP WLS BF H R ER SO BB IBB HBP BLK WP HR S P ERA WHIP	IP WLS BF H R ER SO BB IBB HBP BLK WP HR S P ERA WHIP	IP WLS BF H R ER SO BB IBB HBP BLK WP HR S P ERA WHIP			

AB	31
R	4
H	7
RBI	4
BB	6
SO	5
LOB	11



Batter	1	2	3	4	5	6	7	8	9	AB	R	H	RBI	BB	SO	LOB	TOP										
Otis Nixon, S <small>OBP: 0.341, SLG: 0.330</small> (1, 8)										4	0	1	0	0	0	0											
Jeff Frye, R <small>OBP: 0.344, SLG: 0.355</small> Esteban Beltre, R <small>OBP: 0.250, SLG: 0.304</small> (8, 6)										4	0	0	0	0	2	3											
Will Clark, L <small>OBP: 0.381, SLG: 0.455</small> (1, 3)										4	1	1	0	0	0	3											
Juan Gonzalez, R <small>OBP: 0.274, SLG: 0.552</small> Jack Voigt, R <small>OBP: 0.279, SLG: 0.327</small> (8, PR)										3	1	1	2	1	0	0											
Mickey Tettleton, S <small>OBP: 0.388, SLG: 0.490</small> (1, 9)										4	1	1	3	0	2	2											
Ivan Rodriguez, R <small>OBP: 0.348, SLG: 0.508</small> (1, 2)										4	1	2	1	0	0	0											
Mark McLemore, S <small>OBP: 0.371, SLG: 0.376</small> (8, 4)										4	0	0	0	0	1	1											
Steve Buechele, R <small>OBP: 0.274, SLG: 0.231</small> Mike Pagliarulo, L <small>OBP: 0.265, SLG: 0.314</small> (8, PH)										1	0	0	0	1	0	0											
Benji Gil, R <small>OBP: 0.291, SLG: 0.375</small> 29 Rusty Greer, L <small>OBP: 0.348, SLG: 0.385</small> (8, PH)										2	0	0	0	0	0	1											
Inning Stats	R: 0 E: 0 K: 1 S: 10	H: 0 LOB: 0 BB: 0 P: 15	R: 0 E: 0 K: 0 S: 6	H: 0 LOB: 0 BB: 0 P: 9	R: 0 E: 0 K: 0 S: 6	H: 3 LOB: 1 BB: 0 P: 12	R: 3 E: 0 K: 0 S: 15	H: 3 LOB: 0 BB: 1 P: 25	R: 0 E: 0 K: 0 S: 5	H: 0 LOB: 0 BB: 0 P: 16	R: 0 E: 0 K: 2 S: 13	H: 0 LOB: 0 BB: 0 P: 17	R: 2 E: 0 K: 2 S: 16	H: 3 LOB: 2 BB: 1 P: 31	R: 1 E: 0 K: 0 S: 7	H: 1 LOB: 0 BB: 0 P: 13	1B: 2 2B: 3 3B: 0 HR: 2	SF: 0 SAC: 0 DP: 1 HBP: 0	WP: 0 PB: 0 SB: 0 CS: 0	PA: 36							
PITCHER	IP	WLS	BF	H	R	ER	SO	BB	IBB	HBP	BLK	WP	HR	S	P	ERA	WHIP										
Jamie Moyer, L <small>ERA: 3.86</small> (1, 1)	7.0	W	25	3	3	3	3	2	0	0	0	0	1	64	104	3.86	0.714										
Terry Clark, R <small>ERA: 2.53</small> (8, 1)	0.1		4	2	2	2	1	1	0	0	0	0	0	9	19	54.00	9.000										
Jesse Orosco, L <small>ERA: 1.98</small> (8, 1)	0.1	S	6	1	0	0	0	0	0	0	0	0	0	2	4	0.00	0.000										
Doug Jones, R <small>ERA: 3.82</small> (8, 1)	1.1	S	6	2	1	1	1	0	0	0	0	0	1	12	21	6.75	1.500										

Texas Rangers @ Baltimore Orioles
 Oriole Park at Camden Yards, Baltimore, MD

AB 33
 R 6
 H 7
 RBI 6
 BB 3
 SO 5
 LOB 10



Wed Jul 26 1995, 7:05 PM EDT
 Att: 41,159 - Unknown - 91 F

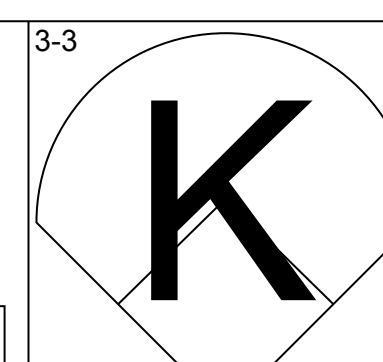
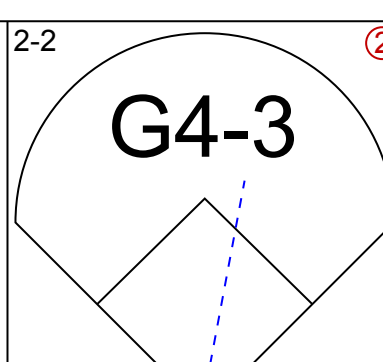
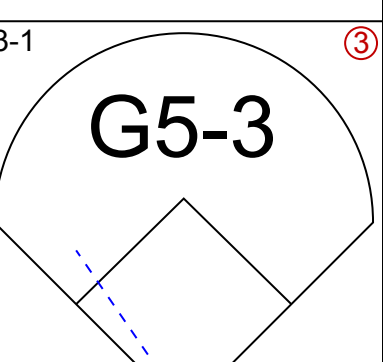
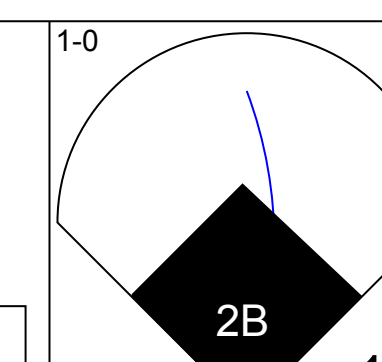
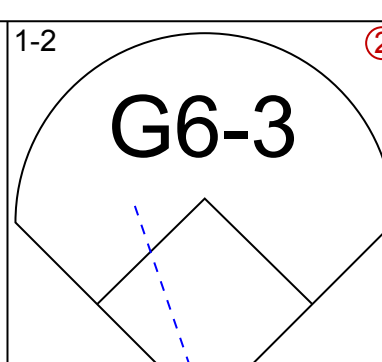

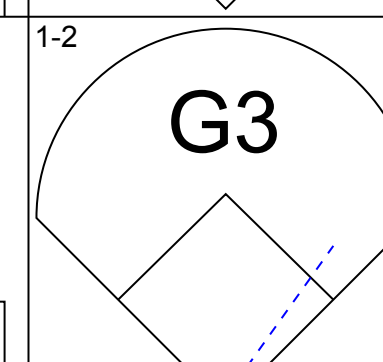
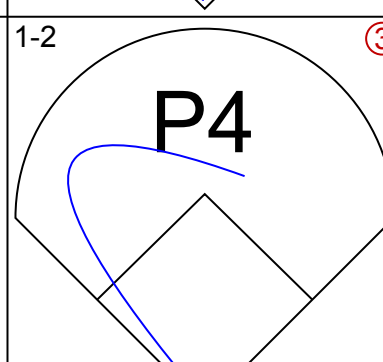
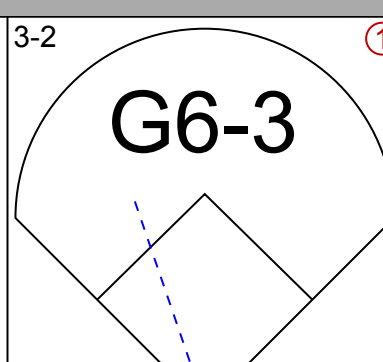
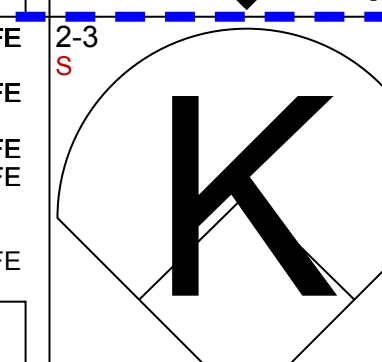
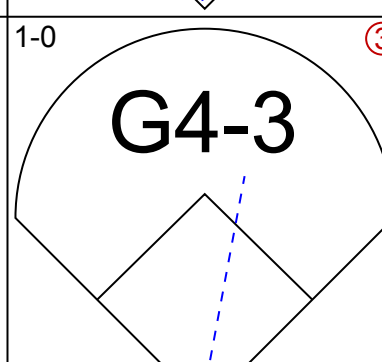
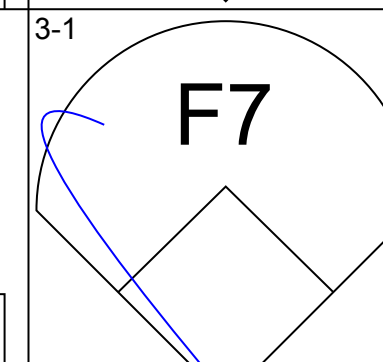
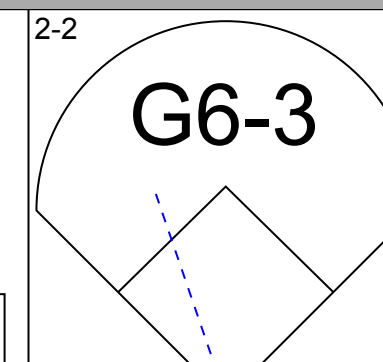
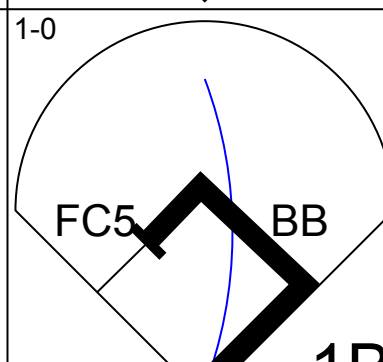
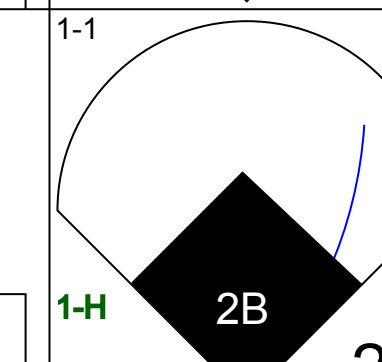
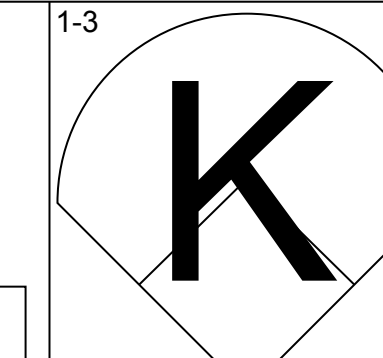
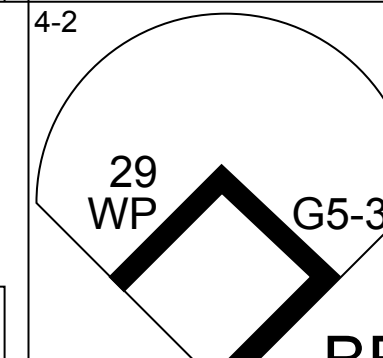
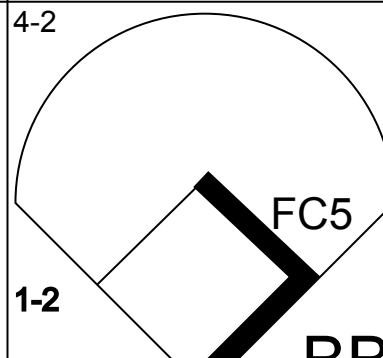
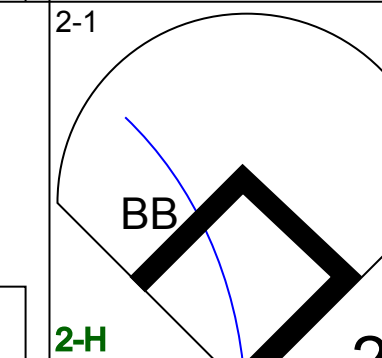
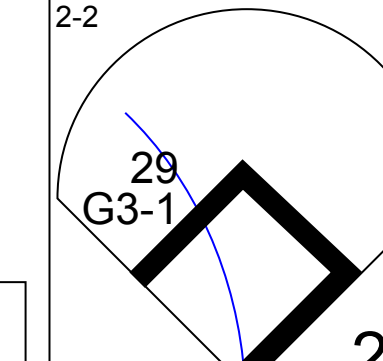
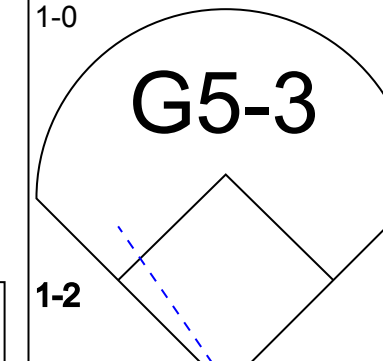
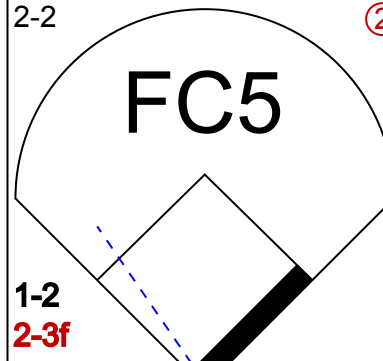
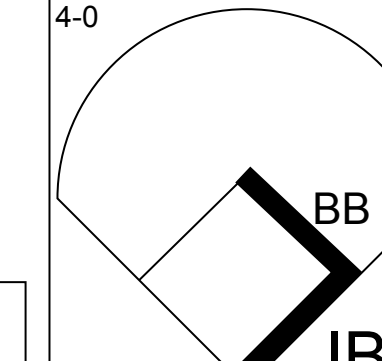
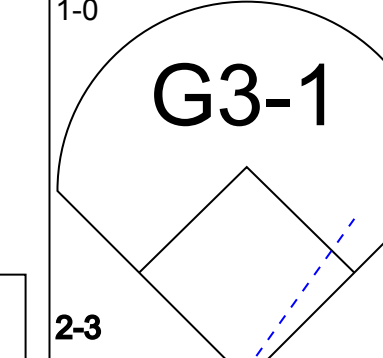
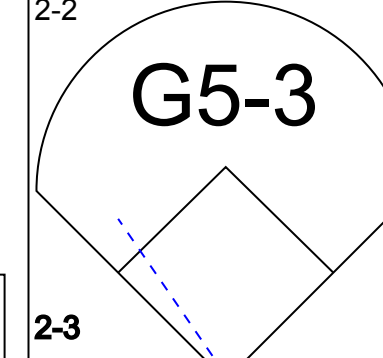
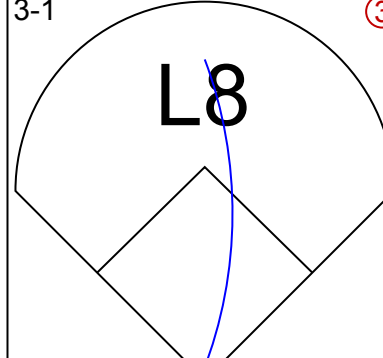
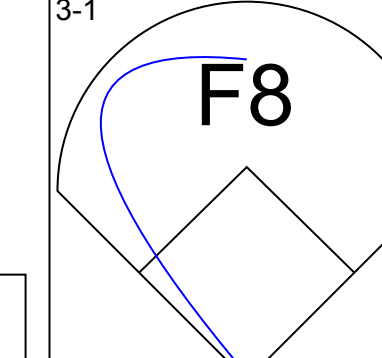
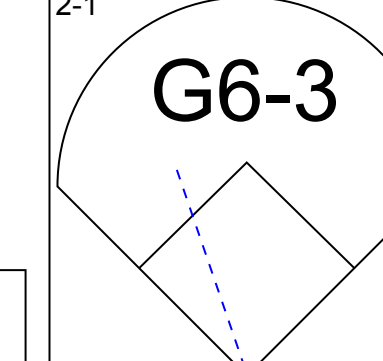
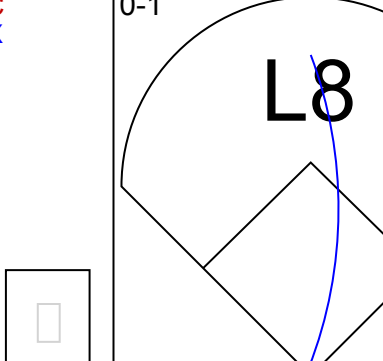
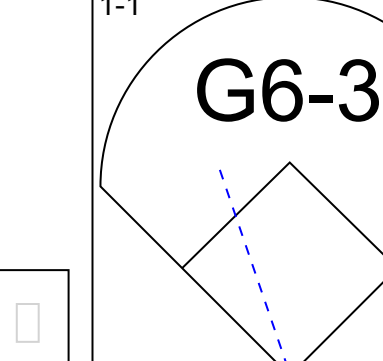
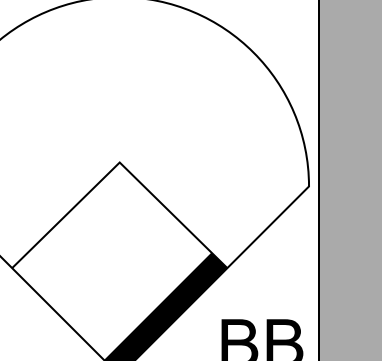
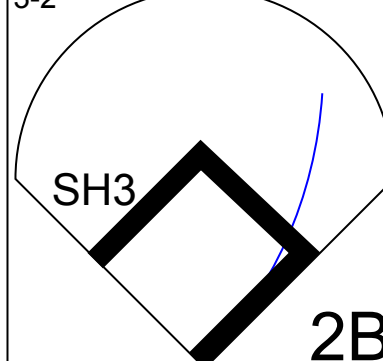
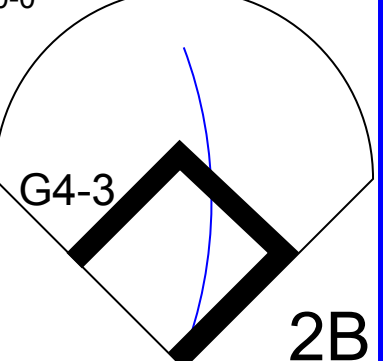
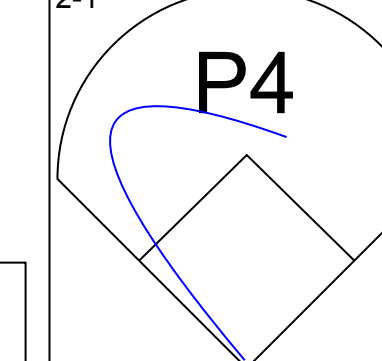
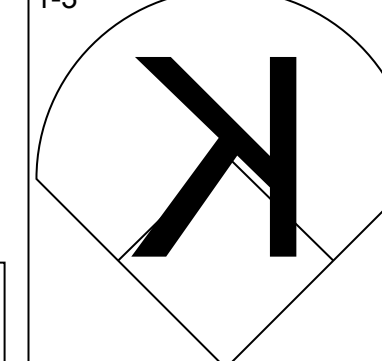
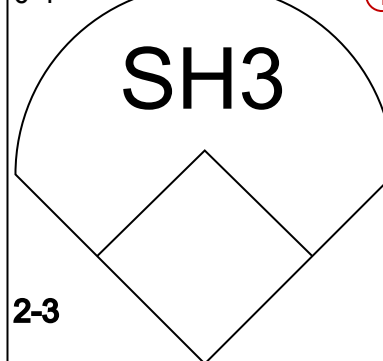
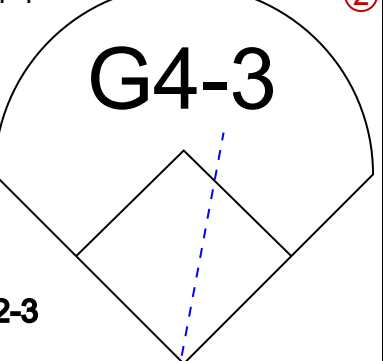
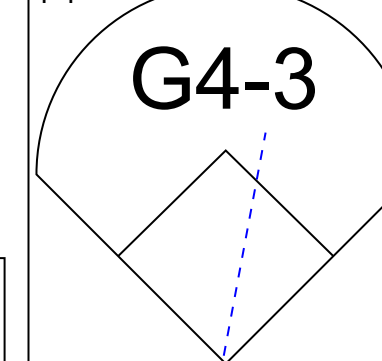
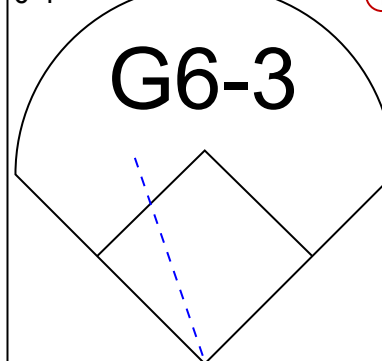
Batter	1	2	3	4	5	6	7	8	9	AB	R	H	RBI	BB	SO	LOB	BOTTOM										
Brady Anderson, L <small>OBP: 0.370, SLG: 0.456</small> (7, 7)										4	1	1	2	1	1	3											
Bret Barberie, S <small>OBP: 0.344, SLG: 0.350</small> Manny Alexander, R <small>OBP: 0.328, SLG: 0.349</small> (9, 4)										3	1	1	1	1	1	0											
Rafael Palmeiro, L <small>OBP: 0.366, SLG: 0.558</small> (1, 3)										3	0	2	2	0	0	0											
Cal Ripken Jr., R <small>OBP: 0.336, SLG: 0.431</small> (1, 6)										4	0	1	1	0	0	3											
Kevin Bass, S <small>OBP: 0.336, SLG: 0.380</small> (1, 9)										4	0	0	0	0	0	3											
Leo Gomez, R <small>OBP: 0.341, SLG: 0.397</small> Jeff Huson, L <small>OBP: 0.441, SLG: 0.414</small> (9, 5)										3	1	1	1	1	1	0											
Jeff Manto, R <small>OBP: 0.301, SLG: 0.518</small> Harold Baines, L <small>OBP: 0.409, SLG: 0.541</small> (4, PH)										0	1	0	0	1	0	0											
Gregg Zaun, S <small>OBP: 0.355, SLG: 0.436</small> (1, 2)										4	1	1	0	0	1	3											
Mark Smith, R <small>OBP: 0.667, SLG: 0.750</small> Curtis Goodwin, L <small>OBP: 0.358, SLG: 0.377</small> (7, 8)										2	1	1	0	0	1	0											
Inning Stats	R: 0 E: 0 K: 0 S: 9	H: 0 LOB: 0 BB: 0 P: 16	R: 0 E: 0 K: 1 S: 8	H: 0 LOB: 0 BB: 0 P: 13	R: 4 E: 0 K: 0 S: 20	H: 3 LOB: 1 BB: 2 P: 37	R: 3 E: 0 K: 1 S: 21	H: 3 LOB: 2 BB: 2 P: 34	R: 0 E: 0 K: 1 S: 13	H: 0 LOB: 0 BB: 0 P: 15	R: 0 E: 0 K: 1 S: 10	H: 2 LOB: 1 BB: 0 P: 17	R: 0 E: 0 K: 1 S: 12	H: 2 LOB: 3 BB: 1 P: 22	R: 1 E: 0 K: 0 S: 7	H: 1 LOB: 0 BB: 0 P: 13	1B: 9 2B: 0 3B: 0 HR: 1	SF: 1 SAC: 1 DP: 1 HBP: 0	WP: 0 PB: 0 SB: 0 CS: 0	PA: 38							
PITCHER	IP	WLS	BF	H	R	ER	SO	BB	IBB	HBP	BLK	WP	HR	S	P	ERA	WHIP										
Dennis Cook, L <small>ERA: 4.5</small> (1, 1)	2.1	L	12	3	4	4	1	2	0	0	0	0	0	32	59	15.43	2.143										
Mark Brandenburg, R <small>ERA: 6.23</small> (3, 1)	4.2		20	5	3	3	3	2	0	0	0	0	1	55	82	5.79	1.500										
Terry Burrows, L <small>ERA: 6.7</small> (8, 1)	0.2		5	2	0	0	1	1	0	0	0	0	0	10	20	0.00	4.500										
Matt Whiteside, R <small>ERA: 3.67</small> (8, 1)	0.1		1	0	0	0	0	0	0	0	0	0	0	2	2	0.00	0.000										

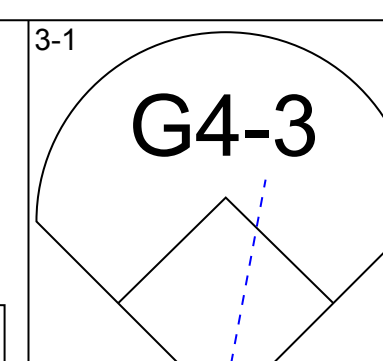
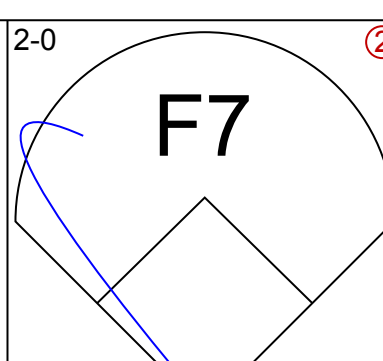
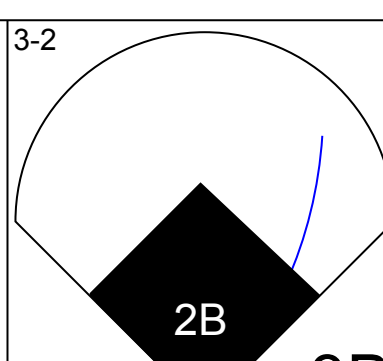

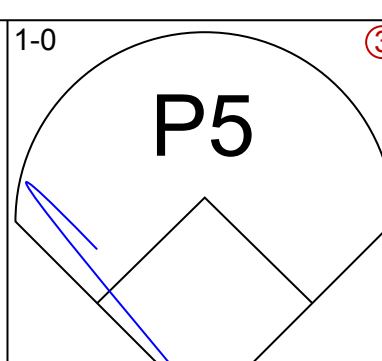

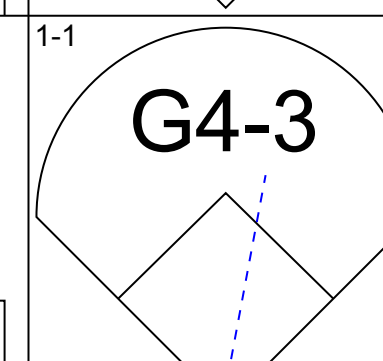
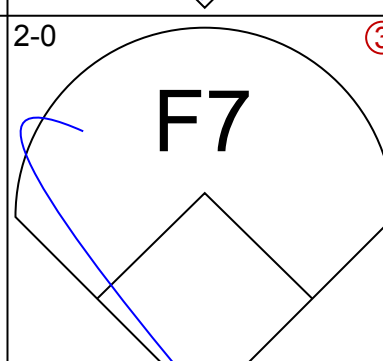
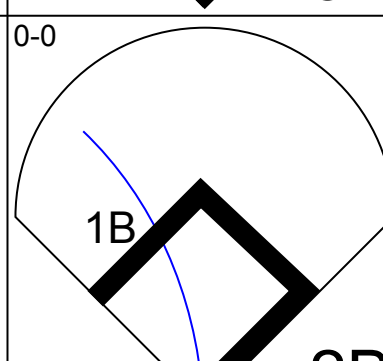
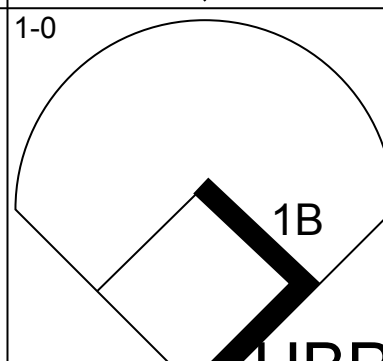

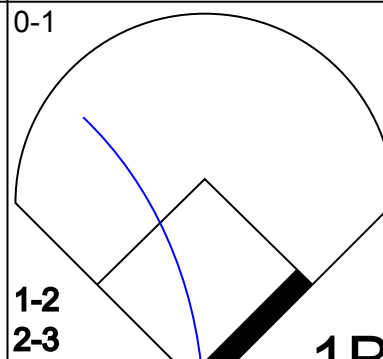
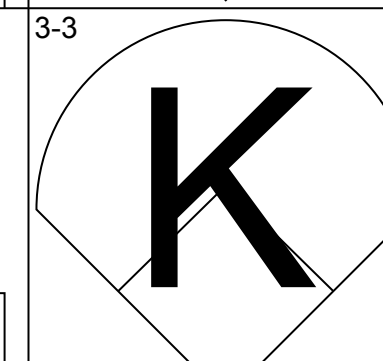
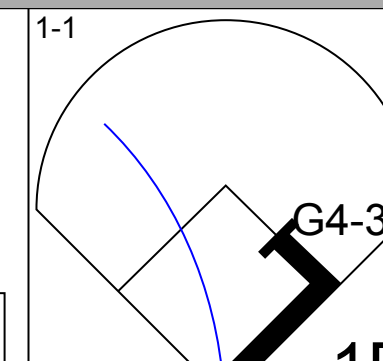
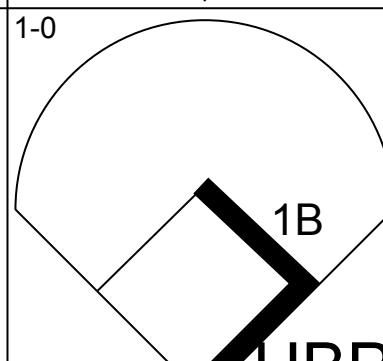
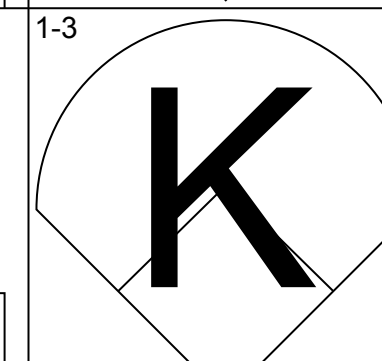
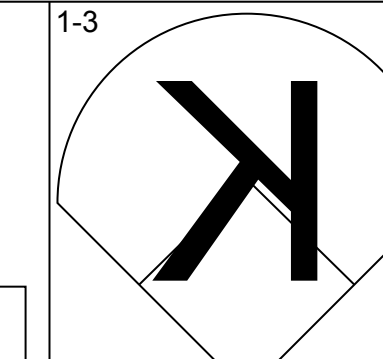
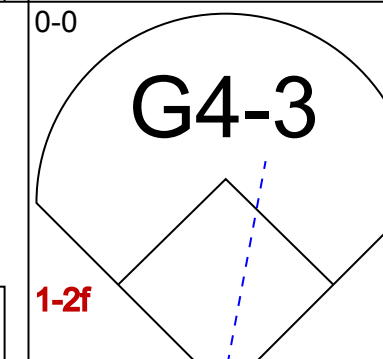
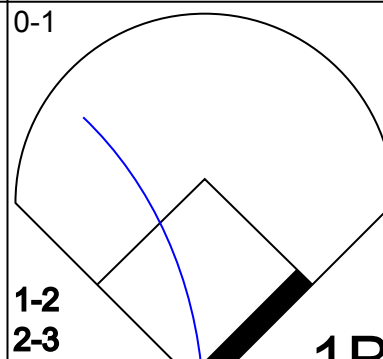
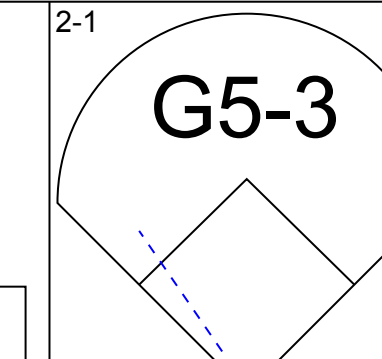
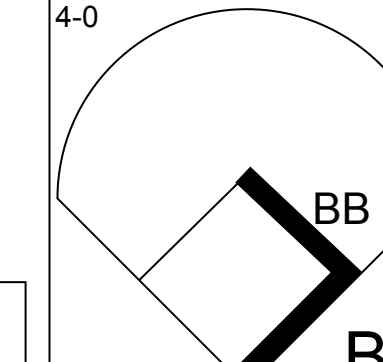
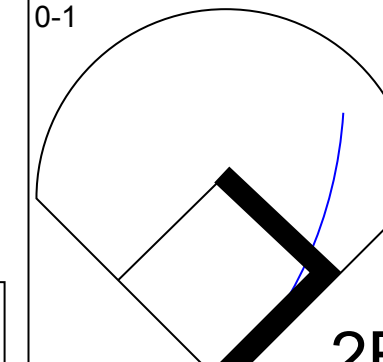
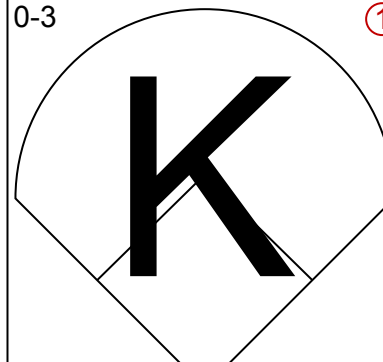
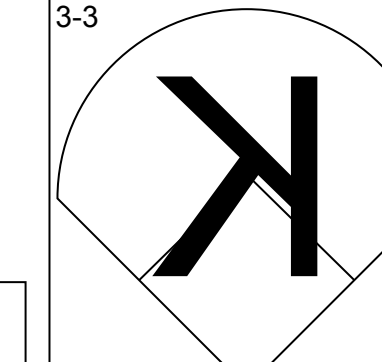
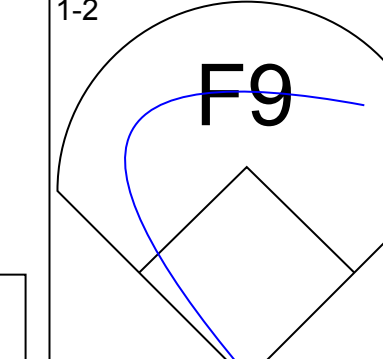
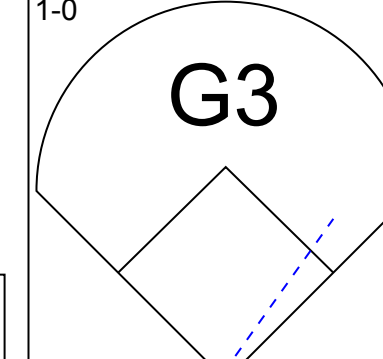
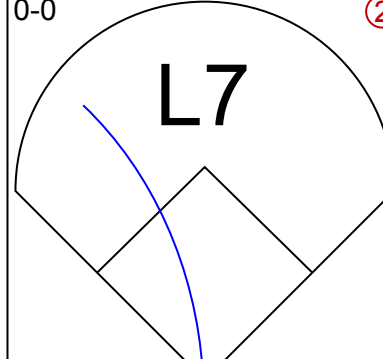
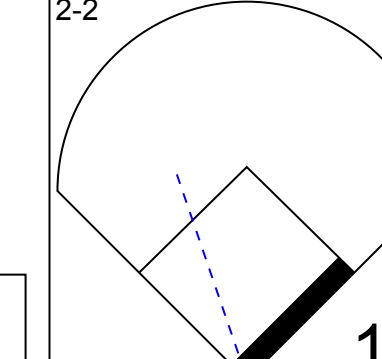
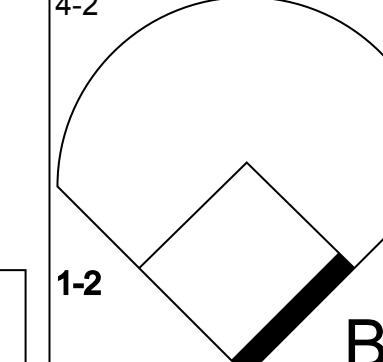
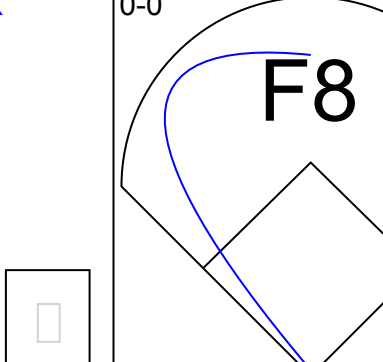
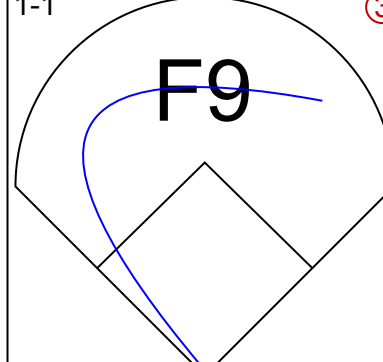
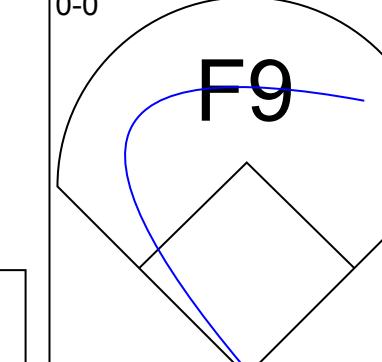
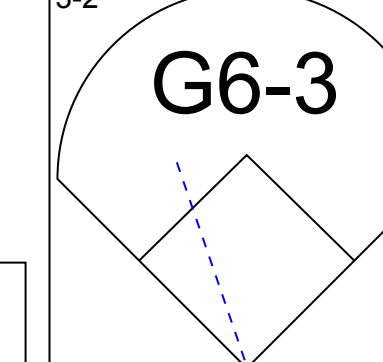
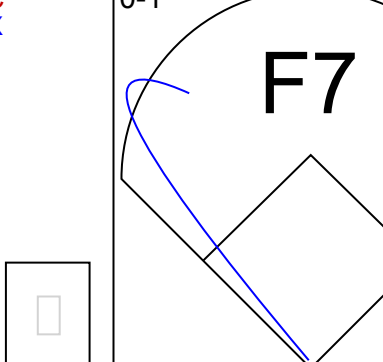
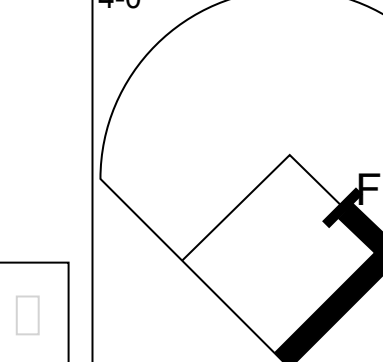
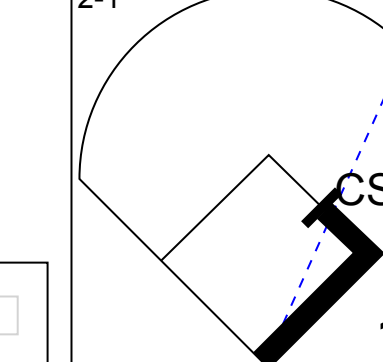
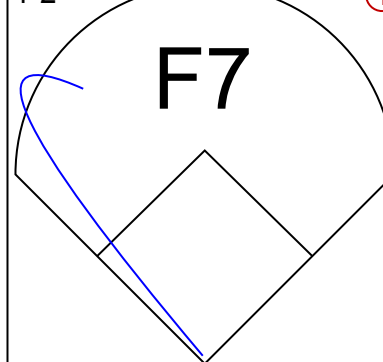
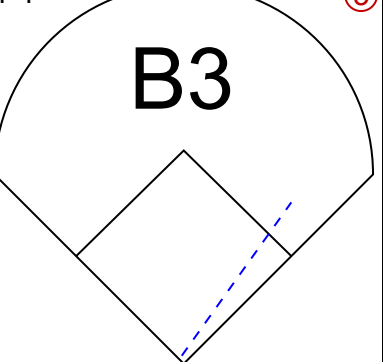
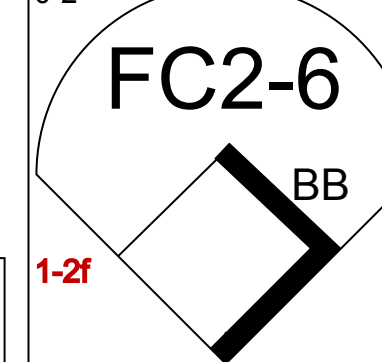
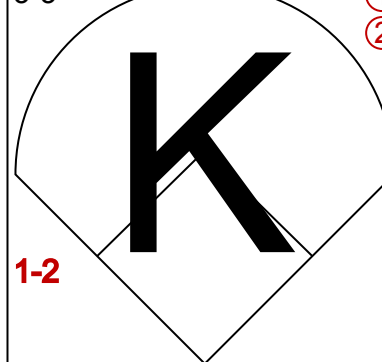
Texas Rangers @ Baltimore Orioles
 Oriole Park at Camden Yards, Baltimore, MD

AB 31
 R 7
 H 10
 RBI 7
 BB 5
 SO 5
 LOB 15



Wed Jul 26 1995, 7:05 PM EDT
 Att: 41,159 - Unknown - 91 F

Batter	1	2	3	4	5	6	7	8	9	AB	R	H	RBI	BB	SO	LOB	TOP									
Otis Nixon, S (1, 8) <small>OBP: 0.339, SLG: 0.329</small>										5	1	1	0	0	1	3	Texas Rangers @ Baltimore Orioles Oriole Park at Camden Yards, Baltimore, MD Thu Jul 27 1995, 7:05 PM EDT Att: 44,832 - Unknown - 91 F AB 33 R 2 H 7 RBI 2 BB 4 SO 4 LOB 19 									
Mark McLemore, S (1, 7) <small>OBP: 0.365, SLG: 0.369</small>										5	0	0	0	0	1	2										
Will Clark, L (1, 3) <small>OBP: 0.382, SLG: 0.460</small>										4	1	2	1	0	0	0										
Mickey Tettleton, S (1, 10) <small>OBP: 0.393, SLG: 0.494</small>										2	0	1	1	2	1	0										
Ivan Rodriguez, R (1, 2) <small>OBP: 0.350, SLG: 0.509</small>										3	0	1	0	1	0	3										
29 Rusty Greer, L (1, 9) <small>OBP: 0.343, SLG: 0.379</small>										4	0	0	0	0	0	6										
Jeff Frye, R (1, 4) <small>OBP: 0.342, SLG: 0.350</small>										3	0	0	0	1	0	1										
Mike Pagliarulo, L (1, 5) <small>OBP: 0.273, SLG: 0.335</small>										2	0	2	0	0	0	0										
Steve Buechele, R (5, PR) <small>OBP: 0.270, SLG: 0.228</small>										2	0	0	0	0	1	3										
Benji Gil, R (1, 6) <small>OBP: 0.288, SLG: 0.371</small>										3	0	0	0	0	0	1										
Inning Stats	R: 0 E: 0 K: 1 S: 11	H: 0 LOB: 0 BB: 0 P: 18	R: 0 E: 0 K: 1 S: 9	H: 1 LOB: 1 BB: 0 P: 15	R: 0 E: 0 K: 0 S: 14	H: 1 LOB: 1 BB: 0 P: 20	R: 0 E: 0 K: 0 S: 9	H: 0 LOB: 1 BB: 1 P: 18	R: 0 E: 0 K: 0 S: 7	H: 1 LOB: 2 BB: 0 P: 11	R: 0 E: 0 K: 0 S: 11	H: 1 LOB: 2 BB: 0 P: 24	R: 0 E: 0 K: 1 S: 8	H: 0 LOB: 0 BB: 2 P: 11	R: 2 E: 0 K: 1 S: 14	H: 3 LOB: 3 BB: 2 P: 33	R: 0 E: 0 K: 0 S: 6	H: 0 LOB: 0 BB: 8 P: 8	1B: 2 2B: 5 HR: 0	SF: 0 SAC: 1 HBP: 0	WP: 1 PB: 0 SB: 0 CS: 0	PA: 38				
PITCHER	IP WLS BF H R ER SO BB IBB HBP BLK WP HR S P ERA WHIP																									
Kevin Brown, R (1, 1) <small>ERA: 3.65</small>	7.0	L	28	5	1	1	3	2	0	0	0	0	1	0	70	119	1.29	1.000								
Jesse Orosco, L (8, 1) <small>ERA: 2.25</small>	0.2	L	5	2	1	1	1	0	1	0	0	0	0	0	9	21	13.50	3.000								
Terry Clark, R (8, 1) <small>ERA: 2.38</small>	1.1		5	0	0	0	0	1	0	0	0	0	0	0	10	18	0.00	0.750								

Batter	1	2	3	4	5	6	7	8	9	AB	R	H	RBI	BB	SO	LOB	BOTTOM									
Brady Anderson, L (1, 7) <small>OBP: 0.368, SLG: 0.459</small>										5	1	1	0	0	0	2	Texas Rangers @ Baltimore Orioles Oriole Park at Camden Yards, Baltimore, MD Thu Jul 27 1995, 7:05 PM EDT Att: 44,832 - Unknown - 91 F AB 32 R 1 H 7 RBI 1 BB 4 SO 6 LOB 21 									
Bret Barberie, S (1, 4) <small>OBP: 0.344, SLG: 0.357</small>										3	0	1	1	0	0	0										
Mark Smith, R (7, PH) <small>OBP: 0.714, SLG: 0.750</small>										0	0	0	0	1	0	0										
Manny Alexander, R (8, 4) <small>OBP: 0.328, SLG: 0.349</small>										0	0	0	0	0	0	0										
Rafael Palmeiro, L (1, 3) <small>OBP: 0.367, SLG: 0.556</small>										3	0	1	0	0	2	2										
Cal Ripken Jr., R (1, 6) <small>OBP: 0.335, SLG: 0.429</small>										4	0	1	0	0	1	1										
Harold Baines, L (1, 10) <small>OBP: 0.412, SLG: 0.545</small>										2	0	1	0	1	1	3										
Jeff Manto, R (8, PH) <small>OBP: 0.299, SLG: 0.515</small>										1	0	0	0	0	1	0										
Kevin Bass, S (1, 9) <small>OBP: 0.335, SLG: 0.377</small>										4	0	1	0	0	0	5										
Leo Gomez, R (1, 5) <small>OBP: 0.338, SLG: 0.387</small>										3	0	0	0	1	0	4										
Gregg Zaun, S (1, 2) <small>OBP: 0.364, SLG: 0.431</small>										3	0	1	0	1	0	2										
Jeff Huson, L (9, PR) <small>OBP: 0.441, SLG: 0.414</small>										0	0	0	0	0	0	0										
Curtis Goodwin, L (1, 8) <small>OBP: 0.351, SLG: 0.369</small>										4	0	0	0	0	1	2										
Inning Stats	R: 0 E: 0 K: 1 S: 7	H: 0 LOB: 0 BB: 0 P: 14	R: 0 E: 0 K: 1 S: 14	H: 0 LOB: 2 BB: 2 P: 27	R: 0 E: 0 K: 0 S: 9	H: 0 LOB: 0 BB: 0 P: 14	R: 0 E: 0 K: 0 S: 6	H: 2 LOB: 1 BB: 0 P: 8	R: 0 E: 0 K: 0 S: 5	H: 0 LOB: 0 BB: 0 P: 6	R: 1 E: 0 K: 1 S: 12	H: 3 LOB: 3 BB: 0 P: 17	R: 0 E: 0 K: 1 S: 11	H: 0 LOB: 2 BB: 2 P: 22	R: 0 E: 0 K: 1 S: 10	H: 1 LOB: 1 BB: 0 P: 17	R: 0 E: 0 K: 1 S: 9	H: 1 LOB: 1 BB: 0 P: 15	1B: 4 2B: 2 HR: 0	SF: 0 SAC: 0 HBP: 1	WP: 0 PB: 0 SB: 0 CS: 1	PA: 37				
PITCHER	IP WLS BF H R ER SO BB IBB HBP BLK WP HR S P ERA WHIP																									
Roger Pavlik, R (1, 1) <small>ERA: 5.61</small>	6.0		26	5	1	1	3	3	0	0	0	0	0	0	53	90	1.50	1.333								
Ed Vosberg, L (7, 1) <small>ERA: 3.2</small>	1.2	W	7	1	0	0	2	1	0	0	0	0	0	0	20	34	0.00	1.200								
Roger McDowell, R (8, 1) <small>ERA: 4.22</small>	0.1		1	0	0	0	0	0	0	0	0	0	0	1	1	0.00	0.000									
Jeff Russell, R (9, 1) <small>ERA: 2.49</small>	1.0	S	3	1	0	0	1	0	0	0	0	0	0	9	15	0.00	1.000									

Batter	1	2	3	4	5	6	7	8	9	AB	R	H	RBI	BB	SO	LOB	TOP					
Lee Tinsley, S OBP: 0.356, SLG: 0.412 (1, 8)										5	1	2	0	0	2	4	Boston Red Sox @ Texas Rangers The Ballpark at Arlington, Arlington, TX Sat Jul 29 1995, 8:05 PM EDT Att: 46,717 - Unknown - 89 F livebaseballscores.com					
Troy O'Leary, L OBP: 0.376, SLG: 0.549 (1, 9)										3	0	0	0	0	1	3						
Willie McGee, S OBP: 0.338, SLG: 0.446 (7, 9)										2	1	1	0	0	0	2						
Mo Vaughn, L OBP: 0.389, SLG: 0.579 (1, 3)										5	0	1	0	0	0	4						
Jose Canseco, R OBP: 0.369, SLG: 0.497 (1, 10)										5	2	3	3	0	1	1						
Mike Greenwell, L OBP: 0.364, SLG: 0.458 (1, 7)										5	0	1	0	0	0	3						
Tim Lincecum, R OBP: 0.428, SLG: 0.468 (1, 5)									4	1	1	0	1	0	1							
John Valentin, R OBP: 0.386, SLG: 0.513 (1, 6)										3	1	1	0	2	0	2						
Mike Macfarlane, R OBP: 0.341, SLG: 0.410 (1, 2)									0	0	0	0	0	0	0	0						
Bill Haselman, R OBP: 0.379, SLG: 0.440 (2, 2)									3	1	1	4	0	1	1							
Luis Alicea, S OBP: 0.363, SLG: 0.361 (1, 4)									2	0	0	0	2	0	2							
Inning Stats	R: 1 E: 0 K: 0 S: 14	H: 2 LOB: 1 BB: 0 P: 25	R: 0 E: 0 K: 1 S: 14	H: 0 LOB: 2 BB: 1 P: 24	R: 0 E: 0 K: 0 S: 6	H: 0 LOB: 0 BB: 0 P: 9	R: 0 E: 0 K: 0 S: 6	H: 0 LOB: 0 BB: 0 P: 13	R: 0 E: 0 K: 2 S: 10	H: 1 LOB: 2 BB: 1 P: 20	R: 4 E: 0 K: 1 S: 12	H: 3 LOB: 0 BB: 1 P: 22	R: 2 E: 0 K: 0 S: 9	H: 3 LOB: 0 BB: 0 P: 15	R: 0 E: 0 K: 0 S: 17	H: 1 LOB: 2 BB: 1 P: 28	R: 0 E: 0 K: 1 S: 10	H: 1 LOB: 2 BB: 1 P: 18	1B: 8 2B: 1 3B: 0 HR: 2	SF: 0 SAC: 0 DP: 1 HBP: 1	WP: 0 PB: 0 SB: 0 CS: 0	PA: 43
PITCHER	IP	WLS	BF	H	R	ER	SO	BB	IBB	HBP	BLK	WP	HR	S	P	ERA	WHIP					
Kevin Gross, R ERA: 7.03 (1, 1)	6.0	L	28	6	5	5	4	2	1	1	0	0	1	62	113	7.50	1.333					
Dennis Cook, L ERA: 4.73 (7, 1)	2.0		10	4	2	2	0	1	0	0	0	0	1	26	43	9.00	2.500					
Roger McDowell, R ERA: 4.14 (9, 1)	1.0		5	1	0	0	1	1	0	0	0	0	0	10	18	0.00	2.000					

Batter	1	2	3	4	5	6	7	8	9	AB	R	H	RBI	BB	SO	LOB	BOTTOM					
Otis Nixon, S OBP: 0.340, SLG: 0.331 (1, 8)										3	0	2	1	1	1	1	Boston Red Sox @ Texas Rangers The Ballpark at Arlington, Arlington, TX Sat Jul 29 1995, 8:05 PM EDT Att: 46,717 - Unknown - 89 F livebaseballscores.com					
Jeff Frye, R OBP: 0.339, SLG: 0.361 (1, 4)										4	0	1	0	0	1	3						
Will Clark, L OBP: 0.379, SLG: 0.453 (1, 3)										4	0	0	0	0	0	4						
Mickey Tettleton, S OBP: 0.392, SLG: 0.487 (1, 10)										3	0	0	0	1	2	2						
Ivan Rodriguez, R OBP: 0.340, SLG: 0.495 (1, 2)										4	0	0	0	0	0	2						
29 Rusty Greer, L OBP: 0.344, SLG: 0.376 (1, 9)										4	0	1	0	0	0	0						
Steve Buechele, R OBP: 0.262, SLG: 0.215 (1, 5)										4	0	0	0	0	1	1						
Jack Voigt, R OBP: 0.292, SLG: 0.345 (1, 7)										3	1	1	0	1	1	0						
Benji Gil, R OBP: 0.286, SLG: 0.367 (1, 6)										3	0	1	0	0	0	3						
Inning Stats	R: 0 E: 0 K: 1 S: 9	H: 0 LOB: 1 BB: 1 P: 17	R: 0 E: 0 K: 1 S: 10	H: 1 LOB: 2 BB: 1 P: 17	R: 0 E: 0 K: 1 S: 10	H: 1 LOB: 1 BB: 0 P: 19	R: 0 E: 0 K: 0 S: 10	H: 0 LOB: 0 BB: 0 P: 13	R: 1 E: 0 K: 0 S: 8	H: 2 LOB: 1 BB: 0 P: 11	R: 0 E: 0 K: 1 S: 7	H: 0 LOB: 0 BB: 0 P: 13	R: 0 E: 0 K: 2 S: 11	H: 1 LOB: 1 BB: 0 P: 16	R: 0 E: 0 K: 0 S: 6	H: 1 LOB: 1 BB: 1 P: 14		R: 0 E: 0 K: 0 S: 9	H: 0 LOB: 0 BB: 0 P: 12	1B: 4 2B: 2 3B: 0 HR: 0	SF: 0 SAC: 0 DP: 1 HBP: 0	WP: 1 PB: 4 SB: 0 CS: 1
PITCHER	IP	WLS	BF	H	R	ER	SO	BB	IBB	HBP	BLK	WP	HR	S	P	ERA	WHIP					
49 Tim Wakefield, R ERA: 1.88 (1, 1)	9.0	W	35	6	1	1	7	3	0	0	0	1	0	80	132	1.00	1.000					

Batter	1	2	3	4	5	6	7	8	9	10	11	AB	R	H	RBI	BB	SO	LOB	TOP
Otis Nixon, S <small>OBP: 0.342, SLG: 0.331</small> 												4	0	2	0	1	1	0	
Jeff Frye, R <small>OBP: 0.339, SLG: 0.356</small> 												4	0	1	0	1	1	2	
Will Clark, L <small>OBP: 0.381, SLG: 0.458</small> 												5	0	1	0	0	0	4	
Mickey Tettleton, S <small>OBP: 0.392, SLG: 0.482</small> Lou Frazier, S <small>OBP: 0.295, SLG: 0.219</small> 												3	0	2	0	1	1	0	
Ivan Rodriguez, R <small>OBP: 0.340, SLG: 0.489</small> 												5	1	1	0	0	0	5	
29 Rusty Greer, L <small>OBP: 0.347, SLG: 0.376</small> 												4	1	3	1	1	1	0	
Luis Ortiz, R <small>OBP: 0.267, SLG: 0.414</small> 												5	0	1	2	0	1	3	
Mark McLemore, S <small>OBP: 0.360, SLG: 0.357</small> 												5	0	0	0	0	2	3	
Benji Gil, R <small>OBP: 0.284, SLG: 0.364</small> Mike Pagliarulo, L <small>OBP: 0.270, SLG: 0.331</small> Esteban Beltre, R <small>OBP: 0.269, SLG: 0.360</small> 												2	0	0	0	0	0	1	
Inning Stats <small>R: 0 H: 0 E: 0 K: 1 S: 8</small>	<small>H: 0 LOB: 0 BB: 1 P: 16</small>	<small>R: 0 H: 0 E: 0 K: 2 S: 9</small>	<small>H: 0 LOB: 0 BB: 0 P: 13</small>	<small>R: 0 H: 0 E: 0 K: 0 S: 5</small>	<small>H: 2 LOB: 2 BB: 1 P: 27</small>	<small>R: 0 H: 1 E: 0 K: 1 S: 11</small>	<small>H: 0 LOB: 1 BB: 0 P: 18</small>	<small>R: 0 H: 0 E: 0 K: 1 S: 7</small>	<small>H: 2 LOB: 2 BB: 0 P: 8</small>	<small>R: 0 H: 2 E: 0 K: 0 S: 14</small>	<small>H: 3 LOB: 0 BB: 0 P: 21</small>	<small>1B: 9 2B: 2 3B: 1 HR: 0</small>	<small>SF: 0 SAC: 0 DP: 2 HBP: 0</small>	<small>WP: 0 PB: 0 SB: 3 CS: 2</small>	<small>PA: 46</small>				
PITCHER <small>IP WLS BF H R ER SO BB IBB HBP BLK WP HR S P ERA WHIP</small>	<small>9.0 34 2 0 0 0 1 0 0 0 0 0 0 13 25 0.00 4.500</small>	<small>10.1 0.2 4 2 2 2 0 0 0 0 0 0 0 8 14 27.00 3.000</small>	<small>11.1 0.2 W 2 1 0 0 0 0 0 0 0 0 0 5 9 0.00 1.500</small>		<small>PITCHER</small>	<small>IP WLS BF H R ER SO BB IBB HBP BLK WP HR S P ERA WHIP</small>													

Texas Rangers @ Oakland Athletics
Oakland-Alameda County Coliseum, Oakland, CA
Tue Aug 01 1995, 7:05 PM PDT
Att. 12,539 - Unknown - 69 F

AB	40
R	3
H	12
RBI	3
BB	4
SO	8
LOB	19



Batter	1	2	3	4	5	6	7	8	9	10	11	AB	R	H	RBI	BB	SO	LOB	BOTTOM
Rickey Henderson, R <small>OBP: 0.400, SLG: 0.448</small> 												5	1	2	0	0	1	2	
Brent Gates, S <small>OBP: 0.294, SLG: 0.324</small> 												5	1	1	0	0	0	1	
Danny Tartabull, R <small>OBP: 0.329, SLG: 0.368</small> 												4	0	1	1	1	3	2	
Jason Giambi, L <small>OBP: 0.386, SLG: 0.381</small> 												4	1	1	1	1	2	1	
Geronimo Berroa, R <small>OBP: 0.349, SLG: 0.453</small> 												5	0	2	1	0	2	1	
Mike Aldeare, L <small>OBP: 0.357, SLG: 0.400</small> 												4	0	1	1	1	0	1	
Terry Steinbach, R <small>OBP: 0.310, SLG: 0.441</small> 												4	0	0	0	0	1	2	
Scott Brosius, R <small>OBP: 0.332, SLG: 0.398</small> Ernie Young, R <small>OBP: 0.318, SLG: 0.388</small> 												1	0	1	0	0	0	0	
Mike Bordick, R <small>OBP: 0.310, SLG: 0.304</small> 												4	1	2	0	0	0	3	
Inning Stats <small>R: 1 H: 2 E: 0 K: 1 S: 9</small>	<small>H: 2 LOB: 1 BB: 0 P: 15</small>	<small>R: 0 H: 0 E: 0 K: 1 S: 6</small>	<small>H: 0 LOB: 0 BB: 1 P: 12</small>	<small>R: 0 H: 2 E: 0 K: 0 S: 7</small>	<small>H: 2 LOB: 1 BB: 0 P: 13</small>	<small>R: 0 H: 1 E: 1 K: 1 S: 13</small>	<small>H: 0 LOB: 0 BB: 1 P: 11</small>	<small>R: 0 H: 0 E: 0 K: 0 S: 4</small>	<small>H: 0 LOB: 1 BB: 0 P: 11</small>	<small>R: 0 H: 1 E: 0 K: 1 S: 9</small>	<small>H: 5 LOB: 2 BB: 0 P: 30</small>	<small>1B: 10 2B: 2 3B: 0 HR: 0</small>	<small>SF: 0 SAC: 0 DP: 3 HBP: 0</small>	<small>WP: 1 PB: 0 SB: 0 CS: 3</small>	<small>PA: 44</small>				
PITCHER <small>IP WLS BF H R ER SO BB IBB HBP BLK WP HR S P ERA WHIP</small>	<small>9.0 32 3 3 3 0 4 0 0 0 0 0 0 20 29 1.00 1.111</small>	<small>10.1 L 8 6 3 3 3 0 0 0 0 0 0 0 6 9 = =</small>		<small>PITCHER</small>	<small>IP WLS BF H R ER SO BB IBB HBP BLK WP HR S P ERA WHIP</small>														

Texas Rangers @ Oakland Athletics
Oakland-Alameda County Coliseum, Oakland, CA
Tue Aug 01 1995, 7:05 PM PDT
Att. 12,539 - Unknown - 69 F

AB	38
R	4
H	11
RBI	4
BB	4
SO	11
LOB	13



Batter	1	2	3	4	5	6	7	8	9	AB R H RBI BB SO LOB	TOP											
Lou Frazier, S (1, 8) OBP: 0.325, SLG: 0.239	4-1 E S 1B BB		1-0 S 1B		4-1 SAFE 1-2 HR BB	2-2 L6		1-0 S 1B	3 2 2 0 2 0 0	Texas Rangers @ Oakland Athletics Oakland-Alameda County Coliseum, Oakland, CA Wed Aug 02 1995, 3:33 AM PDT Att: 13,716 - Sunny - 67 F												
Jeff Fyfe, R (1, 4) OBP: 0.336, SLG: 0.367	0-3 K		2-1 P5		0-0 1-H 2-H HR	2-1 G4-3		2-2 G1-3	5 1 1 3 0 1 3													
Will Clark, L (1, 3) OBP: 0.385, SLG: 0.472	1-2 1-H FC4-6 1B		4-2 BB		3-1 HR	3-1 G6-3		3-1 G6-3	3 1 2 2 1 0 0													
Mickey Tettleton, S (1, 10)	0-3 K		3-2 P2		4-1 1B BB	0-1 G6-3			3 0 0 0 1 1 3													
Ivan Rodriguez, R (1, 2) OBP: 0.339, SLG: 0.486	1-2 FC4-6 1-2			1-1 L9	0-2 1-2 1B			1-0 G5-3	4 0 1 0 0 0 1													
29 Rusty Greer, L (1, 9)		1-3 K		0-1 F7	0-0 L8			0-1 F9	4 0 0 0 0 1 2													
Luis Ortiz, R (1, 5) OBP: 0.250, SLG: 0.387		0-0 E4 CS		0-3 K2-3	3-2 P4			2-2 G1-3	4 0 0 0 0 1 2													
Mark McLemore, S (1, 7) OBP: 0.359, SLG: 0.356		2-3 K 1-2			1-0 S HR 1B	1-3 K		3-2 G5-3	4 1 1 0 0 2 1													
Benji Gil, R (1, 6) OBP: 0.280, SLG: 0.359			2-3 K		0-3 K	3-3 K		2-2 G5-3	4 0 0 0 0 3 1													
Inning Stats	R: 1 E: 0 K: 2 S: 16	H: 1 LOB: 1 BB: 1 P: 22	R: 0 E: 1 K: 2 S: 8	H: 0 LOB: 0 BB: 0 P: 11	R: 0 E: 0 K: 1 S: 11	H: 1 LOB: 2 BB: 1 P: 23	R: 0 E: 0 K: 1 S: 9	H: 0 LOB: 0 BB: 0 P: 10	R: 4 E: 0 K: 1 S: 21	H: 4 LOB: 2 BB: 2 P: 36	R: 0 E: 0 K: 0 S: 9	H: 0 LOB: 0 BB: 0 P: 15	R: 0 E: 0 K: 0 S: 6	H: 0 LOB: 0 BB: 0 P: 11	R: 0 E: 0 K: 0 S: 6	H: 0 LOB: 0 BB: 0 P: 9	R: 0 E: 0 K: 0 S: 15	H: 1 LOB: 1 BB: 0 P: 23	1B: 5 2B: 0 3B: 0 HR: 2	SF: 0 SAC: 0 DP: 0 HBP: 0	WP: 0 PB: 0 SB: 3 CS: 1	PA: 38
PITCHER	IP WLS BF H R ER SO BB IBB HBP BLK WP HR S P ERA WHIP											IP WLS BF H R ER SO BB IBB HBP BLK WP HR S P ERA WHIP										
Todd Van Poppel, R (1, 1) ERA: 3.68	6.0 L 28 6 5 5 9 4 0 0 0 0 2 74 117 7.50 1.667																					
Doug Johns, L (7, 1) ERA: 3.0	3.0 10 1 0 0 0 0 0 0 0 0 0 27 43 0.00 0.333																					

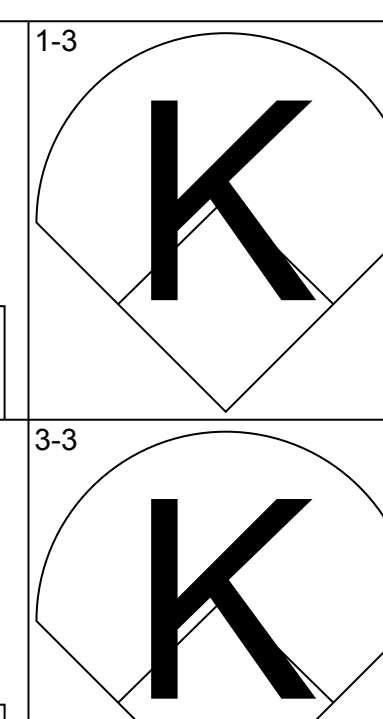
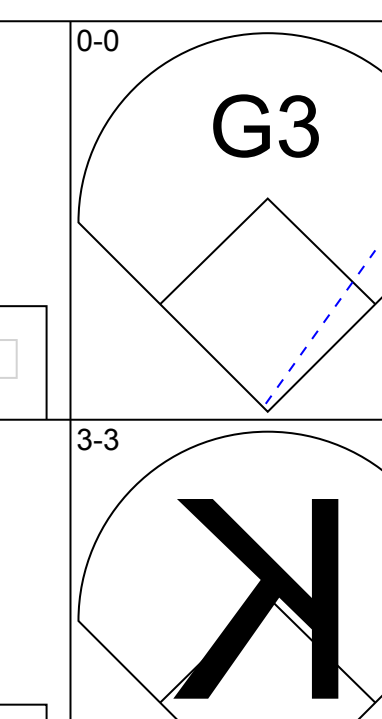
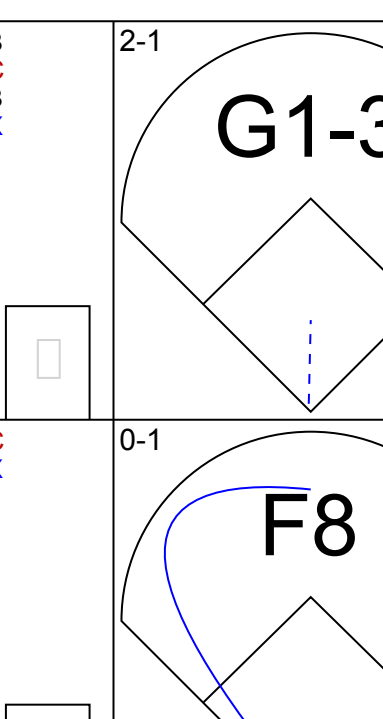
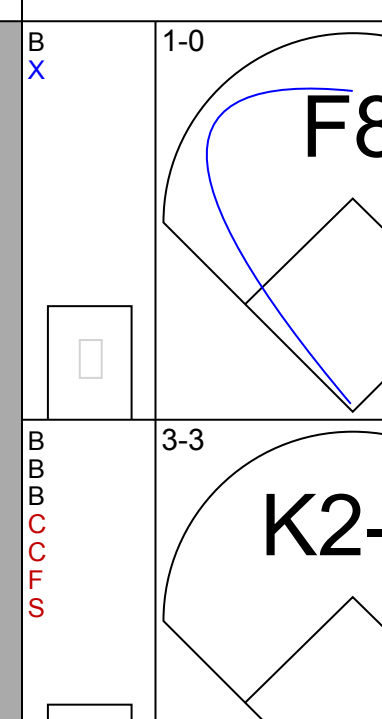
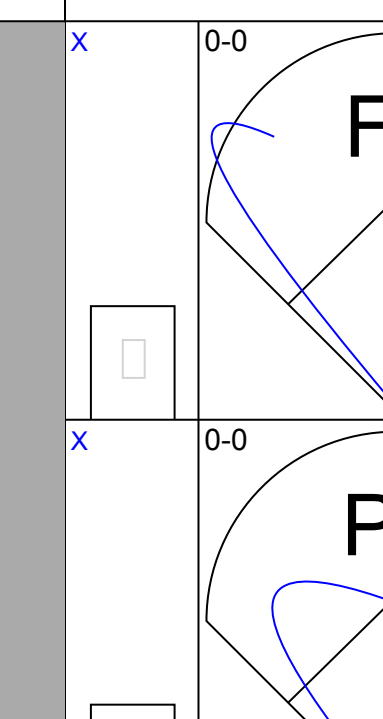

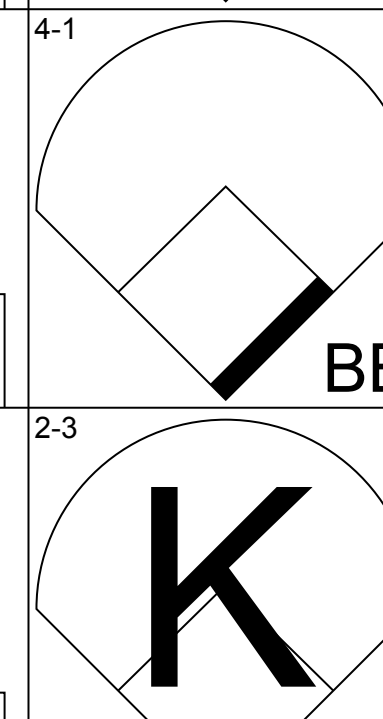


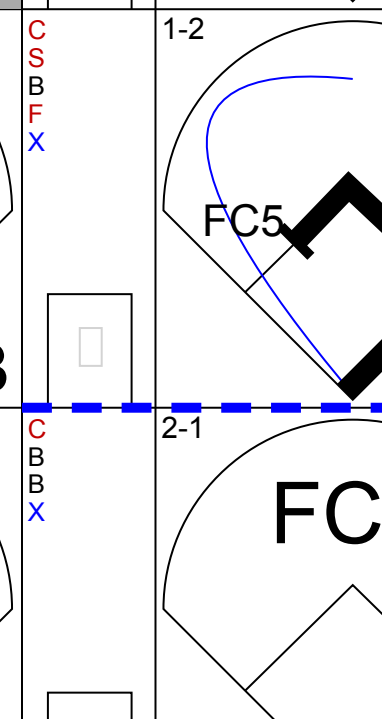
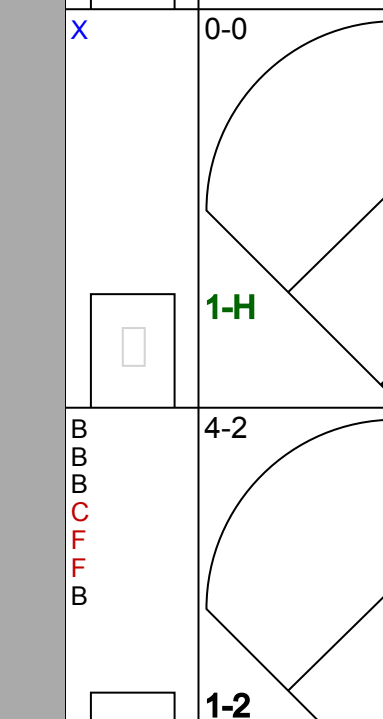

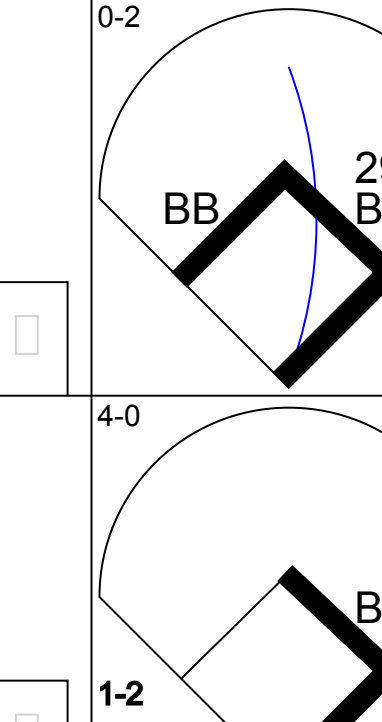
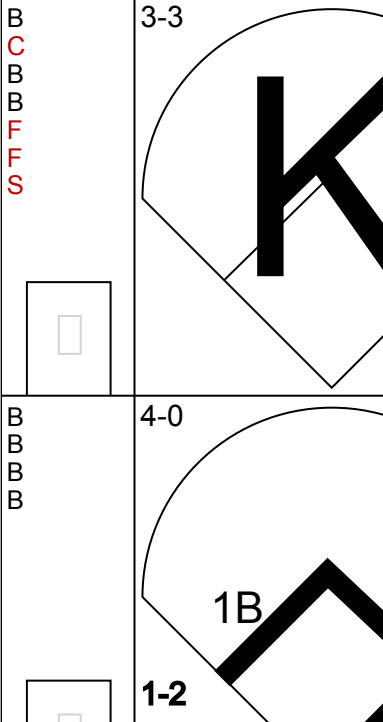

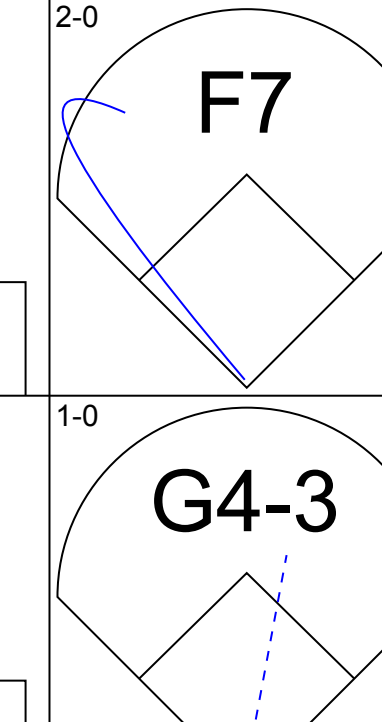
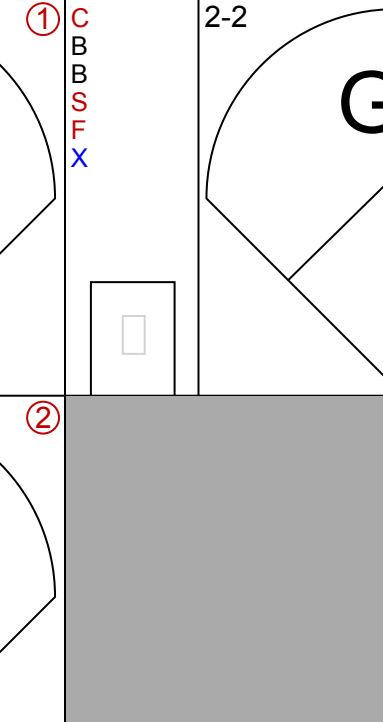

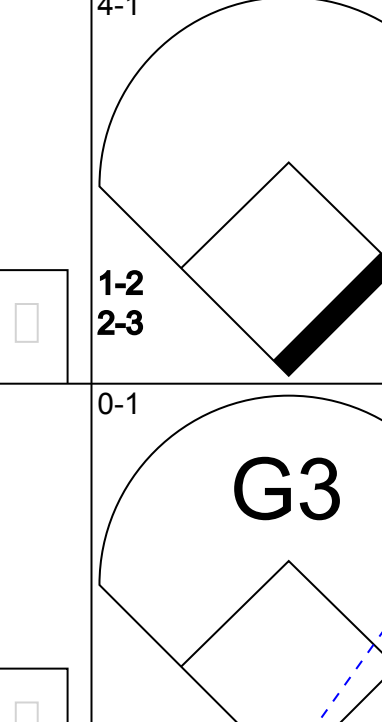
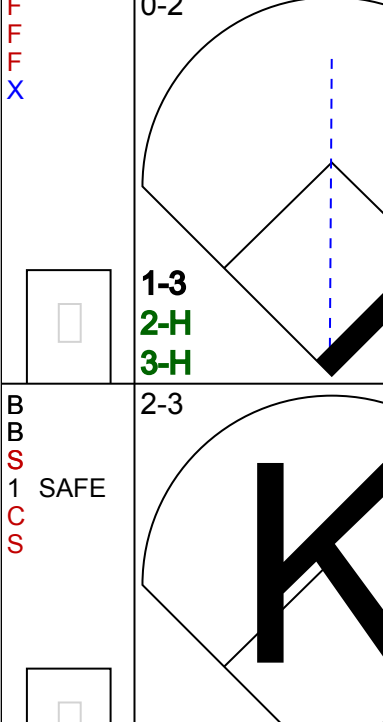

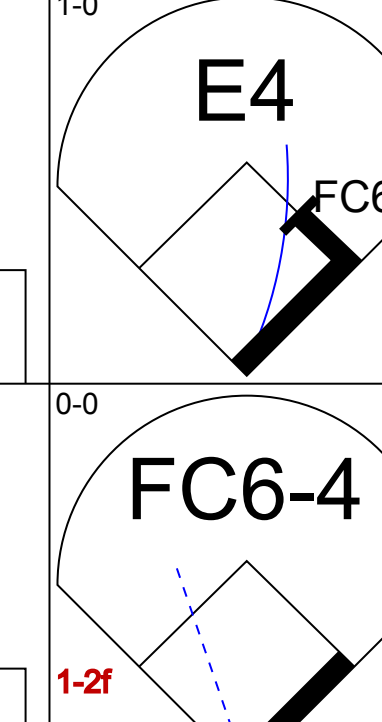
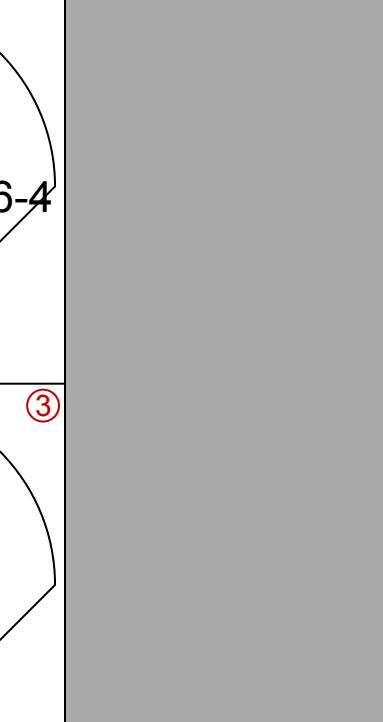
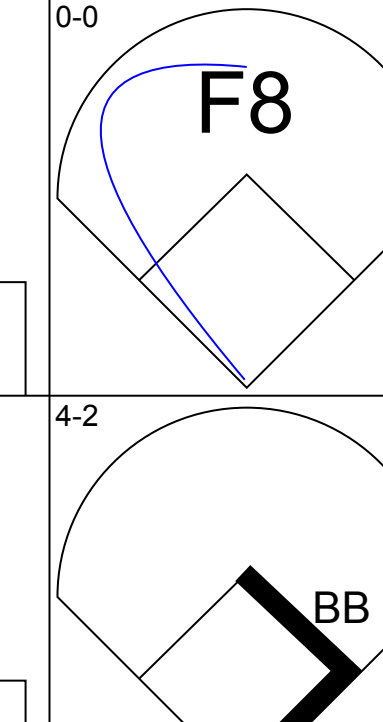
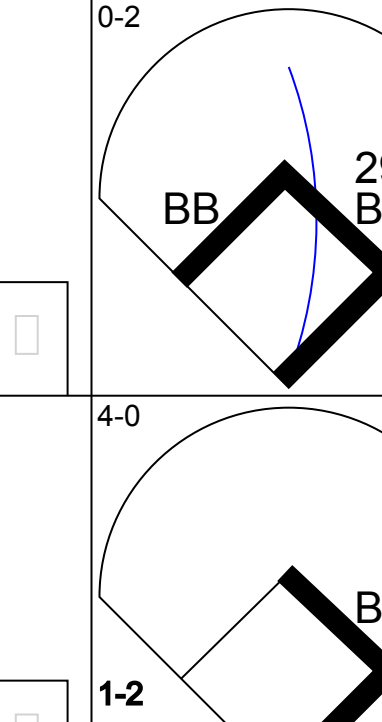

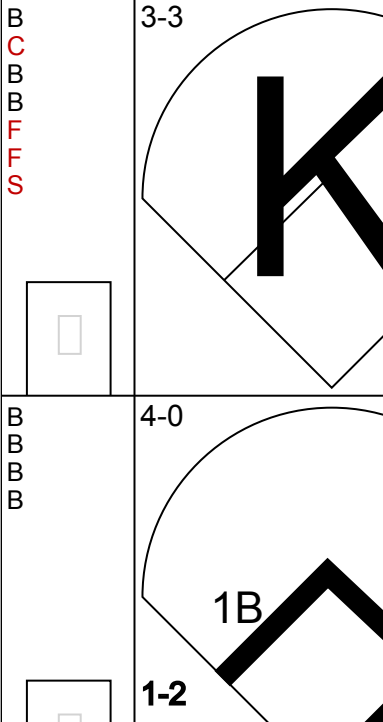
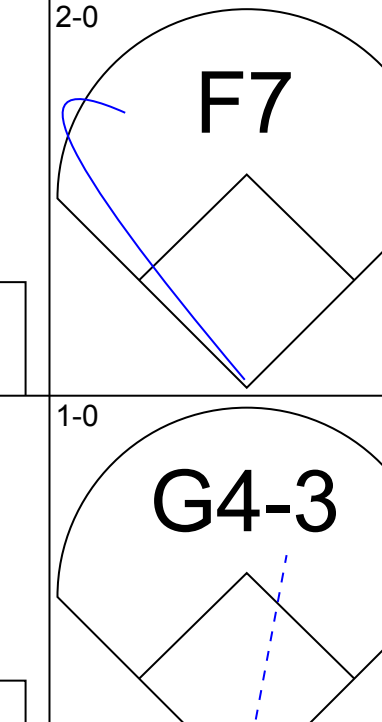
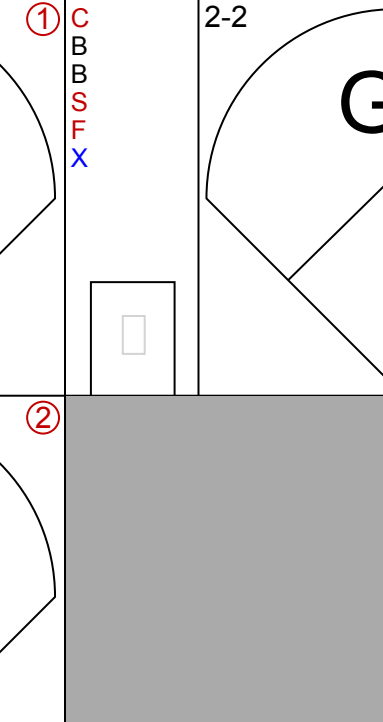
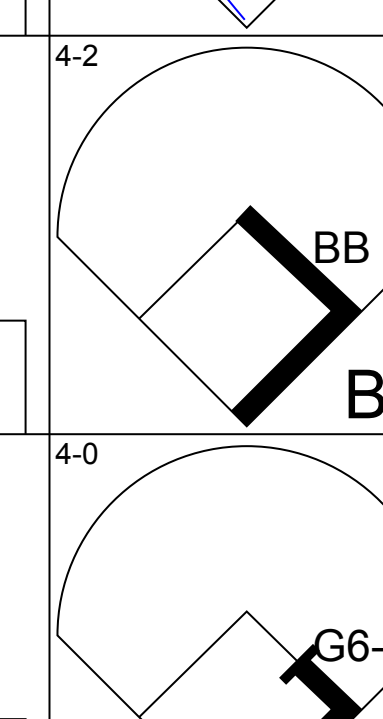
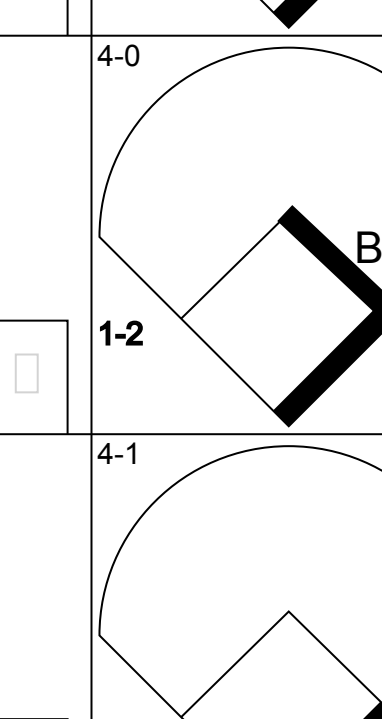

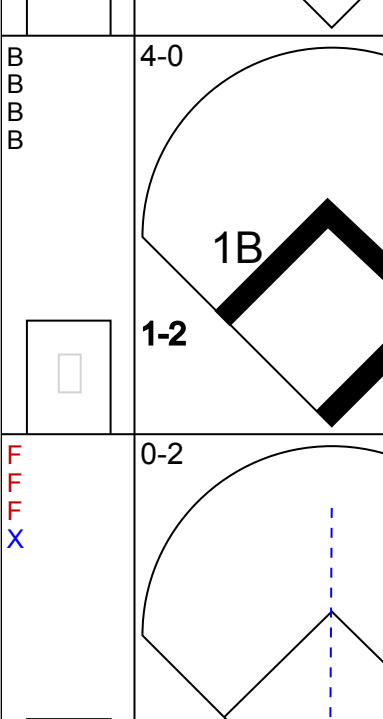

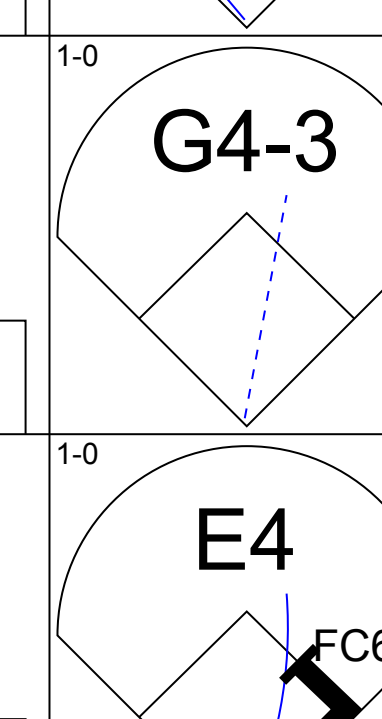
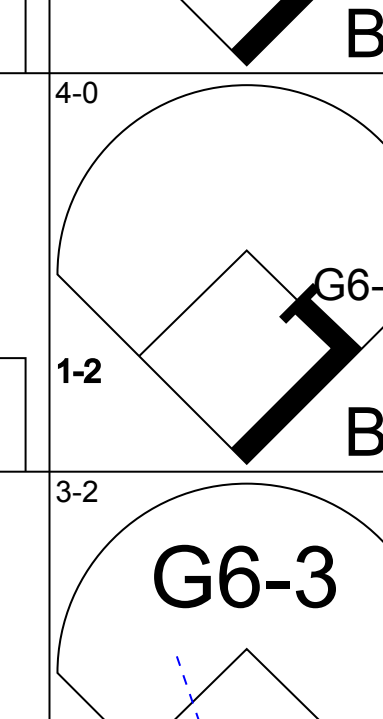
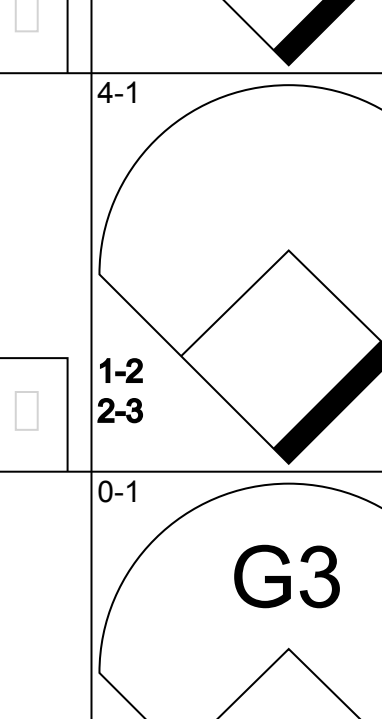

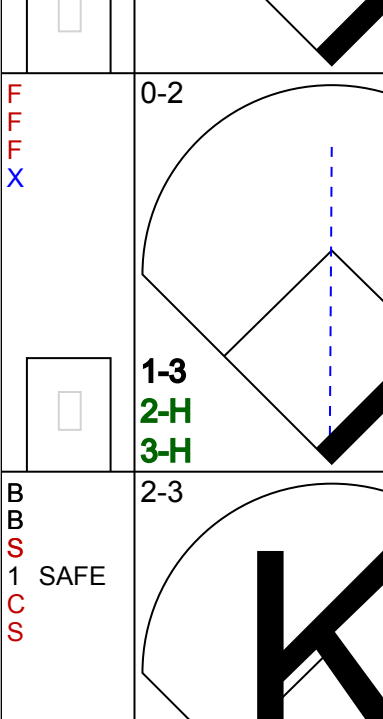

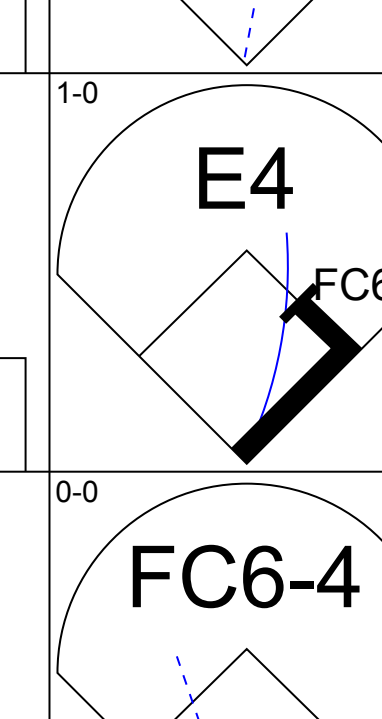
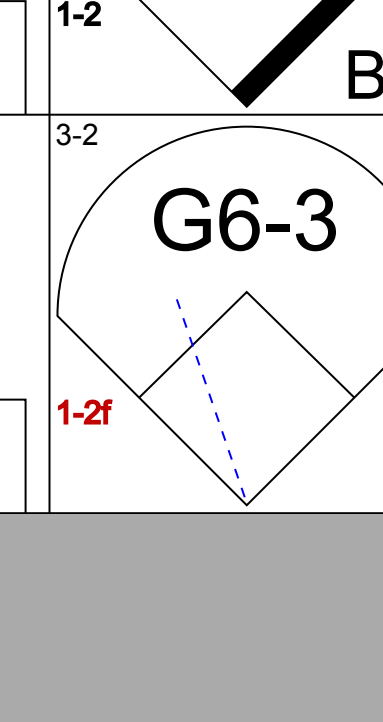
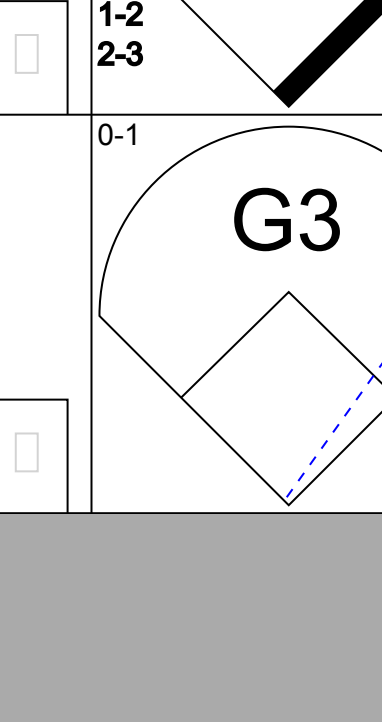
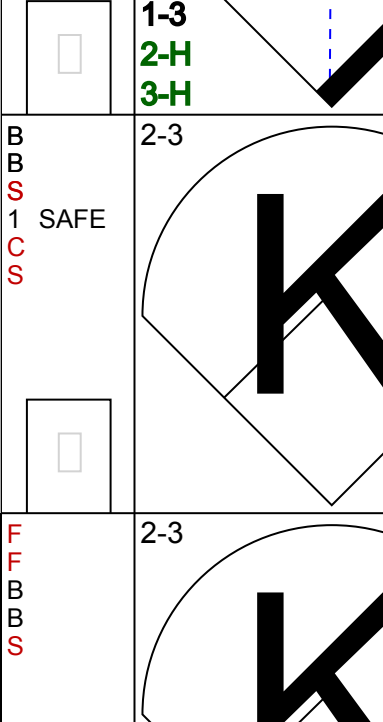

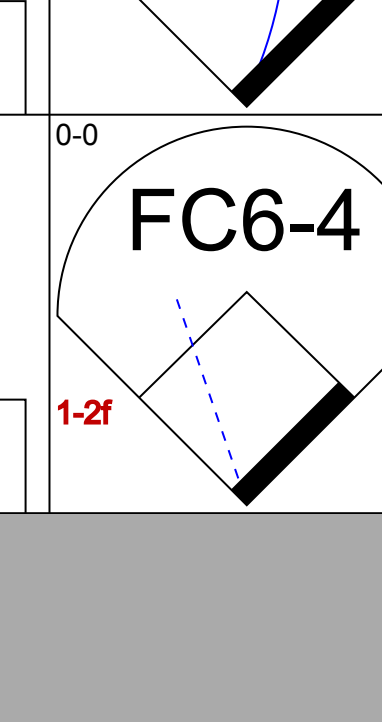
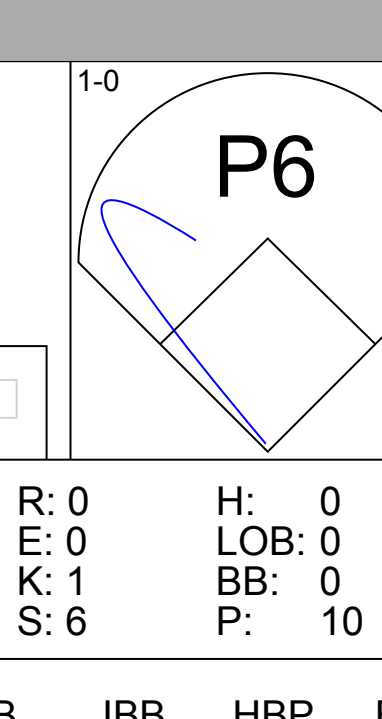
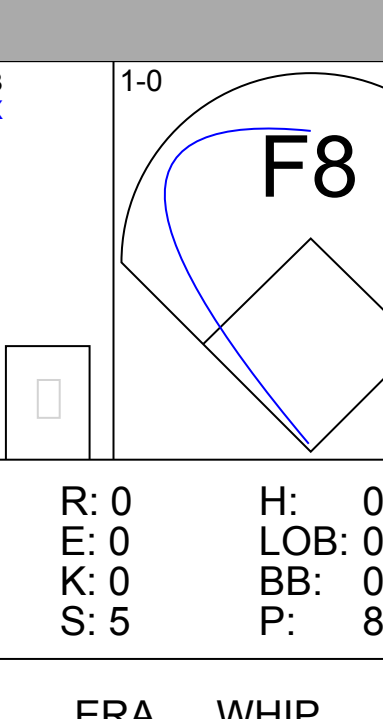
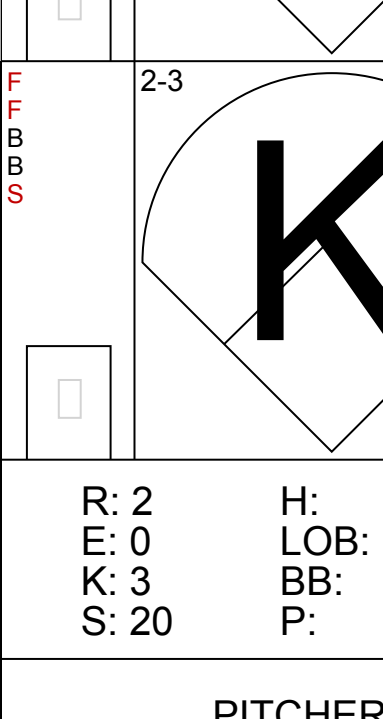
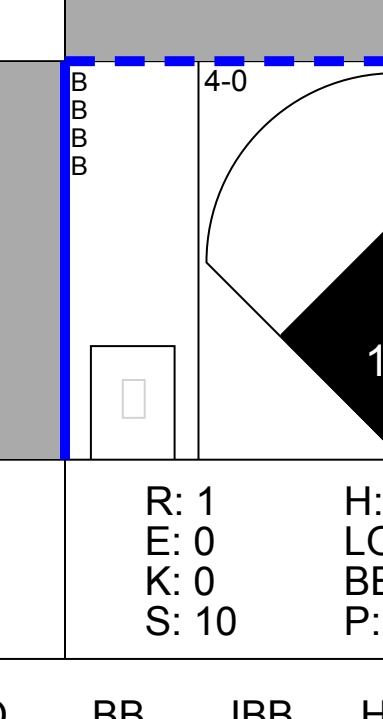
AB	34
R	5
H	7
RBI	5
BB	4
SO	9
LOB	13

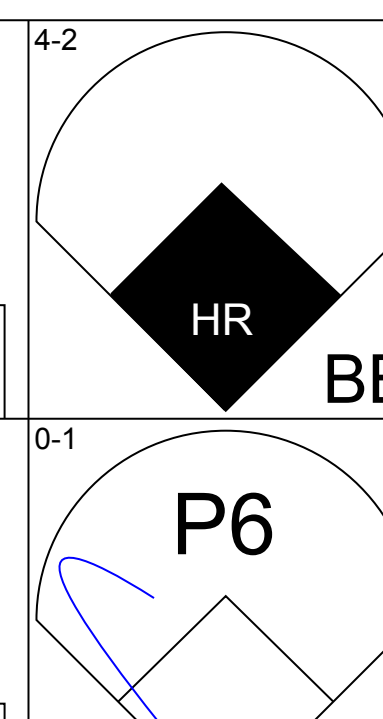
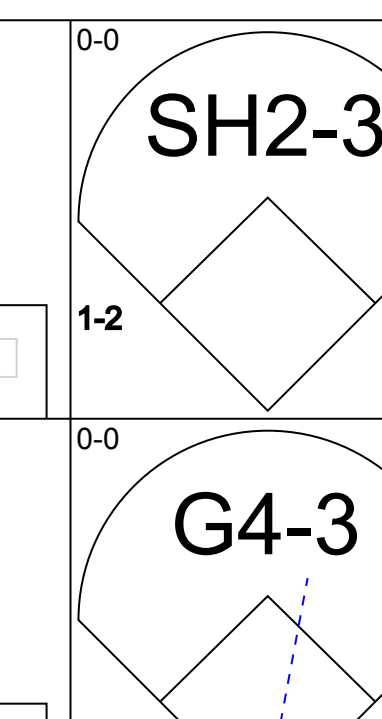
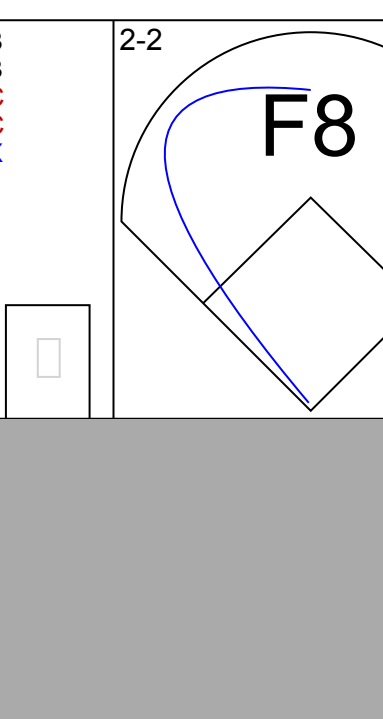
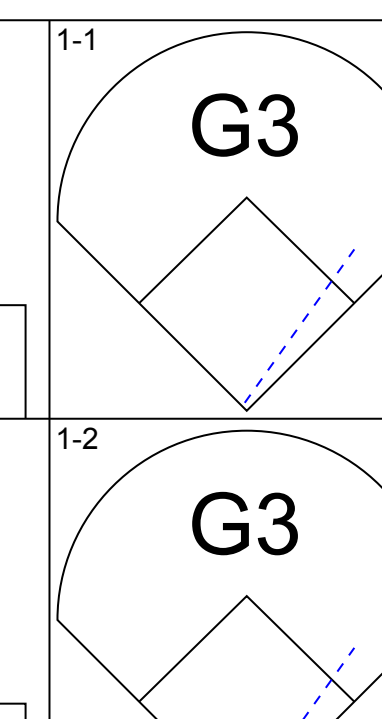

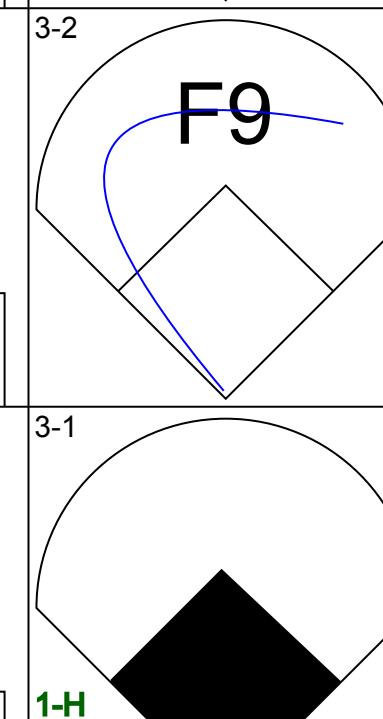
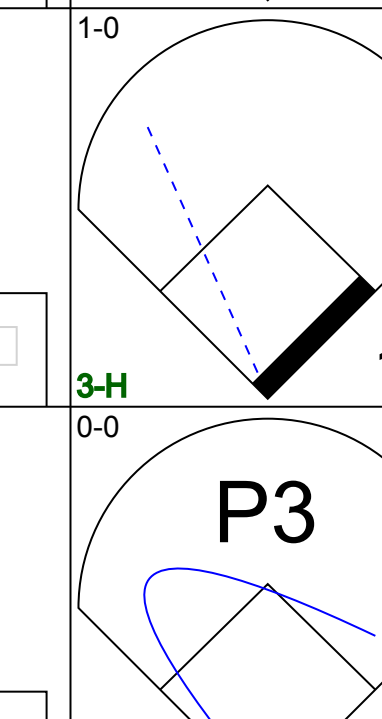
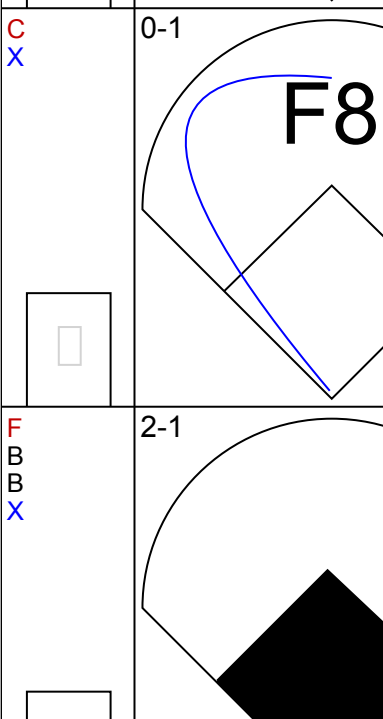
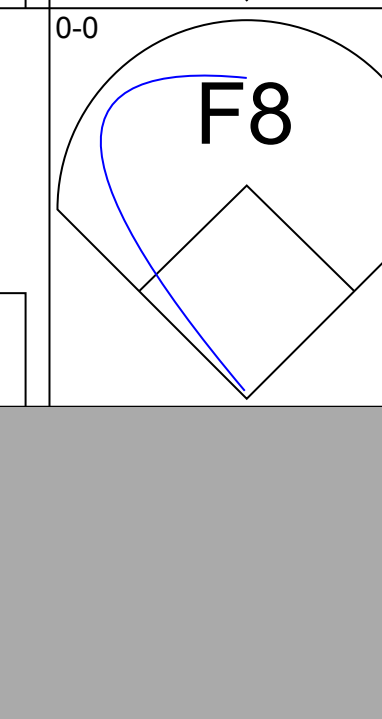
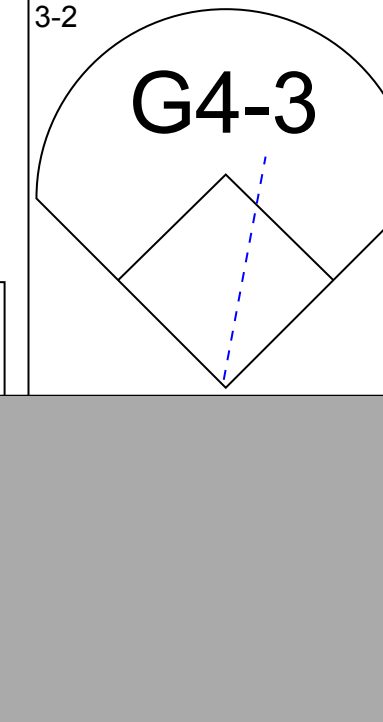

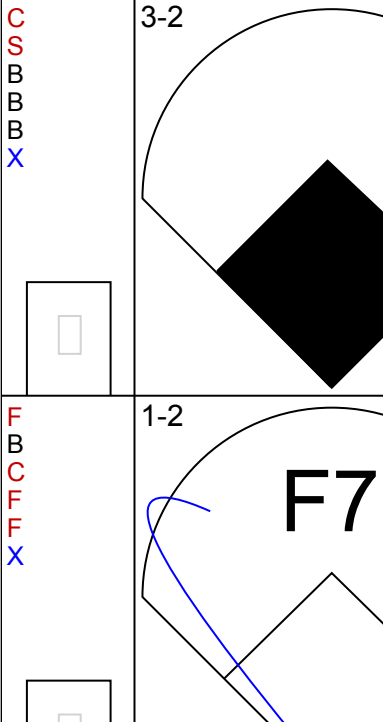






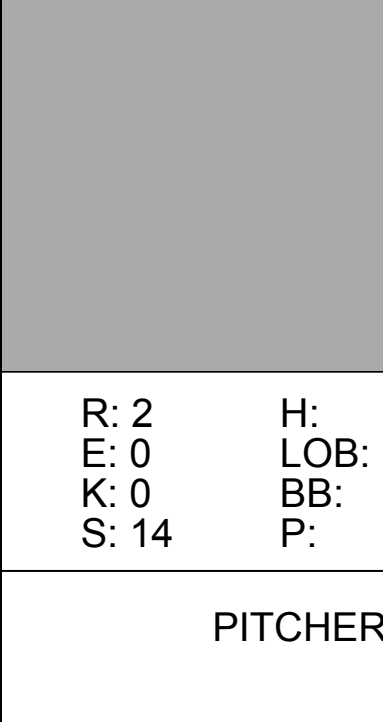
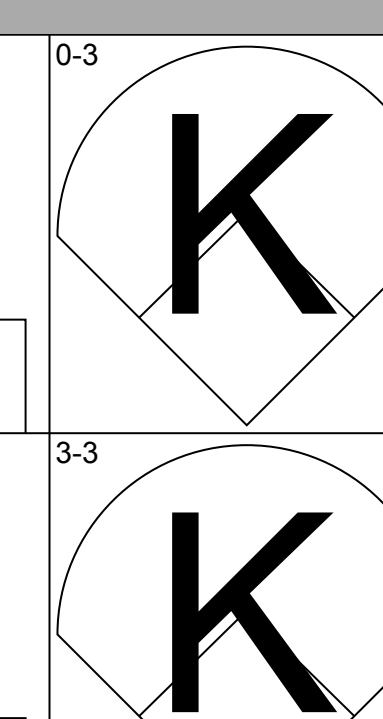
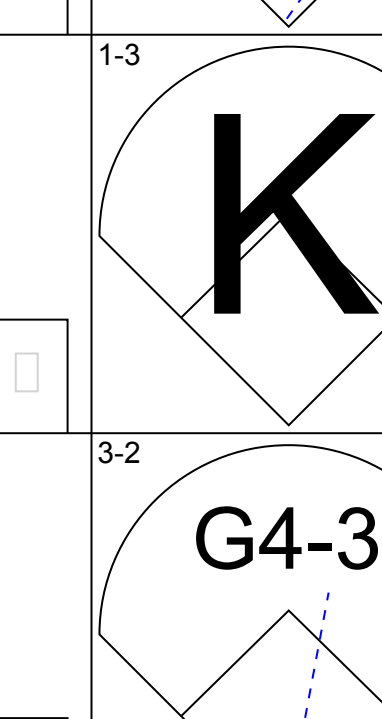
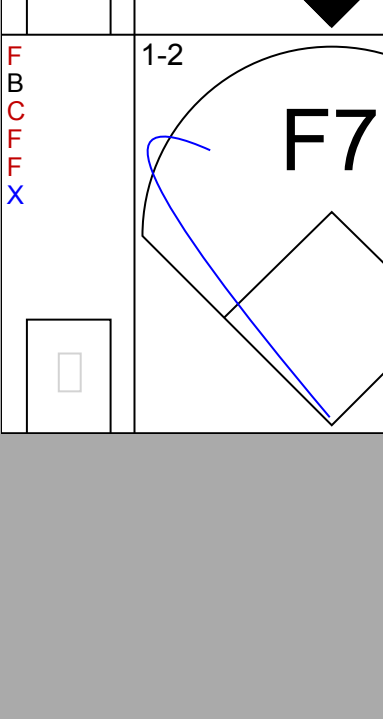
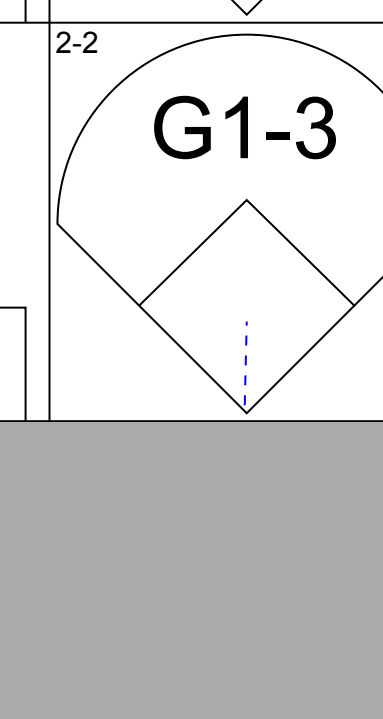

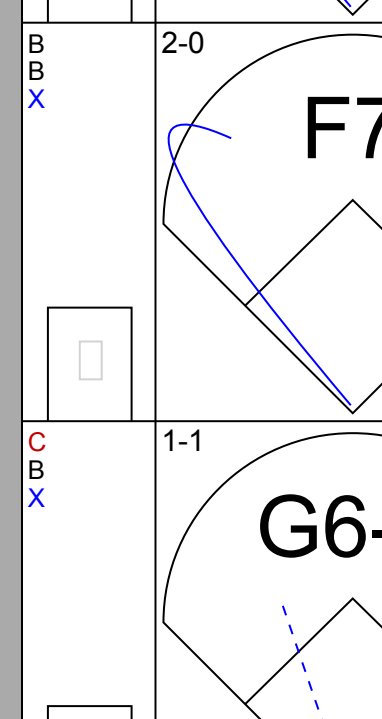
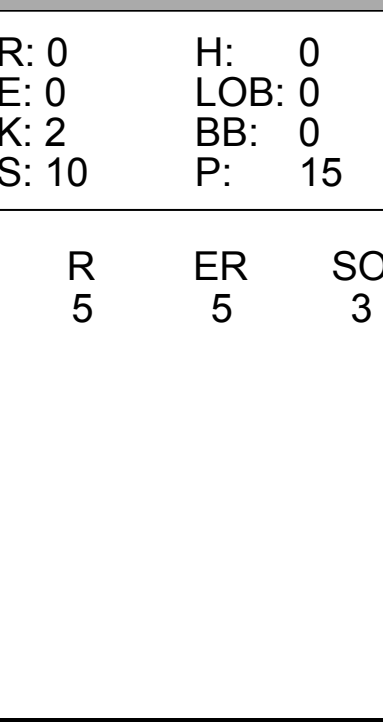
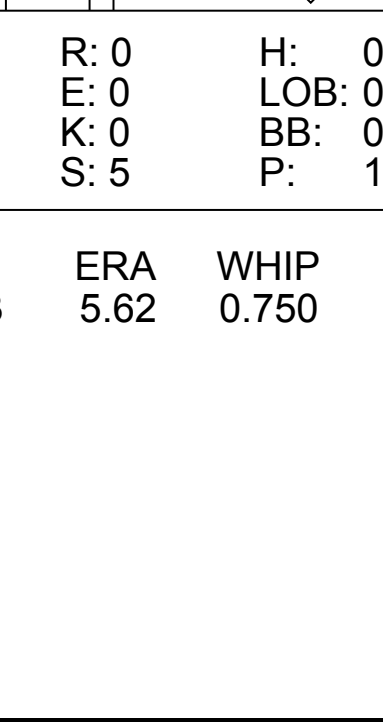
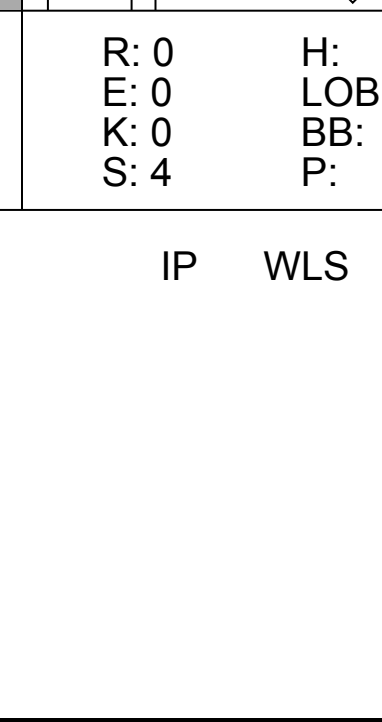





Batter	1	2	3	4	5	6	7	8	9	AB R H RBI BB SO LOB	BOTTOM									
Rickey Henderson, R (1, 7) OBP: 0.400, SLG: 0.445	0-1 L8		2-3 K		0-0 G1-6-3 1B		2-1 L3		4-2 CS BB	4 0 1 0 1 1 1	Texas Rangers @ Oakland Athletics Oakland-Alameda County Coliseum, Oakland, CA Wed Aug 02 1995, 3:33 AM PDT Att: 13,716 - Sunny - 67 F									
Brent Gates, S (1, 4) OBP: 0.293, SLG: 0.319	4-2 G6-4-3 BB		2-2 F7		0-0 G1-6-3 1-2		1-2 G6-3		3-3 SAFE SAFE SAFE SAFE SAFE 1-2 K	4 0 0 0 1 1 4										
Danny Tartabull, R (1, 9) OBP: 0.326, SLG: 0.365	0-0 G6-4-3			3-1 F8		2-3 K		0-1 1B		2 0 0 0 0 0 1										
Craig Paquette, R (5, 9) OBP: 0.253, SLG: 0.443	1-2 G6-4-3									2 0 1 0 0 1 0										
Jason Giambi, L (1, 5) OBP: 0.371, SLG: 0.364		1-1 G3		2-2 F7		2-0 G4-3		3-2 CS	0-2 K	4 0 0 0 0 1 0										
Mark McGwire, R (1, 3) OBP: 0.438, SLG: 0.640		0-0 G4-3		0-1 1B		4-1 1B 2B BB		0-2 1B		3 1 2 0 1 0 0										
Gerónimo Berroa, R (1, 10) OBP: 0.353, SLG: 0.457		3-1 F9		1-1 1B		0-0 1-2 2B 1B		0-0 1-2 1B		4 1 3 0 0 0 0										
George Williams, S (1, 2) OBP: 0.462, SLG: 0.667			2-2 HR 1B	2-0 4-3		2-1 1-H 2-H 2B		1-0 F7		4 1 2 2 0 0 4										
Scott Brosius, R (1, 8) OBP: 0.331, SLG: 0.407			1-0 1-H HR		1-2 F9	2-2 P4		0-0 G3-1		4 1 1 2 0 0 3										
Mike Bordick, R (1, 6) OBP: 0.313, SLG: 0.307			0-3 K		2-0 1B		2-1 1B CS 1B		1-3 K	4 0 2 0 0 2 0										
Inning Stats	R: 0 E: 0 K: 0 S: 7	H: 0 LOB: 0 BB: 1 P: 11	R: 0 E: 0 K: 0 S: 5	H: 0 LOB: 0 BB: 0 P: 9	R: 2 E: 0 K: 2 S: 15	H: 2 LOB: 0 BB: 0 P: 22	R: 0 E: 0 K: 0 S: 11	H: 2 LOB: 2 BB: 0 P: 19	R: 0 E: 0 K: 1 S: 13	H: 2 LOB: 1 BB: 1 P: 25	R: 0 E: 0 K: 0 S: 11	H: 2 LOB: 1 BB: 0 P: 19	R: 0 E: 0 K: 1 S: 9	H: 2 LOB: 2 BB: 0 P: 10	R: 0 E: 0 K: 2 S: 12	H: 0 LOB: 1 BB: 1 P: 20	1B: 10 2B: 2 3B: 0 HR: 1	SF: 0 SAC: 0 DP: 3 HBP: 0	WP: 0 PB: 0 SB: 0 CS: 2	PA: 39
PITCHER	IP WLS BF H R ER SO BB IBB HBP BLK WP HR S P ERA WHIP											IP WLS BF H R ER SO BB IBB HBP BLK WP HR S P ERA WHIP								
Scott Taylor, R (1, 1) ERA: 5.84	5.2 W 25 8 4 4 3 2 0 0 0 0 0 1 53 89 6.35 1.765																			
Mark Brandenburg, R (6, 1) ERA: 5.59	1.0 5 2 0 0 0 0 0 0 0 0 0 13 20 0.00 2.000																			
Dennis Cook, L (7, 1) ERA: 4.95	0.2 1 0 0 0 1 0 0 0 0 0 0 5 8 0.00 0.000																			
Roger McDowell, R (8, 1) ERA: 4.02	1.2 S 7 2 0 0 2 1 0 0 0 0 0 0 18 27 0.00 1.800																			

AB	35
R	4
H	12
RBI	4
BB	3
SO	6
LOB	13



Batter	1	2	3	4	5	6	7	8	9	AB	R	H	RBI	BB	SO	LOB	TOP					
Lou Frazier, S OBP: 0.306, SLG: 0.222 (1, 8)										5	0	0	0	0	1	1	<p>Texas Rangers @ Oakland Athletics Oakland-Alameda County Coliseum, Oakland, CA</p> <p>Thu Aug 03 1995, 3:33 AM PDT Att. 12,961 - Sunny - 70 F</p> <p>livebaseballscores.com</p> <p>AB 33 R 3 H 6 RBI 3 BB 8 SO 8 LOB 18</p> 					
Jeff Fyfe, R OBP: 0.329, SLG: 0.358 (1, 4)										5	0	0	0	0	3	1						
Will Clark, L OBP: 0.392, SLG: 0.480 (1, 3)										4	1	3	1	1	0	0						
Mickey Tettleton, S OBP: 0.380, SLG: 0.473 (9, PR) Esteban Beltre, R OBP: 0.289, SLG: 0.360 (9, PR)										4	1	1	0	1	1	2						
Ivan Rodriguez, R OBP: 0.337, SLG: 0.481 (1, 2)										5	0	1	0	0	1	4						
29 Rusty Greer, L OBP: 0.347, SLG: 0.369 (1, 7)										1	0	0	0	3	0	0						
Luis Ortiz, R OBP: 0.279, SLG: 0.391 (1, 5)										2	0	1	2	2	0	0						
Mark McLemore, S OBP: 0.355, SLG: 0.351 (1, 10)										4	0	0	0	0	1	8						
Benji Gil, R OBP: 0.277, SLG: 0.355 (1, 6) Otis Nixon, S OBP: 0.343, SLG: 0.331 (9, PH)										3	0	0	0	0	1	2						
										0	1	0	0	1	0	0						
Inning Stats	R: 0 E: 0 K: 3 S: 10	H: 0 LOB: 1 BB: 1 P: 20	R: 0 E: 0 K: 0 S: 7	H: 0 LOB: 1 BB: 2 P: 18	R: 0 E: 0 K: 1 S: 6	H: 0 LOB: 0 BB: 0 P: 10	R: 0 E: 0 K: 0 S: 9	H: 1 LOB: 3 BB: 2 P: 20	R: 0 E: 0 K: 0 S: 5	H: 0 LOB: 0 BB: 0 P: 8	R: 2 E: 0 K: 3 S: 20	H: 3 LOB: 2 BB: 1 P: 33	R: 0 E: 0 K: 1 S: 11	H: 1 LOB: 1 BB: 0 P: 18	R: 0 E: 1 K: 0 S: 4	H: 0 LOB: 1 BB: 0 P: 8	R: 1 E: 0 K: 0 S: 10	H: 1 LOB: 2 BB: 2 P: 20	1B: 5 2B: 1 3B: 0 HR: 0	SF: 0 SAC: 0 DP: 1 HBP: 0	WP: 0 PB: 0 SB: 0 CS: 0	PA: 41
PITCHER	IP WLS BF H R ER SO BB IBB HBP BLK WP HR S P ERA WHIP																					
Ariel Prieto, R ERA: 4.5 (1, 1)	6.2 W 30 5 2 2 8 6 0 0 0 0 0 0 66 123 2.70 1.650																					
Mike Mohler, L ERA: 6.35 (7, 1)	1.1 5 0 0 0 0 0 0 0 0 0 0 0 6 12 0.00 0.000																					
Dennis Eckersley, R ERA: 4.41 (9, 1)	1.0 S 6 1 1 1 0 2 0 0 0 0 0 0 0 10 20 9.00 3.000																					

Batter	1	2	3	4	5	6	7	8	9	AB	R	H	RBI	BB	SO	LOB	BOTTOM			
Stan Javier, S OBP: 0.308, SLG: 0.350 (1, 8)										2	1	0	0	1	0	0	<p>Texas Rangers @ Oakland Athletics Oakland-Alameda County Coliseum, Oakland, CA</p> <p>Thu Aug 03 1995, 3:33 AM PDT Att. 12,961 - Sunny - 70 F</p> <p>livebaseballscores.com</p> <p>AB 27 R 5 H 4 RBI 5 BB 2 SO 3 LOB 4</p> 			
Jason Giambi, L OBP: 0.358, SLG: 0.348 (1, 5)										4	0	0	0	0	2					
Gerónimo Berroa, R OBP: 0.352, SLG: 0.454 (1, 9) Ernie Young, R OBP: 0.316, SLG: 0.388 (9, 9)										4	0	1	1	0	0	1				
Mark McGwire, R OBP: 0.440, SLG: 0.667 (1, 3)										3	2	2	3	0	0	1				
Mike Aldrete, L OBP: 0.356, SLG: 0.427 (1, 7) Scott Brosius, R OBP: 0.331, SLG: 0.407 (7, 7)										3	1	1	1	0	0	0				
George Williams, S OBP: 0.375, SLG: 0.533 (1, 10)										3	0	0	0	0	2	0				
Terry Steinbach, R OBP: 0.307, SLG: 0.436 (1, 2)										3	0	0	0	0	1	0				
Brent Gates, S OBP: 0.291, SLG: 0.316 (1, 4)										3	0	0	0	0	0	0				
Mike Bordick, R OBP: 0.313, SLG: 0.305 (1, 6)										2	1	0	0	1	0	0				
										1B: 1 2B: 0 3B: 0 HR: 3	SF: 0 SAC: 1 DP: 0 HBP: 0	WP: 0 PB: 0 SB: 0 CS: 0	PA: 30							
Inning Stats	R: 2 E: 0 K: 0 S: 13	H: 1 LOB: 0 BB: 1 P: 26	R: 0 E: 0 K: 2 S: 10	H: 0 LOB: 0 BB: 0 P: 15	R: 1 E: 0 K: 0 S: 6	H: 1 LOB: 1 BB: 1 P: 11	R: 0 E: 0 K: 1 S: 8	H: 0 LOB: 0 BB: 0 P: 14	R: 0 E: 0 K: 0 S: 5	H: 0 LOB: 0 BB: 0 P: 10	R: 2 E: 0 K: 0 S: 14	H: 2 LOB: 0 BB: 0 P: 21	R: 0 E: 0 K: 0 S: 4	H: 0 LOB: 0 BB: 0 P: 7	R: 0 E: 0 K: 0 S: 7	H: 0 LOB: 0 BB: 0 P: 9	1B: 1 2B: 0 3B: 0 HR: 3	SF: 0 SAC: 1 DP: 0 HBP: 0	WP: 0 PB: 0 SB: 0 CS: 0	PA: 30
PITCHER	IP WLS BF H R ER SO BB IBB HBP BLK WP HR S P ERA WHIP																			
Kevin Gross, R ERA: 6.92 (1, 1)	8.0 L 30 4 5 5 3 2 0 0 0 0 0 0 3 67 113 5.62 0.750																			

Batter	1	2	3	4	5	6	7	8	9	AB	R	H	RBI	BB	SO	LOB	TOP
Otis Nixon, S <small>OBP: 0.346, SLG: 0.332</small> 										4	3	2	1	1	1	0	Texas Rangers @ California Angels Anaheim Stadium, Anaheim, CA Fri Aug 04 1995, 10:05 PM EDT Att: 25,036 - Unknown - 77 F
Lou Frazier, S <small>OBP: 0.322, SLG: 0.250</small> 										4	0	2	1	1	1	2	
Will Clark, L <small>OBP: 0.389, SLG: 0.475</small> 										5	0	1	2	0	1	3	
Ivan Rodriguez, R <small>OBP: 0.334, SLG: 0.480</small> 										5	0	1	1	0	2	4	
Luis Ortiz, R <small>OBP: 0.264, SLG: 0.368</small> 										4	0	0	0	0	2	1	
Mickey Tettleton, S <small>OBP: 0.392, SLG: 0.482</small> 										3	1	1	1	1	1	0	
Jack Voigt, R <small>OBP: 0.275, SLG: 0.322</small> 										4	0	0	0	0	2	2	
Jeff Frye, R <small>OBP: 0.328, SLG: 0.354</small> 										3	1	0	0	1	0	0	
Benji Gil, R <small>OBP: 0.277, SLG: 0.351</small> 										3	1	0	0	1	2	2	
Inning Stats <small>R: 0, H: 0, E: 0, K: 2, S: 9</small>	<small>R: 0, H: 0, E: 0, K: 1, S: 8</small>	<small>R: 0, H: 0, E: 0, K: 0, S: 8</small>	<small>R: 3, H: 2, E: 1, K: 2, S: 16</small>	<small>R: 0, H: 0, E: 0, K: 2, S: 8</small>	<small>R: 1, H: 2, E: 0, K: 1, S: 10</small>	<small>R: 0, H: 0, E: 1, K: 1, S: 8</small>	<small>R: 0, H: 0, E: 0, K: 2, S: 11</small>	<small>R: 1, H: 1, E: 0, K: 1, S: 14</small>	<small>R: 1, H: 2, E: 0, K: 1, S: 14</small>	<small>1B: 4, 2B: 2, 3B: 0, HR: 1</small>	<small>SF: 0, SAC: 0, DP: 1, HBP: 0</small>	<small>WP: 0, PB: 0, SB: 1, CS: 0</small>	<small>PA: 40</small>	AB 35 R 6 H 7 RBI 6 BB 5 SO 12 LOB 14			
PITCHER <small>IP WLS BF H R ER SO BB IBB HBP BLK WP HR S P ERA WHIP</small>	<small>IP WLS BF H R ER SO BB IBB HBP BLK WP HR S P ERA WHIP</small>																
Chuck Finley, L <small>ERA: 3.59</small>	<small>8.0 L 34 5 5 2 11 4 0 0 0 0 0 1 78 137 2.25 1.125</small>																
John Habyan, R <small>ERA: 2.54</small>	<small>0.2 3 0 1 1 1 1 0 0 0 0 0 0 8 13 13.50 1.500</small>																
Bob Patterson, L <small>ERA: 1.73</small>	<small>0.0 2 0 0 0 0 0 0 0 0 0 0 0 3 4 ∞ ∞</small>																
Mike James, R <small>ERA: 3.24</small>	<small>0.1 1 0 0 0 0 0 0 0 0 0 0 0 3 4 0.00 0.000</small>																

Batter	1	2	3	4	5	6	7	8	9	AB	R	H	RBI	BB	SO	LOB	BOTTOM
Tony Phillips, S <small>OBP: 0.411, SLG: 0.484</small> 										5	1	1	0	0	0	0	Texas Rangers @ California Angels Anaheim Stadium, Anaheim, CA Fri Aug 04 1995, 10:05 PM EDT Att: 25,036 - Unknown - 77 F
Jim Edmonds, L <small>OBP: 0.365, SLG: 0.553</small> 										3	1	0	0	1	1	0	
Tim Salmon, R <small>OBP: 0.445, SLG: 0.603</small> 										4	2	3	4	0	0	0	
Chili Davis, S <small>OBP: 0.465, SLG: 0.554</small> 										4	0	1	0	0	1	1	
J.T. Snow, L <small>OBP: 0.370, SLG: 0.474</small> 										3	0	0	0	1	1	0	
16 Garret Anderson, L <small>OBP: 0.395, SLG: 0.619</small> 										3	0	1	0	1	2	2	
Damion Easley, R <small>OBP: 0.296, SLG: 0.309</small>										3	0	1	0	0	0	2	
Rex Hudler, R <small>OBP: 0.315, SLG: 0.445</small> 										1	0	0	0	0	0	2	
Greg Myers, L <small>OBP: 0.313, SLG: 0.366</small>										3	0	0	0	0	2	2	
Rene Gonzales, R <small>OBP: 0.315, SLG: 0.445</small> 										1	0	0	0	0	1	0	
Spike Owen, S <small>OBP: 0.297, SLG: 0.307</small> 										4	0	0	0	0	1	0	
Inning Stats <small>R: 0, H: 1, E: 0, K: 0, S: 12</small>	<small>R: 0, H: 1, E: 0, K: 1, S: 10</small>	<small>R: 0, H: 1, E: 0, K: 0, S: 10</small>	<small>R: 0, H: 0, E: 0, K: 0, S: 10</small>	<small>R: 1, H: 1, E: 0, K: 1, S: 14</small>	<small>R: 3, H: 2, E: 0, K: 2, S: 16</small>	<small>R: 0, H: 1, E: 0, K: 1, S: 8</small>	<small>R: 0, H: 0, E: 0, K: 2, S: 9</small>	<small>R: 0, H: 1, E: 0, K: 1, S: 18</small>	<small>R: 0, H: 0, E: 0, K: 1, S: 6</small>	<small>1B: 3, 2B: 2, 3B: 0, HR: 2</small>	<small>SF: 0, SAC: 0, DP: 0, HBP: 0</small>	<small>WP: 0, PB: 0, SB: 0, CS: 0</small>	<small>PA: 37</small>	AB 34 R 4 H 7 RBI 4 BB 3 SO 9 LOB 9			
PITCHER <small>IP WLS BF H R ER SO BB IBB HBP BLK WP HR S P ERA WHIP</small>	<small>IP WLS BF H R ER SO BB IBB HBP BLK WP HR S P ERA WHIP</small>																
Kenny Rogers, L <small>ERA: 3.38</small>	<small>7.2 W 33 7 4 4 8 3 0 0 0 0 0 2 94 145 4.70 1.304</small>																
Roger McDowell, R <small>ERA: 3.99</small>	<small>0.1 1 0 0 0 0 0 0 0 0 0 0 0 3 4 0.00 0.000</small>																
Ed Vosberg, L <small>ERA: 3.08</small>	<small>1.0 S 3 0 0 0 1 0 0 0 0 0 0 0 6 7 0.00 0.000</small>																

Batter	1	2	3	4	5	6	7	8	9	AB	R	H	RBI	BB	SO	LOB	TOP																			
Otis Nixon, S <small>OBP: 0.342, SLG: 0.328</small> 										5	0	0	0	0	2	4																				
Lou Frazier, S <small>OBP: 0.305, SLG: 0.235</small> 										5	0	0	0	0	2	2																				
Will Clark, L <small>OBP: 0.390, SLG: 0.473</small> 										3	0	1	0	1	1	0																				
Mickey Tettleton, S <small>OBP: 0.387, SLG: 0.476</small> 										4	0	0	0	0	1	2																				
Luis Ortiz, R <small>OBP: 0.276, SLG: 0.375</small> 										4	0	2	0	0	0	2																				
Mark McLemore, S <small>OBP: 0.354, SLG: 0.350</small> 										4	1	1	0	0	0	2																				
Jeff Frye, R <small>OBP: 0.335, SLG: 0.373</small> 										4	2	3	1	0	1	1																				
Dave Valle, R <small>OBP: 0.306, SLG: 0.277</small> Ivan Rodriguez, R <small>OBP: 0.339, SLG: 0.481</small> 										2	0	0	0	0	1	0																				
Benji Gil, R <small>OBP: 0.275, SLG: 0.349</small> Mike Pagliarulo, L <small>OBP: 0.269, SLG: 0.329</small> Esteban Beltre, R <small>OBP: 0.269, SLG: 0.360</small> 29 Rusty Greer, L <small>OBP: 0.346, SLG: 0.369</small> 										2	0	0	0	0	1	0																				
																	AB 35 R 3 H 8 RBI 2 BB 1 SO 10 LOB 16																			
Inning Stats	R: 0 E: 0 K: 2 S: 7	H: 0 LOB: 0 BB: 0 P: 9	R: 0 E: 0 K: 1 S: 8	H: 1 LOB: 1 BB: 0 P: 13	R: 0 E: 0 K: 1 S: 7	H: 0 LOB: 0 BB: 0 P: 11	R: 0 E: 1 K: 0 S: 11	H: 0 LOB: 1 BB: 1 P: 20	R: 1 E: 0 K: 1 S: 8	H: 1 LOB: 0 BB: 0 P: 13	R: 0 E: 0 K: 0 S: 6	H: 1 LOB: 1 BB: 0 P: 11	R: 0 E: 0 K: 2 S: 16	H: 3 LOB: 3 BB: 0 P: 23	R: 0 E: 0 K: 3 S: 9	H: 0 LOB: 0 BB: 0 P: 15	R: 2 E: 1 K: 0 S: 17	H: 2 LOB: 2 BB: 0 P: 30	1B: 7 2B: 0 3B: 0 HR: 1	SF: 1 SAC: 0 DP: 1 HBP: 1	WP: 0 PB: 0 SB: 0 CS: 0	PA: 38														
PITCHER	IP WLS BF H R ER SO BB IBB HBP BLK WP HR S P ERA WHIP																																			
Mark Langston, L <small>ERA: 4.03</small> John Habyan, R <small>ERA: 2.52</small> Troy Percival, R <small>ERA: 1.86</small> Mike James, R <small>ERA: 3.48</small> Lee Smith, R <small>ERA: 4.6</small>	6.0	W	22	3	1	1	5	1	0	0	0	0	0	0	0	1	47	77	1.50	0.667																

Texas Rangers @ California Angels
Anaheim Stadium, Anaheim, CA
Sat Aug 05 1995, 10:05 PM EDT
Att: 42,296 - Unknown - 78 F

livebaseballscores.com

Batter	1	2	3	4	5	6	7	8	9	AB	R	H	RBI	BB	SO	LOB	BOTTOM																		
Tony Phillips, S <small>OBP: 0.411, SLG: 0.491</small> 										5	2	2	1	0	1	2																			
Jim Edmonds, L <small>OBP: 0.368, SLG: 0.553</small> 										4	0	1	0	0	0	3																			
Tim Salmon, R <small>OBP: 0.446, SLG: 0.601</small> 										3	0	1	1	1	1	0																			
Chili Davis, S <small>OBP: 0.466, SLG: 0.553</small> 										4	0	2	0	0	0	2																			
J.T. Snow, L <small>OBP: 0.369, SLG: 0.474</small> 										4	0	1	0	0	1	3																			
16 Garret Anderson, L <small>OBP: 0.402, SLG: 0.637</small> 										3	2	2	1	1	0	0																			
Damion Easley, R <small>OBP: 0.299, SLG: 0.312</small> 										4	1	2	0	0	1	2																			
Jorge Fabregas, L <small>OBP: 0.304, SLG: 0.327</small> 										3	0	0	0	1	0	1																			
Spike Owen, S <small>OBP: 0.296, SLG: 0.306</small> 										4	0	1	1	0	0	0																			
Inning Stats	R: 1 E: 0 K: 2 S: 11	H: 2 LOB: 1 BB: 0 P: 18	R: 0 E: 0 K: 0 S: 6	H: 0 LOB: 0 BB: 0 P: 9	R: 1 E: 0 K: 0 S: 12	H: 3 LOB: 2 BB: 0 P: 16	R: 1 E: 0 K: 0 S: 9	H: 2 LOB: 0 BB: 0 P: 13	R: 0 E: 0 K: 0 S: 8	H: 1 LOB: 1 BB: 1 P: 13	R: 2 E: 1 K: 1 S: 17	H: 3 LOB: 2 BB: 1 P: 28	R: 0 E: 0 K: 1 S: 13	H: 1 LOB: 2 BB: 1 P: 21	R: 0 E: 0 K: 0 S: 5	H: 0 LOB: 0 BB: 0 P: 9	1B: 8 2B: 2 3B: 0 HR: 2	SF: 0 SAC: 0 DP: 2 HBP: 0	WP: 0 PB: 0 SB: 0 CS: 0	PA: 37															
PITCHER	IP WLS BF H R ER SO BB IBB HBP BLK WP HR S P ERA WHIP																																		
Danny Darwin, R <small>ERA: 7.66</small> Dennis Cook, L <small>ERA: 4.57</small> Mark Brandenburg, R <small>ERA: 4.63</small>	5.1	L	25	10	5	5	2	1	0	0	0	0	0	0	0	9	17	0.00	3.000																
Mark Brandenburg, R <small>ERA: 4.63</small>	2.0		8	1	0	0	1	0	1	0	0	0	0	0	18	30	0.00	0.500																	

Texas Rangers @ California Angels
Anaheim Stadium, Anaheim, CA
Sat Aug 05 1995, 10:05 PM EDT
Att: 42,296 - Unknown - 78 F

livebaseballscores.com

Batter	1	2	3	4	5	6	7	8	9	AB	R	H	RBI	BB	SO	LOB	TOP									
Otis Nixon, S <small>(1, 8)</small> <small>OBP: 0.341, SLG: 0.330</small>										4	1	1	1	0	1	3										
Lou Frazier, S <small>(1, 7)</small> <small>OBP: 0.310, SLG: 0.244</small>										5	1	2	0	0	0	2										
Will Clark, L <small>(1, 3)</small> <small>OBP: 0.387, SLG: 0.473</small>									4	1	1	2	0	0	1											
Ivan Rodriguez, R <small>(1, 2)</small> <small>OBP: 0.336, SLG: 0.477</small>									5	0	1	0	0	1	2											
Mickey Tettleton, S <small>(1, 10)</small> <small>OBP: 0.388, SLG: 0.472</small>										4	1	1	0	1	1	3										
Luis Ortiz, R <small>(1, 5)</small> <small>OBP: 0.275, SLG: 0.368</small>									4	0	1	1	0	0	2											
29 Rusty Greer, L <small>(1, 9)</small> <small>OBP: 0.345, SLG: 0.368</small>									4	0	1	0	0	0	3											
Jeff Frye, R <small>(1, 4)</small> <small>OBP: 0.333, SLG: 0.370</small>									2	1	0	1	0	0	0											
Esteban Beltre, R <small>(1, 6)</small> <small>OBP: 0.296, SLG: 0.404</small>									2	0	2	0	0	0	0											
Inning Stats	R: 2 E: 1 K: 0 S: 18	H: 3 LOB: 2 BB: 0 P: 25	R: 0 E: 1 K: 1 S: 9	H: 0 LOB: 1 BB: 0 P: 12	R: 0 E: 0 K: 1 S: 10	H: 0 LOB: 0 BB: 0 P: 12	R: 0 E: 0 K: 0 S: 6	H: 0 LOB: 0 BB: 0 P: 9	R: 0 E: 0 K: 0 S: 6	H: 1 LOB: 1 BB: 0 P: 8	R: 0 E: 0 K: 0 S: 9	H: 1 LOB: 1 BB: 0 P: 12	R: 2 E: 0 K: 1 S: 14	H: 2 LOB: 1 BB: 0 P: 18	R: 1 E: 0 K: 0 S: 13	H: 2 LOB: 2 BB: 1 P: 22	R: 0 E: 0 K: 0 S: 7	H: 1 LOB: 1 BB: 0 P: 12	1B: 7 2B: 3 3B: 0 HR: 0	SF: 2 SAC: 3 DP: 0 HBP: 1	WP: 0 PB: 0 SB: 2 CS: 0	PA: 41				
PITCHER	IP	WLS	BF	H	R	ER	SO	BB	IBB	HBP	BLK	WP	HR	S	P	ERA	WHIP									
Brian Anderson, L	(1, 1)	7.1	L	34	8	5	4	3	1	0	1	0	0	0	78	106	4.91	1.227								
Mike Butcher, R	(8, 1)	0.2		3	1	0	0	0	0	0	0	0	0	0	7	12	0.00	1.500								
Mark Holzemer, L	(9, 1)	1.0		4	1	0	0	0	0	0	0	0	0	0	7	12	0.00	1.000								

Texas Rangers @ California Angels
Anaheim Stadium, Anaheim, CA
Sun Aug 06 1995, 6:33 AM EDT
Att: 23,342 - Sunny - 85 F

AB	34
R	5
H	10
RBI	5
BB	1
SO	3
LOB	16



Batter	1	2	3	4	5	6	7	8	9	AB	R	H	RBI	BB	SO	LOB	BOTTOM								
Tony Phillips, S <small>(1, 5)</small> <small>OBP: 0.408, SLG: 0.486</small>										4	1	0	0	1	1	1									
Jim Edmonds, L <small>(1, 8)</small> <small>OBP: 0.371, SLG: 0.552</small>									4	0	2	0	1	2	2										
Tim Salmon, R <small>(1, 9)</small> <small>OBP: 0.445, SLG: 0.595</small>									3	0	0	0	2	0	3										
Chili Davis, S <small>(1, 10)</small> <small>OBP: 0.465, SLG: 0.550</small>										5	0	2	1	0	0	3									
J.T. Snow, L <small>(1, 3)</small> <small>OBP: 0.369, SLG: 0.472</small>										4	1	1	0	1	0	1									
16 Garret Anderson, L <small>(1, 7)</small> <small>OBP: 0.397, SLG: 0.625</small>										5	0	1	0	0	3	4									
Damion Easley, R <small>(1, 4)</small> <small>OBP: 0.303, SLG: 0.310</small>										1	0	0	0	2	0	2									
Spike Owen, S <small>(6, PH)</small> <small>OBP: 0.300, SLG: 0.317</small>										1	0	1	1	0	0	0									
Jorge Fabregas, L <small>(1, 2)</small> <small>OBP: 0.299, SLG: 0.321</small>										3	0	0	0	0	0	4									
Rex Hudler, R <small>(6, PH)</small> <small>OBP: 0.313, SLG: 0.442</small>										1	0	0	0	0	1	1									
Greg Myers, L <small>(9, 2)</small> <small>OBP: 0.313, SLG: 0.366</small>										0	0	0	0	0	0	0									
Rod Correia, R <small>(1, 6)</small> <small>OBP: 0.214, SLG: 0.357</small>										4	0	1	0	0	2	0									
Inning Stats	R: 0 E: 0 K: 0 S: 11	H: 0 LOB: 1 BB: 1 P: 19	R: 0 E: 0 K: 1 S: 8	H: 0 LOB: 1 BB: 1 P: 15	R: 0 E: 0 K: 1 S: 10	H: 1 LOB: 2 BB: 1 P: 18	R: 0 E: 0 K: 0 S: 4	H: 0 LOB: 1 BB: 1 P: 11	R: 0 E: 0 K: 0 S: 7	H: 2 LOB: 2 BB: 0 P: 10	R: 0 E: 0 K: 2 S: 11	H: 1 LOB: 1 BB: 0 P: 14	R: 1 E: 0 K: 2 S: 11	H: 2 LOB: 1 BB: 0 P: 15	R: 1 E: 0 K: 2 S: 14	H: 1 LOB: 3 BB: 3 P: 34	R: 1 E: 0 K: 2 S: 14	H: 1 LOB: 3 BB: 3 P: 34	1B: 7 2B: 1 3B: 0 HR: 0	SF: 0 SAC: 0 DP: 0 HBP: 0	WP: 0 PB: 1 SB: 1 CS: 0	PA: 42			
PITCHER	IP	WLS	BF	H	R	ER	SO	BB	IBB	HBP	BLK	WP	HR	S	P	ERA	WHIP								
Roger Pavlik, R	(1, 1)	7.2	W	34	7	1	1	6	4	0	0	0	0	3	3	0.00	0.000								
Dennis Cook, L	(8, 1)	0.1		1	0	0	0	1	0	0	0	0	0	3	3	0.00	0.000								
Matt Whiteside, R	(9, 1)	0.2		5	1	1	1	1	2	0	0	0	0	10	25	13.50	4.500								
Ed Vosberg, L	(9, 1)	0.1	S	2	0	0	0	1	1	0	0	0	0	4	9	0.00	3.000								

Texas Rangers @ California Angels
Anaheim Stadium, Anaheim, CA
Sun Aug 06 1995, 6:33 AM EDT
Att: 23,342 - Sunny - 85 F

AB	35
R	2
H	8
RBI	2
BB	7
SO	9
LOB	21



Batter	1	2	3	4	5	6	7	8	9	AB	R	H	RBI	BB	SO	LOB	TOP				
Otis Nixon, S <small>OBP: 0.338, SLG: 0.326</small> (1, 8)	G1-3		G1-3			P4		P6		4	0	0	0	0	0	1	Texas Rangers @ California Angels Anaheim Stadium, Anaheim, CA Mon Aug 07 1995, 6:33 AM EDT Att: 21,057 - Sunny - 84 F				
Lou Frazier, S <small>OBP: 0.298, SLG: 0.233</small> (1, 7)	F9			F5		F7		F9		4	0	0	0	0	1						
Will Clark, L <small>OBP: 0.383, SLG: 0.467</small> (1, 3)	F6			F7		F9			F7	4	0	0	0	0	1						
Ivan Rodriguez, R <small>OBP: 0.339, SLG: 0.477</small> (1, 2)		P4		E6					G5-3	4	1	2	0	0	0						
Mickey Tettleton, S <small>OBP: 0.389, SLG: 0.474</small> (1, 10)		29 2B		F7		F8				3	0	1	0	1	2						
29 Rusty Greer, L <small>OBP: 0.347, SLG: 0.384</small> (1, 9)		F8-5							F9	4	1	2	2	0	1						
Luis Ortiz, R <small>OBP: 0.265, SLG: 0.354</small> (1, 5)		F8-5			G4-3					3	0	0	0	0	2						
Jeff Frye, R <small>OBP: 0.330, SLG: 0.366</small> (1, 4)				L9		G6-3				3	0	0	0	0	0						
Esteban Beltrre, R <small>OBP: 0.298, SLG: 0.418</small> (1, 6)				G4-3					F9	3	0	1	0	0	0						
Inning Stats	R: 0 E: 0 K: 0 S: 3	H: 0 LOB: 0 BB: 0 P: 3	R: 0 E: 0 K: 0 S: 3	H: 1 LOB: 1 BB: 1 P: 7	R: 0 E: 0 K: 0 S: 3	H: 0 LOB: 0 BB: 0 P: 3	R: 0 E: 1 K: 0 S: 4	H: 1 LOB: 1 BB: 0 P: 4	R: 0 E: 0 K: 0 S: 3	H: 0 LOB: 0 BB: 0 P: 3	R: 2 E: 0 K: 0 S: 5	H: 2 LOB: 0 BB: 0 P: 5	R: 0 E: 0 K: 0 S: 3	H: 0 LOB: 0 BB: 0 P: 3	R: 0 E: 0 K: 0 S: 4	H: 1 LOB: 1 BB: 0 P: 4	1B: 2 2B: 4 3B: 0 HR: 1	SF: 0 SAC: 0 DP: 1 HBP: 0	WP: 0 PB: 0 SB: 0 CS: 0	PA: 33	
PITCHER	IP	WLS	BF	H	R	ER	SO	BB	IBB	HBP	BLK	WP	HR	S	P	ERA	WHIP				
Mike Harkey, R <small>ERA: 5.38</small> (1, 1)	9.0	W	33	6	2	2	0	1	0	0	0	0	1	32	36	2.00	0.778				


AB	32
R	2
H	6
RBI	2
BB	1
SO	0
LOB	8



Batter	1	2	3	4	5	6	7	8	9	AB	R	H	RBI	BB	SO	LOB	BOTTOM				
Tony Phillips, S <small>OBP: 0.406, SLG: 0.490</small> (1, 5)	K	K		2H HR		K		K		5	1	1	2	0	4	3	Texas Rangers @ California Angels Anaheim Stadium, Anaheim, CA Mon Aug 07 1995, 6:33 AM EDT Att: 21,057 - Sunny - 84 F				
Jim Edmonds, L <small>OBP: 0.371, SLG: 0.558</small> (1, 8)	HR BB		F7	G4-3			HR	G3		5	2	2	1	0	2						
Tim Salmon, R <small>OBP: 0.443, SLG: 0.600</small> (1, 9)	K		G6-3	HR		P4				4	1	1	1	0	1						
Chili Davis, S <small>OBP: 0.465, SLG: 0.548</small> (1, 10)	HR BB		16 1B	F9		F8				3	2	1	0	1	0						
J.T. Snow, L <small>OBP: 0.371, SLG: 0.480</small> (1, 3)	1H 2H HR		16 1B			F8				4	1	2	3	0	1						
16 Garret Anderson, L <small>OBP: 0.394, SLG: 0.617</small> (1, 7)	G3		12 2H 1B			F7		K		4	0	1	1	0	1						
Damion Easley, R <small>OBP: 0.302, SLG: 0.310</small> (1, 4)		K	P4			G4-3		2B 1B		4	1	1	0	0	2						
Greg Myers, L <small>OBP: 0.316, SLG: 0.381</small> (1, 2)				G3-1		G4-3		1B 2B		4	0	2	0	0	0						
Rod Correia, R <small>OBP: 0.278, SLG: 0.444</small> (1, 6)		G5-3				G1-3		2-3 3H 1B		4	1	2	1	0	1						
Inning Stats	R: 3 E: 0 K: 2 S: 9	H: 2 LOB: 0 BB: 1 P: 13	R: 0 E: 0 K: 2 S: 8	H: 1 LOB: 0 BB: 0 P: 8	R: 1 E: 0 K: 0 S: 6	H: 3 LOB: 2 BB: 0 P: 6	R: 3 E: 0 K: 0 S: 6	H: 3 LOB: 0 BB: 0 P: 6	R: 0 E: 0 K: 1 S: 5	H: 0 LOB: 0 BB: 0 P: 5	R: 0 E: 0 K: 1 S: 5	H: 0 LOB: 0 BB: 0 P: 5	R: 1 E: 0 K: 0 S: 4	H: 1 LOB: 0 BB: 0 P: 4	R: 1 E: 0 K: 2 S: 10	H: 3 LOB: 2 BB: 0 P: 10	1B: 6 2B: 3 3B: 0 HR: 4	SF: 0 SAC: 0 DP: 0 HBP: 0	WP: 0 PB: 0 SB: 0 CS: 0	PA: 38	
PITCHER	IP	WLS	BF	H	R	ER	SO	BB	IBB	HBP	BLK	WP	HR	S	P	ERA	WHIP				
Scott Taylor, R <small>ERA: 9.35</small> (1, 1)	3.2	L	21	9	7	7	4	1	0	0	0	0	3	28	32	17.18	2.727				
Mark Brandenburg, R <small>ERA: 4.5</small> (4, 1)	4.1		17	4	2	2	4	0	0	0	0	0	1	25	25	4.15	0.923				

AB	37
R	9
H	13
RBI	9
BB	1
SO	8
LOB	9



Batter	1	2	3	4	5	6	7	8	9	AB	R	H	RBI	BB	SO	LOB	TOP								
Chad Curtis, R OBP: 0.371, SLG: 0.479 (1, 8)	G4-3		G1-3		G6-3			F7		4	0	0	0	0	0	0	Detroit Tigers @ Texas Rangers The Ballpark at Arlington, Arlington, TX Tue Aug 08 1995, 8:05 PM EDT Att: 27,760 - Unknown - 92 F livebaseballscores.com								
Lou Whitaker, L OBP: 0.360, SLG: 0.489 (1, 4)	FC6-4 1B		K				F7	F9		4	0	1	0	0	1	0									
Travis Fryman, R OBP: 0.358, SLG: 0.420 (1, 5)	FC6-4 1B		1B				2B	F7		4	0	2	0	0	0	1									
Cecil Fielder, R OBP: 0.361, SLG: 0.462 (1, 3)	1B		K				G5-3		E6 WP 1B SF9	4	1	1	0	0	1	2									
Kirk Gibson, L OBP: 0.359, SLG: 0.453 (1, 10)	G3				G4-6-3 1B		G4-3		SF9 WP 1B	4	0	2	0	0	0	3									
Bobby Higginson, L OBP: 0.327, SLG: 0.402 (1, 7)			K		K		BB 1B		K	4	0	1	0	0	3	3									
Chris Gomez, R OBP: 0.321, SLG: 0.398 (1, 6)			K		G4-6-3 1B		BB	SF9	2	0	0	1	1	1	1	1									
John Flaherty, R OBP: 0.325, SLG: 0.494 (1, 2)	1B				L4-3		F9	G6-3	4	0	1	0	0	0	2	AB 33 R 1 H 8 RBI 1 BB 1 SO 6 LOB 14									
Danny Bautista, R OBP: 0.233, SLG: 0.276 (1, 9)	P6				B5-3		P4			3	0	0	0	0	2										
Inning Stats	R: 0 E: 0 K: 0 S: 10	H: 2 LOB: 2 BB: 0 P: 18	R: 0 E: 0 K: 2 S: 11	H: 1 LOB: 1 BB: 0 P: 12	R: 0 E: 0 K: 2 S: 14	H: 1 LOB: 1 BB: 0 P: 19	R: 0 E: 0 K: 1 S: 11	H: 1 LOB: 0 BB: 0 P: 14	R: 0 E: 0 K: 0 S: 5	H: 0 LOB: 0 BB: 0 P: 7	R: 0 E: 0 K: 0 S: 8	H: 1 LOB: 1 BB: 0 P: 10	R: 0 E: 0 K: 0 S: 9	H: 1 LOB: 1 BB: 1 P: 14	R: 0 E: 0 K: 0 S: 6	H: 0 LOB: 0 BB: 0 P: 10	R: 1 E: 1 K: 1 S: 13	H: 1 LOB: 1 BB: 0 P: 20	1B: 7 2B: 1 3B: 0 HR: 0	SF: 1 SAC: 0 DP: 1 HBP: 0	WP: 1 PB: 0 SB: 0 CS: 0	PA: 35			
PITCHER	IP	WLS	BF	H	R	ER	SO	BB	IBB	HBP	BLK	WP	HR	S	P	ERA	WHIP								
Kevin Gross, R ERA: 6.43 (1, 1)	8.0	W	32	8	1	0	5	1	0	0	0	0	0	79	112	0.00	1.125								
Matt Whiteside, R ERA: 4.26 (9, 1)	1.0	S	3	0	0	0	1	0	0	0	0	1	0	8	12	0.00	0.000								

Batter	1	2	3	4	5	6	7	8	9	AB	R	H	RBI	BB	SO	LOB	BOTTOM								
Otis Nixon, S OBP: 0.336, SLG: 0.323 (1, 8)	G2		K	G5-3			BB	G4-3		4	0	0	0	1	1	2	Detroit Tigers @ Texas Rangers The Ballpark at Arlington, Arlington, TX Tue Aug 08 1995, 8:05 PM EDT Att: 27,760 - Unknown - 92 F livebaseballscores.com								
Lou Frazier, S OBP: 0.299, SLG: 0.237 (1, 7)	2B 1B		E1 1B		G1-3		SH5-3-2 1-3F			3	2	1	0	0	0	0									
Will Clark, L OBP: 0.387, SLG: 0.472 (1, 3)	1B 1H 2B		K		FC4-5 BB		HR 1B			3	1	2	1	1	1	1									
Mickey Tettleton, S OBP: 0.393, SLG: 0.486 (1, 10)	G4-6-3 1B		1B		FC4-5 1-3		HR			3	1	2	2	1	0	1									
Ivan Rodriguez, R OBP: 0.340, SLG: 0.477 (1, 2)	G4-6-3 1-2F				G5-3		2B 1B			4	0	2	1	0	0	3									
29 Rusty Greer, L OBP: 0.346, SLG: 0.386 (1, 9)		F8	K				G6-3	2B		4	0	1	0	0	1	2									
Mark McLemore, S OBP: 0.356, SLG: 0.352 (1, 4)		E9 1B			1B		K			4	0	2	0	0	2	0									
Mike Pagliarulo, L OBP: 0.274, SLG: 0.333 (1, 5)		K			F8		1B			4	0	2	0	0	1	2									
Esteban Beltre, R OBP: 0.279, SLG: 0.390 (1, 6)		G3-1			K		G6-3	F8		4	0	0	0	0	1	4									
Inning Stats	R: 1 E: 0 K: 0 S: 9	H: 3 LOB: 1 BB: 0 P: 14	R: 0 E: 1 K: 1 S: 11	H: 1 LOB: 1 BB: 0 P: 14	R: 1 E: 1 K: 3 S: 18	H: 1 LOB: 2 BB: 1 P: 26	R: 0 E: 0 K: 1 S: 6	H: 1 LOB: 1 BB: 0 P: 7	R: 0 E: 0 K: 0 S: 7	H: 0 LOB: 1 BB: 1 P: 11	R: 0 E: 0 K: 1 S: 13	H: 1 LOB: 1 BB: 0 P: 20	R: 2 E: 0 K: 0 S: 11	H: 4 LOB: 2 BB: 1 P: 20	R: 0 E: 0 K: 1 S: 12	H: 1 LOB: 1 BB: 0 P: 19	1B: 9 2B: 3 3B: 0 HR: 1	SF: 0 SAC: 1 DP: 2 HBP: 0	WP: 0 PB: 0 SB: 1 CS: 0	PA: 37					
PITCHER	IP	WLS	BF	H	R	ER	SO	BB	IBB	HBP	BLK	WP	HR	S	P	ERA	WHIP								
Sean Bergman, R ERA: 4.7 (1, 1)	6.2	L	32	10	4	3	6	2	1	0	0	0	0	73	109	4.05	1.800								
Brian Bohanon, L ERA: 6.56 (7, 1)	1.1		5	2	0	0	1	0	0	0	0	0	0	14	22	0.00	1.500								

Batter	1	2	3	4	5	6	7	8	9	AB	R	H	RBI	BB	SO	LOB	TOP				
Chad Curtis, R OBP: 0.374, SLG: 0.483 (1, 8)	2-0 CS 1B		1-1 E5 1B 1-2 3B	1-1 SAFE 2B			2-1 G6-3		1-0 1B	5	1	3	1	0	0	1					
Chris Gomez, R OBP: 0.319, SLG: 0.394 (1, 4)	2-0 F8 1-2		2-1 3B 1-2 2-H	1-0 P6			0-1 G1-3		1-3 1B	5	1	1	0	0	1	4					
Travis Fryman, R OBP: 0.358, SLG: 0.425 (1, 5)	1-2 F8		0-1 1B 1-H 2-H				1-2 F9		1-2 L6 2-2	5	1	2	2	0	0	2					
Cecil Fielder, R OBP: 0.360, SLG: 0.459 (1, 10)		2-3 K	3-2 G4-3 1B			3-3 SAFE K		2-3 K		4	0	1	1	0	3	1					
Juan Samuel, R OBP: 0.390, SLG: 0.559 (1, 3)		1-1 G6-3	3-H G4-3 1B			2-2 G6-4-3 BB		4-2 1B BB		2	0	0	0	2	0	1					
Alan Trammell, R OBP: 0.376, SLG: 0.390 (1, 6)		4-1 FC6-4 BB	0-2 G5-3			0-1 G6-4-3 1-2		0-3 K		3	0	0	0	1	1	4					
John Flaherty, R OBP: 0.323, SLG: 0.490 (1, 2)	2-1 FC6-4 1-2			0-0 F9		0-1 L7		1 SAFE 3-2 1B		4	0	1	0	0	0	1					
Mitt Cuyler, S (1, 7)			1-1 L7	1-1 G5-3		2-2 L1-3		0-0 G1-3		4	0	0	0	0	0	2					
Bobby Higginson, L OBP: 0.332, SLG: 0.402 (1, 9)			4-2 E 1B BB	1-1 2B 1B		2-2 F8		4-2 L6 1B BB		2	2	1	0	2	0	0					
Inning Stats	R: 0 E: 0 K: 0 S: 5	H: 1 LOB: 0 BB: 0 P: 10	R: 0 E: 0 K: 1 S: 8	H: 0 LOB: 1 BB: 1 P: 17	R: 4 E: 1 K: 0 S: 19	H: 3 LOB: 1 BB: 1 P: 32	R: 1 E: 0 K: 0 S: 8	H: 2 LOB: 1 BB: 0 P: 12	R: 0 E: 0 K: 1 S: 13	H: 1 LOB: 1 BB: 1 P: 22	R: 0 E: 0 K: 0 S: 9	H: 0 LOB: 0 BB: 0 P: 13	R: 0 E: 0 K: 2 S: 18	H: 1 LOB: 2 BB: 1 P: 27	R: 0 E: 0 K: 1 S: 9	H: 1 LOB: 1 BB: 1 P: 16	1B: 7 2B: 2 3B: 1 HR: 0	SF: 0 SAC: 0 DP: 2 HBP: 0	WP: 0 PB: 0 SB: 0 CS: 1	PA: 39	
PITCHER	IP	WLS	BF	H	R	ER	SO	BB	IBB	HBP	BLK	WP	HR	S	P	ERA	WHIP				
Kenny Rogers, L ERA: 3.49 (1, 1)	6.0	W	27	7	5	4	2	3	0	0	0	0	0	62	106	6.00	1.667				
Roger McDowell, R ERA: 3.99 (7, 1)	2.0		8	1	0	0	2	1	0	0	0	0	0	26	38	0.00	1.000				
Chris Nichting, R ERA: 5.66 (9, 1)	1.0		4	1	0	0	1	1	0	0	0	0	0	9	16	0.00	2.000				

Detroit Tigers @ Texas Rangers
The Ballpark at Arlington, Arlington, TX
Wed Aug 09 1995, 8:05 PM EDT
Att: 22,680 - Unknown - 93 F

AB	34
R	5
H	9
RBI	4
BB	5
SO	5
LOB	16



Batter	1	2	3	4	5	6	7	8	9	AB	R	H	RBI	BB	SO	LOB	BOTTOM				
Otis Nixon, S OBP: 0.341, SLG: 0.329 (1, 8)	0-0 FC6-4 1B	2-0 S HBP 1B		1-2 G6-3		2-3 K	4-2 1B BB	0-2 1B 2B		5	2	3	2	1	1	0					
Lou Frazier, S OBP: 0.319, SLG: 0.265 (1, 7)	1-0 FC6-4 2B	1-1 S HBP		2-1 G5-3		0-1 1B 2B	0-1 1B	0-0 1B		5	2	3	4	0	0	1					
Will Clark, L OBP: 0.389, SLG: 0.476 (1, 3)	2-2 F8	1-1 SF7		2-1 2B		4-0 1B IBB	1-0 1B	0-1 F7		4	0	2	2	1	0	2					
Ivan Rodriguez, R OBP: 0.341, SLG: 0.475 (1, 2)	4-2 2B BB	1-2 F8		1-2 L9		0-1 G4-6-3 1B	1-2 K			4	1	1	1	1	1	5					
Mickey Tettleton, S OBP: 0.395, SLG: 0.485 (1, 10)	4-1 2B BB	3-1 P4		4-1 SH1-4 G4-3 BB		1-0 G4-6-3 1-2		1-1 2B 1B		3	2	1	0	2	0	4					
Luis Ortiz, R OBP: 0.291, SLG: 0.383 ERA: 7.55 (7, PH) Mike Pagliarulo, L OBP: 0.276, SLG: 0.331 (8, 5)	0-0 2B		4-1 FC6-4 BB		2-2 G4-3 SH1-4 1B		1-3 K	4-1 2B BB		2	0	2	2	1	0	0					
Mark McLemore, S OBP: 0.354, SLG: 0.354 (8, 4)	1-2 G5-3		1-1 FC6-4 CS		0-1 SH1-4		1-1 G6-3	0-2 2B 2B		4	1	1	1	0	0	3					
Jeff Frye, R OBP: 0.336, SLG: 0.373 Benji Gil, R OBP: 0.274, SLG: 0.347 (7, PR) (8, 6)		4-1 1B HBP BB		2-2 G4-3		1-2 G4-3		1-2 BB 29 1B 1B	2-2 G6-3	3	1	2	1	1	0	1					
Esteban Beltrre, R OBP: 0.281, SLG: 0.387 29 Rusty Greer, L OBP: 0.347, SLG: 0.387 (7, PH) (8, 9)		1-0 HBP 1B SF7 1B		1-1 F7		2-3 G4-3		3-2 1B 1B	1-3 K	3	1	1	0	0	0	2					
Inning Stats	R: 2 E: 0 K: 0 S: 12	H: 2 LOB: 2 BB: 2 P: 24	R: 2 E: 0 K: 0 S: 11	H: 2 LOB: 2 BB: 1 P: 24	R: 0 E: 0 K: 0 S: 7	H: 1 LOB: 1 BB: 1 P: 13	R: 0 E: 0 K: 0 S: 10	H: 1 LOB: 0 BB: 0 P: 16	R: 1 E: 0 K: 0 S: 14	H: 1 LOB: 1 BB: 1 P: 23	R: 1 E: 0 K: 1 S: 8	H: 2 LOB: 1 BB: 1 P: 15	R: 3 E: 0 K: 2 S: 23	H: 4 LOB: 2 BB: 1 P: 36	R: 4 E: 0 K: 1 S: 18	H: 4 LOB: 1 BB: 1 P: 26	1B: 11 2B: 6 3B: 0 HR: 0	SF: 1 SAC: 1 DP: 1 HBP: 1	WP: 0 PB: 0 SB: 3 CS: 1	PA: 48	
PITCHER	IP	WLS	BF	H	R	ER	SO	BB	IBB	HBP	BLK	WP	HR	S	P	ERA	WHIP				
C.J. Nikowski, L ERA: 5.53 (1, 1)	4.0		24	7	5	5	0	5	0	1	0	0	0	46	89	11.25	3.000				
John Doherty, R ERA: 5.53 (5, 1)	2.2	L	13	4	4	4	2	1	1	0	0	0	0	32	52	13.50	1.875				
Kevin Wickander, L ERA: 2.19 (7, 1)	0.1		3	2	0	0	1	0	0	0	0	0	0	7	10	0.00	6.000				
Mike Christopher, R ERA: 4.18 (8, 1)	1.0		8	4	4	4	1	1	0	0	0	0	0	18	26	36.00	5.000				

Detroit Tigers @ Texas Rangers
The Ballpark at Arlington, Arlington, TX
Wed Aug 09 1995, 8:05 PM EDT
Att: 22,680 - Unknown - 93 F

AB	37
R	13
H	17
RBI	13
BB	8
SO	4
LOB	22



Batter	1	2	3	4	5	6	7	8	9	AB	R	H	RBI	BB	SO	LOB	TOP											
Chad Curtis, R (1, 8) OBP: 0.373, SLG: 0.481	1-3 K		0-1 1B		3-1 G5-3			1-1 G5-3		4	0	1	0	0	1	0												
Lou Whitaker, L (1, 4) OBP: 0.356, SLG: 0.481	4-2 BB		3-2 SAFE 1 SAFE 1 SAFE 1 SAFE F9			2-0 G4-3		2-2 G4-3		3	0	0	0	1	0	1												
Travis Fryman, R (1, 5) OBP: 0.357, SLG: 0.423	1-0 F8		0-0 F8			1-2 G6-3			0-1 G5-3 1B	4	1	1	0	0	0	2												
Cecil Fielder, R (1, 3) OBP: 0.358, SLG: 0.466	2-0 F8			0-0 HR		2-2 P4			1-1 G5-3 1B	4	1	1	1	0	0	2												
Kirk Gibson, L (1, 10) OBP: 0.358, SLG: 0.449		4-1 BB		1-0 G4-3			1-3 K		3-2 G5-3	2	0	0	0	1	1	0												
Juan Samuel, R (9, PH) OBP: 0.388, SLG: 0.555										1	0	0	0	0	0	1												
Bobby Higginson, L (1, 9) OBP: 0.332, SLG: 0.405		2-3 SAFE SAFE SAFE SAFE K		1-2 F9			1-2 2B		1-2 1B	3	0	1	0	0	1	1												
Derrick White, R (9, PH) OBP: 0.269, SLG: 0.308									2-H 1B	1	0	1	1	0	0	0												
Chris Gomez, R (1, 6) OBP: 0.315, SLG: 0.388		2-3 K		1-0 G6-3			1-2 P6		3-2 G6-3	4	0	0	0	0	1	3												
John Flaherty, R (1, 2) OBP: 0.320, SLG: 0.484		3-3 K			1-2 F9		0-1 G5-3			3	0	0	0	0	1	2												
Mitt Cuyler, S (1, 7) OBP: 0.320, SLG: 0.484			1-3 K		0-0 B5-3			2-1 G4-3		3	0	0	0	0	1	0												
Inning Stats	R: 0 E: 0 K: 1 S: 8	H: 0 LOB: 1 BB: 1 P: 16	R: 0 E: 0 K: 3 S: 13	H: 0 LOB: 1 BB: 1 P: 24	R: 0 E: 0 K: 1 S: 11	H: 1 LOB: 1 BB: 0 P: 15	R: 1 E: 0 K: 0 S: 7	H: 1 LOB: 0 BB: 0 P: 10	R: 0 E: 0 K: 0 S: 6	H: 0 LOB: 0 BB: 0 P: 10	R: 0 E: 0 K: 1 S: 9	H: 1 LOB: 1 BB: 0 P: 14	R: 0 E: 0 K: 1 S: 12	H: 1 LOB: 1 BB: 0 P: 15	R: 0 E: 0 K: 0 S: 8	H: 0 LOB: 0 BB: 0 P: 13	R: 1 E: 0 K: 0 S: 14	H: 2 LOB: 1 BB: 0 P: 22	1B: 3 2B: 1 3B: 0 HR: 1	SF: 0 SAC: 0 DP: 0 HBP: 0	WP: 0 PB: 0 SB: 0 CS: 0	PA: 34						
PITCHER	IP	WLS	BF	H	R	ER	SO	BB	IBB	HBP	BLK	WP	HR	S	P	ERA	WHIP											
Danny Darwin, R (1, 1) ERA: 7.19	6.0	W	22	2	1	1	5	2	0	0	0	0	0	1	54	89	1.50	0.667										
Dennis Cook, L (7, 1) ERA: 4.33	2.0		7	1	0	0	1	0	0	0	0	0	0	20	28	0.00	0.500											
Roger McDowell, R (9, 1) ERA: 3.99	0.1		2	1	1	1	0	0	0	0	0	0	0	4	5	27.00	3.000											
Ed Vosberg, L (9, 1) ERA: 2.96	0.2		3	1	0	0	0	0	0	0	0	0	0	10	17	0.00	1.500											

Detroit Tigers @ Texas Rangers
The Ballpark at Arlington, Arlington, TX
Thu Aug 10 1995, 8:05 PM EDT
Att: 32,084 - Unknown - 94 F

AB	32
R	2
H	5
RBI	2
BB	2
SO	6
LOB	12



Batter	1	2	3	4	5	6	7	8	9	AB	R	H	RBI	BB	SO	LOB	BOTTOM										
Otis Nixon, S (1, 8) OBP: 0.344, SLG: 0.331	0-0 S 1B		2-1 BB HBP SF7 1B		4-2 1B 1B BB		0-0 0-0 BB	2-0 F8		4	2	2	0	1	0	0											
Lou Frazier, S (1, 7) OBP: 0.325, SLG: 0.267	3-3 K		1-0 BB BB HBP		0-0 1B FC1-4 1B		3-3 K			3	1	1	0	0	2	1											
Will Clark, L (1, 3) OBP: 0.390, SLG: 0.475	1-3 K		4-1 BB BB		0-1 FC1-4 1B		2-3 K			3	0	1	1	1	2	1											
Mickey Tettleton, S (1, 10) OBP: 0.391, SLG: 0.480	1-1 F7		0-0 SF7		0-0 K			2-3 K		3	0	0	1	0	2	3											
Ivan Rodriguez, R (1, 2) OBP: 0.346, SLG: 0.478		1-0 CS HBP	4-2 29 G6-4-3 BB		1-1 FC1-4		0-2 1B HR 2B			2	1	1	1	1	0	1											
29 Rusty Greer, L (1, 9) OBP: 0.345, SLG: 0.382		1-1 F9	1-1 G6-4-3		1-1 G4-3		3-2 1B HR HBP			3	1	0	0	0	0	5											
Mark McLemore, S (1, 4) OBP: 0.356, SLG: 0.356		1-2 BB 1B		1-2 F7		1-1 G6-3		1-0 HR 1B		4	1	2	0	0	0	0											
Mike Pagliarulo, L (1, 5) OBP: 0.276, SLG: 0.326		4-1 BB BB		3-1 P6		1-2 G4-3		0-3 K		3	0	0	0	1	1	3											
Benji Gil, R (1, 6) OBP: 0.274, SLG: 0.356		0-0 F9		0-1 G4-3		0-0 L3		1-1 HR		4	1	1	4	0	0	2											
Inning Stats	R: 0 E: 0 K: 2 S: 10	H: 1 LOB: 1 BB: 0 P: 15	R: 0 E: 0 K: 0 S: 8	H: 1 LOB: 2 BB: 1 P: 15	R: 1 E: 0 K: 0 S: 8	H: 1 LOB: 2 BB: 2 P: 20	R: 0 E: 0 K: 0 S: 7	H: 0 LOB: 0 BB: 0 P: 11	R: 2 E: 0 K: 1 S: 14	H: 2 LOB: 1 BB: 1 P: 24	R: 0 E: 0 K: 0 S: 6	H: 0 LOB: 0 BB: 0 P: 8	R: 0 E: 0 K: 2 S: 8	H: 0 LOB: 0 BB: 0 P: 13	R: 4 E: 0 K: 2 S: 17	H: 3 LOB: 0 BB: 0 P: 26	1B: 6 2B: 1 3B: 0 HR: 1	SF: 1 SAC: 0 DP: 1 HBP: 3	WP: 0 PB: 0 SB: 1 CS: 1	PA: 37							
PITCHER	IP	WLS	BF	H	R	ER	SO	BB	IBB	HBP	BLK	WP	HR	S	P	ERA	WHIP										
Felipe Lira, R (1, 1) ERA: 3.95	4.2	L	23	5	3	3	3	4	0	0	2	0	0	44	80	5.79	1.929										
Brian Bohanon, L (5, 1) ERA: 5.65	3.0		12	2	3	3	4	0	0	1	0	0	0	31	46	9.00	0.667										
Joe Boever, R (8, 1) ERA: 5.8	0.1		2	1	1	1	0	0	0	0	0	0	1	3	6	27.00	3.000										

Detroit Tigers @ Texas Rangers
The Ballpark at Arlington, Arlington, TX
Thu Aug 10 1995, 8:05 PM EDT
Att: 32,084 - Unknown - 94 F

AB	29
R	7
H	8
RBI	7
BB	4
SO	7
LOB	16



Batter	1	2	3	4	5	6	7	8	9	AB	R	H	RBI	BB	SO	LOB	TOP					
Devon White, S (1, 8) Mike Huff, R (9, 8) OBP: 0.346, SLG: 0.458 OBP: 0.376, SLG: 0.321	G3-1	K			L3		K	G1-3		6	0	1	1	0	2	4						
Paul Molitor, R (1, 10) OBP: 0.369, SLG: 0.393	BB WP 1B		G1-3	G6-3	G4-3			HR	G6-3	6	2	2	1	0	0	5						
Roberto Alomar, S (1, 4) Tomas Perez, S (9, 4) OBP: 0.315, SLG: 0.483 OBP: 0.333, SLG: 0.500	WP BB 2B BB		L8		BB BB 1B			1B SF8 1B	FC6-4 BB	4	3	2	0	2	0	0						
Joe Carter, R (1, 7) Candy Maldonado, R (9, 7) OBP: 0.315, SLG: 0.426 OBP: 0.379, SLG: 0.486	WP BB 2B BB		G6-3		BB BB 1B			WP G3-1 1B	FC6-4 PB BB	4	4	2	0	2	0	1						
John Olerud, L (1, 3) OBP: 0.376, SLG: 0.395				G6-4-3 1B	1B BB 2B BB			SF8	PB BB	3	1	2	3	2	0	1						
Ed Sprague, R (1, 5) OBP: 0.351, SLG: 0.474	G5-3			G6-4-3 1B	1B BB 2B			G3-1	G3-1	6	2	2	4	0	0	5						
Shawn Green, L (1, 9) OBP: 0.324, SLG: 0.490	F7			1B WP 1B	2B 1B			G4-3	1B BB	4	2	2	0	1	0	1						
Sandy Martinez, L (1, 2) OBP: 0.269, SLG: 0.316		G6-3		SAFE SAFE SAFE SAFE SAFE SAFE SAFE SAFE	1B BB 2B			F9	1B	4	0	2	3	1	0	0						
Domingo Cedenio, S (1, 6) OBP: 0.333, SLG: 0.438		K		1B	G4-3			K	1B	5	0	2	1	0	2	2						
Inning Stats	R: 3 E: 0 K: 0 S: 18	H: 2 LOB: 1 BB: 2 P: 35	R: 0 E: 0 K: 2 S: 10	H: 0 LOB: 0 BB: 0 P: 12	R: 0 E: 0 K: 0 S: 6	H: 0 LOB: 0 BB: 0 P: 10	R: 1 E: 0 K: 0 S: 15	H: 4 LOB: 3 BB: 1 P: 25	R: 4 E: 0 K: 0 S: 20	H: 4 LOB: 2 BB: 2 P: 33	R: 2 E: 0 K: 2 S: 9	H: 2 LOB: 0 BB: 0 P: 10	R: 0 E: 0 K: 2 S: 9	H: 0 LOB: 0 BB: 0 P: 11	R: 4 E: 0 K: 0 S: 12	H: 5 LOB: 2 BB: 2 P: 26	R: 0 E: 0 K: 0 S: 11	H: 0 LOB: 2 BB: 2 P: 25	1B: 13 2B: 2 3B: 0 HR: 2	SF: 1 SAC: 0 DP: 1 HBP: 0	WP: 3 PB: 1 SB: 0 CS: 0	PA: 51
PITCHER	IP WLS BF H R ER SO BB IBB HBP BLK WP HR S P ERA WHIP																					
Roger Pavlik, R (1, 1) ERA: 5.33	4.0 L 23 7 7 7 2 5 0 0 0 0 2 0 54 95 15.75 3.000																					
Mark Brandenburg, R (5, 1) ERA: 6.63	3.0 17 8 6 6 2 0 0 0 0 0 0 2 37 48 18.00 2.667																					
Chris Nething, R (8, 1) ERA: 5.56	2.0 11 2 1 1 0 3 0 0 0 0 1 0 19 44 4.50 2.500																					

Toronto Blue Jays @ Texas Rangers
The Ballpark at Arlington, Arlington, TX
Fri Aug 11 1995, 8:05 PM EDT
Att: 31,269 - Unknown

AB	42
R	14
H	17
RBI	13
BB	8
SO	4
LOB	19



Batter	1	2	3	4	5	6	7	8	9	AB	R	H	RBI	BB	SO	LOB	BOTTOM			
Otis Nixon, S (1, 8) Jeff Frye, R (9, 4) OBP: 0.345, SLG: 0.331 OBP: 0.336, SLG: 0.373	F7			L4-3 1B		FC6-4 1B HR BB	G6-3			3	1	1	0	1	0	0				
Lou Frazier, S (1, 7) OBP: 0.322, SLG: 0.267	G3			L4-3 1B		FC6-4 1B	G4-3			4	0	1	0	0	0	1				
Will Clark, L (1, 3) Jack Voigt, R (9, 3) OBP: 0.362, SLG: 0.473 OBP: 0.275, SLG: 0.322	G3-1			BB		FC6-4 HR	FC3-6 1B			3	1	1	0	1	0	2				
Mickey Tettleton, S (1, 10) OBP: 0.390, SLG: 0.487		F8		G3		HR	FC3-6 1B			4	1	1	3	0	0	2				
Ivan Rodriguez, R (1, 2) Dave Valle, R (9, 2) OBP: 0.345, SLG: 0.475 OBP: 0.306, SLG: 0.277		G4-3				G4-3	F8			4	0	1	0	0	0	1				
29 Rusty Greer, L (1, 9) OBP: 0.344, SLG: 0.378		L8				F7	FC5-4 BB		K	3	0	0	0	1	1	1				
Mark McLemore, S (1, 4) OBP: 0.352, SLG: 0.351				G4-3		FC3-6 1B	FC5-4 HR		G4-3	4	1	0	0	0	2					
Mike Pagliarulo, L (1, 5) OBP: 0.275, SLG: 0.341				L7		P6			G4-3	4	1	1	2	0	0	1				
Benji Gil, R (1, 6) OBP: 0.271, SLG: 0.353				F8		K	G5-3			3	0	0	0	0	1	0				
Inning Stats	R: 0 E: 0 K: 0 S: 8	H: 0 LOB: 0 BB: 0 P: 14	R: 0 E: 0 K: 0 S: 5	H: 0 LOB: 0 BB: 0 P: 11	R: 0 E: 0 K: 0 S: 10	H: 0 LOB: 0 BB: 0 P: 15	R: 0 E: 0 K: 0 S: 5	H: 1 LOB: 1 BB: 1 P: 13	R: 0 E: 0 K: 1 S: 13	H: 1 LOB: 0 BB: 1 P: 21	R: 2 E: 0 K: 0 S: 11	H: 1 LOB: 0 BB: 1 P: 20	R: 0 E: 0 K: 0 S: 7	H: 1 LOB: 1 BB: 0 P: 9	R: 0 E: 0 K: 1 S: 7	H: 0 LOB: 0 BB: 0 P: 11	1B: 4 2B: 1 3B: 0 HR: 2	SF: 0 SAC: 0 DP: 1 HBP: 0	WP: 0 PB: 0 SB: 0 CS: 0	PA: 35
PITCHER	IP WLS BF H R ER SO BB IBB HBP BLK WP HR S P ERA WHIP																			
Edwin Hurtado, R (1, 1) ERA: 5.36	8.0 W 32 6 5 5 1 3 0 0 0 0 0 2 65 111 5.62 1.125																			
Tim Crabtree, R (9, 1) ERA: 4.32	1.0 3 0 0 0 1 0 0 0 0 0 0 0 7 11 0.00 0.000																			

Toronto Blue Jays @ Texas Rangers
The Ballpark at Arlington, Arlington, TX
Fri Aug 11 1995, 8:05 PM EDT
Att: 31,269 - Unknown

AB	32
R	5
H	6
RBI	5
BB	3
SO	2
LOB	10



Batter	1	2	3	4	5	6	7	8	9	AB	R	H	RBI	BB	SO	LOB	TOP							
Devon White, S OBP: 0.342, SLG: 0.452 (1, 8)	F3		F8			F8	5-3		G4-3	5	0	0	0	0	0	0								
Paul Molitor, R OBP: 0.341, SLG: 0.393 (1, 10)	1B		F9			1B	5-3		G1-4-3	5	0	2	0	0	0	0								
Roberto Alomar, S OBP: 0.370, SLG: 0.481 (1, 4)	K			F5		1B	1B		G4-3	4	0	1	0	1	1	1								
Joe Carter, R OBP: 0.314, SLG: 0.424 (1, 7)	K			G5-3		K	1B			4	0	1	0	0	2	3								
John Olerud, L OBP: 0.377, SLG: 0.393 (1, 3)		F8		BB		1B	K			2	0	0	0	2	1	2								
Ed Sprague, R OBP: 0.350, SLG: 0.472 (8, PR) Alex Gonzalez, R OBP: 0.321, SLG: 0.379 (8, 5)	F7			F7		K		1B		4	0	1	0	0	1	4								
Shawn Green, L OBP: 0.327, SLG: 0.494 (1, 9)	2B				4-3		1B	K		4	1	2	0	0	1	1								
Sandy Martinez, L OBP: 0.269, SLG: 0.314 (1, 2)	G4-3				K		1B	K		4	1	1	0	0	2	2								
Domingo Cedeño, S OBP: 0.331, SLG: 0.459 (1, 6)			K		4-3		HR	F7		4	1	1	3	0	1	1								
Inning Stats	R: 0 E: 0 K: 2 S: 8	H: 1 LOB: 1 BB: 0 P: 8	R: 0 E: 0 K: 0 S: 4	H: 1 LOB: 1 BB: 0 P: 4	R: 0 E: 0 K: 1 S: 5	H: 0 LOB: 0 BB: 1 P: 5	R: 0 E: 0 K: 0 S: 3	H: 0 LOB: 1 BB: 1 P: 7	R: 0 E: 0 K: 1 S: 5	H: 0 LOB: 1 BB: 0 P: 5	R: 0 E: 0 K: 2 S: 8	H: 1 LOB: 3 BB: 2 P: 16	R: 3 E: 0 K: 1 S: 10	H: 5 LOB: 2 BB: 0 P: 10	R: 0 E: 0 K: 2 S: 8	H: 1 LOB: 1 BB: 0 P: 8	R: 0 E: 0 K: 0 S: 3	H: 0 LOB: 0 BB: 0 P: 3	1B: 7 2B: 1 3B: 0 HR: 1	SF: 0 SAC: 0 DP: 0 HBP: 0	WP: 0 PB: 0 SB: 3 CS: 0	PA: 39		
PITCHER	IP	WLS	BF	H	R	ER	SO	BB	IBB	HBP	BLK	WP	HR	S	P	ERA	WHIP							
Bobby Witt, R ERA: 3.86 (1, 1)	6.0	W	26	5	2	2	6	2	1	0	0	0	0	35	47	3.00	1.167							
Dennis Cook, L ERA: 4.47 (7, 1)	0.2		4	2	1	1	0	0	0	0	0	0	1	4	4	13.50	3.000							
Roger McDowell, R ERA: 3.84 (7, 1)	2.1	S	9	2	0	0	3	0	0	0	0	0	0	15	15	0.00	0.857							

Toronto Blue Jays @ Texas Rangers
The Ballpark at Arlington, Arlington, TX
Sat Aug 12 1995, 8:05 PM EDT
Att: 40,040 - Unknown - 91 F

AB	36
R	3
H	9
RBI	3
BB	3
SO	9
LOB	14



Batter	1	2	3	4	5	6	7	8	9	AB	R	H	RBI	BB	SO	LOB	BOTTOM							
Otis Nixon, S OBP: 0.346, SLG: 0.328 (1, 8)	G6-4-3		L8		B2		S	F9		3	0	0	0	2	0	3								
Lou Frazier, S OBP: 0.312, SLG: 0.257 (1, 7)	G6-4-3		F8		FC5-4		K			4	0	0	0	0	1	5								
Will Clark, L OBP: 0.393, SLG: 0.487 (1, 3)	F6			1B	2B		HR	5-3		4	2	2	1	0	0	1								
Ivan Rodriguez, R OBP: 0.350, SLG: 0.475 (1, 2)		F8		FC5-4	1B	2B	1B	BB	2B	2	1	1	1	2	0	0								
Mickey Tettleton, S OBP: 0.386, SLG: 0.481 (1, 10)	P2		P6		P6		K	K		4	0	0	0	0	2	4								
Luis Ortiz, R OBP: 0.292, SLG: 0.381 (1, 5) Mike Pagliarulo, L OBP: 0.274, SLG: 0.339 (7, 5)	K2-3		FC5-4		FC5-4		2B	G4-3		3	1	1	0	0	1	1								
Mark McLemore, S OBP: 0.356, SLG: 0.565 (1, 9)			G4-3		G5-3		1B	HR		4	1	3	1	0	0	1								
Jeff Frye, R OBP: 0.342, SLG: 0.389 (1, 4)			G4-3		FC4-6		CS	HR		3	1	2	3	1	0	1								
Benji Gil, R OBP: 0.271, SLG: 0.349 (1, 6)			BB		FC4-6		K	K		3	0	0	0	1	2	3								
Inning Stats	R: 0 E: 0 K: 0 S: 2	H: 0 LOB: 0 BB: 1 P: 6	R: 0 E: 0 K: 1 S: 5	H: 0 LOB: 0 BB: 0 P: 5	R: 0 E: 0 K: 0 S: 4	H: 1 LOB: 2 BB: 1 P: 8	R: 1 E: 0 K: 0 S: 5	H: 2 LOB: 1 BB: 0 P: 5	R: 0 E: 0 K: 0 S: 3	H: 0 LOB: 1 BB: 1 P: 7	R: 3 E: 0 K: 2 S: 10	H: 4 LOB: 2 BB: 1 P: 14	R: 0 E: 0 K: 2 S: 7	H: 0 LOB: 2 BB: 2 P: 15	R: 2 E: 0 K: 1 S: 7	H: 2 LOB: 0 BB: 0 P: 7	R: 0 E: 0 K: 1 S: 3	H: 0 LOB: 0 BB: 0 P: 3	1B: 4 2B: 3 3B: 1 HR: 2	SF: 0 SAC: 0 DP: 2 HBP: 0	WP: 0 PB: 0 SB: 1 CS: 1	PA: 37		
PITCHER	IP	WLS	BF	H	R	ER	SO	BB	IBB	HBP	BLK	WP	HR	S	P	ERA	WHIP							
Al Leiter, L ERA: 3.9 (1, 1)	7.0	L	32	7	4	4	5	6	0	0	0	0	1	36	60	5.14	1.857							
Tony Castillo, L ERA: 2.61 (8, 1)	1.0		5	2	2	2	1	0	0	0	0	0	1	7	7	18.00	2.000							

Toronto Blue Jays @ Texas Rangers
The Ballpark at Arlington, Arlington, TX
Sat Aug 12 1995, 8:05 PM EDT
Att: 40,040 - Unknown - 91 F

AB	31
R	6
H	9
RBI	6
BB	6
SO	6
LOB	19



Batter	1	2	3	4	5	6	7	8	9	AB	R	H	RBI	BB	SO	LOB	TOP	
Devon White, S OBP: 0.341, SLG: 0.451 Mike Huff, R OBP: 0.375, SLG: 0.345	1-3 K		0-1 FC4-6			3-2 1B 3B		1-2 G1-4-3		1	0	0	0	0	1	0		
Paul Molitor, R OBP: 0.340, SLG: 0.391	0-1 G4-3			1-2 F8		3-2 1B		0-3 K		4	0	1	1	0	1	0		
Roberto Alomar, S OBP: 0.369, SLG: 0.478	1-2 K			0-0 1B		3-H 1-2 L6		0-1 F7		4	0	1	0	0	1	1		
Joe Carter, R OBP: 0.313, SLG: 0.422		1-1 P6		0-0 F7		0-2 P3		0-0 1B		4	0	1	0	0	0	2		
John Olerud, L OBP: 0.373, SLG: 0.389		1-2 L3		1-1 G6			1-3 K		1-3 K	4	0	0	0	0	2	2		
Ed Sprague, R OBP: 0.347, SLG: 0.468		1-1 G5-3			1-2 L9		1-1 F7			3	0	0	0	0	0	0		
Shawn Green, L OBP: 0.323, SLG: 0.488			1-2 L8		0-0 G6-3		2-0 F7			3	0	0	0	0	0	0		
Sandy Martinez, L OBP: 0.270, SLG: 0.314			0-0 FC4-6 1B		2-1 F8			1-1 G3		3	0	1	0	0	0	0		
Domingo Cedeño, S OBP: 0.331, SLG: 0.455			0-0 P6			0-3 K		0-0 G1-4-3 1B		3	0	1	0	0	1	1		
Inning Stats	R: 0 E: 0 K: 2 S: 10	H: 0 LOB: 0 BB: 0 P: 12	R: 0 E: 0 K: 0 S: 7	H: 0 LOB: 0 BB: 0 P: 10	R: 0 E: 0 K: 0 S: 8	H: 1 LOB: 1 BB: 0 P: 9	R: 0 E: 0 K: 0 S: 7	H: 1 LOB: 0 BB: 0 P: 9	R: 0 E: 0 K: 1 S: 6	H: 0 LOB: 0 BB: 0 P: 10	R: 0 E: 0 K: 0 S: 6	H: 1 LOB: 0 BB: 0 P: 8	R: 0 E: 0 K: 2 S: 9	H: 1 LOB: 1 BB: 0 P: 10	1B: 5 2B: 0 3B: 1 HR: 0	SF: 0 SAC: 0 DP: 1 HBP: 0	WP: 0 PB: 0 SB: 0 CS: 0	PA: 32
PITCHER Kevin Gross, R ERA: 6.02	IP: 9.0 WLS: W BF: 32 H: 6 R: 1 ER: 1 SO: 6 BB: 0 IBB: 0 HBP: 0 BLK: 0 WP: 0 HR: 0 S: 77 P: 102 ERA: 1.00 WHIP: 0.667															PITCHER		

Toronto Blue Jays @ Texas Rangers
The Ballpark at Arlington, Arlington, TX
Sun Aug 13 1995, 8:05 PM EDT
Att: 25,308 - Unknown - 90 F

AB	32
R	1
H	6
RBI	1
BB	0
SO	6
LOB	8



Batter	1	2	3	4	5	6	7	8	9	AB	R	H	RBI	BB	SO	LOB	BOTTOM	
Otis Nixon, S OBP: 0.347, SLG: 0.330	1-1 B1-3	1-1 HR 1B		0-1 G6-3			1-2 G3 1B			4	1	2	1	0	0	0		
Lou Frazier, S OBP: 0.302, SLG: 0.248	0-0 G6-3	0-0 P6		2-2 G4-3			0-0 G3			4	0	0	0	0	0	3		
Will Clark, L OBP: 0.394, SLG: 0.500	1-1 2B	1-1 HR		2-2 G6-3			0-0 G5-3			4	2	2	3	0	0	1		
Mickey Tettleton, S OBP: 0.387, SLG: 0.478	4-1 2B BB	0-0 F9		1-3 K			4-1 29 PB 1B 29 SF8 BB			2	1	0	0	2	1	0		
Ivan Rodriguez, R OBP: 0.352, SLG: 0.479	0-2 2B		0-1 L5		2-2 G5-3		1-0 29 PB 1B			4	0	2	1	0	0	0		
29 Rusty Greer, L OBP: 0.343, SLG: 0.378	1-3 2-H F8		2-1 1B			3-3 K		2-2 SF8		3	0	1	1	0	1	2		
Mark McLemore, S OBP: 0.360, SLG: 0.368		1-1 SH3-4 1B 1B		0-0 F9		3-2 CS 1B		4-0 IBB		3	1	2	0	1	0	1		
Mike Pagliarulo, L OBP: 0.273, SLG: 0.337	1 SAFE 1 SAFE C SAFE X	0-1 1B SH3-4 HR 1B		1-0 F7		3-2 G3		3-3 K		4	1	1	0	0	1	4		
Esteban Beltre, R OBP: 0.269, SLG: 0.369		0-0 SH3-4		2-3 K			2-0 G6-3		0-0 F9	3	0	0	0	0	1	2		
Inning Stats	R: 1 E: 0 K: 0 S: 11	H: 2 LOB: 2 BB: 1 P: 19	R: 4 E: 0 K: 0 S: 11	H: 4 LOB: 0 BB: 0 P: 14	R: 0 E: 0 K: 0 S: 6	H: 1 LOB: 1 BB: 0 P: 9	R: 0 E: 0 K: 1 S: 8	H: 0 LOB: 0 BB: 0 P: 12	R: 0 E: 0 K: 1 S: 10	H: 1 LOB: 0 BB: 0 P: 19	R: 0 E: 0 K: 0 S: 6	H: 1 LOB: 1 BB: 0 P: 9	R: 1 E: 0 K: 1 S: 9	H: 1 LOB: 2 BB: 2 P: 23	1B: 7 2B: 2 3B: 0 HR: 1	SF: 1 SAC: 1 DP: 0 HBP: 0	WP: 0 PB: 1 SB: 0 CS: 1	PA: 36
PITCHER Giovanni Carrara, R ERA: 5.33	IP: 8.0 WLS: L BF: 36 H: 10 R: 6 ER: 5 SO: 4 BB: 2 IBB: 1 HBP: 0 BLK: 0 WP: 0 HR: 1 S: 71 P: 120 ERA: 5.62 WHIP: 1.500															PITCHER		

Toronto Blue Jays @ Texas Rangers
The Ballpark at Arlington, Arlington, TX
Sun Aug 13 1995, 8:05 PM EDT
Att: 25,308 - Unknown - 90 F

AB	31
R	6
H	10
RBI	6
BB	3
SO	4
LOB	13



Batter	1	2	3	4	5	6	7	8	9	10	AB	R	H	RBI	BB	SO	LOB	TOP	
Otis Nixon, S <small>OBP: 0.348, SLG: 0.336</small> 																		AB 33 R 2 H 6 RBI 2 BB 2 SO 2 LOB 9	
Lou Frazier, S <small>OBP: 0.300, SLG: 0.244</small> 																	AB 33 R 2 H 6 RBI 2 BB 2 SO 2 LOB 9		
Ivan Rodriguez, R <small>OBP: 0.348, SLG: 0.472</small> 																AB 33 R 2 H 6 RBI 2 BB 2 SO 2 LOB 9			
Juan Gonzalez, R <small>OBP: 0.278, SLG: 0.561</small> 															AB 33 R 2 H 6 RBI 2 BB 2 SO 2 LOB 9				
Mickey Tettleton, S <small>OBP: 0.383, SLG: 0.464</small> 														AB 33 R 2 H 6 RBI 2 BB 2 SO 2 LOB 9					
29 Rusty Greer, L <small>OBP: 0.347, SLG: 0.385</small> 													AB 33 R 2 H 6 RBI 2 BB 2 SO 2 LOB 9						
Craig Worthington, R <small>OBP: 0.375, SLG: 0.619</small> 												AB 33 R 2 H 6 RBI 2 BB 2 SO 2 LOB 9							
Jeff Frye, R <small>OBP: 0.338, SLG: 0.378</small> 											AB 33 R 2 H 6 RBI 2 BB 2 SO 2 LOB 9								
Benji Gil, R <small>OBP: 0.269, SLG: 0.346</small> 										AB 33 R 2 H 6 RBI 2 BB 2 SO 2 LOB 9									
Inning Stats	R: 1 H: 2 E: 0 LOB: 2 K: 0 BB: 1 S: 9 P: 18	R: 0 H: 0 E: 0 LOB: 1 K: 0 BB: 1 S: 6 P: 14	R: 0 H: 0 E: 0 LOB: 0 K: 1 BB: 0 S: 7 P: 12	R: 0 H: 1 E: 0 LOB: 1 K: 0 BB: 0 S: 8 P: 12	R: 0 H: 1 E: 0 LOB: 0 K: 1 BB: 0 S: 5 P: 7	R: 0 H: 1 E: 0 LOB: 0 K: 0 BB: 0 S: 6 P: 10	R: 0 H: 0 E: 0 LOB: 0 K: 0 BB: 0 S: 6 P: 12	R: 0 H: 0 E: 0 LOB: 0 K: 0 BB: 0 S: 5 P: 10	R: 0 H: 0 E: 0 LOB: 0 K: 0 BB: 0 S: 5 P: 8	R: 1 H: 1 E: 0 LOB: 0 K: 0 BB: 0 S: 8 P: 14	1B: 4 SF: 0 2B: 1 SAC: 1 3B: 0 DP: 1 HR: 1 HBP: 0	WP: 0 PA: 36 PB: 0 SB: 0 CS: 1							
PITCHER	IP WLS BF H R ER SO BB IBB HBP BLK WP HR S P ERA WHIP Dave Righetti, L (1, 1) 9.0 1 32 5 1 1 2 2 0 0 0 0 0 57 103 1.00 0.778 Matt Karchner, R (10, 1) 1.0 1 4 1 1 1 0 0 0 0 0 1 8 14 9.00 1.000							PITCHER	IP WLS BF H R ER SO BB IBB HBP BLK WP HR S P ERA WHIP Dave Righetti, L (1, 1) 9.0 1 32 5 1 1 2 2 0 0 0 0 0 57 103 1.00 0.778 Matt Karchner, R (10, 1) 1.0 1 4 1 1 1 0 0 0 0 0 1 8 14 9.00 1.000										

Texas Rangers @ Chicago White Sox
 Comiskey Park, Chicago, IL
 Thu Aug 17 1995, 8:05 PM EDT
 Att: 22,385 - Unknown - 82 F

Batter	1	2	3	4	5	6	7	8	9	10	AB	R	H	RBI	BB	SO	LOB	BOTTOM	
Lance Johnson, L <small>OBP: 0.324, SLG: 0.381</small> 																		AB 33 R 1 H 4 RBI 1 BB 2 SO 7 LOB 11	
Dave Martinez, L <small>OBP: 0.376, SLG: 0.448</small> 																	AB 33 R 1 H 4 RBI 1 BB 2 SO 7 LOB 11		
Tim Raines, S <small>OBP: 0.372, SLG: 0.461</small> 																AB 33 R 1 H 4 RBI 1 BB 2 SO 7 LOB 11			
Frank Thomas, R <small>OBP: 0.483, SLG: 0.673</small> 															AB 33 R 1 H 4 RBI 1 BB 2 SO 7 LOB 11				
Robin Ventura, L <small>OBP: 0.377, SLG: 0.490</small> 														AB 33 R 1 H 4 RBI 1 BB 2 SO 7 LOB 11					
Mike Devereaux, R <small>OBP: 0.350, SLG: 0.466</small> 													AB 33 R 1 H 4 RBI 1 BB 2 SO 7 LOB 11						
Ray Durham, S <small>OBP: 0.326, SLG: 0.414</small> 												AB 33 R 1 H 4 RBI 1 BB 2 SO 7 LOB 11							
Ron Karkovics, R <small>OBP: 0.320, SLG: 0.402</small> Norberto Martin, R (10, PH) <small>OBP: 0.316, SLG: 0.396</small>										AB 33 R 1 H 4 RBI 1 BB 2 SO 7 LOB 11									
Ozzie Guillen, L <small>OBP: 0.274, SLG: 0.307</small> 									AB 33 R 1 H 4 RBI 1 BB 2 SO 7 LOB 11										
Inning Stats	R: 0 H: 0 E: 0 LOB: 0 K: 1 BB: 0 S: 8 P: 14	R: 1 H: 1 E: 0 LOB: 0 K: 1 BB: 0 S: 9 P: 14	R: 0 H: 0 E: 0 LOB: 0 K: 0 BB: 0 S: 4 P: 5	R: 0 H: 0 E: 0 LOB: 0 K: 0 BB: 0 S: 6 P: 10	R: 0 H: 0 E: 0 LOB: 0 K: 2 BB: 0 S: 7 P: 8	R: 0 H: 1 E: 0 LOB: 2 K: 2 BB: 1 S: 11 P: 20	R: 0 H: 1 E: 0 LOB: 1 K: 0 BB: 0 S: 5 P: 6	R: 0 H: 1 E: 0 LOB: 2 K: 0 BB: 1 S: 8 P: 18	R: 0 H: 0 E: 0 LOB: 0 K: 1 BB: 0 S: 8 P: 10	1B: 2 SF: 0 2B: 0 SAC: 1 3B: 1 DP: 0 HR: 1 HBP: 0	WP: 0 PA: 36 PB: 0 SB: 0 CS: 0								
PITCHER	IP WLS BF H R ER SO BB IBB HBP BLK WP HR S P ERA WHIP Roger Pavlik, R (1, 1) 8.1 1 31 4 1 1 6 1 1 0 0 0 1 59 99 1.08 0.600 Ed Vosberg, L (0, 1) 0.1 0																		

Batter	1	2	3	4	5	6	7	8	9	AB	R	H	RBI	BB	SO	LOB	TOP
Otis Nixon, S <small>OBP: 0.347, SLG: 0.336</small> 										4	0	1	0	0	1	1	
Lou Frazier, S <small>OBP: 0.306, SLG: 0.252</small> 										4	1	2	0	0	1	0	
Ivan Rodriguez, R <small>OBP: 0.344, SLG: 0.466</small> 										4	0	0	0	0	1	3	
Juan Gonzalez, R <small>OBP: 0.272, SLG: 0.549</small> 										4	0	0	0	0	1	1	
Mickey Tettleton, S <small>OBP: 0.384, SLG: 0.463</small> 										3	0	1	0	1	0	0	
29 Rusty Greer, L <small>OBP: 0.349, SLG: 0.386</small> 										4	0	2	1	0	1	1	
Craig Worthington, R <small>OBP: 0.393, SLG: 0.625</small> 										3	0	1	0	1	0	3	
Jeff Frye, R <small>OBP: 0.335, SLG: 0.374</small> 										3	0	0	0	0	0	3	
Esteban Beltre, R <small>OBP: 0.253, SLG: 0.342</small> 										3	0	0	0	0	1	1	
Inning Stats <small>R: 0, H: 0, E: 0, K: 2, S: 11</small>	<small>R: 0, H: 1, E: 0, K: 1, S: 15</small>	<small>R: 0, H: 1, E: 0, K: 1, S: 15</small>	<small>R: 0, H: 2, E: 0, K: 0, S: 8</small>	<small>R: 0, H: 0, E: 0, K: 0, S: 5</small>	<small>R: 0, H: 1, E: 0, K: 1, S: 9</small>	<small>R: 1, H: 2, E: 0, K: 0, S: 9</small>	<small>R: 0, H: 0, E: 0, K: 1, S: 9</small>	<small>R: 0, H: 0, E: 0, K: 1, S: 8</small>	<small>R: 0, H: 1, E: 0, K: 1, S: 8</small>	<small>1B: 6, 2B: 1, 3B: 0, HR: 0</small>	<small>SF: 0, SAC: 0, DP: 2, HBP: 0</small>	<small>WP: 0, PB: 0, SB: 0, CS: 0</small>	<small>PA: 34</small>				
PITCHER <small>Wilson Alvarez, L (1, 1) ERA: 4.38</small> <small>Jose DeLeon, R (6, 1) ERA: 5.29</small> <small>Roberto Hernandez, R (9, 1) ERA: 4.06</small>	<small>IP: 5.2, WLS: W, BF: 24, H: 6, R: 1, ER: 1, SO: 4, BB: 2, IBB: 0, HBP: 0, BLK: 0, WP: 0, HR: 0, S: 56, P: 88, ERA: 1.59, WHIP: 1.412</small>	<small>IP: 2.1, WLS: 7, BF: 7, H: 0, R: 0, ER: 0, SO: 1, BB: 0, IBB: 0, HBP: 0, BLK: 0, WP: 0, HR: 18, S: 30, P: 30, ERA: 0.00, WHIP: 0.000</small>	<small>IP: 1.0, WLS: S, BF: 3, H: 1, R: 0, ER: 0, SO: 1, BB: 0, IBB: 0, HBP: 0, BLK: 0, WP: 0, HR: 8, S: 10, P: 10, ERA: 0.00, WHIP: 1.000</small>	PITCHER <small>IP: 5.2, WLS: W, BF: 24, H: 6, R: 1, ER: 1, SO: 4, BB: 2, IBB: 0, HBP: 0, BLK: 0, WP: 0, HR: 0, S: 56, P: 88, ERA: 1.59, WHIP: 1.412</small>	<small>IP: 2.1, WLS: 7, BF: 7, H: 0, R: 0, ER: 0, SO: 1, BB: 0, IBB: 0, HBP: 0, BLK: 0, WP: 0, HR: 18, S: 30, P: 30, ERA: 0.00, WHIP: 0.000</small>	<small>IP: 1.0, WLS: S, BF: 3, H: 1, R: 0, ER: 0, SO: 1, BB: 0, IBB: 0, HBP: 0, BLK: 0, WP: 0, HR: 8, S: 10, P: 10, ERA: 0.00, WHIP: 1.000</small>											

Texas Rangers @ Chicago White Sox
Comiskey Park, Chicago, IL
Fri Aug 18 1995, 8:05 PM EDT
Att: 22,037 - Unknown

AB 32
R 1
H 7
RBI 1
BB 2
SO 6
LOB 13



Batter	1	2	3	4	5	6	7	8	9	AB	R	H	RBI	BB	SO	LOB	BOTTOM
Lance Johnson, L <small>OBP: 0.327, SLG: 0.383</small> 										5	1	3	1	0	0	0	
Dave Martinez, L <small>OBP: 0.397, SLG: 0.436</small> 										5	0	0	0	0	1	4	
Tim Raines, S <small>OBP: 0.375, SLG: 0.464</small> 										4	1	3	1	0	0	0	
Frank Thomas, R <small>OBP: 0.485, SLG: 0.673</small> 										3	0	2	0	1	0	0	
Robin Ventura, L <small>OBP: 0.379, SLG: 0.487</small> 										2	0	0	0	2	0	2	
Mike Devereaux, R <small>OBP: 0.346, SLG: 0.462</small> 										3	0	0	1	0	1	3	
Ray Durham, S <small>OBP: 0.328, SLG: 0.416</small> 										3	1	1	0	1	0	2	
Ron Karkovics, R <small>OBP: 0.320, SLG: 0.399</small> 										2	0	0	0	1	1	3	
Ozzie Guillen, L <small>OBP: 0.271, SLG: 0.303</small> 										4	0	0	0	0	1	3	
Inning Stats <small>R: 0, H: 2, E: 0, K: 0, S: 9</small>	<small>R: 1, H: 2, E: 0, K: 1, S: 9</small>	<small>R: 1, H: 2, E: 0, K: 1, S: 9</small>	<small>R: 1, H: 2, E: 0, K: 1, S: 11</small>	<small>R: 1, H: 2, E: 0, K: 0, S: 15</small>	<small>R: 0, H: 0, E: 0, K: 0, S: 6</small>	<small>R: 0, H: 0, E: 0, K: 0, S: 5</small>	<small>R: 0, H: 0, E: 0, K: 1, S: 7</small>	<small>R: 0, H: 1, E: 0, K: 1, S: 6</small>	<small>1B: 8, 2B: 1, 3B: 0, HR: 0</small>	<small>SF: 1, SAC: 1, DP: 0, HBP: 0</small>	<small>WP: 0, PB: 0, SB: 1, CS: 0</small>	<small>PA: 38</small>					
PITCHER <small>Bobby Witt, R (1, 1) ERA: 3.84</small> <small>Dennis Cook, L (8, 1) ERA: 4.73</small>	<small>IP: 7.2, WLS: L, BF: 37, H: 9, R: 3, ER: 3, SO: 3, BB: 5, IBB: 0, HBP: 0, BLK: 0, WP: 0, HR: 0, S: 65, P: 114, ERA: 3.52, WHIP: 1.826</small>	<small>IP: 0.1, WLS: 1, BF: 1, H: 0, R: 0, ER: 0, SO: 1, BB: 0, IBB: 0, HBP: 0, BLK: 0, WP: 0, HR: 3, S: 6, P: 6, ERA: 0.00, WHIP: 0.000</small>	PITCHER <small>IP: 7.2, WLS: L, BF: 37, H: 9, R: 3, ER: 3, SO: 3, BB: 5, IBB: 0, HBP: 0, BLK: 0, WP: 0, HR: 0, S: 65, P: 114, ERA: 3.52, WHIP: 1.826</small>	<small>IP: 0.1, WLS: 1, BF: 1, H: 0, R: 0, ER: 0, SO: 1, BB: 0, IBB: 0, HBP: 0, BLK: 0, WP: 0, HR: 3, S: 6, P: 6, ERA: 0.00, WHIP: 0.000</small>													

Texas Rangers @ Chicago White Sox
Comiskey Park, Chicago, IL
Fri Aug 18 1995, 8:05 PM EDT
Att: 22,037 - Unknown

AB 31
R 3
H 9
RBI 3
BB 5
SO 4
LOB 17



Batter	1	2	3	4	5	6	7	8	9	AB	R	H	RBI	BB	SO	LOB	TOP									
Otis Nixon, S <small>OBP: 0.345, SLG: 0.333</small> (1, 8)	G1-3		L9			K2-3-2		K		4	1	0	0	1	2	2	Texas Rangers @ Chicago White Sox Comiskey Park, Chicago, IL Sat Aug 19 1995, 8:05 PM EDT Att: 27,614 - Unknown - 79 F									
Jeff Frye, R <small>OBP: 0.336, SLG: 0.374</small> (1, 4)	G5-3		P4					K		5	1	2	1	0	1	1										
Will Clark, L <small>OBP: 0.394, SLG: 0.506</small> (1, 3)				L5				F8		4	2	1	3	1	0	2										
Juan Gonzalez, R <small>OBP: 0.275, SLG: 0.566</small> (1, 10)	K			G6-3				K		5	2	2	2	0	2	1										
Mickey Tettleton, S <small>OBP: 0.388, SLG: 0.466</small> Lou Frazier, S <small>OBP: 0.333, SLG: 0.250</small> (7, 7)				G4-3				G5-3		2	0	1	0	2	0	0										
Ivan Rodriguez, R <small>OBP: 0.345, SLG: 0.465</small> (1, 2)				L7				K		5	0	2	1	0	1	2										
29 Rusty Greer, L <small>OBP: 0.352, SLG: 0.391</small> (7, 9)								F7		4	1	2	0	1	0	3										
Craig Worthington, R <small>OBP: 0.344, SLG: 0.536</small> (1, 5)				G4-6-3				P4		4	0	0	0	0	2	5										
Benji Gil, R <small>OBP: 0.275, SLG: 0.357</small> (1, 6)				K						4	1	3	1	0	1	0										
Inning Stats	R: 0 E: 0 K: 1 S: 6	H: 0 LOB: 1 BB: 1 P: 14	R: 0 E: 0 K: 0 S: 8	H: 1 LOB: 1 BB: 1 P: 18	R: 0 E: 0 K: 1 S: 7	H: 0 LOB: 0 BB: 0 P: 11	R: 0 E: 0 K: 0 S: 3	H: 0 LOB: 0 BB: 0 P: 5	R: 6 E: 0 K: 1 S: 23	H: 6 LOB: 2 BB: 2 P: 41	R: 0 E: 0 K: 2 S: 7	H: 1 LOB: 1 BB: 0 P: 10	R: 3 E: 1 K: 1 S: 17	H: 3 LOB: 2 BB: 1 P: 31	R: 0 E: 0 K: 2 S: 9	H: 1 LOB: 1 BB: 0 P: 13	R: 0 E: 0 K: 1 S: 12	H: 1 LOB: 1 BB: 0 P: 17	1B: 7 2B: 4 3B: 1 HR: 2	SF: 0 SAC: 0 DP: 2 HBP: 0	WP: 0 PB: 0 SB: 0 CS: 0	PA: 43				
PITCHER	IP	WLS	BF	H	R	ER	SO	BB	IBB	HBP	BLK	WP	HR	S	P	ERA	WHIP									
Rodney Bolton, R <small>ERA: 8.15</small>	(1, 1)	4.2	L	22	6	6	6	3	3	0	0	0	0	1	38	73	11.57	1.929								
Scott Radinsky, L <small>ERA: 8.75</small>	(5, 1)	0.1		3	1	0	0	0	1	0	0	0	0	0	9	16	0.00	6.000								
41 Bill Simas, R <small>ERA: 6.0</small>	(6, 1)	2.0		10	4	3	2	3	1	0	0	0	0	1	24	41	9.00	2.500								
Matt Karchner, R <small>ERA: 2.81</small>	(8, 1)	1.2		7	2	0	0	3	0	0	0	0	0	0	18	25	0.00	1.200								
Larry Thomas, L <small>ERA: 4.15</small>	(9, 1)	0.1		1	0	0	0	0	0	0	0	0	0	0	3	5	0.00	0.000								

AB	38
R	9
H	13
RBI	8
BB	5
SO	9
LOB	16



Batter	1	2	3	4	5	6	7	8	9	AB	R	H	RBI	BB	SO	LOB	BOTTOM									
Lance Johnson, L <small>OBP: 0.325, SLG: 0.381</small> (1, 8)	G4-3			L9				F8		5	0	1	1	0	0	0	Texas Rangers @ Chicago White Sox Comiskey Park, Chicago, IL Sat Aug 19 1995, 8:05 PM EDT Att: 27,614 - Unknown - 79 F									
Dave Martinez, L <small>OBP: 0.360, SLG: 0.426</small> (1, 3)	K							G4-3		4	0	0	0	0	1	2										
Tim Raines, S <small>OBP: 0.374, SLG: 0.460</small> (1, 7)								F9		3	0	0	0	1	2	2										
Frank Thomas, R <small>OBP: 0.483, SLG: 0.668</small> (1, 10)	K							G5-3		3	0	0	0	1	1	1										
Robin Ventura, L <small>OBP: 0.377, SLG: 0.485</small> (1, 5)								K		4	1	1	0	0	2	1										
Mike Devereaux, R <small>OBP: 0.346, SLG: 0.461</small> Lyle Mouton, R <small>OBP: 0.373, SLG: 0.483</small> (9, 9)								K		3	1	1	0	0	1	1										
Ray Durham, S <small>OBP: 0.327, SLG: 0.415</small> (1, 4)								P5		4	2	1	0	0	0	2										
Barry Lyons, R <small>OBP: 0.429, SLG: 0.737</small> (1, 2)								F9		3	2	2	4	1	0	0										
Ozzie Guillen, L <small>OBP: 0.271, SLG: 0.304</small> Craig Grebeck, R <small>OBP: 0.392, SLG: 0.389</small> (8, 6)								F7		3	0	1	1	0	0	1										
Inning Stats	R: 0 E: 0 K: 2 S: 12	H: 0 LOB: 1 BB: 1 P: 20	R: 3 E: 1 K: 2 S: 22	H: 4 LOB: 2 BB: 0 P: 35	R: 0 E: 0 K: 0 S: 8	H: 0 LOB: 1 BB: 1 P: 14	R: 0 E: 0 K: 0 S: 9	H: 0 LOB: 0 BB: 1 P: 13	R: 0 E: 0 K: 1 S: 9	H: 0 LOB: 0 BB: 0 P: 11	R: 0 E: 0 K: 2 S: 7	H: 0 LOB: 0 BB: 0 P: 9	R: 0 E: 0 K: 0 S: 7	H: 0 LOB: 0 BB: 0 P: 10	R: 0 E: 0 K: 0 S: 4	H: 0 LOB: 0 BB: 0 P: 5	R: 3 E: 0 K: 1 S: 17	H: 3 LOB: 0 BB: 0 P: 22	1B: 6 2B: 0 3B: 0 HR: 1	SF: 0 SAC: 0 DP: 1 HBP: 0	WP: 0 PB: 0 SB: 0 CS: 0	PA: 37				
PITCHER	IP	WLS	BF	H	R	ER	SO	BB	IBB	HBP	BLK	WP	HR	S	P	ERA	WHIP									
Kevin Gross, R <small>ERA: 5.91</small>	(1, 1)	8.1	W	34	6	5	4	8	3	0	0	0	0	1	87	127	4.32	1.080								
Jeff Russell, R <small>ERA: 3.09</small>	(9, 1)	0.2		3	1	1	1	0	0	0	0	0	0	1	8	12	13.50	1.500								

AB	34
R	6
H	7
RBI	6
BB	3
SO	8
LOB	11



Batter	1	2	3	4	5	6	7	8	9	AB	R	H	RBI	BB	SO	LOB	TOP
Otis Nixon, S <small>OBP: 0.346, SLG: 0.334</small> 										4	1	2	1	0	2		
Lou Frazier, S <small>OBP: 0.300, SLG: 0.248</small> 										5	1	1	0	0	1	2	
Will Clark, L <small>OBP: 0.394, SLG: 0.505</small> 										5	1	2	1	0	0	0	
Juan Gonzalez, R <small>OBP: 0.278, SLG: 0.569</small> 										4	0	2	1	0	1	2	
29 Rusty Greer, L <small>OBP: 0.353, SLG: 0.389</small> 										4	1	1	0	1	0	3	
Mark McLemore, S <small>OBP: 0.386, SLG: 0.370</small> 										3	1	2	1	1	0	0	
Craig Worthington, R <small>OBP: 0.333, SLG: 0.484</small> 										3	0	0	0	1	0	6	
Dave Valle, R <small>OBP: 0.316, SLG: 0.290</small> 										4	1	2	1	0	0	0	
Benji Gil, R <small>OBP: 0.275, SLG: 0.354</small> 										3	0	0	0	1	1	2	
Inning Stats <small>R: 6, H: 5, E: 0, K: 0, S: 23</small>	<small>R: 0, H: 0, E: 1, K: 0, S: 7</small>	<small>R: 0, H: 1, E: 0, K: 0, S: 10</small>	<small>R: 0, H: 1, E: 0, K: 0, S: 10</small>	<small>R: 0, H: 1, E: 0, K: 0, S: 7</small>	<small>R: 0, H: 1, E: 0, K: 0, S: 5</small>	<small>R: 0, H: 0, E: 0, K: 1, S: 9</small>	<small>R: 0, H: 2, E: 0, K: 0, S: 7</small>	<small>R: 0, H: 0, E: 0, K: 1, S: 5</small>	<small>R: 0, H: 1, E: 0, K: 1, S: 8</small>	<small>1B: 9, 2B: 4, 3B: 0, HR: 0</small>	<small>SF: 1, 2B: 4, 3B: 0, HR: 0</small>	<small>WP: 0, PB: 0, SB: 2, CS: 0</small>	<small>PA: 41</small>				
PITCHER Jason Bere, R <small>ERA: 6.93</small>	<small>IP: 0.2, WLS: L, BF: 9, H: 4, R: 6, ER: 6, SO: 0, BB: 3, IBB: 0, HBP: 0, BLK: 0, WP: 0, HR: 0, S: 19, P: 38, ERA: 81.00, WHIP: 10.500</small>	Brian Keyser, R <small>ERA: 4.3</small>	<small>IP: 5.2, WLS: 24, BF: 6, H: 0, R: 0, ER: 0, SO: 1, BB: 2, IBB: 0, HBP: 0, BLK: 0, WP: 0, HR: 48, S: 80, ERA: 0.00, WHIP: 1.412</small>	Kirk McCaskill, R <small>ERA: 5.11</small>	<small>IP: 7.1, WLS: 8, BF: 1, H: 0, R: 0, ER: 0, SO: 2, BB: 0, IBB: 0, HBP: 0, BLK: 0, WP: 0, HR: 14, S: 23, ERA: 0.00, WHIP: 0.375</small>	PITCHER <small>IP: 0.0, WLS: 0, BF: 0, H: 0, R: 0, ER: 0, SO: 0, BB: 0, IBB: 0, HBP: 0, BLK: 0, WP: 0, HR: 0, S: 0, P: 0, ERA: 0.00, WHIP: 0.000</small>	PITCHER <small>IP: 0.0, WLS: 0, BF: 0, H: 0, R: 0, ER: 0, SO: 0, BB: 0, IBB: 0, HBP: 0, BLK: 0, WP: 0, HR: 0, S: 0, P: 0, ERA: 0.00, WHIP: 0.000</small>	PITCHER <small>IP: 0.0, WLS: 0, BF: 0, H: 0, R: 0, ER: 0, SO: 0, BB: 0, IBB: 0, HBP: 0, BLK: 0, WP: 0, HR: 0, S: 0, P: 0, ERA: 0.00, WHIP: 0.000</small>	PITCHER <small>IP: 0.0, WLS: 0, BF: 0, H: 0, R: 0, ER: 0, SO: 0, BB: 0, IBB: 0, HBP: 0, BLK: 0, WP: 0, HR: 0, S: 0, P: 0, ERA: 0.00, WHIP: 0.000</small>	PITCHER <small>IP: 0.0, WLS: 0, BF: 0, H: 0, R: 0, ER: 0, SO: 0, BB: 0, IBB: 0, HBP: 0, BLK: 0, WP: 0, HR: 0, S: 0, P: 0, ERA: 0.00, WHIP: 0.000</small>	PITCHER <small>IP: 0.0, WLS: 0, BF: 0, H: 0, R: 0, ER: 0, SO: 0, BB: 0, IBB: 0, HBP: 0, BLK: 0, WP: 0, HR: 0, S: 0, P: 0, ERA: 0.00, WHIP: 0.000</small>	PITCHER <small>IP: 0.0, WLS: 0, BF: 0, H: 0, R: 0, ER: 0, SO: 0, BB: 0, IBB: 0, HBP: 0, BLK: 0, WP: 0, HR: 0, S: 0, P: 0, ERA: 0.00, WHIP: 0.000</small>	PITCHER <small>IP: 0.0, WLS: 0, BF: 0, H: 0, R: 0, ER: 0, SO: 0, BB: 0, IBB: 0, HBP: 0, BLK: 0, WP: 0, HR: 0, S: 0, P: 0, ERA: 0.00, WHIP: 0.000</small>				

Texas Rangers @ Chicago White Sox
Comiskey Park, Chicago, IL
Sun Aug 20 1995, 4:33 AM EDT
Att: 28,151 - Sunny - 81 F

AB 35
R 6
H 11
RBI 6
BB 5
SO 3
LOB 17



Batter	1	2	3	4	5	6	7	8	9	AB	R	H	RBI	BB	SO	LOB	BOTTOM
Lance Johnson, L <small>OBP: 0.323, SLG: 0.378</small> 										4	0	0	0	0	1	1	
Norberto Martin, R <small>OBP: 0.322, SLG: 0.409</small> 										4	0	2	0	0	1	0	
Frank Thomas, R <small>OBP: 0.481, SLG: 0.663</small> 										4	1	1	0	0	0	2	
Lyle Mouton, R <small>OBP: 0.371, SLG: 0.475</small>										3	0	1	0	0	0	2	
Tim Raines, S <small>OBP: 0.373, SLG: 0.459</small>										1	0	0	0	0	0	1	
Mike Devereaux, R <small>OBP: 0.349, SLG: 0.469</small>										3	1	2	1	0	0	1	
Dave Martinez, L <small>OBP: 0.358, SLG: 0.424</small>										1	0	0	0	0	1	0	
Ray Durham, S <small>OBP: 0.326, SLG: 0.421</small> 										4	1	1	1	0	2	2	
Barry Lyons, R <small>OBP: 0.400, SLG: 0.783</small> 										4	1	1	2	0	0	0	
Craig Grebeck, R <small>OBP: 0.385, SLG: 0.381</small>										3	0	0	0	0	1	0	
Ozzie Guillen, L <small>OBP: 0.270, SLG: 0.303</small>										1	0	0	0	0	0	0	
Ron Karkovice, R <small>OBP: 0.321, SLG: 0.396</small> 										2	0	0	0	1	0	0	
Inning Stats <small>R: 0, H: 0, E: 0, K: 0, S: 7</small>	<small>R: 0, H: 1, E: 0, K: 1, S: 6</small>	<small>R: 0, H: 1, E: 0, K: 0, S: 10</small>	<small>R: 0, H: 1, E: 0, K: 0, S: 5</small>	<small>R: 1, H: 2, E: 0, K: 1, S: 9</small>	<small>R: 0, H: 0, E: 0, K: 1, S: 5</small>	<small>R: 0, H: 1, E: 0, K: 0, S: 7</small>	<small>R: 2, H: 2, E: 0, K: 1, S: 11</small>	<small>R: 0, H: 1, E: 0, K: 1, S: 8</small>	<small>R: 1, H: 1, E: 0, K: 1, S: 11</small>	<small>1B: 3, 2B: 3, 3B: 0, HR: 2</small>	<small>SF: 0, 2B: 3, 3B: 0, HR: 2</small>	<small>WP: 0, PB: 0, SB: 0, CS: 0</small>	<small>PA: 35</small>				
PITCHER Kenny Rogers, L <small>ERA: 3.44</small>	<small>IP: 7.1, WLS: W, BF: 29, H: 7, R: 3, ER: 3, SO: 5, BB: 1, IBB: 0, HBP: 0, BLK: 0, WP: 0, HR: 1, S: 56, P: 89, ERA: 3.68, WHIP: 1.091</small>	Roger McDowell, R <small>ERA: 3.6</small>	<small>IP: 1.2, WLS: S, BF: 6, H: 1, R: 1, ER: 1, SO: 1, BB: 0, IBB: 0, HBP: 0, BLK: 0, WP: 0, HR: 13, S: 20, ERA: 5.40, WHIP: 0.600</small>	PITCHER <small>IP: 0.0, WLS: 0, BF: 0, H: 0, R: 0, ER: 0, SO: 0, BB: 0, IBB: 0, HBP: 0, BLK: 0, WP: 0, HR: 0, S: 0, P: 0, ERA: 0.00, WHIP: 0.000</small>	PITCHER <small>IP: 0.0, WLS: 0, BF: 0, H: 0, R: 0, ER: 0, SO: 0, BB: 0, IBB: 0, HBP: 0, BLK: 0, WP: 0, HR: 0, S: 0, P: 0, ERA: 0.00, WHIP: 0.000</small>	PITCHER <small>IP: 0.0, WLS: 0, BF: 0, H: 0, R: 0, ER: 0, SO: 0, BB: 0, IBB: 0, HBP: 0, BLK: 0, WP: 0, HR: 0, S: 0, P: 0, ERA: 0.00, WHIP: 0.000</small>	PITCHER <small>IP: 0.0, WLS: 0, BF: 0, H: 0, R: 0, ER: 0, SO: 0, BB: 0, IBB: 0, HBP: 0, BLK: 0, WP: 0, HR: 0, S: 0, P: 0, ERA: 0.00, WHIP: 0.000</small>	PITCHER <small>IP: 0.0, WLS: 0, BF: 0, H: 0, R: 0, ER: 0, SO: 0, BB: 0, IBB: 0, HBP: 0, BLK: 0, WP: 0, HR: 0, S: 0, P: 0, ERA: 0.00, WHIP: 0.000</small>	PITCHER <small>IP: 0.0, WLS: 0, BF: 0, H: 0, R: 0, ER: 0, SO: 0, BB: 0, IBB: 0, HBP: 0, BLK: 0, WP: 0, HR: 0, S: 0, P: 0, ERA: 0.00, WHIP: 0.000</small>	PITCHER <small>IP: 0.0, WLS: 0, BF: 0, H: 0, R: 0, ER: 0, SO: 0, BB: 0, IBB: 0, HBP: 0, BLK: 0, WP: 0, HR: 0, S: 0, P: 0, ERA: 0.00, WHIP: 0.000</small>	PITCHER <small>IP: 0.0, WLS: 0, BF: 0, H: 0, R: 0, ER: 0, SO: 0, BB: 0, IBB: 0, HBP: 0, BLK: 0, WP: 0, HR: 0, S: 0, P: 0, ERA: 0.00, WHIP: 0.000</small>	PITCHER <small>IP: 0.0, WLS: 0, BF: 0, H: 0, R: 0, ER: 0, SO: 0, BB: 0, IBB: 0, HBP: 0, BLK: 0, WP: 0, HR: 0, S: 0, P: 0, ERA: 0.00, WHIP: 0.000</small>	PITCHER <small>IP: 0.0, WLS: 0, BF: 0, H: 0, R: 0, ER: 0, SO: 0, BB: 0, IBB: 0, HBP: 0, BLK: 0, WP: 0, HR: 0, S: 0, P: 0, ERA: 0.00, WHIP: 0.000</small>				

Texas Rangers @ Chicago White Sox
Comiskey Park, Chicago, IL
Sun Aug 20 1995, 4:33 AM EDT
Att: 28,151 - Sunny - 81 F

AB 34
R 4
H 8
RBI 4
BB 1
SO 6
LOB 9



Batter	1	2	3	4	5	6	7	8	9	AB	R	H	RBI	BB	SO	LOB	TOP		
Chuck Knoblauch, R (1,4) <small>OBP: 0.410, SLG: 0.466</small> Scott Leius, R (5,6) <small>OBP: 0.329, SLG: 0.334</small>	G6-3		FC5-4 1B WP		F8		F7		F8 1B	3	1	0	0	0	0	2	Minnesota Twins @ Texas Rangers The Ballpark at Arlington, Arlington, TX Mon Aug 21 1995, 8:05 PM EDT Att: 26,213 - Unknown - 94 F		
Rich Becker, L (1,8) <small>OBP: 0.293, SLG: 0.278</small>	1B		1B		G1-6-3		P5		F8	5	0	2	0	0	0	3			
Chip Hale, L (1,10) <small>OBP: 0.346, SLG: 0.423</small>	F7		G6-3 BB			HR 2B		G4-3		3	1	1	0	1	0	1			
Marty Cordova, R (1,7) <small>OBP: 0.349, SLG: 0.475</small>	F8		G6-3			HR		E8		4	1	1	2	0	0	3			
Scott Stahowiak, L (1,3) <small>OBP: 0.341, SLG: 0.376</small>		G4-3		G1-3		G6-3		G6-3		4	0	0	0	0	0	1			
Ron Coomer, R (1,5) <small>OBP: 0.398, SLG: 0.618</small>		HR		1B		F8		G5-3		4	1	2	1	0	0	1			
Dan Masteller, L (1,9) <small>OBP: 0.271, SLG: 0.283</small>		K		P6		P6			G4-6-3 1B BB	3	1	0	0	1	1	1			
Jeff Reboulet, R (1,6) <small>OBP: 0.363, SLG: 0.394</small>		K		K			P6		G4-6-3 1B	4	0	1	0	0	2	1			
Matt Walbeck, S (1,2) <small>OBP: 0.301, SLG: 0.320</small> Matt Merullo, L (7,PH) <small>OBP: 0.324, SLG: 0.365</small>				FC5-4 1B		G1-6-3 1B			G4-6-3 1B	2	0	2	0	0	0	0			
									G4-6-3 1B	2	0	1	0	0	0	2			
Inning Stats	R: 0 E: 0 K: 0 S: 9	H: 1 LOB: 1 BB: 0 P: 13	R: 1 E: 0 K: 2 S: 9	H: 1 LOB: 0 BB: 0 P: 16	R: 1 E: 0 K: 2 S: 11	H: 2 LOB: 1 BB: 1 P: 19	R: 0 E: 0 K: 1 S: 12	H: 1 LOB: 1 BB: 0 P: 16	R: 0 E: 0 K: 0 S: 7	H: 1 LOB: 1 BB: 0 P: 15	R: 0 E: 1 K: 0 S: 8	H: 0 LOB: 1 BB: 0 P: 13	R: 1 E: 0 K: 0 S: 7	H: 2 LOB: 1 BB: 1 P: 13	1B: 8 2B: 1 3B: 0 HR: 2	SF: 0 SAC: 0 DP: 3 HBP: 0		WP: 1 PB: 0 CS: 0	PA: 38
PITCHER	IP	WLS	BF	H	R	ER	SO	BB	IBB	HBP	BLK	WP	HR	S	P	ERA		WHIP	
Danny Darwin, R (1,1) <small>ERA: 7.51</small>	7.0	W	29	9	4	4	3	1	0	0	0	1	2	65	101	5.14	1.429		
Ed Vosberg, L (8,1) <small>ERA: 2.53</small>	1.0		4	0	0	0	0	0	0	0	0	0	0	8	13	0.00	0.000		
Jeff Russell, R (9,1) <small>ERA: 3.33</small>	1.0		5	2	1	1	0	1	0	0	0	0	0	7	13	9.00	3.000		

Batter	1	2	3	4	5	6	7	8	9	AB	R	H	RBI	BB	SO	LOB	BOTTOM			
Otis Nixon, S (1,8) <small>OBP: 0.347, SLG: 0.336</small> Jack Voigt, R (8,PH) <small>OBP: 0.284, SLG: 0.317</small>			K		G1-3			F9		3	2	1	0	1	1	0	Minnesota Twins @ Texas Rangers The Ballpark at Arlington, Arlington, TX Mon Aug 21 1995, 8:05 PM EDT Att: 26,213 - Unknown - 94 F			
Mark McLemore, S (1,4) <small>OBP: 0.395, SLG: 0.369</small>	SH1-3		K		L4			P3		4	1	1	0	0	1	0				
Will Clark, L (1,3) <small>OBP: 0.395, SLG: 0.509</small> Dave Valle, R (8,PH) <small>OBP: 0.312, SLG: 0.286</small>			G4-3			K		F7		3	2	1	1	1	1	0				
Juan Gonzalez, R (1,10) <small>OBP: 0.287, SLG: 0.592</small>						K				4	3	3	5	0	1	0				
Mickey Tettleton, S (1,9) <small>OBP: 0.389, SLG: 0.463</small> Lou Frazier, S (7,7) <small>OBP: 0.300, SLG: 0.248</small>					F8		L9			2	1	0	0	0	2	0				
Ivan Rodriguez, R (1,2) <small>OBP: 0.347, SLG: 0.466</small>					G5-3					4	1	2	1	0	0	2				
29 Rusty Greer, L (1,7) <small>OBP: 0.354, SLG: 0.403</small>										4	1	2	4	0	0	1				
Craig Worthington, R (1,5) <small>OBP: 0.325, SLG: 0.457</small>										4	0	1	0	0	0	1				
Benji Gil, R (1,6) <small>OBP: 0.274, SLG: 0.362</small>										4	1	1	1	0	1	1				
Inning Stats	R: 11 E: 0 K: 0 S: 34	H: 8 LOB: 1 BB: 4 P: 63	R: 0 E: 0 K: 1 S: 8	H: 0 LOB: 0 BB: 0 P: 10	R: 0 E: 0 K: 2 S: 10	H: 0 LOB: 0 BB: 0 P: 14	R: 1 E: 0 K: 0 S: 9	H: 2 LOB: 1 BB: 0 P: 15	R: 0 E: 0 K: 2 S: 9	H: 0 LOB: 0 BB: 0 P: 16	R: 0 E: 0 K: 0 S: 10	H: 2 LOB: 1 BB: 0 P: 15	R: 0 E: 0 K: 0 S: 7	H: 0 LOB: 0 BB: 0 P: 9	1B: 5 2B: 3 3B: 1 HR: 3	SF: 0 SAC: 1 DP: 1 HBP: 0		WP: 1 PB: 0 CS: 0	PA: 39	
PITCHER	IP	WLS	BF	H	R	ER	SO	BB	IBB	HBP	BLK	WP	HR	S	P	ERA		WHIP		
Scott Kligenbeck, R (1,1) <small>ERA: 7.31</small>	0.2	L	9	6	7	7	0	1	0	0	0	0	0	34	94.50	10.500				
Oscar Munoz, R (1,1) <small>ERA: 6.08</small>	6.1		27	6	5	5	5	3	0	0	0	0	1	64	107	7.11	1.421			
Scott Watkins, L (8,1) <small>ERA: 2.08</small>	1.0		3	0	0	0	0	0	0	0	0	0	0	7	9	0.00	0.000			

AB	36
R	5
H	11
RBI	4
BB	2
SO	3
LOB	16



Batter	1	2	3	4	5	6	7	8	9	AB	R	H	RBI	BB	SO	LOB	TOP										
Chuck Knoblauch, R (1.4) OBP: 0.413, SLG: 0.474	G6-3		1-H HR			4-1 CS BB		0-0 FC4-6 1B	L9	4	1	2	2	1	0	1											
Rich Becker, L (1.8) OBP: 0.291, SLG: 0.280	L7		G1-3			3-0 HR 2B		0-1 FC4-6 2B	FC6-4 1B	5	2	1	1	0	0	2											
Kirby Puckett, R (1.9) OBP: 0.369, SLG: 0.510	L8			1-0 P6		1-2 HR		0-0 3-H 2B	1B	5	2	3	3	0	0	0											
Marty Cordova, R (1.7) OBP: 0.347, SLG: 0.477		3-3 K		0-2 G1-3		0-0 F9		3-2 2-H 1B	K	5	1	1	1	0	2	2											
Chip Hale, L (1.10) OBP: 0.341, SLG: 0.405	G3-1			2-3 K				4-0 1B		3	1	0	0	1	1	0											
Ron Coomer, R (1.5) OBP: 0.357, SLG: 0.579	G1-3				0-0 G6-3			1-2 P4	1B	4	0	1	1	0	0	0											
Scott Stahoviak, L (1.3) OBP: 0.337, SLG: 0.371			0-0 G3		1-3 K			3-2 F9	FC6-4 1B	3	0	0	0	0	1	0											
Scott Leius, R (8.5) OBP: 0.331, SLG: 0.337				2-1 L7				1-3 2-H		1	0	1	1	0	0	0											
Matt Walbeck, S (1.2) OBP: 0.297, SLG: 0.315					0-2 K			F8	FC6-4	4	0	0	0	0	1	2											
Jeff Reboulet, R (1.6) OBP: 0.373, SLG: 0.396			4-1 HR BB			1-1 G6-3		2-1 1B	FC6-4 BB	2	2	1	0	2	0	0											
Inning Stats	R: 0 E: 0 K: 0 S: 6	H: 0 LOB: 0 BB: 0 P: 9	R: 0 E: 0 K: 1 S: 6	H: 0 LOB: 0 BB: 0 P: 11	R: 2 E: 0 K: 0 S: 7	H: 1 LOB: 0 BB: 1 P: 14	R: 0 E: 0 K: 1 S: 7	H: 0 LOB: 0 BB: 0 P: 10	R: 0 E: 0 K: 2 S: 8	H: 0 LOB: 0 BB: 0 P: 9	R: 2 E: 0 K: 0 S: 8	H: 2 LOB: 0 BB: 1 P: 17	R: 0 E: 0 K: 0 S: 10	H: 0 LOB: 0 BB: 0 P: 15	R: 5 E: 0 K: 0 S: 17	H: 6 LOB: 2 BB: 1 P: 32	R: 0 E: 0 K: 1 S: 10	H: 1 LOB: 2 BB: 1 P: 16	1B: 5 2B: 2 3B: 1 HR: 2	SF: 0 SAC: 0 DP: 0 HBP: 0	WP: 0 PB: 0 SB: 0 CS: 1	PA: 40					
PITCHER	IP	WLS	BF	H	R	ER	SO	BB	IBB	HBP	BLK	WP	HR	S	P	ERA	WHIP										
Roger Pavlik, R (1.1) ERA: 5.23	7.2	L	30	6	7	7	4	2	0	0	0	0	2	62	98	8.22	1.043										
Roger McDowell, R (8.1) ERA: 4.09	0.0	3	2	1	1	0	0	0	1	0	0	0	0	5	14	∞	∞										
Ed Vosberg, L (8.1) ERA: 2.79	0.1	2	1	1	1	0	0	0	0	0	0	0	0	2	5	27.00	3.000										
Matt Whiteside, R (9.1) ERA: 4.02	1.0	5	1	0	0	0	1	1	0	0	0	0	0	10	16	0.00	2.000										

Minnesota Twins @ Texas Rangers
The Ballpark at Arlington, Arlington, TX
Tue Aug 22 1995, 8:05 PM EDT
Att: 21,065 - Unknown - 92 F

AB 36
R 9
H 10
RBI 9
BB 4
SO 5
LOB 7



Batter	1	2	3	4	5	6	7	8	9	AB	R	H	RBI	BB	SO	LOB	BOTTOM										
Otis Nixon, S (1.8) OBP: 0.346, SLG: 0.337	G6-3	G4-3		G3-1						5	0	1	0	0	1	3											
Mark McLemore, S (1.4) OBP: 0.383, SLG: 0.366	1B		G4-3		L8		G1-3		G5-3	5	0	1	0	0	0	1											
Will Clark, L (1.3) OBP: 0.396, SLG: 0.508	1B		G4-3		G4-3		FC5-4 BB			3	0	1	0	1	0	0											
Juan Gonzalez, R (1.10) OBP: 0.282, SLG: 0.581	P3		G5-3		L5		FC5-4			4	0	0	0	0	0	2											
Mickey Tettleton, S (1.9) OBP: 0.390, SLG: 0.476		G3				2-0 HR		2-2 L1		4	2	2	1	0	1	0											
Ivan Rodriguez, R (1.2) OBP: 0.346, SLG: 0.466	G3		G3		29		F9		G3	4	1	1	0	0	0	1											
29 Rusty Greer, L (1.7) OBP: 0.353, SLG: 0.404	G1-3						K		F8	4	1	1	1	0	1	1											
Craig Worthington, R (1.5) OBP: 0.318, SLG: 0.462	E5								F8	4	0	1	0	0	0	1											
Benji Gil, R (1.6) OBP: 0.277, SLG: 0.370									G4-3	4	0	2	1	0	1	1											
Inning Stats	R: 0 E: 0 K: 0 S: 7	H: 2 LOB: 1 BB: 0 P: 12	R: 1 E: 1 K: 0 S: 11	H: 2 LOB: 2 BB: 0 P: 15	R: 0 E: 0 K: 0 S: 4	H: 0 LOB: 0 BB: 0 P: 7	R: 2 E: 0 K: 1 S: 12	H: 3 LOB: 1 BB: 0 P: 18	R: 0 E: 0 K: 2 S: 10	H: 2 LOB: 1 BB: 0 P: 16	R: 0 E: 0 K: 1 S: 10	H: 0 LOB: 1 BB: 1 P: 20	R: 0 E: 0 K: 0 S: 8	H: 0 LOB: 0 BB: 0 P: 12	R: 0 E: 0 K: 0 S: 12	H: 1 LOB: 1 BB: 0 P: 16	1B: 2 2B: 7 3B: 0 HR: 1	SF: 0 SAC: 0 DP: 0 HBP: 0	WP: 0 PB: 0 SB: 0 CS: 0	PA: 38							
PITCHER	IP	WLS	BF	H	R	ER	SO	BB	IBB	HBP	BLK	WP	HR	S	P	ERA	WHIP										
Frankie Rodriguez, R (1.1) ERA: 9.85	7.0	W	31	9	4	3	4	1	0	0	0	0	0	62	97	3.86	1.429										
Eddie Guardado, L (8.1) ERA: 5.6	2.0	7	1	0	0	0	0	0	0	0	0	0	0	20	28	0.00	0.500										

Minnesota Twins @ Texas Rangers
The Ballpark at Arlington, Arlington, TX
Tue Aug 22 1995, 8:05 PM EDT
Att: 21,065 - Unknown - 92 F

AB 37
R 4
H 10
RBI 3
BB 1
SO 4
LOB 10



Batter	1	2	3	4	5	6	7	8	9	AB	R	H	RBI	BB	SO	LOB	TOP	
Chuck Knoblauch, R (1, 4) <small>OBP: 0.416, SLG: 0.475</small> Jeff Reboulet, R (6, 4) <small>OBP: 0.370, SLG: 0.393</small>										1	0	1	0	2	0	0	Minnesota Twins @ Texas Rangers The Ballpark at Arlington, Arlington, TX <small>Wed Aug 23 1995, 8:05 PM EDT</small> <small>Att: 23,435 - Unknown - 92 F</small>	
Rich Becker, L (1, 8) <small>OBP: 0.294, SLG: 0.284</small>										4	1	2	0	0	0	2		
Kirby Puckett, R (1, 9) <small>OBP: 0.369, SLG: 0.508</small> Scott Leius, R (7, 5) <small>OBP: 0.333, SLG: 0.339</small>										3	0	1	0	0	0	0		
Chip Hale, L (1, 10) <small>OBP: 0.337, SLG: 0.397</small>										4	0	1	0	0	0	2		
Ron Coomer, R (1, 5) <small>OBP: 0.326, SLG: 0.524</small> <small>(7, 9)</small>										4	0	0	0	0	0	2		
Scott Stahovjak, L (1, 3) <small>OBP: 0.339, SLG: 0.377</small>										4	0	2	0	0	0	0		
Pat Meares, R (1, 6) <small>OBP: 0.311, SLG: 0.431</small>										4	0	1	0	0	0	4		
Dan Masteller, L (1, 7) <small>OBP: 0.264, SLG: 0.275</small>										4	0	0	0	0	0	5		
Matt Walbeck, S (1, 2) <small>OBP: 0.295, SLG: 0.313</small> Matt Merullo, L (6, 2) <small>OBP: 0.328, SLG: 0.365</small>										2	0	0	0	0	0	1		
Inning Stats	R: 0 H: 0 E: 0 LOB: 0 K: 0 BB: 1 S: 6 P: 11	R: 0 H: 0 E: 0 LOB: 0 K: 0 BB: 0 S: 11 P: 16	R: 0 H: 1 E: 0 LOB: 0 K: 0 BB: 0 S: 3 P: 8	R: 0 H: 2 E: 0 LOB: 1 K: 0 BB: 0 S: 7 P: 12	R: 0 H: 0 E: 0 LOB: 0 K: 0 BB: 0 S: 8 P: 12	R: 0 H: 1 E: 0 LOB: 1 K: 0 BB: 0 S: 9 P: 14	R: 0 H: 0 E: 0 LOB: 0 K: 0 BB: 0 S: 10 P: 16	R: 0 H: 1 E: 0 LOB: 2 K: 0 BB: 1 S: 8 P: 14	R: 1 H: 4 E: 1 LOB: 3 K: 0 BB: 0 S: 16 P: 22	1B: 8 SF: 0 2B: 1 SAC: 0 3B: 0 DP: 3 HR: 0 HBP: 0	WP: 0 PA: 35 FB: 0 SB: 0 CS: 0							
PITCHER Bobby Witt, R (1, 1) <small>ERA: 3.85</small>	IP: 9.0 WLS: W BF: 35 H: 9 R: 1 ER: 1 SO: 0 BB: 3 IBB: 0 HBP: 0 BLK: 0 WP: 0 HR: 0 S: 78 P: 125 ERA: 1.00 WHIP: 1.333									PITCHER								

Batter	1	2	3	4	5	6	7	8	9	AB	R	H	RBI	BB	SO	LOB	BOTTOM	
Otis Nixon, S (1, 8) <small>OBP: 0.348, SLG: 0.339</small>										4	2	2	0	1	0	0	Minnesota Twins @ Texas Rangers The Ballpark at Arlington, Arlington, TX <small>Wed Aug 23 1995, 8:05 PM EDT</small> <small>Att: 23,435 - Unknown - 92 F</small>	
Mark McLemore, S (1, 4) <small>OBP: 0.381, SLG: 0.365</small> Jeff Frye, R (8, 4) <small>OBP: 0.334, SLG: 0.373</small>										4	1	1	0	0	1	1		
Will Clark, L (1, 3) <small>OBP: 0.396, SLG: 0.508</small> Dave Valle, R (9, 3) <small>OBP: 0.312, SLG: 0.286</small>										4	1	1	1	1	0	2		
Juan Gonzalez, R (1, 10) <small>OBP: 0.284, SLG: 0.589</small>										4	2	1	2	1	1	2		
Mickey Tettleton, S (1, 9) <small>OBP: 0.391, SLG: 0.482</small> Lou Frazier, S (7, PR) <small>OBP: 0.300, SLG: 0.248</small> <small>(8, 7)</small>										4	1	2	0	0	1	3		
Ivan Rodriguez, R (1, 2) <small>OBP: 0.345, SLG: 0.472</small>										4	1	1	1	0	0	5		
29 Rusty Greer, L (1, 7) <small>OBP: 0.355, SLG: 0.404</small> <small>(8, 9)</small>										3	0	1	2	1	0	2		
Luis Ortiz, R (1, 5) <small>OBP: 0.306, SLG: 0.398</small>										4	0	3	3	0	1	0		
Benji Gil, R (1, 6) <small>OBP: 0.274, SLG: 0.366</small>										4	0	0	0	1	5			
Inning Stats	R: 0 H: 0 E: 0 LOB: 0 K: 0 BB: 0 S: 6 P: 10	R: 1 H: 3 E: 0 LOB: 2 K: 1 BB: 0 S: 16 P: 26	R: 2 H: 2 E: 0 LOB: 0 K: 0 BB: 0 S: 13 P: 20	R: 1 H: 1 E: 0 LOB: 0 K: 1 BB: 0 S: 12 P: 19	R: 4 H: 4 E: 0 LOB: 2 K: 1 BB: 2 S: 20 P: 37	R: 0 H: 0 E: 0 LOB: 1 K: 1 BB: 1 S: 14 P: 20	R: 1 H: 2 E: 0 LOB: 1 K: 1 BB: 0 S: 10 P: 14	R: 0 H: 0 E: 0 LOB: 1 K: 0 BB: 1 S: 12 P: 16	1B: 6 SF: 0 2B: 4 SAC: 0 3B: 0 DP: 0 HR: 2 HBP: 0	WP: 0 PA: 40 FB: 0 SB: 0 CS: 0								
PITCHER Jose Parra, R (1, 1) <small>ERA: 7.48</small> Erk Schuffstrom, R (5, 1) <small>ERA: 5.4</small> Scott Watkins, L (6, 1) <small>ERA: 1.65</small> Pat Mahomes, R (7, 1) <small>ERA: 6.78</small> Dave Stevens, R (8, 1) <small>ERA: 5.98</small>	IP: 4.0 WLS: L BF: 22 H: 9 R: 8 ER: 8 SO: 2 BB: 1 IBB: 0 HBP: 0 BLK: 0 WP: 0 HR: 2 S: 54 P: 91 ERA: 18.00 WHIP: 2.500									PITCHER								

AB	32
R	1
H	9
RBI	0
BB	3
SO	0
LOB	18



AB	36
R	9
H	12
RBI	9
BB	4
SO	5
LOB	21



Batter	1	2	3	4	5	6	7	8	9	AB	R	H	RBI	BB	SO	LOB	TOP		
Otis Nixon, S (1, 8) <small>OBP: 0.347, SLG: 0.338</small>	G4-3		E1 1B SF7		G1-3			L7		4	1	1	0	0	0	0	Texas Rangers @ Kansas City Royals Kauffman Stadium, Kansas City, MO Thu Aug 24 1995, 7:05 PM CDT Att: 17,449 - Unknown - 84 F		
Jeff Eves, R (1, 4) <small>OBP: 0.337, SLG: 0.375</small>	G6-3		SF7 1B		G4-6-3 1B			F7		4	0	2	0	0	0				
Will Clark, L (1, 3) <small>OBP: 0.392, SLG: 0.503</small>	G4-3		SF7 1-2 3-H		G4-6-3 1-2			P5		3	0	0	1	0	1				
Juan Gonzalez, R (1, 10) <small>OBP: 0.288, SLG: 0.606</small>		2-2 2B	F7					HR		4	2	2	1	0	0				
Mickey Tettleton, S (1, 9) <small>OBP: 0.389, SLG: 0.478</small>		4-1 2B BB	G5-3					K		3	0	0	0	1	2				
Ivan Rodriguez, R (1, 2) <small>OBP: 0.346, SLG: 0.475</small>		0-1 1-3 2-H 2B						G6-3		4	0	2	1	0	0				
29 Rusty Greer, L (1, 7) <small>OBP: 0.351, SLG: 0.399</small>		1-0 P6						G4-3		4	0	0	0	0	3				
Luis Ortiz, R (1, 5) <small>OBP: 0.297, SLG: 0.385</small>		0-3 K						F8		3	0	0	0	0	1				
Benji Gil, R (1, 6) <small>OBP: 0.271, SLG: 0.362</small>		2-2 G5-3						F8		3	0	0	0	0	1				
Inning Stats	R: 0 E: 0 K: 0 S: 8	H: 0 LOB: 0 BB: 0 P: 10	R: 1 E: 0 K: 1 S: 15	H: 2 LOB: 2 BB: 1 P: 24	R: 1 E: 1 K: 0 S: 14	H: 2 LOB: 1 BB: 0 P: 18	R: 0 E: 0 K: 0 S: 11	H: 1 LOB: 0 BB: 0 P: 17	R: 0 E: 0 K: 1 S: 9	H: 0 LOB: 0 BB: 0 P: 13	R: 0 E: 0 K: 1 S: 6	H: 0 LOB: 0 BB: 0 P: 11	R: 0 E: 0 K: 0 S: 8	H: 0 LOB: 0 BB: 0 P: 14	R: 1 E: 0 K: 1 S: 11	H: 1 LOB: 0 BB: 0 P: 17	1B: 4 2B: 2 3B: 0 HR: 1 SF: 1 SAC: 0 DP: 1 HBP: 0	WP: 0 PB: 0 SB: 0 CS: 0	PA: 34
PITCHER Jason Jacome, L (1, 1) <small>ERA: 6.61</small> Jeff Montgomery, R (8, 1) <small>ERA: 3.0</small>	IP: 7.0 WLS: W BF: 27 H: 6 R: 2 ER: 1 SO: 3 BB: 1 IBB: 0 HBP: 0 BLK: 0 WP: 0 HR: 0 S: 71 P: 105 ERA: 1.29 WHIP: 1.000	IP: 2.0 WLS: S BF: 7 H: 1 R: 1 ER: 1 SO: 1 BB: 0 IBB: 0 HBP: 0 BLK: 0 WP: 0 HR: 1 S: 19 P: 31 ERA: 4.50 WHIP: 0.500															IP: 7.0 WLS: L BF: 28 H: 7 R: 5 ER: 5 SO: 5 BB: 0 IBB: 0 HBP: 0 BLK: 0 WP: 0 HR: 1 S: 70 P: 110 ERA: 6.43 WHIP: 1.000		

AB	32
R	3
H	7
RBI	3
BB	1
SO	4
LOB	12



Batter	1	2	3	4	5	6	7	8	9	AB	R	H	RBI	BB	SO	LOB	BOTTOM		
Johnny Damon, L (1, 8) <small>OBP: 0.367, SLG: 0.423</small>	K			G4-3	E 2B		FC6-4 1-2			4	1	1	0	0	1	1	Texas Rangers @ Kansas City Royals Kauffman Stadium, Kansas City, MO Thu Aug 24 1995, 7:05 PM CDT Att: 17,449 - Unknown - 84 F		
Tom Goodwin, L (1, 7) <small>OBP: 0.341, SLG: 0.340</small>	K			G3	E8 1B		G4-3 BB 1B		4	1	3	2	0	1	0				
Wally Joyner, L (1, 3) <small>OBP: 0.386, SLG: 0.414</small>	F7			G3	F7		G4-3 BB		3	0	0	1	1	0	1				
Gary Gaetti, R (1, 5) <small>OBP: 0.348, SLG: 0.562</small>		P6		HR			P4	G4-3	4	1	1	1	0	0	2				
Keith Lockhart, L (1, 4) <small>OBP: 0.347, SLG: 0.451</small> Brent Cookson, R (8, PH) <small>OBP: 0.300, SLG: 0.250</small> David Howard, S (9, 4) <small>OBP: 0.292, SLG: 0.350</small>		G3-1		G3-1			G4-3	K	3	0	0	0	0	0	0				
Michael Tucker, L (1, 10) <small>OBP: 0.333, SLG: 0.348</small> Joe Vitiello, R (8, PH) <small>OBP: 0.321, SLG: 0.329</small>		K		G3-1			K	G5-3	1	0	0	0	0	0	2				
Greg Gagne, R (1, 6) <small>OBP: 0.331, SLG: 0.403</small>			G3-1		L4		B1-3		3	0	0	0	0	0	0				
Jon Nunnally, L (1, 9) <small>OBP: 0.353, SLG: 0.524</small>			G6-3		E5 1B		F8		3	1	1	0	0	0	0				
Brent Mayne, L (1, 2) <small>OBP: 0.276, SLG: 0.289</small>			K		E 2B 1B		FC6-4 1B		3	1	2	1	0	1	0				
Inning Stats	R: 0 E: 0 K: 2 S: 8	H: 0 LOB: 0 BB: 0 P: 12	R: 0 E: 0 K: 1 S: 8	H: 0 LOB: 0 BB: 0 P: 12	R: 0 E: 0 K: 1 S: 11	H: 0 LOB: 0 BB: 0 P: 18	R: 2 E: 0 K: 0 S: 9	H: 2 LOB: 0 BB: 0 P: 16	R: 3 E: 2 K: 0 S: 19	H: 4 LOB: 1 BB: 0 P: 26	R: 0 E: 0 K: 1 S: 6	H: 0 LOB: 0 BB: 0 P: 11	R: 0 E: 0 K: 0 S: 9	H: 1 LOB: 1 BB: 0 P: 15	R: 0 E: 0 K: 1 S: 14	H: 1 LOB: 2 BB: 1 P: 24	1B: 5 2B: 1 3B: 1 HR: 1 SF: 0 SAC: 0 DP: 0 HBP: 0	WP: 0 PB: 0 SB: 0 CS: 0	PA: 33
PITCHER Kevin Gross, R (1, 1) <small>ERA: 5.94</small> Dennis Cook, L (8, 1) <small>ERA: 4.63</small>	IP: 7.0 WLS: L BF: 28 H: 7 R: 5 ER: 5 SO: 5 BB: 0 IBB: 0 HBP: 0 BLK: 0 WP: 0 HR: 1 S: 70 P: 110 ERA: 6.43 WHIP: 1.000	IP: 1.0 WLS: S BF: 5 H: 1 R: 0 ER: 0 SO: 1 BB: 0 IBB: 0 HBP: 0 BLK: 0 WP: 0 HR: 0 S: 14 P: 24 ERA: 0.00 WHIP: 2.000															IP: 7.0 WLS: L BF: 28 H: 7 R: 5 ER: 5 SO: 5 BB: 0 IBB: 0 HBP: 0 BLK: 0 WP: 0 HR: 1 S: 70 P: 110 ERA: 6.43 WHIP: 1.000		

AB	32
R	5
H	8
RBI	5
BB	1
SO	6
LOB	8



Batter	1	2	3	4	5	6	7	8	9	AB	R	H	RBI	BB	SO	LOB	TOP								
Otis Nixon, S OBP: 0.349, SLG: 0.337 (1, 8)										4	1	1	0	1	1	4	Texas Rangers @ Kansas City Royals Kauffman Stadium, Kansas City, MO Sat Aug 26 1995, 7:05 PM CDT Att: 24,457 - Unknown - 87 F livebaseballscores.com								
Mark McLemore, S OBP: 0.391, SLG: 0.364 (1, 4)										5	1	2	0	0	0	1									
Will Clark, L OBP: 0.396, SLG: 0.509 (1, 3)										4	2	2	1	1	0	3									
Juan Gonzalez, R OBP: 0.291, SLG: 0.597 (8, PH)										4	1	1	1	0	0	2									
Luis Ortiz, R OBP: 0.293, SLG: 0.366 (8, PH)										1	0	0	0	0	0	1									
Mickey Tettleton, S OBP: 0.391, SLG: 0.487 (4, 7)										2	2	1	2	1	1	2									
Lou Frazier, S OBP: 0.230, SLG: 0.239 (4, 7)										2	0	0	0	0	0	0									
Ivan Rodriguez, R OBP: 0.385, SLG: 0.492 (9, PH)										4	2	3	1	0	0	0									
Dave Valle, R OBP: 0.308, SLG: 0.282 (9, 2)										1	0	0	0	0	1	0									
29 Rusty Greer, L OBP: 0.356, SLG: 0.407 (4, 9)										4	1	3	1	1	0	1									
Craig Worthington, R OBP: 0.327, SLG: 0.455 (1, 5)										5	0	2	2	0	0	3									
Benji Gil, R OBP: 0.270, SLG: 0.358 (1, 6)										5	0	1	2	0	1	5									
Inning Stats	R: 1 E: 0 K: 0 S: 11	H: 1 LOB: 0 BB: 1 P: 19	R: 3 E: 0 K: 0 S: 7	H: 3 LOB: 0 BB: 1 P: 14	R: 4 E: 0 K: 1 S: 16	H: 4 LOB: 2 BB: 2 P: 30	R: 2 E: 0 K: 0 S: 13	H: 3 LOB: 1 BB: 0 P: 16	R: 0 E: 0 K: 1 S: 15	H: 2 LOB: 2 BB: 0 P: 25	R: 0 E: 0 K: 0 S: 4	H: 0 LOB: 0 BB: 0 P: 5	R: 0 E: 0 K: 1 S: 9	H: 1 LOB: 1 BB: 0 P: 13	R: 0 E: 1 K: 0 S: 6	H: 0 LOB: 0 BB: 0 P: 9	R: 0 E: 0 K: 1 S: 10	H: 2 LOB: 2 BB: 0 P: 14	1B: 13 2B: 2 3B: 0 HR: 1	SF: 0 SAC: 0 DP: 3 HBP: 0	WP: 0 PB: 0 SB: 1 CS: 0	PA: 45			
PITCHER	IP	WLS	BF	H	R	ER	SO	BB	IBB	HBP	BLK	WP	HR	S	P	ERA	WHIP								
Kevin Appier, R ERA: 4.04 (1, 1)	2.1	L	15	7	8	8	1	3	0	0	0	0	0	29	52	30.86	4.286								
Mike Magnante, L ERA: 3.44 (3, 1)	1.2		10	4	2	2	0	1	0	0	0	0	1	18	27	10.80	3.000								
Scott Anderson, R ERA: 5.33 (5, 1)	3.0		12	3	0	0	2	0	0	0	0	0	0	28	43	0.00	1.000								
Rusty Meacham, R ERA: 5.32 (8, 1)	2.0		8	2	0	0	1	0	0	0	0	0	0	16	23	0.00	1.000								

Batter	1	2	3	4	5	6	7	8	9	AB	R	H	RBI	BB	SO	LOB	BOTTOM								
Johnny Damon, L OBP: 0.354, SLG: 0.429 (1, 8)										4	1	1	0	0	1	2	Texas Rangers @ Kansas City Royals Kauffman Stadium, Kansas City, MO Sat Aug 26 1995, 7:05 PM CDT Att: 24,457 - Unknown - 87 F livebaseballscores.com								
Tom Goodwin, L OBP: 0.338, SLG: 0.342 (1, 7)										3	0	0	0	0	0	1									
Wally Joyner, L OBP: 0.387, SLG: 0.414 (6, PR)										2	0	1	1	1	0	0									
David Howard, S OBP: 0.303, SLG: 0.356 (7, 6)										1	0	0	0	0	0	0									
Gary Gaetti, R OBP: 0.350, SLG: 0.560 (6, PR)										2	0	1	1	0	0	0									
Edgar Caceres, S OBP: 0.308, SLG: 0.396 (7, 4)										1	0	0	0	0	0	0									
Keith Lockhart, L OBP: 0.341, SLG: 0.439 (7, 5)										4	0	0	0	0	0	3									
Michael Tucker, L OBP: 0.333, SLG: 0.347 (1, 10)										4	1	1	0	0	1	0									
Greg Gagne, R OBP: 0.334, SLG: 0.495 (7, 3)										2	0	1	0	0	0	0									
Joe Vitiello, R OBP: 0.329, SLG: 0.392 (7, 3)										2	0	1	0	0	0	0									
Jon Nunnally, L OBP: 0.350, SLG: 0.518 (1, 9)										3	0	0	0	0	2	3									
Brent Mayne, L OBP: 0.275, SLG: 0.288 (5, 2)										1	0	0	0	0	0	0									
Henry Mercedes, R OBP: 0.360, SLG: 0.300 (5, 2)										1	1	1	1	0	0	0									
Inning Stats	R: 1 E: 0 K: 0 S: 6	H: 1 LOB: 1 BB: 1 P: 12	R: 0 E: 0 K: 1 S: 8	H: 0 LOB: 0 BB: 0 P: 12	R: 0 E: 0 K: 0 S: 6	H: 0 LOB: 0 BB: 0 P: 9	R: 0 E: 0 K: 0 S: 11	H: 0 LOB: 0 BB: 0 P: 14	R: 0 E: 0 K: 0 S: 9	H: 1 LOB: 0 BB: 0 P: 12	R: 1 E: 0 K: 0 S: 13	H: 3 LOB: 2 BB: 0 P: 21	R: 0 E: 0 K: 2 S: 10	H: 2 LOB: 1 BB: 0 P: 14	R: 0 E: 0 K: 0 S: 9	H: 0 LOB: 0 BB: 0 P: 12	R: 0 E: 0 K: 1 S: 9	H: 0 LOB: 0 BB: 0 P: 12	1B: 5 2B: 2 3B: 0 HR: 0	SF: 2 SAC: 1 DP: 1 HBP: 0	WP: 0 PB: 0 SB: 0 CS: 0	PA: 34			
PITCHER	IP	WLS	BF	H	R	ER	SO	BB	IBB	HBP	BLK	WP	HR	S	P	ERA	WHIP								
Bob Tewksbury, R ERA: 4.0 (1, 1)	6.0	W	25	7	3	3	1	1	0	0	0	0	0	55	83	4.50	1.333								
Dennis Cook, L ERA: 4.29 (7, 1)	3.0	S	9	0	0	0	3	0	0	0	0	0	0	26	35	0.00	0.000								

Batter	1	2	3	4	5	6	7	8	9	10	AB	R	H	RBI	BB	SO	LOB	TOP			
Otis Nixon, S OBP: 0.350, SLG: 0.336 (1, 8)	L8		BB		L5		1B		K		4	0	1	1	1	1	0	Texas Rangers @ Minnesota Twins Hubert H. Humphrey Metrodome, Minneapolis, MN Mon Aug 28 1995, 8:05 PM EDT Att. 10,052 - Dome livebaseballscorecards.com			
Jeff Frye, R OBP: 0.337, SLG: 0.371 (1, 4)	F8		BB		F9		1B		K		4	0	1	0	1	1	0				
Will Clark, L OBP: 0.392, SLG: 0.512 (1, 3)	HR		F7		G4-3		F7				5	1	2	1	0	0	4				
Juan Gonzalez, R OBP: 0.297, SLG: 0.591 (1, 10)	1B		P4		K		G4-6-3		F9		5	0	2	0	0	1	3				
Ivan Rodriguez, R OBP: 0.304, SLG: 0.483 (1, 2)	G1		F8		K		G4-6-3		F9		5	0	0	0	0	1	3				
29 Rusty Graer, L OBP: 0.358, SLG: 0.409 (1, 9)		F8		G6-3		2B	G4-3		WP		4	1	2	0	1	0	1				
Mark McLemore, S OBP: 0.359, SLG: 0.358 (1, 7)		G5-3		G6-3		F8			1B		3	0	0	0	1	0	2				
Craig Worthington, R OBP: 0.304, SLG: 0.431 (1, 5)		F8		G4-3		G4-3		1B	K		4	1	1	0	0	1	3				
Benji Gil, R OBP: 0.269, SLG: 0.356 (7, PH)			G6-3		L7		G4-3		G6-3		2	0	0	0	0	0	0				
Mickey Tettleton, S OBP: 0.390, SLG: 0.485 (7, 6)											1	0	0	1	0	0	1				
Esteban Beltre, R OBP: 0.293, SLG: 0.338 (7, 6)											1	0	0	0	0	0	0				
Inning Stats	R: 1 E: 0 K: 0 S: 5	H: 2 LOB: 1 BB: 0 P: 5	R: 0 E: 0 K: 0 S: 3	H: 0 LOB: 0 BB: 0 P: 3	R: 0 E: 0 K: 0 S: 3	H: 0 LOB: 2 BB: 2 P: 11	R: 0 E: 0 K: 0 S: 4	H: 1 LOB: 1 BB: 0 P: 4	R: 0 E: 0 K: 2 S: 7	H: 0 LOB: 0 BB: 0 P: 7	R: 0 E: 0 K: 0 S: 6	H: 3 LOB: 2 BB: 1 P: 10	R: 0 E: 0 K: 1 S: 6	H: 2 LOB: 2 BB: 1 P: 10	R: 0 E: 0 K: 2 S: 7	H: 0 LOB: 0 BB: 0 P: 7	R: 0 E: 0 K: 0 S: 4	H: 1 LOB: 1 BB: 0 P: 4	1B: 6 2B: 2 3B: 0 HR: 1	SF: 0 SAC: 0 DP: 1 HBP: 0	WP: 1 PA: 42
PITCHER	IP WLS BF H R ER SO BB IBB HBP BLK WP HR S P ERA WHIP	IP WLS BF H R ER SO BB IBB HBP BLK WP HR S P ERA WHIP	IP WLS BF H R ER SO BB IBB HBP BLK WP HR S P ERA WHIP	IP WLS BF H R ER SO BB IBB HBP BLK WP HR S P ERA WHIP	IP WLS BF H R ER SO BB IBB HBP BLK WP HR S P ERA WHIP	IP WLS BF H R ER SO BB IBB HBP BLK WP HR S P ERA WHIP	IP WLS BF H R ER SO BB IBB HBP BLK WP HR S P ERA WHIP	IP WLS BF H R ER SO BB IBB HBP BLK WP HR S P ERA WHIP	IP WLS BF H R ER SO BB IBB HBP BLK WP HR S P ERA WHIP	IP WLS BF H R ER SO BB IBB HBP BLK WP HR S P ERA WHIP	IP WLS BF H R ER SO BB IBB HBP BLK WP HR S P ERA WHIP	IP WLS BF H R ER SO BB IBB HBP BLK WP HR S P ERA WHIP	IP WLS BF H R ER SO BB IBB HBP BLK WP HR S P ERA WHIP	IP WLS BF H R ER SO BB IBB HBP BLK WP HR S P ERA WHIP	IP WLS BF H R ER SO BB IBB HBP BLK WP HR S P ERA WHIP	IP WLS BF H R ER SO BB IBB HBP BLK WP HR S P ERA WHIP	IP WLS BF H R ER SO BB IBB HBP BLK WP HR S P ERA WHIP	IP WLS BF H R ER SO BB IBB HBP BLK WP HR S P ERA WHIP	IP WLS BF H R ER SO BB IBB HBP BLK WP HR S P ERA WHIP	IP WLS BF H R ER SO BB IBB HBP BLK WP HR S P ERA WHIP	IP WLS BF H R ER SO BB IBB HBP BLK WP HR S P ERA WHIP
Jose Parra, R ERA: 6.92 (1, 1)	6.2	29	6	3	3	2	3	0	0	0	0	0	0	0	0	0	0	4.05	1.350		
Pat Mahomes, R ERA: 6.39 (7, 1)	3.0	12	3	0	0	3	0	1	0	0	1	0	17	21	0.00	1.000					
Eddie Guardado, L ERA: 5.33 (10, 1)	0.1	W	1	0	0	0	0	0	0	0	0	0	1	1	0.00	0.000					

Batter	1	2	3	4	5	6	7	8	9	10	AB	R	H	RBI	BB	SO	LOB	BOTTOM			
Chuck Knoblauch, R OBP: 0.415, SLG: 0.475 (1, 4)	1B				K				K		4	1	2	0	1	2	2	Texas Rangers @ Minnesota Twins Hubert H. Humphrey Metrodome, Minneapolis, MN Mon Aug 28 1995, 8:05 PM EDT Att. 10,052 - Dome livebaseballscorecards.com			
Rich Becker, L OBP: 0.288, SLG: 0.276 (1, 8)	G6-3		G4-3		G6-3		F8		F8		5	0	1	0	0	0	4				
Kirby Puckett, R OBP: 0.364, SLG: 0.498 (1, 9)	SF8		K		K2-3		G6-4-3				4	1	1	1	0	2	2				
Pedro Munoz, R OBP: 0.343, SLG: 0.529 (1, 10)	G6-3		FC6-4		K				1B		5	0	3	1	0	1	1				
Marty Cordova, R OBP: 0.345, SLG: 0.474 (1, 7)		BB	FC6-4		F8		K		K		3	1	0	0	1	1	2				
Scott Shohovick, L OBP: 0.346, SLG: 0.381 (1, 3)		BB	PO		G4-6-3		G6-3		K		3	1	2	0	1	1	1				
Scott Leius, R OBP: 0.333, SLG: 0.338 (1, 5)		BB	G4-6-3		G6-3		G6-3		K		4	0	1	2	0	1	3				
Matt Walbeck, S OBP: 0.290, SLG: 0.310 (1, 2)	K		1B		F7				K		4	0	1	0	0	2	2				
Pat Meares, R OBP: 0.305, SLG: 0.421 (1, 6)	K				1B				G6-3		4	0	2	0	0	1	1				
Inning Stats	R: 1 E: 0 K: 0 S: 4	H: 2 LOB: 0 BB: 0 P: 4	R: 2 E: 0 K: 2 S: 8	H: 1 LOB: 2 BB: 3 P: 20	R: 0 E: 0 K: 1 S: 5	H: 1 LOB: 0 BB: 0 P: 5	R: 0 E: 0 K: 1 S: 7	H: 3 LOB: 2 BB: 0 P: 7	R: 0 E: 0 K: 2 S: 7	H: 1 LOB: 1 BB: 0 P: 7	R: 0 E: 0 K: 3 S: 10	H: 1 LOB: 1 BB: 0 P: 10	R: 0 E: 0 K: 3 S: 10	H: 1 LOB: 1 BB: 0 P: 10	R: 0 E: 0 K: 2 S: 7	H: 0 LOB: 0 BB: 0 P: 7	R: 1 E: 0 K: 0 S: 3		H: 2 LOB: 1 BB: 0 P: 3	1B: 11 2B: 2 3B: 0 HR: 0	SF: 1 SAC: 0 DP: 3 HBP: 0
PITCHER	IP WLS BF H R ER SO BB IBB HBP BLK WP HR S P ERA WHIP	IP WLS BF H R ER SO BB IBB HBP BLK WP HR S P ERA WHIP	IP WLS BF H R ER SO BB IBB HBP BLK WP HR S P ERA WHIP	IP WLS BF H R ER SO BB IBB HBP BLK WP HR S P ERA WHIP	IP WLS BF H R ER SO BB IBB HBP BLK WP HR S P ERA WHIP	IP WLS BF H R ER SO BB IBB HBP BLK WP HR S P ERA WHIP	IP WLS BF H R ER SO BB IBB HBP BLK WP HR S P ERA WHIP	IP WLS BF H R ER SO BB IBB HBP BLK WP HR S P ERA WHIP	IP WLS BF H R ER SO BB IBB HBP BLK WP HR S P ERA WHIP	IP WLS BF H R ER SO BB IBB HBP BLK WP HR S P ERA WHIP	IP WLS BF H R ER SO BB IBB HBP BLK WP HR S P ERA WHIP	IP WLS BF H R ER SO BB IBB HBP BLK WP HR S P ERA WHIP	IP WLS BF H R ER SO BB IBB HBP BLK WP HR S P ERA WHIP	IP WLS BF H R ER SO BB IBB HBP BLK WP HR S P ERA WHIP	IP WLS BF H R ER SO BB IBB HBP BLK WP HR S P ERA WHIP	IP WLS BF H R ER SO BB IBB HBP BLK WP HR S P ERA WHIP	IP WLS BF H R ER SO BB IBB HBP BLK WP HR S P ERA WHIP	IP WLS BF H R ER SO BB IBB HBP BLK WP HR S P ERA WHIP	IP WLS BF H R ER SO BB IBB HBP BLK WP HR S P ERA WHIP	IP WLS BF H R ER SO BB IBB HBP BLK WP HR S P ERA WHIP	IP WLS BF H R ER SO BB IBB HBP BLK WP HR S P ERA WHIP
Bobby Witt, R ERA: 3.68 (7, 1)	6.0	13	9	3	3	6	3	0	0	0	0	0	36	48	4.50	2.000					
Roger McDowell, R ERA: 4.33 (7, 1)	3.1	L	4	1	1	5	0	0	0	0	0	0	23	23	2.70	1.200					

Batter	1	2	3	4	5	6	7	8	9	AB	R	H	RBI	BB	SO	LOB	TOP			
Otis Nixon, S (1, 8) <small>OBP: 0.349, SLG: 0.334</small>										3	0	0	0	1	1	2				
Jeff Frye, R (1, 4) <small>OBP: 0.332, SLG: 0.366</small>										4	0	0	0	0	0	3				
Will Clark, L (1, 3) <small>OBP: 0.391, SLG: 0.509</small>										4	0	1	0	0	0	1				
Juan Gonzalez, R (1, 10) <small>OBP: 0.292, SLG: 0.582</small>										4	0	0	0	0	1	2				
29 Rusty Greer, L (1, 9) <small>OBP: 0.357, SLG: 0.410</small>										4	0	1	0	0	0	1				
Ivan Rodriguez, R (1, 2) <small>OBP: 0.347, SLG: 0.479</small>										3	0	0	0	0	0	2				
Mark McLemore, S (1, 7) <small>OBP: 0.359, SLG: 0.356</small>										2	0	0	0	1	0	1				
Craig Worthington, R (1, 5) <small>OBP: 0.288, SLG: 0.407</small>										3	0	0	0	0	0	2				
Benji Gil, R (1, 6) <small>OBP: 0.270, SLG: 0.357</small>										2	0	1	0	0	1	0				
Luis Ortiz, R (8, PH) <small>OBP: 0.260, SLG: 0.363</small>										1	0	0	0	0	0	0				
Esteban Beltre, R (8, 6) <small>OBP: 0.253, SLG: 0.338</small>										0	0	0	0	0	0	0				
Inning Stats	R: 0 E: 0 K: 0 S: 6	H: 0 LOB: 1 BB: 1 P: 12	R: 0 E: 0 K: 0 S: 8	H: 1 LOB: 1 BB: 0 P: 12	R: 0 E: 0 K: 2 S: 9	H: 0 LOB: 0 BB: 0 P: 13	R: 0 E: 0 K: 0 S: 7	H: 1 LOB: 1 BB: 0 P: 14	R: 0 E: 0 K: 1 S: 14	H: 0 LOB: 0 BB: 0 P: 10	R: 0 E: 0 K: 0 S: 6	H: 0 LOB: 0 BB: 0 P: 10	R: 0 E: 0 K: 0 S: 3	H: 0 LOB: 0 BB: 0 P: 4	R: 0 E: 0 K: 0 S: 4	H: 0 LOB: 0 BB: 0 P: 4	1B: 2 2B: 1 3B: 0 HR: 0	SF: 0 SAC: 0 DP: 0 HBP: 0	WP: 0 PB: 0 SB: 0 CS: 0	PA: 32
PITCHER	IP WLS BF H R ER SO BB IBB HBP BLK WP HR S P ERA WHIP																			
Brad Radke, R (1, 1) ERA: 5.15	9.0 W 32 3 0 0 3 2 0 0 0 0 0 0 64 101 0.00 0.556																			

Texas Rangers @ Minnesota Twins
 Hubert H. Humphrey Metrodome, Minneapolis, MN
 Tue Aug 29 1995, 8:05 PM EDT
 Att: 9,811 - Dome

AB	30
R	0
H	3
RBI	0
BB	2
SO	3
LOB	14



Batter	1	2	3	4	5	6	7	8	9	AB	R	H	RBI	BB	SO	LOB	BOTTOM	
Chuck Knoblauch, R (1, 4) <small>OBP: 0.418, SLG: 0.490</small>										4	2	3	1	0	1	0		
Rich Becker, L (1, 8) <small>OBP: 0.285, SLG: 0.272</small>										4	0	0	0	0	1	2		
Kirby Puckett, R (1, 9) <small>OBP: 0.365, SLG: 0.497</small>										3	0	1	0	1	1	1		
Pedro Munoz, R (1, 10) <small>OBP: 0.342, SLG: 0.525</small>										4	0	1	1	0	2	3		
Marty Cordova, R (1, 7) <small>OBP: 0.345, SLG: 0.473</small>										3	0	1	0	0	0	0		
Scott Stahowiak, L (1, 3) <small>OBP: 0.346, SLG: 0.378</small>										2	0	0	0	1	0	1		
Jeff Reboulet, R (1, 5) <small>OBP: 0.382, SLG: 0.419</small>										3	0	0	0	0	1	2		
Matt Walbeck, S (1, 2) <small>OBP: 0.290, SLG: 0.307</small>										2	0	0	0	1	0	1		
Pat Meares, R (1, 6) <small>OBP: 0.302, SLG: 0.416</small>										3	0	0	0	1	2			
Inning Stats	R: 1 E: 0 K: 1 S: 11	H: 2 LOB: 0 BB: 0 P: 15	R: 0 E: 0 K: 1 S: 11	H: 0 LOB: 2 BB: 2 P: 20	R: 1 E: 0 K: 2 S: 9	H: 1 LOB: 0 BB: 0 P: 14	R: 0 E: 0 K: 1 S: 11	H: 1 LOB: 1 BB: 0 P: 15	R: 0 E: 0 K: 0 S: 9	H: 0 LOB: 0 BB: 0 P: 17	R: 0 E: 0 K: 1 S: 7	H: 0 LOB: 0 BB: 0 P: 10	R: 0 E: 0 K: 0 S: 10	H: 1 LOB: 0 BB: 0 P: 16	1B: 3 2B: 2 3B: 0 HR: 1	SF: 0 SAC: 0 DP: 1 HBP: 0	WP: 0 PB: 1 SB: 1 CS: 1	PA: 32
PITCHER	IP WLS BF H R ER SO BB IBB HBP BLK WP HR S P ERA WHIP																	
Kevin Gross, R (1, 1) ERA: 5.74	8.0 L 31 6 2 2 7 2 1 0 0 0 1 75 122 2.25 1.000																	

Texas Rangers @ Minnesota Twins
 Hubert H. Humphrey Metrodome, Minneapolis, MN
 Tue Aug 29 1995, 8:05 PM EDT
 Att: 9,811 - Dome


AB	28
R	2
H	6
RBI	2
BB	3
SO	7
LOB	12



Batter	1	2	3	4	5	6	7	8	9	AB	R	H	RBI	BB	SO	LOB	TOP																	
Otis Nixon, S (1, 8) OBP: 0.348, SLG: 0.332										3	1	0	0	1	2	0	Texas Rangers @ Minnesota Twins Hubert H. Humphrey Metrodome, Minneapolis, MN Wed Aug 30 1995, 4:33 AM EDT Att: 10,055 - Dome																	
Lou Frazier, S (1, 7) OBP: 0.301, SLG: 0.248										3	0	2	0	1	0	0																		
Will Clark, L (1, 3) OBP: 0.387, SLG: 0.503										4	0	0	0	0	0	4																		
Juan Gonzalez, R (1, 10) OBP: 0.291, SLG: 0.580										4	0	1	0	0	1	2																		
29 Rusty Greer, L (1, 9) OBP: 0.356, SLG: 0.417										4	1	1	1	0	0	2																		
Mark McLemore, S (1, 4) OBP: 0.380, SLG: 0.363										4	0	2	0	0	0	1																		
Craig Worthington, R (1, 5) Jeff Frye, R (9, PH) OBP: 0.331, SLG: 0.364										3	0	0	0	0	1	2																		
Dave Valle, R (1, 2) Ivan Rodriguez, R (8, 2) OBP: 0.296, SLG: 0.270 OBP: 0.347, SLG: 0.479										3	0	0	0	0	2	1																		
Benji Gil, R (1, 6) OBP: 0.268, SLG: 0.354										0	0	0	0	0	0	0																		
Inning Stats	R: 1 E: 0 K: 1 S: 6	H: 1 LOB: 1 BB: 1 P: 10	R: 0 E: 0 K: 2 S: 8	H: 1 LOB: 1 BB: 0 P: 8	R: 0 E: 0 K: 1 S: 5	H: 0 LOB: 1 BB: 1 P: 9	R: 0 E: 0 K: 1 S: 5	H: 0 LOB: 0 BB: 0 P: 5	R: 0 E: 0 K: 0 S: 3	H: 0 LOB: 0 BB: 0 P: 3	R: 1 E: 0 K: 1 S: 6	H: 2 LOB: 0 BB: 0 P: 6	R: 0 E: 1 K: 0 S: 6	H: 1 LOB: 1 BB: 0 P: 6	R: 0 E: 0 K: 0 S: 4	H: 1 LOB: 1 BB: 0 P: 4		1B: 3 2B: 1 3B: 1 HR: 1	SF: 0 SAC: 0 DP: 1 HBP: 0	WP: 1 PA: 34 FB: 0 SB: 3 CS: 0														
PITCHER	IP WLS BF H R ER SO BB IBB HBP BLK WP HR S P ERA WHIP																																	
Mike Trombley, R (1, 1) ERA: 5.87	7.2		29	5	2	2	8	2	0	0	0	0	1	1	43	51	2.35	0.913																
Eddie Guardado, L (8, 1) ERA: 5.3	0.1	W	1	0	0	0	0	0	0	0	0	0	0	0	1	1	0.00	0.000																
Dave Stevens, R (9, 1) ERA: 5.94	1.0		4	1	0	0	0	0	0	0	0	0	0	0	4	4	0.00	1.000																

Batter	1	2	3	4	5	6	7	8	9	AB	R	H	RBI	BB	SO	LOB	BOTTOM																	
Chuck Knoblauch, R (1, 4) OBP: 0.416, SLG: 0.487										4	1	1	0	0	1	1	Texas Rangers @ Minnesota Twins Hubert H. Humphrey Metrodome, Minneapolis, MN Wed Aug 30 1995, 4:33 AM EDT Att: 10,055 - Dome																	
Jeff Reboulet, R (1, 6) OBP: 0.394, SLG: 0.421										4	2	2	0	0	1	1																		
Kirby Puckett, R (1, 9) OBP: 0.364, SLG: 0.501										4	1	1	3	0	0	2																		
Pedro Munoz, R (1, 10) OBP: 0.341, SLG: 0.522										4	1	1	0	0	1	2																		
Marty Cordova, R (1, 7) OBP: 0.347, SLG: 0.481										4	1	2	3	0	1	0																		
Ron Coomer, R (1, 3) OBP: 0.350, SLG: 0.491										4	0	2	0	0	0	2																		
Scott Leius, R (1, 5) OBP: 0.330, SLG: 0.333										4	0	0	0	0	0	2																		
Matt Merullo, L (1, 2) OBP: 0.337, SLG: 0.380										3	0	1	0	1	1	0																		
Rich Becker, L (1, 8) OBP: 0.287, SLG: 0.275										4	0	2	0	0	1	2																		
Inning Stats	R: 0 E: 0 K: 3 S: 10	H: 0 LOB: 1 BB: 0 P: 10	R: 0 E: 0 K: 1 S: 6	H: 1 LOB: 2 BB: 1 P: 10	R: 0 E: 0 K: 0 S: 3	H: 0 LOB: 0 BB: 0 P: 3	R: 0 E: 0 K: 1 S: 6	H: 1 LOB: 1 BB: 0 P: 6	R: 1 E: 1 K: 0 S: 5	H: 2 LOB: 1 BB: 0 P: 5	R: 0 E: 0 K: 1 S: 5	H: 0 LOB: 0 BB: 0 P: 5	R: 0 E: 0 K: 0 S: 9	H: 8 LOB: 2 BB: 0 P: 9	1B: 9 2B: 1 3B: 0 HR: 2	SF: 0 SAC: 0 DP: 2 HBP: 0		WP: 1 PA: 36 FB: 0 SB: 1 CS: 0																
PITCHER	IP WLS BF H R ER SO BB IBB HBP BLK WP HR S P ERA WHIP																																	
Kenny Rogers, L (1, 1) ERA: 3.65	7.0	L	29	6	3	2	6	1	0	0	0	0	0	0	40	44	2.57	1.000																
Roger McDowell, R (8, 1) ERA: 4.07	0.2		6	5	3	3	0	0	0	0	0	0	2	6	6	40.50	7.500																	
Ed Vosberg, L (8, 1) ERA: 2.76	0.1		1	1	0	0	0	0	0	0	0	0	0	1	1	0.00	3.000																	

AB 32
R 2
H 6
RBI 1
BB 2
SO 8
LOB 14




AB 35
R 6
H 12
RBI 6
BB 1
SO 6
LOB 12




Batter	1	2	3	4	5	6	7	8	9	AB	R	H	RBI	BB	SO	LOB	TOP										
Johnny Damon, L (1, 8) OBP: 0.380, SLG: 0.549	F7		SF9 1B		1B 1B		HR		F7	5	2	3	1	0	0	0	Kansas City Royals @ Texas Rangers The Ballpark at Arlington, Arlington, TX Fri Sep 01 1995, 8:05 PM EDT Att: 21,864 - Unknown - 90 F livebaseballscorecards.com										
Tom Goodwin, L (1, 7) OBP: 0.350, SLG: 0.352	G4-6-3 1B		G1-3		FC5-4 1B		SH3-4 HBP		K	4	1	2	0	0	1	2											
Wally Joyner, L (1, 3) OBP: 0.392, SLG: 0.422	G4-6-3				K		SH3-4			3	0	1	0	1	1	3											
Gary Gaetti, R (1, 5) OBP: 0.349, SLG: 0.554		SH2-3 1B	SF9		FC5-4 1B		F7		G5-3	4	1	2	2	0	0	2											
Greg Gagne, R (1, 6) OBP: 0.325, SLG: 0.405		SH2-3	L4		FC5-4		P4			3	0	0	0	0	0	5											
Michael Tucker, L (1, 9) OBP: 0.342, SLG: 0.376					G5-3		F8		F9	3	0	1	1	0	0	1											
Brent Cookson, R (8, PH) OBP: 0.294, SLG: 0.267										1	0	0	0	0	0	0											
Jon Nunnally, L (8, 9) OBP: 0.356, SLG: 0.516										0	0	0	0	0	0	0											
Joe Vitiello, R (1, 10) OBP: 0.333, SLG: 0.375							G1-3		F8	4	0	1	0	0	1	1											
David Howard, S (1, 4) OBP: 0.304, SLG: 0.351							G4-3			4	0	1	0	0	0	2											
Brent Mayne, L (1, 2) OBP: 0.264, SLG: 0.272					F9		G4-3		L7	4	1	1	0	0	0	2											
Inning Stats	R: 0 E: 0 K: 0 S: 4	H: 1 LOB: 0 BB: 7	R: 1 E: 0 K: 1 S: 10	H: 2 LOB: 1 BB: 13	R: 1 E: 1 K: 0 S: 10	H: 2 LOB: 2 BB: 18	R: 0 E: 0 K: 0 S: 5	H: 1 LOB: 1 BB: 0 P: 6	R: 2 E: 0 K: 1 S: 12	H: 3 LOB: 1 BB: 0 P: 20	R: 0 E: 0 K: 0 S: 9	H: 0 LOB: 0 BB: 0 P: 11	R: 1 E: 0 K: 0 S: 8	H: 1 LOB: 1 BB: 0 P: 12	R: 0 E: 0 K: 0 S: 7	H: 1 LOB: 1 BB: 0 P: 14	R: 0 E: 0 K: 1 S: 12	H: 1 LOB: 0 BB: 0 P: 18	1B: 10 2B: 1 3B: 0 HR: 1	SF: 1 SAC: 2 DP: 1 HBP: 1	WP: 0 PB: 0 SB: 2 CS: 0	PA: 40					
PITCHER	IP	WLS	BF	H	R	ER	SO	BB	IBB	HBP	BLK	WP	HR	S	P	ERA	WHIP										
Bob Tewksbury, R (1, 1) ERA: 4.18	6.0	L	28	10	5	5	2	0	1	0	0	0	1	53	79	7.50	1.667										
Dennis Cook, L (7, 1) ERA: 4.25	0.1		2	0	0	0	0	0	0	1	0	0	0	2	4	0.00	0.000										
Roger McDowell, R (7, 1) ERA: 4.63	0.2		2	0	0	0	0	0	0	0	0	0	0	3	4	0.00	0.000										
Chris Howard, L (8, 1) ERA	1.2		7	2	0	0	1	0	0	0	0	0	0	18	31	0.00	1.200										
Jeff Russell, R (9, 1) ERA: 3.08	0.1		1	0	0	0	0	0	0	0	0	0	0	1	1	0.00	0.000										

Batter	1	2	3	4	5	6	7	8	9	AB	R	H	RBI	BB	SO	LOB	BOTTOM										
Otis Nixon, S (1, 8) OBP: 0.347, SLG: 0.331	G1-3		FC6-4 1B		BB 1B		B1-3		B1-3	5	1	1	0	0	0	1	Kansas City Royals @ Texas Rangers The Ballpark at Arlington, Arlington, TX Fri Sep 01 1995, 8:05 PM EDT Att: 21,864 - Unknown - 90 F livebaseballscorecards.com										
Mark McLemore, S (1, 4) OBP: 0.383, SLG: 0.365	G4-3				G4-6-3 BB				G1-3	4	1	2	1	1	0	0											
Will Clark, L (1, 3) OBP: 0.386, SLG: 0.500	F8		K		G4-6-3					4	0	1	0	0	1	3											
Juan Gonzalez, R (1, 10) OBP: 0.291, SLG: 0.579		L8			F9 2B		G5-3		G6-3	4	0	1	0	0	0	1											
Mickey Tettleton, S (1, 9) OBP: 0.391, SLG: 0.483							F7			2	0	0	0	0	2	1											
Lou Frazier, S (8, PH) OBP: 0.301, SLG: 0.248										0	0	0	0	0	0	0											
Ivan Rodriguez, R (1, 2) OBP: 0.346, SLG: 0.479										4	0	2	0	0	0	4											
29 Rusty Greer, L (1, 7) OBP: 0.355, SLG: 0.414										3	0	0	0	1	2	5											
Mike Pagliarulo, L (1, 5) OBP: 0.260, SLG: 0.328										2	0	0	0	0	0	3											
Luis Ortiz, R (7, PH) OBP: 0.279, SLG: 0.359										1	0	0	0	0	1	0											
Sam Horn, L (8, PH) OBP: 0.274, SLG: 0.386										1	0	0	0	0	0	3											
Craig Worthington, R (9, 5) OBP: 0.274, SLG: 0.386										0	0	0	0	0	0	0											
Esteban Beltre, R (1, 6) OBP: 0.256, SLG: 0.338										3	0	1	0	0	1	0											
Jeff Frye, R (9, PH) OBP: 0.330, SLG: 0.363										1	0	0	0	0	0	0											
Inning Stats	R: 0 E: 0 K: 0 S: 5	H: 0 LOB: 0 BB: 0 P: 9	R: 0 E: 0 K: 2 S: 8	H: 1 LOB: 1 BB: 0 P: 11	R: 1 E: 0 K: 1 S: 11	H: 2 LOB: 1 BB: 0 P: 18	R: 0 E: 0 K: 0 S: 12	H: 1 LOB: 2 BB: 2 P: 27	R: 0 E: 0 K: 1 S: 8	H: 1 LOB: 1 BB: 1 P: 14	R: 0 E: 0 K: 0 S: 10	H: 1 LOB: 1 BB: 0 P: 12	R: 0 E: 0 K: 1 S: 9	H: 0 LOB: 0 BB: 0 P: 11	R: 1 E: 0 K: 1 S: 19	H: 2 LOB: 3 BB: 1 P: 29	R: 0 E: 0 K: 0 S: 6	H: 0 LOB: 0 BB: 0 P: 12	1B: 7 2B: 1 3B: 0 HR: 0	SF: 0 SAC: 0 DP: 2 HBP: 0	WP: 1 PB: 0 SB: 1 CS: 0	PA: 38					
PITCHER	IP	WLS	BF	H	R	ER	SO	BB	IBB	HBP	BLK	WP	HR	S	P	ERA	WHIP										
Tom Gordon, R (1, 1) ERA: 4.15	5.2	W	24	6	1	1	4	3	0	0	0	0	0	53	90	1.59	1.588										
Mike Magnante, L (6, 1) ERA: 3.31	0.1		1	0	0	0	0	0	0	0	0	0	0	1	1	0.00	0.000										
Jim Converse, R (7, 1) ERA: 7.26	1.1		6	2	1	1	1	0	0	0	0	1	0	15	18	6.75	1.500										
Hipolito Pichardo, R (8, 1) ERA: 4.5	0.0		2	0	0	0	0	1	0	0	0	0	0	3	8	=	=										
Gregg Olson, R (8, 1) ERA: 3.8	1.2	S	5	0	0	0	1	0	0	0	0	0	0	16	26	0.00	0.000										

AB 35
R 5
H 12
RBI 4
BB 1
SO 3
LOB 18



AB 34
R 2
H 8
RBI 1
BB 4
SO 6
LOB 20

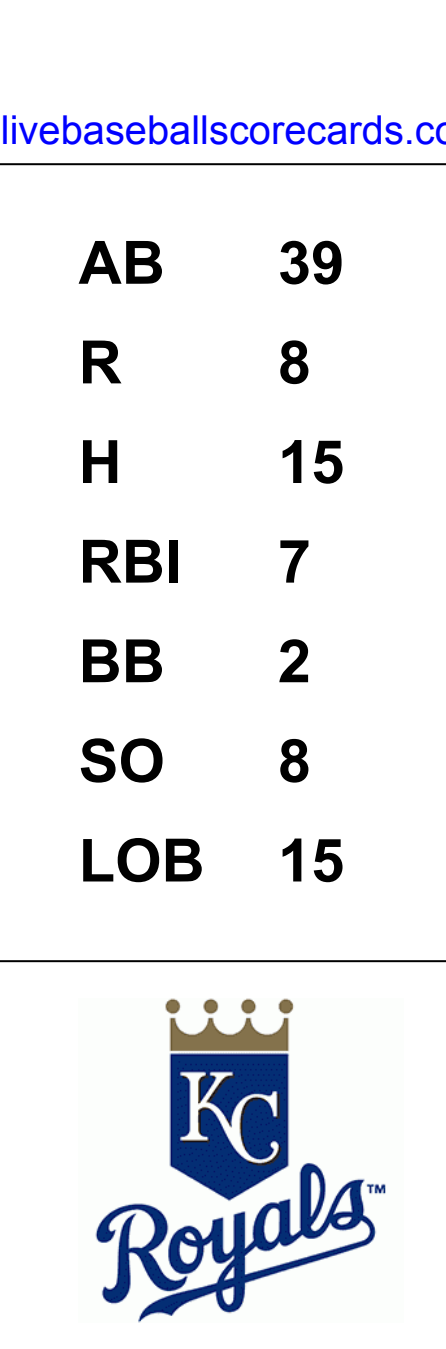


Batter	1	2	3	4	5	6	7	8	9	AB	R	H	RBI	BB	SO	LOB	TOP										
Johnny Damon, L (1, 8) OBP: 0.385, SLG: 0.541	G1-3						G6-3			3	0	1	0	1	0	0	Kansas City Royals @ Texas Rangers The Ballpark at Arlington, Arlington, TX Sat Sep 02 1995, 8:05 PM EDT Att: 32,888 - Unknown - 90 F AB 34 R 1 H 7 RBI 1 BB 2 SO 11 LOB 13										
Tom Goodwin, L (1, 7) OBP: 0.348, SLG: 0.351	F8		P4					G4-3		4	0	1	0	0	0	2											
Wally Joyner, L (1, 3) OBP: 0.391, SLG: 0.423	F8							G3		4	1	1	0	0	0	2											
Gary Gaetti, R (1, 5) OBP: 0.348, SLG: 0.554								K		4	0	1	1	0	2	0											
Keith Lockhart, L (1, 4) OBP: 0.350, SLG: 0.449 David Howard, S (9, PH) OBP: 0.303, SLG: 0.350	K								P6	3	0	1	0	0	0	1											
Greg Gagne, R (1, 6) OBP: 0.325, SLG: 0.404	P6								WP 1B	4	0	1	0	0	2	2											
Jon Nunnally, L (1, 9) OBP: 0.355, SLG: 0.510 Brent Cookson, R (9, PH) OBP: 0.294, SLG: 0.267 Edgar Caceres, S (9, PH) OBP: 0.306, SLG: 0.390									WP 1B	3	0	0	0	0	2	2											
Michael Tucker, L (1, 10) OBP: 0.333, SLG: 0.365									1B	1	0	1	0	0	0	0											
Brent Mayne, L (1, 2) OBP: 0.264, SLG: 0.269									1B	4	0	0	0	0	4	2											
Inning Stats	R: 0 E: 0 K: 0 S: 6	H: 0 LOB: 0 BB: 0 P: 13	R: 0 E: 0 K: 1 S: 6	H: 0 LOB: 0 BB: 2 P: 12	R: 0 E: 0 K: 1 S: 9	H: 0 LOB: 2 BB: 2 P: 21	R: 1 E: 1 K: 2 S: 13	H: 2 LOB: 1 BB: 0 P: 19	R: 0 E: 0 K: 1 S: 10	H: 1 LOB: 2 BB: 0 P: 22	R: 0 E: 0 K: 1 S: 8	H: 0 LOB: 0 BB: 0 P: 10	R: 0 E: 0 K: 1 S: 7	H: 0 LOB: 0 BB: 0 P: 10	R: 0 E: 0 K: 1 S: 13	H: 2 LOB: 2 BB: 0 P: 20		1B: 5 2B: 2 3B: 0 HR: 0	SF: 0 SAC: 0 DP: 0 HBP: 0	WP: 1 PB: 0 SB: 1 CS: 0	PA: 36						
PITCHER	IP	WLS	BF	H	R	ER	SO	BB	IBB	HBP	BLK	WP	HR	S	P	ERA	WHIP										
Roger Pavlik, R (1, 1) ERA: 5.0	7.0	W	28	5	1	1	9	2	0	0	0	0	0	65	114	1.29	1.000										
Dennis Cook, L (8, 1) ERA: 4.15	1.1		5	1	0	0	1	0	0	0	0	0	0	10	13	0.00	0.750										
Jeff Russell, R (9, 1) ERA: 3.0	0.2	S	3	1	0	0	1	0	0	0	0	1	0	10	17	0.00	1.500										

Batter	1	2	3	4	5	6	7	8	9	AB	R	H	RBI	BB	SO	LOB	BOTTOM										
Otis Nixon, S (1, 8) OBP: 0.346, SLG: 0.330	P3									4	0	1	2	0	1	1	Kansas City Royals @ Texas Rangers The Ballpark at Arlington, Arlington, TX Sat Sep 02 1995, 8:05 PM EDT Att: 32,888 - Unknown - 90 F AB 26 R 4 H 5 RBI 4 BB 3 SO 4 LOB 9										
Mark McLemore, S (1, 4) OBP: 0.359, SLG: 0.361	G5-3							G5-3		4	0	0	0	0	1	0											
Will Clark, L (1, 3) OBP: 0.387, SLG: 0.497								G6-3		2	0	0	0	1	0	0											
Juan Gonzalez, R (1, 10) OBP: 0.290, SLG: 0.572	P4							P4		3	0	0	0	1	0	2											
Mickey Tettleton, S (1, 9) OBP: 0.389, SLG: 0.478 29 Rusty Greer, L (7, 7) OBP: 0.355, SLG: 0.414										3	0	0	0	0	2	2											
Ivan Rodriguez, R (1, 2) OBP: 0.346, SLG: 0.478	G4-3									3	1	1	0	0	0	1											
Candy Maldonado, R (1, 7) OBP: 0.373, SLG: 0.500	G6-3									2	2	1	1	1	0	0											
Craig Worthington, R (1, 5) OBP: 0.297, SLG: 0.458										2	1	2	1	0	0	0											
Benji Gil, R (1, 6) OBP: 0.266, SLG: 0.352 Sam Horn, L (7, PH) ERA: 7.99										2	0	0	0	0	0	1											
Luis Ortiz, R (7, PH) OBP: 0.275, SLG: 0.356 Esteban Beltre, R (8, 6) OBP: 0.256, SLG: 0.338										1	0	0	0	0	0	2											
Inning Stats	R: 0 E: 0 K: 0 S: 10	H: 0 LOB: 1 BB: 1 P: 17	R: 0 E: 0 K: 1 S: 9	H: 0 LOB: 0 BB: 0 P: 13	R: 1 E: 0 K: 2 S: 8	H: 1 LOB: 0 BB: 0 P: 9	R: 0 E: 0 K: 0 S: 8	H: 0 LOB: 1 BB: 1 P: 15	R: 1 E: 0 K: 0 S: 9	H: 2 LOB: 0 BB: 0 P: 15	R: 0 E: 0 K: 1 S: 7	H: 0 LOB: 1 BB: 0 P: 11	R: 2 E: 0 K: 0 S: 10	H: 2 LOB: 0 BB: 1 P: 16	R: 0 E: 0 K: 0 S: 6	H: 0 LOB: 0 BB: 0 P: 10	1B: 3 2B: 0 3B: 0 HR: 2	SF: 0 SAC: 1 DP: 1 HBP: 1	WP: 0 PB: 0 SB: 0 CS: 1	PA: 32							
PITCHER	IP	WLS	BF	H	R	ER	SO	BB	IBB	HBP	BLK	WP	HR	S	P	ERA	WHIP										
Dave Fleming, L (1, 1) ERA: 6.55	5.1	L	21	3	2	2	3	3	2	2	3	0	0	46	72	3.38	0.938										
Jim Converse, R (6, 1) ERA: 7.99	1.0		5	1	2	2	1	1	0	0	0	0	0	10	18	18.00	2.000										
Mike Magnante, L (7, 1) ERA: 3.16	1.2		5	1	0	0	0	0	0	0	0	0	0	11	16	0.00	0.600										

Batter	1	2	3	4	5	6	7	8	9	AB	R	H	RBI	BB	SO	LOB	TOP											
Johnny Damon, L (1, 8) OBP: 0.400, SLG: 0.562	G5-3		F8 2B	G4-6-3 1B		SH1-4		1B HR		4	1	3	1	0	0	0	Kansas City Royals @ Texas Rangers The Ballpark at Arlington, Arlington, TX Sun Sep 03 1995, 8:05 PM EDT Att: 32,811 - Unknown - 98 F											
Tom Goodwin, L (1, 7) OBP: 0.348, SLG: 0.349	G3			G4-6-3				1B HR		2	0	0	0	1	0	2												
Brent Cookson, R (6, PH) OBP: 0.333, SLG: 0.313								1B HR		1	0	1	1	0	0	0												
Greg Gagne, R (8, PH) OBP: 0.326, SLG: 0.405				BB				1B HR		1	1	1	0	0	0	0												
Keith Lockhart, L (1, 5) OBP: 0.349, SLG: 0.447	F9		F8					HR		3	0	1	0	0	0	2												
Gary Gaetti, R (6, PH) OBP: 0.349, SLG: 0.561								HR		2	1	1	3	0	1	1												
Wally Joyner, L (1, 3) OBP: 0.389, SLG: 0.427								G4-3		5	1	1	1	0	1	3												
Michael Tucker, L (1, 10) OBP: 0.327, SLG: 0.357										3	1	0	0	0	1	0												
Joe Vitello, R (7, PH) OBP: 0.326, SLG: 0.366										2	0	0	0	0	1	0												
Jon Nunnally, L (1, 9) OBP: 0.355, SLG: 0.510										4	1	2	0	1	2	0												
Edgar Caceres, S (1, 4) OBP: 0.310, SLG: 0.390										5	0	2	0	0	1	1												
David Howard, S (1, 6) OBP: 0.302, SLG: 0.348										4	1	1	0	0	1	6												
Brent Mayne, L (1, 2) OBP: 0.268, SLG: 0.278										3	1	2	1	0	0	0												
Inning Stats	R: 0 E: 0 K: 0 S: 7	H: 0 LOB: 0 BB: 0 P: 11	R: 0 E: 0 K: 1 S: 11	H: 1 LOB: 2 BB: 1 P: 19	R: 0 E: 0 K: 1 S: 12	H: 1 LOB: 2 BB: 1 P: 20	R: 3 E: 2 K: 0 S: 10	H: 3 LOB: 1 BB: 0 P: 12	R: 1 E: 0 K: 1 S: 15	H: 4 LOB: 1 BB: 0 P: 23	R: 1 E: 0 K: 1 S: 10	H: 2 LOB: 1 BB: 0 P: 16	R: 0 E: 0 K: 3 S: 11	H: 0 LOB: 0 BB: 0 P: 16	R: 3 E: 0 K: 0 S: 16	H: 4 LOB: 0 BB: 0 P: 25	R: 0 E: 0 K: 1 S: 8	H: 0 LOB: 0 BB: 0 P: 16	1B: 11 2B: 2 3B: 0 HR: 2	SF: 0 SAC: 2 DP: 1 HBP: 0	WP: 0 PB: 0 SB: 0 CS: 1	PA: 43						
PITCHER	IP	WLS	BF	H	R	ER	SO	BB	IBB	HBP	BLK	WP	HR	S	P	ERA	WHIP											
Bobby Witt, R (1, 1) ERA: 3.68	5.0		27	10	5	2	3	2	0	0	0	0	0	1	58	90	3.60	2.400										
Ed Vosberg, L (6, 1) ERA: 2.94	2.1	L	10	3	2	2	4	0	0	0	0	0	0	0	24	36	7.71	1.286										
Matt Whiteside, R (8, 1) ERA: 4.64	1.0		4	2	1	1	0	0	0	0	0	0	0	1	12	21	9.00	2.000										
Chris Howard, L (9, 1) ERA:	0.2		2	0	0	0	1	0	0	0	0	0	0	0	6	11	0.00	0.000										


Batter	1	2	3	4	5	6	7	8	9	AB	R	H	RBI	BB	SO	LOB	BOTTOM											
Otis Nixon, S (1, 8) OBP: 0.345, SLG: 0.329	G4-3	L6		F8					G4-3	5	1	1	0	0	0	3	Kansas City Royals @ Texas Rangers The Ballpark at Arlington, Arlington, TX Sun Sep 03 1995, 8:05 PM EDT Att: 32,811 - Unknown - 98 F											
Jeff Frye, R (1, 4) OBP: 0.330, SLG: 0.366										3	1	1	0	0	1	0												
Sam Horn, L (7, PH) OBP: 0.500, SLG: 0.500	G4-3 HR									1	0	1	0	0	0	0												
Esteban Beltre, R (7, PR) OBP: 0.253, SLG: 0.333	2B									1	0	0	0	0	1	0												
Will Clark, L (1, 3) OBP: 0.387, SLG: 0.495	G4-3			F9						4	0	1	0	1	1	1												
Juan Gonzalez, R (1, 10) OBP: 0.289, SLG: 0.579										4	1	1	2	0	2	4												
Mickey Tettleton, S (1, 9) OBP: 0.390, SLG: 0.480										3	1	1	1	1	2	1												
Lou Frazier, S (7, PR) OBP: 0.301, SLG: 0.248	K									0	0	0	0	0	0	0												
Ivan Rodriguez, R (1, 2) OBP: 0.347, SLG: 0.476										4	1	1	0	0	0	4												
Candy Maldonado, R (1, 7) ERA: 6.19										2	0	0	0	1	0	1												
29 Rusty Greer, L (8, 9) OBP: 0.354, SLG: 0.412										1	0	0	0	0	0	0												
Craig Worthington, R (1, 5) OBP: 0.299, SLG: 0.452										3	0	1	1	0	1	2												
Mike Paganaro, L (8, PH) OBP: 0.265, SLG: 0.326										1	0	0	0	0	1	0												
Benji Gil, R (1, 6) OBP: 0.270, SLG: 0.362										2	0	2	1	0	0	0												
Mark McLemore, S (7, PH) OBP: 0.358, SLG: 0.359										2	0	0	0	0	2	0												
Inning Stats	R: 2 E: 0 K: 1 S: 13	H: 2 LOB: 0 BB: 0 P: 18	R: 1 E: 0 K: 0 S: 17	H: 2 LOB: 1 BB: 1 P: 26	R: 0 E: 0 K: 2 S: 10	H: 0 LOB: 0 BB: 0 P: 12	R: 1 E: 0 K: 0 S: 16	H: 3 LOB: 2 BB: 0 P: 26	R: 0 E: 0 K: 1 S: 11	H: 1 LOB: 1 BB: 0 P: 15	R: 0 E: 0 K: 1 S: 13	H: 0 LOB: 0 BB: 0 P: 17	R: 1 E: 0 K: 2 S: 19	H: 2 LOB: 3 BB: 2 P: 34	R: 0 E: 0 K: 2 S: 10	H: 0 LOB: 0 BB: 0 P: 17	R: 0 E: 0 K: 2 S: 8	H: 0 LOB: 0 BB: 0 P: 9	1B: 6 2B: 2 3B: 1 HR: 1	SF: 0 SAC: 0 DP: 1 HBP: 0	WP: 0 PB: 0 SB: 1 CS: 0	PA: 39						
PITCHER	IP	WLS	BF	H	R	ER	SO	BB	IBB	HBP	BLK	WP	HR	S	P	ERA	WHIP											
Jason Jacome, L (1, 1) ERA: 4.32	3.2		16	5	4	4	3	1	0	0	0	0	0	1	49	70	9.82	1.636										
Hipolito Pichardo, R (4, 1) ERA: 4.32	2.1		10	3	0	0	2	0	0	0	0	0	0	31	44	0.00	1.286											
Gregg Olson, R (7, 1) ERA: 4.03	1.0	W	7	2	1	1	2	2	0	0	0	0	0	19	34	9.00	4.000											
Jeff Montgomery, R (8, 1) ERA: 3.0	2.0	S	6	0	0	0	4	0	0	0	0	0	0	18	26	0.00	0.000											



Batter	1	2	3	4	5	6	7	8	9	10	11	AB	R	H	RBI	BB	SO	LOB	TOP								
Tim Raines, S OBP: 0.386, SLG: 0.446 (1, 7)	K 3-3		F7 1-0		BB 4-2		G1-3 0-0		P4 3-1			4	0	0	0	1	1	3									
Ray Durham, S OBP: 0.315, SLG: 0.407 (1, 4)	L7 1-2		K 0-3		G5-3 3-2			K 2-3		G3 0-2		5	0	0	0	0	2	1									
Lyle Mouton, R OBP: 0.444, SLG: 0.573 Dave Martinez, L OBP: 0.371, SLG: 0.453 (10, PH) (10, 9)	1B 2-1		G6-3 1-2			1B 2-0		WP SF7 2B 2-0		FC4-6 1B 3-2		4	1	3	0	0	0	0									
Barry Lyons, R OBP: 0.364, SLG: 0.667 (1, 10)	G5-3 0-2			FC2-5 1B 1B 0-0		L5 0-0		SF7 2H 2-0		FC4-6 1B 1-2		4	0	1	1	0	0	3									
Robin Ventura, L OBP: 0.381, SLG: 0.524 (1, 3)		G4-3 2-1		FC2-5 1B 1-2		K 0-3		L7 0-0		F8 2-1		5	0	1	0	0	1	2									
Norberto Martin, R OBP: 0.304, SLG: 0.433 Ozzie Guillen, L OBP: 0.269, SLG: 0.314 (8, PH) (8, 6)	P3 2-2		FC2-5 1B 1-2		G6-4-3 1-2		P4 0-0		G6-3 0-2		G4-3 0-0	3	0	0	0	0	0	3									
Chris Snopce, R OBP: 0.467, SLG: 0.304 (1, 5)		BB BB 4-2		G6-4-3 1-0		1B 0-0		FC3-6 1B 1-2		G6-3 1-2		4	0	2	0	1	0	2									
Ron Karkovics, R OBP: 0.325, SLG: 0.418 Frank Thomas, R OBP: 0.473, SLG: 0.627 Doug Brady, S (9, PH) (9, PH)		BB BB 4-1		K 2-3		K 2-3		P6 2-1		FC3-6 1B 1-2		2	0	0	0	1	1	0									
Michael LaValliere, L OBP: 0.252, SLG: 0.318 (9, 2)		BB BB 1-2		K 2-3		K 2-3					HR 2-2	2	0	0	0	1	1	0									
Mike Cameron, R OBP: 0.294, SLG: 0.375 Lance Johnson, L OBP: 0.340, SLG: 0.422 (7, PH) (7, 8)	F8 2-2										G3 3-2	2	0	0	0	0	1	2									
Inning Stats	R: 0 E: 0 K: 1 S: 12	H: 1 LOB: 1 BB: 0 P: 18	R: 0 E: 0 K: 0 S: 12	H: 0 LOB: 2 BB: 2 P: 26	R: 0 E: 0 K: 1 S: 8	H: 0 LOB: 0 BB: 0 P: 10	R: 0 E: 0 K: 2 S: 6	H: 2 LOB: 1 BB: 0 P: 10	R: 0 E: 0 K: 1 S: 7	H: 1 LOB: 1 BB: 0 P: 10	R: 0 E: 0 K: 0 S: 5	H: 2 LOB: 1 BB: 0 P: 7	R: 1 E: 0 K: 1 S: 9	H: 1 LOB: 0 BB: 0 P: 15	R: 0 E: 0 K: 0 S: 11	H: 2 LOB: 2 BB: 0 P: 16	R: 0 E: 0 K: 0 S: 11	H: 1 LOB: 1 BB: 0 P: 17	R: 1 E: 0 K: 0 S: 10	H: 1 LOB: 0 BB: 0 P: 16	1B: 9 2B: 1 3B: 0 HR: 1	SF: 1 SAC: 0 DP: 1 HBP: 0	WP: 1 PB: 0 SB: 0 CS: 0	PA: 45			
PITCHER	IP 8.1	WLS 1.1	BF 34	H 8	R 1	ER 1	SO 6	BB 3	IBB 0	HBP 0	BLK 0	WP 0	HR 0	S 78	P 126	ERA 1.08	WHIP 1.320										
Kenny Rogers, L ERA: 3.52 (1, 1)																											
Jeff Russell, R ERA: 2.86 (9, 1)																											
Ed Vosberg, L ERA: 3.0 (10, 1)																											

Chicago White Sox @ Texas Rangers
The Ballpark at Arlington, Arlington, TX
Tue Sep 05 1995, 8:05 PM EDT
Att: 18,001 - Unknown - 98 F

AB 41
R 2
H 11
RBI 2
BB 3
SO 6
LOB 17



Batter	1	2	3	4	5	6	7	8	9	10	11	AB	R	H	RBI	BB	SO	LOB	BOTTOM								
Otis Nixon, S OBP: 0.346, SLG: 0.327 (1, 8)	L7 1-1		K 3-3			FC6 0-0			K 2-3			5	0	1	0	0	2	1									
Mark McLemore, S OBP: 0.353, SLG: 0.353 (1, 4)	G1-3 2-2			G1-3 2-2		G6-3 0-0			G3 1B 3-2		G4-3 1-0	5	0	1	0	0	0	2									
Will Clark, L OBP: 0.385, SLG: 0.489 Lou Frazier, S OBP: 0.301, SLG: 0.245 (1, 3) (7, PH) (8, 7)	G1-3 0-1			K 2-3		G6-4-3 1B 1-0			G3 1-2			2	0	0	0	0	1	0									
Juan Gonzalez, R OBP: 0.287, SLG: 0.600 (1, 10)		HR 1-2		G6-3 2-0		G6-4-3 1-0			IBB 4-0			3	1	1	1	1	0	1									
Mickey Tettleton, S OBP: 0.387, SLG: 0.478 Craig Worthington, R OBP: 0.299, SLG: 0.452 Jeff Frye, R OBP: 0.329, SLG: 0.384 Luis Ortiz, R OBP: 0.273, SLG: 0.352 (1, 9) (8, 5) (9, PH) (10, 5)			P6 3-1		K 3-3				G3-1 2-2			3	0	1	0	0	1	0									
Ivan Rodriguez, R OBP: 0.344, SLG: 0.471 (1, 2)	G4-3 1-1			K 1-3		K 2-2			G3 2-2		G3-6-3 1B 0-1	4	0	1	0	0	1	1									
29 Rusty Greer, L OBP: 0.349, SLG: 0.406 (1, 7) (8, 9)	P5 2-1			G4-3 0-2					F7 1-1		B1 1-0	4	0	0	0	0	0	1									
Mike Pagliarulo, L OBP: 0.260, SLG: 0.318 (1, 5) (8, 3)			G4-3 3-2			FC6 1B 1-2			G4-1 3-1		G3-6-3 1-2	4	0	1	0	0	0	1									
Benji Gil, R OBP: 0.287, SLG: 0.356 Sam Horn, L OBP: 0.500, SLG: 0.333 Esteban Beltra, R OBP: 0.250, SLG: 0.329 (1, 6) (8, PH) (9, 6)				G6-3 0-0		K 1-3			K 2-3		G4-3 2-2	2	0	0	0	0	1	1									
Inning Stats	R: 0 E: 0 K: 0 S: 8	H: 0 LOB: 0 BB: 0 P: 11	R: 1 E: 0 K: 0 S: 9	H: 1 LOB: 0 BB: 0 P: 16	R: 0 E: 0 K: 1 S: 7	H: 0 LOB: 0 BB: 0 P: 13	R: 0 E: 0 K: 1 S: 8	H: 0 LOB: 0 BB: 0 P: 14	R: 0 E: 0 K: 2 S: 9	H: 0 LOB: 0 BB: 0 P: 13	R: 0 E: 0 K: 1 S: 14	H: 1 LOB: 1 BB: 0 P: 10	R: 0 E: 0 K: 0 S: 14	H: 1 LOB: 1 BB: 0 P: 24	R: 0 E: 0 K: 1 S: 8	H: 0 LOB: 0 BB: 0 P: 14	R: 0 E: 0 K: 1 S: 14	H: 1 LOB: 2 BB: 1 P: 25	R: 0 E: 0 K: 0 S: 6	H: 1 LOB: 0 BB: 0 P: 8	R: 0 E: 0 K: 0 S: 6	H: 1 LOB: 0 BB: 0 P: 11	1B: 4 2B: 1 3B: 0 HR: 1	SF: 0 SAC: 0 DP: 2 HBP: 0	WP: 0 PB: 0 SB: 0 CS: 1	PA: 38	
PITCHER	IP 9.0	WLS 2.0	BF 32	H 4	R 1	ER 1	SO 7	BB 1	IBB 1	HBP 0	BLK 0	WP 0	HR 1	S 85	P 140	ERA 1.00	WHIP 0.556										
Alex Fernandez, R ERA: 4.48 (1, 1)																											
Matt Karchner, R ERA: 1.78 (10, 1)																											

Chicago White Sox @ Texas Rangers
The Ballpark at Arlington, Arlington, TX
Tue Sep 05 1995, 8:05 PM EDT
Att: 18,001 - Unknown - 98 F

AB 36
R 1
H 6
RBI 1
BB 2
SO 7
LOB 11



Batter	1	2	3	4	5	6	7	8	9	AB	R	H	RBI	BB	SO	LOB	TOP								
Lance Johnson, L (1.8) OBP: 0.340, SLG: 0.428	L3				G6-3	HR		G2-3		5	1	2	3	0	0	1									
Tim Raines, S (1.7) OBP: 0.382, SLG: 0.441	K		G3		K	L7			E1 HBP	5	1	0	0	0	2	2									
Dave Martinez, L (1.3) OBP: 0.373, SLG: 0.454	G4-3			P6					SH1-4	4	0	2	0	0	0	0									
Frank Thomas, R (1.10) OBP: 0.476, SLG: 0.635										4	1	3	1	1	0	2									
Robin Ventura, L (1.5) OBP: 0.383, SLG: 0.522	K									2	0	0	0	3	1	1									
Lyle Mouton, R (1.9) OBP: 0.438, SLG: 0.570										4	1	1	0	0	0	5									
Mike Cameron, R (7.9) OBP: 0.278, SLG: 0.353	G4-6-3				F8					1	0	0	0	0	1	3									
Ray Durham, S (1.4) OBP: 0.321, SLG: 0.409										3	2	2	2	1	0	2									
Ron Karkovice, R (1.2) OBP: 0.323, SLG: 0.414										5	0	1	0	0	0	6									
Ozzie Guillen, L (1.6) OBP: 0.272, SLG: 0.319										4	1	2	1	0	0	1									
Inning Stats	R: 0 E: 0 K: 1 S: 7	H: 0 LOB: 0 BB: 0 P: 12	R: 0 E: 0 K: 1 S: 7	H: 1 LOB: 0 BB: 0 P: 9	R: 1 E: 0 K: 0 S: 7	H: 2 LOB: 1 BB: 0 P: 12	R: 1 E: 0 K: 0 S: 9	H: 1 LOB: 2 BB: 2 P: 21	R: 0 E: 0 K: 1 S: 8	H: 2 LOB: 0 BB: 0 P: 14	R: 4 E: 0 K: 0 S: 12	H: 5 LOB: 0 BB: 0 P: 13	R: 0 E: 0 K: 0 S: 10	H: 2 LOB: 1 BB: 1 P: 19	R: 0 E: 0 K: 1 S: 5	H: 0 LOB: 0 BB: 0 P: 6	R: 1 E: 1 K: 1 S: 9	H: 0 LOB: 3 BB: 2 P: 23	1B: 9 2B: 2 3B: 0 HR: 2	SF: 0 SAC: 1 DP: 2 HBP: 1	WP: 0 PB: 0 SB: 0 CS: 0	PA: 44			
PITCHER	IP	WLS	BF	H	R	ER	SO	BB	IBB	HBP	BLK	WP	HR	S	P	ERA	WHIP								
Bob Tewksbury, R (1.1) ERA: 4.41	6.0	L	30	12	6	6	3	2	0	0	0	0	2	54	87	9.00	2.333								
Roger McDowell, R (7.1) ERA: 4.48	2.1		10	1	1	0	0	1	1	0	0	0	0	14	28	0.00	0.857								
Dennis Cook, L (9.1) ERA: 4.47	0.0		1	0	0	0	0	1	0	0	0	0	0	2	6	∞	∞								
Matt Whiteside, R (9.1) ERA: 4.57	0.2		3	0	0	0	1	0	0	1	0	0	0	4	8	0.00	0.000								

Chicago White Sox @ Texas Rangers
The Ballpark at Arlington, Arlington, TX
Wed Sep 06 1995, 8:05 PM EDT
Att: 22,415 - Unknown - 90 F

AB 37
R 7
H 13
RBI 7
BB 5
SO 4
LOB 23



Batter	1	2	3	4	5	6	7	8	9	AB	R	H	RBI	BB	SO	LOB	BOTTOM								
Otis Nixon, S (1.8) OBP: 0.347, SLG: 0.326	B1-3				F9					4	0	1	0	1	0	3									
Lou Frazier, S (1.7) OBP: 0.294, SLG: 0.238	G5-3									4	0	0	1	0	2	2									
29 Rusty Greer, L (8, FH) OBP: 0.349, SLG: 0.405										1	0	0	0	0	0	3									
Will Clark, L (1.3) OBP: 0.385, SLG: 0.485	F9									3	1	0	0	2	0	2									
Juan Gonzalez, R (1.10) OBP: 0.302, SLG: 0.600										5	2	3	0	0	2	1									
Ivan Rodriguez, R (1.2) OBP: 0.342, SLG: 0.468	E4									5	0	1	0	0	1	4									
Candy Maldonado, R (1.9) OBP: 0.375, SLG: 0.509										3	1	1	3	1	1	1									
Sam Horn, L (9, FH) OBP: 0.400, SLG: 0.250	G6-4-3									1	0	0	0	0	1	1									
Jeff Frye, R (1.4) OBP: 0.330, SLG: 0.367										3	0	2	1	0	0	0									
Craig Worthington, R (1.5) OBP: 0.286, SLG: 0.431										3	1	0	0	0	1	3									
Mickey Tettleton, S (8, PH) OBP: 0.386, SLG: 0.476										1	0	0	0	0	0	1									
Mike Pagliarulo, L (9.5) OBP: 0.260, SLG: 0.318										0	0	0	0	0	0	0									
Esteban Beltrre, R (1.6) OBP: 0.273, SLG: 0.333										2	0	1	0	2	0	0									
Inning Stats	R: 0 E: 0 K: 0 S: 5	H: 0 LOB: 0 BB: 0 P: 8	R: 0 E: 1 K: 1 S: 5	H: 0 LOB: 0 BB: 0 P: 6	R: 1 E: 0 K: 0 S: 11	H: 2 LOB: 2 BB: 1 P: 20	R: 1 E: 0 K: 0 S: 11	H: 2 LOB: 3 BB: 2 P: 24	R: 3 E: 0 K: 1 S: 11	H: 2 LOB: 0 BB: 1 P: 21	R: 0 E: 0 K: 1 S: 9	H: 0 LOB: 0 BB: 0 P: 12	R: 0 E: 0 K: 1 S: 9	H: 1 LOB: 1 BB: 0 P: 14	R: 0 E: 0 K: 1 S: 18	H: 2 LOB: 3 BB: 1 P: 29	R: 0 E: 0 K: 3 S: 9	H: 0 LOB: 1 BB: 1 P: 16	1B: 8 2B: 0 3B: 0 HR: 1	SF: 1 SAC: 0 DP: 1 HBP: 0	WP: 1 PB: 0 SB: 0 CS: 0	PA: 42			
PITCHER	IP	WLS	BF	H	R	ER	SO	BB	IBB	HBP	BLK	WP	HR	S	P	ERA	WHIP								
Mike Siroka, L (1.1) ERA: 5.73	4.1		22	5	4	4	2	4	0	0	0	0	1	18	27	4.50	0.500								
Brian Keyser, R (5.1) ERA: 4.76	2.0	W	7	1	1	1	2	0	0	0	0	0	0	2	3	0.00	0.000								
Andrew Lorraine, L (7.1) ERA: 4.76	0.1		1	0	0	0	0	0	0	0	0	0	0	2	3	0.00	0.000								
41 Bill Simas, R (7.1) ERA: 2.53	0.2		4	2	0	0	1	0	0	0	0	0	0	11	16	0.00	3.000								
Scott Radinsky, L (8.1) ERA: 5.85	0.1		2	1	0	0	0	0	0	0	0	0	0	4	6	0.00	3.000								
PITCHER	IP	WLS	BF	H	R	ER	SO	BB	IBB	HBP	BLK	WP	HR	S	P	ERA	WHIP								
Matt Karchner, R (8.1) ERA: 1.75	0.1		2	0	0	0	0	1	0	0	0	0	0	7	13	0.00	3.000								
Roberto Hernandez, R (9.1) ERA: 4.22	1.0	S	4	0	0	0	3	1	0	0	0	0	0	9	16	0.00	1.000								

Chicago White Sox @ Texas Rangers
The Ballpark at Arlington, Arlington, TX
Wed Sep 06 1995, 8:05 PM EDT
Att: 22,415 - Unknown - 90 F

AB 35
R 5
H 9
RBI 5
BB 6
SO 8
LOB 21



Batter	1	2	3	4	5	6	7	8	9	AB	R	H	RBI	BB	SO	LOB	TOP			
Lance Johnson, L OBP: 0.338, SLG: 0.425	F7			L7		F8			G4-3	4	0	0	0	0	0	0				
Tim Raines, S OBP: 0.381, SLG: 0.439	G3-1			B1-3			G5-3 1B		K	4	0	1	0	0	1	0				
Dave Martinez, L OBP: 0.375, SLG: 0.452	P5			F8			G5-3 1B		BB	3	0	1	0	1	0	0				
Frank Thomas, R OBP: 0.476, SLG: 0.632 Doug Brady, S (9, PR)		L7			G6-4-3 1B		G5-3		BB	2	0	0	0	2	0	2				
Robin Ventura, L OBP: 0.384, SLG: 0.520	G1-3				G6-4-3 1B		FC4		BB	0	0	0	0	0	0	0				
Lyle Mouton, R OBP: 0.427, SLG: 0.555	G6-3				G6-4-3 1B		FC4		BB	3	0	1	0	1	0	2				
Ray Durham, S OBP: 0.318, SLG: 0.406			K		G1-3				F9	3	0	0	0	0	1	1				
Michael LaValliere, L OBP: 0.286, SLG: 0.310 Norberto Martin, R OBP: 0.302, SLG: 0.430 Chris Tremie, R OBP: 0.222, SLG: 0.222			K						K	2	0	0	0	0	2	0				
Ozzie Guillen, L OBP: 0.270, SLG: 0.317	G4-3								L7	0	0	0	0	0	0	0				
Inning Stats	R: 0 E: 0 K: 0 S: 3	H: 0 LOB: 0 BB: 0 P: 6	R: 0 E: 0 K: 0 S: 7	H: 0 LOB: 0 BB: 0 P: 9	R: 0 E: 0 K: 2 S: 10	H: 0 LOB: 0 BB: 0 P: 15	R: 0 E: 0 K: 0 S: 5	H: 0 LOB: 0 BB: 0 P: 8	R: 0 E: 0 K: 1 S: 7	H: 0 LOB: 0 BB: 0 P: 8	R: 0 E: 0 K: 0 S: 6	H: 2 LOB: 2 BB: 1 P: 18	R: 0 E: 0 K: 1 S: 8	H: 0 LOB: 0 BB: 0 P: 10	R: 0 E: 0 K: 1 S: 10	H: 0 LOB: 2 BB: 2 P: 23	1B: 3 2B: 0 3B: 0 HR: 0	SF: 0 SAC: 0 DP: 2 HBP: 0	WP: 0 PB: 0 SB: 0 CS: 0	PA: 32
PITCHER Rogier Pavlik, R ERA: 4.72	IP: 9.0 WLS: W BF: 32 H: 3 R: 0 ER: 0 SO: 5	BB: 3 IBB: 1 HBP: 0 BLK: 0	WP: 0 HR: 0 S: 66 P: 116	ERA: 0.00 WHIP: 0.667																

Chicago White Sox @ Texas Rangers
The Ballpark at Arlington, Arlington, TX
Thu Sep 07 1995, 8:05 PM EDT
Att. 9,046 - Unknown - 84 F

livebaseballscorecards.com

AB 28
R 0
H 3
RBI 0
BB 4
SO 5
LOB 9




Batter	1	2	3	4	5	6	7	8	9	AB	R	H	RBI	BB	SO	LOB	BOTTOM			
Otis Nixon, S OBP: 0.348, SLG: 0.326	B1-3				G4-3					3	0	1	0	1	0	0				
Mark McLemore, S OBP: 0.354, SLG: 0.355	E6				F9		L7-3 1B			4	0	2	1	0	0	1				
Will Clark, L OBP: 0.386, SLG: 0.483					FC6-4		L7-3 1B			2	0	0	0	2	0	2				
Juan Gonzalez, R OBP: 0.301, SLG: 0.595	L9				P6				K	4	0	1	0	0	1	4				
Mickey Tettleton, S OBP: 0.388, SLG: 0.475 29 Rusty Greer, R OBP: 0.346, SLG: 0.404					BB 1B		F7		G4-3	1	1	0	0	2	0	1				
Ivan Rodriguez, R OBP: 0.341, SLG: 0.466	F7				BB 1B		L9		G4-3	4	0	1	0	0	0	2				
Candy Maldonado, R OBP: 0.374, SLG: 0.503					BB 1B		G5-3		F8	2	0	0	0	1	1	2				
Sam Horn, L OBP: 0.333, SLG: 0.200 Lou Frazier, S OBP: 0.294, SLG: 0.238					FC6-4					1	0	0	0	0	0	0				
Luis Ortiz, R OBP: 0.274, SLG: 0.349 Craig Worthington, R OBP: 0.286, SLG: 0.431					SF8					1	1	0	1	1	0	1				
Benji Gil, R OBP: 0.265, SLG: 0.354					FC6-4				SH1-3	2	0	0	0	0	1	2				
Inning Stats	R: 0 E: 1 K: 0 S: 9	H: 0 LOB: 1 BB: 1 P: 18	R: 0 E: 0 K: 1 S: 8	H: 0 LOB: 1 BB: 1 P: 15	R: 0 E: 0 K: 1 S: 11	H: 1 LOB: 1 BB: 0 P: 17	R: 1 E: 0 K: 0 S: 12	H: 1 LOB: 2 BB: 2 P: 21	R: 0 E: 0 K: 0 S: 8	H: 1 LOB: 0 BB: 0 P: 14	R: 0 E: 0 K: 0 S: 12	H: 1 LOB: 1 BB: 0 P: 19	R: 1 E: 0 K: 1 S: 12	H: 1 LOB: 2 BB: 3 P: 28	R: 0 E: 0 K: 0 S: 10	H: 0 LOB: 0 BB: 0 P: 17	1B: 5 2B: 1 3B: 0 HR: 0	SF: 1 SAC: 1 DP: 1 HBP: 0	WP: 0 PB: 0 SB: 0 CS: 1	PA: 34
PITCHER Wilson Alvarez, L ERA: 4.31 Kirk McCaskill, R ERA: 5.27	IP: 6.1 WLS: L BF: 30 H: 5 R: 2 ER: 2 SO: 2	BB: 6 IBB: 1 HBP: 0 BLK: 0	WP: 0 HR: 0 S: 69 P: 127	ERA: 2.84 WHIP: 1.737																

Chicago White Sox @ Texas Rangers
The Ballpark at Arlington, Arlington, TX
Thu Sep 07 1995, 8:05 PM EDT
Att. 9,046 - Unknown - 84 F

livebaseballscorecards.com


AB 25
R 2
H 5
RBI 2
BB 7
SO 3
LOB 15



Batter	1	2	3	4	5	6	7	8	9	AB	R	H	RBI	BB	SO	LOB	TOP								
Otis Nixon, S <small>OBP: 0.347, SLG: 0.325</small> 			L7 		F8 		1B 			4	0	1	0	0	0	2	Texas Rangers @ Milwaukee Brewers Milwaukee County Stadium, Milwaukee, WI Fri Sep 08, 1995, 8:05 PM EDT Att: 13,283 - Unknown - 63 F								
Mark McLemore, S <small>OBP: 0.355, SLG: 0.356</small> 			1B 		G1-6-3 		K 			4	0	2	0	0	1	1									
Will Clark, L <small>OBP: 0.385, SLG: 0.480</small> 			1B 		G1-6-3 		F7 			4	0	1	1	0	0	3									
Juan Gonzalez, R <small>OBP: 0.301, SLG: 0.588</small> 			F7 			K 		K 		3	0	0	0	1	2	2									
Mickey Tettleton, S <small>OBP: 0.389, SLG: 0.474</small> 				K 		29 1B 		G5-4-3 		3	0	1	0	1	1	1									
Ivan Rodriguez, R <small>OBP: 0.336, SLG: 0.461</small> 				G1-3 		K 		G5-4-3 		4	0	0	0	0	1	3									
29 Rusty Greer, L <small>OBP: 0.349, SLG: 0.403</small> 				BB 		1B 				3	0	1	0	1	0	1									
Mike Pagliarulo, L <small>OBP: 0.255, SLG: 0.312</small> 			F8 	K 		G4-1 		K 		4	0	0	0	0	2	3									
Benji Gil, R <small>OBP: 0.268, SLG: 0.357</small> 			1B 		2B 		G4-3 		K 		3	1	1	0	1	1	0								
Inning Stats	R: 0 E: 0 K: 0 S: 7	H: 0 LOB: 0 BB: 0 P: 13	R: 0 E: 0 K: 0 S: 5	H: 0 LOB: 1 BB: 1 P: 16	R: 1 E: 0 K: 0 S: 15	H: 2 LOB: 2 BB: 1 P: 23	R: 0 E: 0 K: 2 S: 10	H: 0 LOB: 1 BB: 1 P: 18	R: 0 E: 0 K: 0 S: 9	H: 2 LOB: 1 BB: 0 P: 12	R: 0 E: 0 K: 2 S: 16	H: 2 LOB: 2 BB: 0 P: 26	R: 0 E: 0 K: 1 S: 7	H: 1 LOB: 1 BB: 0 P: 11	R: 0 E: 0 K: 1 S: 10	H: 0 LOB: 0 BB: 1 P: 14	R: 0 E: 0 K: 2 S: 8	H: 0 LOB: 0 BB: 0 P: 13	1B: 6 2B: 1 3B: 0 HR: 0	SF: 0 SAC: 0 DP: 2 HBP: 0	WP: 0 PB: 0 SB: 0 CS: 0	PA: 36			
PITCHER	IP	WLS	BF	H	R	ER	SO	BB	IBB	HBP	BLK	WP	HR	S	P	ERA	WHIP								
Ricky Bones, R ERA: 4.25	6.0	W	26	6	1	1	4	3	0	0	0	0	0	62	108	1.50	1.500								
Angel Miranda, L ERA: 5.45	1.0		4	1	0	0	1	0	0	0	0	0	0	7	11	0.00	1.000								
Ron Rightnowar, R ERA: 6.37	1.0		3	0	0	0	1	1	0	0	0	0	0	10	14	0.00	1.000								
Mike Fetters, R ERA: 2.67	1.0		3	0	0	0	2	0	0	0	0	0	0	8	13	0.00	0.000								

Batter	1	2	3	4	5	6	7	8	9	AB	R	H	RBI	BB	SO	LOB	BOTTOM								
Darryl Hamilton, L <small>OBP: 0.358, SLG: 0.403</small> 		1B 		K 		G4-3 		G5-3 		1	0	1	0	0	0	0	Texas Rangers @ Milwaukee Brewers Milwaukee County Stadium, Milwaukee, WI Fri Sep 08, 1995, 8:05 PM EDT Att: 13,283 - Unknown - 63 F								
David Hulse, L <small>OBP: 0.308, SLG: 0.372</small> 		HR 		K 		G4-3 		G5-3 		4	1	1	0	0	1	5									
Kevin Seitzer, R <small>OBP: 0.402, SLG: 0.427</small> 		HR 		K 		WP 		1B 		3	1	1	2	0	1	2									
Fernando Vina, L <small>OBP: 0.317, SLG: 0.335</small> 		HR 				HBP 		1B 		1	0	1	2	0	0	0									
B.J. Surhoff, L <small>OBP: 0.398, SLG: 0.529</small> 		HR 			G5-3 	P6 		F7 		5	1	1	3	0	0	4									
John Jaha, R <small>OBP: 0.387, SLG: 0.576</small> 		F9 			G2-3 		F8 			4	0	0	0	0	0	1									
Dave Nilsson, L <small>OBP: 0.341, SLG: 0.477</small> 		2B 	K 		G5-3 		L8 			4	1	1	0	0	1	0									
Matt Mieske, R <small>OBP: 0.331, SLG: 0.445</small> 										0	0	0	0	0	0	0									
Greg Vaughn, R <small>OBP: 0.315, SLG: 0.411</small> 		G6-3 	BB 			HR 		F8 		3	1	1	1	1	0	1									
Jeff Cirillo, R <small>OBP: 0.395, SLG: 0.500</small> 		P5 	G6-3 			G4-3 	1B 	1B 		3	2	1	0	1	0	2									
Joe Oliver, R <small>OBP: 0.335, SLG: 0.457</small> 		1B 			2B 		G4-3 	K 		4	1	3	1	0	1	1									
Mike Matheny, R <small>OBP: 0.307, SLG: 0.328</small> 		1B 			2B 		1B 	K 		0	0	0	0	0	0	0									
Pat Listach, S <small>OBP: 0.290, SLG: 0.254</small> 		1B 		B2-3 		F9 		G5-3 		4	2	2	0	0	0	3									
Inning Stats	R: 0 E: 0 K: 0 S: 11	H: 1 LOB: 1 BB: 0 P: 19	R: 6 E: 0 K: 0 S: 27	H: 6 LOB: 0 BB: 0 P: 43	R: 0 E: 0 K: 1 S: 9	H: 0 LOB: 0 BB: 1 P: 17	R: 0 E: 0 K: 2 S: 14	H: 1 LOB: 1 BB: 0 P: 19	R: 0 E: 0 K: 0 S: 7	H: 0 LOB: 0 BB: 0 P: 8	R: 2 E: 0 K: 0 S: 11	H: 2 LOB: 2 BB: 1 P: 23	R: 0 E: 0 K: 0 S: 8	H: 0 LOB: 0 BB: 0 P: 13	R: 2 E: 0 K: 1 S: 15	H: 3 LOB: 1 BB: 0 P: 20	1B: 8 2B: 3 3B: 0 HR: 2	SF: 0 SAC: 0 DP: 1 HBP: 1	WP: 1 PB: 0 SB: 0 CS: 0	PA: 39					
PITCHER	IP	WLS	BF	H	R	ER	SO	BB	IBB	HBP	BLK	WP	HR	S	P	ERA	WHIP								
Bobby Witt, R ERA: 3.98	5.0	L	24	9	7	7	3	1	0	0	0	0	0	70	108	12.60	2.000								
Jose Alberro, R ERA: 8.05	0.2		5	1	0	0	0	1	0	1	0	0	0	7	17	0.00	3.000								
Chris Howard, L ERA:	0.1		1	0	1	1	0	0	0	0	0	1	0	2	4	27.00	0.000								
Mark Brandenburg, R ERA: 6.04	2.0		9	3	2	2	1	0	0	0	0	0	0	23	33	9.00	1.500								

Texas Rangers @ Milwaukee Brewers
 Milwaukee County Stadium, Milwaukee, WI
 Fri Sep 08, 1995, 8:05 PM EDT
 Att: 13,283 - Unknown - 63 F



Texas Rangers @ Milwaukee Brewers
 Milwaukee County Stadium, Milwaukee, WI
 Fri Sep 08, 1995, 8:05 PM EDT
 Att: 13,283 - Unknown - 63 F



AB 32
 R 1
 H 7
 RBI 1
 BB 4
 SO 8
 LOB 16

AB 36
 R 10
 H 13
 RBI 9
 BB 2
 SO 4
 LOB 19

Batter	1	2	3	4	5	6	7	8	9	AB	R	H	RBI	BB	SO	LOB	TOP	
Otis Nixon, S <small>OBP: 0.348, SLG: 0.325</small> 	E1 	K 	G3 		FC2 				G3-1 	5	1	0	0	1	1	7	Texas Rangers @ Milwaukee Brewers Milwaukee County Stadium, Milwaukee, WI Sun Sep 10, 1995, 4:33 AM EDT Att: 23,259 - Sunny - 60 F livebaseballscorecards.com	
Jeff Frys, R <small>OBP: 0.330, SLG: 0.366</small> 				G1-3 	FC4-6 		G3-1 		K 	6	0	2	0	0	1	4		
Will Clark, L <small>OBP: 0.383, SLG: 0.473</small> 	K 			L3 		F7 		F9 		5	0	1	1	0	1	2		
Juan Gonzalez, R <small>OBP: 0.308, SLG: 0.596</small> 		L3 								5	0	3	1	0	0	2		
Mickey Tettleton, S <small>OBP: 0.385, SLG: 0.474</small> Lou Frazier, S <small>OBP: 0.294, SLG: 0.238</small> 	K 		F7 	P5 		P4 				5	0	1	0	0	1	4		
Ivan Rodriguez, R <small>OBP: 0.337, SLG: 0.457</small> 	F8 		G5-3 		FC1-5 					5	0	3	1	0	0	2		
Candy Maldonado, R <small>OBP: 0.380, SLG: 0.509</small> 29 Rusty Greer, L <small>OBP: 0.350, SLG: 0.414</small> 						FC1-5 	G5-3 	F9 		4	2	2	0	1	0	4		
Craig Worthington, R <small>OBP: 0.297, SLG: 0.426</small> 					FC1-5 			F9 		3	0	1	0	1	0	2		
Benji Gil, R <small>OBP: 0.274, SLG: 0.359</small> 							F8 		K 	4	1	2	1	1	1	1		
Inning Stats R: 1 H: 2 E: 1 LOB: 2 K: 2 BB: 0 S: 14 R: 2 H: 4 E: 0 LOB: 2 K: 1 BB: 0 S: 13 R: 0 H: 0 E: 0 LOB: 3 K: 0 BB: 3 S: 8 R: 0 H: 1 E: 0 LOB: 1 K: 0 BB: 0 S: 8 R: 1 H: 3 E: 1 LOB: 2 K: 0 BB: 0 S: 13 R: 0 H: 2 E: 0 LOB: 1 K: 0 BB: 1 S: 15 R: 0 H: 0 E: 0 LOB: 1 K: 0 BB: 1 S: 7 R: 1 H: 2 E: 0 LOB: 2 K: 0 BB: 0 S: 9 R: 0 H: 1 E: 0 LOB: 1 K: 2 BB: 0 S: 10 1B: 14 SF: 0 2B: 1 SAC: 1 3B: 0 DP: 0 HR: 0 HBP: 0 WP: 0 PA: 47 FB: 0 SB: 1 CS: 0																		
PITCHER Scott Karl, L <small>ERA: 4.52</small> Bob Scanlan, R <small>ERA: 5.88</small> Bill Wegman, R <small>ERA: 5.37</small>	IP	WLS	BF	H	R	ER	SO	BB	IBB	HBP	BLK	WP	HR	S	P	ERA	WHIP	
	4.0	L	23	7	3	2	3	3	0	0	0	0	0	43	78	4.50	2.500	
	4.0		20	7	2	1	0	1	0	0	0	0	0	44	70	2.25	2.000	
	1.0		4	1	0	0	2	0	0	0	0	0	0	10	12	0.00	1.000	

Batter	1	2	3	4	5	6	7	8	9	AB	R	H	RBI	BB	SO	LOB	BOTTOM	
Jeff Cirillo, R <small>OBP: 0.398, SLG: 0.496</small> 			G1-3 		K 					3	1	1	0	1	1	0	Texas Rangers @ Milwaukee Brewers Milwaukee County Stadium, Milwaukee, WI Sun Sep 10, 1995, 4:33 AM EDT Att: 23,259 - Sunny - 60 F livebaseballscorecards.com	
Kevin Seitzer, R <small>OBP: 0.402, SLG: 0.430</small> 						G4-3 		FC5-4 		4	1	3	0	0	1			
B.J. Surhoff, L <small>OBP: 0.395, SLG: 0.525</small> 			F7 		G4-3 			L7 		3	0	0	0	0	3			
John Jaha, R <small>OBP: 0.378, SLG: 0.574</small> 	G6-3 		FC5-4 					G6-3 		3	0	0	2	0	2			
Greg Vaughn, R <small>OBP: 0.317, SLG: 0.408</small> Mark Loretta, R <small>OBP: 0.500, SLG: 0.500</small> 	K 									2	0	0	0	1	1			
Joe Oliver, R <small>OBP: 0.336, SLG: 0.464</small> 		L7 		G6-3 			F8 	P2 		4	0	0	0	0	2			
Matt Mieske, R <small>OBP: 0.329, SLG: 0.447</small> 			G5-3 					L4 		4	0	1	0	0	1			
Pat Listach, S <small>OBP: 0.283, SLG: 0.248</small> 					G5-3 			F8 		3	0	0	0	0	1			
David Hulse, L <small>OBP: 0.305, SLG: 0.368</small> 	F7 				G1-3 			G4-3 		3	0	0	0	0	1			
Inning Stats R: 1 H: 1 E: 0 LOB: 1 K: 1 BB: 1 S: 12 R: 0 H: 1 E: 0 LOB: 1 K: 0 BB: 0 S: 12 R: 0 H: 1 E: 0 LOB: 0 K: 0 BB: 0 S: 5 R: 0 H: 0 E: 0 LOB: 0 K: 0 BB: 1 S: 4 R: 0 H: 0 E: 0 LOB: 0 K: 1 BB: 0 S: 7 R: 1 H: 1 E: 0 LOB: 0 K: 0 BB: 0 S: 10 R: 0 H: 0 E: 0 LOB: 0 K: 0 BB: 0 S: 8 R: 0 H: 1 E: 0 LOB: 1 K: 0 BB: 0 S: 17 R: 0 H: 1 E: 0 LOB: 1 K: 0 BB: 0 S: 8 1B: 4 SF: 1 2B: 2 SAC: 1 3B: 0 DP: 1 HR: 0 HBP: 0 WP: 0 PA: 34 FB: 0 SB: 0 CS: 0																		
PITCHER Kenny Rogers, L <small>ERA: 3.46</small> Jeff Russell, R <small>ERA: 2.79</small>	IP	WLS	BF	H	R	ER	SO	BB	IBB	HBP	BLK	WP	HR	S	P	ERA	WHIP	
	8.1	W	32	6	2	2	2	2	0	0	0	0	0	80	134	2.16	0.960	
	0.2	S	2	0	0	0	0	0	0	0	0	0	0	3	5	0.00	0.000	

Batter	1	2	3	4	5	6	7	8	9	10	11	AB	R	H	RBI	BB	SO	LOB	TOP
Otis Nixon, S <small>OBP: 0.352, SLG: 0.328</small> 												4	1	3	0	1	1	0	
Mark McLemore, S <small>OBP: 0.358, SLG: 0.369</small> 												5	0	1	0	0	0	4	
Craig Worthington, R <small>OBP: 0.299, SLG: 0.423</small> 												0	0	0	0	0	0	0	
Will Clark, L <small>OBP: 0.381, SLG: 0.467</small> 												5	1	2	1	0	0	1	
Juan Gonzalez, R <small>OBP: 0.311, SLG: 0.604</small> 												4	1	1	0	1	0	1	
Mickey Tettleton, S <small>OBP: 0.387, SLG: 0.474</small> 												4	0	0	0	0	2	2	
Jeff Frye, R <small>OBP: 0.329, SLG: 0.365</small> 												5	0	3	2	0	1	0	
29 Rusty Greer, L <small>OBP: 0.350, SLG: 0.411</small> 												4	0	1	0	1	1	3	
Mike Pagliarulo, L <small>OBP: 0.258, SLG: 0.314</small> 												4	0	1	0	0	2	2	
Lou Frazier, S <small>OBP: 0.291, SLG: 0.235</small> 												3	0	0	0	0	2	2	
Benji Gil, R <small>OBP: 0.269, SLG: 0.352</small> 												3	0	0	0	0	2	2	
Inning Stats <small>R: 2, H: 3, E: 0, LOB: 2, K: 1, BB: 1, S: 14, P: 29</small>	<small>R: 0, H: 1, E: 0, LOB: 1, K: 2, BB: 0, S: 12, P: 21</small>	<small>R: 0, H: 0, E: 0, LOB: 0, K: 0, BB: 0, S: 8, P: 14</small>	<small>R: 0, H: 1, E: 0, LOB: 1, K: 2, BB: 0, S: 9, P: 13</small>	<small>R: 0, H: 0, E: 0, LOB: 0, K: 0, BB: 0, S: 6, P: 14</small>	<small>R: 0, H: 0, E: 0, LOB: 0, K: 0, BB: 0, S: 5, P: 9</small>	<small>R: 0, H: 1, E: 0, LOB: 0, K: 0, BB: 0, S: 6, P: 9</small>	<small>R: 0, H: 1, E: 0, LOB: 1, K: 0, BB: 0, S: 7, P: 12</small>	<small>R: 0, H: 2, E: 0, LOB: 1, K: 0, BB: 0, S: 4, P: 8</small>	<small>R: 1, H: 3, E: 0, LOB: 2, K: 0, BB: 1, S: 8, P: 17</small>	<small>1B: 11, 2B: 1, 3B: 0, HR: 0, SF: 0, SAC: 1, DP: 3, HBP: 0</small>	<small>WP: 0, PB: 0, SB: 0, CS: 0</small>	<small>PA: 44</small>							
PITCHER <small>IP: 7.0, WLS: 4.0, BF: 27, H: 6, R: 1, ER: 1, SO: 6, BB: 2, IBB: 0, HBP: 0, BLK: 0, WP: 0, HR: 0, S: 109, ERA: 2.57, WHIP: 1.143</small>	<small>IP: 4.0, WLS: 1.0, BF: 17, H: 6, R: 1, ER: 1, SO: 3, BB: 0, IBB: 0, HBP: 0, BLK: 0, WP: 0, HR: 0, S: 29, ERA: 2.25, WHIP: 1.500</small>																		

Texas Rangers @ Toronto Blue Jays
SkyDome, Toronto, ON
Wed Sep 13 1995, 7:05 PM EDT
Att: 32,130 - Dome

AB	40
R	3
H	12
RBI	3
BB	3
SO	9
LOB	20



Batter	1	2	3	4	5	6	7	8	9	10	11	AB	R	H	RBI	BB	SO	LOB	BOTTOM
Roberto Alomar, S <small>OBP: 0.360, SLG: 0.457</small> 												4	0	0	0	0	0	1	
Domingo Cadeno, S <small>OBP: 0.312, SLG: 0.412</small> 												5	0	2	0	0	0	0	
Paul Molitor, R <small>OBP: 0.349, SLG: 0.431</small> 												4	0	0	0	1	1	2	
Joe Carter, R <small>OBP: 0.310, SLG: 0.445</small> 												4	1	2	0	0	0	2	
John Olerud, L <small>OBP: 0.394, SLG: 0.407</small> 												4	0	0	0	1	2	4	
Shannon Stewart, R <small>OBP: 0.471, SLG: 0.250</small> 												4	0	0	0	1	2	4	
Ed Sprague, R <small>OBP: 0.333, SLG: 0.427</small> 												3	0	0	0	0	2	2	
Shawn Green, L <small>OBP: 0.329, SLG: 0.518</small> 												1	0	0	0	0	1	2	
Robert Perez, R <small>OBP: 0.294, SLG: 0.353</small> 												3	1	1	2	0	2	0	
Carlos Delgado, L <small>OBP: 0.262, SLG: 0.389</small> 												1	0	0	0	0	2		
Mike Huff, R <small>OBP: 0.331, SLG: 0.311</small> 												3	0	1	0	0	1	0	
Sandy Martinez, L <small>OBP: 0.278, SLG: 0.335</small> 												1	0	0	0	0	0	0	
Lance Parrish, R <small>OBP: 0.265, SLG: 0.313</small> 												4	0	0	0	0	2	1	
Alex Gonzalez, R <small>OBP: 0.329, SLG: 0.401</small> 												4	0	0	0	0	2	1	
Inning Stats <small>R: 0, H: 0, E: 0, LOB: 0, K: 1, BB: 0, S: 6, P: 10</small>	<small>R: 2, H: 2, E: 0, LOB: 0, K: 2, BB: 0, S: 10, P: 14</small>	<small>R: 0, H: 0, E: 0, LOB: 0, K: 1, BB: 0, S: 6, P: 10</small>	<small>R: 0, H: 0, E: 0, LOB: 0, K: 0, BB: 0, S: 9, P: 17</small>	<small>R: 0, H: 1, E: 0, LOB: 1, K: 0, BB: 2, S: 9, P: 17</small>	<small>R: 0, H: 1, E: 0, LOB: 1, K: 1, BB: 0, S: 8, P: 12</small>	<small>R: 0, H: 1, E: 0, LOB: 1, K: 1, BB: 0, S: 10, P: 13</small>	<small>R: 0, H: 0, E: 0, LOB: 0, K: 3, BB: 0, S: 11, P: 16</small>	<small>R: 0, H: 1, E: 0, LOB: 1, K: 0, BB: 0, S: 8, P: 10</small>	<small>R: 0, H: 1, E: 0, LOB: 2, K: 1, BB: 0, S: 12, P: 22</small>	<small>R: 0, H: 0, E: 0, LOB: 0, K: 1, BB: 0, S: 6, P: 7</small>	<small>R: 0, H: 1, E: 0, LOB: 1, K: 0, BB: 0, S: 10, P: 11</small>	<small>1B: 5, 2B: 1, 3B: 0, HR: 1, SF: 0, SAC: 0, DP: 1, HBP: 0</small>	<small>WP: 0, PB: 0, SB: 0, CS: 0</small>	<small>PA: 41</small>					
PITCHER <small>IP: 8.1, WLS: 0.2, BF: 32, H: 6, R: 0, ER: 0, SO: 9, BB: 2, IBB: 0, HBP: 0, BLK: 1, WP: 0, HR: 1, S: 74, ERA: 2.16, WHIP: 0.960</small>	<small>IP: 2.0, WLS: 0.0, BF: 7, H: 1, R: 0, ER: 0, SO: 1, BB: 0, IBB: 0, HBP: 0, BLK: 0, WP: 0, HR: 0, S: 16, ERA: 0.00, WHIP: 0.500</small>																		

Texas Rangers @ Toronto Blue Jays
SkyDome, Toronto, ON
Wed Sep 13 1995, 7:05 PM EDT
Att: 32,130 - Dome

AB	39
R	2
H	7
RBI	2
BB	2
SO	11
LOB	16



Batter	1	2	3	4	5	6	7	8	9	AB	R	H	RBI	BB	SO	LOB	TOP				
Otis Nixon, S (1, 8) <small>OBP: 0.352, SLG: 0.328</small>										5	0	2	0	0	0	5	Texas Rangers @ Toronto Blue Jays SkyDome, Toronto, ON Thu Sep 14 1995, 7:05 PM EDT Att: 32,143 - Dome - 72 F				
Mark McLemore, S (1, 4) <small>OBP: 0.354, SLG: 0.365</small>										5	0	0	0	0	2	3					
Will Clark, L (1, 3) <small>OBP: 0.361, SLG: 0.466</small>										5	1	2	0	0	0	1					
Juan Gonzalez, R (1, 10) <small>OBP: 0.310, SLG: 0.597</small>										5	0	1	0	0	1	3					
Mickey Tettleton, S (1, 9) <small>OBP: 0.388, SLG: 0.475</small> Lou Frazier, S (8, PR) <small>OBP: 0.289, SLG: 0.234</small>										3	1	1	0	1	0	1					
Ivan Rodriguez, R (1, 2) <small>OBP: 0.342, SLG: 0.466</small>										5	2	3	2	0	0	2					
29 Rusty Greer, L (1, 7) <small>OBP: 0.356, SLG: 0.420</small>										4	1	4	2	0	0	0					
Mike Pagliarulo, L (1, 5) <small>OBP: 0.258, SLG: 0.311</small>										2	0	0	1	1	0	3					
Benji Gil, R (1, 6) <small>OBP: 0.269, SLG: 0.351</small>										4	0	1	0	0	1	4					
Inning Stats	R: 0 E: 0 K: 0 S: 9	H: 1 LOB: 1 BB: 0 P: 15	R: 3 E: 1 K: 1 S: 21	H: 4 LOB: 1 BB: 0 P: 34	R: 0 E: 0 K: 1 S: 6	H: 0 LOB: 0 BB: 0 P: 11	R: 0 E: 0 K: 1 S: 16	H: 2 LOB: 2 BB: 0 P: 22	R: 0 E: 0 K: 0 S: 11	H: 1 LOB: 0 BB: 0 P: 17	R: 0 E: 0 K: 0 S: 6	H: 1 LOB: 0 BB: 0 P: 7	R: 3 E: 0 K: 0 S: 14	H: 3 LOB: 3 BB: 2 P: 30	R: 0 E: 1 K: 1 S: 11	H: 1 LOB: 2 BB: 0 P: 14		1B: 11 2B: 3 3B: 0 HR: 0	SF: 1 SAC: 0 DP: 1 HBP: 0	WP: 3 PB: 0 SB: 1 CS: 1	PA: 42
PITCHER	IP WLS BF H R ER SO BB IBB HBP BLK WP HR S P ERA WHIP	IP WLS BF H R ER SO BB IBB HBP BLK WP HR S P ERA WHIP	IP WLS BF H R ER SO BB IBB HBP BLK WP HR S P ERA WHIP	IP WLS BF H R ER SO BB IBB HBP BLK WP HR S P ERA WHIP	IP WLS BF H R ER SO BB IBB HBP BLK WP HR S P ERA WHIP	IP WLS BF H R ER SO BB IBB HBP BLK WP HR S P ERA WHIP	IP WLS BF H R ER SO BB IBB HBP BLK WP HR S P ERA WHIP	IP WLS BF H R ER SO BB IBB HBP BLK WP HR S P ERA WHIP	IP WLS BF H R ER SO BB IBB HBP BLK WP HR S P ERA WHIP	IP WLS BF H R ER SO BB IBB HBP BLK WP HR S P ERA WHIP	IP WLS BF H R ER SO BB IBB HBP BLK WP HR S P ERA WHIP	IP WLS BF H R ER SO BB IBB HBP BLK WP HR S P ERA WHIP	IP WLS BF H R ER SO BB IBB HBP BLK WP HR S P ERA WHIP	IP WLS BF H R ER SO BB IBB HBP BLK WP HR S P ERA WHIP	IP WLS BF H R ER SO BB IBB HBP BLK WP HR S P ERA WHIP	IP WLS BF H R ER SO BB IBB HBP BLK WP HR S P ERA WHIP	IP WLS BF H R ER SO BB IBB HBP BLK WP HR S P ERA WHIP	IP WLS BF H R ER SO BB IBB HBP BLK WP HR S P ERA WHIP	IP WLS BF H R ER SO BB IBB HBP BLK WP HR S P ERA WHIP	IP WLS BF H R ER SO BB IBB HBP BLK WP HR S P ERA WHIP	IP WLS BF H R ER SO BB IBB HBP BLK WP HR S P ERA WHIP

AB	39
R	6
H	14
RBI	5
BB	2
SO	4
LOB	24



Batter	1	2	3	4	5	6	7	8	9	AB	R	H	RBI	BB	SO	LOB	BOTTOM					
Domingo Cedeño, S (1, 4) <small>OBP: 0.303, SLG: 0.400</small>										4	0	0	0	0	0	4	Texas Rangers @ Toronto Blue Jays SkyDome, Toronto, ON Thu Sep 14 1995, 7:05 PM EDT Att: 32,143 - Dome - 72 F					
Paul Molitor, R (1, 10) <small>OBP: 0.349, SLG: 0.430</small> Howard Battle, R (4, FH)										1	0	0	0	0	1	0						
Joe Carter, R (1, 8) <small>OBP: 0.308, SLG: 0.441</small>										4	0	0	0	0	1	0						
John Olerud, L (1, 3) <small>OBP: 0.394, SLG: 0.408</small>										3	0	1	0	0	1	0						
Ed Sprague, R (1, 5) <small>OBP: 0.332, SLG: 0.426</small>										4	0	1	0	0	2	2						
Shawn Green, L (1, 9) <small>OBP: 0.328, SLG: 0.515</small>										4	1	1	0	0	1	2						
Carlos Delgado, L (1, 7) <small>OBP: 0.277, SLG: 0.414</small>										4	0	2	0	0	1	1						
Sandy Martinez, L (1, 2) <small>OBP: 0.283, SLG: 0.351</small>										4	0	2	1	0	1	2						
Alex Gonzalez, R (1, 6) <small>OBP: 0.326, SLG: 0.397</small>										3	0	0	0	0	3	4						
Inning Stats	R: 0 E: 0 K: 1 S: 9	H: 0 LOB: 0 BB: 0 P: 13	R: 0 E: 0 K: 3 S: 11	H: 0 LOB: 0 BB: 0 P: 16	R: 0 E: 0 K: 1 S: 9	H: 1 LOB: 1 BB: 0 P: 14	R: 0 E: 0 K: 2 S: 11	H: 1 LOB: 1 BB: 0 P: 16	R: 1 E: 0 K: 2 S: 10	H: 3 LOB: 2 BB: 0 P: 15	R: 0 E: 0 K: 1 S: 9	H: 0 LOB: 1 BB: 0 P: 13	R: 0 E: 0 K: 1 S: 10	H: 1 LOB: 1 BB: 0 P: 15	R: 0 E: 0 K: 1 S: 9	H: 0 LOB: 0 BB: 0 P: 13		R: 0 E: 0 K: 2 S: 13	H: 1 LOB: 1 BB: 0 P: 22	1B: 3 2B: 4 3B: 0 HR: 0	SF: 0 SAC: 0 DP: 0 HBP: 1	WP: 2 PB: 0 SB: 0 CS: 0
PITCHER	IP WLS BF H R ER SO BB IBB HBP BLK WP HR S P ERA WHIP	IP WLS BF H R ER SO BB IBB HBP BLK WP HR S P ERA WHIP	IP WLS BF H R ER SO BB IBB HBP BLK WP HR S P ERA WHIP	IP WLS BF H R ER SO BB IBB HBP BLK WP HR S P ERA WHIP	IP WLS BF H R ER SO BB IBB HBP BLK WP HR S P ERA WHIP	IP WLS BF H R ER SO BB IBB HBP BLK WP HR S P ERA WHIP	IP WLS BF H R ER SO BB IBB HBP BLK WP HR S P ERA WHIP	IP WLS BF H R ER SO BB IBB HBP BLK WP HR S P ERA WHIP	IP WLS BF H R ER SO BB IBB HBP BLK WP HR S P ERA WHIP	IP WLS BF H R ER SO BB IBB HBP BLK WP HR S P ERA WHIP	IP WLS BF H R ER SO BB IBB HBP BLK WP HR S P ERA WHIP	IP WLS BF H R ER SO BB IBB HBP BLK WP HR S P ERA WHIP	IP WLS BF H R ER SO BB IBB HBP BLK WP HR S P ERA WHIP	IP WLS BF H R ER SO BB IBB HBP BLK WP HR S P ERA WHIP	IP WLS BF H R ER SO BB IBB HBP BLK WP HR S P ERA WHIP	IP WLS BF H R ER SO BB IBB HBP BLK WP HR S P ERA WHIP	IP WLS BF H R ER SO BB IBB HBP BLK WP HR S P ERA WHIP	IP WLS BF H R ER SO BB IBB HBP BLK WP HR S P ERA WHIP	IP WLS BF H R ER SO BB IBB HBP BLK WP HR S P ERA WHIP	IP WLS BF H R ER SO BB IBB HBP BLK WP HR S P ERA WHIP	IP WLS BF H R ER SO BB IBB HBP BLK WP HR S P ERA WHIP	


AB	34
R	1
H	7
RBI	1
BB	0
SO	14
LOB	17



Batter	1	2	3	4	5	6	7	8	9	AB	R	H	RBI	BB	SO	LOB	TOP										
Otis Nixon, S (1, 8) <small>OBP: 0.353, SLG: 0.326</small>										3	0	0	0	2	0	1											
Mark McLemore, S (1, 4) <small>OBP: 0.357, SLG: 0.367</small>										3	1	2	0	1	0	1											
Will Clark, L (1, 3) <small>OBP: 0.380, SLG: 0.464</small>										4	0	1	0	0	1	3											
Juan Gonzalez, R (1, 10) <small>OBP: 0.312, SLG: 0.596</small>										4	0	2	1	0	0	3											
Mickey Tettleton, S (1, 9) <small>OBP: 0.387, SLG: 0.471</small> Lou Frazier, S (8, PR) <small>OBP: 0.289, SLG: 0.234</small>										3	0	0	0	1	1	3											
Ivan Rodriguez, R (1, 2) <small>OBP: 0.339, SLG: 0.461</small>										4	0	0	0	0	0	6											
29 Rusty Greer, L (1, 7) <small>OBP: 0.355, SLG: 0.417</small>										3	0	0	0	1	1	0											
Mike Pagliarulo, L (1, 5) <small>OBP: 0.259, SLG: 0.325</small>										3	1	1	1	0	0	0											
Benji Gil, R (1, 6) <small>OBP: 0.267, SLG: 0.348</small> Sam Horn, L (9, PH) <small>OBP: 0.250, SLG: 0.143</small>										3	0	0	0	0	1	0											
Inning Stats	R: 0 E: 0 K: 1 S: 9	H: 1 LOB: 1 BB: 1 P: 20	R: 0 E: 0 K: 0 S: 5	H: 0 LOB: 0 BB: 0 P: 8	R: 0 E: 0 K: 0 S: 12	H: 0 LOB: 1 BB: 1 P: 19	R: 0 E: 1 K: 0 S: 10	H: 0 LOB: 1 BB: 0 P: 18	R: 1 E: 0 K: 2 S: 9	H: 3 LOB: 2 BB: 0 P: 15	R: 0 E: 0 K: 0 S: 5	H: 0 LOB: 3 BB: 2 P: 9	R: 0 E: 0 K: 0 S: 6	H: 1 LOB: 3 BB: 2 P: 18	R: 0 E: 0 K: 1 S: 11	H: 0 LOB: 1 BB: 1 P: 20	1B: 5 2B: 0 3B: 0 HR: 1	SF: 0 SAC: 1 DP: 1 HBP: 0	WP: 1 PB: 0 SB: 0 CS: 0	PA: 37							
PITCHER	IP	WLS	BF	H	R	ER	SO	BB	IBB	HBP	BLK	WP	HR	S	P	ERA	WHIP										
Clint Sodowsky, R (1, 1) ERA: 1.2	5.0	W	19	2	1	1	3	2	0	0	0	0	1	45	80	1.80	0.800										
Brian Bohannon, L (6, 1) ERA: 5.74	0.1		4	3	1	1	1	0	0	0	0	0	0	10	17	27.00	9.000										
Brian Maxey, R (6, 1) ERA: 6.52	2.1		8	1	0	0	0	1	0	0	0	0	0	15	30	0.00	0.857										
Mike Christopher, R (8, 1) ERA: 4.21	0.1		2	0	0	0	0	0	1	0	0	1	0	2	6	0.00	0.000										
Dwayne Henry, R (9, 1) ERA:	1.0	S	4	0	0	0	1	1	0	0	0	0	0	11	20	0.00	1.000										

Texas Rangers @ Detroit Tigers
Tiger Stadium, Detroit, MI
Fri Sep 15 1995, 7:05 PM EDT
Att: 12,059 - Unknown - 68 F


AB	31
R	2
H	6
RBI	2
BB	5
SO	5
LOB	18



Batter	1	2	3	4	5	6	7	8	9	AB	R	H	RBI	BB	SO	LOB	BOTTOM										
Chad Curtis, R (1, 8) <small>OBP: 0.354, SLG: 0.442</small>										3	0	1	1	1	1	0											
Chris Gomez, R (1, 6) <small>OBP: 0.297, SLG: 0.366</small>										4	0	0	0	0	0	2											
Travis Fryman, R (1, 5) <small>OBP: 0.356, SLG: 0.419</small>										4	1	1	0	0	0	0											
Cecil Fielder, R (1, 10) <small>OBP: 0.356, SLG: 0.497</small>										4	1	1	2	0	0	1											
Tony Clark, S (1, 3) <small>OBP: 0.300, SLG: 0.400</small>										4	0	0	0	0	0	1											
Bobby Higginson, L (1, 9) <small>OBP: 0.333, SLG: 0.402</small>									2	0	0	0	1	0	1												
Phil Nevin, R (1, 7) <small>OBP: 0.282, SLG: 0.257</small> Milt Cuyler, S (7, 7) <small>OBP: 0.274, SLG: 0.310</small>									2	0	0	0	1	0	2												
Steve Rodriguez, R (1, 4) <small>OBP: 0.269, SLG: 0.217</small>										3	1	1	0	0	1	2											
John Flaherty, R (1, 2) <small>OBP: 0.297, SLG: 0.429</small>									2	0	0	0	0	0	0												
Inning Stats	R: 0 E: 0 K: 0 S: 9	H: 0 LOB: 0 BB: 0 P: 14	R: 0 E: 1 K: 1 S: 9	H: 0 LOB: 2 BB: 1 P: 15	R: 0 E: 0 K: 1 S: 10	H: 0 LOB: 0 BB: 0 P: 16	R: 2 E: 1 K: 0 S: 12	H: 1 LOB: 0 BB: 0 P: 18	R: 1 E: 0 K: 0 S: 8	H: 2 LOB: 0 BB: 0 P: 9	R: 0 E: 0 K: 0 S: 11	H: 1 LOB: 2 BB: 1 P: 26	R: 0 E: 0 K: 0 S: 6	H: 0 LOB: 1 BB: 1 P: 16	R: 0 E: 0 K: 0 S: 11	H: 0 LOB: 0 BB: 0 P: 17	1B: 3 2B: 0 3B: 0 HR: 1	SF: 0 SAC: 1 DP: 1 HBP: 0	WP: 1 PB: 0 SB: 0 CS: 0	PA: 32							
PITCHER	IP	WLS	BF	H	R	ER	SO	BB	IBB	HBP	BLK	WP	HR	S	P	ERA	WHIP										
Kevin Gross, R (1, 1) ERA: 5.83	6.2	L	28	4	3	2	2	3	0	0	0	0	1	63	110	2.70	1.050										
Roger McDowell, R (7, 1) ERA: 4.25	1.1		4	0	0	0	0	0	0	0	0	0	0	13	21	0.00	0.000										

Texas Rangers @ Detroit Tigers
Tiger Stadium, Detroit, MI
Fri Sep 15 1995, 7:05 PM EDT
Att: 12,059 - Unknown - 68 F

AB	28
R	3
H	4
RBI	3
BB	3
SO	2
LOB	9



Batter	1	2	3	4	5	6	7	8	9	AB	R	H	RBI	BB	SO	LOB	TOP	
Otis Nixon, S <small>OBP: 0.357, SLG: 0.332</small> 										4	3	2	0	1	1	1	Texas Rangers @ Detroit Tigers Tiger Stadium, Detroit, MI Sun Sep 17 1995, 3:33 AM EDT Att: 12,940 - Cloudy - 66 F	
Mark McLemore, S <small>OBP: 0.355, SLG: 0.367</small> 										4	0	0	0	0	2	3		
Will Clark, L <small>OBP: 0.386, SLG: 0.470</small> 										3	1	2	2	1	0	0		
Juan Gonzalez, R <small>OBP: 0.322, SLG: 0.609</small> 										3	0	1	2	1	2	1		
Mickey Tettleton, S <small>OBP: 0.382, SLG: 0.463</small> Lou Frazier, S <small>OBP: 0.269, SLG: 0.234</small> 										4	0	0	0	0	2	4		
Ivan Rodriguez, R <small>OBP: 0.335, SLG: 0.455</small> 										4	0	0	0	0	1	2		
29 Rusty Greer, L <small>OBP: 0.354, SLG: 0.415</small> 										4	1	1	0	0	1	0		
Mike Pagliarulo, L <small>OBP: 0.264, SLG: 0.344</small> 										4	0	1	0	0	1	0		
Benji Gil, R <small>OBP: 0.265, SLG: 0.346</small> 										3	0	0	1	0	3	0		
Inning Stats <small>R: 1, H: 1, E: 0, LOB: 2, K: 1, S: 16</small> <small>H: 1, BB: 2, P: 27</small> <small>R: 0, H: 0, E: 0, LOB: 0, K: 2, S: 15</small> <small>H: 0, BB: 0, P: 22</small> <small>R: 1, H: 2, E: 0, LOB: 1, K: 2, S: 14</small> <small>H: 2, BB: 0, P: 23</small> <small>R: 0, H: 0, E: 0, LOB: 0, K: 1, S: 5</small> <small>H: 0, BB: 0, P: 7</small> <small>R: 0, H: 0, E: 0, LOB: 0, K: 1, S: 6</small> <small>H: 0, BB: 0, P: 10</small> <small>R: 0, H: 0, E: 0, LOB: 0, K: 2, S: 8</small> <small>H: 0, BB: 0, P: 11</small> <small>R: 0, H: 0, E: 0, LOB: 0, K: 0, S: 6</small> <small>H: 0, BB: 0, P: 12</small> <small>R: 2, H: 2, E: 0, LOB: 1, K: 2, S: 12</small> <small>H: 2, BB: 1, P: 21</small> <small>R: 1, H: 2, E: 0, LOB: 1, K: 2, S: 14</small> <small>H: 2, BB: 0, P: 19</small> <small>1B: 5, 2B: 2, 3B: 0, HR: 0</small> <small>SF: 0, SAC: 1, DP: 0, HBP: 0</small> <small>WP: 0, PB: 0, SB: 2, CS: 0</small> <small>PA: 37</small>																		
PITCHER Jose Lima, R <small>ERA: 6.75</small> John Doherty, R <small>ERA: 4.89</small> Greg Gohr, R <small>ERA: 1.8</small>	<small>IP: 6.0, WLS: L, BF: 23, H: 3, R: 2, ER: 2, SO: 9, BB: 2, IBB: 0, HBP: 0, BLK: 0, WP: 0, HR: 0, S: 64, P: 100, ERA: 3.00, WHIP: 0.833</small>																	

Batter	1	2	3	4	5	6	7	8	9	AB	R	H	RBI	BB	SO	LOB	BOTTOM
Chad Curtis, R <small>OBP: 0.354, SLG: 0.440</small> 										3	0	0	0	1	0	3	Texas Rangers @ Detroit Tigers Tiger Stadium, Detroit, MI Sun Sep 17 1995, 3:33 AM EDT Att: 12,940 - Cloudy - 66 F
Chris Gomez, R <small>OBP: 0.294, SLG: 0.362</small> 										4	0	0	0	0	4	2	
Travis Fryman, R <small>OBP: 0.353, SLG: 0.414</small> 										4	0	0	0	0	1	1	
Cecil Fielder, R <small>OBP: 0.353, SLG: 0.490</small> 										4	0	0	0	0	1	1	
Tony Clark, S <small>OBP: 0.259, SLG: 0.340</small> 										4	0	0	0	0	3	0	
Bobby Higginson, L <small>OBP: 0.271, SLG: 0.398</small> 										2	0	0	0	1	2	0	
Phil Nevin, R <small>OBP: 0.275, SLG: 0.259</small> 										3	0	1	0	0	1	1	
Steve Rodriguez, R <small>OBP: 0.290, SLG: 0.250</small> Lou Whitaker, L <small>OBP: 0.382, SLG: 0.538</small> 										2	0	1	0	0	0	1	
John Flaherty, R <small>OBP: 0.295, SLG: 0.425</small> Milt Cuyler, S <small>OBP: 0.271, SLG: 0.307</small> Ron Tingley, R <small>OBP: 0.317, SLG: 0.414</small> 										2	0	1	0	0	1	1	
Inning Stats <small>R: 0, H: 0, E: 0, LOB: 1, K: 2, S: 11</small> <small>H: 0, BB: 1, P: 20</small> <small>R: 0, H: 0, E: 0, LOB: 0, K: 2, S: 9</small> <small>H: 0, BB: 0, P: 12</small> <small>R: 0, H: 1, E: 0, LOB: 1, K: 2, S: 17</small> <small>H: 1, BB: 0, P: 20</small> <small>R: 0, H: 0, E: 0, LOB: 0, K: 1, S: 8</small> <small>H: 0, BB: 0, P: 12</small> <small>R: 0, H: 1, E: 0, LOB: 2, K: 1, S: 10</small> <small>H: 1, BB: 1, P: 18</small> <small>R: 0, H: 0, E: 0, LOB: 0, K: 2, S: 17</small> <small>H: 0, BB: 0, P: 20</small> <small>R: 0, H: 1, E: 0, LOB: 1, K: 2, S: 12</small> <small>H: 1, BB: 0, P: 20</small> <small>R: 0, H: 0, E: 0, LOB: 0, K: 1, S: 8</small> <small>H: 0, BB: 0, P: 13</small> <small>R: 0, H: 0, E: 0, LOB: 0, K: 0, S: 5</small> <small>H: 0, BB: 0, P: 8</small> <small>1B: 2, 2B: 1, 3B: 0, HR: 0</small> <small>SF: 0, SAC: 0, DP: 0, HBP: 0</small> <small>WP: 1, PB: 0, SB: 0, CS: 0</small> <small>PA: 32</small>																	
PITCHER Roger Pavlik, R <small>ERA: 4.41</small> Roger McDowell, R <small>ERA: 4.15</small>	<small>IP: 7.0, WLS: W, BF: 26, H: 3, R: 0, ER: 0, SO: 12, BB: 2, IBB: 0, HBP: 0, BLK: 0, WP: 1, HR: 0, S: 84, P: 122, ERA: 0.00, WHIP: 0.714</small>																


AB	33
R	5
H	7
RBI	5
BB	3
SO	13
LOB	11



Batter	1	2	3	4	5	6	7	8	9	AB	R	H	RBI	BB	SO	LOB	TOP								
Otis Nixon, S <small>OBP: 0.356, SLG: 0.330</small> 										3	1	0	0	1	1	0									
Mark McLemore, S <small>OBP: 0.355, SLG: 0.365</small> 										2	0	0	0	1	1	1									
Will Clark, L <small>OBP: 0.384, SLG: 0.467</small> 										4	0	1	0	0	2	2									
Juan Gonzalez, R <small>OBP: 0.318, SLG: 0.601</small> 										4	0	0	0	0	2	2									
Mickey Tettleton, S <small>OBP: 0.380, SLG: 0.466</small> 										4	0	1	0	0	1	1									
Ivan Rodriguez, R <small>OBP: 0.332, SLG: 0.451</small> 										4	0	0	0	0	0	1									
Lou Frazier, S <small>OBP: 0.282, SLG: 0.228</small> 										4	0	0	0	0	2	2									
Craig Worthington, R <small>OBP: 0.309, SLG: 0.432</small> 										3	0	1	0	0	1	1									
Esteban Beltre, R <small>OBP: 0.250, SLG: 0.304</small> 										3	0	0	0	0	2	1									
Inning Stats	R: 1 E: 0 K: 0 S: 11	H: 1 LOB: 1 BB: 1 P: 17	R: 0 E: 0 K: 1 S: 10	H: 1 LOB: 1 BB: 0 P: 14	R: 0 E: 1 K: 1 S: 10	H: 0 LOB: 1 BB: 0 P: 16	R: 0 E: 0 K: 2 S: 16	H: 1 LOB: 1 BB: 0 P: 20	R: 0 E: 0 K: 3 S: 12	H: 0 LOB: 1 BB: 1 P: 20	R: 0 E: 1 K: 1 S: 9	H: 0 LOB: 1 BB: 0 P: 11	R: 0 E: 0 K: 0 S: 7	H: 0 LOB: 0 BB: 0 P: 11	R: 0 E: 0 K: 2 S: 9	H: 0 LOB: 0 BB: 0 P: 13	R: 0 E: 0 K: 2 S: 10	H: 0 LOB: 0 BB: 0 P: 16	1B: 1 2B: 1 3B: 1 HR: 0	SF: 0 SAC: 1 DP: 0 HBP: 0	WP: 0 PB: 0 SB: 1 CS: 0	PA: 34			
PITCHER	IP	WLS	BF	H	R	ER	SO	BB	IBB	HBP	BLK	WP	HR	S	P	ERA	WHIP								
Randy Johnson, L <small>ERA: 2.66</small>	(1, 1)	8.0	W	31	3	1	10	2	0	0	1	0	0	84	122	1.12	0.625								
Bobby Ayala, R <small>ERA: 4.66</small>	(9, 1)	1.0		3	0	0	2	0	0	0	0	0	0	10	16	0.00	0.000								

Texas Rangers @ Seattle Mariners
The Kingdome, Seattle, WA
Mon Sep 18 1995, 10:05 PM EDT
Att: 29,515 - Dome - 68 F

AB 31
R 1
H 3
RBI 0
BB 2
SO 12
LOB 11



Batter	1	2	3	4	5	6	7	8	9	AB	R	H	RBI	BB	SO	LOB	BOTTOM								
Vince Coleman, S <small>OBP: 0.343, SLG: 0.391</small> 										5	0	1	0	0	1	2									
Joey Cora, S <small>OBP: 0.365, SLG: 0.386</small> 										4	1	2	1	0	0	1									
Ken Griffey Jr., L <small>OBP: 0.375, SLG: 0.435</small> 										3	1	1	1	1	1	2									
Edgar Martinez, R <small>OBP: 0.480, SLG: 0.635</small> 										3	1	1	2	1	0	0									
Tino Martinez, L <small>OBP: 0.371, SLG: 0.558</small> 										4	1	1	0	0	1	2									
Jay Buhner, R <small>OBP: 0.352, SLG: 0.570</small> 										4	1	1	0	0	0	3									
Mike Blowers, R <small>OBP: 0.335, SLG: 0.483</small> 										4	1	2	3	0	1	0									
Luis Sojo, R <small>OBP: 0.325, SLG: 0.414</small> 										4	1	1	0	0	1	1									
Dan Wilson, R <small>OBP: 0.335, SLG: 0.417</small> 										4	1	1	1	0	2	1									
Inning Stats	R: 1 E: 0 K: 1 S: 13	H: 2 LOB: 2 BB: 1 P: 27	R: 2 E: 0 K: 2 S: 13	H: 3 LOB: 1 BB: 0 P: 22	R: 3 E: 1 K: 1 S: 17	H: 2 LOB: 0 BB: 0 P: 26	R: 0 E: 0 K: 0 S: 5	H: 1 LOB: 0 BB: 0 P: 9	R: 0 E: 0 K: 0 S: 3	H: 0 LOB: 0 BB: 0 P: 6	R: 0 E: 0 K: 0 S: 10	H: 0 LOB: 0 BB: 0 P: 14	R: 2 E: 0 K: 0 S: 8	H: 2 LOB: 1 BB: 1 P: 20	R: 0 E: 0 K: 3 S: 12	H: 1 LOB: 1 BB: 0 P: 17	1B: 8 2B: 0 3B: 1 HR: 2	SF: 0 SAC: 0 DP: 0 HBP: 0	WP: 1 PB: 0 SB: 2 CS: 1	PA: 38					
PITCHER	IP	WLS	BF	H	R	ER	SO	BB	IBB	HBP	BLK	WP	HR	S	P	ERA	WHIP								
Bobby Witt, R <small>ERA: 4.08</small>	(1, 1)	2.1	L	16	7	6	5	3	1	0	0	0	1	37	66	19.29	3.429								
Danny Darwin, R <small>ERA: 7.45</small>	(3, 1)	4.1		16	3	2	2	1	1	0	0	0	1	31	55	4.15	0.923								
Mark Brandenburg, R <small>ERA: 6.74</small>	(7, 1)	1.1		5	1	0	3	0	0	0	0	0	0	13	20	0.00	0.750								

Texas Rangers @ Seattle Mariners
The Kingdome, Seattle, WA
Mon Sep 18 1995, 10:05 PM EDT
Att: 29,515 - Dome - 68 F

AB 35
R 8
H 11
RBI 8
BB 2
SO 7
LOB 12



Batter	1	2	3	4	5	6	7	8	9	AB	R	H	RBI	BB	SO	LOB	TOP			
Tony Phillips, S OBP: 0.394, SLG: 0.469 (1, 5)	L8		G5-3		F7		F8 1B		WP BB	4	0	1	0	1	0	0				
Jim Edmonds, L OBP: 0.356, SLG: 0.542 (1, 8)	F7		HR			1B BB	F8		G1-3	4	1	1	1	1	0	2				
Tim Salmon, R OBP: 0.433, SLG: 0.609 (1, 9)	1B		G5-3			F8				3	0	1	0	1	0	1				
Chili Davis, S OBP: 0.432, SLG: 0.510 (1, 10)	K				2B		G6-3			4	0	2	0	0	1	3				
J.T. Snow, L OBP: 0.351, SLG: 0.461 (1, 3)		L5			G6-3		K		F9	4	0	0	0	0	1	3				
16 Garret Anderson, L OBP: 0.356, SLG: 0.519 (1, 7)		G3-1			G6-3 BB		G4-3		G3-1	3	0	0	0	1	0	2				
Damion Easley, R OBP: 0.292, SLG: 0.394 (8, PH)					G6-3				K	2	1	1	0	1	0	2				
Rene Gonzales, R OBP: 0.294, SLG: 0.471 (8, 4)		BB			1-2		HR		K	1	0	0	0	0	1	0				
Andy Allanson, R OBP: 0.269, SLG: 0.366 (1, 2)									F8	2	0	0	0	0	0	1				
Eduardo Perez, R OBP: 0.310, SLG: 0.304 (7, PH)										1	1	1	2	0	0	0				
Jorge Fabregas, L OBP: 0.300, SLG: 0.307 (9, PH)		P3					HR			0	0	0	0	0	0	0				
Dave Gallagher, R OBP: 0.372, SLG: 0.401 (9, PH)										1	0	0	0	0	0	0				
Gary Disarcina, R OBP: 0.352, SLG: 0.468 (1, 6)					G6-3				L7	3	0	0	0	0	0	0				
Rex Hudler, R OBP: 0.269, SLG: 0.373 (9, PH)							P4		L7	1	0	0	0	0	0	0				
Inning Stats	R: 0 E: 0 K: 1 S: 8	H: 1 LOB: 1 BB: 0 P: 13	R: 0 E: 0 K: 0 S: 6	H: 0 LOB: 1 BB: 1 P: 14	R: 1 E: 0 K: 0 S: 9	H: 1 LOB: 0 BB: 0 P: 16	R: 0 E: 0 K: 0 S: 8	H: 1 LOB: 1 BB: 0 P: 14	R: 0 E: 0 K: 1 S: 10	H: 0 LOB: 0 BB: 1 P: 16	R: 2 E: 0 K: 0 S: 11	H: 3 LOB: 2 BB: 1 P: 25	R: 0 E: 0 K: 1 S: 6	H: 0 LOB: 0 BB: 0 P: 8	R: 0 E: 0 K: 0 S: 18	H: 0 LOB: 1 BB: 1 P: 28	1B: 4 2B: 1 3B: 0 HR: 2	SF: 0 SAC: 0 DP: 1 HBP: 0	WP: 1 PB: 0 SB: 0 CS: 0	PA: 38
PITCHER Kenny Rogers, L ERA: 3.39 (1, 1)	IP: 9.0 WLS: W BF: 38 H: 7 R: 3 ER: 3 SO: 3 BB: 4 IBB: 1 HBP: 0 BLK: 0 WP: 1 HR: 2 S: 86 P: 150 ERA: 3.00 WHIP: 1.222															PITCHER				

California Angels @ Texas Rangers
The Ballpark at Arlington, Arlington, TX
Fri Sep 22 1995, 8:05 PM EDT
Att: 25,081 - Unknown - 60 F

AB 33
R 3
H 7
RBI 3
BB 5
SO 3
LOB 14



Batter	1	2	3	4	5	6	7	8	9	AB	R	H	RBI	BB	SO	LOB	BOTTOM	
Otis Nixon, S OBP: 0.359, SLG: 0.338 (1, 8)	SH1-3 1B	F8			E6 FC4-6		S 2B 1B		K	5	1	2	1	0	1	1		
Mark McLemore, S OBP: 0.352, SLG: 0.367 (1, 4)	SH1-3	K			P4		BB BB		L8	3	1	0	0	1	1	2		
Will Clark, L OBP: 0.382, SLG: 0.460 (1, 3)	G6-3				FC4-6 2B 1-2		BB			3	1	1	0	1	0	2		
Juan Gonzalez, R OBP: 0.315, SLG: 0.592 (1, 10)	K				FC5-4		G4-3 G3 2B			4	1	2	3	0	1	2		
Mickey Tettleton, S OBP: 0.381, SLG: 0.466 (1, 9)		2B			K		G4-3			4	1	1	0	0	2	4		
Lou Frazier, S OBP: 0.287, SLG: 0.233 (8, 7)		2B			K					0	0	0	0	0	0	0		
Ivan Rodriguez, R OBP: 0.333, SLG: 0.454 (1, 2)		2B			K		G3			4	1	1	2	0	2	1		
Candy Maldonado, R OBP: 0.394, SLG: 0.511 (1, 7)		2B			G5-3					2	1	1	1	1	0	0		
29 Rusty Greer, L OBP: 0.356, SLG: 0.423 (7, PH)		1B					G6-3 BB		BB	0	0	0	0	1	0	0		
Craig Worthington, R OBP: 0.306, SLG: 0.423 (1, 5)		1B			L8		G6-3		P6	4	0	1	1	0	0	2		
Benji Gil, R OBP: 0.261, SLG: 0.339 (1, 6)		FC2-6			K				K	4	1	1	0	0	2	1		
Inning Stats	R: 0 E: 0 K: 1 S: 7	H: 1 LOB: 1 BB: 0 P: 11	R: 3 E: 0 K: 1 S: 14	H: 4 LOB: 1 BB: 0 P: 23	R: 0 E: 0 K: 2 S: 11	H: 1 LOB: 1 BB: 0 P: 15	R: 0 E: 0 K: 1 S: 8	H: 0 LOB: 0 BB: 0 P: 15	R: 0 E: 0 K: 1 S: 10	H: 1 LOB: 2 BB: 0 P: 20	R: 5 E: 0 K: 0 S: 20	H: 3 LOB: 1 BB: 3 P: 38	R: 0 E: 0 K: 2 S: 11	H: 0 LOB: 0 BB: 0 P: 13	1B: 5 2B: 5 3B: 0 HR: 0	SF: 0 SAC: 1 DP: 1 HBP: 0	WP: 0 PB: 1 SB: 1 CS: 0	PA: 38
PITCHER Mark Langston, L ERA: 4.72 (1, 1)	IP: 6.0 WLS: L BF: 30 H: 9 R: 7 ER: 7 SO: 7 BB: 3 IBB: 0 HBP: 0 BLK: 0 WP: 0 HR: 0 S: 68 P: 123 ERA: 10.50 WHIP: 2.000															PITCHER		
Mike James, R ERA: 3.0 (7, 1)	IP: 1.0 WLS: 5 BF: 1 H: 1 R: 1 ER: 1 SO: 0 BB: 1 IBB: 0 HBP: 0 BLK: 0 WP: 0 HR: 0 S: 12 P: 19 ERA: 9.00 WHIP: 2.000																	
Bob Patterson, L ERA: 2.96 (8, 1)	IP: 1.0 WLS: 3 BF: 0 H: 0 R: 0 ER: 0 SO: 2 BB: 0 IBB: 0 HBP: 0 BLK: 0 WP: 0 HR: 0 S: 11 P: 13 ERA: 0.00 WHIP: 0.000																	

California Angels @ Texas Rangers
The Ballpark at Arlington, Arlington, TX
Fri Sep 22 1995, 8:05 PM EDT
Att: 25,081 - Unknown - 60 F

AB 33
R 8
H 10
RBI 8
BB 4
SO 9
LOB 15



Batter	1	2	3	4	5	6	7	8	9	AB	R	H	RBI	BB	SO	LOB	TOP				
Tony Phillips, S OBP: 0.394, SLG: 0.466 (1, 5)										3	0	0	0	2	2	1					
Jim Edmonds, L OBP: 0.354, SLG: 0.538 (1, 8)										4	0	0	0	0	1	3					
Tim Salmon, R OBP: 0.435, SLG: 0.609 (1, 9)										2	1	1	0	2	1	0					
Chili Davis, S OBP: 0.431, SLG: 0.506 (1, 10)										3	0	0	0	1	1	2					
J.T. Snow, L OBP: 0.349, SLG: 0.458 (1, 3)										4	0	0	0	0	1	3					
16 Garret Anderson, L OBP: 0.354, SLG: 0.513 (1, 7)										4	0	0	0	0	2	4					
Damon Easley, R OBP: 0.292, SLG: 0.304 Spike Owen, S OBP: 0.294, SLG: 0.319 (9, PH)										3	0	1	1	0	1	1					
Andy Allanson, R OBP: 0.275, SLG: 0.361 Greg Myers, L OBP: 0.307, SLG: 0.409 (7, PH)										1	0	0	0	1	0	0					
Gary Disarcina, R OBP: 0.352, SLG: 0.467 Mike Aldrete, L OBP: 0.347, SLG: 0.399 (9, PH)										3	0	1	0	0	0	3					
Inning Stats	R: 0 H: 0 E: 0 K: 2 S: 10	H: 0 LOB: 1 BB: 1 P: 17	R: 0 H: 0 E: 0 K: 1 S: 10	H: 0 LOB: 0 BB: 0 P: 14	R: 0 H: 1 E: 0 K: 0 S: 6	H: 1 LOB: 1 BB: 1 P: 12	R: 1 H: 2 E: 0 K: 1 S: 18	H: 2 LOB: 2 BB: 2 P: 33	R: 0 H: 0 E: 0 K: 1 S: 8	H: 0 LOB: 1 BB: 0 P: 12	R: 0 H: 0 E: 0 K: 0 S: 5	H: 0 LOB: 1 BB: 1 P: 12	R: 0 H: 0 E: 0 K: 2 S: 9	H: 0 LOB: 1 BB: 1 P: 20	R: 0 H: 1 E: 0 K: 1 S: 9	H: 1 LOB: 1 BB: 0 P: 15	1B: 4 2B: 0 3B: 0 HR: 0	SF: 0 SAC: 0 DP: 1 HBP: 0	WP: 0 PB: 0 SB: 0 CS: 0	PA: 37	
PITCHER	IP	WLS	BF	H	R	ER	SO	BB	IBB	HBP	BLK	WP	HR	S	P	ERA	WHIP				
Roger Pavlik, R ERA: 4.29	(1, 1)	7.0	W	30	3	1	1	6	6	0	0	0	0	66	118	1.29	1.286				
Roger McDowell, R ERA: 4.09	(8, 1)	2.0		7	1	0	0	3	0	0	0	0	0	17	30	0.00	0.500				

California Angels @ Texas Rangers
The Ballpark at Arlington, Arlington, TX
Sat Sep 23 1995, 8:05 PM EDT
Att: 36,675 - Unknown - 65 F

AB	31
R	1
H	4
RBI	1
BB	6
SO	9
LOB	17



Batter	1	2	3	4	5	6	7	8	9	AB	R	H	RBI	BB	SO	LOB	BOTTOM				
Otis Nixon, S OBP: 0.363, SLG: 0.342 (1, 8)										4	1	4	0	0	0	0					
Mark McLemore, S OBP: 0.351, SLG: 0.366 (1, 4)										4	1	1	0	0	0	4					
Will Clark, L OBP: 0.387, SLG: 0.464 (1, 3)										3	1	3	1	1	0	0					
Juan Gonzalez, R OBP: 0.314, SLG: 0.597 (1, 10)										4	1	1	3	0	1	3					
Mickey Tettleton, S OBP: 0.380, SLG: 0.471 Lou Frazier, S OBP: 0.287, SLG: 0.233 (8, 7)										4	1	1	1	0	1	3					
Ivan Rodriguez, R OBP: 0.331, SLG: 0.450 (1, 2)										4	0	0	0	0	1	3					
Candy Maldonado, R OBP: 0.376, SLG: 0.503 29 Rusty Greer, L OBP: 0.357, SLG: 0.423 (8, 9)										3	0	0	0	0	0	2					
Craig Worthington, R OBP: 0.303, SLG: 0.407 (1, 5)										3	0	0	0	1	0	1					
Benji Gil, R OBP: 0.258, SLG: 0.336 (1, 6)										4	0	0	0	0	3	2					
Inning Stats	R: 5 H: 5 E: 0 K: 0 S: 23	H: 1 LOB: 0 BB: 0 P: 38	R: 0 H: 1 E: 0 K: 1 S: 8	H: 1 LOB: 2 BB: 0 P: 15	R: 0 H: 1 E: 0 K: 0 S: 8	H: 1 LOB: 1 BB: 0 P: 16	R: 0 H: 0 E: 0 K: 2 S: 10	H: 0 LOB: 1 BB: 1 P: 17	R: 0 H: 1 E: 0 K: 1 S: 15	H: 1 LOB: 2 BB: 1 P: 26	R: 0 H: 1 E: 0 K: 0 S: 4	H: 1 LOB: 0 BB: 0 P: 8	R: 0 H: 0 E: 0 K: 2 S: 12	H: 0 LOB: 1 BB: 1 P: 19	1B: 8 2B: 0 3B: 0 HR: 2	SF: 0 SAC: 0 DP: 2 HBP: 0	WP: 1 PB: 1 SB: 3 CS: 0	PA: 36			
PITCHER	IP	WLS	BF	H	R	ER	SO	BB	IBB	HBP	BLK	WP	HR	S	P	ERA	WHIP				
Chuck Finley, L ERA: 4.42	(1, 1)	6.0	L	29	9	5	5	4	2	0	0	0	0	73	124	7.50	1.833				
Rich Monteleone, R ERA:	(7, 1)	2.0		7	1	0	0	2	1	0	0	0	0	16	27	0.00	1.000				

California Angels @ Texas Rangers
The Ballpark at Arlington, Arlington, TX
Sat Sep 23 1995, 8:05 PM EDT
Att: 36,675 - Unknown - 65 F

AB	33
R	5
H	10
RBI	5
BB	3
SO	6
LOB	18



Batter	1	2	3	4	5	6	7	8	9	AB	R	H	RBI	BB	SO	LOB	TOP										
Tony Phillips, S (1,5) OBP: 0.394, SLG: 0.464 Rene Gonzales, R (9,5) OBP: 0.294, SLG: 0.471	4-2 SH1-3 1B BB	2-0 G4-3			2-0 G4-3		3-2 G4-6-3 1B		2-0 F8	4	1	1	0	1	0	1											
Gary Disarcina, R (1,6) OBP: 0.355, SLG: 0.475	1-0 SH1-3		0-0		1-1 1B 3B		1-1 G4-6-3			3	1	2	0	0	0	1											
Jim Edmonds, L (1,8) OBP: 0.353, SLG: 0.536	1-3 K		3-2 K		1-3 K			3-2 1B SF8 1B		4	1	1	0	0	3	3											
Tim Salmon, R (1,9) OBP: 0.438, SLG: 0.610	1-0 2H 1B		3-3 K		0-0 CS 1B			2-2 1B		4	0	3	2	0	1	1											
Chili Davis, S (1,10) OBP: 0.427, SLG: 0.501	1-2 G3		0-2 G6-3		2-1 CS 1-2			3-2 P4		4	0	0	0	0	0	4											
J.T. Snow, L (1,3)		0-0 16 1B 1B		4-2 BB		2-0 1B		1-0 SF8		2	1	2	1	1	0	0											
16 Garret Anderson, L (1,7) OBP: 0.353, SLG: 0.510		2-2 1B FC6-4 1B		3-2 F8		0-3 K		3-H K		4	1	1	0	0	2	3											
Greg Myers, L (1,2) OBP: 0.306, SLG: 0.406		1-1 FC6-4 1B		0-3 K		2-1 P5			2-3 K	4	0	1	1	0	2	2											
Damon Easley, R (1,4) OBP: 0.289, SLG: 0.301		1-0 FC6-4 1-2H 3H		1-3 K			1-3 K		2-3 K	4	0	0	1	0	3	2											
Inning Stats	R: 1 E: 0 K: 1 S: 13	H: 1 LOB: 1 BB: 1 P: 21	R: 2 E: 0 K: 0 S: 8	H: 3 LOB: 0 BB: 0 P: 14	R: 0 E: 0 K: 2 S: 10	H: 1 LOB: 1 BB: 1 P: 16	R: 0 E: 0 K: 2 S: 12	H: 0 LOB: 1 BB: 1 P: 20	R: 1 E: 0 K: 1 S: 9	H: 2 LOB: 0 BB: 0 P: 15	R: 0 E: 0 K: 1 S: 9	H: 1 LOB: 1 BB: 0 P: 13	R: 0 E: 0 K: 1 S: 8	H: 1 LOB: 0 BB: 0 P: 13	R: 1 E: 0 K: 1 S: 14	H: 2 LOB: 1 BB: 0 P: 24	R: 0 E: 0 K: 2 S: 7	H: 0 LOB: 0 BB: 0 P: 13	1B: 10 2B: 0 3B: 1 HR: 0	SF: 1 SAC: 1 DP: 2 HBP: 0	WP: 0 PB: 0 SB: 1 CS: 1	PA: 38					
PITCHER	IP	WLS	BF	H	R	ER	SO	BB	IBB	HBP	BLK	WP	HR	S	P	ERA	WHIP										
Bobby Witt, R (1,1) ERA: 4.15	5.1	L	24	8	4	4	6	2	0	0	0	0	0	56	92	6.75	1.875										
Dennis Cook, L (6,1) ERA: 4.55	0.2		2	0	0	0	1	0	0	0	0	0	0	5	7	0.00	0.000										
Matt Whiteside, R (7,1) ERA: 4.53	1.1		6	3	1	1	1	0	0	0	0	0	0	17	30	6.75	2.250										
Ed Vosberg, L (8,1) ERA: 3.0	1.2		5	0	0	0	3	0	0	0	0	0	0	12	20	0.00	0.000										

California Angels @ Texas Rangers
The Ballpark at Arlington, Arlington, TX
Sun Sep 24 1995, 4:33 AM EDT
Att: 24,202 - Sunny - 75 F

AB 33
R 5
H 11
RBI 5
BB 2
SO 11
LOB 17



Batter	1	2	3	4	5	6	7	8	9	AB	R	H	RBI	BB	SO	LOB	BOTTOM										
Otis Nixon, S (1,8) OBP: 0.362, SLG: 0.342	1-1 F8		2-2 G4-3			0-0 G6-4-3 1B		1-0 G6-3		4	0	1	0	0	0	0											
Mark McLemore, S (1,4) OBP: 0.349, SLG: 0.362	2-2 G4-3		0-0 G6-3		1-0 G6-4-3			0-1 F8		4	0	0	0	0	0	2											
Will Clark, L (1,3) OBP: 0.386, SLG: 0.462	2-1 F7		2-2 G6-4-3 1B		0-0 G4-3			2-3 K		4	0	1	0	0	1	0											
Juan Gonzalez, R (1,10) OBP: 0.313, SLG: 0.591		2-3 K	2-1 G6-4-3		4-0 BB BB			0-3 K		3	0	0	0	1	2	1											
Mickey Tettleton, S (1,9) OBP: 0.382, SLG: 0.470		4-1 G4-3 BB		2-3 K		4-2 BB BB		1-2 BB		1	0	0	0	2	1	0											
Ivan Rodriguez, R (1,2) OBP: 0.329, SLG: 0.447		0-1 G4-3		0-2 G5-3		1-1 L7				3	0	0	0	0	0	3											
Candy Maldonado, R (1,7) OBP: 0.373, SLG: 0.495		2-0 G4-3		0-1 P4		0-0 P4				3	0	0	0	0	0	3											
Craig Worthington, R (1,5) OBP: 0.297, SLG: 0.398 Jeff Frye, R (8,PH) OBP: 0.327, SLG: 0.362 Esteban Beltré, R (9,6) OBP: 0.250, SLG: 0.304			0-1 G1-3		3-2 G1-3			1-1 L9		2	0	0	0	0	0	0											
Benji Gil, R (1,6) OBP: 0.259, SLG: 0.337 Dean Palmer, R (8,PH) OBP: 0.444, SLG: 0.612			0-0 F8		2-2 1B			0-1 G6-3		2	0	1	0	0	0	0											
Inning Stats	R: 0 E: 0 K: 0 S: 7	H: 0 LOB: 0 BB: 0 P: 12	R: 0 E: 0 K: 1 S: 7	H: 0 LOB: 1 BB: 1 P: 15	R: 0 E: 0 K: 0 S: 6	H: 0 LOB: 0 BB: 0 P: 8	R: 0 E: 0 K: 0 S: 6	H: 1 LOB: 0 BB: 0 P: 10	R: 0 E: 0 K: 1 S: 9	H: 0 LOB: 0 BB: 0 P: 11	R: 0 E: 0 K: 0 S: 10	H: 2 LOB: 1 BB: 0 P: 16	R: 0 E: 0 K: 0 S: 9	H: 0 LOB: 2 BB: 2 P: 18	R: 0 E: 0 K: 0 S: 5	H: 0 LOB: 0 BB: 0 P: 7	R: 0 E: 0 K: 2 S: 8	H: 0 LOB: 0 BB: 0 P: 10	1B: 3 2B: 0 3B: 0 HR: 0	SF: 0 SAC: 0 DP: 2 HBP: 0	WP: 0 PB: 0 SB: 0 CS: 0	PA: 31					
PITCHER	IP	WLS	BF	H	R	ER	SO	BB	IBB	HBP	BLK	WP	HR	S	P	ERA	WHIP										
Jim Abbott, L (1,1) ERA: 3.51	9.0	W	31	3	0	0	4	3	0	0	0	0	0	67	107	0.00	0.667										

California Angels @ Texas Rangers
The Ballpark at Arlington, Arlington, TX
Sun Sep 24 1995, 4:33 AM EDT
Att: 24,202 - Sunny - 75 F

AB 28
R 0
H 3
RBI 0
BB 3
SO 4
LOB 9



Batter	1	2	3	4	5	6	7	8	9	AB	R	H	RBI	BB	SO	LOB	TOP				
Scott Brosius, R (1, 8) OBP: 0.342, SLG: 0.460	0-3 K		2-1 1B 2B		0-0 1B		0-0 FC5-4			4	1	2	0	0	1	1					
Geronimo Berroa, R (1, 9) OBP: 0.354, SLG: 0.458	2-2 F9		2-1 FC6-4 1B		1-2 G4-3			1-0 F7		4	0	1	1	0	0	1					
Jose Herrera, L (8, 9) OBP: 0.306, SLG: 0.323										0	0	0	0	0	0	0					
Brent Gates, S (1, 4) OBP: 0.313, SLG: 0.351	2-2 P3		0-0 FC6-4					1-0 G5-3		4	0	0	0	0	0	1					
Mark McGwire, R (1, 3) OBP: 0.442, SLG: 0.688		3-2 F8		3-2 G5-3			4-2 FC6-4 BB	4-0 BB		2	0	0	0	2	0	0					
Danny Tartabull, R (1, 10) OBP: 0.334, SLG: 0.387	1-2 F8			0-0 1B			2-1 P6	3-2 G5-3		4	0	1	0	0	0	2					
Terry Steinbach, R (1, 2) OBP: 0.316, SLG: 0.449	2-3 K			1-1 F6			1-0 FC6-4			3	0	0	0	0	1	2					
Craig Paquette, R (7, 5) OBP: 0.258, SLG: 0.424										1	0	0	0	0	0	0					
Stan Javier, S (1, 7) OBP: 0.351, SLG: 0.387			1-2 1B G6-4-3 2B		0-0 F7			1-1 P6		4	1	1	0	0	1	1					
Mike Gallego, R (1, 5) OBP: 0.286, SLG: 0.231			2-2 G6-4-3 1B		0-0 F9			1-1 G5-3		3	0	1	0	0	0	0					
George Williams, S (9, PH) OBP: 0.389, SLG: 0.513			2-3 G6-4-3 1B							1	0	0	0	0	0	0					
Mike Bordick, R (1, 6) OBP: 0.325, SLG: 0.351			0-2 G6-4-3		2-1 F8			3-1 FC5-4 1B		3	0	1	0	0	0	1					
Eric Helfand, L (7, 2) OBP: 0.274, SLG: 0.217										0	0	0	0	0	0	0					
Inning Stats	R: 0 E: 0 K: 1 S: 9	H: 0 LOB: 0 BB: 0 P: 13	R: 0 E: 0 K: 1 S: 9	H: 0 LOB: 0 BB: 0 P: 15	R: 2 E: 0 K: 0 S: 16	H: 4 LOB: 1 BB: 0 P: 23	R: 0 E: 0 K: 0 S: 7	H: 1 LOB: 1 BB: 0 P: 11	R: 0 E: 0 K: 0 S: 8	H: 0 LOB: 1 BB: 1 P: 14	R: 0 E: 0 K: 0 S: 7	H: 1 LOB: 1 BB: 0 P: 12	R: 0 E: 0 K: 0 S: 6	H: 0 LOB: 1 BB: 1 P: 15	R: 0 E: 0 K: 1 S: 6	H: 0 LOB: 0 BB: 0 P: 6	1B: 5 2B: 2 3B: 0 HR: 0	SF: 0 SAC: 0 DP: 1 HBP: 0	WP: 0 PB: 0 SB: 0 CS: 0	PA: 35	
PITCHER	IP WLS BF H R ER SO BB IBB HBP BLK WP HR S P ERA WHIP	8.0 W 32 7 2 2 2 2 0 0 0 0 0 0 69 114 2.25 1.125	1.0 L 3 0 0 0 1 0 0 0 0 0 0 0 6 6 0.00 0.000																		

Oakland Athletics @ Texas Rangers
The Ballpark at Arlington, Arlington, TX
Wed Sep 27 1995, 8:05 PM EDT
Att: 18,369 - Unknown - 80 F

AB 33
R 2
H 7
RBI 1
BB 2
SO 3
LOB 9



Batter	1	2	3	4	5	6	7	8	9	AB	R	H	RBI	BB	SO	LOB	BOTTOM				
Otis Nixon, S (1, 8) OBP: 0.358, SLG: 0.340	1-3 K	2-3 K		0-0 SF7		0-0 L9		0-1 F6		4	0	0	1	0	2	1					
Mark McLemore, S (1, 4) OBP: 0.346, SLG: 0.358	1-0 F8	1-2 G3		3-H K			4-2 FC5-4 BB BB	0-0 G4-3		4	0	0	0	1	1	1					
Will Clark, L (1, 3) OBP: 0.389, SLG: 0.478	0-2 HR		1-1 F7		2-2 HR 2B		4-0 FC5-4 BB			3	2	2	1	1	0	0					
Juan Gonzalez, R (1, 10) OBP: 0.317, SLG: 0.595	2-1 1B 1B		1-0 L1		1-3 K		1-1 FC5-4			4	1	1	0	0	1	3					
Mickey Tettleton, S (1, 9) OBP: 0.386, SLG: 0.480	3-1 29 HR 1B		4-0 FC4 BB		1-1 HR		2-0 L9			3	2	2	2	1	0	1					
Lou Frazier, S (8, 7) OBP: 0.287, SLG: 0.233	1-2 29 HR 1B				2-H HR					0	0	0	0	0	0	0					
Ivan Rodriguez, R (1, 2) OBP: 0.329, SLG: 0.447	2-0 29 HR 1B		0-1 FC4		0-3 K			0-0 F9		4	1	1	1	0	1	1					
29 Rusty Greer, L (1, 7) OBP: 0.358, SLG: 0.430	2-1 HR				2-2 F6		1-0 L4-3			4	2	2	3	0	0	0					
Mike Pagliarulo, L (1, 5) OBP: 0.270, SLG: 0.348	0-3 K				2-2 1B E 1B		1-2 F8			4	2	2	1	0	1	0					
Benji Gil, R (1, 6) OBP: 0.260, SLG: 0.336		2-3 K		0-2 E1 SF7 1B		1-3 K		0-0 1B		4	1	2	1	0	2	0					
Inning Stats	R: 5 E: 0 K: 2 S: 17	H: 5 LOB: 0 BB: 0 P: 28	R: 0 E: 0 K: 2 S: 9	H: 0 LOB: 0 BB: 0 P: 14	R: 0 E: 0 K: 0 S: 5	H: 0 LOB: 1 BB: 1 P: 11	R: 2 E: 1 K: 1 S: 14	H: 2 LOB: 0 BB: 0 P: 19	R: 2 E: 0 K: 1 S: 12	H: 2 LOB: 0 BB: 0 P: 17	R: 0 E: 0 K: 1 S: 7	H: 0 LOB: 1 BB: 2 P: 9	R: 0 E: 0 K: 0 S: 5	H: 0 LOB: 1 BB: 2 P: 16	R: 2 E: 0 K: 0 S: 7	H: 3 LOB: 1 BB: 0 P: 9	1B: 7 2B: 2 3B: 0 HR: 3	SF: 1 SAC: 0 DP: 1 HBP: 0	WP: 0 PB: 0 SB: 0 CS: 0	PA: 38	
PITCHER	IP WLS BF H R ER SO BB IBB HBP BLK WP HR S P ERA WHIP	4.1 L 23 9 9 7 6 1 0 0 0 0 0 3 53 84 14.54 2.308	1.2 5 0 0 0 2 0 0 0 0 0 0 0 5 16 0.00 2.000	1.0 4 0 0 0 0 2 0 0 0 0 0 0 5 16 0.00 2.000	1.0 6 3 2 2 0 0 0 0 0 0 0 0 7 9 18.00 3.000																

Oakland Athletics @ Texas Rangers
The Ballpark at Arlington, Arlington, TX
Wed Sep 27 1995, 8:05 PM EDT
Att: 18,369 - Unknown - 80 F

AB 34
R 11
H 12
RBI 10
BB 3
SO 8
LOB 7



Batter	1	2	3	4	5	6	7	8	9	AB	R	H	RBI	BB	SO	LOB	TOP										
Vince Coleman, S (1,7) OBP: 0.345, SLG: 0.401	G3-1			B4-3		K		HR		3	1	0	0	1	1	0	Seattle Mariners @ Texas Rangers The Ballpark at Arlington, Arlington, TX Thu Sep 28 1995, 8:05 PM EDT Att: 21,502 - Unknown - 83 F										
Joey Cora, S (1,4) OBP: 0.356, SLG: 0.370	F9			G4-3		G3		F7		4	0	0	0	0	0	3											
Ken Griffey Jr., L (1,8) OBP: 0.386, SLG: 0.500	L9			G4-3			P6	HR		4	1	1	4	0	0	0											
Edgar Martinez, R (1,10) OBP: 0.478, SLG: 0.633		G3-1			G3-1	HR	K	G6-3		4	1	1	0	0	1	1											
Tino Martinez, L (1,3) OBP: 0.370, SLG: 0.556		F8			G3-1				F9	4	0	1	0	0	0	1											
Jay Buhner, R (1,9) OBP: 0.348, SLG: 0.575		G5-3				HR	K		K	4	1	1	2	0	2	1											
Mike Blowers, R (1,5) OBP: 0.331, SLG: 0.466			G5-3		F8				K	4	0	0	0	0	2	0											
Luis Sojo, R (1,6) OBP: 0.331, SLG: 0.416			G5-3		G5-3				HR	2	0	0	0	1	0	0											
Rich Amaral, R (8, PR) OBP: 0.344, SLG: 0.384					G5-3				BB	0	1	0	0	0	0	0											
Felix Fermin, R (8, PR) OBP: 0.234, SLG: 0.227									HR	0	0	0	0	0	0	0											
Dan Wilson, R (1,2) OBP: 0.336, SLG: 0.419			F7				K	E6	HR	3	1	1	0	0	1	0											
Inning Stats	R: 0 E: 0 K: 0 S: 9	H: 0 LOB: 0 BB: 0 P: 15	R: 0 E: 0 K: 0 S: 5	H: 0 LOB: 0 BB: 0 P: 8	R: 0 E: 0 K: 0 S: 5	H: 0 LOB: 0 BB: 0 P: 7	R: 0 E: 0 K: 0 S: 6	H: 0 LOB: 0 BB: 0 P: 8	R: 2 E: 0 K: 0 S: 9	H: 2 LOB: 0 BB: 0 P: 14	R: 0 E: 0 K: 2 S: 12	H: 0 LOB: 0 BB: 0 P: 16	R: 0 E: 0 K: 2 S: 10	H: 1 LOB: 1 BB: 0 P: 16	R: 4 E: 1 K: 1 S: 11	H: 2 LOB: 1 BB: 2 P: 25	R: 0 E: 0 K: 2 S: 9	H: 0 LOB: 0 BB: 0 P: 13	1B: 2 2B: 1 3B: 0 HR: 2	SF: 0 SAC: 0 DP: 0 HBP: 0	WP: 0 PB: 0 SB: 0 CS: 0	PA: 34					
PITCHER	IP	WLS	BF	H	R	ER	SO	BB	IBB	HBP	BLK	WP	HR	S	P	ERA	WHIP										
Roger Pavlik, R (1,1) ERA: 4.37	9.0	L	34	5	6	6	7	1	1	0	0	0	2	76	122	6.00	0.667										

AB	32
R	6
H	5
RBI	6
BB	2
SO	7
LOB	6



Batter	1	2	3	4	5	6	7	8	9	AB	R	H	RBI	BB	SO	LOB	BOTTOM										
Otis Nixon, S (1,8) OBP: 0.357, SLG: 0.339	G6-3	K		S			G4-3		L9	5	0	1	0	0	1	4	Seattle Mariners @ Texas Rangers The Ballpark at Arlington, Arlington, TX Thu Sep 28 1995, 8:05 PM EDT Att: 21,502 - Unknown - 83 F										
Lou Frazier, S (1,7) OBP: 0.286, SLG: 0.228	G6-3		G4-3	G5-3			CS			3	0	0	0	1	0	2											
Will Clark, L (1,3) OBP: 0.388, SLG: 0.476	G1-3		1B		K		CS	G5-3		4	0	1	0	0	1	0											
Juan Gonzalez, R (1,10) OBP: 0.316, SLG: 0.591		HR	F8		G5-3			G3		4	1	1	0	0	0	1											
Mickey Tettleton, S (1,9) OBP: 0.386, SLG: 0.487		HR		G4-3				K		4	1	2	2	0	1	0											
Ivan Rodriguez, R (1,2) OBP: 0.329, SLG: 0.445		G3-1	BB	P4			L6		F8	4	0	1	0	0	0	2											
Craig Worthington, R (1,5) OBP: 0.309, SLG: 0.395	SAFE	G3-1			K		G4-3		1B	3	0	1	0	1	1	0											
Jeff Frye, R (1,4) OBP: 0.329, SLG: 0.364		G3-1		1B			G4-3		1B	4	0	2	0	0	0	2											
Benji Gil, R (1,6) OBP: 0.258, SLG: 0.333									1B	3	0	0	0	0	3	3											
Candy Maldonado, R (9, PH) OBP: 0.372, SLG: 0.492									P8	1	0	0	0	0	0	2											
Inning Stats	R: 0 E: 0 K: 0 S: 9	H: 0 LOB: 0 BB: 0 P: 12	R: 2 E: 0 K: 2 S: 22	H: 3 LOB: 2 BB: 1 P: 34	R: 0 E: 0 K: 0 S: 11	H: 2 LOB: 2 BB: 0 P: 15	R: 0 E: 0 K: 2 S: 15	H: 2 LOB: 2 BB: 0 P: 20	R: 0 E: 0 K: 1 S: 9	H: 0 LOB: 0 BB: 0 P: 11	R: 0 E: 0 K: 0 S: 8	H: 0 LOB: 0 BB: 0 P: 9	R: 0 E: 0 K: 1 S: 8	H: 0 LOB: 0 BB: 1 P: 13	R: 0 E: 0 K: 1 S: 7	H: 0 LOB: 0 BB: 0 P: 10	R: 0 E: 0 K: 0 S: 11	H: 2 LOB: 2 BB: 0 P: 21	1B: 8 2B: 0 3B: 0 HR: 1	SF: 0 SAC: 0 DP: 0 HBP: 0	WP: 0 PB: 0 SB: 1 CS: 1	PA: 38					
PITCHER	IP	WLS	BF	H	R	ER	SO	BB	IBB	HBP	BLK	WP	HR	S	P	ERA	WHIP										
Randy Johnson, L (1,1) ERA: 2.54	8.1	W	35	9	2	2	7	2	0	0	0	0	1	95	134	2.16	1.320										
Norm Charlton, L (9,1) ERA: 3.46	0.2	S	2	0	0	0	0	0	0	0	0	0	0	5	11	0.00	0.000										

AB	35
R	2
H	9
RBI	2
BB	2
SO	7
LOB	16



Batter	1	2	3	4	5	6	7	8	9	AB	R	H	RBI	BB	SO	LOB	TOP										
Vince Coleman, S (1.7) OBP: 0.346, SLG: 0.402			G1-3			1B		SF9		4	1	2	1	0	1	0	Seattle Mariners @ Texas Rangers The Ballpark at Arlington, Arlington, TX Fri Sep 29 1995, 8:05 PM EDT Att: 25,336 - Unknown - 80 F										
Joey Cora, S (1.4) OBP: 0.358, SLG: 0.372						F8		E5		3	0	2	0	0	0	1											
Rich Amaral, R (8, PH) OBP: 0.342, SLG: 0.382						L3		SF9		1	1	0	0	0	0	1											
Felix Fermin, R (8.4) OBP: 0.234, SLG: 0.227						L3		SF8		0	0	0	0	0	0	0											
Ken Griffey Jr., L (1.8) OBP: 0.387, SLG: 0.498						L3		BB		3	0	1	0	1	1	2											
Edgar Martinez, R (1.10) OBP: 0.477, SLG: 0.631						G6-3		SF9		2	0	0	1	1	1	2											
Tino Martinez, L (1.3) OBP: 0.367, SLG: 0.553		P5				G4-3		SF8		3	0	0	1	0	0	3											
Jay Buhner, R (1.9) OBP: 0.347, SLG: 0.570		L8				L7		F9		4	0	0	0	0	0	2											
Luis Sojo, R (1.6) OBP: 0.328, SLG: 0.411		P4				G5-3		F9		4	0	0	0	0	0	1											
Dan Wilson, R (1.2) OBP: 0.338, SLG: 0.419						G5-3		G6-3		4	1	2	0	0	0	0											
Mike Blowers, R (1.5) OBP: 0.331, SLG: 0.466						K		F8		4	1	1	1	0	2	1											
Inning Stats	R: 0 E: 0 K: 2 S: 8	H: 1 LOB: 0 BB: 0 P: 11	R: 0 E: 0 K: 0 S: 8	H: 0 LOB: 1 BB: 1 P: 15	R: 0 E: 0 K: 1 S: 9	H: 0 LOB: 0 BB: 0 P: 12	R: 0 E: 0 K: 0 S: 11	H: 1 LOB: 0 BB: 0 P: 17	R: 0 E: 0 K: 0 S: 6	H: 0 LOB: 0 BB: 0 P: 9	R: 2 E: 0 K: 1 S: 13	H: 4 LOB: 2 BB: 0 P: 21	R: 0 E: 0 K: 0 S: 10	H: 1 LOB: 1 BB: 0 P: 15	R: 2 E: 0 K: 0 S: 12	H: 1 LOB: 1 BB: 0 P: 19	R: 0 E: 0 K: 1 S: 9	H: 0 LOB: 0 BB: 0 P: 12	1B: 7 2B: 2 3B: 0 HR: 0	SF: 2 SAC: 0 DP: 1 HBP: 0	WP: 2 PB: 0 SB: 3 CS: 1	PA: 36					
PITCHER	IP	WLS	BF	H	R	ER	SO	BB	IBB	HBP	BLK	WP	HR	S	P	ERA	WHIP										
Bobby Witt, R (1.1) ERA: 4.13	7.0		28	8	3	3	4	1	0	0	0	2	0	66	101	3.86	1.286										
Ed Vosberg, L (8.1) ERA: 3.0	0.0	L	2	0	0	0	0	1	0	0	0	0	0	5	9	∞	∞										
Roger McDowell, R (8.1) ERA: 4.12	0.1		1	0	0	0	0	0	0	0	0	0	0	1	2	0.00	0.000										
Dennis Cook, L (8.1) ERA: 4.53	0.1		1	0	1	0	0	0	0	0	0	0	0	2	3	0.00	0.000										
Matt Whiteside, R (8.1) ERA: 4.32	1.1		4	0	0	0	1	0	0	0	0	0	0	12	16	0.00	0.000										

Batter	1	2	3	4	5	6	7	8	9	AB	R	H	RBI	BB	SO	LOB	BOTTOM										
Otis Nixon, S (1.8) OBP: 0.356, SLG: 0.337	G6-3	FC6-4		L7		E	G3			5	1	1	0	0	0	4	Seattle Mariners @ Texas Rangers The Ballpark at Arlington, Arlington, TX Fri Sep 29 1995, 8:05 PM EDT Att: 25,336 - Unknown - 80 F										
Jeff Eves, R (1.4) OBP: 0.333, SLG: 0.364	1B	G6-3				F8		HBP		3	0	1	0	1	0	2											
Will Clark, L (1.3) OBP: 0.388, SLG: 0.482	F7			L6		HR		HBP		3	1	1	2	0	0	1											
Juan Gonzalez, R (1.10) OBP: 0.320, SLG: 0.594	BB			1B		F8		K		5	0	3	0	0	1	2											
Mickey Tettleton, S (1.9) OBP: 0.390, SLG: 0.487	BB			2B		29		K		2	0	1	0	3	1	2											
29 Rusty Greer, L (1.7) OBP: 0.357, SLG: 0.428	BB			1B		29		K		4	0	1	0	0	2	8											
Ivan Rodriguez, R (8, PH) OBP: 0.328, SLG: 0.444				G6-4-3		BB		K		1	0	0	0	0	0	2											
Lou Frazier, S (9.7) OBP: 0.286, SLG: 0.228				G6-4-3		BB		K		0	0	0	0	0	0	0											
Mike Pagliarulo, L (1.5) OBP: 0.274, SLG: 0.350		FC6-4		G6-3		K		G6-3		4	0	2	0	0	1	2											
Luis Ortiz, R (9, PH) OBP: 0.270, SLG: 0.343		1B		1B		K		K		1	0	0	0	0	1	0											
John Marzano, R (1.2) OBP: 0.333, SLG: 0.333		FC6-4		G6-3		1B		F7		5	1	2	0	0	0	1											
Benji Gil, R (1.6) OBP: 0.261, SLG: 0.338		1B		1B		SH3		G4-3		3	0	2	0	0	0	2											
Candy Maldonado, R (9, PH) OBP: 0.370, SLG: 0.489		B2		1B		SH3		K		1	0	0	0	0	1	0											
Inning Stats	R: 0 E: 0 K: 1 S: 13	H: 1 LOB: 3 BB: 2 P: 26	R: 0 E: 0 K: 0 S: 8	H: 2 LOB: 2 BB: 0 P: 10	R: 0 E: 0 K: 0 S: 4	H: 2 LOB: 1 BB: 0 P: 7	R: 0 E: 0 K: 0 S: 9	H: 2 LOB: 1 BB: 0 P: 13	R: 1 E: 0 K: 1 S: 12	H: 2 LOB: 2 BB: 1 P: 23	R: 2 E: 1 K: 1 S: 20	H: 4 LOB: 3 BB: 1 P: 30	R: 0 E: 0 K: 0 S: 6	H: 1 LOB: 1 BB: 0 P: 8	R: 0 E: 0 K: 2 S: 12	H: 0 LOB: 2 BB: 0 P: 20	R: 0 E: 0 K: 2 S: 9	H: 0 LOB: 0 BB: 0 P: 15	1B: 11 2B: 2 3B: 0 HR: 1	SF: 1 SAC: 1 DP: 1 HBP: 2	WP: 0 PB: 0 SB: 1 CS: 0	PA: 45					
PITCHER	IP	WLS	BF	H	R	ER	SO	BB	IBB	HBP	BLK	WP	HR	S	P	ERA	WHIP										
Chris Bosio, R (1.1) ERA: 4.92	5.0		25	9	1	1	2	3	0	0	0	0	0	28	43	4.50	3.000										
Bobby Ayala, R (6.1) ERA: 4.44	2.0	W	13	5	2	1	1	1	0	1	0	0	0	19	30	0.00	0.000										
Norm Charlton, L (8.1) ERA: 3.36	2.0	S	7	0	0	0	4	0	0	1	0	0	0	0	0	0	0										

AB	32
R	4
H	8
RBI	4
BB	2
SO	5
LOB	13



AB	37
R	3
H	14
RBI	2
BB	4
SO	7
LOB	26



WP	0
PB	0
SB	1
CS	0

