

# Texas Rangers - 1996





Batter	1	2	3	4	5	6	7	8	9	AB	R	H	RBI	BB	SO	LOB	TOP
<b>Wil Cordero, R</b> OBP: 0.250, SLG: 0.375 (1, 4)	 1-3		 0-1		 1-2			 0-0		4	0	0	0	0	1	3	
<b>John Valentin, R</b> OBP: 0.125, SLG: 0.125 (1, 6)	 0-1		 1-3		 1-0			 0-1		4	0	1	0	0	1	2	
<b>Mo Vaughn, L</b> OBP: 0.375, SLG: 0.375 (1, 3)	 1-3			 1-1		 1-2			 0-2	4	0	0	0	0	1	1	
<b>Jose Canseco, R</b> OBP: 0.125, SLG: 0.125 (1, 10)	 2-1			 2-2		 2-3			 2-3	4	0	0	0	0	2	1	
<b>Mike Stanley, R</b> (1, 2)		 0-3		 2-3		 1-1			 0-1	4	0	0	0	0	2	0	
<b>Mike Greenwell, L</b> OBP: 0.143, SLG: 0.143 (1, 7)	 1-3				 3-2				 1-2	3	1	1	0	0	1	0	
<b>Tim Lincecum, R</b> OBP: 0.286, SLG: 0.667 (1, 5)			 0-1		 4-2				 2-1	2	1	0	0	1	0	0	
<b>Troy O'Leary, L</b> OBP: 0.286, SLG: 0.167 (1, 9)				 1-1		 4-1			 1-0	2	0	1	0	1	0	0	
<b>Dwayne Hoesy, S</b> OBP: 0.333, SLG: 0.333 (1, 8)			 1-3		 0-2				 1-0	3	0	1	1	0	1	1	
<b>Inning Stats</b>	R: 0 H: 1 E: 0 K: 2 S: 11	H: 1 R: 0 ER: 0 LOB: 1 BB: 0 P: 15	R: 0 H: 0 E: 0 K: 2 S: 8	H: 0 R: 0 ER: 0 LOB: 1 BB: 0 P: 9	R: 0 H: 1 E: 0 K: 2 S: 10	H: 1 R: 0 ER: 0 LOB: 0 BB: 0 P: 13	R: 0 H: 0 E: 0 K: 1 S: 8	H: 0 R: 0 ER: 0 LOB: 0 BB: 0 P: 12	R: 0 H: 0 E: 0 K: 0 S: 6	H: 0 R: 0 ER: 0 LOB: 0 BB: 0 P: 10	R: 0 H: 0 E: 0 K: 1 S: 4	H: 0 R: 0 ER: 0 LOB: 0 BB: 0 P: 5	R: 0 H: 0 E: 0 K: 1 S: 9	H: 0 R: 0 ER: 0 LOB: 0 BB: 0 P: 11	1B: 4 2B: 0 3B: 0 HR: 0	SF: 0 SAC: 0 DP: 1 HBP: 0	WP: 0 PA: 32 PB: 1 SB: 1 CS: 0
<b>PITCHER</b>	IP	WLS	BF	H	R	ER	SO	BB	IBB	HBP	BLK	WP	HR	S	P	ERA	WHIP
<b>Roger Pavlik, R</b> ERA: 3.0 (1, 1)	6.0	W	23	4	2	2	8	2	0	0	0	0	0	58	88	3.00	1.000
<b>Dennis Cook, L</b> ERA: (7, 1)	1.0		3	0	0	0	0	0	0	0	0	0	0	6	10	0.00	0.000
<b>Gil Heredia, R</b> ERA: (8, 1)	2.0		6	0	0	0	1	0	0	0	0	0	0	13	16	0.00	0.000

**Boston Red Sox @ Texas Rangers**  
The Ballpark at Arlington, Arlington, TX  
Wed Apr 03 1996, 8:05 PM EST  
Att: 24,483 - Unknown

AB 30  
R 2  
H 4  
RBI 1  
BB 2  
SO 9  
LOB 8



Batter	1	2	3	4	5	6	7	8	9	AB	R	H	RBI	BB	SO	LOB	BOTTOM
<b>Darryl Hamilton, L</b> OBP: 0.100, SLG: 0.100 (1, 8)	 0-0		 1-1		 0-0			 3-2		5	1	1	0	0	0	4	
<b>Ivan Rodriguez, R</b> OBP: 0.500, SLG: 0.556 (1, 2)	 1-0		 0-1		 2-2		 2-2		 0-0	5	2	4	1	0	0	0	
<b>Will Clark, L</b> OBP: 0.556, SLG: 0.571 (1, 3)	 2-2			 3-2		 0-2		 1-1		4	1	1	0	1	0	3	
<b>Juan Gonzalez, R</b> OBP: 0.556, SLG: 0.833 (1, 9)	 4-0		 1-0		 1-0		 4-0		 1-3	2	2	1	2	3	0	1	
<b>Mickey Tettleton, S</b> OBP: 0.444, SLG: 0.375 (1, 10)	 3-2		 2-1		 0-0		 3-1		 1-3	5	1	3	2	0	1	4	
<b>29 Rusty Greer, L</b> (1, 7)	 4-0		 1-2		 4-0		 2-0		 4-2	2	0	0	0	3	0	1	
<b>Craig Worthington, R</b> OBP: 0.333, SLG: 0.660 (1, 5)	 2-2		 1-2		 4-2		 2-3		 3-2	3	0	0	1	1	1	2	
<b>Mark McLemore, S</b> OBP: 0.667, SLG: 0.250 (1, 4)	 4-0		 4-0		 4-2		 1-0		 3-2	2	0	0	1	3	0	1	
<b>Kevin Elster, R</b> OBP: 0.125, SLG: 0.125 (1, 6)	 2-3		 0-0		 1-3		 1-0		 2-3	5	0	1	0	0	3	9	
<b>Inning Stats</b>	R: 3 H: 3 E: 0 K: 1 S: 16	H: 3 R: 0 ER: 0 LOB: 3 BB: 1 P: 38	R: 0 H: 0 E: 0 K: 0 S: 6	H: 0 R: 0 ER: 0 LOB: 1 BB: 1 P: 12	R: 0 H: 1 E: 0 K: 0 S: 10	H: 1 R: 0 ER: 0 LOB: 2 BB: 1 P: 18	R: 4 H: 4 E: 0 K: 1 S: 23	H: 4 R: 0 ER: 0 LOB: 3 BB: 3 P: 44	R: 0 H: 1 E: 0 K: 0 S: 9	H: 0 R: 0 ER: 0 LOB: 0 BB: 1 P: 18	R: 0 H: 0 E: 0 K: 1 S: 5	H: 0 R: 0 ER: 0 LOB: 3 BB: 1 P: 22	R: 0 H: 0 E: 0 K: 1 S: 14	H: 0 R: 0 ER: 0 LOB: 1 BB: 1 P: 26	1B: 9 2B: 1 3B: 1 HR: 0	SF: 1 SAC: 0 DP: 0 HBP: 0	WP: 0 PA: 45 PB: 0 SB: 1 CS: 0
<b>PITCHER</b>	IP	WLS	BF	H	R	ER	SO	BB	IBB	HBP	BLK	WP	HR	S	P	ERA	WHIP
<b>Tom Gordon, R</b> ERA: 16.2 (1, 1)	3.1	L	22	7	6	6	1	5	0	0	0	0	0	45	89	16.20	3.600
<b>Jamie Moyer, L</b> ERA: 2.45 (4, 1)	3.2		19	4	1	1	3	4	1	0	0	0	0	36	73	2.46	2.182
<b>Brad Pennington, L</b> ERA: (8, 1)	1.0		4	0	0	0	1	1	0	0	0	0	0	14	26	0.00	1.000

**Boston Red Sox @ Texas Rangers**  
The Ballpark at Arlington, Arlington, TX  
Wed Apr 03 1996, 8:05 PM EST  
Att: 24,483 - Unknown

AB 33  
R 7  
H 11  
RBI 7  
BB 11  
SO 5  
LOB 25





Batter	1	2	3	4	5	6	7	8	9	AB	R	H	RBI	BB	SO	LOB	TOP				
Troy O'Leary, L OBP: 0.273, SLG: 0.200 (1, 9)	F7		K		G3-1			2B 1B		4	1	1	0	0	1	0	<b>Boston Red Sox @ Texas Rangers</b> The Ballpark at Arlington, Arlington, TX Thu Apr 04 1996, 8:05 PM EST Att: 18,086 - Unknown - 52 F				
John Valentin, R OBP: 0.167, SLG: 0.091 (1, 6)	F8		3-H 4-0 CS BB		G6-3			F8		3	0	0	0	1	0	1					
Mo Vaughn, L OBP: 0.250, SLG: 0.250 (1, 3)	K		K		G4-3			F8		4	0	0	0	0	2	2					
Jose Canseco, R OBP: 0.250, SLG: 0.273 (1, 10)		CS BB			G6-3			1-H 2B		3	0	1	1	1	1	0					
Wil Cordero, R OBP: 0.250, SLG: 0.333 (1, 4)	BB 1-2 1B				P2			P6		4	0	1	0	0	0	1					
Mike Greenwell, L OBP: 0.182, SLG: 0.182 (1, 7)	F5				2B 1B			F8		4	0	1	0	0	0	1					
Mike Stanley, R OBP: 0.182, SLG: 0.200 32 Alex Delgado, R (8, 2)	BB 1-2 BB							F7		2	0	1	0	1	0	0					
Tim Lincecum, R OBP: 0.273, SLG: 0.444 (1, 5)	F7				F8			P6		3	0	0	0	1	0	4					
Dwayne Hoesy, S OBP: 0.333, SLG: 0.556 (1, 8)			WP 3B		F8			P6		3	1	1	0	0	0	1					
<b>Inning Stats</b>	R: 0 E: 0 K: 1 S: 5	H: 0 LOB: 0 BB: 0 P: 5	R: 0 E: 0 K: 0 S: 3	H: 1 LOB: 2 BB: 2 P: 11	R: 1 E: 0 K: 2 S: 7	H: 1 LOB: 1 BB: 1 P: 11	R: 0 E: 0 K: 0 S: 5	H: 2 LOB: 2 BB: 0 P: 5	R: 0 E: 0 K: 1 S: 5	H: 0 LOB: 0 BB: 0 P: 3	R: 0 E: 0 K: 0 S: 3	H: 0 LOB: 1 BB: 1 P: 7	R: 1 E: 0 K: 0 S: 5	H: 2 LOB: 1 BB: 0 P: 5	R: 0 E: 0 K: 1 S: 5	H: 0 LOB: 0 BB: 0 P: 5	1B: 3 2B: 3 3B: 1 HR: 0	SF: 0 SAC: 0 DP: 1 HBP: 0	WP: 1 PB: 0 SB: 0 CS: 2	PA: 35	
<b>PITCHER</b>	IP WLS BF H R ER SO BB IBB HBP BLK WP HR S P ERA WHIP	IP WLS BF H R ER SO BB IBB HBP BLK WP HR S P ERA WHIP	IP WLS BF H R ER SO BB IBB HBP BLK WP HR S P ERA WHIP	IP WLS BF H R ER SO BB IBB HBP BLK WP HR S P ERA WHIP	IP WLS BF H R ER SO BB IBB HBP BLK WP HR S P ERA WHIP	IP WLS BF H R ER SO BB IBB HBP BLK WP HR S P ERA WHIP	IP WLS BF H R ER SO BB IBB HBP BLK WP HR S P ERA WHIP	IP WLS BF H R ER SO BB IBB HBP BLK WP HR S P ERA WHIP	IP WLS BF H R ER SO BB IBB HBP BLK WP HR S P ERA WHIP	IP WLS BF H R ER SO BB IBB HBP BLK WP HR S P ERA WHIP	IP WLS BF H R ER SO BB IBB HBP BLK WP HR S P ERA WHIP	IP WLS BF H R ER SO BB IBB HBP BLK WP HR S P ERA WHIP	IP WLS BF H R ER SO BB IBB HBP BLK WP HR S P ERA WHIP	IP WLS BF H R ER SO BB IBB HBP BLK WP HR S P ERA WHIP	IP WLS BF H R ER SO BB IBB HBP BLK WP HR S P ERA WHIP	IP WLS BF H R ER SO BB IBB HBP BLK WP HR S P ERA WHIP	IP WLS BF H R ER SO BB IBB HBP BLK WP HR S P ERA WHIP	IP WLS BF H R ER SO BB IBB HBP BLK WP HR S P ERA WHIP	IP WLS BF H R ER SO BB IBB HBP BLK WP HR S P ERA WHIP	IP WLS BF H R ER SO BB IBB HBP BLK WP HR S P ERA WHIP	IP WLS BF H R ER SO BB IBB HBP BLK WP HR S P ERA WHIP


AB	31
R	2
H	6
RBI	1
BB	4
SO	5
LOB	10




Batter	1	2	3	4	5	6	7	8	9	AB	R	H	RBI	BB	SO	LOB	BOTTOM				
Darryl Hamilton, L OBP: 0.250, SLG: 0.214 (1, 8)	1B	SF9		1B 1B	BB HBP BB	G1-3	G6-4-3			4	2	2	1	1	0	4	<b>Boston Red Sox @ Texas Rangers</b> The Ballpark at Arlington, Arlington, TX Thu Apr 04 1996, 8:05 PM EST Att: 18,086 - Unknown - 52 F				
Ivan Rodriguez, R OBP: 0.533, SLG: 0.538 Kurt Stillwell, S (8, 4)	F7	E4		FC5-4 1B	HBP E BB		1B HR	F8		4	2	2	0	1	0	0					
Will Clark, L OBP: 0.533, SLG: 0.600 Damon Buford, R OBP: 1.000, SLG: 1.000 (8, 9)	1B BB	G4-3		FC5-4 1B	HBP E BB		1B HR	WP BB 1B		3	2	2	2	2	0	1					
Juan Gonzalez, R OBP: 0.571, SLG: 1.000 Dave Valle, R (8, 2)	BB 1B		F3	FC5-4	E HBP		HR	WP BB		4	1	2	4	0	0	2					
Mickey Tettleton, S OBP: 0.467, SLG: 0.273 (1, 10)	BB		29 1B BB	K	E4		FC5-4 BB	K		3	1	0	0	3	2	5					
Dean Palmer, R (1, 5)	K		29 E SF7 BB	K	F9		FC5-4 29 2B	G5-3		5	2	0	0	1	2	10					
29 Rusty Greer, L OBP: 0.571, SLG: 0.444 (1, 7)		SH1-4 SF9 1B	E2		F7		K	1B 2B		5	1	3	2	0	1	0					
Mark McLemore, S OBP: 0.714, SLG: 0.571 Craig Worthington, R OBP: 0.333, SLG: 0.800 (8, 3)	SF9 SH1-4 E 1B	SF7		BB S BB	1B		1B	BB		3	2	3	1	1	0	0					
Kevin Elster, R OBP: 0.167, SLG: 0.167 (1, 6)	SH1-4		K		F8		F5	G6-4-3 1B		4	0	1	0	0	1	3					
<b>Inning Stats</b>	R: 0 E: 0 K: 1 S: 6	H: 2 LOB: 3 BB: 2 P: 14	R: 2 E: 1 K: 0 S: 6	H: 2 LOB: 1 BB: 0 P: 6	R: 2 E: 1 K: 1 S: 6	H: 1 LOB: 1 BB: 2 P: 14	R: 1 E: 0 K: 2 S: 10	H: 3 LOB: 2 BB: 0 P: 10	R: 4 E: 1 K: 0 S: 5	H: 1 LOB: 2 BB: 3 P: 18	R: 0 E: 0 K: 1 S: 6	H: 1 LOB: 1 BB: 0 P: 6	R: 4 E: 1 K: 0 S: 7	H: 5 LOB: 2 BB: 2 P: 15	R: 0 E: 0 K: 1 S: 6	H: 1 LOB: 2 BB: 1 P: 10	1B: 14 2B: 1 3B: 0 HR: 1	SF: 2 SAC: 1 DP: 1 HBP: 1	WP: 1 PB: 1 SB: 2 CS: 0	PA: 51	
<b>PITCHER</b>	IP WLS BF H R ER SO BB IBB HBP BLK WP HR S P ERA WHIP	IP WLS BF H R ER SO BB IBB HBP BLK WP HR S P ERA WHIP	IP WLS BF H R ER SO BB IBB HBP BLK WP HR S P ERA WHIP	IP WLS BF H R ER SO BB IBB HBP BLK WP HR S P ERA WHIP	IP WLS BF H R ER SO BB IBB HBP BLK WP HR S P ERA WHIP	IP WLS BF H R ER SO BB IBB HBP BLK WP HR S P ERA WHIP	IP WLS BF H R ER SO BB IBB HBP BLK WP HR S P ERA WHIP	IP WLS BF H R ER SO BB IBB HBP BLK WP HR S P ERA WHIP	IP WLS BF H R ER SO BB IBB HBP BLK WP HR S P ERA WHIP	IP WLS BF H R ER SO BB IBB HBP BLK WP HR S P ERA WHIP	IP WLS BF H R ER SO BB IBB HBP BLK WP HR S P ERA WHIP	IP WLS BF H R ER SO BB IBB HBP BLK WP HR S P ERA WHIP	IP WLS BF H R ER SO BB IBB HBP BLK WP HR S P ERA WHIP	IP WLS BF H R ER SO BB IBB HBP BLK WP HR S P ERA WHIP	IP WLS BF H R ER SO BB IBB HBP BLK WP HR S P ERA WHIP	IP WLS BF H R ER SO BB IBB HBP BLK WP HR S P ERA WHIP	IP WLS BF H R ER SO BB IBB HBP BLK WP HR S P ERA WHIP	IP WLS BF H R ER SO BB IBB HBP BLK WP HR S P ERA WHIP	IP WLS BF H R ER SO BB IBB HBP BLK WP HR S P ERA WHIP	IP WLS BF H R ER SO BB IBB HBP BLK WP HR S P ERA WHIP	IP WLS BF H R ER SO BB IBB HBP BLK WP HR S P ERA WHIP





Batter	1	2	3	4	5	6	7	8	9	AB	R	H	RBI	BB	SO	LOB	TOP										
Wade Boggs, L (1, 5) OBP: 0.286, SLG: 0.231	1-2 G6-4-3 1B		1-1 G3		3-1 1B		4-1 BB			3	0	2	0	1	0	1	<p>New York Yankees @ Texas Rangers The Ballpark at Arlington, Arlington, TX</p> <p>Sat Apr 06 1996, 8:05 PM EST Att: 35,510 - Unknown</p> <p>livebaseballscores.com</p> <p>AB 30 R 2 H 7 RBI 2 BB 5 SO 8 LOB 13</p> 										
Mariano Duncan, R (1, 4) OBP: 0.308, SLG: 0.250	1-2 G6-4-3		1-1 FC4-6 1B		1-0 F8		1-3 K			4	0	1	1	0	1	4											
Paul O'Neill, L (1, 9) OBP: 0.500, SLG: 0.583	2-2 1B		0-1 FC4-6		1-0 1B SF8		2-0 F8			4	1	2	0	0	0	1											
Tino Martinez, L (1, 3) OBP: 0.429, SLG: 0.200	3-3 K			4-2 FC3-6 BB		0-1 1B G4-6-3		1-2 F7		3	0	1	0	1	1	1											
Bernie Williams, S (1, 8)		0-0 G4-3		1-0 FC3-6 1B		1-0 SF8		2-3 K		3	0	0	1	0	1	1											
Dion James, L (1, 10)		1-0 L5		3-3 K		3-H G4-6-3			0-3 K	3	0	0	0	0	1	2											
Jim Levritz, R (9, PH) OBP: 0.667, SLG: 0.750				1-2 K		1-1 G4-6-3				1	0	0	0	0	1	0											
Gerald Williams, R (1, 7)		0-0 G5-3		1-3 K			4-2 2 BB BB		0-2 G4-3	2	0	0	0	1	1	1											
Ruben Sierra, S (9, PH) OBP: 0.222, SLG: 0.333							1-2 BB			1	0	0	0	0	0	0											
Joe Girardi, R (1, 2) OBP: 0.400, SLG: 0.250			3-3 K		1-1 F7		1-2 P3		0-2 2 WP 1B	4	0	1	0	0	1	1											
2 Derek Jeter, R (1, 6) OBP: 0.583, SLG: 0.778			4-0 1B BB		0-3 K		4-1 BB		2-2 G4-3	2	1	0	0	2	1	1											
<b>Inning Stats</b>	R: 0 E: 0 K: 1 S: 16	H: 2 LOB: 1 BB: 0 P: 23	R: 0 E: 0 K: 0 S: 3	H: 0 LOB: 0 BB: 0 P: 4	R: 1 E: 0 K: 1 S: 9	H: 1 LOB: 1 BB: 1 P: 18	R: 0 E: 0 K: 2 S: 10	H: 0 LOB: 1 BB: 1 P: 19	R: 0 E: 0 K: 1 S: 8	H: 1 LOB: 1 BB: 0 P: 13	R: 1 E: 0 K: 0 S: 6	H: 2 LOB: 0 BB: 0 P: 9	R: 0 E: 0 K: 1 S: 13	H: 0 LOB: 2 BB: 3 P: 27	R: 0 E: 0 K: 1 S: 8	H: 0 LOB: 0 BB: 0 P: 13	R: 0 E: 0 K: 1 S: 14	H: 1 LOB: 1 BB: 0 P: 16	1B: 7 2B: 0 3B: 0 HR: 0	SF: 1 SAC: 0 DP: 2 HBP: 0	WP: 2 PB: 0 SB: 1 CS: 0	PA: 36					
<b>PITCHER</b>	IP	WLS	BF	H	R	ER	SO	BB	IBB	HBP	BLK	WP	HR	S	P	ERA	WHIP										
Bobby Witt, R (1, 1) ERA: 3.0	6.0	W	25	6	2	2	5	3	0	0	0	0	0	57	95	3.00	1.500										
Gl Heredia, R (7, 1) ERA:	0.2		2	0	0	0	0	1	0	0	0	0	0	4	9	0.00	1.500										
Dennis Cook, L (7, 1) ERA:	1.1		5	0	0	0	2	1	0	0	0	0	0	12	22	0.00	0.750										
Mike Henneman, R (9, 1) ERA:	1.0	S	4	1	0	0	1	0	0	0	0	1	0	14	16	0.00	1.000										

Batter	1	2	3	4	5	6	7	8	9	AB	R	H	RBI	BB	SO	LOB	BOTTOM										
Darryl Hamilton, L (1, 8) OBP: 0.300, SLG: 0.389	1-1 F7	0-0 G6-4-3			1-1 1B 3B		0-1 F8-3 1B			4	1	2	0	0	0	2	<p>New York Yankees @ Texas Rangers The Ballpark at Arlington, Arlington, TX</p> <p>Sat Apr 06 1996, 8:05 PM EST Att: 35,510 - Unknown</p> <p>livebaseballscores.com</p> <p>AB 29 R 4 H 9 RBI 4 BB 4 SO 8 LOB 15</p> 										
Ivan Rodriguez, R (1, 2) OBP: 0.474, SLG: 0.438	1-3 K		4-2 BB		1-1 P3		2-1 F8-3			3	0	0	0	1	1	2											
Will Clark, L (1, 3) OBP: 0.556, SLG: 0.462	1-0 F9		0-3 K		4-1 1B BB		1-2 F8			3	0	0	0	1	1	1											
Juan Gonzalez, R (1, 9) OBP: 0.556, SLG: 0.857		1-0 BB 1B		0-0 P4		1-0 1B		1-3 3-H 1B		4	1	2	1	0	1	1											
Mickey Tettleton, S (1, 10) OBP: 0.474, SLG: 0.231		4-2 BB 1B		3-2 G5-3		2-3 K		4-2 S BB		2	1	0	0	2	1	3											
Lou Frazier, S (8, PH)		1-2 BB								0	0	0	0	0	0	0											
Dean Palmer, R (1, 5) OBP: 0.200, SLG: 0.111		0-0 BB 1B		0-3 K		3-2 F8		0-3 K		4	1	1	1	0	2	3											
29 Rusty Greer, L (1, 7) OBP: 0.556, SLG: 0.462		3-1 1B			1-2 WP 1B		2-3 K		3-2 G6-3	4	0	2	0	0	1	2											
Mark McLemore, S (1, 4) OBP: 0.706, SLG: 0.600		2-0 G6-4-3 1B		2-2 1B		1-1 F7				3	0	2	1	0	0	0											
Kevin Elster, R (1, 6) OBP: 0.133, SLG: 0.143		1-2 3-H SF8		0-0 P4		0-3 K				2	0	0	1	0	1	1											
<b>Inning Stats</b>	R: 0 E: 0 K: 1 S: 8	H: 0 LOB: 0 BB: 0 P: 11	R: 3 E: 0 K: 0 S: 11	H: 4 LOB: 1 BB: 1 P: 21	R: 0 E: 0 K: 1 S: 9	H: 0 LOB: 1 BB: 1 P: 16	R: 0 E: 0 K: 1 S: 12	H: 2 LOB: 0 BB: 0 P: 15	R: 1 E: 0 K: 1 S: 13	H: 2 LOB: 2 BB: 1 P: 25	R: 0 E: 0 K: 2 S: 10	H: 0 LOB: 0 BB: 0 P: 13	R: 0 E: 0 K: 0 S: 7	H: 1 LOB: 0 BB: 0 P: 10	R: 0 E: 0 K: 2 S: 13	H: 0 LOB: 2 BB: 1 P: 21	1B: 8 2B: 1 3B: 1 HR: 0	SF: 1 SAC: 0 DP: 2 HBP: 0	WP: 1 PB: 0 SB: 1 CS: 0	PA: 34							
<b>PITCHER</b>	IP	WLS	BF	H	R	ER	SO	BB	IBB	HBP	BLK	WP	HR	S	P	ERA	WHIP										
Jimmy Key, L (1, 1) ERA: 7.2	5.0	L	24	8	4	4	4	3	0	0	0	0	0	17	23	0.00	0.500										
42 Mariano Rivera, R (6, 1) ERA:	2.0		6	1	0	0	2	0	0	0	0	0	0	13	21	0.00	1.000										
Bob Wickman, R (8, 1) ERA: 6.75	1.0		4	0	0	0	2	1	0	0	0	0	0	13	21	0.00	1.000										







Batter	1	2	3	4	5	6	7	8	9	AB	R	H	RBI	BB	SO	LOB	TOP			
Wade Boggs, L (1,5) OBP: 0.281, SLG: 0.227										4	0	1	0	0	0	0	<p><b>New York Yankees @ Texas Rangers</b> The Ballpark at Arlington, Arlington, TX</p> <p>Sun Apr 07 1996, 8:05 PM EDT Att: 36,248 - Unknown - 72 F</p> <p>livebaseballscorecards.com</p>			
Joe Girardi, R (1,2) OBP: 0.357, SLG: 0.333										4	0	1	0	0	2	0				
Paul O'Neill, L (1,9) OBP: 0.435, SLG: 0.450										4	0	0	0	0	1	1				
Ruben Sierra, S (1,10) OBP: 0.278, SLG: 0.250										3	0	0	0	1	1	1				
Tino Martinez, L (1,3)										4	0	1	0	0	0	1				
Bernie Williams, S (1,8) OBP: 0.286, SLG: 0.556										4	1	2	1	0	0	2				
Dion James, L (1,7) OBP: 0.300, SLG: 0.222										3	0	1	0	0	1	1				
2 Derek Jeter, R (1,6) OBP: 0.474, SLG: 0.533										2	0	0	0	0	0	1				
Andy Fox, L (1,4)										3	0	0	0	0	1	1				
<b>Inning Stats</b>	R: 0 E: 0 K: 1 S: 9	H: 2 LOB: 1 BB: 0 P: 16	R: 1 E: 0 K: 1 S: 10	H: 1 LOB: 1 BB: 0 P: 17	R: 0 E: 0 K: 1 S: 6	H: 0 LOB: 0 BB: 0 P: 8	R: 0 E: 0 K: 0 S: 5	H: 1 LOB: 2 BB: 1 P: 11	R: 0 E: 0 K: 1 S: 6	H: 0 LOB: 0 BB: 0 P: 12	R: 0 E: 0 K: 2 S: 9	H: 1 LOB: 1 BB: 0 P: 13	R: 0 E: 0 K: 0 S: 4	H: 0 LOB: 0 BB: 0 P: 6	R: 0 E: 0 K: 0 S: 7	H: 1 LOB: 1 BB: 0 P: 12		1B: 3 2B: 2 3B: 0 HR: 1	SF: 0 SAC: 0 DP: 0 HBP: 1	WP: 0 PB: 0 SB: 0 CS: 0
<b>PITCHER</b>	IP WLS BF H R ER SO BB IBB HBP BLK WP HR S P ERA WHIP																			
Roger Pavlik, R (1,1) ERA: 1.93	8.0 W 29 5 1 1 6 1 0 1 0 0 1 58 97 1.12 0.750																			
Ed Vosberg, L (9,1) ERA:	1.0 S 4 1 0 0 0 0 0 0 0 0 0 0 7 12 0.00 1.000																			

Batter	1	2	3	4	5	6	7	8	9	AB	R	H	RBI	BB	SO	LOB	BOTTOM			
Darryl Hamilton, L (1,8) OBP: 0.345, SLG: 0.385										4	1	2	0	0	0	0	<p><b>New York Yankees @ Texas Rangers</b> The Ballpark at Arlington, Arlington, TX</p> <p>Sun Apr 07 1996, 8:05 PM EDT Att: 36,248 - Unknown - 72 F</p> <p>livebaseballscorecards.com</p>			
Mark McLemore, S (1,4) OBP: 0.583, SLG: 0.438										3	0	1	0	0	0	1				
Will Clark, L (1,3) OBP: 0.481, SLG: 0.450										3	0	0	0	1	2	3				
Mickey Tettleton, S (1,10) OBP: 0.481, SLG: 0.474										3	1	1	0	1	1	2				
Warren Newson, L (1,9) OBP: 0.714, SLG: 1.250										3	2	2	2	1	0	1				
Dean Palmer, R (1,5) OBP: 0.167, SLG: 0.118										4	0	1	1	0	3	3				
29 Rusty Greer, L (1,7) OBP: 0.462, SLG: 0.381										4	0	1	1	0	0	1				
Kurt Stillwell, S (1,6)										4	0	0	0	0	0	2				
Kevin Elster, R (9,6) OBP: 0.211, SLG: 0.353										0	0	0	0	0	0	0				
Dave Valle, R (1,2) Ivan Rodriguez, R (7, PH) OBP: 0.440, SLG: 0.409										2	0	0	0	0	1	0				
<b>Inning Stats</b>	R: 0 E: 0 K: 1 S: 11	H: 0 LOB: 1 BB: 1 P: 17	R: 1 E: 0 K: 1 S: 11	H: 1 LOB: 0 BB: 0 P: 18	R: 0 E: 0 K: 1 S: 9	H: 1 LOB: 1 BB: 0 P: 15	R: 0 E: 0 K: 1 S: 13	H: 1 LOB: 1 BB: 0 P: 21	R: 0 E: 0 K: 1 S: 10	H: 0 LOB: 0 BB: 0 P: 14	R: 0 E: 0 K: 2 S: 15	H: 1 LOB: 2 BB: 1 P: 26	R: 0 E: 0 K: 0 S: 8	H: 0 LOB: 0 BB: 0 P: 15	R: 3 E: 0 K: 0 S: 15	H: 4 LOB: 2 BB: 1 P: 27	1B: 6 2B: 1 3B: 0 HR: 1	SF: 0 SAC: 1 DP: 0 HBP: 0	WP: 1 PB: 0 SB: 1 CS: 0	PA: 35
<b>PITCHER</b>	IP WLS BF H R ER SO BB IBB HBP BLK WP HR S P ERA WHIP																			
David Cone, R (1,1) ERA: 0.64	7.0 L 5 2 3 3 0 0 1 0 0 0 0 9 17 40.50 3.000																			
Steve Howe, L (8,1) ERA: 20.25	0.1 3 2 0 0 0 0 0 0 0 0 0 6 10 0.00 6.000																			
Jeff Nelson, R (8,1) ERA:																				



Batter	1	2	3	4	5	6	7	8	9	AB	R	H	RBI	BB	SO	LOB	TOP										
Darryl Hamilton, L (1, 8) OBP: 0.333, SLG: 0.345	G1-3																3 0 0 0 1 0 2										
Ivan Rodriguez, R (1, 2) OBP: 0.414, SLG: 0.385				G4-3													4 0 1 0 0 1 3										
Will Clark, L (1, 3) OBP: 0.452, SLG: 0.391																	3 0 0 0 1 0 1										
Juan Gonzalez, R (1, 9) OBP: 0.500, SLG: 0.684																	4 0 1 0 0 0 2										
Mickey Tettleton, S (1, 10)																	4 0 0 0 0 0 2										
Dean Palmer, R (1, 5) OBP: 0.182, SLG: 0.100																	3 1 0 0 0 1 2										
29 Rusty Greer, L (1, 7) OBP: 0.467, SLG: 0.440																	4 2 2 0 0 2 0										
Mark McLemore, S (1, 4) OBP: 0.536, SLG: 0.400																	4 0 1 2 0 1 1										
Kevin Elster, R (1, 6) OBP: 0.217, SLG: 0.381																	4 0 1 1 0 1 1										
<b>Inning Stats</b>	R: 0 E: 0 K: 0 S: 12	H: 1 LOB: 1 BB: 0 P: 18	R: 0 E: 0 K: 1 S: 9	H: 0 LOB: 0 BB: 0 P: 16	R: 0 E: 0 K: 0 S: 8	H: 0 LOB: 1 BB: 1 P: 14	R: 0 E: 0 K: 0 S: 8	H: 0 LOB: 0 BB: 0 P: 14	R: 2 E: 0 K: 0 S: 15	H: 2 LOB: 1 BB: 0 P: 23	R: 0 E: 0 K: 1 S: 10	H: 1 LOB: 1 BB: 0 P: 14	R: 1 E: 0 K: 1 S: 12	H: 2 LOB: 1 BB: 0 P: 21	R: 0 E: 0 K: 0 S: 10	H: 0 LOB: 1 BB: 1 P: 17	R: 0 E: 0 K: 3 S: 10	H: 0 LOB: 0 BB: 0 P: 13	1B: 4 2B: 2 3B: 0 HR: 0	SF: 0 SAC: 0 DP: 0 HBP: 1	WP: 0 PB: 0 SB: 0 CS: 0	PA: 36					
<b>PITCHER</b>	IP	WLS	BF	H	R	ER	SO	BB	IBB	HBP	BLK	WP	HR	S	P	ERA	WHIP										
Kirk McCaskill, R (1, 1) ERA: 6.0	4.0		17	3	2	2	1	1	0	1	0	0	0	42	69	4.50	1.000										
41 Bill Simas, R (5, 1) ERA: 3.38	2.0		7	1	0	0	1	0	0	0	0	0	0	20	30	0.00	0.500										
Larry Thomas, L (7, 1) ERA: 3.38	0.2	L	4	2	1	1	0	0	0	0	0	0	0	9	15	13.50	3.000										
Matt Karchner, R (7, 1) ERA: 3.38	1.1		5	0	0	0	1	1	0	0	0	0	0	13	23	0.00	0.750										
Roberto Hernandez, R (9, 1) ERA: 3.38	1.0		3	0	0	0	3	0	0	0	0	0	0	10	13	0.00	0.000										

Texas Rangers @ Chicago White Sox  
Comiskey Park, Chicago, IL  
Tue Apr 09 1996, 4:33 AM EDT  
Att: 34,750 - Overcast - 40 F

AB	33
R	3
H	6
RBI	3
BB	2
SO	6
LOB	14



Batter	1	2	3	4	5	6	7	8	9	AB	R	H	RBI	BB	SO	LOB	BOTTOM										
Tony Phillips, S (1, 7) OBP: 0.400, SLG: 0.467	G4-3																4 1 2 0 1 0 0										
Darren Lewis, R (1, 8) OBP: 0.281, SLG: 0.286																	4 1 1 0 0 1 1										
Dave Martinez, L (9, FH) OBP: 0.222, SLG: 0.125																	1 0 0 0 0 0 1										
Frank Thomas, R (1, 3) OBP: 0.441, SLG: 0.724																	4 0 2 2 1 0 1										
Harold Baines, L (1, 10) OBP: 0.350, SLG: 0.471																	4 0 1 0 0 0 4										
Danny Tartabull, R (1, 9) OBP: 0.290, SLG: 0.280																	4 0 0 0 0 0 4										
Robin Ventura, L (1, 5) OBP: 0.214, SLG: 0.333																	3 0 2 0 1 0 0										
Ron Karkovics, R (1, 2) OBP: 0.263, SLG: 0.263																	3 0 0 0 0 1 3										
Ray Durham, S (1, 4) OBP: 0.414, SLG: 0.625																	3 0 1 0 1 1 3										
Ozzie Guillen, L (1, 6) OBP: 0.375, SLG: 0.478																	4 0 0 0 0 0 4										
<b>Inning Stats</b>	R: 0 E: 0 K: 0 S: 5	H: 0 LOB: 1 BB: 1 P: 14	R: 0 E: 0 K: 0 S: 5	H: 1 LOB: 2 BB: 1 P: 12	R: 0 E: 0 K: 1 S: 7	H: 0 LOB: 0 BB: 0 P: 13	R: 0 E: 0 K: 1 S: 10	H: 2 LOB: 2 BB: 0 P: 15	R: 2 E: 0 K: 0 S: 12	H: 3 LOB: 1 BB: 0 P: 22	R: 0 E: 0 K: 0 S: 16	H: 0 LOB: 1 BB: 1 P: 25	R: 0 E: 0 K: 0 S: 12	H: 1 LOB: 2 BB: 1 P: 22	R: 0 E: 0 K: 1 S: 9	H: 1 LOB: 1 BB: 0 P: 11	R: 0 E: 0 K: 0 S: 7	H: 1 LOB: 0 BB: 0 P: 9	1B: 6 2B: 3 3B: 0 HR: 0	SF: 0 SAC: 1 DP: 1 HBP: 0	WP: 0 PB: 0 SB: 0 CS: 0	PA: 39					
<b>PITCHER</b>	IP	WLS	BF	H	R	ER	SO	BB	IBB	HBP	BLK	WP	HR	S	P	ERA	WHIP										
Kevin Gross, R (1, 1) ERA: 2.08	6.0		27	6	2	2	2	3	0	0	0	0	0	55	101	3.00	1.500										
Gil Heredia, R (7, 1) ERA: 2.08	2.0		9	2	0	0	1	1	0	0	0	0	0	21	33	0.00	1.500										
Mike Henneman, R (9, 1) ERA: 2.08	1.0	S	3	1	0	0	0	0	0	0	0	0	0	7	9	0.00	1.000										

Texas Rangers @ Chicago White Sox  
Comiskey Park, Chicago, IL  
Tue Apr 09 1996, 4:33 AM EDT  
Att: 34,750 - Overcast - 40 F

AB	34
R	2
H	9
RBI	2
BB	4
SO	3
LOB	21





Batter	1	2	3	4	5	6	7	8	9	10	11	AB	R	H	RBI	BB	SO	LOB	TOP						
Darryl Hamilton, L OBP: 0.333, SLG: 0.324 (1, 8)	3-2 HR 1B	4-2 G3 BB		2-3 K		1 SAFE 1 SAFE 1-2 K			2-3 K		0-1 B1-3	5	1	1	0	1	3	2							
Ivan Rodriguez, R OBP: 0.382, SLG: 0.452 (1, 2)	1 SAFE 1-0 HR	0-0 G3		2-3 K			0-0 G4-3		1-2 G6-3			5	1	1	2	0	1	2							
Will Clark, L OBP: 0.472, SLG: 0.593 (1, 3)	3-2 29 1B	4-2 BB			0-0 G4-3		2-2 F8			2-0 HR		4	2	2	1	1	0	0							
Juan Gonzalez, R OBP: 0.483, SLG: 0.625 (1, 9)	1-3 K	1-0 F8		1-2 1B			0-1 G1-3			3-0 HR	29 FC6-4 1B	5	0	2	0	0	1	3							
Mickey Tettleton, S OBP: 0.389, SLG: 0.464 (1, 10)	0-3 K2-3		0-1 F9		1-3 K			3-2 HR		0-3 K		5	1	1	1	0	3	3							
Dean Palmer, R OBP: 0.185, SLG: 0.083 (1, 5)	4-2 29 1B BB		1-2 F9		1-0 F9			2-3 K		1 SAFE 3-2 P6		4	0	0	0	1	1	2							
29 Rusty Greer, L OBP: 0.429, SLG: 0.400 (1, 7)	2-2 1B		2-3 K			1-2 G4-3		1-0 G3-1		0-2 FC6-4	1-2	5	0	1	1	0	1	1							
Mark McLemore, S OBP: 0.485, SLG: 0.360 (1, 4)	0-3 K		0-2 G3-1			1-1 S 1B		0-1 F7			1-1 F8	5	0	1	0	0	1	2							
Kevin Elster, R OBP: 0.231, SLG: 0.375 (9, PH)		2-0 P3		3-2 1B				3-0 F9			2-1 F9	3	0	1	0	0	0	1							
Warren Newson, L OBP: 0.625, SLG: 1.000 (9, 6)												1	0	0	0	0	1	0							
Kurt Stillwell, S OBP: 0.625, SLG: 1.000 (9, 6)												1	0	0	0	0	0	0							
<b>Inning Stats</b>	R: 3 E: 0 K: 3 S: 29	H: 4 LOB: 2 BB: 1 P: 43	R: 0 E: 0 K: 0 S: 7	H: 0 LOB: 2 BB: 2 P: 18	R: 0 E: 0 K: 1 S: 9	H: 0 LOB: 0 BB: 0 P: 12	R: 0 E: 0 K: 2 S: 14	H: 1 LOB: 1 BB: 0 P: 21	R: 0 E: 0 K: 1 S: 8	H: 1 LOB: 1 BB: 0 P: 11	R: 0 E: 0 K: 0 S: 6	H: 0 LOB: 0 BB: 0 P: 8	R: 1 E: 0 K: 1 S: 11	H: 1 LOB: 0 BB: 0 P: 17	R: 0 E: 0 K: 2 S: 10	H: 0 LOB: 0 BB: 0 P: 15	R: 1 E: 0 K: 1 S: 12	H: 2 LOB: 1 BB: 0 P: 20	R: 0 E: 0 K: 0 S: 6	H: 0 LOB: 0 BB: 0 P: 9	1B: 6 2B: 0 3B: 1 HR: 3	SF: 0 SAC: 0 DP: 0 HBP: 0	WP: 0 PB: 0 SB: 1 CS: 0	PA: 46	
<b>PITCHER</b>	IP 5.0	WLS 24	BF 4	H 6	R 3	ER 3	SO 7	BB 3	IBB 0	HBP 0	BLK 0	WP 0	HR 0	S 9	P 105	ERA 9.72	WHIP 1.800								
Jason Bere, R ERA: 9.72 (1, 1)	1.0	4	1	0	0	1	0	0	0	0	0	0	0	9	14	0.00	1.000								
Joe Magrane, L ERA: 1.8 (6, 1)	1.0	3	0	0	0	0	0	0	0	0	0	0	0	6	8	0.00	0.000								
41 Bill Simas, R ERA: (7, 1)	2.0	9	3	2	2	3	0	0	0	0	0	0	2	23	39	9.00	1.500								
Matt Karchner, R ERA: 2.25 (8, 1)	2.0	W	6	0	0	0	1	0	0	0	0	0	0	16	22	0.00	0.000								
Larry Thomas, L ERA: 1.93 (10, 1)																									

Texas Rangers @ Chicago White Sox  
Comiskey Park, Chicago, IL  
Thu Apr 11 1996, 4:33 AM EDT  
Att: 16,685 - Sunny - 76 F

livebaseballscorecards.com  
AB 43  
R 5  
H 10  
RBI 5  
BB 3  
SO 12  
LOB 16



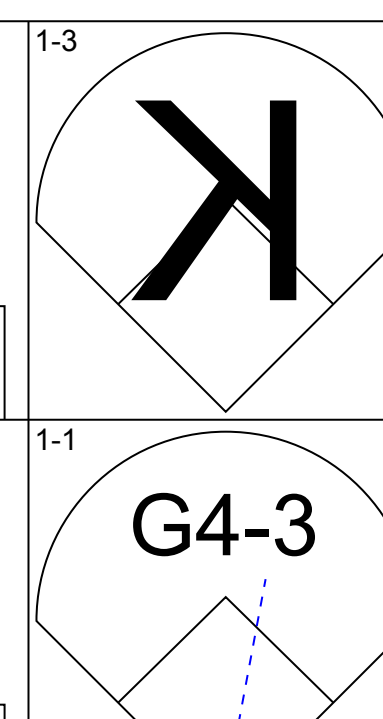
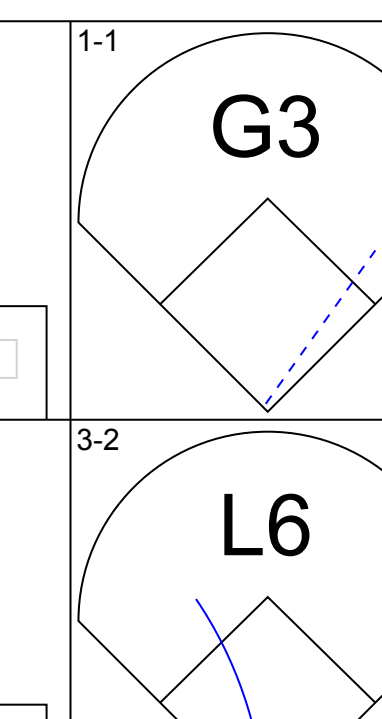
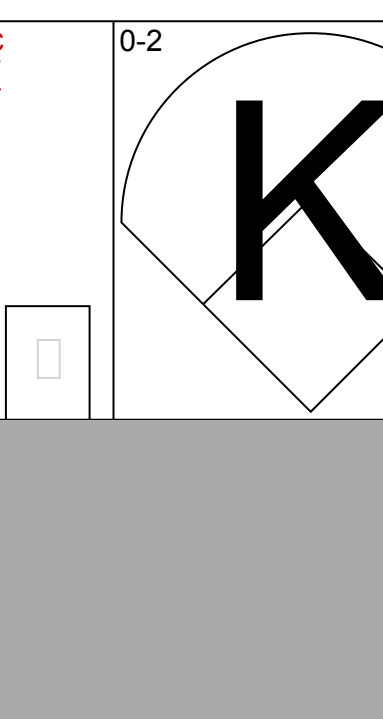
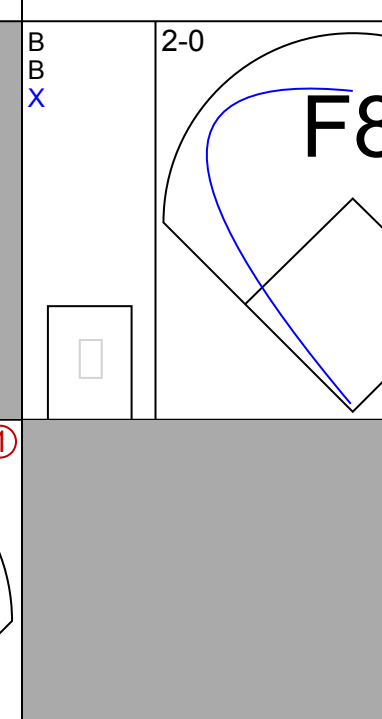
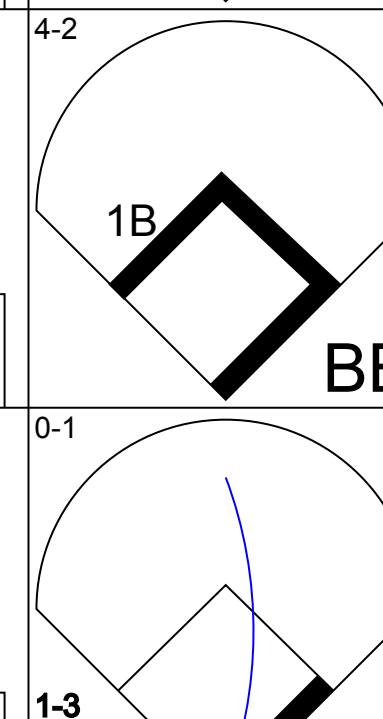

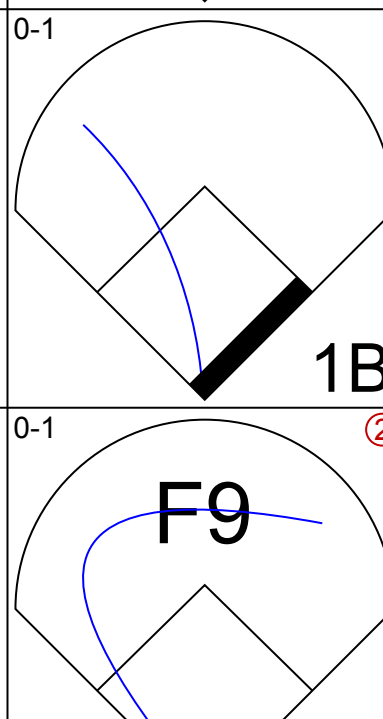
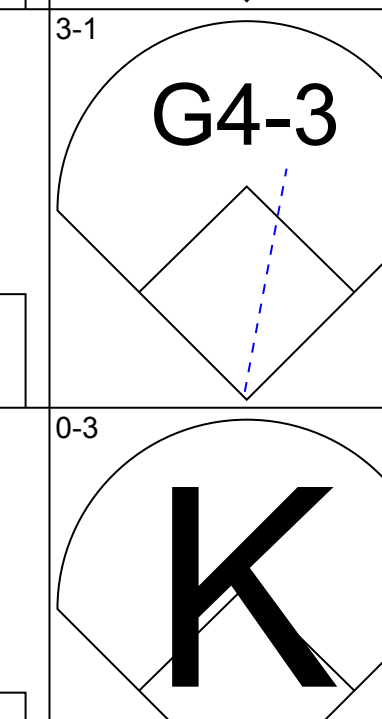
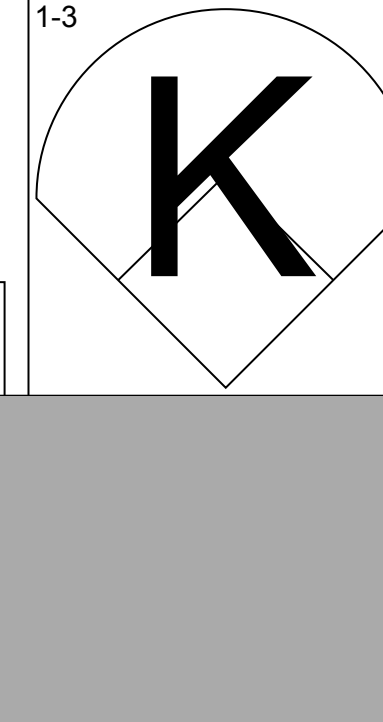
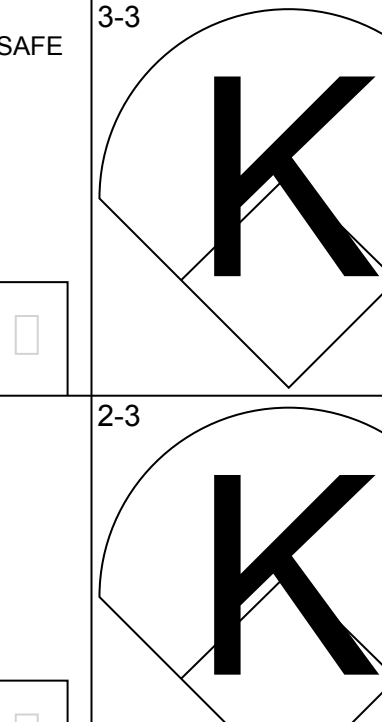









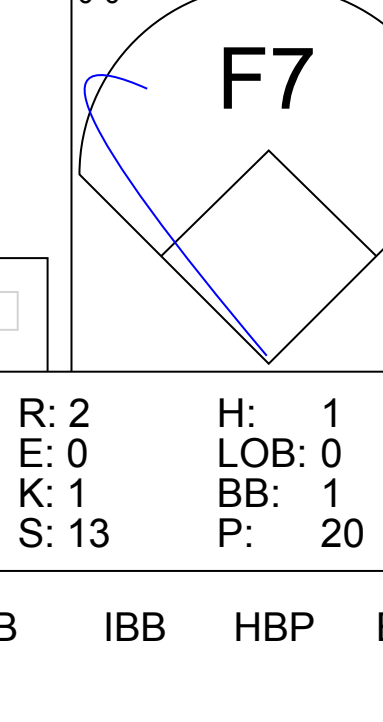
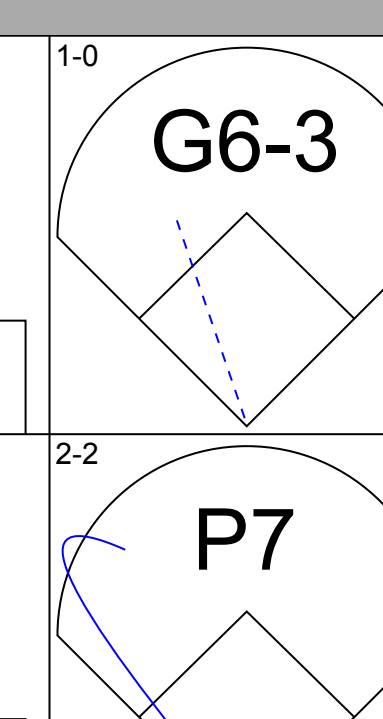
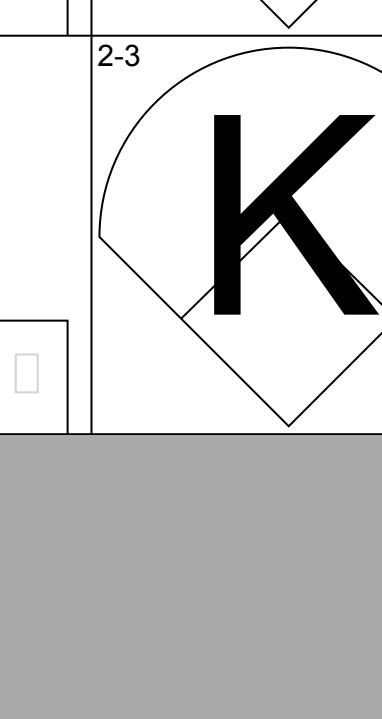
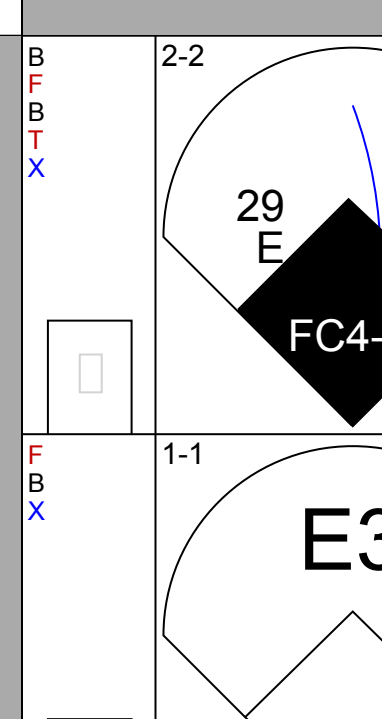
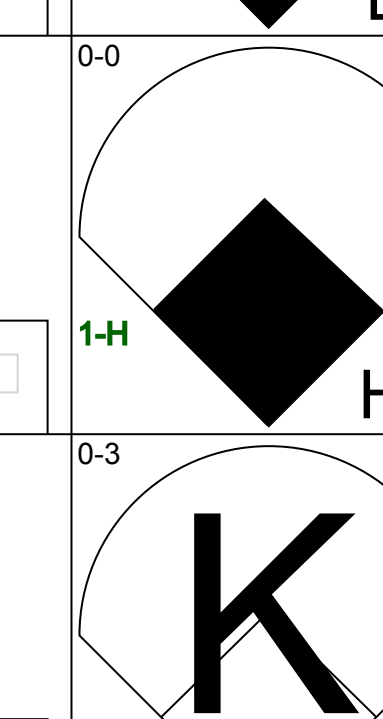
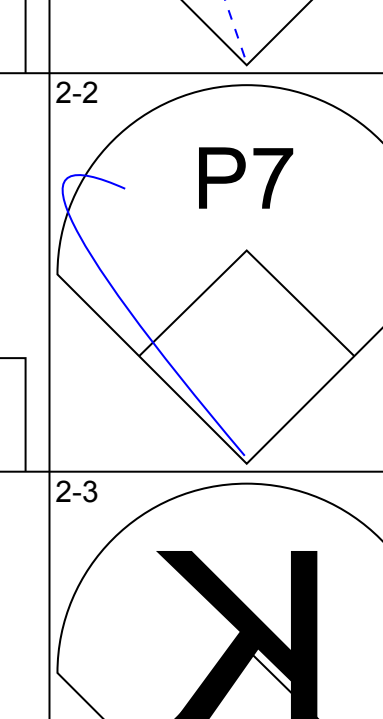
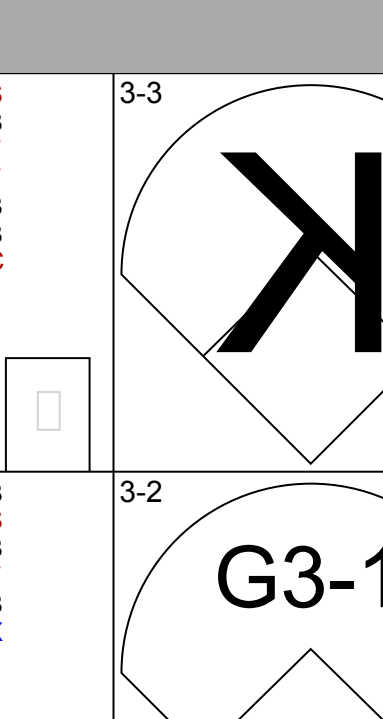
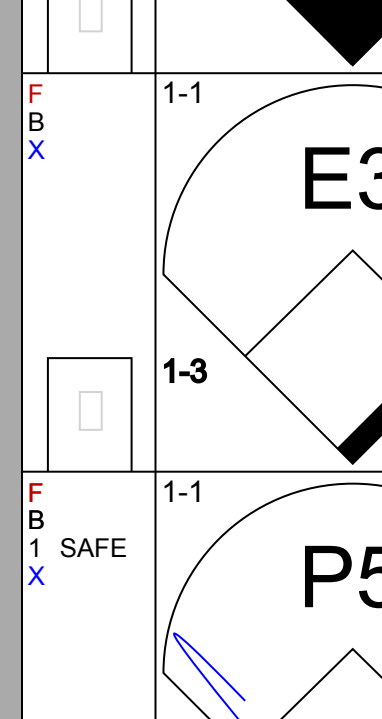
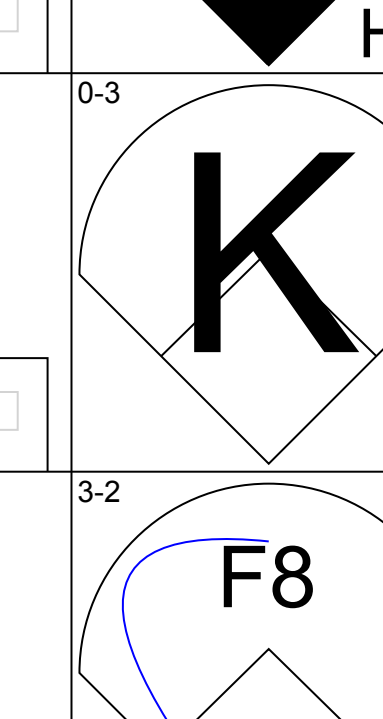
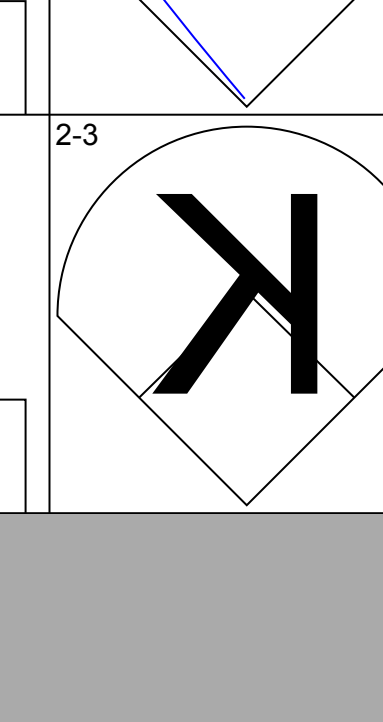
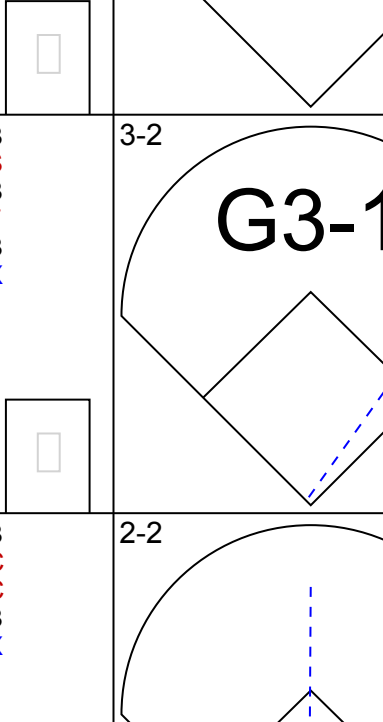
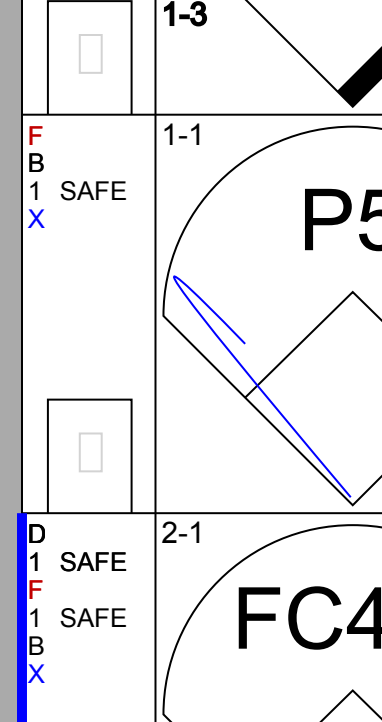
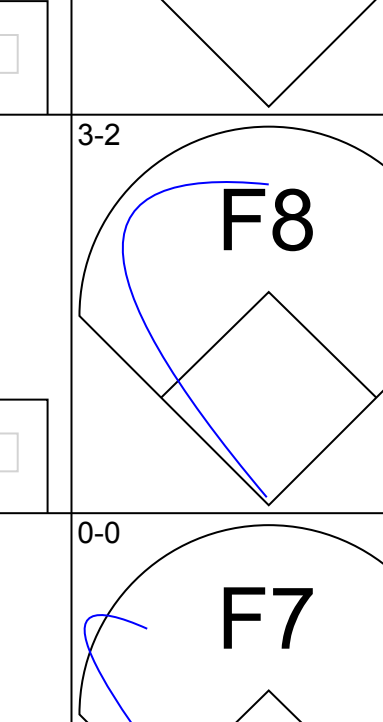
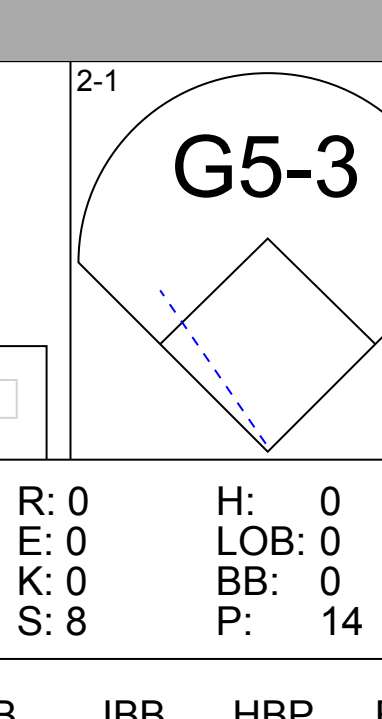
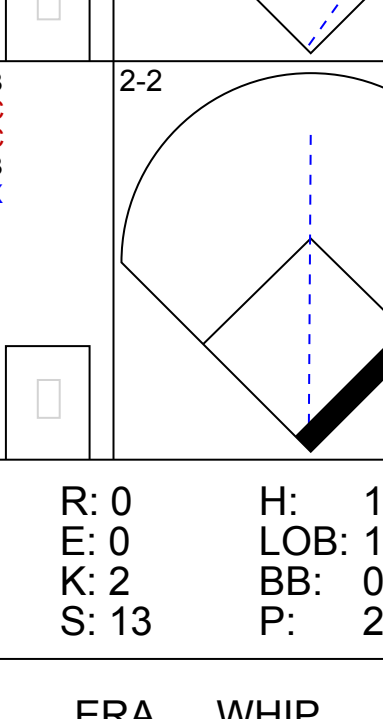
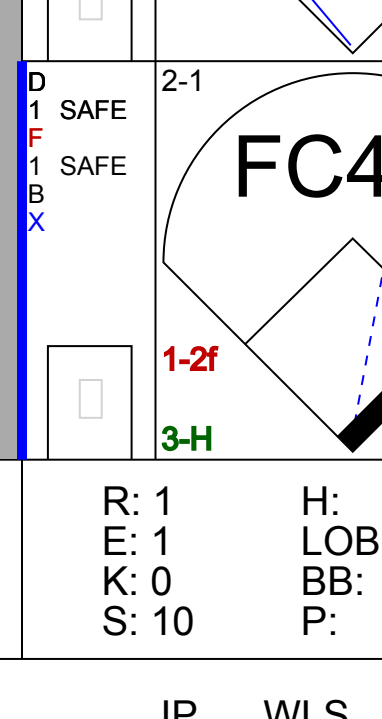
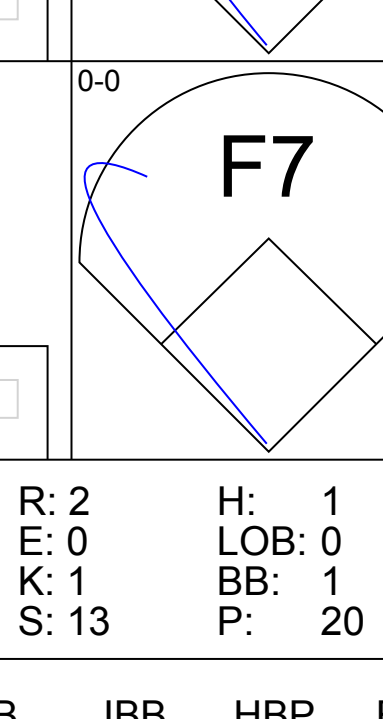
Batter	1	2	3	4	5	6	7	8	9	10	11	AB	R	H	RBI	BB	SO	LOB	BOTTOM							
Tony Phillips, S OBP: 0.366, SLG: 0.500 (1, 7)	1-1 G5-3		1-1 F7		2-0 HR	3-3 K			1-0 G6-3	1-2 G4-3		6	1	1	2	0	1	2								
Dave Martinez, L OBP: 0.267, SLG: 0.154 (1, 8) (8, 9) (11, 8)	4-0 G6-3 BB		0-0 F7		2-1 S 1B PB 1B	2-3 K			1-3 K		2-2 F8	5	1	1	0	1	2	0								
Frank Thomas, R OBP: 0.450, SLG: 0.676 (1, 3)	0-2 G6-3		0-0 G4-3		3-2 PB 1B 1B			0-2 G6-3	1-1 1B		4-0 1B HR BB	5	2	2	0	1	0	1								
Harold Baines, L OBP: 0.346, SLG: 0.409 (1, 10)	2-3 K			0-0 F8	4-1 BB 1B IBB	2-3 K		2-3 K	1-0 F7		0-0 HR 1B	5	1	1	0	1	2	2								
Danny Tartabull, R OBP: 0.257, SLG: 0.241 (8, 8)		2-0 F9		2-1 G5-3	2-3 K			1-0 G5-3		1-2 SH1-4 1B SF8 1B	1-0 HR	4	0	0	0	0	1	2								
Darren Lewis, R OBP: 0.281, SLG: 0.286 (10, PH)												0	0	0	0	0	0	0								
Jose Munoz, S OBP: 1.000, SLG: 1.000 (10, PH)												1	1	1	0	0	0	0								
Lyle Mouton, R OBP: 0.273, SLG: 0.545 (11, 9)												1	1	1	3	0	0	0								
Robin Ventura, L OBP: 0.303, SLG: 0.406 (1, 5)		2-0 FC1-6 1B		2-2 1B	1-0 1B				0-0 F7		1-1 SH1-4 1B	5	0	4	1	0	0	0								
Ron Karkovice, R OBP: 0.304, SLG: 0.238 (1, 2)		4-0 FC1-6 BB		2-2 G3	4-1 1B BB			2-1 F8		0-0 SH1-4		2	0	0	0	2	0	1								
Ray Durham, S OBP: 0.412, SLG: 0.607 (1, 4)		2-1 FC1-6			1-2 2-3 BB			1-0 2B		4-0 IBB		4	0	1	0	1	0	5								
Ozzie Guillen, L OBP: 0.345, SLG: 0.481 (1, 6)		0-1 F7			1-1 HR 2B	2-1 F8			0-1 G5-3		3-1 SF8	4	1	1	1	0	0	3								
<b>Inning Stats</b>	R: 0 E: 0 K: 1 S: 8	H: 0 LOB: 1 BB: 1 P: 15	R: 0 E: 0 K: 0 S: 6	H: 1 LOB: 2 BB: 1 P: 16	R: 0 E: 0 K: 0 S: 4	H: 0 LOB: 0 BB: 0 P: 5	R: 0 E: 0 K: 0 S: 10	H: 1 LOB: 1 BB: 0 P: 16	R: 4 E: 0 K: 1 S: 16	H: 5 LOB: 3 BB: 2 P: 36	R: 0 E: 0 K: 2 S: 8	H: 0 LOB: 0 BB: 0 P: 15	R: 0 E: 0 K: 1 S: 9	H: 0 LOB: 0 BB: 0 P: 12	R: 0 E: 0 K: 0 S: 6	H: 1 LOB: 1 BB: 0 P: 9	R: 0 E: 0 K: 1 S: 8	H: 1 LOB: 1 BB: 0 P: 12	R: 1 E: 0 K: 0 S: 15	H: 2 LOB: 2 BB: 1 P: 25	R: 3 E: 0 K: 0 S: 5	H: 2 LOB: 0 BB: 1 P: 12	1B: 9 2B: 2 3B: 0 HR: 2	SF: 1 SAC: 1 DP: 0 HBP: 0	WP: 0 PB: 1 SB: 1 CS: 0	PA: 50
<b>PITCHER</b>	IP 4.2	WLS 23	BF 6	H 6	R 4	ER 4	SO 2	BB 2	IBB 1	HBP 0	BLK 0	WP 0	HR 1	S 41	P 79	ERA 7.71	WHIP 1.714									
Bobby Witt, R ERA: 5.06 (5, 1)	1.1	6	1	0	0	2	1	0	0	0	0	0	0	11	24	0.00	1.500									
Dennis Cook, L ERA: (7, 1)	1.2	6	1	0	0	1	0	0	0	0	0	0	0	13	19	0.00	0.600									
Mark Brandenburg, R ERA: (8, 1)	1.1	5	1	0	0	1	0	0	0	0	0	0	0	10	14	0.00	0.750									
Ed Vosberg, L ERA: (10, 1)	1.1	L	10	4	4	4	0	1	1	0	0	0	1	20	37	27.00	3.750									

Texas Rangers @ Chicago White Sox  
Comiskey Park, Chicago, IL  
Thu Apr 11 1996, 4:33 AM EDT  
Att: 16,685 - Sunny - 76 F

livebaseballscorecards.com  
AB 42  
R 8  
H 13  
RBI 7  
BB 6  
SO 6  
LOB 16



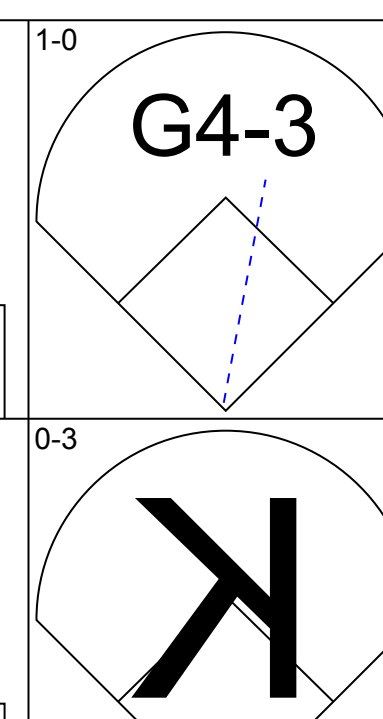
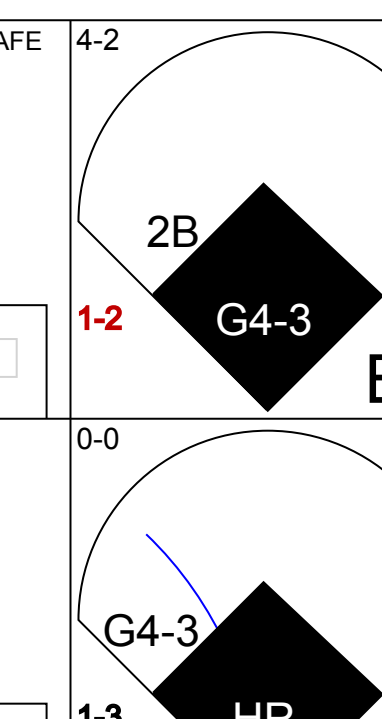
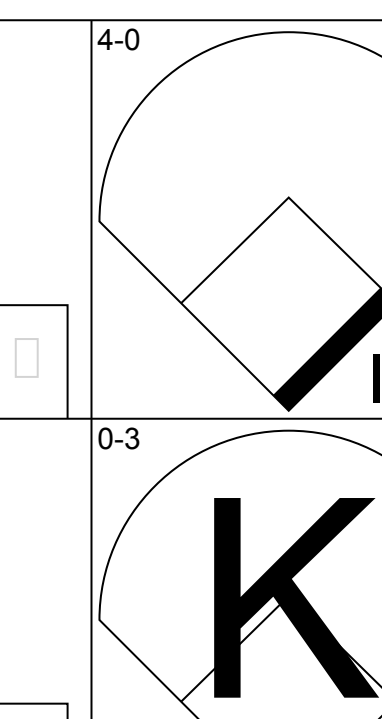
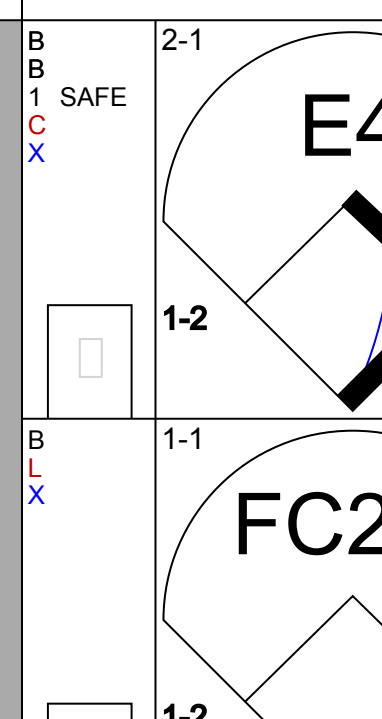
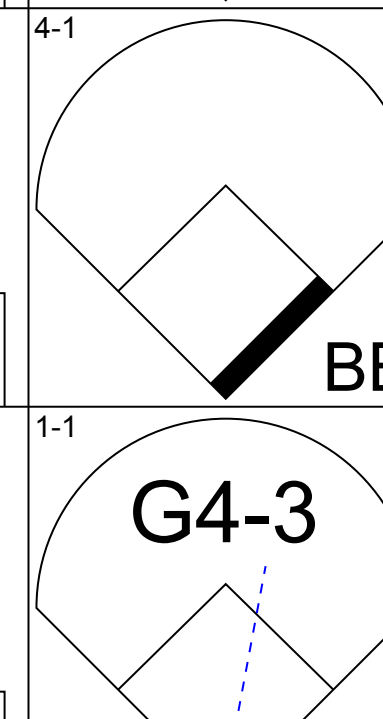
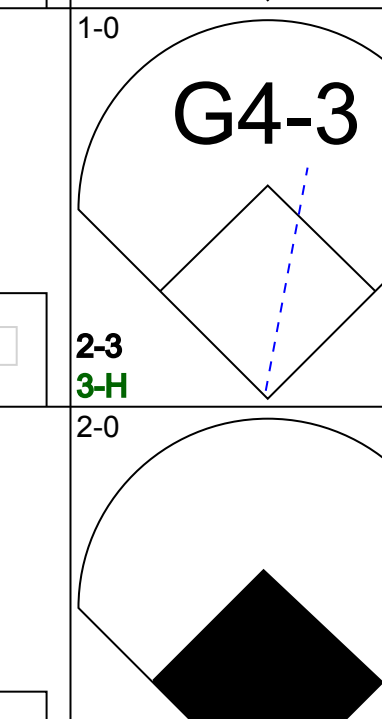

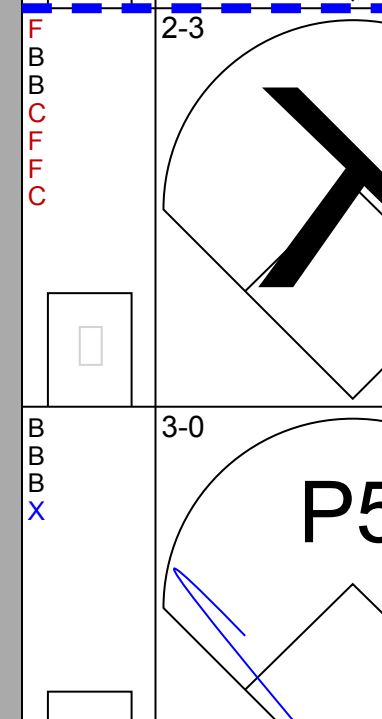

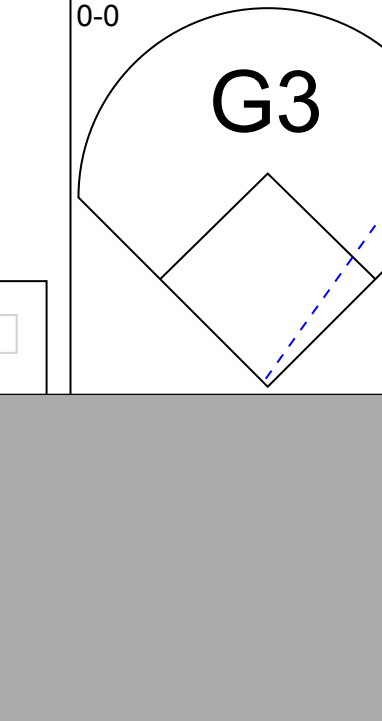
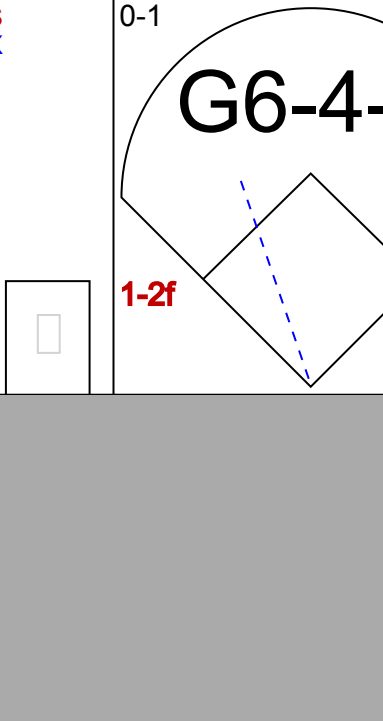




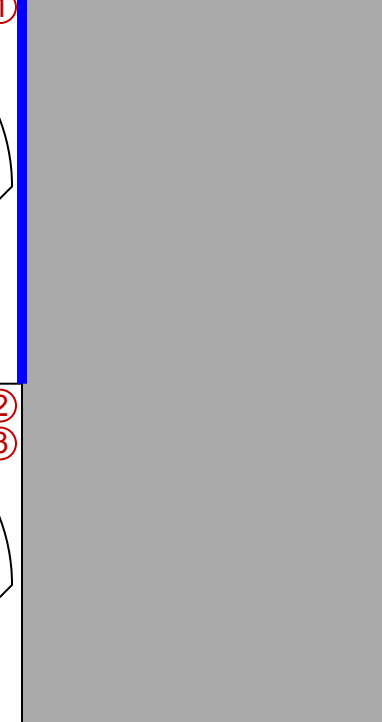
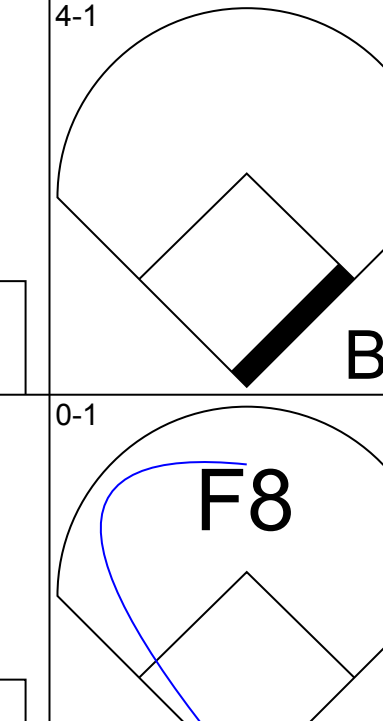
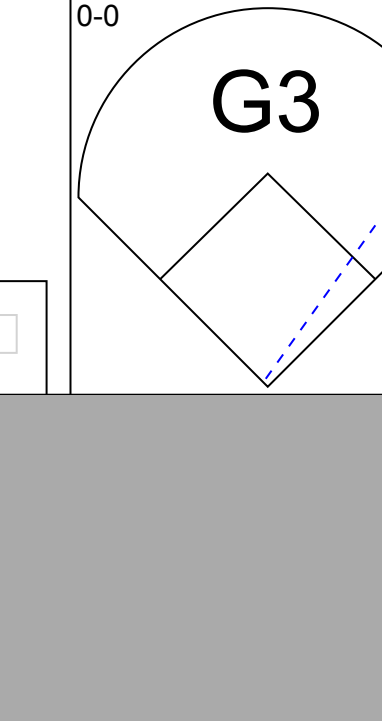
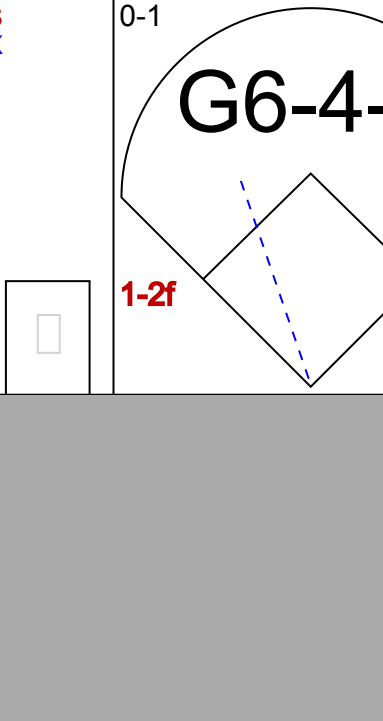
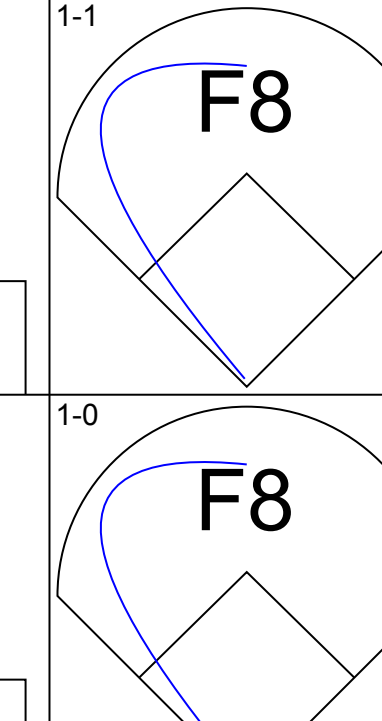
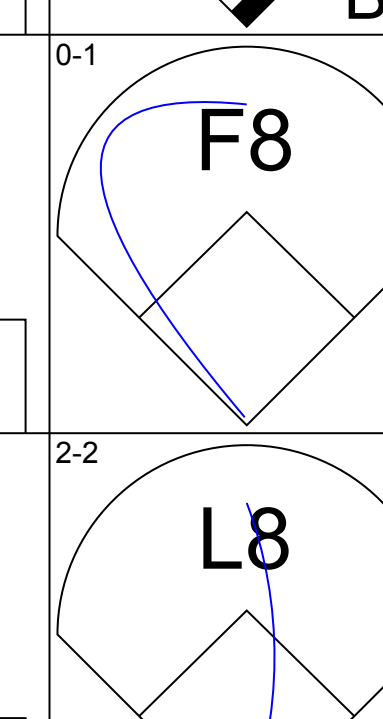
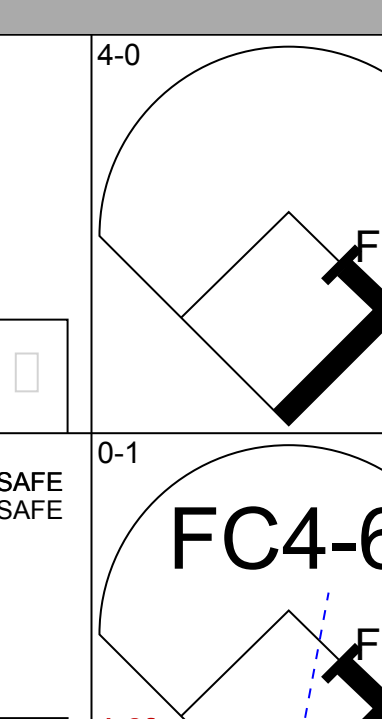
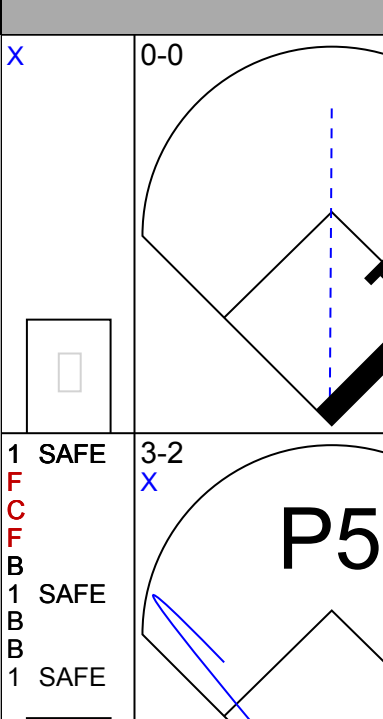
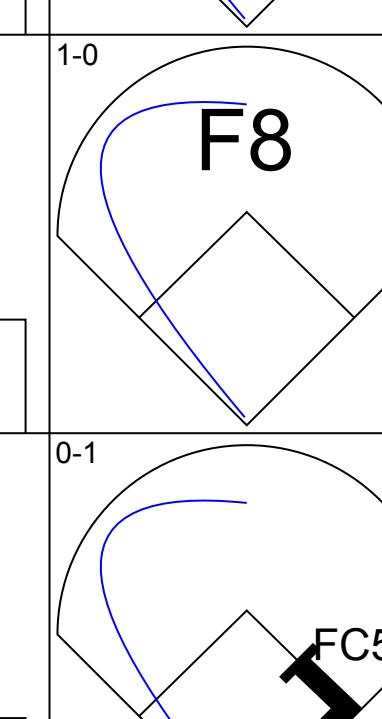
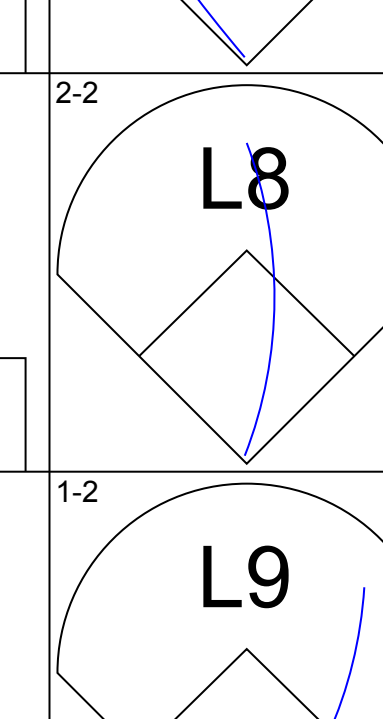
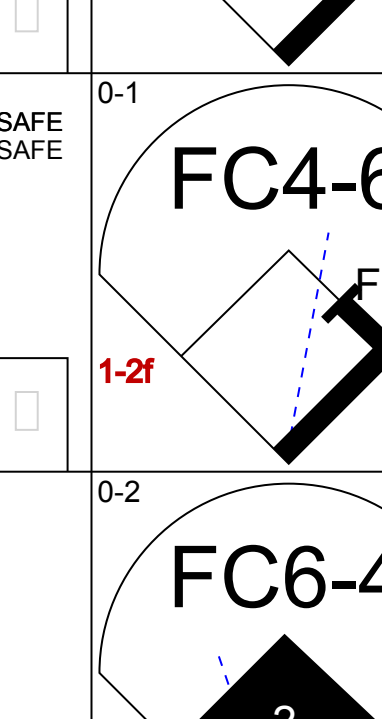
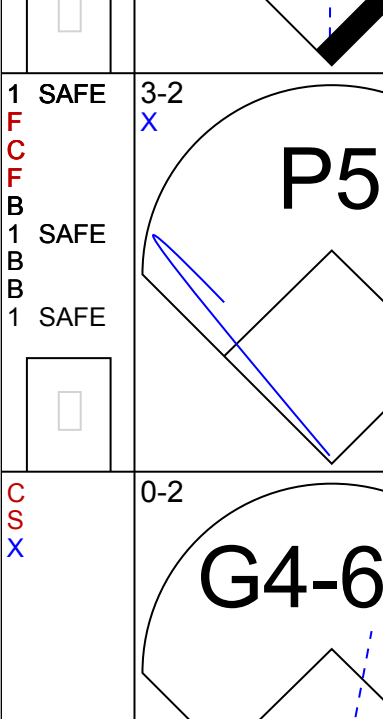
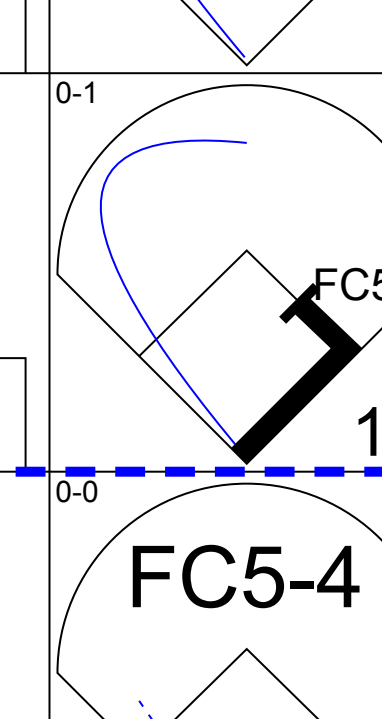
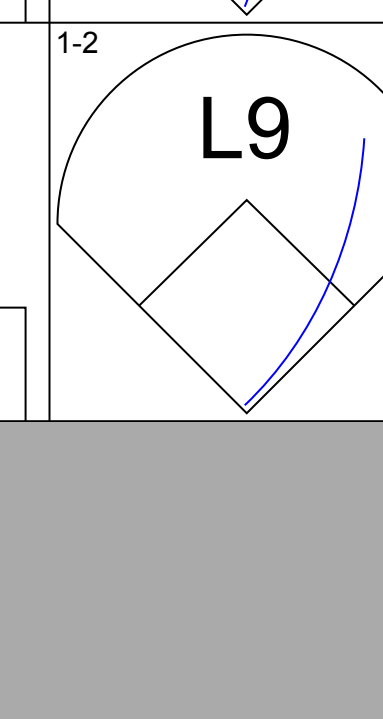
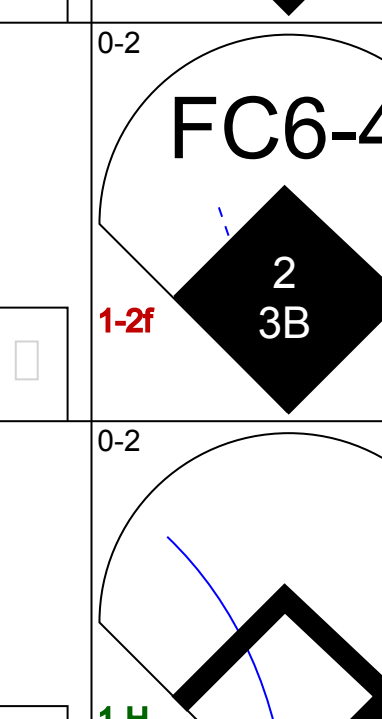
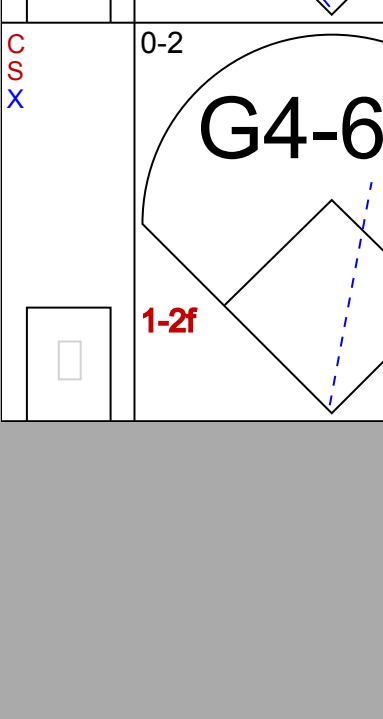
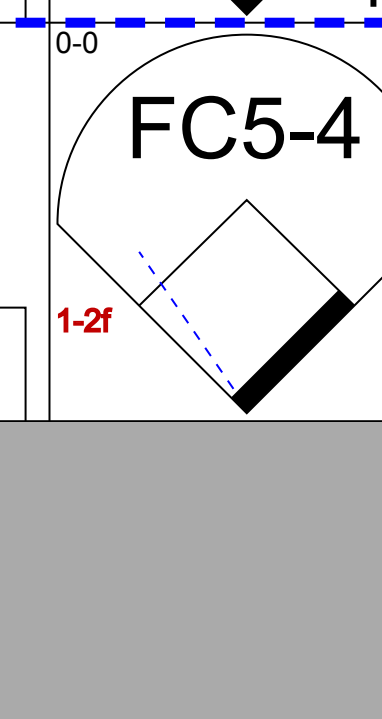
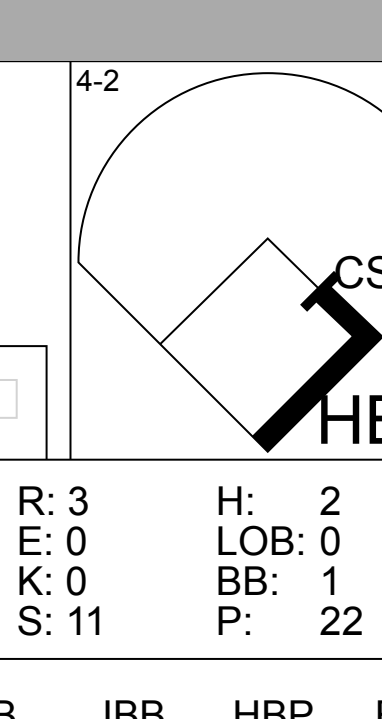
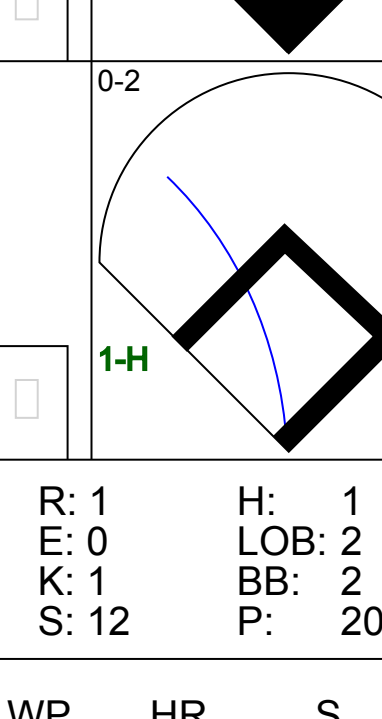
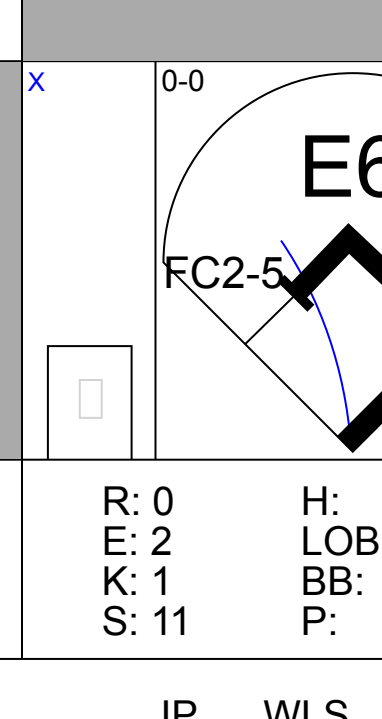


Batter	1	2	3	4	5	6	7	8	9	AB	R	H	RBI	BB	SO	LOB	TOP			
Darryl Hamilton, L (1, 8) OBP: 0.302, SLG: 0.289										4	0	0	0	0	2	2				
Ivan Rodriguez, R (1, 2) OBP: 0.342, SLG: 0.400										4	0	0	0	0	1	0				
Will Clark, L (1, 3) OBP: 0.500, SLG: 0.586										2	0	1	0	2	0	0				
Juan Gonzalez, R (1, 9) OBP: 0.455, SLG: 0.571										4	0	1	0	0	1	2				
Mickey Tettleton, S (1, 10) OBP: 0.375, SLG: 0.419										3	1	0	0	1	3	4				
Dean Palmer, R (1, 5)										4	2	2	2	0	1	1				
29 Rusty Greer, L (1, 7) OBP: 0.385, SLG: 0.353										4	0	0	0	0	2	1				
Mark McLemore, S (1, 4) OBP: 0.432, SLG: 0.310										4	0	0	0	0	1	2				
Kevin Elster, R (1, 6) OBP: 0.250, SLG: 0.385										2	0	1	0	0	0	0				
Warren Newson, L (7, PH) OBP: 0.556, SLG: 0.833										1	0	0	1	0	0	1				
Kurt Stillwell, S (7, 6)										1	0	0	0	0	0	0				
<b>Inning Stats</b>	R: 0 E: 0 K: 2 S: 14	H: 1 LOB: 2 BB: 1 P: 21	R: 0 E: 0 K: 1 S: 10	H: 0 LOB: 0 BB: 0 P: 15	R: 0 E: 0 K: 0 S: 8	H: 0 LOB: 0 BB: 0 P: 14	R: 0 E: 0 K: 2 S: 9	H: 0 LOB: 1 BB: 1 P: 18	R: 0 E: 0 K: 2 S: 13	H: 1 LOB: 1 BB: 0 P: 21	R: 1 E: 0 K: 0 S: 10	H: 1 LOB: 1 BB: 0 P: 18	R: 0 E: 0 K: 1 S: 6	H: 0 LOB: 0 BB: 0 P: 11	R: 2 E: 0 K: 1 S: 13	H: 1 LOB: 0 BB: 1 P: 20	1B: 4 2B: 0 3B: 0 HR: 1	SF: 0 SAC: 0 DP: 0 HBP: 0	WP: 0 PB: 0 SB: 0 CS: 0	PA: 36
<b>PITCHER</b>	IP	WLS	BF	H	R	ER	SO	BB	IBB	HBP	BLK	WP	HR	S	P	ERA	WHIP			
David Cone, R (1, 1) ERA: 0.43	7.0	W	28	4	1	0	9	2	0	0	0	0	0	74	120	0.00	0.857			
Jeff Nelson, R (8, 1) ERA	1.0		3	0	0	0	1	0	0	0	0	0	0	6	11	0.00	0.000			
John Wetteland, R (9, 1) ERA: 6.0	1.0	S	5	1	2	2	1	1	0	0	0	0	1	13	20	18.00	2.000			

Texas Rangers @ New York Yankees  
Yankee Stadium, Bronx, NY  
Fri Apr 12 1996, 7:05 PM EDT  
Att: 20,238 - Unknown - 69 F

AB 33  
R 3  
H 5  
RBI 3  
BB 3  
SO 11  
LOB 13




Batter	1	2	3	4	5	6	7	8	9	AB	R	H	RBI	BB	SO	LOB	BOTTOM			
Wade Boggs, L (1, 5) OBP: 0.333, SLG: 0.250										2	1	0	0	2	0	1				
Mariano Duncan, R (1, 4) OBP: 0.280, SLG: 0.292										4	1	1	0	0	2	4				
Paul O'Neill, L (1, 9) OBP: 0.361, SLG: 0.344										3	0	0	1	1	1	3				
Ruben Sierra, S (1, 10) OBP: 0.346, SLG: 0.625										4	1	2	2	0	0	3				
Tino Martinez, L (1, 3) OBP: 0.257, SLG: 0.138										3	0	0	0	1	0	1				
Bernie Williams, S (1, 8) OBP: 0.273, SLG: 0.407										3	0	1	0	1	0	1				
Dion James, L (1, 7) OBP: 0.231, SLG: 0.167										3	0	0	0	0	0	3				
Gerald Williams, R (7, 7) OBP: 0.250, SLG: 0.267										1	0	1	0	0	0	0				
Joe Girardi, R (1, 2) OBP: 0.296, SLG: 0.320										4	1	0	0	0	0	4				
2 Derek Jeter, R (1, 6) OBP: 0.517, SLG: 0.571										2	0	1	1	0	0	0				
<b>Inning Stats</b>	R: 0 E: 0 K: 1 S: 7	H: 0 LOB: 1 BB: 1 P: 13	R: 0 E: 0 K: 0 S: 9	H: 0 LOB: 1 BB: 1 P: 16	R: 3 E: 0 K: 0 S: 11	H: 2 LOB: 0 BB: 1 P: 22	R: 1 E: 0 K: 1 S: 12	H: 1 LOB: 2 BB: 2 P: 20	R: 0 E: 0 K: 0 S: 6	H: 1 LOB: 0 BB: 0 P: 10	R: 0 E: 0 K: 0 S: 8	H: 1 LOB: 0 BB: 0 P: 11	R: 0 E: 2 K: 1 S: 11	H: 0 LOB: 2 BB: 0 P: 19	R: 0 E: 0 K: 0 S: 6	H: 1 LOB: 1 BB: 0 P: 8	1B: 3 2B: 1 3B: 1 HR: 1	SF: 0 SAC: 0 DP: 2 HBP: 1	WP: 0 PB: 0 SB: 0 CS: 1	PA: 35
<b>PITCHER</b>	IP	WLS	BF	H	R	ER	SO	BB	IBB	HBP	BLK	WP	HR	S	P	ERA	WHIP			
Ken Hill, R (1, 1) ERA: 3.98	6.1	L	29	5	4	4	2	4	1	1	0	0	0	58	100	5.68	1.421			
Dennis Cook, L (7, 1) ERA	1.1		5	1	0	0	1	0	0	0	0	0	0	11	18	0.00	0.750			
Matt Whiteside, R (8, 1) ERA: 6.75	0.1		1	0	0	0	0	0	0	0	0	0	0	1	1	0.00	0.000			


Texas Rangers @ New York Yankees  
Yankee Stadium, Bronx, NY  
Fri Apr 12 1996, 7:05 PM EDT  
Att: 20,238 - Unknown - 69 F

AB 29  
R 4  
H 6  
RBI 4  
BB 5  
SO 3  
LOB 20





Batter	1	2	3	4	5	6	7	8	9	AB	R	H	RBI	BB	SO	LOB	TOP								
Darryl Hamilton, L OBP: 0.327, SLG: 0.318	0-3 K		0-0 1B		1-0 L5	2-2 2B 1B		1-1 G6-3	0-0 1B	6	1	3	1	0	1	0	<p>Texas Rangers @ New York Yankees Yankee Stadium, Bronx, NY</p> <p>Sat Apr 13 1996, 3:33 AM EDT Att: 19,603 - Overcast - 52 F</p> <p>livebaseballscorecards.com</p> <p>AB 39 R 10 H 14 RBI 8 BB 6 SO 9 LOB 17</p> 								
Mark McLemore, S OBP: 0.419, SLG: 0.294	2-2 G4-3		0-0 F7		0-2 L7	4-2 2B BB		3-2 S BLK E 1B	1-0 G3	5	2	1	0	1	0	3									
Will Clark, L OBP: 0.489, SLG: 0.545	3-1 F7			2-0 2B 1B	4-1 BB 1B WP BB	2-3 K		2-1 L8		4	2	1	0	1	1	3									
Juan Gonzalez, R OBP: 0.486, SLG: 0.625 Damon Buford, R OBP: 0.500, SLG: 0.500		2-0 F9		3-1 2B 1B	0-0 WP BB	0-2 1B		0-1 G6-3		4	2	3	3	0	0	0									
Mickey Tettleton, S OBP: 0.422, SLG: 0.471 Lou Frazier, S	1-3 K			3-2 G4-3 2B	4-2 1B WP BB			1-0 S 2B 1B		3	0	2	1	2	1	0									
Dean Palmer, R OBP: 0.250, SLG: 0.281	1-2 1B			1-0 SF8	2-2 1B			3-0 G6-3		4	0	2	2	0	1	3									
29 Rusty Greer, L OBP: 0.364, SLG: 0.359	0-3 K			1-1 G4-3	0-1 P2		2-2 F9	2-2 1B 2B		5	1	1	1	0	1	4									
Dave Valle, R OBP: 0.429, SLG: 0.200 Ivan Rodriguez, R OBP: 0.400			2-3 K	4-0 BB		0-0 1B SH3-4 2B 1B	0-2 K	4-0 1B IBB		3	1	1	0	1	2	0									
Kevin Elster, R OBP: 0.219, SLG: 0.333			2-3 K	0-1 L8		0-0 SH3-4 1B	2-2 P6	1-3 K		4	0	0	0	0	2	4									
Inning Stats	R: 0 E: 0 K: 1 S: 8	H: 0 LOB: 0 BB: 0 P: 13	R: 0 E: 0 K: 2 S: 12	H: 1 LOB: 1 BB: 0 P: 16	R: 0 E: 0 K: 2 S: 11	H: 1 LOB: 1 BB: 0 P: 15	R: 2 E: 0 K: 0 S: 11	H: 3 LOB: 2 BB: 1 P: 25	R: 2 E: 0 K: 0 S: 13	H: 2 LOB: 2 BB: 2 P: 24	R: 3 E: 0 K: 2 S: 16	H: 3 LOB: 2 BB: 2 P: 30	R: 0 E: 0 K: 1 S: 12	H: 0 LOB: 0 BB: 0 P: 16	R: 1 E: 0 K: 0 S: 11	H: 1 LOB: 0 BB: 0 P: 17		R: 2 E: 0 K: 1 S: 12	H: 3 LOB: 2 BB: 1 P: 24	1B: 11 2B: 3 3B: 0 HR: 0	SF: 1 SAC: 1 DP: 0 HBP: 0	WP: 1 PB: 0 SB: 2 CS: 0	PA: 47		
PITCHER	IP	WLS	BF	H	R	ER	SO	BB	IBB	HBP	BLK	WP	HR	S	P	ERA	WHIP								
Dwight Gooden, R ERA: 9.58	5.1	L	28	9	6	6	5	3	0	0	0	1	0	60	100	10.12	2.250								
42 Mariano Rivera, R ERA: 1.53	1.2		8	1	1	1	3	1	1	0	0	0	0	23	39	5.40	1.200								
Steve Howe, L ERA: 6.75	1.0		4	1	1	1	0	0	0	0	1	0	0	11	17	9.00	1.000								
Bob Wickman, R ERA: 11.25	1.0		7	3	2	2	1	0	1	0	0	0	0	12	24	18.00	3.000								

Batter	1	2	3	4	5	6	7	8	9	AB	R	H	RBI	BB	SO	LOB	BOTTOM								
Wade Boggs, L OBP: 0.341, SLG: 0.270	3-1 F8	1 SAFE 2-0 CS 1B			1-1 G4-3	2-2 L7		2-2 1B		5	0	2	2	0	0	2	<p>Texas Rangers @ New York Yankees Yankee Stadium, Bronx, NY</p> <p>Sat Apr 13 1996, 3:33 AM EDT Att: 19,603 - Overcast - 52 F</p> <p>livebaseballscorecards.com</p> <p>AB 37 R 6 H 11 RBI 5 BB 5 SO 5 LOB 19</p> 								
Jim Leyritz, R OBP: 0.417, SLG: 0.667	0-0 K	3-3 K			2-3 K	0-0 L7		3-1 F8		5	1	1	1	0	2	5									
Paul O'Neill, L OBP: 0.366, SLG: 0.351	1-0 BB E 1B		2-3 K		1-0 BB 1B	0-0 G3-1		1-0 G4-3		5	1	2	0	0	1	2									
Ruben Sierra, S OBP: 0.419, SLG: 0.630	4-0 FC3-6 BB		3-2 FC3-6 1B		4-2 BB		0-1 L8	1-2 1B		3	0	2	0	2	0	0									
Tino Martinez, L OBP: 0.225, SLG: 0.118	1-1 FC3-6		0-0 FC3-6		1-1 G4-3		0-1 G4-3	2-3 K		5	0	0	0	0	1	5									
Bernie Williams, S OBP: 0.283, SLG: 0.355	3-2 G3		2-0 G4-3			4-1 1B 2B 1B BB	1-0 G1-3	2-2 G1-3		4	1	0	0	1	0	3									
Joe Girardi, R OBP: 0.323, SLG: 0.345		2-1 G3		1-1 G6-3		1-2 2B 1B		1-1 2B G3 1B		4	2	2	0	0	0	0									
Andy Fox, L OBP: 0.300, SLG: 0.222		4-2 2B 1B BB		2-3 K		0-1 2B 1B		3-2 G3		3	1	1	0	1	1	1									
2 Derek Jeter, R OBP: 0.515, SLG: 0.542		4-2 CS 1B BB		0-0 G6-3		3-2 1B		0-0 F8		3	0	1	2	1	0	1									
Inning Stats	R: 2 E: 1 K: 0 S: 9	H: 2 LOB: 1 BB: 1 P: 21	R: 1 E: 0 K: 1 S: 12	H: 1 LOB: 1 BB: 2 P: 27	R: 0 E: 0 K: 1 S: 9	H: 1 LOB: 0 BB: 0 P: 16	R: 0 E: 0 K: 1 S: 6	H: 0 LOB: 0 BB: 0 P: 9	R: 0 E: 0 K: 1 S: 10	H: 1 LOB: 2 BB: 1 P: 19	R: 2 E: 0 K: 0 S: 16	H: 3 LOB: 2 BB: 1 P: 26	R: 0 E: 0 K: 0 S: 5	H: 0 LOB: 0 BB: 0 P: 6	R: 1 E: 0 K: 0 S: 13	H: 2 LOB: 1 BB: 0 P: 20		R: 0 E: 0 K: 1 S: 12	H: 1 LOB: 1 BB: 0 P: 18	1B: 10 2B: 0 3B: 0 HR: 1	SF: 0 SAC: 0 DP: 0 HBP: 0	WP: 0 PB: 0 SB: 2 CS: 2	PA: 42		
PITCHER	IP	WLS	BF	H	R	ER	SO	BB	IBB	HBP	BLK	WP	HR	S	P	ERA	WHIP								
Roger Pavlik, R ERA: 2.84	5.0	W	24	5	4	3	4	5	0	0	0	0	0	47	97	5.40	2.000								
Gil Heredia, R ERA: 1.99	2.2		12	4	2	2	0	0	0	0	0	0	0	27	38	6.75	1.500								
Ed Vosberg, L ERA:	1.1	S	6	2	0	0	1	0	0	0	0	0	0	18	27	0.00	1.500								







Batter	1	2	3	4	5	6	7	8	9	AB	R	H	RBI	BB	SO	LOB	TOP										
<b>Ernie Young, R</b> OBP: 0.353, SLG: 0.321	4-2 G1-3 2B BB	4-0 HBP BB		0-1 L6		0-0 F7	4-1 BB			2	1	0	0	3	0	2											
<b>Allen Battle, R</b> OBP: 0.364, SLG: 0.324	1-0 G1-3	0-3 K		1-1 G1-3			G6-3			5	0	0	0	0	2	7											
<b>Brent Gates, S</b> OBP: 0.350, SLG: 0.340	0-1 L9	3-1 HBP		2-1 G3			1-2 L7	3-2 F9		4	0	0	1	0	0	2											
<b>Gerónimo Berroa, R</b> OBP: 0.200, SLG: 0.444 <b>Matt Stairs, L</b> OBP: 0.333, SLG: 0.667	0-0 2H 2B	0-0 G4-3			1-1 F8		2-2 2B 1B	3-2 F7		5	1	2	1	0	0	3											
<b>Pedro Muñoz, R</b> OBP: 0.446, SLG: 0.510	1-1 L7			1-1 2B		0-0 P4	0-1 1B 2B	1-3 K		5	1	2	1	0	1	1											
<b>Terry Steinbach, R</b> OBP: 0.409, SLG: 0.568		1-2 HR		1-1 G1-3		2-0 L8	4-1 1B BB		1-2 F9	4	2	1	1	1	0	1											
<b>Jason Giambi, L</b> OBP: 0.367, SLG: 0.340		2-1 2B HBP 1B		3-2 F9			1-3 K	2-1 1B 2B	2-3 K	5	2	2	1	0	2	1											
<b>Scott Brosius, R</b> OBP: 0.491, SLG: 0.610		1-3 K		3-3 K			1-1 1B	0-0 1B	2-0 1B	5	1	3	1	0	2	2											
<b>Mike Bordick, R</b> OBP: 0.422, SLG: 0.389		0-0 HBP 2B			4-2 BB		2-3 K	1-1 1B	0-0 G6-3	4	0	2	2	1	1	2											
<b>Inning Stats</b>	R: 1 E: 0 K: 0 S: 8	H: 1 LOB: 1 BB: 1 P: 14	R: 2 E: 0 K: 2 S: 15	H: 3 LOB: 3 BB: 1 P: 26	R: 0 E: 0 K: 1 S: 10	H: 1 LOB: 1 BB: 0 P: 18	R: 0 E: 1 K: 0 S: 9	H: 0 LOB: 1 BB: 1 P: 16	R: 0 E: 0 K: 0 S: 4	H: 0 LOB: 0 BB: 0 P: 7	R: 0 E: 0 K: 2 S: 10	H: 1 LOB: 1 BB: 0 P: 14	R: 5 E: 0 K: 1 S: 22	H: 5 LOB: 2 BB: 2 P: 41	R: 0 E: 0 K: 1 S: 15	H: 0 LOB: 0 BB: 0 P: 22	R: 0 E: 0 K: 1 S: 8	H: 1 LOB: 1 BB: 0 P: 13	1B: 7 2B: 4 3B: 0 HR: 1	SF: 0 SAC: 0 DP: 0 HBP: 1	WP: 0 PB: 0 SB: 0 CS: 0	PA: 45					
<b>PITCHER</b>	IP	WLS	BF	H	R	ER	SO	BB	IBB	HBP	BLK	WP	HR	S	P	ERA	WHIP										
<b>Darren Oliver, L</b> ERA: 5.06	(1, 1)	5.1	26	6	3	3	4	3	0	1	0	0	1	51	88	5.06	1.688										
<b>Gil Herrería, R</b> ERA: 5.73	(6, 1)	1.1	L	11	5	5	5	1	2	0	0	0	0	23	41	33.75	5.250										
<b>Dennis Cook, L</b> ERA:	(7, 1)	2.1		8	1	0	0	3	0	0	0	0	0	27	42	0.00	0.429										

Oakland Athletics @ Texas Rangers  
The Ballpark at Arlington, Arlington, TX  
Mon Apr 15 1996, 8:05 PM EDT  
Att: 19,312 - Unknown - 67 F

AB 39  
R 8  
H 12  
RBI 8  
BB 5  
SO 8  
LOB 21



Batter	1	2	3	4	5	6	7	8	9	AB	R	H	RBI	BB	SO	LOB	BOTTOM										
<b>Darryl Hamilton, L</b> OBP: 0.309, SLG: 0.286	4-2 CS BB	1-1 FC1-4-6			1-1 F8		3-3 K		1-1 F7	4	0	0	0	1	1	1											
<b>Damon Buford, R</b> OBP: 0.333, SLG: 0.333	3-2 2B 1B	3-3 K			2-0 F7		3-3 K			4	1	1	0	0	2	1											
<b>Will Clark, L</b> OBP: 0.453, SLG: 0.488	3-1 F9			2-1 G3		3-1 L8	0-0 E4 WP 1B			4	0	1	0	0	0	1											
<b>Mickey Tettleton, S</b> OBP: 0.453, SLG: 0.575	4-0 2B BB			2-0 HR		3-3 K	1-3 K			3	2	1	1	1	2	1											
<b>Ivan Rodríguez, R</b> OBP: 0.354, SLG: 0.432	1-2 2B			1-3 K		2-0 WP 2B		1-0 G5-3		4	0	2	2	0	1	0											
<b>29 Rusty Greer, L</b> OBP: 0.404, SLG: 0.467	4-1 BB			1-0 L8		4-0 WP BB		3-3 K		2	0	0	0	2	1	0											
<b>Craig Worthington, R</b> OBP: 0.294, SLG: 0.364	2-1 F9			4-2 G4-6-3 BB		4-1 BB		0-2 F9		2	0	0	0	2	0	2											
<b>Mark McLemore, S</b> OBP: 0.380, SLG: 0.250		1-1 L5-3		0-0 G4-6-3		1-0 F8		2-3 K		4	0	0	0	0	1	4											
<b>Kevin Elster, R</b> OBP: 0.231, SLG: 0.351		0-0 1B		2-1 G1-3		0-1 F7		0-2 G5-3		4	0	1	0	0	0	3											
<b>Inning Stats</b>	R: 2 E: 0 K: 0 S: 14	H: 2 LOB: 2 BB: 3 P: 35	R: 0 E: 0 K: 1 S: 8	H: 1 LOB: 0 BB: 0 P: 13	R: 1 E: 0 K: 1 S: 7	H: 1 LOB: 0 BB: 0 P: 13	R: 0 E: 0 K: 0 S: 6	H: 0 LOB: 0 BB: 1 P: 12	R: 0 E: 0 K: 0 S: 5	H: 0 LOB: 0 BB: 0 P: 11	R: 0 E: 0 K: 1 S: 9	H: 1 LOB: 3 BB: 2 P: 23	R: 0 E: 1 K: 3 S: 14	H: 1 LOB: 1 BB: 0 P: 21	R: 0 E: 0 K: 1 S: 8	H: 0 LOB: 0 BB: 0 P: 12	R: 0 E: 0 K: 1 S: 8	H: 0 LOB: 0 BB: 0 P: 11	1B: 3 2B: 2 3B: 0 HR: 1	SF: 0 SAC: 0 DP: 1 HBP: 0	WP: 2 PB: 0 SB: 1 CS: 1	PA: 37					
<b>PITCHER</b>	IP	WLS	BF	H	R	ER	SO	BB	IBB	HBP	BLK	WP	HR	S	P	ERA	WHIP										
<b>Steve Wojciechowski, L</b> ERA: 10.8	(1, 1)	1.2		10	3	2	2	0	3	0	0	0	1	19	42	10.80	3.600										
<b>Aaron Small, R</b> ERA: 2.79	(2, 1)	3.2		13	2	1	1	3	1	0	0	0	1	26	52	2.46	0.818										
<b>Mike Mohler, L</b> ERA:	(6, 1)	3.2	W	14	1	0	0	5	2	0	0	0	2	34	57	0.00	0.818										

Oakland Athletics @ Texas Rangers  
The Ballpark at Arlington, Arlington, TX  
Mon Apr 15 1996, 8:05 PM EDT  
Att: 19,312 - Unknown - 67 F

AB 31  
R 3  
H 6  
RBI 3  
BB 6  
SO 8  
LOB 13





Batter	1	2	3	4	5	6	7	8	9	AB	R	H	RBI	BB	SO	LOB	TOP								
<b>Allen Battle, R</b> OBP: 0.367, SLG: 0.405 (1, 8)	1-2 BB G1-2-3 1B		1-0 F8		2-0 HR		0-1 F4		1-3 K	5	1	2	2	0	1	3									
<b>Brent Gates, S</b> OBP: 0.323, SLG: 0.310 (1, 4)	2-1 G6-4-3		1-1 G4-6-3		1-0 G3		2-0 L9		1-1 G1-3	5	0	0	0	0	0	4									
<b>Jason Ciambi, L</b> OBP: 0.381, SLG: 0.345 (7, PH)	4-1 BB			2-2 FC4-6 1B		0-0 G3-1	4-2 BB			2	0	1	0	1	0	0									
<b>Torey Lovullo, S</b> OBP: 0.333, SLG: 0.250 (7, 3)								1-3 2-H		0	0	0	0	1	0	0									
<b>Phil Plantier, L</b> OBP: 0.304, SLG: 0.378 (1, 7)	4-0 BB			0-0 F7		1-2 G3-1	2-2 F8			3	0	0	0	1	0	3									
<b>Matt Stairs, L</b> OBP: 0.308, SLG: 0.500 (1, 9)	1-2 G1-2-3			1-2 FC4-6 FC6-4 1-2f		4-2 2B BB		0-0 B1-3		3	0	0	0	1	0	4									
<b>Terry Steinbach, R</b> OBP: 0.417, SLG: 0.575 (1, 2)		0-0 G6-3		0-0 FC6-4 1-2f		1-0 2B	1-3 2B	4-0 BB BB		3	0	1	0	1	0	1									
<b>George Williams, S</b> OBP: 0.412, SLG: 0.615 (8, PR)		1-2 G4-3			0-1 G1-3	2-1 F4		4-0 BB BB		3	0	0	0	1	0	2									
<b>Steve Wojciechowski, L</b> OBP: 0.333, SLG: 0.250 (8, PR)								1-2 BB		0	0	0	0	0	0	0									
<b>Scott Brosius, R</b> OBP: 0.491, SLG: 0.622 (1, 5)		2-3 K			0-1 HR 2B		1-1 BB WP 1B	0-1 L4-6		4	2	2	0	0	1	2									
<b>Mike Bordick, R</b> OBP: 0.429, SLG: 0.368 (1, 6)			4-1 BB		2-1 G1-3		4-2 WP BB	1-2 G6-3		2	0	0	0	2	0	1									
<b>Inning Stats</b>	R: 0 E: 0 K: 0 S: 10	H: 1 LOB: 2 BB: 2 P: 22	R: 0 E: 0 K: 1 S: 7	H: 0 LOB: 0 BB: 1 P: 10	R: 0 E: 0 K: 0 S: 4	H: 0 LOB: 0 BB: 1 P: 10	R: 0 E: 0 K: 0 S: 8	H: 1 LOB: 1 BB: 0 P: 11	R: 2 E: 0 K: 0 S: 8	H: 2 LOB: 0 BB: 0 P: 13	R: 0 E: 0 K: 0 S: 10	H: 1 LOB: 2 BB: 2 P: 18	R: 1 E: 1 K: 0 S: 12	H: 1 LOB: 2 BB: 2 P: 25	R: 0 E: 0 K: 0 S: 3	H: 0 LOB: 2 BB: 2 P: 11	R: 0 E: 0 K: 1 S: 8	H: 0 LOB: 0 BB: 0 P: 11	1B: 3 2B: 3 3B: 0 HR: 1	SF: 0 SAC: 0 DP: 3 HBP: 0	WP: 1 PB: 0 SB: 0 CS: 0	PA: 38			
<b>PITCHER</b>	IP	WLS	BF	H	R	ER	SO	BB	IBB	HBP	BLK	WP	HR	S	P	ERA	WHIP								
<b>Bobby Witt, R</b> ERA: 4.32 (1, 1)	6.0	W	27	6	3	2	1	5	0	0	0	0	1	51	93	3.00	1.833								
<b>Rick Helling, R</b> ERA: (7, 1)	1.1		7	0	0	0	0	3	0	0	0	1	0	9	25	0.00	2.250								
<b>Mark Brandenburg, R</b> ERA: 2.57 (8, 1)	0.2		1	0	0	0	0	0	0	0	0	0	0	2	2	0.00	0.000								
<b>Mike Henneman, R</b> ERA: 8.31 (9, 1)	1.0	S	3	0	0	0	1	0	0	0	0	0	0	8	11	0.00	0.000								

Oakland Athletics @ Texas Rangers  
The Ballpark at Arlington, Arlington, TX  
Tue Apr 16 1996, 8:05 PM EDT  
Att: 20,948 - Unknown - 74 F

livebaseballscorecards.com

AB 30  
R 3  
H 6  
RBI 2  
BB 8  
SO 2  
LOB 20



Batter	1	2	3	4	5	6	7	8	9	AB	R	H	RBI	BB	SO	LOB	BOTTOM								
<b>Darryl Hamilton, L</b> OBP: 0.350, SLG: 0.321 (1, 8)	4-1 E 1B G3 BB	1-0 B1		3-1 1B		1-1 G4-6-3 1B		1-2 CS 1B		4	1	3	0	1	0	0									
<b>Damon Buford, R</b> OBP: 0.357, SLG: 0.308 (1, 9)	0-1 E5 G3 FC1-6 1B	4-2 S BB		0-1 G1-5-4		0-0 B1		1 SAFE 0-3 1 SAFE K		4	1	1	0	1	1	2									
<b>Will Clark, L</b> OBP: 0.439, SLG: 0.489 (1, 3)	1-2 G3	1-2 K		1-1 29 1B 2B		2-2 G4-6-3 1-2f		1 SAFE 1-0 CS		4	1	1	1	1	0	3									
<b>Mickey Tettleton, S</b> OBP: 0.474, SLG: 0.628 (1, 10)	4-0 FC1-6 BB		2-0 29 G3-1 1B 2B		3-2 G6-3		0-1 1B 2B			3	1	2	0	1	0	1									
<b>Ivan Rodriguez, R</b> OBP: 0.385, SLG: 0.426 (1, 2)	2-2 FC1-6 29 2B		1-3 K		4-0 S 29 1B IBB		2-2 1B			3	1	1	1	1	1	2									
<b>29 Rusty Greer, L</b> OBP: 0.411, SLG: 0.490 (1, 7)	0-0 2B		2-0 G3-1		3-2 FC5 S 1B		3-2 F5			4	0	2	2	0	0	3									
<b>Craig Worthington, R</b> OBP: 0.333, SLG: 0.357 (1, 5)	4-1 FC6-4 BB		0-0 FC6-4 1B		1-2 2-3 K		1-1 L5			3	0	1	1	1	1	4									
<b>Mark McLemore, S</b> OBP: 0.370, SLG: 0.233 (1, 4)	1-1 FC6-4		1-2 FC6-4		4-0 IBB		2-1 L9			3	0	0	0	1	0	5									
<b>Kevin Elster, R</b> OBP: 0.233, SLG: 0.341 (1, 6)		0-1 G5-3		2-1 1B		2-1 FC5		2-3 K		4	0	1	0	0	1	3									
<b>Inning Stats</b>	R: 3 E: 1 K: 0 S: 14	H: 2 LOB: 3 BB: 3 P: 30	R: 0 E: 0 K: 1 S: 8	H: 0 LOB: 1 BB: 1 P: 14	R: 1 E: 0 K: 1 S: 9	H: 2 LOB: 1 BB: 0 P: 15	R: 0 E: 0 K: 0 S: 6	H: 2 LOB: 0 BB: 0 P: 11	R: 1 E: 0 K: 1 S: 14	H: 2 LOB: 3 BB: 2 P: 33	R: 0 E: 0 K: 0 S: 7	H: 1 LOB: 0 BB: 0 P: 10	R: 0 E: 0 K: 0 S: 16	H: 2 LOB: 2 BB: 0 P: 24	R: 0 E: 0 K: 2 S: 10	H: 1 LOB: 0 BB: 0 P: 14	R: 0 E: 0 K: 2 S: 8	H: 0 LOB: 0 BB: 0 P: 14	1B: 8 2B: 4 3B: 0 HR: 0	SF: 0 SAC: 0 DP: 1 HBP: 0	WP: 0 PB: 0 SB: 3 CS: 1	PA: 39			
<b>PITCHER</b>	IP	WLS	BF	H	R	ER	SO	BB	IBB	HBP	BLK	WP	HR	S	P	ERA	WHIP								
<b>Doug Johns, L</b> ERA: 3.26 (1, 1)	4.1	L	24	8	5	5	2	4	1	0	0	0	0	46	90	10.38	2.769								
<b>Don Wengert, R</b> ERA: 4.91 (5, 1)	2.2		11	3	0	0	1	0	1	0	0	0	0	28	47	0.00	1.125								
<b>Buddy Groom, L</b> ERA: 6.14 (8, 1)	1.0		3	1	0	0	2	0	0	0	0	0	0	10	14	0.00	1.000								

Oakland Athletics @ Texas Rangers  
The Ballpark at Arlington, Arlington, TX  
Tue Apr 16 1996, 8:05 PM EDT  
Att: 20,948 - Unknown - 74 F

livebaseballscorecards.com

AB 32  
R 5  
H 12  
RBI 5  
BB 6  
SO 5  
LOB 23





Batter	1	2	3	4	5	6	7	8	9	AB	R	H	RBI	BB	SO	LOB	TOP			
<b>Ernie Young, R</b> OBP: 0.368, SLG: 0.344 (1, 8)										4	1	2	0	0	1	0	<b>Oakland Athletics @ Texas Rangers</b> The Ballpark at Arlington, Arlington, TX Wed Apr 17 1996, 8:05 PM EDT Att: 24,120 - Unknown - 66 F			
<b>Brent Gates, S</b> OBP: 0.399, SLG: 0.295 <b>Rafael Bourimigal, R</b> (8, PH) (8, 4)										3	0	0	0	0	1	2				
<b>Jason Giambi, L</b> OBP: 0.394, SLG: 0.368 <b>Torey Lovullo, S</b> OBP: 0.300, SLG: 0.222 (8, PH) (8, 3)										2	0	1	0	1	0	0				
<b>Geronimo Berroa, R</b> OBP: 0.203, SLG: 0.439 (1, 10)										3	0	1	1	0	1	1				
<b>Pedro Munoz, R</b> OBP: 0.417, SLG: 0.473 (1, 9)										4	0	0	0	0	2	2				
<b>Terry Steinbach, R</b> OBP: 0.392, SLG: 0.535 <b>George Williams, S</b> OBP: 0.389, SLG: 0.571 (8, 2)										3	0	0	0	0	1	0				
<b>Phil Plantier, L</b> OBP: 0.300, SLG: 0.350 (1, 7)										3	0	0	0	1	0	1				
<b>Scott Brosius, R</b> OBP: 0.483, SLG: 0.596 (1, 5)										2	0	0	0	1	0	1				
<b>Mike Bordick, R</b> OBP: 0.404, SLG: 0.341 (1, 6)										3	0	0	0	0	2	2				
<b>Inning Stats</b>	R: 0 E: 0 K: 3 S: 9	H: 0 LOB: 1 BB: 1 P: 13	R: 0 E: 0 K: 0 S: 3	H: 0 LOB: 0 BB: 0 P: 3	R: 0 E: 0 K: 1 S: 6	H: 1 LOB: 1 BB: 0 P: 6	R: 0 E: 0 K: 1 S: 5	H: 0 LOB: 0 BB: 0 P: 5	R: 0 E: 0 K: 0 S: 5	H: 0 LOB: 1 BB: 1 P: 7	R: 0 E: 0 K: 2 S: 7	H: 0 LOB: 1 BB: 1 P: 11	R: 0 E: 0 K: 1 S: 5	H: 0 LOB: 0 BB: 0 P: 5	R: 0 E: 0 K: 1 S: 6	H: 1 LOB: 1 BB: 0 P: 6		1B: 3 2B: 1 3B: 0 HR: 0	SF: 1 SAC: 0 DP: 0 HBP: 0	WP: 0 PB: 0 SB: 0 CS: 0
<b>PITCHER</b> <b>Ken Hill, R</b> ERA: 3.07 (1, 1)	IP: 9.0 WLS: W BF: 34 H: 4 R: 1 ER: 1 SO: 9 BB: 3 IBB: 0 HBP: 0 BLK: 0 WP: 0 HR: 0 S: 49 P: 61 ERA: 1.00 WHIP: 0.778															<b>PITCHER</b> IP: WLS: BF: H: R: ER: SO: BB: IBB: HBP: BLK: WP: HR: S: P: ERA: WHIP:				

Batter	1	2	3	4	5	6	7	8	9	AB	R	H	RBI	BB	SO	LOB	BOTTOM			
<b>Darryl Hamilton, L</b> OBP: 0.354, SLG: 0.316 (1, 8)										4	3	1	1	1	0	1	<b>Oakland Athletics @ Texas Rangers</b> The Ballpark at Arlington, Arlington, TX Wed Apr 17 1996, 8:05 PM EDT Att: 24,120 - Unknown - 66 F			
<b>Ivan Rodriguez, R</b> OBP: 0.386, SLG: 0.481 (1, 2)										5	2	3	3	0	0	0				
<b>Will Clark, L</b> OBP: 0.426, SLG: 0.479 <b>Dave Valle, R</b> OBP: 0.375, SLG: 0.167 (8, 3)										3	0	1	2	0	0	1				
<b>Juan Gonzalez, R</b> OBP: 0.463, SLG: 0.583 <b>Warren Newson, L</b> OBP: 0.545, SLG: 0.714 (8, PH) (9, 9)										4	0	1	2	0	1	2				
<b>Mickey Tettleton, S</b> OBP: 0.452, SLG: 0.574 (1, 10)										4	1	0	0	1	1	3				
<b>Dean Palmer, R</b> OBP: 0.293, SLG: 0.432 (1, 5)										5	1	3	2	0	0	1				
<b>29 Rusty Greer, L</b> OBP: 0.417, SLG: 0.481 (1, 7)										3	2	1	0	1	0	2				
<b>Kurt Stillwell, S</b> OBP: 0.250, SLG: 0.273 (1, 4)										4	2	2	0	0	1	3				
<b>Kevin Elster, R</b> OBP: 0.255, SLG: 0.372 (1, 6)										2	1	1	2	1	0	1				
<b>Inning Stats</b>	R: 2 E: 0 K: 0 S: 5	H: 3 LOB: 0 BB: 0 P: 5	R: 5 E: 0 K: 1 S: 10	H: 5 LOB: 1 BB: 1 P: 14	R: 0 E: 0 K: 0 S: 4	H: 1 LOB: 1 BB: 0 P: 4	R: 0 E: 0 K: 0 S: 3	H: 0 LOB: 0 BB: 0 P: 3	R: 0 E: 1 K: 2 S: 9	H: 1 LOB: 2 BB: 0 P: 9	R: 1 E: 0 K: 0 S: 4	H: 1 LOB: 1 BB: 1 P: 8	R: 4 E: 0 K: 0 S: 5	H: 2 LOB: 0 BB: 2 P: 13	R: 0 E: 0 K: 0 S: 3	H: 0 LOB: 1 BB: 1 P: 7		1B: 7 2B: 5 3B: 0 HR: 1	SF: 2 SAC: 0 DP: 1 HBP: 0	WP: 0 PB: 0 SB: 0 CS: 0
<b>PITCHER</b> <b>Carlos Reyes, R</b> ERA: 8.02 <b>John Briscoe, R</b> ERA: 3.18 <b>Jim Corsi, R</b> ERA: 5.14	IP: 5.1 WLS: L BF: 29 H: 11 R: 8 ER: 8 SO: 3 BB: 2 IBB: 0 HBP: 0 BLK: 0 WP: 0 HR: 0 S: 33 P: 41 ERA: 13.50 WHIP: 2.438															<b>PITCHER</b> IP: WLS: BF: H: R: ER: SO: BB: IBB: HBP: BLK: WP: HR: S: P: ERA: WHIP:				

AB	30
R	1
H	4
RBI	1
BB	3
SO	9
LOB	10





Batter	1	2	3	4	5	6	7	8	9	AB	R	H	RBI	BB	SO	LOB	TOP										
<b>Brady Anderson, L</b> (1, 8) OBP: 0.435, SLG: 0.684 <b>Billy Ripken, R</b> (9, PH) OBP: 0.500, SLG: 0.500	1-0 HR		2-2 G3	4-0 2B BB			1-3 K		0-1 G5-4-3 BB 1B	3	1	1	1	1	1	1											
<b>Roberto Alomar, S</b> (1, 4) OBP: 0.424, SLG: 0.621 <b>Jeff Huson, L</b> (9, PH)	3-2 L8		2-2 L8	0-0 2B			1-3 K		4-2 G5-4-3 BB 1-2 BB	4	0	1	1	0	1	1											
<b>Rafael Palmeiro, L</b> (1, 3) OBP: 0.373, SLG: 0.509 <b>Gregg Zaun, S</b> (9, PH) OBP: 0.400, SLG: 0.250	3-3 K			1-3 1B F4			3-2 1B 2B		2-1 G5-4-3 1-2 2-3	4	2	2	0	0	1	2											
<b>Bobby Bonilla, S</b> (1, 10)	1-3 K2-3			1-1 BB WP 1B 1-2 1B	0-0 G6-3		0-0 1B 2B		0-0 F8	5	1	2	0	0	1	1											
<b>Cal Ripken Jr., R</b> (1, 6) OBP: 0.306, SLG: 0.345		0-0 L9		4-1 WP BB 2B 1-2 2-3 BB	1-2 G4-3		1-2 1B			3	1	1	1	1	0	0											
<b>B.J. Surhoff, L</b> (1, 5) OBP: 0.387, SLG: 0.607		2-0 G4-3		4-0 WP 2B BB 1-2 2-3 3-H	3-2 K		3-2 L8			3	1	0	1	1	1	2											
<b>Mike Devereaux, R</b> (1, 7) OBP: 0.375, SLG: 0.435 (8, 9)		2-0 G6-3		2-2 1-H 2-H 3-H 2-2	2-3 K		1-1 G4-3			4	1	1	2	0	1	0											
<b>Chris Hoiles, R</b> (1, 2) OBP: 0.200, SLG: 0.222			1-1 F3	1-1 K			1-1 F7		1-1 G6-3	4	0	0	0	0	1	1											
<b>Tony Tarasco, L</b> (1, 9) OBP: 0.289, SLG: 0.333 <b>Jeffrey Hammonds, R</b> (8, PH) OBP: 0.354, SLG: 0.549 (8, 7)			3-1 G3 1B	1-3 K			1-2 G4-3		0-1 F9	3	0	1	0	0	1	1											
<b>Inning Stats</b>	R: 1 E: 0 K: 2 S: 11	H: 1 LOB: 0 BB: 0 P: 19	R: 0 E: 0 K: 0 S: 3	H: 0 LOB: 0 BB: 0 P: 7	R: 0 E: 0 K: 0 S: 11	H: 1 LOB: 1 BB: 0 P: 19	R: 5 E: 0 K: 2 S: 23	H: 4 LOB: 2 BB: 3 P: 47	R: 0 E: 0 K: 1 S: 9	H: 0 LOB: 0 BB: 0 P: 13	R: 0 E: 0 K: 2 S: 20	H: 3 LOB: 2 BB: 0 P: 29	R: 0 E: 0 K: 0 S: 6	H: 0 LOB: 0 BB: 0 P: 8	R: 0 E: 0 K: 0 S: 7	H: 1 LOB: 1 BB: 1 P: 13	1B: 6 2B: 3 3B: 0 HR: 1	SF: 0 SAC: 0 DP: 1 HBP: 0	WP: 1 PB: 0 SB: 0 CS: 0	PA: 40							
<b>PITCHER</b>	IP	WLS	BF	H	R	ER	SO	BB	IBB	HBP	BLK	WP	HR	S	P	ERA	WHIP										
<b>Roger Pavlik, R</b> (1, 1) ERA: 4.76	3.2		20	6	6	6	4	3	0	0	0	1	1	43	84	14.73	2.455										
<b>Dennis Cook, L</b> (4, 1) ERA: 0.92	3.0	W	11	2	1	1	4	0	0	0	0	0	0	36	52	3.00	0.667										
<b>Gil Heredia, R</b> (7, 1) ERA: 5.25	1.0		4	1	0	0	0	0	0	0	0	0	0	11	17	0.00	1.000										
<b>Ed Vosberg, L</b> (8, 1) ERA:	1.1	S	5	1	0	0	0	1	0	0	0	0	0	9	15	0.00	1.500										

Baltimore Orioles @ Texas Rangers  
The Ballpark at Arlington, Arlington, TX  
Fri Apr 19 1996, 8:05 PM EDT  
Att: 41,184 - Unknown - 92 F

AB 36  
R 7  
H 10  
RBI 6  
BB 4  
SO 8  
LOB 11



Batter	1	2	3	4	5	6	7	8	9	AB	R	H	RBI	BB	SO	LOB	BOTTOM										
<b>Darryl Hamilton, L</b> (1, 8) OBP: 0.389, SLG: 0.349	0-0 3B 1B	2-0 2B 1B		2-0 F4			3-2 FC5-2 1B		6 4 4 0 1 0 1	6	4	4	0	1	0	1											
<b>Ivan Rodriguez, R</b> (1, 2) OBP: 0.380, SLG: 0.519 <b>Dave Valle, R</b> (4, PH) OBP: 0.417, SLG: 0.222 (5, 2)	2-0 1-H HR 3B	1-2 F7		0-2 G4-3			1-0 FC5-2 G3-6-1		2 1 1 1 0 0 1 3 2 1 1 1 0 2	2	1	1	1	0	0	1											
<b>Will Clark, L</b> (1, 3) OBP: 0.463, SLG: 0.569 <b>Damon Buford, R</b> (8, PR) OBP: 0.357, SLG: 0.308 (9, 9)	3-2 HR HBP	1-0 1-H 2B		3-2 HR			0-0 G3-6-1 1-2 1-2		3 3 2 3 2 0 2 0 1 0 0 0 0 0	3	3	2	3	2	0	2											
<b>Juan Gonzalez, R</b> (1, 9) OBP: 0.468, SLG: 0.659 <b>Craig Worthington, R</b> (8, PR) OBP: 0.333, SLG: 0.357 (9, 3)	1-0 1-H 3-H HR	1-3 K		0-2 F7			0-2 F8		5 2 2 6 1 1 1 0 1 0 0 0 0 0	5	2	2	6	1	1	1											
<b>Mickey Tettleton, S</b> (1, 10) OBP: 0.456, SLG: 0.551	2-3 K	2-1 P2		4-0 HR BB			4-1 G5-3 29 2B BB		2 3 0 2 3 1 1	2	3	0	2	3	1	1											
<b>Dean Palmer, R</b> (1, 5) OBP: 0.340, SLG: 0.585 <b>Kurt Stillwell, S</b> (8, PR) OBP: 0.250, SLG: 0.273 (9, 5)	4-2 29 2B SF8 BB		0-1 P4	0-0 HR			0-1 G5-3		4 3 2 5 2 0 1 0 1 0 0 0 0 0	4	3	2	5	2	0	1											
<b>29 Rusty Greer, L</b> (1, 7) OBP: 0.424, SLG: 0.526	0-0 SF8 2B		1-0 L7	3-1 L7			2-2 2B		5 1 3 2 0 0 0	5	1	3	2	0	0	0											
<b>Mark McLemore, S</b> (1, 4) OBP: 0.400, SLG: 0.244	1-0 SF8		2-2 G5-3	4-1 CS BB			4-2 BB		2 2 1 1 3 0 0	2	2	1	1	3	0	0											
<b>Kevin Elster, R</b> (1, 6) OBP: 0.283, SLG: 0.469	2-0 F4		1-1 F9	0-1 CS			3-1 1B FC5-2 2B		6 2 3 5 0 0 3	6	2	3	5	0	0	3											
<b>Inning Stats</b>	R: 5 E: 0 K: 1 S: 16	H: 4 LOB: 1 BB: 1 P: 31	R: 1 E: 0 K: 1 S: 10	H: 2 LOB: 1 BB: 0 P: 17	R: 0 E: 0 K: 0 S: 6	H: 0 LOB: 0 BB: 0 P: 9	R: 0 E: 0 K: 0 S: 6	H: 0 LOB: 0 BB: 0 P: 9	R: 3 E: 0 K: 0 S: 13	H: 2 LOB: 0 BB: 2 P: 27	R: 0 E: 0 K: 0 S: 8	H: 2 LOB: 1 BB: 0 P: 15	R: 1 E: 0 K: 0 S: 14	H: 1 LOB: 2 BB: 2 P: 24	R: 16 E: 0 K: 0 S: 49	H: 8 LOB: 1 BB: 8 P: 97	1B: 8 2B: 5 3B: 1 HR: 5	SF: 3 SAC: 0 DP: 1 HBP: 1	WP: 1 PB: 0 SB: 1 CS: 1	PA: 56							
<b>PITCHER</b>	IP	WLS	BF	H	R	ER	SO	BB	IBB	HBP	BLK	WP	HR	S	P	ERA	WHIP										
<b>Kent Mercker, L</b> (1, 1) ERA: 9.0	4.1	L	23	7	8	8	2	2	0	1	0	0	0	12	26	9.00	4.000										
<b>Jimmy Myers, R</b> (5, 1) ERA: 1.29	1.0		6	3	1	1	0	1	0	0	0	0	1	15	25	5.40	1.800										
<b>Roger McDowell, R</b> (6, 1) ERA: 0.87	1.2		7	1	1	1	0	2	0	0	0	0	1	10	21	∞	∞										
<b>Armando Benitez, R</b> (8, 1) ERA: 6.75	0.0		3	1	3	3	0	2	0	0	0	1	0	10	21	∞	∞										
<b>Jesse Orosco, L</b> (8, 1) ERA: 27.0	0.1		9	6	5	5	0	2	0	0	0	0	1	27	47	135.00	24.000										
<b>PITCHER</b>	IP	WLS	BF	H	R	ER	SO	BB	IBB	HBP	BLK	WP	HR	S	P	ERA	WHIP										
<b>Manny Alexander, R</b> (8, 1) ERA: 67.5	0.2		7	1	8	8	0	4	0	0	0	0	1	12	29	108.00	7.500										

Baltimore Orioles @ Texas Rangers  
The Ballpark at Arlington, Arlington, TX  
Fri Apr 19 1996, 8:05 PM EDT  
Att: 41,184 - Unknown - 92 F

AB 38  
R 26  
H 19  
RBI 26  
BB 13  
SO 2  
LOB 12





Batter	1	2	3	4	5	6	7	8	9	AB	R	H	RBI	BB	SO	LOB	TOP			
<b>Brady Anderson, L</b> (1, 8) OBP: 0.446, SLG: 0.770	3-2 HR		4-2 BB		1-0 G3		2-0 HR		2-3 K	4	2	3	1	1	1					
<b>Roberto Alomar, S</b> (1, 4) OBP: 0.443, SLG: 0.617	4-0 BB		2-1 F7			1-2 1B	4-2 BB			2	0	1	0	2	0	1				
<b>Rafael Palmeiro, L</b> (1, 3) OBP: 0.366, SLG: 0.492	1-0 G4-6-3			3-2 P3		0-0 1B	3-1 L4			4	0	1	0	0	0	2				
<b>Bobby Bonilla, S</b> (1, 9) OBP: 0.286, SLG: 0.339	3-3 K			0-0 F7		2-3 K		1-2 G4-3		4	0	0	0	0	2	2				
<b>Cal Ripken Jr., R</b> (1, 6) OBP: 0.318, SLG: 0.345		0-0 B5-3		1-2 1B		0-0 F4		4-2 BB		3	0	1	0	1	0	2				
<b>B.J. Surhoff, L</b> (1, 5) OBP: 0.364, SLG: 0.567		0-1 G4-3		2-2 G3		2-1 L4-3		0-1 G3-1		4	0	0	0	0	0	4				
<b>Mike Devereaux, R</b> (1, 10) OBP: 0.321, SLG: 0.370		2-1 F5			0-0 G5-3		1-1 G5-3	2-2 K		4	0	0	0	0	1	1				
<b>Jeffrey Hammonds, R</b> (1, 7) OBP: 0.356, SLG: 0.545			1-0 F8		3-2 F9		1-1 F9	1-1 F7		4	0	1	0	0	0	0				
<b>Gregg Zaun, S</b> (1, 2) OBP: 0.357, SLG: 0.250			2-2 G6-3		0-0 F9		0-0 HR	0-1 F8		4	1	1	0	0	0	1				
<b>Inning Stats</b>	R: 1 E: 0 K: 1 S: 7	H: 1 LOB: 0 BB: 1 P: 18	R: 0 E: 0 K: 0 S: 5	H: 0 LOB: 0 BB: 0 P: 7	R: 0 E: 0 K: 0 S: 8	H: 0 LOB: 1 BB: 1 P: 17	R: 0 E: 0 K: 0 S: 11	H: 1 LOB: 1 BB: 0 P: 17	R: 0 E: 0 K: 1 S: 11	H: 2 LOB: 1 BB: 0 P: 16	R: 2 E: 0 K: 0 S: 10	H: 2 LOB: 1 BB: 1 P: 21	R: 0 E: 0 K: 1 S: 10	H: 0 LOB: 1 BB: 0 P: 17	R: 0 E: 0 K: 1 S: 10	H: 0 LOB: 0 BB: 0 P: 13	1B: 4 2B: 1 3B: 0 HR: 2	SF: 0 SAC: 0 DP: 1 HBP: 0	WP: 1 PB: 0 SB: 2 CS: 0	PA: 37
<b>PITCHER</b>	IP	WLS	BF	H	R	ER	SO	BB	IBB	HBP	BLK	WP	HR	S	P	ERA	WHIP			
<b>Kevin Gross, R</b> (1, 1) ERA: 4.57	7.1	W	32	7	3	3	2	4	0	0	0	1	2	63	116	3.68	1.500			
<b>Gil Heredia, R</b> (8, 1) ERA: 4.61	1.2		5	0	0	0	2	0	0	0	0	0	0	15	20	0.00	0.000			

Baltimore Orioles @ Texas Rangers  
The Ballpark at Arlington, Arlington, TX  
Sat Apr 20 1996, 8:05 PM EDT  
Att: 45,358 - Unknown - 82 F

AB 33  
R 3  
H 7  
RBI 3  
BB 4  
SO 4  
LOB 14



Batter	1	2	3	4	5	6	7	8	9	AB	R	H	RBI	BB	SO	LOB	BOTTOM			
<b>Darryl Hamilton, L</b> (1, 8) OBP: 0.390, SLG: 0.343	4-1 HR	2-2 F8		0-2 K		0-0 1B		1-1 L8		4	1	1	0	1	1	2				
<b>Ivan Rodriguez, R</b> (1, 2) OBP: 0.406, SLG: 0.593	3-1 HR	0-1 F8		1-1 1B		2-1 HR		1-1 G6-3		5	3	3	2	0	0	1				
<b>Will Clark, L</b> (1, 3) OBP: 0.479, SLG: 0.630	3-1 HR		4-0 HR	0-0 1B		0-0 F7				3	2	2	4	1	0	0				
<b>Juan Gonzalez, R</b> (1, 9) OBP: 0.451, SLG: 0.689	2-3 K		1-1 HR	2-2 F9			3-3 K			4	1	1	2	0	2	1				
<b>Mickey Tettleton, S</b> (1, 10) OBP: 0.458, SLG: 0.538	4-1 BB		0-3 K		1-0 FC5-4		2-3 K			3	0	1	0	1	2	0				
<b>Dean Palmer, R</b> (1, 5) OBP: 0.333, SLG: 0.545	3-3 K		2-2 F9		2-1 FC5-4		4-1 BB			3	0	0	0	1	1	2				
<b>29 Rusty Greer, L</b> (1, 7) OBP: 0.414, SLG: 0.508	0-3 K		1-3 K		2-0 F7		1-0 1B			4	0	1	0	0	2	2				
<b>Mark McLemore, S</b> (1, 4) OBP: 0.391, SLG: 0.265		2-3 K		0-0 SH1	2-1 G3		1-1 L6			4	1	1	0	0	1	3				
<b>Kevin Elster, R</b> (1, 6) OBP: 0.286, SLG: 0.451		4-2 BB		3-1 SH1		2-1 F6		1-0 L8		2	0	0	0	1	0	0				
<b>Inning Stats</b>	R: 3 E: 0 K: 3 S: 18	H: 2 LOB: 1 BB: 2 P: 37	R: 0 E: 0 K: 1 S: 11	H: 0 LOB: 1 BB: 1 P: 19	R: 2 E: 0 K: 2 S: 14	H: 1 LOB: 0 BB: 1 P: 22	R: 2 E: 0 K: 1 S: 12	H: 3 LOB: 1 BB: 0 P: 18	R: 0 E: 0 K: 0 S: 6	H: 1 LOB: 1 BB: 0 P: 13	R: 1 E: 0 K: 0 S: 6	H: 2 LOB: 0 BB: 0 P: 10	R: 0 E: 0 K: 2 S: 11	H: 1 LOB: 2 BB: 1 P: 22	R: 0 E: 0 K: 0 S: 5	H: 0 LOB: 0 BB: 0 P: 8	1B: 5 2B: 2 3B: 0 HR: 3	SF: 0 SAC: 1 DP: 0 HBP: 0	WP: 0 PB: 0 SB: 0 CS: 0	PA: 38
<b>PITCHER</b>	IP	WLS	BF	H	R	ER	SO	BB	IBB	HBP	BLK	WP	HR	S	P	ERA	WHIP			
<b>Jimmy Haynes, R</b> (1, 1) ERA: 12.08	4.0	L	22	6	7	7	7	4	0	0	0	0	1	28	53	2.25	1.250			
<b>Brian Sackinsky, R</b> (5, 1) ERA: 2.25	4.0		16	4	1	1	2	1	0	0	0	0	1	28	53	2.25	1.250			

Baltimore Orioles @ Texas Rangers  
The Ballpark at Arlington, Arlington, TX  
Sat Apr 20 1996, 8:05 PM EDT  
Att: 45,358 - Unknown - 82 F


AB 32  
R 8  
H 10  
RBI 8  
BB 5  
SO 9  
LOB 11





Batter	1	2	3	4	5	6	7	8	9	AB	R	H	RBI	BB	SO	LOB	TOP					
<b>Brady Anderson, L</b> (1, 8) OBP: 0.443, SLG: 0.785										4	1	1	1	1	2	2	<b>Baltimore Orioles @ Texas Rangers</b> The Ballpark at Arlington, Arlington, TX Sun Apr 21 1996, 4:33 AM EDT Att: 39,456 - Sunny - 88 F					
<b>Roberto Alomar, S</b> (1, 4) OBP: 0.440, SLG: 0.594										4	1	1	0	1	0	1						
<b>Rafael Palmeiro, L</b> (1, 3) OBP: 0.382, SLG: 0.563										5	2	3	3	0	2	2						
<b>Bobby Bonilla, S</b> (1, 10) OBP: 0.267, SLG: 0.313										5	0	0	0	0	1	4						
<b>Cal Ripken Jr., R</b> (1, 6) OBP: 0.329, SLG: 0.355										4	0	2	0	0	1	0						
<b>Mike Devereaux, R</b> (1, 9) OBP: 0.323, SLG: 0.345										2	0	0	0	1	1	4						
<b>Tony Tarasco, L</b> (8, PH) OBP: 0.282, SLG: 0.324										1	0	0	0	0	0	0						
<b>Chris Hoiles, R</b> (1, 2) OBP: 0.222, SLG: 0.306										4	1	1	0	0	1	2						
<b>Jeffrey Hammonds, R</b> (1, 7) OBP: 0.349, SLG: 0.525										4	1	1	0	0	1	2						
<b>Billy Ripken, R</b> (1, 5) OBP: 0.250, SLG: 0.250										2	0	0	0	0	0	0						
<b>Jeff Huson, L</b> (7, PH) OBP: 0.500, SLG: 0.333										2	0	1	0	0	1	1						
<b>Inning Stats</b>	R: 1 E: 0 K: 1 S: 15	H: 1 LOB: 0 BB: 0 P: 20	R: 1 E: 0 K: 1 S: 10	H: 1 LOB: 0 BB: 1 P: 19	R: 0 E: 0 K: 1 S: 8	H: 0 LOB: 0 BB: 0 P: 12	R: 0 E: 0 K: 0 S: 13	H: 2 LOB: 2 BB: 0 P: 24	R: 0 E: 0 K: 0 S: 7	H: 0 LOB: 1 BB: 1 P: 17	R: 1 E: 0 K: 3 S: 17	H: 3 LOB: 2 BB: 0 P: 22	R: 0 E: 0 K: 1 S: 18	H: 2 LOB: 2 BB: 0 P: 29	R: 0 E: 0 K: 0 S: 5	H: 0 LOB: 0 BB: 0 P: 6	R: 3 E: 0 K: 2 S: 13	H: 2 LOB: 0 BB: 1 P: 24	1B: 7 2B: 1 3B: 0 HR: 3	SF: 0 SAC: 0 DP: 0 HBP: 0	WP: 0 PB: 0 SB: 0 CS: 0	PA: 40
<b>PITCHER</b>	IP WLS BF H R ER SO BB IBB HBP BLK WP HR S P ERA WHIP																					
<b>Darren Oliver, L</b> (1, 1) ERA: 5.25	5.0 W 21 5 3 3 3 2 0 0 0 0 0 2 55 95 5.40 1.400																					
<b>Mark Brandenburg, R</b> (6, 1) ERA: 2.16	1.1 8 4 0 0 3 0 0 0 0 0 0 0 26 35 0.00 3.000																					
<b>Dennis Cook, L</b> (7, 1) ERA: 0.77	0.2 2 0 0 0 1 0 0 0 0 0 0 0 7 13 0.00 0.000																					
<b>Gl Heredia, R</b> (8, 1) ERA: 4.3	1.0 3 0 0 0 0 0 0 0 0 0 0 0 5 6 0.00 0.000																					
<b>Rick Helting, R</b> (9, 1) ERA: 11.57	1.0 6 2 3 3 2 1 0 0 0 0 0 1 13 24 27.00 3.000																					

Batter	1	2	3	4	5	6	7	8	9	AB	R	H	RBI	BB	SO	LOB	BOTTOM			
<b>Darryl Hamilton, L</b> (1, 8) OBP: 0.378, SLG: 0.333										5	0	1	1	0	0	0	<b>Baltimore Orioles @ Texas Rangers</b> The Ballpark at Arlington, Arlington, TX Sun Apr 21 1996, 4:33 AM EDT Att: 39,456 - Sunny - 88 F			
<b>Ivan Rodriguez, R</b> (1, 2) OBP: 0.406, SLG: 0.578										5	1	2	0	0	0	1				
<b>Will Clark, L</b> (1, 3) OBP: 0.467, SLG: 0.603										4	1	1	0	0	0	1				
<b>Juan Gonzalez, R</b> (1, 9) OBP: 0.418, SLG: 0.633										4	0	0	0	0	0	3				
<b>Mickey Tettleton, S</b> (1, 10) OBP: 0.461, SLG: 0.519										2	2	0	0	2	0	0				
<b>Dean Palmer, R</b> (1, 5) OBP: 0.382, SLG: 0.750										4	3	4	6	0	0	0				
<b>Mark McLemore, S</b> (1, 4) OBP: 0.397, SLG: 0.321										4	0	2	0	0	0	1				
<b>Damon Buford, R</b> (1, 7) OBP: 0.353, SLG: 0.286										1	1	0	1	1	0	2				
<b>Warren Newson, L</b> (7, PH) OBP: 0.500, SLG: 0.625										1	0	0	0	0	1	1				
<b>29 Rusty Greer, L</b> (8, 7) OBP: 0.414, SLG: 0.508										0	0	0	0	0	0	0				
<b>Kevin Elster, R</b> (1, 6) OBP: 0.283, SLG: 0.463										3	1	1	1	0	2	2				
<b>Inning Stats</b>	R: 0 E: 0 K: 0 S: 9	H: 1 LOB: 1 BB: 0 P: 11	R: 0 E: 0 K: 1 S: 12	H: 2 LOB: 2 BB: 0 P: 18	R: 4 E: 0 K: 0 S: 15	H: 3 LOB: 0 BB: 1 P: 30	R: 1 E: 0 K: 0 S: 8	H: 0 LOB: 0 BB: 1 P: 15	R: 0 E: 0 K: 0 S: 5	H: 0 LOB: 0 BB: 0 P: 11	R: 2 E: 0 K: 0 S: 13	H: 3 LOB: 1 BB: 0 P: 21	R: 2 E: 0 K: 1 S: 13	H: 2 LOB: 1 BB: 1 P: 21	R: 0 E: 0 K: 1 S: 10	H: 0 LOB: 0 BB: 0 P: 14	1B: 6 2B: 1 3B: 2 HR: 2	SF: 2 SAC: 0 DP: 0 HBP: 0	WP: 0 PB: 0 SB: 1 CS: 0	PA: 38
<b>PITCHER</b>	IP WLS BF H R ER SO BB IBB HBP BLK WP HR S P ERA WHIP																			
<b>David Wells, L</b> (1, 1) ERA: 3.03	5.2 L 28 9 7 6 1 2 0 0 0 0 0 1 59 101 9.53 1.941																			
<b>Roger McDowell, R</b> (6, 1) ERA: 2.31	1.1 7 2 2 2 1 1 0 0 0 0 0 1 16 26 13.50 2.250																			
<b>Jimmy Myers, R</b> (8, 1) ERA: 1.13	1.0 3 0 0 0 1 0 0 0 0 0 0 0 10 14 0.00 0.000																			






Batter	1	2	3	4	5	6	7	8	9	AB	R	H	RBI	BB	SO	LOB	TOP									
<b>Tony Phillips, S</b> OBP: 0.376, SLG: 0.468 (1, 7)	4-0 2B SF8 BB	2-2 G3		0-2 1B		2-1 FC4-6 1B	2-3 K		3-1 G3-1	5	1	2	1	1	1	1										
<b>Dave Martinez, L</b> OBP: 0.300, SLG: 0.432 (8, 9)	2-2 SF8 2B	1-3 K		2-0 1B		1-2 FC4-6 HR	3-2 F6		3-H 1-1 L4-3	6	2	2	0	0	1	2										
<b>Frank Thomas, R</b> OBP: 0.477, SLG: 0.746 (1, 3)	1-0 SF8	1-2 L6		3-2 G5-3		3-2 HR		2-2 F9		3	1	0	1	1	0	2										
<b>Harold Baines, L</b> OBP: 0.415, SLG: 0.571 (1, 10)	0-0 G4-3 2B		1-0 G3-1		1-1 BB	2-0 HR		1-0 F7		5	2	3	4	0	0	0										
<b>Robin Ventura, L</b> OBP: 0.321, SLG: 0.425 (1, 5)	3-H G4-3		2-2 F7		1-0 L9	1-2 HR		2-0 HR		5	2	2	2	0	0	2										
<b>Danny Tartabull, R</b> OBP: 0.314, SLG: 0.387 <b>Darren Lewis, R</b> OBP: 0.423, SLG: 0.333 (8, 8)	0-0 3B		0-2 1B		0-3 K	2-2 2B		3-2 HR		5	2	4	2	0	1	1										
<b>Ron Karkovics, R</b> OBP: 0.317, SLG: 0.396 (1, 2)	3-H 3B		3-3 K		4-0 BB	2-1 F7		0-1 F8		3	1	0	0	2	1	2										
<b>Ray Durham, S</b> OBP: 0.380, SLG: 0.574 (1, 4)	1-1 3B		2-3 K		1-3 K		1-2 K		0-0 F8	5	0	1	2	0	3	2										
<b>Ozzie Guillen, L</b> OBP: 0.250, SLG: 0.373 (1, 6)	1-0 G6-3		0-1 L5		0-2 F6		0-0 3B		0-0 G3-1	5	1	2	0	0	0	1										
<b>Inning Stats</b>	R: 5 E: 0 K: 0 S: 11	H: 4 LOB: 1 BB: 2 P: 25	R: 0 E: 0 K: 1 S: 9	H: 0 LOB: 0 BB: 0 P: 13	R: 0 E: 0 K: 1 S: 11	H: 1 LOB: 1 BB: 0 P: 17	R: 0 E: 0 K: 1 S: 12	H: 2 LOB: 2 BB: 0 P: 19	R: 0 E: 0 K: 2 S: 9	H: 1 LOB: 1 BB: 1 P: 16	R: 4 E: 0 K: 0 S: 20	H: 4 LOB: 1 BB: 1 P: 33	R: 0 E: 0 K: 2 S: 13	H: 1 LOB: 0 BB: 0 P: 19	R: 2 E: 0 K: 0 S: 12	H: 2 LOB: 0 BB: 0 P: 20	R: 1 E: 0 K: 0 S: 6	H: 1 LOB: 0 BB: 0 P: 10	1B: 5 2B: 4 3B: 3 HR: 4	SF: 1 SAC: 0 DP: 0 HBP: 0	WP: 0 PB: 0 SB: 0 CS: 0	PA: 47				
<b>PITCHER</b>	IP	WLS	BF	H	R	ER	SO	BB	IBB	HBP	BLK	WP	HR	S	P	ERA	WHIP									
<b>Bobby Witt, R</b> ERA: 6.85 <b>Rick Helling, R</b> ERA: 9.53	(1, 1)	5.2	L	32	11	9	9	5	4	0	0	0	0	2	67	114	14.29	2.647								
	(6, 1)	3.1		15	5	3	3	2	0	0	0	0	0	2	36	58	8.10	1.500								

Chicago White Sox @ Texas Rangers  
The Ballpark at Arlington, Arlington, TX  
Mon Apr 22 1996, 8:05 PM EDT  
Att: 22,348 - Unknown - 60 F

livebaseballscorecards.com

AB 42  
R 12  
H 16  
RBI 12  
BB 4  
SO 7  
LOB 13




Batter	1	2	3	4	5	6	7	8	9	AB	R	H	RBI	BB	SO	LOB	BOTTOM										
<b>Darryl Hamilton, L</b> OBP: 0.379, SLG: 0.329 <b>Dave Valle, R</b> OBP: 0.417, SLG: 0.222 (9, 2)			1-2 G6-3		4-2 1B	1-2 BB		2-1 F7		4	1	1	0	1	1	0											
<b>Ivan Rodriguez, R</b> OBP: 0.452, SLG: 0.603 <b>Craig Worthington, R</b> OBP: 0.333, SLG: 0.357 (9, 3)	0-1 2B		2-2 1B		1-1 E9 1B	4-0 BB		0-1 F8		4	1	3	1	1	0	0											
<b>Will Clark, L</b> OBP: 0.456, SLG: 0.581 <b>Damon Buford, R</b> OBP: 0.389, SLG: 0.333 (9, 8)	3-1 F8		1-0 L6		2-0 1B	2-3 K		2-2 WP 1B		4	0	1	2	0	1	5											
<b>Juan Gonzalez, R</b> OBP: 0.441, SLG: 0.635 <b>Warren Newson, L</b> OBP: 0.402, SLG: 0.556 (9, 9)	4-0 BB		0-2 F9		0-1 1B		1-1 1B		2-3 K	3	1	2	0	1	0	1											
<b>Mickey Tettleton, S</b> OBP: 0.444, SLG: 0.483 (1, 10)	3-1 F7		0-3 K		1-3 K		0-0 F7		4-1 BB	4	0	0	0	1	2	5											
<b>Dean Palmer, R</b> OBP: 0.383, SLG: 0.717 (1, 5)		1-3 K		2-2 F9		1-1 1B	2-1 1B		1-2 F8	5	1	2	0	0	1	2											
<b>29 Rusty Greer, L</b> OBP: 0.387, SLG: 0.477 (1, 7)		3-3 K		0-1 F7		0-3 K	1-2 SF9		2-2 F7	4	0	0	1	0	2	3											
<b>Mark McLemore, S</b> OBP: 0.403, SLG: 0.351 (1, 4)		3-1 2B		1-3 K		0-0 K	3-H L8			4	0	2	0	0	1	1											
<b>Kevin Elster, R</b> OBP: 0.270, SLG: 0.439 <b>Kurt Stillwell, S</b> OBP: 0.231, SLG: 0.250 (8, PH)		1-3 K		2-3 K		3-3 K		3-2 G3		3	0	0	0	0	3	3											
<b>Inning Stats</b>	R: 0 E: 0 K: 1 S: 11	H: 1 LOB: 1 BB: 1 P: 23	R: 0 E: 0 K: 3 S: 12	H: 1 LOB: 0 BB: 0 P: 20	R: 0 E: 0 K: 1 S: 8	H: 0 LOB: 0 BB: 0 P: 10	R: 2 E: 0 K: 3 S: 18	H: 3 LOB: 2 BB: 1 P: 29	R: 1 E: 0 K: 0 S: 17	H: 3 LOB: 3 BB: 1 P: 28	R: 1 E: 0 K: 0 S: 10	H: 2 LOB: 1 BB: 0 P: 15	R: 0 E: 0 K: 0 S: 7	H: 0 LOB: 0 BB: 0 P: 12	R: 0 E: 0 K: 1 S: 13	H: 1 LOB: 2 BB: 1 P: 24	1B: 10 2B: 2 3B: 0 HR: 0	SF: 1 SAC: 0 DP: 0 HBP: 0	WP: 1 PB: 0 SB: 0 CS: 0	PA: 43							
<b>PITCHER</b>	IP	WLS	BF	H	R	ER	SO	BB	IBB	HBP	BLK	WP	HR	S	P	ERA	WHIP										
<b>Alex Fernandez, R</b> ERA: 3.9 <b>Matt Karchner, R</b> ERA: 1.84	(1, 1)	5.2	W	29	3	1	1	2	3	0	0	0	0	1	0	34	57	2.70	1.200								
	(6, 1)	3.1	S	14	3	1	1	2	1	0	0	0	0	1	0	34	57	2.70	1.200								

Chicago White Sox @ Texas Rangers  
The Ballpark at Arlington, Arlington, TX  
Mon Apr 22 1996, 8:05 PM EDT  
Att: 22,348 - Unknown - 60 F

livebaseballscorecards.com


AB 38  
R 4  
H 12  
RBI 4  
BB 4  
SO 12  
LOB 21





Batter	1	2	3	4	5	6	7	8	9	AB	R	H	RBI	BB	SO	LOB	TOP			
<b>Tony Phillips, S</b> OBP: 0.388, SLG: 0.488 (1, 7)										5	2	3	2	0	0	0	<b>Chicago White Sox @ Texas Rangers</b> The Ballpark at Arlington, Arlington, TX Tue Apr 23 1996, 4:33 AM EDT Att: 29,123 - Sunny - 80 F			
<b>Dave Martinez, L</b> OBP: 0.295, SLG: 0.400 (1, 8)										3	0	0	0	1	0	2				
<b>Lyle Mouton, R</b> OBP: 0.360, SLG: 0.429 (8, PH)										1	0	1	0	0	0	0				
<b>Darren Lewis, R</b> OBP: 0.423, SLG: 0.333 (8, 8)										0	0	0	0	0	0	0				
<b>Frank Thomas, R</b> OBP: 0.484, SLG: 0.747 (1, 3)										4	0	2	1	1	1	3				
<b>Harold Baines, L</b> OBP: 0.429, SLG: 0.610 (1, 10)										3	1	1	2	2	0	3				
<b>Robin Ventura, L</b> OBP: 0.314, SLG: 0.403 (1, 5)										4	0	0	0	1	2	6				
<b>Danny Tartabull, R</b> OBP: 0.307, SLG: 0.364 (1, 9)										4	0	0	0	1	2	4				
<b>Chad Kreuter, S</b> OBP: 0.348, SLG: 0.368 (1, 2)										5	1	1	0	0	0	1				
<b>Ron Karkovice, R</b> OBP: 0.317, SLG: 0.396 (9, 2)										0	0	0	0	0	0	0				
<b>Jose Munoz, S</b> OBP: 0.500, SLG: 0.385 (1, 4)										4	1	2	0	0	0	1				
<b>Ray Durham, S</b> OBP: 0.380, SLG: 0.574 (9, 4)										0	0	0	0	0	0	0				
<b>Ozzie Guillen, L</b> OBP: 0.250, SLG: 0.381 (1, 6)										4	1	1	1	0	0	1				
<b>Inning Stats</b>	R: 2 H: 2 E: 0 K: 2 S: 16	H: 2 LOB: 1 BB: 1 P: 25	R: 0 H: 0 E: 0 K: 0 S: 7	H: 0 LOB: 0 BB: 0 P: 8	R: 0 H: 1 E: 0 K: 1 S: 11	H: 1 LOB: 3 BB: 2 P: 25	R: 4 H: 5 E: 0 K: 1 S: 15	H: 5 LOB: 1 BB: 0 P: 22	R: 0 H: 1 E: 0 K: 0 S: 13	H: 1 LOB: 2 BB: 1 P: 18	R: 0 H: 0 E: 0 K: 0 S: 10	H: 0 LOB: 0 BB: 1 P: 9	R: 0 H: 1 E: 0 K: 0 S: 7	H: 1 LOB: 2 BB: 1 P: 18	R: 0 H: 0 E: 0 K: 1 S: 10	H: 0 LOB: 0 BB: 1 P: 15	1B: 6 2B: 4 3B: 0 HR: 1	SF: 0 SAC: 0 DP: 1 HBP: 0	WP: 1 PB: 0 SB: 0 CS: 0	PA: 43
<b>PITCHER</b>	IP WLS BF H R ER SO	IP WLS BF H R ER SO	IP WLS BF H R ER SO	IP WLS BF H R ER SO	IP WLS BF H R ER SO	IP WLS BF H R ER SO	IP WLS BF H R ER SO	IP WLS BF H R ER SO	IP WLS BF H R ER SO	IP WLS BF H R ER SO	IP WLS BF H R ER SO	IP WLS BF H R ER SO	IP WLS BF H R ER SO	IP WLS BF H R ER SO	IP WLS BF H R ER SO	IP WLS BF H R ER SO	ERA WHIP	ERA WHIP		
<b>Ken Hill, R</b> ERA: 4.11 (1, 1)	5.2 L 30 10 6 6 4																9.53 2.118			
<b>Ed Vosberg, L</b> ERA: (6, 1)	3.1 13 1 0 0 1																0.00 0.900			

Batter	1	2	3	4	5	6	7	8	9	AB	R	H	RBI	BB	SO	LOB	BOTTOM					
<b>Darryl Hamilton, L</b> OBP: 0.370, SLG: 0.321 (1, 8)										5	1	1	0	0	2	2	<b>Chicago White Sox @ Texas Rangers</b> The Ballpark at Arlington, Arlington, TX Tue Apr 23 1996, 4:33 AM EDT Att: 29,123 - Sunny - 80 F					
<b>Ivan Rodriguez, R</b> OBP: 0.430, SLG: 0.597 (1, 2)										4	1	1	2	1	0	2						
<b>Damon Buford, R</b> OBP: 0.389, SLG: 0.333 (9, FR)										0	0	0	0	0	0	0						
<b>Will Clark, L</b> OBP: 0.452, SLG: 0.554 (1, 3)										3	0	0	0	2	1	1						
<b>Juan Gonzalez, R</b> OBP: 0.422, SLG: 0.596 (1, 9)										5	0	1	1	0	2	3						
<b>Mickey Tettleton, S</b> OBP: 0.453, SLG: 0.475 (1, 10)										3	0	1	0	2	1	2						
<b>Dean Palmer, R</b> OBP: 0.391, SLG: 0.702 (1, 5)										4	1	2	0	0	1	4						
<b>29 Rusty Greer, L</b> OBP: 0.380, SLG: 0.464 (1, 7)										4	1	1	0	0	2	4						
<b>Mark McLemore, S</b> OBP: 0.395, SLG: 0.344 (1, 4)										4	0	1	1	0	0	3						
<b>Kevin Elster, R</b> OBP: 0.273, SLG: 0.433 (1, 6)										3	1	1	1	0	0	1						
<b>Warren Newson, L</b> OBP: 0.429, SLG: 0.500 (8, PH)										1	0	0	0	0	0	0						
<b>Kurt Stillwell, S</b> OBP: 0.231, SLG: 0.250 (9, 6)										0	0	0	0	0	0	0						
<b>Inning Stats</b>	R: 0 H: 0 E: 0 K: 1 S: 7	H: 0 LOB: 0 BB: 0 P: 14	R: 0 H: 1 E: 0 K: 0 S: 12	H: 1 LOB: 2 BB: 1 P: 26	R: 0 H: 0 E: 0 K: 1 S: 5	H: 0 LOB: 0 BB: 0 P: 7	R: 0 H: 0 E: 0 K: 2 S: 10	H: 0 LOB: 0 BB: 0 P: 14	R: 5 H: 5 E: 1 K: 2 S: 24	H: 5 LOB: 2 BB: 1 P: 37	R: 0 H: 2 E: 0 K: 1 S: 13	H: 2 LOB: 2 BB: 0 P: 19	R: 0 H: 1 E: 0 K: 2 S: 9	H: 1 LOB: 2 BB: 1 P: 17	R: 0 H: 0 E: 0 K: 0 S: 4	H: 0 LOB: 0 BB: 0 P: 7	R: 0 H: 0 E: 0 K: 0 S: 9	H: 0 LOB: 2 BB: 2 P: 18	1B: 8 2B: 1 3B: 0 HR: 0	SF: 0 SAC: 0 DP: 1 HBP: 0	WP: 1 PB: 0 SB: 0 CS: 0	PA: 41
<b>PITCHER</b>	IP WLS BF H R ER SO	IP WLS BF H R ER SO	IP WLS BF H R ER SO	IP WLS BF H R ER SO	IP WLS BF H R ER SO	IP WLS BF H R ER SO	IP WLS BF H R ER SO	IP WLS BF H R ER SO	IP WLS BF H R ER SO	IP WLS BF H R ER SO	IP WLS BF H R ER SO	IP WLS BF H R ER SO	IP WLS BF H R ER SO	IP WLS BF H R ER SO	IP WLS BF H R ER SO	IP WLS BF H R ER SO	ERA WHIP	ERA WHIP				
<b>James Baldwin, R</b> ERA: 5.4 (1, 1)	5.0 W 24 6 5 3 6																5.40 1.600					
<b>Joe Magrane, L</b> ERA: 3.48 (6, 1)	1.0 6 2 0 0 1																0.00 3.000					
<b>Kirk McCaskill, R</b> ERA: 7.36 (7, 1)	2.0 7 1 0 0 2																0.00 0.500					
<b>Roberto Hernandez, R</b> ERA: (9, 1)	1.0 S 4 0 0 0																0.00 2.000					





Batter	1	2	3	4	5	6	7	8	9	AB	R	H	RBI	BB	SO	LOB	TOP			
<b>Darryl Hamilton, L</b> OBP: 0.367, SLG: 0.322	2-1 FC6-4 1B	0-2 L7	2-1 P5				0-0 B2		3-3 K	6	0	2	0	0	1	1				
<b>Ivan Rodriguez, R</b> OBP: 0.429, SLG: 0.610	2-2 FC6-4 1B	2-1 1B	1-1 G4-3				0-2 G5-3			5	1	2	0	0	0	1				
<b>Will Clark, L</b> OBP: 0.461, SLG: 0.551	3-1 1B	2-1 1B	2-1 G1-3				2-0 P5			4	1	2	1	1	0	0				
<b>Juan Gonzalez, R</b> OBP: 0.406, SLG: 0.565	1-3 K	0-2 1B		1-3 K	1-3 K			0-3 K		5	1	1	0	0	4	5				
<b>Mickey Tettleton, S</b> OBP: 0.462, SLG: 0.516	4-1 1B	3-1 HR		4-2 BB		3-2 F7		3-2 F8		3	1	1	3	2	0	0				
<b>Dean Palmer, R</b> OBP: 0.391, SLG: 0.667	2-2 F8	0-1 G5-3		4-2 BB	0-1 BB	4-0 BB		3-2 F8		3	0	0	0	2	0	3				
<b>29 Rusty Greer, L</b> OBP: 0.381, SLG: 0.452				0-2 G1-6-3		2-1 F8			4-2 BB	4	1	1	0	1	0	3				
<b>Mark McLemore, S</b> OBP: 0.407, SLG: 0.354		0-1 HR	0-0 1B			2-3 K		4-2 BB	3-3 K	4	2	2	0	1	2	1				
<b>Kevin Elster, R</b> OBP: 0.286, SLG: 0.531		2-0 HR	1-2 HR			0-2 G1-3		2-2 G1-3	1-3 K	4	2	2	5	0	0	2				
<b>Warren Newson, L</b> OBP: 0.400, SLG: 0.455		1-3 HR	1-3 HR			0-2 G1-3			1-3 K	1	0	0	0	0	1	1				
<b>Inning Stats</b>	R: 0 E: 0 K: 1 S: 14	H: 2 LOB: 3 BB: 1 P: 28	R: 7 E: 0 K: 0 S: 21	H: 7 LOB: 3 BB: 0 P: 33	R: 2 E: 0 K: 0 S: 11	H: 2 LOB: 0 BB: 0 P: 17	R: 0 E: 0 K: 1 S: 11	H: 0 LOB: 1 BB: 2 P: 20	R: 0 E: 0 K: 2 S: 12	H: 2 LOB: 3 BB: 1 P: 19	R: 0 E: 0 K: 0 S: 5	H: 0 LOB: 0 BB: 0 P: 7	R: 0 E: 0 K: 1 S: 12	H: 0 LOB: 0 BB: 0 P: 18	R: 0 E: 0 K: 3 S: 11	H: 0 LOB: 1 BB: 1 P: 22	1B: 8 2B: 2 3B: 0 HR: 3	SF: 0 SAC: 0 DP: 1 HBP: 0	WP: 0 PB: 0 SB: 0 CS: 0	PA: 46
<b>PITCHER</b>	IP	WLS	BF	H	R	ER	SO	BB	IBB	HBP	BLK	WP	HR	S	P	ERA	WHIP			
<b>Tom Gordon, R</b> ERA: 9.67	1.1		13	8	6	6	1	1	0	0	0	0	1	28	48	40.50	6.750			
<b>Mike Maddux, R</b> ERA: 5.02	2.0		11	3	3	3	1	2	0	0	0	0	2	26	47	13.50	2.500			
<b>Rich Garces, R</b> ERA:	2.2		12	2	0	0	2	3	0	0	0	0	0	27	49	0.00	1.875			
<b>Mike Stanton, L</b> ERA: 8.68	1.0	W	3	0	0	0	0	0	0	0	0	0	0	5	7	0.00	0.000			
<b>Stan Belinda, R</b> ERA: 9.0	1.0		3	0	0	0	1	0	0	0	0	0	0	12	18	0.00	0.000			
<b>PITCHER</b>	IP	WLS	BF	H	R	ER	SO	BB	IBB	HBP	BLK	WP	HR	S	P	ERA	WHIP			
<b>Heathcliff Slocumb, R</b> ERA: 6.68	1.0		4	0	0	0	3	1	0	0	0	0	0	11	22	0.00	1.000			

Batter	1	2	3	4	5	6	7	8	9	AB	R	H	RBI	BB	SO	LOB	BOTTOM				
<b>Alex Cole, L</b> OBP: 0.400, SLG: 0.444	0-1 G4-3	0-0 G4-3	0-0 G4-6-3		1-2 G4-3		2-1 F8			5	0	0	1	0	0	4					
<b>John Valentin, R</b> OBP: 0.337, SLG: 0.313	4-1 1B	4-2 1B		0-1 G6-3		3-1 18 2B	2-2 18 2B			3	2	2	0	2	0	0					
<b>Mo Vaughn, L</b> OBP: 0.358, SLG: 0.463	1-2 18 G4-6-3	3-2 18 BB		2-1 18 2B		4-1 18 2B	4-0 18 2B			3	3	3	2	2	0	0					
<b>18 Reggie Jefferson, S</b> OBP: 0.526, SLG: 0.688	1-2 G4-6-3	4-0 FC6-4		3-2 2B		1-1 FC3-6	0-0 1B			4	1	3	3	1	0	2					
<b>Mike Stanley, R</b> OBP: 0.386, SLG: 0.431				2-1 2B		4-1 FC3-6	2-1 G6-3			4	1	2	2	1	0	4					
<b>Troy O'Leary, L</b> OBP: 0.321, SLG: 0.419		2-0 L4	0-0 HR		2-3 K		0-0 F9		1-1 CS	5	1	2	1	0	1	5					
<b>Mitt Cuyler, S</b> OBP: 0.250, SLG: 0.167									1B	0	0	0	0	0	0	0					
<b>Mike Greenwell, L</b> OBP: 0.264, SLG: 0.313		4-2 1B	1-0 1B		0-0 F8		0-1 FC3-6		1-1 F7	4	1	1	1	1	0	4					
<b>Bill Selby, L</b> OBP: 0.579, SLG: 0.938		4-2 G4-3	2-2 1B		2-3 K		2-3 F8		2-2 P5	4	1	1	0	1	1	3					
<b>Esteban Beltrre, R</b> OBP: 0.303, SLG: 0.300		1-1 1B	1-0 L4		1-0 F9		1-0 G4-3			4	1	1	1	0	0	2					
<b>Inning Stats</b>	R: 0 E: 0 K: 0 S: 9	H: 1 LOB: 1 BB: 1 P: 15	R: 4 E: 0 K: 0 S: 19	H: 3 LOB: 4 BB: 4 P: 42	R: 1 E: 0 K: 0 S: 7	H: 3 LOB: 1 BB: 0 P: 11	R: 2 E: 0 K: 1 S: 13	H: 3 LOB: 1 BB: 0 P: 22	R: 0 E: 0 K: 1 S: 7	H: 0 LOB: 0 BB: 0 P: 11	R: 2 E: 0 K: 0 S: 10	H: 2 LOB: 2 BB: 2 P: 24	R: 2 E: 0 K: 0 S: 13	H: 2 LOB: 1 BB: 1 P: 24	R: 0 E: 0 K: 0 S: 7	H: 1 LOB: 1 BB: 0 P: 11	1B: 8 2B: 6 3B: 0 HR: 1	SF: 0 SAC: 0 DP: 2 HBP: 0	WP: 0 PB: 0 SB: 0 CS: 1	PA: 44	
<b>PITCHER</b>	IP	WLS	BF	H	R	ER	SO	BB	IBB	HBP	BLK	WP	HR	S	P	ERA	WHIP				
<b>Roger Pavlik, R</b> ERA: 6.2	2.0		17	7	5	5	0	5	0	0	0	0	0	1	33	65	22.50	6.000			
<b>Dennis Cook, L</b> ERA: 3.07	3.0		14	5	4	4	2	1	0	0	0	0	0	27	49	12.00	2.000				
<b>Gil Heredia, R</b> ERA: 4.58	3.0	L	13	3	2	2	0	1	1	0	0	0	0	25	46	6.00	1.333				

**Texas Rangers @ Boston Red Sox**  
Fenway Park, Boston, MA  
Wed Apr 24 1996, 7:05 PM EDT  
Att: 19,217 - Sunny - 55 F

AB	39
R	9
H	13
RBI	9
BB	7
SO	8
LOB	17



**Texas Rangers @ Boston Red Sox**  
Fenway Park, Boston, MA  
Wed Apr 24 1996, 7:05 PM EDT  
Att: 19,217 - Sunny - 55 F

AB	36
R	11
H	15
RBI	11
BB	8
SO	2
LOB	24















Batter	1	2	3	4	5	6	7	8	9	AB R H RBI BB SO LOB	TOP										
Darryl Hamilton, L (1, 8) OBP: 0.372, SLG: 0.366	0-0 2B		1-1 G3		2-1 G5-4-3		1-2 G1-3	0-1 F7		5 1 2 0 0 0 2	<p>Texas Rangers @ Baltimore Orioles</p> <p>Oriole Park at Camden Yards, Baltimore, MD</p> <p>Sat Apr 27 1996, 3:33 AM EDT</p> <p>Att: 47,311 - Sunny - 57 F</p> <p>livebaseballscores.com</p> <p>AB 36 R 4 H 9 RBI 3 BB 4 SO 2 LOB 18</p> 										
Ivan Rodriguez, R (1, 2) OBP: 0.424, SLG: 0.589	1-0 FC4-6		0-1		0-1 G5-4-3		4-2	1-2 F9		4 0 2 1 1 0 1											
Will Clark, L (1, 3) OBP: 0.427, SLG: 0.500	2-2 F8		2-1 F7		4-1 BB		1-2 G1-3	3-2 F7		4 0 0 0 1 0 4											
Juan Gonzalez, R (1, 9) OBP: 0.373, SLG: 0.527	4-0 FC4-6		1-2 F7		0-0 F7			1-1 G6-3	3-0 G5-3	4 0 0 0 1 0 2											
Mickey Tettleton, S (1, 10) OBP: 0.442, SLG: 0.545	3-2 FC4-6				3-2 G4-3		2-1 G4-3	0-1 29 E		4 1 1 0 0 0 2											
Dean Palmer, R (1, 5) OBP: 0.395, SLG: 0.667	2-0 FC6-4				0-0 1B		1-3 K2-3	2-3 K		4 0 1 0 0 2 3											
29 Rusty Greer, L (1, 7)					1-2 F7		1-0 F7	0-0 E3		4 1 0 0 0 0 1											
Mark McLemore, S (1, 4) OBP: 0.419, SLG: 0.373					0-1		2-2	4-0 2B		3 1 2 0 1 0 0											
Kevin Elster, R (1, 6) OBP: 0.309, SLG: 0.554					2-1 F8		1-0 G6-3	1-2 2B		4 0 1 2 0 0 3											
<b>Inning Stats</b>	R: 1 E: 0 K: 0 S: 10	H: 2 LOB: 2 BB: 1 P: 22	R: 0 E: 0 K: 0 S: 8	H: 0 LOB: 0 BB: 0 P: 14	R: 0 E: 0 K: 0 S: 10	H: 1 LOB: 1 BB: 0 P: 14	R: 0 E: 0 K: 0 S: 14	H: 2 LOB: 2 BB: 0 P: 20	R: 0 E: 0 K: 1 S: 6	H: 0 LOB: 0 BB: 0 P: 10	R: 0 E: 0 K: 0 S: 15	H: 1 LOB: 2 BB: 1 P: 24	R: 3 E: 1 K: 1 S: 13	H: 2 LOB: 1 BB: 1 P: 21	R: 0 E: 0 K: 0 S: 7	H: 0 LOB: 0 BB: 0 P: 14	1B: 4 2B: 4 3B: 1 HR: 0	SF: 0 SAC: 0 DP: 1 HBP: 0	WP: 0 PB: 0 SB: 0 CS: 0	PA: 40	
<b>PITCHER</b>	IP WLS BF H R ER SO BB IBB HBP BLK WP HR S P ERA WHIP											IP WLS BF H R ER SO BB IBB HBP BLK WP HR S P ERA WHIP									
Scott Erickson, R (1, 1) ERA: 3.48	7.2 L 36 9 4 1 2 3 1 0 0 0 0 0 80 135 1.17 1.565																				
Jesse Orosco, L (8, 1) ERA: 20.85	0.1 1 0 0 0 0 0 0 0 0 0 0 0 2 2 0.00 0.000																				
Keith Shepherd, R (9, 1) ERA:	1.0 3 0 0 0 0 0 0 0 0 0 0 0 7 14 0.00 0.000																				

Batter	1	2	3	4	5	6	7	8	9	AB R H RBI BB SO LOB	BOTTOM											
Brady Anderson, L (1, 8) OBP: 0.439, SLG: 0.761	4-2 S		0-0 G6-3		1-0 G3			1-0 HR		3 2 1 1 1 0 0	<p>Texas Rangers @ Baltimore Orioles</p> <p>Oriole Park at Camden Yards, Baltimore, MD</p> <p>Sat Apr 27 1996, 3:33 AM EDT</p> <p>Att: 47,311 - Sunny - 57 F</p> <p>livebaseballscores.com</p> <p>AB 30 R 2 H 4 RBI 2 BB 2 SO 3 LOB 6</p> 											
Roberto Alomar, S (1, 4) OBP: 0.417, SLG: 0.544	1-2 G1-3		1-3 K				1-2 F9	0-1 G1-3		4 0 0 0 0 1 1												
Rafael Palmeiro, L (1, 3) OBP: 0.369, SLG: 0.494	4-2 SF7		1-1 G3				1-1 P6	1-0 F8		3 0 0 0 1 0 0												
Bobby Bonilla, S (1, 9) OBP: 0.257, SLG: 0.322	2-1 SF7				2-2 F8		0-2 G3-1		2-3 K	3 0 0 1 0 1 0												
B.J. Surhoff, L (1, 5) OBP: 0.344, SLG: 0.548	1-2 G6-3				1-3 K		1-2 G3	0-1 G1-3		4 0 0 0 0 1 1												
Cal Ripken Jr., R (1, 6) OBP: 0.344, SLG: 0.425			0-1 G4-3		1-2 1B		0-0 F8	2-1 G1-3		4 0 2 0 0 0 0												
Tony Tarasco, L (1, 10) OBP: 0.250, SLG: 0.265			3-2 F8		0-0 P6		2-1 F8			3 0 0 0 0 0 2												
Jeffrey Hammonds, R (1, 7) OBP: 0.329, SLG: 0.455			1-0		2-2 F7		1-0 L4			3 0 1 0 0 0 1												
Gregg Zaun, S (1, 2) OBP: 0.278, SLG: 0.188			3-2 F7		2-0 F7		0-0 F7			3 0 0 0 0 0 1												
<b>Inning Stats</b>	R: 1 E: 0 K: 0 S: 13	H: 0 LOB: 1 BB: 2 P: 25	R: 0 E: 0 K: 0 S: 13	H: 1 LOB: 1 BB: 0 P: 20	R: 0 E: 0 K: 1 S: 6	H: 0 LOB: 0 BB: 0 P: 8	R: 0 E: 0 K: 1 S: 10	H: 1 LOB: 1 BB: 0 P: 14	R: 0 E: 0 K: 0 S: 5	H: 0 LOB: 0 BB: 0 P: 10	R: 0 E: 0 K: 0 S: 11	H: 0 LOB: 0 BB: 0 P: 13	R: 0 E: 0 K: 0 S: 7	H: 1 LOB: 1 BB: 0 P: 11	R: 1 E: 0 K: 0 S: 5	H: 1 LOB: 0 BB: 0 P: 7	R: 0 E: 0 K: 1 S: 7	H: 0 LOB: 0 BB: 0 P: 11	1B: 2 2B: 1 3B: 0 HR: 1	SF: 1 SAC: 0 DP: 0 HBP: 0	WP: 0 PB: 0 SB: 2 CS: 0	PA: 33
<b>PITCHER</b>	IP WLS BF H R ER SO BB IBB HBP BLK WP HR S P ERA WHIP											IP WLS BF H R ER SO BB IBB HBP BLK WP HR S P ERA WHIP										
Bobby Witt, R (1, 1) ERA: 5.76	7.1 W 28 4 2 2 2 2 0 0 0 0 0 0 67 104 2.46 0.818																					
Ed Vosberg, L (8, 1) ERA:	1.2 S 5 0 0 0 1 0 0 0 0 0 0 0 10 15 0.00 0.000																					




Batter	1	2	3	4	5	6	7	8	9	10	AB	R	H	RBI	BB	SO	LOB							
Darryl Hamilton, L OBP: 0.378, SLG: 0.377	F8		BB	K			P5		G6-4-3	WP	5	0	2	0	1	1	1							
Ivan Rodriguez, R OBP: 0.400, SLG: 0.552	F9		G6-3				F7		G6-4-3	P2	6	0	0	0	0	0	4							
Warren Newson, L OBP: 0.381, SLG: 0.375	K		BB				E4			G4-3	4	0	0	0	1	1	0							
Juan Gonzalez, R OBP: 0.375, SLG: 0.513		F7	K				F7			E	4	1	1	0	1	1	3							
Mickey Tettleton, S OBP: 0.443, SLG: 0.538 Craig Worthington, R OBP: 0.304, SLG: 0.313	K						F9			BB	1	0	0	0	1	1	0							
Will Clark, L OBP: 0.433, SLG: 0.500			BB							BB	0	1	0	0	1	0	0							
Dean Palmer, R OBP: 0.384, SLG: 0.636			K							BB	5	1	1	0	0	2	5							
29 Rusty Greer, L OBP: 0.356, SLG: 0.404							F9			BB	4	1	3	1	1	0	0							
Mark McLemore, S OBP: 0.408, SLG: 0.367	F8									BB	4	0	1	1	0	0	4							
Kevin Elster, R OBP: 0.314, SLG: 0.582										BB	5	1	2	2	0	2	2							
<b>Inning Stats</b>	R: 0 E: 0 K: 1 S: 6	H: 0 LOB: 0 BB: 0 P: 10	R: 0 E: 0 K: 1 S: 14	H: 2 LOB: 0 BB: 0 P: 21	R: 1 E: 0 K: 2 S: 26	H: 2 LOB: 3 BB: 2 P: 37	R: 0 E: 0 K: 1 S: 7	H: 1 LOB: 1 BB: 0 P: 12	R: 0 E: 0 K: 0 S: 5	H: 1 LOB: 1 BB: 0 P: 7	R: 0 E: 0 K: 0 S: 12	H: 1 LOB: 1 BB: 0 P: 15	R: 0 E: 1 K: 0 S: 7	H: 0 LOB: 1 BB: 0 P: 10	R: 0 E: 0 K: 0 S: 12	H: 0 LOB: 1 BB: 1 P: 19	R: 0 E: 0 K: 1 S: 8	H: 1 LOB: 0 BB: 0 P: 9	R: 4 E: 1 K: 0 S: 25	H: 2 LOB: 2 BB: 3 P: 46	1B: 8 2B: 1 3B: 0 HR: 1	SF: 1 SAC: 0 DP: 1 HBP: 0	WP: 1 PA: 47	
<b>PITCHER</b>	IP WLS BF H R ER SO BB IBB HBP BLK WP HR S P ERA WHIP	IP WLS BF H R ER SO BB IBB HBP BLK WP HR S P ERA WHIP	IP WLS BF H R ER SO BB IBB HBP BLK WP HR S P ERA WHIP	IP WLS BF H R ER SO BB IBB HBP BLK WP HR S P ERA WHIP	IP WLS BF H R ER SO BB IBB HBP BLK WP HR S P ERA WHIP	IP WLS BF H R ER SO BB IBB HBP BLK WP HR S P ERA WHIP	IP WLS BF H R ER SO BB IBB HBP BLK WP HR S P ERA WHIP	IP WLS BF H R ER SO BB IBB HBP BLK WP HR S P ERA WHIP	IP WLS BF H R ER SO BB IBB HBP BLK WP HR S P ERA WHIP	IP WLS BF H R ER SO BB IBB HBP BLK WP HR S P ERA WHIP	IP WLS BF H R ER SO BB IBB HBP BLK WP HR S P ERA WHIP	IP WLS BF H R ER SO BB IBB HBP BLK WP HR S P ERA WHIP	IP WLS BF H R ER SO BB IBB HBP BLK WP HR S P ERA WHIP	IP WLS BF H R ER SO BB IBB HBP BLK WP HR S P ERA WHIP	IP WLS BF H R ER SO BB IBB HBP BLK WP HR S P ERA WHIP	IP WLS BF H R ER SO BB IBB HBP BLK WP HR S P ERA WHIP	IP WLS BF H R ER SO BB IBB HBP BLK WP HR S P ERA WHIP	IP WLS BF H R ER SO BB IBB HBP BLK WP HR S P ERA WHIP	IP WLS BF H R ER SO BB IBB HBP BLK WP HR S P ERA WHIP	IP WLS BF H R ER SO BB IBB HBP BLK WP HR S P ERA WHIP	IP WLS BF H R ER SO BB IBB HBP BLK WP HR S P ERA WHIP	IP WLS BF H R ER SO BB IBB HBP BLK WP HR S P ERA WHIP	IP WLS BF H R ER SO BB IBB HBP BLK WP HR S P ERA WHIP	IP WLS BF H R ER SO BB IBB HBP BLK WP HR S P ERA WHIP
35 Mike Mussina, R ERA: 4.03	8.0	7	1	7	3	0	0	0	0	0	0	0	18	27	13.50	2.250								
Roger McDowell, R ERA: 1.96	1.1	L	7	1	3	2	1	2	0	0	0	0	0	0	12	22	0.00	9.000						
Randy Myers, L ERA: 2.68	0.1	4	2	0	0	0	0	1	0	0	0	0	0	0	0	0	0	0.00	0.000					
Jimmy Myers, R ERA: 2.31	0.1	1	0	1	0	0	0	0	0	0	0	1	0	3	6	0.00	0.000							

**TOP**

**Texas Rangers @ Baltimore Orioles**  
 Oriole Park at Camden Yards, Baltimore, MD  
 Sun Apr 28 1996, 3:33 AM EDT  
 Att. 47,327 - Sunny - 72 F

livebaseballscorecards.com

AB 40  
 R 5  
 H 10  
 RBI 4  
 BB 6  
 SO 8  
 LOB 20



WP: 1 PA: 47  
 PB: 0  
 SB: 0  
 CS: 0


Batter	1	2	3	4	5	6	7	8	9	10	AB	R	H	RBI	BB	SO	LOB							
Brady Anderson, L OBP: 0.446, SLG: 0.780	BB		CS				K		F9		3	1	1	1	2	1	1							
Roberto Alomar, S OBP: 0.426, SLG: 0.547	CS		BB				F9		F8	BB	5	1	3	0	0	1	1							
Rafael Palmeiro, L OBP: 0.380, SLG: 0.469	K		G4-6-3				P5			BB	3	1	1	0	2	1	2							
Bobby Bonilla, S OBP: 0.264, SLG: 0.312	BB		G4-6-3				G3-1		F8	BB	3	0	0	0	2	0	4							
B.J. Surhoff, L OBP: 0.337, SLG: 0.526 Manny Alexander, R (10, PR)	K						G3		F9		5	0	1	2	0	1	4							
Cal Ripken Jr., R OBP: 0.327, SLG: 0.402		F7					G5-3		F6	K	5	0	0	0	0	1	2							
Mike Devereaux, R OBP: 0.353, SLG: 0.391 Tony Tarasco, L (10, PH)	G6-3						G3		K	6-3	3	0	0	0	1	1	0							
Chris Hoiles, R OBP: 0.295, SLG: 0.486 Gregg Zaun, S OBP: 0.278, SLG: 0.188									G5-3		4	1	2	1	0	1	1							
Jeffrey Hammonds, R OBP: 0.314, SLG: 0.432										K	4	0	0	0	0	3	2							
<b>Inning Stats</b>	R: 0 E: 0 K: 2 S: 11	H: 1 LOB: 2 BB: 2 P: 21	R: 1 E: 0 K: 1 S: 11	H: 1 LOB: 0 BB: 0 P: 17	R: 0 E: 0 K: 0 S: 10	H: 2 LOB: 1 BB: 1 P: 16	R: 0 E: 0 K: 0 S: 8	H: 0 LOB: 0 BB: 0 P: 13	R: 0 E: 0 K: 1 S: 10	H: 1 LOB: 1 BB: 0 P: 12	R: 0 E: 0 K: 0 S: 4	H: 0 LOB: 0 BB: 0 P: 4	R: 0 E: 0 K: 2 S: 9	H: 0 LOB: 1 BB: 1 P: 17	R: 0 E: 0 K: 0 S: 9	H: 1 LOB: 2 BB: 1 P: 19	R: 0 E: 0 K: 1 S: 10	H: 0 LOB: 0 BB: 0 P: 15	R: 3 E: 0 K: 3 S: 13	H: 2 LOB: 2 BB: 2 P: 28	1B: 5 2B: 1 3B: 0 HR: 2	SF: 0 SAC: 0 DP: 1 HBP: 0	WP: 1 PA: 43 PB: 0 SB: 0 CS: 2	
<b>PITCHER</b>	IP WLS BF H R ER SO BB IBB HBP BLK WP HR S P ERA WHIP	IP WLS BF H R ER SO BB IBB HBP BLK WP HR S P ERA WHIP	IP WLS BF H R ER SO BB IBB HBP BLK WP HR S P ERA WHIP	IP WLS BF H R ER SO BB IBB HBP BLK WP HR S P ERA WHIP	IP WLS BF H R ER SO BB IBB HBP BLK WP HR S P ERA WHIP	IP WLS BF H R ER SO BB IBB HBP BLK WP HR S P ERA WHIP	IP WLS BF H R ER SO BB IBB HBP BLK WP HR S P ERA WHIP	IP WLS BF H R ER SO BB IBB HBP BLK WP HR S P ERA WHIP	IP WLS BF H R ER SO BB IBB HBP BLK WP HR S P ERA WHIP	IP WLS BF H R ER SO BB IBB HBP BLK WP HR S P ERA WHIP	IP WLS BF H R ER SO BB IBB HBP BLK WP HR S P ERA WHIP	IP WLS BF H R ER SO BB IBB HBP BLK WP HR S P ERA WHIP	IP WLS BF H R ER SO BB IBB HBP BLK WP HR S P ERA WHIP	IP WLS BF H R ER SO BB IBB HBP BLK WP HR S P ERA WHIP	IP WLS BF H R ER SO BB IBB HBP BLK WP HR S P ERA WHIP	IP WLS BF H R ER SO BB IBB HBP BLK WP HR S P ERA WHIP	IP WLS BF H R ER SO BB IBB HBP BLK WP HR S P ERA WHIP	IP WLS BF H R ER SO BB IBB HBP BLK WP HR S P ERA WHIP	IP WLS BF H R ER SO BB IBB HBP BLK WP HR S P ERA WHIP	IP WLS BF H R ER SO BB IBB HBP BLK WP HR S P ERA WHIP	IP WLS BF H R ER SO BB IBB HBP BLK WP HR S P ERA WHIP	IP WLS BF H R ER SO BB IBB HBP BLK WP HR S P ERA WHIP	IP WLS BF H R ER SO BB IBB HBP BLK WP HR S P ERA WHIP	IP WLS BF H R ER SO BB IBB HBP BLK WP HR S P ERA WHIP
Ken Hill, R ERA: 3.61	7.1	6	1	6	5	0	0	0	0	0	0	0	4	7	0.00	0.000								
Dennis Cook, L ERA: 3.31	0.2	2	0	0	0	0	0	0	0	0	0	0	0	0	0	0	0.00	0.000						
Gl Heredia, R ERA: 4.5	1.1	W	4	0	0	0	2	0	0	0	0	0	13	21	0.00	0.000								
Ed Vosberg, L ERA: 2.45	0.0	3	1	1	1	1	1	1	1	5	13	∞	∞											
Mike Henneman, R ERA: 6.43	0.2	S	4	1	2	2	1	1	0	0	0	0	0	5	9	27.00	3.000							

**BOTTOM**

**Texas Rangers @ Baltimore Orioles**  
 Oriole Park at Camden Yards, Baltimore, MD  
 Sun Apr 28 1996, 3:33 AM EDT  
 Att. 47,327 - Sunny - 72 F

livebaseballscorecards.com

AB 36  
 R 4  
 H 8  
 RBI 4  
 BB 7  
 SO 10  
 LOB 19



WP: 1 PA: 43  
 PB: 0  
 SB: 0  
 CS: 2



Batter	1	2	3	4	5	6	7	8	9	AB	R	H	RBI	BB	SO	LOB	TOP										
Darryl Hamilton, L OBP: 0.368, SLG: 0.360 (1, 8)	G6-3	K	G6-3		L8		L8		BB	5	0	0	0	1	1	3											
Ivan Rodriguez, R OBP: 0.387, SLG: 0.529 (1, 10)	F7				G6-3		K		G6-3	6	0	1	0	0	2	2											
Will Clark, L OBP: 0.440, SLG: 0.494 (1, 3)	HR	G4-3			K		29 BB 1B		F9 WP BB	3	1	1	0	2	1	2											
Juan Gonzalez, R OBP: 0.376, SLG: 0.542 (1, 9)	HR				G6-3		29 BB 1B		F9	5	2	2	2	0	0	1											
Dean Palmer, R OBP: 0.407, SLG: 0.628 (1, 5)	29 BB						K			1	2	0	0	3	1	2											
29 Rusty Greer, L OBP: 0.377, SLG: 0.435 (1, 7)					E8				G6-3	3	2	2	2	2	0	2											
Mark McLemore, S OBP: 0.398, SLG: 0.361 (1, 4)	K				G4-3		SF9		F6	4	0	1	1	0	1	6											
Kevin Elster, R OBP: 0.300, SLG: 0.554 (1, 6)		F2	F3		G5-3		K		SH1-4	4	0	0	0	0	1	1											
Dave Valle, R OBP: 0.500, SLG: 0.417 Mickey Tettleton, S OBP: 0.459, SLG: 0.932 (9, PH)		1B	2B				K		K	3	0	2	1	1	1	0											
<b>Inning Stats</b>	R: 2 E: 0 K: 1 S: 18	H: 2 LOB: 2 BB: 2 P: 31	R: 0 E: 0 K: 1 S: 14	H: 2 LOB: 2 BB: 0 P: 20	R: 3 E: 2 K: 0 S: 14	H: 2 LOB: 1 BB: 0 P: 24	R: 0 E: 0 K: 1 S: 5	H: 0 LOB: 0 BB: 0 P: 7	R: 2 E: 0 K: 2 S: 8	H: 1 LOB: 1 BB: 2 P: 23	R: 0 E: 0 K: 2 S: 15	H: 1 LOB: 3 BB: 2 P: 27	R: 0 E: 0 K: 1 S: 14	H: 0 LOB: 0 BB: 0 P: 16	R: 0 E: 0 K: 1 S: 8	H: 0 LOB: 2 BB: 2 P: 22	R: 0 E: 0 K: 1 S: 8	H: 1 LOB: 2 BB: 1 P: 19	1B: 6 2B: 1 3B: 1 HR: 1	SF: 1 SAC: 1 DP: 0 HBP: 1	WP: 1 PB: 0 SB: 0 CS: 0	PA: 47					
<b>PITCHER</b>	IP	WLS	BF	H	R	ER	SO	BB	IBB	HBP	BLK	WP	HR	S	P	ERA	WHIP										
Kent Mercker, L ERA: 9.27 (1, 1)	2.1		16	5	5	2	2	2	0	1	0	0	1	42	68	7.71	3.000										
Jimmy Haynes, R ERA: 9.5 (3, 1)	5.1	W	25	3	2	2	6	6	0	0	0	1	0	51	96	3.38	1.688										
Jesse Orosco, L ERA: 19.5 (8, 1)	0.1		3	0	0	0	0	0	0	0	0	0	0	3	6	0.00	0.000										
Randy Myers, L ERA: 1.86 (9, 1)	1.0	S	5	1	0	0	1	1	0	0	0	0	0	8	19	0.00	2.000										

Texas Rangers @ Baltimore Orioles  
 Oriole Park at Camden Yards, Baltimore, MD  
 Mon Apr 29 1996, 7:05 PM EDT  
 Att: 41,503 - Unknown - 83 F

AB 35  
 R 7  
 H 9  
 RBI 6  
 BB 9  
 SO 9  
 LOB 20



Batter	1	2	3	4	5	6	7	8	9	AB	R	H	RBI	BB	SO	LOB	BOTTOM										
Brady Anderson, L OBP: 0.427, SLG: 0.740 (1, 8)	F8		G4-3		F2	G3-1		F8		5	0	0	0	0	5												
Roberto Alomar, S OBP: 0.434, SLG: 0.560 (1, 4)	G4-6-3		G4-3		1B	2B		K		5	2	3	1	0	1	3											
Rafael Palmeiro, L OBP: 0.384, SLG: 0.495 (1, 3)	G4-6-3		FC6-4		2B	1B		SF8		3	1	2	2	0	0	1											
Bobby Bonilla, S OBP: 0.255, SLG: 0.299 (1, 10)		G3-1	FC6-4		K			G4-3		4	0	0	0	0	1	3											
B.J. Surhoff, L OBP: 0.354, SLG: 0.576 (1, 5)	F8				G4-3			HR		3	1	2	3	1	0	0											
Cal Ripken Jr., R OBP: 0.314, SLG: 0.385 (1, 6)	G6-3				G4-3			G5-3		4	0	0	0	0	1	2											
Chris Hoiles, R OBP: 0.317, SLG: 0.486 Manny Alexander, R OBP: 0.278, SLG: 0.188 (8, PR)			BB		G5-3			FC4-6		2	1	1	0	2	0	1											
Gregg Zaun, S OBP: 0.278, SLG: 0.188 (9, 2)			BB					SH1-4		0	0	0	0	0	0	0											
Tony Tarasco, L OBP: 0.250, SLG: 0.250 Jeffrey Hammonds, R OBP: 0.314, SLG: 0.432 (8, PH)			G4-3		L8			SH1-4		2	1	0	0	1	0	2											
Mike Devereaux, R OBP: 0.382, SLG: 0.469 (9, 9)			G4-3		HR			BB		0	0	0	0	0	0	0											
<b>Inning Stats</b>	R: 0 E: 0 K: 0 S: 8	H: 1 LOB: 0 BB: 0 P: 11	R: 0 E: 0 K: 0 S: 9	H: 0 LOB: 0 BB: 0 P: 12	R: 3 E: 0 K: 0 S: 11	H: 2 LOB: 1 BB: 2 P: 21	R: 0 E: 0 K: 0 S: 4	H: 0 LOB: 1 BB: 1 P: 13	R: 3 E: 0 K: 2 S: 17	H: 4 LOB: 1 BB: 0 P: 27	R: 0 E: 0 K: 0 S: 9	H: 1 LOB: 1 BB: 0 P: 15	R: 2 E: 0 K: 0 S: 14	H: 2 LOB: 0 BB: 0 P: 21	R: 0 E: 0 K: 1 S: 12	H: 0 LOB: 2 BB: 2 P: 25	1B: 6 2B: 2 3B: 0 HR: 2	SF: 1 SAC: 1 DP: 1 HBP: 0	WP: 0 PB: 0 SB: 3 CS: 0	PA: 38							
<b>PITCHER</b>	IP	WLS	BF	H	R	ER	SO	BB	IBB	HBP	BLK	WP	HR	S	P	ERA	WHIP										
Roger Pavlik, R ERA: 7.14 (1, 1)	4.1		21	6	6	6	0	3	0	0	0	0	1	40	68	12.46	2.077										
Rick Helling, R ERA: 8.64 (5, 1)	2.2	L	13	4	2	2	2	1	0	0	0	0	1	33	57	6.75	1.875										
Dennis Cook, L ERA: 3.12 (8, 1)	1.0		4	0	0	0	1	1	0	0	0	0	0	11	20	0.00	1.000										

Texas Rangers @ Baltimore Orioles  
 Oriole Park at Camden Yards, Baltimore, MD  
 Mon Apr 29 1996, 7:05 PM EDT  
 Att: 41,503 - Unknown - 83 F

AB 31  
 R 8  
 H 10  
 RBI 8  
 BB 5  
 SO 3  
 LOB 18





Batter	1	2	3	4	5	6	7	8	9	AB	R	H	RBI	BB	SO	LOB	TOP										
<b>Joey Cora, S</b> OBP: 0.292, SLG: 0.409 (1, 4)										5	0	3	3	0	0	1											
<b>Luis Sojo, R</b> OBP: 0.333, SLG: 0.383 (1, 6)										6	0	2	0	0	0	4											
<b>Ken Griffey Jr., L</b> OBP: 0.381, SLG: 0.593 (1, 8)										4	1	2	0	2	0	1											
<b>Edgar Martinez, R</b> OBP: 0.466, SLG: 0.684 (1, 10)										6	1	3	1	0	0	5											
<b>Jay Buhner, R</b> OBP: 0.421, SLG: 0.548 (1, 9)										5	1	3	0	0	1	1											
<b>Paul Sorrento, L</b> OBP: 0.337, SLG: 0.500 (1, 3)										5	2	1	2	0	2	5											
<b>Doug Strange, S</b> OBP: 0.276, SLG: 0.429 (1, 5)										4	1	1	0	1	1	6											
<b>Dan Wilson, R</b> OBP: 0.349, SLG: 0.595 (1, 2)										5	2	2	1	0	2	2											
<b>Rich Amaral, R</b> OBP: 0.321, SLG: 0.298 (1, 7)										4	0	2	1	0	0	0											
<b>Inning Stats</b>	R: 0 E: 0 K: 0 S: 9	H: 1 LOB: 0 BB: 0 P: 14	R: 3 E: 0 K: 0 S: 14	H: 3 LOB: 1 BB: 27 P: 27	R: 1 E: 0 K: 1 S: 12	H: 3 LOB: 2 BB: 0 P: 20	R: 1 E: 0 K: 0 S: 8	H: 2 LOB: 2 BB: 1 P: 14	R: 0 E: 0 K: 3 S: 10	H: 1 LOB: 1 BB: 0 P: 13	R: 0 E: 0 K: 0 S: 8	H: 2 LOB: 1 BB: 0 P: 12	R: 3 E: 1 K: 1 S: 15	H: 4 LOB: 2 BB: 0 P: 21	R: 0 E: 0 K: 0 S: 9	H: 2 LOB: 2 BB: 0 P: 17	R: 0 E: 1 K: 1 S: 19	H: 1 LOB: 3 BB: 1 P: 31	1B: 12 2B: 6 3B: 0 HR: 1	SF: 1 SAC: 1 DP: 0 HBP: 0	WP: 0 PB: 0 SB: 0 CS: 1	PA: 50					
<b>PITCHER</b>	IP	WLS	BF	H	R	ER	SO	BB	IBB	HBP	BLK	WP	HR	S	P	ERA	WHIP										
<b>Kevin Gross, R</b> ERA: 6.75 (1, 1)	3.2	L	21	9	5	5	1	1	1	0	0	0	1	40	72	12.27	2.727										
<b>Mark Brandenburg, R</b> ERA: 1.23 (4, 1)	3.1		17	7	3	0	4	0	0	0	0	0	0	36	49	0.00	2.100										
<b>Ed Vosberg, L</b> ERA: 2.25 (8, 1)	1.0		5	2	0	0	0	0	0	0	0	0	0	9	17	0.00	2.000										
<b>Gi Heredia, R</b> ERA: 4.29 (9, 1)	1.0		6	1	0	0	1	1	0	0	0	0	0	19	31	0.00	2.000										

Seattle Mariners @ Texas Rangers  
The Ballpark at Arlington, Arlington, TX

AB 44  
R 8  
H 19  
RBI 8  
BB 3  
SO 6  
LOB 25



WP: 0  
PB: 0  
SB: 0  
CS: 1

Tue Apr 30 1996, 8:05 PM EDT  
Att: 27,272 - Unknown - 74 F

Batter	1	2	3	4	5	6	7	8	9	AB	R	H	RBI	BB	SO	LOB	BOTTOM										
<b>Darryl Hamilton, L</b> OBP: 0.359, SLG: 0.351 (1, 8)										3	0	0	0	0	0	1											
<b>Damon Buford, R</b> OBP: 0.368, SLG: 0.313 (8, 8)										1	0	0	0	0	0	0											
<b>Ivan Rodriguez, R</b> OBP: 0.374, SLG: 0.509 (1, 2)										4	0	0	0	0	0	1											
<b>Will Clark, L</b> OBP: 0.434, SLG: 0.477 (1, 3)										3	0	0	0	1	0	0											
<b>Juan Gonzalez, R</b> OBP: 0.371, SLG: 0.529 (1, 9)										4	0	1	0	0	0	2											
<b>Warren Newson, L</b> OBP: 0.400, SLG: 0.368 (1, 10)										3	0	1	0	1	1	1											
<b>Dean Palmer, R</b> OBP: 0.400, SLG: 0.610 (1, 5)										4	0	1	0	0	1	3											
<b>29 Rusty Greer, L</b> OBP: 0.364, SLG: 0.417 (1, 7)										4	0	0	0	0	1	4											
<b>Mark McLemore, S</b> OBP: 0.387, SLG: 0.349 (1, 4)										3	0	0	0	0	1	2											
<b>Kevin Elster, R</b> OBP: 0.301, SLG: 0.547 (1, 6)										3	0	1	0	0	1	0											
<b>Inning Stats</b>	R: 0 E: 0 K: 0 S: 6	H: 0 LOB: 0 BB: 0 P: 9	R: 0 E: 0 K: 0 S: 9	H: 2 LOB: 2 BB: 0 P: 15	R: 0 E: 0 K: 0 S: 5	H: 0 LOB: 0 BB: 0 P: 10	R: 0 E: 0 K: 1 S: 12	H: 0 LOB: 2 BB: 2 P: 23	R: 0 E: 0 K: 0 S: 14	H: 1 LOB: 1 BB: 0 P: 20	R: 0 E: 0 K: 2 S: 9	H: 0 LOB: 0 BB: 0 P: 14	R: 0 E: 1 K: 0 S: 7	H: 0 LOB: 1 BB: 0 P: 12	R: 0 E: 0 K: 2 S: 9	H: 0 LOB: 0 BB: 0 P: 14	R: 0 E: 0 K: 2 S: 9	H: 0 LOB: 0 BB: 0 P: 14	1B: 4 2B: 0 3B: 0 HR: 0	SF: 0 SAC: 0 DP: 0 HBP: 0	WP: 0 PB: 0 SB: 0 CS: 0	PA: 34					
<b>PITCHER</b>	IP	WLS	BF	H	R	ER	SO	BB	IBB	HBP	BLK	WP	HR	S	P	ERA	WHIP										
<b>Chris Bosio, R</b> ERA: 3.09 (1, 1)	6.0	W	24	4	0	0	2	0	0	0	0	0	0	10	18	0.00	0.000										
<b>Tim Davis, L</b> ERA: 6.23 (7, 1)	1.1		4	0	0	0	2	0	0	0	0	0	0	14	22	0.00	0.000										
<b>Bob Wells, R</b> ERA: 1.37 (8, 1)	1.2		6	0	0	0	2	0	0	0	0	0	0	14	22	0.00	0.000										

Seattle Mariners @ Texas Rangers  
The Ballpark at Arlington, Arlington, TX

AB 32  
R 0  
H 4  
RBI 0  
BB 2  
SO 5  
LOB 14



Tue Apr 30 1996, 8:05 PM EDT  
Att: 27,272 - Unknown - 74 F











Batter	1	2	3	4	5	6	7	8	9	AB	R	H	RBI	BB	SO	LOB	TOP									
Darryl Hamilton, L OBP: 0.348, SLG: 0.341 Ken Hill, R (9, 1)	L9	L4	G4-6-3		FC5-4			L8		5	0	0	1	0	0	3										
Ivan Rodriguez, R OBP: 0.387, SLG: 0.504 Damon Buford, R OBP: 0.435, SLG: 0.421 (7, 9)	1B	2B		P4	F9			2B		3	2	1	0	1	0	1										
Will Clark, L OBP: 0.429, SLG: 0.495 Craig Worthington, R OBP: 0.333, SLG: 0.316 (7, 3)	2B	1B	2B	F8		F7		K		4	2	2	1	0	0	0										
Juan Gonzalez, R OBP: 0.376, SLG: 0.566 Dave Valle, R OBP: 0.471, SLG: 0.385 (7, 2)	1B	1B	1B			L8		G6-3		4	2	3	4	0	0	0										
Warren Newson, L OBP: 0.412, SLG: 0.462 (9, 9)	HR	2B	F8		HR	G5-3			K	4	2	1	1	1	1	1										
Dean Palmer, R OBP: 0.383, SLG: 0.606 (1, 5)	HR		1B	K			K		BB	5	2	3	3	0	2	0										
29 Rusty Greer, L OBP: 0.369, SLG: 0.434 (1, 7)	P2		1B		F8		G6-3		K	4	0	0	0	1	1	1										
Kurt Stillwell, S OBP: 0.400, SLG: 0.455 (1, 4)	G4-3		1B	WP	F8		1B		FC6-4	4	1	3	0	1	0	0										
Kevin Elster, R OBP: 0.288, SLG: 0.505 (1, 6)		F9	SF9		FC5-4		F8		FC6-4	3	0	0	1	1	0	3										
<b>Inning Stats</b>	R: 5 E: 0 K: 0 S: 20	H: 4 LOB: 0 BB: 1 P: 38	R: 2 E: 0 K: 0 S: 10	H: 2 LOB: 1 BB: 1 P: 21	R: 1 E: 0 K: 0 S: 8	H: 2 LOB: 1 BB: 1 P: 15	R: 2 E: 0 K: 1 S: 11	H: 2 LOB: 0 BB: 0 P: 16	R: 1 E: 0 K: 0 S: 10	H: 1 LOB: 1 BB: 1 P: 18	R: 0 E: 0 K: 0 S: 10	H: 0 LOB: 0 BB: 0 P: 15	R: 0 E: 0 K: 1 S: 12	H: 1 LOB: 1 BB: 0 P: 14	R: 0 E: 0 K: 1 S: 10	H: 1 LOB: 1 BB: 0 P: 13	R: 0 E: 0 K: 2 S: 10	H: 1 LOB: 2 BB: 1 P: 20	1B: 6 2B: 5 3B: 0 HR: 3	SF: 1 SAC: 0 DP: 1 HBP: 0	WP: 1 PB: 0 SB: 0 CS: 0	PA: 45				
<b>PITCHER</b>	IP	WLS	BF	H	R	ER	SO	BB	IBB	HBP	BLK	WP	HR	S	P	ERA	WHIP									
Greg Keagle, R ERA: 9.25 Mike Christopher, R ERA: 9.95 Richie Lewis, R ERA: 2.45 Randy Veres, R ERA: 9.33 Gregg Olson, R ERA: 2.00	(1, 1)	1.2	L	12	5	7	0	2	0	0	0	0	1	27	54	37.80	4.200									
	(2, 1)	3.1		17	6	4	4	1	2	0	0	0	1	2	32	54	10.80	2.400								
	(6, 1)	2.0		7	1	0	0	1	0	0	0	0	0	22	29	0.00	0.500									
	(8, 1)	1.0		4	1	0	0	1	0	0	0	0	0	10	13	0.00	1.000									
	(9, 1)	1.0		5	1	0	0	2	1	0	0	0	0	10	20	0.00	2.000									

Texas Rangers @ Detroit Tigers  
Tiger Stadium, Detroit, MI  
Fri May 03 1996, 7:05 PM EDT  
Att. 9,079 - Unknown - 65 F

AB 39  
R 11  
H 14  
RBI 11  
BB 5  
SO 5  
LOB 11



Batter	1	2	3	4	5	6	7	8	9	AB	R	H	RBI	BB	SO	LOB	BOTTOM								
Chad Curtis, R OBP: 0.362, SLG: 0.345 Kimera Barteo, R OBP: 0.250, SLG: 0.250 (6, 8)	F8		F9			K			G3-1	2	0	0	0	0	0	0									
Bobby Higginson, L OBP: 0.362, SLG: 0.440 (1, 9)	1B			L4		G3-1				3	0	1	0	0	0	0									
Travis Fryman, R OBP: 0.367, SLG: 0.536 Eddie Williams, R OBP: 0.308, SLG: 0.372 (7, 5)	K			G4-3		P3				2	0	0	0	0	1	1									
Cecil Fielder, R OBP: 0.333, SLG: 0.519 Tim Hyers, L OBP: 0.222, SLG: 0.130 (7, 3)	F8			K		G1-3				2	0	0	0	0	1	1									
Melvin Nieves, S OBP: 0.353, SLG: 0.539 (1, 10)		F7			K			G5-3		3	0	0	0	0	1	0									
Mark Lewis, R OBP: 0.344, SLG: 0.525 (1, 4)		K			P3			G1-3		3	0	0	0	0	1	0									
Danny Bautista, R OBP: 0.383, SLG: 0.442 (1, 7)		F9			K			G6-3		3	0	0	0	0	1	0									
Mark Parent, R OBP: 0.235, SLG: 0.500 (1, 2)			K			L7		G6-3		3	0	0	0	0	1	0									
Alan Trammell, R OBP: 0.356, SLG: 0.368 Chris Gomez, R OBP: 0.417, SLG: 0.316 (7, 6)			G5-3			G6-3		F8		2	0	0	0	0	0	0									
<b>Inning Stats</b>	R: 0 E: 0 K: 1 S: 12	H: 1 LOB: 1 BB: 0 P: 14	R: 0 E: 0 K: 1 S: 6	H: 0 LOB: 0 BB: 0 P: 10	R: 0 E: 0 K: 1 S: 7	H: 0 LOB: 0 BB: 0 P: 10	R: 0 E: 0 K: 1 S: 8	H: 0 LOB: 0 BB: 0 P: 10	R: 0 E: 0 K: 2 S: 7	H: 0 LOB: 0 BB: 0 P: 10	R: 0 E: 0 K: 1 S: 7	H: 0 LOB: 0 BB: 0 P: 8	R: 0 E: 0 K: 0 S: 5	H: 0 LOB: 0 BB: 0 P: 9	R: 0 E: 0 K: 0 S: 10	H: 0 LOB: 0 BB: 0 P: 14	R: 0 E: 0 K: 0 S: 9	H: 0 LOB: 0 BB: 0 P: 15	1B: 1 2B: 0 3B: 0 HR: 0	SF: 0 SAC: 0 DP: 0 HBP: 0	WP: 0 PB: 0 SB: 0 CS: 0	PA: 28			
<b>PITCHER</b>	IP	WLS	BF	H	R	ER	SO	BB	IBB	HBP	BLK	WP	HR	S	P	ERA	WHIP								
Ken Hill, R ERA: 2.98 Ken Hill, R ERA: 2.98	(1, 1)	9.0	W	28	1	0	0	7	0	0	0	0	0	71	100	0.00	0.111								
	(9, 1)	9.0	W	28	1	0	0	7	0	0	0	0	0	71	100	0.00	0.111								

Texas Rangers @ Detroit Tigers  
Tiger Stadium, Detroit, MI  
Fri May 03 1996, 7:05 PM EDT  
Att. 9,079 - Unknown - 65 F

AB 28  
R 0  
H 1  
RBI 0  
BB 0  
SO 7  
LOB 2





Batter	1	2	3	4	5	6	7	8	9	AB	R	H	RBI	BB	SO	LOB	TOP		
Darryl Hamilton, L (1, 8) OBP: 0.350, SLG: 0.352	1-1 B2		1-2 1B	3-2 L7		0-0 P4		0-0 FC4-6 1B		5	1	2	0	0	0	0			
Ivan Rodriguez, R (1, 2) OBP: 0.361, SLG: 0.492	1-1 G4-3		0-0 1B FC6-4	0-1 P3			1-0 L7	1-2 FC4-6 1B		5	1	1	1	0	0	2			
Will Clark, L (1, 3) OBP: 0.443, SLG: 0.505	4-1 FC5-4 BB		0-2 FC6-4 1B		2-0 G3		2-2 BB 1B		2-2 1B	4	0	3	0	1	0	0			
Juan Gonzalez, R (1, 9) OBP: 0.368, SLG: 0.548	1-0 FC5-4		1-0 FC6-4 BB		1-1 1B		3-2 F7		1-0 F8	5	0	1	1	0	0	4			
Warren Newson, L (1, 10) OBP: 0.436, SLG: 0.448		2-3 K	4-2 29 WP BB		3-1 29 FC6-4 1B		4-2 BB		2-3 K	3	0	1	0	2	2	1			
Dean Palmer, R (1, 5) OBP: 0.386, SLG: 0.576		1-0 P2	1-3 K		2-3 K		0-3 K		2-3 K	5	0	0	0	0	4	7			
29 Rusty Greer, L (1, 7) OBP: 0.365, SLG: 0.427		2-2 1B S	1-2 G4-3		0-1 FC6-4			1-2 G6-3		4	0	1	0	0	0	4			
Mark McLemore, S (1, 4) OBP: 0.387, SLG: 0.344		3-2 S 1B		1-1 L8		1-0 F7		4-2 FC5-4 BB		3	0	1	0	1	0	0			
Kevin Elster, R (1, 6) OBP: 0.287, SLG: 0.525		1-2 F8		0-1 HR		1-3 K		2-0 FC5-4 1B		4	1	1	1	0	1	3			
<b>Inning Stats</b>	R: 0 E: 0 K: 0 S: 6	H: 0 LOB: 1 BB: 1 P: 13	R: 0 E: 0 K: 1 S: 15	H: 2 LOB: 2 BB: 0 P: 24	R: 2 E: 0 K: 1 S: 17	H: 3 LOB: 2 BB: 1 P: 25	R: 1 E: 0 K: 1 S: 13	H: 1 LOB: 0 BB: 0 P: 17	R: 0 E: 0 K: 1 S: 11	H: 2 LOB: 2 BB: 0 P: 19	R: 0 E: 0 K: 1 S: 15	H: 1 LOB: 2 BB: 1 P: 25	R: 0 E: 0 K: 0 S: 11	H: 1 LOB: 2 BB: 1 P: 19	R: 0 E: 0 K: 2 S: 13	H: 1 LOB: 1 BB: 0 P: 20	1B: 9 2B: 1 3B: 0 HR: 1	SF: 0 SAC: 0 DP: 0 HBP: 0	WP: 1 PA: 42 PB: 0 SB: 2 CS: 0
<b>PITCHER</b>	IP WLS BF H R ER SO BB IBB HBP BLK WP HR S P ERA WHIP	IP WLS BF H R ER SO BB IBB HBP BLK WP HR S P ERA WHIP																	
Greg Gohr, R (1, 1) ERA: 7.02	6.2 L 32 9 3 3 4 3 0 0 0 1 1 80 128 4.05 1.800																		
Randy Veres, R (7, 1) ERA: 9.16	0.1 1 0 0 0 1 0 0 0 0 0 0 3 3 0.00 0.000																		
Mike Myers, L (8, 1) ERA: 5.87	0.2 4 1 0 0 0 1 0 0 0 0 0 7 14 0.00 3.000																		
Brian Williams, R (8, 1) ERA: 7.3	1.1 5 1 0 0 2 0 0 0 0 0 0 17 25 0.00 0.750																		

Texas Rangers @ Detroit Tigers  
Tiger Stadium, Detroit, MI  
Sat May 04 1996, 3:33 AM EDT  
Att: 10,734 - Cloudy - 59 F

AB	38
R	3
H	11
RBI	3
BB	4
SO	7
LOB	21



Batter	1	2	3	4	5	6	7	8	9	AB	R	H	RBI	BB	SO	LOB	BOTTOM		
Chad Curtis, R (1, 7) OBP: 0.352, SLG: 0.333	1-2 G5-3			3-1 F8		2-1 L7			0-0 F9	4	0	0	0	0	0	0			
Bobby Higginson, L (1, 9) OBP: 0.352, SLG: 0.426	2-3 K			1-1 F8		2-2 G4-3				3	0	0	0	0	1	0			
Travis Fryman, R (1, 5) OBP: 0.359, SLG: 0.522	2-3 K			0-3 K		1-3 K				3	0	0	0	0	3	0			
Cecil Fielder, R (1, 3) OBP: 0.326, SLG: 0.505		3-3 K		0-1 P3		0-0 P6				3	0	0	0	0	1	0			
Melvin Nieves, S (1, 10) OBP: 0.341, SLG: 0.519		1-2 F8		1-2 F7		1-3 K				3	0	0	0	0	1	0			
Mark Lewis, R (1, 4) OBP: 0.344, SLG: 0.545		3-3 K		1-0 HR		2-2 P6				3	1	1	1	0	1	0			
Alan Trammell, R (1, 6) OBP: 0.342, SLG: 0.352			0-0 F8		1-0 F7			2-1 G6-3		3	0	0	0	0	0	0			
John Flaherty, R (1, 2) OBP: 0.265, SLG: 0.377			1-1 P3			0-0 F7			3-2 G6-3	2	0	0	0	0	0	0			
Tim Hyers, L (9, PH) OBP: 0.214, SLG: 0.125										1	0	0	0	0	0	0			
Kimera Batee, R (1, 8) OBP: 0.222, SLG: 0.222			1-2 P4			0-0 B5-3			3-2 F7	2	0	0	0	0	0	0			
Eddie Williams, R (9, PH) OBP: 0.306, SLG: 0.368										1	0	0	0	0	0	0			
<b>Inning Stats</b>	R: 0 E: 0 K: 2 S: 9	H: 0 LOB: 0 BB: 0 P: 14	R: 0 E: 0 K: 2 S: 16	H: 0 LOB: 0 BB: 0 P: 23	R: 0 E: 0 K: 0 S: 8	H: 0 LOB: 0 BB: 0 P: 10	R: 0 E: 0 K: 1 S: 7	H: 0 LOB: 0 BB: 0 P: 11	R: 0 E: 0 K: 0 S: 4	H: 0 LOB: 0 BB: 0 P: 6	R: 0 E: 0 K: 1 S: 8	H: 0 LOB: 0 BB: 0 P: 11	R: 0 E: 0 K: 1 S: 8	H: 0 LOB: 0 BB: 0 P: 13	R: 0 E: 0 K: 0 S: 10	H: 0 LOB: 0 BB: 0 P: 16	1B: 0 2B: 0 3B: 0 HR: 1	SF: 0 SAC: 0 DP: 0 HBP: 0	WP: 0 PA: 28 PB: 0 SB: 0 CS: 0
<b>PITCHER</b>	IP WLS BF H R ER SO BB IBB HBP BLK WP HR S P ERA WHIP	IP WLS BF H R ER SO BB IBB HBP BLK WP HR S P ERA WHIP																	
Roger Pavlik, R (1, 1) ERA: 5.68	9.0 W 28 1 1 1 7 0 0 0 0 0 1 77 114 1.00 0.111																		

Texas Rangers @ Detroit Tigers  
Tiger Stadium, Detroit, MI  
Sat May 04 1996, 3:33 AM EDT  
Att: 10,734 - Cloudy - 59 F

AB	28
R	1
H	1
RBI	1
BB	0
SO	7
LOB	0





Batter	1	2	3	4	5	6	7	8	9	AB	R	H	RBI	BB	SO	LOB	TOP					
Darryl Hamilton, L (1.8) OBP: 0.345, SLG: 0.346	L9		G3-1				G4-3		G6-3	5	0	1	0	0	0	0						
Ivan Rodriguez, R (1.2) OBP: 0.355, SLG: 0.480	G1-3		F8				G6-3		F7	5	0	1	0	0	0	1						
Will Clark, L (1.3) OBP: 0.434, SLG: 0.486	K		P6				G3-1		K	4	0	0	0	1	2	1						
Juan Gonzalez, R (1.9) OBP: 0.356, SLG: 0.528		K					G1-3		K	4	0	0	0	0	3	3						
Warren Newson, L (1.10) OBP: 0.442, SLG: 0.485		1B					G6-3		K	4	1	2	0	0	1	2						
Dean Palmer, R (1.5) OBP: 0.371, SLG: 0.573		1B							L5	4	0	2	0	0	1	1						
29 Rusty Greer, L (1.7) OBP: 0.354, SLG: 0.412		F9					F8		G3-1	4	0	0	0	0	0	4						
Mark McLemore, S (1.4) OBP: 0.409, SLG: 0.359		1B					HR		G4-3	2	1	2	1	2	0	0						
Kevin Elster, R (1.6) OBP: 0.286, SLG: 0.544	F7						HR		F8	4	1	1	2	0	0	5						
<b>Inning Stats</b>	R: 0 E: 0 K: 1 S: 5	H: 0 LOB: 0 BB: 0 P: 9	R: 1 E: 0 K: 1 S: 13	H: 3 LOB: 2 BB: 0 P: 20	R: 0 E: 0 K: 0 S: 7	H: 0 LOB: 0 BB: 0 P: 12	R: 0 E: 0 K: 0 S: 11	H: 1 LOB: 1 BB: 0 P: 13	R: 2 E: 0 K: 1 S: 16	H: 3 LOB: 1 BB: 0 P: 29	R: 0 E: 0 K: 1 S: 15	H: 1 LOB: 2 BB: 1 P: 24	R: 0 E: 0 K: 2 S: 12	H: 1 LOB: 2 BB: 1 P: 24	R: 0 E: 0 K: 0 S: 11	H: 0 LOB: 1 BB: 1 P: 20	R: 0 E: 0 K: 1 S: 8	H: 0 LOB: 0 BB: 0 P: 13	1B: 7 2B: 1 3B: 0 HR: 1	SF: 0 SAC: 0 DP: 0 HBP: 0	WP: 0 PB: 0 SB: 1 CS: 0	PA: 39
<b>PITCHER</b>	IP	WLS	BF	H	R	ER	SO	BB	IBB	HBP	BLK	WP	HR	S	P	ERA	WHIP					
Jose Lima, R (1.1) ERA: 9.31	5.2	L	26	8	3	3	4	1	0	0	0	0	1	64	103	4.76	1.588					
Richie Lewis, R (6.1) ERA: 2.19	2.1		10	1	0	0	2	2	0	0	0	0	0	26	48	0.00	1.286					
Mike Myers, L (9.1) ERA: 5.51	1.0	S	3	0	0	0	1	0	0	0	0	0	0	8	13	0.00	0.000					

Texas Rangers @ Detroit Tigers  
Tiger Stadium, Detroit, MI  
Sun May 05 1996, 3:33 AM EDT  
Att: 12,337 - Cloudy - 54 F

AB 36  
R 3  
H 9  
RBI 3  
BB 3  
SO 7  
LOB 17



Batter	1	2	3	4	5	6	7	8	9	AB	R	H	RBI	BB	SO	LOB	BOTTOM					
Chad Curtis, R (1.8) OBP: 0.356, SLG: 0.347	1B						G5-3		F8	4	1	2	0	0	0	0						
Bobby Higginson, L (1.9) OBP: 0.348, SLG: 0.418	1B		G1-3						G4-3	4	0	1	0	0	0	1						
Travis Fryman, R (1.5) OBP: 0.348, SLG: 0.504	F9		G5-3						P4	4	0	0	0	0	0	3						
Cecil Fielder, R (1.3) OBP: 0.323, SLG: 0.500	SF8						G6-4-3		F7	3	0	1	1	0	0	0						
Melvin Nieves, S (1.7) OBP: 0.330, SLG: 0.500	K		G6-4-3						L7	3	0	0	0	0	1	2						
Eddie Williams, R (1.10) OBP: 0.307, SLG: 0.400	P2						HR		G1-3	3	1	1	1	0	0	0						
Mark Lewis, R (1.4) OBP: 0.336, SLG: 0.532	P5						F3		G6-3	3	0	0	0	0	0	0						
Mark Parent, R (1.2) OBP: 0.222, SLG: 0.471	P6								P5	2	0	0	0	0	1	0						
Tim Hyers, L (8, PH) OBP: 0.207, SLG: 0.120										1	0	0	0	0	0	0						
John Flaherty, R (9.2) OBP: 0.265, SLG: 0.377										0	0	0	0	0	0	0						
Alan Trammell, R (1.6) OBP: 0.329, SLG: 0.338	L6								F8	3	0	0	0	0	0	0						
<b>Inning Stats</b>	R: 1 E: 0 K: 1 S: 9	H: 2 LOB: 1 BB: 0 P: 11	R: 0 E: 0 K: 0 S: 4	H: 0 LOB: 0 BB: 0 P: 9	R: 0 E: 0 K: 0 S: 10	H: 1 LOB: 1 BB: 0 P: 14	R: 1 E: 0 K: 0 S: 8	H: 2 LOB: 0 BB: 0 P: 13	R: 0 E: 0 K: 1 S: 9	H: 0 LOB: 0 BB: 0 P: 14	R: 0 E: 0 K: 0 S: 7	H: 0 LOB: 0 BB: 0 P: 11	R: 0 E: 0 K: 0 S: 8	H: 0 LOB: 0 BB: 0 P: 14	R: 0 E: 0 K: 0 S: 7	H: 0 LOB: 0 BB: 0 P: 13	R: 0 E: 0 K: 0 S: 8	H: 0 LOB: 0 BB: 0 P: 14	1B: 3 2B: 1 3B: 0 HR: 1	SF: 1 SAC: 0 DP: 1 HBP: 0	WP: 0 PB: 0 SB: 0 CS: 0	PA: 31
<b>PITCHER</b>	IP	WLS	BF	H	R	ER	SO	BB	IBB	HBP	BLK	WP	HR	S	P	ERA	WHIP					
Kevin Gross, R (1.1) ERA: 5.97	7.0	W	25	5	2	2	2	0	0	0	0	0	0	55	86	2.57	0.714					
Jeff Russell, R (8.1) ERA: 5.00	1.0		3	0	0	0	0	0	0	0	0	0	0	7	13	0.00	0.000					
Mike Henneman, R (9.1) ERA: 5.0	1.0	S	3	0	0	0	0	0	0	0	0	0	0	8	14	0.00	0.000					

Texas Rangers @ Detroit Tigers  
Tiger Stadium, Detroit, MI  
Sun May 05 1996, 3:33 AM EDT  
Att: 12,337 - Cloudy - 54 F

AB 30  
R 2  
H 5  
RBI 2  
BB 0  
SO 2  
LOB 6





Batter	1	2	3	4	5	6	7	8	9	AB	R	H	RBI	BB	SO	LOB	TOP										
<b>Otis Nixon, S</b> (1, 8) <small>OBP: 0.349, SLG: 0.307</small>	G4-3		CS BB			P4		L8		3	0	0	0	1	0	2											
<b>Domingo Cadeno, S</b> (1, 4) <small>OBP: 0.364, SLG: 0.451</small>	G6-3		K			G6-3		G4-3		4	0	0	0	0	1	3											
<b>Carlos Delgado, L</b> (1, 3) <small>OBP: 0.378, SLG: 0.569</small>	G4-3		CS	K		L8			F9	4	0	0	0	0	1	0											
<b>Joe Carter, R</b> (1, 7) <small>OBP: 0.388, SLG: 0.664</small>		1B 3B		G6-3			G5-3		L6-3	4	1	1	0	0	0	0											
<b>Ed Sprague, R</b> (1, 5) <small>OBP: 0.394, SLG: 0.591</small>		G3 1B		L8			F8			3	0	1	1	1	0	0											
<b>Juan Samuel, R</b> (1, 10) <small>OBP: 0.285, SLG: 0.579</small>		K			K		G6-3			4	0	0	0	0	3	2											
<b>Robert Perez, R</b> (1, 9) <b>Shawn Green, L</b> (8, PH) <small>OBP: 0.314, SLG: 0.398</small>	G3							E5 1B		2	0	1	0	0	0	1	AB 31										
<b>Charlie O'Brien, R</b> (1, 2) <small>OBP: 0.431, SLG: 0.583</small>	F8									3	0	1	0	0	1	2	R 1										
<b>Alex Gonzalez, R</b> (1, 6) <small>OBP: 0.339, SLG: 0.495</small>										3	0	1	0	0	1	3	H 5										
<b>Inning Stats</b>	R: 0 E: 0 K: 0 S: 10	H: 0 LOB: 0 BB: 0 P: 15	R: 1 E: 0 K: 1 S: 12	H: 2 LOB: 1 BB: 0 P: 18	R: 0 E: 0 K: 1 S: 10	H: 1 LOB: 0 BB: 1 P: 18	R: 0 E: 0 K: 1 S: 7	H: 0 LOB: 0 BB: 0 P: 9	R: 0 E: 0 K: 2 S: 8	H: 1 LOB: 1 BB: 0 P: 12	R: 0 E: 0 K: 0 S: 6	H: 0 LOB: 0 BB: 0 P: 11	R: 0 E: 0 K: 0 S: 6	H: 0 LOB: 0 BB: 0 P: 9	R: 0 E: 1 K: 1 S: 14	H: 1 LOB: 2 BB: 0 P: 19	R: 0 E: 0 K: 1 S: 8	H: 0 LOB: 1 BB: 1 P: 14	1B: 4 2B: 0 3B: 1 HR: 0	SF: 0 SAC: 0 DP: 0 HBP: 0	WP: 0 PB: 0 SB: 0 CS: 1	PA: 34					
<b>PITCHER</b>	IP	WLS	BF	H	R	ER	SO	BB	IBB	HBP	BLK	WP	HR	S	P	ERA	WHIP										
<b>Darren Oliver, L</b> (1, 1) <small>ERA: 4.33</small>	7.0	W	24	4	1	1	5	1	0	0	0	0	0	59	92	1.29	0.714										
<b>Jeff Russell, R</b> (8, 1) <small>ERA:</small>	2.0		9	1	0	0	2	1	0	0	0	0	0	22	33	0.00	1.000										

Toronto Blue Jays @ Texas Rangers  
The Ballpark at Arlington, Arlington, TX  
Tue May 07 1996, 8:05 PM EDT  
Att: 23,005 - Unknown - 82 F

livebaseballscores.com

AB 31  
R 1  
H 5  
RBI 1  
BB 2  
SO 7  
LOB 13



Batter	1	2	3	4	5	6	7	8	9	AB	R	H	RBI	BB	SO	LOB	BOTTOM										
<b>Darryl Hamilton, L</b> (1, 8) <small>OBP: 0.355, SLG: 0.358</small>	K			G6-3 1B		1B 1B		HR 1B		4	2	3	0	0	1	0											
<b>Ivan Rodriguez, R</b> (1, 2) <small>OBP: 0.382, SLG: 0.473</small>	K			G6-3		BB 29 BB 1B	P4			4	1	1	0	0	1	3											
<b>Will Clark, L</b> (1, 3) <small>OBP: 0.429, SLG: 0.505</small>	K			F8		K		HR		4	1	1	3	0	2	3											
<b>Juan Gonzalez, R</b> (1, 9) <b>Damon Buford, R</b> (3, 9) <small>OBP: 0.423, SLG: 0.409</small>		G4-3		K		BB 29 BB 1B	K			1	0	0	0	0	0	0											
<b>Warren Newson, L</b> (1, 10) <small>OBP: 0.426, SLG: 0.444</small>		G4-3			K	BB 29 BB		F8		3	0	0	0	1	1	0											
<b>Dean Palmer, R</b> (1, 5) <small>OBP: 0.367, SLG: 0.557</small>		L3			BB 29 BB	P5			K	3	0	0	0	1	1	3											
<b>29 Rusty Greer, L</b> (1, 7) <small>OBP: 0.358, SLG: 0.410</small>			F7						G4-3	3	0	1	1	1	0	0	AB 32										
<b>Mark McLemore, S</b> (1, 4) <small>OBP: 0.395, SLG: 0.344</small>			F8		L8	G4-3		F9		4	0	0	0	0	0	5	R 5										
<b>Kevin Elster, R</b> (1, 6) <small>OBP: 0.287, SLG: 0.538</small>			F7		F9		1B HR			3	1	1	0	0	0	2	H 8										
<b>Inning Stats</b>	R: 0 E: 0 K: 3 S: 12	H: 0 LOB: 0 BB: 0 P: 13	R: 0 E: 0 K: 0 S: 5	H: 0 LOB: 0 BB: 0 P: 7	R: 0 E: 0 K: 0 S: 5	H: 0 LOB: 0 BB: 0 P: 8	R: 0 E: 0 K: 1 S: 9	H: 1 LOB: 1 BB: 0 P: 13	R: 0 E: 0 K: 1 S: 12	H: 1 LOB: 2 BB: 1 P: 26	R: 2 E: 0 K: 1 S: 16	H: 3 LOB: 3 BB: 2 P: 28	R: 3 E: 0 K: 1 S: 14	H: 3 LOB: 0 BB: 0 P: 22	R: 0 E: 0 K: 1 S: 7	H: 0 LOB: 0 BB: 0 P: 12	1B: 7 2B: 0 3B: 0 HR: 1	SF: 0 SAC: 0 DP: 0 HBP: 0	WP: 0 PB: 0 SB: 0 CS: 0	PA: 35							
<b>PITCHER</b>	IP	WLS	BF	H	R	ER	SO	BB	IBB	HBP	BLK	WP	HR	S	P	ERA	WHIP										
<b>Juan Guzman, R</b> (1, 1) <small>ERA: 2.64</small>	7.0	L	32	8	5	5	7	3	0	0	0	0	0	73	117	6.43	1.571										
<b>Brian Bohanon, L</b> (8, 1) <small>ERA: 6.6</small>	1.0		3	0	0	0	1	0	0	0	0	0	0	7	12	0.00	0.000										


Toronto Blue Jays @ Texas Rangers  
The Ballpark at Arlington, Arlington, TX  
Tue May 07 1996, 8:05 PM EDT  
Att: 23,005 - Unknown - 82 F


livebaseballscores.com

AB 32  
R 5  
H 8  
RBI 5  
BB 3  
SO 8  
LOB 17

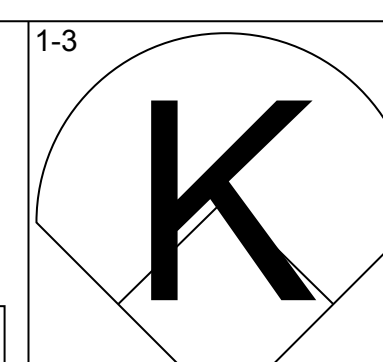
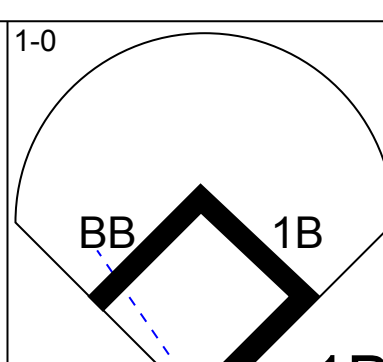
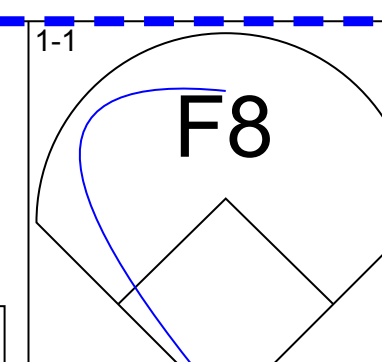
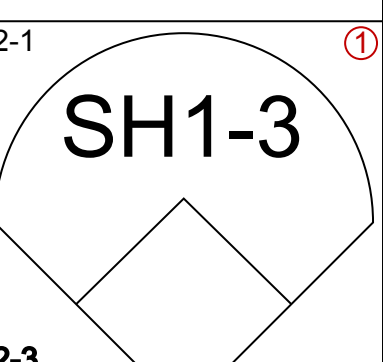
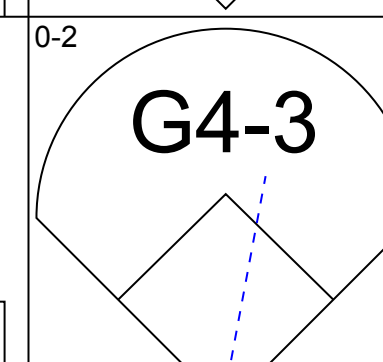
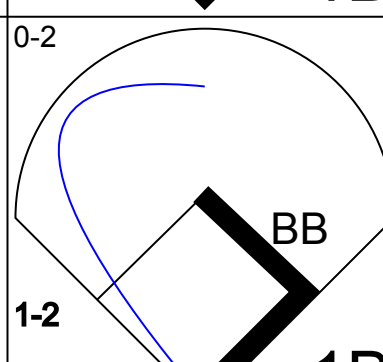
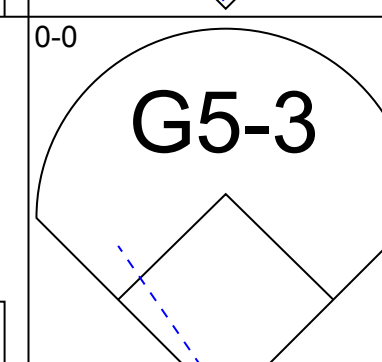
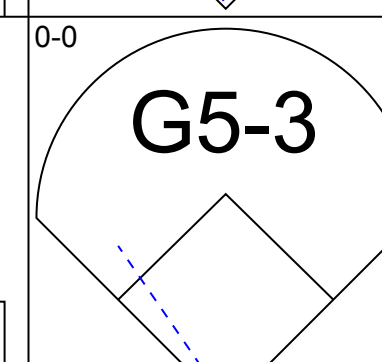
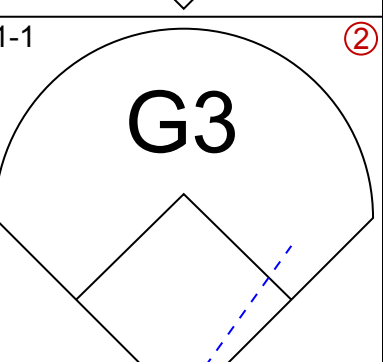
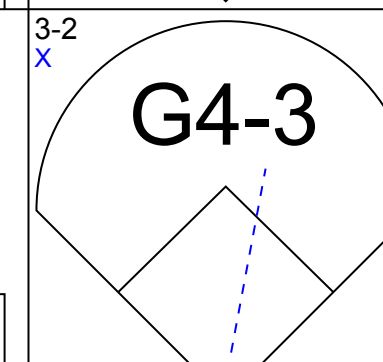
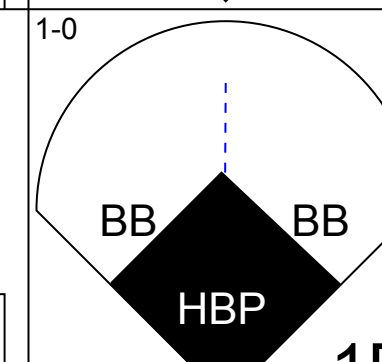
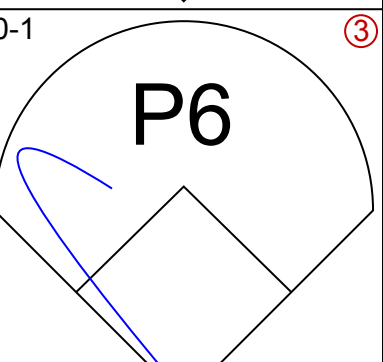
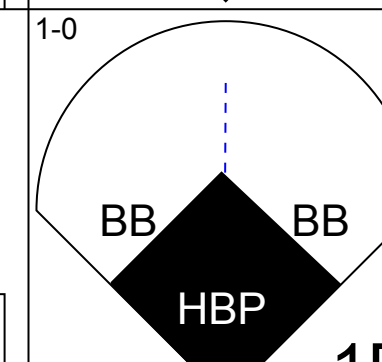
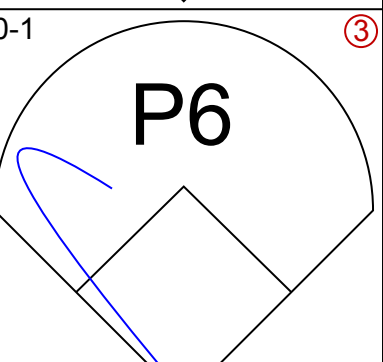
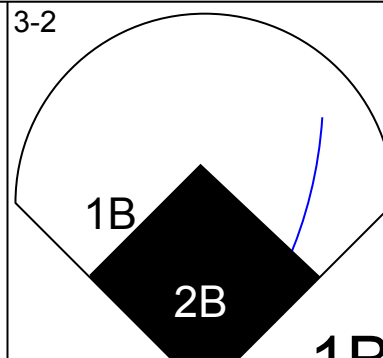
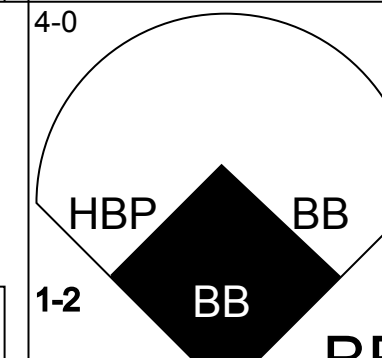
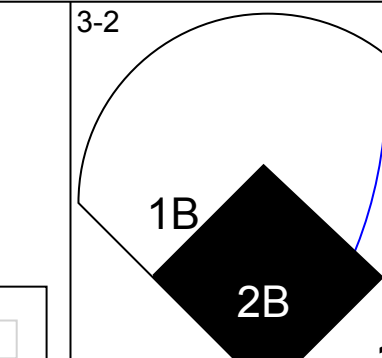
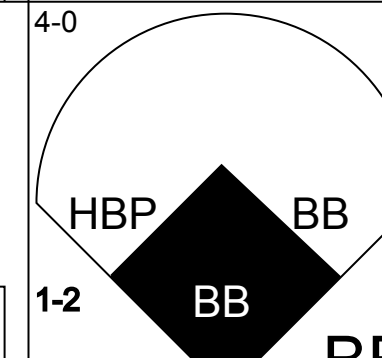
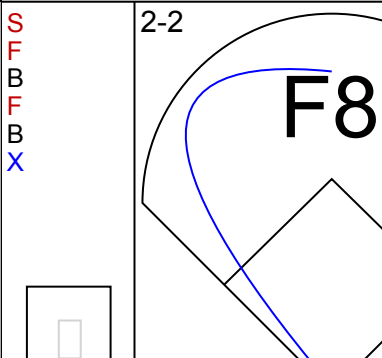
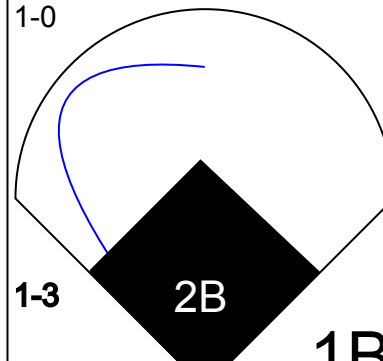
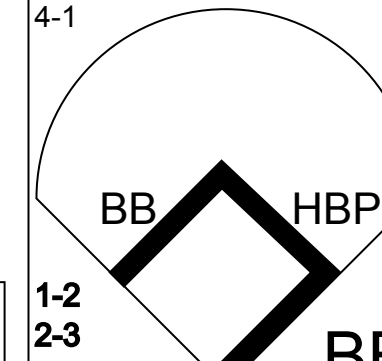
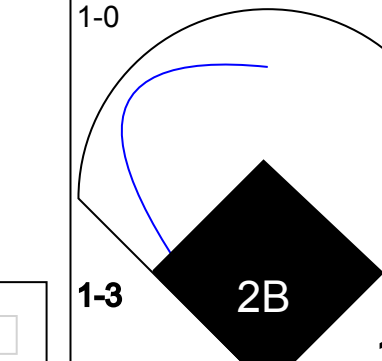
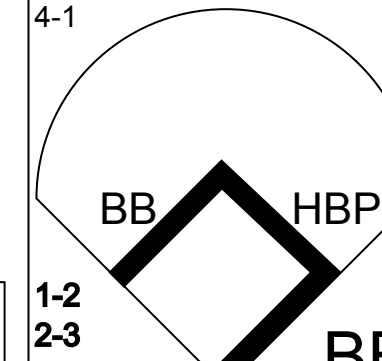
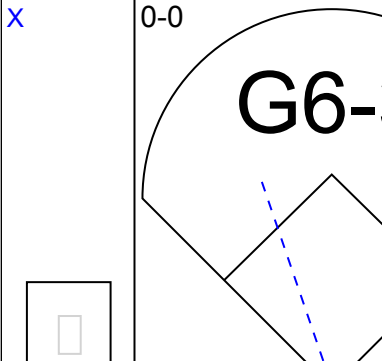
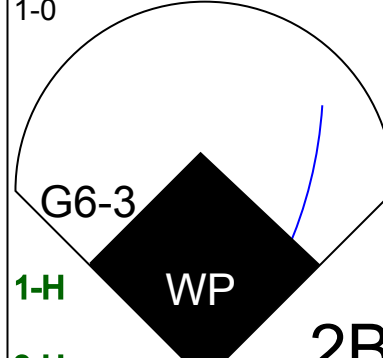
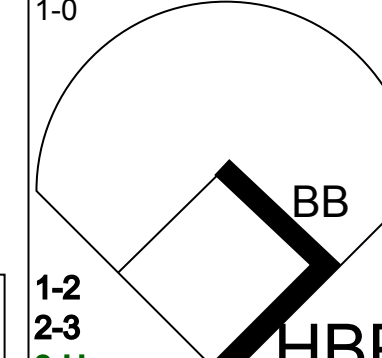
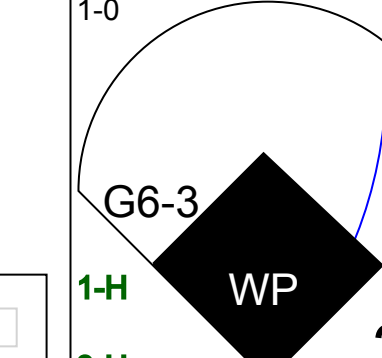
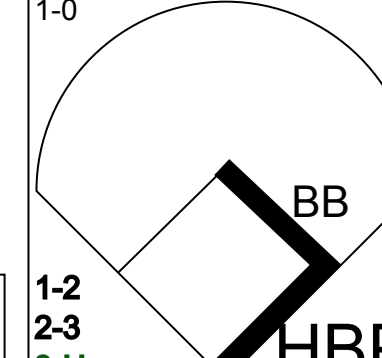
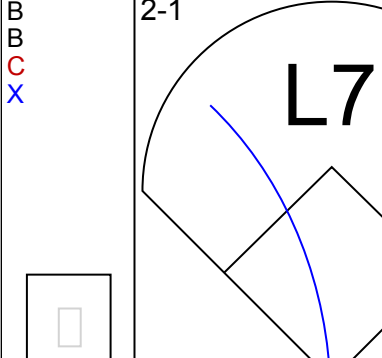
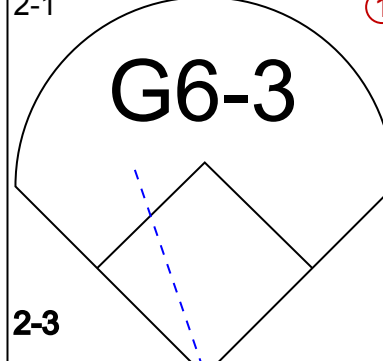
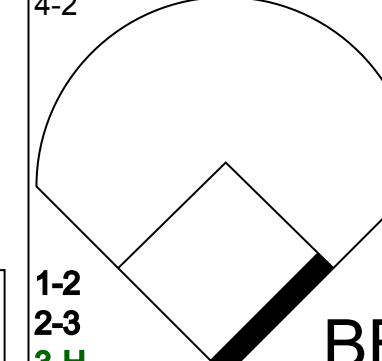
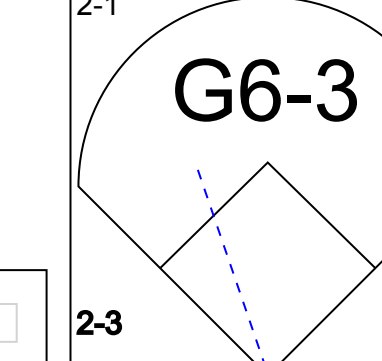
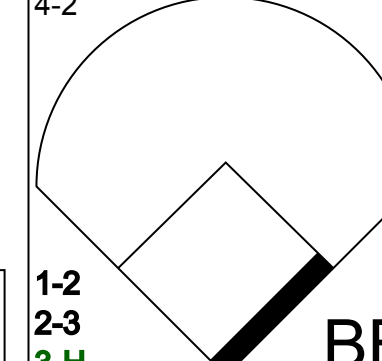
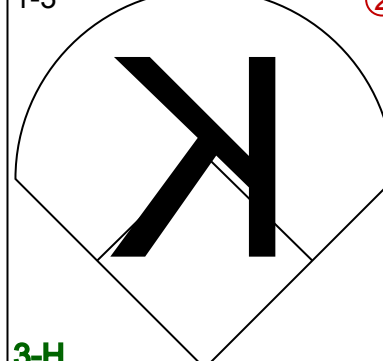
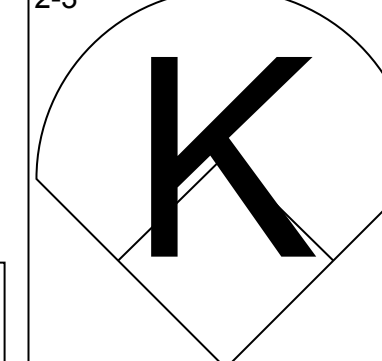
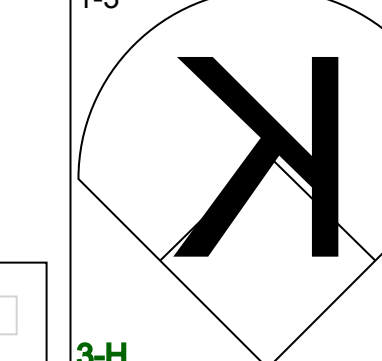
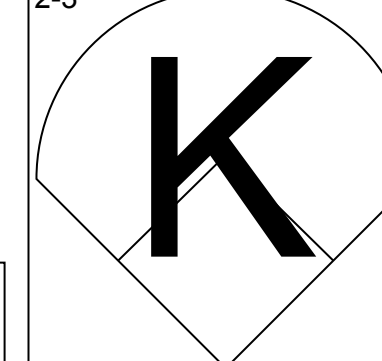
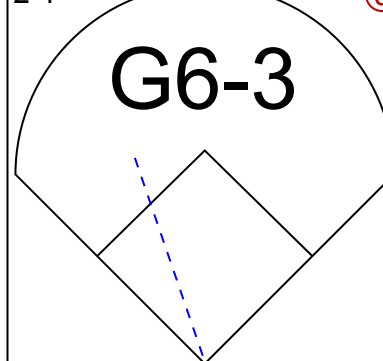
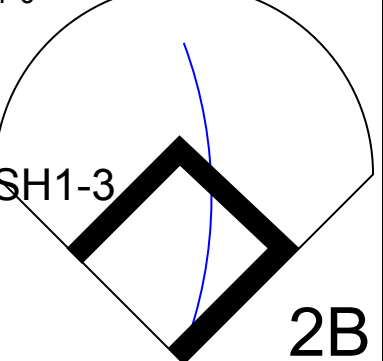
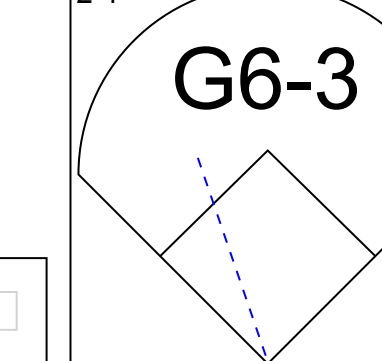
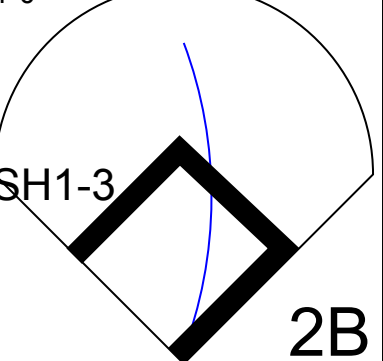




Batter	1	2	3	4	5	6	7	8	9	AB	R	H	RBI	BB	SO	LOB	TOP								
<b>Otis Nixon, S</b> OBP: 0.351, SLG: 0.305 (1, 8)										4	0	1	0	1	1	1	<p><b>Toronto Blue Jays @ Texas Rangers</b> The Ballpark at Arlington, Arlington, TX</p> <p>Wed May 08 1996, 8:05 PM EDT Att: 20,694 - Unknown - 83 F</p> <p>livebaseballscorecards.com</p> <p>AB 35 R 2 H 9 RBI 2 BB 2 SO 13 LOB 17</p> 								
<b>Domingo Cadeno, S</b> OBP: 0.366, SLG: 0.447 (1, 4)										5	1	2	0	0	2	3									
<b>Carlos Delgado, L</b> OBP: 0.381, SLG: 0.563 (1, 10)										3	0	1	0	0	2	0									
<b>Joe Carter, R</b> OBP: 0.378, SLG: 0.644 (1, 7)										4	0	0	0	0	1	4									
<b>Ed Sprague, R</b> OBP: 0.397, SLG: 0.588 (1, 5)										4	0	2	1	0	2	2									
<b>John Olerud, L</b> OBP: 0.376, SLG: 0.427 (8, PH)										3	0	1	0	0	0	0									
<b>Juan Samuel, R</b> OBP: 0.282, SLG: 0.564 (8, 9)										1	0	0	0	0	1	2									
<b>Shawn Green, L</b> OBP: 0.306, SLG: 0.385 (8, PH)										3	0	0	0	0	1	2									
<b>Felipe Crespo, S</b> (8, 3)										1	0	0	0	0	1	2									
<b>Sandy Martinez, L</b> OBP: 0.310, SLG: 0.407 (9, PH)										3	1	1	0	0	0	0									
<b>Charlie O'Brien, R</b> OBP: 0.436, SLG: 0.583 (9, PH)										0	0	0	0	1	0	0									
<b>Alex Gonzalez, R</b> OBP: 0.336, SLG: 0.495 (1, 6)										4	0	1	1	0	2	1									
<b>Inning Stats</b>	R: 0 E: 0 K: 3 S: 10	H: 0 LOB: 0 BB: 0 P: 14	R: 0 E: 0 K: 1 S: 5	H: 0 LOB: 0 BB: 0 P: 6	R: 0 E: 0 K: 1 S: 6	H: 0 LOB: 0 BB: 0 P: 8	R: 0 E: 0 K: 1 S: 15	H: 3 LOB: 2 BB: 0 P: 19	R: 1 E: 0 K: 0 S: 8	H: 2 LOB: 2 BB: 1 P: 15	R: 0 E: 0 K: 3 S: 12	H: 2 LOB: 2 BB: 0 P: 16	R: 0 E: 0 K: 0 S: 9	H: 0 LOB: 0 BB: 0 P: 13	R: 1 E: 0 K: 2 S: 21	H: 2 LOB: 2 BB: 0 P: 29	R: 0 E: 0 K: 2 S: 12	H: 0 LOB: 1 BB: 1 P: 20	1B: 7 2B: 2 3B: 0 HR: 0	SF: 0 SAC: 0 DP: 0 HBP: 1	WP: 0 PB: 0 SB: 0 CS: 1	PA: 38			
<b>PITCHER</b>	IP	WLS	BF	H	R	ER	SO	BB	IBB	HBP	BLK	WP	HR	S	P	ERA	WHIP								
<b>Bobby Witt, R</b> ERA: 5.27 (1, 1)	7.0	W	29	8	2	2	9	1	0	0	0	0	0	69	98	2.57	1.286								
<b>Dennis Cook, L</b> ERA: 3.09 (8, 1)	0.0		1	0	0	0	0	0	0	1	0	0	0	1	2	∞	∞								
<b>Gil Heredia, R</b> ERA: 4.3 (8, 1)	0.1		2	1	0	0	0	0	0	0	0	0	0	6	7	0.00	3.000								
<b>Ed Vosberg, L</b> ERA: 2.13 (9, 1)	0.2		2	0	0	0	2	0	0	0	0	0	0	10	13	0.00	0.000								
<b>Mike Henneman, R</b> ERA: 4.5 (9, 1)	1.0	S	4	0	0	0	2	1	0	0	0	0	0	12	20	0.00	1.000								

Batter	1	2	3	4	5	6	7	8	9	AB	R	H	RBI	BB	SO	LOB	BOTTOM								
<b>Darryl Hamilton, L</b> OBP: 0.369, SLG: 0.369 (1, 8)										4	2	3	0	1	0	2	<p><b>Toronto Blue Jays @ Texas Rangers</b> The Ballpark at Arlington, Arlington, TX</p> <p>Wed May 08 1996, 8:05 PM EDT Att: 20,694 - Unknown - 83 F</p> <p>livebaseballscorecards.com</p> <p>AB 31 R 4 H 8 RBI 4 BB 5 SO 7 LOB 13</p> 								
<b>Ivan Rodriguez, R</b> OBP: 0.349, SLG: 0.467 (1, 2)										4	2	1	0	0	0	3									
<b>Will Clark, L</b> OBP: 0.438, SLG: 0.504 (1, 3)										2	0	1	2	2	0	0									
<b>Mickey Tettleton, S</b> OBP: 0.434, SLG: 0.518 (1, 10)										3	0	1	2	0	1	2									
<b>Warren Newson, L</b> OBP: 0.400, SLG: 0.410 (7, PH)										3	0	0	0	0	1	2									
<b>Damon Buford, R</b> OBP: 0.407, SLG: 0.391 (8, 9)										1	0	0	0	0	0	1									
<b>Dean Palmer, R</b> OBP: 0.383, SLG: 0.541 (1, 5)										3	0	0	0	1	0	0									
<b>29 Rusty Greer, L</b> OBP: 0.355, SLG: 0.405 (1, 7)										4	0	1	0	0	2	1									
<b>Kurt Stillwell, S</b> OBP: 0.379, SLG: 0.423 (1, 4)										4	0	1	0	0	1	2									
<b>Kevin Elster, R</b> OBP: 0.286, SLG: 0.523 (1, 6)										3	0	0	0	1	2	0									
<b>Inning Stats</b>	R: 1 E: 1 K: 0 S: 4	H: 1 LOB: 0 BB: 0 P: 4	R: 0 E: 0 K: 1 S: 10	H: 0 LOB: 1 BB: 1 P: 20	R: 1 E: 0 K: 1 S: 15	H: 1 LOB: 2 BB: 2 P: 26	R: 0 E: 0 K: 1 S: 5	H: 0 LOB: 0 BB: 0 P: 7	R: 0 E: 0 K: 2 S: 9	H: 1 LOB: 1 BB: 1 P: 16	R: 0 E: 0 K: 0 S: 9	H: 1 LOB: 1 BB: 0 P: 15	R: 2 E: 0 K: 1 S: 13	H: 3 LOB: 1 BB: 0 P: 21	R: 0 E: 0 K: 1 S: 9	H: 1 LOB: 2 BB: 1 P: 17	1B: 8 2B: 0 3B: 0 HR: 0	SF: 1 SAC: 0 DP: 0 HBP: 0	WP: 0 PB: 0 SB: 0 CS: 0	PA: 37					
<b>PITCHER</b>	IP	WLS	BF	H	R	ER	SO	BB	IBB	HBP	BLK	WP	HR	S	P	ERA	WHIP								
<b>Erik Hanson, R</b> ERA: 6.65 (7, 1)	0.1		1	0	0	0	0	0	0	0	0	0	0	3	4	0.00	0.000								
<b>Tony Castillo, L</b> ERA: 5.03 (7, 1)	1.1		6	1	0	0	1	1	0	0	0	0	0	10	19	0.00	1.500								



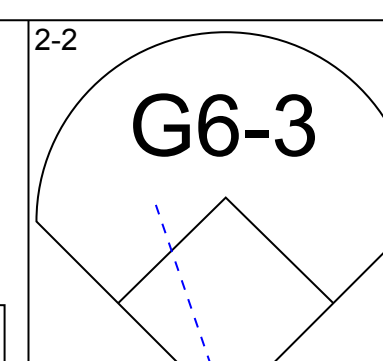
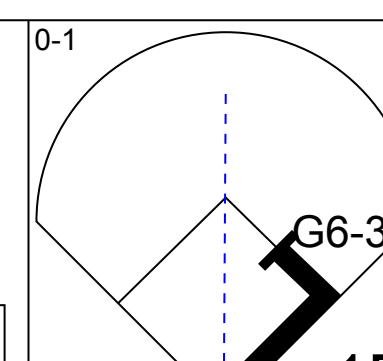
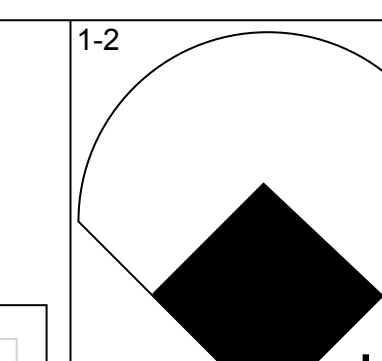
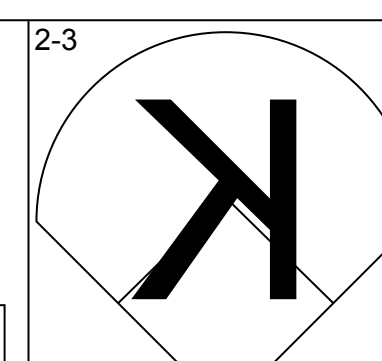
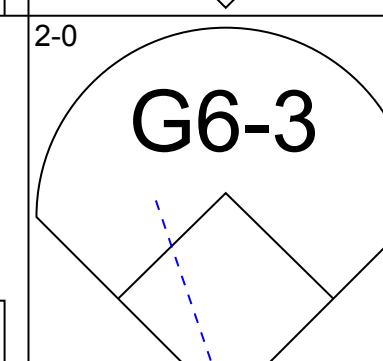
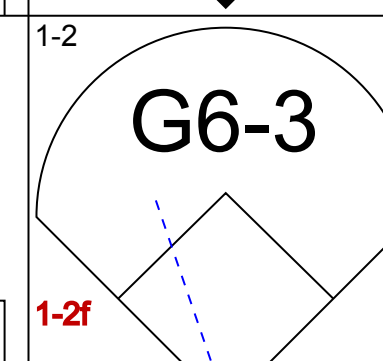

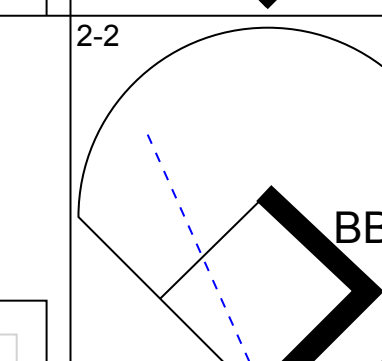
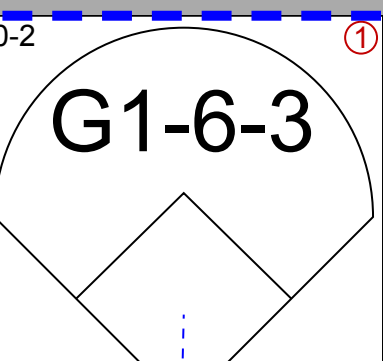
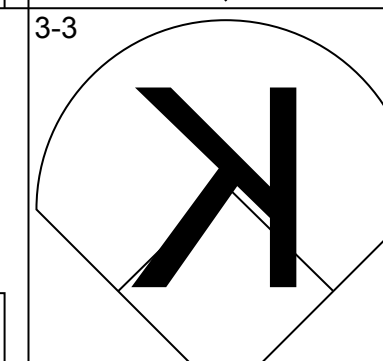
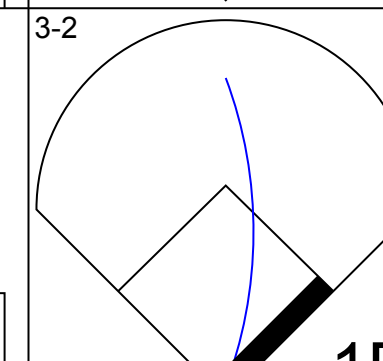
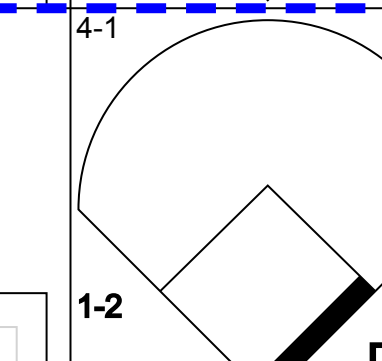
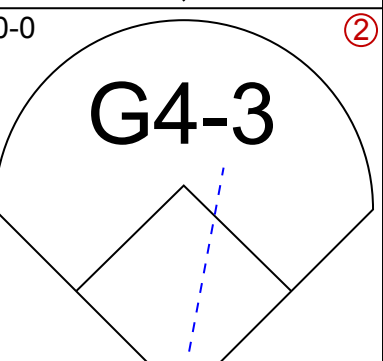
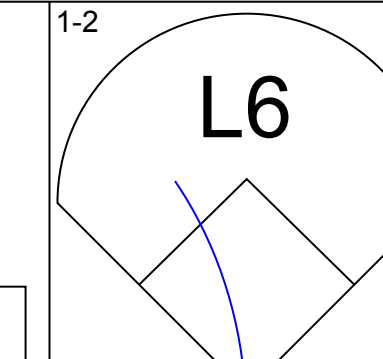
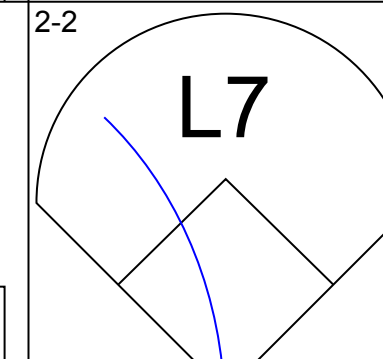
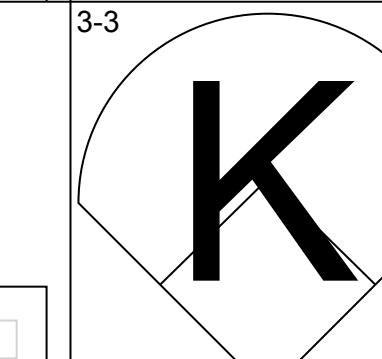
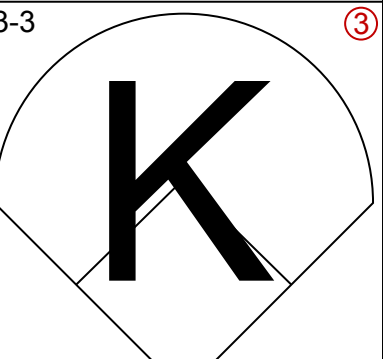
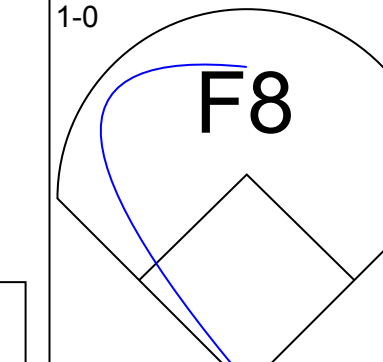
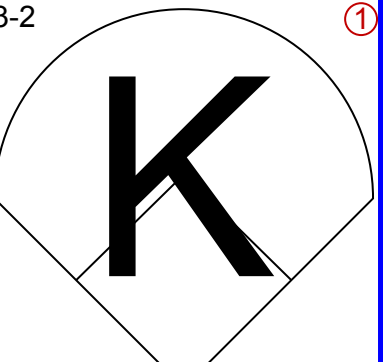
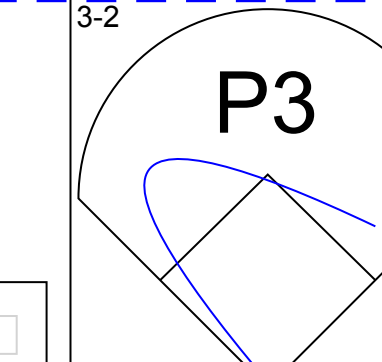
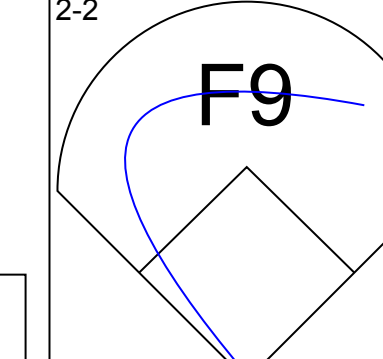
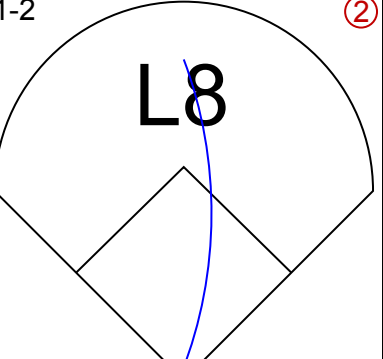
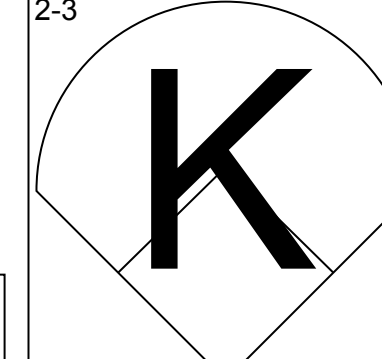

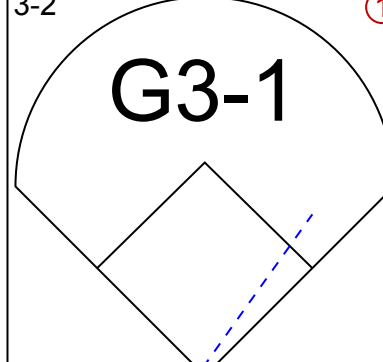
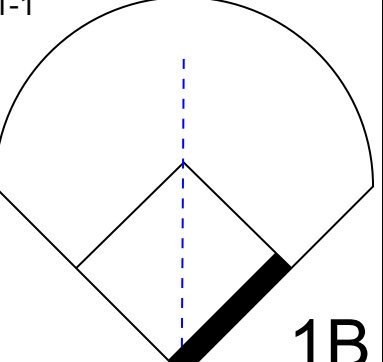
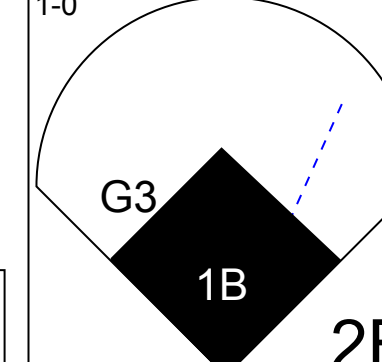

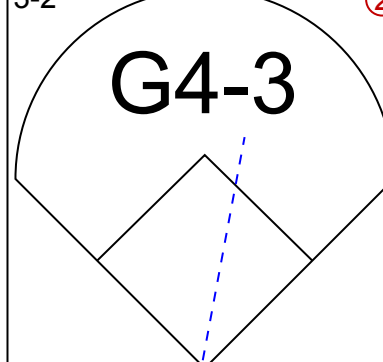
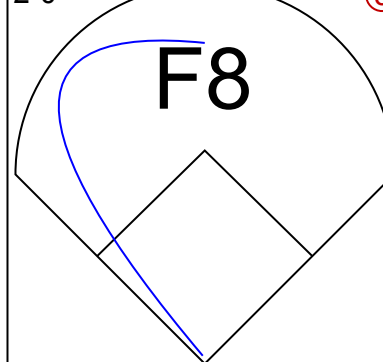
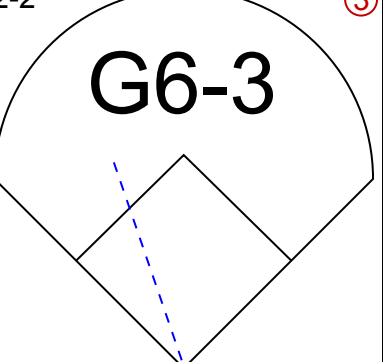

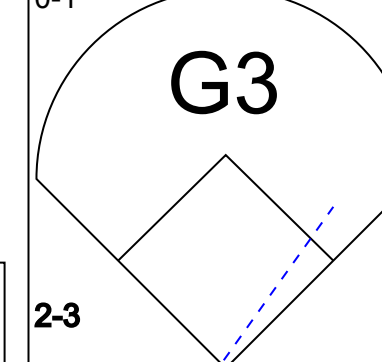
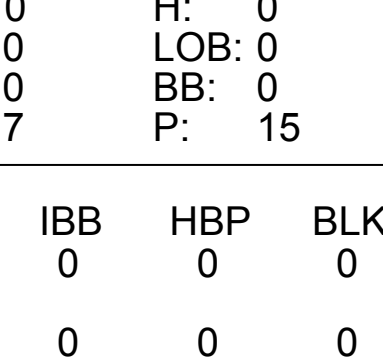
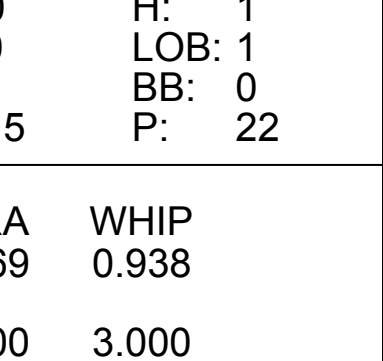
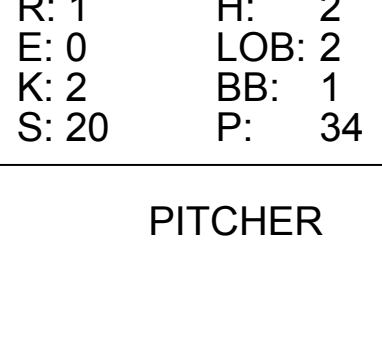
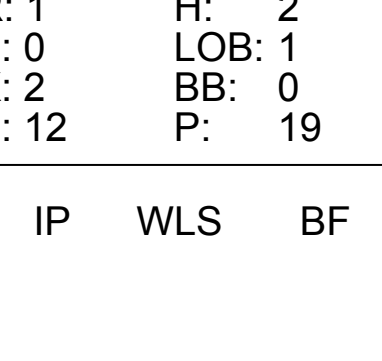
Batter	1	2	3	4	5	6	7	8	9	AB	R	H	RBI	BB	SO	LOB	TOP							
<b>Otis Nixon, S</b> <small>OBP: 0.355, SLG: 0.306</small> 										3	0	1	0	1	1	0								
<b>Domingo Cadeno, S</b> <small>OBP: 0.356, SLG: 0.432</small> 										5	0	1	0	0	0	2								
<b>Carlos Delgado, L</b> <small>OBP: 0.375, SLG: 0.548</small> 										5	1	1	0	0	1	4								
<b>Joe Carter, R</b> <small>OBP: 0.385, SLG: 0.637</small> 										3	2	1	0	2	0	0								
<b>Ed Sprague, R</b> <small>OBP: 0.397, SLG: 0.577</small> 										4	1	1	0	1	1	3								
<b>John Olerud, L</b> <small>OBP: 0.385, SLG: 0.440</small> 										4	1	2	3	0	0	0								
<b>Shawn Green, L</b> <small>OBP: 0.321, SLG: 0.394</small> 										3	0	2	1	1	0	1								
<b>Sandy Martinez, L</b> <small>OBP: 0.290, SLG: 0.379</small> 										4	0	0	0	0	2	6								
<b>Alex Gonzalez, R</b> <small>OBP: 0.333, SLG: 0.496</small> 										4	0	1	0	0	0	0								
<b>Inning Stats</b>	R: 0 E: 0 K: 1 S: 13	H: 0 LOB: 0 BB: 0 P: 17	R: 0 E: 0 K: 0 S: 11	H: 2 LOB: 2 BB: 0 P: 16	R: 0 E: 0 K: 2 S: 12	H: 2 LOB: 3 BB: 1 P: 20	R: 0 E: 0 K: 0 S: 4	H: 1 LOB: 0 BB: 0 P: 4	R: 0 E: 0 K: 0 S: 9	H: 0 LOB: 1 BB: 1 P: 20	R: 3 E: 0 K: 1 S: 12	H: 3 LOB: 0 BB: 0 P: 22	R: 2 E: 0 K: 1 S: 10	H: 1 LOB: 3 BB: 3 P: 27	R: 0 E: 0 K: 0 S: 7	H: 1 LOB: 0 BB: 0 P: 11	R: 0 E: 0 K: 0 S: 7	H: 0 LOB: 0 BB: 0 P: 11	1B: 8 2B: 2 3B: 0 HR: 0	SF: 0 SAC: 1 DP: 1 HBP: 1	WP: 1 PB: 0 SB: 0 CS: 0	PA: 42		
<b>PITCHER</b>	IP WLS BF H R ER SO BB IBB HBP BLK WP HR S P ERA WHIP	IP WLS BF H R ER SO BB IBB HBP BLK WP HR S P ERA WHIP	IP WLS BF H R ER SO BB IBB HBP BLK WP HR S P ERA WHIP	IP WLS BF H R ER SO BB IBB HBP BLK WP HR S P ERA WHIP	IP WLS BF H R ER SO BB IBB HBP BLK WP HR S P ERA WHIP	IP WLS BF H R ER SO BB IBB HBP BLK WP HR S P ERA WHIP	IP WLS BF H R ER SO BB IBB HBP BLK WP HR S P ERA WHIP	IP WLS BF H R ER SO BB IBB HBP BLK WP HR S P ERA WHIP	IP WLS BF H R ER SO BB IBB HBP BLK WP HR S P ERA WHIP	IP WLS BF H R ER SO BB IBB HBP BLK WP HR S P ERA WHIP	IP WLS BF H R ER SO BB IBB HBP BLK WP HR S P ERA WHIP	IP WLS BF H R ER SO BB IBB HBP BLK WP HR S P ERA WHIP	IP WLS BF H R ER SO BB IBB HBP BLK WP HR S P ERA WHIP	IP WLS BF H R ER SO BB IBB HBP BLK WP HR S P ERA WHIP	IP WLS BF H R ER SO BB IBB HBP BLK WP HR S P ERA WHIP	IP WLS BF H R ER SO BB IBB HBP BLK WP HR S P ERA WHIP	IP WLS BF H R ER SO BB IBB HBP BLK WP HR S P ERA WHIP	IP WLS BF H R ER SO BB IBB HBP BLK WP HR S P ERA WHIP	IP WLS BF H R ER SO BB IBB HBP BLK WP HR S P ERA WHIP	IP WLS BF H R ER SO BB IBB HBP BLK WP HR S P ERA WHIP	IP WLS BF H R ER SO BB IBB HBP BLK WP HR S P ERA WHIP	IP WLS BF H R ER SO BB IBB HBP BLK WP HR S P ERA WHIP	IP WLS BF H R ER SO BB IBB HBP BLK WP HR S P ERA WHIP	IP WLS BF H R ER SO BB IBB HBP BLK WP HR S P ERA WHIP
<b>Ken Hill, R</b> <small>ERA: 3.14</small>	<b>Dennis Cook, L</b> <small>ERA: 3.95</small>	<b>Gil Heredia, R</b> <small>ERA: 3.96</small>																						

Toronto Blue Jays @ Texas Rangers  
The Ballpark at Arlington, Arlington, TX  
Thu May 09 1996, 8:05 PM EDT  
Att: 34,451 - Unknown - 82 F

livebaseballscores.com

AB 35  
R 5  
H 10  
RBI 4  
BB 5  
SO 5  
LOB 16




Batter	1	2	3	4	5	6	7	8	9	AB	R	H	RBI	BB	SO	LOB	BOTTOM						
<b>Darryl Hamilton, L</b> <small>OBP: 0.373, SLG: 0.393</small> 										4	1	2	1	0	1	1							
<b>Ivan Rodriguez, R</b> <small>OBP: 0.347, SLG: 0.460</small> 										4	0	1	0	0	0	1							
<b>Will Clark, L</b> <small>OBP: 0.439, SLG: 0.500</small> 										3	0	1	0	1	1	0							
<b>Mickey Tettleton, S</b> <small>OBP: 0.419, SLG: 0.494</small> 										4	0	0	0	0	2	3							
<b>Warren Newson, L</b> <small>OBP: 0.385, SLG: 0.390</small> <b>Damon Buford, R</b> <small>(6, PH) OBP: 0.379, SLG: 0.360</small>										2	0	0	0	0	1	0							
<b>Dean Palmer, R</b> <small>OBP: 0.352, SLG: 0.522</small> 										4	0	0	0	0	2	0							
<b>29 Rusty Greer, L</b> <small>OBP: 0.359, SLG: 0.416</small> 										4	1	2	0	0	0	0							
<b>Mark McLemore, S</b> <small>OBP: 0.385, SLG: 0.333</small> 										3	0	0	0	0	0	2							
<b>Kevin Elster, R</b> <small>OBP: 0.287, SLG: 0.518</small> 										3	0	1	1	0	1	0							
<b>Inning Stats</b>	R: 0 E: 0 K: 1 S: 7	H: 0 LOB: 0 BB: 0 P: 14	R: 0 E: 0 K: 0 S: 7	H: 0 LOB: 0 BB: 0 P: 11	R: 0 E: 0 K: 0 S: 7	H: 0 LOB: 0 BB: 0 P: 15	R: 0 E: 0 K: 0 S: 13	H: 2 LOB: 1 BB: 0 P: 19	R: 0 E: 0 K: 1 S: 15	H: 1 LOB: 1 BB: 0 P: 22	R: 1 E: 0 K: 2 S: 20	H: 2 LOB: 2 BB: 1 P: 34	R: 1 E: 0 K: 2 S: 12	H: 2 LOB: 1 BB: 0 P: 19	R: 0 E: 0 K: 1 S: 7	H: 0 LOB: 0 BB: 0 P: 10	R: 0 E: 0 K: 2 S: 8	H: 0 LOB: 0 BB: 0 P: 13	1B: 5 2B: 1 3B: 0 HR: 1	SF: 0 SAC: 0 DP: 1 HBP: 0	WP: 0 PB: 0 SB: 0 CS: 0	PA: 34	
<b>Paul Quantrill, R</b> <small>ERA: 7.56</small>	<b>Brian Bohannon, L</b> <small>ERA: 6.46</small>	<b>Bill Risley, R</b> <small>ERA: 6.46</small>	<b>Tim Crabtree, R</b> <small>ERA: 0.81</small>	<b>Mike Timlin, R</b> <small>ERA: 1.93</small>																			
<b>Paul Quantrill, R</b> <small>ERA: 7.56</small>	<b>Brian Bohannon, L</b> <small>ERA: 6.46</small>	<b>Bill Risley, R</b> <small>ERA: 6.46</small>	<b>Tim Crabtree, R</b> <small>ERA: 0.81</small>	<b>Mike Timlin, R</b> <small>ERA: 1.93</small>																			

Toronto Blue Jays @ Texas Rangers  
The Ballpark at Arlington, Arlington, TX  
Thu May 09 1996, 8:05 PM EDT  
Att: 34,451 - Unknown - 82 F

livebaseballscores.com

AB 33  
R 2  
H 7  
RBI 2  
BB 1  
SO 9  
LOB 9





Batter	1	2	3	4	5	6	7	8	9	AB	R	H	RBI	BB	SO	LOB	TOP									
<b>Chad Curtis, R</b> OBP: 0.361, SLG: 0.352 (1, 8)										5	1	2	0	0	0	4	<b>Detroit Tigers @ Texas Rangers</b> The Ballpark at Arlington, Arlington, TX Fri May 10 1996, 8:05 PM EDT Att: 31,426 - Unknown - 85 F									
<b>Mark Lewis, R</b> OBP: 0.352, SLG: 0.540 (1, 4)										4	0	2	0	1	1	2										
<b>Travis Fryman, R</b> OBP: 0.333, SLG: 0.486 (1, 5)										4	0	1	0	0	1	4										
<b>Cecil Fielder, R</b> OBP: 0.325, SLG: 0.508 (1, 3)										4	0	0	0	0	1	4										
<b>Melvin Nieves, S</b> OBP: 0.330, SLG: 0.485 (1, 9)										3	0	1	1	1	0	0										
<b>Bobby Higginson, L</b> OBP: 0.344, SLG: 0.430 <b>Kimera Barteo, R</b> OBP: 0.190, SLG: 0.190 (8, 8)										4	0	0	0	0	1	4										
<b>Eddie Williams, R</b> OBP: 0.325, SLG: 0.390 (1, 10)										3	0	1	0	1	1	0										
<b>John Flaherty, R</b> OBP: 0.265, SLG: 0.363 (1, 2)										4	1	2	0	0	2	1										
<b>Alan Trammell, R</b> OBP: 0.297, SLG: 0.306 <b>Curtis Pride, L</b> (9, PH)										3	0	0	0	0	0	3										
<b>Inning Stats</b>	R: 1 E: 0 K: 0 S: 17	H: 3 LOB: 2 BB: 0 P: 22	R: 0 E: 0 K: 0 S: 7	H: 2 LOB: 1 BB: 0 P: 10	R: 0 E: 0 K: 0 S: 10	H: 1 LOB: 2 BB: 1 P: 17	R: 0 E: 0 K: 2 S: 7	H: 0 LOB: 0 BB: 0 P: 11	R: 0 E: 0 K: 1 S: 14	H: 0 LOB: 0 BB: 0 P: 20	R: 0 E: 0 K: 1 S: 5	H: 0 LOB: 0 BB: 0 P: 5	R: 1 E: 1 K: 1 S: 14	H: 2 LOB: 1 BB: 0 P: 20	R: 0 E: 0 K: 0 S: 9	H: 0 LOB: 0 BB: 0 P: 13	R: 0 E: 1 K: 2 S: 13	H: 0 LOB: 2 BB: 1 P: 21	1B: 7 2B: 1 3B: 1 HR: 0	SF: 0 SAC: 0 DP: 1 HBP: 0	WP: 1 PB: 0 SB: 0 CS: 0	PA: 38				
<b>PITCHER</b>	IP	WLS	BF	H	R	ER	SO	BB	IBB	HBP	BLK	WP	HR	S	P	ERA	WHIP									
<b>Roger Pavlik, R</b> ERA: 5.24	(1, 1)	6.2	W	29	9	2	2	4	2	0	0	0	1	0	70	100	2.70	1.650								
<b>Jeff Russell, R</b> ERA: 1.2	(7, 1)	1.1		4	0	0	0	1	0	0	0	0	0	0	13	18	0.00	0.000								
<b>Mark Brandenburg, R</b> ERA: 1.2	(9, 1)	0.1	S	3	0	0	0	1	1	0	0	0	0	7	13	0.00	3.000									
<b>Mike Henneman, R</b> ERA: 4.22	(9, 1)	0.2	S	2	0	0	0	1	0	0	0	0	0	6	8	0.00	0.000									

Batter	1	2	3	4	5	6	7	8	9	AB	R	H	RBI	BB	SO	LOB	BOTTOM								
<b>Darryl Hamilton, L</b> OBP: 0.376, SLG: 0.396 (1, 8)										4	1	2	1	0	0	2	<b>Detroit Tigers @ Texas Rangers</b> The Ballpark at Arlington, Arlington, TX Fri May 10 1996, 8:05 PM EDT Att: 31,426 - Unknown - 85 F								
<b>Ivan Rodriguez, R</b> OBP: 0.344, SLG: 0.455 (1, 2)										4	0	1	1	0	0	3									
<b>Will Clark, L</b> OBP: 0.441, SLG: 0.496 (1, 3)										3	1	1	1	1	0	1									
<b>Mickey Tettleton, S</b> OBP: 0.405, SLG: 0.473 (1, 10)										4	0	0	0	0	1	3									
<b>Warren Newson, L</b> OBP: 0.393, SLG: 0.409 <b>Damon Buford, R</b> OBP: 0.379, SLG: 0.360 (8, PR)										3	0	1	1	1	0	0									
<b>Dean Palmer, R</b> OBP: 0.341, SLG: 0.509 (1, 5)										3	0	0	1	0	0	1									
<b>29 Rusty Greer, L</b> OBP: 0.363, SLG: 0.414 (1, 7)										3	2	1	0	1	1	1									
<b>Mark McLemore, S</b> OBP: 0.397, SLG: 0.347 (1, 4)										2	1	1	0	2	0	0									
<b>Kevin Elster, R</b> OBP: 0.288, SLG: 0.518 (1, 6)										2	0	1	1	0	0	1									
<b>Inning Stats</b>	R: 2 E: 0 K: 0 S: 12	H: 4 LOB: 1 BB: 0 P: 20	R: 1 E: 0 K: 0 S: 14	H: 1 LOB: 1 BB: 1 P: 21	R: 0 E: 0 K: 0 S: 6	H: 0 LOB: 0 BB: 0 P: 10	R: 0 E: 0 K: 0 S: 5	H: 0 LOB: 0 BB: 0 P: 7	R: 0 E: 0 K: 0 S: 10	H: 1 LOB: 1 BB: 0 P: 14	R: 0 E: 0 K: 0 S: 6	H: 0 LOB: 0 BB: 0 P: 8	R: 2 E: 0 K: 1 S: 14	H: 2 LOB: 2 BB: 2 P: 27	R: 1 E: 0 K: 1 S: 11	H: 0 LOB: 1 BB: 2 P: 21	1B: 6 2B: 2 3B: 0 HR: 0	SF: 2 SAC: 1 DP: 0 HBP: 0	WP: 0 PB: 0 SB: 2 CS: 0	PA: 36					
<b>PITCHER</b>	IP	WLS	BF	H	R	ER	SO	BB	IBB	HBP	BLK	WP	HR	S	P	ERA	WHIP								
<b>Jose Lima, R</b> ERA: 8.62	(1, 1)	6.0	L	26	7	5	5	0	2	0	0	0	0	55	86	7.50	1.500								
<b>Randy Veres, R</b> ERA: 9.27	(7, 1)	2.0		10	1	1	1	2	2	1	0	0	0	23	42	4.50	1.500								





Batter	1	2	3	4	5	6	7	8	9	AB	R	H	RBI	BB	SO	LOB	TOP			
<b>Chad Curtis, R</b> OBP: 0.368, SLG: 0.374 (1, 8)										5	2	3	0	0	0	0	<b>Detroit Tigers @ Texas Rangers</b> The Ballpark at Arlington, Arlington, TX Sat May 11 1996, 8:05 PM EDT Att: 42,732 - Unknown - 65 F <a href="http://livebaseballscorecards.com">livebaseballscorecards.com</a>			
<b>Mark Lewis, R</b> OBP: 0.367, SLG: 0.549 (1, 4)										3	1	2	1	2	0	1				
<b>Travis Fryman, R</b> OBP: 0.342, SLG: 0.517 (1, 5)										5	1	3	3	0	0	2				
<b>Cecil Fielder, R</b> OBP: 0.321, SLG: 0.496 (1, 3)										5	0	1	0	0	1	6				
<b>Melvin Nieves, S</b> OBP: 0.333, SLG: 0.471 (1, 9)										3	1	0	0	2	1	3				
<b>Curtis Pride, L</b> OBP: 0.250, SLG: 0.294 (1, 7)										5	1	2	1	0	1	3				
<b>Eddie Williams, R</b> OBP: 0.320, SLG: 0.409 (1, 10)										5	1	1	1	0	2	4				
<b>Mark Parent, R</b> OBP: 0.233, SLG: 0.488 (1, 2)										4	0	2	1	0	1	1				
<b>Chris Gomez, R</b> OBP: 0.369, SLG: 0.291 (1, 6)										4	0	0	0	0	3	3				
<b>Inning Stats</b>	R: 1 E: 0 K: 1 S: 13	H: 2 LOB: 1 BB: 0 P: 19	R: 0 E: 1 K: 2 S: 12	H: 1 LOB: 1 BB: 0 P: 20	R: 0 E: 0 K: 1 S: 15	H: 1 LOB: 1 BB: 0 P: 22	R: 1 E: 0 K: 1 S: 17	H: 1 LOB: 2 BB: 1 P: 25	R: 0 E: 0 K: 3 S: 11	H: 1 LOB: 0 BB: 0 P: 16	R: 0 E: 0 K: 0 S: 9	H: 2 LOB: 1 BB: 0 P: 11	R: 1 E: 0 K: 2 S: 14	H: 2 LOB: 1 BB: 2 P: 19	R: 3 E: 0 K: 1 S: 17	H: 3 LOB: 1 BB: 2 P: 28	1B: 5 2B: 6 3B: 0 HR: 3	SF: 0 SAC: 0 DP: 2 HBP: 0	WP: 0 PB: 0 SB: 1 CS: 0	PA: 43
<b>PITCHER</b>	IP WLS BF H R ER SO BB IBB HBP BLK WP HR S P ERA WHIP																			
<b>Kevin Gross, R</b> ERA: 5.73 (1, 1)	6.1 W 30 9 3 3 8 2 0 0 0 0 1 86 125 4.26 1.737																			
<b>Gi Heredia, R</b> ERA: 4.98 (7, 1)	2.2 13 5 4 4 1 2 0 0 0 0 2 34 50 13.50 2.625																			

Batter	1	2	3	4	5	6	7	8	9	AB	R	H	RBI	BB	SO	LOB	BOTTOM			
<b>Darryl Hamilton, L</b> OBP: 0.382, SLG: 0.399 (1, 8)										4	0	2	0	1	1	1	<b>Detroit Tigers @ Texas Rangers</b> The Ballpark at Arlington, Arlington, TX Sat May 11 1996, 8:05 PM EDT Att: 42,732 - Unknown - 65 F <a href="http://livebaseballscorecards.com">livebaseballscorecards.com</a>			
<b>Rikkert Faneyte, R</b> (9, 8)										0	0	0	0	0	0	0				
<b>Ivan Rodriguez, R</b> OBP: 0.340, SLG: 0.446 (1, 2)										5	2	1	0	0	0	5				
<b>Will Clark, L</b> OBP: 0.499, SLG: 0.492 (1, 3)										5	2	2	1	0	1	2				
<b>Dave Valle, R</b> OBP: 0.471, SLG: 0.385 (9, 3)										0	0	0	0	0	0	0				
<b>Mickey Tettleton, S</b> OBP: 0.421, SLG: 0.547 (1, 10)										4	3	3	3	1	0	1				
<b>Dean Palmer, R</b> OBP: 0.336, SLG: 0.492 (1, 5)										4	1	0	0	1	1	3				
<b>Craig Worthington, R</b> OBP: 0.333, SLG: 0.316 (9, 5)										0	0	0	0	0	0	0				
<b>29 Rusty Greer, L</b> OBP: 0.377, SLG: 0.451 (1, 7)										5	1	4	5	0	0	1				
<b>Mark McLemore, S</b> OBP: 0.397, SLG: 0.358 (1, 4)										5	0	2	0	0	1	3				
<b>Damon Buford, R</b> OBP: 0.382, SLG: 0.400 (1, 9)										5	1	2	0	0	1	3				
<b>Kevin Elster, R</b> OBP: 0.292, SLG: 0.521 (1, 6)										5	1	2	1	0	2	3				
<b>Inning Stats</b>	R: 4 E: 0 K: 0 S: 13	H: 2 LOB: 0 BB: 2 P: 28	R: 4 E: 1 K: 0 S: 16	H: 5 LOB: 1 BB: 0 P: 25	R: 0 E: 0 K: 3 S: 11	H: 1 LOB: 1 BB: 0 P: 17	R: 1 E: 1 K: 1 S: 16	H: 2 LOB: 2 BB: 0 P: 26	R: 0 E: 0 K: 0 S: 13	H: 3 LOB: 2 BB: 0 P: 19	R: 0 E: 0 K: 1 S: 7	H: 1 LOB: 1 BB: 1 P: 15	R: 1 E: 0 K: 2 S: 13	H: 3 LOB: 2 BB: 0 P: 22	R: 1 E: 0 K: 1 S: 17	H: 3 LOB: 1 BB: 2 P: 28	1B: 12 2B: 4 3B: 0 HR: 3	SF: 0 SAC: 0 DP: 1 HBP: 0	WP: 2 PB: 0 SB: 0 CS: 0	PA: 45
<b>PITCHER</b>	IP WLS BF H R ER SO BB IBB HBP BLK WP HR S P ERA WHIP																			
<b>Scott Aldred, L</b> ERA: 9.08 (1, 1)	1.1 L 12 6 8 7 0 0 2 0 0 0 0 1 24 47 47.25 6.000																			
<b>Mike Christopher, R</b> ERA: 9.3 (2, 1)	2.2 13 4 1 0 4 0 0 0 0 0 0 32 49 0.00 1.500																			
<b>Brian Williams, R</b> ERA: 8.47 (5, 1)	3.0 14 5 1 1 1 1 0 0 0 0 1 32 56 3.00 2.000																			
<b>Gregg Olson, R</b> ERA: 1.23 (8, 1)	1.0 6 3 1 1 2 0 0 0 0 0 1 1 13 22 9.00 3.000																			



Batter	1	2	3	4	5	6	7	8	9	AB	R	H	RBI	BB	SO	LOB	TOP										
<b>Chad Curtis, R</b> OBP: 0.360, SLG: 0.364 (1, 8)	F9	P4		G6-3		F9			SH3-4	4	0	0	0	0	0	2											
<b>Mark Lewis, R</b> OBP: 0.374, SLG: 0.548 (1, 4)	FC6-4 1B				BB SF8 1B	K			F8	4	1	2	0	1	1	2											
<b>Travis Fryman, R</b> OBP: 0.337, SLG: 0.507 (1, 5)	K	G5-3			SF8 BB SF9 1B		L5-3		F9	5	1	1	0	0	1	4											
<b>Cecil Fielder, R</b> OBP: 0.319, SLG: 0.486 (1, 3)	FC6-4 1-2			P5	FC6-4 BB		P5			3	0	0	0	1	0	1											
<b>Melvin Nieves, S</b> OBP: 0.331, SLG: 0.477 (1, 9)		BB 2B		K	SF8		K			3	1	1	1	0	2	0											
<b>Eddie Williams, R</b> OBP: 0.326, SLG: 0.411 (1, 10)		BB 2B		1B	SF9			G3		2	1	1	1	1	0	0											
<b>Danny Bautista, R</b> OBP: 0.357, SLG: 0.393 <b>Kimera Barteo, R</b> OBP: 0.190, SLG: 0.190 (8, 8)		BB 2B		K	FC6-4 1-2		K			3	1	0	0	1	2	2											
<b>John Flaherty, R</b> OBP: 0.275, SLG: 0.379 (1, 2)	G4-3 1-H 2-H 3-H	2B		K				P2		4	0	2	3	0	1	0											
<b>Alan Trammell, R</b> OBP: 0.295, SLG: 0.295 (1, 6)	G4-3			G5-3				G5-3		3	0	0	0	1	0	2											
<b>Inning Stats</b>	R: 0 H: 1 E: 0 K: 1 S: 12	H: 1 LOB: 1 BB: 0 P: 18	R: 3 H: 2 E: 0 K: 0 S: 17	H: 2 LOB: 2 BB: 3 P: 36	R: 0 H: 1 E: 0 K: 2 S: 9	H: 1 LOB: 1 BB: 0 P: 13	R: 0 H: 0 E: 0 K: 1 S: 7	H: 0 LOB: 0 BB: 0 P: 12	R: 2 H: 2 E: 0 K: 0 S: 9	H: 2 LOB: 1 BB: 1 P: 14	R: 0 H: 1 E: 0 K: 1 S: 10	H: 1 LOB: 1 BB: 0 P: 11	R: 0 H: 0 E: 0 K: 1 S: 9	H: 0 LOB: 0 BB: 0 P: 16	R: 0 H: 0 E: 0 K: 1 S: 8	H: 0 LOB: 0 BB: 0 P: 12	R: 0 H: 0 E: 0 K: 0 S: 6	H: 0 LOB: 1 BB: 1 P: 14	1B: 5 2B: 2 3B: 0 HR: 0	SF: 2 SAC: 1 DP: 0 HBP: 0	WP: 0 PA: 39 PB: 0 SB: 0 CS: 0						
<b>PITCHER</b>	IP	WLS	BF	H	R	ER	SO	BB	IBB	HBP	BLK	WP	HR	S	P	ERA	WHIP										
<b>Darren Oliver, L</b> ERA: 5.23 (1, 1)	4.0	L	21	6	5	5	4	3	0	0	0	0	0	47	82	11.25	2.250										
<b>Mark Brandenburg, R</b> ERA: 0.95 (5, 1)	4.0		15	1	0	0	3	2	0	0	0	0	0	36	56	0.00	0.750										
<b>Jeff Russell, R</b> ERA: (9, 1)	1.0		3	0	0	0	0	0	0	0	0	0	0	4	8	0.00	0.000										

**Detroit Tigers @ Texas Rangers**  
The Ballpark at Arlington, Arlington, TX  
Sun May 12, 1996, 4:33 AM EDT  
Att: 35,677 - Sunny - 83 F

AB	31
R	5
H	7
RBI	5
BB	5
SO	7
LOB	13



Batter	1	2	3	4	5	6	7	8	9	AB	R	H	RBI	BB	SO	LOB	BOTTOM										
<b>Darryl Hamilton, L</b> OBP: 0.374, SLG: 0.389 (1, 8)	G4-3			F8		G6-3		G3		4	0	0	0	0	0	0											
<b>Mark McLemore, S</b> OBP: 0.393, SLG: 0.355 (1, 4)	L3			L9 WP 1B		G3-1		G1-3		4	0	1	0	0	0	0											
<b>Will Clark, L</b> OBP: 0.429, SLG: 0.477 (1, 3)	F8			L9		G1-3			G6-3	4	0	0	0	0	0	1											
<b>Mickey Tettleton, S</b> OBP: 0.415, SLG: 0.535 (1, 10)		P6		K			HR 1B		K	4	1	1	0	0	2	1											
<b>29 Rusty Greer, L</b> OBP: 0.374, SLG: 0.453 (1, 7)		G3-1			G3-1 G4-3 2B	F9		P5		4	1	1	0	0	0	1											
<b>Dean Palmer, R</b> OBP: 0.336, SLG: 0.512 (1, 5)		L8			G3-1		HR			3	1	1	2	0	0	1											
<b>Warren Newson, L</b> OBP: 0.373, SLG: 0.383 (1, 9)				G1-3		G4-3		K		3	0	0	1	0	1	0											
<b>Dave Valle, R</b> OBP: 0.450, SLG: 0.438 (1, 2)				G6-3				G6-3		3	0	1	0	0	0	0											
<b>Kurt Stillwell, S</b> OBP: 0.344, SLG: 0.379 (1, 6)				G3-1		G4-3		L7		3	0	0	0	0	0	1											
<b>Inning Stats</b>	R: 0 H: 0 E: 0 K: 0 S: 11	H: 0 LOB: 0 BB: 0 P: 18	R: 0 H: 0 E: 0 K: 0 S: 7	H: 0 LOB: 0 BB: 0 P: 12	R: 0 H: 1 E: 0 K: 1 S: 9	H: 1 LOB: 1 BB: 0 P: 13	R: 1 H: 2 E: 0 K: 0 S: 10	H: 2 LOB: 1 BB: 0 P: 18	R: 0 H: 0 E: 0 K: 0 S: 9	H: 0 LOB: 0 BB: 0 P: 13	R: 2 H: 2 E: 0 K: 1 S: 10	H: 2 LOB: 0 BB: 0 P: 15	R: 0 H: 0 E: 0 K: 0 S: 5	H: 0 LOB: 0 BB: 0 P: 6	R: 0 H: 0 E: 0 K: 1 S: 7	H: 0 LOB: 0 BB: 0 P: 9	1B: 2 2B: 2 3B: 0 HR: 1	SF: 0 SAC: 0 DP: 0 HBP: 0	WP: 1 PA: 32 PB: 0 SB: 0 CS: 0								
<b>PITCHER</b>	IP	WLS	BF	H	R	ER	SO	BB	IBB	HBP	BLK	WP	HR	S	P	ERA	WHIP										
<b>Felipe Lira, R</b> ERA: 5.44 (1, 1)	6.1	W	24	5	3	3	1	0	0	0	0	0	0	63	100	4.26	0.789										
<b>Randy Veres, R</b> ERA: 8.75 (7, 1)	1.1		4	0	0	0	1	0	0	0	0	0	0	8	10	0.00	0.000										
<b>Mike Myers, L</b> ERA: 5.49 (8, 1)	1.1	S	4	0	0	0	1	0	0	0	0	0	0	8	10	0.00	0.000										

**Detroit Tigers @ Texas Rangers**  
The Ballpark at Arlington, Arlington, TX  
Sun May 12, 1996, 4:33 AM EDT  
Att: 35,677 - Sunny - 83 F

AB	32
R	3
H	5
RBI	3
BB	0
SO	3
LOB	5





Batter	1	2	3	4	5	6	7	8	9	AB	R	H	RBI	BB	SO	LOB	TOP				
<b>Bip Roberts, S</b> (1,4) OBP: 0.347, SLG: 0.393	4-2 CS BB	0-2 2H 1B		2-3 K			2-3 K		1-2 F8	2	0	1	1	1	1	0	<b>Kansas City Royals @ Texas Rangers</b> The Ballpark at Arlington, Arlington, TX Mon May 13 1996, 8:05 PM EDT Att: 22,981 - Unknown - 79 F				
<b>Craig Paquette, R</b> (6,5) OBP: 0.244, SLG: 0.310										2	0	0	0	0	1	0					
<b>Tom Goodwin, L</b> (1,7) OBP: 0.324, SLG: 0.318	1-3 SAFE K	3-2 G3			2-2 BB 1B		2-2 L6			4	1	1	0	0	1	2					
<b>Keith Lockhart, L</b> (1,5) OBP: 0.378, SLG: 0.469	4-2 1-2 BB				4-0 1B SF9 BB		0-0 3B			2	1	1	0	2	0	0					
<b>Johnny Damon, L</b> (1,8) OBP: 0.311, SLG: 0.399	3-1 L6-3				0-1 2B SF7 1B		1-2 G1-3			4	1	2	1	0	0	2					
<b>Bob Hamelin, L</b> (1,10) OBP: 0.407, SLG: 0.369		1-2 BB 2B 1B			2-1 SF9					3	1	3	1	0	0	0					
<b>Michael Tucker, L</b> (1,9) OBP: 0.309, SLG: 0.454		4-2 2B BB			3-2 F9-3		2-1 SAFE L4-3			2	1	0	1	1	0	2					
<b>Jose Offerman, S</b> (1,3) OBP: 0.381, SLG: 0.390		2-2 1B 2B			1-2 G5-3					4	0	1	2	0	0	1					
<b>David Howard, S</b> (1,6) OBP: 0.286, SLG: 0.341		2-1 F8			1-2 G3-1					4	0	0	0	0	1	1					
<b>Sal Fasano, R</b> (1,2) OBP: 0.246, SLG: 0.276		0-1 1B 1B			0-1 F9					3	1	1	0	0	0	0					
<b>Chris Stynes, R</b> (9,PH) OBP: 0.476, SLG: 0.524									1-2 G1-3	1	0	0	0	0	0	0					
<b>Inning Stats</b>	R: 0 E: 0 K: 1 S: 12	H: 0 LOB: 1 BB: 2 P: 23	R: 3 E: 0 K: 0 S: 18	H: 4 LOB: 1 BB: 1 P: 30	R: 1 E: 0 K: 0 S: 8	H: 2 LOB: 0 BB: 0 P: 11	R: 0 E: 0 K: 1 S: 9	H: 0 LOB: 0 BB: 0 P: 12	R: 2 E: 0 K: 0 S: 11	H: 2 LOB: 0 BB: 1 P: 22	R: 0 E: 0 K: 1 S: 10	H: 1 LOB: 1 BB: 0 P: 15	R: 0 E: 0 K: 0 S: 6	H: 1 LOB: 0 BB: 0 P: 12	R: 0 E: 0 K: 1 S: 9	H: 0 LOB: 0 BB: 0 P: 11	1B: 7 2B: 4 3B: 1 HR: 0	SF: 2 SAC: 0 DP: 2 HBP: 0	WP: 0 PB: 0 SB: 0 CS: 1	PA: 37	
<b>PITCHER</b>	IP	WLS	BF	H	R	ER	SO	BB	IBB	HBP	BLK	WP	HR	S	P	ERA	WHIP				
<b>Bobby Witt, R</b> (1,1) ERA: 5.98	4.0		22	8	6	6	2	4	0	0	0	0	0	53	88	13.50	3.000				
<b>Dennis Cook, L</b> (5,1) ERA: 3.18	4.0	W	12	2	0	0	1	0	0	0	0	0	0	32	52	0.00	0.500				
<b>Mike Henneman, R</b> (9,1) ERA: 3.86	1.0	S	3	0	0	0	1	0	0	0	0	0	0	9	11	0.00	0.000				

AB	31
R	6
H	10
RBI	6
BB	4
SO	4
LOB	8





Batter	1	2	3	4	5	6	7	8	9	AB	R	H	RBI	BB	SO	LOB	BOTTOM				
<b>Mark McLemore, S</b> (1,4) OBP: 0.400, SLG: 0.386	4-0 29 1B BLK BB		2-2 G3	0-0 2H HR		2-0 G4-3		3-2 BB 1B		4	2	2	2	1	0	0	<b>Kansas City Royals @ Texas Rangers</b> The Ballpark at Arlington, Arlington, TX Mon May 13 1996, 8:05 PM EDT Att: 22,981 - Unknown - 79 F				
<b>Ivan Rodriguez, R</b> (1,2) OBP: 0.346, SLG: 0.454	1 SAFE G5-3		1-0 F7	0-1 1B		3-2 2B		4-0 1B 29 BB BB		4	1	2	0	1	0	1					
<b>Will Clark, L</b> (1,3) OBP: 0.434, SLG: 0.477	4-2 29 1B BB		1-2 1B	0-0 G5-3		0-3 K		1-0 29 BB 2H 1B		4	1	2	1	1	1	2					
<b>Mickey Tettleton, S</b> (1,10) OBP: 0.415, SLG: 0.529	1-2 K		0-1 G4-3		1-2 FC5 29 BB 1B		1-0 1B	1-3 K		5	0	2	0	0	2	5					
<b>29 Rusty Greer, L</b> (1,7) OBP: 0.388, SLG: 0.475	1-1 1B			3-1 1B 2B		4-0 FC5 BB		1-1 L7	1-1 1H 3H 2B	4	1	3	2	1	0	1					
<b>Dean Palmer, R</b> (1,5) OBP: 0.331, SLG: 0.500	2-3 K			1-2 L7		3-3 K		1-0 FC6-4 1B	2-3 K	5	0	1	0	0	3	7					
<b>Warren Newson, L</b> (1,9) OBP: 0.381, SLG: 0.392		1-1 G5-4-3 1B		0-1 2B G6-3 1B		2-1 FC5		2-3 K		4	1	2	1	0	1	4					
<b>Rikkert Faneyte, R</b> (9,8)				2H G6-3 1B		1-2 2-3F BB				0	0	0	0	0	0	0					
<b>Damon Buford, R</b> (1,8) OBP: 0.368, SLG: 0.412		1-2 G5-4-3		1 SAFE 1-3 HR 2B		2-1 F2		2-2 FC6-4		4	1	1	0	0	0	5					
<b>Kevin Elster, R</b> (1,6) OBP: 0.284, SLG: 0.504		1-2 F9		3-2 G6-3		0-1 G5-3		0-3 K		4	0	0	1	0	1	1					
<b>Inning Stats</b>	R: 0 E: 0 K: 2 S: 15	H: 1 LOB: 3 BB: 2 P: 30	R: 0 E: 0 K: 0 S: 10	H: 1 LOB: 0 BB: 0 P: 13	R: 0 E: 0 K: 0 S: 9	H: 1 LOB: 1 BB: 0 P: 13	R: 4 E: 0 K: 0 S: 16	H: 5 LOB: 1 BB: 0 P: 23	R: 0 E: 0 K: 1 S: 10	H: 1 LOB: 2 BB: 1 P: 22	R: 0 E: 0 K: 1 S: 9	H: 1 LOB: 0 BB: 0 P: 14	R: 0 E: 0 K: 1 S: 10	H: 2 LOB: 2 BB: 0 P: 17	R: 3 E: 0 K: 3 S: 18	H: 3 LOB: 1 BB: 1 P: 30	1B: 10 2B: 4 3B: 0 HR: 1	SF: 0 SAC: 0 DP: 1 HBP: 0	WP: 0 PB: 0 SB: 0 CS: 0	PA: 42	
<b>PITCHER</b>	IP	WLS	BF	H	R	ER	SO	BB	IBB	HBP	BLK	WP	HR	S	P	ERA	WHIP				
<b>Kevin Appier, R</b> (1,1) ERA: 2.83	0.2		5	1	0	0	1	2	0	0	0	0	0	1	25	0.00	4.500				
<b>Julio Valera, R</b> (1,1) ERA: 5.79	3.0		15	7	4	4	1	0	0	0	0	0	1	37	53	12.00	2.333				
<b>Jason Jacome, L</b> (4,1) ERA: 7.78	1.0		5	1	0	0	1	1	0	0	0	0	0	9	19	0.00	2.000				
<b>Tim Pugh, R</b> (5,1) ERA: 9.31	2.1		10	3	0	0	2	0	0	0	0	0	0	21	35	0.00	1.286				
<b>Jeff Montgomery, R</b> (8,1) ERA: 2.35	1.0	L	7	3	3	3	3	1	0	0	0	0	0	18	30	27.00	4.000				

AB	38
R	7
H	15
RBI	7
BB	4
SO	8
LOB	26





Batter	1	2	3	4	5	6	7	8	9	AB	R	H	RBI	BB	SO	LOB	TOP	
<b>Bip Roberts, S</b> (1, 4) OBP: 0.338, SLG: 0.381	1-1 F8	1-3 K			2-2 F8			1-1 G1-3		4	0	0	0	0	1	2	<b>Kansas City Royals @ Texas Rangers</b> The Ballpark at Arlington, Arlington, TX Tue May 14 1996, 8:05 PM EDT Att: 28,999 - Unknown - 86 F  <b>AB 30</b> <b>R 0</b> <b>H 4</b> <b>RBI 0</b> <b>BB 3</b> <b>SO 5</b> <b>LOB 10</b> 	
<b>Tom Goodwin, L</b> (1, 7) OBP: 0.317, SLG: 0.311	0-0 L6		2-3 K		0-0 G1-3			0-1 1B		3	0	0	0	0	1	0		
<b>Joe Vitello, R</b> (6, 3) OBP: 0.417, SLG: 0.453										1	0	1	0	0	0	0		
<b>Keith Lockhart, L</b> (1, 5) OBP: 0.383, SLG: 0.470	2-1 1B		2-1 1B		1-1 L8			0-1 G4-3		4	0	2	0	0	0	0		
<b>Johnny Damon, L</b> (1, 8) OBP: 0.375, SLG: 0.393	4-0 BB		1-0 F7		1-2 G4-3			1-3 K		2	0	0	0	1	0	1		
<b>Chris Stynes, R</b> (9, PH) OBP: 0.455, SLG: 0.500	1-2 BB									1	0	0	0	0	1	0		
<b>Bob Hamelin, L</b> (1, 10) OBP: 0.402, SLG: 0.356	3-2 F9		4-0 BB		2-2 P2			1-2 G4-3		3	0	0	0	1	0	2		
<b>Michael Tucker, L</b> (1, 9) OBP: 0.307, SLG: 0.443			4-0 1B		1-2 BB			0-0 F8		3	0	0	0	1	1	2		
<b>Jose Offerman, S</b> (1, 3) OBP: 0.375, SLG: 0.383		0-0 B1		2-2 F7			0-0 P3			2	0	0	0	0	0	1		
<b>Les Norman, R</b> (6, 7) OBP: 0.269, SLG: 0.136										1	0	0	0	0	0	0		
<b>David Howard, S</b> (1, 6) OBP: 0.289, SLG: 0.344		2-2 SAFE		0-0 L5			1-1 F9			2	0	1	0	0	0	0		
<b>Craig Paquette, R</b> (5, 6) OBP: 0.239, SLG: 0.302		1-2 1B								1	0	0	0	0	0	0		
<b>Sal Fasano, R</b> (1, 2) OBP: 0.235, SLG: 0.262		1-3 K		1-2 G6-3			1-1 F8			3	0	0	0	0	1	2		
<b>Inning Stats</b>	R: 0 E: 0 K: 0 S: 8	H: 1 LOB: 2 BB: 1 P: 18	R: 0 E: 0 K: 2 S: 10	H: 1 LOB: 2 BB: 1 P: 18	R: 0 E: 0 K: 1 S: 11	H: 0 LOB: 0 BB: 0 P: 11	R: 0 E: 0 K: 0 S: 6	H: 0 LOB: 0 BB: 0 P: 9	R: 0 E: 0 K: 1 S: 9	H: 0 LOB: 0 BB: 0 P: 13	R: 0 E: 0 K: 0 S: 5	H: 1 LOB: 0 BB: 0 P: 7	R: 0 E: 0 K: 1 S: 8	H: 0 LOB: 0 BB: 0 P: 10	1B: 4 2B: 0 3B: 0 HR: 0	SF: 0 SAC: 0 DP: 0 HBP: 0	WP: 0 PB: 0 SB: 0 CS: 0	PA: 33
<b>PITCHER</b> <b>Ken Hill, R</b> (1, 1) ERA: 2.71	IP: 9.0 WLS: W BF: 33 H: 4 R: 0 ER: 0 SO: 5 BB: 3 IBB: 0 HBP: 0 BLK: 0 WP: 0 HR: 0 S: 71 P: 114 ERA: 0.00 WHIP: 0.778															<b>PITCHER</b> <b>Ken Hill, R</b> (1, 1) ERA: 2.71	IP: 9.0 WLS: W BF: 33 H: 4 R: 0 ER: 0 SO: 5 BB: 3 IBB: 0 HBP: 0 BLK: 0 WP: 0 HR: 0 S: 71 P: 114 ERA: 0.00 WHIP: 0.778	

Batter	1	2	3	4	5	6	7	8	9	AB	R	H	RBI	BB	SO	LOB	BOTTOM			
<b>Darryl Hamilton, L</b> (1, 8) OBP: 0.371, SLG: 0.385	0-0 L8	0-1 1B	0-2 P4		0-0 G1-3		1-0 F8			4	0	1	1	0	0	2	<b>Kansas City Royals @ Texas Rangers</b> The Ballpark at Arlington, Arlington, TX Tue May 14 1996, 8:05 PM EDT Att: 28,999 - Unknown - 86 F  <b>AB 37</b> <b>R 10</b> <b>H 15</b> <b>RBI 10</b> <b>BB 3</b> <b>SO 6</b> <b>LOB 16</b> 			
<b>Rikkert FaneYTE, R</b> (7, PH) (8, 8)		1-3 3-H 1B	1-0 G1-3		3-2 F9			0-0 G1-3		5	0	1	1	0	0	2				
<b>Ivan Rodriguez, R</b> (1, 2) OBP: 0.343, SLG: 0.446	1-2 G5-3	2-2 SAFE 1B	1-0 G1-3		3-2 F9			0-0 G1-3		4	1	1	0	0	0	2				
<b>Will Clark, L</b> (1, 3) OBP: 0.429, SLG: 0.471	2-0 L8	0-1 G4-6-3		0-1 F7		1-1 F7		2-2 G3-6-1		1	0	1	0	0	0	0				
<b>Damon Buford, R</b> (8, 7) OBP: 0.385, SLG: 0.429		1-2 1B		29 1B				1B		1	0	1	0	0	0	0				
<b>Mickey Tettleton, S</b> (1, 10) OBP: 0.424, SLG: 0.593		1-0 HR	2-0 HR		3-3 K		3-1 1B			4	3	3	2	0	1	1				
<b>Dave Valle, R</b> (8, PH) OBP: 0.429, SLG: 0.412		HR					1B			1	0	0	0	0	0	1				
<b>29 Rusty Greer, L</b> (1, 7) OBP: 0.396, SLG: 0.479		4-0 HR	1-2 2B		0-0 1B		2-0 F8			3	2	2	0	1	0	1				
<b>Kurt Stillwell, S</b> (8, 5) OBP: 0.344, SLG: 0.379		HR	BB		1-2 1B		1-2 1B			0	0	0	0	0	0	0				
<b>Dean Palmer, R</b> (1, 5) OBP: 0.342, SLG: 0.538		0-1 SAFE		0-0 F7		2-2 F7		1-2 1B		4	2	3	4	0	0	2				
<b>Craig Worthington, R</b> (8, 3) OBP: 0.333, SLG: 0.316		1-H HR		2-3 F7		1-H 1B		1B		0	0	0	0	0	0	0				
<b>Warren Newson, L</b> (1, 9) OBP: 0.388, SLG: 0.418		3-2 F8	1-3 K		1-0 1B		2-3 K			4	1	2	1	0	2	2				
<b>Mark McLemore, S</b> (1, 4) OBP: 0.396, SLG: 0.376	2-0 F8		4-1 1B		2-2 G4-3		1-3 K			3	0	0	0	1	1	3				
<b>Kevin Elster, R</b> (1, 6) OBP: 0.290, SLG: 0.500	4-1 1B		0-0 1B		2-3 K		3-3 K			3	1	1	1	1	2	0				
<b>Inning Stats</b>	R: 0 E: 0 K: 0 S: 5	H: 0 LOB: 0 BB: 0 P: 8	R: 5 E: 0 K: 0 S: 15	H: 5 LOB: 1 BB: 2 P: 31	R: 3 E: 0 K: 1 S: 14	H: 4 LOB: 2 BB: 1 P: 23	R: 1 E: 0 K: 1 S: 13	H: 3 LOB: 2 BB: 0 P: 19	R: 0 E: 0 K: 1 S: 8	H: 0 LOB: 0 BB: 0 P: 13	R: 1 E: 0 K: 0 S: 11	H: 2 LOB: 1 BB: 0 P: 21	R: 0 E: 0 K: 2 S: 9	H: 0 LOB: 0 BB: 0 P: 14	R: 0 E: 0 K: 0 S: 7	H: 1 LOB: 0 BB: 0 P: 10	1B: 10 2B: 2 3B: 0 HR: 3	SF: 0 SAC: 0 DP: 2 HBP: 0	WP: 0 PB: 1 SB: 0 CS: 0	PA: 40
<b>PITCHER</b> <b>Mark Gubicza, R</b> (1, 1) ERA: 5.69	IP: 4.0 WLS: L BF: 26 H: 12 R: 9 ER: 9 SO: 2 BB: 3 IBB: 0 HBP: 0 BLK: 0 WP: 0 HR: 3 S: 47 P: 81 ERA: 20.25 WHIP: 3.750															<b>PITCHER</b> <b>Mark Gubicza, R</b> (1, 1) ERA: 5.69	IP: 4.0 WLS: L BF: 26 H: 12 R: 9 ER: 9 SO: 2 BB: 3 IBB: 0 HBP: 0 BLK: 0 WP: 0 HR: 3 S: 47 P: 81 ERA: 20.25 WHIP: 3.750			
<b>Mike Magnante, L</b> (5, 1) ERA: 7.08	2.0 8 2 1 0 2															<b>Mike Magnante, L</b> (5, 1) ERA: 7.08	2.0 8 2 1 0 2			
<b>Jason Jacome, L</b> (7, 1) ERA: 7.4	1.0 3 0 0 0 2															<b>Jason Jacome, L</b> (7, 1) ERA: 7.4	1.0 3 0 0 0 2			
<b>Hipolito Pichardo, R</b> (8, 1) ERA: 6.86	1.0 3 1 0 0 0															<b>Hipolito Pichardo, R</b> (8, 1) ERA: 6.86	1.0 3 1 0 0 0			



Batter	1	2	3	4	5	6	7	8	9	AB	R	H	RBI	BB	SO	LOB	TOP					
<b>Bip Roberts, S</b> (1, 4) OBP: 0.348, SLG: 0.399										4	1	3	1	0	0	0						
<b>Tom Goodwin, L</b> (1, 7) OBP: 0.315, SLG: 0.309										4	0	1	0	0	1	4						
<b>Keith Lockhart, L</b> (1, 5) OBP: 0.370, SLG: 0.452										4	0	0	0	0	0	4						
<b>Joe Vitiello, R</b> (1, 10) OBP: 0.410, SLG: 0.456										4	1	1	0	0	2	0						
<b>Johnny Damon, L</b> (1, 8) OBP: 0.303, SLG: 0.382										4	0	0	0	0	0	2						
<b>Jose Offerman, S</b> (1, 3) OBP: 0.383, SLG: 0.369										4	0	0	0	0	2	2						
<b>Mike Macfarlane, R</b> (1, 2) OBP: 0.250, SLG: 0.337										4	0	1	1	0	1	0						
<b>Michael Tucker, L</b> (1, 9) OBP: 0.306, SLG: 0.437										4	1	1	0	0	2	2						
<b>Craig Paquette, R</b> (1, 6) OBP: 0.245, SLG: 0.304										3	0	1	0	0	0	2						
<b>David Howard, S</b> (7, 6) OBP: 0.287, SLG: 0.341										1	0	0	0	0	0	0						
<b>Inning Stats</b>	R: 0 E: 0 K: 1 S: 8	H: 1 LOB: 0 BB: 0 P: 15	R: 0 E: 0 K: 2 S: 8	H: 0 LOB: 0 BB: 0 P: 13	R: 1 E: 0 K: 0 S: 11	H: 3 LOB: 2 BB: 0 P: 14	R: 1 E: 1 K: 1 S: 14	H: 2 LOB: 2 BB: 0 P: 19	R: 1 E: 0 K: 0 S: 11	H: 1 LOB: 1 BB: 0 P: 20	R: 0 E: 0 K: 2 S: 9	H: 0 LOB: 0 BB: 0 P: 13	R: 0 E: 0 K: 1 S: 11	H: 1 LOB: 1 BB: 0 P: 14	R: 0 E: 0 K: 1 S: 8	H: 0 LOB: 0 BB: 0 P: 10	R: 0 E: 0 K: 1 S: 6	H: 0 LOB: 0 BB: 0 P: 10	1B: 6 2B: 3 3B: 0 HR: 0	SF: 0 SAC: 0 DP: 1 HBP: 0	WP: 0 PB: 0 SB: 0 CS: 1	PA: 36
<b>PITCHER</b> <b>Roger Pavlik, R</b> (1, 1) ERA: 4.7	IP: 9.0 WLS: L BF: 36 H: 8 R: 3 ER: 2 SO: 8 BB: 0 IBB: 0 HBP: 0 BLK: 0 WP: 0 HR: 0 S: 86 P: 128 ERA: 2.00 WHIP: 0.889															<b>PITCHER</b>						

**Kansas City Royals @ Texas Rangers**  
The Ballpark at Arlington, Arlington, TX  
Wed May 15 1996, 8:05 PM EDT  
Att: 26,881 - Unknown - 86 F

livebaseballscores.com

AB 36  
R 3  
H 8  
RBI 2  
BB 0  
SO 8  
LOB 16



Batter	1	2	3	4	5	6	7	8	9	AB	R	H	RBI	BB	SO	LOB	BOTTOM					
<b>Darryl Hamilton, L</b> (1, 8) OBP: 0.372, SLG: 0.386										5	0	2	0	0	0	1						
<b>Ivan Rodriguez, R</b> (1, 2) OBP: 0.341, SLG: 0.447										4	0	1	0	0	0	1						
<b>Will Clark, L</b> (1, 3) OBP: 0.425, SLG: 0.464										4	0	1	0	0	0	3						
<b>Mickey Tettleton, S</b> (1, 10) OBP: 0.427, SLG: 0.598										4	0	2	0	0	0	1						
<b>Dean Palmer, R</b> (1, 5) OBP: 0.333, SLG: 0.522										4	0	0	0	0	3	3						
<b>29 Rusty Greer, L</b> (1, 7) OBP: 0.399, SLG: 0.500										4	1	2	1	0	0	1						
<b>Mark McLemore, S</b> (1, 4) OBP: 0.392, SLG: 0.372										4	0	1	0	0	1	1						
<b>Damon Buford, R</b> (1, 9) OBP: 0.357, SLG: 0.395										3	0	0	0	0	0	2						
<b>Kurt Stillwell, S</b> (9, PH) OBP: 0.384, SLG: 0.400										1	0	1	0	0	0	0						
<b>Kevin Elster, R</b> (1, 6) OBP: 0.284, SLG: 0.488										3	0	0	0	0	1	2						
<b>Warren Newson, L</b> (9, PH) OBP: 0.382, SLG: 0.411										1	0	0	0	0	0	1						
<b>Inning Stats</b>	R: 0 E: 0 K: 0 S: 9	H: 1 LOB: 1 BB: 0 P: 14	R: 0 E: 0 K: 1 S: 6	H: 0 LOB: 0 BB: 0 P: 10	R: 0 E: 0 K: 1 S: 18	H: 2 LOB: 2 BB: 0 P: 25	R: 0 E: 0 K: 1 S: 7	H: 1 LOB: 1 BB: 0 P: 12	R: 0 E: 0 K: 0 S: 6	H: 0 LOB: 0 BB: 0 P: 8	R: 0 E: 0 K: 0 S: 8	H: 0 LOB: 0 BB: 0 P: 9	R: 0 E: 0 K: 1 S: 13	H: 2 LOB: 2 BB: 0 P: 19	R: 0 E: 0 K: 1 S: 13	H: 2 LOB: 2 BB: 0 P: 18	R: 1 E: 0 K: 0 S: 12	H: 2 LOB: 1 BB: 0 P: 20	1B: 7 2B: 2 3B: 0 HR: 1	SF: 0 SAC: 0 DP: 0 HBP: 0	WP: 2 PB: 0 SB: 0 CS: 0	PA: 37
<b>PITCHER</b> <b>Chris Haney, L</b> (1, 1) ERA: 4.99	IP: 7.2 WLS: W BF: 31 H: 8 R: 0 ER: 0 SO: 4 BB: 0 IBB: 0 HBP: 0 BLK: 0 WP: 0 HR: 0 S: 77 P: 112 ERA: 0.00 WHIP: 1.043															<b>PITCHER</b>						
<b>Jeff Montgomery, R</b> (8, 1) ERA: 2.59	IP: 1.1 WLS: S BF: 6 H: 2 R: 1 ER: 1 SO: 1 BB: 0 IBB: 0 HBP: 0 BLK: 0 WP: 0 HR: 1 S: 15 P: 23 ERA: 6.75 WHIP: 1.500															<b>PITCHER</b>						

**Kansas City Royals @ Texas Rangers**  
The Ballpark at Arlington, Arlington, TX  
Wed May 15 1996, 8:05 PM EDT  
Att: 26,881 - Unknown - 86 F

livebaseballscores.com

AB 37  
R 1  
H 10  
RBI 1  
BB 0  
SO 5  
LOB 16



Batter	1	2	3	4	5	6	7	8	9	AB	R	H	RBI	BB	SO	LOB	TOP										
Darryl Hamilton, L OBP: 0.370, SLG: 0.386	G1-3		G1-3	F7					F7	5	0	1	1	1	0	3	<b>Texas Rangers @ Cleveland Indians</b> Jacobs Field, Cleveland, OH Fri May 17 1996, 7:05 PM EDT Att: 41,225 - Unknown - 66 F										
Ivan Rodriguez, R OBP: 0.337, SLG: 0.440	G3		K		F7				F8	5	0	1	1	0	1	2											
Will Clark, L OBP: 0.425, SLG: 0.469			G3		F7				L7	5	0	2	0	0	0	1											
Mickey Tettleton, S OBP: 0.432, SLG: 0.591									K	3	1	1	0	2	2	0											
29 Rusty Greer, L OBP: 0.399, SLG: 0.500									F6	4	1	1	0	1	1	2											
Dean Palmer, R OBP: 0.325, SLG: 0.511									K	5	1	1	1	0	2	3											
Warren Newson, L OBP: 0.384, SLG: 0.443									L9	5	1	2	1	0	2	0											
Mark McLemore, S OBP: 0.399, SLG: 0.379										3	2	1	2	2	0	0											
Kevin Elster, R OBP: 0.301, SLG: 0.560									L9	5	4	4	4	0	0	2											
<b>Inning Stats</b>	R: 0 E: 0 K: 0 S: 12	H: 1 LOB: 2 BB: 1 P: 20	R: 0 E: 0 K: 1 S: 9	H: 0 LOB: 0 BB: 0 P: 11	R: 1 E: 0 K: 1 S: 10	H: 1 LOB: 0 BB: 0 P: 13	R: 6 E: 0 K: 0 S: 32	H: 8 LOB: 3 BB: 2 P: 51	R: 2 E: 0 K: 0 S: 15	H: 2 LOB: 1 BB: 1 P: 24	R: 0 E: 0 K: 3 S: 12	H: 0 LOB: 0 BB: 0 P: 19	R: 1 E: 0 K: 1 S: 21	H: 1 LOB: 1 BB: 1 P: 30	R: 0 E: 0 K: 1 S: 7	H: 0 LOB: 0 BB: 0 P: 8	R: 0 E: 0 K: 1 S: 10	H: 1 LOB: 2 BB: 1 P: 18	1B: 4 2B: 8 3B: 0 HR: 2	SF: 0 SAC: 0 DP: 0 HBP: 0	WP: 0 PB: 0 SB: 1 CS: 0	PA: 46					
<b>PITCHER</b>	IP	WLS	BF	H	R	ER	SO	BB	IBB	HBP	BLK	WP	HR	S	P	ERA	WHIP										
Orel Hershiser, R ERA: 5.88	3.0		18	8	7	7	2	1	0	0	0	0	1	46	66	21.00	3.000										
Joe Roa, R ERA: 10.8	1.2		11	4	2	2	0	3	0	0	0	0	0	29	49	10.80	4.200										
Alan Embree, L ERA: 3.88	2.1	W	9	1	1	1	4	1	0	0	0	0	1	36	53	3.86	0.857										
Paul Assenmacher, L ERA: 3.12	1.0		3	0	0	0	1	0	0	0	0	0	0	7	8	0.00	0.000										
Jose Mesa, R ERA: 2.14	1.0	S	5	1	0	0	1	1	0	0	0	0	0	10	18	0.00	2.000										
<b>Batter</b>	<b>1</b>	<b>2</b>	<b>3</b>	<b>4</b>	<b>5</b>	<b>6</b>	<b>7</b>	<b>8</b>	<b>9</b>	<b>AB</b>	<b>R</b>	<b>H</b>	<b>RBI</b>	<b>BB</b>	<b>SO</b>	<b>LOB</b>	<b>BOTTOM</b>										
Kenny Lofton, L OBP: 0.411, SLG: 0.439	G4-3	CS	G6-3		SF7					4	2	2	1	0	0	0	<b>Texas Rangers @ Cleveland Indians</b> Jacobs Field, Cleveland, OH Fri May 17 1996, 7:05 PM EDT Att: 41,225 - Unknown - 66 F										
Julio Franco, R OBP: 0.398, SLG: 0.477			G5-3						G1-3	5	0	2	1	0	1	2											
Carlos Baerga, S OBP: 0.283, SLG: 0.353			L4-1		F6				G4-3	5	1	1	0	0	0	3											
Albert Belle, R OBP: 0.431, SLG: 0.753			G1-3		F6					5	1	2	2	0	0	3											
Eddie Murray, S OBP: 0.325, SLG: 0.389									L6	5	3	4	2	0	0	1											
Jim Thome, L OBP: 0.459, SLG: 0.623										3	1	0	0	1	2	2											
Alvaro Espinoza, R OBP: 0.294, SLG: 0.438										0	0	0	0	0	0	0											
Jeromy Burnitz, L OBP: 0.421, SLG: 0.533										2	0	0	0	0	1	2											
Manny Ramirez, R OBP: 0.360, SLG: 0.556										2	1	1	4	0	0	0	<b>AB 39</b> <b>R 12</b> <b>H 17</b> <b>RBI 12</b> <b>BB 1</b> <b>SO 4</b> <b>LOB 14</b>										
Sandy Alomar Jr., R OBP: 0.314, SLG: 0.425										4	2	3	0	0	0	0											
Omar Vizquel, S OBP: 0.358, SLG: 0.447										4	1	2	2	0	0	1											
<b>Inning Stats</b>	R: 0 E: 1 K: 0 S: 10	H: 1 LOB: 1 BB: 0 P: 15	R: 2 E: 1 K: 1 S: 14	H: 3 LOB: 0 BB: 0 P: 20	R: 0 E: 0 K: 1 S: 6	H: 0 LOB: 0 BB: 0 P: 9	R: 0 E: 0 K: 1 S: 13	H: 1 LOB: 1 BB: 0 P: 16	R: 2 E: 0 K: 0 S: 11	H: 3 LOB: 1 BB: 0 P: 16	R: 1 E: 0 K: 1 S: 11	H: 1 LOB: 0 BB: 0 P: 16	R: 6 E: 1 K: 1 S: 21	H: 6 LOB: 1 BB: 1 P: 38	R: 1 E: 0 K: 0 S: 11	H: 2 LOB: 1 BB: 0 P: 14	1B: 13 2B: 2 3B: 0 HR: 2	SF: 1 SAC: 0 DP: 0 HBP: 0	WP: 0 PB: 0 SB: 0 CS: 2	PA: 42							
<b>PITCHER</b>	IP	WLS	BF	H	R	ER	SO	BB	IBB	HBP	BLK	WP	HR	S	P	ERA	WHIP										
Kevin Gross, R ERA: 5.88	5.0		23	9	5	4	2	0	0	0	0	0	0	11	16	6.75	0.750										
Dennis Cook, L ERA: 3.38	1.1		5	1	1	1	1	0	0	0	0	0	0	12	18	27.00	9.000										
Jeff Russell, R ERA: 3.12	0.1		4	3	1	1	1	0	0	0	0	0	0	1	5	∞	∞										
Ed Vosberg, L ERA: 2.84	0.0		1	0	0	0	0	1	0	0	0	0	0	1	5	∞	∞										
Gil Heredia, R ERA: 5.28	1.1	L	8	4	5	5	0	0	0	0	0	0	1	16	23	33.75	3.000										







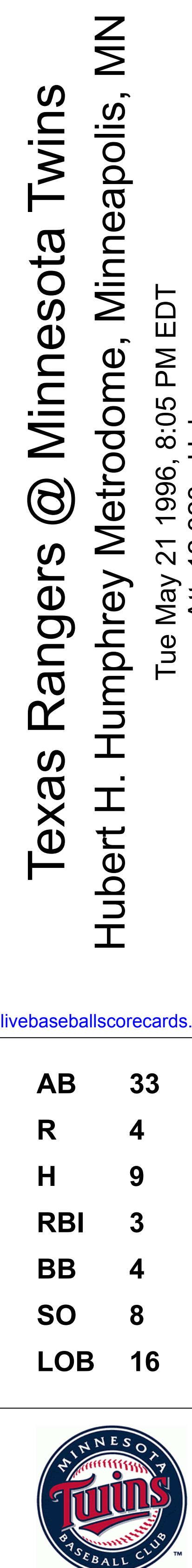
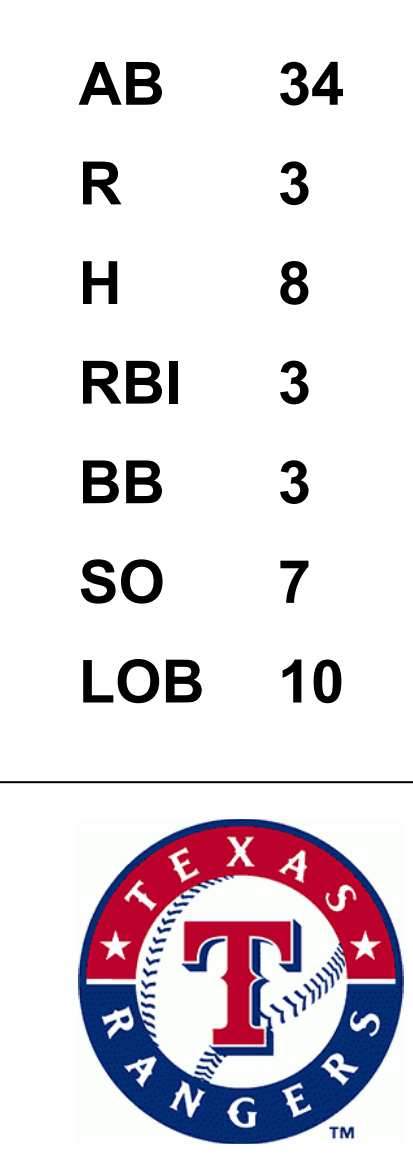
Batter	1	2	3	4	5	6	7	8	9	AB	R	H	RBI	BB	SO	LOB	TOP									
Darryl Hamilton, L OBP: 0.374, SLG: 0.406										4	1	2	0	0	0	0	<b>Texas Rangers @ Cleveland Indians</b> Jacobs Field, Cleveland, OH Sun May 19 1996, 3:33 AM EDT Att: 43,299 - Sunny - 83 F									
Ivan Rodriguez, R OBP: 0.339, SLG: 0.435 Dave Valle, R OBP: 0.375, SLG: 0.350										1	1	1	0	0	0	0										
Will Clark, L OBP: 0.422, SLG: 0.464										4	1	2	1	0	1	1										
Mickey Tettleton, S OBP: 0.423, SLG: 0.567										2	1	0	1	1	1	1										
Dean Palmer, R OBP: 0.337, SLG: 0.520										4	0	2	2	0	0	1										
Warren Newson, L OBP: 0.394, SLG: 0.415										4	0	0	0	0	1	3										
Mark McLemore, S OBP: 0.391, SLG: 0.371										4	0	1	0	0	0	1										
Damon Buford, R OBP: 0.367, SLG: 0.400 Lou Frazier, S OBP: 0.167, SLG: 0.167										3	0	0	0	0	3	2										
Kevin Elster, R OBP: 0.292, SLG: 0.560										4	1	1	1	0	1	1										
<b>Inning Stats</b>	R: 2 E: 0 K: 0 S: 11	H: 3 LOB: 1 BB: 0 P: 17	R: 0 E: 0 K: 2 S: 7	H: 0 LOB: 0 BB: 0 P: 10	R: 0 E: 0 K: 1 S: 7	H: 1 LOB: 1 BB: 0 P: 10	R: 0 E: 0 K: 1 S: 8	H: 1 LOB: 1 BB: 1 P: 11	R: 3 E: 0 K: 1 S: 14	H: 3 LOB: 1 BB: 1 P: 22	R: 0 E: 0 K: 1 S: 9	H: 1 LOB: 0 BB: 0 P: 16	R: 0 E: 0 K: 1 S: 8	H: 0 LOB: 0 BB: 0 P: 10	R: 0 E: 0 K: 0 S: 5	H: 0 LOB: 0 BB: 0 P: 12		R: 0 E: 0 K: 0 S: 7	H: 0 LOB: 0 BB: 0 P: 12	1B: 7 2B: 1 3B: 0 HR: 1	SF: 1 SAC: 0 DP: 1 HBP: 0	WP: 0 PB: 0 SB: 1 CS: 0	PA: 36			
<b>PITCHER</b>	IP	WLS	BF	H	R	ER	SO	BB	IBB	HBP	BLK	WP	HR	S	P	ERA	WHIP									
Charles Nagy, R ERA: 3.97	(1, 1)	6.0	W	27	9	5	5	6	1	0	0	0	0	0	8	10	7.50	1.667								
Jim Poole, L ERA: 2.13	(7, 1)	1.0		3	0	0	0	1	0	0	0	0	0	0	8	10	0.00	0.000								
Julian Tavarez, R ERA: 3.54	(8, 1)	1.0		3	0	0	0	1	0	0	0	0	0	5	12	0.00	0.000									
Jose Mesa, R ERA: 2.05	(9, 1)	1.0	S	3	0	0	0	0	0	0	0	0	0	7	12	0.00	0.000									

Batter	1	2	3	4	5	6	7	8	9	AB	R	H	RBI	BB	SO	LOB	BOTTOM									
Kenny Lofton, L OBP: 0.421, SLG: 0.451										2	2	2	1	3	0	0	<b>Texas Rangers @ Cleveland Indians</b> Jacobs Field, Cleveland, OH Sun May 19 1996, 3:33 AM EDT Att: 43,299 - Sunny - 83 F									
Julio Franco, R OBP: 0.398, SLG: 0.466										4	1	1	2	0	2	4										
Carlos Baerga, S OBP: 0.274, SLG: 0.339										5	0	0	0	0	1	5										
Albert Belle, R OBP: 0.440, SLG: 0.763										3	0	2	2	1	0	0										
Eddie Murray, S OBP: 0.322, SLG: 0.382									4	0	1	0	0	0	4											
Jim Thome, L OBP: 0.457, SLG: 0.622									4	1	2	1	0	1	1											
Manny Ramirez, R OBP: 0.361, SLG: 0.541									4	0	1	1	0	1	3											
Sandy Alomar Jr., R OBP: 0.325, SLG: 0.445									3	2	1	1	1	0	1											
Omar Vizquel, S OBP: 0.355, SLG: 0.435									3	2	1	0	0	0	1											
<b>Inning Stats</b>	R: 0 E: 0 K: 1 S: 9	H: 1 LOB: 0 BB: 0 P: 12	R: 0 E: 0 K: 0 S: 8	H: 1 LOB: 1 BB: 0 P: 12	R: 4 E: 2 K: 1 S: 22	H: 3 LOB: 2 BB: 1 P: 34	R: 3 E: 0 K: 1 S: 14	H: 3 LOB: 1 BB: 1 P: 28	R: 0 E: 0 K: 2 S: 10	H: 0 LOB: 1 BB: 1 P: 21	R: 0 E: 0 K: 0 S: 7	H: 0 LOB: 0 BB: 1 P: 12	R: 1 E: 0 K: 0 S: 11	H: 3 LOB: 1 BB: 0 P: 16	R: 0 E: 0 K: 0 S: 12	H: 0 LOB: 1 BB: 1 P: 19		1B: 8 2B: 3 3B: 0 HR: 1	SF: 0 SAC: 1 DP: 3 HBP: 1	WP: 0 PB: 0 SB: 2 CS: 1	PA: 39					
<b>PITCHER</b>	IP	WLS	BF	H	R	ER	SO	BB	IBB	HBP	BLK	WP	HR	S	P	ERA	WHIP									
Bobby Witt, R ERA: 6.1	(1, 1)	5.0	L	28	8	7	4	5	4	0	0	0	0	0	114	7.20	2.400									
Mark Brandenburg, R ERA: 1.23	(6, 1)	3.0		11	3	1	1	0	1	0	1	0	0	0	27	40	3.00	1.333								



Batter	1	2	3	4	5	6	7	8	9	AB	R	H	RBI	BB	SO	LOB	TOP								
Darryl Hamilton, L OBP: 0.369, SLG: 0.400 (1, 8)	G4-3		K				G6-4-3		FC6-4	5	0	1	0	0	1	3	<b>Texas Rangers @ Minnesota Twins</b> Hubert H. Humphrey Metrodome, Minneapolis, MN Tue May 21 1996, 8:05 PM EDT Att: 12,323 - Unknown <a href="http://livebaseballscorecards.com">livebaseballscorecards.com</a>								
Ivan Rodriguez, R OBP: 0.337, SLG: 0.437 (1, 2)	K					L3		L8	4	0	1	0	0	1	1										
Will Clark, L OBP: 0.414, SLG: 0.452 (1, 3)	F7		F9			G4-3		F8	4	0	0	0	0	0	1										
Mickey Tettleton, S OBP: 0.419, SLG: 0.565 Rikkert Faneyte, R (8, PR)		F9				K		G3-1	4	0	1	0	0	1	0										
Dean Palmer, R OBP: 0.341, SLG: 0.536 (1, 5)		F4				K			3	1	1	1	1	1	0										
Warren Newson, L OBP: 0.375, SLG: 0.426 Damon Buford, R OBP: 0.360, SLG: 0.391 (8, PH)						G4-3		HR	3	1	2	0	0	0	0										
		BB				1B		1B	1	0	0	0	0	1	2										
Mark McLemore, S OBP: 0.394, SLG: 0.370 (1, 4)									3	1	1	0	1	0	0										
Lou Frazier, S OBP: 0.100, SLG: 0.100 (1, 7)									4	0	0	1	0	0	3										
Kevin Elster, R OBP: 0.297, SLG: 0.556 (1, 6)									3	0	1	1	1	2	0										
<b>Inning Stats</b>	R: 0 E: 0 K: 1 S: 9	H: 0 LOB: 0 BB: 0 P: 13	R: 0 E: 0 K: 0 S: 9	H: 1 LOB: 2 BB: 1 P: 20	R: 0 E: 0 K: 2 S: 11	H: 1 LOB: 1 BB: 0 P: 14	R: 0 E: 0 K: 2 S: 8	H: 0 LOB: 0 BB: 0 P: 12	R: 0 E: 0 K: 1 S: 10	H: 0 LOB: 0 BB: 0 P: 16	R: 0 E: 0 K: 0 S: 10	H: 1 LOB: 0 BB: 0 P: 14	R: 3 E: 1 K: 0 S: 16	H: 4 LOB: 1 BB: 0 P: 20	R: 0 E: 0 K: 1 S: 8	H: 1 LOB: 2 BB: 1 P: 18	R: 0 E: 0 K: 0 S: 5	H: 0 LOB: 1 BB: 1 P: 10	1B: 5 2B: 3 3B: 0 HR: 1	SF: 0 SAC: 0 DP: 2 HBP: 0	WP: 0 PB: 0 SB: 0 CS: 0	PA: 37			
<b>PITCHER</b>	IP	WLS	BF	H	R	ER	SO	BB	IBB	HBP	BLK	WP	HR	S	P	ERA	WHIP								
Brad Radke, R ERA: 4.7 (1, 1)	6.1		27	7	3	2	6	1	0	0	0	0	1	72	107	2.84	1.263								
Eddie Guardado, L ERA: 4.13 (7, 1)	1.1		5	1	0	0	0	0	1	0	0	0	0	6	15	0.00	0.750								
Dan Naulty, R ERA: 2.57 (8, 1)	0.1		1	0	0	0	1	0	0	0	0	0	0	3	5	0.00	0.000								
Mike Milchin, L ERA: (9, 1)	1.0	W	4	0	0	0	0	1	0	0	0	0	0	5	10	0.00	1.000								

Batter	1	2	3	4	5	6	7	8	9	AB	R	H	RBI	BB	SO	LOB	BOTTOM								
Chuck Knoblauch, R OBP: 0.391, SLG: 0.479 (1, 4)	L3						G6-3			5	0	2	1	0	1	2	<b>Texas Rangers @ Minnesota Twins</b> Hubert H. Humphrey Metrodome, Minneapolis, MN Tue May 21 1996, 8:05 PM EDT Att: 12,323 - Unknown <a href="http://livebaseballscorecards.com">livebaseballscorecards.com</a>								
Rich Becker, L OBP: 0.305, SLG: 0.333 (1, 8)	F8					K		E7	4	1	1	1	0	2	2										
Paul Molitor, R OBP: 0.386, SLG: 0.451 (1, 10)						G6-3		F3	3	0	0	0	1	0	3										
Greg Myers, L OBP: 0.326, SLG: 0.488 (8, PH)									3	1	1	0	0	0	2										
Ron Coomer, R OBP: 0.308, SLG: 0.458 Mike Durant, R OBP: 0.386, SLG: 0.359 (8, PR)						F6			0	0	0	0	1	0	0										
									0	0	0	0	0	0	0										
Marty Cordova, R OBP: 0.396, SLG: 0.496 (1, 7)									4	0	0	0	0	2	3										
Dave Hollins, S OBP: 0.363, SLG: 0.427 (1, 5)									4	0	1	0	0	1	1										
Roberto Kelly, R OBP: 0.351, SLG: 0.371 Denny Hocking, S OBP: 0.200, SLG: 0.200 (8, PH)									3	0	2	1	0	1	0										
									1	0	0	0	0	0	0										
Scott Stahoviak, L OBP: 0.398, SLG: 0.529 (1, 3)									3	1	1	0	1	0	1										
Pat Meares, R OBP: 0.309, SLG: 0.449 Chip Hale, L OBP: 0.449, SLG: 0.615 Jeff Reboulet, R OBP: 0.239, SLG: 0.188 (8, PR)									3	0	1	0	0	1	2										
									0	0	0	0	1	0	0										
									0	1	0	0	0	0	0										
<b>Inning Stats</b>	R: 1 E: 0 K: 1 S: 13	H: 1 LOB: 1 BB: 1 P: 21	R: 0 E: 0 K: 2 S: 10	H: 1 LOB: 2 BB: 1 P: 19	R: 0 E: 0 K: 1 S: 8	H: 0 LOB: 0 BB: 0 P: 14	R: 0 E: 0 K: 2 S: 9	H: 0 LOB: 0 BB: 0 P: 15	R: 0 E: 0 K: 1 S: 13	H: 2 LOB: 2 BB: 0 P: 20	R: 1 E: 0 K: 0 S: 8	H: 2 LOB: 1 BB: 0 P: 9	R: 0 E: 1 K: 0 S: 11	H: 0 LOB: 1 BB: 0 P: 17	R: 0 E: 0 K: 0 S: 11	H: 1 LOB: 1 BB: 1 P: 22	R: 2 E: 0 K: 0 S: 14	H: 2 LOB: 2 BB: 1 P: 22	1B: 6 2B: 2 3B: 1 HR: 0	SF: 1 SAC: 0 DP: 0 HBP: 0	WP: 0 PB: 0 SB: 1 CS: 1	PA: 39			
<b>PITCHER</b>	IP	WLS	BF	H	R	ER	SO	BB	IBB	HBP	BLK	WP	HR	S	P	ERA	WHIP								
Ken Hill, R ERA: 2.7 (1, 1)	7.0		30	6	2	2	8	2	0	0	1	0	0	72	115	2.57	1.143								
Dennis Cook, L ERA: 3.39 (8, 1)	0.0		1	0	0	0	0	1	0	0	0	0	0	4	8	∞	∞								
Jeff Russell, R ERA: 2.45 (8, 1)	1.0		2	1	0	0	0	0	0	0	0	0	0	7	14	0.00	1.000								
Mike Henneman, R ERA: 4.73 (9, 1)	0.2	L	5	2	2	2	0	1	0	0	0	0	0	14	22	27.00	4.500								





Batter	1	2	3	4	5	6	7	8	9	AB	R	H	RBI	BB	SO	LOB	TOP					
Darryl Hamilton, L (1, 8) OBP: 0.370, SLG: 0.405	FC3-6 1B		G6-3			G5-3		F8		5	1	2	1	0	0	2	Texas Rangers @ Minnesota Twins Hubert H. Humphrey Metrodome, Minneapolis, MN Wed May 22, 1996, 4:33 AM EDT Att: 17,955 - Dome <a href="http://livebaseballscores.com">livebaseballscores.com</a>					
Ivan Rodriguez, R (1, 2) OBP: 0.333, SLG: 0.430	K		F8			K		G6-3		5	0	1	1	0	2	3						
Will Clark, L (1, 3) OBP: 0.418, SLG: 0.463	FC3-6 1B		K			G4-3		BB WP 1B		5	0	3	0	0	1	1						
Mickey Tettleton, S (1, 10) OBP: 0.412, SLG: 0.547	FC3-6 1-2 2-3				G1			G3-1 2-3		4	1	0	0	0	1	4						
Dean Palmer, R (1, 5) OBP: 0.343, SLG: 0.548	K				P4			K		4	1	1	2	1	2	3						
Warren Newson, L (1, 9) OBP: 0.388, SLG: 0.472					K			K		4	1	2	1	1	2	1						
Mark McLemore, S (1, 4) OBP: 0.391, SLG: 0.367										4	1	1	0	0	0	4						
Lou Frazier, S (1, 7) OBP: 0.143, SLG: 0.214										4	1	1	0	0	1	5						
Kevin Elster, R (1, 6) OBP: 0.302, SLG: 0.561										4	0	2	1	0	0	2						
<b>Inning Stats</b>	R: 0 E: 0 K: 2 S: 12	H: 2 LOB: 2 BB: 0 P: 18	R: 0 E: 0 K: 0 S: 11	H: 1 LOB: 1 BB: 0 P: 14	R: 0 E: 0 K: 1 S: 8	H: 0 LOB: 0 BB: 0 P: 14	R: 0 E: 0 K: 1 S: 8	H: 0 LOB: 0 BB: 0 P: 14	R: 2 E: 0 K: 1 S: 16	H: 3 LOB: 1 BB: 0 P: 22	R: 4 E: 0 K: 1 S: 18	H: 4 LOB: 1 BB: 0 P: 29	R: 0 E: 0 K: 1 S: 10	H: 1 LOB: 3 BB: 2 P: 24	R: 0 E: 0 K: 0 S: 4	H: 1 LOB: 0 BB: 0 P: 8	R: 0 E: 0 K: 2 S: 11	H: 1 LOB: 1 BB: 0 P: 19	1B: 7 2B: 4 3B: 0 HR: 2	SF: 0 SAC: 0 DP: 1 HBP: 1	WP: 1 PB: 0 SB: 1 CS: 0	PA: 42
<b>PITCHER</b>	IP WLS BF H R ER SO BB IBB HBP BLK WP HR S P ERA WHIP																					
Jose Parra, R (1, 1) ERA: 6.83	5.1 L 26 9 6 6 5 0 0 0 1 0 0 2 62 97 10.12 1.688																					
Eddie Guardado, L (6, 1) ERA: 3.95	1.2 9 2 0 0 2 1 1 0 0 1 0 21 38 0.00 1.800																					
Greg Hansell, R (8, 1) ERA: 5.26	1.0 3 1 0 0 2 0 0 0 0 0 0 4 8 0.00 1.000																					
Dave Stevens, R (9, 1) ERA: 4.86	1.0 4 1 0 0 2 0 0 0 0 0 0 11 19 0.00 1.000																					

Batter	1	2	3	4	5	6	7	8	9	AB	R	H	RBI	BB	SO	LOB	BOTTOM					
Chuck Knoblauch, R (1, 4) OBP: 0.404, SLG: 0.517	SF8 2B		1B 2B			1B			G5-3	5	3	4	2	0	0	0	Texas Rangers @ Minnesota Twins Hubert H. Humphrey Metrodome, Minneapolis, MN Wed May 22, 1996, 4:33 AM EDT Att: 17,955 - Dome <a href="http://livebaseballscores.com">livebaseballscores.com</a>					
Rich Becker, L (1, 8) OBP: 0.313, SLG: 0.367	CS 1B		F7			K		K		5	1	2	1	0	2	2						
Paul Moltor, R (1, 10) OBP: 0.381, SLG: 0.444	K		2B 1B			L7		G4-3		5	0	1	0	0	1	3						
Greg Myers, L (1, 2) OBP: 0.331, SLG: 0.492	SF8		K			1B		WP 1B		3	0	2	1	0	1	2						
Dave Hollins, S (1, 5) OBP: 0.366, SLG: 0.432	CS		F9			K		G6-4-3 BB		3	0	1	1	1	1	2						
Roberto Kelly, R (1, 7) OBP: 0.348, SLG: 0.376			L4-3			P4		G6-4-3		4	0	1	0	0	0	4						
Scott Stahoviak, L (1, 3) OBP: 0.392, SLG: 0.511						G3-1		K		3	0	0	0	1	1	0						
Jeff Reboulet, R (1, 9) OBP: 0.229, SLG: 0.179			FC5-4 S			F7		L7		4	0	0	0	0	0	2						
Pat Meares, R (1, 6) OBP: 0.309, SLG: 0.447 Chip Hale, L (8, PH) OBP: 0.433, SLG: 0.593	G4-3					G6-3		HR 1B		3	1	1	0	0	0	2						
<b>Inning Stats</b>	R: 1 E: 0 K: 1 S: 8	H: 2 LOB: 0 BB: 0 P: 14	R: 0 E: 0 K: 0 S: 11	H: 1 LOB: 2 BB: 1 P: 21	R: 1 E: 0 K: 1 S: 16	H: 3 LOB: 0 BB: 0 P: 20	R: 0 E: 0 K: 0 S: 5	H: 0 LOB: 0 BB: 0 P: 7	R: 0 E: 0 K: 2 S: 15	H: 2 LOB: 2 BB: 0 P: 24	R: 0 E: 0 K: 0 S: 4	H: 0 LOB: 0 BB: 0 P: 4	R: 3 E: 0 K: 0 S: 12	H: 4 LOB: 1 BB: 1 P: 22	R: 0 E: 0 K: 2 S: 9	H: 0 LOB: 0 BB: 0 P: 13	R: 0 E: 0 K: 1 S: 9	H: 0 LOB: 0 BB: 0 P: 15	1B: 7 2B: 3 3B: 0 HR: 2	SF: 1 SAC: 0 DP: 1 HBP: 0	WP: 1 PB: 0 SB: 1 CS: 1	PA: 40
<b>PITCHER</b>	IP WLS BF H R ER SO BB IBB HBP BLK WP HR S P ERA WHIP																					
Roger Pavlik, R (1, 1) ERA: 4.98	6.0 W 29 11 5 5 4 1 0 0 0 0 1 0 64 96 7.50 2.000																					
Jeff Russell, R (7, 1) ERA: 2.08	2.0 7 1 0 0 2 1 0 0 0 1 0 16 29 0.00 1.000																					
Mike Henneman, R (9, 1) ERA: 4.4	1.0 S 3 0 0 0 1 0 0 0 0 0 0 9 15 0.00 0.000																					



Batter	1	2	3	4	5	6	7	8	9	AB	R	H	RBI	BB	SO	LOB	TOP				
Darryl Hamilton, L (1, 8) OBP: 0.377, SLG: 0.418	1-2 G1-6-3 1B		3-1 1B		0-1 G5-3			0-2 1B 2B		4	1	3	0	0	0	1					
Ivan Rodriguez, R (1, 2) OBP: 0.337, SLG: 0.432	1-2 G1-6-3 1B		0-1 L9		1-2 WP 1B			1-2 F9		4	0	2	0	0	0	2					
Will Clark, L (1, 3) OBP: 0.410, SLG: 0.452	0-1 G1-6-3		2-3 K		3-1 F7			2-3 K		4	0	0	0	0	2	6					
Mickey Tettleton, S (1, 10) OBP: 0.408, SLG: 0.538	0-2 F7		1-2 F3			2-3 K		3-2 2H 1B		4	0	1	1	0	1	2					
Dean Palmer, R (1, 5) OBP: 0.341, SLG: 0.541		1-0 2B 1B		1-1 G5-3		2-3 K		3-2 G6-3		4	1	1	0	0	1	1					
Warren Newson, L (1, 9) OBP: 0.404, SLG: 0.493		0-0 G6-3 1H 2B		4-2 FC6-4 BB		1-1 G4-3		2-2 G3-6 1B		3	0	2	1	1	0	0					
Mark McLemore, S (1, 4) OBP: 0.382, SLG: 0.357		3-3 K		0-1 FC6-4 CS			0-1 G4-3	2-1 G3-6		4	0	0	0	0	1	3					
Lou Frazier, S (1, 7) OBP: 0.167, SLG: 0.222		1-0 G6-3		3-2 CS	0-1 1B G5-3 1B		3-2 G4-3	1-2 F9		4	0	1	0	0	0	1					
Kevin Elster, R (1, 6) OBP: 0.297, SLG: 0.550		1-1 F9		1-2 K	1-2 K		3-3 K			3	0	0	0	0	2	2					
<b>Inning Stats</b>	R: 0 E: 0 K: 0 S: 14	H: 2 LOB: 1 BB: 0 P: 15	R: 1 E: 0 K: 1 S: 8	H: 2 LOB: 1 BB: 0 P: 14	R: 0 E: 0 K: 1 S: 10	H: 1 LOB: 0 BB: 0 P: 16	R: 0 E: 0 K: 0 S: 10	H: 0 LOB: 0 BB: 1 P: 18	R: 0 E: 0 K: 2 S: 10	H: 0 LOB: 0 BB: 0 P: 15	R: 0 E: 0 K: 1 S: 8	H: 0 LOB: 0 BB: 0 P: 14	R: 1 E: 0 K: 1 S: 15	H: 2 LOB: 1 BB: 0 P: 24	R: 0 E: 0 K: 0 S: 9	H: 1 LOB: 0 BB: 0 P: 14	1B: 8 2B: 2 3B: 0 HR: 0	SF: 0 SAC: 0 DP: 2 HBP: 0	WP: 1 PB: 0 SB: 0 CS: 1	PA: 36	
<b>PITCHER</b>	IP WLS BF H R ER SO BB IBB HBP BLK WP HR S P ERA WHIP	IP WLS BF H R ER SO BB IBB HBP BLK WP HR S P ERA WHIP	IP WLS BF H R ER SO BB IBB HBP BLK WP HR S P ERA WHIP	IP WLS BF H R ER SO BB IBB HBP BLK WP HR S P ERA WHIP	IP WLS BF H R ER SO BB IBB HBP BLK WP HR S P ERA WHIP	IP WLS BF H R ER SO BB IBB HBP BLK WP HR S P ERA WHIP	IP WLS BF H R ER SO BB IBB HBP BLK WP HR S P ERA WHIP	IP WLS BF H R ER SO BB IBB HBP BLK WP HR S P ERA WHIP	IP WLS BF H R ER SO BB IBB HBP BLK WP HR S P ERA WHIP	IP WLS BF H R ER SO BB IBB HBP BLK WP HR S P ERA WHIP	IP WLS BF H R ER SO BB IBB HBP BLK WP HR S P ERA WHIP	IP WLS BF H R ER SO BB IBB HBP BLK WP HR S P ERA WHIP	IP WLS BF H R ER SO BB IBB HBP BLK WP HR S P ERA WHIP	IP WLS BF H R ER SO BB IBB HBP BLK WP HR S P ERA WHIP	IP WLS BF H R ER SO BB IBB HBP BLK WP HR S P ERA WHIP	IP WLS BF H R ER SO BB IBB HBP BLK WP HR S P ERA WHIP	IP WLS BF H R ER SO BB IBB HBP BLK WP HR S P ERA WHIP	IP WLS BF H R ER SO BB IBB HBP BLK WP HR S P ERA WHIP	IP WLS BF H R ER SO BB IBB HBP BLK WP HR S P ERA WHIP	IP WLS BF H R ER SO BB IBB HBP BLK WP HR S P ERA WHIP	IP WLS BF H R ER SO BB IBB HBP BLK WP HR S P ERA WHIP

Texas Rangers @ Kansas City Royals  
Kauffman Stadium, Kansas City, MO  
Thu May 23 1996, 7:05 PM CDT  
Att: 15,612 - Unknown - 84 F

AB 34  
R 2  
H 10  
RBI 2  
BB 1  
SO 7  
LOB 18



Batter	1	2	3	4	5	6	7	8	9	AB	R	H	RBI	BB	SO	LOB	BOTTOM				
Bip Roberts, S (1, 4) OBP: 0.337, SLG: 0.377	0-1 L4		0-1 F4		1-2 G4-6-3		0-0 F9			4	0	0	0	0	0	4					
Tom Goodwin, L (1, 8) OBP: 0.313, SLG: 0.303	0-0 L7		0-2 1B			0-1 G6-3		2-1 P2		4	0	1	1	0	0	0					
Chris Stynes, R (1, 7) OBP: 0.357, SLG: 0.393	1-0 G4-3		2-3 3H 1B			0-0 F8		1-0 E 1B		3	0	0	0	0	0	1					
Johnny Damon, L (7, 8) OBP: 0.315, SLG: 0.394			0-1 L3					2-2 E6 G5-4-3		1	0	1	0	0	0	0					
Joe Vitiello, R (1, 10) OBP: 0.410, SLG: 0.500		0-3 K		3-2 F8		1-0 FC6-4 1B		1-3 G5-4-3		4	0	1	0	0	1	1					
Craig Paquette, R (1, 5) OBP: 0.250, SLG: 0.383		2-1 F8		3-2 HR		1-2 FC6-4		0-0 G5-4-3		4	1	1	1	0	0	3					
Jose Offerman, S (1, 3) OBP: 0.348, SLG: 0.356		1-2 L9		0-1 G6-3			1-0 F9			3	0	0	0	0	0	0					
Les Norman, R (1, 9) OBP: 0.241, SLG: 0.120			0-0 F3	1-0 P3			1-1 L8			3	0	0	0	0	0	0					
Sal Fasano, R (1, 2) OBP: 0.256, SLG: 0.324			0-0 2B 1B		1-0 F8		1-0 HR			3	2	2	1	0	0	0					
David Howard, S (1, 6) OBP: 0.295, SLG: 0.343			3-1 1B S 2B		4-0 G4-6-3 BB		2-0 HR 2B			2	1	2	0	1	0	0					
<b>Inning Stats</b>	R: 0 E: 0 K: 0 S: 4	H: 0 LOB: 0 BB: 0 P: 5	R: 0 E: 0 K: 1 S: 9	H: 0 LOB: 0 BB: 0 P: 12	R: 2 E: 0 K: 0 S: 11	H: 3 LOB: 1 BB: 0 P: 14	R: 1 E: 0 K: 0 S: 9	H: 1 LOB: 0 BB: 0 P: 16	R: 0 E: 0 K: 0 S: 4	H: 0 LOB: 0 BB: 1 P: 10	R: 0 E: 0 K: 0 S: 7	H: 1 LOB: 1 BB: 0 P: 9	R: 1 E: 0 K: 0 S: 6	H: 2 LOB: 1 BB: 0 P: 11	R: 0 E: 1 K: 0 S: 7	H: 1 LOB: 1 BB: 0 P: 12	1B: 4 2B: 2 3B: 0 HR: 2	SF: 0 SAC: 0 DP: 2 HBP: 0	WP: 0 PB: 0 SB: 1 CS: 0	PA: 32	
<b>PITCHER</b>	IP WLS BF H R ER SO BB IBB HBP BLK WP HR S P ERA WHIP	IP WLS BF H R ER SO BB IBB HBP BLK WP HR S P ERA WHIP	IP WLS BF H R ER SO BB IBB HBP BLK WP HR S P ERA WHIP	IP WLS BF H R ER SO BB IBB HBP BLK WP HR S P ERA WHIP	IP WLS BF H R ER SO BB IBB HBP BLK WP HR S P ERA WHIP	IP WLS BF H R ER SO BB IBB HBP BLK WP HR S P ERA WHIP	IP WLS BF H R ER SO BB IBB HBP BLK WP HR S P ERA WHIP	IP WLS BF H R ER SO BB IBB HBP BLK WP HR S P ERA WHIP	IP WLS BF H R ER SO BB IBB HBP BLK WP HR S P ERA WHIP	IP WLS BF H R ER SO BB IBB HBP BLK WP HR S P ERA WHIP	IP WLS BF H R ER SO BB IBB HBP BLK WP HR S P ERA WHIP	IP WLS BF H R ER SO BB IBB HBP BLK WP HR S P ERA WHIP	IP WLS BF H R ER SO BB IBB HBP BLK WP HR S P ERA WHIP	IP WLS BF H R ER SO BB IBB HBP BLK WP HR S P ERA WHIP	IP WLS BF H R ER SO BB IBB HBP BLK WP HR S P ERA WHIP	IP WLS BF H R ER SO BB IBB HBP BLK WP HR S P ERA WHIP	IP WLS BF H R ER SO BB IBB HBP BLK WP HR S P ERA WHIP	IP WLS BF H R ER SO BB IBB HBP BLK WP HR S P ERA WHIP	IP WLS BF H R ER SO BB IBB HBP BLK WP HR S P ERA WHIP	IP WLS BF H R ER SO BB IBB HBP BLK WP HR S P ERA WHIP	IP WLS BF H R ER SO BB IBB HBP BLK WP HR S P ERA WHIP

Texas Rangers @ Kansas City Royals  
Kauffman Stadium, Kansas City, MO  
Thu May 23 1996, 7:05 PM CDT  
Att: 15,612 - Unknown - 84 F

AB 31  
R 4  
H 8  
RBI 3  
BB 1  
SO 1  
LOB 9





Batter	1	2	3	4	5	6	7	8	9	AB	R	H	RBI	BB	SO	LOB	TOP					
Darryl Hamilton, L OBP: 0.370, SLG: 0.409	1-1 G4-3			1-1 G6-3		1-2 F7			2-2 F7	4	0	0	0	0	0	0						
Ivan Rodriguez, R OBP: 0.330, SLG: 0.422	0-1 F7			1-0 G5-3			1-1 F9		3-2 P3	4	0	0	0	0	0	0						
Will Clark, L OBP: 0.404, SLG: 0.444	2-3 K			3-1 L8			1-0 F7			3	0	0	0	0	0	1						
Mickey Tettleton, S OBP: 0.401, SLG: 0.526		1-1 G6-3			2-1 G4-3				0-3 K	3	0	0	0	0	0	1						
Dean Palmer, R OBP: 0.335, SLG: 0.531		0-1 G6-3			2-2 G6-3				1-0 P4	3	0	0	0	0	0	0						
Warren Newson, L OBP: 0.413, SLG: 0.513		1-0 G6-3			2-1 2B				2-2 1B	3	0	2	0	0	0	0						
Mark McLemore, S OBP: 0.381, SLG: 0.356			0-1 G4-3		1-1 G4-3				2-0 1B	3	0	1	0	0	0	1						
Lou Frazier, S OBP: 0.190, SLG: 0.238			1-0 G4-3			1-1 1B			1-2 G3-6-3	3	0	1	0	0	0	2						
Kevin Elster, R OBP: 0.292, SLG: 0.539			1-2 G6-3			1-2 G6-4-3			2-1 F8	3	0	0	0	0	0	1						
<b>Inning Stats</b>	R: 0 E: 0 K: 1 S: 7	H: 0 LOB: 0 BB: 0 P: 10	R: 0 E: 0 K: 0 S: 5	H: 0 LOB: 0 BB: 0 P: 7	R: 0 E: 0 K: 0 S: 6	H: 0 LOB: 0 BB: 0 P: 8	R: 0 E: 0 K: 0 S: 5	H: 0 LOB: 0 BB: 0 P: 10	R: 0 E: 0 K: 0 S: 12	H: 1 LOB: 1 BB: 0 P: 19	R: 0 E: 0 K: 1 S: 9	H: 1 LOB: 0 BB: 0 P: 12	R: 0 E: 0 K: 0 S: 6	H: 0 LOB: 0 BB: 0 P: 8	R: 0 E: 0 K: 0 S: 9	H: 2 LOB: 1 BB: 0 P: 15	R: 0 E: 0 K: 0 S: 8	H: 0 LOB: 0 BB: 0 P: 15	1B: 3 2B: 1 3B: 0 HR: 0	SF: 0 SAC: 0 DP: 2 HBP: 0	WP: 0 PB: 0 SB: 0 CS: 0	PA: 29
<b>PITCHER</b> Mark Gubicza, R ERA: 4.75	IP: 9.0 WLS: W BF: 29 H: 4 R: 0 ER: 0 SO: 2 BB: 0 IBB: 0 HBP: 0 BLK: 0 WP: 0 HR: 0 S: 67 P: 104 ERA: 0.00 WHIP: 0.444															<b>PITCHER</b>	IP: 9.0 WLS: W BF: 29 H: 4 R: 0 ER: 0 SO: 2 BB: 0 IBB: 0 HBP: 0 BLK: 0 WP: 0 HR: 0 S: 67 P: 104 ERA: 0.00 WHIP: 0.444					

Texas Rangers @ Kansas City Royals  
Kauffman Stadium, Kansas City, MO

AB 29  
R 0  
H 4  
RBI 0  
BB 0  
SO 2  
LOB 4



WP: 0 PA: 29  
PB: 0  
SB: 0  
CS: 0

Batter	1	2	3	4	5	6	7	8	9	AB	R	H	RBI	BB	SO	LOB	BOTTOM			
Bip Roberts, S OBP: 0.341, SLG: 0.386	2-2 F7		1-1 L5	0-1 1B		1-0 2B			0-0 G5-3	4	0	2	1	0	0	0				
Craig Paquette, R OBP: 0.246, SLG: 0.377				1-3 2H 1B						1	0	0	0	0	0	1				
Tom Goodwin, L OBP: 0.320, SLG: 0.304	1-0 G4-3		2-1 HR	4-2 1B		2-3 K			4-2 2B	3	2	1	0	2	1	1				
Keith Lockhart, L OBP: 0.381, SLG: 0.481	1-3 K		1-0 HR	0-1 F8		3-1 L7			1-1 F8	5	1	1	2	0	1	6				
Bob Hamelin, L OBP: 0.404, SLG: 0.366		3-2 G4-3	2-3 K		1-3 K				2-1 2B	4	0	1	2	1	2	0				
Johnny Damon, L OBP: 0.317, SLG: 0.402		1-2 SF9		1-1 G4-3	4-2 1B				1-2 F8	4	2	1	0	1	0	2				
Michael Tucker, L OBP: 0.308, SLG: 0.405		2-1 SF9		1-2 1B					1-1 F8	3	1	1	1	0	0	2				
Jose Offerman, S OBP: 0.360, SLG: 0.363		3-H 4-2 BB		0-0 L7		1-2 1B			2-0 1B	3	0	2	1	1	0	1				
Sal Fasano, R OBP: 0.256, SLG: 0.311		2-2 G6-3		4-0 1B		2-0 G6-3			0-2 P5	3	1	0	0	1	0	4				
David Howard, S OBP: 0.300, SLG: 0.354			1-0 F7	1-2 1B		2-2 F8			1-2 2B	4	1	2	1	0	0	0				
<b>Inning Stats</b>	R: 0 E: 0 K: 1 S: 9	H: 0 LOB: 0 BB: 0 P: 13	R: 1 E: 0 K: 0 S: 14	H: 1 LOB: 1 BB: 1 P: 26	R: 2 E: 0 K: 1 S: 9	H: 2 LOB: 0 BB: 0 P: 16	R: 2 E: 0 K: 0 S: 14	H: 3 LOB: 3 BB: 2 P: 25	R: 1 E: 0 K: 1 S: 13	H: 1 LOB: 1 BB: 1 P: 24	R: 0 E: 0 K: 1 S: 9	H: 1 LOB: 0 BB: 0 P: 17	R: 0 E: 0 K: 0 S: 10	H: 1 LOB: 2 BB: 1 P: 17	R: 2 E: 0 K: 0 S: 13	H: 2 LOB: 1 BB: 1 P: 22	1B: 6 2B: 3 3B: 1 HR: 1	SF: 1 SAC: 0 DP: 0 HBP: 0	WP: 0 PB: 0 SB: 1 CS: 0	PA: 41
<b>PITCHER</b> Bobby Witt, R ERA: 6.51 Dennis Cook, L ERA: 3.42 Mark Brandenburg, R ERA: 1.88	IP: 3.2 WLS: L BF: 20 H: 6 R: 5 ER: 5 SO: 2 BB: 3 IBB: 0 HBP: 0 BLK: 0 WP: 0 HR: 1 S: 44 P: 78 ERA: 12.27 WHIP: 2.455															<b>PITCHER</b>	IP: 3.2 WLS: L BF: 20 H: 6 R: 5 ER: 5 SO: 2 BB: 3 IBB: 0 HBP: 0 BLK: 0 WP: 0 HR: 1 S: 44 P: 78 ERA: 12.27 WHIP: 2.455			

Texas Rangers @ Kansas City Royals  
Kauffman Stadium, Kansas City, MO

AB 34  
R 8  
H 11  
RBI 8  
BB 6  
SO 4  
LOB 17



WP: 0 PA: 41  
PB: 0  
SB: 1  
CS: 0



Batter	1	2	3	4	5	6	7	8	9	AB	R	H	RBI	BB	SO	LOB	TOP			
Damon Buford, R OBP: 0.352, SLG: 0.367	G6-3		CS BB		K			F8		3	0	0	0	1	1	0	Texas Rangers @ Kansas City Royals Kauffman Stadium, Kansas City, MO Sat May 25 1996, 7:05 PM CDT Att: 23,668 - Unknown - 69 F			
Mark McLemore, S OBP: 0.378, SLG: 0.360	G4-3		G6-3			1B 2B		G6-3		4	0	1	0	0	0	1				
Ivan Rodriguez, R OBP: 0.333, SLG: 0.440	2B 1B			1-2	HR			L9		4	1	2	1	0	1	1				
Mickey Tettleton, S OBP: 0.403, SLG: 0.532	1-H 2B		G5-3			FC6-4 1B		G5-3		4	0	2	0	0	0	0				
Dean Palmer, R OBP: 0.328, SLG: 0.518		G5-3		K		K		P3		4	0	0	0	0	2	2				
Rene Gonzales, R OBP: 0.500, SLG: 0.333		G5-3 BB		1B		FC6-4		G6-3		3	1	1	0	1	0	2				
Lou Frazier, S OBP: 0.208, SLG: 0.250	G5-3			F8				CS SH1-4 1B		3	0	1	0	0	0	2				
Rikkert FaneYTE, R OBP: 0.333, SLG: 0.333					L9			SH1-4		2	0	1	1	0	0	0				
Kevin Elster, R OBP: 0.287, SLG: 0.529			K		G1-3			G1-3		3	0	0	0	0	1	1				
<b>Inning Stats</b>	R: 0 E: 0 K: 0 S: 5	H: 2 LOB: 2 BB: 0 P: 9	R: 1 E: 0 K: 0 S: 14	H: 1 LOB: 1 BB: 1 P: 20	R: 0 E: 0 K: 1 S: 5	H: 0 LOB: 0 BB: 1 P: 12	R: 1 E: 0 K: 1 S: 13	H: 2 LOB: 1 BB: 0 P: 20	R: 0 E: 0 K: 2 S: 14	H: 2 LOB: 2 BB: 0 P: 22	R: 0 E: 0 K: 0 S: 5	H: 1 LOB: 0 BB: 0 P: 8	R: 0 E: 0 K: 0 S: 6	H: 0 LOB: 0 BB: 0 P: 8	R: 0 E: 0 K: 0 S: 5	H: 0 LOB: 0 BB: 0 P: 9	1B: 5 2B: 2 3B: 0 HR: 1	SF: 0 SAC: 1 DP: 0 HBP: 0	WP: 0 PB: 0 SB: 0 CS: 2	PA: 33
<b>PITCHER</b> Chris Haney, L ERA: 4.52	IP: 9.0 WLS: L BF: 33	H: 8 R: 2 ER: 2 SO: 5	BB: 2 IBB: 0 HBP: 0 BLK: 0	WP: 0 HR: 1 S: 73 P: 117	ERA: 2.00 WHIP: 1.111	<b>PITCHER</b>										IP: 9.0 WLS: L BF: 33	H: 8 R: 2 ER: 2 SO: 5	BB: 2 IBB: 0 HBP: 0 BLK: 0	WP: 0 HR: 1 S: 73 P: 117	ERA: 2.00 WHIP: 1.111

Batter	1	2	3	4	5	6	7	8	9	AB	R	H	RBI	BB	SO	LOB	BOTTOM					
Bip Roberts, S OBP: 0.333, SLG: 0.377	G4-3		F7		L5			G6-3		4	0	0	0	0	0	0	Texas Rangers @ Kansas City Royals Kauffman Stadium, Kansas City, MO Sat May 25 1996, 7:05 PM CDT Att: 23,668 - Unknown - 69 F					
Tom Goodwin, L OBP: 0.314, SLG: 0.297	K		K			F5		L6		4	0	0	0	0	2	0						
Keith Lockhart, L OBP: 0.377, SLG: 0.470	FC6-4 BB		F8			F9		F6		3	0	0	0	1	0	0						
Joe Vitiello, R OBP: 0.397, SLG: 0.480	FC6-4				K			G5-3		4	0	0	0	0	1	1						
Michael Tucker, L OBP: 0.303, SLG: 0.397		F7			F4			K		3	0	0	0	0	1	0						
Bob Hamelin, L OBP: 0.401, SLG: 0.363								K		1	0	0	0	0	1	0						
Johnny Damon, L OBP: 0.323, SLG: 0.407		BB 2B 1B			F9			F9		3	1	2	0	0	0	0						
Jose Offerman, S OBP: 0.366, SLG: 0.360		BB 2B BB			F8			FC6-4 BB		1	0	0	0	2	0	1						
Mike Macfarlane, R OBP: 0.275, SLG: 0.392		2B			F8			FC6-4		3	0	1	1	0	0	1						
David Howard, S OBP: 0.294, SLG: 0.347					L5			F9		3	0	0	0	0	1	1						
<b>Inning Stats</b>	R: 0 E: 0 K: 1 S: 13	H: 0 LOB: 1 BB: 1 P: 19	R: 1 E: 0 K: 1 S: 13	H: 2 LOB: 1 BB: 1 P: 25	R: 0 E: 0 K: 1 S: 6	H: 0 LOB: 0 BB: 0 P: 9	R: 0 E: 0 K: 1 S: 10	H: 1 LOB: 0 BB: 0 P: 15	R: 0 E: 0 K: 0 S: 6	H: 0 LOB: 0 BB: 0 P: 10	R: 0 E: 0 K: 0 S: 7	H: 0 LOB: 0 BB: 0 P: 12	R: 0 E: 0 K: 1 S: 9	H: 0 LOB: 1 BB: 1 P: 15	R: 0 E: 0 K: 0 S: 8	H: 0 LOB: 0 BB: 0 P: 10	R: 0 E: 0 K: 1 S: 7	H: 0 LOB: 0 BB: 0 P: 9	1B: 2 2B: 1 3B: 0 HR: 0	SF: 0 SAC: 0 DP: 0 HBP: 0	WP: 0 PB: 0 SB: 0 CS: 0	PA: 32
<b>PITCHER</b> Rick Helling, R ERA: 4.96	IP: 8.0 WLS: W BF: 29	H: 3 R: 1 ER: 1 SO: 5	BB: 3 IBB: 0 HBP: 0 BLK: 0	WP: 0 HR: 0 S: 72 P: 115	ERA: 1.12 WHIP: 0.750	<b>PITCHER</b>										IP: 1.0 WLS: S BF: 3	H: 0 R: 0 ER: 0 SO: 1	BB: 0 IBB: 0 HBP: 0 BLK: 0	WP: 0 HR: 0 S: 7 P: 9	ERA: 0.00 WHIP: 0.000		





Batter	1	2	3	4	5	6	7	8	9	AB	R	H	RBI	BB	SO	LOB	TOP			
Darryl Hamilton, L (1, 8) OBP: 0.362, SLG: 0.399	L8		G3		G4-3	G3		G1-3		5	0	0	0	0	0	3	Texas Rangers @ Kansas City Royals Kauffman Stadium, Kansas City, MO Sun May 26 1996, 3:33 AM CDT Att: 22,665 - Overcast - 63 F			
Ivan Rodriguez, R (1, 2) OBP: 0.335, SLG: 0.444	1B 2B		F9		L8		FC4-6 1B	G6-3		5	1	2	0	0	0	0				
Will Clark, L (1, 3) OBP: 0.404, SLG: 0.448	K			1B 2B		BB 1B 1B	FC4-6 WP 1B	F8		5	2	2	0	0	1	2				
Mickey Tettleton, S (1, 10) OBP: 0.409, SLG: 0.531	2H 1B			K		1B BB G4-3 1B	WP 1B BB	G1-3		4	2	2	1	1	1	1				
Dean Palmer, R (1, 5) OBP: 0.330, SLG: 0.512	G6-3			2-3 1B		F4	K			4	0	1	0	1	1	5				
Warren Newson, L (1, 9) OBP: 0.412, SLG: 0.500		K								4	0	1	2	1	2	3				
Damon Buford, R (9, 9) OBP: 0.352, SLG: 0.367				K		G4-3 1B	BB	G4-3		0	0	0	0	0	0	0				
Mark McLemore, S (1, 4) OBP: 0.380, SLG: 0.359	P6			G4-3		1-2 2-3 3-H	G4-3 1B			3	0	1	1	1	0	2				
Lou Frazier, S (1, 7) OBP: 0.214, SLG: 0.321						1-2 2-3 3-H	G4-3 1B			4	1	1	1	0	2	4				
Kevin Elster, R (1, 6) OBP: 0.286, SLG: 0.522						SF8 3B				2	0	0	1	1	2	0				
<b>Inning Stats</b>	R: 1 E: 0 K: 1 S: 14	H: 2 LOB: 1 BB: 0 P: 21	R: 0 E: 0 K: 2 S: 8	H: 0 LOB: 0 BB: 0 P: 8	R: 0 E: 0 K: 1 S: 5	H: 2 LOB: 2 BB: 0 P: 20	R: 1 E: 0 K: 0 S: 5	H: 1 LOB: 0 BB: 0 P: 7	R: 2 E: 0 K: 1 S: 19	H: 3 LOB: 3 BB: 2 P: 32	R: 2 E: 1 K: 2 S: 14	H: 2 LOB: 2 BB: 2 P: 27	R: 0 E: 0 K: 1 S: 8	H: 0 LOB: 0 BB: 1 P: 10	R: 0 E: 0 K: 0 S: 4	H: 0 LOB: 1 BB: 1 P: 9	1B: 7 2B: 2 3B: 1 HR: 0	SF: 1 SAC: 0 DP: 0 HBP: 0	WP: 1 PB: 0 SB: 0 CS: 0	PA: 42
<b>PITCHER</b>	IP WLS BF H R ER SO BB IBB HBP BLK WP HR S P ERA WHIP	IP WLS BF H R ER SO BB IBB HBP BLK WP HR S P ERA WHIP	IP WLS BF H R ER SO BB IBB HBP BLK WP HR S P ERA WHIP	IP WLS BF H R ER SO BB IBB HBP BLK WP HR S P ERA WHIP	IP WLS BF H R ER SO BB IBB HBP BLK WP HR S P ERA WHIP	IP WLS BF H R ER SO BB IBB HBP BLK WP HR S P ERA WHIP	IP WLS BF H R ER SO BB IBB HBP BLK WP HR S P ERA WHIP	IP WLS BF H R ER SO BB IBB HBP BLK WP HR S P ERA WHIP	IP WLS BF H R ER SO BB IBB HBP BLK WP HR S P ERA WHIP	IP WLS BF H R ER SO BB IBB HBP BLK WP HR S P ERA WHIP	IP WLS BF H R ER SO BB IBB HBP BLK WP HR S P ERA WHIP	IP WLS BF H R ER SO BB IBB HBP BLK WP HR S P ERA WHIP	IP WLS BF H R ER SO BB IBB HBP BLK WP HR S P ERA WHIP	IP WLS BF H R ER SO BB IBB HBP BLK WP HR S P ERA WHIP	IP WLS BF H R ER SO BB IBB HBP BLK WP HR S P ERA WHIP	IP WLS BF H R ER SO BB IBB HBP BLK WP HR S P ERA WHIP				
Doug Linton, R (1, 1) ERA: 4.64	5.1	L	23	7	4	4	6	0	0	0	0	0	0	0	0	0	6.75	1.312		
Jason Jacome, L (6, 1) ERA: 6.46	0.2		5	1	0	0	0	1	1	0	0	0	0	0	0	0	0.00	3.000		
Tim Pugh, R (7, 1) ERA: 9.27	3.0		14	2	2	2	3	3	0	0	0	0	1	0	26	46	6.00	1.667		

Batter	1	2	3	4	5	6	7	8	9	AB	R	H	RBI	BB	SO	LOB	BOTTOM					
Johnny Damon, L (1, 9) OBP: 0.328, SLG: 0.411	1B G4-3		L1							3	1	2	0	0	0	0	Texas Rangers @ Kansas City Royals Kauffman Stadium, Kansas City, MO Sun May 26 1996, 3:33 AM CDT Att: 22,665 - Overcast - 63 F					
Les Norman, R (7, 9) OBP: 0.258, SLG: 0.148	1B									2	0	1	0	0	0	0						
Tom Goodwin, L (1, 8) OBP: 0.316, SLG: 0.299	G4-3 E 1B									5	2	2	0	0	1	3						
Keith Lockhart, L (1, 4) OBP: 0.381, SLG: 0.478	G4-3									4	1	2	1	0	0	1						
Joe Vitiello, R (1, 10) OBP: 0.395, SLG: 0.471										2	0	0	0	1	1	1						
Michael Tucker, L (6, PR) OBP: 0.303, SLG: 0.397	K									0	0	0	0	0	0	0						
Mike Macfarlane, R (8, PH) OBP: 0.282, SLG: 0.398										1	0	1	0	0	0	0						
Craig Paquette, R (1, 5) OBP: 0.232, SLG: 0.359	K									3	0	0	1	0	1	1						
Jose Offerman, S (1, 3) OBP: 0.369, SLG: 0.364										4	0	2	0	0	2	1						
Chris Stynes, R (1, 7) OBP: 0.367, SLG: 0.490										2	0	1	0	0	0	0						
Bip Roberts, S (6, PH) OBP: 0.330, SLG: 0.373	G5-3									2	0	0	0	0	1	2						
Sal Fasano, R (1, 2) OBP: 0.247, SLG: 0.299										3	0	0	0	0	1	2						
Bob Hamelin, L (9, PH) OBP: 0.399, SLG: 0.359	L5-3									1	0	0	0	0	0	0						
David Howard, S (1, 6) OBP: 0.287, SLG: 0.338										4	0	0	0	0	1	0						
<b>Inning Stats</b>	R: 2 E: 1 K: 2 S: 10	H: 2 LOB: 0 BB: 0 P: 12	R: 0 E: 0 K: 1 S: 7	H: 0 LOB: 0 BB: 0 P: 9	R: 1 E: 0 K: 0 S: 15	H: 2 LOB: 1 BB: 0 P: 20	R: 0 E: 0 K: 1 S: 9	H: 2 LOB: 1 BB: 0 P: 11	R: 0 E: 0 K: 0 S: 11	H: 1 LOB: 1 BB: 0 P: 14	R: 0 E: 0 K: 0 S: 7	H: 1 LOB: 1 BB: 1 P: 13	R: 0 E: 0 K: 1 S: 8	H: 0 LOB: 0 BB: 0 P: 15	R: 1 E: 0 K: 2 S: 15	H: 2 LOB: 1 BB: 0 P: 21	R: 0 E: 1 K: 1 S: 13	H: 1 LOB: 2 BB: 0 P: 16	1B: 10 2B: 1 3B: 0 HR: 0	SF: 1 SAC: 0 DP: 1 HBP: 0	WP: 0 PB: 0 SB: 1 CS: 1	PA: 39
<b>PITCHER</b>	IP WLS BF H R ER SO BB IBB HBP BLK WP HR S P ERA WHIP	IP WLS BF H R ER SO BB IBB HBP BLK WP HR S P ERA WHIP	IP WLS BF H R ER SO BB IBB HBP BLK WP HR S P ERA WHIP	IP WLS BF H R ER SO BB IBB HBP BLK WP HR S P ERA WHIP	IP WLS BF H R ER SO BB IBB HBP BLK WP HR S P ERA WHIP	IP WLS BF H R ER SO BB IBB HBP BLK WP HR S P ERA WHIP	IP WLS BF H R ER SO BB IBB HBP BLK WP HR S P ERA WHIP	IP WLS BF H R ER SO BB IBB HBP BLK WP HR S P ERA WHIP	IP WLS BF H R ER SO BB IBB HBP BLK WP HR S P ERA WHIP	IP WLS BF H R ER SO BB IBB HBP BLK WP HR S P ERA WHIP	IP WLS BF H R ER SO BB IBB HBP BLK WP HR S P ERA WHIP	IP WLS BF H R ER SO BB IBB HBP BLK WP HR S P ERA WHIP	IP WLS BF H R ER SO BB IBB HBP BLK WP HR S P ERA WHIP	IP WLS BF H R ER SO BB IBB HBP BLK WP HR S P ERA WHIP	IP WLS BF H R ER SO BB IBB HBP BLK WP HR S P ERA WHIP	IP WLS BF H R ER SO BB IBB HBP BLK WP HR S P ERA WHIP						
Ken Hill, R (1, 1) ERA: 2.79	7.1	W	30	9	4	3	6	1	0	0	0	0	0	0	0	0	3.68	1.364				
Ed Vosberg, L (8, 1) ERA: 2.54	0.0		1	1	0	0	0	0	0	0	0	0	0	0	0	0						
Jeff Russell, R (8, 1) ERA: 1.98	0.2		2	0	0	0	1	0	0	0	0	0	0	0	7	9	0.00	0.000				
Mike Henneman, R (9, 1) ERA: 3.86	1.0	S	5	1	0	0	1	0	0	0	0	0	0	0	13	16	0.00	1.000				

AB	36
R	6
H	10
RBI	6
BB	5
SO	9
LOB	20









Batter	1	2	3	4	5	6	7	8	9	AB	R	H	RBI	BB	SO	LOB	TOP				
Kenny Lofton, L OBP: 0.403, SLG: 0.449 Wayne Kirby, L OBP: 0.222, SLG: 0.222	G6-3		BB			G6-3	F7		G3	2	0	0	0	1	0	0					
Julio Franco, R OBP: 0.394, SLG: 0.456 Scott Leius, R OBP: 0.040, SLG: 0.080	G4-3		G5-3			FC6-4 1B		L7	G4-3	3	0	1	0	0	0	1					
Carlos Baerga, S OBP: 0.275, SLG: 0.388	E3 1B					FC6-4 1-2		BB 1B	G3-1	5	1	2	0	0	1	1					
Albert Belle, R OBP: 0.433, SLG: 0.766 Jeromy Burnitz, L OBP: 0.429, SLG: 0.500	F9					K		BB 1B		3	1	1	1	0	1	2					
Eddie Murray, S OBP: 0.320, SLG: 0.357		F9				G5-3		K		4	0	0	0	0	1	2					
Manny Ramirez, R OBP: 0.368, SLG: 0.535		G6-3				K		BB 1B	BB 1B	3	0	1	1	1	1	0					
Sandy Alomar Jr., R OBP: 0.341, SLG: 0.385 Tony Peña, R		G4-3				G4-3		BB 1B	BB 1B	3	0	1	0	0	0	0					
Alvaro Espinoza, R OBP: 0.296, SLG: 0.360			G6-3			F9		F8	BB 1B	4	0	1	0	0	0	2					
Omar Vizquel, S OBP: 0.354, SLG: 0.422			BB 1B			G5-3		BB	FC5-4 1B	3	0	1	0	1	0	3					
<b>Inning Stats</b>	R: 0 E: 1 K: 0 S: 8	H: 1 LOB: 1 BB: 0 P: 12	R: 0 E: 0 K: 0 S: 5	H: 0 LOB: 0 BB: 0 P: 5	R: 0 E: 0 K: 0 S: 9	H: 1 LOB: 1 BB: 1 P: 18	R: 1 E: 0 K: 2 S: 9	H: 1 LOB: 0 BB: 0 P: 12	R: 0 E: 0 K: 1 S: 12	H: 1 LOB: 1 BB: 0 P: 16	R: 0 E: 0 K: 0 S: 8	H: 1 LOB: 1 BB: 2 P: 19	R: 2 E: 0 K: 1 S: 16	H: 4 LOB: 3 BB: 1 P: 29	R: 0 E: 0 K: 0 S: 4	H: 0 LOB: 0 BB: 0 P: 7	1B: 8 2B: 0 3B: 0 HR: 1	SF: 0 SAC: 0 DP: 0 HBP: 0	WP: 0 PB: 0 SB: 0 CS: 0	PA: 39	
<b>PITCHER</b>	IP	WLS	BF	H	R	ER	SO	BB	IBB	HBP	BLK	WP	HR	S	P	ERA	WHIP				
Darren Oliver, L ERA: 4.5	7.0	W	28	5	1	1	3	3	0	0	0	0	1	56	89	1.29	1.143				
Ed Vosberg, L ERA: 3.95	1.0		8	4	2	2	1	1	0	0	0	0	0	16	29	18.00	5.000				
Gil Heredia, R ERA: 4.99	1.0		3	0	0	0	0	0	0	0	0	0	0	4	7	0.00	0.000				

Cleveland Indians @ Texas Rangers  
The Ballpark at Arlington, Arlington, TX  
Tue May 28 1996, 8:05 PM EDT  
Att: 35,727 - Unknown - 86 F

AB	35
R	3
H	9
RBI	3
BB	4
SO	4
LOB	14



Batter	1	2	3	4	5	6	7	8	9	AB	R	H	RBI	BB	SO	LOB	BOTTOM				
Darryl Hamilton, L OBP: 0.372, SLG: 0.412 Damon Buford, R OBP: 0.352, SLG: 0.367	G6-3		G5-3 BB				G4-3 BB			3	1	1	0	2	0	2					
Ivan Rodriguez, R OBP: 0.335, SLG: 0.466 Dave Valle, R OBP: 0.375, SLG: 0.350	BB 1B HBP		G5-3				G4-3			4	3	2	3	0	0	2					
Will Clark, L OBP: 0.401, SLG: 0.440	BB 1B		F8				G4-3			5	1	2	0	0	0	1					
Mickey Tettleton, S OBP: 0.413, SLG: 0.547 Rikkyt Faneuil, R OBP: 0.250, SLG: 0.250	BB 1B		BB 1B				K			3	2	2	0	1	1	1					
Dean Palmer, R OBP: 0.337, SLG: 0.548 Rene Gonzales, R OBP: 0.400, SLG: 0.250	BB 1B		F9				L7			4	2	2	4	0	0	2					
Warren Newson, L OBP: 0.406, SLG: 0.478	BB 1B		BB 1B				K			5	1	2	1	0	2	1					
Mark McLemore, S OBP: 0.375, SLG: 0.346	BB 1B		F9				G6-3			3	0	0	0	1	0	2					
Lou Frazier, S OBP: 0.306, SLG: 0.353			P5							2	0	1	2	2	0	0					
Kevin Elster, R OBP: 0.286, SLG: 0.530	K		HR				K			4	1	1	1	0	2	4					
<b>Inning Stats</b>	R: 5 E: 0 K: 1 S: 22	H: 5 LOB: 2 BB: 1 P: 35	R: 1 E: 0 K: 0 S: 11	H: 3 LOB: 2 BB: 0 P: 18	R: 1 E: 0 K: 0 S: 7	H: 1 LOB: 1 BB: 1 P: 15	R: 2 E: 0 K: 2 S: 13	H: 1 LOB: 1 BB: 2 P: 25	R: 2 E: 0 K: 1 S: 12	H: 3 LOB: 1 BB: 0 P: 21	R: 0 E: 0 K: 0 S: 8	H: 0 LOB: 0 BB: 1 P: 14	R: 0 E: 0 K: 0 S: 4	H: 0 LOB: 0 BB: 1 P: 11	R: 0 E: 0 K: 1 S: 9	H: 0 LOB: 0 BB: 0 P: 12	1B: 7 2B: 2 3B: 0 HR: 4	SF: 0 SAC: 0 DP: 2 HBP: 1	WP: 0 PB: 0 SB: 0 CS: 0	PA: 42	
<b>PITCHER</b>	IP	WLS	BF	H	R	ER	SO	BB	IBB	HBP	BLK	WP	HR	S	P	ERA	WHIP				
Orel Hershiser, R ERA: 6.17	1.2	L	15	6	6	6	1	1	0	1	0	0	3	27	52	19.29	3.429				
Alan Embree, L ERA: 5.21	2.1		15	5	5	5	2	3	0	0	0	0	0	6	11	0.00	0.000				
Jim Poole, L ERA: 2.57	1.0		3	0	0	0	1	0	0	0	0	0	0	6	11	0.00	0.000				
Eric Plunk, R ERA: 2.45	2.0		6	0	0	0	0	2	0	0	0	0	0	12	25	0.00	1.000				
Paul Assenmacher, L ERA: 2.18	1.0		3	0	0	0	1	0	0	0	0	0	0	9	12	0.00	0.000				

Cleveland Indians @ Texas Rangers  
The Ballpark at Arlington, Arlington, TX  
Tue May 28 1996, 8:05 PM EDT  
Att: 35,727 - Unknown - 86 F

AB	35
R	11
H	13
RBI	11
BB	6
SO	5
LOB	15





Batter	1	2	3	4	5	6	7	8	9	AB	R	H	RBI	BB	SO	LOB	TOP					
<b>Kenny Lofton, L</b> OBP: 0.394, SLG: 0.438 (1, 8)	B5-3		G4-3		G3		F7		FC1-6	5	0	0	0	0	0	3						
<b>Julio Franco, R</b> OBP: 0.394, SLG: 0.470 (1, 3)	HR		G5-3		K		G5-3 HBP		L3	5	1	2	2	0	1	1						
<b>Carlos Baerga, S</b> OBP: 0.279, SLG: 0.387 (1, 4)	1B		G4-3		F7		G5-3 HBP			3	0	1	0	0	0	0						
<b>Albert Belle, R</b> OBP: 0.429, SLG: 0.755 (1, 7)	F7				K		G5-3			4	1	1	0	0	1	3						
<b>Jim Thome, L</b> OBP: 0.453, SLG: 0.629 (1, 5)	K				K		1B			4	1	1	1	0	3	3						
<b>Eddie Murray, S</b> OBP: 0.324, SLG: 0.356 (1, 10)					K		1B		P6	3	0	1	0	1	1	0						
<b>Jeremy Burnitz, L</b> OBP: 0.400, SLG: 0.450 (1, 9)					K		1B		K	4	0	1	1	0	3	1						
<b>Sandy Alomar Jr., R</b> OBP: 0.325, SLG: 0.456 (1, 2)					P3		P2		G4-3	4	0	1	0	0	0	3						
<b>Omar Vizquel, S</b> OBP: 0.357, SLG: 0.421 (1, 6)					F7		F8		F7 S	3	1	1	0	1	0	2						
<b>Inning Stats</b>	R: 1 E: 0 K: 1 S: 15	H: 2 LOB: 1 BB: 0 P: 24	R: 0 E: 0 K: 1 S: 13	H: 1 LOB: 1 BB: 0 P: 21	R: 0 E: 0 K: 0 S: 8	H: 0 LOB: 0 BB: 0 P: 11	R: 0 E: 0 K: 3 S: 11	H: 0 LOB: 0 BB: 0 P: 16	R: 0 E: 0 K: 1 S: 11	H: 1 LOB: 1 BB: 0 P: 18	R: 2 E: 0 K: 1 S: 15	H: 3 LOB: 2 BB: 1 P: 23	R: 1 E: 0 K: 1 S: 15	H: 2 LOB: 2 BB: 0 P: 22	R: 0 E: 0 K: 1 S: 10	H: 0 LOB: 0 BB: 1 P: 14	R: 0 E: 0 K: 0 S: 4	H: 0 LOB: 0 BB: 1 P: 9	1B: 7 2B: 1 3B: 1 HR: 1	SF: 0 SAC: 0 DP: 1 HBP: 1	WP: 0 PB: 1 SB: 1 CS: 0	PA: 38
<b>PITCHER</b>	IP	WLS	BF	H	R	ER	SO	BB	IBB	HBP	BLK	WP	HR	S	P	ERA	WHIP					
<b>Bobby Witt, R</b> ERA: 6.31 (1, 1)	6.0		26	7	3	3	7	1	0	0	0	0	1	73	113	4.50	1.333					
<b>Jeff Russell, R</b> ERA: 2.51 (7, 1)	0.2	L	5	2	1	1	0	0	0	1	0	0	0	12	19	13.50	3.000					
<b>Dennis Cook, L</b> ERA: 3.25 (7, 1)	1.1	W	4	0	0	0	2	0	0	0	0	0	0	13	17	0.00	0.000					
<b>Mike Henneman, R</b> ERA: 3.83 (9, 1)	1.0	S	3	0	0	0	0	1	0	0	0	0	0	4	9	0.00	1.000					

Cleveland Indians @ Texas Rangers  
The Ballpark at Arlington, Arlington, TX  
Wed May 29 1996, 8:05 PM EDT  
Att: 35,893 - Unknown - 83 F


AB 35  
R 4  
H 9  
RBI 4  
BB 2  
SO 9  
LOB 16



Batter	1	2	3	4	5	6	7	8	9	AB	R	H	RBI	BB	SO	LOB	BOTTOM					
<b>Darryl Hamilton, L</b> OBP: 0.370, SLG: 0.409 (1, 8)	L1		G6-3		S				G1-3	4	0	1	0	0	0	1						
<b>Ivan Rodriguez, R</b> OBP: 0.347, SLG: 0.473 (1, 2)	BB				L8-3				WP	3	2	3	0	1	0	0						
<b>Will Clark, L</b> OBP: 0.398, SLG: 0.432 (1, 3)	1B				L8-3				1B	3	1	0	0	1	0	4						
<b>Mickey Tettleton, S</b> OBP: 0.415, SLG: 0.552 29 Rusty Greer OBP: 0.395, SLG: 0.500 (8, PR)	2B				F7				L8	4	0	2	3	0	0	0						
<b>Dean Palmer, R</b> OBP: 0.335, SLG: 0.541 (1, 5)	F8				F9				G4-3	4	1	1	0	0	0	1						
<b>Mark McLemore, S</b> OBP: 0.372, SLG: 0.344 (1, 4)	G6-3				G4-3				F7	4	0	1	1	0	0	1						
<b>Damon Buford, R</b> ERA: 3.79 Lou Frazier, S OBP: 0.342, SLG: 0.371 (7, PH)					F9				F9	2	0	1	0	0	0	0						
<b>Rikkert FaneYTE, R</b> OBP: 0.200, SLG: 0.200 Warren Newson, L OBP: 0.407, SLG: 0.473 (8, 9)					SH1-4				G5-4-3	1	0	0	0	0	0	0						
<b>Kevin Elster, R</b> OBP: 0.280, SLG: 0.518 (1, 6)					SH1-4				F9	1	0	0	0	1	1	1						
<b>Inning Stats</b>	R: 2 E: 0 K: 0 S: 12	H: 2 LOB: 1 BB: 1 P: 22	R: 0 E: 0 K: 1 S: 7	H: 1 LOB: 1 BB: 0 P: 12	R: 0 E: 0 K: 0 S: 5	H: 1 LOB: 0 BB: 0 P: 7	R: 0 E: 0 K: 0 S: 8	H: 0 LOB: 0 BB: 0 P: 14	R: 0 E: 0 K: 0 S: 14	H: 1 LOB: 2 BB: 1 P: 22	R: 0 E: 0 K: 0 S: 8	H: 0 LOB: 0 BB: 0 P: 14	R: 0 E: 0 K: 1 S: 11	H: 1 LOB: 0 BB: 0 P: 16	R: 3 E: 0 K: 1 S: 19	H: 4 LOB: 3 BB: 2 P: 32	1B: 9 2B: 2 3B: 0 HR: 0	SF: 0 SAC: 1 DP: 2 HBP: 0	WP: 1 PB: 1 SB: 2 CS: 0	PA: 36		
<b>PITCHER</b>	IP	WLS	BF	H	R	ER	SO	BB	IBB	HBP	BLK	WP	HR	S	P	ERA	WHIP					
<b>Brian Anderson, L</b> ERA: 3.81 (1, 1)	6.0		24	5	2	2	1	1	1	0	0	0	0	54	91	3.00	1.000					
<b>Julian Tavarez, R</b> ERA: 3.81 (7, 1)	1.2	L	8	4	3	3	1	0	0	0	0	1	0	23	33	16.20	2.400					
<b>Paul Assenmacher, L</b> ERA: 2.15 (8, 1)	0.0		3	1	0	0	0	2	0	0	0	0	0	4	12	∞	∞					
<b>Eric Plunk, R</b> ERA: 2.42 (8, 1)	0.1		1	0	0	0	1	0	0	0	0	0	0	3	3	0.00	0.000					

Cleveland Indians @ Texas Rangers  
The Ballpark at Arlington, Arlington, TX  
Wed May 29 1996, 8:05 PM EDT  
Att: 35,893 - Unknown - 83 F

AB 31  
R 5  
H 10  
RBI 4  
BB 4  
SO 3  
LOB 13





Batter	1	2	3	4	5	6	7	8	9	AB	R	H	RBI	BB	SO	LOB	TOP																					
Chuck Knoblauch, R (1, 4) OBP: 0.432, SLG: 0.532	1-3 K		3-2 2H 1B			2-2 1-2 1B		4-2 FC4 BB		3	0	2	1	1	1	0	<b>Minnesota Twins @ Texas Rangers</b> The Ballpark at Arlington, Arlington, TX Fri May 31 1996, 8:05 PM EDT Att: 32,861 - Unknown - 82 F																					
Rich Becker, L (1, 8) OBP: 0.319, SLG: 0.358	0-0 F8		2-1 G3			1-1 F7		1-3 K		3	0	0	0	0	0	2																						
Ron Coomer, R (8, PH) OBP: 0.372, SLG: 0.618								1-2 FC4		1	0	0	0	0	1	2																						
Paul Molitor, R (1, 10) OBP: 0.376, SLG: 0.426	3-3 K			3-0 G4-3		0-1 L7		1-2 FC4		4	0	0	0	0	1	4																						
Marty Cordova, R (1, 7) OBP: 0.383, SLG: 0.473		3-1 E7 G6-3 1B		0-0 F8		2-2 K		0-0 L9		4	1	1	0	0	1	2																						
Greg Myers, L (1, 2) OBP: 0.325, SLG: 0.497		0-0 G6-3		0-0 G3			2-2 G4-3	1-1 G4-3		4	0	0	1	0	0	0																						
Dave Hollins, S (1, 5) OBP: 0.384, SLG: 0.408		3-1 4-1 L4-3 BB			1-0 F8		3-2 G3-1	1-2 G6-3		3	0	0	0	1	0	0																						
Roberto Kelly, R (1, 9) OBP: 0.352, SLG: 0.400		0-0 L4-3			2-1 L6 1B		2-0 L3			3	0	1	0	0	0	1																						
Scott Stahoviak, L (1, 3) OBP: 0.374, SLG: 0.486			3-1 G1-3		3-2 L6			1-1 BB 1B		3	0	1	0	0	0	1																						
Pat Meares, R (1, 6) OBP: 0.318, SLG: 0.445			3-2 1B 2B			1-2 1B		2-1 L8		3	1	2	0	0	0	1																						
<b>Inning Stats</b>	R: 0 E: 0 K: 2 S: 8	H: 0 LOB: 0 BB: 0 P: 12	R: 1 E: 1 K: 0 S: 5	H: 1 LOB: 0 BB: 1 P: 12	R: 1 E: 0 K: 0 S: 12	H: 2 LOB: 0 BB: 0 P: 23	R: 0 E: 0 K: 0 S: 3	H: 0 LOB: 0 BB: 0 P: 6	R: 0 E: 0 K: 1 S: 10	H: 1 LOB: 0 BB: 0 P: 16	R: 0 E: 0 K: 0 S: 16	H: 2 LOB: 2 BB: 0 P: 22	R: 0 E: 0 K: 0 S: 8	H: 0 LOB: 0 BB: 0 P: 15	R: 0 E: 0 K: 1 S: 16	H: 1 LOB: 2 BB: 1 P: 25	R: 0 E: 0 K: 0 S: 6	H: 0 LOB: 0 BB: 0 P: 8	1B: 6 2B: 3 3B: 0 HR: 0	SF: 0 SAC: 0 DP: 2 HBP: 0	WP: 0 PB: 0 CS: 0	PA: 33																
<b>PITCHER</b>	IP	WLS	BF	H	R	ER	SO	BB	IBB	HBP	BLK	WP	HR	S	P	ERA	WHIP	<b>PITCHER</b>				IP	WLS	BF	H	R	ER	SO	BB	IBB	HBP	BLK	WP	HR	S	P	ERA	WHIP
Ken Hill, R (1, 1) ERA: 2.66	7.1	W	28	7	2	1	3	2	0	0	0	0	0	69	120	1.23	1.227																					
Dennis Cook, L (8, 1) ERA: 3.21	0.1		1	0	0	0	1	0	0	0	0	0	0	4	5	0.00	0.000																					
Jeff Russell, R (8, 1) ERA: 2.3	1.1		4	0	0	0	0	0	0	0	0	0	0	11	14	0.00	0.000																					

AB	31
R	2
H	7
RBI	2
BB	2
SO	4
LOB	13



Batter	1	2	3	4	5	6	7	8	9	AB	R	H	RBI	BB	SO	LOB	BOTTOM																					
Darryl Hamilton, L (1, 8) OBP: 0.375, SLG: 0.411	3-2 E 1B		FC3-6 1B BB		2-1 G6-3			1-2 F8		4	1	2	2	1	0	1	<b>Minnesota Twins @ Texas Rangers</b> The Ballpark at Arlington, Arlington, TX Fri May 31 1996, 8:05 PM EDT Att: 32,861 - Unknown - 82 F																					
Ivan Rodriguez, R (1, 2) OBP: 0.344, SLG: 0.467	1-0 E4 G4-6-3		FC3-6 1B BB		2-2 P5		0-1 F7			5	0	1	0	0	0	3																						
Will Clark, L (1, 3) OBP: 0.394, SLG: 0.426	3-2 F7		1-2 FC3-6 1B BB	1-0 F7		1-0 1B		2-3 K		5	1	1	0	0	1	4																						
Mickey Tettleton, S (1, 10) OBP: 0.416, SLG: 0.548	2-1 G4-6-3		1-1 FC3-6 1B BB	4-2 F8 WP BB		2-2 F7				3	1	1	1	1	0	3																						
Dean Palmer, R (1, 5) OBP: 0.338, SLG: 0.536		4-2 29 G4-1 1B BB	4-2 29 1B BB	3-1 F8		0-3 K				2	2	0	0	2	1	2																						
29 Rusty Greer, L (1, 7) OBP: 0.398, SLG: 0.500		0-1 G4-1	3-1 FC5-4 1B BB	2-1 F7			2-1 1B			4	1	2	2	0	0	2																						
Warren Newson, L (1, 9) ERA: 6.17		3-2 FC4-6 1B	3-2 FC5-4 1B BB		2-3 K		1-2 L8			3	0	2	2	0	1	0																						
Damon Buford, R (7, PH) OBP: 0.351, SLG: 0.365			1-2 2H 3H							1	0	0	0	0	0	1																						
Mark McLemore, S (1, 4) OBP: 0.365, SLG: 0.335		2-1 FC4-6	2-1 FC5-4 1B BB		0-0 P3		2-1 P3			4	1	0	0	0	0	4																						
Kevin Elster, R (1, 6) OBP: 0.284, SLG: 0.514		1-2 K	4-0 1B BB		1-2 S 1B		2-3 K			3	0	1	0	1	2	2																						
<b>Inning Stats</b>	R: 0 E: 1 K: 0 S: 12	H: 1 LOB: 1 BB: 0 P: 21	R: 1 E: 0 K: 1 S: 15	H: 1 LOB: 1 BB: 1 P: 25	R: 6 E: 0 K: 0 S: 24	H: 5 LOB: 2 BB: 3 P: 47	R: 0 E: 0 K: 0 S: 7	H: 0 LOB: 1 BB: 1 P: 17	R: 0 E: 0 K: 1 S: 10	H: 1 LOB: 1 BB: 0 P: 15	R: 0 E: 0 K: 1 S: 13	H: 1 LOB: 1 BB: 0 P: 18	R: 0 E: 0 K: 1 S: 10	H: 1 LOB: 1 BB: 0 P: 17	R: 0 E: 0 K: 1 S: 12	H: 0 LOB: 0 BB: 0 P: 15	1B: 10 2B: 0 3B: 0 HR: 0	SF: 0 SAC: 0 DP: 1 HBP: 0	WP: 1 PB: 0 CS: 0	PA: 39																		
<b>PITCHER</b>	IP	WLS	BF	H	R	ER	SO	BB	IBB	HBP	BLK	WP	HR	S	P	ERA	WHIP	<b>PITCHER</b>				IP	WLS	BF	H	R	ER	SO	BB	IBB	HBP	BLK	WP	HR	S	P	ERA	WHIP
Frankie Rodriguez, R (1, 1) ERA: 6.17	2.1	L	16	6	7	7	1	3	0	0	0	0	0	46	81	27.00	3.857																					
Scott Aldred, L (3, 1) ERA: 8.44	4.2		20	4	0	0	3	2	0	0	0	1	0	45	79	0.00	1.286																					
Erik Bennett, R (8, 1) ERA: 6.84	1.0		3	0	0	0	1	0	0	0	0	0	0	12	15	0.00	0.000																					

AB	34
R	7
H	10
RBI	7
BB	5
SO	5
LOB	22





Batter	1	2	3	4	5	6	7	8	9	AB	R	H	RBI	BB	SO	LOB	TOP				
Chuck Knoblauch, R (1,4) OBP: 0.446, SLG: 0.545										5	3	5	0	0	0	0	<b>Minnesota Twins @ Texas Rangers</b> The Ballpark at Arlington, Arlington, TX Sat Jun 01 1996, 8:05 PM EDT Att: 43,413 - Unknown - 80 F				
Rich Becker, L (1,8) OBP: 0.322, SLG: 0.368										5	2	2	2	0	0	3					
Paul Molitor, R (1,10) OBP: 0.376, SLG: 0.439										5	1	2	3	0	0	3					
Marty Cordova, R (1,7) OBP: 0.383, SLG: 0.471										5	0	2	2	0	0	2					
Greg Myers, L (1,2) OBP: 0.317, SLG: 0.484										4	0	0	0	0	1	3					
Dave Hollins, S (1,5) OBP: 0.371, SLG: 0.409										2	1	1	0	2	0	0					
Roberto Kelly, R (1,9) OBP: 0.345, SLG: 0.391										3	0	0	0	0	0	2					
Chip Hale, L (9, PH) OBP: 0.500, SLG: 0.621										1	0	1	0	0	0	0					
Mike Durant, R (9, PR) OBP: 0.380, SLG: 0.356										0	1	0	0	0	0	0					
Jeff Reboulet, R (9, 9) OBP: 0.243, SLG: 0.198										0	0	0	0	0	0	0					
Scott Stahoviak, L (1,3) OBP: 0.370, SLG: 0.477										4	1	1	1	0	0	1					
Pat Meares, R (1,6) OBP: 0.317, SLG: 0.440										4	0	1	1	0	0	1					
<b>Inning Stats</b>	R: 1 E: 0 K: 0 S: 5	H: 3 LOB: 1 BB: 0 P: 5	R: 0 E: 0 K: 0 S: 2	H: 0 LOB: 0 BB: 1 P: 6	R: 2 E: 0 K: 0 S: 6	H: 3 LOB: 1 BB: 0 P: 6	R: 0 E: 0 K: 0 S: 3	H: 0 LOB: 0 BB: 1 P: 7	R: 0 E: 0 K: 0 S: 3	H: 1 LOB: 0 BB: 0 P: 3	R: 0 E: 0 K: 0 S: 3	H: 0 LOB: 0 BB: 0 P: 3	R: 0 E: 0 K: 0 S: 4	H: 1 LOB: 1 BB: 0 P: 4	R: 6 E: 0 K: 1 S: 11	H: 7 LOB: 1 BB: 0 P: 11	1B: 13 2B: 1 3B: 0 HR: 1	SF: 0 SAC: 0 DP: 2 HBP: 0	WP: 1 PB: 0 SB: 2 CS: 1	PA: 41	
<b>PITCHER</b>	IP WLS BF H R ER SO BB IBB HBP BLK WP HR S P ERA WHIP	8.0 L 9 7 6 6 1 0 0 0 0 0 1 0 29 37 3.38 1.250	1.0 L 9 7 6 6 1 0 0 0 0 0 0 1 11 54.00 7.000																		

AB	38
R	9
H	15
RBI	9
BB	2
SO	1
LOB	15



Batter	1	2	3	4	5	6	7	8	9	AB	R	H	RBI	BB	SO	LOB	BOTTOM				
Darryl Hamilton, L (1,8) OBP: 0.376, SLG: 0.411										5	1	2	0	0	0	1	<b>Minnesota Twins @ Texas Rangers</b> The Ballpark at Arlington, Arlington, TX Sat Jun 01 1996, 8:05 PM EDT Att: 43,413 - Unknown - 80 F				
Ivan Rodriguez, R (1,2) OBP: 0.345, SLG: 0.465									5	1	2	1	0	1	2						
Will Clark, L (1,3) OBP: 0.394, SLG: 0.441									5	1	2	3	0	0	3						
Juan Gonzalez, R (1,9) OBP: 0.341, SLG: 0.504										4	0	0	0	0	0	2					
Rene Gonzales, R (9, 6) OBP: 0.400, SLG: 0.250										0	0	0	0	0	0	0					
Mickey Tettleton, S (1,10) OBP: 0.418, SLG: 0.553									4	0	2	0	0	1	0						
Lou Frazier, S (8, PR) OBP: 0.342, SLG: 0.371									0	0	0	0	0	0	0						
Dean Palmer, R (1,5) OBP: 0.341, SLG: 0.532									3	0	1	0	1	1	2						
29 Rusty Greer, L (1,7) OBP: 0.395, SLG: 0.512									4	1	1	1	0	1	3						
Mark McLemore, S (1,4) OBP: 0.373, SLG: 0.345									4	1	3	0	0	0	0						
Kevin Elster, R (1,6) OBP: 0.281, SLG: 0.509									2	0	0	0	0	0	1						
Warren Newson, L (8, PH) OBP: 0.414, SLG: 0.479									0	0	0	0	0	0	0						
Damon Buford, R (8, PH) OBP: 0.339, SLG: 0.352									2	0	0	0	0	0	2						
<b>Inning Stats</b>	R: 0 E: 0 K: 0 S: 4	H: 1 LOB: 1 BB: 0 P: 4	R: 0 E: 0 K: 0 S: 3	H: 1 LOB: 0 BB: 0 P: 3	R: 0 E: 0 K: 0 S: 3	H: 0 LOB: 0 BB: 0 P: 3	R: 0 E: 0 K: 1 S: 5	H: 0 LOB: 0 BB: 0 P: 5	R: 0 E: 0 K: 0 S: 3	H: 1 LOB: 0 BB: 0 P: 3	R: 0 E: 0 K: 1 S: 7	H: 2 LOB: 2 BB: 0 P: 7	R: 5 E: 0 K: 1 S: 11	H: 6 LOB: 2 BB: 1 P: 15	R: 0 E: 0 K: 1 S: 7	H: 2 LOB: 2 BB: 0 P: 7	1B: 10 2B: 1 3B: 0 HR: 2	SF: 0 SAC: 0 DP: 2 HBP: 0	WP: 0 PB: 0 SB: 0 CS: 0	PA: 39	
<b>PITCHER</b>	IP WLS BF H R ER SO BB IBB HBP BLK WP HR S P ERA WHIP	7.0 L 26 7 2 2 2 0 0 0 0 0 0 2 2 0.00 3.000	0.1 L 2 1 0 0 0 0 0 0 0 0 0 2 2 0.00 3.000	0.0 L 1 1 0 0 0 0 0 0 0 0 1 1 ∞ ∞	0.2 W 5 2 3 3 1 0 1 0 0 0 1 6 10 40.50 3.000	1.0 L 5 2 0 0 1 0 0 0 0 0 7 7 0.00 2.000															

AB	38
R	5
H	13
RBI	5
BB	1
SO	4
LOB	16





Batter	1	2	3	4	5	6	7	8	9	AB	R	H	RBI	BB	SO	LOB	TOP								
<b>Chuck Knoblauch, R</b> OBP: 0.450, SLG: 0.547 (1, 4)										3	1	1	0	2	0	2									
<b>Jeff Reboulet, R</b> OBP: 0.252, SLG: 0.202 (1, 9)										3	0	1	1	1	1	4									
<b>Rich Becker, L</b> OBP: 0.320, SLG: 0.365 (9, PH) (9, 8)										1	0	0	0	0	1	0									
<b>Paul Molitor, R</b> OBP: 0.377, SLG: 0.443 (1, 10)										5	0	2	0	0	1	3									
<b>Marty Cordova, R</b> OBP: 0.379, SLG: 0.463 (1, 7)										5	1	1	0	0	4										
<b>Dave Hollins, S</b> OBP: 0.367, SLG: 0.420 (1, 5)										5	1	1	2	0	3	3									
<b>Ron Coomer, R</b> OBP: 0.388, SLG: 0.623 (1, 3)										1	1	1	0	1	0	0									
<b>Scott Stahoviak, L</b> OBP: 0.377, SLG: 0.478 (5, PH) (5, 3)										2	1	1	0	1	1	1									
<b>Roberto Kelly, R</b> OBP: 0.353, SLG: 0.398 (9, 9)										5	1	3	0	0	1	4									
<b>Pat Meares, R</b> OBP: 0.319, SLG: 0.436 (1, 6)										4	0	1	1	1	2	2									
<b>Mike Durant, R</b> OBP: 0.364, SLG: 0.340 (1, 2)										5	0	1	1	0	1	5									
<b>Inning Stats</b>	R: 0 E: 0 K: 1 S: 9	H: 0 LOB: 1 BB: 2 P: 18	R: 2 E: 1 K: 0 S: 17	H: 1 LOB: 2 BB: 3 P: 32	R: 0 E: 0 K: 1 S: 7	H: 0 LOB: 0 BB: 0 P: 12	R: 0 E: 0 K: 2 S: 12	H: 1 LOB: 1 BB: 0 P: 15	R: 1 E: 0 K: 1 S: 22	H: 3 LOB: 3 BB: 1 P: 32	R: 0 E: 0 K: 1 S: 15	H: 1 LOB: 1 BB: 0 P: 22	R: 0 E: 0 K: 2 S: 12	H: 1 LOB: 1 BB: 0 P: 16	R: 0 E: 0 K: 2 S: 12	H: 1 LOB: 1 BB: 0 P: 17	R: 3 E: 0 K: 1 S: 21	H: 5 LOB: 2 BB: 0 P: 32	1B: 10 2B: 3 3B: 0 HR: 1	SF: 0 SAC: 0 DP: 2 HBP: 0	WP: 1 PB: 0 SB: 0 CS: 0	PA: 45			
<b>PITCHER</b>	IP	WLS	BF	H	R	ER	SO	BB	IBB	HBP	BLK	WP	HR	S	P	ERA	WHIP								
<b>Darren Oliver, L</b> ERA: 4.5 (1, 1)	4.0		20	4	3	2	4	5	0	0	0	0	0	52	86	4.50	2.250								
<b>Mark Brandenburg, R</b> ERA: 1.69 (5, 1)	2.2		12	3	0	0	3	1	0	0	0	0	0	38	55	0.00	1.500								
<b>Dennis Cook, L</b> ERA: 3.1 (7, 1)	1.0		4	1	0	0	3	0	0	0	0	0	0	13	18	0.00	1.000								
<b>Jeff Russell, R</b> ERA: 3.79 (8, 1)	1.0	L	7	4	3	3	1	0	0	0	0	1	1	19	30	27.00	4.000								
<b>Gil Heredia, R</b> ERA: 6.84 (9, 1)	0.1		2	1	0	0	0	0	0	0	0	0	0	5	7	0.00	3.000								

Minnesota Twins @ Texas Rangers  
The Ballpark at Arlington, Arlington, TX  
Sun Jun 02 1996, 4:33 AM EDT  
Att: 33,809 - Cloudy - 88 F

AB 39  
R 6  
H 13  
RBI 5  
BB 6  
SO 11  
LOB 28



Batter	1	2	3	4	5	6	7	8	9	AB	R	H	RBI	BB	SO	LOB	BOTTOM								
<b>Darryl Hamilton, L</b> OBP: 0.376, SLG: 0.412 (1, 8)										4	2	1	0	1	1	1									
<b>Mark McLemore, S</b> OBP: 0.383, SLG: 0.368 (1, 4)										3	2	2	2	2	0	0									
<b>Will Clark, L</b> OBP: 0.394, SLG: 0.445 (1, 3)										5	0	2	2	0	0	3									
<b>Juan Gonzalez, R</b> OBP: 0.346, SLG: 0.530 (1, 9)										4	1	2	1	0	0	1									
<b>Damon Buford, R</b> OBP: 0.333, SLG: 0.345 (8, 9)										1	0	0	0	0	0	0									
<b>Mickey Tettleton, S</b> OBP: 0.417, SLG: 0.543 (1, 10)										3	0	0	0	2	1	2									
<b>Lou Frazier, S</b> OBP: 0.342, SLG: 0.371 (9, PH) (9, 8)										0	0	0	0	0	0	0									
<b>Dean Palmer, R</b> OBP: 0.343, SLG: 0.524 (1, 5)										3	0	0	0	2	0	1									
<b>29 Rusty Greer, L</b> OBP: 0.386, SLG: 0.500 (1, 7)										4	0	0	0	0	1	3									
<b>Dave Valle, R</b> OBP: 0.357, SLG: 0.304 (1, 2)										3	0	0	0	1	1	1									
<b>Rene Gonzales, R</b> OBP: 0.333, SLG: 0.250 (1, 6)										4	0	1	0	0	1	1									
<b>Inning Stats</b>	R: 0 E: 0 K: 1 S: 12	H: 2 LOB: 2 BB: 0 P: 22	R: 0 E: 0 K: 0 S: 7	H: 0 LOB: 1 BB: 1 P: 16	R: 2 E: 0 K: 0 S: 17	H: 1 LOB: 2 BB: 3 P: 35	R: 2 E: 0 K: 1 S: 12	H: 2 LOB: 1 BB: 1 P: 21	R: 0 E: 0 K: 1 S: 10	H: 0 LOB: 1 BB: 1 P: 19	R: 0 E: 0 K: 1 S: 10	H: 0 LOB: 1 BB: 1 P: 18	R: 1 E: 0 K: 1 S: 7	H: 1 LOB: 0 BB: 0 P: 10	R: 0 E: 0 K: 0 S: 8	H: 2 LOB: 2 BB: 0 P: 11	R: 0 E: 0 K: 0 S: 9	H: 0 LOB: 1 BB: 1 P: 13	1B: 4 2B: 2 3B: 0 HR: 2	SF: 0 SAC: 0 DP: 1 HBP: 0	WP: 0 PB: 0 SB: 0 CS: 0	PA: 42			
<b>PITCHER</b>	IP	WLS	BF	H	R	ER	SO	BB	IBB	HBP	BLK	WP	HR	S	P	ERA	WHIP								
<b>Pat Mahomes, R</b> ERA: 6.58 (1, 1)	4.0		22	5	4	4	2	5	0	0	0	0	0	48	94	9.00	2.500								
<b>Erik Bennett, R</b> ERA: 6.49 (5, 1)	1.1		5	0	0	0	1	1	0	0	0	0	0	15	26	0.00	0.750								
<b>Mike Michin, L</b> ERA: 4.82 (6, 1)	1.0		5	1	1	1	1	1	0	0	0	0	1	8	16	9.00	2.000								
<b>Dan Naulty, R</b> ERA: 3.31 (7, 1)	1.0		4	1	0	0	1	0	0	0	0	0	0	9	13	0.00	1.000								
<b>Eddie Guardado, L</b> ERA: 4.13 (8, 1)	1.2	W	6	1	0	0	0	1	0	0	0	0	0	12	16	0.00	1.200								

Minnesota Twins @ Texas Rangers  
The Ballpark at Arlington, Arlington, TX  
Sun Jun 02 1996, 4:33 AM EDT  
Att: 33,809 - Cloudy - 88 F


AB 34  
R 5  
H 8  
RBI 5  
BB 8  
SO 5  
LOB 13










Batter	1	2	3	4	5	6	7	8	9	AB	R	H	RBI	BB	SO	LOB	TOP				
Darryl Hamilton, L (1, 8) OBP: 0.371, SLG: 0.403	L8		G4-6-3		G6-3			K		4	0	0	0	0	1	1	<p><b>Texas Rangers @ Milwaukee Brewers</b> Milwaukee County Stadium, Milwaukee, WI</p> <p>Tue Jun 04 1996, 8:05 PM EDT Att: 10,685 - Unknown - 55 F</p> <p>livebaseballscores.com</p> <p>AB 33 R 2 H 8 RBI 2 BB 2 SO 5 LOB 14</p> 				
Ivan Rodriguez, R (1, 2) OBP: 0.346, SLG: 0.468	P6		F9		G5-3			2B		4	0	1	0	0	0	0					
Will Clark, L (1, 3) OBP: 0.396, SLG: 0.450	1B				K			K		4	1	2	0	0	2	1					
Juan Gonzalez, R (1, 9) OBP: 0.348, SLG: 0.544	L7				HR			F7		4	1	1	2	0	0	2					
Mickey Tettleton, S (1, 10) OBP: 0.423, SLG: 0.533		P4			HR					3	0	1	0	1	0	0					
Dean Palmer, R (1, 5) OBP: 0.333, SLG: 0.520	K				P2			FC6-4		4	0	0	0	0	2	2					
29 Rusty Greer, L (1, 7) OBP: 0.389, SLG: 0.500	1B				FC6-4			G3-1		3	0	2	0	1	0	1					
Mark McLemore, S (1, 4) OBP: 0.382, SLG: 0.376	G6-3				F8			G3-6-1		4	0	0	0	0	0	5					
Kevin Elster, R (1, 6) OBP: 0.286, SLG: 0.500					FC6-4			L8		3	0	1	0	0	0	2					
<b>Inning Stats</b>	R: 0 E: 0 K: 0 S: 5	H: 1 LOB: 1 BB: 0 P: 8	R: 0 E: 0 K: 1 S: 11	H: 1 LOB: 1 BB: 0 P: 18	R: 0 E: 0 K: 0 S: 5	H: 1 LOB: 0 BB: 0 P: 10	R: 2 E: 0 K: 0 S: 16	H: 3 LOB: 2 BB: 1 P: 26	R: 0 E: 0 K: 1 S: 7	H: 0 LOB: 0 BB: 0 P: 13	R: 0 E: 0 K: 0 S: 4	H: 0 LOB: 0 BB: 1 P: 11	R: 0 E: 0 K: 2 S: 10	H: 1 LOB: 1 BB: 0 P: 15	R: 0 E: 0 K: 0 S: 8	H: 1 LOB: 1 BB: 0 P: 12		1B: 5 2B: 2 3B: 0 HR: 1	SF: 0 SAC: 0 DP: 2 HBP: 0	WP: 0 PB: 0 SB: 0 CS: 0	PA: 35
<b>PITCHER</b>	IP	WLS	BF	H	R	ER	SO	BB	IBB	HBP	BLK	WP	HR	S	P	ERA	WHIP				
Ricky Bones, R (1, 1) ERA: 5.4	7.1	W	29	7	2	2	4	2	0	0	0	0	1	62	107	2.46	1.227				
Graeme Lloyd, L (8, 1) ERA: 2.74	0.2		2	0	0	0	1	0	0	0	0	0	0	4	7	0.00	0.000				
Mike Fetters, R (9, 1) ERA: 1.83	1.0		4	1	0	0	0	0	0	0	0	0	0	8	12	0.00	1.000				

Batter	1	2	3	4	5	6	7	8	9	AB	R	H	RBI	BB	SO	LOB	BOTTOM				
Jeff Cirillo, R (1, 5) OBP: 0.395, SLG: 0.503	BB 2B	G4-3		G5-3			G3 SF9			4	2	2	0	0	0	1	<p><b>Texas Rangers @ Milwaukee Brewers</b> Milwaukee County Stadium, Milwaukee, WI</p> <p>Tue Jun 04 1996, 8:05 PM EDT Att: 10,685 - Unknown - 55 F</p> <p>livebaseballscores.com</p> <p>AB 30 R 6 H 7 RBI 5 BB 4 SO 5 LOB 10</p> 				
Fernando Vina, L (1, 4) OBP: 0.372, SLG: 0.432	BB 2B	G6-3		F7		G3				3	1	0	0	1	0	2					
Kevin Seitzer, R (1, 3) OBP: 0.448, SLG: 0.495	BB 1B	G6-3				K	IBB			2	1	0	0	2	1	0					
Dave Nilsson, L (1, 7) OBP: 0.436, SLG: 0.667	E			F9			SF9			3	1	1	3	0	1	0					
Pat Listach, S (9, 8) OBP: 0.313, SLG: 0.319	2B			K						0	0	0	0	0	0	0					
John Jaha, R (1, 10) OBP: 0.374, SLG: 0.419	E9 1B			G1-4-3		K				4	1	1	1	0	2	1					
Jose Valentin, S (1, 6) OBP: 0.342, SLG: 0.471	G3									4	0	1	0	0	0	1					
Matt Mieske, R (1, 9) OBP: 0.342, SLG: 0.506	K			F9		P2				4	0	0	0	0	1	2					
David Hulse, L (1, 8) OBP: 0.306, SLG: 0.262	1B									3	0	2	1	1	0	0					
Mike Matheny, R (1, 2) OBP: 0.276, SLG: 0.373	G6-3					G3				3	0	0	0	0	0	3					
<b>Inning Stats</b>	R: 5 E: 1 K: 1 S: 19	H: 4 LOB: 1 BB: 2 P: 35	R: 0 E: 0 K: 0 S: 6	H: 0 LOB: 0 BB: 0 P: 12	R: 0 E: 0 K: 1 S: 9	H: 1 LOB: 1 BB: 0 P: 12	R: 0 E: 0 K: 0 S: 6	H: 1 LOB: 1 BB: 0 P: 7	R: 0 E: 0 K: 2 S: 8	H: 0 LOB: 0 BB: 1 P: 10	R: 0 E: 0 K: 0 S: 12	H: 0 LOB: 1 BB: 1 P: 19	R: 1 E: 0 K: 1 S: 13	H: 1 LOB: 1 BB: 1 P: 25	R: 0 E: 0 K: 0 S: 6	H: 0 LOB: 0 BB: 0 P: 10	1B: 3 2B: 4 3B: 0 HR: 0	SF: 1 SAC: 0 DP: 0 HBP: 0	WP: 0 PB: 0 SB: 0 CS: 0	PA: 35	
<b>PITCHER</b>	IP	WLS	BF	H	R	ER	SO	BB	IBB	HBP	BLK	WP	HR	S	P	ERA	WHIP				
Kevin Gross, R (1, 1) ERA: 6.05	6.0	L	28	7	6	5	4	3	0	0	0	0	0	62	99	7.50	1.667				
Dennis Cook, L (7, 1) ERA: 2.9	2.0		7	0	0	0	1	0	1	0	0	0	0	17	31	0.00	0.000				



Batter	1	2	3	4	5	6	7	8	9	AB	R	H	RBI	BB	SO	LOB	TOP					
Darryl Hamilton, L (1, 8) OBP: 0.371, SLG: 0.400	L8		L7						P5	4	1	1	1	1	0	1	<b>Texas Rangers @ Milwaukee Brewers</b> Milwaukee County Stadium, Milwaukee, WI Wed Jun 05 1996, 4:33 AM EDT Att: 11,276 - Cloudy - 68 F					
Ivan Rodriguez, R (1, 2) OBP: 0.347, SLG: 0.478	E4		HR					L5	BB	4	1	1	1	1	0	2						
Will Clark, L (1, 3) OBP: 0.388, SLG: 0.439	G6-3		F8					F8	L4	5	0	0	0	0	0	4						
Juan Gonzalez, R (1, 9) OBP: 0.353, SLG: 0.539	P3							G5-3		3	1	1	0	1	0	1						
Mickey Tettleton, S (1, 10) OBP: 0.420, SLG: 0.526			K					F9		4	0	1	1	0	2	1						
Lou Frazier, S (8, PH) OBP: 0.342, SLG: 0.371								1B		0	0	0	0	0	0	0						
Dean Palmer, R (1, 5) OBP: 0.341, SLG: 0.527								E6		3	0	2	1	1	0	0						
29 Rusty Greer, L (1, 7) OBP: 0.386, SLG: 0.494			K					G1-6-3		4	0	1	0	0	1	5						
Mark McLemore, S (1, 4) OBP: 0.385, SLG: 0.378			K					G1-6-3		4	1	2	0	0	1	3						
Kevin Elster, R (1, 6) OBP: 0.284, SLG: 0.495								SH3-4		2	0	0	0	0	1	1						
Warren Newson, L (9, PH) OBP: 0.411, SLG: 0.474			P6					SH3-4		1	0	0	0	0	1	1						
<b>Inning Stats</b>	R: 0 E: 1 K: 0 S: 10	H: 0 LOB: 1 BB: 0 P: 16	R: 0 E: 0 K: 3 S: 11	H: 1 LOB: 1 BB: 0 P: 14	R: 1 E: 0 K: 0 S: 6	H: 1 LOB: 0 BB: 0 P: 9	R: 0 E: 0 K: 1 S: 11	H: 1 LOB: 1 BB: 1 P: 20	R: 1 E: 0 K: 0 S: 5	H: 2 LOB: 0 BB: 0 P: 10	R: 0 E: 0 K: 0 S: 9	H: 0 LOB: 0 BB: 0 P: 13	R: 0 E: 1 K: 1 S: 7	H: 1 LOB: 1 BB: 0 P: 11	R: 2 E: 0 K: 0 S: 18	H: 2 LOB: 2 BB: 2 P: 34	R: 0 E: 0 K: 1 S: 7	H: 1 LOB: 2 BB: 1 P: 13	1B: 7 2B: 1 3B: 0 HR: 1	SF: 0 SAC: 1 DP: 2 HBP: 0	WP: 0 PB: 0 SB: 0 CS: 1	PA: 40
<b>PITCHER</b>	IP WLS BF H R ER SO BB IBB HBP BLK WP HR S P ERA WHIP																					
Ben McDonald, R (1, 1) ERA: 4.4	6.0 W 24 5 2 2 4 1 0 0 0 0 0 1 53 83 3.00 1.000																					
Graeme Lloyd, L (7, 1) ERA: 2.92	1.2 6 1 1 1 1 1 0 0 0 0 0 0 11 23 5.40 1.200																					
Marshall Boze, R (8, 1) ERA: 5.0	0.0 3 2 1 1 0 1 0 0 0 0 0 0 0 11 18 ∞ ∞																					
Ramon Garcia, R (8, 1) ERA: 4.13	0.1 1 0 0 0 0 0 0 0 0 0 0 0 2 3 0.00 0.000																					
Mike Fetters, R (9, 1) ERA: 1.74	1.0 S 5 1 0 0 1 1 0 0 0 0 0 0 7 13 0.00 2.000																					

Batter	1	2	3	4	5	6	7	8	9	AB	R	H	RBI	BB	SO	LOB	BOTTOM			
Jeff Cirillo, R (1, 5) OBP: 0.400, SLG: 0.512	WP G3 SF8 1B	L3								5	2	3	1	0	0	3	<b>Texas Rangers @ Milwaukee Brewers</b> Milwaukee County Stadium, Milwaukee, WI Wed Jun 05 1996, 4:33 AM EDT Att: 11,276 - Cloudy - 68 F			
Fernando Vina, L (1, 4) OBP: 0.373, SLG: 0.431	G3									5	0	2	0	0	0	4				
Kevin Seitzer, R (1, 3) OBP: 0.447, SLG: 0.490										4	1	1	1	1	0	3				
Dave Nilsson, L (1, 7) OBP: 0.429, SLG: 0.679	SF8									3	0	1	2	0	1	0				
John Jaha, R (1, 10) OBP: 0.376, SLG: 0.435	K									3	1	1	1	1	1	2				
Jose Valentin, S (1, 6) OBP: 0.336, SLG: 0.462										4	0	0	0	0	2	2				
Matt Miese, R (1, 9) OBP: 0.351, SLG: 0.509										3	1	2	0	1	0	0				
David Hulse, L (1, 8) OBP: 0.307, SLG: 0.265										3	0	1	0	0	1	3				
Pat Listach, S (8, 8) OBP: 0.318, SLG: 0.319										0	1	0	0	1	0	0				
Mike Matheny, R (1, 2) OBP: 0.277, SLG: 0.373										3	0	1	1	0	1	4				
Jesse Levis, L (8, PH) OBP: 0.347, SLG: 0.256										1	0	0	0	0	1	1				
<b>Inning Stats</b>	R: 1 E: 0 K: 1 S: 11	H: 1 LOB: 1 BB: 1 P: 17	R: 1 E: 0 K: 1 S: 12	H: 1 LOB: 1 BB: 1 P: 23	R: 0 E: 0 K: 1 S: 8	H: 1 LOB: 0 BB: 0 P: 13	R: 0 E: 0 K: 2 S: 11	H: 1 LOB: 2 BB: 1 P: 19	R: 2 E: 0 K: 1 S: 16	H: 3 LOB: 1 BB: 0 P: 25	R: 0 E: 0 K: 0 S: 10	H: 2 LOB: 2 BB: 0 P: 15	R: 1 E: 0 K: 0 S: 6	H: 1 LOB: 0 BB: 0 P: 9	R: 1 E: 0 K: 1 S: 16	H: 2 LOB: 2 BB: 1 P: 28	1B: 9 2B: 1 3B: 1 HR: 1	SF: 1 SAC: 0 DP: 1 HBP: 0	WP: 1 PB: 0 SB: 1 CS: 0	PA: 39
<b>PITCHER</b>	IP WLS BF H R ER SO BB IBB HBP BLK WP HR S P ERA WHIP																			
Ken Hill, R (1, 1) ERA: 2.94	7.0 L 33 10 5 5 6 3 0 0 0 0 0 0 0 74 121 6.43 1.857																			
Jeff Russell, R (8, 1) ERA: 4.06	1.0 6 2 1 1 1 1 0 0 0 0 0 0 0 16 28 9.00 3.000																			

AB	34
R	4
H	9
RBI	4
BB	4
SO	6
LOB	19



AB	34
R	6
H	12
RBI	6
BB	4
SO	7
LOB	22









Batter	1	2	3	4	5	6	7	8	9	AB	R	H	RBI	BB	SO	LOB	TOP					
Jacob Brumfield, R OBP: 0.299, SLG: 0.456 (1, 8)	F3		G4-3		G6-4-3			K		4	0	0	0	0	1	2						
Alex Gonzalez, R OBP: 0.284, SLG: 0.414 (1, 6)	K					G3		K		4	0	1	0	0	2	0						
Juan Samuel, R OBP: 0.256, SLG: 0.453 (1, 9)	G1-3					L6		G6-3		4	0	0	0	0	1	1						
Joe Carter, R OBP: 0.351, SLG: 0.550 (1, 3)		F8				E4			L7	4	0	1	0	0	0	0						
Ed Sprague, R OBP: 0.367, SLG: 0.549 (1, 10)	F8					F5				4	0	1	0	0	0	3						
Charlie O'Brien, R OBP: 0.358, SLG: 0.472 (1, 2)	G6-3								L7	3	0	0	0	0	0	1						
Robert Perez, R OBP: 0.323, SLG: 0.373 (1, 7)			G5-3		G5-3		F8		L5	4	0	0	0	0	0	4						
Domingo Cedeño, S OBP: 0.351, SLG: 0.393 (1, 4)							E3			3	0	2	0	0	0	0						
Tomas Perez, S OBP: 0.222, SLG: 0.259 (1, 5)			FC3-6		B3		L7			3	0	0	0	0	0	3						
<b>Inning Stats</b>	R: 0 E: 0 K: 1 S: 8	H: 0 LOB: 0 BB: 0 P: 10	R: 0 E: 0 K: 0 S: 8	H: 0 LOB: 0 BB: 0 P: 12	R: 0 E: 0 K: 0 S: 8	H: 1 LOB: 1 BB: 0 P: 9	R: 0 E: 0 K: 1 S: 19	H: 2 LOB: 3 BB: 0 P: 28	R: 0 E: 0 K: 0 S: 4	H: 1 LOB: 0 BB: 0 P: 4	R: 0 E: 1 K: 0 S: 11	H: 0 LOB: 1 BB: 0 P: 13	R: 0 E: 1 K: 0 S: 10	H: 0 LOB: 1 BB: 0 P: 12	R: 0 E: 0 K: 2 S: 8	H: 0 LOB: 0 BB: 0 P: 11	R: 0 E: 0 K: 0 S: 11	H: 1 LOB: 1 BB: 0 P: 15	1B: 5 2B: 0 3B: 0 HR: 0	SF: 0 SAC: 0 DP: 1 HBP: 1	WP: 0 PB: 0 SB: 0 CS: 0	PA: 34
<b>PITCHER</b> Darren Oliver, L ERA: 3.88 (1, 1)	IP: 9.0 WLS: W BF: 34 H: 5 R: 0 ER: 0 SO: 4 BB: 0 IBB: 0 HBP: 1 BLK: 0 WP: 0 HR: 0 S: 87 P: 114 ERA: 0.00 WHIP: 0.556											<b>PITCHER</b>	IP: 9.0 WLS: W BF: 34 H: 5 R: 0 ER: 0 SO: 4 BB: 0 IBB: 0 HBP: 1 BLK: 0 WP: 0 HR: 0 S: 87 P: 114 ERA: 0.00 WHIP: 0.556									

Toronto Blue Jays @ Texas Rangers  
The Ballpark at Arlington, Arlington, TX  
Sat Jun 08 1996, 8:05 PM EDT  
Att: 43,439 - Unknown - 74 F

AB	33
R	0
H	5
RBI	0
BB	0
SO	4
LOB	14



Batter	1	2	3	4	5	6	7	8	9	AB	R	H	RBI	BB	SO	LOB	BOTTOM			
Darryl Hamilton, L OBP: 0.370, SLG: 0.402 (1, 8)	G4-3		G4-6-3				G4-3			4	0	0	0	0	1	3				
Ivan Rodriguez, R OBP: 0.351, SLG: 0.474 (1, 2)								G6-3		4	1	1	0	0	1	0				
29 Rusty Greer, L OBP: 0.393, SLG: 0.500 (1, 7)										3	1	1	1	1	0	0				
Juan Gonzalez, R OBP: 0.338, SLG: 0.511 Lou Frazier, S OBP: 0.342, SLG: 0.371 (8, PR) (1, 10)										4	0	0	0	0	0	2				
Mickey Tettleton, S OBP: 0.417, SLG: 0.508 (1, 3)										0	0	0	0	0	0	0				
Mickey Tettleton, S OBP: 0.417, SLG: 0.508 (1, 3)										3	0	0	0	1	1	3				
Dean Palmer, R OBP: 0.353, SLG: 0.538 (1, 5)										3	0	2	1	1	1	0				
Warren Newson, L OBP: 0.414, SLG: 0.469 (1, 9)										3	0	1	0	1	0	2				
Mark McLemore, S OBP: 0.386, SLG: 0.370 (1, 4)										2	0	0	0	0	1	3				
Kevin Elster, R OBP: 0.284, SLG: 0.481 (1, 6)										2	0	0	0	1	1	2				
<b>Inning Stats</b>	R: 1 E: 0 K: 1 S: 18	H: 2 LOB: 1 BB: 0 P: 29	R: 0 E: 0 K: 2 S: 10	H: 0 LOB: 0 BB: 0 P: 14	R: 0 E: 0 K: 1 S: 10	H: 0 LOB: 0 BB: 1 P: 15	R: 0 E: 0 K: 0 S: 18	H: 1 LOB: 3 BB: 2 P: 31	R: 0 E: 0 K: 1 S: 8	H: 0 LOB: 0 BB: 0 P: 13	R: 0 E: 0 K: 0 S: 9	H: 0 LOB: 0 BB: 0 P: 14	R: 0 E: 0 K: 1 S: 11	H: 1 LOB: 2 BB: 1 P: 20	R: 1 E: 1 K: 0 S: 10	H: 1 LOB: 2 BB: 1 P: 16	1B: 3 2B: 2 3B: 0 HR: 0	SF: 0 SAC: 1 DP: 1 HBP: 0	WP: 0 PB: 0 SB: 0 CS: 0	PA: 34
<b>PITCHER</b> Juan Guzman, R ERA: 2.82 Tony Castillo, L ERA: 3.95 Tim Crabtree, R ERA: 1.63 (1, 1) (6, 1) (8, 1)	IP: 5.0 WLS: L BF: 20 H: 3 R: 1 ER: 1 SO: 5 BB: 3 IBB: 0 HBP: 0 BLK: 0 WP: 0 HR: 0 S: 64 P: 102 ERA: 1.80 WHIP: 1.200											<b>PITCHER</b>	IP: 5.0 WLS: L BF: 20 H: 3 R: 1 ER: 1 SO: 5 BB: 3 IBB: 0 HBP: 0 BLK: 0 WP: 0 HR: 0 S: 64 P: 102 ERA: 1.80 WHIP: 1.200							

Toronto Blue Jays @ Texas Rangers  
The Ballpark at Arlington, Arlington, TX  
Sat Jun 08 1996, 8:05 PM EDT  
Att: 43,439 - Unknown - 74 F

AB	28
R	2
H	5
RBI	2
BB	5
SO	6
LOB	15





Batter	1	2	3	4	5	6	7	8	9	AB	R	H	RBI	BB	SO	LOB	TOP					
Jacob Brumfield, R OBP: 0.302, SLG: 0.445										3	0	0	0	2	1	0						
Domingo Cadeno, S OBP: 0.347, SLG: 0.388										5	1	1	0	0	0	4						
Carlos Delgado, L OBP: 0.368, SLG: 0.493										5	0	0	0	0	3	2						
Joe Carter, R OBP: 0.353, SLG: 0.553										4	1	2	1	0	0	0						
Ed Sprague, R OBP: 0.369, SLG: 0.544										2	1	0	0	2	1	1						
John Olerud, L OBP: 0.385, SLG: 0.475										4	1	0	0	0	0	3						
Shawn Green, L OBP: 0.289, SLG: 0.367										3	1	2	3	0	0	0						
Robert Perez, R OBP: 0.317, SLG: 0.367										1	0	0	0	0	1	0						
Charlie O'Brien, R OBP: 0.362, SLG: 0.500										2	1	1	2	1	0	0						
Alex Gonzalez, R OBP: 0.284, SLG: 0.408										3	0	0	0	1	1	1						
<b>Inning Stats</b>	R: 1 E: 0 K: 2 S: 11	H: 2 LOB: 1 BB: 0 P: 14	R: 0 E: 0 K: 0 S: 7	H: 0 LOB: 0 BB: 0 P: 13	R: 0 E: 0 K: 2 S: 18	H: 0 LOB: 1 BB: 1 P: 28	R: 2 E: 0 K: 0 S: 11	H: 2 LOB: 1 BB: 1 P: 17	R: 0 E: 0 K: 1 S: 7	H: 0 LOB: 0 BB: 0 P: 9	R: 2 E: 0 K: 0 S: 20	H: 1 LOB: 3 BB: 4 P: 41	R: 0 E: 0 K: 1 S: 6	H: 0 LOB: 0 BB: 0 P: 9	R: 1 E: 0 K: 1 S: 14	H: 1 LOB: 0 BB: 0 P: 17	R: 0 E: 0 K: 0 S: 7	H: 0 LOB: 0 BB: 0 P: 9	1B: 3 2B: 1 3B: 0 HR: 2	SF: 1 SAC: 0 DP: 0 HBP: 0	WP: 0 PB: 0 SB: 2 CS: 0	PA: 39
<b>PITCHER</b>	IP WLS BF H R ER SO BB IBB HBP BLK WP HR S P ERA WHIP																					
Bobby Witt, R ERA: 6.16	(1, 1) 5.2 W 27 5 5 5 5 5 0 0 0 0 0 1 67 109 7.94 1.765																					
Dennis Cook, L ERA: 3.0	(6, 1) 2.0 8 1 1 1 2 1 0 0 0 0 0 1 26 38 4.50 1.000																					
Jeff Russell, R ERA: 3.79	(8, 1) 0.1 1 0 0 0 0 0 0 0 0 0 0 0 1 1 0.00 0.000																					
Mike Henneman, R ERA: 5.66	(9, 1) 1.0 S 3 0 0 0 0 0 0 0 0 0 0 0 7 9 0.00 0.000																					

Toronto Blue Jays @ Texas Rangers  
The Ballpark at Arlington, Arlington, TX  
Sun Jun 09 1996, 4:33 AM EDT  
Att: 41,605 - Sunny - 85 F

livebaseballscores.com

AB 32  
R 6  
H 6  
RBI 6  
BB 6  
SO 7  
LOB 11

Batter	1	2	3	4	5	6	7	8	9	AB	R	H	RBI	BB	SO	LOB	BOTTOM					
Darryl Hamilton, L OBP: 0.367, SLG: 0.398										5	0	1	1	0	2	4						
Mark McLemore, S OBP: 0.395, SLG: 0.381										5	1	4	2	0	0	1						
29 Rusty Greer, L OBP: 0.394, SLG: 0.495										4	1	1	1	1	2	5						
Juan Gonzalez, R OBP: 0.355, SLG: 0.543										3	1	3	3	1	0	0						
Mickey Tettleton, S OBP: 0.409, SLG: 0.497										4	0	0	0	0	2	4						
Dean Palmer, R OBP: 0.347, SLG: 0.528										4	0	0	0	0	2	3						
Warren Newson, L OBP: 0.400, SLG: 0.451										4	0	0	0	0	2	1						
Dave Valle, R OBP: 0.382, SLG: 0.414										2	1	1	0	0	1	0						
Ivan Rodriguez, R OBP: 0.352, SLG: 0.479										2	1	1	0	0	1	0						
Rene Gonzales, R OBP: 0.429, SLG: 0.385										4	3	3	0	0	0	1						
<b>Inning Stats</b>	R: 0 E: 0 K: 1 S: 8	H: 1 LOB: 0 BB: 0 P: 12	R: 0 E: 0 K: 2 S: 12	H: 0 LOB: 1 BB: 1 P: 23	R: 5 E: 1 K: 3 S: 17	H: 5 LOB: 0 BB: 0 P: 30	R: 1 E: 2 K: 2 S: 15	H: 2 LOB: 2 BB: 0 P: 23	R: 0 E: 0 K: 0 S: 5	H: 1 LOB: 0 BB: 0 P: 8	R: 1 E: 0 K: 0 S: 8	H: 2 LOB: 1 BB: 0 P: 12	R: 0 E: 0 K: 1 S: 10	H: 1 LOB: 1 BB: 1 P: 17	R: 1 E: 1 K: 3 S: 18	H: 2 LOB: 2 BB: 0 P: 24	R: 0 E: 0 K: 0 S: 7	H: 0 LOB: 0 BB: 0 P: 9	1B: 12 2B: 1 3B: 0 HR: 1	SF: 0 SAC: 0 DP: 3 HBP: 0	WP: 0 PB: 0 SB: 0 CS: 0	PA: 39
<b>PITCHER</b>	IP WLS BF H R ER SO BB IBB HBP BLK WP HR S P ERA WHIP																					
Erik Hanson, R ERA: 5.98	(1, 1) 6.0 L 31 12 7 6 8 2 0 0 0 0 0 0 26 35 0.00 1.000																					
Tim Crabtree, R ERA: 1.52	(7, 1) 2.0 8 2 1 0 4 0 0 0 0 0 0 0 26 35 0.00 1.000																					

Toronto Blue Jays @ Texas Rangers  
The Ballpark at Arlington, Arlington, TX  
Sun Jun 09 1996, 4:33 AM EDT  
Att: 41,605 - Sunny - 85 F

livebaseballscores.com

AB 37  
R 8  
H 14  
RBI 7  
BB 2  
SO 12  
LOB 19











Batter	1	2	3	4	5	6	7	8	9	AB	R	H	RBI	BB	SO	LOB	TOP										
Pat Listach, S OBP: 0.327, SLG: 0.329 (1, 6)	F9		F8		G6-3		BB 1B HBP	L6		4	0	0	0	0	0	1											
Fernando Vina, L OBP: 0.380, SLG: 0.418 (1, 4)	F9		G4-3			BB E 1B	F5	G4-3		5	1	1	0	0	0	2											
Kevin Seitzer, R OBP: 0.458, SLG: 0.507 (1, 10)	G5-3			BB		E 1B BB	BB 1B		G3-1 1B	3	1	2	0	2	0	0											
Dave Nilsson, L OBP: 0.433, SLG: 0.642 (1, 9)		HR BB	G4-3			E4 1B 2B	K		G3-1	4	2	0	0	1	1	5											
Greg Vaughn, R OBP: 0.380, SLG: 0.507 Mark Loretta, R OBP: 0.432, SLG: 0.364 (7, 6)		HR		G6-3		F6			G6-3	3	1	1	2	1	0	2											
John Jaha, R OBP: 0.375, SLG: 0.437 (1, 3)	F9			K		2B 1B	F6		G1-3	5	0	1	1	0	1	4											
Jeff Cirillo, R OBP: 0.410, SLG: 0.527 (1, 5)			F8							4	1	3	1	0	0	0											
Kevin Koslowski, L OBP: 0.273, SLG: 0.545 (1, 8)					K	K				4	0	1	1	0	3	3											
Jesse Levis, L OBP: 0.321, SLG: 0.240 Matt Mieske, R OBP: 0.347, SLG: 0.497 Mike Matheny, R OBP: 0.267, SLG: 0.365 (6, PH)	L4				F7	F7			P1	2	0	0	0	0	0	1											
										1	0	0	0	0	0	2											
										1	0	0	0	0	0	1											
<b>Inning Stats</b>	R: 0 E: 0 K: 0 S: 7	H: 0 LOB: 0 BB: 0 P: 9	R: 2 E: 0 K: 1 S: 18	H: 2 LOB: 1 BB: 1 P: 26	R: 0 E: 0 K: 0 S: 13	H: 0 LOB: 1 BB: 1 P: 22	R: 0 E: 0 K: 1 S: 10	H: 0 LOB: 0 BB: 0 P: 15	R: 0 E: 0 K: 1 S: 10	H: 0 LOB: 0 BB: 0 P: 13	R: 3 E: 1 K: 1 S: 18	H: 3 LOB: 2 BB: 1 P: 30	R: 0 E: 0 K: 1 S: 13	H: 1 LOB: 3 BB: 1 P: 23	R: 1 E: 0 K: 0 S: 9	H: 2 LOB: 1 BB: 0 P: 15	R: 0 E: 0 K: 0 S: 9	H: 1 LOB: 1 BB: 0 P: 12	1B: 4 2B: 2 3B: 2 HR: 1	SF: 0 SAC: 0 DP: 0 HBP: 1	WP: 0 PB: 0 SB: 0 CS: 0	PA: 42					
<b>PITCHER</b>	IP	WLS	BF	H	R	ER	SO	BB	IBB	HBP	BLK	WP	HR	S	P	ERA	WHIP										
Roger Pavlik, R ERA: 5.01 (1, 1)	5.1	W	25	5	5	4	3	3	0	0	0	0	1	68	108	6.75	1.500										
Dennis Cook, L ERA: 2.99 (6, 1)	1.2		8	1	0	0	2	1	0	1	0	0	0	18	30	0.00	1.200										
Jeff Russell, R ERA: 4.05 (8, 1)	1.0		5	2	1	1	0	0	0	0	0	0	0	9	15	9.00	2.000										
Gil Heredia, R ERA: 5.54 (9, 1)	1.0		4	1	0	0	0	0	0	0	0	0	0	9	12	0.00	1.000										

Milwaukee Brewers @ Texas Rangers  
The Ballpark at Arlington, Arlington, TX  
Wed Jun 12 1996, 4:33 AM EDT  
Att: 34,842 - Sunny - 90 F

AB	37
R	6
H	9
RBI	5
BB	4
SO	5
LOB	22



Batter	1	2	3	4	5	6	7	8	9	AB	R	H	RBI	BB	SO	LOB	BOTTOM										
Damon Buford, R OBP: 0.338, SLG: 0.400 (1, 8)	K		F7	K	HR	K				5	1	1	4	0	3	2											
Ivan Rodriguez, R OBP: 0.382, SLG: 0.480 Lou Frazier, S OBP: 0.341, SLG: 0.368 (5, PH)	FC3-6 BB		F8	1B	L8		L6			2	0	1	0	1	0	0											
29 Rusty Greer, L OBP: 0.385, SLG: 0.502 (1, 7)	FC3-6 1-2		WP 2B	G3	K		F4			5	1	1	0	0	1	3											
Dean Palmer, R OBP: 0.351, SLG: 0.527 (1, 5)	K		HR 2B		E BB 1B	BB 1B 1B	BB			4	3	3	1	1	1	1											
Mickey Tettleton, S OBP: 0.405, SLG: 0.513 (1, 3)		HR	HR		K	BB 1B BB	L9			4	3	2	3	1	1	2											
Mark McLemore, S OBP: 0.404, SLG: 0.393 (1, 4)	F7		1B		E3 BB	K		1B		5	1	2	0	0	1	3											
Dave Valle, R OBP: 0.375, SLG: 0.382 (1, 2)	FC4-6 BB		P4		E6 HR	BB 1B WP	G6-3			4	2	1	1	1	0	3											
Warren Newson, L OBP: 0.388, SLG: 0.422 (1, 9)	FC4-6			1B BB	HR BB	K		G3-1		3	1	0	1	2	1	3											
Kevin Elster, R OBP: 0.300, SLG: 0.480 (1, 6)	F7			P3	HR BB	HR BB				3	1	1	2	1	0	2											
										1B: 7 2B: 2 3B: 0 HR: 3	SF: 0 SAC: 0 DP: 0 HBP: 0	WP: 2 PB: 0 SB: 0 CS: 0	PA: 44														
<b>Inning Stats</b>	R: 0 E: 0 K: 2 S: 17	H: 0 LOB: 1 BB: 1 P: 26	R: 1 E: 0 K: 0 S: 10	H: 1 LOB: 1 BB: 1 P: 22	R: 3 E: 0 K: 0 S: 16	H: 4 LOB: 1 BB: 0 P: 28	R: 0 E: 0 K: 1 S: 11	H: 1 LOB: 2 BB: 1 P: 23	R: 6 E: 2 K: 2 S: 21	H: 2 LOB: 0 BB: 2 P: 37	R: 3 E: 0 K: 3 S: 15	H: 3 LOB: 1 BB: 1 P: 21	R: 0 E: 0 K: 0 S: 7	H: 0 LOB: 1 BB: 1 P: 14	R: 0 E: 0 K: 0 S: 6	H: 1 LOB: 0 BB: 0 P: 8	1B: 7 2B: 2 3B: 0 HR: 3	SF: 0 SAC: 0 DP: 0 HBP: 0	WP: 2 PB: 0 SB: 0 CS: 0	PA: 44							
<b>PITCHER</b>	IP	WLS	BF	H	R	ER	SO	BB	IBB	HBP	BLK	WP	HR	S	P	ERA	WHIP										
Angel Miranda, L ERA: 5.02 (1, 1)	4.1	L	24	7	6	6	4	3	0	0	0	1	1	32	55	13.50	3.000										
Kevin Wickander, L ERA: 4.97 (5, 1)	2.2		17	4	7	4	4	4	0	0	0	0	0	6	8	0.00	1.000										
Marshall Boze, R ERA: 4.91 (8, 1)	1.0		3	1	0	0	0	0	0	0	0	0	0	6	8	0.00	1.000										

Milwaukee Brewers @ Texas Rangers  
The Ballpark at Arlington, Arlington, TX  
Wed Jun 12 1996, 4:33 AM EDT  
Att: 34,842 - Sunny - 90 F

AB	37
R	13
H	12
RBI	12
BB	7
SO	8
LOB	19









Batter	1	2	3	4	5	6	7	8	9	AB	R	H	RBI	BB	SO	LOB	TOP					
Lou Frazier, S (1, 8) OBP: 0.348, SLG: 0.341 Rene Gonzales, R (9, PH) OBP: 0.474, SLG: 0.611	G6-3		SH5-3				G4-6-3		G6-3	2	0	0	0	1	0	1						
Ivan Rodriguez, R (1, 2) OBP: 0.360, SLG: 0.482	K		SF9							3	1	1	1	0	2	2						
29 Rusty Greer, L (1, 7) OBP: 0.390, SLG: 0.498	G4-3									4	0	2	1	0	0	2						
Juan Gonzalez, R (1, 10) OBP: 0.353, SLG: 0.551			G1-3							4	1	1	1	0	0	4						
Mickey Tettleton, S (1, 3) OBP: 0.406, SLG: 0.510										2	0	1	0	2	0	0						
Dean Palmer, R (1, 5) OBP: 0.350, SLG: 0.518										4	0	0	0	0	2	4						
Warren Newson, L (1, 9) OBP: 0.362, SLG: 0.417 Damon Buford, R (8, PH) OBP: 0.342, SLG: 0.394										2	0	0	0	1	1	1						
Kurt Stillwell, S (1, 4) OBP: 0.405, SLG: 0.436										4	0	1	0	0	0	2						
Kevin Elster, R (1, 6) OBP: 0.298, SLG: 0.475										4	1	2	0	0	1	1						
<b>Inning Stats</b>	R: 0 E: 0 K: 1 S: 6	H: 0 LOB: 0 BB: 0 P: 10	R: 1 E: 0 K: 0 S: 9	H: 1 LOB: 1 BB: 2 P: 19	R: 1 E: 0 K: 0 S: 11	H: 2 LOB: 1 BB: 0 P: 15	R: 0 E: 0 K: 2 S: 14	H: 1 LOB: 1 BB: 0 P: 21	R: 0 E: 0 K: 1 S: 10	H: 1 LOB: 2 BB: 1 P: 18	R: 0 E: 0 K: 0 S: 5	H: 0 LOB: 0 BB: 0 P: 9	R: 0 E: 0 K: 0 S: 4	H: 1 LOB: 0 BB: 0 P: 7	R: 1 E: 0 K: 2 S: 13	H: 2 LOB: 2 BB: 1 P: 21	R: 0 E: 0 K: 1 S: 8	H: 0 LOB: 0 BB: 0 P: 13	1B: 5 2B: 2 3B: 0 HR: 1	SF: 1 SAC: 1 DP: 2 HBP: 0	WP: 0 PB: 0 SB: 0 CS: 0	PA: 37
<b>PITCHER</b>	IP	WLS	BF	H	R	ER	SO	BB	IBB	HBP	BLK	WP	HR	S	P	ERA	WHIP					
Tom Gordon, R (1, 1) ERA: 6.04	7.2		33	8	3	3	5	3	1	0	1	0	1	69	116	3.52	1.435					
Mike Stanton, L (8, 1) ERA: 4.1	1.1	W	4	0	0	0	2	0	0	0	0	0	0	11	17	0.00	0.000					

Texas Rangers @ Boston Red Sox  
Fenway Park, Boston, MA  
Fri Jun 14 1996, 7:05 PM EDT  
Att: 29,689 - Unknown - 86 F

AB	31
R	3
H	8
RBI	3
BB	4
SO	7
LOB	19



Batter	1	2	3	4	5	6	7	8	9	AB	R	H	RBI	BB	SO	LOB	BOTTOM					
Jeff Frye, R (1, 4) OBP: 0.500, SLG: 0.375										3	1	1	0	1	0	0						
John Valentin, R (1, 6) OBP: 0.376, SLG: 0.456										3	0	0	0	1	1	1						
Mo Vaughn, L (1, 3) OBP: 0.447, SLG: 0.669										3	1	1	1	1	1	0						
Jose Canseco, R (1, 10) OBP: 0.380, SLG: 0.633										4	1	1	1	0	3	3						
18 Reggie Jefferson, S (1, 7) OBP: 0.369, SLG: 0.629 Dwayne Hoesy, S (8, PR) OBP: 0.262, SLG: 0.333										4	0	1	1	0	1	2						
Mike Stanley, R (1, 2) OBP: 0.401, SLG: 0.486 32 Alex Delgado, R (8, PR) OBP: 0.286, SLG: 0.286										2	1	1	1	2	0	0						
Troy O'Leary, L (1, 9) OBP: 0.340, SLG: 0.436										3	0	1	0	1	0	3						
Lee Tinsley, S (1, 8) OBP: 0.208, SLG: 0.164										4	0	0	0	0	2	4						
Bill Selby, L (1, 5) OBP: 0.355, SLG: 0.447										4	0	0	0	0	2	3						
<b>Inning Stats</b>	R: 1 E: 0 K: 1 S: 12	H: 0 LOB: 3 BB: 4 P: 29	R: 0 E: 0 K: 1 S: 10	H: 1 LOB: 0 BB: 0 P: 14	R: 2 E: 0 K: 0 S: 12	H: 3 LOB: 1 BB: 0 P: 20	R: 0 E: 0 K: 1 S: 8	H: 0 LOB: 0 BB: 0 P: 11	R: 0 E: 0 K: 3 S: 11	H: 0 LOB: 0 BB: 0 P: 11	R: 0 E: 0 K: 1 S: 11	H: 0 LOB: 0 BB: 0 P: 17	R: 0 E: 0 K: 0 S: 4	H: 0 LOB: 0 BB: 0 P: 5	R: 1 E: 0 K: 3 S: 20	H: 2 LOB: 2 BB: 2 P: 34	R: 0 E: 0 K: 3 S: 20	H: 0 LOB: 0 BB: 0 P: 34	1B: 2 2B: 1 3B: 0 HR: 3	SF: 0 SAC: 0 DP: 0 HBP: 0	WP: 0 PB: 0 SB: 0 CS: 0	PA: 36
<b>PITCHER</b>	IP	WLS	BF	H	R	ER	SO	BB	IBB	HBP	BLK	WP	HR	S	P	ERA	WHIP					
Bobby Witt, R (1, 1) ERA: 6.05	7.1	L	33	6	4	4	8	5	0	0	0	0	0	3	79	4.91	1.500					
Dennis Cook, L (8, 1) ERA: 2.6	0.2		3	0	0	0	2	1	0	0	0	0	0	9	15	0.00	1.500					

Texas Rangers @ Boston Red Sox  
Fenway Park, Boston, MA  
Fri Jun 14 1996, 7:05 PM EDT  
Att: 29,689 - Unknown - 86 F

AB	30
R	4
H	6
RBI	4
BB	6
SO	10
LOB	16





Batter	1	2	3	4	5	6	7	8	9	AB	R	H	RBI	BB	SO	LOB	TOP										
<b>Lou Frazier, S</b> (1, 8) OBP: 0.365, SLG: 0.333 <b>Damon Buford, R</b> (9, FPR) OBP: 0.342, SLG: 0.394 (9, 8)	2-2 P5	1-3 K		2-1 G6-3		4-2 G3 BB		0-1 2B SF7 1B	3-0 29 2B HBP	4	1	1	0	1	1	0											
<b>Ivan Rodriguez, R</b> (1, 2) OBP: 0.363, SLG: 0.487	0-1 29 2B 1B	0-0 L4		2-1 29 1B WP		1-1 G3		1-0 2B	3-2 L8	6	2	3	1	0	0	3											
<b>29 Rusty Greer, L</b> (1, 7) OBP: 0.401, SLG: 0.518	0-1 1B HR	3-2 2B		1-1 1B		4-0 BB		0-0 G3	1-1 1B	5	1	4	3	1	0	2											
<b>Juan Gonzalez, R</b> (1, 10) OBP: 0.352, SLG: 0.540	1-2 2B HR	1-2 G6-3		3-3 K		2-3 K		4-0 IBB	1-2 F7	5	1	1	1	1	2	6											
<b>Dean Palmer, R</b> (1, 5) OBP: 0.351, SLG: 0.517	1-2 P3			2-3 K				0-1 G4-3 WP 1B	3-2 SF7	4	1	2	1	0	1	3											
<b>Mickey Tettleton, S</b> (1, 3) OBP: 0.402, SLG: 0.517	3-2 HR			3-3 K		2-2 P4		3-1 F8	2-3 K	5	1	1	3	0	2	4											
<b>Warren Newson, L</b> (1, 9) OBP: 0.397, SLG: 0.492	2-1 HR			2-1 HR		1-0 G6-4-3 1B		3-1 G4-3	3-2 2B	5	3	4	3	0	0	1											
<b>Kurt Stillwell, S</b> (1, 4) OBP: 0.383, SLG: 0.395	4-2 BB			0-2 G6-3		1-0 G6-4-3		2-3 K	2-2 G5-3	4	0	0	0	1	1	3											
<b>Kevin Elster, R</b> (1, 6) OBP: 0.300, SLG: 0.478	0-3 K			3-3 K		3-2 P5		1-0 2B 1B	2-2 29 2B 2B	5	2	2	1	0	2	1											
<b>Inning Stats</b>	R: 5 E: 0 K: 1 S: 24	H: 5 LOB: 1 BB: 1 P: 37	R: 0 E: 0 K: 1 S: 12	H: 1 LOB: 1 BB: 0 P: 17	R: 2 E: 0 K: 2 S: 13	H: 2 LOB: 0 BB: 0 P: 23	R: 1 E: 0 K: 2 S: 14	H: 2 LOB: 1 BB: 0 P: 23	R: 0 E: 0 K: 1 S: 10	H: 0 LOB: 2 BB: 2 P: 24	R: 0 E: 0 K: 1 S: 10	H: 1 LOB: 1 BB: 0 P: 18	R: 2 E: 0 K: 1 S: 11	H: 3 LOB: 2 BB: 1 P: 22	R: 3 E: 0 K: 0 S: 22	H: 3 LOB: 2 BB: 0 P: 37	1B: 9 2B: 6 3B: 0 HR: 3	SF: 1 SAC: 0 DP: 1 HBP: 1	WP: 2 PB: 2 SB: 0 CS: 0	PA: 49							
<b>PITCHER</b>	IP	WLS	BF	H	R	ER	SO	BB	IBB	HBP	BLK	WP	HR	S	P	ERA	WHIP										
<b>49 Tim Wakefield, R</b> (1, 1) ERA: 6.35	3.0	L	18	8	7	7	4	1	0	0	0	0	3	49	77	21.00	3.000										
<b>Jamie Moyer, L</b> (4, 1) ERA: 5.99	4.1		22	7	3	3	4	2	1	0	0	2	0	44	85	6.23	2.077										
<b>Joe Hudson, R</b> (8, 1) ERA: 4.76	0.2		2	0	0	0	1	0	0	0	0	0	0	6	11	0.00	0.000										
<b>Eric Gunderson, L</b> (9, 1) ERA: 5.4	0.1		4	2	3	3	0	0	0	1	0	0	0	13	23	81.00	6.000										
<b>Rich Garces, R</b> (9, 1) ERA: 4.62	0.2		3	1	0	0	0	0	0	0	0	0	0	9	14	0.00	1.500										

Texas Rangers @ Boston Red Sox  
Fenway Park, Boston, MA  
Sat Jun 15 1996, 7:05 PM EDT  
Att: 33,186 - Unknown - 88 F

AB 43  
R 13  
H 18  
RBI 13  
BB 4  
SO 9  
LOB 23



Batter	1	2	3	4	5	6	7	8	9	AB	R	H	RBI	BB	SO	LOB	BOTTOM										
<b>Jeff Frye, R</b> (1, 4) OBP: 0.469, SLG: 0.351	0-1 L9			2-2 BB 1B		3-3 K		3-2 G6-3	2-2 G6-3	5	0	1	0	0	1	1											
<b>John Valentin, R</b> (1, 6) OBP: 0.375, SLG: 0.453	2-3 K			0-0 P4		2-1 E6 1B		3-2 F9		4	1	1	1	0	1	2											
<b>Mo Vaughn, L</b> (1, 3) OBP: 0.450, SLG: 0.673	0-0 G4-3			2-3 BB		0-1 2B 1B		2-1 2B		3	0	2	1	1	0	0											
<b>Jose Canseco, R</b> (1, 10) OBP: 0.382, SLG: 0.635				1-2 18 G3-6-1 1B		2-0 P6		2-2 F8		4	0	2	0	0	0	4											
<b>18 Reggie Jefferson, S</b> (1, 7) OBP: 0.357, SLG: 0.606				3-2 G3-6-1		1-1 F8		1-3 K		4	0	0	0	0	1	3											
<b>Mike Stanley, R</b> (1, 2) OBP: 0.396, SLG: 0.497				2-0 HR		1-3 K		2-1 F9		4	1	1	1	0	2	0											
<b>Troy O'Leary, L</b> (1, 9) OBP: 0.335, SLG: 0.428				3-3 K		0-0 G3-1		2-2 F9		4	0	0	0	0	1	0											
<b>Lee Tinsley, S</b> (1, 8) OBP: 0.210, SLG: 0.169				2-3 K		0-0 G4-3		1-0 1B		4	0	1	0	0	1	0											
<b>Bill Selby, L</b> (1, 5) OBP: 0.351, SLG: 0.438				3-1 E3 P4 1B		1-0 S 1B		1-2 F9		4	1	1	0	0	0	1											
<b>Inning Stats</b>	R: 0 E: 0 K: 1 S: 6	H: 0 LOB: 0 BB: 0 P: 8	R: 1 E: 0 K: 1 S: 11	H: 2 LOB: 0 BB: 0 P: 20	R: 0 E: 1 K: 1 S: 13	H: 1 LOB: 3 BB: 1 P: 26	R: 0 E: 0 K: 1 S: 6	H: 0 LOB: 0 BB: 0 P: 8	R: 2 E: 1 K: 2 S: 13	H: 4 LOB: 2 BB: 0 P: 22	R: 0 E: 0 K: 0 S: 9	H: 1 LOB: 1 BB: 0 P: 15	R: 0 E: 0 K: 1 S: 7	H: 0 LOB: 0 BB: 0 P: 12	R: 0 E: 0 K: 0 S: 7	H: 0 LOB: 0 BB: 0 P: 10	1B: 6 2B: 2 3B: 0 HR: 1	SF: 0 SAC: 0 DP: 1 HBP: 0	WP: 0 PB: 0 SB: 1 CS: 0	PA: 37							
<b>PITCHER</b>	IP	WLS	BF	H	R	ER	SO	BB	IBB	HBP	BLK	WP	HR	S	P	ERA	WHIP										
<b>Kevin Gross, R</b> (1, 1) ERA: 5.38	9.0	W	37	9	3	3	7	1	0	0	0	0	1	84	143	3.00	1.111										

Texas Rangers @ Boston Red Sox  
Fenway Park, Boston, MA  
Sat Jun 15 1996, 7:05 PM EDT  
Att: 33,186 - Unknown - 88 F

AB 36  
R 3  
H 9  
RBI 3  
BB 1  
SO 7  
LOB 11









Batter	1	2	3	4	5	6	7	8	9	AB	R	H	RBI	BB	SO	LOB	TOP			
Darryl Hamilton, L OBP: 0.368, SLG: 0.399	1-1 G6-3		0-2 2B		0-0 L7					3	0	1	0	0	0	0	<p>Texas Rangers @ Baltimore Orioles</p> <p>Oriole Park at Camden Yards, Baltimore, MD</p> <p>Mon Jun 17 1996, 7:05 PM EDT</p> <p>Att: 45,581 - Unknown - 93 F</p> <p>livebaseballscores.com</p>			
Ivan Rodriguez, R OBP: 0.363, SLG: 0.485	2-0 E6 29 G3-1 1B		1-0 G6-3			0-0 G6-3				3	0	1	0	0	0	1				
29 Rusty Greer, L OBP: 0.400, SLG: 0.509	3-2 G3-1		0-2 L4			2-2 L8				3	0	0	0	0	0	2				
Juan Gonzalez, R OBP: 0.359, SLG: 0.559	2-2 F4			2-0 HR		0-0 L8				3	1	1	1	0	0	1				
Mickey Tettleton, S OBP: 0.403, SLG: 0.516		3-3 K		2-0 G4-6-3 1B						2	0	1	0	0	1	0				
Dean Palmer, R OBP: 0.357, SLG: 0.523		1-1 E S 1B		0-1 G4-6-3 1-2						2	0	1	0	0	0	1				
Warren Newson, L OBP: 0.385, SLG: 0.468		0-3 K		2-2 G1-3						2	0	0	0	0	1	1				
Kurt Stillwell, S OBP: 0.367, SLG: 0.378		2-2 L7			0-1 G4-3					2	0	0	0	0	0	1				
Kevin Elster, R OBP: 0.301, SLG: 0.472			2-1 G6-3		1-3 K					2	0	0	0	0	1	0				
<b>Inning Stats</b>	R: 0 E: 1 K: 0 S: 10	H: 1 LOB: 1 BB: 0 P: 18	R: 0 E: 0 K: 2 S: 13	H: 1 LOB: 1 BB: 0 P: 19	R: 0 E: 0 K: 0 S: 10	H: 1 LOB: 1 BB: 0 P: 13	R: 1 E: 0 K: 0 S: 7	H: 2 LOB: 0 BB: 0 P: 13	R: 0 E: 0 K: 1 S: 7	H: 0 LOB: 0 BB: 0 P: 8	R: 0 E: 0 K: 0 S: 5	H: 0 LOB: 0 BB: 0 P: 7					1B: 3 2B: 1 3B: 0 HR: 1	SF: 0 SAC: 0 DP: 1 HBP: 0	WP: 0 PB: 0 SB: 1 CS: 0	PA: 22
<b>PITCHER</b> Scott Erickson, R ERA: 5.47	(1, 1)	IP: 6.0 WLS: 22 BF: 22 H: 5 R: 1 ER: 1 SO: 3 BB: 0 IBB: 0 HBP: 0 BLK: 0 WP: 0 HR: 1 S: 52 P: 78 ERA: 1.50 WHIP: 0.833											<b>PITCHER</b>	IP: 6.0 WLS: 22 BF: 22 H: 5 R: 1 ER: 1 SO: 3 BB: 0 IBB: 0 HBP: 0 BLK: 0 WP: 0 HR: 1 S: 52 P: 78 ERA: 1.50 WHIP: 0.833						

Batter	1	2	3	4	5	6	7	8	9	AB	R	H	RBI	BB	SO	LOB	BOTTOM			
Brady Anderson, L OBP: 0.417, SLG: 0.695	1-2 G3		1-0 G4-3		0-0 SF8					2	0	0	1	0	0	0	<p>Texas Rangers @ Baltimore Orioles</p> <p>Oriole Park at Camden Yards, Baltimore, MD</p> <p>Mon Jun 17 1996, 7:05 PM EDT</p> <p>Att: 45,581 - Unknown - 93 F</p> <p>livebaseballscores.com</p>			
Luis Polonia, L OBP: 0.291, SLG: 0.361	0-1 F9			0-1 F9	3-H L7					3	0	0	0	0	0	2				
Roberto Alomar, S OBP: 0.452, SLG: 0.574	3-3 K			3-1 G6-3		3-1 G4-3				3	0	0	0	0	1	0				
Rafael Palmeiro, L OBP: 0.418, SLG: 0.569		1-0 F8		0-1 E3		1-0 1B				3	0	1	0	0	0	0				
Bobby Bonilla, S OBP: 0.357, SLG: 0.397		1-2 F5		2-2 F9						2	0	0	0	0	0	1				
Cal Ripken Jr., R OBP: 0.354, SLG: 0.478		4-2 BB			4-2 1B HBP SF8 BB					0	1	0	0	2	0	0				
B.J. Surhoff, L OBP: 0.354, SLG: 0.541		0-0 G4-3			0-1 L8					2	0	0	0	0	0	2				
Mark Smith, R OBP: 0.222, SLG: 0.412			1-3 K		2-1 1B HBP					1	0	0	0	0	1	0				
Gregg Zaun, S OBP: 0.342, SLG: 0.382			1-1 G4-3		1-1 1B HBP					2	0	1	0	0	0	0				
<b>Inning Stats</b>	R: 0 E: 0 K: 1 S: 9	H: 0 LOB: 0 BB: 0 P: 13	R: 0 E: 0 K: 0 S: 12	H: 0 LOB: 1 BB: 1 P: 18	R: 0 E: 0 K: 1 S: 7	H: 0 LOB: 0 BB: 0 P: 10	R: 0 E: 1 K: 0 S: 9	H: 0 LOB: 1 BB: 0 P: 14	R: 1 E: 0 K: 0 S: 12	H: 1 LOB: 2 BB: 1 P: 19	R: 0 E: 0 K: 0 S: 3	H: 1 LOB: 1 BB: 0 P: 7						1B: 2 2B: 0 3B: 0 HR: 0	SF: 1 SAC: 0 DP: 0 HBP: 1	WP: 0 PB: 0 SB: 0 CS: 0
<b>PITCHER</b> Roger Pavlik, R ERA: 4.82	(1, 1)	IP: 5.1 WLS: 22 BF: 22 H: 2 R: 1 ER: 1 SO: 2 BB: 2 IBB: 0 HBP: 1 BLK: 0 WP: 0 HR: 0 S: 52 P: 81 ERA: 1.69 WHIP: 0.750											<b>PITCHER</b>	IP: 5.1 WLS: 22 BF: 22 H: 2 R: 1 ER: 1 SO: 2 BB: 2 IBB: 0 HBP: 1 BLK: 0 WP: 0 HR: 0 S: 52 P: 81 ERA: 1.69 WHIP: 0.750						







Batter	1	2	3	4	5	6	7	8	9	AB	R	H	RBI	BB	SO	LOB	TOP								
Darryl Hamilton, L (1, 8) OBP: 0.376, SLG: 0.402	1-1 1B		3-1 L8				3-2 2B 1-3 2-H 1B		0-2 FC6-4 1B		0-0 B5	5	0	3	1	0	0	1							
Ivan Rodriguez, R (1, 2) OBP: 0.361, SLG: 0.482	1-3 K		0-0 G6-3				0-0 1-3 3-H 2B		1-2 L8		0-2 G4-6-3	5	0	1	1	0	1	3							
29 Rusty Greer, L (1, 7) OBP: 0.386, SLG: 0.489	1 SAFE F7						1-3 F6		0-0 F7			4	0	0	0	0	1	4							
Juan Gonzalez, R (1, 10) OBP: 0.352, SLG: 0.556	1-3 K						3-2 L5		1-2 FC6-4			4	0	0	0	0	2	4							
Mickey Tettleton, S (1, 3) OBP: 0.391, SLG: 0.498 Rene Gonzales, R (8, 3) OBP: 0.463, SLG: 0.704			0-3 K				3-2 F3		4-1 G1 BB BB		1-0 F6	3	0	0	0	1	1	0							
Dean Palmer, R (1, 5) OBP: 0.359, SLG: 0.534							2-0 L8		0-3 K		1-1 2B	4	0	2	0	0	1	1							
Warren Newson, L (1, 9) OBP: 0.394, SLG: 0.492 Damon Buford, R (8, PH) OBP: 0.337, SLG: 0.453			2-3 K				2-2 HR		4-2 G1 BB		2-3 K	2	1	1	1	1	1	1							
Mark McLemore, S (1, 4) OBP: 0.402, SLG: 0.395			0-2 FC6-4				1-1 1B 2B		0-1 G1		3-3 K	4	1	1	0	0	1	4							
Kevin Elster, R (1, 6) OBP: 0.308, SLG: 0.479							0-0 L8		4-2 1B 2B BB		2-3 K	2	1	0	0	2	1	2							
<b>Inning Stats</b>	R: 0 E: 0 K: 2 S: 11	H: 1 LOB: 1 BB: 0 P: 14	R: 0 E: 0 K: 2 S: 14	H: 1 LOB: 1 BB: 0 P: 19	R: 0 E: 0 K: 0 S: 4	H: 0 LOB: 0 BB: 0 P: 7	R: 0 E: 0 K: 1 S: 10	H: 0 LOB: 0 BB: 0 P: 17	R: 3 E: 0 K: 1 S: 19	H: 4 LOB: 2 BB: 1 P: 32	R: 0 E: 0 K: 2 S: 17	H: 0 LOB: 2 BB: 2 P: 27	R: 0 E: 0 K: 0 S: 11	H: 1 LOB: 1 BB: 0 P: 13	R: 0 E: 0 K: 2 S: 11	H: 1 LOB: 1 BB: 0 P: 18	R: 0 E: 0 K: 0 S: 7	H: 0 LOB: 0 BB: 1 P: 11	1B: 4 2B: 3 3B: 0 HR: 1	SF: 0 SAC: 0 DP: 1 HBP: 0	WP: 0 PB: 0 SB: 0 CS: 0	PA: 38			
<b>PITCHER</b>	IP	WLS	BF	H	R	ER	SO	BB	IBB	HBP	BLK	WP	HR	S	P	ERA	WHIP								
35 Mike Mussina, R (1, 1) ERA: 5.05	7.0	L	31	7	3	3	8	3	0	0	0	0	1	86	129	3.86	1.429								
Arthur Rhodes, L (8, 1) ERA: 4.31	2.0		7	1	0	0	2	1	0	0	0	0	0	18	29	0.00	1.000								

Texas Rangers @ Baltimore Orioles  
 Oriole Park at Camden Yards, Baltimore, MD  
 Wed Jun 19 1996, 3:33 AM EDT  
 Att: 45,581 - Cloudy - 84 F

AB 34  
 R 3  
 H 8  
 RBI 3  
 BB 4  
 SO 10  
 LOB 21



Batter	1	2	3	4	5	6	7	8	9	AB	R	H	RBI	BB	SO	LOB	BOTTOM								
Brady Anderson, L (1, 8) OBP: 0.412, SLG: 0.679	0-0 F7		3-2 P6				0-1 F6		2-3 K			4	0	0	0	0	1	2							
Luis Polonia, L (1, 10) OBP: 0.300, SLG: 0.353	4-2 CS 1B BB						4-2 BB 1B BB		0-2 FC6-4		3-2 G4-3	2	0	0	0	2	0	2							
Roberto Alomar, S (1, 4) OBP: 0.452, SLG: 0.573	1-0 1-2 1B						0-1 1-2 BB 1B		2-2 L4-3		1-2 K	4	0	2	0	0	1	0							
Rafael Palmeiro, L (1, 3) OBP: 0.410, SLG: 0.553	3-3 K						4-2 1-2 2-3 BB		0-1 G4-3		2-3 K	3	0	0	0	1	2	2							
Bobby Bonilla, S (1, 9) OBP: 0.354, SLG: 0.405			0-0 G6-3				2-2 K		1-0 F8		0-1 HR	4	1	1	1	0	1	3							
Cal Ripken Jr., R (1, 6) OBP: 0.348, SLG: 0.471	3-3 K						3-2 F4		1-0 G5-3		1-0 1B 2B	4	1	1	0	0	1	3							
B.J. Surhoff, L (1, 5) OBP: 0.352, SLG: 0.536 Manny Alexander, R (8, PR) OBP: 0.231, SLG: 0.167			1-1 F6				1-1 F8		1-0 F7		0-0 2H 1B	4	0	1	1	0	0	3							
Chris Hoiles, R (1, 2) OBP: 0.337, SLG: 0.425							0-1 G5-3		1-3 K		2-1 F7	4	0	0	0	0	1	1							
Mark Smith, R (1, 7) OBP: 0.240, SLG: 0.375			3-2 F9				3-2 FC6-4 1B		0-1 CS 1B			3	0	2	0	0	0	0							
<b>Inning Stats</b>	R: 0 E: 0 K: 1 S: 15	H: 1 LOB: 1 BB: 1 P: 23	R: 0 E: 0 K: 1 S: 7	H: 0 LOB: 0 BB: 0 P: 11	R: 0 E: 0 K: 0 S: 9	H: 0 LOB: 0 BB: 0 P: 15	R: 0 E: 0 K: 1 S: 18	H: 1 LOB: 3 BB: 2 P: 32	R: 0 E: 0 K: 0 S: 7	H: 1 LOB: 1 BB: 0 P: 10	R: 0 E: 0 K: 0 S: 7	H: 0 LOB: 0 BB: 0 P: 10	R: 0 E: 0 K: 1 S: 5	H: 0 LOB: 0 BB: 0 P: 8	R: 0 E: 0 K: 1 S: 9	H: 1 LOB: 0 BB: 0 P: 14	R: 2 E: 0 K: 2 S: 13	H: 3 LOB: 1 BB: 0 P: 19	1B: 5 2B: 1 3B: 0 HR: 1	SF: 0 SAC: 0 DP: 0 HBP: 0	WP: 0 PB: 0 SB: 0 CS: 2	PA: 35			
<b>PITCHER</b>	IP	WLS	BF	H	R	ER	SO	BB	IBB	HBP	BLK	WP	HR	S	P	ERA	WHIP								
Bobby Witt, R (1, 1) ERA: 5.66	8.2	W	33	6	2	2	7	3	0	0	0	0	1	87	137	2.08	1.038								
Ed Vosberg, L (8, 1) ERA: 3.12	0.0		1	1	0	0	0	0	0	0	0	0	0	1	1	∞	∞								
Jeff Russell, R (8, 1) ERA: 3.86	0.1	S	1	0	0	0	0	0	0	0	0	0	0	2	4	0.00	0.000								

Texas Rangers @ Baltimore Orioles  
 Oriole Park at Camden Yards, Baltimore, MD  
 Wed Jun 19 1996, 3:33 AM EDT  
 Att: 45,581 - Cloudy - 84 F

AB 32  
 R 2  
 H 7  
 RBI 2  
 BB 3  
 SO 7  
 LOB 16





Batter	1	2	3	4	5	6	7	8	9	AB	R	H	RBI	BB	SO	LOB	TOP					
Darryl Hamilton, L (1, 8) OBP: 0.375, SLG: 0.401	0-3 K		1-1 SH1		3-2 F8			2-2 2H 1B		3	0	1	0	0	1	1	Texas Rangers @ Baltimore Orioles Oriole Park at Camden Yards, Baltimore, MD Thu Jun 20 1996, 3:33 AM EDT Att: 21,748 - Cloudy - 83 F					
Ivan Rodriguez, R (1, 2) OBP: 0.356, SLG: 0.477	3-2 G4-3		0-0 SF8		0-0 P4			1-1 F8		3	0	0	1	0	0	2						
Dean Palmer, R (1, 5) OBP: 0.361, SLG: 0.544	0-1 HR		3-H 1-2 HBP		1-0 L3			1-1 G6-3		3	1	1	1	0	0	1						
Juan Gonzalez, R (1, 10) OBP: 0.345, SLG: 0.544	0-0 G3-1		2-3 K		1-2 F7			1-2 P4		4	0	0	0	0	1	1						
Mickey Tettleton, S (1, 3)		1-1 1B		0-0 G5-3				3-1 F9		4	0	1	0	0	1	0						
29 Rusty Greer, L (1, 7) OBP: 0.381, SLG: 0.481		0-0 F7		2-2 G6-3				1-2 G4-3		4	0	0	0	0	1	1						
Rene Gonzales, R (1, 4) OBP: 0.438, SLG: 0.633		2-2 F7		2-0 F7				1-1 F9		3	0	0	0	0	0	1						
Damon Buford, R (1, 9) OBP: 0.337, SLG: 0.449		1-2 F8			0-2 1B			1-3 K		3	0	1	0	0	1	1						
Kevin Elster, R (1, 6) OBP: 0.312, SLG: 0.486			1-2 SH1 SF8 2B		0-3 K			0-1 E9 1B 1B		3	1	2	0	0	1	1						
<b>Inning Stats</b>	R: 1 E: 0 K: 1 S: 11	H: 1 LOB: 0 BB: 0 P: 14	R: 0 E: 0 K: 0 S: 10	H: 1 LOB: 1 BB: 0 P: 14	R: 1 E: 0 K: 1 S: 11	H: 1 LOB: 1 BB: 0 P: 16	R: 0 E: 0 K: 0 S: 6	H: 0 LOB: 0 BB: 0 P: 10	R: 0 E: 0 K: 1 S: 10	H: 1 LOB: 1 BB: 0 P: 13	R: 0 E: 0 K: 0 S: 6	H: 0 LOB: 0 BB: 0 P: 11	R: 0 E: 0 K: 1 S: 9	H: 0 LOB: 0 BB: 0 P: 12	R: 0 E: 1 K: 0 S: 9	H: 2 LOB: 1 BB: 0 P: 13		R: 0 E: 0 K: 2 S: 9	H: 0 LOB: 0 BB: 0 P: 16	1B: 4 2B: 1 3B: 0 HR: 1	SF: 1 SAC: 1 DP: 0 HBP: 1	WP: 0 PB: 0 SB: 0 CS: 0
<b>PITCHER</b>	IP WLS BF H R ER SO BB IBB HBP BLK WP HR S P ERA WHIP	7.1 W 28 6 2 2 4 0 0 0 0 0 1 68 97 2.46 0.818	0.2 S 2 0 0 0 0 0 0 0 0 0 0 4 6 0.00 0.000	1.0 S 3 0 0 0 2 0 0 0 0 0 0 9 16 0.00 0.000											IP WLS BF H R ER SO BB IBB HBP BLK WP HR S P ERA WHIP							
David Wells, L (1, 1) ERA: 5.46																						
Roger McDowell, R (8, 1) ERA: 2.27																						
Randy Myers, L (9, 1) ERA: 2.92																						

AB	30
R	2
H	6
RBI	2
BB	0
SO	6
LOB	9



Batter	1	2	3	4	5	6	7	8	9	AB	R	H	RBI	BB	SO	LOB	BOTTOM			
Brady Anderson, L (1, 8) OBP: 0.410, SLG: 0.684	0-0 P5		2-1 HR		3-2 P3			2-3 K		4	1	1	1	0	1	2	Texas Rangers @ Baltimore Orioles Oriole Park at Camden Yards, Baltimore, MD Thu Jun 20 1996, 3:33 AM EDT Att: 21,748 - Cloudy - 83 F			
Mark Smith, R (1, 7) OBP: 0.241, SLG: 0.393	0-2 G6-3		0-0 G4-3		0-1 F7			2-2 2B		4	0	1	0	0	0	0				
Roberto Alomar, S (1, 4) OBP: 0.447, SLG: 0.564	1-0 B3		0-0 G5-3		0-1 G4-3			0-0 F9		4	0	0	0	0	0	1				
Rafael Palmeiro, L (1, 3) OBP: 0.411, SLG: 0.568		2-0 G3-1 1B 2B	2-2 HR		2-3 K			0-1 G3-1		4	2	2	1	0	1	0				
Bobby Bonilla, S (1, 10) OBP: 0.349, SLG: 0.398		1-1 G3-1	1-0 F9		0-0 F8			2-2 F7		4	0	0	0	0	0	1				
Cal Ripken Jr., R (1, 6) OBP: 0.350, SLG: 0.472		2-1 E 1B		1-1 F7				1-1 F7		4	0	2	1	0	0	0				
B.J. Surhoff, L (1, 5) OBP: 0.347, SLG: 0.528		3-H 2-2 F7		1-3 K2-3				0-0 F7		3	0	0	0	0	1	2				
Mike Devereaux, R (1, 9) OBP: 0.304, SLG: 0.315		3-0 E6		0-0 1B 1B				0-0 F9		3	0	1	0	0	0	2				
Gregg Zaun, S (1, 2) OBP: 0.341, SLG: 0.380		1-0 G3-1		0-2 1B				2-3 K		3	0	1	0	0	1	2				
<b>Inning Stats</b>	R: 0 E: 0 K: 0 S: 5	H: 0 LOB: 0 BB: 0 P: 6	R: 1 E: 1 K: 0 S: 10	H: 2 LOB: 2 BB: 0 P: 21	R: 2 E: 0 K: 0 S: 8	H: 2 LOB: 0 BB: 0 P: 13	R: 0 E: 0 K: 1 S: 12	H: 2 LOB: 2 BB: 0 P: 17	R: 0 E: 0 K: 1 S: 7	H: 0 LOB: 0 BB: 0 P: 9	R: 0 E: 0 K: 0 S: 5	H: 1 LOB: 1 BB: 0 P: 6	R: 0 E: 0 K: 2 S: 12	H: 1 LOB: 1 BB: 0 P: 18	R: 0 E: 0 K: 0 S: 7	H: 0 LOB: 0 BB: 0 P: 10		1B: 4 2B: 2 3B: 0 HR: 2	SF: 0 SAC: 0 DP: 0 HBP: 0	WP: 0 PB: 0 SB: 0 CS: 0
<b>PITCHER</b>	IP WLS BF H R ER SO BB IBB HBP BLK WP HR S P ERA WHIP	6.2 L 29 8 3 3 4 0 0 0 0 0 2 58 89 4.05 1.200	1.1 S 4 0 0 0 0 0 0 0 0 0 0 8 11 0.00 0.000											IP WLS BF H R ER SO BB IBB HBP BLK WP HR S P ERA WHIP						
Kevin Gross, R (1, 1) ERA: 5.26																				
Dennis Cook, L (7, 1) ERA: 2.95																				

AB	33
R	3
H	8
RBI	3
BB	0
SO	4
LOB	10





Batter	1	2	3	4	5	6	7	8	9	AB	R	H	RBI	BB	SO	LOB	TOP											
Jeff Frye, R OBP: 0.466, SLG: 0.393 (1, 4)	1-2 1B	1 SAFE 2-1 CS	4-2 1B BB		1-3 K		1-0 G5-3	1-2 G4-3		4	1	1	0	1	1	2												
John Valentin, R OBP: 0.369, SLG: 0.439 (1, 6)	4-1 1B BB		0-0 1B		2-0 2B		1-0 F9		3-2 G6-3	4	0	2	0	1	0	0												
Mo Vaughn, L OBP: 0.451, SLG: 0.673 (1, 3)	1-3 K		1-0 L9		1-1 G4-3		1-1 HR		1-0 G4-3	5	1	1	1	0	1	5												
Jose Canseco, R OBP: 0.396, SLG: 0.677 (1, 10)	1-0 F6		3-1 F8		2-2 HR		2-2 1B		4-2 BB	4	1	2	1	1	0	4												
Tim Lincecum, R OBP: 0.418, SLG: 0.561 Bill Selby, L OBP: 0.330, SLG: 0.411 (9, PH)	2-1 1B		2-2 F9		4-0 FC6-4 18 1B SF8 BB		0-0 F9		0-1 P4	3	1	1	1	1	0	3												
18 Reggie Jefferson, S OBP: 0.385, SLG: 0.614 Jose Malave, R OBP: 0.277, SLG: 0.435 (8, PH)	2-3 K		4-1 G6-4-3 BB		1-2 FC6-4 1B		0-2 G5-4-3 1B			2	0	1	0	1	1	2												
Bill Haselman, R OBP: 0.308, SLG: 0.410 (1, 2)		2-0 G6-3	2-2 G6-4-3		0-0 FC6-4		0-0 G5-4-3			4	0	0	0	0	0	4												
Troy O'Leary, L OBP: 0.325, SLG: 0.407 32 Alex Delgado, R OBP: 0.364, SLG: 0.390 (8, PH)	1-3 K		0-0 F9		0-0 SF8		3-2 1B		1-2 1B	2	0	0	1	0	1	0												
Lee Tinsley, S OBP: 0.248, SLG: 0.200 (1, 8)	1-1 CS 1B		1-0 L1		1-0 G4-3		1-2 1B			4	0	2	0	0	0	1												
<b>Inning Stats</b>	R: 1 E: 0 K: 2 S: 17	H: 2 LOB: 2 BB: 1 P: 28	R: 0 E: 0 K: 1 S: 8	H: 1 LOB: 2 BB: 1 P: 14	R: 0 E: 0 K: 0 S: 10	H: 0 LOB: 0 BB: 1 P: 20	R: 0 E: 0 K: 1 S: 7	H: 1 LOB: 1 BB: 0 P: 12	R: 2 E: 0 K: 0 S: 9	H: 2 LOB: 1 BB: 1 P: 17	R: 1 E: 0 K: 0 S: 9	H: 2 LOB: 1 BB: 0 P: 14	R: 0 E: 0 K: 0 S: 14	H: 3 LOB: 2 BB: 0 P: 19	R: 0 E: 0 K: 0 S: 12	H: 0 LOB: 1 BB: 1 P: 20	1B: 8 2B: 1 3B: 1 HR: 2	SF: 1 SAC: 0 DP: 2 HBP: 0	WP: 0 PB: 0 SB: 0 CS: 1	PA: 42								
<b>PITCHER</b>	IP WLS BF H R ER SO BB IBB HBP BLK WP HR S P ERA WHIP	7.0 W 32 9 4 4 4 4 0 0 0 0 2 65 116 5.14 1.857	1.0 L 5 3 0 0 0 0 0 0 0 0 0 14 19 0.00 3.000	1.0 L 4 0 0 0 0 1 0 0 0 0 0 12 20 0.00 1.000	<b>PITCHER</b>										IP WLS BF H R ER SO BB IBB HBP BLK WP HR S P ERA WHIP													
Ken Hill, R ERA: 4.09											7.0	W	32	9	4	4	4	4	4	0	0	0	0	2	65	116	5.14	1.857
Ed Vosberg, L ERA: 2.95											1.0	L	5	3	0	0	0	0	0	0	0	0	0	0	14	19	0.00	3.000
Gil Heredia, R ERA: 5.4											1.0	L	4	0	0	0	0	1	0	0	0	0	0	12	20	0.00	1.000	

**Boston Red Sox @ Texas Rangers**  
The Ballpark at Arlington, Arlington, TX  
Fri Jun 21 1996, 8:05 PM EDT  
Att: 40,726 - Unknown - 95 F

AB	35
R	4
H	12
RBI	4
BB	5
SO	4
LOB	22



Batter	1	2	3	4	5	6	7	8	9	AB	R	H	RBI	BB	SO	LOB	BOTTOM										
Darryl Hamilton, L OBP: 0.373, SLG: 0.399 (1, 8)	0-1 G3	0-2 29 2B 1B	2-2 L6		3-1 G4-3		2-2 SF8			4	1	1	1	0	0	3											
Ivan Rodriguez, R OBP: 0.356, SLG: 0.480 (1, 2)	2-2 29 1B FC5-4-2-5 1B	1-0 SF8		1-1 G4-3		1-0 29 1B HR	0-0 G1-3			4	1	2	1	0	0	0											
29 Rusty Greer, L OBP: 0.385, SLG: 0.488 (1, 7)	2-1 1B	3-H 1H 2B		1-3 K		2-0 HR	2-1 G3			5	1	3	1	0	1	0											
Juan Gonzalez, R OBP: 0.351, SLG: 0.578 (1, 10)	1-0 FC5-4-2-5 1B	1-1 G1-3		1-0 E1 PB HR 1B		1-1 HR		1-0 HR		5	3	3	4	0	0	3											
Mickey Tettleton, S OBP: 0.396, SLG: 0.493 Rene Gonzales, R OBP: 0.424, SLG: 0.613 (8, PH)		4-2 2B 1B BB	1-0 FC6-4 1B	4-2 HR BB		2-0 G5-3		0-3 K		2	2	1	0	2	0	0											
Dean Palmer, R OBP: 0.383, SLG: 0.555 Dave Valle, R OBP: 0.370, SLG: 0.450 (8, PH)	3-3 K	0-1 FC6-4 1B	0-0 HR	2-3 HR BB		1-3 K		1-2 F3		4	1	2	3	0	2	1											
Warren Newson, L OBP: 0.385, SLG: 0.489 (1, 9)	3-2 1B	3-3 K	3-3 K	1-3 K		1-3 K		2-2 G4-3		5	1	1	0	0	3	2											
Mark McLemore, S OBP: 0.407, SLG: 0.399 (1, 4)	3-1 1B	0-0 FC6-4 BB		0-0 CS 1B		4-1 3B BB				3	2	2	2	1	0	2											
Kevin Elster, R OBP: 0.319, SLG: 0.498 (1, 6)	1-1 1B SF8 1B	4-2 BB		1-2 BB		1-2 K		1-H SF8 3B		3	2	2	2	1	1	1											
<b>Inning Stats</b>	R: 0 E: 0 K: 0 S: 8	H: 2 LOB: 1 BB: 0 P: 13	R: 5 E: 0 K: 1 S: 23	H: 5 LOB: 1 BB: 1 P: 41	R: 0 E: 0 K: 1 S: 12	H: 2 LOB: 3 BB: 1 P: 22	R: 3 E: 1 K: 2 S: 13	H: 2 LOB: 0 BB: 1 P: 21	R: 0 E: 0 K: 1 S: 7	H: 1 LOB: 0 BB: 0 P: 13	R: 3 E: 0 K: 2 S: 12	H: 3 LOB: 0 BB: 0 P: 20	R: 2 E: 0 K: 0 S: 9	H: 1 LOB: 1 BB: 1 P: 17	R: 1 E: 0 K: 1 S: 13	H: 1 LOB: 0 BB: 0 P: 17	1B: 10 2B: 5 3B: 1 HR: 3	SF: 2 SAC: 0 DP: 2 HBP: 0	WP: 0 PB: 1 SB: 1 CS: 1	PA: 43							
<b>PITCHER</b>	IP WLS BF H R ER SO BB IBB HBP BLK WP HR S P ERA WHIP	2.2 L 18 7 8 8 5 2 0 0 0 0 2 44 76 16.61 2.077	4.1 L 21 7 8 8 5 2 0 0 0 0 2 44 76 16.61 2.077	1.0 L 4 1 1 1 1 0 0 0 0 1 13 17 9.00 1.000	<b>PITCHER</b>										IP WLS BF H R ER SO BB IBB HBP BLK WP HR S P ERA WHIP												
Nate Minchey, R ERA: 16.88											2.2	L	18	7	8	8	5	2	0	0	0	0	2	44	76	16.61	2.077
Vaughn Eshelman, L ERA: 9.66											4.1	L	21	7	8	8	5	2	0	0	0	0	2	44	76	16.61	2.077
Rich Garces, R ERA: 5.06											1.0	L	4	1	1	1	1	0	0	0	0	1	13	17	9.00	1.000	

**Boston Red Sox @ Texas Rangers**  
The Ballpark at Arlington, Arlington, TX  
Fri Jun 21 1996, 8:05 PM EDT  
Att: 40,726 - Unknown - 95 F

AB	37
R	14
H	17
RBI	14
BB	4
SO	8
LOB	12





Batter	1	2	3	4	5	6	7	8	9	AB	R	H	RBI	BB	SO	LOB	TOP			
Jeff Frye, R OBP: 0.455, SLG: 0.383 (1, 4)	F8		G4-3			L7		1B		4	0	1	0	0	0	0				
John Valentin, R OBP: 0.384, SLG: 0.433 (1, 6)	G5-3		P4			G5-3		F8		4	0	0	0	0	0	2				
Mo Vaughn, L OBP: 0.451, SLG: 0.670 (1, 3)	K			G6-4-3 1B			1B		F7	4	0	2	0	0	1	0				
Jose Canseco, R OBP: 0.394, SLG: 0.668 (1, 10)		G5-4-3 BB		F7		F9		K	3	0	0	0	1	1	2					
Tim Lincecum, R OBP: 0.410, SLG: 0.549 (1, 5)	G5-4-3 1-2		G6-4-3 1-2			F8		F7	4	0	0	0	0	0	3					
18 Reggie Jefferson, S OBP: 0.384, SLG: 0.608 (1, 7)	HR 1B				G4-3		G4-3			3	1	1	0	0	0	1				
Mike Stanley, R OBP: 0.390, SLG: 0.492 (1, 2)	HR				K			F8	3	1	1	2	0	1	0		AB 31			
Troy O'Leary, L OBP: 0.325, SLG: 0.406 (1, 9)	K				K			1B	3	0	1	0	0	2	0		R 2			
Lee Tinsley, S OBP: 0.240, SLG: 0.194 (1, 8)			K			L8		K	3	0	0	0	0	2	1		H 6			
																	RBI 2			
																	BB 1			
																	SO 7			
																	LOB 9			
<b>Inning Stats</b>	R: 0 E: 0 K: 1 S: 7	H: 0 LOB: 0 BB: 0 P: 9	R: 2 E: 0 K: 1 S: 10	H: 2 LOB: 0 BB: 1 P: 19	R: 0 E: 0 K: 1 S: 8	H: 0 LOB: 0 BB: 0 P: 10	R: 0 E: 0 K: 2 S: 9	H: 1 LOB: 0 BB: 0 P: 10	R: 0 E: 0 K: 2 S: 15	H: 0 LOB: 0 BB: 0 P: 11	R: 0 E: 0 K: 0 S: 8	H: 1 LOB: 1 BB: 0 P: 10	R: 0 E: 0 K: 1 S: 16	H: 2 LOB: 2 BB: 0 P: 21	R: 0 E: 0 K: 1 S: 9	H: 0 LOB: 0 BB: 0 P: 14	1B: 5 2B: 0 3B: 0 HR: 1	SF: 0 SAC: 0 DP: 2 HBP: 0	WP: 0 PB: 0 SB: 0 CS: 0	PA: 32
<b>PITCHER</b> Rogier Pavlik, R ERA: 4.57 (1, 1)	IP: 9.0 WLS: W BF: 32	H: 6 R: 2 ER: 2 SO: 7	BB: 1 IBB: 0 HBP: 0 BLK: 0	WP: 0 HR: 1 S: 88 P: 124	ERA: 2.00 WHIP: 0.778	<b>PITCHER</b> IP: 9.0 WLS: W BF: 32 H: 6 R: 2 ER: 2 SO: 7 BB: 1 IBB: 0 HBP: 0 BLK: 0 WP: 0 HR: 1 S: 88 P: 124 ERA: 2.00 WHIP: 0.778														

**Boston Red Sox @ Texas Rangers**  
The Ballpark at Arlington, Arlington, TX  
Sat Jun 22 1996, 8:05 PM EDT  
Att: 46,444 - Unknown - 89 F

AB	31
R	2
H	6
RBI	2
BB	1
SO	7
LOB	9



Batter	1	2	3	4	5	6	7	8	9	AB	R	H	RBI	BB	SO	LOB	BOTTOM			
Darryl Hamilton, L OBP: 0.373, SLG: 0.397 (1, 8)	S BB		G6-3		L8	P6		1B		4	0	1	0	1	0	5				
Ivan Rodriguez, R OBP: 0.380, SLG: 0.491 (1, 2)	L9				HR HBP	2B		L6		4	1	2	4	0	0	3				
29 Rusty Greer, L OBP: 0.381, SLG: 0.494 (1, 7)	K		P5		HR	G4-3		L8		5	1	1	3	0	1	5				
Juan Gonzalez, R OBP: 0.354, SLG: 0.576 (1, 10)	K			G4-6-3 1B	K		G5-3 1B			4	0	2	0	0	2	1				
Dean Palmer, R OBP: 0.369, SLG: 0.560 (1, 5)		F7		G4-6-3 BB		G6-3 1B	2B	1B		3	1	2	0	1	0	0				
Mickey Tettleton, S OBP: 0.391, SLG: 0.485 Damon Buford, R OBP: 0.337, SLG: 0.449 (8, 9)	F9			G4-6-3 1-2 2-3		G6-3		F8		4	0	0	0	0	0	5				
Warren Newson, L OBP: 0.377, SLG: 0.478 Rene Gonzales, R OBP: 0.412, SLG: 0.594 (7, PH) (8, 3)	L7			G4-3		E4 BB 1B 2B		G5-3		3	1	0	0	0	0	2				
Mark McLemore, S OBP: 0.412, SLG: 0.403 (1, 4)			PB S 3B BB		HR G5-3 1B	2B BB 1B		K		3	3	2	1	1	1	0				
Kevin Elster, R OBP: 0.322, SLG: 0.493 (1, 6)			K		G5-3	2B BB		1B		2	1	0	0	2	1	2				
<b>Inning Stats</b>	R: 0 E: 0 K: 2 S: 10	H: 0 LOB: 1 BB: 1 P: 18	R: 0 E: 0 K: 0 S: 5	H: 0 LOB: 0 BB: 0 P: 9	R: 1 E: 0 K: 1 S: 11	H: 1 LOB: 1 BB: 1 P: 19	R: 0 E: 0 K: 0 S: 7	H: 1 LOB: 1 BB: 1 P: 13	R: 3 E: 0 K: 1 S: 19	H: 2 LOB: 0 BB: 0 P: 29	R: 4 E: 1 K: 0 S: 15	H: 3 LOB: 1 BB: 1 P: 30	R: 0 E: 0 K: 0 S: 11	H: 2 LOB: 1 BB: 0 P: 17	R: 0 E: 0 K: 1 S: 15	H: 1 LOB: 2 BB: 1 P: 26	1B: 6 2B: 2 3B: 1 HR: 1	SF: 0 SAC: 0 DP: 2 HBP: 1	WP: 1 PB: 1 SB: 2 CS: 0	PA: 39
<b>PITCHER</b> 49 Tim Wakefield, R ERA: 6.47 Eric Gunderson, L ERA: 4.09 Joe Hudson, R ERA: 3.94 (1, 1) (6, 1) (8, 1)	IP: 5.1 WLS: L BF: 27	H: 6 R: 8 ER: 5 SO: 4	BB: 4 IBB: 0 HBP: 1 BLK: 0	WP: 0 HR: 1 S: 64 P: 113	ERA: 8.44 WHIP: 1.875	<b>PITCHER</b> IP: 5.1 WLS: L BF: 27 H: 6 R: 8 ER: 5 SO: 4 BB: 4 IBB: 0 HBP: 1 BLK: 0 WP: 0 HR: 1 S: 64 P: 113 ERA: 8.44 WHIP: 1.875														

**Boston Red Sox @ Texas Rangers**  
The Ballpark at Arlington, Arlington, TX  
Sat Jun 22 1996, 8:05 PM EDT  
Att: 46,444 - Unknown - 89 F

AB	33
R	8
H	10
RBI	8
BB	5
SO	5
LOB	25










Batter	1	2	3	4	5	6	7	8	9	AB	R	H	RBI	BB	SO	LOB	TOP								
<b>Brady Anderson, L</b> (1, 8) OBP: 0.409, SLG: 0.671	L6		3B			1B		F7		3	0	1	1	1	0	0	<b>Baltimore Orioles @ Texas Rangers</b> The Ballpark at Arlington, Arlington, TX Mon Jun 24 1996, 8:05 PM EDT Att: 39,701 - Unknown - 87 F								
<b>Luis Polonia, L</b> (1, 10) OBP: 0.270, SLG: 0.316	G4-3		K			BB		1B		3	0	0	0	0	2	2									
<b>Mike Devereaux, R</b> (6, PH) OBP: 0.314, SLG: 0.331									FC6-4	2	0	2	2	0	0	0									
<b>Roberto Alomar, S</b> (1, 4) OBP: 0.448, SLG: 0.569	2B							FC6-4	3B	5	3	3	0	0	0	3									
<b>Rafael Palmeiro, L</b> (1, 3) OBP: 0.399, SLG: 0.553	CS	L5				G3	G3	F9		4	0	0	0	1	0	2									
<b>Bobby Bonilla, S</b> (1, 9) OBP: 0.350, SLG: 0.413		G1-3				G3	L9	3B		5	0	1	1	0	0	3									
<b>Cal Ripken Jr., R</b> (1, 6) OBP: 0.381, SLG: 0.504						1B	1B	G6-3		4	2	3	2	1	0	1									
<b>B.J. Surhoff, L</b> (1, 5) OBP: 0.339, SLG: 0.518						BB	1B			4	1	1	1	0	0	3									
<b>Chris Hoiles, R</b> (1, 2) OBP: 0.338, SLG: 0.440			K			1B		F9		4	1	1	1	0	1	2									
<b>Mark Smith, R</b> (1, 7) OBP: 0.222, SLG: 0.386			G1-3			BB		P6		4	1	1	0	0	0	0									
<b>Inning Stats</b>	R: 0 E: 0 K: 0 S: 8	H: 1 LOB: 0 BB: 0 P: 17	R: 1 E: 0 K: 0 S: 8	H: 1 LOB: 0 BB: 0 P: 14	R: 0 E: 0 K: 2 S: 14	H: 1 LOB: 1 BB: 0 P: 22	R: 1 E: 0 K: 0 S: 12	H: 2 LOB: 2 BB: 1 P: 20	R: 0 E: 0 K: 1 S: 10	H: 0 LOB: 0 BB: 0 P: 15	R: 5 E: 0 K: 0 S: 23	H: 5 LOB: 2 BB: 2 P: 40	R: 0 E: 0 K: 0 S: 7	H: 1 LOB: 1 BB: 0 P: 11	R: 0 E: 0 K: 0 S: 4	H: 0 LOB: 0 BB: 0 P: 6	R: 1 E: 0 K: 0 S: 15	H: 2 LOB: 1 BB: 0 P: 26	1B: 8 2B: 2 3B: 2 HR: 1	SF: 0 SAC: 0 DP: 0 HBP: 1	WP: 0 PB: 0 SB: 0 CS: 2	PA: 43			
<b>PITCHER</b>	IP	WLS	BF	H	R	ER	SO	BB	IBB	HBP	BLK	WP	HR	S	P	ERA	WHIP								
<b>Bobby Witt, R</b> (1, 1) ERA: 5.88	5.2	L	26	8	6	6	3	2	0	1	0	0	1	66	113	9.53	1.765								
<b>GiJ Heredia, R</b> (6, 1) ERA: 5.63	0.0		1	1	0	0	0	0	0	0	0	0	0	4	5										
<b>Ed Vosberg, L</b> (6, 1) ERA: 2.75	1.1		7	2	1	1	0	1	0	0	0	0	0	12	21	6.75	2.250								
<b>Mark Brandenburg, R</b> (8, 1) ERA: 1.93	2.0		8	2	1	1	0	0	0	0	0	0	0	19	32	4.50	1.000								

Batter	1	2	3	4	5	6	7	8	9	AB	R	H	RBI	BB	SO	LOB	BOTTOM								
<b>Darryl Hamilton, L</b> (1, 8) OBP: 0.377, SLG: 0.402	G1-3	P6				1B			K	5	1	2	0	0	1	1	<b>Baltimore Orioles @ Texas Rangers</b> The Ballpark at Arlington, Arlington, TX Mon Jun 24 1996, 8:05 PM EDT Att: 39,701 - Unknown - 87 F								
<b>Mark McLemore, S</b> (1, 4) OBP: 0.417, SLG: 0.407	1B		G4-3			F8		SF9		2	1	1	1	3	0	1									
<b>Will Clark, L</b> (1, 3) OBP: 0.388, SLG: 0.447			G4-3			K		SF9		4	0	1	1	0	2	3									
<b>Juan Gonzalez, R</b> (1, 9) OBP: 0.352, SLG: 0.575			F9			G4-3	G6-3		F8	4	0	0	0	1	0	2									
<b>Mickey Tettleton, S</b> (1, 10) OBP: 0.384, SLG: 0.475	K		G3			G3-1		G4-3		4	0	0	0	0	1	4									
<b>Dean Palmer, R</b> (1, 5) OBP: 0.377, SLG: 0.571	G5-3					G5-3				4	1	2	0	0	0	3									
<b>29 Rusty Greer, L</b> (1, 7) OBP: 0.376, SLG: 0.482		P2				P3		FC3-6		4	0	1	1	0	0	1									
<b>Dave Valle, R</b> (1, 2) OBP: 0.367, SLG: 0.429										2	0	0	0	1	1	1									
<b>Warren Newton, L</b> (8, PH) OBP: 0.390, SLG: 0.479										1	0	1	0	0	0	0									
<b>Rene Gonzales, R</b> (9, 6) OBP: 0.400, SLG: 0.576										0	0	0	0	0	0	0									
<b>Kevin Elster, R</b> (1, 6) OBP: 0.321, SLG: 0.485										3	0	0	0	0	2	1									
<b>Ivan Rodriguez, R</b> (8, PH) OBP: 0.357, SLG: 0.485			K					G4-3		1	0	0	0	0	0	2									
<b>Inning Stats</b>	R: 0 E: 0 K: 1 S: 13	H: 1 LOB: 3 BB: 2 P: 26	R: 0 E: 0 K: 1 S: 14	H: 0 LOB: 1 BB: 1 P: 24	R: 0 E: 0 K: 0 S: 4	H: 0 LOB: 0 BB: 1 P: 8	R: 0 E: 0 K: 0 S: 8	H: 0 LOB: 0 BB: 0 P: 11	R: 0 E: 0 K: 2 S: 12	H: 1 LOB: 1 BB: 0 P: 17	R: 1 E: 0 K: 1 S: 16	H: 2 LOB: 1 BB: 0 P: 23	R: 2 E: 0 K: 0 S: 14	H: 2 LOB: 0 BB: 0 P: 20	R: 0 E: 0 K: 0 S: 12	H: 2 LOB: 2 BB: 0 P: 22	R: 0 E: 0 K: 2 S: 13	H: 0 LOB: 1 BB: 1 P: 22	1B: 6 2B: 1 3B: 1 HR: 0	SF: 1 SAC: 0 DP: 0 HBP: 0	WP: 0 PB: 1 SB: 0 CS: 0	PA: 40			
<b>PITCHER</b>	IP	WLS	BF	H	R	ER	SO	BB	IBB	HBP	BLK	WP	HR	S	P	ERA	WHIP								
<b>35 Mike Mussina, R</b> (1, 1) ERA: 4.99	6.2	W	30	6	3	3	5	4	0	0	0	0	0	79	126	4.05	1.500								
<b>Roger McDowell, R</b> (7, 1) ERA: 2.37	1.1		6	2	0	0	0	0	0	0	0	0	0	14	25	0.00	1.500								
<b>Randy Myers, L</b> (9, 1) ERA: 2.81	1.0		4	0	0	0	2	1	0	0	0	0	0	13	22	0.00	1.000								





Batter	1	2	3	4	5	6	7	8	9	AB	R	H	RBI	BB	SO	LOB	TOP					
<b>Brady Anderson, L</b> (1, 8) OBP: 0.413, SLG: 0.686										3	2	2	1	0	1	0	<b>Baltimore Orioles @ Texas Rangers</b> The Ballpark at Arlington, Arlington, TX Tue Jun 25 1996, 8:05 PM EDT Att: 41,685 - Unknown - 79 F					
<b>Roberto Alomar, S</b> (1, 4) OBP: 0.442, SLG: 0.561										4	0	0	0	0	2	2						
<b>Rafael Palmeiro, L</b> (1, 3) OBP: 0.398, SLG: 0.549										4	0	1	0	0	1	2						
<b>Bobby Bonilla, S</b> (1, 9) OBP: 0.349, SLG: 0.414										4	0	1	1	0	1	1						
<b>Cal Ripken Jr., R</b> (1, 6) OBP: 0.363, SLG: 0.507										4	0	2	0	0	0	2						
<b>B.J. Surhoff, L</b> (1, 5) OBP: 0.337, SLG: 0.511										3	0	0	0	1	0	2						
<b>Mike Devereaux, R</b> (1, 7) OBP: 0.313, SLG: 0.330										4	0	1	0	0	0	2						
<b>Luis Polonia, L</b> (1, 10) OBP: 0.262, SLG: 0.306										3	0	0	0	0	0	2						
<b>Gregg Zaun, S</b> (1, 2) OBP: 0.319, SLG: 0.350										3	0	0	0	0	0	0						
<b>Inning Stats</b>	R: 1 E: 0 K: 1 S: 11	H: 1 LOB: 1 BB: 0 P: 19	R: 0 E: 0 K: 0 S: 5	H: 0 LOB: 0 BB: 0 P: 7	R: 0 E: 0 K: 1 S: 13	H: 1 LOB: 1 BB: 0 P: 21	R: 0 E: 0 K: 0 S: 8	H: 2 LOB: 2 BB: 0 P: 14	R: 0 E: 0 K: 1 S: 7	H: 0 LOB: 0 BB: 0 P: 13	R: 0 E: 0 K: 0 S: 7	H: 1 LOB: 0 BB: 0 P: 11	R: 0 E: 0 K: 0 S: 8	H: 0 LOB: 1 BB: 1 P: 15	R: 1 E: 0 K: 1 S: 9	H: 1 LOB: 0 BB: 0 P: 15	R: 0 E: 0 K: 0 S: 10	H: 1 LOB: 1 BB: 0 P: 16	1B: 3 2B: 3 3B: 0 HR: 1	SF: 0 SAC: 0 DP: 2 HBP: 1	WP: 0 PB: 0 SB: 1 CS: 0	PA: 34
<b>PITCHER</b>	IP	WLS	BF	H	R	ER	SO	BB	IBB	HBP	BLK	WP	HR	S	P	ERA	WHIP					
<b>Kevin Gross, R</b> (1, 1) ERA: 4.97	8.1	W	32	7	2	2	5	1	0	1	0	0	1	74	126	2.16	0.960					
<b>Mike Henneman, R</b> (9, 1) ERA: 7.5	0.2	S	2	0	0	0	0	0	0	0	0	0	0	4	5	0.00	0.000					

Batter	1	2	3	4	5	6	7	8	9	AB	R	H	RBI	BB	SO	LOB	BOTTOM					
<b>Darryl Hamilton, L</b> (1, 8) OBP: 0.372, SLG: 0.397										4	0	0	0	0	0	5	<b>Baltimore Orioles @ Texas Rangers</b> The Ballpark at Arlington, Arlington, TX Tue Jun 25 1996, 8:05 PM EDT Att: 41,685 - Unknown - 79 F					
<b>Ivan Rodriguez, R</b> (1, 2) OBP: 0.356, SLG: 0.505										4	2	2	2	0	0	1						
<b>Will Clark, L</b> (1, 3) OBP: 0.386, SLG: 0.443										4	0	1	0	0	1	0						
<b>Juan Gonzalez, R</b> (1, 9) OBP: 0.355, SLG: 0.576										3	1	1	0	1	1	1						
<b>Dean Palmer, R</b> (1, 5) OBP: 0.376, SLG: 0.565										3	0	0	0	1	1	1						
<b>Mickey Tettleton, S</b> (1, 10) OBP: 0.386, SLG: 0.473										3	1	1	0	1	1	0						
<b>29 Rusty Greer, L</b> (1, 7) OBP: 0.378, SLG: 0.482										2	1	1	1	1	0	0						
<b>Mark McLemore, S</b> (1, 4) OBP: 0.415, SLG: 0.404										4	0	1	0	0	0	3						
<b>Kevin Elster, R</b> (1, 6) OBP: 0.325, SLG: 0.485										2	0	1	2	1	0	0						
<b>Inning Stats</b>	R: 0 E: 0 K: 0 S: 9	H: 0 LOB: 0 BB: 0 P: 15	R: 1 E: 0 K: 0 S: 15	H: 1 LOB: 3 BB: 3 P: 32	R: 1 E: 0 K: 0 S: 6	H: 1 LOB: 0 BB: 1 P: 11	R: 2 E: 0 K: 0 S: 19	H: 4 LOB: 1 BB: 0 P: 30	R: 0 E: 0 K: 1 S: 10	H: 0 LOB: 0 BB: 0 P: 16	R: 0 E: 0 K: 0 S: 4	H: 0 LOB: 0 BB: 0 P: 8	R: 1 E: 0 K: 1 S: 10	H: 2 LOB: 1 BB: 0 P: 11	R: 0 E: 0 K: 2 S: 11	H: 0 LOB: 1 BB: 1 P: 23	R: 0 E: 0 K: 0 S: 10	H: 0 LOB: 1 BB: 1 P: 23	1B: 5 2B: 1 3B: 0 HR: 2	SF: 1 SAC: 0 DP: 2 HBP: 0	WP: 0 PB: 0 SB: 0 CS: 0	PA: 35
<b>PITCHER</b>	IP	WLS	BF	H	R	ER	SO	BB	IBB	HBP	BLK	WP	HR	S	P	ERA	WHIP					
<b>David Wells, L</b> (1, 1) ERA: 5.54	6.2	L	30	4	0	0	0	4	0	0	0	0	0	70	120	6.75	1.800					
<b>Alan Mills, R</b> (7, 1) ERA: 4.86	1.1		5	0	0	0	3	1	0	0	0	0	0	14	26	0.00	0.750					

AB	32
R	2
H	7
RBI	2
BB	1
SO	5
LOB	13





Batter	1	2	3	4	5	6	7	8	9	AB	R	H	RBI	BB	SO	LOB	TOP								
<b>Brady Anderson, L</b> (1, 8) OBP: 0.413, SLG: 0.679										4	1	1	0	1	1	5									
<b>Luis Polonia, L</b> (1, 7) OBP: 0.274, SLG: 0.310										2	1	1	0	0	0	1									
<b>Mike Devereaux, R</b> (7, PH) OBP: 0.310, SLG: 0.326										2	0	0	0	0	0	0									
<b>Roberto Alomar, S</b> (1, 4) OBP: 0.436, SLG: 0.552										5	0	0	0	0	0	3									
<b>Rafael Palmeiro, L</b> (1, 3) OBP: 0.401, SLG: 0.559										4	2	2	3	1	0	1									
<b>Bobby Bonilla, S</b> (1, 9) OBP: 0.347, SLG: 0.410										3	1	0	0	1	0	2									
<b>Cal Ripken Jr., R</b> (1, 6) OBP: 0.384, SLG: 0.503										2	0	0	0	1	1	2									
<b>B.J. Surhoff, L</b> (1, 5) OBP: 0.340, SLG: 0.509										3	0	1	0	1	2	3									
<b>Chris Hoiles, R</b> (1, 2) OBP: 0.336, SLG: 0.432										3	0	0	0	1	1	4									
<b>Mark Smith, R</b> (1, 10) OBP: 0.224, SLG: 0.375										4	0	1	2	0	2	4									
<b>Inning Stats</b>	R: 3 E: 0 K: 0 S: 12	H: 1 LOB: 0 BB: 1 P: 25	R: 0 E: 0 K: 1 S: 10	H: 1 LOB: 0 BB: 0 P: 11	R: 0 E: 1 K: 0 S: 10	H: 1 LOB: 1 BB: 0 P: 13	R: 0 E: 0 K: 3 S: 16	H: 0 LOB: 1 BB: 1 P: 24	R: 0 E: 0 K: 0 S: 7	H: 1 LOB: 0 BB: 0 P: 12	R: 2 E: 0 K: 3 S: 16	H: 1 LOB: 2 BB: 3 P: 29	R: 0 E: 0 K: 0 S: 11	H: 1 LOB: 1 BB: 0 P: 17	R: 0 E: 0 K: 0 S: 12	H: 0 LOB: 2 BB: 1 P: 22	R: 0 E: 0 K: 0 S: 4	H: 0 LOB: 0 BB: 0 P: 7	1B: 5 2B: 0 3B: 0 HR: 1	SF: 0 SAC: 0 DP: 1 HBP: 2	WP: 0 PB: 1 SB: 0 CS: 0	PA: 40			
<b>PITCHER</b>	IP	WLS	BF	H	R	ER	SO	BB	IBB	HBP	BLK	WP	HR	S	P	ERA	WHIP								
<b>Ken Hill, R</b> (1, 1) ERA: 4.27	5.2		27	5	5	5	6	5	0	1	0	0	1	68	110	7.94	1.765								
<b>Dennis Cook, L</b> (6, 1) ERA: 2.51	2.1	W	10	1	0	0	1	1	0	1	0	0	0	26	43	0.00	0.857								
<b>Mike Henneman, R</b> (9, 1) ERA: 7.2	1.0	S	3	0	0	0	0	0	0	0	0	0	0	4	7	0.00	0.000								

**Baltimore Orioles @ Texas Rangers**  
The Ballpark at Arlington, Arlington, TX  
Wed Jun 26 1996, 8:05 PM EDT  
Att: 38,984 - Unknown - 84 F

livebaseballscorecards.com

AB 32  
R 5  
H 6  
RBI 5  
BB 6  
SO 7  
LOB 25

Batter	1	2	3	4	5	6	7	8	9	AB	R	H	RBI	BB	SO	LOB	BOTTOM								
<b>Darryl Hamilton, L</b> (1, 8) OBP: 0.377, SLG: 0.399										3	0	2	2	1	0	1									
<b>Ivan Rodriguez, R</b> (1, 2) OBP: 0.356, SLG: 0.498										4	1	0	0	1	1	6									
<b>Will Clark, L</b> (1, 3) OBP: 0.382, SLG: 0.436										4	0	0	0	1	0	4									
<b>Juan Gonzalez, R</b> (1, 9) OBP: 0.360, SLG: 0.578										3	1	1	3	2	0	1									
<b>Dean Palmer, R</b> (1, 5) OBP: 0.373, SLG: 0.561										2	0	0	0	0	1	3									
<b>Rene Gonzales, R</b> (5, 5) OBP: 0.395, SLG: 0.583										3	1	1	0	0	0	2									
<b>Mickey Tettleton, S</b> (1, 10) OBP: 0.384, SLG: 0.469										4	0	1	1	0	1	2									
<b>29 Rusty Greer, L</b> (1, 7) OBP: 0.376, SLG: 0.477										3	0	0	0	1	0	1									
<b>Mark McLemore, S</b> (1, 4) OBP: 0.420, SLG: 0.412										3	2	2	0	1	1	0									
<b>Kevin Elster, R</b> (1, 6) OBP: 0.331, SLG: 0.492										3	1	2	0	1	0	3									
<b>Inning Stats</b>	R: 0 E: 0 K: 1 S: 10	H: 1 LOB: 2 BB: 1 P: 19	R: 1 E: 0 K: 0 S: 16	H: 3 LOB: 2 BB: 0 P: 28	R: 0 E: 0 K: 1 S: 9	H: 0 LOB: 1 BB: 1 P: 18	R: 0 E: 0 K: 1 S: 10	H: 1 LOB: 0 BB: 0 P: 11	R: 0 E: 0 K: 0 S: 6	H: 0 LOB: 0 BB: 0 P: 10	R: 1 E: 0 K: 0 S: 14	H: 1 LOB: 3 BB: 3 P: 29	R: 1 E: 0 K: 0 S: 10	H: 1 LOB: 1 BB: 1 P: 15	R: 3 E: 0 K: 0 S: 11	H: 2 LOB: 1 BB: 2 P: 22	1B: 5 2B: 4 3B: 0 HR: 0	SF: 0 SAC: 1 DP: 0 HBP: 0	WP: 0 PB: 1 SB: 1 CS: 0	PA: 41					
<b>PITCHER</b>	IP	WLS	BF	H	R	ER	SO	BB	IBB	HBP	BLK	WP	HR	S	P	ERA	WHIP								
<b>Rocky Coppinger, R</b> (1, 1) ERA: 5.12	5.0		23	2	2	2	3	2	0	0	0	0	0	10	23	0.00	4.500								
<b>Arthur Rhodes, L</b> (6, 1) ERA: 3.92	0.2		5	0	0	0	1	3	0	0	0	0	0	10	23	0.00	4.500								
<b>Roger McDowell, R</b> (6, 1) ERA: 2.84	1.1		8	2	3	3	0	2	0	0	0	0	0	15	26	20.25	3.000								
<b>Jesse Orosco, L</b> (8, 1) ERA: 6.08	0.2	L	3	0	0	0	0	0	1	0	0	0	0	5	12	0.00	0.000								
<b>Alan Mills, R</b> (8, 1) ERA: 4.76	0.1		2	1	1	1	0	0	0	0	0	0	0	2	2	27.00	3.000								

**Baltimore Orioles @ Texas Rangers**  
The Ballpark at Arlington, Arlington, TX  
Wed Jun 26 1996, 8:05 PM EDT  
Att: 38,984 - Unknown - 84 F

livebaseballscorecards.com

AB 32  
R 6  
H 9  
RBI 6  
BB 8  
SO 4  
LOB 23



Batter	1	2	3	4	5	6	7	8	9	AB	R	H	RBI	BB	SO	LOB	TOP										
Darryl Hamilton, L OBP: 0.375, SLG: 0.397 Damon Buford, R OBP: 0.330, SLG: 0.438 (7, PH) (7, 8)	0-0 G6-4-3 1B	1-0 L9	2-2 G3		2-3 K		2-1 G5-3		2-0 L7	4	0	1	0	0	1	6											
Ivan Rodriguez, R OBP: 0.391, SLG: 0.492 Dave Valle, R OBP: 0.380, SLG: 0.442 (1, 2) (7, 2)	1-0 G6-4-3 1-2f	1-2 P3		0-1 P6	0-0 E4 1B			2-2 2B 1B		4	0	0	0	0	0	5											
Will Clark, L OBP: 0.391, SLG: 0.443 Rene Gonzales, R OBP: 0.385, SLG: 0.568 (1, 3) (7, 3)	4-2 1B	0-0 BB 1B		3-2 1B	1-0 1B			0-1 F8 1B		3	0	3	3	1	0	0											
Juan Gonzalez, R OBP: 0.367, SLG: 0.577 Warren Newson, L OBP: 0.376, SLG: 0.475 (1, 9) (7, 9)	1-2 1-3 1B	4-2 BB 1B		4-1 BB	0-2 P4 1B			0-0 F7 1B		2	0	1	0	2	0	2											
Dean Palmer, R OBP: 0.371, SLG: 0.558 (1, 5)	2-2 P4	1-3 K		1-3 K			2-3 K	1-1 2B 1-3 2B		5	1	1	0	0	3	6											
Mickey Tettleton, S OBP: 0.386, SLG: 0.480 (1, 10)		3-2 29 HR 2B	2-2 29 2B		3-3 K		0-1 F8	0-0 2B		5	1	3	2	0	1	0											
29 Rusty Greer, L OBP: 0.380, SLG: 0.494 (1, 7)		2-1 HR 2B	2-1 2B		3-2 1B 1B		1-3 K	2-H 3-H 1-2 G4-3		5	2	3	2	0	1	1											
Mark McLemore, S OBP: 0.419, SLG: 0.412 (1, 4)		2-0 BB 1B	0-1 L5		2-1 E 1B 1B		3-2 G4-3	1-0 L7		5	2	2	0	0	0	2											
Kevin Elster, R OBP: 0.335, SLG: 0.492 Kurt Stillwell, S OBP: 0.365, SLG: 0.362 (7, PH) (7, 6)	4-2 1B 1-2 BB		0-2 G1-3		2-1 E 1B 1B		1-0 F7	2-3 K		2	1	1	1	1	0	2											
<b>Inning Stats</b>	R: 0 E: 0 K: 0 S: 11	H: 2 LOB: 2 BB: 1 P: 19	R: 3 E: 0 K: 1 S: 19	H: 4 LOB: 3 BB: 2 P: 37	R: 0 E: 0 K: 1 S: 13	H: 2 LOB: 2 BB: 0 P: 19	R: 0 E: 0 K: 1 S: 9	H: 1 LOB: 1 BB: 1 P: 17	R: 3 E: 1 K: 2 S: 23	H: 4 LOB: 2 BB: 0 P: 36	R: 0 E: 0 K: 2 S: 8	H: 0 LOB: 0 BB: 0 P: 11	R: 0 E: 0 K: 0 S: 6	H: 0 LOB: 0 BB: 0 P: 12	R: 2 E: 0 K: 0 S: 13	H: 3 LOB: 1 BB: 0 P: 17	R: 0 E: 0 K: 1 S: 6	H: 0 LOB: 0 BB: 0 P: 11	1B: 11 2B: 4 3B: 0 HR: 1	SF: 0 SAC: 0 DP: 1 HBP: 0	WP: 0 PB: 0 SB: 0 CS: 0	PA: 46					
<b>PITCHER</b>	IP	WLS	BF	H	R	ER	SO	BB	IBB	HBP	BLK	WP	HR	S	P	ERA	WHIP										
Bob Wolcott, R ERA: 6.45 Rafael Carmona, R ERA: 4.15 Bobby Ayala, R ERA: 9.0 Lee Guetterman, L ERA: 4.5 Blas Minor, R ERA: 4.28	(1, 1) (2, 1) (6, 1) (7, 1) (8, 1)	1.2 3.1 1.1 0.2 2.0	12 19 4 2 9	6 7 0 0 3	3 3 0 0 2	3 1 0 0 2	0 4 0 0 1	2 2 0 0 0	0 0 0 0 0	0 0 0 0 0	0 0 0 0 0	0 0 0 0 0	1 0 0 0 0	25 50 11 3 19	46 82 17 6 28	16.20 2.70 0.00 0.00 9.00	4.800 2.700 0.000 0.000 1.500										

Texas Rangers @ Seattle Mariners  
The Kingdome, Seattle, WA  
Fri Jun 28 1996, 10:05 PM EDT  
Att: 34,413 - Dome - 68 F

AB 42  
R 8  
H 16  
RBI 8  
BB 4  
SO 7  
LOB 26



Batter	1	2	3	4	5	6	7	8	9	AB	R	H	RBI	BB	SO	LOB	BOTTOM										
Joey Cora, S OBP: 0.312, SLG: 0.405 (1, 4)			1-2 K	0-2 G4-3	0-1 E6 2B 1B		1-0 G4-3			6	2	4	3	0	0	2											
Alex Rodriguez, R OBP: 0.383, SLG: 0.623 Andy Sheets, R OBP: 0.321, SLG: 0.362 (1, 6) (7, PH) (8, 6)			0-3 K		1-3 2-H 1B		2-3 K			4	2	2	2	1	2	2											
Edgar Martinez, R OBP: 0.452, SLG: 0.658 (1, 10)	4-1 2B 1-2 2-3 BB	4-1 F8 BB BB	0-1 L7		HR L7		3-2 P6			4	2	1	2	2	0	2											
Jay Buhner, R OBP: 0.401, SLG: 0.606 Manny Martinez, R OBP: 0.296, SLG: 0.182 (1, 9) (7, 9)	2-2 2B	0-1 F9		3-2 F9 BLK HBP	HR K			1-3 K		4	3	2	3	0	1	2											
Paul Sorrento, L OBP: 0.408, SLG: 0.592 (1, 3)	2-2 1B 2B	4-2 BB		4-2 BLK G5-3 1B BB	1-2 HR 1B		0-0 G4-3	1-3 K		4	3	2	1	2	1	0											
Dan Wilson, R OBP: 0.353, SLG: 0.506 (1, 2)	1-1 L7	0-1 F8		0-0 F9	0-0 F8		0-1 HR	3-1 1B 1B		6	1	2	1	0	0	7											
Brian Hunter, R OBP: 0.434, SLG: 0.586 (1, 7)	0-1 P5	0-3 K		0-1 G5-3	0-0 HR		1-0 L6	2-2 1B		6	1	2	3	0	1	5											
Luis Sojo, R OBP: 0.267, SLG: 0.278 (1, 5)	0-2 BB 3B 1B		2-0 FC2-8 1B	0-1 1B	1-0 1B 1B E 1B		0-1 G5-3			6	2	5	2	0	0	2											
Rich Amaral, R OBP: 0.359, SLG: 0.341 (1, 8)	4-1 3B BB		0-0 FC2-6 3B	1-0 1B	1-0 E 2B 1B		0-0 FC6-4			4	3	2	0	1	0	2											
<b>Inning Stats</b>	R: 7 E: 0 K: 1 S: 24	H: 5 LOB: 1 BB: 3 P: 46	R: 0 E: 0 K: 1 S: 15	H: 0 LOB: 2 BB: 2 P: 23	R: 1 E: 0 K: 1 S: 10	H: 2 LOB: 1 BB: 0 P: 13	R: 2 E: 0 K: 0 S: 15	H: 2 LOB: 2 BB: 1 P: 23	R: 8 E: 1 K: 1 S: 20	H: 9 LOB: 1 BB: 0 P: 30	R: 1 E: 0 K: 0 S: 7	H: 2 LOB: 1 BB: 0 P: 8	R: 0 E: 0 K: 1 S: 7	H: 0 LOB: 0 BB: 0 P: 13	R: 0 E: 0 K: 2 S: 16	H: 2 LOB: 2 BB: 0 P: 23	1B: 14 2B: 3 3B: 2 HR: 3	SF: 0 SAC: 0 DP: 0 HBP: 1	WP: 0 PB: 0 SB: 0 CS: 0	PA: 53							
<b>PITCHER</b>	IP	WLS	BF	H	R	ER	SO	BB	IBB	HBP	BLK	WP	HR	S	P	ERA	WHIP										
Roger Pavlik, R ERA: 5.18 Mark Brandenburg, R ERA: 2.52 Gi Heredia, R ERA: 7.3 Ed Vosberg, L ERA: 2.49	(1, 1) (1, 1) (4, 1) (7, 1)	0.2 3.0 2.1 2.0	10 17 18 8	5 4 11 2	7 3 9 0	7 3 9 0	7 3 1 3	0 3 0 0	0 0 0 0	0 1 0 0	0 1 0 0	0 0 0 0	0 0 3 0	21 39 31 23	40 61 42 36	94.50 9.00 34.71 0.00	12.000 2.333 4.714 1.000										

Texas Rangers @ Seattle Mariners  
The Kingdome, Seattle, WA  
Fri Jun 28 1996, 10:05 PM EDT  
Att: 34,413 - Dome - 68 F

AB 46  
R 19  
H 22  
RBI 17  
BB 6  
SO 7  
LOB 24





Batter	1	2	3	4	5	6	7	8	9	AB	R	H	RBI	BB	SO	LOB	TOP					
Darryl Hamilton, L (1, 8) OBP: 0.373, SLG: 0.394	G6-3	F8		P4			FC3-6 1B	G4-3		5	0	1	0	0	0	3						
Ivan Rodriguez, R (1, 2) OBP: 0.352, SLG: 0.500	1B		HR	G4-6-3			P5	G4-3		5	1	2	1	0	0	3						
Will Clark, L (1, 3) OBP: 0.388, SLG: 0.436	P5		F7		F8		FC3-6 HR			4	1	0	0	0	0	2						
Juan Gonzalez, R (1, 9) Damon Buford, R (9, 9) OBP: 0.368, SLG: 0.601 OBP: 0.330, SLG: 0.438	G5-3		HR		P6		HR	K		5	2	2	3	0	1	2						
Mickey Tettleton, S (1, 10) OBP: 0.385, SLG: 0.475		2B 1B	K		P2		K	K		5	1	1	0	0	3	1						
Dean Palmer, R (1, 5) OBP: 0.365, SLG: 0.552	K		F7			F9		S 1B BB		3	1	0	0	1	1	1						
29 Rusty Greer, L (1, 7) OBP: 0.382, SLG: 0.494	K			1B 1B		1B		F9		4	1	2	0	0	1	2						
Mark McLemore, S (1, 4) OBP: 0.424, SLG: 0.415	2B BB		1B		L6		CS 1B			3	1	2	1	1	0	1						
Kevin Elster, R (1, 6) OBP: 0.341, SLG: 0.512	1-H 2-H 2B		G4-6-3 1B		F7		HR			4	1	3	4	0	0	1						
<b>Inning Stats</b>	R: 0 H: 1 E: 0 K: 0 S: 11	L: 1 BB: 0 P: 20	R: 2 H: 2 E: 0 K: 2 S: 16	L: 2 BB: 1 P: 28	R: 2 H: 2 E: 0 K: 1 S: 9	L: 2 BB: 0 P: 14	R: 1 H: 3 E: 0 K: 0 S: 9	L: 1 BB: 0 P: 13	R: 0 H: 0 E: 0 K: 0 S: 6	L: 0 BB: 0 P: 8	R: 0 H: 1 E: 0 K: 0 S: 10	L: 1 BB: 0 P: 15	R: 2 H: 2 E: 0 K: 1 S: 9	L: 2 BB: 0 P: 16	R: 2 H: 2 E: 0 K: 0 S: 12	L: 2 BB: 1 P: 24	R: 0 H: 0 E: 0 K: 2 S: 11	L: 0 BB: 0 P: 18	1B: 8 2B: 1 3B: 0 HR: 4	SF: 0 SAC: 0 DP: 1 HBP: 1	WP: 0 PB: 0 SB: 1 CS: 1	PA: 41
<b>PITCHER</b>	IP	WLS	BF	H	R	ER	SO	BB	IBB	HBP	BLK	WP	HR	S	P	ERA	WHIP					
Rusty Meacham, R (1, 1) ERA: 4.63	6.2	L	30	10	6	6	3	1	0	0	0	0	2	66	106	8.10	1.650					
Michael Jackson, R (7, 1) ERA: 5.5	1.1		7	3	3	3	1	1	0	0	0	0	2	16	32	20.25	3.000					
Norm Charlton, L (9, 1) ERA: 3.28	1.0		4	0	0	0	2	0	0	1	0	0	0	11	18	0.00	0.000					

Texas Rangers @ Seattle Mariners  
The Kingdome, Seattle, WA  
Sat Jun 29 1996, 6:33 AM EDT  
Att: 37,556 - Dome


AB 38  
R 9  
H 13  
RBI 9  
BB 2  
SO 6  
LOB 16



Batter	1	2	3	4	5	6	7	8	9	AB	R	H	RBI	BB	SO	LOB	BOTTOM					
Rich Amaral, R (1, 8) OBP: 0.363, SLG: 0.341	S 1B		FC6-4 S SF8 BB		K		G6-3		F8	3	1	1	1	1	1	0						
Doug Strange, S (9, PH) OBP: 0.284, SLG: 0.333	1B		BB				1-H G6-3		2-3 F8	1	0	0	0	0	0	1						
Alex Rodriguez, R (1, 6) OBP: 0.394, SLG: 0.616	L7		FC6-4 BB		G6-3		HR BB		G5-3	3	1	0	0	2	0	2						
Edgar Martinez, R (1, 10) OBP: 0.449, SLG: 0.661	K		FC6-4 BB		F8		1-H HR		K	5	1	1	2	0	2	4						
Jay Buhner, R (1, 9) OBP: 0.402, SLG: 0.602	K		BB				P3			2	0	0	0	2	1	1						
Brian Hunter, R (1, 7) OBP: 0.413, SLG: 0.562		P3	SF8		G6-3		P2			3	0	0	1	0	0	1						
Dan Wilson, R (1, 2) OBP: 0.352, SLG: 0.502	G4-3		P4				1B		G5-3	4	0	1	0	0	0	2						
Luis Sojo, R (1, 5) OBP: 0.268, SLG: 0.298					G4-3				F9	3	1	1	1	0	0	1						
Joey Cora, S (9, PH) OBP: 0.310, SLG: 0.404	HR						F9		F9	1	0	0	0	0	0	0						
Paul Sorrento, L (1, 3) OBP: 0.405, SLG: 0.590					K		G4-3		K	4	0	1	0	0	2	0						
Andy Sheets, R (1, 4) OBP: 0.321, SLG: 0.347					G4-3					2	1	0	0	1	1	1						
Darren Bragg, L (9, PH) OBP: 0.394, SLG: 0.428	K						WP G6-3 BB		F8 2B	1	0	1	0	0	0	0						
<b>Inning Stats</b>	R: 0 H: 1 E: 0 K: 2 S: 11	L: 1 BB: 0 P: 16	R: 1 H: 2 E: 0 K: 1 S: 14	L: 2 BB: 0 P: 21	R: 1 H: 0 E: 0 K: 0 S: 10	L: 0 BB: 3 P: 24	R: 0 H: 0 E: 0 K: 1 S: 10	L: 0 BB: 0 P: 16	R: 0 H: 0 E: 0 K: 0 S: 6	L: 0 BB: 0 P: 8	R: 0 H: 1 E: 0 K: 0 S: 10	L: 1 BB: 0 P: 13	R: 3 H: 1 E: 0 K: 0 S: 15	L: 1 BB: 3 P: 34	R: 0 H: 0 E: 0 K: 1 S: 8	L: 0 BB: 0 P: 13	R: 0 H: 1 E: 0 K: 1 S: 10	L: 1 BB: 0 P: 16	1B: 2 2B: 2 3B: 0 HR: 2	SF: 1 SAC: 0 DP: 0 HBP: 0	WP: 2 PB: 0 SB: 2 CS: 0	PA: 39
<b>PITCHER</b>	IP	WLS	BF	H	R	ER	SO	BB	IBB	HBP	BLK	WP	HR	S	P	ERA	WHIP					
Darren Oliver, L (1, 1) ERA: 3.76	6.2	W	29	4	4	4	5	5	0	0	0	0	1	68	116	5.40	1.350					
Jeff Russell, R (7, 1) ERA: 4.25	1.1		7	2	1	1	1	1	0	0	0	0	1	18	32	6.75	2.250					
Mike Henneman, R (9, 1) ERA: 6.92	1.0		3	0	0	0	1	0	0	0	0	0	0	8	13	0.00	0.000					

Texas Rangers @ Seattle Mariners  
The Kingdome, Seattle, WA  
Sat Jun 29 1996, 6:33 AM EDT  
Att: 37,556 - Dome

AB 32  
R 5  
H 6  
RBI 5  
BB 6  
SO 7  
LOB 13





Batter	1	2	3	4	5	6	7	8	9	AB	R	H	RBI	BB	SO	LOB	TOP					
Darryl Hamilton, L OBP: 0.371, SLG: 0.392	G5-3		FC4-6			G6-4-3	G1-3			4	1	1	2	0	0	3						
Ivan Rodriguez, R OBP: 0.351, SLG: 0.497	F9			F9		G6-4-3		G6-3		4	0	1	0	0	0	0						
Dean Palmer, R OBP: 0.364, SLG: 0.544	K			F8		G6-4-3		K		4	0	0	0	0	2	2						
Juan Gonzalez, R OBP: 0.366, SLG: 0.594		G5-3		L8				P6		4	0	1	1	0	0	0						
Mickey Tettleton, S OBP: 0.380, SLG: 0.467		P4			L6			F7		4	0	0	0	0	0	1						
29 Rusty Greer, L OBP: 0.380, SLG: 0.491		L6			G3-1			BB		4	0	1	0	0	1	0						
Mark McLemore, S OBP: 0.425, SLG: 0.414			G5-3		G5-3			BB		3	0	1	0	1	0	0						
Rene Gonzales, R OBP: 0.372, SLG: 0.525			K			2B		F9		3	1	0	0	1	2	3						
Kevin Elster, R OBP: 0.346, SLG: 0.518			FC4-6			1B		P4		3	1	2	0	1	0	2						
<b>Inning Stats</b>	R: 0 H: 0 E: 0 K: 1 S: 9	H: 0 LOB: 0 BB: 0 P: 12	R: 0 H: 0 E: 0 K: 0 S: 8	H: 0 LOB: 0 BB: 0 P: 15	R: 0 H: 1 E: 0 K: 1 S: 9	H: 1 LOB: 1 BB: 0 P: 12	R: 0 H: 0 E: 0 K: 0 S: 8	H: 0 LOB: 0 BB: 0 P: 11	R: 0 H: 0 E: 0 K: 0 S: 8	H: 0 LOB: 0 BB: 0 P: 11	R: 3 H: 4 E: 0 K: 0 S: 11	H: 4 LOB: 1 BB: 1 P: 19	R: 0 H: 1 E: 0 K: 1 S: 13	H: 1 LOB: 2 BB: 1 P: 21	R: 0 H: 0 E: 0 K: 1 S: 8	H: 0 LOB: 0 BB: 0 P: 13	R: 0 H: 1 E: 0 K: 1 S: 9	H: 1 LOB: 2 BB: 1 P: 17	1B: 6 2B: 1 3B: 0 HR: 0	SF: 0 SAC: 0 DP: 1 HBP: 0	WP: 1 PB: 0 SB: 1 CS: 0	PA: 36
<b>PITCHER</b>	IP	WLS	BF	H	R	ER	SO	BB	IBB	HBP	BLK	WP	HR	S	P	ERA	WHIP					
Sterling Hitchcock, L ERA: 4.93	(1, 1)	6.2	W	26	6	3	3	3	1	0	0	0	0	0	59	88	4.05	1.050				
Bobby Ayala, R ERA: 8.35	(7, 1)	1.1		5	0	0	0	1	1	0	0	0	1	0	15	26	0.00	0.750				
Norm Charlton, L ERA: 3.19	(9, 1)	1.0	S	5	1	0	0	1	1	0	0	0	0	0	9	17	0.00	2.000				

Texas Rangers @ Seattle Mariners  
The Kingdome, Seattle, WA  
Sun Jun 30 1996, 6:33 AM EDT  
Att: 33,392 - Dome

AB	33
R	3
H	7
RBI	3
BB	3
SO	5
LOB	11



Batter	1	2	3	4	5	6	7	8	9	AB	R	H	RBI	BB	SO	LOB	BOTTOM					
Joey Cora, S OBP: 0.316, SLG: 0.409	2B			1B		F7		F8		4	2	2	0	1	0	0						
Alex Rodriguez, R OBP: 0.394, SLG: 0.612	K			BB		1B		L5		5	0	2	1	0	2	4						
Edgar Martinez, R OBP: 0.451, SLG: 0.667	2B			WP		F9		P6		5	1	3	1	0	0	1						
Jay Buhner, R OBP: 0.400, SLG: 0.598	K			G1-3		SF8				3	0	1	1	0	1	2						
Paul Sorrento, L OBP: 0.407, SLG: 0.587	G3-1			G1-6-3				K		3	0	1	1	1	1	1						
Dan Wilson, R OBP: 0.354, SLG: 0.500				G1-6-3		F9		1B		3	0	1	0	1	0	4						
Brian Hunter, R OBP: 0.393, SLG: 0.532				K		F7		F8		4	0	0	0	0	1	3						
Luis Sojo, R OBP: 0.267, SLG: 0.297				K		L7		K		4	0	1	0	0	2	1						
Rich Amaral, R OBP: 0.366, SLG: 0.341				BB		G1-3		F9		3	1	1	0	1	0	2						
<b>Inning Stats</b>	R: 1 H: 2 E: 0 K: 2 S: 16	H: 2 LOB: 1 BB: 0 P: 27	R: 0 H: 1 E: 0 K: 3 S: 20	H: 1 LOB: 3 BB: 2 P: 32	R: 1 H: 2 E: 0 K: 0 S: 13	H: 2 LOB: 1 BB: 0 P: 19	R: 2 H: 4 E: 0 K: 0 S: 12	H: 4 LOB: 3 BB: 1 P: 25	R: 0 H: 0 E: 0 K: 1 S: 7	H: 0 LOB: 0 BB: 0 P: 13	R: 0 H: 2 E: 0 K: 0 S: 9	H: 2 LOB: 2 BB: 0 P: 16	R: 0 H: 1 E: 0 K: 1 S: 15	H: 1 LOB: 2 BB: 1 P: 24	R: 0 H: 0 E: 0 K: 0 S: 11	H: 0 LOB: 0 BB: 0 P: 17	R: 0 H: 0 E: 0 K: 0 S: 9	H: 0 LOB: 0 BB: 0 P: 17	1B: 9 2B: 3 3B: 0 HR: 0	SF: 1 SAC: 0 DP: 0 HBP: 0	WP: 1 PB: 0 SB: 0 CS: 0	PA: 39
<b>PITCHER</b>	IP	WLS	BF	H	R	ER	SO	BB	IBB	HBP	BLK	WP	HR	S	P	ERA	WHIP					
Bobby Witt, R ERA: 5.9	(1, 1)	6.0	L	31	11	4	4	6	3	0	0	0	0	0	77	132	6.00	2.333				
Dennis Cook, L ERA: 2.69	(7, 1)	2.0		8	1	0	0	1	1	0	0	0	0	26	41	0.00	1.000					

Texas Rangers @ Seattle Mariners  
The Kingdome, Seattle, WA  
Sun Jun 30 1996, 6:33 AM EDT  
Att: 33,392 - Dome

AB	34
R	4
H	12
RBI	4
BB	4
SO	7
LOB	18





Batter	1	2	3	4	5	6	7	8	9	AB	R	H	RBI	BB	SO	LOB	TOP								
Darryl Hamilton, L (1, 8) OBP: 0.369, SLG: 0.389	1-1 L6		1-3 K		0-3 K		0-0 1B 2B 1B		2-3 K	5	1	1	0	0	3	1									
Ivan Rodriguez, R (1, 2) OBP: 0.355, SLG: 0.502	0-0 F8		0-0 FC3-6 1B		1-0 F9		1-1 2B 1B		1-0 2B 1B	5	2	3	0	0	0	0									
29 Rusty Greer, L (1, 7) OBP: 0.377, SLG: 0.486	2-3 K		1-0 FC3-6 1B			0-1 E5 FC4-6	1-1 F8		1-0 1B 2B	5	0	1	1	0	1	4									
Juan Gonzalez, R (1, 9) OBP: 0.372, SLG: 0.615		0-1 HR	1-0 1B			0-1 FC4-6 HR	1-0 LG 2B			4	2	3	4	0	0	1									
Mickey Tettleton, S (1, 10) OBP: 0.378, SLG: 0.475		0-3 K	0-3 K			0-1 HR	1-1 L6			4	1	1	2	0	2	3									
Dean Palmer, R (1, 5) OBP: 0.366, SLG: 0.554		3-2 E 1B			2-1 F9		1-0 HR		2-2 L8	4	1	2	1	0	0	0									
Mark McLemore, S (1, 4) OBP: 0.423, SLG: 0.409		2-1 E6 G6-4-3			4-1 CS BB		2-3 K		1-2 F8	3	0	0	0	1	1	1									
Rene Gonzales, R (1, 3) OBP: 0.362, SLG: 0.500		1-2 G6-4-3			0-0 G6-3		3-2 1B		0-0 G6-3	4	0	1	0	0	0	3									
Kevin Elster, R (1, 6) OBP: 0.345, SLG: 0.512			4-2 29 FC3-6 1B BB			3-3 K	2-2 F8		2-1 F9	3	1	0	0	1	1	1									
<b>Inning Stats</b>	R: 0 E: 0 K: 1 S: 6	H: 0 LOB: 0 BB: 0 P: 9	R: 1 E: 1 K: 1 S: 16	H: 2 LOB: 1 BB: 0 P: 22	R: 1 E: 0 K: 2 S: 12	H: 2 LOB: 2 BB: 1 P: 19	R: 0 E: 0 K: 0 S: 4	H: 0 LOB: 0 BB: 1 P: 10	R: 0 E: 0 K: 2 S: 8	H: 0 LOB: 0 BB: 0 P: 12	R: 3 E: 1 K: 1 S: 18	H: 3 LOB: 1 BB: 0 P: 26	R: 2 E: 0 K: 0 S: 8	H: 3 LOB: 0 BB: 0 P: 12	R: 0 E: 0 K: 0 S: 8	H: 0 LOB: 0 BB: 0 P: 11	R: 1 E: 0 K: 1 S: 8	H: 2 LOB: 1 BB: 0 P: 14	1B: 7 2B: 3 3B: 0 HR: 3	SF: 0 SAC: 0 DP: 2 HBP: 0	WP: 0 PB: 0 SB: 0 CS: 1	PA: 39			
<b>PITCHER</b>	IP	WLS	BF	H	R	ER	SO	BB	IBB	HBP	BLK	WP	HR	S	P	ERA	WHIP								
Mark Langston, L (1, 1) ERA: 4.7	6.1	L	31	10	7	6	7	2	0	0	0	0	3	70	107	8.53	1.895								
Rich Monteleone, R (7, 1) ERA: 6.17	2.0		5	0	0	0	0	0	0	0	0	0	0	12	18	0.00	0.000								
Chuck McLeroy, L (9, 1) ERA: 4.11	0.2		3	2	1	1	1	0	0	0	0	0	0	6	10	13.50	3.000								

Texas Rangers @ California Angels  
Anaheim Stadium, Anaheim, CA  
Mon Jul 01 1996, 10:05 PM EDT  
Att: 19,754 - Unknown - 87 F


AB 37  
R 8  
H 12  
RBI 8  
BB 2  
SO 8  
LOB 14



Batter	1	2	3	4	5	6	7	8	9	AB	R	H	RBI	BB	SO	LOB	BOTTOM								
Darin Erstad, L (1, 8) OBP: 0.375, SLG: 0.391	1-0 16 G4-3 HR 1B		1-3 3-H 1B		0-1 B2		0-1 1B		1-2 FC4-6 16 2B	5	2	3	1	0	0	1									
Don Slaught, R (1, 2) OBP: 0.382, SLG: 0.488	1-0 G3		3-2 G1-3		0-0 1B		1-0 1B		0-2 L9	5	0	2	1	0	0	4									
16 Garret Anderson, L (1, 7) OBP: 0.306, SLG: 0.426	2-1 G4-3		1-1 G4-3		1-2 G3		1-2 F8		3-1 1-H 2B	5	0	1	1	0	0	4									
Tim Salmon, R (1, 9) OBP: 0.378, SLG: 0.542	2-2 HR		0-2 F7			4-2 L3 BB	0-0 L8		1-1 G6-3	4	1	1	2	1	0	3									
Chili Davis, S (1, 10) OBP: 0.379, SLG: 0.504	3-H G5-3		1-1 G5-3			0-0 L8		2-1 1B		4	0	1	0	0	0	1									
J.T. Snow, L (1, 3) OBP: 0.336, SLG: 0.379			1-0 FC4-6 1B 1B		3-1 F8		3-2 L3		3-2 L8	4	1	1	0	0	0	2									
Tim Wallach, R (1, 5) OBP: 0.303, SLG: 0.419		3-3 K			1-3 K		1-1 E5 1B 1B		0-3 K	4	1	0	0	0	3	2									
Randy Velarde, R (1, 4) OBP: 0.386, SLG: 0.433		0-2 FC4-6 1B			3-3 K		3-2 1B		2-2 G1-3	4	0	2	0	0	1	1									
Gary Disarcina, R (1, 6) OBP: 0.274, SLG: 0.311		0-1 FC4-6 1B			0-1 P3		1-2 1B 1B		0-1 FC4-6 1B	4	1	2	1	0	0	2									
<b>Inning Stats</b>	R: 2 E: 0 K: 0 S: 10	H: 2 LOB: 0 BB: 0 P: 18	R: 1 E: 0 K: 1 S: 16	H: 3 LOB: 0 BB: 0 P: 23	R: 0 E: 0 K: 2 S: 8	H: 0 LOB: 0 BB: 0 P: 15	R: 0 E: 0 K: 0 S: 9	H: 1 LOB: 1 BB: 0 P: 10	R: 0 E: 0 K: 0 S: 10	H: 0 LOB: 0 BB: 1 P: 17	R: 2 E: 1 K: 0 S: 15	H: 4 LOB: 2 BB: 0 P: 22	R: 0 E: 0 K: 1 S: 13	H: 1 LOB: 1 BB: 0 P: 20	R: 1 E: 0 K: 0 S: 12	H: 2 LOB: 1 BB: 0 P: 17	1B: 11 2B: 2 3B: 0 HR: 1	SF: 0 SAC: 0 DP: 1 HBP: 0	WP: 0 PB: 0 SB: 0 CS: 0	PA: 40					
<b>PITCHER</b>	IP	WLS	BF	H	R	ER	SO	BB	IBB	HBP	BLK	WP	HR	S	P	ERA	WHIP								
Kevin Gross, R (1, 1) ERA: 5.01	6.1	W	28	9	5	4	3	1	0	0	0	0	1	70	107	5.68	1.579								
Jeff Russell, R (7, 1) ERA: 4.0	1.2		7	2	0	0	1	0	0	0	0	0	0	18	27	0.00	1.200								
Mike Henneman, R (9, 1) ERA: 7.0	1.0	S	5	2	1	1	0	0	0	0	0	0	0	12	17	9.00	2.000								

Texas Rangers @ California Angels  
Anaheim Stadium, Anaheim, CA  
Mon Jul 01 1996, 10:05 PM EDT  
Att: 19,754 - Unknown - 87 F

AB 39  
R 6  
H 13  
RBI 6  
BB 1  
SO 4  
LOB 20





Batter	1	2	3	4	5	6	7	8	9	AB	R	H	RBI	BB	SO	LOB	TOP					
Darryl Hamilton, L OBP: 0.370, SLG: 0.390 Damon Buford, R OBP: 0.322, SLG: 0.427	2-2 HR 1B		1-2 G6-3		0-2 G6-3		2-1 P7			2	1	1	0	0	0	0						
Ivan Rodriguez, R OBP: 0.354, SLG: 0.502	1-2 SAFE F9		0-0 F8		2-3 K			0-1 2B		4	0	1	0	0	1	1						
29 Rusty Greer, L OBP: 0.382, SLG: 0.488	0-1 HR 1B		4-2 HR BB		3-1 1B			2-3 K2-3		3	2	2	0	1	1	1						
Juan Gonzalez, R OBP: 0.378, SLG: 0.643	1-0 HR		0-2 HR		2-3 K			4-0 IBB		3	2	2	5	1	1	1						
Mickey Tettleton, S OBP: 0.377, SLG: 0.472 Rene Gonzales, R OBP: 0.362, SLG: 0.500	1-3 K		0-2 1B		0-3 K			2-0 P5		4	0	1	0	0	2	2						
Dean Palmer, R OBP: 0.362, SLG: 0.546	2-1 G5-3		2-3 K		0-0 F8			0-0 G5-3		4	0	0	0	0	1	3						
Warren Newson, L OBP: 0.369, SLG: 0.462		1-2 G4-3		0-3 K				1-0 G6-3		4	0	0	0	0	2	0						
Mark McLemore, S OBP: 0.417, SLG: 0.402		0-1 G3		1-2 G4-3			2-0 F7	2-2 G6-3		4	0	0	0	0	0	0						
Kevin Elster, R OBP: 0.340, SLG: 0.504		2-3 K		0-0 G5-3			3-3 K	0-3 K		4	0	0	0	0	3	0						
<b>Inning Stats</b>	R: 3 E: 0 K: 1 S: 14	H: 3 LOB: 0 BB: 0 P: 21	R: 0 E: 0 K: 1 S: 9	H: 0 LOB: 0 BB: 0 P: 12	R: 2 E: 0 K: 1 S: 19	H: 2 LOB: 1 BB: 1 P: 26	R: 0 E: 0 K: 1 S: 7	H: 0 LOB: 0 BB: 0 P: 8	R: 0 E: 0 K: 2 S: 12	H: 1 LOB: 1 BB: 0 P: 19	R: 0 E: 0 K: 2 S: 7	H: 0 LOB: 0 BB: 0 P: 10	R: 0 E: 0 K: 1 S: 8	H: 0 LOB: 0 BB: 0 P: 15	R: 0 E: 0 K: 1 S: 8	H: 1 LOB: 2 BB: 1 P: 16	R: 0 E: 0 K: 1 S: 7	H: 0 LOB: 0 BB: 0 P: 10	1B: 4 2B: 1 3B: 0 HR: 2	SF: 0 SAC: 0 DP: 0 HBP: 0	WP: 0 PB: 0 SB: 1 CS: 0	PA: 36
<b>PITCHER</b>	IP WLS BF H R ER SO BB IBB HBP BLK WP HR S P ERA WHIP	7.0 29 7 5 5 9 1 0 0 0 0 2 78 113 6.43 1.143	0.2 3 0 0 0 1 0 1 0 0 0 0 5 13 0.00 0.000	1.1 W 4 0 0 0 1 0 0 0 0 0 8 11 0.00 0.000	<b>PITCHER</b>										IP WLS BF H R ER SO BB IBB HBP BLK WP HR S P ERA WHIP							

Texas Rangers @ California Angels  
Anaheim Stadium, Anaheim, CA  
Tue Jul 02 1996, 10:05 PM EDT  
Att: 19,055 - Unknown - 87 F

AB 34  
R 5  
H 7  
RBI 5  
BB 2  
SO 11  
LOB 8



Batter	1	2	3	4	5	6	7	8	9	AB	R	H	RBI	BB	SO	LOB	BOTTOM					
Darin Erstad, L OBP: 0.388, SLG: 0.397	4-1 HR BB	0-2 1B			1-0 G3	1-3 K			0-1 SH 1B	4	2	2	1	1	1	1						
Rex Hudler, R OBP: 0.348, SLG: 0.598	1-2 HR	1-1 G5-3			2-1 F8		1-3 K		0-0 SH WP	4	2	1	2	0	1	2						
16 Garret Anderson, L OBP: 0.311, SLG: 0.425	2-2 1B		1-1 F7		4-1 1B 2B BB		2-2 F9		4-0 IBB IBB	3	1	1	0	2	0	0						
Tim Salmon, R OBP: 0.384, SLG: 0.544	1-2 G4-6-3 1B		1-2 F7		3-1 2B 1B		4-0 BB		4-0 IBB	3	0	2	0	2	0	0						
Chili Davis, S OBP: 0.380, SLG: 0.506	2-3 K		4-1 BB		1-2 2B		2-3 K		2-0 WP	4	0	1	1	1	2	5						
Don Slaught, R OBP: 0.379, SLG: 0.483	0-0 G4-6-3		1-0 G3		1-0 G6-3			2-0 FC1-6 1B		4	0	1	0	0	0	5						
J.T. Snow, L OBP: 0.338, SLG: 0.380		2-2 E 1B 1B		3-2 G6-3		1-1 SH1-4 1B		2-1 FC1-6 BB		4	1	2	0	0	0	1						
Randy Velarde, R OBP: 0.389, SLG: 0.433		1-2 E9 G5-3 1B		3-3 K		1-0 SH1-4		4-0 G4-3 BB		2	0	1	0	1	1	0						
Gary Disarcina, R OBP: 0.270, SLG: 0.307		0-0 L3		1-0 L9		2-1 G6-3		1-2 G4-3		4	0	0	0	0	0	5						
<b>Inning Stats</b>	R: 2 E: 0 K: 1 S: 16	H: 3 LOB: 1 BB: 1 P: 26	R: 1 E: 1 K: 0 S: 13	H: 3 LOB: 1 BB: 0 P: 17	R: 0 E: 0 K: 0 S: 7	H: 0 LOB: 0 BB: 1 P: 14	R: 0 E: 0 K: 1 S: 17	H: 0 LOB: 0 BB: 0 P: 24	R: 1 E: 0 K: 0 S: 10	H: 2 LOB: 2 BB: 1 P: 22	R: 0 E: 0 K: 1 S: 9	H: 1 LOB: 1 BB: 0 P: 13	R: 0 E: 0 K: 2 S: 13	H: 0 LOB: 1 BB: 1 P: 22	R: 0 E: 0 K: 0 S: 6	H: 1 LOB: 1 BB: 1 P: 15	R: 2 E: 1 K: 0 S: 3	H: 1 LOB: 2 BB: 2 P: 13	1B: 9 2B: 1 3B: 0 HR: 1	SF: 0 SAC: 2 DP: 3 HBP: 0	WP: 1 PB: 0 SB: 0 CS: 0	PA: 41
<b>PITCHER</b>	IP WLS BF H R ER SO BB IBB HBP BLK WP HR S P ERA WHIP	6.0 28 9 4 3 3 3 0 0 0 0 0 0 16 29 0.00 1.500	1.1 6 1 0 0 2 1 0 0 0 0 0 0 3 8 0.00 1.500	0.2 2 0 0 0 0 1 0 0 0 0 0 0 2 2 ∞ ∞	<b>PITCHER</b>										IP WLS BF H R ER SO BB IBB HBP BLK WP HR S P ERA WHIP							

Texas Rangers @ California Angels  
Anaheim Stadium, Anaheim, CA  
Tue Jul 02 1996, 10:05 PM EDT  
Att: 19,055 - Unknown - 87 F

AB 32  
R 6  
H 11  
RBI 4  
BB 7  
SO 5  
LOB 19





Batter	1	2	3	4	5	6	7	8	9	AB	R	H	RBI	BB	SO	LOB	TOP								
Mark McLemore, S (1.4) OBP: 0.420, SLG: 0.408	F7		F7	BB		29 1B	FC5-4			4	1	2	1	1	0	0									
Ivan Rodriguez, R (1.2) OBP: 0.354, SLG: 0.498	1B		K2-3	K		29 1B	FC5-4			4	1	1	0	1	2	4									
29 Rusty Greer, L (1.7) OBP: 0.379, SLG: 0.483	K		G6-3		G4-3	1B		G6-3		5	0	1	1	0	1	1									
Juan Gonzalez, R (1.9) OBP: 0.375, SLG: 0.633	F7			K	G6-3	FC6-4		G5-3		5	0	1	1	0	1	1									
Mickey Tettleton, S (1.10) OBP: 0.377, SLG: 0.478		1B		2B	K	FC6-4		P3		5	1	2	0	0	1	2									
Dean Palmer, R (1.5) OBP: 0.365, SLG: 0.553		K		1B		F8	BB	1B	2B	4	2	2	1	1	1	1									
Rene Gonzales, R (1.3) OBP: 0.385, SLG: 0.531	G6-3			2B	1B	HR	1B	F9		5	2	3	0	0	0	2									
Damon Buford, R (1.8) OBP: 0.337, SLG: 0.465				1B	K	HR	1B	P4		4	1	2	2	1	1	3									
Kevin Elster, R (1.6) OBP: 0.338, SLG: 0.504	G6-3			1-3	2B	G6-3	SF7	F7		4	0	1	2	0	0	3									
<b>Inning Stats</b>	R: 0 E: 0 K: 1 S: 6	H: 1 LOB: 1 BB: 0 P: 9	R: 0 E: 0 K: 1 S: 11	H: 2 LOB: 2 BB: 0 P: 18	R: 0 E: 0 K: 1 S: 7	H: 0 LOB: 0 BB: 0 P: 11	R: 2 E: 0 K: 3 S: 21	H: 4 LOB: 3 BB: 1 P: 40	R: 0 E: 0 K: 1 S: 7	H: 0 LOB: 0 BB: 0 P: 10	R: 4 E: 0 K: 0 S: 16	H: 5 LOB: 2 BB: 1 P: 30	R: 2 E: 0 K: 0 S: 14	H: 2 LOB: 1 BB: 2 P: 26	R: 0 E: 0 K: 0 S: 8	H: 0 LOB: 0 BB: 0 P: 8	R: 0 E: 0 K: 0 S: 11	H: 1 LOB: 1 BB: 0 P: 14	1B: 7 2B: 7 3B: 0 HR: 1	SF: 1 SAC: 0 DP: 0 HBP: 0	WP: 0 PB: 0 SB: 0 CS: 0	PA: 45			
<b>PITCHER</b>	IP	WLS	BF	H	R	ER	SO	BB	IBB	HBP	BLK	WP	HR	S	P	ERA	WHIP								
Chuck Finley, L (1.1) ERA: 4.95	5.2	L	30	11	6	6	7	1	1	0	0	0	1	64	112	9.53	2.118								
Rich Monteleone, R (6.1) ERA: 6.17	0.0		1	1	0	0	0	0	0	0	0	0	0	3	4	∞	∞								
Jim Abbott, L (6.1) ERA: 7.73	3.1		14	3	2	2	0	2	0	0	0	0	0	34	50	5.40	1.500								

Texas Rangers @ California Angels  
Anaheim Stadium, Anaheim, CA  
Wed Jul 03 1996, 10:05 PM EDT  
Att: 45,979 - Unknown - 78 F


AB 40  
R 8  
H 15  
RBI 8  
BB 4  
SO 7  
LOB 17



Batter	1	2	3	4	5	6	7	8	9	AB	R	H	RBI	BB	SO	LOB	BOTTOM								
Darin Erstad, L (1.8) OBP: 0.371, SLG: 0.377	G4-3		K2		L6		F8			4	0	0	0	0	1	3									
Rex Hudler, R (1.4) OBP: 0.352, SLG: 0.595	F8	16 BB		G6-3		16 2B	1B	K		4	1	2	0	0	1	0									
16 Garret Anderson, L (1.7) OBP: 0.313, SLG: 0.427		CS		L4		1B	2B	F7		3	0	1	0	1	0	0									
Tim Salmon, R (1.9) OBP: 0.383, SLG: 0.540	F8			1B		K		P4		4	0	1	0	0	1	4									
Chili Davis, S (1.10) OBP: 0.385, SLG: 0.509	CS		K		1B	G4-6-3	1B	E	1B	4	0	3	1	0	1	0									
J.T. Snow, L (1.3) OBP: 0.337, SLG: 0.379		P6		F8		G4-6-3		E7		4	0	1	0	0	0	4									
Pat Borders, R (1.2) OBP: 0.330, SLG: 0.446		F8			B2		G5-3	F7		3	0	1	0	0	0	0									
Orlando Palmeiro, L (9. PH) OBP: 0.326, SLG: 0.243										1	0	0	0	0	0	2									
Randy Velarde, R (1.5) OBP: 0.387, SLG: 0.431				P6		K		G5-3		4	0	1	0	0	1	2									
Gary Disarcina, R (1.6) OBP: 0.274, SLG: 0.309				K2				G5-3		4	0	2	0	0	0	4									
<b>Inning Stats</b>	R: 0 E: 0 K: 0 S: 9	H: 1 LOB: 1 BB: 1 P: 20	R: 0 E: 0 K: 1 S: 6	H: 0 LOB: 0 BB: 0 P: 8	R: 0 E: 0 K: 1 S: 7	H: 1 LOB: 1 BB: 0 P: 12	R: 0 E: 0 K: 0 S: 9	H: 2 LOB: 2 BB: 0 P: 14	R: 0 E: 0 K: 1 S: 7	H: 1 LOB: 1 BB: 0 P: 9	R: 1 E: 0 K: 1 S: 12	H: 3 LOB: 1 BB: 0 P: 15	R: 0 E: 0 K: 0 S: 10	H: 2 LOB: 1 BB: 0 P: 17	R: 0 E: 0 K: 1 S: 7	H: 0 LOB: 0 BB: 0 P: 10	R: 0 E: 1 K: 0 S: 11	H: 2 LOB: 2 BB: 0 P: 14	1B: 11 2B: 2 3B: 0 HR: 0	SF: 0 SAC: 0 DP: 3 HBP: 0	WP: 0 PB: 0 SB: 0 CS: 1	PA: 37			
<b>PITCHER</b>	IP	WLS	BF	H	R	ER	SO	BB	IBB	HBP	BLK	WP	HR	S	P	ERA	WHIP								
Roger Pavlik, R (1.1) ERA: 4.82	9.0	W	36	12	1	1	5	1	0	0	0	0	0	78	119	1.00	1.444								

Texas Rangers @ California Angels  
Anaheim Stadium, Anaheim, CA  
Wed Jul 03 1996, 10:05 PM EDT  
Att: 45,979 - Unknown - 78 F

AB 35  
R 1  
H 12  
RBI 1  
BB 1  
SO 5  
LOB 19









Batter	1	2	3	4	5	6	7	8	9	AB	R	H	RBI	BB	SO	LOB	TOP			
<b>Joey Cora, S</b> OBP: 0.322, SLG: 0.416 (1, 4)	G4-3	G4-3		K		G6-3		F6		5	0	0	0	0	1	6				
<b>Alex Rodriguez, R</b> OBP: 0.390, SLG: 0.611 (1, 6)	G6-3		G5-3	K			1B 2B	F6		5	1	1	0	0	1	4				
<b>Edgar Martinez, R</b> OBP: 0.467, SLG: 0.679 (1, 10)	1B		1B 2B	G5-3			G1-6-3 1B		HR	4	2	3	1	1	0	1				
<b>Jay Buhner, R</b> OBP: 0.389, SLG: 0.580 (1, 9)	F7		L6		K		G1-6-3		HR	5	1	1	2	0	1	3				
<b>Paul Sorrento, L</b> OBP: 0.408, SLG: 0.588 (1, 3)		1B 1B	1B IBB		FC1-4 1B		K		HR	4	1	3	0	1	1	0				
<b>Dan Wilson, R</b> OBP: 0.356, SLG: 0.493 (1, 2)	K		1B	FC1-4				1B SH1-3	G6-4-3	5	0	2	1	0	1	3				
<b>Luis Sojo, R</b> OBP: 0.299, SLG: 0.286 (1, 5)	1B 1B		L1-3		L9			SH1-3	G6-3	4	0	1	0	0	0	3				
<b>Darren Bragg, L</b> OBP: 0.399, SLG: 0.455 (1, 7)	K			HR		K		1B		3	1	1	1	1	2	2				
<b>Rich Amaral, R</b> OBP: 0.375, SLG: 0.344 (1, 8)	1B			S		K		1B		4	0	3	1	0	1	0				
<b>Inning Stats</b>	R: 0 E: 0 K: 0 S: 9	H: 1 LOB: 1 BB: 0 P: 13	R: 1 E: 0 K: 2 S: 13	H: 3 LOB: 2 BB: 0 P: 21	R: 1 E: 0 K: 2 S: 16	H: 2 LOB: 2 BB: 1 P: 25	R: 1 E: 0 K: 2 S: 12	H: 2 LOB: 1 BB: 0 P: 16	R: 0 E: 0 K: 1 S: 10	H: 0 LOB: 0 BB: 0 P: 12	R: 1 E: 0 K: 1 S: 12	H: 2 LOB: 0 BB: 0 P: 16	R: 0 E: 0 K: 0 S: 11	H: 2 LOB: 3 BB: 1 P: 17	R: 2 E: 0 K: 0 S: 11	H: 2 LOB: 0 BB: 1 P: 16	1B: 11 2B: 2 3B: 0 HR: 2	SF: 0 SAC: 1 DP: 2 HBP: 0	WP: 0 PB: 0 SB: 1 CS: 0	PA: 43
<b>PITCHER</b>	IP	WLS	BF	H	R	ER	SO	BB	IBB	HBP	BLK	WP	HR	S	P	ERA	WHIP			
<b>Bobby Witt, R</b> ERA: 5.96 (1, 1)	8.0	L	40	14	6	6	8	2	1	0	0	0	2	97	143	6.75	2.000			
<b>Gil Heredia, R</b> ERA: 7.13 (9, 1)	1.0		3	1	0	0	0	0	0	0	0	0	0	6	7	0.00	1.000			

Seattle Mariners @ Texas Rangers  
The Ballpark at Arlington, Arlington, TX

Fri Jul 05 1996, 8:05 PM EDT  
Att: 46,397 - Unknown - 95 F

AB 39  
R 6  
H 15  
RBI 6  
BB 3  
SO 8  
LOB 22



Batter	1	2	3	4	5	6	7	8	9	AB	R	H	RBI	BB	SO	LOB	BOTTOM					
<b>Darryl Hamilton, L</b> OBP: 0.369, SLG: 0.395 (1, 8)	G4-3		K		G6-4-3			G3		4	0	0	0	0	1	3						
<b>Ivan Rodriguez, R</b> OBP: 0.346, SLG: 0.488 (1, 2)	G1-3		P4			F7		G5-3		4	0	0	0	0	0	0						
<b>29 Rusty Greer, L</b> OBP: 0.384, SLG: 0.481 (1, 7)	2B 1B			G1-4-3		BB			K	3	1	1	0	1	1	0						
<b>Juan Gonzalez, R</b> OBP: 0.377, SLG: 0.641 (1, 9)	1H 2B		K		P4			HR		4	1	2	2	0	1	1						
<b>Mickey Tettleton, S</b> OBP: 0.377, SLG: 0.482 (1, 10)	P2		G6-3			K		HR		4	1	1	1	0	1	2						
<b>Dean Palmer, R</b> OBP: 0.363, SLG: 0.554 (1, 5)		G5-3			2B 1B		K		G1-3	4	0	1	0	0	1	0						
<b>Mark McLemore, S</b> OBP: 0.412, SLG: 0.397 (1, 4)	G3				K		G5-3		F6	4	0	0	0	0	1	1						
<b>Rene Gonzales, R</b> OBP: 0.382, SLG: 0.538 (1, 3)	K				2B		G5-3			3	0	1	0	0	1	0						
<b>Kevin Elster, R</b> OBP: 0.333, SLG: 0.492 (1, 6)			K					K		2	0	0	0	1	2	0						
<b>Inning Stats</b>	R: 1 E: 0 K: 0 S: 11	H: 2 LOB: 1 BB: 0 P: 16	R: 0 E: 0 K: 1 S: 7	H: 0 LOB: 0 BB: 0 P: 9	R: 0 E: 0 K: 2 S: 11	H: 0 LOB: 0 BB: 0 P: 17	R: 0 E: 0 K: 1 S: 7	H: 0 LOB: 0 BB: 0 P: 7	R: 0 E: 0 K: 1 S: 9	H: 2 LOB: 2 BB: 1 P: 18	R: 0 E: 0 K: 1 S: 7	H: 0 LOB: 1 BB: 1 P: 17	R: 0 E: 0 K: 1 S: 11	H: 0 LOB: 0 BB: 0 P: 16	R: 0 E: 0 K: 0 S: 8	H: 0 LOB: 0 BB: 0 P: 14	R: 2 E: 0 K: 1 S: 10	H: 2 LOB: 0 BB: 0 P: 14	1B: 2 2B: 2 3B: 0 HR: 2	SF: 0 SAC: 0 DP: 1 HBP: 0	WP: 0 PB: 0 SB: 0 CS: 0	PA: 34
<b>PITCHER</b>	IP	WLS	BF	H	R	ER	SO	BB	IBB	HBP	BLK	WP	HR	S	P	ERA	WHIP					
<b>Sterling Hitchcock, L</b> ERA: 4.81 (1, 1)	8.1	W	32	6	3	3	9	2	0	0	0	0	0	4	5	0.00	0.960					
<b>Michael Jackson, R</b> ERA: 4.95 (9, 1)	0.2		2	0	0	0	0	0	0	0	0	0	0	4	5	0.00	0.000					

Seattle Mariners @ Texas Rangers  
The Ballpark at Arlington, Arlington, TX

Fri Jul 05 1996, 8:05 PM EDT  
Att: 46,397 - Unknown - 95 F

AB 32  
R 3  
H 6  
RBI 3  
BB 2  
SO 9  
LOB 7









Batter	1	2	3	4	5	6	7	8	9	AB	R	H	RBI	BB	SO	LOB	TOP			
Joey Cora, S OBP: 0.325, SLG: 0.410 (1, 4)	G6-3	FC6-4			F7		G3		FC6-4	5	0	1	1	0	0	5	<b>Seattle Mariners @ Texas Rangers</b> The Ballpark at Arlington, Arlington, TX Sun Jul 07 1996, 8:05 PM EDT Att: 36,933 - Unknown - 99 F <a href="http://livebaseballscorecards.com">livebaseballscorecards.com</a>			
Alex Rodriguez, R OBP: 0.387, SLG: 0.609 (1, 6)	HBP		L3		K		F9		FC6-4	4	1	0	0	0	1	4				
Edgar Martinez, R OBP: 0.471, SLG: 0.702 (1, 10)	L5				K				G3	4	0	0	1	1	1	3				
Paul Sorrento, L OBP: 0.401, SLG: 0.573 (1, 3)	G5-3				K				G3	5	0	2	1	0	1	2				
Jay Buhner, R OBP: 0.381, SLG: 0.574 (1, 9)		F8	F9						L9	5	0	0	0	0	2	3				
Brian Hunter, R OBP: 0.396, SLG: 0.538 (1, 7)	F3			F9						4	0	1	0	0	0	0				
Doug Strange, S OBP: 0.297, SLG: 0.349 (1, 5)		HBP		K						2	1	1	0	2	1	0				
John Marzano, R OBP: 0.364, SLG: 0.340 (1, 2)		HBP								2	0	1	0	1	0	3				
Rich Amaral, R OBP: 0.380, SLG: 0.348 (1, 8)										3	1	2	0	1	1	2				
<b>Inning Stats</b>	R: 0 E: 0 K: 0 S: 8	H: 0 LOB: 1 BB: 0 P: 14	R: 0 E: 0 K: 0 S: 10	H: 0 LOB: 3 BB: 2 P: 22	R: 0 E: 0 K: 1 S: 9	H: 0 LOB: 1 BB: 1 P: 14	R: 0 E: 0 K: 1 S: 8	H: 1 LOB: 1 BB: 0 P: 12	R: 0 E: 0 K: 1 S: 12	H: 0 LOB: 0 BB: 0 P: 17	R: 1 E: 0 K: 1 S: 12	H: 1 LOB: 1 BB: 1 P: 19	R: 0 E: 0 K: 1 S: 12	H: 2 LOB: 3 BB: 1 P: 23	R: 2 E: 0 K: 0 S: 10	H: 3 LOB: 1 BB: 0 P: 12	1B: 6 2B: 2 3B: 0 HR: 0	SF: 0 SAC: 0 DP: 0 HBP: 2	WP: 0 PB: 1 SB: 0 CS: 0	PA: 41
<b>PITCHER</b>	IP WLS BF H R ER SO BB IBB HBP BLK WP HR S P ERA WHIP																			
Ken Hill, R ERA: 4.03 (1, 1)	7.2 W 34 5 1 0 7 5 0 0 2 0 0 0 0 135 0.00 1.304																			
Jeff Russell, R ERA: 4.3 (8, 1)	1.1 7 3 2 2 0 0 0 0 0 0 0 0 0 14 13.50 2.250																			

Batter	1	2	3	4	5	6	7	8	9	AB	R	H	RBI	BB	SO	LOB	BOTTOM			
Darryl Hamilton, L OBP: 0.363, SLG: 0.387 (1, 8)	P5		G1-3		L9		L4-3			5	0	0	0	0	1	1	<b>Seattle Mariners @ Texas Rangers</b> The Ballpark at Arlington, Arlington, TX Sun Jul 07 1996, 8:05 PM EDT Att: 36,933 - Unknown - 99 F <a href="http://livebaseballscorecards.com">livebaseballscorecards.com</a>			
Ivan Rodriguez, R OBP: 0.351, SLG: 0.497 (1, 2)	K		1B		E1		1B			4	2	3	1	0	1	0				
29 Rusty Greer, L OBP: 0.386, SLG: 0.488 (1, 7)			L8		F8		BB			2	1	0	0	2	0	1				
Juan Gonzalez, R OBP: 0.381, SLG: 0.652 (1, 10)	F9		1B				1B			3	2	2	1	1	0	1				
Mickey Tettleton, S OBP: 0.374, SLG: 0.483 (1, 3)		F3	F7							4	0	1	2	0	1	2				
Rene Gonzales, R OBP: 0.362, SLG: 0.538 (8, 3)					K					0	0	0	0	0	0	0				
Dean Palmer, R OBP: 0.360, SLG: 0.545 (1, 5)		HR			K		FC5-4			3	1	0	1	1	2	1				
Warren Newson, L OBP: 0.367, SLG: 0.500 (1, 9)		HR			F4		FC6-4			4	1	2	2	0	0	1				
Mark McLemore, S OBP: 0.405, SLG: 0.396 (1, 4)		L3-1			K					4	0	0	0	0	1	1				
Kevin Elster, R OBP: 0.328, SLG: 0.482 (1, 6)							FC6-4			4	1	1	0	0	2	1				
<b>Inning Stats</b>	R: 0 E: 0 K: 1 S: 7	H: 0 LOB: 1 BB: 1 P: 15	R: 2 E: 0 K: 1 S: 8	H: 1 LOB: 0 BB: 1 P: 18	R: 0 E: 0 K: 0 S: 8	H: 2 LOB: 0 BB: 0 P: 15	R: 0 E: 0 K: 2 S: 12	H: 0 LOB: 0 BB: 0 P: 17	R: 3 E: 1 K: 1 S: 11	H: 3 LOB: 0 BB: 0 P: 15	R: 0 E: 0 K: 1 S: 9	H: 1 LOB: 1 BB: 0 P: 12	R: 3 E: 0 K: 0 S: 8	H: 2 LOB: 1 BB: 2 P: 25	R: 0 E: 0 K: 2 S: 8	H: 0 LOB: 0 BB: 0 P: 12	1B: 5 2B: 1 3B: 1 HR: 2	SF: 0 SAC: 0 DP: 0 HBP: 0	WP: 0 PB: 0 SB: 0 CS: 0	PA: 37
<b>PITCHER</b>	IP WLS BF H R ER SO BB IBB HBP BLK WP HR S P ERA WHIP																			
Bob Wells, R ERA: 3.79 (1, 1)	5.0 L 23 6 5 5 5 2 0 0 0 0 0 0 0 46 9.00 1.600																			
Mae Suzuki, R ERA: 20.25 (6, 1)	1.1 8 2 3 3 1 1 1 0 0 0 0 0 13 28 20.25 2.250																			
Bias Minor, R ERA: 4.08 (7, 1)	1.2 6 1 0 0 2 0 0 0 0 0 0 0 12 21 0.00 0.600																			



Batter	1	2	3	4	5	6	7	8	9	AB	R	H	RBI	BB	SO	LOB	TOP																					
Darryl Hamilton, L OBP: 0.366, SLG: 0.390 Damon Buford, R OBP: 0.337, SLG: 0.465	0-0 G3 1B	1-1 G5-3		1-1 F9		2-2 1B		0-0 2B		5	1	3	0	0	0	3																						
Ivan Rodriguez, R OBP: 0.356, SLG: 0.513	0-0 G4-3 1B		1-0 HR		0-0 BB	3-2 1B		0-1 F8		5	1	4	1	0	0	2																						
29 Rusty Greer, L OBP: 0.387, SLG: 0.488	2-1 G3		2-2 G3-1		4-1 BB	1-0 G4-3		0-0 2B		4	0	1	1	1	0	4																						
Juan Gonzalez, R OBP: 0.377, SLG: 0.647	1-2 G4-3		3-3 K		1-2 F8		1-0 2B	3-3 K		5	0	1	1	0	2	5																						
Mickey Tettleton, S OBP: 0.377, SLG: 0.481	4-0 FC4-6 BB		3-3 K		4-2 BB		1-1 2B	1-1 G4-3		3	0	1	0	2	1	2																						
Dean Palmer, R OBP: 0.355, SLG: 0.537	1-2 FC4-6			2-0 P8	0-0 F8		2-3 K		1-1 G3	5	0	0	0	0	1	7																						
Warren Newson, L OBP: 0.362, SLG: 0.488		1-2 G4-3		0-2 P7	1-1 G4-3		4-2 BB		2-3 K	4	0	0	0	1	1	3	AB 38																					
Mark McLemore, S OBP: 0.399, SLG: 0.389		3-3 K		2-2 E6 BB		1-0 F9	3-2 G5-4-3		2-3 K	5	0	0	0	0	2	3	R 3																					
Kevin Elster, R OBP: 0.333, SLG: 0.482		4-2 BB		4-2 BB		3-2 G1-3		0-0 1B		2	1	1	0	2	0	0	H 11																					
	R: 1 E: 0 K: 0 S: 10	H: 2 LOB: 2 BB: 1 P: 18	R: 0 E: 0 K: 1 S: 10	H: 0 LOB: 1 BB: 1 P: 19	R: 1 E: 0 K: 2 S: 13	H: 1 LOB: 0 BB: 0 P: 22	R: 0 E: 1 K: 0 S: 12	H: 0 LOB: 2 BB: 1 P: 21	R: 0 E: 0 K: 0 S: 13	H: 1 LOB: 3 BB: 2 P: 23	R: 0 E: 0 K: 1 S: 11	H: 2 LOB: 2 BB: 0 P: 22	R: 1 E: 0 K: 1 S: 11	H: 3 LOB: 2 BB: 0 P: 15	R: 0 E: 0 K: 2 S: 8	H: 0 LOB: 0 BB: 0 P: 13	1B: 7 2B: 3 3B: 0 HR: 1	SF: 0 SAC: 0 DP: 1 HBP: 0	WP: 0 PB: 0 SB: 0 CS: 0	PA: 44																		
PITCHER	IP	WLS	BF	H	R	ER	SO	BB	IBB	HBP	BLK	WP	HR	S	P	ERA	WHIP	PITCHER				IP	WLS	BF	H	R	ER	SO	BB	IBB	HBP	BLK	WP	HR	S	P	ERA	WHIP
Bobby Chounard, R ERA: 5.89	5.0	W	25	4	2	2	3	5	0	0	0	0	1	58	103	3.60	1.800																					
Buddy Groom, L ERA: 3.31	2.0		10	4	0	0	1	1	0	0	0	0	0	29	50	0.00	2.500																					
Jim Corsi, R ERA: 3.6	2.0		9	3	1	1	3	0	0	0	0	0	0	19	28	4.50	1.500																					

Texas Rangers @ Oakland Athletics  
Oakland-Alameda County Coliseum, Oakland, CA  
Thu Jul 11 1996, 3:33 AM PDT  
Att: 13,437 - Sunny - 72 F

AB 38  
R 3  
H 11  
RBI 3  
BB 6  
SO 7  
LOB 29



Batter	1	2	3	4	5	6	7	8	9	AB	R	H	RBI	BB	SO	LOB	BOTTOM																					
Damon Mashore, R OBP: 0.397, SLG: 0.396			3-2 G3-1	0-3 K	4-1 BB		3-3 K			4	0	0	1	1	3	4																						
Rafael Bourquard, R OBP: 0.352, SLG: 0.397	0-1 F9		0-2 BB 2B		1-2 G1-3		4-1 BB			4	1	1	1	1	0	3																						
Scott Brosius, R OBP: 0.461, SLG: 0.622	1-3 K		0-1 BB 2B		4-2 1B BB	1-2 2B	2-3 K			4	2	2	0	1	2	3																						
Mark McGwire, R OBP: 0.498, SLG: 0.805 Torey Lovullo, S OBP: 0.316, SLG: 0.370		0-0 HR	4-2 2B BB		0-0 1B BB	0-0 G6-3		3-2 G5-3		4	2	2	1	1	0	1																						
Gerónimo Berroa, R OBP: 0.343, SLG: 0.528		2-2 G6-3	1-0 2B BB		4-2 BB 1B BB	2-2 F9		4-2 1B 1B BB		3	1	1	2	2	0	1																						
Terry Steinbach, R OBP: 0.347, SLG: 0.523		2-2 G5-3	1-1 G4-3		0-0 1B BB	1-0 G6-3		0-2 FC5 1B		5	1	2	2	0	0	3																						
Jason Giambi, L OBP: 0.389, SLG: 0.561 Jose Herrera, L OBP: 0.340, SLG: 0.435			3-3 K		3-2 2B		1-2 BB 1B BB	1-0 FC5-4 1B		3	0	2	0	1	1	0																						
Ernie Young, R OBP: 0.317, SLG: 0.429			4-1 G3-1 1B BB		2-3 K		3-3 K	0-1 FC5-4 1B	0-1 F9	4	1	0	0	1	2	8																						
Mike Bordick, R OBP: 0.300, SLG: 0.293			2-2 P5		0-0 G6-3		1-2 BB	1-1 FC5 1B	0-1 FC5	5	0	2	1	0	0	5																						
	R: 0 E: 0 K: 2 S: 8	H: 0 LOB: 0 BB: 0 P: 10	R: 1 E: 0 K: 1 S: 13	H: 1 LOB: 0 BB: 0 P: 20	R: 3 E: 1 K: 0 S: 18	H: 3 LOB: 2 BB: 2 P: 33	R: 0 E: 0 K: 2 S: 13	H: 1 LOB: 1 BB: 0 P: 18	R: 4 E: 0 K: 1 S: 19	H: 3 LOB: 3 BB: 4 P: 40	R: 0 E: 0 K: 0 S: 8	H: 1 LOB: 1 BB: 0 P: 12	R: 0 E: 0 K: 2 S: 19	H: 2 LOB: 1 BB: 1 P: 31	R: 0 E: 0 K: 0 S: 13	H: 2 LOB: 3 BB: 1 P: 21	1B: 9 2B: 3 3B: 0 HR: 1	SF: 0 SAC: 0 DP: 0 HBP: 0	WP: 1 PB: 0 SB: 0 CS: 0	PA: 45																		
PITCHER	IP	WLS	BF	H	R	ER	SO	BB	IBB	HBP	BLK	WP	HR	S	P	ERA	WHIP	PITCHER				IP	WLS	BF	H	R	ER	SO	BB	IBB	HBP	BLK	WP	HR	S	P	ERA	WHIP
Darren Oliver, L ERA: 4.29	4.1	L	23	6	7	7	5	4	0	0	0	0	1	59	97	14.54	2.308																					
Matt Whiteside, R ERA: 11.37	0.1		5	2	1	1	1	2	0	0	0	0	0	11	23	27.00	12.000																					
Gil Heredia, R ERA: 6.75	2.1		11	3	0	0	2	1	0	0	0	1	0	28	44	0.00	1.714																					
Mike Henneman, R ERA: 7.62	1.0		6	2	0	0	0	1	0	0	0	0	0	13	21	0.00	3.000																					

Texas Rangers @ Oakland Athletics  
Oakland-Alameda County Coliseum, Oakland, CA  
Thu Jul 11 1996, 3:33 AM PDT  
Att: 13,437 - Sunny - 72 F


AB 37  
R 8  
H 13  
RBI 8  
BB 8  
SO 8  
LOB 28










Batter	1	2	3	4	5	6	7	8	9	AB	R	H	RBI	BB	SO	LOB	TOP					
Mark McLemore, S (1, 4) OBP: 0.401, SLG: 0.400	G3-1		HR				BB		P6	4	2	2	2	1	0	1	<p>Texas Rangers @ Oakland Athletics Oakland-Alameda County Coliseum, Oakland, CA</p> <p>Sat Jul 13, 1996, 7:05 PM PDT Att: 16,792 - Unknown - 60 F</p> <p>livebaseballscores.com</p> <p>AB 36 R 8 H 12 RBI 8 BB 3 SO 7 LOB 13</p> 					
Ivan Rodriguez, R (1, 2) OBP: 0.356, SLG: 0.510	F8		G5-3							5	1	2	0	0	1							
29 Rusty Greer, L (1, 7) OBP: 0.392, SLG: 0.494	FC4		G1-3							3	0	1	2	1	1							
Juan Gonzalez, R (1, 10) OBP: 0.377, SLG: 0.653	FC4		P3							4	1	1	2	0	0	2						
Mickey Tettleton, S (1, 3) OBP: 0.376, SLG: 0.483 Rene Gonzales, R (9, 3) OBP: 0.376, SLG: 0.528		HR								4	1	1	1	1	1	2						
Dean Palmer, R (1, 5) OBP: 0.357, SLG: 0.536										4	0	1	0	0	2	1						
Warren Newson, L (1, 9) OBP: 0.361, SLG: 0.497										4	0	1	0	0	2	2						
Damon Buford, R (1, 8) OBP: 0.337, SLG: 0.474										4	0	0	0	0	0	3						
Kevin Elster, R (1, 6) OBP: 0.340, SLG: 0.493										4	3	3	1	0	0	0						
<b>Inning Stats</b>	R: 0 E: 0 K: 0 S: 13	H: 0 LOB: 1 BB: 1 P: 23	R: 1 E: 0 K: 1 S: 10	H: 2 LOB: 0 BB: 0 P: 16	R: 2 E: 0 K: 0 S: 8	H: 2 LOB: 0 BB: 0 P: 13	R: 0 E: 0 K: 0 S: 11	H: 1 LOB: 1 BB: 0 P: 17	R: 0 E: 0 K: 1 S: 9	H: 0 LOB: 1 BB: 1 P: 18	R: 1 E: 0 K: 1 S: 9	H: 1 LOB: 1 BB: 1 P: 18	R: 2 E: 0 K: 1 S: 13	H: 3 LOB: 1 BB: 0 P: 20	R: 0 E: 0 K: 2 S: 10	H: 0 LOB: 0 BB: 0 P: 14	R: 2 E: 0 K: 0 S: 14	H: 3 LOB: 1 BB: 0 P: 21	1B: 6 2B: 1 3B: 1 HR: 4	SF: 2 SAC: 0 DP: 1 HBP: 0	WP: 1 PB: 0 SB: 1 CS: 0	PA: 41
<b>PITCHER</b>	IP WLS BF H R ER SO BB IBB HBP BLK WP HR S P ERA WHIP																					
Don Wengert, R (1, 1) ERA: 5.21	6.0 L 28 8 6 6 4 3 0 0 0 0 0 4 66 111 9.00 1.833																					
Jay Witasick, R (7, 1) ERA:	2.0 7 1 0 0 3 0 0 0 0 1 0 19 29 0.00 0.500																					
Carlos Reyes, R (9, 1) ERA: 5.65	1.0 6 3 2 2 0 0 0 0 0 0 0 14 21 18.00 3.000																					


Batter	1	2	3	4	5	6	7	8	9	AB	R	H	RBI	BB	SO	LOB	BOTTOM					
Jose Herrera, L (1, 8) OBP: 0.330, SLG: 0.419	L9		P4							4	0	0	0	0	0	4	<p>Texas Rangers @ Oakland Athletics Oakland-Alameda County Coliseum, Oakland, CA</p> <p>Sat Jul 13, 1996, 7:05 PM PDT Att: 16,792 - Unknown - 60 F</p> <p>livebaseballscores.com</p> <p>AB 30 R 1 H 3 RBI 1 BB 6 SO 7 LOB 17</p> 					
Rafael Bourimial, R (1, 4) OBP: 0.344, SLG: 0.386	G5-3		B1-3							4	0	1	0	0	0	2						
Jason Giambi, L (1, 7) OBP: 0.381, SLG: 0.547	K		G1-3							4	0	0	0	0	2	4						
Mark McGwire, R (1, 3) OBP: 0.491, SLG: 0.797 Torey Lovullo, S (9, 3) OBP: 0.316, SLG: 0.370		P4								4	1	1	1	0	0	2						
Gerónimo Berroa, R (1, 10) OBP: 0.341, SLG: 0.539										4	0	0	0	0	1	0						
Scott Brosius, R (1, 5) OBP: 0.457, SLG: 0.604										2	0	0	0	2	1	0						
Terry Steinbach, R (1, 2) OBP: 0.351, SLG: 0.521										3	0	1	0	1	2	1						
Matt Stairs, L (1, 9) OBP: 0.257, SLG: 0.485										4	0	0	0	0	1	3						
Mike Bordick, R (1, 6) OBP: 0.314, SLG: 0.300										1	0	0	0	3	0	1						
<b>Inning Stats</b>	R: 0 E: 0 K: 1 S: 7	H: 0 LOB: 0 BB: 0 P: 9	R: 0 E: 0 K: 1 S: 8	H: 0 LOB: 1 BB: 1 P: 16	R: 0 E: 1 K: 0 S: 12	H: 0 LOB: 2 BB: 1 P: 21	R: 0 E: 0 K: 0 S: 15	H: 1 LOB: 2 BB: 1 P: 28	R: 0 E: 0 K: 1 S: 9	H: 1 LOB: 2 BB: 1 P: 16	R: 0 E: 0 K: 1 S: 5	H: 0 LOB: 0 BB: 0 P: 7	R: 0 E: 0 K: 0 S: 7	H: 0 LOB: 0 BB: 1 P: 15	R: 1 E: 0 K: 1 S: 9	H: 1 LOB: 0 BB: 0 P: 12	R: 0 E: 0 K: 2 S: 8	H: 0 LOB: 1 BB: 1 P: 13	1B: 2 2B: 0 3B: 0 HR: 1	SF: 0 SAC: 0 DP: 1 HBP: 0	WP: 0 PB: 0 SB: 0 CS: 0	PA: 36
<b>PITCHER</b>	IP WLS BF H R ER SO BB IBB HBP BLK WP HR S P ERA WHIP																					
Roger Pavlik, R (1, 1) ERA: 4.58	8.0 W 32 3 1 1 5 5 0 0 0 0 0 1 72 124 1.12 1.000																					
Mark Brandenburg, R (9, 1) ERA: 2.09	1.0 4 0 0 0 2 1 0 0 0 0 0 0 8 13 0.00 1.000																					



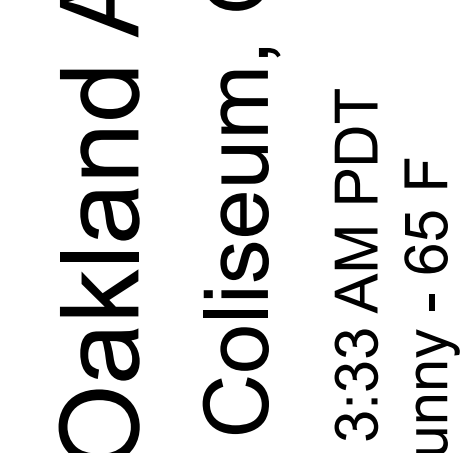
Batter	1	2	3	4	5	6	7	8	9	AB	R	H	RBI	BB	SO	LOB	TOP										
<b>Mark McLemore, S</b> OBP: 0.401, SLG: 0.411 (1,4)	F9		G5-4-3		HR		1B		G1-6-3	5	1	2	1	0	0	3	<b>Texas Rangers @ Oakland Athletics</b> Oakland-Alameda County Coliseum, Oakland, CA Sun Jul 14 1996, 3:33 AM PDT Att: 20,704 - Sunny - 65 F										
<b>Ivan Rodriguez, R</b> OBP: 0.354, SLG: 0.504 (1,2)	G6-3		K		G6-3		G5-3			4	0	0	0	0	1	2											
<b>29 Rusty Greer, L</b> OBP: 0.393, SLG: 0.492 (1,7)	1B				L8				1B	3	0	1	0	1	1	0											
<b>Juan Gonzalez, R</b> OBP: 0.382, SLG: 0.658 (1,9)	1B				2B		1B		G6-4-3	4	0	3	0	0	0	1											
<b>Mickey Tettleton, S</b> OBP: 0.375, SLG: 0.480 (1,10)	K				K		K		1B	4	0	1	0	0	3	4											
<b>Dean Palmer, R</b> OBP: 0.356, SLG: 0.532 (1,5)					1B		L5		P3	4	0	1	0	0	0	2											
<b>Rene Gonzales, R</b> OBP: 0.378, SLG: 0.509 (1,3)					1B		FC6-4		G6-3	2	0	0	0	1	0	1											
<b>Kurt Stillwell, S</b> OBP: 0.358, SLG: 0.354 (9, PH)	G4-3				BB		FC6-4			1	0	0	0	0	0	0											
<b>Damon Buford, R</b> OBP: 0.327, SLG: 0.459 (1,8)					P8				1B	3	0	0	0	0	1	3											
<b>Warren Newson, L</b> OBP: 0.354, SLG: 0.497 (9, PH)	L7						K		BB	0	0	0	0	1	0	0											
<b>Kevin Elster, R</b> OBP: 0.345, SLG: 0.497 (1,6)					G5-4-3		K		G1-6-3	4	0	3	0	0	1	0											
<b>Inning Stats</b>	R: 0 E: 0 K: 1 S: 12	H: 1 LOB: 2 BB: 1 P: 20	R: 0 E: 0 K: 0 S: 5	H: 0 LOB: 0 BB: 0 P: 8	R: 0 E: 0 K: 1 S: 7	H: 1 LOB: 0 BB: 0 P: 10	R: 0 E: 0 K: 2 S: 18	H: 2 LOB: 3 BB: 1 P: 32	R: 1 E: 0 K: 1 S: 8	H: 1 LOB: 0 BB: 0 P: 14	R: 0 E: 0 K: 1 S: 9	H: 1 LOB: 1 BB: 0 P: 10	R: 0 E: 0 K: 1 S: 8	H: 2 LOB: 1 BB: 0 P: 15	R: 0 E: 0 K: 0 S: 7	H: 2 LOB: 1 BB: 0 P: 10	R: 0 E: 0 K: 0 S: 9	H: 1 LOB: 1 BB: 1 P: 14	1B: 9 2B: 1 3B: 0 HR: 1	SF: 0 SAC: 0 DP: 4 HBP: 0	WP: 0 PB: 0 SB: 0 CS: 0	PA: 37					
<b>PITCHER</b>	IP	WLS	BF	H	R	ER	SO	BB	IBB	HBP	BLK	WP	HR	S	P	ERA	WHIP										
<b>Doug Johns, L</b> ERA: 5.83 (1,1)	8.0	W	33	10	1	1	7	2	0	0	0	0	1	74	119	1.12	1.500										
<b>Jim Corsi, R</b> ERA: 3.51 (9,1)	1.0		4	1	0	0	0	1	0	0	0	0	0	9	14	0.00	2.000										

Batter	1	2	3	4	5	6	7	8	9	AB	R	H	RBI	BB	SO	LOB	BOTTOM										
<b>Jose Herrera, L</b> OBP: 0.337, SLG: 0.424 (1,8)	1B		FC3-6		P8		G4-1			5	1	3	0	0	0	3	<b>Texas Rangers @ Oakland Athletics</b> Oakland-Alameda County Coliseum, Oakland, CA Sun Jul 14 1996, 3:33 AM PDT Att: 20,704 - Sunny - 65 F										
<b>Rafael Bourquard, R</b> OBP: 0.353, SLG: 0.407 (1,4)	BB		FC6-4		G4-3		G4-3			5	2	3	1	0	0	3											
<b>Jason Giambi, L</b> OBP: 0.378, SLG: 0.542 (1,7)	BB		FC3-6		G4-3		F7			5	1	1	3	0	0	3											
<b>Damon Mashore, R</b> OBP: 0.397, SLG: 0.396 (8,7)	BB		FC3-6		G4-3		F7			0	0	0	0	0	0	0											
<b>Mark McGwire, R</b> OBP: 0.490, SLG: 0.787 (1,3)	BB		FC3-6		G6-3		K			3	1	0	0	1	2	2											
<b>Torey Lovullo, S</b> OBP: 0.316, SLG: 0.370 (8,3)	BB		K		G6-3		K			0	0	0	0	0	0	0											
<b>Geronimo Berroa, R</b> OBP: 0.344, SLG: 0.541 (1,10)	BB		K		G5-3		G5-3			3	0	1	2	2	0	0											
<b>Scott Brosius, R</b> OBP: 0.456, SLG: 0.614 (1,5)	P3		P9		HR				1B	4	1	1	1	1	0	8											
<b>Matt Stairs, L</b> OBP: 0.282, SLG: 0.556 (1,9)	IBB		HR		G4-3		G6-3		1B	3	1	1	1	1	0	0											
<b>Ernie Young, R</b> OBP: 0.319, SLG: 0.431 (9,8)									G4-6-3	1	0	1	0	0	0	0											
<b>George Williams, S</b> OBP: 0.339, SLG: 0.300 (1,2)	SF8		1B		P5		G4-1		K	3	1	1	1	1	1	2											
<b>Mike Bordick, R</b> OBP: 0.318, SLG: 0.302 (1,6)	G6-3		1B		BB		G4-1		G4-6-3	4	1	2	0	1	0	4											
<b>Inning Stats</b>	R: 4 E: 0 K: 0 S: 18	H: 4 LOB: 2 BB: 2 P: 35	R: 0 E: 0 K: 0 S: 17	H: 1 LOB: 3 BB: 1 P: 30	R: 3 E: 0 K: 1 S: 19	H: 4 LOB: 3 BB: 2 P: 32	R: 0 E: 0 K: 0 S: 9	H: 0 LOB: 1 BB: 1 P: 17	R: 1 E: 0 K: 0 S: 4	H: 1 LOB: 0 BB: 0 P: 6	R: 1 E: 0 K: 0 S: 12	H: 3 LOB: 2 BB: 0 P: 17	R: 0 E: 0 K: 1 S: 5	H: 0 LOB: 0 BB: 0 P: 6	R: 0 E: 0 K: 1 S: 7	H: 1 LOB: 1 BB: 1 P: 14	1B: 10 2B: 1 3B: 1 HR: 2	SF: 1 SAC: 0 DP: 1 HBP: 1	WP: 0 PB: 0 SB: 0 CS: 0	PA: 45							
<b>PITCHER</b>	IP	WLS	BF	H	R	ER	SO	BB	IBB	HBP	BLK	WP	HR	S	P	ERA	WHIP										
<b>Kevin Gross, R</b> ERA: 6.02 (1,1)	2.0	L	17	6	6	6	0	3	1	0	0	0	1	38	73	27.00	4.500										
<b>Matt Whiteside, R</b> ERA: 8.74 (3,1)	5.0		24	7	3	3	2	2	0	0	0	0	1	46	70	5.40	1.800										
<b>Ed Vosberg, L</b> ERA: 2.74 (8,1)	1.0		4	1	0	0	1	1	0	0	0	0	0	7	14	0.00	2.000										

AB 34  
R 1  
H 11  
RBI 1  
BB 3  
SO 7  
LOB 16



AB 36  
R 9  
H 14  
RBI 9  
BB 7  
SO 3  
LOB 25



livebaseballscores.com

livebaseballscores.com







Batter	1	2	3	4	5	6	7	8	9	AB	R	H	RBI	BB	SO	LOB	TOP								
Darin Erstad, L (1, 8) OBP: 0.388, SLG: 0.421	G6-3		FC4-6 1B		K		G4-3			4	1	0	0	0	1	1	<b>California Angels @ Texas Rangers</b> The Ballpark at Arlington, Arlington, TX Tue Jul 16 1996, 8:05 PM EDT Att: 34,680 - Unknown - 93 F								
Randy Velarde, R (1, 4) OBP: 0.386, SLG: 0.427	G4-3		L9					K		3	0	0	0	1	1										
Tim Salmon, R (1, 9) OBP: 0.387, SLG: 0.541	1B		1B		L7					2	0	1	0	2	0	1									
Chili Davis, S (1, 10) OBP: 0.381, SLG: 0.492	K		1B		L8			F8		4	0	1	1	0	1	3									
16 Garret Anderson, L (1, 7) OBP: 0.317, SLG: 0.424		F8	K			P3		F8		4	0	0	0	0	1	3									
J.T. Snow, L (1, 3) OBP: 0.337, SLG: 0.383		G4-3			F7			L8		4	0	0	0	0	0	0									
George Arias, R (1, 5) OBP: 0.281, SLG: 0.263		BLK 1B			P4			F8		4	0	1	0	0	0	0									
Pat Borders, R (1, 2) OBP: 0.292, SLG: 0.376 Otiendo Palmeiro, L (9, PH) OBP: 0.377, SLG: 0.377		K			F8			G6-3		3	0	0	0	0	2	1									
Gary Disarcina, R (1, 6) OBP: 0.283, SLG: 0.327					FC4-6 1B			G6-3		3	1	2	1	0	0	0									
<b>Inning Stats</b>	R: 0 E: 0 K: 1 S: 9	H: 1 LOB: 1 BB: 0 P: 16	R: 0 E: 0 K: 1 S: 10	H: 1 LOB: 1 BB: 0 P: 18	R: 1 E: 0 K: 1 S: 14	H: 2 LOB: 2 BB: 1 P: 26	R: 0 E: 0 K: 0 S: 4	H: 0 LOB: 0 BB: 0 P: 5	R: 1 E: 0 K: 1 S: 15	H: 1 LOB: 1 BB: 1 P: 24	R: 0 E: 0 K: 0 S: 6	H: 0 LOB: 0 BB: 0 P: 8	R: 0 E: 0 K: 1 S: 7	H: 0 LOB: 1 BB: 1 P: 10	R: 0 E: 0 K: 1 S: 9	H: 0 LOB: 0 BB: 0 P: 15		R: 0 E: 0 K: 0 S: 10	H: 0 LOB: 0 BB: 0 P: 15	1B: 4 2B: 0 3B: 0 HR: 1	SF: 0 SAC: 0 DP: 0 HBP: 0	WP: 0 PB: 0 SB: 0 CS: 0	PA: 35		
<b>PITCHER</b>	IP	WLS	BF	H	R	ER	SO	BB	IBB	HBP	BLK	WP	HR	S	P	ERA	WHIP								
Darren Oliver, L (1, 1) ERA: 4.17	7.0	W	28	5	2	2	5	2	0	0	1	0	1	65	107	2.57	1.000								
Jeff Russell, R (8, 1) ERA: 4.36	2.0	S	7	0	0	0	1	1	0	0	0	0	0	19	30	0.00	0.500								

Batter	1	2	3	4	5	6	7	8	9	AB	R	H	RBI	BB	SO	LOB	BOTTOM								
Mark McLemore, S (1, 4) OBP: 0.402, SLG: 0.411	F8		FC5-4 BB		P6			CS WP BB		2	0	0	0	2	0	0	<b>California Angels @ Texas Rangers</b> The Ballpark at Arlington, Arlington, TX Tue Jul 16 1996, 8:05 PM EDT Att: 34,680 - Unknown - 93 F								
Damon Buford, R (1, 8) OBP: 0.315, SLG: 0.441	L9		FC5-4 2B		G6-3		F8			4	1	0	0	0	2										
29 Rusty Greer, L (1, 7) OBP: 0.399, SLG: 0.512	K		1B		HR			E 1B WP 1B		4	3	3	2	0	1	0									
Juan Gonzalez, R (1, 9) OBP: 0.387, SLG: 0.656		G3-1 2B	1B		G6-3			K		3	1	1	0	1	1	1									
Mickey Tettleton, S (1, 10) OBP: 0.379, SLG: 0.477		P4	IBB		K			E8 WP 1B		4	0	2	1	0	1	1									
Will Clark, L (1, 3) OBP: 0.381, SLG: 0.423 Kurt Stillwell, S (7, 5) OBP: 0.345, SLG: 0.340		G3-1	K				G3		G5-3	3	0	0	0	0	1	3									
Rene Gonzales, R (1, 5) OBP: 0.375, SLG: 0.483		2B	FC6-4		K		G5-3		BB	2	1	0	0	2	0	2									
Dave Valle, R (1, 2) OBP: 0.389, SLG: 0.457		1B			L5-3 BB		P5		F9	3	0	1	2	1	0	2									
Kevin Elster, R (1, 6) OBP: 0.340, SLG: 0.488		P4			L5-3			L7		3	0	0	0	0	2										
<b>Inning Stats</b>	R: 0 E: 0 K: 1 S: 8	H: 0 LOB: 0 BB: 0 P: 12	R: 2 E: 0 K: 0 S: 8	H: 2 LOB: 1 BB: 1 P: 16	R: 2 E: 0 K: 1 S: 13	H: 2 LOB: 2 BB: 2 P: 26	R: 0 E: 0 K: 0 S: 8	H: 0 LOB: 0 BB: 1 P: 16	R: 1 E: 0 K: 1 S: 10	H: 1 LOB: 0 BB: 0 P: 15	R: 0 E: 0 K: 0 S: 5	H: 0 LOB: 0 BB: 0 P: 7	R: 0 E: 0 K: 0 S: 5	H: 0 LOB: 1 BB: 1 P: 10	R: 1 E: 1 K: 1 S: 13	H: 2 LOB: 2 BB: 1 P: 23		R: 0 E: 0 K: 0 S: 10	H: 0 LOB: 0 BB: 0 P: 10	1B: 3 2B: 4 3B: 0 HR: 1	SF: 0 SAC: 0 DP: 1 HBP: 0	WP: 2 PB: 0 SB: 1 CS: 1	PA: 35		
<b>PITCHER</b>	IP	WLS	BF	H	R	ER	SO	BB	IBB	HBP	BLK	WP	HR	S	P	ERA	WHIP								
Jim Abbott, L (1, 1) ERA: 7.52	7.0	L	29	5	5	5	3	4	1	0	0	1	1	57	102	6.43	1.286								
Mike James, R (8, 1) ERA: 2.96	1.0		6	2	1	0	1	1	0	0	0	1	0	13	23	0.00	3.000								



Batter	1	2	3	4	5	6	7	8	9	AB	R	H	RBI	BB	SO	LOB	TOP				
Darin Erstad, L (1, 8) OBP: 0.378, SLG: 0.408 Randy Velarde, R (9, PH) OBP: 0.385, SLG: 0.425	G4-3	K		G3			FC6-4		G4-3	4	0	0	0	0	1	2					
Rex Hudler, R (1, 4) OBP: 0.351, SLG: 0.579	F 1B	K					G6-3			4	1	2	0	0	1	2					
J.T. Snow, L (1, 3) OBP: 0.336, SLG: 0.382	E3 BB 1B								G3-1	4	0	1	0	0	0	2					
Tim Salmon, R (1, 9) OBP: 0.391, SLG: 0.542										3	1	2	1	1	0	1					
Chili Davis, S (1, 10) OBP: 0.382, SLG: 0.490										3	0	1	0	1	0	1					
16 Garret Anderson, L (1, 7) OBP: 0.316, SLG: 0.422	K									4	0	1	1	0	1	3					
George Arias, R (1, 5) OBP: 0.253, SLG: 0.253 Orlando Palmeiro, L (9, PH) OBP: 0.371, SLG: 0.370	K									3	0	0	0	0	1	5					
Jorge Fabregas, L (1, 2) OBP: 0.336, SLG: 0.318										4	1	2	0	0	0	0					
Gary Disarcina, R (1, 6) OBP: 0.286, SLG: 0.329										4	0	2	0	0	0	1					
<b>Inning Stats</b>	R: 1 E: 1 K: 2 S: 10	H: 2 LOB: 3 BB: 1 P: 14	R: 0 E: 0 K: 2 S: 8	H: 1 LOB: 1 BB: 0 P: 8	R: 1 E: 0 K: 0 S: 4	H: 3 LOB: 1 BB: 1 P: 8	R: 0 E: 0 K: 0 S: 3	H: 0 LOB: 0 BB: 0 P: 3	R: 0 E: 0 K: 0 S: 3	H: 0 LOB: 0 BB: 0 P: 3	R: 0 E: 0 K: 0 S: 4	H: 1 LOB: 1 BB: 0 P: 4	R: 0 E: 0 K: 0 S: 3	H: 1 LOB: 1 BB: 0 P: 3	R: 1 E: 0 K: 0 S: 5	H: 2 LOB: 1 BB: 0 P: 5	1B: 11 2B: 0 3B: 0 HR: 0	SF: 0 SAC: 0 DP: 2 HBP: 0	WP: 0 PB: 0 SB: 0 CS: 2	PA: 38	
<b>PITCHER</b>	IP WLS BF H R ER SO BB IBB HBP BLK WP HR S P ERA WHIP	IP WLS BF H R ER SO BB IBB HBP BLK WP HR S P ERA WHIP	IP WLS BF H R ER SO BB IBB HBP BLK WP HR S P ERA WHIP	IP WLS BF H R ER SO BB IBB HBP BLK WP HR S P ERA WHIP	IP WLS BF H R ER SO BB IBB HBP BLK WP HR S P ERA WHIP	IP WLS BF H R ER SO BB IBB HBP BLK WP HR S P ERA WHIP	IP WLS BF H R ER SO BB IBB HBP BLK WP HR S P ERA WHIP	IP WLS BF H R ER SO BB IBB HBP BLK WP HR S P ERA WHIP	IP WLS BF H R ER SO BB IBB HBP BLK WP HR S P ERA WHIP	IP WLS BF H R ER SO BB IBB HBP BLK WP HR S P ERA WHIP	IP WLS BF H R ER SO BB IBB HBP BLK WP HR S P ERA WHIP	IP WLS BF H R ER SO BB IBB HBP BLK WP HR S P ERA WHIP	IP WLS BF H R ER SO BB IBB HBP BLK WP HR S P ERA WHIP	IP WLS BF H R ER SO BB IBB HBP BLK WP HR S P ERA WHIP	IP WLS BF H R ER SO BB IBB HBP BLK WP HR S P ERA WHIP	IP WLS BF H R ER SO BB IBB HBP BLK WP HR S P ERA WHIP	IP WLS BF H R ER SO BB IBB HBP BLK WP HR S P ERA WHIP	IP WLS BF H R ER SO BB IBB HBP BLK WP HR S P ERA WHIP	IP WLS BF H R ER SO BB IBB HBP BLK WP HR S P ERA WHIP	IP WLS BF H R ER SO BB IBB HBP BLK WP HR S P ERA WHIP	IP WLS BF H R ER SO BB IBB HBP BLK WP HR S P ERA WHIP

California Angels @ Texas Rangers  
The Ballpark at Arlington, Arlington, TX  
Wed Jul 17 1996, 8:05 PM EDT  
Att: 44,220 - Unknown - 94 F

AB	35
R	3
H	11
RBI	2
BB	2
SO	4
LOB	18



Batter	1	2	3	4	5	6	7	8	9	AB	R	H	RBI	BB	SO	LOB	BOTTOM				
Mark McLemore, S (1, 4) OBP: 0.402, SLG: 0.412	HR 2B		K		L6		F8			4	1	1	0	1	1	1					
Ivan Rodriguez, R (1, 2) OBP: 0.355, SLG: 0.500	G5-3				L9		BB 29 BB SF9 BB		L4	4	1	1	0	1	0	3					
29 Rusty Greer, L (1, 7) OBP: 0.401, SLG: 0.512	K						SF9 BB 1B BB			2	2	1	1	1	1	1					
Juan Gonzalez, R (1, 9) OBP: 0.392, SLG: 0.670	HR						1B 1-2 2-3 BB			3	1	2	3	1	0	1					
Mickey Tettleton, S (1, 10) OBP: 0.378, SLG: 0.474	K2-3						SF9			2	0	0	1	1	1	1					
Dean Palmer, R (1, 5) OBP: 0.380, SLG: 0.541										4	1	2	2	0	0	1					
Rene Gonzales, R (1, 3) OBP: 0.353, SLG: 0.452	K						HR 1-3 3-H FC6-4 1B			4	0	0	0	0	1	3					
Damon Buford, R (1, 8) OBP: 0.322, SLG: 0.438										3	0	1	0	1	0	0					
Kevin Elster, R (1, 6) OBP: 0.339, SLG: 0.483										3	1	0	0	1	0	3					
<b>Inning Stats</b>	R: 2 E: 0 K: 2 S: 9	H: 2 LOB: 0 BB: 0 P: 9	R: 0 E: 0 K: 1 S: 5	H: 0 LOB: 0 BB: 0 P: 5	R: 1 E: 0 K: 1 S: 6	H: 1 LOB: 1 BB: 1 P: 10	R: 0 E: 0 K: 0 S: 3	H: 0 LOB: 2 BB: 2 P: 11	R: 1 E: 0 K: 0 S: 5	H: 2 LOB: 1 BB: 0 P: 5	R: 1 E: 0 K: 0 S: 4	H: 1 LOB: 0 BB: 0 P: 4	R: 2 E: 0 K: 0 S: 4	H: 1 LOB: 2 BB: 3 P: 16	R: 0 E: 0 K: 0 S: 3	H: 1 LOB: 1 BB: 1 P: 7	1B: 4 2B: 3 3B: 0 HR: 2	SF: 2 SAC: 0 DP: 1 HBP: 0	WP: 1 PB: 1 SB: 0 CS: 0	PA: 38	
<b>PITCHER</b>	IP WLS BF H R ER SO BB IBB HBP BLK WP HR S P ERA WHIP	IP WLS BF H R ER SO BB IBB HBP BLK WP HR S P ERA WHIP	IP WLS BF H R ER SO BB IBB HBP BLK WP HR S P ERA WHIP	IP WLS BF H R ER SO BB IBB HBP BLK WP HR S P ERA WHIP	IP WLS BF H R ER SO BB IBB HBP BLK WP HR S P ERA WHIP	IP WLS BF H R ER SO BB IBB HBP BLK WP HR S P ERA WHIP	IP WLS BF H R ER SO BB IBB HBP BLK WP HR S P ERA WHIP	IP WLS BF H R ER SO BB IBB HBP BLK WP HR S P ERA WHIP	IP WLS BF H R ER SO BB IBB HBP BLK WP HR S P ERA WHIP	IP WLS BF H R ER SO BB IBB HBP BLK WP HR S P ERA WHIP	IP WLS BF H R ER SO BB IBB HBP BLK WP HR S P ERA WHIP	IP WLS BF H R ER SO BB IBB HBP BLK WP HR S P ERA WHIP	IP WLS BF H R ER SO BB IBB HBP BLK WP HR S P ERA WHIP	IP WLS BF H R ER SO BB IBB HBP BLK WP HR S P ERA WHIP	IP WLS BF H R ER SO BB IBB HBP BLK WP HR S P ERA WHIP	IP WLS BF H R ER SO BB IBB HBP BLK WP HR S P ERA WHIP	IP WLS BF H R ER SO BB IBB HBP BLK WP HR S P ERA WHIP	IP WLS BF H R ER SO BB IBB HBP BLK WP HR S P ERA WHIP	IP WLS BF H R ER SO BB IBB HBP BLK WP HR S P ERA WHIP	IP WLS BF H R ER SO BB IBB HBP BLK WP HR S P ERA WHIP	IP WLS BF H R ER SO BB IBB HBP BLK WP HR S P ERA WHIP

California Angels @ Texas Rangers  
The Ballpark at Arlington, Arlington, TX  
Wed Jul 17 1996, 8:05 PM EDT  
Att: 44,220 - Unknown - 94 F

AB	29
R	7
H	8
RBI	7
BB	7
SO	4
LOB	14









Batter	1	2	3	4	5	6	7	8	9	AB	R	H	RBI	BB	SO	LOB	TOP										
<b>Jose Herrera, L</b> OBP: 0.323, SLG: 0.399 (1, 9)										5	0	0	0	0	1	1											
<b>Tony Batista, R</b> OBP: 0.333, SLG: 0.447 (1, 4)										5	1	1	0	0	1	0											
<b>Jason Giambi, L</b> OBP: 0.372, SLG: 0.540 <b>Damon Mashore, R</b> OBP: 0.387, SLG: 0.400 (1, 7) (9, 7)										5	2	2	2	0	1	0											
<b>Mark McGwire, R</b> OBP: 0.483, SLG: 0.791 (1, 3)										4	2	2	3	0	2	0											
<b>Gerónimo Berroa, R</b> OBP: 0.337, SLG: 0.537 (1, 10)										4	1	1	0	0	0	0											
<b>Scott Brosius, R</b> OBP: 0.472, SLG: 0.692 (1, 5)										3	2	2	0	1	0	0											
<b>Terry Steinbach, R</b> OBP: 0.351, SLG: 0.529 (1, 2)										3	1	2	2	0	1	0											
<b>Ernie Young, R</b> OBP: 0.322, SLG: 0.438 (1, 8)										4	0	0	0	0	2	4											
<b>Mike Bordick, R</b> OBP: 0.315, SLG: 0.306 (1, 6)										4	0	1	2	0	0	1											
<b>Inning Stats</b>	R: 0 E: 0 K: 2 S: 9	H: 0 LOB: 0 BB: 0 P: 11	R: 1 E: 0 K: 2 S: 14	H: 2 LOB: 1 BB: 0 P: 21	R: 0 E: 0 K: 0 S: 7	H: 0 LOB: 0 BB: 0 P: 10	R: 4 E: 0 K: 1 S: 23	H: 4 LOB: 1 BB: 1 P: 36	R: 4 E: 0 K: 0 S: 20	H: 5 LOB: 1 BB: 0 P: 28	R: 0 E: 0 K: 0 S: 8	H: 0 LOB: 0 BB: 0 P: 14	R: 0 E: 0 K: 1 S: 8	H: 0 LOB: 0 BB: 0 P: 9	R: 0 E: 0 K: 1 S: 9	H: 0 LOB: 0 BB: 0 P: 16	R: 0 E: 0 K: 1 S: 6	H: 0 LOB: 0 BB: 0 P: 9	1B: 4 2B: 3 3B: 1 HR: 3	SF: 1 SAC: 0 DP: 0 HBP: 0	WP: 0 PB: 0 SB: 0 CS: 0	PA: 39					
<b>PITCHER</b>	IP	WLS	BF	H	R	ER	SO	BB	IBB	HBP	BLK	WP	HR	S	P	ERA	WHIP										
<b>Rick Helling, R</b> ERA: 7.52 (1, 1)	4.0	L	22	9	8	8	5	1	0	0	0	0	3	56	81	18.00	2.500										
<b>Gil Heredia, R</b> ERA: 6.12 (5, 1)	4.0		14	2	1	1	2	0	0	0	0	0	0	42	64	2.25	0.500										
<b>Mike Henneman, R</b> ERA: 7.36 (9, 1)	1.0		3	0	0	0	1	0	0	0	0	0	0	6	9	0.00	0.000										

Oakland Athletics @ Texas Rangers  
The Ballpark at Arlington, Arlington, TX  
Fri Jul 19 1996, 8:05 PM EDT  
Att: 37,455 - Unknown - 93 F

livebaseballscorecards.com

AB 37  
R 9  
H 11  
RBI 9  
BB 1  
SO 8  
LOB 6

Batter	1	2	3	4	5	6	7	8	9	AB	R	H	RBI	BB	SO	LOB	BOTTOM										
<b>Darryl Hamilton, L</b> OBP: 0.361, SLG: 0.382 (1, 8)										5	0	0	0	0	0	4											
<b>Ivan Rodríguez, R</b> OBP: 0.356, SLG: 0.508 (1, 2)										5	2	2	3	0	1	2											
<b>29 Rusty Greer, L</b> OBP: 0.397, SLG: 0.507 (1, 7)										5	0	2	0	0	0	1											
<b>Juan González, R</b> OBP: 0.404, SLG: 0.688 (1, 10)										3	1	1	1	2	1	1											
<b>Dean Palmer, R</b> OBP: 0.361, SLG: 0.535 (1, 5)										3	0	0	0	2	2	4											
<b>Mark McLemore, S</b> OBP: 0.402, SLG: 0.409 (1, 4)										3	0	1	0	2	1	3											
<b>Rene Gonzales, R</b> OBP: 0.333, SLG: 0.418 <b>Warren Newson, L</b> OBP: 0.358, SLG: 0.480 <b>Kurt Stillwell, S</b> OBP: 0.345, SLG: 0.340 (1, 3) (5, PH) (6, 3)										1	1	0	0	1	0	2											
<b>Damon Buford, R</b> OBP: 0.333, SLG: 0.445 (1, 9)										4	2	3	0	0	1	2											
<b>Kevin Elster, R</b> OBP: 0.336, SLG: 0.482 (1, 6)										4	0	1	1	0	2	5											
<b>Inning Stats</b>	R: 0 E: 0 K: 0 S: 6	H: 0 LOB: 0 BB: 0 P: 9	R: 0 E: 0 K: 0 S: 5	H: 0 LOB: 0 BB: 1 P: 12	R: 3 E: 0 K: 0 S: 14	H: 2 LOB: 0 BB: 1 P: 25	R: 1 E: 0 K: 2 S: 16	H: 1 LOB: 2 BB: 2 P: 30	R: 1 E: 0 K: 1 S: 10	H: 2 LOB: 1 BB: 0 P: 15	R: 0 E: 0 K: 1 S: 7	H: 2 LOB: 2 BB: 0 P: 10	R: 0 E: 0 K: 1 S: 11	H: 1 LOB: 1 BB: 0 P: 16	R: 0 E: 0 K: 3 S: 19	H: 1 LOB: 2 BB: 1 P: 32	1B: 7 2B: 2 3B: 0 HR: 2	SF: 0 SAC: 0 DP: 1 HBP: 0	WP: 2 PB: 0 SB: 0 CS: 0	PA: 43							
<b>PITCHER</b>	IP	WLS	BF	H	R	ER	SO	BB	IBB	HBP	BLK	WP	HR	S	P	ERA	WHIP										
<b>Doug Johns, L</b> ERA: 5.99 (1, 1)	4.1		22	5	5	5	2	5	0	0	0	1	0	47	89	13.50	3.000										
<b>Carlos Reyes, R</b> ERA: 5.65 (5, 1)	0.2	W	4	1	1	1	2	1	0	0	0	1	0	11	18	13.50	3.000										
<b>Jim Corsi, R</b> ERA: 3.33 (6, 1)	2.1		10	4	0	0	3	0	0	0	0	0	0	21	32	0.00	1.714										
<b>Buddy Groom, L</b> ERA: 3.1 (8, 1)	0.2		3	1	0	0	0	0	0	0	0	0	0	7	10	0.00	1.500										
<b>Billy Taylor, R</b> ERA: 4.23 (9, 1)	1.0	S	4	0	0	0	3	1	0	0	0	1	0	17	28	0.00	1.000										

Oakland Athletics @ Texas Rangers  
The Ballpark at Arlington, Arlington, TX  
Fri Jul 19 1996, 8:05 PM EDT  
Att: 37,455 - Unknown - 93 F

livebaseballscorecards.com

AB 36  
R 6  
H 11  
RBI 5  
BB 7  
SO 10  
LOB 29



Batter	1	2	3	4	5	6	7	8	9	AB	R	H	RBI	BB	SO	LOB	TOP										
Jose Herrera, L (1, 9) OBP: 0.317, SLG: 0.392 Ernie Young, R (9, FH) OBP: 0.324, SLG: 0.440										4	0	0	0	0	2	1											
Rafael Bourquiel, R (1, 4) OBP: 0.333, SLG: 0.385										5	0	0	0	0	2	3											
Jason Giambi, L (1, 7) OBP: 0.375, SLG: 0.543										5	0	3	1	0	1	2											
Mark McGwire, R (1, 3) OBP: 0.483, SLG: 0.798										3	1	1	1	1	0	2											
Geronimo Berroa, R (1, 10) OBP: 0.344, SLG: 0.549										3	1	3	1	1	0	0											
Scott Brosius, R (1, 5) OBP: 0.468, SLG: 0.682										4	1	1	0	0	0	5											
Terry Steinbach, R (1, 2) OBP: 0.353, SLG: 0.529										4	0	2	0	0	0	0											
Damon Mashore, R (1, 8) OBP: 0.372, SLG: 0.381 Matt Stairs, L (9, FH) OBP: 0.354, SLG: 0.600										3	0	0	0	0	2	2											
Mike Bordick, R (1, 6) OBP: 0.314, SLG: 0.305										4	1	1	0	0	0	1											
<b>Inning Stats</b>	R: 0 E: 0 K: 2 S: 10	H: 0 LOB: 0 BB: 0 P: 18	R: 1 E: 0 K: 1 S: 12	H: 2 LOB: 1 BB: 1 P: 17	R: 1 E: 0 K: 2 S: 18	H: 3 LOB: 3 BB: 1 P: 30	R: 0 E: 0 K: 1 S: 9	H: 0 LOB: 0 BB: 0 P: 12	R: 0 E: 0 K: 0 S: 6	H: 1 LOB: 1 BB: 0 P: 10	R: 2 E: 0 K: 0 S: 10	H: 3 LOB: 0 BB: 0 P: 15	R: 0 E: 0 K: 0 S: 6	H: 1 LOB: 1 BB: 0 P: 9	R: 0 E: 0 K: 0 S: 6	H: 1 LOB: 0 BB: 0 P: 8	R: 0 E: 0 K: 1 S: 14	H: 2 LOB: 2 BB: 0 P: 21	1B: 9 2B: 2 3B: 0 HR: 2	SF: 0 SAC: 0 DP: 3 HBP: 0	WP: 0 PB: 0 SB: 0 CS: 0	PA: 39					
<b>PITCHER</b>	IP	WLS	BF	H	R	ER	SO	BB	IBB	HBP	BLK	WP	HR	S	P	ERA	WHIP										
Bobby Witt, R (1, 1) ERA: 5.97	8.0	W	35	12	4	4	6	1	1	0	0	0	2	80	125	4.50	1.625										
Ed Vosberg, L (9, 1) ERA: 2.56	0.1		1	0	0	0	0	0	0	0	0	0	0	1	1	0.00	0.000										
Mike Henneman, R (9, 1) ERA: 7.2	0.2		3	1	0	0	1	0	0	0	0	0	0	10	14	0.00	1.500										

Oakland Athletics @ Texas Rangers  
The Ballpark at Arlington, Arlington, TX  
Sat Jul 20 1996, 8:05 PM EDT  
Att: 46,052 - Unknown - 95 F

livebaseballscorecards.com

AB 37  
R 4  
H 13  
RBI 3  
BB 2  
SO 7  
LOB 16

Batter	1	2	3	4	5	6	7	8	9	AB	R	H	RBI	BB	SO	LOB	BOTTOM										
Darryl Hamilton, L (1, 8) OBP: 0.361, SLG: 0.382										5	1	2	1	0	0	3											
Ivan Rodriguez, R (1, 2) OBP: 0.356, SLG: 0.506										5	1	1	0	0	0	3											
29 Rusty Greer, L (1, 7) OBP: 0.397, SLG: 0.509										5	0	2	1	0	0	2											
Juan Gonzalez, R (1, 10) OBP: 0.401, SLG: 0.678										4	0	0	0	1	2	2											
Dean Palmer, R (1, 5) OBP: 0.362, SLG: 0.547										4	2	2	1	0	0	2											
Lee Stevens, L (1, 3) OBP: 0.750, SLG: 1.750										4	1	3	1	0	1	0											
Mark McLemore, S (1, 4) OBP: 0.403, SLG: 0.414										4	2	2	0	0	1	2											
Warren Newson, L (1, 9) OBP: 0.365, SLG: 0.483										3	1	2	1	1	0	1											
Kevin Elster, R (1, 6) OBP: 0.336, SLG: 0.482										2	0	1	1	0	0	0											
<b>Inning Stats</b>	R: 0 E: 0 K: 0 S: 7	H: 0 LOB: 0 BB: 0 P: 9	R: 0 E: 0 K: 1 S: 11	H: 1 LOB: 1 BB: 0 P: 17	R: 0 E: 0 K: 0 S: 14	H: 1 LOB: 2 BB: 1 P: 22	R: 1 E: 0 K: 0 S: 8	H: 2 LOB: 1 BB: 0 P: 9	R: 0 E: 0 K: 1 S: 10	H: 2 LOB: 2 BB: 0 P: 12	R: 6 E: 0 K: 0 S: 18	H: 7 LOB: 1 BB: 1 P: 33	R: 1 E: 0 K: 1 S: 11	H: 2 LOB: 1 BB: 0 P: 16	R: 0 E: 0 K: 1 S: 6	H: 0 LOB: 0 BB: 0 P: 7	1B: 8 2B: 4 3B: 2 HR: 1	SF: 1 SAC: 1 DP: 1 HBP: 0	WP: 1 PB: 0 SB: 0 CS: 0	PA: 40							
<b>PITCHER</b>	IP	WLS	BF	H	R	ER	SO	BB	IBB	HBP	BLK	WP	HR	S	P	ERA	WHIP										
Dave Telgheder, R (1, 1) ERA: 4.5	5.0		25	9	4	4	2	1	0	0	0	0	0	56	79	7.20	2.000										
Todd Van Poppel, R (6, 1) ERA: 7.71	0.1	L	4	3	2	2	0	0	0	0	0	1	0	6	9	54.00	9.000										
Carlos Reyes, R (6, 1) ERA: 5.66	1.1		7	3	2	2	1	0	1	0	0	0	0	16	29	13.50	2.250										
Mike Mohler, L (7, 1) ERA: 2.5	1.1		4	0	0	0	1	0	0	0	0	0	0	7	8	0.00	0.000										

Oakland Athletics @ Texas Rangers  
The Ballpark at Arlington, Arlington, TX  
Sat Jul 20 1996, 8:05 PM EDT  
Att: 46,052 - Unknown - 95 F

livebaseballscorecards.com

AB 36  
R 8  
H 15  
RBI 6  
BB 2  
SO 4  
LOB 15



Batter	1	2	3	4	5	6	7	8	9	AB	R	H	RBI	BB	SO	LOB	TOP			
Damon Mashore, R OBP: 0.405, SLG: 0.456 (1, 9)										5	3	4	2	1	0	1				
Rafael Bourimall, R OBP: 0.332, SLG: 0.382 (1, 4)										4	1	1	0	0	0	1				
Scott Brosius, R OBP: 0.480, SLG: 0.704 (1, 5)										3	2	3	4	2	0	0				
Mark McGwire, R OBP: 0.481, SLG: 0.789 (1, 3)										4	0	1	0	1	1	5				
Gerónimo Berroa, R OBP: 0.342, SLG: 0.547 (1, 10)										5	1	1	1	0	2	8				
Terry Steinbach, R OBP: 0.353, SLG: 0.546 (1, 2)										5	2	2	3	0	1	6				
Jason Giambi, L OBP: 0.376, SLG: 0.550 Jose Herrera, L OBP: 0.317, SLG: 0.392 (1, 7) (9, 9)										5	1	2	1	0	0	0				
Ernie Young, R OBP: 0.322, SLG: 0.436 (1, 8)										5	0	1	0	0	2	1				
Mike Bordick, R OBP: 0.313, SLG: 0.304 (1, 6)										5	1	1	0	0	1	2				
<b>Inning Stats</b>	R: 0 E: 0 K: 0 S: 5	H: 2 LOB: 3 BB: 1 P: 9	R: 0 E: 0 K: 2 S: 8	H: 1 LOB: 1 BB: 0 P: 8	R: 3 E: 0 K: 1 S: 8	H: 3 LOB: 0 BB: 0 P: 8	R: 3 E: 1 K: 1 S: 8	H: 2 LOB: 1 BB: 1 P: 12	R: 1 E: 0 K: 0 S: 5	H: 2 LOB: 1 BB: 0 P: 5	R: 1 E: 0 K: 0 S: 4	H: 2 LOB: 0 BB: 0 P: 4	R: 0 E: 0 K: 1 S: 6	H: 1 LOB: 3 BB: 2 P: 14	R: 2 E: 0 K: 1 S: 7	H: 2 LOB: 0 BB: 0 P: 7	1B: 10 2B: 1 3B: 0 HR: 5	SF: 0 SAC: 2 DP: 1 HBP: 0	WP: 1 PB: 0 SB: 0 CS: 0	PA: 47
<b>PITCHER</b>	IP WLS BF H R ER SO BB IBB HBP BLK WP HR S P ERA WHIP																			
Darren Oliver, L ERA: 4.27 (1, 1)	4.0	23	8	6	3	4	2	0	0	0	0	1	2	29	37	6.75	2.500			
Mark Brandenburg, R ERA: 3.3 (5, 1)	2.0	L	10	4	3	3	1	0	0	0	0	0	2	12	12	13.50	2.000			
Matt Whiteside, R ERA: 6.16 (7, 1)	3.0		14	4	2	2	2	0	0	0	0	0	1	16	24	6.00	2.000			

Oakland Athletics @ Texas Rangers  
The Ballpark at Arlington, Arlington, TX  
Sun Jul 21 1996, 8:05 PM EDT  
Att: 36,039 - Unknown - 95 F

AB 41  
R 11  
H 16  
RBI 11  
BB 4  
SO 7  
LOB 24



Batter	1	2	3	4	5	6	7	8	9	AB	R	H	RBI	BB	SO	LOB	BOTTOM					
Darryl Hamilton, L OBP: 0.357, SLG: 0.377 (1, 8)										5	0	0	0	0	0	0						
Ivan Rodríguez, R OBP: 0.359, SLG: 0.508 (1, 2)										5	2	3	0	0	0	0						
29 Rusty Greer, L OBP: 0.405, SLG: 0.528 (1, 7)										5	2	5	2	0	0	0						
Juan Gonzalez, R OBP: 0.398, SLG: 0.681 (1, 10)										5	1	1	2	0	0	5						
Dean Palmer, R OBP: 0.363, SLG: 0.543 (1, 5)										4	0	1	0	1	1	1						
Lee Stevens, L OBP: 0.778, SLG: 1.625 (1, 3)										4	2	3	2	1	1	1						
Mark McLemore, S OBP: 0.403, SLG: 0.412 (1, 4)										4	0	1	0	1	0	4						
Warren Newson, L OBP: 0.358, SLG: 0.473 Dave Valle, R OBP: 0.400, SLG: 0.468 Kurt Stillwell, S OBP: 0.345, SLG: 0.340 (1, 9) (9, PH) (9, FR)										4	0	0	0	0	3	6						
Kevin Elster, R OBP: 0.334, SLG: 0.487 (1, 6)										5	1	1	2	0	0	3						
<b>Inning Stats</b>	R: 3 E: 0 K: 2 S: 11	H: 4 LOB: 2 BB: 1 P: 15	R: 0 E: 0 K: 0 S: 3	H: 0 LOB: 0 BB: 0 P: 3	R: 0 E: 0 K: 0 S: 3	H: 1 LOB: 0 BB: 0 P: 3	R: 2 E: 0 K: 1 S: 6	H: 1 LOB: 1 BB: 1 P: 10	R: 2 E: 0 K: 0 S: 5	H: 3 LOB: 2 BB: 1 P: 12	R: 0 E: 0 K: 0 S: 5	H: 2 LOB: 1 BB: 0 P: 5	R: 1 E: 0 K: 0 S: 5	H: 2 LOB: 1 BB: 0 P: 5	R: 0 E: 0 K: 0 S: 4	H: 1 LOB: 1 BB: 0 P: 4	R: 0 E: 0 K: 1 S: 7	H: 2 LOB: 2 BB: 0 P: 7	1B: 11 2B: 1 3B: 0 HR: 4	SF: 0 SAC: 0 DP: 1 HBP: 0	WP: 0 PB: 0 SB: 0 CS: 0	PA: 45
<b>PITCHER</b>	IP WLS BF H R ER SO BB IBB HBP BLK WP HR S P ERA WHIP																					
Bobby Chounard, R ERA: 6.59 (1, 1)	4.1		23	8	7	3	3	0	0	0	0	0	0	9	9	0.00	2.250					
Buddy Groom, L ERA: 3.02 (5, 1)	1.1	W	7	3	0	0	1	0	0	0	0	0	0	9	9	0.00	2.250					
Jim Corsi, R ERA: 3.38 (6, 1)	2.0		9	3	1	1	0	0	0	0	0	0	1	9	9	4.50	1.500					
Billy Taylor, R ERA: 4.19 (8, 1)	0.1		2	1	0	0	0	0	0	0	0	0	0	2	2	0.00	3.000					
Mike Mohler, L ERA: 2.45 (9, 1)	1.0	S	4	1	0	0	1	0	0	0	0	0	0	6	6	0.00	1.000					

Oakland Athletics @ Texas Rangers  
The Ballpark at Arlington, Arlington, TX  
Sun Jul 21 1996, 8:05 PM EDT  
Att: 36,039 - Unknown - 95 F

AB 42  
R 8  
H 16  
RBI 8  
BB 3  
SO 5  
LOB 20









Batter	1	2	3	4	5	6	7	8	9	AB	R	H	RBI	BB	SO	LOB	TOP					
Darryl Hamilton, L (1, 8) OBP: 0.354, SLG: 0.376	G4-3		G3-1			P2			G4-3	4	0	0	0	0	0	2						
Ivan Rodriguez, R (1, 2) OBP: 0.355, SLG: 0.505	G3-1			G6-3		G1-3			F7	4	0	0	0	0	0	1						
29 Rusty Greer, L (1, 7) OBP: 0.398, SLG: 0.517	F8			F8				G4-3	G4-3	4	0	0	0	0	0	0						
Juan Gonzalez, R (1, 10) OBP: 0.398, SLG: 0.685		G6-3		F6				F8		3	0	0	0	0	0	0						
Dean Palmer, R (1, 5) OBP: 0.362, SLG: 0.545		G6-3			G4-6-3 BB			K		2	0	0	0	1	1	0						
Lee Stevens, L (1, 3) OBP: 0.500, SLG: 0.929					G4-6-3				K	3	0	0	0	0	2	1						
Mark McLemore, S (1, 4) OBP: 0.402, SLG: 0.414						G3			E4	3	0	1	0	0	0	0						
Warren Newson, L (1, 9) OBP: 0.353, SLG: 0.465									E4	3	0	0	0	0	2	2						
Kevin Elster, R (1, 6) OBP: 0.336, SLG: 0.489									G6-4-3	3	0	1	0	0	1	3						
<b>Inning Stats</b>	R: 0 E: 0 K: 0 S: 4	H: 0 LOB: 0 BB: 7 P: 7	R: 0 E: 0 K: 1 S: 6	H: 0 LOB: 0 BB: 0 P: 12	R: 0 E: 0 K: 2 S: 10	H: 1 LOB: 1 BB: 0 P: 16	R: 0 E: 0 K: 0 S: 7	H: 0 LOB: 0 BB: 0 P: 9	R: 0 E: 0 K: 0 S: 4	H: 0 LOB: 0 BB: 1 P: 11	R: 0 E: 0 K: 1 S: 11	H: 1 LOB: 1 BB: 0 P: 18	R: 0 E: 0 K: 1 S: 7	H: 0 LOB: 0 BB: 0 P: 11	R: 0 E: 2 K: 1 S: 12	H: 0 LOB: 1 BB: 0 P: 16	R: 0 E: 0 K: 0 S: 7	H: 0 LOB: 0 BB: 0 P: 11	1B: 0 2B: 2 3B: 0 HR: 0	SF: 0 SAC: 0 DP: 2 HBP: 0	WP: 0 PB: 0 SB: 1 CS: 0	PA: 30
<b>PITCHER</b>	IP	WLS	BF	H	R	ER	SO	BB	IBB	HBP	BLK	WP	HR	S	P	ERA	WHIP					
Dwight Gooden, R (1, 1) ERA: 4.38	7.0	W	23	2	0	0	5	1	0	0	0	0	0	49	84	0.00	0.429					
42 Mariano Rivera, R (8, 1) ERA: 1.57	1.0		4	0	0	0	1	0	0	0	0	0	0	12	16	0.00	0.000					
Dale Polley, L (9, 1) ERA: 5.4	1.0		3	0	0	0	0	0	0	0	0	0	0	7	11	0.00	0.000					

Texas Rangers @ New York Yankees  
Yankee Stadium, Bronx, NY  
Tue Jul 23 1996, 7:05 PM EDT  
Att: 22,814 - Unknown - 69 F

AB	29
R	0
H	2
RBI	0
BB	1
SO	6
LOB	9



Batter	1	2	3	4	5	6	7	8	9	AB	R	H	RBI	BB	SO	LOB	BOTTOM				
Wade Boggs, L (1, 5) OBP: 0.392, SLG: 0.401	F8		G6-3		G4-3			G6-3		5	1	1	0	0	0	1					
Joe Girardi, R (1, 2) OBP: 0.368, SLG: 0.379			G6-3				L5			5	1	3	1	0	0	1					
Paul O'Neill, L (1, 9) OBP: 0.436, SLG: 0.466								F7		3	3	2	0	2	0	1					
Tino Martinez, L (1, 3) OBP: 0.347, SLG: 0.460			G3-6-3							4	0	2	2	0	1	4					
Ruben Sierra, S (1, 7) OBP: 0.333, SLG: 0.415										3	0	1	1	1	0	1					
Darryl Strawberry, L (1, 10) OBP: 0.381, SLG: 0.420										2	0	1	1	2	1	1					
2 Derek Jeter, R (1, 6) OBP: 0.354, SLG: 0.397										4	0	0	1	0	0	7					
Gerald Williams, R (1, 8) OBP: 0.360, SLG: 0.493										4	0	0	0	0	1	3					
Andy Fox, L (1, 4) OBP: 0.299, SLG: 0.279										4	1	1	0	0	1	0					
<b>Inning Stats</b>	R: 0 E: 0 K: 0 S: 5	H: 1 LOB: 1 BB: 1 P: 13	R: 0 E: 0 K: 0 S: 6	H: 1 LOB: 0 BB: 0 P: 10	R: 0 E: 0 K: 0 S: 4	H: 0 LOB: 0 BB: 0 P: 6	R: 1 E: 0 K: 1 S: 13	H: 2 LOB: 1 BB: 0 P: 22	R: 0 E: 0 K: 2 S: 11	H: 0 LOB: 0 BB: 0 P: 14	R: 2 E: 0 K: 1 S: 9	H: 3 LOB: 2 BB: 1 P: 19	R: 2 E: 0 K: 0 S: 14	H: 2 LOB: 3 BB: 3 P: 33	R: 1 E: 0 K: 0 S: 11	H: 2 LOB: 1 BB: 0 P: 14	1B: 8 2B: 3 3B: 0 HR: 0	SF: 0 SAC: 0 DP: 1 HBP: 0	WP: 1 PB: 0 SB: 0 CS: 0	PA: 39	
<b>PITCHER</b>	IP	WLS	BF	H	R	ER	SO	BB	IBB	HBP	BLK	WP	HR	S	P	ERA	WHIP				
Roger Pavlik, R (1, 1) ERA: 4.53	6.2	L	29	8	4	4	4	1	1	0	0	0	0	54	93	5.40	1.350				
Dennis Cook, L (7, 1) ERA: 3.54	0.0		4	1	1	1	0	2	1	0	0	0	0	6	19	∞	∞				
Gil Heredia, R (7, 1) ERA: 6.14	1.1		6	2	1	1	0	0	0	0	0	1	0	13	19	6.75	1.500				

Texas Rangers @ New York Yankees  
Yankee Stadium, Bronx, NY  
Tue Jul 23 1996, 7:05 PM EDT  
Att: 22,814 - Unknown - 69 F

AB	34
R	6
H	11
RBI	6
BB	5
SO	4
LOB	19















Batter	1	2	3	4	5	6	7	8	9	AB	R	H	RBI	BB	SO	LOB	TOP										
Darryl Hamilton, L (1, 8) OBP: 0.351, SLG: 0.373 Warren Newson, L (4, 9) OBP: 0.351, SLG: 0.456	K		G5-3 1B		K			K		2	0	1	0	0	1	0	<p><b>Texas Rangers @ Chicago White Sox</b> Comiskey Park, Chicago, IL Fri Jul 26 1996, 8:05 PM EDT Att: 21,398 - Unknown - 75 F</p> <p>livebaseballscores.com</p> <p>AB 34 R 2 H 5 RBI 2 BB 0 SO 11 LOB 11</p> 										
Ivan Rodriguez, R (1, 2) OBP: 0.355, SLG: 0.507	F8		G5-3 1-2		K			F9		4	0	0	0	0	1	3											
29 Rusty Greer, L (1, 7) OBP: 0.389, SLG: 0.511	E5		P6					F7		4	0	0	0	0	0	3											
Juan Gonzalez, R (1, 10) OBP: 0.395, SLG: 0.682	K		K					G6-3		4	0	0	0	0	2	3											
Dean Palmer, R (1, 5) OBP: 0.361, SLG: 0.544		G5-3		G3-1				K		4	1	1	1	0	1	0											
Mark McLemore, S (1, 4) OBP: 0.394, SLG: 0.402		L8		F9				K		4	0	0	0	0	1	0											
Lee Stevens, L (1, 3) OBP: 0.379, SLG: 0.577		K		E6				G4-3		4	0	0	0	0	1	0											
Damon Buford, R (1, 9) OBP: 0.333, SLG: 0.448 (4, 8)			2B	K				F9		3	1	1	0	0	1	1											
Kevin Elster, R (1, 6) OBP: 0.337, SLG: 0.486			1B 2B		K			1B		3	0	2	1	0	1	0											
<b>Inning Stats</b>	R: 0 E: 1 K: 2 S: 10	H: 0 LOB: 1 BB: 0 P: 15	R: 0 E: 0 K: 1 S: 7	H: 0 LOB: 0 BB: 0 P: 11	R: 1 E: 0 K: 1 S: 13	H: 3 LOB: 2 BB: 0 P: 22	R: 0 E: 1 K: 1 S: 11	H: 0 LOB: 1 BB: 0 P: 16	R: 0 E: 0 K: 3 S: 9	H: 0 LOB: 0 BB: 0 P: 15	R: 0 E: 0 K: 1 S: 6	H: 0 LOB: 0 BB: 0 P: 9	R: 0 E: 0 K: 1 S: 8	H: 0 LOB: 0 BB: 0 P: 14	R: 0 E: 0 K: 1 S: 12	H: 1 LOB: 1 BB: 0 P: 21		R: 1 E: 0 K: 0 S: 11	H: 1 LOB: 0 BB: 0 P: 15	1B: 2 2B: 2 3B: 0 HR: 1	SF: 0 SAC: 0 DP: 0 HBP: 0	WP: 0 PB: 0 SB: 0 CS: 0	PA: 34				
<b>PITCHER</b>	IP	WLS	BF	H	R	ER	SO	BB	IBB	HBP	BLK	WP	HR	S	P	ERA	WHIP										
Wilson Alvarez, L (1, 1) ERA: 3.51	8.0	W	30	4	1	1	11	0	0	0	0	0	0	76	123	1.12	0.500										
41 Bill Simas, R (9, 1) ERA: 4.47	1.0		4	1	1	1	0	0	0	0	0	0	1	11	15	9.00	1.000										

Batter	1	2	3	4	5	6	7	8	9	AB	R	H	RBI	BB	SO	LOB	BOTTOM										
Tony Phillips, S (1, 7) OBP: 0.414, SLG: 0.424	SF9 3B		CS BB		G4-3 1B	G4-3				2	2	1	0	2	0	1	<p><b>Texas Rangers @ Chicago White Sox</b> Comiskey Park, Chicago, IL Fri Jul 26 1996, 8:05 PM EDT Att: 21,398 - Unknown - 75 F</p> <p>livebaseballscores.com</p> <p>AB 28 R 6 H 8 RBI 5 BB 5 SO 3 LOB 11</p> 										
Norberto Martin, R (1, 6) OBP: 0.355, SLG: 0.405 Ozzie Guillen, L (7, 6) OBP: 0.287, SLG: 0.376	SF9		K		G4-3			F9		2	0	0	2	0	1	2											
Chris Snopce, R (1, 5) OBP: 0.299, SLG: 0.528	F8				K			F7		4	0	1	1	0	1	0											
Danny Tartabull, R (1, 9) OBP: 0.327, SLG: 0.447	G4-3				2B			G6-3		3	0	1	0	1	0	0											
Lyle Mouton, R (1, 10) OBP: 0.349, SLG: 0.434		G4-3			K			FC6-4 1B		3	0	1	0	1	1	1											
Ray Durham, S (1, 4) OBP: 0.356, SLG: 0.413		E S BB						FC6-4 3B		3	1	1	0	1	0	3											
Dave Martinez, L (1, 3) OBP: 0.370, SLG: 0.437		G5-3			G4-3			F8		4	1	1	1	0	0	3											
Ron Karkovics, R (1, 2) OBP: 0.269, SLG: 0.346		G5-3						SH5-3 3B		3	1	1	1	0	0	1											
Darren Lewis, R (1, 8) OBP: 0.332, SLG: 0.310					P4			SH G4-3 2B		3	1	1	0	0	0	0											
<b>Inning Stats</b>	R: 1 E: 0 K: 0 S: 10	H: 1 LOB: 0 BB: 0 P: 15	R: 0 E: 0 K: 0 S: 9	H: 0 LOB: 1 BB: 1 P: 16	R: 0 E: 0 K: 1 S: 11	H: 0 LOB: 1 BB: 1 P: 18	R: 0 E: 0 K: 2 S: 12	H: 2 LOB: 2 BB: 0 P: 20	R: 3 E: 0 K: 0 S: 13	H: 2 LOB: 0 BB: 1 P: 20	R: 2 E: 0 K: 0 S: 12	H: 3 LOB: 1 BB: 0 P: 22	R: 0 E: 0 K: 0 S: 11	H: 0 LOB: 2 BB: 2 P: 21	R: 0 E: 0 K: 0 S: 5	H: 0 LOB: 0 BB: 0 P: 7		R: 0 E: 0 K: 0 S: 11	H: 0 LOB: 0 BB: 0 P: 15	1B: 4 2B: 3 3B: 2 HR: 0	SF: 1 SAC: 2 DP: 1 HBP: 0	WP: 0 PB: 0 SB: 3 CS: 1	PA: 36				
<b>PITCHER</b>	IP	WLS	BF	H	R	ER	SO	BB	IBB	HBP	BLK	WP	HR	S	P	ERA	WHIP										
Darren Oliver, L (1, 1) ERA: 4.54	5.1	L	25	7	6	6	3	3	0	0	0	0	0	59	96	10.12	1.875										
Mark Brandenburg, R (6, 1) ERA: 3.21	1.1		7	1	0	0	0	2	0	0	0	0	0	18	34	0.00	2.250										
Danny Patterson, R (7, 1) ERA:	1.1		4	0	0	0	0	0	0	0	0	0	0	6	9	0.00	0.000										



Batter	1	2	3	4	5	6	7	8	9	10	AB	R	H	RBI	BB	SO	LOB								
Darryl Hamilton, L OBP: 0.353, SLG: 0.381 (1, 8)											5	1	2	2	1	2	0								
Mark McLemore, S OBP: 0.395, SLG: 0.400 (1, 4)											4	0	1	0	2	1	1								
29 Rusty Greer, L OBP: 0.386, SLG: 0.505 (1, 7)											6	1	1	0	0	2	5								
Juan Gonzalez, R OBP: 0.392, SLG: 0.673 (1, 9)											4	0	0	0	1	0	1								
Mickey Tettleton, S OBP: 0.376, SLG: 0.469 (1, 10)											3	0	0	0	2	2	2								
Dean Palmer, R OBP: 0.365, SLG: 0.544 (8, PR)											2	0	1	1	2	0	1								
Damon Buford, R OBP: 0.333, SLG: 0.448 (8, PR)											0	1	0	0	0	0	0								
Rene Gonzales, R OBP: 0.316, SLG: 0.394 (10, PH)											0	0	0	0	0	0	0								
Kurt Stillwell, S OBP: 0.344, SLG: 0.327 (10, 5)											0	1	0	0	1	0	0								
Lee Stevens, L OBP: 0.382, SLG: 0.613 (1, 3)											5	1	2	1	0	0	5								
Dave Valle, R OBP: 0.355, SLG: 0.407 (8, PH)											3	0	0	0	0	0	3								
Ivan Rodriguez, R OBP: 0.357, SLG: 0.507 (8, 2)											2	0	1	1	0	0	1								
Kevin Elster, R OBP: 0.335, SLG: 0.482 (1, 6)											3	1	0	1	1	1	3								
<b>Inning Stats</b>	R: 0 E: 0 K: 2 S: 9	H: 0 LOB: 0 BB: 0 P: 12	R: 0 E: 0 K: 1 S: 9	H: 0 LOB: 1 BB: 1 P: 15	R: 0 E: 0 K: 2 S: 10	H: 0 LOB: 0 BB: 0 P: 13	R: 1 E: 1 K: 0 S: 13	H: 1 LOB: 3 BB: 2 P: 26	R: 0 E: 0 K: 1 S: 11	H: 0 LOB: 1 BB: 1 P: 18	R: 0 E: 0 K: 0 S: 5	H: 0 LOB: 0 BB: 1 P: 10	R: 2 E: 0 K: 0 S: 9	H: 2 LOB: 0 BB: 1 P: 17	R: 1 E: 0 K: 1 S: 20	H: 3 LOB: 3 BB: 0 P: 34	R: 0 E: 0 K: 1 S: 12	H: 0 LOB: 2 BB: 2 P: 27	R: 2 E: 0 K: 0 S: 9	H: 2 LOB: 2 BB: 2 P: 22	1B: 6 2B: 0 3B: 1 HR: 1	SF: 1 SAC: 0 DP: 1 HBP: 0	WP: 0 PA: 48		
<b>PITCHER</b>	IP WLS BF H R ER SO BB IBB HBP BLK WP HR S P ERA WHIP	7.0 3 30 3 3 2 6 6 0 0 0 0 0 1 66 111 2.57 1.286	0.2 4 2 1 1 1 0 0 0 0 0 0 0 11 22 13.50 3.000	1.1 7 1 0 0 1 1 1 0 0 0 0 0 21 39 0.00 1.500	1.0 L 7 2 2 2 0 2 0 0 0 0 0 9 22 18.00 4.000																				

**TOP**

**Texas Rangers @ Chicago White Sox**  
Comiskey Park, Chicago, IL  
Sat Jul 27 1996, 4:33 AM EDT  
Alt. 22,629 - Sunny - 77 F

AB 37  
R 6  
H 8  
RBI 6  
BB 10  
SO 8  
LOB 22

Batter	1	2	3	4	5	6	7	8	9	10	AB	R	H	RBI	BB	SO	LOB							
Tony Phillips, S OBP: 0.414, SLG: 0.422 (1, 7)											4	1	1	0	1	1	0							
Ozzie Guillen, L OBP: 0.282, SLG: 0.371 (1, 6)											5	0	0	0	0	0	2							
Robin Ventura, L OBP: 0.381, SLG: 0.530 (1, 5)											4	0	2	1	1	0	0							
Harold Baines, L OBP: 0.389, SLG: 0.514 (1, 10)											4	0	0	0	1	1	3							
Dave Martinez, L OBP: 0.345, SLG: 0.430 (1, 3)											4	0	0	0	0	0	1							
Lyle Mouton, R OBP: 0.353, SLG: 0.459 (9, PR)											4	1	2	1	0	0	0							
Norberto Martin, R OBP: 0.355, SLG: 0.405 (10, 2)											0	0	0	0	0	0	0							
Robert Machado, R OBP: 0.667, SLG: 1.000 (10, 2)											0	0	0	0	0	0	0							
Ray Durham, S OBP: 0.358, SLG: 0.413 (1, 4)											3	1	1	0	1	0	1							
Ron Karkovics, R OBP: 0.269, SLG: 0.345 (9, PH)											3	0	1	0	0	1	1							
Danny Tartabull, R OBP: 0.328, SLG: 0.445 (10, 9)											1	0	0	0	0	1	1							
Darren Lewis, R OBP: 0.328, SLG: 0.306 (1, 8)											4	1	0	1	0	0	2							
<b>Inning Stats</b>	R: 0 E: 0 K: 1 S: 12	H: 0 LOB: 1 BB: 1 P: 21	R: 0 E: 0 K: 1 S: 11	H: 0 LOB: 1 BB: 1 P: 19	R: 0 E: 0 K: 0 S: 10	H: 0 LOB: 0 BB: 0 P: 17	R: 0 E: 0 K: 0 S: 8	H: 0 LOB: 0 BB: 0 P: 14	R: 4 E: 1 K: 0 S: 15	H: 5 LOB: 1 BB: 1 P: 25	R: 0 E: 0 K: 0 S: 6	H: 0 LOB: 0 BB: 0 P: 8	R: 0 E: 0 K: 1 S: 6	H: 0 LOB: 0 BB: 1 P: 12	R: 0 E: 0 K: 0 S: 4	H: 1 LOB: 1 BB: 1 P: 9	R: 0 E: 0 K: 1 S: 11	H: 1 LOB: 1 BB: 0 P: 15	R: 0 E: 0 K: 0 S: 7	H: 1 LOB: 1 BB: 0 P: 11	1B: 5 2B: 1 3B: 0 HR: 1	SF: 0 SAC: 0 DP: 1 HBP: 0	WP: 0 PA: 40	
<b>PITCHER</b>	IP WLS BF H R ER SO BB IBB HBP BLK WP HR S P ERA WHIP	8.0 3 32 5 4 3 3 4 0 0 0 0 0 1 72 125 3.38 1.125	1.0 W 4 1 0 0 1 0 0 0 0 0 0 11 15 0.00 1.000	1.0 S 4 1 0 0 0 0 0 0 0 0 0 7 11 0.00 1.000																				

**BOTTOM**

**Texas Rangers @ Chicago White Sox**  
Comiskey Park, Chicago, IL  
Sat Jul 27 1996, 4:33 AM EDT  
Alt. 22,629 - Sunny - 77 F

AB 36  
R 4  
H 7  
RBI 3  
BB 4  
SO 4  
LOB 11




Batter	1	2	3	4	5	6	7	8	9	AB	R	H	RBI	BB	SO	LOB	TOP				
Darryl Hamilton, L (1, 8) OBP: 0.352, SLG: 0.380	0-1 G4-6-3 1B		0-1 P6			0-1 B5-3		0-2 P6		4	0	1	0	0	0	1					
Ivan Rodriguez, R (1, 2) OBP: 0.353, SLG: 0.502	1-1 G4-6-3 1-2			2-2 G3		3-1 G3-1		1-0 G1-3		4	0	0	0	0	0	2					
29 Rusty Greer, L (1, 7) OBP: 0.385, SLG: 0.505	1-3 K			2-0 G6-3 2B		3-2 G4-3			1-3 K	4	1	1	0	0	2	0					
Juan Gonzalez, R (1, 9) OBP: 0.390, SLG: 0.668		0-2 1B		0-0 E3 G6-3			0-1 P6		2-0 F9	4	0	1	0	0	0	1					
Mickey Tettleton, S (1, 10) OBP: 0.374, SLG: 0.463	1-1 F7			1-2 G6-3			2-3 K		1-2 P5	4	0	0	1	0	1	2					
Dean Palmer, R (1, 5) OBP: 0.384, SLG: 0.542	1-2 F9			3-H G4-3			1-1 1B			3	0	1	0	0	0	2					
Lee Stevens, L (1, 3) OBP: 0.351, SLG: 0.559	2-1 L7				0-1 F8			0-0 G6-3		3	0	0	0	0	0	2					
Mark McLemore, S (1, 4) OBP: 0.395, SLG: 0.399			1-3 K		1-2 CS 1B			3-1 F7		3	0	1	0	0	1	0					
Rene Gonzales, R (1, 6) OBP: 0.309, SLG: 0.384			0-0 G6-3		1-2 K			4-2 BB		2	0	0	0	0	1	1					
Kurt Stillwell, S (8, PH) OBP: 0.355, SLG: 0.327					1-2 K					0	0	0	0	1	0	0					
<b>Inning Stats</b>	R: 0 E: 0 K: 1 S: 7	H: 1 LOB: 0 BB: 0 P: 9	R: 0 E: 0 K: 0 S: 11	H: 1 LOB: 1 BB: 0 P: 15	R: 0 E: 0 K: 1 S: 6	H: 0 LOB: 0 BB: 0 P: 7	R: 1 E: 1 K: 0 S: 11	H: 1 LOB: 1 BB: 0 P: 16	R: 0 E: 0 K: 1 S: 10	H: 0 LOB: 0 BB: 0 P: 16	R: 0 E: 0 K: 1 S: 8	H: 1 LOB: 1 BB: 0 P: 11	R: 0 E: 0 K: 0 S: 10	H: 0 LOB: 1 BB: 1 P: 18	R: 0 E: 0 K: 1 S: 7	H: 0 LOB: 0 BB: 0 P: 11	1B: 4 2B: 1 3B: 0 HR: 0	SF: 0 SAC: 0 DP: 1 HBP: 0	WP: 0 PB: 0 SB: 0 CS: 1	PA: 32	
<b>PITCHER</b>	IP	WLS	BF	H	R	ER	SO	BB	IBB	HBP	BLK	WP	HR	S	P	ERA	WHIP				
Alex Fernandez, R (1, 1) ERA: 4.05	8.0	W	29	5	1	0	4	1	0	0	0	0	0	74	106	0.00	0.750				
Roberto Hernandez, R (8, 1) ERA: 1.15	1.0		3	0	0	0	1	0	0	0	0	0	0	7	11	0.00	0.000				

Texas Rangers @ Chicago White Sox  
Comiskey Park, Chicago, IL  
Sun Jul 28 1996, 4:33 AM EDT  
Att: 20,902 - Overcast - 69 F

livebaseballscorecards.com

AB 31  
R 1  
H 5  
RBI 1  
BB 1  
SO 5  
LOB 11




Batter	1	2	3	4	5	6	7	8	9	AB	R	H	RBI	BB	SO	LOB	BOTTOM				
Tony Phillips, S (1, 7) OBP: 0.417, SLG: 0.430	0-0 G3		4-2 SH3-4 BB		4-2 FC5-4 BB		2-1 HR			2	1	1	1	2	0	0					
Darren Lewis, R (1, 8) OBP: 0.325, SLG: 0.302	2-1 G4-3		0-0 SH3-4		1-1 FC5-4 G4-6-3		2-2 G5-3			3	0	0	0	0	0	1					
Robin Ventura, L (1, 5) OBP: 0.384, SLG: 0.534	2-0 1B		4-0 G4-6-3 IBB		0-2 G4-6-3			1-1 L8 2B		3	1	2	0	1	0	1					
Harold Baines, L (1, 10) OBP: 0.385, SLG: 0.508	2-3 K		0-0 G4-6-3		2-1 F9			2-0 L8		4	0	0	0	0	1	5					
Dave Martinez, L (1, 3) OBP: 0.370, SLG: 0.437		1-0 F9		1-0 CS 1B		2-2 HBP		0-0 1B 2B		3	1	2	1	0	0	0					
Danny Tartabull, R (1, 9) OBP: 0.328, SLG: 0.444		1-2 G5-3		4-2 2B BB		1-3 K		0-0 FC6-4 1B		3	1	1	1	1	1	1					
Ray Durham, S (1, 4) OBP: 0.354, SLG: 0.408		0-3 K		2-2 L8		2-1 F7		0-0 FC6-4		4	0	0	0	0	1	3					
Ron Karkovice, R (1, 2) OBP: 0.272, SLG: 0.362			0-0 HR		2-2 2B			0-0 F7		4	1	2	2	0	0	1					
Ozzie Guillen, L (1, 6) OBP: 0.283, SLG: 0.370			1-1 SH3-4 BB 1B		1-2 L9		3-3 K			3	0	1	0	0	1	1					
<b>Inning Stats</b>	R: 0 E: 0 K: 1 S: 7	H: 1 LOB: 1 BB: 0 P: 13	R: 0 E: 0 K: 1 S: 8	H: 0 LOB: 0 BB: 0 P: 10	R: 1 E: 0 K: 0 S: 7	H: 2 LOB: 2 BB: 2 P: 16	R: 1 E: 0 K: 0 S: 15	H: 2 LOB: 1 BB: 1 P: 25	R: 0 E: 0 K: 1 S: 9	H: 0 LOB: 1 BB: 0 P: 16	R: 1 E: 0 K: 1 S: 19	H: 1 LOB: 0 BB: 0 P: 29	R: 2 E: 0 K: 0 S: 7	H: 3 LOB: 1 BB: 0 P: 10	1B: 4 2B: 3 3B: 0 HR: 2	SF: 0 SAC: 1 DP: 2 HBP: 1	WP: 0 PB: 0 SB: 0 CS: 1	PA: 35			
<b>PITCHER</b>	IP	WLS	BF	H	R	ER	SO	BB	IBB	HBP	BLK	WP	HR	S	P	ERA	WHIP				
Roger Pavlik, R (1, 1) ERA: 4.5	7.0	L	29	6	3	3	4	6	3	3	4	0	2	75	124	3.86	1.286				
Dennis Cook, L (8, 1) ERA: 3.51	0.1		3	2	2	2	0	0	0	0	0	0	0	4	7	54.00	6.000				
Danny Patterson, R (8, 1) ERA:	0.2		3	1	0	0	0	0	0	0	0	0	0	3	3	0.00	1.500				

Texas Rangers @ Chicago White Sox  
Comiskey Park, Chicago, IL  
Sun Jul 28 1996, 4:33 AM EDT  
Att: 20,902 - Overcast - 69 F

livebaseballscorecards.com

AB 29  
R 5  
H 9  
RBI 5  
BB 4  
SO 4  
LOB 13





Batter	1	2	3	4	5	6	7	8	9	AB	R	H	RBI	BB	SO	LOB	TOP					
Wade Boggs, L (1.5) OBP: 0.398, SLG: 0.406	1-2 HR 1B		4-0 BB		1-2 F8			4-1 BB		2	1	1	0	2	0	1	<p><b>New York Yankees @ Texas Rangers</b> The Ballpark at Arlington, Arlington, TX</p> <p>Tue Jul 30 1996, 8:05 PM EDT Att: 39,637 - Unknown - 86 F</p> <p>livebaseballscorecards.com</p>					
Bernie Williams, S (1.8) OBP: 0.396, SLG: 0.539	3-2 F7		1-3 K		0-0 F7			0-0 G5-3		3	0	0	0	0	1	2						
Gerald Williams, R (7.8) OBP: 0.346, SLG: 0.474								2-3f		1	0	0	0	0	0	2						
Paul O'Neill, L (1.9) OBP: 0.425, SLG: 0.455	3-1 HR		1-3 K		1-0 G6-3				3-2 F7	4	1	1	2	0	1	1						
Tino Martinez, L (1.3) OBP: 0.356, SLG: 0.460	2-1 F7				1-3 K				2-1 F9	3	0	0	0	0	2	0						
Mike Aldrete, L (6.3) OBP: 0.333, SLG: 0.482									2B	1	0	1	0	0	0	0						
Darryl Strawberry, L (1.10) OBP: 0.354, SLG: 0.424	0-3 K				3-1 F8				1-1 F9	4	0	0	0	0	1	1						
Ruben Sierra, S (1.7) OBP: 0.325, SLG: 0.402		2-0 L8			1-3 K				2-3 K	4	0	0	0	0	2	1						
Mariano Duncan, R (1.4) OBP: 0.337, SLG: 0.452		2-3 K			0-0 L3				1-3 K	2	0	0	0	0	1	0						
Matt Howard, R (6.4) OBP: 0.220, SLG: 0.277									1-0 F9	1	0	0	0	0	0	0						
Jim Leyritz, R (1.2) OBP: 0.335, SLG: 0.338	3-2 F7				0-3 K				1-0 FC1-8	3	0	1	0	0	1	0						
2 Derek Jeter, R (1.6) OBP: 0.364, SLG: 0.404					1-2 G4-3				1B	2	0	1	0	0	0	0						
Andy Fox, L (6.6) OBP: 0.291, SLG: 0.271									1-2f FC1-6	1	0	0	0	0	0	1						
<b>Inning Stats</b>	R: 2 E: 0 K: 1 S: 13	H: 2 LOB: 0 BB: 0 P: 22	R: 0 E: 0 K: 1 S: 9	H: 0 LOB: 0 BB: 1 P: 16	R: 0 E: 0 K: 2 S: 11	H: 0 LOB: 1 BB: 1 P: 18	R: 0 E: 0 K: 2 S: 9	H: 0 LOB: 0 BB: 0 P: 14	R: 0 E: 0 K: 1 S: 11	H: 1 LOB: 1 BB: 0 P: 15	R: 0 E: 0 K: 0 S: 6	H: 0 LOB: 0 BB: 0 P: 9	R: 0 E: 0 K: 0 S: 4	H: 0 LOB: 0 BB: 0 P: 8	R: 0 E: 0 K: 0 S: 4	H: 1 LOB: 1 BB: 1 P: 9	R: 0 E: 0 K: 1 S: 10	H: 1 LOB: 1 BB: 0 P: 17	1B: 3 2B: 1 3B: 0 HR: 1	SF: 0 SAC: 0 DP: 1 HBP: 0	WP: 0 PB: 0 SB: 0 CS: 0	PA: 33
<b>PITCHER</b> Bobby Witt, R (1.1) ERA: 5.6	IP: 9.0 WLS: W BF: 33	H: 5 R: 2 ER: 2 SO: 9	BB: 2 IBB: 0 HBP: 0 BLK: 0	WP: 0 HR: 1 S: 77 P: 128	ERA: 2.00 WHIP: 0.778	<b>PITCHER</b>										IP: 9.0 WLS: W BF: 33	H: 5 R: 2 ER: 2 SO: 9	BB: 2 IBB: 0 HBP: 0 BLK: 0	WP: 0 HR: 1 S: 77 P: 128	ERA: 2.00 WHIP: 0.778		


Batter	1	2	3	4	5	6	7	8	9	AB	R	H	RBI	BB	SO	LOB	BOTTOM					
Darryl Hamilton, L (1.8) OBP: 0.356, SLG: 0.383	2-1 HR 1B		1-3 K		0-0 2B 1B			4-2 BB		5	3	3	2	1	1	2	<p><b>New York Yankees @ Texas Rangers</b> The Ballpark at Arlington, Arlington, TX</p> <p>Tue Jul 30 1996, 8:05 PM EDT Att: 39,637 - Unknown - 86 F</p> <p>livebaseballscorecards.com</p>					
Ivan Rodriguez, R (1.2) OBP: 0.357, SLG: 0.513	0-2 1 SAFE	1-1 G6-3	1-1 2B		4-1 29 HR 1B			0-2 BB		3	2	2	4	1	0	0						
Damon Buford, R (7.7) OBP: 0.328, SLG: 0.441	1-H HR		1-1 2B		1-2 29 HR BB					2	0	0	0	0	0	3						
29 Rusty Greer, L (1.7) OBP: 0.364, SLG: 0.510	2-3 K		F8		0-0 HR				0-1 F7	4	1	1	4	0	1	1						
Rene Gonzales, R (7.7) OBP: 0.305, SLG: 0.378			G1-3		1-H 2-H 3-H HR					1	0	0	0	0	0	0						
Juan Gonzalez, R (1.9) OBP: 0.399, SLG: 0.695	1-1 2B 1B		0-0 HR		0-1 1B				0-0 HR	5	3	5	2	0	0	0						
Warren Newson, L (8.9) OBP: 0.351, SLG: 0.456			G6-3		1-2 2B					0	0	0	0	0	0	0						
Mickey Tettleton, S (1.10) OBP: 0.372, SLG: 0.458	1-3 K		4-1 1B 1B		2-0 G6-3				3-3 K	4	1	0	0	1	2	3						
Dean Palmer, R (1.5) OBP: 0.386, SLG: 0.544	0-1 1B		1-2 1B 1B		3-3 K				1-1 L1	4	2	2	0	0	1	0						
Dave Valle, R (8.2) OBP: 0.365, SLG: 0.418	1-3 2B		1-3 1B						1-0 2B	1	0	1	0	0	0	0						
Lee Stevens, L (1.3) OBP: 0.357, SLG: 0.564	0-0 2-H 3-H 1B		2-3 K		1-3 K				0-0 2B	5	0	2	2	0	2	2						
Mark McLemore, S (1.4) OBP: 0.395, SLG: 0.399	SAFE		0-0 1B		1-2 1B				0-3 K	5	1	2	1	0	1	3						
Kevin Elster, R (1.6) OBP: 0.339, SLG: 0.484		2-3 K	1-1 1B		1-1 1B				3-3 K	5	2	3	0	0	2	2						
<b>Inning Stats</b>	R: 4 E: 0 K: 2 S: 19	H: 5 LOB: 1 BB: 0 P: 26	R: 0 E: 0 K: 2 S: 10	H: 0 LOB: 0 BB: 0 P: 14	R: 6 E: 0 K: 1 S: 18	H: 6 LOB: 1 BB: 1 P: 28	R: 0 E: 0 K: 1 S: 6	H: 1 LOB: 0 BB: 0 P: 11	R: 4 E: 0 K: 1 S: 16	H: 4 LOB: 1 BB: 1 P: 30	R: 0 E: 0 K: 0 S: 11	H: 2 LOB: 2 BB: 0 P: 21	R: 1 E: 0 K: 1 S: 10	H: 1 LOB: 0 BB: 0 P: 14	R: 0 E: 0 K: 2 S: 18	H: 2 LOB: 3 BB: 1 P: 26	R: 0 E: 0 K: 2 S: 18	H: 2 LOB: 3 BB: 1 P: 26	1B: 13 2B: 4 3B: 0 HR: 4	SF: 0 SAC: 0 DP: 1 HBP: 0	WP: 0 PB: 0 SB: 0 CS: 0	PA: 47
<b>PITCHER</b> Andy Pettitte, L (1.1) ERA: 4.42	IP: 2.2 WLS: L BF: 19	H: 10 R: 10 ER: 10 SO: 5	BB: 1 IBB: 0 HBP: 0 BLK: 0	WP: 0 HR: 2 S: 42 P: 61	ERA: 33.75 WHIP: 4.125	<b>PITCHER</b>										IP: 2.2 WLS: L BF: 19	H: 10 R: 10 ER: 10 SO: 5	BB: 1 IBB: 0 HBP: 0 BLK: 0	WP: 0 HR: 2 S: 42 P: 61	ERA: 33.75 WHIP: 4.125		
Jim Mecir, R (3.1) ERA: 5.14	2.1 BF: 13	6 R: 4 ER: 4 SO: 2	1 0 0 0	0 1 27 48	15.43 3.000											2.1 BF: 13	6 R: 4 ER: 4 SO: 2	1 0 0 0	0 1 27 48	15.43 3.000		
Bob Wickman, R (6.1) ERA: 3.8	1.0 BF: 5	2 R: 0 ER: 0 SO: 0	0 0 0 0	0 0 11 21	0.00 2.000											1.0 BF: 5	2 R: 0 ER: 0 SO: 0	0 0 0 0	0 0 11 21	0.00 2.000		
Dale Polley, L (7.1) ERA: 6.14	1.0 BF: 4	1 R: 1 ER: 1 SO: 1	0 0 0 0	0 1 10 14	9.00 1.000											1.0 BF: 4	1 R: 1 ER: 1 SO: 1	0 0 0 0	0 1 10 14	9.00 1.000		
Jeff Nelson, R (8.1) ERA: 4.38	1.0 BF: 6	2 R: 2 ER: 0 SO: 2	1 0 0 0	0 0 18 26	0.00 3.000											1.0 BF: 6	2 R: 2 ER: 0 SO: 2	1 0 0 0	0 0 18 26	0.00 3.000		



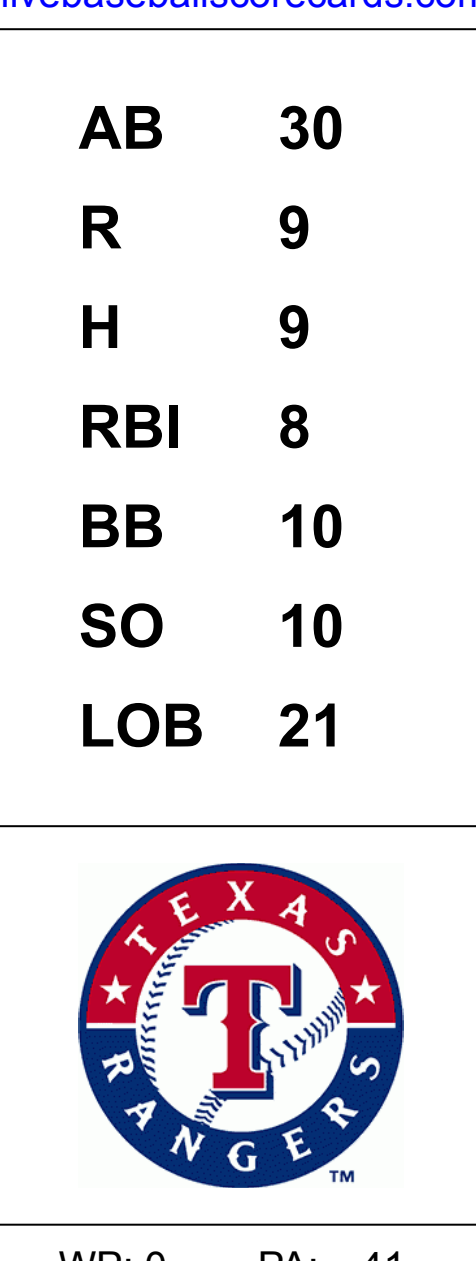
Batter	1	2	3	4	5	6	7	8	9	AB	R	H	RBI	BB	SO	LOB	TOP										
<b>2 Derek Jeter, R</b> OBP: 0.365, SLG: 0.404	G6-3		E3		G6-3					5	0	2	0	0	0	1	<b>New York Yankees @ Texas Rangers</b> The Ballpark at Arlington, Arlington, TX Wed Jul 31 1996, 8:05 PM EDT Att: 30,645 - Unknown - 87 F										
<b>Joe Girardi, R</b> OBP: 0.365, SLG: 0.384	G3-1		G5-4-3		G5-3		P4		1B	5	0	1	0	0	1	5											
<b>Paul O'Neill, L</b> OBP: 0.424, SLG: 0.453	G3-1				K				K	4	1	1	0	0	2	1											
<b>Bernie Williams, S</b> OBP: 0.394, SLG: 0.535	L9				1B				F7	4	1	1	0	0	0	1											
<b>Tino Martinez, L</b> OBP: 0.355, SLG: 0.457			K		K				1B	3	0	0	0	1	3	2											
<b>Ruben Sierra, S</b> OBP: 0.327, SLG: 0.403	F9				1B				BB	4	0	2	0	0	0	0											
<b>Mariano Duncan, R</b> OBP: 0.344, SLG: 0.465	E6				1B				K	4	0	3	2	0	1	2											
<b>Gerald Williams, R</b> OBP: 0.342, SLG: 0.467	E6				F8				G4-3	3	0	0	0	0	0	4											
<b>Wade Boggs, L</b> OBP: 0.397, SLG: 0.405	E6				F8				G4-3	1	0	0	0	0	0	0											
<b>Matt Howard, R</b> OBP: 0.226, SLG: 0.280					G5-3				L8	3	0	1	0	0	0	3											
<b>Daryl Strawberry, L</b> OBP: 0.350, SLG: 0.418					G5-3				L8	1	0	0	0	0	0	0											
<b>Inning Stats</b>	R: 0 E: 0 K: 0 S: 7	H: 1 LOB: 1 BB: 0 P: 11	R: 0 E: 1 K: 1 S: 13	H: 1 LOB: 2 BB: 0 P: 17	R: 0 E: 1 K: 0 S: 5	H: 1 LOB: 0 BB: 0 P: 6	R: 2 E: 0 K: 1 S: 15	H: 4 LOB: 2 BB: 0 P: 23	R: 0 E: 0 K: 1 S: 7	H: 0 LOB: 0 BB: 0 P: 9	R: 0 E: 0 K: 0 S: 7	H: 2 LOB: 2 BB: 0 P: 10	R: 0 E: 0 K: 2 S: 14	H: 1 LOB: 2 BB: 0 P: 24	R: 0 E: 0 K: 1 S: 9	H: 1 LOB: 1 BB: 0 P: 12	1B: 8 2B: 3 3B: 0 HR: 0	SF: 0 SAC: 0 DP: 1 HBP: 0	WP: 0 PB: 1 SB: 0 CS: 0	PA: 38							
<b>PITCHER</b>	IP	WLS	BF	H	R	ER	SO	BB	IBB	HBP	BLK	WP	HR	S	P	ERA	WHIP										
<b>Darren Oliver, L</b> ERA: 4.43	(1, 1)	7.0	W	29	9	2	2	4	0	0	0	0	0	61	86	2.57	1.286										
<b>Dennis Cook, L</b> ERA: 3.75	(8, 1)	0.2		4	1	0	0	1	1	0	0	0	0	10	17	0.00	3.000										
<b>Jeff Russell, R</b> ERA: 3.82	(8, 1)	0.1		1	0	0	0	1	0	0	0	0	0	4	7	0.00	0.000										
<b>Danny Patterson, R</b> ERA:	(9, 1)	1.0		4	1	0	0	1	0	0	0	0	0	9	12	0.00	1.000										

Batter	1	2	3	4	5	6	7	8	9	AB	R	H	RBI	BB	SO	LOB	BOTTOM										
<b>Darryl Hamilton, L</b> OBP: 0.355, SLG: 0.380	L9		SH1		F7					3	1	0	0	1	0	3	<b>New York Yankees @ Texas Rangers</b> The Ballpark at Arlington, Arlington, TX Wed Jul 31 1996, 8:05 PM EDT Att: 30,645 - Unknown - 87 F										
<b>Ivan Rodriguez, R</b> OBP: 0.382, SLG: 0.521	K		HR		HR				BB	3	3	2	2	2	1	0											
<b>29 Rusty Greer, L</b> OBP: 0.386, SLG: 0.509	1B		K		1B				BB	3	0	1	0	2	2	5											
<b>Juan Gonzalez, R</b> OBP: 0.402, SLG: 0.702	1B		HR		L4				BB	4	1	2	4	1	0	3											
<b>Mickey Tettleton, S</b> OBP: 0.370, SLG: 0.454	K		P3		F9				BB	5	0	1	1	0	2	6											
<b>Dean Palmer, R</b> OBP: 0.397, SLG: 0.551			K		E5				BB	3	1	1	1	1	1	0											
<b>Lee Stevens, L</b> OBP: 0.326, SLG: 0.512	K		K		G6-3				K	4	0	0	0	0	2	3											
<b>Mark McLemore, S</b> OBP: 0.396, SLG: 0.399	K		K		K				BB	3	0	1	0	1	2	0											
<b>Rene Gonzales, R</b> OBP: 0.326, SLG: 0.382			SH1		HR				BB	2	3	1	0	2	0	1											
<b>Inning Stats</b>	R: 0 E: 0 K: 2 S: 10	H: 1 LOB: 2 BB: 1 P: 17	R: 0 E: 0 K: 3 S: 9	H: 0 LOB: 0 BB: 0 P: 12	R: 3 E: 0 K: 1 S: 12	H: 1 LOB: 2 BB: 2 P: 24	R: 0 E: 1 K: 1 S: 6	H: 0 LOB: 0 BB: 0 P: 7	R: 2 E: 0 K: 0 S: 17	H: 3 LOB: 1 BB: 0 P: 29	R: 1 E: 0 K: 0 S: 6	H: 1 LOB: 0 BB: 1 P: 12	R: 2 E: 0 K: 1 S: 18	H: 2 LOB: 2 BB: 3 P: 33	R: 1 E: 0 K: 2 S: 11	H: 1 LOB: 3 BB: 3 P: 27		1B: 6 2B: 0 3B: 0 HR: 3	SF: 0 SAC: 1 DP: 3 HBP: 0	WP: 0 PB: 0 SB: 0 CS: 0	PA: 41						
<b>PITCHER</b>	IP	WLS	BF	H	R	ER	SO	BB	IBB	HBP	BLK	WP	HR	S	P	ERA	WHIP										
<b>Jimmy Key, L</b> ERA: 4.83	(1, 1)	5.1	L	26	6	6	6	7	4	0	0	0	0	16	31	13.50	3.750										
<b>Bob Wickman, R</b> ERA: 3.99	(6, 1)	1.1		7	2	2	2	0	3	0	0	0	0	9	17	13.50	3.000										
<b>Dale Polley, L</b> ERA: 6.75	(7, 1)	0.2		4	1	1	1	1	1	0	0	0	0	7	17	0.00	3.000										
<b>Jeff Nelson, R</b> ERA: 4.32	(8, 1)	0.2		4	0	0	0	2	2	0	0	0	0	7	17	0.00	3.000										

AB	37
R	2
H	11
RBI	2
BB	1
SO	7
LOB	19



AB	30
R	9
H	9
RBI	8
BB	10
SO	10
LOB	21





Batter	1	2	3	4	5	6	7	8	9	AB	R	H	RBI	BB	SO	LOB	TOP					
Wade Boggs, L (1, 5) OBP: 0.395, SLG: 0.400	F7	BB			G1-3	CS	G4-3		F7	4	0	0	0	1	0	0						
Bernie Williams, S (1, 8) OBP: 0.390, SLG: 0.528	G3	BB			F7		G4-3		K	5	0	0	0	0	2	2						
Paul O'Neill, L (1, 9) OBP: 0.428, SLG: 0.457	FC5-4				L8					3	0	2	0	2	0	0						
Cecil Fielder, R (1, 10) OBP: 0.353, SLG: 0.475	FC5-4				G1-4-3				2B	5	1	1	0	0	0	4						
Tino Martinez, L (1, 3)										4	2	2	0	0	1	0						
Darryl Strawberry, L (1, 7) Gerald Williams, R (8, 7) OBP: 0.359, SLG: 0.429 OBP: 0.342, SLG: 0.467					F7					3	3	2	1	1	0	0						
Mariano Duncan, R (1, 4) Andy Fox, L (7, 4) OBP: 0.289, SLG: 0.270										0	0	0	0	0	0	0						
Joe Girardi, R (1, 2) OBP: 0.370, SLG: 0.392										2	0	1	1	0	0	2						
2 Derek Jeter, R (1, 6) OBP: 0.361, SLG: 0.400										1	0	0	0	0	1	1						
<b>Inning Stats</b>	R: 0 E: 0 K: 0 S: 8	H: 1 LOB: 1 BB: 0 P: 16	R: 2 E: 0 K: 1 S: 13	H: 3 LOB: 2 BB: 1 P: 23	R: 0 E: 0 K: 1 S: 7	H: 0 LOB: 0 BB: 1 P: 15	R: 0 E: 0 K: 0 S: 8	H: 1 LOB: 1 BB: 0 P: 9	R: 0 E: 0 K: 0 S: 5	H: 0 LOB: 0 BB: 0 P: 8	R: 3 E: 0 K: 1 S: 17	H: 4 LOB: 0 BB: 0 P: 21	R: 0 E: 0 K: 0 S: 15	H: 0 LOB: 1 BB: 1 P: 23	R: 1 E: 0 K: 1 S: 12	H: 1 LOB: 1 BB: 0 P: 19	R: 0 E: 0 K: 1 S: 11	H: 1 LOB: 1 BB: 0 P: 15	1B: 8 2B: 3 3B: 0 HR: 0	SF: 1 SAC: 0 DP: 1 HBP: 0	WP: 0 PB: 0 SB: 2 CS: 1	PA: 41
<b>PITCHER</b>	IP	WLS	BF	H	R	ER	SO	BB	IBB	HBP	BLK	WP	HR	S	P	ERA	WHIP					
Ken Hill, R (1, 1) ERA: 3.76	7.0	L	31	9	5	5	3	3	0	0	0	0	0	73	115	6.43	1.714					
Mike Stanton, L (8, 1) ERA: 3.92	1.0		5	1	1	1	1	1	0	0	0	0	0	12	19	9.00	2.000					
Gil Heredia, R (9, 1) ERA: 5.91	1.0		4	1	0	0	1	0	0	0	0	0	0	11	15	0.00	1.000					

New York Yankees @ Texas Rangers  
The Ballpark at Arlington, Arlington, TX  
Thu Aug 01, 1996, 8:05 PM EDT  
Att: 34,855 - Unknown - 95 F

AB 35  
R 6  
H 11  
RBI 6  
BB 4  
SO 5  
LOB 14



Batter	1	2	3	4	5	6	7	8	9	AB	R	H	RBI	BB	SO	LOB	BOTTOM					
Darryl Hamilton, L (1, 8) OBP: 0.356, SLG: 0.380	L8								F7	5	1	2	0	0	1	1						
Ivan Rodriguez, R (1, 2) Dave Valle, R (8, FR) OBP: 0.381, SLG: 0.519 OBP: 0.365, SLG: 0.418	G4-3									4	0	1	0	0	0	1						
29 Rusty Greer, L (1, 7) OBP: 0.390, SLG: 0.512										0	1	0	0	0	0	0						
Juan Gonzalez, R (1, 9) OBP: 0.403, SLG: 0.711										4	2	3	1	0	0	0						
Mickey Tettleton, S (1, 10) OBP: 0.366, SLG: 0.450										4	1	2	3	0	0	1						
Dean Palmer, R (1, 5) OBP: 0.383, SLG: 0.545										3	0	0	1	0	0	0						
Lee Stevens, L (1, 3) OBP: 0.320, SLG: 0.489										4	0	0	0	0	2	1						
Mark McLemore, S (1, 4) OBP: 0.395, SLG: 0.395										4	0	0	0	0	2	1						
Kevin Elster, R (1, 6) OBP: 0.335, SLG: 0.478										4	0	0	0	0	1	1						
<b>Inning Stats</b>	R: 0 E: 0 K: 0 S: 9	H: 1 LOB: 0 BB: 0 P: 13	R: 0 E: 0 K: 1 S: 6	H: 0 LOB: 0 BB: 0 P: 9	R: 0 E: 0 K: 0 S: 8	H: 1 LOB: 0 BB: 0 P: 14	R: 2 E: 0 K: 1 S: 15	H: 2 LOB: 0 BB: 0 P: 23	R: 0 E: 0 K: 1 S: 6	H: 0 LOB: 0 BB: 0 P: 9	R: 0 E: 0 K: 0 S: 7	H: 0 LOB: 0 BB: 0 P: 12	R: 0 E: 0 K: 0 S: 9	H: 1 LOB: 1 BB: 0 P: 11	R: 3 E: 0 K: 0 S: 26	H: 4 LOB: 1 BB: 0 P: 36	R: 0 E: 0 K: 2 S: 9	H: 0 LOB: 1 BB: 1 P: 16	1B: 7 2B: 1 3B: 0 HR: 1	SF: 1 SAC: 0 DP: 0 HBP: 0	WP: 0 PB: 0 SB: 1 CS: 0	PA: 37
<b>PITCHER</b>	IP	WLS	BF	H	R	ER	SO	BB	IBB	HBP	BLK	WP	HR	S	P	ERA	WHIP					
Kenny Rogers, L (1, 1) ERA: 4.52	5.2	W	21	4	2	2	3	0	0	0	0	0	0	48	76	3.18	0.706					
42 Mariano Rivera, R (6, 1) ERA: 1.52	1.2		10	5	3	3	0	0	0	0	0	0	0	32	44	16.20	3.000					
John Wetteland, R (8, 1) ERA: 3.1	1.2	S	6	0	0	0	2	1	0	0	0	0	0	15	23	0.00	0.600					

New York Yankees @ Texas Rangers  
The Ballpark at Arlington, Arlington, TX  
Thu Aug 01, 1996, 8:05 PM EDT  
Att: 34,855 - Unknown - 95 F

AB 35  
R 5  
H 9  
RBI 5  
BB 1  
SO 5  
LOB 6





Batter	1	2	3	4	5	6	7	8	9	AB	R	H	RBI	BB	SO	LOB	TOP										
<b>Dave Martinez, L</b> (1, 9) OBP: 0.377, SLG: 0.450										6	1	1	0	0	2	2											
<b>Ray Durham, S</b> (1, 4) OBP: 0.353, SLG: 0.414										4	3	1	0	1	0	1											
<b>Frank Thomas, R</b> (1, 3) OBP: 0.461, SLG: 0.621										3	2	2	1	2	1	1											
<b>Chris Snopce, R</b> (8, PR) OBP: 0.299, SLG: 0.528										0	0	0	0	0	0	0											
<b>Harold Baines, L</b> (1, 10) OBP: 0.385, SLG: 0.515										5	2	4	4	0	0	1											
<b>Robin Ventura, L</b> (1, 5) OBP: 0.382, SLG: 0.531										5	0	3	2	0	0	3											
<b>Lyle Mouton, R</b> (1, 7) OBP: 0.352, SLG: 0.447										4	0	1	2	1	1	3											
<b>Darren Lewis, R</b> (1, 8) OBP: 0.320, SLG: 0.295										4	0	0	0	0	0	5											
<b>Ron Karkovics, R</b> (1, 2) OBP: 0.265, SLG: 0.352										5	0	0	0	0	2	2											
<b>Ozzie Guillen, L</b> (1, 6) OBP: 0.278, SLG: 0.359										5	1	2	0	0	0	2											
<b>Inning Stats</b>	R: 4 H: 4 E: 0 K: 1 S: 17	H: 4 R: 22 LOB: 1 BB: 1 P: 28	R: 1 H: 2 E: 0 K: 1 S: 13	H: 2 R: 5 LOB: 1 BB: 0 P: 20	R: 0 H: 0 E: 0 K: 1 S: 8	H: 0 R: 0 LOB: 0 BB: 0 P: 9	R: 0 H: 0 E: 0 K: 1 S: 6	H: 0 R: 0 LOB: 0 BB: 0 P: 8	R: 0 H: 1 E: 0 K: 0 S: 12	H: 1 R: 23 LOB: 2 BB: 2 P: 23	R: 0 H: 0 E: 0 K: 0 S: 5	H: 0 R: 0 LOB: 0 BB: 0 P: 9	R: 0 H: 2 E: 0 K: 0 S: 10	H: 2 R: 18 LOB: 0 BB: 0 P: 18	R: 0 H: 1 E: 0 K: 2 S: 12	H: 1 R: 15 LOB: 1 BB: 0 P: 15	1B: 11 2B: 3 3B: 0 HR: 0	SF: 0 SAC: 0 DP: 1 HBP: 1	WP: 0 PB: 0 SB: 0 CS: 0	PA: 46							
<b>PITCHER</b>	IP	WLS	BF	H	R	ER	SO	BB	IBB	HBP	BLK	WP	HR	S	P	ERA	WHIP										
<b>Roger Pavlik, R</b> (1, 1) ERA: 4.68	4.0	L	22	7	5	5	4	2	0	1	0	0	0	50	77	11.25	2.250										
<b>Danny Patterson, R</b> (5, 1) ERA:	2.0		12	4	4	0	0	1	1	0	0	0	0	26	43	0.00	2.500										
<b>Dennis Cook, L</b> (7, 1) ERA: 3.61	2.0		8	2	0	0	0	0	0	0	0	0	0	15	27	0.00	1.000										
<b>Mike Henneman, R</b> (9, 1) ERA: 6.82	1.0		4	1	0	0	2	0	0	0	0	0	0	12	15	0.00	1.000										

Chicago White Sox @ Texas Rangers  
The Ballpark at Arlington, Arlington, TX  
Fri Aug 02, 1996, 8:05 PM EDT  
Att: 36,299 - Unknown - 93 F

AB 41  
R 9  
H 14  
RBI 9  
BB 4  
SO 6  
LOB 20



Batter	1	2	3	4	5	6	7	8	9	AB	R	H	RBI	BB	SO	LOB	BOTTOM										
<b>Darryl Hamilton, L</b> (1, 8) OBP: 0.356, SLG: 0.380										3	0	1	0	0	1	0											
<b>Damon Buford, R</b> (8, 8) OBP: 0.326, SLG: 0.437										1	0	0	0	0	0	0											
<b>Mark McLemore, S</b> (1, 4) OBP: 0.333, SLG: 0.396										2	0	1	0	0	1	0											
<b>Kurt Stillwell, S</b> (6, 4) OBP: 0.344, SLG: 0.316										2	0	0	0	0	0	1											
<b>29 Rusty Greer, L</b> (1, 7) OBP: 0.386, SLG: 0.506										4	0	0	0	0	1	2											
<b>Juan Gonzalez, R</b> (1, 9) OBP: 0.402, SLG: 0.707										2	0	0	0	1	0	1											
<b>Rene Gonzales, R</b> (8, 6) OBP: 0.322, SLG: 0.377										1	0	0	0	0	0	0											
<b>Dean Palmer, R</b> (1, 5) OBP: 0.360, SLG: 0.539										4	0	0	0	0	0	2											
<b>Mickey Tettleton, S</b> (1, 10) OBP: 0.369, SLG: 0.448										3	0	1	0	0	1	0											
<b>Lee Stevens, L</b> (1, 3) OBP: 0.321, SLG: 0.469										2	0	0	0	0	2	0											
<b>Kevin Elster, R</b> (1, 6) OBP: 0.333, SLG: 0.475										2	0	0	0	0	0	2											
<b>Warren Newson, L</b> (7, PH) OBP: 0.350, SLG: 0.454										1	0	0	0	0	0	0											
<b>Dave Valle, R</b> (1, 2) OBP: 0.348, SLG: 0.397										3	0	0	0	0	2	2											
<b>Inning Stats</b>	R: 0 H: 1 E: 0 K: 1 S: 10	H: 1 R: 32 LOB: 0 BB: 0 P: 16	R: 0 H: 0 E: 0 K: 2 S: 8	H: 0 R: 0 LOB: 0 BB: 0 P: 12	R: 0 H: 0 E: 0 K: 0 S: 6	H: 0 R: 0 LOB: 0 BB: 0 P: 9	R: 0 H: 0 E: 0 K: 2 S: 12	H: 0 R: 0 LOB: 0 BB: 0 P: 19	R: 0 H: 1 E: 0 K: 0 S: 11	H: 1 R: 19 LOB: 2 BB: 1 P: 19	R: 0 H: 0 E: 0 K: 1 S: 6	H: 0 R: 0 LOB: 0 BB: 0 P: 8	R: 0 H: 0 E: 0 K: 1 S: 6	H: 0 R: 8 LOB: 0 BB: 0 P: 8	R: 0 H: 0 E: 0 K: 0 S: 7	H: 0 R: 10 LOB: 0 BB: 0 P: 10	1B: 3 2B: 0 3B: 0 HR: 0	SF: 0 SAC: 0 DP: 0 HBP: 1	WP: 0 PB: 0 SB: 0 CS: 0	PA: 32							
<b>PITCHER</b>	IP	WLS	BF	H	R	ER	SO	BB	IBB	HBP	BLK	WP	HR	S	P	ERA	WHIP										
<b>Alex Fernandez, R</b> (1, 1) ERA: 3.84	9.0	W	32	3	0	0	8	1	0	1	0	0	0	78	121	0.00	0.444										

Chicago White Sox @ Texas Rangers  
The Ballpark at Arlington, Arlington, TX  
Fri Aug 02, 1996, 8:05 PM EDT  
Att: 36,299 - Unknown - 93 F

AB 30  
R 0  
H 3  
RBI 0  
BB 1  
SO 8  
LOB 10





Batter	1	2	3	4	5	6	7	8	9	AB	R	H	RBI	BB	SO	LOB	TOP					
<b>Dave Martinez, L</b> OBP: 0.373, SLG: 0.444 (1, 8)										6	0	1	0	0	1	4						
<b>Ray Durham, S</b> OBP: 0.360, SLG: 0.425 (1, 4)										4	2	3	3	2	0	2						
<b>Frank Thomas, R</b> OBP: 0.461, SLG: 0.617 (1, 3)										4	1	1	0	2	0	3						
<b>Harold Baines, L</b> OBP: 0.385, SLG: 0.512 (1, 10)										4	0	1	0	1	0	4						
<b>Robin Ventura, L</b> OBP: 0.380, SLG: 0.526 (1, 5)										4	1	0	0	1	2	3						
<b>Danny Tartabull, R</b> OBP: 0.334, SLG: 0.447 (1, 9)										4	1	1	2	1	1	1						
<b>Lyle Mouton, R</b> OBP: 0.366, SLG: 0.455 <b>Darren Lewis, R</b> OBP: 0.320, SLG: 0.295 (9, PR)										4	1	3	2	0	1	1						
<b>Ron Karkovice, R</b> OBP: 0.271, SLG: 0.360 (1, 2)										5	3	3	1	0	1	2						
<b>Ozzie Guillen, L</b> OBP: 0.282, SLG: 0.363 (1, 6)										5	1	3	2	0	0	0						
<b>Inning Stats</b>	R: 4 H: 2 E: 0 K: 2 S: 22	H: 2 R: 0 ER: 0 LOB: 1 BB: 3 P: 41	R: 0 H: 0 E: 0 K: 0 S: 10	H: 0 R: 0 ER: 0 LOB: 1 BB: 1 P: 17	R: 0 H: 0 E: 0 K: 1 S: 7	H: 0 R: 0 ER: 0 LOB: 1 BB: 1 P: 13	R: 2 H: 3 E: 1 K: 0 S: 11	H: 3 R: 0 ER: 0 LOB: 0 BB: 0 P: 20	R: 2 H: 3 E: 0 K: 2 S: 14	H: 1 R: 0 ER: 0 LOB: 1 BB: 0 P: 16	R: 0 H: 1 E: 0 K: 0 S: 5	H: 1 R: 0 ER: 0 LOB: 0 BB: 0 P: 6	R: 1 H: 2 E: 0 K: 0 S: 4	H: 2 R: 0 ER: 0 LOB: 1 BB: 0 P: 9	R: 2 H: 4 E: 0 K: 0 S: 15	H: 4 R: 0 ER: 0 LOB: 2 BB: 0 P: 19	1B: 13 2B: 3 3B: 0 HR: 1	SF: 0 SAC: 0 DP: 3 HBP: 1	WP: 1 PB: 0 SB: 1 CS: 0	PA: 48		
<b>PITCHER</b>	IP WLS BF H R ER SO BB IBB HBP BLK WP HR S P ERA WHIP	IP WLS BF H R ER SO BB IBB HBP BLK WP HR S P ERA WHIP	IP WLS BF H R ER SO BB IBB HBP BLK WP HR S P ERA WHIP	IP WLS BF H R ER SO BB IBB HBP BLK WP HR S P ERA WHIP	IP WLS BF H R ER SO BB IBB HBP BLK WP HR S P ERA WHIP	IP WLS BF H R ER SO BB IBB HBP BLK WP HR S P ERA WHIP	IP WLS BF H R ER SO BB IBB HBP BLK WP HR S P ERA WHIP	IP WLS BF H R ER SO BB IBB HBP BLK WP HR S P ERA WHIP	IP WLS BF H R ER SO BB IBB HBP BLK WP HR S P ERA WHIP	IP WLS BF H R ER SO BB IBB HBP BLK WP HR S P ERA WHIP	IP WLS BF H R ER SO BB IBB HBP BLK WP HR S P ERA WHIP	IP WLS BF H R ER SO BB IBB HBP BLK WP HR S P ERA WHIP	IP WLS BF H R ER SO BB IBB HBP BLK WP HR S P ERA WHIP	IP WLS BF H R ER SO BB IBB HBP BLK WP HR S P ERA WHIP	IP WLS BF H R ER SO BB IBB HBP BLK WP HR S P ERA WHIP	IP WLS BF H R ER SO BB IBB HBP BLK WP HR S P ERA WHIP	IP WLS BF H R ER SO BB IBB HBP BLK WP HR S P ERA WHIP	IP WLS BF H R ER SO BB IBB HBP BLK WP HR S P ERA WHIP	IP WLS BF H R ER SO BB IBB HBP BLK WP HR S P ERA WHIP	IP WLS BF H R ER SO BB IBB HBP BLK WP HR S P ERA WHIP	IP WLS BF H R ER SO BB IBB HBP BLK WP HR S P ERA WHIP	IP WLS BF H R ER SO BB IBB HBP BLK WP HR S P ERA WHIP

Chicago White Sox @ Texas Rangers  
The Ballpark at Arlington, Arlington, TX  
Sat Aug 03 1996, 8:05 PM EDT  
Att: 46,481 - Unknown - 96 F

AB 40  
R 11  
H 16  
RBI 10  
BB 7  
SO 6  
LOB 20



Batter	1	2	3	4	5	6	7	8	9	AB	R	H	RBI	BB	SO	LOB	BOTTOM					
<b>Darryl Hamilton, L</b> OBP: 0.357, SLG: 0.378 (1, 8)										4	1	1	1	1	0	3						
<b>29 Rusty Greer, L</b> OBP: 0.386, SLG: 0.508 (1, 7)										5	2	2	2	0	0	3						
<b>Juan Gonzalez, R</b> OBP: 0.399, SLG: 0.699 (1, 9)										5	1	1	1	0	0	3						
<b>Mickey Tettleton, S</b> OBP: 0.364, SLG: 0.446 (1, 10)										4	0	1	2	0	0	1						
<b>Dean Palmer, R</b> OBP: 0.361, SLG: 0.536 (1, 5)										4	0	1	0	1	0	2						
<b>Lee Stevens, L</b> OBP: 0.328, SLG: 0.453 (1, 3)										4	0	1	1	1	0	1						
<b>Kevin Elster, R</b> OBP: 0.332, SLG: 0.480 (1, 6)										5	2	1	1	0	1	4						
<b>Kurt Stillwell, S</b> OBP: 0.348, SLG: 0.311 (1, 4)										4	2	1	0	1	0	3						
<b>Dave Valle, R</b> OBP: 0.371, SLG: 0.419 <b>Ivan Rodriguez, R</b> OBP: 0.362, SLG: 0.520 <b>Damon Buford, R</b> OBP: 0.326, SLG: 0.437 (1, 2)										4	1	3	1	0	0	1						
<b>Inning Stats</b>	R: 0 H: 0 E: 0 K: 0 S: 12	H: 0 R: 2 ER: 1 LOB: 2 BB: 1 P: 19	R: 0 H: 0 E: 0 K: 0 S: 7	H: 0 R: 0 ER: 0 LOB: 0 BB: 0 P: 12	R: 0 H: 1 E: 0 K: 0 S: 9	H: 1 R: 0 ER: 0 LOB: 0 BB: 0 P: 18	R: 0 H: 0 E: 0 K: 0 S: 6	H: 0 R: 0 ER: 0 LOB: 0 BB: 0 P: 9	R: 0 H: 0 E: 0 K: 0 S: 5	H: 0 R: 0 ER: 0 LOB: 0 BB: 0 P: 8	R: 6 H: 5 E: 1 K: 1 S: 16	H: 5 R: 0 ER: 0 LOB: 2 BB: 1 P: 31	R: 1 H: 3 E: 0 K: 0 S: 6	H: 3 R: 0 ER: 0 LOB: 2 BB: 0 P: 6	R: 0 H: 1 E: 0 K: 0 S: 11	H: 1 R: 0 ER: 0 LOB: 1 BB: 1 P: 21	1B: 11 2B: 1 3B: 0 HR: 1	SF: 1 SAC: 0 DP: 0 HBP: 1	WP: 0 PB: 0 SB: 0 CS: 0	PA: 46		
<b>PITCHER</b>	IP WLS BF H R ER SO BB IBB HBP BLK WP HR S P ERA WHIP	IP WLS BF H R ER SO BB IBB HBP BLK WP HR S P ERA WHIP	IP WLS BF H R ER SO BB IBB HBP BLK WP HR S P ERA WHIP	IP WLS BF H R ER SO BB IBB HBP BLK WP HR S P ERA WHIP	IP WLS BF H R ER SO BB IBB HBP BLK WP HR S P ERA WHIP	IP WLS BF H R ER SO BB IBB HBP BLK WP HR S P ERA WHIP	IP WLS BF H R ER SO BB IBB HBP BLK WP HR S P ERA WHIP	IP WLS BF H R ER SO BB IBB HBP BLK WP HR S P ERA WHIP	IP WLS BF H R ER SO BB IBB HBP BLK WP HR S P ERA WHIP	IP WLS BF H R ER SO BB IBB HBP BLK WP HR S P ERA WHIP	IP WLS BF H R ER SO BB IBB HBP BLK WP HR S P ERA WHIP	IP WLS BF H R ER SO BB IBB HBP BLK WP HR S P ERA WHIP	IP WLS BF H R ER SO BB IBB HBP BLK WP HR S P ERA WHIP	IP WLS BF H R ER SO BB IBB HBP BLK WP HR S P ERA WHIP	IP WLS BF H R ER SO BB IBB HBP BLK WP HR S P ERA WHIP	IP WLS BF H R ER SO BB IBB HBP BLK WP HR S P ERA WHIP	IP WLS BF H R ER SO BB IBB HBP BLK WP HR S P ERA WHIP	IP WLS BF H R ER SO BB IBB HBP BLK WP HR S P ERA WHIP	IP WLS BF H R ER SO BB IBB HBP BLK WP HR S P ERA WHIP	IP WLS BF H R ER SO BB IBB HBP BLK WP HR S P ERA WHIP	IP WLS BF H R ER SO BB IBB HBP BLK WP HR S P ERA WHIP	IP WLS BF H R ER SO BB IBB HBP BLK WP HR S P ERA WHIP

Chicago White Sox @ Texas Rangers  
The Ballpark at Arlington, Arlington, TX  
Sat Aug 03 1996, 8:05 PM EDT  
Att: 46,481 - Unknown - 96 F

AB 40  
R 9  
H 13  
RBI 9  
BB 4  
SO 1  
LOB 21













Batter	1	2	3	4	5	6	7	8	9	AB	R	H	RBI	BB	SO	LOB	TOP				
<b>Darryl Hamilton, L</b> OBP: 0.357, SLG: 0.381 (1, 8)										5	1	2	0	0	0	0					
<b>Ivan Rodriguez, R</b> OBP: 0.366, SLG: 0.522 (1, 2)										4	1	2	2	1	0	0					
<b>29 Rusty Greer, L</b> OBP: 0.391, SLG: 0.512 (1, 7)										5	0	4	0	0	0	0					
<b>Juan Gonzalez, R</b> OBP: 0.397, SLG: 0.691 (1, 9)										4	0	0	0	1	1	4					
<b>Willi Clark, L</b> OBP: 0.373, SLG: 0.414 (1, 3)										3	0	0	0	1	1	4					
<b>Mickey Tettleton, S</b> OBP: 0.369, SLG: 0.464 (1, 10)										3	0	0	0	1	2	6					
<b>Mark McLemore, S</b> OBP: 0.390, SLG: 0.388 (1, 4)										3	1	0	0	1	0	1					
<b>Kevin Elster, R</b> OBP: 0.337, SLG: 0.506 (1, 6)										4	1	1	1	0	0	1					
<b>Rene Gonzales, R</b> OBP: 0.308, SLG: 0.363 (1, 5)										3	0	0	1	0	0	0					
<b>Inning Stats</b>	R: 2 E: 0 K: 1 S: 17	H: 3 LOB: 1 BB: 0 P: 27	R: 1 E: 0 K: 0 S: 9	H: 0 LOB: 0 BB: 1 P: 17	R: 0 E: 0 K: 1 S: 10	H: 1 LOB: 2 BB: 1 P: 18	R: 0 E: 0 K: 0 S: 7	H: 0 LOB: 0 BB: 0 P: 12	R: 0 E: 0 K: 1 S: 13	H: 1 LOB: 3 BB: 2 P: 27	R: 0 E: 0 K: 0 S: 5	H: 0 LOB: 0 BB: 0 P: 11	R: 0 E: 0 K: 0 S: 7	H: 0 LOB: 1 BB: 1 P: 14	R: 1 E: 0 K: 1 S: 15	H: 4 LOB: 2 BB: 0 P: 20	1B: 7 2B: 0 3B: 0 HR: 2	SF: 1 SAC: 0 DP: 0 HBP: 0	WP: 0 PB: 0 SB: 2 CS: 1	PA: 40	
<b>PITCHER</b>	IP	WLS	BF	H	R	ER	SO	BB	IBB	HBP	BLK	WP	HR	S	P	ERA	WHIP				
<b>Felipe Lira, R</b> ERA: 5.67 (1, 1)	6.0	L	27	5	3	3	3	4	0	0	0	0	1	64	110	4.50	1.500				
<b>Joey Eischen, L</b> ERA: 4.37 (7, 1)	2.0		7	0	0	0	0	1	0	0	0	0	0	12	25	0.00	0.500				
<b>Richie Lewis, R</b> ERA: 3.92 (9, 1)	1.0		6	4	1	1	1	0	0	0	0	0	1	15	20	9.00	4.000				

Texas Rangers @ Detroit Tigers  
Tiger Stadium, Detroit, MI  
Tue Aug 06 1996, 7:05 PM EDT  
Att: 10,931 - Unknown - 91 F

AB 34  
R 4  
H 9  
RBI 4  
BB 5  
SO 4  
LOB 16



Batter	1	2	3	4	5	6	7	8	9	AB	R	H	RBI	BB	SO	LOB	BOTTOM				
<b>Curtis Pride, L</b> OBP: 0.339, SLG: 0.465 (1, 10)										4	0	1	0	0	0	2					
<b>Mark Lewis, R</b> OBP: 0.346, SLG: 0.437 (1, 4)										3	0	0	0	1	2	2					
<b>Travis Fryman, R</b> OBP: 0.321, SLG: 0.429 (1, 5)										4	0	1	0	0	1	3					
<b>Ruben Sierra, S</b> OBP: 0.326, SLG: 0.402 (1, 9)										4	0	2	0	0	0	0					
<b>Bobby Higginson, L</b> OBP: 0.304, SLG: 0.591 (1, 7)										3	0	1	0	0	0	4					
<b>Damon Easley, R</b> OBP: 0.271, SLG: 0.308 (9, PH)										1	0	0	0	0	0	0					
<b>Tony Clark, S</b> OBP: 0.302, SLG: 0.516 (1, 3)										4	1	1	1	0	2	1					
<b>Brad Ausmus, R</b> OBP: 0.296, SLG: 0.296 (1, 2)										4	0	0	0	0	1	1					
<b>Andujar Cedeno, R</b> OBP: 0.246, SLG: 0.316 (1, 6)										4	1	1	1	0	1	0					
<b>Kimera Barteo, R</b> OBP: 0.340, SLG: 0.330 (1, 8)										2	0	1	0	1	0	0					
<b>Inning Stats</b>	R: 0 E: 0 K: 2 S: 13	H: 2 LOB: 2 BB: 0 P: 19	R: 1 E: 0 K: 0 S: 9	H: 1 LOB: 0 BB: 0 P: 13	R: 0 E: 0 K: 1 S: 12	H: 2 LOB: 0 BB: 0 P: 19	R: 0 E: 0 K: 1 S: 8	H: 0 LOB: 0 BB: 0 P: 12	R: 0 E: 0 K: 2 S: 9	H: 1 LOB: 1 BB: 0 P: 14	R: 0 E: 0 K: 1 S: 6	H: 0 LOB: 0 BB: 1 P: 13	R: 0 E: 0 K: 0 S: 5	H: 0 LOB: 0 BB: 1 P: 10	R: 1 E: 0 K: 0 S: 10	H: 1 LOB: 0 BB: 0 P: 19	1B: 6 2B: 0 3B: 0 HR: 2	SF: 0 SAC: 0 DP: 2 HBP: 0	WP: 0 PB: 0 SB: 0 CS: 0	PA: 35	
<b>PITCHER</b>	IP	WLS	BF	H	R	ER	SO	BB	IBB	HBP	BLK	WP	HR	S	P	ERA	WHIP				
<b>Ken Hill, R</b> ERA: 3.64 (1, 1)	8.0	W	31	7	1	1	7	2	0	0	0	0	1	70	112	1.12	1.125				
<b>Ed Vosberg, L</b> ERA: 3.0 (9, 1)	0.1		2	1	1	1	0	0	0	0	0	0	1	5	9	27.00	3.000				
<b>Mike Henneman, R</b> ERA: 6.68 (9, 1)	0.2	S	2	0	0	0	0	0	0	0	0	0	0	5	10	0.00	0.000				

Texas Rangers @ Detroit Tigers  
Tiger Stadium, Detroit, MI  
Tue Aug 06 1996, 7:05 PM EDT  
Att: 10,931 - Unknown - 91 F

AB 33  
R 2  
H 8  
RBI 2  
BB 2  
SO 7  
LOB 13





Batter	1	2	3	4	5	6	7	8	9	AB	R	H	RBI	BB	SO	LOB	TOP								
Darryl Hamilton, L (1, 8) OBP: 0.357, SLG: 0.384	1-1 29 G3 G5-3 1B		1-1 G6-3		1-0 G4-3 1-3 2-H 2B		3-1 G1-3		3-2 F7	5	0	2	1	0	0	0									
Ivan Rodriguez, R (1, 2) OBP: 0.364, SLG: 0.520	1-0 G5-3		0-2 G6-3		2-0 G4-3		0-1 P3		1-0 29 1B 2B	5	0	1	1	0	0	2									
29 Rusty Greer, L (1, 7) OBP: 0.391, SLG: 0.510	1-0 G3		3-2 L5		4-1 WP BB		2-2 E3		3-2 2-3 1B	4	0	1	0	1	0	1									
Juan Gonzalez, R (1, 9) OBP: 0.394, SLG: 0.683	1-1 F9			2-3 K	4-1 SAFE BB		1-1 F8		2-1 P4	4	0	0	0	1	1	4									
Will Clark, L (1, 3) OBP: 0.367, SLG: 0.406		1-0 F8		2-1 G3	0-1 G4-3			2-3 K	0-3 K	5	0	0	0	0	2	5									
Dean Palmer, R (1, 5) OBP: 0.360, SLG: 0.528		4-0 G1-3 BB		1-0 G5-3		0-3 K2-3		0-2 P6		3	0	0	0	1	1	0									
Mickey Tettleton, S (1, 10) OBP: 0.370, SLG: 0.462		3-2 G1-3			1-0 FC6-5 1B		1-3 K		4-2 1B BB	3	0	1	0	1	1	1									
Damon Buford, R (8, PR) OBP: 0.326, SLG: 0.434		1-2			1-1 FC6-5 2B		1-1 1B		1-2 1B	3	1	3	0	1	0	0									
Mark McLemore, S (1, 4) OBP: 0.396, SLG: 0.393		4-1 BB			1-2 FC6-5 1B		1-3 K2-3		1-3 K	4	1	0	0	0	2	7									
Kevin Elster, R (1, 6) OBP: 0.333, SLG: 0.500		3-1 F8			2-0 FC6-5 2B		1-3 K2-3																		
<b>Inning Stats</b>	R: 0 E: 0 K: 0 S: 6	H: 1 LOB: 1 BB: 0 P: 10	R: 0 E: 0 K: 0 S: 7	H: 0 LOB: 2 BB: 2 P: 22	R: 0 E: 0 K: 0 S: 9	H: 0 LOB: 0 BB: 0 P: 13	R: 0 E: 0 K: 1 S: 7	H: 0 LOB: 0 BB: 0 P: 12	R: 2 E: 0 K: 0 S: 10	H: 3 LOB: 3 BB: 2 P: 25	R: 0 E: 0 K: 3 S: 11	H: 1 LOB: 1 BB: 0 P: 14	R: 0 E: 1 K: 0 S: 9	H: 0 LOB: 1 BB: 0 P: 15	R: 0 E: 0 K: 2 S: 14	H: 1 LOB: 2 BB: 1 P: 22	R: 0 E: 0 K: 1 S: 16	H: 2 LOB: 2 BB: 0 P: 25	1B: 6 2B: 2 3B: 0 HR: 0	SF: 0 SAC: 0 DP: 0 HBP: 0	WP: 1 PB: 0 SB: 0 CS: 0	PA: 41			
<b>PITCHER</b>	IP	WLS	BF	H	R	ER	SO	BB	IBB	HBP	BLK	WP	HR	S	P	ERA	WHIP								
Brian Williams, R (1, 1) ERA: 6.37	4.2		22	4	2	2	1	4	0	0	0	1	0	37	80	3.86	1.714								
John Cummings, L (5, 1) ERA: 3.72	2.0	W	8	1	0	0	3	0	0	0	0	0	0	20	28	0.00	0.500								
Jose Lima, R (7, 1) ERA: 5.44	1.1		6	1	0	0	2	1	0	0	0	0	0	16	25	0.00	1.500								
Gregg Olson, R (9, 1) ERA: 4.19	0.2		4	2	0	0	0	0	0	0	0	0	0	13	22	0.00	3.000								
Mike Myers, L (9, 1) ERA: 5.33	0.1	S	1	0	0	0	1	0	0	0	0	0	0	3	3	0.00	0.000								

Texas Rangers @ Detroit Tigers  
Tiger Stadium, Detroit, MI  
Wed Aug 07 1996, 7:05 PM EDT  
Att: 10,297 - Unknown - 93 F

AB	36
R	2
H	8
RBI	2
BB	5
SO	7
LOB	20



Batter	1	2	3	4	5	6	7	8	9	AB	R	H	RBI	BB	SO	LOB	BOTTOM								
Curtis Pride, L (1, 7) OBP: 0.343, SLG: 0.484	2-1 HR 3B	1-1 1-H 3-H 2B			1-2 G1-3		1-3 K 1-2			4	1	2	1	0	1	1									
Mark Lewis, R (1, 4) OBP: 0.345, SLG: 0.433	3-3 K	0-0 P4			3-2 L6			4-2 FC5-4 BB		3	0	0	0	1	1	2									
Travis Fryman, R (1, 5) OBP: 0.321, SLG: 0.434	2-2 HR		2-3 K		0-1 P4			0-2 FC5-4 1B CS		4	1	1	2	0	1	1									
Ruben Sierra, S (1, 10) OBP: 0.328, SLG: 0.403	3-H G6-3		0-2 1B			0-3 K		1-1 CS	1-3 1B	4	0	2	0	0	1	0									
Bobby Higginson, L (1, 9) OBP: 0.302, SLG: 0.596	3-1 HR		2-3 K			2-3 K		0-1 F8	1-2 3-H	4	1	1	1	0	2	3									
Tony Clark, S (1, 3) OBP: 0.303, SLG: 0.513	3-2 G4-3		3-3 K			0-0 1B			1-2 3-H	3	0	1	0	0	1	1									
Brad Ausmus, R (1, 2) OBP: 0.293, SLG: 0.292		1-3 K 1B 2B		0-1 F4		1-3 K				3	1	0	0	0	2	1									
Andujar Cedeno, R (1, 6) OBP: 0.250, SLG: 0.320		0-0 2B 1B		0-0 P4 1B			1-3 K			3	0	2	0	0	1	0									
Kimera Batee, R (1, 8) OBP: 0.340, SLG: 0.323		1-3 K		2-2 P4			4-2 CS BB			2	0	0	0	1	1	3									
<b>Inning Stats</b>	R: 3 E: 0 K: 1 S: 16	H: 3 LOB: 0 BB: 0 P: 31	R: 1 E: 0 K: 2 S: 10	H: 2 LOB: 1 BB: 0 P: 12	R: 0 E: 0 K: 3 S: 14	H: 1 LOB: 0 BB: 0 P: 21	R: 0 E: 0 K: 0 S: 6	H: 1 LOB: 0 BB: 0 P: 8	R: 0 E: 0 K: 0 S: 8	H: 0 LOB: 0 BB: 0 P: 12	R: 0 E: 0 K: 3 S: 10	H: 1 LOB: 1 BB: 0 P: 13	R: 0 E: 0 K: 2 S: 10	H: 0 LOB: 0 BB: 1 P: 16	R: 0 E: 0 K: 0 S: 11	H: 1 LOB: 1 BB: 1 P: 16	R: 0 E: 0 K: 0 S: 16	H: 1 LOB: 1 BB: 1 P: 16	1B: 5 2B: 1 3B: 1 HR: 2	SF: 0 SAC: 0 DP: 0 HBP: 0	WP: 1 PB: 0 SB: 0 CS: 3	PA: 32			
<b>PITCHER</b>	IP	WLS	BF	H	R	ER	SO	BB	IBB	HBP	BLK	WP	HR	S	P	ERA	WHIP								
Roger Pavlik, R (1, 1) ERA: 4.73	6.1	L	27	8	4	4	10	1	0	0	0	1	0	71	109	5.68	1.421								
Dennis Cook, L (7, 1) ERA: 3.5	0.2		1	0	0	0	1	0	0	0	0	0	0	3	4	0.00	0.000								
Jeff Russell, R (8, 1) ERA: 4.02	0.1		3	1	0	0	0	1	0	0	0	0	0	9	14	0.00	6.000								
Mike Stanton, L (8, 1) ERA: 4.3	0.2		1	0	0	0	0	0	0	0	0	0	0	2	2	0.00	0.000								

Texas Rangers @ Detroit Tigers  
Tiger Stadium, Detroit, MI  
Wed Aug 07 1996, 7:05 PM EDT  
Att: 10,297 - Unknown - 93 F

AB	30
R	4
H	9
RBI	4
BB	2
SO	11
LOB	12





Batter	1	2	3	4	5	6	7	8	9	AB	R	H	RBI	BB	SO	LOB	TOP					
Darryl Hamilton, L (1, 8) OBP: 0.358, SLG: 0.386										5	1	2	0	0	0	4						
Ivan Rodriguez, R (1, 2) OBP: 0.392, SLG: 0.517										5	0	1	0	0	2	3						
29 Rusty Greer, L (1, 7) OBP: 0.388, SLG: 0.505										4	0	0	0	0	0	1						
Juan Gonzalez, R (1, 10) OBP: 0.395, SLG: 0.680										3	0	1	0	1	1	0						
Will Clark, L (1, 3) OBP: 0.369, SLG: 0.409										3	1	1	0	1	1	1						
Dean Palmer, R (1, 5) OBP: 0.355, SLG: 0.524										3	0	0	0	0	0	5						
Warren Newson, L (1, 9) OBP: 0.353, SLG: 0.448										4	0	2	1	0	0	1						
Mark McLemore, S (1, 4) OBP: 0.397, SLG: 0.397										4	0	2	0	0	0	0						
Kevin Elster, R (1, 6) OBP: 0.330, SLG: 0.495										4	0	0	0	0	1	4						
<b>Inning Stats</b>	R: 1 E: 0 K: 0 S: 11	H: 2 LOB: 0 BB: 0 P: 18	R: 1 E: 0 K: 0 S: 11	H: 3 LOB: 2 BB: 0 P: 14	R: 0 E: 1 K: 1 S: 7	H: 1 LOB: 2 BB: 1 P: 12	R: 0 E: 0 K: 0 S: 13	H: 2 LOB: 2 BB: 0 P: 20	R: 0 E: 0 K: 1 S: 8	H: 0 LOB: 1 BB: 1 P: 16	R: 0 E: 0 K: 1 S: 9	H: 0 LOB: 0 BB: 0 P: 12	R: 0 E: 0 K: 0 S: 12	H: 0 LOB: 0 BB: 0 P: 17	R: 0 E: 0 K: 1 S: 9	H: 0 LOB: 1 BB: 0 P: 13	R: 0 E: 0 K: 1 S: 10	H: 1 LOB: 1 BB: 0 P: 14	1B: 6 2B: 3 3B: 0 HR: 0	SF: 0 SAC: 0 DP: 2 HBP: 1	WP: 0 PB: 0 SB: 0 CS: 0	PA: 38
<b>PITCHER</b> Omar Olivares, R (1, 1) ERA: 4.34	IP: 9.0 WLS: W BF: 38 H: 9 R: 2 ER: 2 SO: 5 BB: 2 IBB: 0 HBP: 1 BLK: 0 WP: 0 HR: 0 S: 90 P: 136 ERA: 2.00 WHIP: 1.222															<b>PITCHER</b>	IP: 9.0 WLS: W BF: 38 H: 9 R: 2 ER: 2 SO: 5 BB: 2 IBB: 0 HBP: 1 BLK: 0 WP: 0 HR: 0 S: 90 P: 136 ERA: 2.00 WHIP: 1.222					

Texas Rangers @ Detroit Tigers  
Tiger Stadium, Detroit, MI  
Thu Aug 08 1996, 7:05 PM EDT  
Att: 10,995 - Unknown - 85 F

AB	35
R	2
H	9
RBI	1
BB	2
SO	5
LOB	19



Batter	1	2	3	4	5	6	7	8	9	AB	R	H	RBI	BB	SO	LOB	BOTTOM					
Curtis Pride, L (1, 10) OBP: 0.341, SLG: 0.485										4	0	1	0	0	0	0						
Damion Easley, R (1, 4) OBP: 0.254, SLG: 0.286										4	0	0	0	0	2	1						
Travis Fryman, R (1, 5) OBP: 0.318, SLG: 0.430										4	0	0	0	0	1	1						
Ruben Sierra, S (1, 9) OBP: 0.327, SLG: 0.404										4	1	1	0	0	1	0						
Bobby Higginson, L (1, 7) OBP: 0.303, SLG: 0.594										3	1	1	0	1	0	0						
Tony Clark, S (1, 3) OBP: 0.311, SLG: 0.516										3	0	2	1	1	0	0						
Mark Parent, R (1, 2) OBP: 0.267, SLG: 0.531										2	0	0	1	0	0	1						
Andujar Cedeno, R (1, 6) OBP: 0.251, SLG: 0.331										3	1	1	1	0	2	1						
Kimera Batee, R (1, 8) OBP: 0.330, SLG: 0.314										3	0	0	0	0	2	0						
<b>Inning Stats</b>	R: 0 E: 0 K: 0 S: 8	H: 0 LOB: 0 BB: 0 P: 12	R: 0 E: 0 K: 0 S: 5	H: 0 LOB: 0 BB: 0 P: 11	R: 0 E: 0 K: 2 S: 7	H: 0 LOB: 0 BB: 0 P: 7	R: 0 E: 0 K: 1 S: 7	H: 0 LOB: 0 BB: 0 P: 9	R: 1 E: 0 K: 1 S: 15	H: 2 LOB: 1 BB: 0 P: 23	R: 0 E: 0 K: 1 S: 7	H: 1 LOB: 1 BB: 0 P: 11	R: 0 E: 0 K: 1 S: 11	H: 0 LOB: 1 BB: 1 P: 17	R: 1 E: 0 K: 2 S: 11	H: 1 LOB: 0 BB: 0 P: 18	R: 1 E: 0 K: 0 S: 6	H: 2 LOB: 2 BB: 1 P: 14	1B: 3 2B: 2 3B: 0 HR: 1	SF: 1 SAC: 0 DP: 0 HBP: 0	WP: 0 PB: 0 SB: 0 CS: 0	PA: 33
<b>PITCHER</b> Kevin Gross, R (1, 1) ERA: 6.03 Gi Heredia, R (8, 1) ERA: 6.3	IP: 7.0 WLS: L BF: 25 H: 3 R: 1 ER: 2 SO: 2 BB: 0 IBB: 0 HBP: 0 BLK: 0 WP: 0 HR: 1 S: 60 P: 90 ERA: 1.29 WHIP: 0.571															<b>PITCHER</b>	IP: 8.1 WLS: L BF: 25 H: 3 R: 2 ER: 2 SO: 2 BB: 0 IBB: 0 HBP: 0 BLK: 0 WP: 0 HR: 1 S: 60 P: 90 ERA: 13.50 WHIP: 2.250					

Texas Rangers @ Detroit Tigers  
Tiger Stadium, Detroit, MI  
Thu Aug 08 1996, 7:05 PM EDT  
Att: 10,995 - Unknown - 85 F

AB	30
R	3
H	6
RBI	3
BB	2
SO	8
LOB	4





Batter	1	2	3	4	5	6	7	8	9	AB	R	H	RBI	BB	SO	LOB	TOP
Darryl Hamilton, L (1, 8) OBP: 0.358, SLG: 0.384	4-1 HR BB	2-2 G4-6-3		2-1 FC3-6 1B		3-2 F9		4-0 G4-6-3 IBB		3	1	0	0	2	0	5	
Ivan Rodriguez, R (1, 2) OBP: 0.365, SLG: 0.526	0-2 HR		0-0 29 WP 29 1B	1-8 1B			1-0 G4-3	1-2 G4-6-3		5	2	3	3	0	0	3	
29 Rusty Greer, L (1, 7) OBP: 0.390, SLG: 0.513	1-1 2B		2-2 2B	3-H 2-3 1B			3-1 1B		1-0 F9	5	1	3	1	0	1	2	
Juan Gonzalez, R (1, 9) OBP: 0.393, SLG: 0.673	1-0 P3		0-3 K		3-1 F9		1-1 G5-3 BB 1B		1-0 P6	5	0	1	1	0	1	2	
Will Clark, L (1, 3) OBP: 0.369, SLG: 0.410	2-0 P6		0-0 L4		3-2 G3		3-H 4-1 BB 1B		2-1 2B	4	0	1	0	1	0	2	
Dean Palmer, R (1, 5) OBP: 0.356, SLG: 0.517	2-3 K		0-3 K		2-1 G6-3		1-1 G5-3		0-1 G4-3	5	0	0	0	0	2	5	
Mickey Tettleton, S (1, 10) OBP: 0.374, SLG: 0.464 Damon Buford, R (8, PR) OBP: 0.326, SLG: 0.434		2-1 E4 BB		4-2 FC3-6 1B BB		1-2 G1-3 1B		1-1 2B 1B		3	1	2	0	1	0	0	AB 37
Mark McLemore, S (1, 4) OBP: 0.398, SLG: 0.401		3-1 P3		0-1 FC3-6 1B		0-1 G1-3		1-2 2B		4	0	2	0	0	0	2	R 5
Kevin Elster, R (1, 6) OBP: 0.329, SLG: 0.491		4-1 G4-6-3 BB		2-1 F7		1-2 L8		0-1 L3		3	0	0	0	1	0	6	H 12
<b>Inning Stats</b>	R: 2 H: 2 E: 0 K: 1 S: 13	H: 2 R: 1 ER: 1 LOB: 1 BB: 1 P: 23	R: 0 H: 0 E: 1 K: 0 S: 8	H: 0 R: 1 ER: 0 LOB: 1 BB: 1 P: 19	R: 1 H: 2 E: 0 K: 2 S: 11	H: 2 R: 1 ER: 0 LOB: 2 BB: 1 P: 13	R: 1 H: 2 E: 0 K: 1 S: 15	H: 2 R: 1 ER: 0 LOB: 0 BB: 0 P: 25	R: 0 H: 1 E: 0 K: 0 S: 11	H: 1 R: 0 ER: 0 LOB: 1 BB: 0 P: 16	R: 1 H: 2 E: 0 K: 0 S: 8	H: 2 R: 0 ER: 0 LOB: 3 BB: 1 P: 18	R: 0 H: 2 E: 0 K: 0 S: 11	H: 1 R: 0 ER: 0 LOB: 1 BB: 0 P: 10	1B: 6 2B: 4 3B: 1 HR: 1	SF: 0 SAC: 0 DP: 3 HBP: 0	WP: 1 PA: 42 PB: 0 SB: 0 CS: 0
<b>PITCHER</b>	IP WLS BF H R ER SO BB IBB HBP BLK WP HR S P ERA WHIP																
Huck Flener, L (1, 1) ERA: 2.7	6.0	28	7	4	4	4	3	0	0	0	1	1	65	111	6.00	1.667	
Paul Quantrill, R (7, 1) ERA: 5.91	2.0	10	4	1	1	0	1	1	0	0	0	0	19	36	4.50	2.500	
Bill Risley, R (9, 1) ERA: 4.94	1.0	4	1	0	0	0	0	0	0	0	0	0	6	10	0.00	1.000	

Texas Rangers @ Toronto Blue Jays  
SkyDome, Toronto, ON  
Fri Aug 09 1996, 7:05 PM EDT  
Att: 33,535 - Unknown - 75 F

AB	37
R	5
H	12
RBI	5
BB	5
SO	4
LOB	27



Batter	1	2	3	4	5	6	7	8	9	AB	R	H	RBI	BB	SO	LOB	BOTTOM			
Otis Nixon, S (1, 8) OBP: 0.366, SLG: 0.307	1-2 G1-3		2-2 F7		0-0 G4-6-3 1B	2-1 L6			0-1 G6-3	5	0	1	0	0	0	3				
Tomas Perez, S (1, 4) OBP: 0.322, SLG: 0.361	0-0 F8		1-2 3B		0-0 G4-6-3		2-2 G1-3		1-0 1B	5	0	2	0	0	0	2				
Carlos Delgado, L (1, 10) OBP: 0.370, SLG: 0.508 Juan Samuel, R (9, PH) OBP: 0.331, SLG: 0.520	3-2 K		1-0 F8			2-0 2B 1B	3-1 1B		1-0 L7	4	1	2	0	0	1	1				
Joe Carter, R (1, 7) OBP: 0.321, SLG: 0.518		1-3 K		1-1 P5		0-2 K	3-2 P3		1-1 L5	5	0	0	0	0	2	3				
Ed Sprague, R (1, 5) OBP: 0.342, SLG: 0.527		1-3 K		0-0 P6		1-1 2B 2B				4	1	1	1	0	1	1				
John Olerud, L (1, 3) OBP: 0.397, SLG: 0.515		4-2 HR BB		2-1 2B		2-2 1B 2B			0-1 F8	3	1	2	1	1	0	0				
Charlie O'Brien, R (1, 2) OBP: 0.364, SLG: 0.514 Domingo Cedenio, S (8, PR) OBP: 0.316, SLG: 0.337 Sandy Martinez, L (9, 2) OBP: 0.285, SLG: 0.323		3-1 HR		2-1 G1-3		0-0 BB 1B			0-2 FC4-6 1B	4	1	3	2	0	0	1	AB 38			
Shawn Green, L (1, 9) OBP: 0.319, SLG: 0.438		2-3 K			1-1 1B 2B	2-2 K			3-2 FC4-6 FC6-4	4	0	1	0	0	2	3	R 4			
Alex Gonzalez, R (1, 6) OBP: 0.311, SLG: 0.409			0-3 K		0-3 K	4-2 BB			0-0 FC6-4	3	0	0	0	1	2	2	H 12			
<b>Inning Stats</b>	R: 0 H: 0 E: 0 K: 1 S: 7	H: 1 R: 2 ER: 0 LOB: 0 BB: 0 P: 11	R: 2 H: 1 E: 0 K: 3 S: 13	H: 1 R: 0 ER: 0 LOB: 1 BB: 1 P: 24	R: 0 H: 1 E: 0 K: 1 S: 12	H: 1 R: 0 ER: 0 LOB: 1 BB: 0 P: 16	R: 0 H: 1 E: 0 K: 0 S: 7	H: 1 R: 0 ER: 0 LOB: 1 BB: 0 P: 12	R: 0 H: 2 E: 0 K: 1 S: 7	H: 2 R: 0 ER: 0 LOB: 1 BB: 0 P: 8	R: 2 H: 4 E: 0 K: 2 S: 21	H: 4 R: 0 ER: 0 LOB: 1 BB: 1 P: 33	R: 0 H: 1 E: 0 K: 0 S: 11	H: 1 R: 0 ER: 0 LOB: 1 BB: 0 P: 19	R: 0 H: 1 E: 0 K: 0 S: 9	H: 1 R: 0 ER: 0 LOB: 1 BB: 0 P: 12	R: 0 H: 1 E: 0 K: 0 S: 6	1B: 6 2B: 4 3B: 1 HR: 1	SF: 0 SAC: 0 DP: 1 HBP: 0	WP: 0 PA: 40 PB: 0 SB: 0 CS: 0
<b>PITCHER</b>	IP WLS BF H R ER SO BB IBB HBP BLK WP HR S P ERA WHIP																			
Bobby Witt, R (1, 1) ERA: 5.58	6.0	28	7	4	4	4	2	0	0	0	0	0	0	0	0	0	6.00	1.833		
Jeff Russell, R (7, 1) ERA: 3.8	2.1	10	3	0	0	0	0	0	0	0	0	0	23	35	0.00	1.286				
Ed Vosberg, L (9, 1) ERA: 2.97	0.1	1	0	0	0	0	0	0	0	0	0	0	1	2	0.00	0.000				
Mike Henneman, R (9, 1) ERA: 6.61	0.1	1	0	0	0	0	0	0	0	0	0	0	2	3	0.00	0.000				

Texas Rangers @ Toronto Blue Jays  
SkyDome, Toronto, ON  
Fri Aug 09 1996, 7:05 PM EDT  
Att: 33,535 - Unknown - 75 F

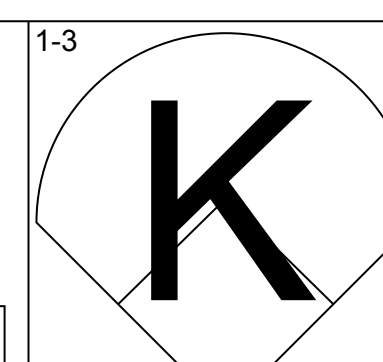
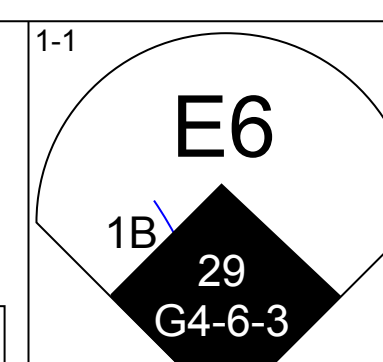
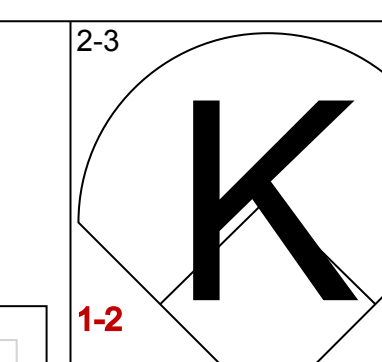
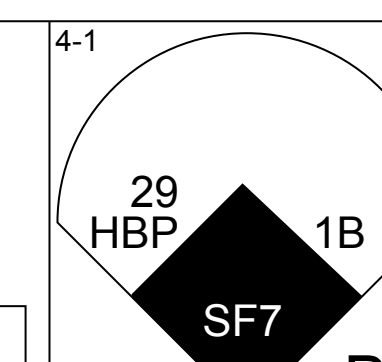
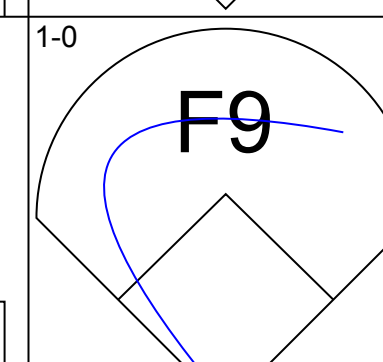
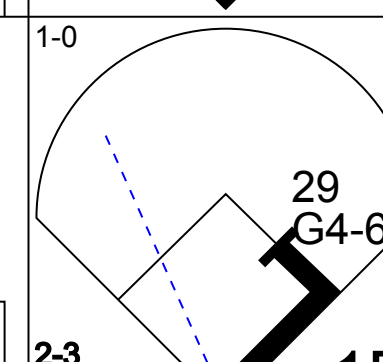
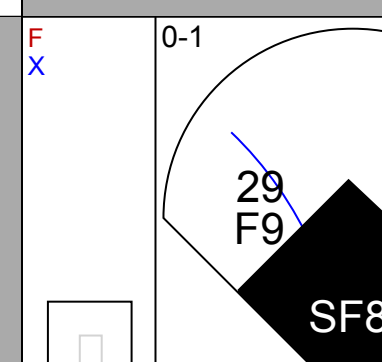
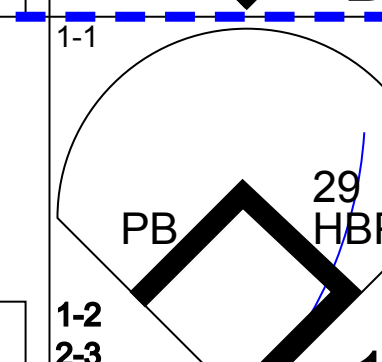
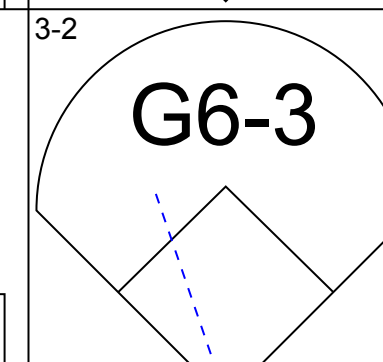
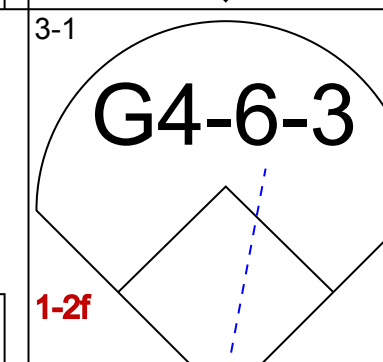
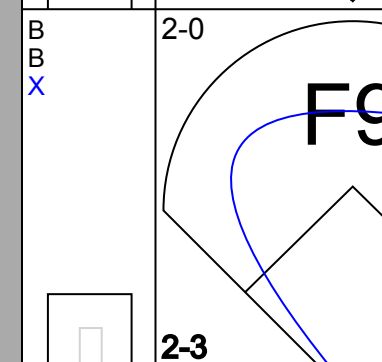
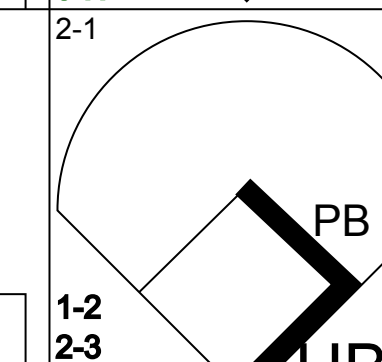
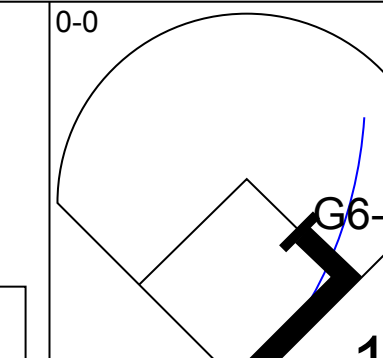
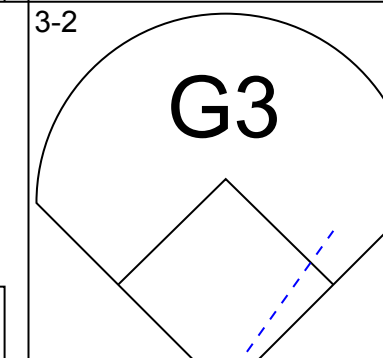
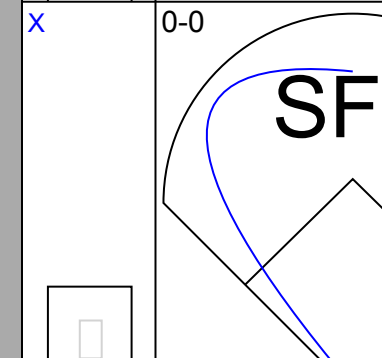
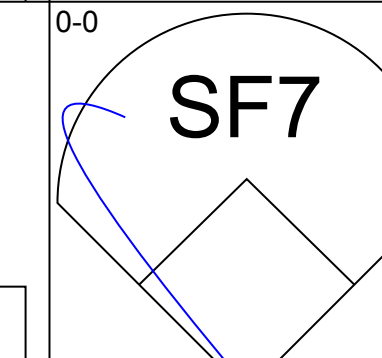
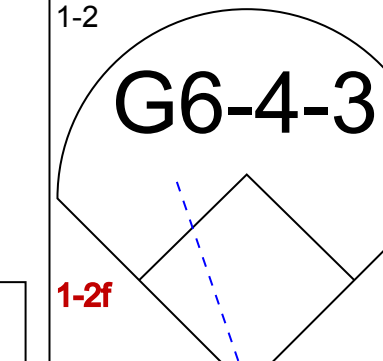
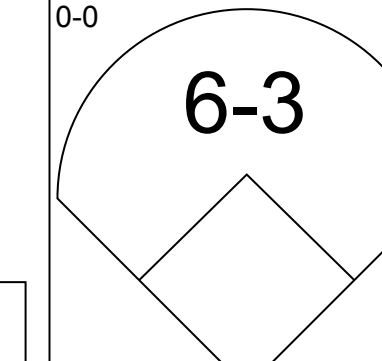
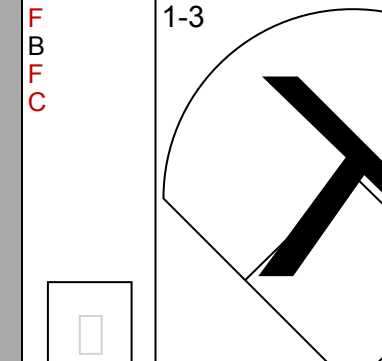
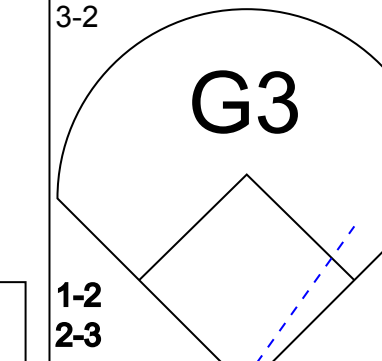
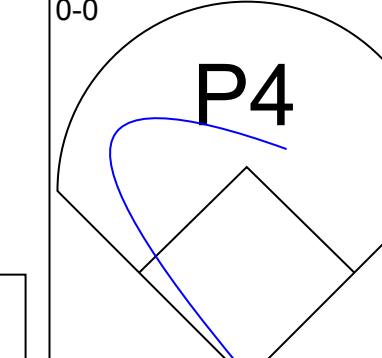
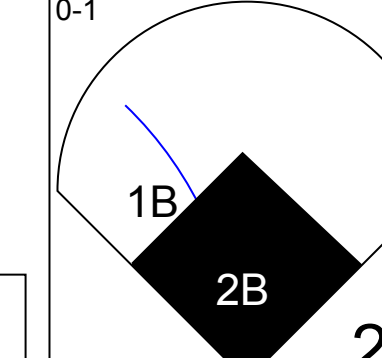
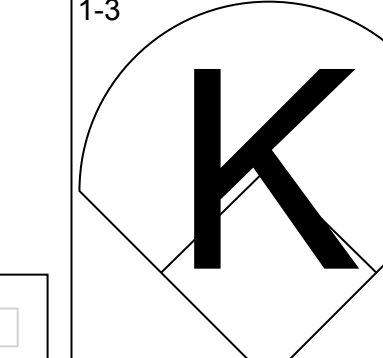
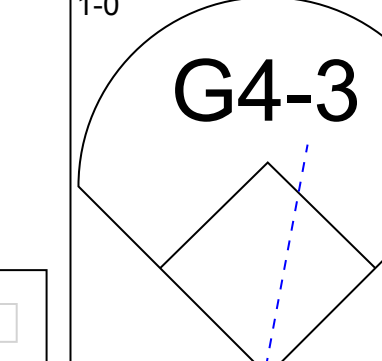
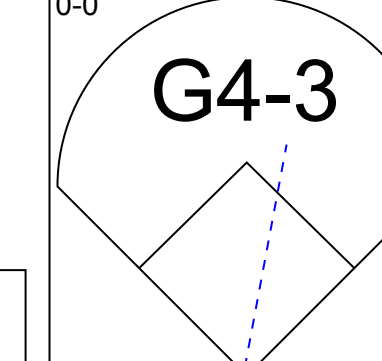
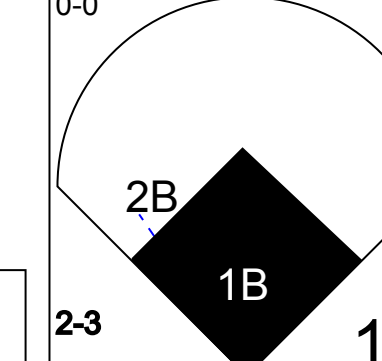
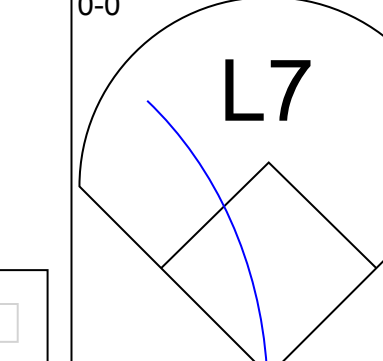
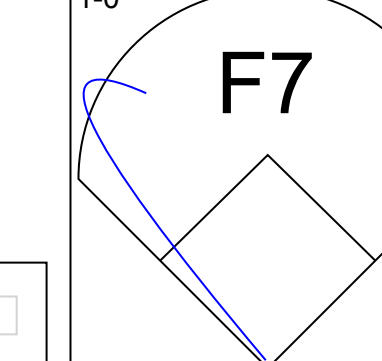
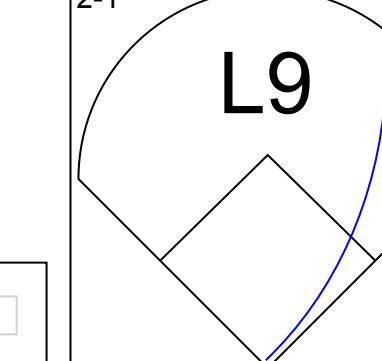
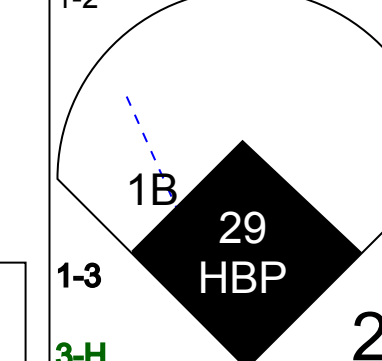
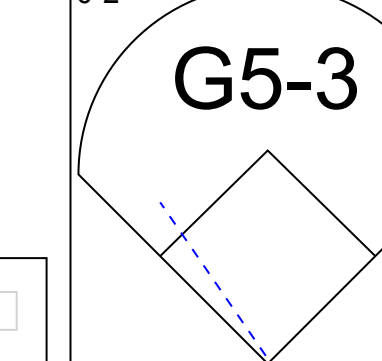
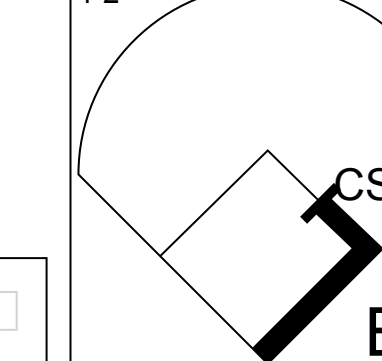
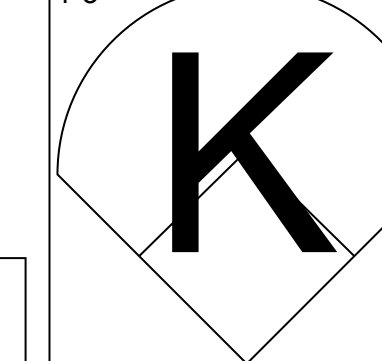
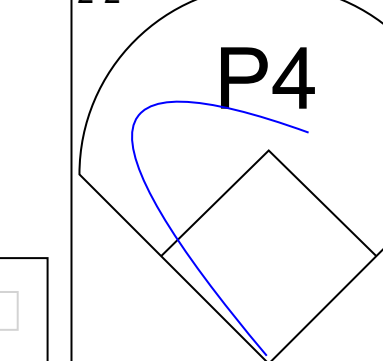
AB	38
R	4
H	12
RBI	4
BB	2
SO	8
LOB	17





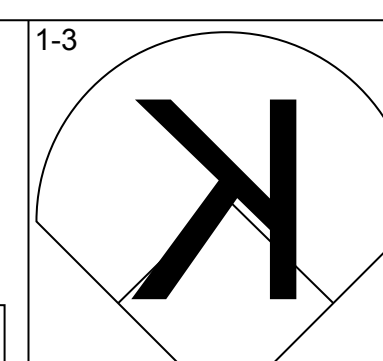
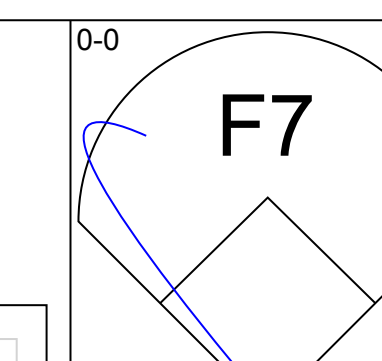
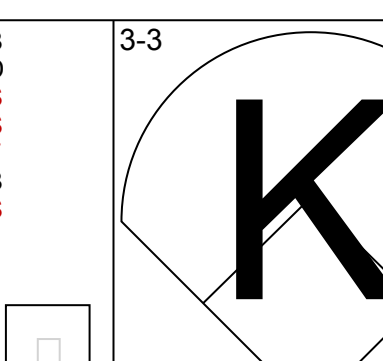
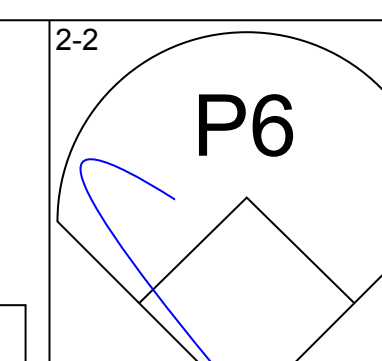
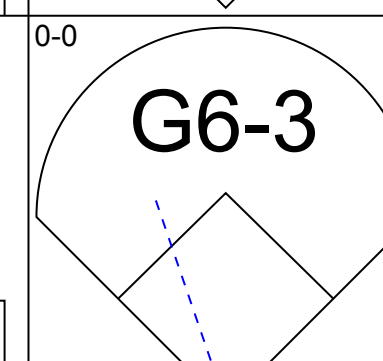
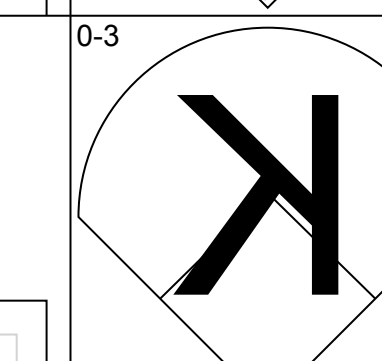
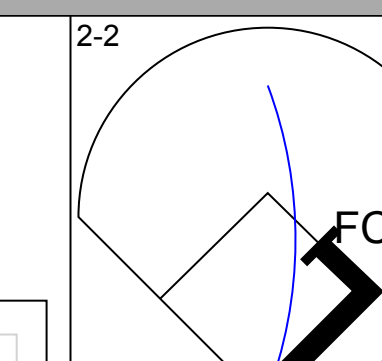
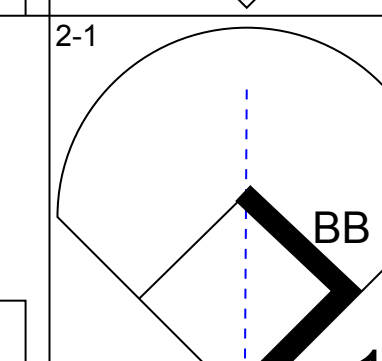
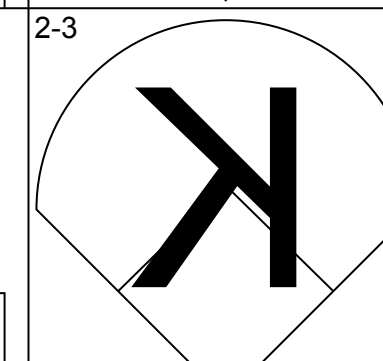
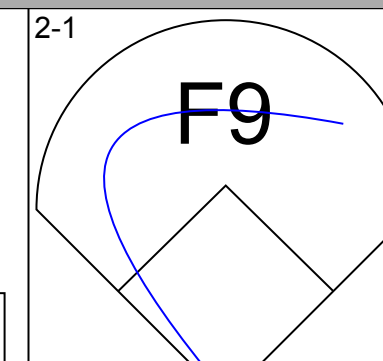
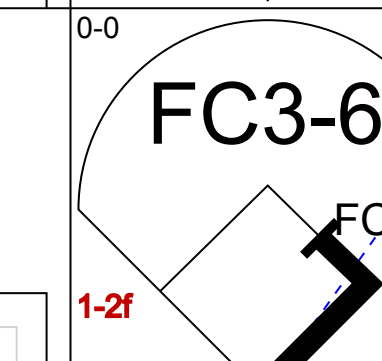
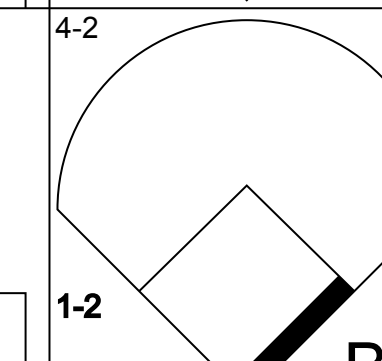
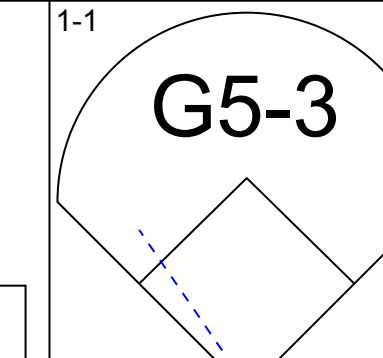
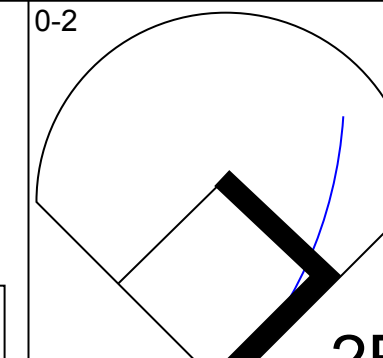
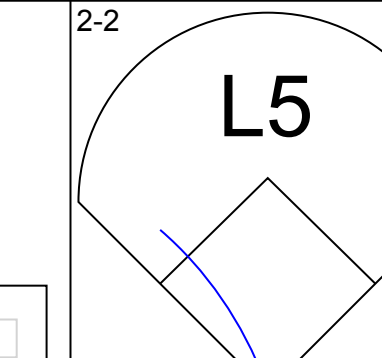
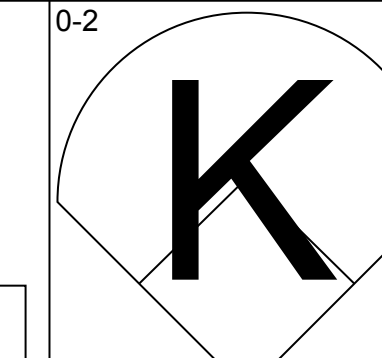
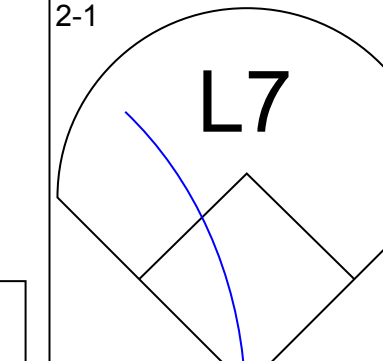
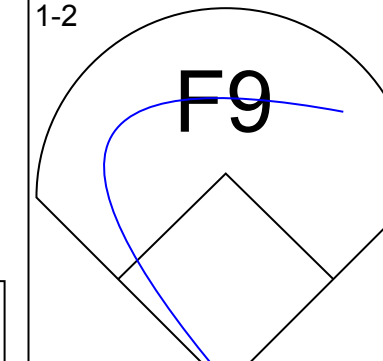
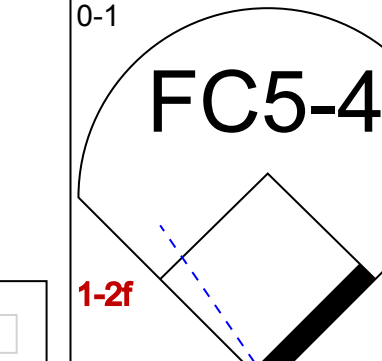
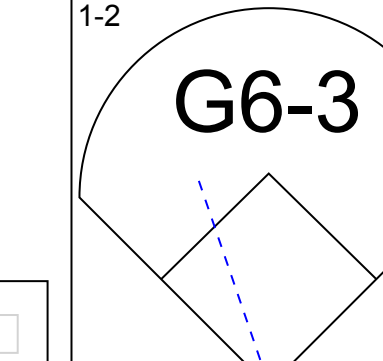
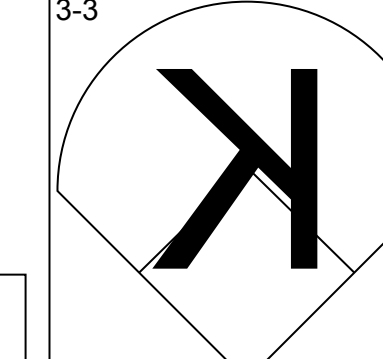
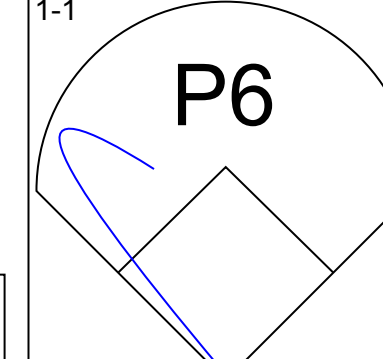
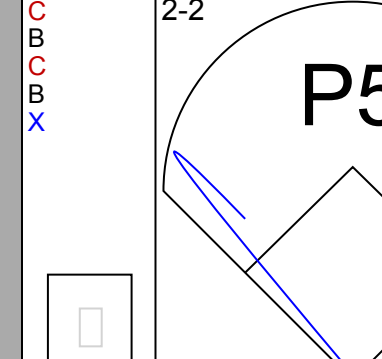
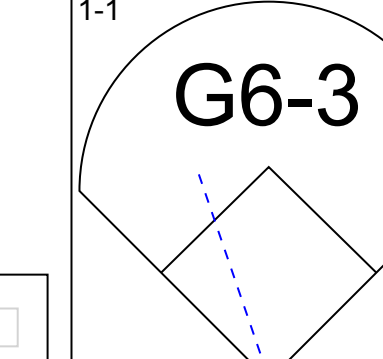
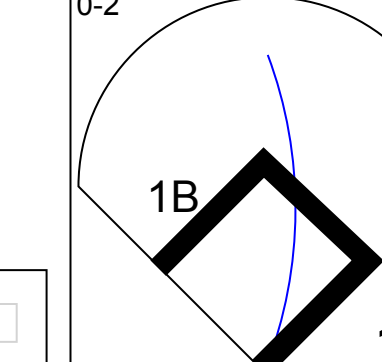
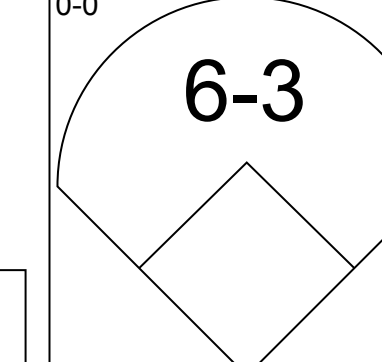
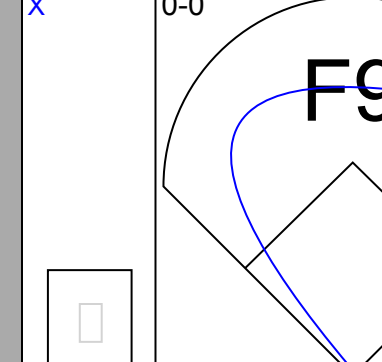
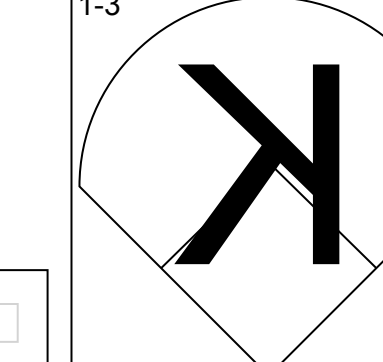
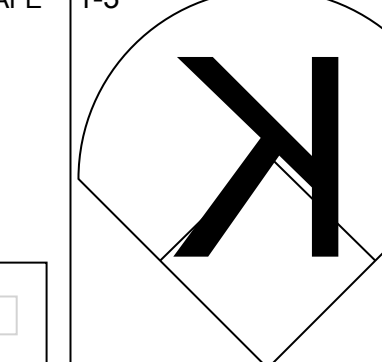
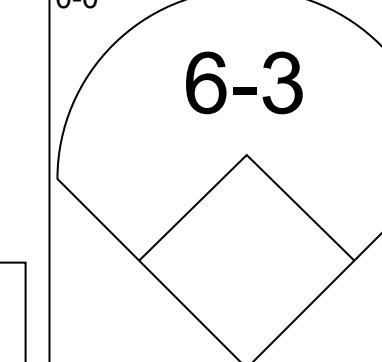
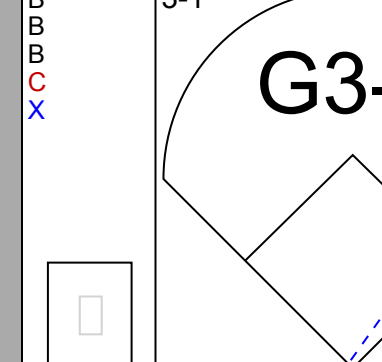
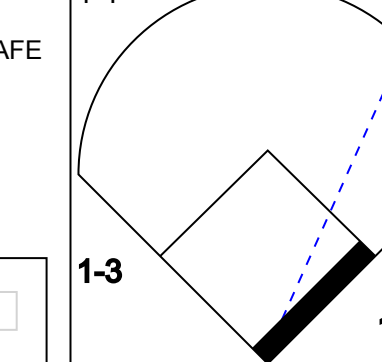
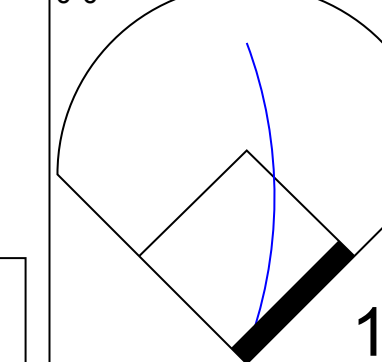
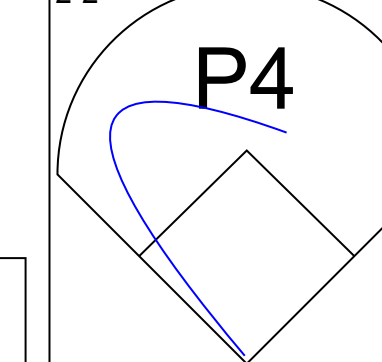




Batter	1	2	3	4	5	6	7	8	9	AB	R	H	RBI	BB	SO	LOB	TOP					
Darryl Hamilton, L OBP: 0.359, SLG: 0.383										3	2	0	0	1	2	1	<p>Texas Rangers @ Toronto Blue Jays</p> <p>SkyDome, Toronto, ON</p> <p>Sun Aug 11 1996, 3:33 AM EDT</p> <p>Att: 32,162 - Sunny - 73 F</p>					
Ivan Rodriguez, R OBP: 0.370, SLG: 0.530										4	1	3	1	0	0	0						
29 Rusty Greer, L OBP: 0.390, SLG: 0.515										3	0	0	1	0	0	2						
Juan Gonzalez, R OBP: 0.394, SLG: 0.673										2	0	1	2	0	0	0						
Will Clark, L OBP: 0.365, SLG: 0.404										4	0	0	0	0	1	3						
Dean Palmer, R OBP: 0.357, SLG: 0.535										4	1	1	0	0	2	0						
Mark McLemore, S OBP: 0.396, SLG: 0.399										4	1	1	0	0	0	0						
Dave Valle, R OBP: 0.376, SLG: 0.431										3	1	1	1	1	0	0						
Kevin Elster, R OBP: 0.325, SLG: 0.480										3	0	0	0	1	1	3						
<b>Inning Stats</b>	R: 0 E: 0 K: 1 S: 7	H: 0 LOB: 0 BB: 0 P: 12	R: 0 E: 0 K: 1 S: 7	H: 1 LOB: 0 BB: 0 P: 10	R: 0 E: 0 K: 0 S: 5	H: 0 LOB: 0 BB: 0 P: 7	R: 1 E: 1 K: 0 S: 9	H: 1 LOB: 0 BB: 0 P: 17	R: 0 E: 0 K: 0 S: 3	H: 0 LOB: 0 BB: 0 P: 3	R: 0 E: 0 K: 1 S: 8	H: 0 LOB: 0 BB: 1 P: 16	R: 1 E: 0 K: 1 S: 7	H: 1 LOB: 0 BB: 0 P: 10	R: 4 E: 0 K: 1 S: 19	H: 4 LOB: 2 BB: 1 P: 31	R: 0 E: 0 K: 1 S: 9	H: 0 LOB: 1 BB: 1 P: 16	1B: 4 2B: 3 3B: 0 HR: 0	SF: 2 SAC: 0 DP: 2 HBP: 1	WP: 0 PB: 1 SB: 0 CS: 1	PA: 36
<b>PITCHER</b>	IP WLS BF H R ER SO BB IBB HBP BLK WP HR S P ERA WHIP																					
Erik Hanson, R ERA: 6.34	(1, 1) 7.1 L 28 6 6 5 5 2 0 0 0 0 0 0 58 93 6.14 1.091																					
Tim Crabtree, R ERA: 2.45	(8, 1) 0.2 4 1 0 0 0 0 0 0 1 0 0 0 7 13 0.00 1.500																					
Bill Risley, R ERA: 4.74	(9, 1) 1.0 4 0 0 0 0 1 1 0 0 0 0 0 9 16 0.00 1.000																					

AB	30
R	6
H	7
RBI	5
BB	3
SO	6
LOB	9



Batter	1	2	3	4	5	6	7	8	9	AB	R	H	RBI	BB	SO	LOB	BOTTOM					
Otis Nixon, S OBP: 0.364, SLG: 0.305										4	0	0	0	0	2	3	<p>Texas Rangers @ Toronto Blue Jays</p> <p>SkyDome, Toronto, ON</p> <p>Sun Aug 11 1996, 3:33 AM EDT</p> <p>Att: 32,162 - Sunny - 73 F</p>					
Domingo Cadeno, S OBP: 0.318, SLG: 0.339										4	0	2	0	0	1	2						
Carlos Delgado, L OBP: 0.369, SLG: 0.504										3	0	0	0	1	1	1						
Joe Carter, R OBP: 0.318, SLG: 0.514										4	0	1	0	0	1	3						
Ed Sprague, R OBP: 0.340, SLG: 0.521										4	0	0	0	0	0	2						
John Olerud, L OBP: 0.394, SLG: 0.510										3	0	0	0	0	1	1						
Robert Perez, R OBP: 0.372, SLG: 0.453										1	0	0	0	0	0	0						
Shawn Green, L OBP: 0.318, SLG: 0.435										4	0	1	0	0	1	0						
Alex Gonzalez, R OBP: 0.309, SLG: 0.403										3	0	0	0	0	1	1						
Sandy Martinez, L OBP: 0.290, SLG: 0.328										3	0	2	0	0	0	0						
<b>Inning Stats</b>	R: 0 E: 0 K: 2 S: 9	H: 0 LOB: 0 BB: 0 P: 12	R: 0 E: 0 K: 1 S: 8	H: 0 LOB: 0 BB: 0 P: 14	R: 0 E: 0 K: 2 S: 12	H: 2 LOB: 2 BB: 0 P: 14	R: 0 E: 0 K: 0 S: 10	H: 1 LOB: 1 BB: 0 P: 14	R: 0 E: 0 K: 0 S: 7	H: 1 LOB: 1 BB: 0 P: 10	R: 0 E: 0 K: 0 S: 10	H: 1 LOB: 1 BB: 0 P: 14	R: 0 E: 0 K: 1 S: 6	H: 0 LOB: 0 BB: 0 P: 11	R: 0 E: 0 K: 1 S: 13	H: 1 LOB: 2 BB: 1 P: 23	R: 0 E: 0 K: 1 S: 9	H: 0 LOB: 0 BB: 0 P: 12	1B: 5 2B: 1 3B: 0 HR: 0	SF: 0 SAC: 0 DP: 0 HBP: 0	WP: 0 PB: 0 SB: 0 CS: 0	PA: 34
<b>PITCHER</b>	IP WLS BF H R ER SO BB IBB HBP BLK WP HR S P ERA WHIP																					
John Burkett, R ERA: 4.09	(1, 1) 9.0 W 34 6 0 0 8 1 0 0 0 0 0 0 84 124 0.00 0.778																					

AB	33
R	0
H	6
RBI	0
BB	1
SO	8
LOB	13






Batter	1	2	3	4	5	6	7	8	9	AB	R	H	RBI	BB	SO	LOB	TOP			
<b>Curtis Pride, L</b> OBP: 0.348, SLG: 0.491 (1, 10)	G4-3		FC6-4 BB		K			2B		3	0	1	0	1	1	1				
<b>Damion Easley, R</b> OBP: 0.293, SLG: 0.378 (1, 4)	F8		FC6-4			G3		L6		4	0	0	0	0	0	3				
<b>Travis Fryman, R</b> OBP: 0.319, SLG: 0.436 (1, 5)	F7			L6		G1-3		P3		4	0	0	0	0	0	1				
<b>Ruben Sierra, S</b> OBP: 0.328, SLG: 0.408 (1, 9)		L6		G3-1		L7			G4-3	4	0	0	0	0	0	0				
<b>Bobby Higginson, L</b> OBP: 0.302, SLG: 0.584 (1, 7)	G3-1			1B			K		G3	4	0	1	0	0	1	0				
<b>Tony Clark, S</b> OBP: 0.310, SLG: 0.498 (1, 3)	L7			F8			G3-1 2B		G6-3	4	0	1	0	0	0	1				
<b>Andujar Cedeno, R</b> OBP: 0.296, SLG: 0.342 (1, 6)			G1-3		1B		G3-1			3	0	1	0	0	0	1				
<b>Brad Ausmus, R</b> OBP: 0.288, SLG: 0.284 (1, 2)			BB 1B		F9		F9			3	0	1	0	0	0	2				
<b>Kimera Barteo, R</b> OBP: 0.323, SLG: 0.289 (1, 8)			K		K			L8		3	0	0	0	0	2	2				
<b>Inning Stats</b>	R: 0 E: 0 K: 0 S: 6	H: 0 LOB: 0 BB: 0 P: 10	R: 0 E: 0 K: 0 S: 8	H: 0 LOB: 0 BB: 0 P: 10	R: 0 E: 0 K: 1 S: 11	H: 1 LOB: 2 BB: 1 P: 21	R: 0 E: 0 K: 0 S: 6	H: 1 LOB: 1 BB: 0 P: 9	R: 0 E: 0 K: 2 S: 12	H: 0 LOB: 0 BB: 0 P: 15	R: 0 E: 0 K: 1 S: 9	H: 1 LOB: 1 BB: 0 P: 14	R: 0 E: 0 K: 0 S: 5	H: 1 LOB: 0 BB: 0 P: 9	R: 0 E: 0 K: 0 S: 7	H: 0 LOB: 0 BB: 0 P: 9	1B: 3 2B: 2 3B: 0 HR: 0	SF: 0 SAC: 0 DP: 0 HBP: 0	WP: 0 PB: 0 SB: 0 CS: 0	PA: 33
<b>PITCHER</b> <b>Ken Hill, R</b> ERA: 3.47 (1, 1)	IP: 9.0 WLS: W BF: 33 H: 5 R: 0 ER: 0 SO: 4 BB: 1 IBB: 0 HBP: 0 BLK: 0 WP: 0 HR: 0 S: 71 P: 114 ERA: 0.00 WHIP: 0.667																			

**Detroit Tigers @ Texas Rangers**  
The Ballpark at Arlington, Arlington, TX  
Mon Aug 12, 1996, 8:05 PM EDT  
Att: 25,210 - Unknown - 86 F


AB 32  
R 0  
H 5  
RBI 0  
BB 1  
SO 4  
LOB 11



Batter	1	2	3	4	5	6	7	8	9	AB	R	H	RBI	BB	SO	LOB	BOTTOM			
<b>Darryl Hamilton, L</b> OBP: 0.365, SLG: 0.397 (1, 8)	29 HR BB		HR	1-3 2-H 1B		L3-6 2H 2B		1B		4	2	4	3	1	0	0				
<b>Ivan Rodriguez, R</b> OBP: 0.386, SLG: 0.525 (1, 2)	F9		G3-1	G6-3		L3-6		L7		5	0	0	1	0	0	4				
<b>29 Rusty Greer, L</b> OBP: 0.393, SLG: 0.522 (1, 7)	1-H HR		K	BB		G6-4-3 BB				2	1	1	2	2	1	0				
<b>Juan Gonzalez, R</b> OBP: 0.393, SLG: 0.674 (1, 9)	P4		1B 3B	K		G6-4-3				4	1	1	0	0	1	3				
<b>Willi Clark, L</b> OBP: 0.367, SLG: 0.405 (1, 3)	P4		1B		F7		BB 1B			4	0	2	1	0	0	0				
<b>Dean Palmer, R</b> OBP: 0.356, SLG: 0.531 (1, 5)	F8		F9	1B	L7		BB 1B			3	0	0	0	1	0	1				
<b>Mickey Tettleton, S</b> OBP: 0.379, SLG: 0.463 (1, 10)	1B		FC5-4 BB		G3		F3			3	0	1	0	1	0	2				
<b>Mark McLemore, S</b> OBP: 0.395, SLG: 0.396 (1, 4)	F7		1B 1B	FC5-4 1B		F8 2B BB		G4-3		3	2	0	0	1	0	2				
<b>Kevin Elster, R</b> OBP: 0.324, SLG: 0.478 (1, 6)	G3		1B G6-3 1B		F8		F8			4	1	1	0	0	0	2				
<b>Inning Stats</b>	R: 2 E: 0 K: 0 S: 9	H: 1 LOB: 1 BB: 1 P: 20	R: 0 E: 0 K: 0 S: 7	H: 1 LOB: 1 BB: 0 P: 14	R: 2 E: 0 K: 1 S: 14	H: 3 LOB: 1 BB: 0 P: 23	R: 2 E: 0 K: 1 S: 16	H: 2 LOB: 2 BB: 2 P: 28	R: 0 E: 0 K: 0 S: 4	H: 0 LOB: 0 BB: 0 P: 6	R: 1 E: 0 K: 0 S: 9	H: 1 LOB: 0 BB: 1 P: 16	R: 0 E: 0 K: 0 S: 12	H: 1 LOB: 2 BB: 2 P: 25	R: 0 E: 0 K: 0 S: 7	H: 1 LOB: 1 BB: 0 P: 14	1B: 6 2B: 2 3B: 1 HR: 2	SF: 0 SAC: 0 DP: 2 HBP: 0	WP: 0 PB: 0 SB: 0 CS: 0	PA: 38
<b>PITCHER</b> <b>Brian Williams, R</b> ERA: 6.6 <b>Joey Eischen, L</b> ERA: 4.11 (7, 1)	IP: 6.0 WLS: L BF: 29 H: 8 R: 7 ER: 7 SO: 2 BB: 4 IBB: 0 HBP: 0 BLK: 0 WP: 0 HR: 2 S: 107 P: 107 ERA: 10.50 WHIP: 2.000																			

**Detroit Tigers @ Texas Rangers**  
The Ballpark at Arlington, Arlington, TX  
Mon Aug 12, 1996, 8:05 PM EDT  
Att: 25,210 - Unknown - 86 F

AB 32  
R 7  
H 10  
RBI 7  
BB 6  
SO 2  
LOB 14





Batter	1	2	3	4	5	6	7	8	9	AB	R	H	RBI	BB	SO	LOB	TOP										
<b>Curtis Pride, L</b> OBP: 0.356, SLG: 0.491 (1, 10)										2	1	1	0	2	1	0	<b>Detroit Tigers @ Texas Rangers</b> The Ballpark at Arlington, Arlington, TX Tue Aug 13 1996, 8:05 PM EDT Att: 31,331 - Unknown - 85 F										
<b>Damion Easley, R</b> OBP: 0.306, SLG: 0.390 (1, 6)										3	0	2	1	0	1	0											
<b>Travis Fryman, R</b> OBP: 0.319, SLG: 0.433 (1, 5)										3	0	0	0	1	0	1											
<b>Ruben Sierra, S</b> OBP: 0.330, SLG: 0.406 (1, 9)										2	0	0	0	2	0	4											
<b>Bobby Higginson, L</b> OBP: 0.397, SLG: 0.576 (1, 7)										4	1	0	0	0	0	2											
<b>Tony Clark, S</b> OBP: 0.313, SLG: 0.498 (1, 3)											4	0	2	0	0	1											
<b>Mark Lewis, R</b> OBP: 0.344, SLG: 0.431 (1, 4)											2	0	0	1	0	0											
<b>Brad Ausmus, R</b> OBP: 0.285, SLG: 0.281 (1, 2)										3	0	0	0	0	0	1											
<b>Kimera Barteo, R</b> OBP: 0.315, SLG: 0.282 (1, 8)										3	0	0	0	0	1	1											
<b>Inning Stats</b>	R: 0 E: 0 K: 2 S: 8	H: 0 LOB: 0 BB: 0 P: 12	R: 1 E: 0 K: 0 S: 10	H: 1 LOB: 0 BB: 1 P: 22	R: 0 E: 0 K: 0 S: 7	H: 1 LOB: 3 BB: 2 P: 19	R: 0 E: 0 K: 1 S: 8	H: 0 LOB: 0 BB: 0 P: 12	R: 1 E: 0 K: 0 S: 7	H: 2 LOB: 0 BB: 0 P: 14	R: 0 E: 0 K: 0 S: 5	H: 0 LOB: 0 BB: 1 P: 13	R: 0 E: 0 K: 1 S: 10	H: 1 LOB: 1 BB: 0 P: 14	R: 0 E: 0 K: 0 S: 12	H: 0 LOB: 1 BB: 1 P: 18	R: 0 E: 0 K: 0 S: 11	H: 0 LOB: 0 BB: 0 P: 16	1B: 5 2B: 0 3B: 0 HR: 0	SF: 1 SAC: 2 DP: 1 HBP: 0	WP: 2 PB: 0 SB: 0 CS: 1	PA: 36					
<b>PITCHER</b>	IP	WLS	BF	H	R	ER	SO	BB	IBB	HBP	BLK	WP	HR	S	P	ERA	WHIP										
<b>Roger Pavlik, R</b> ERA: 4.63 (1, 1)	7.0	W	27	5	2	2	4	4	0	0	0	2	0	55	106	2.57	1.286										
<b>Jeff Russell, R</b> ERA: 3.71 (8, 1)	1.0		4	0	0	0	0	1	0	0	0	0	0	12	18	0.00	1.000										
<b>Mike Stanton, L</b> ERA: 4.23 (9, 1)	1.0		3	0	0	0	0	0	0	0	0	0	0	11	16	0.00	0.000										

Batter	1	2	3	4	5	6	7	8	9	AB	R	H	RBI	BB	SO	LOB	BOTTOM										
<b>Darryl Hamilton, L</b> OBP: 0.368, SLG: 0.402 (1, 8)										4	1	2	0	1	0	4	<b>Detroit Tigers @ Texas Rangers</b> The Ballpark at Arlington, Arlington, TX Tue Aug 13 1996, 8:05 PM EDT Att: 31,331 - Unknown - 85 F										
<b>Ivan Rodriguez, R</b> OBP: 0.385, SLG: 0.523 (1, 2)										5	1	1	0	0	0	5											
<b>29 Rusty Greer, L</b> OBP: 0.392, SLG: 0.522 (1, 7)										4	0	1	1	0	0	3											
<b>Juan Gonzalez, R</b> OBP: 0.391, SLG: 0.669 (1, 9)										4	0	1	1	0	1	2											
<b>Damon Buford, R</b> OBP: 0.323, SLG: 0.431 (8, PR) (9, 9)										0	1	0	0	0	0	0											
<b>Willi Clark, L</b> OBP: 0.365, SLG: 0.413 (1, 3)										4	1	1	1	0	2	3											
<b>Dean Palmer, R</b> OBP: 0.356, SLG: 0.528 (1, 5)										4	1	1	0	0	2	0											
<b>Mickey Tettleton, S</b> OBP: 0.351, SLG: 0.468 (1, 10)										3	0	2	2	1	0	0											
<b>Kurt Stillwell, S</b> OBP: 0.348, SLG: 0.311 (8, PR)										0	1	0	0	0	0	0											
<b>Mark McLemore, S</b> OBP: 0.394, SLG: 0.393 (1, 4)										3	0	0	0	1	2	3											
<b>Kevin Elster, R</b> OBP: 0.322, SLG: 0.474 (1, 6)										3	0	0	1	0	1	3											
<b>Inning Stats</b>	R: 1 E: 0 K: 1 S: 12	H: 2 LOB: 1 BB: 0 P: 18	R: 0 E: 0 K: 2 S: 9	H: 1 LOB: 0 BB: 0 P: 16	R: 1 E: 0 K: 1 S: 10	H: 1 LOB: 1 BB: 1 P: 18	R: 0 E: 1 K: 0 S: 12	H: 0 LOB: 2 BB: 1 P: 20	R: 0 E: 0 K: 2 S: 11	H: 1 LOB: 0 BB: 0 P: 18	R: 0 E: 0 K: 1 S: 11	H: 1 LOB: 1 BB: 0 P: 17	R: 0 E: 0 K: 1 S: 15	H: 3 LOB: 3 BB: 1 P: 20	R: 3 E: 0 K: 1 S: 15	H: 3 LOB: 3 BB: 1 P: 20	1B: 3 2B: 5 3B: 0 HR: 1	SF: 0 SAC: 1 DP: 0 HBP: 0	WP: 1 PB: 0 SB: 1 CS: 0	PA: 38							
<b>PITCHER</b>	IP	WLS	BF	H	R	ER	SO	BB	IBB	HBP	BLK	WP	HR	S	P	ERA	WHIP										
<b>Omar Olivares, R</b> ERA: 4.44 (1, 1)	7.1	L	33	8	5	5	8	2	0	0	0	1	0	79	124	6.14	1.364										
<b>Mike Myers, L</b> ERA: 5.37 (8, 1)	0.0		2	1	0	0	0	1	0	0	0	1	0	4	8	∞	∞										
<b>Jose Lima, R</b> ERA: 5.21 (8, 1)	0.2		3	0	1	1	0	0	0	0	0	0	0	6	6	13.50	0.000										

AB 26  
R 2  
H 5  
RBI 2  
BB 5  
SO 4  
LOB 9



AB 34  
R 6  
H 9  
RBI 6  
BB 3  
SO 8  
LOB 23













Batter	1	2	3	4	5	6	7	8	9	AB	R	H	RBI	BB	SO	LOB	TOP					
<b>Jose Offerman, S</b> (1, 6) OBP: 0.378, SLG: 0.408	F7		K				1B	L7		5	0	2	0	0	1	3						
<b>Tom Goodwin, L</b> (1, 8) OBP: 0.333, SLG: 0.332	K		F7			FC3-6				5	0	2	0	0	1	2						
<b>Keith Lockhart, L</b> (1, 4) OBP: 0.333, SLG: 0.420	F7		F7					G3		5	0	0	0	0	0	5						
<b>Bob Hamelin, L</b> (1, 3) <b>David Howard, S</b> (8, 6) OBP: 0.294, SLG: 0.324		G3						G4-3	F9	4	1	1	0	0	1	0						
<b>Craig Paquette, R</b> (1, 5) OBP: 0.311, SLG: 0.479		K							L8	5	2	3	0	0	1	1						
<b>Michael Tucker, L</b> (1, 7) OBP: 0.339, SLG: 0.435										4	1	3	0	0	0	1						
<b>Mike Macfarlane, R</b> (1, 2) OBP: 0.344, SLG: 0.534										3	0	2	0	1	0	3						
<b>Johnny Damon, L</b> (1, 9) OBP: 0.325, SLG: 0.392										2	0	0	2	0	0	2						
<b>29 Mike Sweeney, R</b> (1, 10) OBP: 0.386, SLG: 0.380										3	0	2	2	1	0	0						
<b>Inning Stats</b>	R: 0 H: 0 E: 0 K: 1 S: 7	H: 0 LOB: 0 BB: 0 P: 10	R: 0 H: 2 E: 0 K: 1 S: 11	H: 2 LOB: 2 BB: 0 P: 17	R: 0 H: 0 E: 0 K: 1 S: 10	H: 0 LOB: 1 BB: 1 P: 16	R: 2 H: 4 E: 0 K: 0 S: 11	H: 4 LOB: 2 BB: 0 P: 15	R: 0 H: 1 E: 0 K: 0 S: 8	H: 1 LOB: 0 BB: 0 P: 10	R: 0 H: 2 E: 0 K: 1 S: 11	H: 2 LOB: 2 BB: 0 P: 16	R: 0 H: 2 E: 0 K: 0 S: 13	H: 2 LOB: 2 BB: 0 P: 17	R: 2 H: 3 E: 0 K: 0 S: 14	H: 3 LOB: 2 BB: 1 P: 24	R: 0 H: 1 E: 0 K: 0 S: 6	H: 1 LOB: 1 BB: 0 P: 11	1B: 12 2B: 3 3B: 0 HR: 0	SF: 2 SAC: 0 DP: 0 HBP: 0	WP: 0 PB: 0 SB: 0 CS: 1	PA: 41
<b>PITCHER</b>	IP	WLS	BF	H	R	ER	SO	BB	IBB	HBP	BLK	WP	HR	S	P	ERA	WHIP					
<b>Ken Hill, R</b> (1, 1) ERA: 3.52	7.1	L	34	13	4	4	4	1	1	0	0	0	0	79	115	4.91	1.909					
<b>Ed Vosberg, L</b> (8, 1) ERA: 2.81	1.2		7	2	0	0	0	0	0	0	0	0	0	12	21	0.00	1.200					

**Kansas City Royals @ Texas Rangers**  
The Ballpark at Arlington, Arlington, TX  
Sat Aug 17 1996, 8:05 PM EDT  
Att: 41,855 - Unknown - 83 F

livebaseballscores.com

AB 37  
R 4  
H 15  
RBI 4  
BB 2  
SO 4  
LOB 18



Batter	1	2	3	4	5	6	7	8	9	AB	R	H	RBI	BB	SO	LOB	BOTTOM					
<b>Darryl Hamilton, L</b> (1, 8) OBP: 0.366, SLG: 0.397	G4-3									4	1	1	0	0	0	0						
<b>Mark McLemore, S</b> (1, 4) OBP: 0.391, SLG: 0.386	G3									4	0	0	0	0	0	1						
<b>29 Rusty Greer, L</b> (1, 7) OBP: 0.394, SLG: 0.520	L8									4	0	3	0	0	0	0						
<b>Juan Gonzalez, R</b> (1, 9) OBP: 0.394, SLG: 0.680										4	0	1	1	0	0	2						
<b>Willi Clark, L</b> (1, 3) OBP: 0.364, SLG: 0.418										4	0	1	0	0	1	2						
<b>Dean Palmer, R</b> (1, 5) OBP: 0.351, SLG: 0.518										4	0	0	0	0	1	5						
<b>Mickey Tettleton, S</b> (1, 10) OBP: 0.375, SLG: 0.458										3	0	0	0	0	2	0						
<b>Kevin Elster, R</b> (1, 6) OBP: 0.323, SLG: 0.472										3	0	0	0	0	1	0						
<b>Dave Valle, R</b> (1, 2) OBP: 0.364, SLG: 0.412										3	0	0	0	0	0	0						
<b>Inning Stats</b>	R: 0 H: 0 E: 0 K: 0 S: 7	H: 0 LOB: 0 BB: 0 P: 13	R: 0 H: 0 E: 0 K: 0 S: 6	H: 0 LOB: 0 BB: 0 P: 7	R: 0 H: 0 E: 0 K: 1 S: 6	H: 0 LOB: 0 BB: 0 P: 10	R: 1 H: 3 E: 1 K: 0 S: 14	H: 3 LOB: 2 BB: 0 P: 21	R: 0 H: 0 E: 0 K: 1 S: 8	H: 0 LOB: 0 BB: 0 P: 10	R: 0 H: 1 E: 0 K: 0 S: 5	H: 1 LOB: 1 BB: 0 P: 10	R: 0 H: 0 E: 0 K: 2 S: 13	H: 0 LOB: 0 BB: 0 P: 17	R: 0 H: 0 E: 0 K: 0 S: 9	H: 0 LOB: 0 BB: 0 P: 12	R: 0 H: 2 E: 0 K: 1 S: 15	H: 2 LOB: 2 BB: 0 P: 20	1B: 4 2B: 2 3B: 0 HR: 0	SF: 0 SAC: 0 DP: 1 HBP: 0	WP: 0 PB: 0 SB: 0 CS: 0	PA: 33
<b>PITCHER</b>	IP	WLS	BF	H	R	ER	SO	BB	IBB	HBP	BLK	WP	HR	S	P	ERA	WHIP					
<b>Tim Belcher, R</b> (1, 1) ERA: 3.88	9.0	W	33	6	1	1	5	0	0	0	0	0	0	83	120	1.00	0.667					

**Kansas City Royals @ Texas Rangers**  
The Ballpark at Arlington, Arlington, TX  
Sat Aug 17 1996, 8:05 PM EDT  
Att: 41,855 - Unknown - 83 F

livebaseballscores.com

AB 33  
R 1  
H 6  
RBI 1  
BB 0  
SO 5  
LOB 10













Batter	1	2	3	4	5	6	7	8	9	AB	R	H	RBI	BB	SO	LOB	TOP										
Darryl Hamilton, L (1, 8) OBP: 0.368, SLG: 0.398										5	1	1	0	0	1	0											
Ivan Rodriguez, R (1, 2) OBP: 0.355, SLG: 0.511										5	1	1	0	0	0	0											
29 Rusty Greer, L (1, 7) OBP: 0.398, SLG: 0.523										5	1	4	1	0	0	0											
Juan Gonzalez, R (1, 9) OBP: 0.399, SLG: 0.686										5	1	2	3	0	0	2											
Will Clark, L (1, 3) OBP: 0.369, SLG: 0.431										4	0	1	0	1	1	2											
Dean Palmer, R (1, 5) OBP: 0.356, SLG: 0.534										3	0	1	0	1	0	4											
Mickey Tettleton, S (1, 10) OBP: 0.372, SLG: 0.447										2	0	0	0	1	0	3											
Mark McLemore, S (1, 4) OBP: 0.395, SLG: 0.389										4	0	1	0	0	1	7											
Kevin Elster, R (1, 6) OBP: 0.320, SLG: 0.473										4	0	0	0	0	0	2											
<b>Inning Stats</b>	R: 2 E: 0 K: 1 S: 19	H: 3 LOB: 3 BB: 1 P: 31	R: 0 E: 0 K: 0 S: 4	H: 0 LOB: 0 BB: 0 P: 4	R: 0 E: 0 K: 1 S: 13	H: 2 LOB: 3 BB: 1 P: 23	R: 0 E: 0 K: 0 S: 7	H: 0 LOB: 0 BB: 0 P: 11	R: 2 E: 0 K: 1 S: 15	H: 4 LOB: 2 BB: 0 P: 27	R: 0 E: 0 K: 1 S: 9	H: 1 LOB: 1 BB: 0 P: 12	R: 0 E: 0 K: 0 S: 7	H: 1 LOB: 1 BB: 1 P: 14	R: 0 E: 0 K: 0 S: 6	H: 0 LOB: 0 BB: 0 P: 10	R: 0 E: 0 K: 0 S: 4	H: 0 LOB: 0 BB: 0 P: 6	1B: 8 2B: 2 3B: 0 HR: 1	SF: 0 SAC: 0 DP: 1 HBP: 1	WP: 0 PB: 0 SB: 0 CS: 0	PA: 41					
<b>PITCHER</b>	IP	WLS	BF	H	R	ER	SO	BB	IBB	HBP	BLK	WP	HR	S	P	ERA	WHIP										
Abie Lopez, R (1, 1) ERA: 7.52	5.0	W	27	9	4	4	2	2	0	1	0	0	1	58	96	7.20	2.200										
Eric Plunk, R (6, 1) ERA: 2.53	3.0		11	2	0	0	1	1	0	0	0	0	0	22	36	0.00	1.000										
Paul Assenmacher, L (9, 1) ERA: 2.33	1.0		3	0	0	0	0	0	0	0	0	0	0	4	6	0.00	0.000										

Texas Rangers @ Cleveland Indians  
Jacobs Field, Cleveland, OH  
Tue Aug 20 1996, 7:05 PM EDT  
Att: 42,370 - Unknown - 75 F

AB 37  
R 4  
H 11  
RBI 4  
BB 3  
SO 3  
LOB 20



Batter	1	2	3	4	5	6	7	8	9	AB	R	H	RBI	BB	SO	LOB	BOTTOM										
Kenny Lofton, L (1, 8) OBP: 0.372, SLG: 0.453										4	2	2	0	1	0	4											
Omar Vizquel, S (1, 6) OBP: 0.397, SLG: 0.424										2	2	1	0	2	0	2											
Jim Thome, L (1, 5) OBP: 0.457, SLG: 0.622										4	1	1	2	1	2	6											
Albert Belle, R (1, 7) OBP: 0.407, SLG: 0.630										4	3	2	3	1	0	1											
Manny Ramirez, R (1, 9) OBP: 0.402, SLG: 0.589										4	1	3	5	1	0	0											
Jeremy Burnitz, L (1, 10) OBP: 0.403, SLG: 0.529										3	0	0	0	1	1	3											
Jeff Kent, R (8, FH) OBP: 0.315, SLG: 0.420										1	0	0	0	0	0	0											
Sandy Alomar Jr., R (1, 2) OBP: 0.301, SLG: 0.376										5	0	1	0	0	0	2											
Mark Carreon, R (1, 3) OBP: 0.337, SLG: 0.451										3	0	1	0	1	0	2											
Jose Vizcaino, S (1, 4) OBP: 0.342, SLG: 0.370										3	1	1	0	1	0	3											
<b>Inning Stats</b>	R: 3 E: 0 K: 0 S: 7	H: 3 LOB: 0 BB: 1 P: 16	R: 0 E: 0 K: 0 S: 8	H: 0 LOB: 1 BB: 1 P: 16	R: 0 E: 0 K: 0 S: 5	H: 0 LOB: 0 BB: 2 P: 13	R: 0 E: 1 K: 0 S: 13	H: 2 LOB: 3 BB: 0 P: 22	R: 2 E: 0 K: 1 S: 14	H: 2 LOB: 2 BB: 2 P: 27	R: 4 E: 0 K: 1 S: 14	H: 3 LOB: 1 BB: 2 P: 29	R: 0 E: 0 K: 1 S: 13	H: 1 LOB: 2 BB: 1 P: 20	R: 1 E: 0 K: 0 S: 4	H: 1 LOB: 0 BB: 0 P: 7	1B: 8 2B: 0 3B: 1 HR: 3	SF: 0 SAC: 1 DP: 2 HBP: 0	WP: 0 PB: 0 SB: 0 CS: 1	PA: 43							
<b>PITCHER</b>	IP	WLS	BF	H	R	ER	SO	BB	IBB	HBP	BLK	WP	HR	S	P	ERA	WHIP										
Bobby Witt, R (1, 1) ERA: 5.71	4.1	L	23	6	5	5	0	6	0	0	0	0	0	16	28	10.38	2.769										
Dennis Cook, L (5, 1) ERA: 3.89	1.1		8	3	3	3	2	0	1	0	0	0	0	7	19	20.25	4.500										
Jeff Russell, R (6, 1) ERA: 3.8	0.2		5	1	1	1	0	2	0	0	0	0	1	7	19	13.50	4.500										
Mike Stanton, L (7, 1) ERA: 4.22	1.2		7	2	1	1	1	0	0	0	0	0	1	14	18	5.40	1.200										

Texas Rangers @ Cleveland Indians  
Jacobs Field, Cleveland, OH  
Tue Aug 20 1996, 7:05 PM EDT  
Att: 42,370 - Unknown - 75 F

AB 33  
R 10  
H 12  
RBI 10  
BB 9  
SO 3  
LOB 23





Batter	1	2	3	4	5	6	7	8	9	10	AB	R	H	RBI	BB	SO	LOB	TOP			
Darryl Hamilton, L OBP: 0.368, SLG: 0.397 (1, 8)	G4-3																				
Ivan Rodriguez, R OBP: 0.380, SLG: 0.515 (1, 2)	1B																				
29 Rusty Greer, L OBP: 0.399, SLG: 0.531 (1, 7)	G3																				
Juan Gonzalez, R OBP: 0.396, SLG: 0.678 (1, 9)	1B																				
Will Clark, L OBP: 0.374, SLG: 0.432 (1, 3)	HBP																				
Dean Palmer, R OBP: 0.356, SLG: 0.539 (1, 5)	K																				
Mickey Tettleton, S OBP: 0.372, SLG: 0.446 (1, 10)																					
Mark McLemore, S OBP: 0.393, SLG: 0.389 (1, 4)	K																				
Kevin Elster, R OBP: 0.318, SLG: 0.470 (1, 6)	G5-3																				
<b>Inning Stats</b>	R: 1 E: 0 K: 1 S: 11	H: 2 LOB: 2 BB: 0 P: 20	R: 0 E: 0 K: 1 S: 6	H: 0 LOB: 0 BB: 0 P: 8	R: 0 E: 0 K: 2 S: 11	H: 1 LOB: 1 BB: 1 P: 21	R: 0 E: 0 K: 0 S: 9	H: 1 LOB: 1 BB: 0 P: 16	R: 7 E: 1 K: 1 S: 26	H: 7 LOB: 1 BB: 0 P: 41	R: 0 E: 0 K: 2 S: 11	H: 1 LOB: 1 BB: 0 P: 16	R: 0 E: 0 K: 0 S: 10	H: 1 LOB: 1 BB: 0 P: 13	R: 0 E: 0 K: 2 S: 13	H: 2 LOB: 2 BB: 0 P: 22	R: 2 E: 0 K: 0 S: 9	H: 2 LOB: 0 BB: 0 P: 12	1B: 11 2B: 4 3B: 0 HR: 2	SF: 0 SAC: 0 DP: 1 HBP: 1	WP: 0 PA: 50 PB: 0 SB: 0 CS: 0
<b>PITCHER</b>	IP	WLS	BF	H	R	ER	SO	BB	IBB	HBP	BLK	WP	HR	S	P	ERA	WHIP				
Charles Nagy, R ERA: 3.72 (1, 1)	5.1		26	8	5	5	4	1	0	0	0	0	0	52	90	8.44	1.688				
Paul Shuey, R ERA: 3.63 (6, 1)	2.2		14	5	3	1	3	0	0	0	0	0	0	37	52	3.38	1.875				
Paul Assenmacher, L ERA: 2.29 (9, 1)	0.2		4	2	0	0	1	0	0	0	0	0	0	10	16	0.00	3.000				
Julian Tavarez, R ERA: 5.55 (9, 1)	1.1	L	6	2	2	2	1	0	0	0	0	0	1	12	18	13.50	1.500				

Texas Rangers @ Cleveland Indians  
Jacobs Field, Cleveland, OH  
Wed Aug 21 1996, 7:05 PM EDT  
Att: 42,345 - Unknown - 76 F

AB	48
R	10
H	17
RBI	8
BB	1
SO	9
LOB	24



Batter	1	2	3	4	5	6	7	8	9	10	AB	R	H	RBI	BB	SO	LOB	BOTTOM					
Kenny Lofton, L OBP: 0.372, SLG: 0.452 (1, 8)	F7																						
Omar Vizquel, S OBP: 0.369, SLG: 0.430 (1, 6)	1B																						
Jim Thome, L OBP: 0.458, SLG: 0.620 (1, 5)	1B																						
Albert Belle, R OBP: 0.411, SLG: 0.631 (1, 7)	2B																						
Manny Ramirez, R OBP: 0.401, SLG: 0.588 (1, 9)	G3																						
Brian Giles, L OBP: 0.424, SLG: 0.646 (1, 10)	G3																						
Mark Carreon, R OBP: 0.338, SLG: 0.450 Casey Candaele, S OBP: 0.375, SLG: 0.478 Jeff Kent, R OBP: 0.317, SLG: 0.420 (1, 3)	G5-3																						
Sandy Alomar Jr., R OBP: 0.298, SLG: 0.372 Jeromy Burnitz, L OBP: 0.407, SLG: 0.529 Tony Peña, R OBP: 0.276, SLG: 0.288 (1, 2)																							
Jose Vizcaino, S OBP: 0.347, SLG: 0.372 (1, 4)	1B																						
<b>Inning Stats</b>	R: 3 E: 0 K: 0 S: 17	H: 4 LOB: 1 BB: 0 P: 28	R: 3 E: 0 K: 1 S: 16	H: 3 LOB: 2 BB: 2 P: 31	R: 0 E: 0 K: 0 S: 7	H: 1 LOB: 1 BB: 0 P: 9	R: 0 E: 0 K: 1 S: 11	H: 0 LOB: 1 BB: 1 P: 19	R: 0 E: 0 K: 0 S: 13	H: 2 LOB: 2 BB: 1 P: 15	R: 0 E: 0 K: 1 S: 11	H: 1 LOB: 2 BB: 1 P: 21	R: 0 E: 0 K: 1 S: 13	H: 1 LOB: 2 BB: 1 P: 18	R: 0 E: 0 K: 0 S: 7	H: 1 LOB: 1 BB: 0 P: 9	R: 2 E: 0 K: 1 S: 15	H: 3 LOB: 3 BB: 3 P: 30	R: 0 E: 0 K: 2 S: 13	H: 1 LOB: 2 BB: 1 P: 18	1B: 15 2B: 1 3B: 1 HR: 0	SF: 0 SAC: 1 DP: 1 HBP: 1	WP: 0 PA: 55 PB: 0 SB: 1 CS: 0
<b>PITCHER</b>	IP	WLS	BF	H	R	ER	SO	BB	IBB	HBP	BLK	WP	HR	S	P	ERA	WHIP						
John Burkett, R ERA: 4.25 (1, 1)	3.1		21	8	6	6	1	2	0	0	0	0	0	46	79	16.20	3.300						
Kevin Gross, R ERA: 5.94 (4, 1)	3.1		16	4	0	0	3	2	0	0	0	0	0	40	60	0.00	1.800						
Dennis Cook, L ERA: 3.83 (7, 1)	0.2		3	1	0	0	0	0	0	0	0	0	0	4	5	0.00	1.500						
Jeff Russell, R ERA: 3.74 (8, 1)	0.2		2	0	0	0	0	0	0	0	0	0	0	5	6	0.00	0.000						
Mike Henneman, R ERA: 6.94 (9, 1)	0.1		3	1	2	2	0	1	0	0	0	0	0	3	9	54.00	6.000						
<b>PITCHER</b>	IP	WLS	BF	H	R	ER	SO	BB	IBB	HBP	BLK	WP	HR	S	P	ERA	WHIP						
Ed Vosberg, L ERA: 2.67 (9, 1)	1.2		10	3	0	0	3	1	1	0	0	0	0	25	39	0.00	2.400						

Texas Rangers @ Cleveland Indians  
Jacobs Field, Cleveland, OH  
Wed Aug 21 1996, 7:05 PM EDT  
Att: 42,345 - Unknown - 76 F

AB	45
R	8
H	17
RBI	8
BB	8
SO	7
LOB	29









Batter	1	2	3	4	5	6	7	8	9	AB	R	H	RBI	BB	SO	LOB	TOP					
Darryl Hamilton, L OBP: 0.365, SLG: 0.394	F7		F7		F7			1B 2B		4	0	1	0	0	0	0	<b>Texas Rangers @ Minnesota Twins</b> Hubert H. Humphrey Metrodome, Minneapolis, MN Fri Aug 23 1996, 8:05 PM EDT Att: 16,166 - Dome - 68 F					
Ivan Rodriguez, R OBP: 0.381, SLG: 0.516 Dave Valle, R OBP: 0.364, SLG: 0.412	G4-3 2B		F8		F9			G6-4-3 1B		4	0	2	0	0	0	0						
29 Rusty Greer, L OBP: 0.399, SLG: 0.536 Damon Buford, R OBP: 0.331, SLG: 0.444	G4-3		F8		K			K		4	0	0	0	0	2	3						
Juan Gonzalez, R OBP: 0.397, SLG: 0.676 Rene Gonzales, R OBP: 0.304, SLG: 0.358	K			G4-3 G3-1 1B		K		G6-4-3		4	0	1	0	0	2	3						
Will Clark, L OBP: 0.374, SLG: 0.425 Kurt Stillwell, S OBP: 0.347, SLG: 0.302		1B BB		G3-1		G3			F7	2	0	0	0	1	0	1						
Dean Palmer, R OBP: 0.358, SLG: 0.535		K		G4-3		F8			P3	4	0	0	0	0	1	2						
Mickey Tettleton, S OBP: 0.372, SLG: 0.446		F8		K2-3					2B	4	0	1	0	0	2	2						
Mark McLemore, S OBP: 0.394, SLG: 0.389 Warren Newson, L OBP: 0.355, SLG: 0.453					1-1 HR 1B				G4-3	3	1	2	0	0	1	0						
Kevin Elster, R OBP: 0.317, SLG: 0.471					3-2 HR					3	1	1	2	0	2	2						
<b>Inning Stats</b>	R: 0 E: 0 K: 1 S: 9	H: 1 LOB: 1 BB: 0 P: 16	R: 0 E: 0 K: 2 S: 15	H: 1 LOB: 2 BB: 1 P: 27	R: 0 E: 0 K: 0 S: 6	H: 0 LOB: 0 BB: 0 P: 9	R: 0 E: 0 K: 1 S: 8	H: 1 LOB: 1 BB: 0 P: 11	R: 2 E: 0 K: 1 S: 11	H: 2 LOB: 0 BB: 0 P: 19	R: 0 E: 0 K: 1 S: 8	H: 0 LOB: 0 BB: 0 P: 11	R: 0 E: 0 K: 3 S: 9	H: 0 LOB: 0 BB: 0 P: 12	R: 0 E: 0 K: 1 S: 8	H: 2 LOB: 1 BB: 0 P: 10		R: 0 E: 0 K: 0 S: 10	H: 1 LOB: 1 BB: 0 P: 16	1B: 4 2B: 3 3B: 0 HR: 1	SF: 0 SAC: 0 DP: 1 HBP: 0	WP: 0 PB: 0 SB: 1 CS: 0
<b>PITCHER</b> Rick Aguilera, R ERA: 5.31	IP: 9.0 WLS: W BF: 35	H: 8 R: 2 ER: 2 SO: 10	BB: 1 IBB: 0 HBP: 0 BLK: 0	WP: 0 HR: 1 S: 84 P: 131	ERA: 2.00 WHIP: 1.000	<b>PITCHER</b>										IP: 9.0 WLS: W BF: 35	H: 8 R: 2 ER: 2 SO: 10	BB: 1 IBB: 0 HBP: 0 BLK: 0	WP: 0 HR: 1 S: 84 P: 131	ERA: 2.00 WHIP: 1.000		

Batter	1	2	3	4	5	6	7	8	9	AB	R	H	RBI	BB	SO	LOB	BOTTOM			
Chuck Knoblauch, R OBP: 0.449, SLG: 0.529	G4-3 1B			2B IBB		K				4	0	2	1	1	1	0	<b>Texas Rangers @ Minnesota Twins</b> Hubert H. Humphrey Metrodome, Minneapolis, MN Fri Aug 23 1996, 8:05 PM EDT Att: 16,166 - Dome - 68 F			
Dave Hollins, S OBP: 0.371, SLG: 0.406	K			HBP		1B 2B BB				3	1	2	2	1	1	1				
Paul Moltis, R OBP: 0.387, SLG: 0.464	G4-3			P5		2B 1B				5	1	1	0	0	1	5				
Marty Cordova, R OBP: 0.375, SLG: 0.485	G4-3			F9		F8 1B 2B			P3	4	1	1	2	0	0	1				
Ron Coomer, R OBP: 0.351, SLG: 0.520		G1-3				F8			P6	5	1	1	0	0	0	4				
Roberto Kelly, R OBP: 0.374, SLG: 0.444				1B SF8 1B		1B FC4-6 2B			K	5	2	4	1	0	1	0				
Matt Walbeck, S OBP: 0.283, SLG: 0.368		SF8 1B 2B		1B FC4-6 1B		K			1B	4	1	3	1	0	1	1				
Matt Lawton, L OBP: 0.345, SLG: 0.359		1B HBP		FC4-6 2B		K			G4-3	3	1	0	1	0	1	4				
Pat Meares, R OBP: 0.301, SLG: 0.399		SF8		2B 2B		K			G6-3	3	1	1	1	0	1	1				
<b>Inning Stats</b>	R: 0 E: 0 K: 1 S: 9	H: 1 LOB: 1 BB: 0 P: 15	R: 2 E: 0 K: 0 S: 10	H: 3 LOB: 2 BB: 0 P: 16	R: 0 E: 0 K: 1 S: 10	H: 0 LOB: 0 BB: 0 P: 16	R: 4 E: 0 K: 0 S: 16	H: 5 LOB: 3 BB: 1 P: 32	R: 0 E: 0 K: 3 S: 11	H: 1 LOB: 1 BB: 0 P: 15	R: 3 E: 0 K: 1 S: 24	H: 4 LOB: 2 BB: 1 P: 40	R: 0 E: 0 K: 0 S: 6	H: 1 LOB: 1 BB: 0 P: 8	R: 0 E: 0 K: 1 S: 8	H: 0 LOB: 0 BB: 0 P: 9		1B: 8 2B: 7 3B: 0 HR: 0	SF: 1 SAC: 0 DP: 0 HBP: 3	WP: 0 PB: 0 SB: 1 CS: 0
<b>PITCHER</b> Darren Oliver, L ERA: 5.04 Dennis Cook, L ERA: 4.14 Mike Stanton, L ERA: 4.07	IP: 3.1 WLS: L BF: 20	H: 9 R: 6 ER: 6 SO: 2	BB: 0 IBB: 1 HBP: 1 BLK: 0	WP: 0 HR: 0 S: 41 P: 71	ERA: 11.57 WHIP: 2.143	<b>PITCHER</b>										IP: 3.1 WLS: L BF: 20	H: 9 R: 6 ER: 6 SO: 2	BB: 0 IBB: 1 HBP: 1 BLK: 0	WP: 0 HR: 0 S: 41 P: 71	ERA: 11.57 WHIP: 2.143



Batter	1	2	3	4	5	6	7	8	9	AB	R	H	RBI	BB	SO	LOB	TOP								
Darryl Hamilton, L (1, 8) OBP: 0.363, SLG: 0.392	G1-3		G6-3		G4-3		F8		FC6-4 1B	5	0	1	0	0	0	0	<b>Texas Rangers @ Minnesota Twins</b> Hubert H. Humphrey Metrodome, Minneapolis, MN Sat Aug 24 1996, 8:05 PM EDT Att: 16,648 - Dome - 68 F								
Ivan Rodriguez, R (1, 2) OBP: 0.359, SLG: 0.513	G4-3 1B		G4-3		K		L4		FC6-4 1B	5	0	1	1	0	1	2									
29 Rusty Greer, L (1, 7) OBP: 0.397, SLG: 0.532	G4-3		G6-3			1B E 1B		F8	P6	5	1	1	0	0	0	3									
Juan Gonzalez, R (1, 10) OBP: 0.396, SLG: 0.679	G3			HR		F8 1B		P3		4	1	1	1	0	0	2									
Will Clark, L (1, 3) OBP: 0.373, SLG: 0.421		P4				K		K		3	0	0	0	1	2	1									
Dean Palmer, R (1, 5) OBP: 0.361, SLG: 0.542		HR				P3 1B			1B BB	3	2	2	1	1	0	1									
Warren Newson, L (1, 9) OBP: 0.350, SLG: 0.447 Mickey Tettleton, S (9, PH) OBP: 0.371, SLG: 0.445	G1-3					E5 1B			K	3	0	0	0	0	1	2									
Mark McLemore, S (1, 4) OBP: 0.395, SLG: 0.390						P6 1B			1B FC6-4 1B	4	1	2	0	0	0	3									
Kevin Elster, R (1, 6) OBP: 0.317, SLG: 0.469 Damon Buford, R (9, PR) OBP: 0.331, SLG: 0.444						F9 1B			FC6-4 1B	4	0	1	1	0	1	1									
						F8 1B			1B	0	0	0	0	0	0	0									
<b>Inning Stats</b>	R: 0 E: 0 K: 0 S: 11	H: 1 LOB: 1 BB: 0 P: 18	R: 1 E: 0 K: 1 S: 16	H: 2 LOB: 1 BB: 2 P: 23	R: 0 E: 0 K: 1 S: 7	H: 0 LOB: 0 BB: 0 P: 11	R: 1 E: 0 K: 1 S: 10	H: 1 LOB: 1 BB: 1 P: 16	R: 0 E: 0 K: 1 S: 8	H: 0 LOB: 0 BB: 0 P: 12	R: 1 E: 1 K: 1 S: 24	H: 2 LOB: 2 BB: 0 P: 36	R: 0 E: 0 K: 0 S: 6	H: 0 LOB: 0 BB: 0 P: 8	R: 0 E: 0 K: 1 S: 8	H: 0 LOB: 0 BB: 0 P: 14	R: 2 E: 0 K: 1 S: 16	H: 3 LOB: 2 BB: 1 P: 29	1B: 7 2B: 0 3B: 0 HR: 2	SF: 0 SAC: 0 DP: 0 HBP: 0	WP: 0 PB: 0 SB: 0 CS: 0	PA: 39			
<b>PITCHER</b>	IP	WLS	BF	H	R	ER	SO	BB	IBB	HBP	BLK	WP	HR	S	P	ERA	WHIP								
Frankie Rodriguez, R (1, 1) ERA: 5.0	7.0	W	29	6	3	2	4	1	0	0	0	0	2	82	124	2.57	1.000								
Eddie Guardado, L (8, 1) ERA: 5.4	1.0		4	0	1	1	1	1	0	0	0	0	0	8	18	9.00	1.000								
Mike Trombley, R (9, 1) ERA: 3.48	1.0	S	6	3	1	1	1	0	0	0	0	0	0	16	25	9.00	3.000								

Batter	1	2	3	4	5	6	7	8	9	AB	R	H	RBI	BB	SO	LOB	BOTTOM								
Chuck Knoblauch, R (1, 4) OBP: 0.452, SLG: 0.531	G4-3 1B 2B	1B BB		G6-3						2	2	1	0	2	0	0	<b>Texas Rangers @ Minnesota Twins</b> Hubert H. Humphrey Metrodome, Minneapolis, MN Sat Aug 24 1996, 8:05 PM EDT Att: 16,648 - Dome - 68 F								
Rich Becker, L (1, 9) OBP: 0.358, SLG: 0.422 Roberto Kelly, R (8, PH) OBP: 0.374, SLG: 0.444	G4-3	1B		K		F7 BB		CS HBP		4	0	1	1	0	1	2									
Paul Mollitor, R (1, 10) OBP: 0.388, SLG: 0.463	1B BB	1B		G6-3		F9				3	0	1	1	1	0	1									
Scott Stahoviak, L (1, 3) OBP: 0.401, SLG: 0.488	1B	P6				K			P6	4	0	1	1	0	1	2									
Marty Cordova, R (1, 7) OBP: 0.374, SLG: 0.489	P4			G4-3		HR			K	4	1	1	1	0	1	2									
Greg Myers, L (1, 2) OBP: 0.332, SLG: 0.451	F9			WP 1B		L6			F7	4	1	1	0	0	0	2									
Dave Hollins, S (1, 5) OBP: 0.370, SLG: 0.404				G4-6-3 1B		K			K	4	0	1	0	0	3	1									
Matt Lawton, L (1, 8) OBP: 0.353, SLG: 0.379	G4-6-3	1B							G6-3 E BB	3	1	2	2	1	0	1									
Pat Meares, R (1, 6) OBP: 0.300, SLG: 0.402	1B 3B			F7		HR			G6-3	4	1	1	0	0	0	2									
						F9				1B: 6 2B: 1 3B: 1 HR: 2	SF: 0 SAC: 0 DP: 1 HBP: 1	WP: 1 PB: 0 SB: 0 CS: 1	PA: 38												
<b>Inning Stats</b>	R: 1 E: 0 K: 0 S: 11	H: 2 LOB: 2 BB: 1 P: 25	R: 2 E: 0 K: 0 S: 16	H: 4 LOB: 2 BB: 1 P: 28	R: 1 E: 0 K: 1 S: 9	H: 2 LOB: 1 BB: 0 P: 14	R: 0 E: 0 K: 1 S: 10	H: 0 LOB: 0 BB: 0 P: 16	R: 1 E: 0 K: 2 S: 15	H: 1 LOB: 1 BB: 1 P: 18	R: 1 E: 0 K: 0 S: 10	H: 1 LOB: 1 BB: 1 P: 17	R: 0 E: 0 K: 1 S: 7	H: 0 LOB: 0 BB: 0 P: 10	R: 0 E: 1 K: 1 S: 14	H: 0 LOB: 1 BB: 1 P: 24	1B: 6 2B: 1 3B: 1 HR: 2	SF: 0 SAC: 0 DP: 1 HBP: 1	WP: 1 PB: 0 SB: 0 CS: 1	PA: 38					
<b>PITCHER</b>	IP	WLS	BF	H	R	ER	SO	BB	IBB	HBP	BLK	WP	HR	S	P	ERA	WHIP								
Roger Pavlik, R (1, 1) ERA: 4.72	5.1	L	28	10	6	6	4	3	0	0	0	0	2	67	112	10.12	2.438								
Mike Stanton, L (6, 1) ERA: 3.97	1.2		5	0	0	0	1	0	0	0	0	0	0	11	16	0.00	0.000								
Jeff Russell, R (8, 1) ERA: 3.69	0.2		4	0	0	0	1	1	0	1	0	0	0	12	20	0.00	1.500								
Ed Vosberg, L (8, 1) ERA: 2.65	0.1		0	0	0	0	0	0	0	0	0	0	0	2	4	0.00	0.000								

AB	37
R	5
H	9
RBI	4
BB	2
SO	6
LOB	16



AB	32
R	6
H	10
RBI	6
BB	4
SO	6
LOB	13





Batter	1	2	3	4	5	6	7	8	9	AB	R	H	RBI	BB	SO	LOB	TOP					
Darryl Hamilton, L (1, 8) OBP: 0.360, SLG: 0.387	F7	G6-3		G4-3	L3		F7		G4-3	6	0	0	0	0	0	2						
Mark McLemore, S (1, 4) OBP: 0.395, SLG: 0.388	4-2 29 HR BB	F9		G4-3		4-0 29 BB 2B	F8			3	2	0	0	2	0	1						
29 Rusty Greer, L (1, 7) OBP: 0.399, SLG: 0.538	2-1 1-H HR	2-2 1B		F7		4-0 2B E 1-2 BB	G4-3			4	2	2	2	1	0	1						
Juan Gonzalez, R (1, 9) Damon Buford, R (8, 9) OBP: 0.393, SLG: 0.680 OBP: 0.331, SLG: 0.444	0-1 G4-3	1-1 P4			0-0 HR	0-1 F9		0-0 P2		5	1	1	1	0	0	3						
Will Clark, L (1, 3) OBP: 0.376, SLG: 0.436	2-0 BB 1B 2B	1-1 G3			0-0 HR	3-1 E 1-3 2-H 2B		0-0 F8		5	2	3	2	0	0	1						
Dean Palmer, R (1, 5) Rene Gonzales, R (8, 5) OBP: 0.361, SLG: 0.541 OBP: 0.304, SLG: 0.358	0-1 BB 1-2 2B 1B		1-3 K		0-1 2B	0-1 P6		2-0 P3		5	2	2	0	0	1	2						
Mickey Tettleton, S (1, 10) OBP: 0.369, SLG: 0.441	4-2 1-2 2-3 2B BB		1-1 L8		1-2 K	2-1 E3		3-2 G3-1		4	1	0	0	1	1	2	AB 42					
Kevin Elster, R (1, 6) OBP: 0.322, SLG: 0.485	3-2 1-H 2-H 3-H HR 2B		2-0 1B		0-1 G6-3 1-H 2B	2-3 K		2-2 HR		5	2	4	5	0	1	2	R 13					
Dave Valle, R (1, 2) OBP: 0.366, SLG: 0.452	2-2 2-H HR		2-3 K		1-1 G6-3 2-3 1B		1-2 1B		0-2 F8	5	1	2	2	0	1	2	H 14					
<b>Inning Stats</b>	R: 7 E: 0 K: 0 S: 28	H: 5 LOB: 2 BB: 2 P: 48	R: 0 E: 0 K: 0 S: 9	H: 1 LOB: 1 BB: 0 P: 13	R: 0 E: 0 K: 2 S: 9	H: 1 LOB: 1 BB: 0 P: 15	R: 0 E: 0 K: 0 S: 5	H: 0 LOB: 0 BB: 0 P: 10	R: 3 E: 0 K: 1 S: 14	H: 4 LOB: 1 BB: 0 P: 17	R: 2 E: 1 K: 1 S: 11	H: 1 LOB: 1 BB: 0 P: 26	R: 0 E: 0 K: 0 S: 9	H: 0 LOB: 0 BB: 0 P: 13	R: 0 E: 0 K: 0 S: 3	H: 0 LOB: 0 BB: 0 P: 5	R: 1 E: 0 K: 0 S: 12	H: 1 LOB: 0 BB: 0 P: 19	1B: 6 2B: 3 3B: 0 HR: 5	SF: 0 SAC: 0 DP: 0 HBP: 0	WP: 0 PB: 0 SB: 0 CS: 0	PA: 46
<b>PITCHER</b>	IP WLS BF H R ER SO BB IBB HBP BLK WP HR S P ERA WHIP																					
Travis Miller, L (1, 1) ERA: 63.0	1.0 L 10 5 7 7 0 2 0 0 0 0 2 28 48 63.00 7.000																					
Jose Parra, R (2, 1) ERA: 6.11	4.0 18 6 3 3 3 0 0 0 0 0 2 37 55 6.75 1.500																					
Dave Stevens, R (6, 1) ERA: 5.54	4.0 18 3 3 2 1 2 0 0 0 0 0 1 35 63 4.50 1.250																					

Texas Rangers @ Minnesota Twins  
Hubert H. Humphrey Metrodome, Minneapolis, MN  
Sun Aug 25 1996, 4:33 AM EDT  
Att: 14,818 - Dome - 67 F

AB 42  
R 13  
H 14  
RBI 12  
BB 4  
SO 4  
LOB 16



Batter	1	2	3	4	5	6	7	8	9	AB	R	H	RBI	BB	SO	LOB	BOTTOM			
Chuck Knoblauch, R (1, 4) OBP: 0.452, SLG: 0.530	G6-3		2-2 CS 1B			1-1 F9		1-0 FC3-6 2-H 1B		3	0	1	0	0	0	0				
Chip Hale, L (7, 4) OBP: 0.403, SLG: 0.441										1	0	1	1	0	0	0				
Rich Becker, L (1, 9) OBP: 0.360, SLG: 0.421	4-2 1B G3 BB		1-3 K			3-2 1B		2-0 FC3-6 1-2 1B		3	1	1	0	1	1	2				
Paul Moltor, R (1, 10) OBP: 0.388, SLG: 0.463	1-0 G3 1-3 1B			3-2 G4-3		0-0 G4-3		1-2 1B		4	0	2	0	0	0	1				
Scott Stahoviak, L (1, 3) OBP: 0.399, SLG: 0.485	1-2 G3			0-1 F7			1-1 G3 1B	0-1 F7		4	0	1	1	0	0	3				
Marty Cordova, R (1, 7) OBP: 0.371, SLG: 0.485	3-1 F9			0-0 P3			0-3 K		2-3 K	4	0	0	0	0	2	2				
Greg Myers, L (1, 2) OBP: 0.331, SLG: 0.448		0-0 F8			3-2 F8		2-0 G3		0-0 G5-4-3 1B	4	0	1	0	0	0	1				
Dave Hollins, S (1, 5) OBP: 0.369, SLG: 0.402		2-2 F8			2-1 G3-1		1-2 G4-3		3-2 G5-4-3 1-2 1B	2	0	0	0	0	0	0	AB 33			
Ron Coomer, R (6, 5) OBP: 0.347, SLG: 0.514										2	0	0	0	0	0	2	R 2			
Matt Lawton, L (1, 8) OBP: 0.348, SLG: 0.373		0-1 G4-3			3-3 K			3-2 G5-3		3	0	0	0	0	1	0	H 7			
Pat Meares, R (1, 6) OBP: 0.298, SLG: 0.399			0-1 F9			0-0 G5-3		0-2 E4 1B		3	1	0	0	0	0	0	RBI 2			
<b>Inning Stats</b>	R: 1 E: 0 K: 0 S: 12	H: 1 LOB: 1 BB: 1 P: 23	R: 0 E: 0 K: 0 S: 7	H: 0 LOB: 0 BB: 0 P: 9	R: 0 E: 0 K: 1 S: 8	H: 1 LOB: 0 BB: 0 P: 11	R: 0 E: 0 K: 0 S: 6	H: 0 LOB: 0 BB: 0 P: 9	R: 0 E: 0 K: 0 S: 10	H: 1 LOB: 1 BB: 0 P: 13	R: 0 E: 0 K: 1 S: 10	H: 1 LOB: 1 BB: 0 P: 14	R: 1 E: 1 K: 0 S: 13	H: 2 LOB: 2 BB: 0 P: 20	R: 0 E: 0 K: 1 S: 9	H: 1 LOB: 0 BB: 0 P: 14	1B: 7 2B: 0 3B: 0 HR: 0	SF: 0 SAC: 0 DP: 1 HBP: 0	WP: 0 PB: 0 SB: 0 CS: 1	PA: 34
<b>PITCHER</b>	IP WLS BF H R ER SO BB IBB HBP BLK WP HR S P ERA WHIP																			
Bobby Witt, R (1, 1) ERA: 5.49	8.0 W 31 6 2 1 3 1 0 0 0 0 0 75 117 1.12 0.875																			
Kevin Gross, R (9, 1) ERA: 5.49	1.0 3 1 0 0 1 0 0 0 0 0 0 9 14 0.00 1.000																			

Texas Rangers @ Minnesota Twins  
Hubert H. Humphrey Metrodome, Minneapolis, MN  
Sun Aug 25 1996, 4:33 AM EDT  
Att: 14,818 - Dome - 67 F

AB 33  
R 2  
H 7  
RBI 2  
BB 1  
SO 4  
LOB 11





Batter	1	2	3	4	5	6	7	8	9	10	AB	R	H	RBI	BB	SO	LOB	TOP									
Darryl Hamilton, L OBP: 0.358, SLG: 0.386 (1, 8)											5	0	1	0	0	1	0										
Ivan Rodriguez, R OBP: 0.358, SLG: 0.510 (1, 2)											5	1	1	0	0	0	2										
29 Rusty Greer, L OBP: 0.401, SLG: 0.538 (1, 7)												4	1	2	0	0	1										
Juan Gonzalez, R OBP: 0.391, SLG: 0.675 (1, 9)												5	0	1	0	0	1	3									
Will Clark, L OBP: 0.384, SLG: 0.441 (1, 3)											3	1	3	2	2	0	0										
Damon Buford, R OBP: 0.331, SLG: 0.444 (10, PR)											0	0	0	0	0	0	0										
Rene Gonzales, R OBP: 0.304, SLG: 0.358 (10, 3)											0	0	0	0	0	0	0										
Dean Palmer, R OBP: 0.358, SLG: 0.535 (1, 5)												5	0	0	0	0	1	8									
Mickey Tettleton, S OBP: 0.368, SLG: 0.441 (1, 10)												4	0	1	1	0	3	2									
Mark McLemore, S OBP: 0.394, SLG: 0.386 (1, 4)												4	0	1	0	0	0	1									
Kevin Elster, R OBP: 0.319, SLG: 0.480 (1, 6)												4	0	0	0	0	0	2									
<b>Inning Stats</b>	R: 1 E: 0 K: 1 S: 14	H: 3 LOB: 2 BB: 0 P: 19	R: 0 E: 0 K: 1 S: 9	H: 2 LOB: 2 BB: 0 P: 12	R: 0 E: 0 K: 2 S: 9	H: 1 LOB: 2 BB: 1 P: 17	R: 0 E: 0 K: 0 S: 7	H: 0 LOB: 0 BB: 0 P: 13	R: 0 E: 0 K: 0 S: 6	H: 0 LOB: 0 BB: 0 P: 10	R: 1 E: 0 K: 0 S: 10	H: 2 LOB: 1 BB: 0 P: 16	R: 1 E: 0 K: 0 S: 10	H: 2 LOB: 2 BB: 0 P: 17	R: 0 E: 0 K: 1 S: 7	H: 0 LOB: 0 BB: 0 P: 11	R: 0 E: 0 K: 1 S: 7	H: 0 LOB: 0 BB: 0 P: 9	R: 0 E: 0 K: 1 S: 10	H: 0 LOB: 1 BB: 1 P: 19	1B: 9 2B: 1 3B: 0 HR: 0	SF: 0 SAC: 0 DP: 0 HBP: 1	WP: 0 PA: 43 PB: 0 SB: 0 CS: 1				
<b>PITCHER</b>	IP 9.0	WLS 39	BF 10	H 3	R 3	ER 3	SO 6	BB 1	IBB 0	HBP 1	BLK 0	WP 0	HR 0	S 79	P 124	ERA 3.00	WHIP 1.222										
Chris Haney, L ERA: 4.79 (1, 1)																											
Jeff Montgomery, R ERA: 4.03 (10, 1)	IP 1.0	WLS W	BF 3	H 0	R 0	ER 0	SO 1	BB 1	IBB 0	HBP 0	BLK 0	WP 0	HR 0	S 10	P 19	ERA 0.00	WHIP 1.000										

Texas Rangers @ Kansas City Royals  
Kauffman Stadium, Kansas City, MO  
Tue Aug 27 1996, 7:05 PM CDT  
Att: 12,907 - Unknown - 81 F

AB	39
R	3
H	10
RBI	3
BB	2
SO	7
LOB	18



Batter	1	2	3	4	5	6	7	8	9	10	AB	R	H	RBI	BB	SO	LOB	BOTTOM									
Jose Offerman, S OBP: 0.374, SLG: 0.403 (1, 3)												4	1	1	0	1	2	0									
Johnny Damon, L OBP: 0.318, SLG: 0.377 (1, 8)												4	1	1	0	0	0	0									
Keith Lockhart, L OBP: 0.329, SLG: 0.418 (1, 4)												3	0	0	1	0	0	0									
Joe Randa, R OBP: 0.342, SLG: 0.419 (10, PH)												4	0	3	1	0	1	0									
Joe Vitiello, R OBP: 0.358, SLG: 0.436 (1, 10)												4	0	3	1	0	1	0									
Tom Goodwin, L OBP: 0.332, SLG: 0.332 (9, PR)												1	1	0	0	0	1	3									
Michael Tucker, L OBP: 0.346, SLG: 0.442 (1, 7)												4	0	1	1	1	0	2									
Craig Paquette, R OBP: 0.315, SLG: 0.475 (1, 5)												4	0	3	1	0	0	0									
Jon Nunnally, L OBP: 0.294, SLG: 0.296 (1, 9)											3	0	0	0	0	1	3										
Mike Macfarlane, R OBP: 0.336, SLG: 0.506 (9, PH)											1	0	0	0	0	0	2										
29 Mike Sweeney, R OBP: 0.373, SLG: 0.354 (1, 2)											3	0	0	0	0	0	3										
Bob Hamelin, L OBP: 0.389, SLG: 0.439 (9, PH)											1	0	0	0	0	0	2										
David Howard, S OBP: 0.297, SLG: 0.320 (1, 6)												3	1	0	0	1	1	0									
<b>Inning Stats</b>	R: 0 E: 0 K: 0 S: 6	H: 0 LOB: 0 BB: 0 P: 11	R: 0 E: 0 K: 1 S: 8	H: 0 LOB: 0 BB: 0 P: 13	R: 0 E: 0 K: 1 S: 7	H: 0 LOB: 0 BB: 0 P: 9	R: 0 E: 0 K: 1 S: 8	H: 0 LOB: 0 BB: 0 P: 12	R: 0 E: 0 K: 1 S: 12	H: 2 LOB: 2 BB: 0 P: 15	R: 2 E: 0 K: 0 S: 13	H: 3 LOB: 1 BB: 0 P: 20	R: 0 E: 0 K: 0 S: 6	H: 1 LOB: 0 BB: 0 P: 8	R: 0 E: 0 K: 1 S: 7	H: 0 LOB: 0 BB: 0 P: 9	R: 1 E: 0 K: 0 S: 12	H: 2 LOB: 2 BB: 0 P: 21	R: 1 E: 0 K: 1 S: 9	H: 1 LOB: 3 BB: 3 P: 23	1B: 7 2B: 2 3B: 0 HR: 0	SF: 1 SAC: 1 DP: 0 HBP: 0	WP: 0 PA: 41 PB: 0 SB: 0 CS: 0				
<b>PITCHER</b>	IP 8.1	WLS 33	BF 8	H 3	R 3	ER 3	SO 5	BB 1	IBB 0	HBP 0	BLK 0	WP 0	HR 0	S 76	P 113	ERA 3.24	WHIP 1.080										
John Burkett, R ERA: 4.2 (9, 1)																											
Mike Stanton, L ERA: 3.95 (9, 1)	IP 0.1	WLS 1	BF 0	H 0	R 0	ER 0	SO 0	BB 0	IBB 0	HBP 0	BLK 0	WP 0	HR 0	S 2	P 4	ERA 0.00	WHIP 0.000										
Jeff Russell, R ERA: 3.86 (9, 1)	IP 0.1	WLS L	BF 2	H 0	R 1	ER 1	SO 0	BB 1	IBB 0	HBP 0	BLK 0	WP 0	HR 0	S 1	P 5	ERA 27.00	WHIP 3.000										
Ed Vosberg, L ERA: 2.6 (10, 1)	IP 0.2	WLS 5	BF 1	H 0	R 0	ER 0	SO 1	BB 1	IBB 1	HBP 0	BLK 0	WP 0	HR 0	S 9	P 19	ERA 0.00	WHIP 3.000										

Texas Rangers @ Kansas City Royals  
Kauffman Stadium, Kansas City, MO  
Tue Aug 27 1996, 7:05 PM CDT  
Att: 12,907 - Unknown - 81 F

AB	35
R	4
H	9
RBI	4
BB	4
SO	6
LOB	15













Batter	1	2	3	4	5	6	7	8	9	AB	R	H	RBI	BB	SO	LOB	TOP										
<b>Kenny Lofton, L</b> (1, 8) OBP: 0.371, SLG: 0.448	1-3		1-0			2-3		0-1		4	0	1	1	0	2	1	<b>Cleveland Indians @ Texas Rangers</b> The Ballpark at Arlington, Arlington, TX Sat Aug 31 1996, 8:05 PM EDT Att: 46,319 - Cloudy - 71 F										
<b>Jose Vizcaino, S</b> (1, 4) OBP: 0.345, SLG: 0.367	1-3		1-2			0-1		1-2		4	0	1	0	0	1	1											
<b>Julio Franco, R</b> (1, 10) OBP: 0.419, SLG: 0.473	1-3		0-0			2-3			0-2	4	0	0	0	0	2	2											
<b>Albert Belle, R</b> (1, 7) OBP: 0.410, SLG: 0.630		2-2		1-0			0-0		1-1	4	1	1	1	0	0	0											
<b>Manny Ramirez, R</b> (1, 9) OBP: 0.399, SLG: 0.574		0-0		2-1			2-2		1-2	4	0	3	0	0	0	0											
<b>Jim Thome, L</b> (1, 5) OBP: 0.464, SLG: 0.632		1-0		0-0			2-2		2-1	4	0	0	0	0	0	3											
<b>Sandy Alomar Jr., R</b> (1, 2) <b>Tony Peña, R</b> (5, 2) OBP: 0.263, SLG: 0.253	1-0		0-0		2-3		3-2	1-0		2	1	1	1	0	1	0											
<b>Jeff Kent, R</b> (1, 3) OBP: 0.316, SLG: 0.422			0-1		2-2			2-3		3	0	1	0	0	1	0											
<b>Omar Vizquel, S</b> (1, 6) OBP: 0.367, SLG: 0.428			1-1		1-2			0-1		3	1	1	0	0	0	1											
<b>Inning Stats</b>	R: 0 E: 0 K: 3 S: 9	H: 0 LOB: 0 BB: 0 P: 12	R: 0 E: 0 K: 0 S: 5	H: 1 LOB: 0 BB: 0 P: 9	R: 1 E: 0 K: 0 S: 10	H: 3 LOB: 2 BB: 0 P: 13	R: 0 E: 0 K: 0 S: 4	H: 0 LOB: 0 BB: 0 P: 7	R: 0 E: 0 K: 1 S: 10	H: 0 LOB: 0 BB: 0 P: 15	R: 0 E: 0 K: 2 S: 10	H: 0 LOB: 0 BB: 0 P: 14	R: 0 E: 0 K: 0 S: 10	H: 1 LOB: 0 BB: 0 P: 17	R: 1 E: 0 K: 1 S: 12	H: 2 LOB: 1 BB: 0 P: 16	R: 1 E: 0 K: 0 S: 10	H: 2 LOB: 0 BB: 0 P: 14	1B: 6 2B: 0 3B: 1 HR: 2	SF: 0 SAC: 0 DP: 1 HBP: 0	WP: 0 PB: 0 SB: 0 CS: 2	PA: 35					
<b>PITCHER</b>	IP	WLS	BF	H	R	ER	SO	BB	IBB	HBP	BLK	WP	HR	S	P	ERA	WHIP										
<b>Darren Oliver, L</b> (1, 1) ERA: 4.94	8.1	W	32	9	3	3	7	0	0	0	0	0	2	78	113	3.24	1.080										
<b>Ed Vosberg, L</b> (9, 1) ERA: 2.55	0.2	S	1	0	0	0	0	0	0	0	0	0	0	2	4	0.00	0.000										

Batter	1	2	3	4	5	6	7	8	9	AB	R	H	RBI	BB	SO	LOB	BOTTOM										
<b>Darryl Hamilton, L</b> (1, 8) OBP: 0.358, SLG: 0.386	0-3		3-2			2-0		2-1		4	0	1	1	0	1	0	<b>Cleveland Indians @ Texas Rangers</b> The Ballpark at Arlington, Arlington, TX Sat Aug 31 1996, 8:05 PM EDT Att: 46,319 - Cloudy - 71 F										
<b>Ivan Rodriguez, R</b> (1, 2) OBP: 0.356, SLG: 0.511	1-0		4-2		0-2	2-2				3	2	1	0	1	0	2											
<b>29 Rusty Greer, L</b> (1, 7) OBP: 0.400, SLG: 0.533			0-0		2-3			1-1		3	1	2	0	1	1	1											
<b>Juan Gonzalez, R</b> (1, 10) OBP: 0.391, SLG: 0.687	1-0		0-0		1-0			1-2		4	0	2	2	0	0	2											
<b>Willi Clark, L</b> (1, 3) OBP: 0.377, SLG: 0.427		2-0	1-2		1-2			3-3		4	0	0	1	0	2	2											
<b>Dean Palmer, R</b> (1, 5) OBP: 0.356, SLG: 0.539		1-2	1-0			4-0		3-2		3	1	1	1	1	1	1											
<b>Warren Newson, L</b> (1, 9) OBP: 0.349, SLG: 0.457		0-0		3-3		1-0		1-3		4	2	1	1	0	2	1											
<b>Mark McLemore, S</b> (1, 4) OBP: 0.393, SLG: 0.382		1-2		1-1		2-0		3-2		4	0	0	0	0	0	1											
<b>Kevin Elster, R</b> (1, 6) OBP: 0.321, SLG: 0.483		2-2		1-2		2-1		1-2		2	0	0	0	0	0	0											
<b>Inning Stats</b>	R: 0 E: 0 K: 1 S: 7	H: 0 LOB: 1 BB: 1 P: 13	R: 2 E: 0 K: 0 S: 11	H: 2 LOB: 0 BB: 0 P: 17	R: 2 E: 0 K: 0 S: 11	H: 2 LOB: 1 BB: 1 P: 20	R: 0 E: 0 K: 1 S: 8	H: 0 LOB: 0 BB: 0 P: 13	R: 1 E: 0 K: 2 S: 12	H: 2 LOB: 1 BB: 0 P: 19	R: 1 E: 0 K: 0 S: 8	H: 1 LOB: 2 BB: 1 P: 21	R: 0 E: 0 K: 1 S: 10	H: 1 LOB: 0 BB: 0 P: 15	R: 0 E: 0 K: 2 S: 9	H: 0 LOB: 0 BB: 0 P: 16	1B: 6 2B: 1 3B: 0 HR: 2	SF: 0 SAC: 0 DP: 1 HBP: 1	WP: 0 PB: 0 SB: 1 CS: 0	PA: 35							
<b>PITCHER</b>	IP	WLS	BF	H	R	ER	SO	BB	IBB	HBP	BLK	WP	HR	S	P	ERA	WHIP										
<b>Jack McDowell, R</b> (1, 1) ERA: 5.32	5.2	L	28	7	6	6	4	3	0	1	0	0	2	54	98	9.53	1.765										
<b>Julian Tavarez, R</b> (6, 1) ERA: 5.39	1.1		4	1	0	0	1	0	0	0	0	0	0	13	20	0.00	0.750										
<b>Jose Mesa, R</b> (8, 1) ERA: 3.56	1.0		3	0	0	0	2	0	0	0	0	0	0	9	16	0.00	0.000										

AB 33  
R 3  
H 9  
RBI 3  
BB 0  
SO 7  
LOB 8



AB 31  
R 6  
H 8  
RBI 6  
BB 3  
SO 7  
LOB 10





Batter	1	2	3	4	5	6	7	8	9	AB	R	H	RBI	BB	SO	LOB	TOP					
<b>Kenny Lofton, L</b> OBP: 0.371, SLG: 0.447 (1, 8)										5	2	2	1	0	0	2	<b>Cleveland Indians @ Texas Rangers</b> The Ballpark at Arlington, Arlington, TX Sun Sep 01 1996, 4:33 AM EDT Att: 46,084 - Sunny - 79 F					
<b>Kevin Seitzer, R</b> OBP: 0.409, SLG: 0.461 (1, 10)										5	1	4	1	0	0	1						
<b>Jim Thome, L</b> OBP: 0.461, SLG: 0.631 (1, 5)										4	1	1	1	0	2	3						
<b>Albert Belle, R</b> OBP: 0.410, SLG: 0.629 (9, PR)										4	1	1	0	1	1	2						
<b>Brian Giles, L</b> OBP: 0.400, SLG: 0.596 (9, 7)										0	0	0	0	0	0	0						
<b>Manny Ramirez, R</b> OBP: 0.397, SLG: 0.570 (1, 9)										5	0	1	0	0	2	5						
<b>Julio Franco, R</b> OBP: 0.418, SLG: 0.480 (9, PH)										4	1	1	4	0	1	1						
<b>Nigel Wilson, L</b> OBP: 0.316, SLG: 0.422 (9, 3)										1	0	0	0	0	0	1						
<b>Jeff Kent, R</b> OBP: 0.368, SLG: 0.429 (1, 2)										4	1	2	1	0	0	0						
<b>Sandy Alomar Jr., R</b> OBP: 0.290, SLG: 0.377 (1, 6)										4	0	2	0	0	0	0						
<b>Omar Vizquel, S</b> OBP: 0.368, SLG: 0.429 (1, 4)										4	0	2	0	0	0	0						
<b>Jose Vizcaino, S</b> OBP: 0.346, SLG: 0.372 (1, 4)										4	1	2	0	0	1	1						
<b>Inning Stats</b>	R: 1 E: 0 K: 1 S: 13	H: 2 LOB: 1 BB: 0 P: 20	R: 0 E: 0 K: 0 S: 6	H: 0 LOB: 0 BB: 0 P: 7	R: 1 E: 0 K: 2 S: 11	H: 2 LOB: 1 BB: 0 P: 17	R: 0 E: 0 K: 1 S: 7	H: 2 LOB: 2 BB: 0 P: 11	R: 5 E: 0 K: 1 S: 16	H: 4 LOB: 0 BB: 1 P: 26	R: 0 E: 0 K: 1 S: 9	H: 2 LOB: 2 BB: 0 P: 12	R: 0 E: 0 K: 0 S: 5	H: 1 LOB: 0 BB: 0 P: 7	R: 1 E: 0 K: 0 S: 9	H: 2 LOB: 1 BB: 0 P: 14	R: 0 E: 0 K: 1 S: 10	H: 1 LOB: 1 BB: 0 P: 16	1B: 8 2B: 5 3B: 1 HR: 2	SF: 1 SAC: 0 DP: 1 HBP: 0	WP: 0 PB: 0 SB: 0 CS: 0	PA: 42
<b>PITCHER</b>	IP WLS BF H R ER SO BB IBB HBP BLK WP HR S P ERA WHIP																					
<b>John Burkett, R</b> ERA: 4.43 (1, 1)	5.0 L 25 10 7 7 5 0 0 0 0 0 0 1 53 81 12.60 2.000																					
<b>Kevin Gross, R</b> ERA: 5.43 (6, 1)	3.0 13 5 1 1 1 0 0 0 0 0 0 1 23 33 3.00 1.667																					
<b>Mike Henneman, R</b> ERA: 6.75 (9, 1)	1.0 4 1 0 0 1 0 0 0 0 0 0 0 10 16 0.00 1.000																					

**Cleveland Indians @ Texas Rangers**  
 The Ballpark at Arlington, Arlington, TX  
 Sun Sep 01 1996, 4:33 AM EDT  
 Att: 46,084 - Sunny - 79 F

AB 40  
 R 8  
 H 16  
 RBI 8  
 BB 1  
 SO 7  
 LOB 16



Batter	1	2	3	4	5	6	7	8	9	AB	R	H	RBI	BB	SO	LOB	BOTTOM			
<b>Darryl Hamilton, L</b> OBP: 0.358, SLG: 0.388 (1, 8)										5	0	2	0	0	0	1	<b>Cleveland Indians @ Texas Rangers</b> The Ballpark at Arlington, Arlington, TX Sun Sep 01 1996, 4:33 AM EDT Att: 46,084 - Sunny - 79 F			
<b>Ivan Rodriguez, R</b> OBP: 0.355, SLG: 0.506 (1, 2)										5	0	0	0	0	1	4				
<b>29 Rusty Greer, L</b> OBP: 0.400, SLG: 0.532 (1, 7)										3	0	1	1	1	1	1				
<b>Juan Gonzalez, R</b> OBP: 0.387, SLG: 0.679 (1, 9)										5	0	0	0	0	0	5				
<b>Will Clark, L</b> OBP: 0.375, SLG: 0.434 (1, 3)										4	1	1	1	0	1	1				
<b>Dean Palmer, R</b> OBP: 0.358, SLG: 0.539 (1, 5)										4	0	2	0	0	1	2				
<b>Mickey Tettleton, S</b> OBP: 0.363, SLG: 0.431 (1, 10)										3	0	1	0	1	1	2				
<b>Kevin Elster, R</b> OBP: 0.320, SLG: 0.480 (1, 6)										3	0	0	0	1	2	5				
<b>Kurt Stillwell, S</b> OBP: 0.347, SLG: 0.303 (1, 4)										3	0	1	0	0	2	2				
<b>Damon Buford, R</b> OBP: 0.336, SLG: 0.444 (9, PH)										0	1	0	0	1	0	0				
<b>Inning Stats</b>	R: 0 E: 0 K: 1 S: 7	H: 0 LOB: 0 BB: 0 P: 12	R: 1 E: 0 K: 2 S: 13	H: 2 LOB: 1 BB: 0 P: 16	R: 0 E: 0 K: 1 S: 9	H: 1 LOB: 2 BB: 1 P: 17	R: 0 E: 0 K: 2 S: 10	H: 1 LOB: 2 BB: 1 P: 19	R: 0 E: 0 K: 0 S: 13	H: 1 LOB: 1 BB: 0 P: 15	R: 0 E: 0 K: 1 S: 9	H: 0 LOB: 0 BB: 0 P: 11	R: 0 E: 1 K: 2 S: 16	H: 1 LOB: 3 BB: 1 P: 25	R: 1 E: 0 K: 0 S: 7	H: 1 LOB: 1 BB: 1 P: 16	1B: 6 2B: 1 3B: 0 HR: 1	SF: 1 SAC: 0 DP: 0 HBP: 0	WP: 0 PB: 0 SB: 0 CS: 0	PA: 40
<b>PITCHER</b>	IP WLS BF H R ER SO BB IBB HBP BLK WP HR S P ERA WHIP																			
<b>Charles Nagy, R</b> ERA: 3.49 (1, 1)	7.2 W 34 7 1 1 8 3 0 0 0 0 0 0 1 81 1.17 1.304																			
<b>Eric Plunk, R</b> ERA: 2.54 (8, 1)	0.1 1 0 0 0 1 0 0 0 0 0 0 0 3 5 0.00 0.000																			
<b>Paul Assenmacher, L</b> ERA: 2.38 (9, 1)	1.0 5 1 1 1 0 1 0 0 0 0 0 0 7 16 9.00 2.000																			

**Cleveland Indians @ Texas Rangers**  
 The Ballpark at Arlington, Arlington, TX  
 Sun Sep 01 1996, 4:33 AM EDT  
 Att: 46,084 - Sunny - 79 F

AB 35  
 R 2  
 H 8  
 RBI 2  
 BB 4  
 SO 9  
 LOB 23





Batter	1	2	3	4	5	6	7	8	9	AB	R	H	RBI	BB	SO	LOB	TOP										
<b>Chuck Knoblauch, R</b> OBP: 0.447, SLG: 0.524 (1, 4)										3	1	2	1	0	4												
<b>Rich Becker, L</b> OBP: 0.384, SLG: 0.432 (1, 8)										5	1	2	0	0	1	1											
<b>Paul Molitor, R</b> OBP: 0.393, SLG: 0.466 (1, 10)										4	0	1	1	1	1	1											
<b>Todd Walker, L</b> OBP: 0.222, SLG: 0.250 <b>Jeff Reboulet, R</b> OBP: 0.236, SLG: 0.253 (1, 5) (9, 5)										4	0	0	0	1	1	3											
<b>Roberto Kelly, R</b> OBP: 0.366, SLG: 0.443 (1, 7)										4	0	0	0	0	1	3											
<b>Matt Lawton, L</b> OBP: 0.352, SLG: 0.385 (1, 9)										3	1	0	0	1	0	1											
<b>Ron Coomer, R</b> OBP: 0.354, SLG: 0.534 (1, 3)										3	2	2	0	1	0	0											
<b>Matt Walbeck, S</b> OBP: 0.276, SLG: 0.345 (1, 2)										3	1	2	2	1	0	1											
<b>Pat Meares, R</b> OBP: 0.304, SLG: 0.400 (1, 6)										4	0	3	0	0	0	1											
<b>Inning Stats</b>	R: 1 E: 0 K: 1 S: 15	H: 1 LOB: 1 BB: 1 P: 25	R: 2 E: 0 K: 0 S: 11	H: 2 LOB: 1 BB: 2 P: 21	R: 0 E: 0 K: 0 S: 7	H: 0 LOB: 0 BB: 1 P: 15	R: 1 E: 0 K: 0 S: 7	H: 1 LOB: 0 BB: 0 P: 15	R: 0 E: 0 K: 0 S: 3	H: 1 LOB: 0 BB: 0 P: 4	R: 1 E: 0 K: 1 S: 11	H: 3 LOB: 2 BB: 0 P: 19	R: 1 E: 0 K: 1 S: 10	H: 2 LOB: 0 BB: 0 P: 14	R: 0 E: 0 K: 0 S: 12	H: 1 LOB: 2 BB: 1 P: 21	R: 0 E: 0 K: 1 S: 5	H: 0 LOB: 0 BB: 0 P: 6	1B: 8 2B: 1 3B: 1 HR: 1	SF: 1 SAC: 0 DP: 3 HBP: 0	WP: 0 PB: 0 SB: 3 CS: 1	PA: 41					
<b>PITCHER</b>	IP	WLS	BF	H	R	ER	SO	BB	IBB	HBP	BLK	WP	HR	S	P	ERA	WHIP										
<b>Ken Hill, R</b> ERA: 3.61 (1, 1)	6.0	L	30	10	6	6	2	5	0	0	0	0	1	60	108	9.00	2.500										
<b>Mike Stanton, L</b> ERA: 3.73 (7, 1)	1.1		3	0	0	0	1	0	0	0	0	0	0	8	11	0.00	0.000										
<b>Jeff Russell, R</b> ERA: 3.65 (8, 1)	0.2		4	1	0	0	0	1	0	0	0	0	0	8	15	0.00	3.000										
<b>Ed Vosberg, L</b> ERA: 2.48 (9, 1)	1.0		3	0	0	0	1	0	0	0	0	0	0	5	6	0.00	0.000										

Minnesota Twins @ Texas Rangers  
The Ballpark at Arlington, Arlington, TX  
Mon Sep 02 1996, 8:05 PM EDT  
Att: 24,786 - Unknown - 75 F

AB	33
R	6
H	11
RBI	5
BB	6
SO	4
LOB	15



Batter	1	2	3	4	5	6	7	8	9	AB	R	H	RBI	BB	SO	LOB	BOTTOM										
<b>Darryl Hamilton, L</b> OBP: 0.357, SLG: 0.385 (1, 8)										4	0	0	0	1	0	3											
<b>Ivan Rodriguez, R</b> OBP: 0.356, SLG: 0.507 (1, 2)										5	2	2	0	0	0	3											
<b>29 Rusty Greer, L</b> OBP: 0.400, SLG: 0.529 (1, 7)										3	0	0	0	2	0	4											
<b>Juan Gonzalez, R</b> OBP: 0.391, SLG: 0.684 (1, 9)										4	1	3	1	1	0	1											
<b>Willi Clark, L</b> OBP: 0.376, SLG: 0.433 (1, 3)										5	0	2	1	0	1	5											
<b>Dean Palmer, R</b> OBP: 0.358, SLG: 0.539 (1, 5)										4	0	1	0	1	2	5											
<b>Mickey Tettleton, S</b> OBP: 0.365, SLG: 0.432 <b>Warren Newson, L</b> OBP: 0.349, SLG: 0.457 (1, 10) (9, PR)										3	1	1	1	2	0	1											
<b>Mark McLemore, S</b> OBP: 0.395, SLG: 0.382 (1, 4)										3	0	1	0	2	1	4											
<b>Kevin Elster, R</b> OBP: 0.319, SLG: 0.479 (1, 6)										5	0	1	1	0	1	7											
<b>Inning Stats</b>	R: 0 E: 0 K: 0 S: 5	H: 0 LOB: 1 BB: 1 P: 14	R: 0 E: 0 K: 1 S: 8	H: 2 LOB: 2 BB: 1 P: 18	R: 1 E: 0 K: 1 S: 10	H: 2 LOB: 2 BB: 1 P: 19	R: 1 E: 0 K: 0 S: 11	H: 2 LOB: 2 BB: 1 P: 20	R: 1 E: 0 K: 2 S: 13	H: 1 LOB: 3 BB: 2 P: 25	R: 0 E: 0 K: 1 S: 18	H: 0 LOB: 1 BB: 1 P: 29	R: 1 E: 0 K: 0 S: 7	H: 2 LOB: 0 BB: 0 P: 9	R: 0 E: 0 K: 0 S: 12	H: 0 LOB: 1 BB: 1 P: 20	1B: 5 2B: 8 3B: 0 HR: 0	SF: 0 SAC: 0 DP: 2 HBP: 0	WP: 1 PB: 0 SB: 0 CS: 0	PA: 45							
<b>PITCHER</b>	IP	WLS	BF	H	R	ER	SO	BB	IBB	HBP	BLK	WP	HR	S	P	ERA	WHIP										
<b>Rick Aguilera, R</b> ERA: 5.45 (1, 1)	5.0	W	27	8	3	3	2	5	0	0	0	0	0	44	88	5.40	2.600										
<b>Rich Robertson, L</b> ERA: 4.5 (6, 1)	0.1		3	0	0	0	0	2	0	0	0	1	0	6	16	0.00	6.000										
<b>Mike Trombley, R</b> ERA: 3.43 (6, 1)	1.2	S	8	2	1	1	3	1	0	0	0	0	0	27	40	5.40	1.800										
<b>Eddie Guardado, L</b> ERA: 5.29 (8, 1)	2.0		7	1	0	0	0	1	0	0	0	0	0	17	27	0.00	1.000										

Minnesota Twins @ Texas Rangers  
The Ballpark at Arlington, Arlington, TX  
Mon Sep 02 1996, 8:05 PM EDT  
Att: 24,786 - Unknown - 75 F

AB	36
R	4
H	11
RBI	4
BB	9
SO	5
LOB	33





Batter	1	2	3	4	5	6	7	8	9	AB	R	H	RBI	BB	SO	LOB	TOP										
<b>Chuck Knoblauch, R</b> (1, 4) OBP: 0.443, SLG: 0.519	1-1 F8	1-2 FC5		0-1 G5-3		2-2 L6		2-2 F7		5	0	0	0	0	0	4	<b>Minnesota Twins @ Texas Rangers</b> The Ballpark at Arlington, Arlington, TX Tue Sep 03 1996, 8:05 PM EDT Att: 28,401 - Unknown - 82 F <a href="http://livebaseballscorecards.com">livebaseballscorecards.com</a>										
<b>Rich Becker, L</b> (1, 8) OBP: 0.365, SLG: 0.434	0-1 BB 1B		4-2 HR BB		3-1 G4-3		2-1 1B 1B	4-2 E BB		3	1	2	0	2	0	0											
<b>Paul Molitor, R</b> (1, 10) OBP: 0.391, SLG: 0.463	0-0 BB		1-0 L7		1-0 G4-3		0-1 L9	1-0 E6		5	0	1	0	0	0	3											
<b>Todd Walker, L</b> (1, 5) OBP: 0.261, SLG: 0.250	4-2 BB		2-2 L6		1-1 1B HR 1B		1-2 P6	3-2 G3		4	1	1	0	1	0	4											
<b>Marty Cordova, R</b> (1, 7) OBP: 0.366, SLG: 0.478	0-1 G6-4-3		1-2 HR		0-1 HR 1B		1-1 FC6-4 1B	0-1 G5-3		5	2	3	2	0	0	3											
<b>Scott Stahovick, L</b> (1, 3) OBP: 0.392, SLG: 0.476		3-3 K	3-2 F7		2-2 HR		1-1 FC6-4	1-2 P5		3	1	1	3	0	1	0											
<b>Ron Coomer, R</b> (7, PH) OBP: 0.352, SLG: 0.531							1-1 SAFE FC6-4			1	0	0	0	0	0	2											
<b>Matt Walbeck, S</b> (9, PH) OBP: 0.274, SLG: 0.343					1-1 HR					1	0	0	0	0	0	0											
<b>Matt Lawton, L</b> (1, 9) OBP: 0.352, SLG: 0.381		4-1 FC5 1B BB		0-0 G5-3		0-1 F8		0-1 L9	0-1 G4-3	2	0	0	0	1	0	0											
<b>Jeff Reboulet, R</b> (8, PH) OBP: 0.298, SLG: 0.253										0	0	0	0	0	0	0											
<b>Chip Hale, L</b> (8, PH) OBP: 0.364, SLG: 0.390										2	0	0	0	0	0	0											
<b>Pat Meares, R</b> (1, 6) OBP: 0.308, SLG: 0.408		3-1 BB		1-1 G3 1B		1-1 L8		2-1 1B 3B		4	1	3	0	0	0	0											
<b>Greg Myers, L</b> (1, 2) OBP: 0.333, SLG: 0.449		0-3 K		0-0 G3		1-1 F9		0-0 BB E 1B		4	1	1	1	0	1	3											
<b>Inning Stats</b>	R: 0 E: 0 K: 0 S: 12	H: 2 LOB: 2 BB: 1 P: 17	R: 0 E: 0 K: 2 S: 13	H: 1 LOB: 2 BB: 1 P: 24	R: 2 E: 0 K: 0 S: 16	H: 1 LOB: 0 BB: 1 P: 27	R: 0 E: 0 K: 0 S: 6	H: 1 LOB: 0 BB: 0 P: 7	R: 3 E: 0 K: 0 S: 12	H: 3 LOB: 0 BB: 0 P: 19	R: 0 E: 0 K: 0 S: 7	H: 0 LOB: 0 BB: 0 P: 11	R: 0 E: 0 K: 0 S: 11	H: 2 LOB: 2 BB: 1 P: 16	R: 2 E: 1 K: 0 S: 14	H: 2 LOB: 2 BB: 1 P: 26	R: 0 E: 0 K: 0 S: 7	H: 0 LOB: 0 BB: 0 P: 8	1B: 9 2B: 0 3B: 1 HR: 2	SF: 0 SAC: 0 DP: 1 HBP: 0	WP: 0 PB: 0 SB: 0 CS: 0	PA: 43					
<b>PITCHER</b>	IP	WLS	BF	H	R	ER	SO	BB	IBB	HBP	BLK	WP	HR	S	P	ERA	WHIP										
<b>Bobby Witt, R</b> (1, 1) ERA: 5.59	5.0	W	25	8	5	5	2	3	0	0	0	0	2	59	94	9.00	2.200										
<b>Kevin Gross, R</b> (6, 1) ERA: 5.35	1.2		7	2	0	0	0	0	0	0	0	0	0	16	24	0.00	1.200										
<b>Mike Stanton, L</b> (7, 1) ERA: 3.72	0.1		1	0	0	0	0	0	0	0	0	0	0	2	3	0.00	0.000										
<b>Jeff Russell, R</b> (8, 1) ERA: 3.75	1.0	S	3	2	2	1	0	1	0	0	0	0	0	14	26	9.00	3.000										
<b>Mike Henneman, R</b> (9, 1) ERA: 6.57	1.0		3	0	0	0	0	0	0	0	0	0	0	7	8	0.00	0.000										

Batter	1	2	3	4	5	6	7	8	9	AB	R	H	RBI	BB	SO	LOB	BOTTOM											
<b>Darryl Hamilton, L</b> (1, 8) OBP: 0.358, SLG: 0.387	4-1 FC5-4 1B BB	3-1 G4-3 2B		3-2 F8		3-2 L6				3	1	1	1	1	0	1	<b>Minnesota Twins @ Texas Rangers</b> The Ballpark at Arlington, Arlington, TX Tue Sep 03 1996, 8:05 PM EDT Att: 28,401 - Unknown - 82 F <a href="http://livebaseballscorecards.com">livebaseballscorecards.com</a>											
<b>Ivan Rodriguez, R</b> (1, 2) OBP: 0.353, SLG: 0.504	1-3 K	0-1 G4-3		0-0 F9		2-2 G3-1				4	0	0	0	0	1	2												
<b>29 Rusty Greer, L</b> (1, 7) OBP: 0.399, SLG: 0.525	4-1 FC5-4 1B BB	1-1 L8			2-0 F8		1-0 G6-3			3	0	0	0	1	0	1												
<b>Juan Gonzalez, R</b> (1, 9) OBP: 0.388, SLG: 0.678	2-1 FC5-4 1B 1B 2B		0-3 K		1-0 F9		0-0 F9			4	1	0	0	0	1	2												
<b>Willi Clark, L</b> (1, 3) OBP: 0.377, SLG: 0.434	1-0 1B 2B 1B		0-1 G1-3		2-2 G3-1			3-0 1B SF8 1B		4	2	2	1	0	0	0												
<b>Dean Palmer, R</b> (1, 5) OBP: 0.359, SLG: 0.538	0-2 2B 1B		4-2 BB 2B BB			0-1 F8		0-1 L9		3	2	1	0	1	0	1												
<b>Mickey Tettleton, S</b> (1, 10) ERA: 5.07	2-2 2B		4-1 BB 2B BB			3-1 HR		1-0 SF8 1B		3	2	3	4	1	0	0												
<b>Damon Buford, R</b> (8, PR) OBP: 0.336, SLG: 0.444	1-1 1B 2B		1-2 2B BB			1-0 HR		1-3 1B		0	0	0	0	0	0	0												
<b>Mark McLemore, S</b> (1, 4) OBP: 0.396, SLG: 0.396		1-1 SH3-4 1B	2-1 1B 2B			1-0 G4-3		0-1 SF8		3	1	2	3	0	0	0												
<b>Kevin Elster, R</b> (1, 6) OBP: 0.319, SLG: 0.477	1-0 SH3-4		1-3 K			4-2 BB		2-1 P6		2	0	0	0	1	1	2												
<b>Inning Stats</b>	R: 4 E: 0 K: 1 S: 15	H: 3 LOB: 1 BB: 2 P: 29	R: 1 E: 0 K: 0 S: 9	H: 2 LOB: 1 BB: 0 P: 15	R: 2 E: 0 K: 1 S: 10	H: 1 LOB: 1 BB: 2 P: 20	R: 0 E: 0 K: 1 S: 7	H: 0 LOB: 0 BB: 0 P: 11	R: 0 E: 0 K: 0 S: 6	H: 0 LOB: 0 BB: 0 P: 11	R: 1 E: 0 K: 0 S: 10	H: 1 LOB: 1 BB: 1 P: 21	R: 0 E: 0 K: 0 S: 5	H: 0 LOB: 0 BB: 0 P: 8	R: 1 E: 0 K: 0 S: 8	H: 2 LOB: 2 BB: 0 P: 14		R: 0 E: 0 K: 0 S: 8	H: 0 LOB: 0 BB: 0 P: 8	1B: 5 2B: 3 3B: 0 HR: 1	SF: 1 SAC: 1 DP: 0 HBP: 0	WP: 0 PB: 0 SB: 0 CS: 0	PA: 36					
<b>PITCHER</b>	IP	WLS	BF	H	R	ER	SO	BB	IBB	HBP	BLK	WP	HR	S	P	ERA		WHIP										
<b>Frankie Rodriguez, R</b> (1, 1) ERA: 5.07	3.0	L	17	7	7	7	2	4	0	0	0	0	1	23	43	3.00		0.667										
<b>Jose Pizarro, R</b> (4, 1) ERA: 6.12	3.0		11	1	1	1	1	1	0	0	0	0	0	13	22	4.50	1.000											
<b>Dave Stevens, R</b> (7, 1) ERA: 5.27	2.0		8	2	1	1	0	0	0	0	0	0	0	13	22	4.50	1.000											



Batter	1	2	3	4	5	6	7	8	9	AB	R	H	RBI	BB	SO	LOB	TOP										
<b>Chuck Knoblauch, R</b> (1,4) <small>OBP: 0.445, SLG: 0.520</small> <b>Jeff Reboulet, R</b> (3,PH) <small>OBP: 0.294, SLG: 0.249</small> (3,5)										1	2	1	0	0	0	0											
<b>Rich Becker, L</b> (1,8) <small>OBP: 0.365, SLG: 0.438</small>										5	1	1	2	0	0	1											
<b>Paul Molitor, R</b> (1,10) <small>OBP: 0.393, SLG: 0.470</small>										5	2	3	1	0	0	0											
<b>Todd Walker, L</b> (1,5) <small>OBP: 0.296, SLG: 0.292</small> (3,4)										4	0	2	1	0	0	1											
<b>Marty Cordova, R</b> (1,7) <small>OBP: 0.365, SLG: 0.476</small>										4	1	1	0	0	1	3											
<b>Matt Lawton, L</b> (1,9) <small>OBP: 0.350, SLG: 0.379</small>										4	0	1	0	0	0	3											
<b>Matt Walbeck, S</b> (1,2) <small>OBP: 0.268, SLG: 0.335</small>										4	0	0	0	0	1	3											
<b>Scott Stahoviak, L</b> (1,3) <small>OBP: 0.393, SLG: 0.485</small>										4	1	2	3	0	1	0											
<b>Pat Meares, R</b> (1,6) <small>OBP: 0.306, SLG: 0.404</small>										4	0	0	0	0	1	2											
<b>Inning Stats</b>	R: 4 E: 0 K: 0 S: 26	H: 6 LOB: 2 BB: 0 P: 36	R: 2 E: 0 K: 0 S: 10	H: 2 LOB: 1 BB: 0 P: 14	R: 1 E: 0 K: 1 S: 9	H: 1 LOB: 0 BB: 0 P: 12	R: 0 E: 0 K: 0 S: 10	H: 2 LOB: 2 BB: 0 P: 12	R: 0 E: 0 K: 1 S: 10	H: 0 LOB: 0 BB: 0 P: 14	R: 0 E: 0 K: 0 S: 6	H: 0 LOB: 0 BB: 0 P: 8	R: 0 E: 0 K: 1 S: 7	H: 0 LOB: 0 BB: 0 P: 9	R: 0 E: 0 K: 1 S: 5	H: 0 LOB: 0 BB: 0 P: 7	R: 0 E: 0 K: 0 S: 6	H: 0 LOB: 0 BB: 0 P: 11	1B: 7 2B: 1 3B: 1 HR: 2	SF: 0 SAC: 0 DP: 0 HBP: 1	WP: 0 PB: 1 CS: 0	PA: 39					
<b>PITCHER</b>	IP	WLS	BF	H	R	ER	SO	BB	IBB	HBP	BLK	WP	HR	S	P	ERA	WHIP										
<b>Roger Pavlik, R</b> (1,1) <small>ERA: 4.96</small>	1.1		12	7	6	6	0	0	0	1	0	0	1	32	46	40.50	5.250										
<b>Gil Heredia, R</b> (2,1) <small>ERA: 5.64</small>	6.2	L	24	4	1	1	4	0	0	0	0	0	1	51	66	1.35	0.600										
<b>Kevin Gross, R</b> (9,1) <small>ERA: 5.31</small>	1.0		3	0	0	0	0	0	0	0	0	0	0	6	11	0.00	0.000										

Minnesota Twins @ Texas Rangers  
 The Ballpark at Arlington, Arlington, TX  
 Wed Sep 04 1996, 8:05 PM EDT  
 Att: 29,744 - Unknown - 84 F

AB	38
R	7
H	11
RBI	7
BB	0
SO	4
LOB	13



Batter	1	2	3	4	5	6	7	8	9	AB	R	H	RBI	BB	SO	LOB	BOTTOM										
<b>Darryl Hamilton, L</b> (1,8) <small>OBP: 0.356, SLG: 0.385</small>										5	0	1	0	0	0	2											
<b>Ivan Rodriguez, R</b> (1,2) <small>OBP: 0.382, SLG: 0.501</small>										5	1	1	1	0	1	1											
<b>29 Rusty Greer, L</b> (1,7) <small>OBP: 0.400, SLG: 0.529</small> <b>Damon Buford, R</b> (3,7) <small>OBP: 0.345, SLG: 0.449</small>										2	0	1	2	0	0	0											
<b>Juan Gonzalez, R</b> (1,9) <small>OBP: 0.389, SLG: 0.683</small>										4	1	2	1	0	1	2											
<b>Willi Clark, L</b> (1,3) <small>OBP: 0.376, SLG: 0.430</small>										3	1	0	0	1	0	1											
<b>Dean Palmer, R</b> (1,5) <small>OBP: 0.360, SLG: 0.543</small>										4	1	2	2	0	0	1											
<b>Mickey Tettleton, S</b> (1,10) <small>OBP: 0.371, SLG: 0.444</small>										2	0	0	0	2	1	1											
<b>Kevin Elster, R</b> (1,6) <small>OBP: 0.318, SLG: 0.474</small>										3	1	0	0	1	1	3											
<b>Rene Gonzales, R</b> (1,4) <small>OBP: 0.305, SLG: 0.357</small> <b>Warren Newson, L</b> (9,PH) <small>OBP: 0.347, SLG: 0.455</small>										3	1	1	0	0	0	0											
<b>Inning Stats</b>	R: 0 E: 0 K: 0 S: 7	H: 1 LOB: 0 BB: 0 P: 8	R: 6 E: 0 K: 0 S: 16	H: 5 LOB: 1 BB: 2 P: 37	R: 0 E: 0 K: 1 S: 13	H: 0 LOB: 0 BB: 1 P: 21	R: 0 E: 0 K: 0 S: 8	H: 0 LOB: 0 BB: 0 P: 12	R: 0 E: 0 K: 0 S: 5	H: 2 LOB: 1 BB: 0 P: 10	R: 0 E: 0 K: 0 S: 3	H: 0 LOB: 0 BB: 1 P: 7	R: 0 E: 0 K: 1 S: 10	H: 0 LOB: 1 BB: 1 P: 16	R: 0 E: 0 K: 1 S: 8	H: 1 LOB: 1 BB: 0 P: 10	R: 0 E: 0 K: 2 S: 7	H: 0 LOB: 0 BB: 0 P: 10	1B: 6 2B: 0 3B: 1 HR: 2	SF: 0 SAC: 0 DP: 2 HBP: 0	WP: 1 PB: 0 CS: 0	PA: 38					
<b>PITCHER</b>	IP	WLS	BF	H	R	ER	SO	BB	IBB	HBP	BLK	WP	HR	S	P	ERA	WHIP										
<b>Travis Miller, L</b> (1,1) <small>ERA: 14.04</small>	1.1		9	4	5	5	0	2	0	0	0	0	0	15	31	33.75	4.500										
<b>Rich Robertson, L</b> (2,1) <small>ERA: 4.7</small>	5.1	W	21	4	1	1	1	3	0	0	0	0	0	44	77	1.69	1.312										
<b>Mike Trombley, R</b> (7,1) <small>ERA: 3.3</small>	2.1	S	8	1	0	0	4	0	0	0	0	1	0	18	23	0.00	0.429										

Minnesota Twins @ Texas Rangers  
 The Ballpark at Arlington, Arlington, TX  
 Wed Sep 04 1996, 8:05 PM EDT  
 Att: 29,744 - Unknown - 84 F

AB	33
R	6
H	9
RBI	6
BB	5
SO	5
LOB	11









Batter	1	2	3	4	5	6	7	8	9	AB	R	H	RBI	BB	SO	LOB	TOP			
Darryl Hamilton, L OBP: 0.358, SLG: 0.385	E6 G4-3 1B G6-3		F8		F8		G3			4	1	0	0	0	0	1				
Ivan Rodriguez, R OBP: 0.397, SLG: 0.502	3-1 SAFE G4-3 1B		1-1 BB 1B			0-1 1B 1B		1-1 P4		4	1	3	0	0	0	0				
Will Clark, L OBP: 0.379, SLG: 0.429	1-1 G4-3		4-2 1-2 BB			2-1 1B 1B		2-3 K		3	0	1	0	1	1	2				
Juan Gonzalez, R OBP: 0.386, SLG: 0.683	2-2 G6-3		0-2 G4-3			3-0 F7		0-0 G6-3		4	0	0	1	0	0	5				
Dean Palmer, R OBP: 0.358, SLG: 0.538	3-H 0-0 P4			1-1 G6-4-3 1B		2-2 1-2 2-H G6-4-3 1B		2-1 G5-3		4	0	2	1	0	0	1				
Warren Newson, L OBP: 0.343, SLG: 0.447		1-2 F7		1-1 G6-4-3		1-0 G6-4-3		2-3 K		4	0	0	0	0	1	3				
Mark McLemore, S OBP: 0.395, SLG: 0.388		1-1 G4-3		1-1 F9			2-2 3B		1-0 G4-3	4	0	1	0	0	0	0				
Kevin Elster, R OBP: 0.315, SLG: 0.467		0-0 P2			2-1 G5-3		0-1 P4			3	0	0	0	0	0	1				
Dave Valle, R OBP: 0.353, SLG: 0.434			2-1 F8		0-1 G3		0-3 K			3	0	0	0	0	1	1				
Mike Henneman, R (9, 1)										0	0	0	0	0	0	0				
<b>Inning Stats</b>	R: 1 E: 1 K: 0 S: 10	H: 1 LOB: 1 BB: 0 P: 16	R: 0 E: 0 K: 0 S: 6	H: 0 LOB: 0 BB: 0 P: 8	R: 0 E: 0 K: 0 S: 13	H: 1 LOB: 2 BB: 1 P: 21	R: 0 E: 0 K: 0 S: 6	H: 1 LOB: 0 BB: 0 P: 9	R: 0 E: 0 K: 0 S: 5	H: 3 LOB: 1 BB: 0 P: 17	R: 0 E: 0 K: 1 S: 11	H: 1 LOB: 1 BB: 0 P: 13	R: 0 E: 0 K: 1 S: 6	H: 0 LOB: 0 BB: 0 P: 9	R: 0 E: 0 K: 1 S: 8	H: 0 LOB: 0 BB: 0 P: 13	1B: 6 2B: 0 3B: 1 HR: 0	SF: 0 SAC: 0 DP: 2 HBP: 0	WP: 0 PB: 0 SB: 0 CS: 0	PA: 34
<b>PITCHER</b>	IP WLS BF H R ER SO BB IBB HBP BLK WP HR S P ERA WHIP																			
Ben McDonald, R ERA: 4.08	(1, 1) 8.0 L 31 7 2 1 2 1 0 0 0 0 0 0 66 102 1.12 1.000																			
Bob Wickman, R ERA: 4.53	(9, 1) 1.0 3 0 0 0 1 0 0 0 0 0 0 8 13 0.00 0.000																			

Texas Rangers @ Milwaukee Brewers  
Milwaukee County Stadium, Milwaukee, WI  
Sat Sep 07 1996, 4:33 AM EDT  
Att: 19,110 - Sunny - 79 F

AB 33  
R 2  
H 7  
RBI 2  
BB 1  
SO 3  
LOB 14



Batter	1	2	3	4	5	6	7	8	9	AB	R	H	RBI	BB	SO	LOB	BOTTOM			
Fernando Vina, L OBP: 0.343, SLG: 0.381	0-1 SH1-3 L5 1B		K		L5		F9			4	0	1	0	0	1	1				
Jeff Cirillo, R OBP: 0.389, SLG: 0.490	1-1 SAFE SH1-3		1-0 G1-3			4-0 G3 WP BB		4-2 G3 BB		1	0	0	0	2	0	0				
David Hulse, L OBP: 0.272, SLG: 0.248	(8, FR)									0	0	0	0	0	0	0				
Mark Loretta, R OBP: 0.333, SLG: 0.321	(9, 5)									0	0	0	0	0	0	0				
Dave Nilsson, L OBP: 0.412, SLG: 0.545	1-2 SAFE BB		0-0 L7			3-3 K		3-2 SAFE G3		3	0	0	0	1	1	2				
John Jaha, R OBP: 0.389, SLG: 0.521	(1, 10)		1-2 L5		0-0 P3		4-1 G3 BB		2-2 FC5 FC3-2 1B	3	0	1	0	1	0	2				
Jose Valentin, S OBP: 0.335, SLG: 0.494	(1, 6)		4-2 G3 S BB		3-2 G4-3 2B		0-2 G3		0-0 FC3-2	3	0	1	0	1	0	4				
Marc Newfield, R OBP: 0.324, SLG: 0.434	(1, 7)		2-2 G3		1-0 G4-3		1-2 2-3 G4-3		1-2 3-H 2-2 FC5	4	0	0	0	0	0	7				
Jeremy Burnitz, L OBP: 0.383, SLG: 0.486	(1, 8)		0-0 P5		3-3 K			4-2 SH2-3 BB		3	0	0	0	1	2	2				
Matt Mieske, R OBP: 0.317, SLG: 0.472	(1, 9)		0-1 L8			1-1 L9		0-0 SH2-3		3	0	0	0	0	1	1				
Mike Matheny, R OBP: 0.248, SLG: 0.355	(1, 2)		3-2 HR		2-3 K			0-0 F7		3	1	1	1	0	1	1				
Turner Ward, S OBP: 0.338, SLG: 0.351	(9, PH)								1-1 G4-3	1	0	0	0	0	0	0				
<b>Inning Stats</b>	R: 0 E: 1 K: 0 S: 12	H: 1 LOB: 1 BB: 1 P: 18	R: 0 E: 0 K: 0 S: 8	H: 0 LOB: 1 BB: 1 P: 14	R: 1 E: 0 K: 1 S: 10	H: 1 LOB: 0 BB: 0 P: 15	R: 0 E: 0 K: 1 S: 11	H: 1 LOB: 0 BB: 0 P: 18	R: 0 E: 0 K: 1 S: 9	H: 0 LOB: 2 BB: 2 P: 23	R: 0 E: 0 K: 0 S: 8	H: 0 LOB: 1 BB: 1 P: 13	R: 0 E: 0 K: 0 S: 19	H: 1 LOB: 3 BB: 1 P: 30	R: 0 E: 0 K: 2 S: 9	H: 0 LOB: 0 BB: 0 P: 11	1B: 2 2B: 2 3B: 0 HR: 1	SF: 0 SAC: 2 DP: 1 HBP: 0	WP: 2 PB: 0 SB: 1 CS: 0	PA: 36
<b>PITCHER</b>	IP WLS BF H R ER SO BB IBB HBP BLK WP HR S P ERA WHIP																			
Ken Hill, R ERA: 3.54	(1, 1) 6.2 W 27 3 1 1 4 3 1 0 0 0 0 1 63 110 1.35 1.200																			
Ed Vosberg, L ERA: 2.43	(7, 1) 0.2 3 0 0 0 0 1 0 0 0 0 0 14 22 0.00 1.500																			
Jeff Russell, R ERA: 3.73	(8, 1) 0.0 1 1 0 0 0 0 0 0 0 0 1 0 4 6 ∞ ∞																			
Mike Stanton, L ERA: 3.67	(8, 1) 1.0 3 0 0 0 1 0 0 0 0 0 0 7 10 0.00 0.000																			
Mike Henneman, R ERA: 6.45	(9, 1) 0.2 S 2 0 0 0 1 0 0 0 0 0 0 6 7 0.00 0.000																			

Texas Rangers @ Milwaukee Brewers  
Milwaukee County Stadium, Milwaukee, WI  
Sat Sep 07 1996, 4:33 AM EDT  
Att: 19,110 - Sunny - 79 F

AB 28  
R 1  
H 4  
RBI 1  
BB 6  
SO 6  
LOB 20





Batter	1	2	3	4	5	6	7	8	9	AB	R	H	RBI	BB	SO	LOB	TOP										
Darryl Hamilton, L (1, 8) OBP: 0.356, SLG: 0.388	G3		HR	K		G3		P6		5	1	1	1	0	1	4	<b>Texas Rangers @ Milwaukee Brewers</b> Milwaukee County Stadium, Milwaukee, WI Sun Sep 08 1996, 4:33 AM EDT Att: 17,542 - Cloudy - 81 F										
Ivan Rodriguez, R (1, 2) OBP: 0.357, SLG: 0.501	P4		G3 2B 1B		HR	P3			P3	5	2	2	0	0	0	1											
Will Clark, L (1, 3) OBP: 0.375, SLG: 0.423	K		G3		F7		G6-3		K	5	0	0	0	0	2	2											
Juan Gonzalez, R (1, 9) OBP: 0.388, SLG: 0.690		FC5-4 1B	HR	2B	HR		P4		G5-3	5	2	3	3	0	0	0											
Mickey Tettleton, S (1, 10) OBP: 0.372, SLG: 0.448	F9		HR		K		L9			4	1	1	2	0	1	1											
Dean Palmer, R (1, 5) OBP: 0.355, SLG: 0.533	FC5-4 BB		G1-3		G5-3			F9		4	0	0	0	0	0	1											
Warren Newson, L (1, 7) OBP: 0.353, SLG: 0.452		BB		1B		WP 1B BB		1B	1B	2	1	2	0	2	0	0											
Mark McLemore, S (1, 4) OBP: 0.396, SLG: 0.389	G4-3		K		G3 1B		1B	1B		4	0	2	1	0	1	3											
Kevin Elster, R (1, 6) OBP: 0.312, SLG: 0.463			L8		L9		G6-3		K	4	0	0	0	0	1	4											
<b>Inning Stats</b>	R: 0 E: 0 K: 1 S: 10	H: 0 LOB: 0 BB: 0 P: 14	R: 0 E: 0 K: 0 S: 14	H: 1 LOB: 2 BB: 1 P: 25	R: 4 E: 0 K: 0 S: 12	H: 4 LOB: 0 BB: 0 P: 16	R: 0 E: 0 K: 2 S: 12	H: 1 LOB: 1 BB: 0 P: 17	R: 2 E: 0 K: 1 S: 12	H: 2 LOB: 0 BB: 0 P: 18	R: 1 E: 0 K: 0 S: 9	H: 1 LOB: 1 BB: 1 P: 21	R: 0 E: 0 K: 0 S: 8	H: 0 LOB: 0 BB: 0 P: 12	R: 0 E: 0 K: 1 S: 11	H: 2 LOB: 2 BB: 0 P: 15		R: 0 E: 0 K: 1 S: 9	H: 0 LOB: 0 BB: 0 P: 12	1B: 7 2B: 1 3B: 0 HR: 3	SF: 0 SAC: 0 DP: 0 HBP: 0	WP: 1 PB: 0 SB: 1 CS: 0	PA: 40				
<b>PITCHER</b>	IP	WLS	BF	H	R	ER	SO	BB	IBB	HBP	BLK	WP	HR	S	P	ERA	WHIP										
Jeff D'Amico, R (1, 1) ERA: 5.16	2.0		8	1	0	0	1	1	0	0	0	0	0	24	39	0.00	1.000										
Bryce Florie, R (3, 1) ERA: 4.51	3.0	L	16	7	6	6	3	0	0	0	0	0	3	36	51	18.00	2.333										
Al Reyes, R (6, 1) ERA: 9.0	1.0		5	1	1	1	0	1	0	0	0	1	0	9	21	9.00	2.000										
Doug Jones, R (7, 1) ERA: 4.17	2.0		8	2	0	0	1	0	0	0	0	0	0	19	27	0.00	1.000										
Ron Villone, L (9, 1) ERA: 3.55	1.0		3	0	0	0	1	0	0	0	0	0	0	9	12	0.00	0.000										

Batter	1	2	3	4	5	6	7	8	9	AB	R	H	RBI	BB	SO	LOB	BOTTOM										
Fernando Vina, L (1, 4) OBP: 0.343, SLG: 0.380	L7		1B 1B		F7			L3		4	1	1	0	0	0	0	<b>Texas Rangers @ Milwaukee Brewers</b> Milwaukee County Stadium, Milwaukee, WI Sun Sep 08 1996, 4:33 AM EDT Att: 17,542 - Cloudy - 81 F										
Jeff Cirillo, R (1, 5) OBP: 0.388, SLG: 0.488	G4-3		1B		F8			G4-3		4	0	1	0	0	0	0											
Dave Nilsson, L (1, 10) OBP: 0.413, SLG: 0.544	F8		FC6-4 1B			FC5-4 1B		G3		4	0	2	1	0	0	0											
John Jaha, R (1, 3) OBP: 0.386, SLG: 0.516	G4-3		FC6-4		L7			G6-3		4	0	0	0	0	0	3											
Jose Valentin, S (1, 6) OBP: 0.335, SLG: 0.491	S BB				P4		F8		L7	3	0	0	0	1	0	1											
Marc Newfield, R (1, 7) OBP: 0.320, SLG: 0.428	K		G6-3		FC5-4			G5-3		4	0	0	0	0	1	2											
Jeremy Burnitz, L (1, 8) OBP: 0.388, SLG: 0.486	K				BB					2	0	1	0	1	1	1											
18 Todd Dunn, R (1, 9)			K		K					3	0	0	0	0	2	2											
Mike Matheny, R (1, 2) OBP: 0.245, SLG: 0.351	K		K		F9					3	0	0	0	0	1	0											
<b>Inning Stats</b>	R: 0 E: 0 K: 0 S: 5	H: 0 LOB: 0 BB: 0 P: 9	R: 0 E: 0 K: 2 S: 15	H: 0 LOB: 1 BB: 1 P: 23	R: 1 E: 0 K: 2 S: 14	H: 3 LOB: 2 BB: 0 P: 17	R: 0 E: 0 K: 1 S: 12	H: 0 LOB: 1 BB: 1 P: 18	R: 0 E: 0 K: 0 S: 5	H: 0 LOB: 0 BB: 0 P: 5	R: 0 E: 0 K: 0 S: 7	H: 1 LOB: 1 BB: 0 P: 10	R: 0 E: 0 K: 0 S: 6	H: 1 LOB: 0 BB: 0 P: 9	R: 0 E: 0 K: 0 S: 8	H: 0 LOB: 0 BB: 0 P: 12		R: 0 E: 0 K: 0 S: 7	H: 0 LOB: 0 BB: 0 P: 11	1B: 5 2B: 0 3B: 0 HR: 0	SF: 0 SAC: 0 DP: 1 HBP: 0	WP: 0 PB: 0 SB: 1 CS: 0	PA: 33				
<b>PITCHER</b>	IP	WLS	BF	H	R	ER	SO	BB	IBB	HBP	BLK	WP	HR	S	P	ERA	WHIP										
Bobby Witt, R (1, 1) ERA: 5.36	9.0	W	33	5	1	1	5	2	0	0	0	0	0	79	114	1.00	0.778										







Batter	1	2	3	4	5	6	7	8	9	AB	R	H	RBI	BB	SO	LOB	TOP									
Darryl Hamilton, L OBP: 0.354, SLG: 0.386	F7		1B HR	F7		E1 1B SF8	G4-3			5	2	1	0	0	0	2										
Ivan Rodriguez, R OBP: 0.355, SLG: 0.497	K		HR	FC5-4		SF8 1B		G4-3		5	1	2	2	0	1	1										
Will Clark, L OBP: 0.376, SLG: 0.432	F9		HR			SF8		FC6-4 1B		4	2	3	4	0	0	0										
Juan Gonzalez, R OBP: 0.387, SLG: 0.683		P3	1B		F7	G6-4-3 IBB		FC6-4 1B		4	0	1	0	1	0	2										
Mickey Tettleton, S OBP: 0.373, SLG: 0.457	K		1B			G6-4-3		F8		5	1	2	2	0	1	3										
Dean Palmer, R OBP: 0.355, SLG: 0.531		2B BB	K2-3-2 1B		F7			G6-3		4	1	1	0	1	1	2										
Lee Stevens, L OBP: 0.339, SLG: 0.526																										
Damon Buford, R OBP: 0.343, SLG: 0.445																										
Mark McLemore, S OBP: 0.394, SLG: 0.385																										
Kevin Elster, R OBP: 0.314, SLG: 0.462																										
<b>Inning Stats</b>	R: 0 E: 0 K: 1 S: 7	H: 0 LOB: 0 BB: 0 P: 9	R: 0 E: 0 K: 1 S: 16	H: 1 LOB: 2 BB: 1 P: 26	R: 4 E: 0 K: 1 S: 19	H: 6 LOB: 1 BB: 0 P: 26	R: 0 E: 0 K: 0 S: 10	H: 1 LOB: 1 BB: 0 P: 17	R: 2 E: 0 K: 0 S: 8	H: 2 LOB: 0 BB: 0 P: 14	R: 3 E: 1 K: 0 S: 9	H: 1 LOB: 0 BB: 3 P: 26	R: 2 E: 0 K: 0 S: 10	H: 2 LOB: 0 BB: 0 P: 17	R: 0 E: 0 K: 0 S: 7	H: 1 LOB: 1 BB: 0 P: 12	R: 0 E: 0 K: 1 S: 10	H: 0 LOB: 0 BB: 0 P: 15	1B: 9 2B: 3 3B: 0 HR: 3	SF: 1 SAC: 0 DP: 2 HBP: 0	WP: 0 PB: 0 SB: 0 CS: 0	PA: 44				
<b>PITCHER</b>	IP	WLS	BF	H	R	ER	SO	BB	IBB	HBP	BLK	WP	HR	S	P	ERA	WHIP									
Woody Williams, R ERA: 5.45	(1, 1)	5.0	L	25	10	6	6	3	1	0	0	0	0	2	60	92	10.80	2.200								
Huck Flener, L ERA: 5.02	(6, 1)	1.0		7	1	3	1	0	2	1	0	0	0	0	9	26	9.00	3.000								
Jose Silva, R ERA: 18.0	(7, 1)	1.0		5	2	2	2	0	0	0	0	0	1	10	17	18.00	2.000									
Dane Johnson, R ERA: 5.73	(8, 1)	1.0		4	1	0	0	0	0	0	0	0	0	7	12	0.00	1.000									
Scott Brow, R ERA: 5.73	(9, 1)	1.0		3	0	0	0	1	0	0	0	0	0	10	15	0.00	0.000									

Texas Rangers @ Toronto Blue Jays  
SkyDome, Toronto, ON  
Tue Sep 10 1996, 7:05 PM EDT  
Att: 26,286 - Unknown - 70 F

AB 39  
R 11  
H 14  
RBI 10  
BB 4  
SO 4  
LOB 13



Batter	1	2	3	4	5	6	7	8	9	AB	R	H	RBI	BB	SO	LOB	BOTTOM									
Otis Nixon, S OBP: 0.375, SLG: 0.318	HBP 1B BB		G4-3			G1-4-3 1B		G5-3	G5-3	2	1	1	0	2	0	1										
Shannon Stewart, R OBP: 0.326, SLG: 0.492										2	0	0	0	0	0	3										
Jacob Brumfield, R OBP: 0.330, SLG: 0.479	1B HBP BB									4	1	1	1	1	0	3										
Juan Samuel, R OBP: 0.310, SLG: 0.479										3	1	2	0	1	0	0										
Joe Carter, R OBP: 0.313, SLG: 0.486										4	0	1	0	0	1	7										
Carlos Delgado, L OBP: 0.359, SLG: 0.497	K									1	0	0	1	0	0	1										
Ed Sprague, R OBP: 0.337, SLG: 0.511										4	2	3	3	0	0	1										
Felipe Crespo, S OBP: 0.333, SLG: 0.125										1	0	0	0	0	0	1										
Robert Perez, R OBP: 0.369, SLG: 0.433										4	1	1	0	0	2	3										
Shawn Green, L OBP: 0.346, SLG: 0.471	K									1	0	1	0	0	0	0										
Charlie O'Brien, R OBP: 0.328, SLG: 0.422	K									5	0	2	0	0	2	3										
Alex Gonzalez, R OBP: 0.300, SLG: 0.392										5	1	1	0	0	0	4										
Tomas Perez, S OBP: 0.297, SLG: 0.322										4	1	1	1	0	1	1										
John Olerud, L OBP: 0.386, SLG: 0.495	K									1	0	0	0	0	0	2										
<b>Inning Stats</b>	R: 1 E: 0 K: 3 S: 20	H: 1 LOB: 3 BB: 2 P: 33	R: 0 E: 0 K: 1 S: 15	H: 1 LOB: 3 BB: 2 P: 28	R: 2 E: 1 K: 0 S: 12	H: 3 LOB: 1 BB: 0 P: 19	R: 0 E: 0 K: 0 S: 7	H: 1 LOB: 1 BB: 0 P: 9	R: 0 E: 0 K: 0 S: 11	H: 0 LOB: 0 BB: 0 P: 14	R: 0 E: 0 K: 0 S: 6	H: 1 LOB: 0 BB: 0 P: 10	R: 2 E: 0 K: 1 S: 12	H: 2 LOB: 0 BB: 0 P: 17	R: 3 E: 1 K: 0 S: 17	H: 3 LOB: 1 BB: 0 P: 25	R: 0 E: 0 K: 0 S: 11	H: 2 LOB: 2 BB: 0 P: 13	1B: 12 2B: 1 3B: 0 HR: 1	SF: 0 SAC: 0 DP: 2 HBP: 1	WP: 0 PB: 0 SB: 0 CS: 0	PA: 46				
<b>PITCHER</b>	IP	WLS	BF	H	R	ER	SO	BB	IBB	HBP	BLK	WP	HR	S	P	ERA	WHIP									
Darren Oliver, L ERA: 4.86	(1, 1)	6.0	W	29	5	5	3	1	0	0	0	0	0	1	25	34	20.25	3.750								
Gil Heredia, R ERA: 5.91	(7, 1)	1.1		10	5	5	3	1	0	0	0	0	0	4	8	0.00	0.000									
Dennis Cook, L ERA: 4.1	(8, 1)	0.2		2	0	0	0	0	0	0	0	0	0	4	8	0.00	0.000									
Jeff Russell, R ERA: 3.71	(9, 1)	0.1		3	2	0	0	0	0	0	0	0	0	9	11	0.00	6.000									
Ed Vosberg, L ERA: 2.41	(9, 1)	0.1		1	0	0	0	0	0	0	0	0	0	1	1	0.00	0.000									

Texas Rangers @ Toronto Blue Jays  
SkyDome, Toronto, ON  
Tue Sep 10 1996, 7:05 PM EDT  
Att: 26,286 - Unknown - 70 F

AB 41  
R 8  
H 14  
RBI 6  
BB 4  
SO 6  
LOB 30





Batter	1	2	3	4	5	6	7	8	9	AB	R	H	RBI	BB	SO	LOB	TOP										
Darryl Hamilton, L OBP: 0.354, SLG: 0.385	G4-3		1B		G4-3		G4-3			4	0	1	0	0	0	1	<p>Texas Rangers @ Toronto Blue Jays</p> <p>SkyDome, Toronto, ON</p> <p>Wed Sep 11 1996, 7:05 PM EDT</p> <p>Att: 27,262 - Dome - 72 F</p>										
Ivan Rodriguez, R OBP: 0.354, SLG: 0.500	HR		F9		G6-3		G6-3			4	1	1	1	0	0	1											
Will Clark, L OBP: 0.375, SLG: 0.438	K		L7		HR			F8		4	1	1	1	0	1	1											
Juan Gonzalez, R OBP: 0.388, SLG: 0.681	G5-3		1B		1B			F4		4	0	2	0	0	0	0											
Mickey Tettleton, S OBP: 0.371, SLG: 0.453		F9	G3		G3			G6-3		4	0	0	0	0	0	3											
Dean Palmer, R OBP: 0.358, SLG: 0.536		WP 1B			SF9 3B		G6-4-3 1B		F8	4	1	3	0	0	0	0											
Lee Stevens, L OBP: 0.318, SLG: 0.500		P5			SF9		F7		P5	3	0	0	1	0	0	2											
Mark McLemore, S OBP: 0.393, SLG: 0.384		WP 1B			L6		G6-4-3		G4-3	4	0	1	0	0	0	1											
Kevin Elster, R OBP: 0.314, SLG: 0.460		F8			K				G4-3 BB	2	0	0	0	1	1	2											
<b>Inning Stats</b>	R: 1 E: 0 K: 1 S: 8	H: 1 LOB: 0 BB: 0 P: 15	R: 0 E: 0 K: 0 S: 9	H: 2 LOB: 2 BB: 0 P: 18	R: 0 E: 0 K: 0 S: 8	H: 2 LOB: 2 BB: 0 P: 12	R: 1 E: 0 K: 1 S: 8	H: 1 LOB: 1 BB: 0 P: 14	R: 1 E: 0 K: 0 S: 10	H: 2 LOB: 1 BB: 0 P: 15	R: 0 E: 0 K: 0 S: 6	H: 1 LOB: 0 BB: 0 P: 12	R: 0 E: 0 K: 0 S: 9	H: 0 LOB: 0 BB: 1 P: 14	R: 0 E: 0 K: 0 S: 6	H: 0 LOB: 0 BB: 0 P: 8	R: 0 E: 0 K: 0 S: 5	H: 0 LOB: 0 BB: 0 P: 7	1B: 6 2B: 0 3B: 1 HR: 2	SF: 1 SAC: 0 DP: 2 HBP: 0	WP: 1 PB: 0 SB: 0 CS: 0	PA: 35					
<b>PITCHER</b>	IP	WLS	BF	H	R	ER	SO	BB	IBB	HBP	BLK	WP	HR	S	P	ERA	WHIP										
Luis Andujar, R ERA: 6.89	7.0	W	29	9	3	3	2	1	0	0	0	1	2	58	100	3.86	1.429										
Paul Spoljaric, L ERA: 3.27	1.0		3	0	0	0	0	0	0	0	0	0	0	6	8	0.00	0.000										
Mike Timlin, R ERA: 3.58	1.0		3	0	0	0	0	0	0	0	0	0	0	5	7	0.00	0.000										

Batter	1	2	3	4	5	6	7	8	9	AB	R	H	RBI	BB	SO	LOB	BOTTOM										
Otis Nixon, S OBP: 0.379, SLG: 0.324	G3-1 2B		G5-3		1-2 2-3 BB					4	1	3	2	1	0	0	<p>Texas Rangers @ Toronto Blue Jays</p> <p>SkyDome, Toronto, ON</p> <p>Wed Sep 11 1996, 7:05 PM EDT</p> <p>Att: 27,262 - Dome - 72 F</p>										
Shawn Green, L OBP: 0.346, SLG: 0.470	G3-1		1B		K					3	0	1	0	0	1	4											
Jacob Brumfield, R OBP: 0.327, SLG: 0.492			1B				FC4-6			2	1	1	0	0	0	2											
Joe Carter, R OBP: 0.314, SLG: 0.487	K		1B		G6-3		BB E 2B		K	5	1	2	1	0	2	1											
John Olerud, L OBP: 0.384, SLG: 0.491			P5		G1-3		BB E BB		HR	3	0	0	0	0	1	3											
Juan Samuel, R OBP: 0.337, SLG: 0.500							BB			1	2	1	1	1	0	0											
Ed Sprague, R OBP: 0.338, SLG: 0.512		1B 2B	P4		1B		K		F7	5	1	2	0	0	1	5											
Carlos Delgado, L OBP: 0.380, SLG: 0.494			1B		K		K		F4	4	1	1	1	1	1	1											
Alex Gonzalez, R OBP: 0.299, SLG: 0.391		1B			P3		P2		E5 1B	4	1	1	2	0	0	1											
Sandy Martinez, L OBP: 0.283, SLG: 0.324		G6-4-3 1B					E5 1B			2	0	0	0	1	1	2											
Charlie O'Brien, R OBP: 0.330, SLG: 0.422		L9			BB 1B BB		K		1B	0	0	0	0	1	0	0											
Tomas Perez, S OBP: 0.296, SLG: 0.321		G6-4-3			BB 1B		L9		P2	4	0	1	0	0	0	5											
<b>Inning Stats</b>	R: 0 E: 0 K: 2 S: 11	H: 1 LOB: 1 BB: 0 P: 16	R: 1 E: 0 K: 0 S: 11	H: 3 LOB: 1 BB: 0 P: 15	R: 0 E: 0 K: 0 S: 10	H: 2 LOB: 2 BB: 0 P: 17	R: 0 E: 0 K: 2 S: 20	H: 1 LOB: 3 BB: 2 P: 33	R: 0 E: 0 K: 1 S: 7	H: 1 LOB: 1 BB: 0 P: 10	R: 0 E: 0 K: 1 S: 16	H: 0 LOB: 0 BB: 0 P: 23	R: 6 E: 1 K: 1 S: 17	H: 4 LOB: 2 BB: 3 P: 37	R: 1 E: 0 K: 1 S: 12	H: 1 LOB: 0 BB: 0 P: 13	1B: 9 2B: 3 3B: 0 HR: 1	SF: 0 SAC: 0 DP: 1 HBP: 0	WP: 0 PB: 0 SB: 0 CS: 0	PA: 42							
<b>PITCHER</b>	IP	WLS	BF	H	R	ER	SO	BB	IBB	HBP	BLK	WP	HR	S	P	ERA	WHIP										
John Burkett, R ERA: 4.24	6.0		27	8	1	1	6	2	0	0	0	0	0	75	114	1.50	1.667										
Ed Vosberg, L ERA: 3.13	0.0	L	4	3	4	3	0	1	0	0	0	0	0	7	14	∞	∞										
Matt Whiteside, R ERA: 7.98	0.1		1	0	0	0	1	0	0	0	0	0	0	3	4	0.00	0.000										
Dennis Cook, L ERA: 4.05	0.2		6	1	2	0	0	1	1	0	0	0	0	7	19	0.00	3.000										
Gil Heredia, R ERA: 5.99	1.0		4	1	1	1	1	0	0	0	0	0	1	12	13	9.00	1.000										

AB	33
R	3
H	9
RBI	3
BB	1
SO	2
LOB	11



AB	37
R	8
H	13
RBI	7
BB	5
SO	8
LOB	24





Batter	1	2	3	4	5	6	7	8	9	AB	R	H	RBI	BB	SO	LOB	TOP					
Fernando Vina, L (1, 4) OBP: 0.348, SLG: 0.399										6	4	5	3	0	0	1	<b>Milwaukee Brewers @ Texas Rangers</b> The Ballpark at Arlington, Arlington, TX Thu Sep 12 1996, 8:05 PM EDT Att: 41,303 - Unknown - 82 F					
Jeff Cirillo, R (1, 5) OBP: 0.388, SLG: 0.499										5	0	0	1	0	0	4						
Mark Loretta, R (7, 5) OBP: 0.331, SLG: 0.322										1	0	0	0	0	0	0						
Dave Nilsson, L (1, 10) OBP: 0.411, SLG: 0.537										4	1	1	0	0	0	1						
Kelly Stinnett, R (6, PH) OBP: 0.130, SLG: 0.048										1	0	0	0	0	0	0						
John Jaha, R (1, 3) OBP: 0.388, SLG: 0.526										3	2	2	2	1	0	0						
Tim Unroe, R (7, 3) OBP: 0.365, SLG: 0.200										1	0	0	0	0	0	0						
Jose Valentin, S (1, 6) OBP: 0.337, SLG: 0.486										5	2	2	1	0	0	1						
Marc Newfield, R (1, 7) OBP: 0.322, SLG: 0.429										4	2	3	1	0	0	1						
Brian Banks, S (8, 7)										1	0	0	0	0	0	0						
Jeromy Burnitz, L (1, 9) OBP: 0.385, SLG: 0.475										4	2	2	4	0	1	2						
Todd Dunn, R (9, PH) OBP: 0.250, SLG: 0.250										1	1	1	0	0	0	0						
Gerald Williams, R (1, 8) OBP: 0.294, SLG: 0.394										5	0	1	1	0	1	3						
Jesse Levis, L (1, 2) OBP: 0.361, SLG: 0.299										4	1	1	1	1	0	1						
Al Reyes, R (9, 1)										0	0	0	0	0	0	0						
<b>Inning Stats</b>	R: 6 E: 1 K: 1 S: 26	H: 6 LOB: 2 BB: 1 P: 34	R: 4 E: 0 K: 0 S: 19	H: 5 LOB: 0 BB: 0 P: 27	R: 1 E: 0 K: 0 S: 6	H: 1 LOB: 0 BB: 0 P: 10	R: 0 E: 0 K: 0 S: 5	H: 1 LOB: 1 BB: 0 P: 11	R: 0 E: 0 K: 0 S: 9	H: 0 LOB: 1 BB: 1 P: 22	R: 1 E: 0 K: 0 S: 10	H: 1 LOB: 0 BB: 0 P: 14	R: 0 E: 0 K: 0 S: 5	H: 0 LOB: 0 BB: 0 P: 9	R: 3 E: 0 K: 0 S: 13	H: 3 LOB: 0 BB: 0 P: 18	1B: 8 2B: 7 3B: 1 HR: 3	SF: 0 SAC: 0 DP: 1 HBP: 0	WP: 0 PB: 0 SB: 0 CS: 0	PA: 47		
<b>PITCHER</b>	IP WLS BF H R ER SO BB IBB HBP BLK WP HR S P ERA WHIP	IP WLS BF H R ER SO BB IBB HBP BLK WP HR S P ERA WHIP																				
Ken Hill, R (1, 1) ERA: 3.8	1.1 L 14 8 8 7 1 1 0 0 0 0 0 1 36 47 47.25 6.750																					
Dennis Cook, L (2, 1) ERA: 4.3	0.2 4 3 2 2 0 0 0 0 0 0 0 9 14 27.00 4.500																					
Matt Whiteside, R (3, 1) ERA: 7.48	7.0 29 7 5 5 1 1 0 0 0 0 0 2 60 99 6.43 1.143																					
Batter	1	2	3	4	5	6	7	8	9	AB	R	H	RBI	BB	SO	LOB	BOTTOM					
Darryl Hamilton, L (1, 8) OBP: 0.355, SLG: 0.386										3	0	2	0	0	0	0	<b>Milwaukee Brewers @ Texas Rangers</b> The Ballpark at Arlington, Arlington, TX Thu Sep 12 1996, 8:05 PM EDT Att: 41,303 - Unknown - 82 F					
Damon Buford, R (7, 8) OBP: 0.348, SLG: 0.457										3	0	0	0	0	0	3						
Ivan Rodriguez, R (1, 2) OBP: 0.383, SLG: 0.497										1	0	1	1	0	0	0						
Dave Valle, R (7, 2) OBP: 0.360, SLG: 0.455										1	0	1	1	0	0	0						
Will Clark, L (1, 3) OBP: 0.373, SLG: 0.435										3	0	0	0	0	1	3						
Lou Frazier, S (7, 7) OBP: 0.358, SLG: 0.326										1	0	0	0	0	0	1						
Juan Gonzalez, R (1, 9) OBP: 0.386, SLG: 0.677										3	0	0	0	0	1	3						
Warren Newson, L (7, 9) OBP: 0.346, SLG: 0.442										1	0	0	0	0	0	1						
Mickey Tettleton, S (1, 10) OBP: 0.369, SLG: 0.450										3	0	0	0	0	1	0						
Kevin Brown, R (9, PH)										1	0	0	0	0	1	0						
Dean Palmer, R (1, 5) OBP: 0.356, SLG: 0.534										2	0	0	0	0	1	0						
Jack Voigt, R (7, 5) OBP: 0.500, SLG: 0.500										2	1	1	0	0	0	0						
Lee Stevens, L (1, 7) OBP: 0.329, SLG: 0.547										4	1	2	2	0	1	0						
Mark McLemore, S (1, 4) OBP: 0.391, SLG: 0.382										2	0	0	0	0	0	1						
Kurt Stillwell, S (7, 4) OBP: 0.351, SLG: 0.309										2	1	1	0	0	0	0						
Kevin Elster, R (1, 6) OBP: 0.315, SLG: 0.460										2	0	1	0	0	1	0						
Rene Gonzales, R (7, 6) OBP: 0.299, SLG: 0.349										2	0	0	0	0	1	1						
<b>Inning Stats</b>	R: 0 E: 0 K: 0 S: 5	H: 0 LOB: 0 BB: 0 P: 10	R: 0 E: 0 K: 2 S: 7	H: 0 LOB: 0 BB: 0 P: 11	R: 0 E: 0 K: 2 S: 7	H: 0 LOB: 0 BB: 0 P: 12	R: 0 E: 0 K: 1 S: 9	H: 1 LOB: 1 BB: 0 P: 15	R: 0 E: 0 K: 0 S: 7	H: 1 LOB: 1 BB: 0 P: 14	R: 0 E: 0 K: 1 S: 12	H: 2 LOB: 2 BB: 0 P: 17	R: 0 E: 0 K: 0 S: 6	H: 0 LOB: 0 BB: 0 P: 11	R: 2 E: 0 K: 1 S: 16	H: 3 LOB: 1 BB: 0 P: 22	R: 2 E: 0 K: 1 S: 15	H: 2 LOB: 0 BB: 0 P: 19	1B: 6 2B: 2 3B: 0 HR: 1	SF: 0 SAC: 0 DP: 0 HBP: 0	WP: 0 PB: 0 SB: 0 CS: 0	PA: 36
<b>PITCHER</b>	IP WLS BF H R ER SO BB IBB HBP BLK WP HR S P ERA WHIP	IP WLS BF H R ER SO BB IBB HBP BLK WP HR S P ERA WHIP																				
Ben McDonald, R (1, 1) ERA: 4.01	1.0 W 5 2 2 2 1 0 0 0 0 0 0 1 15 19 18.00 2.000																					
Al Reyes, R (9, 1) ERA: 13.5	1.0 5 2 2 2 1 0 0 0 0 0 0 1 15 19 18.00 2.000																					



Batter	1	2	3	4	5	6	7	8	9	AB	R	H	RBI	BB	SO	LOB	TOP								
Fernando Vina, L (1.4) OBP: 0.345, SLG: 0.395	F8		E4 G3 WP HR		F7		L6		G6-3	5	1	0	0	0	0	1									
Jeff Cirillo, R (1.5) OBP: 0.388, SLG: 0.500	P4		K				K		1B CS 2B	5	1	2	0	0	2	2									
Dave Nilsson, L (1.10) OBP: 0.413, SLG: 0.537	2B BB		G3		K			1B SF8 1B	4	1	2	1	1	1	2										
John Jaha, R (1.3) OBP: 0.390, SLG: 0.535	2B		HR					1B FC3-6 1B	5	1	3	2	0	2	1										
Jose Valentin, S (1.6) OBP: 0.336, SLG: 0.491	K		K					SF8	3	1	1	2	0	2	2										
Marc Newfield, R (1.7) OBP: 0.324, SLG: 0.433		G6-3						E9 FC3-6	4	0	2	0	0	0	1										
Matt Mieske, R (8.7) OBP: 0.318, SLG: 0.474									0	0	0	0	0	0	0										
Jeremy Burnitz, L (1.9) OBP: 0.383, SLG: 0.470			K		K			FC3-6	4	0	1	0	0	2	3										
Gerald Williams, R (1.8) OBP: 0.294, SLG: 0.390			F8		G5-3			1B HBP	3	0	0	0	0	0	3										
Jesse Levis, L (1.2) OBP: 0.359, SLG: 0.295			WP G3 BB		K			G5-3 L4-3	3	1	0	0	1	1	4										
<b>Inning Stats</b>	R: 0 E: 0 K: 1 S: 11	H: 1 LOB: 2 BB: 1 P: 22	R: 0 E: 0 K: 1 S: 6	H: 0 LOB: 0 BB: 0 P: 11	R: 3 E: 1 K: 2 S: 17	H: 1 LOB: 0 BB: 1 P: 26	R: 0 E: 0 K: 2 S: 11	H: 1 LOB: 1 BB: 0 P: 17	R: 0 E: 0 K: 1 S: 7	H: 1 LOB: 1 BB: 0 P: 14	R: 1 E: 0 K: 1 S: 12	H: 3 LOB: 1 BB: 0 P: 17	R: 0 E: 0 K: 1 S: 5	H: 0 LOB: 0 BB: 0 P: 5	R: 1 E: 1 K: 0 S: 10	H: 2 LOB: 2 BB: 0 P: 21	R: 1 E: 0 K: 1 S: 13	H: 2 LOB: 2 BB: 0 P: 16	1B: 6 2B: 5 3B: 0 HR: 2	SF: 1 SAC: 0 DP: 3 HBP: 1	WP: 1 PB: 0 SB: 1 CS: 3	PA: 40			
<b>PITCHER</b>	IP	WLS	BF	H	R	ER	SO	BB	IBB	HBP	BLK	WP	HR	S	P	ERA	WHIP								
Bobby Witt, R (1.1) ERA: 5.26	7.0	L	30	8	5	2	9	2	0	0	0	1	2	71	115	2.57	1.429								
Jeff Russell, R (8.1) ERA: 3.53	1.0		6	1	0	0	0	0	0	1	0	0	0	8	18	0.00	1.000								
Ed Vosberg, L (9.1) ERA: 3.29	1.0		4	2	1	1	1	0	0	0	0	0	0	13	16	9.00	2.000								

Milwaukee Brewers @ Texas Rangers  
The Ballpark at Arlington, Arlington, TX  
Fri Sep 13 1996, 8:05 PM EDT  
Att: 39,235 - Unknown - 79 F

AB	36
R	6
H	11
RBI	5
BB	2
SO	10
LOB	19



Batter	1	2	3	4	5	6	7	8	9	AB	R	H	RBI	BB	SO	LOB	BOTTOM								
Darryl Hamilton, L (1.8) OBP: 0.355, SLG: 0.385	L1-5-3		1B		G3			F7		4	0	1	0	0	0	1									
Ivan Rodriguez, R (1.2) OBP: 0.352, SLG: 0.496	L9		P4					K		4	0	1	1	0	1	2									
Will Clark, L (1.3) OBP: 0.376, SLG: 0.439	2B		1B		G3			BB		3	0	2	1	1	0	0									
Juan Gonzalez, R (1.9) OBP: 0.383, SLG: 0.672	K		P4					G6-3		4	0	0	0	0	1	4									
Mickey Tettleton, S (1.10) OBP: 0.366, SLG: 0.446		F9			L9				G4-3	4	0	0	0	0	1	0									
Dean Palmer, R (1.5) OBP: 0.356, SLG: 0.538		F7			HR			G6-3		4	1	1	1	0	1	0									
Lee Stevens, L (1.7) OBP: 0.319, SLG: 0.530										2	0	0	0	0	1	0									
Damon Buford, R (7. PH) OBP: 0.345, SLG: 0.454										1	0	0	0	0	0	0									
Kurt Stillwell, S (9. PH) OBP: 0.346, SLG: 0.304										1	0	0	0	0	0	0									
Mark McLemore, S (1.4) OBP: 0.391, SLG: 0.382			1B G5-3 1B		F7			L5		3	1	1	0	0	0	0									
Kevin Elster, R (1.6) OBP: 0.315, SLG: 0.459			G5-3					L7		3	1	1	0	0	0	1									
<b>Inning Stats</b>	R: 0 E: 0 K: 1 S: 10	H: 1 LOB: 1 BB: 0 P: 15	R: 0 E: 0 K: 0 S: 9	H: 0 LOB: 0 BB: 0 P: 14	R: 1 E: 0 K: 0 S: 14	H: 3 LOB: 2 BB: 0 P: 23	R: 1 E: 0 K: 1 S: 10	H: 1 LOB: 0 BB: 0 P: 18	R: 1 E: 0 K: 0 S: 10	H: 2 LOB: 0 BB: 0 P: 12	R: 0 E: 0 K: 1 S: 6	H: 0 LOB: 0 BB: 0 P: 10	R: 0 E: 0 K: 0 S: 10	H: 0 LOB: 0 BB: 0 P: 18	R: 0 E: 0 K: 1 S: 9	H: 0 LOB: 1 BB: 1 P: 19	R: 0 E: 0 K: 1 S: 8	H: 0 LOB: 0 BB: 0 P: 10	1B: 5 2B: 1 3B: 0 HR: 1	SF: 0 SAC: 0 DP: 0 HBP: 0	WP: 0 PB: 0 SB: 0 CS: 0	PA: 34			
<b>PITCHER</b>	IP	WLS	BF	H	R	ER	SO	BB	IBB	HBP	BLK	WP	HR	S	P	ERA	WHIP								
Jeff D'Amico, R (1.1) ERA: 5.11	6.0	W	24	7	3	3	3	0	0	0	0	0	0	16	32	0.00	0.600								
Ron Villone, L (7.1) ERA: 3.53	1.2		6	0	0	0	1	1	0	0	0	0	0	3	5	0.00	0.000								
Bob Wickman, R (8.1) ERA: 4.52	0.1		1	0	0	0	0	0	0	0	0	0	0	3	5	0.00	0.000								
Mike Fetters, R (9.1) ERA: 2.91	1.0	S	3	0	0	0	1	0	0	0	0	0	0	8	10	0.00	0.000								

Milwaukee Brewers @ Texas Rangers  
The Ballpark at Arlington, Arlington, TX  
Fri Sep 13 1996, 8:05 PM EDT  
Att: 39,235 - Unknown - 79 F

AB	33
R	3
H	7
RBI	3
BB	1
SO	5
LOB	8





Batter	1	2	3	4	5	6	7	8	9	AB	R	H	RBI	BB	SO	LOB	TOP					
Fernando Vina, L (1,4) OBP: 0.345, SLG: 0.393	4-2 BB 2B BB	1-3 K		0-2 F7		0-0 HR 1B	1-2 FC6-4		0-3 K	5	2	1	1	1	2	2						
Jeff Cirillo, R (1,5) OBP: 0.390, SLG: 0.509	1-1 F9		0-0 HR 2B	2-2 1B		0-1 HR	2-2 F7			5	2	3	3	0	0	3						
Dave Nilsson, L (1,3) OBP: 0.413, SLG: 0.541	4-2 BB 2B BB		1-0 HR	3-2 G1-3		1-3 K		0-3 K		4	2	1	2	1	2	1						
Tim Unroe, R (9,3) OBP: 0.385, SLG: 0.200	1-2 BB		2-H HR							0	0	0	0	0	0	0						
John Jaha, R (1,10) OBP: 0.393, SLG: 0.534	4-1 2B BB		4-2 1B BB		2-1 L1	4-1 BB		1-1 BB 1B		2	0	1	0	3	0	0						
Jose Valentin, S (1,6) OBP: 0.335, SLG: 0.488	1-1 P4		3-2 L9		0-0 G4-3	2-3 K		4-2 BB 1B		4	0	0	0	1	1	5						
Marc Newfield, R (1,7) OBP: 0.328, SLG: 0.442	1-2 1-3 2-H 3-H 2B		0-0 F9		2-2 2B		1-2 1B HBP FC6-4 1B	1-2 L8		5	1	3	2	0	0	3						
Jeromy Burnitz, L (1,9) OBP: 0.383, SLG: 0.464	1-2 G3		1-2 1-3 1B		1-1 F9		3-2 FC6-4 1B HBP	0-1 F9		4	0	1	0	0	0	5						
Gerald Williams, R (1,8) OBP: 0.289, SLG: 0.383		1-2 F8	1-3 K		0-0 F8	3-1 L7		1-2 F7		5	0	0	0	0	1	4						
Jesse Levis, L (1,2) OBP: 0.360, SLG: 0.294		0-0 F7		1-2 G4-3		4-1 1B HR BB	1-2 FC6-4 1B	1-1 G4-3		4	1	1	0	1	0	0						
<b>Inning Stats</b>	R: 2 E: 0 K: 0 S: 15	H: 1 LOB: 2 BB: 3 P: 31	R: 0 E: 0 K: 1 S: 8	H: 0 LOB: 0 BB: 0 P: 10	R: 2 E: 0 K: 1 S: 14	H: 3 LOB: 2 BB: 1 P: 24	R: 0 E: 0 K: 0 S: 13	H: 1 LOB: 1 BB: 0 P: 19	R: 0 E: 0 K: 0 S: 10	H: 1 LOB: 1 BB: 0 P: 15	R: 3 E: 0 K: 2 S: 12	H: 2 LOB: 1 BB: 2 P: 23	R: 1 E: 0 K: 0 S: 16	H: 2 LOB: 2 BB: 0 P: 26	R: 0 E: 0 K: 1 S: 13	H: 1 LOB: 2 BB: 1 P: 19	R: 0 E: 0 K: 1 S: 8	H: 0 LOB: 0 BB: 0 P: 10	1B: 6 2B: 3 3B: 0 HR: 2	SF: 0 SAC: 0 DP: 0 HBP: 1	WP: 0 PB: 0 SB: 0 CS: 0	PA: 46
<b>PITCHER</b>	IP WLS BF H R ER SO BB IBB HBP BLK WP HR S P ERA WHIP																					
Roger Pavlik, R (1,1) ERA: 5.17	5.1 L 29 8 7 7 2 5 0 0 0 0 2 65 108 11.81 2.438																					
Dennis Cook, L (6,1) ERA: 4.23	2.2 14 3 1 1 3 2 0 1 0 0 0 36 59 3.38 1.875																					
Mike Stanton, L (9,1) ERA: 3.57	1.0 3 0 0 0 1 0 0 0 0 0 0 8 10 0.00 0.000																					

Milwaukee Brewers @ Texas Rangers  
The Ballpark at Arlington, Arlington, TX  
Sat Sep 14 1996, 8:05 PM EDT  
Att: 45,901 - Unknown - 81 F

AB 38  
R 8  
H 11  
RBI 8  
BB 7  
SO 6  
LOB 23



Batter	1	2	3	4	5	6	7	8	9	AB	R	H	RBI	BB	SO	LOB	BOTTOM					
Darryl Hamilton, L (1,8) OBP: 0.355, SLG: 0.385	1-1 G5-3 1B		0-1 E6		2-1 G4-6-3 1B		2-2 E6 1B	2-2 G4-3	1-0 G4-3	5	1	2	1	0	0	2						
Ivan Rodriguez, R (1,2) OBP: 0.349, SLG: 0.492	3-1 G5-3		2-1 F8		2-2 G4-6-3		0-1 E5 1B	3-2 G6-3	3-2 G6-3	5	0	0	1	0	0	5						
Will Clark, L (1,3) OBP: 0.375, SLG: 0.445	0-1 L5			2-2 HR		0-0 G3		0-3 K		4	1	1	1	0	1	3						
Juan Gonzalez, R (1,9) OBP: 0.382, SLG: 0.668	3-3 K		1-0 G6-3		1-0 L8		0-0 1-2 2-H 1B			4	0	1	1	0	1	1						
Mickey Tettleton, S (1,10) OBP: 0.367, SLG: 0.445		4-2 FC5-4 BB		0-1 G6-3		3-2 F8-6-3 1B		1-3 K		3	0	1	0	1	1	2						
Dean Palmer, R (1,5) OBP: 0.353, SLG: 0.534		0-0 FC5-4 G1-4-3		0-3 K		1-0 F8-6-3		0-3 K		4	0	0	0	0	2	4						
Mark McLemore, S (1,4) OBP: 0.392, SLG: 0.583		0-2 G1-4-3			3-3 K		1-0 HR 1B	1-0 G1 BB G4-3 1B	2-1 G1 BB G4-3 1B	4	2	2	0	0	1	1						
Damon Buford, R (1,7) OBP: 0.345, SLG: 0.474			1-3 K		1-0 F7		0-1 HR	4-0 G4-3 G1 BB	4-0 G4-3 G1 BB	3	1	1	2	0	1	0						
Kurt Stillwell, S (9,PH) OBP: 0.354, SLG: 0.304							1-3 K	1-2 HR	1-2 G1 BB	0	0	0	0	1	0	0						
Kevin Elster, R (1,6) OBP: 0.315, SLG: 0.460			2-3 K		1-3 K		0-0 E	1-2 HR	1-2 G1	3	1	1	0	0	2	0						
Lee Stevens, L (9,PH) OBP: 0.315, SLG: 0.522								1-2 E 2B	1-2 G1	1	0	0	0	0	0	2						
<b>Inning Stats</b>	R: 0 E: 0 K: 1 S: 9	H: 1 LOB: 1 BB: 0 P: 16	R: 0 E: 0 K: 0 S: 6	H: 0 LOB: 0 BB: 1 P: 10	R: 0 E: 1 K: 2 S: 10	H: 0 LOB: 1 BB: 0 P: 15	R: 1 E: 0 K: 1 S: 9	H: 1 LOB: 0 BB: 0 P: 12	R: 0 E: 0 K: 2 S: 7	H: 0 LOB: 0 BB: 0 P: 12	R: 0 E: 0 K: 0 S: 7	H: 1 LOB: 0 BB: 0 P: 11	R: 0 E: 0 K: 0 S: 6	H: 1 LOB: 0 BB: 0 P: 12	R: 4 E: 2 K: 3 S: 21	H: 4 LOB: 2 BB: 0 P: 25	R: 1 E: 0 K: 0 S: 10	H: 1 LOB: 1 BB: 1 P: 21	1B: 6 2B: 2 3B: 0 HR: 2	SF: 0 SAC: 0 DP: 3 HBP: 0	WP: 0 PB: 0 SB: 0 CS: 0	PA: 38
<b>PITCHER</b>	IP WLS BF H R ER SO BB IBB HBP BLK WP HR S P ERA WHIP																					
Scott Karl, L (1,1) ERA: 4.74	7.0 W 28 7 5 4 6 1 0 0 0 0 2 61 98 5.14 1.143																					
Doug Jones, R (8,1) ERA: 4.23	1.0 5 1 0 0 3 0 0 0 0 0 0 14 15 0.00 1.000																					
Mike Fetters, R (9,1) ERA: 3.02	1.0 S 5 1 1 1 0 1 0 0 0 0 0 10 21 9.00 2.000																					

Milwaukee Brewers @ Texas Rangers  
The Ballpark at Arlington, Arlington, TX  
Sat Sep 14 1996, 8:05 PM EDT  
Att: 45,901 - Unknown - 81 F

AB 36  
R 6  
H 9  
RBI 6  
BB 2  
SO 9  
LOB 20










Batter	1	2	3	4	5	6	7	8	9	AB	R	H	RBI	BB	SO	LOB	TOP				
Darryl Hamilton, L OBP: 0.395, SLG: 0.385	G3		G4-6-3 1B			2-1 1B		G4-3		4	0	2	0	0	0	0					
Ivan Rodriguez, R OBP: 0.349, SLG: 0.492	G4-3 2B		G4-6-3 1-2			L8		G4-3		4	0	1	0	0	0	2					
Will Clark, L OBP: 0.377, SLG: 0.445	G4-3 2-3			0-0 1B		K		G4-3		4	0	1	0	0	1	2					
Juan Gonzalez, R OBP: 0.380, SLG: 0.663	BB			1-0 1-2 1B		K		F7		3	0	0	0	1	1	2					
Mickey Tettleton, S OBP: 0.368, SLG: 0.451	K			3-2 P2				F9		3	0	0	0	0	1	3					
Dean Palmer, R OBP: 0.351, SLG: 0.528		0-1 F7		3-2 F7				F9		3	0	0	0	0	0	1					
Mark McLemore, S OBP: 0.392, SLG: 0.389		4-2 CS BB			3-2 G5-3			F7		2	0	0	0	1	0	0					
Damon Buford, R OBP: 0.338, SLG: 0.463		0-3 K			1-1 G6-3			L8		3	0	0	0	0	1	1					
Kevin Elster, R OBP: 0.311, SLG: 0.455		2-2 CS 1-2	2-2 F9		1-3 K			F9		3	0	0	0	0	1	0					
<b>Inning Stats</b>	R: 0 E: 0 K: 1 S: 14	H: 1 LOB: 2 BB: 1 P: 20	R: 0 E: 0 K: 1 S: 10	H: 0 LOB: 0 BB: 1 P: 16	R: 0 E: 0 K: 0 S: 6	H: 1 LOB: 0 BB: 0 P: 9	R: 0 E: 0 K: 0 S: 8	H: 0 LOB: 1 BB: 0 P: 13	R: 0 E: 0 K: 2 S: 13	H: 1 LOB: 1 BB: 0 P: 21	R: 0 E: 0 K: 0 S: 7	H: 0 LOB: 0 BB: 0 P: 14	R: 0 E: 0 K: 0 S: 8	H: 0 LOB: 0 BB: 0 P: 11	R: 0 E: 0 K: 0 S: 8	H: 0 LOB: 0 BB: 0 P: 14	1B: 3 2B: 1 3B: 0 HR: 0	SF: 0 SAC: 0 DP: 1 HBP: 0	WP: 0 PB: 0 SB: 0 CS: 1	PA: 32	
<b>PITCHER</b>	IP	WLS	BF	H	R	ER	SO	BB	IBB	HBP	BLK	WP	HR	S	P	ERA	WHIP				
Jamie Moyer, L ERA: 4.05	8.0	W	28	4	0	0	5	2	0	0	0	0	0	74	119	0.00	0.750				
Bobby Ayala, R ERA: 5.4	1.0		3	0	0	0	0	0	0	0	0	0	0	8	14	0.00	0.000				

Texas Rangers @ Seattle Mariners  
The Kingdome, Seattle, WA  
Mon Sep 16 1996, 10:05 PM EDT  
Att: 50,544 - Dome


AB	29
R	0
H	4
RBI	0
BB	2
SO	5
LOB	11



Batter	1	2	3	4	5	6	7	8	9	AB	R	H	RBI	BB	SO	LOB	BOTTOM				
Joey Cora, S OBP: 0.343, SLG: 0.415	1B E 1B		P2		2-2 FC6 1B		0-1 1B 2B 1B	G4-3		5	2	3	0	0	0	1					
Alex Rodriguez, R OBP: 0.423, SLG: 0.657	E5 1B 1B		G5-3		2-1 FC6 1-2		1-0 2B 1-2 1B			4	1	2	0	0	0	1					
Ken Griffey Jr., L OBP: 0.397, SLG: 0.635				1-1 1B 1B		0-3 K	2-1 P2			4	0	2	1	0	1	2					
Edgar Martinez, R OBP: 0.464, SLG: 0.611	3-H 1B	4-1 F9		3-2 F9		3-2 2B 1B	0-1 1-3 2-H 2B			3	1	2	1	1	0	1					
Jay Buhner, R OBP: 0.369, SLG: 0.558	G6-4-3 1-2			2-1 1B		4-1 2B 1B BB	2-1 G3-4			3	1	1	0	1	0	3					
Paul Sorrento, L OBP: 0.386, SLG: 0.505		2-2 G4-3		2-1 F9		0-1 1B 2B	3-1 G4-3			4	1	1	1	0	0	4					
Brian Hunter, R OBP: 0.330, SLG: 0.416						1-3 2-H 1B 2B		G4-3		0	0	0	0	0	0	0					
Mark Whiten, S OBP: 0.371, SLG: 0.477		1-3 K		2-3 K		4-0 L3-6 1B IBB		G3		3	0	0	0	1	2	2					
Dave Hollins, S OBP: 0.367, SLG: 0.405		1-1 F8			1-1 G3-1		0-0 1-2 2-H 3-H 1B	G1-3		4	0	1	2	0	0	0					
Dan Wilson, R OBP: 0.333, SLG: 0.437			1-2 P3		1-0 G6-3		1-0 L3-6 2-3			4	0	1	0	0	0	2					
<b>Inning Stats</b>	R: 2 E: 1 K: 0 S: 7	H: 3 LOB: 0 BB: 1 P: 15	R: 0 E: 0 K: 1 S: 11	H: 0 LOB: 0 BB: 0 P: 15	R: 0 E: 0 K: 0 S: 5	H: 0 LOB: 0 BB: 0 P: 10	R: 0 E: 0 K: 1 S: 12	H: 2 LOB: 2 BB: 0 P: 22	R: 0 E: 0 K: 0 S: 8	H: 1 LOB: 1 BB: 0 P: 14	R: 3 E: 0 K: 1 S: 13	H: 3 LOB: 1 BB: 2 P: 25	R: 1 E: 0 K: 0 S: 11	H: 3 LOB: 2 BB: 0 P: 19	R: 0 E: 0 K: 0 S: 9	H: 1 LOB: 1 BB: 0 P: 9	1B: 11 2B: 3 3B: 0 HR: 0	SF: 0 SAC: 0 DP: 2 HBP: 0	WP: 0 PB: 0 SB: 0 CS: 0	PA: 37	
<b>PITCHER</b>	IP	WLS	BF	H	R	ER	SO	BB	IBB	HBP	BLK	WP	HR	S	P	ERA	WHIP				
John Burkett, R ERA: 4.3	9	L	26	5	4	3	2	1	0	0	0	0	0	55	99	6.75	2.062				
Gil Heredia, R ERA: 6.03	0.2		3	2	1	1	0	0	0	0	0	0	0	4	6	13.50	3.000				
Dennis Cook, L ERA: 4.24	0.1		1	0	0	0	0	0	0	0	0	0	0	2	4	0.00	0.000				
Jose Alberro, R ERA: 4.7	1.2		7	2	0	0	0	0	0	0	0	0	0	15	20	0.00	1.200				

Texas Rangers @ Seattle Mariners  
The Kingdome, Seattle, WA  
Mon Sep 16 1996, 10:05 PM EDT  
Att: 50,544 - Dome

AB	34
R	6
H	13
RBI	5
BB	3
SO	3
LOB	16





Batter	1	2	3	4	5	6	7	8	9	AB	R	H	RBI	BB	SO	LOB	TOP										
Darryl Hamilton, L (1, 8) OBP: 0.354, SLG: 0.387	G4-3			K		1B	F7		F7	5	1	1	1	0	1	5											
Ivan Rodriguez, R (1, 2) OBP: 0.346, SLG: 0.490	F7			L7		HBP		G6-3		4	0	1	1	0	0	0											
Will Clark, L (1, 3) OBP: 0.376, SLG: 0.441	L5			K				K		3	0	0	0	0	2	0											
Juan Gonzalez, R (1, 9) OBP: 0.379, SLG: 0.661		K			P4	L7				4	0	1	0	0	1	2											
Mickey Tettleton, S (1, 10) OBP: 0.365, SLG: 0.447	F8				G6-3		F7		K	4	0	0	0	0	1	1											
Dean Palmer, R (1, 5) OBP: 0.352, SLG: 0.530	P4				G4-3					4	0	2	0	0	0	0											
Mark McLemore, S (1, 4) OBP: 0.391, SLG: 0.388			G5-3			SH3	G5-3		K	4	1	1	0	0	1	2											
Damon Buford, R (1, 7) OBP: 0.340, SLG: 0.460			G6-3			SH3				1	0	0	0	1	0	0											
Warren Newson, L (9, PH) OBP: 0.346, SLG: 0.441							BB			0	0	0	0	1	0	0											
Kevin Elster, R (1, 6) OBP: 0.311, SLG: 0.453			G5-3			F7				2	0	0	0	1	0	1											
Lee Stevens, L (9, PH) OBP: 0.311, SLG: 0.515										1	0	0	0	0	1	2											
<b>Inning Stats</b>	R: 0 E: 0 K: 0 S: 6	H: 0 LOB: 0 BB: 0 P: 10	R: 0 E: 0 K: 1 S: 7	H: 0 LOB: 0 BB: 0 P: 8	R: 0 E: 0 K: 0 S: 7	H: 0 LOB: 0 BB: 0 P: 14	R: 0 E: 0 K: 2 S: 8	H: 0 LOB: 0 BB: 0 P: 12	R: 0 E: 0 K: 0 S: 9	H: 0 LOB: 0 BB: 0 P: 14	R: 2 E: 0 K: 0 S: 9	H: 3 LOB: 2 BB: 0 P: 12	R: 0 E: 0 K: 0 S: 10	H: 1 LOB: 3 BB: 2 P: 22	R: 0 E: 0 K: 2 S: 12	H: 1 LOB: 1 BB: 0 P: 18	R: 0 E: 0 K: 2 S: 11	H: 1 LOB: 2 BB: 1 P: 23	1B: 3 2B: 2 3B: 1 HR: 0	SF: 0 SAC: 1 DP: 0 HBP: 1	WP: 0 PB: 0 SB: 0 CS: 0	PA: 37					
<b>PITCHER</b>	IP	WLS	BF	H	R	ER	SO	BB	IBB	HBP	BLK	WP	HR	S	P	ERA	WHIP										
Terry Mulholland, L (1, 1) ERA: 4.49	6.1	W	24	4	2	2	3	0	0	1	0	0	0	50	75	2.84	0.632										
Norm Charlton, L (7, 1) ERA: 4.0	1.2		8	1	0	0	2	2	0	0	0	0	0	18	35	0.00	1.800										
Michael Jackson, R (9, 1) ERA: 3.94	0.1		3	1	0	0	1	1	0	0	0	0	0	6	15	0.00	6.000										
Bobby Ayala, R (9, 1) ERA: 5.34	0.2	S	2	0	0	0	1	0	0	0	0	0	0	5	8	0.00	0.000										

Texas Rangers @ Seattle Mariners  
The Kingdome, Seattle, WA  
Tue Sep 17 1996, 10:05 PM EDT  
Att: 32,279 - Dome

AB	32
R	2
H	6
RBI	2
BB	3
SO	7
LOB	13



Batter	1	2	3	4	5	6	7	8	9	AB	R	H	RBI	BB	SO	LOB	BOTTOM										
Joey Cora, S (1, 4) OBP: 0.342, SLG: 0.415	G1-3		F6		G4-3	F9				5	0	1	1	0	0	2											
Alex Rodriguez, R (1, 6) OBP: 0.421, SLG: 0.652	1B		G1-3		L4		G5-3	K		4	0	0	0	1	1	3											
Ken Griffey Jr., L (1, 8) OBP: 0.395, SLG: 0.630	F9		L7			G6-3	L3			4	0	0	0	0	0	1											
Edgar Martinez, R (1, 10) OBP: 0.467, SLG: 0.615	1B					HBP		FC6-4		3	1	3	0	1	0	0											
Jay Buhner, R (1, 9) OBP: 0.367, SLG: 0.554	K				F7	E6	FC6-4			4	1	0	0	0	1	5											
Mark Whiten, S (1, 7) OBP: 0.372, SLG: 0.476		G6-3		K		HBP		SH1-4		3	2	1	0	1	1	1											
Paul Sorrento, L (1, 3) OBP: 0.367, SLG: 0.507		G3		K		1B	SF8	SH1-4		2	1	1	1	0	1	1											
Dave Hollins, S (1, 5) OBP: 0.370, SLG: 0.406		G3			G4-3	SH3-4		2B		2	0	1	2	2	0	1											
Dan Wilson, R (1, 2) OBP: 0.331, SLG: 0.435		L5			SH3-4		SF8	L7		2	0	0	1	0	0	3											
<b>Inning Stats</b>	R: 0 E: 0 K: 1 S: 12	H: 1 LOB: 2 BB: 1 P: 17	R: 0 E: 0 K: 0 S: 7	H: 1 LOB: 0 BB: 0 P: 11	R: 0 E: 0 K: 0 S: 7	H: 0 LOB: 0 BB: 0 P: 14	R: 0 E: 0 K: 2 S: 13	H: 1 LOB: 1 BB: 0 P: 20	R: 0 E: 0 K: 0 S: 5	H: 0 LOB: 1 BB: 1 P: 10	R: 4 E: 1 K: 0 S: 9	H: 2 LOB: 1 BB: 1 P: 18	R: 0 E: 0 K: 0 S: 11	H: 0 LOB: 1 BB: 1 P: 17	R: 1 E: 0 K: 1 S: 8	H: 2 LOB: 2 BB: 1 P: 17	1B: 4 2B: 3 3B: 0 HR: 0	SF: 1 SAC: 2 DP: 0 HBP: 1	WP: 0 PB: 0 SB: 0 CS: 0	PA: 38							
<b>PITCHER</b>	IP	WLS	BF	H	R	ER	SO	BB	IBB	HBP	BLK	WP	HR	S	P	ERA	WHIP										
Ken Hill, R (1, 1) ERA: 3.76	7.0	L	32	5	4	2	3	4	0	1	0	0	0	64	107	2.57	1.286										
Ed Vosberg, L (8, 1) ERA: 3.39	0.1		3	1	1	1	0	0	1	0	0	0	0	2	7	27.00	3.000										
Jeff Russell, R (8, 1) ERA: 3.54	0.2		3	1	0	0	1	0	0	0	0	0	0	6	10	0.00	1.500										

Texas Rangers @ Seattle Mariners  
The Kingdome, Seattle, WA  
Tue Sep 17 1996, 10:05 PM EDT  
Att: 32,279 - Dome

AB	29
R	5
H	7
RBI	5
BB	5
SO	4
LOB	17





Batter	1	2	3	4	5	6	7	8	9	AB	R	H	RBI	BB	SO	LOB	TOP					
Darryl Hamilton, L (1, 8) OBP: 0.353, SLG: 0.385	2-2 G4-6-3 HBP		0-2 F8			2-2 G3		0-1 G6-3		3	0	0	0	0	0	1						
Ivan Rodriguez, R (1, 2) OBP: 0.346, SLG: 0.487	0-3 K			1-2 G1-3		3-2 P5		0-0 L9		4	0	0	0	0	1	1						
Will Clark, L (1, 3) OBP: 0.377, SLG: 0.443	2-2 G4-6-3			3-1 HR 2B		4-2 BB		1-1 F8		3	1	1	0	1	0	1						
Juan Gonzalez, R (1, 9) OBP: 0.378, SLG: 0.664		2-2 P3		3-1 HR		1-3 K		0-0 P2		4	1	1	2	0	1	1						
Mickey Tettleton, S (1, 10) OBP: 0.365, SLG: 0.446	2-2 G6-4-3 1B		3-2 L8				1-1 G6-3			3	0	1	0	0	0	0						
Dean Palmer, R (1, 5) OBP: 0.350, SLG: 0.527	0-1 G6-4-3		3-2 L6				3-1 F7			3	0	0	0	0	0	1						
Mark McLemore, S (1, 4) OBP: 0.389, SLG: 0.385			2-1 G6-3		0-1 G4-3		3-1 G4-3			3	0	0	0	0	0	0						
Damon Buford, R (1, 7) OBP: 0.342, SLG: 0.460			1-0 1B		3-2 F8			0-0 G6-3		2	0	1	0	0	0	0						
Kurt Stillwell, S (8, PH) OBP: 0.350, SLG: 0.300										1	0	0	0	0	0	0						
Benji Gil, R (8, 6)										0	0	0	0	0	0	0						
Kevin Elster, R (1, 6) OBP: 0.310, SLG: 0.451			1-3 K		2-3 K			1-1 P4		2	0	0	0	0	2	1						
Warren Newson, L (8, PH) OBP: 0.349, SLG: 0.441										0	0	0	0	0	0	0						
Jack Voigt, R (8, PH) OBP: 0.250, SLG: 0.250										1	0	0	0	0	0	0						
<b>Inning Stats</b>	R: 0 E: 0 K: 1 S: 8	H: 0 LOB: 0 BB: 0 P: 12	R: 0 E: 0 K: 0 S: 9	H: 1 LOB: 0 BB: 0 P: 13	R: 0 E: 0 K: 1 S: 10	H: 1 LOB: 1 BB: 0 P: 14	R: 2 E: 0 K: 0 S: 14	H: 2 LOB: 0 BB: 0 P: 27	R: 0 E: 0 K: 1 S: 8	H: 0 LOB: 1 BB: 0 P: 13	R: 0 E: 0 K: 0 S: 6	H: 0 LOB: 0 BB: 0 P: 13	R: 0 E: 0 K: 0 S: 5	H: 0 LOB: 0 BB: 0 P: 6	R: 0 E: 0 K: 0 S: 4	H: 0 LOB: 0 BB: 0 P: 5	1B: 2 2B: 1 3B: 0 HR: 1	SF: 0 SAC: 0 DP: 2 HBP: 1	WP: 0 PB: 0 SB: 0 CS: 0	PA: 31		
<b>PITCHER</b>	IP WLS BF H R ER SO BB IBB HBP BLK WP HR S P ERA WHIP	IP WLS BF H R ER SO BB IBB HBP BLK WP HR S P ERA WHIP	IP WLS BF H R ER SO BB IBB HBP BLK WP HR S P ERA WHIP	IP WLS BF H R ER SO BB IBB HBP BLK WP HR S P ERA WHIP	IP WLS BF H R ER SO BB IBB HBP BLK WP HR S P ERA WHIP	IP WLS BF H R ER SO BB IBB HBP BLK WP HR S P ERA WHIP	IP WLS BF H R ER SO BB IBB HBP BLK WP HR S P ERA WHIP	IP WLS BF H R ER SO BB IBB HBP BLK WP HR S P ERA WHIP	IP WLS BF H R ER SO BB IBB HBP BLK WP HR S P ERA WHIP	IP WLS BF H R ER SO BB IBB HBP BLK WP HR S P ERA WHIP	IP WLS BF H R ER SO BB IBB HBP BLK WP HR S P ERA WHIP	IP WLS BF H R ER SO BB IBB HBP BLK WP HR S P ERA WHIP	IP WLS BF H R ER SO BB IBB HBP BLK WP HR S P ERA WHIP	IP WLS BF H R ER SO BB IBB HBP BLK WP HR S P ERA WHIP	IP WLS BF H R ER SO BB IBB HBP BLK WP HR S P ERA WHIP	IP WLS BF H R ER SO BB IBB HBP BLK WP HR S P ERA WHIP	IP WLS BF H R ER SO BB IBB HBP BLK WP HR S P ERA WHIP	IP WLS BF H R ER SO BB IBB HBP BLK WP HR S P ERA WHIP	IP WLS BF H R ER SO BB IBB HBP BLK WP HR S P ERA WHIP	IP WLS BF H R ER SO BB IBB HBP BLK WP HR S P ERA WHIP	IP WLS BF H R ER SO BB IBB HBP BLK WP HR S P ERA WHIP	IP WLS BF H R ER SO BB IBB HBP BLK WP HR S P ERA WHIP

Texas Rangers @ Seattle Mariners  
The Kingdome, Seattle, WA  
Wed Sep 18 1996, 10:05 PM EDT  
Att: 35,162 - Dome

AB 29  
R 2  
H 4  
RBI 2  
BB 1  
SO 4  
LOB 6



Batter	1	2	3	4	5	6	7	8	9	AB	R	H	RBI	BB	SO	LOB	BOTTOM					
Joey Cora, S (1, 4) OBP: 0.342, SLG: 0.413	4-1 E 1B BB		0-3 K		2-1 F9		0-0 G6-3	2-2 1B		4	0	1	0	1	1	0						
Alex Rodriguez, R (1, 6) OBP: 0.422, SLG: 0.651	2-2 E4 G6-4-3 1B			1-1 G3-1	4-2 2B BB		0-0 HBP BB 1B	0-1 P3		4	1	2	0	1	0	1						
Ken Griffey Jr., L (1, 8) OBP: 0.397, SLG: 0.632	1-3 K			2-2 HR 1B	0-0 2B		4-2 BB HBP SF8 BB			3	2	2	0	1	1	2						
Edgar Martinez, R (1, 10) OBP: 0.468, SLG: 0.613	2-2 G6-4-3			4-1 HR 1B	1-3 K		1-1 BB HBP			2	1	0	0	1	1	4						
Jay Buhner, R (1, 9) OBP: 0.369, SLG: 0.562			1-3 K	0-1 HR		0-0 2B	4-2 BB			3	1	2	4	1	1	0						
Paul Sorrento, L (1, 3) OBP: 0.366, SLG: 0.506			3-3 K	0-0 1B		1-3 K	1-0 SF8			3	0	1	1	0	2	1						
Mark Whiten, S (1, 7) OBP: 0.369, SLG: 0.470			0-3 K	3-3 K		1-3 K	3-H G3			4	0	0	0	0	3	4						
Dave Hollins, S (1, 5) OBP: 0.369, SLG: 0.403			0-0 F7	1-2 F7		4-0 IBB		1-3 K		3	0	0	0	1	1	1						
Dan Wilson, R (1, 2) OBP: 0.330, SLG: 0.434			1-3 K		1-2 G6-3		2-3 K	1-1 CS 1B		4	0	1	0	0	2	2						
<b>Inning Stats</b>	R: 0 E: 1 K: 1 S: 11	H: 1 LOB: 1 BB: 1 P: 20	R: 0 E: 0 K: 3 S: 10	H: 0 LOB: 0 BB: 0 P: 14	R: 0 E: 0 K: 2 S: 7	H: 0 LOB: 0 BB: 0 P: 8	R: 3 E: 0 K: 1 S: 18	H: 3 LOB: 1 BB: 1 P: 29	R: 0 E: 0 K: 3 S: 11	H: 1 LOB: 2 BB: 1 P: 19	R: 2 E: 0 K: 0 S: 11	H: 1 LOB: 2 BB: 2 P: 21	R: 0 E: 0 K: 1 S: 10	H: 2 LOB: 1 BB: 0 P: 14	R: 0 E: 0 K: 1 S: 4	H: 0 LOB: 0 BB: 0 P: 5	1B: 6 2B: 2 3B: 0 HR: 1	SF: 1 SAC: 0 DP: 1 HBP: 1	WP: 0 PB: 0 SB: 0 CS: 1	PA: 38		
<b>PITCHER</b>	IP WLS BF H R ER SO BB IBB HBP BLK WP HR S P ERA WHIP	IP WLS BF H R ER SO BB IBB HBP BLK WP HR S P ERA WHIP	IP WLS BF H R ER SO BB IBB HBP BLK WP HR S P ERA WHIP	IP WLS BF H R ER SO BB IBB HBP BLK WP HR S P ERA WHIP	IP WLS BF H R ER SO BB IBB HBP BLK WP HR S P ERA WHIP	IP WLS BF H R ER SO BB IBB HBP BLK WP HR S P ERA WHIP	IP WLS BF H R ER SO BB IBB HBP BLK WP HR S P ERA WHIP	IP WLS BF H R ER SO BB IBB HBP BLK WP HR S P ERA WHIP	IP WLS BF H R ER SO BB IBB HBP BLK WP HR S P ERA WHIP	IP WLS BF H R ER SO BB IBB HBP BLK WP HR S P ERA WHIP	IP WLS BF H R ER SO BB IBB HBP BLK WP HR S P ERA WHIP	IP WLS BF H R ER SO BB IBB HBP BLK WP HR S P ERA WHIP	IP WLS BF H R ER SO BB IBB HBP BLK WP HR S P ERA WHIP	IP WLS BF H R ER SO BB IBB HBP BLK WP HR S P ERA WHIP	IP WLS BF H R ER SO BB IBB HBP BLK WP HR S P ERA WHIP	IP WLS BF H R ER SO BB IBB HBP BLK WP HR S P ERA WHIP	IP WLS BF H R ER SO BB IBB HBP BLK WP HR S P ERA WHIP	IP WLS BF H R ER SO BB IBB HBP BLK WP HR S P ERA WHIP	IP WLS BF H R ER SO BB IBB HBP BLK WP HR S P ERA WHIP	IP WLS BF H R ER SO BB IBB HBP BLK WP HR S P ERA WHIP	IP WLS BF H R ER SO BB IBB HBP BLK WP HR S P ERA WHIP	IP WLS BF H R ER SO BB IBB HBP BLK WP HR S P ERA WHIP

Texas Rangers @ Seattle Mariners  
The Kingdome, Seattle, WA  
Wed Sep 18 1996, 10:05 PM EDT  
Att: 35,162 - Dome

AB 30  
R 5  
H 9  
RBI 5  
BB 6  
SO 12  
LOB 15







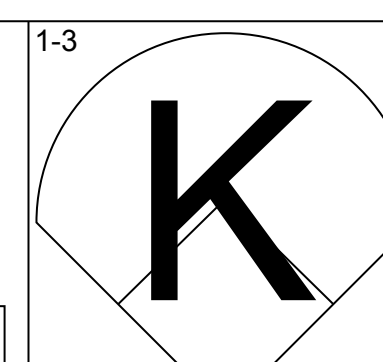
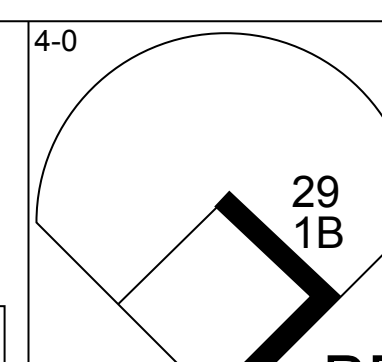
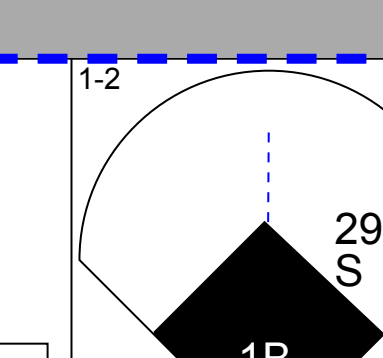
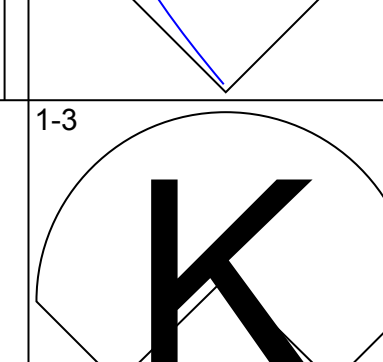
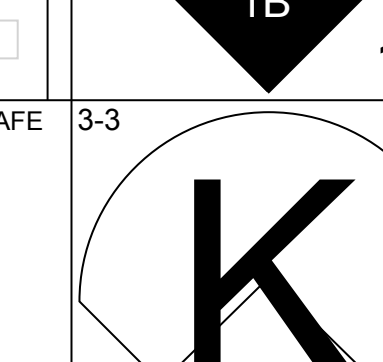
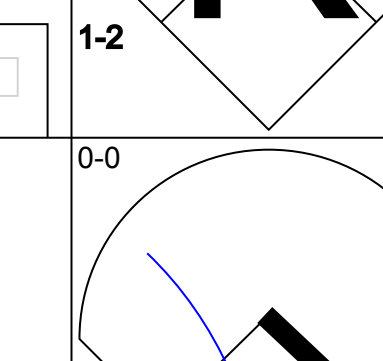

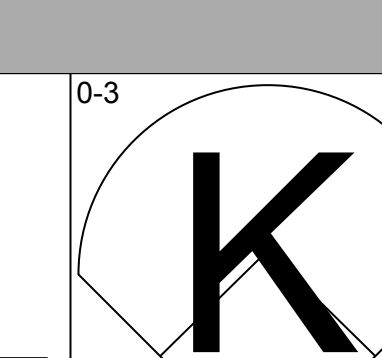
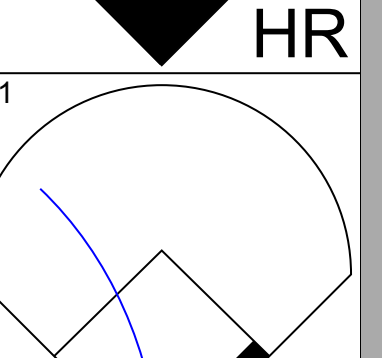
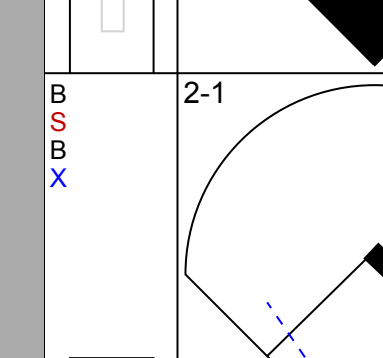
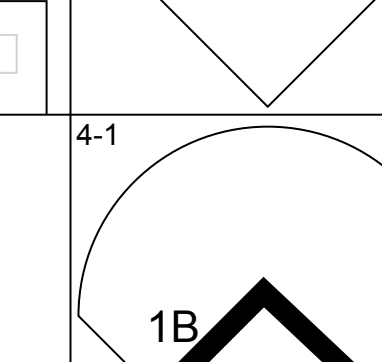
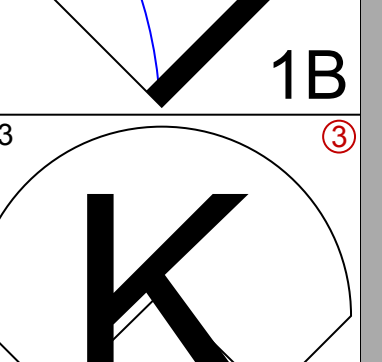
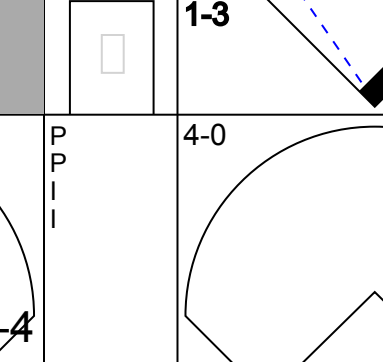
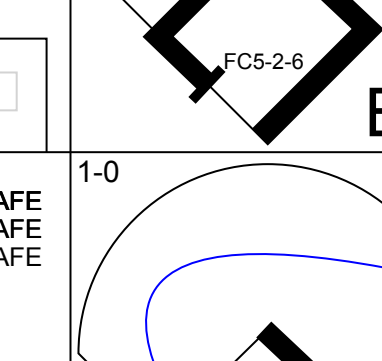
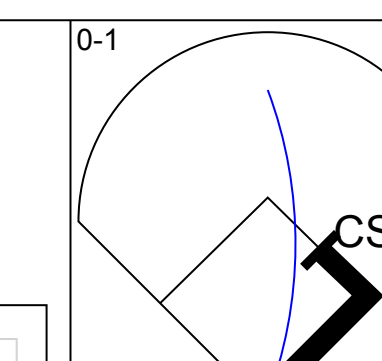
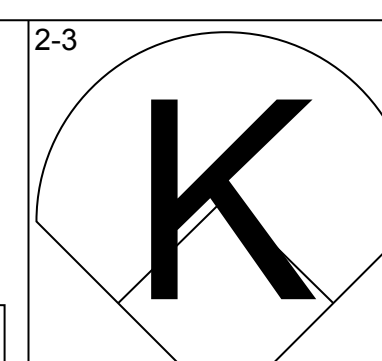
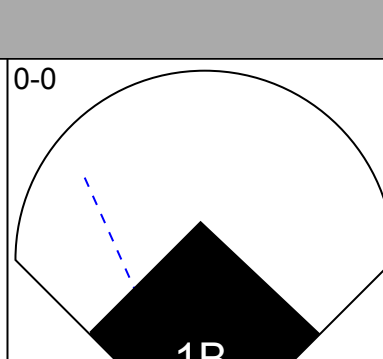
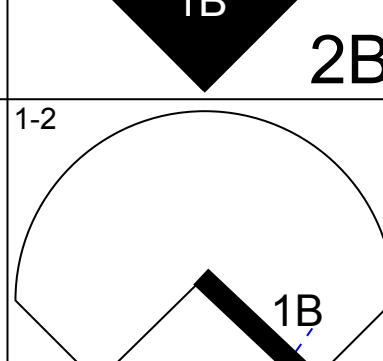
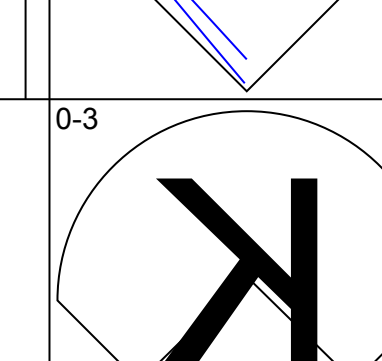
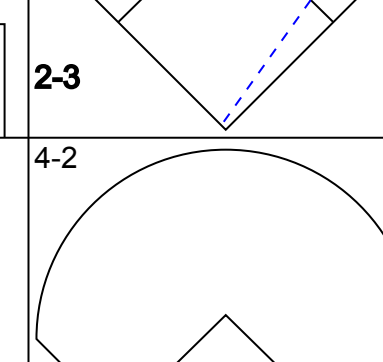
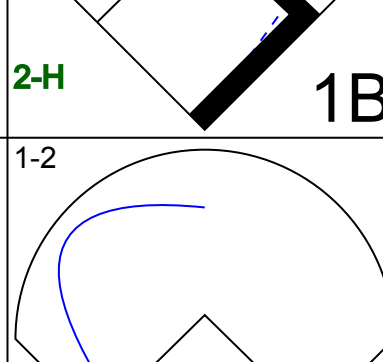
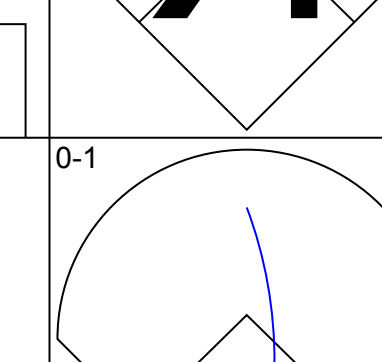
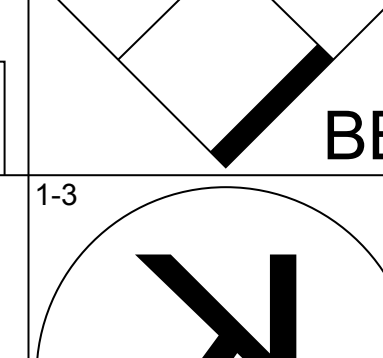
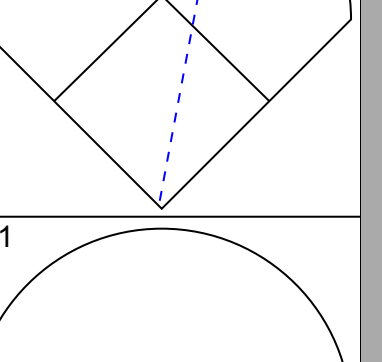
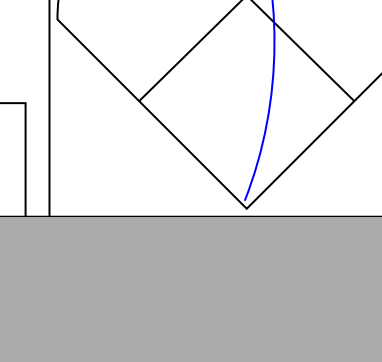
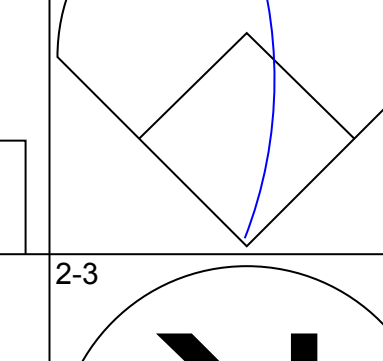
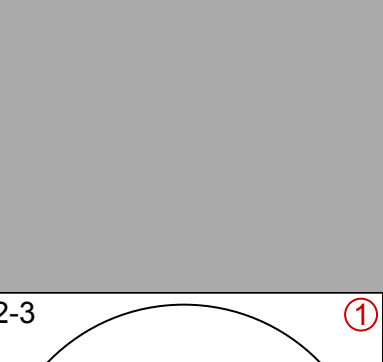

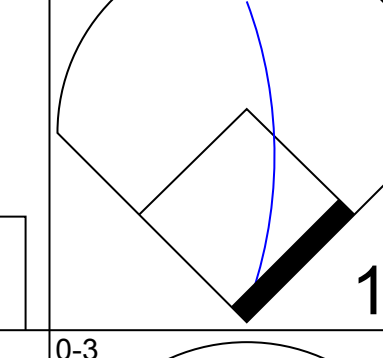











Batter	1	2	3	4	5	6	7	8	9	AB	R	H	RBI	BB	SO	LOB	TOP				
Darryl Hamilton, L (1, 8) OBP: 0.350, SLG: 0.384			FC5-2-6 (2)		E4 (2)			F8 (3)									4 0 0 0 1 1 4				
Ivan Rodriguez, R (1, 2) OBP: 0.342, SLG: 0.478	F9 (2)		L7 (3)		F9 (3)		P6 (2)										5 1 1 0 0 0 5				
29 Rusty Greer, L (1, 7) OBP: 0.400, SLG: 0.532				G6-3 (1)		FC6-4 1B (2)	FC5-4 1B (2)										5 0 2 0 0 2 1				
Juan Gonzalez, R (1, 9) OBP: 0.374, SLG: 0.661		G6-3 (1)		HR (2)		FC6-4 1B (2)	FC5-4 1B (3)										5 1 3 2 0 0 3				
Will Clark, L (1, 3) OBP: 0.378, SLG: 0.438				P5 (2)		F7 (1)		F7 (1)									4 0 0 0 1 1 2				
Dean Palmer, R (1, 5) OBP: 0.353, SLG: 0.534	G5-3 (3)			HR (2)		FC6-4 1B (2)		2B SF8 1B (2)									5 2 2 1 0 0 4				
Mickey Tettleton, S (1, 10) Lou Frazier, S (8, PR) OBP: 0.352, SLG: 0.319																	4 0 2 0 0 2 2 1 0 0 0 0 1 2				
Mark McLemore, S (1, 4) OBP: 0.390, SLG: 0.383																	2 0 1 0 2 1 1				
Kevin Elster, R (1, 6) OBP: 0.313, SLG: 0.454					G6-3 (1)		SH2-4 (1)	SF8 (2)									2 0 1 1 0 0 0				
<b>Inning Stats</b>	R: 0 E: 0 K: 2 S: 10	H: 0 LOB: 0 BB: 0 P: 12	R: 0 E: 0 K: 1 S: 12	H: 0 LOB: 0 BB: 20 P: 20	R: 0 E: 0 K: 1 S: 8	H: 1 LOB: 2 BB: 1 P: 13	R: 2 E: 0 K: 1 S: 16	H: 3 LOB: 1 BB: 0 P: 26	R: 0 E: 1 K: 0 S: 6	H: 0 LOB: 0 BB: 0 P: 9	R: 0 E: 0 K: 1 S: 13	H: 2 LOB: 3 BB: 1 P: 20	R: 0 E: 0 K: 0 S: 10	H: 2 LOB: 3 BB: 1 P: 19	R: 1 E: 0 K: 2 S: 16	H: 2 LOB: 2 BB: 1 P: 27	1B: 9 2B: 1 3B: 0 HR: 2	SF: 1 SAC: 1 DP: 0 HBP: 0	WP: 0 PA: 43 CS: 1		
<b>PITCHER</b>	IP WLS BF H R ER SO BB IBB HBP BLK WP HR S P ERA WHIP																				
Jason Dickson, R (1, 1) ERA: 5.05	6.2 L 30 8 2 2 6 2 0 0 0 0 0 2 73 115 2.70 1.500																				
Pep Harris, R (7, 1) ERA: 4.0	0.1 1 0 0 0 0 0 0 0 0 0 0 2 4 0.00 0.000																				
Mike Holtz, L (8, 1) ERA: 2.54	1.0 6 2 1 1 0 0 0 1 0 0 0 0 12 20 9.00 2.000																				
Troy Percival, R (9, 1) ERA: 2.41	1.0 6 2 1 1 2 0 0 0 0 0 0 0 16 27 9.00 2.000																				
<b>Batter</b>	<b>1</b>	<b>2</b>	<b>3</b>	<b>4</b>	<b>5</b>	<b>6</b>	<b>7</b>	<b>8</b>	<b>9</b>	<b>AB</b>	<b>R</b>	<b>H</b>	<b>RBI</b>	<b>BB</b>	<b>SO</b>	<b>LOB</b>	<b>BOTTOM</b>				
Darin Erstad, L (1, 7) OBP: 0.332, SLG: 0.376	G3 2B (1)				G3 (3)					4	0	2	0	0	1	1					
Rex Hudler, R (1, 4) OBP: 0.334, SLG: 0.549	G5-3 (1)		P6 (1)					P2 (1)		4	1	1	0	0	0	2					
Jim Edmonds, L (1, 8) OBP: 0.375, SLG: 0.580	G3 (2)		L6 (2)							4	0	1	1	0	1	2					
Tim Salmon, R (1, 10) OBP: 0.383, SLG: 0.496				G6-3 (1)						3	0	2	0	1	0	0					
J.T. Snow, L (1, 3) OBP: 0.327, SLG: 0.384				G4-3 (2)		F7 (1)		L8 (3)		4	0	0	0	0	1	5					
16 Garret Anderson, L (1, 9) OBP: 0.312, SLG: 0.401			L8 (1)							3	0	0	0	1	1	2					
Gary Disarcina, R (1, 6) OBP: 0.293, SLG: 0.353						F8 (3)		P6 (3)		4	0	0	0	0	1	3					
Jorge Fabregas, L (1, 2) OBP: 0.331, SLG: 0.340										3	0	2	0	0	1	0					
Dick Schofield, R (7, PR) OBP: 0.143, SLG: 0.143										0	0	0	0	0	0	0					
Todd Greene, R (8, 2) OBP: 0.246, SLG: 0.308										1	0	0	0	0	1	0					
George Arias, R (1, 5) OBP: 0.272, SLG: 0.323										3	0	0	0	0	1	2					
<b>Inning Stats</b>	R: 0 E: 0 K: 1 S: 11	H: 1 LOB: 2 BB: 1 P: 19	R: 0 E: 0 K: 2 S: 10	H: 1 LOB: 1 BB: 0 P: 12	R: 0 E: 0 K: 0 S: 7	H: 1 LOB: 0 BB: 0 P: 10	R: 0 E: 0 K: 0 S: 5	H: 0 LOB: 1 BB: 1 P: 10	R: 0 E: 0 K: 1 S: 8	H: 0 LOB: 0 BB: 0 P: 11	R: 1 E: 0 K: 1 S: 20	H: 3 LOB: 2 BB: 0 P: 28	R: 0 E: 0 K: 1 S: 7	H: 1 LOB: 1 BB: 0 P: 11	R: 0 E: 0 K: 1 S: 8	H: 1 LOB: 1 BB: 0 P: 10	R: 0 E: 0 K: 1 S: 5	H: 0 LOB: 0 BB: 0 P: 5	1B: 6 2B: 2 3B: 0 HR: 0	SF: 0 SAC: 0 DP: 1 HBP: 0	WP: 0 PA: 35 CS: 1
<b>PITCHER</b>	IP WLS BF H R ER SO BB IBB HBP BLK WP HR S P ERA WHIP																				
Ken Hill, R (1, 1) ERA: 3.66	9.0 W 35 8 1 1 8 2 0 0 0 0 0 0 81 116 1.00 1.111																				

Texas Rangers @ California Angels  
 Anaheim Stadium, Anaheim, CA  
 Sun Sep 22 1996, 6:33 AM EDT  
 Att: 17,522 - Sunny - 78 F

AB	37
R	4
H	12
RBI	4
BB	4
SO	8
LOB	24



Texas Rangers @ California Angels  
 Anaheim Stadium, Anaheim, CA  
 Sun Sep 22 1996, 6:33 AM EDT  
 Att: 17,522 - Sunny - 78 F


AB	33
R	1
H	8
RBI	1
BB	2
SO	8
LOB	17










Batter	1	2	3	4	5	6	7	8	9	AB	R	H	RBI	BB	SO	LOB	TOP					
Darryl Hamilton, L OBP: 0.351, SLG: 0.386	1-1 E 1B	2-3 K		0-0 1B		1-1 SH5-3		2-3 K		4	1	2	0	0	2	1	<p>Texas Rangers @ Oakland Athletics Oakland-Alameda County Coliseum, Oakland, CA</p> <p>Tue Sep 24 1996, 3:33 AM PDT Att: 9,694 - Sunny - 60 F</p> <p>livebaseballscores.com</p> <p>AB 37 R 7 H 11 RBI 6 BB 3 SO 5 LOB 20</p> 					
Ivan Rodriguez, R OBP: 0.340, SLG: 0.474	0-1 E6 BB 1B	0-0 F8			2-1 E 2B	1-1 F7		0-0 G6-3		5	1	1	0	0	0	3						
29 Rusty Greer, L OBP: 0.400, SLG: 0.533	0-2 L6		2-2 L9		1-1 E 2B	3-1 2B		3-1 G4-3		5	1	2	1	0	0	2						
Juan Gonzalez, R OBP: 0.373, SLG: 0.656	2-2 BB 1B		3-3 K		1-0 L5	1-2 F8		2-1 P8		5	0	1	1	0	1	3						
Will Clark, L OBP: 0.379, SLG: 0.438	4-2 BB		2-0 F8		4-0 E IBB		3-1 G6-4-3 1B		1-2 G6-3		3	1	1	0	2	0						
Dean Palmer, R OBP: 0.352, SLG: 0.530	1-1 P3			0-1 HR 1B	2-2 E7 E 1B		0-1 G6-4-3				4	1	2	2	0	4						
Mickey Tettleton, S OBP: 0.367, SLG: 0.457	2-3 K		2-2 HR	1-3 2-H 3-H 1B	3-2 E1 G4-6-3		4-1 BB				3	1	1	2	1	4						
Mark McLemore, S OBP: 0.390, SLG: 0.382		2-2 G3-1		3-3 K	3-2 G4-6-3		1-0 G4-3				4	0	0	0	0	1						
Kevin Elster, R OBP: 0.313, SLG: 0.454		0-0 1B		2-2 L9		1-2 E6 SH5-3 2B		1-0 G6-3		4	1	1	0	0	0	0						
<b>Inning Stats</b>	R: 1 E: 1 K: 1 S: 19	H: 2 LOB: 3 BB: 1 P: 29	R: 0 E: 0 K: 1 S: 8	H: 1 LOB: 1 BB: 0 P: 12	R: 0 E: 0 K: 1 S: 11	H: 0 LOB: 0 BB: 0 P: 18	R: 2 E: 0 K: 1 S: 12	H: 3 LOB: 1 BB: 0 P: 19	R: 3 E: 2 K: 0 S: 15	H: 3 LOB: 1 BB: 1 P: 31	R: 1 E: 1 K: 0 S: 12	H: 1 LOB: 1 BB: 0 P: 19	R: 0 E: 0 K: 0 S: 6	H: 1 LOB: 1 BB: 1 P: 14	R: 0 E: 0 K: 1 S: 5	H: 0 LOB: 0 BB: 0 P: 8	R: 0 E: 0 K: 0 S: 7	H: 0 LOB: 0 BB: 0 P: 13	1B: 8 2B: 2 3B: 0 HR: 1	SF: 0 SAC: 1 DP: 2 HBP: 0	WP: 0 PB: 0 SB: 0 CS: 0	PA: 41
<b>PITCHER</b>	IP WLS BF H R ER SO BB IBB HBP BLK WP HR S P ERA WHIP	IP WLS BF H R ER SO BB IBB HBP BLK WP HR S P ERA WHIP															IP WLS BF H R ER SO BB IBB HBP BLK WP HR S P ERA WHIP					
Aaron Small, R ERA: 9.51	4.1 L	24 9	6 6	5 5	4 4	1 1	1 1	0 0	0 0	0 0	0 0	0 0	0 0	0 0	26 48	0.00 1.000						
Carlos Reyes, R ERA: 4.53	3.0	12 2	1 1	0 0	0 0	1 1	0 0	0 0	0 0	0 0	0 0	0 0	0 0	2 6	0.00 0.000							
Mike Mohler, L ERA: 3.62	1.0	3 0	0 0	0 0	1 1	0 0	0 0	0 0	0 0	0 0	0 0	0 0	0 0	6 11	0.00 0.000							
Dave Telgheder, R ERA: 5.08	0.2	2 0	0 0	0 0	0 0	0 0	0 0	0 0	0 0	0 0	0 0	0 0	0 0	5 8	0.00 0.000							

Batter	1	2	3	4	5	6	7	8	9	AB	R	H	RBI	BB	SO	LOB	BOTTOM					
Tony Batista, R OBP: 0.340, SLG: 0.439	1-1 FC5-4 FC6-4 2B	1-0 F7			4-0 1B BB BB		2-2 P6			3	2	1	0	1	0	1	<p>Texas Rangers @ Oakland Athletics Oakland-Alameda County Coliseum, Oakland, CA</p> <p>Tue Sep 24 1996, 3:33 AM PDT Att: 9,694 - Sunny - 60 F</p> <p>livebaseballscores.com</p> <p>AB 29 R 3 H 4 RBI 3 BB 5 SO 7 LOB 11</p> 					
Matt Stairs, L OBP: 0.351, SLG: 0.547	4-2 FC5-4 BB		1-0 P5		4-2 BB 1B BB		1-3 K			2	1	0	0	2	1	0						
Scott Brosius, R OBP: 0.395, SLG: 0.528	1-2 FC5-4 FC6-4 BB 1-2 2-3		1-1 P3		2-2 SF9 BB 1B		1-2 G6-3			4	0	1	0	0	0	2						
Mark McGwire, R OBP: 0.471, SLG: 0.743	4-2 SAFE SAFE FC6-4 BB		1-1 F8		4-0 1-2 2-3 3-H BB			3-3 K		2	0	0	1	2	1	0						
Geronomo Berroa, R OBP: 0.346, SLG: 0.539	1-2 FC6-4			2-1 SH5-3 1B	2-1 SF9		1-3 K			3	0	1	2	0	1	2						
Jose Herrera, L OBP: 0.322, SLG: 0.383	1-2 2-3 3-H G1-3			0-0 SH5-3	2-3 K		2-3 K			1	0	0	0	0	0	2						
Brian Leshar, R OBP: 0.270, SLG: 0.485				1-2 SH5-3						2	0	0	0	0	2	2						
Ernie Young, R OBP: 0.329, SLG: 0.432		2-0 P3		1-0 G6-3		0-0 F8		1-3 K		4	0	0	0	0	1	1						
Mike Bordick, R OBP: 0.302, SLG: 0.315		1-2 G5-3		2-1 G5-3		1-3 K		1-0 F7		4	0	0	0	0	1	1						
George Williams, S OBP: 0.319, SLG: 0.266		1-2 1B			2-2 P4		2-0 F7		0-0 G4-3		4	0	1	0	0	0						
<b>Inning Stats</b>	R: 1 E: 0 K: 0 S: 19	H: 1 LOB: 2 BB: 2 P: 30	R: 0 E: 0 K: 0 S: 10	H: 1 LOB: 1 BB: 0 P: 15	R: 0 E: 0 K: 0 S: 5	H: 0 LOB: 0 BB: 0 P: 8	R: 0 E: 0 K: 0 S: 6	H: 1 LOB: 1 BB: 0 P: 11	R: 2 E: 0 K: 1 S: 13	H: 1 LOB: 2 BB: 3 P: 33	R: 0 E: 0 K: 1 S: 6	H: 0 LOB: 0 BB: 0 P: 9	R: 0 E: 0 K: 1 S: 10	H: 0 LOB: 0 BB: 0 P: 14	R: 0 E: 0 K: 3 S: 10	H: 0 LOB: 0 BB: 0 P: 16	R: 0 E: 0 K: 1 S: 5	H: 0 LOB: 0 BB: 0 P: 7	1B: 3 2B: 1 3B: 0 HR: 0	SF: 1 SAC: 1 DP: 0 HBP: 0	WP: 0 PB: 0 SB: 0 CS: 0	PA: 36
<b>PITCHER</b>	IP WLS BF H R ER SO BB IBB HBP BLK WP HR S P ERA WHIP	IP WLS BF H R ER SO BB IBB HBP BLK WP HR S P ERA WHIP															IP WLS BF H R ER SO BB IBB HBP BLK WP HR S P ERA WHIP					
Roger Pavlik, R ERA: 5.28	4.1	21 4	3 3	3 3	0 0	0 0	0 0	0 0	0 0	0 0	0 0	0 0	0 0	2 8	0.00 3.000							
Jose Albero, R ERA: 4.32	0.1	2 0	0 0	0 0	0 0	1 1	0 0	0 0	0 0	0 0	0 0	0 0	0 0	2 15	0.00 0.000							
Dennis Cook, L ERA: 4.17	2.0	6 W	0 0	0 0	3 3	0 0	0 0	0 0	0 0	0 0	0 0	0 0	0 0	14 21	0.00 0.000							
Jeff Russell, R ERA: 3.4	1.1	4 0	0 0	0 0	3 3	0 0	0 0	0 0	0 0	0 0	0 0	0 0	0 0	5 7	0.00 0.000							
Mike Hememan, R ERA: 6.08	1.0	3 0	0 0	0 0	1 1	0 0	0 0	0 0	0 0	0 0	0 0	0 0	0 0	5 7	0.00 0.000							



Batter	1	2	3	4	5	6	7	8	9	AB	R	H	RBI	BB	SO	LOB	TOP					
Darin Erstad, L (1, 8) OBP: 0.335, SLG: 0.382	L8		G6-3 1B		P6			G4-3		4	1	1	0	0	0	1	<b>California Angels @ Texas Rangers</b> The Ballpark at Arlington, Arlington, TX Thu Sep 26 1996, 8:05 PM EDT Att: 33,895 - Unknown - 61 F					
Randy Velarde, R (1, 5) OBP: 0.375, SLG: 0.431	G6-3		G6-3					K		4	0	0	0	0	2	2						
Tim Salmon, R (1, 9) OBP: 0.385, SLG: 0.496	F8							G6-3		4	0	2	2	0	0	0						
Chili Davis, S (1, 10) OBP: 0.391, SLG: 0.502		L9	P5					F9		4	0	0	0	0	0	2						
Rex Hudler, R (1, 4) OBP: 0.337, SLG: 0.556										3	2	2	1	0	0	0						
George Arias, R (7, 5) OBP: 0.279, SLG: 0.329										0	0	0	0	0	0	0						
Jim Edmonds, L (9, PH) OBP: 0.376, SLG: 0.577										1	0	1	0	0	0	0						
16 Garrett Anderson, L (1, 7) OBP: 0.308, SLG: 0.400										3	1	1	2	0	1	0						
J.T. Snow, L (1, 3) OBP: 0.329, SLG: 0.386										4	0	0	0	0	0	1						
Jorge Fabregas, L (1, 2) OBP: 0.326, SLG: 0.335										3	0	0	0	0	0	0						
Todd Greene, R (9, PH) OBP: 0.250, SLG: 0.296										0	0	0	0	0	0	0						
Jack Howell, L (9, PH) OBP: 0.393, SLG: 0.516										0	0	0	0	1	0	0						
Orlando Palmeiro, L (9, PR) OBP: 0.360, SLG: 0.388										0	0	0	0	0	0	0						
Gary Disarcina, R (1, 6) OBP: 0.288, SLG: 0.351										4	1	1	0	0	0	2						
<b>Inning Stats</b>	R: 0 E: 0 K: 0 S: 9	H: 0 LOB: 0 BB: 0 P: 14	R: 2 E: 0 K: 0 S: 14	H: 2 LOB: 0 BB: 0 P: 20	R: 1 E: 0 K: 0 S: 12	H: 2 LOB: 1 BB: 0 P: 19	R: 0 E: 0 K: 0 S: 8	H: 0 LOB: 0 BB: 0 P: 11	R: 0 E: 0 K: 1 S: 9	H: 0 LOB: 0 BB: 0 P: 12	R: 1 E: 0 K: 1 S: 12	H: 1 LOB: 0 BB: 0 P: 16	R: 1 E: 0 K: 0 S: 11	H: 2 LOB: 1 BB: 0 P: 15	R: 0 E: 0 K: 0 S: 13	H: 1 LOB: 2 BB: 1 P: 22	1B: 5 2B: 1 3B: 0 HR: 2	SF: 0 SAC: 1 DP: 0 HBP: 0	WP: 0 PB: 0 SB: 1 CS: 0	PA: 36		
<b>PITCHER</b>	IP WLS BF H R ER SO BB IBB HBP BLK WP HR S P ERA WHIP	IP WLS BF H R ER SO BB IBB HBP BLK WP HR S P ERA WHIP	IP WLS BF H R ER SO BB IBB HBP BLK WP HR S P ERA WHIP	IP WLS BF H R ER SO BB IBB HBP BLK WP HR S P ERA WHIP	IP WLS BF H R ER SO BB IBB HBP BLK WP HR S P ERA WHIP	IP WLS BF H R ER SO BB IBB HBP BLK WP HR S P ERA WHIP	IP WLS BF H R ER SO BB IBB HBP BLK WP HR S P ERA WHIP	IP WLS BF H R ER SO BB IBB HBP BLK WP HR S P ERA WHIP	IP WLS BF H R ER SO BB IBB HBP BLK WP HR S P ERA WHIP	IP WLS BF H R ER SO BB IBB HBP BLK WP HR S P ERA WHIP	IP WLS BF H R ER SO BB IBB HBP BLK WP HR S P ERA WHIP	IP WLS BF H R ER SO BB IBB HBP BLK WP HR S P ERA WHIP	IP WLS BF H R ER SO BB IBB HBP BLK WP HR S P ERA WHIP	IP WLS BF H R ER SO BB IBB HBP BLK WP HR S P ERA WHIP	IP WLS BF H R ER SO BB IBB HBP BLK WP HR S P ERA WHIP	IP WLS BF H R ER SO BB IBB HBP BLK WP HR S P ERA WHIP	IP WLS BF H R ER SO BB IBB HBP BLK WP HR S P ERA WHIP	IP WLS BF H R ER SO BB IBB HBP BLK WP HR S P ERA WHIP	IP WLS BF H R ER SO BB IBB HBP BLK WP HR S P ERA WHIP	IP WLS BF H R ER SO BB IBB HBP BLK WP HR S P ERA WHIP	IP WLS BF H R ER SO BB IBB HBP BLK WP HR S P ERA WHIP	IP WLS BF H R ER SO BB IBB HBP BLK WP HR S P ERA WHIP

AB	34
R	5
H	8
RBI	5
BB	1
SO	3
LOB	8



Batter	1	2	3	4	5	6	7	8	9	AB	R	H	RBI	BB	SO	LOB	BOTTOM					
Darryl Hamilton, L (1, 8) OBP: 0.350, SLG: 0.385	G5-3							G4-3		4	1	1	1	0	0	2	<b>California Angels @ Texas Rangers</b> The Ballpark at Arlington, Arlington, TX Thu Sep 26 1996, 8:05 PM EDT Att: 33,895 - Unknown - 61 F					
Ivan Rodriguez, R (1, 2) OBP: 0.341, SLG: 0.476								G5-3		4	1	2	1	0	0	2						
29 Rusty Greer, L (1, 7) OBP: 0.399, SLG: 0.532	L8									3	1	1	1	0	0	1						
Juan Gonzalez, R (1, 9) OBP: 0.370, SLG: 0.651	L8									4	0	0	0	0	1	3						
Willi Clark, L (1, 3) OBP: 0.378, SLG: 0.439										3	0	1	1	0	1	1						
Dean Palmer, R (1, 5) OBP: 0.348, SLG: 0.526										4	0	0	0	0	1	3						
Mickey Tettleton, S (1, 10) OBP: 0.365, SLG: 0.453										4	0	0	0	0	1	0						
Mark McLemore, S (1, 4) OBP: 0.390, SLG: 0.382										3	3	1	0	1	0	0						
Kevin Elster, R (1, 6) OBP: 0.314, SLG: 0.458										4	0	2	1	0	1	1						
<b>Inning Stats</b>	R: 0 E: 0 K: 0 S: 8	H: 1 LOB: 1 BB: 0 P: 9	R: 0 E: 0 K: 2 S: 8	H: 0 LOB: 0 BB: 0 P: 11	R: 4 E: 2 K: 1 S: 15	H: 2 LOB: 1 BB: 1 P: 22	R: 1 E: 1 K: 0 S: 12	H: 1 LOB: 1 BB: 0 P: 17	R: 0 E: 0 K: 1 S: 11	H: 1 LOB: 1 BB: 0 P: 18	R: 1 E: 0 K: 0 S: 8	H: 1 LOB: 1 BB: 0 P: 9	R: 0 E: 0 K: 1 S: 11	H: 1 LOB: 1 BB: 0 P: 16	R: 0 E: 0 K: 0 S: 7	H: 0 LOB: 0 BB: 0 P: 12		1B: 5 2B: 2 3B: 1 HR: 0	SF: 2 SAC: 0 DP: 0 HBP: 0	WP: 0 PB: 1 SB: 1 CS: 0	PA: 36	
<b>PITCHER</b>	IP WLS BF H R ER SO BB IBB HBP BLK WP HR S P ERA WHIP	IP WLS BF H R ER SO BB IBB HBP BLK WP HR S P ERA WHIP	IP WLS BF H R ER SO BB IBB HBP BLK WP HR S P ERA WHIP	IP WLS BF H R ER SO BB IBB HBP BLK WP HR S P ERA WHIP	IP WLS BF H R ER SO BB IBB HBP BLK WP HR S P ERA WHIP	IP WLS BF H R ER SO BB IBB HBP BLK WP HR S P ERA WHIP	IP WLS BF H R ER SO BB IBB HBP BLK WP HR S P ERA WHIP	IP WLS BF H R ER SO BB IBB HBP BLK WP HR S P ERA WHIP	IP WLS BF H R ER SO BB IBB HBP BLK WP HR S P ERA WHIP	IP WLS BF H R ER SO BB IBB HBP BLK WP HR S P ERA WHIP	IP WLS BF H R ER SO BB IBB HBP BLK WP HR S P ERA WHIP	IP WLS BF H R ER SO BB IBB HBP BLK WP HR S P ERA WHIP	IP WLS BF H R ER SO BB IBB HBP BLK WP HR S P ERA WHIP	IP WLS BF H R ER SO BB IBB HBP BLK WP HR S P ERA WHIP	IP WLS BF H R ER SO BB IBB HBP BLK WP HR S P ERA WHIP	IP WLS BF H R ER SO BB IBB HBP BLK WP HR S P ERA WHIP	IP WLS BF H R ER SO BB IBB HBP BLK WP HR S P ERA WHIP	IP WLS BF H R ER SO BB IBB HBP BLK WP HR S P ERA WHIP	IP WLS BF H R ER SO BB IBB HBP BLK WP HR S P ERA WHIP	IP WLS BF H R ER SO BB IBB HBP BLK WP HR S P ERA WHIP	IP WLS BF H R ER SO BB IBB HBP BLK WP HR S P ERA WHIP	IP WLS BF H R ER SO BB IBB HBP BLK WP HR S P ERA WHIP













Batter	1	2	3	4	5	6	7	8	9	AB	R	H	RBI	BB	SO	LOB	TOP								
<b>Darin Erstad, L</b> OBP: 0.333, SLG: 0.375	4-0 BB G6-4-3		1-3 K			1-0 BB 1B	3-2 P5			3	1	1	0	1	1	3									
<b>Orlando Palmeiro, L</b> OBP: 0.351, SLG: 0.379	1-1 G6-4-3 1-2		2-2 G3-1			0-0 B5	4-2 BB			3	0	0	0	1	0	4									
<b>Tim Salmon, R</b> OBP: 0.386, SLG: 0.501	1-0 L5				2-0 F7	4-1 1B FC6-4	0-3 K			3	1	0	0	1	1	2									
<b>Jack Howell, L</b> OBP: 0.324, SLG: 0.508		2-3 K			1-0 F7	3-2 FC6-4 1B		2-1 L8		4	0	1	1	0	1	0									
<b>Chris Pritchett, L</b> OBP: 0.154, SLG: 0.154		3-2 P6			2-3 K	1-0 FC6-4 2B		0-2 G5-3		4	1	0	1	0	1	1									
<b>George Arias, R</b> OBP: 0.284, SLG: 0.349		0-1 G6-3				0-0 G4-3 2B		0-0 F7		4	0	2	1	0	0	0									
<b>Robert Eenhoorn, R</b> OBP: 0.212, SLG: 0.172			0-0 1B		0-2 G4-3	2-3 K		0-0 F7		4	0	1	0	0	1	2									
<b>Jorge Fabregas, L</b> OBP: 0.326, SLG: 0.335			1-1 P6		0-3 K		1-0 BB	2-1 L8		2	0	0	0	0	1	2									
<b>Todd Greene, R</b> OBP: 0.236, SLG: 0.278										2	0	1	0	0	0	0									
<b>Dick Schofield, R</b> OBP: 0.294, SLG: 0.250			2-2 1B		1-3 K		0-0 L7	0-3 K		3	0	1	0	0	1	2									
<b>Jim Edmonds, L</b> OBP: 0.375, SLG: 0.571			1-3 1B							1	0	0	0	0	1	0									
<b>Inning Stats</b>	R: 0 E: 0 K: 0 S: 3	H: 0 LOB: 0 BB: 1 P: 9	R: 0 E: 0 K: 1 S: 9	H: 0 LOB: 0 BB: 0 P: 14	R: 0 E: 0 K: 1 S: 12	H: 2 LOB: 2 BB: 0 P: 18	R: 0 E: 0 K: 1 S: 5	H: 0 LOB: 0 BB: 0 P: 10	R: 0 E: 0 K: 2 S: 10	H: 1 LOB: 1 BB: 0 P: 11	R: 3 E: 0 K: 1 S: 14	H: 3 LOB: 1 BB: 1 P: 25	R: 0 E: 0 K: 1 S: 17	H: 1 LOB: 2 BB: 1 P: 25	R: 0 E: 0 K: 0 S: 6	H: 0 LOB: 0 BB: 0 P: 8	R: 0 E: 0 K: 1 S: 7	H: 0 LOB: 0 BB: 0 P: 9	1B: 5 2B: 2 3B: 0 HR: 0	SF: 0 SAC: 0 DP: 1 HBP: 0	WP: 0 PB: 0 SB: 0 CS: 0	PA: 36			
<b>PITCHER</b>	IP	WLS	BF	H	R	ER	SO	BB	IBB	HBP	BLK	WP	HR	S	P	ERA	WHIP								
<b>Roger Pavlik, R</b> ERA: 5.19	(1, 1)	3.1	12	2	0	0	2	1	0	0	0	0	0	25	44	0.00	0.900								
<b>Dennis Cook, L</b> ERA: 4.09	(4, 1)	0.2	2	0	0	0	1	0	0	0	0	0	0	4	7	0.00	0.000								
<b>Bobby Witt, R</b> ERA: 5.41	(5, 1)	5.0	W	22	5	3	3	5	2	0	0	0	0	54	78	5.40	1.400								

California Angels @ Texas Rangers  
The Ballpark at Arlington, Arlington, TX  
Sun Sep 29 1996, 4:33 AM EDT  
Att: 45,434 - Sunny - 79 F

AB	33
R	3
H	7
RBI	3
BB	3
SO	8
LOB	16



Batter	1	2	3	4	5	6	7	8	9	AB	R	H	RBI	BB	SO	LOB	BOTTOM									
<b>Kurt Stillwell, S</b> OBP: 0.364, SLG: 0.364	2-1 HR		1-0 BB	0-1 F7		0-3 K				4	1	2	1	0	1	1										
<b>Damon Buford, R</b> OBP: 0.348, SLG: 0.469	1-3 K		4-1 BB		1-1 G3	3-1 G5-3				3	0	0	0	1	1	0										
<b>29 Rusty Greer, L</b> OBP: 0.397, SLG: 0.530	0-1 F6		1-3 K		4-1 BB		3-3 K			2	0	0	0	1	1	3										
<b>Jack Voigt, R</b> OBP: 0.111, SLG: 0.111										1	0	0	0	0	1	0										
<b>Juan Gonzalez, R</b> OBP: 0.368, SLG: 0.643	3-3 K		1-3 K		2-1 F8		1-0 F8			2	0	0	0	0	2	3										
<b>Lee Stevens, L</b> OBP: 0.291, SLG: 0.449										2	0	0	0	0	0	1										
<b>Will Clark, L</b> OBP: 0.377, SLG: 0.436		2-2 BB		0-1 F9		4-1 BB		2-1 E6		2	0	1	0	0	0	3										
<b>Rene Gonzales, R</b> OBP: 0.288, SLG: 0.326										1	0	0	0	1	0	0										
<b>Dean Palmer, R</b> OBP: 0.348, SLG: 0.527		0-3 K		2-2 HR		0-3 K		1-1 G4-3		1	0	0	0	0	1	1										
<b>Warren Newson, L</b> OBP: 0.355, SLG: 0.451										3	1	1	1	0	1	3										
<b>Mickey Tettleton, S</b> OBP: 0.366, SLG: 0.450	4-0 BB		1-2 BB		1-0 L4		0-1 G4-3		2-1 G3	3	0	0	0	1	0	0										
<b>Dave Valle, R</b> OBP: 0.368, SLG: 0.500	1-0 G6-4-3				1-1 F9		3-2 HR		1-1 G6-3	1	0	0	0	0	0	2										
<b>Kevin Brown, R</b>										2	1	0	0	0	0	0										
<b>Kevin Elster, R</b> OBP: 0.317, SLG: 0.462			4-0 BB		1-2 HBP		2-1 HR		2-2 G2-3	2	1	1	2	1	0	0										
<b>Inning Stats</b>	R: 1 E: 0 K: 2 S: 10	H: 1 LOB: 0 BB: 0 P: 16	R: 0 E: 0 K: 1 S: 8	H: 1 LOB: 1 BB: 1 P: 15	R: 0 E: 0 K: 2 S: 12	H: 1 LOB: 3 BB: 2 P: 23	R: 1 E: 0 K: 0 S: 11	H: 1 LOB: 1 BB: 0 P: 16	R: 0 E: 0 K: 1 S: 9	H: 0 LOB: 2 BB: 2 P: 20	R: 2 E: 0 K: 1 S: 11	H: 1 LOB: 0 BB: 0 P: 19	R: 0 E: 1 K: 1 S: 8	H: 0 LOB: 1 BB: 0 P: 15	R: 0 E: 0 K: 0 S: 8	H: 0 LOB: 0 BB: 0 P: 13	R: 0 E: 0 K: 1 S: 8	H: 0 LOB: 0 BB: 0 P: 13	1B: 2 2B: 0 3B: 0 HR: 3	SF: 0 SAC: 0 DP: 1 HBP: 2	WP: 0 PB: 0 SB: 1 CS: 0	PA: 36				
<b>PITCHER</b>	IP	WLS	BF	H	R	ER	SO	BB	IBB	HBP	BLK	WP	HR	S	P	ERA	WHIP									
<b>Dennis Springer, R</b> ERA: 5.51	(1, 1)	8.0	L	36	5	4	4	8	5	0	2	0	0	3	77	137	4.50	1.250								

California Angels @ Texas Rangers  
The Ballpark at Arlington, Arlington, TX  
Sun Sep 29 1996, 4:33 AM EDT  
Att: 45,434 - Sunny - 79 F

AB	29
R	4
H	5
RBI	4
BB	5
SO	8
LOB	17





Batter	1	2	3	4	5	6	7	8	9	AB	R	H	RBI	BB	SO	LOB	TOP								
Darryl Hamilton, L (1,8)	P6		G3		L5		G3-1			4	0	0	0	0	0	1									
Ivan Rodriguez, R (1,2) OBP: 0.250, SLG: 0.250	G3-1			29 HR BB	K		G4-3			4	1	1	0	0	1	0									
29 Rusty Greer, L (1,7) OBP: 0.500, SLG: 0.333	K			4-2 HR BB			G4-3			3	1	1	0	1	1	0									
Juan Gonzalez, R (1,9) OBP: 0.250, SLG: 1.000		G4-3		1-1 HR	K			F8		4	1	1	3	0	1	1									
Will Clark, L (1,3) OBP: 0.250, SLG: 0.250	F9			0-0 HR			F8			4	1	1	0	0	0	0									
Mickey Tettleton, S (1,10)	K			3-3 HR	K		1B BB			3	1	0	0	1	3	1									
Dean Palmer, R (1,5) OBP: 0.500, SLG: 1.250			F9	1-1 HR			1B 1B			4	1	2	2	0	1	0									
Mark McLemore, S (1,4) OBP: 0.250, SLG: 0.250			K	1-3 G4-3			1B CS 1B		F8	4	0	1	1	0	1	0									
Kevin Elster, R (1,6) OBP: 0.250, SLG: 0.500			2B	1-2 K			1-2 K		G6-3	4	0	1	0	0	2	2									
<b>Inning Stats</b>	R: 0 E: 0 K: 1 S: 7	H: 0 LOB: 0 BB: 0 P: 11	R: 0 E: 0 K: 1 S: 9	H: 0 LOB: 0 BB: 0 P: 14	R: 0 E: 0 K: 1 S: 9	H: 1 LOB: 0 BB: 0 P: 12	R: 5 E: 0 K: 2 S: 17	H: 4 LOB: 0 BB: 1 P: 31	R: 0 E: 0 K: 1 S: 15	H: 1 LOB: 1 BB: 0 P: 24	R: 1 E: 0 K: 1 S: 13	H: 2 LOB: 2 BB: 1 P: 26	R: 0 E: 0 K: 1 S: 5	H: 0 LOB: 0 BB: 0 P: 7	R: 0 E: 0 K: 1 S: 7	H: 0 LOB: 0 BB: 0 P: 11	R: 0 E: 0 K: 1 S: 6	H: 0 LOB: 0 BB: 0 P: 10	1B: 5 2B: 2 3B: 0 HR: 2	SF: 0 SAC: 0 DP: 1 HBP: 0	WP: 0 PB: 0 SB: 0 CS: 1	PA: 36			
<b>PITCHER</b>	IP	WLS	BF	H	R	ER	SO	BB	IBB	HBP	BLK	WP	HR	S	P	ERA	WHIP								
David Cone, R (1,1) ERA: 9.0	6.0	L	27	8	6	6	8	2	0	0	0	0	2	70	118	9.00	1.667								
Graeme Lloyd, L (7,1) ERA:	1.0		3	0	0	0	0	0	0	0	0	0	0	5	7	0.00	0.000								
David Weathers, R (8,1) ERA:	2.0		6	0	0	0	2	0	0	0	0	0	0	13	21	0.00	0.000								

Texas Rangers @ New York Yankees  
Yankee Stadium, Bronx, NY  
Tue Oct 01 1996, 7:05 PM EDT  
Att: 57,205 - Unknown - 66 F


AB 34  
R 6  
H 8  
RBI 6  
BB 2  
SO 10  
LOB 5



Batter	1	2	3	4	5	6	7	8	9	AB	R	H	RBI	BB	SO	LOB	BOTTOM								
Tim Raines, S (1,7) OBP: 0.200, SLG: 0.200	2B G4-3 1B		F8		K		F9		G4-3	5	1	1	0	0	1	1									
Wade Boggs, L (1,5) OBP: 0.200, SLG: 0.400	G4-3 2B		G4-3		K		F7		F7	5	0	1	0	0	1	1									
Paul O'Neill, L (1,9)	G5-3		K		P5		P6			4	0	0	0	0	1	2									
Bernie Williams, S (1,8) OBP: 0.250, SLG: 0.250	G4-3			G3		1B		G3-1		4	0	1	1	0	0	1									
Tino Martinez, L (1,3) OBP: 0.750, SLG: 1.250	F8			L9 1B	2B		BB 1B			4	1	3	0	0	0	1									
Darryl Strawberry, L (1,10)			K	L9		K		L8		4	0	0	0	0	2	4									
Mariano Duncan, R (1,4) OBP: 0.500, SLG: 0.500				1B		K		G4-3		4	0	2	1	0	1	3									
Joe Girardi, R (1,2) OBP: 0.500, SLG: 0.333	P6			3-H 1B	2 FC4-3 1B				G6-3	3	0	1	0	1	0	1									
2 Derek Jeter, R (1,6) OBP: 0.250, SLG: 0.250	K			1-2 FC4-3			P3		G4-3	4	0	1	0	0	1	6									
<b>Inning Stats</b>	R: 1 E: 0 K: 0 S: 10	H: 2 LOB: 1 BB: 0 P: 12	R: 0 E: 0 K: 2 S: 10	H: 1 LOB: 1 BB: 0 P: 12	R: 0 E: 0 K: 1 S: 8	H: 0 LOB: 0 BB: 0 P: 13	R: 1 E: 0 K: 0 S: 10	H: 3 LOB: 2 BB: 0 P: 13	R: 0 E: 0 K: 2 S: 7	H: 0 LOB: 0 BB: 0 P: 8	R: 0 E: 0 K: 2 S: 14	H: 2 LOB: 3 BB: 1 P: 23	R: 0 E: 0 K: 0 S: 5	H: 0 LOB: 0 BB: 0 P: 8	R: 0 E: 0 K: 0 S: 10	H: 1 LOB: 1 BB: 0 P: 13	R: 0 E: 0 K: 0 S: 12	H: 1 LOB: 1 BB: 0 P: 17	1B: 7 2B: 3 3B: 0 HR: 0	SF: 0 SAC: 0 DP: 0 HBP: 0	WP: 0 PB: 0 SB: 0 CS: 0	PA: 38			
<b>PITCHER</b>	IP	WLS	BF	H	R	ER	SO	BB	IBB	HBP	BLK	WP	HR	S	P	ERA	WHIP								
John Burkett, R (1,1) ERA: 2.0	9.0	W	38	10	2	2	7	1	0	0	0	0	0	86	119	2.00	1.222								

Texas Rangers @ New York Yankees  
Yankee Stadium, Bronx, NY  
Tue Oct 01 1996, 7:05 PM EDT  
Att: 57,205 - Unknown - 66 F

AB 37  
R 2  
H 10  
RBI 2  
BB 1  
SO 7  
LOB 20





Batter	1	2	3	4	5	6	7	8	9	10	11	12	AB	R	H	RBI	BB	SO	LOB	TOP
Darryl Hamilton, L OBP: 0.200, SLG: 0.200	G6-3		L6	L6			G4-3			SH3-4 1B		1B	6	0	2	0	0	0	3	
Ivan Rodriguez, R OBP: 0.222, SLG: 0.125	BB		F9	FC5			K			SH3-4		K	4	0	0	0	1	2	4	
29 Rusty Greer, L OBP: 0.300, SLG: 0.125	G1-6-3			HR			G4-3			G1		K	5	1	0	0	1	1	3	
Juan Gonzalez, R OBP: 0.500, SLG: 1.444		HR		HR			P3			G6-3		BB	5	2	3	4	1	0	0	
Will Clark, L OBP: 0.400, SLG: 0.250	G4-3		FC6-4 BB	WP 1B			G4-3			G4-3		1B	4	0	1	0	2	0	2	
Dean Palmer, R OBP: 0.300, SLG: 0.600	K		FC6-4				G4-3			F9		F9	6	0	1	0	0	1	5	
Mickey Tettleton, S (1, 10)				FC5 SH1-3 BB			K			P2		K	3	0	0	0	2	2	1	
Mark McLemore, S OBP: 0.125, SLG: 0.125	K			SH1-3			G5-3			L5		K	4	0	0	0	0	2	2	
Kevin Elster, R OBP: 0.333, SLG: 0.500			F9 HR	BB			L8			F9		G1-3	4	1	1	0	1	0	1	
<b>Inning Stats</b>	R: 0 E: 0 K: 0 S: 9	H: 0 LOB: 0 BB: 1 P: 17	R: 1 E: 0 K: 2 S: 12	H: 1 LOB: 1 BB: 1 P: 20	R: 3 E: 0 K: 0 S: 10	H: 2 LOB: 1 BB: 2 P: 21	R: 0 E: 0 K: 0 S: 7	H: 0 LOB: 0 BB: 2 P: 15	R: 0 E: 0 K: 1 S: 7	H: 0 LOB: 0 BB: 0 P: 11	R: 0 E: 0 K: 1 S: 9	H: 0 LOB: 0 BB: 0 P: 9	R: 0 E: 0 K: 0 S: 5	H: 1 LOB: 2 BB: 1 P: 20	R: 0 E: 0 K: 2 S: 10	H: 1 LOB: 3 BB: 1 P: 22	1B: 5 2B: 1 3B: 0 HR: 2	SF: 0 SAC: 2 DP: 1 HBP: 0	WP: 1 PB: 0 SB: 0 CS: 0	PA: 51
<b>PITCHER</b>	IP WLS BF H R ER SO BB IBB HBP BLK WP HR S P 103 ERA WHIP	IP WLS BF H R ER SO BB IBB HBP BLK WP HR S P 104 ERA WHIP	IP WLS BF H R ER SO BB IBB HBP BLK WP HR S P 104 ERA WHIP	IP WLS BF H R ER SO BB IBB HBP BLK WP HR S P 104 ERA WHIP	IP WLS BF H R ER SO BB IBB HBP BLK WP HR S P 104 ERA WHIP	IP WLS BF H R ER SO BB IBB HBP BLK WP HR S P 104 ERA WHIP	IP WLS BF H R ER SO BB IBB HBP BLK WP HR S P 104 ERA WHIP	IP WLS BF H R ER SO BB IBB HBP BLK WP HR S P 104 ERA WHIP	IP WLS BF H R ER SO BB IBB HBP BLK WP HR S P 104 ERA WHIP	IP WLS BF H R ER SO BB IBB HBP BLK WP HR S P 104 ERA WHIP	IP WLS BF H R ER SO BB IBB HBP BLK WP HR S P 104 ERA WHIP	IP WLS BF H R ER SO BB IBB HBP BLK WP HR S P 104 ERA WHIP	IP WLS BF H R ER SO BB IBB HBP BLK WP HR S P 104 ERA WHIP	IP WLS BF H R ER SO BB IBB HBP BLK WP HR S P 104 ERA WHIP	IP WLS BF H R ER SO BB IBB HBP BLK WP HR S P 104 ERA WHIP	IP WLS BF H R ER SO BB IBB HBP BLK WP HR S P 104 ERA WHIP	IP WLS BF H R ER SO BB IBB HBP BLK WP HR S P 104 ERA WHIP	IP WLS BF H R ER SO BB IBB HBP BLK WP HR S P 104 ERA WHIP	IP WLS BF H R ER SO BB IBB HBP BLK WP HR S P 104 ERA WHIP	IP WLS BF H R ER SO BB IBB HBP BLK WP HR S P 104 ERA WHIP

Texas Rangers @ New York Yankees  
Yankee Stadium, Bronx, NY  
Wed Oct 02 1996, 7:05 PM EDT  
Att: 57,156 - Unknown - 67 F

AB 41  
R 4  
H 8  
RBI 4  
BB 8  
SO 8  
LOB 21



Batter	1	2	3	4	5	6	7	8	9	10	11	12	AB	R	H	RBI	BB	SO	LOB	BOTTOM								
Tim Lincecum, S OBP: 0.300, SLG: 0.222	L6		P4				SH2-4			G5-3		SH BB	4	0	1	0	1	0	0									
Wade Boggs, L OBP: 0.125, SLG: 0.250	L7		G4-3				SF8			P8		SH	3	0	0	0	0	0	2									
Charlie Hayes, R (7, PH)													1	0	0	1	0	0	0									
Paul O'Neill, L OBP: 0.111, SLG: 0.111	1B		L1-3				P5			G2-3			5	0	1	0	0	0	4									
Bernie Williams, S OBP: 0.444, SLG: 0.286	F7			G3-1			G4-3 BB			F7 1B		BB	3	1	1	0	2	0	1									
Tino Martinez, L OBP: 0.444, SLG: 0.625		FC5-4 BB		L9			G4-3			F7		K	4	1	0	0	1	1	3									
Cecil Fielder, R OBP: 0.750, SLG: 1.667							G6-3						3	1	2	2	1	0	1									
Andy Fox, L (8, PR)													0	0	0	0	0	0	0									
Darryl Strawberry, L (11, PH)				HR						L8-3 1B			1	0	0	0	0	0	0									
Mariano Duncan, R OBP: 0.222, SLG: 0.222		FC5-4 BB		K			F8			L8-3		G5-3	5	0	0	0	0	1	4									
Jim Leyritz, R (7, PR)		FC1-6					G4-3						2	0	0	1	0	0	1									
Joe Girardi, R OBP: 0.500, SLG: 0.250													1	1	0	0	1	0	0									
2 Derek Jeter, R OBP: 0.444, SLG: 0.556	L4									G4-3		PO	5	1	3	0	0	0	1									
<b>Inning Stats</b>	R: 0 E: 0 K: 0 S: 10	H: 1 LOB: 1 BB: 0 P: 15	R: 1 E: 0 K: 0 S: 9	H: 0 LOB: 1 BB: 2 P: 17	R: 0 E: 0 K: 0 S: 9	H: 0 LOB: 0 BB: 0 P: 9	R: 1 E: 0 K: 1 S: 9	H: 1 LOB: 2 BB: 1 P: 15	R: 0 E: 0 K: 0 S: 13	H: 2 LOB: 1 BB: 1 P: 19	R: 0 E: 0 K: 0 S: 12	H: 0 LOB: 0 BB: 0 P: 21	R: 1 E: 0 K: 0 S: 10	H: 1 LOB: 2 BB: 1 P: 18	R: 1 E: 0 K: 0 S: 9	H: 2 LOB: 1 BB: 1 P: 13	R: 0 E: 0 K: 0 S: 6	H: 0 LOB: 0 BB: 0 P: 10	R: 0 E: 0 K: 1 S: 5	H: 0 LOB: 1 BB: 1 P: 12	R: 0 E: 0 K: 0 S: 5	H: 0 LOB: 0 BB: 1 P: 13	R: 1 E: 1 K: 0 S: 6	H: 1 LOB: 2 BB: 1 P: 11	1B: 6 2B: 2 3B: 0 HR: 1	SF: 1 SAC: 2 DP: 1 HBP: 1	WP: 0 PB: 0 SB: 0 CS: 0	PA: 48
<b>PITCHER</b>	IP WLS BF H R ER SO BB IBB HBP BLK WP HR S P 104 ERA WHIP	IP WLS BF H R ER SO BB IBB HBP BLK WP HR S P 104 ERA WHIP	IP WLS BF H R ER SO BB IBB HBP BLK WP HR S P 104 ERA WHIP	IP WLS BF H R ER SO BB IBB HBP BLK WP HR S P 104 ERA WHIP	IP WLS BF H R ER SO BB IBB HBP BLK WP HR S P 104 ERA WHIP	IP WLS BF H R ER SO BB IBB HBP BLK WP HR S P 104 ERA WHIP	IP WLS BF H R ER SO BB IBB HBP BLK WP HR S P 104 ERA WHIP	IP WLS BF H R ER SO BB IBB HBP BLK WP HR S P 104 ERA WHIP	IP WLS BF H R ER SO BB IBB HBP BLK WP HR S P 104 ERA WHIP	IP WLS BF H R ER SO BB IBB HBP BLK WP HR S P 104 ERA WHIP	IP WLS BF H R ER SO BB IBB HBP BLK WP HR S P 104 ERA WHIP	IP WLS BF H R ER SO BB IBB HBP BLK WP HR S P 104 ERA WHIP	IP WLS BF H R ER SO BB IBB HBP BLK WP HR S P 104 ERA WHIP	IP WLS BF H R ER SO BB IBB HBP BLK WP HR S P 104 ERA WHIP	IP WLS BF H R ER SO BB IBB HBP BLK WP HR S P 104 ERA WHIP	IP WLS BF H R ER SO BB IBB HBP BLK WP HR S P 104 ERA WHIP	IP WLS BF H R ER SO BB IBB HBP BLK WP HR S P 104 ERA WHIP	IP WLS BF H R ER SO BB IBB HBP BLK WP HR S P 104 ERA WHIP	IP WLS BF H R ER SO BB IBB HBP BLK WP HR S P 104 ERA WHIP	IP WLS BF H R ER SO BB IBB HBP BLK WP HR S P 104 ERA WHIP								

Texas Rangers @ New York Yankees  
Yankee Stadium, Bronx, NY  
Wed Oct 02 1996, 7:05 PM EDT  
Att: 57,156 - Unknown - 67 F

AB 37  
R 5  
H 8  
RBI 4  
BB 6  
SO 2  
LOB 17





Batter	1	2	3	4	5	6	7	8	9	AB	R	H	RBI	BB	SO	LOB	TOP									
<b>2 Derek Jeter, R</b> OBP: 0.462, SLG: 0.538										4	1	2	0	0	1	1										
<b>Tim Lincecum, S</b> OBP: 0.357, SLG: 0.250										3	1	1	0	1	0	2										
<b>Bernie Williams, S</b> OBP: 0.462, SLG: 0.700										3	1	2	2	0	0	2										
<b>Cecil Fielder, R</b> OBP: 0.375, SLG: 0.714										4	0	0	0	0	1	3										
<b>Tino Martinez, L</b> OBP: 0.385, SLG: 0.455										3	0	0	0	1	0	0										
<b>Mariano Duncan, R</b> OBP: 0.385, SLG: 0.333 <b>Luis Sojo, R</b>										3	0	2	1	0	0	0										
<b>Paul O'Neill, L</b> OBP: 0.383, SLG: 0.083 <b>Ruben Rivera, R</b>										3	0	0	0	0	1	2										
<b>Charlie Hayes, R</b>										3	0	0	0	0	0	0										
<b>Joe Girardi, R</b> OBP: 0.444, SLG: 0.167										2	0	0	0	1	0	1										
<b>Inning Stats</b>	R: 1 E: 0 K: 0 S: 9	H: 1 LOB: 0 BB: 0 P: 17	R: 0 E: 0 K: 0 S: 6	H: 1 LOB: 0 BB: 0 P: 6	R: 0 E: 1 K: 1 S: 9	H: 0 LOB: 0 BB: 0 P: 15	R: 0 E: 0 K: 1 S: 10	H: 1 LOB: 1 BB: 1 P: 21	R: 0 E: 0 K: 0 S: 3	H: 0 LOB: 0 BB: 0 P: 6	R: 0 E: 0 K: 0 S: 9	H: 1 LOB: 2 BB: 1 P: 19	R: 0 E: 0 K: 0 S: 9	H: 0 LOB: 0 BB: 0 P: 10	R: 0 E: 0 K: 1 S: 6	H: 0 LOB: 0 BB: 0 P: 7	R: 2 E: 0 K: 1 S: 13	H: 3 LOB: 2 BB: 1 P: 25	1B: 6 2B: 1 3B: 0 HR: 1	SF: 1 SAC: 0 DP: 3 HBP: 1	WP: 0 PB: 0 CS: 2	PA: 36				
<b>PITCHER</b>	IP	WLS	BF	H	R	ER	SO	BB	IBB	HBP	BLK	WP	HR	S	P	ERA	WHIP									
<b>Darren Oliver, L</b> ERA: 3.38	(1, 1)	8.0	L	29	6	3	3	3	2	0	1	0	0	1	68	113	3.38	1.000								
<b>Mike Henneman, R</b> ERA:	(9, 1)	0.2	4	1	0	0	0	0	1	0	0	0	0	0	3	7	0.00	1.500								
<b>Mike Stanton, L</b> ERA:	(9, 1)	0.1	1	0	0	0	1	0	0	0	0	0	0	0	3	6	0.00	0.000								

New York Yankees @ Texas Rangers  
The Ballpark at Arlington, Arlington, TX  
Fri Oct 04 1996, 8:05 PM EDT  
Att: 50,860 - Unknown

AB 29  
R 3  
H 7  
RBI 3  
BB 3  
SO 4  
LOB 13



Batter	1	2	3	4	5	6	7	8	9	AB	R	H	RBI	BB	SO	LOB	BOTTOM									
<b>Darryl Hamilton, L</b> OBP: 0.200, SLG: 0.200										5	0	1	0	0	1	4										
<b>Ivan Rodriguez, R</b> OBP: 0.306, SLG: 0.333										4	0	2	1	0	0	0										
<b>29 Rusty Greer, L</b> OBP: 0.286, SLG: 0.167										4	0	1	0	0	0	3										
<b>Juan Gonzalez, R</b> OBP: 0.500, SLG: 1.385										4	1	2	1	0	0	1										
<b>Will Clark, L</b> OBP: 0.357, SLG: 0.182										3	0	0	0	1	2	1										
<b>Dean Palmer, R</b> OBP: 0.214, SLG: 0.429										4	0	0	0	0	2	3										
<b>Mickey Tettleton, S</b> <b>Damon Buford, R</b>										3	0	0	0	1	1	1										
<b>Mark McLemore, S</b> OBP: 0.091, SLG: 0.091										3	0	0	0	0	1	0										
<b>Kevin Elster, R</b> <b>Warren Newson, L</b>										1	1	0	0	2	0	0										
<b>Inning Stats</b>	R: 0 E: 0 K: 0 S: 14	H: 0 LOB: 0 BB: 0 P: 20	R: 0 E: 0 K: 1 S: 6	H: 1 LOB: 0 BB: 0 P: 11	R: 0 E: 0 K: 1 S: 18	H: 2 LOB: 0 BB: 0 P: 25	R: 1 E: 0 K: 0 S: 13	H: 1 LOB: 0 BB: 0 P: 21	R: 1 E: 0 K: 0 S: 12	H: 1 LOB: 1 BB: 1 P: 24	R: 0 E: 0 K: 1 S: 7	H: 0 LOB: 0 BB: 0 P: 9	R: 0 E: 0 K: 1 S: 10	H: 0 LOB: 1 BB: 1 P: 16	R: 0 E: 0 K: 1 S: 8	H: 1 LOB: 2 BB: 1 P: 16	R: 0 E: 0 K: 1 S: 9	H: 0 LOB: 2 BB: 1 P: 15	1B: 4 2B: 1 3B: 0 HR: 1	SF: 0 SAC: 1 DP: 0 HBP: 0	WP: 0 PB: 0 CS: 0	PA: 37				
<b>PITCHER</b>	IP	WLS	BF	H	R	ER	SO	BB	IBB	HBP	BLK	WP	HR	S	P	ERA	WHIP									
<b>Jimmy Key, L</b> ERA: 3.6	(1, 1)	5.0	W	21	5	2	2	3	1	0	0	0	0	25	41	0.00	0.667									
<b>Jeff Nelson, R</b> ERA:	(6, 1)	3.0	W	12	1	0	0	3	1	1	0	0	0	0	9	15	0.00	1.000								
<b>John Wetteland, R</b> ERA:	(9, 1)	1.0	S	4	0	0	0	1	1	0	0	0	0	0	9	15	0.00	1.000								

New York Yankees @ Texas Rangers  
The Ballpark at Arlington, Arlington, TX  
Fri Oct 04 1996, 8:05 PM EDT  
Att: 50,860 - Unknown

AB 32  
R 2  
H 6  
RBI 2  
BB 4  
SO 7  
LOB 15





