

Texas Rangers - 1997

Batter	1	2	3	4	5	6	7	8	9	AB	R	H	RBI	BB	SO	LOB	TOP																					
Fernando Vina, L (1,4) OBP: 0.600, SLG: 1.000	L6		2B		SF7 1B 2B		1B		L9	5	1	3	0	0	0	2																						
Jeff Cirillo, R (1,5)	G4-3 BB		BB		1B BB		L9		BB	1	0	0	0	4	0	1																						
Dave Nilsson, L (1,10)	G4-3		F9		SF7		P2		P6	4	0	0	1	0	0	7																						
John Jaha, R (1,3)	K		K		K				F9	4	0	0	0	0	3	5																						
Jose Valentin, S (1,6) OBP: 0.500, SLG: 0.333		1B BB	L5		CS 1B				F9	3	0	1	1	1	0	2																						
Gerald Williams, R (1,7)	K			P3	CS		K		L9	4	0	0	0	0	2	1																						
Jeremy Burnitz, L (1,9) OBP: 0.250, SLG: 0.250		1B	G1-3		G3				F9	4	0	1	0	0	0	0																						
Chuck Carr, S (1,8) OBP: 0.250, SLG: 0.250		K	G6-3		G1				BB DI 1B	4	0	1	0	0	1	2																						
Mike Matheny, R (1,2) OBP: 0.500, SLG: 0.500 Jesse Levis, L (7,PH) (7,2)	K				2B SF7 1B		F8		BB BB	2	1	1	0	0	1	2																						
Inning Stats	R: 0 E: 0 K: 1 S: 9	H: 0 LOB: 1 BB: 1 P: 17	R: 0 E: 0 K: 3 S: 13	H: 1 LOB: 2 BB: 1 P: 22	R: 0 E: 0 K: 1 S: 11	H: 1 LOB: 2 BB: 1 P: 21	R: 0 E: 0 K: 0 S: 6	H: 0 LOB: 0 BB: 0 P: 8	R: 2 E: 0 K: 1 S: 15	H: 3 LOB: 1 BB: 1 P: 24	R: 0 E: 0 K: 1 S: 8	H: 0 LOB: 0 BB: 0 P: 10	R: 0 E: 0 K: 0 S: 6	H: 1 LOB: 1 BB: 0 P: 7	R: 0 E: 0 K: 0 S: 9	H: 0 LOB: 0 BB: 0 P: 12	R: 0 E: 0 K: 0 S: 16	H: 1 LOB: 3 BB: 2 P: 30	1B: 5 2B: 2 3B: 0 HR: 0	SF: 1 SAC: 0 DP: 0 HBP: 0	WP: 0 PB: 0 SB: 0 CS: 1	PA: 40																
PITCHER	IP	WLS	BF	H	R	ER	SO	BB	IBB	HBP	BLK	WP	HR	S	P	ERA	WHIP	PITCHER				IP	WLS	BF	H	R	ER	SO	BB	IBB	HBP	BLK	WP	HR	S	P	ERA	WHIP
Ken Hill, R (1,1) ERA: 2.25	8.0	W	33	6	2	2	7	4	0	0	0	0	0	77	121	2.25	1.250																					
John Wetteland, R (9,1) ERA:	1.0		6	1	0	0	0	2	0	0	0	0	0	16	30	0.00	3.000																					

Milwaukee Brewers @ Texas Rangers
The Ballpark at Arlington, Arlington, TX
Tue Apr 01 1997, 4:33 AM EST
Att: 45,098 - Cloudy - 71 F

AB 32
R 2
H 7
RBI 2
BB 6
SO 7
LOB 22





Batter	1	2	3	4	5	6	7	8	9	AB	R	H	RBI	BB	SO	LOB	BOTTOM																					
Mark McLemore, S (1,4)	F7		G3		G4-3 BB		G4-3			3	0	0	0	1	0	0																						
Ivan Rodriguez, R (1,2)	G5-3		G5-3		G4-6-3		G6-3			4	0	0	0	0	0	1																						
29 Rusty Greer, L (1,7) OBP: 0.500, SLG: 0.333	1B HR		F7		BB		P6			3	1	1	0	1	0	0																						
Dean Palmer, R (1,5) OBP: 0.500, SLG: 0.333	HR 1B		G6-3		K				G1-6-3 BB	3	1	1	0	1	1	1																						
Lee Stevens, L (1,3) OBP: 0.500, SLG: 1.250	HR		G3-4-3 2B 1B		G4-3		G1-6-3			4	2	2	3	0	0	1																						
Mickey Tettleton, S (1,10)	G4-3		G3-4-3		G5-3		G5-3			4	0	0	0	0	0	1																						
Warren Newson, L (1,9) OBP: 0.667, SLG: 0.500		G4-3		2B IBB	HR 1B					2	1	1	0	1	0	0																						
Damon Buford, R (1,8) OBP: 0.667, SLG: 2.000		G5-3		2B	HR					3	1	2	3	0	0	0																						
Benji Gil, R (1,6)	G4-3		G5-3		K					3	0	0	0	0	1	2																						
Inning Stats	R: 3 E: 0 K: 0 S: 13	H: 3 LOB: 0 BB: 0 P: 20	R: 0 E: 0 K: 0 S: 11	H: 0 LOB: 0 BB: 0 P: 15	R: 0 E: 0 K: 0 S: 6	H: 0 LOB: 0 BB: 0 P: 9	R: 1 E: 0 K: 0 S: 10	H: 2 LOB: 2 BB: 1 P: 19	R: 0 E: 0 K: 1 S: 7	H: 0 LOB: 0 BB: 2 P: 17	R: 2 E: 0 K: 1 S: 13	H: 2 LOB: 0 BB: 0 P: 21	R: 0 E: 0 K: 0 S: 5	H: 0 LOB: 0 BB: 0 P: 8	R: 0 E: 0 K: 0 S: 6	H: 0 LOB: 0 BB: 0 P: 11	R: 0 E: 0 K: 0 S: 6	H: 0 LOB: 0 BB: 0 P: 11	1B: 4 2B: 1 3B: 0 HR: 2	SF: 0 SAC: 0 DP: 2 HBP: 0	WP: 0 PB: 0 SB: 0 CS: 0	PA: 33																
PITCHER	IP	WLS	BF	H	R	ER	SO	BB	IBB	HBP	BLK	WP	HR	S	P	ERA	WHIP	PITCHER				IP	WLS	BF	H	R	ER	SO	BB	IBB	HBP	BLK	WP	HR	S	P	ERA	WHIP
Ben McDonald, R (1,1) ERA: 7.71	7.0	L	30	7	6	6	2	2	1	0	0	0	0	65	109	7.71	1.286																					
Ron Villone, L (8,1) ERA:	1.0		3	0	0	0	0	1	0	0	0	0	0	6	11	0.00	1.000																					

Milwaukee Brewers @ Texas Rangers
The Ballpark at Arlington, Arlington, TX
Tue Apr 01 1997, 4:33 AM EST
Att: 45,098 - Cloudy - 71 F

AB 29
R 6
H 7
RBI 6
BB 4
SO 2
LOB 6



Batter	1	2	3	4	5	6	7	8	9	AB	R	H	RBI	BB	SO	LOB	TOP										
Brady Anderson, L (1, 10) OBP: 0.714, SLG: 0.667	2-2 1B		0-0 1B						1-3 K	5	1	4	2	0	1	0	Baltimore Orioles @ Texas Rangers The Ballpark at Arlington, Arlington, TX Fri Apr 04 1997, 8:05 PM EST Att: 26,058 - Unknown - 68 F AB 34 R 5 H 9 RBI 4 BB 1 SO 10 LOB 12 										
Mike Bordick, R (1, 6) SAFE	0-2 G1-3		1-1 G5-3						1-3 G6-4-3	4	0	0	0	0	0	6											
Rafael Palmeiro, L (1, 3) OBP: 0.308, SLG: 0.538	0-0 L8								3-2 F7	4	0	1	1	0	0	1											
Eric Davis, R (1, 9) OBP: 0.308, SLG: 0.417	1-1 G6-3								3-2 SF9	3	0	0	1	0	2	1											
Cal Ripken Jr., R (1, 5) OBP: 0.462, SLG: 0.833		3-2 G6-3							0-0 K	4	0	1	0	0	2	0											
B.J. Surhoff, L (1, 7) OBP: 0.417, SLG: 0.125		1-3 K							1-2 1B	4	0	1	0	0	1	2											
Jeffrey Hammonds, R (1, 8) OBP: 0.333, SLG: 0.200		0-0 F8							1-2 G4-3	4	1	1	0	0	1	1											
Chris Hoiles, R (1, 2) OBP: 0.250, SLG: 0.273			2-3 K						0-1 E6	4	1	0	0	0	3	1											
Lenny Webster, R (9, 2)									1-2 1B	0	0	0	0	0	0	0											
Jeff Reboulet, R (1, 4) OBP: 0.455, SLG: 0.250			0-0 G5-3						1-2 2-3	2	2	1	0	1	0	0											
Inning Stats	R: 0 E: 1 K: 0 S: 11	H: 1 LOB: 1 BB: 0 P: 14	R: 0 E: 0 K: 1 S: 7	H: 0 LOB: 0 BB: 0 P: 11	R: 0 E: 0 K: 1 S: 8	H: 2 LOB: 1 BB: 0 P: 11	R: 0 E: 0 K: 2 S: 10	H: 0 LOB: 0 BB: 0 P: 16	R: 0 E: 0 K: 1 S: 7	H: 0 LOB: 0 BB: 0 P: 11	R: 2 E: 0 K: 0 S: 14	H: 3 LOB: 2 BB: 1 P: 25	R: 3 E: 1 K: 0 S: 19	H: 2 LOB: 0 BB: 0 P: 25	R: 0 E: 0 K: 3 S: 10	H: 1 LOB: 1 BB: 0 P: 15	R: 0 E: 0 K: 2 S: 8	H: 0 LOB: 0 BB: 0 P: 11	1B: 9 2B: 0 3B: 0 HR: 0	SF: 1 SAC: 1 DP: 2 HBP: 0	WP: 0 PA: 37 PB: 0 SB: 0 CS: 0						
PITCHER	IP	WLS	BF	H	R	ER	SO	BB	IBB	HBP	BLK	WP	HR	S	P	ERA	WHIP										
John Burkett, R (1, 1) ERA: 3.18	5.2	23	6	2	2	5	1	0	0	0	0	0	0	55	85	3.18	1.235										
Eric Gunderson, L (6, 1) ERA:	0.1	1	0	0	0	0	0	0	0	0	0	0	0	2	3	0.00	0.000										
Danny Patterson, R (7, 1) ERA: 4.5	2.0	L	10	3	3	1	3	0	0	0	0	0	0	29	40	4.50	1.500										
Xavier Hernandez, R (9, 1) ERA:	1.0	3	0	0	0	0	2	0	0	0	0	0	0	8	11	0.00	0.000										

Batter	1	2	3	4	5	6	7	8	9	AB	R	H	RBI	BB	SO	LOB	BOTTOM											
Mark McLemore, S (1, 4)	4-0 1B									3	1	0	0	1	0	3	Baltimore Orioles @ Texas Rangers The Ballpark at Arlington, Arlington, TX Fri Apr 04 1997, 8:05 PM EST Att: 26,058 - Unknown - 68 F AB 31 R 4 H 5 RBI 4 BB 5 SO 9 LOB 15 											
Ivan Rodriguez, R (1, 2) OBP: 0.250, SLG: 0.250	0-0 BB								2-2 G4-3	4	0	2	0	0	1	1												
29 Rusty Greer, L (1, 7) OBP: 0.375, SLG: 0.167	4-2 FC3-2								0-0 G4-3	3	1	0	0	1	0	1												
Dean Palmer, R (1, 5) OBP: 0.375, SLG: 0.167	4-2 FC3-2								0-1 G3	3	1	0	1	1	1	0												
Lee Stevens, L (1, 3) OBP: 0.250, SLG: 0.625	0-3 K								0-1 F7	4	0	0	0	0	2	3												
Mickey Tettleton, S (1, 10)	2-0 FC3-2								1-1 F7	4	1	0	0	0	2	3												
Mike Devereaux, R (1, 9) OBP: 0.250, SLG: 0.500	1-0 2B								3-2 G6-3	4	0	1	3	0	1	0												
Damon Buford, R (1, 8) OBP: 0.714, SLG: 1.400	2-2 G1-3								2-2 L6-3	2	0	1	0	2	0	1												
Benji Gil, R (1, 6) OBP: 0.200, SLG: 0.200									1-1 L6-3	2	0	1	0	0	0	1												
Warren Newson, L (7, PH) OBP: 0.500, SLG: 0.333									1-3 K	1	0	0	0	0	1	1												
Billy Ripken, R (8, 6)									1-2 K	0	0	0	0	0	0	0												
Domingo Cedeno, S (9, PH)									1-2 K	1	0	0	0	0	1	1												
Inning Stats	R: 4 E: 0 K: 1 S: 14	H: 2 LOB: 1 BB: 3 P: 31	R: 0 E: 0 K: 0 S: 4	H: 2 LOB: 1 BB: 0 P: 8	R: 0 E: 0 K: 0 S: 5	H: 0 LOB: 0 BB: 0 P: 6	R: 0 E: 0 K: 0 S: 9	H: 1 LOB: 1 BB: 0 P: 17	R: 0 E: 0 K: 1 S: 9	H: 0 LOB: 0 BB: 0 P: 15	R: 0 E: 0 K: 1 S: 9	H: 0 LOB: 0 BB: 0 P: 12	R: 0 E: 0 K: 1 S: 7	H: 0 LOB: 1 BB: 1 P: 15	R: 0 E: 0 K: 2 S: 7	H: 0 LOB: 0 BB: 0 P: 10	R: 0 E: 0 K: 3 S: 11	H: 0 LOB: 1 BB: 1 P: 22	1B: 4 2B: 1 3B: 0 HR: 0	SF: 0 SAC: 0 DP: 1 HBP: 0	WP: 1 PA: 36 PB: 0 SB: 0 CS: 0							
PITCHER	IP	WLS	BF	H	R	ER	SO	BB	IBB	HBP	BLK	WP	HR	S	P	ERA	WHIP											
Scott Erickson, R (1, 1) ERA: 6.0	6.0	W	26	5	4	4	3	4	0	0	0	0	1	0	7	11	6.00	1.500										
Alan Mills, R (7, 1) ERA:	1.0	3	0	0	0	1	0	0	0	0	0	0	0	1	2	0.00	0.000											
Jesse Orosco, L (8, 1) ERA:	0.1	1	0	0	0	0	0	0	0	0	0	0	0	1	2	0.00	0.000											
Armando Benitez, R (8, 1) ERA:	1.2	S	6	0	0	0	5	1	0	0	0	0	0	17	30	0.00	0.600											

Batter	1	2	3	4	5	6	7	8	9	AB	R	H	RBI	BB	SO	LOB	TOP								
Brady Anderson, L (1, 10) OBP: 0.632, SLG: 0.588	1-1 1B SF8	2-2 F9		0-0 P6		0-0 FC2-5 1B		3-1 L9		5	1	2	0	0	0	0									
Jerome Walton, R (1, 7) OBP: 0.400, SLG: 0.250	0-0 1B SF7	4-0 BB BB		2-0 G6-3		2-3 K		1-3 K		4	1	1	0	1	2	2									
Rafael Palmeiro, L (1, 3) OBP: 0.333, SLG: 0.563	1-2 SF8	4-2 BB		2-0 G4-3		0-2 FC2-5			3-2 1B 2B	3	1	1	1	1	0	2									
Eric Davis, R (1, 9) OBP: 0.389, SLG: 0.529 Tony Tarasco, L (9, 9)	3-1 2B SF7	0-3 K			0-0 1B FC4-6	0-1 G6-3			2-0 HR 1B	5	3	3	1	0	1	4									
Cal Ripken Jr., R (1, 5) OBP: 0.444, SLG: 0.938	0-0 SF7		0-0 F9		0-0 FC4-6 1B		3-2 G5-3		0-1 HR	4	1	2	3	0	0	0									
Jeffrey Hammonds, R (1, 8) OBP: 0.353, SLG: 0.214	4-1 2B BB		0-0 BB 1B		2-0 F9		2-1 G5-3		3-2 F8	4	1	1	0	1	0	2									
Lenny Webster, R (1, 2) OBP: 0.600, SLG: 0.667	1-0 1B 2B		4-1 BB 1B		1-2 FC4-6		4-2 FC6 BB		0-3 K	3	1	1	3	2	1	1									
Jeff Reboulet, R (1, 4) OBP: 0.438, SLG: 0.308	2-2 2B 1B		2-0 P9		1-2 L9		1-0 FC6		0-2 1B	5	0	2	1	0	0	4									
Mike Bordick, R (1, 6) OBP: 0.063, SLG: 0.063		0-1 L3	2-1 G6-3			1-2 FC2-5 1B		2-0 G5-3	0-0 G5-3	5	0	1	0	0	0	3									
Inning Stats	R: 5 E: 1 K: 0 S: 15	H: 5 LOB: 1 BB: 1 P: 27	R: 0 E: 0 K: 1 S: 10	H: 0 LOB: 2 BB: 2 P: 20	R: 0 E: 0 K: 0 S: 6	H: 1 LOB: 2 BB: 1 P: 14	R: 0 E: 0 K: 0 S: 3	H: 0 LOB: 0 BB: 0 P: 7	R: 1 E: 1 K: 0 S: 9	H: 2 LOB: 1 BB: 0 P: 14	R: 0 E: 0 K: 1 S: 13	H: 2 LOB: 2 BB: 0 P: 15	R: 0 E: 0 K: 0 S: 9	H: 0 LOB: 1 BB: 1 P: 19	R: 0 E: 0 K: 1 S: 6	H: 0 LOB: 0 BB: 0 P: 12	R: 3 E: 0 K: 1 S: 17	H: 4 LOB: 1 BB: 0 P: 25	1B: 10 2B: 3 3B: 0 HR: 1	SF: 2 SAC: 0 DP: 0 HBP: 0	WP: 0 PB: 0 SB: 0 CS: 0	PA: 45			
PITCHER	IP	WLS	BF	H	R	ER	SO	BB	IBB	HBP	BLK	WP	HR	S	P	ERA	WHIP								
Darren Oliver, L (1, 1) ERA: 13.5	4.0	L	22	7	6	6	1	4	0	0	0	0	0	35	69	13.50	2.750								
Bobby Witt, R (5, 1) ERA:	1.1		7	3	0	0	1	0	0	0	0	0	0	16	23	0.00	2.250								
Eric Gunderson, L (6, 1) ERA:	0.1		1	0	0	0	0	0	0	0	0	0	0	3	3	0.00	0.000								
Danny Patterson, R (6, 1) ERA: 3.86	0.1		1	0	0	0	0	0	0	0	0	0	0	2	2	0.00	0.000								
Xavier Hernandez, R (7, 1) ERA: 6.75	3.0		14	4	3	3	2	1	0	0	0	0	1	32	56	9.00	1.667								

Baltimore Orioles @ Texas Rangers
The Ballpark at Arlington, Arlington, TX
Sat Apr 05 1997, 8:05 PM EST
Att: 39,073 - Unknown - 70 F

AB 38
R 9
H 14
RBI 9
BB 5
SO 4
LOB 18



Batter	1	2	3	4	5	6	7	8	9	AB	R	H	RBI	BB	SO	LOB	BOTTOM								
Mark McLemore, S (1, 4)	0-1 P6		1-0 B5-3	3-2 F8			1-1 F8		4-2 1B BB	4	0	0	0	1	0	2									
Ivan Rodriguez, R (1, 2) OBP: 0.231, SLG: 0.231	2-1 L9		1-3 K	2-2 G3			1-3 K		2-2 2B 1B	5	0	1	2	0	2	2									
29 Rusty Greer, L (1, 7) OBP: 0.385, SLG: 0.111	3-2 F9		4-2 1B HR BB		3-2 P6		0-0 P4		4-2 BB	3	1	0	0	2	0	0									
Dean Palmer, R (1, 5) OBP: 0.308, SLG: 0.182		0-3 K	0-0 HR 1B	1-2 3H	2-2 F4		1-1 G6-3		1-1 L3	5	1	1	1	0	1	3									
Lee Stevens, L (1, 3) OBP: 0.333, SLG: 0.833 Mike Simms, R (9, PH)		3-1 1B	0-0 HR	1-3 K			1-3 K		2-2 P3	4	1	2	3	0	1	0									
Mickey Tettleton, S (1, 10) OBP: 0.187, SLG: 0.364		2-3 K	3-2 HBP			1-1 HR		2-3 K		3	1	1	1	0	2	1									
Mike Devereaux, R (1, 9) OBP: 0.250, SLG: 0.286		0-2 E5	0-1 L5			2-2 P4			4-1 BB 1B BB	3	1	0	0	1	0	2									
Damon Buford, R (1, 8) OBP: 0.545, SLG: 0.875		2-3 K		4-2 S BB			2-3 K		1-3 K	3	0	0	0	1	3	3									
Benji Gil, R (1, 6) OBP: 0.250, SLG: 0.375 Domingo Cedeño, S (9, PH) OBP: 0.500, SLG: 0.500			3-2 B5-3 1B	1-3 K			2-3 K		1-1 BB 1B	3	1	1	0	0	0	0									
Inning Stats	R: 0 E: 0 K: 0 S: 7	H: 0 LOB: 0 BB: 0 P: 12	R: 0 E: 1 K: 3 S: 14	H: 1 LOB: 2 BB: 0 P: 21	R: 4 E: 0 K: 1 S: 17	H: 3 LOB: 1 BB: 1 P: 29	R: 0 E: 0 K: 1 S: 14	H: 0 LOB: 1 BB: 1 P: 23	R: 0 E: 0 K: 2 S: 13	H: 1 LOB: 0 BB: 0 P: 20	R: 0 E: 0 K: 1 S: 6	H: 0 LOB: 0 BB: 0 P: 8	R: 0 E: 0 K: 1 S: 7	H: 0 LOB: 0 BB: 0 P: 11	R: 2 E: 0 K: 1 S: 23	H: 2 LOB: 3 BB: 3 P: 42	1B: 4 2B: 1 3B: 0 HR: 2	SF: 0 SAC: 0 DP: 0 HBP: 1	WP: 0 PB: 0 SB: 1 CS: 0	PA: 41					
PITCHER	IP	WLS	BF	H	R	ER	SO	BB	IBB	HBP	BLK	WP	HR	S	P	ERA	WHIP								
Shawn Boskie, R (1, 1) ERA: 9.0	4.0		20	4	4	4	5	2	0	1	0	0	1	29	44	3.00	0.333								
Arthur Rhodes, L (5, 1) ERA: 1.8	3.0	W	10	1	1	1	4	0	0	0	0	0	0	13	23	13.50	1.500								
Terry Mathews, R (8, 1) ERA: 6.75	1.1		6	1	2	2	2	1	0	0	0	0	0	17	30	0.00	4.500								
Randy Myers, L (9, 1) ERA:	0.2	S	5	1	0	0	0	2	0	0	0	0	0	17	30	0.00	4.500								

Baltimore Orioles @ Texas Rangers
The Ballpark at Arlington, Arlington, TX
Sat Apr 05 1997, 8:05 PM EST
Att: 39,073 - Unknown - 70 F

AB 35
R 7
H 7
RBI 7
BB 5
SO 11
LOB 17



Batter	1	2	3	4	5	6	7	8	9	AB	R	H	RBI	BB	SO	LOB	TOP														
Brady Anderson, L (1, 10) OBP: 0.667, SLG: 0.556	3-3 K		4-2 FC4-6 BB		4-1 BB		4-1 FC5-4 BB		1-0 G3-6-3 1B HBP	1	0	0	0	3	1	0															
Tony Tarasco, L (1, 9) Jerome Walton, R (7, PH) OBP: 0.429, SLG: 0.333 (7, 9)	2-3 K		0-0 FC4-6 BB 1B		3-1 F8		0-1 FC5-4 BB		0-0 G3-6-3 1B	3	1	0	0	0	1	2															
Rafael Palmeiro, L (1, 3) OBP: 0.348, SLG: 0.474	1-1 G4-3		4-2 SAFE 1B SAFE 1B SAFE 1B SAFE 1B		0-2 F7		4-2 FC6-4 BB		0-0 G3-6-3	3	0	0	0	2	0	3															
Cal Ripken Jr., R (1, 5) OBP: 0.478, SLG: 1.000		1-0 HR	0-2 1B 2H 1B			2-2 1B	1-0 FC6-4		G6-3	5	1	3	2	0	0	3															
B.J. Surhoff, L (1, 7) OBP: 0.438, SLG: 0.250		3-1 G4-3	0-1 G4-3			2-2 1B		1-2 G5-3 1B		4	0	2	0	0	0	2															
Jeffrey Hammonds, R (1, 8) OBP: 0.266, SLG: 0.187		2-0 G6-3		2-1 F9		1-1 F8		0-0 F8		4	0	0	0	0	0	3															
Chris Hoiles, R (1, 2) OBP: 0.250, SLG: 0.214		4-1 FC6-4 BB		1-0 G6-3		3-2 P4		3-2 G5-3		3	0	0	0	1	0	3															
Jeff Reboulet, R (1, 4) OBP: 0.350, SLG: 0.235		1-1 FC6-4		0-0 G5-3		2-2 G6-3		3-2 G3		4	0	0	0	0	0	4															
Mike Bordick, R (1, 6) OBP: 0.100, SLG: 0.053			0-2 F9		1-2 G6-3		0-3 K		4-1 1B HBP G3-6-3 BB	3	1	0	0	1	1	0															
Inning Stats	R: 0 E: 0 K: 2 S: 8	H: 0 LOB: 0 BB: 0 P: 14	R: 1 E: 0 K: 0 S: 7	H: 1 LOB: 1 BB: 1 P: 18	R: 1 E: 0 K: 0 S: 18	H: 1 LOB: 2 BB: 2 P: 26	R: 0 E: 0 K: 0 S: 4	H: 0 LOB: 0 BB: 0 P: 7	R: 0 E: 0 K: 0 S: 9	H: 2 LOB: 2 BB: 0 P: 25	R: 0 E: 0 K: 1 S: 12	H: 0 LOB: 2 BB: 2 P: 21	R: 0 E: 0 K: 0 S: 13	H: 1 LOB: 1 BB: 0 P: 20	R: 1 E: 0 K: 0 S: 4	H: 1 LOB: 1 BB: 1 P: 11	1B: 5 2B: 0 3B: 0 HR: 1	SF: 0 SAC: 0 DP: 1 HBP: 1	WP: 0 PA: 40 PB: 0 SB: 0 CS: 0												
PITCHER	IP WLS BF	H R ER SO	BB IBB HBP BLK	WP HR S P	ERA WHIP	PITCHER										IP WLS BF	H R ER SO	BB IBB HBP BLK	WP HR S P	ERA WHIP											
Roger Pavlik, R (1, 1) ERA: 2.84	6.1	W	28	4	2	2	3	5	0	0	0	0	0	0	1	66	116	2.84	1.421												
Ed Vosberg, L (7, 1) ERA:	1.2		7	1	0	0	0	1	0	0	0	0	0	0	0	20	32	0.00	1.200												
Julio Santana, R (9, 1) ERA: 9.0	1.0		5	1	1	1	0	1	0	1	0	0	0	0	0	4	11	9.00	2.000												

Baltimore Orioles @ Texas Rangers
The Ballpark at Arlington, Arlington, TX
Sun Apr 06 1997, 4:33 AM EDT
Att: 36,156 - Sunny - 61 F

AB 32
R 3
H 6
RBI 2
BB 7
SO 3
LOB 21



Batter	1	2	3	4	5	6	7	8	9	AB	R	H	RBI	BB	SO	LOB	BOTTOM														
Mark McLemore, S (1, 4) OBP: 0.222, SLG: 0.067	0-1 G5-3 2B 1B			1-0 G4-3		0-0 G3		2-2 F9		5	1	1	0	0	1	1															
Ivan Rodriguez, R (1, 2) OBP: 0.276, SLG: 0.333	0-0 G5-3		2-3 K	0-0 2B 1B G4-3		1-2 1B 2B		1-0 F7		5	2	2	0	0	1	1															
29 Rusty Greer, L (1, 7) OBP: 0.500, SLG: 0.500	1-2 2B 2B		1-2 1B 2B	3-2 G4-3 1B		2-1 F8		0-1 1B		5	2	4	2	0	0	1															
Dean Palmer, R (1, 5) OBP: 0.389, SLG: 0.267	4-2 2B 1B BB		1-1 1B	3-2 G4-3		1-2 1B		2-1 G5-3		4	1	2	3	1	0	2															
Lee Stevens, L (1, 3) OBP: 0.313, SLG: 0.750	2-1 1B 2B		1-2 F7	1-2 G6-3		3-3 K				4	1	1	1	0	1	4															
Mickey Tettleton, S (1, 10) OBP: 0.250, SLG: 0.571	4-0 1B IBB		0-0 G5-3		2-1 HR		3-2 F9			3	1	1	1	1	0	0															
Mike Devereaux, R (1, 9) OBP: 0.250, SLG: 0.273	0-0 FC1-5-2 1B		0-0 G6-3		3-2 G1-3		1-2 E4			4	0	1	2	0	0	0															
Damon Buford, R (1, 8) OBP: 0.400, SLG: 0.583	SAFE 1B SAFE 1B		2-1 P9		1-1 P6		0-1 L7			4	0	0	0	0	0	3															
Benji Gil, R (1, 6) OBP: 0.300, SLG: 0.400 Domingo Cedeno, S (4, PR) OBP: 0.250, SLG: 0.250 (5, 6)	1-3 K		1-3 K	1-0 1B G4-3 1B		0-3 K		1-2 G3-1		2	0	1	0	0	1	2															
Inning Stats	R: 4 E: 0 K: 1 S: 16	H: 4 LOB: 2 BB: 2 P: 30	R: 1 E: 0 K: 2 S: 14	H: 2 LOB: 1 BB: 0 P: 20	R: 0 E: 0 K: 0 S: 4	H: 0 LOB: 0 BB: 0 P: 4	R: 2 E: 0 K: 0 S: 11	H: 3 LOB: 2 BB: 0 P: 18	R: 1 E: 0 K: 1 S: 10	H: 1 LOB: 0 BB: 0 P: 16	R: 1 E: 0 K: 1 S: 12	H: 2 LOB: 1 BB: 0 P: 19	R: 0 E: 1 K: 0 S: 11	H: 0 LOB: 1 BB: 0 P: 16	R: 0 E: 0 K: 0 S: 8	H: 1 LOB: 1 BB: 0 P: 13	1B: 8 2B: 4 3B: 0 HR: 1	SF: 0 SAC: 0 DP: 0 HBP: 0	WP: 0 PA: 40 PB: 0 SB: 0 CS: 0												
PITCHER	IP WLS BF	H R ER SO	BB IBB HBP BLK	WP HR S P	ERA WHIP	PITCHER										IP WLS BF	H R ER SO	BB IBB HBP BLK	WP HR S P	ERA WHIP											
35 Mike Mussina, R (1, 1) ERA: 15.75	4.0	L	23	9	7	7	3	1	1	0	0	0	0	0	0	45	72	15.75	2.500												
Mike Johnson, R (5, 1) ERA: 4.5	4.0		17	4	2	2	2	0	0	0	0	0	0	0	1	41	64	4.50	1.000												

Baltimore Orioles @ Texas Rangers
The Ballpark at Arlington, Arlington, TX
Sun Apr 06 1997, 4:33 AM EDT
Att: 36,156 - Sunny - 61 F

AB 38
R 9
H 13
RBI 9
BB 2
SO 5
LOB 15



Batter	1	2	3	4	5	6	7	8	9	AB	R	H	RBI	BB	SO	LOB	TOP								
Mark McLemore, S OBP: 0.261, SLG: 0.200	1-2 G4-3 29 WP 2B	2-1 FC4-6		3-2 G6-3			1-3 K		2-1 K	5	1	2	0	0	1	1									
Ivan Rodriguez, R OBP: 0.261, SLG: 0.304	1-0 G6-3		1-2 K 29 1B	3-1 F7			3-3 K		0-3 K	5	1	1	0	0	2	2									
29 Rusty Greer, L OBP: 0.545, SLG: 0.588	4-1 G4-3 2-3 BB		0-0 BB 1B		1-1 G4-3		3-1 K			3	0	2	0	1	0	0									
Dean Palmer, R OBP: 0.318, SLG: 0.211	1-2 G4-3		2-3 K		3-3 K		0-3 K			4	0	0	1	0	3	4									
Lee Stevens, L OBP: 0.350, SLG: 0.684	4-2 BB		1-1 BB 1B		1-2 G3-1			2-2 G4-3		3	0	1	1	1	0	0									
Mickey Tettleton, S OBP: 0.250, SLG: 0.667	2-3 K		1-0 L9			2-1 HR		0-3 K		4	1	1	1	0	2	4									
Mike Devereaux, R OBP: 0.250, SLG: 0.214		1-0 F8	4-2 BB		0-0 G5-3			2-3 K		3	0	0	0	1	1	0									
Damon Buford, R OBP: 0.316, SLG: 0.438		2-0 P6	1-3 K		3-2 F8				2-3 K	4	0	0	0	0	2	3									
Domingo Cedenio, S OBP: 0.250, SLG: 0.143		4-2 FC4-6 BB		1-3 K		1-0 L3			1-3 K	3	0	0	0	1	2	0									
Inning Stats	R: 1 E: 0 K: 1 S: 18	H: 1 LOB: 2 BB: 2 P: 31	R: 0 E: 0 K: 0 S: 6	H: 0 LOB: 1 BB: 1 P: 15	R: 1 E: 0 K: 2 S: 16	H: 3 LOB: 3 BB: 1 P: 26	R: 0 E: 0 K: 1 S: 9	H: 0 LOB: 0 BB: 0 P: 16	R: 0 E: 0 K: 1 S: 8	H: 0 LOB: 0 BB: 0 P: 13	R: 1 E: 0 K: 0 S: 7	H: 1 LOB: 0 BB: 0 P: 13	R: 0 E: 0 K: 3 S: 12	H: 1 LOB: 1 BB: 0 P: 19	R: 0 E: 0 K: 2 S: 10	H: 0 LOB: 0 BB: 0 P: 14	R: 0 E: 0 K: 3 S: 11	H: 1 LOB: 1 BB: 0 P: 16	1B: 4 2B: 2 3B: 0 HR: 1	SF: 0 SAC: 0 DP: 0 HBP: 0	WP: 1 PB: 0 SB: 0 CS: 0	PA: 38			
PITCHER	IP	WLS	BF	H	R	ER	SO	BB	IBB	HBP	BLK	WP	HR	S	P	ERA	WHIP								
21 Cal Eldred, R ERA: 3.6	5.0	W	23	4	2	2	5	4	0	0	0	1	0	57	101	3.60	1.600								
Jose Mercedes, R ERA: 4.5	2.0		8	2	1	1	3	0	0	0	0	0	1	19	32	4.50	1.000								
Bob Wickman, R ERA:	1.0	S	3	0	0	0	2	0	0	0	0	0	0	10	14	0.00	0.000								
Doug Jones, R ERA:	1.0	S	4	1	0	0	3	0	0	0	0	0	0	11	16	0.00	1.000								

Texas Rangers @ Milwaukee Brewers
Milwaukee County Stadium, Milwaukee, WI
Mon Apr 07 1997, 4:33 AM EDT
Att: 42,893 - Sunny - 35 F


AB 34
R 3
H 7
RBI 3
BB 4
SO 13
LOB 14



Batter	1	2	3	4	5	6	7	8	9	AB	R	H	RBI	BB	SO	LOB	BOTTOM								
Fernando Vina, L OBP: 0.292, SLG: 0.458	2-0 L8	1-0 G6-3		2-1 F8		2-1 G4-3				4	0	0	0	0	0	2									
Jeff Cirillo, R OBP: 0.571, SLG: 0.667	2-0 P3	0-0 F9			1-2 FC5-4 1B		0-1 K		2-3 K	4	0	2	0	0	0	0									
Dave Nilsson, L OBP: 0.227, SLG: 0.211	4-0 BB		1-2 G4-3		1-3 K		2-3 K			3	0	0	0	1	2	2									
John Jaha, R OBP: 0.286, SLG: 0.474	1-3 K		0-1 K		0-0 FC5-4 1B		0-3 K			4	1	1	0	0	2	3									
Marc Newfield, R OBP: 0.500, SLG: 0.400		1-3 K	2-3 K		0-1 E		1-3 K			4	0	1	0	0	3	2									
Chuck Carr, S OBP: 0.063, SLG: 0.063					1-2 E					0	0	0	0	0	0	0									
Jeremy Burnitz, L OBP: 0.450, SLG: 0.333		4-1 1B HR BB		4-2 G6-3 S BB	2-2 E4		1-3 K			2	1	0	0	2	1	1									
Jose Valentin, S OBP: 0.222, SLG: 0.125	1-0 HR	1-2 HR		2-3 K	3-3 K			1-1 G3		4	1	1	0	0	2	3									
Gerald Williams, R OBP: 0.300, SLG: 0.444		0-0 HR		4-1 G6-3 BB		0-0 F8		0-3 K		3	1	1	0	1	1	0									
Mike Matheny, R OBP: 0.250, SLG: 0.455		2-2 HR		3-2 G6-3		0-1 G5-3				3	1	1	4	0	0	2									
Inning Stats	R: 0 E: 0 K: 1 S: 5	H: 0 LOB: 1 BB: 1 P: 14	R: 4 E: 0 K: 1 S: 11	H: 3 LOB: 0 BB: 1 P: 20	R: 0 E: 0 K: 1 S: 8	H: 1 LOB: 0 BB: 0 P: 11	R: 0 E: 0 K: 1 S: 12	H: 0 LOB: 2 BB: 2 P: 27	R: 1 E: 0 K: 2 S: 18	H: 2 LOB: 2 BB: 0 P: 25	R: 0 E: 0 K: 0 S: 5	H: 0 LOB: 0 BB: 0 P: 7	R: 0 E: 0 K: 3 S: 13	H: 1 LOB: 1 BB: 0 P: 16	R: 0 E: 0 K: 2 S: 8	H: 0 LOB: 0 BB: 0 P: 10	R: 0 E: 0 K: 3 S: 11	H: 1 LOB: 1 BB: 0 P: 16	1B: 4 2B: 2 3B: 0 HR: 1	SF: 0 SAC: 0 DP: 0 HBP: 0	WP: 0 PB: 0 SB: 1 CS: 0	PA: 35			
PITCHER	IP	WLS	BF	H	R	ER	SO	BB	IBB	HBP	BLK	WP	HR	S	P	ERA	WHIP								
Ken Hill, R ERA: 3.86	6.0	L	29	7	5	4	6	4	0	0	0	0	0	5	7	6.00	1.833								
Eric Gunderson, L ERA:	0.1		1	0	0	0	1	0	0	0	0	0	0	5	7	0.00	0.000								
Danny Patterson, R ERA: 3.0	0.2		2	0	0	0	2	0	0	0	0	0	0	6	7	0.00	0.000								
John Wetteland, R ERA:	1.0		3	0	0	0	2	0	0	0	0	0	0	8	10	0.00	0.000								

Texas Rangers @ Milwaukee Brewers
Milwaukee County Stadium, Milwaukee, WI
Mon Apr 07 1997, 4:33 AM EDT
Att: 42,893 - Sunny - 35 F

AB 31
R 5
H 7
RBI 4
BB 4
SO 11
LOB 15



Batter	1	2	3	4	5	6	7	8	9	AB	R	H	RBI	BB	SO	LOB	TOP										
Mark McLemore, S (1,4) OBP: 0.286, SLG: 0.208	B5-3		F9		G3-1		BB		K	4	0	1	1	1	1	0	Texas Rangers @ Milwaukee Brewers Milwaukee County Stadium, Milwaukee, WI Thu Apr 10 1997, 4:33 AM EDT Att: 5,638 - Overcast - 38 F										
Ivan Rodriguez, R (1,2) OBP: 0.296, SLG: 0.333	G3		1B		G3-1		BB			4	0	2	1	0	1												
29 Rusty Greer, L (1,7) OBP: 0.462, SLG: 0.476	G6-3		G4-3		G3-1		G5-3			4	0	0	0	0	4												
Dean Palmer, R (1,5) OBP: 0.308, SLG: 0.217		E5		G6-3	P6				1B	4	0	1	0	0	2												
Mickey Tettleton, S (1,10) OBP: 0.208, SLG: 0.545	L6			K		F8		F7		4	0	0	0	0	1												
Mike Devereaux, R (1,9) OBP: 0.300, SLG: 0.278	1B			G5-3		K		1B		4	0	2	0	0	1												
Lee Stevens, L (1,3) OBP: 0.375, SLG: 0.619	K				1B	BB		G6-3		2	1	0	0	2	1												
Damon Buford, R (1,8) OBP: 0.261, SLG: 0.350	P2				K	G5-3			K	4	0	0	0	0	2												
Billy Ripken, R (1,6) OBP: 0.250, SLG: 0.250			F7		1B		G1-3		G6-3	4	1	1	0	0	0												
Inning Stats	R: 0 E: 0 K: 0 S: 5	H: 0 LOB: 0 BB: 0 P: 7	R: 0 E: 1 K: 1 S: 14	H: 1 LOB: 2 BB: 0 P: 17	R: 0 E: 0 K: 0 S: 11	H: 1 LOB: 1 BB: 0 P: 18	R: 0 E: 0 K: 1 S: 7	H: 0 LOB: 0 BB: 0 P: 11	R: 2 E: 0 K: 1 S: 18	H: 3 LOB: 2 BB: 1 P: 27	R: 0 E: 0 K: 1 S: 11	H: 0 LOB: 1 BB: 1 P: 19	R: 0 E: 0 K: 1 S: 11	H: 0 LOB: 1 BB: 1 P: 19	R: 0 E: 0 K: 0 S: 9	H: 2 LOB: 1 BB: 0 P: 12	R: 0 E: 0 K: 2 S: 7	H: 0 LOB: 0 BB: 0 P: 11	1B: 7 2B: 0 3B: 0 HR: 0	SF: 0 SAC: 0 DP: 0 HBP: 0	WP: 0 PB: 0 SB: 0 CS: 0	PA: 37					
PITCHER	IP	WLS	BF	H	R	ER	SO	BB	IBB	HBP	BLK	WP	HR	S	P	ERA	WHIP										
Scott Karl, L (1,1) ERA: 3.75	6.1	L	28	5	2	2	4	3	0	0	0	0	0	73	113	2.84	1.263										
Bryce Florie, R (7,1) ERA: 3.95	2.2		9	2	0	0	3	0	0	0	0	0	0	20	28	0.00	0.750										


AB 34
R 2
H 7
RBI 2
BB 3
SO 7
LOB 15




Batter	1	2	3	4	5	6	7	8	9	AB	R	H	RBI	BB	SO	LOB	BOTTOM										
Fernando Vina, L (1,4) OBP: 0.286, SLG: 0.429	B1-3			1B		G1-4-3			F9	4	0	1	0	0	0	0	Texas Rangers @ Milwaukee Brewers Milwaukee County Stadium, Milwaukee, WI Thu Apr 10 1997, 4:33 AM EDT Att: 5,638 - Overcast - 38 F										
Jeff Cirillo, R (1,5) OBP: 0.480, SLG: 0.526	F8			F9		K		G6-3		4	0	0	0	0	1												
Dave Nilsson, L (1,3) OBP: 0.231, SLG: 0.217	F7			1B		L7		F8		4	0	1	0	0	0												
John Jaha, R (1,10) OBP: 0.250, SLG: 0.409		K		K		K				3	0	0	0	0	3												
Marc Newfield, R (1,7) OBP: 0.444, SLG: 0.375		G1-3		G4-3						3	0	1	0	0	0												
Chuck Carr, S (7, PR) OBP: 0.063, SLG: 0.063						1B				0	0	0	0	0	0												
Jeremy Burnitz, L (1,9) OBP: 0.435, SLG: 0.294		CS		G4-1		G3				2	0	0	0	1	1												
Jose Valentin, S (1,6) OBP: 0.190, SLG: 0.105		CS		L7		P4		P2		3	0	0	0	0	0												
Gerald Williams, R (1,8) OBP: 0.261, SLG: 0.381				K		F8		G1-6-3		3	0	0	0	0	1												
Mike Matheny, R (1,2) OBP: 0.214, SLG: 0.385				L8		P7		G4-3		2	0	0	0	0	0												
Jesse Levis, L (8, PH) OBP: 0.375, SLG: 0.286										1	0	0	0	0	0												
Inning Stats	R: 0 E: 0 K: 0 S: 6	H: 0 LOB: 0 BB: 0 P: 7	R: 0 E: 0 K: 1 S: 10	H: 0 LOB: 1 BB: 1 P: 17	R: 0 E: 0 K: 1 S: 6	H: 0 LOB: 0 BB: 0 P: 7	R: 0 E: 0 K: 1 S: 20	H: 2 LOB: 2 BB: 0 P: 23	R: 0 E: 0 K: 0 S: 8	H: 0 LOB: 0 BB: 0 P: 12	R: 0 E: 0 K: 1 S: 7	H: 0 LOB: 0 BB: 0 P: 13	R: 0 E: 0 K: 1 S: 8	H: 1 LOB: 1 BB: 0 P: 14	R: 0 E: 0 K: 0 S: 4	H: 0 LOB: 0 BB: 0 P: 8	R: 0 E: 0 K: 0 S: 7	H: 0 LOB: 0 BB: 0 P: 10	1B: 3 2B: 0 3B: 0 HR: 0	SF: 0 SAC: 0 DP: 0 HBP: 0	WP: 0 PB: 0 SB: 0 CS: 1	PA: 31					
PITCHER	IP	WLS	BF	H	R	ER	SO	BB	IBB	HBP	BLK	WP	HR	S	P	ERA	WHIP										
Bobby Witt, R (1,1) ERA:	8.0	W	27	3	0	0	5	1	0	0	0	0	0	69	101	0.00	0.500										
John Wetteland, R (9,1) ERA:	1.0	S	3	0	0	0	0	0	0	0	0	0	0	7	10	0.00	0.000										

AB 29
R 0
H 3
RBI 0
BB 1
SO 5
LOB 6



Batter	1	2	3	4	5	6	7	8	9	AB	R	H	RBI	BB	SO	LOB	TOP								
Mark McLemore, S (1, 4) OBP: 0.313, SLG: 0.222	G4-3			1B 29 G4-6-3		1B BB		F8		3	1	1	0	1	0	1	Texas Rangers @ Baltimore Orioles Oriole Park at Camden Yards, Baltimore, MD Fri Apr 11 1997, 7:05 PM EDT Att: 40,575 - Unknown - 55 F livebaseballscorecards.com								
Ivan Rodriguez, R (1, 2) OBP: 0.355, SLG: 0.387	G5-3			1B 29 G4-6-3		1B			BB BB BB	4	1	3	0	0	0	0									
29 Rusty Greer, L (1, 7) OBP: 0.400, SLG: 0.400	F7			G4-6-3		P6			BB BB BB	4	0	0	0	0	1	4									
Dean Palmer, R (1, 5) OBP: 0.333, SLG: 0.200		G6-3 BB		K			F9		BB BB BB	2	1	0	0	2	1	0									
Lee Stevens, L (1, 3) OBP: 0.357, SLG: 0.542	G6-3				G3		F7		SF9 BB BB	3	0	0	0	1	0	1									
Mickey Tettleton, S (1, 10) OBP: 0.214, SLG: 0.480	G4-1				F4		K		BB BB BB	3	0	0	1	1	1	0									
Mike Devereaux, R (1, 9) OBP: 0.250, SLG: 0.238			G4-3		K			P6	SF9	3	0	0	1	0	1	0									
Damon Buford, R (1, 8) OBP: 0.259, SLG: 0.304			F7			K			SF9 BB BB	3	0	0	0	1	1	2									
Dave Silvestri, R (1, 6) OBP: 0.259, SLG: 0.304			G6-3			G6-3			K BB	3	0	0	0	0	1	1									
Inning Stats	R: 0 E: 0 K: 0 S: 8	H: 0 LOB: 0 BB: 0 P: 14	R: 0 E: 0 K: 0 S: 6	H: 0 LOB: 0 BB: 1 P: 12	R: 0 E: 0 K: 0 S: 4	H: 0 LOB: 0 BB: 0 P: 6	R: 1 E: 0 K: 1 S: 10	H: 2 LOB: 0 BB: 0 P: 16	R: 0 E: 0 K: 1 S: 9	H: 0 LOB: 0 BB: 0 P: 15	R: 0 E: 0 K: 1 S: 10	H: 1 LOB: 2 BB: 1 P: 21	R: 0 E: 0 K: 1 S: 7	H: 0 LOB: 0 BB: 0 P: 10	R: 0 E: 0 K: 1 S: 8	H: 0 LOB: 1 BB: 1 P: 17	R: 2 E: 0 K: 1 S: 14	H: 1 LOB: 2 BB: 3 P: 32	1B: 4 2B: 0 3B: 0 HR: 0	SF: 1 SAC: 0 DP: 2 HBP: 0	WP: 0 PB: 0 SB: 1 CS: 0	PA: 35			
PITCHER	IP	WLS	BF	H	R	ER	SO	BB	IBB	HBP	BLK	WP	HR	S	P	ERA	WHIP								
35 Mike Mussina, R (1, 1) ERA: 6.55	7.0	W	24	3	1	1	4	2	0	0	0	0	0	54	94	1.29	0.714								
Armando Benitez, R (8, 1) ERA: 5.4	1.1		9	1	2	2	2	4	0	0	0	0	0	17	40	13.50	3.750								
Terry Mathews, R (9, 1) ERA: 3.38	0.2		2	0	0	0	0	0	0	0	0	0	0	5	9	0.00	0.000								

Batter	1	2	3	4	5	6	7	8	9	AB	R	H	RBI	BB	SO	LOB	BOTTOM								
Brady Anderson, L (1, 10) OBP: 0.667, SLG: 0.714	1B G4-3	1B BB		E 1B		K				3	2	2	1	2	1	2	Texas Rangers @ Baltimore Orioles Oriole Park at Camden Yards, Baltimore, MD Fri Apr 11 1997, 7:05 PM EDT Att: 40,575 - Unknown - 55 F livebaseballscorecards.com								
Roberto Alomar, S (1, 4) OBP: 0.333, SLG: 0.333	1B G4-3	1B BB		E4		F9			BB BB	4	0	2	1	0	0	3									
Jerome Walton, R (8, 9) OBP: 0.500, SLG: 0.429	1B G4-3	1B BB		E4		F9			BB BB	1	1	1	1	0	0	0									
Rafael Palmeiro, L (1, 3) OBP: 0.316, SLG: 0.656	1B G4-3			K		G4-3				5	2	2	4	0	1	3									
Cal Ripken Jr., R (1, 5) OBP: 0.405, SLG: 0.714	F7			G5-3		G5-3				5	0	0	0	0	1	0									
B.J. Surhoff, L (1, 7) OBP: 0.333, SLG: 0.240		K		2B		F8				5	0	1	0	0	1	0									
Pete Incaviglia, R (1, 9) OBP: 0.250, SLG: 0.250		K		K		G6-3				4	0	1	0	0	2	1									
Jeff Reboulet, R (7, PR) OBP: 0.364, SLG: 0.263		K		K		G6-3				1	0	0	0	0	0	0									
Jeffrey Hammonds, R (1, 8) OBP: 0.294, SLG: 0.233		1B BB		K		F9				4	1	2	0	0	1	0									
Chris Hoiles, R (1, 2) OBP: 0.345, SLG: 0.346		BB 1B		1B BB		1B				3	2	2	0	1	1	2									
Mike Bordick, R (1, 6) OBP: 0.188, SLG: 0.194		BB 1B		K		1B				4	1	3	0	0	1	1									
Inning Stats	R: 1 E: 0 K: 0 S: 13	H: 2 LOB: 0 BB: 0 P: 23	R: 2 E: 0 K: 2 S: 16	H: 4 LOB: 2 BB: 1 P: 26	R: 0 E: 0 K: 2 S: 14	H: 1 LOB: 1 BB: 0 P: 21	R: 1 E: 1 K: 2 S: 13	H: 1 LOB: 2 BB: 1 P: 23	R: 0 E: 0 K: 0 S: 6	H: 0 LOB: 0 BB: 0 P: 10	R: 0 E: 0 K: 1 S: 9	H: 2 LOB: 0 BB: 0 P: 14	R: 1 E: 0 K: 1 S: 12	H: 3 LOB: 2 BB: 0 P: 21	R: 4 E: 0 K: 1 S: 16	H: 3 LOB: 0 BB: 1 P: 21	1B: 13 2B: 1 3B: 0 HR: 2	SF: 0 SAC: 0 DP: 1 HBP: 0	WP: 0 PB: 0 SB: 0 CS: 0	PA: 42					
PITCHER	IP	WLS	BF	H	R	ER	SO	BB	IBB	HBP	BLK	WP	HR	S	P	ERA	WHIP								
John Burkett, R (1, 1) ERA: 4.09	5.1	L	27	10	4	3	6	2	0	0	0	0	0	67	109	5.06	2.250								
Eric Gunderson, L (6, 1) ERA: 3.66	1.1		5	1	1	1	1	0	0	0	0	0	1	10	18	6.75	0.750								
Danny Patterson, R (7, 1) ERA: 2.7	0.1		3	2	0	0	1	0	0	0	0	0	0	6	11	0.00	6.000								
Ed Vosberg, L (8, 1) ERA: 13.5	1.0		7	3	4	4	1	1	0	0	0	0	1	16	21	36.00	4.000								

Batter	1	2	3	4	5	6	7	8	9	AB	R	H	RBI	BB	SO	LOB	TOP					
Mark McLemore, S OBP: 0.306, SLG: 0.226 (1, 4)	F8		G6-3			G6-3		FC6-4		4	0	1	0	0	0	0	Texas Rangers @ Baltimore Orioles Oriole Park at Camden Yards, Baltimore, MD Sun Apr 13 1997, 3:33 AM EDT Att: 44,154 - Cloudy - 62 F					
Ivan Rodriguez, R OBP: 0.324, SLG: 0.353 Dave Silvestri, R (7, 5)	F9			K		G3		FC6-4		3	0	0	0	0	1	0						
29 Rusty Greer, L Henry Mercedes, R OBP: 1.000, SLG: 1.000 (1, 7) (7, 2)						K			G5-4-3	2	0	1	0	1	1	0						
Dean Palmer, R Lee Stevens, L OBP: 0.303, SLG: 0.179 OBP: 0.345, SLG: 0.520 (1, 5) (7, 3)									1B	1	0	1	0	0	0	0						
Mickey Tettleton, S OBP: 0.188, SLG: 0.414 (1, 10)		F7							1B	3	0	0	0	0	1	2						
Mike Devereaux, R OBP: 0.255, SLG: 0.250 (1, 9) (7, 7)										3	0	1	0	0	1	0						
Mike Simms, R (1, 3) (7, 9)										3	0	0	0	0	1	1						
Billy Ripken, R OBP: 0.286, SLG: 0.286 (1, 6)										3	0	1	0	0	0	0						
Damon Buford, R OBP: 0.267, SLG: 0.308 (1, 8)										3	0	1	0	0	0	1						
Inning Stats	R: 0 E: 0 K: 0 S: 7	H: 1 LOB: 1 BB: 0 P: 11	R: 0 E: 0 K: 0 S: 5	H: 1 LOB: 0 BB: 0 P: 11	R: 0 E: 0 K: 0 S: 7	H: 0 LOB: 0 BB: 0 P: 11	R: 0 E: 0 K: 2 S: 12	H: 0 LOB: 1 BB: 1 P: 22	R: 0 E: 0 K: 1 S: 8	H: 1 LOB: 1 BB: 0 P: 12	R: 0 E: 0 K: 1 S: 7	H: 0 LOB: 0 BB: 0 P: 11	R: 0 E: 0 K: 1 S: 9	H: 0 LOB: 0 BB: 0 P: 14	R: 0 E: 0 K: 1 S: 10	H: 2 LOB: 2 BB: 0 P: 16	R: 0 E: 0 K: 1 S: 8	H: 1 LOB: 0 BB: 0 P: 13	1B: 6 2B: 0 3B: 0 HR: 0	SF: 0 SAC: 0 DP: 2 HBP: 0	WP: 0 PB: 0 SB: 0 CS: 0	PA: 32
PITCHER Jimmy Key, L ERA: 1.29 (1, 1)	IP: 9.0 WLS: W BF: 32 H: 6 R: 0 ER: 0 SO: 7 BB: 1 IBB: 0 HBP: 0 BLK: 0 WP: 0 HR: 0 S: 73 P: 121 ERA: 0.00 WHIP: 0.778																					

Batter	1	2	3	4	5	6	7	8	9	AB	R	H	RBI	BB	SO	LOB	BOTTOM			
Brady Anderson, L OBP: 0.636, SLG: 0.645 (1, 10)		L6				G4-3		F8		3	0	0	1	1	0	2	Texas Rangers @ Baltimore Orioles Oriole Park at Camden Yards, Baltimore, MD Sun Apr 13 1997, 3:33 AM EDT Att: 44,154 - Cloudy - 62 F			
Roberto Alomar, S OBP: 0.235, SLG: 0.250 (1, 4)	G4-3					G4-3		G4-3		4	0	0	1	0	1	1				
Rafael Palmeiro, L OBP: 0.372, SLG: 0.676 (1, 3)								L3		5	2	4	1	0	0	0				
Eric Davis, R OBP: 0.313, SLG: 0.345 (1, 9)								F8		4	0	0	0	1	2	4				
Cal Ripken Jr., R OBP: 0.415, SLG: 0.769 (1, 5)										4	1	2	3	0	1	2				
B.J. Surhoff, L OBP: 0.294, SLG: 0.207 (1, 7)										4	0	0	0	0	0	2				
Jeffrey Hammonds, R OBP: 0.342, SLG: 0.471 (1, 8)										4	3	3	2	0	0	0				
Chris Hoiles, R OBP: 0.394, SLG: 0.500 (1, 2)										4	2	3	1	0	1	0				
Mike Bordick, R OBP: 0.222, SLG: 0.182 (1, 6)										2	1	0	0	2	0	0				
Inning Stats	R: 1 E: 0 K: 0 S: 12	H: 2 LOB: 2 BB: 2 P: 28	R: 1 E: 0 K: 1 S: 7	H: 1 LOB: 0 BB: 0 P: 8	R: 2 E: 0 K: 1 S: 9	H: 2 LOB: 0 BB: 0 P: 13	R: 3 E: 0 K: 1 S: 14	H: 3 LOB: 2 BB: 1 P: 24	R: 1 E: 0 K: 0 S: 6	H: 1 LOB: 0 BB: 0 P: 10	R: 0 E: 0 K: 1 S: 11	H: 1 LOB: 1 BB: 0 P: 17	R: 1 E: 0 K: 1 S: 10	H: 2 LOB: 2 BB: 1 P: 18	R: 0 E: 0 K: 0 S: 8	H: 0 LOB: 0 BB: 0 P: 14	1B: 8 2B: 0 3B: 0 HR: 4	SF: 1 SAC: 0 DP: 0 HBP: 1	WP: 0 PB: 0 SB: 1 CS: 1	PA: 40
PITCHER Roger Pavlik, R ERA: 7.71 Julio Santana, R ERA: 7.2 Xavier Hernandez, R ERA: 6.4 (1, 1) (4, 1) (8, 1)	IP: 3.0 WLS: L BF: 17 H: 7 R: 6 ER: 6 SO: 2 BB: 2 IBB: 0 HBP: 0 BLK: 0 WP: 0 HR: 2 S: 32 P: 55 ERA: 18.00 WHIP: 3.000																			

AB	31
R	0
H	6
RBI	0
BB	1
SO	7
LOB	9



AB	34
R	9
H	12
RBI	9
BB	4
SO	5
LOB	11




Batter	1	2	3	4	5	6	7	8	9	AB	R	H	RBI	BB	SO	LOB	TOP				
Tony Phillips, S OBP: 0.537, SLG: 0.513 (1, 9)	F8		WP 1B 2B					G4-3		3	1	1	0	1	0	0					
Ray Durham, S OBP: 0.378, SLG: 0.436 (1, 4)	G4-3		2H 1B				G3	K		4	0	1	1	0	1	1					
Frank Thomas, R OBP: 0.420, SLG: 0.325 (1, 3)	G4-3		F8					FC4 1B		3	0	1	0	1	0	1					
Albert Belle, R OBP: 0.224, SLG: 0.289 (1, 7)		G6-3		K				FC4		4	0	0	0	0	2	2					
Harold Baines, L Darren Lewis, R (9, PR) OBP: 0.366, SLG: 0.212 (1, 10)	K		FC6-4 BB				G4-6-3	BB		2	0	0	0	2	1	1					
Chris Snopce, R OBP: 0.362, SLG: 0.462 (1, 5)	FC4-6 BB		FC6-4 S				F9	F8		3	0	0	0	1	0	2					
Dave Martinez, L OBP: 0.244, SLG: 0.279 (1, 8)	FC4-6 1-2		G4-3				FC5-4 1B	F8		4	0	1	0	0	0	3					
Ron Karkovics, R Norberto Martin, R (9, PH) OBP: 0.296, SLG: 0.522 (1, 2)			P3		F7		FC5-4 WP	G6-3		3	0	0	0	0	0	1					
Ozzie Guillen, L OBP: 0.216, SLG: 0.265 (1, 6)			L8		G3		L8			3	0	0	0	0	0	1					
Inning Stats	R: 0 E: 0 K: 0 S: 6	H: 0 LOB: 0 BB: 0 P: 13	R: 0 E: 0 K: 1 S: 11	H: 0 LOB: 1 BB: 1 P: 19	R: 1 E: 0 K: 0 S: 11	H: 2 LOB: 1 BB: 0 P: 18	R: 0 E: 0 K: 1 S: 9	H: 0 LOB: 1 BB: 1 P: 14	R: 0 E: 0 K: 1 S: 5	H: 0 LOB: 1 BB: 1 P: 11	R: 0 E: 0 K: 0 S: 8	H: 1 LOB: 1 BB: 0 P: 12	R: 0 E: 0 K: 1 S: 10	H: 1 LOB: 1 BB: 0 P: 16	R: 0 E: 0 K: 0 S: 7	H: 0 LOB: 1 BB: 1 P: 16	1B: 3 2B: 1 3B: 0 HR: 0	SF: 0 SAC: 0 DP: 1 HBP: 0	WP: 2 PB: 0 SB: 1 CS: 0	PA: 35	
PITCHER	IP	WLS	BF	H	R	ER	SO	BB	IBB	HBP	BLK	WP	HR	S	P	ERA	WHIP				
Ken Hill, R ERA: 3.0 (1, 1)	7.0		27	3	1	1	3	4	0	0	0	2	0	59	101	1.29	1.000				
Danny Patterson, R ERA: 2.09 (8, 1)	1.0	W	4	1	0	0	1	0	0	0	0	0	0	10	16	0.00	1.000				
John Wetteland, R ERA: (9, 1)	1.0	S	4	0	0	0	0	1	0	0	0	0	0	7	16	0.00	1.000				

Chicago White Sox @ Texas Rangers
The Ballpark at Arlington, Arlington, TX
Mon Apr 14 1997, 8:05 PM EDT
Att: 27,891 - Unknown - 63 F

livebaseballscores.com

AB 30
R 1
H 4
RBI 1
BB 5
SO 4
LOB 13




Batter	1	2	3	4	5	6	7	8	9	AB	R	H	RBI	BB	SO	LOB	BOTTOM				
Mark McLemore, S OBP: 0.275, SLG: 0.206 (1, 4)	L9		SF8		FC4-6 CS			L7		3	0	0	1	0	0	1					
Billy Ripken, R OBP: 0.273, SLG: 0.364 (1, 6)	K2-3		L8		CS		P3	29 HR 2B		4	1	1	0	0	1	1					
29 Rusty Greer, L OBP: 0.405, SLG: 0.484 (1, 7)	K		F9				F9	HR		4	1	1	2	0	1	1					
Ivan Rodriguez, R OBP: 0.316, SLG: 0.368 (1, 2)		F9		G3			WP 2B	G4-3		4	0	1	0	0	0	0					
Dean Palmer, R OBP: 0.324, SLG: 0.250 (1, 5)		1B		2B			G6-3	K		4	0	2	0	0	1	1					
Mickey Tettleton, S OBP: 0.171, SLG: 0.375 (1, 10)		F9		G6-3			G1-3			3	0	0	0	0	0	2					
Mike Devereaux, R OBP: 0.233, SLG: 0.222 (1, 9)		G3		P3			P6			3	0	0	0	0	0	2					
Lee Stevens, L OBP: 0.375, SLG: 0.519 (1, 3)			E6 2B SF8		FC4-6 1B			BB		2	1	1	0	1	0	0					
Damon Buford, R OBP: 0.273, SLG: 0.345 (1, 8)			2B		K		P3			3	0	1	0	0	1	2					
Inning Stats	R: 0 E: 0 K: 2 S: 8	H: 0 LOB: 0 BB: 0 P: 16	R: 0 E: 0 K: 0 S: 11	H: 1 LOB: 1 BB: 0 P: 18	R: 1 E: 1 K: 0 S: 9	H: 1 LOB: 1 BB: 0 P: 14	R: 0 E: 0 K: 0 S: 10	H: 1 LOB: 0 BB: 0 P: 14	R: 0 E: 0 K: 1 S: 6	H: 1 LOB: 0 BB: 0 P: 10	R: 0 E: 0 K: 0 S: 12	H: 1 LOB: 1 BB: 0 P: 18	R: 0 E: 0 K: 0 S: 8	H: 0 LOB: 1 BB: 1 P: 17	R: 2 E: 0 K: 1 S: 14	H: 2 LOB: 0 BB: 0 P: 23	1B: 2 2B: 4 3B: 0 HR: 1	SF: 1 SAC: 0 DP: 0 HBP: 0	WP: 1 PB: 0 SB: 0 CS: 1	PA: 33	
PITCHER	IP	WLS	BF	H	R	ER	SO	BB	IBB	HBP	BLK	WP	HR	S	P	ERA	WHIP				
Wilson Alvarez, L ERA: 5.06 (1, 1)	8.0	L	32	7	3	2	4	1	0	0	0	1	1	78	130	2.25	1.000				

Chicago White Sox @ Texas Rangers
The Ballpark at Arlington, Arlington, TX
Mon Apr 14 1997, 8:05 PM EDT
Att: 27,891 - Unknown - 63 F

livebaseballscores.com

AB 30
R 3
H 7
RBI 3
BB 1
SO 4
LOB 10



Batter	1	2	3	4	5	6	7	8	9	AB	R	H	RBI	BB	SO	LOB	TOP			
Tony Phillips, S OBP: 0.534, SLG: 0.512 (1, 9)										4	0	2	0	0	1	2	<p>Chicago White Sox @ Texas Rangers The Ballpark at Arlington, Arlington, TX Tue Apr 15 1997, 8:05 PM EDT Att: 27,990 - Unknown - 64 F</p> <p>livebaseballscorecards.com</p>			
Ray Durham, S OBP: 0.408, SLG: 0.535 (1, 4)										4	1	3	1	0	0	1				
Frank Thomas, R OBP: 0.407, SLG: 0.318 (1, 3)										4	0	1	0	0	0	3				
Albert Belle, R OBP: 0.208, SLG: 0.265 (1, 7)										4	0	0	0	0	1	3				
Harold Baines, L OBP: 0.400, SLG: 0.351 (1, 10)										4	1	3	1	0	0	2				
Chris Snopce, R OBP: 0.333, SLG: 0.419 (1, 5)										4	0	0	0	0	0	4				
Dave Martinez, L OBP: 0.224, SLG: 0.255 (1, 8)										4	0	0	0	0	0	1				
Tony Peña, R OBP: 0.167, SLG: 0.100 Chad Kreuter, S OBP: 0.333, SLG: 0.200 (9, PH)										3	0	0	0	0	0	1				
Ozzie Guillen, L OBP: 0.244, SLG: 0.289 (1, 6)										4	0	2	0	0	0	0				
Inning Stats	R: 0 E: 0 K: 0 S: 10	H: 2 LOB: 1 BB: 0 P: 12	R: 0 E: 0 K: 0 S: 12	H: 1 LOB: 1 BB: 0 P: 16	R: 0 E: 0 K: 0 S: 7	H: 1 LOB: 1 BB: 0 P: 10	R: 0 E: 0 K: 0 S: 5	H: 1 LOB: 0 BB: 0 P: 8	R: 0 E: 0 K: 1 S: 16	H: 2 LOB: 2 BB: 0 P: 23	R: 0 E: 0 K: 1 S: 7	H: 1 LOB: 1 BB: 0 P: 10	R: 2 E: 0 K: 0 S: 8	H: 2 LOB: 0 BB: 0 P: 11	R: 0 E: 0 K: 0 S: 6	H: 0 LOB: 0 BB: 0 P: 8		1B: 9 2B: 1 3B: 0 HR: 2	SF: 0 SAC: 0 DP: 1 HBP: 0	WP: 0 PB: 0 SB: 0 CS: 1
PITCHER	IP WLS BF H R ER SO BB IBB HBP BLK WP HR S P ERA WHIP																			
Bobby Witt, R ERA: 1.08 Xavier Hernandez, R ERA: 5.06 John Wetteland, R ERA:	(1, 1) (8, 1) (9, 1)	7.2 0.1 1.0	W 1 S	32 1 3	H 0 0	R 2 0	ER 2 0	SO 2 0	BB 0 0	IBB 0 0	HBP 0 0	BLK 0 0	WP 0 0	HR 2 0	S 73 2 6	P 104 3 8	ERA 2.35 0.00 0.00	WHIP 1.435 0.000 0.000		

Batter	1	2	3	4	5	6	7	8	9	AB	R	H	RBI	BB	SO	LOB	BOTTOM			
Mark McLemore, S OBP: 0.273, SLG: 0.189 (1, 4)										3	1	0	0	1	0	0	<p>Chicago White Sox @ Texas Rangers The Ballpark at Arlington, Arlington, TX Tue Apr 15 1997, 8:05 PM EDT Att: 27,990 - Unknown - 64 F</p> <p>livebaseballscorecards.com</p>			
Ivan Rodriguez, R OBP: 0.310, SLG: 0.357 (1, 2)										4	1	1	0	0	0	1				
29 Rusty Greer, L OBP: 0.463, SLG: 0.559 (1, 7)										3	1	3	0	1	0	0				
Lee Stevens, L OBP: 0.417, SLG: 0.633 (1, 3)										3	2	2	2	1	0	1				
Dean Palmer, R OBP: 0.293, SLG: 0.229 (1, 5)										3	0	0	1	0	0	3				
Mickey Tettleton, S OBP: 0.158, SLG: 0.343 Mike Simms, R (6, PR)										3	0	0	0	0	1	5				
Marc Sagmoen, L (1, 9)										3	0	0	1	1	2	0				
Damon Buford, R OBP: 0.270, SLG: 0.333 (1, 8)										4	0	1	0	0	2	3				
Benji Gil, R OBP: 0.214, SLG: 0.286 (1, 6)										4	0	0	0	0	2	4				
Inning Stats	R: 1 E: 0 K: 1 S: 14	H: 1 LOB: 2 BB: 2 P: 26	R: 0 E: 0 K: 2 S: 10	H: 0 LOB: 0 BB: 0 P: 15	R: 1 E: 0 K: 0 S: 8	H: 1 LOB: 1 BB: 1 P: 16	R: 0 E: 0 K: 1 S: 5	H: 0 LOB: 0 BB: 0 P: 9	R: 0 E: 0 K: 1 S: 7	H: 0 LOB: 0 BB: 0 P: 9	R: 1 E: 1 K: 0 S: 14	H: 2 LOB: 3 BB: 1 P: 30	R: 2 E: 0 K: 0 S: 9	H: 2 LOB: 0 BB: 0 P: 16	R: 0 E: 0 K: 2 S: 12	H: 1 LOB: 1 BB: 0 P: 17		1B: 5 2B: 1 3B: 0 HR: 1	SF: 1 SAC: 0 DP: 0 HBP: 0	WP: 2 PB: 0 SB: 4 CS: 0
PITCHER	IP WLS BF H R ER SO BB IBB HBP BLK WP HR S P ERA WHIP																			
James Baldwin, R ERA: 3.63 41 Bill Simas, R ERA:	(1, 1) (8, 1)	7.0 1.0	L 4	32 1	H 6	R 5	ER 4	SO 4	BB 4	IBB 0	HBP 0	BLK 0	WP 0	HR 1	S 67	P 121	ERA 5.14	WHIP 1.429		

Chicago White Sox @ Texas Rangers
The Ballpark at Arlington, Arlington, TX
Tue Apr 15 1997, 8:05 PM EDT
Att: 27,990 - Unknown - 64 F

AB	36
R	2
H	11
RBI	2
BB	0
SO	2
LOB	17



Chicago White Sox @ Texas Rangers
The Ballpark at Arlington, Arlington, TX
Tue Apr 15 1997, 8:05 PM EDT
Att: 27,990 - Unknown - 64 F

AB	31
R	5
H	7
RBI	4
BB	4
SO	7
LOB	17



Batter	1	2	3	4	5	6	7	8	9	AB	R	H	RBI	BB	SO	LOB	TOP					
Damon Buford, R OBP: 0.244, SLG: 0.297	1-1 G5-3		1-2 P4			0-0 B1-3		1-1 G1-3		4	0	0	0	0	0	1						
Ivan Rodriguez, R OBP: 0.304, SLG: 0.348	2-2 F9		0-0 1B			0-2 F8		3-2 G4-3		4	0	1	1	0	0	0						
29 Rusty Greer, L OBP: 0.467, SLG: 0.528	1-0 G3-1		1-0 G3			4-0 BB			4-2 1B BB	2	0	0	0	2	0	1						
Lee Stevens, L OBP: 0.400, SLG: 0.676		1-0 HR		3-2 G4-3		1-3 K			1-3 K	4	1	1	1	0	2	2						
Dean Palmer, R OBP: 0.289, SLG: 0.231	1-1 G4-3		3-3 K				2-1 P6		0-2 1B	4	0	1	0	0	1	0						
Mike Simms, R OBP: 0.111, SLG: 0.111	2-0 P2		3-2 F9				0-1 G5-3 1B		3-3 K	4	0	1	0	0	1	2						
Marc Sagmoen, L OBP: 0.111, SLG: 0.111	2-0 F8				1-2 P3		1-0 G5-3		1-1 F9	4	0	0	0	0	0	3						
Billy Ripken, R OBP: 0.286, SLG: 0.308			4-2 G3 1B BB		2-2 L6		2-1 G5-3			2	1	0	0	1	0	1						
Benji Gil, R OBP: 0.176, SLG: 0.235			1-0 G3		2-0 F8			2-3 K		3	0	0	0	0	1	1						
Inning Stats	R: 0 E: 0 K: 0 S: 7	H: 0 LOB: 0 BB: 0 P: 11	R: 1 E: 0 K: 0 S: 5	H: 1 LOB: 0 BB: 0 P: 11	R: 1 E: 0 K: 0 S: 8	H: 1 LOB: 1 BB: 1 P: 15	R: 0 E: 0 K: 1 S: 10	H: 0 LOB: 0 BB: 0 P: 19	R: 0 E: 0 K: 0 S: 8	H: 0 LOB: 0 BB: 0 P: 13	R: 0 E: 0 K: 0 S: 8	H: 1 LOB: 1 BB: 1 P: 12	R: 0 E: 0 K: 1 S: 8	H: 0 LOB: 0 BB: 0 P: 14	R: 0 E: 0 K: 2 S: 14	H: 1 LOB: 2 BB: 1 P: 23	1B: 3 2B: 0 3B: 0 HR: 1	SF: 0 SAC: 0 DP: 0 HBP: 0	WP: 0 PB: 0 SB: 1 CS: 0	PA: 34		
PITCHER	IP	WLS	BF	H	R	ER	SO	BB	IBB	HBP	BLK	WP	HR	S	P	ERA	WHIP					
Jim Pittsley, R ERA: 2.57	(1, 1)	7.0	L	26	3	2	2	2	2	0	0	0	0	1	53	94	2.57	0.714				
Jason Jacome, L ERA: 5.23	(8, 1)	1.1		6	1	0	0	2	1	0	0	0	0	0	17	28	0.00	1.500				
Brian Bevil, R ERA: 4.5	(9, 1)	0.2		2	0	0	0	1	0	0	0	0	0	5	9	0.00	0.000					

Texas Rangers @ Kansas City Royals
Kauffman Stadium, Kansas City, MO

AB 31
R 2
H 4
RBI 2
BB 3
SO 5
LOB 11



Wed Apr 16 1997, 7:05 PM CDT
Att: 12,239 - Unknown - 53 F

Batter	1	2	3	4	5	6	7	8	9	AB	R	H	RBI	BB	SO	LOB	BOTTOM					
Bip Roberts, S OBP: 0.375, SLG: 0.468	0-1 FC6-4 1B		0-1 L4		1-1 CS		0-0 G4-3		0-1 L8	4	0	1	0	0	0	2						
Tom Goodwin, L OBP: 0.284, SLG: 0.234	0-1 FC6-4 1B		2-2 G4-3-6			0-2 G4-3		2-2 FC6-4 1B		3	0	0	0	0	0	2						
Jermaine Dye, R OBP: 0.216, SLG: 0.250	1-2 FC6-4 1B		1-2 G4-3-6					1-2 FC6-4 1B		1	0	1	0	0	0	0						
Jay Bell, R OBP: 0.358, SLG: 0.600	3-2 G5-3				0-0 F8		1-1 1B		1-1 FC6-4	4	0	1	0	0	0	3						
Jeff King, R OBP: 0.415, SLG: 0.595	1-2 G5-3			1-2 1B		3-2 F9			0-0 F8	4	0	1	0	0	0	2						
Chili Davis, S OBP: 0.417, SLG: 0.455		1-1 G5-3		2-1 F8			0-0 P4		1-1 WP 2B	4	0	1	0	0	0	1						
Craig Paquette, R OBP: 0.327, SLG: 0.478	1-2 E1 1B			0-3 K			2-1 G6-4-3 1B		2-2 F9	4	0	2	0	0	1	2						
Mike Macfarlane, R OBP: 0.375, SLG: 0.615		3-3 K			3-2 G1-3		1-0 G6-4-3		1-1 F7	3	0	0	0	0	1	2						
David Howard, S OBP: 0.393, SLG: 0.333		0-3 K			2-2 G3			1-0 1B 1B		3	0	1	0	0	1	1						
Johnny Damon, L OBP: 0.400, SLG: 0.529			2-2 G4-3-6 1B		0-0 CS 1B			2-3 K		3	0	2	0	0	1	1						
Inning Stats	R: 0 E: 0 K: 0 S: 14	H: 1 LOB: 1 BB: 0 P: 18	R: 0 E: 1 K: 2 S: 11	H: 1 LOB: 0 BB: 0 P: 16	R: 0 E: 0 K: 1 S: 10	H: 1 LOB: 0 BB: 0 P: 14	R: 0 E: 0 K: 1 S: 10	H: 1 LOB: 1 BB: 0 P: 13	R: 0 E: 0 K: 0 S: 9	H: 1 LOB: 0 BB: 0 P: 15	R: 0 E: 0 K: 0 S: 10	H: 1 LOB: 1 BB: 0 P: 14	R: 0 E: 0 K: 0 S: 4	H: 1 LOB: 0 BB: 0 P: 7	R: 0 E: 0 K: 1 S: 12	H: 2 LOB: 2 BB: 0 P: 18	R: 0 E: 0 K: 0 S: 9	H: 1 LOB: 1 BB: 0 P: 13	1B: 9 2B: 1 3B: 0 HR: 0	SF: 0 SAC: 0 DP: 2 HBP: 0	WP: 1 PB: 0 SB: 1 CS: 1	PA: 35
PITCHER	IP	WLS	BF	H	R	ER	SO	BB	IBB	HBP	BLK	WP	HR	S	P	ERA	WHIP					
John Burkett, R ERA: 2.41	(1, 1)	7.2	W	29	9	0	0	4	0	0	0	0	0	78	112	0.00	1.174					
Danny Patterson, R ERA: 1.93	(8, 1)	0.1		1	0	0	0	0	0	0	0	0	0	2	3	0.00	0.000					
John Wetteland, R ERA:	(9, 1)	1.0	S	4	1	0	0	0	0	0	0	1	0	9	13	0.00	1.000					

Texas Rangers @ Kansas City Royals
Kauffman Stadium, Kansas City, MO

AB 34
R 0
H 10
RBI 0
BB 0
SO 4
LOB 17



Wed Apr 16 1997, 7:05 PM CDT
Att: 12,239 - Unknown - 53 F

Batter	1	2	3	4	5	6	7	8	9	AB R H RBI BB SO LOB	TOP											
Damon Buford, R OBP: 0.239, SLG: 0.310 (1, 8)										5 1 1 0 0 1 2	<p>Texas Rangers @ Kansas City Royals Kauffman Stadium, Kansas City, MO</p> <p>Thu Apr 17 1997, 7:05 PM CDT Att: 13,790 - Unknown - 60 F</p> <p>livebaseballscores.com</p> <p>AB 35 R 5 H 9 RBI 5 BB 2 SO 6 LOB 12</p>											
Ivan Rodriguez, R OBP: 0.320, SLG: 0.380 (1, 2)										4 0 2 0 0 0 2												
29 Rusty Greer, L OBP: 0.469, SLG: 0.513 (1, 7)										3 1 1 0 1 1 1												
Lee Stevens, L OBP: 0.386, SLG: 0.632 (1, 3)										4 0 1 2 0 0 3												
Dean Palmer, R OBP: 0.286, SLG: 0.302 (1, 5)										4 1 1 2 0 1 1												
Mike Simms, R OBP: 0.231, SLG: 0.385 (1, 10)										4 0 2 0 0 1 0												
Marc Sagmoen, L OBP: 0.167, SLG: 0.364 (1, 9)										4 1 1 1 0 0 1												
Billy Ripken, R OBP: 0.278, SLG: 0.250 (1, 4)										3 0 0 0 1 0 0												
Benji Gil, R OBP: 0.143, SLG: 0.190 (1, 6)										4 1 0 0 0 2 2												
Inning Stats	R: 0 E: 0 K: 1 S: 10	H: 1 LOB: 1 BB: 0 P: 15	R: 0 E: 0 K: 0 S: 6	H: 0 LOB: 0 BB: 0 P: 8	R: 0 E: 0 K: 1 S: 7	H: 0 LOB: 0 BB: 0 P: 10	R: 0 E: 0 K: 0 S: 9	H: 0 LOB: 0 BB: 0 P: 15	R: 1 E: 0 K: 2 S: 11	H: 1 LOB: 0 BB: 0 P: 12	R: 3 E: 1 K: 0 S: 17	H: 3 LOB: 2 BB: 1 P: 24	R: 0 E: 0 K: 0 S: 5	H: 0 LOB: 0 BB: 0 P: 6	R: 0 E: 0 K: 0 S: 10	H: 2 LOB: 1 BB: 0 P: 15	R: 1 E: 0 K: 2 S: 13	H: 2 LOB: 2 BB: 1 P: 21	1B: 3 2B: 4 3B: 0 HR: 2	SF: 0 SAC: 0 DP: 1 HBP: 0	WP: 0 PB: 0 SB: 0 CS: 0	PA: 37
PITCHER	IP WLS BF H R ER SO BB IBB HBP BLK WP HR S P ERA WHIP											PITCHER	IP WLS BF H R ER SO BB IBB HBP BLK WP HR S P ERA WHIP									
Tim Belcher, R ERA: 3.74 (1, 1)	8.0 L 31 7 4 2 4 0 1 0 0 0 0 0 75 105 2.25 0.875											Jeff Montgomery, R ERA: 16.92 (9, 1)	1.0 6 2 1 1 2 1 0 0 0 0 1 13 21 9.00 3.000									

Batter	1	2	3	4	5	6	7	8	9	AB R H RBI BB SO LOB	BOTTOM											
Bip Roberts, S OBP: 0.404, SLG: 0.480 (1, 7)										3 1 2 0 1 0 0	<p>Texas Rangers @ Kansas City Royals Kauffman Stadium, Kansas City, MO</p> <p>Thu Apr 17 1997, 7:05 PM CDT Att: 13,790 - Unknown - 60 F</p> <p>livebaseballscores.com</p> <p>AB 29 R 1 H 5 RBI 1 BB 2 SO 6 LOB 11</p>											
Tom Goodwin, L OBP: 0.246, SLG: 0.216 (1, 8)										4 0 0 0 0 2 3												
Jay Bell, R OBP: 0.351, SLG: 0.574 (1, 6)										4 0 1 0 0 1 2												
Jeff King, R OBP: 0.421, SLG: 0.578 (1, 3)										3 0 1 1 1 1 1												
Chili Davis, S OBP: 0.400, SLG: 0.429 (1, 10)										3 0 1 0 0 0 3												
Craig Paquette, R OBP: 0.308, SLG: 0.449 (1, 5)										3 0 0 0 0 0 2												
Joe Vitiello, R ERA: 5.25 Johnny Damon, L OBP: 0.381, SLG: 0.500 (6, 9)										2 0 0 0 0 1 0 1 0 0 0 0 0 0												
Mike Macfarlane, R (1, 2)										3 0 0 0 0 1 0												
David Howard, S OBP: 0.355, SLG: 0.296 (1, 4)										3 0 0 0 0 0 0												
Inning Stats	R: 1 E: 0 K: 1 S: 16	H: 3 LOB: 1 BB: 0 P: 26	R: 0 E: 0 K: 1 S: 7	H: 0 LOB: 0 BB: 0 P: 12	R: 0 E: 0 K: 0 S: 7	H: 1 LOB: 1 BB: 0 P: 12	R: 0 E: 0 K: 0 S: 5	H: 0 LOB: 0 BB: 1 P: 11	R: 0 E: 0 K: 0 S: 4	H: 0 LOB: 0 BB: 0 P: 5	R: 0 E: 0 K: 0 S: 7	H: 0 LOB: 0 BB: 0 P: 12	R: 0 E: 0 K: 1 S: 5	H: 1 LOB: 0 BB: 0 P: 8	R: 0 E: 0 K: 1 S: 6	H: 0 LOB: 0 BB: 0 P: 8	R: 0 E: 0 K: 2 S: 13	H: 0 LOB: 1 BB: 1 P: 24	1B: 5 2B: 0 3B: 0 HR: 0	SF: 0 SAC: 0 DP: 3 HBP: 0	WP: 1 PB: 0 SB: 1 CS: 0	PA: 31
PITCHER	IP WLS BF H R ER SO BB IBB HBP BLK WP HR S P ERA WHIP											PITCHER	IP WLS BF H R ER SO BB IBB HBP BLK WP HR S P ERA WHIP									
Darren Oliver, L ERA: 5.25 Xavier Hernandez, R ERA: 4.26 (9, 1)	8.0 W 27 4 0 0 0 2 1 0 0 0 0 1 0 13 24 0.00 1.000																					

Batter	1	2	3	4	5	6	7	8	9	AB	R	H	RBI	BB	SO	LOB	TOP					
Otis Nixon, S <small>(1, 8)</small> <small>OBP: 0.356, SLG: 0.224</small>										3	1	0	0	2	0	2	Toronto Blue Jays @ Texas Rangers The Ballpark at Arlington, Arlington, TX <small>Fri Apr 18 1997, 8:05 PM EDT</small> <small>Att: 30,452 - Unknown - 70 F</small>					
Carlos Garcia, R <small>(1, 4)</small> <small>OBP: 0.200, SLG: 0.176</small>										4	1	0	0	1	0	5						
Orlando Merced, S <small>(1, 9)</small> <small>OBP: 0.286, SLG: 0.431</small>										4	2	1	1	1	1	0						
Joe Carter, R <small>(1, 3)</small> <small>OBP: 0.339, SLG: 0.367</small>										4	1	1	1	1	1	0						
Ed Sprague, R <small>(1, 5)</small> <small>OBP: 0.309, SLG: 0.460</small>										4	1	1	2	1	1	1						
Carlos Delgado, L <small>(1, 10)</small> <small>OBP: 0.385, SLG: 0.406</small>										3	0	0	1	1	1	1						
Charlie O'Brien, R <small>(1, 2)</small> <small>OBP: 0.500, SLG: 0.611</small>										3	0	1	1	2	1	4						
Shawn Green, L <small>(1, 7)</small> <small>OBP: 0.394, SLG: 0.346</small>										3	0	0	0	0	0	4						
Robert Perez, R <small>(8, PH)</small> <small>OBP: 0.222, SLG: 0.333</small>										1	0	0	0	0	0	1						
Alex Gonzalez, R <small>(1, 6)</small> <small>OBP: 0.383, SLG: 0.450</small>										2	0	0	0	2	0	1						
Inning Stats	R: 5 E: 0 K: 0 S: 20	H: 2 LOB: 3 BB: 6 P: 50	R: 0 E: 0 K: 1 S: 9	H: 0 LOB: 0 BB: 0 P: 12	R: 0 E: 0 K: 1 S: 7	H: 0 LOB: 1 BB: 1 P: 14	R: 0 E: 0 K: 1 S: 5	H: 0 LOB: 0 BB: 0 P: 6	R: 0 E: 0 K: 0 S: 6	H: 0 LOB: 0 BB: 1 P: 14	R: 0 E: 0 K: 0 S: 8	H: 0 LOB: 0 BB: 0 P: 10	R: 1 E: 0 K: 0 S: 7	H: 1 LOB: 0 BB: 0 P: 15	R: 0 E: 0 K: 0 S: 8	H: 0 LOB: 2 BB: 2 P: 19	R: 0 E: 0 K: 2 S: 10	H: 1 LOB: 2 BB: 1 P: 21	1B: 1 2B: 2 3B: 0 HR: 1	SF: 0 SAC: 0 DP: 0 HBP: 1	WP: 1 PB: 0 SB: 0 CS: 0	PA: 43
PITCHER	IP WLS BF H R ER SO BB IBB HBP BLK WP HR S P ERA WHIP																					
Roger Pavlik, R <small>ERA: 1.21</small>	0.1 L 7 2 5 5 0 4 0 0 0 0 0 0 16 37 135.00 18.000																					
Julio Santana, R <small>ERA: 3.97</small>	6.1 25 1 1 1 3 4 0 1 0 0 1 44 81 1.42 0.789																					
Eric Gunderson, L <small>ERA: 0.98</small>	0.1 2 0 0 0 0 1 0 0 0 0 0 5 10 0.00 3.000																					
Xavier Hernandez, R <small>ERA: 3.24</small>	2.0 9 1 0 0 2 1 1 0 0 1 0 15 33 0.00 1.000																					

Batter	1	2	3	4	5	6	7	8	9	AB	R	H	RBI	BB	SO	LOB	BOTTOM					
Mark McLemore, S <small>(1, 4)</small> <small>OBP: 0.245, SLG: 0.167</small>										5	0	0	0	0	2	1	Toronto Blue Jays @ Texas Rangers The Ballpark at Arlington, Arlington, TX <small>Fri Apr 18 1997, 8:05 PM EDT</small> <small>Att: 30,452 - Unknown - 70 F</small>					
Ivan Rodriguez, R <small>(1, 2)</small> <small>OBP: 0.315, SLG: 0.370</small>										4	0	1	0	0	0	0						
29 Rusty Greer, L <small>(1, 7)</small> <small>OBP: 0.434, SLG: 0.465</small>										4	0	0	0	0	1	2						
Lee Stevens, L <small>(1, 3)</small> <small>OBP: 0.375, SLG: 0.595</small>										4	1	1	0	0	1	0						
Dean Palmer, R <small>(1, 5)</small> <small>OBP: 0.302, SLG: 0.404</small>										4	2	2	1	0	1	1						
Mike Simms, R <small>(1, 10)</small> <small>OBP: 0.294, SLG: 0.563</small>										3	1	1	1	1	1	1						
Marc Sagmoen, L <small>(1, 9)</small> <small>OBP: 0.250, SLG: 0.400</small>										4	0	2	1	0	1	0						
Damon Buford, R <small>(1, 8)</small> <small>OBP: 0.240, SLG: 0.304</small>										4	1	1	1	0	1	3						
Benji Gil, R <small>(1, 6)</small> <small>OBP: 0.167, SLG: 0.208</small>										3	0	1	1	0	1	2						
Will Clark, L <small>(9, PH)</small>										1	0	0	0	0	0	0						
Inning Stats	R: 0 E: 0 K: 1 S: 7	H: 0 LOB: 0 BB: 0 P: 12	R: 1 E: 0 K: 1 S: 14	H: 2 LOB: 1 BB: 1 P: 24	R: 0 E: 0 K: 1 S: 7	H: 0 LOB: 0 BB: 0 P: 9	R: 1 E: 0 K: 0 S: 8	H: 2 LOB: 1 BB: 0 P: 13	R: 0 E: 0 K: 1 S: 7	H: 0 LOB: 0 BB: 0 P: 8	R: 0 E: 0 K: 1 S: 11	H: 0 LOB: 0 BB: 0 P: 18	R: 2 E: 0 K: 0 S: 13	H: 4 LOB: 2 BB: 0 P: 21	R: 0 E: 0 K: 3 S: 11	H: 1 LOB: 0 BB: 0 P: 20	R: 0 E: 0 K: 1 S: 6	H: 0 LOB: 0 BB: 0 P: 11	1B: 6 2B: 1 3B: 0 HR: 2	SF: 0 SAC: 0 DP: 0 HBP: 0	WP: 0 PB: 0 SB: 1 CS: 0	PA: 37
PITCHER	IP WLS BF H R ER SO BB IBB HBP BLK WP HR S P ERA WHIP																					
Pat Hentgen, R <small>ERA: 3.94</small>	6.2 W 29 8 4 4 5 1 0 0 0 0 0 1 66 104 5.40 1.350																					
Dan Plesac, L <small>ERA: 2.84</small>	1.1 5 1 1 1 3 0 0 0 0 0 0 1 12 21 6.75 0.750																					
Mike Timlin, R <small>ERA: 1.5</small>	1.0 S 3 0 0 0 1 0 0 0 0 0 0 0 6 11 0.00 0.000																					

AB	31
R	6
H	4
RBI	6
BB	11
SO	5
LOB	19

AB	36
R	5
H	9
RBI	5
BB	1
SO	9
LOB	10

Batter	1	2	3	4	5	6	7	8	9	AB	R	H	RBI	BB	SO	LOB	TOP							
Otis Nixon, S <small>OBP: 0.344, SLG: 0.222</small>										5	0	1	0	0	0	1								
Carlos Garcia, R <small>OBP: 0.217, SLG: 0.232</small>										5	0	2	1	0	0	1								
Orlando Merced, S <small>OBP: 0.295, SLG: 0.418</small>										4	1	1	0	1	0	4								
Joe Carter, R <small>OBP: 0.350, SLG: 0.377</small>										4	1	2	0	0	0	3								
Ed Sprague, R <small>OBP: 0.322, SLG: 0.481</small>										4	1	2	2	0	0	3								
Carlos Delgado, L <small>OBP: 0.400, SLG: 0.486</small>										3	1	1	2	1	1	1								
Charlie O'Brien, R <small>OBP: 0.433, SLG: 0.500</small>										4	0	0	0	0	1	3	AB 37 R 6 H 12 RBI 6 BB 2 SO 5 LOB 17							
Shawn Green, L <small>OBP: 0.378, SLG: 0.433</small>										4	1	1	1	0	2	1								
Alex Gonzalez, R <small>OBP: 0.392, SLG: 0.500</small>										4	1	2	0	0	1	0								
Inning Stats	R: 4 E: 0 K: 0 S: 15	H: 4 LOB: 0 BB: 0 P: 23	R: 2 E: 0 K: 0 S: 10	H: 4 LOB: 1 BB: 0 P: 15	R: 0 E: 0 K: 1 S: 9	H: 1 LOB: 1 BB: 0 P: 13	R: 0 E: 0 K: 0 S: 9	H: 0 LOB: 0 BB: 0 P: 15	R: 0 E: 0 K: 0 S: 12	H: 1 LOB: 2 BB: 2 P: 23	R: 0 E: 0 K: 2 S: 7	H: 0 LOB: 0 BB: 0 P: 9	R: 0 E: 0 K: 0 S: 8	H: 1 LOB: 1 BB: 0 P: 11	R: 0 E: 0 K: 2 S: 7	H: 0 LOB: 0 BB: 0 P: 11	R: 0 E: 0 K: 0 S: 9	H: 1 LOB: 1 BB: 0 P: 17	1B: 6 2B: 3 3B: 1 HR: 2	SF: 0 SAC: 0 DP: 2 HBP: 0	WP: 0 PB: 0 SB: 0 CS: 0	PA: 39		
PITCHER	IP WLS BF H R ER SO BB IBB HBP BLK WP HR S P ERA WHIP	7.0 L 32 11 6 6 3 2 0 0 0 0 2 70 109 7.71 1.857	1.0 3 0 0 0 2 0 0 0 0 0 0 0 7 11 0.00 0.000	1.0 4 1 0 0 0 0 0 0 0 0 0 0 9 17 0.00 1.000																				

Toronto Blue Jays @ Texas Rangers
The Ballpark at Arlington, Arlington, TX
Sat Apr 19 1997, 8:05 PM EDT
Att: 44,206 - Unknown - 66 F


Batter	1	2	3	4	5	6	7	8	9	AB	R	H	RBI	BB	SO	LOB	BOTTOM							
Mark McLemore, S <small>OBP: 0.226, SLG: 0.152</small>										4	0	0	0	0	0	0								
Ivan Rodriguez, R <small>OBP: 0.316, SLG: 0.368</small>										3	0	1	0	0	0	0								
Henry Mercedes, R <small>OBP: 1.000, SLG: 1.500</small>										1	0	1	0	0	0	0								
29 Rusty Greer, L <small>OBP: 0.421, SLG: 0.435</small>										3	0	0	0	1	1	2								
Lee Stevens, L <small>OBP: 0.346, SLG: 0.543</small>										4	0	0	0	0	2	3								
Dean Palmer, R <small>OBP: 0.316, SLG: 0.400</small>										3	0	1	0	1	1	1								
Will Clark, L <small>OBP: 0.400, SLG: 0.250</small>										3	0	1	0	1	0	2								
Marc Sagmoen, L <small>OBP: 0.250, SLG: 0.333</small>										3	0	0	0	1	2	5	AB 31 R 0 H 4 RBI 0 BB 4 SO 7 LOB 19							
Damon Buford, R <small>OBP: 0.241, SLG: 0.286</small>										3	0	0	0	0	0	3								
Benji Gil, R <small>OBP: 0.143, SLG: 0.179</small>										4	0	0	0	1	3									
Inning Stats	R: 0 E: 0 K: 1 S: 9	H: 0 LOB: 0 BB: 0 P: 15	R: 0 E: 0 K: 1 S: 11	H: 0 LOB: 2 BB: 2 P: 23	R: 0 E: 0 K: 0 S: 9	H: 0 LOB: 0 BB: 0 P: 12	R: 0 E: 0 K: 1 S: 14	H: 1 LOB: 2 BB: 1 P: 23	R: 0 E: 0 K: 0 S: 6	H: 0 LOB: 0 BB: 0 P: 9	R: 0 E: 0 K: 1 S: 10	H: 1 LOB: 1 BB: 0 P: 18	R: 0 E: 0 K: 0 S: 8	H: 0 LOB: 1 BB: 1 P: 13	R: 0 E: 0 K: 0 S: 10	H: 1 LOB: 1 BB: 0 P: 14	R: 0 E: 0 K: 3 S: 13	H: 1 LOB: 2 BB: 0 P: 19	1B: 3 2B: 1 3B: 0 HR: 0	SF: 0 SAC: 0 DP: 0 HBP: 1	WP: 0 PB: 0 SB: 0 CS: 0	PA: 36		
PITCHER	IP WLS BF H R ER SO BB IBB HBP BLK WP HR S P ERA WHIP	7.0 W 27 4 0 0 0 4 0 0 0 0 0 10 14 0.00 1.000	1.0 4 1 0 0 0 0 0 0 0 0 0 0 10 14 0.00 1.000	1.0 5 1 0 0 3 0 0 1 0 0 0 0 13 19 0.00 1.000																				

Toronto Blue Jays @ Texas Rangers
The Ballpark at Arlington, Arlington, TX
Sat Apr 19 1997, 8:05 PM EDT
Att: 44,206 - Unknown - 66 F

Batter	1	2	3	4	5	6	7	8	9	AB	R	H	RBI	BB	SO	LOB	TOP										
Brian Hunter, R OBP: 0.292, SLG: 0.276 (1, 8)	P6		1-2 1B			F7			P6	4	0	1	0	0	0	0											
Damion Easley, R OBP: 0.380, SLG: 0.446 (1, 4) (8, 6)	G6-3		0-0 L7			F9			1B 2B	4	1	1	0	0	0	2											
Travis Fryman, R OBP: 0.381, SLG: 0.476 (1, 5)	F9			3-1 G5-3					K	4	0	0	0	0	2	1											
Tony Clark, S OBP: 0.411, SLG: 0.627 (1, 3)		0-3 K		0-2 G1-3					F8	4	0	1	1	0	1	0											
Phil Nevin, R (1, 10)		2-2 G4-3		0-1 G6-3					F9	3	0	0	0	0	0	0											
Curtis Pride, L OBP: 0.405, SLG: 0.389 (9, PH)									F9	0	0	0	0	1	0	0											
Melvin Nieves, S OBP: 0.335, SLG: 0.518 (1, 9)		2-3 K			0-3 K				F9	4	0	0	0	0	3	2											
Bobby Higginson, L OBP: 0.300, SLG: 0.458 (1, 7)			2-1 1B 2B		1-1 G4-3				S BB	2	0	1	0	1	0	0											
Brian Johnson, R OBP: 0.298, SLG: 0.413 (1, 2)			3-2 G6-3		0-1 P5				P6	3	0	0	0	0	0	2											
Deivi Cruz, R OBP: 0.246, SLG: 0.299 Jody Reed, R OBP: 0.350, SLG: 0.278 (8, PH) (8, 4)		1-0 F7			0-3 K				G6-3	2	0	0	0	0	1	1											
									G6-3	1	0	0	0	0	0	1											
Inning Stats	R: 0 H: 0 E: 0 K: 0 S: 6	H: 0 LOB: 0 BB: 0 P: 7	R: 0 H: 0 E: 0 K: 2 S: 12	H: 0 LOB: 0 BB: 0 P: 16	R: 0 H: 2 E: 0 K: 0 S: 10	H: 2 LOB: 2 BB: 0 P: 17	R: 0 H: 0 E: 0 K: 0 S: 8	H: 0 LOB: 0 BB: 0 P: 11	R: 0 H: 0 E: 0 K: 1 S: 7	H: 0 LOB: 0 BB: 0 P: 8	R: 0 H: 0 E: 0 K: 1 S: 5	H: 0 LOB: 0 BB: 0 P: 6	R: 0 H: 0 E: 0 K: 0 S: 7	H: 0 LOB: 1 BB: 1 P: 14	R: 1 H: 2 E: 0 K: 2 S: 17	H: 2 LOB: 2 BB: 1 P: 27	1B: 2 2B: 2 3B: 0 HR: 0	SF: 0 SAC: 0 DP: 0 HBP: 0	WP: 0 PB: 0 SB: 1 CS: 0	PA: 33							
PITCHER	IP	WLS	BF	H	R	ER	SO	BB	IBB	HBP	BLK	WP	HR	S	P	ERA	WHIP										
Darren Oliver, L ERA: 3.15 John Wetteland, R ERA: 1.13	(1, 1) (9, 1)	8.0 W	27 6	2 2	0 1	0 1	5 2	1 1	0 0	0 0	0 0	0 0	0 0	61 17	90 27	0.00 9.00	0.375 3.000										

Detroit Tigers @ Texas Rangers
 The Ballpark at Arlington, Arlington, TX
 Wed Apr 23 1997, 8:05 PM EDT
 Att: 35,230 - Unknown - 68 F


AB	31
R	1
H	4
RBI	1
BB	2
SO	7
LOB	9



Batter	1	2	3	4	5	6	7	8	9	AB	R	H	RBI	BB	SO	LOB	BOTTOM										
Mark McLemore, S OBP: 0.250, SLG: 0.155 (1, 4)	G4-6-3 BB			1-1 F8		F7			K	3	0	0	0	1	1	2											
Ivan Rodriguez, R OBP: 0.381, SLG: 0.471 (1, 2)	G4-6-3			0-0 HR		L5			29 SH1-3 1B	4	2	2	1	0	0	1											
29 Rusty Greer, L OBP: 0.429, SLG: 0.464 (1, 7)	1-2 K			1-1 G1-3					SH1-3	3	0	0	0	0	1	0											
Will Clark, L OBP: 0.444, SLG: 0.438 (1, 3)		0-0 G6-4-3 1B		0-1 2B		G6-3			K	4	0	3	0	0	1	1											
Dean Palmer, R OBP: 0.329, SLG: 0.475 (1, 5)		3-2 G6-4-3		3-3 K		G1-3			1B	3	0	0	0	1	1	3											
Lee Stevens, L OBP: 0.338, SLG: 0.500 Mike Simms, R OBP: 0.368, SLG: 0.778 (9, PH)		1-2 K			0-0 G1-3				G6-3	3	0	0	0	0	1	1											
									G6-3	1	0	1	1	0	0	0											
Warren Newson, L OBP: 0.417, SLG: 0.125 Marc Sagmoen, L OBP: 0.200, SLG: 0.273 (8, PR) (9, 9)			3-1 G6-3		4-2 G5-4-3 BB				G6-3 BB	1	0	0	0	2	0	0											
Damon Buford, R OBP: 0.273, SLG: 0.288 (1, 8)			1-0 L5-3 HBP		1-2 G5-4-3				G6-3	2	0	0	0	0	0	2											
Benji Gil, R OBP: 0.225, SLG: 0.275 (1, 6)			1-2 L5-3		2-1 L5-3				K	3	0	0	0	0	2	3											
									K	3	0	0	0	0	2	3											
Inning Stats	R: 0 H: 0 E: 0 K: 1 S: 6	H: 1 LOB: 0 BB: 1 P: 11	R: 0 H: 1 E: 0 K: 1 S: 7	H: 0 LOB: 0 BB: 0 P: 10	R: 0 H: 0 E: 0 K: 0 S: 4	H: 0 LOB: 0 BB: 0 P: 10	R: 1 H: 2 E: 0 K: 1 S: 10	H: 2 LOB: 1 BB: 0 P: 15	R: 0 H: 0 E: 0 K: 0 S: 7	H: 0 LOB: 0 BB: 0 P: 9	R: 0 H: 1 E: 0 K: 0 S: 10	H: 1 LOB: 1 BB: 0 P: 16	R: 0 H: 0 E: 0 K: 2 S: 11	H: 0 LOB: 2 BB: 1 P: 18	R: 1 H: 2 E: 0 K: 1 S: 8	H: 2 LOB: 2 BB: 1 P: 15	1B: 4 2B: 2 3B: 0 HR: 1	SF: 0 SAC: 1 DP: 4 HBP: 1	WP: 0 PB: 0 SB: 0 CS: 0	PA: 33							
PITCHER	IP	WLS	BF	H	R	ER	SO	BB	IBB	HBP	BLK	WP	HR	S	P	ERA	WHIP										
Omar Olivares, R ERA: 4.24 Doug Brocail, R ERA: 5.91 Mike Myers, L ERA: 6.75 Dan Miceli, R ERA: 8.76	(1, 1) (9, 1) (9, 1) (9, 1)	8.0 L	28 1	4 1	1 1	1 1	0 0	0 0	0 0	0 0	0 0	0 0	0 0	2 5	101 11	∞ 0.00	∞ 0.000										

Detroit Tigers @ Texas Rangers
 The Ballpark at Arlington, Arlington, TX
 Wed Apr 23 1997, 8:05 PM EDT
 Att: 35,230 - Unknown - 68 F

AB	27
R	2
H	6
RBI	2
BB	4
SO	7
LOB	13




Batter	1	2	3	4	5	6	7	8	9	AB	R	H	RBI	BB	SO	LOB	TOP				
Brian Hunter, R OBP: 0.290, SLG: 0.275 (1, 8)	G6-3		1-1 SAFE 1B			G6-3		K		4	0	1	0	0	1	1	Detroit Tigers @ Texas Rangers The Ballpark at Arlington, Arlington, TX Thu Apr 24 1997, 4:33 AM EDT Att: 31,902 - Overcast - 55 F				
Curtis Pride, L OBP: 0.370, SLG: 0.350 (1, 10)	G5-3		1-2 SAFE 1B			G1-3		K		4	0	0	0	0	1	3					
Travis Fryman, R OBP: 0.386, SLG: 0.506 (1, 5)	G5-3			1-3 SAFE K		2-2 HR		BB		3	1	1	2	1	1	0					
Tony Clark, S OBP: 0.394, SLG: 0.598 (1, 3)		3-2 F8		1-0 SAFE G4-3		1-3 K		K		4	0	0	0	0	2	1					
Bobby Higginson, L OBP: 0.382, SLG: 0.434 (1, 7)	G4-3		3-1 SAFE G4-3			G4-3		P5		4	0	0	0	0	0	0					
Melvin Nieves, S OBP: 0.333, SLG: 0.500 (1, 9)	K		1-3 SAFE K			1-3 K		FC5 1B		4	0	1	0	0	3	0					
Raul Casanova, S OBP: 0.167, SLG: 0.167 (1, 2)			0-1 SAFE 1B			1-2 SAFE G6-3		K		4	0	1	0	0	1	1					
Jody Reed, R OBP: 0.348, SLG: 0.286 (1, 4)			0-0 SAFE P2			1-3 SAFE K		1-2 SAFE 1B		3	0	1	0	0	1	1					
Deivi Cruz, R OBP: 0.250, SLG: 0.314 (1, 6)			2-3 SAFE K			1-0 SAFE HR		FC5 2B		3	1	1	0	0	1	3					
Inning Stats	R: 0 E: 0 K: 0 S: 11	H: 0 LOB: 0 BB: 0 P: 14	R: 0 E: 0 K: 1 S: 8	H: 0 LOB: 0 BB: 0 P: 15	R: 0 E: 0 K: 1 S: 11	H: 2 LOB: 2 BB: 0 P: 15	R: 0 E: 0 K: 1 S: 9	H: 0 LOB: 0 BB: 0 P: 12	R: 0 E: 0 K: 2 S: 12	H: 2 LOB: 2 BB: 0 P: 18	R: 0 E: 0 K: 1 S: 12	H: 2 LOB: 2 BB: 0 P: 14	R: 0 E: 0 K: 3 S: 11	H: 0 LOB: 1 BB: 1 P: 20	R: 0 E: 0 K: 1 S: 11	H: 0 LOB: 0 BB: 0 P: 17	1B: 4 2B: 1 3B: 0 HR: 1	SF: 0 SAC: 0 DP: 0 HBP: 0	WP: 0 PB: 0 SB: 0 CS: 0	PA: 34	
PITCHER	IP	WLS	BF	H	R	ER	SO	BB	IBB	HBP	BLK	WP	HR	S	P	ERA	WHIP				
Roger Pavlik, R ERA: 8.1 (1, 1)	7.0	W	27	6	2	2	7	0	0	0	0	0	1	72	100	2.57	0.857				
Danny Patterson, R ERA: 1.17 (8, 1)	1.0		4	0	0	0	3	1	0	0	0	0	0	11	20	0.00	1.000				
John Wetteland, R ERA: 1.0 (9, 1)	1.0	S	3	0	0	0	1	0	0	0	0	0	0	11	17	0.00	0.000				

Batter	1	2	3	4	5	6	7	8	9	AB	R	H	RBI	BB	SO	LOB	BOTTOM				
Mark McLemore, S OBP: 0.250, SLG: 0.177 (1, 4)	F7		3-1 SAFE G4-3			2-1 1B 2B		K		4	1	1	0	0	1	3	Detroit Tigers @ Texas Rangers The Ballpark at Arlington, Arlington, TX Thu Apr 24 1997, 4:33 AM EDT Att: 31,902 - Overcast - 55 F				
Ivan Rodriguez, R OBP: 0.382, SLG: 0.500 (1, 2)	2B		0-0 SAFE G5-3			0-1 SAFE 1B		29 BB		4	0	3	3	0	0	0					
29 Rusty Greer, L OBP: 0.432, SLG: 0.458 (9, 8)	K		1-1 SAFE CS			0-0 SAFE L1		1-2 2-3 BB		3	0	1	0	1	1	1					
Dean Palmer, R OBP: 0.338, SLG: 0.469 (1, 5)	HBP		1-2 SAFE CS			0-0 SAFE G3-6-1		1B		3	0	1	0	0	2	3					
Willi Clark, L OBP: 0.409, SLG: 0.400 (1, 3)	K		1-2 SAFE G3-6-1			1-2 SAFE G3-6-1		G6-3 1B		4	0	1	0	0	2	3					
Mike Simms, R OBP: 0.348, SLG: 0.727 (1, 10)	G5-3		1-0 SAFE G5-3			0-1 SAFE L4		F9		4	1	1	0	0	0	1					
Mike Devereaux, R OBP: 0.294, SLG: 0.300 (8, 8)	2B		1-0 SAFE 2B			3-3 SAFE K		1B BB		0	0	0	0	0	0	0					
John Wetteland, R (9, 1)			1-2 SAFE 2B			4-1 SAFE 1B BB		G6-3 1B		2	0	0	0	0	0	1					
Damon Buford, R OBP: 0.265, SLG: 0.279 (1, 8)	P5		0-2 SAFE P5			0-2 SAFE F9		G6-3		0	1	0	0	1	0	0					
Lee Stevens, L OBP: 0.348, SLG: 0.500 (7, PH)			0-1 SAFE F7			2-1 SAFE G6-3		1B BB		1	0	0	0	0	0	0					
Marc Sagmoen, L OBP: 0.192, SLG: 0.261 (9, 7)						2-1 SAFE G6-3		29 BB		2	0	1	1	0	1	2					
Benji Gil, R OBP: 0.214, SLG: 0.262 (1, 6)			0-1 SAFE F7			2-1 SAFE G6-3		1B		2	0	0	0	0	0	1					
Warren Newson, L OBP: 0.417, SLG: 0.125 (7, PH)								1B		0	0	0	0	0	0	0					
Billy Ripken, R OBP: 0.300, SLG: 0.278 (8, 6)								1B		2	0	1	1	0	1	2					
Inning Stats	R: 0 E: 0 K: 2 S: 11	H: 1 LOB: 2 BB: 0 P: 18	R: 0 E: 0 K: 0 S: 8	H: 1 LOB: 1 BB: 0 P: 10	R: 0 E: 0 K: 0 S: 7	H: 1 LOB: 0 BB: 0 P: 12	R: 0 E: 0 K: 0 S: 6	H: 1 LOB: 0 BB: 0 P: 7	R: 0 E: 0 K: 1 S: 10	H: 0 LOB: 0 BB: 0 P: 15	R: 1 E: 0 K: 1 S: 8	H: 2 LOB: 0 BB: 0 P: 10	R: 3 E: 0 K: 3 S: 19	H: 3 LOB: 3 BB: 3 P: 41	R: 0 E: 0 K: 1 S: 13	H: 2 LOB: 2 BB: 0 P: 21	1B: 7 2B: 4 3B: 0 HR: 0	SF: 0 SAC: 0 DP: 1 HBP: 1	WP: 0 PB: 0 SB: 0 CS: 1	PA: 37	
PITCHER	IP	WLS	BF	H	R	ER	SO	BB	IBB	HBP	BLK	WP	HR	S	P	ERA	WHIP				
Justin Thompson, L ERA: 4.5 (1, 1)	6.1	L	25	7	3	3	5	1	0	1	0	0	0	57	88	4.26	1.263				
A.J. Sager, R ERA: 6.0 (7, 1)	0.0		1	0	0	0	0	1	0	0	0	0	0	2	6	∞	∞				
Mike Myers, L ERA: 6.35 (7, 1)	0.1		4	2	1	1	1	1	0	0	0	0	0	7	14	27.00	9.000				
Todd Jones, R ERA: 3.27 (7, 1)	1.1		6	2	0	0	2	0	0	0	0	0	0	16	26	0.00	1.500				

AB 33
R 2
H 6
RBI 2
BB 1
SO 11
LOB 10



AB 32
R 4
H 11
RBI 4
BB 3
SO 8
LOB 17



Batter	1	2	3	4	5	6	7	8	9	AB	R	H	RBI	BB	SO	LOB	TOP				
Mark McLemore, S (1,4) OBP: 0.273, SLG: 0.212										4	1	2	0	1	0	1					
Ivan Rodriguez, R (1,2) OBP: 0.370, SLG: 0.494										5	1	1	2	0	2	3					
29 Rusty Greer, L (1,7) OBP: 0.423, SLG: 0.460										4	1	1	1	0	0	2					
Will Clark, L (1,3) OBP: 0.423, SLG: 0.542										4	2	2	2	0	1	0					
Dean Palmer, R (1,5) OBP: 0.346, SLG: 0.485										4	0	2	0	0	1	0					
Lee Stevens, L (1,10) OBP: 0.343, SLG: 0.492										3	0	1	1	0	1	1					
Warren Newson, L (1,9) OBP: 0.313, SLG: 0.083										4	0	0	0	0	0	3					
Marc Sagmoen, L (8,9) OBP: 0.192, SLG: 0.261										0	0	0	0	0	0	0					
Damon Buford, R (1,8) OBP: 0.250, SLG: 0.262										4	0	0	0	0	2	2					
Benji Gil, R (1,6) OBP: 0.239, SLG: 0.283										4	1	2	0	0	1	0					
Inning Stats	R: 0 E: 0 K: 1 S: 7	H: 1 LOB: 0 BB: 0 P: 11	R: 1 E: 0 K: 0 S: 8	H: 2 LOB: 1 BB: 0 P: 15	R: 5 E: 0 K: 2 S: 17	H: 5 LOB: 1 BB: 1 P: 27	R: 0 E: 0 K: 1 S: 7	H: 1 LOB: 1 BB: 0 P: 13	R: 0 E: 0 K: 0 S: 5	H: 0 LOB: 0 BB: 0 P: 9	R: 0 E: 0 K: 2 S: 11	H: 0 LOB: 0 BB: 0 P: 16	R: 0 E: 0 K: 2 S: 11	H: 1 LOB: 1 BB: 0 P: 15	R: 0 E: 0 K: 0 S: 6	H: 1 LOB: 1 BB: 0 P: 7	1B: 6 2B: 4 3B: 0 HR: 1	SF: 1 SAC: 0 DP: 1 HBP: 0	WP: 0 PB: 0 SB: 0 CS: 0	PA: 38	
PITCHER	IP	WLS	BF	H	R	ER	SO	BB	IBB	HBP	BLK	WP	HR	S	P	ERA	WHIP				
Bob Tewksbury, R (1,1) ERA: 3.16	8.0	L	34	10	6	6	8	1	0	0	0	0	1	74	119	6.75	1.375				
Gregg Olson, R (9,1) ERA: 15.83	1.0		4	1	0	0	0	0	0	0	0	0	0	6	7	0.00	1.000				

Texas Rangers @ Minnesota Twins
Hubert H. Humphrey Metrodome, Minneapolis, MN

AB 36
R 6
H 11
RBI 6
BB 1
SO 8
LOB 12



WP: 0 PA: 38
PB: 0
SB: 0
CS: 0

Batter	1	2	3	4	5	6	7	8	9	AB	R	H	RBI	BB	SO	LOB	BOTTOM					
Chuck Knoblauch, R (1,4) OBP: 0.433, SLG: 0.429										4	1	2	0	1	0	0						
Rich Becker, L (1,8) OBP: 0.337, SLG: 0.253										3	0	1	1	2	0	1						
Roberto Kelly, R (1,10) OBP: 0.341, SLG: 0.417										3	0	0	0	0	1	2						
Greg Myers, L (7,PH) OBP: 0.323, SLG: 0.286										1	0	0	0	0	1	2						
Matt Lawton, L (1,7) OBP: 0.454, SLG: 0.544										3	1	2	1	0	0	0						
Terry Steinbach, R (1,2) OBP: 0.333, SLG: 0.391										4	0	0	0	0	2	2						
Todd Walker, L (1,5) OBP: 0.350, SLG: 0.358										3	0	0	0	1	1	1						
Ron Coomer, R (1,3) OBP: 0.325, SLG: 0.526										4	0	0	0	0	1	2						
Brent Brede, L (1,9) OBP: 0.304, SLG: 0.293										4	0	0	0	0	2	0						
Pat Meares, R (1,6) OBP: 0.320, SLG: 0.471										4	1	1	1	0	0	0						
Inning Stats	R: 1 E: 0 K: 1 S: 13	H: 1 LOB: 1 BB: 0 P: 21	R: 0 E: 0 K: 1 S: 11	H: 0 LOB: 0 BB: 0 P: 13	R: 0 E: 0 K: 0 S: 5	H: 0 LOB: 1 BB: 1 P: 10	R: 0 E: 0 K: 1 S: 7	H: 1 LOB: 1 BB: 0 P: 9	R: 1 E: 0 K: 2 S: 17	H: 1 LOB: 1 BB: 1 P: 28	R: 0 E: 0 K: 1 S: 11	H: 0 LOB: 2 BB: 1 P: 15	R: 0 E: 0 K: 2 S: 11	H: 1 LOB: 1 BB: 1 P: 21	R: 1 E: 0 K: 0 S: 7	H: 1 LOB: 0 BB: 0 P: 12	R: 0 E: 0 K: 0 S: 9	H: 1 LOB: 1 BB: 0 P: 13	1B: 1 2B: 2 3B: 1 HR: 2	SF: 0 SAC: 0 DP: 0 HBP: 1	WP: 0 PB: 0 SB: 0 CS: 0	PA: 38
PITCHER	IP	WLS	BF	H	R	ER	SO	BB	IBB	HBP	BLK	WP	HR	S	P	ERA	WHIP					
Ken Hill, R (1,1) ERA: 3.89	6.2	W	29	4	2	2	7	4	0	1	0	0	1	72	111	2.70	1.200					
Xavier Hernandez, R (7,1) ERA: 3.18	1.1		5	1	1	1	1	0	0	0	0	0	1	10	18	6.75	0.750					
John Wetteland, R (9,1) ERA: 0.9	1.0	S	4	1	0	0	0	0	0	0	0	0	0	9	13	0.00	1.000					

Texas Rangers @ Minnesota Twins
Hubert H. Humphrey Metrodome, Minneapolis, MN

AB 33
R 3
H 6
RBI 3
BB 4
SO 8
LOB 10



WP: 0 PA: 38
PB: 0
SB: 0
CS: 0

Batter	1	2	3	4	5	6	7	8	9	AB	R	H	RBI	BB	SO	LOB	TOP								
Mark McLemore, S OBP: 0.272, SLG: 0.203	G5-3		G5-3		SH5-4	FC3-6		HBP		3	0	0	0	0	0	3	Texas Rangers @ Minnesota Twins Hubert H. Humphrey Metrodome, Minneapolis, MN Sat Apr 26 1997, 8:05 PM EDT Att: 17,956 - Dome - 70 F								
Ivan Rodriguez, R OBP: 0.360, SLG: 0.476	L9		F8		G6-3		G5-3	1B		5	0	1	2	0	0	1									
29 Rusty Greer, L OBP: 0.410, SLG: 0.433	1B		K		G6-3		K	P6		4	0	0	0	1	2	3									
Dean Palmer, R OBP: 0.361, SLG: 0.493	1B				K		F8			5	1	3	0	0	1	0									
Willi Clark, L OBP: 0.452, SLG: 0.536	F7				FC5-4					4	1	2	0	0	0	3									
Mike Simms, R OBP: 0.385, SLG: 0.750																									
Lee Stevens, L OBP: 0.348, SLG: 0.541																									
Mike Devereaux, R OBP: 0.278, SLG: 0.281																									
Warren Newson, L OBP: 0.278, SLG: 0.077																									
Marc Sagmoen, L OBP: 0.185, SLG: 0.250																									
Damon Buford, R OBP: 0.276, SLG: 0.290																									
Benji Gil, R OBP: 0.260, SLG: 0.271																									
Inning Stats	R: 0 E: 0 K: 0 S: 8	H: 1 LOB: 2 BB: 1 P: 18	R: 1 E: 0 K: 0 S: 11	H: 2 LOB: 0 BB: 0 P: 20	R: 0 E: 0 K: 1 S: 8	H: 0 LOB: 0 BB: 0 P: 11	R: 0 E: 0 K: 2 S: 12	H: 1 LOB: 1 BB: 0 P: 17	R: 1 E: 0 K: 0 S: 10	H: 1 LOB: 1 BB: 1 P: 19	R: 1 E: 0 K: 0 S: 12	H: 2 LOB: 3 BB: 2 P: 27	R: 0 E: 0 K: 1 S: 7	H: 0 LOB: 0 BB: 0 P: 9	R: 3 E: 0 K: 2 S: 13	H: 3 LOB: 2 BB: 0 P: 24	R: 0 E: 0 K: 1 S: 9	H: 1 LOB: 1 BB: 0 P: 15	1B: 9 2B: 1 3B: 0 HR: 1	SF: 1 SAC: 1 DP: 0 HBP: 2	WP: 2 PB: 1 CS: 0	PA: 43			
PITCHER	IP	WLS	BF	H	R	ER	SO	BB	IBB	HBP	BLK	WP	HR	S	P	ERA	WHIP								
Scott Aldred, L ERA: 5.93	5.0	L	24	7	3	3	3	3	0	0	0	2	0	54	97	5.40	2.000								
Mike Trombley, R ERA: 3.5	2.1		11	2	3	3	2	1	0	1	0	0	1	19	35	11.57	1.286								
Todd Ritchie, R ERA: 3.95	1.2		8	2	0	0	2	0	0	1	0	0	0	17	28	0.00	1.200								

Batter	1	2	3	4	5	6	7	8	9	AB	R	H	RBI	BB	SO	LOB	BOTTOM								
Chuck Knoblauch, R OBP: 0.435, SLG: 0.438	L6				G6-3					3	0	1	0	1	0	1	Texas Rangers @ Minnesota Twins Hubert H. Humphrey Metrodome, Minneapolis, MN Sat Apr 26 1997, 8:05 PM EDT Att: 17,956 - Dome - 70 F								
Rich Becker, L OBP: 0.337, SLG: 0.295																									
Roberto Kelly, R OBP: 0.333, SLG: 0.405	G4-3									3	1	1	1	0	1	2									
Matt Lawton, L OBP: 0.436, SLG: 0.518	F9									4	0	0	0	0	0	2									
Terry Steinbach, R OBP: 0.316, SLG: 0.368										4	0	0	0	0	0	0									
Greg Myers, L OBP: 0.353, SLG: 0.300																									
Ron Coomer, R OBP: 0.317, SLG: 0.513																									
Greg Colbrunn, R OBP: 0.321, SLG: 0.487																									
Todd Walker, L OBP: 0.333, SLG: 0.339																									
Denny Hocking, S OBP: 0.413, SLG: 0.512																									
Pat Meares, R OBP: 0.316, SLG: 0.472																									
Brent Brede, L OBP: 0.327, SLG: 0.318																									
Chris Latham, S OBP: 0.250, SLG: 0.375																									
Inning Stats	R: 0 E: 0 K: 0 S: 9	H: 0 LOB: 0 BB: 0 P: 14	R: 0 E: 0 K: 1 S: 11	H: 0 LOB: 0 BB: 0 P: 18	R: 0 E: 0 K: 2 S: 14	H: 1 LOB: 2 BB: 1 P: 21	R: 0 E: 0 K: 0 S: 3	H: 0 LOB: 1 BB: 1 P: 9	R: 0 E: 0 K: 0 S: 10	H: 1 LOB: 1 BB: 0 P: 17	R: 1 E: 0 K: 0 S: 10	H: 3 LOB: 2 BB: 0 P: 15	R: 0 E: 0 K: 0 S: 10	H: 2 LOB: 2 BB: 0 P: 17	R: 0 E: 0 K: 0 S: 6	H: 0 LOB: 0 BB: 0 P: 7	R: 0 E: 0 K: 1 S: 10	H: 0 LOB: 0 BB: 0 P: 15	1B: 3 2B: 3 3B: 0 HR: 1	SF: 0 SAC: 0 DP: 0 HBP: 0	WP: 0 PB: 0 CS: 0	PA: 36			
PITCHER	IP	WLS	BF	H	R	ER	SO	BB	IBB	HBP	BLK	WP	HR	S	P	ERA	WHIP								
Bobby Witt, R ERA: 2.45	6.1	W	28	7	1	1	4	2	0	0	0	0	0	62	103	1.42	1.421								
Eric Gunderson, L ERA: 1.42	2.2	S	8	0	0	0	1	0	0	0	0	0	0	22	30	0.00	0.000								


Batter	1	2	3	4	5	6	7	8	9	AB	R	H	RBI	BB	SO	LOB	TOP										
Mark McLemore, S (1,4) OBP: 0.267, SLG: 0.192	G6-3		G6-3		P2		G4-3	29 BB BB		4	0	0	0	1	0	0	Texas Rangers @ Minnesota Twins Hubert H. Humphrey Metrodome, Minneapolis, MN Sun Apr 27 1997, 4:33 AM EDT Att: 17,118 - Dome - 65 F										
Ivan Rodriguez, R (1,2) OBP: 0.374, SLG: 0.494	G1-3		BB		3B		G1-3	29 BB BB		3	0	1	1	2	0	0											
29 Rusty Greer, L (1,7) OBP: 0.409, SLG: 0.437	G6-3		BB		G3			1B		4	1	1	1	1	1	2											
Will Clark, L (1,3) OBP: 0.417, SLG: 0.485		2B	1B		G5-3			K		5	1	1	0	0	3	6											
Dean Palmer, R (1,5) OBP: 0.352, SLG: 0.474	L5				F9		P3	HR	1B	5	1	1	0	0	0	1											
Lee Stevens, L (1,10) Mike Simms, R (9, PH) OBP: 0.342, SLG: 0.531 OBP: 0.370, SLG: 0.720	K				1B		G1-3	SF9	G6-3	3	0	1	1	0	1	1											
Warren Newson, L (1,9) Marc Sagmoen, L (8,9) OBP: 0.179, SLG: 0.240	K				F7			HR	G4-3	4	2	3	3	0	0	1											
Damon Buford, R (1,8) OBP: 0.300, SLG: 0.319					1B		P4	BB	BB	3	1	2	1	1	0	1											
Benji Gil, R (1,6) OBP: 0.259, SLG: 0.269	K				K		P6	BB	BB	4	1	1	0	0	2	3											
Inning Stats	R: 0 E: 0 K: 0 S: 5	H: 0 LOB: 0 BB: 0 P: 7	R: 2 E: 0 K: 2 S: 14	H: 3 LOB: 1 BB: 0 P: 22	R: 0 E: 0 K: 2 S: 9	H: 0 LOB: 1 BB: 1 P: 17	R: 0 E: 0 K: 1 S: 11	H: 2 LOB: 2 BB: 0 P: 14	R: 0 E: 0 K: 0 S: 9	H: 1 LOB: 1 BB: 0 P: 13	R: 0 E: 0 K: 0 S: 8	H: 0 LOB: 0 BB: 0 P: 13	R: 5 E: 0 K: 2 S: 18	H: 4 LOB: 3 BB: 4 P: 38	R: 0 E: 0 K: 0 S: 6	H: 0 LOB: 0 BB: 0 P: 9		1B: 6 2B: 3 3B: 1 HR: 1	SF: 1 SAC: 0 DP: 0 HBP: 0	WP: 0 PB: 0 SB: 0 CS: 0	PA: 43						
PITCHER	IP	WLS	BF	H	R	ER	SO	BB	IBB	HBP	BLK	WP	HR	S	P	ERA	WHIP										
Brad Radke, R (1,1) ERA: 5.24	7.0		29	7	2	2	5	1	0	0	0	0	0	65	103	2.57	1.143										
Eddie Guardado, L (8,1) ERA: 7.11	0.1		2	1	1	1	1	0	0	0	0	0	0	5	6	27.00	3.000										
Dan Naulty, R (8,1) ERA: 4.66	0.1	L	6	3	2	2	0	2	0	0	0	0	1	8	18	54.00	15.000										
Rick Aguilera, R (8,1) ERA: 7.84	0.1		3	0	2	2	1	2	0	0	0	0	0	5	14	54.00	6.000										
Greg Swindell, L (9,1) ERA: 3.77	1.0		3	0	0	0	0	0	0	0	0	0	0	6	9	0.00	0.000										

Batter	1	2	3	4	5	6	7	8	9	AB	R	H	RBI	BB	SO	LOB	BOTTOM										
Chuck Knoblauch, R (1,4) OBP: 0.420, SLG: 0.417	F7		F6			F8		K		4	0	0	0	0	1	4	Texas Rangers @ Minnesota Twins Hubert H. Humphrey Metrodome, Minneapolis, MN Sun Apr 27 1997, 4:33 AM EDT Att: 17,118 - Dome - 65 F										
Rich Becker, L (1,8) OBP: 0.333, SLG: 0.284	BB		K			F7		G1-3		3	0	0	0	1	1	2											
Matt Lawton, L (1,7) OBP: 0.438, SLG: 0.517	L7				P6		1B	2B	1B	4	1	2	0	0	0	1											
Greg Colbrunn, R (1,3) OBP: 0.318, SLG: 0.476	K				P4		1B	G3		4	1	1	0	0	1	2											
Greg Myers, L (1,2) Terry Steinbach, R (9, PH) OBP: 0.351, SLG: 0.303 OBP: 0.312, SLG: 0.362	K				K		2B	SF7	1B	3	1	1	0	0	2	0											
Roberto Kelly, R (1,10) OBP: 0.326, SLG: 0.415	G5-3				K		1B	G3		4	0	1	2	0	1	0											
Todd Walker, L (1,5) Ron Coomer, R (7, PH) Denny Hocking, S (7, PR) OBP: 0.323, SLG: 0.328 OBP: 0.333, SLG: 0.513 OBP: 0.404, SLG: 0.500	K				F7		2B	IBB		2	0	0	0	0	1	0											
Pat Meares, R (1,6) OBP: 0.317, SLG: 0.473					F8		SF7			2	0	1	1	0	0	0											
Brent Brede, L (1,9) OBP: 0.327, SLG: 0.319					K		F9			3	0	1	0	0	1	2											
Inning Stats	R: 0 E: 0 K: 1 S: 8	H: 0 LOB: 1 BB: 1 P: 16	R: 0 E: 0 K: 2 S: 8	H: 0 LOB: 0 BB: 0 P: 12	R: 0 E: 0 K: 1 S: 9	H: 2 LOB: 1 BB: 0 P: 15	R: 0 E: 0 K: 1 S: 8	H: 0 LOB: 0 BB: 0 P: 10	R: 0 E: 0 K: 1 S: 7	H: 0 LOB: 0 BB: 0 P: 9	R: 3 E: 0 K: 1 S: 12	H: 4 LOB: 2 BB: 1 P: 21	R: 0 E: 0 K: 0 S: 7	H: 1 LOB: 0 BB: 0 P: 11	R: 0 E: 0 K: 0 S: 5	H: 0 LOB: 0 BB: 0 P: 8		1B: 6 2B: 1 3B: 0 HR: 0	SF: 1 SAC: 0 DP: 1 HBP: 0	WP: 0 PB: 0 SB: 0 CS: 2	PA: 34						
PITCHER	IP	WLS	BF	H	R	ER	SO	BB	IBB	HBP	BLK	WP	HR	S	P	ERA	WHIP										
John Burkett, R (1,1) ERA: 3.13	6.0		24	6	3	3	7	1	0	0	0	0	0	53	81	4.50	1.167										
Ed Vosberg, L (7,1) ERA: 15.75	0.0		1	0	0	0	0	0	1	0	0	0	0	0	4	-	-										
Danny Patterson, R (7,1) ERA: 1.06	1.0	W	3	0	0	0	1	0	0	0	0	0	0	7	10	0.00	0.000										
Eric Gunderson, L (8,1) ERA: 1.23	1.0		3	1	0	0	0	0	0	0	0	0	0	7	11	0.00	1.000										
Xavier Hernandez, R (9,1) ERA: 2.92	1.0		3	0	0	0	0	0	0	0	0	0	0	5	8	0.00	0.000										

AB	37
R	7
H	11
RBI	7
BB	5
SO	7
LOB	15



AB	31
R	3
H	7
RBI	3
BB	2
SO	8
LOB	11



Batter	1	2	3	4	5	6	7	8	9	AB	R	H	RBI	BB	SO	LOB	TOP								
Mark McLemore, S (1, 4) OBP: 0.283, SLG: 0.195	4-1 FC4-6 BB	1-0 G3-1			1-1 G4-3	3-2 1-2 2-H 1B		4-1 2B BB	1-3 K	4	0	1	1	2	1	3									
Ivan Rodriguez, R (1, 2) OBP: 0.385, SLG: 0.489	2-0 FC4-6 29 1B		0-0 G4-3			E6		0-0		5	2	1	0	0	0	3									
Henry Mercedes, R (8, 2) OBP: 1.000, SLG: 1.500						F7		1-3 2B		0	0	0	0	0	0	0									
29 Rusty Greer, L (1, 7) OBP: 0.419, SLG: 0.461	2-0 1-H 1B		1-1 1-3 1B			1-2 E 2B	1-2 P3	2-0 L5		5	1	3	1	0	0	2									
Will Clark, L (1, 3) OBP: 0.415, SLG: 0.444	4-2 G4-3 BB		1-2 L1-3			0-2 2B G6-3	4-1 BB 1B	0-0 P7		3	1	0	1	2	0	3									
Lee Stevens, L (1, 10) OBP: 0.346, SLG: 0.529	1-2 G4-3				0-0 G4-3	2-0 1B 2B	2-1 L8	4-2 WP BB SF7		4	2	1	0	1	0	3									
Warren Newson, L (1, 9) OBP: 0.407, SLG: 0.450		4-1 2B BB			2-1 F7	0-3 K	2-1 BB 1B	4-2 WP BB		3	1	1	0	2	1	2									
Damon Buford, R (1, 8) OBP: 0.306, SLG: 0.329		1-2 1-H 2B			1-1 F8	1-0 G6-3	4-2 1-2 2-3 BB	1-3 K		4	0	1	2	1	1	3									
Billy Ripken, R (1, 5) OBP: 0.304, SLG: 0.286						2-3 K		4-2 BB 1B		3	1	1	1	0	2	1									
Dean Palmer, R (7, PH) OBP: 0.356, SLG: 0.468						3-2 K	3-2 2B 1B	0-1 P4		1	0	0	0	1	0	3									
Benji Gil, R (1, 6) OBP: 0.259, SLG: 0.268						2-2 F9	1-0 1B			4	0	1	0	0	1	1									
Mike Simms, R (9, PH) OBP: 0.357, SLG: 0.720						1-2 1B		2-3 K	2-1 SF7	0	0	0	1	0	0	0									
Inning Stats	R: 1 E: 0 K: 0 S: 10	H: 1 LOB: 1 BB: 2 P: 23	R: 1 E: 0 K: 0 S: 12	H: 1 LOB: 1 BB: 1 P: 22	R: 0 E: 0 K: 0 S: 6	H: 1 LOB: 0 BB: 0 P: 8	R: 0 E: 0 K: 0 S: 5	H: 0 LOB: 0 BB: 0 P: 8	R: 0 E: 0 K: 1 S: 9	H: 0 LOB: 0 BB: 0 P: 14	R: 5 E: 2 K: 1 S: 22	H: 5 LOB: 2 BB: 0 P: 33	R: 0 E: 0 K: 0 S: 13	H: 1 LOB: 3 BB: 2 P: 26	R: 0 E: 0 K: 1 S: 8	H: 1 LOB: 2 BB: 1 P: 16	R: 1 E: 0 K: 2 S: 14	H: 0 LOB: 2 BB: 3 P: 30	1B: 6 2B: 5 3B: 0 HR: 0	SF: 1 SAC: 0 DP: 2 HBP: 0	WP: 1 PB: 0 SB: 2 CS: 0	PA: 46			
PITCHER	IP	WLS	BF	H	R	ER	SO	BB	IBB	HBP	BLK	WP	HR	S	P	ERA	WHIP								
Ben McDonald, R (1, 1) ERA: 4.74	5.2	W	27	7	7	3	3	3	0	0	0	0	0	60	101	4.76	1.765								
Angel Miranda, L (6, 1) ERA: 2.53	1.0		7	2	0	0	0	2	0	0	0	0	0	15	31	0.00	4.000								
Jose Mercedes, R (7, 1) ERA: 5.25	1.1		8	1	1	1	1	3	0	0	0	0	0	14	30	6.75	3.000								
Sean Maloney, R (9, 1) ERA:	1.0		4	0	0	0	2	1	0	0	0	1	0	10	18	0.00	1.000								

Texas Rangers @ Milwaukee Brewers
Milwaukee County Stadium, Milwaukee, WI
Mon Apr 28 1997, 4:33 AM EDT
Att: 7,459 - Sunny - 60 F


AB 36
R 8
H 10
RBI 7
BB 9
SO 6
LOB 24



Batter	1	2	3	4	5	6	7	8	9	AB	R	H	RBI	BB	SO	LOB	BOTTOM								
Mark Loretta, R (1, 6) OBP: 0.328, SLG: 0.283				4-0 WP 1B HR	0-0 F9				0-2 F8	3	2	0	0	2	1	2									
Jeff Cirillo, R (1, 5) OBP: 0.378, SLG: 0.395	1-2 E FC6-4 2B		1-1 WP HR 1B		1-1 F9			3-2 G6-3		5	2	2	0	0	1	0									
Dave Nilsson, L (1, 10) OBP: 0.413, SLG: 0.532	1-2 P4	2-1 1B 2B	2-2 1-H 2-H HR		4-2 G6-4-3 BB			2-3 K		3	2	2	3	0	0	2									
Jesse Lewis, L (5, PH) OBP: 0.360, SLG: 0.409										1	0	0	0	1	1	0									
John Jaha, R (1, 3) OBP: 0.352, SLG: 0.500	4-0 FC6-4 E 2B BB	4-0 2B BB	1-2 G4-3		0-0 G6-4-3			3-3 K		2	2	0	0	2	0	1									
Tim Unroe, R (6, 3)										1	0	0	0	0	1	0									
Matt Mieske, R (1, 9) OBP: 0.412, SLG: 0.400	0-0 E4 FC6-4	1-0 2B 1B	0-1 E 2B		2-1 F8			2-1 G4-3 1B		5	3	3	1	0	0	2									
Marc Newfield, R (1, 7) OBP: 0.375, SLG: 0.380	3-1 FC6-4 2B	0-2 1B 2B	1-2 E6 WP 1B			3-2 G4-3		0-0 G4-3		4	2	2	4	0	0	2									
Chuck Carr, S (7, 8) OBP: 0.114, SLG: 0.118										1	0	0	0	0	0	1									
Gerald Williams, R (1, 8) OBP: 0.375, SLG: 0.462	2-2 2B 2B	2-2 G5-3	3-1 G6-3			0-0 G5-3 2B		0-1 FC4-6 1B		5	1	3	2	0	0	2									
Eddy Diaz, R (1, 4) OBP: 0.273, SLG: 0.381	0-0 1B 2B	3-1 1B	1-0 P2			1-1 G5-3		0-1 FC4-6		5	0	2	3	0	0	3									
Mike Matheny, R (1, 2) OBP: 0.327, SLG: 0.375	1-0 2B	0-0 G1-3			2-2 G2-3			0-1 G6-3		4	0	1	0	0	0	2									
Inning Stats	R: 5 E: 1 K: 1 S: 19	H: 4 LOB: 2 BB: 2 P: 38	R: 4 E: 0 K: 1 S: 13	H: 4 LOB: 1 BB: 1 P: 27	R: 4 E: 1 K: 0 S: 18	H: 4 LOB: 1 BB: 1 P: 31	R: 0 E: 0 K: 0 S: 6	H: 0 LOB: 0 BB: 0 P: 9	R: 0 E: 0 K: 0 S: 7	H: 0 LOB: 0 BB: 1 P: 13	R: 0 E: 0 K: 0 S: 8	H: 1 LOB: 1 BB: 0 P: 12	R: 0 E: 0 K: 1 S: 10	H: 0 LOB: 0 BB: 0 P: 15	R: 1 E: 0 K: 1 S: 13	H: 2 LOB: 1 BB: 0 P: 18	1B: 7 2B: 7 3B: 0 HR: 1	SF: 0 SAC: 0 DP: 1 HBP: 0	WP: 2 PB: 0 SB: 0 CS: 0	PA: 44					
PITCHER	IP	WLS	BF	H	R	ER	SO	BB	IBB	HBP	BLK	WP	HR	S	P	ERA	WHIP								
Darren Oliver, L (1, 1) ERA: 3.48	0.2	L	9	4	5	1	0	2	0	0	0	2	1	48	87	13.50	9.000								
Julio Santana, R (1, 1) ERA: 7.47	4.1		23	8	8	8	2	3	0	0	0	0	0	31	45	16.61	2.538								
Ed Vosberg, L (6, 1) ERA: 10.29	3.0		12	3	1	1	2	0	0	0	0	0	0	31	45	3.00	1.000								

Texas Rangers @ Milwaukee Brewers
Milwaukee County Stadium, Milwaukee, WI
Mon Apr 28 1997, 4:33 AM EDT
Att: 7,459 - Sunny - 60 F

AB 39
R 14
H 15
RBI 13
BB 5
SO 4
LOB 17




Batter	1	2	3	4	5	6	7	8	9	AB	R	H	RBI	BB	SO	LOB	TOP					
Mark McLemore, S OBP: 0.292, SLG: 0.210 (1, 4) C X	0-1 G6-3 1B		2-1 G4-3		0-0 G4-3			2-1 1B		4	0	2	0	0	0	2						
Ivan Rodriguez, R OBP: 0.350, SLG: 0.469 (1, 2) X	0-0 G6-3 1-2			1-1 G4-3		1-2 G4-3		0-2 G4-3		4	0	0	0	0	0	2						
29 Rusty Greer, L OBP: 0.412, SLG: 0.450 (1, 7) B C X	3-2 1B			3-3 K		0-0 F7			1-2 G6-3	4	0	1	0	0	1	0						
Will Clark, L OBP: 0.378, SLG: 0.400 (1, 3) C X	0-3 K			1-1 G6-3		2-3 K			2-1 F7	4	0	0	0	0	2	1						
Dean Palmer, R OBP: 0.351, SLG: 0.451 (1, 5) F X		1-3 K			2-3 K		3-2 F9		4-2 BB	3	0	0	0	1	2	0						
Lee Stevens, L OBP: 0.341, SLG: 0.514 (1, 10) X	0-0 G4-3			1-0 1B		3-2 F7		0-0 F8		4	1	1	0	0	0	1						
Warren Newson, L OBP: 0.400, SLG: 0.435 (1, 9) C X	0-3 K			1-0 1B		1-3 K				3	0	1	0	0	2	0						
Damon Buford, R OBP: 0.307, SLG: 0.329 (1, 8) C X			2-1 G6-3		1-1 1B		0-1 F9			3	0	1	1	0	0	0						
Benji Gil, R OBP: 0.246, SLG: 0.254 (1, 6) C X			2-2 G6-3		0-0 F9		0-0 G3			3	0	0	0	0	0	2						
Inning Stats	R: 0 E: 0 K: 1 S: 9	H: 2 LOB: 1 BB: 0 P: 12	R: 0 E: 0 K: 2 S: 8	H: 0 LOB: 0 BB: 0 P: 9	R: 0 E: 0 K: 0 S: 7	H: 0 LOB: 0 BB: 0 P: 13	R: 0 E: 0 K: 1 S: 7	H: 0 LOB: 0 BB: 0 P: 12	R: 1 E: 0 K: 1 S: 10	H: 3 LOB: 2 BB: 0 P: 15	R: 0 E: 0 K: 1 S: 11	H: 0 LOB: 0 BB: 0 P: 14	R: 0 E: 0 K: 1 S: 12	H: 0 LOB: 0 BB: 0 P: 19	R: 0 E: 0 K: 0 S: 8	H: 1 LOB: 1 BB: 0 P: 10	R: 0 E: 0 K: 0 S: 9	H: 0 LOB: 1 BB: 1 P: 16	1B: 6 2B: 0 3B: 0 HR: 0	SF: 0 SAC: 0 DP: 1 HBP: 0	WP: 0 PB: 0 SB: 0 CS: 0	PA: 33
PITCHER Jaime Navarro, R ERA: 4.5 (1, 1)	IP: 9.0 WLS: W BF: 33 H: 6 R: 1 ER: 1 SO: 7 BB: 1 IBB: 0 HBP: 0 BLK: 0 WP: 0 HR: 0 S: 81 P: 120 ERA: 1.00 WHIP: 0.778															PITCHER Jaime Navarro, R ERA: 4.5 (1, 1)	IP: 9.0 WLS: W BF: 33 H: 6 R: 1 ER: 1 SO: 7 BB: 1 IBB: 0 HBP: 0 BLK: 0 WP: 0 HR: 0 S: 81 P: 120 ERA: 1.00 WHIP: 0.778					

Texas Rangers @ Chicago White Sox
Comiskey Park, Chicago, IL
Tue Apr 29 1997, 8:05 PM EDT
Att: 16,143 - Unknown - 72 F

livebaseballscores.com

AB 32
R 1
H 6
RBI 1
BB 1
SO 7
LOB 8




Batter	1	2	3	4	5	6	7	8	9	AB	R	H	RBI	BB	SO	LOB	BOTTOM					
Tony Phillips, S OBP: 0.430, SLG: 0.360 (1, 5) C X	1-3 K			2-1 F7		3-0 1B			2-2 G4-3	5	0	1	0	0	1	2						
Ray Durham, S OBP: 0.373, SLG: 0.383 (1, 4) B X	2-2 G5-3			3-1 G6-3		2-0 F9		2-3 G4-3		5	1	1	0	0	0	3						
Frank Thomas, R OBP: 0.446, SLG: 0.444 Darren Lewis, R OBP: 0.304, SLG: 0.158 (9, PR) B	4-1 BB			1-1 G4-3		2-2 G4-3		0-0 L7		4	0	2	0	1	0	0						
Albert Belle, R OBP: 0.266, SLG: 0.394 (1, 7) B X	2-0 BB			0-0 F8		2-2 G4-3		0-0 F8		4	0	1	1	0	0	1						
Harold Baines, L OBP: 0.429, SLG: 0.382 (1, 10) B X	1-2 1B			4-1 2B		4-0 IBB		0-0 G5-3		1	0	0	0	3	0	0						
Lyle Mouton, R OBP: 0.375, SLG: 0.486 (1, 9) B X	1-2 2-3 BB			0-1 BB		0-0 P3		0-2 G5-3		4	0	1	0	0	1	5						
Dave Martinez, L OBP: 0.289, SLG: 0.353 (1, 8) B X		1-2 2B		2-0 2-1		2-2 F9		1-0 1B		4	1	2	0	0	0	0						
Ron Karkovice, R OBP: 0.273, SLG: 0.375 (1, 2) C X	1-1 SH1-3			4-2 BB		2-0 SH5-3		4-1 BB		1	0	1	1	2	0	0						
Ozzie Guillen, L OBP: 0.289, SLG: 0.338 (1, 6) B X	1-1 SH1-3			3-2 F8		0-0 F8		2-0 F8		3	0	0	0	0	0	3						
Inning Stats	R: 0 E: 0 K: 2 S: 15	H: 1 LOB: 3 BB: 2 P: 30	R: 1 E: 0 K: 0 S: 11	H: 2 LOB: 1 BB: 0 P: 18	R: 0 E: 0 K: 0 S: 6	H: 1 LOB: 2 BB: 1 P: 13	R: 0 E: 0 K: 0 S: 11	H: 0 LOB: 1 BB: 1 P: 22	R: 0 E: 0 K: 0 S: 10	H: 1 LOB: 2 BB: 1 P: 20	R: 0 E: 0 K: 0 S: 7	H: 2 LOB: 0 BB: 0 P: 14	R: 0 E: 0 K: 0 S: 3	H: 0 LOB: 0 BB: 0 P: 3	R: 0 E: 0 K: 0 S: 6	H: 0 LOB: 1 BB: 1 P: 14	R: 1 E: 0 K: 0 S: 10	H: 2 LOB: 1 BB: 0 P: 15	1B: 6 2B: 3 3B: 0 HR: 0	SF: 1 SAC: 2 DP: 0 HBP: 0	WP: 0 PB: 0 SB: 0 CS: 0	PA: 40
PITCHER Roger Pavlik, R ERA: 5.92 Eric Gunderson, L ERA: 1.17 Danny Patterson, R ERA: 1.93 (8, 1) (9, 1)	IP: 7.2 WLS: 1 BF: 36 H: 7 R: 1 ER: 1 SO: 2 BB: 5 IBB: 1 HBP: 0 BLK: 0 WP: 0 HR: 0 S: 68 P: 131 ERA: 1.17 WHIP: 1.565															PITCHER Roger Pavlik, R ERA: 5.92 Eric Gunderson, L ERA: 1.17 Danny Patterson, R ERA: 1.93 (8, 1) (9, 1)	IP: 7.2 WLS: 1 BF: 36 H: 7 R: 1 ER: 1 SO: 2 BB: 5 IBB: 1 HBP: 0 BLK: 0 WP: 0 HR: 0 S: 68 P: 131 ERA: 1.17 WHIP: 1.565					

Texas Rangers @ Chicago White Sox
Comiskey Park, Chicago, IL
Tue Apr 29 1997, 8:05 PM EDT
Att: 16,143 - Unknown - 72 F

livebaseballscores.com

AB 31
R 2
H 9
RBI 2
BB 6
SO 2
LOB 14



Batter	1	2	3	4	5	6	7	8	9	AB	R	H	RBI	BB	SO	LOB	TOP
Mark McLemore, S OBP: 0.290, SLG: 0.202	1-2 E5 FC1-6	4-0 BB		3-2 F7		0-0 G3				3	0	0	0	1	0	0	Texas Rangers @ Chicago White Sox Comiskey Park, Chicago, IL Wed Apr 30 1997, 8:05 PM EDT Att: 14,034 - Cloudy - 65 F
Damon Buford, R OBP: 0.315, SLG: 0.329	1 SAFE FC1-6 29 1B HR	0-3 K			4-1 2B BB	1-2 1B				3	1	1	0	1	1	2	
29 Rusty Greer, L OBP: 0.406, SLG: 0.440	1 SAFE 2-2 HR	1-0 L8			1-1 F7	2-2 G1-3				4	1	1	0	0	0	3	
Dean Palmer, R OBP: 0.378, SLG: 0.482	4-0 HR		2-2 1B		0-0 1-3 2B	3-2 1B				3	1	3	0	1	0	0	
Will Clark, L OBP: 0.388, SLG: 0.395	0-0 L6		0-0 F8		4-0 G4-6-3 IBB	3-2 1B				3	0	1	0	1	0	4	
Mike Simms, R OBP: 0.355, SLG: 0.786	0-1 HR		1-1 F8		0-1 G4-6-3					3	1	1	4	0	0	4	
Mike Devereaux, R OBP: 0.282, SLG: 0.286	0-1 1B		1-0 G5-3		3-2 E6 G1-3 HR					3	1	1	0	0	0	1	
Henry Mercedes, R OBP: 0.400, SLG: 0.600	1 SAFE P4		1-3 K		1-2 G1-3					3	0	0	0	0	1	2	
Benji Gil, R OBP: 0.250, SLG: 0.306		3-2 G3		2-1 F7		1-0 HR				3	1	1	2	0	0	0	
Inning Stats	R: 4 E: 1 K: 0 S: 14	H: 3 LOB: 1 BB: 1 P: 22	R: 0 E: 0 K: 1 S: 8	H: 0 LOB: 1 BB: 1 P: 16	R: 0 E: 0 K: 0 S: 7	H: 1 LOB: 1 BB: 0 P: 11	R: 0 E: 0 K: 1 S: 9	H: 0 LOB: 0 BB: 0 P: 15	R: 0 E: 0 K: 0 S: 6	H: 1 LOB: 2 BB: 2 P: 15	R: 2 E: 1 K: 0 S: 16	H: 2 LOB: 1 BB: 0 P: 24	R: 0 E: 0 K: 0 S: 13	H: 2 LOB: 2 BB: 0 P: 19			
PITCHER	IP WLS BF H R ER SO BB IBB HBP BLK WP HR S P ERA WHIP																
Wilson Alvarez, L ERA: 3.16	(1, 1) 2.0 L 12 3 4 0 0 1 2 0 0 0 0 0 1 22 38 0.00 2.500																
Carlos Castillo, R ERA: 3.88	(3, 1) 2.0 8 1 0 0 1 1 0 0 0 0 0 0 17 31 0.00 1.000																
Danny Darwin, R ERA: 2.33	(5, 1) 2.0 10 3 2 1 0 0 0 1 0 0 0 0 1 21 34 4.50 1.500																
Al Levine, R ERA: 4.76	(7, 1) 0.0 2 2 0 0 0 0 0 0 0 0 0 0 0 13 19 ∞ ∞																

AB	28
R	6
H	9
RBI	6
BB	4
SO	2
LOB	16



Batter	1	2	3	4	5	6	7	8	9	AB	R	H	RBI	BB	SO	LOB	BOTTOM
Tony Phillips, S OBP: 0.427, SLG: 0.360	1-3 K		0-0 FC4-6 1B PB		2-1 FC4-6 1B					3	1	1	1	0	1	1	Texas Rangers @ Chicago White Sox Comiskey Park, Chicago, IL Wed Apr 30 1997, 8:05 PM EDT Att: 14,034 - Cloudy - 65 F
Ray Durham, S OBP: 0.381, SLG: 0.392	2-1 CS 1B		2-2 PB BB 1B		1-2 FC4-6 S					3	0	2	0	0	0	1	
Frank Thomas, R OBP: 0.452, SLG: 0.440	2-3 K		4-2 PB BB		4-1 1-2 BB					1	0	0	0	2	1	1	
Albert Belle, R OBP: 0.259, SLG: 0.382		2-3 K	3-2 F8		2-2 F9					3	0	0	0	0	1	4	
Harold Baines, L OBP: 0.425, SLG: 0.380		1-3 K		0-1 G3 1B		2-2 G4-3				3	0	1	0	0	1	0	
Lyle Mouton, R OBP: 0.349, SLG: 0.447		2-1 G5-3		0-2 G3		2-0 G5-3				3	0	0	0	0	0	1	
Dave Martinez, L OBP: 0.290, SLG: 0.352			2-1 G6-3		0-3 K		3-1 1B			3	0	1	0	0	1	1	
Ron Karkovice, R OBP: 0.276, SLG: 0.360			2-0 1B FC4-6 HBP		0-0 G5-3		1-1 G5-3			2	1	0	0	0	0	2	
Norberto Martin, R OBP: 0.370, SLG: 0.480			3-1 FC4-6 1B		1-1 F8					2	0	1	0	0	0	0	
Inning Stats	R: 0 E: 0 K: 2 S: 9	H: 1 LOB: 0 BB: 0 P: 14	R: 0 E: 0 K: 2 S: 10	H: 0 LOB: 0 BB: 0 P: 15	R: 2 E: 0 K: 0 S: 14	H: 2 LOB: 2 BB: 1 P: 30	R: 0 E: 0 K: 1 S: 10	H: 1 LOB: 1 BB: 0 P: 10	R: 0 E: 0 K: 0 S: 13	H: 1 LOB: 2 BB: 1 P: 23	R: 0 E: 0 K: 0 S: 9	H: 1 LOB: 1 BB: 0 P: 17					
PITCHER	IP WLS BF H R ER SO BB IBB HBP BLK WP HR S P ERA WHIP																
Ken Hill, R ERA: 3.75	(1, 1) 1.1 4 1 0 0 3 0 0 0 0 0 0 0 12 19 0.00 0.750																
Xavier Hernandez, R ERA: 3.0	(2, 1) 2.2 13 3 2 1 2 1 0 1 0 0 0 0 31 50 3.38 1.500																
Bobby Witt, R ERA: 2.3	(5, 1) 2.0 W 9 2 0 0 0 1 0 0 0 0 0 0 22 40 0.00 1.500																

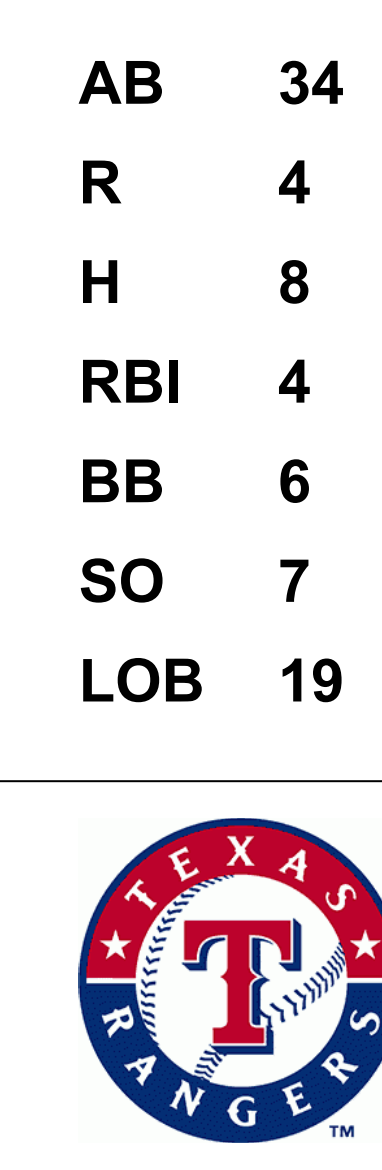
AB	23
R	2
H	6
RBI	1
BB	2
SO	5
LOB	11




Batter	1	2	3	4	5	6	7	8	9	AB	R	H	RBI	BB	SO	LOB	TOP										
Nomar Garciaparra, R OBP: 0.359, SLG: 0.521	1-3 K	0-0 1B		2-2 G4-3		0-1 FC4-6		1-1 G5-3		5	0	1	0	0	1	5	Boston Red Sox @ Texas Rangers The Ballpark at Arlington, Arlington, TX Fri May 02 1997, 8:05 PM EDT Att: 35,338 - Unknown - 75 F										
Wili Cordero, R OBP: 0.371, SLG: 0.495	1-0 BB 1B	0-1 L3			1-3 K		0-0 WP BB SF7 1B	2-3 K		5	2	2	0	0	2	5											
Mo Vaughn, L OBP: 0.375, SLG: 0.548 Jeff Frye, R OBP: 0.455, SLG: 0.448 Heathcliff Slocumb, R OBP: 0.324, SLG: 0.367	4-2 1B BB			1-0 F7		1-1 HR	4-2 SF7 WP 1-2 BB	4-0 G5-3 1B BB		2	1	1	1	3	0	0											
18 Reggie Jefferson, S OBP: 0.375, SLG: 0.617 Mike Stanley, R OBP: 0.324, SLG: 0.367	2-2 CS 1B		0-2 G4-6-3 1B		0-2 F7		3-0 SF7 1-3 2H	3-1 G5-3 1-2		3	0	2	1	0	0	0											
Tim Lincecum, R OBP: 0.396, SLG: 0.576	3-3 K		0-1 G4-6-3 1B		1-2 G5-3		1-1 G6-3	3-1 L9		5	0	0	0	0	1	6											
Troy O'Leary, L OBP: 0.402, SLG: 0.571		1-1 FC5-4 1B		0-3 K		1-0 P4	4-0 IBB	4-0 E 1B IBB		3	0	1	0	2	1	0											
John Valentin, R OBP: 0.252, SLG: 0.263		3-1 FC5-4 1B BB 1-2		1-1 2B 1B		3-1 L7	2-0 G5-3	1-2 E8 1-3 2H 1B		5	1	2	1	0	0	3											
Scott Hatteberg, L OBP: 0.500, SLG: 0.600 Shane Mack, R OBP: 0.350, SLG: 0.348 Bill Haselman, R OBP: 0.368, SLG: 0.487		2-1 L8		0-0 1-H 2B		0-2 1B		4-0 G5-3 SH1-4 BB	3-2 L8	3	0	2	1	1	0	1											
Darren Bragg, L OBP: 0.397, SLG: 0.578	4-1 1B BB 1-2		3-2 P2		0-0 FC4-6 1B		0-0 SH1-4			2	0	1	0	1	0	1											
Inning Stats	R: 1 E: 0 K: 2 S: 13	H: 2 LOB: 2 BB: 1 P: 24	R: 0 E: 0 K: 0 S: 10	H: 2 LOB: 3 BB: 1 P: 20	R: 0 E: 0 K: 0 S: 7	H: 1 LOB: 0 BB: 0 P: 8	R: 1 E: 0 K: 1 S: 14	H: 2 LOB: 1 BB: 0 P: 20	R: 1 E: 0 K: 1 S: 11	H: 1 LOB: 0 BB: 0 P: 14	R: 0 E: 0 K: 0 S: 9	H: 2 LOB: 2 BB: 0 P: 13	R: 1 E: 0 K: 0 S: 8	H: 1 LOB: 2 BB: 1 P: 22	R: 0 E: 0 K: 1 S: 6	H: 0 LOB: 2 BB: 1 P: 13		R: 1 E: 0 K: 0 S: 11	H: 1 LOB: 3 BB: 2 P: 29	1B: 10 2B: 2 3B: 0 HR: 1	SF: 1 SAC: 1 DP: 2 HBP: 0	WP: 1 PB: 0 SB: 0 CS: 1	PA: 44				
PITCHER	IP	WLS	BF	H	R	ER	SO	BB	IBB	HBP	BLK	WP	HR	S	P	ERA	WHIP										
John Burkett, R ERA: 3.58	6.0		29	11	4	4	4	2	0	0	0	0	1	65	100	6.00	2.167										
Eric Gunderson, L ERA: 1.17	0.0		1	0	0	0	0	1	0	0	0	0	0	3	7	∞	∞										
Danny Patterson, R ERA: 2.38	2.0	L	9	0	1	1	1	2	1	0	0	1	0	10	31	4.50	1.000										
John Wetteland, R ERA: 0.82	1.0		5	1	0	0	0	0	1	0	0	0	0	11	25	0.00	1.000										

Batter	1	2	3	4	5	6	7	8	9	AB	R	H	RBI	BB	SO	LOB	BOTTOM										
Mark McLemore, S OBP: 0.276, SLG: 0.191	0-0 G1		0-1 FC4-6 1B 1-2		2-3 K	1-2 P5		1-1 F9		5	1	0	0	0	1	2	Boston Red Sox @ Texas Rangers The Ballpark at Arlington, Arlington, TX Fri May 02 1997, 8:05 PM EDT Att: 35,338 - Unknown - 75 F										
Ivan Rodriguez, R OBP: 0.371, SLG: 0.485	0-0 G6-3		0-0 29 1B 1-2		2-2 29 BB 1B		2-2 2B 1B	1-1 29 G5-4-3 1B		5	1	4	0	0	0												
29 Rusty Greer, L OBP: 0.415, SLG: 0.443	3-2 1B		0-1 1-3 2H 1B		4-2 1-2 BB		2-3 K	0-1 G5-4-3 1-2		4	0	2	1	1	1	2											
Juan Gonzalez, R OBP: 0.373, SLG: 0.404	3-3 K		1-2 L5		1-2 P4		1-2 P6	0-2 F7		5	0	0	0	0	1	6											
Willi Clark, L OBP: 0.377, SLG: 0.404		1-3 K	2-2 P6		2-2 F9		0-0 1-H 2B			4	0	1	1	0	1	4											
Dean Palmer, R OBP: 0.373, SLG: 0.466	4-1 BB			1-3 K		0-0 F9		0-0 G5-3		3	0	0	0	1	1	1											
Lee Stevens, L OBP: 0.353, SLG: 0.507 Mike Devereaux, R OBP: 0.275, SLG: 0.278	1-0 P5			4-0 BB		4-2 HR BB		0-2 G1-3		1	1	0	0	2	0	1											
Damon Buford, R OBP: 0.313, SLG: 0.360	3-1 L7		3-1 F9		1-1 1-H HR		2-3 K			4	1	1	2	0	1	2											
Benji Gil, R OBP: 0.265, SLG: 0.297			4-2 FC4-6 BB		1-3 K		1-0 P4	4-2 BB		2	0	0	0	2	1	1											
Inning Stats	R: 0 E: 0 K: 1 S: 14	H: 1 LOB: 0 BB: 0 P: 20	R: 0 E: 0 K: 1 S: 7	H: 0 LOB: 1 BB: 1 P: 16	R: 1 E: 0 K: 0 S: 16	H: 2 LOB: 1 BB: 1 P: 23	R: 0 E: 0 K: 2 S: 8	H: 0 LOB: 1 BB: 1 P: 16	R: 0 E: 0 K: 0 S: 11	H: 1 LOB: 0 BB: 1 P: 26	R: 2 E: 0 K: 0 S: 11	H: 1 LOB: 0 BB: 1 P: 18	R: 1 E: 0 K: 1 S: 11	H: 2 LOB: 1 BB: 0 P: 16	R: 0 E: 0 K: 1 S: 13	H: 0 LOB: 1 BB: 1 P: 20		R: 0 E: 0 K: 0 S: 8	H: 1 LOB: 0 BB: 0 P: 9	1B: 6 2B: 1 3B: 0 HR: 1	SF: 0 SAC: 0 DP: 1 HBP: 0	WP: 0 PB: 0 SB: 0 CS: 0	PA: 40				
PITCHER	IP	WLS	BF	H	R	ER	SO	BB	IBB	HBP	BLK	WP	HR	S	P	ERA	WHIP										
Aaron Sele, R ERA: 4.26	5.1		26	5	3	3	5	5	0	0	0	0	0	8	12	13.50	1.500										
Jim Corsi, R ERA: 8.68	0.2		3	1	1	1	0	0	0	0	0	0	0	8	12	13.50	1.500										
Blutch Henry, L ERA: 2.41	2.0	W	8	1	0	0	2	1	0	0	0	0	0	21	31	0.00	1.000										
Heathcliff Slocumb, R ERA: 3.0	1.0	S	3	1	0	0	0	0	0	0	0	0	0	8	9	0.00	1.000										

AB 35
R 5
H 12
RBI 5
BB 7
SO 5
LOB 25



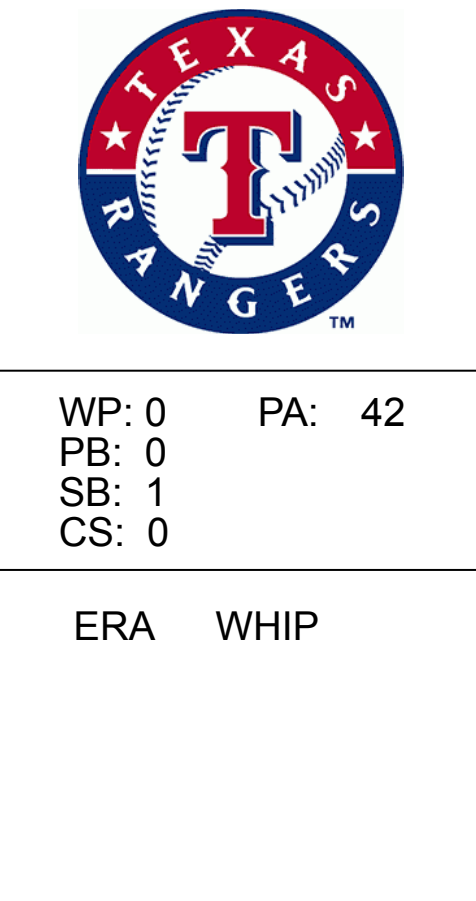
Batter	1	2	3	4	5	6	7	8	9	AB	R	H	RBI	BB	SO	LOB	TOP						
Nomar Garciaparra, R OBP: 0.376, SLG: 0.524 (1, 6)	0-0 S 2B 1B	4-1 BB	3-1 E6 1-2	3-1 E6 1-2		4-0 BB BB		1-1 E 1B		3	1	2	0	2	0	1							
Will Cordero, R OBP: 0.364, SLG: 0.491 (1, 7)	1-2 1B 1B	1-1 L7	1-1 G6-3	1-1 G6-3		3-3 K		1-0 E6 G6-4-3		5	1	1	1	0	1	6							
Jeff Frye, R OBP: 0.447, SLG: 0.424 (1, 10)	2-2 1B 2-3	1-1 FC5	3-2 F7	3-2 F7		4-2 G6-4-3 BB		1-0 G6-4-3 1-2		4	0	1	0	1	0	6							
Mike Stanley, R OBP: 0.342, SLG: 0.365 (1, 3)	1-2 1B 3-H		0-0 G5-3			4-0 FC5-4 1B HR		1-0 G6-4-3 1-2		3	1	1	1	2	0	2							
Tim Lincecum, R OBP: 0.388, SLG: 0.557 (1, 5)	1-3 K		2-2 G6-3			2-2 FC5-4 1B		1-0 G5-3		5	0	1	0	0	1	3							
John Valentin, R OBP: 0.259, SLG: 0.288 (1, 4)	1-2 P5		0-0 1B			2-2 FC5-4 HR		3-2 L7		5	2	2	0	0	0	4							
Rudy Pemberton, R OBP: 0.394, SLG: 0.448 (1, 9)	0-3 K		0-0 1B			0-0 HR		1-0 P6		4	1	2	4	1	1	2							
Bill Haselman, R OBP: 0.370, SLG: 0.469 (1, 2)		1-2 2B HBP	3-2 G6-3			4-2 G4-6-3 BB		1-0 P3		3	0	0	0	1	1	4							
Shane Mack, R OBP: 0.407, SLG: 0.417 (1, 8)		0-0 FC5 1-H				3-2 E6 HBP		3-2 E 1B 1B		1	0	1	0	0	0	0							
Darren Bragg, L OBP: 0.395, SLG: 0.567 (5, PH) (5, 8)						2-1 G4-6-3 1-2				3	0	1	0	0	1	4							
Inning Stats	R: 2 E: 0 K: 2 S: 20	H: 4 LOB: 2 BB: 0 P: 26	R: 0 E: 0 K: 0 S: 8	H: 1 LOB: 2 BB: 1 P: 15	R: 1 E: 0 K: 0 S: 10	H: 2 LOB: 0 BB: 0 P: 15	R: 0 E: 1 K: 0 S: 9	H: 0 LOB: 0 BB: 0 P: 19	R: 3 E: 0 K: 0 S: 14	H: 2 LOB: 0 BB: 2 P: 28	R: 0 E: 0 K: 0 S: 6	H: 0 LOB: 1 BB: 2 P: 11	R: 0 E: 1 K: 0 S: 7	H: 2 LOB: 2 BB: 0 P: 13	R: 0 E: 0 K: 2 S: 15	H: 1 LOB: 3 BB: 2 P: 29	1B: 8 2B: 2 3B: 1 HR: 1	SF: 0 SAC: 0 DP: 3 HBP: 2	WP: 0 PB: 0 SB: 2 CS: 0	PA: 45			
PITCHER	IP WLS BF H R ER SO	IP WLS BF H R ER SO	IP WLS BF H R ER SO	IP WLS BF H R ER SO	IP WLS BF H R ER SO	IP WLS BF H R ER SO	IP WLS BF H R ER SO	IP WLS BF H R ER SO	IP WLS BF H R ER SO	IP WLS BF H R ER SO	IP WLS BF H R ER SO	IP WLS BF H R ER SO	IP WLS BF H R ER SO	IP WLS BF H R ER SO	IP WLS BF H R ER SO	IP WLS BF H R ER SO	BB IBB HBP BLK	WP HR S P	ERA WHIP	ERA WHIP			
Darren Oliver, L ERA: 5.04 (1, 1)	4.1 0 26 9 6 6 2	3.0 0 11 2 0 0 1	1.1 0 7 1 0 0 1	0.1 W 1 0 0 0 1	0.0 0 0 0 0 0 0	0.0 0 0 0 0 0 0	0.0 0 0 0 0 0 0	0.0 0 0 0 0 0 0	0.0 0 0 0 0 0 0	0.0 0 0 0 0 0 0	0.0 0 0 0 0 0 0	0.0 0 0 0 0 0 0	0.0 0 0 0 0 0 0	0.0 0 0 0 0 0 0	0.0 0 0 0 0 0 0	0.0 0 0 0 0 0 0	0 0 0 0 0 0 0	0 0 0 0 0 0 0	12.46 2.769	0.00 1.333	0.00 2.250	0.00 0.000	
Julio Santana, R ERA: 6.27 (5, 1)	3.0 0 11 2 0 0 1	1.1 0 7 1 0 0 1	0.1 W 1 0 0 0 1	0.0 0 0 0 0 0 0	0.0 0 0 0 0 0 0	0.0 0 0 0 0 0 0	0.0 0 0 0 0 0 0	0.0 0 0 0 0 0 0	0.0 0 0 0 0 0 0	0.0 0 0 0 0 0 0	0.0 0 0 0 0 0 0	0.0 0 0 0 0 0 0	0.0 0 0 0 0 0 0	0.0 0 0 0 0 0 0	0.0 0 0 0 0 0 0	0.0 0 0 0 0 0 0	0 0 0 0 0 0 0	0 0 0 0 0 0 0	0.00 1.333	0.00 2.250	0.00 0.000		
Xavier Hernandez, R ERA: 2.78 (8, 1)	1.1 0 7 1 0 0 1	0.1 W 1 0 0 0 1	0.0 0 0 0 0 0 0	0.0 0 0 0 0 0 0	0.0 0 0 0 0 0 0	0.0 0 0 0 0 0 0	0.0 0 0 0 0 0 0	0.0 0 0 0 0 0 0	0.0 0 0 0 0 0 0	0.0 0 0 0 0 0 0	0.0 0 0 0 0 0 0	0.0 0 0 0 0 0 0	0.0 0 0 0 0 0 0	0.0 0 0 0 0 0 0	0.0 0 0 0 0 0 0	0.0 0 0 0 0 0 0	0 0 0 0 0 0 0	0 0 0 0 0 0 0	0.00 2.250	0.00 0.000			
Ed Vosberg, L ERA: 9.82 (9, 1)	0.1 W 1 0 0 0 1	0.0 0 0 0 0 0 0	0.0 0 0 0 0 0 0	0.0 0 0 0 0 0 0	0.0 0 0 0 0 0 0	0.0 0 0 0 0 0 0	0.0 0 0 0 0 0 0	0.0 0 0 0 0 0 0	0.0 0 0 0 0 0 0	0.0 0 0 0 0 0 0	0.0 0 0 0 0 0 0	0.0 0 0 0 0 0 0	0.0 0 0 0 0 0 0	0.0 0 0 0 0 0 0	0.0 0 0 0 0 0 0	0.0 0 0 0 0 0 0	0 0 0 0 0 0 0	0 0 0 0 0 0 0	0.00 0.000	0.00 0.000			
Batter	1	2	3	4	5	6	7	8	9	AB	R	H	RBI	BB	SO	LOB	BOTTOM						
Damon Buford, R OBP: 0.307, SLG: 0.352 (1, 8)	1-1 F8		1-1 P3	0-0 SF8 1B		1-1 G4-6-3 1-2		2-2 L9		5	0	1	1	0	0	4							
Ivan Rodriguez, R OBP: 0.364, SLG: 0.476 (1, 2)	0-3 K		0-1 29 1B	0-0 SF8 1B		0-1 G6-3		0-3 K		4	0	1	1	0	2	0							
29 Rusty Greer, L OBP: 0.432, SLG: 0.467 (1, 7)	0-2 2B		2-1 1B	3-0 G4-1		2-2 S 1B		4-1 2B 1B BB		4	1	3	0	1	0	1							
Juan Gonzalez, R OBP: 0.200, SLG: 0.300 (1, 10)	1-0 F7		2-2 G4-3			1-0 1B SF9 1B		0-1 P4		5	2	2	0	0	0	5							
Will Clark, L OBP: 0.397, SLG: 0.400 (1, 3)		0-0 G1-3		4-0 1B 3B BB		0-0 G4-3 1B		3-2 F8		3	1	1	0	2	0	1							
Dean Palmer, R OBP: 0.374, SLG: 0.467 (1, 5)		3-2 L9		2-1 3B 1B		1-0 SF9		0-1 P3		4	1	2	3	0	0	0							
Mike Simms, R OBP: 0.333, SLG: 0.733 (1, 9)		2-1 G5-3		1-1 L9		0-1 G4-3		0-0 G4-3		2	0	0	0	0	0	2							
Lee Stevens, L OBP: 0.345, SLG: 0.493 (5, PH) (6, 9)						1-2 G4-3				2	0	0	0	0	0	1							
Billy Ripken, R OBP: 0.370, SLG: 0.440 (1, 4) (9, 6)			0-0 FC5-4 1B	1-0 1B 3B		2-3 K		0-2 BB 1B		4	1	3	2	0	1	0							
Benji Gil, R OBP: 0.282, SLG: 0.303 (1, 6)			0-1 FC5-4 1B	4-1 1B 3B		2-2 G4-6-3 1B		4-1 BB 1B		2	1	1	0	1	0	1							
Warren Newson, L ERA: 7.64 (8, PH)										0	0	0	0	1	0	0							
Mark McLemore, S OBP: 0.276, SLG: 0.191 (9, 4)			1-2 FC5-4 1B	1B SF8 BB				1-2 BB		0	0	0	0	0	0	0							
Inning Stats	R: 0 E: 0 K: 1 S: 9	H: 1 LOB: 0 BB: 0 P: 11	R: 0 E: 0 K: 0 S: 6	H: 0 LOB: 0 BB: 0 P: 11	R: 0 E: 0 K: 0 S: 14	H: 3 LOB: 3 BB: 0 P: 19	R: 4 E: 0 K: 0 S: 9	H: 3 LOB: 1 BB: 2 P: 24	R: 1 E: 0 K: 0 S: 5	H: 2 LOB: 0 BB: 0 P: 7	R: 0 E: 0 K: 1 S: 10	H: 1 LOB: 0 BB: 0 P: 15	R: 0 E: 0 K: 0 S: 10	H: 1 LOB: 1 BB: 0 P: 15	R: 0 E: 0 K: 0 S: 11	H: 1 LOB: 2 BB: 1 P: 17	R: 2 E: 0 K: 1 S: 8	H: 2 LOB: 2 BB: 2 P: 16	1B: 11 2B: 2 3B: 1 HR: 0	SF: 2 SAC: 0 DP: 2 HBP: 0	WP: 0 PB: 0 SB: 1 CS: 0	PA: 42	
PITCHER	IP WLS BF H R ER SO	IP WLS BF H R ER SO	IP WLS BF H R ER SO	IP WLS BF H R ER SO	IP WLS BF H R ER SO	IP WLS BF H R ER SO	IP WLS BF H R ER SO	IP WLS BF H R ER SO	IP WLS BF H R ER SO	IP WLS BF H R ER SO	IP WLS BF H R ER SO	IP WLS BF H R ER SO	IP WLS BF H R ER SO	IP WLS BF H R ER SO	IP WLS BF H R ER SO	IP WLS BF H R ER SO	BB IBB HBP BLK	WP HR S P	ERA WHIP	ERA WHIP			
Steve Avery, L ERA: 5.97 (1, 1)	3.2 0 20 7 4 4 1	1.1 0 7 1 0 0 1	0.0 0 0 0 0 0 0	0.0 0 0 0 0 0 0	0.0 0 0 0 0 0 0	0.0 0 0 0 0 0 0	0.0 0 0 0 0 0 0	0.0 0 0 0 0 0 0	0.0 0 0 0 0 0 0	0.0 0 0 0 0 0 0	0.0 0 0 0 0 0 0	0.0 0 0 0 0 0 0	0.0 0 0 0 0 0 0	0.0 0 0 0 0 0 0	0.0 0 0 0 0 0 0	0.0 0 0 0 0 0 0	0 0 0 0 0 0 0	0 0 0 0 0 0 0	9.82 2.455	6.75 1.500	0.00 1.000	0.00 1.800	
Ricky Tricek, R ERA: 4.91 (4, 1)	1.1 0 7 1 0 0 1	0.0 0 0 0 0 0 0	0.0 0 0 0 0 0 0	0.0 0 0 0 0 0 0	0.0 0 0 0 0 0 0	0.0 0 0 0 0 0 0	0.0 0 0 0 0 0 0	0.0 0 0 0 0 0 0	0.0 0 0 0 0 0 0	0.0 0 0 0 0 0 0	0.0 0 0 0 0 0 0	0.0 0 0 0 0 0 0	0.0 0 0 0 0 0 0	0.0 0 0 0 0 0 0	0.0 0 0 0 0 0 0	0.0 0 0 0 0 0 0	0 0 0 0 0 0 0	0 0 0 0 0 0 0	0.00 1.000	0.00 1.800			
Jim Corsi, R ERA: 7.64 (6, 1)	1.0 0 6 1 0 0 1	0.0 0 0 0 0 0 0	0.0 0 0 0 0 0 0	0.0 0 0 0 0 0 0	0.0 0 0 0 0 0 0	0.0 0 0 0 0 0 0	0.0 0 0 0 0 0 0	0.0 0 0 0 0 0 0	0.0 0 0 0 0 0 0	0.0 0 0 0 0 0 0	0.0 0 0 0 0 0 0	0.0 0 0 0 0 0 0	0.0 0 0 0 0 0 0	0.0 0 0 0 0 0 0	0.0 0 0 0 0 0 0	0.0 0 0 0 0 0 0	0 0 0 0 0 0 0	0 0 0 0 0 0 0	0.00 1.800				
Rich Garces, R ERA: 4.26 (7, 1)	1.2 0 8 2 0 0 0	0.0 0 0 0 0 0 0	0.0 0 0 0 0 0 0	0.0 0 0 0 0 0 0	0.0 0 0 0 0 0 0	0.0 0 0 0 0 0 0	0.0 0 0 0 0 0 0	0.0 0 0 0 0 0 0	0.0 0 0 0 0 0 0	0.0 0 0 0 0 0 0	0.0 0 0 0 0 0 0	0.0 0 0 0 0 0 0	0.0 0 0 0 0 0 0	0.0 0 0 0 0 0 0	0.0 0 0 0 0 0 0	0.0 0 0 0 0 0 0	0 0 0 0 0 0 0	0 0 0 0 0 0 0	27.00 4.500				
Heathcliff Stocumb, R ERA: 4.26 (8, 1)	0.2 L 6 2 2 2 1	0.0 0 0 0 0 0 0	0.0 0 0 0 0 0 0	0.0 0 0 0 0 0 0	0.0 0 0 0 0 0 0	0.0 0 0 0 0 0 0	0.0 0 0 0 0 0 0	0.0 0 0 0 0 0 0	0.0 0 0 0 0 0 0	0.0 0 0 0 0 0 0	0.0 0 0 0 0 0 0	0.0 0 0 0 0 0 0	0.0 0 0 0 0 0 0	0.0 0 0 0 0 0 0	0.0 0 0 0 0 0 0	0.0 0 0 0 0 0 0	0 0 0 0 0 0 0	0 0 0 0 0 0 0	27.00 4.500				


Boston Red Sox @ Texas Rangers
The Ballpark at Arlington, Arlington, TX
Sat May 03 1997, 8:05 PM EDT
Att: 43,557 - Unknown - 70 F


AB 36
R 6
H 12
RBI 6
BB 7
SO 5
LOB 32

Boston Red Sox @ Texas Rangers
The Ballpark at Arlington, Arlington, TX
Sat May 03 1997, 8:05 PM EDT
Att: 43,557 - Unknown - 70 F

AB 35
R 7
H 14
RBI 7
BB 5
SO 3
LOB 15



Batter	1	2	3	4	5	6	7	8	9	AB	R	H	RBI	BB	SO	LOB	TOP										
Nomar Garciaparra, R OBP: 0.377, SLG: 0.531	0-1 18 1B 3B		1-0 G6-3	0-0 B5-3		3-2 G5-3			4-2 1B BB	4	1	1	0	1	0	2	Boston Red Sox @ Texas Rangers The Ballpark at Arlington, Arlington, TX Sun May 04 1997, 4:33 AM EDT Att: 37,294 - Sunny - 78 F AB 36 R 6 H 9 RBI 6 BB 3 SO 9 LOB 16 										
Troy O'Leary, L OBP: 0.385, SLG: 0.543 Mo Vaughn, L OBP: 0.443, SLG: 0.543	1-3 K		1-2 P6	1-1 G3-1		2-3 K			0-0 F7	4	0	0	0	0	2	3											
Wil Cordero, R OBP: 0.365, SLG: 0.487	2-3 K		2-2 F9		0-1 E SF9 1B				0-0 1-2 1B	5	1	2	0	0	2	1											
18 Reggie Jefferson, S OBP: 0.377, SLG: 0.588	1-2 BB 1B			4-0 1B 2B BB		2-3 K			0-1 G3	4	1	1	1	1	2	3											
Tim Lincecum, R OBP: 0.392, SLG: 0.550	4-1 FC5-4 BB			3-2 2B 1B		3-2 E4 WP SF9			2-3 K	3	1	1	0	1	1	1											
Mike Stanley, R OBP: 0.336, SLG: 0.379	0-1 FC5-4			2-1 F8 1B 1-H 2-H		3-0 SF9			1-1 F8	3	1	1	3	0	0	2											
Scott Hatteberg, L OBP: 0.429, SLG: 0.500		1-2 G3-1		0-0 F8		2-3 K			1-3 K	4	0	0	0	0	2	2											
John Valentin, R OBP: 0.267, SLG: 0.306			3-2 F7	1-1 2B 1B		3-1 FC3-5 2B			1-2 G6-3	4	1	2	1	0	0	0											
Darren Bragg, L OBP: 0.388, SLG: 0.563			3-2 G4-3	0-0 1-H 2B		2-1 FC3-5 G5-3 2-3			0-0 P6	4	0	1	1	0	0	1											
Inning Stats	R: 1 E: 0 K: 2 S: 19	H: 2 LOB: 2 BB: 1 P: 27	R: 0 E: 0 K: 0 S: 10	H: 0 LOB: 0 BB: 0 P: 17	R: 0 E: 0 K: 0 S: 7	H: 0 LOB: 0 BB: 0 P: 11	R: 4 E: 0 K: 0 S: 12	H: 4 LOB: 1 BB: 0 P: 23	R: 1 E: 1 K: 2 S: 13	H: 1 LOB: 1 BB: 0 P: 23	R: 0 E: 0 K: 3 S: 9	H: 0 LOB: 0 BB: 0 P: 13	R: 0 E: 0 K: 1 S: 8	H: 0 LOB: 0 BB: 0 P: 11	R: 0 E: 0 K: 0 S: 7	H: 1 LOB: 2 BB: 1 P: 11	1B: 5 2B: 3 3B: 1 HR: 0	SF: 1 SAC: 0 DP: 0 HBP: 0	WP: 1 PB: 0 SB: 0 CS: 0	PA: 40							
PITCHER	IP	WLS	BF	H	R	ER	SO	BB	IBB	HBP	BLK	WP	HR	S	P	ERA	WHIP										
Bobby Witt, R ERA: 3.31	4.0		21	7	6	5	2	2	0	0	0	0	0	50	80	11.25	2.250										
Eric Gunderson, L ERA: 0.53	2.0		8	1	0	0	3	0	0	0	0	1	0	21	41	0.00	0.500										
Danny Patterson, R ERA: 2.03	2.0	W	6	0	0	0	4	0	0	0	0	0	0	17	24	0.00	0.000										
John Wetteland, R ERA: 0.75	1.0	S	5	1	0	0	0	1	0	0	0	0	0	7	11	0.00	2.000										

Batter	1	2	3	4	5	6	7	8	9	AB	R	H	RBI	BB	SO	LOB	BOTTOM										
Mark McLemore, S OBP: 0.282, SLG: 0.213	1-1 29 F9 2B		2-2 G4-3	1-1 G4-3		0-0 29 1B 1B	1-1 L8		5	1	2	0	0	0	3	Boston Red Sox @ Texas Rangers The Ballpark at Arlington, Arlington, TX Sun May 04 1997, 4:33 AM EDT Att: 37,294 - Sunny - 78 F AB 36 R 7 H 13 RBI 7 BB 6 SO 6 LOB 24 											
Ivan Rodriguez, R OBP: 0.365, SLG: 0.473	0-0 F9		1-0 F7		1-2 29 BB HR 1B	0-0 1B 29 1B	0-0 F9		5	1	2	0	0	0	2												
29 Rusty Greer, L OBP: 0.440, SLG: 0.463	0-1 F9		3-2 F7		4-2 1-2 HR BB	1-1 1B 1-2 2-3 1B	4-2 CS BB		3	1	1	0	2	0	1												
Juan Gonzalez, R OBP: 0.267, SLG: 0.286	4-1 BB			2-2 F7	2-2 P4	2-1 1-2 2-3 3-H	3-3 K		4	0	1	1	1	1	3												
Will Clark, L OBP: 0.413, SLG: 0.481	2-1 F9			2-2 2B	2-2 1-H 2-H HR	1-3 K	4-0 BB		4	2	2	3	1	1	5												
Dean Palmer, R OBP: 0.375, SLG: 0.474		2-2 F7 1B		1-0 2B	0-2 F9	2-3 K	3-3 K		5	1	2	1	0	2	4												
Warren Newson, L OBP: 0.441, SLG: 0.480 Mike Devereaux, R OBP: 0.268, SLG: 0.270		2-2 F7		1-1 2B	4-2 BB		0-2 G6-3		2	0	1	1	1	0	1												
Damon Buford, R OBP: 0.314, SLG: 0.362		1-2 FC6-4-5		4-1 BB	1-3 K		1-2 1B 2B		1	0	0	0	0	0	0												
Billy Ripken, R OBP: 0.355, SLG: 0.414		1-0 G4-3		0-3 K		2-1 G6-3	0-2 1B		4	0	1	1	0	1	3												
Inning Stats	R: 0 E: 0 K: 0 S: 8	H: 1 LOB: 1 BB: 1 P: 15	R: 0 E: 0 K: 0 S: 11	H: 1 LOB: 0 BB: 0 P: 18	R: 0 E: 0 K: 0 S: 7	H: 0 LOB: 0 BB: 0 P: 13	R: 2 E: 0 K: 1 S: 17	H: 3 LOB: 2 BB: 1 P: 28	R: 3 E: 0 K: 1 S: 24	H: 2 LOB: 1 BB: 2 P: 38	R: 1 E: 0 K: 2 S: 14	H: 4 LOB: 3 BB: 0 P: 22	R: 1 E: 0 K: 0 S: 14	H: 2 LOB: 1 BB: 0 P: 15	R: 0 E: 0 K: 2 S: 9	H: 0 LOB: 1 BB: 2 P: 23	1B: 7 2B: 6 3B: 0 HR: 1	SF: 0 SAC: 0 DP: 1 HBP: 0	WP: 0 PB: 0 SB: 0 CS: 1	PA: 42							
PITCHER	IP	WLS	BF	H	R	ER	SO	BB	IBB	HBP	BLK	WP	HR	S	P	ERA	WHIP										
John Wasdin, R ERA: 5.35	4.1		23	7	5	5	1	3	0	0	0	0	0	14	22	9.00	4.000										
Vaughn Eshelman, L ERA: 9.82	1.0		7	3	1	1	1	1	0	0	0	0	0	8	13	0.00	1.500										
Rich Garces, R ERA:	0.2		3	1	0	0	2	0	0	0	0	0	0	8	13	0.00	1.500										
Butch Henry, L ERA: 2.75	1.0	L	5	2	1	1	0	0	0	0	0	0	0	14	15	9.00	2.000										
Ricky Trickett, R ERA: 4.69	1.0		4	0	0	0	2	2	0	0	0	0	0	9	23	0.00	2.000										

Batter	1	2	3	4	5	6	7	8	9	AB	R	H	RBI	BB	SO	LOB	TOP										
Mark McLemore, S (1, 4) OBP: 0.270, SLG: 0.202	1-1 G4-3		2-1 G6-3		1-1 L4		1-2 G3		2-1 G4-3	5	0	0	0	0	0	1											
Ivan Rodriguez, R (1, 2) OBP: 0.376, SLG: 0.487	0-0 G6-3			0-0 HR	2-2 2B		1-2 1B		1-2 SF9 HBP	3	2	2	0	0	0	0											
29 Rusty Greer, L (1, 7) OBP: 0.442, SLG: 0.475	2-1 1B			1-0 F8	3-2 F8				1-0 SF9 1B 2B	4	1	2	0	0	0	3											
Juan Gonzalez, R (1, 10) OBP: 0.263, SLG: 0.471	3-2 G5-3			2-0 HR					0-2 SF9	3	1	1	3	0	0	1											
Willi Clark, L (1, 3) OBP: 0.433, SLG: 0.491		2-0 L9		4-0 BB					1-1 1B 1B	3	0	2	1	1	0	0											
Dean Palmer, R (1, 5) OBP: 0.371, SLG: 0.465	2-2 G6-3			3-2 L7					0-0 G6-4-3 1B	4	0	1	0	0	1	2											
Warren Newson, L (1, 9) OBP: 0.395, SLG: 0.414	1-3 K			1-1 G4-3					0-1 G6-4-3 1B	4	0	0	0	0	1	4											
Damon Buford, R (1, 8) OBP: 0.303, SLG: 0.347			0-1 G1-3		1-0 G5-3		2-2 G3-1		1-3 K	4	0	0	0	0	1	0											
Benji Gil, R (1, 6) OBP: 0.284, SLG: 0.304			1-0 G5-3		0-2 1B		3-2 G1-3		0-2 F8	3	0	1	0	0	0	0											
Lee Stevens, L (9, PH) OBP: 0.341, SLG: 0.487					1-3 1B					1	0	0	0	0	0	0											
Inning Stats	R: 0 E: 0 K: 0 S: 11	H: 1 LOB: 1 BB: 0 P: 17	R: 0 E: 0 K: 1 S: 7	H: 0 LOB: 0 BB: 0 P: 12	R: 0 E: 0 K: 0 S: 5	H: 0 LOB: 0 BB: 0 P: 8	R: 2 E: 0 K: 0 S: 8	H: 2 LOB: 1 BB: 1 P: 19	R: 0 E: 0 K: 0 S: 12	H: 2 LOB: 1 BB: 0 P: 9	R: 0 E: 0 K: 0 S: 9	H: 0 LOB: 0 BB: 0 P: 15	R: 2 E: 0 K: 1 S: 15	H: 2 LOB: 1 BB: 0 P: 20	R: 0 E: 0 K: 1 S: 10	H: 0 LOB: 0 BB: 0 P: 13	1B: 6 2B: 2 3B: 0 HR: 1	SF: 1 SAC: 0 DP: 1 HBP: 1	WP: 0 PA: 37 PB: 0 SB: 0 CS: 0								
PITCHER	IP	WLS	BF	H	R	ER	SO	BB	IBB	HBP	BLK	WP	HR	S	P	ERA	WHIP										
Orel Hershiser, R (1, 1) ERA: 5.48	7.0	W	28	7	2	2	1	1	0	0	0	0	1	60	99	2.57	1.143										
Eric Plunk, R (8, 1) ERA: 5.71	0.1		3	1	2	2	0	0	0	1	0	0	0	6	8	54.00	3.000										
Paul Assenmacher, L (8, 1) ERA: 9.39	0.0		1	1	0	0	0	0	0	0	0	0	0	1	2	∞	∞										
Michael Jackson, R (8, 1) ERA: 3.26	1.2	S	5	0	0	0	2	0	0	0	0	0	0	18	23	0.00	0.000										

Texas Rangers @ Cleveland Indians
Jacobs Field, Cleveland, OH
Tue May 06 1997, 7:05 PM EDT
Att: 40,451 - Unknown - 50 F

AB 34
R 4
H 9
RBI 4
BB 1
SO 3
LOB 11



Batter	1	2	3	4	5	6	7	8	9	AB	R	H	RBI	BB	SO	LOB	BOTTOM										
Marquis Grissom, R (1, 8) OBP: 0.312, SLG: 0.338	2-2 L8		2-1 G6-3		1-2 F8		0-0 L4			4	0	0	0	0	0	2											
Kevin Seitzer, R (1, 5) OBP: 0.296, SLG: 0.480	0-1 HR		2-2 G5-3		2-2 1B		2-3 K2-3			4	2	2	0	0	1	0											
Jim Thome, L (1, 3) OBP: 0.492, SLG: 0.538	4-0 HR		1-0 1B		4-0 E		1-1 L8			2	2	1	0	2	0	0											
Julio Franco, R (1, 10) OBP: 0.451, SLG: 0.436	3-2 HR		0-3 K		0-1 E8		1-3 K			4	1	2	3	0	2	1											
David Justice, L (1, 7) OBP: 0.480, SLG: 0.742	3-0 G3		1-3 K		0-0 SF9		1-3 K			3	0	0	1	0	2	1											
Manny Ramirez, R (1, 9) OBP: 0.393, SLG: 0.552	4-2 BB			2-1 G5-3	4-1 BB		4-1 G1-6-3 BB			1	0	0	0	3	0	0											
Tony Fernandez, S (1, 4) OBP: 0.316, SLG: 0.431	1-3 K			0-0 F8	0-3 K		0-0 P4			4	0	0	0	0	2	4											
Sandy Alomar Jr., R (1, 2) OBP: 0.396, SLG: 0.721		1-3 K		0-0 2B	2-1 P5		1-1 G1-6-3			4	0	1	0	0	1	3											
Omar Vizquel, S (1, 6) OBP: 0.374, SLG: 0.404		0-1 P6		4-0 BB		1-3 K				2	0	0	0	1	1	0											
Inning Stats	R: 3 E: 0 K: 1 S: 18	H: 2 LOB: 1 BB: 2 P: 35	R: 0 E: 0 K: 1 S: 7	H: 0 LOB: 0 BB: 0 P: 10	R: 0 E: 0 K: 2 S: 14	H: 1 LOB: 1 BB: 0 P: 18	R: 0 E: 0 K: 0 S: 9	H: 1 LOB: 2 BB: 1 P: 16	R: 2 E: 1 K: 1 S: 12	H: 2 LOB: 2 BB: 2 P: 24	R: 0 E: 0 K: 2 S: 7	H: 0 LOB: 0 BB: 0 P: 10	R: 0 E: 0 K: 0 S: 9	H: 0 LOB: 0 BB: 1 P: 12	R: 0 E: 0 K: 0 S: 4	H: 0 LOB: 0 BB: 1 P: 9	1B: 2 2B: 3 3B: 0 HR: 1	SF: 1 SAC: 0 DP: 1 HBP: 0	WP: 0 PA: 35 PB: 0 SB: 0 CS: 0								
PITCHER	IP	WLS	BF	H	R	ER	SO	BB	IBB	HBP	BLK	WP	HR	S	P	ERA	WHIP										
Roger Pavlik, R (1, 1) ERA: 6.28	4.1	L	24	6	5	4	4	5	0	0	0	0	0	55	96	8.31	2.538										
Danny Patterson, R (5, 1) ERA: 1.8	1.2		5	0	0	0	3	0	0	0	0	0	0	12	17	0.00	0.000										
Eric Gunderson, L (7, 1) ERA: 0.94	1.0		3	0	0	0	2	0	0	0	0	0	0	9	12	0.00	0.000										
Xavier Hernandez, R (8, 1) ERA: 2.6	1.0		3	0	0	0	0	1	0	0	0	0	0	4	9	0.00	1.000										

Texas Rangers @ Cleveland Indians
Jacobs Field, Cleveland, OH
Tue May 06 1997, 7:05 PM EDT
Att: 40,451 - Unknown - 50 F

AB 28
R 5
H 6
RBI 4
BB 6
SO 9
LOB 11



Batter	1	2	3	4	5	6	7	8	9	AB	R	H	RBI	BB	SO	LOB	TOP					
Mark McLemore, S (1, 4) OBP: 0.271, SLG: 0.206 Billy Ripken, R (4, 4) OBP: 0.364, SLG: 0.400	F7	1-2 2-H	1B		K		1B BB		G6-3	3	0	1	0	0	1	0						
Ivan Rodriguez, R (1, 2) OBP: 0.397, SLG: 0.496	1B 2B		E4 WP 2B		P6		1-2 1B		BB	4	2	2	0	1	0	0						
29 Rusty Greer, L (1, 7) OBP: 0.424, SLG: 0.452	K		K		F8		K		F6	5	0	0	0	0	3	5						
Juan Gonzalez, R (1, 10) OBP: 0.292, SLG: 0.455	2-H 1B		K		1B		K		F8	5	0	2	1	0	2	4						
Willi Clark, L (1, 3) OBP: 0.423, SLG: 0.467	K		2B BB		G3		K			3	0	0	0	1	2	4						
Dean Palmer, R (1, 5) OBP: 0.397, SLG: 0.467		K	1-3 2-H 2B		F4				F8	4	0	1	1	0	1	0						
Lee Stevens, L (1, 9) OBP: 0.359, SLG: 0.500	1B 1B		G4-3		E9 PB CS 1B				1B	4	0	3	0	0	0	2						
Damon Buford, R (1, 8) OBP: 0.301, SLG: 0.337	K		P3		2-2 BB				F7	3	0	0	0	1	1	2						
Benji Gil, R (1, 6) OBP: 0.282, SLG: 0.292	1B BB		F8		2-3 3-H K				K	3	0	0	0	1	2	3						
Inning Stats	R: 1 E: 0 K: 2 S: 14	H: 2 LOB: 1 BB: 0 P: 21	R: 0 E: 0 K: 2 S: 13	H: 2 LOB: 2 BB: 1 P: 24	R: 1 E: 1 K: 2 S: 14	H: 1 LOB: 2 BB: 1 P: 22	R: 0 E: 0 K: 1 S: 7	H: 0 LOB: 0 BB: 0 P: 10	R: 0 E: 0 K: 0 S: 12	H: 1 LOB: 1 BB: 0 P: 20	R: 0 E: 1 K: 1 S: 5	H: 1 LOB: 2 BB: 1 P: 12	R: 0 E: 0 K: 3 S: 13	H: 1 LOB: 2 BB: 1 P: 18	R: 0 E: 0 K: 1 S: 9	H: 1 LOB: 1 BB: 0 P: 12	R: 0 E: 0 K: 0 S: 15	H: 0 LOB: 1 BB: 1 P: 22	1B: 7 2B: 3 3B: 0 HR: 0	SF: 0 SAC: 0 DP: 1 HBP: 0	WP: 1 PB: 1 SB: 1 CS: 1	PA: 40
PITCHER	IP	WLS	BF	H	R	ER	SO	BB	IBB	HBP	BLK	WP	HR	S	P	ERA	WHIP					
David Cone, R (1, 1) ERA: 2.55 Jeff Nelson, R (7, 1) ERA: 2.55 42 Mariano Rivera, R (9, 1) ERA: 2.55	6.0	W	27	7	2	1	8	3	0	0	0	1	0	65	109	1.50	1.667					

Texas Rangers @ New York Yankees
 Yankee Stadium, Bronx, NY
 Wed May 07 1997, 7:05 PM EDT
 Att: 18,778 - Unknown - 54 F


AB 35
 R 2
 H 9
 RBI 2
 BB 5
 SO 12
 LOB 20



Batter	1	2	3	4	5	6	7	8	9	AB	R	H	RBI	BB	SO	LOB	BOTTOM					
Tim Lincecum, S (1, 7) OBP: 0.393, SLG: 0.394	S BB			2B			G3			2	0	1	1	1	0	0						
Wade Boggs, L (1, 5) OBP: 0.396, SLG: 0.326	G6-3		K	L7			G6-3			4	0	0	0	0	1	3						
Bernie Williams, S (1, 8) OBP: 0.425, SLG: 0.522	L5		K		G4-3				G6-3	4	0	0	0	0	1	1						
Tino Martinez, L (1, 3) OBP: 0.410, SLG: 0.723	K		HR		K				G4-3	4	1	1	1	0	2	1						
Cecil Fielder, R (1, 10) OBP: 0.351, SLG: 0.378		2 1B 2B 1B	F3		P6				K	4	1	1	0	0	1	0						
Paul O'Neill, L (1, 9) OBP: 0.374, SLG: 0.564		2 1B 2B 1B	G4-3		F7					3	1	1	0	0	0	0						
2 Derek Jeter, R (1, 6) OBP: 0.405, SLG: 0.458		2B G4-3 1B		CS 1B		G4-3				3	1	2	0	0	0	0						
Joe Girardi, R (1, 2) OBP: 0.270, SLG: 0.353		G4-3 SF7 2B		G1-3		G6-3				3	1	1	2	0	0	1						
Luis Sojo, R (1, 4) OBP: 0.231, SLG: 0.136		G4-3		2B			G6-3			3	0	1	1	0	0	1						
Inning Stats	R: 0 E: 0 K: 1 S: 10	H: 0 LOB: 1 BB: 1 P: 20	R: 4 E: 0 K: 1 S: 17	H: 4 LOB: 0 BB: 0 P: 30	R: 1 E: 0 K: 1 S: 7	H: 1 LOB: 0 BB: 0 P: 12	R: 0 E: 0 K: 0 S: 9	H: 3 LOB: 2 BB: 0 P: 17	R: 0 E: 0 K: 1 S: 9	H: 0 LOB: 0 BB: 0 P: 15	R: 0 E: 0 K: 0 S: 6	H: 0 LOB: 0 BB: 0 P: 9	R: 0 E: 0 K: 0 S: 5	H: 0 LOB: 0 BB: 0 P: 9	R: 0 E: 0 K: 1 S: 7	H: 0 LOB: 0 BB: 0 P: 9	R: 0 E: 0 K: 0 S: 11	H: 0 LOB: 0 BB: 0 P: 9	1B: 5 2B: 2 3B: 0 HR: 1	SF: 1 SAC: 0 DP: 0 HBP: 0	WP: 0 PB: 0 SB: 1 CS: 1	PA: 32
PITCHER	IP	WLS	BF	H	R	ER	SO	BB	IBB	HBP	BLK	WP	HR	S	P	ERA	WHIP					
John Burkett, R (1, 1) ERA: 4.03 Eric Gunderson, L (8, 1) ERA: 0.77	7.0	L	29	8	5	5	4	1	0	0	0	0	0	7	9	0.00	0.000					

Texas Rangers @ New York Yankees
 Yankee Stadium, Bronx, NY
 Wed May 07 1997, 7:05 PM EDT
 Att: 18,778 - Unknown - 54 F

AB 30
 R 5
 H 8
 RBI 5
 BB 1
 SO 5
 LOB 7



Batter	1	2	3	4	5	6	7	8	9	AB	R	H	RBI	BB	SO	LOB	TOP				
Mark McLemore, S (1, 4) OBP: 0.268, SLG: 0.206	G5-3		L8		G5-3			1B 2B 1B	FC4-6 1B	5	1	1	0	0	0	1	Texas Rangers @ New York Yankees Yankee Stadium, Bronx, NY Thu May 08 1997, 7:05 PM EDT Att: 17,483 - Unknown - 62 F livebaseballscorecards.com				
Ivan Rodriguez, R (1, 2) OBP: 0.395, SLG: 0.500	G1-3			FC4-6 1B	G4-3			2B 1B	FC4-6 1B	5	1	3	1	0	0	0					
29 Rusty Greer, L (1, 7) OBP: 0.423, SLG: 0.454	L5			G3				F8		4	0	1	0	1	0	3					
Juan Gonzalez, R (1, 10) OBP: 0.276, SLG: 0.385		G5-3		FC4-6 BB				F7	K	4	0	0	0	1	2	6					
Willi Clark, L (1, 3) OBP: 0.427, SLG: 0.476				FC4-6 1B	G4-3					3	0	1	1	1	0	3					
Mike Simms, R (1, 9) OBP: 0.333, SLG: 0.697										3	0	1	1	0	2	1					
Warren Newson, L (8, PH) OBP: 0.385, SLG: 0.400		K								1	0	0	0	0	1	2					
Damon Buford, R (1, 8) OBP: 0.299, SLG: 0.333										4	0	1	0	0	2	3					
Billy Ripken, R (1, 5) OBP: 0.333, SLG: 0.364										3	0	0	0	0	0	1					
Lee Stevens, L (9, PH) OBP: 0.356, SLG: 0.519				P4	G5-3					1	1	1	0	0	0	0					
Benji Gil, R (1, 6) OBP: 0.284, SLG: 0.307										3	1	1	0	0	2	0					
Dean Palmer, R (9, PH) OBP: 0.372, SLG: 0.472				K						1	0	1	1	0	0	0					
Inning Stats	R: 0 E: 0 K: 0 S: 6	H: 0 LOB: 0 BB: 0 P: 6	R: 0 E: 0 K: 1 S: 8	H: 0 LOB: 1 BB: 1 P: 14	R: 0 E: 0 K: 1 S: 7	H: 0 LOB: 0 BB: 0 P: 9	R: 1 E: 0 K: 1 S: 13	H: 2 LOB: 2 BB: 1 P: 23	R: 0 E: 0 K: 1 S: 12	H: 1 LOB: 1 BB: 0 P: 17	R: 0 E: 0 K: 1 S: 7	H: 1 LOB: 0 BB: 0 P: 12	R: 2 E: 0 K: 1 S: 17	H: 4 LOB: 2 BB: 0 P: 23	R: 1 E: 0 K: 2 S: 21	H: 3 LOB: 3 BB: 1 P: 33	1B: 7 2B: 5 3B: 0 HR: 0	SF: 0 SAC: 0 DP: 1 HBP: 0	WP: 0 PB: 0 SB: 0 CS: 0	PA: 40	
PITCHER	IP	WLS	BF	H	R	ER	SO	BB	IBB	HBP	BLK	WP	HR	S	P	ERA	WHIP				
Andy Pettitte, L (1, 1) ERA: 2.33	7.1	W	30	7	3	3	6	2	0	0	0	0	0	70	105	3.68	1.227				
42 Mariano Rivera, R (8, 1) ERA: 2.73	1.2	S	10	4	1	1	3	1	0	0	0	0	0	29	43	5.40	3.000				

Batter	1	2	3	4	5	6	7	8	9	AB	R	H	RBI	BB	SO	LOB	BOTTOM				
Tim Lincecum, S (1, 7) OBP: 0.398, SLG: 0.400				FC6-4 1B	FC6 1B					4	0	2	0	0	2	0	Texas Rangers @ New York Yankees Yankee Stadium, Bronx, NY Thu May 08 1997, 7:05 PM EDT Att: 17,483 - Unknown - 62 F livebaseballscorecards.com				
2 Derek Jeter, R (1, 6) OBP: 0.401, SLG: 0.452	G4-3			FC6-4 BB	FC6			2B BLK	1B	4	2	1	0	0	0	2					
Bernie Williams, S (1, 8) OBP: 0.433, SLG: 0.540	F9			1B E	BB			2B	2B	3	2	2	0	1	0	0					
Tino Martinez, L (1, 3) OBP: 0.413, SLG: 0.714				P4				2B	2B	3	0	1	0	1	1	3					
Cecil Fielder, R (1, 10) OBP: 0.355, SLG: 0.377				G6-4-3 1B	E8			2B	IBB	3	0	1	1	1	0	3					
Paul O'Neill, L (1, 9) OBP: 0.376, SLG: 0.566										3	0	1	1	1	2	0					
Charlie Hayes, R (1, 5) OBP: 0.358, SLG: 0.370				G6-4-3 1B	K			G4-3		4	1	2	1	0	1	4					
Joe Girardi, R (1, 2) OBP: 0.258, SLG: 0.337				G6-4-3				G4-3		4	0	0	0	0	1	3					
Luis Sojo, R (1, 4) OBP: 0.200, SLG: 0.115				F9				G6-3		4	0	0	0	0	1	0					
Inning Stats	R: 0 E: 0 K: 1 S: 6	H: 0 LOB: 0 BB: 0 P: 10	R: 0 E: 0 K: 1 S: 8	H: 1 LOB: 0 BB: 0 P: 11	R: 0 E: 0 K: 0 S: 4	H: 1 LOB: 0 BB: 0 P: 5	R: 2 E: 1 K: 1 S: 12	H: 2 LOB: 2 BB: 2 P: 26	R: 0 E: 0 K: 1 S: 9	H: 1 LOB: 1 BB: 0 P: 13	R: 1 E: 0 K: 0 S: 10	H: 2 LOB: 2 BB: 1 P: 18	R: 1 E: 0 K: 1 S: 9	H: 2 LOB: 2 BB: 1 P: 14	R: 1 E: 0 K: 2 S: 10	H: 1 LOB: 0 BB: 0 P: 16		1B: 6 2B: 3 3B: 0 HR: 1	SF: 0 SAC: 0 DP: 2 HBP: 0	WP: 0 PB: 0 SB: 0 CS: 0	PA: 36
PITCHER	IP	WLS	BF	H	R	ER	SO	BB	IBB	HBP	BLK	WP	HR	S	P	ERA	WHIP				
Darren Oliver, L (1, 1) ERA: 4.75	5.1	L	24	7	3	2	5	2	1	0	0	0	0	46	79	3.38	1.688				
Danny Patterson, R (6, 1) ERA: 2.16	1.2		8	2	1	1	1	0	1	0	1	0	0	12	18	5.40	1.200				
Xavier Hernandez, R (8, 1) ERA: 2.96	1.0		4	1	1	1	2	0	0	0	0	0	1	10	16	9.00	1.000				

Batter	1	2	3	4	5	6	7	8	9	AB	R	H	RBI	BB	SO	LOB	TOP										
Damon Buford, R OBP: 0.295, SLG: 0.321 (1, 8)	P6		FC5-4 WP S 1-2		F7	BB		FC6-4 1-2		4	0	0	0	1	0	3	Texas Rangers @ Boston Red Sox Fenway Park, Boston, MA Fri May 09 1997, 7:05 PM EDT Att: 23,514 - Unknown - 52 F										
Ivan Rodriguez, R OBP: 0.395, SLG: 0.492 (1, 2)	L9				29 1B 1-2	G6-3		K		4	1	1	0	1	1	2											
29 Rusty Greer, L OBP: 0.422, SLG: 0.446 (7, 7)	FC6-4 BB		G4-3		1B 1-3			K		4	1	1	1	1	1	3											
Juan Gonzalez, R OBP: 0.294, SLG: 0.387 (1, 10)	FC6-4 1-2				1B 1-2	2B 3-H		G3-1 E 1B		5	2	2	1	0	0	1											
Will Clark, L OBP: 0.450, SLG: 0.493 (1, 3)		F9			G2-3 BB	2B 1-3		E G3-1 1B		4	0	3	1	1	0	0											
Dean Palmer, R OBP: 0.365, SLG: 0.468 (1, 5)	K				G2-3	1-2		G3-1		5	0	1	1	0	2	4											
Lee Stevens, L OBP: 0.351, SLG: 0.494 Mike Devereaux, R OBP: 0.262, SLG: 0.263 (7, PR) (7, 9)	P4				K	G3		E4 FC6-4		4	0	0	0	0	1	4											
Billy Ripken, R OBP: 0.350, SLG: 0.378 (1, 4)					FC5-4 1B	2B 1B		F7 FC6-4		4	1	2	0	0	0	2											
Benji Gil, R OBP: 0.282, SLG: 0.295 (1, 6)			P8		K			F8		3	0	0	0	1	1	2											
Inning Stats	R: 0 E: 0 K: 0 S: 8	H: 0 LOB: 1 BB: 1 P: 13	R: 0 E: 0 K: 1 S: 9	H: 0 LOB: 0 BB: 0 P: 11	R: 0 E: 0 K: 0 S: 9	H: 1 LOB: 2 BB: 1 P: 14	R: 0 E: 0 K: 1 S: 10	H: 0 LOB: 1 BB: 1 P: 15	R: 4 E: 0 K: 1 S: 22	H: 6 LOB: 2 BB: 0 P: 29	R: 0 E: 0 K: 0 S: 7	H: 0 LOB: 1 BB: 1 P: 14	R: 1 E: 1 K: 1 S: 14	H: 2 LOB: 2 BB: 0 P: 21	R: 0 E: 1 K: 1 S: 10	H: 0 LOB: 1 BB: 1 P: 18		R: 0 E: 0 K: 2 S: 10	H: 1 LOB: 1 BB: 0 P: 14	1B: 9 2B: 1 3B: 0 HR: 0	SF: 0 SAC: 0 DP: 0 HBP: 0	WP: 1 PB: 0 SB: 1 CS: 0	PA: 43				
PITCHER	IP	WLS	BF	H	R	ER	SO	BB	IBB	HBP	BLK	WP	HR	S	P	ERA	WHIP										
John Wasdin, R ERA: 5.63 Kerry Lacy, R ERA: 2.7 Rich Garcia, R ERA: 4.5 Heathcliff Slocumb, R ERA: 5.02	(1, 1) (5, 1) (8, 1) (9, 1)	4.2 2.1 1.0 1.0	L 11 4 4	24 11 0 1	7 2 0 0	4 1 0 0	3 1 0 2	3 1 0 0	0 0 0 0	0 0 0 0	0 0 0 0	1 0 0 0	0 22 10 10	57 22 36 14	81 0 10 14	7.71 0.00 0.00 0.00	2.143 1.286 1.000 1.000										

Batter	1	2	3	4	5	6	7	8	9	AB	R	H	RBI	BB	SO	LOB	BOTTOM											
Nomar Garciaparra, R OBP: 0.350, SLG: 0.477 (1, 6)	K		G6-3		F8			G1-6-3 1-2		4	0	0	0	0	1	2	Texas Rangers @ Boston Red Sox Fenway Park, Boston, MA Fri May 09 1997, 7:05 PM EDT Att: 23,514 - Unknown - 52 F											
Will Cordero, R OBP: 0.354, SLG: 0.485 (1, 7)	K		L6-3			K		G6-3		4	0	0	0	0	2	0												
Mo Vaughn, L OBP: 0.410, SLG: 0.491 (1, 3)	K		F8		G4-3			G1-3		4	0	0	0	0	1	0												
18 Reggie Jefferson, S OBP: 0.403, SLG: 0.677 (1, 10)		1B 2B			G3			G1-3		4	1	2	0	0	0	0												
Tim Lincecum, R OBP: 0.376, SLG: 0.521 (1, 5)	P4		G6-3		FC6-4			K		4	0	0	0	0	1	2												
Troy O'Leary, L OBP: 0.385, SLG: 0.495 (1, 9)	L7		F7				K			3	0	0	0	0	1	1												
John Valentin, R OBP: 0.288, SLG: 0.336 (1, 4)	WP BB 2-H		P5		G4-3			L4		3	0	1	1	0	0	0												
Bill Haselman, R OBP: 0.362, SLG: 0.441 (1, 2)	WP BB		L4					L4		2	0	1	0	1	0	0												
Darren Bragg, L OBP: 0.370, SLG: 0.530 (1, 8)	L5		F8					G1-6-3 1B		3	0	1	0	0	0	3												
Inning Stats	R: 0 E: 0 K: 3 S: 13	H: 2 LOB: 2 BB: 1 P: 22	R: 1 E: 0 K: 0 S: 9	H: 2 LOB: 0 BB: 1 P: 11	R: 0 E: 0 K: 0 S: 5	H: 0 LOB: 0 BB: 0 P: 9	R: 0 E: 0 K: 0 S: 8	H: 1 LOB: 1 BB: 0 P: 14	R: 0 E: 0 K: 1 S: 7	H: 1 LOB: 1 BB: 0 P: 10	R: 0 E: 0 K: 1 S: 7	H: 0 LOB: 0 BB: 0 P: 10	R: 0 E: 0 K: 0 S: 8	H: 1 LOB: 0 BB: 0 P: 11	R: 0 E: 0 K: 1 S: 6	H: 0 LOB: 0 BB: 0 P: 7		R: 0 E: 0 K: 1 S: 6	H: 0 LOB: 0 BB: 0 P: 7	1B: 4 2B: 1 3B: 0 HR: 0	SF: 0 SAC: 0 DP: 1 HBP: 0	WP: 1 PB: 0 SB: 0 CS: 0	PA: 32					
PITCHER	IP	WLS	BF	H	R	ER	SO	BB	IBB	HBP	BLK	WP	HR	S	P	ERA	WHIP											
Bobby Witt, R ERA: 2.84	(1, 1)	9.0	W	32	5	1	1	6	1	0	0	0	1	0	71	114	1.00	0.667										

AB	38
R	5
H	10
RBI	4
BB	5
SO	7
LOB	22



AB	31
R	1
H	5
RBI	1
BB	1
SO	6
LOB	8



Batter	1	2	3	4	5	6	7	8	9	AB	R	H	RBI	BB	SO	LOB	TOP								
Damon Buford, R OBP: 0.320, SLG: 0.345 (1, 8)	G5-3 2B		G3-6-3 1B			29 1B BB	FC6-4 1B		29 BB L7	4	2	3	1	2	0	2									
Ivan Rodriguez, R OBP: 0.388, SLG: 0.477 (1, 2)	G5-3 2-3		G3-6-3 1-2			K	FC6-4 1B		29 E BB	4	1	0	0	1	1	5									
29 Rusty Greer, L OBP: 0.414, SLG: 0.436 (1, 7)	K					1B 1B	L5		HR BB	5	2	1	0	0	1	6									
Juan Gonzalez, R OBP: 0.333, SLG: 0.500 (1, 10)	F8					1B 1B	1B		HR	5	1	3	6	0	0	1									
Willi Clark, L OBP: 0.447, SLG: 0.500 (1, 3)		G3				1B 1B	F8		1B 2B	5	1	2	1	0	0	2									
Dean Palmer, R OBP: 0.351, SLG: 0.448 (1, 5)		G4-3				G2-3	F9		G6-3	5	0	0	0	0	0	3									
Mike Devereaux, R OBP: 0.298, SLG: 0.286 (1, 9)						G5-3			G6-3 1B BB	4	1	2	0	1	0	0									
Billy Ripken, R OBP: 0.333, SLG: 0.357 (7, 6)						G6-3			L4 K	5	1	1	0	0	2	3									
Benji Gil, R OBP: 0.276, SLG: 0.288 (7, PH)						G5-3				2	0	0	0	0	0	0									
Lee Stevens, L OBP: 0.357, SLG: 0.512 (7, PR)										1	0	1	1	0	0	0									
Mark McLemore, S OBP: 0.280, SLG: 0.229 (7, 4)										2	2	2	1	0	0	0									
Inning Stats	R: 0 E: 0 K: 1 S: 8	H: 1 LOB: 1 BB: 0 P: 12	R: 0 E: 0 K: 1 S: 9	H: 1 LOB: 1 BB: 0 P: 12	R: 0 E: 0 K: 0 S: 5	H: 1 LOB: 0 BB: 0 P: 8	R: 0 E: 0 K: 0 S: 7	H: 0 LOB: 0 BB: 0 P: 11	R: 0 E: 0 K: 0 S: 4	H: 0 LOB: 0 BB: 0 P: 6	R: 2 E: 0 K: 1 S: 17	H: 3 LOB: 2 BB: 1 P: 30	R: 3 E: 0 K: 0 S: 15	H: 5 LOB: 2 BB: 0 P: 21	R: 0 E: 0 K: 0 S: 6	H: 0 LOB: 0 BB: 0 P: 7	R: 6 E: 1 K: 1 S: 21	H: 4 LOB: 2 BB: 3 P: 44	1B: 10 2B: 4 3B: 0 HR: 1	SF: 0 SAC: 0 DP: 1 HBP: 0	WP: 1 PB: 1 SB: 1 CS: 0	PA: 46			
PITCHER	IP	WLS	BF	H	R	ER	SO	BB	IBB	HBP	BLK	WP	HR	S	P	ERA	WHIP								
Chris Hammond, L ERA: 3.57 (1, 1)	6.0	26	8	4	4	3	3	1	0	0	0	0	0	53	82	6.00	1.500								
Jim Corsi, R ERA: 8.59 (7, 1)	2.0	9	3	1	1	0	0	0	0	0	0	0	0	18	25	4.50	1.500								
Heathcliff Slocumb, R ERA: 7.53 (9, 1)	0.0	L	5	2	5	4	0	2	0	0	0	1	1	11	24	∞	∞								
Ricky Tricek, R ERA: 4.63 (9, 1)	1.0	6	2	1	1	1	1	1	0	0	0	0	0	10	20	9.00	3.000								

Texas Rangers @ Boston Red Sox
Fenway Park, Boston, MA
Sat May 10 1997, 3:33 AM EDT
Att: 25,084 - Overcast - 48 F

AB 42
R 11
H 15
RBI 10
BB 4
SO 4
LOB 22



Batter	1	2	3	4	5	6	7	8	9	AB	R	H	RBI	BB	SO	LOB	BOTTOM								
Nomar Garciaparra, R OBP: 0.352, SLG: 0.487 (1, 6)	P4		HR 2B			F9	G6-3			5	1	2	0	0	0	2									
Will Cordero, R OBP: 0.355, SLG: 0.482 (1, 7)	2B 18 G4-3 1B		F7			G1-3			K	5	1	2	0	0	1	2									
Mo Vaughn, L OBP: 0.416, SLG: 0.525 (1, 3)	18 G4-3 2B		2H HR			G3			K BB	4	1	2	2	1	1	1									
18 Reggie Jefferson, S OBP: 0.389, SLG: 0.643 (1, 10)	G4-3		G4-3				BB 2B 1B		K BB	5	1	1	1	0	1	4									
Troy O'Leary, L OBP: 0.358, SLG: 0.484 (1, 9)	F9		G3				BB 2B 1B		K	2	0	0	0	0	0	1									
Rudy Pemberton, R OBP: 0.400, SLG: 0.556 (6, PH) (7, 9)							BB 2B 1B		K	2	1	1	0	0	1	1									
John Valentin, R OBP: 0.287, SLG: 0.341 (1, 4)							F9		F7	4	0	1	0	0	0	2									
Scott Hatteberg, L OBP: 0.500, SLG: 0.733 (1, 2)							L3		G6-3	3	0	1	0	1	0	1									
Jeff Frye, R OBP: 0.391, SLG: 0.350 (1, 5)							L3		G5-3	4	0	0	0	0	0	5									
Darren Bragg, L OBP: 0.365, SLG: 0.529 (1, 8)							F9		K	4	0	1	2	0	2	2									
Inning Stats	R: 1 E: 0 K: 0 S: 7	H: 2 LOB: 1 BB: 0 P: 9	R: 0 E: 0 K: 1 S: 9	H: 1 LOB: 0 BB: 0 P: 16	R: 2 E: 0 K: 0 S: 8	H: 2 LOB: 0 BB: 0 P: 12	R: 0 E: 0 K: 0 S: 13	H: 1 LOB: 1 BB: 0 P: 19	R: 0 E: 0 K: 0 S: 5	H: 0 LOB: 0 BB: 0 P: 6	R: 2 E: 0 K: 0 S: 13	H: 3 LOB: 2 BB: 1 P: 23	R: 0 E: 0 K: 3 S: 10	H: 1 LOB: 1 BB: 0 P: 17	R: 0 E: 0 K: 0 S: 8	H: 0 LOB: 0 BB: 0 P: 9	R: 0 E: 0 K: 2 S: 9	H: 1 LOB: 2 BB: 1 P: 15	1B: 5 2B: 5 3B: 0 HR: 1	SF: 0 SAC: 0 DP: 0 HBP: 0	WP: 0 PB: 0 SB: 0 CS: 0	PA: 40			
PITCHER	IP	WLS	BF	H	R	ER	SO	BB	IBB	HBP	BLK	WP	HR	S	P	ERA	WHIP								
Jose Alberro, R ERA: 7.2 (1, 1)	5.0	22	7	4	4	1	0	0	0	0	0	0	0	6	12	0.00	6.000								
Ed Vosberg, L ERA: 10.57 (6, 1)	0.1	3	1	0	0	0	1	0	0	0	0	0	0	6	12	0.00	6.000								
Danny Patterson, R ERA: 1.96 (6, 1)	2.2	W	10	2	1	1	3	0	0	0	0	0	0	24	35	3.38	0.750								
Xavier Hernandez, R ERA: 2.79 (9, 1)	1.0	5	1	0	0	2	1	0	0	0	0	0	0	9	15	0.00	2.000								

Texas Rangers @ Boston Red Sox
Fenway Park, Boston, MA
Sat May 10 1997, 3:33 AM EDT
Att: 25,084 - Overcast - 48 F

AB 38
R 5
H 11
RBI 5
BB 2
SO 6
LOB 21



Batter	1	2	3	4	5	6	7	8	9	AB	R	H	RBI	BB	SO	LOB	TOP								
Warren Newson, L (1, 9) OBP: 0.409, SLG: 0.412	G6-3	1B		29 1B 1-2 2-3 BB		2-2 1B		L4		4	0	2	0	1	0	0									
Billy Ripken, R (1, 4) OBP: 0.320, SLG: 0.348	1B	K		SF9		F9		P5		4	0	1	1	0	1	2									
29 Rusty Greer, L (1, 8) (7, 7) OBP: 0.421, SLG: 0.438	F7			G6-4-3 BB		F8		G5-4-3 1B		4	0	2	1	1	0	2									
Juan Gonzalez, R (1, 10) OBP: 0.295, SLG: 0.439	P3			G6-4-3 1-2		G6-3		P9		5	0	0	0	0	0	6									
Willi Clark, L (1, 3) OBP: 0.456, SLG: 0.513		BB 3B 1B		F8		E9 F9 G5-3 2B		G4-3 SF8 2B		4	3	2	0	1	0	0									
Dean Palmer, R (1, 5) OBP: 0.353, SLG: 0.467		BB 3B BB				G5-3		G4-3		4	2	1	1	1	0	3									
Lee Stevens, L (1, 7) Damon Buford, R (7, 8) OBP: 0.320, SLG: 0.345		SH1-3 3B		BB SF9 2B		F9		SF8		3	2	2	3	0	0	1									
Henry Mercedes, R (1, 2) OBP: 0.444, SLG: 0.625		K		SF9 29 1B BB		G4-1		G4-1		3	1	1	1	1	1	1									
Benji Gil, R (1, 6) OBP: 0.267, SLG: 0.277		SH1-3 3H		F7		K		G5-3		3	0	0	1	0	1	3									
Inning Stats	R: 0 E: 0 K: 0 S: 8	H: 1 LOB: 1 BB: 0 P: 16	R: 3 E: 0 K: 2 S: 16	H: 3 LOB: 1 BB: 1 P: 27	R: 0 E: 0 K: 0 S: 5	H: 0 LOB: 0 BB: 1 P: 12	R: 3 E: 0 K: 0 S: 15	H: 3 LOB: 2 BB: 2 P: 26	R: 1 E: 1 K: 1 S: 14	H: 1 LOB: 1 BB: 0 P: 20	R: 0 E: 0 K: 0 S: 13	H: 1 LOB: 1 BB: 0 P: 23	R: 1 E: 0 K: 0 S: 10	H: 1 LOB: 0 BB: 0 P: 14	R: 0 E: 0 K: 0 S: 11	H: 0 LOB: 0 BB: 0 P: 19	R: 0 E: 0 K: 0 S: 7	H: 1 LOB: 1 BB: 1 P: 14	1B: 6 2B: 3 3B: 1 HR: 1	SF: 2 SAC: 1 DP: 2 HBP: 0	WP: 0 PB: 0 SB: 0 CS: 0	PA: 42			
PITCHER	IP	WLS	BF	H	R	ER	SO	BB	IBB	HBP	BLK	WP	HR	S	P	ERA	WHIP								
Tom Gordon, R (1, 1) ERA: 4.64	3.2	L	21	7	6	6	2	4	0	0	0	0	1	41	78	14.73	3.000								
John Wasdin, R (4, 1) ERA: 5.44	1.1		6	1	1	0	1	0	0	0	0	0	0	17	23	0.00	0.750								
Rich Garcés, R (6, 1) ERA: 4.5	2.0		8	2	1	1	0	0	0	0	0	0	0	23	37	4.50	1.000								
Kerry Lacy, R (8, 1) ERA: 1.69	2.0		7	1	0	0	0	1	0	0	0	0	0	18	33	0.00	1.000								

Texas Rangers @ Boston Red Sox
Fenway Park, Boston, MA
Sun May 11 1997, 3:33 AM EDT
Att: 27,025 - Sunny - 58 F

AB 34
R 8
H 11
RBI 8
BB 5
SO 3
LOB 18



Batter	1	2	3	4	5	6	7	8	9	AB	R	H	RBI	BB	SO	LOB	BOTTOM								
Nomar Garciaparra, R (1, 6) OBP: 0.347, SLG: 0.478	F8	WP BB 1B		F8		K		F8		5	0	1	0	0	1	5									
Wil Cordero, R (1, 7) OBP: 0.357, SLG: 0.476	2B	WP BB 1B		P3		G6-3		FC6-4 BB		4	1	1	0	1	0	1									
Mo Vaughn, L (1, 3) OBP: 0.422, SLG: 0.557	1H 2B	G4-3		K		K		HR		4	1	2	2	1	1	2									
18 Reggie Jefferson, S (1, 10) OBP: 0.364, SLG: 0.600	K			G4-3		G4-3		K		5	0	0	0	0	3	3									
Tim Lincecum, R (1, 5) OBP: 0.384, SLG: 0.545	BB			F9		F8		HR		4	2	2	1	1	0	0									
Troy O'Leary, L (1, 9) OBP: 0.380, SLG: 0.480	G3			F7		FC5-4 1B		2B 1B		5	1	2	0	0	0	3									
John Valentin, R (1, 4) OBP: 0.297, SLG: 0.366		F8		P8		FC5-4 1B		1H 2B		5	0	3	2	0	0	0									
Bill Haselman, R (1, 2) OBP: 0.361, SLG: 0.438		G6-3		G6-3		FC5-4 WP 1B		G5-3		3	0	1	0	0	0	2									
Scott Hatteberg, L (7, PH) OBP: 0.500, SLG: 0.733				1B		1-2 2-3				0	0	0	0	0	0	0									
Mike Stanley, R (7, PH) OBP: 0.316, SLG: 0.342						1-2 2-3				2	0	0	0	0	0	2									
Darren Bragg, L (1, 8) OBP: 0.374, SLG: 0.528		1B WP 1B		K						2	1	1	0	1	1	1									
Jeff Frye, R (8, PH) OBP: 0.396, SLG: 0.357								FC6-4 1B		2	0	1	0	0	1	1									
Inning Stats	R: 1 E: 0 K: 1 S: 12	H: 2 LOB: 2 BB: 1 P: 20	R: 1 E: 0 K: 0 S: 14	H: 2 LOB: 2 BB: 1 P: 26	R: 0 E: 0 K: 1 S: 8	H: 0 LOB: 0 BB: 0 P: 12	R: 0 E: 0 K: 1 S: 10	H: 1 LOB: 1 BB: 0 P: 14	R: 0 E: 0 K: 1 S: 13	H: 2 LOB: 3 BB: 1 P: 24	R: 3 E: 0 K: 1 S: 19	H: 4 LOB: 1 BB: 0 P: 36	R: 0 E: 0 K: 0 S: 10	H: 1 LOB: 2 BB: 1 P: 19	R: 1 E: 0 K: 1 S: 9	H: 2 LOB: 1 BB: 0 P: 17	R: 1 E: 0 K: 1 S: 9	H: 2 LOB: 1 BB: 0 P: 17	1B: 9 2B: 3 3B: 0 HR: 2	SF: 0 SAC: 0 DP: 0 HBP: 0	WP: 2 PB: 0 SB: 0 CS: 0	PA: 45			
PITCHER	IP	WLS	BF	H	R	ER	SO	BB	IBB	HBP	BLK	WP	HR	S	P	ERA	WHIP								
Julio Santana, R (1, 1) ERA: 5.55	5.2	W	27	7	2	2	4	3	0	0	0	0	2	19	102	3.18	1.765								
Xavier Hernandez, R (6, 1) ERA: 3.98	1.0		7	4	3	3	2	0	0	0	0	0	0	3	5	0.00	0.000								
Eric Gunderson, L (7, 1) ERA: 0.75	0.1		1	0	0	0	0	0	0	0	0	0	0	3	5	0.00	0.000								
Danny Patterson, R (8, 1) ERA: 1.8	0.2		3	1	0	0	0	0	0	0	0	0	0	6	10	0.00	1.500								
Ed Vosberg, L (8, 1) ERA: 10.57	0.0		1	0	0	0	0	1	0	0	0	0	0	2	6	*	*								

Texas Rangers @ Boston Red Sox
Fenway Park, Boston, MA
Sun May 11 1997, 3:33 AM EDT
Att: 27,025 - Sunny - 58 F


AB 41
R 6
H 14
RBI 5
BB 4
SO 7
LOB 20



Batter	1	2	3	4	5	6	7	8	9	AB	R	H	RBI	BB	SO	LOB	TOP								
Marquis Grissom, R (1, 8) OBP: 0.291, SLG: 0.326	2-1 FC3-6 1B	2-2 L6-3			1-0 L9			0-0 L4-3 1B		4	0	2	0	0	0	2									
Tony Fernandez, S (1, 4) OBP: 0.320, SLG: 0.453	1-1 FC3-6 1-2f		1-1 F7			1-0 2B		0-0 L4-3 1-2		4	0	1	0	0	0	2									
Jim Thome, L (1, 3) OBP: 0.460, SLG: 0.518	0-3 K		2-1 G4-3			2-3 K		1-2 G4-3		4	0	0	0	0	2	2									
Matt Williams, R (1, 5) OBP: 0.323, SLG: 0.531	0-1 G5-3		2-3 K			2-1 G5-3			2-3 K	4	0	0	0	0	2	2									
David Justice, L (1, 7) OBP: 0.456, SLG: 0.742		1-2 CS 1B			2-0 L9			3-2 L7		4	0	1	0	0	0	1									
Julio Franco, R (1, 10) OBP: 0.457, SLG: 0.455		2-2 BB E 1B			1-0 L6-3			1-1 G5-3		4	2	2	0	0	0	0									
Brian Giles, L (1, 9) OBP: 0.395, SLG: 0.508		4-2 E BB 1B			0-0 L9			3-1 G3-1		2	0	0	0	2	0	0									
Sandy Alomar Jr., R (1, 2) OBP: 0.373, SLG: 0.644 Chad Curtis, R (9, PR) OBP: 0.344, SLG: 0.577		1-0 F8			3-2 L8			2-1 FC1-6 1B		4	0	2	1	0	0	2									
Omar Vizquel, S (1, 6) OBP: 0.345, SLG: 0.366 Kevin Mitchell, R (9, PH) OBP: 0.288, SLG: 0.393		1-2 E8 1-3 2-H 1B			2-2 L9			1-1 FC1-6 1-2f		3	0	1	1	0	0	1									
Inning Stats	R: 0 E: 0 K: 1 S: 9	H: 1 LOB: 1 BB: 0 P: 12	R: 1 E: 1 K: 0 S: 17	H: 3 LOB: 2 BB: 1 P: 28	R: 0 E: 0 K: 1 S: 7	H: 0 LOB: 0 BB: 0 P: 12	R: 0 E: 0 K: 0 S: 3	H: 0 LOB: 0 BB: 0 P: 6	R: 0 E: 0 K: 0 S: 8	H: 0 LOB: 0 BB: 0 P: 14	R: 0 E: 0 K: 1 S: 11	H: 1 LOB: 1 BB: 0 P: 19	R: 0 E: 0 K: 0 S: 8	H: 1 LOB: 1 BB: 0 P: 15	R: 0 E: 0 K: 0 S: 6	H: 1 LOB: 0 BB: 0 P: 7	R: 1 E: 0 K: 1 S: 13	H: 2 LOB: 2 BB: 1 P: 26	1B: 7 2B: 3 3B: 0 HR: 0	SF: 0 SAC: 0 DP: 1 HBP: 0	WP: 0 PB: 0 SB: 0 CS: 1	PA: 36			
PITCHER	IP	WLS	BF	H	R	ER	SO	BB	IBB	HBP	BLK	WP	HR	S	P	ERA	WHIP								
John Burkett, R (1, 1) ERA: 3.59	8.0	W	30	7	1	1	3	1	0	0	0	0	0	69	113	1.12	1.000								
John Wetteland, R (9, 1) ERA: 1.88	1.0	S	6	2	1	1	1	1	0	0	0	0	0	13	26	9.00	3.000								

Cleveland Indians @ Texas Rangers
The Ballpark at Arlington, Arlington, TX
Mon May 12 1997, 8:05 PM EDT
Att: 25,327 - Unknown - 65 F


AB 34
R 2
H 9
RBI 2
BB 2
SO 4
LOB 14



Batter	1	2	3	4	5	6	7	8	9	AB	R	H	RBI	BB	SO	LOB	BOTTOM								
Warren Newson, L (1, 7) OBP: 0.396, SLG: 0.378 (8, 9)	2-2 G4-3		4-2 FC4-6 BB		1-2 L9			1-1 P7		3	0	0	0	1	0	0									
Ivan Rodriguez, R (1, 2) OBP: 0.376, SLG: 0.463	0-1 G6-3		2-2 FC4-6 1-2f			0-2 G5-3		3-3 K		4	0	0	0	0	1	2									
29 Rusty Greer, L (1, 8) OBP: 0.409, SLG: 0.424 (8, 7)	1-2 G3				1-0 G6-3			1-3 K		4	0	0	0	0	2	0									
Juan Gonzalez, R (1, 10) OBP: 0.277, SLG: 0.409		2-0 G5-3			0-0 L7			1-1 G4-3		3	0	0	0	0	0	0									
Willi Clark, L (1, 3) OBP: 0.462, SLG: 0.595		0-0 G4-3			3-0 HR			3-2 HR		3	2	2	2	0	0	0									
Dean Palmer, R (1, 5) OBP: 0.345, SLG: 0.455		2-1 F8			1-1 P6			0-3 K		3	0	0	0	0	1	0									
Lee Stevens, L (1, 9) OBP: 0.371, SLG: 0.587 Damon Buford, R (8, 8) OBP: 0.320, SLG: 0.345			0-2 SH5-3 1B			1-3 K		1-2 HR		3	1	2	1	0	1	0									
Mark McLemore, S (1, 4) OBP: 0.276, SLG: 0.225			1-0 SH5-3			1-3 K		1-3 K		2	0	0	0	0	2	0									
Benji Gil, R (1, 6) OBP: 0.269, SLG: 0.314			1-2 K			1-2 K		1-2 L9		3	1	1	1	0	1	1									
Inning Stats	R: 0 E: 0 K: 0 S: 8	H: 0 LOB: 0 BB: 0 P: 11	R: 0 E: 0 K: 0 S: 4	H: 0 LOB: 0 BB: 0 P: 8	R: 0 E: 0 K: 1 S: 14	H: 1 LOB: 2 BB: 1 P: 23	R: 1 E: 0 K: 0 S: 5	H: 1 LOB: 0 BB: 0 P: 10	R: 1 E: 0 K: 2 S: 13	H: 1 LOB: 0 BB: 0 P: 17	R: 0 E: 0 K: 1 S: 8	H: 0 LOB: 0 BB: 0 P: 10	R: 2 E: 0 K: 2 S: 15	H: 2 LOB: 0 BB: 0 P: 21	R: 0 E: 0 K: 2 S: 8	H: 0 LOB: 0 BB: 0 P: 12	R: 1 E: 0 K: 1 S: 13	H: 2 LOB: 2 BB: 1 P: 26	1B: 1 2B: 0 3B: 0 HR: 4	SF: 0 SAC: 1 DP: 0 HBP: 0	WP: 0 PB: 0 SB: 0 CS: 0	PA: 30			
PITCHER	IP	WLS	BF	H	R	ER	SO	BB	IBB	HBP	BLK	WP	HR	S	P	ERA	WHIP								
Jack McDowell, R (1, 1) ERA: 5.09	6.0	L	22	3	2	2	4	1	0	0	0	0	0	52	79	3.00	0.667								
Eric Plunk, R (7, 1) ERA: 5.57	2.0		8	2	2	2	4	0	0	0	0	0	2	23	33	9.00	1.000								

Cleveland Indians @ Texas Rangers
The Ballpark at Arlington, Arlington, TX
Mon May 12 1997, 8:05 PM EDT
Att: 25,327 - Unknown - 65 F

AB 28
R 4
H 5
RBI 4
BB 1
SO 8
LOB 3



Batter	1	2	3	4	5	6	7	8	9	AB	R	H	RBI	BB	SO	LOB	TOP								
Marquis Grissom, R OBP: 0.278, SLG: 0.309 (1, 8)	G5-3		L7		L9	FC6-4		G6-3		5	0	0	0	0	0	5									
Kevin Seitzer, R OBP: 0.256, SLG: 0.371 (1, 3)	G1-3			G6-3	F7		F9		1B 2B	5	1	1	0	0	0	0									
Julio Franco, R OBP: 0.455, SLG: 0.452 (1, 10)	G3			BB 2B	K		E4		1B 2B FC6-4	5	2	2	0	0	1	0									
Matt Williams, R OBP: 0.331, SLG: 0.558 (1, 5)		P5		2B BB		HR	L8		1B 2B FC6-4	4	3	2	2	1	0	1									
David Justice, L OBP: 0.467, SLG: 0.748 (1, 7)	L7			1B 2B		BB 1B			FC6-4 1B 2B	3	1	2	2	2	0	0									
Sandy Alomar Jr, R OBP: 0.368, SLG: 0.630 (9, PH)																									
Jim Thome, L OBP: 0.460, SLG: 0.518 (9, PH)																									
Kevin Mitchell, R OBP: 0.294, SLG: 0.386 (9, PH)																									
Pat Borders, R OBP: 0.397, SLG: 0.593 (9, 2)																									
Chad Curtis, R OBP: 0.361, SLG: 0.552 (9, PH)																									
Brian Giles, L OBP: 0.390, SLG: 0.500 (9, 9)																									
Tony Fernandez, S OBP: 0.333, SLG: 0.470 (1, 4)																									
Omar Vizquel, S OBP: 0.340, SLG: 0.356 (1, 6)																									
Inning Stats	R: 0 E: 0 K: 0 S: 6	H: 0 LOB: 0 BB: 0 P: 11	R: 0 E: 0 K: 0 S: 8	H: 0 LOB: 0 BB: 0 P: 13	R: 0 E: 0 K: 0 S: 8	H: 0 LOB: 1 BB: 1 P: 15	R: 3 E: 0 K: 0 S: 21	H: 4 LOB: 0 BB: 0 P: 37	R: 0 E: 0 K: 0 S: 8	H: 0 LOB: 0 BB: 0 P: 11	R: 1 E: 0 K: 0 S: 11	H: 2 LOB: 3 BB: 2 P: 21	R: 0 E: 1 K: 0 S: 8	H: 1 LOB: 2 BB: 0 P: 15	R: 0 E: 0 K: 2 S: 10	H: 1 LOB: 1 BB: 0 P: 15	R: 3 E: 0 K: 1 S: 18	H: 4 LOB: 2 BB: 1 P: 30	1B: 8 2B: 3 3B: 0 HR: 1	SF: 0 SAC: 0 DP: 0 HBP: 0	WP: 0 PB: 0 SB: 0 CS: 0	PA: 45			
PITCHER	IP	WLS	BF	H	R	ER	SO	BB	IBB	HBP	BLK	WP	HR	S	P	ERA	WHIP								
Darren Oliver, L ERA: 5.0 (1, 1)	5.2	L	27	6	4	4	1	4	0	0	0	0	1	60	105	6.35	1.765								
Matt Whiteside, R ERA: 3.86 (6, 1)	2.1		11	3	1	1	2	0	0	0	0	0	0	23	37	3.86	1.286								
Xavier Hernandez, R ERA: 4.87 (9, 1)	0.0		3	2	0	0	0	0	1	0	0	0	0	6	14	∞	∞								
Ed Vosberg, L ERA: 10.13 (9, 1)	0.1		1	0	0	0	1	0	0	0	0	0	0	3	4	0.00	0.000								
Danny Patterson, R ERA: 1.74 (9, 1)	0.2		3	1	2	2	0	0	0	0	0	0	0	6	8	27.00	1.500								

Cleveland Indians @ Texas Rangers
The Ballpark at Arlington, Arlington, TX
Tue May 13 1997, 8:05 PM EDT
Att: 31,798 - Unknown - 74 F

AB 40
R 7
H 12
RBI 7
BB 5
SO 4
LOB 24





Batter	1	2	3	4	5	6	7	8	9	AB	R	H	RBI	BB	SO	LOB	BOTTOM								
Warren Newson, L OBP: 0.404, SLG: 0.400 (1, 7)	WP 2B			G4-3		K		L5		3	0	1	0	1	1	0									
Mike Devereaux, R OBP: 0.292, SLG: 0.279 (8, PH)		BB								1	0	0	0	0	0	1									
Billy Ripken, R OBP: 0.320, SLG: 0.348 (9, 6)										0	0	0	0	0	0	0									
Ivan Rodriguez, R OBP: 0.372, SLG: 0.453 (1, 2)	F8	L9		L4			G6-3		BB 2B 1B	5	0	1	0	0	0	2									
29 Rusty Greer, L OBP: 0.422, SLG: 0.434 (9, 7)	K			HR					1B	4	1	3	0	1	1	1									
Juan Gonzalez, R OBP: 0.308, SLG: 0.468 (1, 10)	WP BB			HR					1B	3	1	1	2	2	2	3									
Willi Clark, L OBP: 0.469, SLG: 0.580 (1, 3)										2	0	0	0	3	0	2									
Dean Palmer, R OBP: 0.340, SLG: 0.453 (1, 5)	F7									5	0	1	0	0	2	10									
Lee Stevens, L OBP: 0.364, SLG: 0.577 (1, 9)										5	1	1	0	0	2	6									
Mark McLemore, S OBP: 0.267, SLG: 0.217 (1, 4)		G4-3	G3-1							4	0	0	1	0	1	1									
Benji Gil, R OBP: 0.260, SLG: 0.303 (8, PH)										3	0	0	0	0	0	0									
Mike Simms, R OBP: 0.351, SLG: 0.697 (8, PH)										0	0	0	0	1	0	0									
Damon Buford, R OBP: 0.320, SLG: 0.345 (9, 8)										0	0	0	0	0	0	0									
Inning Stats	R: 0 E: 0 K: 1 S: 10	H: 1 LOB: 3 BB: 2 P: 21	R: 1 E: 1 K: 0 S: 7	H: 1 LOB: 1 BB: 1 P: 15	R: 2 E: 0 K: 1 S: 12	H: 3 LOB: 1 BB: 0 P: 18	R: 0 E: 0 K: 0 S: 5	H: 0 LOB: 0 BB: 0 P: 8	R: 0 E: 1 K: 2 S: 13	H: 1 LOB: 2 BB: 1 P: 24	R: 0 E: 0 K: 2 S: 7	H: 0 LOB: 0 BB: 0 P: 12	R: 0 E: 0 K: 0 S: 5	H: 0 LOB: 2 BB: 2 P: 15	R: 0 E: 0 K: 0 S: 7	H: 0 LOB: 1 BB: 1 P: 14	R: 0 E: 0 K: 3 S: 15	H: 2 LOB: 3 BB: 1 P: 28	1B: 4 2B: 3 3B: 0 HR: 1	SF: 0 SAC: 0 DP: 0 HBP: 0	WP: 2 PB: 0 SB: 0 CS: 0	PA: 43			
PITCHER	IP	WLS	BF	H	R	ER	SO	BB	IBB	HBP	BLK	WP	HR	S	P	ERA	WHIP								
Chad Ogea, R ERA: 3.84 (7, 1)	0.1		1	0	0	0	0	0	0	0	0	0	0	2	3	0.00	0.000								
Steve Kline, L ERA: 4.82 (7, 1)	1.0		4	0	0	0	0	1	0	0	0	0	0	6	12	0.00	1.000								
Michael Jackson, R ERA: 3.0 (8, 1)	0.1		1	0	0	0	0	0	0	0	0	0	0	3	5	0.00	0.000								
Paul Assenmacher, L ERA: 9.0 (9, 1)	0.2		5	2	0	0	2	1	0	0	0	0	0	12	23	0.00	4.500								
Alvin Norman, L ERA: (9, 1)	0.1		1	0	0	0	1	0	0	0	0	0	0	3	5	0.00	0.000								

Cleveland Indians @ Texas Rangers
The Ballpark at Arlington, Arlington, TX
Tue May 13 1997, 8:05 PM EDT
Att: 31,798 - Unknown - 74 F

AB 35
R 3
H 8
RBI 3
BB 8
SO 9
LOB 26



Batter	1	2	3	4	5	6	7	8	9	AB	R	H	RBI	BB	SO	LOB	TOP								
Tim Raines, S OBP: 0.393, SLG: 0.412 (1, 7)	G3	K				1B		G4-6-3		5	1	2	2	0	1	2	New York Yankees @ Texas Rangers The Ballpark at Arlington, Arlington, TX Thu May 15 1997, 8:05 PM EDT Att: 35,488 - Unknown - 71 F AB 38 R 8 H 11 RBI 7 BB 3 SO 2 LOB 11 								
Wade Boggs, L OBP: 0.394, SLG: 0.324 (1, 5)	P6	L8			L7	1B		F9		5	0	1	1	0	0	2									
Bernie Williams, S OBP: 0.431, SLG: 0.567 (1, 8)	HR				F7	1B		L9		4	1	1	0	1	0	1									
Tino Martinez, L OBP: 0.421, SLG: 0.712 (1, 3)	HR				F7	G3		F7		4	1	0	0	1	0	3									
Cecil Fielder, R OBP: 0.343, SLG: 0.381 (1, 10)	HR				G3-1	G3		G4-3		5	1	2	3	0	0	0									
Paul O'Neill, L OBP: 0.386, SLG: 0.593 (1, 9)	1B				L8	G3-1		G4-3		4	0	1	0	0	0	1									
Derek Jeter, R OBP: 0.397, SLG: 0.457 (1, 6)	G4-3				G5-3	1B		K		4	1	1	0	0	1	1									
Mariano Duncan, R OBP: 0.315, SLG: 0.340 Luis Sojo, R OBP: 0.186, SLG: 0.107 (8, 4)	G6-3				F9	1B		G4-6-3		3	2	1	0	1	0	0									
Joe Girardi, R OBP: 0.239, SLG: 0.310 (1, 2)	BLK				G1-3	1B		E4		4	1	2	1	0	0	1									
Inning Stats	R: 3 E: 0 K: 0 S: 8	H: 2 LOB: 1 BB: 2 P: 21	R: 0 E: 0 K: 1 S: 10	H: 1 LOB: 1 BB: 0 P: 14	R: 0 E: 0 K: 0 S: 8	H: 1 LOB: 1 BB: 0 P: 12	R: 0 E: 0 K: 0 S: 4	H: 0 LOB: 0 BB: 0 P: 5	R: 0 E: 0 K: 0 S: 7	H: 1 LOB: 1 BB: 0 P: 10	R: 4 E: 0 K: 0 S: 19	H: 6 LOB: 2 BB: 0 P: 30	R: 0 E: 0 K: 1 S: 9	H: 0 LOB: 0 BB: 0 P: 13	R: 1 E: 1 K: 0 S: 10	H: 0 LOB: 0 BB: 1 P: 17		R: 0 E: 0 K: 0 S: 9	H: 0 LOB: 0 BB: 0 P: 11	1B: 9 2B: 1 3B: 0 HR: 1	SF: 0 SAC: 0 DP: 1 HBP: 0	WP: 0 PB: 0 SB: 0 CS: 0	PA: 41		
PITCHER	IP	WLS	BF	H	R	ER	SO	BB	IBB	HBP	BLK	WP	HR	S	P	ERA	WHIP								
Jose Alberro, R ERA: 11.12 (1, 1)	0.2	L	5	1	3	3	0	2	0	0	0	0	1	4	14	40.50	4.500								
Matt Whiteside, L ERA: 8.14 (1, 1)	5.0		23	8	4	4	1	0	0	0	1	0	0	46	67	7.20	1.600								
Eric Gunderson, L ERA: 0.63 (6, 1)	2.1		10	2	1	0	1	1	0	0	0	0	0	25	41	0.00	1.286								
Ed Vosberg, L ERA: 9.0 (9, 1)	1.0		3	0	0	0	0	0	0	0	0	0	0	9	11	0.00	0.000								

Batter	1	2	3	4	5	6	7	8	9	AB	R	H	RBI	BB	SO	LOB	BOTTOM								
Damon Buford, R OBP: 0.326, SLG: 0.350 (1, 8)	1B	K		K						4	1	2	0	0	2	2	New York Yankees @ Texas Rangers The Ballpark at Arlington, Arlington, TX Thu May 15 1997, 8:05 PM EDT Att: 35,488 - Unknown - 71 F AB 34 R 2 H 9 RBI 2 BB 0 SO 6 LOB 14 								
Ivan Rodriguez, R OBP: 0.376, SLG: 0.466 (1, 2)	F9	1B			G6-3			K		4	0	1	0	0	1	3									
29 Rusty Greer, L OBP: 0.417, SLG: 0.431 (1, 7)	1B	G1-3			G4-3			G1-3		4	1	1	0	0	0	4									
Juan Gonzalez, R OBP: 0.344, SLG: 0.545 (1, 10)	SF9	1B			G6-3			F3		4	0	1	1	0	1	0									
Willi Clark, L OBP: 0.477, SLG: 0.573 (1, 3)	1B				G3-1			F8		3	0	1	0	0	0	0									
Dean Palmer, R OBP: 0.333, SLG: 0.437 (1, 5)	SF9				F9			G6-3		3	0	0	1	0	0	1									
Mike Devereaux, R ERA: 4.86 Domingo Cedenio, S OBP: 0.222, SLG: 0.125 (9, PH)	G6-3				G4-3			G6-3		3	0	0	0	0	0	2									
Billy Ripken, R OBP: 0.310, SLG: 0.340 Warren Newson, L OBP: 0.362, SLG: 0.348 (9, PH)	FC2-6				G1-3			K		1	0	0	0	0	1	0									
Benji Gil, R OBP: 0.272, SLG: 0.323 Lee Stevens, L OBP: 0.351, SLG: 0.554 (9, PH)	FC2-6				G1-3			F8		3	0	1	0	0	1	2									
Inning Stats	R: 2 E: 0 K: 0 S: 14	H: 4 LOB: 2 BB: 0 P: 23	R: 0 E: 0 K: 1 S: 8	H: 2 LOB: 2 BB: 0 P: 12	R: 0 E: 0 K: 0 S: 7	H: 0 LOB: 0 BB: 0 P: 12	R: 0 E: 0 K: 1 S: 12	H: 1 LOB: 1 BB: 0 P: 16	R: 0 E: 0 K: 0 S: 6	H: 0 LOB: 0 BB: 0 P: 8	R: 0 E: 0 K: 0 S: 3	H: 0 LOB: 0 BB: 0 P: 7	R: 0 E: 0 K: 2 S: 11	H: 2 LOB: 2 BB: 0 P: 16	R: 0 E: 0 K: 0 S: 9	H: 0 LOB: 0 BB: 0 P: 13		R: 0 E: 0 K: 1 S: 7	H: 0 LOB: 0 BB: 0 P: 10	1B: 8 2B: 1 3B: 0 HR: 0	SF: 1 SAC: 0 DP: 1 HBP: 1	WP: 0 PB: 0 SB: 0 CS: 0	PA: 36		
PITCHER	IP	WLS	BF	H	R	ER	SO	BB	IBB	HBP	BLK	WP	HR	S	P	ERA	WHIP								
Kenny Rogers, L ERA: 4.86 (1, 1)	6.1	W	28	9	2	2	4	0	0	1	0	0	0	57	90	2.84	1.421								
Jeff Nelson, R ERA: 2.86 (7, 1)	1.2		5	0	0	0	1	0	0	0	0	0	0	13	17	0.00	0.000								
Brian Boehringer, R ERA: 1.9 (9, 1)	1.0		3	0	0	0	1	0	0	0	0	0	0	7	10	0.00	0.000								

Batter	1	2	3	4	5	6	7	8	9	AB	R	H	RBI	BB	SO	LOB	TOP				
Tim Raines, S OBP: 0.388, SLG: 0.400 (1, 7)	G3-1		BB		P5		G3			3	0	0	0	1	0	1					
Wade Boggs, L OBP: 0.405, SLG: 0.327 (1, 5)	G6-3		BB			1B		G6-3		2	0	1	0	2	0	0					
Bernie Williams, S OBP: 0.432, SLG: 0.563 (1, 8)	G6-3		K			FC6-4		G4-3		3	0	1	0	1	1	3					
Tino Martinez, L OBP: 0.412, SLG: 0.695 (1, 3)	G6-3		G4-3			K		F7		4	0	0	0	0	1	7					
Cecil Fielder, R OBP: 0.335, SLG: 0.371 (1, 10)		K			G4-3		K		G6-3	4	0	0	0	0	2	2					
Paul O'Neill, L OBP: 0.385, SLG: 0.580 (1, 9)	G4-3				L5		FC6-4			3	0	0	0	1	0	2					
Derek Jeter, R OBP: 0.379, SLG: 0.446 (1, 6)	G6-3				G4-3			G6-3		4	0	0	0	0	0	1					
Mariano Duncan, R OBP: 0.321, SLG: 0.355 (1, 4)			BB		G6-3				K	4	0	2	0	0	1	1					
Jorge Posada, S OBP: 0.365, SLG: 0.386 (1, 2)			L8		G4-3		G6-3			3	0	0	0	0	0	2					
Inning Stats	R: 0 H: 1 E: 0 K: 0 S: 7	H: 1 LOB: 1 BB: 1 P: 16	R: 0 H: 0 E: 0 K: 1 S: 10	LOB: 0 BB: 0 P: 15	R: 0 H: 1 E: 0 K: 1 S: 9	H: 1 LOB: 3 BB: 2 P: 22	R: 0 H: 0 E: 0 K: 0 S: 6	H: 0 LOB: 0 BB: 0 P: 7	R: 0 H: 1 E: 0 K: 2 S: 12	H: 2 LOB: 2 BB: 1 P: 21	R: 0 H: 1 E: 0 K: 0 S: 7	H: 1 LOB: 1 BB: 0 P: 8	R: 0 H: 0 E: 0 K: 1 S: 5	H: 0 LOB: 0 BB: 1 P: 10	R: 0 H: 0 E: 0 K: 1 S: 11	H: 0 LOB: 1 BB: 1 P: 20	1B: 3 2B: 1 3B: 0 HR: 0	SF: 0 SAC: 0 DP: 1 HBP: 0	WP: 0 PB: 0 CS: 0	PA: 35	
PITCHER	IP	WLS	BF	H	R	ER	SO	BB	IBB	HBP	BLK	WP	HR	S	P	ERA	WHIP				
Julio Santana, R ERA: 4.4 (1, 1)	6.1	W	26	4	0	0	4	4	0	0	0	0	0	51	92	0.00	1.263				
Danny Patterson, R ERA: 1.54 (7, 1)	2.2	S	9	0	0	0	1	1	0	0	0	0	0	19	34	0.00	0.375				

New York Yankees @ Texas Rangers
The Ballpark at Arlington, Arlington, TX
Fri May 16 1997, 8:05 PM EDT
Att: 42,420 - Unknown - 77 F

livebaseballscores.com

AB	30
R	0
H	4
RBI	0
BB	5
SO	5
LOB	19



Batter	1	2	3	4	5	6	7	8	9	AB	R	H	RBI	BB	SO	LOB	BOTTOM				
Damon Buford, R OBP: 0.324, SLG: 0.372 (1, 8)	P3			G5-3		HR		F8		4	1	1	2	0	0	0					
Ivan Rodriguez, R OBP: 0.373, SLG: 0.461 (1, 2)	L4			G6-3		L9		FC6-4		4	0	1	0	0	0	0					
Will Clark, L OBP: 0.468, SLG: 0.591 (1, 3)	L3			F7			HR	K		4	1	1	1	0	1	1					
Juan Gonzalez, R OBP: 0.338, SLG: 0.542 (1, 10)		K		L8		29 HR		FC6-4		4	1	1	0	0	1	1					
Dean Palmer, R OBP: 0.333, SLG: 0.431 (1, 5)	P6			G5-3		29 HR				2	1	0	0	1	0	0					
Mike Simms, R OBP: 0.317, SLG: 0.622 (1, 9)										2	0	0	0	0	0	0					
29 Rusty Greer, L OBP: 0.421, SLG: 0.457 (7, PH) (8, 7)	F8			P3		HR				1	1	1	3	0	0	0					
Mike Devereaux, R OBP: 0.264, SLG: 0.250 (1, 7)				F9		P4		G4-3		2	0	0	0	0	0	0					
Warren Newson, L OBP: 0.356, SLG: 0.340 (7, PH) (8, 9)										1	0	0	0	0	0	0					
Billy Ripken, R OBP: 0.311, SLG: 0.357 (1, 4)				F7		HR		G5-3		3	1	1	0	0	0	0					
Benji Gil, R OBP: 0.264, SLG: 0.313 (1, 6)				P8		P9		K		3	0	0	0	0	1	1					
Inning Stats	R: 0 H: 0 E: 0 K: 0 S: 6	H: 0 LOB: 0 BB: 0 P: 7	R: 0 H: 0 E: 0 K: 1 S: 10	LOB: 0 BB: 0 P: 17	R: 0 H: 0 E: 0 K: 0 S: 11	H: 0 LOB: 0 BB: 0 P: 15	R: 0 H: 0 E: 0 K: 0 S: 10	H: 0 LOB: 0 BB: 0 P: 15	R: 2 H: 2 E: 0 K: 0 S: 9	H: 2 LOB: 0 BB: 0 P: 16	R: 4 H: 3 E: 0 K: 1 S: 19	H: 3 LOB: 1 BB: 1 P: 28	R: 0 H: 1 E: 0 K: 1 S: 10	H: 1 LOB: 1 BB: 0 P: 18	1B: 1 2B: 2 3B: 0 HR: 3	SF: 0 SAC: 0 DP: 0 HBP: 0	WP: 0 PB: 0 CS: 0	PA: 31			
PITCHER	IP	WLS	BF	H	R	ER	SO	BB	IBB	HBP	BLK	WP	HR	S	P	ERA	WHIP				
David Wells, L ERA: 3.45 (1, 1)	6.0	L	22	4	4	4	1	0	0	0	0	0	1	23	39	9.00	1.500				
Jim Mecir, R ERA: 10.8 (7, 1)	2.0		9	2	2	2	2	1	0	0	0	0	1	23	39	9.00	1.500				

New York Yankees @ Texas Rangers
The Ballpark at Arlington, Arlington, TX
Fri May 16 1997, 8:05 PM EDT
Att: 42,420 - Unknown - 77 F

livebaseballscores.com

AB	30
R	6
H	6
RBI	6
BB	1
SO	3
LOB	3



Batter	1	2	3	4	5	6	7	8	9	AB	R	H	RBI	BB	SO	LOB	TOP										
Tim Raines, S OBP: 0.402, SLG: 0.418 (1, 7)	G6-3		K		L8				E7	5	0	2	0	0	1	2											
2 Derek Jeter, R OBP: 0.373, SLG: 0.433 (1, 6)	G6-3		1B		FC3-6		G6-3		L9	5	0	2	0	0	0	4											
Bernie Williams, S OBP: 0.450, SLG: 0.569 (1, 8)	BB		1B		FC3-6		BB		K	3	0	1	0	2	1	3											
Tino Martinez, L OBP: 0.405, SLG: 0.684 (1, 3)	G4-3		K				F8			4	0	1	1	1	1	5											
Scott Pose, L OBP: 0.333, SLG: 0.333 (9, PR)									BB	0	0	0	0	0	0	0											
Cecil Fielder, R OBP: 0.337, SLG: 0.377 (1, 10)		L4	L7		P4		F8		K	5	0	0	0	0	1	8											
Charlie Hayes, R OBP: 0.411, SLG: 0.404 (1, 5)					G4-3		F8			3	1	1	1	1	0	1											
Mark Whiten, S OBP: 0.411, SLG: 0.522 (1, 9)		HR			G5-3					3	0	0	0	1	0	0											
20 Jorge Posada, S OBP: 0.363, SLG: 0.365 (1, 2)							BB		G6-3	4	0	0	0	0	2	2											
Luis Sojo, R OBP: 0.222, SLG: 0.156 (1, 4)							FC1-5		L7	3	1	2	0	0	0	2											
Wade Boggs, L OBP: 0.399, SLG: 0.318 (8, PH)							1B		P6	1	0	0	0	0	0	0											
Inning Stats	R: 0 E: 0 K: 0 S: 11	H: 0 LOB: 1 BB: 1 P: 19	R: 1 E: 0 K: 1 S: 14	H: 1 LOB: 0 BB: 0 P: 19	R: 0 E: 0 K: 2 S: 18	H: 3 LOB: 3 BB: 0 P: 24	R: 0 E: 0 K: 1 S: 10	H: 0 LOB: 0 BB: 0 P: 16	R: 1 E: 0 K: 0 S: 14	H: 3 LOB: 2 BB: 0 P: 20	R: 0 E: 0 K: 0 S: 15	H: 1 LOB: 3 BB: 2 P: 28	R: 0 E: 0 K: 0 S: 5	H: 0 LOB: 1 BB: 1 P: 12	R: 0 E: 0 K: 0 S: 6	H: 0 LOB: 0 BB: 0 P: 9	R: 0 E: 1 K: 2 S: 11	H: 1 LOB: 2 BB: 1 P: 19	1B: 8 2B: 0 3B: 0 HR: 1	SF: 0 SAC: 0 DP: 0 HBP: 0	WP: 1 PB: 1 CS: 0	PA: 41					
PITCHER	IP	WLS	BF	H	R	ER	SO	BB	IBB	HBP	BLK	WP	HR	S	P	ERA	WHIP										
Darren Oliver, L ERA: 4.83 (1, 1)	5.0	W	24	7	2	2	4	2	0	0	0	1	1	68	103	3.60	1.800										
Xavier Hernandez, R ERA: 4.24 (6, 1)	3.0		12	1	0	0	0	2	0	0	0	0	0	25	44	0.00	1.000										
John Wetteland, R ERA: 1.56 (9, 1)	1.0	S	5	1	0	0	2	1	0	0	0	0	0	11	19	0.00	2.000										

New York Yankees @ Texas Rangers
The Ballpark at Arlington, Arlington, TX
Sun May 18 1997, 4:33 AM EDT
Att: 46,850 - Sunny - 83 F

AB	36
R	2
H	9
RBI	2
BB	5
SO	6
LOB	27



Batter	1	2	3	4	5	6	7	8	9	AB	R	H	RBI	BB	SO	LOB	BOTTOM										
Warren Newson, L OBP: 0.359, SLG: 0.346 (1, 7)	WP				G5-4-3					4	1	2	0	0	2	2											
Ivan Rodriguez, R OBP: 0.385, SLG: 0.481 (1, 2)	HR				G5-4-3					4	1	1	1	0	0	3											
29 Rusty Greer, L OBP: 0.419, SLG: 0.466 (1, 8)	K									4	0	1	0	0	2	1											
Juan Gonzalez, R OBP: 0.329, SLG: 0.567 (1, 10)	HR									4	1	1	2	0	1	1											
Willi Clark, L OBP: 0.441, SLG: 0.550 (1, 3)	G4-3									3	0	0	0	0	1	0											
Dean Palmer, R OBP: 0.325, SLG: 0.418 (1, 5)	F9									1	0	0	0	0	0	0											
Billy Ripken, R OBP: 0.313, SLG: 0.356 (3, 5)										2	0	0	0	0	0	0											
Lee Stevens, L OBP: 0.347, SLG: 0.546 (1, 9)										3	0	2	0	0	1	0											
Damon Buford, R OBP: 0.321, SLG: 0.368 (7, PR)										0	1	0	0	0	0	0											
Domingo Cedeno, S OBP: 0.176, SLG: 0.067 (1, 4)										3	0	0	0	0	0	1											
Benji Gil, R OBP: 0.283, SLG: 0.333 (1, 6)										3	0	1	0	0	2	1											
Inning Stats	R: 3 E: 0 K: 1 S: 13	H: 3 LOB: 0 BB: 0 P: 24	R: 0 E: 0 K: 1 S: 12	H: 2 LOB: 0 BB: 0 P: 17	R: 0 E: 0 K: 2 S: 7	H: 0 LOB: 0 BB: 0 P: 8	R: 0 E: 0 K: 1 S: 6	H: 0 LOB: 0 BB: 0 P: 9	R: 0 E: 0 K: 1 S: 7	H: 1 LOB: 0 BB: 0 P: 9	R: 0 E: 0 K: 1 S: 7	H: 0 LOB: 0 BB: 0 P: 9	R: 1 E: 1 K: 1 S: 7	H: 1 LOB: 1 BB: 0 P: 12	R: 0 E: 0 K: 1 S: 9	H: 1 LOB: 1 BB: 0 P: 10	R: 0 E: 0 K: 1 S: 9	H: 1 LOB: 1 BB: 0 P: 10	1B: 4 2B: 2 3B: 1 HR: 1	SF: 0 SAC: 0 DP: 1 HBP: 0	WP: 1 PB: 0 CS: 0	PA: 31					
PITCHER	IP	WLS	BF	H	R	ER	SO	BB	IBB	HBP	BLK	WP	HR	S	P	ERA	WHIP										
David Cone, R ERA: 2.51 (1, 1)	8.0	L	31	8	4	3	9	0	0	0	0	1	1	68	98	3.38	1.000										

New York Yankees @ Texas Rangers
The Ballpark at Arlington, Arlington, TX
Sun May 18 1997, 4:33 AM EDT
Att: 46,850 - Sunny - 83 F

AB	31
R	4
H	8
RBI	3
BB	0
SO	9
LOB	9



Batter	1	2	3	4	5	6	7	8	9	AB	R	H	RBI	BB	SO	LOB	TOP					
Damon Mashore, R OBP: 0.381, SLG: 0.356 (1, 8)	K	FC6-4		K			L9		G6-4-3 1B	5	0	1	0	0	2	4						
Jason Giambi, L OBP: 0.324, SLG: 0.421 Pat Lennon, R OBP: 0.429, SLG: 0.571 (1, 10) (9, PH)	L3		G6-4-3 1B		FC8-4 BB		2B		G6-4-3 1-2	3	0	2	0	1	0	0						
Jose Canseco, R OBP: 0.319, SLG: 0.453 (1, 7)	HR		G6-4-3 1-2		P4		L8			4	1	1	1	0	0	3						
Mark McGwire, R OBP: 0.395, SLG: 0.607 (1, 3)	G1-3		G6-3		FC8-4 BB 1-2		P4			4	0	0	0	0	0	2						
Gerónimo Berroa, R OBP: 0.406, SLG: 0.497 (1, 9)		WP 1B BB		HR					G4-3	2	2	1	1	2	0	0						
Scott Spiezio, S OBP: 0.341, SLG: 0.464 (1, 4)	F8			P5			L8		G3-1	4	0	0	0	0	0	3						
George Williams, S OBP: 0.448, SLG: 0.333 (1, 2)		1B BB 1-2					F8			2	0	1	0	2	0	0						
Scott Brosius, R OBP: 0.247, SLG: 0.226 (1, 5)				K			P3			4	0	1	1	0	2	2						
Scott Sheldon, R Dave Magadan, L OBP: 0.300, SLG: 0.412 (9, PH) (1, 6)	K						P2		G3	2	0	0	0	1	1	2						
										1	0	0	0	0	0	0						
Inning Stats	R: 1 E: 0 K: 1 S: 14	H: 1 LOB: 0 BB: 0 P: 24	R: 1 E: 0 K: 1 S: 14	H: 1 LOB: 2 BB: 2 P: 28	R: 0 E: 0 K: 0 S: 5	H: 1 LOB: 0 BB: 0 P: 7	R: 1 E: 0 K: 2 S: 12	H: 2 LOB: 2 BB: 1 P: 22	R: 0 E: 0 K: 0 S: 13	H: 0 LOB: 0 BB: 2 P: 27	R: 0 E: 0 K: 0 S: 5	H: 0 LOB: 1 BB: 0 P: 7	R: 0 E: 0 K: 1 S: 7	H: 1 LOB: 1 BB: 1 P: 11	R: 0 E: 0 K: 1 S: 7	H: 0 LOB: 0 BB: 1 P: 13	R: 0 E: 0 K: 0 S: 7	H: 1 LOB: 0 BB: 0 P: 12	1B: 4 2B: 1 3B: 0 HR: 2	SF: 0 SAC: 0 DP: 2 HBP: 0	WP: 1 PB: 0 SB: 0 CS: 0	PA: 38
PITCHER	IP	WLS	BF	H	R	ER	SO	BB	IBB	HBP	BLK	WP	HR	S	P	ERA	WHIP					
Bobby Witt, R ERA: 3.03 (1, 1)	7.0	W	31	6	3	3	4	5	0	0	0	1	2	71	126	3.86	1.571					
Matt Whiteside, R ERA: 5.4 (8, 1)	1.0		4	0	0	0	1	1	0	0	0	0	0	7	13	0.00	1.000					
Eric Gunderson, L ERA: 1.08 (9, 1)	1.0		3	1	0	0	0	0	0	0	0	0	0	7	12	0.00	1.000					

Oakland Athletics @ Texas Rangers
The Ballpark at Arlington, Arlington, TX
Tue May 20 1997, 8:05 PM EDT
Att: 29,745 - Unknown - 68 F

livebaseballscorecards.com

AB 32
R 3
H 7
RBI 3
BB 6
SO 5
LOB 17



Batter	1	2	3	4	5	6	7	8	9	AB	R	H	RBI	BB	SO	LOB	BOTTOM					
Warren Newson, L OBP: 0.391, SLG: 0.456 (1, 7) (8, 9)	G4-6-3 1B			G4-6-3 1-2				F8 2B		5	1	4	0	0	0	1						
Ivan Rodríguez, R OBP: 0.385, SLG: 0.485 (1, 2)	G4-6-3 1-2				E1 29 HR		2B	F8 2B		5	1	2	1	0	0	2						
29 Rusty Greer, L OBP: 0.424, SLG: 0.483 (1, 8) (8, 7)		3B BB			HR		BB	F9		3	2	1	2	2	0	2						
Juan González, R OBP: 0.325, SLG: 0.577 (1, 10)				G6-3			K	G5-4-3 BB		4	0	1	1	0	1	3						
Will Clark, L OBP: 0.443, SLG: 0.544 (1, 3)				G3			HR 1B			3	1	1	0	1	0	0						
Lee Stevens, L OBP: 0.352, SLG: 0.571 Damon Buford, R OBP: 0.321, SLG: 0.368 (1, 9) (7, PR) (8, 8)				P5			HR			4	1	2	2	0	0	2						
										0	0	0	0	0	0	0						
Domingo Cedenó, S OBP: 0.190, SLG: 0.105 (1, 4)		E1 G3-1 SF4 1B		G4-3			G4-3			4	1	1	0	0	1	1						
Billy Ripken, R OBP: 0.309, SLG: 0.397 (1, 5)		G3-1					G4-3			4	1	1	1	0	0	2						
Benji Gil, R OBP: 0.282, SLG: 0.333 (1, 6)		SF4								3	0	1	1	0	1	0						
Inning Stats	R: 1 E: 0 K: 0 S: 8	H: 2 LOB: 2 BB: 2 P: 21	R: 2 E: 1 K: 0 S: 12	H: 3 LOB: 1 BB: 0 P: 22	R: 0 E: 0 K: 0 S: 4	H: 0 LOB: 0 BB: 0 P: 8	R: 1 E: 0 K: 0 S: 7	H: 2 LOB: 0 BB: 0 P: 15	R: 4 E: 1 K: 1 S: 16	H: 3 LOB: 0 BB: 0 P: 23	R: 0 E: 0 K: 1 S: 11	H: 2 LOB: 2 BB: 1 P: 21	R: 0 E: 0 K: 1 S: 8	H: 1 LOB: 1 BB: 0 P: 11	R: 0 E: 0 K: 0 S: 10	H: 1 LOB: 1 BB: 0 P: 16	1B: 6 2B: 3 3B: 2 HR: 3	SF: 1 SAC: 0 DP: 3 HBP: 0	WP: 0 PB: 0 SB: 0 CS: 0	PA: 39		
PITCHER	IP	WLS	BF	H	R	ER	SO	BB	IBB	HBP	BLK	WP	HR	S	P	ERA	WHIP					
Ariel Prieto, R ERA: 4.69 (1, 1)	4.1	L	23	9	6	6	1	2	0	0	0	0	1	39	79	12.46	2.538					
Don Wengert, R ERA: 4.05 (5, 1)	3.2		16	5	1	1	2	1	0	0	0	0	1	37	58	2.46	1.636					

Oakland Athletics @ Texas Rangers
The Ballpark at Arlington, Arlington, TX
Tue May 20 1997, 8:05 PM EDT
Att: 29,745 - Unknown - 68 F

livebaseballscorecards.com

AB 35
R 8
H 14
RBI 8
BB 3
SO 3
LOB 13



Batter	1	2	3	4	5	6	7	8	9	AB	R	H	RBI	BB	SO	LOB	TOP					
Damon Mashore, R OBP: 0.378, SLG: 0.355 (1, 8)	1-2 2B G6-3 1B	0-0 SF9			0-0 E3 BB SF9	1-0 G6-3			0-0 SH5-3	3	2	1	1	0	0	0						
Jason Giambi, L OBP: 0.331, SLG: 0.426 (1, 10)	2-2 2B G6-3	0-1 G6-3			4-1 SF9 BB 2B BB		3-2 G4-3		4-1 G5-4-3 BB	3	2	1	0	2	0	1						
Jose Canseco, R OBP: 0.316, SLG: 0.451 (1, 7)	0-0 P3		3-1 G6-3		3-1 P6		3-1 G4-3 WP 2B		2-1 G5-4-3	5	1	1	0	0	0	6						
Mark McGwire, R OBP: 0.392, SLG: 0.595 (1, 3)	1-1 G6-3		2-1 P3		4-2 2B 1-2 2-3 BB		1-1 G4-3			3	0	0	1	1	0	2						
Geronimo Berroa, R OBP: 0.408, SLG: 0.526 Matt Stairs, L OBP: 0.429, SLG: 0.652 (1, 9) (7, 9)	0-1 2B G6-3	0-1 2B	1-2 HR		2-0 SF9		1-0 F9			3	1	2	3	0	0	0						
Scott Spiezio, S OBP: 0.339, SLG: 0.465 (1, 4)	1-3 K		1-2 G4-3		2-3 3-H 0-0 2B			1-0 G3-1		4	0	1	1	0	1	1						
George Williams, S OBP: 0.423, SLG: 0.309 (1, 2)		3-1 G4-3		1-0 F7		0-2 G6-3		2-1 G1-3		4	0	0	0	0	0	2						
Scott Brosius, R OBP: 0.247, SLG: 0.233 (1, 5)		0-0 1B SF9 2B		3-3 K		0-3 K		0-2 P4		4	1	1	0	0	2	0						
Scott Sheldon, R OBP: 0.222, SLG: 0.125 Rafael Bourquiel, R OBP: 0.343, SLG: 0.306 (1, 6) (6, 6)	0-1 2B G6-3		2-1 G6-3		1-3 K			1-2 SH5-3 1B		3	0	1	0	0	1	0						
Inning Stats	R: 2 E: 0 K: 1 S: 14	H: 3 LOB: 1 BB: 0 P: 19	R: 1 E: 0 K: 0 S: 8	H: 2 LOB: 1 BB: 0 P: 11	R: 1 E: 0 K: 0 S: 11	H: 1 LOB: 0 BB: 0 P: 18	R: 0 E: 0 K: 1 S: 6	H: 0 LOB: 0 BB: 0 P: 12	R: 2 E: 1 K: 0 S: 11	H: 1 LOB: 2 BB: 2 P: 24	R: 0 E: 0 K: 2 S: 8	H: 0 LOB: 0 BB: 0 P: 10	R: 1 E: 0 K: 0 S: 10	H: 1 LOB: 0 BB: 0 P: 18	R: 0 E: 0 K: 0 S: 6	H: 0 LOB: 0 BB: 0 P: 9	R: 0 E: 0 K: 0 S: 7	H: 1 LOB: 1 BB: 1 P: 14	1B: 3 2B: 5 3B: 0 HR: 1	SF: 2 SAC: 1 DP: 1 HBP: 0	WP: 1 PB: 0 SB: 0 CS: 0	PA: 39
PITCHER	IP WLS BF H R ER SO BB IBB HBP BLK WP HR S P ERA WHIP	IP WLS BF H R ER SO BB IBB HBP BLK WP HR S P ERA WHIP															IP WLS BF H R ER SO BB IBB HBP BLK WP HR S P ERA WHIP					
Julio Santana, R ERA: 4.89 Jose Alberro, R ERA: 7.04 (1, 1) (5, 1)	4.1 L 22 6 6 4 2 2 0 0 0 0 1 45 77 8.31 1.846	4.2 17 3 1 1 2 1 0 0 0 1 0 36 58 1.93 0.857																				

Oakland Athletics @ Texas Rangers
The Ballpark at Arlington, Arlington, TX
Wed May 21 1997, 8:05 PM EDT
Att: 42,312 - Unknown - 64 F

AB	33
R	7
H	9
RBI	6
BB	3
SO	4
LOB	12



Batter	1	2	3	4	5	6	7	8	9	AB	R	H	RBI	BB	SO	LOB	BOTTOM					
Warren Newson, L OBP: 0.378, SLG: 0.435 (1, 7)	1-1 S 1B		2-2 F8		1-3 K			1-0 F8	2-1 G5-4-3	5	0	1	0	0	1	1						
Ivan Rodriguez, R OBP: 0.386, SLG: 0.491 (1, 2)	3-3 K		1-1 G4-3			2-0 1B 2B		0-0 FC6-4 1B		4	1	2	0	0	1	1						
29 Rusty Greer, L OBP: 0.420, SLG: 0.477 (1, 8)	2-3 K			1-0 G4-3		0-3 K		1-2 FC6-4 1B		4	0	1	0	0	2	2						
Juan Gonzalez, R OBP: 0.321, SLG: 0.554 (1, 10)	4-1 FC4-6 BB		2-2 P5		2-2 G6-3		0-1 FC6-4 1B			3	1	0	0	1	0	3						
Willi Clark, L OBP: 0.452, SLG: 0.547 (1, 3)	1-0 FC4-6		4-1 BB		1-2 1B		1-0 1B		1-2 1B	3	0	2	1	1	0	2						
Lee Stevens, L OBP: 0.397, SLG: 0.565 (1, 9)		4-2 G1-6-3 BB		0-3 K		1-3 K		1-2 1B		3	0	1	1	1	2	3						
Domingo Cedenio, S OBP: 0.200, SLG: 0.217 (1, 4)		1-2 G1-6-3			2-0 SF7 3B		0-3 K		0-3 K	4	1	1	0	0	2	3						
Billy Ripken, R OBP: 0.306, SLG: 0.394 (1, 5)		2-3 K			0-1 SF7		1-0 L8		0-1 G5-4-3 1B	3	0	1	1	0	1	0						
Benji Gil, R OBP: 0.275, SLG: 0.324 Mike Simms, R OBP: 0.326, SLG: 0.615 (1, 6) (9, PH)			1-2 F7		3-H 2-0 F8		0-2 P9		3-3 K	3	0	0	0	0	0	0						
Inning Stats	R: 0 E: 0 K: 2 S: 11	H: 1 LOB: 2 BB: 1 P: 22	R: 0 E: 0 K: 1 S: 8	H: 0 LOB: 0 BB: 1 P: 15	R: 0 E: 0 K: 0 S: 9	H: 0 LOB: 0 BB: 0 P: 13	R: 0 E: 0 K: 1 S: 10	H: 0 LOB: 1 BB: 1 P: 17	R: 1 E: 0 K: 1 S: 7	H: 1 LOB: 0 BB: 0 P: 12	R: 0 E: 0 K: 2 S: 14	H: 2 LOB: 2 BB: 0 P: 20	R: 0 E: 0 K: 1 S: 7	H: 0 LOB: 0 BB: 0 P: 8	R: 2 E: 0 K: 1 S: 14	H: 4 LOB: 2 BB: 0 P: 19	R: 0 E: 0 K: 1 S: 8	H: 1 LOB: 0 BB: 0 P: 13	1B: 7 2B: 1 3B: 1 HR: 0	SF: 1 SAC: 0 DP: 2 HBP: 0	WP: 0 PB: 0 SB: 1 CS: 0	PA: 37
PITCHER	IP WLS BF H R ER SO BB IBB HBP BLK WP HR S P ERA WHIP	IP WLS BF H R ER SO BB IBB HBP BLK WP HR S P ERA WHIP															IP WLS BF H R ER SO BB IBB HBP BLK WP HR S P ERA WHIP					
Dave Telgheder, R ERA: 5.67 Aaron Small, R ERA: 3.56 Billy Taylor, R ERA: 6.05 (1, 1) (8, 1) (9, 1)	7.1 30 5 3 0 0 1 0 0 0 0 0 11 14 0.00 4.500	1.0 2 0 0 0 0 1 0 0 0 0 0 6 11 0.00 0.000																				

Oakland Athletics @ Texas Rangers
The Ballpark at Arlington, Arlington, TX
Wed May 21 1997, 8:05 PM EDT
Att: 42,312 - Unknown - 64 F

AB	33
R	3
H	9
RBI	3
BB	3
SO	10
LOB	16



Batter	1	2	3	4	5	6	7	8	9	AB	R	H	RBI	BB	SO	LOB	TOP					
Warren Newson, L (1, 7) OBP: 0.380, SLG: 0.494										5	2	2	2	0	1	1	Texas Rangers @ Detroit Tigers Tiger Stadium, Detroit, MI Sun May 25 1997, 3:33 AM EDT Att: 13,451 - Overcast - 54 F					
Domingo Cadeno, S (1, 4) OBP: 0.288, SLG: 0.316										5	0	1	0	0	1	1						
29 Rusty Greer, L (1, 8) OBP: 0.415, SLG: 0.476										5	1	0	0	0	1	2						
Juan Gonzalez, R (1, 10) OBP: 0.333, SLG: 0.584										3	0	1	0	1	0	1						
Willi Clark, L (1, 3) OBP: 0.455, SLG: 0.563										2	2	1	2	2	0	1						
Dean Palmer, R (1, 5) OBP: 0.314, SLG: 0.405										4	0	1	0	0	0	3						
Lee Stevens, L (1, 9) OBP: 0.343, SLG: 0.543										4	0	2	1	0	2	1						
Henry Mercedes, R (1, 2) OBP: 0.286, SLG: 0.385										4	0	0	0	0	2	2						
Benji Gil, R (1, 6) OBP: 0.267, SLG: 0.311										4	0	1	0	0	2	1						
Inning Stats	R: 3 E: 0 K: 2 S: 14	H: 3 LOB: 1 BB: 0 P: 23	R: 0 E: 0 K: 2 S: 9	H: 0 LOB: 0 BB: 0 P: 14	R: 0 E: 0 K: 0 S: 11	H: 1 LOB: 2 BB: 1 P: 21	R: 0 E: 0 K: 0 S: 6	H: 1 LOB: 0 BB: 0 P: 10	R: 1 E: 0 K: 0 S: 10	H: 1 LOB: 1 BB: 1 P: 21	R: 0 E: 0 K: 2 S: 8	H: 0 LOB: 0 BB: 0 P: 12	R: 0 E: 0 K: 2 S: 11	H: 1 LOB: 1 BB: 0 P: 16	R: 1 E: 0 K: 0 S: 7	H: 1 LOB: 1 BB: 1 P: 13	R: 0 E: 0 K: 1 S: 8	H: 1 LOB: 1 BB: 0 P: 10	1B: 5 2B: 1 3B: 0 HR: 3	SF: 0 SAC: 0 DP: 0 HBP: 0	WP: 1 PB: 0 SB: 0 CS: 1	PA: 39
PITCHER	IP WLS BF H R ER SO BB IBB HBP BLK WP HR S P ERA WHIP	IP WLS BF H R ER SO BB IBB HBP BLK WP HR S P ERA WHIP																				
Felipe Lira, R (1, 1) ERA: 5.49	5.0 W 23 6 4 4 4 2 0 0 0 1 3 50 89 7.20 1.600																					
A.J. Sager, R (6, 1) ERA: 3.72	4.0 S 16 3 1 1 5 1 0 0 0 0 0 34 51 2.25 1.000																					

Batter	1	2	3	4	5	6	7	8	9	AB	R	H	RBI	BB	SO	LOB	BOTTOM			
Brian Hunter, R (1, 8) OBP: 0.310, SLG: 0.313										3	0	0	0	2	1	1	Texas Rangers @ Detroit Tigers Tiger Stadium, Detroit, MI Sun May 25 1997, 3:33 AM EDT Att: 13,451 - Overcast - 54 F			
Damion Easley, R (1, 6) OBP: 0.381, SLG: 0.412										4	1	0	0	1	2	3				
Melvin Nieves, S (1, 9) OBP: 0.378, SLG: 0.508										4	3	2	0	0	0	1				
Tony Clark, S (1, 3) OBP: 0.388, SLG: 0.638										3	3	1	1	2	0	2				
Travis Fryman, R (1, 5) OBP: 0.357, SLG: 0.447										5	1	1	2	0	1	5				
Bobby Higginson, L (1, 7) OBP: 0.326, SLG: 0.449										5	2	4	5	0	0	0				
Bob Hamelin, L (1, 10) OBP: 0.364, SLG: 0.525										5	2	3	2	0	0	1				
Raul Casanova, S (1, 2) OBP: 0.310, SLG: 0.296										4	1	1	1	0	0	2				
Jody Reed, R (1, 4) OBP: 0.355, SLG: 0.231										4	0	1	1	0	0	3				
Deivi Cruz, R (8, 6) OBP: 0.226, SLG: 0.298										0	0	0	0	0	0	0				
Inning Stats	R: 0 E: 0 K: 2 S: 12	H: 1 LOB: 2 BB: 1 P: 20	R: 2 E: 0 K: 1 S: 11	H: 2 LOB: 1 BB: 1 P: 16	R: 0 E: 0 K: 1 S: 7	H: 0 LOB: 0 BB: 0 P: 13	R: 2 E: 0 K: 0 S: 20	H: 3 LOB: 1 BB: 0 P: 31	R: 2 E: 0 K: 0 S: 16	H: 1 LOB: 1 BB: 1 P: 16	R: 0 E: 0 K: 0 S: 6	H: 2 LOB: 1 BB: 0 P: 12	R: 0 E: 0 K: 0 S: 15	H: 2 LOB: 0 BB: 2 P: 31	R: 5 E: 2 K: 0 S: 15	H: 1 LOB: 0 BB: 2 P: 31	1B: 7 2B: 4 3B: 1 HR: 2	SF: 0 SAC: 0 DP: 1 HBP: 2	WP: 1 PB: 0 SB: 2 CS: 0	PA: 44
PITCHER	IP WLS BF H R ER SO BB IBB HBP BLK WP HR S P ERA WHIP	IP WLS BF H R ER SO BB IBB HBP BLK WP HR S P ERA WHIP																		
Bobby Witt, R (1, 1) ERA: 3.68	0.1 L 3 1 0 0 0 0 0 0 1 0 0 0 6 13 0.00 3.000																			
Ed Vosberg, L (5, 1) ERA: 7.59	2.2 15 3 6 2 0 2 1 1 0 1 0 28 56 6.75 1.875																			
Jose Albero, R (5, 1) ERA: 6.5	0.2 3 1 1 0 0 0 0 0 0 0 0 1 5 9 0.00 1.500																			
Eric Gunderson, L (8, 1) ERA: 2.5																				

Batter	1	2	3	4	5	6	7	8	9	AB	R	H	RBI	BB	SO	LOB	TOP				
Warren Newson, L (1, 9) OBP: 0.375, SLG: 0.481	1-3 K		1-3 K		1-2 G4-3		1-2 1B			4	0	1	0	0	2	1	Texas Rangers @ Toronto Blue Jays SkyDome, Toronto, ON Mon May 26 1997, 7:05 PM EDT Att: 28,113 - Dome				
Ivan Rodriguez, R (1, 2) OBP: 0.376, SLG: 0.481	1-2 G6-3		4-2 BB		0-2 L9		1-2 G4-3			3	0	0	0	1	0	2					
29 Rusty Greer, L (1, 7) OBP: 0.407, SLG: 0.466	2-2 P6		2-0 P6			1-3 K		0-0 F7		4	0	0	0	0	1	2					
Juan Gonzalez, R (1, 10) OBP: 0.330, SLG: 0.602		1-0 G4-3		0-0 HR		1-1 G6-3		2-2 K		4	1	1	1	0	1	0					
Will Clark, L (1, 3) OBP: 0.463, SLG: 0.574		0-1 2B		3-3 K		4-0 BB		0-0 1B		3	0	2	0	1	1	0					
Dean Palmer, R (1, 5) OBP: 0.313, SLG: 0.397		2-3 K		4-2 G5-3 1B BB		0-0 G5-3		0-1 G1-3		3	0	0	0	1	1	3					
Domingo Cedenio, S (1, 4) OBP: 0.267, SLG: 0.310		2-3 K		0-0 1B		0-2 G4-3		3-2 L7		4	0	1	0	0	1	1					
Damon Buford, R (1, 8) OBP: 0.320, SLG: 0.382			3-2 K	1-2 G5-3		4-2 1B BB		0-3 K		3	0	0	0	1	2	2					
Benji Gil, R (1, 6) OBP: 0.259, SLG: 0.302			1-0 E4 BB		3-2 G5-3		1-1 F7		1-3 K	4	0	0	0	0	1	1					
Inning Stats	R: 0 E: 0 K: 1 S: 10	H: 0 LOB: 0 BB: 0 P: 14	R: 0 E: 0 K: 2 S: 10	H: 1 LOB: 1 BB: 0 P: 15	R: 0 E: 1 K: 2 S: 12	H: 0 LOB: 2 BB: 1 P: 23	R: 1 E: 0 K: 1 S: 12	H: 2 LOB: 1 BB: 1 P: 20	R: 0 E: 0 K: 0 S: 10	H: 0 LOB: 1 BB: 1 P: 12	R: 0 E: 0 K: 0 S: 16	H: 1 LOB: 2 BB: 1 P: 23	R: 0 E: 0 K: 1 S: 7	H: 1 LOB: 0 BB: 0 P: 9	R: 0 E: 0 K: 2 S: 12	H: 0 LOB: 0 BB: 0 P: 16	1B: 3 2B: 1 3B: 0 HR: 1	SF: 0 SAC: 0 DP: 1 HBP: 0	WP: 0 PB: 0 SB: 0 CS: 0	PA: 36	
PITCHER	IP WLS BF H R ER SO BB IBB HBP BLK WP HR S P ERA WHIP	7.0 W 29 4 1 1 7 4 0 0 0 0 0 1 76 121 1.29 1.143	2.0 L 7 1 0 0 3 0 0 0 0 0 0 0 19 25 0.00 0.500																		

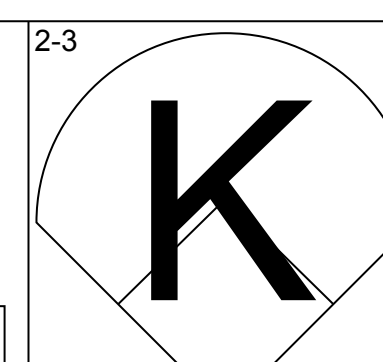
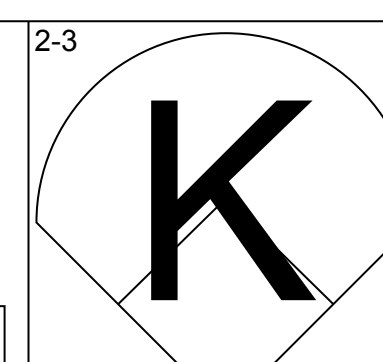
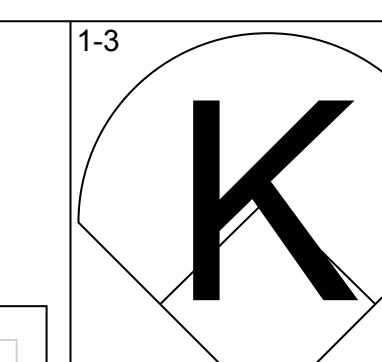
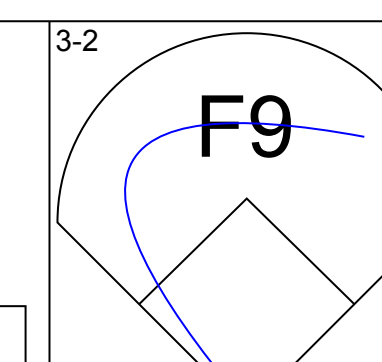
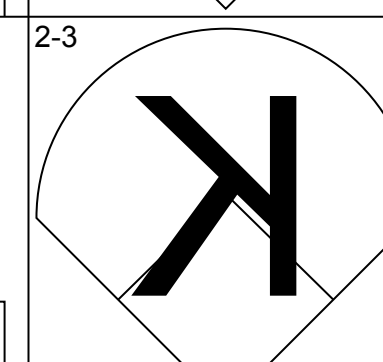
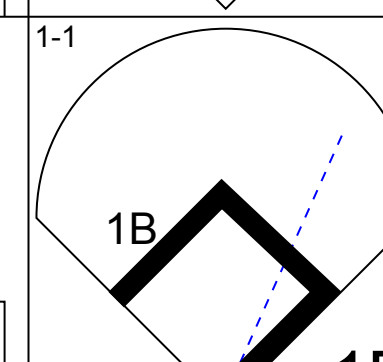
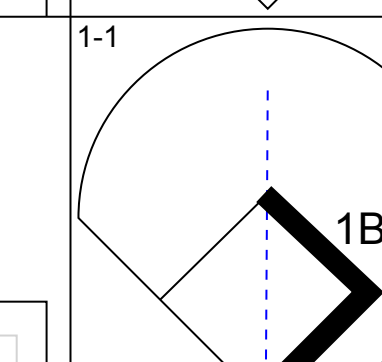
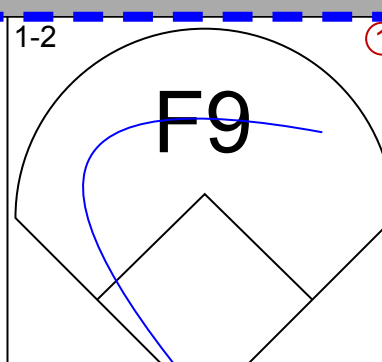
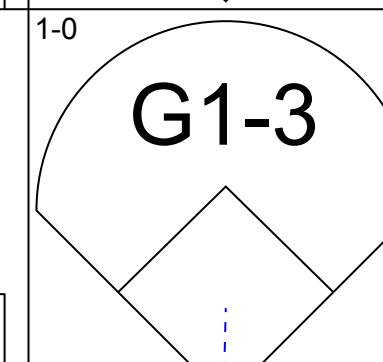
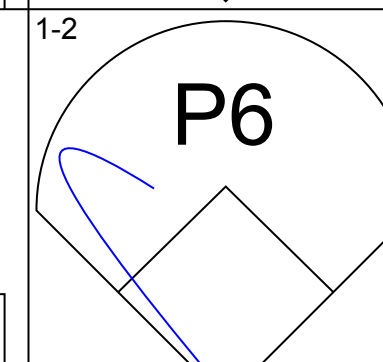
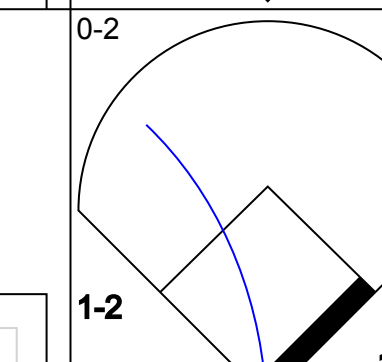
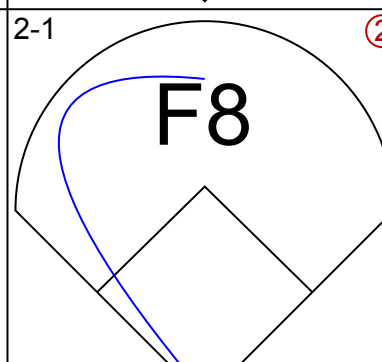
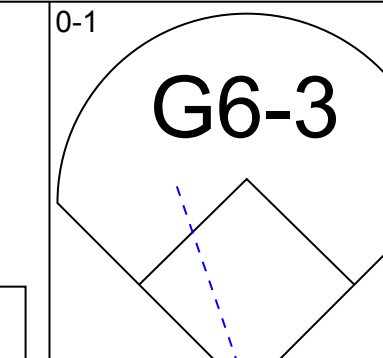
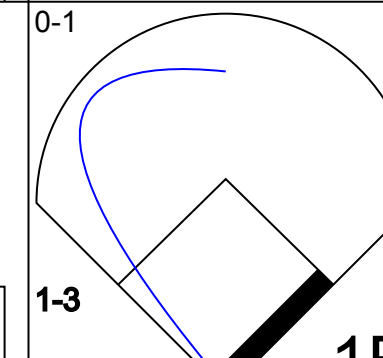
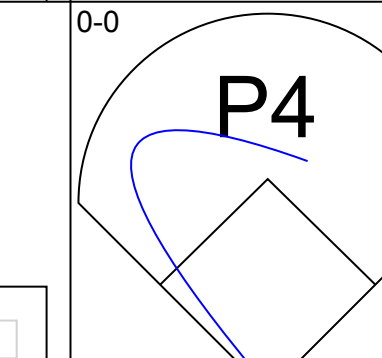
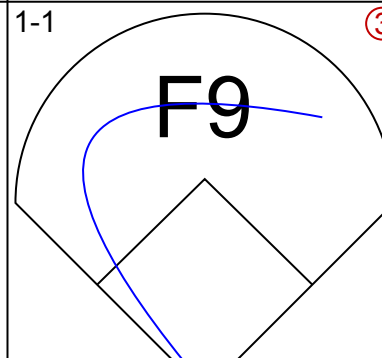

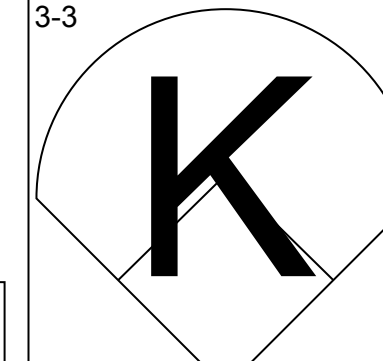
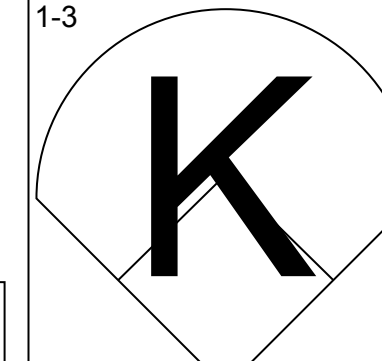

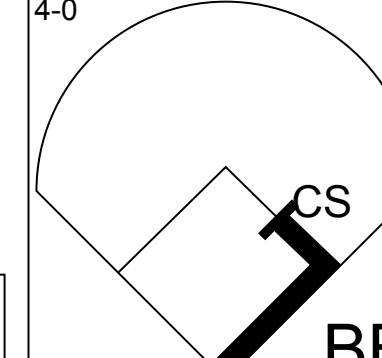
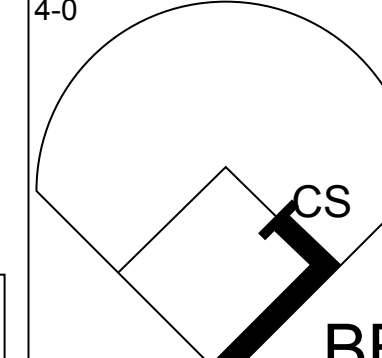
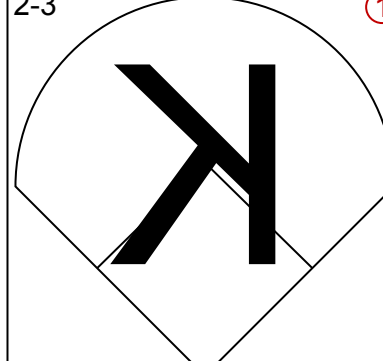
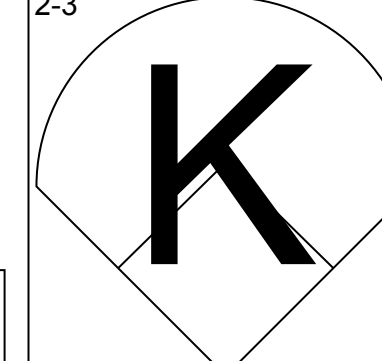
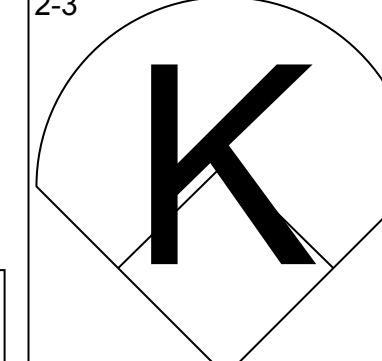
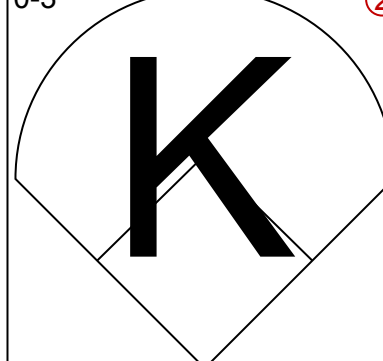
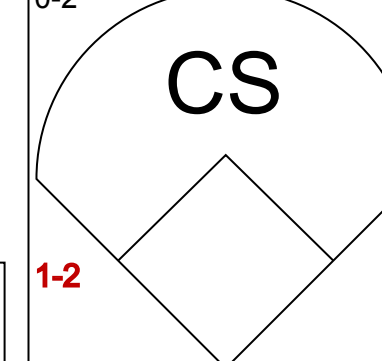
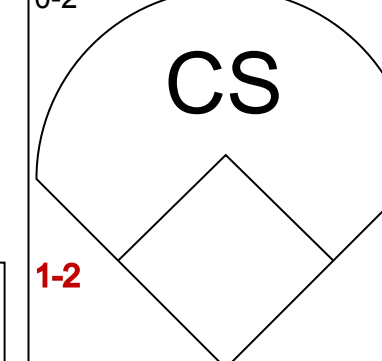
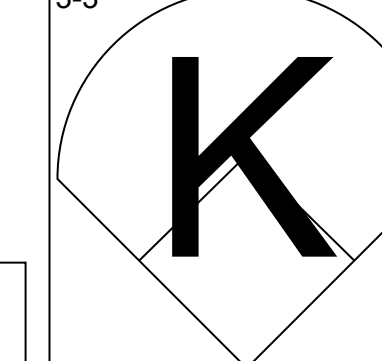
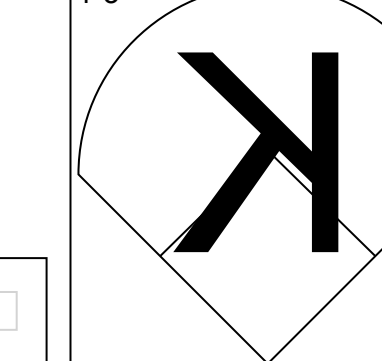
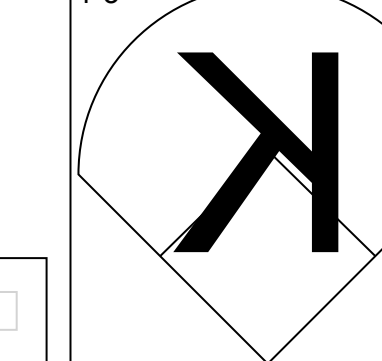
Batter	1	2	3	4	5	6	7	8	9	AB	R	H	RBI	BB	SO	LOB	BOTTOM				
Otis Nixon, S (1, 8) OBP: 0.333, SLG: 0.287	1-3 K	2-2 F9 HR	2-2 G6-3		0-2 1B			0-0 G5-3		4	1	2	0	0	1	0	Texas Rangers @ Toronto Blue Jays SkyDome, Toronto, ON Mon May 26 1997, 7:05 PM EDT Att: 28,113 - Dome				
Jacob Brumfield, R (8, FH) OBP: 0.260, SLG: 0.319										1	0	0	0	0	0	0					
Orlando Merced, S (1, 9) OBP: 0.315, SLG: 0.416	3-1 K	3-1 F9	2-2 G3-1		0-1 G4-3			1-2 F8		4	1	1	1	0	0	2					
Robert Perez, R (8, FH) OBP: 0.222, SLG: 0.361										1	0	0	0	0	0	0					
Joe Carter, R (1, 7) OBP: 0.312, SLG: 0.397	0-0 BB 1B	0-0 G3	1-0 P4			2-1 G4-3				4	1	1	0	0	0	1					
Shawn Green, L (9, 7) OBP: 0.297, SLG: 0.389										0	0	0	0	0	0	0					
Ed Sprague, R (1, 5) OBP: 0.349, SLG: 0.556	1-0 1B BB	1-2 1B		0-0 P4		2-0 G1-3				4	2	2	2	0	0	0					
Tilson Brito, R (9, 5) OBP: 0.214, SLG: 0.214	1-2 1B	3-H HR		0-1 P4						0	0	0	0	0	0	0					
Carlos Delgado, L (1, 3) OBP: 0.380, SLG: 0.567	4-1 1B	1-1 1B		0-1 2B		2-2 G3-1				3	2	2	0	1	0	0					
Ruben Sierra, S (1, 10) OBP: 0.321, SLG: 0.410	1-2 1B	3-1 E		4-2 G6-3 BB			1-0 G6-4-3 1B			3	1	3	2	1	0	0					
Benito Santiago, R (1, 2) OBP: 0.245, SLG: 0.309	0-3 K	0-0 E6		3-2 G6-3			1-1 F9			4	0	0	0	0	1	6					
Alex Gonzalez, R (1, 6) OBP: 0.307, SLG: 0.366	3-1 1B	3-H 1B			2-1 P2		2-0 G6-4-3			4	0	2	2	0	0	1					
Carlos Garcia, R (1, 4) OBP: 0.239, SLG: 0.280	1-2 L1-3	1-2 G6-3			1-2 K			2-2 L9		4	0	0	0	0	1	4					
Inning Stats	R: 4 E: 0 K: 2 S: 20	H: 5 LOB: 2 BB: 1 P: 34	R: 4 E: 1 K: 0 S: 18	H: 5 LOB: 0 BB: 0 P: 29	R: 0 E: 0 K: 0 S: 8	H: 0 LOB: 0 BB: 0 P: 13	R: 0 E: 0 K: 0 S: 8	H: 1 LOB: 1 BB: 1 P: 15	R: 0 E: 0 K: 1 S: 10	H: 1 LOB: 1 BB: 0 P: 13	R: 0 E: 0 K: 0 S: 9	H: 0 LOB: 0 BB: 0 P: 15	R: 0 E: 0 K: 0 S: 4	H: 1 LOB: 0 BB: 0 P: 8	R: 0 E: 0 K: 0 S: 9	H: 0 LOB: 0 BB: 0 P: 12	1B: 7 2B: 3 3B: 1 HR: 2	SF: 0 SAC: 0 DP: 2 HBP: 0	WP: 0 PB: 0 SB: 0 CS: 0	PA: 38	
PITCHER	IP WLS BF H R ER SO BB IBB HBP BLK WP HR S P ERA WHIP	6.0 L 32 12 8 7 3 2 0 0 0 0 0 2 73 119 10.50 2.333	2.0 L 6 1 0 0 0 0 0 0 0 0 0 0 0 13 20 0.00 0.500																		

AB	32
R	1
H	5
RBI	1
BB	4
SO	10
LOB	12



AB	36
R	8
H	13
RBI	7
BB	2
SO	3
LOB	14

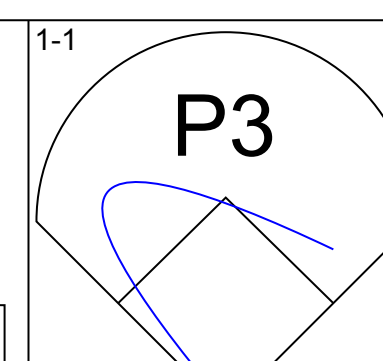
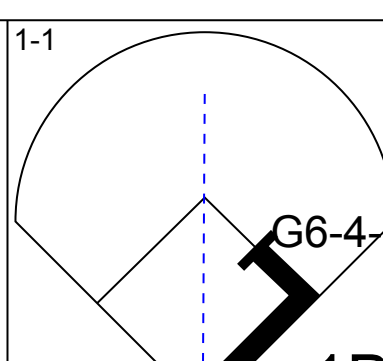
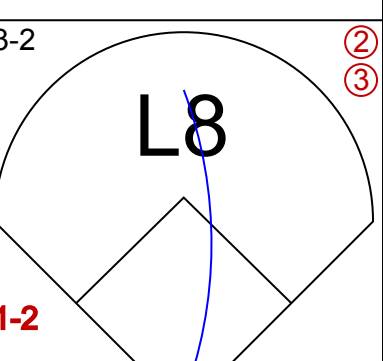
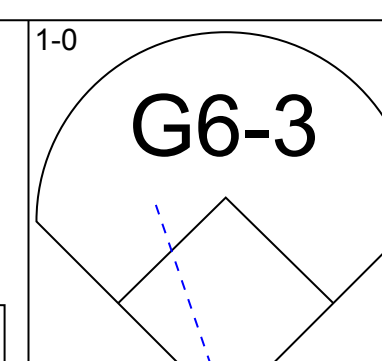
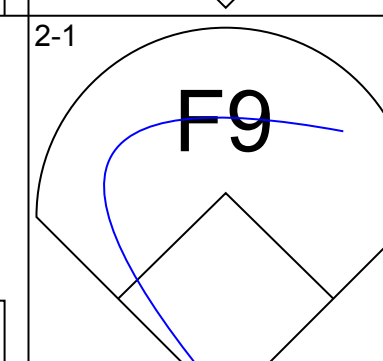
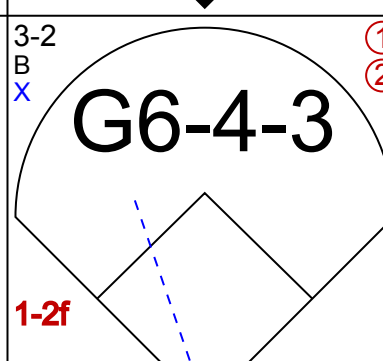
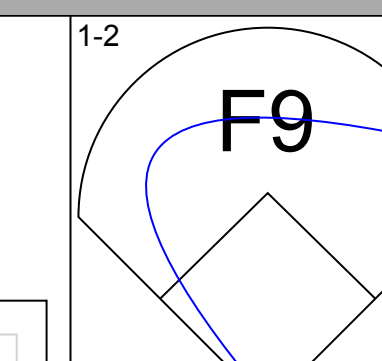
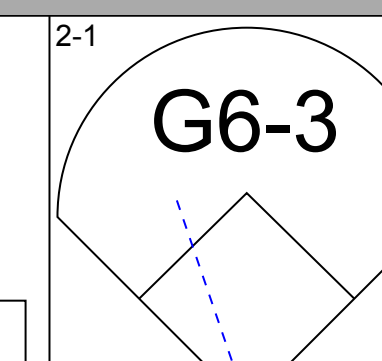
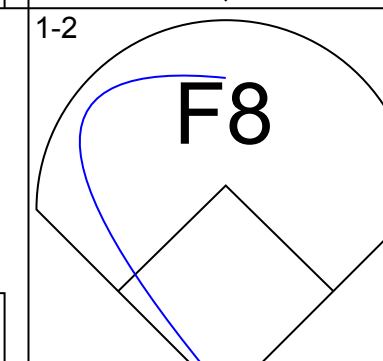
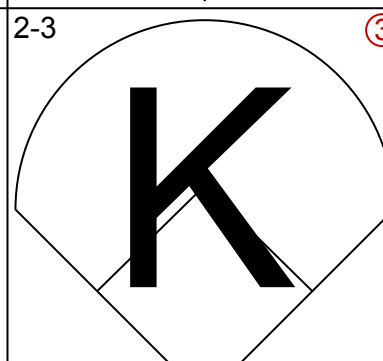
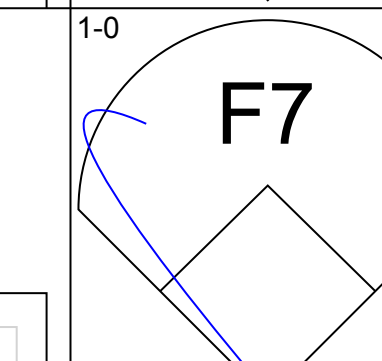
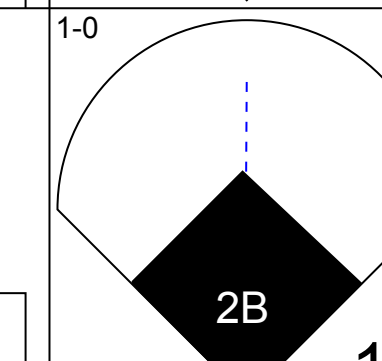

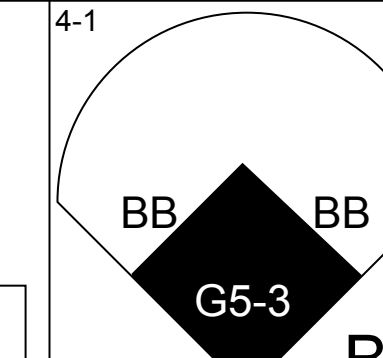
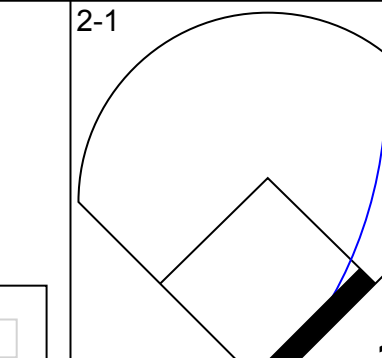
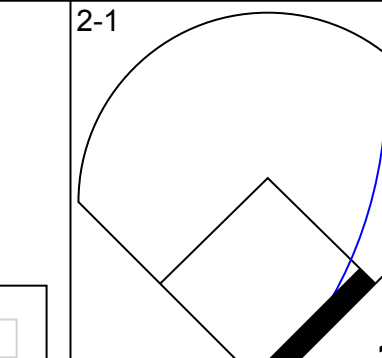
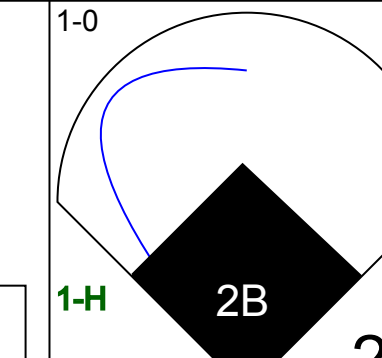

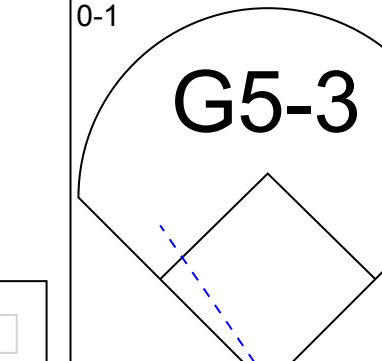
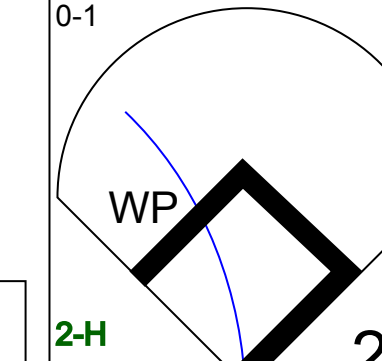
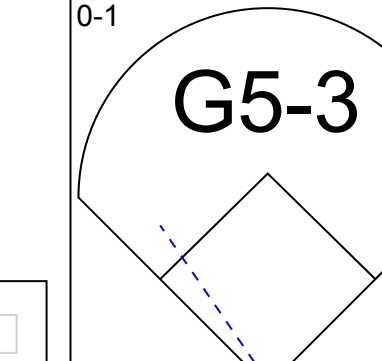
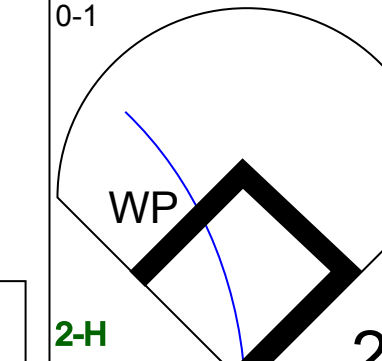

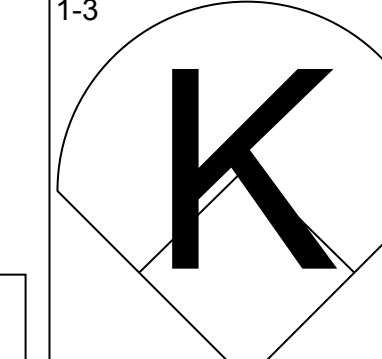
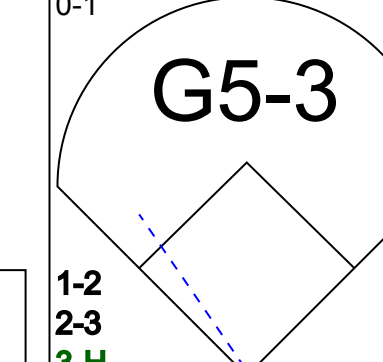


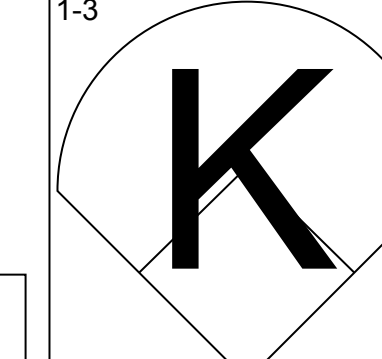
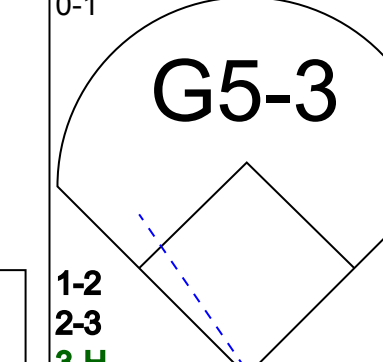
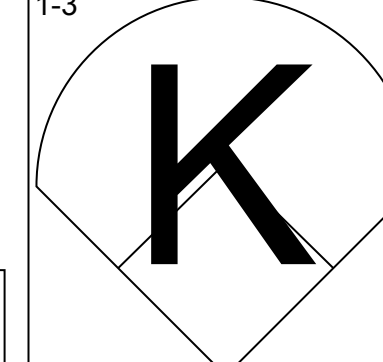

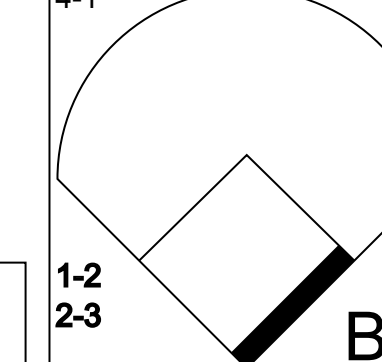
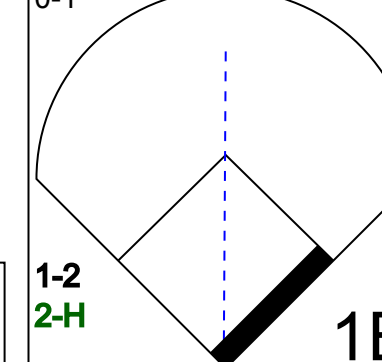
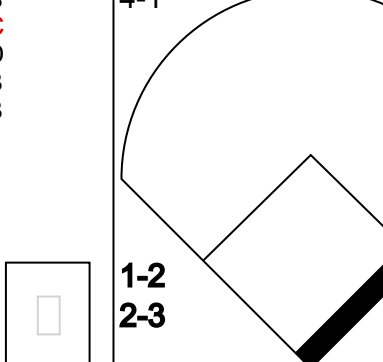

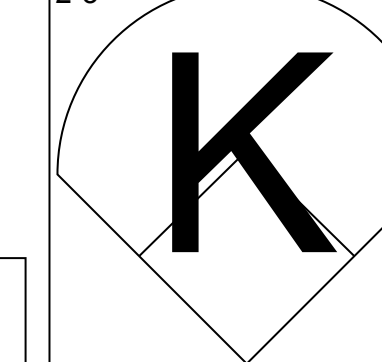
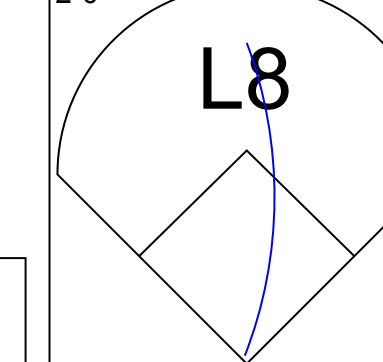
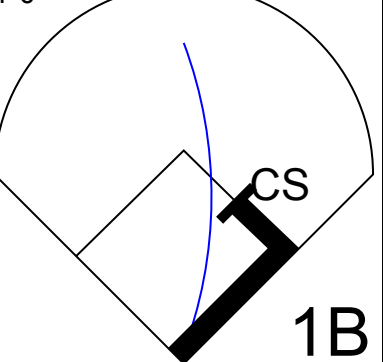
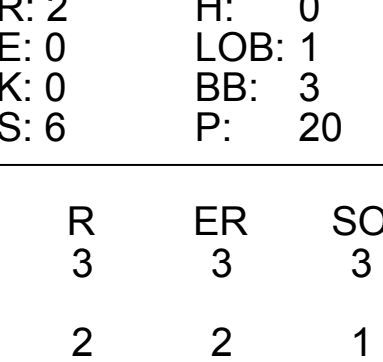
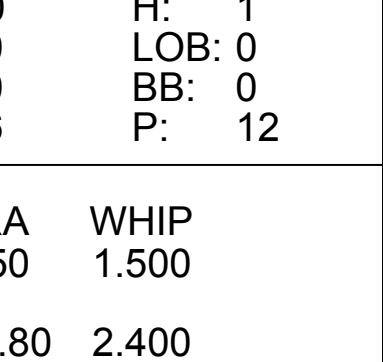
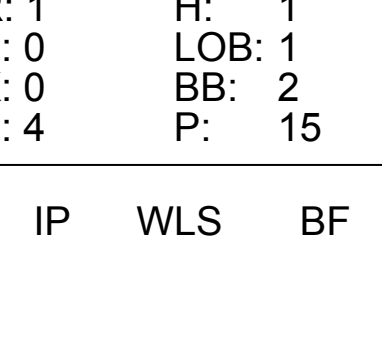
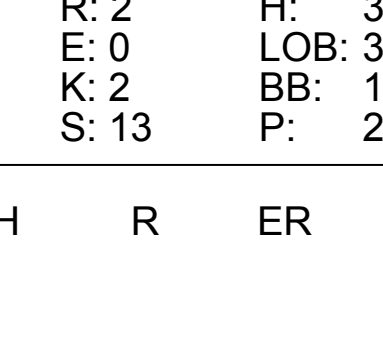

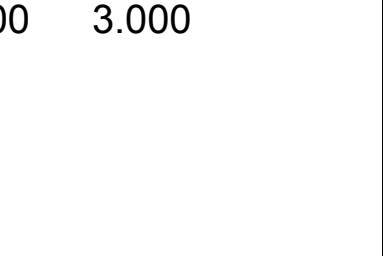



Batter	1	2	3	4	5	6	7	8	9	AB	R	H	RBI	BB	SO	LOB	TOP										
Damon Buford, R OBP: 0.312, SLG: 0.371 (1, 8)										4	0	0	0	0	3	0											
Ivan Rodriguez, R OBP: 0.374, SLG: 0.477 (1, 2)										4	0	2	0	0	1	0											
Will Clark, L OBP: 0.449, SLG: 0.550 (1, 3)										4	0	1	0	0	0	1											
Juan Gonzalez, R OBP: 0.330, SLG: 0.588 (1, 10)										4	0	1	0	0	0	2											
Dean Palmer, R OBP: 0.315, SLG: 0.393 (1, 5)										3	0	0	0	0	3	2											
Mike Simms, R OBP: 0.318, SLG: 0.571 (1, 9)										2	0	0	0	1	1	0											
Mike Devereaux, R OBP: 0.262, SLG: 0.236 (1, 7)										3	0	0	0	0	2	1											
Domingo Cedeño, S OBP: 0.302, SLG: 0.388 (1, 4)										3	0	0	0	0	3	0											
Billy Ripken, R OBP: 0.318, SLG: 0.418 (1, 6)										3	0	0	0	0	2	0											
Inning Stats	R: 0 H: 0 E: 0 K: 2 S: 8	H: 0 LOB: 0 BB: 0 P: 13	R: 0 H: 0 E: 0 K: 2 S: 9	H: 0 LOB: 0 BB: 0 P: 15	R: 0 H: 0 E: 0 K: 3 S: 10	H: 0 LOB: 0 BB: 0 P: 13	R: 0 H: 2 E: 0 K: 2 S: 13	H: 2 LOB: 2 BB: 0 P: 20	R: 0 H: 0 E: 0 K: 1 S: 14	H: 0 LOB: 0 BB: 0 P: 20	R: 0 H: 2 E: 0 K: 2 S: 14	H: 2 LOB: 2 BB: 0 P: 17	R: 0 H: 0 E: 0 K: 2 S: 12	H: 0 LOB: 0 BB: 0 P: 19	R: 0 H: 0 E: 0 K: 0 S: 7	H: 0 LOB: 0 BB: 0 P: 11	1B: 4 2B: 0 3B: 0 HR: 0	SF: 0 SAC: 0 DP: 0 HBP: 0	WP: 0 PB: 0 SB: 0 CS: 1	PA: 32							
PITCHER	IP	WLS	BF	H	R	ER	SO	BB	IBB	HBP	BLK	WP	HR	S	P	ERA	WHIP										
Randy Johnson, L ERA: 3.0 (1, 1)	8.0	W	28	4	0	0	15	1	0	0	0	0	0	88	132	0.00	0.625										
Bobby Ayala, R ERA: 5.64 (9, 1)	1.0		3	0	0	0	0	0	0	0	0	0	0	7	11	0.00	0.000										

Texas Rangers @ Seattle Mariners
The Kingdome, Seattle, WA
Wed May 28 1997, 10:05 PM EDT
Att: 26,016 - Dome - 68 F


AB 30
R 0
H 4
RBI 0
BB 1
SO 15
LOB 6





Batter	1	2	3	4	5	6	7	8	9	AB	R	H	RBI	BB	SO	LOB	BOTTOM										
Joey Cora, S OBP: 0.440, SLG: 0.562 (1, 4)										4	0	1	0	0	0	2											
Dan Wilson, R OBP: 0.362, SLG: 0.444 (1, 2)										4	0	0	0	0	0	1											
Ken Griffey Jr., L OBP: 0.390, SLG: 0.718 (1, 8)										4	1	1	0	0	1	0											
Edgar Martinez, R OBP: 0.447, SLG: 0.529 (1, 10)										3	2	2	1	1	0	0											
Alex Rodriguez, R OBP: 0.365, SLG: 0.484 (1, 6)										3	1	1	1	1	1	1											
Jay Buhner, R OBP: 0.394, SLG: 0.457 (1, 9)										1	1	0	0	3	1	1											
Mike Blowers, R OBP: 0.286, SLG: 0.317 (1, 3)										2	0	0	1	1	1	3											
Alvaro Espinoza, R OBP: 0.259, SLG: 0.269 (7, PR) (8, 5)										0	0	0	0	0	0	0											
Russ Davis, R OBP: 0.329, SLG: 0.486 (1, 5)										2	0	0	1	0	0	1											
Paul Sorrento, L OBP: 0.331, SLG: 0.463 (7, PH) (8, 3)										1	0	1	1	1	0	0											
Rich Amaral, R OBP: 0.326, SLG: 0.310 (1, 7)										4	0	1	0	0	1	6											
Inning Stats	R: 0 H: 0 E: 0 K: 0 S: 7	H: 0 LOB: 0 BB: 0 P: 11	R: 2 H: 0 E: 0 K: 0 S: 6	H: 0 LOB: 3 BB: 3 P: 20	R: 0 H: 1 E: 0 K: 1 S: 9	H: 1 LOB: 0 BB: 0 P: 15	R: 0 H: 0 E: 0 K: 2 S: 9	H: 0 LOB: 1 BB: 1 P: 15	R: 0 H: 1 E: 0 K: 0 S: 8	H: 1 LOB: 1 BB: 0 P: 12	R: 1 H: 1 E: 0 K: 0 S: 4	H: 1 LOB: 1 BB: 2 P: 15	R: 2 H: 3 E: 0 K: 2 S: 13	H: 3 LOB: 3 BB: 1 P: 26	R: 0 H: 0 E: 0 K: 0 S: 7	H: 0 LOB: 0 BB: 0 P: 11	1B: 5 2B: 2 3B: 0 HR: 0	SF: 0 SAC: 0 DP: 1 HBP: 1	WP: 1 PB: 0 SB: 0 CS: 2	PA: 36							
PITCHER	IP	WLS	BF	H	R	ER	SO	BB	IBB	HBP	BLK	WP	HR	S	P	ERA	WHIP										
Darren Oliver, L ERA: 4.8 (1, 1)	6.0	L	25	3	3	3	3	6	0	0	0	0	0	45	93	4.50	1.500										
Matt Whiteside, R ERA: 5.59 (7, 1)	1.2		9	4	2	2	1	0	0	1	0	0	0	13	23	10.80	2.400										
Eric Gunderson, L ERA: 2.45 (8, 1)	0.1		2	0	0	0	1	1	0	0	0	1	0	4	10	0.00	3.000										

Texas Rangers @ Seattle Mariners
The Kingdome, Seattle, WA
Wed May 28 1997, 10:05 PM EDT
Att: 26,016 - Dome - 68 F

AB 28
R 5
H 7
RBI 5
BB 7
SO 5
LOB 15



Batter	1	2	3	4	5	6	7	8	9	AB	R	H	RBI	BB	SO	LOB	TOP								
Damon Buford, R (1, 8) OBP: 0.309, SLG: 0.366	G5-3		G3		G1-3					5	1	1	0	0	0	4	<p>Texas Rangers @ Seattle Mariners The Kingdome, Seattle, WA Thu May 29 1997, 10:05 PM EDT Att: 28,722 - Dome - 68 F</p> <p>livebaseballscores.com</p> <p>AB 39 R 8 H 13 RBI 7 BB 5 SO 3 LOB 22</p> 								
Ivan Rodriguez, R (1, 2) OBP: 0.394, SLG: 0.503	HR				G3		E5 1B	G4-3 2B		4	2	3	1	1	0	1									
29 Rusty Greer, L (1, 7) OBP: 0.406, SLG: 0.464	F7		G1-3		G4-3		F9	G4-3		5	0	0	0	0	0	5									
Juan Gonzalez, R (1, 10) OBP: 0.333, SLG: 0.604	F9						G6-3 1B	K		4	2	1	1	1	1	1									
Willi Clark, L (1, 3) OBP: 0.453, SLG: 0.548		G3-1						G3-1		4	2	2	1	1	0	1									
Dean Palmer, R (1, 5) OBP: 0.317, SLG: 0.399	F8				G1-3					5	1	2	1	0	1	1									
Mike Devereaux, R (1, 9) Lee Stevens, L (7, PH) Warren Newson, L (7, PR)	P4				L6					3	0	1	1	0	0	1									
Billy Ripken, R (1, 4) OBP: 0.312, SLG: 0.410										0	0	0	0	1	0	0									
Benji Gil, R (1, 6) OBP: 0.264, SLG: 0.313										0	0	0	0	1	0	0									
Inning Stats	R: 1 E: 0 K: 0 S: 7	H: 1 LOB: 0 BB: 0 P: 12	R: 0 E: 0 K: 0 S: 6	H: 0 LOB: 0 BB: 0 P: 9	R: 0 E: 0 K: 0 S: 8	H: 1 LOB: 2 BB: 1 P: 16	R: 1 E: 0 K: 0 S: 9	H: 2 LOB: 1 BB: 0 P: 17	R: 0 E: 0 K: 0 S: 7	H: 1 LOB: 1 BB: 0 P: 10	R: 1 E: 0 K: 1 S: 9	H: 2 LOB: 2 BB: 1 P: 14	R: 5 E: 1 K: 0 S: 19	H: 5 LOB: 2 BB: 2 P: 35	R: 0 E: 0 K: 1 S: 10	H: 1 LOB: 1 BB: 0 P: 18		R: 0 E: 0 K: 1 S: 14	H: 0 LOB: 1 BB: 1 P: 25	1B: 8 2B: 3 3B: 0 HR: 2	SF: 1 SAC: 0 DP: 0 HBP: 0	WP: 0 PB: 0 SB: 0 CS: 0	PA: 45		
PITCHER	IP	WLS	BF	H	R	ER	SO	BB	IBB	HBP	BLK	WP	HR	S	P	ERA	WHIP								
Jamie Moyer, L (1, 1) ERA: 4.78	6.1	L	32	10	7	7	1	1	2	0	0	0	2	55	99	9.95	1.737								
Scott Sanders, R (7, 1) ERA: 7.56	0.2		5	2	1	1	0	0	1	0	0	0	0	10	14	13.50	3.000								
40 Greg McCarthy, L (8, 1) ERA: 4.42	1.0		4	1	0	0	1	0	0	0	0	0	0	10	18	0.00	1.000								
Bob Wells, R (9, 1) ERA: 9.15	1.0		4	0	0	0	1	1	0	0	0	0	0	14	25	0.00	1.000								

Batter	1	2	3	4	5	6	7	8	9	AB	R	H	RBI	BB	SO	LOB	BOTTOM								
Joey Cora, S (1, 4) OBP: 0.439, SLG: 0.555	G1-3						F8			4	0	1	0	1	0	0	<p>Texas Rangers @ Seattle Mariners The Kingdome, Seattle, WA Thu May 29 1997, 10:05 PM EDT Att: 28,722 - Dome - 68 F</p> <p>livebaseballscores.com</p> <p>AB 33 R 2 H 8 RBI 2 BB 5 SO 5 LOB 15</p> 								
Dan Wilson, R (1, 2) OBP: 0.356, SLG: 0.438	L7						F9			5	0	1	0	0	0	2									
Ken Griffey Jr., L (1, 8) OBP: 0.387, SLG: 0.707	E6 1B						P5			3	1	0	0	1	0	1									
Edgar Martinez, R (1, 10) OBP: 0.448, SLG: 0.528	1B						G6-3			4	1	2	0	0	0	1									
Alex Rodriguez, R (1, 6) OBP: 0.371, SLG: 0.491	1B						K			3	0	2	0	1	1	0									
Jay Buhner, R (1, 9) OBP: 0.396, SLG: 0.455	1B						L8			3	0	1	2	1	0	1									
Paul Sorrento, L (1, 3) OBP: 0.329, SLG: 0.454	L8						L8			3	0	0	0	1	1	5									
Brent Gates, S (1, 5) OBP: 0.281, SLG: 0.424										3	0	1	0	0	0	3									
Rich Amaral, R (9, PH) OBP: 0.323, SLG: 0.306										1	0	0	0	0	1	0									
Rob Ducey, L (1, 7) OBP: 0.271, SLG: 0.346										3	0	0	0	0	1	2									
Russ Davis, R (9, PH) OBP: 0.327, SLG: 0.483										1	0	0	0	0	1	0									
Inning Stats	R: 2 E: 1 K: 0 S: 17	H: 3 LOB: 2 BB: 0 P: 28	R: 0 E: 0 K: 0 S: 5	H: 1 LOB: 1 BB: 1 P: 10	R: 0 E: 0 K: 1 S: 7	H: 0 LOB: 0 BB: 0 P: 10	R: 0 E: 0 K: 0 S: 9	H: 0 LOB: 1 BB: 1 P: 16	R: 0 E: 0 K: 0 S: 6	H: 1 LOB: 1 BB: 1 P: 13	R: 0 E: 0 K: 1 S: 12	H: 1 LOB: 1 BB: 0 P: 19	R: 0 E: 0 K: 1 S: 6	H: 1 LOB: 1 BB: 1 P: 14	R: 0 E: 0 K: 2 S: 12	H: 1 LOB: 1 BB: 0 P: 19	1B: 7 2B: 1 3B: 0 HR: 0	SF: 0 SAC: 0 DP: 2 HBP: 0	WP: 1 PB: 0 SB: 0 CS: 0	PA: 38					
PITCHER	IP	WLS	BF	H	R	ER	SO	BB	IBB	HBP	BLK	WP	HR	S	P	ERA	WHIP								
Ken Hill, R (1, 1) ERA: 3.31	7.0	W	30	6	2	0	2	4	0	0	0	0	0	64	113	0.00	1.429								
Xavier Hernandez, R (8, 1) ERA: 3.95	1.0		4	1	0	0	1	1	0	0	0	0	0	6	14	0.00	2.000								
Ed Vosberg, L (9, 1) ERA: 6.93	1.0		4	1	0	0	2	0	0	0	0	0	0	12	19	0.00	1.000								

Batter	1	2	3	4	5	6	7	8	9	AB	R	H	RBI	BB	SO	LOB	TOP			
Jose Offerman, S (1, 4) OBP: 0.377, SLG: 0.420	F7						F8		F9	5	0	2	1	0	0	0				
Tom Goodwin, L (1, 8) OBP: 0.302, SLG: 0.305		G3					G4-3			4	0	1	0	0	0	3				
Bip Roberts, S (1, 7) OBP: 0.373, SLG: 0.428	L7						G4-3			4	0	1	0	0	0	3				
Chili Davis, S (1, 10) OBP: 0.421, SLG: 0.438	F7						L4			4	0	1	0	0	0	2				
Jay Bell, R (1, 6) OBP: 0.379, SLG: 0.495							P7			4	1	1	0	0	1	1				
Johnny Damon, L (1, 9) OBP: 0.375, SLG: 0.522							L8			4	1	2	2	0	0	0				
Jeff King, R (1, 3) OBP: 0.380, SLG: 0.385										3	1	0	0	1	1	2				
Scott Cooper, L (1, 5) OBP: 0.275, SLG: 0.365										4	0	1	0	0	0	1				
Mike Macfarlane, R (1, 2) OBP: 0.190, SLG: 0.203										4	0	0	0	0	0	2				
Inning Stats	R: 0 E: 0 K: 0 S: 7	H: 1 LOB: 1 BB: 0 P: 12	R: 3 E: 0 K: 0 S: 13	H: 3 LOB: 1 BB: 1 P: 25	R: 0 E: 0 K: 1 S: 12	H: 2 LOB: 2 BB: 0 P: 18	R: 0 E: 0 K: 0 S: 12	H: 2 LOB: 0 BB: 0 P: 18	R: 0 E: 0 K: 0 S: 9	H: 0 LOB: 0 BB: 0 P: 11	R: 0 E: 0 K: 0 S: 6	H: 1 LOB: 1 BB: 0 P: 10	R: 0 E: 0 K: 1 S: 8	H: 0 LOB: 0 BB: 0 P: 13	R: 0 E: 0 K: 0 S: 11	H: 0 LOB: 0 BB: 0 P: 17	1B: 7 2B: 1 3B: 0 HR: 1	SF: 0 SAC: 0 DP: 0 HBP: 0	WP: 0 PB: 0 SB: 2 CS: 0	PA: 37
PITCHER Bobby Witt, R (1, 1) ERA: 3.59	IP: 9.0 WLS: L BF: 37 H: 9 R: 3 ER: 3 SO: 2 BB: 1 IBB: 0 HBP: 0 BLK: 0 WP: 0 HR: 1 S: 84 P: 132 ERA: 3.00 WHIP: 1.111																			

Kansas City Royals @ Texas Rangers
The Ballpark at Arlington, Arlington, TX
Fri May 30 1997, 8:05 PM EDT
Att: 35,606 - Unknown - 76 F

AB 36
R 3
H 9
RBI 3
BB 1
SO 2
LOB 14



Batter	1	2	3	4	5	6	7	8	9	AB	R	H	RBI	BB	SO	LOB	BOTTOM					
Damon Buford, R (1, 8) OBP: 0.305, SLG: 0.356	B1-3								P3	4	0	0	0	1	2	0						
Mike Deversaux, R (1, 9) OBP: 0.275, SLG: 0.246										3	1	1	0	1	0	2						
29 Rusty Greer, L (1, 7) OBP: 0.407, SLG: 0.465										4	0	2	0	0	1	1						
Juan Gonzalez, R (1, 10) OBP: 0.331, SLG: 0.596										3	0	1	1	0	0	2						
Willi Clark, L (1, 3) OBP: 0.461, SLG: 0.576										4	1	3	1	0	0	1						
Dean Palmer, R (1, 5) OBP: 0.311, SLG: 0.390										4	0	0	0	0	2	4						
Billy Ripken, R (1, 4) OBP: 0.323, SLG: 0.430										3	0	2	0	0	0	0						
Lee Stevens, L (8, PH) OBP: 0.347, SLG: 0.533										1	0	0	0	0	0	2						
Domingo Cedeno, S (9, 4) OBP: 0.302, SLG: 0.388										0	0	0	0	0	0	0						
Henry Mercedes, R (1, 2) OBP: 0.250, SLG: 0.333										2	0	0	0	0	2	2						
Warren Newson, L (9, PH) OBP: 0.374, SLG: 0.470										1	0	0	0	0	1	0						
Benji Gil, R (1, 6) OBP: 0.259, SLG: 0.306										3	0	0	0	0	1	3						
Ivan Rodriguez, R (9, PH) OBP: 0.382, SLG: 0.500										1	0	0	0	0	1	0						
Inning Stats	R: 1 E: 0 K: 0 S: 6	H: 2 LOB: 0 BB: 0 P: 11	R: 0 E: 0 K: 2 S: 11	H: 2 LOB: 2 BB: 0 P: 23	R: 0 E: 0 K: 2 S: 11	H: 0 LOB: 1 BB: 1 P: 16	R: 1 E: 0 K: 1 S: 13	H: 1 LOB: 0 BB: 0 P: 18	R: 0 E: 0 K: 1 S: 5	H: 0 LOB: 0 BB: 0 P: 7	R: 0 E: 0 K: 0 S: 7	H: 1 LOB: 1 BB: 0 P: 10	R: 0 E: 0 K: 1 S: 7	H: 1 LOB: 2 BB: 1 P: 13	R: 0 E: 0 K: 1 S: 9	H: 2 LOB: 2 BB: 0 P: 14	R: 0 E: 0 K: 2 S: 8	H: 0 LOB: 0 BB: 0 P: 12	1B: 7 2B: 2 3B: 0 HR: 1	SF: 1 SAC: 1 DP: 1 HBP: 0	WP: 0 PB: 0 SB: 0 CS: 0	PA: 37
PITCHER Glendon Rusch, L (1, 1) ERA: 4.83	IP: 7.0 WLS: W BF: 30 H: 8 R: 2 ER: 2 SO: 7 BB: 2 IBB: 0 HBP: 0 BLK: 0 WP: 0 HR: 1 S: 61 P: 100 ERA: 2.57 WHIP: 1.429																					
Randy Veres, R (8, 1) ERA: 3.76	IP: 1.0 WLS: S BF: 4 H: 1 R: 0 ER: 0 SO: 1 BB: 0 IBB: 0 HBP: 0 BLK: 0 WP: 0 HR: 0 S: 8 P: 12 ERA: 0.00 WHIP: 1.000																					
Hipolito Pichardo, R (9, 1) ERA: 2.84	IP: 1.0 WLS: S BF: 3 H: 0 R: 0 ER: 0 SO: 2 BB: 0 IBB: 0 HBP: 0 BLK: 0 WP: 0 HR: 0 S: 8 P: 12 ERA: 0.00 WHIP: 0.000																					

Kansas City Royals @ Texas Rangers
The Ballpark at Arlington, Arlington, TX
Fri May 30 1997, 8:05 PM EDT
Att: 35,606 - Unknown - 76 F

AB 33
R 2
H 9
RBI 2
BB 2
SO 10
LOB 17



Batter	1	2	3	4	5	6	7	8	9	AB	R	H	RBI	BB	SO	LOB	TOP				
Jose Offerman, S (1, 4) OBP: 0.378, SLG: 0.419	1-2 CS 1B		1-2 BB 1B		0-2 FC6		3-2 G1-3		0-2 F7	5	0	2	0	0	0	1					
Tom Goodwin, L (1, 8) OBP: 0.304, SLG: 0.304	2-3 K		4-1 BB		0-0 L8		0-2 BB 1B		1-0 G4-3	4	0	1	0	1	1	2					
Bip Roberts, S (1, 7) OBP: 0.370, SLG: 0.420	1-2 G6-3		2-2 G4-3		1-0 G6-3		4-1 BB			3	0	0	0	1	0	4					
Chili Davis, S (1, 10) OBP: 0.411, SLG: 0.426		2-0 P3		2-3 K		0-1 F7		2-0 F8		4	0	0	0	0	1	2					
Jay Bell, R (1, 6) OBP: 0.381, SLG: 0.497	0-3 K		0-0 2B G6-3		4-2 E BB		2-2 P3			3	1	1	0	1	1	0					
Johnny Damon, L (1, 9) OBP: 0.371, SLG: 0.521	2-2 G3		1-1 G6-3		1-0 L6		1-1 L8			4	0	1	0	0	0	1					
Craig Paquette, R (1, 5) OBP: 0.267, SLG: 0.394			0-1 1B		0-2 G6-3		0-0 E4		1-1 HBP	3	0	1	1	0	0	2					
Scott Cooper, L (1, 3) OBP: 0.274, SLG: 0.358			1-1 BB 1B		0-1 G1-3		1-2 L3		1-2 F7	4	0	1	0	0	0	4					
Mike Macfarlane, R (1, 2) OBP: 0.195, SLG: 0.197			1-1 F8		4-2 FC6 BB		0-1 L7		2-3 K	2	0	0	0	1	0	1					
Jeff King, R (9, PH) OBP: 0.378, SLG: 0.382										1	0	0	0	0	1	0					
Inning Stats	R: 0 E: 0 K: 1 S: 10	H: 1 LOB: 0 BB: 0 P: 14	R: 0 E: 0 K: 1 S: 7	H: 0 LOB: 0 BB: 0 P: 11	R: 0 E: 0 K: 0 S: 13	H: 3 LOB: 3 BB: 1 P: 22	R: 1 E: 0 K: 1 S: 11	H: 2 LOB: 1 BB: 0 P: 14	R: 0 E: 0 K: 0 S: 12	H: 0 LOB: 2 BB: 1 P: 18	R: 0 E: 1 K: 0 S: 10	H: 1 LOB: 2 BB: 1 P: 19	R: 0 E: 0 K: 0 S: 11	H: 0 LOB: 1 BB: 0 P: 16	R: 0 E: 0 K: 1 S: 8	H: 0 LOB: 0 BB: 0 P: 11	1B: 5 2B: 2 3B: 0 HR: 0	SF: 0 SAC: 0 DP: 0 HBP: 1	WP: 0 PB: 0 SB: 0 CS: 1	PA: 38	
PITCHER	IP WLS BF H R ER SO	IP WLS BF H R ER SO	IP WLS BF H R ER SO	IP WLS BF H R ER SO	IP WLS BF H R ER SO	IP WLS BF H R ER SO	IP WLS BF H R ER SO	IP WLS BF H R ER SO	IP WLS BF H R ER SO	IP WLS BF H R ER SO	IP WLS BF H R ER SO	IP WLS BF H R ER SO	IP WLS BF H R ER SO	IP WLS BF H R ER SO	IP WLS BF H R ER SO	IP WLS BF H R ER SO	BB IBB HBP BLK	WP HR S P	ERA WHIP	ERA WHIP	
Julio Santana, R (1, 1) ERA: 5.1	6.2 W 29 7 1 1 3																				
Xavier Hernandez, R (7, 1) ERA: 3.77	1.1 S 6 0 0 0 0																				
John Wetteland, R (9, 1) ERA: 1.33	1.0 S 3 0 0 0 1																				

Kansas City Royals @ Texas Rangers
The Ballpark at Arlington, Arlington, TX
Sat May 31 1997, 8:05 PM EDT
Att: 43,769 - Unknown - 75 F

livebaseballscorecards.com

AB 33
R 1
H 7
RBI 1
BB 4
SO 4
LOB 17



Batter	1	2	3	4	5	6	7	8	9	AB	R	H	RBI	BB	SO	LOB	BOTTOM				
Domingo Cedenno, S (1, 4) OBP: 0.316, SLG: 0.385	4-0 1B 29 FC4-6 BB		0-0 P2		3-1 P6		1-1 CS 1B			3	1	1	0	1	0	0					
Ivan Rodriguez, R (1, 2) OBP: 0.389, SLG: 0.517	1-1 29 FC4-6 1B		0-0 HR		0-1 F8		4-1 29 F8 29 WP BB			3	1	2	1	1	0	0					
29 Rusty Greer, L (1, 7) OBP: 0.405, SLG: 0.476	2-2 FC4-6 1B		0-2 HR		2-1 F8		2-0 F8			4	1	1	2	0	0	2					
Juan Gonzalez, R (1, 10) OBP: 0.328, SLG: 0.584	1-3 K		2-2 WP 1B		2-3 K		1-3 K			4	0	1	0	0	3	2					
Willi Clark, L (1, 3) OBP: 0.467, SLG: 0.577	2-2 1B		4-0 BB		0-0 1B		1-3 K			3	0	2	0	1	1	0					
Dean Palmer, R (1, 5) OBP: 0.305, SLG: 0.381	2-2 F9		2-3 K		0-1 F9		1-1 F9			4	0	0	0	0	1	5					
Lee Stevens, L (1, 9) OBP: 0.346, SLG: 0.529		0-0 L7		1-3 K		0-0 1B		1-0 F8		3	0	1	0	0	1	2					
Mike Devereaux, R (6, PR) OBP: 0.275, SLG: 0.242										1	0	0	0	0	0	0					
Damon Buford, R (1, 8) OBP: 0.300, SLG: 0.349		0-3 K		1-3 K		1-3 K				3	0	0	0	0	3	2					
Benji Gil, R (1, 6) OBP: 0.253, SLG: 0.299		1-2 F9		0-2 L9		2-3 K				3	0	0	0	0	1	2					
Inning Stats	R: 1 E: 0 K: 1 S: 20	H: 2 LOB: 2 BB: 1 P: 32	R: 0 E: 0 K: 1 S: 7	H: 0 LOB: 0 BB: 0 P: 8	R: 2 E: 0 K: 2 S: 15	H: 3 LOB: 2 BB: 1 P: 24	R: 0 E: 0 K: 1 S: 9	H: 0 LOB: 0 BB: 0 P: 13	R: 0 E: 0 K: 2 S: 11	H: 2 LOB: 2 BB: 0 P: 13	R: 0 E: 0 K: 1 S: 8	H: 1 LOB: 1 BB: 1 P: 16	R: 0 E: 0 K: 1 S: 6	H: 0 LOB: 0 BB: 0 P: 9	1B: 6 2B: 0 3B: 0 HR: 2	SF: 0 SAC: 0 DP: 0 HBP: 0	WP: 2 PB: 0 SB: 0 CS: 1	PA: 34			
PITCHER	IP WLS BF H R ER SO	IP WLS BF H R ER SO	IP WLS BF H R ER SO	IP WLS BF H R ER SO	IP WLS BF H R ER SO	IP WLS BF H R ER SO	IP WLS BF H R ER SO	IP WLS BF H R ER SO	IP WLS BF H R ER SO	IP WLS BF H R ER SO	IP WLS BF H R ER SO	IP WLS BF H R ER SO	IP WLS BF H R ER SO	IP WLS BF H R ER SO	IP WLS BF H R ER SO	IP WLS BF H R ER SO	BB IBB HBP BLK	WP HR S P	ERA WHIP	ERA WHIP	
Kevin Appier, R (1, 1) ERA: 2.38	7.0 L 31 8 3 3 3																				
Larry Casian, L (8, 1) ERA: 7.71	0.1 S 1 0 0 0 1																				
Mike Williams, R (8, 1) ERA: 6.75	0.2 S 2 0 0 0 0																				

Kansas City Royals @ Texas Rangers
The Ballpark at Arlington, Arlington, TX
Sat May 31 1997, 8:05 PM EDT
Att: 43,769 - Unknown - 75 F

livebaseballscorecards.com

AB 31
R 3
H 8
RBI 3
BB 3
SO 10
LOB 15



Batter	1	2	3	4	5	6	7	8	9	AB	R	H	RBI	BB	SO	LOB	TOP										
Jose Offerman, S (1,4) OBP: 0.385, SLG: 0.426	2-2 1B	0-0 L7		0-2 FC3		0-1 1B		0-2 1B		5	0	3	1	0	0	2	Kansas City Royals @ Texas Rangers The Ballpark at Arlington, Arlington, TX Sun Jun 01 1997, 4:33 AM EDT Att: 45,831 - Sunny - 85 F										
Tom Goodwin, L (1,8) OBP: 0.307, SLG: 0.306	0-0 1B		2-3 K	0-1 G4-6-3		3-3 K		2-3 K		5	0	2	0	0	3	4											
Bip Roberts, S (1,7) OBP: 0.371, SLG: 0.419	3-3 K		3-2 2B	0-0 G4-6-3				1-1 1B	0-0 P3	5	1	2	0	0	1	4											
Jay Bell, R (1,6) OBP: 0.377, SLG: 0.495	1-1 P9		2-2 1B	1-3 2B		1-3 K		0-1 G5-4-3	1-1 F7	5	1	1	0	0	1	2											
Johnny Damon, L (1,9) OBP: 0.364, SLG: 0.508		4-0 HR	0-1 SF9		0-2 L4-3			2-3 K	1-0 P5	3	1	0	1	1	1	0											
Jeff King, R (1,3) OBP: 0.380, SLG: 0.402		0-0 G6-3	0-1 1B		3-2 HR				3-1 P6	4	1	2	2	0	0	1											
Joe Vitiello, R (1,10) David Howard, S (8, PR) OBP: 0.333, SLG: 0.406		2-1 HR	1-1 L7		1-0 G4-3			2-0 E5		4	1	1	2	0	0	1											
Craig Paquette, R (1,5) Mike Macfarlane, R (8, 2) OBP: 0.267, SLG: 0.390 OBP: 0.195, SLG: 0.197		1-1 1B		1-3 K		0-0 G1-3		0-2 E4		4	0	1	0	0	0	1											
Sal Fasano, R (1,2) Scott Cooper, L (8, PH) OBP: 0.200, SLG: 0.200 OBP: 0.270, SLG: 0.353		2-3 K		3-2 1B		1-2 P3		3-1 P5		3	0	1	0	0	0	1											
Inning Stats	R: 0 E: 0 K: 1 S: 12	H: 2 LOB: 1 BB: 0 P: 18	R: 2 E: 0 K: 1 S: 9	H: 2 LOB: 1 BB: 1 P: 18	R: 2 E: 0 K: 1 S: 15	H: 3 LOB: 1 BB: 0 P: 23	R: 0 E: 1 K: 1 S: 12	H: 2 LOB: 2 BB: 0 P: 16	R: 1 E: 0 K: 1 S: 11	H: 1 LOB: 0 BB: 0 P: 16	R: 0 E: 0 K: 1 S: 10	H: 1 LOB: 0 BB: 0 P: 14	R: 0 E: 0 K: 1 S: 7	H: 1 LOB: 0 BB: 0 P: 10	R: 1 E: 2 K: 1 S: 14	H: 1 LOB: 3 BB: 0 P: 23		R: 0 E: 0 K: 0 S: 4	H: 0 LOB: 0 BB: 0 P: 6	1B: 10 2B: 1 3B: 0 HR: 2	SF: 1 SAC: 0 DP: 2 HBP: 0	WP: 0 PB: 0 SB: 1 CS: 1	PA: 41				
PITCHER	IP	WLS	BF	H	R	ER	SO	BB	IBB	HBP	BLK	WP	HR	S	P	ERA	WHIP										
John Burkett, R (1,1) ERA: 4.91	7.0	L	32	12	5	5	7	1	0	0	0	0	2	76	115	6.43	1.857										
Jose Alberro, R (8,1) ERA: 5.27	0.2		5	1	1	0	0	0	0	0	0	0	0	11	18	0.00	1.500										
Eric Gunderson, L (8,1) ERA: 2.29	1.1		4	0	0	0	1	0	0	0	0	0	0	7	11	0.00	0.000										

AB	39
R	6
H	13
RBI	6
BB	1
SO	8
LOB	18



Batter	1	2	3	4	5	6	7	8	9	AB	R	H	RBI	BB	SO	LOB	BOTTOM										
Damon Buford, R (1,8) OBP: 0.301, SLG: 0.348	1-0 F7			0-0 B5-3		1-0 FC6-4		1-2 L9		3	0	1	2	0	0	0	Kansas City Royals @ Texas Rangers The Ballpark at Arlington, Arlington, TX Sun Jun 01 1997, 4:33 AM EDT Att: 45,831 - Sunny - 85 F										
Warren Newson, L (8, PH) OBP: 0.370, SLG: 0.464				0-2 L1-3		2-2 FC6-4		0-3 K		4	0	0	0	0	1	1											
Ivan Rodriguez, R (1,2) OBP: 0.382, SLG: 0.507	0-1 G5-3			1-0 L7		1-2 L8		0-0 1B		4	0	1	0	0	0	1											
29 Rusty Greer, L (1,7) OBP: 0.402, SLG: 0.472	0-2 G6-3				0-0 F7	4-0 BB		1-3 K		3	0	0	0	1	1	1											
Juan Gonzalez, R (1,10) OBP: 0.326, SLG: 0.569		2-1 G6-3			2-1 P2	4-0 BB		2-2 L9		3	0	0	0	1	0	0											
Mike Devereaux, R (1,9) OBP: 0.274, SLG: 0.231		1-0 P4			1-2 BB	1-2 BB		2-2 L9		3	0	0	0	1	0	0											
Dean Palmer, R (1,5) OBP: 0.308, SLG: 0.383		3-3 K			1-0 1B	3-2 G6-3		0-0 1B		4	0	2	0	0	1	3											
Mike Simms, R (1,3) OBP: 0.306, SLG: 0.545			0-2 F9		1-0 L7		0-1 G3-6		0-1 F9	2	0	0	0	0	0	1											
Will Clark, L (7, PH) OBP: 0.468, SLG: 0.576										2	0	1	0	0	0	1											
Billy Ripken, R (1,6) OBP: 0.330, SLG: 0.433			0-1 P5			1-0 2B		0-0 G3-6		4	1	2	0	0	0	1											
Domingo Cedenro, S (1,4) OBP: 0.311, SLG: 0.393			1-0 L8			0-0 1B		1-1 P6		4	1	1	0	0	0	2											
Inning Stats	R: 0 E: 0 K: 0 S: 6	H: 0 LOB: 0 BB: 0 P: 7	R: 0 E: 0 K: 1 S: 8	H: 0 LOB: 0 BB: 0 P: 14	R: 0 E: 0 K: 0 S: 5	H: 0 LOB: 0 BB: 0 P: 6	R: 0 E: 0 K: 0 S: 5	H: 1 LOB: 1 BB: 0 P: 9	R: 2 E: 0 K: 0 S: 14	H: 3 LOB: 3 BB: 2 P: 30	R: 0 E: 0 K: 0 S: 5	H: 1 LOB: 0 BB: 0 P: 6	R: 0 E: 0 K: 2 S: 10	H: 1 LOB: 1 BB: 0 P: 12	R: 0 E: 0 K: 0 S: 15	H: 2 LOB: 2 BB: 0 P: 20	1B: 7 2B: 1 3B: 0 HR: 0	SF: 0 SAC: 0 DP: 1 HBP: 0	WP: 0 PB: 0 SB: 0 CS: 0	PA: 36							
PITCHER	IP	WLS	BF	H	R	ER	SO	BB	IBB	HBP	BLK	WP	HR	S	P	ERA	WHIP										
50 José Rosado, L (1,1) ERA: 3.29	5.2	W	23	4	2	2	1	2	0	0	0	0	0	41	67	3.18	1.059										
Randy Veres, R (6,1) ERA: 3.34	3.1	S	13	4	0	0	2	0	0	0	0	0	0	33	44	0.00	1.200										

AB	34
R	2
H	8
RBI	2
BB	2
SO	3
LOB	11



Batter	1	2	3	4	5	6	7	8	9	AB	R	H	RBI	BB	SO	LOB	TOP					
Chuck Knoblauch R (1, 4) OBP: 0.412, SLG: 0.369	F8		P8		K			L6		4	0	0	0	0	1	2						
Roberto Kelly R (1, 9) OBP: 0.336, SLG: 0.387	2B		L7				BB	K		3	0	1	0	1	1	2						
Paul Molitor R (1, 10) OBP: 0.370, SLG: 0.373	L6		CS		F8		F7	G5-3		4	0	0	0	0	0	3						
Terry Steinbach R (1, 2) OBP: 0.348, SLG: 0.425	K				1B		P4		G5-3	4	0	1	0	0	1	2						
Ron Coomer R (1, 5) OBP: 0.336, SLG: 0.466		P9			1B		F7		G1-3	4	0	1	0	0	0	1						
Marty Cordova R (1, 7) OBP: 0.345, SLG: 0.510		G6-3			K				K	4	0	0	0	0	3	2						
Greg Colbrunn R (1, 3) OBP: 0.304, SLG: 0.423		1B			G6-3		P6			3	0	1	0	0	0	2						
Darrin Jackson R (1, 8) OBP: 0.245, SLG: 0.440		P7					K		G5-3	3	0	0	0	0	1	1						
Pat Meares R (1, 6) OBP: 0.342, SLG: 0.476							F9			2	0	1	0	0	0	0						
Inning Stats	R: 0 E: 0 K: 1 S: 10	H: 1 LOB: 1 BB: 0 P: 19	R: 0 E: 0 K: 0 S: 6	H: 1 LOB: 1 BB: 0 P: 12	R: 0 E: 0 K: 0 S: 7	H: 0 LOB: 0 BB: 0 P: 11	R: 0 E: 0 K: 1 S: 20	H: 2 LOB: 2 BB: 0 P: 29	R: 0 E: 0 K: 2 S: 7	H: 0 LOB: 0 BB: 1 P: 11	R: 0 E: 0 K: 0 S: 6	H: 0 LOB: 1 BB: 1 P: 13	R: 0 E: 0 K: 1 S: 7	H: 0 LOB: 0 BB: 0 P: 9	R: 0 E: 0 K: 1 S: 10	H: 1 LOB: 1 BB: 0 P: 15	R: 0 E: 0 K: 1 S: 7	H: 0 LOB: 0 BB: 0 P: 9	1B: 3 2B: 2 3B: 0 HR: 0	SF: 0 SAC: 0 DP: 0 HBP: 1	WP: 0 PB: 0 SB: 0 CS: 1	PA: 34
PITCHER	IP	WLS	BF	H	R	ER	SO	BB	IBB	HBP	BLK	WP	HR	S	P	ERA	WHIP					
Darren Oliver L (1, 1) ERA: 4.19	8.0	W	30	5	0	0	6	1	0	1	0	0	0	73	119	0.00	0.750					
Matt Whiteside R (9, 1) ERA: 6.14	1.0		3	0	0	0	1	0	0	0	0	0	0	7	9	0.00	0.000					

Minnesota Twins @ Texas Rangers
The Ballpark at Arlington, Arlington, TX
Mon Jun 02 1997, 8:05 PM EDT
Att: 32,347 - Unknown - 81 F

AB	31
R	0
H	5
RBI	0
BB	1
SO	7
LOB	15



Batter	1	2	3	4	5	6	7	8	9	AB	R	H	RBI	BB	SO	LOB	BOTTOM				
Warren Newson L (1, 9) OBP: 0.377, SLG: 0.489	G4-6-3 BB		G6-3		K		HR	G6-3 BB		4	1	1	2	2	2	5					
Ivan Rodriguez R (1, 2) OBP: 0.387, SLG: 0.528	G4-6-3 1-2		2B				HR	G6-3		5	2	3	2	0	0	3					
29 Rusty Greer L (1, 7) OBP: 0.402, SLG: 0.480	2B		2B		G4-3		G4-6-3 1-2	K		5	0	2	1	0	1	3					
Juan Gonzalez R (1, 10) OBP: 0.313, SLG: 0.545	K		L7		G5-3		F7	F8		5	0	0	0	0	1	4					
Willi Clark L (1, 3) OBP: 0.472, SLG: 0.584		F7	G4-3		1B		2B	1B	1B	5	1	3	0	0	0	1					
Dean Palmer R (1, 5) OBP: 0.316, SLG: 0.391		L4			2B		1B	BB	1B	4	1	2	1	1	0	1					
Domingo Cedenno S (1, 4) OBP: 0.348, SLG: 0.433		1B	1B		2B		1B	K		4	1	3	0	1	1	1					
Damon Buford R (1, 8) OBP: 0.303, SLG: 0.350		FC6-4 1B			K		F7	E8 BB 1B G6-3		5	1	2	0	0	1	6					
Benji Gil R (1, 6) OBP: 0.265, SLG: 0.305	FC6-4 1-2		G6-3		G6-3		HR	1B	BB	4	1	2	1	1	0	4					
Inning Stats	R: 0 E: 0 K: 1 S: 9	H: 1 LOB: 1 BB: 1 P: 16	R: 0 E: 0 K: 0 S: 10	H: 2 LOB: 2 BB: 0 P: 13	R: 1 E: 0 K: 0 S: 10	H: 2 LOB: 1 BB: 0 P: 14	R: 0 E: 0 K: 2 S: 13	H: 2 LOB: 2 BB: 0 P: 17	R: 1 E: 0 K: 0 S: 21	H: 3 LOB: 3 BB: 1 P: 31	R: 2 E: 0 K: 0 S: 11	H: 3 LOB: 0 BB: 0 P: 19	R: 4 E: 1 K: 1 S: 17	H: 3 LOB: 2 BB: 2 P: 35	R: 0 E: 0 K: 2 S: 15	H: 2 LOB: 3 BB: 1 P: 27	1B: 10 2B: 6 3B: 0 HR: 2	SF: 0 SAC: 0 DP: 2 HBP: 0	WP: 1 PB: 0 SB: 0 CS: 0	PA: 46	
PITCHER	IP	WLS	BF	H	R	ER	SO	BB	IBB	HBP	BLK	WP	HR	S	P	ERA	WHIP				
Brad Radke R (1, 1) ERA: 5.0	6.0	L	31	13	4	4	3	2	0	0	0	1	0	32	62	13.50	4.000				
Todd Ritchie R (7, 1) ERA: 5.6	2.0		15	5	4	3	3	3	0	0	0	0	0	32	62	13.50	4.000				

Minnesota Twins @ Texas Rangers
The Ballpark at Arlington, Arlington, TX
Mon Jun 02 1997, 8:05 PM EDT
Att: 32,347 - Unknown - 81 F

AB	41
R	8
H	18
RBI	7
BB	5
SO	6
LOB	28



Batter	1	2	3	4	5	6	7	8	9	AB	R	H	RBI	BB	SO	LOB	TOP										
Chuck Knoblauch, R OBP: 0.408, SLG: 0.364 (1, 4)	G5-3		2B 1B BB	L8		SF9		G5-3		3	1	0	1	1	0	1											
Matt Lawton, L OBP: 0.391, SLG: 0.441 (1, 9)	1B		1B G1-4-3 2B		2B 1B	G1-6-3			G3	5	2	3	0	0	0	1											
Paul Molitor, R OBP: 0.376, SLG: 0.394 (1, 10)	P9		E G1-4-3 1B		1B 2B		G6-3			5	1	3	1	0	0	1											
Greg Myers, L OBP: 0.344, SLG: 0.412 (1, 2)	P5		G1-4-3		L6					4	0	1	1	1	0	4											
Ron Coomer, R OBP: 0.338, SLG: 0.463 (9, 3)		G3 1B	E4		L8-3 1B		P9			5	0	2	2	0	1	4											
Scott Stahovick, L OBP: 0.273, SLG: 0.410 (7, PH)		G3	G3-1		L8-3		E5			3	0	0	0	0	0	4											
Greg Colbrunn, R OBP: 0.302, SLG: 0.420 (7, 3)										1	0	0	0	0	0	1											
Terry Steinbach, R OBP: 0.346, SLG: 0.422 (9, PH)										1	0	0	0	0	1	2											
Denny Hocking, S OBP: 0.310, SLG: 0.372 (9, 5)										0	0	0	0	0	0	0											
Marty Cordova, R OBP: 0.339, SLG: 0.509 (1, 7)		K			G4-3 2B		G4-3			4	0	1	0	0	1	3											
Rich Becker, L OBP: 0.380, SLG: 0.364 (1, 8)		K			G4-3		1B SF9 1B		G6-3	4	1	1	0	0	1	2											
Pat Meares, R OBP: 0.340, SLG: 0.471 (1, 6)					G5-3		1B		F9	4	0	1	0	0	0	1											
Inning Stats	R: 0 E: 0 K: 0 S: 10	H: 1 LOB: 1 BB: 0 P: 14	R: 0 E: 0 K: 2 S: 10	H: 1 LOB: 1 BB: 0 P: 18	R: 2 E: 1 K: 0 S: 12	H: 2 LOB: 2 BB: 1 P: 24	R: 0 E: 0 K: 0 S: 4	H: 1 LOB: 1 BB: 0 P: 4	R: 2 E: 0 K: 0 S: 11	H: 3 LOB: 0 BB: 0 P: 15	R: 1 E: 0 K: 0 S: 9	H: 2 LOB: 1 BB: 0 P: 12	R: 0 E: 1 K: 0 S: 14	H: 1 LOB: 2 BB: 0 P: 20	R: 0 E: 0 K: 0 S: 4	H: 0 LOB: 0 BB: 0 P: 6	R: 0 E: 0 K: 2 S: 10	H: 1 LOB: 2 BB: 1 P: 19	1B: 7 2B: 8 3B: 0 HR: 0	SF: 1 SAC: 0 DP: 1 HBP: 0	WP: 0 PB: 0 SB: 0 CS: 0	PA: 42					
PITCHER	IP	WLS	BF	H	R	ER	SO	BB	IBB	HBP	BLK	WP	HR	S	P	ERA	WHIP										
Ken Hill, R ERA: 3.76 (1, 1)	6.0	L	29	10	5	5	2	1	0	0	0	0	0	56	87	7.50	1.833										
Eric Gunderson, L ERA: 2.14 (7, 1)	1.1		6	1	0	0	0	0	0	0	0	0	0	15	22	0.00	0.750										
Xavier Hernandez, R ERA: 0.64 (8, 1)	1.0		5	1	0	0	0	0	1	0	0	0	0	7	14	0.00	1.000										
John Wetteland, R ERA: 1.29 (9, 1)	0.2		2	0	0	0	2	0	0	0	0	0	0	6	9	0.00	0.000										

Minnesota Twins @ Texas Rangers
The Ballpark at Arlington, Arlington, TX
Tue Jun 03 1997, 8:05 PM EDT
Att: 28,620 - Unknown - 78 F

AB 39
R 5
H 12
RBI 5
BB 2
SO 4
LOB 24



Batter	1	2	3	4	5	6	7	8	9	AB	R	H	RBI	BB	SO	LOB	BOTTOM											
Damon Buford, R OBP: 0.304, SLG: 0.346 (1, 8)	L7		29 G4-6-3 BB		L7		L3 1B			2	0	0	0	1	0	0												
Lee Stevens, L OBP: 0.346, SLG: 0.529 (7, PH)									1B	0	0	0	0	0	0	0												
Mike Simms, R OBP: 0.320, SLG: 0.556 (7, PH)										1	0	1	1	0	0	0												
Billy Ripken, R OBP: 0.337, SLG: 0.440 (8, 6)										1	0	1	0	0	0	0												
Ivan Rodriguez, R OBP: 0.391, SLG: 0.548 (1, 2)	2B		L8			HR	L3			5	1	3	1	0	0	2												
29 Rusty Greer, L OBP: 0.393, SLG: 0.468 (1, 7)	L8		G4-6-3			G5-3		G4-3		5	0	0	0	0	1	4												
Juan Gonzalez, R OBP: 0.304, SLG: 0.528 (1, 10)	G5-3					L9		K		4	0	0	0	0	2	1												
Willi Clark, L OBP: 0.483, SLG: 0.601 (1, 3)		FC6-4 1B								4	0	4	0	0	0	0												
Dean Palmer, R OBP: 0.314, SLG: 0.388 (1, 5)		P9				G4-3		G4-3		4	0	1	0	0	1	3												
Mike Devereaux, R OBP: 0.273, SLG: 0.232 (8, 8)		FC6-4				L9				4	1	1	0	0	1	4												
Domingo Cedeno, S OBP: 0.329, SLG: 0.406 (1, 4)						G4-3				4	0	0	0	0	1	2												
Benji Gil, R OBP: 0.268, SLG: 0.329 (1, 6)										2	1	1	1	0	0	0												
Warren Newson, L OBP: 0.380, SLG: 0.500 (7, PH)										2	1	1	1	0	1	0												
Inning Stats	R: 0 E: 0 K: 0 S: 8	H: 1 LOB: 0 BB: 0 P: 13	R: 0 E: 0 K: 0 S: 9	H: 1 LOB: 0 BB: 0 P: 15	R: 1 E: 0 K: 0 S: 5	H: 1 LOB: 0 BB: 1 P: 12	R: 0 E: 0 K: 2 S: 12	H: 1 LOB: 1 BB: 0 P: 19	R: 0 E: 0 K: 0 S: 6	H: 0 LOB: 0 BB: 0 P: 13	R: 1 E: 0 K: 0 S: 8	H: 2 LOB: 1 BB: 0 P: 15	R: 2 E: 0 K: 0 S: 12	H: 3 LOB: 0 BB: 0 P: 17	R: 0 E: 0 K: 2 S: 17	H: 2 LOB: 2 BB: 0 P: 24	R: 0 E: 0 K: 3 S: 14	H: 2 LOB: 2 BB: 0 P: 20	1B: 8 2B: 4 3B: 0 HR: 2	SF: 0 SAC: 0 DP: 2 HBP: 0	WP: 0 PB: 0 SB: 0 CS: 0	PA: 39						
PITCHER	IP	WLS	BF	H	R	ER	SO	BB	IBB	HBP	BLK	WP	HR	S	P	ERA	WHIP											
Rich Robertson, L ERA: 5.71 (1, 1)	6.0	W	25	7	3	3	2	1	0	0	0	0	0	2	51	90	4.50	1.333										
Frankie Rodriguez, R ERA: 5.79 (7, 1)	0.1		2	1	0	0	0	0	0	0	0	0	0	6	9	0.00	3.000											
Greg Swindell, L ERA: 4.38 (7, 1)	1.0		3	1	1	1	0	0	0	0	0	0	0	6	11	9.00	1.000											
Mike Trombley, R ERA: 3.86 (8, 1)	0.1		1	0	0	0	1	0	0	0	0	0	0	3	4	0.00	0.000											
Eddie Guardado, L ERA: 4.02 (8, 1)	0.0		1	1	0	0	0	0	0	0	0	0	0	2	2	*	*											

Minnesota Twins @ Texas Rangers
The Ballpark at Arlington, Arlington, TX
Tue Jun 03 1997, 8:05 PM EDT
Att: 28,620 - Unknown - 78 F

AB 38
R 4
H 13
RBI 4
BB 1
SO 7
LOB 16




Batter	1	2	3	4	5	6	7	8	9	10	11	AB	R	H	RBI	BB	SO	LOB										
Domingo Cedeno, S OBP: 0.316, SLG: 0.429	1-1 HR		2-2 F8			2-1 F7		0-1 F7		0-0 G1-6-3	0-3 K2-3	6	1	1	1	0	1	3										
Ivan Rodriguez, R OBP: 0.383, SLG: 0.536	0-0 G5-3			3-3 K		1-3 K		1-3 K		1-2 P3		5	0	0	0	0	3	1										
29 Rusty Greer, L OBP: 0.397, SLG: 0.469	1-3 K			0-0 L6		3-2 2H 1B			4-0 BB BB		1-2 1B 1B	4	1	2	1	1	1	0										
Juan Gonzalez, R OBP: 0.301, SLG: 0.515	2-3 K			1-0 F9		0-1 P4			2-3 K		3-1 1B 1B	5	1	1	0	0	2	2										
Will Clark, L OBP: 0.476, SLG: 0.586		0-1 F9			2-2 F9		1-2 F8		4-0 BB BB		2-1 F7	4	0	0	0	1	0	2										
Dean Palmer, R OBP: 0.316, SLG: 0.389		3-3 K			1-3 K		0-1 G3-6-1 1B		0-3 K		2-2 1B BB	5	1	2	1	0	3	2										
Lee Stevens, L OBP: 0.346, SLG: 0.521		0-0 G3			4-0 BB		0-0 G3-6-1		4-2 BB		4-2 1B BB	2	0	0	0	1	0	1										
Mike Devereaux, R OBP: 0.273, SLG: 0.232							1-2 1B				1-2 BB	0	0	0	0	0	0	0										
Warren Newson, L OBP: 0.391, SLG: 0.500									1-2 2-3 BB		1-2 BB	0	0	0	0	2	0	0										
Damon Buford, R OBP: 0.306, SLG: 0.365			1-1 G5-3		0-2 P3			1-2 IHR		1-3 K		1-1 1B	5	1	2	2	0	1	4									
Benji Gil, R OBP: 0.266, SLG: 0.322			0-2 G5-3			4-1 F7 1B				1-1 P6	1-0 SF7	3	1	0	1	1	1	0										
Inning Stats	R: 1 E: 0 K: 2 S: 12	H: 1 LOB: 0 BB: 0 P: 16	R: 0 E: 0 K: 1 S: 8	H: 0 LOB: 0 BB: 0 P: 11	R: 0 E: 0 K: 0 S: 9	H: 0 LOB: 0 BB: 0 P: 12	R: 0 E: 0 K: 1 S: 5	H: 0 LOB: 0 BB: 1 P: 9	R: 0 E: 0 K: 1 S: 10	H: 1 LOB: 1 BB: 1 P: 17	R: 0 E: 0 K: 0 S: 6	H: 1 LOB: 0 BB: 0 P: 7	R: 1 E: 0 K: 2 S: 15	H: 1 LOB: 0 BB: 0 P: 18	R: 0 E: 0 K: 3 S: 16	H: 0 LOB: 3 BB: 3 P: 31	R: 0 E: 0 K: 0 S: 6	H: 0 LOB: 0 BB: 0 P: 8	R: 3 E: 0 K: 1 S: 19	H: 4 LOB: 2 BB: 1 P: 33	1B: 6 2B: 0 3B: 0 HR: 2	SF: 1 SAC: 0 DP: 1 HBP: 0	WP: 0 PB: 0 SB: 0 CS: 0	PA: 46				
PITCHER	IP 9.0	WLS 35	BF 4	H 4	R 3	ER 3	SO 11	BB 1	IBB 0	HBP 0	BLK 0	WP 0	HR 0	S 193	P 143	ERA 3.00	WHIP 1.000											
Kevin Appier, R ERA: 2.44	(1, 1)																											
Hipolito Pichardo, R ERA: 3.58	(10, 1)	1.1	L	8	3	3	3	0	1	0	0	0	0	0	0	19	33	20.25	3.000									
Randy Veres, R ERA: 3.26	(11, 1)	0.2		3	1	0	0	1	0	0	0	0	0	0	6	8	0.00	1.500										

Texas Rangers @ Kansas City Royals
Kauffman Stadium, Kansas City, MO
Thu Jun 05 1997, 7:05 PM CDT
Att. 17,351 - Unknown - 80 F

livebaseballscores.com

AB 39
R 6
H 8
RBI 6
BB 6
SO 12
LOB 15




Batter	1	2	3	4	5	6	7	8	9	10	11	AB	R	H	RBI	BB	SO	LOB										
Jose Offerman, S OBP: 0.377, SLG: 0.419	2-2 G6-3		1-1 FC4-6 1B		2-2 1B		1-2 F7			3-1 F8		5	0	2	0	0	0	1										
Tom Goodwin, L OBP: 0.321, SLG: 0.352	1-2 G3		1-1 FC4-6 1B		1-1 G4-3			0-0 E1 G3-1 1B		0-1 FC6-4 1B		5	1	2	0	0	0	3										
Bip Roberts, S OBP: 0.356, SLG: 0.397	2-2 G6-3		2-2 G4-3			0-0 G4-3		3-2 G3-1		0-0 FC6-4		5	0	0	0	0	0	4										
Craig Paquette, R OBP: 0.261, SLG: 0.378								2-3 G3-1		1-2 FC6-4		0	0	0	0	0	0	0										
Jeff King, R OBP: 0.380, SLG: 0.408		1-0 F7		0-1 HR		2-2 G5-3		4-2 1B BB		0-0 FC6-4		4	2	1	1	1	0	1										
Johnny Damon, L OBP: 0.377, SLG: 0.508		1-1 1B		0-0 G4-3		4-1 BB		0-0 1B		1-2 G4-3		4	0	2	1	1	0	0										
Joe Vitiello, R OBP: 0.347, SLG: 0.364		3-2 P6		0-0 G6-3		0-3 K		3-2 SF8-4-3		0-0 K		3	0	0	0	0	1	2										
Chili Davis, S OBP: 0.400, SLG: 0.409								0-1 1-2 3H		1-3 K		1	0	0	1	0	1	0										
Scott Cooper, L OBP: 0.253, SLG: 0.329		0-2 F8		2-0 G3			1-2 P5		1-3 K		0-3 K	5	0	0	0	0	2	1										
Mike Macfarlane, R OBP: 0.223, SLG: 0.253			3-2 G6-3		0-0 F8		0-0 L1-3		0-0 F9			4	0	0	0	0	0	0										
Shane Halter, R OBP: 0.417, SLG: 0.300			2-1 FC4-6 1B		3-1 F7		4-1 BB		1-2 G6-3			3	0	1	0	1	0	0										
Inning Stats	R: 0 E: 0 K: 0 S: 10	H: 0 LOB: 0 BB: 0 P: 15	R: 0 E: 0 K: 0 S: 10	H: 1 LOB: 1 BB: 0 P: 15	R: 0 E: 0 K: 0 S: 15	H: 2 LOB: 2 BB: 0 P: 24	R: 1 E: 0 K: 0 S: 5	H: 1 LOB: 0 BB: 0 P: 7	R: 0 E: 0 K: 1 S: 8	H: 1 LOB: 1 BB: 1 P: 14	R: 0 E: 0 K: 0 S: 8	H: 0 LOB: 0 BB: 1 P: 14	R: 2 E: 1 K: 0 S: 9	H: 2 LOB: 0 BB: 1 P: 16	R: 0 E: 0 K: 1 S: 7	H: 0 LOB: 0 BB: 0 P: 9	R: 0 E: 0 K: 0 S: 6	H: 1 LOB: 1 BB: 0 P: 9	R: 0 E: 0 K: 2 S: 12	H: 0 LOB: 0 BB: 0 P: 14	1B: 7 2B: 1 3B: 0 HR: 1	SF: 1 SAC: 0 DP: 1 HBP: 0	WP: 0 PB: 0 SB: 0 CS: 0	PA: 43				
PITCHER	IP 7.0	WLS 28	BF 1	H 5	R 1	ER 1	SO 1	BB 2	IBB 0	HBP 0	BLK 0	WP 0	HR 1	S 64	P 103	ERA 1.29	WHIP 1.000											
Bobby Witt, R ERA: 3.39	(8, 1)																											
Ed Vosberg, L ERA: 6.59	(8, 1)	0.0		1	1	1	0	0	0	0	0	0	0	0	1	1												
Xavier Hernandez, R ERA: 3.9	(8, 1)	0.1	3	1	0	0	0	1	0	0	0	0	0	6	13	0.00	6.000											
John Wetteland, R ERA: 1.09	(8, 1)	3.2	W	11	1	1	1	3	0	0	0	0	0	27	34	2.46	0.273											

Texas Rangers @ Kansas City Royals
Kauffman Stadium, Kansas City, MO
Thu Jun 05 1997, 7:05 PM CDT
Att. 17,351 - Unknown - 80 F

livebaseballscores.com


AB 39
R 3
H 8
RBI 3
BB 3
SO 4
LOB 12




Batter	1	2	3	4	5	6	7	8	9	AB	R	H	RBI	BB	SO	LOB	TOP					
Damon Buford, R (1, 8) OBP: 0.305, SLG: 0.363	F8		K		PO	P4		1B		4	0	1	0	0	1	0	Texas Rangers @ Kansas City Royals Kauffman Stadium, Kansas City, MO Fri Jun 06 1997, 7:05 PM CDT Att: 16,793 - Unknown - 79 F					
Ivan Rodriguez, R (1, 2) OBP: 0.377, SLG: 0.527	G5-3		F7			K		G1-3		4	0	0	0	0	1	1						
29 Rusty Greer, L (1, 7) OBP: 0.399, SLG: 0.471			G6-3						P6	3	0	1	0	1	0	0						
Juan Gonzalez, R (1, 10) OBP: 0.293, SLG: 0.500	K			G6-3		F9			G4-3	4	0	0	0	0	1	2						
Will Clark, L (1, 3) OBP: 0.466, SLG: 0.571		F8		K			F7		G3	4	0	0	0	0	1	0						
Dean Palmer, R (1, 5) OBP: 0.312, SLG: 0.383		G6-3		G5-3			G6-3			3	0	0	0	0	0	0						
Mike Devereaux, R (1, 9) OBP: 0.275, SLG: 0.250		WP 1B			F7		G6-3			3	1	1	0	0	0	0						
Billy Ripken, R (1, 4) OBP: 0.337, SLG: 0.436					K			F8		3	0	1	1	0	1	0						
Benji Gil, R (1, 6) OBP: 0.269, SLG: 0.324								K		2	0	1	0	0	0	1						
Mike Simms, R (8, PH) OBP: 0.314, SLG: 0.543										1	0	0	0	0	1	0						
Domingo Cedeno, S (8, 4) OBP: 0.316, SLG: 0.429										0	0	0	0	0	0	0						
Inning Stats	R: 0 E: 0 K: 1 S: 11	H: 0 LOB: 1 BB: 1 P: 20	R: 1 E: 0 K: 0 S: 13	H: 2 LOB: 1 BB: 0 P: 19	R: 0 E: 0 K: 1 S: 7	H: 0 LOB: 0 BB: 0 P: 11	R: 0 E: 0 K: 1 S: 10	H: 0 LOB: 0 BB: 0 P: 14	R: 0 E: 0 K: 1 S: 9	H: 1 LOB: 0 BB: 0 P: 14	R: 0 E: 0 K: 1 S: 9	H: 1 LOB: 1 BB: 0 P: 13	R: 0 E: 0 K: 0 S: 7	H: 0 LOB: 0 BB: 0 P: 11	R: 0 E: 0 K: 1 S: 12	H: 1 LOB: 1 BB: 0 P: 13	R: 0 E: 0 K: 0 S: 6	H: 0 LOB: 0 BB: 0 P: 8	1B: 3 2B: 2 3B: 0 HR: 0	SF: 0 SAC: 0 DP: 0 HBP: 0	WP: 1 PB: 0 SB: 0 CS: 0	PA: 33
PITCHER 50 José Rosado, L (1, 1) ERA: 3.06	IP: 9.0 WLS: W BF: 32 H: 5 R: 1 ER: 1 SO: 6 BB: 1 IBB: 0 HBP: 0 BLK: 0 WP: 1 HR: 0 S: 84 P: 123 ERA: 1.00 WHIP: 0.667															PITCHER						

Batter	1	2	3	4	5	6	7	8	9	AB	R	H	RBI	BB	SO	LOB	BOTTOM					
Jose Offerman, S (1, 4) OBP: 0.385, SLG: 0.428	FC3-6 1B		G3				FC3-6 1B			4	0	3	0	0	0	0	Texas Rangers @ Kansas City Royals Kauffman Stadium, Kansas City, MO Fri Jun 06 1997, 7:05 PM CDT Att: 16,793 - Unknown - 79 F					
Tom Goodwin, L (1, 8) OBP: 0.315, SLG: 0.345	FC3-6 1B		G4-3		P6		FC3-6 1B			4	1	0	0	0	0	4						
Jay Bell, R (1, 6) OBP: 0.367, SLG: 0.474	BB		F7				F8			3	0	1	1	1	0	1						
Chili Davis, S (1, 10) OBP: 0.402, SLG: 0.412	1B			F9 SH1-3 1B	K		L4			4	0	2	1	0	1	2						
Johnny Damon, L (1, 7) OBP: 0.369, SLG: 0.496	K			SH1-3	P4		P6			3	0	0	0	0	1	4						
Jeff King, R (1, 3) OBP: 0.382, SLG: 0.412	L6			FC5-4 BB		P3		2B		3	0	1	0	1	0	2						
Joe Vitiello, R (1, 9) OBP: 0.337, SLG: 0.352		G5-3			F9		G4-3		L6	3	0	0	0	0	0	2						
David Howard, S (7, 9) OBP: 0.333, SLG: 0.406										0	0	0	0	0	0	0						
Bip Roberts, S (8, PH) OBP: 0.354, SLG: 0.394										1	0	0	0	0	0	1						
Shane Halter, R (9, 9) OBP: 0.417, SLG: 0.300										0	0	0	0	0	0	0						
Craig Paquette, R (1, 5) OBP: 0.257, SLG: 0.371		K			FC5-4		F9			3	0	0	0	0	1	2						
Sal Fasano, R (1, 2) OBP: 0.125, SLG: 0.125		K				E2 1B		P5		3	1	0	0	0	1	0						
Inning Stats	R: 1 E: 0 K: 1 S: 18	H: 2 LOB: 2 BB: 1 P: 29	R: 0 E: 0 K: 2 S: 7	H: 0 LOB: 0 BB: 0 P: 11	R: 0 E: 0 K: 0 S: 5	H: 0 LOB: 0 BB: 0 P: 8	R: 0 E: 0 K: 0 S: 8	H: 1 LOB: 2 BB: 1 P: 15	R: 1 E: 1 K: 1 S: 12	H: 2 LOB: 2 BB: 0 P: 16	R: 0 E: 0 K: 0 S: 6	H: 0 LOB: 0 BB: 0 P: 10	R: 0 E: 0 K: 0 S: 6	H: 1 LOB: 1 BB: 0 P: 10	R: 0 E: 0 K: 0 S: 12	H: 1 LOB: 1 BB: 0 P: 17	R: 0 E: 0 K: 0 S: 6	H: 0 LOB: 0 BB: 0 P: 8	1B: 6 2B: 1 3B: 0 HR: 0	SF: 0 SAC: 1 DP: 0 HBP: 0	WP: 0 PB: 0 SB: 2 CS: 0	PA: 34
PITCHER John Burkett, R (1, 1) ERA: 4.54	IP: 8.0 WLS: L BF: 34 H: 7 R: 2 ER: 1 SO: 4 BB: 2 IBB: 0 HBP: 0 BLK: 0 WP: 0 HR: 0 S: 74 P: 116 ERA: 1.12 WHIP: 1.125															PITCHER						

AB 31
 R 1
 H 5
 RBI 1
 BB 1
 SO 6
 LOB 4



AB 31
 R 2
 H 7
 RBI 2
 BB 2
 SO 4
 LOB 18




livebaseballscorecards.com

livebaseballscorecards.com

Batter	1	2	3	4	5	6	7	8	9	AB	R	H	RBI	BB	SO	LOB	TOP																						
Domingo Cedeno, S (1,4) OBP: 0.313, SLG: 0.446	F7		3B			P6		K		4	0	1	1	0	1	0	Texas Rangers @ Kansas City Royals Kauffman Stadium, Kansas City, MO Sat Jun 07 1997, 3:33 AM CDT Att: 26,542 - Cloudy - 74 F																						
Ivan Rodriguez, R (1,2) OBP: 0.374, SLG: 0.535 Henry Mercedes, R (8,2) OBP: 0.250, SLG: 0.333	G3-1		K			K		HR		4	1	1	1	0	2	1																							
29 Rusty Greer, L (1,7) OBP: 0.397, SLG: 0.465	K		G4-3			HR		L8		3	1	0	0	1	1																								
Juan Gonzalez, R (1,10) OBP: 0.298, SLG: 0.522		1B			G5-3			K		4	1	2	2	0	1	0																							
Willi Clark, L (1,3) OBP: 0.461, SLG: 0.564		1B			L7			F7		4	0	1	0	0	0	0																							
Dean Palmer, R (1,5) OBP: 0.306, SLG: 0.375		K			K			P4		4	0	0	0	0	2	2																							
Lee Stevens, L (1,9) OBP: 0.340, SLG: 0.510		G4-6-3			F9			F8		3	0	0	0	0	0	2																							
Damon Buford, R (1,8) OBP: 0.306, SLG: 0.358			F9		F7			K		2	1	0	0	1	1	0																							
Benji Gil, R (1,6) OBP: 0.264, SLG: 0.318			F9		G6-3			F9		3	0	0	0	0	0	1																							
Inning Stats	R: 0 E: 0 K: 1 S: 8	H: 0 LOB: 0 BB: 0 P: 11	R: 0 E: 0 K: 1 S: 8	H: 2 LOB: 1 BB: 0 P: 11	R: 1 E: 0 K: 1 S: 12	H: 1 LOB: 1 BB: 1 P: 21	R: 0 E: 0 K: 1 S: 7	H: 0 LOB: 0 BB: 0 P: 13	R: 0 E: 0 K: 0 S: 7	H: 0 LOB: 0 BB: 0 P: 14	R: 2 E: 0 K: 1 S: 15	H: 1 LOB: 0 BB: 1 P: 20	R: 0 E: 0 K: 1 S: 7	H: 0 LOB: 0 BB: 0 P: 7	R: 1 E: 0 K: 1 S: 7	H: 1 LOB: 0 BB: 0 P: 9	R: 0 E: 0 K: 1 S: 7	H: 0 LOB: 0 BB: 0 P: 10	1B: 2 2B: 0 3B: 1 HR: 2	SF: 0 SAC: 0 DP: 1 HBP: 0	WP: 0 PB: 0 SB: 1 CS: 0	PA: 33																	
PITCHER	IP	WLS	BF	H	R	ER	SO	BB	IBB	HBP	BLK	WP	HR	S	P	ERA	WHIP	PITCHER					IP	WLS	BF	H	R	ER	SO	BB	IBB	HBP	BLK	WP	HR	S	P	ERA	WHIP
Jim Pittsley, R (1,1) ERA: 6.45	7.0	W	26	4	3	3	6	2	0	0	0	0	1	64	97	3.86	0.857																						
Randy Veres, R (8,1) ERA: 3.41	1.1		5	1	1	1	2	0	0	0	0	0	1	10	13	6.75	0.750																						
Larry Casian, L (9,1) ERA: 7.5	0.1		1	0	0	0	0	0	0	0	0	0	0	2	3	0.00	0.000																						
Jose Santiago, R (9,1) ERA:	0.1		1	0	0	0	0	0	0	0	0	0	0	2	3	0.00	0.000																						

Batter	1	2	3	4	5	6	7	8	9	AB	R	H	RBI	BB	SO	LOB	BOTTOM																						
Jose Offerman, S (1,4) OBP: 0.391, SLG: 0.445	CS		CS		L5	3B		L7		5	1	3	2	0	0	1	Texas Rangers @ Kansas City Royals Kauffman Stadium, Kansas City, MO Sat Jun 07 1997, 3:33 AM CDT Att: 26,542 - Cloudy - 74 F																						
Jay Bell, R (1,6) OBP: 0.367, SLG: 0.467	P3				F8			K		3	1	0	0	2	1	2																							
Bip Roberts, S (1,7) OBP: 0.356, SLG: 0.396 Johnny Damon, L (4, PR) (5, 7) OBP: 0.364, SLG: 0.489	G6-3				G6-3			K		2	0	1	1	0	0	0																							
Jeff King, R (1,3) OBP: 0.384, SLG: 0.411		K			E7			K		3	2	1	1	1	2	2																							
Chili Davis, S (1,10) OBP: 0.409, SLG: 0.459		P3			HR			G4-6-3		4	2	3	5	0	0	0																							
Joe Vitiello, R (1,9) OBP: 0.340, SLG: 0.366 Shane Halter, R (4, PR) (5, 9) OBP: 0.423, SLG: 0.286		K			2B			G4-6-3		2	0	1	0	0	1	0																							
Mike Macfarlane, R (1,2) OBP: 0.224, SLG: 0.253			G5-3		K			K		4	1	1	0	0	2	2																							
Craig Paquette, R (1,5) OBP: 0.257, SLG: 0.369			F8		K			K		4	1	1	1	0	2	2																							
Tom Goodwin, L (1,8) OBP: 0.318, SLG: 0.345			CS		F8			G6-3		3	0	1	0	1	0	4																							
Inning Stats	R: 0 E: 0 K: 0 S: 6	H: 1 LOB: 0 BB: 0 P: 11	R: 0 E: 0 K: 2 S: 9	H: 0 LOB: 0 BB: 0 P: 9	R: 0 E: 0 K: 0 S: 9	H: 1 LOB: 0 BB: 0 P: 15	R: 5 E: 1 K: 2 S: 23	H: 5 LOB: 2 BB: 1 P: 39	R: 0 E: 0 K: 0 S: 3	H: 0 LOB: 0 BB: 0 P: 7	R: 5 E: 0 K: 2 S: 17	H: 4 LOB: 3 BB: 3 P: 33	R: 0 E: 0 K: 1 S: 8	H: 1 LOB: 0 BB: 0 P: 14	R: 0 E: 0 K: 2 S: 9	H: 0 LOB: 1 BB: 1 P: 18	1B: 8 2B: 1 3B: 1 HR: 2	SF: 0 SAC: 0 DP: 1 HBP: 0	WP: 0 PB: 0 SB: 0 CS: 2	PA: 39																			
PITCHER	IP	WLS	BF	H	R	ER	SO	BB	IBB	HBP	BLK	WP	HR	S	P	ERA	WHIP	PITCHER					IP	WLS	BF	H	R	ER	SO	BB	IBB	HBP	BLK	WP	HR	S	P	ERA	WHIP
Darren Oliver, L (1,1) ERA: 4.68	5.0	L	22	7	6	6	4	2	0	0	0	0	1	4	8	10.80	1.800																						
Matt Whiteside, R (6,1) ERA: 8.59	0.0		4	3	2	2	0	1	0	0	0	0	1	4	8	∞	∞																						
Ed Vosberg, L (6,1) ERA: 6.28	0.2		4	1	2	2	1	0	1	0	0	0	0	10	17	27.00	1.500																						
Julio Santana, R (6,1) ERA: 4.96	1.1		4	1	0	0	2	0	0	0	0	0	0	11	18	0.00	0.750																						
Jose Albeno, R (8,1) ERA: 5.95	1.0		4	0	0	0	2	1	0	0	0	0	0	9	18	0.00	1.000																						

AB 31
 R 4
 H 5
 RBI 4
 BB 2
 SO 8
 LOB 7




AB 33
 R 10
 H 12
 RBI 10
 BB 5
 SO 9
 LOB 16




Batter	1	2	3	4	5	6	7	8	9	AB	R	H	RBI	BB	SO	LOB	TOP					
Warren Newson, L (1, 9) OBP: 0.386, SLG: 0.500										4	0	1	0	0	2	1	Texas Rangers @ Kansas City Royals Kauffman Stadium, Kansas City, MO Sun Jun 08 1997, 3:33 AM CDT Att: 30,288 - Cloudy - 70 F					
Ivan Rodriguez, R (1, 2) OBP: 0.391, SLG: 0.545										3	2	2	0	1	0	1						
29 Rusty Greer, L (1, 7) OBP: 0.402, SLG: 0.475										4	0	3	2	0	0	0						
Juan Gonzalez, R (1, 10) OBP: 0.297, SLG: 0.511										3	0	0	0	1	1	3						
Will Clark, L (1, 3) OBP: 0.452, SLG: 0.550										4	0	0	0	0	1	4						
Dean Palmer, R (1, 5) OBP: 0.301, SLG: 0.368										4	0	0	0	0	2	4						
Domingo Cedenos, S (1, 4) OBP: 0.310, SLG: 0.436										4	0	1	0	0	1	0						
Damon Buford, R (1, 8) OBP: 0.301, SLG: 0.352										3	0	0	0	0	1	1						
Lee Stevens, L (9, PH) OBP: 0.336, SLG: 0.507										1	0	0	0	0	0	0						
Billy Ripken, R (1, 6) OBP: 0.327, SLG: 0.423										3	0	0	0	0	1	1						
Inning Stats	R: 1 E: 0 K: 2 S: 20	H: 2 LOB: 2 BB: 1 P: 34	R: 0 E: 0 K: 1 S: 11	H: 1 LOB: 1 BB: 0 P: 14	R: 0 E: 0 K: 2 S: 15	H: 1 LOB: 2 BB: 1 P: 27	R: 0 E: 0 K: 0 S: 8	H: 0 LOB: 0 BB: 0 P: 12	R: 1 E: 0 K: 1 S: 13	H: 2 LOB: 0 BB: 0 P: 20	R: 0 E: 0 K: 0 S: 10	H: 0 LOB: 0 BB: 0 P: 14	R: 0 E: 0 K: 1 S: 9	H: 1 LOB: 1 BB: 0 P: 12	R: 0 E: 0 K: 1 S: 12	H: 0 LOB: 0 BB: 0 P: 18	R: 0 E: 0 K: 1 S: 8	H: 0 LOB: 0 BB: 0 P: 8	1B: 3 2B: 4 3B: 0 HR: 0	SF: 0 SAC: 0 DP: 1 HBP: 0	WP: 0 PB: 0 SB: 0 CS: 0	PA: 35
PITCHER	IP WLS BF H R ER SO BB IBB HBP BLK WP HR S P ERA WHIP																					
Tim Belcher, R (1, 1) ERA: 3.36	6.0 W 25 6 2 2 6 2 0 0 0 0 0 0 77 121 3.00 1.333																					
Jeff Montgomery, R (7, 1) ERA: 7.85	1.0 4 1 0 0 1 0 0 0 0 0 0 0 9 12 0.00 1.000																					
Randy Veres, R (8, 1) ERA: 3.31	1.0 3 0 0 0 1 0 0 0 0 0 0 0 12 18 0.00 0.000																					
Hipolito Pichardo, R (9, 1) ERA: 3.54	0.1 1 0 0 0 0 0 0 0 0 0 0 0 2 2 0.00 0.000																					
Mike Williams, R (9, 1) ERA: 5.14	0.2 S 2 0 0 0 1 0 0 0 0 0 0 0 6 6 0.00 0.000																					

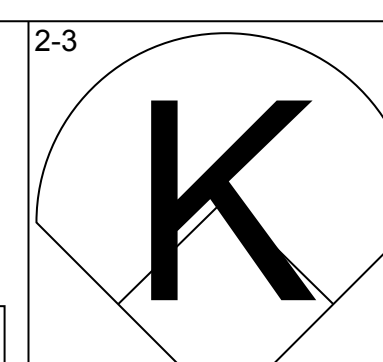
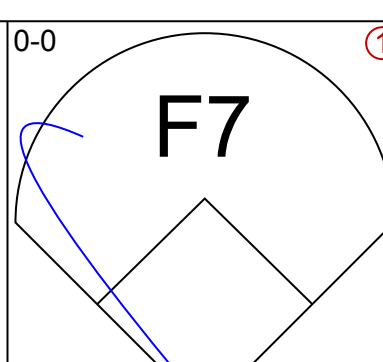
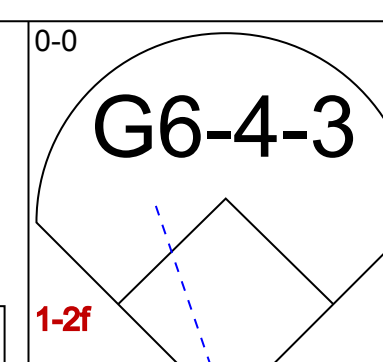
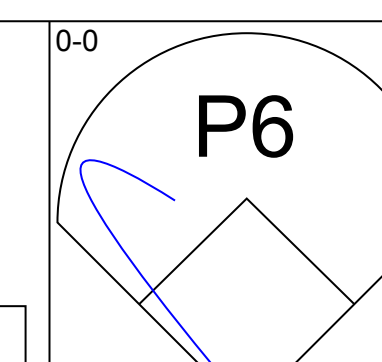
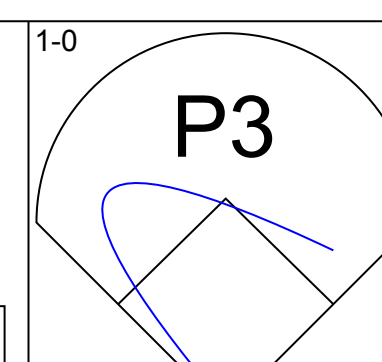
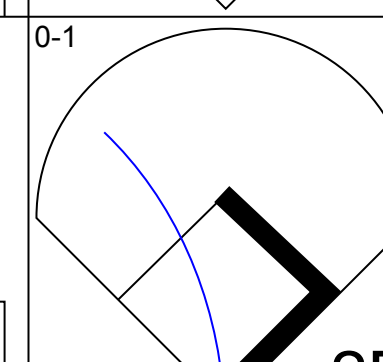
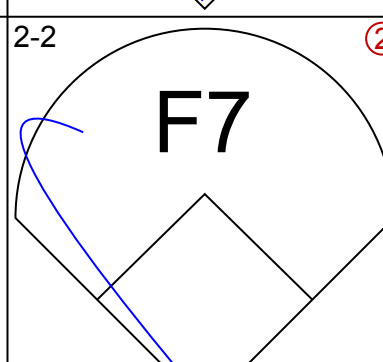
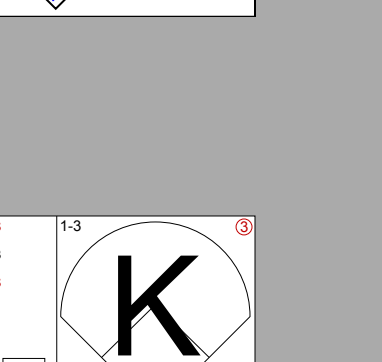
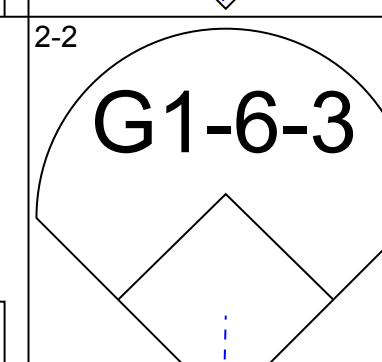
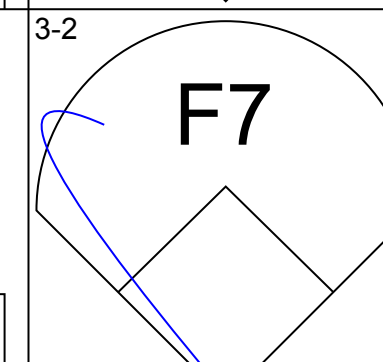
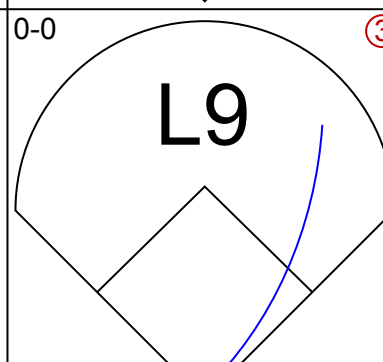
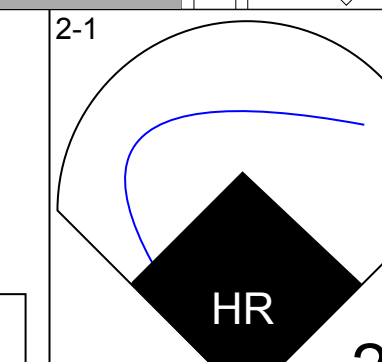
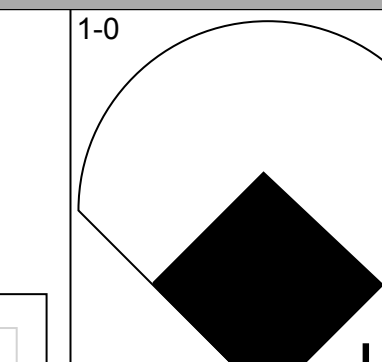
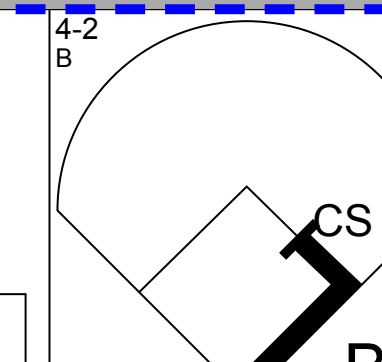
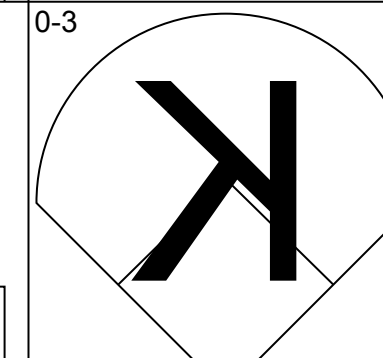
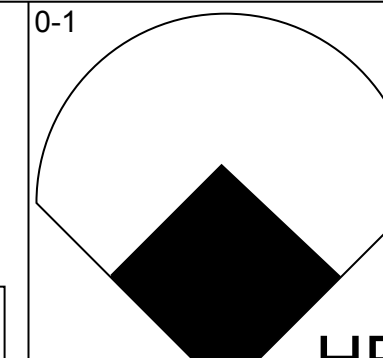
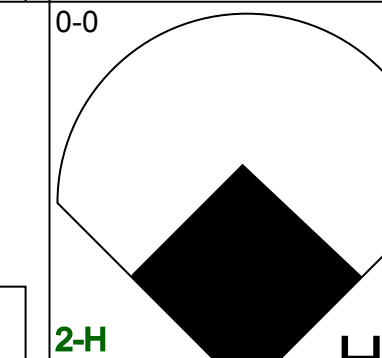
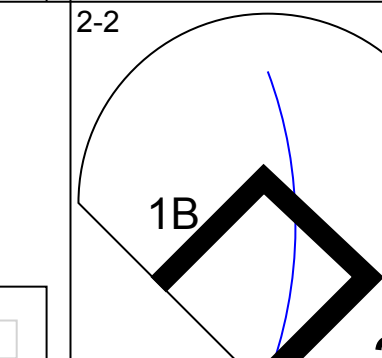
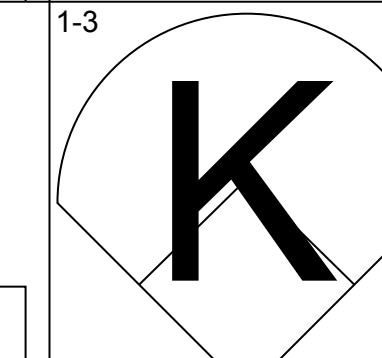
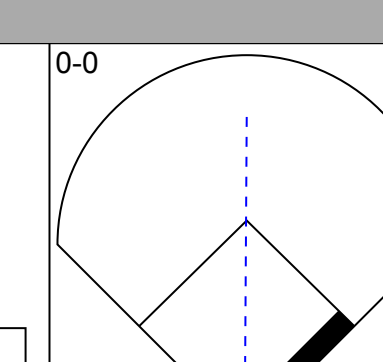
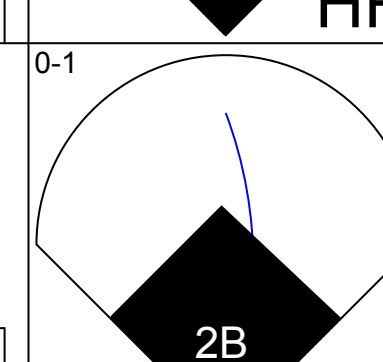
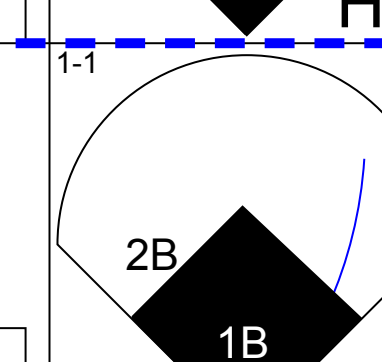
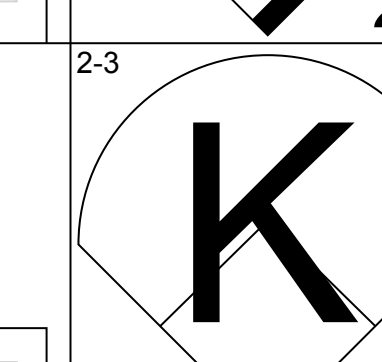
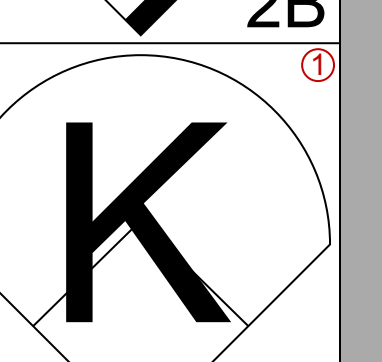
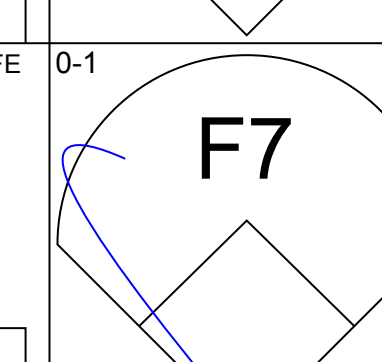
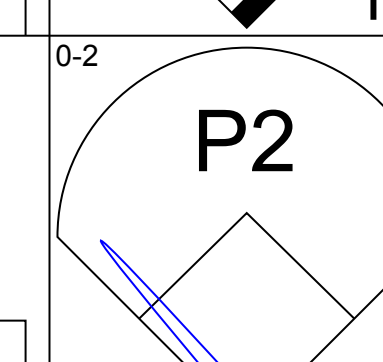
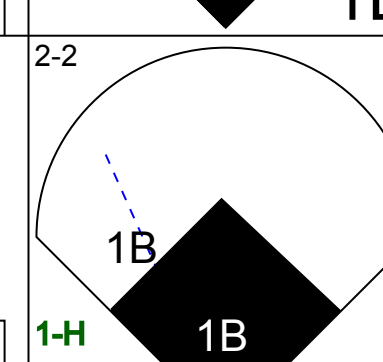
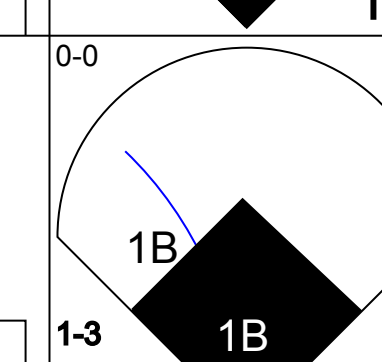
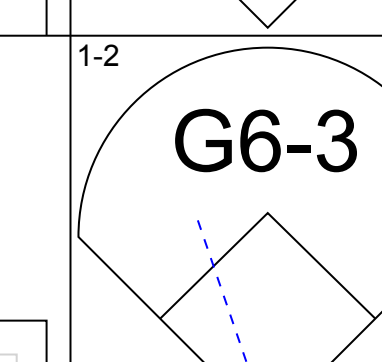
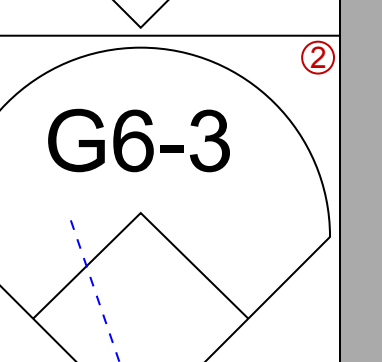
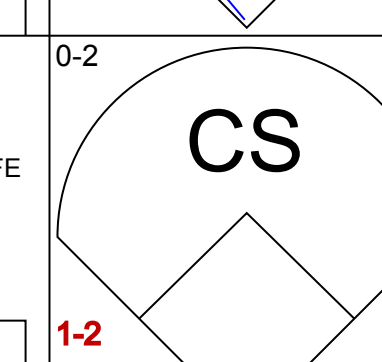
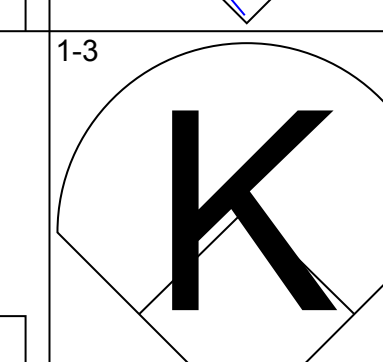
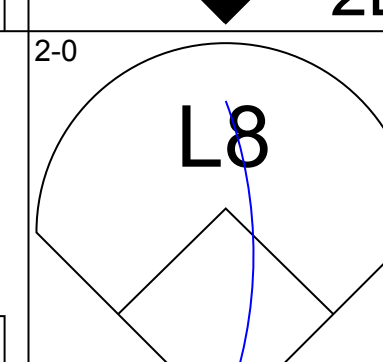
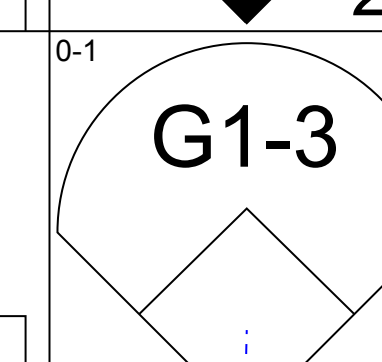
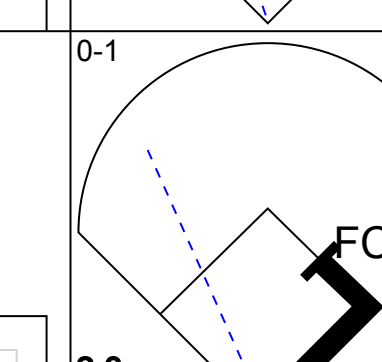
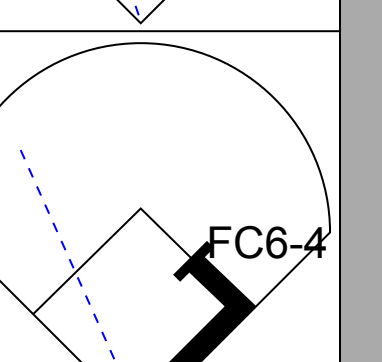
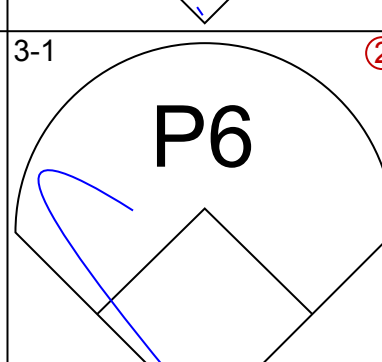
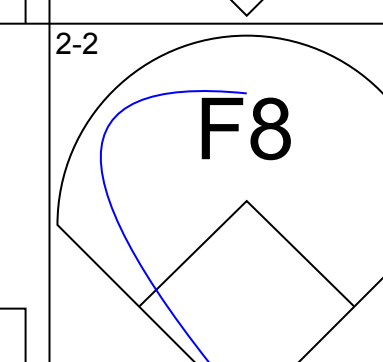
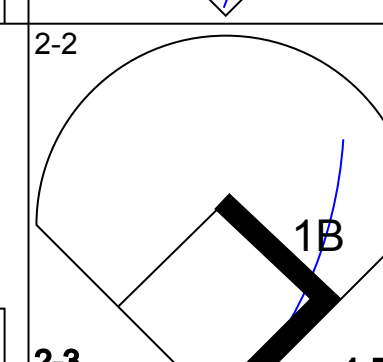
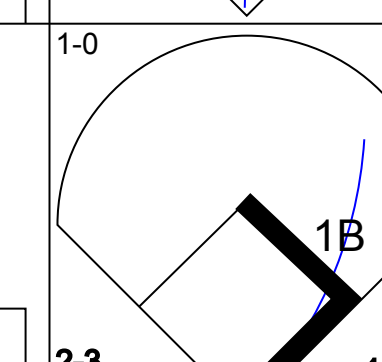
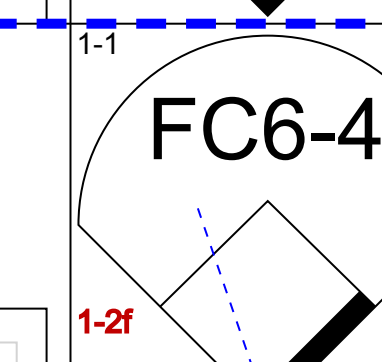
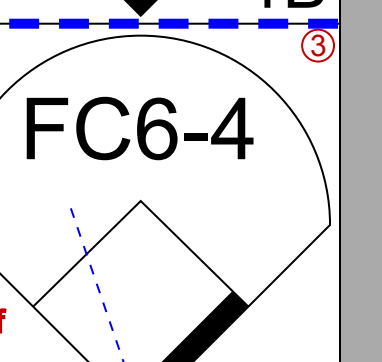
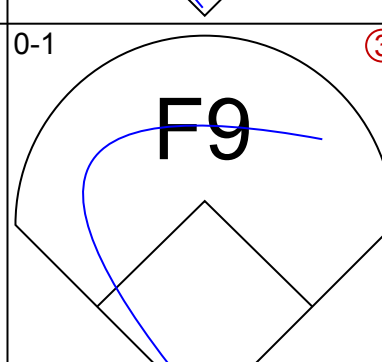
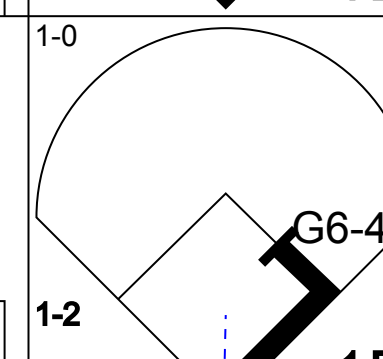
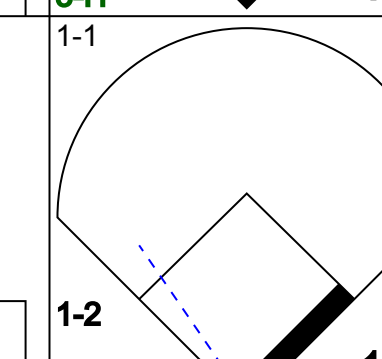

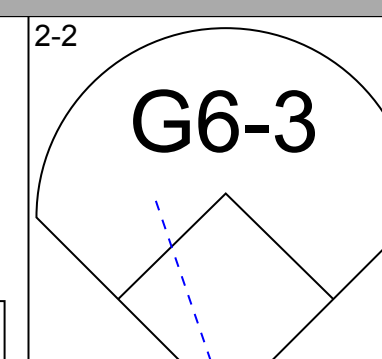
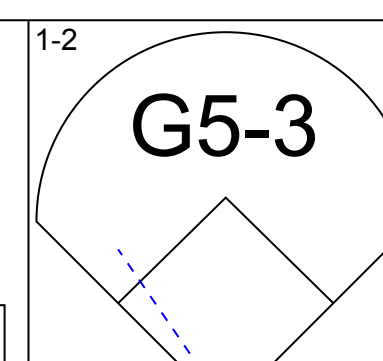
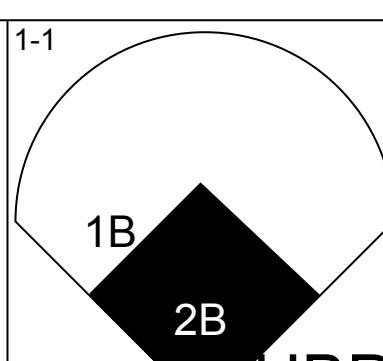
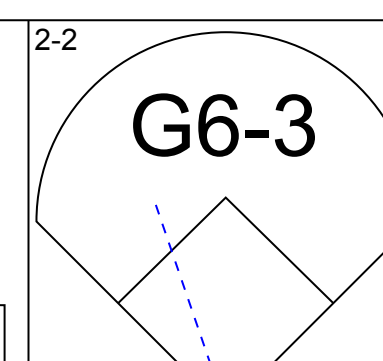
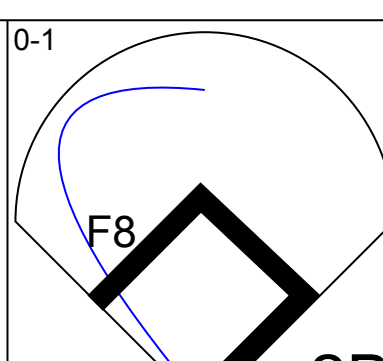
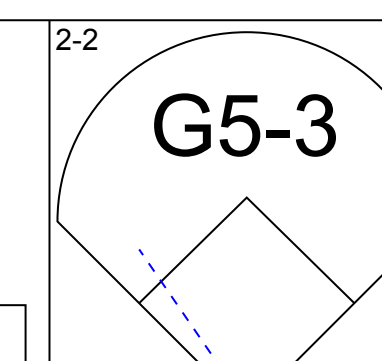
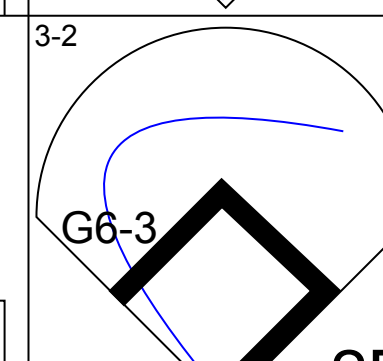
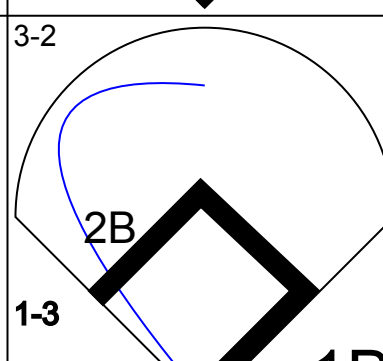
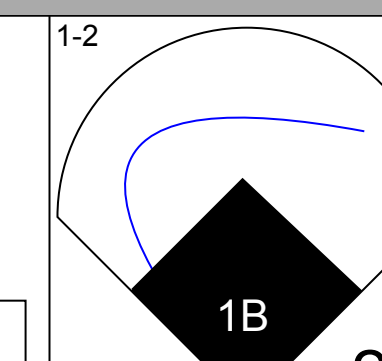
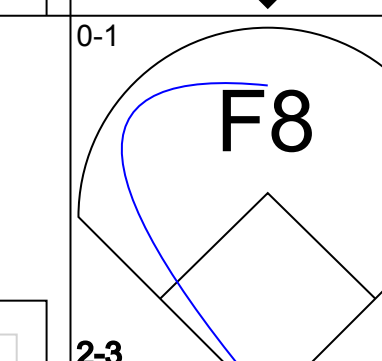
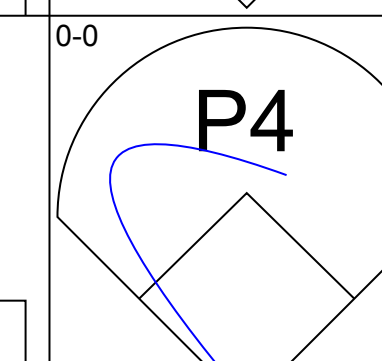
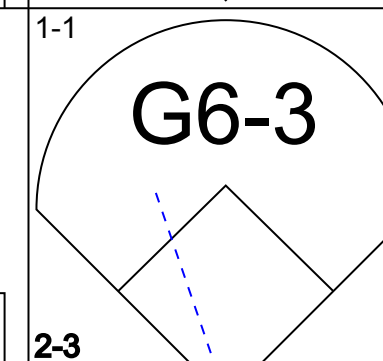
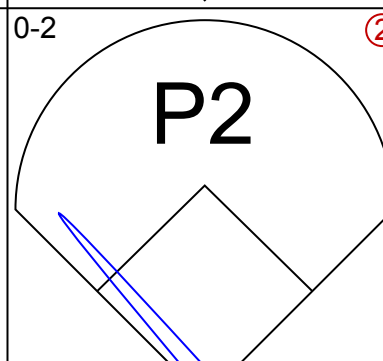
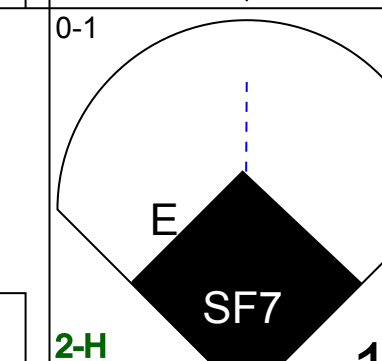
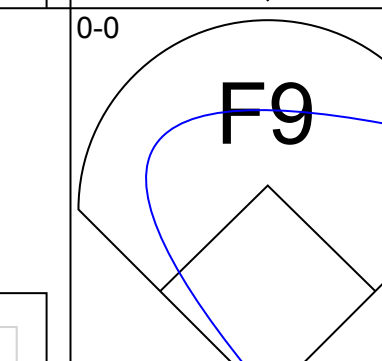
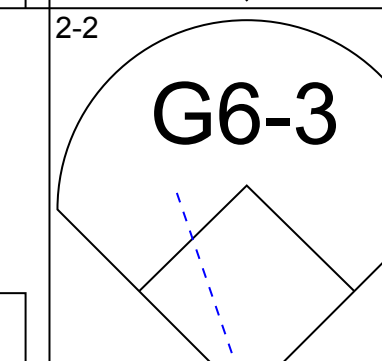
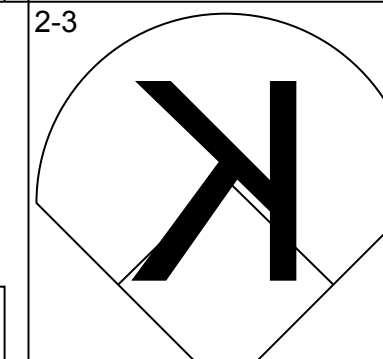
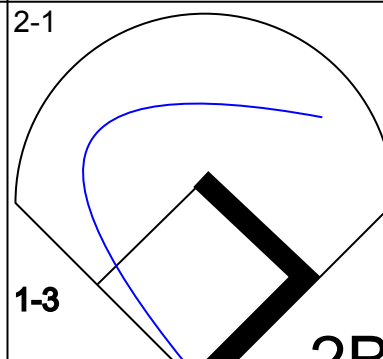
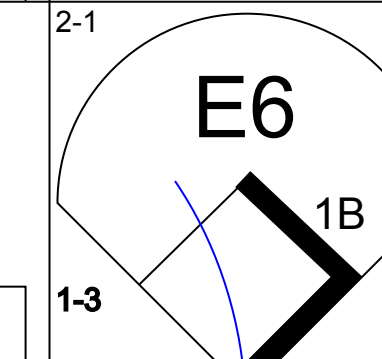

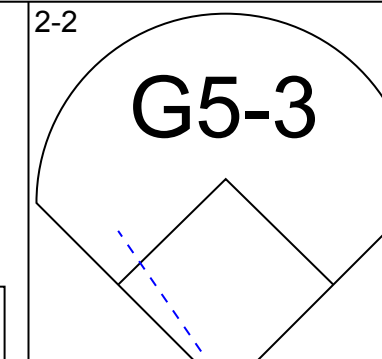
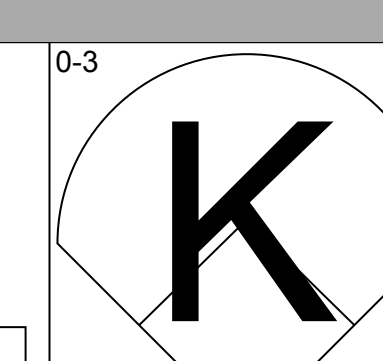
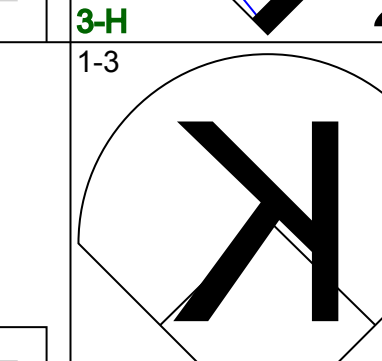
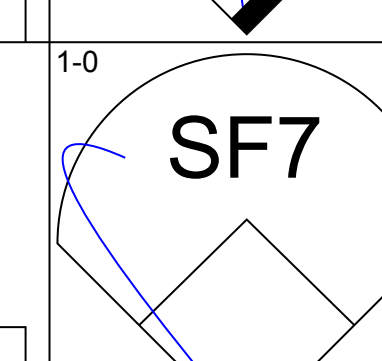

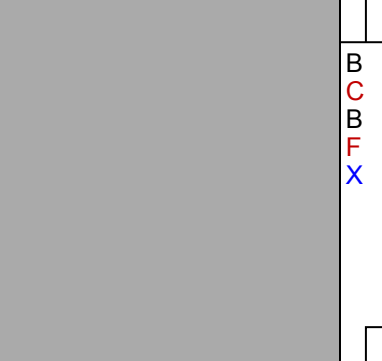
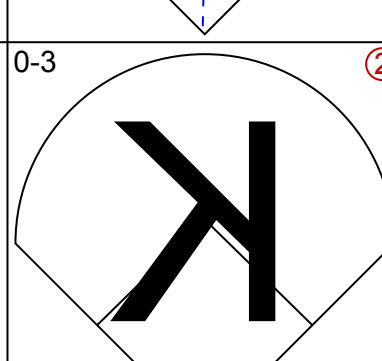
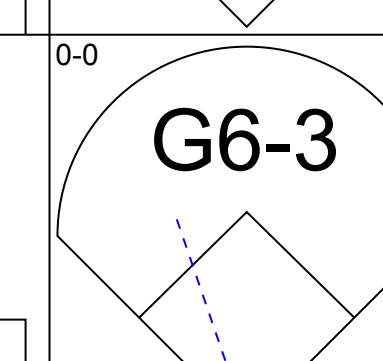
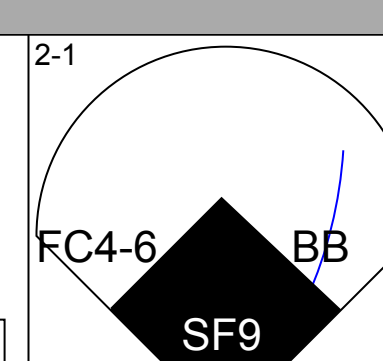
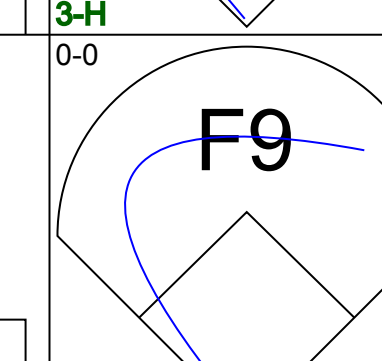


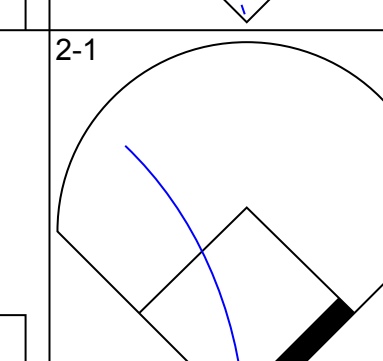
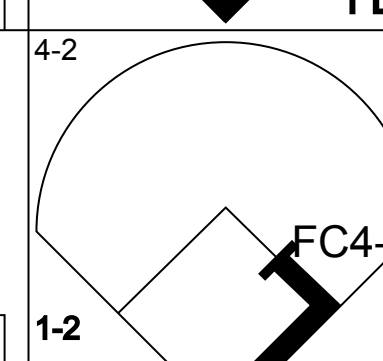
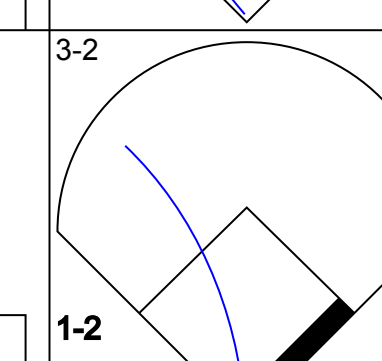

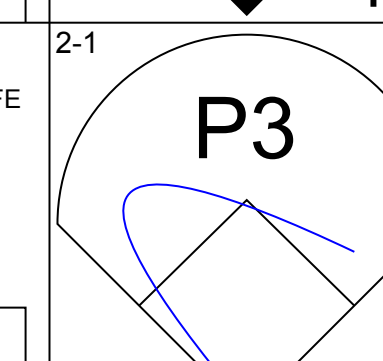
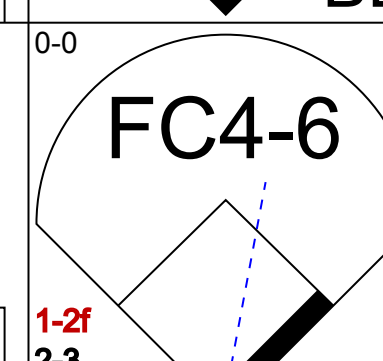
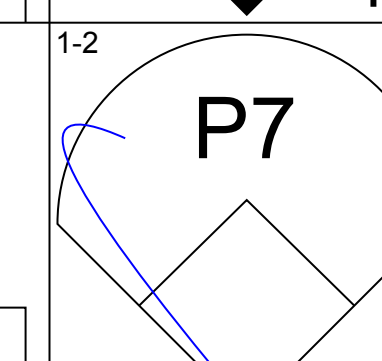
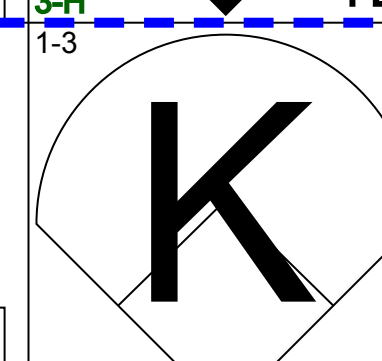
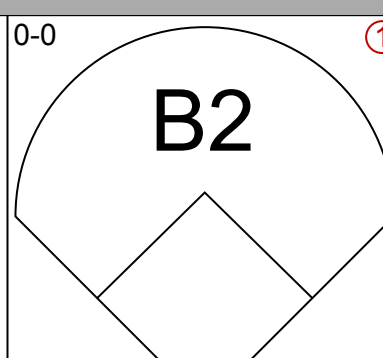
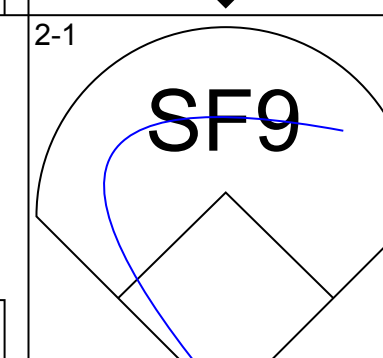
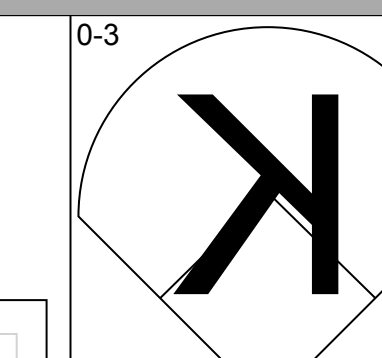
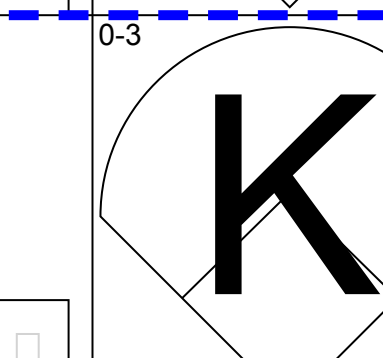
Batter	1	2	3	4	5	6	7	8	9	AB	R	H	RBI	BB	SO	LOB	BOTTOM			
Jose Offerman, S (1, 4) OBP: 0.392, SLG: 0.450										5	1	2	1	0	0	1	Texas Rangers @ Kansas City Royals Kauffman Stadium, Kansas City, MO Sun Jun 08 1997, 3:33 AM CDT Att: 30,288 - Cloudy - 70 F			
Tom Goodwin, L (1, 8) OBP: 0.321, SLG: 0.348										4	1	2	2	0	0	1				
Jeff King, R (1, 3) OBP: 0.386, SLG: 0.415										3	0	1	0	1	1	2				
Chili Davis, S (1, 10) OBP: 0.416, SLG: 0.463										3	0	2	1	1	1	1				
Johnny Damon, L (1, 7) OBP: 0.356, SLG: 0.478										3	0	0	0	0	1	4				
Bip Roberts, S (7, PH) OBP: 0.354, SLG: 0.393										1	0	0	0	0	0	2				
Shane Halter, R (8, 9) OBP: 0.423, SLG: 0.286										0	0	0	0	0	0	0				
Jay Bell, R (1, 6) OBP: 0.385, SLG: 0.460										3	0	0	0	1	1	2				
Joe Vitiello, R (1, 9) ERA: 4.05										1	0	0	0	0	0	0				
David Howard, S (3, PR) OBP: 0.324, SLG: 0.394										2	0	0	0	0	0	1				
Craig Paquette, R (1, 5) OBP: 0.256, SLG: 0.366										4	1	1	0	0	1	1				
Mike Macfarlane, R (1, 2) OBP: 0.235, SLG: 0.263										4	1	2	0	0	1	1				
Inning Stats	R: 0 E: 0 K: 0 S: 17	H: 1 LOB: 2 BB: 1 P: 29	R: 4 E: 0 K: 1 S: 27	H: 5 LOB: 2 BB: 1 P: 43	R: 0 E: 0 K: 3 S: 11	H: 0 LOB: 1 BB: 0 P: 14	R: 0 E: 0 K: 1 S: 9	H: 1 LOB: 1 BB: 0 P: 16	R: 0 E: 0 K: 0 S: 6	H: 0 LOB: 0 BB: 1 P: 15	R: 0 E: 0 K: 0 S: 6	H: 0 LOB: 0 BB: 0 P: 12	R: 0 E: 0 K: 1 S: 12	H: 2 LOB: 2 BB: 0 P: 22	R: 0 E: 0 K: 0 S: 6	H: 1 LOB: 1 BB: 0 P: 8	1B: 8 2B: 2 3B: 0 HR: 0	SF: 0 SAC: 0 DP: 0 HBP: 1	WP: 0 PB: 0 SB: 3 CS: 1	PA: 38
PITCHER	IP WLS BF H R ER SO BB IBB HBP BLK WP HR S P ERA WHIP																			
Ken Hill, R (1, 1) ERA: 4.05	5.0 L 25 7 4 4 4 3 0 1 0 0 0 0 70 117 7.20 2.000																			
Julio Santana, R (6, 1) ERA: 4.83	1.1 6 2 0 0 1 0 0 0 0 0 0 0 12 24 0.00 1.500																			
Eric Gunderson, L (7, 1) ERA: 2.11	0.1 1 0 0 0 0 0 0 0 0 0 0 0 1 2 0.00 0.000																			
Xavier Hernandez, R (7, 1) ERA: 3.73	1.1 5 1 0 0 0 0 0 0 0 0 0 0 11 16 0.00 0.750																			

AB 33
R 2
H 7
RBI 2
BB 2
SO 9
LOB 15



AB 33
R 4
H 10
RBI 4
BB 3
SO 6
LOB 16



Batter	1	2	3	4	5	6	7	8	9	AB	R	H	RBI	BB	SO	LOB	TOP					
Damon Buford, R OBP: 0.289, SLG: 0.337 (1, 8)										5	0	0	0	0	1	5	Texas Rangers @ Minnesota Twins Hubert H. Humphrey Metrodome, Minneapolis, MN Wed Jun 11 1997, 8:05 PM EDT Att: 11,498 - Dome					
Ivan Rodriguez, R OBP: 0.375, SLG: 0.550 (1, 2)										5	1	2	1	0	1	3						
29 Rusty Greer, L OBP: 0.404, SLG: 0.489 (1, 7)										4	2	2	1	1	0	2						
Juan Gonzalez, R OBP: 0.299, SLG: 0.547 (1, 10)										5	2	3	3	0	2	2						
Will Clark, L OBP: 0.456, SLG: 0.556 (1, 3)											5	2	3	0	0	1		2				
Dean Palmer, R OBP: 0.311, SLG: 0.390 (1, 5)											5	2	2	1	0	0		2				
Mike Simms, R OBP: 0.309, SLG: 0.520 Warren Newson, L OBP: 0.383, SLG: 0.495 (8, 9)											4	0	1	0	0	1		4				
Billy Ripken, R OBP: 0.330, SLG: 0.422 (1, 4)											5	0	2	1	0	0		3				
Benji Gil, R OBP: 0.276, SLG: 0.329 (1, 6)										4	0	3	2	0	0	0						
Inning Stats	R: 0 E: 0 K: 2 S: 14	H: 1 LOB: 1 BB: 0 P: 19	R: 0 E: 0 K: 1 S: 12	H: 1 LOB: 1 BB: 0 P: 15	R: 0 E: 0 K: 1 S: 6	H: 1 LOB: 1 BB: 0 P: 9	R: 3 E: 0 K: 0 S: 13	H: 5 LOB: 1 BB: 0 P: 20	R: 5 E: 0 K: 1 S: 18	H: 7 LOB: 2 BB: 0 P: 25	R: 1 E: 0 K: 1 S: 15	H: 3 LOB: 0 BB: 1 P: 22	R: 0 E: 0 K: 0 S: 11	H: 0 LOB: 0 BB: 0 P: 16	R: 0 E: 0 K: 1 S: 16	H: 0 LOB: 0 BB: 1 P: 21		R: 0 E: 0 K: 0 S: 7	H: 0 LOB: 0 BB: 0 P: 10	1B: 9 2B: 5 3B: 0 HR: 4	SF: 0 SAC: 0 DP: 1 HBP: 0	WP: 0 PB: 0 SB: 0 CS: 1
PITCHER	IP WLS BF H R ER SO BB IBB HBP BLK WP HR S P ERA WHIP																					
Scott Aldred, L ERA: 7.36 (1, 1)	4.0 L 22 11 6 6 3 0 0 0 0 0 0 3 50 71 13.50 2.750																					
Kevin Jarvis, R ERA: 11.28 (5, 1)	1.2 7 3 3 2 0 0 0 0 0 0 1 26 36 16.20 4.200																					
Frankie Rodriguez, R ERA: 5.9 (6, 1)	1.1 4 0 0 0 0 0 0 0 0 0 0 13 19 0.00 0.000																					
Eddie Guardado, L ERA: 3.78 (8, 1)	1.0 3 0 0 0 1 1 0 0 0 0 0 16 21 0.00 1.000																					
Rick Aguilera, R ERA: 4.4 (9, 1)	1.0 3 0 0 0 0 0 0 0 0 0 0 7 10 0.00 0.000																					
Batter	1	2	3	4	5	6	7	8	9	AB	R	H	RBI	BB	SO	LOB	BOTTOM					
Chuck Knoblauch, R OBP: 0.405, SLG: 0.371 (1, 4)										4	1	1	0	0	0	1	Texas Rangers @ Minnesota Twins Hubert H. Humphrey Metrodome, Minneapolis, MN Wed Jun 11 1997, 8:05 PM EDT Att: 11,498 - Dome					
Rich Becker, L OBP: 0.376, SLG: 0.368 (1, 8)										5	1	3	0	0	0	1						
Paul Moltis, R OBP: 0.388, SLG: 0.445 (1, 10)										5	1	1	1	0	0	4						
Terry Steinbach, R OBP: 0.337, SLG: 0.407 (1, 2)										5	0	1	1	0	1	2						
Scott Stahoviak, L OBP: 0.300, SLG: 0.442 (1, 3)											4	1	1	1	0	3		2				
Ron Coomer, R OBP: 0.348, SLG: 0.469 (1, 5)										5	2	2	1	0	0	1						
Marty Cordova, R OBP: 0.361, SLG: 0.480 (1, 7)										3	0	3	1	1	0	0						
Matt Lawton, L OBP: 0.372, SLG: 0.417 Roberto Kelly, R OBP: 0.340, SLG: 0.378 (7, PH) (8, 9)										3	0	0	0	0	0	5						
Pat Meares, R OBP: 0.333, SLG: 0.447 (1, 6)										3	0	0	1	0	2	1						
Inning Stats	R: 0 E: 0 K: 1 S: 11	H: 1 LOB: 0 BB: 0 P: 18	R: 0 E: 0 K: 1 S: 8	H: 1 LOB: 0 BB: 0 P: 12	R: 1 E: 0 K: 1 S: 13	H: 2 LOB: 0 BB: 0 P: 20	R: 2 E: 0 K: 0 S: 12	H: 3 LOB: 1 BB: 1 P: 22	R: 0 E: 0 K: 1 S: 8	H: 1 LOB: 1 BB: 0 P: 8	R: 2 E: 0 K: 2 S: 15	H: 3 LOB: 1 BB: 0 P: 21	R: 0 E: 0 K: 0 S: 8	H: 0 LOB: 0 BB: 0 P: 12	R: 0 E: 0 K: 1 S: 7	H: 0 LOB: 0 BB: 0 P: 9		1B: 7 2B: 4 3B: 1 HR: 0	SF: 2 SAC: 0 DP: 0 HBP: 1	WP: 0 PB: 0 SB: 0 CS: 0	PA: 42	
PITCHER	IP WLS BF H R ER SO BB IBB HBP BLK WP HR S P ERA WHIP																					
John Burkett, R ERA: 4.72 (7, 1)	0.1 1 0 0 0 1 0 0 0 0 0 0 3 4 0.00 0.000																					
Eric Sunderson, L ERA: 2.08 (7, 1)	1.1 4 0 0 0 1 0 0 0 0 0 0 11 15 0.00 0.000																					
Xavier Hernandez, R ERA: 0.56 (9, 1)	1.0 S 3 0 0 0 1 0 0 0 0 0 0 7 9 0.00 0.000																					

Batter	1	2	3	4	5	6	7	8	9	AB	R	H	RBI	BB	SO	LOB	TOP										
Rickey Henderson, R OBP: 0.435, SLG: 0.384	4-0 FC4-6 BB		1-2 FC4-6 1B		3-2 1B	0-0 F7			3-3 K	4	1	2	0	1	1	0											
Tony Gwynn, L OBP: 0.434, SLG: 0.586	1-2 F9		0-0 FC4-6 1B		1-0 2B	4-0 BB			0-1 F7	4	1	2	0	1	0	1											
Steve Finley, L OBP: 0.307, SLG: 0.459	2-0 FC4-6		0-0 FC4-6		0-2 WP	2-0 G4-3			0-0 1B	5	1	2	2	0	0	4											
Ken Caminiti, S OBP: 0.321, SLG: 0.380	1-3 K		1-2 2-3 3-3 K		4-1 FC6-4 1B				2-3 K2-3	4	1	0	0	1	4	4											
Wally Joyner, L OBP: 0.388, SLG: 0.488		0-1 G6-3		3-1 G1-3 BB					1-0 P5	4	1	2	1	0	0	0											
Greg Vaughn, R OBP: 0.284, SLG: 0.370		1-0 F8		4-1 SF9 G1-3					1-3 K	3	0	0	0	1	1	2											
Quilvio Veras, S OBP: 0.322, SLG: 0.327		1-0 G1-3		0-0 G1-3					3-2 G6-4-3 1B	3	0	1	1	0	0	2											
Chris Gomez, R OBP: 0.328, SLG: 0.351			0-1 1B FC4-6 1B		3-1 SF9				0-0 G6-4-3	3	1	1	1	0	0	2											
John Flaherty, R OBP: 0.273, SLG: 0.317			1-1 F8		0-0 F8				1-0 G6-3	4	0	0	0	0	0	2											
Inning Stats	R: 0 E: 0 K: 1 S: 7	H: 0 LOB: 1 BB: 1 P: 15	R: 0 E: 0 K: 0 S: 4	H: 0 LOB: 0 BB: 0 P: 6	R: 1 E: 0 K: 1 S: 14	H: 3 LOB: 2 BB: 0 P: 19	R: 1 E: 0 K: 0 S: 7	H: 1 LOB: 1 BB: 1 P: 17	R: 4 E: 0 K: 0 S: 16	H: 4 LOB: 1 BB: 1 P: 27	R: 0 E: 0 K: 2 S: 8	H: 0 LOB: 0 BB: 0 P: 12	R: 0 E: 0 K: 0 S: 5	H: 1 LOB: 0 BB: 0 P: 9	R: 0 E: 0 K: 2 S: 9	H: 1 LOB: 0 BB: 0 P: 14	1B: 9 2B: 1 3B: 0 HR: 0	SF: 2 SAC: 0 DP: 1 HBP: 0	WP: 1 PB: 0 SB: 0 CS: 0	PA: 40							
PITCHER	IP	WLS	BF	H	R	ER	SO	BB	IBB	HBP	BLK	WP	HR	S	P	ERA	WHIP										
Julio Santana, R ERA: 5.37	4.0		22	7	6	6	2	3	0	0	0	1	0	40	73	13.50	2.500										
Matt Whiteside, R ERA: 7.79	1.2	W	6	1	0	0	0	0	0	0	0	0	0	12	15	0.00	0.600										
Ed Vosberg, L ERA: 5.19	1.0		4	0	0	0	1	1	0	0	0	0	0	6	15	0.00	1.000										
Danny Patterson, R ERA: 1.46	1.1		4	1	0	0	1	0	0	0	0	0	0	8	13	0.00	0.750										
John Wetteland, R ERA: 0.89	1.0	S	4	1	0	0	2	0	0	0	0	0	0	9	14	0.00	1.000										

San Diego Padres @ Texas Rangers
The Ballpark at Arlington, Arlington, TX
Sat Jun 14 1997, 8:05 PM EDT
Att: 44,288 - Unknown - 85 F

AB	34
R	6
H	10
RBI	5
BB	4
SO	6
LOB	17



Batter	1	2	3	4	5	6	7	8	9	AB	R	H	RBI	BB	SO	LOB	BOTTOM										
Mark McLemore, S OBP: 0.273, SLG: 0.238	2-2 2B BB G5-4-3 1B		3-1 G6-3		0-0 SF8-6 1B	1-1 L4				4	1	2	0	0	0	1											
Ivan Rodriguez, R OBP: 0.372, SLG: 0.542	0-0 G5-4-3 2B HR		0-2 L8		1-1 SF8-6				2-2 F7	3	1	1	1	0	0	0											
29 Rusty Greer, L OBP: 0.429, SLG: 0.543	4-2 G5-4-3 1B		2-2 WP FC5 2B		4-1 FC6-4 BB				0-0 F8 WP 2B	2	2	2	0	2	0	0											
Juan Gonzalez, R OBP: 0.295, SLG: 0.543	0-0 G5-4-3		1-1 G5-3		0-0 FC6-4				2-1 F8	4	0	0	0	0	0	5											
Willi Clark, L OBP: 0.454, SLG: 0.538	4-2 HR BB		4-1 FC5 BB		2-0 F8				2-0 G4-3	2	1	0	0	2	0	0											
Dean Palmer, R OBP: 0.304, SLG: 0.391	1-0 HR BB		1-0 FC5 FC6-4		2-0 G4-3				1-0 G5-3	4	1	1	4	0	0	1											
Mike Simms, R OBP: 0.295, SLG: 0.536	1-1 HR		1-2 3-H		0-2 K				0-0 G1-3	3	1	1	1	0	1	2											
Warren Newson, L OBP: 0.369, SLG: 0.471	HR		0-2 K		2-1 P4				0-0 G1-3	1	0	0	0	0	0	0											
Billy Ripken, R OBP: 0.325, SLG: 0.416	3-1 G6-3		3-1 FC6-4		3-2 F9				1-1 G5-3	4	0	0	0	0	0	2											
Damon Buford, R OBP: 0.288, SLG: 0.326		4-2 CS BB		2-2 1B SF8-6 1B		0-0 B1-3				2	1	1	0	1	0	0											
Inning Stats	R: 5 E: 0 K: 0 S: 17	H: 4 LOB: 0 BB: 2 P: 31	R: 0 E: 0 K: 0 S: 8	H: 0 LOB: 1 BB: 1 P: 15	R: 1 E: 0 K: 1 S: 12	H: 1 LOB: 2 BB: 1 P: 25	R: 1 E: 0 K: 0 S: 9	H: 2 LOB: 1 BB: 1 P: 16	R: 0 E: 0 K: 0 S: 4	H: 0 LOB: 0 BB: 0 P: 10	R: 0 E: 0 K: 0 S: 6	H: 0 LOB: 0 BB: 0 P: 10	R: 1 E: 0 K: 0 S: 7	H: 1 LOB: 0 BB: 0 P: 13	R: 0 E: 0 K: 0 S: 4	H: 0 LOB: 0 BB: 0 P: 6	1B: 4 2B: 3 3B: 0 HR: 2	SF: 1 SAC: 0 DP: 2 HBP: 0	WP: 2 PB: 0 SB: 0 CS: 1	PA: 35							
PITCHER	IP	WLS	BF	H	R	ER	SO	BB	IBB	HBP	BLK	WP	HR	S	P	ERA	WHIP										
Danny Jackson, L ERA: 8.75	5.0	L	25	7	7	7	1	5	0	0	0	1	0	13	23	4.50	0.500										
Todd Erdos, R ERA: 7.11	2.0		7	1	1	1	0	0	0	0	0	0	0	4	6	0.00	0.000										
Rich Batchelor, R ERA: 4.24	1.0		3	0	0	0	0	0	0	0	0	0	0	4	6	0.00	0.000										

San Diego Padres @ Texas Rangers
The Ballpark at Arlington, Arlington, TX
Sat Jun 14 1997, 8:05 PM EDT
Att: 44,288 - Unknown - 85 F

AB	29
R	8
H	8
RBI	6
BB	5
SO	1
LOB	11



Batter	1	2	3	4	5	6	7	8	9	AB	R	H	RBI	BB	SO	LOB	TOP								
Rickey Henderson, R OBP: 0.430, SLG: 0.359			G4-3	L8			G1-6-3			4	0	1	0	0	0	3									
Tony Gwynn, L OBP: 0.431, SLG: 0.585			G4-3		E3			L8		4	0	1	1	0	0	0									
Steve Finley, L OBP: 0.302, SLG: 0.451	K		K		P3			G6-3		4	0	0	0	0	2	2									
Wally Joyner, L OBP: 0.385, SLG: 0.480				E6	G6-4-3			G4-3		3	1	0	0	1	0	1									
Mark Sweeney, L OBP: 0.316, SLG: 0.277	K					F7		G4-3		4	1	1	1	0	1	2									
Quitvio Veras, S OBP: 0.328, SLG: 0.335						G6-3				4	1	3	1	0	0	0									
Archi Cianfrocco, R OBP: 0.331, SLG: 0.362 Chris Jones, R OBP: 0.303, SLG: 0.448	K		K		L7			K		3	0	0	0	0	2	2									
Chris Gomez, R OBP: 0.323, SLG: 0.346	L4-6			G5-3			L8		K	4	0	0	0	0	1	3									
John Flaherty, R OBP: 0.283, SLG: 0.332										3	1	3	1	0	0	0									
Inning Stats	R: 0 H: 2 E: 0 K: 2 S: 17	H: 2 LOB: 2 BB: 1 P: 29	R: 0 H: 1 E: 0 K: 1 S: 7	LOB: 0 BB: 0 P: 12	R: 1 H: 1 E: 0 K: 1 S: 10	LOB: 0 BB: 0 P: 15	R: 3 H: 3 E: 1 K: 1 S: 14	H: 3 LOB: 1 BB: 0 P: 20	R: 0 H: 0 E: 1 K: 0 S: 6	LOB: 0 BB: 0 P: 9	R: 0 H: 0 E: 0 K: 0 S: 9	H: 0 LOB: 0 BB: 0 P: 14	R: 0 H: 1 E: 0 K: 2 S: 5	LOB: 0 BB: 0 P: 7	R: 0 H: 0 E: 0 K: 0 S: 8	H: 0 LOB: 1 BB: 0 P: 10	R: 0 H: 1 E: 0 K: 2 S: 14	LOB: 1 BB: 0 P: 19	1B: 6 2B: 4 3B: 0 HR: 0	SF: 0 SAC: 0 DP: 3 HBP: 0	WP: 1 PB: 0 SB: 0 CS: 0	PA: 35			
PITCHER	IP	WLS	BF	H	R	ER	SO	BB	IBB	HBP	BLK	WP	HR	S	P	ERA	WHIP								
Bobby Witt, R ERA: 3.83	7.0	W	28	8	4	2	5	1	0	0	0	1	0	68	106	2.57	1.286								
Ed Vosberg, L ERA: 4.91	1.0		3	0	0	0	0	0	0	0	0	0	0	8	10	0.00	0.000								
John Wetteland, R ERA: 0.94	1.0	S	4	1	0	0	2	0	0	0	0	0	0	14	19	0.00	1.000								

San Diego Padres @ Texas Rangers
The Ballpark at Arlington, Arlington, TX
Sun Jun 15 1997, 8:05 PM EDT
Att: 34,765 - Unknown - 87 F


AB 34
R 4
H 9
RBI 4
BB 1
SO 7
LOB 14



Batter	1	2	3	4	5	6	7	8	9	AB	R	H	RBI	BB	SO	LOB	BOTTOM								
Mark McLemore, S OBP: 0.286, SLG: 0.248			G6-3	SH1-4						3	0	2	2	1	0	1									
Ivan Rodriguez, R OBP: 0.385, SLG: 0.531	F9		G6-3	G4-3		P5		G1-3		5	0	0	1	0	0	5									
29 Rusty Greer, L OBP: 0.430, SLG: 0.540	K					K				3	1	1	1	0	2	2									
Juan Gonzalez, R OBP: 0.294, SLG: 0.536	P3			L3			P8			4	0	1	1	0	0	2									
Willi Clark, L OBP: 0.455, SLG: 0.534		L7			G1-3			BB		3	0	1	1	1	0	0									
Dean Palmer, R OBP: 0.303, SLG: 0.389			L5		L8		L8			4	0	1	0	0	0	3									
Lee Stevens, L OBP: 0.325, SLG: 0.503	G4-3				G4-3		K			4	1	1	1	0	1	2									
Billy Ripken, R OBP: 0.331, SLG: 0.419	G1-3							F8		4	2	2	0	0	0	1									
Damon Buford, R OBP: 0.297, SLG: 0.335								G6-3		4	3	3	0	0	0	0									
Inning Stats	R: 0 H: 0 E: 0 K: 1 S: 11	H: 0 LOB: 1 BB: 1 P: 20	R: 0 H: 1 E: 0 K: 0 S: 10	LOB: 1 BB: 0 P: 16	R: 2 H: 3 E: 0 K: 0 S: 6	LOB: 2 BB: 0 P: 9	R: 3 H: 4 E: 0 K: 0 S: 16	H: 4 LOB: 1 BB: 0 P: 23	R: 0 H: 0 E: 0 K: 0 S: 5	LOB: 0 BB: 0 P: 7	R: 2 H: 3 E: 1 K: 1 S: 10	LOB: 0 BB: 0 P: 17	R: 0 H: 0 E: 0 K: 1 S: 6	LOB: 1 BB: 1 P: 13	R: 0 H: 1 E: 0 K: 0 S: 9	LOB: 1 BB: 0 P: 15	1B: 11 2B: 0 3B: 0 HR: 1	SF: 0 SAC: 1 DP: 0 HBP: 1	WP: 0 PB: 1 SB: 1 CS: 1	PA: 38					
PITCHER	IP	WLS	BF	H	R	ER	SO	BB	IBB	HBP	BLK	WP	HR	S	P	ERA	WHIP								
Andy Ashby, R ERA: 3.03	5.0	L	27	10	7	6	1	1	0	0	0	0	0	21	38	0.00	1.000								
Sean Bergman, R ERA: 4.43	3.0		11	2	0	0	2	1	0	0	0	0	0	21	38	0.00	1.000								

San Diego Padres @ Texas Rangers
The Ballpark at Arlington, Arlington, TX
Sun Jun 15 1997, 8:05 PM EDT
Att: 34,765 - Unknown - 87 F

AB 34
R 7
H 12
RBI 7
BB 2
SO 3
LOB 16



Batter	1	2	3	4	5	6	7	8	9	10	11	AB	R	H	RBI	BB	SO	LOB	TOP						
Mark McLemore, S OBP: 0.301, SLG: 0.274	1-0 BB 29 2B 1B	2-0 1B 2B 1B		2-2 G1-3		1-1 1B 29 1B 1B		2-0 G2-3 2B		2-1 G4-3		6	3	4	0	0	0	1							
Ivan Rodriguez, R OBP: 0.371, SLG: 0.532	4-1 2B 2B G6-3 1B	0-0 2B 1B		2-2 29 FC4-6 1B		0-1 SAFE SAFE SAFE 1B		0-1 G2-3		1-2 G4-3		5	1	3	0	1	0	1							
29 Rusty Greer, L OBP: 0.435, SLG: 0.547	1-0 G6-3 SF7 2B	2-0 2B 1B		2-1 FC4-6 1B		2-2 1B		0-0 F9		1-1 HR 1B		6	3	4	3	0	0	2							
Juan Gonzalez, R OBP: 0.301, SLG: 0.556	1-0 G6-3	0-1 2B 1B		4-1 F8 1B BB G6-3		1-3 K		1-3 K		2-2 HR 1B		5	2	2	5	1	2	2							
Will Clark, L OBP: 0.447, SLG: 0.526	1-3 SF7	0-0 F8		1-0 G6-3 F8 1B		1-2 G4-3		2-3 K		0-3 K		5	0	1	1	0	2	1							
Dean Palmer, R OBP: 0.301, SLG: 0.383	2-2 1B			0-1 L6		1-2 K		1-3 K		0-0 G6-3		6	0	1	0	0	1	2							
Damon Buford, R OBP: 0.295, SLG: 0.337	1-3 K			0-1 G6-3		0-1 G6-3		0-1 2B		1-3 K		5	0	1	1	0	2	2							
Billy Ripken, R OBP: 0.321, SLG: 0.405				1-3 K		2-3 G4-3		1-0 G6-3		0-1 P4		4	0	0	0	0	1	2							
Benji Gil, R OBP: 0.275, SLG: 0.327				0-0 G6-3		1-1 G4-3		1-0 G6-3				1	0	0	0	0	0	0							
John Burkett, R OBP: 0.250, SLG: 0.250				1-0 1B 29 1B 1B		2-2 G1-3		0-0 G1-3		1-3 K		4	1	1	0	0	1	0							
Xavier Hernandez, L OBP: 0.329, SLG: 0.503										4-2 BB		0	0	0	0	0	0	0							
Lee Stevens, L OBP: 0.329, SLG: 0.503												0	0	0	0	1	0	0							
Danny Patterson, R OBP: 0.329, SLG: 0.503												0	0	0	0	0	0	0							
Inning Stats	R: 3 E: 0 K: 1 S: 16	H: 3 LOB: 1 BB: 1 P: 26	R: 3 E: 0 K: 1 S: 10	H: 5 LOB: 1 BB: 0 P: 16	R: 0 E: 0 K: 0 S: 5	H: 0 LOB: 0 BB: 0 P: 5	R: 0 E: 0 K: 0 S: 13	H: 1 LOB: 1 BB: 0 P: 21	R: 1 E: 0 K: 0 S: 8	H: 1 LOB: 1 BB: 1 P: 14	R: 0 E: 0 K: 1 S: 12	H: 3 LOB: 1 BB: 0 P: 16	R: 0 E: 0 K: 1 S: 9	H: 1 LOB: 1 BB: 0 P: 10	R: 0 E: 0 K: 2 S: 9	H: 0 LOB: 0 BB: 0 P: 12	R: 0 E: 0 K: 1 S: 9	H: 0 LOB: 1 BB: 1 P: 16	R: 2 E: 0 K: 1 S: 15	H: 2 LOB: 0 BB: 0 P: 20	1B: 12 2B: 4 3B: 0 HR: 1	SF: 1 SAC: 0 DP: 0 HBP: 0	WP: 0 PB: 0 SB: 0 CS: 0	PA: 51	
PITCHER	IP ERA WLS BF H R ER SO BB IBB HBP BLK WP HR S P ERA WHIP	John Thomson, R ERA: 6.23	Darren Holmes, R ERA: 4.24	Mike Munoz, L ERA: 5.06	Jerry Dipoto, R ERA: 6.69	Bruce Ruffin, L ERA: 4.58	PITCHER	IP ERA WLS BF H R ER SO BB IBB HBP BLK WP HR S P ERA WHIP	Curt Leskanic, R ERA: 5.25	Steve Reed, R ERA: 4.8															

Texas Rangers @ Colorado Rockies
Coors Field, Denver, CO
Tue Jun 17 1997, 7:05 PM MDT
Att. 48,243 - Unknown - 75 F

livebaseballscorecards.com

AB 47
R 10
H 17
RBI 10
BB 3
SO 9
LOB 13



Batter	1	2	3	4	5	6	7	8	9	10	11	AB	R	H	RBI	BB	SO	LOB	BOTTOM						
Eric Young Sr., R OBP: 0.387, SLG: 0.431	0-2 S 1B 1B			0-1 G1-3	1-1 L9		1-2 P8		4-1 HR BB	4-0 WP BB		4	2	1	0	2	0	1							
Ellis Burks, R OBP: 0.332, SLG: 0.521	3-2 FC5-4 1B			0-0 2B 1B		1-2 2B		3-2 FC9-6 1B		0-1 HR	2-1 G5-3	6	2	5	3	0	0	2							
Larry Walker, L OBP: 0.508, SLG: 0.769	0-0 FC5-4 FC4-6			0-0 F9 1B 2B		1-0 L9		2-1 FC9-6		1-0 G4-3	4-0 IBB	5	1	1	1	1	0	3							
Andres Galarraga, R OBP: 0.408, SLG: 0.607	1-1 FC4-6			0-0 F9		1-2 G5-3		2-2 F8		2-3 K	1-3 K	6	0	0	0	0	2	7							
Dante Bichette, R OBP: 0.338, SLG: 0.451	0-1 G1-3			0-1 FC5-4 1B		1-1 F7		0-0 HR 1B	0-0 1B 2B		1-2 G5-3	6	2	3	1	0	0	2							
Vinny Castilla, R OBP: 0.389, SLG: 0.567				1-0 FC5-4		1-0 F8		2-0 HR 1B	0-0 1B		0-1 1B	6	1	3	3	0	1	1							
Kirt Manwaring, R OBP: 0.320, SLG: 0.309				3-3 K		1-1 G1-3 1B		1-1 P9	1-0 G4-3		0-3 K	6	0	1	0	0	3	2							
Walt Weiss, S OBP: 0.349, SLG: 0.355				0-1 1B		3-2 P7		1-1 G3		1-1 WP BB 1B	1-2 G3	6	0	2	0	0	0	2							
John Thomson, R ERA: 6.23				3-1 P2		0-0 E9 1B		3-3 K		1-3 K		0	0	0	0	0	0	0							
PITCHER	IP ERA WLS BF H R ER SO BB IBB HBP BLK WP HR S P ERA WHIP	John Burkett, R ERA: 4.85	Xavier Hernandez, R ERA: 3.56	John Wetteland, R ERA: 1.82	Danny Patterson, R ERA: 1.35	PITCHER	IP ERA WLS BF H R ER SO BB IBB HBP BLK WP HR S P ERA WHIP																		

Texas Rangers @ Colorado Rockies
Coors Field, Denver, CO
Tue Jun 17 1997, 7:05 PM MDT
Att. 48,243 - Unknown - 75 F

livebaseballscorecards.com

AB 50
R 8
H 17
RBI 8
BB 3
SO 9
LOB 23



Batter	1	2	3	4	5	6	7	8	9	AB	R	H	RBI	BB	SO	LOB	TOP										
Joey Cora, S OBP: 0.413, SLG: 0.519 (1, 4)	G1-3		G6-3			1B				3	0	1	0	1	0	0	Seattle Mariners @ Texas Rangers The Ballpark at Arlington, Arlington, TX Thu Jun 19 1997, 8:05 PM EDT Att: 45,572 - Unknown - 88 F										
José Cruz Jr., S OBP: 0.354, SLG: 0.552 Rob Ducey, L OBP: 0.279, SLG: 0.352 (1, 7)	G1-3		G4-3			1B				4	0	1	0	0	0	3											
Ken Griffey Jr., L OBP: 0.378, SLG: 0.656 (1, 8)	BB			G4-3		K				3	0	1	0	1	1	2											
Edgar Martínez, R OBP: 0.441, SLG: 0.518 (1, 10)	G5-3			FC4-6		G6-4-3				4	0	1	0	0	0	4											
Jay Buhner, R OBP: 0.384, SLG: 0.492 (1, 9)		G6-3		K						4	1	2	1	0	1	1											
Paul Sorrento, L OBP: 0.345, SLG: 0.490 Rich Amaral, R OBP: 0.303, SLG: 0.287 (8, PH)	HR			FC4-6		FC5				3	1	2	1	0	0	1											
Dan Wilson, R OBP: 0.331, SLG: 0.437 (1, 2)	P4				G1-4-3					4	0	0	0	0	0	1											
Russ Davis, R OBP: 0.347, SLG: 0.536 (1, 5)			K		G6-3					4	0	1	0	0	2	0											
Alvaro Espinoza, R OBP: 0.245, SLG: 0.217 (1, 6)			G1-3		G4-3					4	0	0	0	0	0	2											
Inning Stats	R: 0 E: 0 K: 0 S: 4	H: 0 LOB: 1 BB: 1 P: 11	R: 1 E: 0 K: 1 S: 9	H: 1 LOB: 0 BB: 0 P: 16	R: 0 E: 0 K: 0 S: 7	H: 0 LOB: 0 BB: 0 P: 7	R: 0 E: 0 K: 1 S: 12	H: 1 LOB: 1 BB: 0 P: 16	R: 0 E: 0 K: 0 S: 7	H: 0 LOB: 0 BB: 0 P: 11	R: 0 E: 0 K: 1 S: 7	H: 2 LOB: 1 BB: 0 P: 11	R: 1 E: 0 K: 0 S: 13	H: 3 LOB: 3 BB: 1 P: 21	R: 0 E: 0 K: 0 S: 9	H: 2 LOB: 1 BB: 0 P: 11		R: 0 E: 0 K: 1 S: 6	H: 0 LOB: 0 BB: 0 P: 6	1B: 7 2B: 0 3B: 0 HR: 2	SF: 0 SAC: 0 DP: 2 HBP: 0	WP: 0 PB: 0 SB: 0 CS: 0	PA: 36				
PITCHER	IP	WLS	BF	H	R	ER	SO	BB	IBB	HBP	BLK	WP	HR	S	P	ERA	WHIP										
Ken Hill, R ERA: 4.01 (1, 1)	7.1	L	32	9	2	2	3	2	0	0	0	0	2	67	103	2.46	1.500										
Ed Vosberg, L ERA: 4.74 (8, 1)	0.2		1	0	0	0	0	0	0	0	0	0	0	1	1	0.00	0.000										
Danny Patterson, R ERA: 1.3 (9, 1)	1.0		3	0	0	0	1	0	0	0	0	0	0	6	6	0.00	0.000										

AB	34
R	2
H	9
RBI	2
BB	2
SO	4
LOB	16



Batter	1	2	3	4	5	6	7	8	9	AB	R	H	RBI	BB	SO	LOB	BOTTOM										
Mark McLemore, S OBP: 0.309, SLG: 0.287 (1, 4)	G1-3		CS			G4-3				3	0	1	0	1	0	2	Seattle Mariners @ Texas Rangers The Ballpark at Arlington, Arlington, TX Thu Jun 19 1997, 8:05 PM EDT Att: 45,572 - Unknown - 88 F										
Ivan Rodríguez, R OBP: 0.374, SLG: 0.528 (1, 2)	G1-3		CS		F8	G3-1				4	0	0	0	0	0	2											
29 Rusty Greer, L OBP: 0.428, SLG: 0.534 (1, 7)	P6					K				4	0	1	0	0	2	1											
Juan González, R OBP: 0.292, SLG: 0.533 (1, 9)	F9				F8					4	1	1	0	0	1	2											
Willi Clark, L OBP: 0.451, SLG: 0.525 (1, 3)		L5				G4-3				3	0	1	0	1	0	0											
Dean Palmer, R OBP: 0.297, SLG: 0.381 (1, 5)		K				K				4	0	0	0	0	2	3											
Mike Simms, R OBP: 0.278, SLG: 0.525 Warren Newson, L OBP: 0.374, SLG: 0.471 (8, PH)		K				P5				2	0	0	0	0	1	0											
Damon Buford, R OBP: 0.291, SLG: 0.332 (1, 8)			P2							2	0	1	0	0	0	0											
Benji Gil, R OBP: 0.278, SLG: 0.325 Lee Stevens, L OBP: 0.327, SLG: 0.590 (8, PH)										1	0	0	0	0	1	0											
Domingo Cadenó, S OBP: 0.303, SLG: 0.458 (9, 6)										1	0	0	0	0	0	0											
Inning Stats	R: 0 E: 0 K: 0 S: 7	H: 1 LOB: 1 BB: 0 P: 13	R: 0 E: 0 K: 2 S: 8	H: 0 LOB: 0 BB: 0 P: 13	R: 0 E: 0 K: 1 S: 11	H: 0 LOB: 0 BB: 1 P: 20	R: 0 E: 0 K: 1 S: 7	H: 0 LOB: 0 BB: 0 P: 12	R: 0 E: 0 K: 0 S: 9	H: 0 LOB: 0 BB: 0 P: 14	R: 0 E: 0 K: 0 S: 7	H: 1 LOB: 1 BB: 0 P: 10	R: 1 E: 1 K: 1 S: 14	H: 2 LOB: 0 BB: 0 P: 19	R: 0 E: 0 K: 0 S: 9	H: 0 LOB: 1 BB: 1 P: 14	R: 0 E: 0 K: 1 S: 9	H: 1 LOB: 2 BB: 1 P: 15	1B: 4 2B: 2 3B: 0 HR: 0	SF: 0 SAC: 2 DP: 1 HBP: 0	WP: 1 PB: 0 SB: 0 CS: 1	PA: 34					
PITCHER	IP	WLS	BF	H	R	ER	SO	BB	IBB	HBP	BLK	WP	HR	S	P	ERA	WHIP										
Randy Johnson, L ERA: 2.19 (1, 1)	7.0	W	24	4	1	0	6	1	0	0	0	1	0	18	29	0.00	1.000										
Bobby Ayala, R ERA: 4.29 (8, 1)	2.0	S	9	1	0	0	1	1	1	0	0	1	0	18	29	0.00	1.000										

AB	28
R	1
H	5
RBI	0
BB	3
SO	7
LOB	11



Batter	1	2	3	4	5	6	7	8	9	AB	R	H	RBI	BB	SO	LOB	TOP								
Joey Cora, S OBP: 0.414, SLG: 0.522 (1,4)	F8		1B		HR		G4-3			4	1	2	0	0	0	0	Seattle Mariners @ Texas Rangers The Ballpark at Arlington, Arlington, TX Fri Jun 20 1997, 8:05 PM EDT Att: 46,013 - Unknown - 87 F livebaseballscorecards.com								
José Cruz Jr., S OBP: 0.348, SLG: 0.525 Rob Ducey, L OBP: 0.279, SLG: 0.352 (9,7)	G4-3		K		HR		P8			3	1	0	0	1	1	0									
Ken Griffey Jr., L OBP: 0.380, SLG: 0.663 (1,8)	P6				HR		K			3	1	1	4	1	1	0									
Edgar Martinez, R OBP: 0.438, SLG: 0.514 (1,10)		G6-3 1B	L3		F8		G4-3			4	1	1	0	0	0	1									
Jay Buhner, R OBP: 0.382, SLG: 0.486 (1,9)		G6-3 BB		G6-3	F7		G4-3			3	0	0	0	1	0	0									
Paul Sorrento, L OBP: 0.343, SLG: 0.483 (1,3)	G6-3			L8		WP HBP	G4-3			3	0	0	0	0	0	2									
Dan Wilson, R OBP: 0.329, SLG: 0.434 (1,2)		1B		G6-3		K				4	0	1	1	0	2	1									
Russ Davis, R OBP: 0.345, SLG: 0.531 (1,5)		1B			K		F7			4	0	1	0	0	2	1									
Alvaro Espinoza, R OBP: 0.245, SLG: 0.220 (1,6)		G6-3			2B HR		L1			4	1	1	0	0	1	3									
Inning Stats	R: 0 E: 0 K: 0 S: 11	H: 0 LOB: 0 BB: 0 P: 17	R: 1 E: 0 K: 0 S: 12	H: 3 LOB: 2 BB: 1 P: 22	R: 0 E: 0 K: 1 S: 15	H: 1 LOB: 1 BB: 1 P: 25	R: 0 E: 0 K: 0 S: 5	H: 0 LOB: 0 BB: 0 P: 10	R: 4 E: 0 K: 1 S: 17	H: 3 LOB: 1 BB: 1 P: 27	R: 0 E: 0 K: 1 S: 7	H: 0 LOB: 1 BB: 0 P: 10	R: 0 E: 0 K: 0 S: 9	H: 0 LOB: 0 BB: 0 P: 14	R: 0 E: 0 K: 0 S: 7	H: 0 LOB: 0 BB: 0 P: 13	R: 0 E: 0 K: 3 S: 9	H: 0 LOB: 0 BB: 0 P: 11	1B: 5 2B: 1 3B: 0 HR: 1	SF: 0 SAC: 0 DP: 1 HBP: 1	WP: 1 PB: 0 SB: 0 CS: 0	PA: 36			
PITCHER	IP	WLS	BF	H	R	ER	SO	BB	IBB	HBP	BLK	WP	HR	S	P	ERA	WHIP								
Bobby Witt, R ERA: 4.08 (1,1)	6.0	L	27	7	5	5	3	3	0	1	0	1	1	67	111	7.50	1.667								
Eric Gunderson, L ERA: 1.8 (7,1)	1.0		3	0	0	0	1	0	0	0	0	0	0	9	14	0.00	0.000								
Xavier Hernandez, R ERA: 3.11 (8,1)	2.0		6	0	0	0	3	0	0	0	0	0	0	16	24	0.00	0.000								

Batter	1	2	3	4	5	6	7	8	9	AB	R	H	RBI	BB	SO	LOB	BOTTOM								
Mark McLemore, S OBP: 0.305, SLG: 0.279 (1,4)	1B BB		F7		L6	G4-3			K	4	0	0	0	1	1	2	Seattle Mariners @ Texas Rangers The Ballpark at Arlington, Arlington, TX Fri Jun 20 1997, 8:05 PM EDT Att: 46,013 - Unknown - 87 F livebaseballscorecards.com								
Ivan Rodriguez, R OBP: 0.374, SLG: 0.529 (1,2)		1B	E6		2B		F9		G6-3	5	0	2	1	0	0	1									
29 Rusty Greer, L OBP: 0.422, SLG: 0.525 (1,7)	K		P7		F9		G6-3			4	0	0	0	0	1	4									
Juan Gonzalez, R OBP: 0.293, SLG: 0.527 Warren Newson, L OBP: 0.371, SLG: 0.466 (7,9)	F7			P3		HBP	L7			2	0	0	0	0	0	2									
Willi Clark, L OBP: 0.448, SLG: 0.520 (1,3)	F8			1B	F7		F8			4	0	1	0	0	0	4									
Dean Palmer, R OBP: 0.296, SLG: 0.383 (1,5)		F7		P5		HR	P3			4	1	1	0	0	0	1									
Lee Stevens, L OBP: 0.326, SLG: 0.513 (1,10)		P6		P8		HR	K			4	1	1	2	0	1	1									
Damon Buford, R OBP: 0.296, SLG: 0.333 Domingo Cedeno, S OBP: 0.311, SLG: 0.464 (9,PH)		P6			1B E		SH1-4 1B			2	1	1	0	1	0	0									
Benji Gil, R OBP: 0.279, SLG: 0.325 (1,6)			F8		E8 2B		SH1-4			3	1	1	0	0	1	1									
Inning Stats	R: 0 E: 0 K: 1 S: 11	H: 1 LOB: 2 BB: 1 P: 20	R: 0 E: 0 K: 0 S: 4	H: 0 LOB: 0 BB: 0 P: 6	R: 0 E: 1 K: 0 S: 8	H: 0 LOB: 1 BB: 0 P: 12	R: 0 E: 0 K: 0 S: 11	H: 1 LOB: 1 BB: 0 P: 16	R: 2 E: 1 K: 0 S: 19	H: 2 LOB: 2 BB: 1 P: 30	R: 2 E: 0 K: 1 S: 11	H: 3 LOB: 0 BB: 0 P: 19	R: 0 E: 0 K: 0 S: 6	H: 0 LOB: 0 BB: 0 P: 7	R: 0 E: 0 K: 1 S: 7	H: 0 LOB: 0 BB: 0 P: 10	R: 0 E: 0 K: 1 S: 7	H: 1 LOB: 1 BB: 0 P: 13	1B: 5 2B: 2 3B: 0 HR: 1	SF: 0 SAC: 1 DP: 0 HBP: 1	WP: 0 PB: 0 SB: 0 CS: 1	PA: 38			
PITCHER	IP	WLS	BF	H	R	ER	SO	BB	IBB	HBP	BLK	WP	HR	S	P	ERA	WHIP								
Bob Wolcott, R ERA: 5.75 (1,1)	5.0	W	25	6	4	3	1	2	0	0	0	0	0	9	93	5.40	1.600								
Bob Wells, R ERA: 7.75 (6,1)	1.1		4	1	0	0	1	0	0	0	0	0	0	9	13	0.00	0.750								
Norm Charlton, L ERA: 7.2 (7,1)	1.2		5	0	0	0	1	0	0	0	0	0	0	10	14	0.00	0.000								
Scott Sanders, R ERA: 6.71 (9,1)	1.0	S	4	1	0	0	1	0	0	0	0	0	0	7	13	0.00	1.000								

Batter	1	2	3	4	5	6	7	8	9	AB	R	H	RBI	BB	SO	LOB	TOP										
Joey Cora, S OBP: 0.413, SLG: 0.528 (1, 4)	L5	2B			L9		2B		L9	5	1	2	3	0	0	1											
José Cruz Jr., S OBP: 0.333, SLG: 0.507 (1, 7)	K	P5			2B		K		K	6	0	1	0	0	3	3											
Ken Griffey Jr., L OBP: 0.383, SLG: 0.658 (1, 8)	HR		P5		IBB		1B	F8		2	2	0	0	3	0	0											
Edgar Martínez, R OBP: 0.438, SLG: 0.510 (1, 10)	HR		G1-3		L7		1B	F8		4	2	1	0	1	0	2											
Jay Buhner, R OBP: 0.383, SLG: 0.496 (1, 9)	HR		K		P3		2B	E5		5	2	2	5	0	1	2											
Paul Sorrento, L OBP: 0.349, SLG: 0.484 (1, 3)	K			E9		1B	2B	K		4	2	2	0	1	2	1											
Dan Wilson, R OBP: 0.327, SLG: 0.433 (1, 2)		G4-3		G4-3		G6-3	2B		E9	5	2	1	3	0	0	2											
Russ Davis, R OBP: 0.355, SLG: 0.539 (1, 5)		G1-3		G1-3		K	2B	2B	WP	4	2	3	2	1	1	0											
Alvaro Espinoza, R OBP: 0.236, SLG: 0.212 Brent Gates, S OBP: 0.317, SLG: 0.440 (7, PH)	G1-3			G1-6-3				L8		2	0	0	0	0	0	2											
Inning Stats	R: 3 H: 1 E: 0 K: 2 S: 19	H: 1 LOB: 0 BB: 2 P: 34	R: 1 H: 2 E: 0 K: 0 S: 7	H: 2 LOB: 1 BB: 0 P: 8	R: 0 H: 0 E: 0 K: 1 S: 7	H: 0 LOB: 0 BB: 0 P: 12	R: 1 H: 2 E: 1 K: 0 S: 5	H: 2 LOB: 0 BB: 0 P: 7	R: 0 H: 1 E: 0 K: 0 S: 8	H: 1 LOB: 2 BB: 1 P: 14	R: 9 H: 5 E: 0 K: 1 S: 18	H: 5 LOB: 0 BB: 4 P: 44	R: 0 H: 0 E: 1 K: 1 S: 11	H: 0 LOB: 1 BB: 0 P: 17	R: 1 H: 1 E: 1 K: 1 S: 9	H: 1 LOB: 0 BB: 0 P: 14	1B: 6 2B: 6 3B: 0 HR: 1	SF: 1 SAC: 0 DP: 2 HBP: 0	WP: 1 PB: 0 SB: 0 CS: 0	PA: 47							
PITCHER	IP	WLS	BF	H	R	ER	SO	BB	IBB	HBP	BLK	WP	HR	S	P	ERA	WHIP										
Julio Santana, R ERA: 5.58 (1, 1)	6.0		27	7	6	5	4	3	1	0	0	0	1	53	88	7.50	1.667										
Ed Vosberg, L ERA: 5.59 (7, 1)	0.1	L	3	1	0	0	1	0	1	0	0	0	0	5	14	0.00	3.000										
Danny Patterson, R ERA: 2.93 (7, 1)	0.0		5	3	5	5	0	2	0	0	0	0	0	6	17	∞	∞										
Eric Gunderson, L ERA: 2.03 (7, 1)	1.2		7	1	3	3	1	0	0	0	0	0	0	17	25	16.20	0.600										
Matt Whiteside, R ERA: 7.39 (9, 1)	1.0		5	1	1	0	1	0	0	0	0	1	0	9	14	0.00	1.000										

Seattle Mariners @ Texas Rangers
The Ballpark at Arlington, Arlington, TX
Sat Jun 21 1997, 8:05 PM EDT
Att: 46,193 - Unknown - 80 F

AB	39
R	15
H	13
RBI	15
BB	7
SO	7
LOB	14



Batter	1	2	3	4	5	6	7	8	9	AB	R	H	RBI	BB	SO	LOB	BOTTOM										
Mark McLemore, S OBP: 0.295, SLG: 0.268 (1, 4)	P3	K		K		G4-3	K		G4-3	6	0	0	0	0	3	5											
Ivan Rodríguez, R OBP: 0.376, SLG: 0.537 Hanley Frias, S (9, PH)	G1-3		G5-3	G4-3		2B	2B		K	5	1	3	2	0	0	0											
29 Rusty Greer, L OBP: 0.429, SLG: 0.541 (1, 7)	HR		1B	G4-3		2B	2B			4	2	3	1	1	0	1											
Juan González, R OBP: 0.296, SLG: 0.527 (1, 10)	F9		F8	FC4-6		G5-3	G1-3			4	0	1	1	1	0	3											
Willi Clark, L OBP: 0.447, SLG: 0.514 (1, 3)		G5-3	1B	FC4-6		G5-3	K			4	0	1	0	1	1	2											
Dean Palmer, R OBP: 0.295, SLG: 0.379 (1, 5)	2B	SF8	G6-3		P3	G5-3	K			5	1	1	1	0	1	4											
Mike Simms, R OBP: 0.309, SLG: 0.540 Warren Newson, L OBP: 0.368, SLG: 0.462 (7, 9)	2B			1B	G5-3	P6	G3			4	1	2	0	0	0	2											
Damon Buford, R OBP: 0.303, SLG: 0.350 (1, 8)	SF8			1B					K	4	2	3	1	0	1	0											
Benji Gil, R OBP: 0.288, SLG: 0.335 (1, 6)				E7			G6-3		G4-3	4	1	2	1	1	1	2											
Inning Stats	R: 1 H: 1 E: 0 K: 0 S: 8	H: 2 LOB: 2 BB: 1 P: 24	R: 0 H: 2 E: 0 K: 0 S: 9	H: 2 LOB: 0 BB: 0 P: 15	R: 3 H: 4 E: 1 K: 1 S: 15	H: 1 LOB: 1 BB: 0 P: 15	R: 2 H: 3 E: 0 K: 0 S: 13	H: 3 LOB: 2 BB: 1 P: 21	R: 1 H: 2 E: 0 K: 1 S: 20	H: 2 LOB: 1 BB: 1 P: 31	R: 0 H: 0 E: 0 K: 2 S: 9	H: 0 LOB: 0 BB: 0 P: 11	R: 0 H: 1 E: 0 K: 2 S: 11	H: 1 LOB: 1 BB: 0 P: 14	1B: 8 2B: 7 3B: 0 HR: 1	SF: 1 SAC: 0 DP: 0 HBP: 0	WP: 0 PB: 0 SB: 0 CS: 0	PA: 47									
PITCHER	IP	WLS	BF	H	R	ER	SO	BB	IBB	HBP	BLK	WP	HR	S	P	ERA	WHIP										
Jamie Moyer, L ERA: 4.85 (1, 1)	3.1		20	9	5	5	2	1	0	0	0	0	0	28	64	6.75	1.875										
Mike Maddux, R ERA: 10.24 (7, 1)	0.2	W	4	2	1	1	1	0	0	0	0	0	0	13	19	13.50	3.000										
39 Greg McCarthy, L ERA: 4.15 (7, 1)	2.1		9	1	0	0	4	1	0	0	0	0	0	27	37	0.00	0.857										

Seattle Mariners @ Texas Rangers
The Ballpark at Arlington, Arlington, TX
Sat Jun 21 1997, 8:05 PM EDT
Att: 46,193 - Unknown - 80 F

AB	42
R	8
H	16
RBI	7
BB	4
SO	8
LOB	20



Batter	1	2	3	4	5	6	7	8	9	AB	R	H	RBI	BB	SO	LOB	TOP										
Joey Cora, S (1,4) OBP: 0.409, SLG: 0.520 Brent Gates, S (9,4) OBP: 0.317, SLG: 0.440	1-3 K	1-1 G3-2-5-2			4-2 BB		1-1 FC4-6 1B		0-0 G1-3	4	1	0	0	1	1	3											
José Cruz Jr., S (1,7) OBP: 0.313, SLG: 0.472 Rob Ducey, L (9,7) OBP: 0.279, SLG: 0.352	0-1 L9		0-2 F7		0-0 G6-3		1-1 F9		1-3 K	5	0	0	0	0	1	2											
Ken Griffey Jr., L (1,8) OBP: 0.387, SLG: 0.668	1-2 G1-3		0-0 G1-3 1B		0-0 G4-3		1-0 1B 1-3 1B		0-2 HR	5	1	3	1	0	0	0											
Edgar Martinez, R (1,10) OBP: 0.437, SLG: 0.507		3-1 E 2B 1B	0-1 G1-3		3-2 G4-3		2-2 1B		0-0 G5-3	5	1	2	1	0	0	1											
Jay Buhner, R (1,9) OBP: 0.381, SLG: 0.504		1-3 K	2-0 G6-3		0-0 HR		0-0 L9			4	1	1	1	0	1	4											
Paul Sorrento, L (1,3) OBP: 0.343, SLG: 0.475	1-0 E6 2B 1B			1-0 F7		3-2 F7		1-3 K		4	1	0	0	0	1	1											
Dan Wilson, R (1,2) OBP: 0.330, SLG: 0.439	1-1 1B 1B 2B			1-0 G1-3		3-2 E5 FC6-4		1-0 1B		4	1	2	1	0	0	0											
Russ Davis, R (1,5) OBP: 0.357, SLG: 0.538	0-0 1B 1B			3-1 1B		1-0 FC6-4		0-0 F8		4	0	2	1	0	0	2											
Alvaro Espinoza, R (1,6) OBP: 0.254, SLG: 0.232	2-3 3-H 1B	0-1 1B		1-1 L5			0-0 FC4-6 1B		0-0 L4	4	0	2	1	0	0	2											
Inning Stats	R: 0 E: 0 K: 1 S: 11	H: 0 LOB: 0 BB: 0 P: 13	R: 3 E: 1 K: 1 S: 13	H: 4 LOB: 1 BB: 0 P: 20	R: 0 E: 0 K: 0 S: 7	H: 1 LOB: 1 BB: 0 P: 9	R: 0 E: 0 K: 0 S: 6	H: 1 LOB: 1 BB: 0 P: 12	R: 0 E: 0 K: 0 S: 4	H: 0 LOB: 0 BB: 1 P: 8	R: 1 E: 1 K: 0 S: 13	H: 1 LOB: 1 BB: 0 P: 23	R: 1 E: 0 K: 0 S: 12	H: 3 LOB: 2 BB: 0 P: 17	R: 0 E: 0 K: 1 S: 6	H: 1 LOB: 1 BB: 0 P: 8	R: 1 E: 0 K: 1 S: 10	H: 1 LOB: 0 BB: 0 P: 11	1B: 9 2B: 2 3B: 0 HR: 2	SF: 0 SAC: 0 DP: 2 HBP: 0	WP: 0 PB: 0 SB: 0 CS: 0	PA: 40					
PITCHER	IP	WLS	BF	H	R	ER	SO	BB	IBB	HBP	BLK	WP	HR	S	P	ERA	WHIP										
John Burkett, R (1,1) ERA: 4.82	8.0	L	36	11	5	4	3	1	0	0	0	0	1	72	110	4.50	1.500										
Ed Vosberg, L (9,1) ERA: 5.85	0.2		3	1	1	1	1	0	0	0	0	0	1	9	10	13.50	1.500										
Xavier Hernandez, R (9,1) ERA: 3.08	0.1		1	0	0	0	0	0	0	0	0	0	0	1	1	0.00	0.000										

Seattle Mariners @ Texas Rangers
The Ballpark at Arlington, Arlington, TX
Sun Jun 22 1997, 8:05 PM EDT
Att: 40,814 - Unknown - 73 F

AB 39
R 6
H 12
RBI 6
BB 1
SO 4
LOB 15



Batter	1	2	3	4	5	6	7	8	9	AB	R	H	RBI	BB	SO	LOB	BOTTOM										
Mark McLemore, S (1,4) OBP: 0.292, SLG: 0.266	1-0 F8		1-0 1B		1-1 G5-3		3-2 G6-3		1-1 G4-3	5	0	1	0	0	0	0											
Ivan Rodriguez, R (1,2) OBP: 0.376, SLG: 0.542	1-1 P5		1-2 29 BB 1B		0-0 29 E 3B		1-1 F8		3-1 G6-3	5	1	2	0	0	0	0											
29 Rusty Greer, L (1,7) OBP: 0.431, SLG: 0.540	3-2 1B		4-2 1-2 BB		1-0 E4		3-2 G4-3		0-1 1B	4	0	2	0	1	0	0											
Juan Gonzalez, R (1,9) OBP: 0.293, SLG: 0.516	1-1 F8		0-0 G6-3		0-3 K			4-0 2B BB	0-3 K	4	1	0	0	1	2	5											
Willi Clark, L (1,3) OBP: 0.448, SLG: 0.524		1-2 E6 FC5-4		1-2 G4-3		0-0 1B 2B		3-2 F8 1B 2B		4	2	2	1	0	0	0											
Dean Palmer, R (1,5) OBP: 0.290, SLG: 0.374		1-2 F9		1-3 K		0-0 G6-3		2-3 K		4	0	0	0	0	2	3											
Mike Simms, R (1,10) OBP: 0.310, SLG: 0.545 Warren Newson, L (6,PH) OBP: 0.365, SLG: 0.457	2-1 FC5-4		3-1 2B		1-1 P3			0-0 F8		3	0	1	0	0	0	2											
Damon Buford, R (1,8) OBP: 0.303, SLG: 0.350 Lee Stevens, L (8,PH) OBP: 0.330, SLG: 0.516 Hanley Frias, S (8,FR) (9,6)	1-2 G6-3		1-0 F8		2-0 1B			1-0 1B		3	0	1	1	0	0	2											
Benji Gil, R (1,6) OBP: 0.283, SLG: 0.329 Domingo Cedeno, S (8,PH) OBP: 0.308, SLG: 0.459			0-2 G6-3		2-1 L9		1-3 K		1-3 K	3	0	0	0	0	1	1											
Inning Stats	R: 0 E: 0 K: 0 S: 8	H: 1 LOB: 1 BB: 0 P: 14	R: 0 E: 2 K: 0 S: 11	H: 0 LOB: 1 BB: 0 P: 16	R: 0 E: 0 K: 1 S: 10	H: 2 LOB: 2 BB: 1 P: 16	R: 0 E: 0 K: 1 S: 10	H: 1 LOB: 1 BB: 0 P: 16	R: 1 E: 1 K: 1 S: 9	H: 1 LOB: 1 BB: 0 P: 13	R: 1 E: 0 K: 0 S: 8	H: 2 LOB: 0 BB: 0 P: 12	R: 0 E: 0 K: 0 S: 10	H: 0 LOB: 0 BB: 0 P: 17	R: 2 E: 0 K: 2 S: 16	H: 2 LOB: 1 BB: 1 P: 27	R: 0 E: 0 K: 1 S: 9	H: 1 LOB: 1 BB: 0 P: 13	1B: 6 2B: 3 3B: 1 HR: 0	SF: 0 SAC: 0 DP: 0 HBP: 0	WP: 0 PB: 0 SB: 0 CS: 0	PA: 40					
PITCHER	IP	WLS	BF	H	R	ER	SO	BB	IBB	HBP	BLK	WP	HR	S	P	ERA	WHIP										
Jeff Fassero, L (1,1) ERA: 3.8	7.0	W	31	7	3	2	3	2	0	0	0	0	0	66	108	2.57	1.286										
Bobby Ayala, R (8,1) ERA: 4.3	2.0	S	9	3	1	1	3	0	0	0	0	0	0	25	36	4.50	1.500										

Seattle Mariners @ Texas Rangers
The Ballpark at Arlington, Arlington, TX
Sun Jun 22 1997, 8:05 PM EDT
Att: 40,814 - Unknown - 73 F

AB 38
R 4
H 10
RBI 3
BB 2
SO 6
LOB 15



Batter	1	2	3	4	5	6	7	8	9	AB	R	H	RBI	BB	SO	LOB	TOP								
Tony Phillips, S OBP: 0.410, SLG: 0.367 (1, 7)	G5-3		G6-3		F8		FC6-4 BB			3	0	0	0	1	0	2									
Darin Erstad, L OBP: 0.344, SLG: 0.445 (1, 3)	L7			F7	F7		FC6-4			4	0	0	0	0	0	3									
Dave Hollins, S OBP: 0.383, SLG: 0.473 (1, 5)	K			L4-6 1B		K		K		4	0	1	0	0	3	0									
Tim Salmon, R OBP: 0.394, SLG: 0.484 (1, 9)		G6-4-3 1B			F8			K		3	0	1	0	1	1	0									
Jim Edmonds, L OBP: 0.373, SLG: 0.517 (1, 8)		G6-4-3		L4-6	E5			F7		4	0	0	0	0	0	3									
Jim Levritz, R OBP: 0.363, SLG: 0.451 (1, 10)						HR		L7		3	1	2	1	1	0	0									
Chad Kreuter, S OBP: 0.339, SLG: 0.392 (1, 2)					G5-3					4	0	1	0	0	2	3									
Luis Alicaia, S OBP: 0.392, SLG: 0.407 (1, 4)				F8				P6		3	0	1	0	1	0	1									
Gary Disarcina, R OBP: 0.273, SLG: 0.341 (1, 6)				L8						3	0	1	0	0	0	1									
Inning Stats	R: 0 E: 0 K: 1 S: 10	H: 0 LOB: 0 BB: 0 P: 16	R: 0 E: 0 K: 1 S: 9	H: 2 LOB: 1 BB: 0 P: 10	R: 0 E: 0 K: 0 S: 5	H: 0 LOB: 0 BB: 0 P: 9	R: 0 E: 0 K: 0 S: 6	H: 1 LOB: 1 BB: 1 P: 13	R: 1 E: 0 K: 0 S: 17	H: 3 LOB: 2 BB: 0 P: 27	R: 0 E: 1 K: 2 S: 13	H: 0 LOB: 2 BB: 1 P: 22	R: 0 E: 0 K: 0 S: 5	H: 0 LOB: 0 BB: 2 P: 15	R: 0 E: 0 K: 2 S: 8	H: 0 LOB: 0 BB: 0 P: 13	R: 0 E: 0 K: 0 S: 8	H: 1 LOB: 0 BB: 0 P: 11	1B: 6 2B: 1 3B: 0 HR: 1	SF: 0 SAC: 0 DP: 2 HBP: 0	WP: 0 PB: 0 SB: 0 CS: 2	PA: 35			
PITCHER	IP	WLS	BF	H	R	ER	SO	BB	IBB	HBP	BLK	WP	HR	S	P	ERA	WHIP								
Darren Oliver, L ERA: 4.38 (1, 1)	7.0	L	29	6	1	1	4	4	0	0	0	0	1	65	112	1.29	1.429								
Danny Patterson, R ERA: 2.73 (8, 1)	2.0		6	1	0	0	2	0	0	0	0	0	0	16	24	0.00	0.500								

Anaheim Angels @ Texas Rangers
The Ballpark at Arlington, Arlington, TX
Mon Jun 23 1997, 8:05 PM EDT
Att: 41,984 - Unknown - 78 F

AB 31
R 1
H 7
RBI 1
BB 4
SO 6
LOB 13



Batter	1	2	3	4	5	6	7	8	9	AB	R	H	RBI	BB	SO	LOB	BOTTOM								
Mark McLemore, S OBP: 0.297, SLG: 0.267 (1, 4)	FC4-6 BB		FC5-4 1B		G1-3		G3-1			3	0	1	0	1	0	1									
Ivan Rodriguez, R OBP: 0.377, SLG: 0.538 (1, 2)	FC4-6 FC4		FC5-4 HBP 1B				G1-3			4	0	1	0	0	0	4									
29 Rusty Greer, L OBP: 0.432, SLG: 0.538 (1, 7)	L8		HBP 1B		L9					3	0	1	0	1	0	2									
Juan Gonzalez, R OBP: 0.297, SLG: 0.513 (1, 9)	FC4		HBP				FC3-6 1B			3	0	1	0	0	0	2									
Willi Clark, L OBP: 0.445, SLG: 0.528 (1, 3)			G3				FC3-6			4	0	1	0	0	0	5									
Dean Palmer, R OBP: 0.290, SLG: 0.372 (1, 5)		P6					F9			4	0	1	0	0	1	2									
Mike Simms, R OBP: 0.297, SLG: 0.522 (1, 10)										3	0	0	0	0	1	3									
Warren Newson, L (9, PH) OBP: 0.362, SLG: 0.453					P3		L7			1	0	0	0	0	1	0									
Damon Buford, R OBP: 0.299, SLG: 0.345 (9, PH)										3	0	0	0	0	2	2									
Lee Stevens, L (9, PH) OBP: 0.326, SLG: 0.513										1	0	0	0	0	1	0									
Benji Gil, R OBP: 0.280, SLG: 0.326 (7, PH)										2	0	0	0	0	2	0									
Mickey Tettleton, S ERA: 5.67 (7, PH)										1	0	1	0	0	0	0									
Domingo Cedeno, S (7, PR) OBP: 0.308, SLG: 0.459 (8, 6)										0	0	0	0	0	0	0									
Inning Stats	R: 0 E: 0 K: 0 S: 8	H: 0 LOB: 1 BB: 1 P: 14	R: 0 E: 0 K: 2 S: 10	H: 1 LOB: 0 BB: 0 P: 16	R: 0 E: 0 K: 1 S: 14	H: 2 LOB: 3 BB: 0 P: 23	R: 0 E: 0 K: 0 S: 12	H: 1 LOB: 1 BB: 0 P: 16	R: 0 E: 0 K: 0 S: 7	H: 1 LOB: 1 BB: 0 P: 12	R: 0 E: 0 K: 1 S: 15	H: 1 LOB: 2 BB: 0 P: 23	R: 0 E: 0 K: 0 S: 6	H: 0 LOB: 0 BB: 1 P: 16	R: 0 E: 0 K: 3 S: 10	H: 0 LOB: 0 BB: 0 P: 15	1B: 5 2B: 1 3B: 1 HR: 0	SF: 0 SAC: 0 DP: 0 HBP: 1	WP: 0 PB: 0 SB: 0 CS: 1	PA: 36					
PITCHER	IP	WLS	BF	H	R	ER	SO	BB	IBB	HBP	BLK	WP	HR	S	P	ERA	WHIP								
Allen Watson, L ERA: 5.67 (7, 1)	6.0	W	26	6	0	0	4	1	0	0	0	0	0	64	102	0.00	1.167								
Shigetoshi Hasegawa, R ERA: 4.74 (7, 1)	1.0		4	1	0	0	1	0	0	0	0	0	0	15	23	0.00	1.000								
Mike Holtz, L ERA: 1.33 (8, 1)	0.2	S	3	0	0	0	0	1	0	0	0	0	0	4	12	0.00	1.500								
Rich DeLucia, R ERA: 2.43 (8, 1)	1.1	S	3	0	0	0	3	0	0	0	0	0	0	12	19	0.00	0.000								

Anaheim Angels @ Texas Rangers
The Ballpark at Arlington, Arlington, TX
Mon Jun 23 1997, 8:05 PM EDT
Att: 41,984 - Unknown - 78 F

AB 32
R 0
H 7
RBI 0
BB 2
SO 8
LOB 21



Batter	1	2	3	4	5	6	7	8	9	AB	R	H	RBI	BB	SO	LOB	TOP										
Tony Phillips, S (1, 10) OBP: 0.410, SLG: 0.369	E7 B1 2B	G6-3			F8		FC4-6		G4-3 BB	4	1	1	1	1	0	2											
Jim Edmonds, L (1, 8) OBP: 0.370, SLG: 0.513	K		G4-3			G1-3	F8		G4-3	2	0	0	0	0	1	1											
Orlando Palmeiro, L (5, 8) OBP: 0.338, SLG: 0.285										3	0	0	0	0	0	3											
Dave Hollins, S (1, 5) OBP: 0.377, SLG: 0.464	B1		F8			K		G3	G6-3	5	0	0	1	0	1	2											
Tim Salmon, R (1, 9) OBP: 0.389, SLG: 0.477	G5-3		K			F7		K		4	0	0	0	0	2	0											
16 Garret Anderson, L (1, 7) OBP: 0.341, SLG: 0.387		F7			G4-6-3 1B		G4-3			4	0	2	0	0	0	0											
Jim Leitz, R (1, 2) OBP: 0.381, SLG: 0.448	F8			K				F7		4	1	1	0	0	1	2											
Jack Howell, L (1, 3) OBP: 0.342, SLG: 0.500			G4-6-3				E7 1B FC4-6 1B		F9	4	2	2	0	0	0	1											
Luis Alica, S (1, 4) OBP: 0.398, SLG: 0.415					G4-3					3	3	2	0	1	0	0											
Gary Disarcina, R (1, 6) OBP: 0.274, SLG: 0.350										2	0	1	2	0	0	0											
Darin Erstad, L (7, PH) OBP: 0.348, SLG: 0.447										1	0	1	1	0	0	0											
Craig Grebeck, R (7, 6) OBP: 0.390, SLG: 0.485										1	0	1	1	0	0	0											
Inning Stats	R: 1 E: 1 K: 1 S: 11	H: 1 LOB: 0 BB: 0 P: 19	R: 2 E: 0 K: 0 S: 16	H: 3 LOB: 1 BB: 0 P: 20	R: 0 E: 0 K: 1 S: 6	H: 0 LOB: 0 BB: 0 P: 10	R: 0 E: 0 K: 1 S: 7	H: 1 LOB: 0 BB: 0 P: 9	R: 0 E: 0 K: 0 S: 5	H: 0 LOB: 0 BB: 0 P: 15	R: 3 E: 2 K: 0 S: 15	H: 3 LOB: 1 BB: 1 P: 24	R: 0 E: 0 K: 1 S: 9	H: 1 LOB: 1 BB: 0 P: 14	R: 1 E: 0 K: 0 S: 14	H: 2 LOB: 2 BB: 1 P: 26	1B: 7 2B: 3 3B: 1 HR: 0	SF: 0 SAC: 0 DP: 1 HBP: 0	WP: 0 PB: 0 SB: 0 CS: 0	PA: 39							
PITCHER	IP	WLS	BF	H	R	ER	SO	BB	IBB	HBP	BLK	WP	HR	S	P	ERA	WHIP										
Ken Hill, R (1, 1) ERA: 4.08	3.0		14	5	3	2	2	0	0	0	0	0	0	34	50	6.00	1.667										
Matt Whiteside, R (4, 1) ERA: 6.65	3.1		10	1	1	1	2	0	0	0	0	0	0	24	38	2.70	0.300										
Ed Vosberg, L (7, 1) ERA: 6.3	0.0		2	1	0	0	0	0	1	0	0	0	0	3	9	∞	∞										
Xavier Hernandez, R (7, 1) ERA: 3.15	2.0	L	9	3	3	2	1	0	0	0	0	0	0	19	28	9.00	1.500										
John Weteland, R (9, 1) ERA: 2.91	0.2		4	1	0	0	0	1	0	0	0	0	0	11	21	0.00	3.000										

Anaheim Angels @ Texas Rangers
The Ballpark at Arlington, Arlington, TX
Tue Jun 24 1997, 8:05 PM EDT
Att: 36,914 - Unknown - 88 F

AB 37
R 7
H 11
RBI 6
BB 2
SO 5
LOB 11



Batter	1	2	3	4	5	6	7	8	9	AB	R	H	RBI	BB	SO	LOB	BOTTOM										
Mark McLemore, S (1, 4) OBP: 0.305, SLG: 0.268		G4-3				F8				3	1	1	1	2	0	2											
Ivan Rodriguez, R (1, 2) OBP: 0.383, SLG: 0.542				CS					F8	5	1	4	0	0	0	2											
29 Rusty Greer, L (1, 7) OBP: 0.435, SLG: 0.544										4	2	2	2	1	0	2											
Juan Gonzalez, R (1, 10) OBP: 0.300, SLG: 0.510				K					F9	5	0	2	2	0	1	3											
Willi Clark, L (1, 3) OBP: 0.440, SLG: 0.520				F8					F7	5	0	1	0	0	0	4											
Dean Palmer, R (1, 5) OBP: 0.288, SLG: 0.372				G6-3					P6	5	0	1	0	0	2	3											
Warren Newson, L (1, 9) OBP: 0.366, SLG: 0.464										4	2	2	0	0	1	3											
Damon Buford, R (1, 8) OBP: 0.296, SLG: 0.341										3	0	0	0	0	0	4											
Lee Stevens, L (8, PH) OBP: 0.331, SLG: 0.516										1	0	1	1	0	0	0											
Domingo Cedeno, S (8, FR) OBP: 0.308, SLG: 0.459										0	0	0	0	0	0	0											
Benji Gil, R (1, 6) OBP: 0.281, SLG: 0.322										2	0	0	0	1	1	1											
Mickey Tetleton, S (8, PH) OBP: 0.175, SLG: 0.378										1	0	0	0	0	0	1											
Mike Simms, R (9, 9) OBP: 0.297, SLG: 0.522										0	0	0	0	0	0	0											
Inning Stats	R: 3 E: 0 K: 2 S: 20	H: 4 LOB: 2 BB: 1 P: 37	R: 0 E: 0 K: 0 S: 13	H: 1 LOB: 1 BB: 0 P: 20	R: 0 E: 0 K: 1 S: 10	H: 0 LOB: 0 BB: 0 P: 16	R: 1 E: 0 K: 1 S: 9	H: 2 LOB: 0 BB: 0 P: 15	R: 0 E: 0 K: 0 S: 8	H: 1 LOB: 2 BB: 1 P: 13	R: 0 E: 0 K: 0 S: 11	H: 1 LOB: 0 BB: 1 P: 21	R: 1 E: 0 K: 0 S: 10	H: 2 LOB: 0 BB: 0 P: 13	R: 1 E: 0 K: 1 S: 12	H: 2 LOB: 2 BB: 1 P: 26	R: 0 E: 0 K: 0 S: 11	H: 0 LOB: 1 BB: 1 P: 19	1B: 11 2B: 3 3B: 1 HR: 0	SF: 0 SAC: 0 DP: 2 HBP: 0	WP: 2 PB: 1 SB: 0 CS: 1	PA: 43					
PITCHER	IP	WLS	BF	H	R	ER	SO	BB	IBB	HBP	BLK	WP	HR	S	P	ERA	WHIP										
Dennis Springer, R (1, 1) ERA: 5.86	6.0		28	10	4	3	4	2	0	0	0	1	0	10	13	9.00	2.000										
Kevin Gross, R (7, 1) ERA: 4.05	1.0		4	2	1	1	0	0	0	0	0	0	0	10	24	13.50	4.500										
Mike James, R (8, 1) ERA: 4.17	0.2		5	2	1	1	1	1	0	0	0	0	0	2	2	0.00	0.000										
Rich DeLucia, R (8, 1) ERA: 2.41	0.1	W	1	0	0	0	0	0	0	0	0	0	0	2	2	0.00	0.000										
Troy Paroval, R (9, 1) ERA: 3.24	1.0	S	4	0	0	0	0	1	0	0	0	0	0	11	19	0.00	1.000										

Anaheim Angels @ Texas Rangers
The Ballpark at Arlington, Arlington, TX
Tue Jun 24 1997, 8:05 PM EDT
Att: 36,914 - Unknown - 88 F

AB 38
R 6
H 14
RBI 6
BB 4
SO 5
LOB 25



Batter	1	2	3	4	5	6	7	8	9	AB	R	H	RBI	BB	SO	LOB	TOP								
Tony Phillips, S OBP: 0.413, SLG: 0.375 (1, 7)										4	1	2	0	1	1	0									
Luis Alicaia, S OBP: 0.398, SLG: 0.412 (1, 4)										4	1	1	0	1	0	3									
Darin Erstad, L OBP: 0.347, SLG: 0.446 (1, 10)										5	0	2	0	0	1	2									
Tim Salmon, R OBP: 0.386, SLG: 0.483 (1, 9)										5	1	1	1	0	0	6									
16 Garret Anderson, L OBP: 0.342, SLG: 0.385 (1, 8)										4	1	1	0	1	0	0									
Jim Leyritz, R OBP: 0.381, SLG: 0.446 (1, 3)										3	0	1	2	0	0	1									
Jack Howell, L OBP: 0.351, SLG: 0.500 (5, 3)										0	0	0	0	1	0	0									
Chad Kreuter, S OBP: 0.336, SLG: 0.387 (1, 2)										4	0	1	0	0	0	4									
Craig Grebeck, R OBP: 0.383, SLG: 0.472 (1, 5)										4	0	1	0	0	0	2									
Gary Disarcina, R OBP: 0.270, SLG: 0.345 (1, 6)										4	0	0	0	0	0	1									
Inning Stats	R: 0 E: 0 K: 1 S: 8	H: 1 LOB: 1 BB: 0 P: 16	R: 1 E: 1 K: 0 S: 12	H: 2 LOB: 3 BB: 1 P: 22	R: 1 E: 0 K: 0 S: 8	H: 1 LOB: 0 BB: 0 P: 11	R: 0 E: 0 K: 0 S: 7	H: 1 LOB: 0 BB: 0 P: 9	R: 2 E: 0 K: 1 S: 11	H: 3 LOB: 2 BB: 1 P: 20	R: 0 E: 0 K: 0 S: 13	H: 2 LOB: 1 BB: 1 P: 20	R: 0 E: 0 K: 0 S: 6	H: 0 LOB: 1 BB: 1 P: 14	R: 0 E: 0 K: 0 S: 7	H: 0 LOB: 0 BB: 0 P: 12	R: 0 E: 0 K: 0 S: 8	H: 0 LOB: 0 BB: 0 P: 11	1B: 8 2B: 1 3B: 0 HR: 1	SF: 0 SAC: 0 DP: 1 HBP: 0	WP: 0 PB: 0 SB: 1 CS: 0	PA: 41			
PITCHER	IP	WLS	BF	H	R	ER	SO	BB	IBB	HBP	BLK	WP	HR	S	P	ERA	WHIP								
Bobby Witt, R ERA: 4.01 (1, 1)	8.0		38	10	4	3	2	3	1	0	0	0	1	72	124	3.38	1.625								
Eric Gunderson, L ERA: 1.95 (9, 1)	1.0	W	3	0	0	0	0	0	0	0	0	0	0	8	11	0.00	0.000								

Anaheim Angels @ Texas Rangers
The Ballpark at Arlington, Arlington, TX
Wed Jun 25 1997, 4:33 AM EDT
Att: 42,863 - Sunny - 92 F

AB 37
R 4
H 10
RBI 3
BB 4
SO 2
LOB 19





Batter	1	2	3	4	5	6	7	8	9	AB	R	H	RBI	BB	SO	LOB	BOTTOM								
Mark McLemore, S OBP: 0.306, SLG: 0.276 (1, 4)										6	2	2	1	0	1	5									
Domingo Cedeno, S OBP: 0.323, SLG: 0.467 (1, 6)										5	0	3	1	0	1	1									
29 Rusty Greer, L OBP: 0.441, SLG: 0.546 (1, 7)										3	1	2	0	2	0	1									
Juan Gonzalez, R OBP: 0.302, SLG: 0.510 (1, 9)										4	0	2	2	0	0	3									
Willi Clark, L OBP: 0.436, SLG: 0.513 (1, 3)										5	0	1	1	0	2	5									
Mike Simms, R OBP: 0.299, SLG: 0.507 (1, 10)										2	0	0	0	1	1	2									
Lee Stevens, L OBP: 0.335, SLG: 0.519 (7, PH)										1	0	1	0	0	0	0									
Mickey Tettleton, S OBP: 0.171, SLG: 0.368 (9, PH)										1	0	0	0	0	0	0									
Benji Gil, R OBP: 0.281, SLG: 0.322 (9, PR)										0	1	0	0	0	0	0									
Dean Palmer, R OBP: 0.284, SLG: 0.367 (1, 5)										4	0	0	0	0	0	4									
Damon Buford, R OBP: 0.299, SLG: 0.341 (1, 8)										3	1	1	0	1	1	2									
Warren Newson, L OBP: 0.387, SLG: 0.464 (9, PH)										0	0	0	0	1	0	0									
Henry Mercedes, R OBP: 0.263, SLG: 0.333 (1, 2)										3	0	1	0	0	2	2									
Ivan Rodriguez, R OBP: 0.387, SLG: 0.542 (7, PH)										0	0	0	0	2	0	0									
Inning Stats	R: 0 E: 0 K: 1 S: 10	H: 2 LOB: 2 BB: 0 P: 16	R: 0 E: 0 K: 0 S: 6	H: 0 LOB: 0 BB: 0 P: 10	R: 1 E: 0 K: 1 S: 18	H: 2 LOB: 2 BB: 1 P: 32	R: 0 E: 0 K: 1 S: 9	H: 0 LOB: 1 BB: 2 P: 17	R: 2 E: 0 K: 2 S: 12	H: 3 LOB: 2 BB: 1 P: 24	R: 1 E: 0 K: 1 S: 17	H: 3 LOB: 3 BB: 0 P: 29	R: 0 E: 0 K: 0 S: 13	H: 1 LOB: 1 BB: 1 P: 24	R: 0 E: 0 K: 0 S: 8	H: 1 LOB: 1 BB: 0 P: 12	R: 1 E: 1 K: 0 S: 3	H: 1 LOB: 3 BB: 2 P: 13	1B: 12 2B: 1 3B: 0 HR: 0	SF: 1 SAC: 1 DP: 1 HBP: 0	WP: 0 PB: 1 SB: 1 CS: 0	PA: 46			
PITCHER	IP	WLS	BF	H	R	ER	SO	BB	IBB	HBP	BLK	WP	HR	S	P	ERA	WHIP								
Matt Perisho, L ERA: 6.25 (1, 1)	5.0		25	7	3	3	5	4	0	1	0	0	0	55	99	5.40	2.200								
Pep Harris, R ERA: 4.0 (6, 1)	2.0		12	4	1	1	3	0	1	0	0	0	0	30	53	4.50	2.000								
Mike Holtz, L ERA: 1.23 (8, 1)	1.0	L	5	1	1	0	0	0	0	0	0	0	0	9	13	0.00	1.000								
Shigetoshi Hasegawa, R ERA: 4.71 (9, 1)	0.1		4	1	0	0	0	0	2	0	0	0	0	2	12	0.00	3.000								

Anaheim Angels @ Texas Rangers
The Ballpark at Arlington, Arlington, TX
Wed Jun 25 1997, 4:33 AM EDT
Att: 42,863 - Sunny - 92 F

AB 37
R 5
H 13
RBI 5
BB 7
SO 8
LOB 25



Batter	1	2	3	4	5	6	7	8	9	AB	R	H	RBI	BB	SO	LOB	TOP				
Mark McLemore, S OBP: 0.308, SLG: 0.276	4-1 CS BB		1-0 1B		1-2 FC6-4		2-1 L7		3-2 G1-3	4	0	1	0	1	0	4	Texas Rangers @ Oakland Athletics Oakland-Alameda County Coliseum, Oakland, CA Thu Jun 26 1997, 7:05 PM PDT Alt: 8,350 - Unknown - 67 F AB 36 R 3 H 10 RBI 3 BB 2 SO 7 LOB 20 				
Ivan Rodriguez, R OBP: 0.394, SLG: 0.540	1-2 SAFE G3-1		0-1 G4-3			3-2 P4		0-1 WP 2B	0-3 K	5	1	1	0	0	1	3					
29 Rusty Greer, L OBP: 0.438, SLG: 0.542	1-2 G6-3			2-0 L7		2-2 1B		2-3 K		4	0	1	0	0	1	1					
Juan Gonzalez, R OBP: 0.301, SLG: 0.505		2-2 FC4-6 1B		0-0 P9		1-1 L6		1-2 G5-3		4	0	1	0	0	0	2					
Will Clark, L OBP: 0.433, SLG: 0.513		0-1 FC4-6 G1-3		2-3 K		2-2 G1		3-2 2H 2B		4	0	1	1	0	1	2					
Lee Stevens, L OBP: 0.335, SLG: 0.515	0-1 G1-3				0-0 G3		0-2 E G1-3	3-2 G5-3		3	1	1	0	0	0	1					
Mike Simms, R OBP: 0.295, SLG: 0.500	1-2 G1-3						1-3 K		1-1 HR	1	0	0	0	0	0	1					
Dean Palmer, R OBP: 0.287, SLG: 0.377	3-3 K				4-1 1B BB					3	1	1	1	1	2	2					
Domingo Cedeño, S OBP: 0.340, SLG: 0.479			2-3 K		0-0 1B FC6-4		2-1 E9 G1-3	1-3 G1-3	0-0 G1-3	4	0	3	0	0	1	0					
Damon Buford, R OBP: 0.296, SLG: 0.338			2-2 L8		2-2 P7		0-2 G1-3		2-3 SAFE K	2	0	0	0	0	0	2					
Warren Newson, L OBP: 0.368, SLG: 0.459							2-3 3H			1	0	0	1	0	0	1					
Mickey Tettleton, S OBP: 0.167, SLG: 0.359										1	0	0	0	0	1	1					
Inning Stats	R: 0 E: 0 K: 0 S: 7	H: 0 LOB: 0 BB: 1 P: 13	R: 0 E: 0 K: 1 S: 14	H: 1 LOB: 1 BB: 0 P: 19	R: 0 E: 0 K: 1 S: 9	H: 1 LOB: 1 BB: 0 P: 14	R: 0 E: 0 K: 1 S: 5	H: 0 LOB: 0 BB: 0 P: 9	R: 0 E: 0 K: 0 S: 13	H: 1 LOB: 2 BB: 1 P: 20	R: 1 E: 1 K: 1 S: 13	H: 2 LOB: 1 BB: 0 P: 18	R: 1 E: 0 K: 1 S: 15	H: 2 LOB: 1 BB: 0 P: 24	R: 1 E: 0 K: 2 S: 12	H: 2 LOB: 1 BB: 0 P: 18	1B: 7 2B: 2 3B: 0 HR: 1	SF: 0 SAC: 0 DP: 0 HBP: 0	WP: 1 PB: 0 SB: 0 CS: 1	PA: 38	
PITCHER	IP WLS BF H R ER SO	IP WLS BF H R ER SO	IP WLS BF H R ER SO	IP WLS BF H R ER SO	IP WLS BF H R ER SO	IP WLS BF H R ER SO	IP WLS BF H R ER SO	IP WLS BF H R ER SO	IP WLS BF H R ER SO	IP WLS BF H R ER SO	IP WLS BF H R ER SO	IP WLS BF H R ER SO	IP WLS BF H R ER SO	IP WLS BF H R ER SO	IP WLS BF H R ER SO	IP WLS BF H R ER SO	ERA WHIP	ERA WHIP			
Ariel Prieto, R ERA: 4.28	(1, 1)	7.0	W	28	6	1	0	4	2	0	0	0	0	0	0	0	0	0.00	1.143		
Aaron Small, R ERA: 5.17	(8, 1)	0.2		4	2	1	1	1	0	0	0	0	0	1	0	12	18	13.50	3.000		
Mike Mohler, L ERA: 6.89	(8, 1)	1.0		5	2	1	1	1	0	0	0	0	0	0	1	12	21	9.00	2.000		
Billy Taylor, R ERA: 6.12	(9, 1)	0.1	S	1	0	0	0	1	0	0	0	0	0	0	0	3	3	0.00	0.000		

Batter	1	2	3	4	5	6	7	8	9	AB	R	H	RBI	BB	SO	LOB	BOTTOM				
Jason McDonald, S OBP: 0.286, SLG: 0.356	3-2 BB HR 1B		3-2 G5-3		0-0 F8		2-1 P9			4	1	1	0	0	0	2	Texas Rangers @ Oakland Athletics Oakland-Alameda County Coliseum, Oakland, CA Thu Jun 26 1997, 7:05 PM PDT Alt: 8,350 - Unknown - 67 F AB 31 R 6 H 8 RBI 6 BB 4 SO 5 LOB 16 				
Rafael Bourquiel, R OBP: 0.375, SLG: 0.400	2-2 SAFE HR BB 1B		3-2 G5-3		2-1 1H 3H 2B		1-0 P9			4	1	2	2	0	0	0					
Geronimo Berroa, R OBP: 0.395, SLG: 0.540	4-1 HR BB		0-1 1B		1-3 K					3	1	1	0	1	2	1					
Mark McGwire, R OBP: 0.386, SLG: 0.654	0-0 HR		3-3 K		4-2 G3 1B BB		0-0 P3			3	1	1	4	1	1	1					
Jose Canseco, R OBP: 0.324, SLG: 0.466	4-2 1H 2H 3H HR		3-2 L8		0-1 P5		1-0 L5			3	0	0	0	1	0	2					
Damon Mashore, R OBP: 0.367, SLG: 0.340										0	0	0	0	0	0	0					
Jason Giambi, L OBP: 0.382, SLG: 0.506	0-1 L8		1-1 L9		2-0 G3			1-2 G6-4-3 1B		3	0	1	0	0	0	2					
Matt Stairs, L OBP: 0.446, SLG: 0.727					1-2 1B					1	0	1	0	0	0	0					
Scott Spiezio, S OBP: 0.307, SLG: 0.408	1-3 K				2-0 P7		0-1 G3		1-1 G6-4-3	4	0	0	0	0	1	4					
Scott Brosius, R OBP: 0.254, SLG: 0.285	2-1 F8				4-2 F8 1B BB		3-3 K		1-1 HBP	2	1	0	0	1	1	3					
Brent Mayne, L OBP: 0.264, SLG: 0.309		3-1 G4-3			0-0 1B 2B		1-1 P3		1-2 L7	4	1	1	0	0	0	1					
Inning Stats	R: 4 E: 0 K: 1 S: 21	H: 3 LOB: 1 BB: 2 P: 37	R: 0 E: 0 K: 0 S: 9	H: 0 LOB: 0 BB: 0 P: 18	R: 0 E: 0 K: 1 S: 10	H: 1 LOB: 1 BB: 0 P: 17	R: 2 E: 0 K: 1 S: 11	H: 2 LOB: 1 BB: 1 P: 21	R: 0 E: 0 K: 1 S: 11	H: 1 LOB: 2 BB: 1 P: 20	R: 0 E: 0 K: 0 S: 5	H: 0 LOB: 0 BB: 0 P: 9	R: 0 E: 0 K: 1 S: 5	H: 0 LOB: 0 BB: 0 P: 7	R: 0 E: 0 K: 0 S: 12	H: 1 LOB: 1 BB: 0 P: 16	1B: 6 2B: 1 3B: 0 HR: 1	SF: 0 SAC: 0 DP: 1 HBP: 1	WP: 0 PB: 0 SB: 0 CS: 0	PA: 36	
PITCHER	IP WLS BF H R ER SO	IP WLS BF H R ER SO	IP WLS BF H R ER SO	IP WLS BF H R ER SO	IP WLS BF H R ER SO	IP WLS BF H R ER SO	IP WLS BF H R ER SO	IP WLS BF H R ER SO	IP WLS BF H R ER SO	IP WLS BF H R ER SO	IP WLS BF H R ER SO	IP WLS BF H R ER SO	IP WLS BF H R ER SO	IP WLS BF H R ER SO	IP WLS BF H R ER SO	IP WLS BF H R ER SO	ERA WHIP	ERA WHIP			
Julio Santana, R ERA: 6.03	(1, 1)	4.1	L	24	7	6	6	3	4	0	0	0	0	0	0	0	0	12.46	2.538		
Ed Vosberg, L ERA: 5.92	(5, 1)	1.2		5	0	0	0	1	0	0	0	0	0	0	10	17	0.00	0.000			
Matt Whiteside, R ERA: 6.35	(7, 1)	1.0		3	0	0	0	1	0	0	0	0	0	0	5	7	0.00	0.000			
Eric Gunderson, L ERA: 1.88	(8, 1)	1.0		4	1	0	0	0	0	0	1	0	0	0	12	16	0.00	1.000			


Batter	1	2	3	4	5	6	7	8	9	AB	R	H	RBI	BB	SO	LOB	TOP										
Mark McLemore, S (1, 4) OBP: 0.315, SLG: 0.281	L4		E1 HR			1B 29 WP	1B		HBP	4	2	2	0	0	0	0											
Ivan Rodriguez, R (1, 2) OBP: 0.391, SLG: 0.554	2B 29 BB	1B	HR			1B 29 WP	1B		K	5	2	4	2	0	1	1											
29 Rusty Greer, L (1, 7) OBP: 0.435, SLG: 0.534	1B	BB	F8			G6-3	1B		K	4	0	0	0	1	1	4											
Juan Gonzalez, R (1, 9) OBP: 0.309, SLG: 0.510	1B	BB	1B			1B	1B		K	4	0	3	1	0	0	2											
Will Clark, L (1, 3) OBP: 0.426, SLG: 0.504	K		F8			L8			L7	4	0	0	0	0	1	4											
Lee Stevens, L (1, 10) OBP: 0.330, SLG: 0.506									G6-3	3	0	0	0	0	1	0											
Mike Simms, R (8, PH) OBP: 0.291, SLG: 0.493										1	0	0	0	0	0	0											
Dean Palmer, R (1, 5) OBP: 0.287, SLG: 0.373		G6-3			G5-3	G5-3			BB	3	0	0	0	1	0	0											
Domingo Cedeño, S (1, 6) OBP: 0.327, SLG: 0.459		F8			K	G4-3			L7	4	0	0	0	0	1	1											
Damon Buford, R (1, 8) OBP: 0.293, SLG: 0.333			G6-3			F7			G3	3	0	0	0	0	1	0											
Warren Newson, L (9, PH) OBP: 0.366, SLG: 0.455										1	0	0	0	0	0	0											
Inning Stats	R: 0 E: 0 K: 1 S: 14	H: 2 LOB: 2 BB: 1 P: 27	R: 0 E: 0 K: 1 S: 6	H: 0 LOB: 0 BB: 0 P: 9	R: 2 E: 1 K: 0 S: 10	H: 2 LOB: 1 BB: 0 P: 18	R: 0 E: 0 K: 1 S: 10	H: 0 LOB: 0 BB: 0 P: 14	R: 2 E: 0 K: 0 S: 15	H: 3 LOB: 1 BB: 0 P: 25	R: 0 E: 0 K: 0 S: 7	H: 0 LOB: 2 BB: 0 P: 10	R: 0 E: 0 K: 1 S: 10	H: 2 LOB: 2 BB: 0 P: 16	R: 0 E: 0 K: 0 S: 6	H: 0 LOB: 1 BB: 1 P: 13	R: 0 E: 0 K: 2 S: 13	H: 0 LOB: 1 BB: 0 P: 18	1B: 8 2B: 0 3B: 0 HR: 1	SF: 0 SAC: 0 DP: 0 HBP: 1	WP: 1 PB: 0 SB: 0 CS: 0	PA: 39					
PITCHER	IP	WLS	BF	H	R	ER	SO	BB	IBB	HBP	BLK	WP	HR	S	P	ERA	WHIP										
Mike Oquist, R (1, 1) ERA: 4.17	6.0	W	26	7	4	3	3	1	0	0	0	1	1	62	103	4.50	1.333										
Aaron Small, R (7, 1) ERA: 5.09	1.0		5	2	0	0	1	0	0	0	0	0	0	10	16	0.00	2.000										
Buddy Groom, L (8, 1) ERA: 4.74	1.0		4	0	0	0	0	1	0	0	0	0	0	6	13	0.00	1.000										
Billy Taylor, R (9, 1) ERA: 5.94	1.0	S	4	0	0	0	2	0	0	1	0	0	0	13	18	0.00	0.000										

Texas Rangers @ Oakland Athletics
Oakland-Alameda County Coliseum, Oakland, CA

Fri Jun 27 1997, 7:05 PM PDT
Att: 12,046 - Unknown - 62 F

livebaseballscorecards.com

AB 36
R 4
H 9
RBI 3
BB 2
SO 6
LOB 12




Batter	1	2	3	4	5	6	7	8	9	AB	R	H	RBI	BB	SO	LOB	BOTTOM										
Damon Mashore, R (1, 8) OBP: 0.367, SLG: 0.336	F8		K			SH 2B HBP	K		1B BB	3	1	0	0	1	2	3											
Rafael Bourquard, R (1, 6) OBP: 0.393, SLG: 0.414	2B		BB			SH 2B 1B	E7		G4-6-3 1B	3	1	3	0	1	0	0											
Matt Stairs, L (1, 9) OBP: 0.444, SLG: 0.730	2B		L9			1B 2B	L7		G4-6-3	5	1	2	2	0	0	5											
Mark McGwire, R (1, 3) OBP: 0.381, SLG: 0.644	G5-3		K			K	K			4	0	0	0	0	3	6											
Jose Canseco, R (1, 10) OBP: 0.323, SLG: 0.463		F8	P5			1B	K			4	0	1	2	0	1	1											
Jason Giambi, L (1, 7) OBP: 0.380, SLG: 0.506		L9								4	0	1	0	0	0	1											
Jason McDonald, S (7, FR) OBP: 0.286, SLG: 0.356					F7	P8				0	0	0	0	0	0	0											
Scott Spiezio, S (1, 4) OBP: 0.306, SLG: 0.405		1B 1B			L9	G3-1			G1-3	4	1	1	0	0	0	2											
Scott Brosius, R (1, 5) OBP: 0.257, SLG: 0.288		1B E 1B			K		1B E 1B		G1-3	4	2	2	0	0	1	1											
George Williams, S (1, 2) OBP: 0.388, SLG: 0.338		E4				SH 2B HBP	E 1B		F9	4	1	3	1	0	0	0											
Inning Stats	R: 0 E: 0 K: 0 S: 12	H: 2 LOB: 1 BB: 0 P: 18	R: 2 E: 1 K: 1 S: 11	H: 3 LOB: 1 BB: 0 P: 15	R: 0 E: 0 K: 1 S: 7	H: 0 LOB: 0 BB: 1 P: 17	R: 0 E: 0 K: 1 S: 7	H: 0 LOB: 0 BB: 0 P: 11	R: 4 E: 1 K: 1 S: 19	H: 3 LOB: 1 BB: 0 P: 29	R: 1 E: 1 K: 2 S: 12	H: 3 LOB: 2 BB: 0 P: 17	R: 0 E: 0 K: 1 S: 12	H: 1 LOB: 1 BB: 0 P: 16	R: 0 E: 0 K: 0 S: 10	H: 1 LOB: 1 BB: 1 P: 17	1B: 10 2B: 3 3B: 0 HR: 0	SF: 0 SAC: 1 DP: 1 HBP: 1	WP: 0 PB: 0 SB: 0 CS: 0	PA: 39							
PITCHER	IP	WLS	BF	H	R	ER	SO	BB	IBB	HBP	BLK	WP	HR	S	P	ERA	WHIP										
John Burkett, R (1, 1) ERA: 4.92	5.1	L	29	11	7	4	5	1	0	1	0	0	0	66	102	6.75	2.250										
Ed Vosberg, L (6, 1) ERA: 5.73	0.1		1	0	0	0	0	0	0	0	0	0	0	1	1	0.00	0.000										
Matt Whiteside, R (6, 1) ERA: 6.0	1.1		5	1	0	0	2	0	0	0	0	0	0	15	20	0.00	0.750										
Danny Patterson, R (8, 1) ERA: 2.84	1.0		4	1	0	0	0	1	0	0	0	0	0	10	17	0.00	2.000										

Texas Rangers @ Oakland Athletics
Oakland-Alameda County Coliseum, Oakland, CA

Fri Jun 27 1997, 7:05 PM PDT
Att: 12,046 - Unknown - 62 F

livebaseballscorecards.com

AB 35
R 7
H 13
RBI 5
BB 2
SO 7
LOB 19



Batter	1	2	3	4	5	6	7	8	9	AB	R	H	RBI	BB	SO	LOB	TOP				
Mark McLemore, S (1, 4) OBP: 0.314, SLG: 0.280	G4-3		G4-3 1B		G3			G6-3		4	0	1	0	0	0	0	Texas Rangers @ Oakland Athletics Oakland-Alameda County Coliseum, Oakland, CA Sat Jun 28 1997, 7:05 PM PDT Att: 35,188 - Unknown - 63 F livebaseballscorecards.com				
Ivan Rodriguez, R (1, 2) OBP: 0.366, SLG: 0.547	G5-3		G4-3		F8			P4		4	0	0	0	0	0	1					
29 Rusty Greer, L (1, 7) OBP: 0.432, SLG: 0.533	L8		F8			G6-3				4	0	1	0	0	0	1					
Juan Gonzalez, R (1, 9) OBP: 0.312, SLG: 0.537				HR				F8		4	2	2	2	0	1	1					
Will Clark, L (1, 3) OBP: 0.431, SLG: 0.513				HR						4	0	3	0	0	0	0					
Lee Stevens, L (1, 10) Mickey Tettleton, S (9, PH) OBP: 0.334, SLG: 0.497 OBP: 0.163, SLG: 0.350			L8-6-5 2B							3	0	0	0	0	0	3					
Dean Palmer, R (1, 5) OBP: 0.286, SLG: 0.369			L8-6-5 2-3							1	0	0	0	0	1	0					
Domingo Cedeño, S (1, 6) OBP: 0.318, SLG: 0.446			L3							3	0	0	0	0	0	2					
Damon Buford, R (1, 8) OBP: 0.290, SLG: 0.329										3	0	0	0	0	1	0					
Inning Stats	R: 0 E: 0 K: 0 S: 7	H: 0 LOB: 0 BB: 0 P: 10	R: 1 E: 0 K: 0 S: 7	H: 2 LOB: 1 BB: 1 P: 15	R: 0 E: 0 K: 1 S: 7	H: 1 LOB: 1 BB: 0 P: 11	R: 1 E: 0 K: 0 S: 11	H: 2 LOB: 1 BB: 0 P: 18	R: 0 E: 0 K: 0 S: 7	H: 1 LOB: 1 BB: 0 P: 11	R: 0 E: 0 K: 0 S: 3	H: 0 LOB: 0 BB: 0 P: 5	R: 0 E: 0 K: 1 S: 11	H: 1 LOB: 1 BB: 0 P: 19	R: 0 E: 0 K: 2 S: 9	H: 0 LOB: 0 BB: 0 P: 15	1B: 3 2B: 3 3B: 0 HR: 2	SF: 0 SAC: 0 DP: 1 HBP: 0	WP: 1 PB: 0 SB: 0 CS: 0	PA: 34	
PITCHER	IP	WLS	BF	H	R	ER	SO	BB	IBB	HBP	BLK	WP	HR	S	P	ERA	WHIP				
Brad Rigby, R (1, 1) ERA: 2.25	8.0	L	31	7	2	2	2	1	0	0	0	1	2	60	99	2.25	1.000				
Mike Mohler, L (9, 1) ERA: 6.82	0.2		2	0	0	0	1	0	0	0	0	0	0	6	11	0.00	0.000				
Dane Johnson, R (9, 1) ERA: 2.08	0.1		1	0	0	0	1	0	0	0	0	0	0	3	4	0.00	0.000				

Batter	1	2	3	4	5	6	7	8	9	AB	R	H	RBI	BB	SO	LOB	BOTTOM					
Damon Mashore, R (1, 8) OBP: 0.369, SLG: 0.333	G6-4-3 BB									2	0	0	0	2	2	2	Texas Rangers @ Oakland Athletics Oakland-Alameda County Coliseum, Oakland, CA Sat Jun 28 1997, 7:05 PM PDT Att: 35,188 - Unknown - 63 F livebaseballscorecards.com					
Rafael Bourquard, R (1, 6) OBP: 0.369, SLG: 0.405	G6-4-3 1-2									3	0	0	0	1	1	1						
Pat Lennon, R (1, 9) Jason McDonald, S (9, PH) OBP: 0.297, SLG: 0.356										2	0	2	0	1	0	0						
Mark McGwire, R (1, 3) OBP: 0.379, SLG: 0.637										0	0	0	0	1	0	0						
Jose Canseco, R (1, 10) OBP: 0.319, SLG: 0.457										3	0	0	0	1	1	5						
Jason Giambi, L (1, 7) OBP: 0.366, SLG: 0.508										4	0	0	0	0	2	7						
Scott Brosius, R (1, 5) Dave Magadan, L (9, PH) OBP: 0.255, SLG: 0.285 OBP: 0.373, SLG: 0.330										3	0	2	0	0	0	1						
Scott Spiezio, S (1, 4) OBP: 0.305, SLG: 0.402										3	0	0	0	0	1	3						
George Williams, S (1, 2) OBP: 0.379, SLG: 0.329										1	0	0	0	0	0	0						
Inning Stats	R: 0 E: 0 K: 1 S: 8	H: 1 LOB: 2 BB: 2 P: 19	R: 0 E: 0 K: 3 S: 17	H: 1 LOB: 2 BB: 0 P: 29	R: 0 E: 0 K: 1 S: 12	H: 1 LOB: 1 BB: 0 P: 18	R: 0 E: 0 K: 0 S: 4	H: 1 LOB: 0 BB: 0 P: 7	R: 0 E: 0 K: 2 S: 12	H: 0 LOB: 3 BB: 3 P: 28	R: 0 E: 0 K: 0 S: 4	H: 1 LOB: 0 BB: 0 P: 4	R: 0 E: 0 K: 1 S: 6	H: 0 LOB: 0 BB: 0 P: 7	R: 0 E: 0 K: 0 S: 11	H: 0 LOB: 1 BB: 1 P: 17	R: 0 E: 0 K: 2 S: 10	H: 0 LOB: 0 BB: 0 P: 15	1B: 5 2B: 0 3B: 0 HR: 0	SF: 0 SAC: 0 DP: 3 HBP: 1	WP: 1 PB: 0 SB: 0 CS: 0	PA: 36
PITCHER	IP	WLS	BF	H	R	ER	SO	BB	IBB	HBP	BLK	WP	HR	S	P	ERA	WHIP					
Darren Oliver, L (1, 1) ERA: 4.15	5.0	W	24	5	0	0	7	5	0	1	0	0	0	17	24	0.00	0.375					
Danny Patterson, R (6, 1) ERA: 2.43	2.2		8	0	0	0	1	1	0	0	0	0	0	3	3	0.00	0.000					
Eric Gunderson, L (8, 1) ERA: 1.86	0.1		1	0	0	0	0	0	0	0	0	0	0	3	3	0.00	0.000					
John Wetteland, R (9, 1) ERA: 2.59	1.0	S	3	0	0	0	2	0	0	0	0	0	0	10	15	0.00	0.000					



Batter	1	2	3	4	5	6	7	8	9	AB	R	H	RBI	BB	SO	LOB	TOP					
Mark McLemore, S (1,4) OBP: 0.329, SLG: 0.287	4-2 BB G6-3			1-0 G3				1-0 G6-3		3	0	1	0	1	0	0	Texas Rangers @ Los Angeles Dodgers Dodger Stadium, Los Angeles, CA Mon Jun 30 1997, 7:05 PM PDT Att: 31,721 - Unknown - 73 F					
Ivan Rodriguez, R (1,2) OBP: 0.379, SLG: 0.535	1-2 G6-3			2-3 K				2-2 G6-3		4	0	0	0	0	1	2						
29 Rusty Greer, L (1,7) OBP: 0.430, SLG: 0.539	2-0 G3-1			1-1 F8				3-2 L9		4	1	1	0	0	0	0						
Juan Gonzalez, R (1,9) OBP: 0.317, SLG: 0.554				0-1 F9				0-0 F8		4	1	2	1	0	0	0						
Willi Clark, L (1,3) OBP: 0.421, SLG: 0.496				0-0 G1-3				1-3 F7		4	0	0	0	0	1	2						
Dean Palmer, R (1,5) OBP: 0.288, SLG: 0.373				0-1 F3				0-1 2B		4	0	2	1	0	1	1						
Domingo Cedenio, S (1,6) OBP: 0.322, SLG: 0.440				0-0 F8				1-3 K		4	0	2	0	0	1	1						
Damon Buford, R (1,8) OBP: 0.281, SLG: 0.318				2-2 G6-3				0-0 L8		4	0	0	0	0	1	5						
Bobby Witt, R (1,1) OBP: 0.333, SLG: 1.333 John Wetteland, R (9,1)				0-0 G4-3				0-0 HR		3	1	1	1	0	0	0						
Inning Stats	R: 0 E: 0 K: 0 S: 9	H: 0 LOB: 0 BB: 1 P: 16	R: 0 E: 0 K: 0 S: 5	H: 0 LOB: 0 BB: 0 P: 5	R: 0 E: 0 K: 0 S: 6	H: 0 LOB: 0 BB: 0 P: 8	R: 0 E: 0 K: 1 S: 8	H: 0 LOB: 0 BB: 0 P: 12	R: 1 E: 0 K: 0 S: 10	H: 2 LOB: 1 BB: 0 P: 12	R: 1 E: 0 K: 0 S: 9	H: 2 LOB: 0 BB: 0 P: 15	R: 0 E: 0 K: 2 S: 12	H: 2 LOB: 2 BB: 0 P: 17	R: 0 E: 0 K: 0 S: 6	H: 0 LOB: 0 BB: 0 P: 12	R: 1 E: 0 K: 1 S: 23	H: 3 LOB: 2 BB: 0 P: 33	1B: 5 2B: 3 3B: 0 HR: 1	SF: 0 SAC: 0 DP: 1 HBP: 0	WP: 0 PB: 0 SB: 0 CS: 0	PA: 35
PITCHER	IP WLS BF H R ER SO BB IBB HBP BLK WP HR S P ERA WHIP	8.0 L 29 6 2 2 4 1 0 0 0 0 1 65 97 2.25 0.875	0.1 3 2 1 1 0 0 0 0 0 0 0 0 10 13 27.00 6.000	0.2 3 1 0 0 1 0 0 0 0 0 0 0 13 20 0.00 1.500	PITCHER										IP WLS BF H R ER SO BB IBB HBP BLK WP HR S P ERA WHIP	IP WLS BF H R ER SO BB IBB HBP BLK WP HR S P ERA WHIP						

AB	34
R	3
H	9
RBI	3
BB	1
SO	5
LOB	11



Batter	1	2	3	4	5	6	7	8	9	AB	R	H	RBI	BB	SO	LOB	BOTTOM					
Brett Butler, L (1,8) OBP: 0.413, SLG: 0.347	1-1 F7			4-2 BB				2-1 F9		3	0	0	0	1	0	1	Texas Rangers @ Los Angeles Dodgers Dodger Stadium, Los Angeles, CA Mon Jun 30 1997, 7:05 PM PDT Att: 31,721 - Unknown - 73 F					
Wilton Guerrero, S (1,4) OBP: 0.308, SLG: 0.420	1-0 L7			0-1 G3-6-3-4				1-1 L8		4	0	1	0	0	0	1						
Mike Piazza, R (1,2) OBP: 0.435, SLG: 0.602	1-2 G4-3			1-0 P3				2-2 HR		4	1	1	1	0	1	1						
Eric Karros, R (1,3) OBP: 0.346, SLG: 0.470				0-0 FC6				0-2 F8		4	0	1	0	0	0	0						
Raul Mondesi, R (1,9) OBP: 0.340, SLG: 0.525				0-2 FC6				0-0 G6-3		4	1	2	1	0	0	1						
Todd Zeile, R (1,5) OBP: 0.315, SLG: 0.414				4-2 BB				3-3 K		3	0	0	0	1	3	1						
Todd Hollandsworth, L (1,7) OBP: 0.274, SLG: 0.316				2-2 K				0-1 G1-3		4	0	0	0	0	2	2						
Greg Gagne, R (1,6) OBP: 0.301, SLG: 0.379				0-0 FC5				2-2 F9		3	0	1	0	0	0	2						
Ismael Valdez, R (1,1) OBP: 0.091, SLG: 0.032 Nelson Liriano, S (8,PH) OBP: 0.317, SLG: 0.407 Scott Radinsky, L (9,1) Antonio Osuna, R (9,1)				1-2 P3				0-1 G6-3		2	0	0	0	0	0	1						
Inning Stats	R: 0 E: 0 K: 0 S: 8	H: 0 LOB: 0 BB: 0 P: 11	R: 0 E: 0 K: 1 S: 11	H: 1 LOB: 2 BB: 1 P: 20	R: 0 E: 0 K: 0 S: 7	H: 0 LOB: 0 BB: 1 P: 12	R: 0 E: 0 K: 1 S: 8	H: 1 LOB: 1 BB: 0 P: 12	R: 0 E: 0 K: 0 S: 9	H: 1 LOB: 1 BB: 0 P: 11	R: 1 E: 0 K: 0 S: 8	H: 1 LOB: 0 BB: 0 P: 11	R: 0 E: 0 K: 1 S: 7	H: 0 LOB: 0 BB: 0 P: 8	R: 0 E: 0 K: 1 S: 9	H: 1 LOB: 1 BB: 0 P: 14	R: 1 E: 0 K: 2 S: 12	H: 1 LOB: 0 BB: 0 P: 17	1B: 2 2B: 2 3B: 0 HR: 2	SF: 0 SAC: 0 DP: 1 HBP: 0	WP: 0 PB: 0 SB: 1 CS: 0	PA: 34
PITCHER	IP WLS BF H R ER SO BB IBB HBP BLK WP HR S P ERA WHIP	8.0 W 30 5 1 1 1 2 0 0 0 0 0 1 67 99 1.12 0.875	1.0 S 4 1 1 1 2 0 0 0 0 0 1 12 17 9.00 1.000	PITCHER										IP WLS BF H R ER SO BB IBB HBP BLK WP HR S P ERA WHIP	IP WLS BF H R ER SO BB IBB HBP BLK WP HR S P ERA WHIP							


AB	32
R	2
H	6
RBI	2
BB	2
SO	6
LOB	10



Batter	1	2	3	4	5	6	7	8	9	AB	R	H	RBI	BB	SO	LOB	TOP				
Mark McLemore, S (1, 4) OBP: 0.330, SLG: 0.290	G4-3		G4-3	G4-3			G5-3		G3-1	5	0	2	0	0	0	1					
Ivan Rodriguez, R (1, 2) OBP: 0.379, SLG: 0.540	G1-3		P2				HR		G3-1	4	1	1	1	1	0	3					
29 Rusty Greer, L (1, 7) (8, B) OBP: 0.427, SLG: 0.534	G1-3		G4-3				G4-3		P5	5	0	1	0	0	0	3					
Juan Gonzalez, R (1, 9) OBP: 0.320, SLG: 0.564			HR	IBB			F9			3	1	1	1	1	1	2					
Will Clark, L (1, 3) OBP: 0.415, SLG: 0.488			L9	G3			K		G4-3	4	0	0	0	0	1	3					
Dean Palmer, R (1, 5) OBP: 0.291, SLG: 0.383			F8				HR		L9	3	1	1	1	1	0	0					
Domingo Cedeño, S (1, 6) OBP: 0.336, SLG: 0.460			S	1B			G5-3		G5-3	4	0	3	0	0	0	1					
Damon Buford, R (1, 8) OBP: 0.278, SLG: 0.314			K				K		G5-3	3	0	0	0	0	2	3					
Lee Stevens, L (8, PH) OBP: 0.326, SLG: 0.500			K				K		G5-3	1	0	0	0	0	0	1					
Julio Santana, R (1, 1) OBP: 0.260, SLG: 0.500							G5-3			2	0	1	0	0	0	1					
Warren Newson, L (7, PH) OBP: 0.363, SLG: 0.500										0	0	0	0	0	0	0					
Eric Gunderson, R (7, 1) OBP: 0.363, SLG: 0.500										0	0	0	0	0	0	0					
Xavier Hernandez, L (7, 1) OBP: 0.198, SLG: 0.341										0	0	0	0	0	0	0					
Mickey Tettleton, S (8, PH) OBP: 0.198, SLG: 0.341										0	0	0	0	0	0	0					
Inning Stats	R: 0 E: 0 K: 0 S: 7	H: 0 LOB: 0 BB: 0 P: 11	R: 1 E: 0 K: 1 S: 13	H: 2 LOB: 1 BB: 0 P: 20	R: 0 E: 0 K: 0 S: 11	H: 2 LOB: 3 BB: 1 P: 18	R: 1 E: 0 K: 1 S: 11	H: 2 LOB: 1 BB: 0 P: 19	R: 1 E: 0 K: 1 S: 9	H: 1 LOB: 0 BB: 0 P: 15	R: 0 E: 0 K: 0 S: 4	H: 1 LOB: 2 BB: 1 P: 22	R: 0 E: 0 K: 0 S: 11	H: 0 LOB: 1 BB: 1 P: 19	R: 0 E: 0 K: 0 S: 8	H: 1 LOB: 1 BB: 0 P: 12	1B: 6 2B: 1 3B: 0 HR: 3	SF: 0 SAC: 0 DP: 0 HBP: 0	WP: 0 PB: 0 SB: 1 CS: 1	PA: 39	
PITCHER	IP	WLS	BF	H	R	ER	SO	BB	IBB	HBP	BLK	WP	HR	S	P	ERA	WHIP				
Tom Candiotti, R (1, 1) ERA: 3.04	5.0		23	7	3	3	3	0	1	0	0	0	3	51	83	5.40	1.400				
37 Darren Dreifort, R (6, 1) ERA: 2.45	3.0	W	12	2	0	0	2	2	0	0	0	0	0	29	50	0.00	1.333				
Todd Worrell, R (9, 1) ERA: 5.46	1.0	S	4	1	0	0	0	0	0	0	0	0	0	8	12	0.00	1.000				

Texas Rangers @ Los Angeles Dodgers
Dodger Stadium, Los Angeles, CA
Tue Jul 01 1997, 7:05 PM PDT
Att: 54,179 - Unknown - 79 F

AB	36
R	3
H	10
RBI	3
BB	3
SO	5
LOB	18



Batter	1	2	3	4	5	6	7	8	9	AB	R	H	RBI	BB	SO	LOB	BOTTOM				
Brett Butler, L (1, 8) OBP: 0.410, SLG: 0.345	G6-4-3		G1-3				F8		G6-3	4	0	1	0	0	0	3					
Wilton Guerrero, S (1, 4) OBP: 0.394, SLG: 0.414							P5		G4-3	3	0	0	0	0	1	1					
Tripp Cramer, R (7, PH) (8, 4)							K		K	1	0	0	0	0	1	1					
Mike Piazza, R (1, 2) OBP: 0.435, SLG: 0.603							F9		HR	3	1	1	0	1	0	1					
Eric Karros, R (1, 3) OBP: 0.348, SLG: 0.490							HR		HR	4	2	2	3	0	2	2					
Raul Mondesi, R (1, 9) OBP: 0.342, SLG: 0.538							2B		HR	4	1	2	1	0	1	0					
Todd Zeile, R (1, 5) OBP: 0.315, SLG: 0.412							K		G5-3	4	1	1	0	0	1	0					
Todd Hollandsworth, L (1, 7) OBP: 0.279, SLG: 0.330							F8		G6-3	4	1	2	0	0	0	1					
Greg Gagne, R (1, 6) OBP: 0.304, SLG: 0.381							F8		G5-3	4	0	2	1	0	0	2					
Tom Candiotti, R (1, 1) ERA: 3.04							SH2-3		G6-3	0	0	0	1	0	0	0					
Roger Cedeno, S (5, PH) OBP: 0.309, SLG: 0.272							SH2-3		F8	0	0	0	0	0	0	0					
37 Darren Dreifort, R (6, 1) OBP: 0.500, SLG: 0.500							SH2-3		G6-3	1	0	1	0	0	0	0					
Nelson Liriano, S (8, PH) OBP: 0.311, SLG: 0.400							SH2-3		G6-3	1	0	0	0	0	0	1					
Todd Worrell, R (9, 1) ERA: 5.46							SH2-3		F8	0	0	0	0	0	0	0					
Inning Stats	R: 0 E: 0 K: 1 S: 8	H: 1 LOB: 0 BB: 0 P: 11	R: 0 E: 0 K: 1 S: 6	H: 0 LOB: 0 BB: 0 P: 10	R: 0 E: 0 K: 0 S: 8	H: 1 LOB: 0 BB: 0 P: 15	R: 1 E: 0 K: 0 S: 6	H: 2 LOB: 1 BB: 0 P: 10	R: 0 E: 0 K: 1 S: 10	H: 1 LOB: 2 BB: 0 P: 14	R: 3 E: 0 K: 0 S: 16	H: 4 LOB: 1 BB: 0 P: 25	R: 0 E: 0 K: 2 S: 11	H: 1 LOB: 2 BB: 1 P: 19	R: 1 E: 0 K: 1 S: 9	H: 2 LOB: 1 BB: 0 P: 14	1B: 5 2B: 4 3B: 0 HR: 3	SF: 0 SAC: 1 DP: 1 HBP: 1	WP: 1 PB: 0 SB: 0 CS: 0	PA: 36	
PITCHER	IP	WLS	BF	H	R	ER	SO	BB	IBB	HBP	BLK	WP	HR	S	P	ERA	WHIP				
Julio Santana, R (1, 1) ERA: 6.21	0.2		3	1	0	0	0	0	0	0	0	0	0	5	7	0.00	1.500				
Matt Whiteside, R (6, 1) ERA: 5.84	0.1		2	1	0	0	0	0	0	0	0	0	0	5	7	0.00	3.000				
Eric Gunderson, L (7, 1) ERA: 1.86	1.2		8	2	1	1	3	0	1	0	0	1	0	15	26	5.40	1.200				

Texas Rangers @ Los Angeles Dodgers
Dodger Stadium, Los Angeles, CA
Tue Jul 01 1997, 7:05 PM PDT
Att: 54,179 - Unknown - 79 F

AB	33
R	6
H	12
RBI	6
BB	1
SO	6
LOB	12



Batter	1	2	3	4	5	6	7	8	9	AB	R	H	RBI	BB	SO	LOB	TOP			
Eric Young Sr. R OBP: 0.382, SLG: 0.435										4	1	2	0	0	0	0				
Quinton McCracken S OBP: 0.345, SLG: 0.359										4	0	0	1	0	1	1				
Larry Walker L OBP: 0.496, SLG: 0.750										4	0	0	0	0	1	1				
Andres Galarraga R OBP: 0.409, SLG: 0.603										4	0	0	0	0	2	1				
Dante Bichette R OBP: 0.339, SLG: 0.483										3	0	1	0	0	0	0				
Vinny Castilla R OBP: 0.344, SLG: 0.527										3	0	0	0	0	0	1				
Jeff Reed L OBP: 0.391, SLG: 0.525										3	0	1	0	0	1	0				
John Vander Wal L OBP: 0.284, SLG: 0.220										2	0	0	0	1	0	1				
Walt Weiss S OBP: 0.358, SLG: 0.349										3	0	0	0	0	2	1				
Inning Stats	R: 1 E: 0 K: 1 S: 12	H: 1 LOB: 0 BB: 0 P: 20	R: 0 E: 0 K: 0 S: 7	H: 0 LOB: 0 BB: 0 P: 12	R: 0 E: 0 K: 2 S: 12	H: 1 LOB: 1 BB: 1 P: 22	R: 0 E: 0 K: 0 S: 8	H: 1 LOB: 0 BB: 0 P: 15	R: 0 E: 0 K: 1 S: 8	H: 0 LOB: 1 BB: 0 P: 11	R: 0 E: 0 K: 1 S: 7	H: 0 LOB: 0 BB: 0 P: 9	R: 0 E: 0 K: 0 S: 7	H: 0 LOB: 0 BB: 0 P: 13	R: 0 E: 0 K: 1 S: 6	H: 0 LOB: 0 BB: 0 P: 7	1B: 1 2B: 3 3B: 1 HR: 0	SF: 0 SAC: 0 DP: 2 HBP: 0	WP: 0 PB: 0 SB: 0 CS: 1	PA: 31
PITCHER John Burkett R ERA: 4.62	IP: 9.0 WLS: W BF: 31 H: 4 R: 1 ER: 1 SO: 7 BB: 1 IBB: 0 HBP: 0 BLK: 0 WP: 0 HR: 0 S: 75 P: 121 ERA: 1.00 WHIP: 0.556																			

Colorado Rockies @ Texas Rangers
The Ballpark at Arlington, Arlington, TX
Wed Jul 02 1997, 8:05 PM EDT
Att: 38,569 - Unknown - 92 F

AB 30
R 1
H 4
RBI 1
BB 1
SO 7
LOB 6

Batter	1	2	3	4	5	6	7	8	9	AB	R	H	RBI	BB	SO	LOB	BOTTOM			
Mark McLemore S OBP: 0.332, SLG: 0.293										5	0	2	2	0	1	1				
Ivan Rodriguez R OBP: 0.382, SLG: 0.544										5	2	3	0	0	0	1				
29 Rusty Greer L OBP: 0.423, SLG: 0.526										4	1	0	0	1	2	4				
Juan Gonzalez R OBP: 0.323, SLG: 0.566										3	2	2	1	0	0	0				
Lee Stevens L OBP: 0.335, SLG: 0.506										4	1	3	0	0	0	3				
Dean Palmer R OBP: 0.291, SLG: 0.381										4	1	1	2	0	1	4				
Mickey Tettleton S OBP: 0.167, SLG: 0.318										3	1	0	0	1	0	3				
Domingo Cedeno S OBP: 0.333, SLG: 0.448										3	1	0	1	1	1	2				
Damon Buford R OBP: 0.281, SLG: 0.319										3	0	1	3	1	0	0				
Inning Stats	R: 0 E: 0 K: 1 S: 8	H: 1 LOB: 0 BB: 0 P: 12	R: 0 E: 0 K: 0 S: 8	H: 1 LOB: 0 BB: 0 P: 14	R: 0 E: 0 K: 0 S: 9	H: 0 LOB: 0 BB: 0 P: 11	R: 0 E: 0 K: 0 S: 17	H: 3 LOB: 1 BB: 3 P: 33	R: 1 E: 1 K: 2 S: 13	H: 2 LOB: 1 BB: 0 P: 18	R: 0 E: 0 K: 0 S: 5	H: 0 LOB: 0 BB: 0 P: 9	R: 0 E: 0 K: 1 S: 8	H: 0 LOB: 0 BB: 0 P: 11	R: 3 E: 0 K: 1 S: 23	H: 5 LOB: 3 BB: 1 P: 33	1B: 10 2B: 2 3B: 0 HR: 0	SF: 1 SAC: 0 DP: 1 HBP: 0	WP: 0 PB: 0 SB: 1 CS: 0	PA: 39
PITCHER John Thomson R ERA: 6.02	IP: 5.0 WLS: L BF: 24 H: 7 R: 6 ER: 6 SO: 3 BB: 3 IBB: 0 HBP: 0 BLK: 0 WP: 0 HR: 0 S: 55 P: 88 ERA: 10.80 WHIP: 2.000																			
Jerry Dipoto R ERA: 5.11	IP: 2.0 WLS: L BF: 6 H: 0 R: 0 ER: 0 SO: 0 BB: 0 IBB: 0 HBP: 0 BLK: 0 WP: 0 HR: 0 S: 13 P: 20 ERA: 0.00 WHIP: 0.000																			
Tim Scott R ERA: 8.14	IP: 0.2 WLS: L BF: 7 H: 4 R: 3 ER: 3 SO: 1 BB: 1 IBB: 0 HBP: 0 BLK: 0 WP: 0 HR: 0 S: 21 P: 31 ERA: 40.50 WHIP: 7.500																			
Jeff McCurry R ERA: 3.81	IP: 0.1 WLS: L BF: 2 H: 1 R: 0 ER: 0 SO: 0 BB: 0 IBB: 0 HBP: 0 BLK: 0 WP: 0 HR: 0 S: 2 P: 2 ERA: 0.00 WHIP: 3.000																			

Colorado Rockies @ Texas Rangers
The Ballpark at Arlington, Arlington, TX
Wed Jul 02 1997, 8:05 PM EDT
Att: 38,569 - Unknown - 92 F

AB 34
R 9
H 12
RBI 9
BB 4
SO 5
LOB 18

Batter	1	2	3	4	5	6	7	8	9	AB	R	H	RBI	BB	SO	LOB	TOP					
Eric Young Sr. R OBP: 0.381, SLG: 0.431 (1,4)	F8		F7			WP HBP		G5-3		3	0	0	0	0	0	0						
Neft Perez. S OBP: 0.250, SLG: 0.594 (1,6)	2B		P6			K		F7		4	0	1	0	0	1	2						
Dante Bichette. R OBP: 0.337, SLG: 0.480 (1,10)	L6				G6-3			F7		4	1	1	0	0	0	1						
Andres Galarraga. R OBP: 0.405, SLG: 0.596 (1,3)	F9				F9			K		4	0	0	0	0	1	2						
Vinny Castilla. R OBP: 0.343, SLG: 0.533 (1,5)			P4		K			F9		4	1	1	2	0	1	0						
Harvey Pulliam. R OBP: 0.200, SLG: 0.278 (1,7)			G6-3					F8		4	0	0	0	0	0	0						
Kirt Manwaring. R OBP: 0.326, SLG: 0.323 (1,2)			FC4-6 BB					F8		3	0	0	0	1	1	0						
Angel Echevarria. R OBP: 0.333, SLG: 0.333 (1,9)			FC4-6					F9		3	1	1	0	0	0	1						
Quinton McCracken. S OBP: 0.345, SLG: 0.354 (1,8)			L8					F8		2	0	0	0	1	0	0						
Inning Stats	R: 0 E: 0 K: 0 S: 9	H: 1 LOB: 1 BB: 0 P: 14	R: 0 E: 0 K: 0 S: 10	H: 0 LOB: 1 BB: 1 P: 17	R: 0 E: 0 K: 0 S: 8	H: 0 LOB: 0 BB: 0 P: 12	R: 0 E: 0 K: 1 S: 6	H: 0 LOB: 0 BB: 0 P: 9	R: 1 E: 0 K: 1 S: 18	H: 1 LOB: 2 BB: 1 P: 28	R: 0 E: 0 K: 1 S: 5	H: 0 LOB: 0 BB: 0 P: 7	R: 0 E: 0 K: 1 S: 7	H: 0 LOB: 0 BB: 0 P: 10	R: 0 E: 0 K: 0 S: 7	H: 0 LOB: 0 BB: 0 P: 10	R: 2 E: 0 K: 0 S: 16	H: 2 LOB: 0 BB: 0 P: 21	1B: 2 2B: 1 3B: 0 HR: 1	SF: 0 SAC: 0 DP: 0 HBP: 1	WP: 1 PB: 0 SB: 0 CS: 0	PA: 34
PITCHER	IP	WLS	BF	H	R	ER	SO	BB	IBB	HBP	BLK	WP	HR	S	P	ERA	WHIP					
Darren Oliver. L ERA: 4.07 (1,1)	8.1	W	32	4	3	3	4	2	0	1	0	1	1	81	120	3.24	0.720					
Ed Vosberg. L ERA: 5.95 (9,1)	0.2		2	0	0	0	0	0	0	0	0	0	0	5	8	0.00	0.000					

Colorado Rockies @ Texas Rangers
The Ballpark at Arlington, Arlington, TX
Thu Jul 03 1997, 8:05 PM EDT
Att: 38,907 - Unknown - 92 F

AB 31
R 3
H 4
RBI 2
BB 2
SO 4
LOB 6



Batter	1	2	3	4	5	6	7	8	9	AB	R	H	RBI	BB	SO	LOB	BOTTOM					
Mark McLemore. S OBP: 0.338, SLG: 0.297 (1,4)	1B		F8			2B 29 SF7 1B		F7		4	1	2	0	1	0	2						
Ivan Rodriguez. R OBP: 0.380, SLG: 0.542 (1,2)	P6		G6-3			1B HR 2B		F9		5	1	1	0	0	0	4						
29 Rusty Greer. L OBP: 0.419, SLG: 0.521 (1,7)	F7				F8			P5		3	0	0	1	0	0	2						
Juan Gonzalez. R OBP: 0.325, SLG: 0.565 (1,9)	F8				FC6 1B			G6-3		4	1	2	0	0	0	1						
Willi Clark. L OBP: 0.416, SLG: 0.498 (1,3)			G4-3		F9			BB 1B BB		3	2	1	3	1	0	1						
Lee Stevens. L OBP: 0.338, SLG: 0.505 (1,10)			P6		FC6			BB 1B		4	0	2	0	0	0	1						
Benji Gil. R OBP: 0.281, SLG: 0.322 (8, FR)					FC6-4 1B			BB 1B		0	1	0	0	0	0	0						
Dean Palmer. R OBP: 0.293, SLG: 0.384 (1,5)					F7			1B 2B BB		3	1	1	0	1	0	1						
Domingo Cedenno. S OBP: 0.331, SLG: 0.442 (1,6)	F7				P6			2B 1B		4	1	1	2	0	0	2						
Damon Buford. R OBP: 0.281, SLG: 0.321 (1,8)			L5		K			2B		4	0	1	2	0	1	0						
Inning Stats	R: 0 E: 0 K: 0 S: 8	H: 1 LOB: 1 BB: 0 P: 14	R: 0 E: 0 K: 0 S: 7	H: 1 LOB: 1 BB: 0 P: 12	R: 0 E: 0 K: 0 S: 5	H: 0 LOB: 0 BB: 0 P: 8	R: 0 E: 0 K: 0 S: 6	H: 1 LOB: 1 BB: 0 P: 8	R: 0 E: 0 K: 1 S: 7	H: 0 LOB: 0 BB: 0 P: 13	R: 4 E: 0 K: 0 S: 18	H: 5 LOB: 1 BB: 0 P: 29	R: 0 E: 0 K: 0 S: 8	H: 0 LOB: 1 BB: 1 P: 17	R: 4 E: 0 K: 0 S: 16	H: 3 LOB: 2 BB: 2 P: 33	1B: 7 2B: 3 3B: 0 HR: 1	SF: 1 SAC: 0 DP: 0 HBP: 0	WP: 0 PB: 0 SB: 0 CS: 0	PA: 38		
PITCHER	IP	WLS	BF	H	R	ER	SO	BB	IBB	HBP	BLK	WP	HR	S	P	ERA	WHIP					
Kevin Ritz. R ERA: 5.87 (1,1)	5.1	L	24	8	4	4	4	0	0	0	0	0	1	44	74	6.75	1.500					
Mike DeJean. R ERA: 3.32 (6,1)	1.2		6	0	0	0	0	1	0	0	0	0	0	15	27	0.00	0.600					
Curt Leskanic. R ERA: 5.95 (8,1)	1.0		8	3	4	4	0	2	0	0	0	0	0	16	33	36.00	5.000					

Colorado Rockies @ Texas Rangers
The Ballpark at Arlington, Arlington, TX
Thu Jul 03 1997, 8:05 PM EDT
Att: 38,907 - Unknown - 92 F

AB 34
R 8
H 11
RBI 8
BB 3
SO 1
LOB 14




Batter	1	2	3	4	5	6	7	8	9	AB	R	H	RBI	BB	SO	LOB	TOP			
Jason McDonald, S (1, 8) OBP: 0.315, SLG: 0.370	1-1 B1-3		2-3 K			1-3 K		0-2 P7		4	0	0	0	0	2	3				
Scott Brosius, R (1, 5) OBP: 0.283, SLG: 0.304	1-2 F9		1-2 F8			0-1 G3		0-0 F8		4	0	0	0	0	0	3				
Jason Giambi, L (1, 7) OBP: 0.360, SLG: 0.502	1-0 F8			2-2 L9		2-1 L4			2-3 K	4	0	0	0	0	1	1				
Mark McGwire, R (1, 3) OBP: 0.386, SLG: 0.661		2-2 G5-3		1-1 G6-4-3 1B			0-0 HR		4-1 G5-4-3 BB	3	1	2	1	1	0	0				
Jose Canseco, R (1, 10) OBP: 0.323, SLG: 0.457		2-2 F8		0-0 G6-4-3			2-2 1B		1-1 G5-4-3	4	0	1	0	0	0	2				
Scott Spiezio, S (1, 4) OBP: 0.299, SLG: 0.390		1-2 P7			0-0 P5		0-0 P3			3	0	0	0	0	0	1				
George Williams, S (1, 2) OBP: 0.377, SLG: 0.318			4-2 SH3-4 BB		2-3 K		0-1 F7			2	0	0	0	1	1		AB 27			
Damon Mashore, R (1, 9) OBP: 0.365, SLG: 0.323 (7, PH)			4-2 SH3-4 BB		0-0 F9		3-1 F7			1	0	0	0	1	0	0	RBI 1			
Matt Stairs, L (7, 9) OBP: 0.444, SLG: 0.718 (7, 9)			1-2 SH3-4 BB							1	0	0	0	0	0	1	BB 4			
Tony Batista, R (1, 6) OBP: 0.245, SLG: 0.330			0-0 SH3-4			4-2 G3 WP BB		2-1 P2		1	0	0	0	1	0	0	SO 4			
Inning Stats	R: 0 E: 0 K: 0 S: 7	H: 0 LOB: 0 BB: 0 P: 10	R: 0 E: 0 K: 0 S: 10	H: 0 LOB: 0 BB: 0 P: 15	R: 0 E: 0 K: 1 S: 13	H: 0 LOB: 2 BB: 2 P: 24	R: 0 E: 0 K: 0 S: 6	H: 1 LOB: 0 BB: 0 P: 9	R: 0 E: 0 K: 1 S: 5	H: 0 LOB: 1 BB: 0 P: 7	R: 1 E: 0 K: 0 S: 9	H: 2 LOB: 1 BB: 0 P: 14	R: 0 E: 0 K: 1 S: 6	H: 0 LOB: 0 BB: 1 P: 8	R: 0 E: 0 K: 1 S: 6	H: 0 LOB: 0 BB: 1 P: 13	1B: 2 2B: 0 3B: 0 HR: 1	SF: 0 SAC: 1 DP: 2 HBP: 0	WP: 1 PB: 0 SB: 0 CS: 0	PA: 32
PITCHER	IP WLS BF H R ER SO BB IBB HBP BLK WP HR S P ERA WHIP	IP WLS BF H R ER SO BB IBB HBP BLK WP HR S P ERA WHIP																		
Bobby Witt, R (1, 1) ERA: 3.62	8.0 W 29 3 1 1 3 3 0 0 0 1 1 65 103 1.12 0.750	1.0 L 3 0 0 0 1 1 0 0 0 0 0 6 13 0.00 1.000																		
Xavier Hernandez, R (9, 1) ERA: 3.77																				

Oakland Athletics @ Texas Rangers
The Ballpark at Arlington, Arlington, TX
Sat Jul 05 1997, 8:05 PM EDT
Att: 43,612 - Unknown - 75 F

livebaseballscorecards.com

AB 27
R 1
H 3
RBI 1
BB 4
SO 4
LOB 12




Batter	1	2	3	4	5	6	7	8	9	AB	R	H	RBI	BB	SO	LOB	BOTTOM			
Mark McLemore, S (1, 4) OBP: 0.340, SLG: 0.295	3-2 29 1B G5-3		0-0 P5		4-1 WP 29 BB SF8	2-2 G1-3		3-2 1B		4	2	2	0	1	0	1				
Ivan Rodriguez, R (1, 2) OBP: 0.376, SLG: 0.532	1-0 F8		0-0 HR		2-1 L8		0-1 G3	2-3 K		5	1	1	0	0	1	5				
29 Rusty Greer, L (1, 7) OBP: 0.423, SLG: 0.532	3-2 SAFE 1B G5-3		3-2 F8		4-1 E WP 1B BB		3-2 HR			3	1	2	0	1	0	1				
Juan Gonzalez, R (1, 9) OBP: 0.323, SLG: 0.582	1-1 G5-3		0-0 HR		2-2 SF8		3-2 HR			3	2	2	6	0	0	1				
Willi Clark, L (1, 3) OBP: 0.415, SLG: 0.498	1-2 3-H K		1-1 G4-3		1-3 2-H 3-H G4-3		2-3 K			4	0	0	0	0	2	2				
Lee Stevens, L (1, 10) OBP: 0.340, SLG: 0.531		1-0 G6-3		2-3 K		0-3 K		1-2 F8		4	0	0	0	0	2	0				
Domingo Cedenro, S (1, 5) OBP: 0.341, SLG: 0.449		1-0 2B		1-1 L9		2-2 2B 1B		0-0 1B		4	1	3	0	0	0	0	AB 35			
Damon Buford, R (1, 8) OBP: 0.280, SLG: 0.323		0-2 G5-3		0-3 K		3-2 1B		0-3 K		4	0	1	1	0	2	2	RBI 7			
Benji Gil, R (1, 6) OBP: 0.285, SLG: 0.335		1-3 K		2-2 L8 WP 2B		0-3 K		1-3 K		4	1	1	0	0	3	3	BB 2			
Inning Stats	R: 1 E: 0 K: 1 S: 16	H: 2 LOB: 1 BB: 0 P: 26	R: 0 E: 0 K: 1 S: 8	H: 1 LOB: 0 BB: 0 P: 11	R: 2 E: 0 K: 0 S: 10	H: 2 LOB: 0 BB: 0 P: 14	R: 0 E: 0 K: 2 S: 8	H: 0 LOB: 0 BB: 0 P: 11	R: 2 E: 1 K: 0 S: 14	H: 1 LOB: 1 BB: 2 P: 30	R: 1 E: 0 K: 2 S: 17	H: 2 LOB: 1 BB: 0 P: 24	R: 2 E: 0 K: 1 S: 16	H: 2 LOB: 0 BB: 0 P: 25	R: 0 E: 0 K: 3 S: 14	H: 2 LOB: 2 BB: 0 P: 20	1B: 7 2B: 3 3B: 0 HR: 2	SF: 1 SAC: 0 DP: 0 HBP: 0	WP: 1 PB: 0 SB: 1 CS: 0	PA: 38
PITCHER	IP WLS BF H R ER SO BB IBB HBP BLK WP HR S P ERA WHIP	IP WLS BF H R ER SO BB IBB HBP BLK WP HR S P ERA WHIP																		
Don Wengert, R (1, 1) ERA: 6.15	5.0 L 23 6 3 3 6 2 0 0 0 0 1 56 92 9.00 1.600	3.0 L 15 6 3 3 6 0 0 0 0 0 1 47 69 9.00 2.000																		
Carlos Reyes, R (6, 1) ERA: 3.66																				

Oakland Athletics @ Texas Rangers
The Ballpark at Arlington, Arlington, TX
Sat Jul 05 1997, 8:05 PM EDT
Att: 43,612 - Unknown - 75 F

livebaseballscorecards.com

AB 35
R 8
H 12
RBI 7
BB 2
SO 10
LOB 15

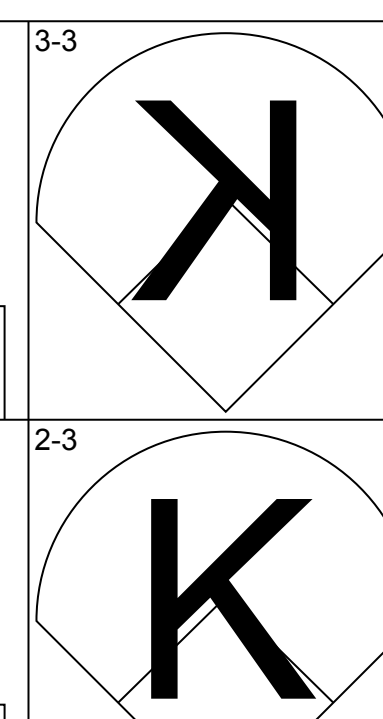
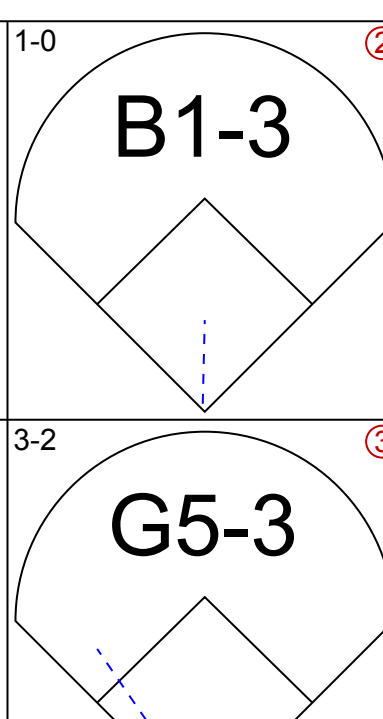
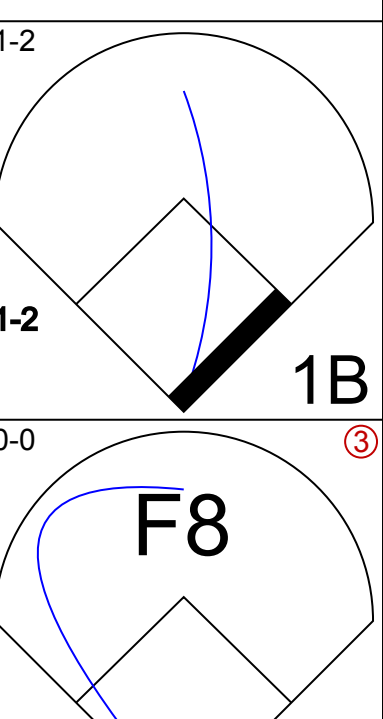
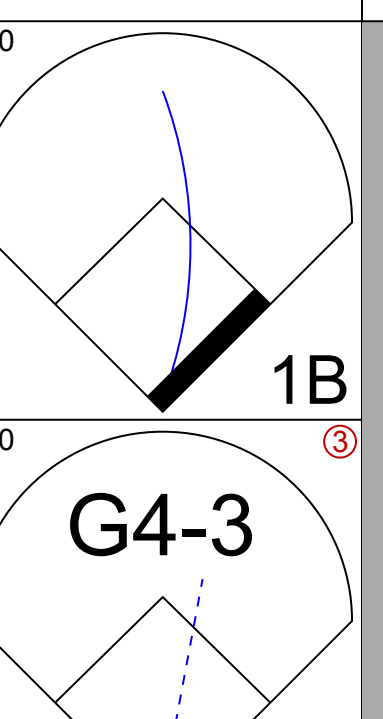
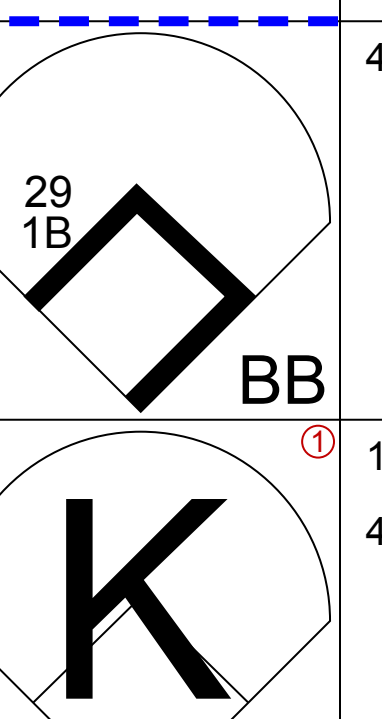

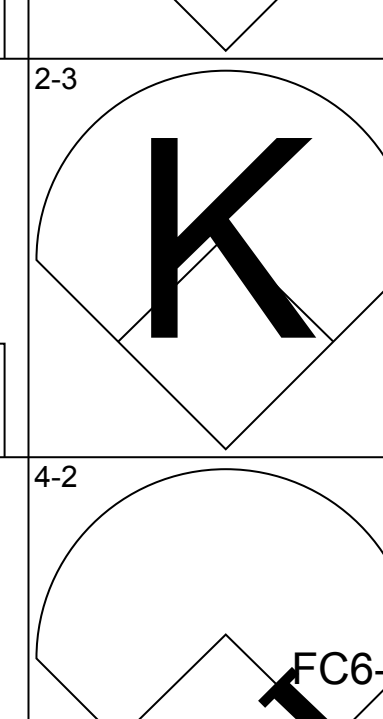
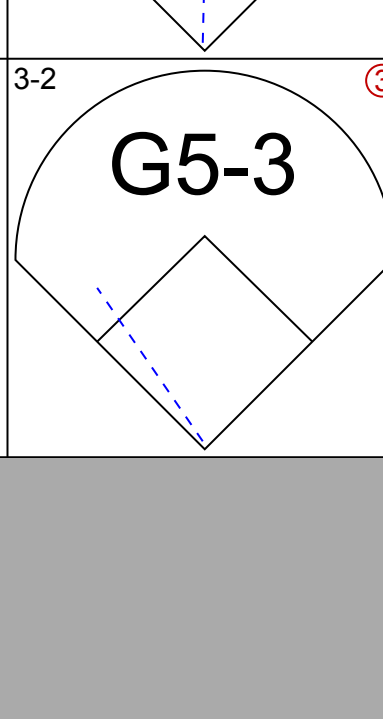
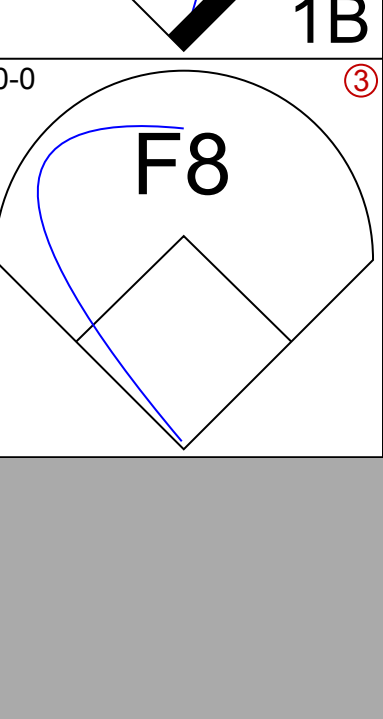
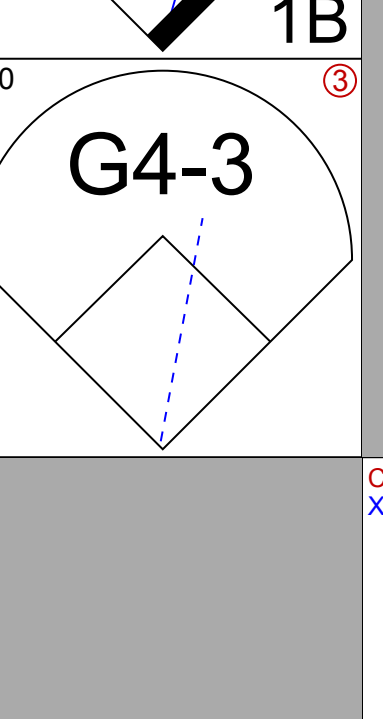
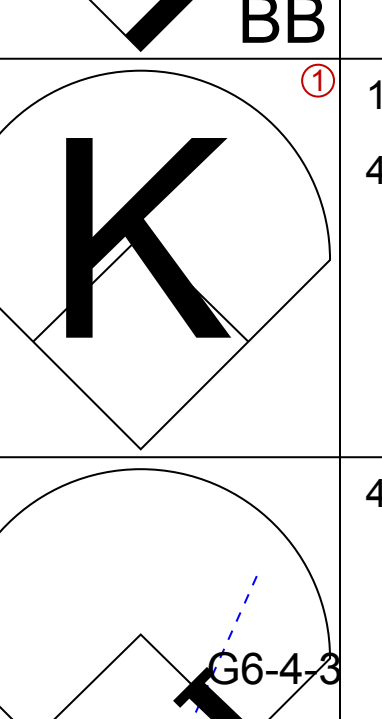
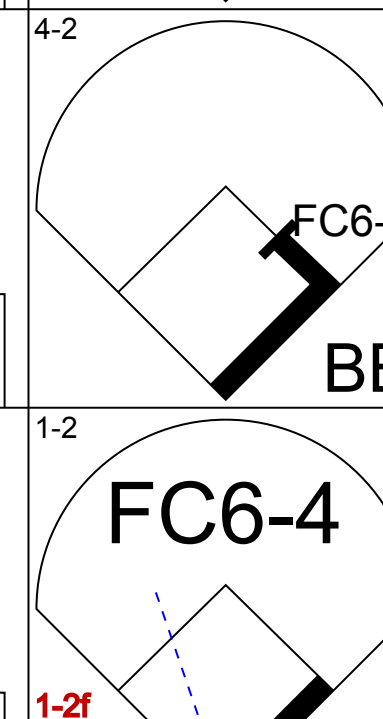
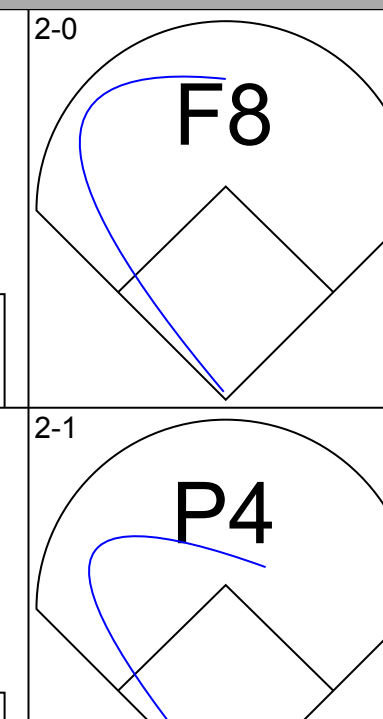
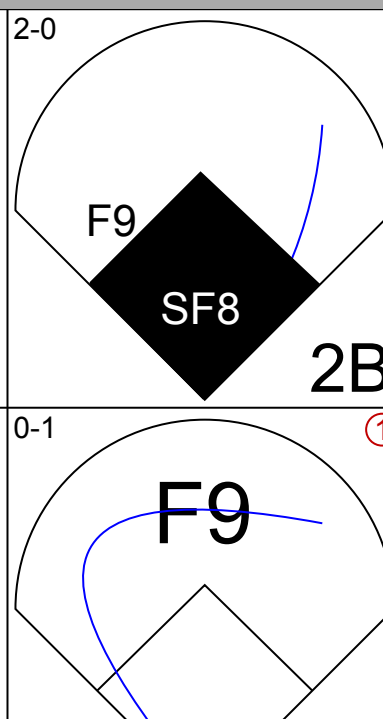
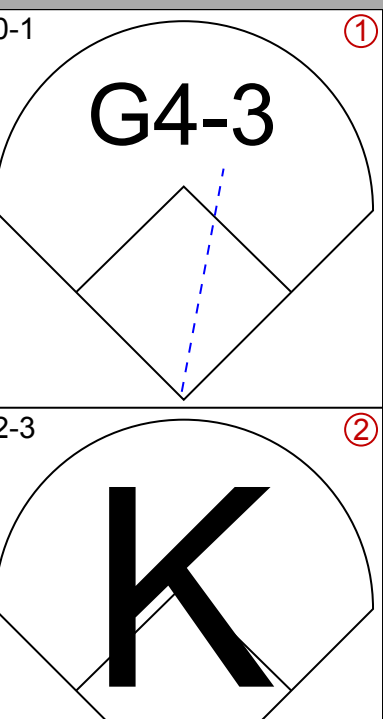
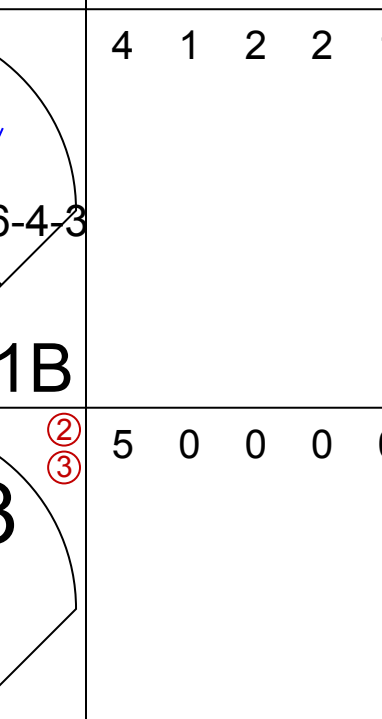
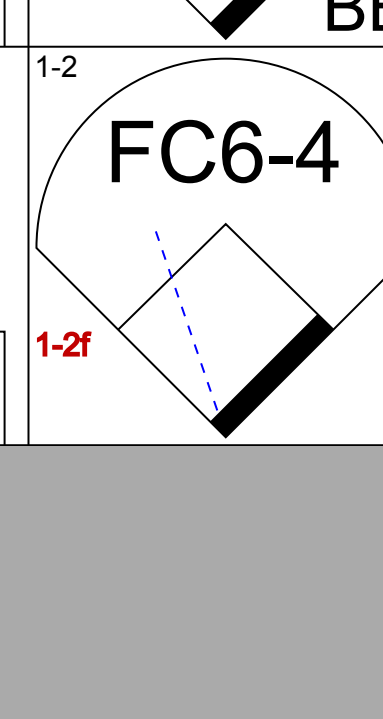
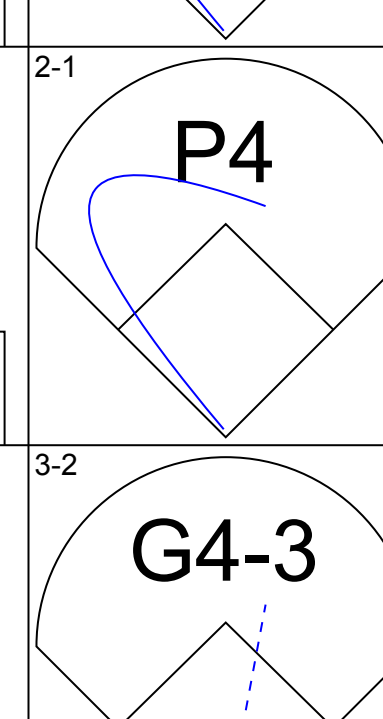
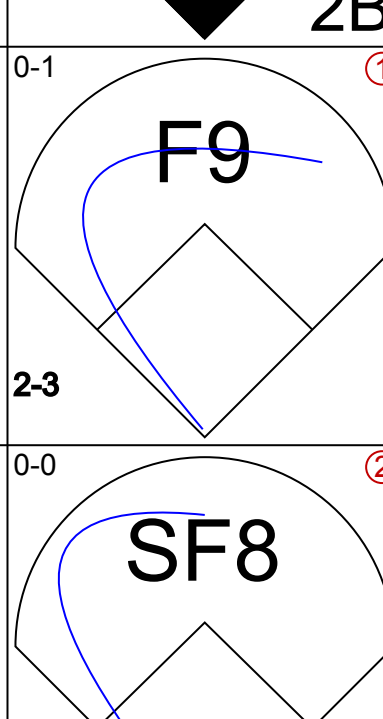
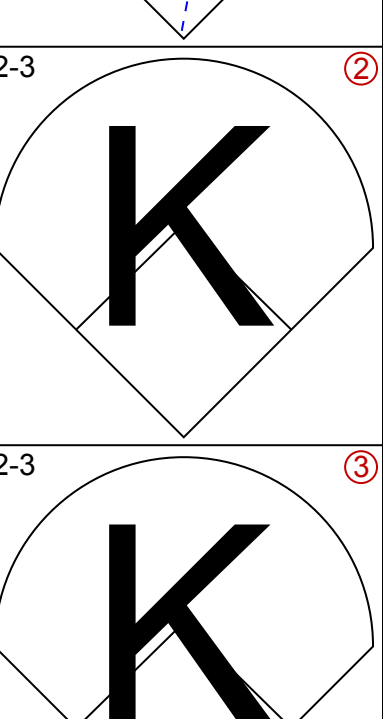
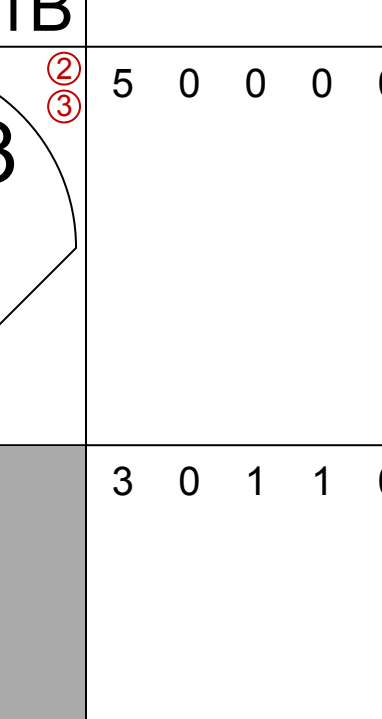
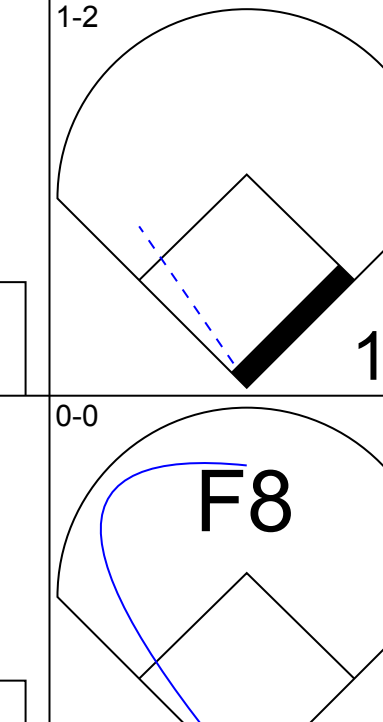
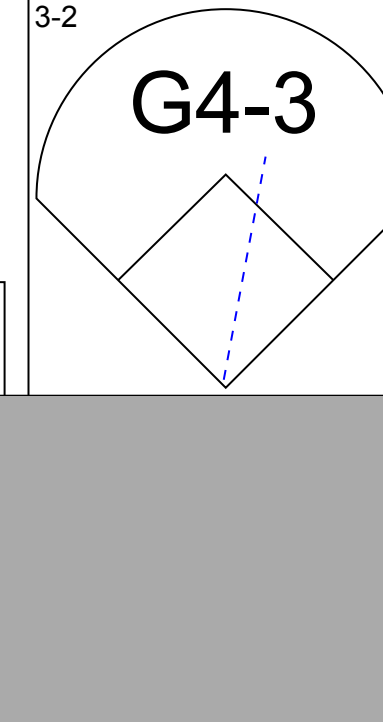
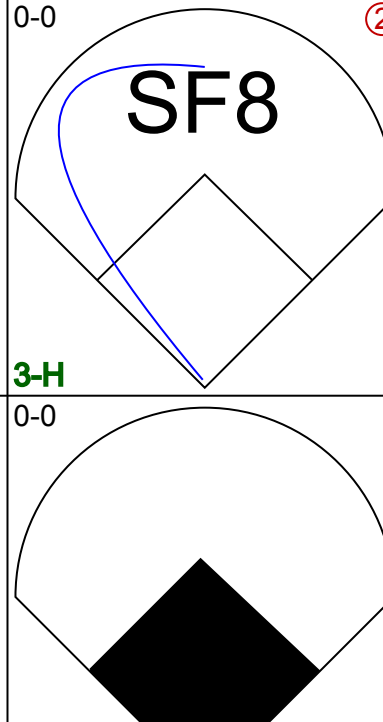

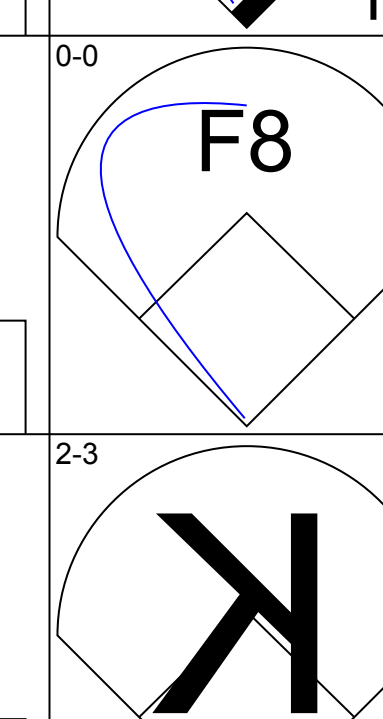
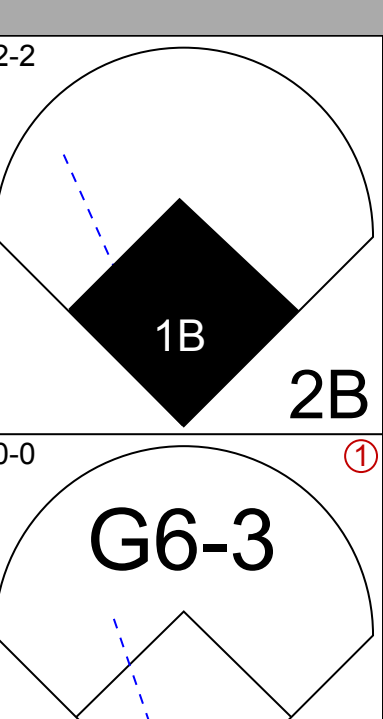

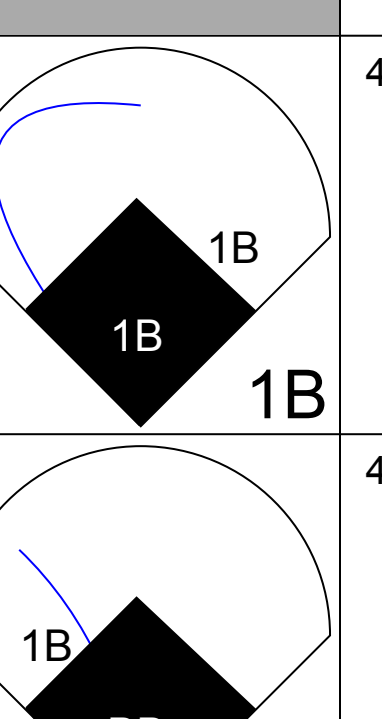
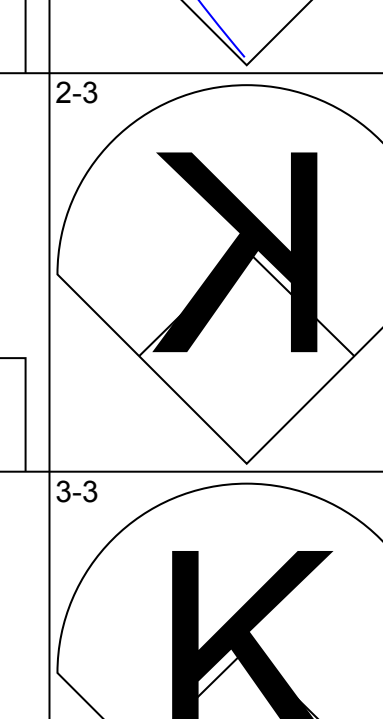
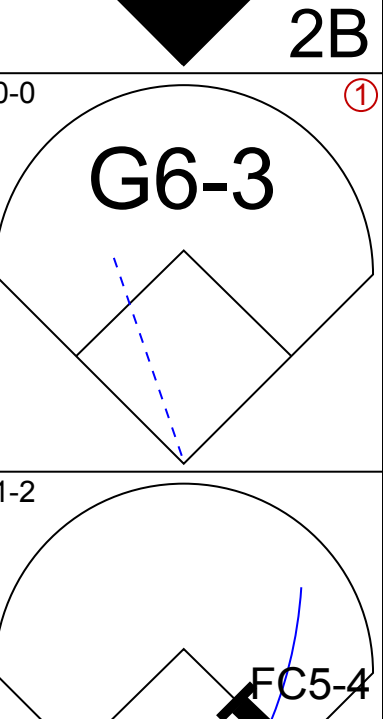
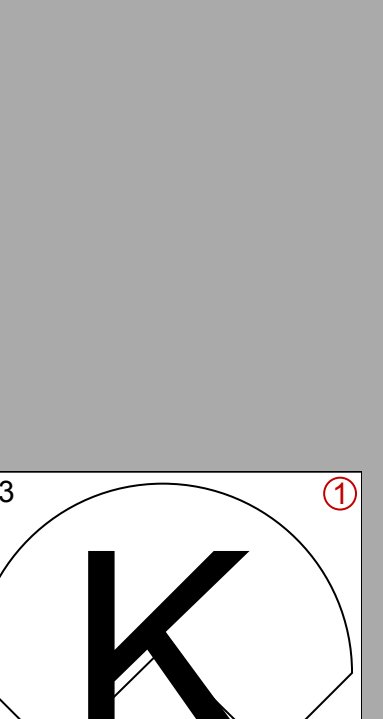
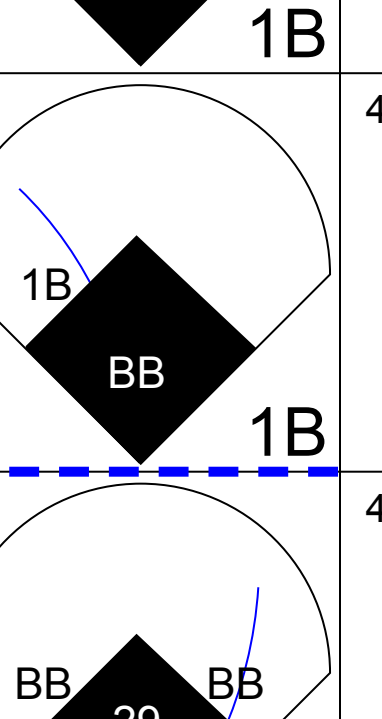
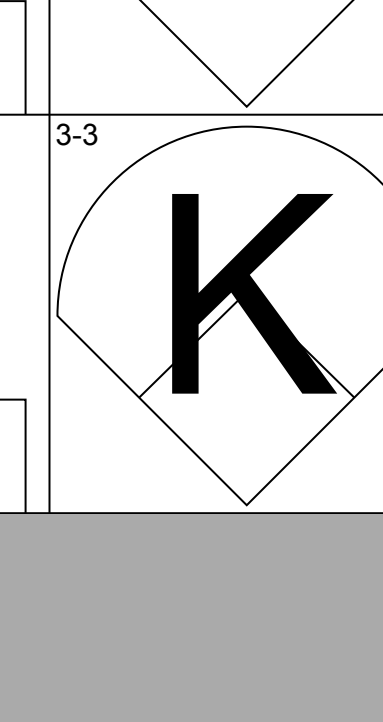
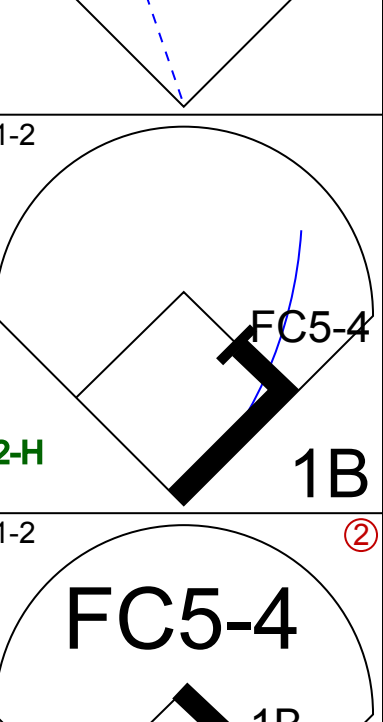
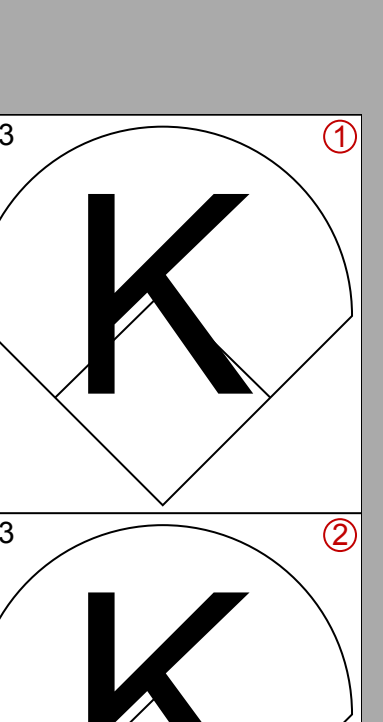
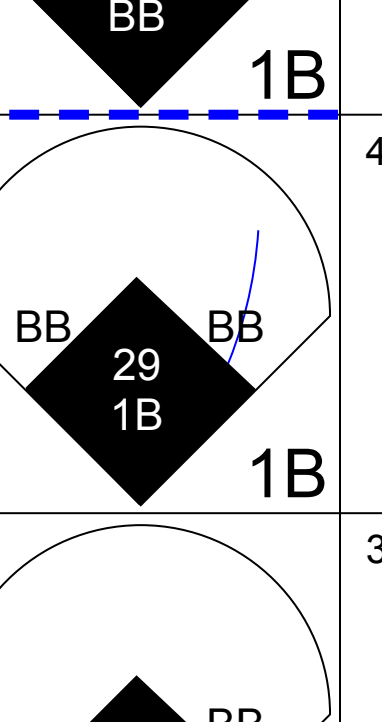
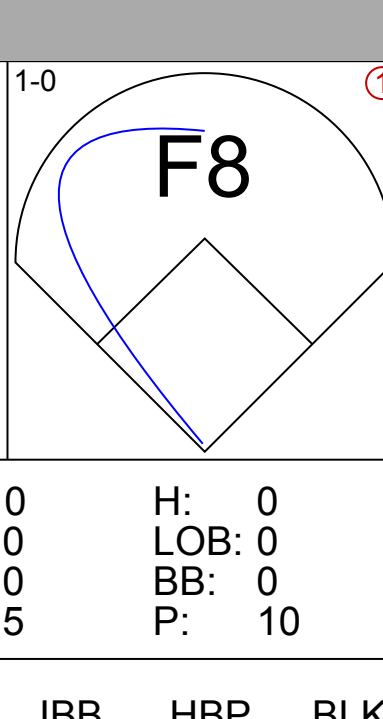
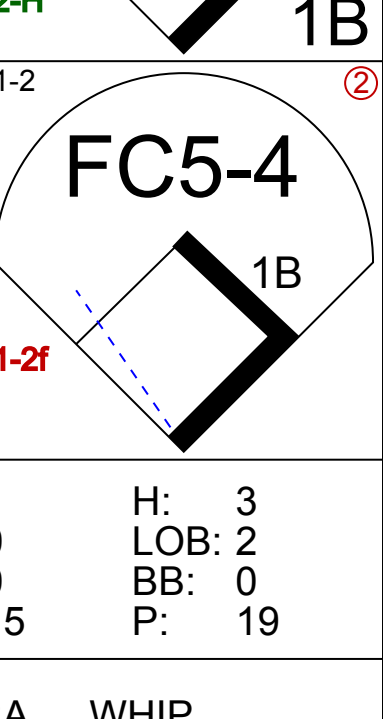
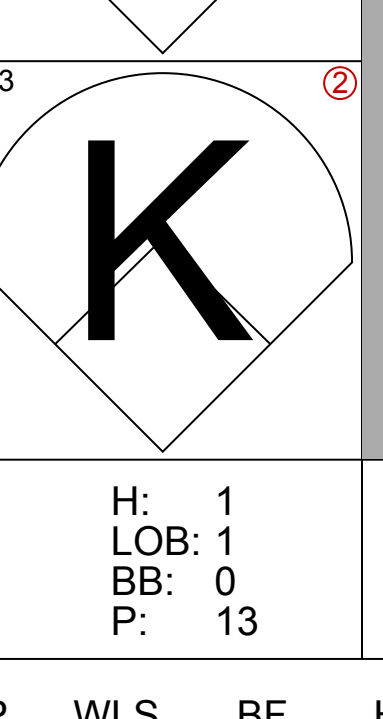
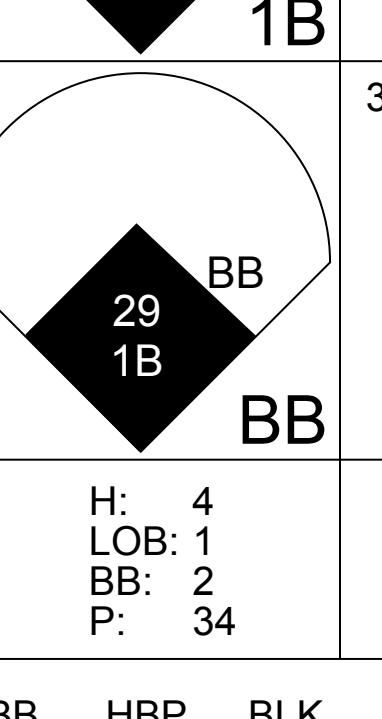


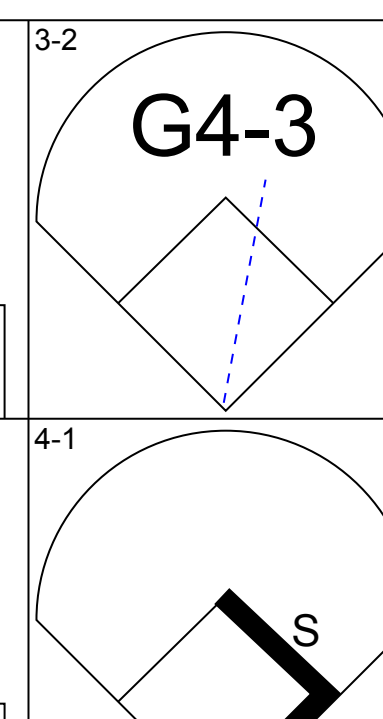
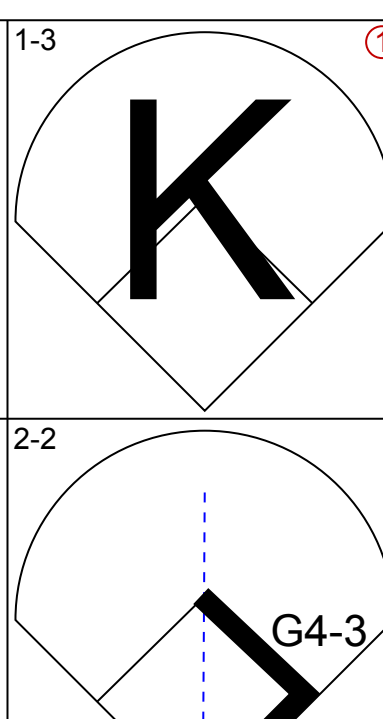
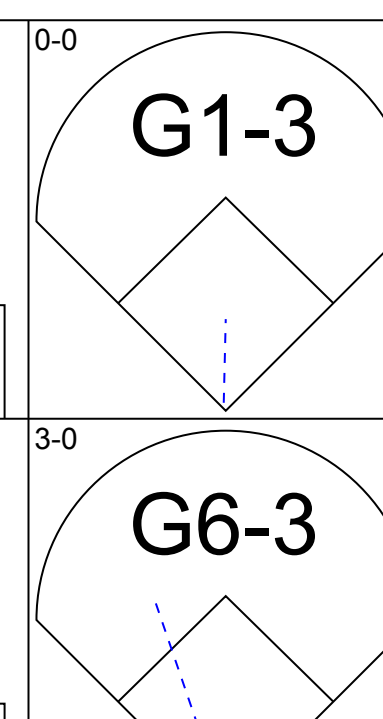
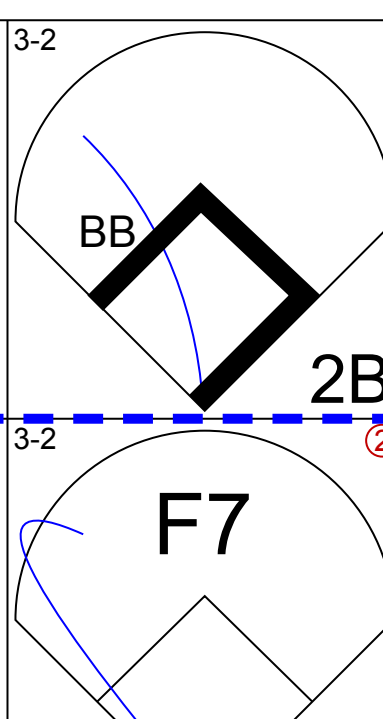
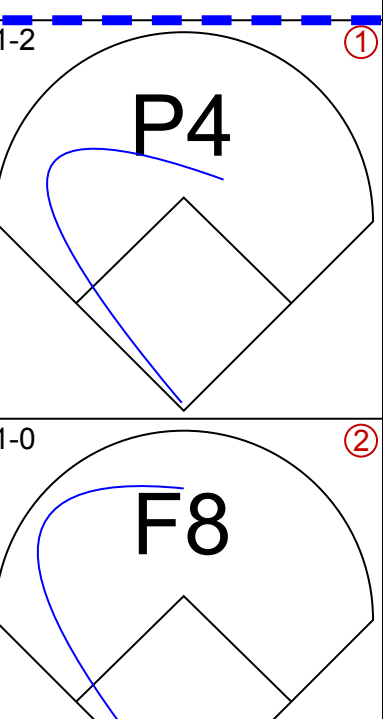

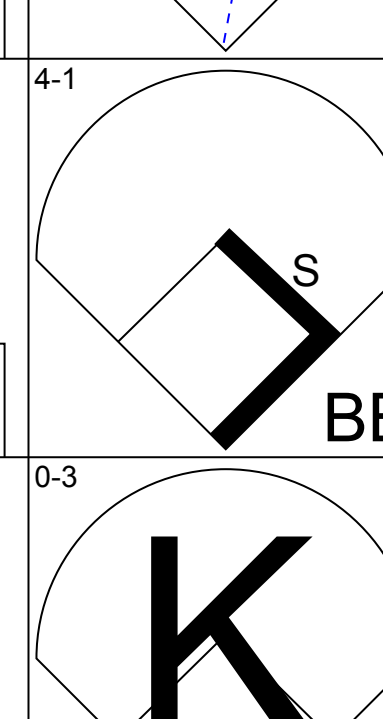
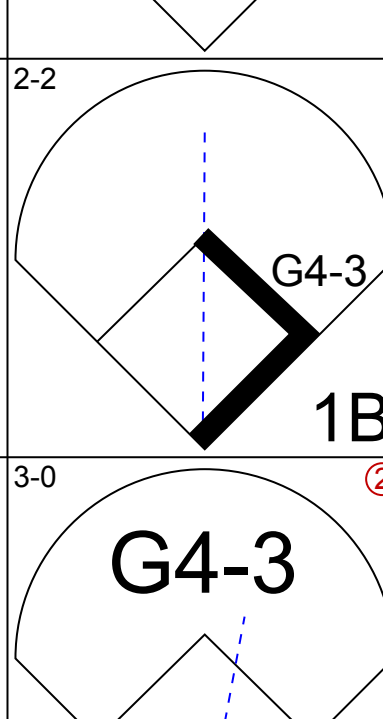
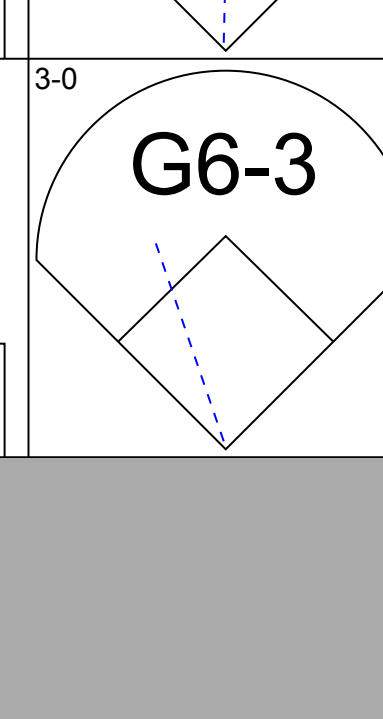
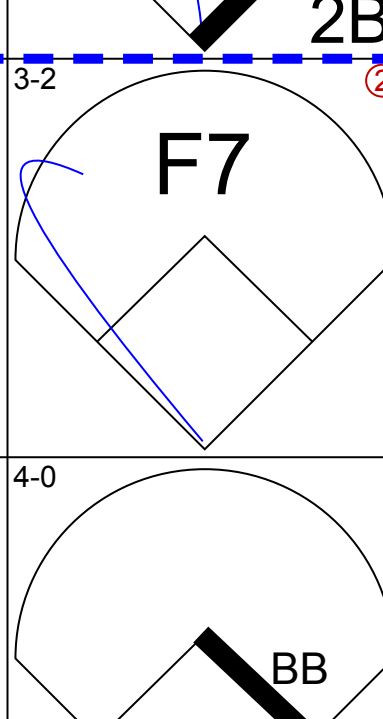
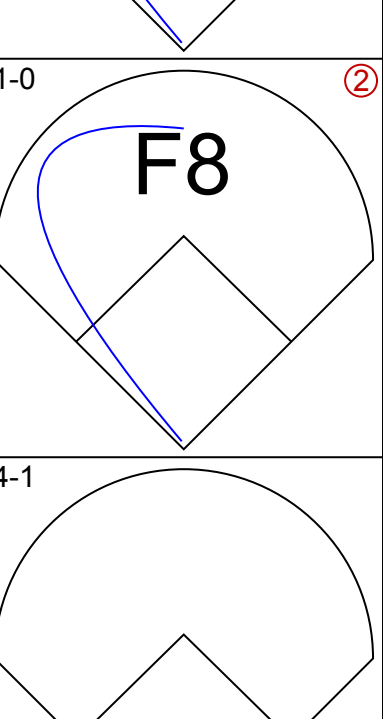
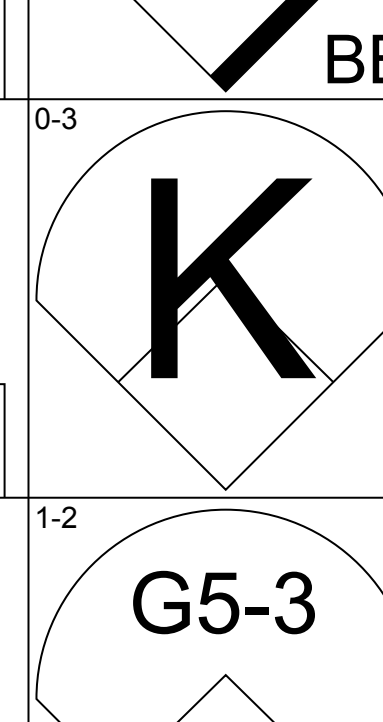
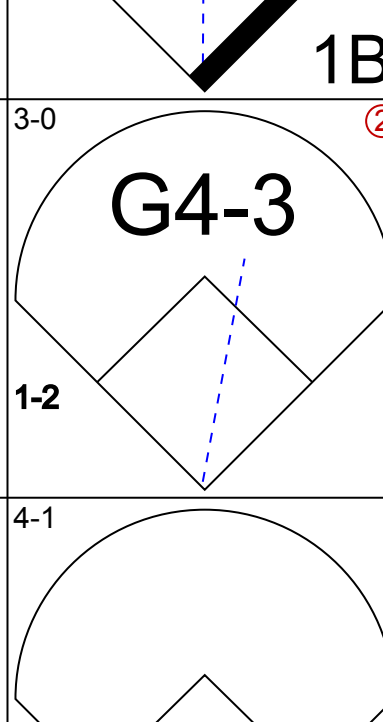
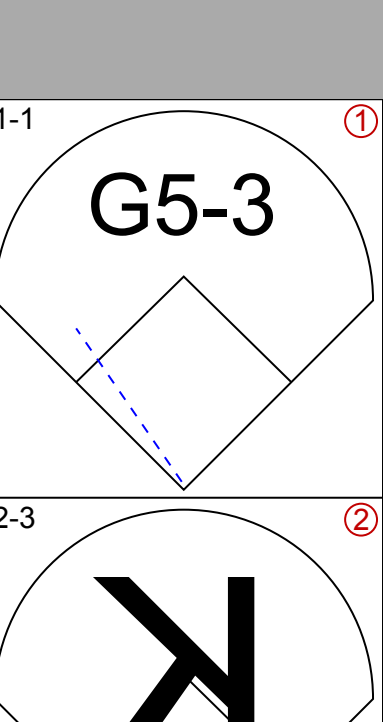
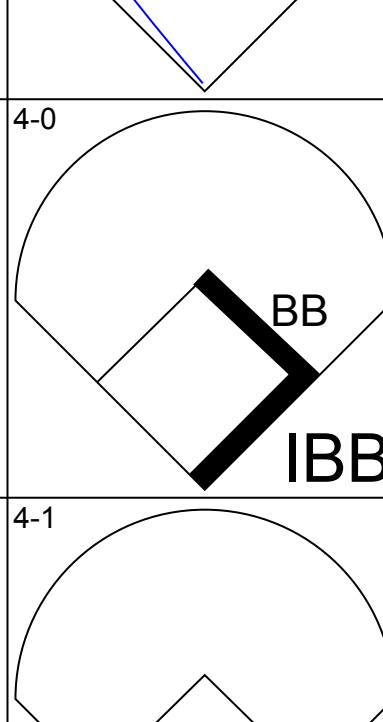
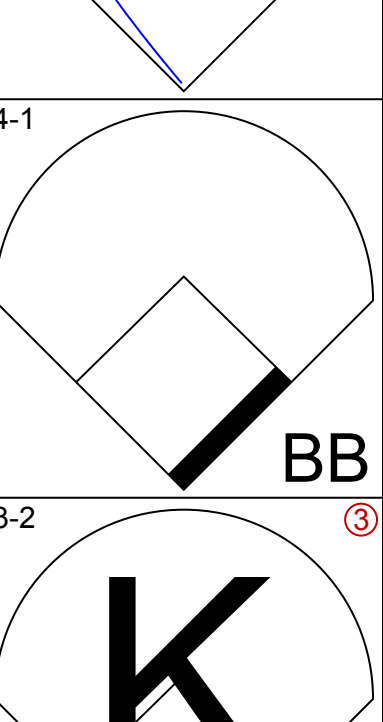
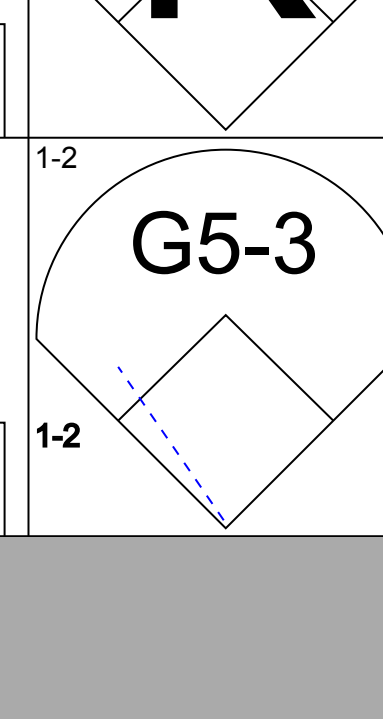
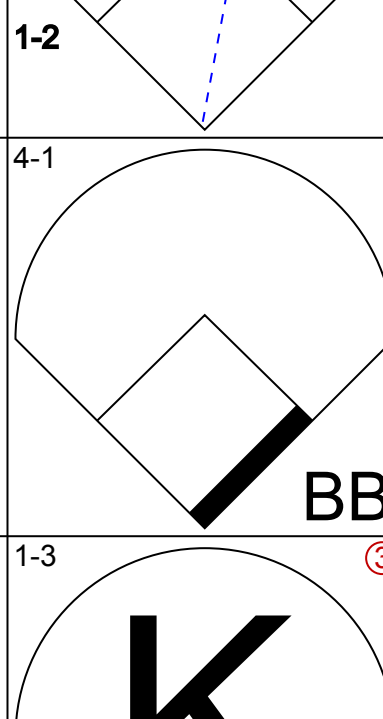
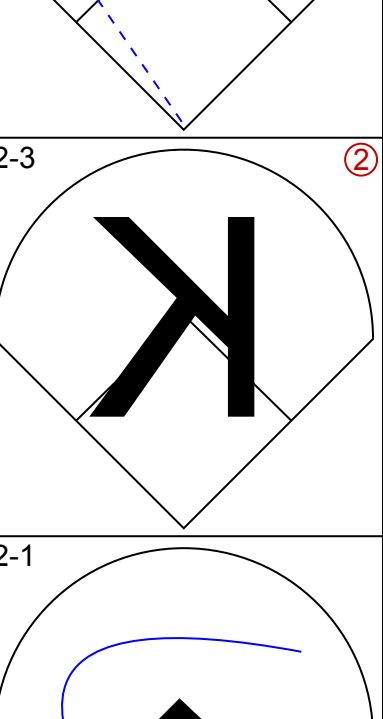
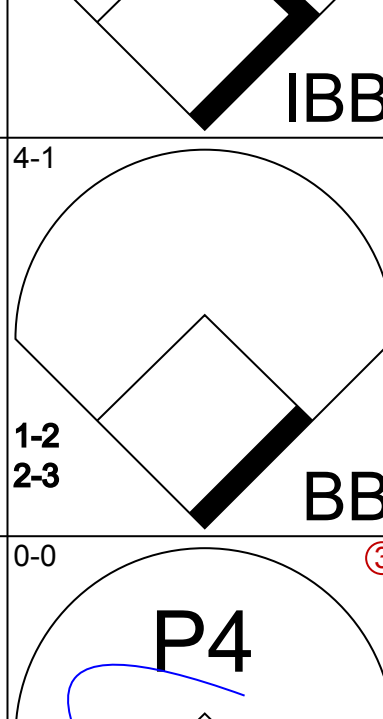
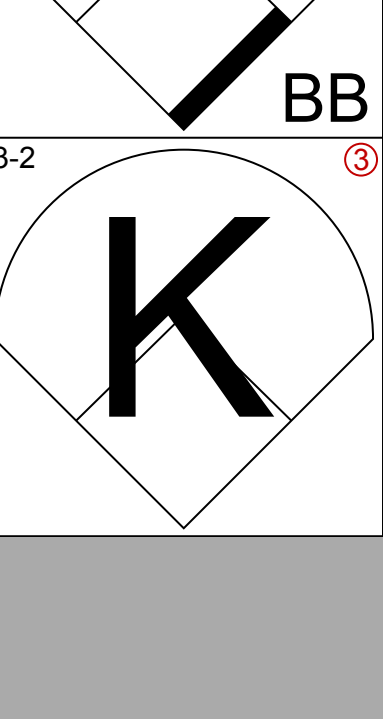
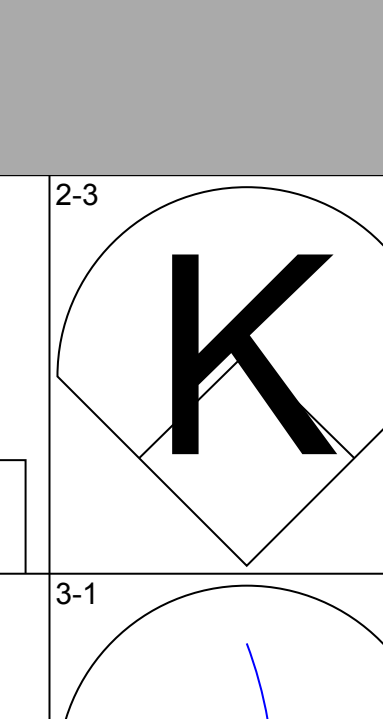
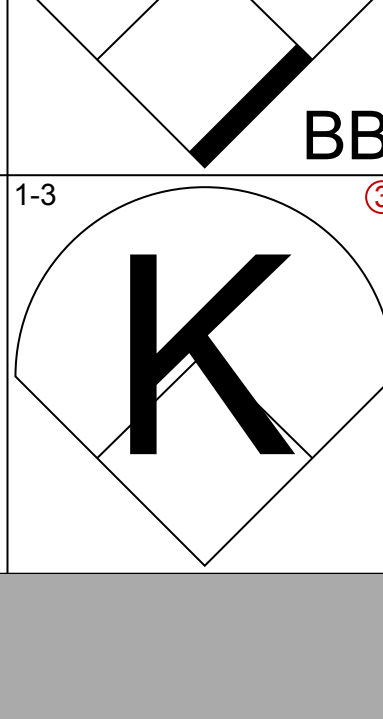
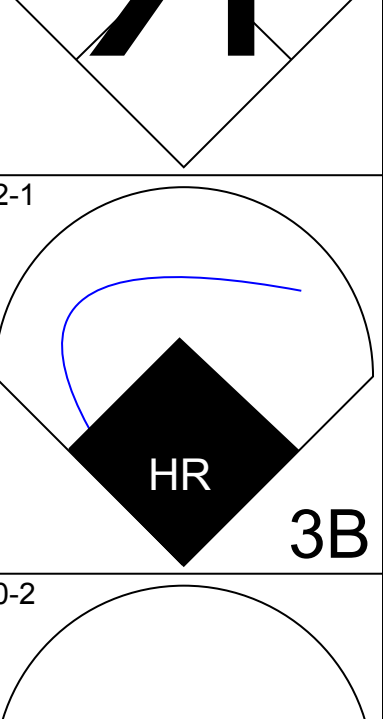
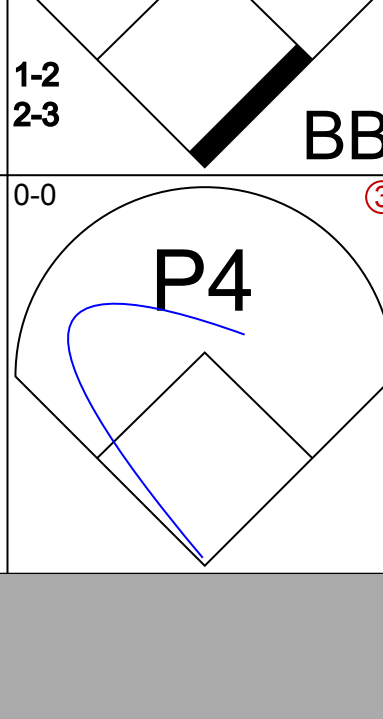

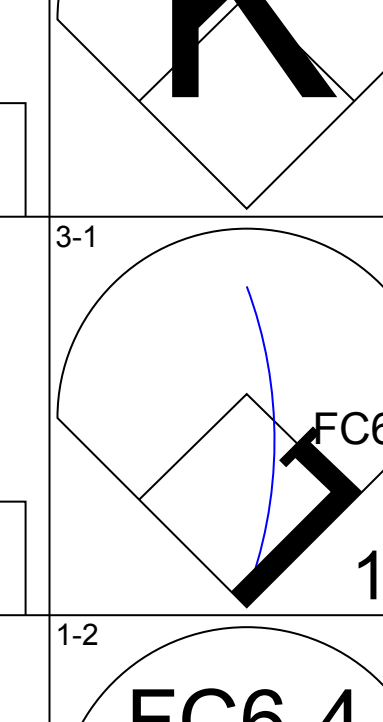
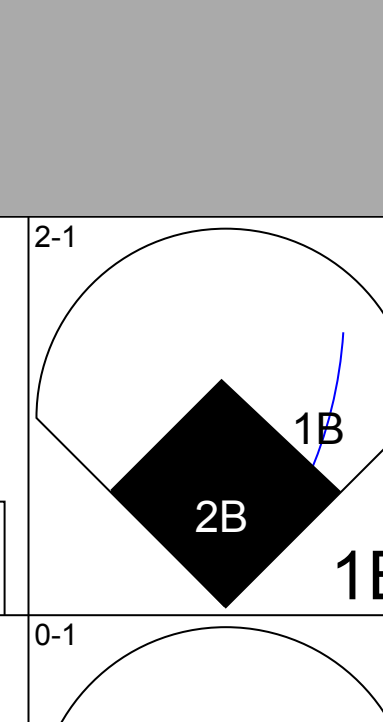
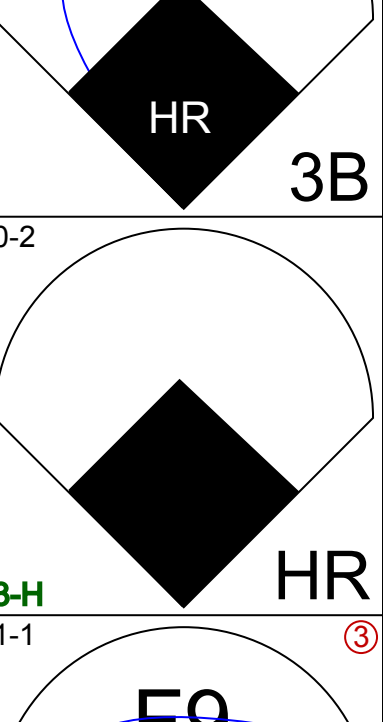
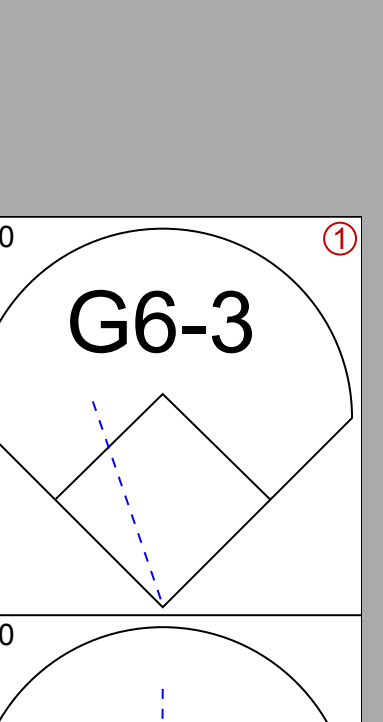
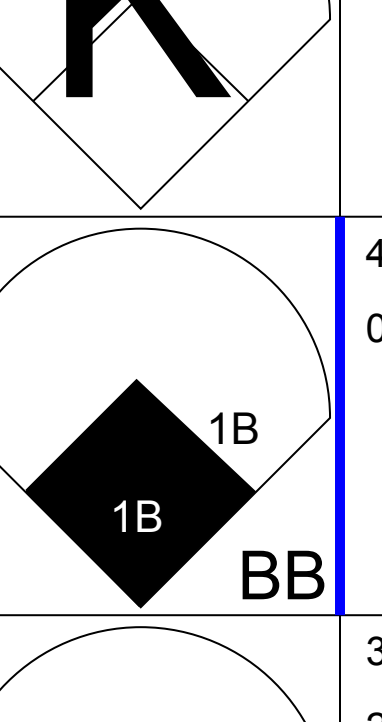
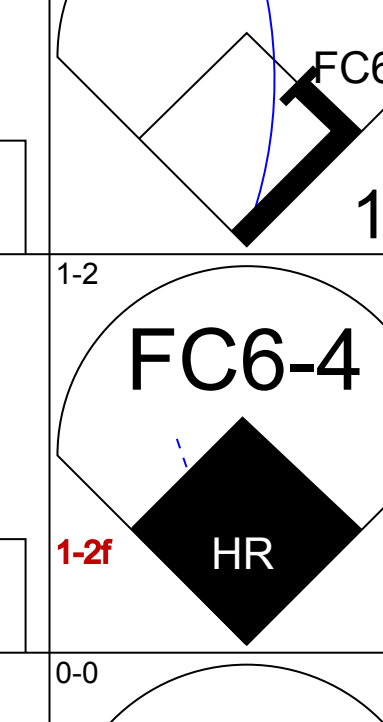
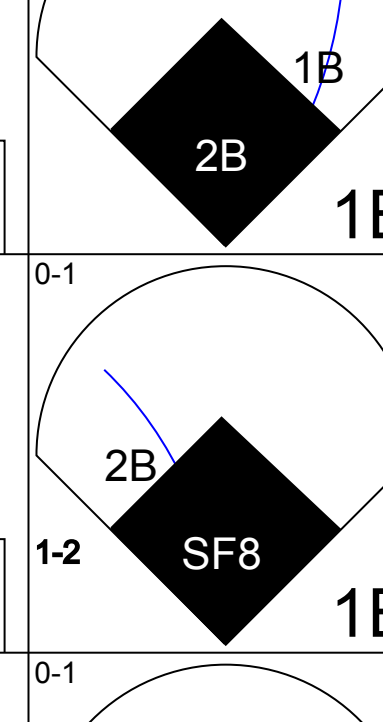
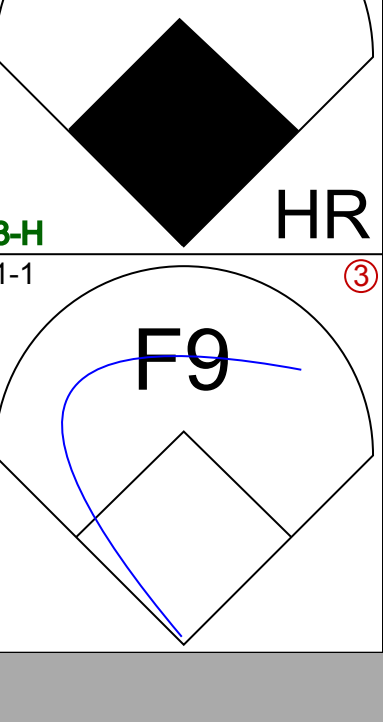
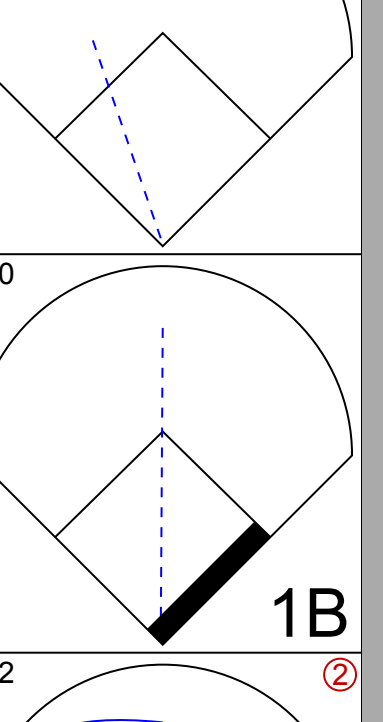
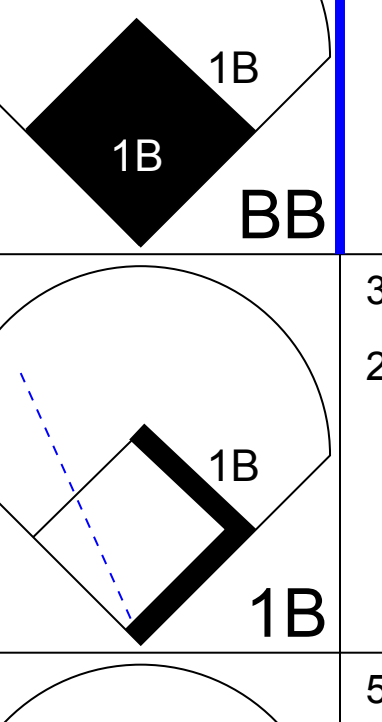
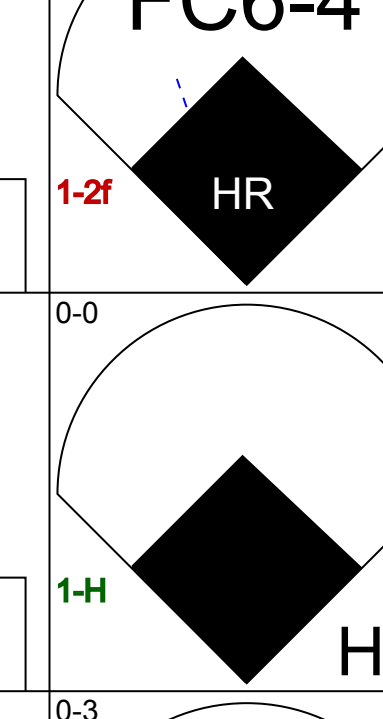
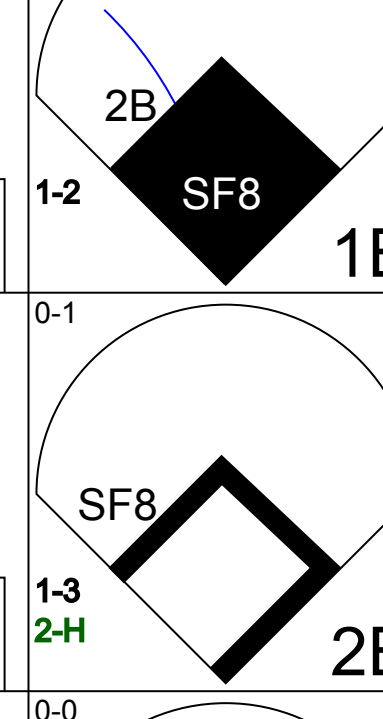
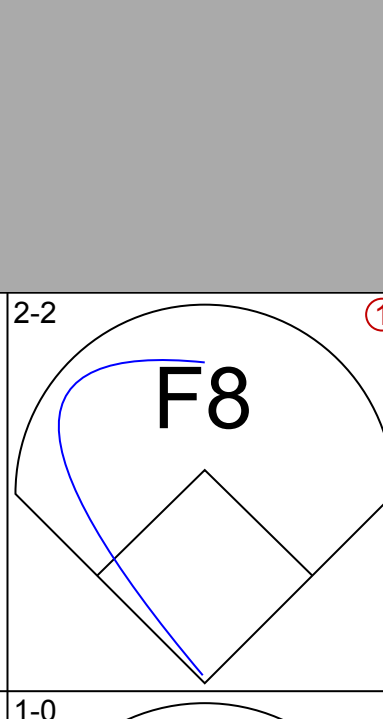
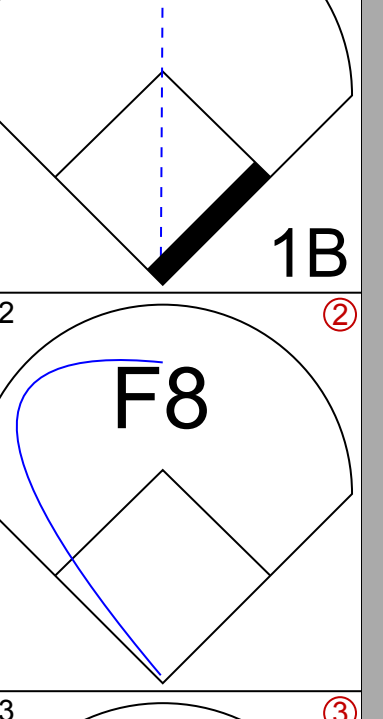
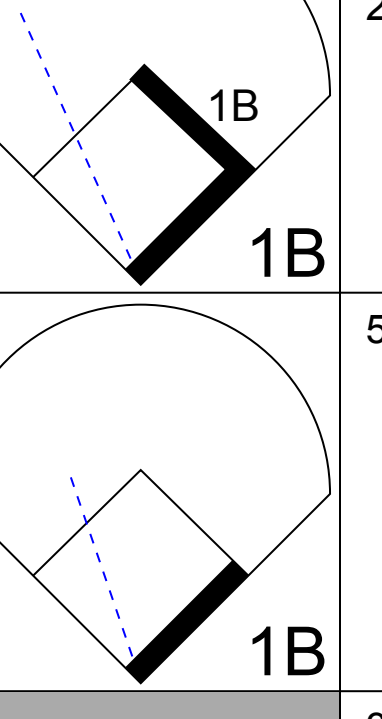
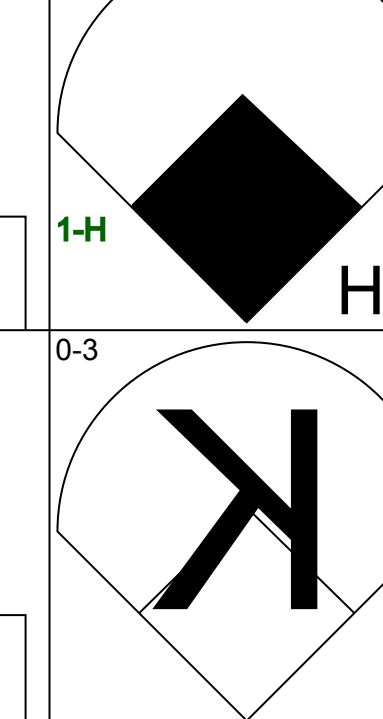
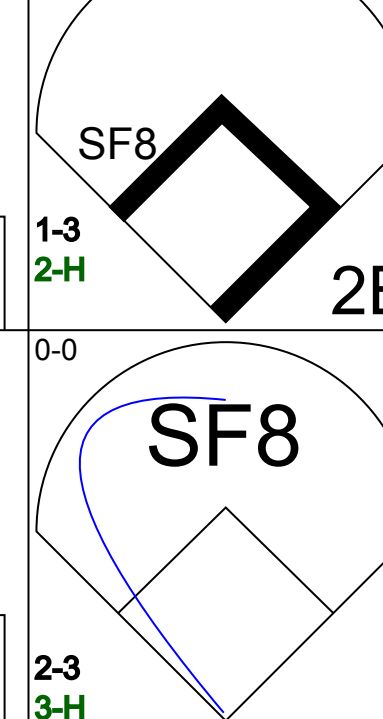
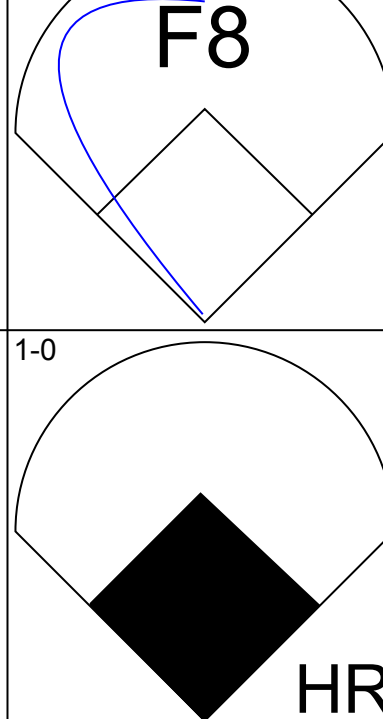
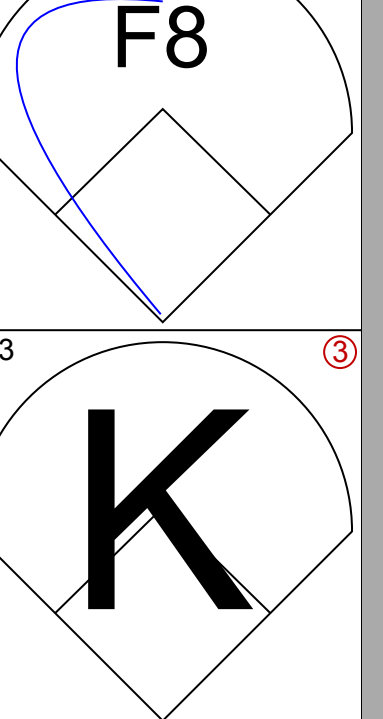
Batter	1	2	3	4	5	6	7	8	9	AB	R	H	RBI	BB	SO	LOB	TOP										
Mark McLemore, S (1,4) OBP: 0.351, SLG: 0.296										4	2	1	0	1	2	1	Texas Rangers @ Seattle Mariners The Kingdome, Seattle, WA Thu Jul 10 1997, 10:05 PM EDT Att: 32,851 - Dome - 68 F										
Ivan Rodriguez, R (1,2) OBP: 0.376, SLG: 0.533										4	2	2	2	1	0	0											
29 Rusty Greer, L (1,7)										5	1	1	0	0	0	3											
Juan Gonzalez, R (1,9) OBP: 0.330, SLG: 0.594										5	2	3	5	0	1	0											
Will Clark, L (1,3) OBP: 0.418, SLG: 0.511										4	1	2	2	1	1	2											
Dean Palmer, R (1,5) OBP: 0.290, SLG: 0.379										4	0	0	0	0	2	2											
Mike Simms, R (1,10) Lee Stevens, L (8,PH) OBP: 0.336, SLG: 0.526										3	0	0	0	0	1	2											
Domingo Cedeño, S (1,6) OBP: 0.347, SLG: 0.463										4	0	1	0	0	2	1											
Damon Buford, R (1,8) Warren Newson, L (9,PH) OBP: 0.360, SLG: 0.440										3	1	1	0	0	0	1											
Inning Stats	R: 0 E: 0 K: 1 S: 7	H: 0 LOB: 0 BB: 0 P: 10	R: 0 E: 0 K: 2 S: 13	H: 1 LOB: 1 BB: 0 P: 23	R: 5 E: 0 K: 2 S: 22	H: 5 LOB: 0 BB: 0 P: 36	R: 0 E: 0 K: 2 S: 11	H: 1 LOB: 1 BB: 0 P: 14	R: 0 E: 0 K: 0 S: 4	H: 0 LOB: 1 BB: 1 P: 4	R: 0 E: 0 K: 0 S: 9	H: 0 LOB: 1 BB: 1 P: 17	R: 3 E: 0 K: 0 S: 15	H: 3 LOB: 0 BB: 0 P: 26	R: 0 E: 0 K: 2 S: 10	H: 0 LOB: 0 BB: 0 P: 12		R: 1 E: 0 K: 1 S: 19	H: 1 LOB: 2 BB: 2 P: 32	1B: 6 2B: 3 3B: 0 HR: 2	SF: 0 SAC: 0 DP: 0 HBP: 0	WP: 0 PB: 0 SB: 1 CS: 0	PA: 41				
PITCHER	IP	WLS	BF	H	R	ER	SO	BB	IBB	HBP	BLK	WP	HR	S	P	ERA	WHIP										
Jamie Moyer, L (1,1) ERA: 4.52	6.2	W	28	7	5	5	7	1	0	0	0	0	1	72	115	6.75	1.200										
39 Greg McCarthy, L (7,1) ERA: 5.4	0.1		4	3	3	3	0	0	0	0	0	0	1	9	15	81.00	9.000										
Scott Sanders, R (8,1) ERA: 6.57	1.0		3	0	0	0	2	0	0	0	0	0	0	10	12	0.00	0.000										
Bobby Ayala, R (9,1) ERA: 4.26	0.2	S	5	1	1	1	0	2	0	0	0	0	0	16	29	13.50	4.500										
Norm Charlton, L (9,1) ERA: 7.36	0.1		1	0	0	0	1	0	0	0	0	0	0	3	3	0.00	0.000										


Batter	1	2	3	4	5	6	7	8	9	AB	R	H	RBI	BB	SO	LOB	BOTTOM										
Joey Cora, S (1,4) OBP: 0.407, SLG: 0.519										6	2	4	3	0	0	3	Texas Rangers @ Seattle Mariners The Kingdome, Seattle, WA Thu Jul 10 1997, 10:05 PM EDT Att: 32,851 - Dome - 68 F										
Alex Rodriguez, R (1,6) OBP: 0.397, SLG: 0.528										5	2	4	0	0	0	1											
Ken Griffey Jr., L (1,8) OBP: 0.382, SLG: 0.641										3	0	0	1	1	0	4											
Edgar Martinez, R (1,10) OBP: 0.454, SLG: 0.557										4	2	1	1	1	0	4											
Jay Buhner, R (1,9) OBP: 0.391, SLG: 0.505										4	3	3	2	1	1	0											
Paul Sorrento, L (1,3) OBP: 0.345, SLG: 0.514										4	1	0	0	1	2	3											
Dan Wilson, R (1,2) OBP: 0.330, SLG: 0.421										4	1	3	2	1	0	1											
Russ Davis, R (1,5) OBP: 0.350, SLG: 0.525										4	1	1	2	1	1	3											
José Cruz Jr., S (1,7) OBP: 0.320, SLG: 0.559										5	0	2	1	0	0	3											
Inning Stats	R: 0 E: 0 K: 0 S: 3	H: 1 LOB: 0 BB: 0 P: 6	R: 2 E: 0 K: 1 S: 17	H: 3 LOB: 1 BB: 0 P: 21	R: 2 E: 0 K: 0 S: 12	H: 2 LOB: 1 BB: 1 P: 24	R: 0 E: 0 K: 0 S: 8	H: 2 LOB: 0 BB: 0 P: 9	R: 7 E: 0 K: 0 S: 21	H: 5 LOB: 2 BB: 4 P: 47	R: 0 E: 0 K: 3 S: 13	H: 1 LOB: 1 BB: 0 P: 19	R: 0 E: 0 K: 0 S: 8	H: 2 LOB: 2 BB: 0 P: 14	R: 1 E: 0 K: 0 S: 9	H: 2 LOB: 2 BB: 1 P: 16		1B: 10 2B: 6 3B: 1 HR: 1	SF: 1 SAC: 0 DP: 2 HBP: 0	WP: 0 PB: 0 SB: 0 CS: 0	PA: 46						
PITCHER	IP	WLS	BF	H	R	ER	SO	BB	IBB	HBP	BLK	WP	HR	S	P	ERA	WHIP										
Ken Hill, R (1,1) ERA: 4.93	4.1	L	26	11	10	10	1	0	0	0	0	0	1	6	14	27.00	9.000										
Eric Gunderson, L (5,1) ERA: 2.05	0.1		4	2	1	1	0	1	0	0	0	0	0	6	14	27.00	9.000										
Danny Patterson, R (5,1) ERA: 2.65	1.2		8	3	0	0	3	0	0	0	0	0	0	21	34	0.00	1.800										
Ed Vosberg, L (7,1) ERA: 5.33	1.2		8	2	1	1	0	0	1	0	0	0	0	12	21	5.40	1.200										


AB	38
R	9
H	11
RBI	9
BB	3
SO	10
LOB	12



Batter	1	2	3	4	5	6	7	8	9	AB	R	H	RBI	BB	SO	LOB	TOP								
Mark McLemore, S (1,4) OBP: 0.355, SLG: 0.300					 1B		 1B		 BB	4	0	2	1	1	1	0	<p>Texas Rangers @ Seattle Mariners The Kingdome, Seattle, WA Fri Jul 11 1997, 10:05 PM EDT Att: 39,739 - Dome - 68 F</p> <p>livebaseballscores.com</p> <p>AB 36 R 7 H 11 RBI 7 BB 3 SO 9 LOB 15</p> 								
Ivan Rodriguez, R (1,2) OBP: 0.377, SLG: 0.532 Henry Mercedes, R (2,2) OBP: 0.259, SLG: 0.280					 F8		 G4-3		 K	1	0	0	0	0	1	0									
29 Rusty Greer, L (1,7) OBP: 0.422, SLG: 0.535	 BB			 F8		 F9 SF8 2B		 G4-3	 G6-4-3 1B	4	1	2	2	1	0	0									
Juan Gonzalez, R (1,9) OBP: 0.324, SLG: 0.583	 1-2			 P4		 F9		 K	 G6-4-3 1B	5	0	0	0	0	1	4									
Will Clark, L (1,3) OBP: 0.416, SLG: 0.509		 1B		 G4-3		 SF8		 K		3	0	1	1	0	1	0									
Dean Palmer, R (1,5) OBP: 0.295, SLG: 0.397		 F8			 1B 2B		 HR		 1B 1B	4	3	3	1	0	0	1									
Mike Simms, R (1,10) OBP: 0.273, SLG: 0.451		 K			 G6-3		 F8		 1B BB 1B	4	1	1	0	0	1	2									
Domingo Cedeño, S (1,6) OBP: 0.351, SLG: 0.464		 K			 FC5-4 1B		 K		 BB 29 1B BB 1B	4	1	2	2	0	2	1									
Damon Buford, R (1,8) OBP: 0.283, SLG: 0.323			 F8		 FC5-4 1B		 K		 29 1B BB	3	1	0	0	1	1	1									
Inning Stats	R: 0 E: 0 K: 2 S: 12	H: 0 LOB: 1 BB: 1 P: 22	R: 0 E: 0 K: 2 S: 12	H: 1 LOB: 1 BB: 0 P: 18	R: 0 E: 0 K: 0 S: 5	H: 0 LOB: 0 BB: 0 P: 10	R: 0 E: 0 K: 0 S: 6	H: 0 LOB: 0 BB: 0 P: 13	R: 1 E: 0 K: 0 S: 15	H: 3 LOB: 2 BB: 0 P: 19	R: 2 E: 0 K: 0 S: 7	H: 2 LOB: 0 BB: 0 P: 9	R: 0 E: 0 K: 2 S: 9	H: 1 LOB: 1 BB: 0 P: 13	R: 0 E: 0 K: 2 S: 8	H: 0 LOB: 0 BB: 0 P: 12	R: 4 E: 0 K: 1 S: 18	H: 4 LOB: 1 BB: 2 P: 34	1B: 8 2B: 2 3B: 0 HR: 1	SF: 1 SAC: 0 DP: 1 HBP: 0	WP: 0 PB: 0 SB: 0 CS: 0	PA: 40			
PITCHER	IP	WLS	BF	H	R	ER	SO	BB	IBB	HBP	BLK	WP	HR	S	P	ERA	WHIP								
Jeff Fassero, L (1,1) ERA: 4.09	8.0		34	9	5	5	8	1	0	0	0	0	1	81	129	5.62	1.250								
Norm Charlton, L (9,1) ERA: 7.51	0.0		2	1	0	0	0	1	0	0	0	0	0	3	9	∞	∞								
Bobby Ayala, R (9,1) ERA: 4.18	1.0	W	4	1	2	2	1	1	0	0	0	0	0	8	12	18.00	2.000								

Batter	1	2	3	4	5	6	7	8	9	AB	R	H	RBI	BB	SO	LOB	BOTTOM								
Joey Cora, S (1,4) OBP: 0.404, SLG: 0.517				 G1-3		 BB 2B		 P4		5	0	1	0	0	1	1	<p>Texas Rangers @ Seattle Mariners The Kingdome, Seattle, WA Fri Jul 11 1997, 10:05 PM EDT Att: 39,739 - Dome - 68 F</p> <p>livebaseballscores.com</p> <p>AB 37 R 8 H 13 RBI 8 BB 6 SO 9 LOB 15</p> 								
Alex Rodriguez, R (1,6) OBP: 0.397, SLG: 0.525	 S BB		 G4-3 1B	 G6-3		 F7		 F8		4	0	1	0	1	0	2									
Ken Griffey Jr., L (1,8) OBP: 0.382, SLG: 0.635	 K		 G4-3		 G5-3	 BB IBB		 BB		3	0	0	0	2	1	2									
Edgar Martinez, R (1,10) OBP: 0.453, SLG: 0.552	 G5-3		 BB		 K	 BB		 K		3	0	0	0	2	2	2									
Jay Buhner, R (1,9) OBP: 0.388, SLG: 0.506		 K	 K		 HR 3B	 P4		 K		5	1	1	0	0	3	5									
Dan Wilson, R (1,2) OBP: 0.336, SLG: 0.435 Rich Amaral, R (9, FR) OBP: 0.311, SLG: 0.279	 FC6-4 1B			 1B 2B 1B	 HR		 G6-3		 1B BB	4	2	3	2	1	0	0									
Mike Blowers, R (1,3) OBP: 0.319, SLG: 0.386 Paul Sorrento, L (7, PH) OBP: 0.350, SLG: 0.517 (8, 3)	 FC6-4 HR			 2B SF8 1B	 F9		 1B		 1B	3	2	1	0	0	0	1									
Russ Davis, R (1,5) OBP: 0.354, SLG: 0.541	 HR			 SF8 2B		 F8	 F8		 1B	5	1	3	4	0	0	1									
José Cruz Jr., S (1,7) OBP: 0.318, SLG: 0.579	 K			 SF8		 HR	 K			3	1	1	2	0	2	1									
Inning Stats	R: 0 E: 0 K: 1 S: 12	H: 0 LOB: 1 BB: 1 P: 20	R: 2 E: 0 K: 2 S: 12	H: 2 LOB: 0 BB: 0 P: 18	R: 0 E: 0 K: 2 S: 13	H: 1 LOB: 2 BB: 1 P: 24	R: 2 E: 0 K: 0 S: 9	H: 3 LOB: 1 BB: 0 P: 14	R: 2 E: 0 K: 1 S: 12	H: 2 LOB: 0 BB: 0 P: 18	R: 1 E: 0 K: 0 S: 14	H: 2 LOB: 3 BB: 2 P: 31	R: 0 E: 0 K: 1 S: 9	H: 1 LOB: 1 BB: 0 P: 14	R: 0 E: 0 K: 1 S: 10	H: 0 LOB: 1 BB: 1 P: 19	R: 1 E: 0 K: 1 S: 8	H: 2 LOB: 2 BB: 1 P: 15	1B: 7 2B: 2 3B: 1 HR: 3	SF: 1 SAC: 0 DP: 0 HBP: 0	WP: 0 PB: 0 SB: 1 CS: 0	PA: 44			
PITCHER	IP	WLS	BF	H	R	ER	SO	BB	IBB	HBP	BLK	WP	HR	S	P	ERA	WHIP								
Darren Oliver, L (1,1) ERA: 4.46	5.1		28	10	7	7	6	2	0	0	0	0	0	14	30	0.00	1.200								
Matt Whiteside, R (6,1) ERA: 5.86	1.2		8	1	0	0	1	1	1	0	0	0	0	18	34	6.75	3.000								
Xavier Hernandez, R (8,1) ERA: 3.86	1.1	L	8	2	1	1	2	2	0	0	0	0	0	18	34	6.75	3.000								


Batter	1	2	3	4	5	6	7	8	9	AB	R	H	RBI	BB	SO	LOB	TOP			
Mark McLemore, S OBP: 0.352, SLG: 0.302 (1, 4)	L7	G4-6-3			1B	FC8-5 29 BB		G4-1		5	2	1	0	0	0	3	<p>Texas Rangers @ Seattle Mariners The Kingdome, Seattle, WA</p> <p>Sat Jul 12 1997, 6:33 AM EDT Att: 53,929 - Dome - 68 F</p> <p>livebaseballscores.com</p> <p>AB 38 R 9 H 12 RBI 8 BB 6 SO 14 LOB 27</p> 			
Domingo Cadeno, S OBP: 0.359, SLG: 0.462 (1, 6)	2B HBP	K			FC6-4 2H 1B	1B BB		K		3	2	1	1	1	2	0				
29 Rusty Greer, L OBP: 0.424, SLG: 0.538 (1, 7)	2B 1B				K	1B E BB		F7		4	2	2	1	1	1	1				
Juan Gonzalez, R OBP: 0.325, SLG: 0.579 (1, 9)	P3				FC6-4 1-2	E7 1B		1B 1B		5	0	2	2	0	1	4				
Will Clark, L OBP: 0.416, SLG: 0.511 (1, 3)	2B 2B				K	K		1B		5	1	2	1	0	2	3				
Dean Palmer, R OBP: 0.300, SLG: 0.399 (1, 5)	2B				K	1B BB		F9		3	1	1	2	2	1	3				
Lee Stevens, L OBP: 0.343, SLG: 0.525 (1, 10)	IBB				F8	FC8-5 1B		K		4	0	2	0	1	1	1				
Damon Buford, R OBP: 0.281, SLG: 0.321 (1, 8)	G6-3				K	BB 29 BB FC8-5 1B		K		5	1	1	1	0	2	6				
Henry Mercedes, R OBP: 0.250, SLG: 0.241 (1, 2)					K	K		K		4	0	0	0	1	4	6				
Inning Stats	R: 3 E: 0 K: 1 S: 14	H: 3 LOB: 2 BB: 1 P: 28	R: 0 E: 0 K: 1 S: 7	H: 0 LOB: 0 BB: 1 P: 13	R: 0 E: 0 K: 3 S: 10	H: 1 LOB: 1 BB: 0 P: 19	R: 0 E: 0 K: 2 S: 7	H: 0 LOB: 0 BB: 0 P: 7	R: 1 E: 0 K: 1 S: 12	H: 2 LOB: 1 BB: 0 P: 16	R: 0 E: 0 K: 3 S: 13	H: 0 LOB: 1 BB: 1 P: 21	R: 0 E: 0 K: 1 S: 11	H: 0 LOB: 0 BB: 0 P: 17	R: 0 E: 0 K: 1 S: 12	H: 3 LOB: 3 BB: 0 P: 16	1B: 8 2B: 4 3B: 0 HR: 0	SF: 0 SAC: 0 DP: 1 HBP: 1	WP: 0 PB: 0 SB: 0 CS: 0	PA: 45
PITCHER	IP WLS BF H R ER SO	IP WLS BF H R ER SO	IP WLS BF H R ER SO	IP WLS BF H R ER SO	IP WLS BF H R ER SO	IP WLS BF H R ER SO	IP WLS BF H R ER SO	IP WLS BF H R ER SO	IP WLS BF H R ER SO	IP WLS BF H R ER SO	IP WLS BF H R ER SO	IP WLS BF H R ER SO	IP WLS BF H R ER SO	IP WLS BF H R ER SO	IP WLS BF H R ER SO	IP WLS BF H R ER SO	ERA WHIP	ERA WHIP		
Derek Lowe, R ERA: 6.96 (1, 1)	5.2 L 28	8 7 7 8	2 1 1 0	0 0 66 109	11.12 1.765	Josias Manzanillo, R ERA: 5.4 (6, 1)	1.1 8 1 2 1 4	3 0 0 0	0 0 22 40	6.75 3.000	Bob Wells, R ERA: 7.15 (8, 1)	2.0 9 3 0 0 2	0 0 0 0	0 0 23 33	0.00 1.500					

Batter	1	2	3	4	5	6	7	8	9	AB	R	H	RBI	BB	SO	LOB	BOTTOM					
Joey Cora, S OBP: 0.399, SLG: 0.511 (1, 4)	G3				G4-6-3			G3-1		4	0	0	0	0	0	3	<p>Texas Rangers @ Seattle Mariners The Kingdome, Seattle, WA</p> <p>Sat Jul 12 1997, 6:33 AM EDT Att: 53,929 - Dome - 68 F</p> <p>livebaseballscores.com</p> <p>AB 35 R 2 H 8 RBI 2 BB 1 SO 8 LOB 19</p> 					
Mike Blowers, R OBP: 0.319, SLG: 0.386 (8, 5)					F8					0	0	0	0	0	0	0						
Alex Rodriguez, R OBP: 0.383, SLG: 0.519 (1, 6)	P5				K			K		4	0	0	0	0	2	2						
Alvaro Espinoza, R OBP: 0.213, SLG: 0.194 (9, 6)					G6-3					0	0	0	0	0	0	0						
Ken Griffey Jr., L OBP: 0.376, SLG: 0.628 (1, 8)	K				K			G3		4	0	0	0	0	2	1						
Rich Amaral, R OBP: 0.311, SLG: 0.279 (9, 8)								G3		0	0	0	0	0	0	0						
Edgar Martinez, R OBP: 0.451, SLG: 0.551 (1, 10)					K			G4-3		4	0	1	0	0	1	0						
Jay Buhner, R OBP: 0.390, SLG: 0.506 (1, 9)								G3-1 2B		2	1	1	0	1	0	1						
Rob Ducey, L OBP: 0.301, SLG: 0.408 (6, PR) (7, 9)	2B BB				1B			E3 G3-1		1	1	1	0	0	0	0						
Paul Sorrento, L OBP: 0.348, SLG: 0.517 (1, 3)					K			G3-1		4	0	1	1	0	2	4						
José Cruz Jr., S OBP: 0.316, SLG: 0.576 (1, 7)					K			G1-3		4	0	1	1	0	1	5						
Russ Davis, R OBP: 0.355, SLG: 0.541 (1, 5)								G3-1 2B		4	0	1	1	0	1	5						
Brent Gates, S OBP: 0.287, SLG: 0.384 (8, 4)	G4-3							G3-1		2	0	1	0	0	0	1						
John Marzano, R OBP: 0.383, SLG: 0.405 (1, 2)					1B			F9		4	0	2	0	0	0	1						
Inning Stats	R: 0 E: 0 K: 1 S: 11	H: 0 LOB: 0 BB: 0 P: 17	R: 1 E: 0 K: 0 S: 11	H: 1 LOB: 1 BB: 1 P: 21	R: 0 E: 0 K: 2 S: 10	H: 1 LOB: 1 BB: 0 P: 16	R: 0 E: 0 K: 3 S: 14	H: 1 LOB: 1 BB: 0 P: 23	R: 0 E: 0 K: 0 S: 4	H: 2 LOB: 3 BB: 0 P: 5	R: 0 E: 0 K: 0 S: 10	H: 1 LOB: 0 BB: 0 P: 21	R: 0 E: 0 K: 1 S: 7	H: 0 LOB: 0 BB: 0 P: 11	R: 0 E: 0 K: 1 S: 7	H: 0 LOB: 0 BB: 0 P: 9	R: 1 E: 0 K: 1 S: 12	H: 2 LOB: 1 BB: 0 P: 20	1B: 5 2B: 3 3B: 0 HR: 0	SF: 0 SAC: 0 DP: 1 HBP: 0	WP: 0 PB: 0 SB: 0 CS: 0	PA: 36
PITCHER	IP WLS BF H R ER SO	IP WLS BF H R ER SO	IP WLS BF H R ER SO	IP WLS BF H R ER SO	IP WLS BF H R ER SO	IP WLS BF H R ER SO	IP WLS BF H R ER SO	IP WLS BF H R ER SO	IP WLS BF H R ER SO	IP WLS BF H R ER SO	IP WLS BF H R ER SO	IP WLS BF H R ER SO	IP WLS BF H R ER SO	IP WLS BF H R ER SO	IP WLS BF H R ER SO	IP WLS BF H R ER SO	ERA WHIP	ERA WHIP				
John Burkett, R ERA: 4.39 (1, 1)	8.0 W 31	6 1 1 1	1 0 0 0	0 0 12 20	9.00 2.000	Eric Gunderson, L ERA: 2.27 (9, 1)	1.0 5 2 1 1 1	4 0 0 0	0 0 12 20	9.00 2.000												

Batter	1	2	3	4	5	6	7	8	9	AB	R	H	RBI	BB	SO	LOB	TOP			
Mark McLemore, S (1, 4) OBP: 0.357, SLG: 0.311	3-3 K		4-1 BB		4-2 S BB	0-3 K			1-2 SF9 3B	3	1	1	0	2	2	2				
Ivan Rodriguez, R (1, 2) OBP: 0.374, SLG: 0.529	0-3 K		0-2 G6-3		3-3 SAFE 1-2 SAFE K		2-2 1B		0-0 SF9	4	0	1	1	0	2	2				
29 Rusty Greer, L (1, 7) OBP: 0.424, SLG: 0.533	1-3 K			4-2 2B BB	2-3 K		0-3 K		3-H 4-0 WP S BB	3	1	0	0	2	3	2				
Juan Gonzalez, R (1, 9) OBP: 0.326, SLG: 0.578		1-2 G5-3		0-1 2B 1-H	4-0 IBB		2-3 K		0-0 F8	4	1	1	1	1	1	2				
Will Clark, L (1, 3) OBP: 0.416, SLG: 0.509	1-0 F7		1-2 2B		0-3 K		1-3 K		2-3 K	1	0	0	0	0	0	0				
Domingo Cedeno, S (5, PH) OBP: 0.353, SLG: 0.452			2B HBP						1-3 K	3	0	0	0	0	3	4				
Dean Palmer, R (1, 5) OBP: 0.295, SLG: 0.397	2-0 1B		3-3 K		0-1 L6		2-3 K			4	0	1	0	0	2	2				
Mike Simms, R (1, 10) OBP: 0.275, SLG: 0.459	0-0 F9		0-0 2B		1-3 K		2-3 K			3	0	1	1	0	1	1				
Warren Newson, L (8, PH) OBP: 0.357, SLG: 0.436			1-3 2-H 2B							1	0	0	0	0	1	0				
Billy Ripken, R (1, 6) OBP: 0.321, SLG: 0.398			0-0 G4-3		2-3 K		4-2 2B BB		2-3 K	2	0	0	0	1	1	2				
Lee Stevens, L (8, 3) OBP: 0.341, SLG: 0.523										1	0	0	0	0	1	0				
Damon Buford, R (1, 8) OBP: 0.284, SLG: 0.338			1-3 K		1-0 F9		1-0 2B		2-2 HR	4	1	2	1	0	1	2				
Inning Stats	R: 0 H: 0 E: 0 K: 3 S: 14	H: 0 LOB: 0 BB: 0 P: 18	R: 0 H: 1 E: 0 K: 0 S: 6	LOB: 1 BB: 0 P: 10	R: 0 H: 0 E: 0 K: 1 S: 9	LOB: 1 BB: 1 P: 14	R: 2 H: 2 E: 0 K: 2 S: 15	LOB: 2 BB: 1 P: 26	R: 0 H: 0 E: 0 K: 3 S: 13	H: 1 LOB: 2 BB: 1 P: 18	R: 0 H: 1 E: 0 K: 3 S: 14	H: 1 LOB: 0 BB: 0 P: 19	R: 0 H: 0 E: 0 K: 3 S: 9	H: 0 LOB: 0 BB: 0 P: 15	R: 2 H: 2 E: 0 K: 1 S: 12	LOB: 1 BB: 1 P: 20	1B: 2 2B: 3 3B: 1 HR: 1	SF: 1 SAC: 0 DP: 0 HBP: 1	WP: 1 PA: 41 PB: 0 SB: 2 CS: 0	
PITCHER	IP	WLS	BF	H	R	ER	SO	BB	IBB	HBP	BLK	WP	HR	S	P	ERA	WHIP			
Randy Johnson, L (1, 1) ERA: 2.22	7.0		32	5	2	2	14	4	1	1	0	0	0	83	131	2.57	1.286			
Bobby Ayala, R (8, 1) ERA: 4.36	2.0	L	9	2	2	2	4	1	0	0	0	1	1	21	35	9.00	1.500			

Texas Rangers @ Seattle Mariners
The Kingdome, Seattle, WA
Sun Jul 13 1997, 6:33 AM EDT
Att: 47,467 - Dome - 68 F

AB 33
R 4
H 7
RBI 4
BB 6
SO 18
LOB 19



Batter	1	2	3	4	5	6	7	8	9	AB	R	H	RBI	BB	SO	LOB	BOTTOM				
Joey Cora, S (1, 4) OBP: 0.398, SLG: 0.508	0-2 G4-3		2-1 F7		2-2 L4		0-0 1B 1B			4	0	1	0	0	0	3					
Alex Rodriguez, R (1, 6) OBP: 0.364, SLG: 0.517	1-1 F9		4-1 BB		1-1 F7		1-2 S 1B			3	0	1	0	1	0	1					
Edgar Martinez, R (1, 10) OBP: 0.447, SLG: 0.545	3-1 P3		1-3 K		0-2 G3-1		2-2 G6-3			4	0	0	0	0	1	5					
Jay Buhner, R (1, 9) OBP: 0.389, SLG: 0.513		0-3 K		3-3 K		0-2 HR		2-3 K		4	1	1	1	0	3	0					
Paul Sorrento, L (1, 3) OBP: 0.347, SLG: 0.524	0-0 F8		3-2 HR		2-2 L7		0-0 G6-3			4	1	1	1	0	0	0					
Dan Wilson, R (1, 2) OBP: 0.336, SLG: 0.436	2-3 K		2-3 K		1-2 2B		0-3 K			4	0	1	0	0	3	0					
José Cruz Jr., S (1, 7) OBP: 0.314, SLG: 0.566			1-2 2B 1B		0-0 G4-3		2-3 K		1-3 K	4	0	1	0	0	2	1					
Russ Davis, R (1, 5) OBP: 0.351, SLG: 0.533			1-3 K		0-3 K		3-3 K		1-2 G5-3	4	0	0	0	0	3	1					
Rob Ducey, L (1, 8) OBP: 0.310, SLG: 0.438			1-1 2B		2-2 2B		0-0 F8		3-3 K	4	0	2	0	0	1	0					
Inning Stats	R: 0 H: 0 E: 0 K: 0 S: 8	H: 0 LOB: 0 BB: 0 P: 12	R: 0 H: 0 E: 0 K: 2 S: 7	LOB: 0 BB: 0 P: 9	R: 0 H: 2 E: 0 K: 2 S: 14	LOB: 3 BB: 1 P: 24	R: 1 H: 1 E: 0 K: 2 S: 12	LOB: 0 BB: 0 P: 20	R: 0 H: 1 E: 0 K: 1 S: 11	LOB: 1 BB: 0 P: 16	R: 1 H: 2 E: 0 K: 1 S: 17	H: 2 LOB: 1 BB: 0 P: 22	R: 0 H: 2 E: 0 K: 1 S: 15	H: 2 LOB: 2 BB: 0 P: 21	R: 0 H: 0 E: 0 K: 2 S: 8	LOB: 0 BB: 0 P: 10	R: 0 H: 0 E: 0 K: 2 S: 10	LOB: 0 BB: 0 P: 15	1B: 3 2B: 3 3B: 0 HR: 2	SF: 0 SAC: 0 DP: 0 HBP: 0	WP: 0 PA: 36 PB: 0 SB: 1 CS: 0
PITCHER	IP	WLS	BF	H	R	ER	SO	BB	IBB	HBP	BLK	WP	HR	S	P	ERA	WHIP				
Bobby Witt, R (1, 1) ERA: 3.57	6.2		29	8	2	2	9	8	2	2	0	0	0	79	117	2.70	1.350				
Danny Patterson, R (7, 1) ERA: 2.59	1.1	W	4	0	0	0	2	0	0	0	0	0	0	13	17	0.00	0.000				
John Wetteland, R (9, 1) ERA: 2.5	1.0	S	3	0	0	0	2	0	0	0	0	0	0	10	15	0.00	0.000				

Texas Rangers @ Seattle Mariners
The Kingdome, Seattle, WA
Sun Jul 13 1997, 6:33 AM EDT
Att: 47,467 - Dome - 68 F

AB 35
R 2
H 8
RBI 2
BB 1
SO 13
LOB 11



Batter	1	2	3	4	5	6	7	8	9	AB	R	H	RBI	BB	SO	LOB	TOP		
Mark McLemore, S OBP: 0.354, SLG: 0.306	F8		K			G6-3		G1-6-3 BB	K	4	0	0	0	1	2	2			
Ivan Rodriguez, R OBP: 0.373, SLG: 0.525	P3		G4-3			1B		G1-6-3 1-2f		4	0	1	0	0	0	2			
29 Rusty Greer, L Warren Newson, L OBP: 0.362, SLG: 0.466				F8		1B		HR		2	0	1	0	1	0	0			
Juan Gonzalez, R OBP: 0.329, SLG: 0.588	G5-6-3			HR		G6-4-3 1-2f		HR	1B	4	2	2	1	0	0	3			
Dean Palmer, R OBP: 0.299, SLG: 0.405		P4		F9			P6	HR		4	1	1	2	0	0	0			
Mike Simms, R Will Clark, L OBP: 0.415, SLG: 0.507		K		F8			F9	K		3	0	0	0	0	1	0			
Domingo Cedeno, S OBP: 0.350, SLG: 0.443		G5-3			L9				L7	3	0	0	0	1	0	0			
Damon Buford, R OBP: 0.284, SLG: 0.340			G5-3		G1-3		G5-3		G3 2B	4	0	1	0	0	0	1			
Billy Ripken, R Lee Stevens, L OBP: 0.339, SLG: 0.520					L6			HR	G3	3	1	2	1	0	0	0			
Inning Stats	R: 0 E: 0 K: 0 S: 9	H: 0 LOB: 1 BB: 1 P: 18	R: 0 E: 0 K: 1 S: 9	H: 0 LOB: 0 BB: 14	R: 0 E: 0 K: 1 S: 10	H: 1 LOB: 1 BB: 0 P: 14	R: 1 E: 0 K: 0 S: 7	H: 1 LOB: 0 BB: 0 P: 11	R: 0 E: 0 K: 0 S: 7	H: 2 LOB: 1 BB: 0 P: 10	R: 0 E: 0 K: 0 S: 9	H: 0 LOB: 1 BB: 1 P: 18	R: 4 E: 0 K: 1 S: 15	H: 4 LOB: 0 BB: 1 P: 27	R: 0 E: 0 K: 1 S: 11	H: 1 LOB: 0 BB: 18	1B: 4 2B: 1 3B: 0 HR: 4	SF: 0 SAC: 0 DP: 2 HBP: 0	WP: 0 PA: 37 PB: 0 SB: 0 CS: 0
PITCHER	IP	WLS	BF	H	R	ER	SO	BB	IBB	HBP	BLK	WP	HR	S	P	ERA	WHIP		
Allen Watson, L ERA: 5.02	7.0		26	4	1	1	2	2	0	0	0	0	1	58	13	1.29	0.857		
Rich DeLucia, R ERA: 2.77	0.2		4	2	2	2	0	1	0	0	0	0	2	6	99	27.00	4.500		
Pep Harris, R ERA: 4.53	0.0		1	1	0	0	0	0	0	0	0	0	0	3	6	∞	∞		
Troy Percival, R ERA: 3.25	0.1		2	1	2	2	1	0	0	0	0	0	1	6	8	54.00	3.000		
Kevin Gross, R ERA: 7.27	1.0	W	4	1	0	0	1	0	0	0	0	0	0	11	18	0.00	1.000		

Texas Rangers @ Anaheim Angels
Anaheim Stadium, Anaheim, CA
Mon Jul 14 1997, 10:05 PM EDT
Att: 17,272 - Unknown - 82 F

AB 34
R 5
H 9
RBI 5
BB 3
SO 4
LOB 9



Batter	1	2	3	4	5	6	7	8	9	AB	R	H	RBI	BB	SO	LOB	BOTTOM		
Tony Phillips, S OBP: 0.421, SLG: 0.419	K	K		K			F8		2B	5	1	1	0	0	3	3			
Darin Erstad, L OBP: 0.346, SLG: 0.452	G3	FC4-6			P6		G4-3		2B IBB	4	0	0	1	1	0	2			
Dave Hollins, S OBP: 0.383, SLG: 0.448	K	G1-3			F7			L4-3 1B	2B	5	0	2	2	0	1	2			
Jim Edmonds, L OBP: 0.361, SLG: 0.516		16 1B BB	G3		K			L4-3 1-1		4	1	1	0	0	1	1			
Tim Salmon, R OBP: 0.397, SLG: 0.500		16 1B E BB				F9		16 1B	1B	3	1	2	0	1	0	0			
16 Garret Anderson, L OBP: 0.347, SLG: 0.398		E 1B 1B	F8			F8		1B	1B	4	1	3	1	0	0	1			
Jim Leyritz, R OBP: 0.352, SLG: 0.419		FC5 1B BB FC4-6	G6-3			F8		F9		4	1	0	0	0	0	5			
Chad Kreuter, S OBP: 0.315, SLG: 0.374		FC4-6 1B BB		L3		G4-3			F7	2	0	0	0	1	0	1			
Otlando Palmeiro, L OBP: 0.360, SLG: 0.280										1	0	0	0	0	0	0			
Gary Disarcina, R OBP: 0.286, SLG: 0.357		FC4-6 1B		K			G6-3		2B 1B	4	1	2	1	0	1	0			
Inning Stats	R: 0 E: 0 K: 2 S: 7	H: 3 LOB: 2 BB: 2 P: 36	R: 0 E: 0 K: 0 S: 6	H: 1 LOB: 1 BB: 0 P: 12	R: 0 E: 0 K: 2 S: 9	H: 0 LOB: 0 BB: 0 P: 16	R: 0 E: 0 K: 0 S: 14	H: 1 LOB: 1 BB: 0 P: 19	R: 0 E: 0 K: 0 S: 5	H: 0 LOB: 0 BB: 0 P: 9	R: 0 E: 0 K: 0 S: 6	H: 3 LOB: 2 BB: 0 P: 14	R: 2 E: 0 K: 0 S: 10	H: 3 LOB: 2 BB: 1 P: 19	1B: 8 2B: 4 3B: 0 HR: 0	SF: 0 SAC: 0 DP: 1 HBP: 0	WP: 0 PA: 39 PB: 0 SB: 0 CS: 0		
PITCHER	IP	WLS	BF	H	R	ER	SO	BB	IBB	HBP	BLK	WP	HR	S	P	ERA	WHIP		
Julio Santana, R ERA: 6.25	6.0		26	5	4	2	6	2	0	0	0	0	0	63	102	3.00	1.167		
Ed Vosberg, L ERA: 5.0	1.2		5	1	0	0	0	0	0	0	0	0	0	7	12	0.00	0.600		
Xavier Hernandez, R ERA: 3.86	0.0		1	1	0	0	0	0	0	0	0	0	0	1	4	∞	∞		
Eric Gunderson, L ERA: 2.27	0.0		1	1	0	0	0	0	0	0	0	0	0	1	3	∞	∞		
John Wetteland, R ERA: 2.95	0.2	L	6	3	2	2	0	0	1	0	0	0	0	12	23	27.00	4.500		

Texas Rangers @ Anaheim Angels
Anaheim Stadium, Anaheim, CA
Mon Jul 14 1997, 10:05 PM EDT
Att: 17,272 - Unknown - 82 F

AB 36
R 6
H 11
RBI 5
BB 3
SO 6
LOB 15



Batter	1	2	3	4	5	6	7	8	9	AB	R	H	RBI	BB	SO	LOB	TOP								
Otis Nixon, S <small>OBP: 0.348, SLG: 0.287</small> 										4	0	1	0	0	0	1									
Orlando Merced, S <small>OBP: 0.354, SLG: 0.433</small> 										4	0	1	0	0	1	2									
Joe Carter, R <small>OBP: 0.285, SLG: 0.388</small> 										4	0	1	0	0	0	3									
Carlos Delgado, L <small>OBP: 0.363, SLG: 0.569</small> 										4	0	1	0	0	0	4									
Ed Sprague, R <small>OBP: 0.299, SLG: 0.407</small> 										3	0	0	0	1	0	4									
Shawn Green, L <small>OBP: 0.354, SLG: 0.529</small> 										4	0	1	0	0	0	1									
Charlie O'Brien, R <small>OBP: 0.314, SLG: 0.379</small> 										4	0	1	0	0	1	1									
Tilson Brito, R <small>OBP: 0.333, SLG: 0.312</small> 										4	0	1	0	0	2	3									
Carlos Garcia, R <small>OBP: 0.254, SLG: 0.310</small> 										4	0	1	0	0	0	4									
Inning Stats	R: 0 E: 0 K: 0 S: 5	H: 1 LOB: 1 BB: 0 P: 10	R: 0 E: 0 K: 1 S: 12	H: 2 LOB: 2 BB: 1 P: 22	R: 0 E: 0 K: 1 S: 12	H: 2 LOB: 2 BB: 0 P: 20	R: 0 E: 0 K: 1 S: 8	H: 0 LOB: 0 BB: 0 P: 12	R: 0 E: 0 K: 0 S: 10	H: 1 LOB: 1 BB: 0 P: 13	R: 0 E: 0 K: 0 S: 7	H: 1 LOB: 1 BB: 0 P: 11	R: 0 E: 0 K: 0 S: 9	H: 0 LOB: 0 BB: 0 P: 13	R: 0 E: 0 K: 1 S: 10	H: 1 LOB: 1 BB: 0 P: 12	1B: 7 2B: 1 3B: 0 HR: 0	SF: 0 SAC: 0 DP: 1 HBP: 0	WP: 1 PB: 0 SB: 1 CS: 0	PA: 36					
PITCHER	IP: 9.0 WLS: W BF: 36 ERA: 4.11	H: 8 R: 0 ER: 0 SO: 4	BB: 1 IBB: 0 HBP: 0 BLK: 0	WP: 1 HR: 0 S: 82 P: 126	ERA: 0.00 WHIP: 1.000	PITCHER					IP: 9.0 WLS: W BF: 36 ERA: 4.11	H: 8 R: 0 ER: 0 SO: 4	BB: 1 IBB: 0 HBP: 0 BLK: 0	WP: 1 HR: 0 S: 82 P: 126	ERA: 0.00 WHIP: 1.000	PITCHER					IP: 9.0 WLS: W BF: 36 ERA: 4.11	H: 8 R: 0 ER: 0 SO: 4	BB: 1 IBB: 0 HBP: 0 BLK: 0	WP: 1 HR: 0 S: 82 P: 126	ERA: 0.00 WHIP: 1.000

Toronto Blue Jays @ Texas Rangers
The Ballpark at Arlington, Arlington, TX
Wed Jul 16 1997, 8:05 PM EDT
Att: 45,313 - Unknown - 92 F

AB 35
R 0
H 8
RBI 0
BB 1
SO 4
LOB 23



Batter	1	2	3	4	5	6	7	8	9	AB	R	H	RBI	BB	SO	LOB	BOTTOM								
Mark McLemore, S <small>OBP: 0.355, SLG: 0.308</small> 										4	1	1	0	0	2	1									
Ivan Rodriguez, R <small>OBP: 0.373, SLG: 0.521</small> 										3	1	1	0	1	0	0									
Will Clark, L <small>OBP: 0.420, SLG: 0.531</small> 										4	0	3	3	0	0	0									
Juan Gonzalez, R <small>OBP: 0.320, SLG: 0.571</small> 										4	0	0	0	0	1	4									
Lee Stevens, L <small>OBP: 0.338, SLG: 0.512</small> Mike Simms, R <small>OBP: 0.263, SLG: 0.438</small> 										3	1	1	0	0	0	0									
Dean Palmer, R <small>OBP: 0.295, SLG: 0.398</small> 										4	1	1	0	0	1	0									
Warren Newson, L <small>OBP: 0.356, SLG: 0.500</small> 										4	1	1	3	0	2	0									
Billy Ripken, R <small>OBP: 0.336, SLG: 0.434</small> 										3	1	2	0	0	0	0									
Damon Buford, R <small>OBP: 0.282, SLG: 0.337</small> 										2	0	0	0	0	1	1									
Inning Stats	R: 0 E: 0 K: 0 S: 8	H: 1 LOB: 1 BB: 0 P: 13	R: 0 E: 0 K: 0 S: 7	H: 0 LOB: 0 BB: 0 P: 13	R: 1 E: 2 K: 1 S: 17	H: 4 LOB: 2 BB: 0 P: 25	R: 0 E: 0 K: 2 S: 14	H: 0 LOB: 0 BB: 0 P: 17	R: 2 E: 0 K: 1 S: 18	H: 2 LOB: 1 BB: 1 P: 26	R: 3 E: 0 K: 1 S: 11	H: 3 LOB: 0 BB: 0 P: 14	R: 0 E: 0 K: 0 S: 10	H: 0 LOB: 0 BB: 0 P: 12	R: 0 E: 0 K: 2 S: 9	H: 0 LOB: 0 BB: 0 P: 13	1B: 7 2B: 3 3B: 0 HR: 1	SF: 0 SAC: 1 DP: 1 HBP: 0	WP: 0 PB: 0 SB: 0 CS: 1	PA: 34					
PITCHER	IP: 5.1 WLS: L BF: 26 ERA: 3.42	H: 10 R: 6 ER: 5 SO: 5	BB: 1 IBB: 0 HBP: 0 BLK: 0	WP: 0 HR: 1 S: 70 P: 101	ERA: 8.44 WHIP: 2.062	PITCHER					IP: 5.1 WLS: L BF: 26 ERA: 3.42	H: 10 R: 6 ER: 5 SO: 5	BB: 1 IBB: 0 HBP: 0 BLK: 0	WP: 0 HR: 1 S: 70 P: 101	ERA: 8.44 WHIP: 2.062	PITCHER					IP: 5.1 WLS: L BF: 26 ERA: 3.42	H: 10 R: 6 ER: 5 SO: 5	BB: 1 IBB: 0 HBP: 0 BLK: 0	WP: 0 HR: 1 S: 70 P: 101	ERA: 8.44 WHIP: 2.062

Toronto Blue Jays @ Texas Rangers
The Ballpark at Arlington, Arlington, TX
Wed Jul 16 1997, 8:05 PM EDT
Att: 45,313 - Unknown - 92 F

AB 32
R 6
H 10
RBI 6
BB 1
SO 8
LOB 6



Batter	1	2	3	4	5	6	7	8	9	AB	R	H	RBI	BB	SO	LOB	TOP								
Otis Nixon, S (1, 8) <small>OBP: 0.346, SLG: 0.285</small>										5	2	1	0	0	1	1									
Orlando Merced, S (1, 9) <small>OBP: 0.356, SLG: 0.443</small> Jacob Brumfield, R (7, 9) <small>OBP: 0.256, SLG: 0.245</small>										4	1	2	1	0	0	2									
Joe Carter, R (1, 7) <small>OBP: 0.290, SLG: 0.393</small> Robert Perez, R (7, 7) <small>OBP: 0.224, SLG: 0.408</small>										4	2	3	2	0	0	0									
Carlos Delgado, L (1, 3) <small>OBP: 0.366, SLG: 0.594</small>										5	2	3	5	0	1	4									
Ed Sprague, R (1, 5) <small>OBP: 0.299, SLG: 0.405</small> Tilson Brito, R (9, PH) <small>OBP: 0.330, SLG: 0.312</small>										4	0	1	0	0	1	2									
Shawn Green, L (1, 10) <small>OBP: 0.380, SLG: 0.531</small>										5	0	3	0	0	1	2									
Charlie O'Brien, R (1, 2) <small>OBP: 0.304, SLG: 0.365</small>										5	0	0	0	0	1	5									
Carlos Garcia, R (1, 4) <small>OBP: 0.250, SLG: 0.305</small>										4	0	0	0	0	0	1									
Alex Gonzalez, R (1, 6) <small>OBP: 0.294, SLG: 0.373</small>										4	1	1	0	0	0	1									
Inning Stats	R: 2 E: 0 K: 1 S: 17	H: 2 LOB: 0 BB: 0 P: 28	R: 0 E: 1 K: 1 S: 12	H: 0 LOB: 1 BB: 0 P: 18	R: 1 E: 0 K: 2 S: 16	H: 3 LOB: 2 BB: 0 P: 22	R: 0 E: 0 K: 0 S: 7	H: 0 LOB: 0 BB: 0 P: 11	R: 1 E: 0 K: 1 S: 10	H: 2 LOB: 1 BB: 0 P: 15	R: 0 E: 0 K: 1 S: 7	H: 1 LOB: 1 BB: 0 P: 12	R: 4 E: 1 K: 0 S: 23	H: 5 LOB: 1 BB: 0 P: 32	R: 0 E: 0 K: 0 S: 9	H: 0 LOB: 0 BB: 0 P: 14	R: 1 E: 0 K: 0 S: 10	H: 2 LOB: 2 BB: 1 P: 17	1B: 10 2B: 2 3B: 0 HR: 3	SF: 1 SAC: 0 DP: 1 HBP: 0	WP: 0 PB: 0 SB: 0 CS: 0	PA: 43			
PITCHER	IP	WLS	BF	H	R	ER	SO	BB	IBB	HBP	BLK	WP	HR	S	P	ERA	WHIP								
John Burkett, R (1, 1) <small>ERA: 4.53</small>	6.0	L	27	9	5	5	5	0	0	0	0	0	2	72	110	7.50	1.500								
Ed Vosberg, L (7, 1) <small>ERA: 4.94</small>	0.1		2	0	0	0	0	0	0	0	0	0	0	4	6	0.00	0.000								
Xavier Hernandez, R (7, 1) <small>ERA: 4.28</small>	0.0		4	4	3	2	0	0	0	0	0	0	1	13	18	∞	∞								
Tanyon Sturtze, R (7, 1) <small>ERA: 3.38</small>	2.2		10	2	1	1	0	1	0	0	0	0	0	22	35	3.38	1.125								
PITCHER	IP	WLS	BF	H	R	ER	SO	BB	IBB	HBP	BLK	WP	HR	S	P	ERA	WHIP								
John Burkett, R (1, 1) <small>ERA: 4.53</small>	6.0	L	27	9	5	5	5	0	0	0	0	0	2	72	110	7.50	1.500								
Ed Vosberg, L (7, 1) <small>ERA: 4.94</small>	0.1		2	0	0	0	0	0	0	0	0	0	0	4	6	0.00	0.000								
Xavier Hernandez, R (7, 1) <small>ERA: 4.28</small>	0.0		4	4	3	2	0	0	0	0	0	0	1	13	18	∞	∞								
Tanyon Sturtze, R (7, 1) <small>ERA: 3.38</small>	2.2		10	2	1	1	0	1	0	0	0	0	0	22	35	3.38	1.125								

Toronto Blue Jays @ Texas Rangers
The Ballpark at Arlington, Arlington, TX
Thu Jul 17 1997, 8:05 PM EDT
Att: 46,239 - Unknown - 93 F

AB 41
R 9
H 15
RBI 9
BB 1
SO 5
LOB 18



Toronto Blue Jays @ Texas Rangers
The Ballpark at Arlington, Arlington, TX
Thu Jul 17 1997, 8:05 PM EDT
Att: 46,239 - Unknown - 93 F

AB 30
R 1
H 5
RBI 1
BB 3
SO 10
LOB 12



Batter	1	2	3	4	5	6	7	8	9	AB	R	H	RBI	BB	SO	LOB	TOP								
Brian Hunter, R (1, 8) OBP: 0.323, SLG: 0.348	4-0 BB G6-4-3		0-1 2B 2B	0-0 SF8		2-1 1B		1-2 CS	3-2 G6-3	3	1	2	2	1	0	0									
Bobby Higginson, L (1, 7) OBP: 0.363, SLG: 0.488	2-1 F9		3-2 2B	0-0 F9		1-3 1B			0-0 L8	5	0	1	2	0	1	4									
Travis Fryman, R (1, 5) OBP: 0.354, SLG: 0.485	0-2 G6-4-3		1-3 K		0-1 F9				1-3 K	5	0	0	0	0	2	2									
Bob Hamelin, L (1, 3) OBP: 0.377, SLG: 0.520		0-0 G4-3	2-3 K		0-1 L8				0-0 G6-3	4	0	0	0	0	1	1									
Melvin Nieves, S (1, 9) OBP: 0.346, SLG: 0.494		2-3 K	3-3 K		1-0 L7					4	0	1	0	0	2	1									
Curtis Pride, L (1, 10) OBP: 0.331, SLG: 0.345	4-0 BB			4-1 1B		3-3 K			0-1 P5	1	1	0	0	2	1	0									
Phil Nevin, R (7, PH) OBP: 0.370, SLG: 0.471				FC4-6 BB						1	0	0	0	0	0	1									
Damion Easley, R (1, 4) OBP: 0.364, SLG: 0.488	4-1 BB			0-2 FC4-6		0-2 G5-3		4-0 FC3-6		2	0	1	0	2	0	0									
Raul Casanova, S (1, 2) OBP: 0.337, SLG: 0.408	1-0 F8			0-0 FC4-6		0-1 1B		2-2 FC3-6		4	2	1	1	0	0	4									
Deivi Cruz, R (1, 6) OBP: 0.237, SLG: 0.290			4-0 2B	0-0 1B		0-2 1B		1-0 FC6-4		3	1	2	0	1	0	1									
Inning Stats	R: 0 E: 0 K: 0 S: 5	H: 0 LOB: 0 BB: 1 P: 11	R: 0 E: 0 K: 1 S: 6	H: 0 LOB: 2 BB: 2 P: 17	R: 2 E: 0 K: 3 S: 15	H: 2 LOB: 1 BB: 1 P: 28	R: 2 E: 0 K: 0 S: 8	H: 2 LOB: 1 BB: 1 P: 12	R: 0 E: 0 K: 0 S: 5	H: 0 LOB: 0 BB: 0 P: 6	R: 1 E: 0 K: 2 S: 17	H: 3 LOB: 2 BB: 0 P: 23	R: 0 E: 0 K: 0 S: 6	H: 1 LOB: 1 BB: 0 P: 6	R: 0 E: 0 K: 0 S: 6	H: 0 LOB: 0 BB: 1 P: 14	R: 0 E: 0 K: 1 S: 8	H: 0 LOB: 0 BB: 0 P: 12	1B: 6 2B: 2 3B: 0 HR: 0	SF: 1 SAC: 0 DP: 1 HBP: 0	WP: 0 PB: 0 SB: 0 CS: 1	PA: 40			
PITCHER	IP	WLS	BF	H	R	ER	SO	BB	IBB	HBP	BLK	WP	HR	S	P	ERA	WHIP								
Bobby Witt, R (1, 1) ERA: 3.76	5.2	L	28	7	5	5	5	5	0	0	0	0	0	53	93	7.94	2.118								
Eric Gunderson, L (6, 1) ERA: 2.09	1.1		5	1	0	0	1	0	0	0	0	0	0	9	10	0.00	0.750								
Danny Patterson, R (8, 1) ERA: 2.43	2.0		6	0	0	0	1	1	0	0	0	0	0	14	26	0.00	0.500								

Detroit Tigers @ Texas Rangers
The Ballpark at Arlington, Arlington, TX
Fri Jul 18, 1997, 8:05 PM EDT
Att: 35,074 - Unknown - 92 F

AB	32
R	5
H	8
RBI	5
BB	6
SO	7
LOB	14



Batter	1	2	3	4	5	6	7	8	9	AB	R	H	RBI	BB	SO	LOB	BOTTOM								
Mark McLemore, S (1, 4) OBP: 0.355, SLG: 0.308	2-0 G3		4-1 BB		2-2 1B		2-2 P8		1-2 G1-3	4	1	2	0	1	0	1									
Ivan Rodriguez, R (1, 2) OBP: 0.371, SLG: 0.515	1-1 G5-6-3		0-3 K		1-0 29 WP		1-1 29 1B		1-0 G1-3	5	0	2	1	0	1	2									
29 Rusty Greer, L (1, 7) OBP: 0.419, SLG: 0.522	2-1 G4-3		2-0 L9		3-2 G4-3		0-0 G4-3		2-3 K	5	0	1	1	0	1	3									
Juan Gonzalez, R (1, 9) OBP: 0.316, SLG: 0.560		1-2 F9	0-0 F9			3-3 K		0-3 K		4	0	0	0	0	2	3									
Willie Clark, L (1, 3) OBP: 0.417, SLG: 0.525		2-0 HR		1-2 L3		1-0 WP		2-3 K		4	1	2	0	0	1	0									
Dean Palmer, R (1, 5) OBP: 0.297, SLG: 0.417		1-1 HR		0-0 G5-3		2-3 K		3-2 L9		4	1	1	2	0	1	1									
Lee Stevens, L (1, 10) OBP: 0.335, SLG: 0.505		0-1 E8		0-0 F9		1-1 G3-1		0-0 1B		4	0	1	0	0	0	1									
Benji Gil, R (8, PR) OBP: 0.279, SLG: 0.328										0	0	0	0	0	0	0									
Domingo Cedenro, S (1, 6) OBP: 0.337, SLG: 0.424		3-2 L7			3-1 L8		2-1 F9		1-0 F7	4	0	0	0	0	0	2									
Damon Buford, R (1, 8) OBP: 0.286, SLG: 0.340		1-1 F7			1-1 CS		1-2 1B		1-2 F8	3	1	2	0	0	0	1									
Warren Newson, L (8, PH) OBP: 0.366, SLG: 0.496										1	0	0	0	0	0	0									
Inning Stats	R: 0 E: 0 K: 0 S: 5	H: 0 LOB: 0 BB: 0 P: 10	R: 2 E: 1 K: 0 S: 13	H: 2 LOB: 1 BB: 0 P: 21	R: 0 E: 0 K: 1 S: 6	H: 0 LOB: 1 BB: 1 P: 12	R: 0 E: 0 K: 0 S: 5	H: 0 LOB: 0 BB: 0 P: 6	R: 1 E: 0 K: 0 S: 11	H: 3 LOB: 1 BB: 0 P: 21	R: 0 E: 0 K: 2 S: 12	H: 1 LOB: 1 BB: 0 P: 19	R: 1 E: 0 K: 1 S: 14	H: 3 LOB: 2 BB: 0 P: 20	R: 0 E: 0 K: 1 S: 8	H: 1 LOB: 1 BB: 0 P: 14	R: 0 E: 0 K: 1 S: 11	H: 1 LOB: 1 BB: 0 P: 16	1B: 10 2B: 0 3B: 0 HR: 1	SF: 0 SAC: 0 DP: 0 HBP: 0	WP: 2 PB: 0 SB: 1 CS: 1	PA: 39			
PITCHER	IP	WLS	BF	H	R	ER	SO	BB	IBB	HBP	BLK	WP	HR	S	P	ERA	WHIP								
Willie Blair, R (1, 1) ERA: 4.44	6.1	W	27	4	4	4	3	1	0	0	0	0	0	57	97	5.68	1.263								
Doug Brocail, R (7, 1) ERA: 4.66	0.2		4	2	0	0	1	0	0	0	0	0	0	9	12	0.00	3.000								
Mike Myers, L (8, 1) ERA: 5.29	0.1		1	0	0	0	1	0	0	0	0	0	0	3	5	0.00	0.000								
Todd Jones, R (8, 1) ERA: 3.02	1.2	S	7	2	0	0	1	0	0	0	0	0	0	16	25	0.00	1.200								

Detroit Tigers @ Texas Rangers
The Ballpark at Arlington, Arlington, TX
Fri Jul 18, 1997, 8:05 PM EDT
Att: 35,074 - Unknown - 92 F

AB	38
R	4
H	11
RBI	4
BB	1
SO	6
LOB	14



Batter	1	2	3	4	5	6	7	8	9	AB	R	H	RBI	BB	SO	LOB	TOP
Brian Hunter, R OBP: 0.324, SLG: 0.349	G3-1	G3-1					F7										5 1 2 1 0 0 1
Bobby Higginson, L OBP: 0.361, SLG: 0.486	K		G3-1				G3	K									5 1 1 2 0 2 2
Travis Fryman, R OBP: 0.357, SLG: 0.484	BB		K				BB	P4									3 1 1 1 2 1 2
Tony Clark, S OBP: 0.392, SLG: 0.541	BB		G4-3				BB										3 0 0 0 2 1 1
Bob Hamelin, L OBP: 0.376, SLG: 0.516 Phil Nevin, R (7, PH) OBP: 0.371, SLG: 0.471	K			P6			BB	P6									3 0 1 1 0 0 1 2 2 0 1 1 0 0 0
Melvin Nieves, S OBP: 0.341, SLG: 0.485		L9		K			K										5 0 0 0 0 3 4
Damon Easley, R OBP: 0.360, SLG: 0.482		G1-3		G3-1			K										4 0 0 0 0 1 0
Matt Walbeck, S OBP: 0.373, SLG: 0.405							BB	BB									2 3 2 0 2 0 0
Deivi Cruz, R OBP: 0.241, SLG: 0.298							P6	G5-4-3									4 0 2 1 0 0 2
Inning Stats	R: 0 H: 0 E: 0 K: 2 S: 11	H: 0 R: 0 ER: 0 LOB: 2 BB: 2 P: 26	R: 1 H: 2 E: 0 K: 0 S: 11	R: 0 H: 0 E: 0 K: 1 S: 6	R: 0 H: 0 E: 0 K: 1 S: 7	R: 3 H: 5 E: 0 K: 2 S: 18	R: 0 H: 0 E: 0 K: 1 S: 6	R: 1 H: 1 E: 0 K: 1 S: 11	R: 1 H: 2 E: 0 K: 1 S: 16	R: 0 H: 0 E: 0 K: 0 S: 7	1B: 8 2B: 2 3B: 0 HR: 0	SF: 0 SAC: 0 DP: 1 HBP: 0	WP: 0 PA: 42 PB: 0 SB: 0 CS: 0				
PITCHER	IP WLS BF H R ER SO BB IBB HBP BLK WP HR S P ERA WHIP																
Ken Hill, R ERA: 5.4	6.2 31 7 5 5 7 5 0 0 0 0 0 65 112 6.75 1.800																
Ed Vosberg, L ERA: 4.94	0.0 1 1 0 0 0 0 0 0 0 0 0 0 2 3 ∞ ∞																
Xavier Hernandez, R ERA: 4.4	0.2 L 5 2 1 1 1 1 0 0 0 0 0 0 14 21 13.50 4.500																
Eric Gunderson, L ERA: 2.06	0.1 1 0 0 0 1 0 0 0 0 0 0 0 3 6 0.00 0.000																
John Weteland, R ERA: 2.94	1.1 4 0 0 0 0 0 0 0 0 0 0 0 9 14 0.00 0.000																

Detroit Tigers @ Texas Rangers
The Ballpark at Arlington, Arlington, TX
Sat Jul 19 1997, 8:05 PM EDT
Att: 45,025 - Unknown - 91 F

AB	36
R	6
H	10
RBI	6
BB	6
SO	9
LOB	14



Batter	1	2	3	4	5	6	7	8	9	AB	R	H	RBI	BB	SO	LOB	BOTTOM
Mark McLemore, S OBP: 0.356, SLG: 0.317	2B	G5-3															5 2 2 0 0 1 0
Ivan Rodriguez, R OBP: 0.371, SLG: 0.512	2B	K															4 2 1 1 0 3 0
29 Rusty Greer, L OBP: 0.417, SLG: 0.519	F9		L9														4 0 1 0 0 0 2
Juan Gonzalez, R OBP: 0.318, SLG: 0.558	P6		K														3 0 1 1 1 1 2
Willi Clark, L OBP: 0.421, SLG: 0.530	BB		G6-3														3 1 2 2 1 0 0
Dean Palmer, R OBP: 0.297, SLG: 0.413	BB																3 0 0 0 1 2 2
Mike Simms, R OBP: 0.276, SLG: 0.446 Lee Stevens, L (6, PH) OBP: 0.332, SLG: 0.500	BB																2 0 2 1 0 0 0 2 0 0 0 0 1 2
Billy Ripken, R OBP: 0.329, SLG: 0.422 Domingo Cedeno, S (8, PH) OBP: 0.335, SLG: 0.421	BB																3 0 0 0 0 1 3 1 0 0 0 0 0 0
Damon Buford, R OBP: 0.283, SLG: 0.337 Warren Newson, L (9, PH) OBP: 0.364, SLG: 0.492																	3 0 0 0 0 1 0 1 0 0 0 0 1 0
Inning Stats	R: 3 H: 3 E: 0 K: 0 S: 16	H: 3 R: 3 ER: 0 LOB: 1 BB: 1 P: 26	R: 0 H: 0 E: 0 K: 1 S: 13	R: 0 H: 0 E: 0 K: 1 S: 10	R: 0 H: 1 E: 0 K: 0 S: 6	R: 0 H: 0 E: 0 K: 1 S: 10	R: 0 H: 1 E: 0 K: 1 S: 12	R: 2 H: 4 E: 0 K: 2 S: 18	R: 0 H: 0 E: 0 K: 2 S: 7	R: 0 H: 0 E: 0 K: 3 S: 9	1B: 6 2B: 3 3B: 0 HR: 0	SF: 0 SAC: 0 DP: 1 HBP: 1	WP: 0 PA: 38 PB: 0 SB: 0 CS: 0				
PITCHER	IP WLS BF H R ER SO BB IBB HBP BLK WP HR S P ERA WHIP																
Glenn Dishman, L ERA: 5.4	5.0 20 4 3 3 3 1 0 0 0 0 0 23 33 10.80 2.400																
Dan Miceli, R ERA: 6.17	1.2 9 3 2 2 3 1 0 0 0 0 0 0 2 4 ∞ ∞																
Mike Myers, L ERA: 5.29	0.0 1 1 0 0 0 0 0 0 0 0 0 0 2 4 ∞ ∞																
Doug Brocail, R ERA: 4.53	1.1 W 5 1 0 0 2 1 0 0 0 0 0 0 12 17 0.00 1.500																
Todd Jones, R ERA: 2.95	1.0 S 3 0 0 0 3 0 0 0 0 0 0 0 9 12 0.00 0.000																

Detroit Tigers @ Texas Rangers
The Ballpark at Arlington, Arlington, TX
Sat Jul 19 1997, 8:05 PM EDT
Att: 45,025 - Unknown - 91 F

AB	34
R	5
H	9
RBI	5
BB	3
SO	11
LOB	11



Batter	1	2	3	4	5	6	7	8	9	AB	R	H	RBI	BB	SO	LOB	TOP					
Brady Anderson, L OBP: 0.414, SLG: 0.455 (1, 8)	F9		FC1-5 HBP 1B 2-3		F8		3B BB	1B 3-H		4	1	1	1	1	0	1						
Jeffrey Hammonds, R OBP: 0.330, SLG: 0.541 (1, 7)	G6-3		HBP 1B 1-2		G5-3		FC5-4 3B 1-H		P4	5	1	2	1	0	0	0						
Geronimo Berroa, R OBP: 0.375, SLG: 0.493 Tony Tarasco, L OBP: 0.353, SLG: 0.462 (7, PR) (7, 9)	HBP		K		HR 1B		FC5-4 IBB		K	2	1	1	0	1	1	2						
Rafael Palmeiro, L OBP: 0.336, SLG: 0.460 (1, 3)	G4-3		HBP		HR 1B		FC5-4 BB		P3	3	1	1	2	1	0	2						
Cal Ripken Jr., R OBP: 0.323, SLG: 0.415 (1, 5)	G6-3		L4		F4		FC5-4 BB		F8	5	0	0	1	0	0	6						
Chris Hoiles, R OBP: 0.395, SLG: 0.455 (1, 10)	FC6-4 BB		P3		K		F8			3	0	0	0	1	1	2						
Lenny Webster, R OBP: 0.310, SLG: 0.361 (1, 2)	P4		G3		2B		G1-3			4	0	1	0	0	0	1						
Jeff Reboulet, R OBP: 0.288, SLG: 0.306 (1, 4)	FC6-4 1-2		G6-3		K		G6-3 1B 2B			4	1	1	0	0	1	2						
Mike Bordick, R OBP: 0.273, SLG: 0.293 (1, 6)			FC1-5 2B		P3		F8		G6-3	4	0	1	0	0	0	1						
Inning Stats	R: 0 E: 0 K: 0 S: 10	H: 0 LOB: 1 BB: 0 P: 18	R: 0 E: 0 K: 0 S: 8	H: 0 LOB: 1 BB: 1 P: 16	R: 0 E: 0 K: 1 S: 11	H: 2 LOB: 3 BB: 0 P: 16	R: 0 E: 0 K: 0 S: 7	H: 0 LOB: 0 BB: 0 P: 9	R: 0 E: 0 K: 0 S: 5	H: 0 LOB: 0 BB: 0 P: 7	R: 2 E: 0 K: 2 S: 11	H: 3 LOB: 1 BB: 0 P: 17	R: 2 E: 0 K: 0 S: 13	H: 1 LOB: 2 BB: 3 P: 30	R: 1 E: 0 K: 0 S: 9	H: 2 LOB: 1 BB: 0 P: 14	R: 0 E: 0 K: 1 S: 7	H: 0 LOB: 1 BB: 0 P: 12	1B: 3 2B: 3 3B: 1 HR: 1	SF: 0 SAC: 0 DP: 0 HBP: 2	WP: 1 PB: 0 SB: 0 CS: 0	PA: 41
PITCHER	IP	WLS	BF	H	R	ER	SO	BB	IBB	HBP	BLK	WP	HR	S	P	ERA	WHIP					
Darren Oliver, L ERA: 4.19 (1, 1)	6.1	L	31	6	4	4	3	3	1	2	0	0	1	60	106	5.68	1.421					
Xavier Hernandez, R ERA: 4.47 (7, 1)	1.1		5	1	1	1	0	0	0	0	0	0	0	13	20	6.75	0.750					
Ed Vosberg, L ERA: 4.71 (8, 1)	1.1		5	1	0	0	1	0	0	0	0	1	0	8	13	0.00	0.750					

Baltimore Orioles @ Texas Rangers
The Ballpark at Arlington, Arlington, TX
Mon Jul 21 1997, 8:05 PM EDT
Att: 35,842 - Unknown - 94 F

AB 35
R 5
H 8
RBI 5
BB 4
SO 4
LOB 17



Batter	1	2	3	4	5	6	7	8	9	AB	R	H	RBI	BB	SO	LOB	BOTTOM				
Mark McLemore, S OBP: 0.354, SLG: 0.321 (1, 4)	F9		1B		P7		G4-3			4	0	1	0	0	0	1					
Ivan Rodriguez, R OBP: 0.372, SLG: 0.514 (1, 2)	F9 29 BB 1B		F9		G5-3		G5-3			4	1	2	0	0	0	2					
29 Rusty Greer, L OBP: 0.417, SLG: 0.520 (1, 7)	1B BB		P4		F9		L9			3	0	0	0	1	0	2					
Juan Gonzalez, R OBP: 0.322, SLG: 0.561 (1, 9)	F9		P4		G4-3		2B			4	0	1	0	0	0	3					
Willi Clark, L OBP: 0.425, SLG: 0.533 (1, 3)	1B		FC5-4 1B		G3		K			4	0	2	1	0	1	1					
Dean Palmer, R OBP: 0.295, SLG: 0.408 (1, 5)	K		K		1B		K			4	0	1	0	0	3	4					
Mike Simms, R OBP: 0.287, SLG: 0.432 Domingo Cedenio, S OBP: 0.335, SLG: 0.418 (9, PH)			FC5-4 1-2		K		P6			3	0	0	0	0	2	2					
Billy Ripken, R OBP: 0.327, SLG: 0.417 (1, 6)			G6-3		K		K			4	0	1	0	0	2	1					
Damon Buford, R OBP: 0.280, SLG: 0.332 Warren Newson, L OBP: 0.359, SLG: 0.485 (9, PH)			K		K		K			3	0	0	0	0	2	1					
Inning Stats	R: 1 E: 0 K: 1 S: 12	H: 2 LOB: 2 BB: 1 P: 21	R: 0 E: 0 K: 3 S: 9	H: 0 LOB: 0 BB: 0 P: 15	R: 0 E: 0 K: 1 S: 11	H: 1 LOB: 1 BB: 0 P: 17	R: 0 E: 0 K: 1 S: 13	H: 1 LOB: 1 BB: 0 P: 19	R: 0 E: 0 K: 1 S: 15	H: 1 LOB: 1 BB: 0 P: 23	R: 0 E: 0 K: 1 S: 12	H: 1 LOB: 1 BB: 0 P: 17	R: 0 E: 0 K: 2 S: 12	H: 1 LOB: 1 BB: 0 P: 17	R: 0 E: 0 K: 2 S: 9	H: 0 LOB: 0 BB: 0 P: 16	1B: 7 2B: 1 3B: 0 HR: 0	SF: 0 SAC: 0 DP: 0 HBP: 0	WP: 0 PB: 0 SB: 0 CS: 0	PA: 36	
PITCHER	IP	WLS	BF	H	R	ER	SO	BB	IBB	HBP	BLK	WP	HR	S	P	ERA	WHIP				
Jimmy Key, L ERA: 2.67 (1, 1)	6.0	W	25	6	1	1	7	1	0	0	0	0	0	72	112	1.50	1.167				
Terry Matthews, R ERA: 3.52 (7, 1)	1.0		4	1	0	0	0	0	0	0	0	0	0	10	15	0.00	1.000				
Jesse Orosco, L ERA: 2.37 (8, 1)	0.2		3	1	0	0	1	0	0	0	0	0	0	7	10	0.00	1.500				
Armando Benitez, R ERA: 2.98 (8, 1)	1.1		4	0	0	0	3	0	0	0	0	0	0	14	23	0.00	0.000				

Baltimore Orioles @ Texas Rangers
The Ballpark at Arlington, Arlington, TX
Mon Jul 21 1997, 8:05 PM EDT
Att: 35,842 - Unknown - 94 F

AB 35
R 1
H 8
RBI 1
BB 1
SO 11
LOB 17



Batter	1	2	3	4	5	6	7	8	9	AB	R	H	RBI	BB	SO	LOB	TOP				
Roberto Alomar, S OBP: 0.360, SLG: 0.435	F7	1B SF7	F9			BB 1B 2B	F8			4	2	1	1	1	0	2					
Jeffrey Hammonds, R OBP: 0.336, SLG: 0.553	WP HR	1B 1B				BB 2B		F8		5	3	4	1	0	0	0					
Rafael Palmeiro, L OBP: 0.337, SLG: 0.488										2	2	1	3	1	0	1					
Aaron Ledesma, R OBP: 0.600, SLG: 0.600	HR	SF7				2B		FC6-4 1B		1	0	1	0	0	0	0					
Brady Anderson, L OBP: 0.416, SLG: 0.460										5	0	3	3	0	1	2					
Cal Ripken Jr., R OBP: 0.322, SLG: 0.412	F8									5	0	1	1	0	0	4					
Jeff Reboulet, R OBP: 0.288, SLG: 0.306								FC6-4		0	0	0	0	0	0	0					
B.J. Surhoff, L OBP: 0.365, SLG: 0.489	F7	F8								4	0	0	0	0	0	4					
Tony Tarasco, L OBP: 0.351, SLG: 0.458										1	0	0	0	0	1	0					
Geronimo Berroa, R OBP: 0.378, SLG: 0.494										5	1	3	0	0	1	0					
Lenny Webster, R OBP: 0.306, SLG: 0.356										5	1	1	0	0	0	2					
Mike Bordick, R OBP: 0.273, SLG: 0.294										3	0	1	0	0	0	1					
Inning Stats	R: 2 E: 0 K: 0 S: 13	H: 3 LOB: 1 BB: 0 P: 19	R: 4 E: 0 K: 0 S: 17	H: 6 LOB: 2 BB: 0 P: 24	R: 0 E: 0 K: 0 S: 8	H: 1 LOB: 1 BB: 0 P: 14	R: 0 E: 0 K: 1 S: 10	H: 1 LOB: 0 BB: 0 P: 16	R: 0 E: 0 K: 1 S: 9	H: 2 LOB: 1 BB: 2 P: 20	R: 0 E: 0 K: 0 S: 8	H: 2 LOB: 1 BB: 0 P: 16	R: 0 E: 0 K: 0 S: 9	H: 1 LOB: 1 BB: 0 P: 13	R: 0 E: 0 K: 1 S: 7	H: 0 LOB: 0 BB: 0 P: 9	1B: 12 2B: 4 3B: 0 HR: 1	SF: 1 SAC: 1 DP: 1 HBP: 0	WP: 1 PB: 0 SB: 0 CS: 0	PA: 44	
PITCHER	IP	WLS	BF	H	R	ER	SO	BB	IBB	HBP	BLK	WP	HR	S	P	ERA	WHIP				
John Burkett, R ERA: 4.88	1.2	L	14	9	6	6	0	0	0	0	0	1	1	27	37	32.40	5.400				
Eric Gunderson, L ERA: 1.53	2.1		9	2	0	0	1	0	0	0	0	0	0	21	36	0.00	0.857				
Tanyon Sturtze, R ERA: 5.4	2.2		13	4	3	3	1	2	0	0	0	0	0	24	45	10.12	2.250				
Ed Vosberg, L ERA: 4.35	2.1		8	1	0	0	1	0	0	0	0	0	0	18	26	0.00	0.429				

Baltimore Orioles @ Texas Rangers
The Ballpark at Arlington, Arlington, TX
Tue Jul 22 1997, 8:05 PM EDT
Att: 43,421 - Unknown - 92 F

AB 40
R 9
H 16
RBI 9
BB 2
SO 3
LOB 16



Batter	1	2	3	4	5	6	7	8	9	AB	R	H	RBI	BB	SO	LOB	BOTTOM				
Mark McLemore, S OBP: 0.353, SLG: 0.323	L7									4	0	1	1	0	1	2					
Benji Gil, R OBP: 0.278, SLG: 0.326										1	0	0	0	0	1	0					
Warren Newson, L OBP: 0.354, SLG: 0.470	F7									4	0	0	0	1	3	1					
29 Rusty Greer, L OBP: 0.419, SLG: 0.524										5	1	3	0	0	0	4					
Juan Gonzalez, R OBP: 0.324, SLG: 0.559										3	0	1	0	1	0	0					
Mike Sinms, R OBP: 0.275, SLG: 0.438										1	1	1	0	0	0	0					
Willi Clark, L OBP: 0.424, SLG: 0.529	F9									4	0	1	0	1	0	4					
Ivan Rodriguez, R OBP: 0.373, SLG: 0.514										4	1	2	0	0	0	1					
Henry Mercedes, R OBP: 0.265, SLG: 0.258										1	0	1	2	0	0	0					
Lee Stevens, L OBP: 0.335, SLG: 0.498										5	0	1	0	0	1	4					
Domingo Cedeno, S OBP: 0.333, SLG: 0.414										4	0	1	0	0	0	3					
Billy Ripken, R OBP: 0.325, SLG: 0.408										3	0	0	0	1	2	1					
Inning Stats	R: 0 E: 0 K: 0 S: 10	H: 1 LOB: 2 BB: 1 P: 22	R: 0 E: 0 K: 2 S: 10	H: 1 LOB: 0 BB: 0 P: 14	R: 0 E: 0 K: 2 S: 16	H: 2 LOB: 2 BB: 0 P: 24	R: 1 E: 0 K: 0 S: 19	H: 2 LOB: 3 BB: 2 P: 32	R: 0 E: 0 K: 2 S: 11	H: 1 LOB: 1 BB: 0 P: 18	R: 0 E: 0 K: 0 S: 9	H: 0 LOB: 0 BB: 0 P: 17	R: 0 E: 0 K: 0 S: 7	H: 0 LOB: 0 BB: 0 P: 12	R: 2 E: 0 K: 2 S: 18	H: 3 LOB: 2 BB: 1 P: 29	1B: 10 2B: 2 3B: 0 HR: 0	SF: 0 SAC: 0 DP: 0 HBP: 0	WP: 1 PB: 0 SB: 0 CS: 0	PA: 43	
PITCHER	IP	WLS	BF	H	R	ER	SO	BB	IBB	HBP	BLK	WP	HR	S	P	ERA	WHIP				
Scott Erickson, R ERA: 3.95	5.1	W	28	9	1	1	5	3	0	0	0	0	0	68	112	1.69	2.250				
Arthur Rhodes, L ERA: 2.92	3.1		14	3	2	2	3	1	0	0	0	1	0	38	63	5.40	1.200				
Alan Mills, R ERA: 3.94	0.1		1	0	0	0	0	0	0	0	0	0	0	2	4	0.00	0.000				

Baltimore Orioles @ Texas Rangers
The Ballpark at Arlington, Arlington, TX
Tue Jul 22 1997, 8:05 PM EDT
Att: 43,421 - Unknown - 92 F

AB 39
R 3
H 12
RBI 3
BB 4
SO 8
LOB 20



Batter	1	2	3	4	5	6	7	8	9	AB	R	H	RBI	BB	SO	LOB	TOP			
Mark McLemore, S (1, 4) OBP: 0.354, SLG: 0.333										4	0	1	0	0	0	1				
Domingo Cadeno, S (1, 6) OBP: 0.333, SLG: 0.403										3	0	0	0	1	1	2				
29 Rusty Greer, L (1, 7) OBP: 0.416, SLG: 0.522										4	0	0	0	0	1	2				
Juan Gonzalez, R (1, 9) OBP: 0.320, SLG: 0.546										4	0	1	0	0	3	2				
Will Clark, L (1, 3) OBP: 0.416, SLG: 0.516										3	0	0	0	0	2	1				
Ivan Rodriguez, R (1, 2) OBP: 0.373, SLG: 0.512										3	0	0	0	0	0	1				
Dean Palmer, R (1, 5) OBP: 0.294, SLG: 0.413										3	1	1	1	0	1	0				
Lee Stevens, L (1, 10) OBP: 0.333, SLG: 0.502										3	0	0	0	0	0	0				
Damon Buford, R (1, 8) OBP: 0.282, SLG: 0.329										2	0	0	0	1	1	0				
Inning Stats	R: 0 E: 0 K: 1 S: 9	H: 1 LOB: 1 BB: 0 P: 15	R: 0 E: 0 K: 2 S: 7	H: 0 LOB: 0 BB: 0 P: 11	R: 0 E: 0 K: 0 S: 7	H: 0 LOB: 1 BB: 1 P: 14	R: 0 E: 0 K: 1 S: 9	H: 0 LOB: 0 BB: 0 P: 16	R: 0 E: 0 K: 0 S: 8	H: 0 LOB: 0 BB: 0 P: 11	R: 0 E: 0 K: 1 S: 10	H: 1 LOB: 1 BB: 0 P: 11	R: 1 E: 0 K: 1 S: 14	H: 1 LOB: 0 BB: 0 P: 20	R: 0 E: 0 K: 2 S: 11	H: 0 LOB: 0 BB: 1 P: 17	1B: 2 2B: 0 3B: 0 HR: 1	SF: 0 SAC: 0 DP: 0 HBP: 0	WP: 0 PB: 0 SB: 0 CS: 1	PA: 32
PITCHER	IP	WLS	BF	H	R	ER	SO	BB	IBB	HBP	BLK	WP	HR	S	P	ERA	WHIP			
Doug Drabek, R (1, 1) ERA: 6.28	7.0		24	2	0	0	6	1	0	0	0	0	0	58	94	0.00	0.429			
Matt Karchner, R (8, 1) ERA: 2.84	1.0	W	4	1	1	1	1	0	0	0	0	0	1	14	20	9.00	1.000			
Roberto Hernandez, R (9, 1) ERA: 2.56	1.0	S	3	0	0	0	2	1	0	0	0	0	0	11	17	0.00	1.000			

Texas Rangers @ Chicago White Sox
Comiskey Park, Chicago, IL
Thu Jul 24 1997, 8:05 PM EDT
Att: 25,899 - Unknown - 75 F

AB 29
R 1
H 3
RBI 1
BB 2
SO 9
LOB 9



Batter	1	2	3	4	5	6	7	8	9	AB	R	H	RBI	BB	SO	LOB	BOTTOM			
Ray Durham, S (1, 4) OBP: 0.330, SLG: 0.359										2	0	0	0	2	0	1				
Robin Ventura, L (1, 5) OBP: 0.250, SLG: 0.500										4	0	1	1	0	0	1				
Frank Thomas, R (1, 3) OBP: 0.473, SLG: 0.658										3	1	1	0	1	0	0				
Albert Belle, R (1, 7) OBP: 0.342, SLG: 0.511										3	0	0	0	1	0	2				
Harold Baines, L (1, 10) OBP: 0.386, SLG: 0.485										3	0	2	1	0	0	0				
Mike Cameron, R (1, 8) OBP: 0.357, SLG: 0.451										2	0	0	0	1	1	2				
Jorge Fabregas, L (1, 2) OBP: 0.272, SLG: 0.338										3	0	0	0	0	0	4				
Dave Martinez, L (1, 9) OBP: 0.355, SLG: 0.416										2	1	0	0	1	0	0				
Ozzie Guillen, L (1, 6) OBP: 0.306, SLG: 0.350										2	0	0	0	0	0	0				
Inning Stats	R: 0 E: 0 K: 0 S: 6	H: 0 LOB: 0 BB: 0 P: 10	R: 0 E: 0 K: 0 S: 5	H: 0 LOB: 0 BB: 0 P: 9	R: 0 E: 0 K: 0 S: 9	H: 0 LOB: 0 BB: 0 P: 14	R: 0 E: 0 K: 0 S: 7	H: 0 LOB: 0 BB: 1 P: 15	R: 0 E: 0 K: 0 S: 8	H: 1 LOB: 1 BB: 1 P: 15	R: 1 E: 0 K: 1 S: 16	H: 2 LOB: 2 BB: 1 P: 22	R: 1 E: 0 K: 0 S: 9	H: 1 LOB: 2 BB: 2 P: 21	1B: 2 2B: 2 3B: 0 HR: 0	SF: 0 SAC: 1 DP: 1 HBP: 0	WP: 0 PB: 0 SB: 0 CS: 1	PA: 32		
PITCHER	IP	WLS	BF	H	R	ER	SO	BB	IBB	HBP	BLK	WP	HR	S	P	ERA	WHIP			
Ken Hill, R (1, 1) ERA: 5.15	7.2	L	30	4	2	2	1	5	1	0	0	0	0	65	117	2.35	1.174			
Xavier Hernandez, R (8, 1) ERA: 4.44	0.1		1	0	0	0	0	0	0	0	0	0	0	2	3	0.00	0.000			

Texas Rangers @ Chicago White Sox
Comiskey Park, Chicago, IL
Thu Jul 24 1997, 8:05 PM EDT
Att: 25,899 - Unknown - 75 F

AB 24
R 2
H 4
RBI 2
BB 6
SO 1
LOB 10



Batter	1	2	3	4	5	6	7	8	9	AB	R	H	RBI	BB	SO	LOB	TOP				
Mark McLemore, S (1,4) OBP: 0.354, SLG: 0.333 Benji Gil, R (4,6) OBP: 0.275, SLG: 0.323	G4-3		1B	G4-3			K		G6-3	3	1	1	0	0	0	0					
Ivan Rodriguez, R (1,2) OBP: 0.374, SLG: 0.513	K		F7				2B		G6-3	5	0	2	1	0	1	1					
29 Rusty Greer, L (1,7) OBP: 0.416, SLG: 0.520	1B		HR				G6-3		F7	5	1	2	0	0	0	2					
Juan Gonzalez, R (1,9) OBP: 0.322, SLG: 0.548	F9		HR				G4-3		1B	4	2	2	1	0	0	2					
Will Clark, L (1,3) OBP: 0.415, SLG: 0.512			K				F6		F7	4	0	1	0	0	1	3					
Dean Palmer, R (1,5) OBP: 0.296, SLG: 0.423	FC6-4		HR				G4-3		HR	4	2	2	4	0	0	1					
Lee Stevens, L (1,10) OBP: 0.329, SLG: 0.498 Mike Simms, R (6,PH) OBP: 0.276, SLG: 0.465	K		G6-3				G5-3		HR	3	0	0	0	0	1	1					
Domingo Cedeño, S (1,6) OBP: 0.332, SLG: 0.397							B4		F9	3	0	0	0	1	1	0					
Damon Buford, R (1,8) OBP: 0.282, SLG: 0.328	G4-3						2B		F9	4	1	1	0	0	0	2					
Inning Stats	R: 0 E: 0 K: 1 S: 9	H: 1 LOB: 1 BB: 0 P: 15	R: 0 E: 0 K: 1 S: 15	H: 1 LOB: 2 BB: 1 P: 25	R: 4 E: 0 K: 1 S: 16	H: 4 LOB: 0 BB: 0 P: 20	R: 0 E: 0 K: 1 S: 8	H: 0 LOB: 0 BB: 0 P: 10	R: 0 E: 0 K: 0 S: 7	H: 0 LOB: 0 BB: 0 P: 14	R: 1 E: 0 K: 1 S: 10	H: 2 LOB: 1 BB: 0 P: 13	R: 3 E: 0 K: 0 S: 10	H: 3 LOB: 0 BB: 0 P: 13	R: 0 E: 0 K: 0 S: 8	H: 0 LOB: 0 BB: 0 P: 12	1B: 8 2B: 2 3B: 0 HR: 2	SF: 0 SAC: 0 DP: 0 HBP: 0	WP: 0 PB: 0 SB: 0 CS: 1	PA: 39	
PITCHER	IP	WLS	BF	H	R	ER	SO	BB	IBB	HBP	BLK	WP	HR	S	P	ERA	WHIP				
Jaime Navarro, R (1,1) ERA: 5.14	7.1	L	33	11	7	7	5	1	0	0	0	0	1	75	112	8.59	1.636				
Chuck McElroy, L (8,1) ERA: 3.91	0.2		3	1	1	1	0	0	0	0	0	0	1	6	8	13.50	1.500				
Carlos Castillo, R (9,1) ERA: 3.63	1.0		3	0	0	0	0	0	0	0	0	0	0	8	12	0.00	0.000				

Texas Rangers @ Chicago White Sox
Comiskey Park, Chicago, IL
Fri Jul 25 1997, 8:05 PM EDT
Att: 33,612 - Unknown - 84 F

AB 38
R 8
H 12
RBI 8
BB 1
SO 5
LOB 13



Batter	1	2	3	4	5	6	7	8	9	AB	R	H	RBI	BB	SO	LOB	BOTTOM					
Ray Durham, S (1,4) OBP: 0.328, SLG: 0.357	F7						1B		F9	5	1	1	0	0	0	4						
Robin Ventura, L (1,5) OBP: 0.333, SLG: 0.778	HR		G6-3				1B		L3	5	2	2	1	0	0	1						
Frank Thomas, R (1,3) OBP: 0.472, SLG: 0.654	P3		G5-3				1B		G5-3	5	0	2	1	0	0	0						
Albert Belle, R (1,7) OBP: 0.341, SLG: 0.507	G5-3		F8				K		K	5	0	1	1	0	2	2						
Harold Baines, L (1,10) OBP: 0.384, SLG: 0.481			G4-3				F8		IBB	3	0	0	0	1	1	2						
Mike Cameron, R (1,8) OBP: 0.360, SLG: 0.468			HR				F6		L1-5	4	1	2	1	0	0	3						
Jorge Fabregas, L (1,2) OBP: 0.273, SLG: 0.335 Lyle Mouton, R (6,PH) OBP: 0.317, SLG: 0.387 Tony Peña, R (9,2) OBP: 0.270, SLG: 0.200	2B		BB				F8		K	2	0	0	0	1	0	1						
Dave Martinez, L (1,9) OBP: 0.354, SLG: 0.417	K						1B		G4-3	4	1	1	0	0	1	2						
Ozzie Guillen, L (1,6) OBP: 0.311, SLG: 0.358							2B		G6-3	4	0	3	1	0	0	1						
Inning Stats	R: 1 E: 0 K: 0 S: 10	H: 1 LOB: 0 BB: 0 P: 18	R: 1 E: 0 K: 1 S: 12	H: 2 LOB: 1 BB: 1 P: 23	R: 0 E: 0 K: 0 S: 4	H: 0 LOB: 0 BB: 0 P: 4	R: 0 E: 0 K: 1 S: 8	H: 0 LOB: 0 BB: 0 P: 9	R: 2 E: 0 K: 0 S: 15	H: 4 LOB: 2 BB: 0 P: 26	R: 0 E: 0 K: 0 S: 8	H: 1 LOB: 1 BB: 0 P: 13	R: 1 E: 0 K: 1 S: 16	H: 3 LOB: 2 BB: 1 P: 23	R: 0 E: 0 K: 1 S: 7	H: 1 LOB: 0 BB: 0 P: 12	R: 0 E: 0 K: 1 S: 7	H: 0 LOB: 0 BB: 0 P: 11	1B: 8 2B: 3 3B: 0 HR: 2	SF: 0 SAC: 0 DP: 1 HBP: 0	WP: 1 PB: 0 SB: 0 CS: 0	PA: 40
PITCHER	IP	WLS	BF	H	R	ER	SO	BB	IBB	HBP	BLK	WP	HR	S	P	ERA	WHIP					
John Burkett, R (1,1) ERA: 4.93	6.0		27	8	4	4	2	1	0	0	0	1	0	16	23	9.00	3.000					
Danny Patterson, R (7,1) ERA: 2.59	1.0	W	6	3	1	1	1	0	1	0	0	0	0	7	12	0.00	1.000					
Eric Gunderson, L (8,1) ERA: 1.82	1.0		4	1	0	0	1	0	0	0	0	0	0	7	11	0.00	0.000					
John Wetteland, R (9,1) ERA: 2.59	1.0	S	3	0	0	0	1	0	0	0	0	0	0	7	11	0.00	0.000					

Texas Rangers @ Chicago White Sox
Comiskey Park, Chicago, IL
Fri Jul 25 1997, 8:05 PM EDT
Att: 33,612 - Unknown - 84 F

AB 38
R 5
H 12
RBI 5
BB 2
SO 5
LOB 16



Batter	1	2	3	4	5	6	7	8	9	AB	R	H	RBI	BB	SO	LOB	TOP					
Mark McLemore, S (1, 4) OBP: 0.350, SLG: 0.329	L7		SH1-3	F9		G4-3			F7	4	0	0	0	0	0	2						
Ivan Rodriguez, R (1, 2) OBP: 0.374, SLG: 0.513	G4-3		G5-3				F8		F8	4	0	1	0	0	0	1						
29 Rusty Greer, L (1, 7) OBP: 0.416, SLG: 0.517	K				G4-3		G1-3			4	1	1	0	1	1	1						
Juan Gonzalez, R (1, 10) OBP: 0.321, SLG: 0.543		G6-3					F7		F9	5	0	1	1	0	1	3						
Will Clark, L (1, 3) OBP: 0.416, SLG: 0.512			E7		G4-3			G3-1		4	1	2	1	0	0	1						
Mike Simms, R (1, 9) OBP: 0.296, SLG: 0.470										1	0	1	0	2	0	0						
Warren Newson, L (8, PH) OBP: 0.358, SLG: 0.496										1	1	1	1	0	0	0						
Fernando Tatis, R (1, 5) OBP: 0.250, SLG: 0.250										4	0	1	1	0	1	4						
Domingo Cedeño, S (1, 6) OBP: 0.330, SLG: 0.393										4	0	1	0	0	0	2						
Damon Buford, R (1, 8) OBP: 0.281, SLG: 0.330										4	1	1	0	0	0	2						
Inning Stats	R: 0 E: 0 K: 1 S: 8	H: 0 LOB: 0 BB: 0 P: 12	R: 1 E: 0 K: 0 S: 13	H: 3 LOB: 1 BB: 0 P: 18	R: 2 E: 1 K: 1 S: 13	H: 3 LOB: 3 BB: 2 P: 27	R: 0 E: 0 K: 0 S: 8	H: 0 LOB: 0 BB: 0 P: 9	R: 0 E: 0 K: 1 S: 10	H: 1 LOB: 1 BB: 0 P: 15	R: 0 E: 0 K: 0 S: 12	H: 1 LOB: 2 BB: 1 P: 20	R: 0 E: 0 K: 0 S: 7	H: 0 LOB: 0 BB: 0 P: 13	R: 1 E: 0 K: 0 S: 10	H: 1 LOB: 0 BB: 0 P: 17	R: 0 E: 0 K: 0 S: 11	H: 1 LOB: 2 BB: 0 P: 21	1B: 7 2B: 2 3B: 0 HR: 1	SF: 0 SAC: 1 DP: 1 HBP: 1	WP: 0 PB: 0 SB: 0 CS: 0	PA: 40
PITCHER	IP	WLS	BF	H	R	ER	SO	BB	IBB	HBP	BLK	WP	HR	S	P	ERA	WHIP					
Wilson Alvarez, L (1, 1) ERA: 3.03	6.0	L	28	8	3	3	3	2	1	0	0	0	0	64	101	4.50	1.667					
Chris Clemens, R (7, 1) ERA: 2.25	3.0		12	2	1	1	0	0	0	1	0	0	1	28	51	3.00	0.667					

Texas Rangers @ Chicago White Sox
Comiskey Park, Chicago, IL
Sat Jul 26 1997, 4:33 AM EDT
Att: 26,262 - Sunny - 95 F

AB	35
R	4
H	10
RBI	4
BB	3
SO	3
LOB	16



Batter	1	2	3	4	5	6	7	8	9	AB	R	H	RBI	BB	SO	LOB	BOTTOM					
Mike Cameron, R (1, 8) OBP: 0.353, SLG: 0.458	F9			K				G6-4-3		4	0	0	0	0	1	1						
Robin Ventura, L (1, 5) OBP: 0.308, SLG: 0.583	G4-3							F9		3	0	0	0	1	0	0						
Frank Thomas, R (1, 3) OBP: 0.468, SLG: 0.646	F9			L7					F9	4	0	0	0	0	0	1						
Albert Belle, R (1, 7) OBP: 0.338, SLG: 0.502		L4							F9	4	0	0	0	0	1	1						
Lyle Mouton, R (1, 9) OBP: 0.317, SLG: 0.392										3	1	1	0	0	0	0						
Ozzie Guillen, L (9, PH) OBP: 0.310, SLG: 0.357									F8	1	0	0	0	0	0	0						
Chris Snopce, R (1, 6) OBP: 0.272, SLG: 0.333										3	0	2	0	0	0	0						
Harold Baines, L (1, 10) OBP: 0.384, SLG: 0.478										2	0	0	1	1	0	1						
Ray Durham, S (1, 4) OBP: 0.328, SLG: 0.356										3	0	1	0	0	0	1						
Tony Peña, R (1, 2) OBP: 0.273, SLG: 0.207										3	0	1	0	0	0	3						
Inning Stats	R: 0 E: 0 K: 0 S: 5	H: 0 LOB: 0 BB: 0 P: 7	R: 0 E: 0 K: 0 S: 6	H: 0 LOB: 0 BB: 0 P: 8	R: 0 E: 0 K: 0 S: 12	H: 0 LOB: 0 BB: 0 P: 17	R: 0 E: 0 K: 1 S: 7	H: 0 LOB: 1 BB: 1 P: 16	R: 0 E: 0 K: 0 S: 10	H: 2 LOB: 2 BB: 1 P: 23	R: 0 E: 0 K: 0 S: 6	H: 0 LOB: 0 BB: 0 P: 11	R: 1 E: 0 K: 1 S: 14	H: 2 LOB: 1 BB: 0 P: 25	R: 0 E: 0 K: 0 S: 7	H: 1 LOB: 0 BB: 0 P: 10	R: 0 E: 0 K: 0 S: 5	H: 0 LOB: 0 BB: 0 P: 7	1B: 3 2B: 2 3B: 0 HR: 0	SF: 0 SAC: 0 DP: 2 HBP: 0	WP: 0 PB: 0 SB: 0 CS: 0	PA: 32
PITCHER	IP	WLS	BF	H	R	ER	SO	BB	IBB	HBP	BLK	WP	HR	S	P	ERA	WHIP					
Darren Oliver, L (1, 1) ERA: 4.05	6.1		24	4	1	1	2	2	0	0	0	0	0	57	100	1.42	0.947					
Ed Vosberg, L (7, 1) ERA: 4.26	0.2		3	1	0	0	0	0	0	0	0	0	0	6	13	0.00	1.500					
Xavier Hernandez, R (8, 1) ERA: 4.36	1.0		2	0	0	0	0	0	0	0	0	0	0	4	4	0.00	0.000					
John Wetteland, R (9, 1) ERA: 2.53	1.0	S	3	0	0	0	0	0	0	0	0	0	0	5	7	0.00	0.000					

Texas Rangers @ Chicago White Sox
Comiskey Park, Chicago, IL
Sat Jul 26 1997, 4:33 AM EDT
Att: 26,262 - Sunny - 95 F

AB	30
R	1
H	5
RBI	1
BB	2
SO	2
LOB	8




Batter	1	2	3	4	5	6	7	8	9	AB	R	H	RBI	BB	SO	LOB	TOP								
Tom Goodwin, L (1, 8) OBP: 0.312, SLG: 0.350	1-2 G6-3 3B	4-2 CS BB		1-0 L7			2-3 K		1-0 G4-3	4	1	1	0	1	1	1									
Mark McLemore, S (1, 4) OBP: 0.354, SLG: 0.347	1-1 G6-3	1-2 CS	0-0 HR		1-1 FC4-6 1B		2-2 29 G3-1 WP 2B		1-1 G6-3	5	2	3	2	0	0	0									
29 Rusty Greer, L (1, 7) OBP: 0.414, SLG: 0.514	2-0 1B		2-2 L8		1-1 FC4-6 G5-3 1-2		1-0 G3-1			4	0	1	0	0	0	2									
Juan Gonzalez, R (1, 9) OBP: 0.320, SLG: 0.539	0-3 K		2-2 1B		3-2 G5-3 1-2		2-2 G5-3			4	0	1	0	0	1	2									
Will Clark, L (1, 10) OBP: 0.416, SLG: 0.521	0-0 1-2 1B		1-3 K		1-1 F7			0-2 HR		4	1	2	1	0	1	2									
Lee Stevens, L (1, 3) OBP: 0.328, SLG: 0.492	1-1 G6-3		0-3 K			0-1 WP 1B		0-0 P5		4	0	1	0	0	1	3									
Fernando Tatis, R (1, 5) OBP: 0.250, SLG: 0.625		0-1 HR		0-3 K		3-3 K		2-3 K		4	1	1	1	0	3	1									
Domingo Cedeño, S (1, 6) OBP: 0.323, SLG: 0.385		0-2 F7		3-1 F8		0-0 F8		2-3 K		4	0	0	0	0	1	1									
Henry Mercedes, R (1, 2) OBP: 0.250, SLG: 0.270		1-3 K		0-2 2B						4	0	1	0	0	2	1									
Ivan Rodriguez, R (9, 2) OBP: 0.374, SLG: 0.513									0-0 G3-1	0	0	0	0	0	0	0									
Inning Stats	R: 1 E: 0 K: 1 S: 12	H: 3 LOB: 2 BB: 0 P: 17	R: 1 E: 0 K: 1 S: 13	H: 1 LOB: 0 BB: 1 P: 19	R: 1 E: 0 K: 2 S: 13	H: 2 LOB: 1 BB: 0 P: 18	R: 0 E: 0 K: 1 S: 9	H: 1 LOB: 1 BB: 0 P: 13	R: 0 E: 0 K: 0 S: 10	H: 1 LOB: 1 BB: 0 P: 16	R: 0 E: 0 K: 2 S: 9	H: 1 LOB: 0 BB: 0 P: 12	R: 1 E: 0 K: 1 S: 13	H: 1 LOB: 0 BB: 0 P: 20	R: 1 E: 0 K: 2 S: 11	H: 1 LOB: 0 BB: 0 P: 15	R: 0 E: 0 K: 0 S: 4	H: 0 LOB: 0 BB: 0 P: 6	1B: 5 2B: 2 HR: 3	SF: 0 SAC: 0 HBP: 0	WP: 2 PB: 0 SB: 0 CS: 1	PA: 39			
PITCHER	IP	WLS	BF	H	R	ER	SO	BB	IBB	HBP	BLK	WP	HR	S	P	ERA	WHIP								
Danny Darwin, R (1, 1) ERA: 4.13	6.0		27	9	3	3	7	1	0	0	0	1	2	66	95	4.50	1.667								
Tony Castillo, L (7, 1) ERA: 5.49	0.2	L	3	1	1	1	1	0	0	0	0	0	0	7	12	13.50	1.500								
Matt Karchner, R (7, 1) ERA: 3.0	1.1		5	1	1	1	2	0	0	0	0	1	1	17	23	6.75	0.750								
Roberto Hernandez, R (9, 1) ERA: 2.51	1.0		3	0	0	0	0	0	0	0	0	0	0	4	6	0.00	0.000								

Texas Rangers @ Chicago White Sox
Comiskey Park, Chicago, IL
Sun Jul 27 1997, 8:05 PM EDT
Att: 29,568 - Unknown - 79 F

livebaseballscorecards.com

AB 37
R 5
H 11
RBI 4
BB 1
SO 10
LOB 13




Batter	1	2	3	4	5	6	7	8	9	AB	R	H	RBI	BB	SO	LOB	BOTTOM								
Dave Martinez, L (1, 9) OBP: 0.354, SLG: 0.416	2-3 K		0-1 G6-4-3 1B		1-1 F7			1-1 G6-4-3 1B		3	0	1	0	0	1	0									
Lyle Mouton, R (8, FH) OBP: 0.320, SLG: 0.395										1	0	1	0	0	0	0									
Ray Durham, S (1, 4) OBP: 0.330, SLG: 0.356	1-0 FC5-4 1B		1-1 G6-4-3 1-2			4-2 F8 BB 1B		0-0 G6-4-3 1-2		3	1	1	0	1	0	2									
Frank Thomas, R (1, 3) OBP: 0.468, SLG: 0.653	1-0 L8			0-0 G5-3		4-2 F8 BB 1B		1-0 G6-4-3 HR		3	2	1	1	1	0	1									
Albert Belle, R (1, 7) OBP: 0.335, SLG: 0.498	2-1 FC5-4 1-2			3-2 L9		2-2 F8 1-2 2-3		0-3 G6-4-3 K		4	0	0	0	0	1	3									
Robin Ventura, L (1, 5) OBP: 0.412, SLG: 0.688		3-2 G3 SF7 2B		0-1 1B		0-0 G4-6-3 1B			1-1 G3	4	1	3	2	0	0	0									
Harold Baines, L (1, 10) OBP: 0.382, SLG: 0.475		2-1 G3		2-0 1B		2-0 G4-6-3 1-2		1-1 G4-6-3		4	0	1	0	0	0	2									
Mike Cameron, R (1, 8) OBP: 0.352, SLG: 0.453		2-1 SF7		1-0 L4-3			0-1 P3		4-2 1B BB	2	0	0	1	1	0	2									
Jorge Fabregas, L (1, 2) OBP: 0.273, SLG: 0.333		3-H G4-3			0-1 F8		1-0 P4		0-0 FC4-6 1B	4	0	1	0	0	0	0									
Darren Lewis, R (9, PR) OBP: 0.234, SLG: 0.203									1-3 1B	0	0	0	0	0	0	0									
Ozzie Guillen, L (1, 6) OBP: 0.307, SLG: 0.353			1-2 F8		0-1 G3		0-0 B5-3		1-2 FC4-6 1-2	4	0	0	0	0	0	2									
Inning Stats	R: 0 E: 0 K: 1 S: 9	H: 1 LOB: 1 BB: 0 P: 15	R: 1 E: 0 K: 0 S: 9	H: 1 LOB: 0 BB: 0 P: 17	R: 0 E: 0 K: 0 S: 7	H: 1 LOB: 0 BB: 0 P: 9	R: 0 E: 0 K: 0 S: 10	H: 2 LOB: 2 BB: 0 P: 16	R: 0 E: 0 K: 0 S: 6	H: 0 LOB: 0 BB: 0 P: 7	R: 2 E: 0 K: 0 S: 10	H: 1 LOB: 0 BB: 2 P: 21	R: 0 E: 0 K: 0 S: 4	H: 0 LOB: 0 BB: 0 P: 5	R: 1 E: 0 K: 1 S: 7	H: 2 LOB: 0 BB: 0 P: 9	R: 0 E: 0 K: 0 S: 11	H: 1 LOB: 2 BB: 1 P: 19	1B: 7 2B: 1 3B: 0 HR: 1	SF: 1 SAC: 0 DP: 3 HBP: 0	WP: 0 PB: 0 SB: 0 CS: 0	PA: 36			
PITCHER	IP	WLS	BF	H	R	ER	SO	BB	IBB	HBP	BLK	WP	HR	S	P	ERA	WHIP								
Tanyon Sturtze, R (1, 1) ERA: 5.27	5.1		22	5	3	3	1	2	0	0	0	0	0	7	9	0.00	0.600								
Eric Gunderson, L (6, 1) ERA: 1.74	1.2	W	5	1	0	0	0	0	0	0	0	0	0	7	9	0.00	0.600								
Danny Patterson, R (8, 1) ERA: 2.7	1.0		4	2	1	1	1	0	0	0	0	0	1	7	9	9.00	2.000								
John Wetteland, R (9, 1) ERA: 2.47	1.0	S	5	1	0	0	0	1	0	0	0	0	0	11	19	0.00	2.000								

Texas Rangers @ Chicago White Sox
Comiskey Park, Chicago, IL
Sun Jul 27 1997, 8:05 PM EDT
Att: 29,568 - Unknown - 79 F

livebaseballscorecards.com

AB 32
R 4
H 9
RBI 4
BB 3
SO 2
LOB 12



Batter	1	2	3	4	5	6	7	8	9	AB	R	H	RBI	BB	SO	LOB	TOP					
Tom Goodwin, L (1, 8) OBP: 0.311, SLG: 0.343	G4-3						G4-3										3 0 0 1 1 0 0					
Mark McLemore, S (1, 4) OBP: 0.348, SLG: 0.340	G6-3																4 0 0 0 0 2 3					
29 Rusty Greer, L (1, 10) OBP: 0.416, SLG: 0.528																	2 0 1 0 2 1 0					
Juan Gonzalez, R (1, 9) OBP: 0.322, SLG: 0.538																	4 0 0 0 0 1 3					
Willi Clark, L (1, 3) OBP: 0.418, SLG: 0.523																	4 1 1 0 0 2 0					
Ivan Rodriguez, R (1, 2) OBP: 0.371, SLG: 0.504																	0 0 0 0 0 0 0					
Henry Mercedes, R (2, PR) OBP: 0.256, SLG: 0.256																	2 0 0 0 1 2 0					
Warren Newson, L (1, 7) OBP: 0.358, SLG: 0.493																	3 0 1 0 0 0 1					
Mike Simms, R (9, PH) OBP: 0.288, SLG: 0.456																	1 0 0 0 0 0 0					
Fernando Tatis, R (1, 5) OBP: 0.158, SLG: 0.316																	3 0 0 0 0 0 4					
Benji Gil, R (1, 6) OBP: 0.271, SLG: 0.318																	3 0 0 0 0 2 4					
Inning Stats	R: 0 E: 0 K: 0 S: 7	H: 1 LOB: 1 BB: 0 P: 12	R: 1 E: 0 K: 2 S: 18	H: 2 LOB: 3 BB: 1 P: 27	R: 0 E: 0 K: 1 S: 7	H: 0 LOB: 0 BB: 1 P: 14	R: 0 E: 0 K: 1 S: 9	H: 0 LOB: 1 BB: 1 P: 16	R: 0 E: 0 K: 1 S: 11	H: 0 LOB: 0 BB: 1 P: 19	R: 0 E: 0 K: 1 S: 7	H: 0 LOB: 0 BB: 0 P: 12	R: 0 E: 0 K: 2 S: 5	H: 0 LOB: 0 BB: 0 P: 9	R: 0 E: 0 K: 2 S: 10	H: 0 LOB: 0 BB: 0 P: 17	R: 0 E: 0 K: 2 S: 8	H: 0 LOB: 0 BB: 0 P: 11	1B: 2 2B: 1 3B: 0 HR: 0	SF: 0 SAC: 0 DP: 1 HBP: 1	WP: 0 PB: 0 SB: 1 CS: 0	PA: 34
PITCHER	IP	WLS	BF	H	R	ER	SO	BB	IBB	HBP	BLK	WP	HR	S	P	ERA	WHIP					
Scott Kamieniecki, R (1, 1) ERA: 4.1	6.2	W	27	3	1	1	6	4	0	1	0	0	0	63	107	1.35	1.050					
Jesse Orosco, L (7, 1) ERA: 2.14	1.0		3	0	0	0	1	0	0	0	0	0	0	8	15	0.00	0.000					
Armando Benitez, R (8, 1) ERA: 2.74	0.1		1	0	0	0	1	0	0	0	0	0	0	3	4	0.00	0.000					
Randy Myers, L (9, 1) ERA: 1.56	1.0	S	3	0	0	0	2	0	0	0	0	0	0	8	11	0.00	0.000					

Texas Rangers @ Baltimore Orioles
 Oriole Park at Camden Yards, Baltimore, MD
 Wed Jul 30 1997, 3:33 AM EDT
 Att: 47,854 - Sunny - 85 F

AB	29
R	1
H	3
RBI	1
BB	4
SO	10
LOB	15



Batter	1	2	3	4	5	6	7	8	9	AB	R	H	RBI	BB	SO	LOB	BOTTOM				
Brady Anderson, L (1, 8) OBP: 0.412, SLG: 0.463																	4 0 2 0 0 0 1				
Jeff Reboulet, R (1, 4) OBP: 0.311, SLG: 0.343																	4 1 3 1 0 0 1				
Rafael Palmeiro, L (1, 3) OBP: 0.339, SLG: 0.481																	3 0 0 0 1 3 3				
Harold Baines, L (1, 10) OBP: 0.381, SLG: 0.470																	3 1 0 0 1 1 3				
Cal Ripken Jr., R (1, 5) OBP: 0.324, SLG: 0.413																	3 0 0 0 0 0 0				
Geromimo Berroa, R (1, 9) OBP: 0.370, SLG: 0.488																	3 0 1 2 0 0 0				
Tony Tarasco, L (7, 9) OBP: 0.342, SLG: 0.442																	1 0 0 0 0 1 0				
B.J. Surhoff, L (1, 7) OBP: 0.358, SLG: 0.483																	3 0 0 0 0 0 2				
Lenny Webster, R (1, 2) OBP: 0.297, SLG: 0.339																	3 0 0 0 0 1 0				
Mike Bordick, R (1, 6) OBP: 0.278, SLG: 0.298																	2 1 0 0 1 0 0				
Inning Stats	R: 0 E: 0 K: 1 S: 9	H: 1 LOB: 1 BB: 0 P: 14	R: 0 E: 0 K: 0 S: 7	H: 0 LOB: 0 BB: 0 P: 12	R: 0 E: 0 K: 0 S: 8	H: 0 LOB: 0 BB: 0 P: 10	R: 2 E: 0 K: 1 S: 25	H: 2 LOB: 2 BB: 1 P: 38	R: 0 E: 0 K: 1 S: 11	H: 2 LOB: 3 BB: 1 P: 25	R: 0 E: 0 K: 0 S: 9	H: 0 LOB: 0 BB: 0 P: 14	R: 1 E: 0 K: 1 S: 11	H: 1 LOB: 1 BB: 1 P: 26	R: 0 E: 0 K: 2 S: 9	H: 0 LOB: 0 BB: 0 P: 12	1B: 4 2B: 3 3B: 0 HR: 0	SF: 0 SAC: 0 DP: 1 HBP: 1	WP: 0 PB: 0 SB: 0 CS: 1	PA: 33	
PITCHER	IP	WLS	BF	H	R	ER	SO	BB	IBB	HBP	BLK	WP	HR	S	P	ERA	WHIP				
John Burkett, R (1, 1) ERA: 4.85	6.0	L	25	5	2	2	3	1	0	0	0	0	0	69	113	3.00	1.000				
Ed Vosberg, L (7, 1) ERA: 4.15	2.0		8	1	1	1	3	1	0	0	0	0	0	20	38	4.50	1.000				

Texas Rangers @ Baltimore Orioles
 Oriole Park at Camden Yards, Baltimore, MD
 Wed Jul 30 1997, 3:33 AM EDT
 Att: 47,854 - Sunny - 85 F

AB	29
R	3
H	6
RBI	3
BB	3
SO	6
LOB	10



Batter	1	2	3	4	5	6	7	8	9	AB	R	H	RBI	BB	SO	LOB	TOP								
Marquis Grissom, R OBP: 0.315, SLG: 0.364	3-3 K	1-0 S 1B		1-1 F9		3-2 F8		0-0 F8		5	0	1	0	0	1	5									
Tony Fernandez, S OBP: 0.330, SLG: 0.423	0-1 HR	3-2 G4-3			0-0 P3		0-2 G6-3	0-1 G4-3		5	1	1	1	1	0	0	3								
Kevin Seitzer, R OBP: 0.312, SLG: 0.350	0-3 K		1-1 G6-4-3 1B		2-1 F9		2-1 L9		2-0 HR 1B	5	1	2	0	0	1	0									
Manny Ramirez, R OBP: 0.414, SLG: 0.536	3-0 2B		2-1 G6-4-3		0-3 K		4-2 CS BB		0-0 HR	4	1	2	2	2	1	1									
David Justice, L OBP: 0.419, SLG: 0.581	4-1 BB		0-1 P6			3-2 G3-1	1-2 CS	3-1 F7	1-3 K	3	0	0	0	1	0	0									
Brian Giles, L OBP: 0.374, SLG: 0.467										1	0	0	0	0	1	0									
Matt Williams, R OBP: 0.288, SLG: 0.480	1-1 F7			2-1 HR		0-0 G5-3		3-1 HR	1-1 G1-3	5	2	2	2	0	0	2									
Jim Thome, L OBP: 0.442, SLG: 0.614		0-0 HR		0-3 K		1-0 2B E 1B		2-1 E8 1B 1B	1-3 K	5	3	3	1	0	2	0									
Sandy Alomar Jr., R OBP: 0.380, SLG: 0.567		2-1 E6		0-0 G5-3 1B		2-1 E 2B		3-0 F8 1B		4	0	3	0	0	0	0									
Omar Vizquel, S OBP: 0.338, SLG: 0.362		0-0 G6-3		2-0 G5-3		0-1 E4		0-0 S 1B		4	0	1	1	0	0	3									
Inning Stats	R: 1 E: 0 K: 2 S: 13	H: 2 LOB: 2 BB: 1 P: 24	R: 1 E: 1 K: 0 S: 9	H: 2 LOB: 1 BB: 0 P: 15	R: 0 E: 0 K: 0 S: 6	H: 1 LOB: 0 BB: 0 P: 9	R: 1 E: 0 K: 1 S: 9	H: 2 LOB: 1 BB: 0 P: 14	R: 0 E: 0 K: 1 S: 6	H: 0 LOB: 0 BB: 0 P: 8	R: 1 E: 1 K: 0 S: 14	H: 2 LOB: 2 BB: 0 P: 23	R: 0 E: 0 K: 0 S: 9	H: 0 LOB: 0 BB: 1 P: 16	R: 2 E: 1 K: 0 S: 11	H: 4 LOB: 2 BB: 0 P: 22	R: 2 E: 0 K: 2 S: 12	H: 2 LOB: 0 BB: 0 P: 17	1B: 8 2B: 2 3B: 0 HR: 5	SF: 0 SAC: 0 DP: 2 HBP: 0	WP: 0 PB: 0 SB: 3 CS: 1	PA: 44			
PITCHER	IP	WLS	BF	H	R	ER	SO	BB	IBB	HBP	BLK	WP	HR	S	P	ERA	WHIP								
Darren Oliver, L ERA: 4.05	(1, 1)	7.0	31	9	4	3	4	2	0	0	0	0	3	66	109	3.86	1.571								
Eric Gunderson, L ERA: 2.11	(8, 1)	0.1	L	3	2	2	0	0	0	0	0	0	1	6	14	54.00	6.000								
Xavier Hernandez, R ERA: 4.56	(8, 1)	0.2		6	4	2	0	0	0	0	0	0	1	7	12	27.00	6.000								
Ed Vosberg, L ERA: 4.04	(9, 1)	1.0		3	0	0	2	0	0	0	0	0	0	10	13	0.00	0.000								

Cleveland Indians @ Texas Rangers
The Ballpark at Arlington, Arlington, TX
Fri Aug 01 1997, 8:05 PM EDT
Att: 44,859 - Unknown - 88 F

AB	41
R	8
H	15
RBI	7
BB	2
SO	6
LOB	14



Batter	1	2	3	4	5	6	7	8	9	AB	R	H	RBI	BB	SO	LOB	BOTTOM									
Tom Goodwin, L OBP: 0.310, SLG: 0.339	3-3 K		2-2 S 1B HBP	0-0 G3		1-1 G4-3		0-1 G3		4	1	0	0	0	1	4										
Mark McLemore, S OBP: 0.350, SLG: 0.341	2-0 G4-3		1-1 1-H 29 HR 1B		0-0 S 1B		1-1 F7		1-1 G5-3	5	1	2	1	0	0	0										
29 Rusty Greer, L OBP: 0.416, SLG: 0.534	1-1 1B		3-2 2-H HR		0-0 L8		0-0 L7		1-1 G3-1	5	1	2	2	0	0	1										
Juan Gonzalez, R OBP: 0.321, SLG: 0.533	1-0 F7		1-2 G6-3		0-0 P6		0-1 G1-3		1-2 1B	5	0	1	0	0	0	2										
Willi Clark, L OBP: 0.415, SLG: 0.519		1-0 E3 FC5-4	1-1 1B		1-1 F7			1-2 F7	3-2 F8	5	0	1	0	0	0	2										
Jim Leyritz, R OBP: 0.399, SLG: 0.414		1-0 P4	2-1 P6			1-1 2B 2B		4-0 FC6-4 1B BB		3	1	1	0	1	0	2										
Lee Stevens, L OBP: 0.335, SLG: 0.496		0-2 FC5-4		2-0 1B		0-0 G4-3 2-H SF7 2B		0-0 FC6-4 1B		4	1	3	1	0	0	1										
Fernando Tatis, R OBP: 0.130, SLG: 0.261		2-3 K		1-0 F8		0-0 G4-3		0-1 FC6-4 BB		4	0	0	0	0	1	5										
Benji Gil, R OBP: 0.268, SLG: 0.315			0-0 F9		1-2 P6		2-1 SF7		4-1 BB	2	0	0	1	0	0	1										
Warren Newson, L OBP: 0.361, SLG: 0.493										0	0	0	0	1	0	0										
Domingo Cedenio, S OBP: 0.321, SLG: 0.376										0	0	0	0	0	0	0										
Inning Stats	R: 0 E: 0 K: 1 S: 7	H: 1 LOB: 1 BB: 0 P: 14	R: 0 E: 1 K: 1 S: 8	H: 0 LOB: 0 BB: 0 P: 12	R: 3 E: 0 K: 0 S: 16	H: 3 LOB: 1 BB: 0 P: 26	R: 0 E: 0 K: 0 S: 6	H: 1 LOB: 1 BB: 0 P: 10	R: 0 E: 0 K: 0 S: 5	H: 1 LOB: 1 BB: 0 P: 6	R: 2 E: 0 K: 0 S: 8	H: 2 LOB: 0 BB: 0 P: 12	R: 0 E: 0 K: 0 S: 9	H: 0 LOB: 0 BB: 0 P: 6	R: 0 E: 0 K: 0 S: 9	H: 1 LOB: 3 BB: 2 P: 18	R: 0 E: 0 K: 0 S: 13	H: 1 LOB: 1 BB: 0 P: 19	1B: 7 2B: 2 3B: 0 HR: 1	SF: 1 SAC: 0 DP: 0 HBP: 1	WP: 0 PB: 0 SB: 2 CS: 0	PA: 41				
PITCHER	IP	WLS	BF	H	R	ER	SO	BB	IBB	HBP	BLK	WP	HR	S	P	ERA	WHIP									
Jaret Wright, R ERA: 4.21	(1, 1)	6.0	28	8	5	5	2	0	0	1	0	0	0	1	50	80	7.50	1.333								
Jose Mesa, R ERA: 3.25	(7, 1)	2.0	W	9	1	0	0	2	0	0	0	0	0	14	24	0.00	1.500									
Paul Assenmacher, L ERA: 4.03	(9, 1)	1.0	S	4	1	0	0	0	0	0	0	0	0	13	19	0.00	1.000									

Cleveland Indians @ Texas Rangers
The Ballpark at Arlington, Arlington, TX
Fri Aug 01 1997, 8:05 PM EDT
Att: 44,859 - Unknown - 88 F

AB	37
R	5
H	10
RBI	5
BB	2
SO	2
LOB	18



Batter	1	2	3	4	5	6	7	8	9	AB	R	H	RBI	BB	SO	LOB	TOP					
Marquis Grissom, R OBP: 0.316, SLG: 0.363 (1, 8)	G1-4-3	BB E BB	K	K	F9	F9 1B HR	CS	P3		4	1	1	0	1	1	1						
Brian Giles, L OBP: 0.375, SLG: 0.466 (1, 7)	S 1B	E6 BB	K	K	2B	HR		G6-3		5	1	2	0	0	1	3						
Manny Ramirez, R OBP: 0.419, SLG: 0.538 (1, 9)	BB	BB	BB	BB	2B	F9		BB		2	1	1	1	3	0	2						
Jim Thome, L OBP: 0.442, SLG: 0.619 (1, 3)	K	K	2B	2B	BB	HR		K		4	1	1	3	1	3	6						
David Justice, L OBP: 0.413, SLG: 0.571 (1, 10)	L8		F9	F7	P3			L6		5	0	0	0	0	0	4						
Matt Williams, R OBP: 0.287, SLG: 0.479 (1, 5)		K	P2	2B	F9			G6-3		5	0	1	1	0	1	0						
Sandy Alomar Jr., R OBP: 0.380, SLG: 0.578 (1, 2)		HR	F7	F9	F9	1B		F8		5	2	2	1	0	0	2						
Tony Fernandez, S OBP: 0.326, SLG: 0.417 (1, 4)	G5-3		F4	G4-3	K					4	0	0	0	0	1	3						
Omar Vizquel, S OBP: 0.342, SLG: 0.366 (1, 6)	E BB BB 1B		S 1B		P5	CS 1B				4	1	3	1	0	0	0						
Inning Stats	R: 0 E: 0 K: 1 S: 7	H: 1 LOB: 2 BB: 1 P: 19	R: 2 E: 1 K: 2 S: 17	H: 2 LOB: 3 BB: 2 P: 33	R: 0 E: 0 K: 0 S: 4	H: 0 LOB: 0 BB: 0 P: 6	R: 0 E: 0 K: 2 S: 9	H: 1 LOB: 1 BB: 0 P: 14	R: 1 E: 0 K: 0 S: 8	H: 2 LOB: 2 BB: 1 P: 20	R: 3 E: 0 K: 0 S: 11	H: 3 LOB: 0 BB: 0 P: 15	R: 1 E: 0 K: 1 S: 8	H: 2 LOB: 0 BB: 0 P: 12	R: 0 E: 0 K: 1 S: 8	H: 0 LOB: 1 BB: 1 P: 16	R: 0 E: 0 K: 0 S: 5	H: 0 LOB: 0 BB: 0 P: 8	1B: 6 2B: 3 3B: 0 HR: 2	SF: 0 SAC: 0 DP: 0 HBP: 0	WP: 0 PB: 0 SB: 3 CS: 1	PA: 44
PITCHER	IP	WLS	BF	H	R	ER	SO	BB	IBB	HBP	BLK	WP	HR	S	P	ERA	WHIP					
Bobby Witt, R ERA: 4.03 (1, 1)	6.0	L	32	9	6	5	5	4	0	0	0	0	2	56	107	7.50	2.167					
Matt Whiteside, R ERA: 5.6 (7, 1)	3.0		11	2	1	1	2	1	0	0	0	0	0	21	36	3.00	1.000					

Cleveland Indians @ Texas Rangers
The Ballpark at Arlington, Arlington, TX
Sat Aug 02 1997, 8:05 PM EDT
Att: 23,266 - Unknown - 87 F


AB 38
R 7
H 11
RBI 7
BB 5
SO 7
LOB 21



Batter	1	2	3	4	5	6	7	8	9	AB	R	H	RBI	BB	SO	LOB	BOTTOM					
Tom Goodwin, L OBP: 0.309, SLG: 0.338 (1, 8)	G6-3 S 1B		P6		K		K			4	0	1	0	0	2	0						
Mark McLemore, S OBP: 0.346, SLG: 0.337 (1, 4)	G6-3		G6-3	G4-3				L6		4	0	0	0	0	0	1						
29 Rusty Greer, L OBP: 0.416, SLG: 0.534 (1, 7)	G6-3		K	WP 1B				E8 1B		4	0	2	0	0	1	1						
Juan Gonzalez, R OBP: 0.320, SLG: 0.538 (1, 9)	G5-3			HR	K			K		4	1	1	1	0	2	3						
Willi Clark, L OBP: 0.414, SLG: 0.516 (1, 3)		G5-3 HR 1B	G4-3		F7			F7		4	1	1	0	0	0	1						
Ivan Rodriguez, R OBP: 0.370, SLG: 0.500 (1, 2)		K	FC5 BB HBP	G5-3				G6-3		3	0	0	0	0	1	1						
Jim Leyritz, R OBP: 0.357, SLG: 0.410 (1, 10)	G5-3		G5-3	BB	F9			K		3	0	0	0	1	1	1						
Fernando Tatis, R OBP: 0.148, SLG: 0.370 (1, 5)		2H HR	K		G5-3			F9		4	1	1	2	0	1	2						
Benji Gil, R OBP: 0.264, SLG: 0.310 (1, 6)	G5-3		FC5		G3					3	0	0	0	0	0	2						
Inning Stats	R: 0 E: 0 K: 0 S: 8	H: 1 LOB: 1 BB: 0 P: 14	R: 2 E: 0 K: 1 S: 10	H: 2 LOB: 0 BB: 0 P: 14	R: 0 E: 0 K: 1 S: 7	H: 0 LOB: 0 BB: 0 P: 10	R: 1 E: 0 K: 1 S: 11	H: 1 LOB: 2 BB: 1 P: 19	R: 0 E: 0 K: 2 S: 11	H: 1 LOB: 1 BB: 0 P: 16	R: 0 E: 0 K: 0 S: 8	H: 0 LOB: 0 BB: 0 P: 15	R: 0 E: 0 K: 1 S: 9	H: 0 LOB: 0 BB: 0 P: 14	R: 0 E: 1 K: 1 S: 9	H: 1 LOB: 1 BB: 0 P: 13	R: 0 E: 0 K: 1 S: 7	H: 0 LOB: 0 BB: 0 P: 8	1B: 4 2B: 0 3B: 0 HR: 2	SF: 0 SAC: 0 DP: 0 HBP: 1	WP: 1 PB: 0 SB: 1 CS: 0	PA: 35
PITCHER	IP	WLS	BF	H	R	ER	SO	BB	IBB	HBP	BLK	WP	HR	S	P	ERA	WHIP					
John Smiley, L ERA: 5.15 (1, 1)	7.0	W	28	5	3	3	6	1	0	1	0	0	0	9	102	3.86	0.857					
Albie Lopez, R ERA: 6.29 (8, 1)	1.0		4	1	0	0	1	0	0	0	0	0	0	9	13	0.00	1.000					
Michael Jackson, R ERA: 2.19 (9, 1)	1.0		3	0	0	0	1	0	0	0	0	0	0	7	8	0.00	0.000					

Cleveland Indians @ Texas Rangers
The Ballpark at Arlington, Arlington, TX
Sat Aug 02 1997, 8:05 PM EDT
Att: 23,266 - Unknown - 87 F

AB 33
R 3
H 6
RBI 3
BB 1
SO 8
LOB 12



Batter	1	2	3	4	5	6	7	8	9	AB	R	H	RBI	BB	SO	LOB	TOP										
Marquis Grissom, R OBP: 0.316, SLG: 0.368 (1, 8)										6	1	2	0	0	1	4											
Brian Giles, L OBP: 0.375, SLG: 0.495 (1, 7)										4	2	2	3	0	0	2											
Manny Ramirez, R OBP: 0.419, SLG: 0.535 (1, 9)										4	1	1	0	1	1	2											
Jim Thome, L OBP: 0.446, SLG: 0.620 (1, 3)										3	0	2	0	2	1	0											
David Justice, L OBP: 0.410, SLG: 0.565 (1, 10)										5	0	1	1	0	2	6											
Matt Williams, R OBP: 0.289, SLG: 0.483 (1, 5)										5	2	2	0	0	0	2											
Sandy Alomar Jr., R OBP: 0.383, SLG: 0.590 (1, 2)										4	1	2	1	1	0	3											
Jeff Branson, L OBP: 0.213, SLG: 0.232 (7, PH)										1	0	0	1	1	1	2											
Tony Fernandez, S OBP: 0.323, SLG: 0.414 (7, 4)										2	0	0	0	0	0	1											
Omar Vizquel, S OBP: 0.346, SLG: 0.372 (1, 6)										5	0	3	1	0	0	2											
Inning Stats	R: 1 E: 0 K: 1 S: 15	H: 2 LOB: 1 BB: 0 P: 24	R: 1 E: 0 K: 0 S: 14	H: 2 LOB: 1 BB: 1 P: 23	R: 1 E: 0 K: 1 S: 10	H: 1 LOB: 0 BB: 0 P: 16	R: 1 E: 0 K: 1 S: 8	H: 1 LOB: 1 BB: 1 P: 16	R: 2 E: 0 K: 1 S: 15	H: 3 LOB: 2 BB: 1 P: 24	R: 0 E: 0 K: 0 S: 13	H: 1 LOB: 1 BB: 0 P: 11	R: 0 E: 0 K: 1 S: 9	H: 1 LOB: 2 BB: 1 P: 17	R: 1 E: 0 K: 0 S: 7	H: 2 LOB: 1 BB: 0 P: 14	1B: 7 2B: 4 3B: 1 HR: 3	SF: 2 SAC: 0 DP: 1 HBP: 0	WP: 1 PB: 0 SB: 0 CS: 0	PA: 46							
PITCHER	IP	WLS	BF	H	R	ER	SO	BB	IBB	HBP	BLK	WP	HR	S	P	ERA	WHIP										
Tanyon Sturtze, R ERA: 7.13 (1, 1)	4.0		22	8	6	6	3	3	0	0	0	1	2	52	88	13.50	2.750										
Eric Moody, R ERA: (5, 1)	2.1		12	4	0	0	2	1	0	0	0	0	0	27	44	0.00	2.143										
Eric Gunderson, L ERA: 2.08 (7, 1)	0.2		2	0	0	0	0	0	0	0	0	0	0	2	4	0.00	0.000										
Danny Patterson, R ERA: 2.72 (8, 1)	1.0	W	5	1	0	0	1	1	0	0	0	0	0	9	17	0.00	2.000										
John Wetteland, R ERA: 2.62 (9, 1)	1.0		5	2	1	1	0	0	0	0	0	0	1	7	14	9.00	2.000										

Cleveland Indians @ Texas Rangers
The Ballpark at Arlington, Arlington, TX
Sun Aug 03 1997, 8:05 PM EDT
Att: 42,303 - Unknown - 91 F

AB 39
R 7
H 15
RBI 7
BB 5
SO 6
LOB 24



Batter	1	2	3	4	5	6	7	8	9	AB	R	H	RBI	BB	SO	LOB	BOTTOM										
Tom Goodwin, L OBP: 0.315, SLG: 0.347 (1, 8)										5	3	4	0	0	0	0											
Mark McLemore, S OBP: 0.349, SLG: 0.344 (1, 4)										5	0	3	2	0	1	2											
29 Rusty Greer, L OBP: 0.414, SLG: 0.528 (1, 7)										4	0	0	0	1	1	4											
Juan Gonzalez, R OBP: 0.321, SLG: 0.551 (1, 9)										5	1	2	2	0	0	4											
Willi Clark, L OBP: 0.411, SLG: 0.513 (1, 3)										4	0	1	1	0	2	1											
Ivan Rodriguez, R OBP: 0.386, SLG: 0.495 (1, 2)										4	0	0	0	0	2	1											
Lee Stevens, L ERA: 5.9 (1, 10)										3	0	1	0	0	0	0											
Mike Simms, R OBP: 0.288, SLG: 0.456 (8, PH)										0	0	0	0	0	0	0											
Warren Newson, L OBP: 0.359, SLG: 0.489 (8, PH)										1	0	0	0	0	0	0											
Fernando Tatis, R OBP: 0.167, SLG: 0.345 (1, 5)										2	1	0	0	1	0	2											
Domingo Cedeno, S ERA: 0.96 (9, PH)										0	1	0	0	0	0	0											
Benji Gil, R OBP: 0.265, SLG: 0.325 (1, 6)										3	1	1	2	0	0	2											
Jim Leyritz, R OBP: 0.359, SLG: 0.412 (9, PH)										1	1	1	0	0	0	0											
Inning Stats	R: 1 E: 1 K: 3 S: 13	H: 2 LOB: 1 BB: 0 P: 22	R: 0 E: 0 K: 0 S: 7	H: 0 LOB: 0 BB: 0 P: 10	R: 1 E: 0 K: 0 S: 10	H: 2 LOB: 0 BB: 0 P: 15	R: 0 E: 0 K: 2 S: 8	H: 0 LOB: 0 BB: 0 P: 10	R: 2 E: 0 K: 0 S: 14	H: 2 LOB: 1 BB: 1 P: 25	R: 1 E: 0 K: 0 S: 12	H: 3 LOB: 2 BB: 0 P: 19	R: 0 E: 0 K: 0 S: 8	H: 1 LOB: 1 BB: 0 P: 11	R: 0 E: 0 K: 1 S: 7	H: 0 LOB: 0 BB: 0 P: 9	R: 3 E: 0 K: 0 S: 11	H: 3 LOB: 2 BB: 1 P: 22	1B: 8 2B: 2 3B: 1 HR: 2	SF: 1 SAC: 0 DP: 1 HBP: 1	WP: 0 PB: 0 SB: 0 CS: 0	PA: 41					
PITCHER	IP	WLS	BF	H	R	ER	SO	BB	IBB	HBP	BLK	WP	HR	S	P	ERA	WHIP										
Bartolo Colon, R ERA: 5.9 (1, 1)	5.0		21	6	4	4	5	1	0	0	0	0	1	52	82	7.20	1.400										
Jose Mesa, R ERA: 3.3 (8, 1)	2.0		10	4	1	1	0	0	0	0	0	0	1	20	30	4.50	2.000										
Paul Assenmacher, L ERA: 0.96 (8, 1)	0.2		2	0	0	0	1	0	0	0	0	0	0	5	7	0.00	0.000										
Michael Jackson, R ERA: 2.65 (8, 1)	1.0	L	8	3	3	3	0	0	1	1	0	0	0	13	24	27.00	3.000										

Cleveland Indians @ Texas Rangers
The Ballpark at Arlington, Arlington, TX
Sun Aug 03 1997, 8:05 PM EDT
Att: 42,303 - Unknown - 91 F

AB 37
R 8
H 13
RBI 7
BB 2
SO 6
LOB 16



Batter	1	2	3	4	5	6	7	8	9	AB	R	H	RBI	BB	SO	LOB	TOP					
Nomar Garciaparra, R OBP: 0.346, SLG: 0.520 (1, 6)	G1-3		HR			G6-3 2B 1B	F9		3B 1B	5	3	3	2	0	0	0						
John Valentin, R OBP: 0.370, SLG: 0.488 (1, 5)	K		G5-3			G6-3 1B 2B		1B BB 3B 1B	3B 1B	5	3	3	0	0	1	0						
Mo Vaughn, L OBP: 0.443, SLG: 0.585 (1, 3)	1B 2B		K			G6-3		F8	K	5	1	1	1	1	0	2	4					
18 Reggie Jefferson, S OBP: 0.390, SLG: 0.550 (6, PH) Mike Stanley, R OBP: 0.397, SLG: 0.526 (6, PR) Jesus Tavarez, S OBP: 0.261, SLG: 0.357 (6, PR)	2B				G3	1B BB		1B BB 3B	SF7 3B	2	0	1	1	0	0	0	0					
Wil Cordero, R OBP: 0.324, SLG: 0.439 (1, 7)	G1-3				G5-3	1B		3B 1B	SF7	4	1	2	2	0	0	1						
Troy O'Leary, L OBP: 0.395, SLG: 0.492 (1, 9)		P6			G4-3	K		3B	G4-3	5	0	1	3	0	1	2						
Scott Hatteberg, L OBP: 0.357, SLG: 0.417 (1, 2)		G3			G4-3	G4-3		G6-3		4	0	0	0	0	0	4						
Darren Bragg, L OBP: 0.349, SLG: 0.411 (1, 8)		K			K		L4	K		4	0	0	0	0	3	2						
Jeff Frye, R OBP: 0.343, SLG: 0.413 (1, 4)			K		G6-3	G5-3			1B 2B	4	1	1	0	0	1	0						
Inning Stats	R: 1 E: 0 K: 1 S: 11	H: 2 LOB: 1 BB: 0 P: 17	R: 0 E: 0 K: 1 S: 8	H: 0 LOB: 0 BB: 0 P: 14	R: 1 E: 0 K: 2 S: 13	H: 1 LOB: 0 BB: 0 P: 20	R: 0 E: 0 K: 0 S: 9	H: 0 LOB: 0 BB: 0 P: 11	R: 0 E: 0 K: 1 S: 8	H: 0 LOB: 0 BB: 0 P: 14	R: 2 E: 0 K: 1 S: 14	H: 3 LOB: 2 BB: 1 P: 23	R: 0 E: 0 K: 0 S: 8	H: 0 LOB: 0 BB: 0 P: 12	R: 3 E: 0 K: 1 S: 15	H: 3 LOB: 2 BB: 1 P: 22	R: 4 E: 0 K: 1 S: 17	H: 4 LOB: 0 BB: 0 P: 24	1B: 7 2B: 3 3B: 2 HR: 1	SF: 1 SAC: 0 DP: 0 HBP: 0	WP: 0 PB: 0 SB: 0 CS: 0	PA: 42
PITCHER	IP	WLS	BF	H	R	ER	SO	BB	IBB	HBP	BLK	WP	HR	S	P	ERA	WHIP					
John Burkett, R ERA: 4.81 (1, 1)	5.0		18	3	2	2	5	0	0	0	0	0	1	49	76	3.60	0.600					
Ed Vosberg, L ERA: 4.39 (6, 1)	1.1		8	3	2	2	1	1	0	0	0	0	0	16	28	13.50	3.000					
Matt Whiteside, R ERA: 5.93 (7, 1)	0.2		3	1	1	1	0	0	0	0	0	0	0	7	8	13.50	1.500					
Eric Gunderson, L ERA: 2.06 (8, 1)	0.1		1	0	0	0	0	0	0	0	0	0	0	3	5	0.00	0.000					
Danny Patterson, R ERA: 3.73 (8, 1)	1.0	L	10	6	6	6	2	1	0	0	0	0	0	23	35	54.00	7.000					
PITCHER	IP	WLS	BF	H	R	ER	SO	BB	IBB	HBP	BLK	WP	HR	S	P	ERA	WHIP					
Eric Moody, R ERA: (9, 1)	0.2		2	0	0	0	0	0	0	0	0	0	0	5	5	0.00	0.000					

Boston Red Sox @ Texas Rangers
The Ballpark at Arlington, Arlington, TX
Mon Aug 04 1997, 8:05 PM EDT
Att: 29,601 - Unknown - 92 F

AB 39
R 11
H 13
RBI 11
BB 2
SO 8
LOB 13



Batter	1	2	3	4	5	6	7	8	9	AB	R	H	RBI	BB	SO	LOB	BOTTOM				
Tom Goodwin, L OBP: 0.314, SLG: 0.344 (1, 8)	L4		K		SF8		SH1-4 29 1B BB		K	3	1	0	1	1	2	1					
Mark McLemore, S OBP: 0.348, SLG: 0.343 (1, 4)	L7		K		29 S 1B		SH1-4		K	4	0	1	0	0	2	1					
29 Rusty Greer, L OBP: 0.414, SLG: 0.527 (1, 7)	1B		G4-3		P5		1B		G3	5	1	2	1	0	0	2					
Juan Gonzalez, R OBP: 0.325, SLG: 0.552 (1, 9)	1B				1B		2B HBP		P4	3	1	2	1	0	0	1					
Willi Clark, L OBP: 0.412, SLG: 0.515 (1, 3)	G4-3				F8		1B SF9 2B		FC6-4 1B	4	1	2	1	0	0	2					
Jim Leyritz, R OBP: 0.398, SLG: 0.410 (1, 2)		G1-3			F8		1B		FC6-4	4	0	1	0	0	0	3					
Lee Stevens, L ERA: 4.7 (1, 10) Damon Buford, R OBP: 0.280, SLG: 0.329 (6, PH)		G4-3			F9		P6		K	3	0	0	0	0	0	3					
Fernando Tatis, R OBP: 0.176, SLG: 0.375 (1, 5)		F8			G4-3 SF8 2B		SF9		G5-3	3	1	1	1	0	0	0					
Benji Gil, R OBP: 0.265, SLG: 0.324 (1, 6)					G4-3		F9		G6-3	4	0	1	0	0	0	2					
Inning Stats	R: 1 E: 0 K: 0 S: 14	H: 2 LOB: 1 BB: 0 P: 20	R: 0 E: 0 K: 0 S: 6	H: 0 LOB: 0 BB: 0 P: 7	R: 0 E: 0 K: 2 S: 13	H: 1 LOB: 1 BB: 0 P: 19	R: 0 E: 0 K: 0 S: 6	H: 1 LOB: 1 BB: 0 P: 10	R: 1 E: 0 K: 0 S: 9	H: 2 LOB: 1 BB: 0 P: 14	R: 2 E: 0 K: 0 S: 14	H: 2 LOB: 2 BB: 1 P: 24	R: 1 E: 0 K: 1 S: 6	H: 2 LOB: 0 BB: 0 P: 8	R: 0 E: 0 K: 2 S: 8	H: 0 LOB: 0 BB: 0 P: 11	1B: 8 2B: 2 3B: 0 HR: 0	SF: 2 SAC: 1 DP: 0 HBP: 1	WP: 0 PB: 0 SB: 4 CS: 0	PA: 39	
PITCHER	IP	WLS	BF	H	R	ER	SO	BB	IBB	HBP	BLK	WP	HR	S	P	ERA	WHIP				
Jeff Suppan, R ERA: 3.24 (7, 1)	6.0		27	8	4	4	2	0	0	1	0	0	0	57	84	6.00	1.333				
Ron Mahay, L ERA: 3.24 (7, 1)	0.1		3	1	1	1	0	1	0	0	0	0	0	5	12	27.00	6.000				
Mark Brandenburg, R ERA: 10.29 (7, 1)	0.1		1	0	0	0	0	0	0	0	0	0	0	2	3	0.00	0.000				
Butch Henry, L ERA: 4.09 (7, 1)	2.1	W	8	1	0	0	3	0	0	0	0	0	0	21	28	0.00	0.429				

Boston Red Sox @ Texas Rangers
The Ballpark at Arlington, Arlington, TX
Mon Aug 04 1997, 8:05 PM EDT
Att: 29,601 - Unknown - 92 F

AB 34
R 5
H 10
RBI 5
BB 1
SO 5
LOB 15



Batter	1	2	3	4	5	6	7	8	9	AB	R	H	RBI	BB	SO	LOB	TOP										
Nomar Garciaappara, R OBP: 0.349, SLG: 0.531	F7			2B	2B	HR		F8	G4-3	7	4	4	3	0	0	0											
John Valentin, R OBP: 0.372, SLG: 0.494 Mike Benjamin, R OBP: 0.259, SLG: 0.275	F7			1B	2B			P2		5	2	3	2	0	0	0											
Mo Vaughn, L OBP: 0.447, SLG: 0.587 Mike Stanley, R OBP: 0.399, SLG: 0.528	BB			1B	1B			1B	1B	4	1	3	3	1	1	0											
18 Reggie Jefferson, S OBP: 0.395, SLG: 0.547	K			1B	FC6-4			1B	1B	3	2	1	0	2	2	1											
Wil Cordero, R OBP: 0.325, SLG: 0.446 Shane Mack, R OBP: 0.374, SLG: 0.448	F9			K	FC6-4			1B	1B	5	2	2	3	0	1	5											
Troy O'Leary, L OBP: 0.354, SLG: 0.516	HR		F7	HR	K			1B	1B	6	2	4	3	0	1	0											
Scott Hatteberg, L OBP: 0.363, SLG: 0.421 Watt McKeel, R OBP: 0.259, SLG: 0.275	BB		2B	G4-6-3	1B			K	P2	3	2	2	0	1	0	0											
Jeff Frye, R OBP: 0.346, SLG: 0.421	K		G4-3	1B	FC5-4			SF9	G4-3	5	1	3	1	0	1	1											
Jesus Tavarez, S OBP: 0.237, SLG: 0.294	G3		G4-3	G4-6-3	FC5-4			P3	K	6	0	0	1	0	1	6											
Inning Stats	R: 0 E: 0 K: 1 S: 6	H: 0 LOB: 1 BB: 1 P: 12	R: 1 E: 0 K: 1 S: 10	H: 1 LOB: 1 BB: 1 P: 18	R: 8 E: 0 K: 1 S: 26	H: 9 LOB: 3 BB: 1 P: 49	R: 4 E: 0 K: 0 S: 19	H: 6 LOB: 2 BB: 1 P: 31	R: 0 E: 0 K: 2 S: 10	H: 1 LOB: 0 BB: 0 P: 15	R: 1 E: 0 K: 1 S: 10	H: 2 LOB: 1 BB: 0 P: 15	R: 2 E: 0 K: 0 S: 20	H: 4 LOB: 2 BB: 0 P: 29	R: 0 E: 0 K: 1 S: 13	H: 0 LOB: 0 BB: 0 P: 17	1B: 14 2B: 6 3B: 0 HR: 4	SF: 1 SAC: 0 DP: 1 HBP: 1	WP: 0 PB: 0 SB: 0 CS: 0	PA: 55							
PITCHER	IP	WLS	BF	H	R	ER	SO	BB	IBB	HBP	BLK	WP	HR	S	P	ERA	WHIP										
Jose Alberro, R ERA: 7.94	2.1	L	16	6	7	7	2	3	0	0	0	0	2	31	61	27.00	3.857										
Matt Whiteside, R ERA: 8.96	3.1		16	10	6	6	1	1	0	1	0	0	1	30	49	32.40	6.600										
Ed Vosberg, L ERA: 4.5	3.0		13	4	2	2	4	0	0	0	0	0	1	28	46	6.00	1.333										
Tanyon Sturtze, R ERA: 7.71	1.0		7	4	2	2	0	0	0	0	0	0	0	20	29	18.00	4.000										
John Wetteland, R ERA: 2.69	1.0		3	0	0	0	1	0	0	0	0	0	0	13	17	0.00	0.000										
Batter	1	2	3	4	5	6	7	8	9	AB	R	H	RBI	BB	SO	LOB	BOTTOM										
Tom Goodwin, L OBP: 0.314, SLG: 0.343 Damon Buford, R OBP: 0.280, SLG: 0.328	F8		K		BB			G5-3		2	0	0	0	1	1	0											
Mark McLemore, S OBP: 0.348, SLG: 0.341 Domingo Cedeno, S OBP: 0.322, SLG: 0.374	G6-3				K			G1-3		2	0	0	0	1	1	1											
29 Rusty Greer, L OBP: 0.415, SLG: 0.527 Warren Newson, L OBP: 0.357, SLG: 0.486	1B		F8		BB			K		2	0	1	0	1	0	1											
Juan Gonzalez, R OBP: 0.325, SLG: 0.550 Mike Simms, R OBP: 0.296, SLG: 0.452	1B		K		G6-4-3			G6-3		3	0	1	0	0	1	2											
Willi Clark, L OBP: 0.411, SLG: 0.512 Tanyon Sturtze, R OBP: 0.357, SLG: 0.486 John Wetteland, R OBP: 0.250, SLG: 1.000 Bobby Witt, R OBP: 0.250, SLG: 1.000	G3-1		G4-3		FC6-4			K		2	0	0	0	1	0	2											
Ivan Rodriguez, R OBP: 0.384, SLG: 0.492 Jim Leyritz, R OBP: 0.360, SLG: 0.412	G4-3		K		FC6-4			1B		3	0	0	0	0	1	1											
Lee Stevens, L OBP: 0.326, SLG: 0.480	L8		G4-3					K		4	0	0	0	0	1	1											
Fernando Tatis, R OBP: 0.216, SLG: 0.486	HR				G5-3			1B		3	1	2	1	0	0	0											
Benji Gil, R OBP: 0.261, SLG: 0.319	K		K		K			G5-4-3		3	0	0	0	0	2	1											
Inning Stats	R: 0 E: 0 K: 0 S: 13	H: 2 LOB: 2 BB: 0 P: 20	R: 1 E: 0 K: 1 S: 13	H: 1 LOB: 0 BB: 0 P: 17	R: 0 E: 0 K: 2 S: 9	H: 0 LOB: 1 BB: 1 P: 20	R: 0 E: 0 K: 1 S: 6	H: 0 LOB: 0 BB: 0 P: 9	R: 0 E: 0 K: 2 S: 10	H: 0 LOB: 1 BB: 1 P: 17	R: 0 E: 0 K: 0 S: 8	H: 1 LOB: 0 BB: 0 P: 14	R: 0 E: 0 K: 1 S: 9	H: 0 LOB: 0 BB: 0 P: 13	R: 0 E: 0 K: 2 S: 13	H: 1 LOB: 1 BB: 0 P: 22	1B: 4 2B: 0 3B: 0 HR: 1	SF: 0 SAC: 0 DP: 2 HBP: 0	WP: 0 PB: 0 SB: 0 CS: 0	PA: 34							
PITCHER	IP	WLS	BF	H	R	ER	SO	BB	IBB	HBP	BLK	WP	HR	S	P	ERA	WHIP										
Tom Gordon, R ERA: 3.66	6.0	W	24	3	1	1	6	4	0	0	0	0	0	10	14	0.00	1.000										
Kerry Lacy, R ERA: 5.66	1.0		3	1	0	0	0	0	0	0	0	0	0	9	13	0.00	0.000										
John Wasdin, R ERA: 4.79	1.0		3	0	0	0	1	0	0	0	0	0	0	9	13	0.00	0.000										
Jim Corsi, R ERA: 3.79	1.0		4	1	0	0	2	0	0	0	0	0	0	13	22	0.00	1.000										

Boston Red Sox @ Texas Rangers
The Ballpark at Arlington, Arlington, TX
Tue Aug 05 1997, 8:05 PM EDT
Att: 36,289 - Unknown - 96 F

AB 49
R 17
H 24
RBI 17
BB 4
SO 8
LOB 17



Boston Red Sox @ Texas Rangers
The Ballpark at Arlington, Arlington, TX
Tue Aug 05 1997, 8:05 PM EDT
Att: 36,289 - Unknown - 96 F

AB 30
R 1
H 5
RBI 1
BB 4
SO 9
LOB 9



Batter	1	2	3	4	5	6	7	8	9	AB	R	H	RBI	BB	SO	LOB	TOP					
2 Derek Jeter, R OBP: 0.372, SLG: 0.392 (1, 6)	4-2 BB		L4			1B		1B		3	0	2	0	1	0	1	New York Yankees @ Texas Rangers The Ballpark at Arlington, Arlington, TX Wed Aug 06 1997, 8:05 PM EDT Att: 34,067 - Unknown - 83 F livebaseballscores.com					
Luis Sojo, R OBP: 0.358, SLG: 0.377 (1, 4)	K		BB			F7		G6-3		4	0	0	0	1	1	5						
Bernie Williams, S OBP: 0.419, SLG: 0.513 (1, 8)	F7		BB							4	0	2	0	1	1	1						
Charlie Hayes, R OBP: 0.351, SLG: 0.452 (1, 5)	G4-3		P5			G6-4-3		L4		5	0	0	0	0	0	7						
Tino Martinez, L OBP: 0.373, SLG: 0.621 (1, 3)			G4-3							4	1	3	1	1	0	3						
Pete Incaviglia, R OBP: 0.317, SLG: 0.383 (1, 10)										3	0	1	0	0	1	1						
Paul O'Neill, L OBP: 0.407, SLG: 0.541 (7, PH)	F7									2	0	0	0	0	0	3						
Chad Curtis, R OBP: 0.369, SLG: 0.483 (1, 7)	P4									4	1	1	1	0	2	4						
Mark Whiten, S OBP: 0.342, SLG: 0.372 (1, 9)	G1-3									4	0	1	0	0	0	2						
Joe Girardi, R OBP: 0.299, SLG: 0.312 (1, 2)			BB							4	0	1	0	0	0	2						
Inning Stats	R: 0 E: 0 K: 1 S: 12	H: 0 LOB: 1 BB: 1 P: 21	R: 0 E: 0 K: 0 S: 9	H: 1 LOB: 1 BB: 0 P: 12	R: 0 E: 0 K: 0 S: 15	H: 1 LOB: 3 BB: 2 P: 28	R: 0 E: 1 K: 1 S: 8	H: 1 LOB: 1 BB: 0 P: 13	R: 0 E: 0 K: 0 S: 8	H: 2 LOB: 1 BB: 0 P: 12	R: 2 E: 0 K: 1 S: 15	H: 3 LOB: 2 BB: 0 P: 25	R: 0 E: 0 K: 1 S: 12	H: 2 LOB: 2 BB: 0 P: 19	R: 0 E: 0 K: 0 S: 6	H: 1 LOB: 1 BB: 0 P: 9	R: 0 E: 0 K: 1 S: 15	H: 0 LOB: 1 BB: 1 P: 23	1B: 9 2B: 0 3B: 0 HR: 2	SF: 0 SAC: 0 DP: 1 HBP: 1	WP: 0 PB: 0 CS: 0	PA: 42
PITCHER	IP	WLS	BF	H	R	ER	SO	BB	IBB	HBP	BLK	WP	HR	S	P	ERA	WHIP					
Darren Oliver, L ERA: 4.0 (1, 1)	6.0	W	29	8	2	2	3	3	0	1	0	0	2	67	111	3.00	1.833					
Danny Patterson, R ERA: 3.59 (7, 1)	2.0		9	3	0	0	1	0	0	0	0	0	0	18	28	0.00	1.500					
John Wetteland, R ERA: 2.51 (9, 1)	1.0		4	0	0	0	1	1	0	0	0	0	0	15	23	0.00	1.000					

Batter	1	2	3	4	5	6	7	8	9	AB	R	H	RBI	BB	SO	LOB	BOTTOM				
Damon Buford, R OBP: 0.276, SLG: 0.324 (1, 8)	K		K		G4-3		G5-3			4	0	0	0	0	2	1	New York Yankees @ Texas Rangers The Ballpark at Arlington, Arlington, TX Wed Aug 06 1997, 8:05 PM EDT Att: 34,067 - Unknown - 83 F livebaseballscores.com				
Ivan Rodriguez, R OBP: 0.397, SLG: 0.494 (1, 2)	29 BB		G3-1			29 BB		SF8		4	3	3	0	0	0	0					
29 Rusty Greer, L OBP: 0.416, SLG: 0.526 (1, 7)	FC6-4		G4-3			F8		SF8		4	1	2	0	0	0	1					
Jim Leyritz, R OBP: 0.367, SLG: 0.414 (1, 10)	FC6-4				FC4-6	1B		WP		1	2	1	1	2	0	0					
Will Clark, L OBP: 0.412, SLG: 0.514 (1, 3)	FC6-4				FC4-6	1B		SF8		3	0	2	2	0	0	2					
Mike Simms, R OBP: 0.284, SLG: 0.449 (1, 9)	FC5-4				FC4-6	1B		SF7		3	0	1	2	0	0	4					
Warren Newson, L OBP: 0.357, SLG: 0.486 (9, 9)	FC5-4				G5-4-3					0	0	0	0	0	0	0					
Fernando Tatis, R OBP: 0.220, SLG: 0.447 (1, 5)			F9		G5-4-3			1B		3	0	0	0	1	0	4					
Domingo Cedenro, S OBP: 0.321, SLG: 0.372 (1, 4)			G5-3					1B		4	0	1	1	0	0	0					
Benji Gil, R OBP: 0.262, SLG: 0.316 (1, 6)			G5-3					F8		2	0	0	0	1	0	0					
Inning Stats	R: 1 E: 0 K: 1 S: 14	H: 2 LOB: 2 BB: 1 P: 22	R: 0 E: 0 K: 0 S: 11	H: 0 LOB: 0 BB: 0 P: 15	R: 0 E: 0 K: 1 S: 8	H: 1 LOB: 1 BB: 1 P: 10	R: 0 E: 0 K: 0 S: 6	H: 1 LOB: 1 BB: 1 P: 14	R: 2 E: 0 K: 0 S: 13	H: 4 LOB: 1 BB: 0 P: 23	R: 0 E: 0 K: 0 S: 4	H: 0 LOB: 0 BB: 0 P: 5	R: 3 E: 0 K: 0 S: 17	H: 3 LOB: 2 BB: 1 P: 30	1B: 10 2B: 0 3B: 0 HR: 0	SF: 2 SAC: 0 DP: 3 HBP: 1	WP: 2 PB: 0 CS: 0	PA: 35			
PITCHER	IP	WLS	BF	H	R	ER	SO	BB	IBB	HBP	BLK	WP	HR	S	P	ERA	WHIP				
Andy Pettitte, L ERA: 3.25 (1, 1)	7.0	L	30	5	5	5	2	3	0	0	0	0	0	65	104	6.43	1.714				
Jim Mecir, R ERA: 6.07 (8, 1)	0.0		1	0	0	0	0	0	0	1	0	0	0	2	4	∞	∞				
Graeme Lloyd, L ERA: 3.25 (8, 1)	1.0		4	1	1	1	0	1	0	0	0	2	0	12	22	9.00	2.000				

Batter	1	2	3	4	5	6	7	8	9	AB	R	H	RBI	BB	SO	LOB	TOP											
2 Derek Jeter, R OBP: 0.372, SLG: 0.398	0-1 HR		1-0 F9		1-2 CS 1B		1-3 K	2-2 L4		5	1	2	1	0	1	2												
Luis Sojo, R OBP: 0.359, SLG: 0.378	1-1 L8		2-1 HR 1B		1-0 F8		0-1 1B		2-1 G4-3	5	1	2	0	0	0	1												
Bernie Williams, S OBP: 0.424, SLG: 0.525	0-0 G3-1		1-2 HR		4-2 BB		0-0 1B		1-0 G3 BB 1B	4	1	3	2	1	0	0												
Tino Martinez, L OBP: 0.375, SLG: 0.618	4-1 BB		4-2 1B BB		1-2 G3-1		0-1 P9		4-2 G3 BB	2	0	0	0	3	0	3												
Paul O'Neill, L OBP: 0.405, SLG: 0.537	1-1 F7		2-2 BB		1-3 1B		2-0 F7		3-2 G3	5	0	1	0	0	0	5												
Charlie Hayes, R OBP: 0.346, SLG: 0.447		3-2 F7	0-1 F9				0-0 2B SF8 1B		2-3 K	5	1	1	0	0	2	4												
Wade Boggs, L OBP: 0.370, SLG: 0.361		1-2 F9		2-1 F8		3-1 SF8 2B		1-1 G1-3 2B		4	0	2	0	0	0	0												
Scott Pose, L OBP: 0.294, SLG: 0.258						1-3 2B				0	0	0	0	0	0	0												
Chad Curtis, R OBP: 0.371, SLG: 0.481		4-1 CS BB		3-3 K		0-0 SF8		4-0 G1-3 BB		1	0	0	1	2	1	0												
Joe Girardi, R OBP: 0.295, SLG: 0.308		2-1 CS	0-1 F8	0-0 G1-3		2-3 K		2-1 G1-3		4	0	0	0	0	1	3												
Inning Stats	R: 1 E: 0 K: 0 S: 8	H: 1 LOB: 1 BB: 1 P: 14	R: 0 E: 0 K: 0 S: 9	H: 0 LOB: 0 BB: 1 P: 19	R: 2 E: 0 K: 0 S: 16	H: 3 LOB: 2 BB: 1 P: 26	R: 0 E: 0 K: 1 S: 6	H: 0 LOB: 0 BB: 0 P: 11	R: 0 E: 0 K: 0 S: 9	H: 1 LOB: 1 BB: 0 P: 16	R: 0 E: 0 K: 1 S: 10	H: 2 LOB: 1 BB: 0 P: 19	R: 0 E: 0 K: 1 S: 9	H: 2 LOB: 2 BB: 0 P: 12	R: 0 E: 0 K: 1 S: 10	H: 1 LOB: 2 BB: 1 P: 21	R: 0 E: 0 K: 1 S: 12	H: 1 LOB: 2 BB: 1 P: 23	1B: 7 2B: 2 3B: 0 HR: 2	SF: 1 SAC: 0 DP: 0 HBP: 0	WP: 0 PB: 0 CS: 2	PA: 43						
PITCHER	IP	WLS	BF	H	R	ER	SO	BB	IBB	HBP	BLK	WP	HR	S	P	ERA	WHIP											
Bobby Witt, R ERA: 4.1	(1, 1)	6.1	L	30	9	4	4	3	4	0	0	0	0	2	64	112	5.68	2.053										
Scott Bailes, L ERA:	(7, 1)	0.2		2	0	0	0	0	0	0	0	0	0	0	3	5	0.00	0.000										
Matt Whiteside, R ERA: 6.85	(8, 1)	0.2		4	1	0	0	1	1	0	0	0	0	0	7	16	0.00	3.000										
Terry Clark, R ERA: 6.08	(8, 1)	0.1		1	0	0	0	0	0	0	0	0	0	0	3	5	0.00	0.000										
Eric Gunderson, L ERA: 2.91	(9, 1)	1.0		5	1	0	0	1	1	0	0	0	0	0	12	23	0.00	2.000										
Batter	1	2	3	4	5	6	7	8	9	AB	R	H	RBI	BB	SO	LOB	BOTTOM											
Tom Goodwin, L OBP: 0.314, SLG: 0.341	1-0 F8		4-2 WP 1B BB			3-1 F8		3-2 SH1-3 HBP	0-0 FC4-6	2	1	0	0	1	0	0												
Jim Levritz, R OBP: 0.369, SLG: 0.414										0	0	0	0	0	0	0												
Damon Buford, R OBP: 0.276, SLG: 0.324										0	0	0	0	0	0	0												
Mike Simms, R OBP: 0.282, SLG: 0.444										1	0	0	0	0	0	3												
Mark McLemore, S OBP: 0.348, SLG: 0.341	1-3 K		1-0 1H 2H 1B			2-1 G4-3		1-1 SH1-3		3	0	1	2	0	1	0												
29 Rusty Greer, L OBP: 0.413, SLG: 0.521	1-1 G4-3		2-1 G4-3			2-2 G4-3		3-3 K		4	0	0	0	0	1	4												
Will Clark, L OBP: 0.408, SLG: 0.508		2-2 F8		1-3 K			0-1 F8	1-1 F8		4	0	0	0	0	1	3												
Ivan Rodriguez, R OBP: 0.384, SLG: 0.489		0-0 G4-3		1-0 L8			1-3 K G4-3 1B		1-3 K 1B G3-1	4	0	0	0	0	2	0												
Lee Stevens, L OBP: 0.325, SLG: 0.477		2-1 G4-3		2-3 K			2-1 G4-3 1B		1-0 G3-1	4	0	1	0	0	1	1												
Warren Newson, L OBP: 0.360, SLG: 0.479			4-1 WP 1B BB			2-2 G5-3		1-1 G4-3		2	1	0	0	2	0	2												
Fernando Tatis, R OBP: 0.200, SLG: 0.405			1-3 K			3-2 G6-3		3-3 K		4	0	0	0	0	3	5												
Benji Gil, R OBP: 0.260, SLG: 0.313			2-3 K							2	0	0	0	0	2	1												
Domingo Cedeno, S OBP: 0.327, SLG: 0.388										2	0	2	0	0	0	0												
Inning Stats	R: 0 E: 0 K: 1 S: 6	H: 0 LOB: 0 BB: 0 P: 9	R: 0 E: 0 K: 0 S: 6	H: 0 LOB: 0 BB: 0 P: 10	R: 2 E: 0 K: 2 S: 12	H: 1 LOB: 1 BB: 2 P: 26	R: 0 E: 0 K: 2 S: 7	H: 0 LOB: 0 BB: 0 P: 11	R: 0 E: 0 K: 1 S: 9	H: 0 LOB: 0 BB: 0 P: 15	R: 0 E: 0 K: 0 S: 7	H: 0 LOB: 0 BB: 0 P: 14	R: 0 E: 0 K: 2 S: 12	H: 1 LOB: 2 BB: 0 P: 19	R: 0 E: 0 K: 1 S: 10	H: 1 LOB: 3 BB: 0 P: 19	R: 0 E: 0 K: 2 S: 14	H: 1 LOB: 3 BB: 1 P: 21	1B: 3 2B: 0 3B: 1 HR: 0	SF: 0 SAC: 1 DP: 0 HBP: 1	WP: 2 PB: 1 CS: 0	PA: 37						
PITCHER	IP	WLS	BF	H	R	ER	SO	BB	IBB	HBP	BLK	WP	HR	S	P	ERA	WHIP											
David Cone, R ERA: 2.88	(1, 1)	7.0	W	27	3	2	2	8	2	0	0	0	0	60	106	2.57	0.714											
Mike Stanton, L ERA: 2.29	(8, 1)	1.0		4	0	0	0	1	0	0	1	0	0	9	17	0.00	0.000											
42 Mariano Rivera, R ERA: 1.94	(9, 1)	1.0	S	6	1	0	0	2	1	0	0	0	0	14	21	0.00	2.000											

New York Yankees @ Texas Rangers
The Ballpark at Arlington, Arlington, TX
Thu Aug 07 1997, 8:05 PM EDT
Att: 39,918 - Unknown - 65 F

AB 35
R 4
H 11
RBI 4
BB 6
SO 5
LOB 18



New York Yankees @ Texas Rangers
The Ballpark at Arlington, Arlington, TX
Thu Aug 07 1997, 8:05 PM EDT
Att: 39,918 - Unknown - 65 F

AB 32
R 2
H 4
RBI 2
BB 3
SO 11
LOB 19



Batter	1	2	3	4	5	6	7	8	9	AB	R	H	RBI	BB	SO	LOB	TOP										
Tom Goodwin, L (1, 8) OBP: 0.315, SLG: 0.340	2-1 G5-3		2-3 K			1-0 G4-6-3 1B		4-1 G4-3 BB	2-1 G6-3	4	0	1	0	1	1	1											
Mark McLemore, S (1, 4) OBP: 0.344, SLG: 0.336	0-0 F7		1-2 G6-3			1-2 G4-6-3 1-2		0-1 G4-3		4	0	0	0	0	0	2											
29 Rusty Greer, L (1, 7) OBP: 0.411, SLG: 0.518	4-2 HR BB		1-1 G6-3			3-2 P4		0-0 G3		3	1	0	0	1	0	1											
Juan Gonzalez, R (1, 9) OBP: 0.330, SLG: 0.561	1-1 HR			3-1 G5-3			0-0 1B SF7 1B		1-2 HBP BB PB 1B	4	3	3	2	0	0	0											
Willi Clark, L (1, 3) OBP: 0.407, SLG: 0.504	1-2 P6			2-0 L3			2-3 K		4-2 PB HBP 1B BB	3	1	0	0	1	1	1											
Ivan Rodriguez, R (1, 2) OBP: 0.385, SLG: 0.488		0-3 K		2-2 G4-3			0-0 1B		2-2 PB 1B HBP	3	1	1	0	0	1	0											
Lee Stevens, L (1, 10) OBP: 0.323, SLG: 0.473		1-0 G4-3			3-2 G4-3		0-0 SF7		1-1 WP SH3 1B	2	0	0	0	0	0	0											
Jim Leyritz, R (7, PH) OBP: 0.369, SLG: 0.416							3-H F7		1-2 1B	1	0	1	3	0	0	0											
Fernando Tatis, R (1, 5) OBP: 0.208, SLG: 0.422		0-0 2B			1-1 L5				3-0 SH3	3	0	1	0	0	0	1											
Benji Gil, R (1, 6) OBP: 0.258, SLG: 0.310					1-1 G4-3				1-2 1B	2	0	0	0	0	0	1											
Domingo Cedenio, S (8, PH) OBP: 0.324, SLG: 0.384								3-3 K	2-3 K	2	0	0	0	0	0	2											
Inning Stats	R: 2 H: 1 E: 0 K: 0 S: 10	H: 1 LOB: 0 BB: 1 P: 18	R: 0 H: 1 E: 0 K: 1 S: 6	H: 1 LOB: 1 BB: 0 P: 7	R: 0 H: 0 E: 0 K: 1 S: 8	H: 0 LOB: 0 BB: 0 P: 12	R: 0 H: 0 E: 0 K: 0 S: 7	H: 0 LOB: 0 BB: 0 P: 14	R: 0 H: 0 E: 0 K: 0 S: 8	H: 1 LOB: 0 BB: 0 P: 13	R: 1 H: 2 E: 0 K: 1 S: 12	H: 2 LOB: 1 BB: 0 P: 17	R: 0 H: 0 E: 0 K: 1 S: 9	H: 0 LOB: 1 BB: 1 P: 16	R: 3 H: 2 E: 0 K: 1 S: 20	H: 2 LOB: 1 BB: 1 P: 36	1B: 5 2B: 1 3B: 0 HR: 1	SF: 1 SAC: 1 DP: 1 HBP: 1	WP: 1 PB: 1 SB: 0 CS: 0	PA: 37							
PITCHER	IP	WLS	BF	H	R	ER	SO	BB	IBB	HBP	BLK	WP	HR	S	P	ERA	WHIP										
Bartolo Colon, R (1, 1) ERA: 5.74	6.1		24	5	3	3	3	1	0	0	0	0	1	54	86	4.26	0.947										
Paul Assenmacher, L (7, 1) ERA: 3.9	0.1		1	0	0	0	0	0	0	0	0	0	0	1	1	0.00	0.000										
Jose Mesa, R (7, 1) ERA: 3.15	1.1		5	0	0	0	1	1	0	0	0	0	0	13	23	0.00	0.750										
Michael Jackson, R (9, 1) ERA: 3.15	0.0	L	3	1	3	3	0	1	0	1	0	0	0	10	17	=	=										
Albie Lopez, R (9, 1) ERA: 6.21	1.0		4	1	0	0	1	0	0	0	0	1	0	10	19	0.00	1.000										

Texas Rangers @ Cleveland Indians
Jacobs Field, Cleveland, OH
Fri Aug 08 1997, 7:05 PM EDT
Att: 43,110 - Unknown - 76 F

AB	31
R	6
H	7
RBI	5
BB	3
SO	5
LOB	8



Batter	1	2	3	4	5	6	7	8	9	AB	R	H	RBI	BB	SO	LOB	BOTTOM										
Brian Giles, L (1, 7) OBP: 0.389, SLG: 0.489	4-1 BLK 1B BB	2-3 K			4-2 G3 BB		4-2 G4-6-3 BB			1	1	0	0	3	1	0											
Omar Vizquel, S (1, 6) OBP: 0.348, SLG: 0.372	2-1 1B BLK 2B 1B	3-1 F9			0-0 G3		0-2 G4-6-3 1-2			4	1	1	0	0	0	3											
Manny Ramirez, R (1, 9) OBP: 0.422, SLG: 0.554	2-2 2B 1B 1-3 2-H		0-0 HR		0-3 K			1-0 F8		4	2	2	2	0	1	1											
Jim Thome, L (1, 3) OBP: 0.437, SLG: 0.606	3-1 1B G5-3 2B		3-2 G6-3		2-3 K			4-2 L3 BB		3	1	1	1	1	1	1											
David Justice, L (1, 10) OBP: 0.406, SLG: 0.553	3-0 G5-3 1B		2-1 G3			1-3 K		0-0 L3		4	0	1	1	0	1	1											
Matt Williams, R (1, 5) OBP: 0.288, SLG: 0.472	0-0 G5-3		2-0 G5-3			1-1 P6			1-3 K	4	0	0	1	0	1	1											
Tony Fernandez, S (1, 4) OBP: 0.326, SLG: 0.412	1-0 F8			0-3 K		1-0 F9			0-0 B1-3	4	0	0	0	0	1	1											
Pat Borders, R (1, 2) OBP: 0.352, SLG: 0.449	3-2 G5-3			0-0 G5-3			0-2 1B		1-3 K	3	0	1	0	0	0	1											
Sandy Alomar Jr., R (9, PH) OBP: 0.376, SLG: 0.573										1	0	0	0	0	1	0											
Marquis Grissom, R (1, 8) OBP: 0.309, SLG: 0.363		3-2 F9			0-3 K		1-0 L6			3	0	0	0	0	1	1											
Inning Stats	R: 4 H: 4 E: 0 K: 0 S: 16	H: 4 LOB: 1 BB: 1 P: 34	R: 0 H: 0 E: 0 K: 1 S: 8	H: 0 LOB: 0 BB: 0 P: 16	R: 1 H: 1 E: 0 K: 0 S: 7	H: 1 LOB: 0 BB: 0 P: 14	R: 0 H: 0 E: 0 K: 2 S: 7	H: 0 LOB: 0 BB: 0 P: 7	R: 0 H: 0 E: 0 K: 0 S: 9	H: 0 LOB: 1 BB: 1 P: 15	R: 0 H: 1 E: 1 K: 0 S: 13	H: 1 LOB: 1 BB: 1 P: 18	R: 0 H: 0 E: 0 K: 0 S: 6	H: 0 LOB: 0 BB: 1 P: 11	R: 0 H: 0 E: 0 K: 2 S: 7	H: 0 LOB: 0 BB: 0 P: 9	1B: 4 2B: 2 3B: 0 HR: 1	SF: 0 SAC: 0 DP: 2 HBP: 0	WP: 0 PB: 0 SB: 0 CS: 0	PA: 35							
PITCHER	IP	WLS	BF	H	R	ER	SO	BB	IBB	HBP	BLK	WP	HR	S	P	ERA	WHIP										
Tanyon Sturtze, R (1, 1) ERA: 7.56	6.1		27	6	5	5	6	2	0	0	1	0	0	61	104	7.11	1.263										
Scott Bailes, L (7, 1) ERA:	1.2	W	5	0	0	0	0	2	0	0	0	0	0	11	20	0.00	1.200										
John Wetteland, R (9, 1) ERA: 2.45	1.0	S	3	0	0	0	2	0	0	0	0	0	0	7	9	0.00	0.000										

Texas Rangers @ Cleveland Indians
Jacobs Field, Cleveland, OH
Fri Aug 08 1997, 7:05 PM EDT
Att: 43,110 - Unknown - 76 F

AB	31
R	5
H	6
RBI	5
BB	4
SO	8
LOB	10



Batter	1	2	3	4	5	6	7	8	9	AB	R	H	RBI	BB	SO	LOB	TOP										
Tom Goodwin, L (1, 8) OBP: 0.314, SLG: 0.341	0-1 29 1B 2B		1-2 G4-3			1-1 G3-1	0-0 FC4-2			4	1	1	0	0	0	2											
Mark McLemore, S (1, 4) OBP: 0.343, SLG: 0.335	1-3 K		2-2 F7			3-1 G4-3 29 1B HR	3-1 G3			4	1	1	0	0	1	3											
29 Rusty Greer, L (1, 7) OBP: 0.412, SLG: 0.518	0-0 2H 1B		3-2 K			1 SAFE 3-1 G4-3 1-2 HR 1B		1-3 K		4	1	2	1	0	2	0											
Juan Gonzalez, R (1, 10) OBP: 0.326, SLG: 0.554	2-3 K			0-0 F9		3-2 G4-3		1-3 K		4	0	0	0	0	2	3											
Will Clark, L (1, 3) OBP: 0.405, SLG: 0.509	3-3 K			3-1 G4-3		3-2 G4-3 2H 3H HR		2-3 K		4	1	1	3	0	2	1											
Ivan Rodriguez, R (1, 2) OBP: 0.384, SLG: 0.486		2-2 E4 1B		2-3 K		3-2 G1-3		0-3 K		4	0	1	0	0	2	0											
Warren Newson, L (1, 9) OBP: 0.352, SLG: 0.466		0-0 L5-3			0-1 L9		0-0 F7	1-2 G4-3		4	0	0	0	0	0	1											
Domingo Cedeño, S (1, 6) OBP: 0.323, SLG: 0.386		1-0 F7			1-0 G4-3		2-0 1B FC4-2 2B	1-3 K		4	0	1	0	0	1	1											
Fernando Tatis, R (1, 5) OBP: 0.216, SLG: 0.417		0-2 L7			3-2 G5-3		0-0 FC4-2 1B			3	0	1	0	0	0	1											
Inning Stats	R: 1 E: 0 K: 3 S: 12	H: 2 LOB: 1 BB: 0 P: 18	R: 0 E: 1 K: 0 S: 8	H: 1 LOB: 1 BB: 0 P: 11	R: 0 E: 0 K: 1 S: 11	H: 0 LOB: 0 BB: 0 P: 17	R: 0 E: 0 K: 1 S: 6	H: 0 LOB: 0 BB: 0 P: 11	R: 0 E: 0 K: 0 S: 6	H: 0 LOB: 0 BB: 0 P: 10	R: 3 E: 0 K: 0 S: 18	H: 3 LOB: 0 BB: 0 P: 32	R: 0 E: 0 K: 0 S: 6	H: 2 LOB: 2 BB: 0 P: 11	R: 0 E: 0 K: 2 S: 9	H: 0 LOB: 0 BB: 0 P: 13	R: 0 E: 0 K: 2 S: 9	H: 0 LOB: 0 BB: 0 P: 11	1B: 5 2B: 2 3B: 0 HR: 1	SF: 0 SAC: 0 DP: 0 HBP: 0	WP: 0 PB: 0 SB: 0 CS: 0	PA: 35					
PITCHER	IP	WLS	BF	H	R	ER	SO	BB	IBB	HBP	BLK	WP	HR	S	P	ERA	WHIP										
Charles Nagy, R (1, 1) ERA: 4.35	7.0	L	29	8	4	4	5	0	0	0	0	0	1	67	110	5.14	1.143										
Paul Assenmacher, L (8, 1) ERA: 3.77	1.0		3	0	0	0	3	0	0	0	0	0	0	9	13	0.00	0.000										
Paul Shuey, R (9, 1) ERA: 4.97	1.0		3	0	0	0	2	0	0	0	0	0	0	9	11	0.00	0.000										

Texas Rangers @ Cleveland Indians
Jacobs Field, Cleveland, OH
Sat Aug 09 1997, 3:33 AM EDT
Att: 42,964 - Sunny - 84 F

AB 35
R 4
H 8
RBI 4
BB 0
SO 10
LOB 12



Batter	1	2	3	4	5	6	7	8	9	AB	R	H	RBI	BB	SO	LOB	BOTTOM										
Brian Giles, L (1, 7) OBP: 0.391, SLG: 0.507	1-0 G4-3			3-2 L6		0-0 G3 2B	2-1 1H HR			4	1	2	2	0	0	0											
Omar Vizquel, S (1, 6) OBP: 0.346, SLG: 0.368	3-2 G3			0-2 G4-3		0-1 G5-3	0-1 L6			4	0	0	0	0	0	1											
Manny Ramirez, R (1, 9) OBP: 0.425, SLG: 0.553	1-1 G6-3			4-0 1B BB		4-2 G3 BB		4-1 G6-4-3 BB		1	0	0	0	3	0	0											
Jim Thome, L (1, 3) OBP: 0.436, SLG: 0.602		2-1 G1		2-0 G3		2-2 G3		3-2 G6-4-3		4	0	1	0	0	0	3											
David Justice, L (1, 10) OBP: 0.407, SLG: 0.551		0-1 G3-1		1-2 1B		1-2 2-3 BB		1-2 1B		3	0	1	0	1	1	2											
Matt Williams, R (1, 5) OBP: 0.285, SLG: 0.467		3-2 P2			1-1 F8	1-3 K		1-3 K		4	0	0	0	0	2	4											
Sandy Alomar Jr., R (1, 2) OBP: 0.372, SLG: 0.566			1-1 F8		3-2 G6-3		1-3 K		1-2 G6-3	4	0	0	0	0	1	0											
Jeff Branson, L (1, 4) OBP: 0.225, SLG: 0.266			2-0 G3-1		1-1 HR		0-1 G1-3		2-3 K	4	1	1	1	0	1	0											
Marquis Grissom, R (1, 8) OBP: 0.309, SLG: 0.362			2-1 G3-1		1-0 G1-3		2-1 HR		0-0 G1-3	4	1	1	0	0	0	0											
Inning Stats	R: 0 E: 0 K: 0 S: 6	H: 0 LOB: 0 BB: 0 P: 11	R: 0 E: 0 K: 0 S: 7	H: 0 LOB: 0 BB: 0 P: 12	R: 0 E: 0 K: 0 S: 5	H: 0 LOB: 0 BB: 0 P: 10	R: 0 E: 0 K: 1 S: 10	H: 1 LOB: 2 BB: 1 P: 20	R: 1 E: 0 K: 0 S: 11	H: 1 LOB: 0 BB: 0 P: 17	R: 0 E: 0 K: 1 S: 13	H: 1 LOB: 3 BB: 2 P: 24	R: 2 E: 0 K: 1 S: 11	H: 2 LOB: 0 BB: 0 P: 16	R: 0 E: 0 K: 1 S: 11	H: 1 LOB: 1 BB: 1 P: 21	R: 0 E: 0 K: 1 S: 8	H: 0 LOB: 0 BB: 0 P: 11	1B: 3 2B: 1 3B: 0 HR: 2	SF: 0 SAC: 0 DP: 1 HBP: 0	WP: 0 PB: 0 SB: 0 CS: 0	PA: 36					
PITCHER	IP	WLS	BF	H	R	ER	SO	BB	IBB	HBP	BLK	WP	HR	S	P	ERA	WHIP										
Terry Clark, R (1, 1) ERA: 5.29	5.2	W	23	3	1	1	1	3	0	0	0	0	0	10	14	9.00	1.059										
Danny Patterson, R (6, 1) ERA: 3.69	1.0		4	1	1	1	2	0	0	0	0	0	0	12	23	9.00	3.000										
Eric Gunderson, L (7, 1) ERA: 2.17	1.0	S	5	2	1	1	0	1	0	0	0	0	1	11	15	0.00	0.000										
John Wetteland, R (8, 1) ERA: 2.39	1.1		4	0	0	0	2	0	0	0	0	0	0	11	15	0.00	0.000										

Texas Rangers @ Cleveland Indians
Jacobs Field, Cleveland, OH
Sat Aug 09 1997, 3:33 AM EDT
Att: 42,964 - Sunny - 84 F

AB 32
R 3
H 6
RBI 3
BB 4
SO 5
LOB 10



Batter	1	2	3	4	5	6	7	8	9	AB	R	H	RBI	BB	SO	LOB	TOP								
Damon Buford, R OBP: 0.276, SLG: 0.323 (1, 8)			G5-3				F9			4	0	1	0	0	0	3	Texas Rangers @ Cleveland Indians Jacobs Field, Cleveland, OH Sat Aug 09 1997, 7:05 PM EDT Att: 41,330 - Unknown - 80 F								
Ivan Rodriguez, R OBP: 0.363, SLG: 0.484 (1, 10)	F8		F7			L4		FC4-6 1B		4	0	1	0	0	0	1									
29 Rusty Greer, L OBP: 0.411, SLG: 0.517 (1, 7)	K					G1-3		K		4	1	1	0	0	2	2									
Juan Gonzalez, R OBP: 0.323, SLG: 0.548 (1, 9)	K					F9		FC4-6		4	0	0	0	0	2	3									
Jim Leyritz, R OBP: 0.374, SLG: 0.420 (1, 2)								L3		4	1	3	1	0	0	1									
Fernando Tatis, R OBP: 0.208, SLG: 0.400 Tom Goodwin, L OBP: 0.314, SLG: 0.341 (7, PH)	G6-4-3									2	0	0	0	0	1	2									
Domingo Cedeño, S OBP: 0.323, SLG: 0.386 (7, 6)										1	0	0	0	0	1	0									
Billy Ripken, R OBP: 0.321, SLG: 0.403 Mark McLemore, S OBP: 0.344, SLG: 0.334 (7, PH)	FC6-4									2	0	0	0	0	0	1									
Benji Gil, R OBP: 0.260, SLG: 0.309 Will Clark, L OBP: 0.404, SLG: 0.508 (7, PH)										1	0	0	0	1	0	0									
										1	0	0	0	0	1	2									
Inning Stats	R: 0 E: 0 K: 2 S: 10	H: 1 LOB: 1 BB: 0 P: 12	R: 0 E: 0 K: 0 S: 6	H: 2 LOB: 1 BB: 0 P: 10	R: 0 E: 0 K: 0 S: 7	H: 0 LOB: 0 BB: 0 P: 8	R: 1 E: 0 K: 2 S: 15	H: 2 LOB: 1 BB: 0 P: 24	R: 0 E: 0 K: 0 S: 6	H: 0 LOB: 0 BB: 1 P: 13	R: 0 E: 0 K: 0 S: 6	H: 0 LOB: 0 BB: 0 P: 8	R: 1 E: 1 K: 1 S: 9	H: 1 LOB: 2 BB: 1 P: 19	R: 0 E: 0 K: 1 S: 10	H: 1 LOB: 1 BB: 0 P: 14	R: 0 E: 0 K: 1 S: 8	H: 0 LOB: 0 BB: 0 P: 11	1B: 6 2B: 1 3B: 0 HR: 0	SF: 0 SAC: 2 DP: 2 HBP: 0	WP: 1 PB: 0 SB: 0 CS: 0	PA: 35			
PITCHER	IP	WLS	BF	H	R	ER	SO	BB	IBB	HBP	BLK	WP	HR	S	P	ERA	WHIP								
Jason Jacome, L ERA: 5.34 (1, 1)	5.2		21	5	1	1	4	1	0	0	0	0	0	48	72	1.59	1.059								
Paul Shuey, R ERA: 5.19 (6, 1)	0.2		5	1	1	1	0	0	1	0	0	0	0	6	16	13.50	1.500								
Paul Assenmacher, L ERA: 0.66 (7, 1)	1.0	W	4	1	0	0	2	0	0	0	0	1	0	10	12	0.00	1.000								
Jose Mesa, R ERA: 3.1 (8, 1)	1.2	S	5	0	0	0	1	0	0	0	0	0	0	13	19	0.00	0.000								

Batter	1	2	3	4	5	6	7	8	9	AB	R	H	RBI	BB	SO	LOB	BOTTOM								
Brian Giles, L OBP: 0.389, SLG: 0.506 (1, 7)	G6-3		F8							4	1	1	0	0	0	0	Texas Rangers @ Cleveland Indians Jacobs Field, Cleveland, OH Sat Aug 09 1997, 7:05 PM EDT Att: 41,330 - Unknown - 80 F								
Omar Vizquel, S OBP: 0.348, SLG: 0.371 (1, 6)			P4							3	1	2	0	0	0	0									
Manny Ramirez, R OBP: 0.423, SLG: 0.549 (1, 9)			F9							3	0	0	0	1	1	2									
Jim Thome, L OBP: 0.432, SLG: 0.597 (1, 3)										3	0	0	1	0	1	0									
David Justice, L OBP: 0.411, SLG: 0.572 (1, 10)										4	2	3	2	0	0	1									
Kevin Seitzer, R OBP: 0.311, SLG: 0.347 Matt Williams, R OBP: 0.285, SLG: 0.467 (8, 5)										3	0	1	0	0	0	0									
Tony Fernandez, S OBP: 0.326, SLG: 0.411 (1, 4)										3	0	1	0	0	0	1									
Pat Borders, R OBP: 0.363, SLG: 0.450 Sandy Alomar Jr., R OBP: 0.371, SLG: 0.564 (8, 2)										2	0	1	0	0	0	0									
Marquis Grissom, R OBP: 0.307, SLG: 0.360 (1, 8)										3	0	0	0	0	1	3									
										1	0	0	0	0	0	1									
Inning Stats	R: 1 E: 0 K: 1 S: 14	H: 1 LOB: 0 BB: 0 P: 20	R: 0 E: 0 K: 0 S: 12	H: 3 LOB: 2 BB: 0 P: 21	R: 0 E: 0 K: 0 S: 5	H: 0 LOB: 0 BB: 0 P: 9	R: 1 E: 0 K: 1 S: 11	H: 1 LOB: 0 BB: 0 P: 16	R: 0 E: 0 K: 1 S: 7	H: 0 LOB: 0 BB: 0 P: 10	R: 0 E: 0 K: 0 S: 9	H: 1 LOB: 0 BB: 0 P: 12	R: 1 E: 0 K: 0 S: 9	H: 2 LOB: 1 BB: 0 P: 15	R: 1 E: 0 K: 0 S: 5	H: 1 LOB: 1 BB: 1 P: 12	1B: 6 2B: 1 3B: 0 HR: 2	SF: 1 SAC: 1 DP: 1 HBP: 0	WP: 0 PB: 1 SB: 1 CS: 1	PA: 32					
PITCHER	IP	WLS	BF	H	R	ER	SO	BB	IBB	HBP	BLK	WP	HR	S	P	ERA	WHIP								
Eric Moody, R ERA: 1.93 (1, 1)	6.1	L	25	8	3	2	3	0	0	0	0	0	0	3	4	0.00	0.000								
Matt Whiteside, R ERA: 6.75 (7, 1)	0.2		2	0	0	0	0	0	0	0	0	0	0	3	4	0.00	0.000								
Ed Vosberg, L ERA: 4.61 (8, 1)	1.0		5	1	1	1	0	0	1	0	0	0	0	5	12	9.00	1.000								

AB	31
R	2
H	7
RBI	1
BB	2
SO	7
LOB	16

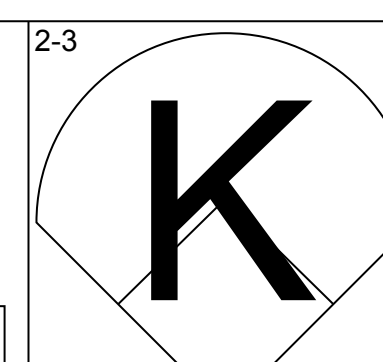
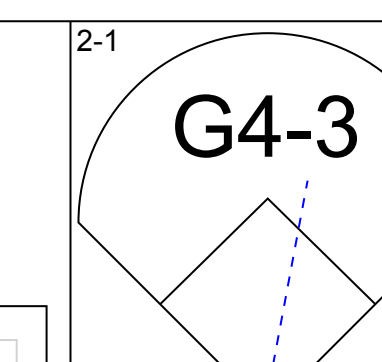
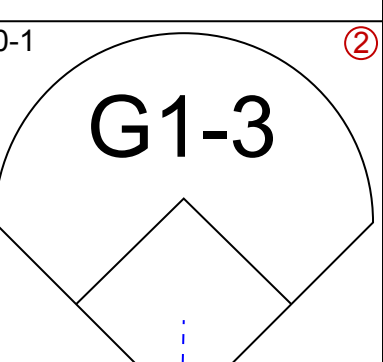
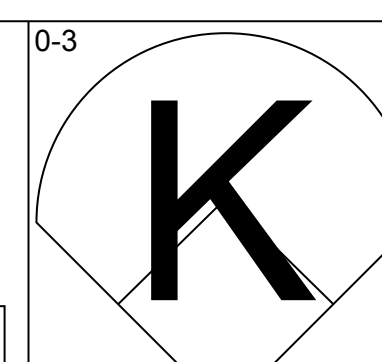
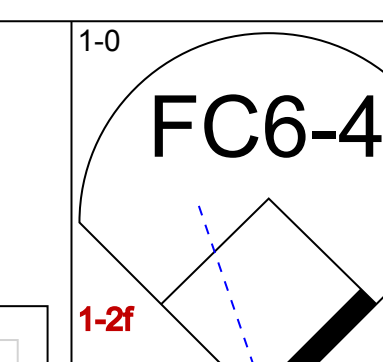

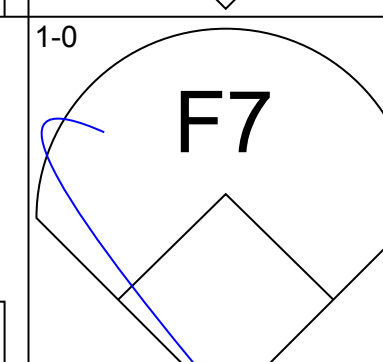
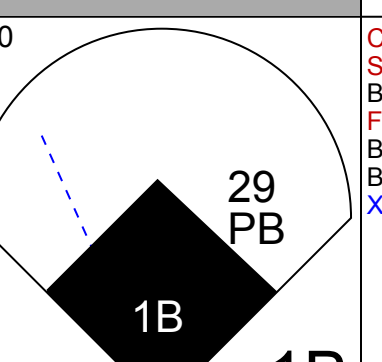
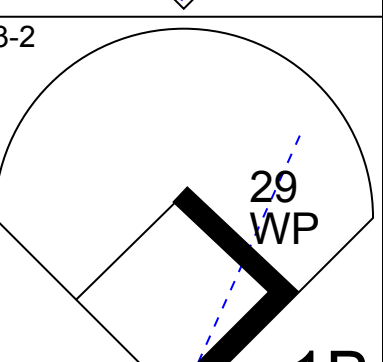
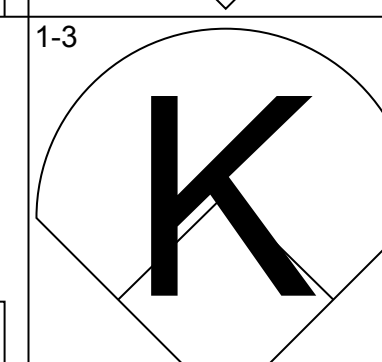
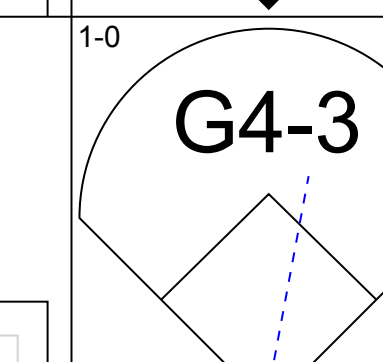
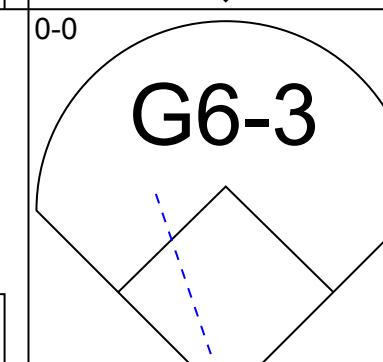
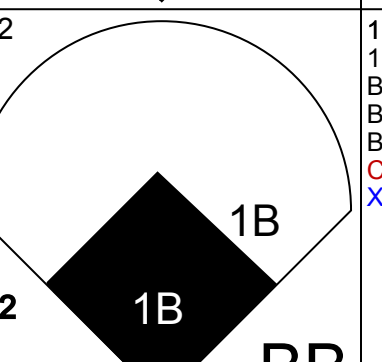
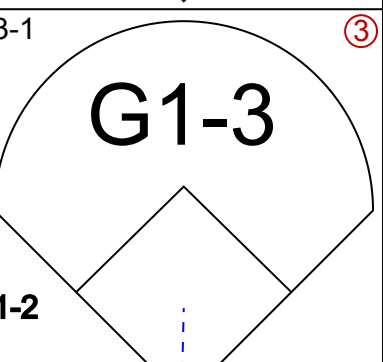
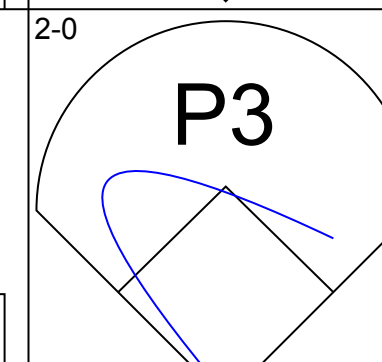
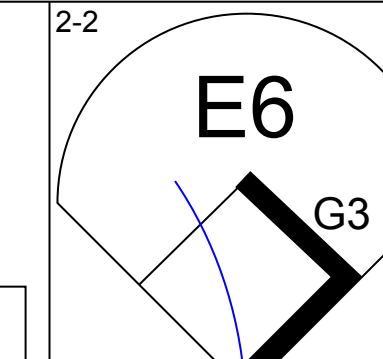
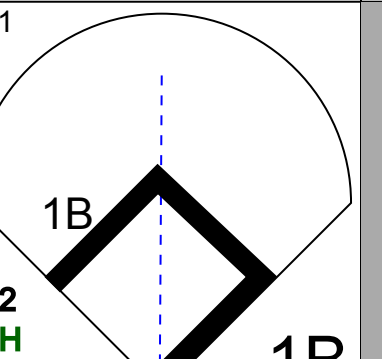
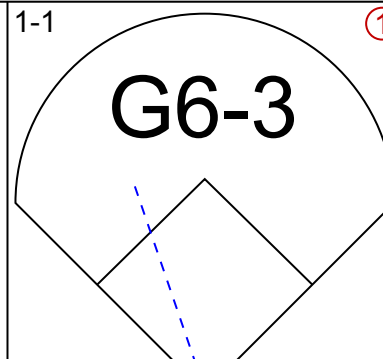
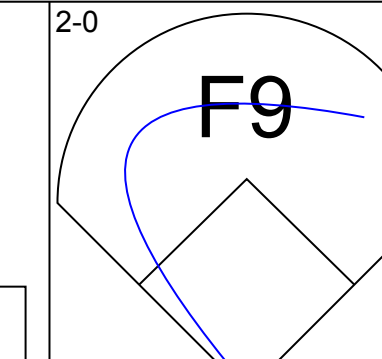

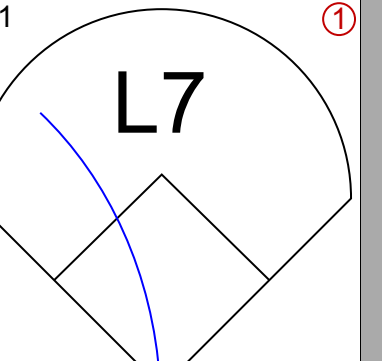
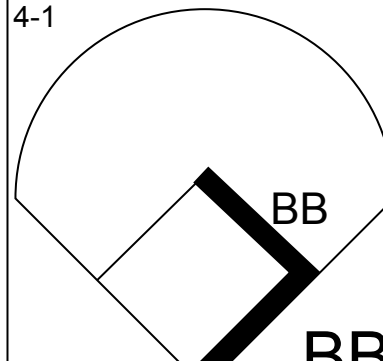
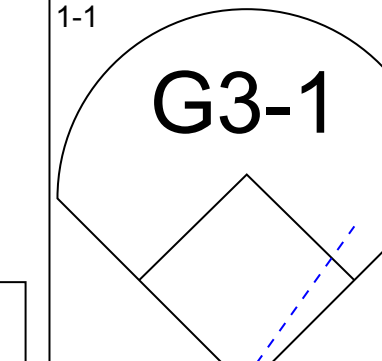

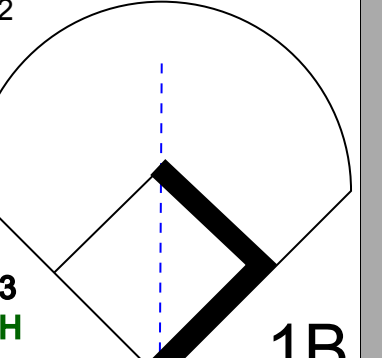
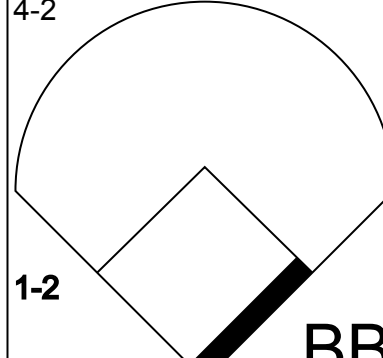
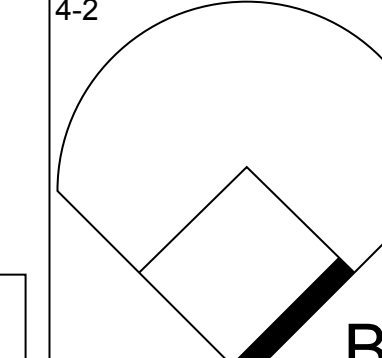


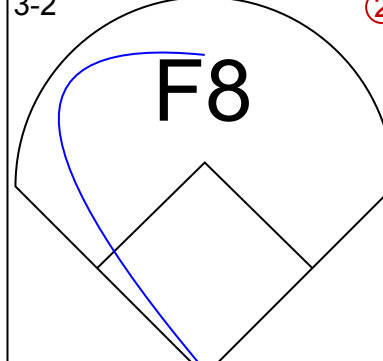
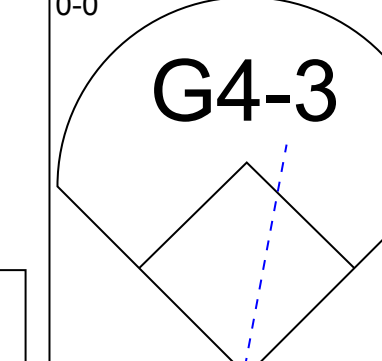
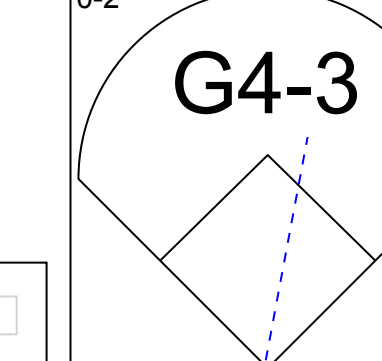

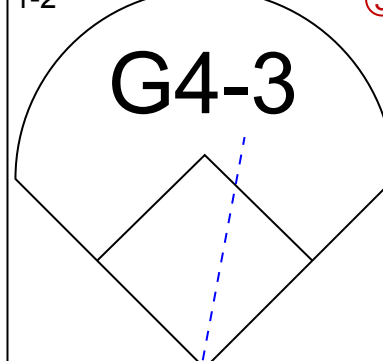
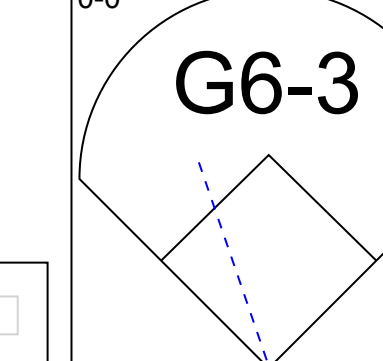
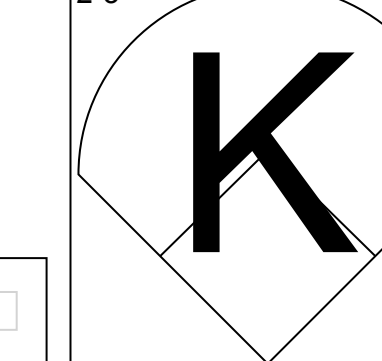
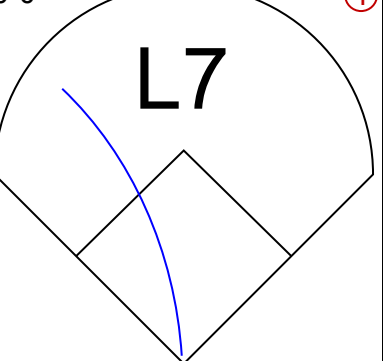
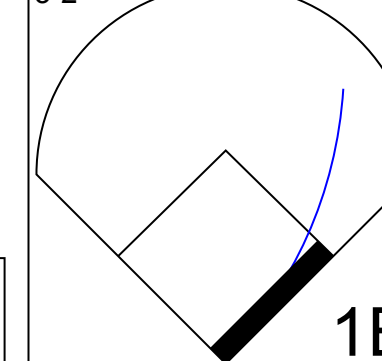
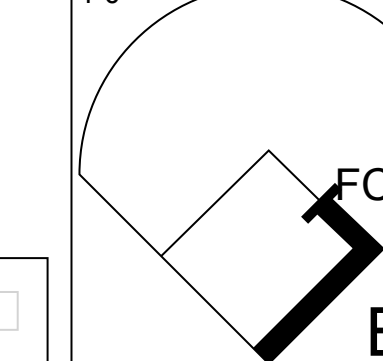
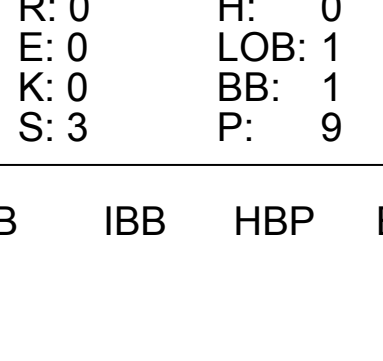


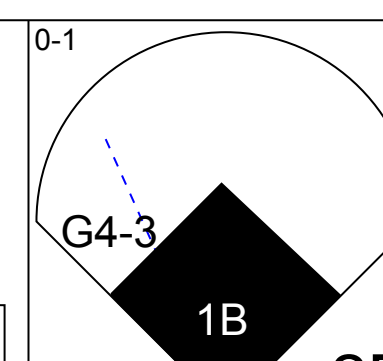
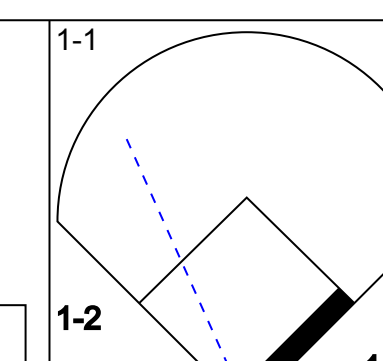
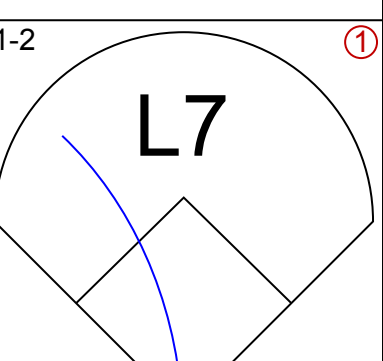
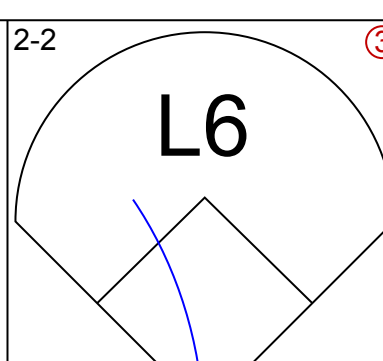
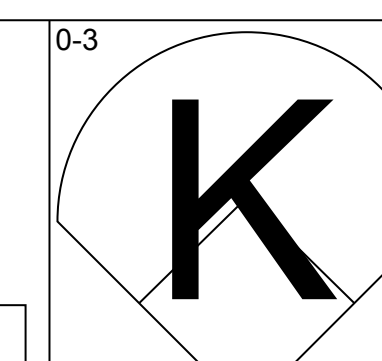

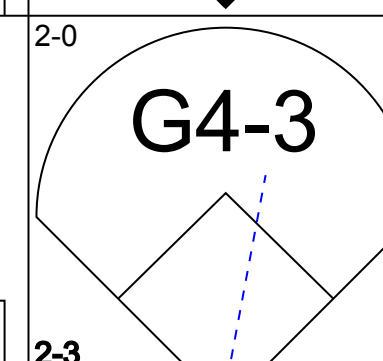
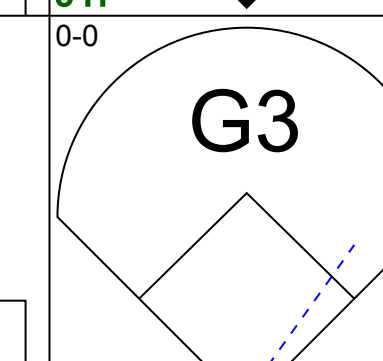
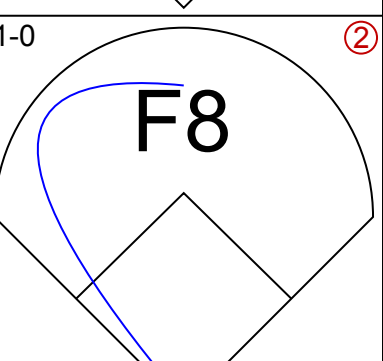
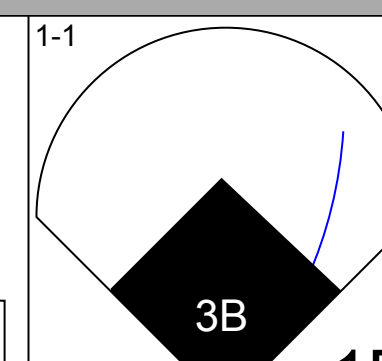

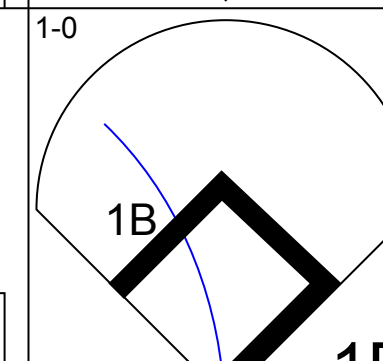
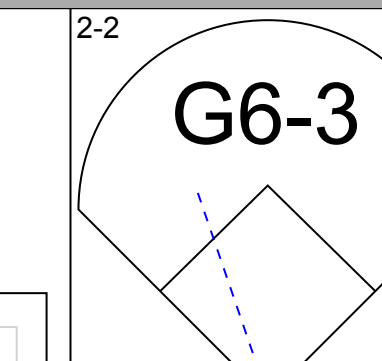
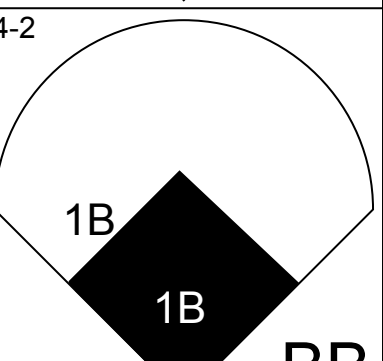

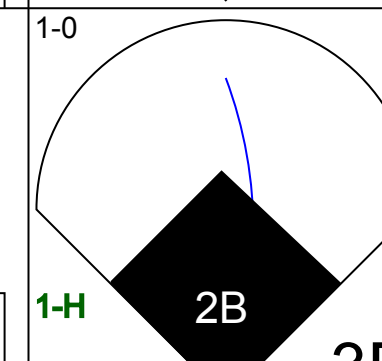

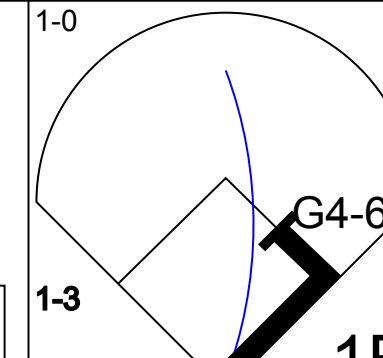
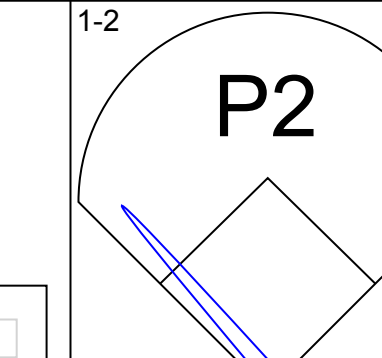
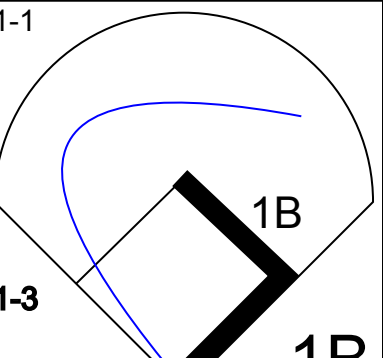

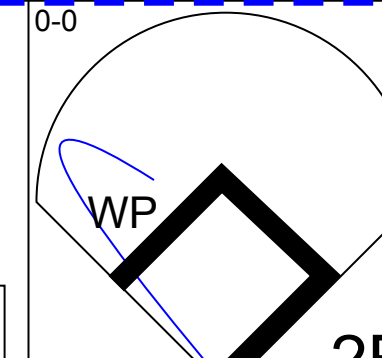

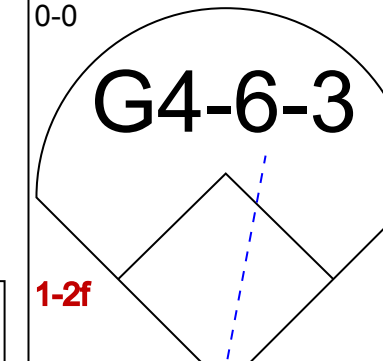
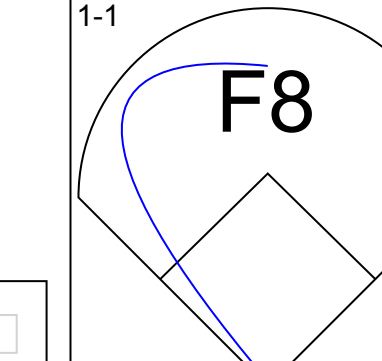
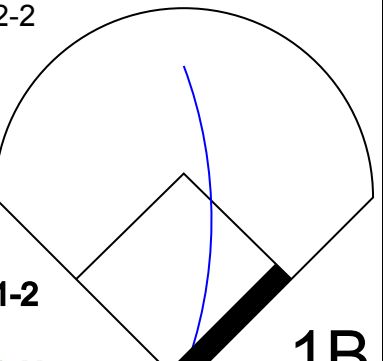

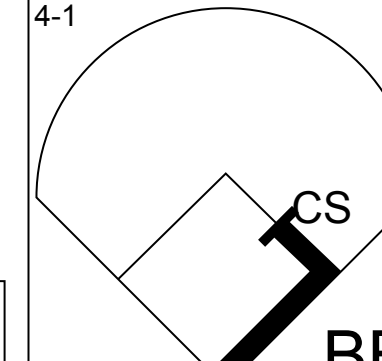

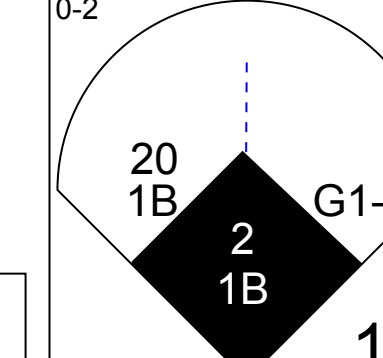

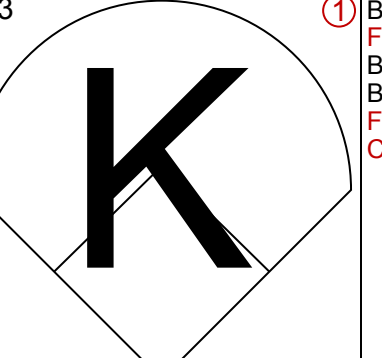
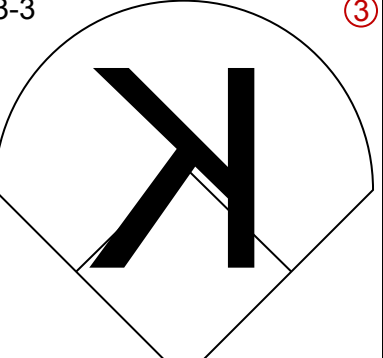
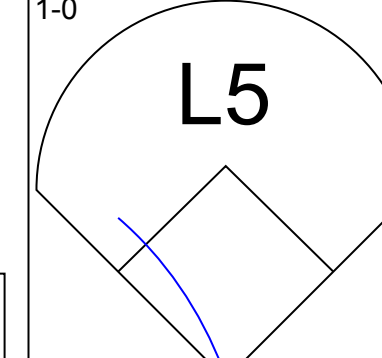


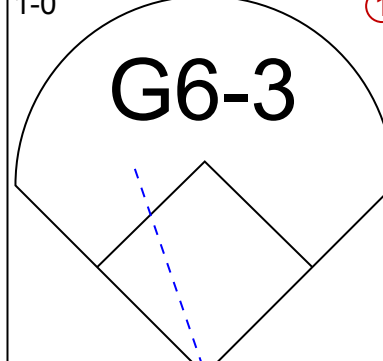
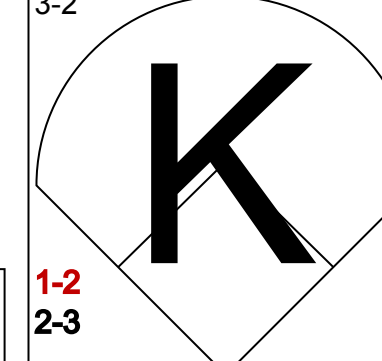

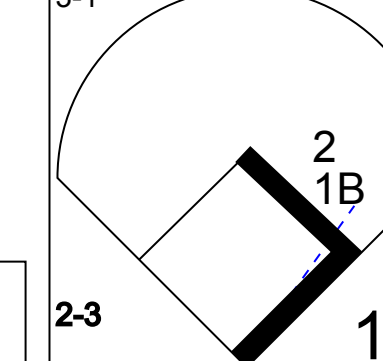

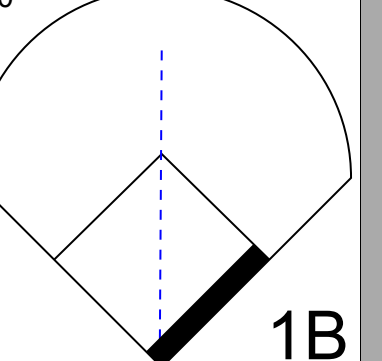
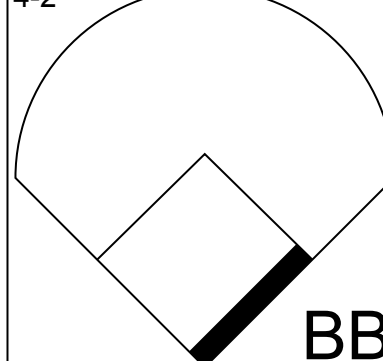
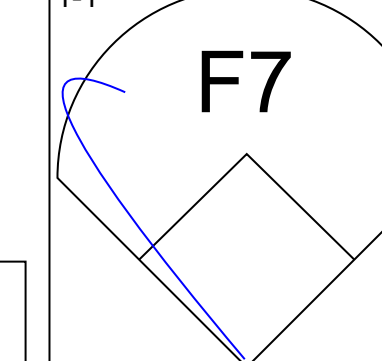



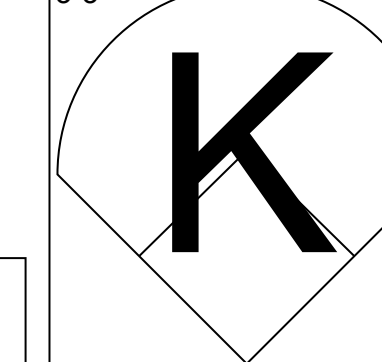
AB	29
R	4
H	9
RBI	3
BB	1
SO	3
LOB	8



Batter	1	2	3	4	5	6	7	8	9	AB	R	H	RBI	BB	SO	LOB	TOP					
Tom Goodwin, L OBP: 0.312, SLG: 0.342 (1, 8)										6	1	3	3	0	0	2	Texas Rangers @ Boston Red Sox Fenway Park, Boston, MA Tue Aug 12, 1997, 7:05 PM EDT Att: 26,213 - Unknown - 71 F AB 44 R 12 H 17 RBI 12 BB 2 SO 5 LOB 22 					
Domingo Cadeno, S OBP: 0.325, SLG: 0.389 (1, 4)										6	1	1	0	0	1	5						
29 Rusty Greer, L OBP: 0.411, SLG: 0.523 Damon Buford, R OBP: 0.276, SLG: 0.323 (8, 8)										5	0	2	1	0	0	3						
Juan Gonzalez, R OBP: 0.318, SLG: 0.543 Warren Newson, L OBP: 0.346, SLG: 0.490 (7, 9)										4	1	0	0	0	0	4						
Will Clark, L OBP: 0.408, SLG: 0.512 Jim LeVritz, R OBP: 0.380, SLG: 0.426 (4, 3)										2	1	1	1	0	1	0						
Ivan Rodriguez, R OBP: 0.381, SLG: 0.484 (1, 2)										4	2	1	1	1	0	3						
Lee Stevens, L OBP: 0.330, SLG: 0.494 (1, 10)										5	3	3	2	0	1	0						
Fernando Tatis, R OBP: 0.273, SLG: 0.492 (1, 5)										5	3	4	4	0	0	0						
Benji Gil, R OBP: 0.266, SLG: 0.330 (1, 6)										5	0	1	0	0	1	3						
Inning Stats	R: 2 E: 0 K: 0 S: 13	H: 3 LOB: 1 BB: 0 P: 20	R: 2 E: 0 K: 1 S: 15	H: 3 LOB: 1 BB: 0 P: 25	R: 5 E: 2 K: 0 S: 25	H: 4 LOB: 2 BB: 1 P: 38	R: 1 E: 0 K: 2 S: 13	H: 1 LOB: 0 BB: 0 P: 16	R: 0 E: 0 K: 1 S: 9	H: 0 LOB: 0 BB: 0 P: 13	R: 0 E: 0 K: 0 S: 10	H: 1 LOB: 1 BB: 0 P: 14	R: 2 E: 0 K: 1 S: 15	H: 4 LOB: 2 BB: 0 P: 20	R: 0 E: 0 K: 0 S: 4	H: 0 LOB: 0 BB: 1 P: 8		R: 0 E: 0 K: 0 S: 8	H: 1 LOB: 1 BB: 0 P: 9	1B: 10 2B: 6 3B: 0 HR: 1	SF: 1 SAC: 0 DP: 1 HBP: 0	WP: 1 PB: 0 SB: 0 CS: 0
PITCHER	IP WLS BF H R ER SO BB IBB HBP BLK WP HR S P ERA WHIP	Aaron Sele, R (1, 1) 2.0 L 16 8 8 7 1 1 0 0 0 0 1 0 36 62 31.50 4.500 John Wasdin, R (3, 1) 5.0 24 8 4 4 4 0 0 0 0 0 1 64 84 7.20 1.600 Kerry Lacy, R (8, 1) 2.0 7 1 0 0 0 0 1 0 0 0 0 0 12 17 0.00 1.000																				

Batter	1	2	3	4	5	6	7	8	9	AB	R	H	RBI	BB	SO	LOB	BOTTOM					
Nomar Garciaparra, R OBP: 0.348, SLG: 0.532 (1, 6)										5	0	2	0	0	0	3	Texas Rangers @ Boston Red Sox Fenway Park, Boston, MA Tue Aug 12, 1997, 7:05 PM EDT Att: 26,213 - Unknown - 71 F AB 35 R 2 H 10 RBI 2 BB 2 SO 6 LOB 17 					
John Valentin, R OBP: 0.370, SLG: 0.487 Mike Benjamin, R OBP: 0.297, SLG: 0.362 (7, 5)										3	0	1	1	0	1	1						
Mo Vaughn, L OBP: 0.443, SLG: 0.584 Mike Stanley, R OBP: 0.394, SLG: 0.515 (7, 3)										2	0	0	0	1	1	1						
18 Reggie Jefferson, S OBP: 0.390, SLG: 0.544 (1, 10)										4	0	2	0	0	1	3						
Wil Cordero, R OBP: 0.317, SLG: 0.438 Jose Malave, R (7, 7)										3	0	0	0	0	0	2						
Troy O'Leary, L OBP: 0.385, SLG: 0.510 (1, 9)										4	0	1	0	0	1	0						
Scott Hatteberg, L OBP: 0.359, SLG: 0.429 (1, 2)										4	0	1	0	0	0	1						
Darren Bragg, L OBP: 0.349, SLG: 0.405 (1, 8)										4	1	2	0	0	2	1						
Jeff Frye, R OBP: 0.350, SLG: 0.428 (1, 4)										3	1	1	0	1	0	2						
Inning Stats	R: 0 E: 0 K: 1 S: 11	H: 2 LOB: 2 BB: 0 P: 14	R: 0 E: 0 K: 2 S: 14	H: 1 LOB: 1 BB: 0 P: 23	R: 0 E: 0 K: 1 S: 11	H: 0 LOB: 0 BB: 0 P: 15	R: 0 E: 0 K: 0 S: 6	H: 0 LOB: 0 BB: 0 P: 7	R: 1 E: 0 K: 1 S: 12	H: 2 LOB: 3 BB: 2 P: 23	R: 0 E: 0 K: 0 S: 5	H: 0 LOB: 0 BB: 0 P: 10	R: 1 E: 0 K: 1 S: 9	H: 2 LOB: 1 BB: 0 P: 11	R: 0 E: 0 K: 0 S: 8	H: 2 LOB: 1 BB: 0 P: 10		R: 0 E: 0 K: 0 S: 7	H: 1 LOB: 1 BB: 0 P: 7	1B: 8 2B: 2 3B: 0 HR: 0	SF: 1 SAC: 0 DP: 1 HBP: 0	WP: 0 PB: 0 SB: 0 CS: 0
PITCHER	IP WLS BF H R ER SO BB IBB HBP BLK WP HR S P ERA WHIP	Bobby Witt, R (1, 1) 9.0 W 38 10 2 2 2 6 2 0 0 0 0 0 83 120 2.00 1.333																				

Batter	1	2	3	4	5	6	7	8	9	AB	R	H	RBI	BB	SO	LOB	TOP					
Tom Goodwin, L (1, 8) OBP: 0.308, SLG: 0.338										5	0	0	0	0	2	2	<p>Texas Rangers @ New York Yankees Yankee Stadium, Bronx, NY Fri Aug 15 1997, 7:05 PM EDT Att: 36,231 - Unknown - 76 F</p> <p>livebaseballscores.com</p> <p>AB 33 R 2 H 5 RBI 2 BB 5 SO 7 LOB 20</p> 					
Mark McLemore, S (1, 4) OBP: 0.340, SLG: 0.331										5	1	2	0	0	1	2						
29 Rusty Greer, L (1, 7) OBP: 0.411, SLG: 0.518										3	1	0	0	1	0	2						
Juan Gonzalez, R (1, 9) OBP: 0.321, SLG: 0.557										4	0	1	1	0	0	0						
Willi Clark, L (1, 3) OBP: 0.405, SLG: 0.504										3	0	0	0	1	0	3						
Ivan Rodriguez, R (1, 2) OBP: 0.382, SLG: 0.480										2	0	1	1	2	1	1						
Lee Stevens, L (1, 10) OBP: 0.325, SLG: 0.487										4	0	0	0	0	1	6						
Fernando Tatis, R (1, 5) OBP: 0.257, SLG: 0.443										4	0	0	0	0	1	4						
Benji Gil, R (1, 6) OBP: 0.263, SLG: 0.325										3	0	1	0	0	1	0						
Jim Levritz, R (9, PH) OBP: 0.386, SLG: 0.428										0	0	0	0	1	0	0						
Inning Stats	R: 0 E: 0 K: 1 S: 7	H: 0 LOB: 0 BB: 0 P: 10	R: 0 E: 1 K: 1 S: 12	H: 0 LOB: 1 BB: 0 P: 21	R: 0 E: 0 K: 1 S: 8	H: 0 LOB: 0 BB: 0 P: 12	R: 2 E: 0 K: 2 S: 19	H: 3 LOB: 2 BB: 1 P: 30	R: 0 E: 0 K: 0 S: 9	H: 1 LOB: 1 BB: 0 P: 15	R: 0 E: 0 K: 0 S: 14	H: 0 LOB: 2 BB: 2 P: 27	R: 0 E: 0 K: 1 S: 11	H: 1 LOB: 1 BB: 0 P: 17	R: 0 E: 0 K: 0 S: 8	H: 0 LOB: 1 BB: 1 P: 15	R: 0 E: 0 K: 0 S: 3	H: 0 LOB: 1 BB: 1 P: 9	1B: 5 2B: 0 3B: 0 HR: 0	SF: 0 SAC: 0 DP: 0 HBP: 0	WP: 1 PB: 1 SB: 0 CS: 0	PA: 38
PITCHER	IP	WLS	BF	H	R	ER	SO	BB	IBB	HBP	BLK	WP	HR	S	P	ERA	WHIP					
Dwight Gooden, R (1, 1) ERA: 4.97	6.0	W	26	4	2	2	5	3	0	0	0	1	0	69	115	3.00	1.167					
Mike Stanton, L (7, 1) ERA: 2.72	2.0		8	1	0	0	2	1	0	0	0	0	0	19	32	0.00	1.000					
42 Mariano Rivera, R (9, 1) ERA: 1.79	1.0	S	4	0	0	0	0	1	0	0	0	0	0	3	9	0.00	1.000					

Batter	1	2	3	4	5	6	7	8	9	AB	R	H	RBI	BB	SO	LOB	BOTTOM				
2 Derek Jeter, R (1, 6) OBP: 0.375, SLG: 0.401										5	1	2	1	0	1	1	<p>Texas Rangers @ New York Yankees Yankee Stadium, Bronx, NY Fri Aug 15 1997, 7:05 PM EDT Att: 36,231 - Unknown - 76 F</p> <p>livebaseballscores.com</p> <p>AB 34 R 5 H 12 RBI 5 BB 3 SO 6 LOB 17</p> 				
Tim Lincecum, S (1, 10) OBP: 0.407, SLG: 0.417										4	1	1	0	0	0	3					
Bernie Williams, S (1, 8) OBP: 0.422, SLG: 0.533										3	2	2	2	1	0	0					
Tino Martinez, L (1, 3) OBP: 0.380, SLG: 0.617										4	0	3	1	0	0	0					
Paul O'Neill, L (1, 9) OBP: 0.411, SLG: 0.533										3	0	1	1	1	0	2					
Charlie Hayes, R (1, 5) OBP: 0.347, SLG: 0.451										4	1	1	0	0	2	4					
Chad Curtis, R (1, 7) OBP: 0.383, SLG: 0.509										4	0	0	0	0	2	3					
20 Jorge Posada, S (1, 2) OBP: 0.346, SLG: 0.327										3	0	2	0	1	0	0					
Pat Kelly, R (1, 4) OBP: 0.331, SLG: 0.368										4	0	0	0	0	1	4					
Inning Stats	R: 1 E: 0 K: 0 S: 6	H: 3 LOB: 1 BB: 0 P: 10	R: 1 E: 0 K: 0 S: 14	H: 3 LOB: 2 BB: 0 P: 19	R: 0 E: 0 K: 2 S: 8	H: 0 LOB: 0 BB: 0 P: 12	R: 0 E: 0 K: 2 S: 12	H: 1 LOB: 1 BB: 0 P: 16	R: 1 E: 0 K: 1 S: 15	H: 2 LOB: 2 BB: 1 P: 27	R: 0 E: 0 K: 0 S: 8	H: 0 LOB: 1 BB: 1 P: 15	R: 2 E: 0 K: 1 S: 10	H: 3 LOB: 2 BB: 1 P: 20	R: 0 E: 0 K: 2 S: 9	H: 0 LOB: 0 BB: 0 P: 13	1B: 9 2B: 3 3B: 1 HR: 0	SF: 0 SAC: 0 DP: 2 HBP: 0	WP: 1 PB: 0 SB: 0 CS: 1	PA: 37	
PITCHER	IP	WLS	BF	H	R	ER	SO	BB	IBB	HBP	BLK	WP	HR	S	P	ERA	WHIP				
Terry Clark, R (1, 1) ERA: 5.63	6.0	L	30	11	5	5	3	2	0	0	0	0	0	66	104	7.50	2.167				
Scott Bailes, L (7, 1) ERA: 2.45	0.0		2	1	0	0	0	1	0	0	0	0	0	2	6						
Rick Helling, R (7, 1) ERA: 4.23	2.0		5	0	0	0	3	0	0	0	0	1	0	14	22	0.00	0.000				

Batter	1	2	3	4	5	6	7	8	9	10	AB	R	H	RBI	BB	SO	LOB					
Damon Buford, R OBP: 0.275, SLG: 0.320 Tom Goodwin, L OBP: 0.307, SLG: 0.336	G6-3		G5-3	G6-4-3			SF9 BB 1B		G4-3	G1-3	4	0	1	0	0	0	2					
Ivan Rodriguez, R OBP: 0.363, SLG: 0.478	K		2B 1B		E5		BB		K		4	1	1	1	1	2	0					
29 Rusty Greer, L OBP: 0.411, SLG: 0.516	1B		2B 1B		P4				G6-3		5	1	2	0	0	1	4					
Juan Gonzalez, R OBP: 0.325, SLG: 0.562	1B		2B		F8		SF9			SH1-3 1B	4	1	3	3	0	0	1					
Jim Leyritz, R OBP: 0.382, SLG: 0.423	K		E5		L6		K			SH1-3 1B	4	0	0	0	0	2	6					
Fernando Tatis, R OBP: 0.256, SLG: 0.432 Domingo Cedenzo, S OBP: 0.328, SLG: 0.392		F7	K			L3 1B		G1-6-3		2B 1B	4	0	1	0	0	1	2					
Lee Stevens, L OBP: 0.328, SLG: 0.498 Danny Patterson, R OBP: 1.000, SLG: 2.000		G3-1				K				G4-3 1B 2B	4	1	2	1	0	1	3					
Billy Ripken, R OBP: 0.303, SLG: 0.379	G5-4-3					L3		G1-3		G4-3	5	0	0	0	0	1	3					
Benji Gil, R OBP: 0.269, SLG: 0.328			G5-3 1B				E5 1B SF9	G1-3			4	2	2	1	1	0	0					
Inning Stats	R: 0 E: 0 K: 2 S: 16	H: 2 LOB: 2 BB: 0 P: 24	R: 0 E: 0 K: 0 S: 6	H: 1 LOB: 0 BB: 0 P: 7	R: 3 E: 1 K: 1 S: 25	H: 3 LOB: 2 BB: 1 P: 40	R: 0 E: 0 K: 1 S: 9	H: 1 LOB: 0 BB: 0 P: 10	R: 0 E: 0 K: 1 S: 7	H: 1 LOB: 0 BB: 0 P: 9	R: 1 E: 1 K: 2 S: 13	H: 1 LOB: 2 BB: 1 P: 22	R: 1 E: 0 K: 0 S: 12	H: 1 LOB: 0 BB: 0 P: 14	R: 0 E: 0 K: 1 S: 8	H: 0 LOB: 0 BB: 0 P: 12	R: 3 E: 0 K: 0 S: 17	H: 4 LOB: 1 BB: 0 P: 25	1B: 11 2B: 3 3B: 0 HR: 1	SF: 1 SAC: 1 DP: 3 HBP: 0	WP: 0 PB: 0 SB: 1 CS: 0	PA: 46
PITCHER	IP 6.0	WLS 28	H 9	R 4	ER 3	SO 5	BB 1	IBB 0	HBP 0	BLK 0	WP 0	HR 0	S 73	P 105	ERA 4.50	WHIP 1.667						
Andy Pettitte, L ERA: 3.16 Jeff Nelson, R ERA: 2.51 42 Mariano Rivera, R ERA: 1.78 Ramiro Mendoza, R ERA: 4.53	(1, 1) (7, 1) (9, 1) (10, 1)	2.0 1.0 1.0	8 3 7	1 0 4	1 0 3	2 0 3	1 0 0	0 0 0	0 0 0	0 0 0	0 0 0	0 0 0	1 8 17	22 12 25	4.50 0.00 27.00	1.000 0.000 4.000						


TOP

Texas Rangers @ New York Yankees
Yankee Stadium, Bronx, NY

Sat Aug 16 1997, 3:33 AM EDT
Att. 41,634 - Cloudy - 85 F

livebaseballscores.com

AB 42
R 8
H 14
RBI 8
BB 2
SO 8
LOB 22



Batter	1	2	3	4	5	6	7	8	9	10	AB	R	H	RBI	BB	SO	LOB					
2 Derek Jeter, R OBP: 0.373, SLG: 0.399	G5-3		G5-3		1-2 2-H 1B		K	G4-3			5	0	1	1	0	1	2					
Tim Lincecum, S OBP: 0.402, SLG: 0.407	P4		G6-3		P2		1B SF8 BB		F7		4	1	0	0	1	0	2					
Bernie Williams, S OBP: 0.422, SLG: 0.534	2B		G5-3		F7		CS 1B		F7		5	0	2	0	0	0	2					
Tino Martinez, L OBP: 0.378, SLG: 0.613	F8			G3-1		3B BB	SF8		L7		3	1	0	1	1	0	1					
Mike Stanley, R OBP: 0.391, SLG: 0.508		G5-3		L7		3B BB	CS	K		F7	4	1	0	0	1	1	0					
Charlie Hayes, R OBP: 0.344, SLG: 0.444		S BB		F8		K		G5-3		K	4	0	0	0	1	2	2					
Chad Curtis, R OBP: 0.383, SLG: 0.518		L7			2B BB	K		HR		G6-3	4	2	1	1	1	1	3					
Joe Girardi, R OBP: 0.310, SLG: 0.331		BB			2B BB		WP	2B			2	0	2	2	2	0	0					
Pat Kelly, R OBP: 0.324, SLG: 0.358 Darryl Strawberry, L OBP: 0.307, SLG: 0.336 Homer Bush, R OBP: 0.269, SLG: 0.328	(1, 4) (8, PH) (8, PR) (9, 4)	F8			K		K				3	0	0	0	0	2	5					
Inning Stats	R: 0 E: 0 K: 0 S: 11	H: 1 LOB: 1 BB: 0 P: 15	R: 0 E: 0 K: 0 S: 8	H: 0 LOB: 2 BB: 2 P: 20	R: 0 E: 0 K: 0 S: 6	H: 0 LOB: 0 BB: 0 P: 9	R: 0 E: 0 K: 0 S: 4	H: 0 LOB: 0 BB: 0 P: 6	R: 2 E: 0 K: 1 S: 16	H: 1 LOB: 1 BB: 2 P: 31	R: 2 E: 0 K: 3 S: 12	H: 1 LOB: 0 BB: 1 P: 23	R: 1 E: 0 K: 1 S: 11	H: 2 LOB: 2 BB: 1 P: 24	R: 0 E: 0 K: 0 S: 11	H: 0 LOB: 0 BB: 0 P: 14	R: 0 E: 0 K: 1 S: 7	H: 0 LOB: 0 BB: 0 P: 11	1B: 2 2B: 2 3B: 1 HR: 1	SF: 1 SAC: 0 DP: 0 HBP: 0	WP: 1 PB: 0 SB: 1 CS: 1	PA: 44
PITCHER	IP 5.0	WLS 23	H 3	R 3	ER 3	SO 1	BB 6	IBB 0	HBP 0	BLK 0	WP 0	HR 0	S 46	P 90	ERA 6.75	WHIP 2.250						
Darren Oliver, L ERA: 3.99 Matt Whiteside, R ERA: 6.48 Eric Gunderson, L ERA: 2.66 Danny Patterson, R ERA: 3.67 Danny Patterson, R ERA: 3.67	(1, 1) (6, 1) (7, 1) (7, 1) (8, 1)	1.1 0.1 1.1 1.1	7 1 6 6	2 0 2 2	1 0 1 1	4 0 1 1	1 0 1 1	0 0 0 0	0 0 0 0	0 0 0 0	0 0 0 0	0 0 0 0	0 0 0 0	1 1 1 1	19 4 26 26	6.75 0.00 6.75 6.75	2.250 0.000 2.250 2.250					


BOTTOM

Texas Rangers @ New York Yankees
Yankee Stadium, Bronx, NY

Sat Aug 16 1997, 3:33 AM EDT
Att. 41,634 - Cloudy - 85 F

livebaseballscores.com

AB 34
R 5
H 6
RBI 5
BB 8
SO 7
LOB 17



Batter	1	2	3	4	5	6	7	8	9	AB	R	H	RBI	BB	SO	LOB	TOP			
Tom Goodwin, L (1, 8) OBP: 0.304, SLG: 0.333	F7		K		G1-3			K		4	0	0	0	0	2	1				
Mark McLemore, S (1, 4) OBP: 0.339, SLG: 0.330	G4-3		L7			L8		1B		4	0	1	0	0	0	0				
29 Rusty Greer, L (1, 7) Damon Buford, R (8, PH) OBP: 0.274, SLG: 0.319	BB				1B	G4-3		2B		2	0	2	0	1	0	0				
Juan Gonzalez, R (1, 10) OBP: 0.324, SLG: 0.558	BB				1B	P3		G4-3		3	0	0	0	1	1	2				
Lee Stevens, L (1, 3) OBP: 0.327, SLG: 0.493	K				L8			G3		3	0	0	0	1	1	4				
Ivan Rodriguez, R (1, 2) OBP: 0.380, SLG: 0.474		G6-3			K			G3		4	0	0	0	0	1	2				
Warren Newson, L (1, 9) OBP: 0.344, SLG: 0.481		G6-3			G1-3			G4-3		3	0	0	0	1	1	1				
Fernando Tatis, R (1, 5) OBP: 0.247, SLG: 0.416					G1-3			G5-3		3	0	0	0	0	1	1				
Billy Ripken, R (8, 5) OBP: 0.303, SLG: 0.379		K			G1-3			G5-3		0	0	0	0	0	0	0				
Benji Gil, R (1, 6) OBP: 0.267, SLG: 0.325					G1-3					2	0	0	0	0	0	1				
Domingo Cedeño, S (8, PH) OBP: 0.326, SLG: 0.390					G1-3			K		1	0	0	0	0	1	0				
Inning Stats	R: 0 E: 0 K: 1 S: 10	H: 0 LOB: 2 BB: 2 P: 21	R: 0 E: 0 K: 1 S: 7	H: 0 LOB: 0 BB: 0 P: 13	R: 0 E: 0 K: 1 S: 6	H: 0 LOB: 0 BB: 0 P: 9	R: 0 E: 0 K: 1 S: 8	H: 1 LOB: 1 BB: 0 P: 13	R: 0 E: 0 K: 0 S: 8	H: 0 LOB: 1 BB: 1 P: 14	R: 0 E: 0 K: 0 S: 6	H: 0 LOB: 0 BB: 0 P: 10	R: 0 E: 0 K: 3 S: 11	H: 1 LOB: 1 BB: 0 P: 12	R: 0 E: 0 K: 2 S: 9	H: 0 LOB: 1 BB: 1 P: 19	1B: 2 2B: 1 3B: 0 HR: 0	SF: 0 SAC: 0 DP: 0 HBP: 0	WP: 0 PB: 0 SB: 0 CS: 0	PA: 34
PITCHER	IP WLS BF H R ER SO BB IBB HBP BLK WP HR S P ERA WHIP																			
David Cone, R (1, 1) ERA: 2.82	1.0	5	0	0	0	1	2	0	0	0	0	0	0	10	21	0.00	2.000			
Ramiro Mendoza, R (2, 1) ERA: 4.29	6.0	W 21	2	0	0	3	1	0	0	0	0	0	0	43	73	0.00	0.500			
Kenny Rogers, L (8, 1) ERA: 5.18	2.0	8	1	0	0	5	1	0	0	0	0	0	0	20	31	0.00	1.000			

Texas Rangers @ New York Yankees
Yankee Stadium, Bronx, NY
Sun Aug 17 1997, 3:33 AM EDT
Att: 42,002 - Cloudy - 87 F

AB 30
R 0
H 3
RBI 0
BB 4
SO 9
LOB 13



Batter	1	2	3	4	5	6	7	8	9	AB	R	H	RBI	BB	SO	LOB	BOTTOM			
2 Derek Jeter, R (1, 6) OBP: 0.373, SLG: 0.397	S		BB		K		L7		FC5	3	2	0	0	2	1	4				
Tim Lincecum, S (1, 10) OBP: 0.407, SLG: 0.419	L3		BB		BB		FC5		G3-1	5	2	3	3	0	0	0				
Bernie Williams, S (1, 8) OBP: 0.422, SLG: 0.535	L3		BB		BB		FC5		G3-1	5	1	2	1	0	1	1				
Tino Martinez, L (1, 3) OBP: 0.378, SLG: 0.611	F8		BB		BB		FC5		F9	5	1	2	1	0	0	1				
Paul O'Neill, L (1, 9) OBP: 0.409, SLG: 0.539	F7		G4-3		G4-3		SF8		HR	3	1	1	3	0	0	1				
Charlie Hayes, R (1, 5) OBP: 0.350, SLG: 0.450	G6-3		F7		F7		FC5		BB	3	0	2	0	1	0	1				
Chad Curtis, R (1, 7) OBP: 0.381, SLG: 0.514	G6-3				G5-3		FC5		BB	4	0	1	0	0	0	3				
Joe Girardi, R (1, 2) OBP: 0.309, SLG: 0.328	G6-3				G1-3		L5		BB	3	0	0	0	1	0	3				
Rey Sanchez, R (1, 4) OBP: 0.291, SLG: 0.311			BB		BB		L7		K	4	1	2	0	0	1	3				
Inning Stats	R: 1 E: 0 K: 0 S: 11	H: 1 LOB: 1 BB: 1 P: 21	R: 0 E: 0 K: 0 S: 10	H: 1 LOB: 0 BB: 0 P: 16	R: 3 E: 0 K: 0 S: 12	H: 3 LOB: 1 BB: 1 P: 20	R: 0 E: 0 K: 1 S: 7	H: 1 LOB: 0 BB: 0 P: 9	R: 2 E: 0 K: 0 S: 12	H: 4 LOB: 2 BB: 0 P: 22	R: 0 E: 0 K: 0 S: 3	H: 0 LOB: 0 BB: 0 P: 5	R: 2 E: 0 K: 1 S: 18	H: 3 LOB: 3 BB: 2 P: 33	R: 0 E: 0 K: 1 S: 10	H: 0 LOB: 0 BB: 0 P: 17	1B: 9 2B: 4 3B: 0 HR: 1	SF: 1 SAC: 0 DP: 1 HBP: 0	WP: 0 PB: 0 SB: 1 CS: 0	PA: 40
PITCHER	IP WLS BF H R ER SO BB IBB HBP BLK WP HR S P ERA WHIP																			
Bobby Witt, R (1, 1) ERA: 4.25	6.1	L 33	12	8	8	1	3	0	0	0	0	0	0	66	112	11.37	2.368			
Scott Bailes, L (7, 1) ERA: 1.69	1.2	7	1	0	0	2	1	0	0	0	0	0	0	17	31	0.00	1.200			

Texas Rangers @ New York Yankees
Yankee Stadium, Bronx, NY
Sun Aug 17 1997, 3:33 AM EDT
Att: 42,002 - Cloudy - 87 F

AB 35
R 8
H 13
RBI 8
BB 4
SO 3
LOB 17



Batter	1	2	3	4	5	6	7	8	9	AB R H RBI BB SO LOB	TOP												
Fernando Vina, L OBP: 0.307, SLG: 0.347 (1, 4)	0-2 P5	4-1 BB		0-0 F9		2-1 F8			0-0 B2	4 0 0 0 1 0 0	Milwaukee Brewers @ Texas Rangers The Ballpark at Arlington, Arlington, TX Mon Aug 18 1997, 8:05 PM EDT Unknown - 94 F												
Jose Valentin, S OBP: 0.328, SLG: 0.436 (1, 6)	1-0 P3	1-1 F8		1-0 G4-3 2B		2-3 K			2-3 K	5 0 1 0 0 2 2													
Dave Nilsson, L OBP: 0.349, SLG: 0.467 Jack Voigt, R OBP: 0.320, SLG: 0.518 (9, PR) (9, 3)	2-1 F9	1-1 G3		1-1 G4-3			3-1 G4-3		0-1 1B 1B	5 0 1 0 0 0 3 0 1 0 0 0 0 0													
Julio Franco, R OBP: 0.375, SLG: 0.386 (1, 10)		0-0 1B 2B	2-1	4-2 BB			0-1 G4-3		3-1 1B 1B	4 3 3 1 1 0 0													
Jeremy Burnitz, L OBP: 0.374, SLG: 0.550 (1, 9)		1-0 1B 1B	1-3 K	2-0 F7			3-1 F7		1-1 1B 1B	5 1 2 2 0 1 2													
Jeff Cirillo, R OBP: 0.361, SLG: 0.418 (1, 5)		4-2 1B 2B	3-2 F8		2-3 K			0-0 F9	1-6 1B	4 1 1 1 1 1 0													
Brian Banks, S OBP: 0.293, SLG: 0.368 (1, 7)		2-1 1B 2B	4-2 3B BB		2-3 K			1-2 FC6-4 1B	3-3 K	4 2 2 1 1 2 2													
Gerald Williams, R OBP: 0.297, SLG: 0.395 (1, 8)		1-0 1B 2B	0-1 3B		2-3 K			2-1 FC6-4 1B		4 0 2 3 0 1 1													
Mike Matheny, R OBP: 0.285, SLG: 0.347 (1, 2)		2-3 K	2-2 G6-3			0-3 K			0-0 B1-3	4 0 0 0 0 2 3													
Inning Stats	R: 0 E: 0 K: 0 S: 6	H: 0 LOB: 0 BB: 0 P: 9	R: 4 E: 0 K: 1 S: 15	H: 4 LOB: 2 BB: 2 P: 31	R: 2 E: 0 K: 1 S: 15	H: 2 LOB: 1 BB: 1 P: 27	R: 0 E: 0 K: 0 S: 7	H: 1 LOB: 2 BB: 1 P: 15	R: 0 E: 0 K: 3 S: 10	H: 0 LOB: 0 BB: 0 P: 16		R: 0 E: 0 K: 2 S: 9	H: 0 LOB: 0 BB: 0 P: 13	R: 0 E: 0 K: 0 S: 6	H: 0 LOB: 0 BB: 0 P: 12	R: 0 E: 0 K: 0 S: 10	H: 1 LOB: 1 BB: 0 P: 13	R: 2 E: 0 K: 2 S: 14	H: 4 LOB: 2 BB: 0 P: 21	1B: 7 2B: 3 3B: 1 HR: 1	SF: 0 SAC: 0 DP: 0 HBP: 0	WP: 0 PB: 0 SB: 0 CS: 0	PA: 43
PITCHER	IP WLS BF H R ER SO BB IBB HBP BLK WP HR S P ERA WHIP											PITCHER	IP WLS BF H R ER SO BB IBB HBP BLK WP HR S P ERA WHIP										
Tanyon Sturtze, R ERA: 8.27 (1, 1)	2.2 L	17 6	6 6	6 2	2 3	0 0	0 0	0 0	0 0	0 0	1 33	62 20.25	3.375 0.562										
Matt Whiteside, R ERA: 5.81 (3, 1)	5.1 2	19 2	0 0	0 5	1 0	0 0	0 0	0 0	0 0	0 0	45 74	0.00 27.00	4.500 3.000										
Eric Gunderson, L ERA: 3.0 (9, 1)	0.2 5	3 2	2 1	0 1	0 0	0 0	0 0	0 0	0 0	0 0	10 16	27.00 0.00	4.500 3.000										
Danny Patterson, R ERA: 3.65 (9, 1)	0.1 2	1 0	0 0	1 1	0 0	0 0	0 0	0 0	0 0	0 4	5 5	0.00 0.00	3.000 3.000										

AB	39
R	8
H	12
RBI	8
BB	4
SO	9
LOB	13



Batter	1	2	3	4	5	6	7	8	9	AB R H RBI BB SO LOB	BOTTOM											
Tom Goodwin, L OBP: 0.304, SLG: 0.333 (1, 8)	2-2 1B 29 1B		2-2 P4		3-3 K		0-0 G6-4-3			4 1 1 0 0 1 1	Milwaukee Brewers @ Texas Rangers The Ballpark at Arlington, Arlington, TX Mon Aug 18 1997, 8:05 PM EDT Unknown - 94 F											
Mark McLemore, S OBP: 0.338, SLG: 0.330 (1, 4)	0-2 1B 29 1B		1-3 K		0-3 K		1-2 3-H G1-3			4 0 1 0 0 2 0												
29 Rusty Greer, L OBP: 0.415, SLG: 0.521 (1, 7)	0-0 1B 1-2 2-H G6-3		2-3 K			3-2 HR 1B			2-3 K	4 1 2 1 0 2 0												
Juan Gonzalez, R OBP: 0.326, SLG: 0.572 (1, 9)	2-3 K			0-0 HR		2-2 1-H HR			1-1 G5-3	4 2 2 3 0 1 2												
Willi Clark, L OBP: 0.402, SLG: 0.499 (1, 10)	1-0 G6-3			0-1 G4-3		2-2 G4-3			0-0 F8	4 0 0 0 0 0 2												
Ivan Rodriguez, R OBP: 0.399, SLG: 0.472 (1, 2)		3-2 1B F8-6		3-2 G6-3		0-3 K			0-3 K	4 0 1 0 0 2 0												
Jim Leyritz, R OBP: 0.383, SLG: 0.420 (1, 3)		0-0 F8-6		4-2 BB		0-3 K2-3			4-2 BB	2 0 0 0 2 1 1												
Fernando Tatis, R OBP: 0.262, SLG: 0.430 Lee Stevens, L OBP: 0.326, SLG: 0.491 (9, PH)		0-0 2B		0-3 K			4-1 1B G6-4-3 BB		2-3 K	2 1 1 0 1 1 1 1 0 0 0 0 1 1												
Domingo Cedeño, S OBP: 0.325, SLG: 0.388 (1, 6)		2-2 G6-3			2-3 K		2-0 E9 G6-4-3 1B		0-1 B1	4 0 1 0 0 1 2												
Inning Stats	R: 1 E: 0 K: 1 S: 13	H: 3 LOB: 1 BB: 0 P: 18	R: 0 E: 0 K: 0 S: 8	H: 2 LOB: 0 BB: 0 P: 13	R: 0 E: 0 K: 2 S: 9	H: 0 LOB: 0 BB: 0 P: 14	R: 1 E: 0 K: 1 S: 17	H: 1 LOB: 1 BB: 1 P: 24	R: 0 E: 0 K: 3 S: 9	H: 0 LOB: 0 BB: 0 P: 14		R: 2 E: 0 K: 2 S: 18	H: 2 LOB: 0 BB: 0 P: 25	R: 1 E: 1 K: 0 S: 6	H: 1 LOB: 0 BB: 1 P: 15	R: 0 E: 0 K: 1 S: 7	H: 0 LOB: 0 BB: 0 P: 10	R: 0 E: 0 K: 2 S: 13	H: 0 LOB: 1 BB: 1 P: 19	1B: 6 2B: 2 3B: 0 HR: 2	SF: 0 SAC: 0 DP: 3 HBP: 0	WP: 0 PB: 0 SB: 0 CS: 0
PITCHER	IP WLS BF H R ER SO BB IBB HBP BLK WP HR S P ERA WHIP											PITCHER	IP WLS BF H R ER SO BB IBB HBP BLK WP HR S P ERA WHIP									
Scott Karl, L ERA: 4.53 (1, 1)	5.1 W	23 8	4 4	4 7	0 1	0 0	0 0	0 0	0 0	2 68	102 6.75	1.688 0.750										
Mike Fetters, R ERA: 3.4 (6, 1)	2.2 9	1 1	0 0	3 3	1 0	0 0	0 0	0 0	0 0	19 31	0.00 27.00	0.750 3.000										
Doug Jones, R ERA: 2.31 (9, 1)	1.0 S	4 0	0 0	2 2	1 0	0 0	0 0	0 0	0 0	13 19	0.00 27.00	1.000 3.000										

AB	33
R	5
H	9
RBI	4
BB	3
SO	12
LOB	10



Batter	1	2	3	4	5	6	7	8	9	AB	R	H	RBI	BB	SO	LOB	TOP			
Fernando Vina, L (1,4) OBP: 0.306, SLG: 0.344	F9		F8			CS 1B			P5	4	0	1	0	0	0	2	Milwaukee Brewers @ Texas Rangers The Ballpark at Arlington, Arlington, TX Mon Aug 18 1997, 8:05 PM EDT Att: 28,637 - Unknown - 87 F			
Mark Loretta, R (1,6) OBP: 0.354, SLG: 0.393 Jose Valentin, S (9, PH) OBP: 0.327, SLG: 0.435	G5-3		F9			CS	L8		FC6	3	0	0	0	0	0	0				
Dave Nilsson, L (1,10) OBP: 0.346, SLG: 0.463	K		P5				P5			3	0	0	0	0	1	0				
Julio Franco, R (1,3) OBP: 0.372, SLG: 0.382		K		L4			G6-3			3	0	0	0	0	1	0				
Jeromy Burnitz, L (1,9) OBP: 0.374, SLG: 0.547	F8					CS BB	F8		F8	2	0	0	0	1	0	0				
Brian Banks, S (1,7) OBP: 0.273, SLG: 0.341		K				F8			K	3	0	0	0	0	2	1				
Jack Voigt, R (1,5) OBP: 0.315, SLG: 0.509 Jeff Huson, L (8, PH) OBP: 0.257, SLG: 0.242			K			G6-3			P3	2	0	0	0	0	1	1				
Gerald Williams, R (1,8) OBP: 0.295, SLG: 0.393			P3				L9		G4-3	3	0	0	0	0	0	0				
Jesse Levis, L (1,2) OBP: 0.358, SLG: 0.344						G6-3			FC6 BB	1	0	0	0	2	0	0				
Inning Stats	R: 0 E: 0 K: 1 S: 10	H: 0 LOB: 0 BB: 0 P: 16	R: 0 E: 0 K: 2 S: 8	H: 0 LOB: 0 BB: 0 P: 11	R: 0 E: 0 K: 1 S: 8	H: 0 LOB: 1 BB: 1 P: 16	R: 0 E: 0 K: 0 S: 4	H: 0 LOB: 0 BB: 0 P: 10	R: 0 E: 0 K: 0 S: 5	H: 1 LOB: 0 BB: 0 P: 10	R: 0 E: 0 K: 0 S: 10	H: 0 LOB: 0 BB: 0 P: 14	R: 0 E: 0 K: 1 S: 9	H: 0 LOB: 0 BB: 0 P: 16	R: 0 E: 0 K: 0 S: 6	H: 0 LOB: 1 BB: 1 P: 11	1B: 1 2B: 0 3B: 0 HR: 0	SF: 0 SAC: 0 DP: 0 HBP: 0	WP: 0 PB: 0 SB: 0 CS: 2	PA: 30
PITCHER	IP	WLS	BF	H	R	ER	SO	BB	IBB	HBP	BLK	WP	HR	S	P	ERA	WHIP			
Rick Helling, R (1,1) ERA: 3.84	8.0	W	25	1	0	0	5	2	0	0	0	0	0	59	102	0.00	0.375			
John Wetteland, R (9,1) ERA: 2.17	1.0	S	4	0	0	0	0	1	0	0	0	0	0	6	11	0.00	1.000			

Batter	1	2	3	4	5	6	7	8	9	AB	R	H	RBI	BB	SO	LOB	BOTTOM			
Damon Buford, R (1,8) OBP: 0.274, SLG: 0.319	K			BLK 1B		G6-3			F7	4	0	1	0	0	1	0	Milwaukee Brewers @ Texas Rangers The Ballpark at Arlington, Arlington, TX Mon Aug 18 1997, 8:05 PM EDT Att: 28,637 - Unknown - 87 F			
Ivan Rodriguez, R (1,10) OBP: 0.355, SLG: 0.470	G5-3			F9		K			1B	4	0	1	0	0	1	1				
29 Rusty Greer, L (1,7) OBP: 0.412, SLG: 0.516	G3			L9		K			G3	4	0	0	0	0	1	2				
Juan Gonzalez, R (1,9) OBP: 0.323, SLG: 0.568		G6-3		G4-3			K			3	0	0	0	0	1	1				
Jim Leyritz, R (1,2) OBP: 0.382, SLG: 0.419		G4-6-3 1B		G5-3		G6-3				3	0	1	0	0	0	0				
Lee Stevens, L (1,3) OBP: 0.325, SLG: 0.514		G4-6-3		HR		HR				3	2	2	2	0	0	1				
Fernando Tatis, R (1,5) OBP: 0.276, SLG: 0.432				P6		BB				2	0	1	0	1	0	0				
Billy Ripken, R (1,4) OBP: 0.304, SLG: 0.385				K		G4-3				3	0	1	0	0	1	2				
Benji Gil, R (1,6) OBP: 0.264, SLG: 0.321				K					K	3	0	0	0	0	3	1				
Inning Stats	R: 0 E: 0 K: 1 S: 10	H: 0 LOB: 0 BB: 0 P: 14	R: 0 E: 0 K: 0 S: 5	H: 1 LOB: 0 BB: 0 P: 8	R: 0 E: 0 K: 2 S: 7	H: 1 LOB: 0 BB: 0 P: 9	R: 0 E: 0 K: 0 S: 8	H: 1 LOB: 1 BB: 0 P: 12	R: 1 E: 0 K: 1 S: 11	H: 2 LOB: 1 BB: 0 P: 17	R: 0 E: 0 K: 2 S: 10	H: 0 LOB: 0 BB: 0 P: 14	R: 1 E: 0 K: 1 S: 9	H: 1 LOB: 1 BB: 1 P: 18	R: 0 E: 0 K: 1 S: 26	H: 1 LOB: 1 BB: 0 P: 36	1B: 4 2B: 1 3B: 0 HR: 2	SF: 0 SAC: 0 DP: 1 HBP: 0	WP: 0 PB: 0 SB: 0 CS: 0	PA: 30
PITCHER	IP	WLS	BF	H	R	ER	SO	BB	IBB	HBP	BLK	WP	HR	S	P	ERA	WHIP			
Joel Adamson, L (1,1) ERA: 3.42	6.2	L	24	6	2	2	7	0	0	0	1	0	0	29	85	0.00	0.900			
Al Reyes, R (7,1) ERA: 5.87	1.1		6	1	0	0	1	1	0	0	0	0	0	29	43	0.00	1.500			

AB	26
R	0
H	1
RBI	0
BB	3
SO	5
LOB	5

AB	29
R	2
H	7
RBI	2
BB	1
SO	8
LOB	8



Batter	1	2	3	4	5	6	7	8	9	AB	R	H	RBI	BB	SO	LOB	TOP																					
Fernando Vina, L OBP: 0.308, SLG: 0.362 Jack Voigt, R OBP: 0.315, SLG: 0.509	1-1 P5	2-2 P6		0-1 1B 1-2 2B 1B	1-0 HR		0-0 F7			5	2	2	1	0	0	1																						
Jose Valentin, S OBP: 0.336, SLG: 0.446	1-2 HR	4-2 BB		2-2 2B 1-2 SF8 1B	4-2 BB			4-2 G1-6-3 BB		2	2	2	1	3	0	0																						
Dave Nilsson, L OBP: 0.345, SLG: 0.463 Jeff Huson, L OBP: 0.257, SLG: 0.242	1-2 F7	0-1 G3		0-2 SF8 1-3 2-H 2-3 3-H 4-1 2B	2-1 P3			2-0 G1-6-3 1-2		5	0	1	2	0	0	4																						
Julio Franco, R OBP: 0.378, SLG: 0.388	1-0 1B 3B 1B		0-0 F8 SF9 2B	0-0 SF8 BB		0-0 G6-3		4-2 FC6 BB		3	2	2	0	2	0	0																						
Jeremy Burnitz, L OBP: 0.372, SLG: 0.542	3-0 3B 1B		0-0 F8	0-0 P5		2-3 K		3-2 FC6 1-2		5	1	1	0	0	1	5																						
Mark Loretta, R OBP: 0.354, SLG: 0.400	2-2 3B 1-H 3-H		0-1 SF9	3-1 SF8		4-0 BB		1-1 G4-3		2	0	1	4	1	0	0																						
Brian Banks, S OBP: 0.265, SLG: 0.326	2-1 F7		0-0 FC6-4 1B	0-0 L8		1-2 G4-3		0-3 K		5	0	1	0	0	1	4																						
Gerald Williams, R OBP: 0.292, SLG: 0.388		1-3 K	0-2 FC6-4 1-2		3-2 P6		0-1 G5-3		3-1 G6-3		5	0	0	0	0	1																						
Mike Matheny, R OBP: 0.288, SLG: 0.347		4-1 BB BB		0-0 1B 1B 2B 1B		0-0 P5		3-2 F9		3	1	1	0	1	0	0																						
Inning Stats	R: 3 E: 0 K: 0 S: 18	H: 4 LOB: 1 BB: 0 P: 29	R: 0 E: 0 K: 1 S: 15	H: 0 LOB: 2 BB: 2 P: 26	R: 1 E: 0 K: 0 S: 10	H: 2 LOB: 1 BB: 0 P: 10	R: 3 E: 0 K: 0 S: 15	H: 4 LOB: 2 BB: 1 P: 24	R: 1 E: 0 K: 0 S: 11	H: 1 LOB: 1 BB: 1 P: 21	R: 0 E: 0 K: 1 S: 8	H: 0 LOB: 1 BB: 1 P: 15	R: 0 E: 0 K: 0 S: 6	H: 0 LOB: 0 BB: 0 P: 9	R: 0 E: 0 K: 0 S: 14	H: 0 LOB: 1 BB: 2 P: 27	R: 0 E: 0 K: 1 S: 7	H: 0 LOB: 0 BB: 0 P: 11	1B: 6 2B: 2 3B: 1 HR: 2	SF: 2 SAC: 0 DP: 1 HBP: 0	WP: 0 PB: 0 SB: 0 CS: 0	PA: 44																
PITCHER	IP	WLS	BF	H	R	ER	SO	BB	IBB	HBP	BLK	WP	HR	S	P	ERA	WHIP	PITCHER				IP	WLS	BF	H	R	ER	SO	BB	IBB	HBP	BLK	WP	HR	S	P	ERA	WHIP
Julio Santana, R ERA: 6.65	3.0	L	21	10	7	7	1	2	0	0	0	0	1	53	77	21.00	4.000																					
Wilson Henedia, R ERA: 1.93	4.2		19	1	1	1	1	5	0	0	0	0	1	41	78	1.93	1.286																					
Scott Bailes, L ERA: 1.35	1.1		4	0	0	0	1	0	0	0	0	0	0	10	17	0.00	0.000																					

Milwaukee Brewers @ Texas Rangers
The Ballpark at Arlington, Arlington, TX
Tue Aug 19 1997, 8:05 PM EDT
Att: 28,982 - Unknown - 91 F

AB 35
R 8
H 11
RBI 8
BB 7
SO 3
LOB 15



Batter	1	2	3	4	5	6	7	8	9	AB	R	H	RBI	BB	SO	LOB	BOTTOM																					
Domingo Cedenro, S OBP: 0.323, SLG: 0.388	0-0 2B			1-3 K			0-0 E5 29 1B		2-2 P6	5	0	1	0	0	2	2																						
Ivan Rodriguez, R OBP: 0.356, SLG: 0.473	3-2 HR		0-0 F9		0-0 G6-3		2-3 K		0-1 F9	5	1	1	1	0	1	1																						
29 Rusty Greer, L OBP: 0.415, SLG: 0.519	1-2 SF8 2B		4-2 BB		3-3 K		3-1 1B		4-1 BB BB	3	1	2	0	2	1	0																						
Jim Leyritz, R OBP: 0.383, SLG: 0.416	4-1 SF8 BB		0-1 F8		0-3 K		2-2 F7		4-2 BB 1-2	3	0	0	0	2	1	3																						
Lee Stevens, L OBP: 0.327, SLG: 0.509	1-1 E4		0-1 F8			1-2 1B		0-3 K	0-0 F8	5	0	1	0	0	1	5																						
Fernando Tatis, R OBP: 0.275, SLG: 0.429	1-1 SF8			3-2 F9		0-1 F8		2-0 1B 1B		3	0	1	1	0	0	1																						
Warren Newson, L OBP: 0.342, SLG: 0.472	2-3 K			4-2 BB BB		1-3 K		2-3 K		3	0	0	0	1	3	4																						
Damon Buford, R OBP: 0.276, SLG: 0.319		0-1 G5-3		4-2 BB BB		2-3 K		2-2 1B 1B		3	0	1	0	1	1	1																						
Benji Gil, R OBP: 0.260, SLG: 0.316		1-3 K		2-3 K			2-3 K		0-1 G4-3	4	0	0	0	0	3	4																						
Inning Stats	R: 2 E: 1 K: 1 S: 20	H: 3 LOB: 2 BB: 1 P: 32	R: 0 E: 0 K: 2 S: 8	H: 0 LOB: 0 BB: 0 P: 11	R: 0 E: 0 K: 0 S: 7	H: 0 LOB: 1 BB: 1 P: 11	R: 0 E: 0 K: 2 S: 18	H: 0 LOB: 2 BB: 2 P: 32	R: 0 E: 0 K: 2 S: 17	H: 1 LOB: 1 BB: 0 P: 21	R: 0 E: 0 K: 2 S: 13	H: 1 LOB: 2 BB: 0 P: 22	R: 0 E: 0 K: 2 S: 14	H: 2 LOB: 2 BB: 0 P: 20	R: 0 E: 0 K: 0 S: 13	H: 0 LOB: 2 BB: 2 P: 23	1B: 4 2B: 2 3B: 0 HR: 1	SF: 1 SAC: 0 DP: 0 HBP: 0	WP: 0 PB: 0 SB: 0 CS: 0	PA: 41																		
PITCHER	IP	WLS	BF	H	R	ER	SO	BB	IBB	HBP	BLK	WP	HR	S	P	ERA	WHIP	PITCHER				IP	WLS	BF	H	R	ER	SO	BB	IBB	HBP	BLK	WP	HR	S	P	ERA	WHIP
Jose Mercedes, R ERA: 4.31	5.1	W	24	4	2	1	7	4	0	0	0	0	1	71	108	1.69	1.500																					
Ron Villone, L ERA: 4.34	3.1		16	3	0	0	6	2	0	0	0	0	0	46	74	0.00	1.500																					
Mark Davis, L ERA: 4.5	0.1		1	0	0	0	0	0	0	0	0	0	0	1	1	0.00	0.000																					

Milwaukee Brewers @ Texas Rangers
The Ballpark at Arlington, Arlington, TX
Tue Aug 19 1997, 8:05 PM EDT
Att: 28,982 - Unknown - 91 F

AB 34
R 2
H 7
RBI 2
BB 6
SO 13
LOB 21




Batter	1	2	3	4	5	6	7	8	9	AB	R	H	RBI	BB	SO	LOB	TOP					
Norberto Martin, R OBP: 0.316, SLG: 0.367	G5-3		G5-3			1B E HR	F8	K		5	1	1	0	0	1	2						
Dave Martinez, L OBP: 0.349, SLG: 0.410	G3-1		G3-1			E4 1B HR	BB	L4		5	1	1	0	0	0	3						
Frank Thomas, R OBP: 0.458, SLG: 0.631 34 Mario Valdez, L OBP: 0.386, SLG: 0.343	HR			G4-3		HR	BB	K		3	2	2	0	1	0	0						
Albert Belle, R OBP: 0.328, SLG: 0.488 Darren Lewis, R OBP: 0.310, SLG: 0.219	HR			FC3-6 BB		HR	F8	L9		3	2	2	6	1	0	2						
Mike Cameron, R OBP: 0.344, SLG: 0.450	G1-3			FC3-6		F8	F9	F9		5	0	0	0	0	0	3						
Robin Ventura, L OBP: 0.447, SLG: 0.524 Greg Norton, S OBP: 0.429, SLG: 0.857		G3-1		G3		FC6-4 BB		E3		2	0	0	0	1	0	1						
Lyle Mouton, R OBP: 0.307, SLG: 0.373						G4-6-3 1B	FC6-4	E		3	0	2	0	1	0	1						
Ray Durham, S OBP: 0.333, SLG: 0.364						G4-6-3	F7	E4		4	0	0	1	0	0	5						
Ron Karkovics, R OBP: 0.254, SLG: 0.328						G5-3		K		4	1	1	1	0	2	2						
Inning Stats	R: 2 E: 0 K: 0 S: 10	H: 2 LOB: 0 BB: 0 P: 14	R: 0 E: 0 K: 0 S: 8	H: 1 LOB: 0 BB: 0 P: 13	R: 0 E: 0 K: 1 S: 8	H: 0 LOB: 0 BB: 0 P: 11	R: 0 E: 0 K: 0 S: 7	H: 0 LOB: 1 BB: 1 P: 16	R: 0 E: 0 K: 0 S: 7	H: 1 LOB: 0 BB: 0 P: 11	R: 4 E: 2 K: 0 S: 16	H: 3 LOB: 2 BB: 1 P: 27	R: 1 E: 0 K: 0 S: 15	H: 2 LOB: 1 BB: 1 P: 25	R: 1 E: 2 K: 2 S: 11	H: 0 LOB: 2 BB: 1 P: 18	R: 0 E: 0 K: 1 S: 9	H: 0 LOB: 0 BB: 0 P: 13	1B: 5 2B: 1 3B: 0 HR: 3	SF: 0 SAC: 0 DP: 1 HBP: 0	WP: 1 PB: 0 CS: 1	PA: 42
PITCHER	IP WLS BF H R ER SO BB IBB HBP BLK WP HR S P ERA WHIP	IP WLS BF H R ER SO BB IBB HBP BLK WP HR S P ERA WHIP															IP WLS BF H R ER SO BB IBB HBP BLK WP HR S P ERA WHIP					
Darren Oliver, L ERA: 4.17	6.1	W	29	9	7	6	1	2	0	0	0	0	0	0	0	0	103	8.53	1.737			
Matt Whiteside, R ERA: 5.53	7.1		12	0	1	0	3	2	0	0	0	1	0	29	45	0.00	0.750					

Chicago White Sox @ Texas Rangers
The Ballpark at Arlington, Arlington, TX
Fri Aug 22 1997, 8:05 PM EDT
Att: 33,353 - Unknown - 86 F

livebaseballscorecards.com

AB 37
R 8
H 9
RBI 8
BB 4
SO 4
LOB 19




Batter	1	2	3	4	5	6	7	8	9	AB	R	H	RBI	BB	SO	LOB	BOTTOM			
Tom Goodwin, L OBP: 0.308, SLG: 0.336	G5-3					G4-3				5	2	3	3	1	0	1				
Ivan Rodriguez, R OBP: 0.397, SLG: 0.474										6	2	4	3	0	2	5				
29 Rusty Greer, L OBP: 0.416, SLG: 0.529 Damon Buford, R OBP: 0.279, SLG: 0.317										4	2	2	6	1	1	2				
29 Jim Leyritz, R OBP: 0.381, SLG: 0.407										3	1	0	0	2	1	1				
Lee Stevens, L OBP: 0.326, SLG: 0.502										6	1	2	1	0	1	2				
Domingo Cedeno, S OBP: 0.329, SLG: 0.396										5	2	2	1	1	1	2				
Fernando Tatis, R OBP: 0.293, SLG: 0.429										5	3	3	1	0	0	3				
Warren Newson, L OBP: 0.333, SLG: 0.462										5	1	1	1	0	1	4				
Benji Gil, R OBP: 0.266, SLG: 0.322										5	3	3	1	0	0	3				
Inning Stats	R: 1 E: 0 K: 0 S: 12	H: 2 LOB: 2 BB: 1 P: 26	R: 5 E: 1 K: 0 S: 20	H: 4 LOB: 0 BB: 0 P: 30	R: 5 E: 0 K: 1 S: 15	H: 4 LOB: 1 BB: 2 P: 31	R: 1 E: 0 K: 1 S: 18	H: 3 LOB: 2 BB: 0 P: 26	R: 0 E: 0 K: 0 S: 11	H: 0 LOB: 2 BB: 2 P: 20	R: 1 E: 0 K: 2 S: 11	H: 2 LOB: 1 BB: 0 P: 14	R: 4 E: 0 K: 0 S: 22	H: 5 LOB: 2 BB: 0 P: 34	R: 0 E: 0 K: 3 S: 10	H: 0 LOB: 0 BB: 0 P: 13	1B: 16 2B: 2 3B: 0 HR: 2	SF: 0 SAC: 0 DP: 0 HBP: 1	WP: 2 PB: 0 SB: 0 CS: 0	PA: 51
PITCHER	IP WLS BF H R ER SO BB IBB HBP BLK WP HR S P ERA WHIP	IP WLS BF H R ER SO BB IBB HBP BLK WP HR S P ERA WHIP															IP WLS BF H R ER SO BB IBB HBP BLK WP HR S P ERA WHIP			
Jaime Navarro, R ERA: 5.85	3.0	L	23	10	11	10	1	2	0	0	0	1	0	29	46	4.50	2.500			
Jeff Darwin, R ERA: 2.55	4.1		11	3	1	1	1	2	0	0	0	1	0	29	46	4.50	2.500			
Chuck McElroy, L ERA: 4.06	6.1		17	7	5	5	5	0	0	1	0	0	0	43	61	15.00	2.333			

Chicago White Sox @ Texas Rangers
The Ballpark at Arlington, Arlington, TX
Fri Aug 22 1997, 8:05 PM EDT
Att: 33,353 - Unknown - 86 F

livebaseballscorecards.com

AB 45
R 17
H 20
RBI 17
BB 5
SO 7
LOB 25




Batter	1	2	3	4	5	6	7	8	9	AB	R	H	RBI	BB	SO	LOB	TOP										
Ray Durham, S OBP: 0.332, SLG: 0.362	G3		G4-3		G4-3		1B	K		5	0	1	0	0	1	3											
Dave Martinez, L OBP: 0.347, SLG: 0.413	G6-3			G5-3		E6	K	G4-3		5	1	1	0	0	1	3											
Frank Thomas, R OBP: 0.458, SLG: 0.628	P3			HR		F9			P3	5	1	2	0	0	0	0											
Albert Belle, R OBP: 0.329, SLG: 0.493						G5-3	F7		K	5	1	2	2	0	1	2											
Robin Ventura, L OBP: 0.435, SLG: 0.500	G6-3			F7		K		BB	P2	4	1	0	0	1	1	1											
Mike Cameron, R OBP: 0.342, SLG: 0.446	L8									2	0	0	0	0	0	1											
Lyle Mouton, R OBP: 0.313, SLG: 0.376										1	2	1	0	1	0	0											
34 Mario Valdez, L OBP: 0.342, SLG: 0.342	G1-3									3	1	1	0	0	0	1											
Norberto Martin, R OBP: 0.320, SLG: 0.371										1	0	1	1	0	0	0											
Darren Lewis, R OBP: 0.310, SLG: 0.219										0	0	0	0	0	0	0											
Jorge Fabregas, L OBP: 0.289, SLG: 0.361			G1-3							3	1	2	3	0	0	0											
Ozzie Guillen, L OBP: 0.293, SLG: 0.338	G3									4	0	0	0	0	0	3											
Inning Stats	R: 0 E: 0 K: 0 S: 7	H: 0 LOB: 0 BB: 0 P: 9	R: 0 E: 0 K: 0 S: 8	H: 1 LOB: 1 BB: 0 P: 12	R: 0 E: 0 K: 0 S: 6	H: 0 LOB: 0 BB: 0 P: 10	R: 2 E: 0 K: 0 S: 6	H: 2 LOB: 0 BB: 0 P: 10	R: 0 E: 0 K: 0 S: 7	H: 1 LOB: 1 BB: 0 P: 13	R: 1 E: 1 K: 1 S: 8	H: 1 LOB: 0 BB: 0 P: 12	R: 3 E: 0 K: 1 S: 20	H: 5 LOB: 2 BB: 0 P: 29	R: 2 E: 1 K: 1 S: 16	H: 1 LOB: 2 BB: 2 P: 27	R: 0 E: 0 K: 1 S: 10	H: 0 LOB: 0 BB: 0 P: 15	1B: 8 2B: 0 3B: 1 HR: 2	SF: 0 SAC: 1 DP: 0 HBP: 0	WP: 2 PB: 0 CS: 0 SB: 0	PA: 41					
PITCHER	IP	WLS	BF	H	R	ER	SO	BB	IBB	HBP	BLK	WP	HR	S	P	ERA	WHIP										
Bobby Witt, R ERA: 4.41	6.1		28	9	6	6	1	0	0	0	0	1	2	57	87	8.53	1.421										
Scott Bailes, L ERA: 2.51	0.2		5	1	2	2	1	2	0	0	0	0	0	11	22	27.00	4.500										
Danny Patterson, R ERA: 3.59	1.0	W	5	1	0	0	1	0	0	0	0	1	0	10	13	0.00	1.000										
John Wetteland, R ERA: 2.13	1.0		3	0	0	0	1	0	0	0	0	0	0	10	15	0.00	0.000										

Chicago White Sox @ Texas Rangers
The Ballpark at Arlington, Arlington, TX
Sat Aug 23 1997, 8:05 PM EDT
Att: 46,090 - Unknown - 82 F

livebaseballscorecards.com

AB 38
R 8
H 11
RBI 6
BB 2
SO 4
LOB 14




Batter	1	2	3	4	5	6	7	8	9	AB	R	H	RBI	BB	SO	LOB	BOTTOM										
Tom Goodwin, L OBP: 0.307, SLG: 0.334	G4-3									5	2	1	0	0	0	6											
Lee Stevens, L OBP: 0.326, SLG: 0.502										0	0	0	0	0	0	0											
Ivan Rodriguez, R OBP: 0.355, SLG: 0.480										4	3	2	3	1	0	1											
29 Rusty Greer, L OBP: 0.419, SLG: 0.544										4	2	3	6	1	0	0											
Juan Gonzalez, R OBP: 0.322, SLG: 0.563										5	0	1	1	0	0	2											
Jim Leyritz, R OBP: 0.379, SLG: 0.408										4	0	1	0	0	1	0											
Damon Buford, R OBP: 0.278, SLG: 0.316										1	1	0	0	0	1	2											
Fernando Tatis, R OBP: 0.301, SLG: 0.463										4	1	2	1	0	1	1											
Alex Diaz, S OBP: 0.250, SLG: 0.250										4	1	1	1	0	0	1											
Billy Ripken, R OBP: 0.295, SLG: 0.373										2	0	0	0	0	0	1											
Domingo Cedeño, S OBP: 0.335, SLG: 0.401										2	1	2	1	0	0	0											
Benji Gil, R OBP: 0.267, SLG: 0.319										2	2	0	0	1	1	2											
Inning Stats	R: 0 E: 0 K: 0 S: 10	H: 1 LOB: 1 BB: 1 P: 18	R: 0 E: 0 K: 0 S: 8	H: 1 LOB: 0 BB: 0 P: 14	R: 2 E: 0 K: 1 S: 12	H: 2 LOB: 0 BB: 0 P: 26	R: 0 E: 0 K: 0 S: 6	H: 0 LOB: 0 BB: 0 P: 8	R: 0 E: 0 K: 0 S: 6	H: 0 LOB: 0 BB: 1 P: 12	R: 3 E: 1 K: 1 S: 15	H: 2 LOB: 0 BB: 0 P: 24	R: 3 E: 1 K: 0 S: 13	H: 2 LOB: 0 BB: 0 P: 21	R: 5 E: 1 K: 2 S: 26	H: 5 LOB: 2 BB: 1 P: 42	R: 0 E: 0 K: 2 S: 10	H: 0 LOB: 0 BB: 0 P: 15	1B: 8 2B: 1 3B: 0 HR: 4	SF: 0 SAC: 1 DP: 0 HBP: 0	WP: 0 PB: 1 CS: 3	PA: 41					
PITCHER	IP	WLS	BF	H	R	ER	SO	BB	IBB	HBP	BLK	WP	HR	S	P	ERA	WHIP										
Scott Eyre, L ERA: 4.81	5.0		21	5	4	3	1	2	0	0	0	0	2	46	83	5.40	1.400										
Neelson Cruz, R ERA: 6.57	2.1	L	12	4	5	5	2	0	0	0	0	0	2	30	47	19.29	1.714										
Tony Castillo, L ERA: 5.3	0.2		8	4	4	1	1	1	0	0	0	0	0	20	35	13.50	7.500										

Chicago White Sox @ Texas Rangers
The Ballpark at Arlington, Arlington, TX
Sat Aug 23 1997, 8:05 PM EDT
Att: 46,090 - Unknown - 82 F

livebaseballscorecards.com

AB 37
R 13
H 13
RBI 13
BB 3
SO 4
LOB 16



Batter	1	2	3	4	5	6	7	8	9	AB	R	H	RBI	BB	SO	LOB	TOP					
Ray Durham, S OBP: 0.331, SLG: 0.363 (1, 4)	1-1 1B E 2B		3-2 F7		3-3 K 1-2		0-3 K			4	1	1	0	0	2	1						
Dave Martinez, L OBP: 0.346, SLG: 0.411 (1, 9) (9, 3)	0-1 G6-4-3 E 2-3 1B		0-0 F9		0-0 F8		2-2 G4-3			4	0	1	0	0	0	0						
Frank Thomas, R OBP: 0.458, SLG: 0.626 (1, 10)	3-2 E9 G6-4-3 1-2 3-H 2-0		1-0 L5		4-2 BB		0-2 G6-4-3 1B			3	0	1	0	1	0	1						
Albert Belle, R OBP: 0.326, SLG: 0.489 (1, 7)	3-2 G6-4-3 1-2 2-3		0-0 F9		3-1 F8		0-1 G6-4-3 1B			4	0	0	0	0	0	4						
Robin Ventura, L OBP: 0.429, SLG: 0.484 (1, 5)	3-2 F9		4-0 BB		1-3 K		3-2 P4			3	0	0	0	1	1	2						
Jorge Fabregas, L OBP: 0.285, SLG: 0.356 (1, 2)		2-3 K		0-0 P5		0-3 K		2-2 G4-3		4	0	0	0	0	2	1						
34 Mario Valdez, L OBP: 0.372, SLG: 0.329 Mike Cameron, R OBP: 0.341, SLG: 0.445 (9, PH) (9, 9)		0-3 K		2-0 P5		0-3 K		2-3 K		3	0	0	0	0	2	1						
Darren Lewis, R OBP: 0.333, SLG: 0.250 (1, 8)	1-2 1B		1-1 CS 1B		2-2 HR 1B		1-0 HR			3	1	3	0	0	0	0						
Ozzie Guillen, L OBP: 0.293, SLG: 0.345 (1, 6)	0-0 L9		0-1 P4		1-1 HR					3	1	1	2	0	0	2						
Inning Stats	R: 1 E: 1 K: 0 S: 16	H: 2 LOB: 1 BB: 0 P: 25	R: 0 E: 0 K: 2 S: 11	H: 1 LOB: 1 BB: 0 P: 14	R: 0 E: 0 K: 0 S: 5	H: 0 LOB: 0 BB: 0 P: 9	R: 0 E: 0 K: 0 S: 3	H: 0 LOB: 1 BB: 1 P: 9	R: 0 E: 0 K: 1 S: 7	H: 1 LOB: 0 BB: 0 P: 11	R: 0 E: 0 K: 1 S: 9	H: 0 LOB: 1 BB: 1 P: 17	R: 2 E: 0 K: 3 S: 13	H: 2 LOB: 0 BB: 0 P: 16	R: 0 E: 0 K: 0 S: 9	H: 1 LOB: 0 BB: 0 P: 11	R: 0 E: 0 K: 1 S: 12	H: 0 LOB: 0 BB: 0 P: 19	1B: 5 2B: 1 3B: 0 HR: 1	SF: 0 SAC: 0 DP: 2 HBP: 0	WP: 0 PB: 0 SB: 0 CS: 1	PA: 34
PITCHER	IP WLS BF H R ER SO BB IBB HBP BLK WP HR S P ERA WHIP	IP WLS BF H R ER SO BB IBB HBP BLK WP HR S P ERA WHIP															IP WLS BF H R ER SO BB IBB HBP BLK WP HR S P ERA WHIP					
Rick Helling, R ERA: 3.71 Scott Bailes, L ERA: 2.39 (1, 1) (9, 1)	8.0 L 31 7 3 2 7 2 0 0 0 0 1 73 112 2.25 1.125	1.0 3 0 0 0 1 0 0 0 0 0 0 12 19 0.00 0.000																				

Chicago White Sox @ Texas Rangers
The Ballpark at Arlington, Arlington, TX
Sun Aug 24 1997, 8:05 PM EDT
Att: 27,441 - Unknown - 84 F

AB 32
R 3
H 7
RBI 2
BB 2
SO 8
LOB 12



Batter	1	2	3	4	5	6	7	8	9	AB	R	H	RBI	BB	SO	LOB	BOTTOM					
Tom Goodwin, L OBP: 0.309, SLG: 0.334 (1, 8)	0-3 K		4-1 29 1B BB		0-0 F9			2-1 1B		3	1	1	0	1	1	0						
Ivan Rodriguez, R OBP: 0.397, SLG: 0.476 (1, 2)	1-2 G5-3		1-3 K		0-0 F8		1-3 K			4	0	0	0	0	2	2						
29 Rusty Greer, L OBP: 0.420, SLG: 0.545 (1, 7)	3-2 2B		2-1 1B		2-2 L8		3-2 F7			4	0	2	1	0	0	1						
Juan Gonzalez, R OBP: 0.321, SLG: 0.560 (1, 10)	1-3 K		1-3 K		1-3 K			1-2 G5-4-3 1B		4	0	1	0	0	3	2						
Lee Stevens, L OBP: 0.322, SLG: 0.495 (1, 3)		1-0 P4		1-0 F9		0-1 P2		0-0 G5-4-3 1B		4	0	0	0	0	0	1						
Fernando Tatis, R OBP: 0.290, SLG: 0.444 (1, 5)		2-3 K		0-3 K		1-3 K		3-2 L9		4	0	0	0	0	3	0						
Domingo Cedenno, S OBP: 0.338, SLG: 0.492 (1, 4) (9, 6)		4-2 WP BB		2-1 G3		0-0 E1 1B				2	0	1	0	1	0	0						
Warren Newson, L OBP: 0.333, SLG: 0.462 Alex Diaz, S OBP: 0.286, SLG: 0.286 (2, PH) (3, 9)		1-2 L5		0-0 F8-6 1B		1-3 K				0	0	0	0	0	0	0						
Benji Gil, R OBP: 0.265, SLG: 0.317 Will Clark, L OBP: 0.400, SLG: 0.496 Billy Ripken, R OBP: 0.295, SLG: 0.373 (1, 6) (8, PH) (9, 4)			3-2 P8		2-2 F8-6 1B		1-2 G3-1			2	0	0	0	0	0	1						
Inning Stats	R: 0 E: 0 K: 2 S: 12	H: 1 LOB: 1 BB: 0 P: 17	R: 0 E: 0 K: 1 S: 10	H: 0 LOB: 1 BB: 1 P: 18	R: 1 E: 0 K: 2 S: 13	H: 1 LOB: 1 BB: 1 P: 24	R: 0 E: 0 K: 1 S: 6	H: 0 LOB: 0 BB: 0 P: 9	R: 0 E: 0 K: 0 S: 5	H: 1 LOB: 0 BB: 0 P: 7	R: 0 E: 0 K: 1 S: 8	H: 0 LOB: 0 BB: 0 P: 11	R: 0 E: 1 K: 2 S: 10	H: 1 LOB: 1 BB: 0 P: 12	R: 0 E: 0 K: 1 S: 13	H: 1 LOB: 0 BB: 0 P: 20	R: 0 E: 0 K: 0 S: 7	H: 1 LOB: 0 BB: 0 P: 11	1B: 5 2B: 2 3B: 0 HR: 0	SF: 0 SAC: 0 DP: 2 HBP: 0	WP: 1 PB: 0 SB: 1 CS: 0	PA: 33
PITCHER	IP WLS BF H R ER SO BB IBB HBP BLK WP HR S P ERA WHIP	IP WLS BF H R ER SO BB IBB HBP BLK WP HR S P ERA WHIP															IP WLS BF H R ER SO BB IBB HBP BLK WP HR S P ERA WHIP					
Jason Bere, R ERA: 2.25 Keith Foulke, R ERA: 7.19 Matt Karchner, R ERA: 2.27 (1, 1) (7, 1) (9, 1)	6.2 W 25 4 1 1 8 2 0 0 0 0 0 16 24 0.00 0.750	1.1 S 3 1 0 0 0 0 0 0 0 0 7 11 0.00 1.000																				

Chicago White Sox @ Texas Rangers
The Ballpark at Arlington, Arlington, TX
Sun Aug 24 1997, 8:05 PM EDT
Att: 27,441 - Unknown - 84 F

AB 31
R 1
H 6
RBI 1
BB 2
SO 10
LOB 9



Batter	1	2	3	4	5	6	7	8	9	AB	R	H	RBI	BB	SO	LOB	TOP								
Tom Goodwin, L (1, 8) OBP: 0.306, SLG: 0.331	F7		G4-3		FC3-6		F8			4	0	0	0	0	0	3									
Ivan Rodriguez, R (1, 2) OBP: 0.354, SLG: 0.473	G5-3		G1-6-3		P6				L8	4	0	0	0	0	0	2									
29 Rusty Greer, L (1, 7) OBP: 0.417, SLG: 0.541	K						F7		G4-3	4	0	0	0	0	2	0									
Juan Gonzalez, R (1, 9) OBP: 0.321, SLG: 0.564		G5-3							L5	4	1	1	1	0	1	0									
Jim Leyritz, R (1, 3) OBP: 0.383, SLG: 0.407										1	0	0	0	3	1	0									
Lee Stevens, L (1, 10) OBP: 0.318, SLG: 0.489										4	0	0	0	0	3	3									
Fernando Tatis, R (1, 5) OBP: 0.297, SLG: 0.441										3	0	1	0	1	0	1									
Billy Ripken, R (1, 4) OBP: 0.301, SLG: 0.384										3	1	2	0	0	1	1									
Alex Diaz, S (9, PH) OBP: 0.350, SLG: 0.250										1	0	0	0	0	0	2									
Benji Gil, R (1, 6) OBP: 0.266, SLG: 0.317										3	0	1	1	0	1	2									
Domingo Cedenio, S (9, PH) OBP: 0.337, SLG: 0.400										1	0	0	0	0	0	2									
Inning Stats	R: 0 E: 0 K: 1 S: 5	H: 0 LOB: 0 BB: 0 P: 8	R: 0 E: 0 K: 1 S: 10	H: 0 LOB: 1 BB: 1 P: 19	R: 0 E: 0 K: 1 S: 9	H: 1 LOB: 1 BB: 0 P: 12	R: 0 E: 0 K: 2 S: 8	H: 0 LOB: 1 BB: 1 P: 13	R: 1 E: 0 K: 0 S: 12	H: 2 LOB: 1 BB: 0 P: 18	R: 1 E: 0 K: 2 S: 8	H: 1 LOB: 0 BB: 0 P: 11	R: 0 E: 0 K: 1 S: 8	H: 0 LOB: 0 BB: 0 P: 13	R: 0 E: 0 K: 0 S: 5	H: 0 LOB: 0 BB: 0 P: 10	R: 0 E: 0 K: 1 S: 11	H: 1 LOB: 2 BB: 1 P: 18	1B: 3 2B: 1 3B: 0 HR: 1	SF: 0 SAC: 0 DP: 0 HBP: 0	WP: 0 PB: 0 SB: 0 CS: 0	PA: 36			
PITCHER	IP	WLS	BF	H	R	ER	SO	BB	IBB	HBP	BLK	WP	HR	S	P	ERA	WHIP								
Joel Adamson, L (1, 1) ERA: 3.49	6.0	W	24	4	2	2	7	2	0	0	0	0	1	52	81	3.00	1.000								
Mike Fetters, R (7, 1) ERA: 3.12	2.0		7	0	0	0	1	1	0	0	0	0	0	13	23	0.00	0.500								
Doug Jones, R (9, 1) ERA: 2.15	1.0		5	1	0	0	1	1	0	0	0	0	0	11	18	0.00	2.000								

Texas Rangers @ Milwaukee Brewers
Milwaukee County Stadium, Milwaukee, WI
Mon Aug 25 1997, 8:05 PM EDT
Att: 13,707 - Unknown - 68 F

AB 32
R 2
H 5
RBI 2
BB 4
SO 9
LOB 16



Batter	1	2	3	4	5	6	7	8	9	AB	R	H	RBI	BB	SO	LOB	BOTTOM									
Fernando Vina, L (1, 4) OBP: 0.330, SLG: 0.394	1B WP HBP	FC4-6 2B		G3			2B 1B			3	2	1	0	0	0	1										
Jose Valentin, S (1, 6) OBP: 0.335, SLG: 0.443	1B	1B		K			1B HR			4	1	3	2	0	1	0										
Dave Nilsson, L (1, 7) OBP: 0.341, SLG: 0.455	P6	G6-3		G4-3			L8			4	0	0	0	0	0	4										
Jack Voigt, R (8, 7) OBP: 0.310, SLG: 0.500				G4-3						0	0	0	0	0	0	0										
Julio Franco, R (1, 10) OBP: 0.374, SLG: 0.387	G4-6-3 1B			G4-3		G6-3	HR			4	1	3	2	0	0	0										
Jeromy Burnitz, L (1, 9) OBP: 0.374, SLG: 0.562	G4-6-3			2B BB		G3	F9			3	1	0	0	1	0	3										
Jeff Cirillo, R (1, 5) OBP: 0.359, SLG: 0.418		1B 2B		L8		G6-3				4	1	1	0	0	1	1										
Mark Loretta, R (1, 3) OBP: 0.353, SLG: 0.498		1B 1B		1B 2B		G1-3		F7		4	1	2	1	0	0	0										
Gerald Williams, R (1, 8) OBP: 0.288, SLG: 0.382		K		FC6-4 1B		G5-3		G6-3		4	0	1	0	0	1	2										
Mike Matheny, R (1, 2) OBP: 0.284, SLG: 0.337		FC4-6 1B		FC6-4 1B		G4-3		G5-3		4	0	1	1	0	0	2										
Inning Stats	R: 0 E: 0 K: 0 S: 12	H: 2 LOB: 2 BB: 0 P: 20	R: 3 E: 1 K: 1 S: 12	H: 4 LOB: 1 BB: 0 P: 16	R: 1 E: 0 K: 0 S: 12	H: 3 LOB: 2 BB: 1 P: 25	R: 0 E: 0 K: 1 S: 8	H: 0 LOB: 0 BB: 0 P: 10	R: 0 E: 0 K: 0 S: 6	H: 0 LOB: 0 BB: 0 P: 10	R: 0 E: 0 K: 0 S: 8	H: 0 LOB: 0 BB: 0 P: 13	R: 3 E: 0 K: 1 S: 12	H: 3 LOB: 0 BB: 0 P: 21	R: 0 E: 0 K: 0 S: 5	H: 0 LOB: 0 BB: 0 P: 9	1B: 7 2B: 4 3B: 0 HR: 1	SF: 0 SAC: 0 DP: 1 HBP: 1	WP: 1 PB: 1 SB: 0 CS: 0	PA: 36						
PITCHER	IP	WLS	BF	H	R	ER	SO	BB	IBB	HBP	BLK	WP	HR	S	P	ERA	WHIP									
Terry Clark, R (1, 1) ERA: 6.51	2.2	L	16	8	4	4	1	0	0	0	0	0	1	0	33	55	13.50	3.375								
Wilson Heredia, R (3, 1) ERA: 3.6	5.1		20	4	3	3	2	0	0	0	0	0	1	42	69	5.06	0.750									

Texas Rangers @ Milwaukee Brewers
Milwaukee County Stadium, Milwaukee, WI
Mon Aug 25 1997, 8:05 PM EDT
Att: 13,707 - Unknown - 68 F

AB 34
R 7
H 12
RBI 6
BB 1
SO 3
LOB 13



Batter	1	2	3	4	5	6	7	8	9	10	11	12	AB	R	H	RBI	BB	SO	LOB	TOP						
Tom Goodwin, L OBP: 0.308, SLG: 0.335	F8		F7		G5-3	G6-4-3 1B	1B 2B		G4-3			1B	7	1	3	2	0	0	1							
Ivan Rodriguez, R OBP: 0.357, SLG: 0.473	1B		K		BB 1B	G6-4-3	1B			BB BB		P5	6	1	3	1	1	1	2							
29 Rusty Greer, L OBP: 0.416, SLG: 0.538	F7			HR 1B	P2		K			G4-6-3			6	1	2	0	0	1	4							
Juan Gonzalez, R OBP: 0.323, SLG: 0.571	F8			HR 1B	BB BB 1B	K				F9			6	2	3	2	0	1	2							
Lee Stevens, L OBP: 0.323, SLG: 0.490		BB 1B			G3				BB 1B	B1-3		G6-3	3	2	2	0	1	0	0							
Billy Ripken, R OBP: 0.298, SLG: 0.390					BB 1B BB				BB 1B	1-1f			2	0	0	0	0	0	1							
Jim Leyritz, R OBP: 0.385, SLG: 0.403		G6-4-3 BB			F8	BB 1B BB			BB 1B 2B BB	L6-3		K	3	2	0	1	3	1	0							
Domingo Cedeno, S OBP: 0.341, SLG: 0.400			K		1B	1B						G4-3	5	1	2	2	1	1	2							
Fernando Tatis, R OBP: 0.308, SLG: 0.444		G6-4-3			1B	E8 BB			G1-3				6	0	3	2	0	0	4							
Benji Gil, R OBP: 0.263, SLG: 0.313			K		K	1B			G3				3	0	0	0	0	2	4							
Alex Diaz, S OBP: 0.273, SLG: 0.364					G1-3							F7	3	0	1	0	0	0	2							
Inning Stats	R: 0 E: 0 K: 10 S: 10	H: 1 LOB: 1 BB: 16	R: 0 E: 0 K: 10 S: 10	H: 1 LOB: 1 BB: 19	R: 0 E: 0 K: 11 S: 11	H: 0 LOB: 0 BB: 0	R: 2 E: 0 K: 1 S: 15	H: 4 LOB: 2 BB: 25	R: 4 E: 1 K: 1 S: 17	H: 3 LOB: 3 BB: 36	R: 0 E: 0 K: 14 S: 14	H: 2 LOB: 1 BB: 16	R: 4 E: 0 K: 1 S: 15	H: 4 LOB: 1 BB: 26	R: 0 E: 0 K: 5 S: 10	H: 0 LOB: 0 BB: 13	R: 0 E: 0 K: 7 S: 7	H: 0 LOB: 0 BB: 13	R: 0 E: 0 K: 10 S: 10	H: 0 LOB: 0 BB: 12	R: 0 E: 0 K: 8 S: 8	H: 2 LOB: 1 BB: 11	1B: 16 2B: 3 3B: 0 HR: 1	SF: 0 SAC: 0 DP: 4 HBP: 0	WP: 0 PB: 0 SB: 0 CS: 0	PA: 56
PITCHER	IP WLS BF H R ER SO BB IBB HBP BLK WP HR S P ERA WHIP	21 Cal Eldred, R ERA: 5.21	4.2 1.1 6 3 0 0 1 0 0 0 0 0 0 0 17 21 0.00 2.250	Al Reyes, R ERA: 7.32	5.1 1.0 9 5 4 4 1 1 0 0 0 0 0 0 16 29 36.00 6.000	Bob Wickman, R ERA: 3.09	7.1 0.2 1 0 0 0 0 0 0 0 0 0 0 0 3 3 0.00 0.000	Mark Davis, L ERA: 14.73	8.1 2.1 8 1 0 0 0 1 0 0 0 0 0 0 0 18 28 0.00 0.857	PITCHER	IP WLS BF H R ER SO BB IBB HBP BLK WP HR S P ERA WHIP	Doug Jones, R ERA: 2.09	(11, 1) 2.0 2.0 7 2 0 0 1 0 0 0 0 0 0 0 60 23 0.00 1.000													

Texas Rangers @ Milwaukee Brewers
Milwaukee County Stadium, Milwaukee, WI

Tue Aug 26 1997, 8:05 PM EDT
Att. 13,065 - Unknown - 76 F

AB 50
R 10
H 19
RBI 10
BB 6
SO 7
LOB 22



Batter	1	2	3	4	5	6	7	8	9	10	11	12	AB	R	H	RBI	BB	SO	LOB	BOTTOM						
Fernando Vina, L OBP: 0.336, SLG: 0.397	1B SF9	G1-6-3			1B BB	L3	1B		FC6-4			1B	6	2	3	2	1	0	3							
Jose Valentin, S OBP: 0.336, SLG: 0.441	FC3-6 1B	K			BB 1B	G1-3			F8		G4-3		6	1	2	0	0	1	1							
Dave Nilsson, L OBP: 0.344, SLG: 0.456	FC3-6 1B		P5		G3 1B	1B			1B 1B				5	2	3	1	0	0	2							
Jack Voigt, R OBP: 0.315, SLG: 0.500	1B				BB 1B	1B			1B		BB		0	0	0	0	1	0	0							
Julio Franco, R OBP: 0.373, SLG: 0.387	SF9		G6-3		BB G3 1B	1B			L9				5	0	2	3	0	1	2							
Jeromy Burnitz, L OBP: 0.373, SLG: 0.558	1B		K		G3	K			1B		F8		6	1	2	0	0	2	5							
Jeff Cirillo, R OBP: 0.361, SLG: 0.419	1B				G5-3				G5-3				6	1	3	2	0	0	2							
Mark Loretta, R OBP: 0.356, SLG: 0.414	1B				G4-6-3				SH2-3 BB		F7		5	1	2	1	1	1	2							
Gerald Williams, R OBP: 0.289, SLG: 0.381	L7				G5-3				SH2-3		FC6-4 BB		4	1	1	0	1	0	3							
Jesse Levis, L OBP: 0.350, SLG: 0.335													4	1	1	1	0	1	3							
Mike Matheny, R OBP: 0.286, SLG: 0.346													1	0	1	0	0	0	0							
Brian Banks, S OBP: 0.228, SLG: 0.278													0	1	0	0	0	0	0							
Inning Stats	R: 3 E: 0 K: 18 S: 18	H: 5 LOB: 2 BB: 24	R: 0 E: 0 K: 7 S: 7	H: 1 LOB: 0 BB: 12	R: 0 E: 0 K: 10 S: 10	H: 0 LOB: 0 BB: 0	R: 0 E: 0 K: 15 S: 15	H: 1 LOB: 1 BB: 22	R: 3 E: 0 K: 16 S: 16	H: 4 LOB: 1 BB: 25	R: 2 E: 1 K: 17 S: 17	H: 3 LOB: 2 BB: 22	R: 4 E: 0 K: 10 S: 10	H: 2 LOB: 0 BB: 19	R: 0 E: 0 K: 8 S: 8	H: 0 LOB: 0 BB: 14	R: 0 E: 0 K: 10 S: 10	H: 0 LOB: 0 BB: 21	R: 0 E: 0 K: 8 S: 8	H: 0 LOB: 0 BB: 13	R: 1 E: 0 K: 3 S: 3	H: 2 LOB: 2 BB: 4	1B: 18 2B: 0 3B: 2 HR: 0	SF: 1 SAC: 2 DP: 2 HBP: 0	WP: 0 PB: 0 SB: 0 CS: 0	PA: 55
PITCHER	IP WLS BF H R ER SO BB IBB HBP BLK WP HR S P ERA WHIP	Julio Santana, R ERA: 3.85	(1, 1) 4.0 1.0 6 4 2 2 0 0 0 0 0 0 0 13 16 18.00 4.000	Eric Moody, R ERA: 3.48	(5, 1) 6.1 1.0 6 2 1 1 1 0 0 0 0 0 0 15 20 9.00 2.000	Scott Bailes, L ERA: 2.92	(6, 1) 3.1 16 4 2 2 0 3 0 0 0 0 0 0 36 63 5.40 2.100	Matt Whiteside, R ERA: 5.52	(10, 1) 1.2 5 0 0 0 2 0 0 0 0 0 0 0 12 21 0.00 0.000	PITCHER	IP WLS BF H R ER SO BB IBB HBP BLK WP HR S P ERA WHIP	Bryan Eversgerd, L ERA:	(12, 1) 0.0 0.0 2 2 1 1 0 0 0 0 0 0 0 3 4 ∞ ∞													

Texas Rangers @ Milwaukee Brewers
Milwaukee County Stadium, Milwaukee, WI

Tue Aug 26 1997, 8:05 PM EDT
Att. 13,065 - Unknown - 76 F


AB 48
R 11
H 20
RBI 10
BB 4
SO 6
LOB 23



Batter	1	2	3	4	5	6	7	8	9	10	11	12	AB	R	H	RBI	BB	SO	LOB	TOP								
Tom Goodwin, L (1.8) Bryan Eversgerd, R (11.1) Eric Moody, R (12.1)	4-1 FC1-5 BB		4-1 BB		1-2 CS 1B		1-2 G6-3		1-3 K		1-0 G5-3		4 0 1 0 2 1 1 0 0 0 0 0 0 0 0 0 0 0 0 0 0															
Ivan Rodriguez, R (1.2) OBP: 0.363, SLG: 0.476	1-1 P9		0-0 FC4-6 1B		4-1 G6-4-3 BB			0-1 1B 1B		4-0 BB		0-1 G4-3	4 1 2 0 2 0 1															
29 Rusty Greer, L (1.7) OBP: 0.415, SLG: 0.538	1-2 FC1-5 FC6-4		0-1 FC4-6		2-2 G6-4-3			2-0 1B 1B		0-1 G4-3		3-1 G1-3	6 1 1 0 0 0 5															
Juan Gonzalez, R (1.9) OBP: 0.325, SLG: 0.561	0-1 FC6-4		1-3 K				1-0 F8		0-1 L7		1-2 F8	1-2 P4	6 0 0 0 0 1 5															
Lee Stevens, L (1.3) Wilson Heredia, R (10.1) Damon Buford, R (11.8) OBP: 0.280, SLG: 0.318		4-2 CS BB		0-0 1B 2B		4-1 BB		1-3 K		1-1 G2-3			3 1 1 0 2 1 2 0 0 0 0 0 0 0 0 0 0 0 0 0 0															
Fernando Tatis, R (1.5) OBP: 0.363, SLG: 0.426	3-2 SAFE P8		0-0 G6-3		0-1 F9		0-1 F9	1-2 1B S		2-0 F9			5 0 1 1 0 0 3															
Domingo Cedeno, S (1.4) OBP: 0.344, SLG: 0.395	2-2 SAFE 1B		2-2 1B		2-2 1B		0-0 F8	2-2 1B S		4-2 G3-1 SH1-4 BB			4 1 3 2 1 0 1															
Benji Gil, R (1.6) OBP: 0.262, SLG: 0.309	0-1 P3		0-0 1B		0-0 1B			1-1 F9		0-1 G6-3		0-1 SH1-4	4 0 1 1 0 0 3															
Rick Helling, R (1.1) Danny Patterson, R (7.1) Alex Diaz, S (9. PH) Scott Bailes, L (9.1) Jim Leyritz, R (10.3) OBP: 0.389, SLG: 0.407			1-2 G3-1		1-0 P9			0-0 G1-3		0-0 G6-3		0-2 G3-1	3 0 0 0 0 0 0 0 0 0 0 0 0 0 1 0 0 0 0 0 0 0 0 0 0 0 0 0 1 0 0 0 0 0 1															
Inning Stats	R: 0 E: 0 K: 1 S: 8	H: 0 LOB: 1 BB: 1 P: 14	R: 0 E: 0 K: 0 S: 13	H: 1 LOB: 1 BB: 22	R: 0 E: 0 K: 1 S: 10	H: 1 LOB: 2 BB: 1 P: 16	R: 2 E: 0 K: 0 S: 7	H: 3 LOB: 0 BB: 0 P: 10	R: 0 E: 0 K: 0 S: 5	H: 0 LOB: 1 BB: 1 P: 10	R: 0 E: 0 K: 0 S: 7	H: 0 LOB: 0 BB: 9 P: 9	R: 2 E: 0 K: 1 S: 18	H: 4 LOB: 2 BB: 0 P: 24	R: 0 E: 0 K: 1 S: 6	H: 0 LOB: 0 BB: 10 P: 10	R: 0 E: 0 K: 0 S: 9	H: 0 LOB: 1 BB: 1 P: 14	R: 0 E: 0 K: 0 S: 7	H: 0 LOB: 0 BB: 11 P: 11	1B: 9 2B: 1 3B: 0 HR: 0	SF: 0 SAC: 1 DP: 1 HBP: 0	WP: 0 PB: 0 SB: 2 CS: 2	PA: 49				
PITCHER	IP WLS BF H R ER SO BB IBB HBP BLK WP HR S P ERA WHIP	6 2 2 2 2 1 5 0 0 0 0 0 0 0 58 2.57 1.571	2 2 2 2 0 0 0 0 0 0 0 0 0 0 3 5 ∞ ∞	2 2 2 2 0 2 1 0 0 0 0 0 0 23 32 1.500	2 7 0 0 0 0 1 0 0 0 0 0 0 15 24 0.00 0.500	1 0 0 0 0 0 0 0 0 0 0 0 0 7 11 0.00 0.000																						

Texas Rangers @ San Francisco Giants
3Com Park at Candlestick Point, San Francisco, CA
Fri Aug 29 1997, 10:05 PM EDT
Att. 25,962 - Unknown - 68 F

AB	41
R	4
H	10
RBI	4
BB	7
SO	3
LOB	22



Batter	1	2	3	4	5	6	7	8	9	10	11	12	AB	R	H	RBI	BB	SO	LOB	BOTTOM							
Daryl Hamilton, L (1.8) Rich Rodriguez, L (12.1) OBP: 0.333, SLG: 0.333	1-3 K		0-1 G4-3			1-1 G3	3-2 P8			3-1 G4-3	2-2 G6-3		6 0 0 0 0 1 7 0 0 0 0 0 0 0														
Bill Mueller, S (1.5) OBP: 0.378, SLG: 0.446	2-0 F7			3-2 P5		0-0 G3		3-2 1B FC6-5 1B		4-1 FC6-4 BB		4-1 2B BB	4 2 1 0 2 0 0														
Barry Bonds, L (1.7) OBP: 0.439, SLG: 0.562	1-0 L9			4-0 1B BB			2-0 F9	0-0 FC6-5 1B		3-2 F8		2-0 1B 2B	5 0 2 0 1 0 2														
Jeff Kent, R (1.4) OBP: 0.324, SLG: 0.495		1-0 HR		1-0 1B			4-0 WP G4-3 BB	1-0 FC6-5 G6-3		2-2 FC6-4		0-1 2B	5 2 3 3 1 0 3														
J.T. Snow, L (1.3) OBP: 0.394, SLG: 0.508		2-3 K		2-0 F8			4-0 G4-3 WP 1B BB	0-0 G6-3		2-0 F9			4 1 0 0 1 1 2														
Clellan Hill, R (1.9) Julian Tavarez, L (8.1) Roberto Hernandez, R (8.1) Mark Lewis, R (9. PH) Terry Mulholland, L (10.1) Marvin Bernard, L (11. PH) OBP: 0.336, SLG: 0.271			1-0 G6-3				4-0 1B G4-3 BB	1-2 2-3 3-H BB		1-0 G6-3		2-1 E6 BB BB	2 0 0 0 0 1 0 0 0 0 0 0 0 0 0 0 0 0 0 0 0 0 0 0 1 0 0 0 0 0 0 0 1 0 0 0 0 0 0 0														
Jose Vizcaino, S (1.6) OBP: 0.326, SLG: 0.338		0-1 G3			3-2 G3-1		1-2 2-3 3-H BB	0-1 G4-3		3-2 G6-4-3 1B		4-1 BB BB	4 0 1 1 1 0 2														
Brian Johnson, R (1.2) OBP: 0.305, SLG: 0.433			0-2 L8		2-2 F8		1-0 1B	1-0 G6-4-3		0-0 G6-4-3 1B		0-3 K	5 0 1 1 0 1 3														
Mark Gardner, R (1.1) Stan Javier, S (7. PH) OBP: 0.376, SLG: 0.402			1-3 K				2-3 3-H 1B	4-1 F9		0-1 G4-3		4-1 BB	2 0 0 0 0 1 0 1 0 1 0 2 0 0														
Inning Stats	R: 0 E: 0 K: 1 S: 5	H: 0 LOB: 0 BB: 0 P: 9	R: 1 E: 0 K: 1 S: 8	H: 1 LOB: 0 BB: 12	R: 0 E: 0 K: 1 S: 7	H: 0 LOB: 0 BB: 10	R: 0 E: 0 K: 0 S: 5	H: 1 LOB: 1 BB: 17	R: 0 E: 0 K: 0 S: 4	H: 0 LOB: 0 BB: 5	R: 2 E: 0 K: 0 S: 9	H: 1 LOB: 3 BB: 4 P: 31	R: 1 E: 0 K: 0 S: 6	H: 2 LOB: 0 BB: 10	R: 0 E: 0 K: 0 S: 5	H: 1 LOB: 2 BB: 0 P: 9	R: 0 E: 0 K: 0 S: 11	H: 1 LOB: 2 BB: 1 P: 23	R: 0 E: 1 K: 1 S: 11	H: 0 LOB: 3 BB: 2 P: 25	R: 1 E: 0 K: 0 S: 4	H: 2 LOB: 2 BB: 1 P: 10	1B: 7 2B: 1 3B: 0 HR: 1	SF: 0 SAC: 0 DP: 2 HBP: 0	WP: 1 PB: 0 SB: 1 CS: 0	PA: 49	
PITCHER	IP WLS BF H R ER SO BB IBB HBP BLK WP HR S P ERA WHIP	6 1 2 7 2 0 0 0 0 0 0 0 0 0 13 26 0.00 1.800	3 1 1 0 0 0 0 0 0 0 0 0 0 0 11 25 0.00 2.000	3 3 1 1 0 0 0 0 0 0 0 0 0 0 13 27 0.00 1.800	4 0 0 0 0 0 0 0 0 0 0 0 0 0 5 13 27.00 6.000																						

Texas Rangers @ San Francisco Giants
3Com Park at Candlestick Point, San Francisco, CA
Fri Aug 29 1997, 10:05 PM EDT
Att. 25,962 - Unknown - 68 F

AB	40
R	5
H	9
RBI	5
BB	9
SO	4
LOB	19



Batter	1	2	3	4	5	6	7	8	9	AB	R	H	RBI	BB	SO	LOB	TOP					
Tom Goodwin, L (1,8) OBP: 0.309, SLG: 0.336										4	0	1	0	0	1	2	<p>Texas Rangers @ San Diego Padres Qualcomm Stadium, San Diego, CA</p> <p>Sat Aug 30 1997, 10:05 PM EDT Att: 35,045 - Unknown - 72 F</p> <p>livebaseballscores.com</p> <p>AB 33 R 1 H 8 RBI 1 BB 1 SO 10 LOB 13</p>					
Domingo Cadeno, S (1,4) OBP: 0.343, SLG: 0.393										4	0	1	1	0	1	1						
Juan Gonzalez, R (1,9) OBP: 0.324, SLG: 0.559										4	0	1	0	0	1	1						
Lee Stevens, L (1,3)										4	0	1	0	0	2	1						
Jim Leyritz, R (1,2) OBP: 0.385, SLG: 0.403										4	0	0	0	0	3	2						
Fernando Tatis, R (1,5) OBP: 0.316, SLG: 0.432										3	0	2	0	1	0	0						
Alex Diaz, S (1,7) OBP: 0.227, SLG: 0.318										4	0	0	0	0	1	4						
Benji Gil, R (1,6) OBP: 0.262, SLG: 0.313										3	1	1	0	0	0	1						
Terry Clark, R (1,1) OBP: 1.000, SLG: 1.000 (6, PH)										1	0	1	0	0	0	0						
Mike Simms, R (6, PH) OBP: 0.286, SLG: 0.455										1	0	0	0	0	1	0						
Julio Santana, R (6, PH) OBP: 0.500, SLG: 0.500										0	0	0	0	0	0	0						
Billy Ripken, R (8, PH) OBP: 0.296, SLG: 0.377										1	0	0	0	0	0	1						
Scott Bailes, L (8,1)										0	0	0	0	0	0	0						
Inning Stats	R: 0 E: 0 K: 2 S: 13	H: 0 LOB: 0 BB: 0 P: 17	R: 0 E: 0 K: 2 S: 9	H: 0 LOB: 0 BB: 0 P: 15	R: 0 E: 0 K: 0 S: 7	H: 1 LOB: 1 BB: 0 P: 11	R: 0 E: 0 K: 2 S: 10	H: 1 LOB: 1 BB: 0 P: 11	R: 0 E: 0 K: 0 S: 7	H: 0 LOB: 0 BB: 1 P: 11	R: 0 E: 0 K: 1 S: 8	H: 1 LOB: 0 BB: 0 P: 14	R: 0 E: 0 K: 0 S: 7	H: 2 LOB: 2 BB: 0 P: 8	R: 1 E: 0 K: 0 S: 11	H: 2 LOB: 1 BB: 0 P: 14	R: 0 E: 0 K: 3 S: 12	H: 1 LOB: 1 BB: 0 P: 14	1B: 7 2B: 1 3B: 0 HR: 0	SF: 0 SAC: 0 DP: 2 HBP: 0	WP: 0 PB: 0 SB: 0 CS: 0	PA: 34
PITCHER	IP WLS BF H R ER SO BB IBB HBP BLK WP HR S P ERA WHIP																					
Andy Ashby, R (1,1) ERA: 4.18	8.0 W 30 7 1 1 7 1 0 0 0 0 0 0 72 101 1.12 1.000																					
Trevor Hoffman, R (9,1) ERA: 2.94	1.0 S 4 1 0 0 3 0 0 0 0 0 0 0 12 14 0.00 1.000																					

Batter	1	2	3	4	5	6	7	8	9	AB	R	H	RBI	BB	SO	LOB	BOTTOM			
QuiVio Veras, S (1,4) OBP: 0.362, SLG: 0.347										4	0	0	0	0	0	0	<p>Texas Rangers @ San Diego Padres Qualcomm Stadium, San Diego, CA</p> <p>Sat Aug 30 1997, 10:05 PM EDT Att: 35,045 - Unknown - 72 F</p> <p>livebaseballscores.com</p> <p>AB 30 R 4 H 6 RBI 3 BB 1 SO 2 LOB 7</p>			
Steve Finley, L (1,8) OBP: 0.304, SLG: 0.464										3	1	0	0	1	0	0				
Tony Gwynn, L (1,9) OBP: 0.415, SLG: 0.564										4	2	1	0	0	0	0				
Ken Caminiti, S (1,5) OBP: 0.381, SLG: 0.493										4	1	2	1	0	0	0				
Wally Joyner, L (1,3) OBP: 0.391, SLG: 0.490										3	0	1	1	0	0	1				
Chris Jones, R (1,7) OBP: 0.331, SLG: 0.438										3	0	1	1	0	0	2				
Chris Gomez, R (1,6) OBP: 0.324, SLG: 0.331										3	0	0	0	0	1	3				
Carlos Hernandez, R (1,2) OBP: 0.327, SLG: 0.461										3	0	1	0	0	1	0				
Andy Ashby, R (1,1) OBP: 0.096, SLG: 0.080										3	0	0	0	0	0	1				
Trevor Hoffman, R (9,1) OBP: 0.333, SLG: 0.333										0	0	0	0	0	0	0				
Inning Stats	R: 3 E: 1 K: 0 S: 10	H: 3 LOB: 1 BB: 1 P: 21	R: 0 E: 0 K: 0 S: 7	H: 1 LOB: 0 BB: 0 P: 9	R: 0 E: 0 K: 0 S: 8	H: 0 LOB: 0 BB: 0 P: 12	R: 0 E: 0 K: 1 S: 6	H: 0 LOB: 0 BB: 0 P: 11	R: 0 E: 0 K: 0 S: 6	H: 0 LOB: 0 BB: 0 P: 7	R: 1 E: 1 K: 0 S: 10	H: 2 LOB: 2 BB: 0 P: 17	R: 0 E: 0 K: 1 S: 8	H: 0 LOB: 0 BB: 0 P: 10	R: 0 E: 0 K: 0 S: 6	H: 0 LOB: 0 BB: 0 P: 12	1B: 6 2B: 0 3B: 0 HR: 0	SF: 0 SAC: 0 DP: 0 HBP: 0	WP: 1 PB: 0 SB: 1 CS: 1	PA: 31
PITCHER	IP WLS BF H R ER SO BB IBB HBP BLK WP HR S P ERA WHIP																			
Terry Clark, R (1,1) ERA: 6.4	5.0 L 19 4 3 3 1 0 0 0 0 0 0 0 37 60 5.40 1.000																			
Julio Santana, R (6,1) ERA: 6.2	2.0 9 2 1 0 1 0 0 0 0 0 1 0 18 27 0.00 1.000																			
Scott Bailes, L (8,1) ERA: 2.3	1.0 3 0 0 0 0 0 0 0 0 0 0 0 6 12 0.00 0.000																			

Batter	1	2	3	4	5	6	7	8	9	AB	R	H	RBI	BB	SO	LOB	TOP											
Damon Buford, R OBP: 0.287, SLG: 0.334 (1, 8)	1-1 HR		2-2 1B		0-0 1B		1-0 1B			4	1	4	2	0	0	0	Texas Rangers @ San Diego Padres Qualcomm Stadium, San Diego, CA Sun Aug 31 1997, 6:33 AM EDT Att: 22,461 - Sunny - 75 F											
Billy Ripken, R OBP: 0.291, SLG: 0.371 Domingo Cedeno, S OBP: 0.341, SLG: 0.392 (7, 4)	3-2 F8		0-2 G5-4-3		3-0 G6-3		1-3 K			3	0	0	0	0	0	2												
Ivan Rodriguez, R OBP: 0.361, SLG: 0.473 (1, 2)	3-2 K		3-3 K		0-0 F9			2-2 K		4	0	0	0	0	3	1												
Juan Gonzalez, R OBP: 0.326, SLG: 0.557 (1, 9)	0-2 P4			0-0 F9		1-0 FC6-4 1B		4-2 BB		3	0	1	0	1	0	0												
Jim Leyritz, R OBP: 0.384, SLG: 0.401 (1, 3)		0-0 1B		2-1 G4-3		2-2 FC6-4 FC6-4		2-3 K		4	0	1	0	0	1	2												
Fernando Tatis, R OBP: 0.307, SLG: 0.419 (1, 5)		1-1 F9		0-2 F8		0-0 P3		0-3 K		4	0	0	0	0	1	3												
Mike Simms, R OBP: 0.298, SLG: 0.459 Wilson Heredia, R (5, 1)		2-2		4-2 3B BB		2-1 FC6-4		0-3 K		1	1	1	0	1	0	0												
Tom Goodwin, L OBP: 0.308, SLG: 0.335 Matt Whiteside, R (6, 1)		1-2 1B		3-2 1B 3B		3-2 1B		1-3 K		3	1	2	1	0	1	2												
Lee Stevens, L OBP: 0.266, SLG: 0.324 Benji Gil, R OBP: 0.266, SLG: 0.324 29 Rusty Greer, L OBP: 0.414, SLG: 0.537 (9, 7)		2-3 K		2-3 1B 3B		3-2 1B		3-2 K		1	0	0	0	0	1	0												
John Burkett, R OBP: 0.200, SLG: 0.200 Alex Diaz, S OBP: 0.200, SLG: 0.280 (5, 7)		0-0 P4		2-3 K		3-2 G3-6-1		1-0 P3		1	0	0	0	0	0	2												
Inning Stats	R: 1 E: 0 K: 1 S: 13	H: 1 LOB: 0 BB: 0 P: 20	R: 0 E: 0 K: 1 S: 11	H: 2 LOB: 2 BB: 0 P: 16	R: 0 E: 0 K: 1 S: 10	H: 1 LOB: 0 BB: 0 P: 15	R: 0 E: 0 K: 0 S: 6	H: 0 LOB: 0 BB: 0 P: 8	R: 2 E: 0 K: 1 S: 11	H: 2 LOB: 1 BB: 0 P: 23	R: 0 E: 0 K: 0 S: 7	H: 1 LOB: 1 BB: 0 P: 12	R: 0 E: 0 K: 1 S: 10	H: 2 LOB: 1 BB: 0 P: 18	R: 0 E: 0 K: 3 S: 12	H: 0 LOB: 1 BB: 0 P: 20	R: 0 E: 0 K: 2 S: 7	H: 0 LOB: 0 BB: 0 P: 9	1B: 7 2B: 0 3B: 1 HR: 1	SF: 0 SAC: 0 DP: 2 HBP: 0	WP: 0 PB: 0 SB: 1 CS: 0	PA: 36						
PITCHER	IP	WLS	BF	H	R	ER	SO	BB	IBB	HBP	BLK	WP	HR	S	P	ERA	WHIP											
Sterling Hitchcock, L ERA: 4.64 Tim Worrell, R ERA: 4.41 Trevor Hoffman, R ERA: 2.9	(1, 1)	6.0	W	25	7	3	3	4	1	0	0	0	0	1	58	94	4.50	1.333										
	(7, 1)	2.0		8	2	0	0	4	1	0	0	0	0	0	22	38	0.00	1.500										
	(9, 1)	1.0	S	3	0	0	0	2	0	0	0	0	0	0	7	9	0.00	0.000										

Batter	1	2	3	4	5	6	7	8	9	AB	R	H	RBI	BB	SO	LOB	BOTTOM											
QuiVivo Veras, S OBP: 0.361, SLG: 0.346 (1, 4)	0-3 K		0-1 BB 1B		2-2 K		3-2 CS		1-1 F8		4	1	1	0	0	2	Texas Rangers @ San Diego Padres Qualcomm Stadium, San Diego, CA Sun Aug 31 1997, 6:33 AM EDT Att: 22,461 - Sunny - 75 F											
Steve Finley, L OBP: 0.305, SLG: 0.462 (1, 8)	2-2 P5		4-2 1B BB		4-0 CS BB		2-1 G1		2-1 G3-1		2	1	0	0	2	0												
Tony Gwynn, L OBP: 0.414, SLG: 0.564 (1, 9)	0-0 L9		2-3 K		1-1 1B 2B		1-1 G3-1				4	1	1	0	0	1		3										
Ken Caminiti, S OBP: 0.382, SLG: 0.493 (1, 5)		1-2 1B	2-2 1B E		1-0 P5		3-3 K				4	1	2	2	0	1		1										
Wally Joyner, L OBP: 0.394, SLG: 0.492 (1, 3)		0-0	1-2 2H 3H		1-0 P5		0-0 G4-3				4	0	3	2	0	0		0										
Mark Sweeney, L OBP: 0.359, SLG: 0.368 Trevor Hoffman, R OBP: 0.333, SLG: 0.333 (9, 1)	1-2 L3		1-1 E9		1-0 1B		1-0 G4-3		1-0 2B		4	0	1	0	0	1		4										
Chris Gomez, R OBP: 0.325, SLG: 0.331 (1, 6)		2-1 G6-4-3		3-1 G1-5-4 1B		0-1 L5		4-2 BB		3	0	1	0	1	0	2												
John Flaherty, R OBP: 0.308, SLG: 0.382 (1, 2)			1-2 F8		0-0 G1-5-4 1B		1-0 F9		2-1 F9		4	0	1	0	0	2												
Sterling Hitchcock, L OBP: 0.146, SLG: 0.089 Greg Vaughn, R OBP: 0.311, SLG: 0.373 Tim Worrell, R OBP: 0.294, SLG: 0.200 Chris Jones, R OBP: 0.331, SLG: 0.438 (9, 7)		2-1 G6-4-3		2-1 BB 1B		0-0 G1-5-4		1-1 CS		2	1	1	0	0	0	2												
Inning Stats	R: 0 E: 0 K: 1 S: 7	H: 0 LOB: 0 BB: 0 P: 9	R: 0 E: 0 K: 0 S: 9	H: 2 LOB: 1 BB: 0 P: 13	R: 4 E: 1 K: 2 S: 26	H: 4 LOB: 1 BB: 1 P: 40	R: 0 E: 0 K: 1 S: 7	H: 2 LOB: 1 BB: 0 P: 12	R: 1 E: 0 K: 0 S: 6	H: 2 LOB: 1 BB: 1 P: 13	R: 0 E: 0 K: 0 S: 8	H: 1 LOB: 0 BB: 0 P: 13	R: 0 E: 0 K: 1 S: 7	H: 0 LOB: 0 BB: 0 P: 12	R: 0 E: 0 K: 1 S: 10	H: 1 LOB: 2 BB: 1 P: 20		1B: 10 2B: 2 3B: 0 HR: 0	SF: 0 SAC: 0 DP: 2 HBP: 0	WP: 0 PB: 0 SB: 0 CS: 2	PA: 36							
PITCHER	IP	WLS	BF	H	R	ER	SO	BB	IBB	HBP	BLK	WP	HR	S	P	ERA	WHIP											
John Burkett, R ERA: 4.86 Wilson Heredia, R ERA: 3.75 Matt Whiteside, R ERA: 5.29	(1, 1)	4.0	L	19	8	4	3	4	1	0	0	0	0	0	49	74	6.75	2.250										
	(5, 1)	1.0		5	2	1	1	0	1	0	0	0	0	6	13	9.00	3.000											
	(6, 1)	3.0		11	2	0	0	1	1	0	0	0	0	25	45	0.00	1.000											

AB 34
R 3
H 9
RBI 3
BB 2
SO 10
LOB 16



AB 32
R 5
H 12
RBI 4
BB 3
SO 5
LOB 15



Batter	1	2	3	4	5	6	7	8	9	AB	R	H	RBI	BB	SO	LOB	TOP				
Eric Young Sr. R OBP: 0.366, SLG: 0.415	G6-3		L8 1B	B1-3			L3		P4	6	1	2	0	0	0	2					
Otis Nixon S OBP: 0.338, SLG: 0.302	1B 2B		F G5-3 1B		G4-3			B1-3	G6-3	6	3	3	0	0	0	2					
Mike Piazza R OBP: 0.430, SLG: 0.628	2B 1B		L8 2-3 1B				F9	FC6-4 1B 2B		5	2	3	2	0	0	2					
Eric Karros R OBP: 0.329, SLG: 0.464	P3		E6 G5-3 2B	L7			L6-3	E5 FC6-4		5	1	0	1	0	0	4					
Raul Mondesi R OBP: 0.357, SLG: 0.538	2H 2B		G5-3				G5-3	FC6-4 1B E		5	2	2	2	0	0	3					
Todd Zeile R OBP: 0.350, SLG: 0.425	L9		E 2B		K		G6-3	E7 1B 1B		5	1	2	2	0	1	2					
Greg Gagne R OBP: 0.310, SLG: 0.372		G1-3	E5 2H 1B		K		1B 1B	FC5-4 1B		5	1	3	1	0	1	1					
Tom Prince R OBP: 0.281, SLG: 0.368		F8	K				1B 1B	FC5-4		5	1	2	2	0	1	3					
Darren Lewis R OBP: 0.321, SLG: 0.263		K			F9 1B		E4 1B		G4-3	5	0	1	1	0	1	0					
Inning Stats	R: 2 H: 3 E: 0 K: 0 S: 12	WLS: 3 BF: 1 LOB: 1 BB: 0 P: 24	H: 0 R: 0 ER: 0 SO: 0 S: 9	H: 0 R: 0 ER: 0 SO: 0 S: 13	R: 4 H: 4 E: 2 K: 1 S: 21	H: 4 R: 0 ER: 0 SO: 0 S: 31	R: 1 H: 2 E: 0 K: 0 S: 9	H: 2 R: 0 ER: 0 SO: 0 S: 13	R: 2 H: 3 E: 1 K: 2 S: 19	H: 3 R: 0 ER: 0 SO: 0 S: 11	R: 0 H: 0 E: 0 K: 0 S: 6	H: 3 R: 0 ER: 0 SO: 0 S: 8	R: 2 H: 3 E: 2 K: 0 S: 15	H: 3 R: 0 ER: 0 SO: 0 S: 23	R: 0 H: 0 E: 0 K: 0 S: 12	H: 0 R: 0 ER: 0 SO: 0 S: 14	1B: 12 2B: 5 3B: 1 HR: 1	SF: 0 SAC: 0 DP: 1 HBP: 0	WP: 0 PB: 0 SB: 2 CS: 0	PA: 47	
PITCHER	IP	WLS	BF	H	R	ER	SO	BB	IBB	HBP	BLK	WP	HR	S	P	ERA	WHIP				
Darren Oliver, L ERA: 4.16	(1, 1)	4.0	22	9	7	4	2	0	0	0	0	0	0	51	81	9.00	2.250				
Eric Moody, R ERA: 5.02	(5, 1)	3.0	15	6	3	3	2	0	0	0	0	0	1	34	48	9.00	2.000				
Wilson Heredia, R ERA: 3.21	(8, 1)	2.0	W	10	3	2	0	0	0	0	0	0	0	27	37	0.00	1.500				

Los Angeles Dodgers @ Texas Rangers
The Ballpark at Arlington, Arlington, TX
Tue Sep 02 1997, 8:05 PM EDT
Att: 31,506 - Unknown - 92 F

AB 47
R 12
H 18
RBI 11
BB 0
SO 4
LOB 19



Batter	1	2	3	4	5	6	7	8	9	AB	R	H	RBI	BB	SO	LOB	BOTTOM				
Tom Goodwin L OBP: 0.311, SLG: 0.336	29 G3-1 1B 1B		G6-3		29 1B BB	G6-3			B2	5	1	2	0	1	0	3					
Domingo Cadeno S OBP: 0.338, SLG: 0.387	29 G3-1 1B 1B		G3-1		F7			F8	FC4-6 29 1B	6	1	1	0	0	0	4					
29 Rusty Greer L OBP: 0.415, SLG: 0.537	G3-1		F9		1B			L7		6	1	3	1	0	0	2					
Juan Gonzalez R OBP: 0.331, SLG: 0.569	FC4 2H 3H 1B			1B 2B	G6-3			HR	BB BB 1B	5	3	4	3	0	0	2					
Lee Stevens L OBP: 0.335, SLG: 0.497	L7			2H 1B				1B 2B	BB BB 1B 1B	5	3	4	2	0	0	1					
Jim Leyritz R OBP: 0.385, SLG: 0.401	FC4			FC6-4 BB				1B 2B	1B BB 1B BB	3	0	1	1	1	0	2					
Henry Mercedes R OBP: 0.273, SLG: 0.256								2H 1B	1B BB BB	0	1	0	0	1	0	0					
Fernando Tatis R OBP: 0.310, SLG: 0.414		F7		F8		2B SF9 1B	K		1B BB	4	2	1	2	1	1	2					
Alex Diaz S OBP: 0.233, SLG: 0.333	G4-3			FC6-4		SF9 2B		B3	FC4-6 29 1B 1B	5	1	2	1	0	0	1					
Benji Gil R OBP: 0.266, SLG: 0.328					F9				1B 2B	3	0	1	1	0	1	0					
Ivan Rodriguez R OBP: 0.382, SLG: 0.474					F9		SF9		FC4-6	1	0	1	2	0	0	0					
Inning Stats	R: 2 H: 3 E: 0 K: 0 S: 12	WLS: 3 BF: 25 LOB: 1 BB: 0 P: 17	H: 0 R: 0 ER: 0 SO: 0 S: 6	H: 0 R: 0 ER: 0 SO: 0 S: 10	R: 1 H: 2 E: 0 K: 0 S: 10	H: 2 R: 0 ER: 0 SO: 0 S: 17	R: 0 H: 1 E: 0 K: 0 S: 10	H: 1 R: 0 ER: 0 SO: 0 S: 21	R: 2 H: 3 E: 0 K: 0 S: 11	H: 3 R: 0 ER: 0 SO: 0 S: 18	R: 0 H: 2 E: 0 K: 0 S: 4	H: 2 R: 0 ER: 0 SO: 0 S: 6	R: 6 H: 6 E: 0 K: 0 S: 29	H: 6 R: 0 ER: 0 SO: 0 S: 44	R: 0 H: 0 E: 0 K: 0 S: 1	H: 0 R: 0 ER: 0 SO: 0 S: 10	1B: 14 2B: 5 3B: 0 HR: 1	SF: 1 SAC: 0 DP: 0 HBP: 0	WP: 0 PB: 0 SB: 0 CS: 0	PA: 48	
PITCHER	IP	WLS	BF	H	R	ER	SO	BB	IBB	HBP	BLK	WP	HR	S	P	ERA	WHIP				
Hideo Nomo, R ERA: 4.15	(1, 1)	5.1	25	8	5	5	1	2	0	0	0	0	0	6	9	0.00	1.500				
Antonio Osuna, R ERA: 1.95	(6, 1)	0.2	3	1	0	0	0	0	0	0	0	0	0	6	9	0.00	1.500				
Mark Guthrie, L ERA: 4.27	(7, 1)	0.2	5	3	2	2	0	0	0	0	0	0	1	6	11	27.00	4.500				
Darren Hall, R ERA: 2.19	(7, 1)	1.1	5	2	0	0	1	0	0	0	0	0	0	9	13	0.00	1.500				
Scott Radinsky, L ERA: 3.33	(9, 1)	0.0	4	3	4	4	0	1	0	0	0	0	0	14	21	∞	∞				
Todd Worrell, R ERA: 5.64	(9, 1)	0.1	L	4	1	1	0	0	0	0	0	0	0	6	10	27.00	9.000				
37 Darren Dreifort, R ERA: 2.03	(9, 1)	0.1	2	1	1	1	0	0	0	0	0	0	0	6	10	27.00	3.000				

Los Angeles Dodgers @ Texas Rangers
The Ballpark at Arlington, Arlington, TX
Tue Sep 02 1997, 8:05 PM EDT
Att: 31,506 - Unknown - 92 F

AB 43
R 13
H 20
RBI 13
BB 4
SO 2
LOB 17



Batter	1	2	3	4	5	6	7	8	9	AB	R	H	RBI	BB	SO	LOB	TOP								
Eric Young Sr. R OBP: 0.366, SLG: 0.414	1-2 P3		0-0 E 3B S 1B		3-3 K			1-0 G5-3		4	1	1	0	0	1	0	Los Angeles Dodgers @ Texas Rangers The Ballpark at Arlington, Arlington, TX Wed Sep 03 1997, 8:05 PM EDT Att: 33,116 - Unknown - 76 F livebaseballscorecards.com								
Otis Nixon S OBP: 0.343, SLG: 0.311	4-0 G6-3 BB		1-1 1-H 3B			2-2 1B 2B 1B		0-1 1B		3	1	3	1	1	0	0									
Mike Piazza R OBP: 0.430, SLG: 0.627	1-2 G6-3		0-0 F9			1-1 1B 2B 1B		0-1 1B		4	0	2	0	0	0	2									
Eric Karros R OBP: 0.327, SLG: 0.460	1-1 G6-3			3-2 F7		1-1 P4		0-3 K		4	0	0	0	0	1	4									
Raul Mondesi R OBP: 0.358, SLG: 0.539		0-0 F9		0-0 FC4-6 1B		0-0 1-H 3-H 2B		1-3 K		4	0	2	1	0	1	0									
Todd Zeile R OBP: 0.349, SLG: 0.423	2-2 G6-3		0-2 FC4-6 1-2f			3-2 F9		4-0 BB		3	0	0	0	1	0	2									
Greg Gagne R OBP: 0.308, SLG: 0.370	1-1 G6-3		2-3 K			0-1 L9		2-3 K		3	0	0	0	0	1	1									
Nelson Liriano S OBP: 0.272, SLG: 0.329										1	0	0	0	0	1	1									
Tom Prince R OBP: 0.273, SLG: 0.356			1-2 F9		0-2 F8		1-1 P6		0-1 L3	3	0	0	0	0	0	0									
Wayne Kirby L OBP: 0.299, SLG: 0.224										1	0	0	0	0	0	1									
Darren Lewis R OBP: 0.312, SLG: 0.255			0-0 B5-3		2-2 G6-3		0-3 K			3	0	0	0	0	1	0									
Inning Stats	R: 0 E: 0 K: 0 S: 9	H: 0 LOB: 1 BB: 1 P: 16	R: 0 E: 0 K: 0 S: 6	H: 0 LOB: 0 BB: 0 P: 9	R: 1 E: 0 K: 0 S: 8	H: 2 LOB: 1 BB: 0 P: 10	R: 0 E: 0 K: 1 S: 17	H: 1 LOB: 0 BB: 0 P: 25	R: 0 E: 0 K: 1 S: 10	H: 0 LOB: 0 BB: 0 P: 15	R: 1 E: 0 K: 0 S: 12	H: 3 LOB: 1 BB: 0 P: 19	R: 0 E: 0 K: 1 S: 7	H: 0 LOB: 0 BB: 0 P: 8	R: 0 E: 0 K: 1 S: 8	H: 2 LOB: 1 BB: 1 P: 9	R: 0 E: 0 K: 2 S: 8	H: 0 LOB: 1 BB: 1 P: 15	1B: 6 2B: 1 3B: 1 HR: 0	SF: 0 SAC: 0 DP: 0 HBP: 0	WP: 0 PB: 0 SB: 1 CS: 0	PA: 35			
PITCHER	IP	WLS	BF	H	R	ER	SO	BB	IBB	HBP	BLK	WP	HR	S	P	ERA	WHIP								
Bobby Witt R ERA: 4.36	(1, 1)	7.1	29	7	2	2	3	1	0	0	0	0	0	72	106	2.46	1.091								
Danny Patterson R ERA: 3.49	(8, 1)	0.2	W	2	1	0	1	0	0	0	0	0	0	5	5	0.00	1.500								
John Wetteland R ERA: 1.99	(9, 1)	1.0	S	4	0	0	2	1	0	0	0	0	0	8	15	0.00	1.000								

Batter	1	2	3	4	5	6	7	8	9	AB	R	H	RBI	BB	SO	LOB	BOTTOM								
Tom Goodwin L OBP: 0.312, SLG: 0.341	0-2 29 G3-6-3 1B		2-2 G4-3			0-3 K		2-2 1-H 1B 3B		4	1	2	1	0	1	0	Los Angeles Dodgers @ Texas Rangers The Ballpark at Arlington, Arlington, TX Wed Sep 03 1997, 8:05 PM EDT Att: 33,116 - Unknown - 76 F livebaseballscorecards.com								
Ivan Rodriguez R OBP: 0.383, SLG: 0.480	1-1 F8		0-0 F8			2-1 HR		2-0 29 1B FC6 1B		4	2	2	2	0	0	1									
29 Rusty Greer L OBP: 0.415, SLG: 0.537	1-0 G3-6-3 1-2f		1-2 CS 1B			2-1 F9		0-2 WP 1B		4	0	2	0	0	0	1									
Juan Gonzalez R OBP: 0.330, SLG: 0.566		2-2 G4-6-3 1B		1-1 L6		1-3 K		1-2 L4		4	0	1	0	0	1	3									
Lee Stevens L OBP: 0.334, SLG: 0.503		0-0 G4-6-3 1-2f		1-2 CS 1-2		0-0 HR		2-2 FC6 WP		4	1	1	2	0	1	3									
Fernando Tatis R OBP: 0.309, SLG: 0.409		1-2 1B		0-0 G6-3		2-2 L5		1-1 L4		4	0	1	0	0	0	2									
Domingo Ceden S OBP: 0.343, SLG: 0.395		0-1 L1		4-2 E BB		2-2 3B		4-0 1-2 2-3 BB		2	0	1	0	2	0	1									
Alex Diaz S OBP: 0.206, SLG: 0.294			2-2 G1-3		0-1 L9		1-3 K		0-2 P6	4	0	0	0	0	1	5									
Benji Gil R OBP: 0.265, SLG: 0.325			0-1 G6-3		2-3 K			2-2 3B 1B		2	0	0	0	0	1	1									
Jim Leyritz R OBP: 0.386, SLG: 0.402										1	0	1	0	0	0	0									
Hanley Frias S OBP: 0.299, SLG: 0.224										0	1	0	0	0	0	0									
Inning Stats	R: 0 E: 0 K: 0 S: 6	H: 1 LOB: 0 BB: 0 P: 8	R: 0 E: 0 K: 0 S: 9	H: 2 LOB: 1 BB: 0 P: 12	R: 0 E: 0 K: 0 S: 8	H: 1 LOB: 0 BB: 0 P: 11	R: 1 E: 1 K: 1 S: 12	H: 1 LOB: 1 BB: 1 P: 18	R: 1 E: 0 K: 2 S: 11	H: 1 LOB: 0 BB: 0 P: 16	R: 0 E: 0 K: 2 S: 13	H: 1 LOB: 1 BB: 0 P: 18	R: 0 E: 0 K: 0 S: 24	H: 4 LOB: 3 BB: 1 P: 38	R: 3 E: 0 K: 0 S: 24	H: 4 LOB: 3 BB: 1 P: 38	1B: 7 2B: 0 3B: 2 HR: 2	SF: 0 SAC: 0 DP: 2 HBP: 0	WP: 2 PB: 0 SB: 0 CS: 1	PA: 36					
PITCHER	IP	WLS	BF	H	R	ER	SO	BB	IBB	HBP	BLK	WP	HR	S	P	ERA	WHIP								
Ismael Valdez R ERA: 2.66	(1, 1)	7.0	26	7	2	2	5	1	0	0	0	1	0	14	21	81.00	12.000								
37 Darren Dreifort R ERA: 2.52	(8, 1)	0.1	L	5	4	3	3	0	0	0	0	0	0	5	7	∞	∞								
Scott Radinsky L ERA: 3.33	(8, 1)	0.0		1	0	0	0	0	0	0	0	0	0	5	7	∞	∞								
Antonio Osuna R ERA: 1.93	(8, 1)	0.2	3	0	0	0	0	1	0	0	0	1	0	5	10	0.00	1.500								



Batter	1	2	3	4	5	6	7	8	9	AB	R	H	RBI	BB	SO	LOB	TOP			
Tom Goodwin, L (1, 8) OBP: 0.310, SLG: 0.341										4	0	0	0	0	3	2				
Domingo Cadeno, S (1, 4) OBP: 0.340, SLG: 0.386										4	0	0	0	0	3	1				
29 Rusty Greer, L (1, 7) OBP: 0.411, SLG: 0.527										4	0	1	0	0	2	0				
Juan Gonzalez, R (1, 10) OBP: 0.331, SLG: 0.570										4	0	1	0	0	1	2				
Lee Stevens, L (1, 3) OBP: 0.332, SLG: 0.496										3	0	0	0	0	0	1				
Jim Leyritz, R (1, 2) OBP: 0.383, SLG: 0.398										3	0	0	0	0	2	0				
Fernando Tatis, R (1, 5) OBP: 0.287, SLG: 0.375										3	0	0	0	0	1	0				
Alex Diaz, S (1, 9) OBP: 0.205, SLG: 0.256										3	0	0	0	0	1	0				
Benji Gil, R (1, 6) OBP: 0.261, SLG: 0.317										2	0	0	0	0	1	0				
Inning Stats	R: 0 H: 0 E: 0 K: 2 S: 9	H: 0 R: 0 ER: 0 LOB: 0 BB: 0 P: 13	R: 0 H: 0 E: 0 K: 0 S: 4	H: 0 R: 0 ER: 0 LOB: 1 BB: 0 P: 7	R: 0 H: 0 E: 0 K: 2 S: 12	H: 1 R: 0 ER: 0 LOB: 1 BB: 0 P: 18	R: 0 H: 0 E: 0 K: 1 S: 13	H: 0 R: 0 ER: 0 LOB: 0 BB: 0 P: 19	R: 0 H: 1 E: 0 K: 2 S: 15	H: 1 R: 0 ER: 0 LOB: 2 BB: 0 P: 24	R: 0 H: 0 E: 0 K: 2 S: 11	H: 0 R: 0 ER: 0 LOB: 0 BB: 0 P: 16	R: 0 H: 0 E: 0 K: 1 S: 10	H: 0 R: 0 ER: 0 LOB: 0 BB: 0 P: 14	R: 0 H: 0 E: 0 K: 3 S: 10	H: 0 R: 0 ER: 0 LOB: 0 BB: 0 P: 14	1B: 2 2B: 0 3B: 0 HR: 0	SF: 0 SAC: 0 DP: 0 HBP: 1	WP: 1 PB: 0 SB: 0 CS: 0	PA: 31
PITCHER Rogier Clemens, R (1, 1) ERA: 1.85	IP: 9.0 WLS: W BF: 31 H: 2 R: 0 ER: 0 SO: 14 BB: 0 IBB: 0 HBP: 1 BLK: 0 WP: 1 HR: 0 S: 91 P: 137 ERA: 0.00 WHIP: 0.222															PITCHER				

Texas Rangers @ Toronto Blue Jays
SkyDome, Toronto, ON
Sun Sep 07 1997, 3:33 AM EDT
Att: 30,212 - Dome - 68 F

AB 30
R 0
H 2
RBI 0
BB 0
SO 14
LOB 6

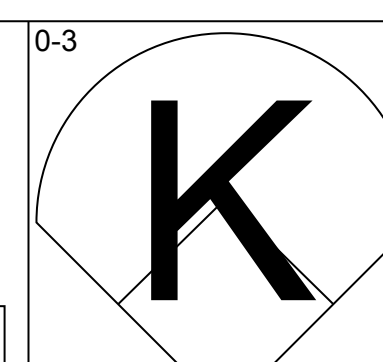
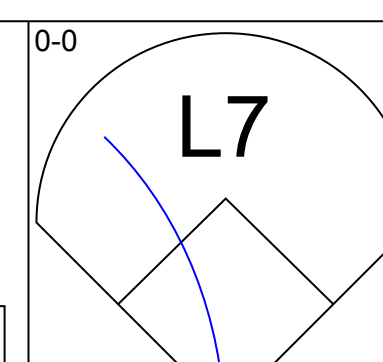
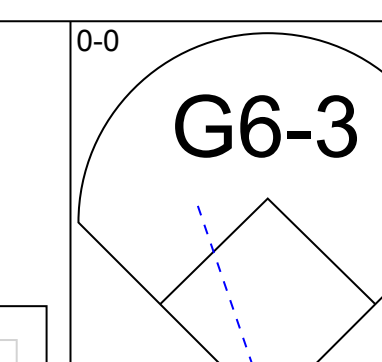
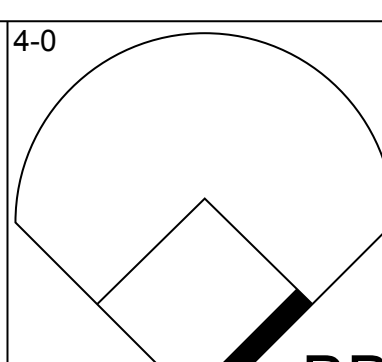
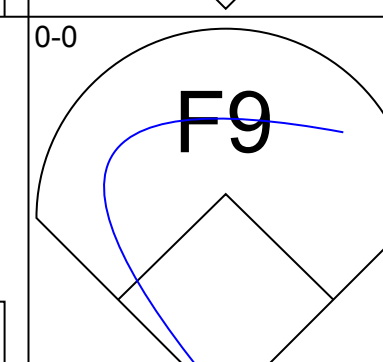
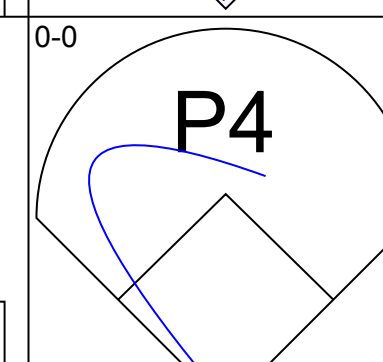
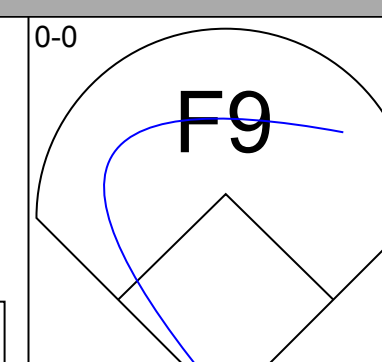
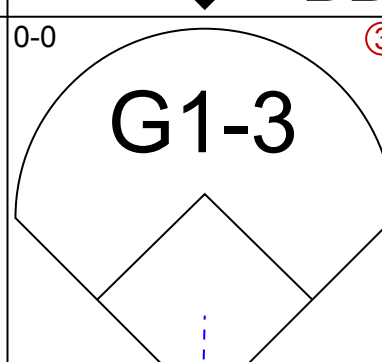
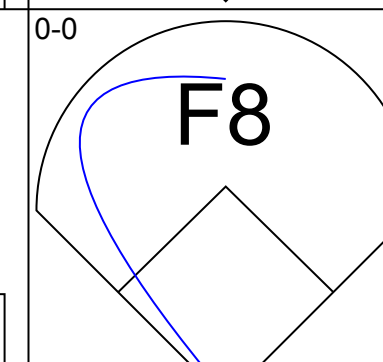
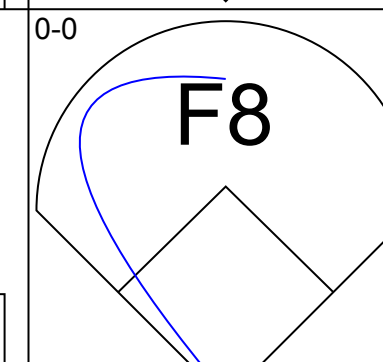
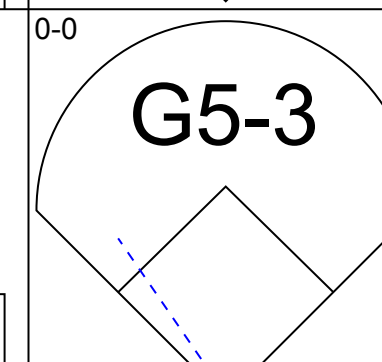
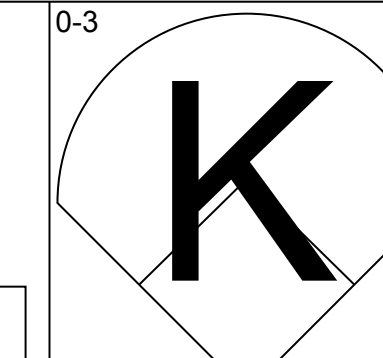
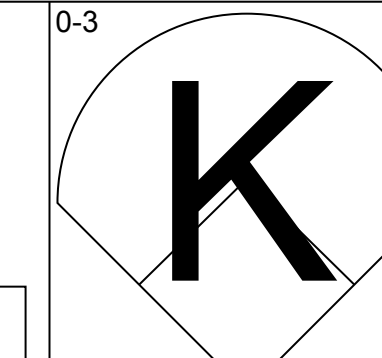
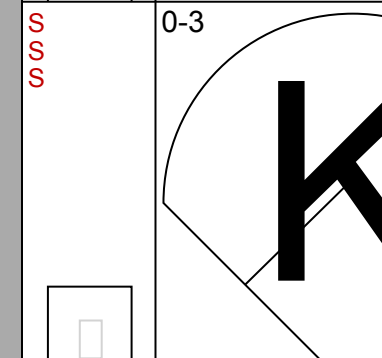
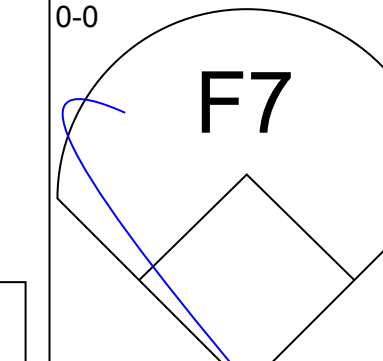
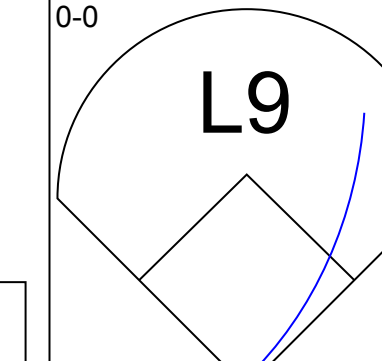
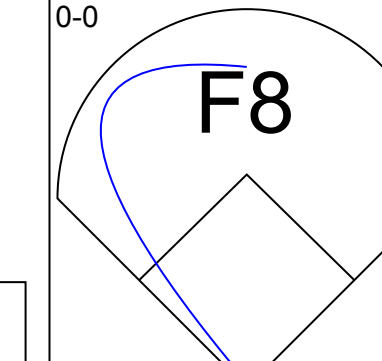
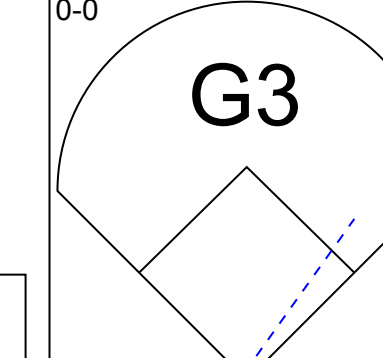
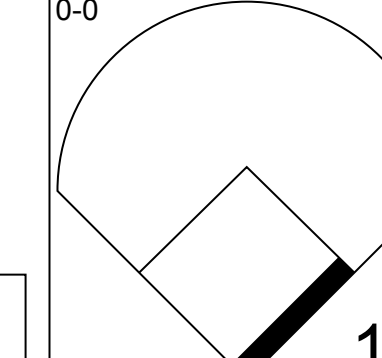
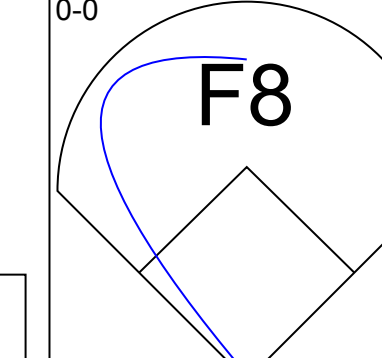
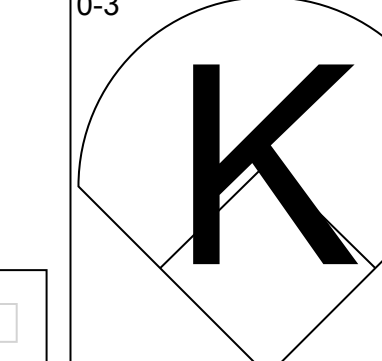
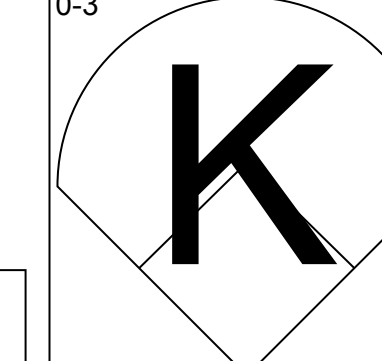
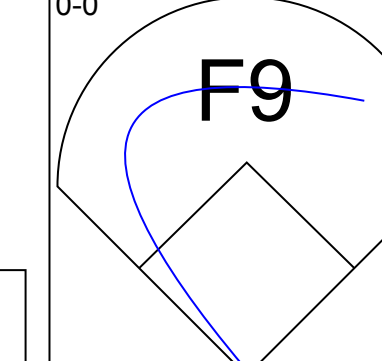
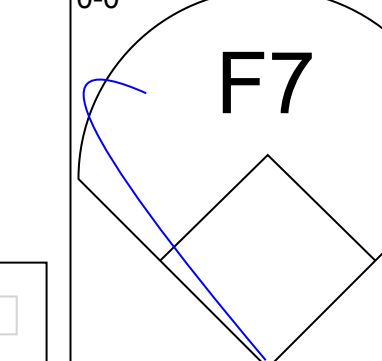
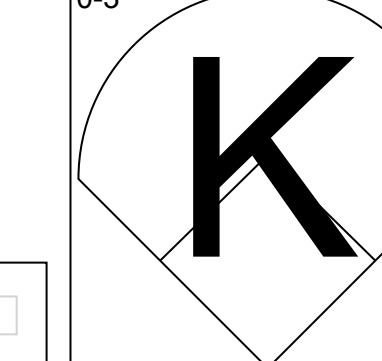
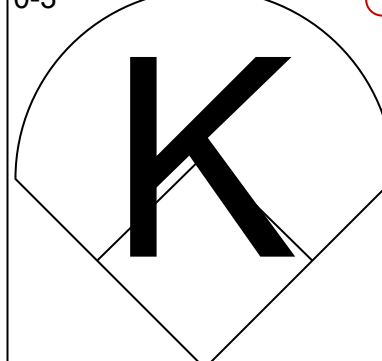
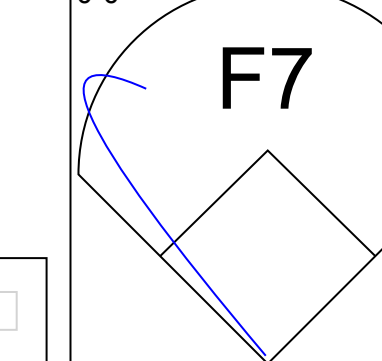
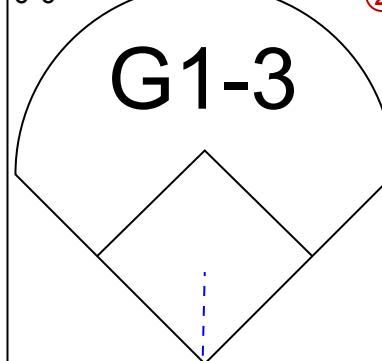
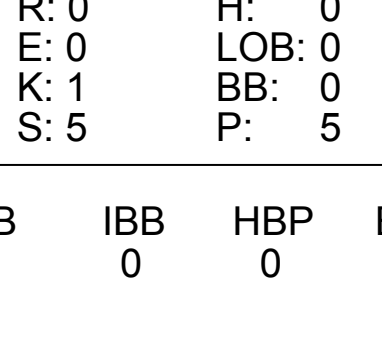
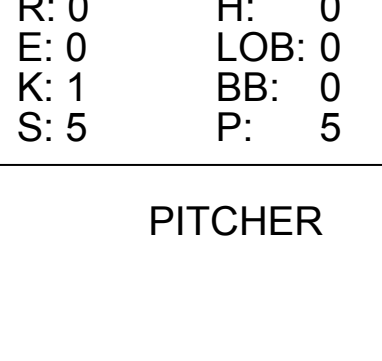
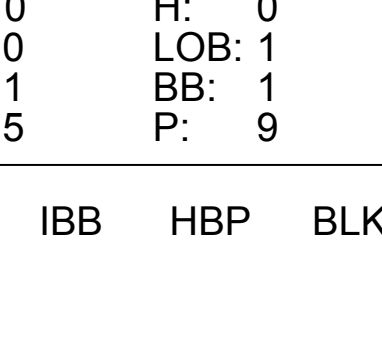


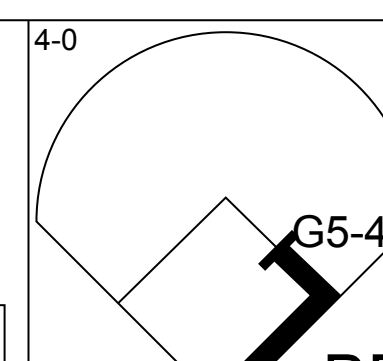
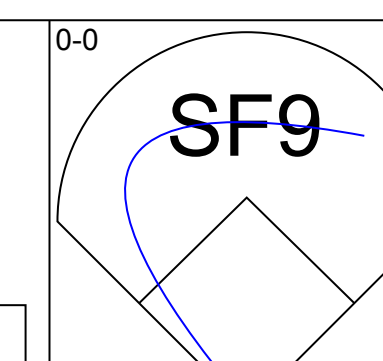
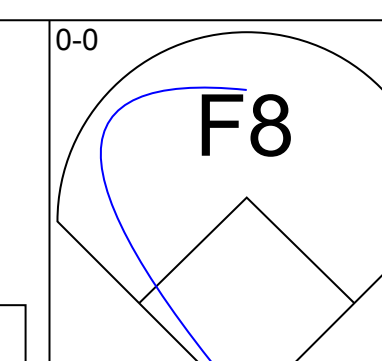
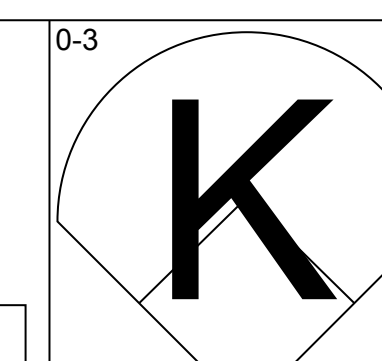
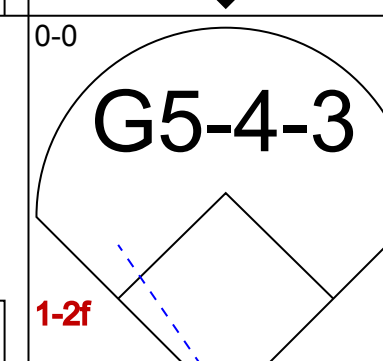
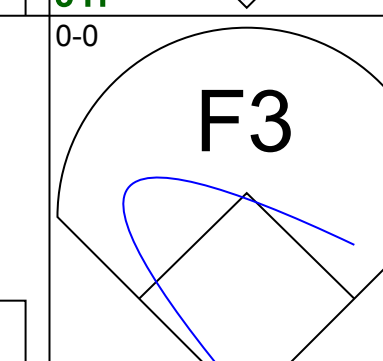
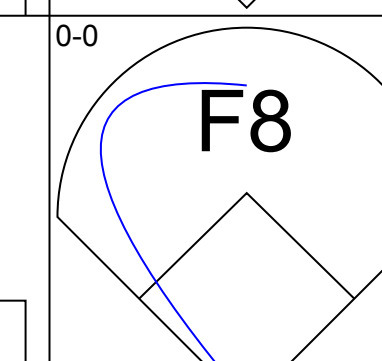
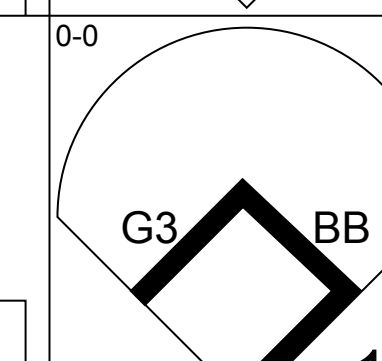
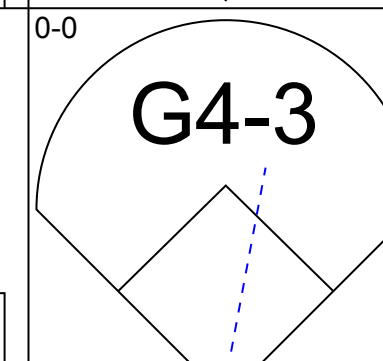
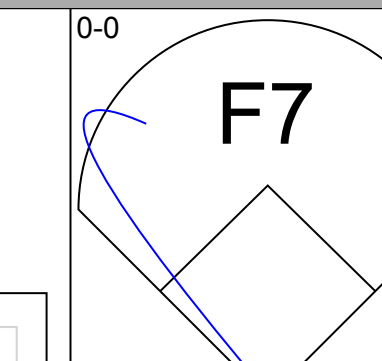
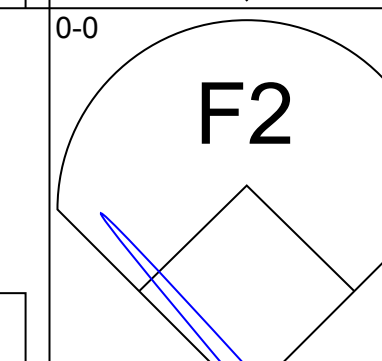
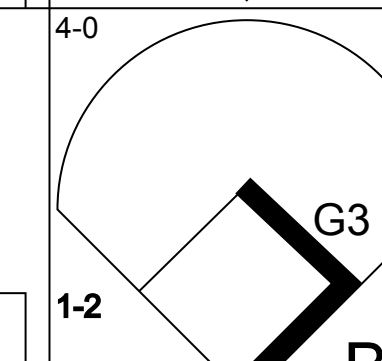
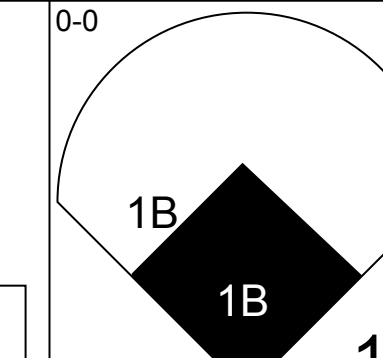
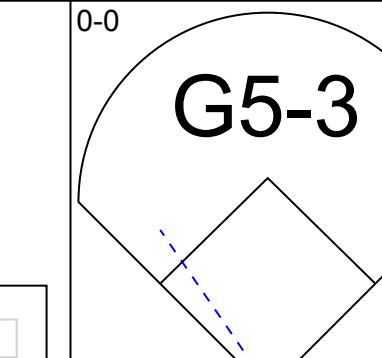
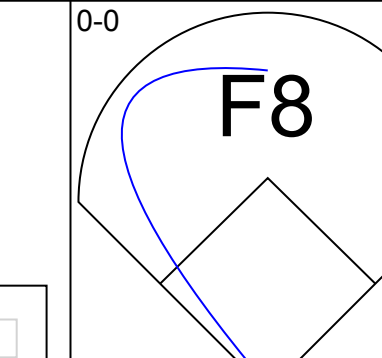
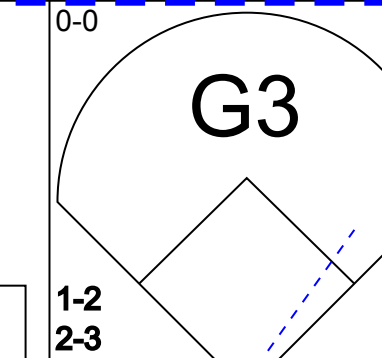
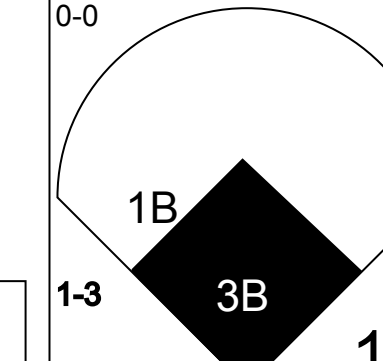
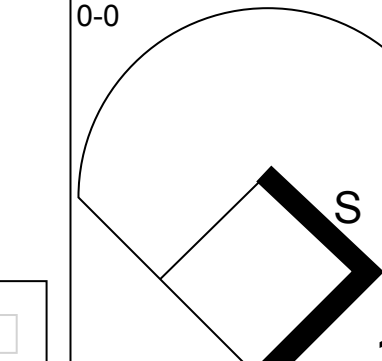
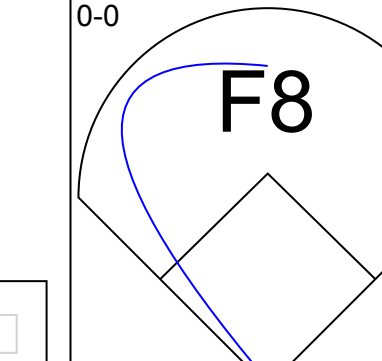
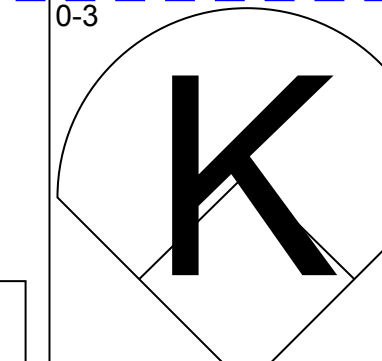
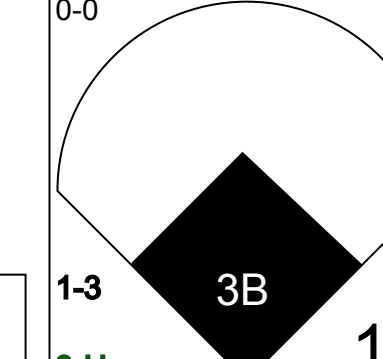
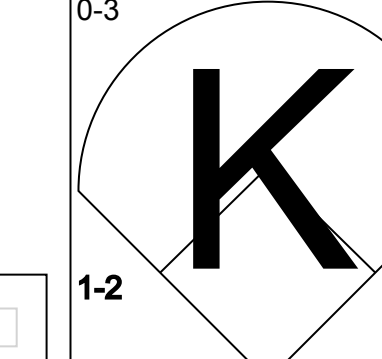
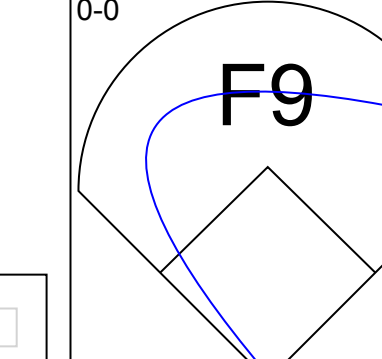
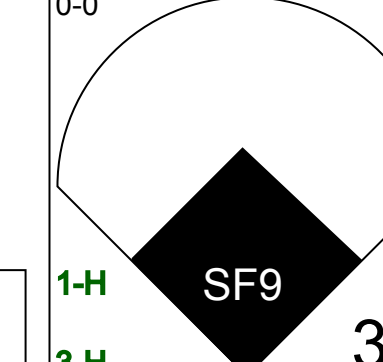
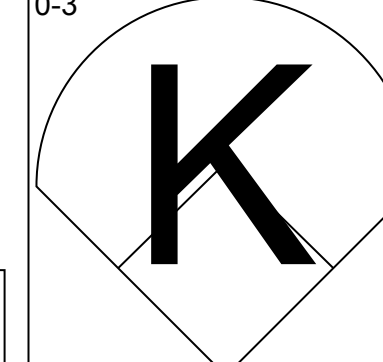
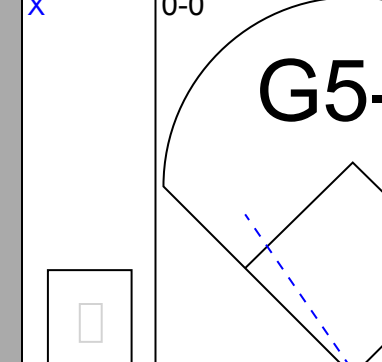
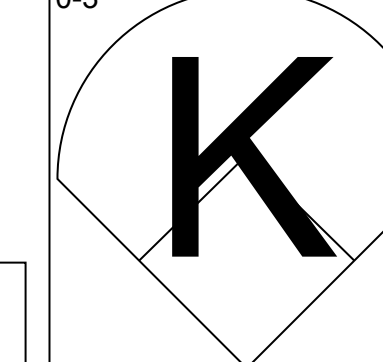
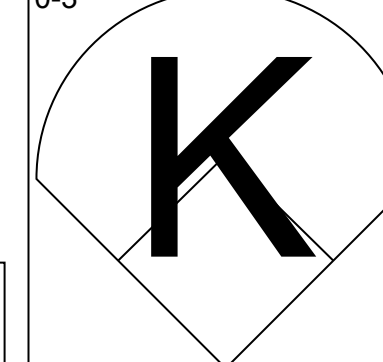
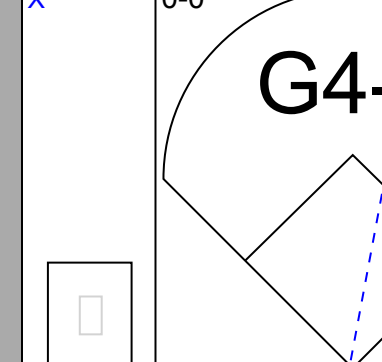
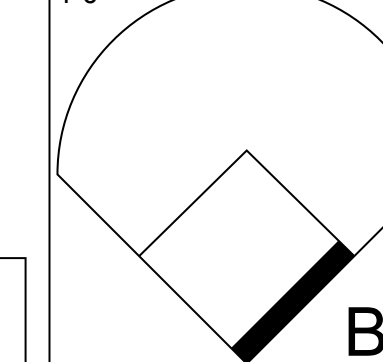
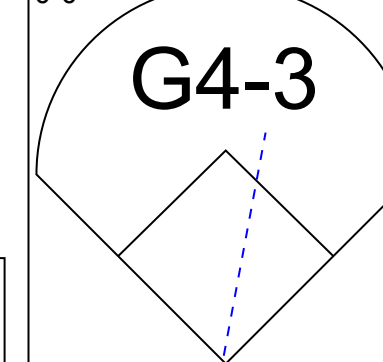
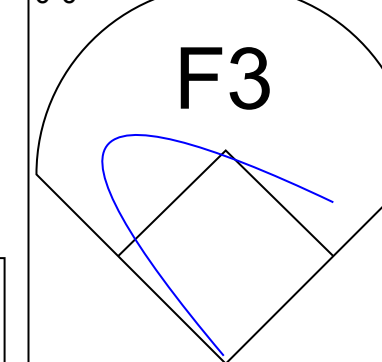
Batter	1	2	3	4	5	6	7	8	9	AB	R	H	RBI	BB	SO	LOB	BOTTOM			
Shannon Stewart, R (1, 8) OBP: 0.356, SLG: 0.360										5	1	1	1	0	0	3				
Mariano Duncan, R (1, 4) OBP: 0.270, SLG: 0.286										4	0	0	0	0	4	3				
José Cruz Jr., S (1, 7) OBP: 0.321, SLG: 0.525										4	1	2	0	0	0	1				
Joe Carter, R (1, 9) OBP: 0.297, SLG: 0.413										4	1	2	2	0	0	1				
Carlos Delgado, L (1, 3) OBP: 0.335, SLG: 0.524										4	0	1	1	0	1	2				
Tom Evans, R (1, 5) OBP: 0.421, SLG: 0.588										3	0	1	0	1	0	1				
Shawn Green, L (1, 10) OBP: 0.341, SLG: 0.488										3	1	1	0	1	0	3				
Charlie O'Brien, R (1, 2) OBP: 0.317, SLG: 0.348										1	0	0	0	2	0	1				
Tomas Perez, S (1, 6) OBP: 0.292, SLG: 0.307										4	0	0	0	0	1	5				
Inning Stats	R: 2 H: 2 E: 1 K: 1 S: 16	H: 2 R: 0 ER: 0 LOB: 2 BB: 1 P: 26	R: 0 H: 0 E: 0 K: 1 S: 9	H: 0 R: 0 ER: 0 LOB: 1 BB: 1 P: 13	R: 0 H: 1 E: 0 K: 0 S: 6	H: 1 R: 0 ER: 0 LOB: 1 BB: 0 P: 9	R: 1 H: 1 E: 0 K: 1 S: 10	H: 1 R: 0 ER: 0 LOB: 1 BB: 1 P: 18	R: 0 H: 0 E: 0 K: 1 S: 10	H: 0 R: 0 ER: 0 LOB: 0 BB: 0 P: 15	R: 0 H: 1 E: 0 K: 0 S: 6	H: 1 R: 1 ER: 0 LOB: 1 BB: 0 P: 8	R: 1 H: 2 E: 0 K: 1 S: 13	H: 2 R: 0 ER: 0 LOB: 1 BB: 0 P: 19	R: 0 H: 1 E: 0 K: 1 S: 8	H: 1 R: 0 ER: 0 LOB: 2 BB: 1 P: 15	1B: 5 2B: 3 3B: 0 HR: 0	SF: 0 SAC: 1 DP: 0 HBP: 0	WP: 0 PB: 0 SB: 2 CS: 0	PA: 37
PITCHER Darren Oliver, L (1, 1) ERA: 4.1 Wilson Heredia, R (8, 1) ERA: 2.81	IP: 7.0 WLS: L BF: 32 H: 7 R: 4 ER: 2 SO: 5 BB: 3 IBB: 0 HBP: 0 BLK: 0 WP: 0 HR: 0 S: 70 P: 108 ERA: 2.57 WHIP: 1.429															PITCHER				

Texas Rangers @ Toronto Blue Jays
SkyDome, Toronto, ON
Sun Sep 07 1997, 3:33 AM EDT
Att: 30,212 - Dome - 68 F

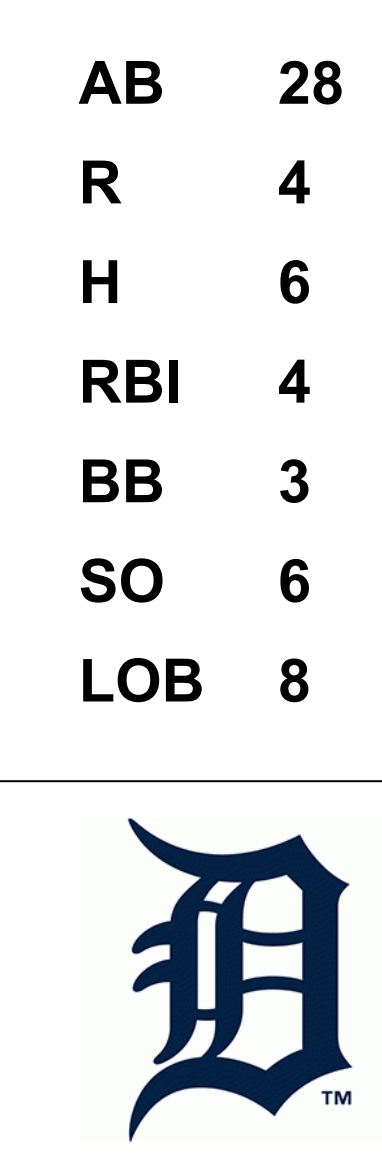
AB 32
R 4
H 8
RBI 4
BB 4
SO 6
LOB 20



Batter	1	2	3	4	5	6	7	8	9	AB	R	H	RBI	BB	SO	LOB	TOP
Tom Goodwin, L (1, 8) OBP: 0.309, SLG: 0.337										3	0	0	0	1	1	0	<p>Texas Rangers @ Detroit Tigers Tiger Stadium, Detroit, MI Tue Sep 09 1997, 3:33 AM EDT Att. 9,139 - Overcast - 68 F</p>
Ivan Rodriguez, R (1, 2) OBP: 0.356, SLG: 0.473										4	0	0	0	0	0	1	
29 Rusty Greer, L (1, 7) OBP: 0.408, SLG: 0.521										3	0	0	0	0	0	0	
Juan Gonzalez, R (1, 10) OBP: 0.327, SLG: 0.562										3	0	0	0	0	3	0	
Lee Stevens, L (1, 3) OBP: 0.328, SLG: 0.489										3	0	0	0	0	0	0	
Domingo Cadeno, S (1, 4) OBP: 0.339, SLG: 0.387										3	0	1	0	0	0	0	
Alex Diaz, S (1, 9) OBP: 0.191, SLG: 0.239										3	0	0	0	0	2	1	
Billy Ripken, R (1, 5) OBP: 0.288, SLG: 0.366										2	0	0	0	0	1	0	
Marc Sagmoen, L (9, PH) OBP: 0.147, SLG: 0.194										1	0	0	0	0	1	0	
Hanley Frias, S (1, 6) OBP: 0.147, SLG: 0.194										3	0	0	0	0	0	0	
Inning Stats	R: 0 E: 0 K: 1 S: 5	H: 0 LOB: 0 BB: 0 P: 5	R: 0 E: 0 K: 1 S: 5	H: 0 LOB: 0 BB: 0 P: 5	R: 0 E: 0 K: 0 S: 3	H: 0 LOB: 0 BB: 0 P: 3	R: 0 E: 0 K: 2 S: 8	H: 1 LOB: 1 BB: 0 P: 8	R: 0 E: 0 K: 1 S: 5	H: 0 LOB: 0 BB: 0 P: 5	R: 0 E: 0 K: 0 S: 3	H: 0 LOB: 0 BB: 0 P: 3	R: 0 E: 0 K: 1 S: 5	H: 0 LOB: 1 BB: 1 P: 9	1B: 1 2B: 0 3B: 0 HR: 0	SF: 0 SAC: 0 DP: 0 HBP: 0	WP: 0 PA: 29 PB: 0 SB: 0 CS: 0
PITCHER Scott Sanders, R (1, 1) ERA: 5.83	IP: 9.0 WLS: W BF: 29 H: 1 R: 0 ER: 0 SO: 8 BB: 1 IBB: 0 HBP: 0 BLK: 0 WP: 0 HR: 0 S: 44 P: 48 ERA: 0.00 WHIP: 0.222																

Batter	1	2	3	4	5	6	7	8	9	AB	R	H	RBI	BB	SO	LOB	BOTTOM
Brian Hunter, R (1, 8) OBP: 0.335, SLG: 0.357										2	0	0	1	1	1	0	<p>Texas Rangers @ Detroit Tigers Tiger Stadium, Detroit, MI Tue Sep 09 1997, 3:33 AM EDT Att. 9,139 - Overcast - 68 F</p>
Damion Easley, R (1, 4) OBP: 0.357, SLG: 0.474										4	0	1	0	0	0	2	
Bobby Higginson, L (1, 7) OBP: 0.381, SLG: 0.530										3	0	0	0	1	0	0	
Tony Clark, S (1, 3) OBP: 0.380, SLG: 0.517										4	1	1	0	0	0	2	
Travis Fryman, R (1, 5) OBP: 0.328, SLG: 0.437										4	1	2	0	0	1	2	
Frank Catalanotto, L (1, 10) OBP: 0.375, SLG: 0.167										3	1	1	1	0	1	1	
Juan Encarnacion, R (1, 9) OBP: 0.409, SLG: 0.529										3	1	1	2	0	1	0	
Marcus Jensen, S (1, 2) OBP: 0.228, SLG: 0.214										3	0	0	0	0	2	1	
Orlando Miller, R (1, 6) OBP: 0.284, SLG: 0.380										2	0	0	0	1	0	0	
Deivi Cruz, R (8, 6) OBP: 0.266, SLG: 0.319										0	0	0	0	0	0	0	
Inning Stats	R: 0 E: 0 K: 0 S: 2	H: 0 LOB: 0 BB: 1 P: 6	R: 4 E: 0 K: 1 S: 9	H: 4 LOB: 1 BB: 1 P: 13	R: 0 E: 0 K: 1 S: 6	H: 1 LOB: 1 BB: 0 P: 6	R: 0 E: 0 K: 2 S: 7	H: 0 LOB: 0 BB: 0 P: 7	R: 0 E: 0 K: 0 S: 3	H: 0 LOB: 0 BB: 0 P: 3	R: 0 E: 0 K: 0 S: 3	H: 0 LOB: 0 BB: 0 P: 3	R: 0 E: 0 K: 2 S: 8	H: 1 LOB: 2 BB: 1 P: 12	1B: 5 2B: 0 3B: 1 HR: 0	SF: 1 SAC: 0 DP: 1 HBP: 0	WP: 0 PA: 32 PB: 0 SB: 1 CS: 0
PITCHER Rick Helling, R (1, 1) ERA: 3.7	IP: 7.1 WLS: L BF: 30 H: 6 R: 4 ER: 4 SO: 5 BB: 3 IBB: 0 HBP: 0 BLK: 0 WP: 0 HR: 0 S: 37 P: 49 ERA: 4.91 WHIP: 1.227																
Scott Bailes, L (8, 1) ERA: 2.12	IP: 0.1 WLS: L BF: 1 H: 0 R: 0 ER: 0 SO: 0 BB: 0 IBB: 0 HBP: 0 BLK: 0 WP: 0 HR: 0 S: 1 P: 1 ERA: 0.00 WHIP: 0.000																
John Wetteland, R (8, 1) ERA: 1.98	IP: 0.1 WLS: L BF: 1 H: 0 R: 0 ER: 0 SO: 1 BB: 0 IBB: 0 HBP: 0 BLK: 0 WP: 0 HR: 0 S: 3 P: 3 ERA: 0.00 WHIP: 0.000																

AB 28
R 0
H 1
RBI 0
BB 1
SO 8
LOB 2



Batter	1	2	3	4	5	6	7	8	9	AB	R	H	RBI	BB	SO	LOB	TOP					
Chuck Knoblauch, R OBP: 0.394, SLG: 0.424 (1, 4)	F8		S 1B			P6		FC4 BB		3	0	1	0	1	0	1						
Brent Brade, L OBP: 0.379, SLG: 0.411 (1, 3)	CS BB		L5			L3		FC4 1-2		3	0	0	0	1	0	2						
Paul Molitor, R OBP: 0.353, SLG: 0.434 (1, 10)	P3		L7			G6-3			G6-3	4	0	0	0	0	0	2						
Ron Coomer, R OBP: 0.326, SLG: 0.421 (1, 5)	CS 1-2	FC5-4 1B			G6-3	G6-3			G6-3	4	0	1	0	0	1	0						
Matt Lawton, L OBP: 0.353, SLG: 0.378 (1, 9)		L9			G4-3		G3		K	4	0	0	0	0	1	1						
Terry Steinbach, R OBP: 0.310, SLG: 0.409 (1, 2)		FC5-4 BB 1-2			F7		G6-3			3	0	0	0	0	0	1						
Rich Becker, L OBP: 0.355, SLG: 0.398 (1, 8)		1-2 BB				K		G1-3		2	0	0	0	1	1	0						
Marty Cordova, R OBP: 0.287, SLG: 0.398 (1, 7)		F9				K		G4-3		3	0	0	0	0	1	2						
Denny Hocking, S OBP: 0.303, SLG: 0.365 (1, 6)			F7					G5-3		2	0	0	0	1	0	0						
Inning Stats	R: 0 E: 0 K: 0 S: 6	H: 0 LOB: 0 BB: 1 P: 12	R: 0 E: 0 K: 0 S: 10	H: 1 LOB: 2 BB: 1 P: 19	R: 0 E: 0 K: 0 S: 11	H: 1 LOB: 1 BB: 0 P: 17	R: 0 E: 0 K: 0 S: 4	H: 0 LOB: 0 BB: 0 P: 7	R: 0 E: 0 K: 2 S: 8	H: 0 LOB: 1 BB: 1 P: 15	R: 0 E: 0 K: 0 S: 9	H: 0 LOB: 0 BB: 0 P: 14	R: 0 E: 0 K: 0 S: 4	H: 0 LOB: 0 BB: 0 P: 6	R: 0 E: 0 K: 0 S: 6	H: 0 LOB: 1 BB: 1 P: 11	R: 0 E: 0 K: 2 S: 7	H: 0 LOB: 0 BB: 0 P: 13	1B: 2 2B: 0 3B: 0 HR: 0	SF: 0 SAC: 0 DP: 0 HBP: 0	WP: 0 PB: 0 SB: 1 CS: 1	PA: 33
PITCHER	IP	WLS	BF	H	R	ER	SO	BB	IBB	HBP	BLK	WP	HR	S	P	ERA	WHIP					
Roger Pavlik, R ERA: 5.35 (1, 1)	6.0	W	22	2	0	0	2	3	0	0	0	0	0	48	84	0.00	0.833					
Scott Bailes, L ERA: 2.0 (7, 1)	1.0		3	0	0	0	0	0	0	0	0	0	0	4	6	0.00	0.000					
Danny Patterson, R ERA: 3.41 (8, 1)	1.0		4	0	0	0	0	1	0	0	0	0	0	6	11	0.00	1.000					
John Wetteland, R ERA: 1.95 (9, 1)	1.0		3	0	0	0	2	0	0	0	0	0	0	7	13	0.00	0.000					

Minnesota Twins @ Texas Rangers
The Ballpark at Arlington, Arlington, TX
Thu Sep 11 1997, 8:05 PM EDT
Att: 33,996 - Unknown - 84 F

AB	28
R	0
H	2
RBI	0
BB	4
SO	4
LOB	9



Batter	1	2	3	4	5	6	7	8	9	AB	R	H	RBI	BB	SO	LOB	BOTTOM					
Tom Goodwin, L OBP: 0.308, SLG: 0.336 (1, 8)	F7		P6			HR 1B		B1-3		4	1	1	0	0	0	1						
Ivan Rodriguez, R OBP: 0.359, SLG: 0.492 (1, 2)	G4-3		HR			HR		HR		4	3	3	5	0	0	0						
29 Rusty Greer, L OBP: 0.409, SLG: 0.523 (1, 7)	1B		K			G3-1		1B 2B		4	1	2	0	0	1	0						
Juan Gonzalez, R OBP: 0.326, SLG: 0.558 (1, 9)	L4				G4-3	F9		1B 1B IBB		3	1	0	0	1	0	1						
Lee Stevens, L OBP: 0.330, SLG: 0.489 (1, 3)		G4-6-3 1B			G4-3	1B		K		4	0	2	0	0	1	2						
Jim Leyritz, R OBP: 0.378, SLG: 0.392 (1, 10)		G4-6-3			K	K		1B 1-3 2-H		4	0	1	1	0	2	2						
Marc Sagmoen, L OBP: 0.147, SLG: 0.194 (8, FR)						K				0	0	0	0	0	0	0						
Domingo Cedenio, S OBP: 0.340, SLG: 0.389 (1, 4)		K				L3 1B		K		4	0	2	1	0	2	0						
Fernando Tatis, R OBP: 0.281, SLG: 0.365 (1, 5)			G1-3 HR 1B		L3	L3		G6-3	G1-3	4	1	1	0	0	0	3						
Benji Gil, R OBP: 0.259, SLG: 0.314 (1, 6)			G1-3		K	K		K		3	0	0	0	0	2	1						
Inning Stats	R: 0 E: 0 K: 0 S: 6	H: 1 LOB: 0 BB: 0 P: 9	R: 0 E: 0 K: 1 S: 7	H: 1 LOB: 0 BB: 0 P: 11	R: 2 E: 0 K: 1 S: 15	H: 2 LOB: 0 BB: 0 P: 20	R: 0 E: 0 K: 1 S: 7	H: 0 LOB: 0 BB: 0 P: 12	R: 0 E: 0 K: 1 S: 8	H: 1 LOB: 0 BB: 0 P: 11	R: 2 E: 0 K: 1 S: 16	H: 3 LOB: 1 BB: 0 P: 21	R: 0 E: 0 K: 2 S: 7	H: 0 LOB: 0 BB: 0 P: 11	R: 3 E: 0 K: 1 S: 15	H: 4 LOB: 2 BB: 1 P: 25	R: 0 E: 0 K: 1 S: 7	H: 0 LOB: 0 BB: 0 P: 13	1B: 8 2B: 2 3B: 0 HR: 3	SF: 0 SAC: 0 DP: 2 HBP: 0	WP: 0 PB: 0 SB: 0 CS: 0	PA: 35
PITCHER	IP	WLS	BF	H	R	ER	SO	BB	IBB	HBP	BLK	WP	HR	S	P	ERA	WHIP					
Brad Radke, R ERA: 3.93 (1, 1)	7.0	L	27	8	4	4	7	8	4	4	7	0	2	66	95	5.14	1.143					
Eddie Guardado, L ERA: 3.69 (8, 1)	0.2		5	2	3	3	1	0	1	0	0	0	1	7	13	40.50	3.000					
Mike Trombley, R ERA: 4.15 (8, 1)	0.1		3	2	0	0	0	0	0	0	0	0	0	8	12	0.00	6.000					

Minnesota Twins @ Texas Rangers
The Ballpark at Arlington, Arlington, TX
Thu Sep 11 1997, 8:05 PM EDT
Att: 33,996 - Unknown - 84 F

AB	34
R	7
H	12
RBI	7
BB	1
SO	8
LOB	10



Batter	1	2	3	4	5	6	7	8	9	AB	R	H	RBI	BB	SO	LOB	TOP		
Chuck Knoblauch, R OBP: 0.391, SLG: 0.418	0-1 G6-3	1-2 FC5-4		2-2 G6-4-3			2-0 L7		4-2 3B	4	1	0	0	1	0	3			
Denny Hocking, S OBP: 0.313, SLG: 0.381	2-2 F7	4-1 SAFE			1-2 G1-6-3		0-0 2B		2-0 3B	4	0	2	1	1	0	0			
Paul Molitor, R OBP: 0.350, SLG: 0.433	1-2 HR	2-0 L3			2-0 P3		0-1 F8		1-1 L7	5	1	1	0	0	0	4			
Ron Coomer, R OBP: 0.228, SLG: 0.433	1-1 HR		0-1 G6-3		0-0 FC6-4 1B		0-0 L9			4	1	2	2	0	0	1			
Terry Steinbach, R OBP: 0.310, SLG: 0.408 Javier Valentin, S	0-0 FC6-4 1B		3-2 G4-3		2-2 FC6-4			2-1 G6-3		4	0	1	0	0	0	1			
Damian Miller, R OBP: 0.244, SLG: 0.333	0-0 FC6-4 1B		1-1 F8			1-1 P9		0-1 G4-3		4	0	1	0	0	0	0			
Marty Cordova, R OBP: 0.286, SLG: 0.393	0-1 FC6-4			4-2 FC6-4 BB		0-0 G5-3		0-0 F8		3	0	0	0	1	0	2			
Matt Lawton, L OBP: 0.354, SLG: 0.376		2-0 G1-3		4-1 FC6-4 BB		4-1 BB		0-0 F8		2	0	0	0	2	0	0			
Pat Meares, R OBP: 0.313, SLG: 0.403		1-0 FC6-4 1B		0-0 FC6-4 G6-4-3		1-3 K		2-1 G6-3		4	0	1	0	0	1	3			
Inning Stats	R: 2 H: 4 E: 0 K: 0 S: 14	H: 4 LOB: 2 BB: 0 P: 18	R: 0 H: 1 E: 0 K: 0 S: 7	LOB: 2 BB: 1 P: 17	R: 0 H: 0 E: 0 K: 0 S: 7	LOB: 0 BB: 0 P: 11	R: 0 H: 0 E: 0 K: 0 S: 9	LOB: 1 BB: 0 P: 19	R: 0 H: 1 E: 0 K: 1 S: 7	LOB: 1 BB: 1 P: 13	R: 0 H: 1 E: 0 K: 0 S: 5	LOB: 1 BB: 0 P: 7	R: 0 H: 0 E: 0 K: 0 S: 5	LOB: 0 BB: 0 P: 7	R: 1 H: 1 E: 0 K: 0 S: 10	LOB: 1 BB: 1 P: 19	1B: 4 2B: 2 3B: 1 HR: 1	SF: 0 SAC: 0 DP: 1 HBP: 0	WP: 0 PA: 39 FB: 0 SB: 1 CS: 0
PITCHER Darren Oliver, L ERA: 4.05	IP: 9.0 WLS: W BF: 39 H: 8 R: 3 ER: 3 SO: 1 BB: 5 IBB: 0 HBP: 0 BLK: 0 WP: 0 HR: 1 S: 73 P: 125 ERA: 3.00 WHIP: 1.444																		

Minnesota Twins @ Texas Rangers
The Ballpark at Arlington, Arlington, TX
Sat Sep 13 1997, 8:05 PM EDT
Att: 34,760 - Sunny - 89 F

AB	34
R	3
H	8
RBI	3
BB	5
SO	1
LOB	14



Batter	1	2	3	4	5	6	7	8	9	AB	R	H	RBI	BB	SO	LOB	BOTTOM		
Tom Goodwin, L OBP: 0.307, SLG: 0.333	0-1 E6 G6-3 HR	1-1 G4-3		4-0 E BB		0-3 K		0-0 F7		4	1	0	0	1	1	1			
Domingo Cadenas, S OBP: 0.343, SLG: 0.403	2-1 G5-3		2-2 G3	1-2 SF8		0-0 HR		0-0 G1-3		4	1	1	2	0	0	1			
29 Rusty Greer, L OBP: 0.405, SLG: 0.519	3-1 G6-3		0-0 1B	1-1 G6-3		3-1 F8				4	1	1	0	0	0	3			
Juan Gonzalez, R OBP: 0.331, SLG: 0.581	2-0 HR		1-1 L4		1-2 G6-3 3B	3-2 HR				4	3	3	3	0	0	1			
Lee Stevens, L OBP: 0.328, SLG: 0.484	1-0 F7		3-2 1B		1-0 G6-3	0-2 G6-3				4	0	1	2	0	0	0			
Fernando Tatis, R OBP: 0.279, SLG: 0.395		3-1 HR	0-0 F8		1-1 HR		1-0 G5-3			4	2	2	2	0	0	1			
Marc Sagmoen, L OBP: 0.184, SLG: 0.257		0-1 SH1-3 2B		0-2 BB 1B SF8		0-2 G3		1-3 K		4	1	2	0	0	1	0			
Henry Mercedes, R OBP: 0.277, SLG: 0.286		0-0 SH1-3		1-3 K		0-2 WP 2B		1-3 K		3	0	1	0	0	2	1			
Benji Gil, R OBP: 0.259, SLG: 0.313			3-3 K		0-1 E BB 1B	1-3 K		1-0 G6-3		4	0	1	0	0	2	2			
Inning Stats	R: 2 H: 1 E: 1 K: 0 S: 8	H: 1 LOB: 0 BB: 0 P: 16	R: 1 H: 2 E: 0 K: 1 S: 10	H: 2 LOB: 1 BB: 0 P: 17	R: 1 H: 2 E: 0 K: 0 S: 10	H: 2 LOB: 1 BB: 0 P: 16	R: 1 H: 2 E: 1 K: 1 S: 11	H: 2 LOB: 2 BB: 1 P: 17	R: 2 H: 3 E: 0 K: 1 S: 15	H: 3 LOB: 1 BB: 0 P: 19	R: 2 H: 2 E: 0 K: 1 S: 12	H: 2 LOB: 0 BB: 0 P: 18	R: 0 H: 0 E: 0 K: 2 S: 7	H: 0 LOB: 0 BB: 0 P: 10	R: 0 H: 0 E: 0 K: 0 S: 3	H: 0 LOB: 0 BB: 0 P: 4	1B: 3 2B: 3 3B: 1 HR: 5	SF: 1 SAC: 1 DP: 0 HBP: 0	WP: 1 PA: 38 FB: 0 SB: 1 CS: 0
PITCHER Bob Tewksbury, R ERA: 4.48 Dan Naulty, R ERA: 4.91 Rich Robertson, L ERA: 5.7 Rick Aguilera, R ERA: 3.71	IP: 4.1 WLS: L BF: 24 H: 9 R: 7 ER: 5 SO: 2 BB: 1 IBB: 0 HBP: 0 BLK: 0 WP: 1 HR: 3 S: 45 P: 75 ERA: 10.38 WHIP: 2.308																		

Minnesota Twins @ Texas Rangers
The Ballpark at Arlington, Arlington, TX
Sat Sep 13 1997, 8:05 PM EDT
Att: 34,760 - Sunny - 89 F

AB	35
R	9
H	12
RBI	9
BB	1
SO	6
LOB	10



Batter	1	2	3	4	5	6	7	8	9	AB	R	H	RBI	BB	SO	LOB	TOP					
Chuck Knoblauch R (1,4) <small>OBP: 0.391, SLG: 0.415</small> Denny Hocking S (6,FR) <small>OBP: 0.311, SLG: 0.379</small>										3	0	0	1	2	1	3	Minnesota Twins @ Texas Rangers The Ballpark at Arlington, Arlington, TX Sun Sep 14 1997, 4:33 AM EDT Att: 25,923 - Cloudy - 94 F					
Brent Brade L (1,9) <small>OBP: 0.372, SLG: 0.404</small>										6	1	2	1	0	2	8						
Marty Cordova R (1,7) <small>OBP: 0.291, SLG: 0.396</small> Chris Latham S (7,PR) <small>OBP: 0.222, SLG: 0.278</small>										5	2	3	1	0	0	2						
Scott Stahoviak L (1,10) <small>OBP: 0.302, SLG: 0.413</small>										6	1	2	1	0	1	5						
David Ortiz L (1,3) <small>OBP: 0.474, SLG: 0.706</small>										4	3	3	2	2	0	1						
Damian Miller R (1,2) <small>OBP: 0.280, SLG: 0.362</small> Javier Valentin S (8,2)										5	1	3	2	0	1	2						
Todd Walker L (1,5) <small>OBP: 0.271, SLG: 0.317</small>										5	1	1	3	1	0	6						
Pat Meares R (1,6)										5	1	4	0	0	0	0						
Rich Becker L (1,8) <small>OBP: 0.357, SLG: 0.400</small>										5	1	3	0	0	2	4						
Inning Stats	R: 6 E: 0 K: 2 S: 27	H: 7 LOB: 2 BB: 1 P: 46	R: 0 E: 0 K: 1 S: 9	H: 1 LOB: 1 BB: 0 P: 11	R: 0 E: 0 K: 1 S: 14	H: 1 LOB: 1 BB: 0 P: 20	R: 2 E: 0 K: 0 S: 17	H: 3 LOB: 3 BB: 0 P: 22	R: 1 E: 0 K: 1 S: 20	H: 2 LOB: 2 BB: 1 P: 30	R: 1 E: 0 K: 2 S: 13	H: 2 LOB: 3 BB: 2 P: 25	R: 0 E: 1 K: 0 S: 14	H: 1 LOB: 2 BB: 1 P: 20	R: 1 E: 0 K: 0 S: 7	H: 2 LOB: 1 BB: 0 P: 13	R: 0 E: 0 K: 0 S: 7	H: 2 LOB: 1 BB: 0 P: 9	1B: 17 2B: 2 3B: 0 HR: 2	SF: 0 SAC: 0 DP: 2 HBP: 0	WP: 1 PB: 0 SB: 1 CS: 0	PA: 52
PITCHER	IP WLS BF H R ER SO BB IBB HBP BLK WP HR S P ERA WHIP																					
Bobby Witt R (1,1) ERA: 4.71	0.1 L 8 6 6 2 0 1 0 0 0 0 0 1 17 29 162.00 21.000																					
Julio Santana R (1,1) ERA: 6.66	3.2 17 6 2 2 4 0 0 0 0 0 1 1 50 70 4.91 1.636																					
Eric Moody R (5,1) ERA: 4.96	1.0 6 2 1 1 1 1 0 0 0 0 0 0 20 30 9.00 3.000																					
Bryan Eversgerd L (6,1) ERA: 20.25	1.0 7 2 1 1 2 2 0 0 0 0 0 0 13 25 9.00 4.000																					
Terry Clark R (7,1) ERA: 6.22	3.0 14 5 1 1 0 1 0 0 0 0 0 0 28 42 3.00 2.000																					
Damon Buford R (1,8) OBP: 0.283, SLG: 0.330										5	0	0	0	0	0	6	Minnesota Twins @ Texas Rangers The Ballpark at Arlington, Arlington, TX Sun Sep 14 1997, 4:33 AM EDT Att: 25,923 - Cloudy - 94 F					
Tom Goodwin L (1,7) <small>OBP: 0.305, SLG: 0.333</small> Hanley Frias S (7,4)										1	0	0	0	2	0	0						
Ivan Rodriguez R (1,2) <small>OBP: 0.356, SLG: 0.488</small> Marc Sagmoen L (7,7) <small>OBP: 0.179, SLG: 0.250</small>										3	0	1	0	0	0	4						
Juan Gonzalez R (1,10) <small>OBP: 0.331, SLG: 0.579</small> Domingo Cedeno S (6,PH) <small>OBP: 0.345, SLG: 0.414</small>										2	0	0	0	1	1	1						
Fernando Tatis R (1,5)										4	0	2	0	0	0	1						
Lee Stevens L (1,3) <small>OBP: 0.326, SLG: 0.480</small> Henry Mercedes R (7,2) <small>OBP: 0.271, SLG: 0.279</small>										3	0	0	0	0	1	3						
Alex Diaz S (1,9) <small>OBP: 0.218, SLG: 0.245</small>										4	0	1	0	0	0	0						
Billy Ripken R (1,4) <small>OBP: 0.295, SLG: 0.376</small>										4	0	2	0	0	0	0						
Benji Gil R (1,6) <small>OBP: 0.265, SLG: 0.328</small>										4	0	3	0	0	1	2						
Inning Stats	R: 0 E: 0 K: 0 S: 4	H: 0 LOB: 0 BB: 1 P: 9	R: 0 E: 0 K: 2 S: 9	H: 0 LOB: 0 BB: 0 P: 11	R: 0 E: 0 K: 0 S: 8	H: 1 LOB: 1 BB: 0 P: 15	R: 0 E: 0 K: 0 S: 13	H: 2 LOB: 2 BB: 0 P: 19	R: 0 E: 0 K: 0 S: 11	H: 2 LOB: 3 BB: 1 P: 19	R: 0 E: 0 K: 1 S: 5	H: 0 LOB: 0 BB: 1 P: 9	R: 0 E: 0 K: 1 S: 8	H: 2 LOB: 1 BB: 0 P: 13	R: 1 E: 0 K: 0 S: 8	H: 2 LOB: 1 BB: 0 P: 11	R: 0 E: 0 K: 0 S: 9	H: 1 LOB: 0 BB: 0 P: 11	1B: 7 2B: 2 3B: 1 HR: 1	SF: 0 SAC: 0 DP: 3 HBP: 0	WP: 0 PB: 0 SB: 0 CS: 0	PA: 37
PITCHER	IP WLS BF H R ER SO BB IBB HBP BLK WP HR S P ERA WHIP																					
Dan Serafini L (1,1) ERA: 0.98	7.0 W 28 7 0 0 3 3 0 0 0 0 0 0 17 22 0.00 1.429																					
Todd Ritchie R (8,1) ERA: 4.89	2.0 9 3 1 1 0 0 0 0 0 0 0 0 1 17 4.50 1.500																					

Batter	1	2	3	4	5	6	7	8	9	AB	R	H	RBI	BB	SO	LOB	TOP										
Jose Offerman, S OBP: 0.370, SLG: 0.414	(1, 4) F8		(2-1) 2B			(0-0) G6-3	(0-0) G1-6-3		(2-3) K	5	0	1	0	0	1	3											
Johnny Damon, L OBP: 0.336, SLG: 0.390	(1, 8) K		(1-2) G4-3			(0-2) 1B		(0-1) G1		4	0	1	0	0	1	1											
Jay Bell, R OBP: 0.371, SLG: 0.462	(1, 6) K			(4-0) BB		(1-0) 1B		(0-2) BB		3	0	2	0	1	1	0											
Chili Davis, S OBP: 0.393, SLG: 0.519		(2-0) F7		(3-3) K		(1-1) G4-6-3		(4-2) BB		3	0	0	0	1	1	3											
Jeff King, R OBP: 0.336, SLG: 0.427		(3-1) F8		(2-2) PO			(4-1) HR	(1-2) F9		3	1	1	0	1	0	2											
Dean Palmer, R OBP: 0.310, SLG: 0.448		(0-1) 2B		(0-1) PO	(0-2) G5-3		(0-1) HR	(1-0) F9		4	1	2	2	0	0	2											
Rod Myers, L OBP: 0.442, SLG: 0.508		(0-2) G1-3			(4-1) BB		(2-1) 2B		(4-1) G3	2	0	1	0	2	0	1											
Jermaine Dye, R OBP: 0.279, SLG: 0.387			(1-1) F8		(2-3) K		(3-2) G1-3		(0-3) K	3	0	0	0	0	1	2											
Larry Sutton, L OBP: 0.320, SLG: 0.438										1	0	0	0	0	1	1											
Mike Macfarlane, R OBP: 0.320, SLG: 0.407			(1-3) K		(2-2) F8		(0-1) G1-6-3		(1-2) G3	3	0	1	0	0	1	1											
Scott Cooper, L OBP: 0.263, SLG: 0.306										1	0	0	0	0	0	1											
Inning Stats	R: 0 E: 0 K: 2 S: 8	H: 0 LOB: 0 BB: 0 P: 13	R: 0 E: 0 K: 0 S: 8	H: 1 LOB: 1 BB: 0 P: 13	R: 0 E: 0 K: 1 S: 11	H: 1 LOB: 1 BB: 0 P: 16	R: 0 E: 0 K: 1 S: 9	H: 1 LOB: 0 BB: 1 P: 18	R: 0 E: 0 K: 1 S: 11	H: 0 LOB: 1 BB: 1 P: 19	R: 0 E: 0 K: 0 S: 7	H: 2 LOB: 1 BB: 0 P: 9	R: 2 E: 0 K: 0 S: 11	H: 3 LOB: 1 BB: 1 P: 20	R: 0 E: 0 K: 0 S: 13	H: 1 LOB: 2 BB: 1 P: 19	R: 0 E: 0 K: 0 S: 11	H: 0 LOB: 1 BB: 1 P: 18	1B: 5 2B: 3 3B: 0 HR: 1	SF: 0 SAC: 0 DP: 2 HBP: 0	WP: 0 PB: 0 SB: 0 CS: 0	PA: 38					
PITCHER	IP	WLS	BF	H	R	ER	SO	BB	IBB	HBP	BLK	WP	HR	S	P	ERA	WHIP										
Roger Pavlik, R ERA: 4.63	(1, 1)	6.0	22	5	0	0	5	2	0	0	0	0	0	54	88	0.00	1.167										
Julio Santana, R ERA: 6.94	(7, 1)	0.0	2	1	2	2	0	1	0	0	0	0	1	3	7	∞	∞										
Eric Gunderson, L ERA: 2.96	(7, 1)	0.0	1	1	0	0	0	0	0	0	0	0	0	2	4	∞	∞										
Matt Whiteside, R ERA: 4.94	(7, 1)	2.0	W	8	2	0	0	1	0	0	0	0	0	19	28	0.00	1.500										
John Wetteland, R ERA: 1.69	(9, 1)	1.0	S	4	0	0	0	2	1	0	0	0	0	11	18	0.00	1.000										

Kansas City Royals @ Texas Rangers
The Ballpark at Arlington, Arlington, TX
Tue Sep 16 1997, 8:05 PM EDT
Att: 22,714 - Unknown - 90 F

AB 32
R 2
H 9
RBI 2
BB 5
SO 7
LOB 17



Batter	1	2	3	4	5	6	7	8	9	AB	R	H	RBI	BB	SO	LOB	BOTTOM										
Tom Goodwin, L OBP: 0.311, SLG: 0.335	(1, 8) BB		(1-0) F7		(2-1) G4-3		(1-2) G3-1			3	1	0	0	1	0	2											
Ivan Rodriguez, R OBP: 0.356, SLG: 0.486	(1, 2) 1B		(0-1) G5-3		(2-2) P4			(0-0) E6		3	1	0	0	1	0	1											
29 Rusty Greer, L OBP: 0.407, SLG: 0.536	(1, 7) K			(2-2) HR		(2-0) F7		(1-1) HR		4	2	2	3	0	1	2											
Juan Gonzalez, R OBP: 0.336, SLG: 0.589	(1, 10) 1B			(2-2) 2B		(2-2) FC5-4		(1-2) F8		4	0	3	1	0	0	0											
Lee Stevens, L OBP: 0.326, SLG: 0.479	(1, 3) G4-6-3			(1-2) G4-3		(0-0) P6		(0-1) WP		4	0	1	0	0	0	4											
Fernando Tatis, R OBP: 0.283, SLG: 0.404		(1-3) K		(0-3) K		(1-2) FC5-4		(2-1) F7		4	0	0	0	0	2	3											
Domingo Cedenio, S OBP: 0.339, SLG: 0.499		(2-3) K		(3-2) L9				(1-2) G4-3		4	0	1	0	0	1	2											
Marc Sagmoen, L OBP: 0.167, SLG: 0.231		(1-3) K			(1-3) K			(1-1) F8		3	0	0	0	0	2	1											
Hanley Frias, S OBP: 0.125, SLG: 0.250			(0-0) G4-3		(0-1) 2B			(1-0) L7		3	0	1	0	0	0	1											
Inning Stats	R: 1 E: 0 K: 1 S: 9	H: 1 LOB: 2 BB: 2 P: 20	R: 0 E: 0 K: 3 S: 10	H: 0 LOB: 0 BB: 0 P: 14	R: 0 E: 0 K: 0 S: 4	H: 0 LOB: 0 BB: 0 P: 5	R: 1 E: 0 K: 1 S: 16	H: 2 LOB: 1 BB: 0 P: 24	R: 0 E: 0 K: 1 S: 10	H: 1 LOB: 1 BB: 0 P: 15	R: 0 E: 0 K: 0 S: 8	H: 1 LOB: 1 BB: 0 P: 13	R: 0 E: 0 K: 0 S: 8	H: 1 LOB: 1 BB: 0 P: 11	R: 2 E: 1 K: 0 S: 14	H: 2 LOB: 1 BB: 0 P: 19	1B: 3 2B: 3 3B: 0 HR: 2	SF: 0 SAC: 0 DP: 1 HBP: 0	WP: 1 PB: 0 SB: 0 CS: 0	PA: 34							
PITCHER	IP	WLS	BF	H	R	ER	SO	BB	IBB	HBP	BLK	WP	HR	S	P	ERA	WHIP										
Kevin Appier, R ERA: 3.38	(1, 1)	7.0	28	6	2	2	6	2	0	0	0	0	1	65	102	2.57	1.143										
Gregg Olson, R ERA: 6.21	(8, 1)	1.0	L	6	2	2	1	0	0	0	0	1	1	14	19	9.00	2.000										

Kansas City Royals @ Texas Rangers
The Ballpark at Arlington, Arlington, TX
Tue Sep 16 1997, 8:05 PM EDT
Att: 22,714 - Unknown - 90 F

AB 32
R 4
H 8
RBI 4
BB 2
SO 6
LOB 16



Batter	1	2	3	4	5	6	7	8	9	AB	R	H	RBI	BB	SO	LOB	TOP								
Joey Cora, S OBP: 0.360, SLG: 0.443 (1, 4)										4	0	0	0	0	1	1									
Roberto Kelly, R OBP: 0.324, SLG: 0.433 (1, 7)										4	1	1	0	0	1	0									
Ken Griffey Jr., L OBP: 0.382, SLG: 0.646 (1, 8)										4	1	2	1	0	1	0									
Edgar Martinez, R OBP: 0.454, SLG: 0.549 (1, 10)										4	1	1	0	0	1	2									
Alex Rodriguez, R OBP: 0.348, SLG: 0.498 (1, 6)										4	1	1	0	0	0	1									
Jay Buhner, R OBP: 0.382, SLG: 0.499 (9, 9)										4	0	1	2	0	1	1									
Rob Ducey, L OBP: 0.309, SLG: 0.519 (9, 9)										0	0	0	0	0	0	0									
Paul Sorrento, L OBP: 0.342, SLG: 0.514 (1, 3)										4	0	0	0	0	2	2									
Dan Wilson, R OBP: 0.321, SLG: 0.420 (1, 2)										4	0	1	0	0	0	0									
Andy Sheets, R OBP: 0.354, SLG: 0.500 (1, 5)										3	0	1	0	0	1	1									
Inning Stats	R: 1 E: 0 K: 1 S: 9	H: 2 LOB: 1 BB: 0 P: 15	R: 0 E: 0 K: 2 S: 11	H: 1 LOB: 1 BB: 0 P: 16	R: 0 E: 0 K: 1 S: 6	H: 0 LOB: 0 BB: 0 P: 11	R: 0 E: 1 K: 1 S: 9	H: 0 LOB: 1 BB: 0 P: 17	R: 0 E: 0 K: 0 S: 7	H: 1 LOB: 0 BB: 0 P: 12	R: 2 E: 0 K: 1 S: 14	H: 3 LOB: 1 BB: 0 P: 21	R: 0 E: 0 K: 1 S: 8	H: 0 LOB: 0 BB: 0 P: 14	R: 1 E: 1 K: 0 S: 8	H: 1 LOB: 1 BB: 0 P: 12	R: 0 E: 0 K: 1 S: 9	H: 0 LOB: 0 BB: 0 P: 14	1B: 4 2B: 4 3B: 0 HR: 0	SF: 0 SAC: 0 DP: 1 HBP: 0	WP: 0 PB: 0 SB: 0 CS: 0	PA: 35			
PITCHER	IP	WLS	BF	H	R	ER	SO	BB	IBB	HBP	BLK	WP	HR	S	P	ERA	WHIP								
John Burkett, R ERA: 4.78 (1, 1)	8.0		32	8	4	3	7	0	0	0	0	0	0	72	118	3.38	1.000								
Danny Patterson, R ERA: 3.96 (9, 1)	1.0	W	3	0	0	0	1	0	0	0	0	0	0	9	14	0.00	0.000								

Seattle Mariners @ Texas Rangers
The Ballpark at Arlington, Arlington, TX
Wed Sep 17 1997, 8:05 PM EDT
Att: 30,467 - Cloudy - 92 F

AB 35
R 4
H 8
RBI 3
BB 0
SO 8
LOB 8



Batter	1	2	3	4	5	6	7	8	9	AB	R	H	RBI	BB	SO	LOB	BOTTOM								
Tom Goodwin, L OBP: 0.312, SLG: 0.336 (1, 8)										5	1	2	1	0	0	0									
Domingo Cadenas, S OBP: 0.337, SLG: 0.406 (9, 4)										5	1	1	0	0	0	3									
29 Rusty Greer, L OBP: 0.409, SLG: 0.537 (1, 7)										4	0	2	0	1	1	2									
Juan Gonzalez, R OBP: 0.337, SLG: 0.586 (1, 10)										2	0	0	1	2	1	2									
Damon Buford, R OBP: 0.293, SLG: 0.330 (9, PR)										0	1	0	0	0	0	0									
Ivan Rodriguez, R OBP: 0.380, SLG: 0.485 (1, 2)										3	1	1	1	2	0	2									
Lee Stevens, L OBP: 0.325, SLG: 0.486 (1, 3)										5	0	3	2	0	1	2									
Fernando Tatis, R OBP: 0.277, SLG: 0.396 (1, 5)										4	0	0	0	0	1	4									
Alex Diaz, S OBP: 0.222, SLG: 0.246 (1, 9)										4	1	1	0	0	1	1									
Billy Ripken, R OBP: 0.295, SLG: 0.376 (1, 4)										3	0	1	0	0	1	0									
Jim Leyritz, R OBP: 0.380, SLG: 0.394 (8, PH)										1	0	0	0	0	0	1									
Hanley Frias, S OBP: 0.125, SLG: 0.250 (9, 6)										0	0	0	0	0	0	0									
Inning Stats	R: 1 E: 1 K: 1 S: 16	H: 2 LOB: 3 BB: 1 P: 26	R: 0 E: 0 K: 1 S: 8	H: 0 LOB: 0 BB: 0 P: 11	R: 0 E: 0 K: 1 S: 10	H: 1 LOB: 2 BB: 1 P: 18	R: 0 E: 0 K: 1 S: 13	H: 0 LOB: 0 BB: 0 P: 18	R: 0 E: 0 K: 0 S: 10	H: 1 LOB: 2 BB: 1 P: 18	R: 1 E: 0 K: 1 S: 14	H: 3 LOB: 2 BB: 0 P: 18	R: 0 E: 0 K: 0 S: 6	H: 0 LOB: 1 BB: 1 P: 12	R: 0 E: 0 K: 0 S: 8	H: 1 LOB: 1 BB: 0 P: 12	R: 3 E: 0 K: 1 S: 13	H: 3 LOB: 2 BB: 1 P: 25	1B: 8 2B: 3 3B: 0 HR: 0	SF: 1 SAC: 0 DP: 1 HBP: 0	WP: 0 PB: 0 SB: 0 CS: 0	PA: 42			
PITCHER	IP	WLS	BF	H	R	ER	SO	BB	IBB	HBP	BLK	WP	HR	S	P	ERA	WHIP								
Jeff Fassero, L ERA: 3.67 (1, 1)	6.0		30	7	2	1	5	3	1	0	1	0	0	73	115	1.50	1.667								
Bobby Ayala, R ERA: 4.15 (7, 1)	1.0		3	1	0	0	0	0	0	0	0	0	0	7	10	0.00	1.000								
Mike Timlin, R ERA: 3.98 (8, 1)	1.0		3	0	0	0	0	0	0	0	0	0	0	5	8	0.00	0.000								
Heathcliff Stocumb, R ERA: 5.61 (9, 1)	0.2	L	5	2	3	3	1	1	0	0	0	0	0	12	24	40.50	4.500								
Norm Charlton, L ERA: 7.08 (9, 1)	0.0		1	1	0	0	0	0	0	0	0	0	0	1	1	-	-								

Seattle Mariners @ Texas Rangers
The Ballpark at Arlington, Arlington, TX
Wed Sep 17 1997, 8:05 PM EDT
Att: 30,467 - Cloudy - 92 F

AB 36
R 5
H 11
RBI 5
BB 5
SO 6
LOB 17



Batter	1	2	3	4	5	6	7	8	9	AB	R	H	RBI	BB	SO	LOB	TOP											
Rich Amaral, R OBP: 0.321, SLG: 0.315 Paul Sorrento, L OBP: 0.343, SLG: 0.522 (8, 3)	1-2 HR 1B	1-1 FC4-6 BB		2-0 G6-3	0-1 F9			3-2 HR		4	1	1	0	0	0	4												
Roberto Kelly, R OBP: 0.328, SLG: 0.452 (1, 7)	0-1 HR	1-2 FC6-4 BB		3-0 HR			1-1 L1	0-1 G1-3		4	2	2	4	1	0	0												
Ken Griffey Jr., L OBP: 0.380, SLG: 0.642 (1, 8)	3-3 K	2-3 K		1-0 WP HBP			0-1 G4-3		1-0 P9	4	0	0	0	0	2	2												
Edgar Martinez, R OBP: 0.452, SLG: 0.545 (1, 10)	4-0 2B BB	1-0 FC6-4		1-1 F7			0-1 G6-3		0-1 G5-3	4	0	0	0	1	0	3												
Alex Rodriguez, R OBP: 0.390, SLG: 0.499 (1, 6)	0-1 2B		2-2 G4-3		3-1 2B 1B			2-2 P4	1-2 G6-3	5	1	2	0	0	0	0												
Jay Buhner, R OBP: 0.381, SLG: 0.496 (1, 9)	4-0 BB		0-2 P2		0-0 L8			0-3 K		3	0	0	0	1	1	1												
Dan Wilson, R OBP: 0.321, SLG: 0.421 (1, 2)	0-1 P7		0-1 F7		0-1 2B			1-0 P7		4	0	1	1	0	0	3												
Mike Blowers, R OBP: 0.390, SLG: 0.449 Joey Cora, S OBP: 0.350, SLG: 0.442 (8, 4)	1-1 G6-3		0-0 SH1-3 HR 1B		4-1 BB			1-1 P4		2	1	1	0	1	0	3												
Andy Sheets, R OBP: 0.353, SLG: 0.492 (1, 5)		1-1 FC4-6 1B		1-0 SH1-3			0-3 K	1-3 K		3	0	1	0	0	2	2												
Inning Stats	R: 2 E: 0 K: 1 S: 14	H: 3 LOB: 3 BB: 2 P: 27	R: 0 E: 0 K: 1 S: 13	H: 1 LOB: 2 BB: 1 P: 22	R: 0 E: 0 K: 0 S: 8	H: 0 LOB: 0 BB: 0 P: 10	R: 2 E: 0 K: 0 S: 6	H: 2 LOB: 1 BB: 0 P: 14	R: 1 E: 0 K: 1 S: 11	H: 2 LOB: 2 BB: 1 P: 18	R: 0 E: 0 K: 0 S: 6	H: 0 LOB: 0 BB: 0 P: 7	R: 0 E: 0 K: 1 S: 9	H: 0 LOB: 0 BB: 0 P: 12	R: 1 E: 0 K: 0 S: 10	H: 1 LOB: 0 BB: 0 P: 15	R: 0 E: 0 K: 0 S: 8	H: 0 LOB: 0 BB: 0 P: 10	1B: 4 2B: 2 3B: 0 HR: 3	SF: 0 SAC: 1 DP: 0 HBP: 1	WP: 1 PB: 0 SB: 0 CS: 0	PA: 41						
PITCHER	IP	WLS	BF	H	R	ER	SO	BB	IBB	HBP	BLK	WP	HR	S	P	ERA	WHIP											
Darren Oliver, L ERA: 4.19	(1, 1)	4.1	L	26	8	5	5	2	4	0	1	0	1	2	47	86	10.38	2.769										
Eric Moody, R ERA: 4.25	(5, 1)	2.2		8	0	0	0	2	0	0	0	0	0	0	20	24	0.00	0.000										
Terry Clark, R ERA: 6.14	(8, 1)	0.2		2	0	0	0	1	0	0	0	0	0	5	7	0.00	0.000											
Scott Bailes, L ERA: 2.33	(8, 1)	0.2		3	1	1	1	0	0	0	0	0	1	6	10	13.50	1.500											
Matt Whiteside, R ERA: 4.9	(9, 1)	0.2		2	0	0	0	0	0	0	0	0	0	7	8	0.00	0.000											

Seattle Mariners @ Texas Rangers
The Ballpark at Arlington, Arlington, TX
Thu Sep 18, 1997, 8:05 PM EDT
Att: 30,697 - Sunny - 90 F

AB 35
R 6
H 9
RBI 6
BB 4
SO 5
LOB 18



Batter	1	2	3	4	5	6	7	8	9	AB	R	H	RBI	BB	SO	LOB	BOTTOM										
Damon Buford, R OBP: 0.285, SLG: 0.330 Jim Leyritz, R OBP: 0.379, SLG: 0.393 (9, PH)	1-0 CS 1B		1-0 F8		4-0 G3-1 BB		2-0 L7		2-3 K	3	0	1	0	1	0	3											
Domingo Cadeno, S OBP: 0.338, SLG: 0.409 (1, 4)	1-2 E 2B		2-2 G4-6-3 1B		2-2 G3-1		2-2 G4-3		1-2 G3-1	5	1	2	0	0	0	4											
Ivan Rodriguez, R OBP: 0.359, SLG: 0.482 (1, 10)	0-2 E5 2H		0-1 G4-6-3		1-3 K		0-0 2B 1B		3-3 K	5	0	1	1	0	2	4											
Juan Gonzalez, R OBP: 0.336, SLG: 0.586 (1, 9)	1-0 L7			2-0 F8		1-3 K		0-0 2B		4	0	1	1	0	1	3											
Fernando Tatis, R OBP: 0.276, SLG: 0.392 (1, 5)	2-0 G1-3			1-2 1B 1B		0-3 K		0-2 L3		4	0	1	0	0	1	3											
Alex Diaz, S OBP: 0.224, SLG: 0.246 (9, 3)		0-0 G6-3		0-0 1B		1-3 K		3-1 F8		4	0	1	0	0	1	0											
Billy Ripken, R OBP: 0.314, SLG: 0.370 Tom Goodwin, L OBP: 0.313, SLG: 0.336 (8, PH)		1-2 G1-3		1-0 E4 G4-6-3		1-2 F7		4-0 G4-3 BB		3	0	0	0	0	0	2											
Hanley Frias, S OBP: 0.167, SLG: 0.250 (1, 6)		1-3 K		0-1 G4-6-3			1-1 G4-3 1B 1B	0-2 G4-3		4	1	1	0	0	1	4											
Henry Mercedes, R OBP: 0.314, SLG: 0.311 29 Rusty Greer, L OBP: 0.408, SLG: 0.536 Kevin Brown, R (9, 2)			4-0 1B BB		0-0 G3-1 BB 1B		0-1 1B 2B 1B	0-0 F7		2	1	2	0	1	0	0											
Inning Stats	R: 1 E: 1 K: 0 S: 13	H: 2 LOB: 1 BB: 0 P: 18	R: 0 E: 0 K: 1 S: 8	H: 0 LOB: 0 BB: 0 P: 10	R: 0 E: 0 K: 0 S: 6	H: 1 LOB: 1 BB: 1 P: 13	R: 0 E: 1 K: 0 S: 9	H: 2 LOB: 2 BB: 0 P: 13	R: 0 E: 0 K: 2 S: 14	H: 1 LOB: 2 BB: 1 P: 22	R: 0 E: 0 K: 2 S: 10	H: 0 LOB: 0 BB: 0 P: 12	R: 2 E: 0 K: 0 S: 13	H: 4 LOB: 2 BB: 0 P: 18	R: 0 E: 0 K: 0 S: 6	H: 0 LOB: 1 BB: 1 P: 13	R: 0 E: 0 K: 2 S: 10	H: 0 LOB: 0 BB: 0 P: 16	1B: 8 2B: 2 3B: 0 HR: 0	SF: 0 SAC: 0 DP: 2 HBP: 0	WP: 0 PB: 0 SB: 0 CS: 1	PA: 39					
PITCHER	IP	WLS	BF	H	R	ER	SO	BB	IBB	HBP	BLK	WP	HR	S	P	ERA	WHIP										
Randy Johnson, L ERA: 2.26	(1, 1)	7.0	W	32	10	3	2	5	2	0	0	0	0	73	106	2.57	1.714										
Bobby Ayala, R ERA: 4.05	(8, 1)	2.0	S	7	0	0	0	2	1	0	0	0	0	16	29	0.00	0.500										

Seattle Mariners @ Texas Rangers
The Ballpark at Arlington, Arlington, TX
Thu Sep 18, 1997, 8:05 PM EDT
Att: 30,697 - Sunny - 90 F

AB 36
R 3
H 10
RBI 2
BB 3
SO 7
LOB 24



Batter	1	2	3	4	5	6	7	8	9	AB	R	H	RBI	BB	SO	LOB	TOP										
Tony Phillips, S (1, 4) OBP: 0.393, SLG: 0.390 Robert Eenhoorn, R (9, 4) OBP: 0.667, SLG: 1.000	4-1 F8 1B BB	1-0 G4-3			0-0 1B 16 FC4-6 1B		0-3 K	1-1 SH2-4		3	1	1	0	1	1	1											
Jim Edmonds, L (1, 8) OBP: 0.390, SLG: 0.495	2-2 BB		1-3 K		0-0 16 FC4-6 1B		1-0 HR	2-1 16 1B		5	1	4	2	0	1	0											
16 Garret Anderson, L (1, 7) OBP: 0.331, SLG: 0.403	1-3 K		2-2 1B		1-1 FC4-6 1B		0-3 K	0-0 L3 1B		5	0	2	2	0	2	3											
Tim Salmon, R (1, 9) OBP: 0.392, SLG: 0.521	1-1 F8 2-3		3-2 F8 1B		1-2 1B		4-1 1B 1B BB	3-2 L3 1B		4	1	1	0	1	0	5											
Dave Hollins, S (1, 3) OBP: 0.363, SLG: 0.433	4-2 BB		1-1 G4-3		3-1 F4		1-0 1B		0-0 BLK 1B	4	1	2	0	1	0	3											
Jack Howell, L (1, 10) OBP: 0.331, SLG: 0.585	0-0 G1-3			3-2 P3		3-2 HR	2-2 1B	2-1 L6		5	1	2	2	0	0	4											
Luis Alica, S (1, 5) OBP: 0.371, SLG: 0.378		4-2 CS BB		4-1 CS BB		0-0 P6	3-3 K	0-0 G3 1B		3	0	1	1	2	1	2											
Chad Kreuter, S (1, 2) OBP: 0.311, SLG: 0.335		0-3 K		0-3 K		0-0 L8		0-0 SH2-4 1B 1B	0-1 G3	5	1	1	0	0	2	3											
Gary Disarcina, R (1, 6) OBP: 0.269, SLG: 0.318	1-1 2B				2-2 G4-3	0-1 F9		0-0 1B 16 SH2-4 1B	1-1 G5-3	5	1	2	0	0	0	1											
Inning Stats	R: 0 E: 0 K: 1 S: 13	H: 1 LOB: 3 BB: 2 P: 25	R: 0 E: 0 K: 1 S: 8	H: 1 LOB: 1 BB: 1 P: 14	R: 0 E: 0 K: 1 S: 12	H: 1 LOB: 1 BB: 0 P: 19	R: 0 E: 0 K: 1 S: 9	H: 0 LOB: 0 BB: 1 P: 16	R: 1 E: 0 K: 0 S: 13	H: 3 LOB: 2 BB: 0 P: 21	R: 1 E: 0 K: 0 S: 7	H: 1 LOB: 0 BB: 0 P: 10	R: 2 E: 0 K: 3 S: 16	H: 3 LOB: 2 BB: 1 P: 27	R: 2 E: 0 K: 0 S: 12	H: 4 LOB: 1 BB: 0 P: 18	R: 1 E: 0 K: 0 S: 8	H: 2 LOB: 1 BB: 0 P: 11	1B: 13 2B: 2 3B: 0 HR: 2	SF: 0 SAC: 1 DP: 1 HBP: 0	WP: 0 PB: 0 SB: 0 CS: 2	PA: 45					
PITCHER	IP	WLS	BF	H	R	ER	SO	BB	IBB	HBP	BLK	WP	HR	S	P	ERA	WHIP										
Bobby Witt, R (1, 1) ERA: 4.74	6.2	L	32	9	4	4	6	5	0	0	0	0	2	72	121	5.40	2.100										
Eric Gunderson, L (7, 1) ERA: 3.29	0.2		7	5	2	2	1	0	0	0	0	0	0	13	21	27.00	7.500										
Julio Santana, R (8, 1) ERA: 6.82	1.2		6	2	1	1	0	0	0	0	1	0	0	13	19	5.40	1.200										

Anaheim Angels @ Texas Rangers
The Ballpark at Arlington, Arlington, TX
Fri Sep 19 1997, 8:05 PM EDT
Att: 31,809 - Sunny - 89 F

AB 39
R 7
H 16
RBI 7
BB 5
SO 7
LOB 22



Batter	1	2	3	4	5	6	7	8	9	AB	R	H	RBI	BB	SO	LOB	BOTTOM										
Tom Goodwin, L (1, 8) OBP: 0.313, SLG: 0.335	3-1 G1-3 S 29 G3 1B		1-2 G1-3			0-1 G3		0-1 FC6-4		4	1	1	0	0	0	1											
Ivan Rodriguez, R (1, 2) OBP: 0.356, SLG: 0.479	2-2 G1-3		2-1 G1-3			1-0 G4-3			0-0 F9	4	0	0	0	0	0	1											
29 Rusty Greer, L (1, 7) OBP: 0.406, SLG: 0.533	1-1 G3			0-0 F7		1-0 L3			2-1 F7	4	0	0	1	0	0	0											
Juan Gonzalez, R (1, 10) OBP: 0.334, SLG: 0.581	0-0 G5-3			2-2 E5			0-0 F8		2-2 P4	4	0	0	0	0	0	0											
Lee Stevens, L (1, 3) OBP: 0.329, SLG: 0.485		1-0 FC4-6 1B		2-1 P7			0-0 F7			3	0	1	0	0	0	1											
Domingo Cedeno, S (1, 4) OBP: 0.335, SLG: 0.405		1-1 FC4-6 G6-3		0-1 F7			2-2 L8			3	0	0	0	0	0	2											
Fernando Tatis, R (1, 5) OBP: 0.272, SLG: 0.386		0-0 G6-3			1-2 F8			0-1 L9		3	0	0	0	0	0	1											
Alex Diaz, S (1, 9) OBP: 0.214, SLG: 0.235		2-2 G4-3			0-0 G5-3			1-1 F9		3	0	0	0	0	0	1											
Hanley Frias, S (1, 6) OBP: 0.200, SLG: 0.214			0-1 F8		3-1 G1-3			4-2 FC6-4 BB		2	0	0	0	1	0	0											
Inning Stats	R: 1 E: 0 K: 0 S: 8	H: 1 LOB: 0 BB: 0 P: 14	R: 0 E: 1 K: 0 S: 7	H: 1 LOB: 1 BB: 0 P: 11	R: 0 E: 0 K: 0 S: 7	H: 0 LOB: 0 BB: 0 P: 10	R: 0 E: 1 K: 0 S: 9	H: 0 LOB: 1 BB: 0 P: 13	R: 0 E: 0 K: 0 S: 6	H: 0 LOB: 0 BB: 0 P: 10	R: 0 E: 0 K: 0 S: 4	H: 0 LOB: 0 BB: 0 P: 6	R: 0 E: 0 K: 0 S: 6	H: 0 LOB: 0 BB: 0 P: 8	R: 0 E: 0 K: 0 S: 8	H: 0 LOB: 1 BB: 1 P: 13	R: 0 E: 0 K: 0 S: 8	H: 0 LOB: 0 BB: 0 P: 12	1B: 2 2B: 0 3B: 0 HR: 0	SF: 0 SAC: 0 DP: 0 HBP: 0	WP: 0 PB: 0 SB: 1 CS: 0	PA: 31					
PITCHER	IP	WLS	BF	H	R	ER	SO	BB	IBB	HBP	BLK	WP	HR	S	P	ERA	WHIP										
Ken Hill, R (1, 1) ERA: 4.67	9.0	W	31	2	1	1	0	1	0	0	0	0	0	63	97	1.00	0.333										

Anaheim Angels @ Texas Rangers
The Ballpark at Arlington, Arlington, TX
Fri Sep 19 1997, 8:05 PM EDT
Att: 31,809 - Sunny - 89 F

AB 30
R 1
H 2
RBI 1
BB 1
SO 0
LOB 7



Batter	1	2	3	4	5	6	7	8	9	AB	R	H	RBI	BB	SO	LOB	TOP										
Tony Phillips, S (1, 4) OBP: 0.394, SLG: 0.394 Robert Eenhoorn, R (9, 4) OBP: 0.667, SLG: 1.000	F9		HR		P9		16 1B WP 1B BB	BB G4-3 BB BB	K	4	3	1	1	2	1	2											
Jim Edmonds, L (1, 8) OBP: 0.391, SLG: 0.494	F7		K		16 1B BB		WP 16 1B BB	G4-3		5	1	2	1	0	1	1											
16 Garret Anderson, L (1, 7) OBP: 0.333, SLG: 0.494	F8		P5		BB BB		BB WP 1B	BB BB BB		4	0	2	1	1	0	0											
Tim Salmon, R (1, 9) OBP: 0.395, SLG: 0.520		L9 1B BB	P8		BB BB		FC3-2 BB BB	BB BB		1	1	0	0	4	0	0											
Dave Hollins, S (1, 3) OBP: 0.365, SLG: 0.433		BB 1B		L8	F9		FC3-2 BB BB	FC6-4 BB		3	0	1	2	2	0	2											
Jack Howell, L (1, 10) OBP: 0.327, SLG: 0.579	L9		G4-3 2B				FC3-2 BB	FC6-4 BB		5	0	1	0	0	1	8											
Luis Alica, S (1, 5) OBP: 0.371, SLG: 0.376		FC6-4 BB	G4-3		P5		SF7		L1-3 HBP	2	0	0	1	1	0	1											
Chad Kreuter, S (1, 2) OBP: 0.305, SLG: 0.328		K	G4-3		F9		G4-3		L1-3	5	0	0	0	0	1	7											
Gary Disarcina, R (1, 6) OBP: 0.272, SLG: 0.321		FC6-4			E7 1B		1B 16 1B BB	L4		5	2	3	0	0	0	3											
Inning Stats	R: 0 E: 0 K: 0 S: 6	H: 0 LOB: 0 BB: 0 P: 9	R: 0 E: 0 K: 1 S: 12	H: 1 LOB: 3 BB: 2 P: 30	R: 1 E: 0 K: 1 S: 8	H: 1 LOB: 0 BB: 0 P: 13	R: 0 E: 0 K: 0 S: 9	H: 1 LOB: 1 BB: 0 P: 16	R: 1 E: 1 K: 0 S: 9	H: 3 LOB: 2 BB: 1 P: 17	R: 0 E: 0 K: 1 S: 6	H: 0 LOB: 0 BB: 0 P: 6	R: 4 E: 0 K: 0 S: 20	H: 3 LOB: 2 BB: 3 P: 39	R: 1 E: 0 K: 0 S: 13	H: 0 LOB: 3 BB: 4 P: 32	R: 0 E: 0 K: 1 S: 11	H: 1 LOB: 1 BB: 0 P: 13	1B: 8 2B: 2 3B: 0 HR: 1	SF: 1 SAC: 0 DP: 1 HBP: 1	WP: 1 PB: 0 SB: 0 CS: 0	PA: 46					
PITCHER	IP	WLS	BF	H	R	ER	SO	BB	IBB	HBP	BLK	WP	HR	S	P	ERA	WHIP										
Rick Helling, R (1, 1) ERA: 4.39	6.0	L	30	9	6	6	3	4	0	0	0	0	1	58	104	9.00	2.167										
Matt Whiteside, R (7, 1) ERA: 4.83	1.0		5	0	0	0	0	2	0	0	0	1	0	12	26	0.00	2.000										
Wilson Heredia, R (8, 1) ERA: 3.2	0.2		6	0	1	1	0	4	0	0	0	0	0	11	29	13.50	6.000										
Terry Clark, R (8, 1) ERA: 6.0	1.1		5	1	0	0	1	0	0	1	0	0	0	13	16	0.00	0.750										

Anaheim Angels @ Texas Rangers
The Ballpark at Arlington, Arlington, TX
Sat Sep 20 1997, 8:05 PM EDT
Att: 38,902 - Cloudy - 85 F

AB 34
R 7
H 10
RBI 6
BB 10
SO 4
LOB 24



Batter	1	2	3	4	5	6	7	8	9	AB	R	H	RBI	BB	SO	LOB	BOTTOM										
Tom Goodwin, L (1, 8) OBP: 0.314, SLG: 0.335	G4-3		CS BB		K		FC6-4 S		1B	4	0	1	0	1	1	1											
Ivan Rodriguez, R (1, 2) OBP: 0.397, SLG: 0.478	G4-3		CS	29 1B HR	G5-3		P4		1B	5	1	2	2	0	0	1											
29 Rusty Greer, L (1, 7) OBP: 0.405, SLG: 0.533	F8			HR 1B			1B FC6-4 2B		K	5	2	2	0	0	1	2											
Juan Gonzalez, R (1, 10) OBP: 0.333, SLG: 0.584		G4-3		HR		K		K		4	1	1	3	0	2	1											
Lee Stevens, L (1, 3) OBP: 0.329, SLG: 0.482		F9		P6		FC6-4 1B		K		4	0	1	0	0	1	0											
Domingo Caden, S (1, 4) OBP: 0.337, SLG: 0.404		1B		F9		FC6-4 FC5-4		1B 1B BB		3	1	1	1	1	0	1											
Fernando Tatis, R (1, 5) OBP: 0.272, SLG: 0.383		P6		1B		FC5-4		K		4	0	1	0	0	1	3											
Marc Sagmoen, L (1, 9) OBP: 0.174, SLG: 0.256			L7	G4-3				K		4	0	1	0	0	1	2											
Hanley Frias, S (1, 6) OBP: 0.263, SLG: 0.278		G4-3			F7		FC6-4 1B		1B 1B	4	1	2	0	0	0	0											
Inning Stats	R: 0 E: 0 K: 0 S: 4	H: 0 LOB: 0 BB: 0 P: 7	R: 0 E: 0 K: 0 S: 5	H: 1 LOB: 1 BB: 0 P: 7	R: 0 E: 0 K: 0 S: 5	H: 0 LOB: 0 BB: 1 P: 10	R: 3 E: 0 K: 0 S: 12	H: 4 LOB: 1 BB: 0 P: 14	R: 0 E: 0 K: 1 S: 5	H: 0 LOB: 0 BB: 0 P: 9	R: 1 E: 0 K: 1 S: 9	H: 2 LOB: 1 BB: 0 P: 14	R: 0 E: 0 K: 2 S: 10	H: 0 LOB: 0 BB: 0 P: 15	R: 2 E: 0 K: 3 S: 23	H: 3 LOB: 2 BB: 1 P: 30	1B: 9 2B: 2 3B: 0 HR: 1	SF: 0 SAC: 0 DP: 0 HBP: 0	WP: 0 PB: 0 SB: 1 CS: 1	PA: 40							
PITCHER	IP	WLS	BF	H	R	ER	SO	BB	IBB	HBP	BLK	WP	HR	S	P	ERA	WHIP										
Dennis Springer, R (1, 1) ERA: 5.21	6.1	W	27	9	4	4	2	1	0	0	0	0	0	43	67	5.68	1.579										
Mike James, R (7, 1) ERA: 4.39	0.2		2	0	0	0	0	0	0	0	0	0	0	3	4	0.00	0.000										
Mike Holtz, L (8, 1) ERA: 2.36	1.0	S	3	0	0	0	2	0	0	0	0	0	0	10	15	0.00	0.000										
Troy Percival, R (9, 1) ERA: 3.6	1.0	S	7	3	2	2	3	1	0	0	0	0	0	23	30	18.00	4.000										

Anaheim Angels @ Texas Rangers
The Ballpark at Arlington, Arlington, TX
Sat Sep 20 1997, 8:05 PM EDT
Att: 38,902 - Cloudy - 85 F

AB 37
R 6
H 12
RBI 6
BB 2
SO 7
LOB 11



Batter	1	2	3	4	5	6	7	8	9	AB	R	H	RBI	BB	SO	LOB	TOP				
Tony Phillips, S OBP: 0.394, SLG: 0.394 (1, 4)										5	1	2	0	0	2	4					
Jim Edmonds, L OBP: 0.359, SLG: 0.490 (1, 8)										4	0	0	0	1	1	2					
16 Garret Anderson, L OBP: 0.336, SLG: 0.409 (1, 7)										5	1	4	0	0	1	0					
Tim Salmon, R OBP: 0.394, SLG: 0.517 (1, 9)										5	0	1	1	0	0	7					
Dave Hollins, S OBP: 0.366, SLG: 0.432 (1, 3)										5	0	2	1	0	1	3					
Jack Howell, L OBP: 0.318, SLG: 0.561 (1, 10)										5	0	0	0	0	1	3					
Luis Alica, S OBP: 0.374, SLG: 0.377 (1, 5)										4	2	2	0	1	0	0					
Chad Kreuter, S OBP: 0.311, SLG: 0.335 (1, 2)										4	0	3	1	0	0	1					
Gary Disarcina, R OBP: 0.271, SLG: 0.321 (1, 6)										5	0	1	1	0	0	4					
Inning Stats	R: 0 E: 0 K: 0 S: 10	H: 2 LOB: 2 BB: 0 P: 12	R: 0 E: 1 K: 0 S: 9	H: 1 LOB: 2 BB: 0 P: 13	R: 1 E: 0 K: 0 S: 13	H: 2 LOB: 1 BB: 0 P: 17	R: 0 E: 0 K: 1 S: 8	H: 1 LOB: 1 BB: 0 P: 12	R: 0 E: 0 K: 0 S: 11	H: 1 LOB: 1 BB: 0 P: 18	R: 1 E: 0 K: 1 S: 16	H: 3 LOB: 2 BB: 0 P: 22	R: 1 E: 0 K: 1 S: 15	H: 3 LOB: 3 BB: 1 P: 25	R: 1 E: 0 K: 1 S: 15	H: 1 LOB: 1 BB: 1 P: 23	1B: 13 2B: 2 3B: 0 HR: 0	SF: 0 SAC: 1 DP: 0 HBP: 0	WP: 1 PB: 1 SB: 1 CS: 0	PA: 45	
PITCHER	IP	WLS	BF	H	R	ER	SO	BB	IBB	HBP	BLK	WP	HR	S	P	ERA	WHIP				
Roger Pavlik, R ERA: 4.44 (1, 1)	6.0	L	28	9	2	2	3	0	0	0	0	0	0	65	90	3.00	1.500				
Scott Bailes, L ERA: 2.29 (7, 1)	0.1		2	1	0	0	0	0	0	0	0	0	0	6	8	0.00	3.000				
Danny Patterson, R ERA: 3.61 (7, 1)	1.2		10	4	1	1	2	1	0	0	0	1	0	21	33	5.40	3.000				
John Wetteland, R ERA: 2.0 (9, 1)	1.0		5	1	1	1	1	1	0	0	0	0	0	15	23	9.00	2.000				

Anaheim Angels @ Texas Rangers
The Ballpark at Arlington, Arlington, TX
Sun Sep 21 1997, 4:33 AM EDT
Att: 35,308 - Sunny - 82 F

AB 42
R 4
H 15
RBI 4
BB 2
SO 6
LOB 24



Batter	1	2	3	4	5	6	7	8	9	AB	R	H	RBI	BB	SO	LOB	BOTTOM					
Tom Goodwin, L OBP: 0.315, SLG: 0.336 (1, 8)										3	1	1	0	1	0	0						
Ivan Rodriguez, R OBP: 0.359, SLG: 0.480 (1, 10)										4	0	3	0	0	1	0						
29 Rusty Greer, L OBP: 0.405, SLG: 0.532 (1, 7)										3	0	1	1	0	0	2						
Juan Gonzalez, R OBP: 0.331, SLG: 0.580 (1, 9)										4	0	0	0	0	0	3						
Lee Stevens, L OBP: 0.330, SLG: 0.485 (1, 3)										4	0	2	0	0	2	3						
Domingo Cedeno, S OBP: 0.336, SLG: 0.402 (1, 4)										4	0	1	0	0	2	3						
Fernando Tatis, R OBP: 0.271, SLG: 0.381 (1, 5)										4	0	1	0	0	0	2						
Hanley Frias, S OBP: 0.217, SLG: 0.227 (1, 6)										4	0	0	0	0	1	2						
Henry Mercedes, R OBP: 0.302, SLG: 0.298 (1, 2)										2	0	0	0	0	2	0						
Alex Diaz, S OBP: 0.211, SLG: 0.232 (7, PH)										1	0	0	0	0	0	0						
Kevin Brown, R OBP: 0.211, SLG: 0.232 (8, 2)										0	0	0	0	0	0	0						
Inning Stats	R: 1 E: 0 K: 1 S: 11	H: 2 LOB: 1 BB: 0 P: 16	R: 0 E: 0 K: 1 S: 8	H: 0 LOB: 0 BB: 0 P: 10	R: 0 E: 0 K: 1 S: 9	H: 1 LOB: 1 BB: 1 P: 19	R: 0 E: 0 K: 0 S: 9	H: 2 LOB: 1 BB: 0 P: 15	R: 0 E: 0 K: 1 S: 9	H: 0 LOB: 0 BB: 0 P: 16	R: 0 E: 0 K: 1 S: 11	H: 2 LOB: 2 BB: 0 P: 20	R: 0 E: 0 K: 0 S: 6	H: 0 LOB: 0 BB: 0 P: 7	R: 0 E: 0 K: 1 S: 8	H: 0 LOB: 0 BB: 0 P: 13	R: 0 E: 0 K: 2 S: 11	H: 2 LOB: 2 BB: 0 P: 16	1B: 7 2B: 3 3B: 0 HR: 0	SF: 1 SAC: 0 DP: 2 HBP: 0	WP: 0 PB: 0 SB: 0 CS: 0	PA: 35
PITCHER	IP	WLS	BF	H	R	ER	SO	BB	IBB	HBP	BLK	WP	HR	S	P	ERA	WHIP					
Shigetoshi Hasegawa, R ERA: 3.71 (1, 1)	5.0		21	7	1	1	4	1	0	0	0	0	0	51	85	1.80	1.600					
Pep Harris, R ERA: 3.72 (6, 1)	2.0	W	6	0	0	0	1	0	0	0	0	0	0	12	18	0.00	0.000					
Mike Holtz, L ERA: 2.3 (8, 1)	1.0		3	0	0	0	1	0	0	0	0	0	0	8	13	0.00	0.000					
Troy Percival, R ERA: 3.53 (9, 1)	1.0	S	5	2	0	0	2	0	0	0	0	0	0	11	16	0.00	2.000					

Anaheim Angels @ Texas Rangers
The Ballpark at Arlington, Arlington, TX
Sun Sep 21 1997, 4:33 AM EDT
Att: 35,308 - Sunny - 82 F

AB 33
R 1
H 9
RBI 1
BB 1
SO 8
LOB 15



Batter	1	2	3	4	5	6	7	8	9	AB	R	H	RBI	BB	SO	LOB	TOP											
Tom Goodwin, L OBP: 0.314, SLG: 0.336	4-2 1B SF8 BB	2-0 FC6-5		0-1 G6-3		2-2 F8		0-1 FC6-5 E 29 S	1-1 SF7	4	2	0	1	1	0	3												
Ivan Rodriguez, R OBP: 0.361, SLG: 0.482	1-0 SF8 1B	3-3 K		1-2 G6-3		2-3 K		4-2 29 S 1B BB	0-1 G5-4-3	5	1	1	0	1	2	3												
29 Rusty Greer, L OBP: 0.406, SLG: 0.530	3-3 K		4-2 1B 1B BB	1-3 K2-3			1-1 E4 FC6-4 1B	4-2 1B 1B BB		3	2	0	0	2	2	2												
Juan Gonzalez, R OBP: 0.330, SLG: 0.582	0-1 SF8		1-3 K		2-2 G6-3		1-1 FC6-4 1B	0-1 FC6-4 1B		4	0	2	2	0	1	1												
Lee Stevens, L OBP: 0.336, SLG: 0.502	3-2 G4-3		0-0 BB 1B		0-0 1B 1B		0-0 FC6-4	0-0 FC6-4 1B		5	0	3	1	0	0	3												
Domingo Cadeno, S OBP: 0.338, SLG: 0.403		0-0 F7	2-2 F7		0-0 1B		0-3 K	0-2 FC6-4		5	0	1	0	0	1	6												
Fernando Tatis, R OBP: 0.286, SLG: 0.388		4-1 1B E BB	2-0 1B BB		1-0 G6-4-3 1B		2-3 K	2-2 P2		4	1	2	1	1	1	4												
Alex Diaz, S OBP: 0.259, SLG: 0.299	1-0 FC6-5 E		4-0 1B		0-0 G6-4-3			0-0 S E 1B	1-1 1B SF7 1B	4	2	3	0	1	0	3												
Billy Ripken, R OBP: 0.291, SLG: 0.366	0-1 E5 FC6-5		0-0 L5			0-1 G3-1		3-1 FC3 FC6-5 1-H	0-2 G5-4-3 1B	5	0	1	1	0	0	4												
Inning Stats	R: 1 E: 0 K: 1 S: 12	H: 1 LOB: 1 BB: 1 P: 23	R: 1 E: 1 K: 1 S: 10	H: 1 LOB: 2 BB: 1 P: 20	R: 1 E: 0 K: 1 S: 11	H: 2 LOB: 3 BB: 2 P: 24	R: 0 E: 0 K: 1 S: 8	H: 0 LOB: 0 BB: 0 P: 10	R: 0 E: 0 K: 0 S: 7	H: 3 LOB: 2 BB: 0 P: 10	R: 0 E: 1 K: 2 S: 11	H: 1 LOB: 2 BB: 0 P: 15	R: 4 E: 1 K: 0 S: 18	H: 3 LOB: 2 BB: 2 P: 31	R: 1 E: 0 K: 0 S: 9	H: 2 LOB: 0 BB: 0 P: 11	1B: 13 2B: 0 3B: 0 HR: 0	SF: 2 SAC: 0 DP: 2 HBP: 0	WP: 0 PB: 0 SB: 4 CS: 0	PA: 47								
PITCHER	IP	WLS	BF	H	R	ER	SO	BB	IBB	HBP	BLK	WP	HR	S	P	ERA	WHIP											
Jimmy Haynes, R ERA: 4.42	(1, 1)	7.0	L	34	8	3	3	7	4	0	0	0	0	0	68	115	3.86	1.714										
Aaron Small, R ERA: 4.34	(8, 1)	0.1		4	1	3	2	0	1	0	0	0	0	7	14	54.00	6.000											
Buddy Groom, L ERA: 5.06	(8, 1)	0.0		1	0	0	0	0	1	0	0	0	0	2	6	∞	∞											
Billy Taylor, R ERA: 3.89	(8, 1)	0.2		4	2	1	1	0	0	0	0	0	0	9	11	13.50	3.000											
T.J. Mathews, R ERA: 2.88	(9, 1)	1.0		4	2	1	1	0	0	0	0	0	0	9	11	9.00	2.000											

Texas Rangers @ Oakland Athletics
Oakland-Alameda County Coliseum, Oakland, CA

AB 39
R 8
H 13
RBI 6
BB 6
SO 7
LOB 29



Wed Sep 24 1997, 7:05 PM PDT
Att: 12,190 - Unknown - 79 F

Batter	1	2	3	4	5	6	7	8	9	AB	R	H	RBI	BB	SO	LOB	BOTTOM										
Jason McDonald, S OBP: 0.355, SLG: 0.379	1-1 G3		1-0 F7			2-3 K			4-1 1B HR BB	3	1	0	0	1	1	0											
Tilson Brito, R OBP: 0.291, SLG: 0.323	1-0 WP G6-3 2B		1-0 P3			2-1 G5-3			0-2 HR 1B	4	2	2	0	0	0	0											
Ben Grieve, L OBP: 0.385, SLG: 0.482	2-0 G6-3			1-1 G5-4-3 HBP			3-3 K		1-0 HR 2H	3	1	1	4	0	1	0											
Brian Leshar, R OBP: 0.260, SLG: 0.347	1-2 1B		3-2 G5-4-3			0-3 K			1-3 K	3	0	1	0	0	1	1											
Dave Magadan, L OBP: 0.419, SLG: 0.397			1-2 1B				2-0 1B			1	0	0	0	0	1	0											
Jason Giambi, L OBP: 0.366, SLG: 0.498	1-2 F9			1-0 G6-3			2-2 F9		0-0 1B	4	0	2	0	0	0	1											
Pat Lannon, R OBP: 0.372, SLG: 0.386		3-2 G6-3			3-1 L3 1B				0-3 K	3	0	1	0	0	0	1											
Matt Stairs, L OBP: 0.384, SLG: 0.578					1-2 L3				0-1 F8	4	0	0	0	0	0	2											
Scott Spiezio, S OBP: 0.296, SLG: 0.383		0-0 G4-3			1-1 L3				2-0 P3	4	0	0	0	0	0	2											
Tony Batista, R OBP: 0.265, SLG: 0.322		3-2 L7			1-0 G6-3				0-3 K	3	0	0	0	0	1	0											
Izzy Molina, R OBP: 0.214, SLG: 0.294			1-1 L9			1-0 G4-3			0-0 G5-3	3	0	0	0	0	0	0											
Inning Stats	R: 1 E: 0 K: 0 S: 10	H: 2 LOB: 1 BB: 0 P: 16	R: 0 E: 0 K: 0 S: 8	H: 0 LOB: 0 BB: 0 P: 14	R: 0 E: 0 K: 0 S: 4	H: 0 LOB: 0 BB: 0 P: 7	R: 0 E: 0 K: 0 S: 5	H: 0 LOB: 0 BB: 0 P: 10	R: 0 E: 0 K: 1 S: 7	H: 0 LOB: 0 BB: 0 P: 12	R: 0 E: 0 K: 2 S: 10	H: 1 LOB: 1 BB: 0 P: 17	R: 0 E: 0 K: 1 S: 5	H: 0 LOB: 0 BB: 0 P: 7	R: 3 E: 0 K: 2 S: 14	H: 3 LOB: 1 BB: 1 P: 20	1B: 5 2B: 2 3B: 0 HR: 1	SF: 0 SAC: 0 DP: 2 HBP: 1	WP: 1 PB: 0 SB: 0 CS: 0	PA: 34							
PITCHER	IP	WLS	BF	H	R	ER	SO	BB	IBB	HBP	BLK	WP	HR	S	P	ERA	WHIP										
Darren Oliver, L ERA: 4.2	(1, 1)	8.0	W	30	6	4	4	4	1	0	0	0	1	60	104	4.50	0.875										
Danny Patterson, R ERA: 3.56	(9, 1)	1.0		4	1	0	0	2	0	0	0	0	0	9	10	0.00	1.000										

Texas Rangers @ Oakland Athletics
Oakland-Alameda County Coliseum, Oakland, CA

AB 32
R 4
H 7
RBI 4
BB 1
SO 6
LOB 6



Wed Sep 24 1997, 7:05 PM PDT
Att: 12,190 - Unknown - 79 F

Batter	1	2	3	4	5	6	7	8	9	AB	R	H	RBI	BB	SO	LOB	TOP				
Tom Goodwin, L (1, 8) OBP: 0.311, SLG: 0.333	1-1 G3	0-0 F9	1-1 G6-3			2-2 G1-3		1-0 P5		5	0	0	0	0	0	3					
Ivan Rodriguez, R (1, 2) OBP: 0.354, SLG: 0.486	0-2 29 HR	1-0 1B		1-2 G6-3		2-1 1B		4-0 IBB		4	2	3	0	1	0	0					
29 Rusty Greer, L (1, 7) OBP: 0.406, SLG: 0.533	2-0 1-H	4-2 1B		1-1 G3-1		1-1 L3		1-0 G4-3		4	2	1	2	1	0	3					
Juan Gonzalez, R (1, 10) OBP: 0.335, SLG: 0.589	4-1 HR	2-2 FC1-6		1-2 1B			1-0 HR		2-3 K	4	2	3	2	1	1	0					
Lee Stevens, L (1, 3) OBP: 0.337, SLG: 0.516	0-1 1-H	0-2 FC1-6		1-0 G3-1			2-3 K		1-2 HR	5	2	2	3	0	1	2					
Domingo Cadeno, S (1, 4) OBP: 0.336, SLG: 0.401	2-2 FC4-6	1-3 K			0-0 F7		1-0 G4-3		2-2 3-1	5	0	1	0	0	1	1					
Fernando Tatis, R (1, 5) OBP: 0.289, SLG: 0.386	2-1 FC4-6		4-2 G6-3		3-2 G4-6-3		0-0 G1-3		1-3 K	4	0	1	0	1	1	1					
Alex Diaz, S (1, 9) OBP: 0.271, SLG: 0.291	4-1 1-2		1-1 G1-3		2-1 G4-6-3			4-2 G4-3		2	0	0	0	2	0	2					
Billy Ripken, R (1, 6) OBP: 0.290, SLG: 0.360	1-0 P3		4-1 G6-3			1-1 F8		0-0 G4-3		3	0	0	0	1	0	3					
Inning Stats	R: 4 E: 0 K: 0 S: 16	H: 4 LOB: 2 BB: 2 P: 32	R: 2 E: 1 K: 1 S: 14	H: 2 LOB: 1 BB: 1 P: 22	R: 0 E: 0 K: 0 S: 7	H: 0 LOB: 1 BB: 2 P: 17	R: 0 E: 0 K: 0 S: 11	H: 1 LOB: 1 BB: 0 P: 15	R: 0 E: 0 K: 0 S: 10	H: 1 LOB: 1 BB: 0 P: 16	R: 0 E: 0 K: 1 S: 6	H: 1 LOB: 0 BB: 0 P: 10	R: 0 E: 0 K: 0 S: 5	H: 0 LOB: 2 BB: 2 P: 15	R: 1 E: 0 K: 2 S: 15	H: 1 LOB: 0 BB: 0 P: 21	1B: 6 2B: 1 3B: 0 HR: 4	SF: 0 SAC: 0 DP: 2 HBP: 0	WP: 0 PB: 0 SB: 0 CS: 0	PA: 43	
PITCHER	IP	WLS	BF	H	R	ER	SO	BB	IBB	HBP	BLK	WP	HR	S	P	ERA	WHIP				
Jason Dickson, R (1, 1) ERA: 4.29	6.0	L	30	9	6	5	1	5	0	0	0	0	2	66	115	7.50	2.333				
Anthony Chavez, R (7, 1) ERA: 1.13	1.1		6	1	1	1	1	1	0	0	0	0	1	9	17	6.75	1.500				
Greg Cadaret, L (8, 1) ERA: 3.29	1.2		7	1	1	1	2	0	1	0	0	0	1	17	29	5.40	0.600				

Texas Rangers @ Anaheim Angels
Anaheim Stadium, Anaheim, CA
Thu Sep 25 1997, 10:05 PM EDT
Att: 21,292 - Overcast - 79 F

AB 36
R 8
H 11
RBI 7
BB 7
SO 4
LOB 15



Batter	1	2	3	4	5	6	7	8	9	AB	R	H	RBI	BB	SO	LOB	BOTTOM				
Orlando Palmeiro, L (1, 8) OBP: 0.309, SLG: 0.276	0-2 16 2B	3-2 1-H		2-2 S		1-0 F9			0-1 G4-3	4	1	2	2	0	0	1					
Jim Edmonds, L (1, 10) OBP: 0.385, SLG: 0.502	0-3 K	2-1 P7		2-1 F7			4-1 16 1B		4-0 1B	3	0	0	0	1	1	3					
Darin Erstad, L (7, PR) OBP: 0.360, SLG: 0.466										0	0	0	0	0	0	0					
Chad Kreuter, S (9, PH) OBP: 0.314, SLG: 0.335										0	0	0	0	1	0	0					
16 Garret Anderson, L (1, 7) OBP: 0.335, SLG: 0.407	0-2 1-H	0-0 G3			0-1 CS		1-0 1B		1-0 F8	5	1	3	1	0	0	2					
Tim Salmon, R (1, 9) OBP: 0.394, SLG: 0.518	0-1 2-H		2-2 G6-3		2-2 CS		3-3 K		2-1 1B	5	1	3	2	0	1	2					
Dave Hollins, S (1, 3) OBP: 0.365, SLG: 0.430	1-3 K		2-0 F8		0-1 F7		1-0 F7		1-1 1B	5	0	1	0	0	1	4					
Jack Howell, L (1, 5) OBP: 0.315, SLG: 0.560	2-1 G3		3-1 1B		3-3 K		0-1 P6		1-3 K	5	0	1	0	0	2	7					
Luis Alicaia, S (1, 4) OBP: 0.374, SLG: 0.373		4-1 1B	0-3 K		4-2 G6-3			0-1 F9		2	1	0	0	2	1	1					
Chris Turner, R (1, 2) OBP: 0.393, SLG: 0.522		1-3 K		0-3 K		0-2 SH1-3		0-0 F9		3	0	0	0	0	2	1					
Robert Eenhoorn, R (1, 6) OBP: 0.333, SLG: 0.364		1-0 3B		1-0 G4-3		0-0 G6-3		1-0 F9		4	1	1	0	0	0	1					
Inning Stats	R: 3 E: 0 K: 2 S: 16	H: 3 LOB: 0 BB: 0 P: 19	R: 2 E: 0 K: 1 S: 11	H: 2 LOB: 1 BB: 1 P: 22	R: 0 E: 0 K: 1 S: 9	H: 1 LOB: 1 BB: 0 P: 16	R: 0 E: 0 K: 1 S: 8	H: 0 LOB: 1 BB: 0 P: 13	R: 0 E: 0 K: 0 S: 16	H: 2 LOB: 2 BB: 0 P: 21	R: 0 E: 0 K: 1 S: 8	H: 1 LOB: 2 BB: 1 P: 17	R: 0 E: 0 K: 0 S: 4	H: 0 LOB: 0 BB: 0 P: 5	R: 0 E: 0 K: 1 S: 11	H: 2 LOB: 3 BB: 1 P: 20	1B: 8 2B: 2 3B: 1 HR: 1	SF: 0 SAC: 1 DP: 1 HBP: 1	WP: 0 PB: 0 SB: 1 CS: 1	PA: 42	
PITCHER	IP	WLS	BF	H	R	ER	SO	BB	IBB	HBP	BLK	WP	HR	S	P	ERA	WHIP				
Bobby Witt, R (1, 1) ERA: 4.82	5.2	W	27	8	5	5	6	2	0	1	0	0	0	3	9	0.00	6.000				
Eric Gunderson, L (6, 1) ERA: 3.29	0.1		3	1	0	0	0	1	0	0	0	0	0	3	9	0.00	6.000				
Julio Santana, R (7, 1) ERA: 6.68	2.0		6	0	0	0	1	0	0	0	0	0	0	10	15	0.00	0.000				
John Wetteland, R (9, 1) ERA: 1.97	1.0	S	6	2	0	0	1	1	0	0	0	0	0	11	20	0.00	3.000				

Texas Rangers @ Anaheim Angels
Anaheim Stadium, Anaheim, CA
Thu Sep 25 1997, 10:05 PM EDT
Att: 21,292 - Overcast - 79 F

AB 36
R 5
H 11
RBI 5
BB 4
SO 8
LOB 22



Batter	1	2	3	4	5	6	7	8	9	AB	R	H	RBI	BB	SO	LOB	TOP					
Tom Goodwin, L (1, 8) OBP: 0.315, SLG: 0.336	1-2 CS 1B		4-0 FC6-4 BB		3-1 SAFE 1-2 1B		2-1 E5 S FC4 1B	2-3 K		4	1	3	0	1	1	0						
Ivan Rodriguez, R (1, 2) OBP: 0.361, SLG: 0.481	1 SAFE SAFE G6-3	0-1 G6-3	0-0 FC6-4		3-2 P3		3-0 FC4 29 2B HR	0-3 K		5	1	0	1	0	1	5						
29 Rusty Greer, L (1, 7) OBP: 0.406, SLG: 0.533	1-0 G1-3			1-0 G4-3		1-1 F7	2-2 HR 2B		4-0 FC5-4 BB	4	1	1	0	1	0	0						
Juan Gonzalez, R (1, 10) OBP: 0.337, SLG: 0.594		3-2 P4		1-1 HR		3-2 1B	4-0 HR IBB		1-0 FC5-4 HBP	4	2	2	1	1	0	1						
Lee Stevens, L (1, 3) OBP: 0.338, SLG: 0.520		0-0 G1-3		1-2 P5		0-0 P4	1-0 HR		2-2 FC5-4 HBP	4	1	1	4	0	0	1						
Domingo Cedeno, S (1, 4) OBP: 0.332, SLG: 0.395		1-1 F7		1-0 L6		0-0 F7	2-2 L5		2-2 FC5-4 FC6-4	5	0	0	0	0	0	3						
Fernando Tatis, R (1, 5) OBP: 0.291, SLG: 0.400			2-1 L4		3-2 G6-3		HR 1B		2-1 FC6-4	5	1	2	1	0	0	2						
Alex Diaz, S (1, 9) OBP: 0.281, SLG: 0.337			0-0 G4-3		1-2 G1-3		HR 1B			4	1	2	1	0	0	0						
Billy Ripken, R (1, 6) OBP: 0.294, SLG: 0.365			2-1 2B		4-2 1B BB		F7 CS		2-1 G6-3	3	0	1	0	1	0	0						
Inning Stats	R: 0 E: 0 K: 0 S: 6	H: 1 LOB: 0 BB: 0 P: 8	R: 0 E: 0 K: 0 S: 7	H: 0 LOB: 0 BB: 0 P: 11	R: 0 E: 0 K: 0 S: 6	H: 1 LOB: 2 BB: 1 P: 14	R: 1 E: 0 K: 0 S: 7	H: 1 LOB: 0 BB: 0 P: 11	R: 0 E: 0 K: 0 S: 14	H: 1 LOB: 1 BB: 1 P: 28	R: 7 E: 1 K: 0 S: 21	H: 7 LOB: 1 BB: 1 P: 40	R: 0 E: 0 K: 0 S: 8	H: 0 LOB: 0 BB: 0 P: 12	R: 0 E: 0 K: 0 S: 9	H: 0 LOB: 2 BB: 1 P: 20	1B: 6 2B: 2 3B: 0 HR: 4	SF: 0 SAC: 0 DP: 0 HBP: 1	WP: 0 PB: 0 SB: 1 CS: 2	PA: 44		
PITCHER	IP WLS BF H R ER SO BB IBB HBP BLK WP HR S P ERA WHIP	IP WLS BF H R ER SO BB IBB HBP BLK WP HR S P ERA WHIP	IP WLS BF H R ER SO BB IBB HBP BLK WP HR S P ERA WHIP	IP WLS BF H R ER SO BB IBB HBP BLK WP HR S P ERA WHIP	IP WLS BF H R ER SO BB IBB HBP BLK WP HR S P ERA WHIP	IP WLS BF H R ER SO BB IBB HBP BLK WP HR S P ERA WHIP	IP WLS BF H R ER SO BB IBB HBP BLK WP HR S P ERA WHIP	IP WLS BF H R ER SO BB IBB HBP BLK WP HR S P ERA WHIP	IP WLS BF H R ER SO BB IBB HBP BLK WP HR S P ERA WHIP	IP WLS BF H R ER SO BB IBB HBP BLK WP HR S P ERA WHIP	IP WLS BF H R ER SO BB IBB HBP BLK WP HR S P ERA WHIP	IP WLS BF H R ER SO BB IBB HBP BLK WP HR S P ERA WHIP	IP WLS BF H R ER SO BB IBB HBP BLK WP HR S P ERA WHIP	IP WLS BF H R ER SO BB IBB HBP BLK WP HR S P ERA WHIP	IP WLS BF H R ER SO BB IBB HBP BLK WP HR S P ERA WHIP	IP WLS BF H R ER SO BB IBB HBP BLK WP HR S P ERA WHIP	IP WLS BF H R ER SO BB IBB HBP BLK WP HR S P ERA WHIP	IP WLS BF H R ER SO BB IBB HBP BLK WP HR S P ERA WHIP	IP WLS BF H R ER SO BB IBB HBP BLK WP HR S P ERA WHIP	IP WLS BF H R ER SO BB IBB HBP BLK WP HR S P ERA WHIP	IP WLS BF H R ER SO BB IBB HBP BLK WP HR S P ERA WHIP	IP WLS BF H R ER SO BB IBB HBP BLK WP HR S P ERA WHIP

Texas Rangers @ Anaheim Angels
Anaheim Stadium, Anaheim, CA
Fri Sep 26 1997, 10:05 PM EDT
Att: 17,167 - Sunny - 73 F

AB	38
R	8
H	12
RBI	8
BB	4
SO	2
LOB	12



Batter	1	2	3	4	5	6	7	8	9	AB	R	H	RBI	BB	SO	LOB	BOTTOM						
Orlando Palmeiro, L (1, 8) OBP: 0.313, SLG: 0.270	4-0 SH5-3 BB		4-1 HBP BB		1-1 FC3-6 16 2B BB		3-1 G3		0-0 F7	3	1	0	0	2	0	2							
Luis Alica, S (1, 4) OBP: 0.378, SLG: 0.374	0-1 SH5-3		1-1 HBP		4-2 16 2B BB		1-2 16 G3-6 1B			1	1	1	0	1	0	0							
16 Garret Anderson, L (1, 7) OBP: 0.334, SLG: 0.407	2-3 K		1-3 K		1-1 1-H 2-H 2B		0-0 G3-6			4	0	1	2	0	2	4							
Tim Salmon, R (1, 9) OBP: 0.392, SLG: 0.515	3-3 K		0-1 P3		0-1 P8			0-0 G5-3		4	0	0	0	0	1	4							
Dave Hollins, S (1, 3) OBP: 0.365, SLG: 0.428		0-0 G4-3		0-1 F9		1-2 HR 1B		0-0 G6-3		4	1	1	0	0	0	0							
Jack Howell, L (1, 10) OBP: 0.309, SLG: 0.547		0-3 K		0-2 G4-3		1 SAFE K		0-1 L1		4	0	0	0	0	2	1							
Robert Eenhoorn, R (1, 5) OBP: 0.313, SLG: 0.333		1-2 1B		2-2 L9		0-0 L7			3-3 K	4	0	1	0	0	1	1							
Chad Kreuter, S (1, 2) OBP: 0.313, SLG: 0.345		1-0 P5			2-3 K	1-2 1-H HR			0-0 G4-3	4	1	1	2	0	1	1							
Gary Disarcina, R (1, 6) OBP: 0.273, SLG: 0.328			0-0 F8		0-1 FC3-6 1B	1-2 G6-3			0-1 1B	4	0	2	0	0	0	0							
Inning Stats	R: 0 E: 0 K: 2 S: 9	H: 0 LOB: 1 BB: 1 P: 18	R: 0 E: 0 K: 1 S: 9	H: 1 LOB: 0 BB: 0 P: 11	R: 0 E: 0 K: 0 S: 8	H: 0 LOB: 0 BB: 1 P: 14	R: 0 E: 0 K: 0 S: 8	H: 0 LOB: 0 BB: 0 P: 10	R: 2 E: 0 K: 1 S: 15	H: 2 LOB: 1 BB: 1 P: 23	R: 2 E: 0 K: 1 S: 13	H: 2 LOB: 0 BB: 0 P: 16	R: 0 E: 0 K: 0 S: 6	H: 1 LOB: 0 BB: 0 P: 10	R: 0 E: 0 K: 0 S: 4	H: 0 LOB: 0 BB: 0 P: 4	R: 0 E: 0 K: 1 S: 7	H: 1 LOB: 1 BB: 0 P: 10	1B: 5 2B: 1 3B: 0 HR: 1	SF: 0 SAC: 1 DP: 1 HBP: 1	WP: 0 PB: 0 SB: 0 CS: 0	PA: 37	
PITCHER	IP WLS BF H R ER SO BB IBB HBP BLK WP HR S P ERA WHIP	IP WLS BF H R ER SO BB IBB HBP BLK WP HR S P ERA WHIP	IP WLS BF H R ER SO BB IBB HBP BLK WP HR S P ERA WHIP	IP WLS BF H R ER SO BB IBB HBP BLK WP HR S P ERA WHIP	IP WLS BF H R ER SO BB IBB HBP BLK WP HR S P ERA WHIP	IP WLS BF H R ER SO BB IBB HBP BLK WP HR S P ERA WHIP	IP WLS BF H R ER SO BB IBB HBP BLK WP HR S P ERA WHIP	IP WLS BF H R ER SO BB IBB HBP BLK WP HR S P ERA WHIP	IP WLS BF H R ER SO BB IBB HBP BLK WP HR S P ERA WHIP	IP WLS BF H R ER SO BB IBB HBP BLK WP HR S P ERA WHIP	IP WLS BF H R ER SO BB IBB HBP BLK WP HR S P ERA WHIP	IP WLS BF H R ER SO BB IBB HBP BLK WP HR S P ERA WHIP	IP WLS BF H R ER SO BB IBB HBP BLK WP HR S P ERA WHIP	IP WLS BF H R ER SO BB IBB HBP BLK WP HR S P ERA WHIP	IP WLS BF H R ER SO BB IBB HBP BLK WP HR S P ERA WHIP	IP WLS BF H R ER SO BB IBB HBP BLK WP HR S P ERA WHIP	IP WLS BF H R ER SO BB IBB HBP BLK WP HR S P ERA WHIP	IP WLS BF H R ER SO BB IBB HBP BLK WP HR S P ERA WHIP	IP WLS BF H R ER SO BB IBB HBP BLK WP HR S P ERA WHIP	IP WLS BF H R ER SO BB IBB HBP BLK WP HR S P ERA WHIP	IP WLS BF H R ER SO BB IBB HBP BLK WP HR S P ERA WHIP	IP WLS BF H R ER SO BB IBB HBP BLK WP HR S P ERA WHIP	IP WLS BF H R ER SO BB IBB HBP BLK WP HR S P ERA WHIP

Texas Rangers @ Anaheim Angels
Anaheim Stadium, Anaheim, CA
Fri Sep 26 1997, 10:05 PM EDT
Att: 17,167 - Sunny - 73 F

AB	32
R	4
H	7
RBI	4
BB	3
SO	7
LOB	13




Batter	1	2	3	4	5	6	7	8	9	AB	R	H	RBI	BB	SO	LOB	TOP			
Tom Goodwin, L (1,8) OBP: 0.314, SLG: 0.336	K		K			L7		F7		5	0	1	0	0	2	2				
Ivan Rodriguez, R (1,2) OBP: 0.360, SLG: 0.484	F8		FC6-5-4			G5-3		L9		5	1	1	1	0	0	3				
29 Rusty Greer, L (1,7) OBP: 0.406, SLG: 0.531	L7		F8					K		4	1	1	0	1	1	2				
Juan Gonzalez, R (1,10) OBP: 0.336, SLG: 0.592		K				P3		F9		5	0	1	0	0	2	3				
Lee Stevens, L (1,3) OBP: 0.334, SLG: 0.514	F7					G4-3		G4-3		5	0	0	0	0	0	4				
Domingo Cadeno, S (1,4) OBP: 0.338, SLG: 0.404		1B						K		4	3	3	1	1	1	1				
Fernando Tatis, R (1,5) OBP: 0.298, SLG: 0.406		2B				2B		G1-3		4	2	2	1	1	1	3				
Alex Diaz, S (1,9) OBP: 0.280, SLG: 0.349		1B				2B		G6-3		3	0	1	3	0	0	3				
Billy Ripken, R (1,6) OBP: 0.300, SLG: 0.374						P3		1B		3	0	2	1	0	0	1				
Inning Stats	R: 0 E: 0 K: 1 S: 9	H: 0 LOB: 0 BB: 0 P: 13	R: 1 E: 0 K: 1 S: 10	H: 2 LOB: 1 BB: 0 P: 18	R: 0 E: 0 K: 1 S: 7	H: 1 LOB: 1 BB: 0 P: 13	R: 2 E: 0 K: 1 S: 12	H: 2 LOB: 1 BB: 1 P: 25	R: 0 E: 0 K: 0 S: 10	H: 1 LOB: 2 BB: 1 P: 19	R: 2 E: 1 K: 0 S: 14	H: 3 LOB: 2 BB: 0 P: 19	R: 0 E: 0 K: 1 S: 9	H: 1 LOB: 1 BB: 0 P: 16	R: 0 E: 0 K: 2 S: 9	H: 1 LOB: 1 BB: 0 P: 13	1B: 4 2B: 7 3B: 0 HR: 1	SF: 1 SAC: 1 DP: 0 HBP: 0	WP: 1 PB: 0 SB: 0 CS: 0	PA: 43
PITCHER	IP	WLS	BF	H	R	ER	SO	BB	IBB	HBP	BLK	WP	HR	S	P	ERA	WHIP			
Shigetoshi Hasegawa, R (1,1) ERA: 3.93	5.0	25	7	5	5	4	3	0	0	0	0	1	0	51	96	9.00	2.000			
Darrell May, L (6,1) ERA: 5.23	1.1	8	3	2	1	0	0	0	0	0	0	0	1	16	19	6.75	2.250			
Anthony Chavez, R (7,1) ERA: 0.93	1.2	6	1	0	0	1	0	0	0	0	0	0	0	13	23	0.00	0.600			
Troy Percival, R (9,1) ERA: 3.46	1.0	W	4	1	0	0	2	0	0	0	0	0	0	9	13	0.00	1.000			

Texas Rangers @ Anaheim Angels
 Anaheim Stadium, Anaheim, CA
 Sat Sep 27 1997, 10:05 PM EDT
 Att: 21,676 - Unknown - 78 F

livebaseballscores.com

AB 38
 R 7
 H 12
 RBI 7
 BB 3
 SO 7
 LOB 22




Batter	1	2	3	4	5	6	7	8	9	AB	R	H	RBI	BB	SO	LOB	BOTTOM			
Orlando Palmeiro, L (1,8) OBP: 0.315, SLG: 0.269	G4-3					K		1B		4	1	1	0	1	1	0				
Jim Edmonds, L (1,10) OBP: 0.397, SLG: 0.501						F8		2B		3	1	1	0	2	0	2				
16 Garret Anderson, L (1,7) OBP: 0.335, SLG: 0.408	G3-6-1					2B		K		4	1	1	0	1	1	4				
Tim Salmon, R (1,9) OBP: 0.395, SLG: 0.519						K		2B		5	1	4	3	0	1	0				
Dave Hollins, S (1,3) OBP: 0.365, SLG: 0.433		G6-4-3				G4-3		2B		3	2	1	1	1	0	2				
Jack Howell, L (1,5) OBP: 0.305, SLG: 0.540						F8		2B		2	0	0	0	0	1	0				
Robert Eenhoorn, R (6,5) OBP: 0.389, SLG: 0.647		K						2B		2	1	2	4	0	0	0				
Luis Alicea, S (1,4) OBP: 0.377, SLG: 0.371						K		K		3	0	0	0	1	2	1				
7 Angelo Encarnacion, R (1,2) OBP: 0.412, SLG: 0.647						P3		G6-3		4	0	1	0	0	0	1				
Gary Disarcina, R (1,6) OBP: 0.273, SLG: 0.328						L8		G4-3		4	1	1	0	0	0	2				
Inning Stats	R: 0 E: 0 K: 0 S: 6	H: 0 LOB: 0 BB: 1 P: 11	R: 0 E: 0 K: 1 S: 9	H: 1 LOB: 0 BB: 0 P: 13	R: 0 E: 0 K: 1 S: 9	H: 0 LOB: 0 BB: 0 P: 13	R: 0 E: 0 K: 0 S: 9	H: 0 LOB: 1 BB: 1 P: 15	R: 1 E: 0 K: 1 S: 12	H: 2 LOB: 2 BB: 0 P: 15	R: 1 E: 0 K: 0 S: 10	H: 1 LOB: 0 BB: 0 P: 15	R: 4 E: 0 K: 2 S: 21	H: 4 LOB: 1 BB: 1 P: 30	R: 1 E: 0 K: 0 S: 8	H: 2 LOB: 2 BB: 2 P: 19	1B: 7 2B: 3 3B: 0 HR: 2	SF: 0 SAC: 0 DP: 3 HBP: 0	WP: 0 PB: 0 SB: 0 CS: 0	PA: 40
PITCHER	IP	WLS	BF	H	R	ER	SO	BB	IBB	HBP	BLK	WP	HR	S	P	ERA	WHIP			
Roger Pavlik, R (1,1) ERA: 4.37	7.0	27	6	3	3	4	3	0	0	0	0	0	0	10	15	54.00	6.000			
Scott Bailes, L (8,1) ERA: 2.95	0.1	3	2	2	2	1	0	0	0	0	0	0	0	6	10	∞	∞			
Matt Whiteside, R (8,1) ERA: 5.08	0.0	2	1	0	0	0	1	0	0	0	0	0	0	5	5	27.00	1.500			
Danny Patterson, R (8,1) ERA: 3.42	0.2	3	1	2	2	1	0	0	0	0	0	0	0	8	19	27.00	9.000			
Julio Santana, R (9,1) ERA: 6.75	0.1	L	5	2	1	1	0	1	1	0	0	0	0	8	19	27.00	9.000			

Texas Rangers @ Anaheim Angels
 Anaheim Stadium, Anaheim, CA
 Sat Sep 27 1997, 10:05 PM EDT
 Att: 21,676 - Unknown - 78 F

livebaseballscores.com

AB 34
 R 8
 H 12
 RBI 8
 BB 6
 SO 6
 LOB 12



Batter	1	2	3	4	5	6	7	8	9	AB R H RBI BB SO LOB	TOP											
Damon Buford, R OBP: 0.287, SLG: 0.339	2-0 CS 1B		2-2 G5-3		1-0 F8		2-0 HR		1-3 K	5 1 2 1 0 1 1	Texas Rangers @ Anaheim Angels Anaheim Stadium, Anaheim, CA Sun Sep 28 1997, 6:33 AM EDT Att: 20,458 - Sunny - 81 F											
Domingo Cadeno, S OBP: 0.334, SLG: 0.400	1-4 SAFE F8		2-3 K		0-3 K		0-1 G3			4 0 0 0 0 2 2												
29 Rusty Greer, L OBP: 0.405, SLG: 0.531	1-7 L8		1-3 K			1-0 G1-3		1-1 F9 2B		4 0 1 0 0 1 0												
Juan Gonzalez, R OBP: 0.335, SLG: 0.589		4-2 1B BB		1-0 F8		2-2 L6		3-3 K		3 1 0 0 1 1 1												
Lee Stevens, L OBP: 0.336, SLG: 0.514		1-1 1B 1B		0-0 G4-3		1-0 1B		1-0 F9		4 0 2 0 0 0 1												
Fernando Tatis, R OBP: 0.297, SLG: 0.404		1-3 K		0-0 1B		2-1 L9		0-1 G5-3		4 0 1 0 0 1 4												
Alex Diaz, S OBP: 0.268, SLG: 0.333		0-0 F9		0-3 K			0-0 P3		2-2 L7	4 0 0 0 0 1 3												
Hanley Frias, S OBP: 0.222, SLG: 0.231		1-1 WP 1B			2-3 K		2-2 F9 PB		0-2 P6	4 1 1 1 0 1 0												
Kevin Brown, R OBP: 0.400, SLG: 1.000		3-2 F9			0-0 1B		0-0 F9		1-2 HR	4 1 2 1 0 0 3												
Inning Stats	R: 0 E: 0 K: 0 S: 5	H: 1 LOB: 0 BB: 0 P: 7	R: 1 E: 0 K: 1 S: 15	H: 2 LOB: 2 BB: 1 P: 25	R: 0 E: 0 K: 2 S: 9	H: 0 LOB: 0 BB: 0 P: 14	R: 0 E: 0 K: 1 S: 6	H: 1 LOB: 1 BB: 0 P: 7	R: 0 E: 0 K: 2 S: 9	H: 1 LOB: 1 BB: 0 P: 12	R: 0 E: 0 K: 0 S: 7	H: 1 LOB: 1 BB: 0 P: 13	R: 2 E: 1 K: 0 S: 8	H: 1 LOB: 0 BB: 0 P: 12	R: 0 E: 0 K: 1 S: 8	H: 1 LOB: 1 BB: 0 P: 13	R: 1 E: 0 K: 1 S: 13	H: 1 LOB: 0 BB: 0 P: 17	1B: 6 2B: 1 3B: 0 HR: 2	SF: 0 SAC: 0 DP: 0 HBP: 0	WP: 1 PB: 1 SB: 0 CS: 1	PA: 37
PITCHER	IP WLS BF H R ER SO BB IBB HBP BLK WP HR S P ERA WHIP											PITCHER	IP WLS BF H R ER SO BB IBB HBP BLK WP HR S P ERA WHIP									
Allen Watson, L ERA: 4.93	(1, 1) 7.0 L 29 7 3 1 6 1 0 0 0 0 1 1 59 90 1.29 1.143																					
Mike Bovee, R ERA: 5.4	(8, 1) 2.0 8 2 1 1 2 0 0 0 0 0 1 21 30 4.50 1.000																					

AB	36
R	4
H	9
RBI	3
BB	1
SO	8
LOB	15



Batter	1	2	3	4	5	6	7	8	9	AB R H RBI BB SO LOB	BOTTOM											
Orlando Palmeiro, L OBP: 0.307, SLG: 0.261	3-2 F7		1-2 F7			1-1 G1-3		2-2 G1-3		4 0 0 0 0 0 0	Texas Rangers @ Anaheim Angels Anaheim Stadium, Anaheim, CA Sun Sep 28 1997, 6:33 AM EDT Att: 20,458 - Sunny - 81 F											
Jim Edmonds, L OBP: 0.368, SLG: 0.500	1-1 F7		0-0 F7		2-2 1B			4-0 FC3-6 BB		3 0 1 0 1 0 0												
16 Garret Anderson, L OBP: 0.334, SLG: 0.409	0-3 K		1-1 F9 2B		1-2 F8			0-0 FC3-6		4 0 1 0 0 1 2												
Tim Salmon, R OBP: 0.394, SLG: 0.517		1-1 F9		0-0 F9		0-1 FC4-6 1B		0-0 L7		4 0 1 0 0 0 2												
Dave Hollins, S OBP: 0.363, SLG: 0.430		1-0 F8		1-2 G3		0-0 FC4-6		1-2 F7		4 0 0 0 0 0 3												
Robert Eenhoorn, R OBP: 0.333, SLG: 0.550		1-2 E5			0-0 B3		1-0 F9			3 0 0 0 0 0 1												
Luis Alica, S OBP: 0.375, SLG: 0.369		0-3 K			1-3 K		2-3 K			3 0 0 0 0 3 2												
Chad Kreuter, S OBP: 0.310, SLG: 0.341			0-0 G5-3		2-3 K			2-2 G4-3		3 0 0 0 0 1 0												
Gary Disarcina, R OBP: 0.271, SLG: 0.326			0-1 F8			0-0 P6		1-0 G4-3		3 0 0 0 0 0 0												
Inning Stats	R: 0 E: 0 K: 1 S: 10	H: 0 LOB: 0 BB: 0 P: 14	R: 0 E: 1 K: 1 S: 10	H: 0 LOB: 1 BB: 0 P: 13	R: 0 E: 0 K: 0 S: 6	H: 0 LOB: 0 BB: 0 P: 7	R: 0 E: 0 K: 0 S: 7	H: 1 LOB: 1 BB: 0 P: 9	R: 0 E: 0 K: 2 S: 7	H: 0 LOB: 0 BB: 0 P: 10	R: 0 E: 0 K: 0 S: 9	H: 1 LOB: 1 BB: 0 P: 13	R: 0 E: 0 K: 1 S: 7	H: 1 LOB: 1 BB: 0 P: 10	R: 0 E: 0 K: 0 S: 7	H: 0 LOB: 0 BB: 0 P: 12	R: 0 E: 0 K: 0 S: 5	H: 0 LOB: 1 BB: 1 P: 10	1B: 2 2B: 1 3B: 0 HR: 0	SF: 0 SAC: 0 DP: 0 HBP: 0	WP: 0 PB: 0 SB: 0 CS: 0	PA: 32
PITCHER	IP WLS BF H R ER SO BB IBB HBP BLK WP HR S P ERA WHIP											PITCHER	IP WLS BF H R ER SO BB IBB HBP BLK WP HR S P ERA WHIP									
John Burkett, R ERA: 4.56	(1, 1) 8.0 W 28 3 0 0 5 0 0 0 0 0 0 0 63 88 0.00 0.375																					
John Wetteland, R ERA: 1.94	(9, 1) 1.0 4 0 0 0 0 1 0 0 0 0 0 0 5 10 0.00 1.000																					

AB	31
R	0
H	3
RBI	0
BB	1
SO	5
LOB	10

