

Texas Rangers - 1998

Batter	1	2	3	4	5	6	7	8	9	AB	R	H	RBI	BB	SO	LOB	TOP					
Ray Durham, S (1,4)										5	1	0	0	1	1	6	<p>Chicago White Sox @ Texas Rangers The Ballpark at Arlington, Arlington, TX Tue Mar 31 1998, 4:33 AM EST Att: 45,909 - Sunny - 64 F</p> <p>livebaseballscores.com</p> <p>AB 39 R 9 H 13 RBI 9 BB 6 SO 3 LOB 25</p>					
Mike Cameron, R (1,8) OBP: 0.600, SLG: 0.333										3	2	1	2	2	0							
Frank Thomas, R (1,10) OBP: 0.400, SLG: 0.800										5	1	2	2	0	3							
Albert Belle, R (1,7) OBP: 0.400, SLG: 0.400										5	1	2	2	0	4							
Robin Ventura, L (1,5) OBP: 0.400, SLG: 1.000										4	1	1	2	1	1							
Magglio Ordonez, R (1,9) OBP: 0.600, SLG: 0.800										5	2	3	0	0	2							
Greg Norton, S (1,3)										3	1	0	0	2	3							
Charlie O'Brien, R (1,2) OBP: 0.750, SLG: 0.750										4	0	3	1	0	1							
Mike Caruso, S (1,6) OBP: 0.200, SLG: 0.200										5	0	1	0	0	6							
Inning Stats	R: 0 E: 0 K: 1 S: 5	H: 0 LOB: 0 BB: 0 P: 5	R: 0 E: 0 K: 0 S: 3	H: 0 LOB: 0 BB: 0 P: 3	R: 0 E: 0 K: 1 S: 5	H: 0 LOB: 0 BB: 0 P: 5	R: 0 E: 0 K: 0 S: 3	H: 0 LOB: 0 BB: 0 P: 3	R: 7 E: 0 K: 1 S: 11	H: 6 LOB: 1 BB: 2 P: 19	R: 0 E: 0 K: 0 S: 5	H: 2 LOB: 2 BB: 0 P: 5	R: 1 E: 0 K: 0 S: 4	H: 1 LOB: 2 BB: 2 P: 12	R: 0 E: 0 K: 0 S: 5	H: 2 LOB: 3 BB: 1 P: 9	R: 1 E: 0 K: 0 S: 5	H: 2 LOB: 2 BB: 1 P: 9	1B: 9 2B: 3 3B: 0 HR: 1	SF: 0 SAC: 1 DP: 0 HBP: 0	WP: 0 PB: 0 SB: 0 CS: 0	PA: 46
PITCHER	IP WLS BF H R ER SO BB IBB HBP BLK WP HR S P ERA WHIP																					
John Burkett, R (1,1) ERA: 13.5	4.2 L 22 6 7 7 2 2 0 0 0 0 0 1 24 32 13.50 1.714																					
Eric Gunderson, L (5,1) ERA:	1.1 6 2 0 0 1 0 0 0 0 0 0 0 8 8 0.00 1.500																					
Julio Santana, R (7,1) ERA: 9.0	1.0 6 1 1 1 0 1 1 0 0 0 0 0 4 12 9.00 2.000																					
Bobby Witt, R (8,1) ERA:	1.0 6 2 0 0 0 1 0 0 0 0 0 0 5 9 0.00 3.000																					
Tim Crabtree, R (9,1) ERA: 9.0	1.0 6 2 1 1 0 1 0 0 0 0 0 0 5 9 9.00 3.000																					

Batter	1	2	3	4	5	6	7	8	9	AB	R	H	RBI	BB	SO	LOB	BOTTOM			
Tom Goodwin, L (1,8) OBP: 0.600, SLG: 0.600										5	1	3	0	0	1	<p>Chicago White Sox @ Texas Rangers The Ballpark at Arlington, Arlington, TX Tue Mar 31 1998, 4:33 AM EST Att: 45,909 - Sunny - 64 F</p> <p>livebaseballscores.com</p> <p>AB 34 R 2 H 8 RBI 2 BB 4 SO 5 LOB 16</p>				
Mark McLemore, S (1,4)										5	0	0	0	0	4					
29 Rusty Greer, L (1,7)										4	0	0	0	0	2					
Juan Gonzalez, R (1,9) OBP: 0.250, SLG: 0.250										4	1	1	1	0	1					
Willi Clark, L (1,3) OBP: 0.750, SLG: 0.667										3	0	2	0	1	1					
Ivan Rodriguez, R (1,2) OBP: 0.500, SLG: 0.333										3	0	1	1	1	0					
Lee Stevens, L (1,10)										3	0	0	0	1	2					
Kevin Elster, R (1,6) OBP: 0.500, SLG: 0.667										3	0	1	0	1	3					
Fernando Tatis, R (1,5)										4	0	0	0	0	2					
Inning Stats	R: 0 E: 0 K: 0 S: 4	H: 1 LOB: 1 BB: 0 P: 4	R: 0 E: 0 K: 0 S: 3	H: 1 LOB: 0 BB: 0 P: 3	R: 0 E: 0 K: 0 S: 4	H: 1 LOB: 1 BB: 0 P: 4	R: 0 E: 0 K: 0 S: 4	H: 1 LOB: 2 BB: 1 P: 8	R: 0 E: 0 K: 2 S: 7	H: 0 LOB: 0 BB: 0 P: 7	R: 0 E: 0 K: 1 S: 5	H: 0 LOB: 1 BB: 1 P: 9	R: 0 E: 0 K: 1 S: 8	H: 3 LOB: 3 BB: 2 P: 16	R: 0 E: 0 K: 1 S: 5	H: 0 LOB: 0 BB: 0 P: 5	1B: 7 2B: 1 3B: 0 HR: 0	SF: 0 SAC: 0 DP: 1 HBP: 0	WP: 0 PB: 0 SB: 1 CS: 0	PA: 38
PITCHER	IP WLS BF H R ER SO BB IBB HBP BLK WP HR S P ERA WHIP																			
Jaime Navarro, R (1,1) ERA:	6.0 W 23 5 0 0 2 1 0 0 0 0 0 0 5 9 0.00 1.000																			
Carlos Castillo, R (7,1) ERA:	1.0 4 0 0 0 1 1 0 0 0 0 0 0 5 9 0.00 1.000																			
Keith Foulke, R (8,1) ERA: 27.0	0.2 7 3 2 2 1 2 0 0 0 0 0 0 7 15 27.00 7.500																			
Matt Karchner, R (8,1) ERA:	1.1 4 0 0 0 1 0 0 0 0 0 0 0 6 6 0.00 0.000																			

Batter	1	2	3	4	5	6	7	8	9	AB	R	H	RBI	BB	SO	LOB	TOP					
Ray Durham, S OBP: 0.182, SLG: 0.111 (1, 4)										4	1	1	1	0	0	2	<p>Chicago White Sox @ Texas Rangers The Ballpark at Arlington, Arlington, TX Thu Apr 02 1998, 8:05 PM EST Att: 32,663 - Unknown - 70 F</p> <p>livebaseballscorecards.com</p> <p>AB 35 R 4 H 8 RBI 4 BB 3 SO 7 LOB 18</p>					
Mike Cameron, R OBP: 0.444, SLG: 0.714 Lou Frazier, S (9, PH)										4	1	1	2	0	2	3						
Frank Thomas, R OBP: 0.200, SLG: 0.400 (1, 10)										5	0	0	0	0	0	2						
Albert Belle, R OBP: 0.222, SLG: 0.222 (1, 7)										4	0	0	0	0	0	1						
Robin Ventura, L OBP: 0.444, SLG: 0.875 (1, 5)										4	1	2	0	0	2	0						
Magglio Ordonez, R OBP: 0.667, SLG: 0.714 (1, 9)										2	1	1	0	2	0	0						
Greg Norton, S OBP: 0.333, SLG: 0.143 (1, 3)										4	0	1	1	0	1	3						
Charlie O'Brien, R OBP: 0.571, SLG: 0.571 Chad Kreuter, S (8, PH)										3	0	1	0	0	1	2						
Mike Caruso, S OBP: 0.143, SLG: 0.143 Ruben Sierra, S (6, PH)										2	0	0	0	0	0	4						
Chris Snopce, R OBP: 1.000, SLG: 1.000 (6, 6)										0	0	0	0	1	0	0						
Inning Stats	R: 0 E: 0 K: 0 S: 3	H: 1 LOB: 0 BB: 0 P: 3	R: 0 E: 0 K: 1 S: 5	H: 0 LOB: 1 BB: 1 P: 9	R: 2 E: 1 K: 0 S: 5	H: 1 LOB: 0 BB: 0 P: 5	R: 0 E: 0 K: 1 S: 7	H: 2 LOB: 3 BB: 1 P: 11	R: 0 E: 1 K: 1 S: 6	H: 0 LOB: 1 BB: 0 P: 6	R: 2 E: 0 K: 2 S: 10	H: 3 LOB: 2 BB: 1 P: 14	R: 0 E: 0 K: 1 S: 5	H: 0 LOB: 0 BB: 0 P: 5	R: 0 E: 0 K: 0 S: 3	H: 0 LOB: 2 BB: 0 P: 3	R: 0 E: 0 K: 1 S: 6	H: 1 LOB: 1 BB: 0 P: 6	1B: 6 2B: 1 3B: 0 HR: 1	SF: 1 SAC: 0 DP: 0 HBP: 0	WP: 1 PB: 0 SB: 0 CS: 1	PA: 40
PITCHER	IP WLS BF H R ER SO BB IBB HBP BLK WP HR S P ERA WHIP																					
Aaron Sele, R ERA: 3.6 (1, 1)	5.0 W 24 6 4 2 3 2 0 0 0 0 1 28 36 3.60 1.600																					
Roger Pavlik, R ERA: (6, 1)	4.0 S 15 2 0 0 4 1 0 0 0 1 0 22 26 0.00 0.750																					

Batter	1	2	3	4	5	6	7	8	9	AB	R	H	RBI	BB	SO	LOB	BOTTOM					
Roberto Kelly, R OBP: 0.333, SLG: 0.333 (1, 8)										6	1	2	2	0	1	2	<p>Chicago White Sox @ Texas Rangers The Ballpark at Arlington, Arlington, TX Thu Apr 02 1998, 8:05 PM EST Att: 32,663 - Unknown - 70 F</p> <p>livebaseballscorecards.com</p> <p>AB 46 R 20 H 23 RBI 19 BB 3 SO 6 LOB 14</p>					
Mark McLemore, S OBP: 0.273, SLG: 0.200 Tom Goodwin, L OBP: 0.600, SLG: 0.600 (1, 4)										5	2	2	0	1	0	2						
29 Rusty Greer, L OBP: 0.200, SLG: 0.200 (1, 7)										6	2	2	2	0	0	1						
Juan Gonzalez, R OBP: 0.444, SLG: 0.778 Domingo Cedeno, S OBP: 1.000, SLG: 1.000 (8, PH)										5	2	3	4	0	2	1						
Will Clark, L OBP: 0.600, SLG: 0.556 (1, 3)										6	2	3	0	0	0	2						
Ivan Rodriguez, R OBP: 0.526, SLG: 1.143 (1, 2)										4	2	3	4	0	0	2						
Mike Simms, R OBP: 0.333, SLG: 1.333 Lee Stevens, L OBP: 0.500, SLG: 1.000 (7, PH)										3	1	1	2	0	1	3						
Kevin Elster, R OBP: 0.667, SLG: 1.333 (1, 6)										3	4	2	1	2	1	0						
Fernando Tatis, R OBP: 0.250, SLG: 0.250 Luis Alicea, S (8, PH)										4	2	2	1	0	0	0						
Inning Stats	R: 0 E: 0 K: 0 S: 3	H: 0 LOB: 0 BB: 0 P: 3	R: 0 E: 0 K: 0 S: 4	H: 2 LOB: 1 BB: 0 P: 4	R: 1 E: 0 K: 0 S: 4	H: 2 LOB: 0 BB: 0 P: 4	R: 5 E: 1 K: 0 S: 9	H: 5 LOB: 1 BB: 0 P: 9	R: 0 E: 0 K: 2 S: 7	H: 0 LOB: 0 BB: 0 P: 7	R: 10 E: 0 K: 1 S: 13	H: 8 LOB: 2 BB: 2 P: 21	R: 4 E: 1 K: 1 S: 10	H: 5 LOB: 2 BB: 1 P: 14	R: 0 E: 0 K: 0 S: 3	H: 0 LOB: 0 BB: 0 P: 3		R: 0 E: 0 K: 1 S: 6	H: 1 LOB: 1 BB: 0 P: 6	1B: 16 2B: 2 3B: 0 HR: 5	SF: 1 SAC: 0 DP: 2 HBP: 0	WP: 1 PB: 1 SB: 0 CS: 0
PITCHER	IP WLS BF H R ER SO BB IBB HBP BLK WP HR S P ERA WHIP																					
Mike Siroka, L ERA: 9.82 (1, 1)	3.2 L 19 9 6 4 0 2 0 0 0 0 0 0 10 10 9.82 2.455																					
Tony Castillo, L ERA: (4, 1)	1.1 6 1 0 0 2 0 0 0 0 0 0 0 10 10 0.00 0.750																					
Carlos Castillo, R ERA: 10.13 (6, 1)	1.2 8 3 3 3 3 0 0 0 0 0 0 0 14 14 16.20 1.800																					
Todd Rizzo, L ERA: (7, 1)	0.0 6 4 3 3 0 2 0 0 0 1 0 4 12 ∞ ∞																					
Tom Fordham, L ERA: 33.75 (7, 1)	1.1 11 6 8 8 1 1 0 0 0 0 0 3 12 16 54.00 5.250																					

Batter	1	2	3	4	5	6	7	8	9	AB	R	H	RBI	BB	SO	LOB	TOP										
Tom Goodwin, L (1, 8) OBP: 0.428, SLG: 0.333										4	0	1	0	0	0	0											
Mark McLemore, S (1, 4) OBP: 0.400, SLG: 0.333										4	0	1	0	0	0	1											
29 Rusty Greer, L (1, 7) OBP: 0.263, SLG: 0.176										3	1	1	0	1	1	1											
Juan Gonzalez, R (1, 9) OBP: 0.444, SLG: 0.889										4	1	1	2	0	1	2											
Will Clark, L (1, 3) OBP: 0.444, SLG: 0.357										2	0	0	0	1	0	0											
Lee Stevens, L (1, 10) OBP: 0.308, SLG: 0.455										3	0	0	0	0	2	1											
Kevin Elster, R (1, 6) OBP: 0.375, SLG: 0.615										3	0	0	0	0	1	1											
Fernando Tatis, R (1, 5) OBP: 0.200, SLG: 0.267										3	0	0	0	0	2	0											
Bill Haselman, R (1, 2) OBP: 0.294, SLG: 0.077										3	0	0	0	0	0	0											
Inning Stats	R: 0 E: 0 K: 1 S: 12	H: 2 LOB: 1 BB: 0 P: 17	R: 0 E: 0 K: 1 S: 7	H: 0 LOB: 0 BB: 0 P: 9	R: 0 E: 0 K: 0 S: 6	H: 0 LOB: 0 BB: 0 P: 8	R: 2 E: 0 K: 1 S: 11	H: 1 LOB: 1 BB: 2 P: 20	R: 0 E: 0 K: 1 S: 9	H: 0 LOB: 0 BB: 0 P: 16	R: 0 E: 0 K: 1 S: 10	H: 1 LOB: 0 BB: 0 P: 16	R: 0 E: 0 K: 1 S: 13	H: 0 LOB: 0 BB: 0 P: 20	R: 0 E: 0 K: 1 S: 8	H: 0 LOB: 0 BB: 0 P: 11	R: 0 E: 0 K: 1 S: 9	H: 0 LOB: 0 BB: 0 P: 15	1B: 3 2B: 0 3B: 0 HR: 1	SF: 0 SAC: 0 DP: 1 HBP: 0	WP: 0 PB: 0 SB: 0 CS: 1	PA: 31					
PITCHER	IP	WLS	BF	H	R	ER	SO	BB	IBB	HBP	BLK	WP	HR	S	P	ERA	WHIP										
Woody Williams, R (1, 1) ERA: 2.57	7.0	W	25	4	2	2	5	2	0	0	0	0	1	68	106	2.57	0.857										
Kevin Escobar, R (8, 1) ERA: 13.5	1.0		3	0	0	0	1	0	0	0	0	0	0	8	11	0.00	0.000										
Dan Plesac, L (9, 1) ERA:	1.0		3	0	0	0	1	0	0	0	0	0	0	9	15	0.00	0.000										

Texas Rangers @ Toronto Blue Jays
SkyDome, Toronto, ON
Sat Apr 04 1998, 3:33 AM EST
Att: 30,156 - Dome - 72 F

livebaseballscores.com

AB 29
R 2
H 4
RBI 2
BB 2
SO 7
LOB 6

Batter	1	2	3	4	5	6	7	8	9	AB	R	H	RBI	BB	SO	LOB	BOTTOM										
Alex Gonzalez, R (1, 6) OBP: 0.400, SLG: 0.500										4	1	2	2	1	0	0											
Tony Fernandez, S (1, 10) OBP: 0.294, SLG: 0.077										4	0	0	0	0	1	3											
Shawn Green, L (1, 9) OBP: 0.294, SLG: 0.077										5	0	1	1	0	0	4											
Jose Canseco, R (1, 7) OBP: 0.313, SLG: 0.533										3	2	2	1	1	0	2											
Felipe Crespo, S (7, PR) OBP: 0.250, SLG: 0.250										5	2	3	1	0	0	4											
Mike Stanley, R (1, 3) OBP: 0.294, SLG: 0.500										4	1	1	0	1	2	4											
José Cruz Jr., S (1, 8) OBP: 0.467, SLG: 0.769										4	1	3	2	0	0	1											
5 Ed Sprague, R (1, 5) OBP: 0.500, SLG: 0.667										3	1	0	0	1	1	3											
Kevin Brown, R (1, 2) OBP: 0.294, SLG: 0.077										4	1	0	1	1	0	2											
Craig Grebeck, R (1, 4) OBP: 0.294, SLG: 0.077										1B: 6 2B: 5 3B: 0 HR: 2	SF: 0 SAC: 0 DP: 0 HBP: 1	WP: 0 PB: 0 SB: 1 CS: 1	PA: 43														
Inning Stats	R: 0 E: 0 K: 0 S: 11	H: 0 LOB: 2 BB: 1 P: 23	R: 0 E: 0 K: 0 S: 12	H: 1 LOB: 0 BB: 0 P: 12	R: 0 E: 0 K: 0 S: 7	H: 0 LOB: 0 BB: 0 P: 10	R: 2 E: 0 K: 2 S: 13	H: 3 LOB: 1 BB: 0 P: 16	R: 0 E: 0 K: 0 S: 13	H: 1 LOB: 1 BB: 1 P: 21	R: 2 E: 0 K: 0 S: 13	H: 2 LOB: 2 BB: 1 P: 23	R: 0 E: 0 K: 0 S: 11	H: 1 LOB: 2 BB: 1 P: 21	R: 5 E: 0 K: 2 S: 23	H: 5 LOB: 2 BB: 2 P: 42	R: 0 E: 0 K: 1 S: 9	H: 0 LOB: 0 BB: 0 P: 15	1B: 6 2B: 5 3B: 0 HR: 2	SF: 0 SAC: 0 DP: 0 HBP: 1	WP: 0 PB: 0 SB: 1 CS: 1	PA: 43					
PITCHER	IP	WLS	BF	H	R	ER	SO	BB	IBB	HBP	BLK	WP	HR	S	P	ERA	WHIP										
Darren Oliver, L (1, 1) ERA: 6.0	6.0	L	28	7	4	4	2	2	0	0	0	0	0	16	34	27.00	5.000										
Julio Santana, R (7, 1) ERA: 18.0	1.0		8	3	3	3	0	2	0	0	0	0	0	11	18	0.00	6.000										
Tim Crabtree, R (8, 1) ERA: 20.25	0.1		3	1	0	0	1	1	0	0	0	0	0	7	11	27.00	3.000										
Scott Bailes, L (8, 1) ERA:	0.2		4	2	2	2	1	0	0	0	0	0	0	7	11	27.00	3.000										

Texas Rangers @ Toronto Blue Jays
SkyDome, Toronto, ON
Sat Apr 04 1998, 3:33 AM EST
Att: 30,156 - Dome - 72 F

livebaseballscores.com

AB 37
R 9
H 13
RBI 9
BB 5
SO 4
LOB 23

Batter	1	2	3	4	5	6	7	8	9	AB	R	H	RBI	BB	SO	LOB	TOP								
Tom Goodwin, L OBP: 0.421, SLG: 0.353	G4-3	G3					G5-3 29 BB 1B	K		5	2	2	0	0	1	3									
Luis Alica, S (1, 4)	G3		G4-3				G5-3 29 BB 1B		P5	4	1	0	0	1	0	1									
29 Rusty Greer, L OBP: 0.292, SLG: 0.273	G4-3		P5				1B FC1-6 2B		K	5	1	2	3	0	1	0									
Juan Gonzalez, R OBP: 0.435, SLG: 0.864		1B 2B					SF7 1B		K	4	1	2	1	0	2	0									
Will Clark, L OBP: 0.455, SLG: 0.389		1B 2B					G4-3 1B		FC1-6 1B	4	0	2	1	0	0	1									
Ivan Rodriguez, R OBP: 0.526, SLG: 0.867		1B BB 1B					K K		1B	4	0	2	1	0	2	2									
Lee Stevens, L OBP: 0.250, SLG: 0.357										3	0	0	0	0	1	2									
Mike Simms, R OBP: 0.333, SLG: 1.333										0	0	0	0	0	0	0									
Mark McLemore, S OBP: 0.381, SLG: 0.316										1	0	0	0	0	1	2									
Kevin Elster, R OBP: 0.400, SLG: 0.533							BB 29 BB 1B		K	2	1	0	0	2	2	0									
Fernando Tatis, R OBP: 0.158, SLG: 0.211							P4		G3-4-1	4	0	0	0	0	1	4									
Inning Stats	R: 0 H: 0 E: 0 K: 0 S: 7	H: 0 LOB: 0 BB: 0 P: 12	R: 1 H: 3 E: 0 K: 2 S: 22	LOB: 3 BB: 1 P: 36	R: 0 H: 0 E: 0 K: 1 S: 7	LOB: 0 BB: 0 P: 11	R: 0 H: 0 E: 0 K: 1 S: 5	LOB: 0 BB: 0 P: 10	R: 3 H: 3 E: 0 K: 1 S: 13	LOB: 2 BB: 2 P: 26	R: 0 H: 0 E: 0 K: 1 S: 7	LOB: 0 BB: 0 P: 13	R: 2 H: 4 E: 0 K: 1 S: 18	LOB: 2 BB: 0 P: 25	R: 0 H: 0 E: 0 K: 2 S: 12	LOB: 0 BB: 0 P: 14	R: 0 H: 0 E: 0 K: 2 S: 11	LOB: 0 BB: 0 P: 16	1B: 8 2B: 2 HR: 0	SF: 1 SAC: 0 DP: 0 HBP: 0	WP: 0 PB: 0 SB: 0 CS: 0	PA: 40			
PITCHER	IP	WLS	BF	H	R	ER	SO	BB	IBB	HBP	BLK	WP	HR	S	P	ERA	WHIP								
Chris Carpenter, R ERA: 6.0	6.0		27	6	4	4	6	3	0	0	0	0	0	61	108	6.00	1.500								
Bill Ristley, R ERA: 54.0	0.1	L	4	3	2	2	0	0	0	0	1	0	0	10	15	54.00	9.000								
Dan Plesac, L ERA:	0.1		2	1	0	0	0	0	0	0	0	0	0	5	6	0.00	3.000								
Paul Quantrill, R ERA:	2.1		7	0	0	0	5	0	0	0	0	0	0	26	34	0.00	0.000								

Texas Rangers @ Toronto Blue Jays
SkyDome, Toronto, ON
Sun Apr 05 1998, 3:33 AM EDT
Att: 28,106 - Dome - 72 F

AB 36
R 6
H 10
RBI 6
BB 3
SO 11
LOB 15



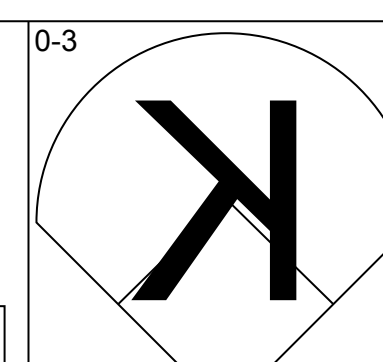
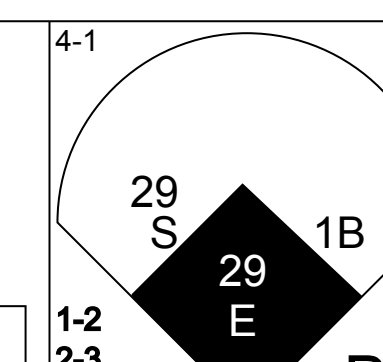
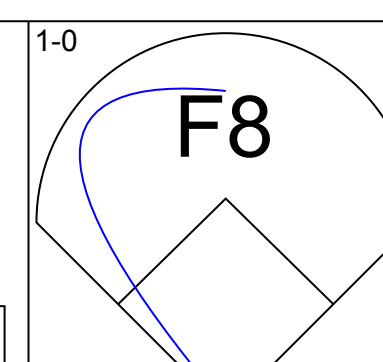
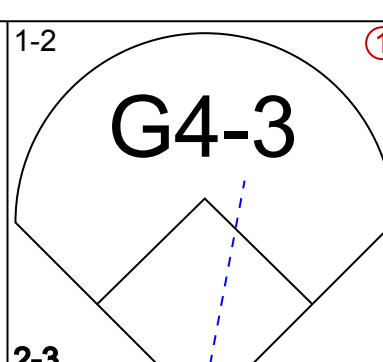
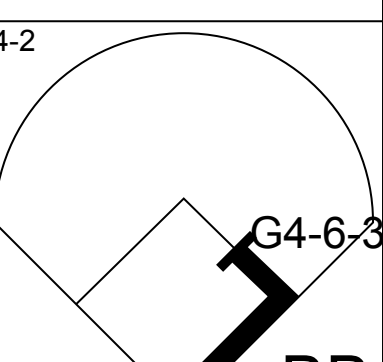
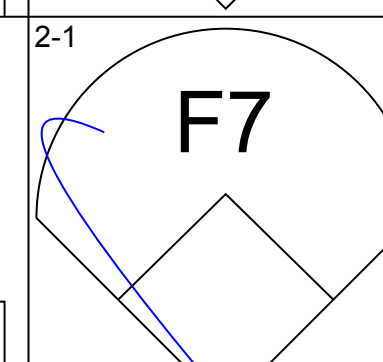
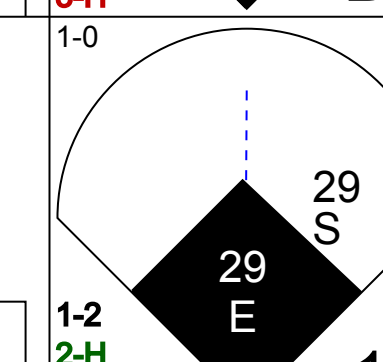
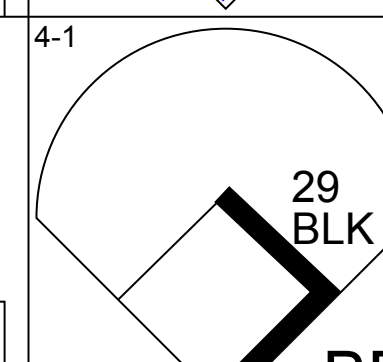
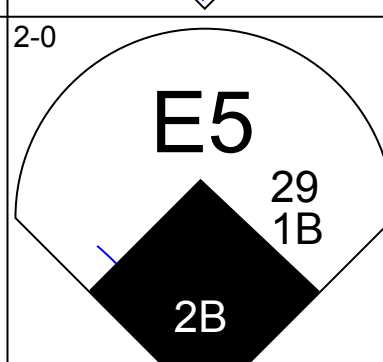
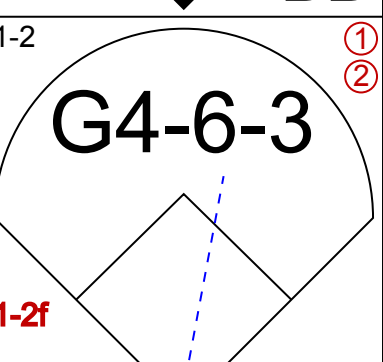
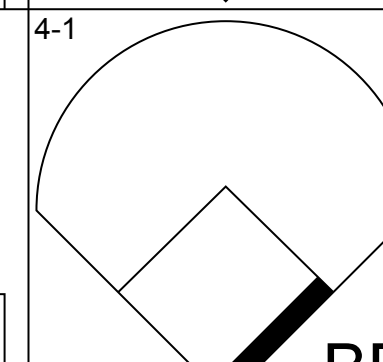
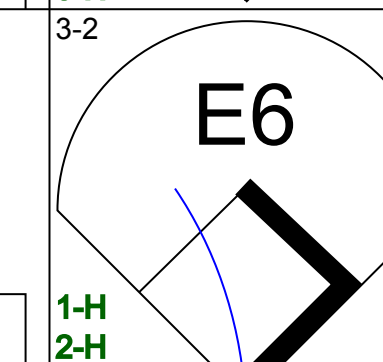
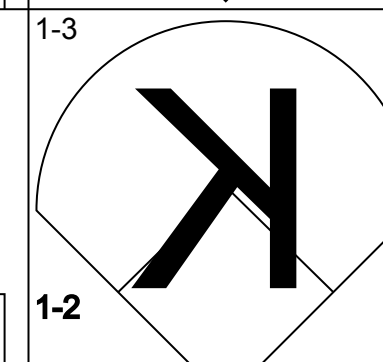
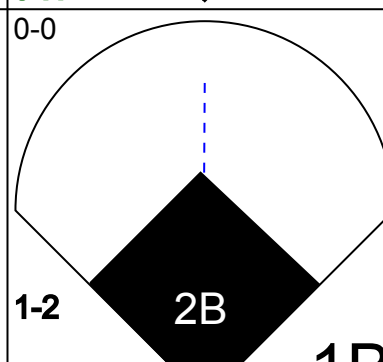
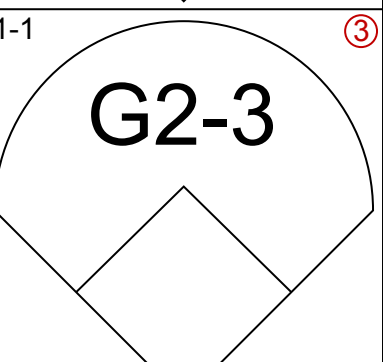
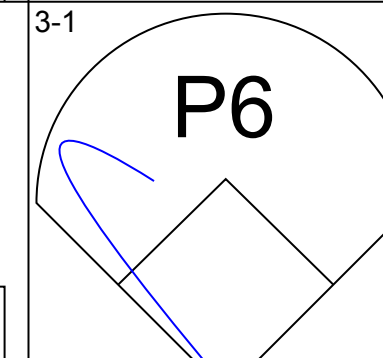
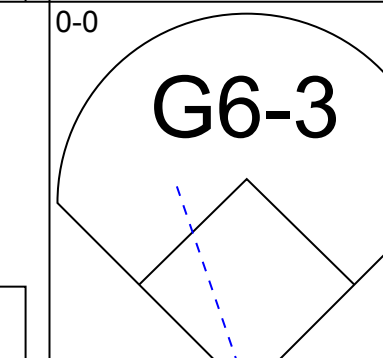
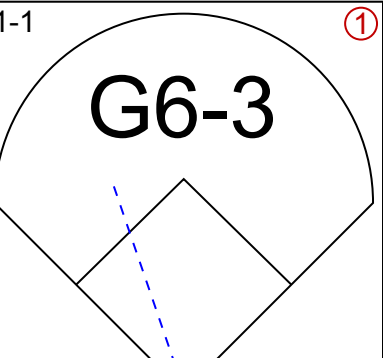
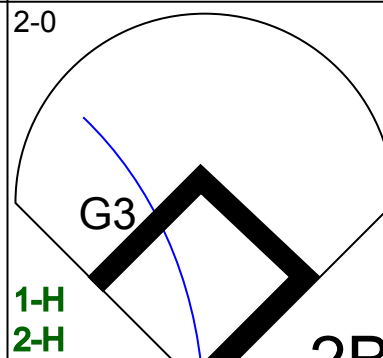
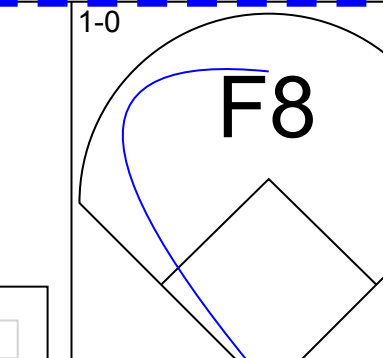
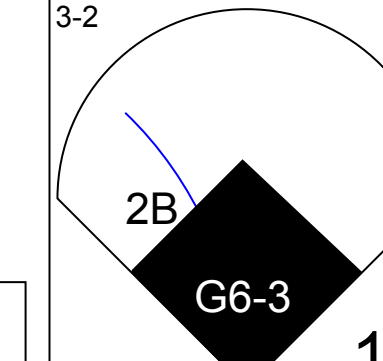
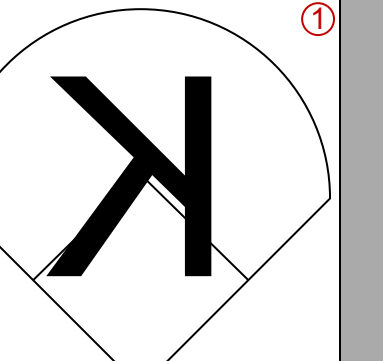
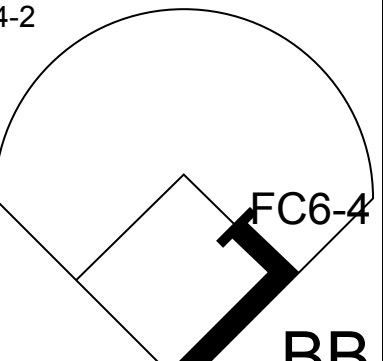
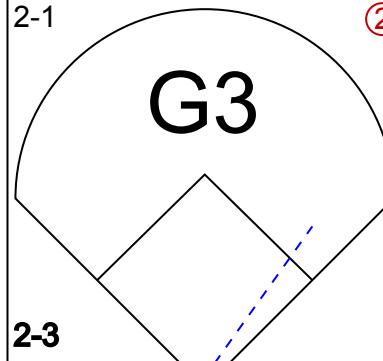
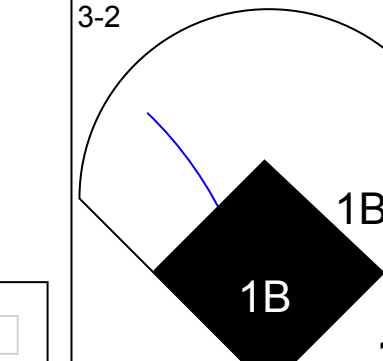
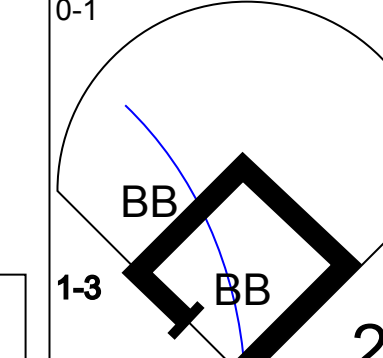
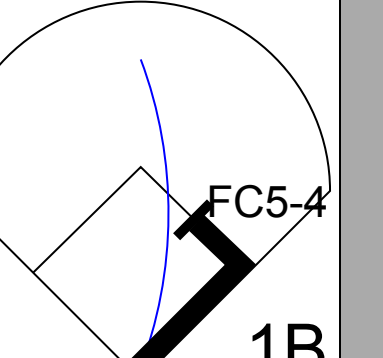
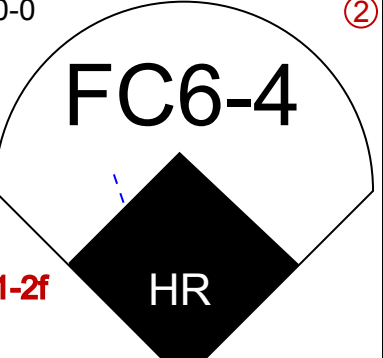
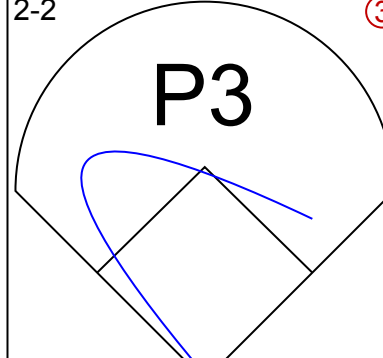
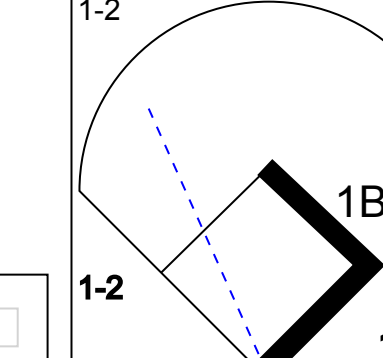
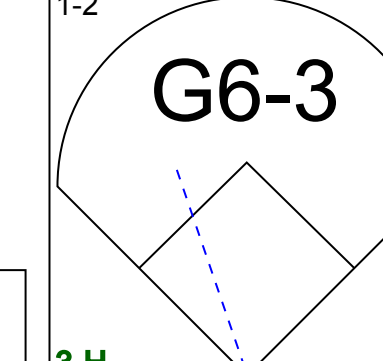
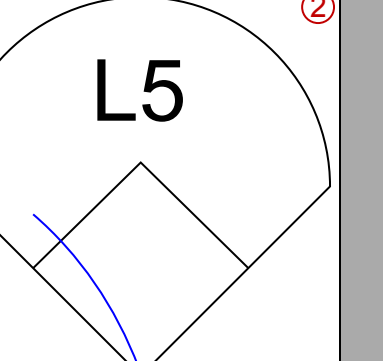
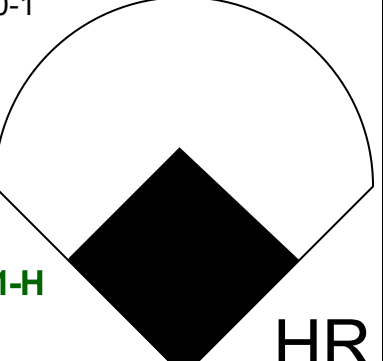
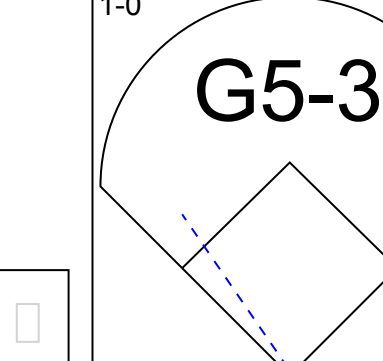
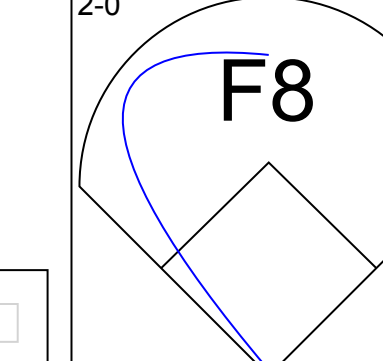
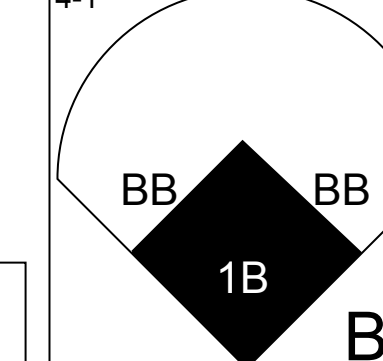
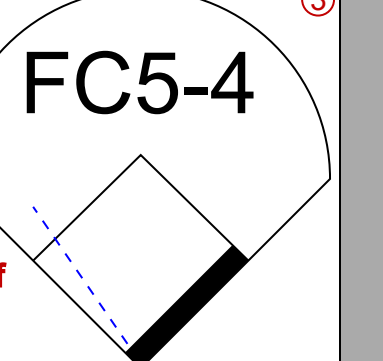
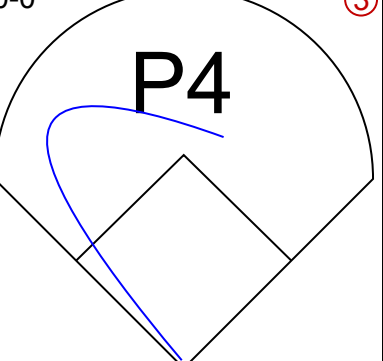
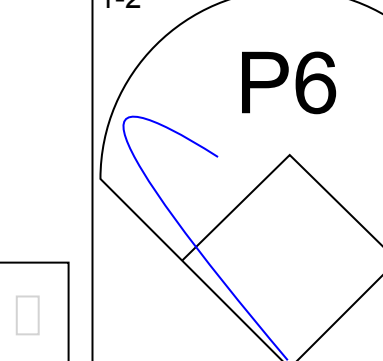
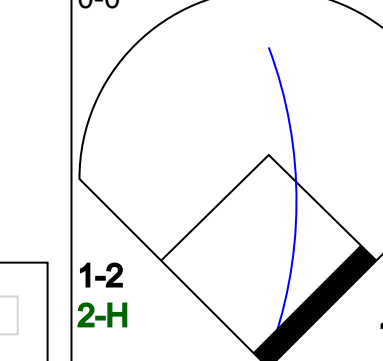
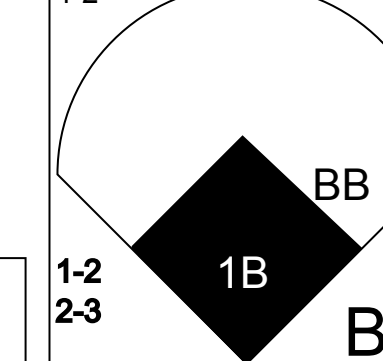
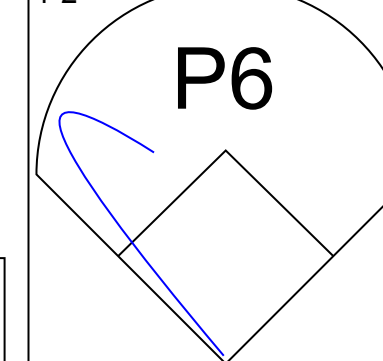
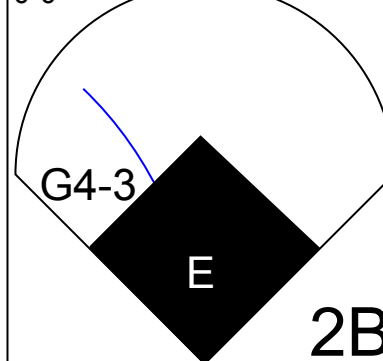
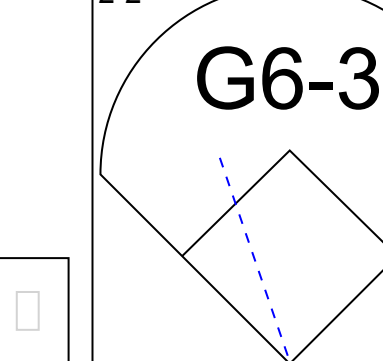
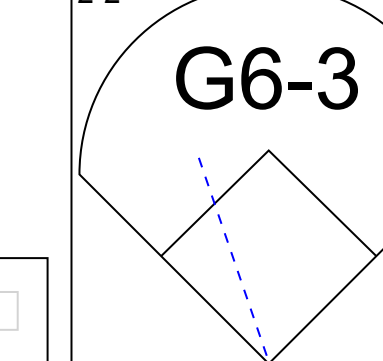
Batter	1	2	3	4	5	6	7	8	9	AB	R	H	RBI	BB	SO	LOB	BOTTOM								
Alex Gonzalez, R OBP: 0.368, SLG: 0.412	1B HR BB	G6-4-3					G1-3		F9	3	1	0	0	1	0	2									
Felipe Crespo, S OBP: 0.250, SLG: 0.250	HR 1B		G4-3				G1-3		L7	4	1	1	0	0	0	0									
Shawn Green, L OBP: 0.333, SLG: 0.313	HR		G3				G6-3 BB		K	3	1	1	3	1	1	0									
Jose Canseco, R OBP: 0.300, SLG: 0.632	F8		K				K		HR	4	1	1	1	0	2	1									
Mike Stanley, R OBP: 0.286, SLG: 0.450	FC3-6 1B						G6-3		G6-3	4	0	1	0	0	0	1									
José Cruz Jr., S OBP: 0.368, SLG: 0.588	FC3-6						K		G6-3	4	0	0	0	0	2	2									
5 Ed Sprague, R OBP: 0.444, SLG: 0.563	G4-3						K			4	0	1	0	0	2	1									
Darrin Fletcher, L (1, 2)			G3				G3		K	4	0	0	0	0	1	1									
Craig Grebeck, R OBP: 0.429, SLG: 0.800			G6-4-3 BB				HR		F8	2	1	1	1	1	0	1									
Inning Stats	R: 3 H: 3 E: 0 K: 0 S: 14	H: 3 LOB: 1 BB: 1 P: 22	R: 0 H: 0 E: 0 K: 0 S: 4	LOB: 0 BB: 1 P: 10	R: 0 H: 0 E: 0 K: 1 S: 9	LOB: 0 BB: 0 P: 12	R: 0 H: 0 E: 0 K: 2 S: 9	LOB: 0 BB: 0 P: 13	R: 1 H: 1 E: 0 K: 0 S: 8	LOB: 0 BB: 0 P: 13	R: 0 H: 0 E: 0 K: 1 S: 10	LOB: 1 BB: 1 P: 20	R: 0 H: 1 E: 0 K: 1 S: 9	LOB: 1 BB: 0 P: 12	R: 1 H: 1 E: 0 K: 1 S: 11	LOB: 0 BB: 0 P: 19	R: 0 H: 0 E: 0 K: 2 S: 7	LOB: 0 BB: 0 P: 8	1B: 3 2B: 0 3B: 0 HR: 3	SF: 0 SAC: 0 DP: 1 HBP: 0	WP: 0 PB: 0 SB: 0 CS: 0	PA: 35			
PITCHER	IP	WLS	BF	H	R	ER	SO	BB	IBB	HBP	BLK	WP	HR	S	P	ERA	WHIP								
John Burkett, R ERA: 8.76	7.2		31	6	5	5	6	3	0	0	0	0	0	71	115	5.87	1.174								
John Wetteland, R ERA:	1.1	S	4	0	0	0	2	0	0	0	0	0	0	10	14	0.00	0.000								

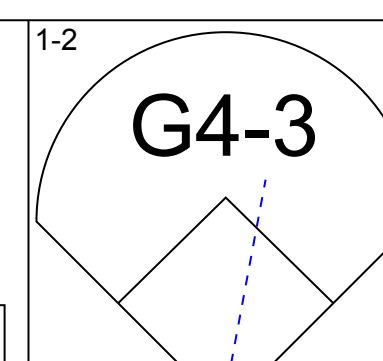
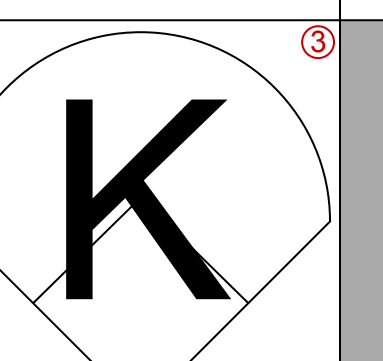
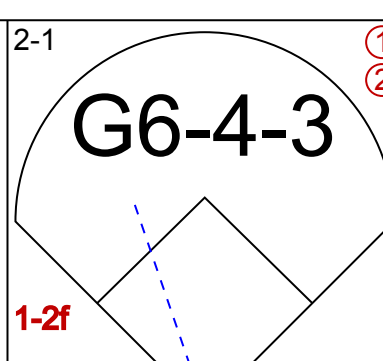
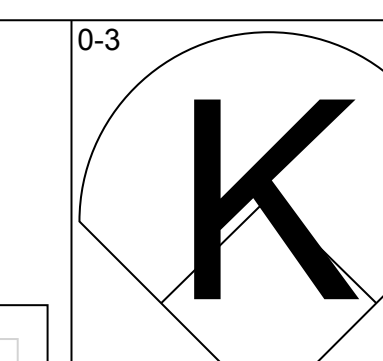
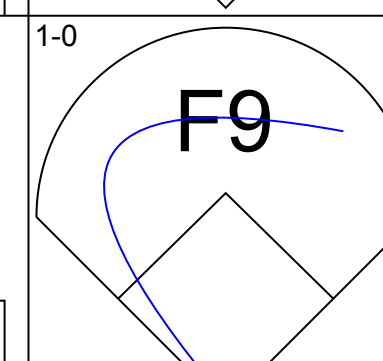
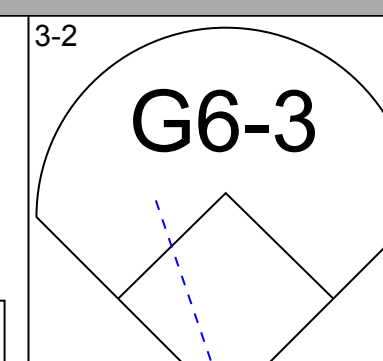
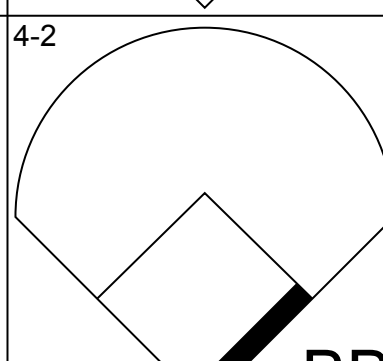
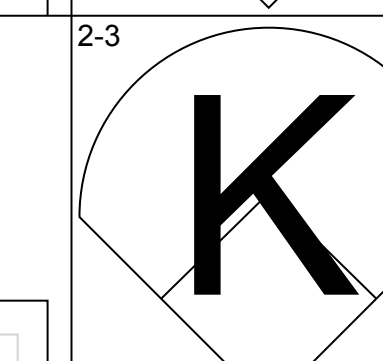
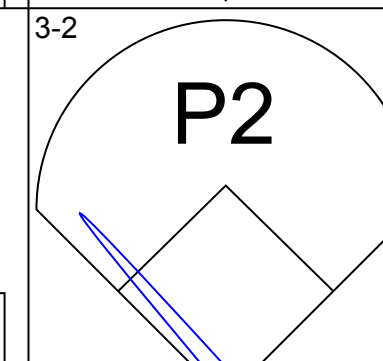
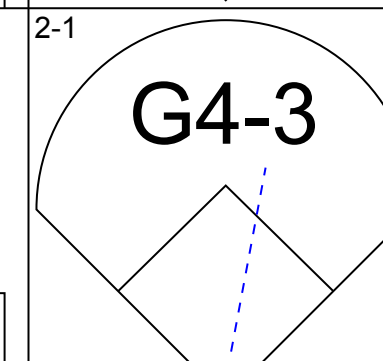
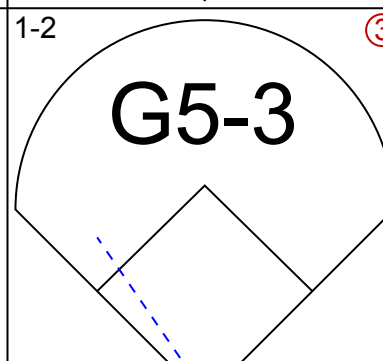
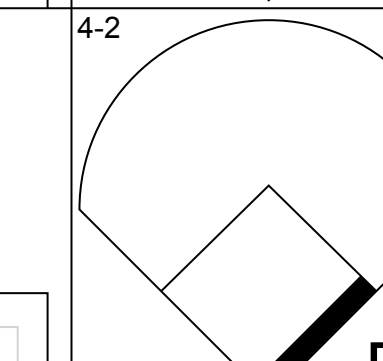
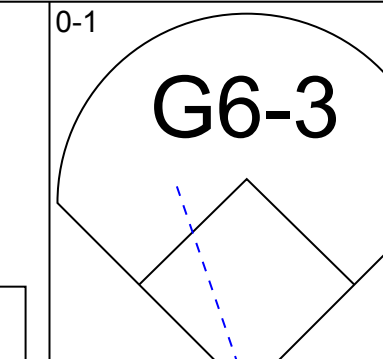
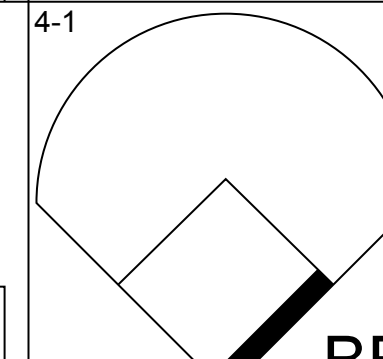
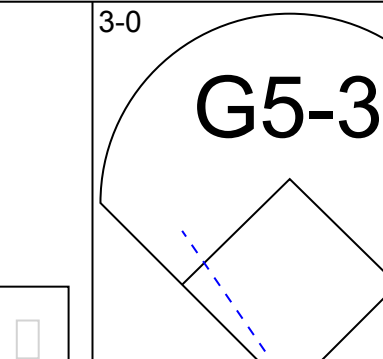
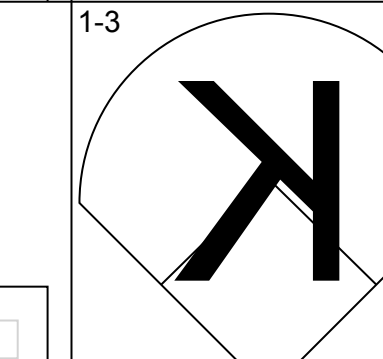
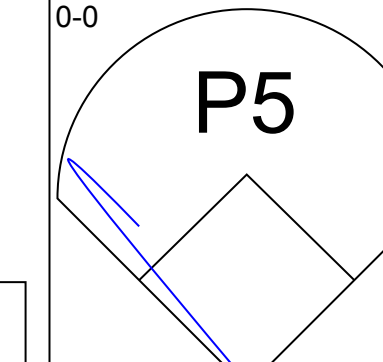
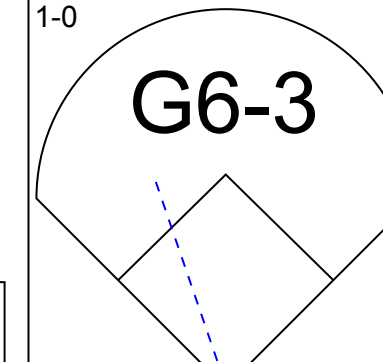
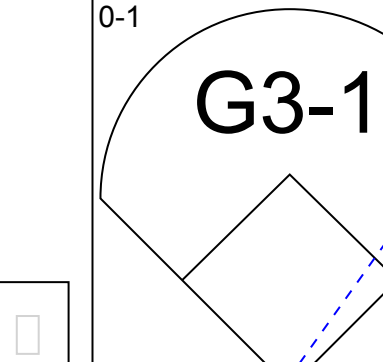
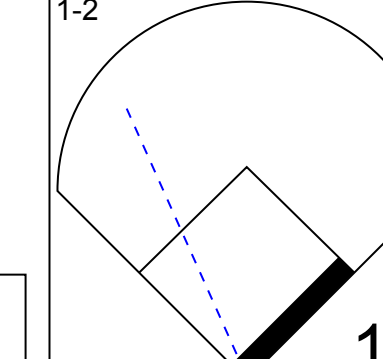
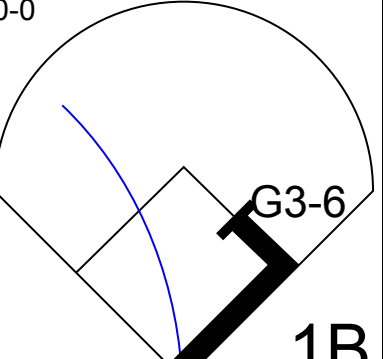
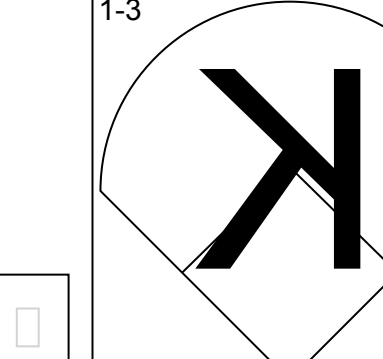
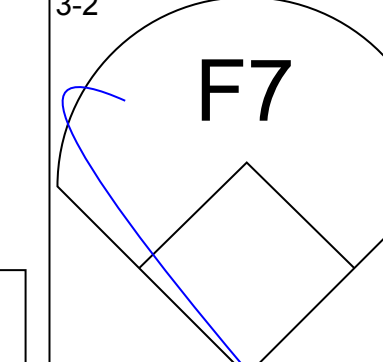
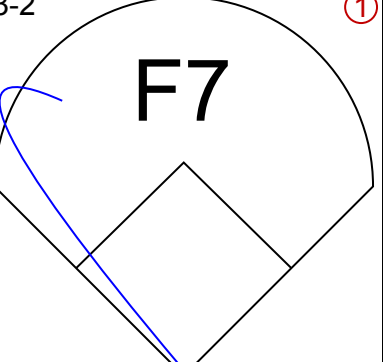
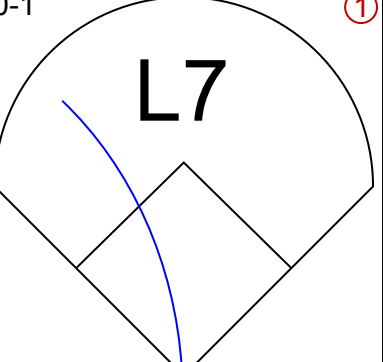
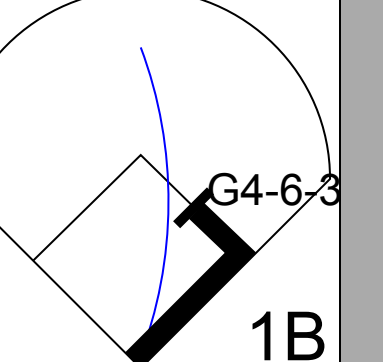
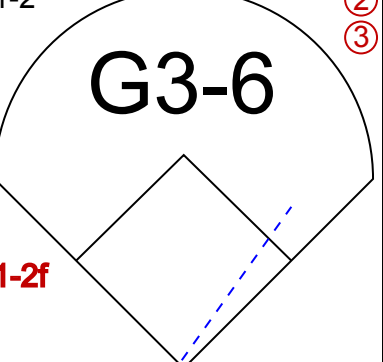
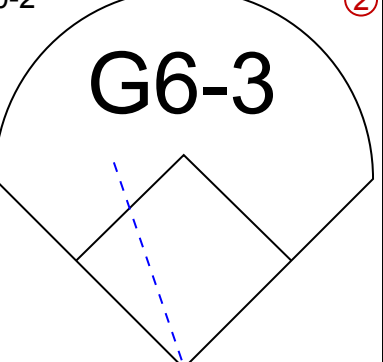
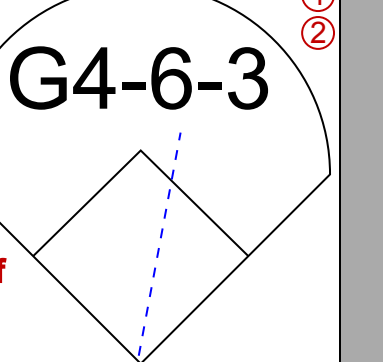
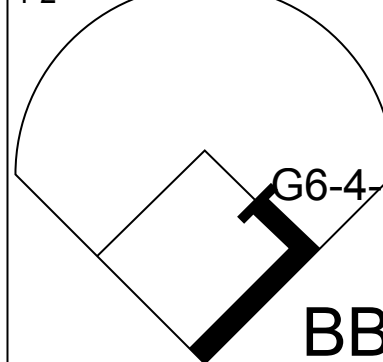
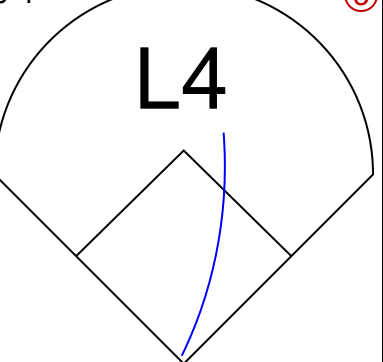
Texas Rangers @ Toronto Blue Jays
SkyDome, Toronto, ON
Sun Apr 05 1998, 3:33 AM EDT
Att: 28,106 - Dome - 72 F

AB 32
R 5
H 6
RBI 5
BB 3
SO 8
LOB 9



Batter	1	2	3	4	5	6	7	8	9	AB	R	H	RBI	BB	SO	LOB	TOP			
Tom Goodwin, L OBP: 0.458, SLG: 0.350										3	2	1	0	2	1	3	Texas Rangers @ Chicago White Sox Comiskey Park, Chicago, IL Mon Apr 06 1998, 4:33 AM EDT Att: 25,358 - Sunny - 46 F			
Mark McLemore, S OBP: 0.423, SLG: 0.375										5	1	3	1	0	1	2				
29 Rusty Greer, L OBP: 0.276, SLG: 0.231										4	0	0	0	1	2	4				
Juan Gonzalez, R OBP: 0.357, SLG: 0.731										4	0	0	1	0	3	3				
Willi Clark, L OBP: 0.481, SLG: 0.381										3	1	1	1	2	0	0				
Ivan Rodriguez, R OBP: 0.585, SLG: 0.833										3	0	1	0	2	0	2				
Lee Stevens, L OBP: 0.238, SLG: 0.316										5	0	1	1	0	1	3				
Kevin Elster, R OBP: 0.400, SLG: 0.444										3	0	0	0	2	1	4				
Fernando Tatis, R OBP: 0.130, SLG: 0.174										4	0	0	0	0	2	6				
Inning Stats	R: 3 E: 0 K: 1 S: 9	H: 4 LOB: 2 BB: 1 P: 13	R: 1 E: 0 K: 1 S: 6	H: 1 LOB: 1 BB: 1 P: 10	R: 0 E: 1 K: 0 S: 5	H: 1 LOB: 2 BB: 0 P: 5	R: 0 E: 0 K: 2 S: 8	H: 0 LOB: 1 BB: 0 P: 8	R: 0 E: 0 K: 1 S: 5	H: 0 LOB: 3 BB: 3 P: 17	R: 0 E: 0 K: 2 S: 7	H: 0 LOB: 2 BB: 2 P: 15	R: 0 E: 0 K: 1 S: 5	H: 0 LOB: 0 BB: 0 P: 5	R: 0 E: 0 K: 1 S: 5	H: 0 LOB: 0 BB: 0 P: 5	1B: 6 2B: 1 3B: 0 HR: 0	SF: 1 SAC: 0 DP: 0 HBP: 0	WP: 0 PB: 0 SB: 5 CS: 0	PA: 44
PITCHER	IP WLS BF H R ER SO BB IBB HBP BLK WP HR S P ERA WHIP																PITCHER	IP WLS BF H R ER SO BB IBB HBP BLK WP HR S P ERA WHIP		
Jaime Navarro, R ERA: 3.6	(1, 1) 4.0 22 7 4 4 4 2 0 0 0 0 0 0 28 36 9.00 2.250																			
Tom Fordham, L ERA: 18.0	(5, 1) 0.1 4 0 0 0 0 3 0 0 0 0 0 0 1 13 0.00 9.000																			
Carlos Castillo, R ERA: 5.68	(5, 1) 2.1 11 0 0 0 5 4 0 0 1 0 0 0 17 33 0.00 1.714																			
Keith Foulke, R ERA: 6.0	(7, 1) 1.1 W 4 0 0 0 1 0 0 0 0 0 0 0 6 6 0.00 0.000																			
Matt Karchner, R ERA:	(9, 1) 1.0 S 3 0 0 0 1 0 0 0 0 0 0 0 5 5 0.00 0.000																			
Batter	1	2	3	4	5	6	7	8	9	AB	R	H	RBI	BB	SO	LOB	BOTTOM			
Ray Durham, S OBP: 0.250, SLG: 0.250										3	1	1	1	0	0	0	Texas Rangers @ Chicago White Sox Comiskey Park, Chicago, IL Mon Apr 06 1998, 4:33 AM EDT Att: 25,358 - Sunny - 46 F			
Mike Cameron, R OBP: 0.346, SLG: 0.478										4	1	2	1	0	0	1				
Frank Thomas, R OBP: 0.370, SLG: 0.640										4	1	2	0	0	0	2				
Albert Belle, R OBP: 0.269, SLG: 0.200										3	0	1	1	0	0	1				
Robin Ventura, L OBP: 0.423, SLG: 0.500										3	0	0	0	1	0	1				
Magglio Ordonez, R OBP: 0.458, SLG: 0.571										3	1	2	2	1	0	0				
Greg Norton, S OBP: 0.385, SLG: 0.300										3	0	1	0	1	0	4				
Charlie O'Brien, R OBP: 0.385, SLG: 0.385										3	0	0	0	0	1	2				
Ruben Sierra, S OBP: 0.286, SLG: 0.462										1	0	0	0	0	0	3				
Chad Kreuter, S OBP: 0.444, SLG: 0.429										0	0	0	0	0	0	0				
Mike Caruso, S OBP: 0.368, SLG: 0.474										4	1	2	0	0	0	3				
Inning Stats	R: 1 E: 0 K: 0 S: 5	H: 2 LOB: 1 BB: 0 P: 5	R: 0 E: 0 K: 0 S: 2	H: 0 LOB: 0 BB: 1 P: 6	R: 0 E: 0 K: 0 S: 4	H: 1 LOB: 1 BB: 0 P: 4	R: 0 E: 0 K: 0 S: 3	H: 0 LOB: 1 BB: 1 P: 7	R: 2 E: 0 K: 1 S: 6	H: 3 LOB: 1 BB: 0 P: 6	R: 1 E: 0 K: 0 S: 3	H: 2 LOB: 0 BB: 0 P: 3	R: 0 E: 0 K: 0 S: 3	H: 0 LOB: 0 BB: 0 P: 3	R: 1 E: 0 K: 0 S: 6	H: 3 LOB: 3 BB: 1 P: 10	1B: 6 2B: 3 3B: 1 HR: 1	SF: 1 SAC: 1 DP: 0 HBP: 0	WP: 0 PB: 0 SB: 0 CS: 1	PA: 37
PITCHER	IP WLS BF H R ER SO BB IBB HBP BLK WP HR S P ERA WHIP																PITCHER	IP WLS BF H R ER SO BB IBB HBP BLK WP HR S P ERA WHIP		
Bobby Witt, R ERA: 5.68	(1, 1) 5.1 25 8 4 4 1 2 0 0 0 0 0 0 23 31 6.75 1.875																			
Roger Pavlik, R ERA: 1.35	(6, 1) 2.2 L 11 3 1 1 1 0 1 0 0 0 0 0 12 16 3.38 1.125																			

Batter	1	2	3	4	5	6	7	8	9	AB	R	H	RBI	BB	SO	LOB	TOP					
Tom Goodwin, L OBP: 0.448, SLG: 0.304 (1, 8)										3	1	0	0	2	1	1	Texas Rangers @ Chicago White Sox Comiskey Park, Chicago, IL Thu Apr 09 1998, 4:33 AM EDT Att: 10,654 - Overcast - 42 F					
Mark McLemore, S OBP: 0.419, SLG: 0.357 (1, 4)										4	2	1	2	1	0	1						
29 Rusty Greer, L OBP: 0.294, SLG: 0.233 (1, 7)										4	1	1	0	1	1	1						
Juan Gonzalez, R OBP: 0.344, SLG: 0.700 Mike Simms, R OBP: 0.250, SLG: 1.000 (9, PH) (9, 9)										4	0	1	2	0	0	2						
Will Clark, L OBP: 0.500, SLG: 0.400 (1, 3)										4	2	2	0	1	1	1						
Ivan Rodriguez, R OBP: 0.571, SLG: 0.826 (1, 2)										5	1	3	0	0	0	2						
Lee Stevens, L OBP: 0.250, SLG: 0.455 Roberto Kelly, R OBP: 0.250, SLG: 0.250 (7, PH) (1, 10)										3	1	1	3	0	0	2						
Kevin Elster, R OBP: 0.379, SLG: 0.381 Domingo Cedenio, S OBP: 1.000, SLG: 1.000 (9, PH) (9, 6)										3	1	0	0	1	0	1						
Luis Alicea, S OBP: 0.273, SLG: 0.222 (1, 5)										4	2	1	0	1	0	2						
Inning Stats	R: 0 E: 0 K: 1 S: 8	H: 0 LOB: 1 BB: 1 P: 17	R: 5 E: 1 K: 0 S: 20	H: 3 LOB: 1 BB: 3 P: 40	R: 0 E: 0 K: 1 S: 7	H: 1 LOB: 1 BB: 0 P: 10	R: 0 E: 0 K: 1 S: 9	H: 0 LOB: 1 BB: 1 P: 16	R: 2 E: 0 K: 0 S: 9	H: 1 LOB: 0 BB: 1 P: 14	R: 3 E: 1 K: 0 S: 12	H: 3 LOB: 1 BB: 0 P: 21	R: 0 E: 0 K: 0 S: 10	H: 0 LOB: 0 BB: 0 P: 11	R: 0 E: 0 K: 0 S: 10	H: 0 LOB: 0 BB: 1 P: 16		R: 1 E: 0 K: 0 S: 13	H: 3 LOB: 2 BB: 0 P: 22	1B: 7 2B: 3 3B: 0 HR: 1	SF: 0 SAC: 0 DP: 1 HBP: 0	WP: 0 PB: 0 SB: 2 CS: 0
PITCHER	IP	WLS	BF	H	R	ER	SO	BB	IBB	HBP	BLK	WP	HR	S	P	ERA	WHIP					
James Baldwin, R ERA: 4.91 (1, 1)	5.0	L	26	5	7	5	3	6	0	0	1	0	0	12	21	9.00	2.200					
Tony Castillo, L ERA: 5.4 (6, 1)	1.0		7	3	3	2	0	0	0	0	0	0	0	17	27	0.00	3.000					
Todd Rizzo, L ERA: 12.6 (7, 1)	2.0		6	0	0	0	0	1	0	0	0	0	0	13	22	9.00	3.000					
Tom Fordham, L ERA: 16.2 (9, 1)	1.0		6	3	1	1	0	0	0	0	0	0	0	13	22	9.00	3.000					

Batter	1	2	3	4	5	6	7	8	9	AB	R	H	RBI	BB	SO	LOB	BOTTOM				
Ray Durham, S OBP: 0.219, SLG: 0.214 (1, 4)										4	0	0	0	0	2	1	Texas Rangers @ Chicago White Sox Comiskey Park, Chicago, IL Thu Apr 09 1998, 4:33 AM EDT Att: 10,654 - Overcast - 42 F				
Mike Cameron, R OBP: 0.345, SLG: 0.440 25 Jeff Abbott, R (8, 7)										2	0	0	0	1	0	0					
Frank Thomas, R OBP: 0.355, SLG: 0.571 (1, 10)										3	0	0	0	1	0	1					
Albert Belle, R OBP: 0.276, SLG: 0.182 Lou Frazier, S (8, 8)										2	0	0	0	1	0	0					
Robin Ventura, L OBP: 0.379, SLG: 0.440 Chris Snopce, R OBP: 0.500, SLG: 0.500 (8, 5)										3	0	0	0	0	0	1					
Magglio Ordonez, R OBP: 0.481, SLG: 0.583 (1, 9)										3	0	2	0	0	1	0					
Greg Norton, S OBP: 0.313, SLG: 0.231 (1, 3)										3	0	0	0	0	0	2					
Chad Kreuter, S OBP: 0.417, SLG: 0.400 (1, 2)										3	0	1	0	0	0	1					
Mike Caruso, S OBP: 0.364, SLG: 0.429 (1, 6)										2	0	0	0	1	0	1					
Inning Stats	R: 0 E: 0 K: 0 S: 7	H: 0 LOB: 0 BB: 0 P: 12	R: 0 E: 0 K: 0 S: 9	H: 1 LOB: 1 BB: 0 P: 13	R: 0 E: 0 K: 1 S: 9	H: 1 LOB: 0 BB: 0 P: 13	R: 0 E: 0 K: 0 S: 7	H: 0 LOB: 1 BB: 1 P: 17	R: 0 E: 0 K: 0 S: 11	H: 0 LOB: 0 BB: 2 P: 22	R: 0 E: 0 K: 1 S: 6	H: 0 LOB: 0 BB: 0 P: 10	R: 0 E: 0 K: 0 S: 7	H: 0 LOB: 0 BB: 0 P: 7	R: 0 E: 0 K: 3 S: 12	H: 0 LOB: 1 BB: 1 P: 19		1B: 3 2B: 0 3B: 0 HR: 0	SF: 0 SAC: 0 DP: 3 HBP: 0	WP: 0 PB: 0 SB: 0 CS: 0	PA: 31
PITCHER	IP	WLS	BF	H	R	ER	SO	BB	IBB	HBP	BLK	WP	HR	S	P	ERA	WHIP				
Aaron Sele, R ERA: 1.29 (1, 1)	9.0	W	31	3	0	0	5	4	0	0	0	0	0	75	124	0.00	0.778				

Batter	1	2	3	4	5	6	7	8	9	AB	R	H	RBI	BB	SO	LOB	TOP			
Shannon Stewart, R (1, 7) OBP: 0.316, SLG: 0.278	0-1 1B		1-1 P7		1-0 G5-3			3-1 P3		4	0	1	0	0	0	0				
Tony Fernandez, S (1, 4) OBP: 0.394, SLG: 0.259	2-2 CS 1B		3-2 L9			0-1 G4-3 1B		2-3 K		4	0	2	0	0	1	0				
Shawn Green, L (1, 9) OBP: 0.342, SLG: 0.581	0-1 P3			1-1 P3		0-2 G4-3 1-2			0-0 G3	4	0	0	0	0	0	3				
Jose Canseco, R (1, 10) OBP: 0.324, SLG: 0.722	3-3 K 1-2			3-0 HR		0-0 P8			1-1 HR	4	2	2	2	0	1	2				
Mike Stanley, R (1, 3) OBP: 0.333, SLG: 0.484 Juan Samuel, R (9, PR)		2-0 HR		4-0 BB			2-3 K		4-2 BB	2	1	1	1	2	1	0				
5 Ed Sprague, R (1, 5) OBP: 0.385, SLG: 0.429		2-2 F8		1-0 P6			2-2 F9		0-0 P6	4	0	0	0	0	0	2				
José Cruz Jr., S (1, 8) OBP: 0.286, SLG: 0.406		1-1 G4-3		0-0 P8			1-2 1B		0-2 F7	4	0	1	0	0	0	2				
Darrin Fletcher, L (1, 2) OBP: 0.103, SLG: 0.111		2-2 F8			0-1 F7		1-0 P2			3	0	0	0	0	0	1				
Alex Gonzalez, R (1, 6) OBP: 0.250, SLG: 0.241			1-1 G6-3		0-0 G5-3			1-3 K		3	0	0	0	0	1	0				
Inning Stats	R: 0 E: 0 K: 1 S: 10	H: 2 LOB: 2 BB: 0 P: 15	R: 1 E: 0 K: 0 S: 9	H: 1 LOB: 0 BB: 0 P: 16	R: 0 E: 0 K: 0 S: 10	H: 0 LOB: 0 BB: 0 P: 15	R: 1 E: 0 K: 0 S: 5	H: 1 LOB: 1 BB: 1 P: 14	R: 0 E: 0 K: 0 S: 4	H: 0 LOB: 0 BB: 0 P: 5	R: 0 E: 0 K: 1 S: 13	H: 1 LOB: 1 BB: 0 P: 19	R: 0 E: 0 K: 2 S: 8	H: 0 LOB: 0 BB: 0 P: 14	R: 1 E: 0 K: 0 S: 10	H: 1 LOB: 1 BB: 1 P: 15	1B: 4 2B: 1 3B: 0 HR: 3	SF: 0 SAC: 0 DP: 1 HBP: 0	WP: 0 PB: 0 SB: 0 CS: 1	PA: 34
PITCHER	IP WLS BF H R ER SO BB IBB HBP BLK WP HR S P ERA WHIP	IP WLS BF H R ER SO BB IBB HBP BLK WP HR S P ERA WHIP																		
Rick Helling, R (1, 1) ERA: 1.06	8.0 W 29 6 2 2 4	1.0 S 5 1 1 1 0																		
John Wetteland, R (9, 1) ERA: 3.86	1.0 S 5 1 1 1 0																			

Toronto Blue Jays @ Texas Rangers
The Ballpark at Arlington, Arlington, TX
Fri Apr 10 1998, 8:05 PM EDT
Att: 32,314 - Unknown - 69 F

AB 32
R 3
H 7
RBI 3
BB 2
SO 4
LOB 10



Batter	1	2	3	4	5	6	7	8	9	AB	R	H	RBI	BB	SO	LOB	BOTTOM		
Tom Goodwin, L (1, 8) OBP: 0.438, SLG: 0.308 Roberto Kelly, R (7, FH) OBP: 0.300, SLG: 0.400	3-2 29 BLK FC5-2 1B	2-2 L8		2-2 K			0-2 29 1B E 2B	1-3 K		3	0	1	0	0	1	3			
Mark McLemore, S (1, 4) OBP: 0.472, SLG: 0.387	4-2 WP 29 BLK 1-2 BB	1-0 29 FC6-5 1B		1-3 K			4-1 29 1B E BB	2-1 1B		3	1	2	0	2	1	2			
29 Rusty Greer, L (1, 7) OBP: 0.282, SLG: 0.229	1-2 FC5-2 WP 1-2 2H	2-1 FC6-5 1B		1-2 P4			0-2 E SF9 1-2 2-3 1B	1-0 F7		5	1	1	0	0	0	7			
Juan Gonzalez, R (1, 9) OBP: 0.333, SLG: 0.647	1-0 F8		0-0 P9		3-2 G4-6-3 1B		0-0 E5		4-0 E IBB	4	0	1	0	0	0	3			
Will Clark, L (1, 3) OBP: 0.500, SLG: 0.370	4-2 1-2 2-3 BB		1-3 K		1-2 G4-6-3 1-2		1-3 E IBB		4-0 IBB	2	0	0	0	2	1	1			
Ivan Rodriguez, R (1, 2) OBP: 0.531, SLG: 0.769	1-1 L8		1-0 1B		1-2 F7		3-2 SF9		1-2 2-3 3-H 4-0	3	0	1	1	0	0	3			
Lee Stevens, L (1, 10) OBP: 0.286, SLG: 0.480		1-1 1B 2B		2-3 K		0-3 K		G6-4-3 IBB		3	1	1	0	1	2	1			
Kevin Elster, R (1, 6) OBP: 0.394, SLG: 0.400		2-2 29 FC6-5 2H 1B		1-1 2B 1B		1-3 K		G6-4-3		4	0	2	1	0	1	3			
Fernando Tatis, R (1, 5) OBP: 0.185, SLG: 0.231		1-3 K		1-0 1B		0-2 K		4-2 S 1B BB		3	0	1	0	1	2	1			
Inning Stats	R: 0 E: 0 K: 0 S: 17	H: 1 LOB: 3 BB: 2 P: 31	R: 1 E: 0 K: 1 S: 14	H: 3 LOB: 2 BB: 0 P: 23	R: 0 E: 0 K: 2 S: 8	H: 1 LOB: 1 BB: 0 P: 12	R: 0 E: 0 K: 2 S: 12	H: 2 LOB: 2 BB: 0 P: 18	R: 0 E: 0 K: 3 S: 10	H: 0 LOB: 0 BB: 0 P: 15	R: 3 E: 2 K: 0 S: 15	H: 2 LOB: 2 BB: 3 P: 32	R: 0 E: 0 K: 1 S: 11	H: 1 LOB: 1 BB: 1 P: 19	1B: 8 2B: 3 3B: 0 HR: 0	SF: 1 SAC: 0 DP: 2 HBP: 0	WP: 1 PB: 0 SB: 2 CS: 0	PA: 39	
PITCHER	IP WLS BF H R ER SO BB IBB HBP BLK WP HR S P ERA WHIP	IP WLS BF H R ER SO BB IBB HBP BLK WP HR S P ERA WHIP																	
Woody Williams, R (1, 1) ERA: 2.08	6.0 L 3 2 3 2 0																		
Dan Plesac, L (7, 1) ERA: 9.0	0.0 L 3 2 3 2 0																		
Paul Quantrill, R (7, 1) ERA:	1.0 5 0 0 0 0																		
Bill Risley, R (8, 1) ERA: 3.18	1.0 4 1 0 0 1																		

Toronto Blue Jays @ Texas Rangers
The Ballpark at Arlington, Arlington, TX
Fri Apr 10 1998, 8:05 PM EDT
Att: 32,314 - Unknown - 69 F

AB 32
R 4
H 11
RBI 2
BB 6
SO 9
LOB 25



Batter	1	2	3	4	5	6	7	8	9	AB	R	H	RBI	BB	SO	LOB	TOP								
Shannon Stewart, R (1, 8) OBP: 0.292, SLG: 0.227										4	1	0	0	1	0	5									
Juan Samuel, R (1, 7) OBP: 0.154, SLG: 0.167										4	1	1	1	0	0	0									
José Cruz Jr., S (6, 8) OBP: 0.278, SLG: 0.394										1	0	0	0	0	0	0									
Shawn Green, L (1, 9) OBP: 0.372, SLG: 0.571										4	1	2	0	1	1	0									
Jose Canseco, R (1, 10) OBP: 0.310, SLG: 0.732										5	1	1	3	0	0	2									
Mike Stanley, R (1, 3) OBP: 0.366, SLG: 0.571										4	1	2	1	1	0	0									
5 Ed Sorague, R (1, 5) OBP: 0.387, SLG: 0.462										5	2	2	0	0	1	3									
Alex Gonzalez, R (1, 6) OBP: 0.243, SLG: 0.265										5	1	1	1	0	1	2									
Craig Grebeck, R (1, 4) OBP: 0.368, SLG: 0.529										5	1	3	1	0	1	1									
Tony Fernandez, S (9, 4) OBP: 0.394, SLG: 0.259										0	0	0	0	0	0	0									
Kevin Brown, R (1, 2) OBP: 0.333, SLG: 0.167										3	0	1	2	0	0	1									
Inning Stats	R: 5 E: 1 K: 0 S: 17	H: 4 LOB: 2 BB: 2 P: 36	R: 0 E: 0 K: 0 S: 5	H: 0 LOB: 0 BB: 0 P: 6	R: 1 E: 0 K: 0 S: 9	H: 2 LOB: 2 BB: 0 P: 18	R: 0 E: 0 K: 1 S: 7	H: 0 LOB: 0 BB: 0 P: 9	R: 1 E: 0 K: 0 S: 10	H: 2 LOB: 1 BB: 0 P: 16	R: 0 E: 0 K: 0 S: 9	H: 1 LOB: 1 BB: 0 P: 14	R: 2 E: 0 K: 1 S: 14	H: 3 LOB: 1 BB: 0 P: 26	R: 0 E: 0 K: 0 S: 9	H: 1 LOB: 2 BB: 1 P: 18	R: 0 E: 0 K: 2 S: 9	H: 0 LOB: 0 BB: 0 P: 11	1B: 7 2B: 4 3B: 0 HR: 2	SF: 1 SAC: 0 DP: 0 HBP: 1	WP: 0 PB: 2 SB: 2 CS: 0	PA: 45			
PITCHER	IP	WLS	BF	H	R	ER	SO	BB	IBB	HBP	BLK	WP	HR	S	P	ERA	WHIP								
Darren Oliver, L ERA: 9.35	2.2	L	18	6	6	5	0	2	0	1	0	0	1	29	57	16.88	3.000								
Julio Santana, R ERA: 8.44	3.1		13	3	1	1	1	0	0	0	0	0	0	28	42	2.70	0.900								
Roger Pavlik, R ERA: 3.52	1.0		6	3	2	2	1	0	0	0	0	0	1	14	26	18.00	3.000								
Eric Gunderson, L ERA:	0.1		2	1	0	0	0	0	0	0	0	0	0	4	7	0.00	3.000								
Tim Crabtree, R ERA: 9.0	1.2		6	0	0	0	2	1	0	0	0	0	0	14	22	0.00	0.600								

Toronto Blue Jays @ Texas Rangers
The Ballpark at Arlington, Arlington, TX
Sat Apr 11 1998, 8:05 PM EDT
Att: 37,520 - Unknown - 79 F

AB	40
R	9
H	13
RBI	9
BB	3
SO	4
LOB	14



Batter	1	2	3	4	5	6	7	8	9	AB	R	H	RBI	BB	SO	LOB	BOTTOM								
Tom Goodwin, L (1, 8) OBP: 0.444, SLG: 0.310										3	0	1	0	1	1	1									
Roberto Kelly, R (8, PH) OBP: 0.250, SLG: 0.333										2	0	0	0	0	1	3									
Mark McLemore, S (1, 4) OBP: 0.488, SLG: 0.400										4	1	2	0	1	1	3									
29 Rusty Greer, L (1, 7) OBP: 0.295, SLG: 0.308										4	2	1	2	1	1	5									
Juan Gonzalez, R (1, 9) OBP: 0.366, SLG: 0.658										4	0	2	1	1	1	0									
Will Clark, L (1, 3) OBP: 0.512, SLG: 0.406										5	2	3	1	0	1	3									
Ivan Rodriguez, R (1, 2) OBP: 0.514, SLG: 0.742										5	1	2	0	0	1	4									
Lee Stevens, L (1, 10) OBP: 0.313, SLG: 0.552										4	1	2	2	0	1	3									
Domingo Ceden0, S (9, PH) OBP: 0.667, SLG: 0.667										1	0	0	0	0	0	1									
Kevin Elster, R (1, 6) OBP: 0.368, SLG: 0.367										5	0	1	1	0	2	2									
Fernando Tatis, R (1, 5) OBP: 0.200, SLG: 0.241										3	0	1	1	0	1	1									
Luis Alicaia, S (8, PH) OBP: 0.333, SLG: 0.300										1	1	1	0	0	0	0									
Mike Simms, R (9, PH) OBP: 0.400, SLG: 1.000										1	0	1	0	0	0	0									
Inning Stats	R: 0 E: 0 K: 2 S: 8	H: 0 LOB: 1 BB: 1 P: 16	R: 3 E: 0 K: 1 S: 17	H: 5 LOB: 2 BB: 0 P: 24	R: 1 E: 0 K: 1 S: 10	H: 1 LOB: 1 BB: 1 P: 16	R: 0 E: 0 K: 3 S: 9	H: 0 LOB: 0 BB: 0 P: 16	R: 2 E: 0 K: 0 S: 14	H: 3 LOB: 1 BB: 1 P: 26	R: 0 E: 0 K: 0 S: 13	H: 2 LOB: 1 BB: 0 P: 21	R: 1 E: 0 K: 1 S: 13	H: 2 LOB: 1 BB: 0 P: 23	R: 1 E: 0 K: 1 S: 13	H: 2 LOB: 2 BB: 1 P: 26	R: 0 E: 0 K: 2 S: 12	H: 2 LOB: 2 BB: 0 P: 17	1B: 13 2B: 2 3B: 1 HR: 1	SF: 0 SAC: 0 DP: 1 HBP: 0	WP: 0 PB: 0 SB: 0 CS: 1	PA: 47			
PITCHER	IP	WLS	BF	H	R	ER	SO	BB	IBB	HBP	BLK	WP	HR	S	P	ERA	WHIP								
Chris Carpenter, R ERA: 9.0	1.1		23	9	6	6	7	3	0	0	0	0	0	18	27	0.00	1.000								
Carlos Almanzar, R ERA:	2.0	W	7	2	0	0	0	0	0	0	0	0	0	5	13	0.00	1.500								
Kelvin Escobar, R ERA: 15.19	1.0		6	3	2	2	1	0	0	0	0	0	0	16	29	18.00	3.000								
Dan Plesac, L ERA: 7.36	0.2		3	0	0	0	0	1	0	0	0	0	0	5	13	0.00	1.500								
Paul Quantrill, R ERA:	0.1		2	1	0	0	1	0	0	0	0	0	0	5	7	0.00	3.000								
PITCHER	IP	WLS	BF	H	R	ER	SO	BB	IBB	HBP	BLK	WP	HR	S	P	ERA	WHIP								
Randy Myers, L ERA:	1.0		5	2	0	0	2	0	0	0	0	0	0	12	17	0.00	2.000								

Toronto Blue Jays @ Texas Rangers
The Ballpark at Arlington, Arlington, TX
Sat Apr 11 1998, 8:05 PM EDT
Att: 37,520 - Unknown - 79 F

AB	42
R	8
H	17
RBI	8
BB	4
SO	11
LOB	26



Batter	1	2	3	4	5	6	7	8	9	AB	R	H	RBI	BB	SO	LOB	TOP										
Shannon Stewart, R (1, 7) OBP: 0.276, SLG: 0.222			G5-3 (1)		K (1)		G5-3 (1)		K (3)	5	1	1	0	0	2	0											
Tony Fernandez, S (1, 4) OBP: 0.405, SLG: 0.310			P6 (2)		1B HBP					2	0	1	1	1	0	0											
Shawn Green, L (1, 9) OBP: 0.383, SLG: 0.564					1-2 1B		P2 (2)			4	0	2	0	0	0	2											
Jose Canseco, R (1, 10) OBP: 0.304, SLG: 0.682			F7 (3)		F9 (2)		G4-3 (3)			3	0	0	0	1	0	4											
Mike Stanley, R (1, 3) OBP: 0.333, SLG: 0.513	K (2)				K (1)		G5 (3)		G6-3 (1)	4	0	0	0	0	2	4											
Darin Fletcher, L (1, 2) OBP: 0.121, SLG: 0.129	P2 (3)				F9 5 1B		F7 (1)		G4-3 (2)	4	0	1	0	0	0	2											
5 Ed Sprague, R (1, 5) OBP: 0.400, SLG: 0.467		G6-3 (1)			1-2 1B				P3 (3)	4	0	2	0	0	0	0											
José Cruz Jr., S (1, 8) OBP: 0.250, SLG: 0.351		G4-3 (2)			F9 (2)		K (2)		K (1)	4	0	0	0	0	2	3											
Alex Gonzalez, R (1, 6) OBP: 0.220, SLG: 0.237		L1 (3)			F9 (3)		G3 (3)		K (2)	4	0	0	0	0	1	3											
Inning Stats	R: 1 E: 0 K: 1 S: 7	H: 2 LOB: 2 BB: 1 P: 11	R: 0 E: 0 K: 0 S: 3	H: 0 LOB: 0 BB: 0 P: 3	R: 0 E: 0 K: 0 S: 4	H: 1 LOB: 1 BB: 0 P: 4	R: 0 E: 0 K: 1 S: 7	H: 2 LOB: 2 BB: 0 P: 7	R: 0 E: 0 K: 1 S: 6	H: 1 LOB: 1 BB: 0 P: 6	R: 0 E: 0 K: 0 S: 3	H: 0 LOB: 1 BB: 1 P: 7	R: 0 E: 0 K: 0 S: 3	H: 0 LOB: 0 BB: 0 P: 3	R: 0 E: 0 K: 3 S: 9	H: 0 LOB: 0 BB: 0 P: 9	1B: 6 2B: 1 3B: 0 HR: 0	SF: 0 SAC: 0 DP: 0 HBP: 1	WP: 0 PB: 0 SB: 1 CS: 0	PA: 37							
PITCHER	IP	WLS	BF	H	R	ER	SO	BB	IBB	HBP	BLK	WP	HR	S	P	ERA	WHIP										
John Burkett, R (1, 1) ERA: 5.75	8.0		34	7	1	1	4	2	0	1	0	0	0	39	48	1.12	1.125										
John Wetteland, R (9, 1) ERA: 2.7	1.0	W	3	0	0	0	3	0	0	0	0	0	0	9	9	0.00	0.000										

Toronto Blue Jays @ Texas Rangers
The Ballpark at Arlington, Arlington, TX
Sun Apr 12, 1998, 4:33 AM EDT
Att: 28,435 - Cloudy - 73 F

AB	34
R	1
H	7
RBI	1
BB	2
SO	7
LOB	18



Batter	1	2	3	4	5	6	7	8	9	AB	R	H	RBI	BB	SO	LOB	BOTTOM										
Tom Goodwin, L (1, 8) OBP: 0.475, SLG: 0.364	P5 (1)				1-2 1B			SH5-3 1B		4	0	3	1	0	0	0											
Mark McLemore, S (1, 4) OBP: 0.477, SLG: 0.395			G3 (3)		F8 (3)			SH5-3 (1)		3	0	1	0	0	0	3											
29 Rusty Greer, L (1, 7) OBP: 0.271, SLG: 0.279	G4-3 (2)				K (1)		G5-3 (1)		P6 (2)	4	0	0	0	0	1	2											
Juan Gonzalez, R (1, 9) OBP: 0.333, SLG: 0.595		G1-3 (1)			G5-3 (2)		F7 (2)		G5-3 (3)	4	0	0	0	0	0	1											
Will Clark, L (1, 3) OBP: 0.489, SLG: 0.371		F8 (2)					G6-3 (3)		F7 (1)	3	0	0	0	1	0	0											
Ivan Rodriguez, R (1, 2) OBP: 0.483, SLG: 0.657		P4 (3)			G1-3 (3)			P6 (1)		4	0	0	0	0	1	1											
Lee Stevens, L (1, 10) OBP: 0.333, SLG: 0.531			G6-3 (1)				G3 (1)			3	0	1	0	1	0	0											
Luis Alicaia, S (9, PR) OBP: 0.333, SLG: 0.300										0	1	0	0	0	0	0											
Kevin Elster, R (1, 6) OBP: 0.405, SLG: 0.485			K (2)							3	1	2	2	1	1	0											
Fernando Tatis, R (1, 5) OBP: 0.212, SLG: 0.250					K (2)			G5-4-3 (3)		3	1	1	0	0	1	3											
Inning Stats	R: 0 E: 0 K: 0 S: 3	H: 1 LOB: 0 BB: 0 P: 3	R: 0 E: 0 K: 0 S: 3	H: 0 LOB: 0 BB: 0 P: 3	R: 1 E: 0 K: 1 S: 7	H: 2 LOB: 1 BB: 0 P: 7	R: 0 E: 0 K: 1 S: 5	H: 0 LOB: 1 BB: 1 P: 9	R: 0 E: 0 K: 0 S: 3	H: 0 LOB: 0 BB: 0 P: 3	R: 0 E: 0 K: 0 S: 4	H: 2 LOB: 1 BB: 0 P: 4	R: 0 E: 0 K: 0 S: 4	H: 1 LOB: 1 BB: 0 P: 4	R: 2 E: 0 K: 1 S: 5	H: 1 LOB: 1 BB: 1 P: 9	1B: 7 2B: 0 3B: 0 HR: 1	SF: 0 SAC: 1 DP: 2 HBP: 0	WP: 0 PB: 0 SB: 2 CS: 0	PA: 35							
PITCHER	IP	WLS	BF	H	R	ER	SO	BB	IBB	HBP	BLK	WP	HR	S	P	ERA	WHIP										
Erik Hanson, R (1, 1) ERA: 1.23	7.1		29	7	1	1	3	2	0	0	0	0	0	33	41	1.23	1.227										
Dan Plesac, L (8, 1) ERA: 6.75	0.1		1	0	0	0	0	0	0	0	0	0	0	1	1	0.00	0.000										
Paul Quantrill, R (8, 1) ERA: 2.45	1.0	L	5	1	2	2	1	1	0	0	0	0	1	6	10	18.00	2.000										

Toronto Blue Jays @ Texas Rangers
The Ballpark at Arlington, Arlington, TX
Sun Apr 12, 1998, 4:33 AM EDT
Att: 28,435 - Cloudy - 73 F


AB	31
R	3
H	8
RBI	3
BB	3
SO	4
LOB	10



Batter	1	2	3	4	5	6	7	8	9	AB	R	H	RBI	BB	SO	LOB	TOP		
Brian Hunter, R OBP: 0.400, SLG: 0.543 Kimera Batee, R (8, 8)	F7		P9		FC6-4 BB		1B		F7	3	0	1	0	1	0	0			
Bip Roberts, S OBP: 0.456, SLG: 0.342	1B		BB		FC6-4		1B			3	0	2	0	1	0	2			
Bobby Higginson, L OBP: 0.313, SLG: 0.421	P3		K		K		K			4	0	0	0	0	3	6			
Tony Clark, S OBP: 0.277, SLG: 0.311	K			P4		K		P4		4	0	0	0	0	2	1			
Luis Gonzalez, L OBP: 0.400, SLG: 0.556 Pete Incaviglia, R (8, PH)		2B		BB 1B		F9		F9		3	0	2	0	0	0	0			
Damon Easley, R OBP: 0.378, SLG: 0.595	K			L3 BB		G6-3		1B		3	0	1	0	1	1	1			
Raul Casanova, S OBP: 0.208, SLG: 0.143		G6-4-3 BB		L3				G3		3	0	0	0	1	0	3			
Joe Randa, R OBP: 0.227, SLG: 0.302	G6-4-3			FC6-4 2B				G6-3 BLK 2B		4	1	2	0	0	0	2			
Billy Ripken, R OBP: 0.278, SLG: 0.212			P9		K		G6-3		G5-3	4	0	0	0	0	1	2			
Inning Stats	R: 0 H: 1 E: 0 K: 1 S: 7	H: 1 LOB: 1 BB: 0 P: 10	R: 0 H: 1 E: 0 K: 1 S: 8	H: 1 LOB: 1 BB: 1 P: 17	R: 0 H: 0 E: 0 K: 1 S: 8	H: 1 LOB: 1 BB: 1 P: 15	R: 0 H: 1 E: 0 K: 0 S: 9	H: 1 LOB: 1 BB: 1 P: 17	R: 0 H: 0 E: 0 K: 2 S: 12	H: 0 LOB: 0 BB: 0 P: 14	R: 1 H: 3 E: 0 K: 1 S: 14	H: 3 LOB: 2 BB: 0 P: 24	R: 0 H: 1 E: 0 K: 0 S: 6	H: 1 LOB: 1 BB: 0 P: 8	R: 0 H: 0 E: 0 K: 0 S: 8	H: 0 LOB: 0 BB: 0 P: 12	1B: 5 2B: 4 3B: 0 HR: 0	SF: 0 SAC: 0 DP: 2 HBP: 0	WP: 0 PA: 37 PB: 0 SB: 0 CS: 0
PITCHER	IP	WLS	BF	H	R	ER	SO	BB	IBB	HBP	BLK	WP	HR	S	P	ERA	WHIP		
Bobby Witt, R ERA: 3.46	(1, 1)	6.2	W	28	6	1	1	6	4	0	0	1	0	0	61	108	1.35	1.500	
Eric Gunderson, L ERA:	(7, 1)	1.1		6	2	0	0	1	0	0	0	0	0	0	11	16	0.00	1.500	
Scott Bailes, L ERA:	(9, 1)	1.0		3	0	0	0	0	0	0	0	0	0	8	12	0.00	0.000		

Detroit Tigers @ Texas Rangers
The Ballpark at Arlington, Arlington, TX
Mon Apr 13 1998, 8:05 PM EDT
Att: 28,671 - Unknown - 81 F


AB	33
R	1
H	8
RBI	0
BB	4
SO	7
LOB	17



Batter	1	2	3	4	5	6	7	8	9	AB	R	H	RBI	BB	SO	LOB	BOTTOM		
Tom Goodwin, L OBP: 0.467, SLG: 0.395	G4-3 FC4 1B		G4-3		WP 2B		K		G3-1	5	2	2	0	0	1	3			
Mark McLemore, S OBP: 0.469, SLG: 0.405	G4-3		G4-1		2B 2H 1B		HR BB		G6-3	4	2	1	1	1	0	1			
29 Rusty Greer, L OBP: 0.283, SLG: 0.277	E1		G1-3		1B 2H		L9		1B 2B BB	4	1	1	1	1	0	2			
Juan Gonzalez, R OBP: 0.360, SLG: 0.660	FC4 G4-6-3			K		BB 1B		HR	2B 1B	5	1	3	3	0	1	1			
Willi Clark, L OBP: 0.480, SLG: 0.385	G4-6-3		G1-3		BB		K		2B	4	0	1	1	1	1	2			
Ivan Rodriguez, R OBP: 0.435, SLG: 0.625		G6-3		G4-3		K		HR 2B	K	5	1	1	0	0	2	5			
Lee Stevens, L OBP: 0.390, SLG: 0.806		HR				HR		K		4	3	3	4	1	1	0			
Kevin Elster, R OBP: 0.426, SLG: 0.472		G4-6-3 1B		G6-3		BB		HR	K	3	0	1	0	2	1	3			
Fernando Tatis, R OBP: 0.216, SLG: 0.250	G4-6-3			K		K		1B		4	0	1	0	0	2	2			
Inning Stats	R: 1 H: 1 E: 2 K: 0 S: 11	H: 2 LOB: 0 BB: 0 P: 12	R: 0 H: 0 E: 0 K: 0 S: 5	H: 0 LOB: 0 BB: 0 P: 9	R: 0 H: 0 E: 0 K: 1 S: 9	H: 0 LOB: 0 BB: 0 P: 11	R: 3 H: 5 E: 0 K: 2 S: 19	H: 5 LOB: 3 BB: 1 P: 30	R: 0 H: 0 E: 0 K: 3 S: 11	H: 0 LOB: 1 BB: 1 P: 19	R: 4 H: 4 E: 0 K: 1 S: 18	H: 4 LOB: 2 BB: 2 P: 31	R: 1 H: 2 E: 0 K: 2 S: 15	H: 2 LOB: 2 BB: 2 P: 31	1B: 6 2B: 4 3B: 0 HR: 4	SF: 0 SAC: 0 DP: 2 HBP: 0	WP: 1 PA: 44 PB: 0 SB: 0 CS: 0		
PITCHER	IP	WLS	BF	H	R	ER	SO	BB	IBB	HBP	BLK	WP	HR	S	P	ERA	WHIP		
Brian Moehler, R ERA: 7.82	(1, 1)	4.2	L	22	8	5	4	2	0	0	0	0	0	0	46	71	7.71	1.714	
Roberto Duran, L ERA:	(5, 1)	1.1		6	0	0	0	4	2	0	0	0	0	17	30	0.00	1.500		
Doug Bochtler, R ERA: 14.54	(7, 1)	1.0		9	4	4	4	1	2	0	0	0	0	2	18	31	36.00	6.000	
Doug Brocail, R ERA: 9.82	(8, 1)	0.2		6	2	1	1	1	2	0	0	0	0	12	25	13.50	6.000		
Byoye Florie, R ERA: 4.5	(8, 1)	0.1		1	0	0	0	1	0	0	0	0	0	3	6	0.00	0.000		

Detroit Tigers @ Texas Rangers
The Ballpark at Arlington, Arlington, TX
Mon Apr 13 1998, 8:05 PM EDT
Att: 28,671 - Unknown - 81 F


AB	38
R	10
H	14
RBI	10
BB	6
SO	9
LOB	19



Batter	1	2	3	4	5	6	7	8	9	AB	R	H	RBI	BB	SO	LOB	TOP			
Brian Hunter, R OBP: 0.407, SLG: 0.540 Kimera Barteo, R (7, 8)	1-2 FC4-6 1B	0-1 G6-3		3-2 1B			1-0 F7			4	0	2	0	0	0	1				
Bio Roberts, S OBP: 0.442, SLG: 0.333 Raul Casanova, S OBP: 0.208, SLG: 0.143 (8, 2)	1-1 L7		2-1 G3 1B	0-0 L7			1-1 G1-3			4	1	1	0	0	0	3				
Luis Gonzalez, L OBP: 0.386, SLG: 0.525 (1, 7)	1-0 FC4-6 1B		1-0 G3	1-2 G3		1-0 G3		2-2 G3		4	0	1	0	0	0	1				
Tony Clark, S OBP: 0.275, SLG: 0.306 Todd Jones, L (8, 1)	3-0 FC4-6		2-2 2H 1B		2-3 K			3-2 G4-3		4	0	1	1	0	1	2				
Bobby Higginson, L OBP: 0.380, SLG: 0.381 (1, 9)	3-2 G4-3		2-2 F7		1-0 P7			0-3 K		4	0	0	0	0	1	3				
Damon Easley, R OBP: 0.387, SLG: 0.556 (1, 6)		1-2 2B SF8 HBP	1-2 G4-3		3-2 F9			0-6 P6		3	1	0	0	0	0	1				
Frank Catalanotto, L OBP: 0.364, SLG: 0.250 (8, 4)		1-1 SF8 FC6-2 2B		0-1 G6-3		0-0 G5-3		2-3 K		4	0	1	0	0	1	0				
Joe Oliver, R OBP: 0.174, SLG: 0.227 (8, 3)		0-0 SF8		3-1 1B		2-1 G4-3		1-3 K		3	0	1	1	0	1	0				
Joe Randa, R OBP: 0.213, SLG: 0.283 (1, 5)		2-3 3-H FC6-2		1-1 L4				0-3 K		3	0	0	0	0	1	2				
Inning Stats	R: 0 E: 0 K: 0 S: 12	H: 2 LOB: 2 BB: 0 P: 21	R: 1 E: 0 K: 0 S: 9	H: 1 LOB: 1 BB: 0 P: 14	R: 1 E: 0 K: 0 S: 14	H: 2 LOB: 2 BB: 0 P: 17	R: 0 E: 0 K: 1 S: 5	H: 0 LOB: 0 BB: 0 P: 9	R: 0 E: 0 K: 1 S: 6	H: 0 LOB: 0 BB: 0 P: 11	R: 0 E: 0 K: 1 S: 11	H: 0 LOB: 0 BB: 0 P: 16	R: 0 E: 0 K: 2 S: 8	H: 0 LOB: 0 BB: 0 P: 11	R: 0 E: 0 K: 2 S: 8	H: 0 LOB: 0 BB: 0 P: 11	1B: 5 2B: 2 3B: 0 HR: 0	SF: 1 SAC: 0 DP: 0 HBP: 1	WP: 0 PB: 0 SB: 0 CS: 0	PA: 35
PITCHER	IP WLS BF H R ER SO BB IBB HBP BLK WP HR S P ERA WHIP	IP WLS BF H R ER SO BB IBB HBP BLK WP HR S P ERA WHIP																		
Aaron Sele, R ERA: 1.64 Tim Crabtree, R ERA: 6.75	(1, 1) 8.0 W 32 7 2 2 3 0 0 1 0 0 0 73 118 2.25 0.875	(9, 1) 1.0 3 0 0 0 2 0 0 0 0 0 0 8 11 0.00 0.000																		

Detroit Tigers @ Texas Rangers
The Ballpark at Arlington, Arlington, TX
Tue Apr 14 1998, 8:05 PM EDT
Att: 24,409 - Unknown - 81 F


AB 33
R 2
H 7
RBI 2
BB 0
SO 5
LOB 13



Batter	1	2	3	4	5	6	7	8	9	AB	R	H	RBI	BB	SO	LOB	BOTTOM			
Tom Goodwin, L OBP: 0.500, SLG: 0.452 (1, 8)	2-1 1B 29 1B 2B	1-2 G1-3	1-0 G4-6-3 1B		4-0 29 BB 1B G5-4-3 BB		1-1 1B			4	2	3	0	1	0	0				
Mark McLemore, S OBP: 0.483, SLG: 0.404 (1, 4)	0-0 F8 29 1B 1B	1-1 L6	0-0 G4-6-3		1-2 G5-4-3 29 BB 1B		3-3 K			5	1	2	1	0	1	2				
29 Rusty Greer, L OBP: 0.310, SLG: 0.294 (1, 7)	2-0 1B BB 1B	1-0 2B 1B 1B		0-3 K	4-2 G5-4-3 BB		0-0 F9			4	2	2	2	1	1	1				
Juan Gonzalez, R OBP: 0.364, SLG: 0.654 Mike Simms, R OBP: 0.400, SLG: 1.000 (9, 9)	1-0 L8	2-0 1B WP 2B		0-0 1B	1-2 G5-4-3		1-2 F9			5	1	2	0	0	0	5				
Willi Clark, L OBP: 0.455, SLG: 0.349 (1, 3)	1-1 F8	4-0 WP 1B 1B IBB		0-0 F6	0-0 F8			0-0 F8		4	1	0	0	1	0	4				
Ivan Rodriguez, R OBP: 0.471, SLG: 0.636 (1, 2)	4-1 1B BB	0-1 WP 1B 1B		0-2 1B		0-0 FC3-6 1B		2-2 G1-3		4	2	3	1	1	0	0				
Lee Stevens, L OBP: 0.413, SLG: 0.780 (1, 10)	1-0 1B	1-2 2-3 3-H 1B		1-1 1B		0-0 FC3-6 1B		2-0 F8		5	0	3	4	0	0	1				
Kevin Elster, R OBP: 0.451, SLG: 0.525 Domingo Cedeno, S OBP: 0.687, SLG: 0.667 (9, 6)	2-1 1B	0-0 FC5-4		1-2 1B		1-2 1B		1-0 1B		4	1	3	1	0	0	1				
Fernando Tatis, R OBP: 0.220, SLG: 0.250 (1, 5)	1-2 3-H 1B	1-2 1B		1-1 1B		0-0 G4-6-3 1B		1-2 1B		4	0	0	0	0	0	0				
Fernando Tatis, R OBP: 0.220, SLG: 0.250 (1, 5)	3-2 G6-3		2-3 K		1-0 1B 29 BB 1B		0-0 G4-6-3			4	1	1	0	0	1	4				
Inning Stats	R: 4 E: 0 K: 0 S: 15	H: 5 LOB: 2 BB: 1 P: 31	R: 4 E: 0 K: 0 S: 13	H: 4 LOB: 1 BB: 1 P: 24	R: 0 E: 0 K: 1 S: 5	H: 1 LOB: 0 BB: 0 P: 8	R: 0 E: 0 K: 1 S: 10	H: 3 LOB: 2 BB: 0 P: 11	R: 3 E: 0 K: 0 S: 14	H: 3 LOB: 1 BB: 2 P: 26	R: 0 E: 0 K: 0 S: 4	H: 2 LOB: 1 BB: 0 P: 5	R: 0 E: 0 K: 1 S: 9	H: 1 LOB: 1 BB: 0 P: 14	R: 0 E: 0 K: 0 S: 5	H: 0 LOB: 0 BB: 0 P: 9	1B: 16 2B: 3 3B: 0 HR: 0	SF: 0 SAC: 0 DP: 3 HBP: 0	WP: 1 PB: 0 SB: 0 CS: 0	PA: 43
PITCHER	IP WLS BF H R ER SO BB IBB HBP BLK WP HR S P ERA WHIP	IP WLS BF H R ER SO BB IBB HBP BLK WP HR S P ERA WHIP																		
Scott Sanders, R ERA: 19.73 Doug Bochtler, R ERA: 8.59 Todd Jones, R ERA:	(1, 1) 4.0 L 29 16 11 11 2 2 0 0 0 0 19 30 0.00 1.333	(5, 1) 3.0 11 3 0 0 1 1 0 0 0 0 0 0 5 9 0.00 0.000																		

Detroit Tigers @ Texas Rangers
The Ballpark at Arlington, Arlington, TX
Tue Apr 14 1998, 8:05 PM EDT
Att: 24,409 - Unknown - 81 F

AB 39
R 11
H 19
RBI 9
BB 4
SO 3
LOB 18



Batter	1	2	3	4	5	6	7	8	9	AB	R	H	RBI	BB	SO	LOB	TOP				
Brady Anderson, L (1, 8) OBP: 0.237, SLG: 0.146	F7		G4-3	K		G3-1		K		5	0	0	0	0	2	6					
Roberto Alomar, S (1, 4) OBP: 0.328, SLG: 0.328	G6-3		G4-3	G4-3		G5-3			BB 1B	5	1	2	1	0	0	3					
Harold Baines, L (1, 10) OBP: 0.393, SLG: 0.538	G1-3		G4-3			G4-3			P3	4	1	1	0	0	0	2					
Joe Carter, R (9, PH) OBP: 0.391, SLG: 0.439										1	0	0	0	0	0	1					
Rafael Palmeiro, L (1, 3) OBP: 0.338, SLG: 0.310		G4-3								4	3	2	0	1	0	0					
Eric Davis, R (1, 9) OBP: 0.390, SLG: 0.447		K								4	3	2	1	1	2	0					
Cal Ripken Jr., R (1, 5) OBP: 0.343, SLG: 0.400										5	1	3	1	0	1	2					
B.J. Surhoff, L (1, 7) OBP: 0.377, SLG: 0.471										3	0	2	3	0	1	1					
23 Chris Hoiles, R (1, 2) OBP: 0.375, SLG: 0.440										2	1	1	3	2	0	1					
Mike Bordick, R (1, 6) OBP: 0.195, SLG: 0.158										5	0	2	1	0	1	3					
Inning Stats	R: 0 E: 0 K: 0 S: 9	H: 0 LOB: 0 BB: 0 P: 11	R: 0 E: 0 K: 2 S: 10	H: 1 LOB: 1 BB: 0 P: 14	R: 1 E: 0 K: 0 S: 9	H: 2 LOB: 1 BB: 1 P: 17	R: 2 E: 0 K: 2 S: 17	H: 4 LOB: 3 BB: 1 P: 27	R: 3 E: 0 K: 0 S: 10	H: 4 LOB: 1 BB: 0 P: 16	R: 0 E: 0 K: 1 S: 6	H: 0 LOB: 0 BB: 0 P: 11	R: 0 E: 0 K: 2 S: 9	H: 1 LOB: 1 BB: 0 P: 16	R: 4 E: 0 K: 0 S: 19	H: 3 LOB: 2 BB: 2 P: 37	1B: 13 2B: 2 3B: 0 HR: 0	SF: 3 SAC: 0 DP: 0 HBP: 0	WP: 0 PB: 0 SB: 3 CS: 1	PA: 45	
PITCHER	IP	WLS	BF	H	R	ER	SO	BB	IBB	HBP	BLK	WP	HR	S	P	ERA	WHIP				
John Burkett, R (1, 1) ERA: 7.03	4.0	L	24	11	6	6	4	2	0	0	0	0	0	51	77	13.50	3.250				
Eric Gunderson, L (5, 1) ERA:	2.1		7	0	0	0	0	0	0	0	0	0	0	8	19	0.00	0.000				
Danny Patterson, R (7, 1) ERA:	1.1		5	1	0	0	2	0	0	0	0	0	0	11	17	0.00	0.750				
Scott Bailes, L (8, 1) ERA: 7.71	0.2		4	1	2	2	1	1	0	0	0	0	0	11	21	27.00	3.000				
Tim Crabtree, R (9, 1) ERA: 6.75	0.2		5	2	2	2	0	1	0	0	0	0	0	11	22	27.00	4.500				

Baltimore Orioles @ Texas Rangers
The Ballpark at Arlington, Arlington, TX
Sat Apr 18 1998, 8:05 PM EDT
Att: 43,883 - Cloudy - 65 F

AB 38
R 10
H 15
RBI 10
BB 4
SO 7
LOB 19



Batter	1	2	3	4	5	6	7	8	9	AB	R	H	RBI	BB	SO	LOB	BOTTOM					
Tom Goodwin, L (1, 8) OBP: 0.484, SLG: 0.472	G3-1									3	0	0	0	0	2	1						
Roberto Kelly, R (7, PH) OBP: 0.250, SLG: 0.375		K								2	1	1	1	0	0	0						
Mark McLemore, S (1, 4) OBP: 0.485, SLG: 0.534	L8									4	3	3	4	1	0	0						
29 Rusty Greer, L (1, 7) OBP: 0.347, SLG: 0.339										3	1	1	0	2	2	1						
Juan Gonzalez, R (1, 9) OBP: 0.406, SLG: 0.662										4	1	2	0	1	1	1						
Will Clark, L (1, 3) OBP: 0.448, SLG: 0.358										5	0	1	2	0	1	4						
Ivan Rodriguez, R (1, 2) OBP: 0.453, SLG: 0.618										4	0	1	0	0	1	2						
Lee Stevens, L (1, 10) OBP: 0.375, SLG: 0.667										3	0	0	0	0	0	1						
Domingo Cedenio, S (9, PH) OBP: 0.750, SLG: 0.750										1	1	1	0	0	0	0						
Kevin Elster, R (1, 6) OBP: 0.429, SLG: 0.460										4	0	1	0	0	0	2						
Luis Allicea, S (1, 5) OBP: 0.313, SLG: 0.231										3	1	0	0	1	1	1						
Inning Stats	R: 2 E: 0 K: 0 S: 12	H: 2 LOB: 1 BB: 1 P: 27	R: 0 E: 0 K: 1 S: 10	H: 1 LOB: 0 BB: 0 P: 18	R: 1 E: 0 K: 0 S: 7	H: 0 LOB: 1 BB: 3 P: 22	R: 0 E: 0 K: 1 S: 6	H: 0 LOB: 0 BB: 0 P: 12	R: 1 E: 0 K: 2 S: 13	H: 2 LOB: 1 BB: 0 P: 19	R: 0 E: 0 K: 0 S: 3	H: 1 LOB: 0 BB: 0 P: 6	R: 0 E: 0 K: 1 S: 12	H: 1 LOB: 1 BB: 0 P: 20	R: 0 E: 0 K: 1 S: 7	H: 0 LOB: 0 BB: 0 P: 10	R: 4 E: 0 K: 2 S: 20	H: 4 LOB: 1 BB: 1 P: 30	1B: 6 2B: 3 3B: 0 HR: 2	SF: 0 SAC: 0 DP: 2 HBP: 0	WP: 0 PB: 0 SB: 0 CS: 0	PA: 41
PITCHER	IP	WLS	BF	H	R	ER	SO	BB	IBB	HBP	BLK	WP	HR	S	P	ERA	WHIP					
Scott Kameniecki, R (1, 1) ERA: 3.0	5.0	W	23	5	4	4	4	4	0	0	0	0	1	48	98	7.20	1.800					
Arthur Rhodes, L (6, 1) ERA: 5.4	3.1		14	4	3	3	2	1	0	0	0	0	0	31	50	8.10	1.500					
Armando Benitez, R (9, 1) ERA: 6.4	0.2		4	2	1	1	2	0	0	0	0	0	1	11	16	13.50	3.000					

Baltimore Orioles @ Texas Rangers
The Ballpark at Arlington, Arlington, TX
Sat Apr 18 1998, 8:05 PM EDT
Att: 43,883 - Cloudy - 65 F

AB 36
R 8
H 11
RBI 7
BB 5
SO 8
LOB 13



Batter	1	2	3	4	5	6	7	8	9	AB	R	H	RBI	BB	SO	LOB	TOP				
Brady Anderson, L (1, 8) OBP: 0.234, SLG: 0.135	G3		G6-3		G4-3		BB		E5 2B	4	1	0	1	1	0	0	Baltimore Orioles @ Texas Rangers The Ballpark at Arlington, Arlington, TX Sun Apr 19 1998, 4:33 AM EDT Att: 43,037 - Cloudy - 71 F				
Roberto Alomar, S (1, 4) OBP: 0.362, SLG: 0.371	S 1B		1B		BB		F8		3-H 2B	4	1	3	1	1	0	1					
Harold Baines, L (1, 10) OBP: 0.406, SLG: 0.567 Eric Davis, R (9, PH) OBP: 0.381, SLG: 0.436	FC5-4 1B		L7		L4				2B	4	0	2	0	0	0	2					
Rafael Palmeiro, L (1, 3) OBP: 0.356, SLG: 0.339	P2				G5-3 1B BB		G6-3 G4-3 1B		2B	4	2	2	1	1	1	3					
Joe Carter, R (1, 9) OBP: 0.373, SLG: 0.435	FC5-4				L9		G4-3		P2	5	1	1	1	0	0	5					
Cal Ripken Jr., R (1, 5) OBP: 0.324, SLG: 0.375 Jeff Reboulet, R (8, 5) OBP: 0.500, SLG: 0.400		L9			G5-3		G6-3		G6-3	4	0	0	0	0	0	3					
B.J. Surhoff, L (1, 7) OBP: 0.394, SLG: 0.482		F7			2-H 23 FC6-4 1B		F9		2B	5	1	3	2	0	0	1					
23 Chris Hoiles, R (1, 2) OBP: 0.351, SLG: 0.433		L8			FC6-4		F8		2B	5	1	1	1	0	0	3					
Mike Bordick, R (1, 6) OBP: 0.182, SLG: 0.146 Ozzie Guillen, L (9, PH) OBP: 0.167, SLG: 0.091					F9		F9		G4-3	3	0	0	0	0	0	0					
Inning Stats	R: 0 E: 0 K: 0 S: 8	H: 2 LOB: 2 BB: 0 P: 13	R: 0 E: 1 K: 0 S: 8	H: 0 LOB: 0 BB: 0 P: 13	R: 0 E: 0 K: 0 S: 7	H: 1 LOB: 1 BB: 0 P: 10	R: 1 E: 0 K: 0 S: 12	H: 1 LOB: 1 BB: 1 P: 22	R: 0 E: 0 K: 0 S: 5	H: 0 LOB: 1 BB: 0 P: 5	R: 0 E: 0 K: 0 S: 9	H: 0 LOB: 1 BB: 1 P: 19	R: 0 E: 0 K: 1 S: 7	H: 1 LOB: 1 BB: 0 P: 14	R: 6 E: 1 K: 1 S: 26	H: 6 LOB: 2 BB: 1 P: 44		1B: 7 2B: 5 3B: 0 HR: 0	SF: 0 SAC: 0 DP: 0 HBP: 0	WP: 0 PB: 0 SB: 1 CS: 0	PA: 44
PITCHER	IP	WLS	BF	H	R	ER	SO	BB	IBB	HBP	BLK	WP	HR	S	P	ERA	WHIP				
Bobby Witt, R (1, 1) ERA: 3.43	8.0	W	35	8	3	3	1	3	0	0	0	0	0	70	121	3.38	1.375				
Scott Bailes, L (9, 1) ERA: 8.0	0.2		8	4	4	0	1	1	0	0	0	0	0	18	31	0.00	7.500				
John Wetteland, R (9, 1) ERA: 1.59	0.1	S	1	0	0	0	0	0	0	0	0	0	0	1	2	0.00	0.000				

Batter	1	2	3	4	5	6	7	8	9	AB	R	H	RBI	BB	SO	LOB	BOTTOM				
Roberto Kelly, R (1, 8) OBP: 0.333, SLG: 0.400	29 1B	FC3-2 1B		29 BLK 1B	G6-3		F9			4	1	2	0	1	0	0	Baltimore Orioles @ Texas Rangers The Ballpark at Arlington, Arlington, TX Sun Apr 19 1998, 4:33 AM EDT Att: 43,037 - Cloudy - 71 F				
Mark McLemore, S (1, 4) OBP: 0.479, SLG: 0.524	L8	FC3-2 1B		29 BLK 2B	1B				L7	5	2	2	0	0	0	3					
29 Rusty Greer, L (1, 7) OBP: 0.364, SLG: 0.348	1B	1B		2B	L7				HR	4	1	2	0	1	0	3					
Juan Gonzalez, R (1, 9) OBP: 0.419, SLG: 0.696	K	FC4-6 1B		2B	HR		G6-3		HR	4	2	2	4	1	1	2					
Willi Clark, L (1, 3) OBP: 0.431, SLG: 0.362	K	FC4-6		HR	2B		L7		G4-3	5	1	1	1	0	1	4					
Ivan Rodriguez, R (1, 10) OBP: 0.476, SLG: 0.683		2B		HR	HR		FC6-4 1B		1B	5	2	4	3	0	0	0					
Kevin Elster, R (1, 6) OBP: 0.426, SLG: 0.463		1B		F8	BB		FC6-4		K	4	1	1	1	1	1	2					
Fernando Tatis, R (1, 5) OBP: 0.208, SLG: 0.216		P4		K	P9		L8			4	0	0	0	0	1	2					
Bill Haselman, R (1, 2) OBP: 0.286, SLG: 0.429	E4 1B	FC3-2 1B		29 BLK 2B	G6-3		G4-3			4	1	2	1	0	0	0					
Inning Stats	R: 0 E: 0 K: 2 S: 13	H: 2 LOB: 2 BB: 0 P: 25	R: 4 E: 1 K: 0 S: 21	H: 5 LOB: 2 BB: 1 P: 34	R: 0 E: 0 K: 1 S: 6	H: 0 LOB: 0 BB: 0 P: 9	R: 5 E: 0 K: 0 S: 18	H: 4 LOB: 1 BB: 3 P: 36	R: 0 E: 0 K: 0 S: 10	H: 1 LOB: 1 BB: 0 P: 12	R: 0 E: 0 K: 0 S: 7	H: 1 LOB: 1 BB: 0 P: 13	R: 0 E: 0 K: 0 S: 5	H: 0 LOB: 0 BB: 0 P: 6	R: 2 E: 0 K: 1 S: 14	H: 3 LOB: 1 BB: 0 P: 24		1B: 11 2B: 4 3B: 0 HR: 2	SF: 0 SAC: 0 DP: 1 HBP: 0	WP: 0 PB: 0 SB: 1 CS: 0	PA: 43
PITCHER	IP	WLS	BF	H	R	ER	SO	BB	IBB	HBP	BLK	WP	HR	S	P	ERA	WHIP				
Jimmy Key, L (1, 1) ERA: 4.37	3.2	L	23	10	8	8	3	3	0	0	1	0	0	52	91	19.64	3.545				
Terry Mathews, R (4, 1) ERA: 5.14	0.1		3	1	1	1	0	1	0	0	0	0	1	6	13	27.00	6.000				
Sidney Ponson, R (5, 1) ERA: 4.5	4.0		17	5	2	2	1	0	0	0	0	0	1	36	55	4.50	1.250				



Batter	1	2	3	4	5	6	7	8	9	AB	R	H	RBI	BB	SO	LOB	TOP					
Quinton McCracken, S OBP: 0.370, SLG: 0.450 Aaron Ledesma, R OBP: 0.286, SLG: 0.263	G5-3		P7		2B			G6-3		4	0	1	0	0	0	1						
Dave Martinez, L OBP: 0.381, SLG: 0.370	P7		K				F7		F8	4	0	0	0	0	1	1						
Rich Butler, L OBP: 0.362, SLG: 0.460	1B		BB				P5		L8	3	0	1	0	1	0	0						
Fred McGriff, L OBP: 0.413, SLG: 0.562	K		F7				G3-1		K	4	0	0	0	0	2	3						
Paul Sorrento, L OBP: 0.338, SLG: 0.414		1B HBP					K			2	0	0	0	0	2	0						
Bobby Smith, R OBP: 0.444, SLG: 0.550		1B					G5-3		G6-3	3	0	1	0	0	0	0						
Kevin Stocker, S OBP: 0.356, SLG: 0.426		K					K		K	3	0	0	0	0	3	2						
Miguel Cairo, R OBP: 0.291, SLG: 0.352 Jerome Walton, R OBP: 0.462, SLG: 0.692		K					G6-3		K	2	0	0	0	0	1	1						
Mike DiFelice, R OBP: 0.423, SLG: 0.750							L3		G5-3	3	0	1	0	0	0	0						
Inning Stats	R: 0 E: 0 K: 1 S: 11	H: 1 LOB: 1 BB: 0 P: 21	R: 0 E: 0 K: 2 S: 9	H: 1 LOB: 1 BB: 0 P: 14	R: 0 E: 0 K: 1 S: 10	H: 1 LOB: 2 BB: 1 P: 15	R: 0 E: 0 K: 2 S: 8	H: 0 LOB: 0 BB: 0 P: 8	R: 0 E: 0 K: 0 S: 7	H: 1 LOB: 1 BB: 0 P: 8	R: 0 E: 0 K: 0 S: 3	H: 0 LOB: 0 BB: 0 P: 4	R: 0 E: 0 K: 2 S: 8	H: 0 LOB: 0 BB: 0 P: 12	R: 0 E: 0 K: 1 S: 9	H: 0 LOB: 0 BB: 0 P: 11	R: 0 E: 0 K: 1 S: 8	H: 0 LOB: 0 BB: 0 P: 13	1B: 3 2B: 1 3B: 0 HR: 0	SF: 0 SAC: 0 DP: 0 HBP: 1	WP: 0 PB: 0 CS: 0	PA: 31
PITCHER Aaron Sele, R ERA: 1.16	IP: 9.0 WLS: W BF: 31 H: 4 R: 0 ER: 0 SO: 10 BB: 1 IBB: 0 HBP: 1 BLK: 0 WP: 0 HR: 0 S: 73 P: 106 ERA: 0.00 WHIP: 0.556															PITCHER						

Tampa Bay Devil Rays @ Texas Rangers
The Ballpark at Arlington, Arlington, TX
Tue Apr 21 1998, 8:05 PM EDT
Att: 26,776 - Unknown - 68 F

AB	29
R	0
H	4
RBI	0
BB	1
SO	10
LOB	8



Batter	1	2	3	4	5	6	7	8	9	AB	R	H	RBI	BB	SO	LOB	BOTTOM	
Tom Goodwin, L OBP: 0.470, SLG: 0.456	F8		G4-3		G4-3		29 BB 1B			4	0	1	0	0	0	1		
Mark McLemore, S OBP: 0.481, SLG: 0.508	G4-3		BB				F7		29 BB BB	2	0	0	0	2	0	0		
29 Rusty Greer, L OBP: 0.370, SLG: 0.343	BB		SF9				G3		BB	1	0	0	2	2	0	0		
Juan Gonzalez, R OBP: 0.397, SLG: 0.658	K		P4				K		F8	4	0	0	0	0	2	5		
Willi Clark, L OBP: 0.408, SLG: 0.339		L4			G4-3		G3		G4-3	4	0	0	0	0	0	0		
Ivan Rodriguez, R OBP: 0.479, SLG: 0.672		G4-3 1B			F9		F9		G5-3	4	1	2	0	0	0	0		
Lee Stevens, L OBP: 0.367, SLG: 0.691		G4-3			P6		HR 1B		K	4	1	1	2	0	1	1		
Kevin Elster, R OBP: 0.408, SLG: 0.439		K					G6-3		K	3	0	0	0	0	2	1		
Fernando Tatis, R OBP: 0.232, SLG: 0.241			G4-3 29 SF9 1B		G6-3		G6-3		BB 29 BB 1B	3	2	2	0	0	0	0		
Inning Stats	R: 0 E: 0 K: 1 S: 6	H: 0 LOB: 1 BB: 1 P: 12	R: 0 E: 0 K: 1 S: 10	H: 1 LOB: 1 BB: 0 P: 19	R: 1 E: 0 K: 0 S: 9	H: 1 LOB: 1 BB: 1 P: 15	R: 0 E: 0 K: 0 S: 5	H: 0 LOB: 0 BB: 0 P: 9	R: 0 E: 0 K: 0 S: 5	H: 0 LOB: 0 BB: 0 P: 11	R: 3 E: 0 K: 1 S: 14	H: 4 LOB: 3 BB: 2 P: 26	R: 0 E: 0 K: 1 S: 7	H: 0 LOB: 0 BB: 0 P: 9	1B: 5 2B: 0 3B: 0 HR: 1	SF: 1 SAC: 0 DP: 0 HBP: 0	WP: 0 PB: 0 CS: 0	PA: 34
PITCHER Dennis Springer, R ERA: 4.43 52 Ramon Tatis, L ERA: 30.38 Eddie Gaillard, R ERA:	IP: 6.2 WLS: L BF: 29 H: 6 R: 4 ER: 4 SO: 4 BB: 3 IBB: 0 HBP: 0 BLK: 0 WP: 0 HR: 1 S: 52 P: 92 ERA: 5.40 WHIP: 1.350															PITCHER		

Tampa Bay Devil Rays @ Texas Rangers
The Ballpark at Arlington, Arlington, TX
Tue Apr 21 1998, 8:05 PM EDT
Att: 26,776 - Unknown - 68 F

AB	29
R	4
H	6
RBI	4
BB	4
SO	5
LOB	8



Batter	1	2	3	4	5	6	7	8	9	AB	R	H	RBI	BB	SO	LOB	TOP										
Quinton McCracken, S OBP: 0.365, SLG: 0.464 (1, 8)			G3-2 			F9 		G3-6 		4	1	1	0	0	0	4	<p>Tampa Bay Devil Rays @ Texas Rangers The Ballpark at Arlington, Arlington, TX</p> <p>Wed Apr 22 1998, 8:05 PM EDT Att: 30,770 - Unknown - 67 F</p> <p>livebaseballscorecards.com</p>										
Dave Martinez, L OBP: 0.388, SLG: 0.368 (1, 9)			F8 					G6-3 		3	0	1	1	1	0	1											
Rich Butler, L OBP: 0.350, SLG: 0.442 Jerome Walton, R OBP: 0.400, SLG: 0.600 (6, PH) (6, 7)	G4-3 			K 		L6-4 		G6-3 		2	0	0	0	0	1	1											
Fred McGriff, L OBP: 0.405, SLG: 0.545 (1, 3)				F8 				K 		4	0	1	0	0	2	0											
Paul Sorrento, L OBP: 0.347, SLG: 0.435 (1, 10)		K 								4	1	2	0	0	2	0											
Bobby Smith, R OBP: 0.448, SLG: 0.545 (1, 5)		K 			F7 						4	0	2	1	0	1		0									
John Flaherty, R OBP: 0.250, SLG: 0.310 (1, 2)		P9 			P9 				L5 		4	0	0	0	0	4											
Kevin Stocker, S OBP: 0.355, SLG: 0.411 (1, 6)					F7 		G4-6-4-3 				2	0	0	0	1	0		3									
Miguel Cairo, R OBP: 0.328, SLG: 0.386 (1, 4)						L6-4 				3	0	3	0	0	0	0											
Inning Stats	R: 1 E: 0 K: 1 S: 19	H: 2 LOB: 0 BB: 0 P: 27	R: 0 E: 0 K: 2 S: 10	H: 0 LOB: 0 BB: 0 P: 14	R: 0 E: 0 K: 0 S: 6	H: 1 LOB: 1 BB: 1 P: 15	R: 0 E: 0 K: 2 S: 9	H: 0 LOB: 0 BB: 0 P: 12	R: 0 E: 0 K: 0 S: 9	H: 0 LOB: 0 BB: 0 P: 13	R: 0 E: 0 K: 0 S: 5	H: 1 LOB: 1 BB: 1 P: 11	R: 0 E: 0 K: 0 S: 11	H: 3 LOB: 2 BB: 0 P: 18	R: 0 E: 0 K: 0 S: 8	H: 1 LOB: 0 BB: 0 P: 12		R: 1 E: 0 K: 1 S: 11	H: 2 LOB: 1 BB: 0 P: 20	1B: 8 2B: 3 3B: 1 HR: 0	SF: 0 SAC: 0 DP: 4 HBP: 0	WP: 0 PB: 0 SB: 1 CS: 0	PA: 34				
PITCHER	IP	WLS	BF	H	R	ER	SO	BB	IBB	HBP	BLK	WP	HR	S	P	ERA	WHIP										
Rick Helling, R ERA: 1.91 (1, 1)	5.1	W	20	4	1	1	5	2	0	0	0	0	0	57	91	1.69	1.125										
Eric Gunderson, L ERA: (6, 1)	0.2		3	2	0	0	0	0	0	0	0	0	0	5	7	0.00	3.000										
Tim Crabtree, R ERA: (7, 1)	2.0		6	2	0	0	0	0	0	0	0	0	0	15	24	0.00	1.000										
Scott Bailes, L ERA: 7.36 (9, 1)	0.2		4	2	1	1	1	0	0	0	0	0	0	6	12	13.50	3.000										
Danny Patterson, R ERA: (9, 1)	0.1		1	0	0	0	0	0	0	0	0	0	0	5	8	0.00	0.000										
Batter	1	2	3	4	5	6	7	8	9	AB	R	H	RBI	BB	SO	LOB	BOTTOM										
Roberto Kelly, R OBP: 0.346, SLG: 0.400 (8, 9)				L5-3 		G6-3 		F8 		5	1	2	0	0	0	1	<p>Tampa Bay Devil Rays @ Texas Rangers The Ballpark at Arlington, Arlington, TX</p> <p>Wed Apr 22 1998, 8:05 PM EDT Att: 30,770 - Unknown - 67 F</p> <p>livebaseballscorecards.com</p>										
Mark McLemore, S OBP: 0.494, SLG: 0.544 (1, 4)								K 		3	0	2	3	1	1	0											
29 Rusty Greer, L OBP: 0.365, SLG: 0.366 (1, 7)	G4-6-3 	G3 		F7 						4	1	1	0	0	0	4											
Juan Gonzalez, R OBP: 0.390, SLG: 0.636 (1, 10)	P6 		K 		K 						4	1	1	1	0	2		1									
Will Clark, L OBP: 0.425, SLG: 0.409 (1, 3)		K 								4	1	3	2	0	1	0											
Ivan Rodriguez, R OBP: 0.486, SLG: 0.642 (1, 2)		F8 		F9 		K 		G6-3 		3	1	0	0	0	1	2											
Mike Simms, R OBP: 0.500, SLG: 0.875 Tom Goodwin, L OBP: 0.463, SLG: 0.448 (7, PH) (8, 8)						F9 		K 		2	1	1	0	1	0	1											
Kevin Elster, R OBP: 0.387, SLG: 0.410 (1, 6)		F8 		K 				E5 		4	0	0	0	0	1	4											
Fernando Tatis, R OBP: 0.250, SLG: 0.259 (1, 5)				L5-3 		P4 		F9 		4	1	2	1	0	0	1											
Inning Stats	R: 0 E: 0 K: 0 S: 7	H: 1 LOB: 1 BB: 1 P: 15	R: 4 E: 0 K: 1 S: 17	H: 3 LOB: 1 BB: 1 P: 29	R: 0 E: 0 K: 2 S: 13	H: 2 LOB: 2 BB: 0 P: 18	R: 0 E: 0 K: 0 S: 7	H: 2 LOB: 1 BB: 0 P: 11	R: 0 E: 1 K: 0 S: 10	H: 1 LOB: 1 BB: 0 P: 16	R: 0 E: 0 K: 0 S: 7	H: 0 LOB: 0 BB: 0 P: 12	R: 3 E: 0 K: 2 S: 14	H: 3 LOB: 0 BB: 0 P: 20	R: 0 E: 0 K: 0 S: 8	H: 0 LOB: 0 BB: 0 P: 12		R: 0 E: 0 K: 0 S: 8	H: 0 LOB: 0 BB: 0 P: 12	1B: 8 2B: 3 3B: 1 HR: 1	SF: 0 SAC: 0 DP: 2 HBP: 1	WP: 0 PB: 0 SB: 1 CS: 1	PA: 37				
PITCHER	IP	WLS	BF	H	R	ER	SO	BB	IBB	HBP	BLK	WP	HR	S	P	ERA	WHIP										
Tony Saunders, L ERA: 4.07 (1, 1)	6.1	L	30	10	5	5	6	2	0	1	0	0	0	66	110	7.11	1.895										
Albie Lopez, R ERA: 3.27 (7, 1)	1.2		7	2	2	2	1	0	0	0	0	0	1	17	23	10.80	1.200										

Batter	1	2	3	4	5	6	7	8	9	AB	R	H	RBI	BB	SO	LOB	TOP										
Quinton McCracken, S OBP: 0.374, SLG: 0.467	G6-3	P3		P9-3	E		FC5-4		G4-3	6	0	3	2	0	0	2											
Miguel Cairo, R OBP: 0.326, SLG: 0.397	G4-3	WP		P9-3	FC4		FC5-4		G4-3	6	0	2	3	0	0	4											
Jerome Walton, R OBP: 0.333, SLG: 0.476	BB	G5-3		G4-3	G4-3		G5-4-3		G6-3	6	1	1	0	0	0	6											
Fred McGriff, L OBP: 0.400, SLG: 0.519	2B			G4-3	K				G4-3	4	1	0	0	2	1	1											
Bobby Smith, R OBP: 0.463, SLG: 0.653	2B			G6-3	K					5	1	3	3	0	1	0											
Dave Martinez, L OBP: 0.389, SLG: 0.387	K				HR		P8		G3	5	1	2	0	0	1	3											
Mike Kelly, R OBP: 0.300, SLG: 0.990		SH1-3		G5-3	HR		P6		HR	5	3	3	3	0	0	3											
John Flaherty, R OBP: 0.286, SLG: 0.295		SH1-3			CS		E5			2	3	0	0	3	0	2											
Aaron Ledesma, R OBP: 0.360, SLG: 0.455	SH1-3				BB				K	3	2	2	1	1	1	1											
Inning Stats	R: 2 E: 0 K: 1 S: 13	H: 2 LOB: 1 BB: 1 P: 25	R: 2 E: 0 K: 0 S: 10	H: 2 LOB: 1 BB: 1 P: 17	R: 0 E: 0 K: 0 S: 7	H: 1 LOB: 0 BB: 0 P: 12	R: 1 E: 0 K: 0 S: 11	H: 1 LOB: 1 BB: 2 P: 21	R: 4 E: 2 K: 2 S: 18	H: 4 LOB: 2 BB: 0 P: 25	R: 0 E: 0 K: 0 S: 10	H: 1 LOB: 2 BB: 1 P: 18	R: 1 E: 0 K: 0 S: 6	H: 2 LOB: 0 BB: 0 P: 9	R: 2 E: 0 K: 1 S: 11	H: 2 LOB: 1 BB: 1 P: 18	R: 0 E: 0 K: 0 S: 5	H: 1 LOB: 1 BB: 0 P: 11	1B: 7 2B: 6 3B: 1 HR: 3	SF: 0 SAC: 1 DP: 2 HBP: 0	WP: 2 PB: 0 SB: 0 CS: 1	PA: 49					
PITCHER	IP	WLS	BF	H	R	ER	SO	BB	IBB	HBP	BLK	WP	HR	S	P	ERA	WHIP										
Darren Oliver, L ERA: 9.19	3.0	L	19	6	5	4	1	4	0	0	0	2	0	36	68	12.00	3.333										
Roger Pavlik, R ERA: 3.85	3.0		18	7	5	3	2	1	0	0	0	0	1	37	57	9.00	2.667										
Scott Bailes, L ERA: 7.94	2.0		8	2	2	2	1	0	0	0	0	0	2	13	20	9.00	1.500										
Eric Gunderson, L ERA:	1.0		4	1	0	0	0	0	0	0	0	0	0	5	11	0.00	1.000										

Tampa Bay Devil Rays @ Texas Rangers
The Ballpark at Arlington, Arlington, TX
Thu Apr 23 1998, 4:33 AM EDT
Att: 33,319 - Sunny - 72 F

AB 42
R 12
H 16
RBI 12
BB 6
SO 4
LOB 22



Batter	1	2	3	4	5	6	7	8	9	AB	R	H	RBI	BB	SO	LOB	BOTTOM										
Tom Goodwin, L OBP: 0.458, SLG: 0.435	G6-3		K						G3	4	0	1	0	1	1	0											
Mark McLemore, S OBP: 0.482, SLG: 0.521										3	0	0	0	1	0	2											
Luis Alicea, S OBP: 0.353, SLG: 0.286	2B									1	0	1	0	0	0	0											
29 Rusty Greer, L OBP: 0.360, SLG: 0.351										3	0	0	0	1	0	1											
Roberto Kelly, R OBP: 0.333, SLG: 0.385										1	0	0	0	0	0	1											
Juan Gonzalez, R OBP: 0.384, SLG: 0.617										4	1	1	0	0	0	3											
Mike Simms, R OBP: 0.455, SLG: 0.778										1	0	0	0	0	0	1											
Will Clark, L OBP: 0.429, SLG: 0.397										2	1	0	0	2	0	0											
Bill Haselman, R OBP: 0.286, SLG: 0.429										0	0	0	0	0	0	0											
Ivan Rodriguez, R OBP: 0.494, SLG: 0.700										3	2	3	3	1	0	0											
Eric Gunderson, R ERA:										0	0	0	0	0	0	0											
Lee Stevens, L OBP: 0.359, SLG: 0.712										4	1	1	2	0	1	3											
Domingo Cedenio, S OBP: 0.625, SLG: 0.714										3	0	1	0	1	1	0											
Fernando Tatis, R OBP: 0.234, SLG: 0.242										4	0	0	0	0	1	3											
Inning Stats	R: 0 E: 0 K: 0 S: 8	H: 0 LOB: 2 BB: 2 P: 22	R: 0 E: 0 K: 1 S: 14	H: 1 LOB: 2 BB: 1 P: 20	R: 0 E: 0 K: 1 S: 8	H: 0 LOB: 0 BB: 0 P: 14	R: 0 E: 0 K: 0 S: 7	H: 1 LOB: 1 BB: 1 P: 12	R: 0 E: 0 K: 0 S: 8	H: 1 LOB: 1 BB: 0 P: 11	R: 3 E: 0 K: 1 S: 19	H: 3 LOB: 1 BB: 1 P: 30	R: 0 E: 0 K: 0 S: 11	H: 0 LOB: 1 BB: 1 P: 19	R: 2 E: 0 K: 1 S: 8	H: 1 LOB: 0 BB: 1 P: 14	R: 0 E: 0 K: 0 S: 7	H: 1 LOB: 1 BB: 0 P: 10	1B: 5 2B: 1 3B: 0 HR: 2	SF: 0 SAC: 0 DP: 2 HBP: 0	WP: 0 PB: 0 SB: 0 CS: 0	PA: 40					
PITCHER	IP	WLS	BF	H	R	ER	SO	BB	IBB	HBP	BLK	WP	HR	S	P	ERA	WHIP										
Jason Johnson, R ERA: 3.38	5.1	W	23	4	2	2	2	5	0	0	0	0	0	55	98	3.38	1.688										
Dan Carlson, R ERA: 6.1	0.2		5	2	1	1	1	1	0	0	0	0	1	11	17	13.50	4.500										
Jim Mecir, R ERA:	1.0		3	0	0	0	0	0	0	0	0	0	0	9	13	0.00	0.000										
Eddie Gaillard, R ERA: 7.71	1.0		5	1	2	2	1	1	0	0	0	0	1	8	14	18.00	2.000										
Roberto Hernandez, R ERA: 4.0	1.0		4	1	0	0	0	0	0	0	0	0	0	7	10	0.00	1.000										

Tampa Bay Devil Rays @ Texas Rangers
The Ballpark at Arlington, Arlington, TX
Thu Apr 23 1998, 4:33 AM EDT
Att: 33,319 - Sunny - 72 F

AB 33
R 5
H 8
RBI 5
BB 7
SO 4
LOB 14



Batter	1	2	3	4	5	6	7	8	9	AB	R	H	RBI	BB	SO	LOB	TOP							
Tom Goodwin, L (1, 8) OBP: 0.468, SLG: 0.439	4-2 1B BB	3-2 G6-3		2-3 K		3-3 K		1-2 1B		4	0	2	0	1	2	1								
Mark McLemore, S (1, 4) OBP: 0.489, SLG: 0.526	1-1 1B	2-1 G6-3			0-1 1B	1-3 K		0-1 1B		5	0	3	0	0	1	3								
Roberto Kelly, R (1, 7) OBP: 0.344, SLG: 0.548	1-3 K		3-2 3B		1-2 FC6-4 2B		1-1 HR	1-2 G5-3		5	2	2	1	0	1	5								
Juan Gonzalez, R (1, 9) OBP: 0.374, SLG: 0.605	3-2 FC5-2-5		1-3 K		2-2 1B 2B		1-3 K		1-3 K	5	1	1	1	0	3	3								
Will Clark, L (1, 3) OBP: 0.427, SLG: 0.389	1-3 K		3-3 K		0-0 1B		2-2 F8	4-1 G5-3 BB		4	0	1	1	1	2	3								
Ivan Rodriguez, R (1, 2) OBP: 0.494, SLG: 0.681		2-2 F9	2-2 F9		4-0 1B		4-2 FC4-6 BB	1-0 G5-3		2	0	0	0	2	0	1								
Domingo Cedenio, S (8, 6) OBP: 0.556, SLG: 0.625					1-2 BB			1-2 BB		1	0	0	0	0	0	1								
Mike Simms, R (1, 10) OBP: 0.494, SLG: 0.615		2-2 1B FC1		0-1 F8	2-3 K		1-2 FC4-6	2-1 G6-3		4	1	1	0	0	1	3								
Lee Stevens, L (8, PH) OBP: 0.354, SLG: 0.700							1-2 FC4-6			1	0	0	0	0	0	1								
Kevin Elster, R (1, 6) OBP: 0.380, SLG: 0.400		3-2 SAFE 1B E		1-1 P5	3-1 G5			2-2 F9		4	0	1	0	0	0	2								
Bill Haselman, R (8, 2) OBP: 0.296, SLG: 0.429		1-3 1B								0	0	0	0	0	0	0								
Fernando Tatis, R (1, 5) OBP: 0.239, SLG: 0.246		0-0 FC1		2-2 1B			0-3 K	3-2 K		3	0	1	1	0	1	1								
Luis Alicaia, S (8, PH) OBP: 0.333, SLG: 0.267		1-2 3H								1	0	0	0	0	1	0								
Inning Stats	R: 0 E: 0 K: 2 S: 14	H: 1 LOB: 2 BB: 1 P: 24	R: 1 E: 1 K: 0 S: 21	H: 3 LOB: 2 BB: 0 P: 33	R: 0 E: 0 K: 2 S: 15	H: 1 LOB: 1 BB: 0 P: 24	R: 0 E: 0 K: 1 S: 11	H: 1 LOB: 1 BB: 0 P: 16	R: 2 E: 0 K: 3 S: 14	H: 3 LOB: 2 BB: 1 P: 26	R: 0 E: 0 K: 3 S: 9	H: 0 LOB: 0 BB: 0 P: 13	R: 1 E: 0 K: 1 S: 13	H: 1 LOB: 1 BB: 1 P: 22	R: 0 E: 0 K: 1 S: 17	H: 2 LOB: 2 BB: 0 P: 24	R: 0 E: 0 K: 1 S: 7	H: 0 LOB: 1 BB: 1 P: 15	1B: 9 2B: 1 3B: 1 HR: 1	SF: 0 SAC: 0 DP: 1 HBP: 0	WP: 0 PB: 0 SB: 0 CS: 0	PA: 43		
PITCHER	IP	WLS	BF	H	R	ER	SO	BB	IBB	HBP	BLK	WP	HR	S	P	ERA	WHIP							
Glendon Rusch, L (1, 1) ERA: 6.14	5.0	W	26	9	3	3	6	2	0	0	0	0	0	75	123	5.40	2.200							
Jim Pittsley, R (6, 1) ERA: 3.97	3.0		13	3	1	1	5	1	0	0	0	0	1	39	59	3.00	1.333							
47 Brian Bevil, R (9, 1) ERA: 4.5	1.0		4	0	0	0	1	1	0	0	0	0	0	7	15	0.00	1.000							

Texas Rangers @ Kansas City Royals
Kauffman Stadium, Kansas City, MO
Fri Apr 24 1998, 7:05 PM CDT
Att: 17,718 - Cloudy - 71 F

AB 39
R 4
H 12
RBI 4
BB 4
SO 12
LOB 24



Batter	1	2	3	4	5	6	7	8	9	AB	R	H	RBI	BB	SO	LOB	BOTTOM							
Johnny Damon, L (1, 8) OBP: 0.333, SLG: 0.389	0-1 B2		4-1 1B BB	0-0 1B	1-0 G1-4-3			2-1 G4-3		4	1	1	0	1	0	0								
Jose Offerman, S (1, 4) OBP: 0.361, SLG: 0.407	1-3 K		3-1 1B BB	1 SAFE 2-3 K	3-1 1B		0-1 F8	3-2 L8		5	1	1	2	0	2	1								
Hal Morris, L (1, 10) OBP: 0.444, SLG: 0.537	0-3 K		1-3 2H 3H 4-0 1B HR BB	1-0 F8	2-3 K		2-3 K			3	1	0	0	1	2	1								
Dean Palmer, R (1, 5) OBP: 0.354, SLG: 0.659		0-1 G6-3	2-2 1B HR PB	2-3 K			1-2 1B			4	1	2	2	0	1	1								
Jeff King, R (1, 3) OBP: 0.364, SLG: 0.462		3-1 F8	0-1 1B HR		1-1 2B 3B 1B		0-1 F8			4	2	2	3	0	0	1								
Shane Mack, R (1, 7) OBP: 0.474, SLG: 0.692	1-1 L1		0-1 1B 2B		1-0 3B 2B		1-2 G1-3			4	2	2	0	0	0	0								
Larry Sutton, L (1, 9) OBP: 0.293, SLG: 0.333			SH4-4 1B		2-0 G3		0-3 K			4	1	2	1	0	1	2								
29 Mike Sweeney, R (1, 2) OBP: 0.284, SLG: 0.311			SH4-4 1B		2-1 P2		0-2 G6-3			4	1	1	0	0	1	3								
Felix Martinez, S (1, 6) OBP: 0.222, SLG: 0.220			SH5-4 1B		0-0 WP 3B			0-0 G4-3		2	1	1	2	0	1	1								
Shane Halter, R (8, 6) OBP: 0.366, SLG: 0.553			SH5-4 1B							1	0	0	0	0	0	0								
Inning Stats	R: 0 E: 0 K: 2 S: 8	H: 0 LOB: 0 BB: 0 P: 9	R: 0 E: 0 K: 0 S: 6	H: 0 LOB: 0 BB: 0 P: 10	R: 8 E: 0 K: 2 S: 26	H: 7 LOB: 1 BB: 2 P: 44	R: 0 E: 0 K: 2 S: 8	H: 1 LOB: 1 BB: 0 P: 13	R: 3 E: 0 K: 0 S: 8	H: 3 LOB: 0 BB: 0 P: 15	R: 0 E: 0 K: 1 S: 10	H: 1 LOB: 1 BB: 0 P: 13	R: 0 E: 0 K: 1 S: 12	H: 0 LOB: 0 BB: 0 P: 13	R: 0 E: 0 K: 0 S: 7	H: 0 LOB: 0 BB: 0 P: 12	1B: 8 2B: 2 3B: 1 HR: 1	SF: 0 SAC: 1 DP: 0 HBP: 0	WP: 1 PB: 1 SB: 0 CS: 0	PA: 38				
PITCHER	IP	WLS	BF	H	R	ER	SO	BB	IBB	HBP	BLK	WP	HR	S	P	ERA	WHIP							
John Burkett, R (1, 1) ERA: 9.31	4.2	L	27	11	11	11	6	2	0	0	0	1	0	55	89	0.00	2.786							
Eric Gunderson, L (5, 1) ERA:	1.1		5	1	0	0	1	0	0	0	0	0	0	11	15	0.00	0.750							
Tim Crabtree, R (7, 1) ERA: 4.66	1.0		3	0	0	0	1	0	0	0	0	0	0	12	13	0.00	0.000							
Scott Bailes, L (8, 1) ERA: 6.75	1.0		3	0	0	0	0	0	0	0	0	0	0	7	12	0.00	0.000							

Texas Rangers @ Kansas City Royals
Kauffman Stadium, Kansas City, MO
Fri Apr 24 1998, 7:05 PM CDT
Att: 17,718 - Cloudy - 71 F

AB 35
R 11
H 12
RBI 10
BB 2
SO 8
LOB 10



Batter	1	2	3	4	5	6	7	8	9	AB	R	H	RBI	BB	SO	LOB	TOP								
Roberto Kelly, R (1, 8) OBP: 0.361, SLG: 0.600 Tom Goodwin, L (7, 8) OBP: 0.482, SLG: 0.458	2-1 SH1-3 29 SF8 2B		3-2 F8		1-0 FC6-4		0-1 29 1B 2B		1-1 29 FC6-4 E 1B	4	2	2	0	0	0	1									
Mark McLemore, S (1, 4) OBP: 0.495, SLG: 0.518	0-0 SH1-3 2-3		3-2 29 CS 1B			0-1 F9	2-3 K		0-2 E4 29 FC6-4 1-2	4	0	1	0	0	1	2									
29 Rusty Greer, L (1, 7) OBP: 0.364, SLG: 0.361	1-2 SF8 3-H		0-2 CS 1-2	0-2 G5-3		0-1 E 1B 2B	3-2 S 1B		2-1 FC6-4 HR 1-2 2-3	4	2	2	2	0	0	2									
Juan Gonzalez, R (1, 9) OBP: 0.396, SLG: 0.684	0-1 HR			1-0 G4-3		0-0 E8 2B 1B	2-1 F9		0-1 HR	5	3	3	4	0	0	1									
Ivan Rodriguez, R (1, 10) OBP: 0.495, SLG: 0.691	2-0 G5-3			0-0 G1-3		2-0 1B 2B	4-2 BB		1-0 1B 2B	4	2	2	1	1	0	0									
Mike Simms, R (1, 3) OBP: 0.444, SLG: 0.625 Lee Stevens, L (7, PH) OBP: 0.333, SLG: 0.636		0-1 F8			1-0 1B SF8 1B	0-0 BB 1B	1-0 G5-3		2-3 K	3	1	2	2	0	0	0									
Kevin Elster, R (1, 6) OBP: 0.386, SLG: 0.394		3-2 P3			0-0 FC6-4 1B	4-1 BB		4-2 BB	1-2 FC6-4 1B	3	0	2	1	2	0	0									
Bill Haselman, R (1, 2) OBP: 0.167, SLG: 0.273		2-1 L8			0-0 SF8	1-3 K		0-0 B1-6-3 1-2	0-2 FC6-4	4	0	0	1	0	1	4									
Fernando Tatis, R (1, 5) OBP: 0.225, SLG: 0.232				1-3 K		3-2 FC6-4 1-2	1-0 F9		2-2 G5-3	4	0	0	0	0	1	3									
Inning Stats	R: 2 E: 0 K: 0 S: 10	H: 2 LOB: 0 BB: 0 P: 15	R: 0 E: 0 K: 0 S: 8	H: 0 LOB: 0 BB: 0 P: 13	R: 0 E: 0 K: 1 S: 11	H: 1 LOB: 0 BB: 0 P: 18	R: 0 E: 0 K: 0 S: 5	H: 0 LOB: 0 BB: 0 P: 6	R: 1 E: 0 K: 0 S: 8	H: 2 LOB: 1 BB: 0 P: 13	R: 3 E: 1 K: 1 S: 12	H: 4 LOB: 2 BB: 1 P: 20	R: 1 E: 0 K: 1 S: 22	H: 2 LOB: 2 BB: 1 P: 34	R: 0 E: 0 K: 0 S: 8	H: 0 LOB: 0 BB: 1 P: 14	R: 4 E: 1 K: 1 S: 20	H: 4 LOB: 1 BB: 0 P: 27	1B: 9 2B: 4 3B: 0 HR: 2	SF: 2 SAC: 1 DP: 1 HBP: 0	WP: 0 PB: 0 SB: 1 CS: 1	PA: 45			
PITCHER	IP	WLS	BF	H	R	ER	SO	BB	IBB	HBP	BLK	WP	HR	S	P	ERA	WHIP								
Chris Haney, L (1, 1) ERA: 7.07	5.1	L	23	8	6	6	1	0	0	0	0	0	1	48	73	10.12	1.500								
47 Brian Bevil, L (6, 1) ERA: 4.73	1.1		9	3	1	1	2	2	0	0	0	0	0	27	44	6.75	3.750								
Matt Whisenant, L (7, 1) ERA: 9.35	1.1		4	0	0	0	0	1	0	0	0	0	0	9	16	0.00	0.750								
Jeff Montgomery, R (9, 1) ERA: 8.22	1.0		8	4	4	2	1	0	0	0	0	0	1	20	27	18.00	4.000								

Texas Rangers @ Kansas City Royals
Kauffman Stadium, Kansas City, MO
Sun Apr 26 1998, 3:33 AM CDT
Att: 15,768 - Sunny - 63 F

AB 38
R 11
H 15
RBI 11
BB 3
SO 4
LOB 16





Batter	1	2	3	4	5	6	7	8	9	AB	R	H	RBI	BB	SO	LOB	BOTTOM								
Johnny Damon, L (1, 8) OBP: 0.330, SLG: 0.394	3-2 P3		1-0 L9		0-3 K	1-1 L8			2-2 P3	5	0	0	0	0	1	1									
Jose Offerman, S (1, 4) OBP: 0.383, SLG: 0.434	1-3 K		1-3 K		0-0 2B 1B	4-2 1B BB			0-1 G5-3	4	1	1	0	1	2	0									
Hal Morris, L (1, 3) OBP: 0.450, SLG: 0.543	1-2 FC5-4 1B			1-1 F7	0-0 1B 2B	3-2 1B			2-0 G4-3	5	0	3	1	0	0	0									
Dean Palmer, R (1, 5) OBP: 0.352, SLG: 0.663	1-0 FC5-4 1-2			4-1 HR BB	0-1 BB 1B	2-3 3-H			0-2 G5-3	3	1	1	1	1	0	1									
Jeff King, R (1, 10) OBP: 0.365, SLG: 0.476		1-2 F8		2-1 HR 1-H	4-2 BB	1-2 BB			0-3 K	3	1	1	2	1	1	0									
Shane Mack, R (1, 7) OBP: 0.462, SLG: 0.650		2-3 K		2-1 CS 1B	1-2 P3				0-1 P3	4	0	1	0	0	1	3									
Larry Sutton, L (1, 9) OBP: 0.303, SLG: 0.379		4-2 BB		1-1 2B	2-1 G4-3				0-2 G3	3	0	1	0	1	0	3									
29 Mike Sweeney, R (1, 2) OBP: 0.293, SLG: 0.353		1-3 K		4-2 BB		3-2 BB 1B			0-1 P4	3	1	1	0	1	1	1									
Shane Halter, R (1, 6) OBP: 0.340, SLG: 0.488			3-1 G6-3	2-3 K		0-0 BB 1B			0-1 G5-3	4	0	0	0	0	1	3									
Inning Stats	R: 0 E: 0 K: 1 S: 10	H: 1 LOB: 1 BB: 0 P: 16	R: 0 E: 0 K: 2 S: 12	H: 0 LOB: 1 BB: 1 P: 20	R: 0 E: 0 K: 1 S: 6	H: 0 LOB: 0 BB: 0 P: 11	R: 2 E: 0 K: 1 S: 14	H: 3 LOB: 2 BB: 2 P: 30	R: 1 E: 0 K: 0 S: 16	H: 3 LOB: 3 BB: 1 P: 23	R: 1 E: 0 K: 0 S: 13	H: 2 LOB: 2 BB: 1 P: 24	R: 0 E: 0 K: 1 S: 8	H: 0 LOB: 0 BB: 0 P: 8	R: 0 E: 0 K: 0 S: 7	H: 0 LOB: 0 BB: 0 P: 7	R: 0 E: 0 K: 0 S: 6	H: 0 LOB: 0 BB: 0 P: 10	1B: 6 2B: 2 3B: 0 HR: 1	SF: 0 SAC: 0 DP: 0 HBP: 0	WP: 0 PB: 0 SB: 0 CS: 1	PA: 39			
PITCHER	IP	WLS	BF	H	R	ER	SO	BB	IBB	HBP	BLK	WP	HR	S	P	ERA	WHIP								
Aaron Sele, R (1, 1) ERA: 2.0	5.0	W	26	8	4	4	6	4	0	0	0	0	0	62	107	7.20	2.400								
Tim Crabtree, R (6, 1) ERA: 3.55	3.0		10	1	0	0	1	1	0	0	0	0	0	24	32	0.00	0.667								
Al Levine, R (9, 1) ERA:	1.0		3	0	0	0	0	0	0	0	0	0	0	6	10	0.00	0.000								

Texas Rangers @ Kansas City Royals
Kauffman Stadium, Kansas City, MO
Sun Apr 26 1998, 3:33 AM CDT
Att: 15,768 - Sunny - 63 F

AB 34
R 4
H 9
RBI 4
BB 5
SO 7
LOB 12



Batter	1	2	3	4	5	6	7	8	9	AB	R	H	RBI	BB	SO	LOB	TOP					
Tom Goodwin, L (1, 8) OBP: 0.477, SLG: 0.447	G6-3	G4-3		G1-3				1B 29 1B BB		4	1	1	1	1	0	2	Texas Rangers @ Minnesota Twins Hubert H. Humphrey Metrodome, Minneapolis, MN Mon Apr 27 1998, 8:05 PM EDT Att: 8,349 - Dome - 72 F AB 39 R 9 H 13 RBI 9 BB 3 SO 5 LOB 12 					
Mark McLemore, S (1, 4) OBP: 0.491, SLG: 0.500	G1-3		K		G4-3		29 1B SF7	FC6		5	1	1	1	0	1							
29 Rusty Greer, L (1, 7) OBP: 0.356, SLG: 0.352	K		G6-3		G4-3		1B BB		K	5	0	1	1	0	2							
Juan Gonzalez, R (1, 9) OBP: 0.387, SLG: 0.663		1B BB	F8		F7		SF7		F9	3	1	0	1	1	0							
Will Clark, L (1, 3) OBP: 0.444, SLG: 0.438		FC3-6 1B		HR		F8			1B	4	2	3	1	1	0							
Ivan Rodriguez, R (1, 2) OBP: 0.500, SLG: 0.686		FC3-6 1B		HR 1B		L7		K	1B	5	1	3	1	0	1							
Lee Stevens, L (1, 10) OBP: 0.338, SLG: 0.662		FC3-6 1B		HR		K		G4-3 1B	G3-1	5	2	2	2	0	1							
Kevin Elster, R (1, 6) OBP: 0.370, SLG: 0.373		FC6		G6-3		G6-3		P6		4	0	0	1	0	2							
Luis Alcega, S (1, 5) OBP: 0.385, SLG: 0.455				G3-4-1		G3-4-1		G4-3		4	1	2	0	0	0							
Inning Stats	R: 0 E: 0 K: 1 S: 7	H: 0 LOB: 0 BB: 0 P: 12	R: 2 E: 0 K: 0 S: 12	H: 3 LOB: 2 BB: 1 P: 22	R: 0 E: 0 K: 1 S: 8	H: 0 LOB: 0 BB: 0 P: 12	R: 3 E: 0 K: 0 S: 10	H: 3 LOB: 0 BB: 0 P: 16	R: 0 E: 0 K: 1 S: 5	H: 0 LOB: 0 BB: 0 P: 7	R: 3 E: 0 K: 1 S: 15	H: 3 LOB: 2 BB: 2 P: 33	R: 1 E: 0 K: 0 S: 6	H: 2 LOB: 1 BB: 0 P: 11	R: 0 E: 0 K: 1 S: 15	H: 2 LOB: 2 BB: 0 P: 20	1B: 9 2B: 2 3B: 0 HR: 2	SF: 1 SAC: 0 DP: 0 HBP: 0	WP: 0 PB: 0 SB: 0 CS: 0	PA: 43		
PITCHER	IP WLS BF H R ER SO BB IBB HBP BLK WP HR S P ERA WHIP	IP WLS BF H R ER SO BB IBB HBP BLK WP HR S P ERA WHIP	IP WLS BF H R ER SO BB IBB HBP BLK WP HR S P ERA WHIP	IP WLS BF H R ER SO BB IBB HBP BLK WP HR S P ERA WHIP	IP WLS BF H R ER SO BB IBB HBP BLK WP HR S P ERA WHIP	IP WLS BF H R ER SO BB IBB HBP BLK WP HR S P ERA WHIP	IP WLS BF H R ER SO BB IBB HBP BLK WP HR S P ERA WHIP	IP WLS BF H R ER SO BB IBB HBP BLK WP HR S P ERA WHIP	IP WLS BF H R ER SO BB IBB HBP BLK WP HR S P ERA WHIP	IP WLS BF H R ER SO BB IBB HBP BLK WP HR S P ERA WHIP	IP WLS BF H R ER SO BB IBB HBP BLK WP HR S P ERA WHIP	IP WLS BF H R ER SO BB IBB HBP BLK WP HR S P ERA WHIP	IP WLS BF H R ER SO BB IBB HBP BLK WP HR S P ERA WHIP	IP WLS BF H R ER SO BB IBB HBP BLK WP HR S P ERA WHIP	IP WLS BF H R ER SO BB IBB HBP BLK WP HR S P ERA WHIP	IP WLS BF H R ER SO BB IBB HBP BLK WP HR S P ERA WHIP	IP WLS BF H R ER SO BB IBB HBP BLK WP HR S P ERA WHIP	IP WLS BF H R ER SO BB IBB HBP BLK WP HR S P ERA WHIP	IP WLS BF H R ER SO BB IBB HBP BLK WP HR S P ERA WHIP	IP WLS BF H R ER SO BB IBB HBP BLK WP HR S P ERA WHIP	IP WLS BF H R ER SO BB IBB HBP BLK WP HR S P ERA WHIP	IP WLS BF H R ER SO BB IBB HBP BLK WP HR S P ERA WHIP
Mike Morgan, R (1, 1) ERA: 4.25	4.0	L	19	6	5	5	2	1	0	0	0	0	0	0	0	0	11.25	1.750				
Dan Neault, R (5, 1) ERA: 11.57	2.1		11	3	3	3	1	1	0	0	0	0	0	0	0	0	11.57	1.714				
Hector Carrasco, R (7, 1) ERA: 7.04	2.2		13	4	1	1	2	1	0	0	0	0	0	0	0	0	3.38	1.875				

Batter	1	2	3	4	5	6	7	8	9	AB	R	H	RBI	BB	SO	LOB	BOTTOM					
Otis Nixon, S (1, 8) OBP: 0.274, SLG: 0.236	1B		P2		K					5	1	3	0	0	1	0	Texas Rangers @ Minnesota Twins Hubert H. Humphrey Metrodome, Minneapolis, MN Mon Apr 27 1998, 8:05 PM EDT Att: 8,349 - Dome - 72 F AB 35 R 4 H 9 RBI 4 BB 3 SO 10 LOB 14 					
Matt Lawton, L (1, 7) OBP: 0.372, SLG: 0.423	F7		K		G6-3		F7		1B	5	0	1	2	0	1							
Paul Molitor, R (1, 10) OBP: 0.330, SLG: 0.364	SAFE		F8		K					5	0	1	0	0	1							
David Ortiz, L (1, 3) OBP: 0.405, SLG: 0.614	K				BB SF8		K		K	4	1	1	0	0	3							
Ron Coomer, R (1, 5) OBP: 0.326, SLG: 0.478	FC5-4				SF8 BB		F9		1B	3	0	1	0	1	0							
Orlando Merced, S (1, 9) OBP: 0.304, SLG: 0.500		G4-3		P6		HR		K		4	1	1	1	0	1							
Terry Steinbach, R (1, 2) OBP: 0.451, SLG: 0.418		K			SAFE		L8		G5-3	3	0	0	0	1	1							
Todd Walker, L (1, 4) OBP: 0.389, SLG: 0.524					SF8		G4-3		1B 2B	2	1	1	1	1	0							
Pat Meares, R (1, 6) OBP: 0.380, SLG: 0.561		K			P3		K		P6	4	0	0	0	0	2							
Inning Stats	R: 0 E: 0 K: 1 S: 10	H: 2 LOB: 2 BB: 0 P: 13	R: 0 E: 0 K: 2 S: 10	H: 0 LOB: 1 BB: 1 P: 17	R: 0 E: 0 K: 1 S: 7	H: 0 LOB: 0 BB: 0 P: 12	R: 1 E: 0 K: 0 S: 15	H: 1 LOB: 2 BB: 2 P: 26	R: 0 E: 0 K: 2 S: 11	H: 0 LOB: 0 BB: 0 P: 15	R: 1 E: 0 K: 1 S: 10	H: 1 LOB: 1 BB: 0 P: 13	R: 0 E: 0 K: 2 S: 10	H: 1 LOB: 1 BB: 0 P: 14	R: 2 E: 0 K: 0 S: 13	H: 3 LOB: 1 BB: 0 P: 21	1B: 5 2B: 3 3B: 0 HR: 1	SF: 1 SAC: 0 DP: 0 HBP: 0	WP: 0 PB: 0 SB: 0 CS: 0	PA: 39		
PITCHER	IP WLS BF H R ER SO BB IBB HBP BLK WP HR S P ERA WHIP	IP WLS BF H R ER SO BB IBB HBP BLK WP HR S P ERA WHIP	IP WLS BF H R ER SO BB IBB HBP BLK WP HR S P ERA WHIP	IP WLS BF H R ER SO BB IBB HBP BLK WP HR S P ERA WHIP	IP WLS BF H R ER SO BB IBB HBP BLK WP HR S P ERA WHIP	IP WLS BF H R ER SO BB IBB HBP BLK WP HR S P ERA WHIP	IP WLS BF H R ER SO BB IBB HBP BLK WP HR S P ERA WHIP	IP WLS BF H R ER SO BB IBB HBP BLK WP HR S P ERA WHIP	IP WLS BF H R ER SO BB IBB HBP BLK WP HR S P ERA WHIP	IP WLS BF H R ER SO BB IBB HBP BLK WP HR S P ERA WHIP	IP WLS BF H R ER SO BB IBB HBP BLK WP HR S P ERA WHIP	IP WLS BF H R ER SO BB IBB HBP BLK WP HR S P ERA WHIP	IP WLS BF H R ER SO BB IBB HBP BLK WP HR S P ERA WHIP	IP WLS BF H R ER SO BB IBB HBP BLK WP HR S P ERA WHIP	IP WLS BF H R ER SO BB IBB HBP BLK WP HR S P ERA WHIP	IP WLS BF H R ER SO BB IBB HBP BLK WP HR S P ERA WHIP	IP WLS BF H R ER SO BB IBB HBP BLK WP HR S P ERA WHIP	IP WLS BF H R ER SO BB IBB HBP BLK WP HR S P ERA WHIP	IP WLS BF H R ER SO BB IBB HBP BLK WP HR S P ERA WHIP	IP WLS BF H R ER SO BB IBB HBP BLK WP HR S P ERA WHIP	IP WLS BF H R ER SO BB IBB HBP BLK WP HR S P ERA WHIP	IP WLS BF H R ER SO BB IBB HBP BLK WP HR S P ERA WHIP
Rick Helling, R (1, 1) ERA: 2.43	8.2	W	37	8	4	4	10	3	0	0	0	0	0	0	0	0	4.15	1.269				
Eric Gunderson, L (9, 1) ERA: 0.67	0.1		2	1	0	0	0	0	0	0	0	0	0	0	0	0	0.00	3.000				

Batter	1	2	3	4	5	6	7	8	9	AB	R	H	RBI	BB	SO	LOB	TOP										
Tom Goodwin, L OBP: 0.462, SLG: 0.432										5	0	1	0	0	2	5	<p>Texas Rangers @ Minnesota Twins Hubert H. Humphrey Metrodome, Minneapolis, MN Tue Apr 28 1998, 8:05 PM EDT Att: 8,570 - Dome - 72 F</p> <p>livebaseballscorecards.com</p> <p>AB 39 R 7 H 14 RBI 7 BB 4 SO 8 LOB 22</p>										
Mark McLemore, S OBP: 0.487, SLG: 0.484 Luis Alicaia, S OBP: 0.393, SLG: 0.458										3	0	0	0	0	2	1											
29 Rusty Greer, L OBP: 0.367, SLG: 0.359										4	1	2	0	1	0	0											
Juan Gonzalez, R OBP: 0.387, SLG: 0.680										5	1	2	2	0	1	3											
Will Clark, L OBP: 0.462, SLG: 0.482										3	3	2	1	2	0	1											
Ivan Rodriguez, R OBP: 0.595, SLG: 0.703										5	1	3	1	0	1	2											
Mike Simms, R Lee Stevens, R										2	0	1	1	0	1	1											
Danny Patterson, R Domingo Cedeno, S John Wetteland, R										0	0	0	0	0	0	0											
Kevin Elster, R OBP: 0.371, SLG: 0.388										5	1	2	0	0	0	3											
Fernando Tatis, R OBP: 0.240, SLG: 0.225										2	0	0	1	1	0	0											
Inning Stats	R: 0 E: 0 K: 1 S: 12	H: 0 LOB: 0 BB: 0 P: 19	R: 1 E: 0 K: 2 S: 17	H: 2 LOB: 1 BB: 0 P: 27	R: 0 E: 0 K: 1 S: 10	H: 1 LOB: 2 BB: 1 P: 20	R: 2 E: 0 K: 0 S: 12	H: 3 LOB: 0 BB: 0 P: 19	R: 0 E: 0 K: 1 S: 11	H: 1 LOB: 1 BB: 0 P: 19	R: 1 E: 0 K: 0 S: 16	H: 2 LOB: 3 BB: 1 P: 23	R: 0 E: 0 K: 0 S: 8	H: 1 LOB: 1 BB: 0 P: 9	R: 1 E: 0 K: 1 S: 12	H: 2 LOB: 2 BB: 1 P: 23	R: 2 E: 0 K: 2 S: 16	H: 2 LOB: 1 BB: 1 P: 24	1B: 8 2B: 5 3B: 0 HR: 2	SF: 0 SAC: 0 DP: 1 HBP: 1	WP: 1 PA: 44 SB: 0 CS: 1						
PITCHER	IP	WLS	BF	H	R	ER	SO	BB	IBB	HBP	BLK	WP	HR	S	P	ERA	WHIP										
Eric Milton, L ERA: 4.67	5.0	L	24	8	4	4	5	2	0	0	0	0	1	65	111	7.20	2.000										
Mike Trombley, R ERA: 0.83	2.0	9	2	0	0	0	0	0	0	1	0	0	0	21	25	0.00	1.000										
Eddie Guardado, L ERA: 3.09	1.0	8	4	3	3	1	1	1	0	0	0	1	0	16	32	27.00	5.000										
Hector Carrasco, R ERA: 6.23	1.0	3	0	0	0	0	2	0	0	0	0	1	0	12	15	0.00	0.000										

Batter	1	2	3	4	5	6	7	8	9	AB	R	H	RBI	BB	SO	LOB	BOTTOM										
Otis Nixon, S OBP: 0.273, SLG: 0.237										4	0	1	0	0	0	0	<p>Texas Rangers @ Minnesota Twins Hubert H. Humphrey Metrodome, Minneapolis, MN Tue Apr 28 1998, 8:05 PM EDT Att: 8,570 - Dome - 72 F</p> <p>livebaseballscorecards.com</p> <p>AB 30 R 2 H 5 RBI 2 BB 1 SO 4 LOB 6</p>										
Pat Meares, R OBP: 0.365, SLG: 0.535										4	0	0	0	0	0	2											
Paul Moltzer, R OBP: 0.319, SLG: 0.350										4	0	0	0	0	0	0											
Ron Coomer, R OBP: 0.333, SLG: 0.521										4	1	2	1	0	1	0											
David Ortiz, L OBP: 0.398, SLG: 0.589										3	0	0	0	1	1	0											
Alex Ochoa, R OBP: 0.294, SLG: 0.471										3	0	1	0	0	0	2											
Terry Steinbach, R OBP: 0.446, SLG: 0.431										3	1	1	0	0	1	1											
Brent Gates, S OBP: 0.146, SLG: 0.135										3	0	0	0	0	0	1											
Denny Hocking, S OBP: 0.250, SLG: 0.080										2	0	0	1	0	1	0											
Inning Stats	R: 0 E: 0 K: 0 S: 7	H: 1 LOB: 0 BB: 0 P: 12	R: 1 E: 0 K: 1 S: 11	H: 2 LOB: 0 BB: 0 P: 14	R: 0 E: 0 K: 1 S: 11	H: 0 LOB: 0 BB: 0 P: 17	R: 0 E: 0 K: 0 S: 10	H: 1 LOB: 2 BB: 1 P: 21	R: 1 E: 1 K: 0 S: 14	H: 1 LOB: 1 BB: 0 P: 20	R: 0 E: 0 K: 0 S: 5	H: 0 LOB: 0 BB: 0 P: 9	R: 0 E: 0 K: 0 S: 6	H: 0 LOB: 0 BB: 0 P: 12	R: 0 E: 0 K: 0 S: 7	H: 0 LOB: 0 BB: 0 P: 10		R: 0 E: 0 K: 2 S: 12	H: 0 LOB: 0 BB: 0 P: 17	1B: 2 2B: 2 3B: 0 HR: 1	SF: 1 SAC: 0 DP: 1 HBP: 0	WP: 0 PA: 33 SB: 0 CS: 1					
PITCHER	IP	WLS	BF	H	R	ER	SO	BB	IBB	HBP	BLK	WP	HR	S	P	ERA	WHIP										
Darren Oliver, L ERA: 7.15	7.0	W	26	5	2	2	2	1	0	0	0	0	0	64	105	2.57	0.857										
Danny Patterson, R ERA: 1.17	1.0	3	0	0	0	0	0	0	0	0	0	0	0	7	10	0.00	0.000										
John Wetteland, R ERA: 1.17	1.0	3	0	0	0	0	2	0	0	0	0	0	0	12	17	0.00	0.000										

Batter	1	2	3	4	5	6	7	8	9	AB	R	H	RBI	BB	SO	LOB	TOP										
Tom Goodwin, L (1, 8) OBP: 0.464, SLG: 0.435										4	1	2	0	0	0	0											
Mark McLemore, S (1, 4) OBP: 0.469, SLG: 0.484										4	0	2	1	0	1	2											
29 Rusty Greer, L (1, 7) OBP: 0.363, SLG: 0.354										4	0	1	1	0	0	3											
Juan Gonzalez, R (1, 9) OBP: 0.374, SLG: 0.654										4	0	0	0	0	0	4											
Willi Clark, L (1, 3) OBP: 0.454, SLG: 0.471										4	1	1	0	0	2	1											
Ivan Rodriguez, R (1, 2) OBP: 0.495, SLG: 0.695										4	0	1	1	0	1	0											
Lee Stevens, L (1, 10) OBP: 0.317, SLG: 0.618										3	0	0	0	0	1	0											
Kevin Elster, R (1, 6) OBP: 0.360, SLG: 0.373										3	1	0	0	0	0	0											
Luis Alicaia, S (1, 5) OBP: 0.387, SLG: 0.423										2	1	0	0	1	0	0											
Inning Stats	R: 1 E: 0 K: 0 S: 10	H: 2 LOB: 0 BB: 0 P: 14	R: 0 E: 0 K: 1 S: 8	H: 0 LOB: 0 BB: 0 P: 11	R: 2 E: 2 K: 0 S: 13	H: 1 LOB: 1 BB: 1 P: 23	R: 0 E: 0 K: 1 S: 5	H: 0 LOB: 0 BB: 0 P: 5	R: 0 E: 0 K: 1 S: 7	H: 1 LOB: 1 BB: 0 P: 9	R: 0 E: 0 K: 1 S: 7	H: 0 LOB: 0 BB: 0 P: 9	R: 0 E: 0 K: 1 S: 11	H: 0 LOB: 0 BB: 0 P: 17	R: 1 E: 0 K: 0 S: 12	H: 3 LOB: 1 BB: 0 P: 17	1B: 6 2B: 1 3B: 0 HR: 0	SF: 0 SAC: 0 DP: 2 HBP: 0	WP: 0 PB: 0 SB: 1 CS: 1	PA: 33							
PITCHER	IP	WLS	BF	H	R	ER	SO	BB	IBB	HBP	BLK	WP	HR	S	P	ERA	WHIP										
Greg Keagle, R (1, 1) ERA: 4.94	8.0	L	29	4	3	1	5	1	0	0	0	0	0	71	104	1.12	0.625										
44 Sean Runyan, L (9, 1) ERA: 5.79	0.0		1	1	1	1	0	0	0	0	0	0	0	2	3	∞	∞										
Doug Brocail, R (9, 1) ERA: 9.0	1.0	S	3	2	0	0	0	0	0	0	0	0	0	10	14	0.00	2.000										

Texas Rangers @ Detroit Tigers
Tiger Stadium, Detroit, MI
Wed Apr 29 1998, 7:05 PM EDT
Att: 10,051 - Cloudy - 62 F

AB 32
R 4
H 7
RBI 3
BB 1
SO 5
LOB 10



Batter	1	2	3	4	5	6	7	8	9	AB	R	H	RBI	BB	SO	LOB	BOTTOM										
Brian Hunter, R (1, 8) OBP: 0.379, SLG: 0.473										4	0	0	0	0	1	0											
Joe Randa, R (1, 5) OBP: 0.228, SLG: 0.239										4	0	2	0	0	0	0											
Tony Clark, S (1, 3) OBP: 0.247, SLG: 0.326										3	0	0	0	0	1	2											
Bobby Higginson, L (1, 9) OBP: 0.381, SLG: 0.446										3	0	0	0	0	1	1											
Luis Gonzalez, L (1, 7) OBP: 0.365, SLG: 0.493										3	0	0	0	0	0	0											
Damion Easley, R (1, 4) OBP: 0.341, SLG: 0.554										3	0	1	0	0	1	0											
Andy Tomberlin, L (1, 10) OBP: 0.357, SLG: 0.333										3	0	0	0	0	0	1											
Joe Oliver, R (1, 2) OBP: 0.229, SLG: 0.326										3	1	1	1	0	0	1											
Deivi Cruz, R (1, 6) OBP: 0.290, SLG: 0.111										2	0	0	0	0	1	0											
Frank Catalanotto, L (9, PH) OBP: 0.333, SLG: 0.364										1	0	0	0	0	0	0											
Inning Stats	R: 0 E: 0 K: 0 S: 12	H: 1 LOB: 1 BB: 0 P: 18	R: 0 E: 0 K: 0 S: 5	H: 0 LOB: 0 BB: 0 P: 9	R: 0 E: 0 K: 1 S: 7	H: 0 LOB: 0 BB: 0 P: 9	R: 0 E: 0 K: 0 S: 5	H: 1 LOB: 0 BB: 0 P: 8	R: 0 E: 0 K: 1 S: 6	H: 0 LOB: 0 BB: 0 P: 9	R: 1 E: 0 K: 0 S: 7	H: 1 LOB: 0 BB: 0 P: 12	R: 0 E: 0 K: 2 S: 9	H: 0 LOB: 0 BB: 0 P: 13	R: 0 E: 0 K: 0 S: 7	H: 1 LOB: 0 BB: 0 P: 9	R: 0 E: 0 K: 1 S: 7	H: 0 LOB: 0 BB: 0 P: 9	1B: 3 2B: 0 3B: 0 HR: 1	SF: 0 SAC: 0 DP: 2 HBP: 0	WP: 0 PB: 0 SB: 1 CS: 0	PA: 29					
PITCHER	IP	WLS	BF	H	R	ER	SO	BB	IBB	HBP	BLK	WP	HR	S	P	ERA	WHIP										
John Burkett, R (1, 1) ERA: 7.75	7.0	W	24	4	1	1	4	0	0	0	0	0	0	56	85	1.29	0.571										
Danny Patterson, R (8, 1) ERA: 1.04	1.0		2	0	0	0	0	0	0	0	0	0	0	2	2	0.00	0.000										
John Wetteland, R (9, 1) ERA: 1.04	1.0	S	3	0	0	0	1	0	0	0	0	0	0	7	9	0.00	0.000										

Texas Rangers @ Detroit Tigers
Tiger Stadium, Detroit, MI
Wed Apr 29 1998, 7:05 PM EDT
Att: 10,051 - Cloudy - 62 F

AB 29
R 1
H 4
RBI 1
BB 0
SO 5
LOB 5



Batter	1	2	3	4	5	6	7	8	9	AB	R	H	RBI	BB	SO	LOB	TOP					
Tom Goodwin, L OBP: 0.465, SLG: 0.432										3	0	1	0	1	1	0	Texas Rangers @ Detroit Tigers Tiger Stadium, Detroit, MI Thu Apr 30 1998, 3:33 AM EDT Att: 29,336 - Cloudy - 61 F					
Mark McLemore, S OBP: 0.452, SLG: 0.465										4	0	0	0	0	0	4						
29 Rusty Greer, L OBP: 0.359, SLG: 0.343										3	0	0	0	1	2	0						
Juan Gonzalez, R OBP: 0.361, SLG: 0.631										4	0	0	0	0	0	1						
Will Clark, L OBP: 0.455, SLG: 0.505										4	1	2	1	0	1	0						
Lee Stevens, L OBP: 0.314, SLG: 0.600										4	0	1	0	0	1	1						
Kevin Elster, R OBP: 0.350, SLG: 0.360										3	1	0	0	0	1	1						
Luis Alicea, S OBP: 0.382, SLG: 0.414										3	0	1	0	0	0	0						
Bill Haselman, R OBP: 0.200, SLG: 0.286										3	0	1	1	0	0	0						
Inning Stats	R: 0 E: 0 K: 1 S: 11	H: 0 LOB: 1 BB: 1 P: 19	R: 2 E: 0 K: 0 S: 15	H: 5 LOB: 0 BB: 0 P: 20	R: 0 E: 0 K: 2 S: 7	H: 0 LOB: 0 BB: 0 P: 13	R: 0 E: 0 K: 2 S: 8	H: 0 LOB: 0 BB: 0 P: 12	R: 0 E: 0 K: 0 S: 5	H: 0 LOB: 0 BB: 1 P: 11	R: 0 E: 0 K: 0 S: 6	H: 0 LOB: 0 BB: 0 P: 8	R: 0 E: 0 K: 0 S: 8	H: 0 LOB: 0 BB: 0 P: 12	R: 0 E: 0 K: 0 S: 6	H: 0 LOB: 0 BB: 0 P: 9	R: 0 E: 0 K: 1 S: 7	H: 1 LOB: 1 BB: 0 P: 13	1B: 5 2B: 0 3B: 0 HR: 1	SF: 0 SAC: 0 DP: 1 HBP: 0	WP: 0 PB: 0 SB: 0 CS: 1	PA: 33
PITCHER Brian Moehler, R ERA: 4.29	IP: 9.0 WLS: W BF: 33 H: 6 R: 2 ER: 2 SO: 6 BB: 2 IBB: 0 HBP: 0 BLK: 0 WP: 0 HR: 1 S: 73 P: 117 ERA: 2.00 WHIP: 0.889															PITCHER	IP: 9.0 WLS: W BF: 33 H: 6 R: 2 ER: 2 SO: 6 BB: 2 IBB: 0 HBP: 0 BLK: 0 WP: 0 HR: 1 S: 73 P: 117 ERA: 2.00 WHIP: 0.889					

Texas Rangers @ Detroit Tigers
 Tiger Stadium, Detroit, MI
 Thu Apr 30 1998, 3:33 AM EDT
 Att: 29,336 - Cloudy - 61 F

AB 31
 R 2
 H 6
 RBI 2
 BB 2
 SO 6
 LOB 7



Batter	1	2	3	4	5	6	7	8	9	AB	R	H	RBI	BB	SO	LOB	BOTTOM			
Brian Hunter, R OBP: 0.380, SLG: 0.469										5	0	2	0	0	0	0	Texas Rangers @ Detroit Tigers Tiger Stadium, Detroit, MI Thu Apr 30 1998, 3:33 AM EDT Att: 29,336 - Cloudy - 61 F			
Joe Randa, R OBP: 0.237, SLG: 0.258										5	1	2	0	0	1	1				
Bobby Higginson, L OBP: 0.386, SLG: 0.442										3	2	1	0	1	0	1				
Luis Gonzalez, L OBP: 0.382, SLG: 0.500										3	2	2	0	1	0	2				
Damon Easley, R OBP: 0.358, SLG: 0.598										4	2	3	4	0	0	1				
Tony Clark, S OBP: 0.297, SLG: 0.337										3	0	2	1	1	0	2				
Andy Tomberlin, L OBP: 0.389, SLG: 0.375										4	0	2	2	0	0	3				
Paul Bako, L										4	0	0	0	0	3	4				
Deivi Cruz, R OBP: 0.143, SLG: 0.077										4	0	0	0	0	0	1				
Inning Stats	R: 3 E: 1 K: 1 S: 18	H: 5 LOB: 2 BB: 1 P: 31	R: 0 E: 0 K: 0 S: 8	H: 1 LOB: 1 BB: 0 P: 16	R: 1 E: 0 K: 1 S: 10	H: 2 LOB: 1 BB: 1 P: 18	R: 0 E: 0 K: 0 S: 8	H: 0 LOB: 0 BB: 0 P: 11	R: 3 E: 0 K: 1 S: 14	H: 4 LOB: 1 BB: 0 P: 21	R: 0 E: 0 K: 1 S: 8	H: 0 LOB: 0 BB: 0 P: 10	R: 0 E: 0 K: 0 S: 12	H: 1 LOB: 1 BB: 1 P: 18	R: 0 E: 0 K: 0 S: 9	H: 1 LOB: 1 BB: 0 P: 14	1B: 12 2B: 1 3B: 0 HR: 1	SF: 0 SAC: 0 DP: 2 HBP: 0	WP: 0 PB: 0 SB: 0 CS: 0	PA: 38
PITCHER Bobby Witt, R ERA: 6.6 Eric Gunderson, L ERA: 0.92 Al Levine, R ERA:	IP: 4.0 WLS: L BF: 23 H: 11 R: 7 ER: 7 SO: 2 BB: 2 IBB: 0 HBP: 0 BLK: 0 WP: 0 HR: 1 S: 49 P: 83 ERA: 15.75 WHIP: 3.250															PITCHER	IP: 4.0 WLS: L BF: 23 H: 11 R: 7 ER: 7 SO: 2 BB: 2 IBB: 0 HBP: 0 BLK: 0 WP: 0 HR: 1 S: 49 P: 83 ERA: 15.75 WHIP: 3.250			

Texas Rangers @ Detroit Tigers
 Tiger Stadium, Detroit, MI
 Thu Apr 30 1998, 3:33 AM EDT
 Att: 29,336 - Cloudy - 61 F

AB 35
 R 7
 H 14
 RBI 7
 BB 3
 SO 4
 LOB 15



Batter	1	2	3	4	5	6	7	8	9	AB	R	H	RBI	BB	SO	LOB	TOP					
Tom Goodwin, L (1, 8) OBP: 0.462, SLG: 0.430	E6 29 G4-3 G3		3-2 BB 29 G4-3 1B		1-1 G3-6-3 1B		3-2 FC6-3 1-2		1-1 G6-3	5	1	2	0	0	0	1						
Mark McLemore, S (1, 4) OBP: 0.454, SLG: 0.455	G3		4-0 BB 29 G4-3		0-1 G3-6-3 1-2		4-0 BB			2	1	0	0	2	0	2						
29 Rusty Greer, L (1, 7) OBP: 0.347, SLG: 0.330	G4-3		2-1 G4-3		3-3 K		2-1 G3			4	0	0	0	0	1	5						
Juan Gonzalez, R (1, 9) OBP: 0.350, SLG: 0.609	G5-3		1-0 P4			0-2 G5-3		1-2 F8		4	0	0	0	0	3							
Will Clark, L (1, 3)		G4-3	1-2 BB		1-1 G5-3		3-2 G4-3			4	0	1	2	0	0	0						
Ivan Rodriguez, R (1, 2) OBP: 0.504, SLG: 0.717		0-1 BB 2B	2-2 F8 1B		1-2 BB 1B		0-2 WP 2B			4	1	3	0	0	0	1						
Lee Stevens, L (1, 10) OBP: 0.300, SLG: 0.571		2-3 K		3-1 G3		0-0 P6		2-2 L4		4	0	0	0	0	1	3						
Kevin Elster, R (1, 6) OBP: 0.355, SLG: 0.360		2-1 BB 1B		0-1 P6			4-2 FC6-3 BB		1-3 K	3	0	1	1	1	1	0						
Luis Alicaia, S (1, 5) OBP: 0.342, SLG: 0.364		2-2 F8		0-0 G6-3			1-3 K		0-0 G3	4	0	0	0	0	1	2						
Inning Stats	R: 0 E: 1 K: 0 S: 12	H: 0 LOB: 1 BB: 0 P: 18	R: 1 E: 0 K: 1 S: 14	H: 2 LOB: 1 BB: 0 P: 23	R: 2 E: 0 K: 0 S: 14	H: 2 LOB: 1 BB: 1 P: 27	R: 0 E: 0 K: 0 S: 5	H: 0 LOB: 0 BB: 0 P: 8	R: 0 E: 0 K: 1 S: 9	H: 1 LOB: 0 BB: 0 P: 13	R: 0 E: 0 K: 0 S: 12	H: 1 LOB: 1 BB: 0 P: 14	R: 0 E: 0 K: 1 S: 12	H: 0 LOB: 2 BB: 2 P: 26	R: 0 E: 0 K: 0 S: 16	H: 1 LOB: 1 BB: 0 P: 22	R: 0 E: 0 K: 1 S: 6	H: 0 LOB: 0 BB: 0 P: 8	1B: 5 2B: 2 3B: 0 HR: 0	SF: 0 SAC: 0 DP: 1 HBP: 0	WP: 1 PB: 0 SB: 1 CS: 0	PA: 37
PITCHER	IP WLS BF H R ER SO BB IBB HBP BLK WP HR S P ERA WHIP	IP WLS BF H R ER SO BB IBB HBP BLK WP HR S P ERA WHIP															IP WLS BF H R ER SO BB IBB HBP BLK WP HR S P ERA WHIP					
Bret Saberhagen, R (1, 1) ERA: 2.77	3.0 15 4 3 3 1 1 0 0 0 0 0 0 40 68 9.00 1.667	1.0 3 0 0 0 0 0 0 0 0 0 0 0 5 8 0.00 0.000															8.1 1.1 S 4 0 0 0 1 0 0 0 0 0 0 10 14 0.00 0.000					
Derek Lowe, R (4, 1) ERA: 2.6	2.0 W 7 2 0 0 1 0 0 0 0 0 0 21 27 0.00 1.000																					
John Wasdin, R (5, 1) ERA: 3.55	1.0 5 0 0 0 1 2 0 0 0 0 0 0 12 26 0.00 2.000																					
Jim Corsi, R (7, 1) ERA: 4.3	0.2 3 1 0 0 0 0 0 0 0 0 0 0 12 16 0.00 1.500																					
Dennis Eckersley, R (8, 1) ERA: 11.42																						

Texas Rangers @ Boston Red Sox
Fenway Park, Boston, MA
Fri May 01 1998, 7:05 PM EDT
Att: 24,169 - Overcast - 69 F

AB 34
R 3
H 7
RBI 3
BB 3
SO 4
LOB 17



Batter	1	2	3	4	5	6	7	8	9	AB	R	H	RBI	BB	SO	LOB	BOTTOM	
Nomar Garciaparra, R (1, 6) OBP: 0.344, SLG: 0.508	L4	G4-3			3-2 F8		0-1 G5-4-3 1-2			4	0	0	0	0	0	2		
John Valentin, R (1, 5) OBP: 0.344, SLG: 0.418	K		2-0 BB		0-1 G5-3		2-3 K			4	0	1	0	0	2	0		
Mo Vaughn, L (1, 3) OBP: 0.435, SLG: 0.627	K		2-3 BB SAFE K			4-1 HR BB		0-1 BB G3-2 1B		3	1	1	0	1	2	1		
18 Reggie Jefferson, S (1, 10) OBP: 0.358, SLG: 0.458		0-0 F9	1-1 F9			1-3 K		0-0 BB 1B		3	0	0	0	0	1	2		
Jim Leyritz, R (8, PH) OBP: 0.453, SLG: 0.679								1-2 BB 1B		1	0	1	0	0	0	0		
Troy O'Leary, L (1, 7) OBP: 0.349, SLG: 0.557		3-2 BB HR HBP	2-0 F9			2-1 HR		1-2 BB 1B		3	2	2	2	0	0	1		
Scott Hatteberg, L (1, 2) OBP: 0.347, SLG: 0.493		0-0 BB HR 1B		0-2 G4-3		3-1 G4-3		0-1 P5		4	1	1	0	0	0	3		
Darren Bragg, L (1, 9) OBP: 0.419, SLG: 0.590		3-1 BB HR		2-2 K		0-0 BB 1B		0-0 G3-2 3-H		4	1	2	3	0	1	3		
Darren Lewis, R (1, 8) OBP: 0.353, SLG: 0.373		1-2 K		1-3 K		1-1 F8				3	0	0	0	0	2	1		
Mark Lemke, S (1, 4) OBP: 0.217, SLG: 0.150	E6				0-0 2-3		1-1 G5-4-3 1B			3	0	1	0	0	0	0		
Inning Stats	R: 0 E: 0 K: 2 S: 8	H: 0 LOB: 0 BB: 0 P: 12	R: 3 E: 1 K: 1 S: 14	H: 2 LOB: 1 BB: 0 P: 21	R: 0 E: 0 K: 1 S: 7	H: 1 LOB: 1 BB: 0 P: 14	R: 0 E: 0 K: 2 S: 9	H: 0 LOB: 0 BB: 0 P: 12	R: 0 E: 0 K: 1 S: 11	H: 2 LOB: 1 BB: 1 P: 22	R: 0 E: 0 K: 1 S: 7	H: 1 LOB: 0 BB: 0 P: 10	R: 0 E: 0 K: 0 S: 10	H: 3 LOB: 2 BB: 0 P: 11	1B: 7 2B: 0 3B: 0 HR: 2	SF: 0 SAC: 0 DP: 2 HBP: 1	WP: 0 PB: 0 SB: 0 CS: 0	PA: 34
PITCHER	IP WLS BF H R ER SO BB IBB HBP BLK WP HR S P ERA WHIP	IP WLS BF H R ER SO BB IBB HBP BLK WP HR S P ERA WHIP															IP WLS BF H R ER SO BB IBB HBP BLK WP HR S P ERA WHIP	
Aaron Sele, R (1, 1) ERA: 2.72	7.0 L 29 6 5 5 8 1 0 1 0 0 0 10 11 0.00 3.000																	
Eric Gunderson, L (8, 1) ERA: 0.75	1.0 5 3 0 0 0 0 0 0 0 0 0 0 10 11 0.00 3.000																	

Texas Rangers @ Boston Red Sox
Fenway Park, Boston, MA
Fri May 01 1998, 7:05 PM EDT
Att: 24,169 - Overcast - 69 F

AB 32
R 5
H 9
RBI 5
BB 1
SO 8
LOB 13



Batter	1	2	3	4	5	6	7	8	9	AB	R	H	RBI	BB	SO	LOB	TOP					
Tom Goodwin, L (1, 8) OBP: 0.441, SLG: 0.408	G4-3		P5		K		F7		G1-3	5	0	0	0	0	1	0						
Mark McLemore, S (1, 4) OBP: 0.452, SLG: 0.448	P6		29 2B		F7		F7		BB	4	1	1	0	1	0	0						
29 Rusty Greer, L (1, 7) OBP: 0.349, SLG: 0.336	F9		F8 1-H		L9			CS BB	F8	4	0	1	1	1	0	1						
Juan Gonzalez, R (1, 9) OBP: 0.346, SLG: 0.597		K	F8			G3-6 1B		K		4	0	1	0	0	2	2						
Will Clark, L (1, 3) OBP: 0.458, SLG: 0.500		1B HR	FC6-4 BB		G3-6			1B		3	2	2	0	1	0	1						
Ivan Rodriguez, R (1, 2) OBP: 0.504, SLG: 0.738	F8		FC6-4		HR			1B		4	1	2	1	0	0	3						
Lee Stevens, L (1, 10) Mike Simms, R (8, PH) OBP: 0.476, SLG: 0.684	HR				G4-3			1B		3	1	1	0	0	0	0						
Kevin Elster, R (1, 6) OBP: 0.360, SLG: 0.430		HR			K			P2		4	2	2	4	0	1	2						
Fernando Tatis, R (1, 5) OBP: 0.228, SLG: 0.213	G5-3				G6-3		P4		L6	4	0	0	0	0	0	0						
Inning Stats	R: 0 E: 0 K: 0 S: 5	H: 0 LOB: 0 BB: 7	R: 3 E: 0 K: 1 S: 14	H: 3 LOB: 0 BB: 21	R: 1 E: 0 K: 0 S: 18	H: 2 LOB: 2 BB: 1 P: 26	R: 0 E: 0 K: 1 S: 6	H: 0 LOB: 0 BB: 0 P: 9	R: 0 E: 0 K: 1 S: 8	H: 0 LOB: 0 BB: 0 P: 10	R: 1 E: 0 K: 0 S: 10	H: 2 LOB: 0 BB: 0 P: 11	R: 1 E: 0 K: 0 S: 7	H: 1 LOB: 0 BB: 8	R: 1 E: 0 K: 0 S: 11	H: 3 LOB: 2 BB: 1 P: 21	R: 0 E: 0 K: 0 S: 12	H: 0 LOB: 1 BB: 1 P: 21	1B: 7 2B: 2 3B: 0 HR: 3	SF: 0 SAC: 0 DP: 2 HBP: 0	WP: 0 PB: 0 SB: 1 CS: 1	PA: 39
PITCHER	IP	WLS	BF	H	R	ER	SO	BB	IBB	HBP	BLK	WP	HR	S	P	ERA	WHIP					
Brian Rose, R (1, 1) ERA: 9.07	6.0	L	25	7	5	5	3	1	0	0	0	0	2	61	84	7.50	1.333					
Dennis Eckerley, R (7, 1) ERA: 11.17	1.0		4	1	1	1	0	0	0	0	0	0	1	7	8	9.00	1.000					
Derek Lowe, R (8, 1) ERA: 2.85	0.2		4	2	1	1	1	1	0	0	0	0	0	5	13	13.50	4.500					
Brian Shouse, L (8, 1) ERA: 5.4	1.1		6	1	0	0	0	1	0	0	0	0	0	18	29	0.00	1.500					

Texas Rangers @ Boston Red Sox
Fenway Park, Boston, MA
Sat May 02 1998, 3:33 AM EDT
Att: 25,827 - Cloudy - 57 F

AB 36
R 7
H 11
RBI 7
BB 3
SO 4
LOB 9



Batter	1	2	3	4	5	6	7	8	9	AB	R	H	RBI	BB	SO	LOB	BOTTOM					
Nomar Garciaparra, R (1, 6) OBP: 0.348, SLG: 0.504	HR		G5-3		L1		FC1-5 1B		K	5	1	2	0	0	1	3						
John Valentin, R (1, 5) OBP: 0.346, SLG: 0.412	P5		G6-3		18 BB		18 1B 2B		K	4	1	1	0	1	1	2						
Mo Vaughn, L (1, 3) OBP: 0.426, SLG: 0.635	HR				K		FC1-5 18 1B 2B		K	5	2	1	2	0	3	6						
18 Reggie Jefferson, S (1, 10) OBP: 0.375, SLG: 0.460	G6-3				1B		2B		G5-3	4	0	2	1	1	0	0						
Troy O'Leary, L (1, 7) OBP: 0.351, SLG: 0.559	F8				K		1-2 2-3 3-H		P5	5	0	2	2	0	1	3						
Scott Hatteberg, L (1, 2) OBP: 0.338, SLG: 0.466		P6			F7		1-3 2-H 3-H		L3	4	0	0	0	0	0	2						
Darren Bragg, L (1, 9) OBP: 0.397, SLG: 0.554		K			K		G4-6-3 HBP			4	0	0	0	0	3	5						
Darren Lewis, R (1, 8) OBP: 0.364, SLG: 0.385										3	1	2	0	0	0	0						
Midre Cummings, L (8, PH) OBP: 0.446, SLG: 0.667										1	1	1	0	0	0	0						
Mike Benjamin, R (9, 4) OBP: 0.375, SLG: 0.378										0	0	0	0	0	0	0						
Mark Lemke, S (1, 4) OBP: 0.224, SLG: 0.186										3	0	1	0	0	0	1						
Jim Levritz, R (8, PH) OBP: 0.446, SLG: 0.667										1	0	0	0	0	0	0						
Damon Buford, R (8, PR) OBP: 0.381, SLG: 0.457										0	0	0	0	0	0	0						
Inning Stats	R: 2 E: 0 K: 0 S: 6	H: 2 LOB: 0 BB: 0 P: 11	R: 0 E: 0 K: 1 S: 8	H: 0 LOB: 0 BB: 0 P: 11	R: 0 E: 0 K: 0 S: 7	H: 0 LOB: 0 BB: 0 P: 13	R: 0 E: 0 K: 2 S: 11	H: 2 LOB: 2 BB: 0 P: 14	R: 1 E: 0 K: 2 S: 11	H: 2 LOB: 3 BB: 2 P: 23	R: 0 E: 0 K: 1 S: 10	H: 1 LOB: 1 BB: 0 P: 14	R: 2 E: 0 K: 0 S: 14	H: 4 LOB: 2 BB: 0 P: 26	R: 1 E: 1 K: 3 S: 16	H: 1 LOB: 1 BB: 0 P: 24	R: 0 E: 0 K: 0 S: 6	H: 0 LOB: 0 BB: 0 P: 11	1B: 8 2B: 3 3B: 0 HR: 1	SF: 0 SAC: 0 DP: 1 HBP: 1	WP: 0 PB: 0 SB: 0 CS: 0	PA: 42
PITCHER	IP	WLS	BF	H	R	ER	SO	BB	IBB	HBP	BLK	WP	HR	S	P	ERA	WHIP					
Rick Helling, R (1, 1) ERA: 2.93	6.0	W	28	4	4	4	6	2	0	0	0	0	0	11	23	9.00	3.000					
Danny Patterson, R (7, 1) ERA: 1.42	1.0		6	3	1	1	0	0	0	1	0	0	0	5	7	∞	∞					
Tim Crabtree, R (8, 1) ERA: 3.55	0.0		2	1	1	0	0	0	0	0	0	0	0	5	7	∞	∞					
John Wetteland, R (8, 1) ERA: 0.84	2.0	S	6	0	0	0	3	0	0	0	0	0	0	17	28	0.00	0.000					

Texas Rangers @ Boston Red Sox
Fenway Park, Boston, MA
Sat May 02 1998, 3:33 AM EDT
Att: 25,827 - Cloudy - 57 F

AB 39
R 6
H 12
RBI 5
BB 2
SO 9
LOB 22




Batter	1	2	3	4	5	6	7	8	9	AB	R	H	RBI	BB	SO	LOB	TOP	
Tom Goodwin, L (1, 8) OBP: 0.431, SLG: 0.398										5	1	1	0	0	2	3	Texas Rangers @ Boston Red Sox Fenway Park, Boston, MA Sun May 03 1998, 3:33 AM EDT Att: 28,075 - Sunny - 60 F	
Mark McLemore, S (1, 4) OBP: 0.453, SLG: 0.439										2	0	0	0	2	1			
29 Rusty Greer, L (1, 7) OBP: 0.336, SLG: 0.321										5	0	0	0	0	1	4		
Juan Gonzalez, R (1, 9) OBP: 0.344, SLG: 0.585										4	0	1	0	0	0	2		
Will Clark, L (1, 3) OBP: 0.444, SLG: 0.480										4	0	0	0	0	0	2		
Ivan Rodriguez, R (1, 2) OBP: 0.504, SLG: 0.726										3	0	1	0	1	0	1		
Lee Stevens, L (1, 10) OBP: 0.299, SLG: 0.549										4	0	1	0	0	2	2		
Kevin Elster, R (1, 6) OBP: 0.357, SLG: 0.417										3	0	0	0	1	3	4		
Fernando Tatis, R (9, PR) OBP: 0.226, SLG: 0.213										0	0	0	0	0	0	0		
Luis Alicea, S (1, 5) OBP: 0.357, SLG: 0.361										3	0	1	0	1	1	2		
Inning Stats	R: 1 E: 1 K: 1 S: 7	H: 1 LOB: 1 BB: 0 P: 7	R: 0 E: 0 K: 2 S: 7	H: 0 LOB: 0 BB: 0 P: 7	R: 0 E: 1 K: 1 S: 6	H: 1 LOB: 2 BB: 1 P: 10	R: 0 E: 0 K: 1 S: 6	H: 2 LOB: 2 BB: 0 P: 10	R: 0 E: 0 K: 2 S: 9	H: 1 LOB: 0 BB: 0 P: 7	R: 0 E: 1 K: 0 S: 4	H: 0 LOB: 1 BB: 0 P: 4	R: 0 E: 0 K: 1 S: 5	H: 0 LOB: 3 BB: 3 P: 17	1B: 5 2B: 0 3B: 0 HR: 0	SF: 0 SAC: 1 DP: 0 HBP: 0	WP: 0 PB: 0 SB: 1 CS: 1	PA: 39
PITCHER	IP WLS BF H R ER SO BB IBB HBP BLK WP HR S P ERA WHIP																	
Pedro Martinez, R (1, 1) ERA: 1.97	7.0 W 29 5 1 0 9 2 0 0 0 0 0 0 45 53 0.00 1.000																	
Jim Corsi, R (8, 1) ERA: 4.11	0.2 3 0 0 0 0 0 0 0 0 0 0 0 3 3 0.00 0.000																	
Tom Gordon, R (8, 1) ERA: 2.04	1.1 S 7 0 0 0 1 3 0 0 0 0 0 0 6 18 0.00 2.250																	

Batter	1	2	3	4	5	6	7	8	9	AB	R	H	RBI	BB	SO	LOB	BOTTOM	
Nomar Garciaparra, R (1, 6) OBP: 0.345, SLG: 0.504										4	1	1	0	0	1	0	Texas Rangers @ Boston Red Sox Fenway Park, Boston, MA Sun May 03 1998, 3:33 AM EDT Att: 28,075 - Sunny - 60 F	
John Valentin, R (1, 5) OBP: 0.343, SLG: 0.402										3	0	0	0	1	1	1		
Mo Vaughn, L (1, 3) OBP: 0.429, SLG: 0.655										4	1	2	1	0	1	2		
Jim Leyritz, R (1, 10) OBP: 0.435, SLG: 0.638										4	0	1	1	0	1	2		
Troy O'Leary, L (1, 7) OBP: 0.346, SLG: 0.547										4	0	1	0	0	0	1		
Damon Buford, R (1, 8) OBP: 0.400, SLG: 0.474										3	0	2	0	0	1	2		
Darren Lewis, R (1, 9) OBP: 0.363, SLG: 0.383										3	0	1	0	0	0	1		
Jason Varitek, S (1, 2) OBP: 0.326, SLG: 0.293										3	0	1	0	0	0	2		
Mike Benjamin, R (1, 4) OBP: 0.349, SLG: 0.350										3	0	0	0	0	1	2		
Inning Stats	R: 0 E: 0 K: 0 S: 3	H: 0 LOB: 1 BB: 1 P: 7	R: 0 E: 0 K: 0 S: 5	H: 2 LOB: 2 BB: 0 P: 5	R: 1 E: 0 K: 3 S: 12	H: 3 LOB: 0 BB: 0 P: 12	R: 0 E: 0 K: 1 S: 5	H: 0 LOB: 0 BB: 0 P: 5	R: 1 E: 0 K: 1 S: 6	H: 1 LOB: 0 BB: 0 P: 6	R: 0 E: 0 K: 0 S: 3	H: 1 LOB: 0 BB: 0 P: 3	R: 0 E: 0 K: 1 S: 6	H: 1 LOB: 1 BB: 0 P: 6	1B: 7 2B: 1 3B: 0 HR: 1	SF: 0 SAC: 0 DP: 1 HBP: 0		WP: 0 PB: 0 SB: 0 CS: 0
PITCHER	IP WLS BF H R ER SO BB IBB HBP BLK WP HR S P ERA WHIP																	
Darren Oliver, L (1, 1) ERA: 5.87	8.0 L 32 9 2 2 6 1 0 0 0 0 0 1 43 47 2.25 1.250																	

AB	33
R	1
H	5
RBI	0
BB	5
SO	10
LOB	21



AB	31
R	2
H	9
RBI	2
BB	1
SO	6
LOB	13



Batter	1	2	3	4	5	6	7	8	9	AB	R	H	RBI	BB	SO	LOB	TOP						
Chuck Knoblauch, R (1, 4) OBP: 0.363, SLG: 0.330										5	2	1	1	1	1	2							
2 Derek Jeter, R (1, 6) OBP: 0.338, SLG: 0.480										6	2	4	5	0	2	1							
Paul O'Neill, L (1, 9) OBP: 0.414, SLG: 0.514										6	2	3	2	0	0	2							
Tino Martinez, L (1, 3) OBP: 0.437, SLG: 0.600										5	1	1	1	1	0	2							
Bernie Williams, S (1, 8) OBP: 0.431, SLG: 0.453										5	2	3	0	0	1	2							
Tim Lincecum, S (1, 10) OBP: 0.338, SLG: 0.492										5	2	2	3	0	2	3							
Chad Curtis, R (1, 7) OBP: 0.404, SLG: 0.486										4	1	1	0	1	0	3							
20 Jorge Posada, S (1, 2) OBP: 0.309, SLG: 0.492										3	2	1	1	2	0	1							
Scott Brosius, R (1, 5) OBP: 0.369, SLG: 0.384										4	1	2	2	0	1	1							
Inning Stats	R: 2 E: 0 K: 3 S: 11	H: 2 LOB: 1 BB: 1 P: 15	R: 7 E: 0 K: 0 S: 8	H: 5 LOB: 1 BB: 3 P: 20	R: 0 E: 0 K: 1 S: 7	H: 2 LOB: 2 BB: 0 P: 7	R: 4 E: 0 K: 0 S: 7	H: 4 LOB: 1 BB: 1 P: 11	R: 0 E: 0 K: 0 S: 4	H: 1 LOB: 1 BB: 0 P: 4	R: 0 E: 0 K: 1 S: 5	H: 0 LOB: 0 BB: 0 P: 5	R: 0 E: 0 K: 0 S: 3	H: 1 LOB: 0 BB: 0 P: 3	R: 1 E: 0 K: 2 S: 9	H: 2 LOB: 1 BB: 0 P: 9	R: 1 E: 0 K: 0 S: 4	H: 1 LOB: 0 BB: 0 P: 4	1B: 7 2B: 3 3B: 4 HR: 4	SF: 0 SAC: 1 DP: 1 HBP: 0	WP: 0 PB: 0 SB: 0 CS: 0	PA: 49	
PITCHER	IP	WLS	BF	H	R	ER	SO	BB	IBB	HBP	BLK	WP	HR	S	P	ERA	WHIP					ERA	WHIP
Bobby Witt, R (1, 1) ERA: 9.33	1.1	12	4	7	7	3	4	0	0	0	0	0	2	14	30	47.25	6.000					9.00	1.000
Tim Crutcher, R (2, 1) ERA: 5.52	1.2	12	7	4	4	1	0	0	0	0	0	0	1	14	14	21.60	4.200						
Xavier Hernandez, R (4, 1) ERA: 5.0	0.2	5	2	2	2	0	1	0	0	0	0	0	0	4	8	27.00	4.500						
Eric Gunderson, L (4, 1) ERA: 0.56	3.1	11	2	0	0	1	0	0	0	0	0	0	0	13	13	0.00	0.600						
Danny Patterson, R (8, 1) ERA: 3.12	1.0	L	5	2	1	1	2	0	0	0	0	0	0	9	9	9.00	2.000						

New York Yankees @ Texas Rangers
The Ballpark at Arlington, Arlington, TX
Wed May 06 1998, 8:05 PM EDT
Att: 33,274 - Unknown - 94 F

AB 43
R 15
H 18
RBI 15
BB 5
SO 7
LOB 17

Batter	1	2	3	4	5	6	7	8	9	AB	R	H	RBI	BB	SO	LOB	BOTTOM						
Tom Goodwin, L (1, 8) OBP: 0.405, SLG: 0.372										6	1	1	0	0	2	1							
Mark McLemore, S (1, 4) OBP: 0.464, SLG: 0.429										3	2	0	0	3	0	0							
29 Rusty Greer, L (1, 7) OBP: 0.343, SLG: 0.319										4	2	2	1	1	0	3							
Juan Gonzalez, R (1, 9) OBP: 0.350, SLG: 0.598										5	3	3	5	0	0	2							
Willi Clark, L (1, 3) OBP: 0.436, SLG: 0.477										5	2	3	1	0	2	0							
Ivan Rodriguez, R (1, 2) OBP: 0.482, SLG: 0.702										5	1	2	4	0	0	1							
Mike Simms, R (1, 10) ERA: 12.0										3	1	1	2	0	0	0							
Lee Stevens, L (6, PH) OBP: 0.301, SLG: 0.531										1	0	1	0	1	0	0							
Domingo Cedenio, S (8, PR) OBP: 0.500, SLG: 0.556										0	0	0	0	0	0	0							
Kevin Elster, R (1, 6) OBP: 0.347, SLG: 0.394										5	0	0	0	0	1	3							
Fernando Tatis, R (1, 5) OBP: 0.244, SLG: 0.231										3	1	2	0	0	1	0							
Luis Alicea, S (6, PH) OBP: 0.333, SLG: 0.333										2	0	0	0	0	0	2							
Inning Stats	R: 0 E: 0 K: 1 S: 6	H: 1 LOB: 0 BB: 0 P: 6	R: 0 E: 0 K: 1 S: 5	H: 0 LOB: 0 BB: 0 P: 5	R: 7 E: 0 K: 1 S: 11	H: 6 LOB: 1 BB: 1 P: 15	R: 3 E: 0 K: 1 S: 7	H: 2 LOB: 1 BB: 2 P: 15	R: 0 E: 0 K: 0 S: 4	H: 1 LOB: 1 BB: 0 P: 4	R: 3 E: 0 K: 0 S: 7	H: 4 LOB: 2 BB: 1 P: 11	R: 0 E: 0 K: 1 S: 5	H: 0 LOB: 1 BB: 1 P: 9	R: 0 E: 0 K: 1 S: 6	H: 1 LOB: 1 BB: 0 P: 6	R: 0 E: 0 K: 0 S: 3	H: 0 LOB: 0 BB: 0 P: 3	1B: 11 2B: 2 3B: 0 HR: 2	SF: 0 SAC: 0 DP: 0 HBP: 0	WP: 0 PB: 0 SB: 0 CS: 0	PA: 47	
PITCHER	IP	WLS	BF	H	R	ER	SO	BB	IBB	HBP	BLK	WP	HR	S	P	ERA	WHIP					ERA	WHIP
David Wells, L (1, 1) ERA: 5.77	2.2	16	7	2	3	3	2	2	0	0	0	0	1	9	17	27.00	4.000						
Willie Banks, R (3, 1) ERA: 12.0	1.0	7	2	3	3	2	0	0	0	0	0	0	0	8	8	10.80	1.800						
Mike Buddie, R (4, 1) ERA: 8.59	1.2	8	3	2	2	0	0	0	0	0	0	0	0	2	6	∞	∞						
Ramiro Mendoza, R (6, 1) ERA: 5.06	0.0	3	2	1	1	0	0	0	1	0	0	0	0	2	6	∞	∞						
Darren Holmes, R (6, 1) ERA: 2.7	0.2	2	0	0	0	0	0	0	0	0	0	0	0	2	2	0.00	0.000						

New York Yankees @ Texas Rangers
The Ballpark at Arlington, Arlington, TX
Wed May 06 1998, 8:05 PM EDT
Att: 33,274 - Unknown - 94 F

AB 42
R 13
H 15
RBI 13
BB 5
SO 6
LOB 12

Batter	1	2	3	4	5	6	7	8	9	AB	R	H	RBI	BB	SO	LOB	TOP					
Kenny Lofton, L OBP: 0.380, SLG: 0.423	2-1 L8	3-2 F9			2-2 G4-3		3-2 L7		0-2 E3	5	0	0	0	0	0	1						
Omar Vizquel, S OBP: 0.405, SLG: 0.412	2-2 1B	2-3 K			1-2 L5		0-1 G4-3		0-2 G1-3	5	1	2	0	0	1	1						
David Justice, L OBP: 0.389, SLG: 0.620	1-3 K			0-0 F7		1-1 HR		4-2 BB	0-2 G1-3	4	1	1	1	1	1	3						
Jim Thome, L OBP: 0.474, SLG: 0.685	1-0 BB			1-1 2B		3-2 E4		4-1 BB	2-3 K	4	0	2	0	1	1	2						
Manny Ramirez, R OBP: 0.310, SLG: 0.470	0-2 BB			3-3 K		3-2 L6		2-1 F8	3-3 K	5	0	1	1	0	2	6						
Brian Giles, L OBP: 0.471, SLG: 0.623	4-2 BB			1-3 K				1-2 1B		3	0	1	0	1	2	1						
Travis Fryman, R OBP: 0.292, SLG: 0.350	3-3 K			0-0 P8		3-2 G5-3		0-3 K		4	0	0	0	0	2	4						
Pat Borders, R OBP: 0.300, SLG: 0.319		2-3 K		0-0 L5-3		2-3 K		3-3 K		4	0	1	0	0	3	1						
David Bell, R OBP: 0.375, SLG: 0.581		4-2 F9		0-0 L5-3				2-0 HR	3-3 K	3	1	1	1	1	1	2						
Inning Stats	R: 1 E: 0 K: 2 S: 18	H: 3 LOB: 3 BB: 1 P: 31	R: 0 E: 0 K: 2 S: 11	H: 0 LOB: 1 BB: 1 P: 22	R: 0 E: 0 K: 2 S: 9	H: 1 LOB: 1 BB: 0 P: 14	R: 0 E: 0 K: 0 S: 3	H: 1 LOB: 0 BB: 0 P: 3	R: 1 E: 1 K: 0 S: 18	H: 1 LOB: 1 BB: 0 P: 28	R: 0 E: 0 K: 2 S: 10	H: 0 LOB: 0 BB: 0 P: 16	R: 1 E: 0 K: 0 S: 12	H: 1 LOB: 2 BB: 2 P: 27	R: 0 E: 0 K: 3 S: 14	H: 1 LOB: 1 BB: 0 P: 21	R: 0 E: 1 K: 2 S: 16	H: 1 LOB: 2 BB: 0 P: 21	1B: 6 2B: 2 3B: 0 HR: 2	SF: 0 SAC: 0 DP: 1 HBP: 0	WP: 1 PB: 0 SB: 0 CS: 0	PA: 41
PITCHER	IP	WLS	BF	H	R	ER	SO	BB	IBB	HBP	BLK	WP	HR	S	P	ERA	WHIP					
Rick Helling, R ERA: 3.08	(1, 1)	6.2	30	7	3	3	8	3	0	0	0	1	2	78	132	4.05	1.500					
Eric Gunderson, L ERA: 0.56	(7, 1)	0.0	1	0	0	0	0	1	0	0	0	0	0	1	5	∞	∞					
Xavier Hernandez, R ERA: 5.4	(7, 1)	1.1	W	5	1	0	0	3	0	0	0	0	0	16	25	0.00	0.750					
John Wetteland, R ERA: 1.42	(9, 1)	1.0	S	5	1	0	0	2	0	0	0	0	0	16	21	0.00	1.000					

Cleveland Indians @ Texas Rangers
The Ballpark at Arlington, Arlington, TX
Fri May 08 1998, 8:05 PM EDT
Att: 38,067 - Cloudy - 83 F

AB 37
R 3
H 9
RBI 3
BB 4
SO 13
LOB 21



Batter	1	2	3	4	5	6	7	8	9	AB	R	H	RBI	BB	SO	LOB	BOTTOM					
Tom Goodwin, L OBP: 0.403, SLG: 0.367	2-3 K	3-1 1B			0-0 B1-3		0-0 L8			4	0	1	2	0	1	2						
Mark McLemore, S OBP: 0.445, SLG: 0.403	2-2 P4	2-1 F8			1-0 L8		1-0 P4			4	0	0	0	0	0	4						
29 Rusty Greer, L OBP: 0.345, SLG: 0.317	3-2 L7			0-0 G4-3		1-1 F7		4-0 2B		3	1	1	0	1	0	0						
Juan Gonzalez, R OBP: 0.345, SLG: 0.583		2-3 K		0-0 P6		0-1 F8		2-1 WP		4	1	1	1	0	1	1						
Will Clark, L OBP: 0.418, SLG: 0.479		1-1 F7		0-1 G4-3		3-3 K		0-0 G6-3		4	0	0	0	0	1	2						
Ivan Rodriguez, R OBP: 0.471, SLG: 0.664		1-1 BB		1-0 G6-3		1-1 L9		1-0 F9		4	1	1	0	0	0	1						
Lee Stevens, L OBP: 0.306, SLG: 0.544		4-1 HBP		1-3 K		0-0 SH3-4		2-2 HR		3	2	2	1	1	1	0						
Kevin Elster, R OBP: 0.338, SLG: 0.382		1-0 HBP		3-2 G5-3		2-1 SH3-4		2-1 G4-3		3	1	1	1	0	0	0						
Fernando Tatis, R OBP: 0.261, SLG: 0.232		3-2 1B		2-0 F8		2-0 HBP				1	0	0	0	0	0	0						
Inning Stats	R: 0 E: 0 K: 1 S: 12	H: 0 LOB: 0 BB: 0 P: 19	R: 3 E: 0 K: 1 S: 18	H: 3 LOB: 2 BB: 1 P: 35	R: 0 E: 0 K: 0 S: 5	H: 1 LOB: 1 BB: 0 P: 6	R: 0 E: 0 K: 1 S: 9	H: 0 LOB: 0 BB: 0 P: 15	R: 0 E: 0 K: 0 S: 4	H: 0 LOB: 0 BB: 0 P: 6	R: 0 E: 0 K: 1 S: 8	H: 0 LOB: 0 BB: 0 P: 12	R: 0 E: 0 K: 0 S: 5	H: 1 LOB: 2 BB: 0 P: 10	R: 3 E: 0 K: 0 S: 9	H: 2 LOB: 0 BB: 1 P: 20	R: 3 E: 0 K: 0 S: 12	H: 2 LOB: 0 BB: 1 P: 20	1B: 5 2B: 1 3B: 0 HR: 1	SF: 0 SAC: 1 DP: 0 HBP: 2	WP: 1 PB: 0 SB: 0 CS: 0	PA: 35
PITCHER	IP	WLS	BF	H	R	ER	SO	BB	IBB	HBP	BLK	WP	HR	S	P	ERA	WHIP					
Chad Ogea, R ERA: 4.5	(1, 1)	6.1	27	5	3	3	4	1	0	2	0	0	0	59	100	4.26	0.947					
Ron Villone, L ERA	(7, 1)	0.2	2	0	0	0	0	0	0	0	0	0	0	2	3	0.00	0.000					
Jose Mesa, R ERA: 5.23	(8, 1)	1.0	L	6	2	3	3	1	0	0	0	1	1	9	20	27.00	3.000					

Cleveland Indians @ Texas Rangers
The Ballpark at Arlington, Arlington, TX
Fri May 08 1998, 8:05 PM EDT
Att: 38,067 - Cloudy - 83 F

AB 30
R 6
H 7
RBI 5
BB 2
SO 4
LOB 10



Batter	1	2	3	4	5	6	7	8	9	AB	R	H	RBI	BB	SO	LOB	TOP					
Kenny Lofton, L OBP: 0.383, SLG: 0.448 (1, 8)	L6		HR		1B		K			4	1	2	1	0	1	0	Cleveland Indians @ Texas Rangers The Ballpark at Arlington, Arlington, TX Sat May 09 1998, 8:05 PM EDT Att: 46,355 - Unknown - 75 F					
Omar Vizquel, S OBP: 0.393, SLG: 0.398 (1, 6)	K		G1-6-3		K		L7			4	0	0	0	0	2	2						
Manny Ramirez, R OBP: 0.308, SLG: 0.466 (1, 9)	BB 1B		G4-3		SF8			P6		3	1	1	1	0	0	0						
Jim Thome, L OBP: 0.468, SLG: 0.667 (1, 3)	1B BB		F7		G6-3			F7		3	0	0	0	1	0	1						
Sandy Alomar Jr., R OBP: 0.276, SLG: 0.376 (1, 2)	1B				FC1-4 1B		P5	L8		4	0	2	1	0	0	0						
Travis Fryman, R OBP: 0.284, SLG: 0.339 (1, 5)	P1				FC1-4 G3		K		4-3	4	0	0	0	0	1	3						
Mark Whiten, S OBP: 0.400, SLG: 0.250 (1, 7)		L3			G3		FC6-4 1B	B5-3		4	0	1	0	0	0	1						
David Bell, R OBP: 0.346, SLG: 0.532 (1, 4)		G6-3			F7		FC6-4	G6-3		4	0	0	0	0	0	2						
Shawon Dunston, R OBP: 0.258, SLG: 0.364 (1, 10)		L8			1B SF8 2B		G1-3			3	1	1	0	0	0	0						
Inning Stats	R: 1 E: 0 K: 1 S: 15	H: 2 LOB: 2 BB: 1 P: 28	R: 0 E: 0 K: 0 S: 10	H: 0 LOB: 0 BB: 0 P: 13	R: 1 E: 0 K: 0 S: 14	H: 1 LOB: 0 BB: 0 P: 23	R: 0 E: 0 K: 0 S: 6	H: 1 LOB: 1 BB: 0 P: 6	R: 1 E: 0 K: 1 S: 11	H: 2 LOB: 1 BB: 0 P: 14	R: 0 E: 0 K: 1 S: 10	H: 1 LOB: 1 BB: 0 P: 14	R: 0 E: 0 K: 1 S: 7	H: 0 LOB: 0 BB: 0 P: 13	R: 0 E: 0 K: 0 S: 4	H: 0 LOB: 0 BB: 0 P: 6	R: 0 E: 0 K: 0 S: 4	H: 0 LOB: 0 BB: 0 P: 4	1B: 5 2B: 1 3B: 0 HR: 1	SF: 1 SAC: 0 DP: 0 HBP: 0	WP: 0 PB: 0 SB: 1 CS: 0	PA: 35
PITCHER Darren Oliver, L ERA: 5.22 (1, 1)	IP: 9.0 WLS: W BF: 35 H: 7 R: 3 ER: 3 SO: 4 BB: 1 IBB: 0 HBP: 0 BLK: 0 WP: 0 HR: 1 S: 81 P: 121 ERA: 3.00 WHIP: 0.889																					

AB	33
R	3
H	7
RBI	3
BB	1
SO	4
LOB	9



Batter	1	2	3	4	5	6	7	8	9	AB	R	H	RBI	BB	SO	LOB	BOTTOM			
Tom Goodwin, L OBP: 0.388, SLG: 0.352 (1, 8)	K		FC6-4 CS		FC4 29 1B HR		L8	FC6		5	1	0	0	0	1	3	Cleveland Indians @ Texas Rangers The Ballpark at Arlington, Arlington, TX Sat May 09 1998, 8:05 PM EDT Att: 46,355 - Unknown - 75 F			
Mark McLemore, S OBP: 0.440, SLG: 0.393 (1, 4)	29 G3-6-3 BB		K		K		G5-3			3	0	0	0	1	2	2				
29 Rusty Greer, L OBP: 0.355, SLG: 0.354 (1, 7)	G3-6-3				G3 1B		HR 1B			4	2	3	1	0	0	1				
Juan Gonzalez, R OBP: 0.349, SLG: 0.601 (1, 9)		G6-3			G3 1B		HR	F8		4	1	2	3	0	0	0				
Will Clark, L OBP: 0.421, SLG: 0.504 (1, 3)		HR			G3		K	BLK 3B 1B		4	2	2	1	0	1	2				
Ivan Rodriguez, R OBP: 0.436, SLG: 0.643 (1, 2)		K			G5-3		K	L8		4	0	0	0	0	2	3				
Lee Stevens, L OBP: 0.316, SLG: 0.552 (1, 10)							G1-3	L9		2	0	1	0	1	0	0				
Mike Simms, R OBP: 0.440, SLG: 0.739 (6, PH)		2B								1	0	0	0	0	0	1				
Kevin Elster, R OBP: 0.343, SLG: 0.404 (1, 6)		5-3			F8		1B	1B 3B		4	1	2	1	0	0	4				
Fernando Tatis, R OBP: 0.283, SLG: 0.256 (1, 5)					FC6-4 1B		FC4 1B	K	FC6 1B	4	0	3	1	0	1	1				
Inning Stats	R: 0 E: 0 K: 1 S: 8	H: 0 LOB: 0 BB: 1 P: 14	R: 1 E: 0 K: 1 S: 12	H: 2 LOB: 1 BB: 0 P: 15	R: 0 E: 0 K: 1 S: 7	H: 1 LOB: 0 BB: 0 P: 12	R: 0 E: 0 K: 0 S: 12	H: 2 LOB: 3 BB: 1 P: 19	R: 3 E: 0 K: 2 S: 14	H: 3 LOB: 0 BB: 0 P: 21	R: 0 E: 0 K: 2 S: 11	H: 1 LOB: 1 BB: 0 P: 17	R: 1 E: 0 K: 0 S: 7	H: 1 LOB: 0 BB: 0 P: 14	R: 2 E: 0 K: 0 S: 14	H: 3 LOB: 1 BB: 0 P: 20	1B: 8 2B: 1 3B: 1 HR: 3	SF: 0 SAC: 0 DP: 1 HBP: 0	WP: 0 PB: 0 SB: 0 CS: 1	PA: 37
PITCHER Charles Nagy, R ERA: 5.79 (1, 1)	IP: 7.0 WLS: L BF: 31 H: 10 R: 5 ER: 5 SO: 7 BB: 1 IBB: 1 HBP: 0 BLK: 0 WP: 0 HR: 3 S: 71 P: 112 ERA: 6.43 WHIP: 1.571																			
Rick Krivda, L ERA: 4.32 (8, 1)	IP: 1.0 WLS: 6 BF: 3 H: 2 R: 2 ER: 2 SO: 0 BB: 0 IBB: 0 HBP: 0 BLK: 1 WP: 0 HR: 0 S: 14 P: 20 ERA: 18.00 WHIP: 3.000																			

AB	35
R	7
H	13
RBI	7
BB	2
SO	7
LOB	17



Batter	1	2	3	4	5	6	7	8	9	AB	R	H	RBI	BB	SO	LOB	TOP		
Kenny Lofton, L OBP: 0.380, SLG: 0.438 (1, 8)	G3			G3			L9		1B BB	3	1	0	0	1	0	0			
Omar Vizquel, S OBP: 0.388, SLG: 0.393 (1, 6)	L5			L6			K		1B SF7	4	1	1	0	0	1	0			
Manny Ramirez, R OBP: 0.313, SLG: 0.475 (1, 9)	P3			G5-3			2B		FC6-4 1B	4	0	2	2	0	0	0			
Jim Thome, L OBP: 0.455, SLG: 0.650 (1, 3)		K				K			SF7	3	0	0	1	0	3	1			
Sandy Alomar Jr., R OBP: 0.275, SLG: 0.371 (1, 2)	L9			G6-3			G6-3		FC6-4 1B	4	0	1	0	0	0	0			
Brian Giles, L OBP: 0.454, SLG: 0.593 (1, 7)	G6-3			G5-3			F9		K	4	0	0	0	0	1	2			
David Bell, R OBP: 0.339, SLG: 0.510 (1, 4)				K			F9		FC6-4	4	0	1	0	0	1	2			
Jeff Branson, L OBP: 0.217, SLG: 0.304 (1, 5)				G6-3			P7		F9	3	0	0	0	0	0	1			
Shawon Dunston, R OBP: 0.260, SLG: 0.374 (1, 10)				G5-3			L9		1B 2B	3	1	1	0	0	0	0			
Inning Stats	R: 0 H: 0 E: 0 K: 0 S: 9	H: 0 LOB: 0 BB: 0 P: 15	R: 0 H: 0 E: 0 K: 1 S: 9	H: 0 LOB: 0 BB: 0 P: 15	R: 0 H: 0 E: 0 K: 1 S: 7	H: 0 LOB: 0 BB: 0 P: 10	R: 0 H: 0 E: 0 K: 0 S: 7	H: 0 LOB: 0 BB: 0 P: 9	R: 0 H: 0 E: 0 K: 1 S: 5	H: 0 LOB: 0 BB: 0 P: 7	R: 0 H: 1 E: 0 K: 2 S: 9	H: 1 LOB: 1 BB: 0 P: 13	R: 0 H: 1 E: 0 K: 0 S: 12	H: 1 LOB: 1 BB: 0 P: 21	R: 3 H: 4 E: 0 K: 1 S: 20	H: 2 LOB: 2 BB: 1 P: 34	1B: 4 2B: 2 3B: 0 HR: 0	SF: 1 SAC: 0 DP: 0 HBP: 0	WP: 0 PA: 34 PB: 0 SB: 0 CS: 0
PITCHER	IP	WLS	BF	H	R	ER	SO	BB	IBB	HBP	BLK	WP	HR	S	P	ERA	WHIP		
John Burkett, R ERA: 7.26 (1, 1)	8.0	W	29	4	3	3	5	1	0	0	0	0	0	73	112	3.38	0.625		
John Wetteland, R ERA: 1.32 (9, 1)	1.0	S	5	2	0	0	1	0	0	0	0	0	0	12	21	0.00	2.000		

Cleveland Indians @ Texas Rangers
The Ballpark at Arlington, Arlington, TX
Sun May 10, 1998, 8:05 PM EDT
Att: 31,232 - Unknown - 81 F


AB 32
R 3
H 6
RBI 3
BB 1
SO 6
LOB 6



Batter	1	2	3	4	5	6	7	8	9	AB	R	H	RBI	BB	SO	LOB	BOTTOM		
Tom Goodwin, L OBP: 0.375, SLG: 0.338 (1, 8)	K	F7		K		G4-3		P7		5	0	0	0	0	2	3			
Luis Alicaes, S OBP: 0.340, SLG: 0.326 (1, 4)	2B BB		G4-3		P6	1B		K		4	1	1	1	1	1	1			
29 Rusty Greer, L OBP: 0.372, SLG: 0.376 (1, 7)	1B 2B		BB 1B		2B 1B	BB				3	2	3	1	1	0	0			
Juan Gonzalez, R OBP: 0.353, SLG: 0.605 (1, 9)	L7		BB 1B		F9 2B	K				4	0	2	1	0	1	3			
Willi Clark, L OBP: 0.423, SLG: 0.500 (1, 3)	1B		BB		F9		F9			3	0	1	1	1	0	1			
Ivan Rodriguez, R OBP: 0.445, SLG: 0.623 (1, 2)	K		K		G6-3		L4			4	0	0	0	0	2	5			
Lee Stevens, L OBP: 0.305, SLG: 0.532 (1, 10)		G6-3	F7			E8 1B	G1-3			4	1	0	0	0	0	3			
Kevin Elster, R OBP: 0.348, SLG: 0.407 (1, 6)	G1-3			1B		G4-3 1B	G6-3			4	1	2	1	0	0	0			
Fernando Tatis, R OBP: 0.292, SLG: 0.258 (1, 5)				G5-3		K		1B		3	0	1	0	1	1	1			
Inning Stats	R: 2 H: 2 E: 0 K: 2 S: 13	H: 2 LOB: 1 BB: 1 P: 25	R: 0 H: 0 E: 0 K: 0 S: 13	H: 0 LOB: 1 BB: 1 P: 21	R: 0 H: 2 E: 0 K: 1 S: 16	H: 2 LOB: 3 BB: 1 P: 24	R: 0 H: 1 E: 0 K: 1 S: 8	H: 1 LOB: 0 BB: 0 P: 13	R: 1 H: 2 E: 0 K: 0 S: 10	H: 2 LOB: 1 BB: 0 P: 14	R: 2 H: 2 E: 1 K: 2 S: 13	H: 2 LOB: 2 BB: 1 P: 22	R: 0 H: 0 E: 0 K: 0 S: 6	H: 0 LOB: 0 BB: 0 P: 10	R: 0 H: 1 E: 0 K: 1 S: 11	H: 1 LOB: 1 BB: 0 P: 15	1B: 8 2B: 2 3B: 0 HR: 0	SF: 0 SAC: 0 DP: 0 HBP: 0	WP: 0 PA: 38 PB: 0 SB: 0 CS: 0
PITCHER	IP	WLS	BF	H	R	ER	SO	BB	IBB	HBP	BLK	WP	HR	S	P	ERA	WHIP		
Jaret Wright, R ERA: 5.86 (1, 1)	5.2	L	29	9	5	3	5	3	0	0	0	0	0	68	109	4.76	2.118		
Ron Villone, L ERA: (6, 1)	0.0		1	0	0	0	0	1	0	0	0	0	0	1	5	-	-		
Eric Plunk, R ERA: 6.32 (6, 1)	1.0		3	0	0	0	1	0	0	0	0	0	0	7	11	0.00	0.000		
Paul Assenmacher, L ERA: 5.25 (7, 1)	1.1		5	1	0	0	1	0	0	0	0	0	0	14	19	0.00	0.750		

Cleveland Indians @ Texas Rangers
The Ballpark at Arlington, Arlington, TX
Sun May 10, 1998, 8:05 PM EDT
Att: 31,232 - Unknown - 81 F

AB 34
R 5
H 10
RBI 5
BB 4
SO 7
LOB 17



Batter	1	2	3	4	5	6	7	8	9	AB	R	H	RBI	BB	SO	LOB	TOP										
Darren Bragg, L (1, 9) OBP: 0.408, SLG: 0.545	2-1 18 3B 2B		4-2 18 1B BB		2-2 L9			3-1 G3-1		3	1	1	0	1	0	0											
18 Reggie Jefferson, S (1, 10) OBP: 0.339, SLG: 0.458 Damon Buford, R (8, PH) OBP: 0.393, SLG: 0.510	1-1 SF8 3B		0-0 1B		1-2 G4-3			1-1 G5-3		3	1	2	1	0	0	0											
John Valentin, R (1, 5) OBP: 0.307, SLG: 0.356	2-2 SF8		0-1 P3		2-0 F8			1-0 F7		3	0	0	1	0	0	2											
Mo Vaughn, L (1, 3) OBP: 0.405, SLG: 0.585	0-0 L9		0-2 P6		0-1 2B					4	0	1	0	0	1	2											
Troy O'Leary, L (1, 7) OBP: 0.345, SLG: 0.603	1-0 G4-3				0-0 L7			3-2 G6-3		4	0	0	0	0	0	1											
Scott Hatteberg, L (1, 2)					1-2 1B			0-2 G4-3		4	0	1	0	0	0	1											
Mike Benjamin, R (1, 6) OBP: 0.333, SLG: 0.353					0-0 F4			0-1 L8		3	0	0	0	0	1	1											
Darren Lewis, R (1, 8) OBP: 0.356, SLG: 0.402					0-0 L4			1-3 K		3	0	0	0	0	1	1											
Mark Lemke, S (1, 4) OBP: 0.229, SLG: 0.190					0-0 F7			2-2 G4-3		3	0	0	0	0	0	0											
Inning Stats	R: 2 E: 0 K: 0 S: 9	H: 2 LOB: 0 BB: 0 P: 15	R: 0 E: 0 K: 1 S: 9	H: 0 LOB: 0 BB: 1 P: 11	R: 0 E: 0 K: 0 S: 10	H: 1 LOB: 2 BB: 1 P: 14	R: 0 E: 0 K: 0 S: 6	H: 1 LOB: 0 BB: 0 P: 7	R: 0 E: 0 K: 0 S: 8	H: 0 LOB: 0 BB: 0 P: 13	R: 0 E: 0 K: 1 S: 8	H: 0 LOB: 0 BB: 0 P: 11	R: 0 E: 0 K: 1 S: 7	H: 0 LOB: 0 BB: 0 P: 8	R: 0 E: 0 K: 1 S: 7	H: 0 LOB: 0 BB: 0 P: 8	1B: 2 2B: 2 3B: 1 HR: 0	SF: 1 SAC: 0 DP: 0 HBP: 0	WP: 0 PB: 0 SB: 0 CS: 0	PA: 33							
PITCHER	IP	WLS	BF	H	R	ER	SO	BB	IBB	HBP	BLK	WP	HR	S	P	ERA	WHIP										
Bobby Witt, R (1, 1) ERA: 7.28	7.0	W	27	5	2	2	2	1	0	0	0	0	0	59	85	2.57	0.857										
Eric Gunderson, L (8, 1) ERA: 0.5	2.0		6	0	0	0	1	0	0	0	0	0	0	12	18	0.00	0.000										

Boston Red Sox @ Texas Rangers
The Ballpark at Arlington, Arlington, TX
Mon May 11, 1998, 8:05 PM EDT
Att: 40,275 - Unknown - 85 F

AB 31
R 2
H 5
RBI 2
BB 1
SO 3
LOB 8



Batter	1	2	3	4	5	6	7	8	9	AB	R	H	RBI	BB	SO	LOB	BOTTOM										
Tom Goodwin, L (1, 8) OBP: 0.369, SLG: 0.333	1-3 K		3-1 P7		2-2 SH1-3 FC5-4 1B			2-3 K		5	1	1	0	0	3	3											
Mark McLemore, S (1, 4) OBP: 0.438, SLG: 0.392	2-1 L7		2-1 29 FC5-4 1B		0-1 SH1-3			1-3 K		3	0	1	0	0	1	1											
29 Rusty Greer, L (1, 7) OBP: 0.375, SLG: 0.397	3-2 HR		1-0 FC5-4		4-2 FC5-4 BB			0-0 L8		3	1	1	1	1	0	2											
Juan Gonzalez, R (1, 9) OBP: 0.350, SLG: 0.603	1-0 2B		2-0 F9		2-1 FC5-4			0-1 P3		4	0	1	2	0	0	1											
Willi Clark, L (1, 3) OBP: 0.418, SLG: 0.488	2-2 F7		4-1 HR BB		0-0 F7			1-0 G4-3		3	1	0	0	1	0	2											
Ivan Rodriguez, R (1, 2) OBP: 0.447, SLG: 0.642			1-0 2B 1B		1-2 HR			1-0 L5		4	2	2	2	0	1	0											
Lee Stevens, L (1, 10) ERA: 6.05 Domingo Cedenio, S (8, PR) OBP: 0.500, SLG: 0.556			1-2 HR 2B		2-1 G4-3			2-2 F9 2B		4	1	2	1	0	0	0											
Kevin Elster, R (1, 6) OBP: 0.345, SLG: 0.426			0-2 HR		2-1 F8			0-1 F9		4	1	1	2	0	0	1											
Fernando Tatis, R (1, 5) OBP: 0.300, SLG: 0.269			2-3 K		1-2 SH1-3 FC5-4 1B			0-0 1B		4	1	2	0	0	1	2											
Inning Stats	R: 1 E: 0 K: 1 S: 14	H: 2 LOB: 1 BB: 0 P: 23	R: 3 E: 0 K: 1 S: 17	H: 4 LOB: 1 BB: 0 P: 27	R: 2 E: 0 K: 0 S: 11	H: 1 LOB: 0 BB: 1 P: 22	R: 2 E: 0 K: 0 S: 14	H: 2 LOB: 1 BB: 1 P: 23	R: 0 E: 0 K: 2 S: 9	H: 1 LOB: 0 BB: 0 P: 13	R: 0 E: 0 K: 1 S: 7	H: 0 LOB: 0 BB: 0 P: 9	R: 0 E: 0 K: 1 S: 11	H: 1 LOB: 2 BB: 0 P: 16	R: 0 E: 0 K: 1 S: 11	H: 1 LOB: 0 BB: 0 P: 16	1B: 5 2B: 3 3B: 0 HR: 3	SF: 0 SAC: 1 DP: 0 HBP: 0	WP: 0 PB: 0 SB: 0 CS: 0	PA: 37							
PITCHER	IP	WLS	BF	H	R	ER	SO	BB	IBB	HBP	BLK	WP	HR	S	P	ERA	WHIP										
John Wasdin, R (1, 1) ERA: 6.05	3.0	L	17	7	6	6	2	1	0	0	0	0	0	42	72	18.00	2.667										
Rich Garces, R (4, 1) ERA: 4.76	3.0		13	3	2	2	2	1	0	0	0	0	0	29	46	6.00	1.333										
Dennis Eckersley, R (7, 1) ERA: 10.03	1.0		3	0	0	0	1	0	0	0	0	0	0	7	9	0.00	0.000										
Derek Lowe, R (8, 1) ERA: 2.7	1.0		4	1	0	0	1	0	0	0	0	0	0	11	16	0.00	1.000										

Boston Red Sox @ Texas Rangers
The Ballpark at Arlington, Arlington, TX
Mon May 11, 1998, 8:05 PM EDT
Att: 40,275 - Unknown - 85 F

AB 34
R 8
H 11
RBI 8
BB 2
SO 6
LOB 12



Batter	1	2	3	4	5	6	7	8	9	AB	R	H	RBI	BB	SO	LOB	TOP					
Darren Lewis, R (1, 8) OBP: 0.350, SLG: 0.387	5-3		G5-3	F8		F8		F8		4	0	0	0	0	0	2	Boston Red Sox @ Texas Rangers The Ballpark at Arlington, Arlington, TX Tue May 12, 1998, 4:33 AM EDT Att: 39,614 - Sunny - 86 F					
18 Reggie Jefferson, S (1, 10) OBP: 0.338, SLG: 0.453 Damon Buford, R (6, PH) OBP: 0.360, SLG: 0.500 Jason Varitek, S (8, PH) OBP: 0.352, SLG: 0.375	2B		G3-1		5-3	E1		1B		3	0	1	0	0	0	0						
Mo Vaughn, L (1, 3) OBP: 0.405, SLG: 0.586	2B		1B		G4-3	K		E5		5	0	2	0	0	1	3						
Jim Leyritz, R (1, 2) OBP: 0.419, SLG: 0.606	L6		1B		G6-3			G1-3		4	0	0	0	1	0	4						
Troy O'Leary, L (1, 7) OBP: 0.340, SLG: 0.589	P1		K		G4-3	1B	WP	P5		5	0	1	0	0	1	4						
Darren Bragg, L (1, 9) OBP: 0.408, SLG: 0.525			BB		E4	1B	K	F9		3	1	0	0	2	1	1						
John Valentin, R (1, 5) OBP: 0.310, SLG: 0.349	P4		K		K	1B	WP	G6-3		3	1	0	0	2	1	2						
Mike Benjamin, R (1, 6) OBP: 0.316, SLG: 0.333 Midre Cummings, L (7, PH) OBP: 0.353, SLG: 0.581 Lou Merloni, R (7, 6)	K		F9		F9	F8	F9			3	0	0	0	0	1	4						
Mark Lemke, S (1, 4) OBP: 0.243, SLG: 0.224	L3					HBP		K		4	1	2	1	0	1	1						
Inning Stats	R: 0 E: 0 K: 0 S: 7	H: 2 LOB: 2 BB: 0 P: 9	R: 0 E: 0 K: 1 S: 7	H: 0 LOB: 1 BB: 1 P: 17	R: 0 E: 0 K: 1 S: 12	H: 1 LOB: 2 BB: 1 P: 20	R: 0 E: 1 K: 1 S: 10	H: 1 LOB: 0 BB: 0 P: 17	R: 0 E: 0 K: 0 S: 3	H: 0 LOB: 0 BB: 0 P: 4	R: 3 E: 1 K: 1 S: 17	H: 1 LOB: 2 BB: 2 P: 30	R: 0 E: 0 K: 1 S: 10	H: 1 LOB: 2 BB: 1 P: 18	R: 0 E: 1 K: 1 S: 9	H: 1 LOB: 0 BB: 0 P: 10		R: 0 E: 0 K: 0 S: 4	H: 0 LOB: 0 BB: 0 P: 6	1B: 5 2B: 2 3B: 0 HR: 0	SF: 0 SAC: 0 DP: 0 HBP: 1	WP: 1 PB: 0 CS: 0
PITCHER	IP	WLS	BF	H	R	ER	SO	BB	IBB	HBP	BLK	WP	HR	S	P	ERA	WHIP					
Aaron Sele, R (1, 1) ERA: 3.02	5.2	W	28	5	3	1	3	4	0	1	0	0	0	51	91	1.59	1.588					
Scott Bailes, L (6, 1) ERA: 8.3	1.0		5	1	0	0	2	0	0	0	0	0	0	11	15	0.00	1.000					
Danny Patterson, R (7, 1) ERA: 2.7	1.1		7	1	0	0	1	1	0	0	0	1	0	13	19	0.00	1.500					
John Wetteland, R (9, 1) ERA: 1.23	1.0	S	3	0	0	0	0	0	0	0	0	0	0	4	6	0.00	0.000					

Batter	1	2	3	4	5	6	7	8	9	AB	R	H	RBI	BB	SO	LOB	BOTTOM				
Tom Goodwin, L (1, 8) OBP: 0.379, SLG: 0.362	F7			S		BB				3	1	2	2	1	0	0	Boston Red Sox @ Texas Rangers The Ballpark at Arlington, Arlington, TX Tue May 12, 1998, 4:33 AM EDT Att: 39,614 - Sunny - 86 F				
Mark McLemore, S (1, 4) OBP: 0.439, SLG: 0.386	B1-3		BB	K		BB		BB		2	0	0	0	2	1	1					
29 Rusty Greer, L (1, 7) OBP: 0.366, SLG: 0.386	F8		F7		G6-3	K				4	0	0	0	0	1	4					
Juan Gonzalez, R (1, 10) OBP: 0.348, SLG: 0.591		HBP			P2			F9		3	1	0	0	0	0	1					
Will Clark, L (1, 3) OBP: 0.420, SLG: 0.492		1B		K		FC6-4		K		3	1	1	1	1	2	0					
Lee Stevens, L (1, 9) OBP: 0.310, SLG: 0.538		2B		K		FC6-4		K		4	1	1	1	0	2	1					
Kevin Elster, R (1, 6) OBP: 0.342, SLG: 0.416		K		G6-3		BB		G5-3		3	0	0	0	1	1	1					
Bill Haselman, R (1, 2) OBP: 0.263, SLG: 0.389		1B				G5-3		P4		4	1	2	1	0	0	1					
Fernando Tatis, R (1, 5) OBP: 0.298, SLG: 0.268		2B		G6-3		K		K		4	1	1	1	0	2	2					
Inning Stats	R: 0 E: 0 K: 0 S: 7	H: 0 LOB: 0 BB: 0 P: 11	R: 6 E: 0 K: 1 S: 25	H: 5 LOB: 1 BB: 1 P: 41	R: 0 E: 0 K: 2 S: 9	H: 0 LOB: 0 BB: 0 P: 17	R: 0 E: 0 K: 1 S: 13	H: 2 LOB: 1 BB: 0 P: 18	R: 0 E: 0 K: 0 S: 6	H: 0 LOB: 1 BB: 1 P: 10	R: 0 E: 0 K: 2 S: 15	H: 0 LOB: 3 BB: 3 P: 32	R: 0 E: 0 K: 2 S: 7	H: 0 LOB: 0 BB: 0 P: 11	R: 0 E: 0 K: 1 S: 7	H: 0 LOB: 0 BB: 0 P: 11		1B: 4 2B: 2 3B: 0 HR: 1	SF: 0 SAC: 0 DP: 1 HBP: 1	WP: 0 PB: 0 CS: 0	PA: 36
PITCHER	IP	WLS	BF	H	R	ER	SO	BB	IBB	HBP	BLK	WP	HR	S	P	ERA	WHIP				
Brian Rose, R (1, 1) ERA: 6.93	2.0	L	13	5	6	6	1	1	0	0	0	0	0	37	65	0.00	1.364				
Derek Lowe, R (3, 1) ERA: 2.41	3.2		15	2	0	0	4	3	0	0	0	0	0	13	23	0.00	0.750				
Jim Corsi, R (6, 1) ERA: 3.38	1.1		5	0	0	0	3	1	0	0	0	0	0	7	11	0.00	0.000				
Rich Garces, R (8, 1) ERA: 4.38	1.0		3	0	0	0	1	0	0	0	0	0	0	7	11	0.00	0.000				

Batter	1	2	3	4	5	6	7	8	9	AB	R	H	RBI	BB	SO	LOB	TOP										
Tom Goodwin, L (1, 8) OBP: 0.372, SLG: 0.355 Mike Simms, R (7, PH) OBP: 0.407, SLG: 0.680	L6		G4-3		P7		K		K	3	0	0	0	0	0	0											
Mark McLemore, S (1, 4) OBP: 0.438, SLG: 0.386	K		P7		G6-3		1B		1B	5	0	2	2	0	1	0											
29 Rusty Greer, L (1, 7) OBP: 0.361, SLG: 0.386	K		P7		2B		G4-3		G4-3	5	0	1	0	0	1	3											
Juan Gonzalez, R (1, 9) OBP: 0.351, SLG: 0.614		HR		1B	2B		F7		P6	4	2	2	1	0	0	1											
Will Clark, L (1, 3) OBP: 0.422, SLG: 0.515	HR			1B	G5-4-3		P6		P7	4	1	2	2	0	0	1											
Ivan Rodriguez, R (1, 2) OBP: 0.446, SLG: 0.667	K		G5-4-3		1-2		HR		2B	4	1	2	1	0	1	1											
Lee Stevens, L (1, 10) OBP: 0.300, SLG: 0.521	G3				K		P9		G4-3	4	0	0	0	0	1	1											
Kevin Elster, R (1, 6) OBP: 0.347, SLG: 0.414	1B				K		2B		K	3	1	1	0	1	2	0											
Fernando Tatis, R (1, 5) OBP: 0.292, SLG: 0.263 Luis Alicaia, S (7, PH) OBP: 0.364, SLG: 0.396	K				K		1B		2B	2	0	0	0	0	2	1											
							1B		1B	2	1	2	0	0	0	0											
Inning Stats	R: 0 E: 0 K: 2 S: 8	H: 0 LOB: 0 BB: 0 P: 12	R: 2 E: 0 K: 2 S: 17	H: 3 LOB: 1 BB: 0 P: 23	R: 0 E: 0 K: 1 S: 7	H: 0 LOB: 0 BB: 0 P: 10	R: 1 E: 0 K: 1 S: 12	H: 2 LOB: 0 BB: 0 P: 20	R: 0 E: 0 K: 2 S: 8	H: 1 LOB: 1 BB: 0 P: 13	R: 3 E: 0 K: 1 S: 19	H: 3 LOB: 1 BB: 1 P: 34	R: 0 E: 0 K: 2 S: 14	H: 1 LOB: 1 BB: 0 P: 20	R: 0 E: 0 K: 2 S: 9	H: 2 LOB: 2 BB: 0 P: 16	1B: 4 2B: 5 3B: 0 HR: 3	SF: 0 SAC: 0 DP: 1 HBP: 0	WP: 0 PB: 0 SB: 0 CS: 0	PA: 39							
PITCHER	IP	WLS	BF	H	R	ER	SO	BB	IBB	HBP	BLK	WP	HR	S	P	ERA	WHIP										
David Cone, R (1, 1) ERA: 6.46	6.1	W	25	7	4	4	7	0	0	0	0	0	3	65	98	5.68	1.105										
Jeff Nelson, R (7, 1) ERA: 3.66	0.0		2	1	0	0	0	1	0	0	0	0	0	4	10	∞	∞										
Mike Stanton, L (7, 1) ERA: 3.72	0.2		3	1	2	2	1	0	0	0	0	0	0	10	16	27.00	1.500										
Darren Holmes, R (8, 1) ERA: 2.57	0.2		2	0	0	0	0	0	0	0	0	0	0	7	10	0.00	0.000										
42 Mariano Rivera, R (8, 1) ERA:	1.1	S	7	3	0	0	2	0	0	0	0	0	0	16	26	0.00	2.250										
Batter	1	2	3	4	5	6	7	8	9	AB	R	H	RBI	BB	SO	LOB	BOTTOM										
Chuck Knoblauch, R (1, 4) OBP: 0.371, SLG: 0.353	2B		2 HR		G4-3		1B		G3-2-3	5	1	4	1	0	0	0											
2 Derek Jeter, R (1, 6) OBP: 0.369, SLG: 0.507	F7		1B		2B		HR		G5-3	4	2	2	3	1	0	2											
Paul O'Neill, L (1, 9) OBP: 0.391, SLG: 0.480	P5		G5-3		HR		BB		G3-2-3	5	1	1	0	0	1	5											
Tino Martinez, L (1, 3) OBP: 0.412, SLG: 0.556	P3		K		HR		IBB		L9	4	1	0	0	1	1	3											
Bernie Williams, S (1, 8) OBP: 0.434, SLG: 0.484	L7		1B		HR		HR		P4	3	1	2	4	1	0	0											
Darryl Strawberry, L (1, 10) OBP: 0.400, SLG: 0.667 Tim Raines, S (7, PH) OBP: 0.397, SLG: 0.473	CS		1B		P6		CS		G3-2-3	2	0	1	0	1	0	0											
Chad Curtis, R (1, 7) OBP: 0.451, SLG: 0.460	BB		1B		L7		BB		FC3-6	3	0	0	0	1	0	4											
Scott Brosius, R (1, 5) OBP: 0.377, SLG: 0.405	L7				P6		1B		CS	3	1	1	0	1	0	1											
Joe Girardi, R (1, 2) OBP: 0.246, SLG: 0.271			1B		G6-3		HR		1B	4	1	2	0	0	0	1											
Inning Stats	R: 0 E: 0 K: 0 S: 9	H: 1 LOB: 1 BB: 0 P: 14	R: 0 E: 0 K: 0 S: 6	H: 0 LOB: 2 BB: 2 P: 14	R: 3 E: 0 K: 1 S: 14	H: 5 LOB: 0 BB: 0 P: 25	R: 0 E: 0 K: 0 S: 6	H: 1 LOB: 0 BB: 0 P: 8	R: 4 E: 0 K: 0 S: 12	H: 2 LOB: 0 BB: 2 P: 23	R: 0 E: 0 K: 1 S: 10	H: 1 LOB: 1 BB: 0 P: 15	R: 0 E: 0 K: 0 S: 8	H: 0 LOB: 1 BB: 2 P: 20	R: 1 E: 0 K: 0 S: 12	H: 3 LOB: 2 BB: 1 P: 20	1B: 9 2B: 2 3B: 0 HR: 2	SF: 0 SAC: 0 DP: 2 HBP: 0	WP: 0 PB: 0 SB: 0 CS: 2	PA: 41							
PITCHER	IP	WLS	BF	H	R	ER	SO	BB	IBB	HBP	BLK	WP	HR	S	P	ERA	WHIP										
Rick Helling, R (1, 1) ERA: 3.95	5.0	L	26	9	7	7	1	3	1	0	0	0	2	47	84	12.60	2.400										
Al Levine, R (6, 1) ERA:	0.2		3	1	0	0	0	0	0	0	0	0	0	7	12	0.00	1.500										
Eric Gunderson, L (6, 1) ERA: 0.48	0.2		4	0	0	0	1	2	0	0	0	0	0	7	15	0.00	3.000										
Tim Crabtree, R (7, 1) ERA: 5.87	0.2		5	3	1	1	0	1	0	0	0	0	0	12	24	13.50	6.000										
Scott Bailes, L (8, 1) ERA: 5.73	1.0		2	0	0	0	0	0	0	0	0	0	0	4	4	0.00	0.000										

Texas Rangers @ New York Yankees
 Yankee Stadium, Bronx, NY
 Wed May 13 1998, 7:05 PM EDT
 Att: 23,142 - Unknown - 57 F


AB 38
 R 6
 H 12
 RBI 6
 BB 1
 SO 10
 LOB 11




Texas Rangers @ New York Yankees
 Yankee Stadium, Bronx, NY
 Wed May 13 1998, 7:05 PM EDT
 Att: 23,142 - Unknown - 57 F

AB 33
 R 8
 H 13
 RBI 8
 BB 7
 SO 2
 LOB 16



Batter	1	2	3	4	5	6	7	8	9	10	11	12	13	AB R H RBI BB SO LOB	TOP													
Tom Goodwin, L OBP: 0.366, SLG: 0.345 (1, 8)	P7	K			G3			G3-1	SH3-4		SH FC1-6 FC2-5		SH1-4 29 HR BB	4 1 0 0 1 1 4	<p>Texas Rangers @ New York Yankees Yankee Stadium, Bronx, NY Thu May 14 1998, 7:05 PM EDT Att. 20,694 - Unknown - 63 F</p> <p>livebaseballscores.com</p> <p>AB 50 R 7 H 12 RBI 7 BB 7 SO 8 LOB 29</p> 													
Mark McLemore, S OBP: 0.440, SLG: 0.394 (1, 4)	2B					K		29 HR 1B	P7		FC2-5 29 FC1-6		SH1-4	5 1 2 0 1 1 3														
29 Rusty Greer, L OBP: 0.364, SLG: 0.428 (1, 7)	F9					F7		HR	1B		FC1-6		HR	7 2 3 6 0 1 4														
Juan Gonzalez, R OBP: 0.343, SLG: 0.600 (1, 9)	G6-3					G5-3		1B 2B	P3				P3	7 1 1 0 0 1 4														
Will Clark, L OBP: 0.417, SLG: 0.500 (1, 3)						L9		1B			L8		FC5-4 BB	6 0 1 0 1 2 0														
Ivan Rodriguez, R OBP: 0.447, SLG: 0.662 (1, 2)	G6-3					L6		1B			E5		FC5-4	7 0 3 1 0 0 1														
Lee Stevens, L OBP: 0.301, SLG: 0.512 Mike Simms, R OBP: 0.353, SLG: 0.654 (8, PH) Domingo Cedenio, S OBP: 0.417, SLG: 0.455 (10, PH)	1B WP BB					G4-3		1B	F8		L5		FC1 S	2 0 0 0 1 1 1 1 0 0 0 0 0 2 2 0 0 0 0 0 2														
Kevin Elster, R OBP: 0.340, SLG: 0.403 (1, 6)						G6-3		F8	K		F9		F9	6 0 1 0 0 1 6														
Fernando Tatis, R OBP: 0.303, SLG: 0.260 Luis Alicea, S OBP: 0.379, SLG: 0.400 (9, 5)						G5-3		1B 29 HR G3-1 BB	SH3-4 29 1B		FC2-5 SH BB		L3	1 1 0 0 2 0 0 2 1 1 0 1 0 2														
Inning Stats	R: 0 E: 0 K: 0 S: 9	H: 1 LOB: 1 BB: 0 P: 15	R: 0 E: 0 K: 1 S: 18	H: 1 LOB: 3 BB: 2 P: 34	R: 0 E: 0 K: 1 S: 13	H: 0 LOB: 0 BB: 1 P: 13	R: 0 E: 0 K: 0 S: 7	H: 0 LOB: 0 BB: 0 P: 10	R: 0 E: 0 K: 1 S: 8	H: 1 LOB: 1 BB: 0 P: 18	R: 4 E: 0 K: 1 S: 17	H: 5 LOB: 2 BB: 1 P: 29	R: 1 E: 0 K: 1 S: 11	H: 2 LOB: 1 BB: 0 P: 16		R: 0 E: 1 K: 0 S: 14	H: 0 LOB: 1 BB: 0 P: 14	R: 0 E: 0 K: 1 S: 14	H: 0 LOB: 2 BB: 1 P: 23	R: 0 E: 0 K: 1 S: 11	H: 1 LOB: 2 BB: 0 P: 20	R: 2 E: 0 K: 0 S: 9	H: 1 LOB: 1 BB: 2 P: 19	1B: 7 2B: 3 3B: 0 HR: 2	SF: 0 SAC: 3 DP: 0 HBP: 0	WP: 1 PB: 0 SB: 1 CS: 1	PA: 60	
PITCHER	IP WLS BF H R ER SO BB IBB HBP BLK WP HR S P ERA WHIP	7.0 26 3 0 0 5 3 0 0 0 1 0 66 111 0.00 0.857	0.1 4 2 3 3 0 1 0 0 0 0 1 7 15 81.00 9.000	0.0 3 3 1 1 0 0 0 0 0 0 0 6 9 ∞ ∞	0.2 2 0 0 0 1 0 0 0 0 0 0 4 5 0.00 0.000	2.0 9 2 1 1 0 0 0 0 0 0 0 22 30 4.50 1.000											IP WLS BF H R ER SO BB IBB HBP BLK WP HR S P ERA WHIP	3.0 16 2 2 2 2 3 0 0 0 0 1 34 62 6.00 1.667										
Hideki Irabu, R ERA: 1.11 Mike Stanton, L ERA: 3.03 Jeff Nelson, R ERA: 4.12 Graeme Lloyd, L ERA: 3.0 42 Mariano Rivera, R ERA: 0.89															Willie Banks, R ERA: 9.58													

Batter	1	2	3	4	5	6	7	8	9	10	11	12	13	AB R H RBI BB SO LOB	BOTTOM													
Chuck Knoblauch, R OBP: 0.364, SLG: 0.341 (1, 4)	F8				G5-3			G6-4-3			F8		G5-3	5 1 0 0 0 0 3	<p>Texas Rangers @ New York Yankees Yankee Stadium, Bronx, NY Thu May 14 1998, 7:05 PM EDT Att. 20,694 - Unknown - 63 F</p> <p>livebaseballscores.com</p> <p>AB 46 R 5 H 13 RBI 5 BB 4 SO 5 LOB 22</p> 													
2 Derek Jeter, R OBP: 0.368, SLG: 0.500 (1, 6)	G6-4-3 1B				G5-3			G6-3			K		G6-3	6 0 2 0 0 1 1														
Paul O'Neill, L OBP: 0.395, SLG: 0.477 (1, 9)	G6-4-3					FC3-6 BB		G6-4-3 1B			K		F7	5 0 2 2 1 1 1														
Bernie Williams, S OBP: 0.430, SLG: 0.481 (1, 8)						FC3-6 CS		G6-4-3			F9		G6-3	5 0 1 0 1 0 2														
Tino Martinez, L OBP: 0.403, SLG: 0.538 (1, 3)						CS		P7			G5-3		K	6 1 1 0 0 2 4														
Tim Lincecum, S OBP: 0.332, SLG: 0.462 Homer Bush, R OBP: 0.455, SLG: 0.400 Danny Strawberry, L OBP: 0.391, SLG: 0.549 (11, PH)						20 1B 1B		P7			P7		F7	4 0 1 0 0 0 5 0 0 0 0 0 0 0 2 0 0 0 0 0 1 0														
Chad Curtis, R OBP: 0.458, SLG: 0.495 (1, 7)	G4-3					20 1B BB		P5			P5		G2-3 1B	4 2 2 1 1 0 2														
20 Jorge Posada, S OBP: 0.341, SLG: 0.541 (1, 2)						1B BB		G6-4-3 1B			F8 SH3 BB		G5-3	5 0 2 0 1 0 2														
Scott Brosius, R OBP: 0.381, SLG: 0.408 (1, 5)						G6-4-3 1B		G6-4-3 1B			SH3		G5-3	4 1 2 2 0 0 2														
Inning Stats	R: 0 E: 0 K: 0 S: 5	H: 1 LOB: 0 BB: 0 P: 10	R: 0 E: 0 K: 0 S: 8	H: 1 LOB: 1 BB: 0 P: 13	R: 2 E: 0 K: 1 S: 15	H: 3 LOB: 3 BB: 1 P: 29	R: 1 E: 0 K: 0 S: 7	H: 2 LOB: 0 BB: 0 P: 10	R: 0 E: 0 K: 0 S: 7	H: 0 LOB: 0 BB: 1 P: 16	R: 2 E: 0 K: 0 S: 13	H: 3 LOB: 1 BB: 1 P: 24	R: 0 E: 0 K: 1 S: 16	H: 0 LOB: 1 BB: 0 P: 23		R: 0 E: 0 K: 1 S: 12	H: 1 LOB: 1 BB: 0 P: 20	R: 0 E: 0 K: 0 S: 9	H: 0 LOB: 0 BB: 0 P: 13	R: 0 E: 0 K: 1 S: 11	H: 0 LOB: 0 BB: 0 P: 16	1B: 11 2B: 1 3B: 0 HR: 1	SF: 0 SAC: 1 DP: 4 HBP: 1	WP: 0 PB: 0 SB: 0 CS: 2	PA: 53			
PITCHER	IP WLS BF H R ER SO BB IBB HBP BLK WP HR S P ERA WHIP	5.1 25 8 5 5 1 3 0 0 1 0 0 47 92 8.44 2.062	1.2 6 3 0 0 0 0 0 0 0 0 0 12 18 0.00 1.800	0.1 2 1 0 0 0 0 0 0 0 0 0 5 7 0.00 3.000	1.2 6 0 0 0 0 1 0 0 0 0 0 21 33 0.00 0.600	1.0 3 0 0 0 1 0 0 0 0 0 0 6 8 0.00 0.000											IP WLS BF H R ER SO BB IBB HBP BLK WP HR S P ERA WHIP	2.0 7 1 0 0 0 1 0 0 0 0 0 21 33 0.00 0.500										
Darren Oliver, L ERA: 5.6 Al Levine, R ERA: 1.0 Scott Saines, L ERA: 5.96 Xavier Hernandez, R ERA: 3.6 Eric Gunderson, L ERA: 0.46															Danny Patterson, R ERA: 2.25 John Wetteland, R ERA: 1.15													

Batter	1	2	3	4	5	6	7	8	9	AB	R	H	RBI	BB	SO	LOB	TOP										
Tom Goodwin, L (1, 8) OBP: 0.398, SLG: 0.371	0-0 CS 1B		4-0 1B BB		3-1 S 1B		4-0 WP BB			2	0	2	0	2	0	0											
Mark McLemore, S (1, 4) OBP: 0.427, SLG: 0.377	2-1 G4-3		2-1 29 G6-3 1B		3-2 F7		2-3 K			4	0	1	1	0	1	4											
29 Rusty Greer, L (1, 7) OBP: 0.349, SLG: 0.420	3-3 K		1-2 G6-3 1B		3-2 F7		1-2 G4-3			4	0	0	0	0	1	4											
Juan Gonzalez, R (1, 9) OBP: 0.330, SLG: 0.569		2-0 F7		3-3 K		1-1 HBP		3-2 P6		3	0	0	0	0	1	0											
Will Clark, L (1, 10) OBP: 0.416, SLG: 0.493		3-2 L7		4-2 G1-3 BB		2-1 F7		1-0 G3-1		3	0	0	0	1	0	1											
Ivan Rodriguez, R (1, 2) OBP: 0.433, SLG: 0.630		2-3 K		0-1 G1-3		3-1 G6-3		1-3 K		4	0	0	0	0	2	2											
Lee Stevens, L (1, 3) OBP: 0.305, SLG: 0.504 Mike Simms, R (9, PH) OBP: 0.378, SLG: 0.630			0-0 2B G6-3 1B		0-0 G4-3		1-0 G3		2-2 G4-3	3	1	1	0	0	0	1	AB 32										
Domingo Cedeño, S (1, 6) OBP: 0.412, SLG: 0.500		0-2 1B 2B		2-2 G1-3		1-1 BB 1B WP 1B		0-0 G5-3		4	2	2	0	0	0	0	R 3										
Fernando Tatis, R (1, 5) OBP: 0.302, SLG: 0.262		2-0 G6-3		2-1 F8		1-2 WP BB 1B		2-0 G4-3		4	0	1	1	0	0	1	H 7										
Inning Stats	R: 0 E: 0 K: 1 S: 7	H: 1 LOB: 0 BB: 0 P: 12	R: 0 E: 0 K: 1 S: 12	H: 0 LOB: 0 BB: 0 P: 19	R: 2 E: 0 K: 0 S: 10	H: 3 LOB: 1 BB: 1 P: 19	R: 0 E: 0 K: 1 S: 10	H: 0 LOB: 1 BB: 1 P: 17	R: 0 E: 0 K: 0 S: 10	H: 0 LOB: 1 BB: 0 P: 20	R: 0 E: 0 K: 1 S: 9	H: 0 LOB: 2 BB: 0 P: 18	R: 1 E: 0 K: 1 S: 10	H: 2 LOB: 2 BB: 1 P: 20	R: 0 E: 0 K: 1 S: 9	H: 0 LOB: 0 BB: 0 P: 14	R: 0 E: 0 K: 0 S: 5	H: 0 LOB: 0 BB: 0 P: 9	1B: 6 2B: 1 3B: 0 HR: 0	SF: 0 SAC: 0 DP: 1 HBP: 1	WP: 1 PB: 0 SB: 1 CS: 1	PA: 36					
PITCHER	IP	WLS	BF	H	R	ER	SO	BB	IBB	HBP	BLK	WP	HR	S	P	ERA	WHIP										
Dave Burba, R (1, 1) ERA: 3.62	7.0	W	30	7	3	3	4	3	0	1	0	1	0	68	125	3.86	1.429										
Jose Mesa, R (8, 1) ERA: 4.21	1.0		3	0	0	0	1	0	0	0	0	0	0	9	14	0.00	0.000										
Ron Villone, L (9, 1) ERA: 2.57	1.0		3	0	0	0	0	0	0	0	0	0	0	5	9	0.00	0.000										

Texas Rangers @ Cleveland Indians
Jacobs Field, Cleveland, OH
Sat May 16 1998, 3:33 AM EDT
Att. 40,925 - Overcast - 81 F

AB	32
R	3
H	7
RBI	2
BB	3
SO	5
LOB	13



Batter	1	2	3	4	5	6	7	8	9	AB	R	H	RBI	BB	SO	LOB	BOTTOM										
Kenny Lofton, L (1, 8) OBP: 0.362, SLG: 0.428	4-2 S 1B BB		2-3 K		3-2 FC3-6 1-2 2-3		1-0 P9		1-0 G4-3	4	1	0	0	1	1	3											
Omar Vizquel, S (1, 6) OBP: 0.373, SLG: 0.369	SAFE 1-2 BB 1B		0-1 1B		2-0 L3		0-1 G4-3		0-1 G4-3	5	1	2	0	0	0	3											
David Justice, L (1, 10) OBP: 0.400, SLG: 0.599	1-3 K		0-0 F8		1-1 1B E		3-3 K		1-0 BB 1B	5	1	2	1	0	2	3											
Jim Thome, L (1, 3) OBP: 0.443, SLG: 0.624	4-2 HR BB		1-3 K		3-1 E3 1B E		0-0 HR		4-2 BB	3	3	1	1	2	1	1											
Mark Whiten, S (1, 9) OBP: 0.500, SLG: 0.778	1-1 HR		0-0 G4-3		0-0 E		1-1 HR		1-3 K	5	2	3	4	0	1	2											
Brian Giles, L (1, 7) OBP: 0.394, SLG: 0.528	1-2 2-H 3-H HR		2-3 K		0-1 E4		3-2 F8			4	1	1	4	0	1	1											
Travis Fryman, R (1, 5) OBP: 0.280, SLG: 0.362	2-0 F9				0-0 FC3-6 1B		1-2 F7		1-2 G6-3	4	0	1	0	0	0	2	AB 38										
Pat Borders, R (1, 2) OBP: 0.263, SLG: 0.278	3-1 F8				0-0 L8		1-3 K		0-0 F8	4	0	0	0	0	1	3	R 10										
David Bell, R (1, 4) OBP: 0.316, SLG: 0.438		2-2 F9			0-0 FC3-6 1B		0-2 K		0-0 G4-3 1B G4-3	4	1	2	0	0	1	2	H 12										
Inning Stats	R: 5 E: 0 K: 1 S: 21	H: 3 LOB: 0 BB: 2 P: 39	R: 0 E: 0 K: 1 S: 12	H: 1 LOB: 0 BB: 0 P: 16	R: 0 E: 0 K: 2 S: 7	H: 0 LOB: 0 BB: 0 P: 10	R: 0 E: 0 K: 0 S: 7	H: 2 LOB: 2 BB: 0 P: 12	R: 2 E: 2 K: 2 S: 14	H: 2 LOB: 2 BB: 0 P: 19	R: 0 E: 0 K: 1 S: 6	H: 0 LOB: 0 BB: 0 P: 10	R: 2 E: 0 K: 0 S: 11	H: 2 LOB: 0 BB: 0 P: 16	R: 1 E: 0 K: 1 S: 11	H: 2 LOB: 2 BB: 1 P: 18	1B: 9 2B: 0 3B: 0 HR: 3	SF: 0 SAC: 0 DP: 0 HBP: 0	WP: 0 PB: 0 SB: 1 CS: 0	PA: 41							
PITCHER	IP	WLS	BF	H	R	ER	SO	BB	IBB	HBP	BLK	WP	HR	S	P	ERA	WHIP										
Bobby Witt, R (1, 1) ERA: 7.74	7.0	L	35	10	9	8	7	2	0	0	0	0	3	78	122	10.29	1.714										
Tim Lincecum, R (8, 1) ERA: 5.5	1.0		6	2	1	1	1	1	0	0	0	0	0	11	18	9.00	3.000										

Texas Rangers @ Cleveland Indians
Jacobs Field, Cleveland, OH
Sat May 16 1998, 3:33 AM EDT
Att. 40,925 - Overcast - 81 F

AB	38
R	10
H	12
RBI	10
BB	3
SO	8
LOB	20



Batter	1	2	3	4	5	6	7	8	9	AB	R	H	RBI	BB	SO	LOB	TOP										
Tom Goodwin, L (1, 8) OBP: 0.394, SLG: 0.364	0-1 F7		4-2 BB		0-3 K		0-0 G4-3			3	0	0	0	1	1	2											
Luis Alica, S (1, 4) OBP: 0.344, SLG: 0.357	0-1 G1-3		2-2 L7		3-2 F9			2-1 F7		4	0	0	0	0	0	3											
29 Rusty Greer, L (1, 7) OBP: 0.342, SLG: 0.410	0-0 G5-3			2-2 G4-3		3-2 L7		0-1 G4-3		4	0	0	0	0	0	2											
Juan Gonzalez, R (1, 9) OBP: 0.333, SLG: 0.565		2-3 K		1-2 FC4-6 1B		4-0 G3 BB		2-0 G2		3	0	1	0	1	1	0											
Will Clark, L (1, 3) OBP: 0.412, SLG: 0.494		1-1 2B		0-0 FC4-6 1B		2-1 G3			2-3 K	4	1	1	0	0	1	2											
Lee Stevens, L (1, 10) OBP: 0.306, SLG: 0.496 Mike Simms, R (9, PH) OBP: 0.379, SLG: 0.630 Domingo Cedeno, S (9, PH) OBP: 0.389, SLG: 0.471	2-0 F7		4-2 CS 1B BB		0-0 L5			1-2 F8		2	0	0	0	1	0	2											
Kevin Elster, R (1, 6) OBP: 0.327, SLG: 0.385	0-3 K		0-2 1-2 2-H 1B		1-1 G5-3			1-0 G5-3		4	0	1	1	0	1	2											
Bill Haselman, R (1, 2) OBP: 0.273, SLG: 0.381 Ivan Rodriguez, R (9, 2) OBP: 0.435, SLG: 0.630			3-3 K	1-2 CS	2-0 1B		3-1 F8			3	0	1	0	0	1	0											
Fernando Tatis, R (1, 5) OBP: 0.303, SLG: 0.264			0-1 G6-3		1-2 1B		2-3 K			3	0	1	0	0	1	0											
Inning Stats	R: 0 E: 0 K: 0 S: 5	H: 0 LOB: 0 BB: 0 P: 5	R: 0 E: 0 K: 2 S: 9	H: 1 LOB: 1 BB: 0 P: 14	R: 0 E: 0 K: 1 S: 13	H: 0 LOB: 1 BB: 1 P: 22	R: 1 E: 0 K: 0 S: 17	H: 2 LOB: 1 BB: 1 P: 25	R: 0 E: 0 K: 1 S: 11	H: 2 LOB: 2 BB: 0 P: 19	R: 0 E: 0 K: 0 S: 5	H: 0 LOB: 0 BB: 0 P: 12	R: 0 E: 0 K: 1 S: 6	H: 0 LOB: 0 BB: 0 P: 11	R: 0 E: 0 K: 0 S: 5	H: 0 LOB: 0 BB: 0 P: 9	R: 0 E: 0 K: 1 S: 9	H: 0 LOB: 0 BB: 0 P: 13	1B: 4 2B: 1 3B: 0 HR: 0	SF: 0 SAC: 0 DP: 0 HBP: 0	WP: 0 PB: 0 SB: 0 CS: 1	PA: 35					
PITCHER	IP	WLS	BF	H	R	ER	SO	BB	IBB	HBP	BLK	WP	HR	S	P	ERA	WHIP										
Bartolo Colon, R (1, 1) ERA: 2.48	8.0	L	31	5	1	1	5	3	0	0	0	0	0	71	117	1.12	1.000										
Paul Assenmacher, L (9, 1) ERA: 3.94	0.1		1	0	0	0	1	0	0	0	0	0	0	5	7	0.00	0.000										
Michael Jackson, R (9, 1) ERA: 2.7	0.2		2	0	0	0	0	0	0	0	0	0	0	4	6	0.00	0.000										

Texas Rangers @ Cleveland Indians
Jacobs Field, Cleveland, OH
Sun May 17 1998, 3:33 AM EDT
Att: 42,247 - Sunny - 70 F

AB 31
R 1
H 5
RBI 1
BB 3
SO 6
LOB 13



Batter	1	2	3	4	5	6	7	8	9	AB	R	H	RBI	BB	SO	LOB	BOTTOM										
Kenny Lofton, L (1, 8) OBP: 0.370, SLG: 0.429	4-1 BB		4-2 L9-3 BB		3-2 G5-3			0-0 1B		2	0	1	0	2	0	0											
Omar Vizquel, S (1, 6) OBP: 0.370, SLG: 0.366	2-2 P6		0-2 L9-3		1-1 L8-4 G3 1B			0-2 P5		4	0	1	0	0	0	3											
David Justice, L (1, 10) OBP: 0.391, SLG: 0.583	1-0 F7		1-1 F8		2-0 G3			3-2 F8		4	0	0	0	0	0	2											
Jim Thome, L (1, 3) OBP: 0.433, SLG: 0.607	0-0 L7			2-2 F7		3-2 L8-4		2-3 K		4	0	0	0	0	1	2											
Mark Whiten, S (1, 9) OBP: 0.357, SLG: 0.538		1-3 K		1-3 K		2-3 K		0-2 G4-3		4	0	0	0	0	3	0											
Brian Giles, L (1, 7) OBP: 0.393, SLG: 0.523		3-3 K		1-1 E S 1B		3-3 K				3	0	1	0	0	2	0											
Sandy Alomar Jr., R (1, 2) OBP: 0.288, SLG: 0.378		0-0 2B 1B		2-3 K		2-2 G6-3				3	0	1	0	0	1	1											
Travis Fryman, R (1, 5) OBP: 0.281, SLG: 0.368		0-2 1B 2B			0-0 F7			3-2 K		3	0	1	0	0	1	0											
David Bell, R (1, 4) OBP: 0.309, SLG: 0.427 Jeff Branson, L (8, PH) OBP: 0.179, SLG: 0.250	1-3 K			1-1 P2				1-3 K		2	0	0	0	0	1	2											
Inning Stats	R: 0 E: 0 K: 0 S: 6	H: 0 LOB: 1 BB: 1 P: 13	R: 0 E: 0 K: 3 S: 14	H: 2 LOB: 2 BB: 0 P: 19	R: 0 E: 0 K: 0 S: 7	H: 0 LOB: 0 BB: 1 P: 12	R: 0 E: 0 K: 2 S: 13	H: 1 LOB: 1 BB: 0 P: 19	R: 0 E: 0 K: 0 S: 6	H: 0 LOB: 0 BB: 0 P: 10	R: 0 E: 0 K: 0 S: 6	H: 1 LOB: 0 BB: 0 P: 12	R: 0 E: 0 K: 2 S: 9	H: 0 LOB: 0 BB: 0 P: 16	R: 0 E: 0 K: 2 S: 10	H: 1 LOB: 1 BB: 0 P: 14	R: 0 E: 0 K: 1 S: 11	H: 0 LOB: 0 BB: 0 P: 16	1B: 4 2B: 3 3B: 0 HR: 0	SF: 0 SAC: 0 DP: 2 HBP: 0	WP: 0 PB: 0 SB: 1 CS: 0	PA: 32					
PITCHER	IP	WLS	BF	H	R	ER	SO	BB	IBB	HBP	BLK	WP	HR	S	P	ERA	WHIP										
Aaron Sele, R (1, 1) ERA: 2.64	8.0	W	29	5	0	0	9	2	0	0	0	0	0	71	115	0.00	0.875										
John Wetteland, R (9, 1) ERA: 1.02	1.0	S	3	0	0	0	1	0	0	0	0	0	0	11	16	0.00	0.000										

Texas Rangers @ Cleveland Indians
Jacobs Field, Cleveland, OH
Sun May 17 1998, 3:33 AM EDT
Att: 42,247 - Sunny - 70 F

AB 30
R 0
H 5
RBI 0
BB 2
SO 10
LOB 10



Batter	1	2	3	4	5	6	7	8	9	AB	R	H	RBI	BB	SO	LOB	TOP			
Joey Cora, S OBP: 0.328, SLG: 0.343										5	0	1	0	0	1	3				
Alex Rodriguez, R OBP: 0.351, SLG: 0.642										3	0	1	1	1	2	1				
Ken Griffey Jr., L OBP: 0.374, SLG: 0.628										4	0	0	1	0	1	3				
David Segui, S OBP: 0.399, SLG: 0.604										3	1	1	0	1	0	2				
Edgar Martinez, R OBP: 0.364, SLG: 0.481										4	0	1	0	0	0	2				
Glenallen Hill, R OBP: 0.364, SLG: 0.533										4	1	1	1	0	0	2				
Russ Davis, R OBP: 0.348, SLG: 0.526										4	0	0	1	0	0	1				
Dan Wilson, R OBP: 0.314, SLG: 0.375										4	0	1	0	0	0	1				
Rob Ducey, L OBP: 0.309, SLG: 0.365										4	2	3	0	0	1	1				
Inning Stats	R: 0 E: 0 K: 1 S: 10	H: 1 LOB: 1 BB: 0 P: 17	R: 0 E: 0 K: 0 S: 5	H: 1 LOB: 1 BB: 0 P: 7	R: 1 E: 0 K: 0 S: 14	H: 1 LOB: 1 BB: 1 P: 23	R: 0 E: 0 K: 0 S: 6	H: 0 LOB: 0 BB: 0 P: 9	R: 1 E: 0 K: 1 S: 16	H: 2 LOB: 1 BB: 0 P: 21	R: 2 E: 0 K: 1 S: 16	H: 3 LOB: 1 BB: 0 P: 23	R: 0 E: 0 K: 0 S: 4	H: 0 LOB: 0 BB: 1 P: 10	R: 0 E: 0 K: 0 S: 10	H: 1 LOB: 1 BB: 0 P: 12	1B: 5 2B: 3 3B: 1 HR: 0	SF: 0 SAC: 0 DP: 1 HBP: 0	WP: 0 PB: 0 SB: 0 CS: 0	PA: 37
PITCHER	IP WLS BF H R ER SO BB IBB HBP BLK WP HR S P ERA WHIP																			
Rick Helling, R ERA: 4.18	(1, 1)	5.2 W 26 8 4 4 2 1 0 0 0 0 0 0 64 97 6.35 1.588																		
Xavier Hernandez, R ERA: 2.16	(6, 1)	3.1 S 11 1 0 0 3 1 0 0 0 0 0 0 24 34 0.00 0.600																		

Seattle Mariners @ Texas Rangers
The Ballpark at Arlington, Arlington, TX
Tue May 19 1998, 8:05 PM EDT
Att: 37,258 - Unknown - 92 F

AB 35
R 4
H 9
RBI 4
BB 2
SO 5
LOB 16



Batter	1	2	3	4	5	6	7	8	9	AB	R	H	RBI	BB	SO	LOB	BOTTOM			
Luis Altea, S OBP: 0.348, SLG: 0.379										2	1	1	0	0	0	1				
29 Rusty Greer, L OBP: 0.337, SLG: 0.402										3	0	0	0	0	1	3				
Mark McLemore, S OBP: 0.426, SLG: 0.397										5	1	2	4	0	2	1				
Ivan Rodriguez, R OBP: 0.432, SLG: 0.642										5	2	2	1	0	0	1				
Juan Gonzalez, R OBP: 0.342, SLG: 0.564										2	1	1	0	2	0	0				
Mike Simms, R OBP: 0.419, SLG: 0.750										1	2	1	3	0	0	0				
Lee Stevens, L OBP: 0.301, SLG: 0.489										2	0	0	0	0	2	2				
Kevin Elster, R OBP: 0.325, SLG: 0.377										3	1	0	0	0	0	1				
Domingo Cedenro, S OBP: 0.361, SLG: 0.421										2	1	0	0	1	0	0				
Fernando Tatis, R OBP: 0.320, SLG: 0.301										3	0	3	2	0	0	0				
Tom Goodwin, L OBP: 0.391, SLG: 0.361										4	1	1	0	0	1	3				
Inning Stats	R: 1 E: 0 K: 0 S: 9	H: 2 LOB: 0 BB: 0 P: 14	R: 2 E: 0 K: 1 S: 8	H: 1 LOB: 1 BB: 0 P: 15	R: 3 E: 1 K: 1 S: 12	H: 2 LOB: 0 BB: 1 P: 24	R: 0 E: 0 K: 1 S: 11	H: 1 LOB: 1 BB: 0 P: 16	R: 0 E: 0 K: 2 S: 12	H: 3 LOB: 1 BB: 2 P: 24	R: 0 E: 0 K: 0 S: 9	H: 1 LOB: 1 BB: 0 P: 14	R: 0 E: 0 K: 0 S: 8	H: 0 LOB: 0 BB: 0 P: 14	R: 0 E: 0 K: 0 S: 10	H: 0 LOB: 0 BB: 0 P: 12	1B: 6 2B: 1 3B: 1 HR: 3	SF: 0 SAC: 2 DP: 1 HBP: 2	WP: 1 PB: 0 SB: 1 CS: 0	PA: 39
PITCHER	IP WLS BF H R ER SO BB IBB HBP BLK WP HR S P ERA WHIP																			
Randy Johnson, L ERA: 6.83	(1, 1)	3.0 L 16 5 6 6 2 1 0 2 0 0 0 0 19 30 18.00 2.000																		
Bob Wells, R ERA: 4.05	(4, 1)	2.1 10 2 1 1 2 1 0 0 0 0 0 0 5 5 3.86 1.286																		
Tony Fossas, L ERA: 7.27	(6, 1)	0.1 2 1 0 0 1 0 0 0 0 0 0 0 5 5 0.00 3.000																		
Felipe Lira, R ERA: 4.6	(6, 1)	2.1 11 3 3 3 1 1 0 0 0 0 0 2 23 42 11.57 1.714																		

Seattle Mariners @ Texas Rangers
The Ballpark at Arlington, Arlington, TX
Tue May 19 1998, 8:05 PM EDT
Att: 37,258 - Unknown - 92 F

AB 32
R 10
H 11
RBI 10
BB 3
SO 6
LOB 12



Batter	1	2	3	4	5	6	7	8	9	AB	R	H	RBI	BB	SO	LOB	TOP										
Rich Amaral, R OBP: 0.314, SLG: 0.413	G5-3			F8		K		G4-3		4	0	0	0	1	1	2											
Alex Rodriguez, R OBP: 0.362, SLG: 0.680		HR			1B	2B			K	4	3	3	3	1	1	0											
Ken Griffey Jr., L OBP: 0.374, SLG: 0.617					1B	2B			P5	3	1	0	0	2	1	3											
David Segui, S OBP: 0.393, SLG: 0.591	G6-4-3			G5-3				G3		5	1	1	1	0	0	1											
Edgar Martinez, R OBP: 0.361, SLG: 0.482				G5-3						4	0	1	2	0	1	0											
Glenallen Hill, R OBP: 0.361, SLG: 0.525										4	1	1	0	0	0	1											
Rob Ducey, L OBP: 0.309, SLG: 0.365										0	0	0	0	0	0	0											
Russ Davis, R OBP: 0.352, SLG: 0.521										3	0	1	0	1	1	1											
Dan Wilson, R OBP: 0.314, SLG: 0.382										3	1	1	0	0	0	3											
Joey Cora, S OBP: 0.327, SLG: 0.337										3	0	0	0	1	0	2											
Inning Stats	R: 1 E: 0 K: 0 S: 6	H: 1 LOB: 0 BB: 1 P: 14	R: 2 E: 0 K: 1 S: 13	H: 2 LOB: 3 BB: 3 P: 32	R: 0 E: 0 K: 0 S: 4	H: 0 LOB: 0 BB: 0 P: 6	R: 0 E: 0 K: 0 S: 10	H: 1 LOB: 1 BB: 0 P: 16	R: 3 E: 0 K: 1 S: 13	H: 3 LOB: 1 BB: 1 P: 21	R: 1 E: 0 K: 1 S: 10	H: 1 LOB: 0 BB: 0 P: 13	R: 0 E: 0 K: 1 S: 5	H: 0 LOB: 0 BB: 0 P: 8	R: 0 E: 0 K: 0 S: 8	H: 0 LOB: 0 BB: 1 P: 16	R: 0 E: 0 K: 1 S: 10	H: 0 LOB: 0 BB: 0 P: 17	1B: 3 2B: 3 3B: 0 HR: 2	SF: 0 SAC: 1 DP: 1 HBP: 0	WP: 1 PB: 0 SB: 0 CS: 0	PA: 40					
PITCHER	IP	WLS	BF	H	R	ER	SO	BB	IBB	HBP	BLK	WP	HR	S	P	ERA	WHIP										
Darren Oliver, L ERA: 6.06	(1, 1)	4.0	21	5	5	5	1	5	0	0	0	1	1	36	75	11.25	2.500										
Al Levine, R ERA: 2.59	(5, 1)	1.2	8	3	2	2	2	0	0	0	0	0	1	19	26	10.80	1.800										
Scott Bailes, L ERA: 4.61	(6, 1)	0.1	1	0	0	0	0	0	0	0	0	0	0	1	1	0.00	0.000										
Tim Crabtree, R ERA: 4.95	(7, 1)	2.0	W	7	0	0	0	1	0	0	0	0	0	13	24	0.00	0.500										
John Wetteland, R ERA: 0.99	(9, 1)	1.0	S	3	0	0	0	1	0	0	0	0	0	10	17	0.00	0.000										

Seattle Mariners @ Texas Rangers
The Ballpark at Arlington, Arlington, TX
Wed May 20 1998, 8:05 PM EDT
Att: 29,454 - Cloudy - 87 F

AB 33
R 7
H 8
RBI 6
BB 6
SO 5
LOB 13



Batter	1	2	3	4	5	6	7	8	9	AB	R	H	RBI	BB	SO	LOB	BOTTOM										
Tom Goodwin, L OBP: 0.397, SLG: 0.366	K									3	0	2	1	1	1	0											
Mark McLemore, S OBP: 0.420, SLG: 0.391	F8									5	0	1	2	0	1	3											
29 Rusty Greer, L OBP: 0.333, SLG: 0.393										4	0	0	0	0	2	5											
Juan Gonzalez, R OBP: 0.340, SLG: 0.563										4	0	1	1	0	0	3											
Will Clark, L OBP: 0.403, SLG: 0.481										4	0	0	0	0	1	2											
Ivan Rodriguez, R OBP: 0.433, SLG: 0.663										4	2	2	1	0	1	0											
Lee Stevens, L OBP: 0.313, SLG: 0.547										4	2	3	3	0	1	0											
Kevin Elster, R OBP: 0.329, SLG: 0.380										4	2	2	0	0	0	1											
Fernando Tatis, R OBP: 0.325, SLG: 0.325										4	2	2	0	0	1	1											
Inning Stats	R: 0 E: 0 K: 1 S: 8	H: 0 LOB: 1 BB: 0 P: 14	R: 0 E: 0 K: 0 S: 8	H: 1 LOB: 0 BB: 0 P: 14	R: 0 E: 0 K: 1 S: 9	H: 1 LOB: 1 BB: 0 P: 15	R: 0 E: 0 K: 1 S: 12	H: 0 LOB: 0 BB: 0 P: 16	R: 3 E: 0 K: 2 S: 21	H: 4 LOB: 2 BB: 1 P: 30	R: 1 E: 0 K: 2 S: 11	H: 1 LOB: 0 BB: 0 P: 16	R: 1 E: 0 K: 0 S: 6	H: 1 LOB: 0 BB: 0 P: 6	R: 1 E: 0 K: 0 S: 6	H: 1 LOB: 0 BB: 0 P: 6	1B: 6 2B: 3 3B: 1 HR: 3	SF: 1 SAC: 0 DP: 0 HBP: 1	WP: 1 PB: 0 SB: 1 CS: 0	PA: 39							
PITCHER	IP	WLS	BF	H	R	ER	SO	BB	IBB	HBP	BLK	WP	HR	S	P	ERA	WHIP										
26 Bill Swift, R ERA: 6.38	(1, 1)	5.0	23	7	3	3	4	0	0	1	0	0	1	53	83	5.40	1.400										
Heathcliff Slocumb, R ERA: 11.51	(6, 1)	0.1	6	4	3	3	1	1	0	0	0	1	1	16	23	81.00	15.000										
Tony Fossas, L ERA: 7.0	(6, 1)	0.1	1	0	0	0	1	0	0	0	0	0	0	4	6	0.00	0.000										
Mike Timlin, R ERA: 4.94	(6, 1)	2.1	L	9	2	2	2	0	0	0	0	0	1	18	23	7.71	0.857										

Seattle Mariners @ Texas Rangers
The Ballpark at Arlington, Arlington, TX
Wed May 20 1998, 8:05 PM EDT
Att: 29,454 - Cloudy - 87 F

AB 36
R 8
H 13
RBI 8
BB 1
SO 8
LOB 15



Batter	1	2	3	4	5	6	7	8	9	AB	R	H	RBI	BB	SO	LOB	TOP					
Joey Cora, S (1,4) <small>OBP: 0.325, SLG: 0.335</small>	F8	1B		SH1-4	G6-3			K		4	0	1	2	0	1	1	Seattle Mariners @ Texas Rangers The Ballpark at Arlington, Arlington, TX Thu May 21 1998, 8:05 PM EDT Att: 34,613 - Cloudy - 87 F					
Alex Rodriguez, R (1,6) <small>OBP: 0.363, SLG: 0.672</small>		1B		G6-3		F8		K		4	0	1	2	1	1							
Ken Griffey Jr., L (1,8) <small>OBP: 0.380, SLG: 0.650</small>	F8	G4-3		HR						5	1	3	2	0	0	3						
David Segui, S (1,3) <small>OBP: 0.388, SLG: 0.585</small>	F7			K	2B			K		5	0	1	0	0	2	3						
Edgar Martinez, R (1,10) <small>OBP: 0.352, SLG: 0.467</small>		F7	L5	K		G6-3			F8	5	0	0	0	0	1	2						
Glenallen Hill, R (1,7) <small>OBP: 0.375, SLG: 0.555</small> Rich Amaral, R (9, PR) <small>OBP: 0.314, SLG: 0.413</small>	BB	2B			SH1-3	SF8			1B	5	2	4	0	0	0	0						
Russ Davis, R (1,5) <small>OBP: 0.362, SLG: 0.524</small>	BB	1B	G4-3		SH1-3		G4-3	WP	CS	3	1	2	1	1	0	1						
Dan Wilson, R (1,2) <small>OBP: 0.310, SLG: 0.386</small>	P9			SH1-4	G6-3		G4-3		K	4	1	1	1	0	1	5						
Rob Ducey, L (1,9) <small>OBP: 0.333, SLG: 0.385</small>	1B	BB		G6-3	SH1-4		L6		CS	2	2	1	0	1	0	1						
Inning Stats	R: 0 E: 0 K: 0 S: 6	H: 0 LOB: 1 BB: 1 P: 10	R: 3 E: 0 K: 0 S: 16	H: 3 LOB: 2 BB: 2 P: 30	R: 0 E: 0 K: 1 S: 10	H: 1 LOB: 1 BB: 0 P: 12	R: 3 E: 0 K: 1 S: 20	H: 3 LOB: 1 BB: 0 P: 31	R: 1 E: 0 K: 0 S: 9	H: 2 LOB: 1 BB: 0 P: 15	R: 0 E: 0 K: 0 S: 6	H: 1 LOB: 1 BB: 0 P: 11	R: 0 E: 0 K: 3 S: 10	H: 1 LOB: 1 BB: 0 P: 14	R: 1 E: 0 K: 1 S: 11	H: 2 LOB: 1 BB: 0 P: 17	1B: 5 2B: 7 3B: 1 HR: 1	SF: 1 SAC: 2 DP: 0 HBP: 1	WP: 1 PB: 0 SB: 1 CS: 1	PA: 45		
PITCHER	IP	WLS	BF	H	R	ER	SO	BB	IBB	HBP	BLK	WP	HR	S	P	ERA	WHIP					
John Burkett, R (1,1) <small>ERA: 7.28</small>	4.0		24	8	7	7	2	3	0	1	0	0	1	53	84	15.75	2.750					
Al Levine, R (5,1) <small>ERA: 2.25</small>	2.2		11	3	0	0	0	0	0	0	0	1	0	19	34	0.00	1.125					
Eric Gunderson, L (7,1) <small>ERA: 0.44</small>	0.1		1	0	0	0	0	0	0	0	0	0	0	2	3	0.00	0.000					
Danny Patterson, R (8,1) <small>ERA: 2.63</small>	1.2		8	3	1	1	4	0	0	0	0	0	0	20	29	5.40	1.800					
Danny Patterson, R (9,1) <small>ERA: 2.63</small>	1.2		8	3	1	1	4	0	0	0	0	0	0	20	29	5.40	1.800					
Inning Stats	R: 1 E: 1 K: 0 S: 9	H: 1 LOB: 1 BB: 0 P: 12	R: 0 E: 0 K: 0 S: 3	H: 0 LOB: 0 BB: 0 P: 6	R: 1 E: 0 K: 0 S: 12	H: 3 LOB: 1 BB: 0 P: 17	R: 0 E: 0 K: 1 S: 13	H: 1 LOB: 0 BB: 0 P: 21	R: 0 E: 0 K: 1 S: 7	H: 0 LOB: 0 BB: 0 P: 11	R: 3 E: 0 K: 0 S: 21	H: 5 LOB: 3 BB: 1 P: 36	R: 0 E: 0 K: 0 S: 5	H: 0 LOB: 0 BB: 0 P: 6	R: 1 E: 0 K: 1 S: 8	H: 2 LOB: 0 BB: 0 P: 12	R: 3 E: 0 K: 0 S: 15	H: 4 LOB: 2 BB: 1 P: 24	1B: 10 2B: 4 3B: 1 HR: 1	SF: 1 SAC: 1 DP: 2 HBP: 0	WP: 0 PB: 0 SB: 2 CS: 0	PA: 43
PITCHER	IP	WLS	BF	H	R	ER	SO	BB	IBB	HBP	BLK	WP	HR	S	P	ERA	WHIP					
Jeff Fassero, L (1,1) <small>ERA: 2.73</small>	7.0		32	10	5	4	2	1	0	0	0	0	0	70	109	5.14	1.571					
31 Bobby Ayala, R (8,1) <small>ERA: 6.46</small>	1.2	L	11	6	4	4	1	0	1	0	0	0	0	23	36	21.60	3.600					
Batter	1	2	3	4	5	6	7	8	9	AB	R	H	RBI	BB	SO	LOB	BOTTOM					
Tom Goodwin, L (1,8) <small>OBP: 0.394, SLG: 0.360</small>	E4		SH1-3		G4-3				G4-3	3	1	0	0	1	0	0	Seattle Mariners @ Texas Rangers The Ballpark at Arlington, Arlington, TX Thu May 21 1998, 8:05 PM EDT Att: 34,613 - Cloudy - 87 F					
Domingo Cedeno, S (1,4) <small>OBP: 0.423, SLG: 0.500</small>	1B		1B		G4-3		G1-3		2B	5	1	3	1	0	0	3						
29 Rusty Greer, L (1,7) <small>OBP: 0.340, SLG: 0.412</small>	SF7		1B						3B	4	2	3	2	0	0	0						
Juan Gonzalez, R (1,9) <small>OBP: 0.342, SLG: 0.580</small>	F7		G6-3				F7		2B	5	2	2	3	0	0	3						
Willi Clark, L (1,3) <small>OBP: 0.403, SLG: 0.479</small>	G4-3						L9		P7	5	1	2	0	0	0	2						
Ivan Rodriguez, R (1,2) <small>OBP: 0.432, SLG: 0.659</small>	F8						1B		1B	4	1	1	0	1	1	2						
Mike Simms, R (1,10) <small>OBP: 0.412, SLG: 0.710</small> Luis Alica, S (8, PH) <small>OBP: 0.311, SLG: 0.543</small>	P3				F7		F9		1B	3	0	1	0	0	0	1						
Kevin Elster, R (1,6) <small>OBP: 0.328, SLG: 0.377</small>	G6-3				G5-3		BB		1B	4	0	1	1	0	0	2						
Fernando Tatis, R (1,5) <small>OBP: 0.326, SLG: 0.333</small> Lee Stevens, L (8, PH) <small>OBP: 0.311, SLG: 0.543</small> Danny Patterson, R (9,1) <small>ERA: 2.63</small> Scott Bailes, L (9,1) <small>ERA: 4.5</small>			SH1-3				K		F9	3	1	1	0	0	1	2						
Inning Stats	R: 1 E: 1 K: 0 S: 9	H: 1 LOB: 1 BB: 0 P: 12	R: 0 E: 0 K: 0 S: 3	H: 0 LOB: 0 BB: 0 P: 6	R: 1 E: 0 K: 0 S: 12	H: 3 LOB: 1 BB: 0 P: 17	R: 0 E: 0 K: 1 S: 13	H: 1 LOB: 0 BB: 0 P: 21	R: 0 E: 0 K: 1 S: 7	H: 0 LOB: 0 BB: 0 P: 11	R: 3 E: 0 K: 0 S: 21	H: 5 LOB: 3 BB: 1 P: 36	R: 0 E: 0 K: 0 S: 5	H: 0 LOB: 0 BB: 0 P: 6	R: 1 E: 0 K: 1 S: 8	H: 2 LOB: 0 BB: 0 P: 12	R: 3 E: 0 K: 0 S: 15	H: 4 LOB: 2 BB: 1 P: 24	1B: 10 2B: 4 3B: 1 HR: 1	SF: 1 SAC: 1 DP: 2 HBP: 0	WP: 0 PB: 0 SB: 2 CS: 0	PA: 43
PITCHER	IP	WLS	BF	H	R	ER	SO	BB	IBB	HBP	BLK	WP	HR	S	P	ERA	WHIP					

Batter	1	2	3	4	5	6	7	8	9	AB	R	H	RBI	BB	SO	LOB	TOP																				
Johnny Damon, L (1, 8) OBP: 0.325, SLG: 0.375	G4-6-3 BB		1-0 HR 1B	2-1 F9		2-2 FC5-4 S	2-2 P6		1-3 K	5	1	1	0	1	1	5																					
Jose Offerman, S (1, 4) OBP: 0.398, SLG: 0.446	G4-6-3 1-2		0-1 HR		2-2 F8	4-1 BB		3-2 F8		4	1	1	3	1	0	1																					
Larry Sutton, L (1, 3) OBP: 0.333, SLG: 0.347		2-2 P4		0-0 2B				1-1 F8		4	1	1	0	0	1	3																					
Jeff King, R (8, PH) OBP: 0.311, SLG: 0.438			G4-3							1	0	0	0	0	0	0																					
Dean Palmer, R (1, 5) OBP: 0.328, SLG: 0.555		1-0 G6-3	1-2 G4-3		0-0 1B 1B		2-2 WP BB HR	0-0 1B		5	1	3	1	0	0	0																					
Terry Pendleton, S (1, 10) OBP: 0.313, SLG: 0.365		1-1 1B		0-3 K	0-0 1B		4-0 WP HR BB	0-3 1B		4	1	2	0	1	2	1																					
Jeff Conine, R (1, 7) OBP: 0.246, SLG: 0.350		1-3 K		2-1 E 2B	3-0 G6-4-3 1-2		2-2 G5-3		2-1 HR	5	1	2	1	0	1	5																					
Jermaine Dye, R (1, 9) OBP: 0.319, SLG: 0.341		0-1 G4-3		3-3 K		2-2 FC5-4 1B	2-3 K		3-2 HR	5	1	2	1	0	2	4																					
Sal Fasano, R (1, 2) OBP: 0.286, SLG: 0.222			2-1 L9	2-2 E1 BB		0-1 FC5-4 1B	4-1 HR BB		0-3 K	4	1	1	0	1	1	1																					
Shane Halter, R (1, 6) OBP: 0.337, SLG: 0.440			2-2 1B	4-1 1B		2-3 K	1-1 HR		2-1 P9	2	1	1	0	1	1	2																					
Shane Mack, R (7, PH) OBP: 0.352, SLG: 0.473				1-2 BB						1	1	1	4	0	0	0																					
Felix Martinez, S (7, 6) OBP: 0.180, SLG: 0.167			1-0 HR 1B	1-2 BB						1	0	0	0	0	0	0																					
Inning Stats	R: 0 E: 0 K: 0 S: 6	H: 0 LOB: 0 BB: 1 P: 12	R: 0 E: 0 K: 1 S: 8	H: 1 LOB: 1 BB: 0 P: 11	R: 3 E: 0 K: 0 S: 13	H: 3 LOB: 0 BB: 0 P: 19	R: 0 E: 1 K: 2 S: 14	H: 1 LOB: 3 BB: 1 P: 27	R: 1 E: 0 K: 0 S: 10	H: 3 LOB: 1 BB: 0 P: 15	R: 0 E: 0 K: 2 S: 18	H: 2 LOB: 3 BB: 1 P: 29	R: 4 E: 0 K: 1 S: 20	H: 2 LOB: 0 BB: 2 P: 37	R: 0 E: 0 K: 1 S: 10	H: 1 LOB: 1 BB: 0 P: 14	R: 2 E: 0 K: 2 S: 23	H: 2 LOB: 0 BB: 0 P: 31	1B: 9 2B: 2 3B: 0 HR: 4	SF: 0 SAC: 0 DP: 2 HBP: 0	WP: 1 PB: 0 SB: 1 CS: 0	PA: 46															
PITCHER	IP	WLS	BF	H	R	ER	SO	BB	IBB	HBP	BLK	WP	HR	S	P	ERA	WHIP																				
Bobby Witt, R (1, 1) ERA: 7.71	3.2		18	5	3	3	3	2	0	0	0	0	0	1	39	65	7.36	1.909																			
Eric Gunderson, L (4, 1) ERA: 0.83	1.1		6	3	1	1	0	0	0	0	0	0	0	12	19	6.75	2.250																				
Tim Crabtree, R (6, 1) ERA: 5.14	1.0		7	3	1	1	2	1	0	0	0	0	0	22	35	9.00	4.000																				
Xavier Hernandez, R (7, 1) ERA: 4.82	1.0		6	1	3	3	1	2	0	0	0	1	1	16	31	27.00	3.000																				
Scott Bailes, L (8, 1) ERA: 4.4	0.1		1	0	0	0	0	0	0	0	0	0	0	4	7	0.00	0.000																				
Danny Patterson, R (8, 1) ERA: 2.51	0.2		3	1	0	0	1	0	0	0	0	0	0	2	2	2	2	2	0	0	0	0	0	0	2	23	31	18.00	2.000								
John Wetteland, R (9, 1) ERA: 1.83	1.0	W	5	2	2	2	2	0	0	0	0	0	0	2	23	31	18.00	2.000																			

Kansas City Royals @ Texas Rangers
The Ballpark at Arlington, Arlington, TX
Fri May 22 1998, 8:05 PM EDT
Att: 38,411 - Cloudy - 87°F

livebaseballscorecards.com

AB 41
R 10
H 15
RBI 10
BB 5
SO 9
LOB 22



Batter	1	2	3	4	5	6	7	8	9	AB	R	H	RBI	BB	SO	LOB	BOTTOM								
Tom Goodwin, L (1, 8) OBP: 0.396, SLG: 0.359	1-0 CS 1B		2-3 K		0-1 SH 2B		4-2 29 BB 1B HBP	2-3 K		3	2	1	0	1	2	1									
Mark McLemore, S (1, 4) OBP: 0.430, SLG: 0.413	3-2 P6		1-1 CS	0-0 29 G4-3 2B	0-1 1B 2B		1-0 HBP 29 BB FC4-6 1B		4-0 29 BB HR BB	4	3	3	3	1	0	1									
29 Rusty Greer, L (1, 7) OBP: 0.341, SLG: 0.406	2-3 K			1-0 G4-3	0-1 G6-3		4-2 FC4-6 1B HBP		4-2 1-2 2-3 3-H SAFE BB	3	2	0	0	2	1	2									
Juan Gonzalez, R (1, 10) OBP: 0.348, SLG: 0.594		0-0 P9		1-1 G6-3	2-2 1B		2-2 FC4-6 HBP		0-0 HR	4	1	2	5	0	0	0									
Will Clark, L (1, 3) OBP: 0.395, SLG: 0.467		1-3 K		1-3 K	2-3 K		1-2 2-3 3-H SAFE FC4-6 1B			4	0	0	1	0	3	3									
Ivan Rodriguez, R (1, 2) OBP: 0.439, SLG: 0.659		1-0 G6-3			2-2 2B 1B		4-2 G5-4-3 BB		1-2 3-H SAFE 1B	3	1	2	1	1	0	0									
Mike Simms, R (1, 9) OBP: 0.432, SLG: 0.765			1-0 1B		1-0 1B		1-0 G5-4-3			3	2	2	0	0	0	1									
Lee Stevens, L (7, PH) OBP: 0.309, SLG: 0.539					1-3 1B		1-2 SAFE K			1	0	0	0	0	1	2									
Kevin Elster, R (1, 6) OBP: 0.331, SLG: 0.380			1-1 FC5-4 1B		2-2 SH 2B 1B		0-1 G4-3		2-1 G5-3	4	1	2	3	0	0	0									
Fernando Tatis, R (1, 5) OBP: 0.323, SLG: 0.331			1-2 FC5-4 CS		3-1 2B 1B				1-3 K	4	1	1	0	0	1	1									
Inning Stats	R: 0 E: 0 K: 1 S: 7	H: 1 LOB: 0 BB: 0 P: 13	R: 0 E: 0 K: 1 S: 5	H: 0 LOB: 0 BB: 0 P: 7	R: 1 E: 0 K: 1 S: 11	H: 2 LOB: 0 BB: 0 P: 17	R: 1 E: 0 K: 1 S: 8	H: 1 LOB: 0 BB: 0 P: 11	R: 5 E: 0 K: 1 S: 22	H: 6 LOB: 1 BB: 0 P: 34	R: 0 E: 0 K: 0 S: 6	H: 0 LOB: 0 BB: 1 P: 11	R: 3 E: 0 K: 1 S: 18	H: 2 LOB: 2 BB: 2 P: 33	R: 0 E: 0 K: 2 S: 8	H: 0 LOB: 0 BB: 0 P: 13	R: 3 E: 0 K: 0 S: 3	H: 1 LOB: 0 BB: 0 P: 11	1B: 8 2B: 4 3B: 0 HR: 1	SF: 0 SAC: 1 DP: 1 HBP: 1	WP: 0 PB: 0 SB: 0 CS: 2	PA: 41			
PITCHER	IP	WLS	BF	H	R	ER	SO	BB	IBB	HBP	BLK	WP	HR	S	P	ERA	WHIP								
Jamie Walker, L (1, 1) ERA: 9.39	2.1		8	2	2	2	1	2	0	0	0	0	0	17	31	9.00	2.000								
Jim Pittsley, R (5, 1) ERA: 4.57	0.0		1	0	0	0	0	1	0	0	0	0	0	5	9	∞	∞								
Matt Whisenant, L (7, 1) ERA: 7.02	0.2		4	1	1	1	1	0	0	1	0	0	0	9	15	13.50	1.500								
Scott Service, R (8, 1) ERA: 3.97	1.0	L	6	1	3	3	2	2	0	0	0	0	1	11	24	27.00	3.000								
Jeff Montgomery, R (8, 1) ERA: 8.82																									

Kansas City Royals @ Texas Rangers
The Ballpark at Arlington, Arlington, TX
Fri May 22 1998, 8:05 PM EDT
Att: 38,411 - Cloudy - 87°F

livebaseballscorecards.com


AB 33
R 13
H 13
RBI 13
BB 5
SO 8
LOB 11



Batter	1	2	3	4	5	6	7	8	9	AB	R	H	RBI	BB	SO	LOB	TOP			
Johnny Damon, L OBP: 0.333, SLG: 0.399	0-0 SH1-3 E SF8 1B		0-1 2B			1-0 1B 3B		1-2 G4-3		4	2	3	0	0	0	0	Kansas City Royals @ Texas Rangers The Ballpark at Arlington, Arlington, TX Sat May 23 1998, 8:05 PM EDT Att: 46,372 - Cloudy - 84 F			
Jose Offerman, S OBP: 0.397, SLG: 0.444	1-0 SH1-3		2-2 L5			2-0 1B 1B G6-4-3 1B		1-1 F7		3	1	1	1	0	0	1				
Hal Morris, L OBP: 0.435, SLG: 0.547	2-2 E3 SF8		1-1 G6-3			0-2 3-H G6-4-3 1B 1-2 1B		0-0 1B		4	0	2	0	0	0	2				
Dean Palmer, R OBP: 0.326, SLG: 0.551	2-1 SF8		1-1 G6-3			1-1 G6-4-3 1B 1-2 2-3 1B		3-3 K		3	0	1	1	0	1	1				
Jeff King, R OBP: 0.305, SLG: 0.428	0-2 G1-4-3		0-0 F7			0-0 G6-4-3 1-2 2-3 3-H		2-3 K		4	0	0	0	0	1	3				
Jeff Conine, R OBP: 0.246, SLG: 0.359		1-1 L9				1-3 K		1-0 2B		4	0	1	0	0	2	1				
Jermaine Dye, R OBP: 0.294, SLG: 0.311		0-2 G4-3				2-3 K		1-3 K		4	0	0	0	0	3	1				
Sal Fasano, R OBP: 0.267, SLG: 0.205		3-3 K				2-0 4-3		1-1 G3		3	0	0	0	0	1	0				
Larry Sutton, L OBP: 0.330, SLG: 0.343						3-2 F7		2-2 G1-3		1	0	0	0	0	1	1				
Shane Halter, R OBP: 0.327, SLG: 0.426			1-0 F9			3-2 F7		2-2 G1-3		3	0	0	0	0	0	0				
Inning Stats	R: 1 E: 2 K: 0 S: 10	H: 1 LOB: 1 BB: 0 P: 15	R: 0 E: 0 K: 1 S: 8	H: 0 LOB: 0 BB: 0 P: 12	R: 0 E: 0 K: 1 S: 7	H: 0 LOB: 0 BB: 0 P: 10	R: 0 E: 0 K: 1 S: 8	H: 0 LOB: 0 BB: 0 P: 15	R: 2 E: 0 K: 1 S: 11	H: 4 LOB: 1 BB: 0 P: 16	R: 0 E: 0 K: 1 S: 8	H: 0 LOB: 0 BB: 0 P: 12	R: 0 E: 0 K: 3 S: 9	H: 1 LOB: 1 BB: 0 P: 14	R: 0 E: 0 K: 3 S: 12	H: 1 LOB: 1 BB: 0 P: 17	1B: 5 2B: 2 3B: 1 HR: 0	SF: 1 SAC: 1 DP: 1 HBP: 0	WP: 0 PB: 0 SB: 0 CS: 0	PA: 35
PITCHER Aaron Sele, R ERA: 2.57	IP: 9.0 WLS: W BF: 35 H: 8 R: 3 ER: 2 SO: 9 BB: 0 IBB: 0 HBP: 0 BLK: 0 WP: 0 HR: 0 S: 81 P: 123 ERA: 2.00 WHIP: 0.889																			

Batter	1	2	3	4	5	6	7	8	9	AB	R	H	RBI	BB	SO	LOB	BOTTOM			
Tom Goodwin, L OBP: 0.396, SLG: 0.360	3-2 G3-6-3 1B		1-2 G6-3			0-0 L9		1-1 L6		0-0 2B 1B		5	0	2	1	0	0			
Mark McLemore, S OBP: 0.429, SLG: 0.409	2-1 L9		2-1 1B 2B G4-3		4-0 2B		1-2 L5		0-1 SAFE SAFE SAFE G4-3		4	1	1	0	1	0	3			
29 Rusty Greer, L OBP: 0.344, SLG: 0.401	0-0 G3-6-3		4-2 G4-3 1B 1-2 BB		4-2 BB		1-0 P4				2	1	0	0	2	0	1			
Juan Gonzalez, R OBP: 0.351, SLG: 0.590		1-1 L3 HBP		0-1 G4-3 1B 1-2 2-3		0-1 F8		1-0 L7		3	0	1	0	0	0	2				
Ivan Rodriguez, R OBP: 0.435, SLG: 0.667		3-3 K		1-0 G4-3 1-2 2-3 3-H		1-2 G1-3		1-1 HR		4	1	1	1	0	1	3				
Mike Simms, R OBP: 0.425, SLG: 0.722		1-1 L3		4-2 1B BB		2-1 F7		2-1 BB G3 2B		2	0	0	0	1	0	1				
Lee Stevens, L OBP: 0.314, SLG: 0.549		1-2 L3		1-2 BB						1	1	1	0	0	0	0				
Kevin Elster, R OBP: 0.341, SLG: 0.391			0-0 P8		2-1 1B		0-0 2B 2B		4-2 G3 BB 1B BB		3	2	2	1	1	0	0			
Bill Haselman, R OBP: 0.346, SLG: 0.583			1-0 HR		1-2 1B		0-0 2B		4-2 1B G3 BB		3	1	2	2	1	1	2			
Fernando Tatis, R OBP: 0.314, SLG: 0.320			1-2 G6-3		2-2 L8		0-0 G4-3		0-1 G3		4	0	0	1	0	0	3			
Inning Stats	R: 0 E: 0 K: 0 S: 6	H: 1 LOB: 0 BB: 0 P: 11	R: 0 E: 0 K: 1 S: 6	H: 0 LOB: 0 BB: 0 P: 11	R: 1 E: 0 K: 0 S: 9	H: 1 LOB: 0 BB: 0 P: 12	R: 2 E: 0 K: 1 S: 14	H: 3 LOB: 2 BB: 2 P: 28	R: 0 E: 0 K: 0 S: 8	H: 0 LOB: 2 BB: 2 P: 18	R: 1 E: 0 K: 0 S: 10	H: 2 LOB: 1 BB: 0 P: 13	R: 0 E: 0 K: 0 S: 6	H: 0 LOB: 0 BB: 0 P: 9	R: 3 E: 0 K: 0 S: 14	H: 3 LOB: 2 BB: 2 P: 26	1B: 5 2B: 4 3B: 0 HR: 2	SF: 0 SAC: 0 DP: 3 HBP: 1	WP: 0 PB: 0 SB: 0 CS: 0	PA: 38
PITCHER Glendon Rusch, L ERA: 6.1	IP: 7.0 WLS: L BF: 30 H: 7 R: 4 ER: 4 SO: 2 BB: 4 IBB: 0 HBP: 1 BLK: 0 WP: 0 HR: 1 S: 59 P: 102 ERA: 5.14 WHIP: 1.571																			
Hipolito Pichardo, R ERA: 4.41	IP: 1.0 WLS: L BF: 8 H: 3 R: 3 ER: 3 SO: 0 BB: 2 IBB: 0 HBP: 0 BLK: 0 WP: 0 HR: 1 S: 14 P: 26 ERA: 27.00 WHIP: 5.000																			

AB 33
R 3
H 8
RBI 2
BB 0
SO 9
LOB 10



AB 31
R 7
H 10
RBI 6
BB 6
SO 2
LOB 15



Batter	1	2	3	4	5	6	7	8	9	AB	R	H	RBI	BB	SO	LOB	TOP									
Johnny Damon, L OBP: 0.330, SLG: 0.409										5	1	1	1	0	1	2										
Jose Offerman, S OBP: 0.397, SLG: 0.443										5	1	2	0	0	1	0										
Hal Morris, L OBP: 0.427, SLG: 0.541										5	1	1	1	0	1	1										
Dean Palmer, R OBP: 0.328, SLG: 0.544										4	2	1	0	1	0	0										
Jeff King, R OBP: 0.309, SLG: 0.429										4	1	2	0	0	0	1										
Jeff Conine, R OBP: 0.280, SLG: 0.403										3	1	2	2	0	0	1										
Jermaine Dye, R OBP: 0.309, SLG: 0.327										4	1	2	3	0	0	2										
Sal Fasano, R OBP: 0.245, SLG: 0.186										4	0	0	0	0	0	3										
Shane Halter, R OBP: 0.314, SLG: 0.412										3	0	0	1	0	1	0										
Inning Stats	R: 0 E: 0 K: 1 S: 9	H: 0 LOB: 0 BB: 0 P: 13	R: 0 E: 1 K: 0 S: 7	H: 0 LOB: 1 BB: 0 P: 10	R: 0 E: 0 K: 2 S: 10	H: 0 LOB: 0 BB: 0 P: 16	R: 3 E: 0 K: 0 S: 14	H: 4 LOB: 1 BB: 1 P: 24	R: 0 E: 0 K: 0 S: 9	H: 0 LOB: 0 BB: 0 P: 14	R: 1 E: 0 K: 1 S: 18	H: 2 LOB: 1 BB: 0 P: 24	R: 1 E: 0 K: 0 S: 13	H: 2 LOB: 1 BB: 0 P: 18	R: 3 E: 1 K: 0 S: 14	H: 3 LOB: 1 BB: 0 P: 21	R: 0 E: 0 K: 0 S: 5	H: 0 LOB: 0 BB: 0 P: 10	1B: 7 2B: 3 3B: 0 HR: 1	SF: 2 SAC: 0 DP: 1 HBP: 0	WP: 1 PB: 0 SB: 1 CS: 1	PA: 40				
PITCHER	IP	WLS	BF	H	R	ER	SO	BB	IBB	HBP	BLK	WP	HR	S	P	ERA	WHIP									
Rick Helling, R ERA: 4.43	(1, 1)	6.2	L	29	8	5	5	4	1	0	0	0	1	1	78	117	6.75	1.350								
Scott Bailes, L ERA: 4.3	(7, 1)	0.1		1	0	0	0	0	0	0	0	0	0	0	2	2	0.00	0.000								
Tim Crabbtree, R ERA: 5.82	(8, 1)	0.2		6	3	3	2	0	0	0	0	0	0	0	13	20	27.00	4.500								
Eric Gunderson, L ERA: 0.78	(8, 1)	1.1		4	0	0	0	0	0	0	0	0	0	0	6	11	0.00	0.000								

Kansas City Royals @ Texas Rangers
The Ballpark at Arlington, Arlington, TX
Sun May 24, 1998, 4:33 AM EDT
Att: 46,243 - Cloudy - 81 F

livebaseballscorecards.com

AB 37
R 8
H 11
RBI 8
BB 1
SO 4
LOB 10

Batter	1	2	3	4	5	6	7	8	9	AB	R	H	RBI	BB	SO	LOB	BOTTOM									
Tom Goodwin, L OBP: 0.396, SLG: 0.354										3	0	0	0	2	1	2										
Mark McLemore, S OBP: 0.424, SLG: 0.402										5	0	1	0	0	1	3										
29 Rusty Greer, L OBP: 0.350, SLG: 0.403										4	1	2	0	1	1	2										
Juan Gonzalez, R OBP: 0.352, SLG: 0.598										4	1	1	2	1	0	3										
Willi Clark, L OBP: 0.385, SLG: 0.453										5	0	0	0	0	1	4										
Ivan Rodriguez, R OBP: 0.442, SLG: 0.685										4	1	3	0	0	0	0										
Lee Stevens, L OBP: 0.318, SLG: 0.545										3	0	1	0	1	2	3										
Domingo Cedeno, S OBP: 0.400, SLG: 0.464										4	0	1	1	0	0	3										
Fernando Tatis, R OBP: 0.319, SLG: 0.326										4	0	2	0	0	0	0										
Inning Stats	R: 0 E: 0 K: 1 S: 9	H: 1 LOB: 1 BB: 1 P: 18	R: 0 E: 0 K: 0 S: 6	H: 1 LOB: 1 BB: 1 P: 12	R: 0 E: 0 K: 0 S: 6	H: 0 LOB: 0 BB: 0 P: 12	R: 0 E: 1 K: 1 S: 11	H: 1 LOB: 2 BB: 0 P: 14	R: 0 E: 0 K: 0 S: 7	H: 0 LOB: 1 BB: 1 P: 13	R: 3 E: 0 K: 2 S: 13	H: 3 LOB: 1 BB: 1 P: 22	R: 0 E: 0 K: 2 S: 14	H: 2 LOB: 2 BB: 0 P: 22	R: 0 E: 0 K: 0 S: 7	H: 1 LOB: 1 BB: 0 P: 9	R: 0 E: 0 K: 0 S: 19	H: 2 LOB: 3 BB: 1 P: 32	1B: 8 2B: 1 3B: 1 HR: 1	SF: 0 SAC: 0 DP: 1 HBP: 0	WP: 0 PB: 0 SB: 0 CS: 1	PA: 41				
PITCHER	IP	WLS	BF	H	R	ER	SO	BB	IBB	HBP	BLK	WP	HR	S	P	ERA	WHIP									
Pat Rapp, R ERA: 3.78	(1, 1)	6.1	W	30	8	3	3	5	4	0	0	0	0	0	60	102	4.26	1.895								
Matt Whisenant, L ERA: 6.88	(7, 1)	0.1		1	0	0	0	1	0	0	0	0	0	4	7	0.00	0.000									
Hipolito Pichardo, R ERA: 4.14	(7, 1)	2.1	S	11	3	0	0	0	1	0	0	0	0	28	45	0.00	1.714									

Kansas City Royals @ Texas Rangers
The Ballpark at Arlington, Arlington, TX
Sun May 24, 1998, 4:33 AM EDT
Att: 46,243 - Cloudy - 81 F

livebaseballscorecards.com

AB 36
R 3
H 11
RBI 3
BB 5
SO 6
LOB 20

Batter	1	2	3	4	5	6	7	8	9	AB	R	H	RBI	BB	SO	LOB	TOP					
Pat Meares, R OBP: 0.326, SLG: 0.439 (1, 6)										5	1	1	1	0	1	3						
Denny Hocking, S OBP: 0.242, SLG: 0.179 (1, 7)										5	1	1	1	0	1	2						
Paul Molitor, R OBP: 0.344, SLG: 0.366 (1, 10)										5	1	2	2	0	0	0						
Ron Coomer, R OBP: 0.298, SLG: 0.457 (1, 3)										5	1	1	2	0	0	1						
Alex Ochoa, R OBP: 0.282, SLG: 0.371 (1, 9)										4	0	1	0	0	1	1						
Matt Lawton, L OBP: 0.347, SLG: 0.387 (1, 8)										4	1	0	0	0	0	2						
Jon Shave, R OBP: 0.300, SLG: 0.448 (1, 5)										4	1	3	3	0	0	0						
Todd Walker, L OBP: 0.399, SLG: 0.519 (1, 4)										3	1	1	0	1	1	1						
Javier Valentin, S OBP: 0.295, SLG: 0.411 (1, 2)										3	2	2	0	1	0	1						
Inning Stats	R: 0 E: 0 K: 1 S: 6	H: 0 LOB: 0 BB: 0 P: 11	R: 0 E: 0 K: 0 S: 7	H: 0 LOB: 0 BB: 0 P: 11	R: 8 E: 1 K: 2 S: 26	H: 7 LOB: 0 BB: 1 P: 42	R: 1 E: 0 K: 1 S: 10	H: 2 LOB: 1 BB: 0 P: 15	R: 0 E: 0 K: 0 S: 5	H: 1 LOB: 1 BB: 0 P: 8	R: 0 E: 0 K: 0 S: 8	H: 1 LOB: 1 BB: 0 P: 11	R: 0 E: 0 K: 0 S: 9	H: 0 LOB: 1 BB: 1 P: 16	R: 0 E: 0 K: 0 S: 6	H: 0 LOB: 0 BB: 0 P: 8	1B: 9 2B: 2 HR: 1	SF: 0 SAC: 0 DP: 1 HBP: 0	WP: 2 PB: 0 SB: 0 CS: 1	PA: 40		
PITCHER	IP WLS BF H R ER SO BB IBB HBP BLK WP HR S P ERA WHIP	IP WLS BF H R ER SO BB IBB HBP BLK WP HR S P ERA WHIP	IP WLS BF H R ER SO BB IBB HBP BLK WP HR S P ERA WHIP	IP WLS BF H R ER SO BB IBB HBP BLK WP HR S P ERA WHIP	IP WLS BF H R ER SO BB IBB HBP BLK WP HR S P ERA WHIP	IP WLS BF H R ER SO BB IBB HBP BLK WP HR S P ERA WHIP	IP WLS BF H R ER SO BB IBB HBP BLK WP HR S P ERA WHIP	IP WLS BF H R ER SO BB IBB HBP BLK WP HR S P ERA WHIP	IP WLS BF H R ER SO BB IBB HBP BLK WP HR S P ERA WHIP	IP WLS BF H R ER SO BB IBB HBP BLK WP HR S P ERA WHIP	IP WLS BF H R ER SO BB IBB HBP BLK WP HR S P ERA WHIP	IP WLS BF H R ER SO BB IBB HBP BLK WP HR S P ERA WHIP	IP WLS BF H R ER SO BB IBB HBP BLK WP HR S P ERA WHIP	IP WLS BF H R ER SO BB IBB HBP BLK WP HR S P ERA WHIP	IP WLS BF H R ER SO BB IBB HBP BLK WP HR S P ERA WHIP	IP WLS BF H R ER SO BB IBB HBP BLK WP HR S P ERA WHIP	IP WLS BF H R ER SO BB IBB HBP BLK WP HR S P ERA WHIP	IP WLS BF H R ER SO BB IBB HBP BLK WP HR S P ERA WHIP	IP WLS BF H R ER SO BB IBB HBP BLK WP HR S P ERA WHIP	IP WLS BF H R ER SO BB IBB HBP BLK WP HR S P ERA WHIP	IP WLS BF H R ER SO BB IBB HBP BLK WP HR S P ERA WHIP	
Darren Oliver, L ERA: 6.66 (1, 1)	3.2	L	21	9	9	6	4	1	0	0	0	0	1	0	0	0	1	0	32	49	0.00	0.923
Al Levine, R ERA: 1.65 (4, 1)	4.1		16	3	0	0	0	1	0	0	0	0	1	0	0	0	1	0	32	49	0.00	0.923
Al Levine, R ERA: 1.65 (8, 1)	4.1		16	3	0	0	0	1	0	0	0	0	1	0	0	0	1	0	32	49	0.00	0.923
Danny Patterson, R ERA: 2.35 (9, 1)	1.0		3	0	0	0	0	0	0	0	0	0	0	0	0	0	0	0	6	8	0.00	0.000

Minnesota Twins @ Texas Rangers
The Ballpark at Arlington, Arlington, TX
Mon May 25 1998, 8:05 PM EDT
Att: 30,887 - Cloudy - 87 F


AB 38
R 9
H 12
RBI 9
BB 2
SO 4
LOB 11



Batter	1	2	3	4	5	6	7	8	9	AB	R	H	RBI	BB	SO	LOB	BOTTOM					
Tom Goodwin, L OBP: 0.393, SLG: 0.352 (1, 8)										4	0	1	0	0	0	2						
Mark McLemore, S OBP: 0.420, SLG: 0.399 (1, 4)										4	0	1	2	0	1	1						
29 Rusty Greer, L OBP: 0.350, SLG: 0.402 (1, 7)										3	0	1	0	0	0	0						
Mike Simms, R OBP: 0.415, SLG: 0.703 (8, 9)										1	0	0	0	0	1	1						
Juan Gonzalez, R OBP: 0.347, SLG: 0.589 (1, 9)										3	0	0	0	0	1	1						
Bill Haselman, R OBP: 0.333, SLG: 0.560 (8, 2)										1	0	0	0	0	1	0						
Will Clark, L OBP: 0.379, SLG: 0.446 (1, 3)										3	0	0	0	0	1	0						
Al Levine, L (8, 1)										0	0	0	0	0	0	0						
Danny Patterson, R (9, 1)										0	0	0	0	0	0	0						
Bobby Witt, R (8, FH)										1	0	0	0	0	0	0						
Ivan Rodriguez, R OBP: 0.437, SLG: 0.678 (1, 2)										2	0	0	0	0	0	0						
Luis Alicea, S OBP: 0.371, SLG: 0.403 (8, 7)										2	1	1	0	0	0	0						
Lee Stevens, L OBP: 0.319, SLG: 0.541 (1, 10)										3	0	1	0	0	0	0						
Kevin Elster, R OBP: 0.337, SLG: 0.387 (1, 6)										2	0	0	0	0	0	0						
Domingo Cedeno, S OBP: 0.387, SLG: 0.448 (8, FH)										1	1	0	1	0	0	1						
Fernando Tatis, R OBP: 0.319, SLG: 0.333 (1, 5)										3	1	1	0	0	0	0						
Inning Stats	R: 0 E: 0 K: 0 S: 7	H: 0 LOB: 0 BB: 0 P: 10	R: 0 E: 0 K: 1 S: 7	H: 0 LOB: 0 BB: 0 P: 12	R: 0 E: 0 K: 0 S: 4	H: 0 LOB: 0 BB: 0 P: 7	R: 0 E: 0 K: 1 S: 8	H: 1 LOB: 1 BB: 0 P: 9	R: 0 E: 0 K: 0 S: 4	H: 0 LOB: 0 BB: 0 P: 5	R: 0 E: 0 K: 0 S: 9	H: 1 LOB: 1 BB: 0 P: 13	R: 0 E: 0 K: 1 S: 8	H: 0 LOB: 0 BB: 0 P: 16	R: 3 E: 0 K: 1 S: 12	H: 4 LOB: 1 BB: 0 P: 18	R: 0 E: 0 K: 1 S: 7	H: 0 LOB: 0 BB: 0 P: 11	1B: 5 2B: 1 HR: 0	SF: 0 SAC: 0 DP: 0 HBP: 0	WP: 0 PB: 0 SB: 0 CS: 0	PA: 33
PITCHER	IP WLS BF H R ER SO BB IBB HBP BLK WP HR S P ERA WHIP	IP WLS BF H R ER SO BB IBB HBP BLK WP HR S P ERA WHIP	IP WLS BF H R ER SO BB IBB HBP BLK WP HR S P ERA WHIP	IP WLS BF H R ER SO BB IBB HBP BLK WP HR S P ERA WHIP	IP WLS BF H R ER SO BB IBB HBP BLK WP HR S P ERA WHIP	IP WLS BF H R ER SO BB IBB HBP BLK WP HR S P ERA WHIP	IP WLS BF H R ER SO BB IBB HBP BLK WP HR S P ERA WHIP	IP WLS BF H R ER SO BB IBB HBP BLK WP HR S P ERA WHIP	IP WLS BF H R ER SO BB IBB HBP BLK WP HR S P ERA WHIP	IP WLS BF H R ER SO BB IBB HBP BLK WP HR S P ERA WHIP	IP WLS BF H R ER SO BB IBB HBP BLK WP HR S P ERA WHIP	IP WLS BF H R ER SO BB IBB HBP BLK WP HR S P ERA WHIP	IP WLS BF H R ER SO BB IBB HBP BLK WP HR S P ERA WHIP	IP WLS BF H R ER SO BB IBB HBP BLK WP HR S P ERA WHIP	IP WLS BF H R ER SO BB IBB HBP BLK WP HR S P ERA WHIP	IP WLS BF H R ER SO BB IBB HBP BLK WP HR S P ERA WHIP	IP WLS BF H R ER SO BB IBB HBP BLK WP HR S P ERA WHIP	IP WLS BF H R ER SO BB IBB HBP BLK WP HR S P ERA WHIP	IP WLS BF H R ER SO BB IBB HBP BLK WP HR S P ERA WHIP	IP WLS BF H R ER SO BB IBB HBP BLK WP HR S P ERA WHIP	IP WLS BF H R ER SO BB IBB HBP BLK WP HR S P ERA WHIP	IP WLS BF H R ER SO BB IBB HBP BLK WP HR S P ERA WHIP
Mike Morgan, R ERA: 3.98 (1, 1)	7.1	W	27	5	3	3	3	0	0	0	0	0	0	0	0	0	0	0	6	9	0.00	1.500
Hector Carrasco, R ERA: 5.19 (8, 1)	0.2		3	1	0	0	1	0	0	0	0	0	0	0	0	0	0	0	6	9	0.00	1.500
Rick Aguilera, R ERA: 4.0 (9, 1)	1.0		3	0	0	0	1	0	0	0	0	0	0	0	0	0	0	0	7	11	0.00	0.000

Minnesota Twins @ Texas Rangers
The Ballpark at Arlington, Arlington, TX
Mon May 25 1998, 8:05 PM EDT
Att: 30,887 - Cloudy - 87 F

AB 33
R 3
H 6
RBI 3
BB 0
SO 5
LOB 6



Batter	1	2	3	4	5	6	7	8	9	AB	R	H	RBI	BB	SO	LOB	TOP										
Pat Meares, R OBP: 0.323, SLG: 0.432										5	0	1	1	0	0	1											
Todd Walker, L OBP: 0.414, SLG: 0.569										4	2	4	2	0	0	0											
Paul Molitor, R OBP: 0.338, SLG: 0.361										3	0	0	1	0	0	3											
Orlando Merced, S OBP: 0.287, SLG: 0.368										4	0	0	0	0	2	0											
Ron Coomer, R OBP: 0.297, SLG: 0.449										3	0	0	0	1	1	0											
Matt Lawton, L OBP: 0.345, SLG: 0.384										4	2	1	0	0	0	1											
Alex Ochoa, R OBP: 0.289, SLG: 0.385										4	1	2	0	0	0	0											
Terry Steinbach, R OBP: 0.392, SLG: 0.417										4	1	3	1	0	1	1											
Denny Hocking, S OBP: 0.229, SLG: 0.167										4	0	0	0	0	1	4											
Inning Stats	R: 1 E: 0 K: 0 S: 5	H: 1 LOB: 0 BB: 0 P: 6	R: 3 E: 0 K: 2 S: 15	H: 5 LOB: 2 BB: 0 P: 27	R: 0 E: 0 K: 0 S: 7	H: 0 LOB: 0 BB: 0 P: 12	R: 0 E: 0 K: 0 S: 11	H: 1 LOB: 0 BB: 0 P: 17	R: 0 E: 0 K: 2 S: 6	H: 1 LOB: 1 BB: 0 P: 20	R: 1 E: 0 K: 0 S: 9	H: 1 LOB: 0 BB: 0 P: 13	R: 0 E: 0 K: 1 S: 5	H: 0 LOB: 0 BB: 0 P: 8	R: 0 E: 0 K: 0 S: 5	H: 1 LOB: 1 BB: 0 P: 8	1B: 7 2B: 2 3B: 1 HR: 1	SF: 1 SAC: 0 DP: 1 HBP: 0	WP: 0 PB: 0 SB: 0 CS: 1	PA: 37							
PITCHER	IP	WLS	BF	H	R	ER	SO	BB	IBB	HBP	BLK	WP	HR	S	P	ERA	WHIP										
John Burkett, R ERA: 7.2	(1, 1)	5.2	25	9	5	4	3	1	0	0	0	0	0	53	86	6.35	1.765										
Xavier Hernandez, R ERA: 5.06	(6, 1)	1.1	L 5	1	1	1	1	0	0	0	0	0	1	12	17	6.75	0.750										
Scott Bailes, L ERA: 4.02	(8, 1)	1.0	3	0	0	0	1	0	0	0	0	0	0	5	8	0.00	0.000										
Danny Patterson, R ERA: 2.2	(9, 1)	1.0	4	1	0	0	0	0	0	0	0	0	0	5	8	0.00	1.000										

Minnesota Twins @ Texas Rangers
The Ballpark at Arlington, Arlington, TX
Wed May 27 1998, 4:33 AM EDT
Att: 32,657 - Cloudy - 66 F

AB 35
R 6
H 11
RBI 5
BB 1
SO 5
LOB 10



Batter	1	2	3	4	5	6	7	8	9	AB	R	H	RBI	BB	SO	LOB	BOTTOM										
Tom Goodwin, L OBP: 0.393, SLG: 0.353										5	2	2	0	0	1	2											
Mark McLemore, S OBP: 0.420, SLG: 0.392										3	1	0	0	2	0	0											
29 Rusty Greer, L OBP: 0.356, SLG: 0.407										5	1	3	3	0	1	0											
Juan Gonzalez, R OBP: 0.348, SLG: 0.589										5	0	2	1	0	0	3											
Willi Clark, L OBP: 0.380, SLG: 0.450										5	0	2	1	0	0	1											
Ivan Rodriguez, R OBP: 0.426, SLG: 0.663										4	0	0	0	0	1	4											
Mike Simms, R OBP: 0.395, SLG: 0.667										2	0	0	0	0	0	0											
Luis Alícea, S OBP: 0.375, SLG: 0.406										2	0	1	0	0	0	0											
Kevin Elster, R OBP: 0.337, SLG: 0.387										0	0	0	0	0	0	0											
Domingo Cedeno, S OBP: 0.343, SLG: 0.394										4	0	0	0	0	2	1											
Fernando Tatis, R OBP: 0.324, SLG: 0.333										3	1	1	0	1	1	1											
Inning Stats	R: 0 E: 0 K: 1 S: 7	H: 0 LOB: 0 BB: 0 P: 8	R: 0 E: 0 K: 1 S: 7	H: 0 LOB: 0 BB: 0 P: 11	R: 2 E: 0 K: 0 S: 12	H: 3 LOB: 2 BB: 1 P: 27	R: 0 E: 0 K: 0 S: 6	H: 0 LOB: 0 BB: 0 P: 6	R: 3 E: 0 K: 2 S: 30	H: 4 LOB: 2 BB: 1 P: 39	R: 0 E: 0 K: 1 S: 10	H: 2 LOB: 2 BB: 0 P: 15	R: 0 E: 0 K: 1 S: 10	H: 1 LOB: 1 BB: 0 P: 15	R: 0 E: 0 K: 0 S: 13	H: 1 LOB: 1 BB: 0 P: 20	1B: 9 2B: 2 3B: 0 HR: 0	SF: 0 SAC: 0 DP: 0 HBP: 0	WP: 0 PB: 0 SB: 0 CS: 0	PA: 41							
PITCHER	IP	WLS	BF	H	R	ER	SO	BB	IBB	HBP	BLK	WP	HR	S	P	ERA	WHIP										
Eric Milton, L ERA: 5.34	(1, 1)	4.2	23	7	5	5	4	1	0	0	0	0	0	20	28	0.00	1.000										
Mike Trombley, R ERA: 2.45	(5, 1)	2.0	W 8	1	0	0	1	1	0	0	0	0	0	14	21	0.00	1.500										
Greg Swindell, L ERA: 3.03	(7, 1)	1.1	6	2	0	0	1	0	0	0	0	0	0	13	20	0.00	1.000										
Rick Aguilera, R ERA: 3.86	(9, 1)	1.0	S 4	1	0	0	0	0	0	0	0	0	0	13	20	0.00	1.000										

Minnesota Twins @ Texas Rangers
The Ballpark at Arlington, Arlington, TX
Wed May 27 1998, 4:33 AM EDT
Att: 32,657 - Cloudy - 66 F


AB 38
R 5
H 11
RBI 5
BB 3
SO 6
LOB 12




Batter	1	2	3	4	5	6	7	8	9	AB	R	H	RBI	BB	SO	LOB	TOP										
Tom Goodwin, L (1, 8) OBP: 0.386, SLG: 0.346	P4		K		G6-3			F4		4	0	0	0	0	1	2	Texas Rangers @ Baltimore Orioles Oriole Park at Camden Yards, Baltimore, MD Thu May 28 1998, 7:05 PM EDT Att: 42,294 - Unknown - 87 F										
Mark McLemore, S (1, 4) OBP: 0.421, SLG: 0.394	1B				F9		CS	G6-3		4	0	2	0	0	0	0											
29 Rusty Greer, L (1, 7) OBP: 0.349, SLG: 0.399	F7				G1-3		P3	F7		4	0	0	0	0	0	2											
Juan Gonzalez, R (1, 9) OBP: 0.342, SLG: 0.578	K				F8		F8			4	0	0	0	0	1	2											
Will Clark, L (1, 3) OBP: 0.377, SLG: 0.446		F6				1B	CS	P5		4	1	1	0	0	0	0											
Lee Stevens, L (1, 10) OBP: 0.313, SLG: 0.530 Luis Alicea, S (9, PH) OBP: 0.370, SLG: 0.400	K					K		G3		3	0	0	0	0	2	1											
Bill Haselman, R (1, 2) OBP: 0.367, SLG: 0.607	G6-3					2B		2B		3	0	2	0	0	0	0											
Domingo Cedeño, S (1, 6) OBP: 0.316, SLG: 0.361				G2		L9		G4-3		3	0	0	0	0	0	3											
Fernando Tatis, R (1, 5) OBP: 0.331, SLG: 0.369			K							3	1	2	2	0	1	0											
Inning Stats	R: 0 E: 0 K: 1 S: 7	H: 1 LOB: 1 BB: 0 P: 10	R: 0 E: 0 K: 1 S: 9	H: 0 LOB: 0 BB: 0 P: 14	R: 0 E: 0 K: 2 S: 7	H: 0 LOB: 0 BB: 0 P: 9	R: 0 E: 0 K: 0 S: 7	H: 0 LOB: 0 BB: 0 P: 11	R: 1 E: 0 K: 1 S: 13	H: 3 LOB: 2 BB: 0 P: 26	R: 0 E: 0 K: 0 S: 9	H: 1 LOB: 0 BB: 0 P: 10	R: 0 E: 0 K: 0 S: 8	H: 1 LOB: 1 BB: 0 P: 11	R: 1 E: 0 K: 0 S: 11	H: 1 LOB: 0 BB: 0 P: 18	R: 0 E: 0 K: 0 S: 7	H: 0 LOB: 0 BB: 0 P: 11	1B: 4 2B: 2 3B: 0 HR: 1	SF: 0 SAC: 0 DP: 0 HBP: 0	WP: 0 PB: 0 SB: 0 CS: 1	PA: 34					
PITCHER	IP	WLS	BF	H	R	ER	SO	BB	IBB	HBP	BLK	WP	HR	S	P	ERA	WHIP										
Doug Drabek, R (1, 1) ERA: 5.34	7.0	W	27	7	2	2	5	0	0	0	0	0	1	63	97	2.57	1.000										
Jesse Orosco, L (8, 1) ERA: 4.6	2.0	S	6	0	0	0	0	0	0	0	0	0	0	15	23	0.00	0.000										

Batter	1	2	3	4	5	6	7	8	9	AB	R	H	RBI	BB	SO	LOB	BOTTOM										
Brady Anderson, L (1, 8) OBP: 0.287, SLG: 0.361	F9		F7		G3-1		2B	F7		5	1	1	0	0	0	1	Texas Rangers @ Baltimore Orioles Oriole Park at Camden Yards, Baltimore, MD Thu May 28 1998, 7:05 PM EDT Att: 42,294 - Unknown - 87 F										
Jeffrey Hammonds, R (1, 9) OBP: 0.397, SLG: 0.451	K		P3		K		CS	2B		4	0	1	1	0	2	0											
Harold Baines, L (1, 10) OBP: 0.359, SLG: 0.467	BB		F8		2B		3H	1B		2	0	1	0	2	0	0											
Rafael Palmeiro, L (1, 3) OBP: 0.368, SLG: 0.497	L7				G4-3		K			4	0	0	0	0	1	4											
Roberto Alomar, S (1, 4) OBP: 0.381, SLG: 0.416		S	1B		G4-3		WP	S		3	3	3	0	1	0	0											
B.J. Surhoff, L (1, 7) OBP: 0.327, SLG: 0.451	FC5-4		1B		G4-3		G1-3	F7		4	1	2	0	0	0	3											
Cal Ripken Jr., R (1, 5) OBP: 0.338, SLG: 0.369	F9				G4-3		FC1-6	1B		4	0	1	1	0	0	4											
Lenny Webster, R (1, 2) OBP: 0.267, SLG: 0.408	FC5-4						FC1-6	F6		4	0	1	3	0	0	2											
Mike Bordick, R (1, 6) OBP: 0.329, SLG: 0.425	P3				G5-3		G4-3			4	0	1	0	0	0	3											
Inning Stats	R: 0 E: 0 K: 1 S: 12	H: 0 LOB: 1 BB: 1 P: 17	R: 1 E: 0 K: 0 S: 11	H: 2 LOB: 1 BB: 0 P: 20	R: 0 E: 0 K: 0 S: 4	H: 0 LOB: 0 BB: 0 P: 5	R: 2 E: 0 K: 0 S: 11	H: 2 LOB: 1 BB: 1 P: 20	R: 0 E: 0 K: 1 S: 8	H: 1 LOB: 1 BB: 0 P: 8	R: 1 E: 0 K: 0 S: 13	H: 2 LOB: 1 BB: 0 P: 21	R: 1 E: 0 K: 1 S: 15	H: 3 LOB: 2 BB: 1 P: 24	R: 0 E: 0 K: 0 S: 5	H: 1 LOB: 1 BB: 0 P: 8	1B: 8 2B: 2 3B: 1 HR: 0	SF: 0 SAC: 0 DP: 0 HBP: 0	WP: 1 PB: 0 SB: 2 CS: 1	PA: 37							
PITCHER	IP	WLS	BF	H	R	ER	SO	BB	IBB	HBP	BLK	WP	HR	S	P	ERA	WHIP										
Bobby Witt, R (1, 1) ERA: 7.62	5.1	L	25	7	4	4	2	2	0	0	0	0	0	3	7	6.75	1.688										
Tim Crabtree, R (6, 1) ERA: 5.64	0.2		2	0	0	0	0	0	0	0	0	0	0	3	7	0.00	0.000										
Scott Bailes, L (7, 1) ERA: 4.32	1.0		6	3	1	1	1	1	0	0	0	0	0	15	24	9.00	4.000										
Al Levine, R (8, 1) ERA: 1.59	0.2		3	1	0	0	0	0	0	0	0	0	0	4	6	0.00	1.500										
Eric Gunderson, L (8, 1) ERA: 0.77	0.1		1	0	0	0	0	0	0	0	0	0	0	1	2	0.00	0.000										

AB 33
R 2
H 7
RBI 2
BB 0
SO 5
LOB 10



AB 34
R 5
H 11
RBI 5
BB 3
SO 3
LOB 17



Batter	1	2	3	4	5	6	7	8	9	AB	R	H	RBI	BB	SO	LOB	TOP			
Tom Goodwin, L (1, 8) OBP: 0.396, SLG: 0.349	G1-3		29 1B HR BB		G4-3		SH1-3 1B	1-2 1B		4	1	2	0	1	0	1	<p>Texas Rangers @ Baltimore Orioles</p> <p>Oriole Park at Camden Yards, Baltimore, MD</p> <p>Sat May 30 1998, 7:05 PM EDT</p> <p>Att: 47,866 - Cloudy - 92 F</p>			
Mark McLemore, S (1, 4) OBP: 0.422, SLG: 0.392	F7		L7		29 G4-3 BB		SH1-3	G1-3		3	0	0	0	1	0	4				
29 Rusty Greer, L (1, 7) OBP: 0.349, SLG: 0.392	K		1-3 2-H HR 1B		G4-3		K		4-0 1B SF8 BB	4	2	1	1	1	2	3				
Juan Gonzalez, R (1, 9) OBP: 0.346, SLG: 0.600		2-1 HR	1-0 HR		K		K		1-1 SF8 BB 1B	5	3	3	4	0	2	3				
Ivan Rodriguez, R (1, 2) OBP: 0.429, SLG: 0.656	F8		1-H 3-H 1B					2-0 HR 1B	4-2 SF8 BB 1B	4	2	3	0	1	0	0				
Lee Stevens, L (1, 3) OBP: 0.310, SLG: 0.542	G3			1-3 K		K		0-0 HR	4-1 SF8	4	1	1	3	0	2	1				
Luis Alica, S (1, 10) OBP: 0.354, SLG: 0.371	G6-3			0-0 F9				2-1 F9	4-0 K	4	0	0	0	1	1	2				
Domingo Cedeño, S (1, 6) OBP: 0.319, SLG: 0.341			4-2 29 1B BB BB		K		F9	1-3 K	1-2 1B	4	1	1	2	1	2	2				
Fernando Tatis, R (1, 5) OBP: 0.331, SLG: 0.362			2-3 K		29 G4-3 G4-3 BB		K	1-1 1B 1B	0-1 P3	4	0	1	0	1	2	4				
Inning Stats	R: 0 E: 0 K: 1 S: 8	H: 0 LOB: 0 BB: 0 P: 14	R: 1 E: 0 K: 0 S: 8	H: 1 LOB: 0 BB: 0 P: 11	R: 4 E: 0 K: 1 S: 15	H: 3 LOB: 1 BB: 2 P: 30	R: 0 E: 0 K: 2 S: 7	H: 0 LOB: 0 BB: 0 P: 8	R: 0 E: 0 K: 1 S: 8	H: 1 LOB: 2 BB: 2 P: 15	R: 0 E: 0 K: 2 S: 12	H: 1 LOB: 1 BB: 0 P: 15	R: 2 E: 0 K: 1 S: 12	H: 4 LOB: 2 BB: 0 P: 19	R: 3 E: 0 K: 1 S: 14	H: 2 LOB: 1 BB: 2 P: 25	1B: 8 2B: 1 3B: 0 HR: 3	SF: 1 SAC: 1 DP: 0 HBP: 0	WP: 0 PB: 0 SB: 0 CS: 0	PA: 45
PITCHER	IP WLS BF H R ER SO	IP WLS BF H R ER SO	IP WLS BF H R ER SO	IP WLS BF H R ER SO	IP WLS BF H R ER SO	IP WLS BF H R ER SO	IP WLS BF H R ER SO	IP WLS BF H R ER SO	IP WLS BF H R ER SO	IP WLS BF H R ER SO	IP WLS BF H R ER SO	IP WLS BF H R ER SO	IP WLS BF H R ER SO	IP WLS BF H R ER SO	IP WLS BF H R ER SO	IP WLS BF H R ER SO	ERA WHIP	ERA WHIP		
Bobby Munoz, R (1, 1) ERA: 11.0	3.0	14	4	5	5	2	2	0	0	0	0	0	0	0	0	0	0	15.00	2.000	
Arthur Rhodes, L (4, 1) ERA: 3.89	4.0	17	2	0	0	7	3	0	0	0	0	0	0	1	9	15	0.00	1.250		
Sidney Ponson, R (8, 1) ERA: 6.92	0.2	L	3	2	2	1	0	0	0	0	0	0	0	1	9	55	27.00	4.500		
Norm Charlton, L (8, 1) ERA: 7.91	0.2		6	2	3	3	0	2	0	0	0	0	0	9	19	40.50	6.000			
Terry Mathews, R (9, 1) ERA: 7.15	0.2		3	1	0	0	1	0	0	0	0	0	0	8	10	0.00	1.500			

Batter	1	2	3	4	5	6	7	8	9	AB	R	H	RBI	BB	SO	LOB	BOTTOM					
Brady Anderson, L (1, 8) OBP: 0.294, SLG: 0.374	2B		BB BB	1-3 1B 2B		G3		F8		4	1	2	0	1	0	1	<p>Texas Rangers @ Baltimore Orioles</p> <p>Oriole Park at Camden Yards, Baltimore, MD</p> <p>Sat May 30 1998, 7:05 PM EDT</p> <p>Att: 47,866 - Cloudy - 92 F</p>					
Eric Davis, R (1, 9) OBP: 0.369, SLG: 0.563	G1-3		1-2 BB	K		2B BB		K		2	1	0	0	2	1	3						
Lenny Webster, R (7, 2) OBP: 0.265, SLG: 0.404										1	0	0	0	0	1	0						
Harold Baines, L (1, 10) OBP: 0.362, SLG: 0.488	K		P5	1-1 1B		1-H 3-H 2B		G6-3		3	0	1	2	0	1	3						
Joe Carter, R (6, PH) OBP: 0.306, SLG: 0.395				2-H 3-H 1B					1-1 G6-3	2	0	1	2	0	0	0						
Rafael Palmeiro, L (1, 3) OBP: 0.370, SLG: 0.502	F7		4-1 1-2 2-3 BB	F9		1-H 3-H 2B		HR		3	1	1	1	2	0	2						
Roberto Alomar, S (1, 4) OBP: 0.388, SLG: 0.444		4-0 CS BB	K		G4-3		F7	HR		4	1	1	1	1	1	5						
B.J. Surhoff, L (1, 7) OBP: 0.336, SLG: 0.482	1B			2B 2B		G3-1		P2		5	1	2	0	0	0	0						
Cal Ripken Jr., R (1, 5) OBP: 0.338, SLG: 0.369	P6		23 SH1-3 2H	1B 2B		F4		P3		5	1	1	1	0	0	1						
23 Chris Hoiles, R (1, 2) OBP: 0.284, SLG: 0.307	F9		1-1 SH1-3			G3 SH3-4 2B 1B		P3		2	0	1	0	0	0	1						
Jeffrey Hammonds, R (6, PR) OBP: 0.362, SLG: 0.445										1	1	0	0	0	0	0						
Mike Bordick, R (1, 6) OBP: 0.327, SLG: 0.414			P3	2B 1B		SH3-4		F7		3	1	1	1	0	0	0						
Inning Stats	R: 0 E: 0 K: 1 S: 8	H: 1 LOB: 1 BB: 0 P: 11	R: 0 E: 0 K: 0 S: 5	H: 1 LOB: 1 BB: 1 P: 14	R: 0 E: 0 K: 1 S: 14	H: 0 LOB: 3 BB: 3 P: 31	R: 4 E: 0 K: 1 S: 24	H: 5 LOB: 1 BB: 0 P: 33	R: 0 E: 0 K: 0 S: 6	H: 0 LOB: 0 BB: 0 P: 9	R: 2 E: 0 K: 0 S: 13	H: 2 LOB: 2 BB: 2 P: 24	R: 0 E: 0 K: 0 S: 7	H: 0 LOB: 0 BB: 0 P: 9	R: 0 E: 0 K: 1 S: 11	H: 0 LOB: 0 BB: 0 P: 14	R: 2 E: 0 K: 0 S: 8	H: 2 LOB: 0 BB: 0 P: 12	1B: 4 2B: 5 3B: 0 HR: 2	SF: 0 SAC: 2 DP: 0 HBP: 0	WP: 0 PB: 0 SB: 0 CS: 1	PA: 43
PITCHER	IP WLS BF H R ER SO	IP WLS BF H R ER SO	IP WLS BF H R ER SO	IP WLS BF H R ER SO	IP WLS BF H R ER SO	IP WLS BF H R ER SO	IP WLS BF H R ER SO	IP WLS BF H R ER SO	IP WLS BF H R ER SO	IP WLS BF H R ER SO	IP WLS BF H R ER SO	IP WLS BF H R ER SO	IP WLS BF H R ER SO	IP WLS BF H R ER SO	IP WLS BF H R ER SO	IP WLS BF H R ER SO	ERA WHIP	ERA WHIP				
Rick Helling, R (1, 1) ERA: 4.79	5.1	27	8	5	5	3	4	0	0	0	0	0	0	0	0	0	8.44	2.250				
Scott Bailes, L (6, 1) ERA: 4.58	0.1		2	0	0	0	1	0	0	0	0	0	0	6	10	0.00	3.000					
Xavier Hernandez, R (6, 1) ERA: 4.38	1.2	W	7	1	1	1	0	0	0	0	0	0	0	14	21	5.40	1.200					
Eric Gunderson, L (8, 1) ERA: 1.03	0.1		1	0	0	0	0	0	0	0	0	0	0	2	3	0.00	0.000					
Danny Patterson, R (8, 1) ERA: 3.18	0.2		4	2	2	2	1	0	0	0	0	0	0	9	12	27.00	3.000					

AB	36
R	10
H	12
RBI	10
BB	7
SO	11
LOB	20



AB	35
R	8
H	11
RBI	8
BB	6
SO	4
LOB	16



Batter	1	2	3	4	5	6	7	8	9	AB	R	H	RBI	BB	SO	LOB	TOP										
Tom Goodwin, L (1, 8) OBP: 0.396, SLG: 0.350	0-1 G4-3		0-0 FC5-4 1B HR	1-0 G1-6-3			0-0 29 1B	1-1 1B		5	2	2	0	0	0	2											
Mark McLemore, S (1, 4) OBP: 0.430, SLG: 0.397	2-2 29 2B		1-0 29 BB HR		4-0 29 BB		4-1 29 1B G5-3	0-0 G4-3		3	3	2	0	2	0	1											
29 Rusty Greer, L (1, 7) OBP: 0.354, SLG: 0.399	3-2 PB 1-H 2B		4-0 HR		1-1 G4-3		1-0 G5-3		0-0 F8	4	1	2	2	1	0	1											
Juan Gonzalez, R (1, 9) OBP: 0.347, SLG: 0.622	2-3 K		0-0 HR		3-3 K		0-3 K		0-2 HR	5	2	2	5	0	3	4											
Ivan Rodriguez, R (1, 2) OBP: 0.429, SLG: 0.655	0-2 G1-3		0-1 2B		2-3 K		0-0 G5-3		0-0 BB 1B	5	0	2	1	0	1	3											
Lee Stevens, L (1, 3) OBP: 0.301, SLG: 0.525		2-3 K		1-0 G4-3			1-3 K		3-0 F8	5	0	0	0	0	2	3											
Kevin Elster, R (1, 6) OBP: 0.339, SLG: 0.405		2-3 K		1-1 G6-3			1-0 G6-3		3-1 HR	5	1	2	1	0	1	1											
Luis Alicaia, S (1, 10) OBP: 0.369, SLG: 0.392		0-0 G6-3		3-1 G1-6-3 1B			0-1 2B		4-1 L7	4	0	2	0	1	0	0											
Fernando Tatis, R (1, 5) OBP: 0.327, SLG: 0.357			0-1 FC5-4 1B		0-3 K		1-0 F9		1-1 G5-3	5	0	1	0	0	1	5											
Inning Stats	R: 1 E: 0 K: 1 S: 17	H: 2 LOB: 1 BB: 0 P: 24	R: 0 E: 0 K: 2 S: 7	H: 0 LOB: 0 BB: 0 P: 11	R: 4 E: 0 K: 0 S: 11	H: 4 LOB: 1 BB: 1 P: 17	R: 0 E: 0 K: 1 S: 6	H: 1 LOB: 0 BB: 0 P: 10	R: 0 E: 0 K: 1 S: 7	H: 1 LOB: 1 BB: 0 P: 10	R: 2 E: 0 K: 1 S: 12	H: 2 LOB: 1 BB: 1 P: 18	R: 1 E: 0 K: 0 S: 10	H: 2 LOB: 2 BB: 0 P: 16	R: 1 E: 0 K: 0 S: 9	H: 3 LOB: 3 BB: 1 P: 17	1B: 9 2B: 3 3B: 0 HR: 3	SF: 0 SAC: 0 DP: 1 HBP: 0	WP: 0 PB: 1 SB: 1 CS: 0	PA: 45							
PITCHER	IP	WLS	BF	H	R	ER	SO	BB	IBB	HBP	BLK	WP	HR	S	P	ERA	WHIP										
Scott Erickson, R (1, 1) ERA: 5.05	7.0	L	33	10	7	7	8	3	0	0	0	0	1	68	108	9.00	1.857										
Alan Mills, R (8, 1) ERA: 5.49	1.0		5	2	1	1	0	0	0	0	0	0	1	10	16	9.00	2.000										
Jesse Orosco, L (9, 1) ERA: 4.7	0.1		1	0	0	0	0	0	0	0	0	0	1	1	1	0.00	0.000										
Armando Benitez, R (9, 1) ERA: 4.64	0.2		6	3	1	1	0	1	0	0	0	0	1	8	16	13.50	6.000										

Texas Rangers @ Baltimore Orioles
 Oriole Park at Camden Yards, Baltimore, MD
 Sun May 31 1998, 3:33 AM EDT
 Att: 47,437 - Sunny - 94 F

AB 41
 R 9
 H 15
 RBI 9
 BB 4
 SO 8
 LOB 20



Batter	1	2	3	4	5	6	7	8	9	AB	R	H	RBI	BB	SO	LOB	BOTTOM										
Jeffrey Hammonds, R (1, 8) OBP: 0.367, SLG: 0.440	0-0 1B 1B		0-1 G6-3		2-3 K		4-1 BB		4-2 2B BB	4	1	1	1	2	1	2											
Jeff Reboulet, R (1, 4) OBP: 0.419, SLG: 0.292	0-0 1B		3-H 4-1 BB		0-0 2B		2-3 K		1-1 F8	2	1	2	1	1	0	0											
Roberto Alomar, S (6, PH) OBP: 0.385, SLG: 0.440	1-2 1B		4-1 BB		2-H 2B		2-3 K		1-2 1B 2B	2	0	0	0	0	1	3											
Eric Davis, R (1, 9) OBP: 0.378, SLG: 0.578	1-0 P3		4-1 BB		2-1 2B		2-3 K		1-2 1B 2B	4	1	2	2	1	1	4											
Rafael Palmeiro, L (1, 3) OBP: 0.362, SLG: 0.490	2-0 F8		1-1 P3		0-2 F7		0-3 K		1-3 K	5	0	0	0	0	2	9											
Joe Carter, R (1, 10) OBP: 0.309, SLG: 0.395	1-0 1-2 2-3 1B		0-0 F7		0-1 G6-3		1-3 K		1-2 1B	5	0	2	0	0	1	1											
B.J. Surhoff, L (1, 7) OBP: 0.343, SLG: 0.482	3-3 K		4-1 FC5-4 BB		2-3 K		0-0 FC5-4 1B		3-2 1-2 3-H 1B	4	0	2	1	1	2	3											
Cal Ripken Jr., R (1, 5) OBP: 0.335, SLG: 0.362		4-2 SH2-3 1B G6-3 BB		2-0 FC5-4		0-0 G4-3		1-1 FC5-4 BB	4	1	0	0	1	0	4												
Lenny Webster, R (1, 2) OBP: 0.271, SLG: 0.398	1-0 BB SH2-3 1B		1-0 F7		3-2 G5-3		4-0 BB		3-2 L5	4	0	1	0	1	0	1											
Mike Bordick, R (1, 6) OBP: 0.333, SLG: 0.426	2-1 SH2-3		0-0 2B		0-0 2B		0-0 BB		1-2 F9	3	1	2	0	0	0	2											
Brady Anderson, L (9, PH) OBP: 0.292, SLG: 0.371	1-2 2-3									1	0	0	0	0	0	0											
Inning Stats	R: 0 E: 0 K: 1 S: 8	H: 3 LOB: 3 BB: 0 P: 15	R: 1 E: 0 K: 0 S: 12	H: 1 LOB: 3 BB: 3 P: 28	R: 0 E: 1 K: 0 S: 4	H: 0 LOB: 1 BB: 1 P: 11	R: 2 E: 0 K: 1 S: 12	H: 3 LOB: 1 BB: 0 P: 16	R: 0 E: 0 K: 3 S: 12	H: 1 LOB: 2 BB: 1 P: 20	R: 0 E: 0 K: 1 S: 8	H: 1 LOB: 2 BB: 1 P: 15	R: 2 E: 0 K: 1 S: 18	H: 3 LOB: 2 BB: 1 P: 30	R: 0 E: 0 K: 0 S: 11	H: 0 LOB: 0 BB: 0 P: 17	1B: 8 2B: 4 3B: 0 HR: 0	SF: 0 SAC: 1 DP: 0 HBP: 0	WP: 0 PB: 0 SB: 0 CS: 0	PA: 46							
PITCHER	IP	WLS	BF	H	R	ER	SO	BB	IBB	HBP	BLK	WP	HR	S	P	ERA	WHIP										
Darren Oliver, L (1, 1) ERA: 6.85	5.0	W	26	7	3	3	3	4	0	0	0	0	0	43	82	5.40	2.200										
Tim Crabtree, R (6, 1) ERA: 5.33	2.0		11	2	1	1	4	3	0	0	0	0	0	23	42	4.50	2.500										
Xavier Hernandez, R (8, 1) ERA: 4.97	0.1		2	1	0	0	0	0	0	0	0	0	0	5	7	0.00	3.000										
Scott Bales, L (8, 1) ERA: 4.5	0.1		3	2	1	1	1	0	0	0	0	0	0	9	14	27.00	6.000										
Danny Patterson, R (8, 1) ERA: 2.95	1.1	S	4	0	0	0	0	0	0	0	0	0	0	12	19	0.00	0.000										

Texas Rangers @ Baltimore Orioles
 Oriole Park at Camden Yards, Baltimore, MD
 Sun May 31 1998, 3:33 AM EDT
 Att: 47,437 - Sunny - 94 F

AB 38
 R 5
 H 12
 RBI 5
 BB 7
 SO 8
 LOB 29



Batter	1	2	3	4	5	6	7	8	9	AB	R	H	RBI	BB	SO	LOB	TOP								
Tom Goodwin, L (1, 8) OBP: 0.397, SLG: 0.347										2	1	0	0	1	1	0	Texas Rangers @ Tampa Bay Devil Rays Tropicana Field, St. Petersburg, FL Mon Jun 01 1998, 7:05 PM EDT Att: 24,388 - Dome - 72 F								
Mark McLemore, S (1, 4) OBP: 0.427, SLG: 0.391										3	0	0	0	1	2	3									
29 Rusty Greer, L (1, 7) OBP: 0.360, SLG: 0.415										4	0	3	0	0	0	0									
Juan Gonzalez, R (1, 9) OBP: 0.341, SLG: 0.611										4	0	0	1	0	2	4									
Will Clark, L (1, 3) OBP: 0.370, SLG: 0.436										4	0	0	0	0	2	2									
Ivan Rodriguez, R (1, 2) OBP: 0.421, SLG: 0.642										4	0	0	0	0	1	1									
Lee Stevens, L (1, 10) OBP: 0.299, SLG: 0.518										4	0	1	0	0	1	0									
Kevin Elster, R (1, 6) OBP: 0.336, SLG: 0.404										3	0	1	0	0	1	1									
Domingo Cedeño, S (8, 6) OBP: 0.319, SLG: 0.341										0	0	0	0	0	0	0									
Fernando Tatis, R (1, 5) OBP: 0.323, SLG: 0.353										2	0	0	0	0	0	2									
Luis Alicea, S (8, PH) OBP: 0.365, SLG: 0.387										1	0	0	0	0	0	0									
Inning Stats	R: 0 E: 0 K: 2 S: 10	H: 0 LOB: 0 BB: 0 P: 17	R: 0 E: 0 K: 1 S: 7	H: 0 LOB: 0 BB: 0 P: 10	R: 0 E: 0 K: 1 S: 9	H: 1 LOB: 2 BB: 1 P: 18	R: 0 E: 0 K: 1 S: 7	H: 1 LOB: 1 BB: 0 P: 12	R: 0 E: 0 K: 2 S: 5	H: 1 LOB: 0 BB: 0 P: 8	R: 1 E: 0 K: 2 S: 19	H: 1 LOB: 1 BB: 0 P: 28	R: 0 E: 0 K: 2 S: 9	H: 0 LOB: 0 BB: 0 P: 13	R: 0 E: 0 K: 1 S: 13	H: 1 LOB: 2 BB: 1 P: 22	R: 0 E: 0 K: 0 S: 6	H: 0 LOB: 0 BB: 0 P: 9	1B: 3 2B: 2 3B: 0 HR: 0	SF: 0 SAC: 0 DP: 1 HBP: 1	WP: 0 PB: 0 SB: 0 CS: 0	PA: 34			
PITCHER	IP	WLS	BF	H	R	ER	SO	BB	IBB	HBP	BLK	WP	HR	S	P	ERA	WHIP								
Rolando Arroyo, R (1, 1) ERA: 3.24	7.0	W	26	4	1	1	9	1	0	1	0	0	0	66	106	1.29	0.714								
Esteban Yan, R (8, 1) ERA: 2.93	0.2		3	0	0	0	1	0	0	0	0	0	0	8	13	0.00	1.500								
Roberto Hernandez, R (8, 1) ERA: 4.56	1.1	S	5	1	0	0	1	0	0	0	0	0	0	11	18	0.00	0.750								

AB	31
R	1
H	5
RBI	1
BB	2
SO	10
LOB	13



Batter	1	2	3	4	5	6	7	8	9	AB	R	H	RBI	BB	SO	LOB	BOTTOM								
Quinton McCracken, S (1, 8) OBP: 0.354, SLG: 0.462										3	1	3	3	0	0	0	Texas Rangers @ Tampa Bay Devil Rays Tropicana Field, St. Petersburg, FL Mon Jun 01 1998, 7:05 PM EDT Att: 24,388 - Dome - 72 F								
Miguel Cairo, R (1, 4) OBP: 0.303, SLG: 0.358										4	0	1	1	0	2	2									
Wade Boggs, L (1, 5) OBP: 0.363, SLG: 0.405										3	0	0	0	1	0	1									
Bobby Smith, R (8, PR) OBP: 0.395, SLG: 0.528										4	0	0	0	0	2	3									
Fred McGriff, L (1, 3) OBP: 0.354, SLG: 0.418										4	0	0	0	0	0	2									
Mike Kelly, R (1, 7) OBP: 0.320, SLG: 0.412										3	1	1	0	0	1	0									
Paul Sorrento, L (1, 10) OBP: 0.309, SLG: 0.429										3	0	0	0	0	1	1									
Aaron Ledesma, R (1, 6) OBP: 0.355, SLG: 0.389										0	0	0	0	0	0	0									
Dave Martinez, L (1, 9) OBP: 0.348, SLG: 0.341										3	1	2	0	0	1	0									
Randy Winn, S (2, 9) OBP: 0.457, SLG: 0.452										3	1	1	0	0	0	3									
Mike DiFelice, R (1, 2) OBP: 0.260, SLG: 0.342										3	1	1	0	0	0	3									
Inning Stats	R: 0 E: 0 K: 2 S: 11	H: 1 LOB: 1 BB: 0 P: 17	R: 0 E: 0 K: 1 S: 8	H: 0 LOB: 0 BB: 0 P: 11	R: 0 E: 0 K: 0 S: 8	H: 2 LOB: 1 BB: 0 P: 13	R: 0 E: 0 K: 0 S: 6	H: 0 LOB: 0 BB: 0 P: 10	R: 3 E: 0 K: 1 S: 16	H: 3 LOB: 0 BB: 0 P: 24	R: 0 E: 0 K: 0 S: 5	H: 0 LOB: 0 BB: 0 P: 10	R: 0 E: 0 K: 2 S: 9	H: 0 LOB: 0 BB: 0 P: 12	R: 1 E: 0 K: 1 S: 13	H: 2 LOB: 2 BB: 1 P: 19	R: 0 E: 0 K: 0 S: 6	H: 0 LOB: 0 BB: 0 P: 9	1B: 7 2B: 0 3B: 0 HR: 1	SF: 0 SAC: 1 DP: 1 HBP: 0	WP: 0 PB: 0 SB: 0 CS: 0	PA: 32			
PITCHER	IP	WLS	BF	H	R	ER	SO	BB	IBB	HBP	BLK	WP	HR	S	P	ERA	WHIP								
John Burkett, R (1, 1) ERA: 7.0	7.0	L	27	7	4	4	6	1	0	0	0	0	0	9	14	0.00	3.000								
Eric Gunderson, L (8, 1) ERA: 1.0	0.2		4	1	0	0	1	1	0	0	0	0	0	2	3	0.00	0.000								
Al Levine, R (8, 1) ERA: 1.56	0.1		1	0	0	0	0	0	0	0	0	0	0	2	3	0.00	0.000								

AB	30
R	4
H	8
RBI	4
BB	1
SO	7
LOB	12



Batter	1	2	3	4	5	6	7	8	9	AB	R	H	RBI	BB	SO	LOB	TOP										
Tom Goodwin, L OBP: 0.397, SLG: 0.348	L4-2	F8		1B		1B		F7		5	0	2	0	0	0	3											
Luis Alica, S OBP: 0.397, SLG: 0.425	L4	HR		K		1B		G4-3		5	1	2	3	0	1	1											
29 Rusty Greer, L OBP: 0.357, SLG: 0.415	K	2B		G7		CS	K	G1-3		5	0	1	0	0	2	1											
Juan Gonzalez, R OBP: 0.335, SLG: 0.598		P3			F8		K	K		5	0	0	0	0	2	1											
Will Clark, L OBP: 0.382, SLG: 0.466		2B	1B	2B	HR		1B			3	2	3	1	1	0	0											
Ivan Rodriguez, R OBP: 0.422, SLG: 0.644	1B	2B	1B	2B	G4-3	G5-3				4	1	2	0	0	0	1											
Lee Stevens, L OBP: 0.438, SLG: 0.667	1B	BB	K		G3-1			BB		2	1	0	0	1	1	1	AB 36										
Domingo Cedeño, S OBP: 0.314, SLG: 0.319	1B	HR	K		G6-3			K		3	1	0	1	1	2	2	R 7										
Fernando Tatis, R OBP: 0.322, SLG: 0.350	HR	1B			F4	F7	F8			4	1	1	2	0	0	1	H 11										
Inning Stats	R: 0 E: 0 K: 1 S: 9	H: 0 LOB: 0 BB: 0 P: 14	R: 6 E: 0 K: 0 S: 23	H: 4 LOB: 1 BB: 3 P: 46	R: 0 E: 0 K: 2 S: 13	H: 2 LOB: 0 BB: 0 P: 19	R: 0 E: 0 K: 1 S: 8	H: 1 LOB: 1 BB: 0 P: 12	R: 1 E: 0 K: 0 S: 8	H: 1 LOB: 1 BB: 0 P: 12	R: 0 E: 0 K: 2 S: 9	H: 2 LOB: 1 BB: 0 P: 16	R: 0 E: 0 K: 1 S: 11	H: 1 LOB: 1 BB: 0 P: 15	R: 0 E: 0 K: 1 S: 8	H: 0 LOB: 1 BB: 1 P: 13	R: 0 E: 0 K: 1 S: 6	H: 0 LOB: 0 BB: 0 P: 8	1B: 6 2B: 3 3B: 0 HR: 2	SF: 0 SAC: 0 DP: 0 HBP: 0	WP: 0 PB: 0 SB: 0 CS: 1	PA: 41					
PITCHER	IP	WLS	BF	H	R	ER	SO	BB	IBB	HBP	BLK	WP	HR	S	P	ERA	WHIP	PITCHER									
Jason Johnson, R ERA: 5.94	1.2	L	11	3	6	6	1	3	0	0	0	0	1	27	52	32.40	3.600										
Julio Santana, R ERA: 4.18	3.0		13	5	1	1	3	0	0	0	0	0	1	33	49	3.00	1.667										
Matt Ruebel, L ERA: 3.38	2.1		9	3	0	0	2	0	0	0	0	0	0	21	33	0.00	1.286										
Albie Lopez, R ERA: 2.84	1.0		4	0	0	0	1	1	0	0	0	0	0	8	13	0.00	1.000										
Jim Mecir, R ERA: 3.45	1.0		3	0	0	0	1	0	0	0	0	0	0	6	8	0.00	0.000										
Batter	1	2	3	4	5	6	7	8	9	AB	R	H	RBI	BB	SO	LOB	BOTTOM										
Quinton McCracken, S OBP: 0.354, SLG: 0.459	G3		G4-6-3		G6-3		F8		1B	4	0	1	0	1	0	0											
Dave Martinez, L OBP: 0.354, SLG: 0.346	BB		F8		HR		G6-3		K	3	1	1	0	2	1	2											
Wade Boggs, L OBP: 0.359, SLG: 0.426	F8		G4-6-3		HR		G6-3		2B	4	1	1	2	0	0	3											
Fred McGriff, L OBP: 0.352, SLG: 0.415	K				K		K		1B	4	0	1	0	0	3	2											
Bobby Smith, R OBP: 0.382, SLG: 0.509		G6-3		G4-3	G6-4-3		K			4	0	0	0	0	1	1											
Paul Sorrento, L OBP: 0.308, SLG: 0.430	G5-3			1B	2B		L6		F8	4	1	1	0	0	0	0											
Mike DiFelice, R OBP: 0.284, SLG: 0.368	2B			1B	1B		G3-1		K	3	0	2	0	1	1	0	AB 34										
Kevin Stocker, S OBP: 0.294, SLG: 0.393							G3-1		G3	4	0	2	1	0	0	1	R 3										
Randy Winn, S OBP: 0.410, SLG: 0.400					G3		F7		F7	4	0	0	0	0	1	5	H 9										
Inning Stats	R: 0 E: 0 K: 1 S: 10	H: 0 LOB: 1 BB: 1 P: 18	R: 0 E: 0 K: 1 S: 8	H: 1 LOB: 2 BB: 1 P: 16	R: 0 E: 0 K: 0 S: 5	H: 0 LOB: 0 BB: 1 P: 13	R: 1 E: 0 K: 1 S: 13	H: 3 LOB: 2 BB: 0 P: 20	R: 2 E: 0 K: 0 S: 7	H: 2 LOB: 0 BB: 1 P: 16	R: 0 E: 0 K: 0 S: 7	H: 1 LOB: 1 BB: 0 P: 9	R: 0 E: 0 K: 1 S: 12	H: 1 LOB: 1 BB: 0 P: 18	R: 0 E: 0 K: 2 S: 8	H: 0 LOB: 0 BB: 0 P: 10	R: 0 E: 0 K: 1 S: 16	H: 1 LOB: 1 BB: 0 P: 21	1B: 4 2B: 4 3B: 0 HR: 1	SF: 0 SAC: 0 DP: 2 HBP: 0	WP: 0 PB: 0 SB: 0 CS: 0	PA: 38					
PITCHER	IP	WLS	BF	H	R	ER	SO	BB	IBB	HBP	BLK	WP	HR	S	P	ERA	WHIP	PITCHER									
Bobby Witt, R ERA: 7.38	5.1	W	25	7	3	3	3	4	0	0	0	0	0	48	89	5.06	2.062										
Al Levine, R ERA: 1.5	0.2		2	0	0	0	0	0	0	0	0	0	0	2	3	0.00	0.000										
Scott Bailes, L ERA: 4.28	1.0		4	1	0	0	1	0	0	0	0	0	0	12	18	0.00	1.000										
Xavier Hernandez, R ERA: 4.4	1.2		6	1	0	0	2	0	0	0	0	0	0	21	27	0.00	0.600										
John Wetland, R ERA: 1.74	0.1		1	0	0	0	1	0	0	0	0	0	0	3	4	0.00	0.000										

Texas Rangers @ Tampa Bay Devil Rays
Tropicana Field, St. Petersburg, FL
Tue Jun 02 1998, 7:05 PM EDT
Att: 24,477 - Dome - 72 F

AB 36
R 7
H 11
RBI 7
BB 4
SO 8
LOB 11



Texas Rangers @ Tampa Bay Devil Rays
Tropicana Field, St. Petersburg, FL
Tue Jun 02 1998, 7:05 PM EDT
Att: 24,477 - Dome - 72 F

AB 34
R 3
H 9
RBI 3
BB 4
SO 7
LOB 14



Batter	1	2	3	4	5	6	7	8	9	AB	R	H	RBI	BB	SO	LOB	TOP				
Tom Goodwin, L OBP: 0.410, SLG: 0.355 (1, 8)										3	1	2	0	1	0	2	Texas Rangers @ Oakland Athletics Network Associates Coliseum, Oakland, CA Thu Jun 04 1998, 6:33 AM EDT Att: 11,039 - Cloudy - 61 F				
Mark McLemore, S OBP: 0.430, SLG: 0.389 (1, 4)									1	0	0	0	2	0	1						
29 Rusty Greer, L OBP: 0.366, SLG: 0.422 (1, 7)										4	0	1	1	0	1	3					
Juan Gonzalez, R OBP: 0.327, SLG: 0.593 (1, 10)										4	0	0	0	0	2	3					
Will Clark, L OBP: 0.378, SLG: 0.457 (1, 3)										3	0	0	0	1	0	1					
Lee Stevens, L OBP: 0.311, SLG: 0.514 (1, 9)										3	0	0	0	1	2	1					
Luis Alieca, S OBP: 0.350, SLG: 0.427 (1, 5)										4	0	0	0	0	2	2					
Domingo Cedeño, S OBP: 0.339, SLG: 0.333 (1, 6)										3	0	1	0	0	0	1					
Bill Haselman, R OBP: 0.333, SLG: 0.529 (1, 2)										3	0	1	0	0	2	0					
Inning Stats	R: 0 E: 0 K: 1 S: 8	H: 1 LOB: 0 BB: 0 P: 13	R: 0 E: 0 K: 1 S: 11	H: 0 LOB: 0 BB: 0 P: 16	R: 0 E: 0 K: 2 S: 8	H: 0 LOB: 0 BB: 0 P: 12	R: 1 E: 0 K: 0 S: 12	H: 1 LOB: 1 BB: 1 P: 21	R: 0 E: 0 K: 1 S: 6	H: 0 LOB: 0 BB: 1 P: 12	R: 0 E: 0 K: 1 S: 8	H: 0 LOB: 1 BB: 1 P: 14	R: 0 E: 0 K: 2 S: 10	H: 1 LOB: 2 BB: 1 P: 17	R: 0 E: 0 K: 1 S: 6	H: 0 LOB: 0 BB: 0 P: 12	1B: 5 2B: 0 3B: 0 HR: 0	SF: 0 SAC: 1 DP: 3 HBP: 0	WP: 0 PB: 0 SB: 0 CS: 0	PA: 34	
PITCHER	IP	WLS	BF	H	R	ER	SO	BB	IBB	HBP	BLK	WP	HR	S	P	ERA	WHIP				
Jimmy Haynes, R ERA: 4.38 Billy Taylor, R ERA: 3.14	(1, 1) (8, 1)	7.1 S	29 5	5 0	1 0	1 0	7 2	5 0	0 0	0 0	0 0	0 0	0 0	67 10	117 16	1.23 0.00	1.364 0.000				

AB 28
R 1
H 5
RBI 1
BB 5
SO 9
LOB 14



Batter	1	2	3	4	5	6	7	8	9	AB	R	H	RBI	BB	SO	LOB	BOTTOM				
Rickey Henderson, R OBP: 0.367, SLG: 0.380 (1, 7)										4	1	1	3	1	2	1	Texas Rangers @ Oakland Athletics Network Associates Coliseum, Oakland, CA Thu Jun 04 1998, 6:33 AM EDT Att: 11,039 - Cloudy - 61 F				
Scott Spiezio, S OBP: 0.354, SLG: 0.453 (1, 4)									4	0	1	0	0	1	2						
Ben Grieve, L OBP: 0.395, SLG: 0.502 (1, 9)									3	0	1	1	1	0	1						
Matt Stairs, L OBP: 0.396, SLG: 0.601 (1, 10)									4	0	0	0	0	0	3						
Mike Blowers, R OBP: 0.338, SLG: 0.450 (1, 5)										3	1	0	0	1	0	0					
Jason Giambi, L OBP: 0.356, SLG: 0.384 (1, 3)										4	0	1	0	0	2	1					
Mike Macfarlane, R OBP: 0.366, SLG: 0.506 (1, 2)										4	0	1	0	0	1	2					
Miguel Tejada, R OBP: 0.348, SLG: 0.429 (1, 6)										3	2	1	0	1	1	1					
Ryan Christenson, R OBP: 0.330, SLG: 0.350 (1, 8)										4	2	3	2	0	0	0					
Inning Stats	R: 0 E: 0 K: 1 S: 10	H: 0 LOB: 1 BB: 1 P: 17	R: 0 E: 0 K: 1 S: 9	H: 1 LOB: 1 BB: 0 P: 14	R: 0 E: 0 K: 0 S: 14	H: 1 LOB: 1 BB: 0 P: 21	R: 0 E: 0 K: 0 S: 9	H: 1 LOB: 0 BB: 0 P: 15	R: 1 E: 0 K: 0 S: 12	H: 2 LOB: 2 BB: 1 P: 18	R: 0 E: 0 K: 2 S: 11	H: 0 LOB: 0 BB: 0 P: 15	R: 3 E: 0 K: 1 S: 10	H: 3 LOB: 0 BB: 0 P: 21	R: 2 E: 0 K: 2 S: 9	H: 1 LOB: 1 BB: 2 P: 23	1B: 5 2B: 3 3B: 0 HR: 1	SF: 0 SAC: 0 DP: 0 HBP: 0	WP: 0 PB: 0 SB: 1 CS: 0	PA: 37	
PITCHER	IP	WLS	BF	H	R	ER	SO	BB	IBB	HBP	BLK	WP	HR	S	P	ERA	WHIP				
Rick Helling, R ERA: 4.78 Xavier Hernandez, R ERA: 5.28	(1, 1) (8, 1)	7.0 L	31 6	8 1	4 2	4 2	5 2	2 2	0 0	0 0	0 0	0 0	0 0	9 9	23 23	18.00 3.000	1.429 3.000				


AB 33
R 6
H 9
RBI 6
BB 4
SO 7
LOB 11



Batter	1	2	3	4	5	6	7	8	9	AB	R	H	RBI	BB	SO	LOB	TOP										
Quilvio Veras, S OBP: 0.396, SLG: 0.338	2-2 F8 HBP	1-3 K		2-1 G5-3		1-0 2H 1B		1-1 P4		4	0	1	1	0	1	1											
Tony Gwynn, L OBP: 0.398, SLG: 0.544 James Mouton, R OBP: 0.250, SLG: 0.260	1-1 P7		1-1 1B 2B	1-1 2B		0-2 G6-3		0-0 CS 1B		5	1	3	0	0	0	2											
Greg Vaughn, R OBP: 0.367, SLG: 0.633	1-0 F8		2-3 K	2-3 K		1-0 HBP		4-2 1-2 BB		3	0	0	0	1	2	3											
Ken Caminiti, S OBP: 0.337, SLG: 0.445	1-3 K		1-0 1B 2B HBP		1-3 K	1-3 K		0-2 P7		4	1	0	0	0	3	4											
Wally Joyner, L OBP: 0.386, SLG: 0.488		0-0 WP 1B 2B	0-0 2B 1-3 2H 1B		0-3 K		0-0 P8		1-2 P6	5	1	2	1	0	1	0											
Steve Finley, L OBP: 0.284, SLG: 0.383		2-3 K	0-0 2B	1-3 2B		0-0 G4-3		1-3 K		2-2 G1-3 1B	5	0	2	1	0	2	1										
Ruben Rivera, R OBP: 0.438, SLG: 0.654 Mark Sweeney, L OBP: 0.307, SLG: 0.308	4-2 WP 1B BB		2-1 G5-3		1-2 2B 1B		4-2 1B E BB		1-1 G1-3 1B	2	3	1	0	2	0	2											
Carlos Hernandez, R OBP: 0.314, SLG: 0.350	0-3 K		2-2 L8		3-1 F9		0-2 E9 1B		0-0 G1-3	5	0	1	0	0	1	7											
Chris Gomez, R OBP: 0.320, SLG: 0.368	2-0 1-1 2H 1B			0-2 F9		0-0 1-1 1B 2B		2-3 K		5	1	2	3	0	2	3											
Inning Stats	R: 0 E: 0 K: 1 S: 9	H: 0 LOB: 1 BB: 0 P: 14	R: 2 E: 0 K: 3 S: 15	H: 2 LOB: 1 BB: 1 P: 24	R: 2 E: 0 K: 1 S: 14	H: 3 LOB: 2 BB: 0 P: 22	R: 0 E: 0 K: 1 S: 11	H: 1 LOB: 1 BB: 0 P: 16	R: 0 E: 0 K: 2 S: 7	H: 0 LOB: 0 BB: 0 P: 8	R: 1 E: 1 K: 2 S: 15	H: 1 LOB: 1 BB: 1 P: 22	R: 0 E: 0 K: 1 S: 9	H: 1 LOB: 1 BB: 0 P: 14	R: 0 E: 0 K: 1 S: 13	H: 2 LOB: 2 BB: 0 P: 18	1B: 8 2B: 5 3B: 0 HR: 0	SF: 0 SAC: 0 DP: 0 HBP: 3	WP: 1 PB: 0 SB: 0 CS: 1	PA: 45							
PITCHER	IP	WLS	BF	H	R	ER	SO	BB	IBB	HBP	BLK	WP	HR	S	P	ERA	WHIP										
Darren Oliver, L ERA: 6.72	(1, 1)	6.2	33	9	6	6	10	1	0	3	0	1	0	75	111	8.10	1.500										
Tim Crabtree, R ERA: 4.99	(7, 1)	0.1	W 3	1	1	0	1	1	0	0	0	0	0	10	16	0.00	6.000										
Scott Bailes, L ERA: 3.98	(8, 1)	0.1	2	1	0	0	0	0	0	0	0	0	0	3	4	0.00	3.000										
Danny Patterson, R ERA: 2.7	(8, 1)	0.2	2	0	0	0	0	1	0	0	0	0	0	6	10	0.00	1.500										
John Wetteland, R ERA: 1.66	(9, 1)	1.0	S 5	2	0	0	1	0	0	0	0	0	0	13	18	0.00	2.000										

San Diego Padres @ Texas Rangers
The Ballpark at Arlington, Arlington, TX
Fri Jun 05 1998, 8:05 PM EDT
Att: 37,903 - Cloudy - 66 F


AB 39
R 7
H 13
RBI 6
BB 3
SO 12
LOB 23



Batter	1	2	3	4	5	6	7	8	9	AB	R	H	RBI	BB	SO	LOB	BOTTOM										
Tom Goodwin, L OBP: 0.413, SLG: 0.358	2-2 G4-3	1-0 FC3-2 29 PB G5-3 2B		0-1 1B E		0-1 BB 1B		4-1 G3 BB		4	2	2	0	1	0	2											
Mark McLemore, S OBP: 0.429, SLG: 0.386	1-1 G1-3	1-1 G5-3		1-0 E5 SF9 1B		4-0 1-2 BB		0-1 G3		4	1	1	0	1	0	3											
29 Rusty Greer, L OBP: 0.367, SLG: 0.424	1-2 1B 2B	4-2 2B BB		3-3 K		0-3 K		3-2 G6-3		4	1	1	0	1	2	4											
Juan Gonzalez, R OBP: 0.332, SLG: 0.610	4-2 BB 1B BB	0-2 1-3 3H 2B		0-2 SF9		0-1 HR		1-1 P4		3	1	2	3	1	0	0											
Willi Clark, L OBP: 0.379, SLG: 0.461	0-0 BB	2-1 G4-3		0-0 1B 2B		1-1 G6-3		1-3 K		5	1	2	1	0	1	2											
Ivan Rodriguez, R OBP: 0.426, SLG: 0.647	4-1 BB		1-2 F9	0-1 FC4-6 1B		0-1 G6-3		0-1 1B 1B		4	0	2	1	1	0	0											
Lee Stevens, L OBP: 0.313, SLG: 0.511	3-3 K		3-2 G4-3 1B	0-0 FC4-6 1-2		1-0 G4-3		0-0 1B		5	0	2	0	0	1	4											
Domingo Cedeno, S OBP: 0.344, SLG: 0.328		0-2 1B FC3-2 1B		0-0 G4-3		1-2 F7		4-2 WP 1B BB		4	1	1	0	1	1	3											
Fernando Tatis, R OBP: 0.322, SLG: 0.355		0-0 G5-3 29 PB FC3-2 1B		0-0 L4		0-1 G5-3		2-2 1-1 BB		4	1	2	1	0	0	1											
Inning Stats	R: 1 E: 0 K: 1 S: 17	H: 2 LOB: 3 BB: 2 P: 32	R: 2 E: 0 K: 0 S: 14	H: 3 LOB: 1 BB: 1 P: 22	R: 0 E: 0 K: 0 S: 9	H: 1 LOB: 1 BB: 0 P: 13	R: 3 E: 1 K: 1 S: 14	H: 4 LOB: 1 BB: 0 P: 18	R: 0 E: 0 K: 1 S: 10	H: 1 LOB: 2 BB: 1 P: 15	R: 1 E: 0 K: 0 S: 7	H: 1 LOB: 0 BB: 0 P: 9	R: 1 E: 0 K: 0 S: 12	H: 1 LOB: 1 BB: 2 P: 25	R: 0 E: 0 K: 2 S: 11	H: 2 LOB: 2 BB: 0 P: 13	1B: 11 2B: 3 3B: 0 HR: 1	SF: 1 SAC: 0 DP: 0 HBP: 0	WP: 1 PB: 1 SB: 0 CS: 0	PA: 44							
PITCHER	IP	WLS	BF	H	R	ER	SO	BB	IBB	HBP	BLK	WP	HR	S	P	ERA	WHIP										
Kevin Brown, R ERA: 2.91	(1, 1)	5.0	L 9	2	2	2	0	2	0	0	0	1	1	19	34	9.00	2.000										
Donnie Wall, R ERA: 2.67	(6, 1)	2.0	5	2	0	0	2	0	0	0	0	0	0	11	13	0.00	2.000										
Dan Miceli, R ERA: 3.45	(8, 1)	1.0	5	2	0	0	2	0	0	0	0	0	0	11	13	0.00	2.000										

San Diego Padres @ Texas Rangers
The Ballpark at Arlington, Arlington, TX
Fri Jun 05 1998, 8:05 PM EDT
Att: 37,903 - Cloudy - 66 F

AB 37
R 8
H 15
RBI 6
BB 6
SO 5
LOB 19



Batter	1	2	3	4	5	6	7	8	9	AB	R	H	RBI	BB	SO	LOB	TOP										
Quilvio Veras, S OBP: 0.384, SLG: 0.337 (1, 4)										4	0	1	0	0	1	3											
Steve Finley, L OBP: 0.283, SLG: 0.381 (1, 8)										4	0	1	0	0	0	1											
Tony Gwynn, L OBP: 0.391, SLG: 0.533 (1, 10)										4	0	0	0	0	0	1											
Greg Vaughn, R OBP: 0.361, SLG: 0.622 (1, 7)										4	0	0	0	0	0	2											
Wally Joyner, L OBP: 0.383, SLG: 0.483 (1, 3)										4	0	1	0	0	1	0											
Mark Sweeney, L OBP: 0.304, SLG: 0.304 (1, 9)										4	0	1	0	0	1	0											
Ed Giovanola, L OBP: 0.321, SLG: 0.365 (1, 5)										4	0	2	0	0	0	2											
Carlos Hernandez, R OBP: 0.306, SLG: 0.340 (1, 2)										4	0	0	0	0	2	5											
Chris Gomez, R OBP: 0.320, SLG: 0.364 (1, 6)										2	0	0	0	1	1	2											
Inning Stats	R: 0 E: 1 K: 0 S: 8	H: 1 LOB: 1 BB: 0 P: 13	R: 0 E: 0 K: 1 S: 7	H: 0 LOB: 0 BB: 0 P: 10	R: 0 E: 0 K: 2 S: 8	H: 0 LOB: 0 BB: 0 P: 15	R: 0 E: 0 K: 0 S: 5	H: 0 LOB: 0 BB: 0 P: 7	R: 0 E: 1 K: 0 S: 12	H: 1 LOB: 2 BB: 0 P: 16	R: 0 E: 0 K: 0 S: 10	H: 1 LOB: 1 BB: 0 P: 15	R: 0 E: 0 K: 1 S: 14	H: 2 LOB: 3 BB: 1 P: 24	R: 0 E: 0 K: 0 S: 10	H: 0 LOB: 0 BB: 0 P: 18	R: 0 E: 0 K: 2 S: 12	H: 1 LOB: 1 BB: 0 P: 15	1B: 5 2B: 0 3B: 1 HR: 0	SF: 0 SAC: 0 DP: 0 HBP: 0	WP: 0 PB: 0 SB: 0 CS: 1	PA: 35					
PITCHER	IP	WLS	BF	H	R	ER	SO	BB	IBB	HBP	BLK	WP	HR	S	P	ERA	WHIP										
John Burkett, R ERA: 6.3 (1, 1)	8.0	W	31	5	0	0	4	1	0	0	0	0	0	74	118	0.00	0.750										
John Wetteland, R ERA: 1.59 (9, 1)	1.0	S	4	1	0	0	2	0	0	0	0	0	0	12	15	0.00	1.000										

San Diego Padres @ Texas Rangers
The Ballpark at Arlington, Arlington, TX
Sat Jun 06 1998, 8:05 PM EDT
Att: 46,022 - Unknown - 74 F

AB 34
R 0
H 6
RBI 0
BB 1
SO 6
LOB 16



Batter	1	2	3	4	5	6	7	8	9	AB	R	H	RBI	BB	SO	LOB	BOTTOM										
Roberto Kelly, R OBP: 0.325, SLG: 0.538 (1, 8)										4	0	0	0	0	2	3											
Tom Goodwin, L OBP: 0.413, SLG: 0.358 (8, 8)										0	0	0	0	0	0	0											
Mark McLemore, S OBP: 0.430, SLG: 0.392 (1, 4)										2	0	1	0	0	0	1											
Luis Alicea, S OBP: 0.353, SLG: 0.440 (4, 4)										2	0	1	2	0	0	0											
29 Rusty Greer, L OBP: 0.362, SLG: 0.416 (1, 7)										4	0	0	0	0	2	2											
Juan Gonzalez, R OBP: 0.335, SLG: 0.610 (1, 9)										3	0	1	0	1	0	0											
Will Clark, L OBP: 0.381, SLG: 0.466 (1, 3)										4	0	2	0	0	0	3											
Ivan Rodriguez, R OBP: 0.425, SLG: 0.638 (1, 2)										3	0	0	0	1	2	2											
Mike Simms, R ERA: 3.83 (1, 10)										3	1	1	0	0	1	1											
Lee Stevens, L OBP: 0.316, SLG: 0.511 (8, PH)										0	0	0	0	1	0	0											
Domingo Cedeno, S OBP: 0.353, SLG: 0.387 (1, 6)										4	2	2	1	0	1	3											
Fernando Tatis, R OBP: 0.324, SLG: 0.357 (1, 5)										2	0	1	0	0	0	0											
Inning Stats	R: 0 E: 0 K: 2 S: 10	H: 1 LOB: 2 BB: 1 P: 21	R: 0 E: 0 K: 2 S: 10	H: 0 LOB: 0 BB: 0 P: 16	R: 0 E: 0 K: 1 S: 6	H: 1 LOB: 0 BB: 0 P: 11	R: 0 E: 0 K: 0 S: 8	H: 1 LOB: 1 BB: 0 P: 10	R: 0 E: 0 K: 2 S: 10	H: 3 LOB: 1 BB: 0 P: 27	R: 0 E: 0 K: 0 S: 9	H: 1 LOB: 0 BB: 0 P: 19	R: 1 E: 0 K: 0 S: 16	H: 1 LOB: 3 BB: 2 P: 30	R: 0 E: 0 K: 0 S: 16	H: 1 LOB: 2 BB: 2 P: 30	1B: 4 2B: 4 3B: 0 HR: 1	SF: 0 SAC: 1 DP: 1 HBP: 0	WP: 0 PB: 1 SB: 0 CS: 0	PA: 35							
PITCHER	IP	WLS	BF	H	R	ER	SO	BB	IBB	HBP	BLK	WP	HR	S	P	ERA	WHIP										
Sterling Hitchcock, L ERA: 3.83 (1, 1)	7.2	L	32	3	3	3	8	0	1	0	0	0	0	75	131	3.52	1.174										
Brian Boehringer, R ERA: 4.59 (8, 1)	0.1		3	0	0	0	0	1	1	0	0	0	0	10	19	0.00	3.000										

San Diego Padres @ Texas Rangers
The Ballpark at Arlington, Arlington, TX
Sat Jun 06 1998, 8:05 PM EDT
Att: 46,022 - Unknown - 74 F

AB 31
R 3
H 9
RBI 3
BB 3
SO 8
LOB 15



Batter	1	2	3	4	5	6	7	8	9	AB	R	H	RBI	BB	SO	LOB	TOP					
Quilvio Veras, S OBP: 0.397, SLG: 0.341	G4-3		CS		P4		G4-6-3	G1-3		6	1	3	2	0	0	3						
Steve Finley, L OBP: 0.295, SLG: 0.401	2B		E8		HR		G4-6-3	1B	2B	5	3	4	5	1	0	1						
Tony Gwynn, L OBP: 0.391, SLG: 0.528	F7		G3		HR					4	1	1	1	1	0	1						
James Mouton, R OBP: 0.246, SLG: 0.255					HR					1	0	0	0	0	0	1						
Greg Vaughn, R OBP: 0.364, SLG: 0.634	1-H		F7							5	2	2	4	1	0	3						
Wally Joyner, L OBP: 0.384, SLG: 0.477					G4-3					4	1	1	0	1	0	0						
Mandy Romero, S Ken Caminiti, S Carlos Hernandez, R	F7				F8					3	0	0	0	0	0	2						
Ruben Rivera, R OBP: 0.432, SLG: 0.600					F7					4	2	1	1	1	0	0						
Ed Giovanola, L OBP: 0.326, SLG: 0.359										4	2	1	2	1	0	0						
Andy Sheets, R Mark Sweeney, L Chris Gomez, R	G5-3									2	1	0	0	1	0	0						
Inning Stats	R: 1 E: 0 K: 0 S: 11	H: 1 LOB: 2 BB: 2 P: 24	R: 0 E: 0 K: 0 S: 6	H: 0 LOB: 0 BB: 0 P: 9	R: 1 E: 1 K: 0 S: 8	H: 2 LOB: 0 BB: 0 P: 14	R: 0 E: 0 K: 0 S: 9	H: 0 LOB: 0 BB: 0 P: 12	R: 4 E: 0 K: 0 S: 9	H: 2 LOB: 0 BB: 2 P: 21	R: 0 E: 0 K: 0 S: 5	H: 0 LOB: 0 BB: 0 P: 11	R: 0 E: 0 K: 0 S: 4	H: 1 LOB: 0 BB: 0 P: 6	R: 6 E: 0 K: 0 S: 20	H: 4 LOB: 2 BB: 4 P: 45	R: 5 E: 0 K: 0 S: 15	H: 5 LOB: 1 BB: 1 P: 24	1B: 10 2B: 4 3B: 0 HR: 1	SF: 0 SAC: 0 DP: 1 HBP: 0	WP: 0 PB: 0 SB: 0 CS: 1	PA: 49
PITCHER	IP	WLS	BF	H	R	ER	SO	BB	IBB	HBP	BLK	WP	HR	S	P	ERA	WHIP					
Bobby Witt, R ERA: 7.36	6.1		27	5	6	5	0	3	1	0	0	0	1	49	93	7.11	1.263					
Eric Gunderson, L ERA: 0.53	1.0		3	1	0	0	0	0	0	0	0	0	0	5	8	0.00	1.000					
Danny Patterson, R ERA: 4.95	0.0	L	5	1	2	2	0	4	0	0	0	0	0	8	25	∞	∞					
Tim Crabtree, R ERA: 5.14	0.1		2	1	2	2	0	0	0	0	0	0	0	5	7	54.00	3.000					
Scott Bales, L ERA: 3.92	0.1		3	2	2	2	0	0	0	0	0	0	0	5	9	54.00	6.000					

San Diego Padres @ Texas Rangers
The Ballpark at Arlington, Arlington, TX
Sun Jun 07 1998, 4:33 AM EDT
Att: 46,372 - Cloudy - 78 F

AB 40
R 17
H 15
RBI 17
BB 9
SO 0
LOB 11





Batter	1	2	3	4	5	6	7	8	9	AB	R	H	RBI	BB	SO	LOB	BOTTOM				
Tom Goodwin, L OBP: 0.409, SLG: 0.354	S	G5-3		K			F8	F9		5	1	1	0	0	1	3					
Luis Alica, S OBP: 0.374, SLG: 0.435	S			P6						1	2	0	0	3	0	1					
Ivan Rodriguez, R OBP: 0.420, SLG: 0.628	K				G5-3					5	1	1	0	0	2	3					
Juan Gonzalez, R OBP: 0.341, SLG: 0.610					L5					2	1	1	1	2	0	0					
Scott Sheldon, R ERA: 3.92										1	0	0	0	0	1	0					
Will Clark, L OBP: 0.385, SLG: 0.483	P5				SF9					3	2	2	4	1	0	2					
Mike Simms, R OBP: 0.436, SLG: 0.625					P4					2	0	0	0	1	0	2					
29 Rusty Greer, L OBP: 0.359, SLG: 0.413					P8					2	0	0	0	0	0	1					
Roberto Kelly, R OBP: 0.302, SLG: 0.500										3	0	0	0	0	2	1					
Lee Stevens, L OBP: 0.323, SLG: 0.511					P4					0	1	0	0	2	0	0					
Domingo Cedeno, S OBP: 0.356, SLG: 0.418										5	0	2	2	0	0	1					
Fernando Tatis, R OBP: 0.326, SLG: 0.364										5	0	2	0	0	1	2					
Inning Stats	R: 1 E: 1 K: 1 S: 16	H: 1 LOB: 1 BB: 0 P: 13	R: 0 E: 0 K: 1 S: 9	H: 1 LOB: 0 BB: 0 P: 13	R: 2 E: 0 K: 0 S: 10	H: 2 LOB: 1 BB: 1 P: 19	R: 0 E: 0 K: 1 S: 10	H: 1 LOB: 1 BB: 0 P: 16	R: 0 E: 0 K: 2 S: 11	H: 1 LOB: 1 BB: 0 P: 15	R: 3 E: 0 K: 1 S: 22	H: 1 LOB: 1 BB: 3 P: 41	R: 0 E: 0 K: 0 S: 9	H: 0 LOB: 1 BB: 1 P: 14	R: 2 E: 0 K: 1 S: 15	H: 1 LOB: 1 BB: 2 P: 26	1B: 6 2B: 1 3B: 1 HR: 1	SF: 1 SAC: 0 DP: 0 HBP: 1	WP: 2 PB: 0 SB: 3 CS: 0	PA: 45	
PITCHER	IP	WLS	BF	H	R	ER	SO	BB	IBB	HBP	BLK	WP	HR	S	P	ERA	WHIP				
24 Mark Langston, L ERA: 5.22	5.1		26	7	3	3	4	3	0	1	0	0	1	15	28	27.00	3.000				
Carlos Reyes, R ERA: 3.91	1.0		6	1	3	3	2	2	0	0	0	0	0	21	34	0.00	1.200				
Dan Miceli, R ERA: 3.27	1.2	W	7	0	0	0	0	2	0	0	0	0	0	15	26	18.00	3.000				
Trevor Hoffman, R ERA: 1.73	1.0		6	1	2	2	1	2	0	0	0	2	0	15	26	18.00	3.000				

San Diego Padres @ Texas Rangers
The Ballpark at Arlington, Arlington, TX
Sun Jun 07 1998, 4:33 AM EDT
Att: 46,372 - Cloudy - 78 F

AB 34
R 8
H 9
RBI 7
BB 9
SO 7
LOB 16



Batter	1	2	3	4	5	6	7	8	9	AB	R	H	RBI	BB	SO	LOB	TOP										
Tom Goodwin, L (1, 8) OBP: 0.345, SLG: 0.348	G4-3		4-0 BB		1-3 K			1-2 L4	1-2 F8	4	0	0	0	1	1	4	<p>Texas Rangers @ Colorado Rockies Coors Field, Denver, CO Mon Jun 08 1998, 7:05 PM MDT Att. 48,070 - Overcast - 52 F</p> <p>livebaseballscores.com</p> <p>AB 35 R 3 H 8 RBI 3 BB 2 SO 10 LOB 15</p> 										
Luis Alica, S (1, 4) OBP: 0.360, SLG: 0.417	K		1-2 F7		3-1 FC3-6			2-0 F8		4	0	0	0	0	1	4											
29 Rusty Greer, L (1, 7) OBP: 0.357, SLG: 0.410	P6				2-1 G4-3			2-0	1B	4	0	1	0	0	1	0											
Juan Gonzalez, R (1, 9) OBP: 0.336, SLG: 0.600		0-1 G6-3			0-3 K			2-3	K	4	0	0	0	0	3	1											
Will Clark, L (1, 3) OBP: 0.383, SLG: 0.479	K		1-3		1-1 F7			0-2	L7	4	1	1	0	0	1	0											
Ivan Rodriguez, R (1, 2) OBP: 0.422, SLG: 0.630	G6-3				0-0			0-0	K	4	1	2	0	0	1	0											
Domingo Cedeño, S (1, 6) OBP: 0.377, SLG: 0.479			0-1 F7		1-0			1-0	FC5-6 1B	4	1	3	3	0	0	0											
Fernando Tatis, R (1, 5) OBP: 0.325, SLG: 0.358			2-3 K		4-2			1-2	F8 HR	3	0	0	0	1	1	2											
Aaron Sele, R (1, 1) OBP: 0.333, SLG: 0.667			0-2		0-0			1-3	K	3	0	1	0	0	0	2											
Lee Stevens, L (9, PH) OBP: 0.322, SLG: 0.508					1-2			1-2	FC5-6 WP	1	0	0	0	0	1	2											
John Wetteland, R (9, 1)					1-2			1-2	K	0	0	0	0	0	0	0											
Inning Stats	R: 0 E: 0 K: 1 S: 9	H: 0 LOB: 0 BB: 0 P: 13	R: 0 E: 0 K: 1 S: 6	H: 0 LOB: 0 BB: 0 P: 7	R: 0 E: 0 K: 1 S: 11	H: 1 LOB: 2 BB: 1 P: 18	R: 0 E: 0 K: 1 S: 7	H: 0 LOB: 0 BB: 0 P: 10	R: 1 E: 0 K: 1 S: 12	H: 2 LOB: 1 BB: 1 P: 21	R: 0 E: 0 K: 2 S: 11	H: 0 LOB: 0 BB: 0 P: 16	R: 1 E: 0 K: 1 S: 10	H: 1 LOB: 0 BB: 0 P: 14	R: 0 E: 0 K: 1 S: 8	H: 1 LOB: 1 BB: 0 P: 15	R: 1 E: 0 K: 1 S: 12	H: 3 LOB: 2 BB: 0 P: 18	1B: 5 2B: 2 3B: 0 HR: 1	SF: 0 SAC: 0 DP: 0 HBP: 0	WP: 1 PB: 1 SB: 0 CS: 0	PA: 37					
PITCHER	IP	WLS	BF	H	R	ER	SO	BB	IBB	HBP	BLK	WP	HR	S	P	ERA	WHIP										
Pedro Astacio, R (1, 1) ERA: 6.86	7.0	L	27	4	2	2	8	2	0	0	0	0	1	66	99	2.57	0.857										
Mike Munoz, L (8, 1) ERA: 9.54	0.2		3	1	0	0	0	0	0	0	0	0	0	5	10	0.00	1.500										
Curt Leskanic, R (8, 1) ERA: 4.7	1.1		7	3	1	1	2	0	0	0	0	1	0	15	23	6.75	2.250										

Batter	1	2	3	4	5	6	7	8	9	AB	R	H	RBI	BB	SO	LOB	BOTTOM										
Neftali Feliz, S (1, 6) OBP: 0.307, SLG: 0.376	G4-3	0-2 F9			0-1			1-2	G2	4	0	1	0	0	0	1	<p>Texas Rangers @ Colorado Rockies Coors Field, Denver, CO Mon Jun 08 1998, 7:05 PM MDT Att. 48,070 - Overcast - 52 F</p> <p>livebaseballscores.com</p> <p>AB 29 R 1 H 6 RBI 1 BB 4 SO 7 LOB 13</p> 										
1 Curtis Goodwin, L (1, 8) OBP: 0.376, SLG: 0.378	WP 1B		2-3 K		0-1			2-3	K	4	1	1	0	0	2	2											
Ellis Burks, R (1, 7) OBP: 0.333, SLG: 0.507	K		1-3 K		1-0			0-3	K	4	0	0	0	0	3	1											
Vinny Castilla, R (1, 5) OBP: 0.352, SLG: 0.603	BB 1B		0-2 G6-3		4-1			2-2	G6-3	3	0	1	1	1	0	0											
Dante Bichette, R (1, 9) OBP: 0.358, SLG: 0.498	BB		4-1		0-2			0-1		2	0	2	0	2	0	0											
17 Todd Helton, L (1, 3) OBP: 0.342, SLG: 0.455	G3		0-0		2-2			3-3	K	4	0	0	0	0	1	6											
3 Mike Lansing, R (1, 4) OBP: 0.298, SLG: 0.326		2-3 K			2-2			1-0	L5	3	0	0	0	0	1	1											
Jeff Reed, L (9, PH) OBP: 0.368, SLG: 0.440					1-2					1	0	0	0	0	0	1											
Kirt Manwaring, R (1, 2) OBP: 0.375, SLG: 0.353		0-1			4-2			0-0	G6-3	2	0	1	0	1	0	0											
Pedro Astacio, R (1, 1) OBP: 0.240, SLG: 0.174		2-0			0-0			3-1	G6-3	1	0	0	0	0	0	1											
John Vander Wal, L (7, PH) OBP: 0.326, SLG: 0.385										1	0	0	0	0	0	0											
Mike Munoz, L (8, 1)										0	0	0	0	0	0	0											
Curt Leskanic, R (8, 1)		1-2			1-2					0	0	0	0	0	0	0											
Inning Stats	R: 1 E: 0 K: 1 S: 13	H: 2 LOB: 2 BB: 1 P: 27	R: 0 E: 0 K: 1 S: 10	H: 1 LOB: 1 BB: 0 P: 14	R: 0 E: 0 K: 2 S: 11	H: 0 LOB: 0 BB: 0 P: 14	R: 0 E: 0 K: 0 S: 5	H: 0 LOB: 0 BB: 1 P: 11	R: 0 E: 0 K: 0 S: 9	H: 1 LOB: 1 BB: 1 P: 13	R: 0 E: 0 K: 0 S: 8	H: 1 LOB: 1 BB: 1 P: 15	R: 0 E: 0 K: 0 S: 6	H: 0 LOB: 0 BB: 0 P: 11	R: 0 E: 0 K: 2 S: 9	H: 0 LOB: 0 BB: 0 P: 12	R: 0 E: 0 K: 1 S: 12	H: 1 LOB: 1 BB: 0 P: 18	1B: 6 2B: 1 3B: 0 HR: 0	SF: 0 SAC: 1 DP: 2 HBP: 0	WP: 1 PB: 0 SB: 0 CS: 1	PA: 34					
PITCHER	IP	WLS	BF	H	R	ER	SO	BB	IBB	HBP	BLK	WP	HR	S	P	ERA	WHIP										
Aaron Sele, R (1, 1) ERA: 3.53	8.0	W	30	5	1	1	6	4	0	0	0	0	0	71	117	1.12	1.125										
John Wetteland, R (9, 1) ERA: 1.52	1.0	S	4	1	0	0	1	0	0	0	0	0	0	12	18	0.00	1.000										

Batter	1	2	3	4	5	6	7	8	9	AB	R	H	RBI	BB	SO	LOB	TOP		
Tom Goodwin, L (1, 8) OBP: 0.405, SLG: 0.349	2-2 SH5-3 1B		1-0 CS 1B	1-2 G3		3-2 G6-3			2-3 K	5	0	2	0	0	1	1			
Luis Alica, S (1, 4) OBP: 0.365, SLG: 0.420	0-0 SH5-3		1-0 1B		1-0 1B				2-3 K	4	1	2	0	0	1	0			
29 Rusty Greer, L (1, 7) OBP: 0.356, SLG: 0.405	2-3 K		2-3 K		0-3 K				4-2 BB	3	0	0	0	1	3	3			
Juan Gonzalez, R (1, 9) OBP: 0.338, SLG: 0.610	1-3 K			1-0 HR	0-0 1B				3-3 K	4	1	2	1	0	2	2			
Will Clark, L (1, 3) OBP: 0.389, SLG: 0.495		2-1 HR		4-2 1B SF7	2-1 1B				3-3 K	3	2	2	2	1	1	1			
Ivan Rodriguez, R (1, 2) OBP: 0.423, SLG: 0.626		4-1 HR		0-0 BB	1-3 1B				1-3 K	3	1	1	0	1	2	2			
Domingo Ceden, S (1, 6) OBP: 0.370, SLG: 0.473	1-1 G4-6-3		0-0 SF7		0-2 P7				3-2 G6-4-3	3	0	1	1	0	0	3			
Fernando Tatis, R (1, 5) OBP: 0.323, SLG: 0.355	2-3 K		0-1 SH3-4		0-0 F9				2-2 G6-4-3	4	0	1	1	0	1	1			
Rick Helling, R (1, 1) OBP: 0.500, SLG: 0.500			2-0 SH3-4		1-2 G4-3				1-0 P5	2	0	1	0	0	0	0			
Xavier Hernandez, L (7, 1) OBP: 0.320, SLG: 0.505			1-1 1B							0	0	0	0	0	0	0			
Danny Patterson, R (8, 1) OBP: 0.320, SLG: 0.505			1-1 1B							0	0	0	0	0	0	0			
Lee Stevens, L (9, PH) OBP: 0.320, SLG: 0.505			1-1 1B							1	0	0	0	0	0	0			
John Wetteland, R (9, 1) OBP: 0.320, SLG: 0.505			1-1 1B							0	0	0	0	0	0	0			
Inning Stats	R: 0 E: 0 K: 2 S: 10	H: 1 LOB: 1 BB: 0 P: 15	R: 1 E: 0 K: 1 S: 8	H: 1 LOB: 0 BB: 1 P: 17	R: 0 E: 0 K: 1 S: 8	H: 3 LOB: 1 BB: 0 P: 13	R: 3 E: 0 K: 0 S: 11	H: 3 LOB: 1 BB: 1 P: 17	R: 1 E: 0 K: 2 S: 14	H: 3 LOB: 2 BB: 0 P: 18	R: 0 E: 0 K: 3 S: 18	H: 0 LOB: 1 BB: 1 P: 30	R: 0 E: 0 K: 1 S: 10	H: 1 LOB: 0 BB: 0 P: 16	R: 0 E: 0 K: 1 S: 9	H: 0 LOB: 0 BB: 0 P: 15	1B: 10 2B: 0 3B: 0 HR: 2	SF: 1 SAC: 2 DP: 2 HBP: 0	WP: 0 PA: 38 PB: 0 SB: 0 CS: 1
PITCHER	IP WLS BF H R ER SO BB IBB HBP BLK WP HR S P ERA WHIP																		
John Thomson, R (1, 1) ERA: 5.47	4.1 L 23 11 5 5 5 2 0 0 0 0 0 2 44 72 10.38 3.000																		
Dave Veres, R (5, 1) ERA: 3.9	2.2 9 0 0 0 4 1 0 0 0 0 0 0 33 50 0.00 0.375																		
Mike DeJean, R (8, 1) ERA: 2.3	1.0 3 1 0 0 1 0 0 0 0 0 0 0 10 16 0.00 1.000																		
Jerry Dipoto, R (9, 1) ERA: 3.0	1.0 3 0 0 0 1 0 0 0 0 0 0 0 9 15 0.00 0.000																		

Texas Rangers @ Colorado Rockies
Coors Field, Denver, CO
Tue Jun 09 1998, 7:05 PM MDT
Att: 48,068 - Cloudy - 70 F

AB 32
R 5
H 12
RBI 5
BB 3
SO 11
LOB 13



Batter	1	2	3	4	5	6	7	8	9	AB	R	H	RBI	BB	SO	LOB	BOTTOM		
1 Curtis Goodwin, L (1, 8) OBP: 0.379, SLG: 0.364	4-2 3 SH3 BB		0-0 F7		0-0 L8				3-3 K	3	0	0	0	2	1	0			
3 Mike Lansing, R (1, 4) OBP: 0.295, SLG: 0.324	1-0 SH3		2-0 P3		0-3 K				1-3 K	2	0	0	0	0	1	0			
Jeff Reed, L (7, PH) OBP: 0.364, SLG: 0.436										0	0	0	0	0	1	3			
Mike DeJean, R (8, 1) OBP: 0.364, SLG: 0.436										0	0	0	0	0	0	0			
Jerry Dipoto, R (9, 1) OBP: 0.364, SLG: 0.436										0	0	0	0	0	0	0			
Greg Colbrunn, R (9, PH) OBP: 0.358, SLG: 0.446										1	0	0	0	0	1	0			
17 Todd Helton, L (1, 3) OBP: 0.350, SLG: 0.470	4-2 G6-4-3 BB		0-0 HR		1-3 K				4-1 BB	2	1	1	2	2	1	0			
Vinny Castilla, R (1, 5) OBP: 0.350, SLG: 0.596	0-0 G6-4-3		4-2 FC6-4 BB		1-1 G6-3				1-2 K	3	0	0	0	1	1	5			
Dante Bichette, R (1, 9) OBP: 0.353, SLG: 0.491		0-2 G5-3	3-1 FC6-4		0-0 F9				1-2 E3	4	0	0	0	0	0	1			
Ellis Burks, R (1, 7) OBP: 0.332, SLG: 0.502		0-0 1B		0-1 G4-3		3-3 K			2-1 L7	4	0	1	0	0	1	1			
Jason Bates, S (1, 6) OBP: 0.320, SLG: 0.256		0-0 F7		3-3 K					4-2 BB	3	1	1	0	1	1	1			
Kirt Manwaring, R (1, 2) OBP: 0.379, SLG: 0.366		2-2 FC6-4		1-1 2B					2-2 F9	4	0	2	0	0	0	3			
John Thomson, R (1, 1) ERA: 4.61		0-1 FC6-4		3-3 K					4-2 BB	2	0	0	0	0	1	3			
Dave Veres, R (5, 1) ERA: 4.96										0	0	0	0	0	0	0			
John Vander Wal, L (7, PH) OBP: 0.340, SLG: 0.385										0	0	0	0	1	0	0			
Nelfi Perez, S (8, 6) OBP: 0.306, SLG: 0.374										1	0	0	0	0	0	0			
Inning Stats	R: 0 E: 0 K: 0 S: 9	H: 0 LOB: 1 BB: 2 P: 18	R: 0 E: 0 K: 0 S: 10	H: 2 LOB: 2 BB: 0 P: 12	R: 1 E: 0 K: 0 S: 7	H: 1 LOB: 1 BB: 1 P: 16	R: 0 E: 0 K: 2 S: 10	H: 1 LOB: 1 BB: 0 P: 17	R: 0 E: 0 K: 1 S: 6	H: 0 LOB: 0 BB: 0 P: 10	R: 1 E: 0 K: 2 S: 15	H: 1 LOB: 3 BB: 3 P: 32	R: 0 E: 1 K: 0 S: 9	H: 0 LOB: 1 BB: 1 P: 16	R: 0 E: 0 K: 2 S: 9	H: 0 LOB: 0 BB: 0 P: 14	1B: 3 2B: 1 3B: 0 HR: 1	SF: 0 SAC: 1 DP: 2 HBP: 0	WP: 0 PA: 38 PB: 0 SB: 0 CS: 0
PITCHER	IP WLS BF H R ER SO BB IBB HBP BLK WP HR S P ERA WHIP																		
Rick Helling, R (1, 1) ERA: 4.96	6.1 W 28 5 2 2 5 5 0 0 0 0 0 0 14 28 0.00 2.000																		
Xavier Hernandez, R (7, 1) ERA: 4.79	1.0 S 3 0 0 0 2 0 0 0 0 0 0 0 9 14 0.00 0.000																		
Danny Patterson, R (8, 1) ERA: 4.79	0.2 1 0 0 0 0 0 0 0 0 0 0 0 2 2 0.00 0.000																		
John Wetteland, R (9, 1) ERA: 1.46	1.0 S 3 0 0 0 2 0 0 0 0 0 0 0 9 14 0.00 0.000																		

Texas Rangers @ Colorado Rockies
Coors Field, Denver, CO
Tue Jun 09 1998, 7:05 PM MDT
Att: 48,068 - Cloudy - 70 F

AB 30
R 2
H 5
RBI 2
BB 7
SO 9
LOB 17




Batter	1	2	3	4	5	6	7	8	9	10	AB	R	H	RBI	BB	SO	LOB						
Tom Goodwin, L OBP: 0.404, SLG: 0.343 Danny Patterson, R (10, 1)	K		1B BB	E3					B1-3	F8	4	1	0	0	2	1	1						
Luis Alica, S OBP: 0.362, SLG: 0.416 Scott Sheldon, R (3, PH) OBP: 0.200, SLG: 0.200 (3, 6)	G5-3		1B	F8					G6-3		1	0	0	0	0	0	0						
Ivan Rodriguez, R OBP: 0.426, SLG: 0.634 (1, 2)	G4-3		1B						1B	3B	5	2	3	1	0	0	0						
Juan Gonzalez, R OBP: 0.339, SLG: 0.617 (1, 9)	K		F9						1B	1B	5	1	2	2	0	1	3						
Will Clark, L OBP: 0.393, SLG: 0.493 (1, 3)	L3			F8					HR	1B	3	0	1	0	1	0	0						
Roberto Kelly, R OBP: 0.310, SLG: 0.543 Tim Crabtree, R (8, 7) Lee Stevens, L OBP: 0.218, SLG: 0.263 John Wetteland, R (10, 1) Eric Gunderson, R OBP: 0.438, SLG: 0.625 (10, 7)	L3								G5-3	G3-1	4	1	1	1	0	1	3						
Domingo Cedeno, S OBP: 0.395, SLG: 0.519 (3, 4)											5	1	4	1	0	0	0						
Fernando Tatis, R OBP: 0.315, SLG: 0.346 (1, 5)											5	1	0	0	0	0	5						
Darren Oliver, R OBP: 0.333, SLG: 0.667 Al Levine, L (6, 1) Scott Bailes, L (7, 1) 29 Rusty Greer, L OBP: 0.357, SLG: 0.406 (7, 7) (10, 8)	B3								G6-3		3	1	1	1	0	0	1						
Inning Stats	R: 0 E: 0 K: 1 S: 8	H: 0 LOB: 0 BB: 0 P: 11	R: 0 E: 0 K: 1 S: 11	H: 0 LOB: 0 BB: 1 P: 18	R: 2 E: 0 K: 0 S: 10	H: 3 LOB: 2 BB: 1 P: 16	R: 3 E: 1 K: 0 S: 10	H: 3 LOB: 1 BB: 0 P: 13	R: 1 E: 0 K: 1 S: 7	H: 2 LOB: 2 BB: 0 P: 18	R: 0 E: 0 K: 0 S: 7	H: 0 LOB: 0 BB: 1 P: 12	R: 1 E: 0 K: 0 S: 9	H: 1 LOB: 0 BB: 0 P: 12	R: 0 E: 0 K: 0 S: 7	H: 1 LOB: 0 BB: 0 P: 13	R: 1 E: 0 K: 0 S: 10	H: 3 LOB: 2 BB: 0 P: 15	R: 0 E: 0 K: 0 S: 8	H: 1 LOB: 1 BB: 0 P: 10	1B: 8 2B: 4 3B: 1 HR: 2	SF: 0 SAC: 0 DP: 2 HBP: 1	WP: 0 PA: 46 PB: 0 SB: 0 CS: 1
PITCHER	IP	WLS	BF	H	R	ER	SO	BB	IBB	HBP	BLK	WP	HR	S	P	ERA	WHIP						
Bobby Jones, L ERA: 5.27	5.0		26	8	6	5	3	2	0	0	0	0	1	52	76	9.00	2.000						
Mike DeJean, R ERA: 2.43	2.0		7	1	1	1	1	1	0	0	0	0	0	16	24	4.50	1.000						
Chuck McElroy, L ERA: 1.42	1.1		4	1	0	0	0	0	0	0	0	0	0	8	14	0.00	0.750						
Curt Leskanic, R ERA: 4.88	0.2		5	3	1	0	0	0	0	0	0	0	0	9	14	13.50	4.500						
Jerry Dipoto, R ERA: 2.89	1.0	W	4	1	0	0	0	0	0	0	0	0	0	8	10	0.00	1.000						

TOP

Texas Rangers @ Colorado Rockies
Coors Field, Denver, CO
Wed Jun 10 1998, 7:05 PM MDT
Att: 48,061 - Cloudy - 75 F

livebaseballscorecards.com

AB 42
R 8
H 14
RBI 7
BB 3
SO 4
LOB 18




Batter	1	2	3	4	5	6	7	8	9	10	AB	R	H	RBI	BB	SO	LOB						
Neifi Perez, S OBP: 0.314, SLG: 0.382 (1, 6)	G3									F8	5	1	3	1	1	0	1						
3 Mike Lansing, R OBP: 0.296, SLG: 0.321 (1, 4)	L5									1B	5	1	1	0	1	0	5						
Dante Bichette, R OBP: 0.359, SLG: 0.517 (1, 7)	G5-3									1B	6	2	4	5	0	0	0						
Vinny Castilla, R OBP: 0.358, SLG: 0.598 (1, 5)											4	1	3	1	1	0	0						
Greg Colbrunn, R OBP: 0.353, SLG: 0.429 Chuck McElroy, L (8, 1) Curt Leskanic, R (9, 1) Larry Walker, L OBP: 0.402, SLG: 0.555 Jerry Dipoto, R (10, 1)											3	1	0	0	1	0	3						
17 Todd Helton, L OBP: 0.351, SLG: 0.468 (1, 3)											5	1	2	1	0	0	3						
Kirt Manwaring, R OBP: 0.372, SLG: 0.354 (1, 2)											4	0	0	0	0	1	2						
1 Curtis Goodwin, L OBP: 0.359, SLG: 0.341 (1, 8)											5	0	0	0	0	1	4						
Bobby Jones, R OBP: 0.182, SLG: 0.273 Jason Bates, S OBP: 0.314, SLG: 0.250 Mike DeJean, R (6, 1) John Vander Wal, L OBP: 0.367, SLG: 0.385 (8, 9)											2	1	1	1	0	0	2						
Inning Stats	R: 0 E: 0 K: 0 S: 7	H: 0 LOB: 0 BB: 0 P: 11	R: 3 E: 0 K: 1 S: 15	H: 3 LOB: 2 BB: 1 P: 27	R: 0 E: 0 K: 0 S: 8	H: 1 LOB: 1 BB: 0 P: 11	R: 3 E: 0 K: 0 S: 13	H: 3 LOB: 2 BB: 2 P: 28	R: 0 E: 0 K: 0 S: 11	H: 1 LOB: 1 BB: 0 P: 17	R: 1 E: 0 K: 0 S: 6	H: 1 LOB: 0 BB: 1 P: 16	R: 0 E: 1 K: 0 S: 6	H: 0 LOB: 0 BB: 0 P: 8	R: 0 E: 0 K: 0 S: 6	H: 1 LOB: 1 BB: 1 P: 12	R: 1 E: 0 K: 2 S: 14	H: 2 LOB: 1 BB: 0 P: 19	R: 1 E: 0 K: 0 S: 9	H: 2 LOB: 2 BB: 1 P: 16	1B: 10 2B: 2 3B: 1 HR: 1	SF: 0 SAC: 0 DP: 2 HBP: 1	WP: 0 PA: 48 PB: 1 SB: 0 CS: 0
PITCHER	IP	WLS	BF	H	R	ER	SO	BB	IBB	HBP	BLK	WP	HR	S	P	ERA	WHIP						
Darren Oliver, L ERA: 7.01	5.0		28	8	7	7	1	3	0	0	0	0	0	54	98	12.60	2.200						
Al Levine, R ERA: 4.05	1.0		4	1	0	0	0	0	0	0	0	0	0	1	15	0.00	1.000						
Scott Bailes, L ERA: 3.68	1.1		5	1	0	0	0	1	0	0	0	0	0	8	13	0.00	1.500						
Tim Crabtree, R ERA: 5.02	0.2		1	0	0	0	0	0	0	0	0	0	0	2	4	0.00	0.000						
John Wetteland, R ERA: 1.75	1.0		5	2	1	1	2	0	0	0	0	0	0	14	19	9.00	2.000						

BOTTOM

Texas Rangers @ Colorado Rockies
Coors Field, Denver, CO
Wed Jun 10 1998, 7:05 PM MDT
Att: 48,061 - Cloudy - 75 F

livebaseballscorecards.com

AB 41
R 9
H 14
RBI 9
BB 6
SO 3
LOB 22



Batter	1	2	3	4	5	6	7	8	9	AB	R	H	RBI	BB	SO	LOB	TOP								
Darin Erstad, L (1, 7) OBP: 0.389, SLG: 0.595	F8		1B		L7		K		2-2 SAFE 1-2 1B	5	0	2	0	0	1	1									
Dave Hollins, S (1, 5) OBP: 0.319, SLG: 0.387	P5		K				F7		2-3 SAFE 1-2 1B	2	1	0	0	0	1	1									
Craig Shipley, R (6, 5) OBP: 0.265, SLG: 0.261						BB 1B HBP			2-3 SAFE 1-2 1B	2	0	0	0	0	1	2									
Jim Edmonds, L (1, 8) OBP: 0.369, SLG: 0.558	E3				HR				0-0 SAFE 1-2 1B	4	2	1	1	1	0	2									
Tim Salmon, R (1, 10) OBP: 0.403, SLG: 0.572	K				P2				0-1 SAFE 1-2 1B	4	1	2	2	0	1	1									
Cecil Fielder, R (1, 3) OBP: 0.347, SLG: 0.446		G5-3			F9		G6-4-3		0-2 SAFE 1-2 1B	4	0	0	0	0	1	2									
16 Garret Anderson, L (1, 9) OBP: 0.316, SLG: 0.460		K			F9				1-2 2-3 SAFE 1-2 1B	4	1	2	2	0	1	0									
Matt Walbeck, S (1, 2) OBP: 0.327, SLG: 0.411		G5-3			F7				2-1 SAFE 0-0 1B	4	0	1	0	0	0	1									
Norberto Martin, R (1, 4) OBP: 0.254, SLG: 0.281					F8		L6-4		0-1 SAFE 1-2 1B	4	0	0	0	0	0	1									
Gary Disarcina, R (1, 6) OBP: 0.327, SLG: 0.406					K		G6-3		0-2 SAFE 1-2 1B	4	0	2	0	0	1	0									
Inning Stats	R: 0 E: 1 K: 1 S: 10	H: 0 LOB: 1 BB: 0 P: 12	R: 0 E: 0 K: 1 S: 8	H: 0 LOB: 0 BB: 0 P: 11	R: 0 E: 0 K: 2 S: 11	H: 1 LOB: 1 BB: 0 P: 15	R: 1 E: 0 K: 0 S: 7	H: 1 LOB: 0 BB: 0 P: 9	R: 0 E: 0 K: 0 S: 7	H: 1 LOB: 1 BB: 1 P: 9	R: 3 E: 0 K: 0 S: 12	H: 3 LOB: 1 BB: 1 P: 22	R: 0 E: 0 K: 1 S: 10	H: 0 LOB: 0 BB: 0 P: 16	R: 1 E: 0 K: 1 S: 12	H: 2 LOB: 1 BB: 0 P: 17	R: 0 E: 0 K: 1 S: 12	H: 2 LOB: 2 BB: 0 P: 16	1B: 6 2B: 1 3B: 0 HR: 3	SF: 0 SAC: 0 DP: 1 HBP: 1	WP: 0 PB: 0 SB: 0 CS: 0	PA: 39			
PITCHER	IP	WLS	BF	H	R	ER	SO	BB	IBB	HBP	BLK	WP	HR	S	P	ERA	WHIP								
John Burkett, R (1, 1) ERA: 6.26	7.2	L	32	7	5	5	6	1	0	1	0	0	3	73	104	5.87	1.043								
Scott Bailes, L (8, 1) ERA: 3.53	0.1		2	1	0	0	0	0	0	0	0	0	0	4	7	0.00	3.000								
Tim Crabtree, R (9, 1) ERA: 4.97	0.1		2	1	0	0	0	0	0	0	0	0	0	5	5	0.00	3.000								
Eric Gunderson, L (9, 1) ERA: 1.19	0.2		3	1	0	0	1	0	0	0	0	0	0	7	11	0.00	1.500								

Anaheim Angels @ Texas Rangers
The Ballpark at Arlington, Arlington, TX

Fri Jun 12 1998, 8:05 PM EDT
Att: 35,505 - Cloudy - 95 F

AB 37
R 5
H 10
RBI 5
BB 1
SO 7
LOB 11



Batter	1	2	3	4	5	6	7	8	9	AB	R	H	RBI	BB	SO	LOB	BOTTOM								
Tom Goodwin, L (1, 8) OBP: 0.396, SLG: 0.336	K	F7		F7			K		G4-3	5	0	0	0	0	2	2									
Luis Alicaia, S (1, 4) OBP: 0.367, SLG: 0.413	G4-3					G6-3 29 G1-3 1B	FC6-4 29 BB		1-3 SAFE 1-2 1B	3	0	1	0	1	0	0									
Roberto Kelly, R (9, PH) OBP: 0.292, SLG: 0.532									1-3 SAFE 1-2 1B	3	0	0	0	0	1	0									
29 Rusty Greer, L (1, 7) OBP: 0.362, SLG: 0.419		HR		BB		G1-3	FC6-4 BB		4-2 SAFE 1-2 1B	2	1	1	1	2	0	1									
Juan Gonzalez, R (1, 9) OBP: 0.341, SLG: 0.619						G6-3	FC6-4 FC4-6		0-0 SAFE 1-2 1B	4	0	2	0	0	0	3									
Willi Clark, L (1, 3) OBP: 0.391, SLG: 0.487		2B		1B		G4-3	FC4-6		4-2 SAFE 1-2 1B	3	0	0	0	1	1	5									
Ivan Rodriguez, R (1, 2) OBP: 0.420, SLG: 0.623		BB				G4-3			3-2 SAFE 1-2 1B	3	0	0	0	1	1	5									
Lee Stevens, L (1, 10) OBP: 0.314, SLG: 0.495						G6-3			1-2 SAFE 1-2 1B	4	0	0	0	0	1	4									
Mike Simms, R (6, PH) OBP: 0.428, SLG: 0.612									2-3 SAFE 1-2 1B	3	0	0	0	0	1	0									
Domingo Cedenro, S (1, 6) OBP: 0.400, SLG: 0.512									1-1 SAFE 1-2 1B	3	0	0	0	0	1	0									
Fernando Tatis, R (1, 5) OBP: 0.314, SLG: 0.344									2-2 SAFE 1-2 1B	4	0	1	0	0	0	2									
Inning Stats	R: 1 E: 0 K: 1 S: 12	H: 2 LOB: 2 BB: 1 P: 20	R: 0 E: 0 K: 0 S: 8	H: 1 LOB: 0 BB: 0 P: 14	R: 0 E: 0 K: 1 S: 8	H: 1 LOB: 2 BB: 1 P: 16	R: 0 E: 0 K: 2 S: 9	H: 1 LOB: 1 BB: 0 P: 15	R: 0 E: 0 K: 0 S: 7	H: 0 LOB: 1 BB: 1 P: 12	R: 0 E: 0 K: 0 S: 5	H: 0 LOB: 2 BB: 2 P: 25	R: 0 E: 0 K: 2 S: 7	H: 0 LOB: 0 BB: 0 P: 13	R: 0 E: 0 K: 1 S: 8	H: 0 LOB: 0 BB: 0 P: 12	1B: 4 2B: 1 3B: 0 HR: 1	SF: 0 SAC: 0 DP: 0 HBP: 0	WP: 0 PB: 0 SB: 0 CS: 0	PA: 38					
PITCHER	IP	WLS	BF	H	R	ER	SO	BB	IBB	HBP	BLK	WP	HR	S	P	ERA	WHIP								
Omar Olivares, R (1, 1) ERA: 2.75	6.2	W	31	6	1	1	5	5	0	0	0	0	1	60	108	1.35	1.650								
Greg Cadaret, L (7, 1) ERA: 2.6	2.1	S	7	0	0	0	3	0	0	0	0	0	0	18	30	0.00	0.000								

Anaheim Angels @ Texas Rangers
The Ballpark at Arlington, Arlington, TX

Fri Jun 12 1998, 8:05 PM EDT
Att: 35,505 - Cloudy - 95 F

AB 33
R 1
H 6
RBI 1
BB 5
SO 8
LOB 17



Batter	1	2	3	4	5	6	7	8	9	AB	R	H	RBI	BB	SO	LOB	TOP								
Darin Erstad, L (1, 7) OBP: 0.384, SLG: 0.589	K	K					FC3-6	G3		6	1	1	0	0	2	4									
Dave Hollins, S (1, 5) OBP: 0.322, SLG: 0.387	G4-3		F7			2B	F9			3	1	1	0	1	0	0									
Craig Shipley, R (6, PR) OBP: 0.275, SLG: 0.271						2B	1B			2	2	1	0	0	0	1									
Jim Edmonds, L (1, 8) OBP: 0.376, SLG: 0.573	1B		F7			HBP	G3			6	4	4	3	0	0	1									
Tim Salmon, R (1, 10) OBP: 0.412, SLG: 0.570						16	1B			4	2	2	1	2	1	4									
Damon Mashore, R (9, PR) OBP: 0.330, SLG: 0.384						16	1B			0	1	0	0	0	0	0									
Cecil Fielder, R (1, 3) OBP: 0.349, SLG: 0.444						16	1B			3	2	1	1	0	2	2									
Orlando Palmeiro, L (7, 7) OBP: 0.500, SLG: 0.975	K		K			16	1B			2	0	1	2	0	1	1									
16 Garrett Anderson, L (1, 9) OBP: 0.281, SLG: 0.465										6	1	3	2	0	0	3									
Matt Walbeck, S (1, 2) OBP: 0.321, SLG: 0.408										6	2	1	2	0	2	4									
Norberto Martin, R (1, 4) OBP: 0.252, SLG: 0.278										5	1	1	0	0	2	4									
Gary Disarcina, R (1, 6) OBP: 0.342, SLG: 0.439										5	1	5	4	0	0	0									
Inning Stats	R: 1 H: 2 E: 0 K: 2 S: 16	H: 2 LOB: 1 BB: 0 P: 25	R: 1 H: 2 E: 0 K: 3 S: 14	H: 2 LOB: 1 BB: 0 P: 21	R: 0 H: 0 E: 0 K: 1 S: 8	H: 0 LOB: 0 BB: 1 P: 15	R: 0 H: 0 E: 0 K: 1 S: 7	H: 0 LOB: 0 BB: 0 P: 9	R: 7 H: 5 E: 1 K: 0 S: 26	H: 5 LOB: 1 BB: 1 P: 40	R: 3 H: 4 E: 1 K: 2 S: 18	H: 4 LOB: 2 BB: 0 P: 26	R: 0 H: 1 E: 0 K: 0 S: 10	H: 1 LOB: 1 BB: 0 P: 14	R: 3 H: 4 E: 1 K: 1 S: 12	H: 4 LOB: 1 BB: 0 P: 19	R: 3 H: 3 E: 0 K: 0 S: 14	H: 3 LOB: 1 BB: 1 P: 23	1B: 12 2B: 8 3B: 1 HR: 0	SF: 0 SAC: 0 DP: 1 HBP: 1	WP: 1 PB: 0 SB: 0 CS: 0	PA: 52			
PITCHER	IP	WLS	BF	H	R	ER	SO	BB	IBB	HBP	BLK	WP	HR	S	P	ERA	WHIP								
Aaron Sele, R (1, 1) ERA: 4.05	4.0	L	23	7	8	8	7	2	0	1	0	0	0	56	91	18.00	2.250								
Scott Bailes, L (5, 1) ERA: 4.53	1.0		7	4	4	2	0	0	0	0	0	1	0	18	24	18.00	4.000								
Tim Crabtree, R (6, 1) ERA: 4.8	1.0		6	3	0	0	2	0	0	0	0	0	0	18	26	0.00	3.000								
Eric Gunderson, L (7, 1) ERA: 1.71	1.1		6	2	2	2	1	0	0	0	0	0	0	12	17	13.50	1.500								
Al Levine, R (8, 1) ERA: 5.4	1.2		10	5	4	4	0	1	0	0	0	0	0	21	34	21.60	3.600								

Anaheim Angels @ Texas Rangers
The Ballpark at Arlington, Arlington, TX
Sat Jun 13 1998, 8:05 PM EDT
Att: 46,289 - Unknown - 92 F

AB 48
R 18
H 21
RBI 15
BB 3
SO 10
LOB 24



Batter	1	2	3	4	5	6	7	8	9	AB	R	H	RBI	BB	SO	LOB	BOTTOM								
Domingo Cedeño, S (1, 4) OBP: 0.379, SLG: 0.483	E6	P4					G6-3			5	1	0	0	0	1	0									
Roberto Kelly, R (1, 8) OBP: 0.321, SLG: 0.654										5	2	3	2	0	0	0									
29 Rusty Greer, L (1, 7) OBP: 0.360, SLG: 0.412	G3-4-1									4	0	0	0	1	0	2									
Juan Gonzalez, R (1, 10) OBP: 0.342, SLG: 0.614										4	0	1	0	1	1	1									
Will Clark, L (1, 3) OBP: 0.390, SLG: 0.482										2	0	0	0	1	2	3									
Lee Stevens, L (7, 3) OBP: 0.314, SLG: 0.495										0	0	0	0	0	0	0									
Tom Goodwin, L (6, PH) OBP: 0.395, SLG: 0.335										1	0	0	0	0	0	0									
Mike Simms, R (1, 9) OBP: 0.450, SLG: 0.692										3	2	2	2	1	0	1									
Bill Haselman, R (1, 2) OBP: 0.350, SLG: 0.605										4	1	2	2	0	0	3									
Fernando Tatis, R (1, 5) OBP: 0.308, SLG: 0.337										4	0	0	0	0	1	3									
Scott Sheldon, R (1, 6) OBP: 0.111, SLG: 0.111										4	0	0	0	0	1	3									
Inning Stats	R: 1 H: 1 E: 1 K: 1 S: 12	H: 1 LOB: 3 BB: 2 P: 29	R: 0 H: 0 E: 0 K: 0 S: 5	H: 0 LOB: 0 BB: 0 P: 10	R: 0 H: 1 E: 0 K: 0 S: 6	H: 1 LOB: 1 BB: 0 P: 12	R: 0 H: 1 E: 0 K: 0 S: 12	H: 1 LOB: 2 BB: 1 P: 22	R: 0 H: 0 E: 0 K: 0 S: 6	H: 0 LOB: 1 BB: 1 P: 13	R: 1 H: 1 E: 1 K: 2 S: 11	H: 1 LOB: 1 BB: 0 P: 16	R: 1 H: 1 E: 0 K: 0 S: 13	H: 1 LOB: 0 BB: 0 P: 17	R: 2 H: 2 E: 0 K: 1 S: 12	H: 2 LOB: 0 BB: 0 P: 20	R: 1 H: 1 E: 0 K: 2 S: 9	H: 1 LOB: 0 BB: 0 P: 12	1B: 3 2B: 1 3B: 0 HR: 4	SF: 0 SAC: 0 DP: 0 HBP: 0	WP: 0 PB: 0 SB: 0 CS: 0	PA: 40			
PITCHER	IP	WLS	BF	H	R	ER	SO	BB	IBB	HBP	BLK	WP	HR	S	P	ERA	WHIP								
Jarrod Washburn, L (1, 1) ERA: 2.29	7.0	W	31	5	3	2	3	3	1	0	0	0	0	65	119	2.57	1.143								
Rich DeLuca, R (8, 1) ERA: 6.25	2.0		9	3	3	3	3	0	0	0	0	0	2	21	32	13.50	1.500								

Anaheim Angels @ Texas Rangers
The Ballpark at Arlington, Arlington, TX
Sat Jun 13 1998, 8:05 PM EDT
Att: 46,289 - Unknown - 92 F

AB 36
R 6
H 8
RBI 6
BB 4
SO 6
LOB 16



Batter	1	2	3	4	5	6	7	8	9	AB	R	H	RBI	BB	SO	LOB	TOP			
Darin Erstad, L (1,7) OBP: 0.379, SLG: 0.581	0-1 P2		2-3 K			2-0 F9			1-3 K	4	0	0	0	0	2	0				
Dave Hollins, S (1,5) OBP: 0.324, SLG: 0.386	4-1 BB			1-1 F8		1-3 K			0-0 1B	3	0	1	0	1	1	0				
Jim Edmonds, L (1,8) OBP: 0.378, SLG: 0.585	1-1 F9			2-1 HR		0-1 P6			1-2 1B	4	1	2	1	0	0	1				
Tim Salmon, R (1,10) OBP: 0.408, SLG: 0.582	1-3 K			0-0 HR					2-3 K	4	1	1	1	0	3	3				
Cecil Fielder, R (1,3) OBP: 0.348, SLG: 0.439		1-1 F9		3-3 K		2-3 K			4-0 16 FC4	3	0	0	0	1	2	0				
Craig Shipley, R (9, PR) OBP: 0.275, SLG: 0.271									1-2 BB	0	0	0	0	0	0	0				
16 Garret Anderson, L (1,9) OBP: 0.315, SLG: 0.457	1-2 P4			1-0 P5		0-1 G4-3			0-2 FC4	4	0	0	0	0	0	3				
Matt Walbeck, S (1,2) OBP: 0.316, SLG: 0.400	1-1 G3-1				3-3 K				1-1 G6-3	3	0	0	0	0	1	0				
Norberto Martin, R (1,4) OBP: 0.248, SLG: 0.273			0-0 F8		1-2 F8				1-1 F7	2	0	0	0	0	0	0				
Otlando Palmeiro, L (8, PH) OBP: 0.444, SLG: 0.778										1	0	0	0	0	0	0				
11 Justin Baughman, R (8,4) OBP: 0.310, SLG: 0.361										0	0	0	0	0	0	0				
Gary Disarcina, R (1,6) OBP: 0.338, SLG: 0.433			1-1 F7		1-1 L8				2-1 F9	3	0	0	0	0	0	0				
Inning Stats	R: 0 E: 0 K: 1 S: 8	H: 0 LOB: 1 BB: 1 P: 14	R: 0 E: 0 K: 0 S: 7	H: 0 LOB: 0 BB: 0 P: 10	R: 0 E: 0 K: 1 S: 6	H: 0 LOB: 0 BB: 0 P: 9	R: 2 E: 0 K: 1 S: 9	H: 2 LOB: 0 BB: 0 P: 16	R: 0 E: 0 K: 1 S: 8	H: 0 LOB: 0 BB: 0 P: 13	R: 0 E: 0 K: 2 S: 10	H: 0 LOB: 0 BB: 0 P: 14	R: 0 E: 0 K: 0 S: 6	H: 0 LOB: 0 BB: 0 P: 10	R: 0 E: 0 K: 2 S: 13	H: 2 LOB: 3 BB: 1 P: 21	1B: 2 2B: 0 3B: 0 HR: 2	SF: 0 SAC: 0 DP: 0 HBP: 0	WP: 0 PB: 0 SB: 0 CS: 0	PA: 33
PITCHER	IP WLS BF H R ER SO BB IBB HBP BLK WP HR S P ERA WHIP																			
Rick Helling, R (1,1) ERA: 4.42	8.0 W 27 2 2 2 7 1 0 0 0 0 2 61 96 2.25 0.375																			
John Wetteland, R (9,1) ERA: 1.69	1.0 S 6 2 0 0 2 1 0 0 0 0 0 13 21 0.00 3.000																			

Anaheim Angels @ Texas Rangers
The Ballpark at Arlington, Arlington, TX
Sun Jun 14 1998, 8:05 PM EDT
Att: 36,648 - Cloudy - 94 F

AB 31
R 2
H 4
RBI 2
BB 2
SO 9
LOB 7



Batter	1	2	3	4	5	6	7	8	9	AB	R	H	RBI	BB	SO	LOB	BOTTOM			
Domingo Cedenro, S (1,6) OBP: 0.374, SLG: 0.484	3-3 K	0-0 2B		0-2 P6		1-3 K				4	0	1	0	0	2	4				
Roberto Kelly, R (1,8) OBP: 0.316, SLG: 0.625	1-0 BB	0-0 G6-3		0-0 F9		1-0 P6				4	1	1	0	0	0	5				
29 Rusty Greer, L (1,7) OBP: 0.361, SLG: 0.411	4-2 BB	1-2 2B	3-1 G3-1		1-3 K		1-2 G5-4-3			3	1	1	0	1	1	0				
Juan Gonzalez, R (1,10) OBP: 0.341, SLG: 0.609	1-3 K		1-2 G6-3		1-2 CS		2-1 G5-4-3			4	0	1	0	0	1	3				
Willi Clark, L (1,3) OBP: 0.396, SLG: 0.491	1-0 2B		1-1 E9		3-2 G5-3		1-0 1B			4	1	3	1	0	0	1				
Mike Simms, R (1,9) OBP: 0.453, SLG: 0.750	2-1 2B		2-3 K			1-1 HR		1-3 K		4	1	2	3	0	2	2				
Tom Goodwin, L (8,8) OBP: 0.395, SLG: 0.335	1-1 2B									0	0	0	0	0	0	0				
Bill Haselman, R (1,2) OBP: 0.364, SLG: 0.595	0-1 F9			1-1 1B		0-0 FC6-4		2-3 K		4	0	2	0	0	1	1				
Fernando Tatis, R (1,5) OBP: 0.302, SLG: 0.330		2-1 L4		0-0 F9		2-2 FC6-4		3-2 G6-3		4	0	0	0	0	0	2				
Luis Alicea, S (1,4) OBP: 0.371, SLG: 0.417		1-2 G4-3		1-3 1B		0-0 1B		0-1 G6-3		4	0	2	0	0	0	0				
Inning Stats	R: 3 E: 0 K: 2 S: 14	H: 3 LOB: 1 BB: 1 P: 26	R: 0 E: 0 K: 0 S: 7	H: 1 LOB: 1 BB: 0 P: 10	R: 0 E: 1 K: 1 S: 11	H: 1 LOB: 1 BB: 0 P: 18	R: 0 E: 0 K: 0 S: 11	H: 2 LOB: 2 BB: 0 P: 15	R: 0 E: 0 K: 1 S: 9	H: 1 LOB: 0 BB: 0 P: 14	R: 1 E: 0 K: 1 S: 11	H: 3 LOB: 2 BB: 0 P: 16	R: 0 E: 0 K: 1 S: 10	H: 2 LOB: 1 BB: 0 P: 15	R: 0 E: 0 K: 1 S: 9	H: 0 LOB: 0 BB: 0 P: 14	1B: 9 2B: 3 3B: 0 HR: 1	SF: 0 SAC: 0 DP: 1 HBP: 0	WP: 0 PB: 0 SB: 0 CS: 1	PA: 36
PITCHER	IP WLS BF H R ER SO BB IBB HBP BLK WP HR S P ERA WHIP																			
Chuck Finley, L (1,1) ERA: 2.83	6.2 L 32 13 4 4 5 1 0 0 0 0 0 69 109 5.40 2.100																			
Shigetoshi Hasegawa, R (7,1) ERA: 3.66	1.1 4 0 0 0 2 0 0 0 0 0 0 13 19 0.00 0.000																			

Anaheim Angels @ Texas Rangers
The Ballpark at Arlington, Arlington, TX
Sun Jun 14 1998, 8:05 PM EDT
Att: 36,648 - Cloudy - 94 F

AB 35
R 4
H 13
RBI 4
BB 1
SO 7
LOB 18



Batter	1	2	3	4	5	6	7	8	9	AB	R	H	RBI	BB	SO	LOB	TOP					
Darin Erstad, L OBP: 0.373, SLG: 0.572	1-1 P6	0-1 F9		1-0 SF7		1 SAFE 0-0 E7		0-3 K		4	0	0	1	0	1	3						
Craig Shipley, R OBP: 0.304, SLG: 0.365	0-0 P2		0-1 G4-3 SF7 2B	1-2 FC6-4 HBP		2-1 L9			0-0 HR	4	2	2	1	0	0	2						
Jim Edmonds, L OBP: 0.375, SLG: 0.577	2-1 F8		0-0 G4-3	1-0 FC6-4			0-3 K		1-0 1B	5	0	1	0	0	1	3						
Tim Salmon, R OBP: 0.403, SLG: 0.592		3-2 L8	3-2 SF7		2-3 K		3-2 HR		2-3 K	4	1	1	2	0	2	1						
16 Garret Anderson, L OBP: 0.317, SLG: 0.468		0-0 HR 1B	1-2 HR		0-1 L7		0-1 G3-1		2-3 K	5	2	2	1	0	1	1						
Phil Nevin, R OBP: 0.360, SLG: 0.447		1-0 HR	0-3 K		1-2 G5-3		0-0 G2-3		1-3 K	5	1	1	2	0	2	1						
Orlando Palmeiro, L OBP: 0.462, SLG: 0.692		0-0 1B 2B		0-0 1B SF7 1B		0-3 K		3-2 G4-3		4	2	2	0	0	1	0						
11 Justin Baughman, R OBP: 0.293, SLG: 0.370	1 SAFE 1-1 E6	1-3 CS	3-2 F8		1-0 G6-3		1-1 L5			4	0	0	0	0	0	2						
Gary Disarcina, R OBP: 0.349, SLG: 0.445	1-1 1B	1-2 2B	0-1 HBP 1B		4-2 E BB		1-0 1B			3	0	3	1	1	0	0						
Inning Stats	R: 0 E: 0 K: 0 S: 5	H: 0 LOB: 0 BB: 0 P: 8	R: 3 E: 1 K: 0 S: 13	H: 4 LOB: 1 BB: 0 P: 19	R: 2 E: 0 K: 1 S: 12	H: 2 LOB: 2 BB: 0 P: 16	R: 1 E: 0 K: 0 S: 12	H: 2 LOB: 0 BB: 0 P: 18	R: 0 E: 0 K: 1 S: 8	H: 0 LOB: 0 BB: 0 P: 11	R: 0 E: 1 K: 1 S: 9	H: 0 LOB: 2 BB: 1 P: 16	R: 1 E: 0 K: 1 S: 9	H: 1 LOB: 0 BB: 0 P: 12	R: 0 E: 0 K: 1 S: 10	H: 1 LOB: 1 BB: 0 P: 15	R: 1 E: 0 K: 3 S: 12	H: 2 LOB: 1 BB: 0 P: 18	1B: 6 2B: 2 3B: 0 HR: 4	SF: 2 SAC: 0 DP: 0 HBP: 1	WP: 0 PB: 0 SB: 0 CS: 1	PA: 42
PITCHER	IP	WLS	BF	H	R	ER	SO	BB	IBB	HBP	BLK	WP	HR	S	P	ERA	WHIP					
Bobby Witt, R ERA: 7.68	3.1	L	18	8	6	5	1	0	0	0	0	0	2	38	54	13.50	2.400					
Tim Cratree, R ERA: 4.41	2.2		11	0	0	0	2	1	0	1	0	0	0	21	34	0.00	0.375					
Scott Bailes, L ERA: 4.74	1.1		5	1	1	1	1	0	0	0	0	0	1	13	19	6.75	0.750					
Xavier Hernandez, R ERA: 5.0	1.2		8	3	1	1	4	0	0	0	0	0	1	18	26	5.40	1.800					

Anaheim Angels @ Texas Rangers
The Ballpark at Arlington, Arlington, TX
Mon Jun 15 1998, 8:05 PM EDT
Att: 43,380 - Unknown - 87 F

AB	38
R	8
H	12
RBI	8
BB	1
SO	8
LOB	13



Batter	1	2	3	4	5	6	7	8	9	AB	R	H	RBI	BB	SO	LOB	BOTTOM					
Tom Goodwin, L OBP: 0.391, SLG: 0.331	2-1 P5		3-3 K		1-1 G1-3		2-2 1B 29 1B 1B		1-2 G6-3	3	0	0	0	0	1	0						
Roberto Kelly, R OBP: 0.322, SLG: 0.621							2H 29 1B 1B			2	1	1	1	0	0	0						
Luis Alica, S OBP: 0.388, SLG: 0.429	1-0 29 1B SF9 1B		2-1 G3		3-2 1B	1 SAFE 3-2 29 1B 1B	1-3 1B	4-2 BB		4	1	3	0	1	0	0						
29 Rusty Greer, L OBP: 0.362, SLG: 0.411	1-0 1B		3-2 G4-3		1-2 F9 1B	1 SAFE 1-2 29 1B 1B	1-3 1B	2-1 F7		5	0	2	1	0	0	2						
Juan Gonzalez, R OBP: 0.337, SLG: 0.602	0-0 SF9			1-1 G6-3		3-3 K	2-2 L7			3	0	0	1	0	1	3						
Willi Clark, L OBP: 0.390, SLG: 0.483	3H 1-0 G3			1-1 G3-1		3-2 G5-3		2-1 G4-3		4	0	0	0	0	0	2						
Bill Haselman, R OBP: 0.333, SLG: 0.543		2-2 K		2-1 G6-3			2-1 P5	0-0 F7		4	0	0	0	0	1	0						
Lee Stevens, L OBP: 0.322, SLG: 0.519		4-1 BB			0-0 HR		3-3 K	2-2 2B		3	1	2	1	1	1	0						
Domingo Cedeno, S OBP: 0.369, SLG: 0.474		1-1 F8			1-2 F8		2-1 2B 1B	1-2 F8		4	1	1	0	0	0	2						
Fernando Tatis, R OBP: 0.301, SLG: 0.333		0-0 F9			2-3 K		1-0 1B 2B		1-3 K	4	1	1	1	0	2	1						
Inning Stats	R: 1 E: 0 K: 0 S: 6	H: 2 LOB: 1 BB: 0 P: 11	R: 0 E: 0 K: 1 S: 8	H: 0 LOB: 1 BB: 1 P: 15	R: 0 E: 0 K: 1 S: 8	H: 0 LOB: 0 BB: 0 P: 16	R: 0 E: 0 K: 0 S: 6	H: 0 LOB: 0 BB: 0 P: 10	R: 1 E: 0 K: 1 S: 10	H: 1 LOB: 0 BB: 0 P: 14	R: 0 E: 0 K: 1 S: 14	H: 1 LOB: 1 BB: 0 P: 24	R: 3 E: 0 K: 1 S: 24	H: 5 LOB: 2 BB: 0 P: 41	R: 0 E: 0 K: 0 S: 9	H: 1 LOB: 1 BB: 0 P: 14	R: 0 E: 0 K: 1 S: 10	H: 0 LOB: 1 BB: 1 P: 18	1B: 7 2B: 2 3B: 0 HR: 1	SF: 1 SAC: 0 DP: 0 HBP: 0	WP: 0 PB: 0 SB: 0 CS: 0	PA: 39
PITCHER	IP	WLS	BF	H	R	ER	SO	BB	IBB	HBP	BLK	WP	HR	S	P	ERA	WHIP					
Steve Sparks, R ERA: 5.4	6.2	W	27	6	4	4	5	1	0	0	0	0	1	62	108	5.40	1.050					
Greg Cadaret, L ERA: 3.12	0.0		3	3	1	1	0	0	0	0	0	0	0	11	18	-	-					
Shigetoshi Hasegawa, R ERA: 3.51	1.0		4	1	0	0	0	0	0	0	0	0	0	9	15	0.00	1.000					
Troy Percival, R ERA: 3.14	1.1	S	5	0	0	0	1	1	0	0	0	0	0	13	22	0.00	0.750					

Anaheim Angels @ Texas Rangers
The Ballpark at Arlington, Arlington, TX
Mon Jun 15 1998, 8:05 PM EDT
Att: 43,380 - Unknown - 87 F

AB	36
R	5
H	10
RBI	5
BB	2
SO	6
LOB	10



Batter	1	2	3	4	5	6	7	8	9	AB	R	H	RBI	BB	SO	LOB	TOP			
Rickey Henderson, R OBP: 0.362, SLG: 0.361	4-2 S HR BB	3-1 S HR 2B		4-1 HR BB		1-1 F8			1-3 K	3	3	1	2	2	1	0	<p>Oakland Athletics @ Texas Rangers The Ballpark at Arlington, Arlington, TX Tue Jun 16 1998, 8:05 PM EDT Att: 34,066 - Unknown - 95 F</p> <p>livebaseballscores.com</p>			
Miguel Tejada, R OBP: 0.316, SLG: 0.393	1-2 G5-3	1-3 K		1-1 HR		2-3 K			0-1 G6-3	5	1	1	2	0	2					
Ben Grieve, L OBP: 0.405, SLG: 0.525	2-2 HR	1-1 HR		4-2 G4-6-3 BB		3-1 G4-3			0-0 G6-3	4	2	2	4	1	0	0				
Kevin Mitchell, R OBP: 0.282, SLG: 0.262	2-0 G5-3	0-0 2B		2-2 G4-6-3 1-2 BB		1-1 G4-3				4	0	1	0	0	0	1				
Matt Stairs, L OBP: 0.403, SLG: 0.560 Ryan Christenson, R OBP: 0.336, SLG: 0.330	2-1 HBP	2-2 F8		0-0 G3		2-1 G4-3				3	0	0	0	0	0	1				
Mike Blowers, R OBP: 0.295, SLG: 0.398	3-1 F7			3-2 F8		2-1 G4-3				4	0	0	0	0	0	1				
Jason Giambi, L OBP: 0.350, SLG: 0.391 Jack Voigt, R OBP: 0.232, SLG: 0.216		0-1 G4-3		4-2 E S SF7 BB		2-2 P5			2-2 G4-3	3	1	0	0	1	0	0				
Rafael Bourimigal, R OBP: 0.250, SLG: 0.330		4-0 1B 2B BB		0-2 SF7		0-1 2B			1-1 G6-3	2	1	1	1	1	0	0				
A.J. Hinch, R OBP: 0.285, SLG: 0.314		0-1 SAFE 2B 1B		2-1 P8		3-3 K			1-2 G1-4-3	4	1	1	0	0	1	1				
Inning Stats	R: 2 E: 0 K: 0 S: 12	H: 1 LOB: 1 BB: 1 P: 26	R: 4 E: 0 K: 1 S: 15	H: 4 LOB: 1 BB: 1 P: 26	R: 1 E: 0 K: 0 S: 11	H: 0 LOB: 0 BB: 1 P: 20	R: 2 E: 0 K: 0 S: 10	H: 1 LOB: 0 BB: 2 P: 21	R: 0 E: 0 K: 1 S: 7	H: 0 LOB: 0 BB: 0 P: 13	R: 0 E: 0 K: 0 S: 6	H: 0 LOB: 0 BB: 0 P: 11	R: 0 E: 0 K: 0 S: 9	H: 0 LOB: 0 BB: 0 P: 13	R: 0 E: 0 K: 1 S: 6	H: 0 LOB: 0 BB: 0 P: 7		1B: 1 2B: 3 3B: 0 HR: 3	SF: 1 SAC: 0 DP: 1 HBP: 1	WP: 0 PB: 0 SB: 3 CS: 0
PITCHER	IP WLS BF H R ER SO BB IBB HBP BLK WP HR S P ERA WHIP	IP WLS BF H R ER SO BB IBB HBP BLK WP HR S P ERA WHIP	IP WLS BF H R ER SO BB IBB HBP BLK WP HR S P ERA WHIP	IP WLS BF H R ER SO BB IBB HBP BLK WP HR S P ERA WHIP	IP WLS BF H R ER SO BB IBB HBP BLK WP HR S P ERA WHIP	IP WLS BF H R ER SO BB IBB HBP BLK WP HR S P ERA WHIP	IP WLS BF H R ER SO BB IBB HBP BLK WP HR S P ERA WHIP	IP WLS BF H R ER SO BB IBB HBP BLK WP HR S P ERA WHIP	IP WLS BF H R ER SO BB IBB HBP BLK WP HR S P ERA WHIP	IP WLS BF H R ER SO BB IBB HBP BLK WP HR S P ERA WHIP	IP WLS BF H R ER SO BB IBB HBP BLK WP HR S P ERA WHIP	IP WLS BF H R ER SO BB IBB HBP BLK WP HR S P ERA WHIP	IP WLS BF H R ER SO BB IBB HBP BLK WP HR S P ERA WHIP	IP WLS BF H R ER SO BB IBB HBP BLK WP HR S P ERA WHIP	IP WLS BF H R ER SO BB IBB HBP BLK WP HR S P ERA WHIP	IP WLS BF H R ER SO BB IBB HBP BLK WP HR S P ERA WHIP	IP WLS BF H R ER SO BB IBB HBP BLK WP HR S P ERA WHIP			
40 Matt Perisho, L ERA: 23.14 Al Levine, R ERA: 5.13 Danny Patterson, R ERA: 4.37	2.1 L 16 5 7 6 1 3 0 1 0 0 2 33 65 23.14 3.429	4.2 17 2 2 2 2 2 0 0 0 0 1 38 69 3.86 0.857	2.0 6 0 0 0 1 0 0 0 0 0 0 15 20 0.00 0.000																	

Batter	1	2	3	4	5	6	7	8	9	AB	R	H	RBI	BB	SO	LOB	BOTTOM					
Tom Goodwin, L OBP: 0.388, SLG: 0.325	K		G4-3					G4-3		4	1	0	0	1	2	2	<p>Oakland Athletics @ Texas Rangers The Ballpark at Arlington, Arlington, TX Tue Jun 16 1998, 8:05 PM EDT Att: 34,066 - Unknown - 95 F</p> <p>livebaseballscores.com</p>					
Luis Alica, S OBP: 0.381, SLG: 0.419	G3		K		29 1B 1-2 1B	F7		P4	5	1	1	0	0	1	0							
29 Rusty Greer, L OBP: 0.366, SLG: 0.412	1B			1B BB	1B 1B	G6-3		F8	4	2	2	1	1	0	0							
Juan Gonzalez, R OBP: 0.334, SLG: 0.595	P6			1B BB	K	L7		F7	5	1	1	0	0	1	3							
Will Clark, L OBP: 0.391, SLG: 0.481		F8		G5-3 BB	1B 1B			F8	3	1	1	1	1	0	0							
Lee Stevens, L OBP: 0.325, SLG: 0.518	G4-3			G5-3 1B	1B BB			K	4	1	2	3	0	1	0							
Bill Haselman, R OBP: 0.327, SLG: 0.540	2B			G5-3 1B	F9			K	4	0	1	0	0	1	4							
Domingo Cedeno, S OBP: 0.364, SLG: 0.459	P3			K	1B BB			K	3	0	0	0	1	2	3							
Fernando Tatis, R OBP: 0.300, SLG: 0.332			K	L9				F7	4	0	1	2	0	1	2							
Inning Stats	R: 0 E: 0 K: 1 S: 9	H: 1 LOB: 1 BB: 0 P: 18	R: 0 E: 0 K: 0 S: 12	H: 1 LOB: 1 BB: 0 P: 16	R: 0 E: 0 K: 2 S: 9	H: 0 LOB: 0 BB: 0 P: 9	R: 2 E: 0 K: 1 S: 12	H: 2 LOB: 2 BB: 2 P: 24	R: 5 E: 0 K: 2 S: 26	H: 5 LOB: 2 BB: 2 P: 43	R: 0 E: 0 K: 0 S: 5	H: 0 LOB: 0 BB: 0 P: 8	R: 0 E: 0 K: 2 S: 8	H: 0 LOB: 0 BB: 0 P: 12	R: 0 E: 0 K: 1 S: 6	H: 0 LOB: 0 BB: 0 P: 7		R: 0 E: 0 K: 0 S: 9	H: 0 LOB: 0 BB: 0 P: 13	1B: 8 2B: 1 3B: 0 HR: 0	SF: 0 SAC: 0 DP: 0 HBP: 0	WP: 0 PB: 0 SB: 0 CS: 0
PITCHER	IP WLS BF H R ER SO BB IBB HBP BLK WP HR S P ERA WHIP	IP WLS BF H R ER SO BB IBB HBP BLK WP HR S P ERA WHIP	IP WLS BF H R ER SO BB IBB HBP BLK WP HR S P ERA WHIP	IP WLS BF H R ER SO BB IBB HBP BLK WP HR S P ERA WHIP	IP WLS BF H R ER SO BB IBB HBP BLK WP HR S P ERA WHIP	IP WLS BF H R ER SO BB IBB HBP BLK WP HR S P ERA WHIP	IP WLS BF H R ER SO BB IBB HBP BLK WP HR S P ERA WHIP	IP WLS BF H R ER SO BB IBB HBP BLK WP HR S P ERA WHIP	IP WLS BF H R ER SO BB IBB HBP BLK WP HR S P ERA WHIP	IP WLS BF H R ER SO BB IBB HBP BLK WP HR S P ERA WHIP	IP WLS BF H R ER SO BB IBB HBP BLK WP HR S P ERA WHIP	IP WLS BF H R ER SO BB IBB HBP BLK WP HR S P ERA WHIP	IP WLS BF H R ER SO BB IBB HBP BLK WP HR S P ERA WHIP	IP WLS BF H R ER SO BB IBB HBP BLK WP HR S P ERA WHIP	IP WLS BF H R ER SO BB IBB HBP BLK WP HR S P ERA WHIP	IP WLS BF H R ER SO BB IBB HBP BLK WP HR S P ERA WHIP	IP WLS BF H R ER SO BB IBB HBP BLK WP HR S P ERA WHIP					
Mike Oquist, R ERA: 5.13 Aaron Small, R ERA: 6.16 Buddy Groom, L ERA: 5.27 T.J. Mathews, R ERA: 5.27 Billy Taylor, R ERA: 2.52	4.1 0.1 2.0 1.1 1.0	3 1 6 4 3	1 0 0 0 0	0 0 0 0 0	0 0 0 0 0	0 0 0 0 0	0 0 0 0 0	8 13 15 11 9	13 23 11 11 9	0.00 0.000 0.000 0.000 0.000	0.00 6.000	0.00 0.000	0.00 0.000	0.00 0.000	0.00 0.000	0.00 0.000	0.00 0.000					

Batter	1	2	3	4	5	6	7	8	9	AB	R	H	RBI	BB	SO	LOB	TOP							
Miguel Tejada, R OBP: 0.347, SLG: 0.406										4	1	2	1	1	0	1								
Rafael Bourquiel, R OBP: 0.255, SLG: 0.320										4	0	0	0	1	0	4								
Ben Grieve, L OBP: 0.406, SLG: 0.518										3	0	1	0	2	1	1								
Kevin Mitchell, R OBP: 0.289, SLG: 0.275										4	0	1	1	1	0	3								
Matt Stairs, L OBP: 0.404, SLG: 0.553										4	0	1	0	0	1	3								
Mike Blowers, R OBP: 0.302, SLG: 0.399										4	0	0	0	1	2	5								
Jason Giambi, L OBP: 0.348, SLG: 0.384										3	0	1	0	1	1	0								
Jack Voigt, R OBP: 0.228, SLG: 0.212										1	0	0	0	0	0	0								
Ryan Christenson, R OBP: 0.325, SLG: 0.317										3	1	1	0	0	1	3								
Rickey Henderson, R OBP: 0.360, SLG: 0.359										2	0	1	0	0	1	0								
A.J. Hinch, R OBP: 0.291, SLG: 0.315										2	0	1	0	1	0	0								
Mike Macfarlane, R OBP: 0.336, SLG: 0.495										1	0	0	0	0	0	3								
Izzy Molina, R OBP: 0.302, SLG: 0.399										0	0	0	0	0	0	0								
Inning Stats	R: 1 E: 0 K: 0 S: 11	H: 2 LOB: 2 BB: 1 P: 21	R: 0 E: 0 K: 1 S: 10	H: 0 LOB: 1 BB: 1 P: 15	R: 0 E: 0 K: 1 S: 7	H: 0 LOB: 1 BB: 1 P: 13	R: 1 E: 0 K: 1 S: 9	H: 3 LOB: 2 BB: 2 P: 14	R: 0 E: 0 K: 1 S: 16	H: 1 LOB: 3 BB: 2 P: 30	R: 0 E: 0 K: 1 S: 9	H: 0 LOB: 1 BB: 1 P: 16	R: 0 E: 0 K: 1 S: 15	H: 2 LOB: 3 BB: 1 P: 27	R: 0 E: 0 K: 0 S: 12	H: 1 LOB: 2 BB: 1 P: 18	R: 0 E: 0 K: 1 S: 10	H: 0 LOB: 0 BB: 0 P: 18	1B: 8 2B: 1 3B: 0 HR: 0	SF: 0 SAC: 0 DP: 1 HBP: 1	WP: 0 PB: 0 SB: 0 CS: 0	PA: 44		
PITCHER	IP WLS BF H R ER SO BB IBB HBP BLK WP HR S P ERA WHIP	IP WLS BF H R ER SO BB IBB HBP BLK WP HR S P ERA WHIP	IP WLS BF H R ER SO BB IBB HBP BLK WP HR S P ERA WHIP	IP WLS BF H R ER SO BB IBB HBP BLK WP HR S P ERA WHIP	IP WLS BF H R ER SO BB IBB HBP BLK WP HR S P ERA WHIP	IP WLS BF H R ER SO BB IBB HBP BLK WP HR S P ERA WHIP	IP WLS BF H R ER SO BB IBB HBP BLK WP HR S P ERA WHIP	IP WLS BF H R ER SO BB IBB HBP BLK WP HR S P ERA WHIP	IP WLS BF H R ER SO BB IBB HBP BLK WP HR S P ERA WHIP	IP WLS BF H R ER SO BB IBB HBP BLK WP HR S P ERA WHIP	IP WLS BF H R ER SO BB IBB HBP BLK WP HR S P ERA WHIP	IP WLS BF H R ER SO BB IBB HBP BLK WP HR S P ERA WHIP	IP WLS BF H R ER SO BB IBB HBP BLK WP HR S P ERA WHIP	IP WLS BF H R ER SO BB IBB HBP BLK WP HR S P ERA WHIP	IP WLS BF H R ER SO BB IBB HBP BLK WP HR S P ERA WHIP	IP WLS BF H R ER SO BB IBB HBP BLK WP HR S P ERA WHIP	IP WLS BF H R ER SO BB IBB HBP BLK WP HR S P ERA WHIP	IP WLS BF H R ER SO BB IBB HBP BLK WP HR S P ERA WHIP	IP WLS BF H R ER SO BB IBB HBP BLK WP HR S P ERA WHIP	IP WLS BF H R ER SO BB IBB HBP BLK WP HR S P ERA WHIP	IP WLS BF H R ER SO BB IBB HBP BLK WP HR S P ERA WHIP	IP WLS BF H R ER SO BB IBB HBP BLK WP HR S P ERA WHIP	IP WLS BF H R ER SO BB IBB HBP BLK WP HR S P ERA WHIP	IP WLS BF H R ER SO BB IBB HBP BLK WP HR S P ERA WHIP

Oakland Athletics @ Texas Rangers
The Ballpark at Arlington, Arlington, TX
Thu Jun 18 1998, 4:33 AM EDT
Att: 35,930 - Cloudy - 91 F

AB	35
R	2
H	9
RBI	2
BB	8
SO	7
LOB	23



Batter	1	2	3	4	5	6	7	8	9	AB	R	H	RBI	BB	SO	LOB	BOTTOM							
Tom Goodwin, L OBP: 0.388, SLG: 0.324										4	1	1	0	1	2	3								
Luis Alica, S OBP: 0.373, SLG: 0.403										4	1	1	0	0	0	4								
29 Rusty Greer, L OBP: 0.369, SLG: 0.410										3	1	1	0	1	1	0								
Juan Gonzalez, R OBP: 0.339, SLG: 0.588										2	0	1	0	2	0	0								
Willi Clark, L OBP: 0.387, SLG: 0.473										2	0	0	1	1	1	2								
Ivan Rodriguez, R OBP: 0.419, SLG: 0.614										3	0	0	0	1	2	4								
Lee Stevens, L OBP: 0.318, SLG: 0.505										4	0	0	0	0	0	2								
Kevin Elster, R OBP: 0.340, SLG: 0.404										3	0	1	0	1	0	0								
Fernando Tatis, R OBP: 0.295, SLG: 0.330										4	0	1	0	0	0	2								
Inning Stats	R: 1 E: 0 K: 0 S: 15	H: 2 LOB: 2 BB: 1 P: 25	R: 0 E: 1 K: 0 S: 7	H: 0 LOB: 0 BB: 0 P: 11	R: 2 E: 1 K: 2 S: 13	H: 1 LOB: 1 BB: 2 P: 24	R: 0 E: 0 K: 1 S: 12	H: 1 LOB: 2 BB: 1 P: 24	R: 0 E: 0 K: 0 S: 10	H: 0 LOB: 2 BB: 2 P: 23	R: 0 E: 0 K: 0 S: 9	H: 1 LOB: 1 BB: 0 P: 13	R: 0 E: 0 K: 2 S: 12	H: 0 LOB: 1 BB: 1 P: 19	R: 0 E: 0 K: 1 S: 8	H: 1 LOB: 1 BB: 0 P: 11	R: 0 E: 0 K: 1 S: 15	H: 1 LOB: 1 BB: 0 P: 11	1B: 5 2B: 1 3B: 0 HR: 0	SF: 1 SAC: 0 DP: 1 HBP: 0	WP: 2 PB: 0 SB: 0 CS: 0	PA: 37		
PITCHER	IP WLS BF H R ER SO BB IBB HBP BLK WP HR S P ERA WHIP	IP WLS BF H R ER SO BB IBB HBP BLK WP HR S P ERA WHIP	IP WLS BF H R ER SO BB IBB HBP BLK WP HR S P ERA WHIP	IP WLS BF H R ER SO BB IBB HBP BLK WP HR S P ERA WHIP	IP WLS BF H R ER SO BB IBB HBP BLK WP HR S P ERA WHIP	IP WLS BF H R ER SO BB IBB HBP BLK WP HR S P ERA WHIP	IP WLS BF H R ER SO BB IBB HBP BLK WP HR S P ERA WHIP	IP WLS BF H R ER SO BB IBB HBP BLK WP HR S P ERA WHIP	IP WLS BF H R ER SO BB IBB HBP BLK WP HR S P ERA WHIP	IP WLS BF H R ER SO BB IBB HBP BLK WP HR S P ERA WHIP	IP WLS BF H R ER SO BB IBB HBP BLK WP HR S P ERA WHIP	IP WLS BF H R ER SO BB IBB HBP BLK WP HR S P ERA WHIP	IP WLS BF H R ER SO BB IBB HBP BLK WP HR S P ERA WHIP	IP WLS BF H R ER SO BB IBB HBP BLK WP HR S P ERA WHIP	IP WLS BF H R ER SO BB IBB HBP BLK WP HR S P ERA WHIP	IP WLS BF H R ER SO BB IBB HBP BLK WP HR S P ERA WHIP	IP WLS BF H R ER SO BB IBB HBP BLK WP HR S P ERA WHIP	IP WLS BF H R ER SO BB IBB HBP BLK WP HR S P ERA WHIP	IP WLS BF H R ER SO BB IBB HBP BLK WP HR S P ERA WHIP	IP WLS BF H R ER SO BB IBB HBP BLK WP HR S P ERA WHIP	IP WLS BF H R ER SO BB IBB HBP BLK WP HR S P ERA WHIP	IP WLS BF H R ER SO BB IBB HBP BLK WP HR S P ERA WHIP	IP WLS BF H R ER SO BB IBB HBP BLK WP HR S P ERA WHIP	IP WLS BF H R ER SO BB IBB HBP BLK WP HR S P ERA WHIP

Oakland Athletics @ Texas Rangers
The Ballpark at Arlington, Arlington, TX
Thu Jun 18 1998, 4:33 AM EDT
Att: 35,930 - Cloudy - 91 F

AB	29
R	3
H	6
RBI	1
BB	7
SO	6
LOB	17



Batter	1	2	3	4	5	6	7	8	9	AB R H RBI BB SO LOB	TOP											
Luis Altea, S OBP: 0.374, SLG: 0.426 (1, 4)										5 2 2 1 0 1 2	Texas Rangers @ Anaheim Angels Edison International Field, Anaheim, CA Fri Jun 19 1998, 10:05 PM EDT Att: 38,866 - Unknown - 74 F											
Roberto Kelly, R OBP: 0.309, SLG: 0.606 (7, 9)										4 1 0 0 1 3 3												
29 Rusty Greer, L OBP: 0.367, SLG: 0.404 (1, 7)										4 1 0 0 1 0 2												
Juan Gonzalez, R OBP: 0.346, SLG: 0.604 (1, 10)										4 2 3 5 1 0 0												
Will Clark, L OBP: 0.388, SLG: 0.467 (1, 3)										3 0 0 0 2 1 2												
Ivan Rodriguez, R OBP: 0.411, SLG: 0.602 (1, 2)										5 0 0 0 0 1 4												
Mike Simms, R OBP: 0.414, SLG: 0.677 Tom Goodwin, L OBP: 0.390, SLG: 0.327 (7, 8)										3 0 0 0 0 2 3 1 0 1 0 0 0 0												
Kevin Elster, R OBP: 0.340, SLG: 0.403 (1, 6)										3 0 1 1 0 1 0												
Fernando Tatis, R OBP: 0.294, SLG: 0.329 (1, 5)										4 1 1 0 0 0 4												
Inning Stats	R: 0 E: 0 K: 1 S: 13	H: 2 LOB: 2 BB: 0 P: 18	R: 0 E: 0 K: 2 S: 7	H: 0 LOB: 0 BB: 0 P: 11	R: 0 E: 0 K: 1 S: 7	H: 0 LOB: 0 BB: 0 P: 9	R: 1 E: 1 K: 1 S: 20	H: 1 LOB: 3 BB: 2 P: 32	R: 1 E: 0 K: 0 S: 8	H: 1 LOB: 0 BB: 0 P: 12		R: 0 E: 0 K: 0 S: 4	H: 0 LOB: 0 BB: 0 P: 6	R: 3 E: 1 K: 1 S: 18	H: 2 LOB: 2 BB: 2 P: 31	R: 0 E: 0 K: 0 S: 7	H: 1 LOB: 1 BB: 0 P: 12	R: 2 E: 0 K: 2 S: 12	H: 1 LOB: 0 BB: 1 P: 22	1B: 5 2B: 1 3B: 0 HR: 2	SF: 0 SAC: 1 DP: 0 HBP: 0	WP: 0 PB: 0 SB: 0 CS: 0
PITCHER	IP WLS BF H R ER SO BB IBB HBP BLK WP HR S P ERA WHIP											IP WLS BF H R ER SO BB IBB HBP BLK WP HR S P ERA WHIP										
Chuck Finley, L ERA: 2.74 Shigetoshi Hasegawa, R ERA: 3.74	(1, 1) (7, 1)	6.2 2.1	L 10	32 10	6 2	5 2	1 2	7 2	4 1	0 0	0 0	0 0	0 0	0 1	76 20	118 35	1.35 7.71	1.500 1.286				

AB	36
R	7
H	8
RBI	7
BB	5
SO	9
LOB	20



Batter	1	2	3	4	5	6	7	8	9	AB R H RBI BB SO LOB	BOTTOM											
Darin Erstad, L OBP: 0.365, SLG: 0.568 (1, 7)										5 0 0 0 0 1 2	Texas Rangers @ Anaheim Angels Edison International Field, Anaheim, CA Fri Jun 19 1998, 10:05 PM EDT Att: 38,866 - Unknown - 74 F											
Dave Hollins, S OBP: 0.331, SLG: 0.390 (1, 5)										4 0 0 0 0 1 1												
Jim Edmonds, L OBP: 0.376, SLG: 0.578 (1, 8)										4 2 2 1 0 0 0												
Tim Salmon, R OBP: 0.399, SLG: 0.571 (1, 10)										4 1 2 0 0 2 0												
Cecil Fielder, R OBP: 0.341, SLG: 0.431 Orlando Palmeiro, L OBP: 0.429, SLG: 0.943 (8, PR) (9, 7)										4 0 1 0 0 1 3 0 0 0 0 0 0 0												
16 Garret Anderson, L OBP: 0.323, SLG: 0.476 (1, 9)										4 0 2 0 0 1 3												
Matt Walbeck, S OBP: 0.318, SLG: 0.399 (1, 2)										4 0 2 1 0 0 1												
11 Justin Baughman, R OBP: 0.278, SLG: 0.345 (1, 4)										3 0 0 1 0 0 2												
Gary Disarcina, R OBP: 0.352, SLG: 0.443 (1, 6)										4 0 2 0 0 0 2												
Inning Stats	R: 0 E: 0 K: 2 S: 10	H: 0 LOB: 0 BB: 0 P: 13	R: 1 E: 0 K: 1 S: 11	H: 3 LOB: 2 BB: 0 P: 17	R: 0 E: 0 K: 0 S: 7	H: 0 LOB: 0 BB: 0 P: 11	R: 0 E: 0 K: 1 S: 11	H: 1 LOB: 1 BB: 0 P: 16	R: 0 E: 0 K: 0 S: 8	H: 1 LOB: 1 BB: 0 P: 12		R: 1 E: 0 K: 1 S: 14	H: 3 LOB: 2 BB: 0 P: 23	R: 0 E: 0 K: 0 S: 7	H: 0 LOB: 0 BB: 0 P: 13	R: 1 E: 0 K: 1 S: 8	H: 2 LOB: 1 BB: 0 P: 13	R: 0 E: 0 K: 0 S: 10	H: 1 LOB: 1 BB: 0 P: 17	1B: 10 2B: 0 3B: 0 HR: 1	SF: 1 SAC: 0 DP: 1 HBP: 0	WP: 0 PB: 0 SB: 0 CS: 0
PITCHER	IP WLS BF H R ER SO BB IBB HBP BLK WP HR S P ERA WHIP											IP WLS BF H R ER SO BB IBB HBP BLK WP HR S P ERA WHIP										
Rick Helling, R ERA: 4.38 Danny Patterson, R ERA: 4.07 John Wetteland, R ERA: 1.57	(1, 1) (8, 1) (9, 1)	7.0 1.0 1.0	W 3 4	30 1 1	3 0 0	3 0 0	5 1 0	0 0 0	0 0 0	0 0 0	0 0 0	0 7 10	69 12 17	3.86 0.00 0.00	1.286 1.000 1.000							



Batter	1	2	3	4	5	6	7	8	9	AB	R	H	RBI	BB	SO	LOB	TOP								
Tom Goodwin, L (1, 8) OBP: 0.393, SLG: 0.324	G6-3			L4	29 1B 1B BB		K		1B 29 G4-3 1B	4	2	1	0	1	1	1									
Luis Alcea, S (1, 4) OBP: 0.378, SLG: 0.419	G6-3			K	29 1B 1-2 1B		29 1B 1-2 SF9 BB		29 G4-3 1-3 1B	4	1	2	0	1	1	0									
29 Rusty Greer, L (1, 7) OBP: 0.374, SLG: 0.413	F7			1B 2B 1B	1-3 2-H 1B		1-3 2-H 1B		G4-3 1-1 1-3 3-H 1-1 1B	5	1	3	3	0	0	1									
Juan Gonzalez, R (1, 9) OBP: 0.345, SLG: 0.607		K		2B 1-2 1B 1B	0-0 F8		SF9		P6	4	1	1	1	0	1	3									
Will Clark, L (1, 10) OBP: 0.387, SLG: 0.470	K			1-3 2-H 2B			G6-3			4	1	2	1	0	1	1									
Ivan Rodriguez, R (1, 2) OBP: 0.406, SLG: 0.591	G4-3			2-H 3-H 1B			F7		F9	4	0	1	2	0	0	1									
Lee Stevens, L (1, 3) OBP: 0.307, SLG: 0.485				G4-3	G4-3		G6-3		G4-3	4	0	0	0	0	0	2									
Kevin Elster, R (1, 6) OBP: 0.332, SLG: 0.392				K			K		F7	4	0	0	0	0	3	1									
Fernando Tatis, R (1, 5) OBP: 0.294, SLG: 0.327				G5-3			G6-3		F7	3	1	1	0	0	0	0									
Domingo Cedeno, S (9, PH) OBP: 0.361, SLG: 0.455									29 1B 1B	1	0	0	0	0	0	0									
Inning Stats	R: 0 E: 0 K: 0 S: 8	H: 0 LOB: 0 BB: 0 P: 12	R: 0 E: 0 K: 2 S: 8	H: 0 LOB: 0 BB: 0 P: 10	R: 0 E: 0 K: 1 S: 5	H: 0 LOB: 0 BB: 0 P: 6	R: 3 E: 0 K: 1 S: 19	H: 4 LOB: 1 BB: 1 P: 28	R: 1 E: 0 K: 1 S: 12	H: 2 LOB: 2 BB: 1 P: 25	R: 0 E: 0 K: 1 S: 6	H: 1 LOB: 1 BB: 0 P: 10	R: 2 E: 0 K: 1 S: 14	H: 2 LOB: 1 BB: 1 P: 21	R: 0 E: 0 K: 0 S: 4	H: 0 LOB: 0 BB: 0 P: 6	R: 1 E: 0 K: 0 S: 12	H: 2 LOB: 1 BB: 0 P: 18	1B: 9 2B: 2 3B: 0 HR: 0	SF: 1 SAC: 0 DP: 0 HBP: 0	WP: 0 PB: 0 SB: 0 CS: 0	PA: 40			
PITCHER	IP	WLS	BF	H	R	ER	SO	BB	IBB	HBP	BLK	WP	HR	S	P	ERA	WHIP								
Jason Dickson, R (1, 1) ERA: 5.48	6.0	W	26	7	4	4	6	1	0	0	0	0	0	58	91	6.00	1.333								
Mike Holtz, L (7, 1) ERA: 7.11	0.1		4	2	2	2	1	1	0	0	0	0	0	11	17	54.00	9.000								
Shigetoshi Hasegawa, R (7, 1) ERA: 3.77	2.0		8	2	1	1	0	0	0	0	0	0	0	15	22	4.50	1.000								
Troy Percival, R (9, 1) ERA: 2.78	0.2	S	2	0	0	0	0	0	0	0	0	0	0	4	6	0.00	0.000								

Texas Rangers @ Anaheim Angels
Edison International Field, Anaheim, CA
Sun Jun 21 1998, 10:05 PM EDT
Att: 32,914 - Unknown - 74 F

AB	37
R	7
H	11
RBI	7
BB	2
SO	7
LOB	10



Batter	1	2	3	4	5	6	7	8	9	AB	R	H	RBI	BB	SO	LOB	BOTTOM								
Darin Erstad, L (1, 7) OBP: 0.369, SLG: 0.577	1B 1B	1B 1H 2H 2B 2B	G4-3	G3			G6-3			5	1	2	4	0	0	1									
Dave Hollins, S (1, 5) OBP: 0.338, SLG: 0.393	B5	BB FC3-6 1B	G6-3	G3			P5			5	1	1	0	0	0	2									
Craig Shipley, R (8, 5) OBP: 0.310, SLG: 0.370		2-3 1B								0	0	0	0	0	0	0									
Jim Edmonds, L (1, 8) OBP: 0.381, SLG: 0.574	K	FC3-6 1-2 BB	HBP BB 1B		G3		1B 1B			4	1	2	1	1	1	1									
Tim Salmon, R (1, 10) OBP: 0.405, SLG: 0.560		FC3-6 BB	3-H BB 1B				1B 1B			2	1	1	1	2	1	0									
Matt Walbeck, S (7, PH) OBP: 0.322, SLG: 0.402	1B	1-2 2-3 3-H BB	BB HBP BB		K		1B			1	0	1	0	0	0	0									
Cecil Fielder, R (1, 3) OBP: 0.339, SLG: 0.424	F8	FC3-6	E BB		G1-3		K			4	0	0	1	0	1	6									
Damon Mashore, R (1, 9) OBP: 0.337, SLG: 0.382		G6-3	1-2 2-3 3-H HBP				FC5-4 1B		11 WP 1B	3	0	1	1	1	0	2									
Orlando Palmeiro, L (8, PH) OBP: 0.500, SLG: 0.811			1-2 2-3 3-H BB							1	0	1	0	0	0	0									
Phil Nevin, R (1, 2) OBP: 0.357, SLG: 0.432		BB 11 1B 2B 1B	1B E5				FC5-4 1-2		K	5	2	2	0	0	1	4									
11 Justin Baughman, R (1, 4) OBP: 0.284, SLG: 0.348		BB 2B 1B	BB 1B		K		K		K	5	2	2	0	0	3	5									
Gary Disarcina, R (1, 6) OBP: 0.348, SLG: 0.437		2B BB	G4-3 1B 2B		G5-3		F8		P5	4	2	1	1	1	0	2									
Inning Stats	R: 0 E: 0 K: 1 S: 9	H: 2 LOB: 2 BB: 0 P: 14	R: 5 E: 0 K: 0 S: 21	H: 4 LOB: 2 BB: 3 P: 40	R: 5 E: 1 K: 1 S: 17	H: 4 LOB: 3 BB: 2 P: 35	R: 0 E: 0 K: 0 S: 5	H: 0 LOB: 0 BB: 0 P: 10	R: 0 E: 0 K: 1 S: 7	H: 1 LOB: 1 BB: 0 P: 12	R: 0 E: 0 K: 1 S: 9	H: 2 LOB: 2 BB: 0 P: 15	R: 0 E: 0 K: 2 S: 11	H: 1 LOB: 1 BB: 0 P: 16	1B: 12 2B: 2 3B: 0 HR: 0	SF: 0 SAC: 0 DP: 0 HBP: 1	WP: 2 PB: 0 SB: 0 CS: 0	PA: 45							
PITCHER	IP	WLS	BF	H	R	ER	SO	BB	IBB	HBP	BLK	WP	HR	S	P	ERA	WHIP								
40 Matt Perisho, L (1, 1) ERA: 27.0	2.2	L	24	10	10	9	1	5	0	1	0	0	0	42	83	30.38	5.625								
Al Levine, R (3, 1) ERA: 4.41	3.1		12	1	0	0	3	0	0	0	0	0	0	24	38	0.00	0.300								
Eric Gunderson, L (7, 1) ERA: 1.63	0.2		4	2	0	0	0	0	0	0	0	0	0	6	9	0.00	3.000								
Xavier Hernandez, R (7, 1) ERA: 4.5	1.1		5	1	0	0	3	0	0	0	0	1	0	14	22	0.00	0.750								

Texas Rangers @ Anaheim Angels
Edison International Field, Anaheim, CA
Sun Jun 21 1998, 10:05 PM EDT
Att: 32,914 - Unknown - 74 F

AB	39
R	10
H	14
RBI	9
BB	5
SO	7
LOB	23



Batter	1	2	3	4	5	6	7	8	9	AB	R	H	RBI	BB	SO	LOB	TOP					
Andy Fox, L OBP: 0.328, SLG: 0.371 Andy Stankiewicz, R OBP: 0.252, SLG: 0.296	G6-3		G3		K			2B	G5-3	4	1	1	0	0	1	1						
Devon White, S OBP: 0.330, SLG: 0.459	G6-3		G3			F8		1B	K	5	1	1	1	0	1	1						
Travis Lee, L OBP: 0.345, SLG: 0.467	G4-3					G6-3		P4	G6-3	5	0	1	0	0	0	1						
Matt Williams, R OBP: 0.327, SLG: 0.469		G6-3			F7			2B		4	2	2	0	0	0	1						
David Dellucci, L OBP: 0.364, SLG: 0.500		K						1B		4	1	3	2	0	1	0						
Jay Bell, R OBP: 0.339, SLG: 0.423	L6				P4			L5		3	0	0	0	1	0	3						
Karim Garcia, L OBP: 0.244, SLG: 0.376					G4-3					4	1	2	2	0	1	2						
Yamil Benitez, R OBP: 0.296, SLG: 0.400 Mike Robertson, L OBP: 0.200, SLG: 0.200			F9		P4			F9	P2	3	0	0	0	0	0	1						
Kelly Stinnett, R OBP: 0.333, SLG: 0.454			G3		P6			K	K	4	0	1	1	0	2	2						
Inning Stats	R: 0 E: 0 K: 0 S: 7	H: 0 LOB: 0 BB: 0 P: 11	R: 0 E: 0 K: 1 S: 6	H: 0 LOB: 0 BB: 0 P: 10	R: 0 E: 0 K: 0 S: 10	H: 2 LOB: 1 BB: 0 P: 15	R: 0 E: 0 K: 0 S: 9	H: 2 LOB: 2 BB: 0 P: 14	R: 0 E: 0 K: 1 S: 5	H: 0 LOB: 0 BB: 0 P: 6	R: 1 E: 0 K: 0 S: 14	H: 2 LOB: 1 BB: 0 P: 20	R: 0 E: 0 K: 2 S: 10	H: 0 LOB: 0 BB: 0 P: 14	R: 4 E: 0 K: 1 S: 13	H: 5 LOB: 2 BB: 1 P: 26	R: 0 E: 0 K: 1 S: 7	H: 0 LOB: 0 BB: 0 P: 9	1B: 6 2B: 3 3B: 2 HR: 0	SF: 0 SAC: 0 DP: 0 HBP: 0	WP: 0 PB: 0 SB: 0 CS: 0	PA: 39
PITCHER	IP	WLS	BF	H	R	ER	SO	BB	IBB	HBP	BLK	WP	HR	S	P	ERA	WHIP					
John Burkett, R ERA: 5.87	7.1	L	31	9	5	5	4	0	0	0	0	0	0	66	99	6.14	1.227					
Eric Gunderson, L ERA: 1.95	0.0	3	2	1	1	0	0	0	1	0	0	0	0	2	8	∞	∞					
Tim Crabtree, R ERA: 3.93	0.2	2	0	0	0	0	1	0	0	0	0	0	0	6	9	0.00	0.000					
Scott Bailes, L ERA: 5.06	1.0	3	0	0	0	0	1	0	0	0	0	0	0	7	9	0.00	0.000					

Arizona Diamondbacks @ Texas Rangers
The Ballpark at Arlington, Arlington, TX
Mon Jun 22 1998, 8:05 PM EDT
Att: 37,840 - Unknown - 95 F

AB	38
R	6
H	11
RBI	6
BB	1
SO	6
LOB	14

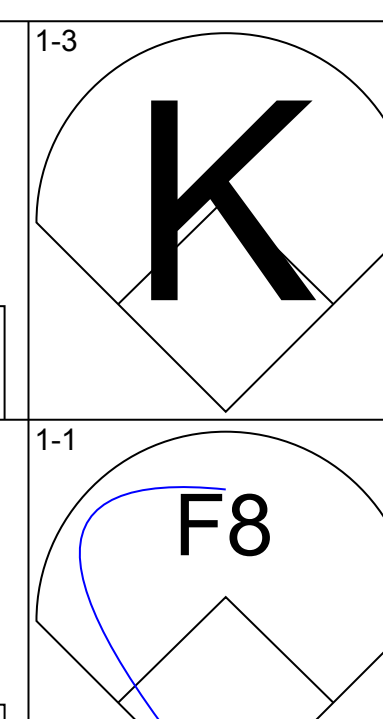
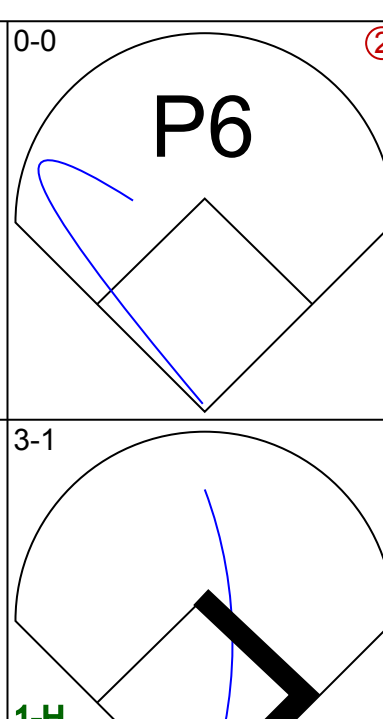
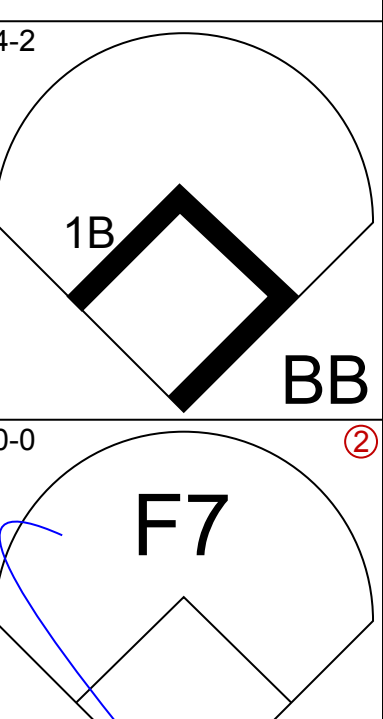
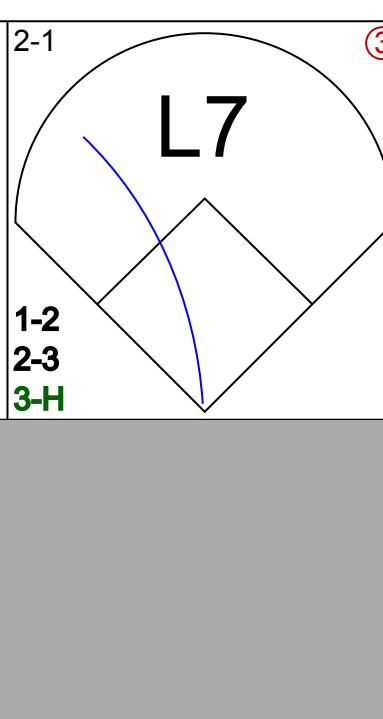
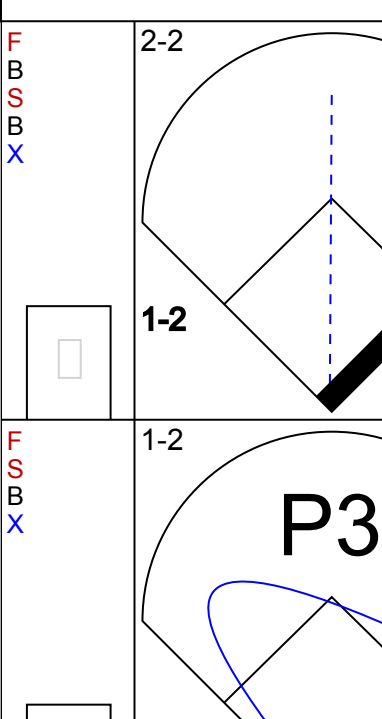
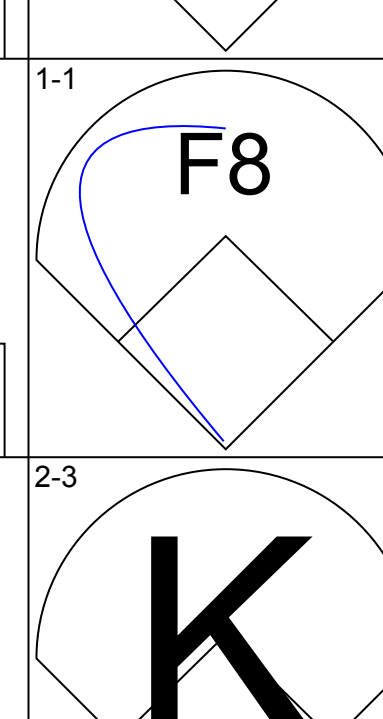
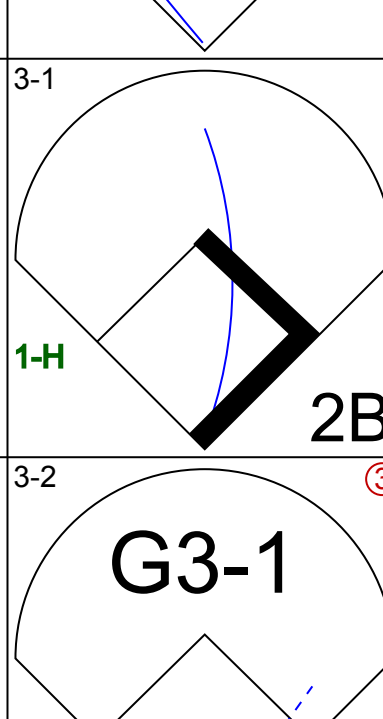
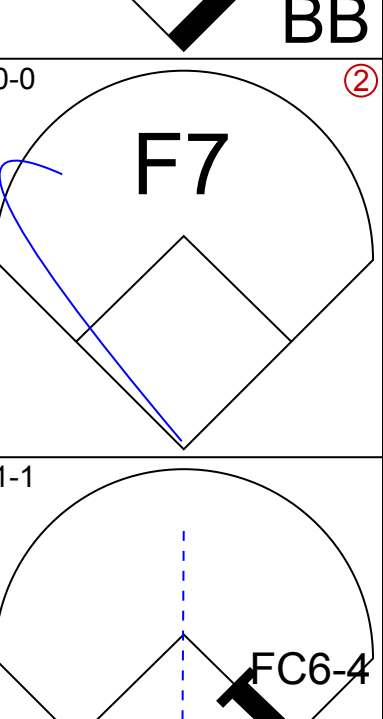
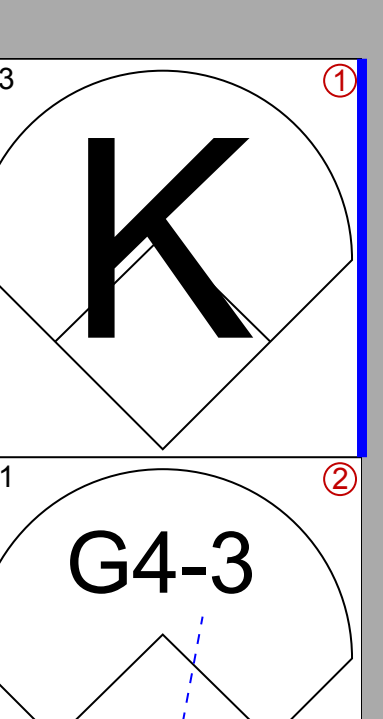
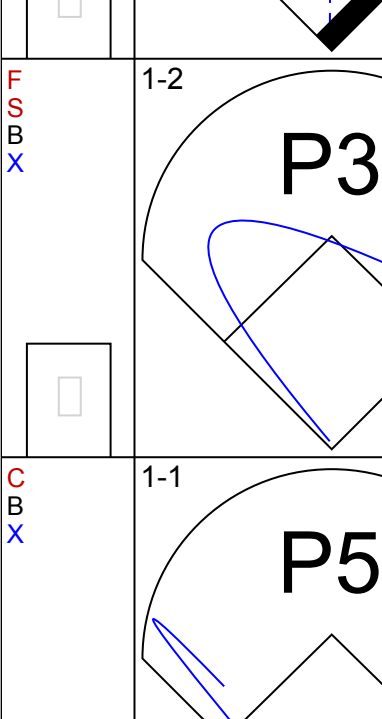
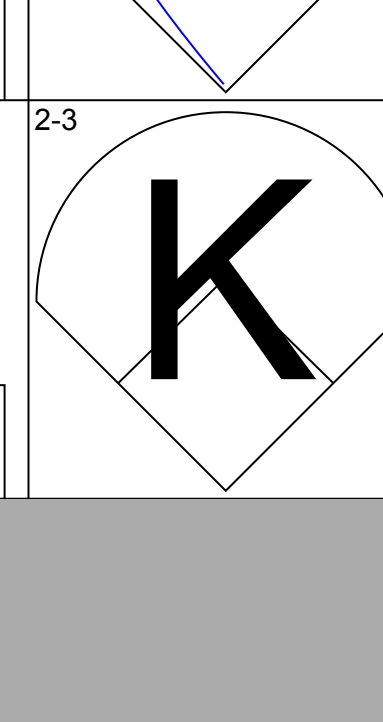
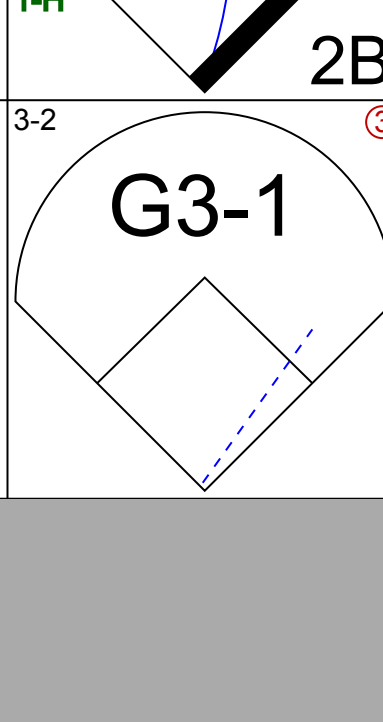
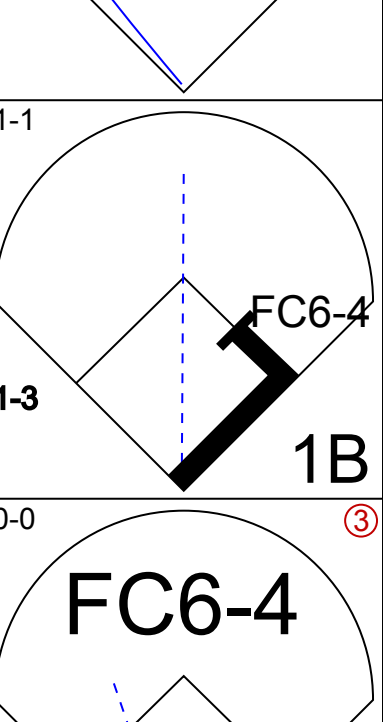
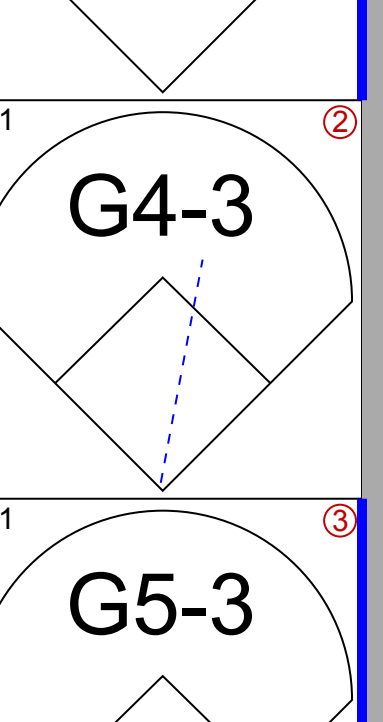
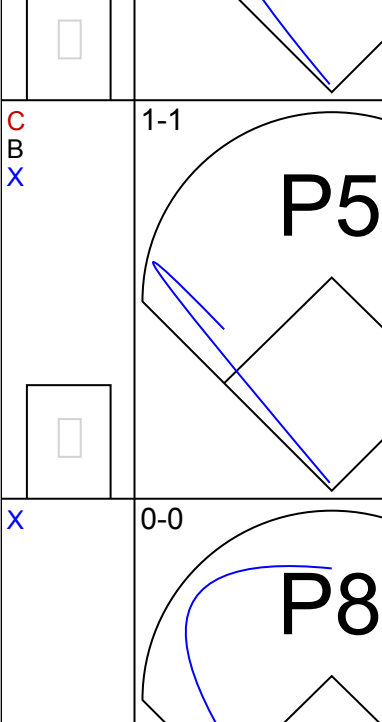
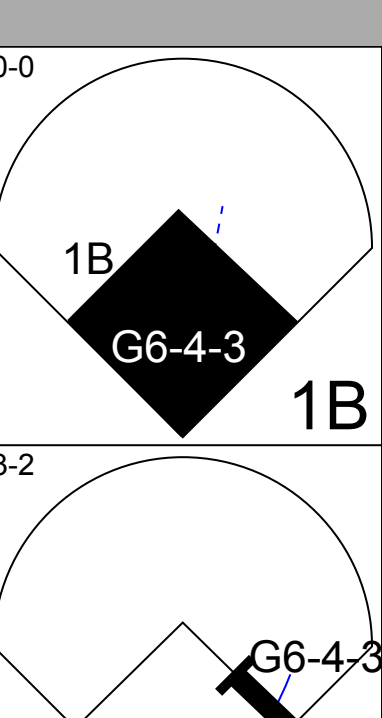
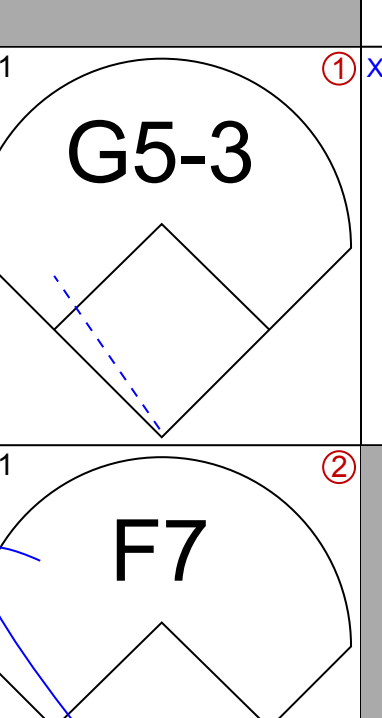
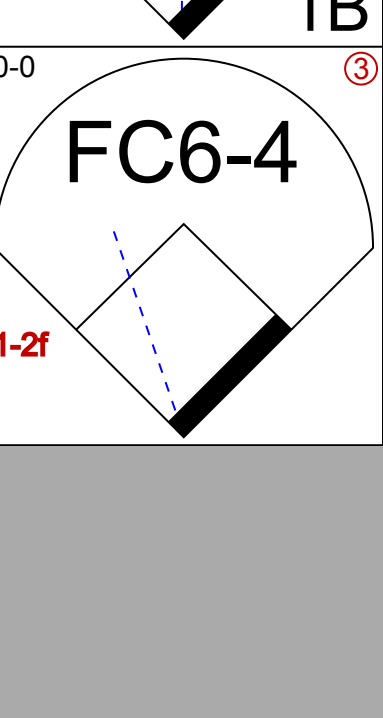
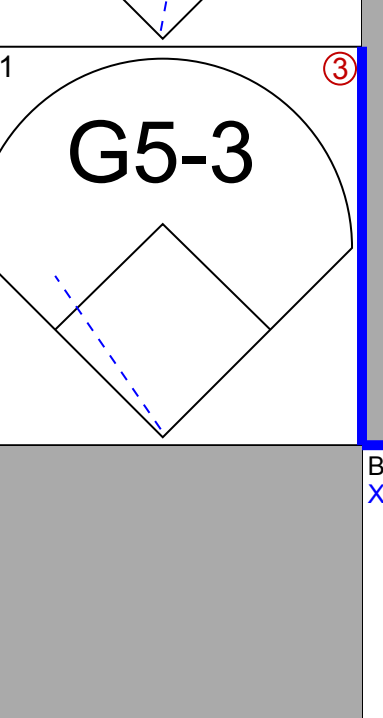
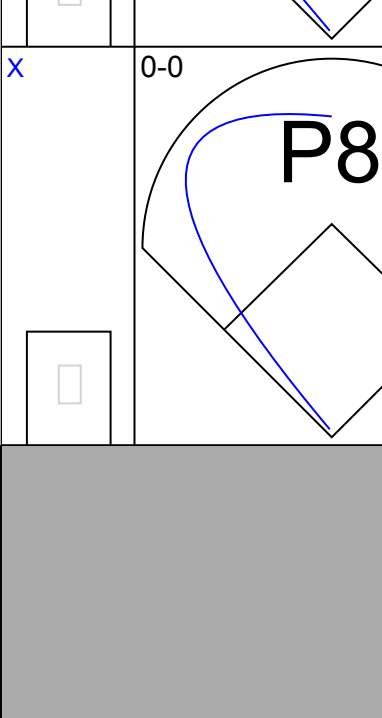
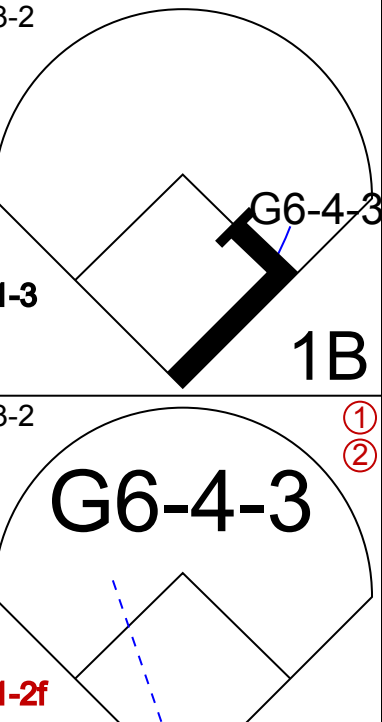
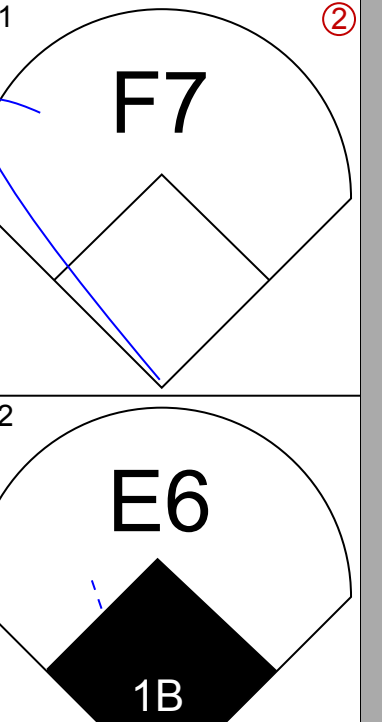
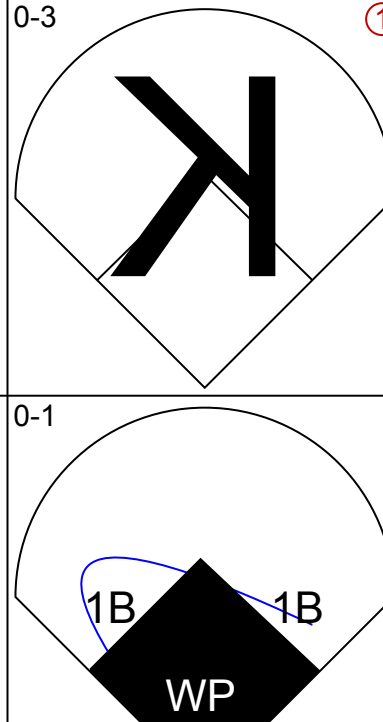
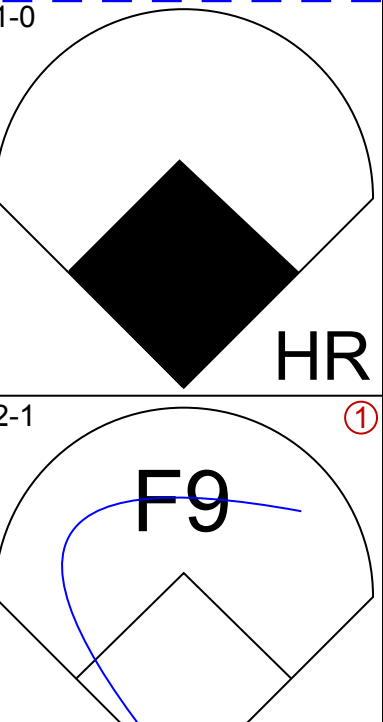
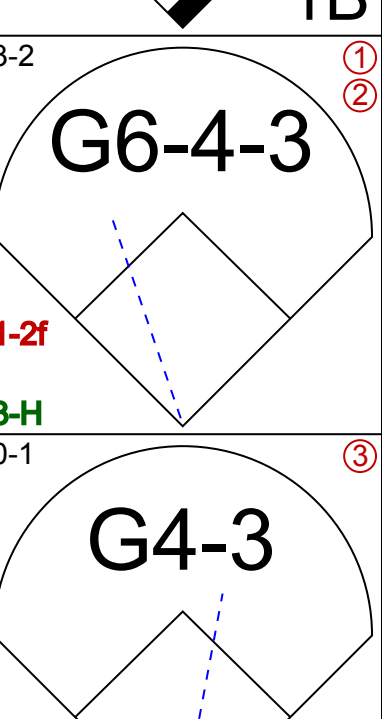
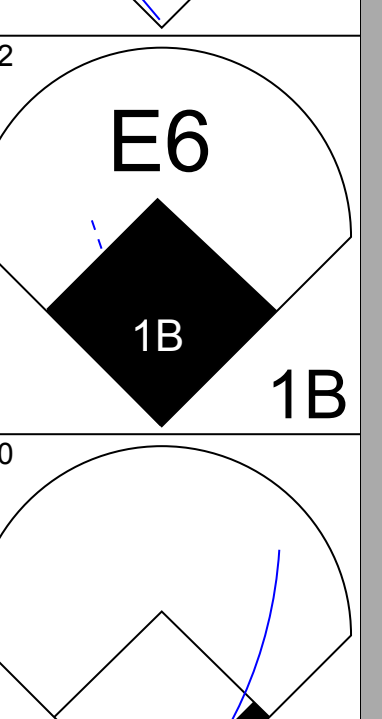
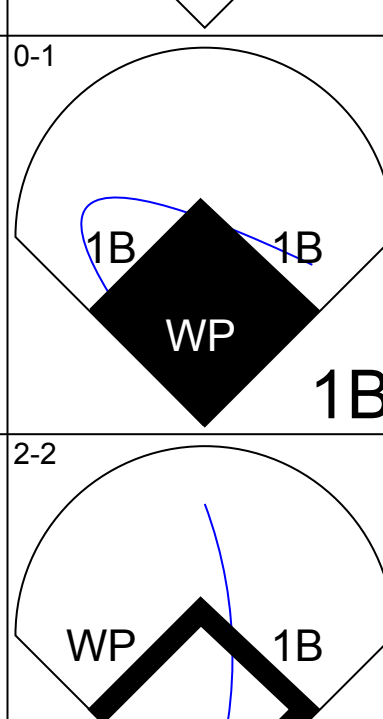
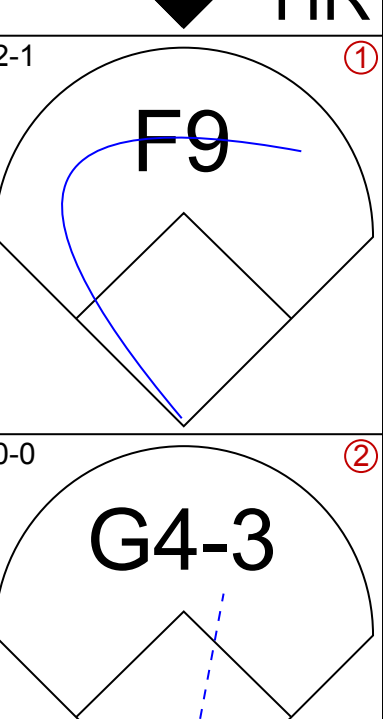
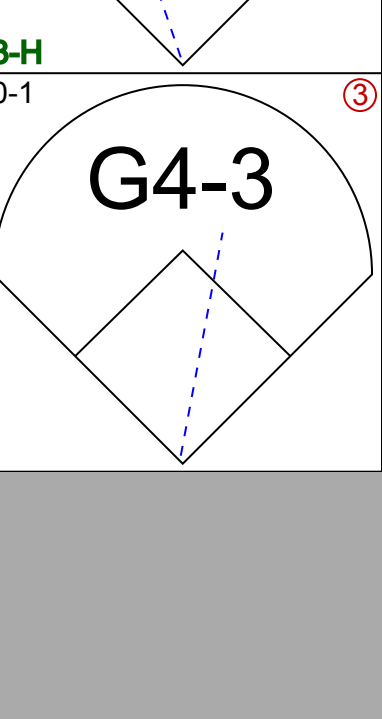
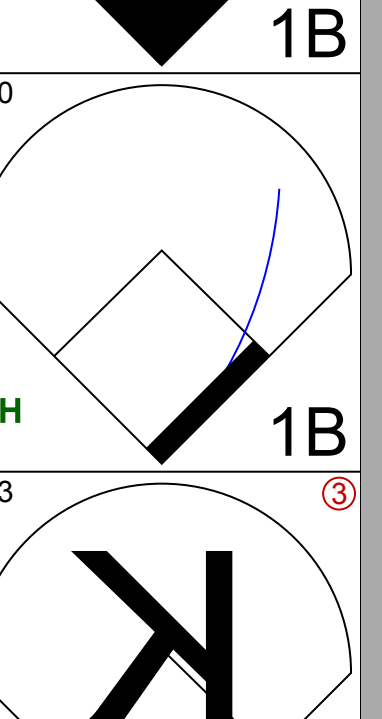
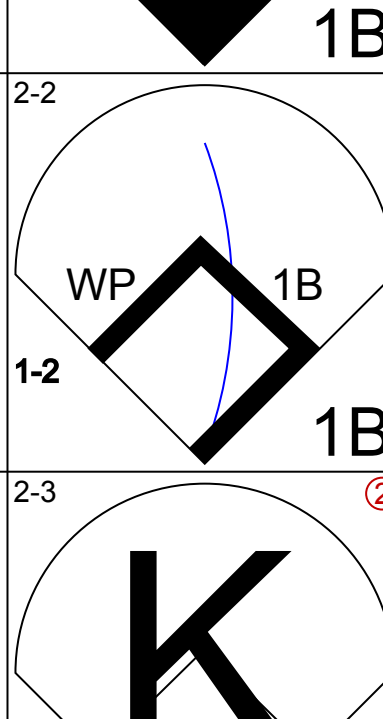
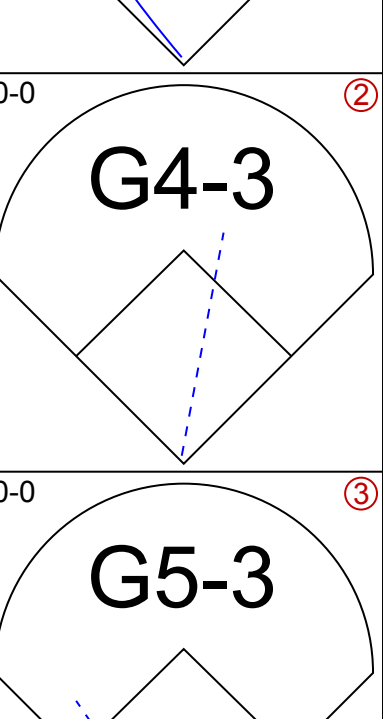
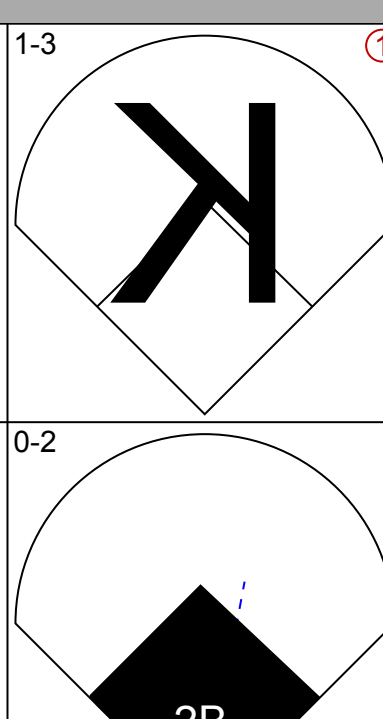

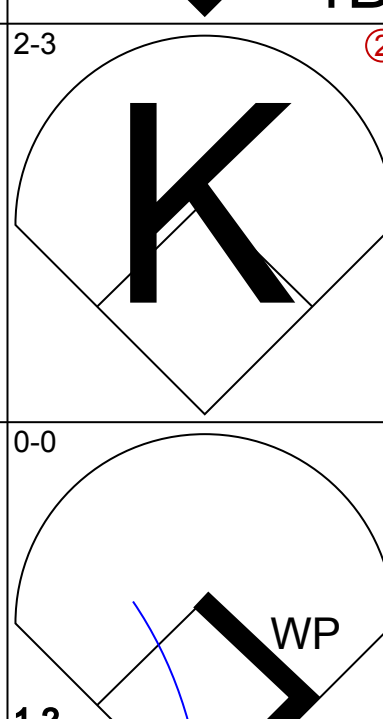
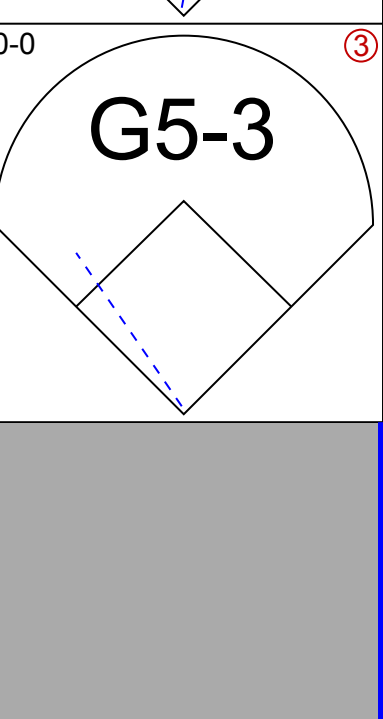
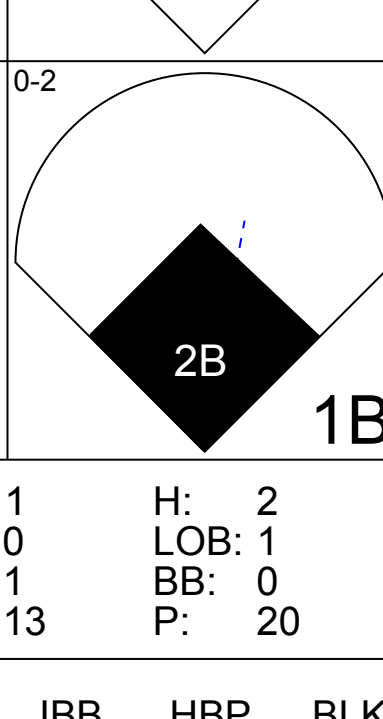
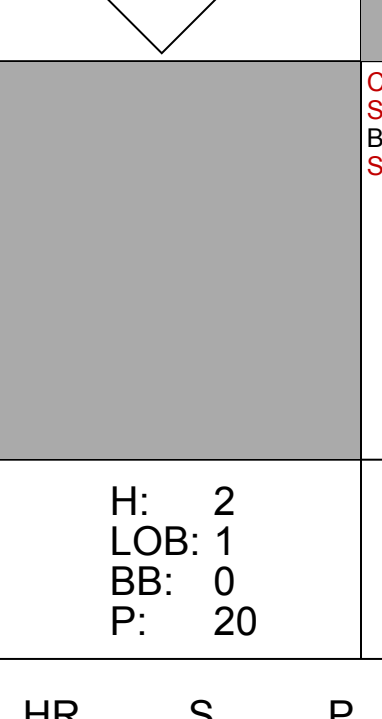
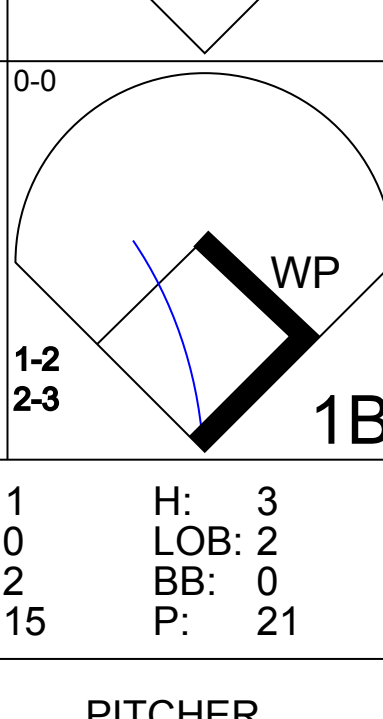
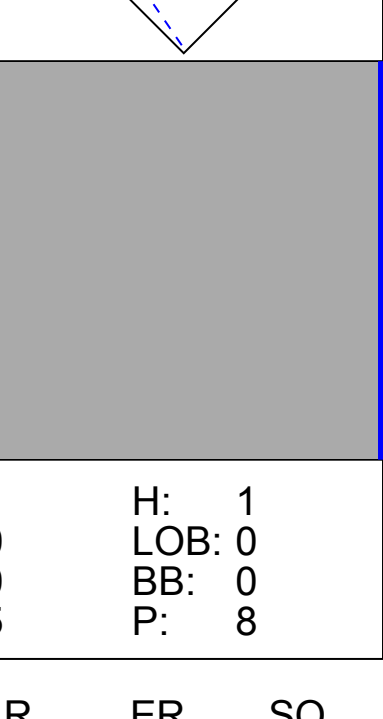


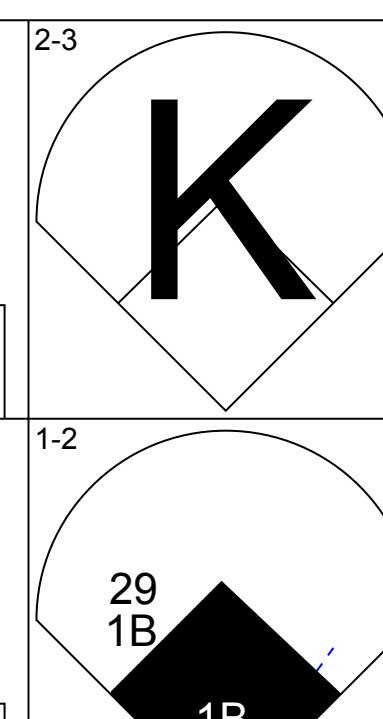
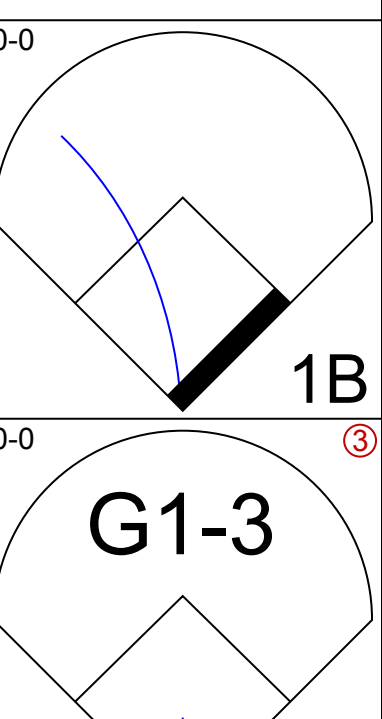
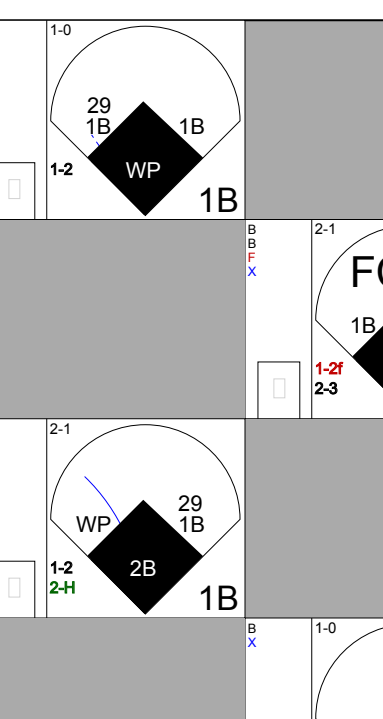
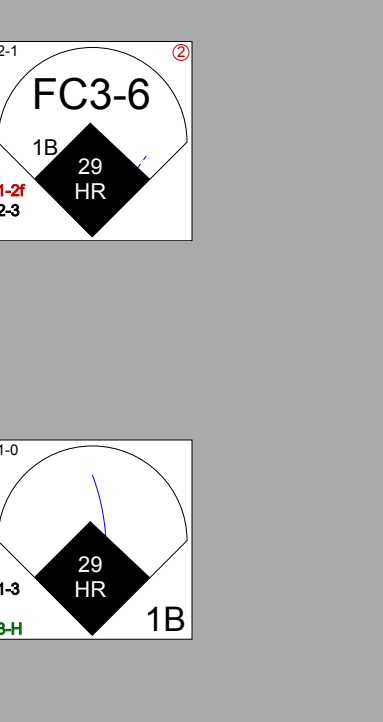
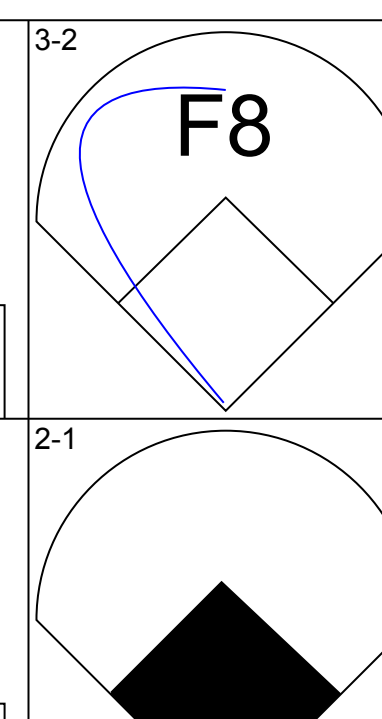
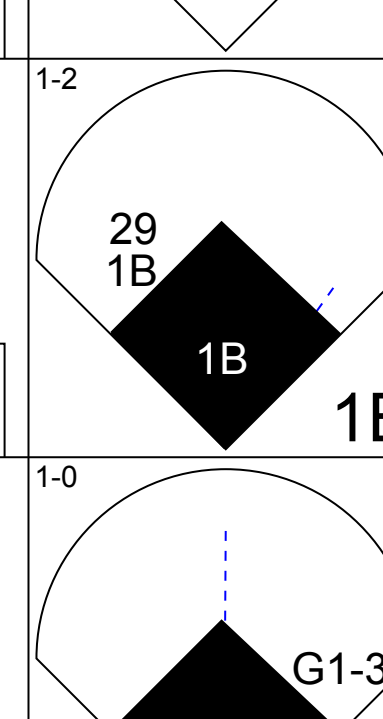
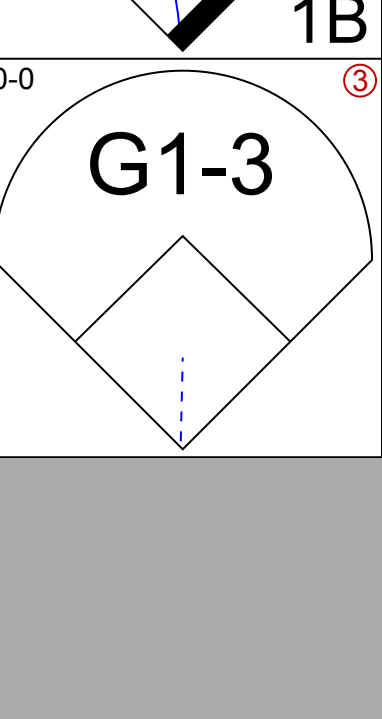
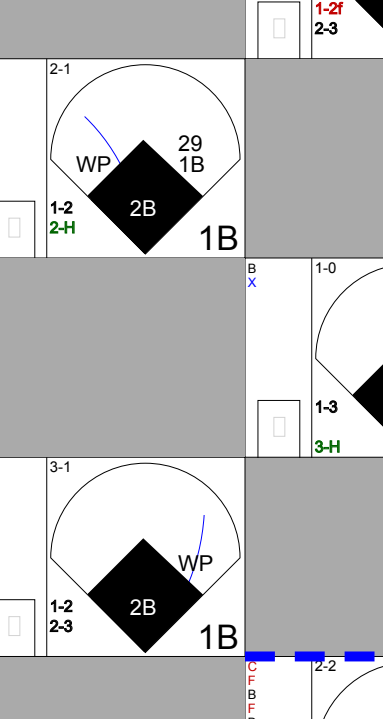
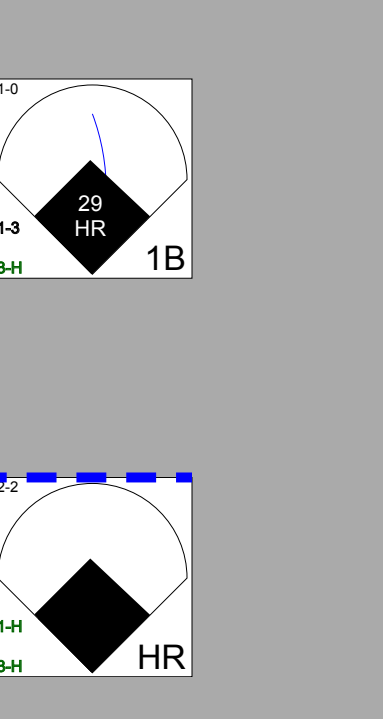
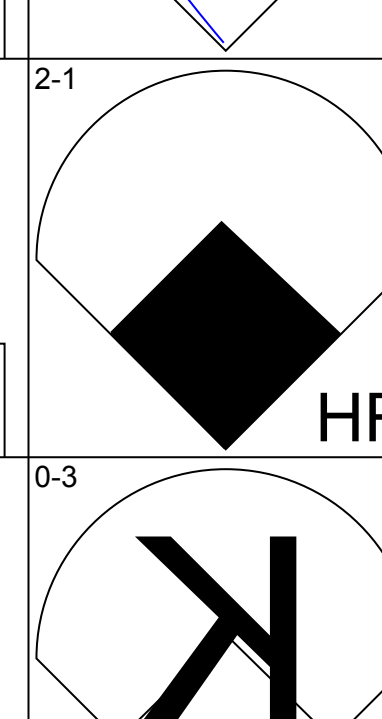
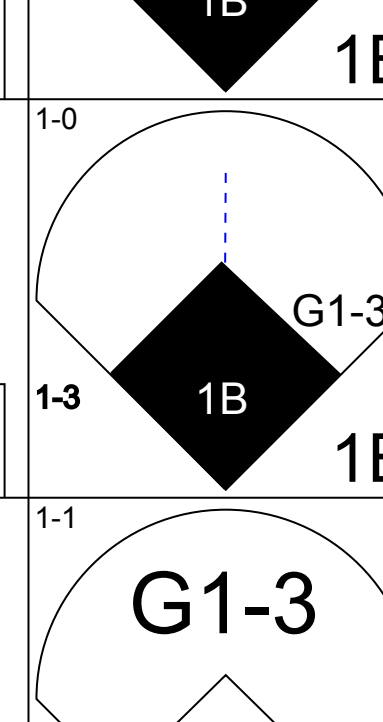
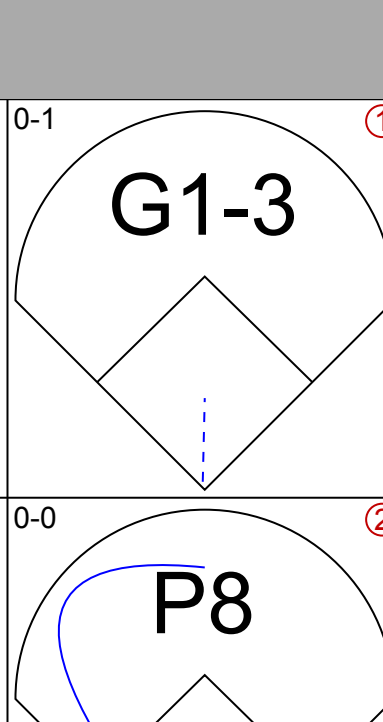
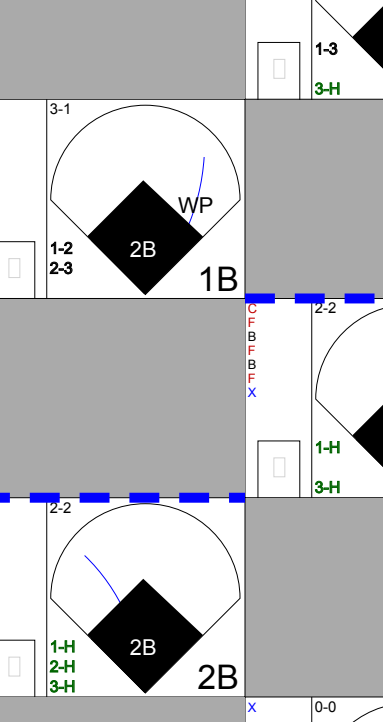
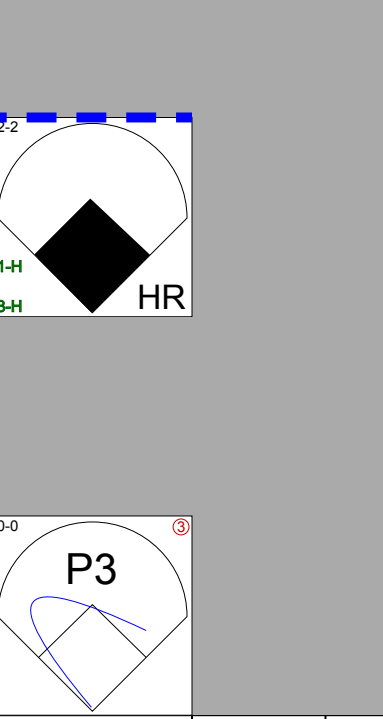
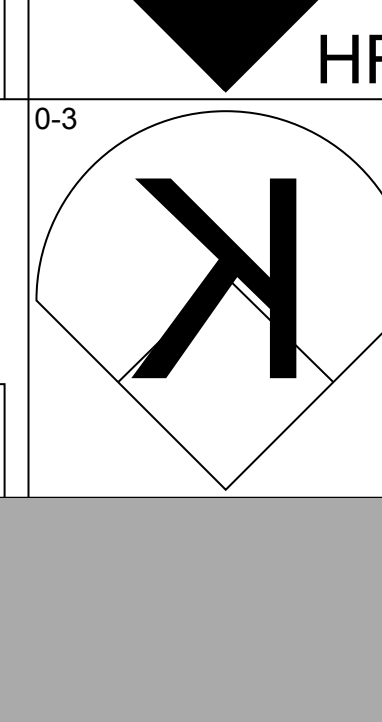
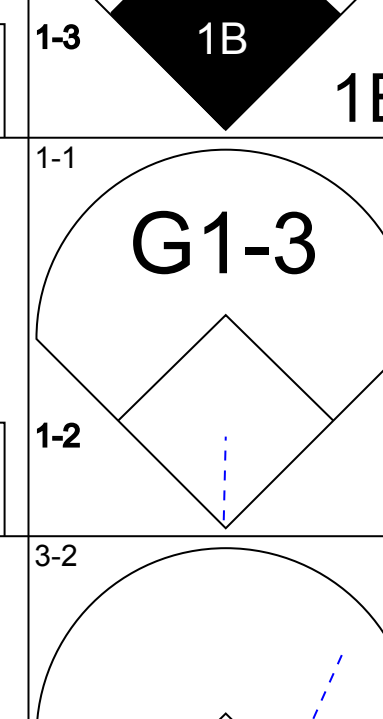

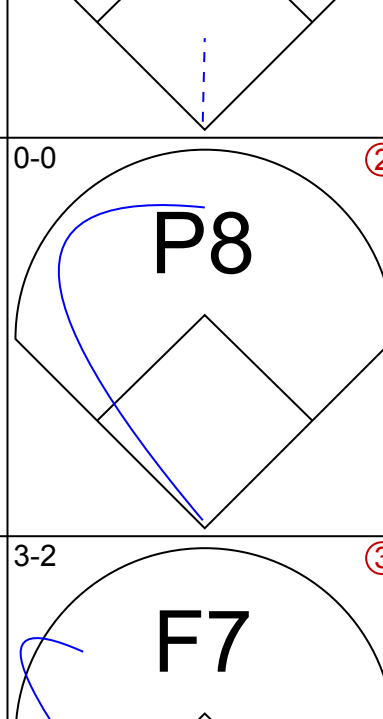
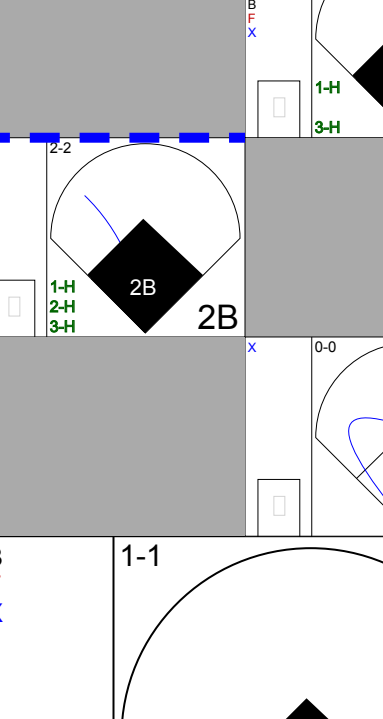
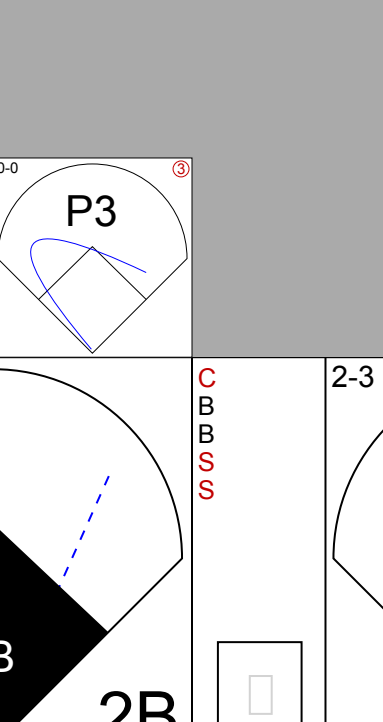
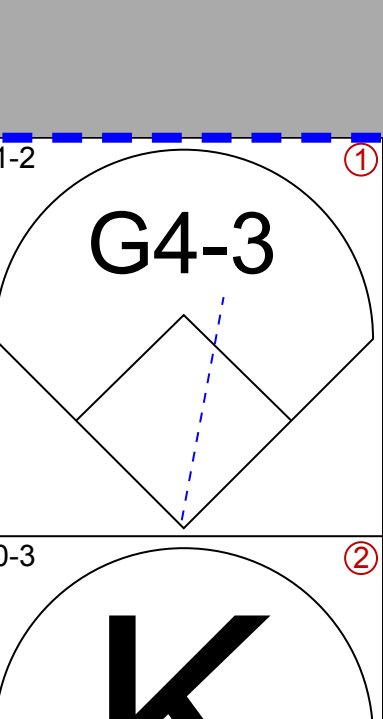
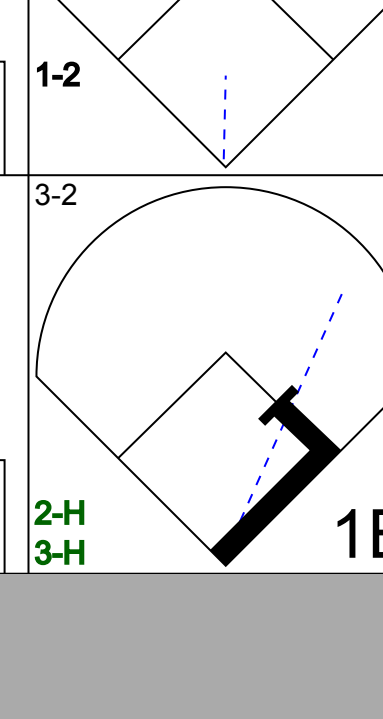
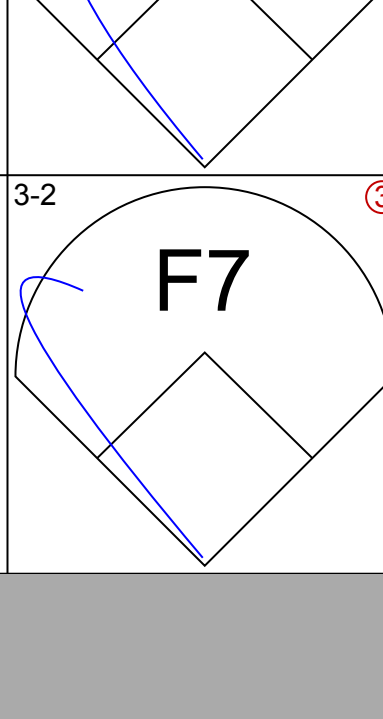
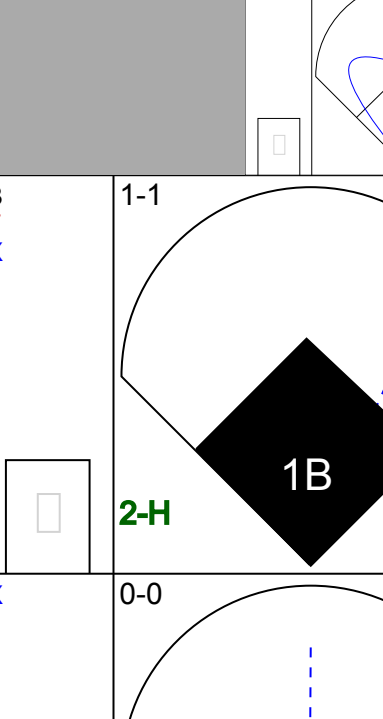
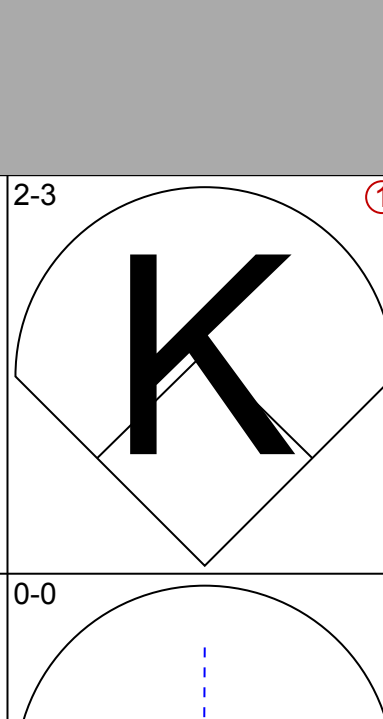
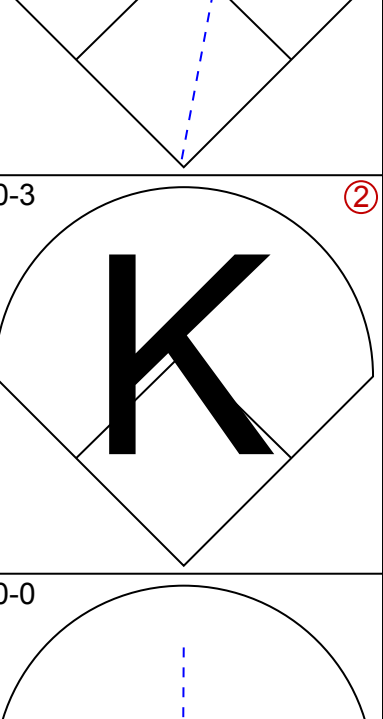
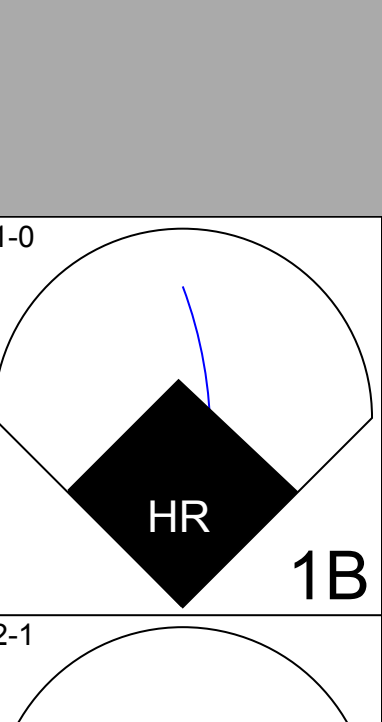
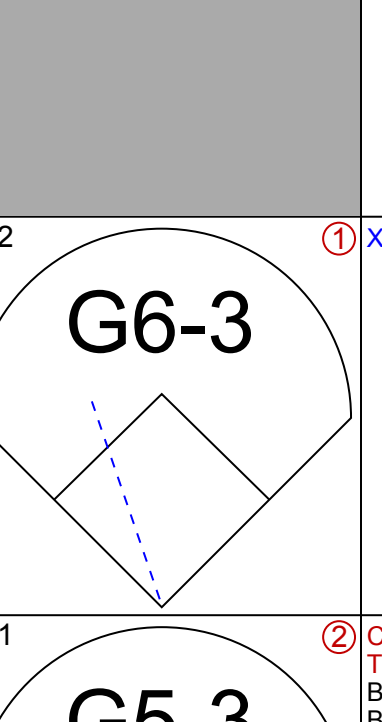
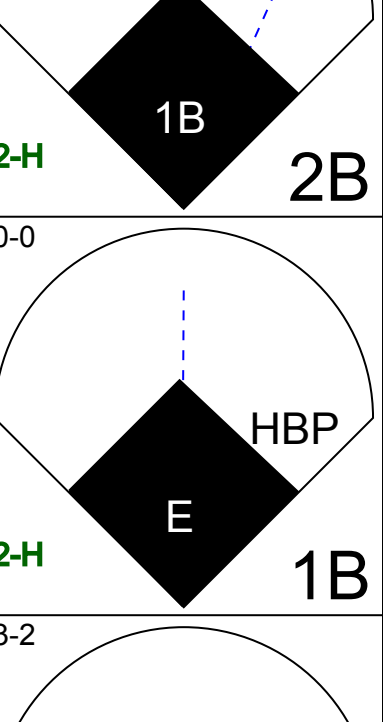
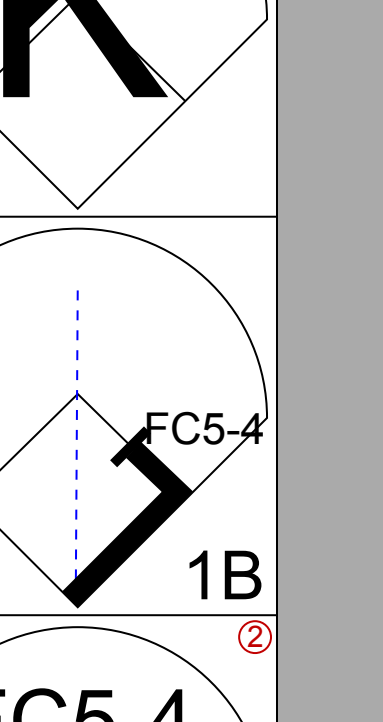
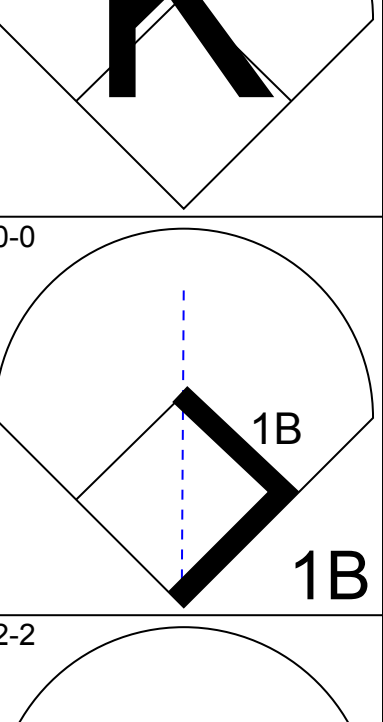
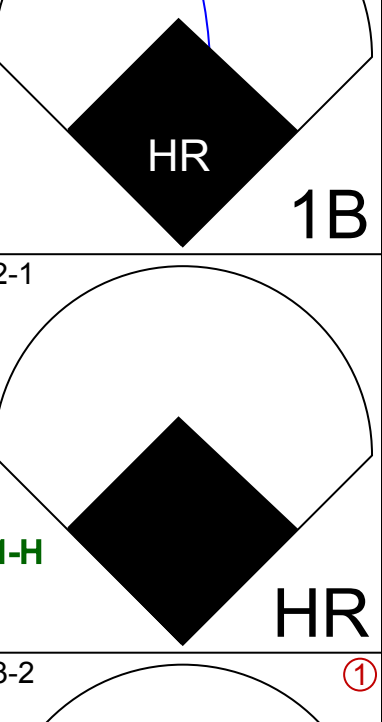
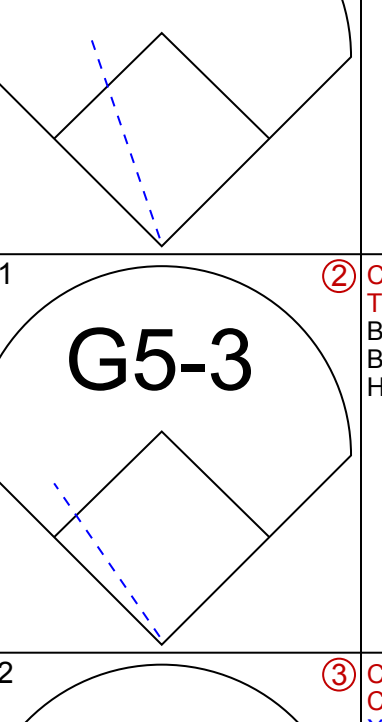
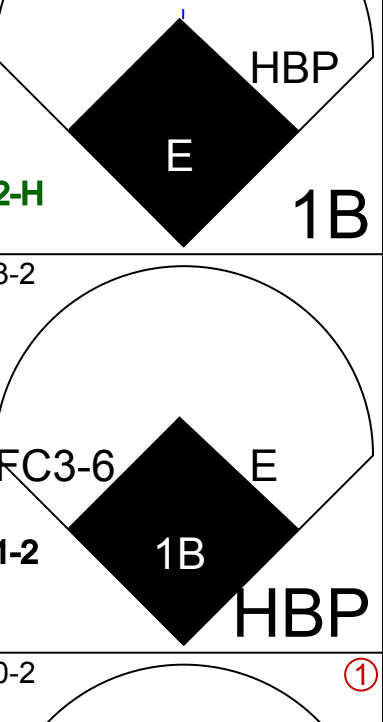
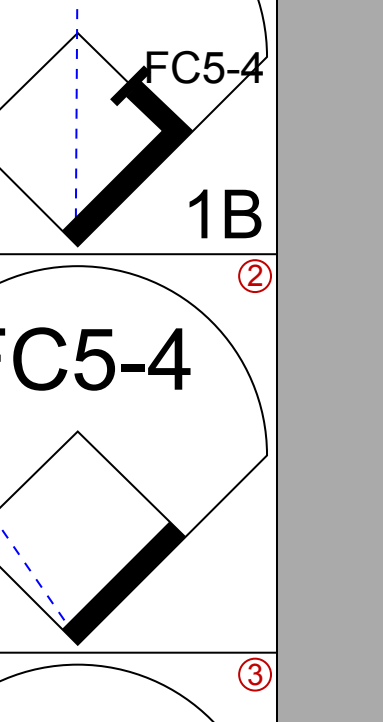
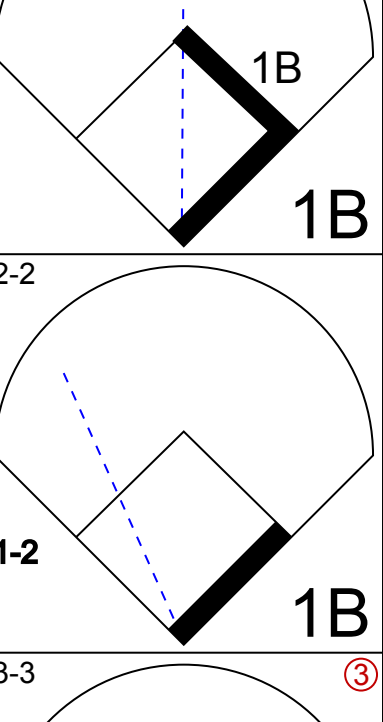
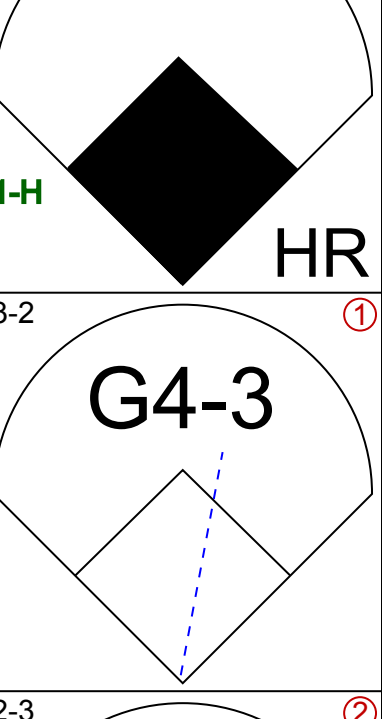
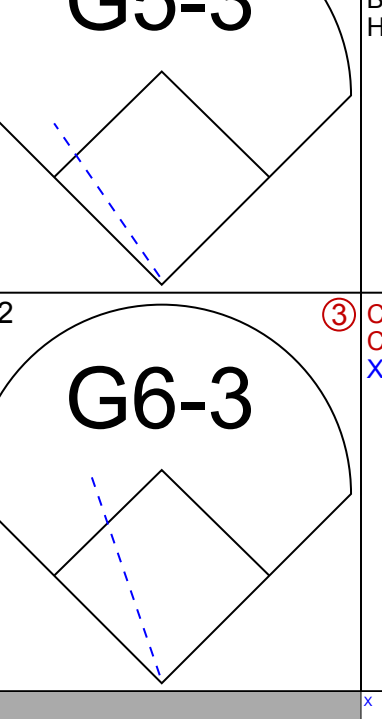
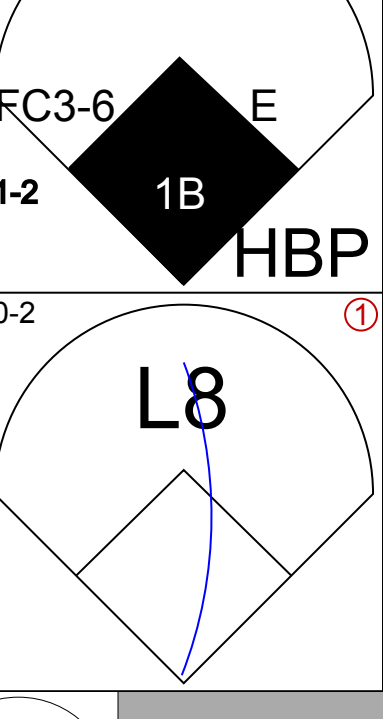
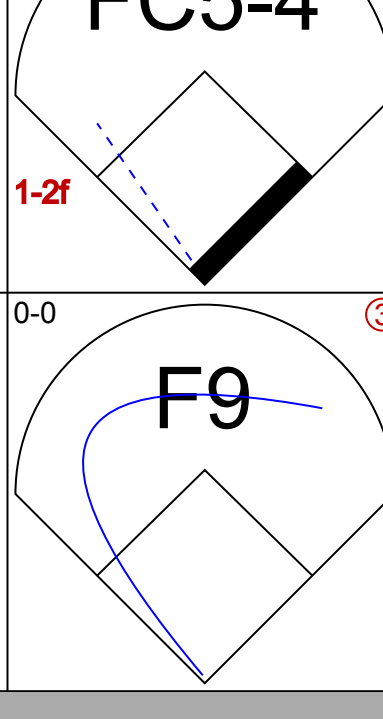
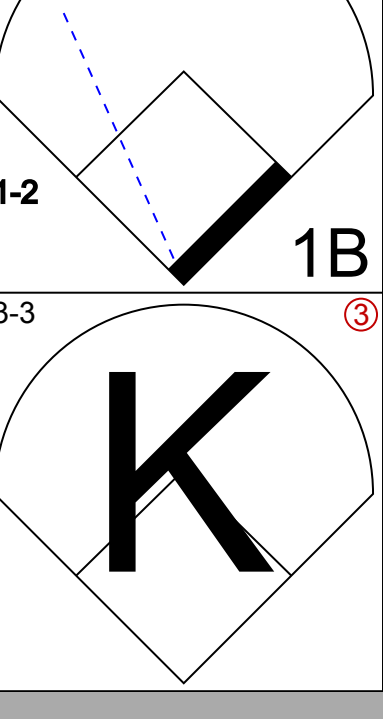

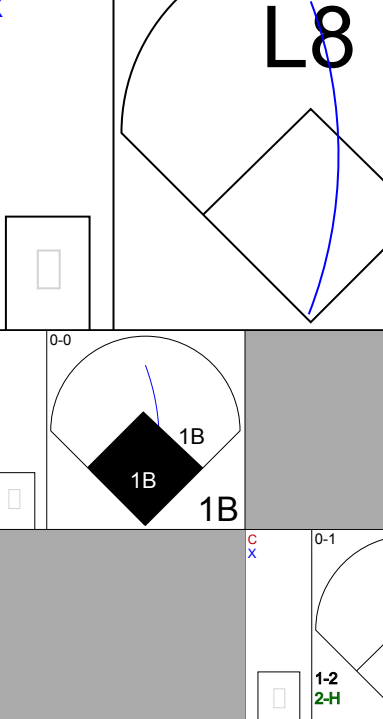
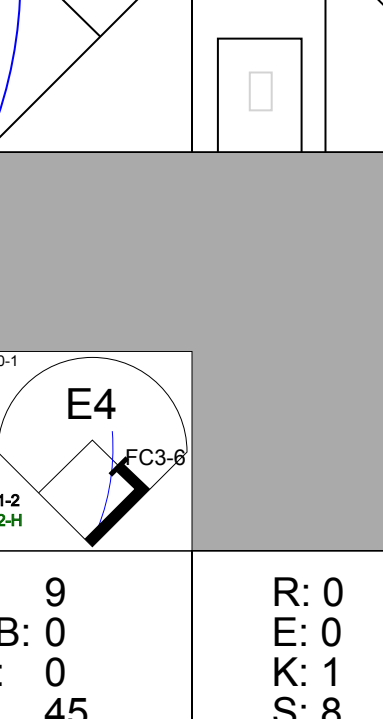
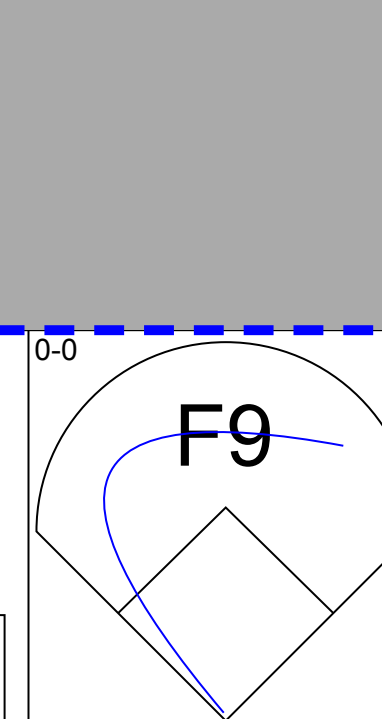
Batter	1	2	3	4	5	6	7	8	9	AB	R	H	RBI	BB	SO	LOB	BOTTOM					
Tom Goodwin, L OBP: 0.388, SLG: 0.319	K		F8			FC6-4		K		4	0	0	0	0	2	3						
Mark McLemore, S OBP: 0.427, SLG: 0.386	G3-1		G1-3			F8		G4-3		3	0	0	0	1	0	3						
29 Rusty Greer, L OBP: 0.372, SLG: 0.411	G3-1				G5-3					4	0	1	0	0	0	2						
Juan Gonzalez, R OBP: 0.341, SLG: 0.599	G6-3				K			F9		4	0	0	0	0	1	2						
Willi Clark, L OBP: 0.389, SLG: 0.469			G6-4-3		P5			G6-3		3	0	1	0	1	0	0						
Ivan Rodriguez, R OBP: 0.404, SLG: 0.586	G6-4-3				K					4	0	1	0	0	1	2						
Lee Stevens, L OBP: 0.303, SLG: 0.478	K				G1-3			G3		3	0	0	0	0	1	1						
Luis Alicea, S OBP: 0.377, SLG: 0.424					P7			G3		3	0	1	0	0	0	0						
Kevin Elster, R OBP: 0.341, SLG: 0.406						FC6-4				3	0	3	0	0	0	0						
Inning Stats	R: 0 E: 0 K: 1 S: 8	H: 0 LOB: 1 BB: 1 P: 17	R: 0 E: 0 K: 1 S: 9	H: 1 LOB: 0 BB: 0 P: 13	R: 0 E: 0 K: 0 S: 11	H: 2 LOB: 1 BB: 0 P: 16	R: 0 E: 0 K: 1 S: 10	H: 0 LOB: 0 BB: 0 P: 16	R: 0 E: 0 K: 1 S: 11	H: 0 LOB: 0 BB: 0 P: 18	R: 0 E: 0 K: 0 S: 13	H: 1 LOB: 1 BB: 0 P: 21	R: 0 E: 0 K: 0 S: 6	H: 1 LOB: 1 BB: 0 P: 9	R: 0 E: 0 K: 1 S: 11	H: 1 LOB: 1 BB: 0 P: 18	R: 0 E: 0 K: 0 S: 5	H: 1 LOB: 1 BB: 1 P: 10	1B: 5 2B: 2 3B: 0 HR: 0	SF: 0 SAC: 0 DP: 2 HBP: 0	WP: 0 PB: 0 SB: 1 CS: 0	PA: 33
PITCHER	IP	WLS	BF	H	R	ER	SO	BB	IBB	HBP	BLK	WP	HR	S	P	ERA	WHIP					
Andy Benes, R ERA: 4.6	8.0	W	29	6	0	0	5	1	0	0	0	0	0	79	128	0.00	0.875					
Efran Valdez, L ERA: 3.39	1.0	4	1	0	0	0	0	1	0	0	0	0	0	5	10	0.00	2.000					

Arizona Diamondbacks @ Texas Rangers
The Ballpark at Arlington, Arlington, TX
Mon Jun 22 1998, 8:05 PM EDT
Att: 37,840 - Unknown - 95 F

AB	31
R	0
H	7
RBI	0
BB	2
SO	5
LOB	13



Batter	1	2	3	4	5	6	7	8	9	AB	R	H	RBI	BB	SO	LOB	TOP					
Andy Fox, L OBP: 0.327, SLG: 0.368 (1, 4)										4	0	1	0	1	1	3	Arizona Diamondbacks @ Texas Rangers The Ballpark at Arlington, Arlington, TX Tue Jun 23 1998, 8:05 PM EDT Att: 31,904 - Unknown - 95 F livebaseballscorecards.com					
Devon White, S OBP: 0.329, SLG: 0.460 Yamil Benitez, R OBP: 0.293, SLG: 0.396 (1, 8)										4	0	1	1	0	1	1						
Travis Lee, L OBP: 0.343, SLG: 0.463 (1, 3)										5	0	1	0	0	1	3						
Matt Williams, R OBP: 0.326, SLG: 0.466 Andy Staniewicz, R OBP: 0.250, SLG: 0.234 (7, 4)										4	1	1	0	0	0	2						
David Dellucci, L OBP: 0.366, SLG: 0.516 (7, 8)										4	1	2	1	0	1	0						
Jay Bell, R OBP: 0.342, SLG: 0.425 Tony Batista, R OBP: 0.307, SLG: 0.367 (1, 6)										3	2	2	0	0	0	1						
Karim Garcia, L OBP: 0.252, SLG: 0.380 (1, 9)										4	0	2	1	0	0	0						
Kelly Stinnett, R OBP: 0.325, SLG: 0.441 (1, 2)										4	0	0	0	0	3	3						
Brent Brede, L OBP: 0.314, SLG: 0.351 Damian Miller, R OBP: 0.357, SLG: 0.359 (9, PH)										3	1	2	0	0	1	0						
Inning Stats	R: 0 E: 0 K: 2 S: 9	H: 0 LOB: 0 BB: 0 P: 13	R: 1 E: 0 K: 0 S: 9	H: 2 LOB: 1 BB: 0 P: 15	R: 1 E: 0 K: 1 S: 13	H: 2 LOB: 1 BB: 0 P: 20	R: 1 E: 1 K: 1 S: 11	H: 2 LOB: 1 BB: 0 P: 20	R: 0 E: 0 K: 1 S: 10	H: 1 LOB: 2 BB: 1 P: 16	R: 1 E: 0 K: 2 S: 15	H: 3 LOB: 2 BB: 0 P: 21	R: 0 E: 0 K: 1 S: 8	H: 0 LOB: 0 BB: 0 P: 14	R: 1 E: 0 K: 0 S: 5	H: 1 LOB: 0 BB: 0 P: 8		R: 0 E: 0 K: 0 S: 10	H: 2 LOB: 2 BB: 0 P: 14	1B: 11 2B: 1 3B: 0 HR: 1	SF: 0 SAC: 0 DP: 1 HBP: 0	WP: 1 PB: 0 SB: 0 CS: 0
PITCHER	IP WLS BF H R ER SO BB IBB HBP BLK WP HR S P ERA WHIP	IP WLS BF H R ER SO BB IBB HBP BLK WP HR S P ERA WHIP															IP WLS BF H R ER SO BB IBB HBP BLK WP HR S P ERA WHIP					
Aaron Sele, R ERA: 3.95 (1, 1)	7.0 W 31	10 4 3 8	1 0 0 0	0 0 0 0	0 0 0 0	0 0 0 0	0 1 15 22	4.50 1.500														
Eric Gunderson, L ERA: 2.1 (8, 1)	2.0 9 3 1	1 1 0	0 0 0	0 0 0	0 0 0	0 0 0	0 1 15 22	4.50 1.500														

Batter	1	2	3	4	5	6	7	8	9	AB	R	H	RBI	BB	SO	LOB	BOTTOM			
Mark McLemore, S OBP: 0.426, SLG: 0.386 (1, 4)										5	2	2	0	0	1	2	Arizona Diamondbacks @ Texas Rangers The Ballpark at Arlington, Arlington, TX Tue Jun 23 1998, 8:05 PM EDT Att: 31,904 - Unknown - 95 F livebaseballscorecards.com			
Roberto Kelly, R OBP: 0.333, SLG: 0.644 (1, 8)										5	4	4	3	0	0	1				
29 Rusty Greer, L OBP: 0.376, SLG: 0.424 Tom Goodwin, L OBP: 0.388, SLG: 0.319 (1, 7)										5	3	3	3	0	1	0				
Juan Gonzalez, R OBP: 0.340, SLG: 0.597 Domingo Cedeno, S OBP: 0.356, SLG: 0.450 (1, 10)										4	1	1	2	0	0	2				
Will Clark, L OBP: 0.390, SLG: 0.473 Lee Stevens, L OBP: 0.301, SLG: 0.476 (1, 3)										4	1	2	3	0	1	0				
Ivan Rodriguez, R OBP: 0.411, SLG: 0.590 (1, 2)										5	2	4	1	0	0	0				
Mike Simms, R OBP: 0.427, SLG: 0.712 (1, 9)										4	2	2	2	0	0	1				
Kevin Elster, R OBP: 0.333, SLG: 0.396 (1, 6)										5	0	0	0	0	1	5				
Fernando Tatis, R OBP: 0.293, SLG: 0.326 (1, 5)										4	1	1	0	0	1	1				
Inning Stats	R: 2 E: 0 K: 1 S: 13	H: 3 LOB: 1 BB: 0 P: 21	R: 2 E: 0 K: 1 S: 12	H: 3 LOB: 1 BB: 0 P: 20	R: 0 E: 0 K: 0 S: 6	H: 0 LOB: 0 BB: 0 P: 9	R: 0 E: 0 K: 0 S: 9	H: 0 LOB: 0 BB: 0 P: 14	R: 11 E: 1 K: 0 S: 28	H: 9 LOB: 0 BB: 0 P: 45	R: 0 E: 0 K: 1 S: 8	H: 1 LOB: 1 BB: 0 P: 11	R: 1 E: 0 K: 1 S: 9	H: 1 LOB: 0 BB: 0 P: 14	R: 0 E: 0 K: 2 S: 13	H: 2 LOB: 2 BB: 0 P: 19		1B: 14 2B: 2 3B: 0 HR: 3	SF: 0 SAC: 0 DP: 0 HBP: 1	WP: 1 PB: 0 SB: 0 CS: 0
PITCHER	IP WLS BF H R ER SO BB IBB HBP BLK WP HR S P ERA WHIP	IP WLS BF H R ER SO BB IBB HBP BLK WP HR S P ERA WHIP															IP WLS BF H R ER SO BB IBB HBP BLK WP HR S P ERA WHIP			
Brian Anderson, L ERA: 4.35 (1, 1)	4.0 L 21	10 8 8 2	0 0 0 0	0 0 0 0	0 1 16 25	27.00 6.000														
Willie Banks, R ERA: 9.13 (5, 1)	0.2 8 4 4	2 0	0 0	0 0	0 1 14 19	6.75 1.500														
Bobby Chouinard, R ERA: 3.38 (5, 1)	1.1 6 2 3	1 1 1	0 0 0	0 0 0	0 1 9 14	9.00 1.000														
Efrain Valdez, L ERA: 4.91 (7, 1)	1.0 4 1 1	1 1 1	0 0 0	0 0 0	0 0 13 19	0.00 2.000														
Gregg Olson, R ERA: 3.89 (8, 1)	1.0 5 2 0	0 0 2	0 0 0	0 0 0	0 0 0 0	0.00 2.000														

Batter	1	2	3	4	5	6	7	8	9	10	AB	R	H	RBI	BB	SO	LOB	TOP				
Mark McLemore, S OBP: 0.428, SLG: 0.399	(1,4) 2-3 K	(1,2) FC1-2 1B	(4,2) BB		(2,2) G6-4-3			(1,3) K		(1,3) K	5	0	0	0	1	3	4					
Roberto Kelly, R OBP: 0.346, SLG: 0.628	(1,8) BB	(4,2) BB	(1,0) L1			(0,2) FC5-4 1B		(0,3) K		(1,3) K	5	0	2	1	1	2	3					
Danny Patterson, R (10, 1)		(1,3) BB	(1,2) L1								0	0	0	0	0	0	0					
29 Rusty Greer, L OBP: 0.361, SLG: 0.421	(1,7) P6	(2,1) L7		(1,2) G1		(SAFE) 4-0 FC5-4 BB		(4,2) BB			3	0	0	0	2	0	3					
Juan Gonzalez, R OBP: 0.339, SLG: 0.596	(1,9) G4-3		(1,2) HR	(0,1) L7		(2,1) FC5-4 BB		(0,1) L7			5	1	1	0	0	0	4					
Will Clark, L OBP: 0.401, SLG: 0.507		(0,1) HR	(0,0) HR	(4,2) BB		(3,0) G4-6-3			(3,2) L7		4	2	2	2	1	0	2					
Bill Haselman, R OBP: 0.351, SLG: 0.593		(1,1) HR	(4,2) BB L1-5	(1,3) K			(0,2) L4		(1,1) BB		4	1	2	2	1	1	1					
Kevin Elster, R OBP: 0.346, SLG: 0.406		(0,1) F8	(1,2) BB BB	(4,0) E BB			(1,0) BB		(1,3) K		4	0	2	0	1	1	1					
Fernando Tatis, R OBP: 0.301, SLG: 0.343		(2,2) E	(4,2) BB	(1,0) E5			(2,2) F8		(0,2) P5		3	0	1	0	1	0	2					
Luis Alicaia, S OBP: 0.373, SLG: 0.418	(9, PH)	(FC1-2) 2B	(1,2) BB	(1,2) G6-4-3							1	0	0	0	0	0	1					
John Burkett, R OBP: 0.306, SLG: 0.474	(7, PH)	(0,0) E6	(1,2) L1-5	(2,1) F9			(1,1) G4-3				3	1	0	0	0	0	6					
Lee Stevens, L OBP: 0.306, SLG: 0.474	(7, PH)										0	0	0	0	0	0	1					
Eric Gunderson, R OBP: 0.306, SLG: 0.474	(7, PH)										0	0	0	0	0	0	0					
Xavier Hernandez, L OBP: 0.306, SLG: 0.474	(7, PH)										0	0	0	0	0	0	0					
Tom Goodwin, L OBP: 0.306, SLG: 0.474	(10, PH)										0	0	0	0	0	0	0					
Inning Stats	R: 0 E: 0 K: 1 S: 12	H: 0 LOB: 1 BB: 1 P: 21	R: 3 E: 1 K: 0 S: 16	H: 4 LOB: 2 BB: 0 P: 23	R: 2 E: 0 K: 1 S: 19	H: 3 LOB: 3 BB: 3 P: 34	R: 0 E: 0 K: 1 S: 10	H: 0 LOB: 1 BB: 1 P: 16	R: 0 E: 1 K: 0 S: 6	H: 0 LOB: 1 BB: 1 P: 15	R: 0 E: 0 K: 0 S: 9	H: 1 LOB: 1 BB: 0 P: 13	R: 0 E: 0 K: 2 S: 11	H: 0 LOB: 1 BB: 1 P: 16	R: 0 E: 0 K: 1 S: 11	H: 1 LOB: 1 BB: 0 P: 16	R: 0 E: 0 K: 2 S: 10	H: 0 LOB: 0 BB: 0 P: 15	1B: 7 2B: 2 3B: 0 HR: 2	SF: 0 SAC: 0 DP: 3 HBP: 0	WP: 0 PA: 47	
PITCHER	IP WLS BF H R ER SO BB IBB HBP BLK WP HR S P ERA WHIP	IP WLS BF H R ER SO BB IBB HBP BLK WP HR S P ERA WHIP	IP WLS BF H R ER SO BB IBB HBP BLK WP HR S P ERA WHIP	IP WLS BF H R ER SO BB IBB HBP BLK WP HR S P ERA WHIP	IP WLS BF H R ER SO BB IBB HBP BLK WP HR S P ERA WHIP	IP WLS BF H R ER SO BB IBB HBP BLK WP HR S P ERA WHIP	IP WLS BF H R ER SO BB IBB HBP BLK WP HR S P ERA WHIP	IP WLS BF H R ER SO BB IBB HBP BLK WP HR S P ERA WHIP	IP WLS BF H R ER SO BB IBB HBP BLK WP HR S P ERA WHIP	IP WLS BF H R ER SO BB IBB HBP BLK WP HR S P ERA WHIP	IP WLS BF H R ER SO BB IBB HBP BLK WP HR S P ERA WHIP	IP WLS BF H R ER SO BB IBB HBP BLK WP HR S P ERA WHIP	IP WLS BF H R ER SO BB IBB HBP BLK WP HR S P ERA WHIP	IP WLS BF H R ER SO BB IBB HBP BLK WP HR S P ERA WHIP	IP WLS BF H R ER SO BB IBB HBP BLK WP HR S P ERA WHIP	IP WLS BF H R ER SO BB IBB HBP BLK WP HR S P ERA WHIP	IP WLS BF H R ER SO BB IBB HBP BLK WP HR S P ERA WHIP	IP WLS BF H R ER SO BB IBB HBP BLK WP HR S P ERA WHIP	IP WLS BF H R ER SO BB IBB HBP BLK WP HR S P ERA WHIP	IP WLS BF H R ER SO BB IBB HBP BLK WP HR S P ERA WHIP	IP WLS BF H R ER SO BB IBB HBP BLK WP HR S P ERA WHIP	
Kirk Rueter, L ERA: 4.34	(1, 1)	(3, 1)	(7, 1)	(9, 1)																		
Julian Tavarez, R ERA: 2.89																						
Steve Reed, R ERA: 1.93																						
Robb Nen, R ERA: 1.05																						

Texas Rangers @ San Francisco Giants
3Com Park at Candlestick Point, San Francisco, CA
Sat Jun 27 1998, 6:33 AM EDT
Att: 28,753 - Sunny - 73 F

AB 39
R 5
H 10
RBI 5
BB 8
SO 7
LOB 28



Batter	1	2	3	4	5	6	7	8	9	10	AB	R	H	RBI	BB	SO	LOB	BOTTOM					
Darryl Hamilton, L OBP: 0.389, SLG: 0.358	(1,8) BB G4-3 1B	(1,3) K			(2,1) G5-4-3 1B		(1,2) FC6-4 1B	(3,2) G6-3		(0,0) BB 1B	6	2	4	1	0	1	0						
Rey Sanchez, R OBP: 0.349, SLG: 0.366	(1,4) G4-3	(3,1) P9			(1,0) G5-4-3		(2,3) K		(3,2) G5-3		5	0	0	0	0	1	3						
Barry Bonds, L OBP: 0.427, SLG: 0.553	(1,7) E BB BB		(0,0) F8		(1,3) K		(4,1) FC6-4 BB		(1,0) FC6-4 HBP		2	1	0	0	2	1	0						
J.T. Snow, L OBP: 0.305, SLG: 0.347	(1,3) BB BB BB		(2,2) F7		(0,0) F8		(3,1) FC6-4 1B		(SAFE) 4-2 FC6-4 BB		3	1	0	0	2	0	2						
Stan Javier, S OBP: 0.333, SLG: 0.333	(1,9) E5		(1,1) S		(1,3) K		(0,0) E8 1B		(2,0) FC6-4		5	1	3	1	0	0	4						
Bill Mueller, S OBP: 0.382, SLG: 0.412	(1,5) BB		(4,2) K		(1,2) K		(0,3) K		(SAFE) 1-0 E8 1B		4	0	1	2	1	2	4						
Rich Aurilia, R OBP: 0.355, SLG: 0.493	(1,6) F9			(0,0) P5		(0,0) K		(0,0) G5-3		(0,2) G5-3	4	0	1	1	0	0	5						
Ramon Martinez, R OBP: 0.429, SLG: 0.417						(2,1) K					1	0	0	0	0	0	0						
Brian Johnson, R OBP: 0.293, SLG: 0.406	(1,2) G3			(1,3) K		(1,1) HBP		(1,2) K		(1,0) E5 1B	4	0	0	0	0	2	3						
Shawn Estes, R OBP: 0.206, SLG: 0.212											0	1	0	0	0	0	0						
Kirk Rueter, L ERA: 4.34	(1, 1)	(3, 1)	(7, 1)	(9, 1)																			
Julian Tavarez, L ERA: 2.89																							
Charlie Hayes, R ERA: 2.06																							
Steve Reed, R ERA: 1.93																							
Marvin Benard, L ERA: 3.91																							
Robb Nen, R ERA: 1.05																							
Danny Patterson, R ERA: 3.91																							
Inning Stats	R: 2 E: 1 K: 0 S: 11	H: 1 LOB: 3 BB: 3 P: 26	R: 0 E: 0 K: 1 S: 6	H: 0 LOB: 0 BB: 0 P: 10	R: 0 E: 0 K: 1 S: 9	H: 1 LOB: 1 BB: 0 P: 15	R: 0 E: 0 K: 2 S: 8	H: 0 LOB: 0 BB: 0 P: 10	R: 0 E: 1 K: 1 S: 6	H: 0 LOB: 1 BB: 1 P: 10	R: 1 E: 0 K: 2 S: 16	H: 2 LOB: 2 BB: 0 P: 23	R: 2 E: 2 K: 1 S: 15	H: 3 LOB: 2 BB: 1 P: 28	R: 0 E: 0 K: 1 S: 8	H: 0 LOB: 0 BB: 0 P: 12	R: 0 E: 0 K: 0 S: 10	H: 0 LOB: 2 BB: 1 P: 21	R: 1 E: 1 K: 0 S: 5	H: 1 LOB: 2 BB: 1 P: 10	1B: 7 2B: 2 3B: 0 HR: 0	SF: 0 SAC: 0 DP: 1 HBP: 2	WP: 0 PA: 46
PITCHER	IP WLS BF H R ER SO BB IBB HBP BLK WP HR S P ERA WHIP	IP WLS BF H R ER SO BB IBB HBP BLK WP HR S P ERA WHIP	IP WLS BF H R ER SO BB IBB HBP BLK WP HR S P ERA WHIP	IP WLS BF H R ER SO BB IBB HBP BLK WP HR S P ERA WHIP	IP WLS BF H R ER SO BB IBB HBP BLK WP HR S P ERA WHIP	IP WLS BF H R ER SO BB IBB HBP BLK WP HR S P ERA WHIP	IP WLS BF H R ER SO BB IBB HBP BLK WP HR S P ERA WHIP	IP WLS BF H R ER SO BB IBB HBP BLK WP HR S P ERA WHIP	IP WLS BF H R ER SO BB IBB HBP BLK WP HR S P ERA WHIP	IP WLS BF H R ER SO BB IBB HBP BLK WP HR S P ERA WHIP	IP WLS BF H R ER SO BB IBB HBP BLK WP HR S P ERA WHIP	IP WLS BF H R ER SO BB IBB HBP BLK WP HR S P ERA WHIP	IP WLS BF H R ER SO BB IBB HBP BLK WP HR S P ERA WHIP	IP WLS BF H R ER SO BB IBB HBP BLK WP HR S P ERA WHIP	IP WLS BF H R ER SO BB IBB HBP BLK WP HR S P ERA WHIP	IP WLS BF H R ER SO BB IBB HBP BLK WP HR S P ERA WHIP	IP WLS BF H R ER SO BB IBB HBP BLK WP HR S P ERA WHIP	IP WLS BF H R ER SO BB IBB HBP BLK WP HR S P ERA WHIP	IP WLS BF H R ER SO BB IBB HBP BLK WP HR S P ERA WHIP	IP WLS BF H R ER SO BB IBB HBP BLK WP HR S P ERA WHIP	IP WLS BF H R ER SO BB IBB HBP BLK WP HR S P ERA WHIP	IP WLS BF H R ER SO BB IBB HBP BLK WP HR S P ERA WHIP	

Texas Rangers @ San Francisco Giants
3Com Park at Candlestick Point, San Francisco, CA
Sat Jun 27 1998, 6:33 AM EDT
Att: 28,753 - Sunny - 73 F

AB 38
R 6
H 9
RBI 5
BB 6
SO 9
LOB 23




Batter	1	2	3	4	5	6	7	8	9	AB	R	H	RBI	BB	SO	LOB	TOP					
Tom Goodwin, L (1,8) OBP: 0.377, SLG: 0.312	G6-3			G6-4-3 1B			G6-3		G5-4-3 1B	4	0	2	0	0	0	0	<p>Texas Rangers @ San Francisco Giants</p> <p>3Com Park at Candlestick Point, San Francisco, CA</p> <p>Sun Jun 28 1998, 6:33 AM EDT</p> <p>Att: 36,664 - Cloudy - 64 F</p> <p>livebaseballscorecards.com</p>					
Mark McLemore, S (1,4) OBP: 0.422, SLG: 0.392	K			G6-4-3 1-2f			E6		G5-4-3 1-2f	4	0	0	0	0	1	2						
29 Rusty Greer, L (1,7)	G1-3			P6			P7			3	0	0	0	0	0	1						
Juan Gonzalez, R (1,9) OBP: 0.336, SLG: 0.591		K			G4-3		K			3	0	0	0	0	2	1						
Will Clark, L (1,3) OBP: 0.398, SLG: 0.502		G5-3			K			F7		3	0	0	0	0	1	0						
Ivan Rodriguez, R (1,2) OBP: 0.401, SLG: 0.572		G4-3			G6-3			G5-3		3	0	0	0	0	0	0						
Kevin Elster, R (1,6) OBP: 0.346, SLG: 0.405				K			P9			3	0	1	0	0	1	0						
Fernando Tatis, R (1,5) OBP: 0.298, SLG: 0.339				P9			F7			3	0	0	0	0	0	1						
Aaron Sele, R (1,1) OBP: 0.250, SLG: 0.500																						
Domingo Cedenio, S (6,PH) OBP: 0.355, SLG: 0.446																						
Scott Bailes, L (6,PH)																						
Luis Alicea, S (9,PH) OBP: 0.370, SLG: 0.415																						
Inning Stats	R: 0 E: 0 K: 1 S: 7	H: 0 LOB: 0 BB: 0 P: 12	R: 0 E: 0 K: 1 S: 8	H: 0 LOB: 0 BB: 0 P: 13	R: 0 E: 0 K: 1 S: 5	H: 0 LOB: 0 BB: 0 P: 6	R: 0 E: 0 K: 0 S: 8	H: 1 LOB: 0 BB: 0 P: 12	R: 0 E: 0 K: 1 S: 6	H: 0 LOB: 0 BB: 0 P: 10	R: 0 E: 0 K: 0 S: 4	H: 0 LOB: 0 BB: 0 P: 9	R: 0 E: 1 K: 1 S: 9	H: 0 LOB: 1 BB: 0 P: 13	R: 0 E: 0 K: 0 S: 12	H: 1 LOB: 1 BB: 0 P: 21	R: 0 E: 0 K: 0 S: 6	H: 1 LOB: 0 BB: 0 P: 9	1B: 3 2B: 0 3B: 0 HR: 0	SF: 0 SAC: 0 DP: 2 HBP: 0	WP: 0 PB: 0 SB: 0 CS: 0	PA: 29
PITCHER Mark Gardner, R (1,1) ERA: 4.95	IP: 9.0 WLS: W BF: 29 H: 3 R: 0 ER: 0 SO: 5 BB: 0 IBB: 0 HBP: 0 BLK: 0 WP: 0 HR: 0 S: 65 P: 105 ERA: 0.00 WHIP: 0.333																					

Batter	1	2	3	4	5	6	7	8	9	AB	R	H	RBI	BB	SO	LOB	BOTTOM			
Darryl Hamilton, L (1,8) OBP: 0.389, SLG: 0.357	E 1B	BB 1B HR	F8			G1-3		K		4	2	1	0	1	1	0	<p>Texas Rangers @ San Francisco Giants</p> <p>3Com Park at Candlestick Point, San Francisco, CA</p> <p>Sun Jun 28 1998, 6:33 AM EDT</p> <p>Att: 36,664 - Cloudy - 64 F</p> <p>livebaseballscorecards.com</p>			
Bill Mueller, S (1,4) OBP: 0.381, SLG: 0.409	E4 1B HBP	BB HR 1B		G4-3		G6-3				4	2	1	0	0	0	1				
Barry Bonds, L (1,7) OBP: 0.425, SLG: 0.547	1B SF7 HBP	K		G6-3		G4-3				3	1	0	0	0	1	2				
Charlie Hayes, R (1,5) OBP: 0.364, SLG: 0.412	SF7 1B	HR BB		G5-3		K				3	1	1	2	1	1	0				
J.T. Snow, L (1,3) OBP: 0.308, SLG: 0.362	SF7 1-2 3-H	HR BB				F8				2	1	1	5	1	0	0				
Stan Javier, S (1,9) OBP: 0.342, SLG: 0.345	FC6-4 BB	HR								3	0	3	0	1	0	0				
Brent Mayne, L (1,2) OBP: 0.397, SLG: 0.364	K	K				K		G3-1		4	0	0	0	0	3	6				
Rey Sanchez, R (1,6) OBP: 0.342, SLG: 0.358	FC6-4 1-2f		G4-3		L8			K		4	0	0	0	0	1	4				
Mark Gardner, R (1,1) OBP: 0.270, SLG: 0.257		K	K		K			K		4	0	0	0	0	4	2				
Inning Stats	R: 3 E: 1 K: 1 S: 13	H: 2 LOB: 2 BB: 1 P: 25	R: 4 E: 0 K: 3 S: 18	H: 3 LOB: 1 BB: 2 P: 33	R: 0 E: 0 K: 1 S: 9	H: 0 LOB: 0 BB: 0 P: 12	R: 0 E: 0 K: 0 S: 5	H: 0 LOB: 0 BB: 0 P: 6	R: 0 E: 0 K: 2 S: 10	H: 1 LOB: 2 BB: 1 P: 15	R: 0 E: 0 K: 0 S: 6	H: 0 LOB: 0 BB: 0 P: 12	R: 0 E: 0 K: 1 S: 9	H: 1 LOB: 1 BB: 0 P: 15	R: 0 E: 0 K: 3 S: 9	H: 0 LOB: 0 BB: 0 P: 11		1B: 5 2B: 1 3B: 0 HR: 1	SF: 1 SAC: 0 DP: 0 HBP: 1	WP: 0 PB: 0 SB: 0 CS: 0
PITCHER Aaron Sele, R (1,1) ERA: 4.26	IP: 5.0 WLS: L BF: 27 H: 6 R: 7 ER: 6 SO: 7 BB: 4 IBB: 0 HBP: 1 BLK: 0 WP: 0 HR: 1 S: 55 P: 91 ERA: 10.80 WHIP: 2.000																			
Scott Bailes, L (6,1) ERA: 4.55	IP: 3.0 WLS: 10 BF: 1 H: 0 R: 0 ER: 0 SO: 4 BB: 0 IBB: 0 HBP: 0 BLK: 0 WP: 0 HR: 0 S: 24 P: 38 ERA: 0.00 WHIP: 0.333																			

Batter	1	2	3	4	5	6	7	8	9	AB	R	H	RBI	BB	SO	LOB	TOP																					
Eric Young Sr. R (1.4) OBP: 0.359, SLG: 0.375 Wilton Guerrero, S (1.4) OBP: 0.264, SLG: 0.305	G5-3	P6				P2			F8	1	0	0	0	0	0	0																						
Juan Castro R (1.6) OBP: 0.253, SLG: 0.286	BB		F8		G5-3	CS			G6-3	5	0	1	0	0	0	0																						
Raul Mondesi, R (1.8) OBP: 0.315, SLG: 0.508	BB		K		BB				G5-3	3	1	2	0	1	1	0																						
Gary Sheffield, R (1.9) OBP: 0.430, SLG: 0.532	K		F7		BB				G5-3	4	0	1	1	0	1	3																						
Eric Karros, R (1.3) OBP: 0.350, SLG: 0.440	K		F8		F8				F7	4	0	0	0	0	1	4																						
Paul Konerko, R (1.10) OBP: 0.280, SLG: 0.314		WP			P3				F7	3	1	0	0	1	0	0																						
Matt Luke, L (1.7) OBP: 0.337, SLG: 0.534		BB			BB				K	3	1	2	1	1	1	0																						
Charles Johnson, R (1.2) OBP: 0.275, SLG: 0.371		K			BB				F7	3	0	0	0	1	2	2																						
Adrián Beltré, R (1.5) OBP: 0.208, SLG: 0.348		K			K				P5	4	1	1	2	0	2	3																						
Inning Stats	R: 0 H: 1 E: 0 K: 2 S: 14	H: 1 LOB: 2 BB: 1 P: 19	R: 1 H: 1 E: 0 K: 2 S: 13	H: 1 LOB: 1 BB: 1 P: 21	R: 0 H: 0 E: 0 K: 1 S: 6	H: 0 LOB: 0 BB: 0 P: 9	R: 0 H: 1 E: 0 K: 1 S: 14	H: 1 LOB: 2 BB: 1 P: 22	R: 1 H: 2 E: 0 K: 0 S: 8	H: 2 LOB: 1 BB: 0 P: 11	R: 0 H: 1 E: 0 K: 1 S: 8	H: 1 LOB: 1 BB: 0 P: 15	R: 0 H: 0 E: 0 K: 1 S: 8	H: 0 LOB: 0 BB: 0 P: 11	R: 0 H: 0 E: 0 K: 0 S: 5	H: 0 LOB: 0 BB: 0 P: 9	1B: 4 2B: 2 3B: 1 HR: 1	SF: 0 SAC: 0 DP: 0 HBP: 0	WP: 1 PB: 0 SB: 1 CS: 0	PA: 39																		
PITCHER	IP	WLS	BF	H	R	ER	SO	BB	IBB	HBP	BLK	WP	HR	S	P	ERA	WHIP	PITCHER				IP	WLS	BF	H	R	ER	SO	BB	IBB	HBP	BLK	WP	HR	S	P	ERA	WHIP
Rick Helling, R (1.1) ERA: 4.25	6.1	L	30	8	4	4	7	4	0	0	0	1	1	71	112	5.68	1.895																					
Xavier Hernandez, R (7.1) ERA: 3.51	2.2		8	0	0	0	1	0	0	0	0	0	0	17	26	0.00	0.000																					

Los Angeles Dodgers @ Texas Rangers
The Ballpark at Arlington, Arlington, TX
Tue Jun 30 1998, 8:05 PM EDT
Att: 37,873 - Unknown - 97 F

AB 34
R 4
H 8
RBI 4
BB 4
SO 8
LOB 13



Batter	1	2	3	4	5	6	7	8	9	AB	R	H	RBI	BB	SO	LOB	BOTTOM																					
Tom Goodwin, L (1.8) OBP: 0.373, SLG: 0.308	K			G1-3		K			G6-3	4	0	0	0	0	2	0																						
Mark McLemore, S (1.4) OBP: 0.419, SLG: 0.387	L7			G6-3		K			P7	3	0	0	0	1	1	0																						
29 Rusty Greer, L (1.7) OBP: 0.374, SLG: 0.412	G6-3			G4-3					K	4	0	0	0	0	1	1																						
Juan Gonzalez, R (1.9) OBP: 0.335, SLG: 0.590		K			G1-3				P7	4	0	1	0	0	1	1																						
Will Clark, L (1.3) OBP: 0.397, SLG: 0.504		K			BB				G4-3	3	0	1	0	0	1	1																						
Ivan Rodriguez, R (1.2) OBP: 0.397, SLG: 0.566				P4		G5-3			F7	3	0	0	0	0	2																							
Lee Stevens, L (1.10) OBP: 0.296, SLG: 0.467				F9		G3			K	3	0	0	0	0	1	1																						
Kevin Elster, R (1.6) OBP: 0.341, SLG: 0.399				K					L4	3	0	0	0	0	1	0																						
Fernando Tatis, R (1.5) OBP: 0.298, SLG: 0.351				G5-3		HR			G6-3	3	1	1	1	0	0	0																						
Inning Stats	R: 0 H: 0 E: 0 K: 1 S: 7	H: 0 LOB: 0 BB: 0 P: 11	R: 0 H: 0 E: 0 K: 2 S: 8	H: 0 LOB: 0 BB: 0 P: 8	R: 0 H: 0 E: 0 K: 1 S: 7	H: 0 LOB: 0 BB: 0 P: 11	R: 0 H: 0 E: 0 K: 0 S: 5	H: 0 LOB: 0 BB: 0 P: 7	R: 0 H: 1 E: 0 K: 0 S: 7	H: 1 LOB: 1 BB: 0 P: 9	R: 1 H: 1 E: 0 K: 2 S: 11	H: 1 LOB: 1 BB: 0 P: 18	R: 0 H: 1 E: 0 K: 0 S: 7	H: 1 LOB: 1 BB: 0 P: 10	R: 0 H: 0 E: 0 K: 1 S: 9	H: 0 LOB: 0 BB: 0 P: 13	R: 0 H: 0 E: 0 K: 1 S: 11	H: 0 LOB: 1 BB: 1 P: 21	1B: 0 2B: 2 3B: 0 HR: 1	SF: 0 SAC: 0 DP: 0 HBP: 0	WP: 0 PB: 0 SB: 0 CS: 0	PA: 31																
PITCHER	IP	WLS	BF	H	R	ER	SO	BB	IBB	HBP	BLK	WP	HR	S	P	ERA	WHIP	PITCHER				IP	WLS	BF	H	R	ER	SO	BB	IBB	HBP	BLK	WP	HR	S	P	ERA	WHIP
37 Darren Dreifort, R (1.1) ERA: 3.55	8.0	W	27	3	1	1	7	0	0	0	0	0	0	61	87	1.12	0.375																					
Antonio Osuna, R (9.1) ERA: 1.07	1.0	S	4	0	0	0	1	1	0	0	0	0	0	11	21	0.00	1.000																					

Los Angeles Dodgers @ Texas Rangers
The Ballpark at Arlington, Arlington, TX
Tue Jun 30 1998, 8:05 PM EDT
Att: 37,873 - Unknown - 97 F

AB 30
R 1
H 3
RBI 1
BB 1
SO 8
LOB 6



Batter	1	2	3	4	5	6	7	8	9	AB	R	H	RBI	BB	SO	LOB	TOP										
Wilton Guerrero, S OBP: 0.283, SLG: 0.322 (1, 4)										5	3	3	0	0	2	0	Los Angeles Dodgers @ Texas Rangers The Ballpark at Arlington, Arlington, TX Wed Jul 01 1998, 8:05 PM EDT Att: 28,928 - Unknown - 98 F livebaseballscorecards.com										
Jim Eisenreich, L OBP: 0.289, SLG: 0.262 (1, 10)										4	1	0	0	1	0	3											
Raul Mondesi, R OBP: 0.317, SLG: 0.522 (1, 8)										5	2	2	3	0	1	4											
Gary Sheffield, R OBP: 0.427, SLG: 0.528 (1, 9)										4	1	1	2	0	2	3											
Eric Karros, R OBP: 0.351, SLG: 0.444 (1, 3)										5	0	2	2	0	0	2											
Matt Luke, L OBP: 0.340, SLG: 0.544 Paul Konerko, R OBP: 0.275, SLG: 0.307 (1, 7) (4, 7) (9, 5)										2	0	1	0	0	0	1											
Adrián Beltré, R OBP: 0.250, SLG: 0.346 (9, 6)										3	0	1	0	1	0	0											
Charles Johnson, R OBP: 0.275, SLG: 0.369 (1, 2)										4	0	1	0	0	1	2											
Juan Castro, R OBP: 0.245, SLG: 0.277 Roger Cedeno, S OBP: 0.360, SLG: 0.306 (9, PH) (9, 7)										3	0	0	0	0	0	2											
Inning Stats	R: 2 E: 0 K: 2 S: 16	H: 2 LOB: 1 BB: 0 P: 22	R: 0 E: 0 K: 0 S: 4	H: 0 LOB: 0 BB: 0 P: 8	R: 2 E: 0 K: 0 S: 8	H: 2 LOB: 1 BB: 0 P: 11	R: 0 E: 0 K: 1 S: 13	H: 2 LOB: 1 BB: 1 P: 23	R: 0 E: 0 K: 1 S: 11	H: 1 LOB: 2 BB: 1 P: 18	R: 0 E: 0 K: 1 S: 10	H: 0 LOB: 1 BB: 0 P: 16	R: 0 E: 0 K: 1 S: 9	H: 0 LOB: 1 BB: 1 P: 16	R: 3 E: 1 K: 3 S: 20	H: 3 LOB: 1 BB: 0 P: 29	1B: 7 2B: 2 3B: 1 HR: 1	SF: 1 SAC: 0 DP: 0 HBP: 0	WP: 1 PB: 0 SB: 1 CS: 0	PA: 42							
PITCHER	IP	WLS	BF	H	R	ER	SO	BB	IBB	HBP	BLK	WP	HR	S	P	ERA	WHIP										
Todd Van Poppel, R ERA: 7.16 (1, 1)	6.0		27	8	4	4	5	1	0	0	0	1	1	62	98	6.00	1.500										
Eric Gunderson, L ERA: 2.02 (7, 1)	0.2		2	0	0	0	1	0	0	0	0	0	0	5	8	0.00	0.000										
Danny Patterson, R ERA: 3.71 (7, 1)	1.1		6	0	0	0	1	1	0	0	0	0	0	14	24	0.00	0.750										
John Wetteland, R ERA: 1.45 (9, 1)	1.0	L	7	3	3	0	3	0	0	0	0	0	0	20	29	0.00	3.000										

Batter	1	2	3	4	5	6	7	8	9	AB	R	H	RBI	BB	SO	LOB	BOTTOM										
Roberto Kelly, R OBP: 0.360, SLG: 0.634 (1, 7)										4	1	2	2	1	1	1	Los Angeles Dodgers @ Texas Rangers The Ballpark at Arlington, Arlington, TX Wed Jul 01 1998, 8:05 PM EDT Att: 28,928 - Unknown - 98 F livebaseballscorecards.com										
Mark McLemore, S OBP: 0.422, SLG: 0.388 (1, 4)										2	1	1	1	1	0	0											
Ivan Rodriguez, R OBP: 0.396, SLG: 0.565 (1, 2)										4	0	1	1	0	1	2											
Juan Gonzalez, R OBP: 0.334, SLG: 0.585 (1, 9)										3	0	0	0	1	0	1											
Willi Clark, L OBP: 0.395, SLG: 0.500 (1, 3)										4	0	1	0	0	2	3											
Mike Simms, R OBP: 0.418, SLG: 0.686 (1, 10)										4	0	1	0	0	0	1											
Kevin Elster, R OBP: 0.336, SLG: 0.392 (1, 6)										4	0	0	0	0	1	2											
Fernando Tatis, R OBP: 0.302, SLG: 0.354 Luis Alices, S OBP: 0.365, SLG: 0.413 (1, 5) (9, PH)										3	1	2	0	0	0	1											
Tom Goodwin, L OBP: 0.374, SLG: 0.308 (1, 8)										3	2	1	0	1	0	2											
Inning Stats	R: 0 E: 0 K: 0 S: 6	H: 0 LOB: 0 BB: 1 P: 15	R: 0 E: 0 K: 0 S: 9	H: 1 LOB: 1 BB: 0 P: 14	R: 3 E: 1 K: 1 S: 15	H: 4 LOB: 1 BB: 0 P: 22	R: 0 E: 0 K: 0 S: 10	H: 1 LOB: 1 BB: 0 P: 16	R: 0 E: 0 K: 2 S: 11	H: 0 LOB: 2 BB: 2 P: 23	R: 2 E: 0 K: 1 S: 16	H: 3 LOB: 0 BB: 0 P: 26	R: 0 E: 0 K: 0 S: 9	H: 0 LOB: 0 BB: 0 P: 15	R: 0 E: 0 K: 0 S: 11	H: 0 LOB: 0 BB: 0 P: 16	R: 0 E: 0 K: 1 S: 7	H: 0 LOB: 0 BB: 1 P: 14	1B: 7 2B: 2 3B: 0 HR: 0	SF: 0 SAC: 1 DP: 0 HBP: 0	WP: 0 PB: 0 SB: 0 CS: 2	PA: 38					
PITCHER	IP	WLS	BF	H	R	ER	SO	BB	IBB	HBP	BLK	WP	HR	S	P	ERA	WHIP										
Dennys Reyes, L ERA: 4.71 (1, 1)	5.0		23	6	3	3	3	2	1	0	0	0	0	51	90	5.40	1.600										
Greg McMichael, R ERA: 4.37 (6, 1)	2.0		8	3	2	2	1	0	0	0	0	0	0	25	41	9.00	1.500										
Scott Radinsky, L ERA: 3.38 (8, 1)	1.0	W	3	0	0	0	0	0	0	0	0	0	0	11	16	0.00	0.000										
Antonio Osuna, R ERA: 1.63 (9, 1)	1.0	S	3	0	0	0	1	1	0	0	0	0	0	7	14	0.00	1.000										

Batter	1	2	3	4	5	6	7	8	9	AB	R	H	RBI	BB	SO	LOB	TOP					
Wilton Guerrero, S OBP: 0.278, SLG: 0.315	2-2 WP 1B	0-2 G6-4-3 1-2		2-2 F8		0-0 G3		3-2 G4-3		5	0	1	0	0	0	5						
Roger Cedeno, S OBP: 0.354, SLG: 0.310	2-3 K	1-0		0-0 F8		1-1 G5-3			2-1 G4-3	5	0	1	0	0	1	3						
Raul Mondesi, R OBP: 0.315, SLG: 0.517	1-2 L7	1-2 L4			0-0 FC4-6 1B SF9			0-1 G5-3		5	1	1	0	0	0	2						
Gary Sheffield, R OBP: 0.427, SLG: 0.524	4-0 BB			1-3 K		1-0 FC4-6 1B		3-1 G5-3		4	0	1	0	1	1	0						
Eric Karros, R OBP: 0.350, SLG: 0.440	2-3 K			2-2 1B		3-2 FC4-6 1-2 2-3		2-2 G3-1		4	0	1	0	0	1	4						
Paul Konerko, R OBP: 0.274, SLG: 0.308		0-2 2B HR		2-1 P3		1-1 SF9			1-0 G5-3	3	1	1	1	0	0	1						
Adrián Beltré, R OBP: 0.250, SLG: 0.367		0-0 HR		0-1 F8		3-H 0-0 P3			0-3 K	4	1	1	0	0	1	2						
Charles Johnson, R OBP: 0.282, SLG: 0.389		2-2 HR		1-2 F9			2-2 G3 HBP		0-0 1B 2B	3	1	2	3	0	0	0						
Juan Castro, R OBP: 0.264, SLG: 0.289		4-0 G6-4-3 BB		3-2 1B		3-2 F9			1-0 2B 1B	3	0	2	0	1	0	1						
Inning Stats	R: 0 E: 0 K: 2 S: 13	H: 1 LOB: 2 BB: 1 P: 24	R: 3 E: 0 K: 0 S: 15	H: 4 LOB: 1 BB: 23	R: 0 E: 0 K: 1 S: 11	H: 1 LOB: 0 BB: 0 P: 16	R: 0 E: 0 K: 0 S: 12	H: 1 LOB: 1 BB: 0 P: 18	R: 1 E: 0 K: 0 S: 8	H: 2 LOB: 1 BB: 0 P: 13	R: 0 E: 0 K: 0 S: 11	H: 0 LOB: 1 BB: 0 P: 17	R: 0 E: 0 K: 1 S: 13	H: 2 LOB: 2 BB: 0 P: 18	R: 0 E: 0 K: 0 S: 5	H: 0 LOB: 0 BB: 0 P: 9	1B: 7 2B: 3 3B: 0 HR: 1	SF: 1 SAC: 0 DP: 1 HBP: 1	WP: 1 PB: 0 SB: 0 CS: 0	PA: 40		
PITCHER	IP WLS BF H R ER SO BB IBB HBP BLK WP HR S P ERA WHIP	IP WLS BF H R ER SO BB IBB HBP BLK WP HR S P ERA WHIP	IP WLS BF H R ER SO BB IBB HBP BLK WP HR S P ERA WHIP	IP WLS BF H R ER SO BB IBB HBP BLK WP HR S P ERA WHIP	IP WLS BF H R ER SO BB IBB HBP BLK WP HR S P ERA WHIP	IP WLS BF H R ER SO BB IBB HBP BLK WP HR S P ERA WHIP	IP WLS BF H R ER SO BB IBB HBP BLK WP HR S P ERA WHIP	IP WLS BF H R ER SO BB IBB HBP BLK WP HR S P ERA WHIP	IP WLS BF H R ER SO BB IBB HBP BLK WP HR S P ERA WHIP	IP WLS BF H R ER SO BB IBB HBP BLK WP HR S P ERA WHIP	IP WLS BF H R ER SO BB IBB HBP BLK WP HR S P ERA WHIP	IP WLS BF H R ER SO BB IBB HBP BLK WP HR S P ERA WHIP	IP WLS BF H R ER SO BB IBB HBP BLK WP HR S P ERA WHIP	IP WLS BF H R ER SO BB IBB HBP BLK WP HR S P ERA WHIP	IP WLS BF H R ER SO BB IBB HBP BLK WP HR S P ERA WHIP	IP WLS BF H R ER SO BB IBB HBP BLK WP HR S P ERA WHIP	IP WLS BF H R ER SO BB IBB HBP BLK WP HR S P ERA WHIP	IP WLS BF H R ER SO BB IBB HBP BLK WP HR S P ERA WHIP	IP WLS BF H R ER SO BB IBB HBP BLK WP HR S P ERA WHIP	IP WLS BF H R ER SO BB IBB HBP BLK WP HR S P ERA WHIP	IP WLS BF H R ER SO BB IBB HBP BLK WP HR S P ERA WHIP	IP WLS BF H R ER SO BB IBB HBP BLK WP HR S P ERA WHIP

Los Angeles Dodgers @ Texas Rangers
The Ballpark at Arlington, Arlington, TX

AB 36
R 4
H 11
RBI 4
BB 2
SO 4
LOB 18



Thu Jul 02 1998, 8:05 PM EDT
Att: 38,514 - Cloudy - 96 F

Batter	1	2	3	4	5	6	7	8	9	AB	R	H	RBI	BB	SO	LOB	BOTTOM					
Tom Goodwin, L OBP: 0.370, SLG: 0.304	1-0 G4-3		2-1 P6		1-2 K		1-1 G4-3			4	0	0	0	0	1	1						
Mark McLemore, S OBP: 0.420, SLG: 0.383	1-1 G4-3		4-0 FC3-6 BB		0-1 G4-3			2-2 G4-3		3	0	0	0	1	0	0						
Ivan Rodriguez, R OBP: 0.391, SLG: 0.557	1-2 G6-3		1-0 FC3-6 1-2			1-2 L8		1-0 G6-3		4	0	0	0	0	0	1						
Juan Gonzalez, R OBP: 0.333, SLG: 0.581		2-0 P2	1-0 F7			2-2 G5-3		1-2 1B		4	0	1	0	0	0	1						
Willi Clark, L OBP: 0.399, SLG: 0.509		3-2 1B BLK		2-1 F9 2B		4-1 BB		2-0 L9		3	1	2	0	1	0	1						
Roberto Kelly, R OBP: 0.344, SLG: 0.605		1-1 E5 BLK		0-0 F9 2-3		2-3 K			1-1 G5-3	4	0	0	0	0	1	3						
Lee Stevens, L OBP: 0.304, SLG: 0.472		2-0 BLK 1B			0-0 G5-3				1-1 G4-6-3 1B	4	0	3	0	0	0	1						
Domingo Cedeno, S OBP: 0.342, SLG: 0.429		1-3 K		1-3 K					3-2 G4-6-3 1-2	4	0	0	0	0	2	6						
Fernando Tatis, R OBP: 0.301, SLG: 0.353		0-1 P7 1-2 2-3			0-0 G1-3				3-2 P4	4	0	1	0	0	0	3						
Inning Stats	R: 0 E: 0 K: 0 S: 6	H: 0 LOB: 0 BB: 0 P: 9	R: 1 E: 1 K: 1 S: 15	H: 2 LOB: 2 BB: 0 P: 24	R: 0 E: 1 K: 0 S: 4	H: 0 LOB: 1 BB: 1 P: 12	R: 0 E: 0 K: 1 S: 7	H: 1 LOB: 0 BB: 0 P: 10	R: 0 E: 0 K: 1 S: 6	H: 0 LOB: 0 BB: 0 P: 7	R: 0 E: 0 K: 1 S: 10	H: 0 LOB: 1 BB: 1 P: 19	R: 0 E: 0 K: 0 S: 11	H: 2 LOB: 1 BB: 0 P: 19	R: 0 E: 0 K: 0 S: 8	H: 1 LOB: 1 BB: 0 P: 14	R: 0 E: 0 K: 0 S: 8	H: 1 LOB: 1 BB: 0 P: 12	1B: 5 2B: 2 3B: 0 HR: 0	SF: 0 SAC: 0 DP: 1 HBP: 0	WP: 0 PB: 0 SB: 0 CS: 0	PA: 36
PITCHER	IP WLS BF H R ER SO BB IBB HBP BLK WP HR S P ERA WHIP	IP WLS BF H R ER SO BB IBB HBP BLK WP HR S P ERA WHIP	IP WLS BF H R ER SO BB IBB HBP BLK WP HR S P ERA WHIP	IP WLS BF H R ER SO BB IBB HBP BLK WP HR S P ERA WHIP	IP WLS BF H R ER SO BB IBB HBP BLK WP HR S P ERA WHIP	IP WLS BF H R ER SO BB IBB HBP BLK WP HR S P ERA WHIP	IP WLS BF H R ER SO BB IBB HBP BLK WP HR S P ERA WHIP	IP WLS BF H R ER SO BB IBB HBP BLK WP HR S P ERA WHIP	IP WLS BF H R ER SO BB IBB HBP BLK WP HR S P ERA WHIP	IP WLS BF H R ER SO BB IBB HBP BLK WP HR S P ERA WHIP	IP WLS BF H R ER SO BB IBB HBP BLK WP HR S P ERA WHIP	IP WLS BF H R ER SO BB IBB HBP BLK WP HR S P ERA WHIP	IP WLS BF H R ER SO BB IBB HBP BLK WP HR S P ERA WHIP	IP WLS BF H R ER SO BB IBB HBP BLK WP HR S P ERA WHIP	IP WLS BF H R ER SO BB IBB HBP BLK WP HR S P ERA WHIP	IP WLS BF H R ER SO BB IBB HBP BLK WP HR S P ERA WHIP	IP WLS BF H R ER SO BB IBB HBP BLK WP HR S P ERA WHIP	IP WLS BF H R ER SO BB IBB HBP BLK WP HR S P ERA WHIP	IP WLS BF H R ER SO BB IBB HBP BLK WP HR S P ERA WHIP	IP WLS BF H R ER SO BB IBB HBP BLK WP HR S P ERA WHIP	IP WLS BF H R ER SO BB IBB HBP BLK WP HR S P ERA WHIP	IP WLS BF H R ER SO BB IBB HBP BLK WP HR S P ERA WHIP

Los Angeles Dodgers @ Texas Rangers
The Ballpark at Arlington, Arlington, TX

AB 34
R 1
H 7
RBI 0
BB 2
SO 4
LOB 17



Thu Jul 02 1998, 8:05 PM EDT
Att: 38,514 - Cloudy - 96 F

Batter	1	2	3	4	5	6	7	8	9	AB	R	H	RBI	BB	SO	LOB	TOP								
Joey Cora, S (1, 4) <small>OBP: 0.354, SLG: 0.355</small> Rico Rossy, R (7, 4) <small>OBP: 0.400, SLG: 0.625</small>										3	2	2	0	0	0	1									
Alex Rodriguez, R (1, 6) <small>OBP: 0.362, SLG: 0.588</small>										4	0	2	3	0	2	1									
Ken Griffey Jr., L (1, 8) <small>OBP: 0.376, SLG: 0.680</small> Rickey Cradle, R (9, PH) <small>OBP: 0.333, SLG: 0.200</small>										4	2	2	1	0	0	1									
Edgar Martinez, R (1, 10) <small>OBP: 0.405, SLG: 0.536</small>										4	1	2	3	0	0	1									
David Segui, S (1, 3) <small>OBP: 0.388, SLG: 0.543</small>										3	0	0	1	0	0	0									
Jay Buhner, R (1, 9) <small>OBP: 0.312, SLG: 0.395</small> Rich Amaral, R (8, 7) <small>OBP: 0.293, SLG: 0.322</small>										4	0	0	0	0	2	1									
Glenallen Hill, R (1, 7) <small>OBP: 0.322, SLG: 0.389</small> Rob Ducey, L (8, 9) <small>OBP: 0.322, SLG: 0.389</small>										3	0	1	0	0	0	0									
Russ Davis, R (1, 5) <small>OBP: 0.309, SLG: 0.460</small>										4	2	2	0	0	0	1									
Dan Wilson, R (1, 2) <small>OBP: 0.306, SLG: 0.369</small>										3	1	1	0	1	0	1									
Inning Stats	R: 2 H: 3 E: 0 K: 1 S: 15	H: 3 LOB: 1 BB: 0 P: 21	R: 0 H: 1 E: 0 K: 0 S: 14	H: 1 LOB: 1 BB: 0 P: 19	R: 2 H: 2 E: 0 K: 2 S: 13	H: 2 LOB: 0 BB: 0 P: 16	R: 0 H: 0 E: 0 K: 0 S: 4	H: 0 LOB: 0 BB: 0 P: 6	R: 1 H: 2 E: 0 K: 1 S: 10	H: 2 LOB: 0 BB: 0 P: 17	R: 0 H: 0 E: 0 K: 1 S: 7	H: 0 LOB: 0 BB: 0 P: 11	R: 2 H: 2 E: 0 K: 0 S: 17	H: 2 LOB: 1 BB: 1 P: 27	R: 0 H: 0 E: 0 K: 0 S: 5	H: 0 LOB: 0 BB: 0 P: 5	R: 1 H: 2 E: 0 K: 1 S: 10	H: 2 LOB: 1 BB: 0 P: 13	1B: 9 2B: 2 3B: 0 HR: 1	SF: 2 SAC: 1 DP: 0 HBP: 0	WP: 0 PB: 0 SB: 0 CS: 0	PA: 39			
PITCHER	IP	WLS	BF	H	R	ER	SO	BB	IBB	HBP	BLK	WP	HR	S	P	ERA	WHIP								
John Burkett, R (1, 1) <small>ERA: 5.95</small> Scott Bailes, L (7, 1) <small>ERA: 4.45</small>	6.1	L	29	10	7	7	4	1	0	0	0	0	1	74	108	9.95	1.737								

Seattle Mariners @ Texas Rangers
The Ballpark at Arlington, Arlington, TX
Fri Jul 03 1998, 8:05 PM EDT
Att: 45,233 - Unknown - 91 F

AB 35
R 8
H 12
RBI 8
BB 1
SO 5
LOB 10



Batter	1	2	3	4	5	6	7	8	9	AB	R	H	RBI	BB	SO	LOB	BOTTOM								
Mark McLemore, S (1, 4) <small>OBP: 0.416, SLG: 0.377</small>										4	0	0	1	1	0	1									
Roberto Kelly, R (1, 7) <small>OBP: 0.340, SLG: 0.589</small> Lee Stevens, L (9, PH) <small>OBP: 0.303, SLG: 0.470</small>										4	0	1	0	0	1	2									
Will Clark, L (1, 3) <small>OBP: 0.394, SLG: 0.500</small>										5	0	0	0	0	0	5									
Juan Gonzalez, R (1, 10) <small>OBP: 0.332, SLG: 0.577</small>										4	0	1	0	0	1	2									
Ivan Rodriguez, R (1, 2) <small>OBP: 0.386, SLG: 0.550</small>										4	0	0	0	0	0	1									
Mike Simms, R (1, 9) <small>ERA: 3.98</small> Luis Alicea, S (9, PH) <small>OBP: 0.372, SLG: 0.413</small>										3	0	1	0	0	0	1									
Kevin Elster, R (1, 6) <small>OBP: 0.335, SLG: 0.389</small>										4	1	1	0	0	1	3									
Fernando Tatis, R (1, 5) <small>OBP: 0.312, SLG: 0.370</small>										4	0	4	1	0	0	0									
Tom Goodwin, L (1, 8) <small>OBP: 0.370, SLG: 0.302</small>										2	0	0	0	1	0	2									
Inning Stats	R: 0 H: 0 E: 1 K: 1 S: 12	H: 0 LOB: 0 BB: 0 P: 18	R: 0 H: 0 E: 0 K: 1 S: 10	H: 0 LOB: 0 BB: 0 P: 16	R: 0 H: 1 E: 0 K: 0 S: 6	H: 1 LOB: 1 BB: 0 P: 9	R: 0 H: 0 E: 0 K: 1 S: 12	H: 0 LOB: 2 BB: 0 P: 19	R: 0 H: 1 E: 0 K: 0 S: 5	H: 1 LOB: 1 BB: 0 P: 12	R: 0 H: 2 E: 0 K: 0 S: 8	H: 2 LOB: 1 BB: 0 P: 14	R: 0 H: 1 E: 0 K: 0 S: 6	H: 1 LOB: 0 BB: 0 P: 11	R: 2 H: 2 E: 0 K: 1 S: 17	H: 2 LOB: 3 BB: 3 P: 32	1B: 6 2B: 2 3B: 0 HR: 0	SF: 0 SAC: 1 DP: 2 HBP: 0	WP: 1 PB: 0 SB: 0 CS: 0	PA: 39					
PITCHER	IP	WLS	BF	H	R	ER	SO	BB	IBB	HBP	BLK	WP	HR	S	P	ERA	WHIP								
Jeff Fassero, L (1, 1) <small>ERA: 3.98</small> Mike Timlin, R (8, 1) <small>ERA: 3.53</small> Heathcliff Slocumb, R (9, 1) <small>ERA: 0.39</small> 31 Bobby Ayala, R (9, 1) <small>ERA: 7.06</small>	7.1	W	29	6	0	0	3	0	0	0	0	0	0	3	4	0.00	0.000								

Seattle Mariners @ Texas Rangers
The Ballpark at Arlington, Arlington, TX
Fri Jul 03 1998, 8:05 PM EDT
Att: 45,233 - Unknown - 91 F

AB 35
R 2
H 8
RBI 2
BB 3
SO 4
LOB 20



Batter	1	2	3	4	5	6	7	8	9	AB	R	H	RBI	BB	SO	LOB	TOP					
Joey Cora, S OBP: 0.354, SLG: 0.353 (1, 4)										4	0	1	1	1	0	1	Seattle Mariners @ Texas Rangers The Ballpark at Arlington, Arlington, TX Sat Jul 04 1998, 8:05 PM EDT Att: 46,067 - Cloudy - 82 F					
Alex Rodriguez, R OBP: 0.381, SLG: 0.586 Raul Chavez, R (5, 2)										3	0	1	0	0	1	2						
Ken Griffey Jr., L OBP: 0.679, SLG: 0.679 Rickey Cradle, R OBP: 0.286, SLG: 0.167 (6, PR)										2	0	1	0	1	0	2						
Edgar Martinez, R OBP: 0.403, SLG: 0.542 (1, 10)										4	1	1	1	0	1	3						
David Segui, S OBP: 0.384, SLG: 0.538 Rich Amaral, R OBP: 0.300, SLG: 0.330 (6, 3)										3	0	0	0	0	0	2						
Jay Buhner, R OBP: 0.323, SLG: 0.398 Rob Ducey, L OBP: 0.320, SLG: 0.386 (6, PR)										2	0	1	0	1	0	0						
Glenallen Hill, R OBP: 0.337, SLG: 0.529 (1, 7)										1	0	0	0	0	1	1						
Russ Davis, R OBP: 0.305, SLG: 0.454 (1, 5)										4	0	0	0	0	0	0						
Dan Wilson, R OBP: 0.308, SLG: 0.374 Rico Rossy, R OBP: 0.417, SLG: 0.700 (5, 6)										2	0	1	0	0	1	0						
Inning Stats	R: 0 E: 0 K: 14 S: 14	H: 2 LOB: 1 BB: 0 P: 21	R: 0 E: 0 K: 0 S: 6	H: 0 LOB: 0 BB: 8	R: 0 E: 0 K: 10 S: 10	H: 1 LOB: 1 BB: 0 P: 17	R: 0 E: 0 K: 0 S: 9	H: 0 LOB: 2 BB: 0 P: 13	R: 0 E: 0 K: 2 S: 9	H: 0 LOB: 1 BB: 1 P: 17	R: 0 E: 0 K: 10 S: 10	H: 0 LOB: 2 BB: 2 P: 26	R: 1 E: 0 K: 0 S: 11	H: 1 LOB: 0 BB: 0 P: 16	R: 1 E: 0 K: 3 S: 15	H: 2 LOB: 1 BB: 0 P: 20		R: 0 E: 0 K: 0 S: 5	H: 0 LOB: 0 BB: 9	1B: 5 2B: 2 3B: 0 HR: 1	SF: 0 SAC: 0 DP: 1 HBP: 0	WP: 1 PB: 0 SB: 0 CS: 0
PITCHER	IP WLS BF H R ER SO BB IBB HBP BLK WP HR S P ERA WHIP																					
Aaron Sele, R ERA: 4.04 Tim Crabtree, R ERA: 3.53 Danny Patterson, R ERA: 3.9 Xavier Hernandez, R ERA: 3.25	(1, 1) 6.0 W 25 5 0 0 3 3 0 0 0 0 0 0 58 102 0.00 1.333	(7, 1) 1.0 4 1 1 1 3 0 0 0 0 1 0 11 16 9.00 1.000	(8, 1) 1.0 5 2 1 1 3 0 0 0 0 0 0 15 20 9.00 2.000	(9, 1) 1.0 3 0 0 0 0 0 0 0 0 0 0 5 9 0.00 0.000																		

AB	34
R	2
H	8
RBI	2
BB	3
SO	6
LOB	16



Batter	1	2	3	4	5	6	7	8	9	AB	R	H	RBI	BB	SO	LOB	BOTTOM				
Mark McLemore, S OBP: 0.412, SLG: 0.373 (1, 4)										5	1	1	2	0	0	3	Seattle Mariners @ Texas Rangers The Ballpark at Arlington, Arlington, TX Sat Jul 04 1998, 8:05 PM EDT Att: 46,067 - Cloudy - 82 F				
Roberto Kelly, R OBP: 0.333, SLG: 0.568 (1, 7)										5	2	1	0	0	1	2					
Will Clark, L OBP: 0.368, SLG: 0.510 Lee Stevens, L OBP: 0.301, SLG: 0.468 (7, 3)										4	2	3	1	0	0	1					
Juan Gonzalez, R OBP: 0.332, SLG: 0.573 Domingo Cedeno, S OBP: 0.339, SLG: 0.425 (8, PH)										2	1	0	1	1	1	2					
Ivan Rodriguez, R OBP: 0.392, SLG: 0.557 (1, 2)										5	0	4	4	0	0	1					
Mike Simms, R OBP: 0.414, SLG: 0.649 (1, 9)										4	0	1	0	1	2	2					
Kevin Elster, R OBP: 0.332, SLG: 0.383 (1, 6)										4	0	0	0	1	1	6					
Fernando Tatis, R OBP: 0.314, SLG: 0.370 (1, 5)										3	1	1	0	0	0	1					
Tom Goodwin, L OBP: 0.368, SLG: 0.304 (1, 8)										4	2	1	0	0	0	3					
Inning Stats	R: 3 E: 1 K: 1 S: 12	H: 2 LOB: 1 BB: 1 P: 25	R: 3 E: 1 K: 1 S: 16	H: 2 LOB: 1 BB: 0 P: 20	R: 0 E: 0 K: 1 S: 7	H: 0 LOB: 0 BB: 0 P: 10	R: 3 E: 1 K: 0 S: 13	H: 3 LOB: 1 BB: 0 P: 17	R: 0 E: 0 K: 0 S: 12	H: 0 LOB: 1 BB: 1 P: 18	R: 0 E: 0 K: 0 S: 14	H: 2 LOB: 3 BB: 1 P: 22	R: 0 E: 0 K: 1 S: 8	H: 1 LOB: 1 BB: 0 P: 15	R: 0 E: 0 K: 2 S: 14	H: 2 LOB: 2 BB: 0 P: 21		1B: 8 2B: 4 3B: 0 HR: 0	SF: 1 SAC: 0 DP: 0 HBP: 1	WP: 0 PB: 0 SB: 1 CS: 0	PA: 43
PITCHER	IP WLS BF H R ER SO BB IBB HBP BLK WP HR S P ERA WHIP																				
Jamie Moyer, L ERA: 3.64 Bob Wells, R ERA: 5.5 Heathcliff Stocumb, R ERA: 8.15 39 Greg McCarthy, L ERA: 1.29 Paul Spoljaric, L ERA: 5.99	(1, 1) 1.0 L 7 2 3 2 1 0 1 0 0 0 0 0 12 25 6.75 1.500	(2, 1) 4.0 21 5 6 3 2 1 0 1 0 0 0 0 0 48 65 6.75 1.500	(6, 1) 1.0 6 2 0 0 0 1 0 0 0 0 0 0 14 22 0.00 3.000	(7, 1) 1.0 4 1 0 0 1 0 0 0 0 0 0 8 15 0.00 1.000	(8, 1) 1.0 5 2 0 0 2 0 0 0 0 0 0 14 21 0.00 2.000																



Batter	1	2	3	4	5	6	7	8	9	AB	R	H	RBI	BB	SO	LOB	TOP								
Joey Cora, S OBP: 0.352, SLG: 0.351	G6-3		K			G6-3			P5	5	1	1	0	0	1	1									
Alex Rodriguez, R OBP: 0.389, SLG: 0.581	P4		P3			P3			F9	5	1	1	1	0	0	1									
Ken Griffey Jr., L OBP: 0.382, SLG: 0.678										2	0	1	1	2	0	0									
Edgar Martinez, R OBP: 0.401, SLG: 0.537	K		K						G6-3	3	0	0	0	1	2	2									
David Segui, S OBP: 0.383, SLG: 0.544									L5	4	1	1	1	0	1	3									
Jay Buhner, R OBP: 0.330, SLG: 0.395										3	0	1	1	1	0	0									
Glenallen Hill, R OBP: 0.332, SLG: 0.521										4	0	0	0	0	0	4									
Dan Wilson, R OBP: 0.307, SLG: 0.372										4	0	1	0	0	1	0									
Rico Rossy, R OBP: 0.467, SLG: 0.667										2	1	1	0	1	0	1									
Rob Ducey, L OBP: 0.318, SLG: 0.384										1	0	0	0	0	1	0									
Inning Stats	R: 0 E: 0 K: 1 S: 6	H: 0 LOB: 1 BB: 1 P: 14	R: 1 E: 0 K: 0 S: 17	H: 2 LOB: 1 BB: 0 P: 26	R: 0 E: 0 K: 2 S: 9	H: 0 LOB: 0 BB: 1 P: 18	R: 0 E: 0 K: 0 S: 8	H: 0 LOB: 0 BB: 0 P: 13	R: 3 E: 0 K: 1 S: 23	H: 3 LOB: 3 BB: 3 P: 39	R: 0 E: 0 K: 0 S: 7	H: 1 LOB: 1 BB: 0 P: 9	R: 0 E: 0 K: 0 S: 3	H: 0 LOB: 0 BB: 0 P: 4	R: 0 E: 0 K: 1 S: 6	H: 1 LOB: 0 BB: 0 P: 10	R: 0 E: 0 K: 1 S: 9	H: 0 LOB: 0 BB: 0 P: 14	1B: 6 2B: 0 3B: 0 HR: 1	SF: 0 SAC: 0 DP: 1 HBP: 0	WP: 0 PB: 0 SB: 3 CS: 0	PA: 38			
PITCHER	IP	WLS	BF	H	R	ER	SO	BB	IBB	HBP	BLK	WP	HR	S	P	ERA	WHIP								
Rick Helling, R ERA: 4.4	4.1		22	5	4	4	3	4	0	0	0	0	1	56	99	8.31	2.077								
Xavier Hernandez, R ERA: 2.87	3.2	W	13	2	0	0	2	1	0	0	0	0	0	23	34	0.00	0.818								
John Wetteland, R ERA: 1.41	1.0		3	0	0	0	1	0	0	0	0	0	0	9	14	0.00	0.000								

Seattle Mariners @ Texas Rangers
The Ballpark at Arlington, Arlington, TX
Sun Jul 05 1998, 8:05 PM EDT
Att: 38,053 - Cloudy - 92 F

AB 33
R 4
H 7
RBI 4
BB 5
SO 6
LOB 12



Batter	1	2	3	4	5	6	7	8	9	AB	R	H	RBI	BB	SO	LOB	BOTTOM								
Mark McLemore, S OBP: 0.413, SLG: 0.372	F9									3	1	1	0	1	1	0									
Roberto Kelly, R OBP: 0.330, SLG: 0.556										4	1	1	0	0	3	2									
Will Clark, L OBP: 0.396, SLG: 0.510										4	1	1	1	1	0	2									
Juan Gonzalez, R OBP: 0.333, SLG: 0.590										4	2	2	4	0	2	1									
Ivan Rodriguez, R OBP: 0.380, SLG: 0.557										4	1	1	0	0	0	0									
Mike Simms, R OBP: 0.433, SLG: 0.709										2	2	2	2	1	0	0									
Tom Goodwin, L OBP: 0.367, SLG: 0.303										1	0	0	0	0	1	0									
Bill Haselman, R OBP: 0.344, SLG: 0.569										4	0	1	1	0	1	1									
Kevin Elster, R OBP: 0.327, SLG: 0.376										4	0	0	0	0	2	2									
Fernando Tatis, R OBP: 0.311, SLG: 0.366										3	0	0	0	0	0	1									
Inning Stats	R: 2 E: 0 K: 1 S: 12	H: 2 LOB: 0 BB: 0 P: 18	R: 0 E: 0 K: 1 S: 6	H: 0 LOB: 1 BB: 1 P: 16	R: 0 E: 0 K: 3 S: 11	H: 0 LOB: 1 BB: 1 P: 17	R: 2 E: 0 K: 0 S: 11	H: 2 LOB: 0 BB: 0 P: 18	R: 0 E: 0 K: 2 S: 9	H: 0 LOB: 0 BB: 0 P: 14	R: 1 E: 0 K: 2 S: 11	H: 2 LOB: 1 BB: 0 P: 19	R: 3 E: 0 K: 1 S: 14	H: 3 LOB: 0 BB: 0 P: 21	R: 0 E: 0 K: 2 S: 10	H: 0 LOB: 0 BB: 0 P: 18	1B: 3 2B: 3 3B: 0 HR: 3	SF: 0 SAC: 0 DP: 0 HBP: 0	WP: 1 PB: 0 SB: 1 CS: 0	PA: 35					
PITCHER	IP	WLS	BF	H	R	ER	SO	BB	IBB	HBP	BLK	WP	HR	S	P	ERA	WHIP								
Randy Johnson, L ERA: 5.07	8.0	L	35	9	8	8	12	2	0	0	0	1	3	84	141	9.00	1.375								

Seattle Mariners @ Texas Rangers
The Ballpark at Arlington, Arlington, TX
Sun Jul 05 1998, 8:05 PM EDT
Att: 38,053 - Cloudy - 92 F

AB 33
R 8
H 9
RBI 8
BB 2
SO 12
LOB 9



Batter	1	2	3	4	5	6	7	8	9	AB	R	H	RBI	BB	SO	LOB	TOP										
Mark McLemore, S (1, 4) OBP: 0.411, SLG: 0.368	G6-3		FC5-4 BB			F8		G1-3		3	0	0	0	1	0	0											
Roberto Kelly, R (1, 8) OBP: 0.330, SLG: 0.549	G1-3		FC5-4						F S 1B	3	0	1	0	0	0	1											
Tom Goodwin, L (9, PH) OBP: 0.369, SLG: 0.306			1-2			FC6-4 1B			1B	1	1	1	0	0	0	0											
Will Clark, L (1, 3) OBP: 0.394, SLG: 0.505	K			G3		L6			1B 29 1B BB	3	1	0	0	1	1	1											
Juan Gonzalez, R (1, 9) OBP: 0.330, SLG: 0.583		G6-3		K		FC6-4 1-2			K	4	0	0	0	0	2	3											
Ivan Rodriguez, R (1, 2) OBP: 0.389, SLG: 0.553		K		G1-3					29 1B SF8 1B	4	1	1	1	0	1	0											
29 Rusty Greer, L (1, 7) OBP: 0.376, SLG: 0.414		P6							1B	3	0	2	1	1	0	0											
Mike Simms, R (1, 10) OBP: 0.430, SLG: 0.732						FC5-4 1B			1B	3	1	1	1	0	0	2											
Lee Stevens, L (9, PH) OBP: 0.301, SLG: 0.468						1-2			SF8	0	0	0	0	0	0	0											
Bill Haselman, R (9, PH) OBP: 0.339, SLG: 0.569						HR			3-H	0	0	0	1	0	0	0											
Kevin Elster, R (1, 6) OBP: 0.322, SLG: 0.370		G6-3		G6-3		F9		K	P3	4	0	0	0	0	1	2											
Fernando Tatis, R (1, 5) OBP: 0.308, SLG: 0.362				K		G6-3		G4-3		3	0	0	0	0	1	1											
Inning Stats	R: 0 E: 0 K: 1 S: 5	H: 0 LOB: 0 BB: 0 P: 5	R: 0 E: 0 K: 1 S: 5	H: 0 LOB: 0 BB: 0 P: 5	R: 1 E: 0 K: 1 S: 6	H: 1 LOB: 1 BB: 1 P: 10	R: 0 E: 0 K: 1 S: 5	H: 0 LOB: 0 BB: 0 P: 5	R: 0 E: 0 K: 0 S: 4	H: 1 LOB: 1 BB: 0 P: 4	R: 0 E: 0 K: 0 S: 2	H: 0 LOB: 0 BB: 1 P: 6	R: 0 E: 0 K: 1 S: 5	H: 0 LOB: 0 BB: 0 P: 5	R: 3 E: 0 K: 1 S: 8	H: 3 LOB: 1 BB: 1 P: 12	1B: 5 2B: 0 3B: 0 HR: 1	SF: 1 SAC: 0 DP: 1 HBP: 0	WP: 0 PB: 0 SB: 1 CS: 0	PA: 35							
PITCHER	IP	WLS	BF	H	R	ER	SO	BB	IBB	HBP	BLK	WP	HR	S	P	ERA	WHIP										
Kenny Rogers, L (1, 1) ERA: 3.05	8.0		28	3	1	1	5	2	0	0	0	0	1	36	44	1.12	0.625										
Billy Taylor, R (9, 1) ERA: 3.74	0.1	L	5	3	3	3	1	1	0	0	0	0	0	6	10	81.00	12.000										
Buddy Groom, L (9, 1) ERA: 5.25	0.1		1	0	0	0	0	0	0	0	0	0	0	1	1	0.00	0.000										
Mike Fetters, R (9, 1) ERA: 3.74	0.1		1	0	0	0	0	0	0	0	0	0	0	1	1	0.00	0.000										

Texas Rangers @ Oakland Athletics
Network Associates Coliseum, Oakland, CA
Thu Jul 09 1998, 6:33 AM EDT
Att: 11,428 - Cloudy - 57 F

AB	31
R	4
H	6
RBI	4
BB	3
SO	6
LOB	10



Batter	1	2	3	4	5	6	7	8	9	AB	R	H	RBI	BB	SO	LOB	BOTTOM										
Rickey Henderson, R (1, 7) OBP: 0.368, SLG: 0.356	L3 1B		K			CS G5-3 1B			K	4	0	2	1	0	2	0											
Big Roberts, S (1, 4) OBP: 0.361, SLG: 0.356	L3 1-1			G1-3		G5-3			1B	4	0	1	0	0	0	2											
Ben Grieve, L (1, 9) OBP: 0.407, SLG: 0.504				F7		CS		F8	F8	4	0	1	0	0	0	1											
Matt Stairs, L (1, 10) OBP: 0.405, SLG: 0.552	G4-3			F4				K	F6	4	0	0	0	0	1	2											
Jason Giambi, L (1, 3) OBP: 0.370, SLG: 0.467			F9			F8		F7		3	0	0	0	0	0	0											
Mike Blowers, R (1, 5) OBP: 0.294, SLG: 0.382		K				F7		E3 SH3-4		3	0	0	0	0	1	0											
Miguel Tejada, R (1, 6) OBP: 0.326, SLG: 0.376			P2			K		SH3-4	1-2	2	0	0	0	0	1	0											
Jack Voigt, R (1, 8) OBP: 0.219, SLG: 0.254			K2-3					F8	1B 2B	3	1	1	0	0	1	1											
A.J. Hinch, R (1, 2) OBP: 0.294, SLG: 0.325				G4-3				F8		2	0	0	0	0	0	1											
Kevin Mitchell, R (8, PH) OBP: 0.297, SLG: 0.355								F8		1	0	0	0	0	0	1											
Mike Macfarlane, R (9, 2) OBP: 0.299, SLG: 0.424										0	0	0	0	0	0	0											
Inning Stats	R: 0 E: 0 K: 0 S: 4	H: 2 LOB: 1 BB: 0 P: 4	R: 0 E: 0 K: 1 S: 5	H: 0 LOB: 0 BB: 0 P: 5	R: 0 E: 0 K: 2 S: 7	H: 0 LOB: 0 BB: 0 P: 7	R: 0 E: 0 K: 0 S: 3	H: 0 LOB: 0 BB: 0 P: 3	R: 0 E: 0 K: 1 S: 5	H: 0 LOB: 0 BB: 0 P: 5	R: 1 E: 0 K: 0 S: 4	H: 2 LOB: 0 BB: 0 P: 4	R: 0 E: 0 K: 1 S: 5	H: 0 LOB: 0 BB: 0 P: 5	R: 0 E: 1 K: 0 S: 4	H: 0 LOB: 1 BB: 0 P: 4	R: 0 E: 0 K: 1 S: 6	H: 1 LOB: 1 BB: 0 P: 6	1B: 4 2B: 2 3B: 0 HR: 0	SF: 0 SAC: 1 DP: 1 HBP: 0	WP: 0 PB: 0 SB: 0 CS: 1	PA: 32					
PITCHER	IP	WLS	BF	H	R	ER	SO	BB	IBB	HBP	BLK	WP	HR	S	P	ERA	WHIP										
John Burkett, R (1, 1) ERA: 5.63	8.0		27	4	1	1	5	4	1	1	5	0	0	37	37	1.12	0.500										
John Wetteland, R (9, 1) ERA: 1.36	1.0	S	4	1	0	0	1	0	0	0	0	0	0	6	6	0.00	1.000										

Texas Rangers @ Oakland Athletics
Network Associates Coliseum, Oakland, CA
Thu Jul 09 1998, 6:33 AM EDT
Att: 11,428 - Cloudy - 57 F

AB	30
R	1
H	5
RBI	1
BB	0
SO	6
LOB	8



Batter	1	2	3	4	5	6	7	8	9	AB	R	H	RBI	BB	SO	LOB	TOP										
Tom Goodwin, L OBP: 0.368, SLG: 0.304 (1, 8)	G4-3		B1-3					G6-4-3 BB	E7	4	0	1	0	1	0	1											
Mark McLemore, S OBP: 0.495, SLG: 0.362 Roberto Kelly, R OBP: 0.327, SLG: 0.544 (8, PH) Fernando Tatis, R OBP: 0.302, SLG: 0.355 (8, 5)	G1-3			2B PB 1B			K	G6-4-3 1-2	K	3	0	1	0	0	1	1											
Will Clark, L OBP: 0.394, SLG: 0.502 (1, 3)	P5			L7				K		4	0	0	0	0	1	1											
Juan Gonzalez, R OBP: 0.331, SLG: 0.583 (1, 9)		FC6-4 BB		2B				K	L7	3	0	1	0	1	1	0											
29 Rusty Greer, L OBP: 0.383, SLG: 0.419 (1, 7)	F7			2B					E BB 2B 1B	3	1	2	0	1	0	1											
Ivan Rodriguez, R OBP: 0.386, SLG: 0.544 (1, 2)	FC6-4 1-2			K				F9	E 2B BB	3	1	0	0	1	1	5											
Lee Stevens, L OBP: 0.296, SLG: 0.456 (1, 10) Domingo Cedeno, S OBP: 0.339, SLG: 0.425 (9, PR)	L8			G6-3					E3 2B	4	0	0	0	0	1	6											
Kevin Elster, R OBP: 0.320, SLG: 0.363 (1, 6)			K						L6	4	0	0	0	0	2	3											
Luis Alicaia, S OBP: 0.369, SLG: 0.415 (1, 5) (8, 4)			G6-3						E 2B	4	1	1	3	0	0	0											
Inning Stats	R: 0 E: 0 K: 0 S: 8	H: 0 LOB: 0 BB: 0 P: 12	R: 0 E: 0 K: 0 S: 6	H: 0 LOB: 1 BB: 1 P: 11	R: 0 E: 0 K: 1 S: 10	H: 0 LOB: 0 BB: 0 P: 16	R: 0 E: 0 K: 1 S: 16	H: 2 LOB: 3 BB: 1 P: 29	R: 0 E: 0 K: 1 S: 15	H: 1 LOB: 1 BB: 0 P: 22	R: 0 E: 0 K: 2 S: 7	H: 0 LOB: 0 BB: 0 P: 9	R: 0 E: 0 K: 1 S: 6	H: 0 LOB: 0 BB: 1 P: 13	R: 4 E: 2 K: 1 S: 22	H: 2 LOB: 2 BB: 1 P: 34	1B: 4 2B: 2 3B: 0 HR: 0	SF: 0 SAC: 0 DP: 1 HBP: 0	WP: 0 PB: 1 SB: 0 CS: 0	PA: 38							
PITCHER	IP	WLS	BF	H	R	ER	SO	BB	IBB	HBP	BLK	WP	HR	S	P	ERA	WHIP										
Blake Stein, R ERA: 5.82 (1, 1)	7.0		28	4	0	0	6	3	0	0	0	0	0	73	120	0.00	1.000										
Mike Mohler, L ERA: 4.55 (8, 1)	1.0		2	0	0	0	1	0	0	0	0	0	0	5	8	0.00	0.000										
Mike Fetters, R ERA: 3.67 (9, 1)	0.2	L	6	2	4	0	0	1	0	0	0	0	0	16	26	0.00	4.500										
Buddy Groom, L ERA: 5.25 (9, 1)	0.0		1	0	0	0	0	0	0	0	0	0	0	3	4	∞	∞										
T.J. Mathews, R ERA: 5.15 (9, 1)	0.1		1	0	0	0	1	0	0	0	0	0	0	3	4	0.00	0.000										

Texas Rangers @ Oakland Athletics
Network Associates Coliseum, Oakland, CA
Sat Jul 11 1998, 6:33 AM EDT
Att: 26,458 - Sunny - 66 F

AB	34
R	4
H	6
RBI	3
BB	4
SO	8
LOB	21



Batter	1	2	3	4	5	6	7	8	9	AB	R	H	RBI	BB	SO	LOB	BOTTOM										
Rickey Henderson, R OBP: 0.367, SLG: 0.352 (1, 7)	K		E 1B BB		G6-3		B5-3		K	4	1	0	0	1	2	1											
Big Roberts, S OBP: 0.369, SLG: 0.361 (1, 8)	1B		E9 BB 1B		F9		K			4	1	2	0	0	1	0											
Ben Grieve, L OBP: 0.409, SLG: 0.504 (1, 9)	L5		1B BB		2B			L8		3	0	1	0	1	0	1											
Matt Stairs, L OBP: 0.404, SLG: 0.547 (1, 10) Jack Voigt, R OBP: 0.219, SLG: 0.254 (8, PR)	1B		1B		G4-3			CS 1B		4	0	3	2	0	0	1											
Jason Giambi, L OBP: 0.367, SLG: 0.458 (1, 3) Brian Leshar, R (8, PR) (9, 3)	K		L3				K	BB 1-2		3	0	0	0	1	2	4											
Mike Macfarlane, R OBP: 0.291, SLG: 0.411 (1, 2)			K		F6		G1-3	G1-3		4	0	0	0	0	1	3											
Mike Blowers, R OBP: 0.289, SLG: 0.375 (1, 5)		G6-3			G1-3		E5	1B		4	0	1	0	0	0	0											
Miguel Tejada, R OBP: 0.313, SLG: 0.359 (1, 6) Kevin Mitchell, R OBP: 0.291, SLG: 0.347 (9, PH)		P9			K		G6-3	L1		3	0	0	0	0	1	1											
Rafael Bourquigal, R OBP: 0.263, SLG: 0.311 (1, 4)			G4-3		G6-3			L7		4	0	0	0	0	0	1											
Inning Stats	R: 0 E: 0 K: 2 S: 10	H: 2 LOB: 2 BB: 0 P: 16	R: 0 E: 0 K: 1 S: 9	H: 0 LOB: 0 BB: 0 P: 13	R: 2 E: 1 K: 0 S: 17	H: 2 LOB: 2 BB: 2 P: 29	R: 0 E: 0 K: 1 S: 6	H: 0 LOB: 0 BB: 0 P: 10	R: 0 E: 1 K: 1 S: 7	H: 0 LOB: 1 BB: 0 P: 12	R: 0 E: 0 K: 1 S: 6	H: 0 LOB: 0 BB: 0 P: 6	R: 0 E: 0 K: 0 S: 8	H: 1 LOB: 1 BB: 1 P: 13	R: 0 E: 0 K: 1 S: 12	H: 1 LOB: 1 BB: 0 P: 16	1B: 6 2B: 1 3B: 0 HR: 0	SF: 0 SAC: 0 DP: 0 HBP: 0	WP: 0 PB: 0 SB: 0 CS: 1	PA: 37							
PITCHER	IP	WLS	BF	H	R	ER	SO	BB	IBB	HBP	BLK	WP	HR	S	P	ERA	WHIP										
Aaron Sele, R ERA: 3.84 (1, 1)	7.2		32	6	2	2	6	3	0	0	0	0	0	1	1	0.00	0.000										
Xavier Hernandez, R ERA: 2.84 (8, 1)	0.1	W	1	0	0	0	0	0	0	0	0	0	0	1	1	0.00	0.000										
John Wetteland, R ERA: 1.29 (9, 1)	1.0	S	4	1	0	0	1	0	0	0	0	0	0	12	16	0.00	1.000										

Texas Rangers @ Oakland Athletics
Network Associates Coliseum, Oakland, CA
Sat Jul 11 1998, 6:33 AM EDT
Att: 26,458 - Sunny - 66 F

AB	34
R	2
H	7
RBI	2
BB	3
SO	7
LOB	13



Batter	1	2	3	4	5	6	7	8	9	AB	R	H	RBI	BB	SO	LOB	TOP								
Tom Goodwin, L (1, 8) OBP: 0.367, SLG: 0.307 Domingo Cedeno, S (9, PH) OBP: 0.345, SLG: 0.439	F9		G5-3			G3		SF8		4	1	1	0	0	0	0									
Roberto Kelly, R (1, 9) OBP: 0.321, SLG: 0.533	F8			G6-3				SF8		4	0	1	1	0	1	1									
Will Clark, L (1, 3) OBP: 0.392, SLG: 0.500				F7		G6-3		SF8		3	0	1	1	0	0	1									
Juan Gonzalez, R (1, 10) OBP: 0.330, SLG: 0.582				F8						4	0	1	0	0	2	0									
29 Rusty Greer, L (1, 7) OBP: 0.387, SLG: 0.421		F7								3	1	2	0	1	0	0									
Ivan Rodriguez, R (1, 2) OBP: 0.380, SLG: 0.549										4	1	3	0	0	1	0									
Luis Alica, S (1, 4) OBP: 0.366, SLG: 0.411										4	0	1	0	0	1	4									
Kevin Elster, R (1, 6) OBP: 0.320, SLG: 0.363 Mark McLemore, S (9, PH) OBP: 0.407, SLG: 0.364										3	0	1	0	0	0	3									
Fernando Tatis, R (1, 5) OBP: 0.299, SLG: 0.351 Lee Stevens, L (9, PH) OBP: 0.296, SLG: 0.456 Mike Simms, R (9, PH) OBP: 0.426, SLG: 0.723										0	0	0	0	0	0	0									
Inning Stats	R: 0 E: 0 K: 0 S: 7	H: 2 LOB: 2 BB: 0 P: 12	R: 0 E: 0 K: 2 S: 9	H: 0 LOB: 0 BB: 0 P: 11	R: 0 E: 0 K: 1 S: 7	H: 1 LOB: 0 BB: 0 P: 12	R: 0 E: 0 K: 0 S: 7	H: 0 LOB: 0 BB: 0 P: 8	R: 0 E: 0 K: 0 S: 10	H: 3 LOB: 1 BB: 0 P: 15	R: 0 E: 0 K: 0 S: 9	H: 1 LOB: 1 BB: 0 P: 13	R: 0 E: 0 K: 1 S: 11	H: 1 LOB: 2 BB: 1 P: 20	R: 2 E: 1 K: 1 S: 12	H: 1 LOB: 0 BB: 0 P: 17	R: 3 E: 0 K: 1 S: 12	H: 4 LOB: 1 BB: 0 P: 19	1B: 9 2B: 5 3B: 0 HR: 0	SF: 2 SAC: 0 DP: 1 HBP: 0	WP: 0 PB: 0 SB: 0 CS: 1	PA: 38			
PITCHER	IP	WLS	BF	H	R	ER	SO	BB	IBB	HBP	BLK	WP	HR	S	P	ERA	WHIP								
Jimmy Haynes, R (1, 1) ERA: 3.9	7.0	W	28	9	2	0	4	1	0	0	0	0	0	66	98	0.00	1.429								
T.J. Mathews, R (8, 1) ERA: 5.69	1.1		7	3	3	3	1	0	0	0	0	0	0	12	21	20.25	2.250								
Buddy Groom, L (9, 1) ERA: 5.2	0.1	S	2	1	0	0	1	0	0	0	0	0	0	2	4	0.00	0.000								
Billy Taylor, R (9, 1) ERA: 3.83	0.1		2	1	0	0	1	0	0	0	0	0	0	4	4	0.00	3.000								

Texas Rangers @ Oakland Athletics
Network Associates Coliseum, Oakland, CA
Sun Jul 12 1998, 6:33 AM EDT
Att: 22,992 - Sunny - 76 F

AB	35
R	5
H	13
RBI	5
BB	1
SO	6
LOB	12



Batter	1	2	3	4	5	6	7	8	9	AB	R	H	RBI	BB	SO	LOB	BOTTOM								
Rickey Henderson, R (1, 8) OBP: 0.389, SLG: 0.352 (7, 7)	L9									3	1	1	1	1	1	0									
Bip Roberts, S (1, 4) OBP: 0.367, SLG: 0.365 Rafael Bourimigal, R (8, 4) OBP: 0.263, SLG: 0.311	G4-3									4	2	1	0	0	0	1									
Ben Grieve, L (1, 9) OBP: 0.409, SLG: 0.503										3	1	1	0	1	1	0									
Kevin Mitchell, R (1, 10) OBP: 0.299, SLG: 0.354										4	1	2	2	0	0	0									
Jason Giambi, L (1, 3) OBP: 0.368, SLG: 0.456										3	1	1	0	1	1	2									
Mike Blowers, R (1, 5) OBP: 0.292, SLG: 0.376										4	0	2	1	0	1	0									
Brian Leshar, R (1, 7) Matt Stairs, L (6, PH) OBP: 0.403, SLG: 0.547 Jack Voigt, R (7, 8) OBP: 0.216, SLG: 0.250										2	0	0	0	0	0	2									
Mike Macfarlane, R (1, 2) OBP: 0.297, SLG: 0.414										4	0	2	1	0	0	2									
Miguel Tejada, R (1, 6) OBP: 0.311, SLG: 0.370										4	1	1	0	0	0	3									
Inning Stats	R: 0 E: 0 K: 1 S: 8	H: 0 LOB: 0 BB: 0 P: 10	R: 0 E: 0 K: 2 S: 11	H: 0 LOB: 0 BB: 0 P: 15	R: 0 E: 0 K: 0 S: 5	H: 0 LOB: 0 BB: 0 P: 7	R: 0 E: 0 K: 1 S: 8	H: 0 LOB: 0 BB: 0 P: 11	R: 1 E: 0 K: 0 S: 10	H: 3 LOB: 2 BB: 0 P: 12	R: 4 E: 0 K: 0 S: 24	H: 3 LOB: 1 BB: 3 P: 39	R: 2 E: 0 K: 0 S: 10	H: 4 LOB: 1 BB: 0 P: 12	R: 0 E: 0 K: 0 S: 6	H: 1 LOB: 1 BB: 0 P: 7	1B: 9 2B: 1 3B: 1 HR: 0	SF: 1 SAC: 0 DP: 2 HBP: 0	WP: 0 PB: 1 SB: 0 CS: 0	PA: 36					
PITCHER	IP	WLS	BF	H	R	ER	SO	BB	IBB	HBP	BLK	WP	HR	S	P	ERA	WHIP								
Darren Oliver, L (1, 1) ERA: 6.96	5.0	L	23	5	5	5	4	3	0	0	0	0	0	19	22	18.00	3.000								
Tim Crabtree, R (6, 1) ERA: 3.99	1.0		5	3	2	2	0	0	0	0	0	0	0	5	6	0.00	2.000								
Eric Gunderson, L (7, 1) ERA: 1.96	1.0		4	2	0	0	0	0	0	0	0	0	0	6	7	0.00	1.000								
Danny Patterson, R (8, 1) ERA: 3.77	1.0		4	1	0	0	0	0	0	0	0	0	0	6	7	0.00	1.000								

Texas Rangers @ Oakland Athletics
Network Associates Coliseum, Oakland, CA
Sun Jul 12 1998, 6:33 AM EDT
Att: 22,992 - Sunny - 76 F

AB	32
R	7
H	11
RBI	6
BB	3
SO	4
LOB	10




Batter	1	2	3	4	5	6	7	8	9	AB	R	H	RBI	BB	SO	LOB	TOP										
Mark McLemore, S OBP: 0.400, SLG: 0.357 (1, 4)	1-1 F8		0-2 G5-3 1B			3-1 F8		0-0 G1-3		4	0	1	0	0	0	0											
Roberto Kelly, R OBP: 0.319, SLG: 0.523 (1, 8)	0-0 FC3-6 1B		0-2 G5-3			2-1 F8		0-1 F7		4	0	1	0	0	0	2											
29 Rusty Greer, L OBP: 0.384, SLG: 0.415 (1, 7)	1-1 FC3-6 1-2		0-0 P7			2-1 L4		0-0 F7		4	0	0	0	0	0	3											
Juan Gonzalez, R OBP: 0.331, SLG: 0.580 (1, 10)	1-0 F9			1-2 G5-3		0-1 FC5-4 1B		1-1 G5-3		4	0	1	0	0	0	1											
Ivan Rodriguez, R OBP: 0.389, SLG: 0.545 (1, 2)		0-3 K		3-2 P4		2-2 FC5-4 2B HR		1-1 G3-6-3 1B		4	1	1	0	0	1	1											
Will Clark, L OBP: 0.387, SLG: 0.494 (1, 3)		1-3 K		1-2 G3		2-1 HR 2B		0-0 G3-6-3 1-2		4	1	1	0	0	1	1											
Mike Simms, R OBP: 0.412, SLG: 0.698 (1, 9)		1-2 G6-3			3-3 K		0-3 K			3	0	0	0	0	2	2											
Kevin Elster, R OBP: 0.320, SLG: 0.374 (1, 6)			0-3 K		2-2 K		2-1 HR			3	1	1	3	0	2	0											
Fernando Tatis, R OBP: 0.297, SLG: 0.345 (1, 5)			4-1 G5-3 1B BB		0-0 G4-3		1-1 P3			2	0	0	0	1	0	0											
Inning Stats	R: 0 E: 0 K: 0 S: 6	H: 1 LOB: 1 BB: 0 P: 9	R: 0 E: 0 K: 2 S: 9	H: 0 LOB: 0 BB: 0 P: 11	R: 0 E: 0 K: 1 S: 11	H: 1 LOB: 2 BB: 1 P: 15	R: 0 E: 0 K: 0 S: 9	H: 0 LOB: 0 BB: 0 P: 14	R: 0 E: 0 K: 2 S: 11	H: 0 LOB: 0 BB: 0 P: 16	R: 0 E: 0 K: 0 S: 6	H: 0 LOB: 0 BB: 0 P: 13	R: 3 E: 0 K: 1 S: 14	H: 3 LOB: 0 BB: 0 P: 21	R: 0 E: 0 K: 0 S: 4	H: 0 LOB: 0 BB: 0 P: 4	R: 0 E: 0 K: 0 S: 5	H: 1 LOB: 0 BB: 0 P: 7	1B: 4 2B: 1 3B: 0 HR: 1	SF: 0 SAC: 0 DP: 1 HBP: 0	WP: 0 PB: 0 SB: 0 CS: 0	PA: 33					
PITCHER	IP	WLS	BF	H	R	ER	SO	BB	IBB	HBP	BLK	WP	HR	S	P	ERA	WHIP										
Jeff Fassero, L ERA: 4.0 (1, 1)	8.0	W	30	5	3	3	6	1	0	0	0	0	1	70	103	3.38	0.750										
Mike Timlin, R ERA: 3.28 (9, 1)	1.0	S	3	1	0	0	0	0	0	0	0	0	0	5	7	0.00	1.000										

Texas Rangers @ Seattle Mariners
The Kingdome, Seattle, WA
Tue Jul 14, 1998, 10:05 PM EDT
Att: 25,545 - Dome - 72 F

livebaseballscores.com

AB 32
R 3
H 6
RBI 3
BB 1
SO 6
LOB 10




Batter	1	2	3	4	5	6	7	8	9	AB	R	H	RBI	BB	SO	LOB	BOTTOM										
Joey Cora, S OBP: 0.357, SLG: 0.385 (1, 4)	2-2 G4-3 3B			1-0 FC5 BB 1B		2-2 L8		1-1 G4-3		5	1	2	0	0	0	2											
Alex Rodriguez, R OBP: 0.397, SLG: 0.568 (1, 6)	1-2 G4-3		1-0 G5-3	1-3 K			0-0 HR 1B			4	1	1	1	0	1	1											
Ken Griffey Jr., L OBP: 0.396, SLG: 0.697 (1, 8)	3-H G3-1		1-1 HR	4-1 BB			2-2 HR 1B			3	2	2	3	1	0	0											
Edgar Martinez, R OBP: 0.403, SLG: 0.538 (1, 10)	2-2 1B		2-2 2B E 1B	1-1 FC5			2-0 G6-3			4	1	2	0	0	0	2											
David Segui, S OBP: 0.383, SLG: 0.535 (1, 3)	2-3 K		1-0 E 2B		1-1 L9		1-0 G6-3 1B			4	1	2	0	0	1	1											
Jay Buhner, R OBP: 0.320, SLG: 0.380 (1, 9)		2-2 E3 1B	3-2 E8 1B		3-3 K		3-1 G6-3			4	0	1	2	0	1	1											
Dan Wilson, R OBP: 0.301, SLG: 0.371 (1, 2)		1-2 F8	0-1 G6-3		3-3 K		0-2 G6-3			4	0	0	0	0	1	3											
Shane Monahan, L OBP: 0.400, SLG: 0.474 (1, 7)		2-2 F7	1-0 G3			0-0 P1		2-3 K		4	0	0	0	0	1	2											
Rico Rossy, R OBP: 0.324, SLG: 0.394 (1, 5)		1-0 1B		1-2 G4-3		0-2 G5-3		1-1 G5-3		4	0	1	0	0	0	0											
Inning Stats	R: 1 E: 0 K: 1 S: 16	H: 2 LOB: 1 BB: 0 P: 23	R: 0 E: 1 K: 0 S: 13	H: 1 LOB: 2 BB: 0 P: 21	R: 3 E: 1 K: 0 S: 14	H: 4 LOB: 1 BB: 0 P: 23	R: 0 E: 0 K: 1 S: 10	H: 1 LOB: 2 BB: 1 P: 18	R: 0 E: 0 K: 2 S: 8	H: 0 LOB: 0 BB: 0 P: 15	R: 0 E: 0 K: 0 S: 8	H: 0 LOB: 0 BB: 0 P: 10	R: 2 E: 0 K: 0 S: 11	H: 3 LOB: 1 BB: 0 P: 19	R: 0 E: 0 K: 1 S: 8	H: 0 LOB: 0 BB: 0 P: 12	1B: 7 2B: 1 3B: 1 HR: 2	SF: 0 SAC: 0 DP: 0 HBP: 0	WP: 0 PB: 0 SB: 0 CS: 0	PA: 37							
PITCHER	IP	WLS	BF	H	R	ER	SO	BB	IBB	HBP	BLK	WP	HR	S	P	ERA	WHIP										
John Burkett, R ERA: 5.72 (7, 1)	6.0	L	29	9	5	5	4	1	0	0	0	0	1	3	5	7.50	1.667										
Scott Bailes, L ERA: 4.73 (7, 1)	0.0		1	1	1	1	0	0	0	0	0	0	1	3	5	∞	∞										
Danny Patterson, R ERA: 3.52 (7, 1)	2.0		7	1	0	0	1	0	0	0	0	0	0	15	25	0.00	0.500										

Texas Rangers @ Seattle Mariners
The Kingdome, Seattle, WA
Tue Jul 14, 1998, 10:05 PM EDT
Att: 25,545 - Dome - 72 F

livebaseballscores.com

AB 36
R 6
H 11
RBI 6
BB 1
SO 5
LOB 12



Batter	1	2	3	4	5	6	7	8	9	AB	R	H	RBI	BB	SO	LOB	TOP										
Roberto Alomar, S OBP: 0.361, SLG: 0.429	2-1 G1-3	0-0 1B		0-1 F8	4-0 BB		0-3 K		2-0 2B	5	1	2	2	1	1	2											
Brady Anderson, L OBP: 0.320, SLG: 0.404	1-0 G4-3	4-2 BB		4-2 BB	1-1 P6		1-1 2B		0-1 2B	4	2	2	2	2	0	3											
Eric Davis, R OBP: 0.366, SLG: 0.545	2-1 F8	3-3 K		0-0 P3		0-2 1B	1-0 2B		1-3 K	6	1	2	2	0	2	3											
Rafael Palmeiro, L OBP: 0.346, SLG: 0.582			2-1 P6	4-2 G4-3 1B		1-0 HR	4-1 1B		1-0 G5-3	3	2	1	1	2	0	1											
Joe Carter, R OBP: 0.294, SLG: 0.433										1	0	0	0	0	0	1											
B.J. Surhoff, L OBP: 0.346, SLG: 0.499		4-2 1B		1-0 P7		2-3 K	0-3 K		1-2 1B	4	1	0	0	1	2	4											
23 Chris Hoiles, R OBP: 0.339, SLG: 0.394										1	0	1	1	0	0	0											
Cal Ripken Jr., R OBP: 0.325, SLG: 0.362		0-0 BB		0-0 G4-3		0-0 FC5	1-0 G6-3		1-1 G4-3	4	1	2	0	0	0	3											
Jeff Reboulet, R OBP: 0.377, SLG: 0.328		1-3 1B		1-2		1-2 2B			0-0 1B	2	0	1	0	0	0	0											
Rich Becker, L OBP: 0.325, SLG: 0.325		4-1 1B		3-2 1B		4-2 1B	0-1 1B		2-1 G3	4	2	2	2	2	0	2											
Lenny Webster, R OBP: 0.294, SLG: 0.430		3-1 2B		0-3 K		0-0 FC5	0-0 1B		3-1 1B	5	2	3	2	0	1	3											
Mike Bordick, R OBP: 0.312, SLG: 0.383		1-3 1B				1-2 2B	1-2 1B		0-1 G5-3	5	2	3	2	0	0	1											
Inning Stats	R: 0 E: 0 K: 0 S: 5	H: 0 LOB: 0 BB: 0 P: 10	R: 5 E: 0 K: 1 S: 16	H: 4 LOB: 1 BB: 3 P: 37	R: 1 E: 0 K: 1 S: 10	H: 1 LOB: 1 BB: 1 P: 18	R: 0 E: 0 K: 0 S: 9	H: 0 LOB: 1 BB: 1 P: 13	R: 2 E: 0 K: 1 S: 14	H: 3 LOB: 3 BB: 2 P: 27	R: 1 E: 0 K: 1 S: 10	H: 2 LOB: 2 BB: 1 P: 15	R: 3 E: 0 K: 1 S: 14	H: 4 LOB: 1 BB: 0 P: 17	R: 0 E: 0 K: 0 S: 8	H: 1 LOB: 1 BB: 0 P: 14	R: 2 E: 0 K: 1 S: 13	H: 4 LOB: 2 BB: 0 P: 18	1B: 13 2B: 5 HR: 1	SF: 0 SAC: 0 DP: 0 HBP: 0	WP: 0 PA: 52 PB: 0 SB: 3 CS: 0						
PITCHER	IP	WLS	BF	H	R	ER	SO	BB	IBB	HBP	BLK	WP	HR	S	P	ERA	WHIP										
Rick Helling, R ERA: 4.53	4.1	L	24	7	8	8	3	5	0	0	0	0	1	45	86	16.61	2.769										
Tim Crabtree, R ERA: 4.21	1.2		12	5	3	3	1	3	0	0	0	0	0	23	38	16.20	4.800										
Scott Bailes, L ERA: 5.09	3.0		16	7	3	3	2	0	0	0	0	0	0	31	45	9.00	2.333										

Baltimore Orioles @ Texas Rangers
The Ballpark at Arlington, Arlington, TX
Wed Jul 15, 1998, 8:05 PM EDT
Att: 46,682 - Unknown - 99 F

AB	44
R	14
H	19
RBI	14
BB	8
SO	6
LOB	23



Batter	1	2	3	4	5	6	7	8	9	AB	R	H	RBI	BB	SO	LOB	BOTTOM										
Tom Goodwin, L OBP: 0.370, SLG: 0.308	4-2 S 29 E BB	0-0 1B		1-2 F8		0-0 BB		1-0 FC3-6		4	1	2	0	1	0	2											
Mark McLemore, S OBP: 0.400, SLG: 0.356	3-2 L8	1-2 G3		1-1 S 29 1B		4-1 S 29 G4-6-3 BB		3-1 G4-3		4	0	1	0	1	0	5											
29 Rusty Greer, L OBP: 0.384, SLG: 0.415	1-1 E 2H 1B		0-2 1B	2-2 G6-3		0-1 G4-6-3		0-1 G3		5	1	2	0	0	0	3											
Juan Gonzalez, R OBP: 0.333, SLG: 0.579	2-2 F9		0-0 1B		0-1 G4-3		1-2 G4-3		0-1 F9	4	1	2	0	0	0	1											
Mike Simms, R OBP: 0.406, SLG: 0.690			1-3 SF7							1	0	0	0	0	0	0											
Will Clark, L OBP: 0.387, SLG: 0.491	1-1 E1		1-2 1B		0-3 K		2-1 G3		4-1 BB	4	0	1	1	1	1	2											
Lee Stevens, L OBP: 0.297, SLG: 0.447	2-3 G6-3		1-3 1B		1-2 G4-3		0-3 K		4-1 BB	4	0	0	0	1	2	5											
Luis Alicea, S OBP: 0.371, SLG: 0.409		3-1 P8		2-2 SF7		4-1 FC6-4 BB		0-1 FC3-6		2	0	1	1	2	0	0											
Bill Haselman, R OBP: 0.328, SLG: 0.540		2-1 FC3-6		3-1 F8		0-1 FC6-4		3-1 F8		5	0	1	0	0	0	7											
Domingo Cedenio, S OBP: 0.347, SLG: 0.438		0-0 FC3-6		2-3 K		0-2 P6		0-0 FC3-6		4	0	1	0	0	1	1											
Inning Stats	R: 1 E: 2 K: 0 S: 17	H: 1 LOB: 2 BB: 1 P: 28	R: 0 E: 0 K: 0 S: 9	H: 2 LOB: 2 BB: 0 P: 15	R: 2 E: 0 K: 1 S: 15	H: 3 LOB: 1 BB: 0 P: 22	R: 0 E: 0 K: 1 S: 11	H: 1 LOB: 1 BB: 0 P: 17	R: 0 E: 0 K: 0 S: 7	H: 1 LOB: 1 BB: 1 P: 11	R: 0 E: 0 K: 1 S: 10	H: 0 LOB: 0 BB: 0 P: 13	R: 0 E: 0 K: 0 S: 8	H: 2 LOB: 2 BB: 0 P: 15	R: 0 E: 0 K: 0 S: 10	H: 0 LOB: 3 BB: 3 P: 23	R: 0 E: 0 K: 0 S: 10	H: 0 LOB: 0 BB: 0 P: 15	1B: 11 2B: 0 3B: 0 HR: 0	SF: 1 SAC: 0 DP: 1 HBP: 0	WP: 0 PA: 44 PB: 0 SB: 2 CS: 0						
PITCHER	IP	WLS	BF	H	R	ER	SO	BB	IBB	HBP	BLK	WP	HR	S	P	ERA	WHIP										
Sidney Ponson, R ERA: 5.9	5.0	W	26	8	3	3	3	2	0	0	0	0	0	0	0	5.40	2.000										
Pete Smith, R ERA: 5.79	3.0		12	3	0	0	1	1	0	0	0	0	0	25	39	0.00	1.333										
Joel Bennett, R ERA:	1.0		6	0	0	0	0	3	0	0	0	0	0	10	23	0.00	3.000										

Baltimore Orioles @ Texas Rangers
The Ballpark at Arlington, Arlington, TX
Wed Jul 15, 1998, 8:05 PM EDT
Att: 46,682 - Unknown - 99 F

AB	37
R	3
H	11
RBI	2
BB	6
SO	4
LOB	26



Batter	1	2	3	4	5	6	7	8	9	AB	R	H	RBI	BB	SO	LOB	TOP								
Roberto Alomar, S (1, 4) OBP: 0.365, SLG: 0.438 Jeff Reboulet, R (9, 4) OBP: 0.377, SLG: 0.328	3-2 S 1B							2-2 1B SF9 2B	0-1 F8	6	2	4	0	0	0	4									
Brady Anderson, L (1, 8) OBP: 0.353, SLG: 0.406 Jeffrey Hammonds, R (9, 8) OBP: 0.369, SLG: 0.441	3-2 X P3		0-0 1B G3	2-2 1B CS	0-0 G6-3			0-0 2B 1B	1-2 P9	6	1	3	0	0	0	3									
Eric Davis, R (1, 10) OBP: 0.362, SLG: 0.537	3-3 1-2 K		3-2 1B 2B 1B	0-1 F9	1-3 K			0-0 SF9	0-2 FC5-4	5	1	1	2	0	2	4									
Rafael Palmeiro, L (1, 3) OBP: 0.388, SLG: 0.583	4-0 IBB		1-3 2B 1B	4-2 2B 1B BB				0-2 P2		3	1	1	0	2	1	2									
B.J. Surhoff, L (1, 7) OBP: 0.346, SLG: 0.500	1-2 G3		2-2 1B 2B	0-0 1B 2B				0-1 P8		5	1	2	1	0	0	4									
Cal Ripken Jr., R (1, 5) OBP: 0.326, SLG: 0.360			0-0 F8 2B 1B	1-2 BB 1B				1-3 K		4	0	1	1	1	1	2									
Rich Becker, L (1, 9) OBP: 0.321, SLG: 0.321			1-1 G4-1 K	2-3 P5				0-3 K		5	1	1	0	0	2	5									
Lenny Webster, R (1, 2) OBP: 0.302, SLG: 0.446			1-1 1B 2B					1-0 G5-3		5	1	3	2	0	0	0									
Mike Bordick, R (1, 6) OBP: 0.317, SLG: 0.385			1-1 L7 HBP					2-2 G6-3		4	1	2	2	0	0	1									
Inning Stats	R: 0 E: 0 K: 1 S: 15	H: 1 LOB: 2 BB: 1 P: 29	R: 0 E: 0 K: 0 S: 7	H: 1 LOB: 1 BB: 0 P: 10	R: 4 E: 0 K: 2 S: 23	H: 5 LOB: 3 BB: 1 P: 40	R: 1 E: 0 K: 0 S: 14	H: 3 LOB: 2 BB: 1 P: 24	R: 1 E: 1 K: 1 S: 9	H: 2 LOB: 1 BB: 0 P: 11	R: 0 E: 0 K: 1 S: 6	H: 0 LOB: 0 BB: 0 P: 7	R: 0 E: 0 K: 1 S: 8	H: 0 LOB: 0 BB: 0 P: 11	R: 1 E: 0 K: 0 S: 14	H: 3 LOB: 2 BB: 0 P: 16	R: 2 E: 0 K: 0 S: 14	H: 3 LOB: 1 BB: 0 P: 18	1B: 12 2B: 6 3B: 0 HR: 0	SF: 1 SAC: 0 DP: 0 HBP: 1	WP: 0 PB: 0 SB: 1 CS: 1	PA: 48			
PITCHER	IP	WLS	BF	H	R	ER	SO	BB	IBB	HBP	BLK	WP	HR	S	P	ERA	WHIP								
Aaron Sele, R (1, 1) ERA: 4.15	4.1	L	28	12	6	5	3	2	1	1	0	0	0	63	108	10.38	3.231								
Eric Gunderson, L (5, 1) ERA: 2.45	3.1		13	3	1	1	3	0	0	0	0	0	0	32	39	2.70	0.900								
Xavier Hernandez, R (8, 1) ERA: 3.27	1.1		7	3	2	2	0	0	0	0	0	0	0	15	19	13.50	2.250								

Baltimore Orioles @ Texas Rangers
The Ballpark at Arlington, Arlington, TX
Thu Jul 16 1998, 8:05 PM EDT
Att. 45,171 - Cloudy - 101 F

AB 43
R 9
H 18
RBI 8
BB 3
SO 6
LOB 25



Batter	1	2	3	4	5	6	7	8	9	AB	R	H	RBI	BB	SO	LOB	BOTTOM								
Tom Goodwin, L (1, 8) OBP: 0.371, SLG: 0.313	1-2 S E 1B		0-0 G3		1-1 G1			1-0 1B 2B	1-0 F8	5	2	2	0	0	0	0									
Mark McLemore, S (1, 4) OBP: 0.401, SLG: 0.358	1-1 E7 1B		2-0 G3-1		1-0 G4-3			3-2 FC5-4 1B		4	0	2	1	0	0	0									
29 Rusty Greer, L (1, 7) OBP: 0.383, SLG: 0.413	0-2 G1-3		3-2 FC6-4 1B		1-2 L6			0-2 FC5-4		4	0	1	0	0	0	2									
Juan Gonzalez, R (1, 9) OBP: 0.332, SLG: 0.576	3-3 K		2-2 FC6-4					3-1 FC3-6 1B		4	0	1	0	0	2	3									
Willi Clark, L (1, 3) OBP: 0.385, SLG: 0.491	0-0 G4-3				0-1 G4-3 2B			2-1 FC3-6 E 1B		4	1	1	0	0	0	2									
Ivan Rodriguez, R (1, 2) OBP: 0.385, SLG: 0.539					0-1 G4-3			3-3 K		4	0	0	0	0	2	2									
Luis Alicaia, S (1, 10) OBP: 0.374, SLG: 0.498			4-2 G5-3 BB		1-2 G4-3			0-0 E9 FC6-4 1B		3	0	1	1	1	1	0									
Kevin Elster, R (1, 6) OBP: 0.316, SLG: 0.368			0-2 G5-3		3-2 E5			1-0 FC6-4		4	0	0	0	0	1	3									
Fernando Tatis, R (1, 5) OBP: 0.293, SLG: 0.340			2-2 F7		3-1 G3			3-2 F9		4	0	0	0	0	0	2									
Inning Stats	R: 1 E: 1 K: 1 S: 12	H: 2 LOB: 1 BB: 0 P: 17	R: 0 E: 0 K: 1 S: 13	H: 0 LOB: 1 BB: 1 P: 19	R: 0 E: 0 K: 0 S: 12	H: 1 LOB: 0 BB: 0 P: 19	R: 1 E: 1 K: 0 S: 13	H: 1 LOB: 0 BB: 0 P: 20	R: 0 E: 0 K: 1 S: 6	H: 2 LOB: 2 BB: 0 P: 18	R: 1 E: 0 K: 1 S: 16	H: 2 LOB: 1 BB: 0 P: 25	R: 0 E: 0 K: 1 S: 6	H: 0 LOB: 0 BB: 0 P: 6	R: 0 E: 0 K: 1 S: 5	H: 0 LOB: 0 BB: 0 P: 9	1B: 6 2B: 2 3B: 0 HR: 0	SF: 0 SAC: 0 DP: 0 HBP: 0	WP: 0 PB: 0 SB: 1 CS: 0	PA: 37					
PITCHER	IP	WLS	BF	H	R	ER	SO	BB	IBB	HBP	BLK	WP	HR	S	P	ERA	WHIP								
Scott Erickson, R (1, 1) ERA: 3.99	7.0	W	31	8	3	2	4	1	0	0	0	0	0	81	127	2.57	1.286								
Alan Mills, R (8, 1) ERA: 3.71	2.0		6	0	0	0	2	0	0	0	0	0	0	11	15	0.00	0.000								

Baltimore Orioles @ Texas Rangers
The Ballpark at Arlington, Arlington, TX
Thu Jul 16 1998, 8:05 PM EDT
Att. 45,171 - Cloudy - 101 F

AB 36
R 3
H 8
RBI 2
BB 1
SO 6
LOB 14



Batter	1	2	3	4	5	6	7	8	9	AB	R	H	RBI	BB	SO	LOB	TOP					
Quinton McCracken, S OBP: 0.327, SLG: 0.419	F7		F8		SF9		G3 3B		K	4	1	1	1	0	1	1						
Wade Boggs, L OBP: 0.362, SLG: 0.427	G4-3		1B 2B		2H 1B		G3			4	0	2	2	0	0	0						
Dave Martinez, L OBP: 0.336, SLG: 0.322	P6		2H 1B		F8		G4-3			4	0	1	0	0	0	1						
Fred McGriff, L OBP: 0.347, SLG: 0.396		1B 2B		K		F8		G4-3		4	1	1	0	0	1	0						
Bubba Trammell, R OBP: 0.320, SLG: 0.467		1B 1B		K		FC5 1B		F8		4	0	2	0	0	1	0						
Paul Sorrento, L OBP: 0.312, SLG: 0.453		1B		K		1B		K		4	0	1	0	0	3	2						
Miguel Cairo, R OBP: 0.322, SLG: 0.394		G6-4-3 1B				G6-3 SF9 2B		FC5		4	1	2	1	0	0	2						
Mike DiFelice, R OBP: 0.267, SLG: 0.329		G6-4-3				G6-3		G4-3		3	0	0	0	0	0	5						
Randy Winn, S OBP: 0.365, SLG: 0.377									P6	1	0	0	0	0	0	0						
Kevin Stocker, S OBP: 0.286, SLG: 0.336			F8			SF9 1B BB		G5-3		3	1	1	0	1	0	0						
Inning Stats	R: 0 E: 0 K: 0 S: 7	H: 0 LOB: 0 BB: 0 P: 10	R: 1 E: 0 K: 1 S: 10	H: 3 LOB: 1 BB: 0 P: 16	R: 0 E: 0 K: 0 S: 11	H: 2 LOB: 2 BB: 0 P: 19	R: 0 E: 0 K: 3 S: 9	H: 0 LOB: 0 BB: 0 P: 11	R: 2 E: 0 K: 0 S: 9	H: 2 LOB: 1 BB: 1 P: 19	R: 0 E: 0 K: 0 S: 11	H: 2 LOB: 2 BB: 0 P: 21	R: 1 E: 0 K: 0 S: 8	H: 1 LOB: 0 BB: 0 P: 14	R: 0 E: 0 K: 1 S: 6	H: 0 LOB: 0 BB: 0 P: 10	R: 0 E: 0 K: 1 S: 8	H: 1 LOB: 1 BB: 0 P: 13	1B: 7 2B: 3 3B: 1 HR: 0	SF: 1 SAC: 0 DP: 1 HBP: 0	WP: 0 PB: 0 CS: 0	PA: 37
PITCHER	IP	WLS	BF	H	R	ER	SO	BB	IBB	HBP	BLK	WP	HR	S	P	ERA	WHIP					
John Burkett, R ERA: 5.69	7.0	W	30	10	4	4	4	1	0	0	0	0	0	65	110	5.14	1.571					
Eric Gunderson, L ERA: 2.4	1.0		3	0	0	0	1	0	0	0	0	0	0	6	10	0.00	0.000					
John Wetteland, R ERA: 1.66	1.0	S	4	1	0	0	1	0	0	0	0	0	0	8	13	0.00	1.000					

Tampa Bay Devil Rays @ Texas Rangers
The Ballpark at Arlington, Arlington, TX
Sun Jul 19 1998, 8:05 PM EDT
Att: 34,700 - Cloudy - 99 F

AB 35
R 4
H 11
RBI 4
BB 1
SO 6
LOB 11



Batter	1	2	3	4	5	6	7	8	9	AB	R	H	RBI	BB	SO	LOB	BOTTOM				
Tom Goodwin, L OBP: 0.369, SLG: 0.312	G4-3		K			L7				4	1	1	0	0	1	2					
Mark McLemore, S OBP: 0.401, SLG: 0.353	29 G4-6-3 BB		G4-3		29 G6-3 BB	G6-3				2	1	0	0	2	0	0					
29 Rusty Greer, L OBP: 0.392, SLG: 0.425	G4-6-3		1B		HR 2B			F8		4	1	2	2	0	0	1					
Juan Gonzalez, R OBP: 0.336, SLG: 0.583		HR	P3		G6-3			P9		4	1	1	2	0	0	2					
Will Clark, L OBP: 0.393, SLG: 0.513		F9 WP 1B	G6-3		G6-3			G6-3		4	2	2	2	0	0	1					
Ivan Rodriguez, R OBP: 0.385, SLG: 0.536		F9		K		FC3-6 1B		G5-3		4	0	1	0	0	1	1					
Luis Alicaia, S OBP: 0.370, SLG: 0.412		G3		G4-3		FC3-6 1B		G6-3 1B		4	0	1	0	0	0	2					
Kevin Elster, R OBP: 0.316, SLG: 0.358		1B BB		G3-1		F9		G6-3		3	0	0	0	1	0	2					
Fernando Tatis, R OBP: 0.297, SLG: 0.343		1B				BB 29 2B 1B		F8		4	1	2	1	0	1	1					
Inning Stats	R: 0 E: 0 K: 0 S: 4	H: 0 LOB: 1 BB: 1 P: 8	R: 2 E: 0 K: 1 S: 17	H: 3 LOB: 2 BB: 1 P: 30	R: 0 E: 0 K: 1 S: 6	H: 0 LOB: 0 BB: 0 P: 11	R: 5 E: 0 K: 0 S: 21	H: 5 LOB: 1 BB: 1 P: 34	R: 0 E: 0 K: 0 S: 7	H: 0 LOB: 0 BB: 0 P: 10	R: 0 E: 0 K: 0 S: 4	H: 0 LOB: 0 BB: 0 P: 4	R: 0 E: 0 K: 1 S: 10	H: 1 LOB: 1 BB: 0 P: 15	1B: 7 2B: 1 3B: 0 HR: 2	SF: 0 SAC: 0 DP: 1 HBP: 0	WP: 1 PB: 0 CS: 0	PA: 36			
PITCHER	IP	WLS	BF	H	R	ER	SO	BB	IBB	HBP	BLK	WP	HR	S	P	ERA	WHIP				
Bryan Rekar, R ERA: 6.46	4.1	L	23	8	7	7	2	3	0	0	0	0	0	50	87	14.54	2.538				
Rick White, R ERA: 3.66	3.2		13	2	0	0	1	0	0	0	0	0	0	24	34	0.00	0.545				

Tampa Bay Devil Rays @ Texas Rangers
The Ballpark at Arlington, Arlington, TX
Sun Jul 19 1998, 8:05 PM EDT
Att: 34,700 - Cloudy - 99 F

AB 33
R 7
H 10
RBI 7
BB 3
SO 3
LOB 12



Batter	1	2	3	4	5	6	7	8	9	AB	R	H	RBI	BB	SO	LOB	TOP					
Mark McLemore, S (1, 4) OBP: 0.401, SLG: 0.352 Domingo Cedeno, S (9, PH) OBP: 0.344, SLG: 0.434 (9, 4)	 		 			 		 	 	4	3	1	0	1	1	0	Texas Rangers @ Kansas City Royals Kauffman Stadium, Kansas City, MO Tue Jul 21 1998, 7:05 PM CDT Att: 17,457 - Unknown - 99 F AB 45 R 15 H 16 RBI 15 BB 2 SO 8 LOB 18 					
Roberto Kelly, R (1, 8) OBP: 0.311, SLG: 0.512 (9, 7)								 		6	3	3	3	0	0	2						
29 Rusty Greer, L (1, 7) OBP: 0.392, SLG: 0.433 Tom Goodwin, L (9, 8) OBP: 0.369, SLG: 0.312	 			 		 		 		5	1	2	1	0	1	4						
Juan Gonzalez, R (1, 10) OBP: 0.339, SLG: 0.598	 			 		 		 		5	3	3	5	0	1	2						
Will Clark, L (1, 3) OBP: 0.392, SLG: 0.510 Lee Stevens, L (6, 3) OBP: 0.300, SLG: 0.449	 	 		 		 		 		4	1	1	1	0	1	0						
Ivan Rodriguez, R (1, 2) OBP: 0.380, SLG: 0.528	 		 							5	0	0	0	0	1	5						
Mike Simms, R (1, 9) OBP: 0.411, SLG: 0.691	 			 		 		 		4	1	2	3	1	1	0						
Kevin Elster, R (1, 6) OBP: 0.317, SLG: 0.370	 			 		 		 		5	2	2	1	0	0	2						
Fernando Tatis, R (1, 5) OBP: 0.296, SLG: 0.344	 			 		 		 		5	1	1	1	0	1	2						
Inning Stats	R: 9 E: 1 K: 0 S: 29	H: 7 LOB: 0 BB: 1 P: 47	R: 1 E: 0 K: 0 S: 9	H: 1 LOB: 0 BB: 0 P: 13	R: 1 E: 0 K: 1 S: 12	H: 1 LOB: 0 BB: 0 P: 14	R: 1 E: 0 K: 1 S: 11	H: 1 LOB: 0 BB: 0 P: 15	R: 0 E: 0 K: 0 S: 11	H: 0 LOB: 0 BB: 1 P: 15	R: 3 E: 0 K: 2 S: 10	H: 3 LOB: 0 BB: 0 P: 17	R: 0 E: 0 K: 1 S: 7	H: 0 LOB: 0 BB: 0 P: 12	R: 0 E: 1 K: 1 S: 12	H: 2 LOB: 3 BB: 0 P: 16	R: 0 E: 0 K: 2 S: 12	H: 1 LOB: 2 BB: 0 P: 20	1B: 9 2B: 1 3B: 0 HR: 6	SF: 0 SAC: 0 DP: 1 HBP: 0	WP: 1 PB: 0 SB: 0 CS: 0	PA: 47
PITCHER	IP WLS BF H R ER SO BB IBB HBP BLK WP HR S P ERA WHIP																					
50 José Rosado, L (1, 1) ERA: 4.01	0.2	L	10	6	8	2	0	1	0	0	0	0	0	0	1	25	41	27.00	10.500			
Jim Pittsley, R (1, 1) ERA: 8.7	4.1		17	4	4	3	2	1	0	0	0	0	0	4	47	63	6.23	1.154				
Chris Haney, L (6, 1) ERA: 8.17	2.1		12	4	3	3	2	0	0	0	0	0	1	22	38	11.57	1.714					
Ricky Bones, R (8, 1) ERA: 2.61	1.2		8	2	0	0	3	0	0	0	0	0	1	0	19	27	0.00	1.200				

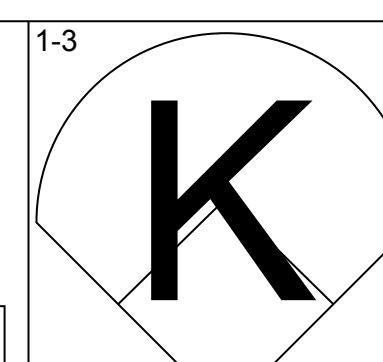
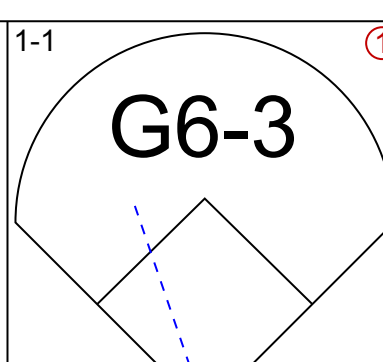
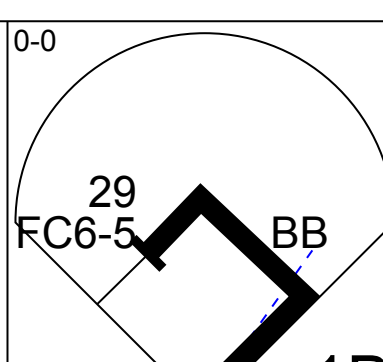
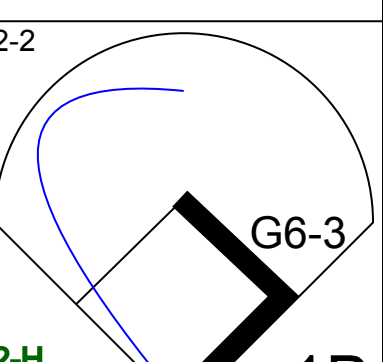
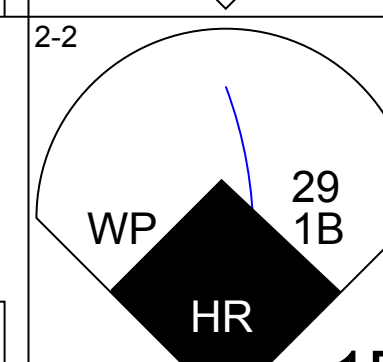
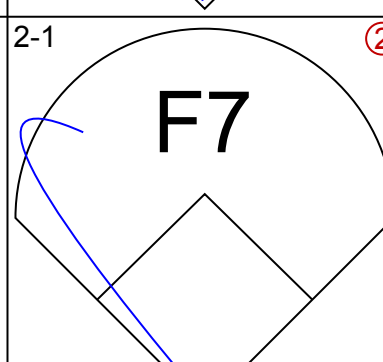
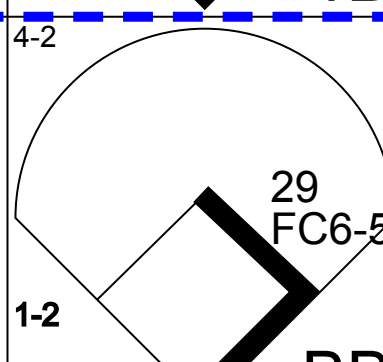
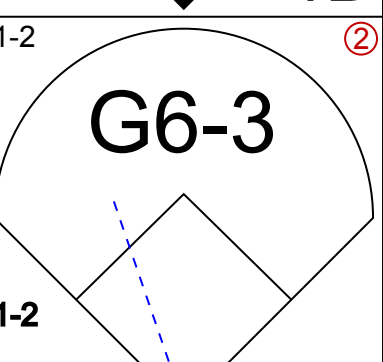
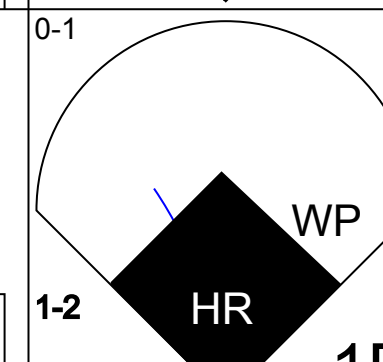
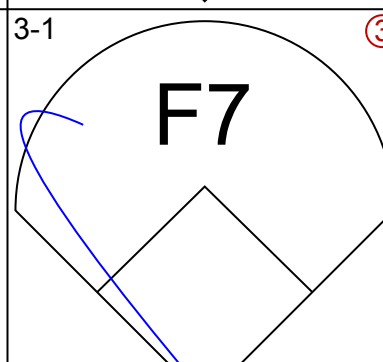
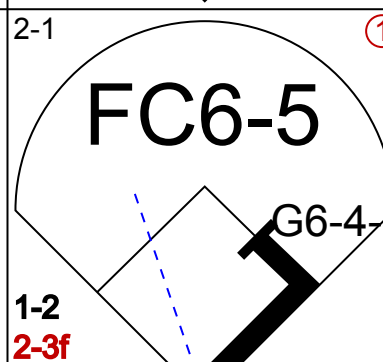
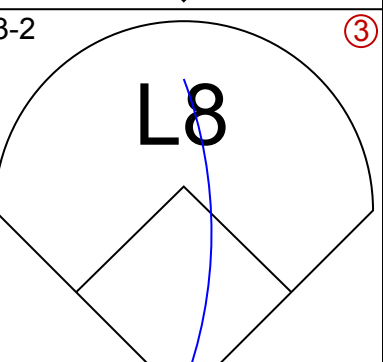
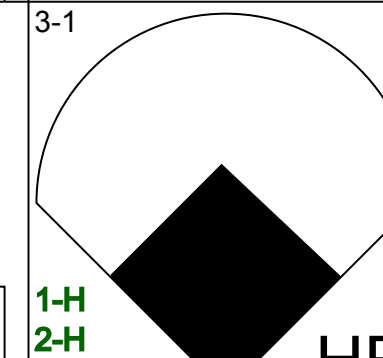
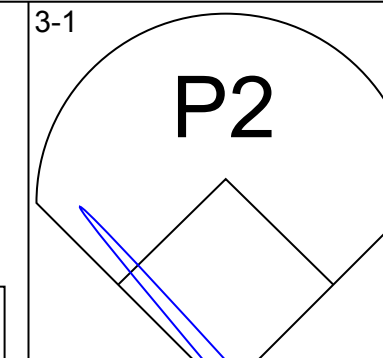
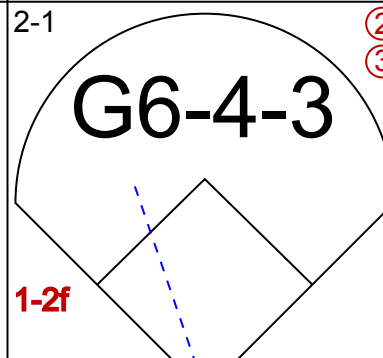
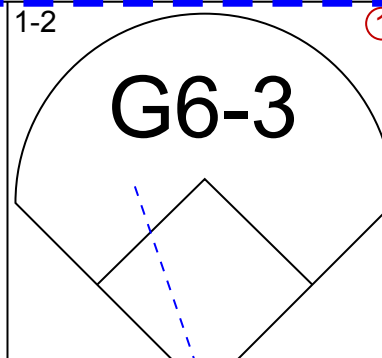
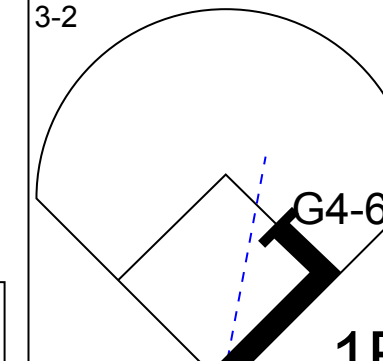
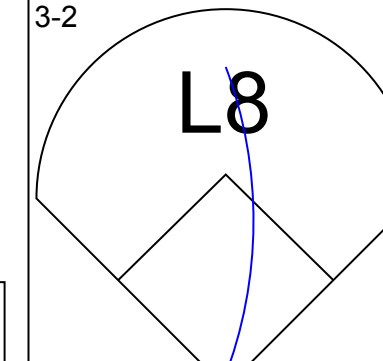
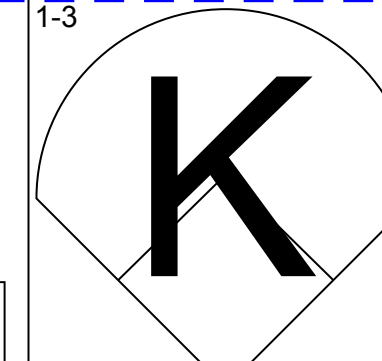
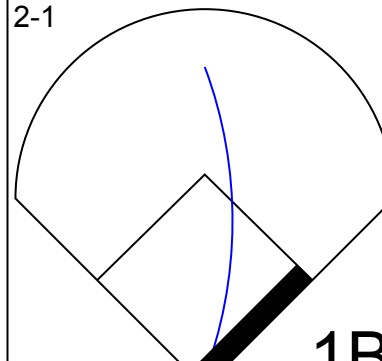
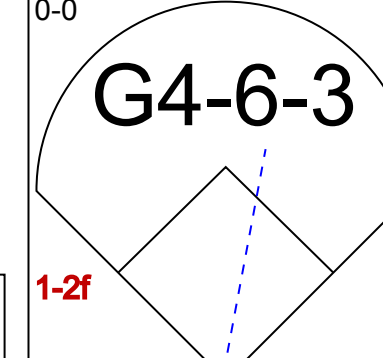
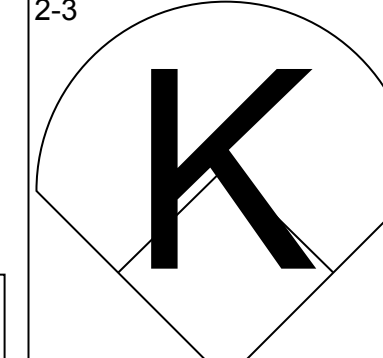
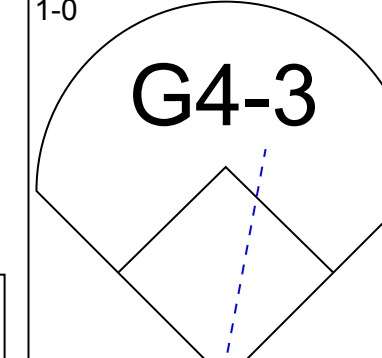
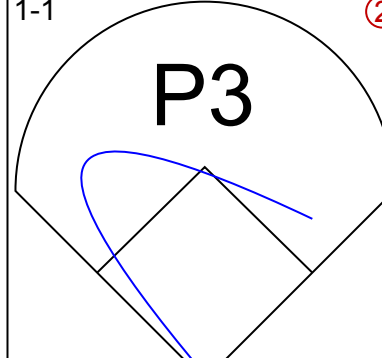
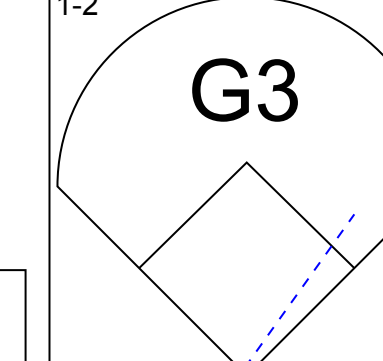
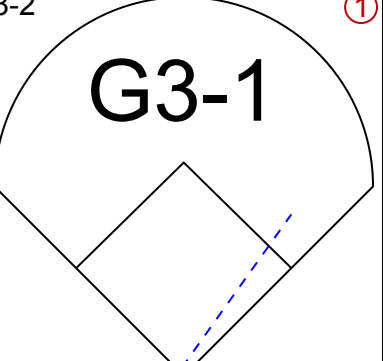
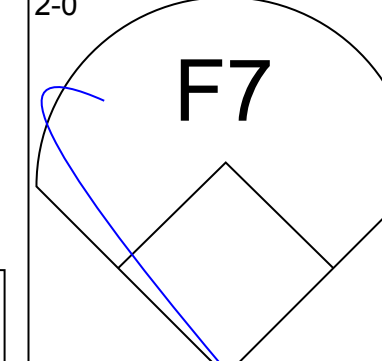
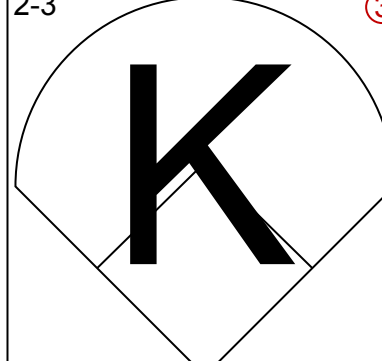
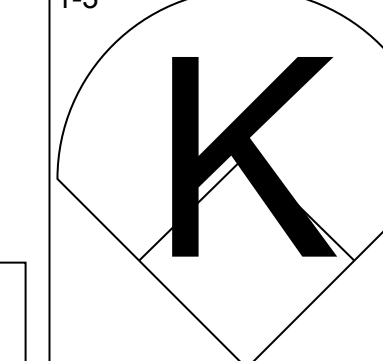
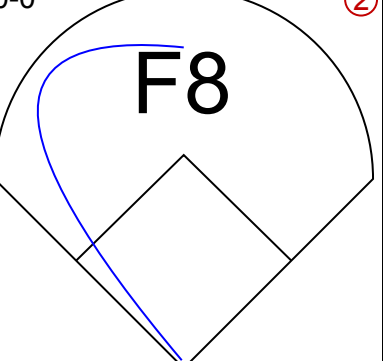
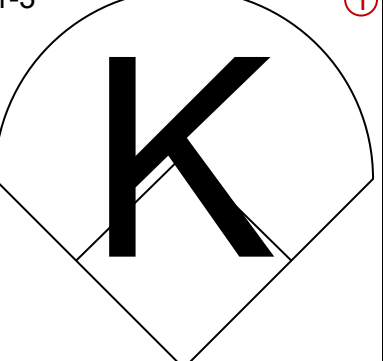
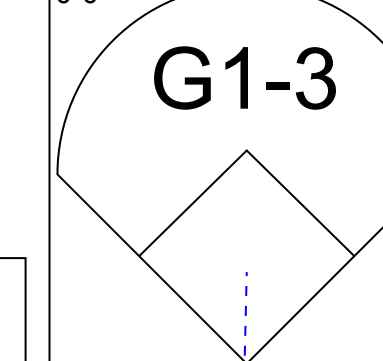
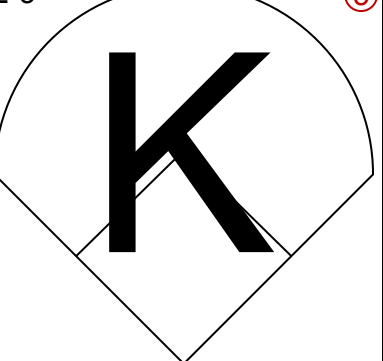
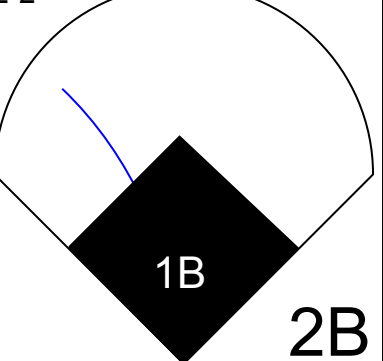
Batter	1	2	3	4	5	6	7	8	9	AB	R	H	RBI	BB	SO	LOB	BOTTOM					
Johnny Damon, L (1, 8) OBP: 0.338, SLG: 0.427	 				 		 			4	2	2	1	0	0	2						
Jose Offerman, S (1, 4) OBP: 0.374, SLG: 0.404 Luis Rivera, R (9, 4) OBP: 0.333, SLG: 0.320	 		 		 		 			4	1	1	0	0	0	1						
Hal Morris, L (1, 10) OBP: 0.361, SLG: 0.419	 		 		 		 			4	0	1	1	0	0	1						
Jeff King, R (1, 3) OBP: 0.331, SLG: 0.467 Jermaine Allensworth, R (8, PH) OBP: 0.381, SLG: 0.410 (9, 9)	 		 		 		 			3	1	0	0	0	0	2						
Dean Palmer, R (1, 5) OBP: 0.327, SLG: 0.509 Terry Pendleton, S (7, 5) OBP: 0.316, SLG: 0.352	 		 		 		 			3	0	0	0	0	2	1						
Jeff Conine, R (1, 9) OBP: 0.319, SLG: 0.458 29 Mike Sweeney, R (9, 2) OBP: 0.302, SLG: 0.350		 		 		 		 			3	1	2	2	0	0	0					
Larry Sutton, L (1, 7) OBP: 0.293, SLG: 0.335						 		 		4	0	0	0	0	0	1						
Sal Fasano, R (1, 2) OBP: 0.313, SLG: 0.344 (9, 3)				 		 		 		3	0	0	0	0	0	0						
Mendy López, R (1, 6) OBP: 0.333, SLG: 0.407		 		 		 				3	0	1	0	0	0	1						
Inning Stats	R: 2 E: 1 K: 1 S: 12	H: 2 LOB: 0 BB: 0 P: 17	R: 1 E: 0 K: 0 S: 13	H: 1 LOB: 1 BB: 0 P: 24	R: 0 E: 0 K: 0 S: 5	H: 0 LOB: 0 BB: 0 P: 10	R: 0 E: 0 K: 0 S: 3	H: 0 LOB: 0 BB: 0 P: 8	R: 1 E: 0 K: 0 S: 7	H: 1 LOB: 0 BB: 0 P: 14	R: 1 E: 0 K: 1 S: 16	H: 2 LOB: 1 BB: 0 P: 23	R: 0 E: 0 K: 0 S: 9	H: 1 LOB: 1 BB: 0 P: 12	R: 0 E: 0 K: 1 S: 6	H: 0 LOB: 0 BB: 0 P: 7	R: 0 E: 0 K: 0 S: 5	H: 0 LOB: 0 BB: 0 P: 11	1B: 5 2B: 0 3B: 0 HR: 2	SF: 0 SAC: 0 DP: 1 HBP: 1	WP: 2 PB: 0 SB: 0 CS: 0	PA: 35
PITCHER	IP WLS BF H R ER SO BB IBB HBP BLK WP HR S P ERA WHIP																					
Rick Helling, R (1, 1) ERA: 4.5	9.0	W	35	7	5	4	3	0	0	1	0	0	0	2	2	76	126	4.00	0.778			

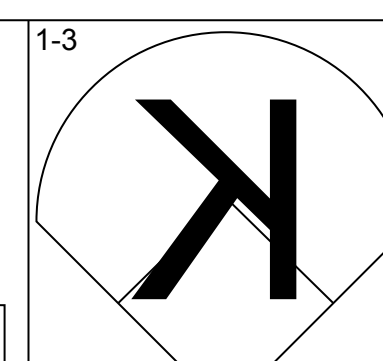
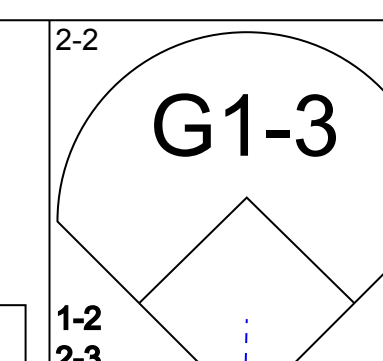
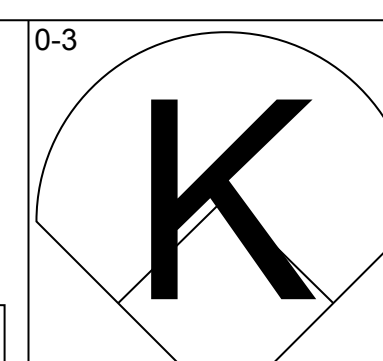
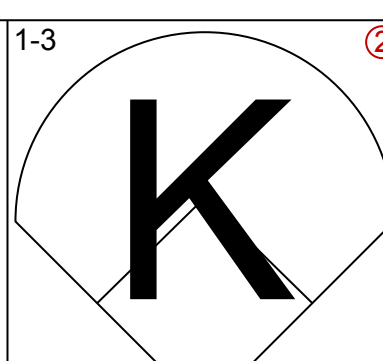
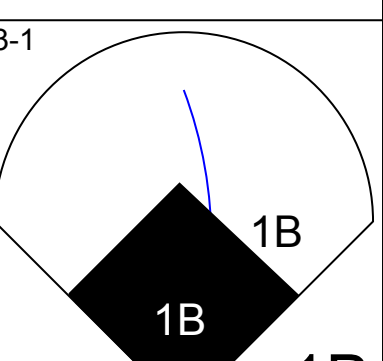
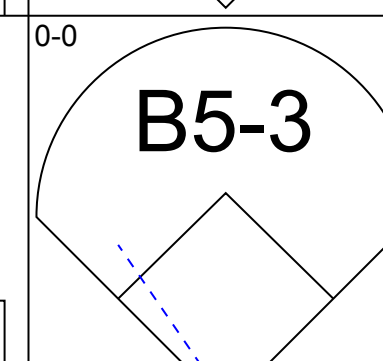
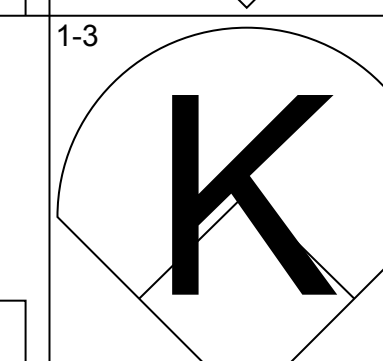
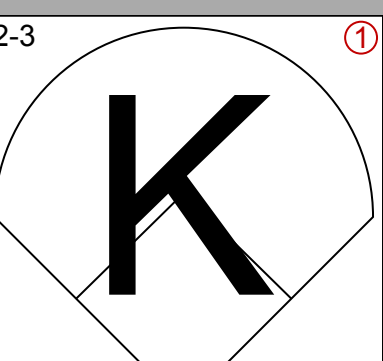
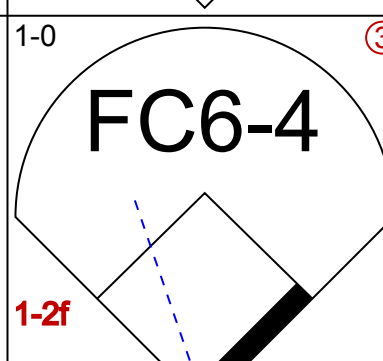
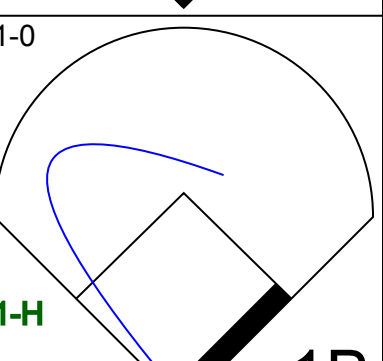
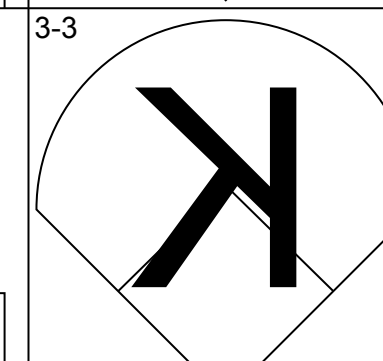
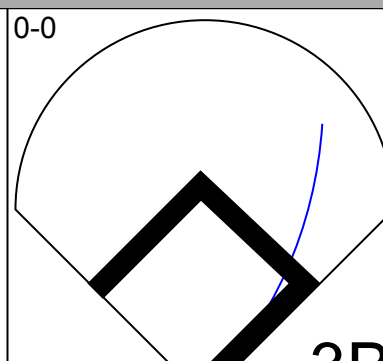
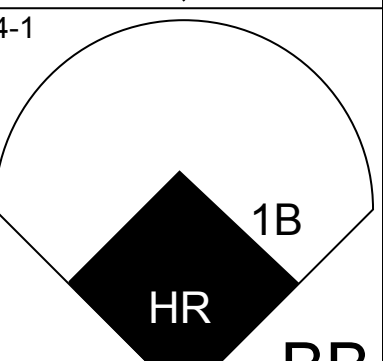
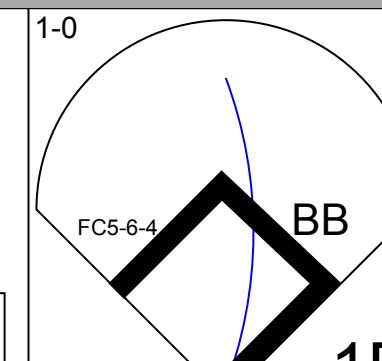
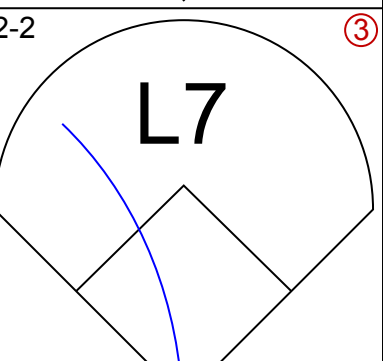
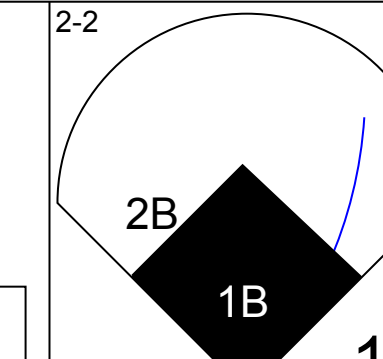
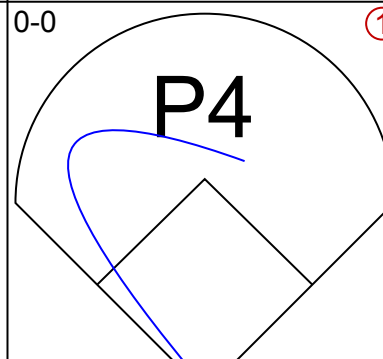
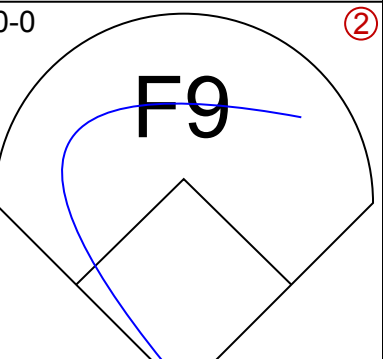
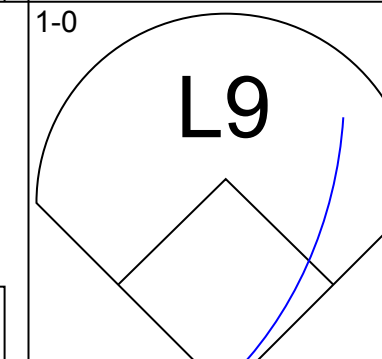
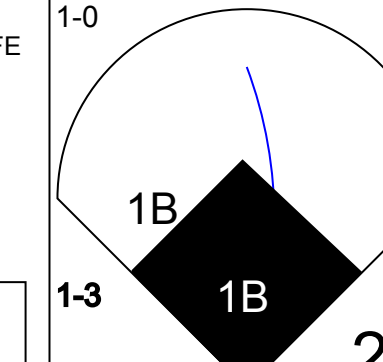

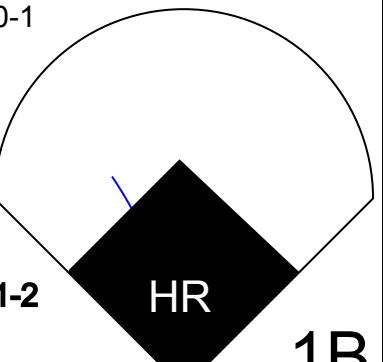
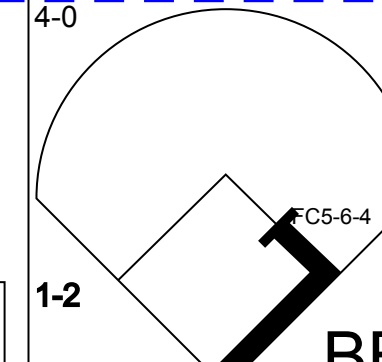
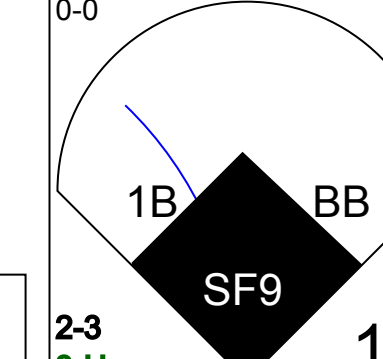
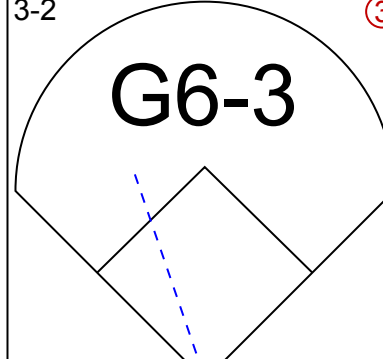
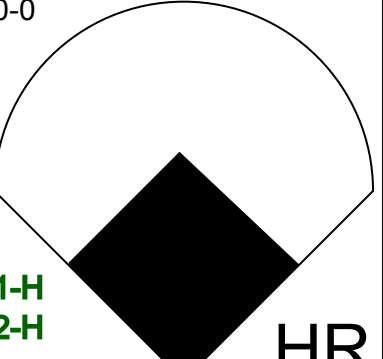
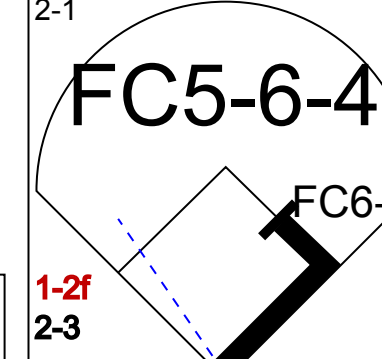
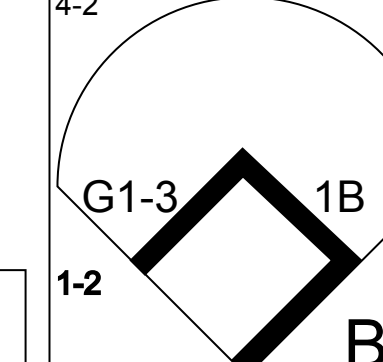
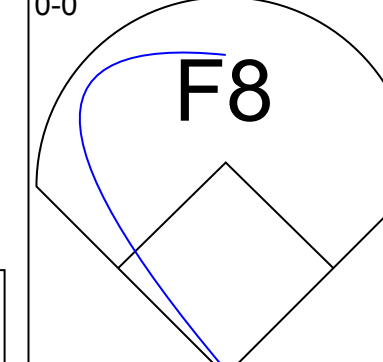
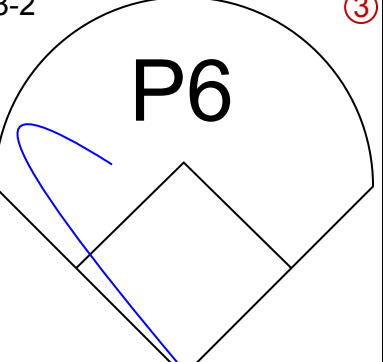
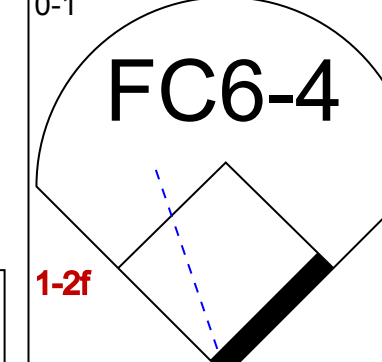
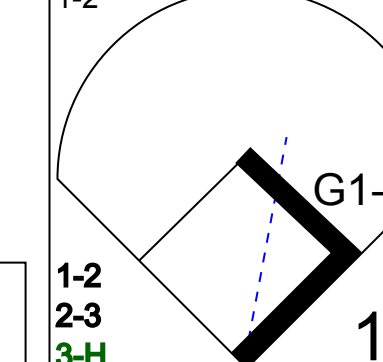
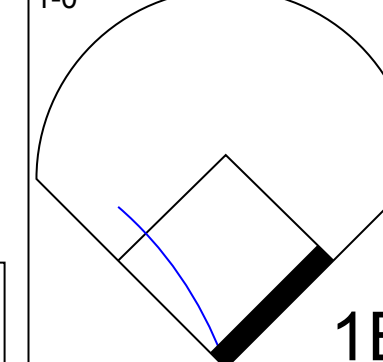
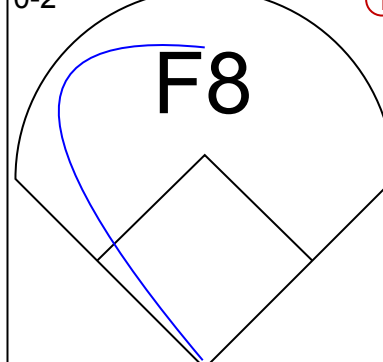
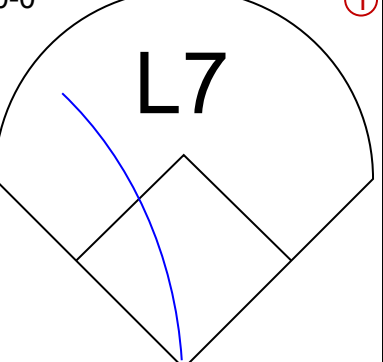
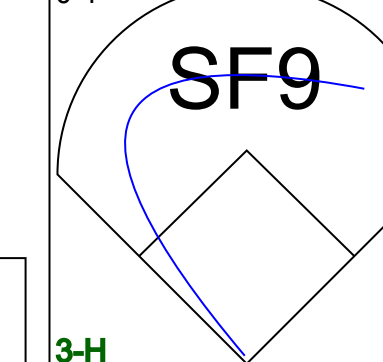
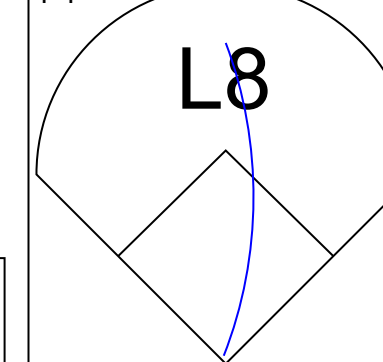
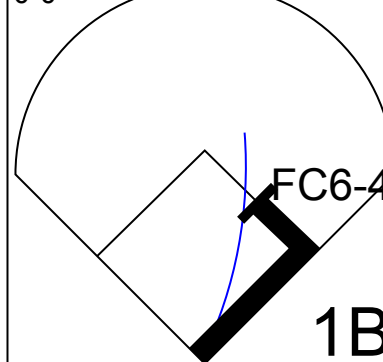
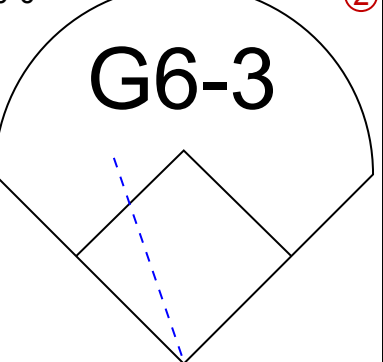
Texas Rangers @ Kansas City Royals
 Kauffman Stadium, Kansas City, MO
 Tue Jul 21 1998, 7:05 PM CDT
 Att: 17,457 - Unknown - 99 F

AB 45
R 15
H 16
RBI 15
BB 2
SO 8
LOB 18

Texas Rangers @ Kansas City Royals
 Kauffman Stadium, Kansas City, MO
 Tue Jul 21 1998, 7:05 PM CDT
 Att: 17,457 - Unknown - 99 F

AB 34
R 5
H 7
RBI 4
BB 0
SO 3
LOB 9

Batter	1	2	3	4	5	6	7	8	9	AB	R	H	RBI	BB	SO	LOB	TOP					
Tom Goodwin, L (1, 8) OBP: 0.371, SLG: 0.314										4	0	2	1	0	1	0	<p>Texas Rangers @ Kansas City Royals Kauffman Stadium, Kansas City, MO</p> <p>Wed Jul 22 1998, 7:05 PM CDT Att: 14,660 - Cloudy - 85 F</p> <p>livebaseballscorecards.com</p>					
Mark McLemore, S (1, 4) OBP: 0.402, SLG: 0.352										3	1	1	0	1	0	1						
29 Rusty Greer, L (1, 7) OBP: 0.390, SLG: 0.431										4	1	1	0	0	0	3						
Juan Gonzalez, R (1, 9) OBP: 0.338, SLG: 0.602										4	1	1	3	0	0	2						
Will Clark, L (1, 10) OBP: 0.393, SLG: 0.510										4	0	2	0	0	1	0						
Ivan Rodriguez, R (1, 2) OBP: 0.376, SLG: 0.522										4	0	0	0	0	1	2						
Lee Stevens, L (1, 3) OBP: 0.295, SLG: 0.442										4	0	0	0	0	1	1						
Kevin Elster, R (1, 6) OBP: 0.314, SLG: 0.366										3	0	0	0	0	2	0						
Luis Alicea, S (1, 5) OBP: 0.369, SLG: 0.417										3	1	1	0	0	1	0						
Inning Stats	R: 3 E: 0 K: 1 S: 15	H: 4 LOB: 0 BB: 0 P: 24	R: 0 E: 0 K: 1 S: 8	H: 0 LOB: 0 BB: 0 P: 10	R: 0 E: 0 K: 0 S: 6	H: 0 LOB: 0 BB: 0 P: 12	R: 0 E: 0 K: 1 S: 10	H: 0 LOB: 0 BB: 0 P: 18	R: 0 E: 0 K: 0 S: 9	H: 1 LOB: 1 BB: 1 P: 14	R: 0 E: 0 K: 0 S: 7	H: 0 LOB: 0 BB: 0 P: 15	R: 0 E: 0 K: 1 S: 5	H: 0 LOB: 0 BB: 0 P: 9	R: 1 E: 0 K: 0 S: 15	H: 2 LOB: 1 BB: 0 P: 24	R: 0 E: 0 K: 1 S: 10	H: 1 LOB: 1 BB: 0 P: 16	1B: 6 2B: 1 3B: 0 HR: 1	SF: 0 SAC: 0 DP: 2 HBP: 0	WP: 1 PB: 0 SB: 0 CS: 0	PA: 34
PITCHER	IP WLS BF H R ER SO BB IBB HBP BLK WP HR S P ERA WHIP																					
Pat Rapp, R (1, 1) ERA: 4.8	5.0 W 19 5 3 3 4 0 0 0 0 1 1 49 79 5.40 1.000																					
Ricky Bones, R (6, 1) ERA: 2.49	1.0 3 0 0 0 0 1 0 0 0 0 0 6 14 0.00 1.000																					
Scott Service, R (7, 1) ERA: 3.73	2.0 8 2 1 1 2 0 0 0 0 0 0 20 33 4.50 1.000																					
Jeff Montgomery, R (9, 1) ERA: 5.86	1.0 S 4 1 0 0 1 0 0 0 0 0 0 10 16 0.00 1.000																					

Batter	1	2	3	4	5	6	7	8	9	AB	R	H	RBI	BB	SO	LOB	BOTTOM					
Johnny Damon, L (1, 9) OBP: 0.336, SLG: 0.425										5	1	1	0	0	3	4	<p>Texas Rangers @ Kansas City Royals Kauffman Stadium, Kansas City, MO</p> <p>Wed Jul 22 1998, 7:05 PM CDT Att: 14,660 - Cloudy - 85 F</p> <p>livebaseballscorecards.com</p>					
Jermaine Allensworth, R (1, 8) OBP: 0.358, SLG: 0.469										5	0	1	1	0	2	3						
Jose Offerman, S (1, 4) OBP: 0.377, SLG: 0.410										4	1	2	0	1	1							
Jeff King, R (1, 3) OBP: 0.330, SLG: 0.464										4	1	1	0	0	0	3						
Hal Morris, L (1, 7) OBP: 0.366, SLG: 0.424										3	2	2	0	1	1	1						
Dean Palmer, R (1, 5) OBP: 0.329, SLG: 0.518										4	2	2	4	0	0	3						
Terry Pendleton, S (1, 10) OBP: 0.314, SLG: 0.340										3	0	0	0	1	0	2						
Sal Fasano, R (1, 2) OBP: 0.317, SLG: 0.348										4	0	2	1	0	0	0						
Mendy López, R (1, 6) OBP: 0.328, SLG: 0.404										3	0	1	1	0	0	1						
Inning Stats	R: 0 E: 0 K: 2 S: 7	H: 0 LOB: 0 BB: 0 P: 11	R: 3 E: 0 K: 1 S: 18	H: 4 LOB: 2 BB: 1 P: 29	R: 0 E: 0 K: 1 S: 9	H: 1 LOB: 1 BB: 0 P: 11	R: 0 E: 0 K: 1 S: 7	H: 1 LOB: 1 BB: 0 P: 9	R: 3 E: 0 K: 1 S: 14	H: 2 LOB: 0 BB: 1 P: 23	R: 0 E: 0 K: 1 S: 8	H: 1 LOB: 0 BB: 0 P: 10	R: 0 E: 0 K: 0 S: 6	H: 1 LOB: 2 BB: 1 P: 14	R: 1 E: 0 K: 0 S: 8	H: 2 LOB: 1 BB: 0 P: 14	R: 0 E: 0 K: 1 S: 10	H: 1 LOB: 1 BB: 0 P: 16	1B: 9 2B: 1 3B: 1 HR: 1	SF: 1 SAC: 0 DP: 0 HBP: 0	WP: 0 PB: 0 SB: 0 CS: 0	PA: 39
PITCHER	IP WLS BF H R ER SO BB IBB HBP BLK WP HR S P ERA WHIP																					
Aaron Sele, R (1, 1) ERA: 4.36	6.1 L 31 10 6 6 7 2 0 0 0 0 0 65 97 8.53 1.895																					
Scott Bailes, L (7, 1) ERA: 4.91	0.0 1 0 0 0 0 1 0 0 0 0 0 4 4 0.00 0.000																					
Tim Crabtree, R (7, 1) ERA: 4.17	1.2 7 2 1 1 0 0 0 0 0 0 0 12 20 5.40 1.200																					

Batter	1	2	3	4	5	6	7	8	9	AB	R	H	RBI	BB	SO	LOB	TOP							
Mark McLemore, S (1.4) OBP: 0.407, SLG: 0.359	4-2 BB		1-1 1B 2B	1-1 1B	1-0 G6-3			0-1 1B	2-1 G4-3	5	3	3	0	1	0	3								
Roberto Kelly, R (1.8) OBP: 0.312, SLG: 0.504	1-1 F8		0-1 1B	1-1 1B			1-0 G6-3	0-3 K	1-1 F7	6	1	2	1	0	1	3								
29 Rusty Greer, L (1.7) OBP: 0.393, SLG: 0.433	1-2 1B		1-0 F9 1B	1-2 1B			1-1 G3	1-2 G1-3		5	0	3	3	0	0	1								
Juan Gonzalez, R (1.9) OBP: 0.341, SLG: 0.600	2-1 F7		1-2 1B	3-2 P3			4-2 1B	4-0 1B		3	0	1	1	2	0	4								
Ivan Rodriguez, R (1.10) OBP: 0.379, SLG: 0.523	1-0 F8		2-2 F9				1-1 1B	1-0 1B		5	1	3	1	0	0	4								
Mike Simms, R (1.3) Lee Stevens, L (8.3) OBP: 0.402, SLG: 0.667 OBP: 0.295, SLG: 0.442		2-3 K	2-2 G4-6-3				2-2 1B	0-1 P3		5	0	1	0	0	1	6								
Bill Haselman, R (1.2) OBP: 0.333, SLG: 0.574		3-3 K					0-0 G6-3			5	1	2	2	0	1	0								
Kevin Elster, R (1.6) OBP: 0.312, SLG: 0.363		1-0 P3					0-0 L6	1-2 F9		5	0	1	0	0	0	2								
Fernando Tatis, R (1.5) OBP: 0.298, SLG: 0.346			3-2 1B	1-1 1B			0-3 K			4	2	2	0	0	2	2								
Inning Stats	R: 0 E: 0 K: 0 S: 10	H: 1 LOB: 2 BB: 1 P: 19	R: 0 E: 0 K: 2 S: 11	H: 0 LOB: 0 BB: 0 P: 17	R: 3 E: 0 K: 0 S: 20	H: 5 LOB: 1 BB: 0 P: 32	R: 2 E: 0 K: 0 S: 15	H: 4 LOB: 2 BB: 0 P: 22	R: 1 E: 0 K: 1 S: 14	H: 3 LOB: 2 BB: 0 P: 20	R: 0 E: 0 K: 0 S: 9	H: 1 LOB: 0 BB: 1 P: 16	R: 0 E: 0 K: 1 S: 5	H: 0 LOB: 0 BB: 0 P: 8	R: 1 E: 0 K: 1 S: 11	H: 2 LOB: 2 BB: 1 P: 17	R: 1 E: 0 K: 0 S: 7	H: 2 LOB: 1 BB: 0 P: 12	1B: 16 2B: 1 3B: 0 HR: 1	SF: 0 SAC: 1 DP: 1 HBP: 0	WP: 0 PB: 0 SB: 0 CS: 0	PA: 47		
PITCHER	IP	WLS	BF	H	R	ER	SO	BB	IBB	HBP	BLK	WP	HR	S	P	ERA	WHIP							
Glendon Rusch, L (1.1) ERA: 5.88	4.0	L	25	13	6	6	2	1	0	0	0	0	0	63	101	13.50	3.500							
Chris Haney, L (5.1) ERA: 7.73	3.0		11	1	0	0	2	1	0	0	0	0	0	21	33	0.00	0.667							
Matt Whisenant, L (8.1) ERA: 4.54	1.0		6	2	1	1	0	0	1	0	0	0	0	11	17	9.00	2.000							
Ricky Bones, R (9.1) ERA: 2.78	1.0		5	2	1	1	0	0	0	0	0	0	1	7	12	9.00	2.000							

Texas Rangers @ Kansas City Royals
Kauffman Stadium, Kansas City, MO
Thu Jul 23 1998, 7:05 PM CDT
Att: 21,656 - Cloudy - 77 F

AB	43
R	8
H	18
RBI	8
BB	3
SO	5
LOB	25



Batter	1	2	3	4	5	6	7	8	9	AB	R	H	RBI	BB	SO	LOB	BOTTOM							
Johnny Damon, L (1.9) OBP: 0.333, SLG: 0.419	1-1 F7		3-2 G4-3					2-2 G4-3		5	0	0	0	0	1	0								
Jermaine Allensworth, R (1.8) OBP: 0.365, SLG: 0.415	1-1 1B		1-0 1B				0-0 1B	1-2 E5		4	1	3	0	0	0	0								
Jose Offerman, S (1.4) OBP: 0.384, SLG: 0.416	0-0 1B		0-0 S				0-0 1B	4-0 1B		4	1	4	0	1	0	0								
Dean Palmer, R (1.5) OBP: 0.327, SLG: 0.513	0-1 L5		2-3 K				1-1 SF8	4-2 FC5-4		3	0	0	1	1	1	5								
Jeff King, R (1.3) OBP: 0.331, SLG: 0.463		2-0 S	2-1 G6-3				0-0 2B	0-0 FC5-4		5	1	2	1	0	1	5								
Shane Mack, R (1.7) OBP: 0.362, SLG: 0.476		4-2 1B					1-0 G4-3	0-0 1B		4	1	1	1	1	1	0								
Terry Pendleton, S (1.10) OBP: 0.327, SLG: 0.347		1-3 K					3-1 1B	0-2 1B		4	0	2	1	1	1	2								
Sal Fasano, R (1.2) OBP: 0.310, SLG: 0.340		0-1 P4					2-3 K	1-2 F7		4	0	0	0	0	1	5								
Mendy López, R (1.6) Hal Morris, L (7, PH) Luis Rivera, R (8.6) OBP: 0.313, SLG: 0.383 OBP: 0.365, SLG: 0.423 OBP: 0.333, SLG: 0.320		0-1 F9					1-3 K	0-0 F7		3	0	0	0	0	1	3								
Inning Stats	R: 0 E: 0 K: 0 S: 7	H: 2 LOB: 1 BB: 0 P: 9	R: 0 E: 0 K: 1 S: 11	H: 1 LOB: 1 BB: 1 P: 18	R: 0 E: 0 K: 1 S: 10	H: 1 LOB: 2 BB: 0 P: 18	R: 0 E: 0 K: 2 S: 9	H: 1 LOB: 1 BB: 0 P: 16	R: 4 E: 1 K: 1 S: 16	H: 5 LOB: 1 BB: 0 P: 20	R: 0 E: 0 K: 0 S: 10	H: 1 LOB: 3 BB: 2 P: 19	R: 0 E: 0 K: 0 S: 5	H: 0 LOB: 1 BB: 1 P: 12	R: 0 E: 0 K: 0 S: 9	H: 1 LOB: 1 BB: 0 P: 13	R: 0 E: 0 K: 2 S: 11	H: 0 LOB: 0 BB: 0 P: 14	1B: 10 2B: 3 3B: 0 HR: 0	SF: 1 SAC: 0 DP: 1 HBP: 1	WP: 0 PB: 0 SB: 2 CS: 0	PA: 43		
PITCHER	IP	WLS	BF	H	R	ER	SO	BB	IBB	HBP	BLK	WP	HR	S	P	ERA	WHIP							
Darren Oliver, L (1.1) ERA: 6.77	4.2		24	4	4	4	5	1	0	1	0	0	0	22	39	0.00	2.143							
Xavier Hernandez, R (5.1) ERA: 2.97	2.1	W	12	2	0	0	0	3	0	0	0	0	0	3	5	0.00	0.000							
Eric Gunderson, L (8.1) ERA: 2.98	0.1		1	0	0	0	0	0	0	0	0	0	0	3	5	0.00	0.000							
Danny Patterson, R (8.1) ERA: 3.34	0.2		3	1	0	0	0	0	0	0	0	0	0	6	8	0.00	1.500							
John Wetland, R (9.1) ERA: 1.62	1.0		3	0	0	0	2	0	0	0	0	0	0	11	14	0.00	0.000							


Texas Rangers @ Kansas City Royals
Kauffman Stadium, Kansas City, MO
Thu Jul 23 1998, 7:05 PM CDT
Att: 21,656 - Cloudy - 77 F


AB	37
R	4
H	12
RBI	4
BB	4
SO	7
LOB	21



Batter	1	2	3	4	5	6	7	8	9	AB	R	H	RBI	BB	SO	LOB	TOP										
Mark McLemore, S (1,4) OBP: 0.407, SLG: 0.358	G6-3		F9		K		FC5-4 1B		BB	4	0	1	0	1	1	1	Texas Rangers @ Minnesota Twins Hubert H. Humphrey Metrodome, Minneapolis, MN Fri Jul 24 1998, 8:05 PM EDT Att: 11,473 - Dome - 72 F livebaseballscorecards.com										
Roberto Kelly, R (1,8) OBP: 0.315, SLG: 0.500	BB 1B		G6-3		29 1B		FC5-4 29 2B		K	5	1	2	0	0	1	2											
29 Rusty Greer, L (1,7) OBP: 0.393, SLG: 0.435	F7		P6		1B		1-H 2B		G6-3	5	0	2	2	0	0	2											
Juan Gonzalez, R (1,10) OBP: 0.340, SLG: 0.596	BB 1-2			P6	F8		F7			3	0	0	0	1	0	3											
Will Clark, L (1,3) OBP: 0.394, SLG: 0.510	F7			1B			G6-3 1B		G4-3	4	0	2	0	0	0	2											
Ivan Rodriguez, R (1,2) OBP: 0.380, SLG: 0.522		K		F8 1B		G6-3	FC6 BB			3	0	1	0	1	1	1											
Mike Simms, R (1,9) OBP: 0.397, SLG: 0.680	F8			F8		HR	K		K	4	1	1	1	0	1	3											
Kevin Elster, R (1,6) OBP: 0.311, SLG: 0.361	BB 1B			G4-3		K	FC6			4	0	1	0	0	1	1											
Fernando Tatis, R (1,5) OBP: 0.299, SLG: 0.349		K		1B 29 1B		2B			K	3	1	1	0	0	1	1											
Luis Alicaia, S (9,PH) OBP: 0.367, SLG: 0.414							P6		K	1	0	0	0	0	1	0											
Inning Stats	R: 0 E: 0 K: 0 S: 10	H: 1 LOB: 2 BB: 1 P: 18	R: 0 E: 0 K: 2 S: 13	H: 1 LOB: 1 BB: 0 P: 21	R: 0 E: 0 K: 0 S: 9	H: 0 LOB: 0 BB: 0 P: 13	R: 0 E: 0 K: 0 S: 6	H: 2 LOB: 1 BB: 0 P: 12	R: 1 E: 0 K: 1 S: 12	H: 3 LOB: 2 BB: 0 P: 16	R: 1 E: 0 K: 0 S: 11	H: 2 LOB: 1 BB: 0 P: 19	R: 1 E: 0 K: 0 S: 11	H: 2 LOB: 1 BB: 0 P: 17	R: 0 E: 0 K: 1 S: 12	H: 0 LOB: 1 BB: 1 P: 17	R: 0 E: 0 K: 2 S: 12	H: 0 LOB: 1 BB: 1 P: 21	1B: 8 2B: 2 3B: 0 HR: 1	SF: 0 SAC: 0 DP: 1 HBP: 0	WP: 0 PB: 0 SB: 0 CS: 0	PA: 39					
PITCHER	IP	WLS	BF	H	R	ER	SO	BB	IBB	HBP	BLK	WP	HR	S	P	ERA	WHIP										
Dan Serafini, L (1,1) ERA: 4.95	6.0	W	26	9	2	2	4	1	0	0	0	0	1	61	99	3.00	1.667										
Mike Trombley, R (7,1) ERA: 3.17	1.0		5	2	1	1	0	0	0	0	0	0	0	11	17	9.00	2.000										
Eddie Guardado, L (8,1) ERA: 3.58	1.0		4	0	0	0	1	1	0	0	0	0	0	12	17	0.00	1.000										
Rick Aguilera, R (9,1) ERA: 4.41	1.0	S	4	0	0	0	2	1	0	0	0	0	0	12	21	0.00	1.000										

Batter	1	2	3	4	5	6	7	8	9	AB	R	H	RBI	BB	SO	LOB	BOTTOM										
Otis Nixon, S (1,8) OBP: 0.342, SLG: 0.309	G6-3 1B		BB 1-2		G1-3		G5-3			4	0	2	1	1	0	2	Texas Rangers @ Minnesota Twins Hubert H. Humphrey Metrodome, Minneapolis, MN Fri Jul 24 1998, 8:05 PM EDT Att: 11,473 - Dome - 72 F livebaseballscorecards.com										
Matt Lawton, L (1,9) OBP: 0.382, SLG: 0.481	G6-3		G4-3		1B 2H		G6-3			4	1	1	1	0	0	5											
Paul Molitor, R (1,10) OBP: 0.336, SLG: 0.356	G6-3			P8	1B		G6-4-3 1B CS			3	1	1	1	1	0	0											
David Ortiz, L (1,3) OBP: 0.372, SLG: 0.511		F9		1B	K		G6-4-3 1B			4	0	2	0	0	1	1											
Ron Coomer, R (1,5) OBP: 0.304, SLG: 0.429		K		E6		G4-3	G6-4-3			4	0	0	0	0	1	3											
Todd Walker, L (1,4) OBP: 0.383, SLG: 0.495				1-2	P8		1B 2B			3	1	2	0	1	0	2											
Denny Hocking, S (8,4) OBP: 0.280, SLG: 0.277	CS 1B				P8		CS			0	0	0	0	0	0	0											
Marty Cordova, R (1,7) OBP: 0.343, SLG: 0.399	CS		G5-3	G6-3		G5-3	CS		K	4	0	0	0	0	1	3											
Terry Steinbach, R (1,2) OBP: 0.320, SLG: 0.411			L5		G6-3		1B 1B			4	1	2	1	0	0	0											
Pat Meares, R (1,6) OBP: 0.290, SLG: 0.368			BB 1B		G1-3 3B		1B		F8	4	1	3	0	0	0	1											
Inning Stats	R: 0 E: 0 K: 0 S: 15	H: 1 LOB: 0 BB: 0 P: 20	R: 0 E: 0 K: 1 S: 7	H: 1 LOB: 0 BB: 0 P: 10	R: 0 E: 0 K: 0 S: 13	H: 1 LOB: 2 BB: 1 P: 26	R: 0 E: 1 K: 0 S: 8	H: 1 LOB: 2 BB: 0 P: 13	R: 2 E: 0 K: 1 S: 16	H: 3 LOB: 1 BB: 0 P: 25	R: 2 E: 0 K: 0 S: 17	H: 4 LOB: 2 BB: 0 P: 23	R: 1 E: 0 K: 0 S: 5	H: 1 LOB: 0 BB: 2 P: 18	R: 0 E: 0 K: 1 S: 9	H: 1 LOB: 1 BB: 0 P: 12	1B: 11 2B: 1 3B: 1 HR: 0	SF: 0 SAC: 0 DP: 2 HBP: 0	WP: 0 PB: 0 SB: 0 CS: 3	PA: 39							
PITCHER	IP	WLS	BF	H	R	ER	SO	BB	IBB	HBP	BLK	WP	HR	S	P	ERA	WHIP										
Esteban Loaiza, R (1,1) ERA: 4.72	5.2	L	27	10	4	4	2	1	0	0	0	0	0	72	111	6.35	1.941										
Scott Bailes, L (6,1) ERA: 4.60	0.1		2	1	0	0	0	0	0	0	0	0	0	4	6	0.00	3.000										
Tim Crabtree, R (7,1) ERA: 4.18	2.0		8	2	1	1	1	1	1	0	0	0	0	14	30	4.50	1.500										

Batter	1	2	3	4	5	6	7	8	9	AB R H RBI BB SO LOB	TOP											
Tom Goodwin, L (1, 8) OBP: 0.371, SLG: 0.314	4-0 29 BLK HR BB	2-2 3-H 1B		1-0 F7			3-2 G3		1-2 G6-3	4 1 1 1 1 0 1	<p>Texas Rangers @ Minnesota Twins Hubert H. Humphrey Metrodome, Minneapolis, MN</p> <p>Sat Jul 25 1998, 8:05 PM EDT Att: 21,013 - Dome - 72 F</p> <p>livebaseballscorecards.com</p> <p>AB 33 R 6 H 8 RBI 6 BB 3 SO 10 LOB 11</p> 											
Mark McLemore, S (1, 4) OBP: 0.402, SLG: 0.354	1-3 SAFE K	3-2 3-H SF7		3-2 G3			1-3 K			3 0 0 1 0 2 2												
29 Rusty Greer, L (1, 7) OBP: 0.392, SLG: 0.433	1-1 SAFE SAFE L6	1-3 3-H K			2-2 F8			1-1 1B		4 0 1 0 0 1 2												
Juan Gonzalez, R (1, 9) OBP: 0.339, SLG: 0.591	4-0 HR BB		1-3 K		1-0 F9			1-3 SAFE K		3 1 0 0 1 2 1												
Will Clark, L (1, 3) OBP: 0.392, SLG: 0.515	2-0 1-H 2-H HR		3-2 F8		1-0 G4-3			0-0 F9		4 1 1 3 0 0 1												
Ivan Rodriguez, R (1, 2) OBP: 0.379, SLG: 0.519	2-3 K		0-1 1B		2-3 K			2-2 L6		4 0 1 0 0 2 1												
Lee Stevens, L (1, 10) OBP: 0.302, SLG: 0.457		4-2 2B 1B BB	0-0 1-2 1B		0-1 G6-3			3-2 HR		3 2 2 1 1 0 0												
Domingo Cedeño, S (1, 6) OBP: 0.333, SLG: 0.419		3-1 F7	1-3 K2-3		0-0 G1-3			2-3 K		4 0 0 0 0 2 3												
Fernando Tatis, R (1, 5) OBP: 0.302, SLG: 0.356		2-2 1B SF7 2B		1-0 CS 1B		2-2 P6		1-3 K		3 1 2 0 0 0 0 1 0 0 0 0 1 0												
Luis Alicaia, S (9, PH) OBP: 0.365, SLG: 0.412																						
Inning Stats	R: 3 E: 0 K: 2 S: 11	H: 1 LOB: 0 BB: 2 P: 24	R: 2 E: 0 K: 1 S: 18	H: 2 LOB: 1 BB: 1 P: 33	R: 0 E: 0 K: 2 S: 12	H: 2 LOB: 2 BB: 0 P: 17	R: 0 E: 0 K: 0 S: 5	H: 1 LOB: 0 BB: 0 P: 10	R: 0 E: 0 K: 0 S: 5	H: 0 LOB: 0 BB: 0 P: 9	R: 0 E: 0 K: 1 S: 8	H: 0 LOB: 0 BB: 0 P: 10	R: 0 E: 0 K: 1 S: 9	H: 0 LOB: 0 BB: 0 P: 15	R: 0 E: 0 K: 1 S: 11	H: 1 LOB: 1 BB: 0 P: 15	R: 1 E: 0 K: 2 S: 12	H: 1 LOB: 0 BB: 0 P: 19	1B: 5 2B: 1 3B: 0 HR: 2	SF: 1 SAC: 0 DP: 0 HBP: 0	WP: 0 PB: 0 SB: 0 CS: 1	PA: 37
PITCHER	IP WLS BF H R ER SO BB IBB HBP BLK WP HR S P ERA WHIP																					
Frankie Rodriguez, R (1, 1) ERA: 10.66	6.0 26 6 5 5 6 3 0 0 1 0 1 59 103 7.50 1.500																					
Greg Swindell, L (7, 1) ERA: 3.6	2.0 7 1 0 0 2 0 0 0 0 0 0 20 30 0.00 0.500																					
Rick Aguilera, R (9, 1) ERA: 4.5	1.0 4 1 1 1 2 0 0 0 0 0 0 12 19 9.00 1.000																					

Batter	1	2	3	4	5	6	7	8	9	AB R H RBI BB SO LOB	BOTTOM									
Otis Nixon, S (1, 8) OBP: 0.341, SLG: 0.308	0-0 S E1		3-2 L5	0-1 G4-3		3-1 1-3 2-H 3-H 1B		0-0 SH3		4 0 1 2 0 0 1	<p>Texas Rangers @ Minnesota Twins Hubert H. Humphrey Metrodome, Minneapolis, MN</p> <p>Sat Jul 25 1998, 8:05 PM EDT Att: 21,013 - Dome - 72 F</p> <p>livebaseballscorecards.com</p> <p>AB 35 R 7 H 11 RBI 7 BB 5 SO 8 LOB 28</p> 									
Matt Lawton, L (1, 9) OBP: 0.380, SLG: 0.477	1-1 SAFE SAFE F8		2-3 K		0-0 FC6-4 1B		2-3 K	1-2 G5-3		5 0 1 0 0 2 4										
Paul Moltis, R (1, 10) OBP: 0.334, SLG: 0.351	2-2 SAFE SAFE F9		3-1 P4		1-1 FC6-4 BB 1-2		1-3 K	4-0 2B IBB		4 1 0 0 1 1 4										
David Ortiz, L (1, 3) OBP: 0.379, SLG: 0.514	2-3 SAFE K			4-2 FC4-6 BB	4-2 G6-4-3 BB		0-0 G5-3	0-0 1-H 2-H 2B		3 0 1 2 2 1 1										
Ron Coomer, R (1, 5) OBP: 0.303, SLG: 0.426		0-1 P3		0-0 FC4-6 2B 1-2	0-0 G6-4-3 1-2		2-1 1B	0-3 K		5 1 1 0 0 1 4										
Todd Walker, L (1, 4) OBP: 0.390, SLG: 0.503		4-2 E BB		0-2 2B 2B		0-0 1B 1B		0-0 1B		3 2 3 0 1 0 0										
Denny Hocking, S (9, 4) OBP: 0.280, SLG: 0.277				1-3 2B 2B		1-2 1B				0 0 0 0 0 0 0										
Alex Ochoa, R (1, 7) OBP: 0.281, SLG: 0.351		0-1 E4 BB		0-1 G1-3		1-0 SAFE 1B 1B	3-2 P5			4 1 1 0 0 0 5										
Terry Steinbach, R (1, 2) OBP: 0.322, SLG: 0.414		3-3 K		0-0 2B 2B		4-1 1B BB	1-1 F8			3 1 1 2 1 1 4										
Pat Meares, R (1, 6) OBP: 0.293, SLG: 0.372		1-3 K		1-0 2B 2B		1-3 K		2-2 SH3 2B 1B		4 1 2 1 0 2 5										
Inning Stats	R: 0 E: 1 K: 1 S: 9	H: 0 LOB: 1 BB: 0 P: 14	R: 0 E: 1 K: 2 S: 14	H: 0 LOB: 2 BB: 1 P: 22	R: 0 E: 0 K: 1 S: 8	H: 0 LOB: 0 BB: 0 P: 16	R: 3 E: 0 K: 0 S: 13	H: 3 LOB: 1 BB: 1 P: 18	R: 0 E: 0 K: 0 S: 6	H: 1 LOB: 1 BB: 1 P: 11	R: 2 E: 0 K: 3 S: 15	H: 3 LOB: 2 BB: 1 P: 27	R: 0 E: 0 K: 0 S: 13	H: 2 LOB: 2 BB: 0 P: 19	R: 2 E: 0 K: 1 S: 11	H: 2 LOB: 1 BB: 1 P: 18	1B: 7 2B: 4 3B: 0 HR: 0	SF: 0 SAC: 1 DP: 1 HBP: 0	WP: 0 PB: 0 SB: 1 CS: 0	PA: 41
PITCHER	IP WLS BF H R ER SO BB IBB HBP BLK WP HR S P ERA WHIP																			
John Burkett, R (1, 1) ERA: 5.81	5.0 25 6 5 5 4 3 0 0 0 0 0 0 24 40 0.00 2.400																			
Xavier Hernandez, R (6, 1) ERA: 2.84	1.2 9 3 0 0 3 1 0 0 0 0 0 0 6 9 13.50 1.500																			
Danny Patterson, R (7, 1) ERA: 3.55	0.2 L 3 1 1 1 0 0 0 0 0 0 0 0 7 12 13.50 1.500																			
Eric Gunderson, L (8, 1) ERA: 2.54	0.2 4 1 1 1 1 0 1 0 0 0 0 0 7 12 13.50 1.500																			

Batter	1	2	3	4	5	6	7	8	9	AB	R	H	RBI	BB	SO	LOB	TOP								
Tom Goodwin, L (1, 8) OBP: 0.368, SLG: 0.311 Roberto Kelly, R (7, PH) OBP: 0.313, SLG: 0.496	F7		F8		F8		G6-4-3			3	0	0	0	0	0	3									
Luis Alicaes, S (1, 4) OBP: 0.385, SLG: 0.410 Domingo Cedeno, S (8, PH) OBP: 0.331, SLG: 0.415	G4-3		F7			HR		F9		3	1	1	0	0	0	1									
29 Rusty Greer, L (1, 7) OBP: 0.393, SLG: 0.432	F8			G6-4-3		K		1B	SF7	3	1	1	0	1	1	1									
Juan Gonzalez, R (1, 9) OBP: 0.341, SLG: 0.598 Mike Simms, R (8, 9) OBP: 0.397, SLG: 0.680		G5-3		G6-4-3				FC6		4	1	2	2	0	0	1									
Will Clark, L (1, 3) OBP: 0.388, SLG: 0.511		K		F8		G4-3		SF7		3	0	0	1	0	1	0									
Ivan Rodriguez, R (1, 2) OBP: 0.376, SLG: 0.516 Bill Haselman, R (8, 2) OBP: 0.333, SLG: 0.574					P3	G3-1		FC6		4	0	1	0	0	0	1									
Lee Stevens, L (1, 10) OBP: 0.297, SLG: 0.449	F7					K		G4-3	P5	4	0	0	0	0	1	1									
Kevin Elster, R (1, 6) OBP: 0.314, SLG: 0.359			G6-3			2B			G6-3	2	0	0	0	1	0	0									
Fernando Tatis, R (1, 5) OBP: 0.307, SLG: 0.364									F8	4	0	3	0	0	0	0									
Inning Stats	R: 0 E: 0 K: 0 S: 6	H: 0 LOB: 0 BB: 0 P: 14	R: 0 E: 0 K: 1 S: 11	H: 1 LOB: 1 BB: 0 P: 16	R: 0 E: 0 K: 0 S: 11	H: 1 LOB: 0 BB: 0 P: 14	R: 0 E: 0 K: 0 S: 3	H: 1 LOB: 0 BB: 0 P: 5	R: 0 E: 0 K: 1 S: 11	H: 1 LOB: 2 BB: 0 P: 19	R: 2 E: 0 K: 1 S: 13	H: 2 LOB: 0 BB: 0 P: 20	R: 0 E: 0 K: 0 S: 10	H: 1 LOB: 1 BB: 0 P: 17	R: 1 E: 0 K: 0 S: 10	H: 1 LOB: 1 BB: 1 P: 17	R: 0 E: 0 K: 0 S: 9	H: 0 LOB: 0 BB: 0 P: 15	1B: 6 2B: 1 3B: 0 HR: 1	SF: 1 SAC: 0 DP: 2 HBP: 1	WP: 0 PB: 0 SB: 0 CS: 0	PA: 36			
PITCHER	IP	WLS	BF	H	R	ER	SO	BB	IBB	HBP	BLK	WP	HR	S	P	ERA	WHIP								
LaTroy Hawkins, R (1, 1) ERA: 5.04	6.1	W	26	6	2	2	3	1	0	1	0	0	1	59	96	2.84	1.105								
Eddie Guardado, L (7, 1) ERA: 3.57	2.2		10	2	1	1	0	1	0	0	0	0	0	25	41	3.38	1.125								

Texas Rangers @ Minnesota Twins
Hubert H. Humphrey Metrodome, Minneapolis, MN

AB 32
R 3
H 8
RBI 3
BB 2
SO 3
LOB 10



WP: 0 PA: 36
PB: 0
SB: 0
CS: 0

Batter	1	2	3	4	5	6	7	8	9	AB	R	H	RBI	BB	SO	LOB	BOTTOM								
Otis Nixon, S (1, 8) OBP: 0.335, SLG: 0.302	F7		K	K		F7	FC6-4			5	0	0	1	0	2	5									
Brent Gates, S (1, 5) OBP: 0.314, SLG: 0.307	F8		G4-3	CS	WP	G6-3	G5-3			5	0	1	0	0	0	4									
Matt Lawton, L (1, 9) OBP: 0.380, SLG: 0.480	G6-3			WP	P6			G3-1		4	2	1	0	1	0	1									
Paul Molitor, R (1, 10) OBP: 0.333, SLG: 0.353 Denny Hocking, S (8, PH) OBP: 0.276, SLG: 0.274		G5-3		K	K			F9		4	2	1	1	0	2	2									
David Ortiz, L (1, 3) OBP: 0.385, SLG: 0.510	F7			HR				F8		3	2	1	1	2	0	0									
Marty Cordova, R (1, 7) OBP: 0.345, SLG: 0.411	G4-3			HR						4	2	2	4	0	1	2									
Todd Walker, L (1, 4) OBP: 0.397, SLG: 0.519										4	3	4	3	0	0	0									
Javier Valentin, S (1, 2) OBP: 0.248, SLG: 0.301										3	0	2	0	0	1	0									
Pat Meares, R (1, 6) OBP: 0.295, SLG: 0.374										4	0	2	1	0	1	4									
Inning Stats	R: 0 E: 0 K: 0 S: 10	H: 0 LOB: 0 BB: 0 P: 16	R: 0 E: 0 K: 0 S: 4	H: 0 LOB: 0 BB: 0 P: 6	R: 0 E: 0 K: 1 S: 14	H: 2 LOB: 2 BB: 0 P: 19	R: 5 E: 0 K: 3 S: 20	H: 4 LOB: 0 BB: 1 P: 35	R: 0 E: 0 K: 2 S: 9	H: 1 LOB: 2 BB: 1 P: 16	R: 1 E: 0 K: 0 S: 9	H: 2 LOB: 1 BB: 0 P: 12	R: 5 E: 0 K: 1 S: 21	H: 5 LOB: 1 BB: 1 P: 34	R: 0 E: 0 K: 0 S: 11	H: 0 LOB: 0 BB: 0 P: 15	1B: 9 2B: 2 3B: 1 HR: 2	SF: 0 SAC: 1 DP: 0 HBP: 0	WP: 2 PB: 0 SB: 1 CS: 1	PA: 42					
PITCHER	IP	WLS	BF	H	R	ER	SO	BB	IBB	HBP	BLK	WP	HR	S	P	ERA	WHIP								
Rick Helling, R (1, 1) ERA: 4.68	6.0	L	29	9	6	6	6	1	0	0	0	0	1	11	18										
Scott Bailes, L (7, 1) ERA: 8.09	0.0		6	5	5	5	0	1	0	0	0	0	0	10	16	0.00	0.000								
Tim Crabtree, R (7, 1) ERA: 4.1	1.0		3	0	0	0	1	0	0	0	0	0	0	10	16	0.00	0.000								
Eric Gunderson, L (8, 1) ERA: 2.49	1.0		3	0	0	0	0	0	0	0	0	0	0	11	15	0.00	0.000								

Texas Rangers @ Minnesota Twins
Hubert H. Humphrey Metrodome, Minneapolis, MN

AB 37
R 11
H 14
RBI 11
BB 3
SO 7
LOB 18



WP: 2 PA: 42
PB: 0
SB: 1
CS: 1

Batter	1	2	3	4	5	6	7	8	9	AB	R	H	RBI	BB	SO	LOB	TOP			
Tom Goodwin, L (1, 8) OBP: 0.371, SLG: 0.315 Mike Simms, R (7, 9) OBP: 0.393, SLG: 0.673	0-0 G1-3 29 G3-1 2B	1-2 G6-3			4-1 CS BB		0-1 F8			2	1	1	0	1	0	1				
Mark McLemore, S (1, 4) OBP: 0.411, SLG: 0.351	2-0 G1-3 2-3		4-1 29 BB		3-2 F7 1-2			1-0 F9		3	0	0	0	1	0	2				
29 Rusty Greer, L (1, 7) OBP: 0.389, SLG: 0.428	0-0 G3-1		3-3 BB		1-0 L7			3-3 K		4	0	0	1	0	2	1				
Roberto Kelly, R (1, 9) OBP: 0.311, SLG: 0.490	2-0 G6-3		0-0 F9		1-1 G4-6-3 1B			1-2 F8		4	0	1	0	0	0	1				
Will Clark, L (1, 3)		0-0 2B G6-3 1B	3-2 L5		0-0 G4-6-3 1-2			2-2 F8		4	1	1	0	0	0	2				
Ivan Rodriguez, R (1, 2) OBP: 0.376, SLG: 0.516	1-0 2B		0-0 G4-3		0-1 G6-3			1-2 G6-3		4	1	1	0	0	0	0				
Lee Stevens, L (1, 10) OBP: 0.329, SLG: 0.452 Bill Haselman, R (9, PH) OBP: 0.328, SLG: 0.565	2-1 G6-3		3-2 F9		1-1 1B 2B			2-3 K		3	0	1	1	0	0	1	AB 32			
Kevin Elster, R (1, 6) OBP: 0.314, SLG: 0.359	3-3 K		3-2 G3		1-1 2B					3	0	1	0	0	1	1	R 3			
Fernando Tatis, R (1, 5) OBP: 0.308, SLG: 0.366	1-2 2H 2B		3-3 K		2-3 1B					3	0	1	0	0	1	1	H 7			
										3	0	1	1	0	2	2	RBI 3			
																	BB 2			
																	SO 6			
																	LOB 13			
Inning Stats	R: 1 E: 0 K: 0 S: 4	H: 1 LOB: 0 BB: 0 P: 8	R: 2 E: 0 K: 1 S: 13	H: 3 LOB: 1 BB: 0 P: 21	R: 0 E: 0 K: 1 S: 8	H: 0 LOB: 1 BB: 1 P: 18	R: 0 E: 0 K: 0 S: 9	H: 0 LOB: 0 BB: 0 P: 15	R: 0 E: 0 K: 1 S: 8	H: 1 LOB: 0 BB: 0 P: 6	R: 0 E: 0 K: 1 S: 11	H: 2 LOB: 2 BB: 0 P: 15	R: 0 E: 0 K: 1 S: 9	H: 0 LOB: 0 BB: 0 P: 14	R: 0 E: 0 K: 1 S: 12	H: 0 LOB: 0 BB: 0 P: 17	1B: 3 2B: 4 3B: 0 HR: 0	SF: 0 SAC: 0 DP: 1 HBP: 0	WP: 0 PB: 0 SB: 1 CS: 1	PA: 34
PITCHER	IP WLS BF H R ER SO BB IBB HBP BLK WP HR S P ERA WHIP	IP WLS BF H R ER SO BB IBB HBP BLK WP HR S P ERA WHIP	IP WLS BF H R ER SO BB IBB HBP BLK WP HR S P ERA WHIP	IP WLS BF H R ER SO BB IBB HBP BLK WP HR S P ERA WHIP	IP WLS BF H R ER SO BB IBB HBP BLK WP HR S P ERA WHIP	IP WLS BF H R ER SO BB IBB HBP BLK WP HR S P ERA WHIP	IP WLS BF H R ER SO BB IBB HBP BLK WP HR S P ERA WHIP	IP WLS BF H R ER SO BB IBB HBP BLK WP HR S P ERA WHIP	IP WLS BF H R ER SO BB IBB HBP BLK WP HR S P ERA WHIP	IP WLS BF H R ER SO BB IBB HBP BLK WP HR S P ERA WHIP	IP WLS BF H R ER SO BB IBB HBP BLK WP HR S P ERA WHIP	IP WLS BF H R ER SO BB IBB HBP BLK WP HR S P ERA WHIP	IP WLS BF H R ER SO BB IBB HBP BLK WP HR S P ERA WHIP	IP WLS BF H R ER SO BB IBB HBP BLK WP HR S P ERA WHIP	IP WLS BF H R ER SO BB IBB HBP BLK WP HR S P ERA WHIP	IP WLS BF H R ER SO BB IBB HBP BLK WP HR S P ERA WHIP	IP WLS BF H R ER SO BB IBB HBP BLK WP HR S P ERA WHIP			
Roger Clemens, R (1, 1) ERA: 3.22	6.2 W 27	7 3 3 4	2 0 0 0	0 0 0 0	0 0 0 0	0 0 0 0	0 0 7 11	0.00 0.000	0.00 0.000	0.00 0.000	0.00 0.000	0.00 0.000	0.00 0.000	0.00 0.000	0.00 0.000	0.00 0.000	0.00 0.000			
Dan Plesac, L (7, 1) ERA: 3.41	1.0 3 0 0	0 0 0 1	0 0 0 0	0 0 0 0	0 0 0 0	0 0 4 5	0.00 0.000	0.00 0.000	0.00 0.000	0.00 0.000	0.00 0.000	0.00 0.000	0.00 0.000	0.00 0.000	0.00 0.000	0.00 0.000	0.00 0.000			
Paul Quantrill, R (8, 1) ERA: 2.89	0.1 1 0 0	0 0 0 1	0 0 0 0	0 0 0 0	0 0 0 0	0 0 12 17	0.00 0.000	0.00 0.000	0.00 0.000	0.00 0.000	0.00 0.000	0.00 0.000	0.00 0.000	0.00 0.000	0.00 0.000	0.00 0.000	0.00 0.000			
Randy Myers, L (9, 1) ERA: 4.24	1.0 3 0 0	0 0 0 1	0 0 0 0	0 0 0 0	0 0 0 0	0 0 12 17	0.00 0.000	0.00 0.000	0.00 0.000	0.00 0.000	0.00 0.000	0.00 0.000	0.00 0.000	0.00 0.000	0.00 0.000	0.00 0.000	0.00 0.000			

Texas Rangers @ Toronto Blue Jays
SkyDome, Toronto, ON
Tue Jul 28, 1998, 7:05 PM EDT
Att: 29,177 - Unknown - 88 F

AB	32
R	3
H	7
RBI	3
BB	2
SO	6
LOB	13



Batter	1	2	3	4	5	6	7	8	9	AB	R	H	RBI	BB	SO	LOB	BOTTOM			
Tony Phillips, S (1, 7) OBP: 0.510, SLG: 0.615	1-3 K	4-2 1B BB		3-2 1B		1-2 BB HBP		3-2 WP IHR 2B		3	2	2	1	1	1	0				
Shawn Green, L (1, 8) OBP: 0.326, SLG: 0.454	0-0 G4-3	1-0 1B		1-3 K		4-1 2B BB		1-3 K		4	0	1	2	1	2	2				
Jose Canseco, R (1, 9) OBP: 0.330, SLG: 0.529 Shannon Stewart, R (7, 8) OBP: 0.372, SLG: 0.372	0-0 S 1B	2-2 P5		0-0 G6-3		2-2 2B		2-1 IHR		4	0	2	2	0	0	2				
Carlos Delgado, L (1, 3) OBP: 0.385, SLG: 0.571	4-1 BB	3-2 F9		1-2 1B		1-2 1B IBB		3-1 G4-3		3	0	1	0	2	0	2				
Mike Stanley, R (1, 10) OBP: 0.352, SLG: 0.464	1-0 F8		2-3 K		0-0 P4		2-3 K		2-0 F8	5	0	0	0	0	2	6				
Tony Fernandez, S (1, 4) OBP: 0.380, SLG: 0.435		1-0 F7		3-2 F9		0-2 F7		2-1 F7		4	0	0	0	0	0	4				
Darrin Fletcher, L (1, 2) OBP: 0.329, SLG: 0.416		1-0 1B BB 1B		1-0 L9		0-0 F8		2-2 F8		4	1	1	0	0	0	0	AB 35			
5 Ed Sprague, R (1, 5) OBP: 0.304, SLG: 0.430		0-1 E4 BB 1B		0-2 G5-3		2-2 1B 2B		1-2 G3-1		4	2	1	0	0	0	1	R 8			
Alex Gonzalez, R (1, 6) OBP: 0.281, SLG: 0.375	1-0 1B BB 1B		4-0 CS BB		2-0 BB HBP 2B 1B		1-0 P5			3	2	2	1	1	0	0	H 11			
																	RBI 8			
																	BB 5			
																	SO 5			
																	LOB 17			
Inning Stats	R: 0 E: 0 K: 1 S: 8	H: 1 LOB: 2 BB: 1 P: 14	R: 3 E: 1 K: 0 S: 15	H: 3 LOB: 2 BB: 1 P: 28	R: 0 E: 0 K: 1 S: 7	H: 0 LOB: 0 BB: 0 P: 13	R: 0 E: 0 K: 1 S: 10	H: 1 LOB: 1 BB: 1 P: 18	R: 0 E: 0 K: 0 S: 9	H: 1 LOB: 0 BB: 0 P: 10	R: 3 E: 0 K: 1 S: 16	H: 3 LOB: 3 BB: 2 P: 35	R: 0 E: 0 K: 0 S: 8	H: 0 LOB: 0 BB: 0 P: 12	R: 2 E: 0 K: 1 S: 13	H: 2 LOB: 0 BB: 0 P: 24	1B: 7 2B: 3 3B: 0 HR: 1	SF: 0 SAC: 0 DP: 0 HBP: 1	WP: 1 PB: 0 SB: 1 CS: 1	PA: 41
PITCHER	IP WLS BF H R ER SO BB IBB HBP BLK WP HR S P ERA WHIP	IP WLS BF H R ER SO BB IBB HBP BLK WP HR S P ERA WHIP	IP WLS BF H R ER SO BB IBB HBP BLK WP HR S P ERA WHIP	IP WLS BF H R ER SO BB IBB HBP BLK WP HR S P ERA WHIP	IP WLS BF H R ER SO BB IBB HBP BLK WP HR S P ERA WHIP	IP WLS BF H R ER SO BB IBB HBP BLK WP HR S P ERA WHIP	IP WLS BF H R ER SO BB IBB HBP BLK WP HR S P ERA WHIP	IP WLS BF H R ER SO BB IBB HBP BLK WP HR S P ERA WHIP	IP WLS BF H R ER SO BB IBB HBP BLK WP HR S P ERA WHIP	IP WLS BF H R ER SO BB IBB HBP BLK WP HR S P ERA WHIP	IP WLS BF H R ER SO BB IBB HBP BLK WP HR S P ERA WHIP	IP WLS BF H R ER SO BB IBB HBP BLK WP HR S P ERA WHIP	IP WLS BF H R ER SO BB IBB HBP BLK WP HR S P ERA WHIP	IP WLS BF H R ER SO BB IBB HBP BLK WP HR S P ERA WHIP	IP WLS BF H R ER SO BB IBB HBP BLK WP HR S P ERA WHIP	IP WLS BF H R ER SO BB IBB HBP BLK WP HR S P ERA WHIP	IP WLS BF H R ER SO BB IBB HBP BLK WP HR S P ERA WHIP			
Aaron Sele, R (1, 1) ERA: 4.51	5.1 L 31	3 6 5 3	4 1 1 0	0 0 0 0	0 0 13 21	0.00 0.000	0.00 0.000	0.00 0.000	0.00 0.000	0.00 0.000	0.00 0.000	0.00 0.000	0.00 0.000	0.00 0.000	0.00 0.000	0.00 0.000	0.00 0.000			
Xavier Hernandez, R (6, 1) ERA: 2.72	1.2 5 0 0	0 0 0 1	0 0 0 0	0 0 0 0	1 0 13 24	0.00 0.000	0.00 0.000	0.00 0.000	0.00 0.000	0.00 0.000	0.00 0.000	0.00 0.000	0.00 0.000	0.00 0.000	0.00 0.000	0.00 0.000	0.00 0.000			
Eric Gunderson, L (8, 1) ERA: 2.81	1.0 5 2 2	2 2 2 1	0 0 0 0	1 0 13 24	18.00 2.000	0.00 0.000	0.00 0.000	0.00 0.000	0.00 0.000	0.00 0.000	0.00 0.000	0.00 0.000	0.00 0.000	0.00 0.000	0.00 0.000	0.00 0.000	0.00 0.000			

Texas Rangers @ Toronto Blue Jays
SkyDome, Toronto, ON
Tue Jul 28, 1998, 7:05 PM EDT
Att: 29,177 - Unknown - 88 F

AB	35
R	8
H	11
RBI	8
BB	5
SO	5
LOB	17



Batter	1	2	3	4	5	6	7	8	9	AB	R	H	RBI	BB	SO	LOB	TOP								
Tom Goodwin, L (1, 8) OBP: 0.373, SLG: 0.317										4	2	2	0	1	1	0									
Luis Alica, S (1, 4) OBP: 0.381, SLG: 0.410										5	1	1	1	0	0	2									
29 Rusty Greer, L (1, 7) OBP: 0.389, SLG: 0.429										4	2	1	2	1	0	1									
Roberto Kelly, R (1, 9) OBP: 0.320, SLG: 0.490										4	0	2	1	0	1	2									
Will Clark, L (1, 3) OBP: 0.390, SLG: 0.507										3	2	1	0	2	0	3									
Ivan Rodriguez, R (1, 2) OBP: 0.379, SLG: 0.524										4	1	2	3	1	0	3									
Lee Stevens, L (1, 10) OBP: 0.303, SLG: 0.448										2	0	0	0	3	0	4									
Domingo Cedeno, S (0, PR) OBP: 0.331, SLG: 0.415										0	0	0	0	0	0	0									
Kevin Elster, R (1, 6) OBP: 0.312, SLG: 0.357										4	0	1	2	0	1	4									
Fernando Tatis, R (1, 5) OBP: 0.306, SLG: 0.364										5	1	1	0	0	1	3									
Inning Stats	R: 0 E: 0 K: 0 S: 9	H: 2 LOB: 2 BB: 0 P: 12	R: 1 E: 0 K: 1 S: 7	H: 1 LOB: 1 BB: 1 P: 17	R: 3 E: 0 K: 1 S: 23	H: 1 LOB: 2 BB: 4 P: 45	R: 4 E: 1 K: 1 S: 18	H: 5 LOB: 2 BB: 1 P: 27	R: 0 E: 0 K: 0 S: 7	H: 0 LOB: 0 BB: 0 P: 9	R: 0 E: 0 K: 0 S: 9	H: 1 LOB: 2 BB: 0 P: 17	R: 0 E: 0 K: 1 S: 6	H: 0 LOB: 0 BB: 0 P: 7	R: 0 E: 0 K: 0 S: 7	H: 0 LOB: 0 BB: 0 P: 10	R: 1 E: 1 K: 0 S: 5	H: 1 LOB: 2 BB: 2 P: 13	1B: 7 2B: 5 3B: 1 HR: 0	SF: 1 SAC: 0 DP: 2 HBP: 1	WP: 1 PB: 0 SB: 1 CS: 1	PA: 45			
PITCHER	IP	WLS	BF	H	R	ER	SO	BB	IBB	HBP	BLK	WP	HR	S	P	ERA	WHIP								
Chris Carpenter, R (1, 1) ERA: 4.92	3.0	L	17	4	4	4	2	5	0	0	0	1	0	39	74	12.00	3.000								
Dave Stieb, R (4, 1) ERA: 4.13	5.1		26	6	5	4	2	2	1	1	0	0	0	48	79	6.75	1.500								
Bill Risley, R (0, 1) ERA: 4.57	0.2		2	1	0	0	0	0	0	0	0	0	0	4	4	0.00	1.500								

Texas Rangers @ Toronto Blue Jays
SkyDome, Toronto, ON
Wed Jul 29 1998, 7:05 PM EDT
Att: 28,220 - Unknown - 78 F

AB	35
R	9
H	11
RBI	9
BB	8
SO	4
LOB	22



Batter	1	2	3	4	5	6	7	8	9	AB	R	H	RBI	BB	SO	LOB	BOTTOM								
Tony Phillips, S (1, 7) OBP: 0.481, SLG: 0.558										4	1	0	0	1	0	1									
Shannon Stewart, R (1, 8) OBP: 0.374, SLG: 0.372										3	2	1	1	1	0	1									
Shawn Green, L (0, PH) OBP: 0.326, SLG: 0.453										1	0	0	0	0	0	0									
Jose Canseco, R (1, 9) OBP: 0.329, SLG: 0.525										5	0	1	1	0	1	2									
Carlos Delgado, L (1, 3) OBP: 0.389, SLG: 0.574										4	1	3	0	0	0	0									
Mike Stanley, R (1, 10) OBP: 0.353, SLG: 0.472										3	1	1	3	1	2	3									
Tony Fernandez, S (1, 4) OBP: 0.356, SLG: 0.429										4	0	0	0	0	0	3									
5 Ed Sprague, R (1, 5) OBP: 0.303, SLG: 0.431										4	1	1	0	0	0	1									
Kevin Brown, R (1, 2) OBP: 0.324, SLG: 0.356										2	0	0	0	1	0	1									
Danny Fletcher, L (0, PH) OBP: 0.327, SLG: 0.414										1	0	0	0	0	0	0									
Alex Gonzalez, R (1, 6) OBP: 0.281, SLG: 0.374										4	0	1	0	0	1	2									
Inning Stats	R: 1 E: 0 K: 1 S: 19	H: 2 LOB: 1 BB: 1 P: 32	R: 2 E: 1 K: 0 S: 13	H: 2 LOB: 1 BB: 0 P: 23	R: 0 E: 0 K: 0 S: 7	H: 0 LOB: 1 BB: 1 P: 15	R: 0 E: 0 K: 0 S: 7	H: 1 LOB: 0 BB: 0 P: 11	R: 0 E: 0 K: 1 S: 10	H: 1 LOB: 1 BB: 0 P: 15	R: 0 E: 0 K: 0 S: 8	H: 0 LOB: 1 BB: 1 P: 16	R: 3 E: 0 K: 0 S: 9	H: 2 LOB: 0 BB: 1 P: 18	R: 0 E: 0 K: 1 S: 10	H: 0 LOB: 0 BB: 0 P: 14	R: 0 E: 0 K: 1 S: 8	H: 0 LOB: 0 BB: 0 P: 13	1B: 6 2B: 1 3B: 0 HR: 1	SF: 0 SAC: 0 DP: 1 HBP: 0	WP: 0 PB: 0 SB: 3 CS: 0	PA: 39			
PITCHER	IP	WLS	BF	H	R	ER	SO	BB	IBB	HBP	BLK	WP	HR	S	P	ERA	WHIP								
Darren Oliver, L (1, 1) ERA: 6.53	6.1	W	29	6	4	2	2	4	0	0	0	0	0	15	23	10.80	1.579								
Danny Patterson, R (7, 1) ERA: 3.89	1.2		7	2	2	2	1	0	0	0	0	0	1	15	23	10.80	1.200								
John Wetteland, R (0, 1) ERA: 1.58	1.0	S	3	0	0	0	1	0	0	0	0	0	0	8	13	0.00	0.000								

Texas Rangers @ Toronto Blue Jays
SkyDome, Toronto, ON
Wed Jul 29 1998, 7:05 PM EDT
Att: 28,220 - Unknown - 78 F

AB	35
R	6
H	8
RBI	5
BB	4
SO	4
LOB	14




Batter	1	2	3	4	5	6	7	8	9	AB	R	H	RBI	BB	SO	LOB	TOP								
Tom Goodwin, L (1, 8) OBP: 0.372, SLG: 0.316										4	0	1	0	0	1	2	Texas Rangers @ Toronto Blue Jays SkyDome, Toronto, ON Thu Jul 30 1998, 7:05 PM EDT Att: 29,264 - Cloudy - 74 F								
Luis Alica, S (1, 4) OBP: 0.359, SLG: 0.407										4	0	1	0	0	0	3									
29 Rusty Greer, L (1, 7) OBP: 0.392, SLG: 0.432										2	0	1	0	2	0	1									
Roberto Kelly, R (1, 9) OBP: 0.312, SLG: 0.477										4	0	0	0	0	0	3									
Will Clark, L (1, 3) OBP: 0.387, SLG: 0.503 Juan Gonzalez, R (9, PH) OBP: 0.340, SLG: 0.596										3	0	0	0	0	0	2									
Ivan Rodriguez, R (1, 2) OBP: 0.376, SLG: 0.519										3	0	0	0	1	0	1									
Lee Stevens, L (1, 10) Mike Simms, R (9, PH) OBP: 0.390, SLG: 0.667										3	0	2	0	0	0	0									
Kevin Elster, R (1, 6) OBP: 0.311, SLG: 0.354										3	0	0	0	1	1	3									
Fernando Tatis, R (1, 5) OBP: 0.303, SLG: 0.361										3	0	0	0	0	1	2									
Inning Stats	R: 0 E: 0 K: 1 S: 9	H: 1 LOB: 1 BB: 0 P: 14	R: 0 E: 0 K: 1 S: 8	H: 1 LOB: 1 BB: 0 P: 13	R: 0 E: 0 K: 0 S: 5	H: 1 LOB: 0 BB: 1 P: 8	R: 0 E: 0 K: 0 S: 12	H: 0 LOB: 1 BB: 1 P: 19	R: 0 E: 0 K: 0 S: 6	H: 1 LOB: 2 BB: 1 P: 11	R: 0 E: 0 K: 0 S: 5	H: 0 LOB: 0 BB: 0 P: 12	R: 0 E: 0 K: 0 S: 8	H: 0 LOB: 0 BB: 0 P: 13	R: 0 E: 0 K: 1 S: 10	H: 1 LOB: 1 BB: 0 P: 16		R: 0 E: 1 K: 0 S: 13	H: 0 LOB: 2 BB: 1 P: 19	1B: 2 2B: 3 3B: 1 HR: 0	SF: 0 SAC: 0 DP: 1 HBP: 0	WP: 1 PB: 0 SB: 0 CS: 1	PA: 35		
PITCHER	IP	WLS	BF	H	R	ER	SO	BB	IBB	HBP	BLK	WP	HR	S	P	ERA	WHIP								
Juan Guzman, R (1, 1) ERA: 4.41	8.0	W	30	5	0	0	3	3	0	0	0	1	0	63	106	0.00	1.000								
Randy Myers, L (9, 1) ERA: 4.14	1.0	S	5	0	0	0	0	1	0	0	0	0	0	13	19	0.00	1.000								

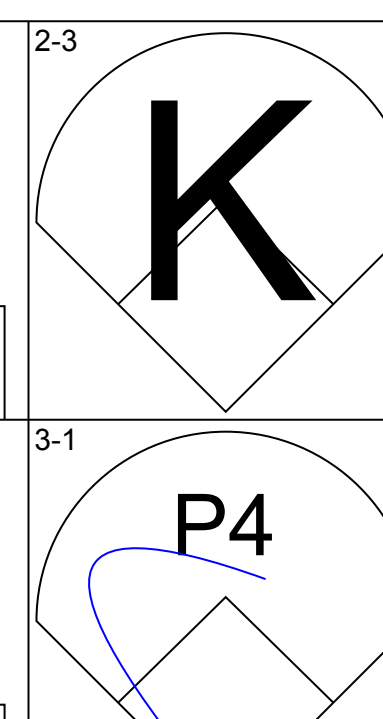
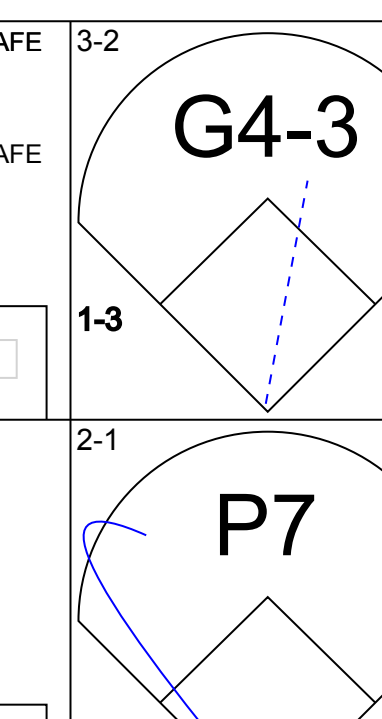
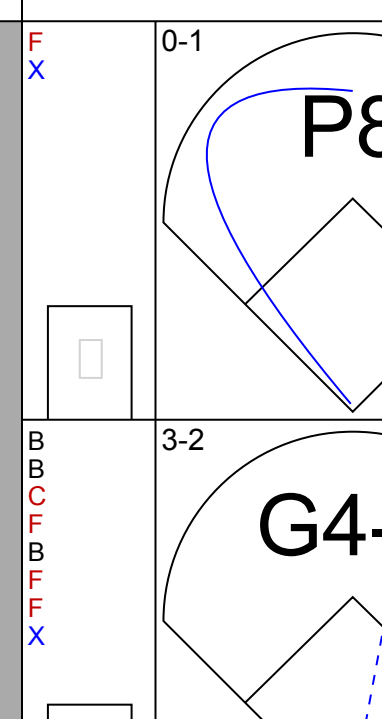
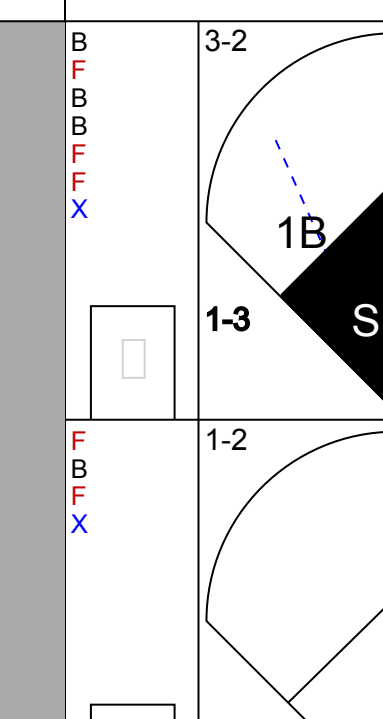
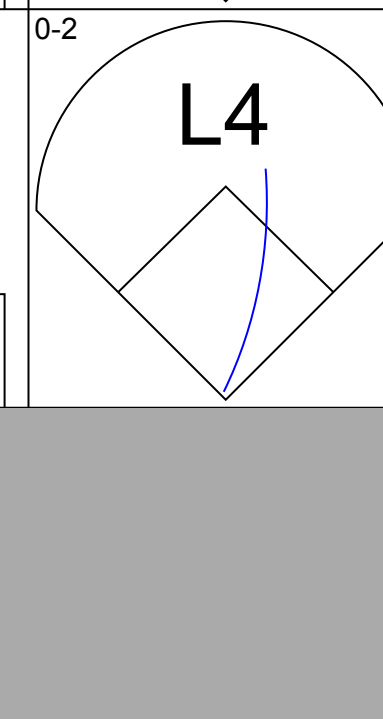

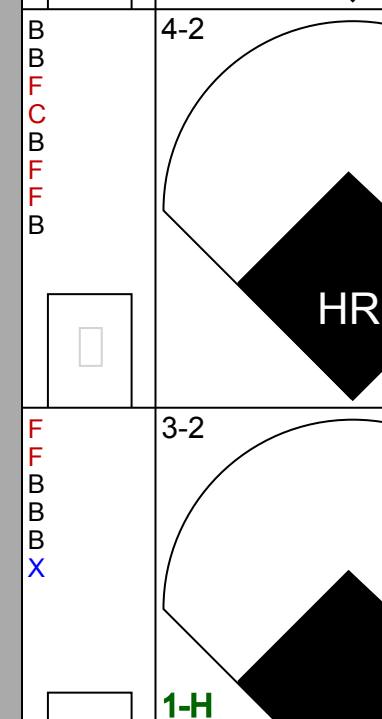
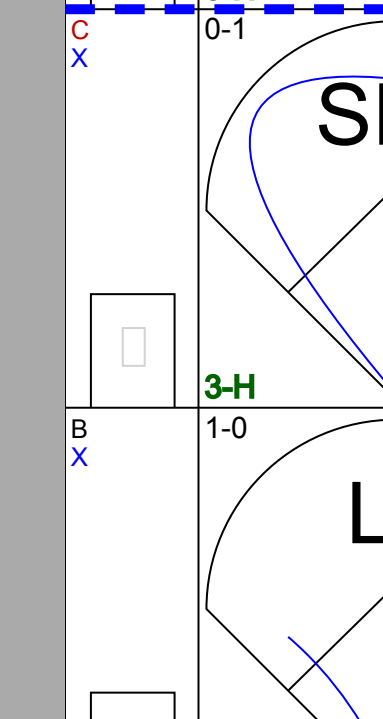

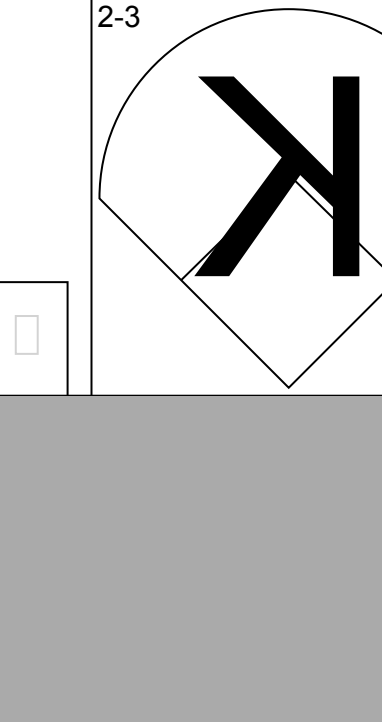
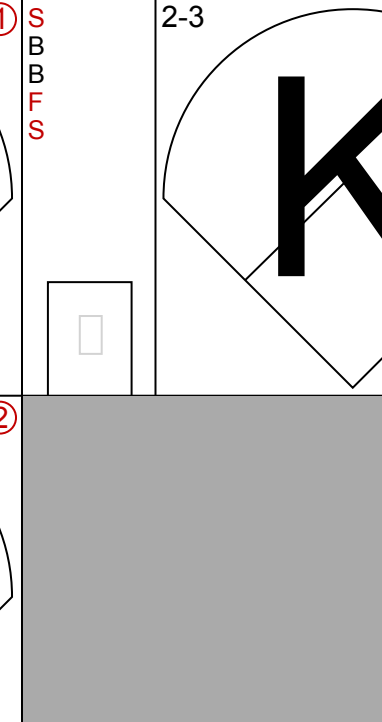
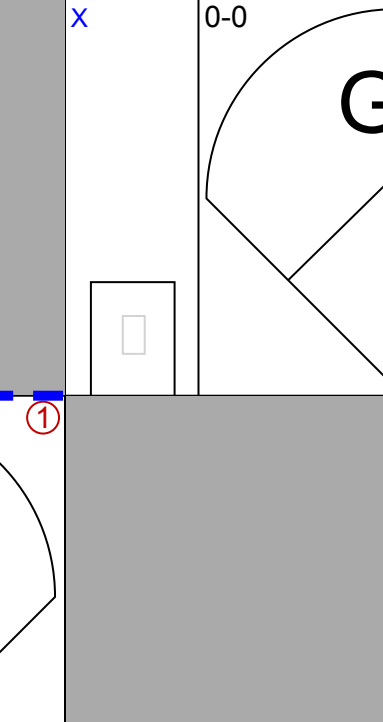
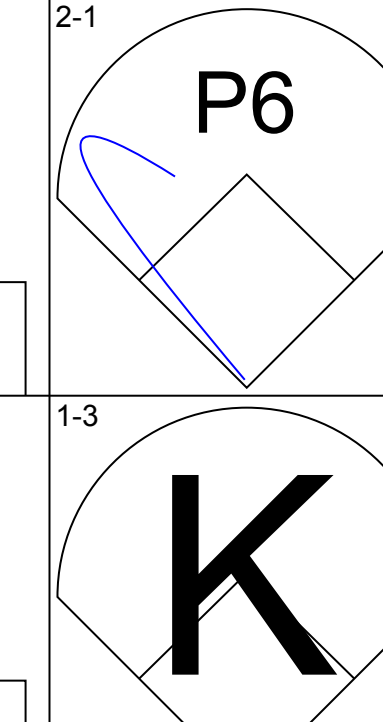
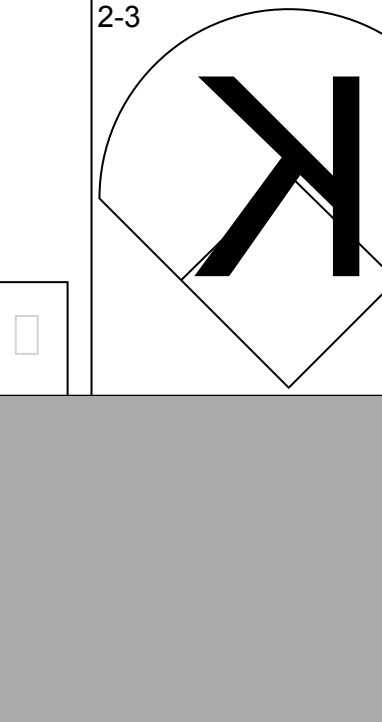
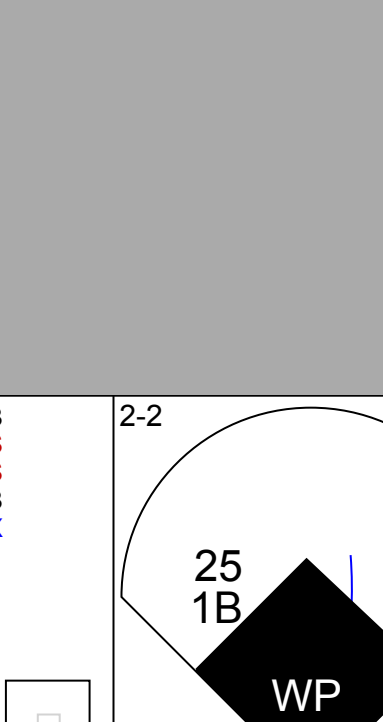
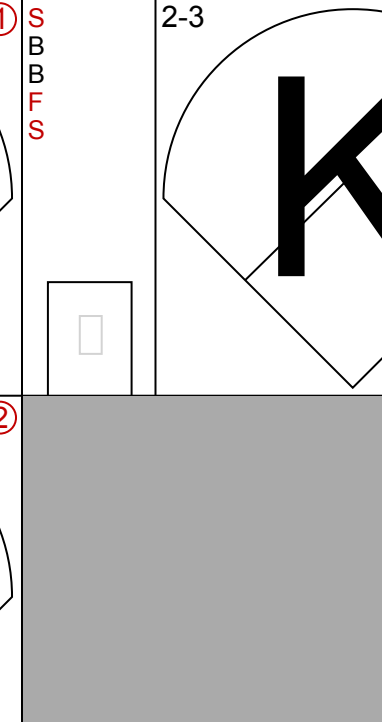
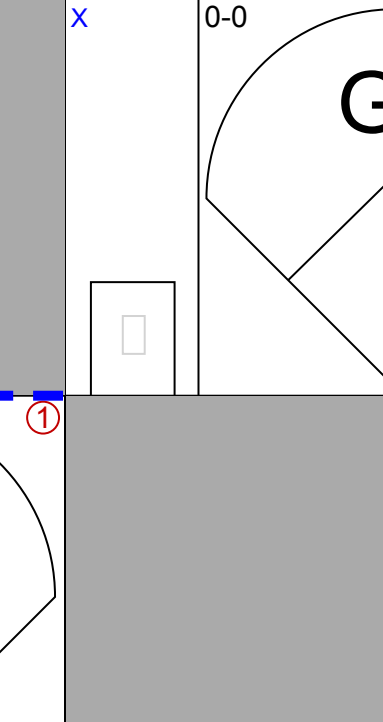



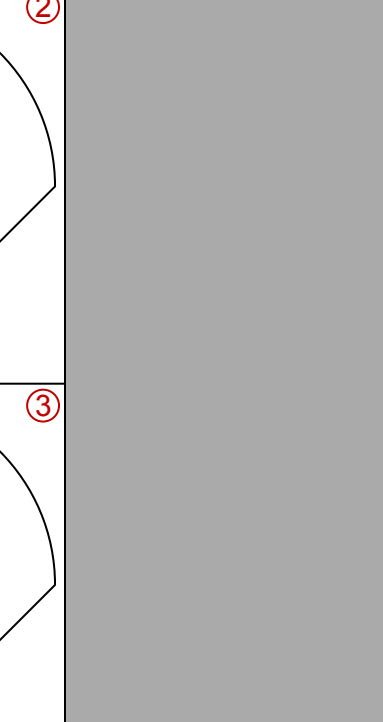
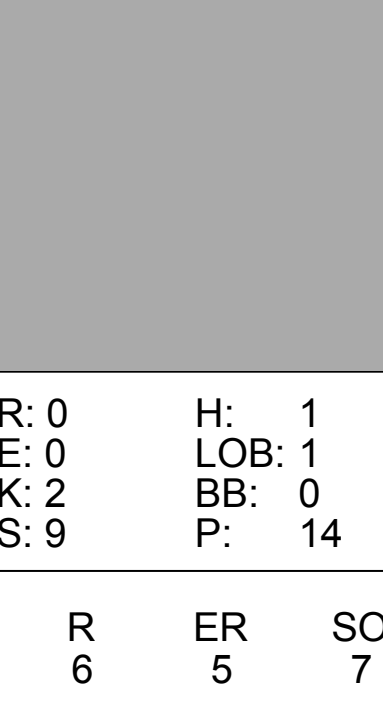
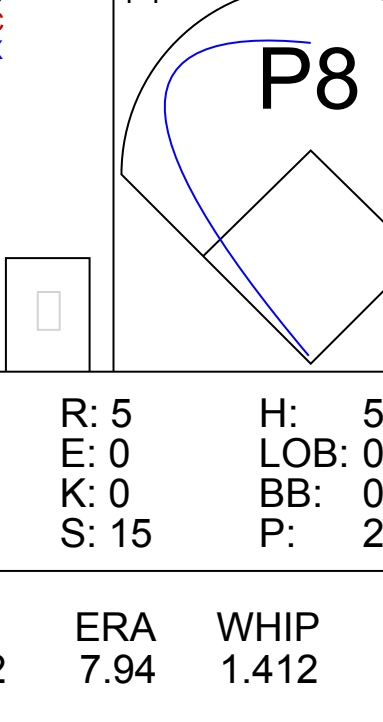
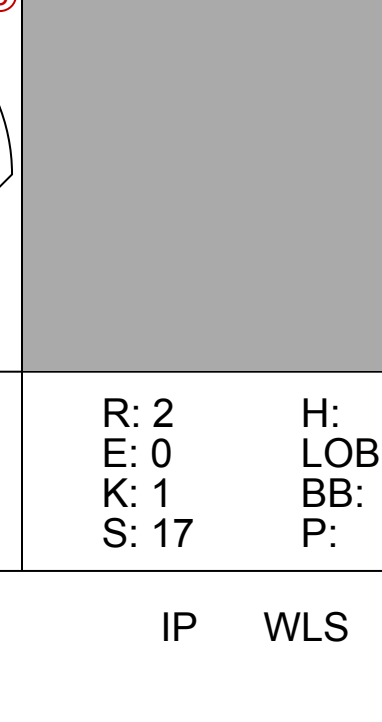
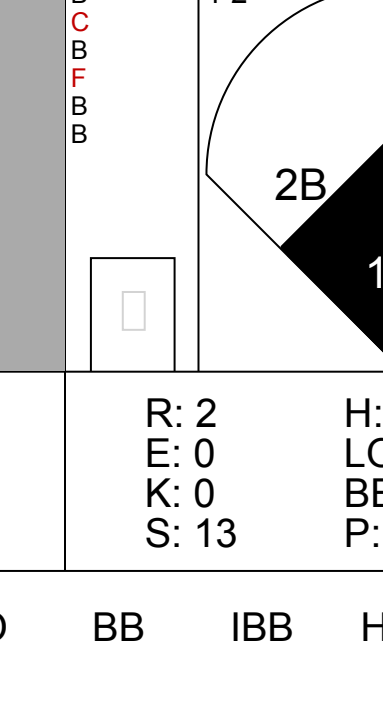
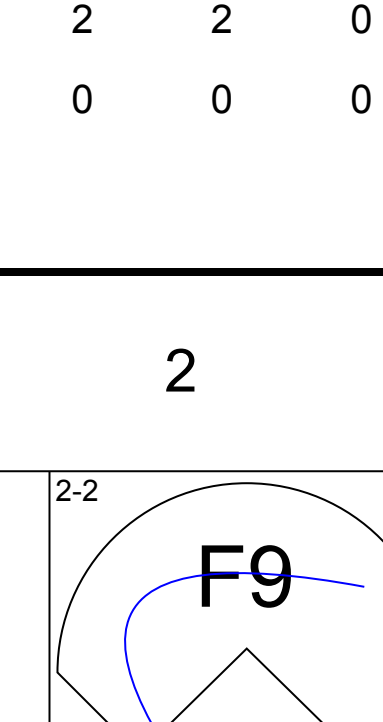
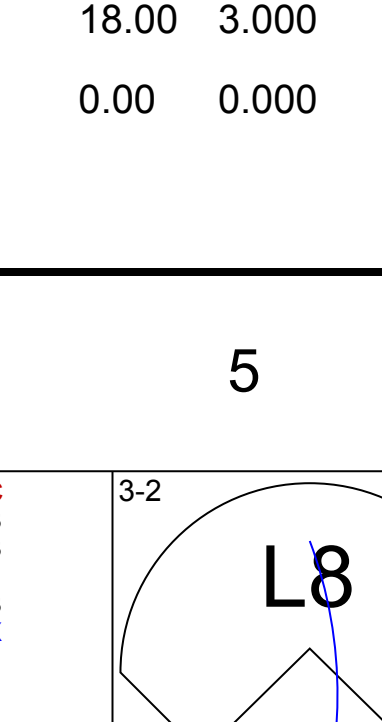
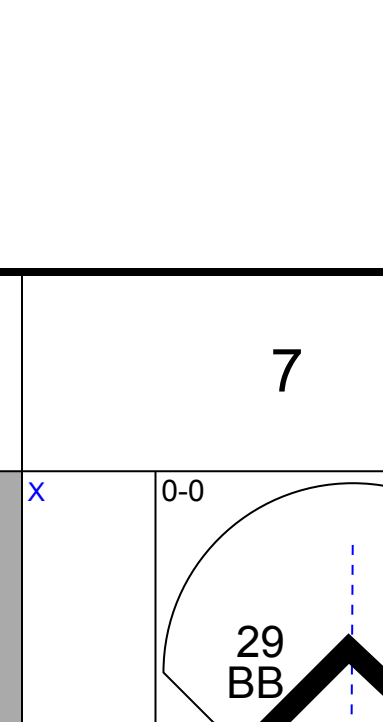
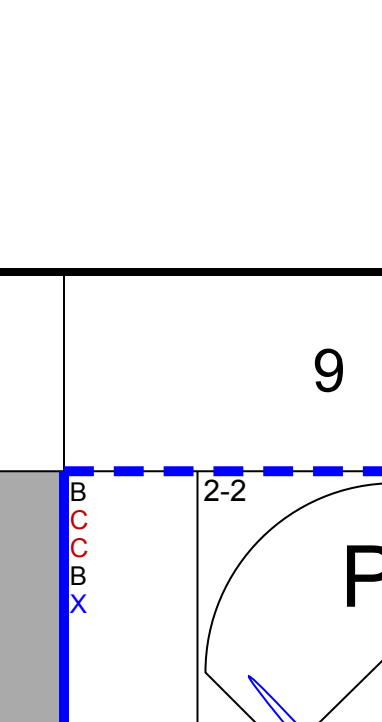
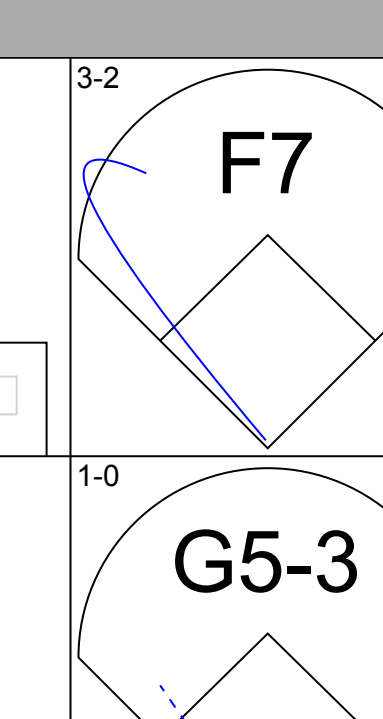
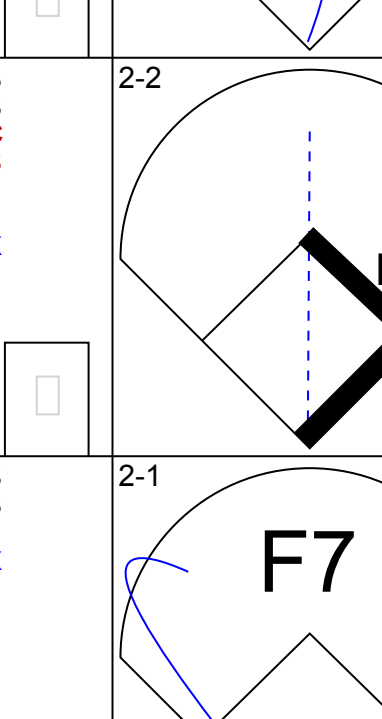
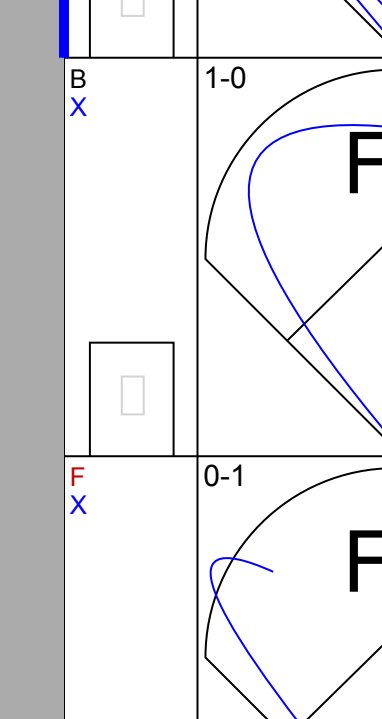
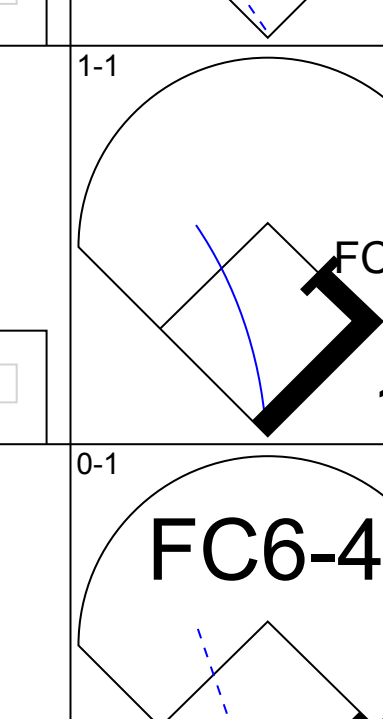
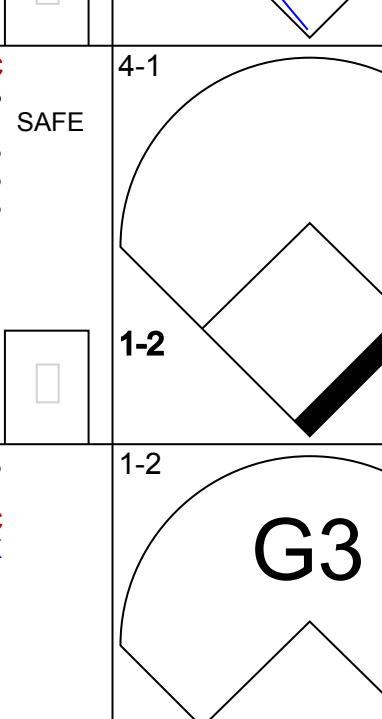

Batter	1	2	3	4	5	6	7	8	9	AB	R	H	RBI	BB	SO	LOB	BOTTOM								
Tony Phillips, S (1, 7) OBP: 0.466, SLG: 0.522										3	0	0	0	1	1	2	Texas Rangers @ Toronto Blue Jays SkyDome, Toronto, ON Thu Jul 30 1998, 7:05 PM EDT Att: 29,264 - Cloudy - 74 F								
Shawn Green, L (1, 9) OBP: 0.325, SLG: 0.449										3	0	0	0	1	2	1									
Jose Canseco, R (1, 10) OBP: 0.328, SLG: 0.522										4	0	1	0	0	2	2									
Carlos Delgado, L (1, 3) OBP: 0.386, SLG: 0.568										3	0	0	0	0	2	1									
Tony Fernandez, S (1, 4) OBP: 0.353, SLG: 0.425										3	0	0	0	0	0	0									
Darin Fletcher, L (1, 2) OBP: 0.328, SLG: 0.413										3	1	1	0	0	0	0									
5 Ed Sprague, R (1, 5) OBP: 0.301, SLG: 0.427										3	0	0	0	0	1	1									
Alex Gonzalez, R (1, 6) OBP: 0.282, SLG: 0.373										3	0	1	0	0	1	1									
Shannon Stewart, R (1, 8) OBP: 0.373, SLG: 0.372										3	0	1	1	0	0	1									
Inning Stats	R: 0 E: 0 K: 1 S: 10	H: 1 LOB: 1 BB: 0 P: 19	R: 0 E: 0 K: 1 S: 8	H: 0 LOB: 0 BB: 0 P: 12	R: 0 E: 0 K: 0 S: 9	H: 1 LOB: 1 BB: 0 P: 15	R: 0 E: 0 K: 2 S: 9	H: 0 LOB: 0 BB: 0 P: 13	R: 1 E: 0 K: 1 S: 8	H: 2 LOB: 1 BB: 0 P: 15	R: 0 E: 0 K: 3 S: 9	H: 0 LOB: 0 BB: 0 P: 16	R: 0 E: 0 K: 0 S: 5	H: 0 LOB: 0 BB: 0 P: 5	R: 0 E: 0 K: 1 S: 13	H: 0 LOB: 2 BB: 2 P: 24		R: 0 E: 0 K: 1 S: 13	H: 0 LOB: 2 BB: 0 P: 24	1B: 4 2B: 0 3B: 0 HR: 0	SF: 0 SAC: 0 DP: 0 HBP: 0	WP: 0 PB: 0 SB: 1 CS: 0	PA: 30		
PITCHER	IP	WLS	BF	H	R	ER	SO	BB	IBB	HBP	BLK	WP	HR	S	P	ERA	WHIP								
Esteban Loaiza, R (1, 1) ERA: 4.46	8.0	L	30	4	1	1	9	2	0	0	0	0	0	71	119	1.12	0.750								

AB 31
R 0
H 5
RBI 0
BB 4
SO 3
LOB 20



AB 28
R 1
H 4
RBI 1
BB 2
SO 9
LOB 9




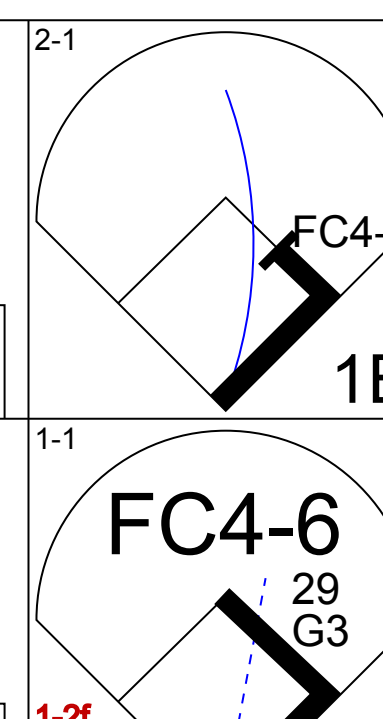
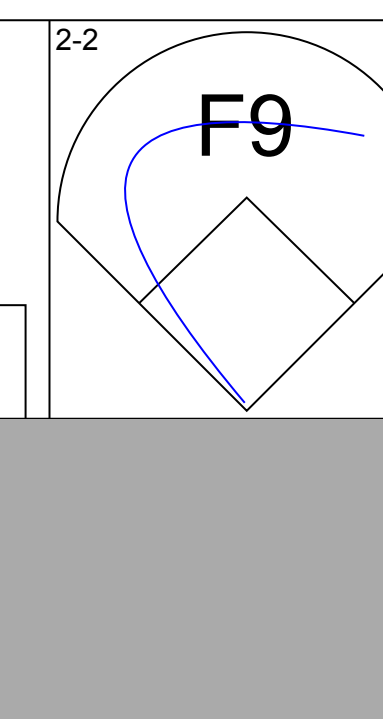
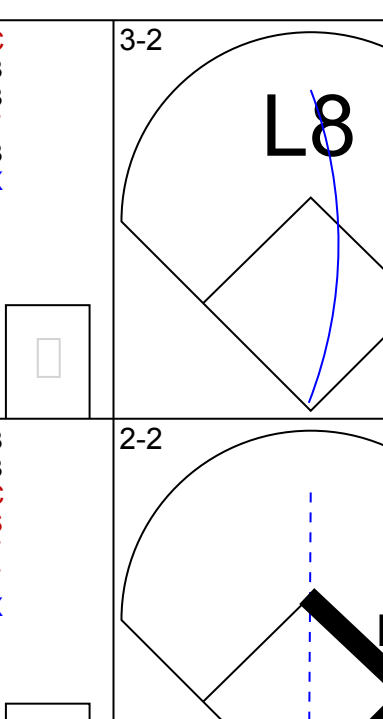
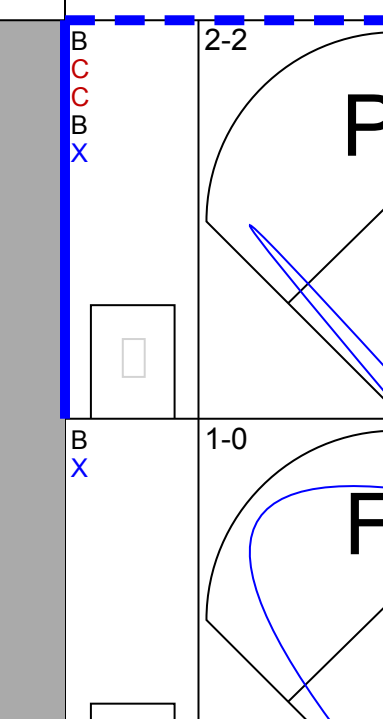
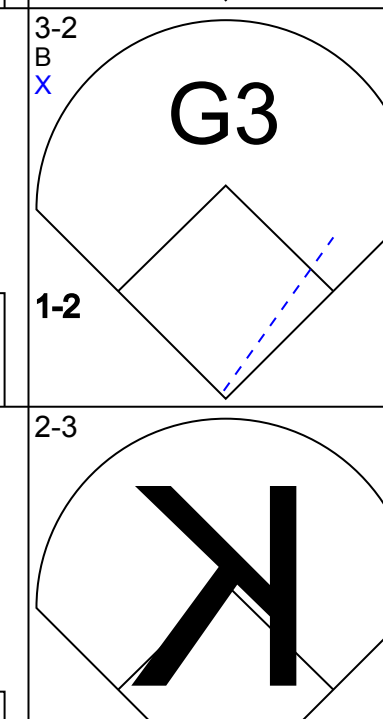
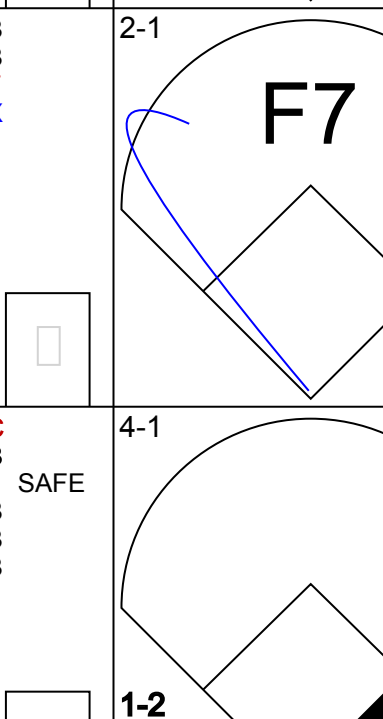
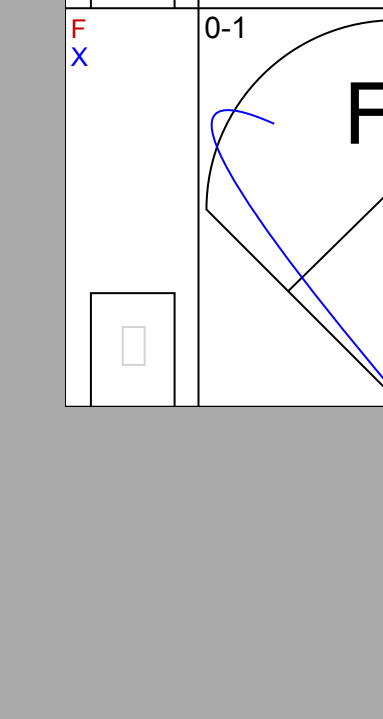

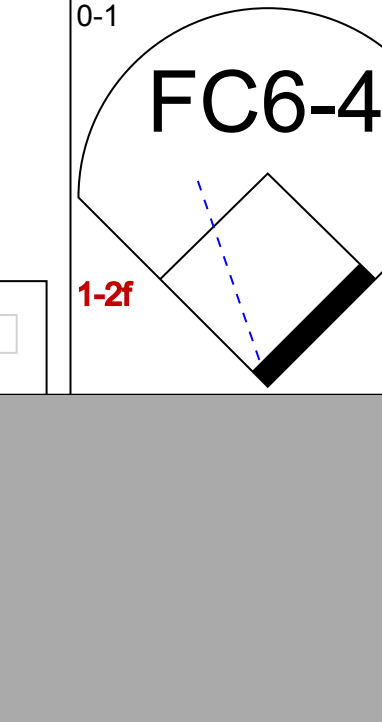
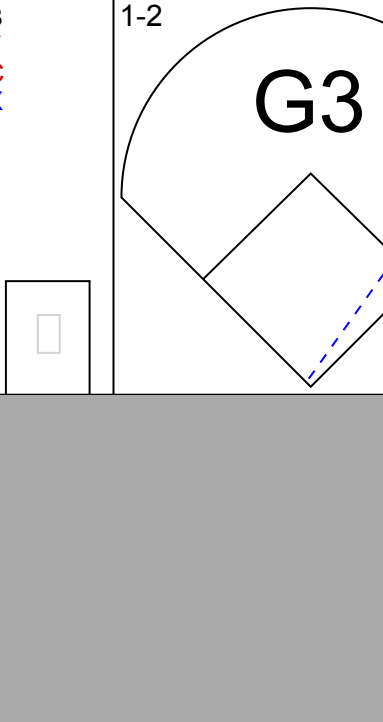
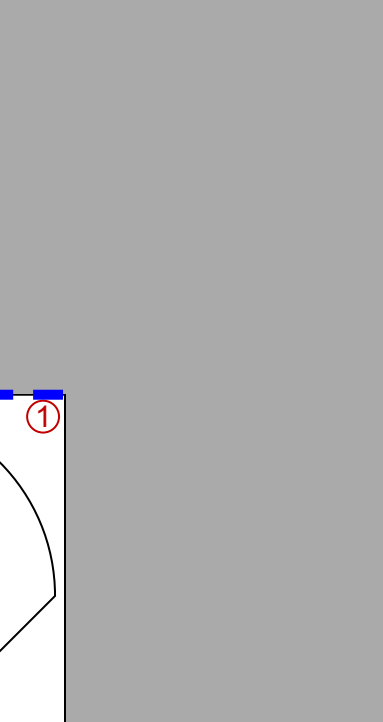



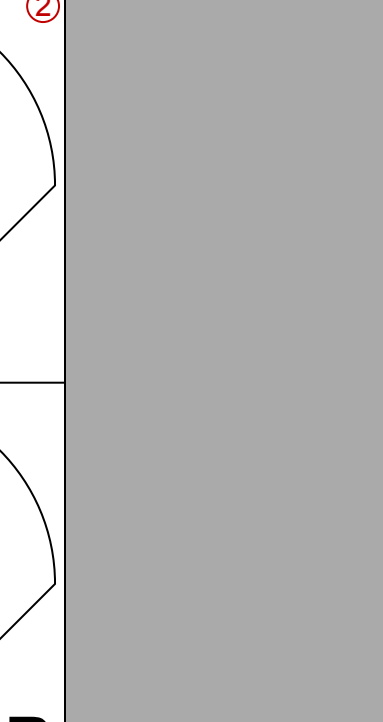

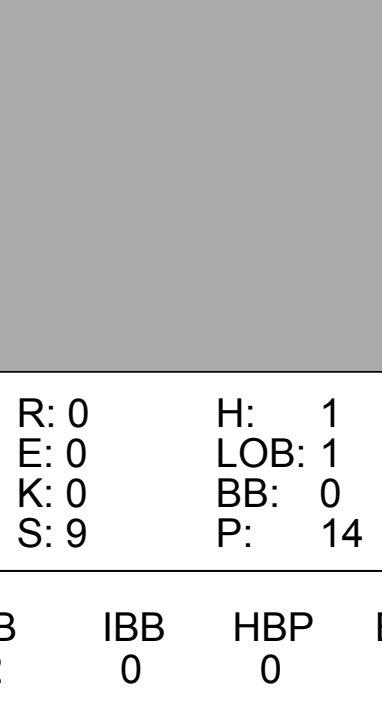
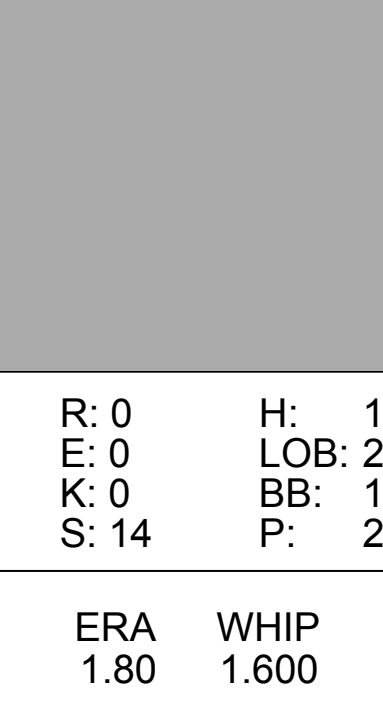
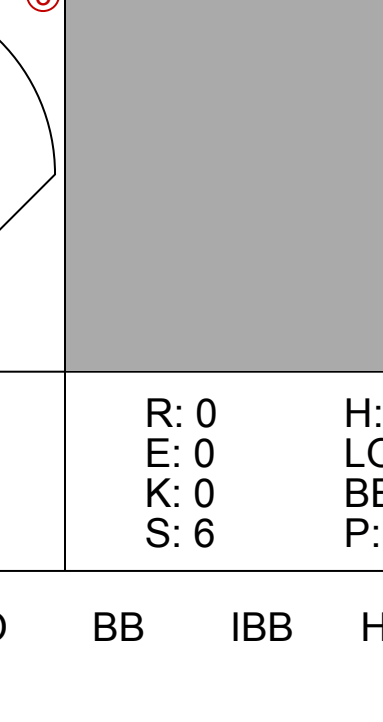




Batter	1	2	3	4	5	6	7	8	9	AB	R	H	RBI	BB	SO	LOB	TOP					
Ray Durham, S OBP: 0.363, SLG: 0.462										5	2	1	0	0	1	3						
Mike Caruso, S OBP: 0.327, SLG: 0.404										5	1	2	1	0	0	0						
Frank Thomas, R OBP: 0.375, SLG: 0.451										3	2	1	5	1	0	0						
Albert Belle, R OBP: 0.376, SLG: 0.617										5	1	2	2	0	0	1						
Robin Ventura, L OBP: 0.348, SLG: 0.421										5	0	0	0	0	3	2						
Greg Norton, S OBP: 0.287, SLG: 0.421										4	1	1	0	0	2	1						
25 Jeff Abbott, R OBP: 0.339, SLG: 0.524										4	0	2	0	0	1	1						
Chad Kreuter, S OBP: 0.372, SLG: 0.313										4	1	2	0	0	1	0						
Mike Cameron, R OBP: 0.285, SLG: 0.309										3	2	0	0	1	1	4						
Inning Stats	R: 0 E: 0 K: 1 S: 9	H: 0 LOB: 0 BB: 0 P: 14	R: 0 E: 0 K: 2 S: 9	H: 1 LOB: 1 BB: 0 P: 14	R: 1 E: 1 K: 1 S: 12	H: 0 LOB: 0 BB: 0 P: 21	R: 0 E: 0 K: 1 S: 9	H: 0 LOB: 0 BB: 0 P: 14	R: 5 E: 0 K: 0 S: 15	H: 5 LOB: 0 BB: 0 P: 21	R: 0 E: 0 K: 3 S: 15	H: 2 LOB: 2 BB: 0 P: 23	R: 2 E: 0 K: 1 S: 17	H: 1 LOB: 0 BB: 1 P: 29	R: 0 E: 0 K: 0 S: 5	H: 0 LOB: 0 BB: 0 P: 10	R: 2 E: 0 K: 0 S: 13	H: 2 LOB: 1 BB: 1 P: 22	1B: 7 2B: 2 3B: 0 HR: 2	SF: 1 SAC: 0 DP: 0 HBP: 0	WP: 1 PB: 1 SB: 1 CS: 0	PA: 41
PITCHER	IP WLS BF H R ER SO BB IBB HBP BLK WP HR S P ERA WHIP																					
John Burkett, R ERA: 5.89	(1, 1) 5.2 L 26 8 6 5 7 0 0 0 0 0 1 1 66 102 7.94 1.412																					
Tim Crabtree, R ERA: 4.33	(6, 1) 1.1 6 1 2 2 2 1 0 0 0 0 0 1 20 34 13.50 1.500																					
Scott Bailes, L ERA: 6.39	(8, 1) 1.0 6 2 2 2 0 1 0 0 0 0 0 0 14 27 18.00 3.000																					
Danny Patterson, R ERA: 3.79	(9, 1) 1.0 3 0 0 0 0 0 0 0 0 0 0 0 4 5 0.00 0.000																					

Chicago White Sox @ Texas Rangers
The Ballpark at Arlington, Arlington, TX
Fri Jul 31 1998, 8:05 PM EDT
Att: 38,846 - Unknown - 104 F

livebaseballscorecards.com

AB 38
R 10
H 11
RBI 8
BB 2
SO 9
LOB 12




Batter	1	2	3	4	5	6	7	8	9	AB	R	H	RBI	BB	SO	LOB	BOTTOM			
Tom Goodwin, L OBP: 0.373, SLG: 0.318										4	0	2	0	0	0	2				
Rob Sasser, R (9, FH)										1	0	0	0	0	0	0				
Mark McLemore, S OBP: 0.401, SLG: 0.349										4	0	1	0	1	0	1				
29 Rusty Greer, L OBP: 0.390, SLG: 0.427										4	0	0	0	1	0	2				
Ivan Rodriguez, R OBP: 0.379, SLG: 0.518										3	0	1	0	1	1	4				
Willi Clark, L OBP: 0.383, SLG: 0.497										4	0	0	0	0	0	6				
Roberto Kelly, R OBP: 0.311, SLG: 0.484										4	1	1	0	0	1	0				
Lee Stevens, L OBP: 0.310, SLG: 0.471										4	0	2	1	0	2	0				
Luis Alicea, S OBP: 0.362, SLG: 0.422										3	1	1	1	1	1	1				
Domingo Cedenio, S OBP: 0.321, SLG: 0.402										4	0	0	0	0	1	3				
Inning Stats	R: 0 E: 0 K: 1 S: 13	H: 1 LOB: 1 BB: 0 P: 21	R: 1 E: 0 K: 0 S: 12	H: 2 LOB: 2 BB: 1 P: 21	R: 0 E: 0 K: 0 S: 9	H: 1 LOB: 1 BB: 0 P: 14	R: 0 E: 0 K: 0 S: 6	H: 1 LOB: 1 BB: 0 P: 9	R: 0 E: 0 K: 2 S: 9	H: 0 LOB: 0 BB: 0 P: 16	R: 0 E: 0 K: 1 S: 13	H: 1 LOB: 3 BB: 2 P: 24	R: 1 E: 0 K: 2 S: 11	H: 1 LOB: 0 BB: 0 P: 18	R: 0 E: 0 K: 0 S: 6	H: 0 LOB: 0 BB: 0 P: 9	1B: 4 2B: 2 3B: 1 HR: 1	SF: 0 SAC: 0 DP: 0 HBP: 0	WP: 0 PB: 0 SB: 0 CS: 0	PA: 39
PITCHER	IP WLS BF H R ER SO BB IBB HBP BLK WP HR S P ERA WHIP																			
John Snyder, R ERA: 6.37	(1, 1) 5.0 W 23 6 1 1 1 2 0 0 0 0 0 0 54 91 1.80 1.600																			
Keith Foulke, R ERA: 4.17	(6, 1) 2.0 9 1 0 0 3 2 0 0 0 0 0 0 22 40 0.00 1.500																			
Carlos Castillo, R ERA: 5.1	(8, 1) 1.0 4 1 1 1 2 0 0 0 0 0 0 1 11 18 9.00 1.000																			
Bryan Ward, L ERA: 6.14	(9, 1) 1.0 3 0 0 0 0 0 0 0 0 0 0 0 6 9 0.00 0.000																			

Chicago White Sox @ Texas Rangers
The Ballpark at Arlington, Arlington, TX
Fri Jul 31 1998, 8:05 PM EDT
Att: 38,846 - Unknown - 104 F

livebaseballscorecards.com

AB 35
R 2
H 8
RBI 2
BB 4
SO 6
LOB 19




Batter	1	2	3	4	5	6	7	8	9	AB	R	H	RBI	BB	SO	LOB	TOP		
Ray Durham, S (1,4) OBP: 0.362, SLG: 0.460 Chris Snopce, R (7,4) OBP: 0.304, SLG: 0.257										4	1	1	0	0	0	5			
Mike Caruso, S (1,6) OBP: 0.327, SLG: 0.406										4	0	1	0	0	0	3			
Frank Thomas, R (1,10) OBP: 0.372, SLG: 0.444										4	1	0	0	1	0	4			
Albert Belle, R (1,7) OBP: 0.372, SLG: 0.610 Mike Cameron, R (7,8) OBP: 0.294, SLG: 0.309										4	0	1	0	0	0	3			
Robin Ventura, L (1,5) OBP: 0.347, SLG: 0.416 Greg Norton, S (7,5) OBP: 0.284, SLG: 0.411										2	0	0	0	1	0	1			
Wil Cordero, R (1,3) OBP: 0.303, SLG: 0.449										4	0	2	2	0	0	0			
25 Jeff Abbott, R (1,8) OBP: 0.342, SLG: 0.523										4	1	0	0	0	1	4			
Magglio Ordonez, R (1,9) OBP: 0.319, SLG: 0.419										4	0	4	1	0	0	0			
Robert Machado, R (1,2) OBP: 0.238, SLG: 0.167										4	0	1	0	0	1	4			
Inning Stats	R: 2 H: 2 E: 0 K: 0 S: 16	H: 2 R: 3 ER: 2 SO: 2 LOB: 2 BB: 2 P: 27	R: 0 H: 0 E: 0 K: 0 S: 9	H: 2 R: 3 ER: 2 SO: 2 LOB: 2 BB: 2 P: 15	R: 0 H: 0 E: 0 K: 0 S: 5	H: 0 R: 0 ER: 0 SO: 0 LOB: 0 BB: 0 P: 6	R: 0 H: 1 E: 0 K: 0 S: 7	H: 2 R: 0 ER: 0 SO: 0 LOB: 1 BB: 0 P: 16	R: 0 H: 2 E: 0 K: 1 S: 10	H: 2 R: 0 ER: 0 SO: 0 LOB: 2 BB: 0 P: 14	R: 0 H: 0 E: 0 K: 0 S: 7	H: 0 R: 0 ER: 0 SO: 0 LOB: 0 BB: 0 P: 9	R: 1 H: 1 E: 1 K: 1 S: 11	H: 1 R: 0 ER: 0 SO: 0 LOB: 1 BB: 0 P: 11	R: 0 H: 0 E: 0 K: 0 S: 6	H: 0 R: 0 ER: 0 SO: 0 LOB: 0 BB: 0 P: 7	1B: 7 2B: 3 3B: 0 HR: 0	SF: 0 SAC: 0 DP: 2 HBP: 1	WP: 0 PA: 39 PB: 0 SB: 0 CS: 0
PITCHER	IP WLS BF H R ER SO BB IBB HBP BLK WP HR S P ERA WHIP																		
Aaron Sele, R (1,1) ERA: 4.39	8.0	W	36	10	3	2	2	2	0	0	1	0	0	0	0	75	107	2.25	1.500
Danny Patterson, R (9,1) ERA: 3.69	1.0		3	0	0	0	0	0	0	0	0	0	0	0	6	7	0.00	0.000	

Chicago White Sox @ Texas Rangers
The Ballpark at Arlington, Arlington, TX
Sun Aug 02 1998, 8:05 PM EDT
Att. 28,175 - Cloudy - 101 F

livebaseballscorecards.com

AB	36
R	3
H	10
RBI	3
BB	2
SO	2
LOB	24




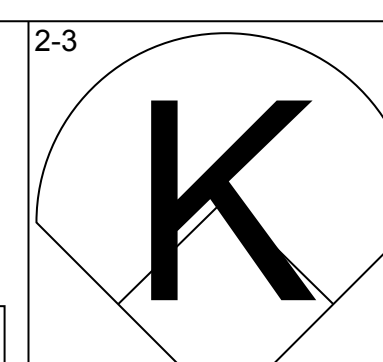
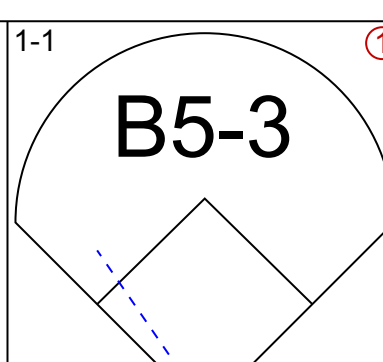
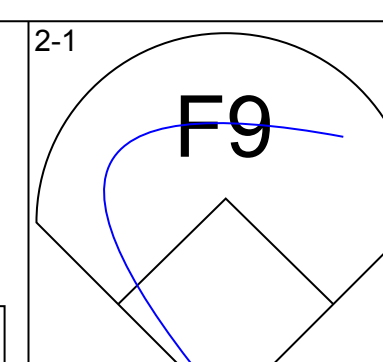
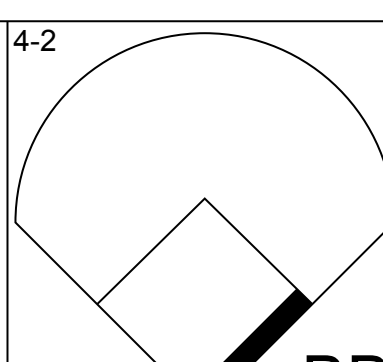
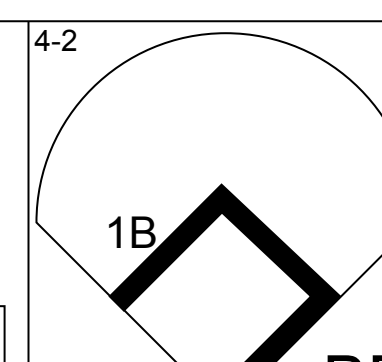
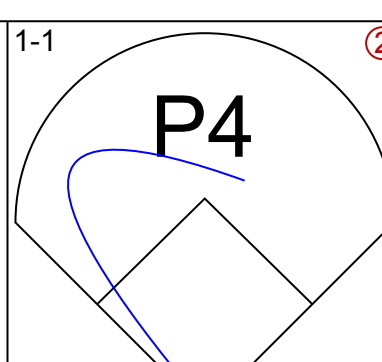
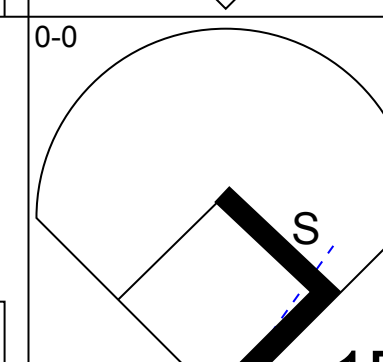
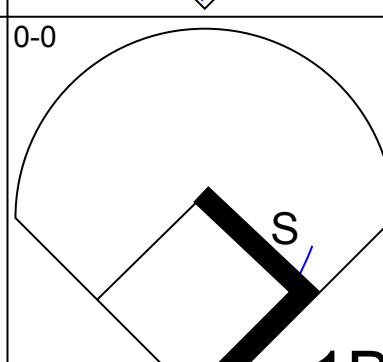
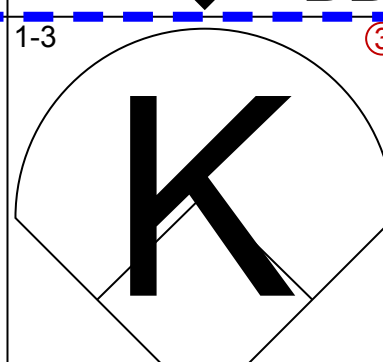
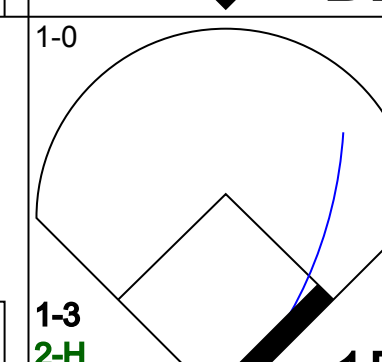
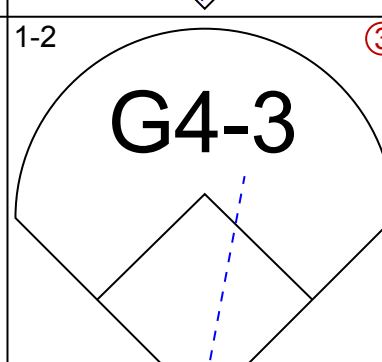
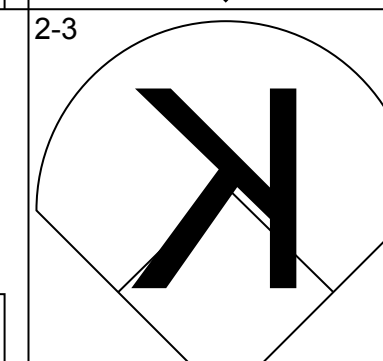
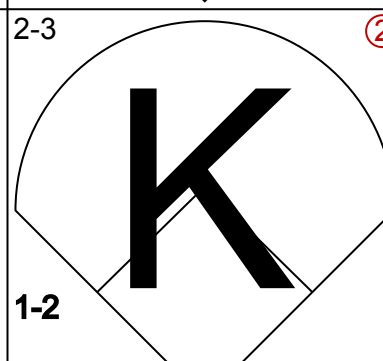
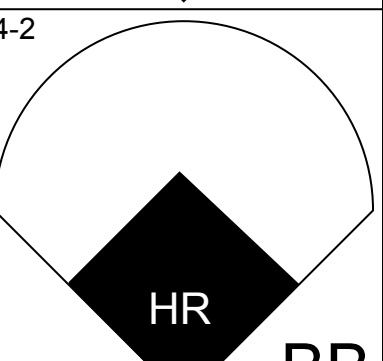
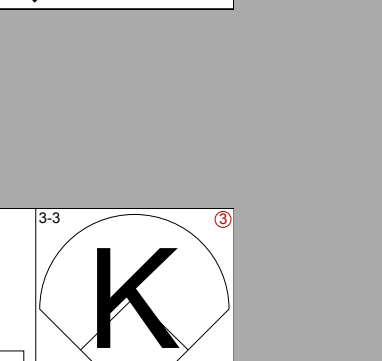
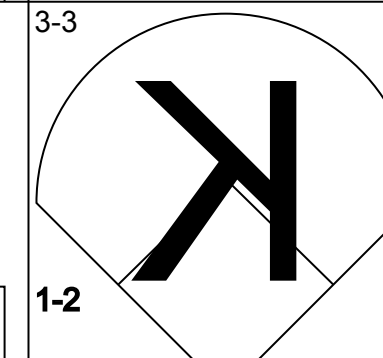
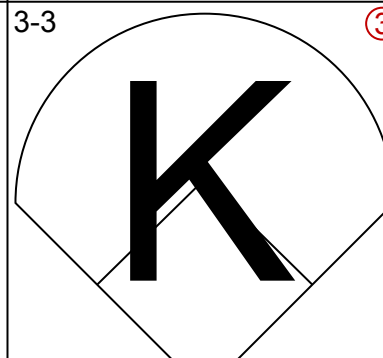
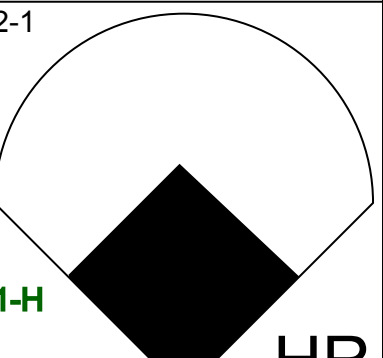
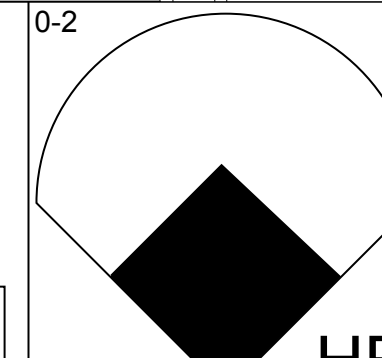
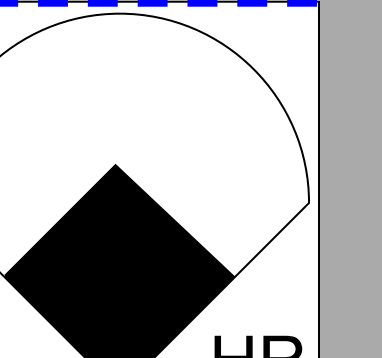
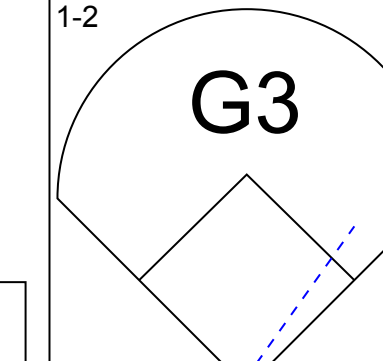
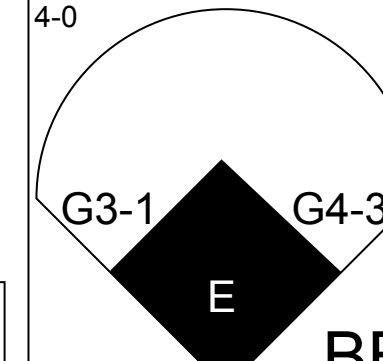
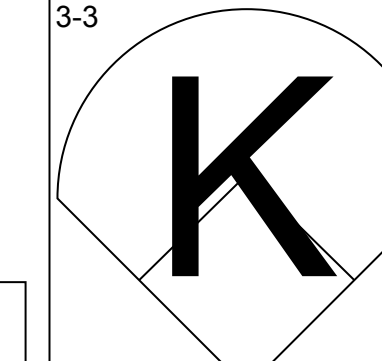

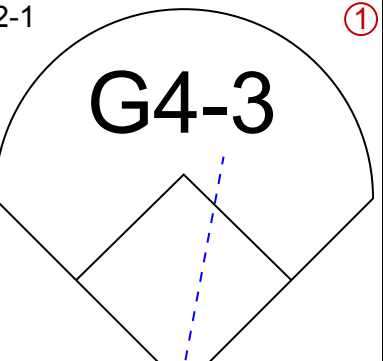

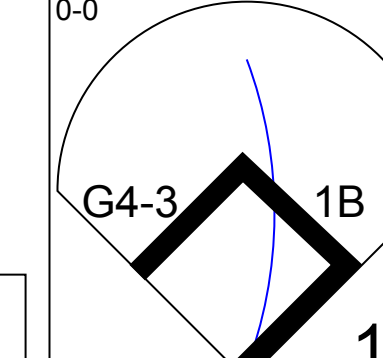
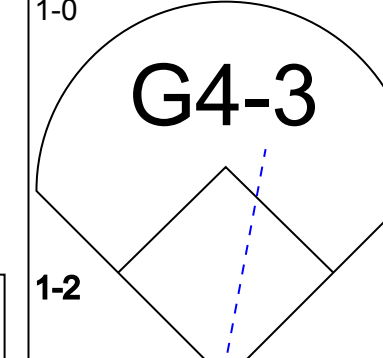
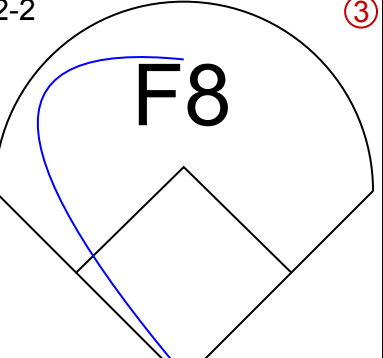
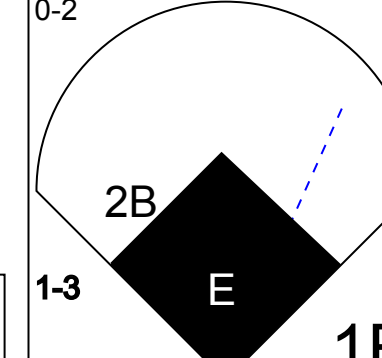
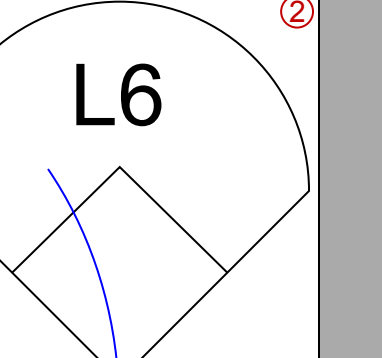

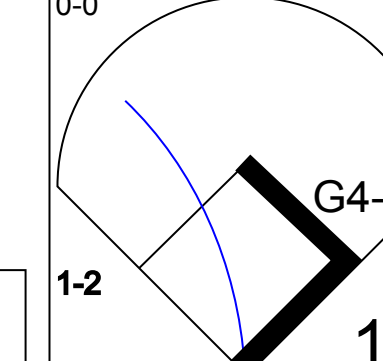
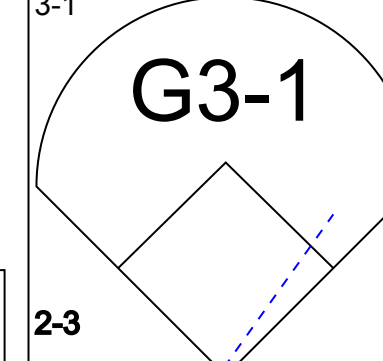
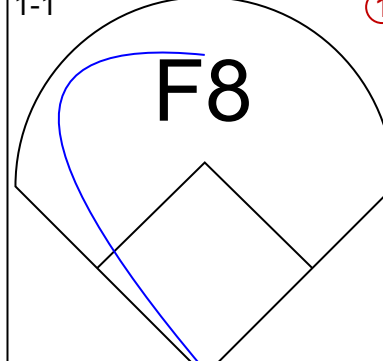
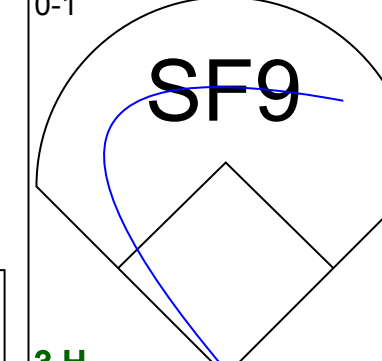
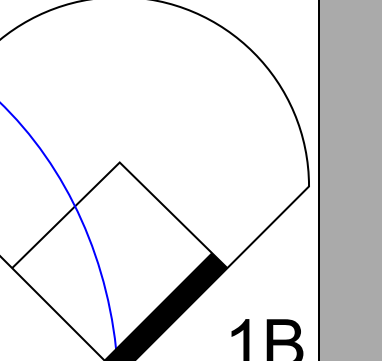

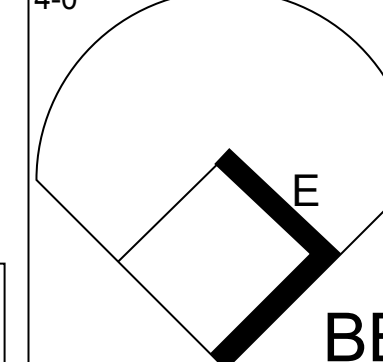
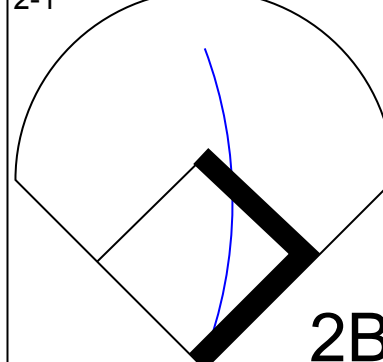
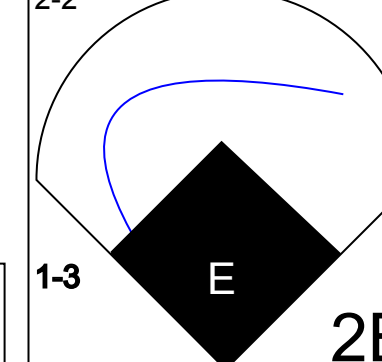


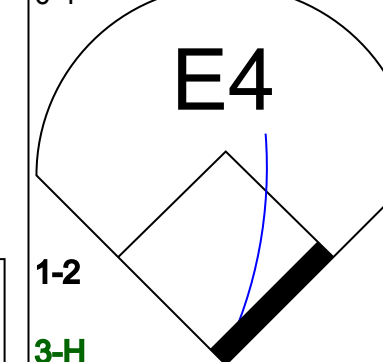
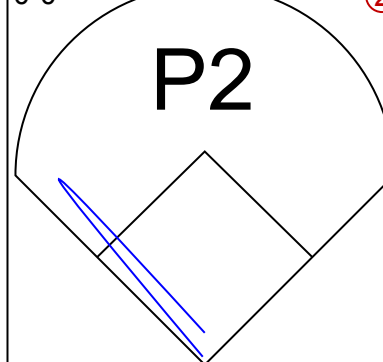
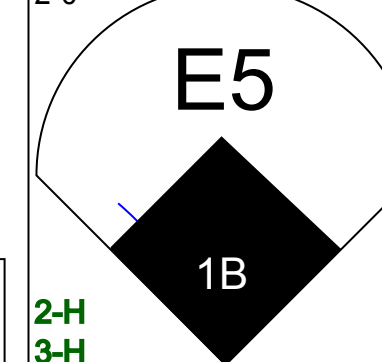

Batter	1	2	3	4	5	6	7	8	9	AB	R	H	RBI	BB	SO	LOB	BOTTOM		
Tom Goodwin, L (1,8) OBP: 0.375, SLG: 0.320										5	1	2	0	1	1	2			
Mark McLemore, S (1,4) OBP: 0.395, SLG: 0.341										4	1	0	0	1	0	4			
29 Rusty Greer, L (1,7) OBP: 0.394, SLG: 0.441 Mike Simms, R (9,9) OBP: 0.380, SLG: 0.648										5	2	3	1	0	1	2			
Ivan Rodriguez, R (1,2) OBP: 0.376, SLG: 0.514 Bill Haselman, R (9,2) OBP: 0.336, SLG: 0.603										5	1	2	3	0	1	1			
Willi Clark, L (1,3) OBP: 0.381, SLG: 0.493										5	0	1	1	0	1	1			
Todd Zeile, R (1,5) OBP: 0.356, SLG: 0.455										2	3	2	1	3	0	0			
Lee Stevens, L (1,10) OBP: 0.314, SLG: 0.483										5	2	2	3	0	0	5			
Roberto Kelly, R (1,9) OBP: 0.329, SLG: 0.512										5	1	3	1	0	0	0			
Royce Clayton, R (1,6) OBP: 0.313, SLG: 0.330										5	1	2	1	0	0	1			
Inning Stats	R: 1 H: 3 E: 0 K: 1 S: 13	H: 3 R: 7 ER: 1 SO: 1 LOB: 3 BB: 1 P: 23	R: 1 H: 1 E: 0 K: 0 S: 6	H: 1 R: 7 ER: 1 SO: 1 LOB: 1 BB: 1 P: 13	R: 2 H: 2 E: 0 K: 0 S: 10	H: 2 R: 0 ER: 0 SO: 0 LOB: 1 BB: 1 P: 19	R: 4 H: 3 E: 0 K: 0 S: 13	H: 3 R: 1 ER: 1 SO: 0 LOB: 0 BB: 0 P: 23	R: 1 H: 2 E: 1 K: 0 S: 7	H: 2 R: 0 ER: 0 SO: 0 LOB: 0 BB: 0 P: 14	R: 0 H: 1 E: 0 K: 2 S: 10	H: 0 R: 0 ER: 0 SO: 0 LOB: 1 BB: 1 P: 21	R: 0 H: 0 E: 0 K: 1 S: 9	H: 0 R: 0 ER: 0 SO: 0 LOB: 1 BB: 0 P: 12	R: 3 H: 5 E: 1 K: 0 S: 20	H: 5 R: 0 ER: 0 SO: 0 LOB: 2 BB: 0 P: 35	1B: 9 2B: 4 3B: 0 HR: 4	SF: 0 SAC: 0 DP: 1 HBP: 0	WP: 2 PA: 46 PB: 0 SB: 0 CS: 0
PITCHER	IP WLS BF H R ER SO BB IBB HBP BLK WP HR S P ERA WHIP																		
Jaime Navarro, R (1,1) ERA: 6.1	3.1	L	22	8	7	7	1	4	0	0	0	0	0	0	0	1	21	18.90	3.600
Bryan Ward, L (4,1) ERA: 5.59	2.1		10	4	2	1	2	0	0	0	0	0	0	0	2	6	0.00	3.000	
Carlos Castillo, R (6,1) ERA: 5.08	0.1		2	0	0	0	0	1	0	0	0	0	0	0	0	0	0	0.00	0.000
Bob Howry, R (7,1) ERA: 2.84	1.0		4	0	0	0	1	0	0	0	0	0	0	1	0	9	12	0.00	0.000
41 Bill Simms, R (8,1) ERA: 2.88	0.2		7	5	3	3	0	0	0	0	0	0	0	1	17	30	40.50	7.500	

Chicago White Sox @ Texas Rangers
The Ballpark at Arlington, Arlington, TX
Sun Aug 02 1998, 8:05 PM EDT
Att. 28,175 - Cloudy - 101 F

livebaseballscorecards.com

AB	41
R	12
H	17
RBI	11
BB	5
SO	4
LOB	16



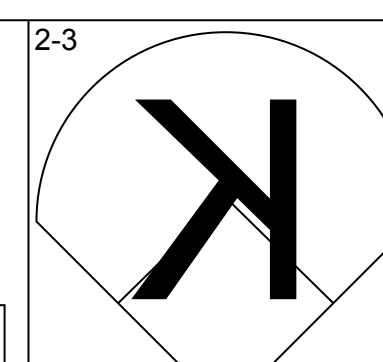
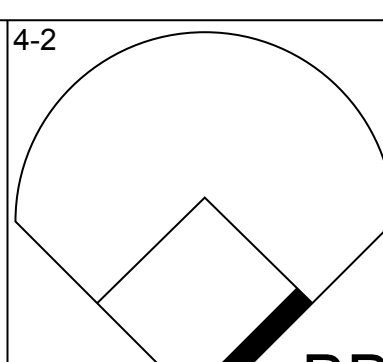
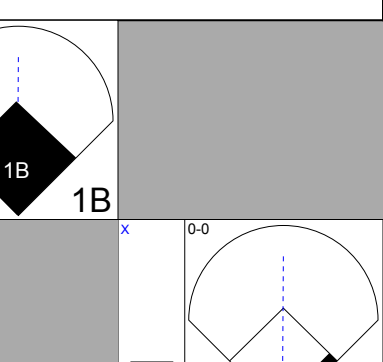
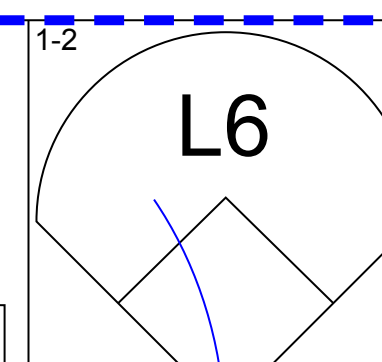
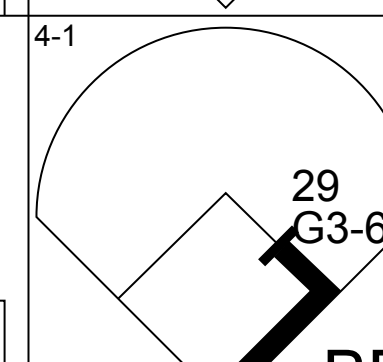
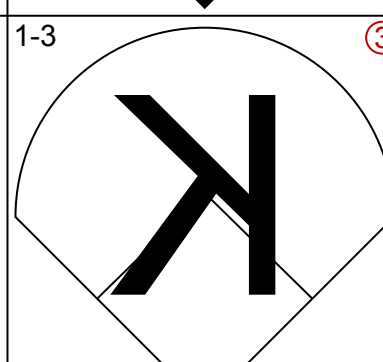
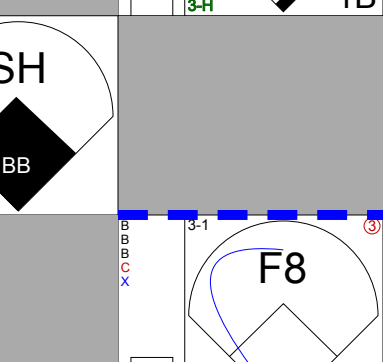

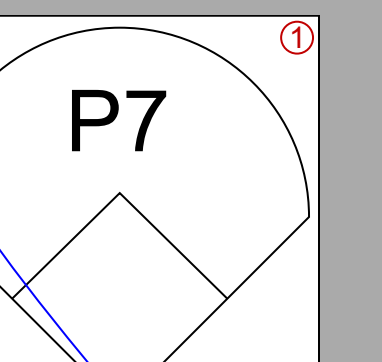
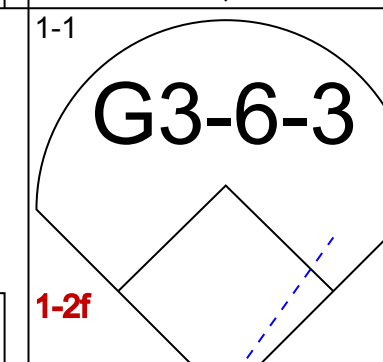
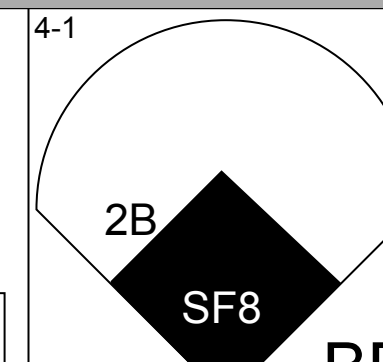
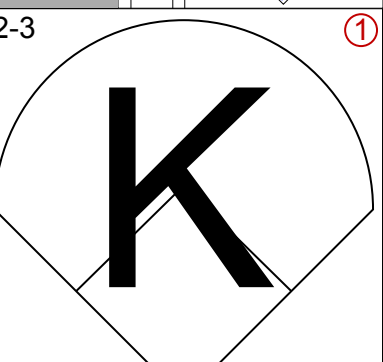
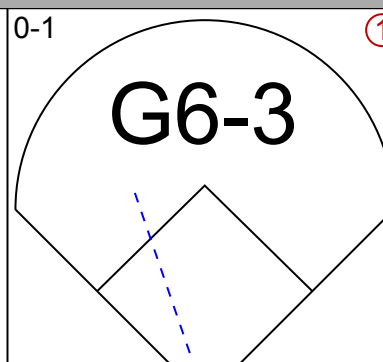
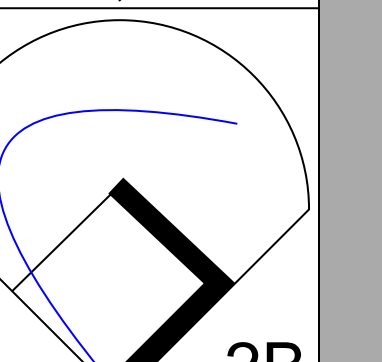
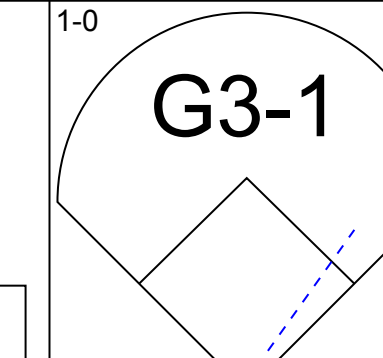
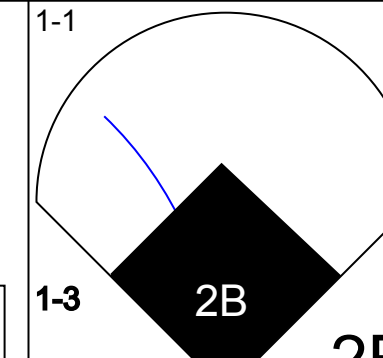
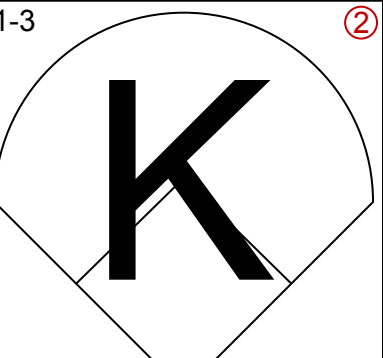
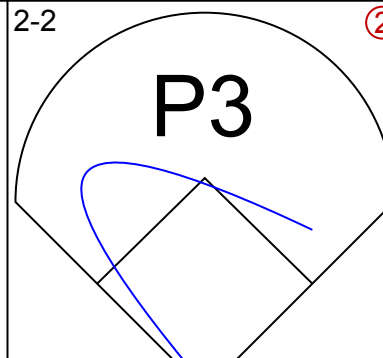
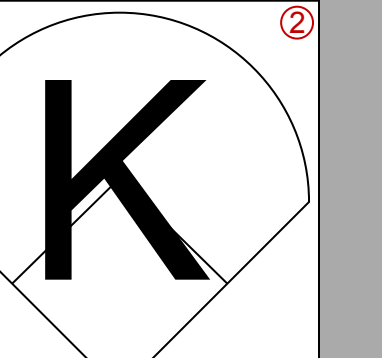
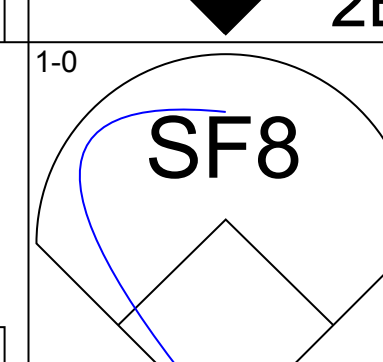
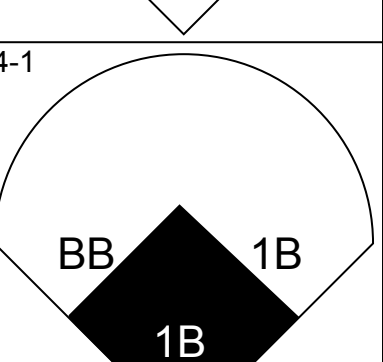
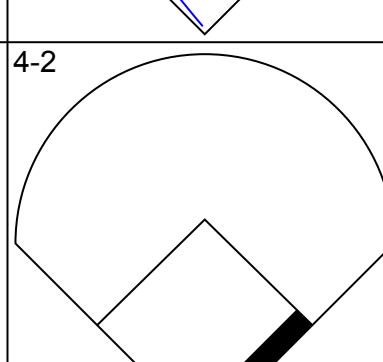
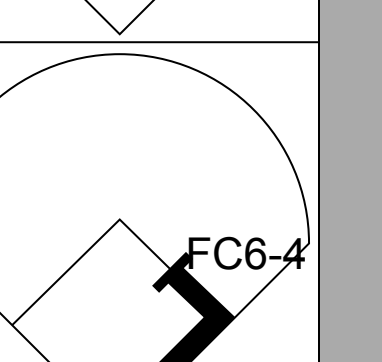

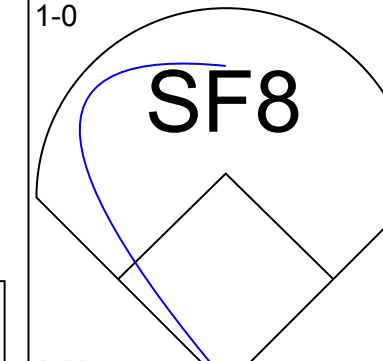
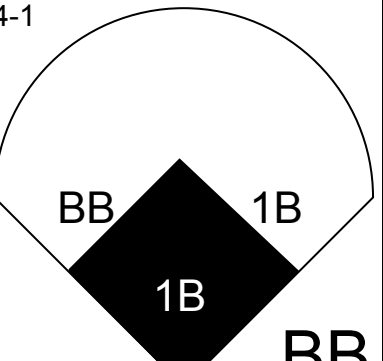
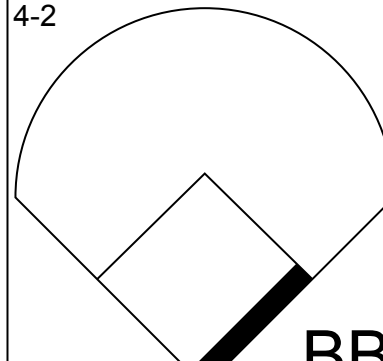
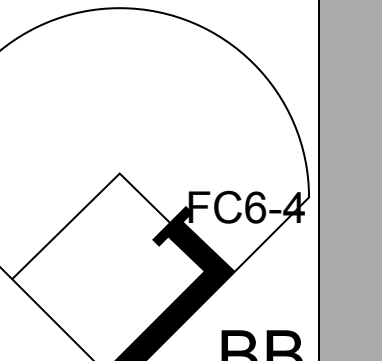

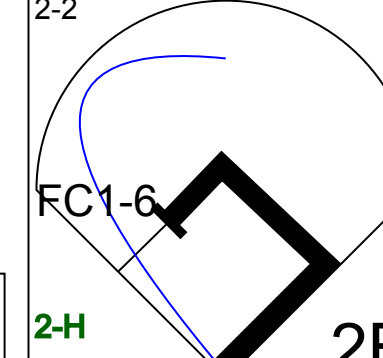
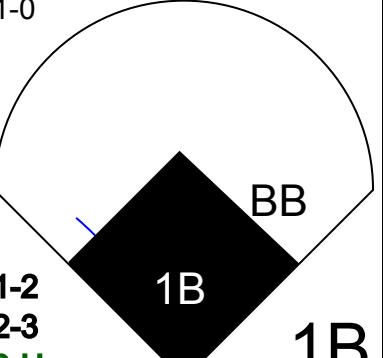
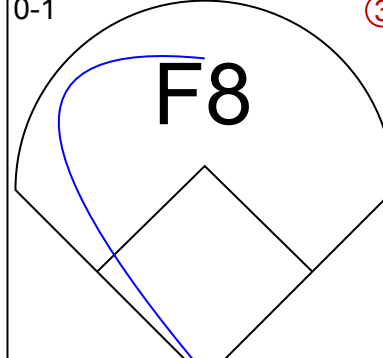
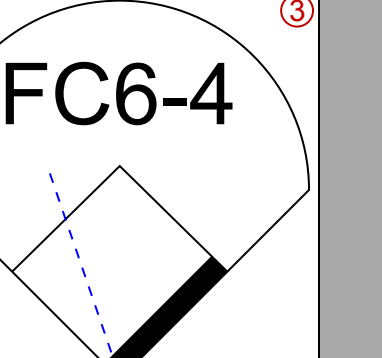
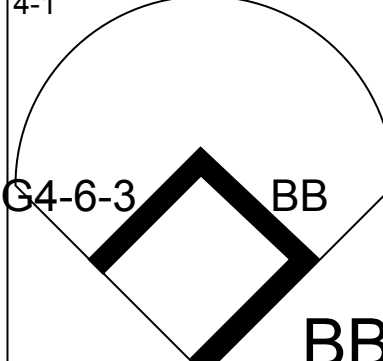
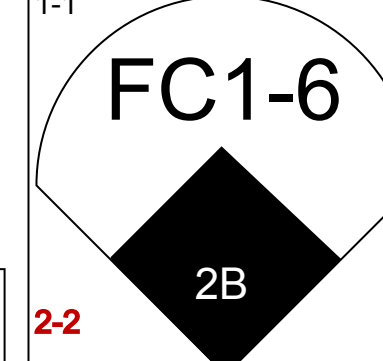
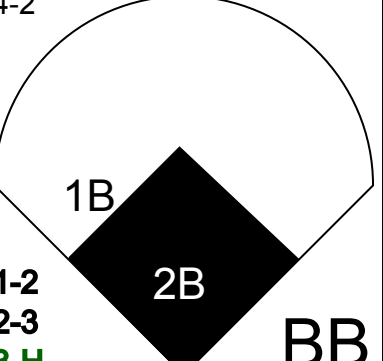
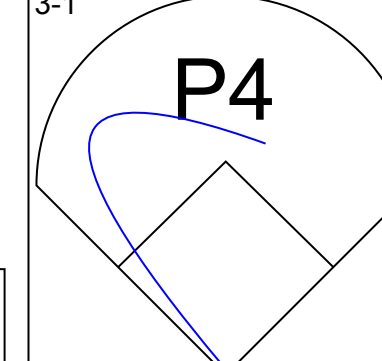
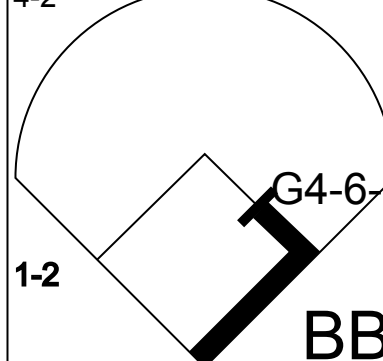
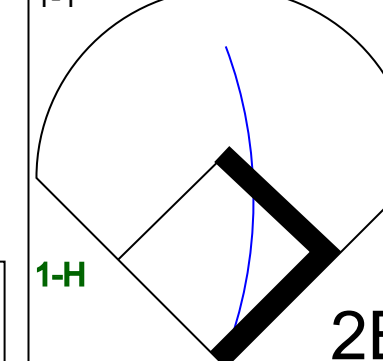
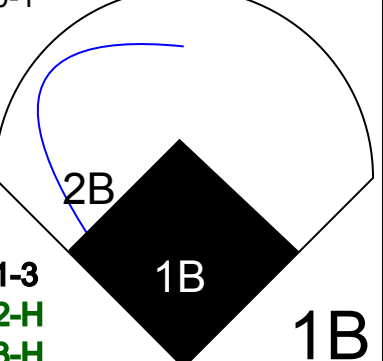


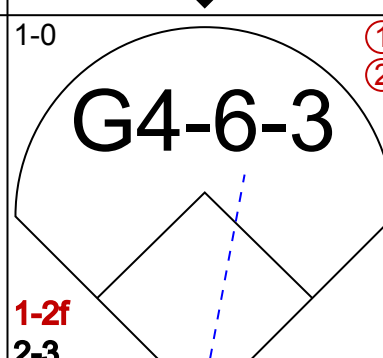
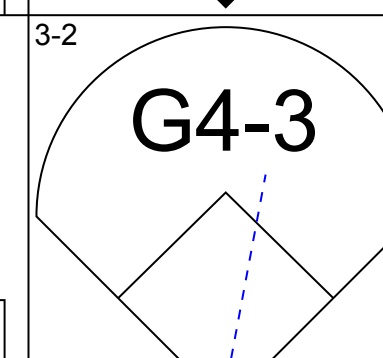
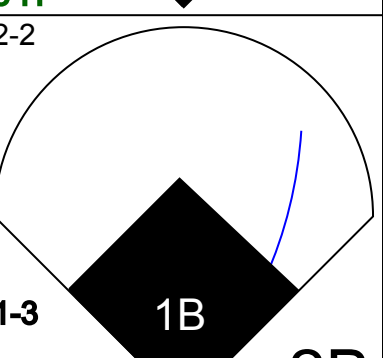


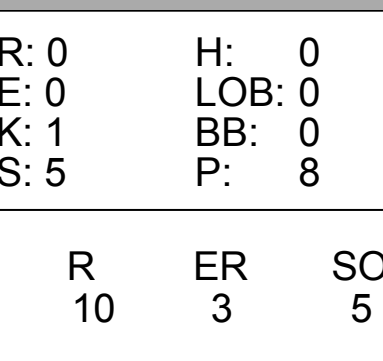
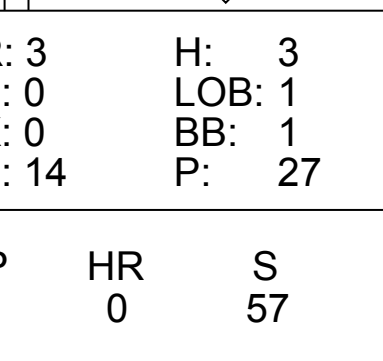
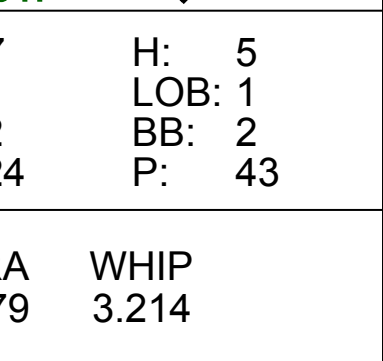
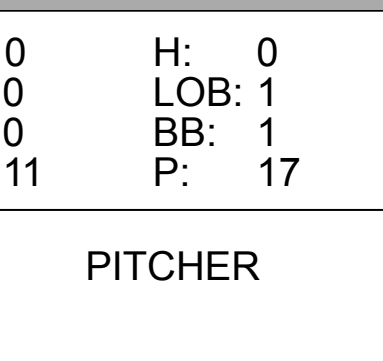
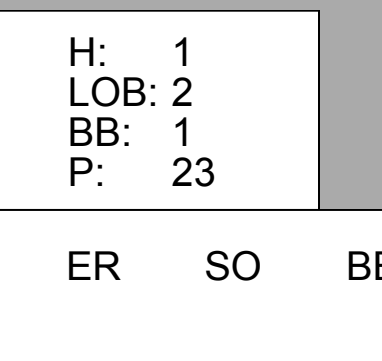
Batter	1	2	3	4	5	6	7	8	9	AB	R	H	RBI	BB	SO	LOB	TOP					
Shannon Stewart, R (1, 7) OBP: 0.368, SLG: 0.365										4	0	0	0	2	1	2						
Shawn Green, L (1, 9) OBP: 0.334, SLG: 0.463										6	0	3	1	0	2	2						
Jose Canseco, R (1, 10) OBP: 0.329, SLG: 0.526										4	1	0	0	1	3	4						
Carlos Delgado, L (1, 3) OBP: 0.383, SLG: 0.584										5	3	3	4	0	2	2						
José Cruz Jr., S (1, 8) OBP: 0.317, SLG: 0.312										3	2	0	0	2	1	0						
Darin Fletcher, L (1, 2) OBP: 0.332, SLG: 0.411										5	1	2	0	0	0	1						
Tony Fernandez, S (1, 5) OBP: 0.355, SLG: 0.422										4	0	2	1	0	0	1						
Craig Grebeck, R (1, 4) OBP: 0.374, SLG: 0.417										4	1	2	0	1	1	3						
Alex Gonzalez, R (1, 6) OBP: 0.281, SLG: 0.369										5	1	0	0	0	2	4						
Inning Stats	R: 0 E: 0 K: 3 S: 13	H: 1 LOB: 1 BB: 0 P: 20	R: 0 E: 0 K: 1 S: 11	H: 2 LOB: 2 BB: 0 P: 17	R: 0 E: 0 K: 2 S: 10	H: 1 LOB: 1 BB: 0 P: 16	R: 1 E: 1 K: 0 S: 7	H: 0 LOB: 2 BB: 2 P: 21	R: 2 E: 0 K: 2 S: 14	H: 1 LOB: 0 BB: 1 P: 26	R: 0 E: 0 K: 1 S: 13	H: 1 LOB: 2 BB: 1 P: 21	R: 5 E: 1 K: 1 S: 27	H: 4 LOB: 2 BB: 2 P: 45	R: 1 E: 0 K: 1 S: 11	H: 2 LOB: 1 BB: 0 P: 20	R: 0 E: 0 K: 1 S: 8	H: 0 LOB: 0 BB: 0 P: 10	1B: 7 2B: 2 3B: 0 HR: 3	SF: 1 SAC: 0 DP: 0 HBP: 0	WP: 0 PB: 0 SB: 2 CS: 0	PA: 47
PITCHER	IP	WLS	BF	H	R	ER	SO	BB	IBB	HBP	BLK	WP	HR	S	P	ERA	WHIP					
Todd Stottliemeyer, R (1, 1) ERA: 3.5	5.2	W	28	6	3	2	8	4	0	0	0	0	1	65	117	3.18	1.765					
Eric Gunderson, L (6, 1) ERA: 3.14	0.2		5	2	3	2	1	1	0	0	0	0	1	16	23	27.00	4.500					
Xavier Hernandez, R (7, 1) ERA: 2.49	0.2		6	2	2	0	1	1	0	0	0	0	0	14	26	0.00	4.500					
Danny Patterson, R (8, 1) ERA: 3.86	0.2		4	2	1	1	0	0	0	0	0	0	1	8	17	13.50	3.000					
John Weteland, R (8, 1) ERA: 1.48	1.1	S	4	0	0	0	2	0	0	0	0	0	0	11	13	0.00	0.000					

Toronto Blue Jays @ Texas Rangers
The Ballpark at Arlington, Arlington, TX
Tue Aug 04 1998, 8:05 PM EDT
Att: 45,213 - Cloudy - 84 F

livebaseballscorecards.com

AB 40
R 9
H 12
RBI 6
BB 6
SO 12
LOB 19




Batter	1	2	3	4	5	6	7	8	9	AB	R	H	RBI	BB	SO	LOB	BOTTOM				
Tom Goodwin, L (1, 8) OBP: 0.378, SLG: 0.322										4	1	2	2	1	1	2					
Mark McLemore, S (1, 4) OBP: 0.394, SLG: 0.337										3	1	0	0	1	1	3					
29 Rusty Greer, L (1, 7) OBP: 0.394, SLG: 0.442										4	1	1	0	1	1	3					
Juan Gonzalez, R (1, 9) OBP: 0.339, SLG: 0.595										4	1	1	0	0	1	2					
Roberto Kelly, R (7, 9) OBP: 0.327, SLG: 0.509										1	0	0	0	0	1	1					
Will Clark, L (1, 3) OBP: 0.384, SLG: 0.492										1	1	0	1	3	1	0					
Ivan Rodriguez, R (1, 2) OBP: 0.376, SLG: 0.515										5	1	2	2	0	0	3					
Todd Zeile, R (1, 5) OBP: 0.358, SLG: 0.453										2	2	0	1	2	0	1					
Lee Stevens, L (1, 10) OBP: 0.323, SLG: 0.493										3	1	3	3	1	0	0					
Luis Alices, S (7, PR) OBP: 0.362, SLG: 0.422										0	1	0	0	0	0	0					
Royce Clayton, R (1, 6) OBP: 0.315, SLG: 0.340										4	1	2	2	0	0	3					
Inning Stats	R: 0 E: 0 K: 1 S: 6	H: 0 LOB: 0 BB: 1 P: 13	R: 0 E: 0 K: 1 S: 5	H: 0 LOB: 0 BB: 0 P: 8	R: 0 E: 0 K: 1 S: 10	H: 0 LOB: 2 BB: 3 P: 24	R: 3 E: 0 K: 0 S: 14	H: 3 LOB: 1 BB: 1 P: 27	R: 7 E: 1 K: 2 S: 24	H: 5 LOB: 1 BB: 2 P: 43	R: 0 E: 0 K: 0 S: 11	H: 0 LOB: 1 BB: 1 P: 17	R: 1 E: 0 K: 0 S: 9	H: 2 LOB: 1 BB: 0 P: 16	R: 0 E: 0 K: 1 S: 10	H: 1 LOB: 2 BB: 1 P: 23	1B: 5 2B: 5 3B: 1 HR: 0	SF: 1 SAC: 1 DP: 2 HBP: 0	WP: 0 PB: 0 SB: 0 CS: 1	PA: 42	
PITCHER	IP	WLS	BF	H	R	ER	SO	BB	IBB	HBP	BLK	WP	HR	S	P	ERA	WHIP				
Chris Carpenter, R (1, 1) ERA: 4.95	4.2	L	28	8	10	3	0	7	0	0	0	0	0	57	110	5.79	3.214				
Nerio Rodriguez, R (5, 1) ERA: 7.94	1.2		8	2	1	1	0	1	0	0	0	0	0	19	34	5.40	1.800				
Dan Plesac, L (7, 1) ERA: 3.69	1.1		5	1	0	0	1	1	0	0	0	0	0	12	25	0.00	1.500				
Paul Quantrill, R (8, 1) ERA: 2.83	0.1		1	0	0	0	0	0	0	0	0	0	0	1	2	0.00	0.000				

Toronto Blue Jays @ Texas Rangers
The Ballpark at Arlington, Arlington, TX
Tue Aug 04 1998, 8:05 PM EDT
Att: 45,213 - Cloudy - 84 F

livebaseballscorecards.com

AB 31
R 11
H 11
RBI 11
BB 9
SO 6
LOB 18



Batter	1	2	3	4	5	6	7	8	9	AB	R	H	RBI	BB	SO	LOB	TOP				
Shannon Stewart, R (1, 7) OBP: 0.370, SLG: 0.365	F8		BB HBP		L6			L3 1B		3	0	1	0	0	0	0					
Shawn Green, L (1, 9) OBP: 0.333, SLG: 0.460	K		BB			G3-1		L3 1-2		3	0	0	0	1	1	1					
Jose Canseco, R (1, 10) OBP: 0.330, SLG: 0.530	K		SF8			SF8 2B		1B		3	1	2	1	0	1	0					
Carlos Delgado, L (1, 3) OBP: 0.382, SLG: 0.579		K	G5-3			IBB		G4-3		3	0	0	0	1	1	3					
José Cruz Jr., S (1, 8) OBP: 0.316, SLG: 0.313		G3-1			F7			FC1-6 1B		3	0	1	1	0	0	0					
Darin Fletcher, L (1, 2) OBP: 0.331, SLG: 0.409					G3-1			FC1-6 1B		4	0	1	0	0	0	2					
Juan Samuel, R (9, PR) OBP: 0.304, SLG: 0.292						F9		FC1-6 1B		0	1	0	0	0	0	0					
Kevin Brown, R (9, 2) OBP: 0.324, SLG: 0.356								FC1-6 1B		0	0	0	0	0	0	0					
Tony Fernandez, S (1, 5) OBP: 0.351, SLG: 0.417		FC6 1-2			F8			F8		4	0	0	0	0	0	2					
Felipe Crespo, S (1, 4) OBP: 0.341, SLG: 0.353					G3					4	0	1	1	0	1	0					
Craig Grebeck, R (9, 4) OBP: 0.374, SLG: 0.417						K		FC6-4 1B		0	0	0	0	0	0	0					
Alex Gonzalez, R (1, 6) OBP: 0.281, SLG: 0.368						F9		FC6-4 1-2		4	1	1	0	0	1	1					
Inning Stats	R: 0 H: 0 E: 0 K: 2 S: 10	H: 0 LOB: 0 BB: 0 P: 16	R: 0 H: 1 E: 0 K: 1 S: 11	LOB: 1 BB: 0 P: 14	R: 1 H: 1 E: 0 K: 0 S: 11	LOB: 2 BB: 1 P: 22	R: 0 H: 0 E: 0 K: 0 S: 6	H: 0 LOB: 0 BB: 0 P: 8	R: 0 H: 0 E: 0 K: 1 S: 9	H: 1 LOB: 1 BB: 1 P: 19	R: 0 H: 0 E: 0 K: 1 S: 6	H: 0 LOB: 0 BB: 0 P: 6	R: 0 H: 2 E: 0 K: 0 S: 14	H: 1 LOB: 1 BB: 0 P: 20	R: 1 H: 2 E: 0 K: 0 S: 6	H: 2 LOB: 1 BB: 0 P: 8	1B: 6 2B: 2 3B: 0 HR: 0	SF: 2 SAC: 0 DP: 1 HBP: 1	WP: 0 PB: 0 SB: 2 CS: 0	PA: 36	
PITCHER	IP	WLS	BF	H	R	ER	SO	BB	IBB	HBP	BLK	WP	HR	S	P	ERA	WHIP				
Esteban Loaiza, R (1, 1) ERA: 4.31	8.0		31	5	2	2	5	1	1	1	0	0	0	74	113	2.25	0.750				
John Wetteland, R (9, 1) ERA: 1.66	1.0	W	5	2	1	1	0	0	0	0	0	0	0	6	8	9.00	2.000				

Toronto Blue Jays @ Texas Rangers
The Ballpark at Arlington, Arlington, TX
Wed Aug 05 1998, 8:05 PM EDT
Att: 27,766 - Cloudy - 81 F

AB 31
R 3
H 7
RBI 3
BB 2
SO 5
LOB 9



Batter	1	2	3	4	5	6	7	8	9	AB	R	H	RBI	BB	SO	LOB	BOTTOM				
Tom Goodwin, L (1, 8) OBP: 0.377, SLG: 0.320	G3 29 1B S BB		G3			F8		P6		2	1	0	0	1	0	1					
Roberto Kelly, R (8, PH) OBP: 0.326, SLG: 0.506										1	0	0	0	0	0	0					
Mark McLemore, S (1, 4) OBP: 0.395, SLG: 0.338	G3		SF9			1B		BB		2	0	1	1	1	0	1					
29 Rusty Greer, L (1, 7) OBP: 0.392, SLG: 0.440	FC6 1B		K			K		K		4	0	1	1	0	3	2					
Juan Gonzalez, R (1, 9) OBP: 0.338, SLG: 0.599	P9				L8			HR		4	1	1	1	0	0	2					
Willi Clark, L (1, 3) OBP: 0.383, SLG: 0.488	FC6				L8			BB 1B BB		3	0	0	0	1	0	1					
Luis Alicaia, S (9, PR) OBP: 0.362, SLG: 0.422										0	1	0	0	0	0	0					
Ivan Rodriguez, R (1, 2) OBP: 0.375, SLG: 0.512		G6-3			G4-3			L8		4	0	1	0	0	0	1					
Todd Zeile, R (1, 5) OBP: 0.359, SLG: 0.452		P2				G5-3		1B		3	0	1	0	1	0	0					
Lee Stevens, L (1, 10) OBP: 0.320, SLG: 0.487								1B		3	0	0	0	0	1	2					
Mike Simms, R (9, PH) OBP: 0.365, SLG: 0.651		G3				K		G4-6-3 1B		1	0	1	1	0	0	0					
Royce Clayton, R (1, 6) OBP: 0.315, SLG: 0.338						K		1B		2	1	0	0	1	1	0					
Inning Stats	R: 1 H: 1 E: 0 K: 0 S: 14	H: 1 LOB: 1 BB: 1 P: 24	R: 0 H: 0 E: 0 K: 0 S: 9	H: 0 LOB: 0 BB: 0 P: 13	R: 1 H: 0 E: 0 K: 1 S: 8	H: 0 LOB: 0 BB: 1 P: 17	R: 0 H: 0 E: 0 K: 0 S: 5	H: 0 LOB: 0 BB: 0 P: 8	R: 0 H: 1 E: 0 K: 1 S: 8	H: 1 LOB: 1 BB: 0 P: 12	R: 0 H: 2 E: 0 K: 0 S: 13	H: 2 LOB: 1 BB: 0 P: 21	R: 0 H: 0 E: 0 K: 1 S: 10	H: 0 LOB: 1 BB: 1 P: 18	R: 2 H: 2 E: 0 K: 0 S: 16	H: 2 LOB: 2 BB: 2 P: 31	1B: 5 2B: 0 3B: 0 HR: 1	SF: 1 SAC: 0 DP: 1 HBP: 0	WP: 0 PB: 0 SB: 2 CS: 0	PA: 35	
PITCHER	IP	WLS	BF	H	R	ER	SO	BB	IBB	HBP	BLK	WP	HR	S	P	ERA	WHIP				
Kelvin Escobar, R (1, 1) ERA: 8.66	7.0		26	4	2	2	4	2	0	0	0	0	0	65	107	2.57	0.857				
Dan Plesac, L (8, 1) ERA: 3.6	1.0		4	0	0	0	1	1	0	0	0	0	0	10	18	0.00	1.000				
Randy Myers, L (9, 1) ERA: 4.46	0.1	L	5	2	2	2	0	2	0	0	0	0	1	16	31	54.00	12.000				

Toronto Blue Jays @ Texas Rangers
The Ballpark at Arlington, Arlington, TX
Wed Aug 05 1998, 8:05 PM EDT
Att: 27,766 - Cloudy - 81 F

AB 29
R 4
H 6
RBI 4
BB 5
SO 5
LOB 10



Batter	1	2	3	4	5	6	7	8	9	AB	R	H	RBI	BB	SO	LOB	TOP										
Darren Lewis, R OBP: 0.368, SLG: 0.381 (1, 8)	G6-3		FC5-4		FC5-4		FC5-4		P3	5	0	1	1	0	0	4											
John Valentin, R OBP: 0.349, SLG: 0.446 (1, 5)	G1-3		FC5-4		FC5-4		FC6-4			4	0	1	0	1	0	2											
Mo Vaughn, L OBP: 0.391, SLG: 0.591 (1, 3)	HR		F8						K	5	2	2	2	0	2	4											
Nomar Garciaparra, R OBP: 0.367, SLG: 0.577 (1, 6)	G5-3				G6-3					3	0	1	0	0	0	0											
Troy O'Leary, L OBP: 0.307, SLG: 0.490 (1, 7)		G4-3			P5					4	0	1	0	0	0	1											
Mike Stanley, R OBP: 0.355, SLG: 0.471 (1, 10)	F9				HR					4	1	1	1	0	0	3											
Darren Bragg, L OBP: 0.362, SLG: 0.450 (1, 9)					L6					4	1	1	0	0	1	1											
Scott Hatteberg, L OBP: 0.363, SLG: 0.445 (1, 2)			FC5-4							3	0	2	0	1	1	0											
Mike Benjamin, R OBP: 0.322, SLG: 0.382 (1, 4)										1	0	0	0	1	0	0											
Orlando Merced, S OBP: 0.342, SLG: 0.417 (7, PH)										1	0	0	0	0	0	2											
Donnie Sadler, R OBP: 0.226, SLG: 0.347 (7, 4)										0	0	0	0	0	0	0											
30 Keith Mitchell, R OBP: 0.333, SLG: 0.273 (9, PH)										1	0	0	0	0	1	1											
Inning Stats	R: 1 E: 0 K: 0 S: 6	H: 1 LOB: 0 BB: 0 P: 10	R: 0 E: 0 K: 1 S: 5	H: 0 LOB: 0 BB: 0 P: 8	R: 0 E: 0 K: 0 S: 12	H: 1 LOB: 2 BB: 2 P: 24	R: 1 E: 0 K: 0 S: 7	H: 1 LOB: 1 BB: 0 P: 9	R: 0 E: 0 K: 1 S: 8	H: 0 LOB: 1 BB: 0 P: 12	R: 1 E: 0 K: 0 S: 14	H: 2 LOB: 1 BB: 0 P: 19	R: 1 E: 0 K: 0 S: 8	H: 3 LOB: 1 BB: 0 P: 14	R: 0 E: 0 K: 2 S: 15	H: 1 LOB: 2 BB: 1 P: 27	1B: 7 2B: 0 3B: 0 HR: 3	SF: 0 SAC: 0 DP: 1 HBP: 1	WP: 1 PB: 0 SB: 0 CS: 1	PA: 39							
PITCHER	IP	WLS	BF	H	R	ER	SO	BB	IBB	HBP	BLK	WP	HR	S	P	ERA	WHIP										
John Burkett, R ERA: 5.82 (1, 1)	6.1	W	27	6	3	3	3	2	0	1	0	1	2	53	83	4.26	1.263										
Danny Patterson, R ERA: 3.79 (7, 1)	0.2		2	0	0	0	0	0	0	0	0	0	0	7	9	0.00	0.000										
Eric Gunderson, L ERA: 0.33 (8, 1)	0.0		3	3	1	1	0	0	0	0	0	0	1	5	8	∞	∞										
Xavier Hernandez, R ERA: 2.44 (8, 1)	1.0		2	0	0	0	0	0	0	0	0	0	0	3	6	0.00	0.000										
John Wetteland, R ERA: 1.62 (9, 1)	1.0	S	5	1	0	0	2	1	0	0	0	0	0	15	27	0.00	2.000										

Boston Red Sox @ Texas Rangers
The Ballpark at Arlington, Arlington, TX

AB 35
R 4
H 10
RBI 4
BB 3
SO 5
LOB 18



Thu Aug 06 1998, 8:05 PM EDT
Att: 32,132 - Cloudy - 85 F

Batter	1	2	3	4	5	6	7	8	9	AB	R	H	RBI	BB	SO	LOB	BOTTOM										
Tom Goodwin, L OBP: 0.379, SLG: 0.322 (1, 8)	WP	G1-3		G4-3			SH2-4			4	2	2	0	0	0	2											
Luis Alica, S OBP: 0.366, SLG: 0.436 (1, 4)	P5					SH2-4				3	0	2	2	0	0	1											
29 Rusty Greer, L OBP: 0.389, SLG: 0.436 (1, 7)	E6	CS		P7			G1			4	1	0	1	0	1	2											
Juan Gonzalez, R OBP: 0.342, SLG: 0.609 (1, 9)	2B			2B		G5-3		HR		3	2	2	1	1	0	0											
Willi Clark, L OBP: 0.384, SLG: 0.491 (1, 3)						G3-1		L7		4	0	2	2	0	0	0											
Ivan Rodriguez, R OBP: 0.371, SLG: 0.507 (1, 2)				FC6-4		L9				4	0	0	0	0	2	3											
Todd Zeile, R OBP: 0.358, SLG: 0.450 (1, 5)				FC5-4			P5			4	0	1	0	0	1	3											
Lee Stevens, L OBP: 0.322, SLG: 0.491 (1, 10)		F9				L8				4	2	2	0	0	1	1											
Royce Clayton, R OBP: 0.312, SLG: 0.334 (1, 6)		F9		G6-3		P4				4	0	0	0	0	0	3											
Inning Stats	R: 2 E: 1 K: 2 S: 20	H: 2 LOB: 2 BB: 1 P: 30	R: 1 E: 0 K: 0 S: 9	H: 2 LOB: 0 BB: 0 P: 16	R: 1 E: 0 K: 0 S: 6	H: 2 LOB: 1 BB: 0 P: 8	R: 1 E: 0 K: 1 S: 10	H: 2 LOB: 1 BB: 0 P: 17	R: 0 E: 0 K: 0 S: 8	H: 0 LOB: 0 BB: 0 P: 11	R: 0 E: 0 K: 0 S: 5	H: 0 LOB: 0 BB: 0 P: 7	R: 2 E: 0 K: 0 S: 11	H: 2 LOB: 0 BB: 0 P: 16	R: 0 E: 0 K: 2 S: 14	H: 1 LOB: 1 BB: 0 P: 19	1B: 6 2B: 3 3B: 1 HR: 1	SF: 0 SAC: 1 DP: 0 HBP: 0	WP: 1 PB: 0 SB: 1 CS: 1	PA: 37							
PITCHER	IP	WLS	BF	H	R	ER	SO	BB	IBB	HBP	BLK	WP	HR	S	P	ERA	WHIP										
Bret Saberhagen, R ERA: 4.35 (1, 1)	6.0	L	27	8	5	4	3	1	0	0	0	0	1	11	16	6.00	1.500										
Greg Swindell, L ERA: 3.52 (7, 1)	1.0		5	2	2	2	0	0	0	0	0	0	1	11	16	18.00	2.000										
Jim Corsi, R ERA: 2.5 (8, 1)	1.0		4	1	0	0	2	0	0	0	0	0	0	14	19	0.00	1.000										

Boston Red Sox @ Texas Rangers
The Ballpark at Arlington, Arlington, TX

AB 34
R 7
H 11
RBI 6
BB 1
SO 5
LOB 15



Thu Aug 06 1998, 8:05 PM EDT
Att: 32,132 - Cloudy - 85 F

Batter	1	2	3	4	5	6	7	8	9	AB R H RBI BB SO LOB	TOP														
Darren Bragg, L (1, 9) OBP: 0.368, SLG: 0.479	2-0 HR	0-0 HR 1B		1-3 K		2-0 F9 WP 2B		3-2 HR	0-0 G5-3	6 4 4 2 0 1 1	Boston Red Sox @ Texas Rangers The Ballpark at Arlington, Arlington, TX Sat Aug 08 1998, 8:05 PM EDT Att: 44,242 - Unknown - 96 F AB 42 R 11 H 18 RBI 10 BB 2 SO 4 LOB 16														
John Valentin, R (1, 5) OBP: 0.348, SLG: 0.451	0-3 K	0-1 HR		3-3 K		0-1 F9		3-1 P7		5 1 1 2 0 2 1															
Mo Vaughn, L (1, 3) OBP: 0.391, SLG: 0.585	1-0 1B	1-1 FC6-4 1B			2-2 BB 1B	1-2 G4-3		3-2 P4		5 2 3 0 0 0 0															
Nomar Garciaparra, R (1, 6) OBP: 0.369, SLG: 0.573	0-2 F9	0-1 FC6-4 1-2			0-0 BB 1B	0-0		0-0 FC4-6 1B		5 1 3 0 0 0 2															
Troy O'Leary, L (1, 7) OBP: 0.310, SLG: 0.494	2-0 1B		0-0 CS 3B		4-0 FC4-6 2B BB	0-1 F7		0-1 FC4-6 1-2		4 1 2 0 1 0 2															
Mike Stanley, R (1, 10) OBP: 0.357, SLG: 0.470	3-2 1B		2-0 G5-3		2-1 FC4-6 1B		2-0 F8 WP SF8 1B	0-0 F9		5 1 3 3 0 0 1															
Damon Buford, R (1, 8) OBP: 0.352, SLG: 0.509	3-3 K		1-2 G5-3		1-1 F7		2-1 F8	2-1 G4-3 WP 2B HBP		4 1 0 0 0 1 6															
Jason Varitek, S (1, 2)		0-0 F7	4-1 BB		0-0 FC4-6 2B		0-0 SF8	2-0 G4-3		3 0 0 1 1 0 3															
Donnie Sadler, R (1, 4) OBP: 0.241, SLG: 0.389	1-0 G6-3	3-1 CS	1-1 G3-1		3-2 1-2 2-3 3-H 2B		3-2 F9	1-1 2B		5 0 2 2 0 0 0															
Inning Stats	R: 2 E: 0 K: 2 S: 17	H: 4 LOB: 2 BB: 0 P: 28	R: 2 E: 0 K: 0 S: 9	H: 3 LOB: 1 BB: 0 P: 11	R: 0 E: 0 K: 0 S: 7	H: 1 LOB: 1 BB: 1 P: 17	R: 0 E: 0 K: 2 S: 12	H: 0 LOB: 0 BB: 0 P: 17	R: 3 E: 0 K: 0 S: 12	H: 4 LOB: 1 BB: 1 P: 24	R: 1 E: 0 K: 0 S: 11	H: 2 LOB: 1 BB: 0 P: 14	R: 1 E: 0 K: 0 S: 7	H: 1 LOB: 0 BB: 0 P: 14	R: 1 E: 0 K: 0 S: 15	H: 2 LOB: 1 BB: 0 P: 24	R: 1 E: 0 K: 0 S: 6	H: 1 LOB: 1 BB: 0 P: 11	1B: 11 2B: 3 3B: 1 HR: 3	SF: 1 SAC: 0 DP: 0 HBP: 1	WP: 3 PB: 0 SB: 0 CS: 1	PA: 47			
PITCHER	IP WLS BF H R ER SO BB IBB HBP BLK WP HR S P ERA WHIP											PITCHER	IP WLS BF H R ER SO BB IBB HBP BLK WP HR S P ERA WHIP												
Aaron Sele, R (1, 1) ERA: 4.69	4.0 L	23 7	10 7	7 7	4 4	2 2	0 0	0 0	0 0	0 0	2 1	41 66	83 66	15.75 6.75	3.000 1.750										
Al Levine, R (5, 1) ERA: 4.66	4.0	18	7	3	3	0	0	0	0	0	1	41	66	6.75	1.750										
Danny Patterson, R (9, 1) ERA: 3.92	1.0	5	1	1	1	0	0	0	1	0	0	6	11	9.00	1.000										

Batter	1	2	3	4	5	6	7	8	9	AB R H RBI BB SO LOB	BOTTOM														
Tom Goodwin, L (1, 8) OBP: 0.378, SLG: 0.323	0-2 CS 1B		3-1 G1-3		1-2 SAFE G3		0-0 G1-3			4 0 1 0 0 0 1	Boston Red Sox @ Texas Rangers The Ballpark at Arlington, Arlington, TX Sat Aug 08 1998, 8:05 PM EDT Att: 44,242 - Unknown - 96 F AB 33 R 1 H 7 RBI 1 BB 2 SO 6 LOB 16														
Royce Clayton, R (1, 6) OBP: 0.311, SLG: 0.335	2-1 G5-3		0-0		0-0 F9		2-0 L8			4 0 1 0 0 0 2															
Domingo Cedeno, S (8, 6) OBP: 0.323, SLG: 0.403	1-2		29 G6-3 2B		2-3					0 0 0 0 0 0 0															
29 Rusty Greer, L (1, 7) OBP: 0.391, SLG: 0.436	4-2 HBP BB		0-0 G6-3		1-1 G4-3		2-2 G4-3			3 0 0 0 1 0 2															
Warren Newson, L (8, 7)			2-3							0 0 0 0 0 0 0															
Juan Gonzalez, R (1, 10) OBP: 0.340, SLG: 0.603	1-1 HBP		2-2 P4		1-3 K		3-3 K			3 0 0 0 0 2 1															
Willi Clark, L (1, 3) OBP: 0.382, SLG: 0.495	3-2 G1-3			1-2 G3-1		1-0 2B 1B		1-1 P4		3 1 1 0 0 0 2															
Mike Simms, R (8, 3) OBP: 0.382, SLG: 0.645										1 0 0 0 0 0 0															
Ivan Rodriguez, R (1, 2) OBP: 0.370, SLG: 0.506		1-0 L6		3-2		0-0 1B		0-0 L7		3 0 2 0 0 0 0															
Bill Haselman, R (8, 2) OBP: 0.333, SLG: 0.595						1-3 2B				1 0 0 0 0 0 0															
Todd Zeile, R (1, 5) OBP: 0.354, SLG: 0.442		4-2 BB		1 SAFE 2-2 F7		0-0 L3				3 0 0 0 1 1 3															
Roberto Kelly, R (1, 9) OBP: 0.324, SLG: 0.500		2-3 K		1 SAFE 1-3 K		2-1 1B				4 0 1 1 0 2 2															
Luis Alicea, S (1, 4) OBP: 0.368, SLG: 0.430	1 SAFE 1-1 L8				2-1 F9 G3 1B		1-0 G4-3			4 0 1 0 0 1 3															
Inning Stats	R: 0 E: 0 K: 0 S: 15	H: 1 LOB: 2 BB: 1 P: 24	R: 0 E: 0 K: 1 S: 8	H: 0 LOB: 1 BB: 1 P: 16	R: 0 E: 0 K: 0 S: 7	H: 1 LOB: 1 BB: 0 P: 12	R: 0 E: 0 K: 1 S: 14	H: 1 LOB: 1 BB: 0 P: 21	R: 0 E: 0 K: 0 S: 9	H: 1 LOB: 1 BB: 0 P: 13	R: 1 E: 0 K: 1 S: 9	H: 3 LOB: 2 BB: 0 P: 14	R: 0 E: 0 K: 0 S: 5	H: 0 LOB: 0 BB: 0 P: 9	R: 0 E: 0 K: 1 S: 6	H: 0 LOB: 0 BB: 0 P: 10	R: 0 E: 0 K: 2 S: 9	H: 0 LOB: 0 BB: 0 P: 14	1B: 5 2B: 2 3B: 0 HR: 0	SF: 0 SAC: 0 DP: 0 HBP: 1	WP: 0 PB: 0 SB: 0 CS: 1	PA: 36			
PITCHER	IP WLS BF H R ER SO BB IBB HBP BLK WP HR S P ERA WHIP											PITCHER	IP WLS BF H R ER SO BB IBB HBP BLK WP HR S P ERA WHIP												
49 Tim Wakefield, R (1, 1) ERA: 4.18	8.0	33	7	1	1	4	2	0	1	0	0	73	119	1.12	1.125										
Carlos Reyes, R (9, 1) ERA: 2.72	1.0	3	0	0	0	2	0	0	0	0	0	9	14	0.00	0.000										

Batter	1	2	3	4	5	6	7	8	9	AB	R	H	RBI	BB	SO	LOB	TOP						
Darren Lewis, R OBP: 0.363, SLG: 0.375	L6-3		1B E BB	SF8	HR	G5-3			F8	4	2	1	1	1	0	2							
John Valentin, R OBP: 0.348, SLG: 0.448	F7		F BB 1B	L7	HR				F9	5	2	1	2	1	0	0							
Mo Vaughn, L OBP: 0.395, SLG: 0.599			BB E BB						L7	4	2	2	4	2	0	0							
Nomar Garciaparra, R OBP: 0.367, SLG: 0.568	G1-3		E5 BB	P3	G6-3					5	0	1	1	0	0	3							
Troy O'Leary, L OBP: 0.305, SLG: 0.493		K			HR	P6			F8	5	1	1	0	0	2	4							
Orlando Merced, S OBP: 0.343, SLG: 0.411		K				G4-3				3	0	0	1	2	2	1							
Darren Bragg, L OBP: 0.369, SLG: 0.476		K			HR	WP			P6-3	4	2	1	0	1	2	4							
Scott Hatteberg, L OBP: 0.365, SLG: 0.458									K	5	2	3	3	0	2	3							
Donnie Sadler, R OBP: 0.286, SLG: 0.491										3	3	2	1	1	0	0							
Inning Stats	R: 0 E: 0 K: 0 S: 6	H: 0 LOB: 1 BB: 1 P: 12	R: 0 E: 0 K: 3 S: 9	H: 0 LOB: 0 BB: 0 P: 12	R: 4 E: 1 K: 3 S: 30	H: 2 LOB: 3 BB: 4 P: 57	R: 2 E: 0 K: 0 S: 12	H: 2 LOB: 0 BB: 0 P: 16	R: 6 E: 0 K: 1 S: 15	H: 4 LOB: 2 BB: 2 P: 32	R: 1 E: 0 K: 0 S: 20	H: 2 LOB: 2 BB: 0 P: 31	R: 0 E: 0 K: 1 S: 8	H: 1 LOB: 1 BB: 0 P: 15	R: 0 E: 0 K: 1 S: 8	H: 0 LOB: 0 BB: 1 P: 15	R: 1 E: 0 K: 0 S: 7	H: 1 LOB: 0 BB: 0 P: 10	1B: 6 2B: 2 3B: 1 HR: 4	SF: 1 SAC: 0 DP: 1 HBP: 1	WP: 1 PB: 0 SB: 0 CS: 0	PA: 48	
PITCHER	IP	WLS	BF	H	R	ER	SO	BB	IBB	HBP	BLK	WP	HR	S	P	ERA	WHIP						
Todd Stottlemire, R ERA: 3.68	(1, 1)	4.0	L	22	4	6	5	6	5	0	0	0	0	1	57	11.25	2.250						
Eric Gunderson, L ERA: 4.44	(5, 1)	1.2		13	6	7	7	1	2	0	0	0	0	2	25	37.80	4.800						
Tim Crabtree, R ERA: 4.03	(6, 1)	2.1		9	1	0	0	1	1	0	1	0	1	0	27	45	0.00	0.857					
Danny Patterson, R ERA: 4.05	(9, 1)	1.0		4	1	1	1	0	0	0	0	0	0	1	7	10	9.00	1.000					

Boston Red Sox @ Texas Rangers
The Ballpark at Arlington, Arlington, TX
Sun Aug 09 1998, 8:05 PM EDT
Att: 31,127 - Unknown - 100 F

AB 38
R 14
H 12
RBI 13
BB 8
SO 8
LOB 17



Batter	1	2	3	4	5	6	7	8	9	AB	R	H	RBI	BB	SO	LOB	BOTTOM						
Tom Goodwin, L OBP: 0.376, SLG: 0.321	F7					G1-4-3			G6-3	5	1	1	1	0	1	0							
Mark McLemore, S OBP: 0.395, SLG: 0.342			L7						G6-3	5	2	2	1	0	0	0							
29 Rusty Greer, L OBP: 0.390, SLG: 0.435	F7		F9							4	1	1	2	0	0	1							
Mike Simms, R OBP: 0.394, SLG: 0.673										3	2	2	2	1	0	0							
Will Clark, L OBP: 0.383, SLG: 0.496										3	0	1	2	1	1	1							
Todd Zeile, R OBP: 0.351, SLG: 0.438										4	0	0	0	0	2	2							
Warren Newson, L										4	0	0	0	0	2	1							
Bill Haselman, R OBP: 0.329, SLG: 0.577										4	1	1	0	0	0	0							
Royce Clayton, R OBP: 0.310, SLG: 0.334										4	1	1	0	0	2	0							
Inning Stats	R: 2 E: 0 K: 1 S: 16	H: 2 LOB: 1 BB: 1 P: 26	R: 0 E: 0 K: 1 S: 7	H: 0 LOB: 0 BB: 0 P: 10	R: 0 E: 0 K: 1 S: 11	H: 0 LOB: 0 BB: 0 P: 15	R: 0 E: 0 K: 1 S: 9	H: 0 LOB: 0 BB: 0 P: 11	R: 6 E: 0 K: 1 S: 24	H: 6 LOB: 1 BB: 1 P: 38	R: 0 E: 0 K: 1 S: 8	H: 0 LOB: 0 BB: 0 P: 12	R: 0 E: 0 K: 1 S: 10	H: 1 LOB: 1 BB: 0 P: 17	R: 0 E: 0 K: 1 S: 10	H: 0 LOB: 0 BB: 0 P: 13	R: 0 E: 0 K: 1 S: 9	H: 0 LOB: 0 BB: 0 P: 12	1B: 6 2B: 2 3B: 0 HR: 1	SF: 0 SAC: 0 DP: 0 HBP: 0	WP: 0 PB: 0 SB: 0 CS: 0	PA: 38	
PITCHER	IP	WLS	BF	H	R	ER	SO	BB	IBB	HBP	BLK	WP	HR	S	P	ERA	WHIP						
John Wasdin, R ERA: 5.43	(1, 1)	4.1		21	7	7	7	4	1	0	0	0	0	9	14	13.50	3.000						
Derek Lowe, R ERA: 4.04	(5, 1)	0.2		4	1	1	1	1	1	0	0	0	0	0	8	12	0.00	0.000					
Jim Corsi, R ERA: 2.45	(6, 1)	1.0	W	3	0	0	0	1	0	0	0	0	0	0	10	17	0.00	1.000					
Greg Swindell, L ERA: 3.76	(7, 1)	1.0		4	1	0	0	0	0	0	0	0	0	0	10	13	0.00	0.000					
Dennis Eckersley, R ERA: 6.12	(8, 1)	1.0		3	0	0	0	1	0	0	0	0	0	10	13	0.00	0.000						

Boston Red Sox @ Texas Rangers
The Ballpark at Arlington, Arlington, TX
Sun Aug 09 1998, 8:05 PM EDT
Att: 31,127 - Unknown - 100 F

AB 36
R 8
H 9
RBI 8
BB 2
SO 8
LOB 5



Batter	1	2	3	4	5	6	7	8	9	AB	R	H	RBI	BB	SO	LOB	TOP					
Tom Goodwin, L (1, 8) OBP: 0.380, SLG: 0.326										3	0	2	1	1	0	0						
Mark McLemore, S (1, 4) OBP: 0.392, SLG: 0.339										3	0	0	0	0	0	3						
29 Rusty Greer, L (1, 7) OBP: 0.389, SLG: 0.432										3	0	0	0	0	0	3						
Mike Simms, R (1, 9) OBP: 0.405, SLG: 0.698										3	1	2	1	1	0	2						
Roberto Kelly, R (9, 9) OBP: 0.324, SLG: 0.500										0	0	0	0	0	0							
Will Clark, L (1, 3) OBP: 0.384, SLG: 0.496										4	0	2	0	0	1	2						
Ivan Rodriguez, R (1, 2) OBP: 0.387, SLG: 0.501										4	0	0	0	0	1	6						
Todd Zeile, R (1, 5) OBP: 0.350, SLG: 0.438											4	1	1	0	0	1						
Luis Alicaia, S (1, 10) OBP: 0.361, SLG: 0.421											4	0	0	0	1	1						
Royce Clayton, R (1, 6) OBP: 0.310, SLG: 0.333											4	0	1	0	0	2						
Inning Stats	R: 0 E: 0 K: 0 S: 10	H: 1 LOB: 0 BB: 0 P: 16	R: 0 E: 0 K: 0 S: 9	H: 0 LOB: 1 BB: 1 P: 19	R: 0 E: 0 K: 0 S: 6	H: 0 LOB: 0 BB: 0 P: 11	R: 1 E: 0 K: 0 S: 8	H: 2 LOB: 1 BB: 0 P: 13	R: 1 E: 0 K: 1 S: 11	H: 2 LOB: 2 BB: 0 P: 16	R: 0 E: 0 K: 0 S: 7	H: 1 LOB: 0 BB: 0 P: 10	R: 0 E: 0 K: 1 S: 8	H: 1 LOB: 0 BB: 0 P: 14	R: 0 E: 0 K: 1 S: 11	H: 1 LOB: 3 BB: 0 P: 20	R: 0 E: 0 K: 1 S: 9	H: 0 LOB: 0 BB: 0 P: 13	1B: 5 2B: 3 3B: 0 HR: 1	SF: 0 SAC: 1 DP: 1 HBP: 1	WP: 0 PB: 0 SB: 0 CS: 2	PA: 37
PITCHER	IP WLS BF H R ER SO BB IBB HBP BLK WP HR S P ERA WHIP																					
Steve Karsay, R (1, 1) ERA: 5.4	6.2 L 27 7 2 2 1 1 0 0 0 0 0 1 58 97 2.70 1.200																					
Ron Villone, L (7, 1) ERA: 4.91	0.2 3 0 0 0 0 1 0 1 0 0 0 0 4 13 0.00 1.500																					
Doug Jones, R (8, 1) ERA: 4.82	1.2 6 1 0 0 2 0 0 0 0 0 0 0 0 17 22 0.00 0.600																					

Texas Rangers @ Cleveland Indians
 Jacobs Field, Cleveland, OH
 Tue Aug 11 1998, 7:05 PM EDT
 Att: 42,992 - Cloudy - 76 F



AB 32
 R 2
 H 8
 RBI 2
 BB 2
 SO 3
 LOB 20

Batter	1	2	3	4	5	6	7	8	9	AB	R	H	RBI	BB	SO	LOB	BOTTOM					
Kenny Lofton, L (1, 8) OBP: 0.361, SLG: 0.411										4	0	1	0	0	1	2						
Omar Vizquel, S (1, 6) OBP: 0.350, SLG: 0.350										4	0	2	0	0	0	2						
David Justice, L (1, 10) OBP: 0.349, SLG: 0.469											4	0	0	0	0	3						
Manny Ramirez, R (1, 9) OBP: 0.364, SLG: 0.556											4	0	0	0	2	2						
Brian Giles, L (1, 7) OBP: 0.419, SLG: 0.507											2	0	0	0	2	1						
Richie Sexson, R (1, 3) OBP: 0.273, SLG: 0.364										4	0	0	0	0	0	2						
Sandy Alomar Jr., R (1, 2) OBP: 0.285, SLG: 0.370										3	0	1	0	0	0	0						
Jeff Manto, R (1, 5) OBP: 0.313, SLG: 0.431										3	1	2	1	0	0	1						
Enrique Wilson, S (1, 4) OBP: 0.300, SLG: 0.393										2	0	0	0	0	0	1						
Mark Whiten, S (8, PH) OBP: 0.390, SLG: 0.438										1	0	1	0	0	0	0						
David Bell, R (9, 4) OBP: 0.320, SLG: 0.445										0	0	0	0	0	0	0						
Inning Stats	R: 0 E: 0 K: 1 S: 8	H: 1 LOB: 1 BB: 0 P: 9	R: 0 E: 0 K: 0 S: 7	H: 0 LOB: 0 BB: 1 P: 12	R: 0 E: 0 K: 0 S: 13	H: 1 LOB: 0 BB: 0 P: 22	R: 0 E: 0 K: 1 S: 6	H: 1 LOB: 1 BB: 0 P: 6	R: 0 E: 0 K: 0 S: 3	H: 1 LOB: 0 BB: 0 P: 6	R: 0 E: 0 K: 0 S: 7	H: 1 LOB: 1 BB: 0 P: 12	R: 0 E: 0 K: 1 S: 7	H: 0 LOB: 0 BB: 0 P: 11	R: 1 E: 0 K: 0 S: 13	H: 2 LOB: 1 BB: 0 P: 19	R: 0 E: 0 K: 1 S: 6	H: 0 LOB: 1 BB: 1 P: 12	1B: 4 2B: 2 3B: 0 HR: 1	SF: 0 SAC: 0 DP: 3 HBP: 0	WP: 0 PB: 0 SB: 0 CS: 0	PA: 33
PITCHER	IP WLS BF H R ER SO BB IBB HBP BLK WP HR S P ERA WHIP																					
Esteban Loaiza, R (1, 1) ERA: 4.13	7.1 W 27 7 1 1 3 1 0 0 0 0 0 0 1 58 87 1.23 1.091																					
Xavier Hernandez, R (8, 1) ERA: 2.4	0.2 2 0 0 0 0 0 0 0 0 0 0 0 0 6 10 0.00 0.000																					
John Wetteland, R (9, 1) ERA: 1.56	1.0 S 4 0 0 0 1 1 0 0 0 0 0 0 0 6 12 0.00 1.000																					

Texas Rangers @ Cleveland Indians
 Jacobs Field, Cleveland, OH
 Tue Aug 11 1998, 7:05 PM EDT
 Att: 42,992 - Cloudy - 76 F




AB 31
 R 1
 H 7
 RBI 1
 BB 2
 SO 4
 LOB 14


Batter	1	2	3	4	5	6	7	8	9	AB	R	H	RBI	BB	SO	LOB	TOP										
Tom Goodwin, L (1, 8) OBP: 0.379, SLG: 0.326	L3	K		SH1-4		B1-3		1B		4	0	1	0	0	1	4	Texas Rangers @ Cleveland Indians Jacobs Field, Cleveland, OH Wed Aug 12 1998, 7:05 PM EDT Att: 43,247 - Unknown - 72 F										
Mark McLemore, S (1, 4) OBP: 0.392, SLG: 0.338	F8	FC4-6 BB		K		G6-3		1B		4	0	1	1	1	1	3											
29 Rusty Greer, L (1, 7) OBP: 0.387, SLG: 0.429	F9	FC4-6		K				G4-3		5	0	1	0	0	1	7											
Mike Simms, R (1, 10)		2B 1B		FC5-4		FC6-4		F9		4	1	3	0	1	0	1											
Will Clark, L (1, 3) OBP: 0.347, SLG: 0.498	1B E 2B	K		F9				G4-6-3		5	1	2	0	0	1	3											
Ivan Rodriguez, R (1, 2) OBP: 0.385, SLG: 0.498	1B E BB 1B	FC5-4		K		K		P4		5	1	1	1	0	2	4											
Todd Zeile, R (1, 5) OBP: 0.347, SLG: 0.434	E6 BB 1B	K		FC6-4		L7				4	0	0	1	0	1	5											
Roberto Kelly, R (1, 9) OBP: 0.322, SLG: 0.491	P9			SH1-4 BB		E6 B1-3 SH1-4		P3		3	0	0	0	1	0	2											
Royce Clayton, R (1, 6) OBP: 0.312, SLG: 0.336	1B BB			SH1-4		SH1-4		F8		3	0	2	0	0	0	0											
Inning Stats	R: 0 E: 0 K: 0 S: 6	H: 0 LOB: 0 BB: 0 P: 11	R: 3 E: 1 K: 1 S: 19	H: 4 LOB: 3 BB: 1 P: 31	R: 0 E: 0 K: 2 S: 9	H: 1 LOB: 1 BB: 0 P: 13	R: 0 E: 0 K: 2 S: 10	H: 1 LOB: 1 BB: 1 P: 21	R: 0 E: 0 K: 1 S: 13	H: 1 LOB: 1 BB: 0 P: 18	R: 0 E: 0 K: 1 S: 7	H: 0 LOB: 1 BB: 0 P: 9	R: 0 E: 0 K: 1 S: 13	H: 2 LOB: 2 BB: 0 P: 19	R: 0 E: 0 K: 0 S: 18	H: 2 LOB: 2 BB: 1 P: 28	R: 0 E: 0 K: 0 S: 10	H: 0 LOB: 0 BB: 1 P: 16	1B: 10 2B: 1 3B: 0 HR: 0	SF: 0 SAC: 2 DP: 1 HBP: 0	WP: 0 PB: 0 SB: 0 CS: 0	PA: 42					
PITCHER	IP	WLS	BF	H	R	ER	SO	BB	IBB	HBP	BLK	WP	HR	S	P	ERA	WHIP										
Bartolo Colon, R (1, 1) ERA: 3.03	6.0	W	29	7	3	2	6	2	0	0	0	0	0	64	103	3.00	1.500										
Steve Reed, R (7, 1) ERA: 1.62	1.2		7	2	0	0	1	0	0	0	0	0	0	20	29	0.00	1.200										
Paul Assenmacher, L (8, 1) ERA: 3.2	0.1		3	2	0	0	0	0	0	0	0	0	0	11	18	0.00	6.000										
Michael Jackson, R (9, 1) ERA: 2.09	1.0	S	3	0	0	0	0	1	0	0	0	0	0	10	16	0.00	1.000										

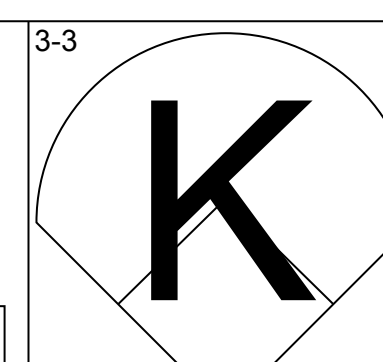
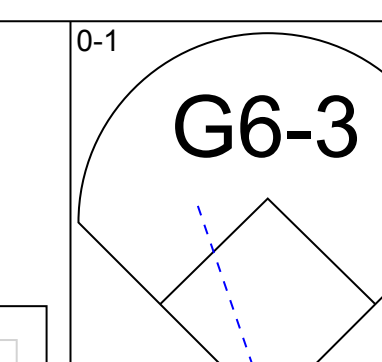
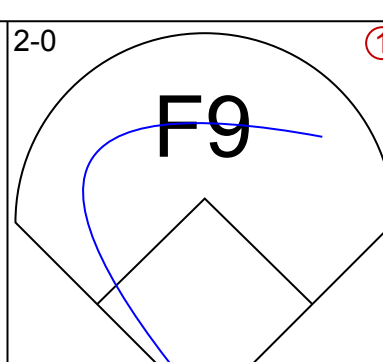
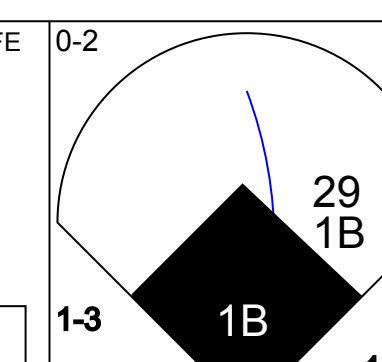
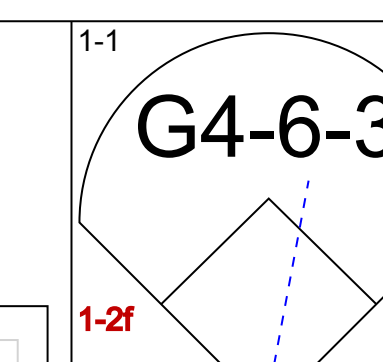
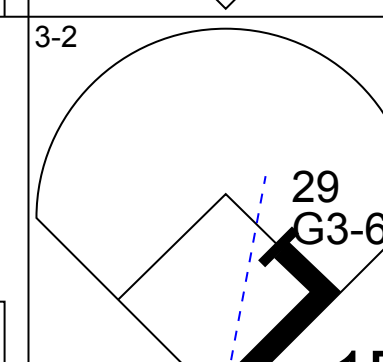
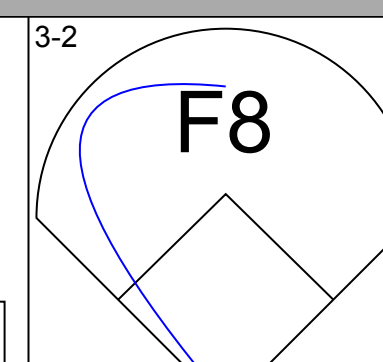
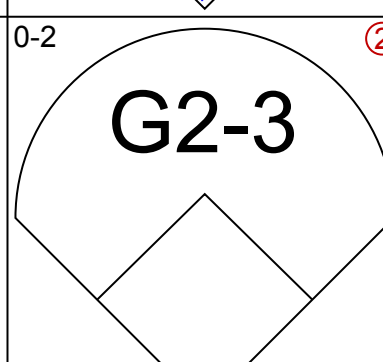
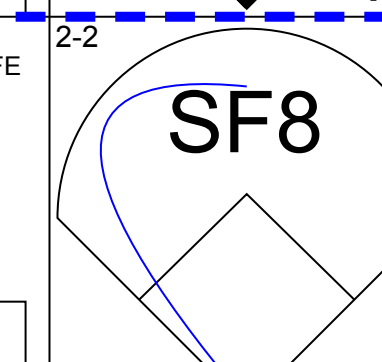
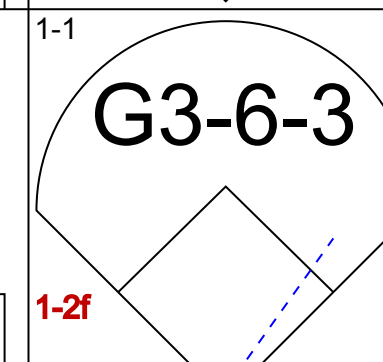
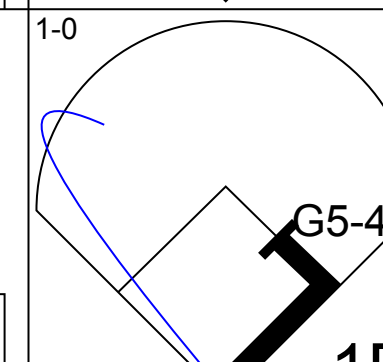
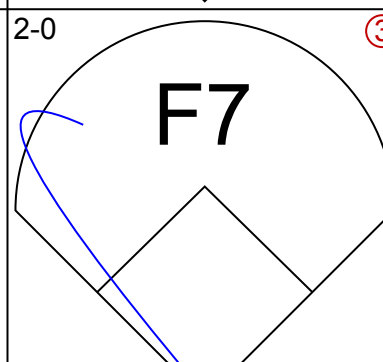
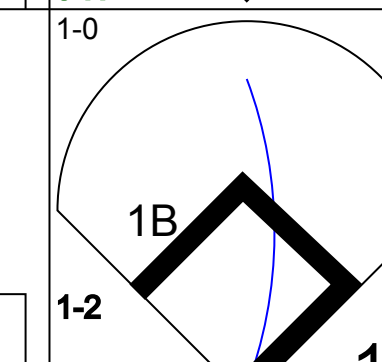
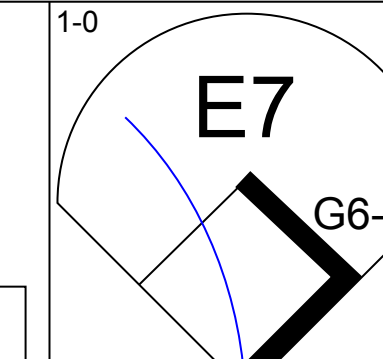
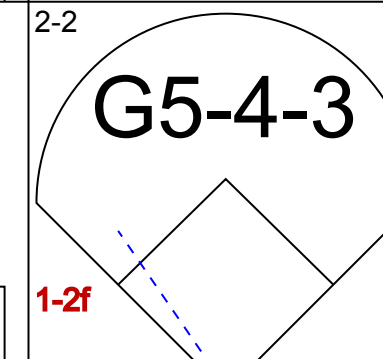
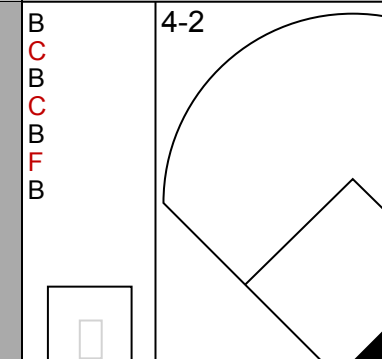
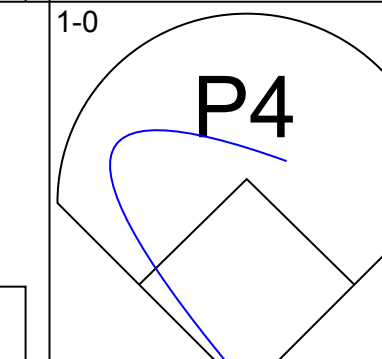
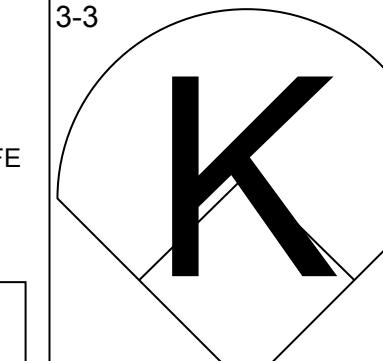
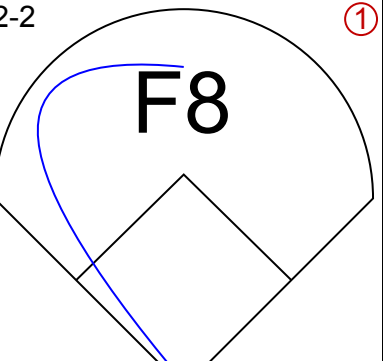
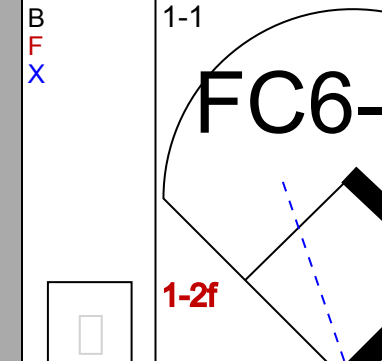
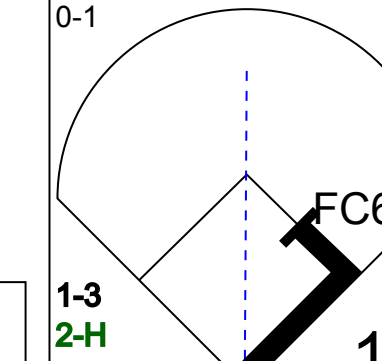
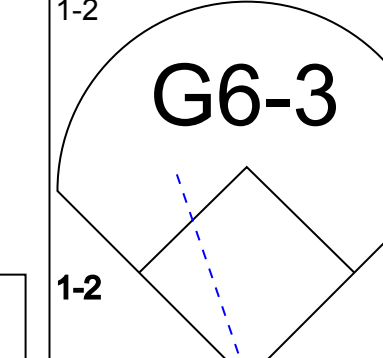
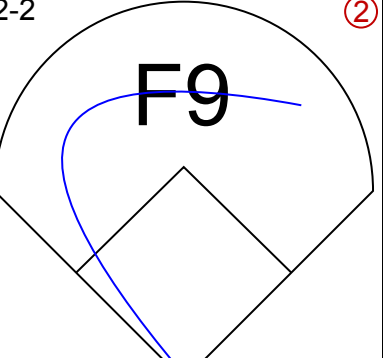
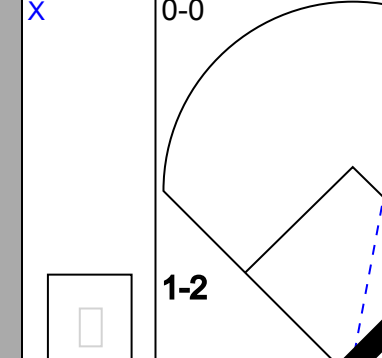
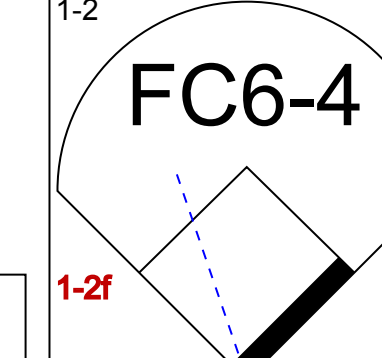
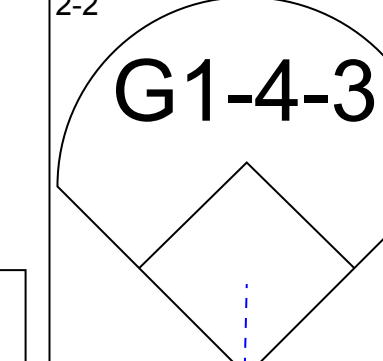
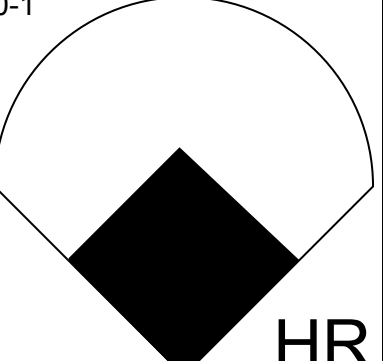
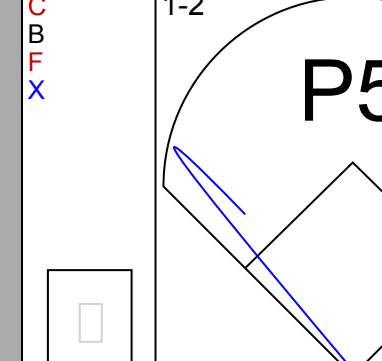
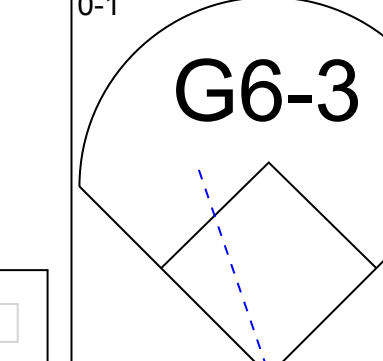
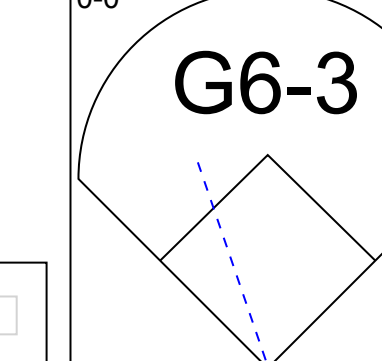
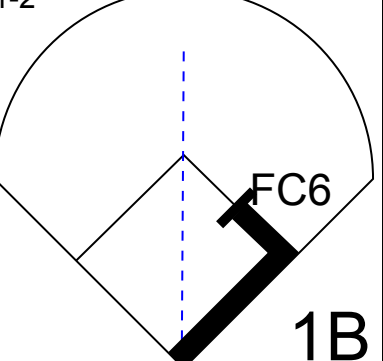
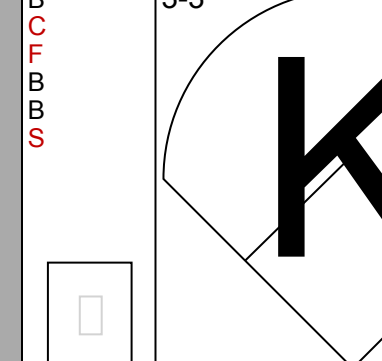
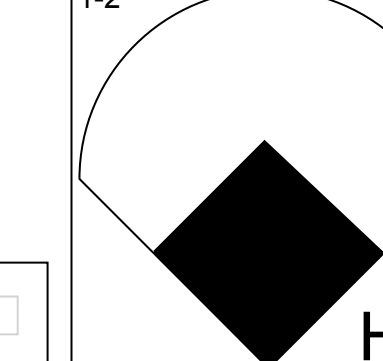
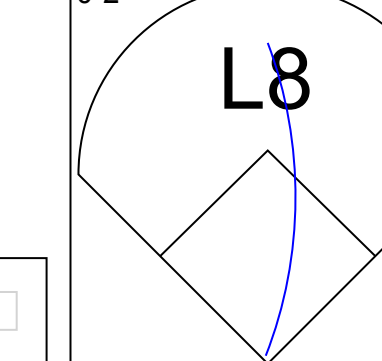
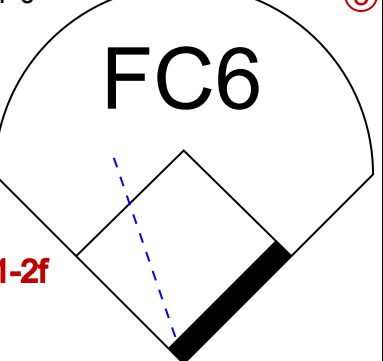
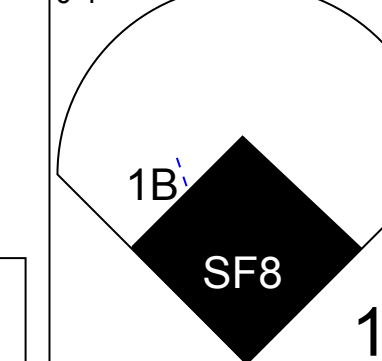
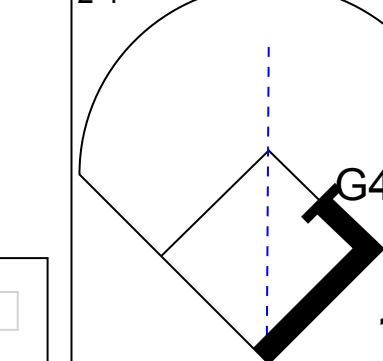
Batter	1	2	3	4	5	6	7	8	9	AB	R	H	RBI	BB	SO	LOB	BOTTOM										
Kenny Lofton, L (1, 8) OBP: 0.363, SLG: 0.416	P6	WP BB		2B SF8 2B		G3				4	1	2	1	1	0	1	Texas Rangers @ Cleveland Indians Jacobs Field, Cleveland, OH Wed Aug 12 1998, 7:05 PM EDT Att: 43,247 - Unknown - 72 F										
Omar Vizquel, S (1, 6) OBP: 0.351, SLG: 0.351	1B S BB	F9		SF8 2B		L8		K		4	1	1	0	1	1	4											
David Justice, L (1, 10) OBP: 0.347, SLG: 0.467	1B BB	G3		SF8		P8		G6-3		4	1	1	1	0	0	4											
Manny Ramirez, R (1, 9) OBP: 0.367, SLG: 0.558	1B			G6-3				K		4	1	2	1	1	1	1											
Brian Giles, L (1, 7) OBP: 0.417, SLG: 0.502	P5			G3-1		F8				4	0	1	0	0	0	6											
Travis Fryman, R (1, 5) OBP: 0.338, SLG: 0.516	FC5-4			G5-4-3		K				4	0	2	2	0	1	1											
Sandy Alomar Jr., R (1, 2) OBP: 0.282, SLG: 0.366	FC5-4			G6-3		G6-3		G6-3		4	0	0	0	0	0	3											
Richie Sexson, R (1, 3) OBP: 0.346, SLG: 0.400		WP BB 1B		G1-3		1B 2B HBP		2B 1B		3	2	2	0	0	0	1											
David Bell, R (1, 4) OBP: 0.322, SLG: 0.449	K			F8		2B 1B		2B		4	0	2	1	0	1	1											
Inning Stats	R: 2 E: 0 K: 0 S: 18	H: 3 LOB: 2 BB: 1 P: 30	R: 0 E: 0 K: 1 S: 10	H: 1 LOB: 1 BB: 1 P: 20	R: 1 E: 0 K: 0 S: 9	H: 2 LOB: 1 BB: 0 P: 10	R: 1 E: 0 K: 0 S: 8	H: 2 LOB: 1 BB: 0 P: 14	R: 0 E: 0 K: 0 S: 4	H: 1 LOB: 0 BB: 0 P: 8	R: 1 E: 0 K: 0 S: 13	H: 2 LOB: 3 BB: 1 P: 25	R: 1 E: 0 K: 1 S: 11	H: 2 LOB: 1 BB: 0 P: 15	R: 0 E: 0 K: 2 S: 8	H: 0 LOB: 0 BB: 0 P: 10	1B: 7 2B: 6 3B: 0 HR: 0	SF: 1 SAC: 0 DP: 1 HBP: 1	WP: 1 PB: 0 SB: 1 CS: 0	PA: 40							
PITCHER	IP	WLS	BF	H	R	ER	SO	BB	IBB	HBP	BLK	WP	HR	S	P	ERA	WHIP										
John Burkett, R (1, 1) ERA: 5.92	5.0	L	28	11	5	5	1	2	0	1	0	0	0	54	91	9.00	2.600										
Eric Gunderson, L (6, 1) ERA: 4.35	1.0		4	0	0	0	0	0	1	0	0	0	0	8	16	0.00	0.000										
Tim Crabtree, R (7, 1) ERA: 4.12	1.0		5	2	1	1	1	0	0	0	0	0	0	11	15	9.00	2.000										
Danny Patterson, R (8, 1) ERA: 3.95	1.0		3	0	0	0	2	0	0	0	0	0	0	8	10	0.00	0.000										

AB	37
R	3
H	11
RBI	3
BB	3
SO	7
LOB	29



Batter	1	2	3	4	5	6	7	8	9	AB	R	H	RBI	BB	SO	LOB	TOP								
Tom Goodwin, L (1, 8) OBP: 0.375, SLG: 0.322	L1			F7		L4		G4-3		4	0	0	0	0	0	0	<p>Texas Rangers @ New York Yankees Yankee Stadium, Bronx, NY Thu Aug 13 1998, 7:05 PM EDT Att: 53,835 - Cloudy - 75 F</p> <p>AB 28 R 0 H 2 RBI 0 BB 5 SO 13 LOB 12</p> 								
Mark McLemore, S (1, 4) OBP: 0.393, SLG: 0.341	K			BB 2B				K		3	0	1	0	1	2	0									
29 Rusty Greer, L (1, 7) OBP: 0.386, SLG: 0.426	L7			BB BB		P6			G3	3	0	0	0	1	0	1									
Juan Gonzalez, R (1, 10) OBP: 0.340, SLG: 0.599		K		K		K			FC6 BB	3	0	0	0	1	3	3									
Will Clark, L (1, 3) OBP: 0.383, SLG: 0.494	K						G3		F7	3	0	0	0	1	1	1									
Ivan Rodriguez, R (1, 2) OBP: 0.382, SLG: 0.493	K						G4-3		FC6	4	0	0	0	0	2	4									
Todd Zeile, R (1, 5) OBP: 0.349, SLG: 0.437				G4-6-3 BB			2B			2	0	1	0	1	1	0									
Mike Simms, R (1, 9) OBP: 0.410, SLG: 0.683			K			K				3	0	0	0	0	3	2									
Royce Clayton, R (1, 6) OBP: 0.310, SLG: 0.333			G4-6-3			K			P3	3	0	0	0	0	1	1									
Inning Stats	R: 0 H: 0 E: 0 S: 10	H: 0 LOB: 0 BB: 0 P: 18	R: 0 H: 0 E: 0 S: 9	H: 0 LOB: 0 BB: 0 P: 13	R: 0 H: 0 E: 0 S: 8	H: 1 LOB: 3 BB: 2 P: 13	R: 0 H: 0 E: 0 S: 11	H: 0 LOB: 0 BB: 0 P: 16	R: 0 H: 0 E: 0 S: 6	H: 1 LOB: 1 BB: 1 P: 14	R: 0 H: 1 E: 0 S: 11	H: 0 LOB: 0 BB: 0 P: 17	R: 0 H: 0 E: 0 S: 7	H: 0 LOB: 1 BB: 1 P: 11	R: 0 H: 0 E: 0 S: 10	H: 0 LOB: 1 BB: 1 P: 16		1B: 0 2B: 2 3B: 0 HR: 0	SF: 0 SAC: 0 DP: 1 HBP: 0	WP: 0 PB: 0 SB: 0 CS: 0	PA: 33				
PITCHER	IP	WLS	BF	H	R	ER	SO	BB	IBB	HBP	BLK	WP	HR	S	P	ERA	WHIP								
Orlando Hernandez, R (1, 1) ERA: 2.85	8.1	W	31	2	0	0	13	5	0	0	0	0	0	79	136	0.00	0.840								
42 Mariano Rivera, R (9, 1) ERA: 1.23	0.2	S	2	0	0	0	0	0	0	0	0	0	0	4	5	0.00	0.000								

Batter	1	2	3	4	5	6	7	8	9	AB	R	H	RBI	BB	SO	LOB	BOTTOM								
Chuck Knoblauch, R (1, 4) OBP: 0.354, SLG: 0.394	P5		G4-3			F9		F7		4	0	0	0	0	0	1	<p>Texas Rangers @ New York Yankees Yankee Stadium, Bronx, NY Thu Aug 13 1998, 7:05 PM EDT Att: 53,835 - Cloudy - 75 F</p> <p>AB 25 R 2 H 3 RBI 2 BB 3 SO 8 LOB 3</p> 								
2 Derek Jeter, R (1, 6) OBP: 0.377, SLG: 0.483	E6 CS BB		SF9			K		K		3	0	0	1	0	2	0									
Paul O'Neill, L (1, 9) OBP: 0.370, SLG: 0.505	1B BB		K			G4-3				2	1	0	0	1	1	0									
Bernie Williams, S (1, 8) OBP: 0.443, SLG: 0.591	1B					G6-3				3	0	1	0	0	0	0									
Tino Martinez, L (1, 3) OBP: 0.370, SLG: 0.494	1B					K				3	0	1	1	0	2	0									
Darryl Strawberry, L (1, 10) OBP: 0.389, SLG: 0.590		F7								2	0	0	0	1	0	0									
Homer Bush, R (7, PR) OBP: 0.399, SLG: 0.395					P6			BB BB		0	0	0	0	0	0	0									
Tim Raines, S (1, 7) OBP: 0.390, SLG: 0.390		K				G1-3				2	0	0	0	1	1	0									
Chad Curtis, R (7, PR) OBP: 0.367, SLG: 0.386						BB BB		BB		0	0	0	0	0	0	0									
20 Jorge Posada, S (1, 2) OBP: 0.371, SLG: 0.500		K				G4-3				3	0	0	0	0	2	2									
Scott Brosius, R (1, 5) OBP: 0.367, SLG: 0.462			G4-3 WP 2 SF9 1B			P3		F7		3	1	1	0	0	0	0									
Inning Stats	R: 1 H: 2 E: 1 S: 11	H: 2 LOB: 1 BB: 1 P: 20	R: 0 H: 0 E: 0 S: 11	H: 0 LOB: 0 BB: 0 P: 15	R: 1 H: 1 E: 0 S: 11	H: 0 LOB: 0 BB: 0 P: 14	R: 0 H: 0 E: 0 S: 12	H: 0 LOB: 0 BB: 0 P: 17	R: 0 H: 0 E: 0 S: 6	H: 0 LOB: 2 BB: 2 P: 10	R: 0 H: 0 E: 0 S: 13	H: 0 LOB: 2 BB: 2 P: 25	R: 0 H: 0 E: 0 S: 6	H: 0 LOB: 0 BB: 0 P: 9	R: 0 H: 0 E: 0 S: 10	H: 0 LOB: 0 BB: 0 P: 9	1B: 3 2B: 0 3B: 0 HR: 0	SF: 1 SAC: 0 DP: 0 HBP: 0	WP: 1 PB: 0 SB: 0 CS: 1	PA: 29					
PITCHER	IP	WLS	BF	H	R	ER	SO	BB	IBB	HBP	BLK	WP	HR	S	P	ERA	WHIP								
Rick Helling, R (1, 1) ERA: 4.47	8.0	L	29	3	2	2	8	3	0	0	0	1	0	76	119	2.25	0.750								

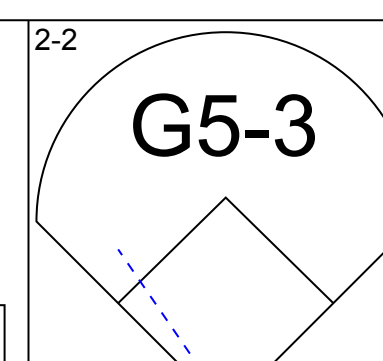
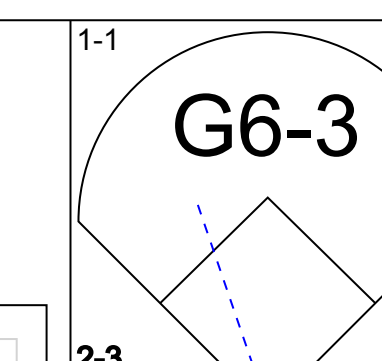
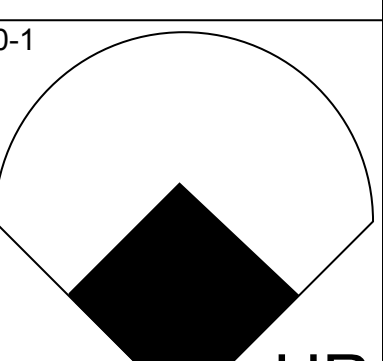
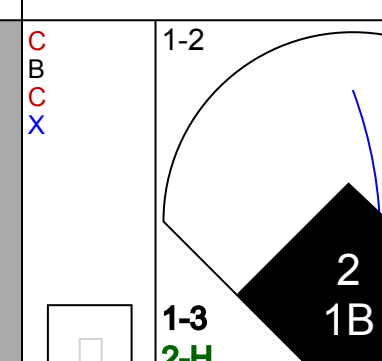
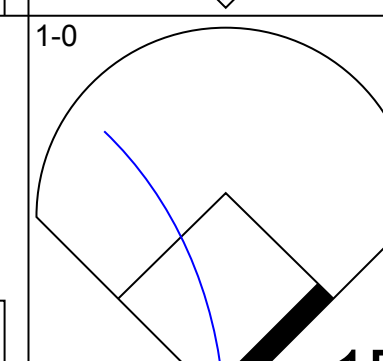
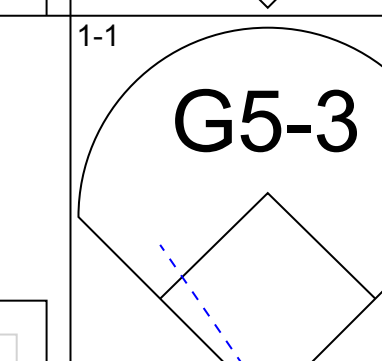
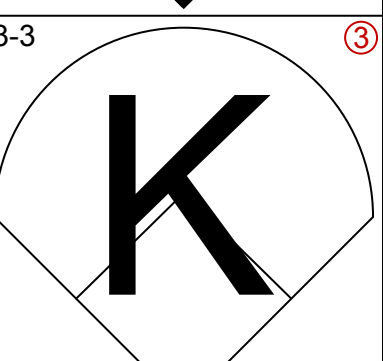
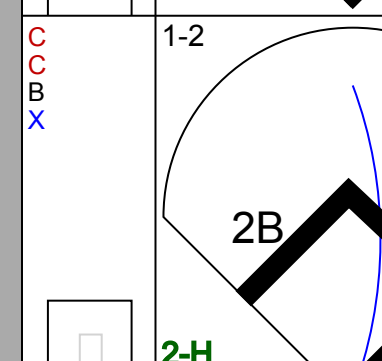
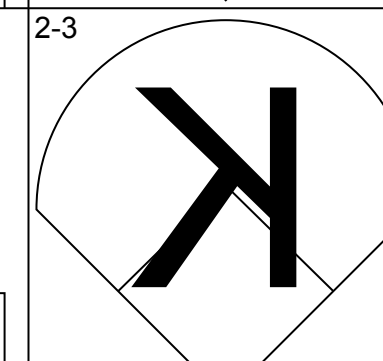
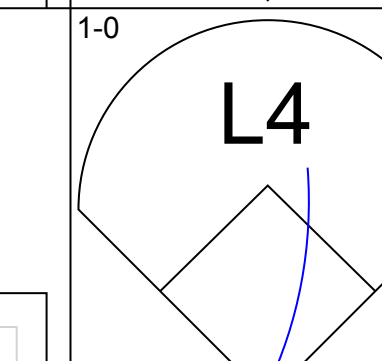

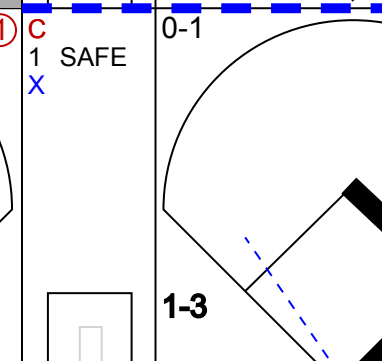
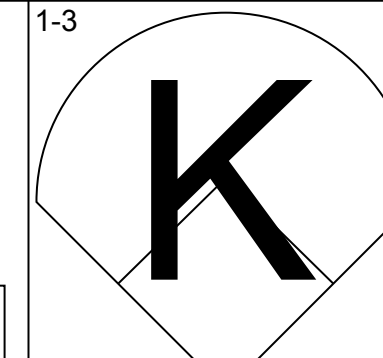
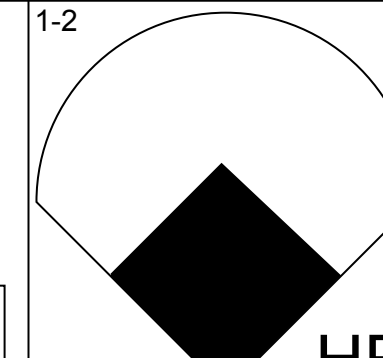
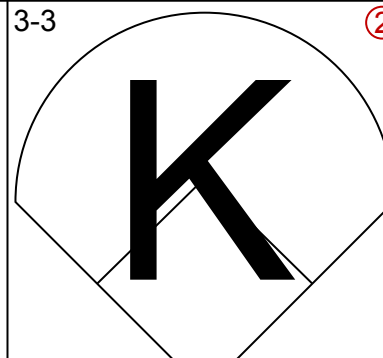

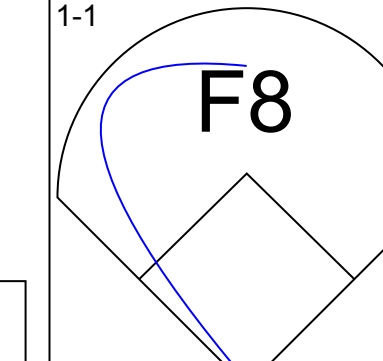
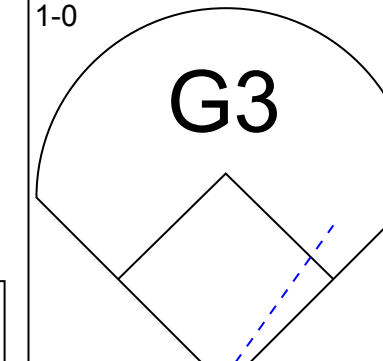
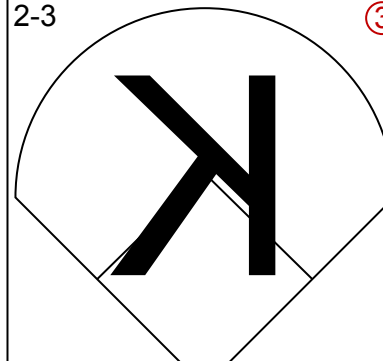

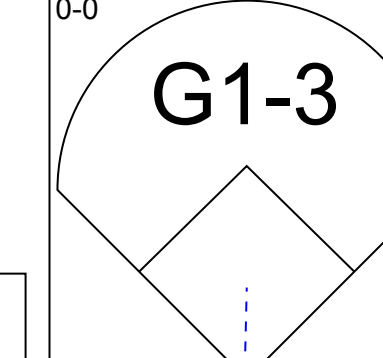
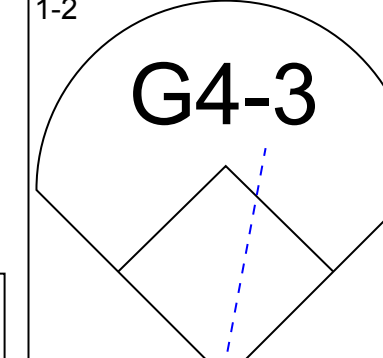
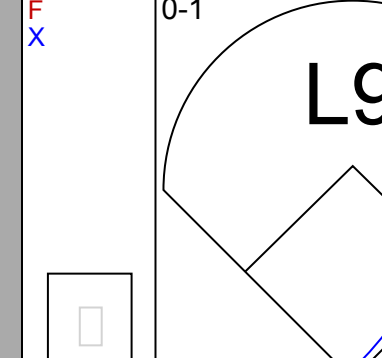

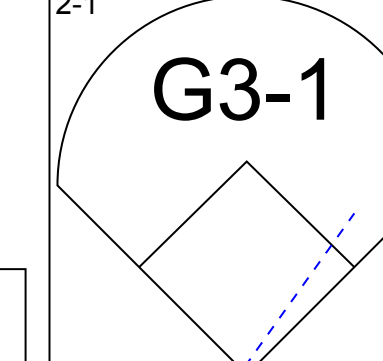
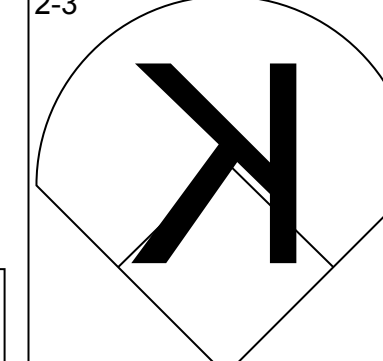
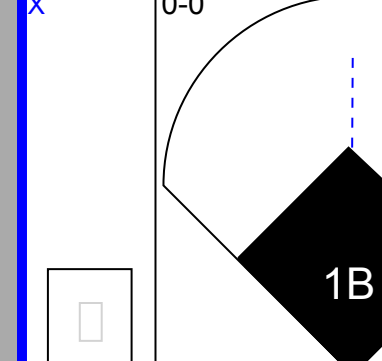

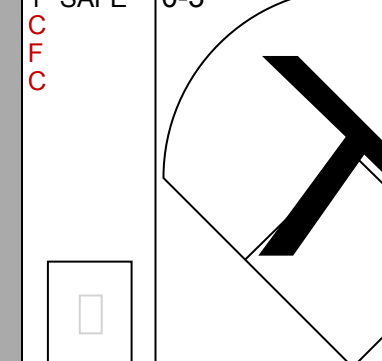
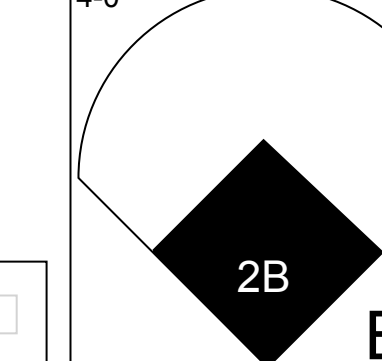
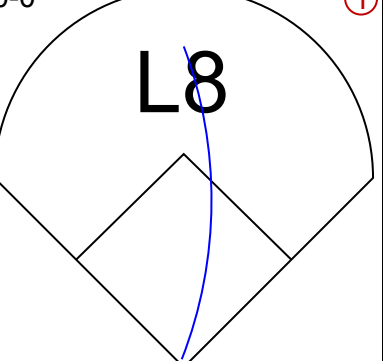
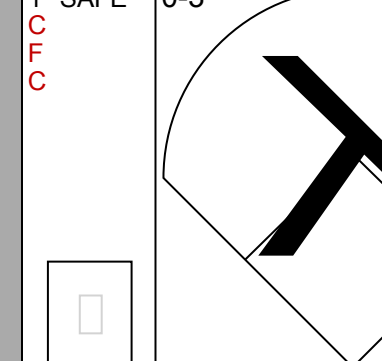

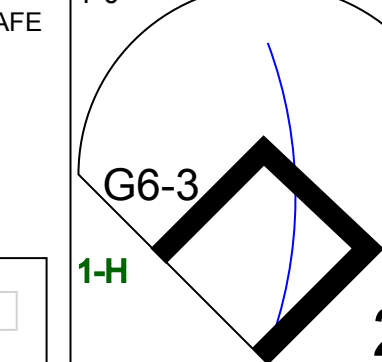
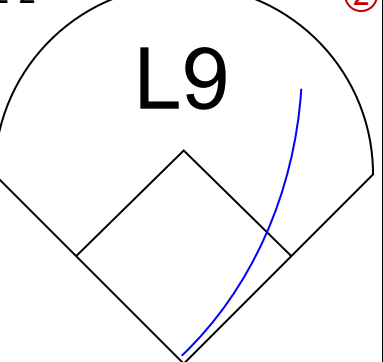
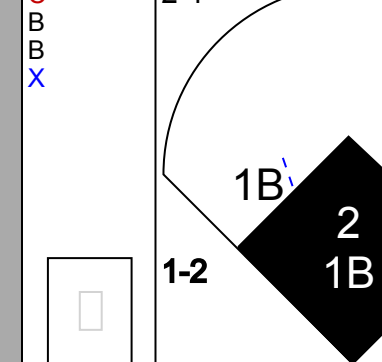
Batter	1	2	3	4	5	6	7	8	9	AB	R	H	RBI	BB	SO	LOB	TOP					
Mark McLemore, S (1,4) OBP: 0.391, SLG: 0.339										5	1	1	0	0	1	1						
Roberto Kelly, R (1,8) OBP: 0.322, SLG: 0.489										3	0	1	0	0	0	0						
Tom Goodwin, L (8, PH) OBP: 0.374, SLG: 0.322										0	0	0	1	0	0	0						
29 Rusty Greer, L (1,7) OBP: 0.387, SLG: 0.427										4	0	2	0	0	0	1						
Juan Gonzalez, R (1,10) OBP: 0.339, SLG: 0.595										3	0	0	0	1	0	3						
Will Clark, L (1,3) OBP: 0.382, SLG: 0.492										4	0	1	1	0	1	2						
Ivan Rodriguez, R (1,2) OBP: 0.381, SLG: 0.491										4	0	1	0	0	0	3						
Todd Zeile, R (1,5) OBP: 0.348, SLG: 0.442										4	1	1	1	0	0	3						
Mike Simms, R (1,9) OBP: 0.413, SLG: 0.701										4	1	2	1	0	1	2						
Royce Clayton, R (1,6) OBP: 0.312, SLG: 0.335										4	1	2	0	0	0	1						
Inning Stats	R: 0 E: 0 K: 1 S: 10	H: 1 LOB: 0 BB: 0 P: 17	R: 0 E: 1 K: 1 S: 10	H: 0 LOB: 1 BB: 0 P: 17	R: 0 E: 0 K: 0 S: 6	H: 0 LOB: 0 BB: 0 P: 6	R: 0 E: 0 K: 0 S: 11	H: 1 LOB: 0 BB: 0 P: 17	R: 1 E: 0 K: 0 S: 12	H: 2 LOB: 1 BB: 0 P: 18	R: 0 E: 0 K: 0 S: 5	H: 0 LOB: 0 BB: 0 P: 9	R: 0 E: 0 K: 1 S: 12	H: 1 LOB: 2 BB: 1 P: 21	R: 2 E: 0 K: 0 S: 18	H: 4 LOB: 2 BB: 0 P: 23	R: 1 E: 0 K: 0 S: 9	H: 2 LOB: 0 BB: 0 P: 13	1B: 9 2B: 0 3B: 0 HR: 2	SF: 1 SAC: 0 DP: 3 HBP: 0	WP: 0 PB: 0 SB: 0 CS: 0	PA: 37
PITCHER	IP	WLS	BF	H	R	ER	SO	BB	IBB	HBP	BLK	WP	HR	S	P	ERA	WHIP					
Andy Pettitte, L (1,1) ERA: 3.65	7.0	W	28	7	3	3	3	1	0	0	0	0	1	71	110	3.86	1.143					
Ramiro Mendoza, R (8,1) ERA: 3.33	0.2		4	2	0	0	0	0	0	0	0	0	0	9	13	0.00	3.000					
42 Mariano Rivera, R (8,1) ERA: 1.39	1.1	S	5	2	1	1	0	0	0	0	0	0	1	13	18	6.75	1.500					

Texas Rangers @ New York Yankees
Yankee Stadium, Bronx, NY

AB 35
R 4
H 11
RBI 4
BB 1
SO 3
LOB 16



WP: 0 PA: 37
PB: 0
SB: 0
CS: 0

Batter	1	2	3	4	5	6	7	8	9	AB	R	H	RBI	BB	SO	LOB	BOTTOM					
Chuck Knoblauch, R (1,4) OBP: 0.355, SLG: 0.402										4	2	2	2	0	0	1						
2 Derek Jeter, R (1,6) OBP: 0.376, SLG: 0.484										4	0	2	2	0	1	1						
Paul O'Neill, L (1,9) OBP: 0.369, SLG: 0.505										4	0	1	0	0	1	2						
Bernie Williams, S (1,8) OBP: 0.444, SLG: 0.598										3	1	1	1	1	2	1						
Tino Martinez, L (1,3) OBP: 0.367, SLG: 0.489										4	0	0	0	0	1	3						
Tim Lincecum, S (1,10) OBP: 0.399, SLG: 0.384										4	0	0	0	0	0	0						
Daryl Strawberry, L (1,7) OBP: 0.377, SLG: 0.585										2	0	0	0	0	1	0						
Chad Curtis, R (7,7) OBP: 0.368, SLG: 0.387										2	1	1	0	0	0	0						
Scott Brosius, R (1,5) OBP: 0.366, SLG: 0.459										3	1	0	0	1	1	1						
Joe Girardi, R (1,2) OBP: 0.310, SLG: 0.365										3	1	2	1	0	0	0						
Inning Stats	R: 0 E: 0 K: 2 S: 11	H: 1 LOB: 1 BB: 0 P: 16	R: 0 E: 0 K: 0 S: 5	H: 0 LOB: 0 BB: 0 P: 8	R: 1 E: 0 K: 0 S: 6	H: 1 LOB: 1 BB: 1 P: 14	R: 1 E: 0 K: 1 S: 10	H: 1 LOB: 0 BB: 0 P: 15	R: 1 E: 0 K: 1 S: 11	H: 1 LOB: 0 BB: 0 P: 16	R: 0 E: 0 K: 2 S: 8	H: 0 LOB: 0 BB: 0 P: 14	R: 3 E: 0 K: 1 S: 17	H: 5 LOB: 3 BB: 1 P: 25	R: 0 E: 0 K: 0 S: 4	H: 0 LOB: 0 BB: 0 P: 4	1B: 5 2B: 2 3B: 0 HR: 2	SF: 0 SAC: 0 DP: 0 HBP: 0	WP: 0 PB: 0 SB: 0 CS: 0	PA: 35		
PITCHER	IP	WLS	BF	H	R	ER	SO	BB	IBB	HBP	BLK	WP	HR	S	P	ERA	WHIP					
Aaron Sele, R (1,1) ERA: 4.83	6.2	L	29	8	6	6	7	1	0	0	0	0	2	65	101	8.10	1.350					
Eric Gunderson, L (7,1) ERA: 4.33	0.1		3	1	0	0	0	0	1	0	0	0	0	3	7	0.00	3.000					
Danny Patterson, R (8,1) ERA: 3.86	1.0		3	0	0	0	0	0	0	0	0	0	0	4	4	0.00	0.000					

Texas Rangers @ New York Yankees
Yankee Stadium, Bronx, NY

AB 33
R 6
H 9
RBI 6
BB 2
SO 7
LOB 9



WP: 0 PA: 35
PB: 0
SB: 0
CS: 0

Batter	1	2	3	4	5	6	7	8	9	AB	R	H	RBI	BB	SO	LOB	TOP					
Tom Goodwin, L (1.8) OBP: 0.376, SLG: 0.325	F7	29 HR 1B		G4-3		CS	G4-3	1B	29 1B 1B	6	2	3	2	0	0	0						
Luis Alica, S (1.4) OBP: 0.365, SLG: 0.418	F9 29 BB BB	29 HR BB		G5-3			F9	G4-3	29 1B 1B	4	1	1	0	2	0	1						
29 Rusty Greer, L (1.7) OBP: 0.390, SLG: 0.435				L6					K	5	1	3	5	1	1	0						
Juan Gonzalez, R (1.10) Domingo Cedeno, S (9, PH) OBP: 0.339, SLG: 0.591 OBP: 0.321, SLG: 0.490	F9	F8			1-2 G6-3 1B					4	1	1	0	1	1	3						
Will Clark, L (1.3) OBP: 0.382, SLG: 0.493	G5-3	K			G6-3					5	2	2	1	0	1	3						
Ivan Rodriguez, R (1.2) OBP: 0.363, SLG: 0.491		G5-3			F8					4	3	2	0	1	0	0						
Todd Zeile, R (1.5) OBP: 0.347, SLG: 0.438		1B 2B BB		K		P4				4	1	0	0	1	1	5						
Mike Simms, R (1.9) Roberto Kelly, R (8.9) OBP: 0.422, SLG: 0.725 OBP: 0.326, SLG: 0.492		2B 1B 1B		CS		K				4	2	3	4	0	1	0						
Royce Clayton, R (1.6) OBP: 0.315, SLG: 0.343		1B 29 HR 2B		G6-3						5	2	3	3	0	0	1						
Inning Stats	R: 0 E: 0 K: 0 S: 10	H: 0 LOB: 2 BB: 2 P: 19	R: 6 E: 0 K: 1 S: 16	H: 4 LOB: 0 BB: 2 P: 32	R: 1 E: 0 K: 1 S: 13	H: 2 LOB: 0 BB: 0 P: 16	R: 0 E: 0 K: 0 S: 5	H: 0 LOB: 0 BB: 0 P: 6	R: 0 E: 0 K: 0 S: 9	H: 1 LOB: 0 BB: 0 P: 11	R: 0 E: 0 K: 1 S: 7	H: 1 LOB: 1 BB: 0 P: 11	R: 0 E: 0 K: 1 S: 11	H: 1 LOB: 1 BB: 0 P: 16	R: 3 E: 0 K: 0 S: 15	H: 4 LOB: 1 BB: 0 P: 21	R: 6 E: 0 K: 1 S: 29	H: 6 LOB: 2 BB: 2 P: 45	1B: 14 2B: 3 3B: 0 HR: 2	SF: 0 SAC: 0 DP: 1 HBP: 0	WP: 0 PB: 0 SB: 1 CS: 2	PA: 50
PITCHER	IP	WLS	BF	H	R	ER	SO	BB	IBB	HBP	BLK	WP	HR	S	P	ERA	WHIP					
Hideki Irabu, R (1.1) ERA: 3.47	2.1	L	17	6	7	7	2	4	0	0	0	0	0	36	63	27.00	4.286					
52 Mike Buddie, R (3.1) ERA: 4.4	3.2		10	2	0	0	1	0	0	0	0	0	0	24	32	0.00	0.545					
Mike Stanton, L (7.1) ERA: 5.66	1.1		7	3	2	2	1	0	0	0	0	0	0	17	25	13.50	2.250					
Ramiro Mendoza, R (8.1) ERA: 3.4	0.2		4	2	1	1	0	0	0	0	0	0	1	9	12	13.50	3.000					
Joe Borowski, R (9.1) ERA: 14.73	0.2		9	5	6	6	1	2	0	0	0	0	0	27	42	81.00	10.500					
PITCHER	IP	WLS	BF	H	R	ER	SO	BB	IBB	HBP	BLK	WP	HR	S	P	ERA	WHIP					
Graeme Lloyd, L (9.1) ERA: 1.67	0.1		2	1	0	0	0	0	0	0	0	0	0	2	3	0.00	3.000					

Batter	1	2	3	4	5	6	7	8	9	AB	R	H	RBI	BB	SO	LOB	BOTTOM					
Chuck Knoblauch, R (1.4) Luis Sojo, R (9.4) OBP: 0.357, SLG: 0.406 OBP: 0.257, SLG: 0.275	G6-3 1B 2B	BB 2B 1B		P7				F9	L3	5	2	3	0	0	0	0						
2 Derek Jeter, R (1.6) OBP: 0.380, SLG: 0.484	G6-3	BB 1B								4	0	2	0	1	1	2						
Paul O'Neill, L (1.9) OBP: 0.371, SLG: 0.504	1B BB 1B			L4				E6		3	1	1	1	2	0	2						
Bernie Williams, S (1.8) OBP: 0.441, SLG: 0.592	1B 20 1B BB	SF8-6-2								3	1	0	1	1	2	4						
Tino Martinez, L (1.3) OBP: 0.374, SLG: 0.499	20 1B 1B									4	1	4	0	1	0	0						
Tim Lincecum, S (1.10) OBP: 0.396, SLG: 0.381	20 1B 1B			P4				F7	L5	5	0	1	1	0	1	4						
20 Jorge Posada, S (1.2) OBP: 0.372, SLG: 0.496	G6-4-3 1B			P2						4	0	1	2	1	2	3						
Chad Curtis, R (1.7) OBP: 0.363, SLG: 0.382	G6-4-3									5	0	0	0	0	1	7						
Scott Brosius, R (1.5) OBP: 0.364, SLG: 0.454		P2		F9						4	0	0	0	1	0	0						
Inning Stats	R: 4 E: 0 K: 0 S: 15	H: 5 LOB: 1 BB: 1 P: 26	R: 1 E: 0 K: 0 S: 6	H: 2 LOB: 1 BB: 1 P: 15	R: 0 E: 0 K: 1 S: 13	H: 1 LOB: 1 BB: 0 P: 21	R: 0 E: 0 K: 0 S: 8	H: 0 LOB: 1 BB: 1 P: 15	R: 0 E: 0 K: 2 S: 13	H: 0 LOB: 2 BB: 2 P: 22	R: 0 E: 0 K: 1 S: 11	H: 1 LOB: 2 BB: 1 P: 17	R: 0 E: 0 K: 1 S: 10	H: 1 LOB: 1 BB: 0 P: 13	R: 0 E: 1 K: 1 S: 18	H: 1 LOB: 2 BB: 0 P: 23	R: 0 E: 1 K: 1 S: 14	H: 1 LOB: 3 BB: 1 P: 23	1B: 9 2B: 4 3B: 0 HR: 0	SF: 1 SAC: 0 DP: 2 HBP: 0	WP: 0 PB: 0 SB: 0 CS: 0	PA: 46
PITCHER	IP	WLS	BF	H	R	ER	SO	BB	IBB	HBP	BLK	WP	HR	S	P	ERA	WHIP					
Todd Stottlemyre, R (1.1) ERA: 3.81	6.0	W	31	9	5	5	4	6	0	0	0	0	0	66	116	7.50	2.500					
Eric Sunderson, L (7.1) ERA: 4.33	0.0		1	1	0	0	0	0	0	0	0	0	0	3	3	-	-					
Danny Patterson, R (7.1) ERA: 3.71	1.2		6	1	0	0	1	0	0	0	0	0	0	20	27	0.00	0.600					
Xavier Hernandez, R (8.1) ERA: 2.38	0.1		2	0	0	0	1	0	0	0	0	0	0	5	6	0.00	0.000					
Tim Lincecum, R (9.1) ERA: 4.05	1.0		6	1	0	0	1	1	0	0	0	0	0	14	23	0.00	2.000					

Texas Rangers @ New York Yankees
Yankee Stadium, Bronx, NY
Sat Aug 15 1998, 3:33 AM EDT
Att: 53,117 - Cloudy - 81 F

AB 43
R 16
H 19
RBI 16
BB 6
SO 5
LOB 15



Texas Rangers @ New York Yankees
Yankee Stadium, Bronx, NY
Sat Aug 15 1998, 3:33 AM EDT
Att: 53,117 - Cloudy - 81 F

AB 38
R 5
H 12
RBI 5
BB 7
SO 7
LOB 25



Batter	1	2	3	4	5	6	7	8	9	AB	R	H	RBI	BB	SO	LOB	TOP					
Mark McLemore, S (1,4) OBP: 0.389, SLG: 0.337	F9		L9	L5		G5-3			BB BB 1B	5	0	1	0	0	0	1						
Roberto Kelly, R (1,8) OBP: 0.335, SLG: 0.530 Tom Goodwin, L (9, PH) OBP: 0.377, SLG: 0.325	29 1B		HR		HR		G5-3		BB BB	4	2	3	3	0	0	0						
29 Rusty Greer, L (1,7) OBP: 0.390, SLG: 0.435	1B		F9		FC3-6		F8		K	5	0	2	0	0	1	2						
Juan Gonzalez, R (1,10) OBP: 0.342, SLG: 0.593	K		2B		P8		FC6-4		BB BB	4	0	2	0	1	1	3						
Will Clark, L (1,3) OBP: 0.378, SLG: 0.487	G4-3		K		FC3-6		FC6-4		BB BB	5	0	0	0	0	1	8						
Ivan Rodriguez, R (1,2) OBP: 0.384, SLG: 0.493		P3			S E				G6-3	4	1	2	0	0	0	0						
Todd Zeile, R (1,5) OBP: 0.344, SLG: 0.434	G5-3		P9		L5				G5-3	4	0	0	0	0	0	3						
Mike Simms, R (1,9) OBP: 0.411, SLG: 0.704	P6		K				P4		P4	4	0	0	0	0	1	0						
Royce Clayton, R (1,6) OBP: 0.316, SLG: 0.352			HR		HR		G6-3		L4	4	2	2	1	0	0	0						
Inning Stats	R: 0 E: 0 K: 1 S: 12	H: 2 LOB: 2 BB: 0 P: 19	R: 0 E: 0 K: 0 S: 7	H: 0 LOB: 0 BB: 0 P: 11	R: 2 E: 0 K: 1 S: 14	H: 3 LOB: 1 BB: 0 P: 19	R: 2 E: 0 K: 1 S: 14	H: 2 LOB: 2 BB: 0 P: 21	R: 1 E: 0 K: 0 S: 17	H: 3 LOB: 2 BB: 0 P: 19	R: 0 E: 0 K: 0 S: 5	H: 0 LOB: 0 BB: 0 P: 6	R: 0 E: 0 K: 0 S: 6	H: 1 LOB: 1 BB: 0 P: 12	R: 0 E: 0 K: 0 S: 9	H: 0 LOB: 0 BB: 0 P: 11	R: 0 E: 0 K: 1 S: 11	H: 1 LOB: 3 BB: 2 P: 23	1B: 7 2B: 2 3B: 0 HR: 3	SF: 0 SAC: 0 DP: 0 HBP: 0	WP: 0 PB: 0 SB: 1 CS: 0	PA: 41
PITCHER	IP WLS BF H R ER SO BB IBB HBP BLK WP HR S P ERA WHIP	6.0 3.44 28 10 5 5 3 0 0 0 0 0 3 69 95 7.50 1.667	2.0 3.33 7 1 0 0 0 0 0 0 0 0 0 15 23 0.00 0.500	1.0 W 1.36 6 1 0 0 1 2 0 0 0 0 0 0 11 23 0.00 3.000	PITCHER										IP WLS BF H R ER SO BB IBB HBP BLK WP HR S P ERA WHIP							

Texas Rangers @ New York Yankees
Yankee Stadium, Bronx, NY
Sun Aug 16 1998, 3:33 AM EDT
Att: 50,304 - Overcast - 83 F


AB 39
R 5
H 12
RBI 4
BB 2
SO 4
LOB 17



Batter	1	2	3	4	5	6	7	8	9	AB	R	H	RBI	BB	SO	LOB	BOTTOM					
Homer Bush, R (1,4) OBP: 0.364, SLG: 0.395	2 HR		F8		G4-3				P4	5	1	2	0	0	0	4						
2 Derek Jeter, R (1,6) OBP: 0.382, SLG: 0.494	1B		HR		K				G5-3	5	2	3	2	0	1	5						
Paul O'Neill, L (1,9) OBP: 0.371, SLG: 0.503	1B		F8		G5-4-3				K	5	1	2	0	0	1	2						
Bernie Williams, S (1,8) OBP: 0.445, SLG: 0.604	K		1B		G5-4-3				HR	5	1	4	1	0	1	1						
Tino Martinez, L (1,3) OBP: 0.373, SLG: 0.496	F8-4-3		1B		G5-4-3				G4-6-3	4	0	1	1	0	0	4						
Daryl Strawberry, L (1,10) OBP: 0.377, SLG: 0.594 Tim Raines, S (8, PH) OBP: 0.398, SLG: 0.383	HR		K		F7				20 2B	3	1	1	1	0	1	2						
20 Jorge Posada, S (1,2) OBP: 0.370, SLG: 0.496	P6		K		G4-3				2B	4	0	1	0	0	1	0						
Chad Curtis, R (1,7) OBP: 0.360, SLG: 0.378	K		L3		F9				K	4	0	0	0	0	2	2						
Scott Brosius, R (1,5) OBP: 0.368, SLG: 0.458	K		1B		2B				BB	3	0	2	0	1	1	0						
Inning Stats	R: 2 E: 0 K: 1 S: 11	H: 3 LOB: 0 BB: 0 P: 17	R: 1 E: 0 K: 2 S: 14	H: 1 LOB: 0 BB: 0 P: 18	R: 1 E: 0 K: 1 S: 22	H: 3 LOB: 2 BB: 0 P: 26	R: 0 E: 0 K: 2 S: 14	H: 2 LOB: 2 BB: 0 P: 22	R: 1 E: 0 K: 0 S: 6	H: 2 LOB: 0 BB: 0 P: 9	R: 0 E: 0 K: 0 S: 7	H: 1 LOB: 1 BB: 0 P: 8	R: 0 E: 1 K: 0 S: 9	H: 2 LOB: 1 BB: 0 P: 14	R: 0 E: 0 K: 1 S: 12	H: 2 LOB: 3 BB: 1 P: 20	R: 1 E: 0 K: 1 S: 6	H: 1 LOB: 0 BB: 0 P: 8	1B: 11 2B: 4 3B: 0 HR: 3	SF: 0 SAC: 0 DP: 3 HBP: 0	WP: 0 PB: 0 SB: 0 CS: 0	PA: 40
PITCHER	IP WLS BF H R ER SO BB IBB HBP BLK WP HR S P ERA WHIP	5.2 4.3 27 12 5 5 6 0 0 0 0 0 0 5 7 7.94 2.118	0.1 4.03 2 1 0 0 0 0 0 0 0 0 0 0 5 7 0.00 3.000	1.0 4.28 3 1 0 0 0 0 0 0 0 0 0 6 9 0.00 1.000	1.0 4.28 6 2 0 0 1 1 0 0 0 0 0 12 20 0.00 3.000	0.1 L 2.58 2 1 1 1 1 0 0 0 0 0 1 6 8 27.00 3.000	PITCHER										IP WLS BF H R ER SO BB IBB HBP BLK WP HR S P ERA WHIP					

Texas Rangers @ New York Yankees
Yankee Stadium, Bronx, NY
Sun Aug 16 1998, 3:33 AM EDT
Att: 50,304 - Overcast - 83 F

AB 39
R 6
H 17
RBI 5
BB 1
SO 8
LOB 20



Batter	1	2	3	4	5	6	7	8	9	AB	R	H	RBI	BB	SO	LOB	TOP			
Tom Goodwin, L (1, 8) OBP: 0.376, SLG: 0.324	G4-3		G3			1B		L3		4	0	1	0	0	0	0				
Mark McLemore, S (1, 4) OBP: 0.397, SLG: 0.336	L4			K		F7		1B	1B	4	0	1	0	0	1	1				
29 Rusty Greer, L (1, 7) OBP: 0.387, SLG: 0.431	G4-3			G4-3		P6			K	4	0	0	0	0	1	2				
Juan Gonzalez, R (1, 10) OBP: 0.341, SLG: 0.596				K			P4		F8	4	1	1	1	0	1	1				
Will Clark, L (1, 3) OBP: 0.377, SLG: 0.485				K		G3-1			P4	4	0	1	0	0	1	0				
Ivan Rodriguez, R (1, 2) OBP: 0.383, SLG: 0.491				F9		K			1B	4	0	1	0	0	1	2				
Todd Zeile, R (1, 5) OBP: 0.344, SLG: 0.432				G6-3			1B			2	0	0	0	1	1	1				
Mike Simms, R (1, 9) OBP: 0.403, SLG: 0.688				G6-3		K			K	3	0	0	0	0	2	1				
Royce Clayton, R (1, 6) OBP: 0.314, SLG: 0.350				K					F9	3	0	0	0	0	2	0				
Inning Stats	R: 0 H: 0 E: 0 K: 0 S: 6	H: 0 LOB: 0 BB: 0 P: 11	R: 1 H: 1 E: 0 K: 1 S: 10	LOB: 0 BB: 0 P: 14	R: 0 H: 0 E: 0 K: 2 S: 12	LOB: 0 BB: 0 P: 10	R: 0 H: 0 E: 0 K: 2 S: 12	LOB: 0 BB: 0 P: 18	R: 0 H: 1 E: 0 K: 1 S: 10	LOB: 1 BB: 0 P: 14	R: 0 H: 1 E: 0 K: 1 S: 12	LOB: 1 BB: 0 P: 18	R: 0 H: 0 E: 0 K: 1 S: 7	LOB: 0 BB: 0 P: 8	R: 0 H: 2 E: 0 K: 1 S: 13	LOB: 2 BB: 0 P: 18	1B: 4 2B: 0 3B: 0 HR: 1	SF: 0 SAC: 0 DP: 0 HBP: 0	WP: 0 PB: 0 SB: 0 CS: 0	PA: 33
PITCHER	IP	WLS	BF	H	R	ER	SO	BB	IBB	HBP	BLK	WP	HR	S	P	ERA	WHIP			
Pedro Martinez, R (1, 1) ERA: 2.82	8.2	W	32	5	1	1	10	1	0	0	0	0	1	82	123	1.04	0.692			
Tom Gordon, R (9, 1) ERA: 2.92	0.1	S	1	0	0	0	0	0	0	0	0	0	0	3	4	0.00	0.000			

Texas Rangers @ Boston Red Sox
Fenway Park, Boston, MA
Tue Aug 18 1998, 3:33 AM EDT
Att: 33,201 - Sunny - 86 F

AB	32
R	1
H	5
RBI	1
BB	1
SO	10
LOB	8



Batter	1	2	3	4	5	6	7	8	9	AB	R	H	RBI	BB	SO	LOB	BOTTOM			
Darren Lewis, R (1, 8) OBP: 0.363, SLG: 0.374	F8			K		SH1-3				3	0	1	0	0	1	0				
John Valentin, R (1, 5) OBP: 0.342, SLG: 0.440	F8			G5-3		1B			F7	4	1	1	1	0	0	1				
Mo Vaughn, L (1, 3) OBP: 0.394, SLG: 0.603	K			K		2H			F7	4	1	1	0	0	2	1				
Nomar Garciaparra, R (1, 6) OBP: 0.368, SLG: 0.580						L5			L8	3	0	1	0	1	0	2				
Troy O'Leary, L (1, 7) OBP: 0.307, SLG: 0.485						G3-1			K	4	1	1	1	0	1	2				
Mike Stanley, R (1, 10) OBP: 0.356, SLG: 0.473						G3-1			K	3	0	0	0	0	0	2				
Donnie Sadler, R (8, FR) OBP: 0.309, SLG: 0.486				G5-4-3		G6-3			E5	0	0	0	0	0	0	0				
Darren Bragg, L (1, 9) OBP: 0.372, SLG: 0.469									K	1	0	0	0	0	1	0				
Damon Buford, R (6, PH) OBP: 0.349, SLG: 0.517				K					K	2	0	1	2	0	1	1				
Scott Hatteberg, L (1, 2) OBP: 0.364, SLG: 0.455									K	3	0	0	0	0	3	4				
Mike Benjamin, R (1, 4) OBP: 0.321, SLG: 0.383									G6-3	3	1	1	0	0	0	0				
Inning Stats	R: 0 H: 0 E: 0 K: 1 S: 9	H: 0 LOB: 0 BB: 0 P: 13	R: 0 H: 0 E: 0 K: 0 S: 4	H: 0 LOB: 0 BB: 1 P: 9	R: 0 H: 0 E: 0 K: 2 S: 9	LOB: 0 BB: 0 P: 13	R: 0 H: 0 E: 0 K: 2 S: 9	LOB: 0 BB: 0 P: 12	R: 0 H: 1 E: 0 K: 1 S: 13	LOB: 2 BB: 0 P: 20	R: 4 H: 5 E: 0 K: 1 S: 14	LOB: 5 BB: 0 P: 26	R: 0 H: 1 E: 0 K: 0 S: 9	LOB: 1 BB: 0 P: 13	R: 0 H: 0 E: 1 K: 2 S: 12	LOB: 0 BB: 0 P: 17	1B: 3 2B: 4 3B: 0 HR: 0	SF: 0 SAC: 1 DP: 1 HBP: 2	WP: 1 PB: 0 SB: 0 CS: 0	PA: 34
PITCHER	IP	WLS	BF	H	R	ER	SO	BB	IBB	HBP	BLK	WP	HR	S	P	ERA	WHIP			
John Burkett, R (1, 1) ERA: 5.94	5.2	L	24	5	4	4	6	1	0	2	0	0	0	4	85	6.35	1.059			
Eric Gunderson, L (6, 1) ERA: 4.22	0.1		2	1	0	0	1	0	0	0	0	0	0	4	8	0.00	3.000			
Tim Lincecum, R (7, 1) ERA: 3.9	2.0		8	1	0	0	2	0	0	0	0	1	0	21	30	0.00	0.500			

Texas Rangers @ Boston Red Sox
Fenway Park, Boston, MA
Tue Aug 18 1998, 3:33 AM EDT
Att: 33,201 - Sunny - 86 F

AB	30
R	4
H	7
RBI	4
BB	1
SO	9
LOB	13



Batter	1	2	3	4	5	6	7	8	9	AB	R	H	RBI	BB	SO	LOB	TOP										
Kenny Lofton, L OBP: 0.361, SLG: 0.410										3	0	0	0	1	1	1											
Torey Lovullo, S OBP: 0.429, SLG: 0.429										4	0	2	1	0	0	0											
Brian Giles, L OBP: 0.409, SLG: 0.480										4	0	0	0	0	2	3											
Manny Ramirez, R OBP: 0.361, SLG: 0.549										3	0	0	0	1	0	2											
Travis Fryman, R OBP: 0.340, SLG: 0.518											4	0	0	0	0	1	1										
David Justice, L OBP: 0.347, SLG: 0.459											3	0	1	0	0	0	0										
Richie Sexson, R OBP: 0.333, SLG: 0.491											3	0	0	0	0	1	1										
Sandy Alomar Jr., R OBP: 0.275, SLG: 0.359										3	0	0	0	0	0	0											
Omar Vizquel, S OBP: 0.348, SLG: 0.354										3	1	2	0	0	0	0											
Inning Stats	R: 0 E: 0 K: 2 S: 7	H: 0 LOB: 0 BB: 0 P: 12	R: 0 E: 0 K: 0 S: 10	H: 1 LOB: 1 BB: 0 P: 17	R: 1 E: 0 K: 0 S: 11	H: 2 LOB: 2 BB: 1 P: 18	R: 0 E: 0 K: 0 S: 6	H: 0 LOB: 0 BB: 0 P: 11	R: 0 E: 0 K: 0 S: 6	H: 1 LOB: 0 BB: 0 P: 10	R: 0 E: 0 K: 1 S: 9	H: 0 LOB: 0 BB: 0 P: 15	R: 0 E: 0 K: 0 S: 6	H: 1 LOB: 1 BB: 0 P: 7	R: 0 E: 0 K: 2 S: 13	H: 0 LOB: 1 BB: 1 P: 22	1B: 4 2B: 1 3B: 1 HR: 0	SF: 0 SAC: 0 DP: 1 HBP: 0	WP: 0 PB: 0 SB: 0 CS: 0	PA: 32							
PITCHER	IP	WLS	BF	H	R	ER	SO	BB	IBB	HBP	BLK	WP	HR	S	P	ERA	WHIP										
Aaron Sele, R ERA: 4.65	8.0	W	28	5	1	1	3	1	0	0	0	0	0	61	102	1.12	0.750										
John Wetteland, R ERA: 1.52	1.0	S	4	0	0	0	2	1	0	0	0	0	0	13	22	0.00	1.000										

Cleveland Indians @ Texas Rangers
The Ballpark at Arlington, Arlington, TX
Wed Aug 19 1998, 8:05 PM EDT
Att: 26,146 - Unknown - 98 F


AB	30
R	1
H	5
RBI	1
BB	2
SO	5
LOB	8



Batter	1	2	3	4	5	6	7	8	9	AB	R	H	RBI	BB	SO	LOB	BOTTOM										
Tom Goodwin, L OBP: 0.371, SLG: 0.320										4	0	0	0	0	0	1											
Luis Alica, S OBP: 0.365, SLG: 0.431										4	1	2	0	0	1	0											
29 Rusty Greer, L OBP: 0.389, SLG: 0.433										2	1	1	0	2	0	2											
Juan Gonzalez, R OBP: 0.342, SLG: 0.593										4	0	0	0	0	0	6											
Willi Clark, L OBP: 0.375, SLG: 0.479										3	1	0	0	1	0	0											
Ivan Rodriguez, R OBP: 0.383, SLG: 0.489										4	0	1	1	0	0	0											
Todd Zeile, R OBP: 0.348, SLG: 0.435										2	0	1	1	2	0	0											
Mike Simms, R OBP: 0.405, SLG: 0.679										2	0	0	1	2	0	1											
Royce Clayton, R OBP: 0.314, SLG: 0.349										4	0	1	0	0	1	5											
Inning Stats	R: 0 E: 0 K: 0 S: 10	H: 0 LOB: 1 BB: 1 P: 19	R: 0 E: 0 K: 0 S: 9	H: 0 LOB: 1 BB: 1 P: 16	R: 0 E: 0 K: 0 S: 8	H: 2 LOB: 2 BB: 0 P: 13	R: 0 E: 0 K: 0 S: 5	H: 0 LOB: 0 BB: 0 P: 8	R: 0 E: 0 K: 1 S: 9	H: 0 LOB: 0 BB: 0 P: 18	R: 3 E: 0 K: 0 S: 10	H: 3 LOB: 2 BB: 3 P: 30	R: 0 E: 0 K: 1 S: 7	H: 0 LOB: 1 BB: 1 P: 13	R: 0 E: 0 K: 0 S: 10	H: 1 LOB: 2 BB: 1 P: 16	1B: 4 2B: 2 3B: 0 HR: 0	SF: 0 SAC: 0 DP: 1 HBP: 0	WP: 0 PB: 0 SB: 0 CS: 0	PA: 36							
PITCHER	IP	WLS	BF	H	R	ER	SO	BB	IBB	HBP	BLK	WP	HR	S	P	ERA	WHIP										
Charles Nagy, R ERA: 5.62	5.1	L	26	5	3	3	1	4	1	0	0	0	0	50	103	5.06	1.688										
Steve Reed, R ERA: 1.94	1.2		5	0	0	0	1	1	0	0	0	0	0	8	14	0.00	0.600										
Tom Martin, L ERA: 8.25	0.2		3	1	0	0	0	0	0	0	0	0	0	6	7	0.00	1.500										
Doug Jones, R ERA: 4.57	0.1		2	0	0	0	0	1	0	0	0	0	0	4	9	0.00	3.000										

Cleveland Indians @ Texas Rangers
The Ballpark at Arlington, Arlington, TX
Wed Aug 19 1998, 8:05 PM EDT
Att: 26,146 - Unknown - 98 F

AB	29
R	3
H	6
RBI	3
BB	7
SO	2
LOB	15



Batter	1	2	3	4	5	6	7	8	9	AB	R	H	RBI	BB	SO	LOB	TOP				
Kenny Lofton, L OBP: 0.363, SLG: 0.412 (1, 8)	2-2 G4-6-3 1B		1-0 G3 1B		1-0 2B 1B	2-0 FC6			0-0 F8	5	1	3	1	0	0	2					
Torey Lovullo, S OBP: 0.250, SLG: 0.250 (1, 4)	0-1 G4-6-3 1-2		3-2 G3 1-2		1-0 F8	3-3 K			2-1 F8	5	0	0	0	0	1	5					
Brian Giles, L OBP: 0.409, SLG: 0.482 (1, 7)	0-0 G4-3		1-0 P5		2-1 2B 1-H				1-1 1B	5	0	2	1	0	0	1					
Manny Ramirez, R OBP: 0.364, SLG: 0.549 (1, 9)		1-2 1B		1-3 K	4-1 BB				1-1 F8	4	0	2	0	1	1	1					
Travis Fryman, R OBP: 0.340, SLG: 0.518 (1, 5)		1-0 F7 2B		2-3 K	0-3 K				2-3 K	4	0	1	0	0	3	3					
David Justice, L OBP: 0.350, SLG: 0.460 (1, 10)		4-2 F7 BB		4-0 1B BB		2-1 1B FC6 1B			0-3 K	2	1	1	0	2	1	1					
Cecil Fielder, R OBP: 0.330, SLG: 0.415 (1, 3)		1-2 F7 1-2 2-3		3-2 1B		0-3 K			0-3 K	4	0	1	0	0	2	3	AB 37				
Sandy Alomar Jr., R OBP: 0.274, SLG: 0.357 (1, 2)		1-0 G1-3		1-1 G5		1-1 FC6 1B 1-2 2-3			0-3 K	4	0	1	0	0	1	4	R 2				
Omar Vizquel, S OBP: 0.347, SLG: 0.353 (1, 6)			2-2 G6-3		0-3 K	1-2 FC6 1B 1-2 2-3			1-0 L3	4	0	1	0	0	1	0	H 12				
Inning Stats	R: 0 E: 0 K: 0 S: 6	H: 1 LOB: 0 BB: 0 P: 8	R: 0 E: 0 K: 0 S: 10	H: 2 LOB: 2 BB: 1 P: 18	R: 0 E: 0 K: 0 S: 11	H: 1 LOB: 1 BB: 0 P: 18	R: 0 E: 0 K: 2 S: 14	H: 1 LOB: 2 BB: 1 P: 25	R: 1 E: 0 K: 2 S: 12	H: 3 LOB: 2 BB: 0 P: 25	R: 0 E: 0 K: 2 S: 8	H: 1 LOB: 0 BB: 0 P: 10	R: 0 E: 0 K: 2 S: 7	H: 0 LOB: 0 BB: 0 P: 8	R: 0 E: 0 K: 0 S: 7	H: 1 LOB: 1 BB: 0 P: 11	1B: 10 2B: 2 3B: 0 HR: 0	SF: 0 SAC: 0 DP: 1 HBP: 0	WP: 0 PB: 0 SB: 0 CS: 0	PA: 40	
PITCHER	IP WLS BF H R ER SO	IP WLS BF H R ER SO	IP WLS BF H R ER SO	IP WLS BF H R ER SO	IP WLS BF H R ER SO	IP WLS BF H R ER SO	IP WLS BF H R ER SO	IP WLS BF H R ER SO	IP WLS BF H R ER SO	IP WLS BF H R ER SO	IP WLS BF H R ER SO	IP WLS BF H R ER SO	IP WLS BF H R ER SO	IP WLS BF H R ER SO	IP WLS BF H R ER SO	IP WLS BF H R ER SO	ERA WHIP	ERA WHIP			
Todd Stottlemire, R ERA: 3.8 (1, 1)	5.1 W 27 10 2 2 5																	3.38 2.438			
Eric Gunderson, L ERA: 4.14 (6, 1)	1.0 S 3 0 0 0 1																	0.00 0.000			
Danny Patterson, R ERA: 3.51 (7, 1)	2.2 S 10 2 0 0 4																	0.00 0.750			

Cleveland Indians @ Texas Rangers
The Ballpark at Arlington, Arlington, TX
Thu Aug 20 1998, 8:05 PM EDT
Att: 37,094 - Unknown - 94 F

AB	37
R	2
H	12
RBI	2
BB	3
SO	10
LOB	20



Batter	1	2	3	4	5	6	7	8	9	AB	R	H	RBI	BB	SO	LOB	BOTTOM				
Tom Goodwin, L OBP: 0.372, SLG: 0.321 (1, 8)	0-0 CS 1B		3-1 L9		0-0 SH1-3					2	0	1	0	0	0	0					
Roberto Kelly, R OBP: 0.337, SLG: 0.559 (7, PH)					1-2 SH1-3		1-1 2H HR			1	1	1	3	0	0	0					
Mark McLemore, S OBP: 0.383, SLG: 0.331 (1, 4)	3-1 F7 1-2		3-1 F8		3-2 G4-3 2-3		1-2 G6-3			4	0	0	0	0	0	2					
29 Rusty Greer, L OBP: 0.388, SLG: 0.438 (1, 7)	3-2 L8			3-1 HR	1-1 G3-1		1-0 G4-3			4	1	1	1	0	0	1					
Juan Gonzalez, R OBP: 0.343, SLG: 0.597 (1, 9)		1-2 HR		4-2 L8 SF7 BB		0-2 F8			3-2 G5-3	3	2	1	1	1	0	0					
Will Clark, L OBP: 0.376, SLG: 0.477 (1, 3)		1-1 G6-3		4-2 BB		0-1 L6			4-2 HR BB	2	1	0	0	2	0	0					
Ivan Rodriguez, R OBP: 0.384, SLG: 0.496 (1, 2)		2-2 1B		1-0 L8		1-1 F9			0-0 HR	4	1	2	2	0	0	2					
Todd Zeile, R OBP: 0.348, SLG: 0.435 (1, 5)		1-3 K		2-2 SF7		3-2 FC1-6 1B			1-1 G4-3	3	0	1	1	0	1	1	AB 30				
Mike Simms, R OBP: 0.401, SLG: 0.664 (1, 10)		1-2 L8		3-1 K		0-0 FC1-6 HR 1-2			4-2 BB	3	1	0	0	1	1	3	R 8				
Royce Clayton, R OBP: 0.315, SLG: 0.350 (1, 6)			3-2 G6-3		1-2 G4-3 SH1-3 1B		1-2 HR 1B		1-3 K	4	1	2	0	0	1	1	H 9				
Inning Stats	R: 0 E: 0 K: 0 S: 7	H: 1 LOB: 0 BB: 0 P: 12	R: 1 E: 0 K: 1 S: 15	H: 2 LOB: 1 BB: 0 P: 21	R: 0 E: 0 K: 0 S: 7	H: 0 LOB: 0 BB: 0 P: 16	R: 2 E: 0 K: 1 S: 15	H: 1 LOB: 1 BB: 2 P: 31	R: 0 E: 0 K: 0 S: 9	H: 1 LOB: 1 BB: 0 P: 14	R: 0 E: 0 K: 0 S: 7	H: 0 LOB: 0 BB: 0 P: 8	R: 3 E: 0 K: 0 S: 17	H: 3 LOB: 0 BB: 0 P: 27	R: 2 E: 0 K: 1 S: 18	H: 1 LOB: 1 BB: 2 P: 31	1B: 5 2B: 0 3B: 0 HR: 4	SF: 1 SAC: 1 DP: 0 HBP: 0	WP: 0 PB: 0 SB: 0 CS: 1	PA: 36	
PITCHER	IP WLS BF H R ER SO	IP WLS BF H R ER SO	IP WLS BF H R ER SO	IP WLS BF H R ER SO	IP WLS BF H R ER SO	IP WLS BF H R ER SO	IP WLS BF H R ER SO	IP WLS BF H R ER SO	IP WLS BF H R ER SO	IP WLS BF H R ER SO	IP WLS BF H R ER SO	IP WLS BF H R ER SO	IP WLS BF H R ER SO	IP WLS BF H R ER SO	IP WLS BF H R ER SO	IP WLS BF H R ER SO	ERA WHIP	ERA WHIP			
Dave Burba, R ERA: 4.07 (1, 1)	5.0 L 21 5 3 3 2																	5.40 1.400			
Doug Jones, R ERA: 4.74 (6, 1)	1.1 S 6 2 2 2 0																	13.50 1.500			
Tom Martin, L ERA: 8.53 (7, 1)	0.2 S 3 1 1 1 0																	13.50 1.500			
Paul Shuey, R ERA: 2.45 (8, 1)	1.0 S 6 1 2 2 1																	18.00 3.000			

Cleveland Indians @ Texas Rangers
The Ballpark at Arlington, Arlington, TX
Thu Aug 20 1998, 8:05 PM EDT
Att: 37,094 - Unknown - 94 F

AB	30
R	8
H	9
RBI	8
BB	4
SO	3
LOB	10



Batter	1	2	3	4	5	6	7	8	9	AB	R	H	RBI	BB	SO	LOB	TOP			
Chuck Knoblauch R (1, 4) OBP: 0.357, SLG: 0.411 Luis Sojo R (7, 4) OBP: 0.264, SLG: 0.282	1-1 HR		0-2 L9		3-2 G1-3		2-2 HBP		0-0 1B	3	1	1	1	0	0	0				
2 Derek Jeter R (1, 6) OBP: 0.392, SLG: 0.488	1-0 G5-3		4-2 BB		2-0 HR		3-2 1B		1-1 E4	4	1	2	2	1	0	1				
Paul O'Neill L (1, 9) OBP: 0.368, SLG: 0.494	1-0 2B		2-3 K		1-0 1B		4-0 IBB		3-2 P5	4	0	2	0	1	1	3				
Bernie Williams S (1, 8) OBP: 0.435, SLG: 0.601	1-0 L8			1-1 G3-1		0-0 G4-3	0-0 G6-4-3		2-2 P4	5	0	0	0	0	0	6				
Tino Martinez L (1, 3) OBP: 0.373, SLG: 0.511	1-1 G3			1-0 HR		2-0 HR		0-1 G6-3		4	2	3	2	0	0	1				
Chili Davis S (1, 10)		3-1 G6-3		4-2 BB		1-3 K		3-2 G6-3		3	0	0	0	1	1	1				
Daryl Strawberry L (1, 7) OBP: 0.375, SLG: 0.581 Chad Curtis R (6, 7) OBP: 0.359, SLG: 0.373		2-3 K		1-3 K		0-1 G4-3		0-2 G6-3		3	0	0	0	0	2	1				
20 Jorge Posada S (1, 2) OBP: 0.359, SLG: 0.478		0-3 K		0-0 F9			0-1 F8	2-0 P7		4	0	0	0	0	1	2				
Scott Brosius R (1, 5) OBP: 0.357, SLG: 0.443			3-2 L5		2-2 G5-3		2-0 HBP		1-3 K	4	1	1	0	0	1	0				
Inning Stats	R: 1 E: 0 K: 0 S: 7	H: 2 LOB: 1 BB: 0 P: 12	R: 0 E: 0 K: 2 S: 9	H: 0 LOB: 0 BB: 0 P: 14	R: 0 E: 0 K: 1 S: 13	H: 0 LOB: 1 BB: 1 P: 22	R: 1 E: 0 K: 1 S: 11	H: 1 LOB: 1 BB: 1 P: 18	R: 1 E: 0 K: 0 S: 8	H: 2 LOB: 1 BB: 0 P: 16	R: 1 E: 0 K: 1 S: 7	H: 1 LOB: 2 BB: 1 P: 23	R: 0 E: 0 K: 0 S: 9	H: 1 LOB: 1 BB: 0 P: 14	R: 0 E: 1 K: 1 S: 14	H: 1 LOB: 2 BB: 0 P: 21	1B: 5 2B: 1 3B: 0 HR: 4	SF: 0 SAC: 0 DP: 1 HBP: 1	WP: 0 PB: 0 CS: 0	PA: 40
PITCHER	IP	WLS	BF	H	R	ER	SO	BB	IBB	HBP	BLK	WP	HR	S	P	ERA	WHIP			
Esteban Loaiza R (1, 1) ERA: 4.42	6.1	L	30	8	5	5	5	2	1	1	0	0	4	66	114	7.11	1.579			
Al Levine R (7, 1) ERA: 4.35	2.2		10	2	0	0	1	0	0	0	0	0	0	24	36	0.00	0.750			

New York Yankees @ Texas Rangers
 The Ballpark at Arlington, Arlington, TX
 Fri Aug 21 1998, 8:05 PM EDT
 Att: 45,841 - Cloudy - 93 F

AB	36
R	5
H	10
RBI	5
BB	3
SO	6
LOB	16



Batter	1	2	3	4	5	6	7	8	9	AB	R	H	RBI	BB	SO	LOB	BOTTOM					
Mark McLemore S (1, 10) OBP: 0.382, SLG: 0.329	4-2 BB		2-1 G1-3			0-0 P2		0-0 F8		3	0	0	0	1	0	0						
Roberto Kelly R (1, 8) OBP: 0.335, SLG: 0.553	2-2 G5-4-3			0-1 L7		0-1 1B		1-2 G6-3		4	0	1	0	0	0	1						
29 Rusty Greer L (1, 7) OBP: 0.385, SLG: 0.434	2-2 G3			3-2 G6-3		3-1 F7			1-0 F8	4	0	0	0	0	0	1						
Juan Gonzalez R (1, 9) OBP: 0.344, SLG: 0.597		1-0 1B		2-0 P3		2-2 1B		0-1 P6		4	0	2	0	0	0	0						
Ivan Rodriguez R (1, 2) OBP: 0.383, SLG: 0.493		2-2 G6-4-3			1-2 1B	0-3 K		0-0 G3		4	0	1	0	0	1	3						
Todd Zeile R (1, 5) OBP: 0.348, SLG: 0.434	1-0 1B			1-3 K			1-2 P6			3	0	1	0	0	1	1						
Mike Simms R (1, 3) OBP: 0.394, SLG: 0.651	1-2 L5			2-3 K		2-3 K		2-3 K		3	0	0	0	0	2	2						
Luis Alicea S (1, 4) OBP: 0.365, SLG: 0.429			2-3 K		1-0 1B		2-3 K			3	0	1	0	0	2	0						
Royce Clayton R (1, 6) OBP: 0.313, SLG: 0.348			0-2 G5-3		0-3 K			1-1 F7		3	0	0	0	0	1	2						
Inning Stats	R: 0 E: 0 K: 0 S: 11	H: 0 LOB: 0 BB: 1 P: 19	R: 0 E: 0 K: 0 S: 11	H: 2 LOB: 1 BB: 0 P: 16	R: 0 E: 0 K: 1 S: 8	H: 0 LOB: 0 BB: 0 P: 12	R: 0 E: 0 K: 0 S: 8	H: 0 LOB: 0 BB: 0 P: 13	R: 0 E: 0 K: 3 S: 13	H: 2 LOB: 2 BB: 0 P: 18	R: 0 E: 0 K: 1 S: 11	H: 2 LOB: 2 BB: 0 P: 16	R: 0 E: 0 K: 2 S: 9	H: 0 LOB: 0 BB: 0 P: 14	R: 0 E: 0 K: 0 S: 6	H: 0 LOB: 0 BB: 0 P: 8	R: 0 E: 0 K: 0 S: 4	H: 0 LOB: 0 BB: 0 P: 5	1B: 6 2B: 0 3B: 0 HR: 0	SF: 0 SAC: 0 DP: 2 HBP: 0	WP: 0 PB: 0 CS: 0	PA: 32
PITCHER	IP	WLS	BF	H	R	ER	SO	BB	IBB	HBP	BLK	WP	HR	S	P	ERA	WHIP					
David Wells L (1, 1) ERA: 3.26	9.0	W	32	6	0	0	7	1	0	0	0	0	0	81	121	0.00	0.778					

New York Yankees @ Texas Rangers
 The Ballpark at Arlington, Arlington, TX
 Fri Aug 21 1998, 8:05 PM EDT
 Att: 45,841 - Cloudy - 93 F

AB	31
R	0
H	6
RBI	0
BB	1
SO	7
LOB	10



Batter	1	2	3	4	5	6	7	8	9	AB	R	H	RBI	BB	SO	LOB	TOP								
Chuck Knoblauch, R (1, 4) OBP: 0.357, SLG: 0.409	1-2 G6-3 2B	0-2 F9		0-1 E3 2B		4-1 SF9 2B	1-1 E4 2B		0-1 P4	5	2	1	0	1	0	2									
2 Derek Jeter, R (1, 6) OBP: 0.365, SLG: 0.489	2-0 G6-3 1B	1-0 1B		0-0 E5 1B		1-1 SF9 1B	0-2 E6		4-2 2B	5	3	3	2	1	0	2									
Paul O'Neill, L (1, 9) OBP: 0.364, SLG: 0.489	2-1 G6-3	3-H G4-3		0-3 K		0-2 SF9	1-2 G4-3		0-0 L6	5	0	0	1	0	1	9									
Bernie Williams, S (1, 8) OBP: 0.440, SLG: 0.606	4-2 BB		1-1 G4-6-3 1B	3-1 1B		2-2 WP 1B		0-0 L4-3	2-2 2B	5	0	4	4	1	0	0									
Tino Martinez, L (1, 3) OBP: 0.371, SLG: 0.506	1-3 K		1-0 G4-6-3 1B	3-1 G4-3 1B		1-2 L9		2-2 1B HR	1-2 L8	6	1	1	0	0	1	6									
Chili Davis, S (1, 10)		2-2 1B	3-2 2B		0-0 L6	3-3 K		2-0 F7		5	1	2	0	0	1	2									
Darryl Strawberry, L (1, 7) Chad Curtis, R (6, 7) OBP: 0.360, SLG: 0.374		0-0 F8	4-2 BB		3-3 K		0-1 G1-3	2-0 HR		2	0	0	0	1	1	1									
Scott Brosius, R (1, 5) OBP: 0.360, SLG: 0.452		3-2 F9 2B	3-2 F7		1-0 G6-3		1-0 G5-3 S	1-1 HR		5	3	3	3	0	0	2									
Joe Girardi, R (1, 2) OBP: 0.321, SLG: 0.389	1-0 1B		1-0 G6-3		1-0 G6-3		2-2 2B	0-1 G5-3	0-1 G6-3	5	1	2	1	0	0	1									
Inning Stats	R: 0 E: 0 K: 1 S: 11	H: 2 LOB: 2 BB: 1 P: 21	R: 2 E: 0 K: 0 S: 15	H: 4 LOB: 2 BB: 0 P: 23	R: 0 E: 0 K: 0 S: 12	H: 2 LOB: 1 BB: 1 P: 24	R: 2 E: 2 K: 1 S: 11	H: 1 LOB: 1 BB: 0 P: 18	R: 0 E: 0 K: 1 S: 5	H: 0 LOB: 0 BB: 0 P: 9	R: 3 E: 1 K: 1 S: 19	H: 3 LOB: 1 BB: 1 P: 32	R: 1 E: 2 K: 0 S: 13	H: 1 LOB: 2 BB: 0 P: 16	R: 3 E: 0 K: 0 S: 10	H: 3 LOB: 0 BB: 0 P: 17	R: 1 E: 0 K: 0 S: 14	H: 1 LOB: 1 BB: 1 P: 21	1B: 13 2B: 2 3B: 1 HR: 1	SF: 1 SAC: 0 DP: 2 HBP: 0	WP: 1 PB: 0 SB: 1 CS: 0	PA: 50			
PITCHER	IP	WLS	BF	H	R	ER	SO	BB	IBB	HBP	BLK	WP	HR	S	P	ERA	WHIP								
John Burkett, R (1, 1) ERA: 5.92	5.0		27	10	5	3	3	2	0	0	0	0	0	57	100	5.40	2.400								
Tim Lincecum, R (6, 1) ERA: 4.08	1.2		11	3	3	2	1	1	0	0	0	1	0	26	39	10.80	2.400								
Eric Gunderson, L (7, 1) ERA: 4.12	0.1		1	0	0	0	0	0	0	0	0	0	0	3	4	0.00	0.000								
Xavier Hernandez, R (8, 1) ERA: 2.85	0.2	L	4	2	2	2	0	0	0	0	0	0	0	6	12	27.00	3.000								
John Wetteland, R (8, 1) ERA: 1.88	1.1		7	2	2	2	0	1	0	0	0	0	1	18	26	13.50	2.250								

New York Yankees @ Texas Rangers
The Ballpark at Arlington, Arlington, TX
Sat Aug 22 1998, 8:05 PM EDT
Att: 46,483 - Cloudy - 90 F

AB 45
R 12
H 17
RBI 11
BB 4
SO 4
LOB 25



Batter	1	2	3	4	5	6	7	8	9	AB	R	H	RBI	BB	SO	LOB	BOTTOM								
Tom Goodwin, L (1, 8) OBP: 0.370, SLG: 0.322	1-0 F9		0-3 K		3-1 G3	0-0 1B		0-0 G3		5	0	1	2	0	1	1									
Mark McLemore, S (1, 4) OBP: 0.382, SLG: 0.328	2-0 PB 29 BB 1B		0-1 G3		0-1 L4	2-3 K		2-1 29 1B HBP		4	0	1	0	0	1	2									
29 Rusty Greer, L (1, 7) OBP: 0.391, SLG: 0.438	4-1 PB 1B		4-2 HR BB		0-1 PB 1B		3-2 HR 1B	3-2 1B		3	2	3	0	2	0	0									
Juan Gonzalez, R (1, 9) OBP: 0.347, SLG: 0.609	1-3 K		3-1 HR		4-2 BB		1-2 HR	0-0 G3		4	2	2	5	1	1	4									
Willi Clark, L (1, 3) OBP: 0.376, SLG: 0.483	2-1 F9		2-1 G1-3		0-0 G3		0-0 HR		0-1 FC3-6 1B	5	1	2	1	0	0	4									
Ivan Rodriguez, R (1, 2) OBP: 0.381, SLG: 0.497		3-3 K		0-0 HR		2-3 K	3-2 L9		1-1 FC3-6 1B	5	1	1	1	0	2	1									
Todd Zeile, R (1, 5) OBP: 0.346, SLG: 0.431		0-1 G5-3		1-2 F8		1-1 L6	2-1 F9		0-1 G4-3 1B	5	0	1	0	0	0	0									
Warren Newson, L (1, 10) OBP: 0.154, SLG: 0.231		1-3 K		0-0 G4-3		1-0 2B 1B	2-1 P8		0-0 G4-3	5	1	1	0	0	1	2									
Royce Clayton, R (1, 6) OBP: 0.315, SLG: 0.347			0-0 G3 HR 1B		1-0 F8	4-1 2B BB		2-3 K		3	2	1	0	1	1	0									
Inning Stats	R: 0 E: 0 K: 1 S: 8	H: 1 LOB: 1 BB: 1 P: 18	R: 0 E: 0 K: 2 S: 10	H: 0 LOB: 0 BB: 0 P: 14	R: 3 E: 0 K: 1 S: 14	H: 2 LOB: 1 BB: 1 P: 22	R: 1 E: 0 K: 0 S: 6	H: 1 LOB: 0 BB: 0 P: 8	R: 0 E: 0 K: 2 S: 11	H: 1 LOB: 1 BB: 1 P: 21	R: 3 E: 0 K: 0 S: 17	H: 3 LOB: 0 BB: 0 P: 28	R: 0 E: 0 K: 1 S: 16	H: 1 LOB: 2 BB: 0 P: 23	R: 0 E: 0 K: 0 S: 7	H: 2 LOB: 1 BB: 0 P: 8	1B: 8 2B: 1 3B: 0 HR: 4	SF: 0 SAC: 0 DP: 1 HBP: 1	WP: 0 PB: 2 SB: 1 CS: 0	PA: 44					
PITCHER	IP	WLS	BF	H	R	ER	SO	BB	IBB	HBP	BLK	WP	HR	S	P	ERA	WHIP								
David Cone, R (1, 1) ERA: 3.58	5.2		28	7	6	6	5	4	0	0	0	0	2	55	94	9.53	1.941								
Mike Stanton, L (6, 1) ERA: 5.7	0.1		4	3	3	3	1	0	0	0	0	0	2	13	19	81.00	9.000								
59 Ryan Bradley, R (7, 1) ERA:	1.2	W	6	0	0	0	1	0	0	1	0	0	0	12	23	0.00	0.000								
42 Mariano Rivera, R (8, 1) ERA: 1.47	1.1	S	6	3	0	0	0	0	0	0	0	0	0	18	22	0.00	2.250								

New York Yankees @ Texas Rangers
The Ballpark at Arlington, Arlington, TX
Sat Aug 22 1998, 8:05 PM EDT
Att: 46,483 - Cloudy - 90 F

AB 39
R 9
H 13
RBI 9
BB 4
SO 7
LOB 14



Batter	1	2	3	4	5	6	7	8	9	AB	R	H	RBI	BB	SO	LOB	TOP										
Chuck Knoblauch R (1.4) OBP: 0.354, SLG: 0.405										5	0	0	0	0	1	5											
2 Derek Jeter R (1.6) OBP: 0.397, SLG: 0.492										5	2	3	1	0	2	0											
Paul O'Neill L (1.9) OBP: 0.366, SLG: 0.492										5	1	3	4	0	1	1											
Bernie Williams S (1.8) OBP: 0.435, SLG: 0.598										5	0	0	0	0	3	3											
Tino Martinez L (1.3) OBP: 0.370, SLG: 0.510										4	1	1	1	0	0	0											
Chili Davis S (1.10) OBP: 0.472, SLG: 0.333										4	0	0	0	0	3	0											
20 Jorge Posada S (1.2) OBP: 0.361, SLG: 0.500										4	2	2	2	0	1	0											
Chad Curtis R (1.7) OBP: 0.361, SLG: 0.378										4	1	2	0	0	0	0											
Scott Brosius R (1.5) OBP: 0.365, SLG: 0.462										2	3	2	1	2	0	0											
Inning Stats	R: 0 E: 0 K: 3 S: 14	H: 1 LOB: 1 BB: 0 P: 20	R: 1 E: 0 K: 1 S: 12	H: 1 LOB: 0 BB: 21	R: 3 E: 1 K: 1 S: 16	H: 3 LOB: 0 BB: 0 P: 22	R: 0 E: 0 K: 1 S: 5	H: 0 LOB: 0 BB: 0 P: 9	R: 1 E: 0 K: 2 S: 11	H: 1 LOB: 0 BB: 0 P: 15	R: 3 E: 0 K: 0 S: 11	H: 3 LOB: 0 BB: 1 P: 17	R: 1 E: 0 K: 1 S: 15	H: 2 LOB: 2 BB: 1 P: 26	R: 0 E: 0 K: 1 S: 5	H: 1 LOB: 0 BB: 6	1B: 6 2B: 3 3B: 0 HR: 4	SF: 0 SAC: 0 DP: 2 HBP: 0	WP: 0 PB: 1 CS: 0	PA: 40							
PITCHER	IP	WLS	BF	H	R	ER	SO	BB	IBB	HBP	BLK	WP	HR	S	P	ERA	WHIP										
Rick Helling R (1.1) ERA: 4.68	6.0	W	25	7	6	5	9	0	0	0	0	0	3	70	105	7.50	1.167										
Danny Patterson R (7.1) ERA: 4.04	0.1		4	2	3	3	0	1	0	0	0	0	0	8	13	81.00	9.000										
Eric Gunderson L (7.1) ERA: 4.18	1.1		5	2	1	1	1	0	0	0	0	0	1	12	19	6.75	1.500										
Xavier Hernandez R (8.1) ERA: 2.83	0.1		3	1	0	0	0	1	0	0	0	0	0	6	11	0.00	6.000										
John Weteland R (9.1) ERA: 1.81	1.0	S	3	1	0	0	1	0	0	0	0	0	0	5	6	0.00	1.000										

New York Yankees @ Texas Rangers
The Ballpark at Arlington, Arlington, TX
Sun Aug 23 1998, 8:05 PM EDT
Att: 37,284 - Cloudy - 93 F

AB 38
R 10
H 13
RBI 9
BB 2
SO 11
LOB 9



Batter	1	2	3	4	5	6	7	8	9	AB	R	H	RBI	BB	SO	LOB	BOTTOM										
Tom Goodwin L (1.8) OBP: 0.370, SLG: 0.321										4	2	1	0	1	2	1											
Luis Alica S (1.4) OBP: 0.369, SLG: 0.438										5	2	3	1	0	0	0											
29 Rusty Greer L (1.7) OBP: 0.393, SLG: 0.444										4	2	2	4	1	0	1											
Juan Gonzalez R (1.9) OBP: 0.347, SLG: 0.605										4	1	1	1	1	1	2											
Willi Clark L (1.3) OBP: 0.381, SLG: 0.487										3	2	2	0	2	1	1											
Ivan Rodriguez R (1.2) OBP: 0.361, SLG: 0.497										4	1	2	2	0	0	3											
Todd Zeile R (1.5) OBP: 0.345, SLG: 0.430										4	1	1	2	0	1	3											
Warren Newson L (1.10) OBP: 0.278, SLG: 0.294										4	0	2	1	1	0	2											
Royce Clayton R (1.6) OBP: 0.314, SLG: 0.345										3	1	0	1	1	1	5											
Inning Stats	R: 6 E: 1 K: 1 S: 22	H: 5 LOB: 1 BB: 2 P: 41	R: 0 E: 0 K: 1 S: 10	H: 1 LOB: 1 BB: 0 P: 18	R: 0 E: 0 K: 1 S: 8	H: 1 LOB: 0 BB: 0 P: 14	R: 0 E: 0 K: 0 S: 7	H: 0 LOB: 0 BB: 0 P: 10	R: 1 E: 0 K: 0 S: 11	H: 1 LOB: 1 BB: 1 P: 23	R: 5 E: 0 K: 1 S: 23	H: 5 LOB: 2 BB: 2 P: 42	R: 0 E: 0 K: 1 S: 8	H: 0 LOB: 1 BB: 1 P: 21	R: 0 E: 0 K: 1 S: 10	H: 1 LOB: 2 BB: 1 P: 19	1B: 11 2B: 2 3B: 0 HR: 1	SF: 3 SAC: 0 DP: 0 HBP: 0	WP: 0 PB: 1 CS: 0	PA: 45							
PITCHER	IP	WLS	BF	H	R	ER	SO	BB	IBB	HBP	BLK	WP	HR	S	P	ERA	WHIP										
Oriando Hernandez R (1.1) ERA: 3.15	5.0	L	26	8	7	7	3	3	0	0	0	0	0	58	106	12.60	2.200										
Mike Stanton L (6.1) ERA: 6.0	0.0		2	1	2	2	0	1	0	0	0	0	0	4	10	"	"										
59 Ryan Bradley R (6.1) ERA: 10.13	1.0		4	4	3	3	1	1	0	0	0	0	1	19	32	27.00	5.000										
Joe Borowski R (7.1) ERA: 7.27	1.0		4	0	0	0	1	1	0	0	0	0	0	8	21	0.00	1.000										
Ramiro Mendoza R (8.1) ERA: 3.3	1.0		5	1	0	0	1	0	1	0	0	0	0	10	19	0.00	1.000										

New York Yankees @ Texas Rangers
The Ballpark at Arlington, Arlington, TX
Sun Aug 23 1998, 8:05 PM EDT
Att: 37,284 - Cloudy - 93 F

AB 35
R 12
H 14
RBI 12
BB 7
SO 6
LOB 18



Batter	1	2	3	4	5	6	7	8	9	AB	R	H	RBI	BB	SO	LOB	TOP										
Brian Hunter, R OBP: 0.296, SLG: 0.331 (1, 8)	G6-3		HBP 1B		G1-3		G6-3	FC4-6		5	0	1	2	0	0	4	Detroit Tigers @ Texas Rangers The Ballpark at Arlington, Arlington, TX Mon Aug 24 1998, 8:05 PM EDT Att: 24,544 - Unknown - 92 F										
Damion Easley, R OBP: 0.344, SLG: 0.490 (1, 4)	G4-1 1B		HBP		K		FC6-4 1B	G4-3		4	0	2	1	0	1	3											
Bobby Higginson, L OBP: 0.364, SLG: 0.497 (1, 7)	G4-1		P6		L7		F7			5	0	0	0	0	0	4											
Tony Clark, S OBP: 0.350, SLG: 0.504 (1, 3)	G6-3		L7		L7		FC6-4 1B	F7		5	1	1	0	0	0	4											
Luis Gonzalez, L OBP: 0.336, SLG: 0.455 (1, 10)	G6-3		G4-3		G4-3		G1-3			5	0	2	0	0	0	0											
Juan Encarnacion, R OBP: 0.468, SLG: 0.586 (1, 9)	CS 1B		G6-3		G6-3		BB 1B	K		4	1	2	1	0	1	1											
Joe Randa, R OBP: 0.307, SLG: 0.328 (1, 5)	BB 1B		L6		L5		E BB FC4-6 1B			3	1	1	0	1	0	1											
Paul Bako, L OBP: 0.322, SLG: 0.346 (1, 2)	L7		G4-3		G4-3		FC4-6 E			3	1	1	0	0	0	1											
Germino Berroa, R OBP: 0.317, SLG: 0.304 (8, PH)							BB 1B			0	0	0	0	0	0	0											
Frank Catalanotto, L OBP: 0.368, SLG: 0.418 (8, PH)							BB 1B			0	0	0	0	0	1	0											
Joe Siddall, L OBP: 0.292, SLG: 0.409 (8, 2)							BB 1B			0	0	0	0	0	0	0											
Deivi Cruz, R OBP: 0.294, SLG: 0.355 (1, 6)			K		G1-3 1B		G6-3 1B	E5 FC4-6		4	1	2	1	0	1	2											
Inning Stats	R: 0 E: 0 K: 0 S: 11	H: 1 LOB: 1 BB: 0 P: 17	R: 0 E: 0 K: 0 S: 8	H: 1 LOB: 1 BB: 1 P: 17	R: 0 E: 0 K: 1 S: 12	H: 1 LOB: 2 BB: 0 P: 17	R: 0 E: 0 K: 0 S: 4	H: 0 LOB: 0 BB: 0 P: 4	R: 0 E: 0 K: 1 S: 9	H: 1 LOB: 1 BB: 0 P: 17	R: 1 E: 0 K: 0 S: 11	H: 2 LOB: 1 BB: 0 P: 17	R: 2 E: 0 K: 0 S: 10	H: 3 LOB: 1 BB: 0 P: 14	R: 2 E: 1 K: 0 S: 16	H: 2 LOB: 2 BB: 1 P: 22	R: 0 E: 0 K: 1 S: 7	H: 1 LOB: 1 BB: 0 P: 11	1B: 10 2B: 2 3B: 0 HR: 0	SF: 1 SAC: 0 DP: 0 HBP: 1	WP: 0 PB: 0 SB: 0 CS: 1	PA: 42					
PITCHER	IP	WLS	BF	H	R	ER	SO	BB	IBB	HBP	BLK	WP	HR	S	P	ERA	WHIP										
Aaron Sele, R ERA: 4.64 (1, 1)	6.1	W	29	9	3	3	2	1	0	1	0	0	0	62	97	4.26	1.579										
Eric Gunderson, L ERA: 4.23 (7, 1)	1.0		5	2	2	1	0	0	0	0	0	0	0	9	14	9.00	2.000										
Tim Crabtree, R ERA: 4.04 (8, 1)	0.2		4	0	0	0	0	1	0	0	0	0	0	10	14	0.00	1.500										
John Wetteland, R ERA: 1.78 (9, 1)	1.0	S	4	1	0	0	1	0	0	0	0	0	0	7	11	0.00	1.000										


Batter	1	2	3	4	5	6	7	8	9	AB	R	H	RBI	BB	SO	LOB	BOTTOM											
Mark McLemore, S OBP: 0.379, SLG: 0.325 (1, 4)	F9		F9		SH1-4		G4-3			3	0	0	0	0	0	1	Detroit Tigers @ Texas Rangers The Ballpark at Arlington, Arlington, TX Mon Aug 24 1998, 8:05 PM EDT Att: 24,544 - Unknown - 92 F											
Roberto Kelly, R OBP: 0.343, SLG: 0.554 (1, 8)	P8			29 3B	29 E		BB G6-3			3	1	2	1	1	0	0												
29 Rusty Greer, L OBP: 0.393, SLG: 0.449 (1, 7)	G3			1B	E9		G6-3			4	1	2	1	0	0	1												
Juan Gonzalez, R OBP: 0.350, SLG: 0.605 (1, 9)	K			HR	G4-6-3 1B		BB			2	1	1	1	2	1	0												
Will Clark, L OBP: 0.380, SLG: 0.491 (1, 3)	G4-3			HR	G4-6-3		F7			4	1	1	2	0	0	5												
Mike Simms, R OBP: 0.387, SLG: 0.638 (1, 10)	F9									3	0	0	0	0	1	0												
Luis Alicaia, S OBP: 0.368, SLG: 0.436 (8, PH)	F9									1	0	0	0	0	0	0												
Todd Zeile, R OBP: 0.342, SLG: 0.426 (1, 5)			K		K		G5-3			4	0	0	0	0	2	0												
Bill Haselman, R OBP: 0.318, SLG: 0.583 (1, 2)	G4-3									3	1	1	1	0	0	0												
Ivan Rodriguez, R OBP: 0.351, SLG: 0.496 (8, PH)	G4-3									1	0	0	0	0	1	0												
Royce Clayton, R OBP: 0.316, SLG: 0.347 (1, 6)							L6			3	1	2	0	0	0	0												
Inning Stats	R: 0 E: 0 K: 0 S: 5	H: 0 LOB: 0 BB: 0 P: 7	R: 0 E: 0 K: 1 S: 5	H: 0 LOB: 0 BB: 0 P: 7	R: 0 E: 0 K: 1 S: 10	H: 1 LOB: 0 BB: 0 P: 16	R: 4 E: 0 K: 1 S: 20	H: 4 LOB: 0 BB: 0 P: 25	R: 1 E: 1 K: 0 S: 9	H: 3 LOB: 2 BB: 1 P: 17	R: 1 E: 0 K: 1 S: 10	H: 1 LOB: 0 BB: 0 P: 18	R: 0 E: 0 K: 0 S: 5	H: 0 LOB: 2 BB: 2 P: 16	R: 0 E: 0 K: 1 S: 5	H: 0 LOB: 0 BB: 0 P: 6	R: 0 E: 0 K: 1 S: 5	H: 0 LOB: 0 BB: 0 P: 6	1B: 6 2B: 0 3B: 1 HR: 2	SF: 0 SAC: 1 DP: 1 HBP: 0	WP: 0 PB: 0 SB: 0 CS: 0	PA: 35						
PITCHER	IP	WLS	BF	H	R	ER	SO	BB	IBB	HBP	BLK	WP	HR	S	P	ERA	WHIP											
Justin Thompson, L ERA: 3.69 (1, 1)	5.0	L	23	8	5	5	3	2	0	0	0	0	0	1	49	72	5.40	1.600										
Doug Bochtler, R ERA: 5.08 (6, 1)	1.2		8	1	1	1	1	2	0	0	0	0	0	1	14	33	5.40	1.800										
44 Sean Runyan, L ERA: 3.15 (7, 1)	0.1		1	0	0	0	0	0	0	0	0	0	0	1	1	0.00	0.000											
Doug Brocail, R ERA: 2.89 (8, 1)	1.0		3	0	0	0	1	0	0	0	0	0	0	5	6	0.00	0.000											



Batter	1	2	3	4	5	6	7	8	9	AB	R	H	RBI	BB	SO	LOB	TOP										
Brian Hunter, R OBP: 0.297, SLG: 0.332 (1, 8)										4	1	1	0	1	0	2											
Frank Catalanotto, L OBP: 0.318, SLG: 0.456 (1, 10)										5	2	3	1	0	0	2											
Damon Easley, R OBP: 0.343, SLG: 0.486 (1, 4)										4	0	0	0	1	2	2											
Tony Clark, S OBP: 0.349, SLG: 0.503 (1, 3)										5	1	1	1	0	0	2											
Luis Gonzalez, L OBP: 0.340, SLG: 0.462 (1, 7)										4	2	3	1	1	0	2											
Juan Encarnacion, R OBP: 0.459, SLG: 0.559 (1, 9)										5	2	2	1	0	1	3											
Joe Randa, R OBP: 0.311, SLG: 0.332 (1, 5)										5	0	3	1	0	0	1	AB 42										
Paul Bako, L OBP: 0.327, SLG: 0.359 (1, 2)										5	0	3	2	0	1	1	R 8										
Deivi Cruz, R OBP: 0.290, SLG: 0.350 (1, 6)										5	0	0	0	0	0	6	H 16										
Inning Stats	R: 3 E: 0 K: 2 S: 14	H: 4 LOB: 1 BB: 0 P: 24	R: 0 E: 0 K: 1 S: 8	H: 1 LOB: 1 BB: 0 P: 12	R: 0 E: 0 K: 1 S: 8	H: 0 LOB: 0 BB: 0 P: 13	R: 2 E: 0 K: 0 S: 18	H: 3 LOB: 2 BB: 1 P: 29	R: 2 E: 0 K: 0 S: 19	H: 4 LOB: 2 BB: 1 P: 30	R: 1 E: 1 K: 0 S: 9	H: 1 LOB: 2 BB: 1 P: 18	R: 0 E: 1 K: 0 S: 9	H: 0 LOB: 1 BB: 0 P: 12	R: 0 E: 0 K: 0 S: 8	H: 1 LOB: 1 BB: 1 P: 12	R: 0 E: 0 K: 0 S: 8	H: 2 LOB: 1 BB: 0 P: 9	1B: 8 2B: 7 3B: 1 HR: 0	SF: 0 SAC: 0 DP: 1 HBP: 0	WP: 1 PB: 0 SB: 1 CS: 1	PA: 46					
PITCHER	IP	WLS	BF	H	R	ER	SO	BB	IBB	HBP	BLK	WP	HR	S	P	ERA	WHIP										
Todd Stottlmyre, R ERA: 3.97 (1, 1)	3.1	L	17	8	5	5	4	0	0	0	0	1	0	41	66	13.50	2.400										
Al Levine, R ERA: 4.4 (4, 1)	3.2		20	5	3	2	0	2	0	0	0	0	0	44	72	4.91	1.909										
Danny Patterson, R ERA: 3.88 (8, 1)	2.0		8	3	0	0	0	0	1	0	0	0	0	16	21	0.00	1.500										

Detroit Tigers @ Texas Rangers
The Ballpark at Arlington, Arlington, TX
Tue Aug 25 1998, 8:05 PM EDT
Att: 23,378 - Unknown - 97 F


AB 42
R 8
H 16
RBI 7
BB 3
SO 4
LOB 21



Batter	1	2	3	4	5	6	7	8	9	AB	R	H	RBI	BB	SO	LOB	BOTTOM										
Tom Goodwin, L OBP: 0.373, SLG: 0.321 (1, 8)										3	2	1	0	2	0	0											
Luis Alica, S OBP: 0.373, SLG: 0.432 (1, 4)										2	1	0	0	3	0	0											
29 Rusty Greer, L OBP: 0.394, SLG: 0.449 (1, 7)										5	0	2	2	0	2	5											
Juan Gonzalez, R OBP: 0.349, SLG: 0.604 (1, 10)										4	1	1	1	0	2	3											
Willi Clark, L OBP: 0.378, SLG: 0.495 (1, 3)										5	1	1	2	0	0	3											
Ivan Rodriguez, R OBP: 0.359, SLG: 0.493 (1, 2)										5	0	1	0	0	0	1											
Todd Zeile, R OBP: 0.343, SLG: 0.428 (1, 5)										5	1	2	1	0	0	1	AB 37										
Roberto Kelly, R OBP: 0.351, SLG: 0.569 (1, 9)										4	0	3	1	0	0	1	R 7										
Royce Clayton, R OBP: 0.315, SLG: 0.346 (1, 6)										4	1	1	0	0	2	3	H 12										
Inning Stats	R: 0 E: 0 K: 1 S: 12	H: 1 LOB: 1 BB: 0 P: 19	R: 1 E: 0 K: 1 S: 11	H: 2 LOB: 1 BB: 0 P: 15	R: 0 E: 0 K: 1 S: 8	H: 0 LOB: 0 BB: 0 P: 13	R: 0 E: 0 K: 0 S: 7	H: 0 LOB: 0 BB: 0 P: 8	R: 0 E: 0 K: 1 S: 12	H: 2 LOB: 3 BB: 1 P: 19	R: 1 E: 0 K: 0 S: 10	H: 2 LOB: 1 BB: 0 P: 13	R: 2 E: 0 K: 1 S: 12	H: 2 LOB: 1 BB: 2 P: 25	R: 0 E: 0 K: 0 S: 9	H: 1 LOB: 1 BB: 0 P: 12	R: 3 E: 0 K: 1 S: 15	H: 2 LOB: 1 BB: 2 P: 32	1B: 7 2B: 5 3B: 0 HR: 1	SF: 1 SAC: 0 DP: 1 HBP: 0	WP: 1 PB: 1 SB: 0 CS: 0	PA: 43					
PITCHER	IP	WLS	BF	H	R	ER	SO	BB	IBB	HBP	BLK	WP	HR	S	P	ERA	WHIP										
Brian Powell, R ERA: 7.56 (1, 1)	6.0		28	8	4	4	4	2	0	0	0	0	0	65	97	6.00	1.667										
Matt Anderson, R ERA: 2.51 (7, 1)	0.1		3	1	0	0	1	1	0	0	0	0	0	6	12	0.00	6.000										
44 Sean Runyan, L ERA: 3.11 (7, 1)	0.2		1	0	0	0	0	0	0	0	0	0	0	1	3	0.00	0.000										
Doug Brocail, R ERA: 2.83 (8, 1)	1.0		4	1	0	0	0	0	0	0	0	0	0	9	12	0.00	1.000										
Todd Jones, R ERA: 4.59 (9, 1)	1.0		7	2	3	3	1	2	0	0	0	1	1	15	32	27.00	4.000										

Detroit Tigers @ Texas Rangers
The Ballpark at Arlington, Arlington, TX
Tue Aug 25 1998, 8:05 PM EDT
Att: 23,378 - Unknown - 97 F


AB 37
R 7
H 12
RBI 7
BB 5
SO 6
LOB 17



Batter	1	2	3	4	5	6	7	8	9	AB	R	H	RBI	BB	SO	LOB	TOP					
Brian Hunter, R OBP: 0.298, SLG: 0.331 (1, 8)	L7		L8						G3-1	4	1	1	0	1	0	0						
Frank Catalanotto, L OBP: 0.327, SLG: 0.469 (1, 3)	HR		L7						K	4	1	2	2	0	1	0						
Damon Easley, R OBP: 0.340, SLG: 0.481 (1, 4) (8, 6)	F9			G6-3	FC5-4		P4		F9	5	0	0	1	0	0	4						
Tony Clark, S OBP: 0.348, SLG: 0.501 (1, 10)	K			P6			G3			4	0	1	1	0	1	2						
Luis Gonzalez, L OBP: 0.340, SLG: 0.459 (1, 7)		G3		L9	G3-1					3	0	0	0	1	0	2						
Juan Encarnacion, R OBP: 0.415, SLG: 0.605 (1, 9)						G4-3	L6			4	1	2	0	0	0	3						
Joe Randa, R OBP: 0.310, SLG: 0.331 (1, 5) (8, 4)								G5-3		4	1	1	1	0	1	1	AB 36 R 6 H 8 RBI 6 BB 2 SO 6 LOB 14					
Paul Bako, L OBP: 0.326, SLG: 0.357 (1, 2)										4	0	1	0	0	2	1						
Deivi Cruz, R OBP: 0.288, SLG: 0.347 Bobby Higginson, L OBP: 0.364, SLG: 0.496 Gabe Alvarez, R OBP: 0.296, SLG: 0.383 (1, 6) (8, PH) (8, 5)										3	2	0	1	0	0	1						
Inning Stats	R: 1 E: 0 K: 1 S: 9	H: 1 LOB: 0 BB: 0 P: 15	R: 0 E: 0 K: 1 S: 9	H: 1 LOB: 1 BB: 0 P: 14	R: 0 E: 0 K: 0 S: 6	H: 0 LOB: 0 BB: 0 P: 9	R: 0 E: 0 K: 0 S: 3	H: 0 LOB: 0 BB: 0 P: 5	R: 4 E: 0 K: 0 S: 13	H: 6 LOB: 2 BB: 0 P: 20	R: 0 E: 0 K: 1 S: 7	H: 0 LOB: 0 BB: 0 P: 8	R: 1 E: 2 K: 0 S: 11	H: 0 LOB: 3 BB: 2 P: 27	R: 0 E: 0 K: 1 S: 7	H: 0 LOB: 0 BB: 0 P: 11	R: 0 E: 0 K: 1 S: 8	H: 0 LOB: 0 BB: 0 P: 14	1B: 6 2B: 0 3B: 1 HR: 1	SF: 0 SAC: 0 DP: 0 HBP: 1	WP: 0 PB: 0 SB: 0 CS: 0	PA: 39
PITCHER	IP	WLS	BF	H	R	ER	SO	BB	IBB	HBP	BLK	WP	HR	S	P	ERA	WHIP					
Esteban Loaiza, R ERA: 4.58 Tim Crabtree, R ERA: 3.97 Eric Gunderson, L ERA: 4.26 Xavier Hernandez, R ERA: 2.72 John Weteland, R ERA: 1.74 (1, 1) (8, 1) (7, 1) (7, 1) (9, 1)	5.0	W	23	8	5	5	2	0	0	0	0	0	1	40	63	9.00	1.600					

Detroit Tigers @ Texas Rangers
The Ballpark at Arlington, Arlington, TX
Wed Aug 26 1998, 8:05 PM EDT
Att: 22,618 - Cloudy - 96 F

livebaseballscores.com



Batter	1	2	3	4	5	6	7	8	9	AB	R	H	RBI	BB	SO	LOB	BOTTOM					
Tom Goodwin, L OBP: 0.373, SLG: 0.327 (1, 8)	29 1B BB	HR		K		G6-3		E5 3B		4	3	1	1	1	1	0						
Mark McLemore, S OBP: 0.382, SLG: 0.332 (1, 4)	29 1B 2B	K		F7		29 1B BB		3B		4	2	2	1	1	1	0						
29 Rusty Greer, L OBP: 0.397, SLG: 0.453 (1, 7)	2B	2B						G6-3		4	2	3	1	1	0	1						
Juan Gonzalez, R OBP: 0.353, SLG: 0.610 (1, 10)	WP 1B	2B		G5-3				BB		4	1	3	4	1	0	1						
Willi Clark, L OBP: 0.380, SLG: 0.493 (1, 3)	FC5-4 1B	F8						BB		3	0	1	1	2	0	3						
Ivan Rodriguez, R OBP: 0.380, SLG: 0.492 (1, 2)	FC5-4 G1-3							G3		5	0	2	0	0	0	4						
Todd Zeile, R OBP: 0.340, SLG: 0.424 (1, 5)	G1-3			F9		G3-6-1		K		4	0	0	0	0	1	4	AB 36 R 8 H 12 RBI 8 BB 6 SO 6 LOB 17					
Roberto Kelly, R OBP: 0.344, SLG: 0.557 (1, 9)	K			K		P4		G5-3		4	0	0	0	0	2	3						
Royce Clayton, R OBP: 0.313, SLG: 0.343 (1, 6)		G4-3		K				G5-3		4	0	0	0	0	1	1						
Inning Stats	R: 4 E: 0 K: 1 S: 20	H: 4 LOB: 1 BB: 1 P: 32	R: 2 E: 0 K: 1 S: 14	H: 3 LOB: 1 BB: 0 P: 21	R: 0 E: 0 K: 2 S: 10	H: 1 LOB: 1 BB: 0 P: 15	R: 0 E: 0 K: 1 S: 11	H: 0 LOB: 1 BB: 1 P: 20	R: 0 E: 0 K: 0 S: 7	H: 1 LOB: 1 BB: 1 P: 14	R: 1 E: 0 K: 0 S: 10	H: 2 LOB: 2 BB: 1 P: 20	R: 0 E: 0 K: 1 S: 6	H: 0 LOB: 0 BB: 0 P: 9	R: 1 E: 1 K: 0 S: 16	H: 1 LOB: 3 BB: 2 P: 30	R: 0 E: 0 K: 1 S: 8	H: 0 LOB: 0 BB: 0 P: 14	1B: 7 2B: 3 3B: 1 HR: 1	SF: 0 SAC: 0 DP: 1 HBP: 0	WP: 1 PB: 0 SB: 0 CS: 0	PA: 42
PITCHER	IP	WLS	BF	H	R	ER	SO	BB	IBB	HBP	BLK	WP	HR	S	P	ERA	WHIP					
Bryce Florie, R ERA: 4.85 Frank Castillo, R ERA: 7.33 A.J. Sager, R ERA: 6.89 Matt Anderson, R ERA: 2.45 (1, 1) (2, 1) (6, 1) (8, 1)	1.2	L	12	6	6	6	2	1	0	0	0	0	0	28	45	32.40	4.200					

Detroit Tigers @ Texas Rangers
The Ballpark at Arlington, Arlington, TX
Wed Aug 26 1998, 8:05 PM EDT
Att: 22,618 - Cloudy - 96 F

livebaseballscores.com



Batter	1	2	3	4	5	6	7	8	9	10	AB	R	H	RBI	BB	SO	LOB	TOP									
Tom Goodwin, L OBP: 0.371, SLG: 0.324	(1, 8) 4-0 CS BB		(1, 2) E6 CS	(0, 0) F7		(0, 1) G4-3			(0, 0) G3		4	0	0	0	1	0	4	Texas Rangers @ Chicago White Sox Comiskey Park, Chicago, IL Fri Aug 28 1998, 4:33 AM EDT Overcast - 73 F									
Luis Alica, S OBP: 0.373, SLG: 0.438	(1, 4) 3-3 K SAFE		(1, 0) CS	(0, 0) HR	(4, 1) BB		(3, 2) F9		(2, 2) K		4	1	1	0	1	2	1										
29 Rusty Greer, L OBP: 0.395, SLG: 0.451	(1, 7) 3-3 K			(3, 1) F8	(2, 1) F8		(1, 1) 1B		(2, 2) F7		5	0	1	0	0	1	2										
Juan Gonzalez, R OBP: 0.352, SLG: 0.611	(1, 10) 1-3 K		(1, 0) HR	(3, 3) HR	(2, 3) K		(2, 3) K		(1, 3) K		5	1	1	2	0	4	2										
Will Clark, L OBP: 0.382, SLG: 0.508	(1, 3) 0-0 G6-4-3 1B		(3, H) HR	(2, 1) HR	(0, 0) G1-3		(0, 0) F7		(1, 0) HR		5	2	3	2	0	0	2										
Ivan Rodriguez, R OBP: 0.350, SLG: 0.497	(1, 2) 2-2 G6-4-3		(0, 0) HR			(0, 1) G3 1B		(0, 1) G4-3		(1, 1) G4-3		5	1	2	1	0	1										
Todd Zeile, R OBP: 0.341, SLG: 0.425	(1, 5) 1-2 G6-3 1B		(2, 2) F9 1B			(2, 3) K		(0, 1) P3			4	1	2	0	0	1	1										
Roberto Kelly, R OBP: 0.347, SLG: 0.556	(1, 9) 1-0 P9		(2, 1) 1B			(1, 2) G3 1B		(0, 2) P3			4	0	2	0	0	0	1										
Royce Clayton, R OBP: 0.310, SLG: 0.340	(1, 6) 0-0 G6-3		(0, 0) F9			(0, 0) G3			(1, 3) K		4	0	0	0	0	1	5										
Inning Stats	R: 0 E: 0 K: 2 S: 6	H: 0 LOB: 0 BB: 1 P: 16	R: 0 E: 0 K: 1 S: 11	H: 1 LOB: 0 BB: 0 P: 14	R: 1 E: 1 K: 0 S: 8	H: 1 LOB: 0 BB: 0 P: 12	R: 4 E: 0 K: 0 S: 14	H: 6 LOB: 2 BB: 0 P: 24	R: 0 E: 0 K: 1 S: 7	H: 0 LOB: 1 BB: 0 P: 16	R: 0 E: 0 K: 1 S: 11	H: 2 LOB: 2 BB: 0 P: 14	R: 0 E: 0 K: 1 S: 12	H: 1 LOB: 1 BB: 0 P: 18	R: 0 E: 0 K: 0 S: 7	H: 0 LOB: 0 BB: 0 P: 7	R: 0 E: 0 K: 2 S: 8		H: 0 LOB: 0 BB: 0 P: 11	R: 1 E: 0 K: 1 S: 13	H: 1 LOB: 0 BB: 0 P: 18	1B: 7 2B: 1 3B: 1 HR: 4	SF: 0 SAC: 0 DP: 2 HBP: 0	WP: 0 PB: 0 SB: 1 CS: 2	PA: 43		
PITCHER	IP	WLS	BF	H	R	ER	SO	BB	IBB	HBP	BLK	WP	HR	S	P	ERA	WHIP										
John Snyder, R ERA: 5.0	(1, 1) 7.0		32	11	5	4	6	2	0	0	0	0	3	69	114	5.14	1.857										
Chad Bradford, R ERA: 1.65	(8, 1) 2.0	W	6	0	0	0	2	0	0	0	0	0	0	15	18	0.00	0.000										
Bob Howry, R ERA: 3.23	(10, 1) 1.0	L	4	1	1	1	1	0	0	0	0	0	1	13	18	9.00	1.000										

AB	40
R	6
H	12
RBI	5
BB	2
SO	9
LOB	19



Batter	1	2	3	4	5	6	7	8	9	10	AB	R	H	RBI	BB	SO	LOB	BOTTOM									
Ray Durham, S OBP: 0.368, SLG: 0.465	(1, 4) 1-3 K		(2, 0) L4		(1, 2) HR			(2, 0) F9		(2, 2) G5-3	5	1	1	2	0	1	1	Texas Rangers @ Chicago White Sox Comiskey Park, Chicago, IL Fri Aug 28 1998, 4:33 AM EDT Overcast - 73 F									
Mike Caruso, S OBP: 0.336, SLG: 0.395	(1, 6) 0-0 L7		(0, 0) G4-3		(1, 2) 1B		(1, 2) G3		(1, 1) G4-3		5	0	1	0	0	0	1										
Frank Thomas, R OBP: 0.369, SLG: 0.467	(1, 10) 1-3 K			(1, 3) K	(2, 2) P4		(4, 1) BB				3	0	0	0	1	2	1										
Albert Belle, R OBP: 0.383, SLG: 0.631	(1, 7) 2-2 25 HR 1B			(0, 0) HR		(0, 0) F8		(2, 3) K			4	2	2	1	0	1	1										
Robin Ventura, L OBP: 0.337, SLG: 0.411	(1, 5) 2-2 P4			(1, 1) F8		(3, 2) G3-1			(1, 0) L8		4	0	0	0	0	0	1										
Greg Norton, S OBP: 0.317, SLG: 0.432	(1, 3) 2-3 K			(1, 3) K		(2, 0) P5			(4, 2) 25 L3 BB		3	0	0	0	1	2	1										
25 Jeff Abbott, R OBP: 0.286, SLG: 0.442	(1, 8) 0-0 1H HR				(1, 0) HR 1B			(1, 0) G5-3		(2, 1) L3	4	2	2	2	0	0	1										
Magglio Ordonez, R OBP: 0.328, SLG: 0.424	(1, 9) 2-2 F9				(2, 1) F9			(1, 0) G5-3		(4, 2) SH3 BB	3	0	0	0	1	0	1										
Chad Kreuter, S OBP: 0.353, SLG: 0.327	(1, 2) 1-3 K				(1, 3) K			(3, 2) F9		(0, 0) SH3	3	0	0	0	0	2	1										
Inning Stats	R: 0 E: 0 K: 2 S: 8	H: 0 LOB: 0 BB: 0 P: 10	R: 2 E: 0 K: 1 S: 18	H: 2 LOB: 0 BB: 0 P: 26	R: 0 E: 0 K: 1 S: 6	H: 0 LOB: 0 BB: 0 P: 9	R: 1 E: 0 K: 2 S: 9	H: 1 LOB: 0 BB: 0 P: 12	R: 2 E: 0 K: 1 S: 16	H: 3 LOB: 1 BB: 0 P: 24	R: 0 E: 0 K: 0 S: 7	H: 0 LOB: 0 BB: 0 P: 12	R: 0 E: 0 K: 1 S: 5	H: 0 LOB: 0 BB: 0 P: 10	R: 0 E: 0 K: 1 S: 8	H: 0 LOB: 1 BB: 1 P: 17	R: 0 E: 0 K: 0 S: 5		H: 0 LOB: 0 BB: 1 P: 12	R: 0 E: 0 K: 0 S: 8	H: 0 LOB: 1 BB: 1 P: 15	1B: 3 2B: 1 3B: 0 HR: 3	SF: 0 SAC: 1 DP: 1 HBP: 0	WP: 0 PB: 0 SB: 0 CS: 0	PA: 38		
PITCHER	IP	WLS	BF	H	R	ER	SO	BB	IBB	HBP	BLK	WP	HR	S	P	ERA	WHIP										
Rick Helting, R ERA: 4.7	(1, 1) 7.0		27	6	5	5	7	0	0	0	0	0	3	69	103	6.43	0.857										
Xavier Hernandez, R ERA: 2.81	(8, 1) 2.0	W	7	0	0	0	1	2	0	0	0	0	0	13	29	0.00	1.000										
John Wetteland, R ERA: 1.71	(10, 1) 1.0	S	4	0	0	0	0	1	0	0	0	0	0	8	15	0.00	1.000										

AB	34
R	5
H	6
RBI	5
BB	3
SO	8
LOB	9



Batter	1	2	3	4	5	6	7	8	9	AB	R	H	RBI	BB	SO	LOB	TOP										
Mark McLemore, S OBP: 0.384, SLG: 0.331 (1, 4)	L8		29 HR BB	P7				HBP BB		2	1	0	0	3	0	0	Texas Rangers @ Chicago White Sox Comiskey Park, Chicago, IL Fri Aug 28 1998, 8:05 PM EDT Att: 14,280 - Cloudy - 75 F										
Roberto Kelly, R OBP: 0.353, SLG: 0.569 (1, 8) (7, 9)	HR		29 HR 1B		L8	F3		HBP BB		4	2	2	2	0	0	3											
29 Rusty Greer, L OBP: 0.394, SLG: 0.454 (1, 7)	F8		HR		F7		G4-3	G4-6-3		5	1	1	3	0	0	3											
Juan Gonzalez, R OBP: 0.352, SLG: 0.609 (1, 10)	L8		BB 1B		K		G3 1B		K	5	0	2	0	0	2	0											
Will Clark, L OBP: 0.382, SLG: 0.507 (1, 3)		F8	WP BB				G3		F9	4	1	1	0	1	0	1											
Todd Zeile, R OBP: 0.340, SLG: 0.423 (1, 5)	L9	L9				FC4-6 WP 1B	G3		F7	5	0	1	1	0	0	2											
Mike Simms, R OBP: 0.386, SLG: 0.629 Tom Goodwin, L OBP: 0.373, SLG: 0.324 (1, 9) (7, 8)	BB	F8				K		1B HBP BB		2	0	0	0	1	1	2											
Bill Haselman, R OBP: 0.315, SLG: 0.563 (1, 2)	K			K		FC4-6 BB		G1-3		3	0	0	0	1	2	2											
Royce Clayton, R OBP: 0.312, SLG: 0.348 (1, 6)			HR	P4		FC4-6 BB		HBP BB 1B		4	1	2	1	0	0	2											
Inning Stats	R: 1 E: 0 K: 0 S: 15	H: 1 LOB: 0 BB: 0 P: 23	R: 0 E: 0 K: 1 S: 8	H: 0 LOB: 1 BB: 1 P: 15	R: 4 E: 0 K: 0 S: 12	H: 4 LOB: 1 BB: 2 P: 24	R: 0 E: 0 K: 1 S: 8	H: 0 LOB: 0 BB: 0 P: 14	R: 0 E: 0 K: 1 S: 7	H: 0 LOB: 0 BB: 0 P: 8	R: 1 E: 0 K: 1 S: 15	H: 2 LOB: 3 BB: 2 P: 29	R: 0 E: 0 K: 0 S: 10	H: 1 LOB: 1 BB: 0 P: 13	R: 1 E: 0 K: 0 S: 8	H: 1 LOB: 2 BB: 2 P: 20		R: 0 E: 0 K: 1 S: 8	H: 0 LOB: 0 BB: 0 P: 12	1B: 5 2B: 1 3B: 0 HR: 3	SF: 0 SAC: 0 DP: 1 HBP: 1	WP: 2 PB: 0 SB: 0 CS: 0	PA: 42				
PITCHER	IP	WLS	BF	H	R	ER	SO	BB	IBB	HBP	BLK	WP	HR	S	P	ERA	WHIP										
Scott Eyre, L ERA: 5.44 (1, 1)	2.1		14	5	5	5	1	3	0	0	0	0	3	31	57	19.29	3.429										
Mike Heathcott, R ERA: 3.0 (3, 1)	3.0		12	2	1	1	3	1	0	0	0	2	0	28	44	3.00	1.000										
Jaime Navarro, R ERA: 6.26 (6, 1)	2.0		12	2	1	1	0	3	0	1	0	0	0	22	42	4.50	2.500										
Bryan Ward, L ERA: 4.5 (8, 1)	0.2	W	1	0	0	0	0	0	0	0	0	0	0	2	3	0.00	0.000										
Bob Howry, R ERA: 3.15 (9, 1)	1.0	S	3	0	0	0	1	0	0	0	0	0	0	8	12	0.00	0.000										

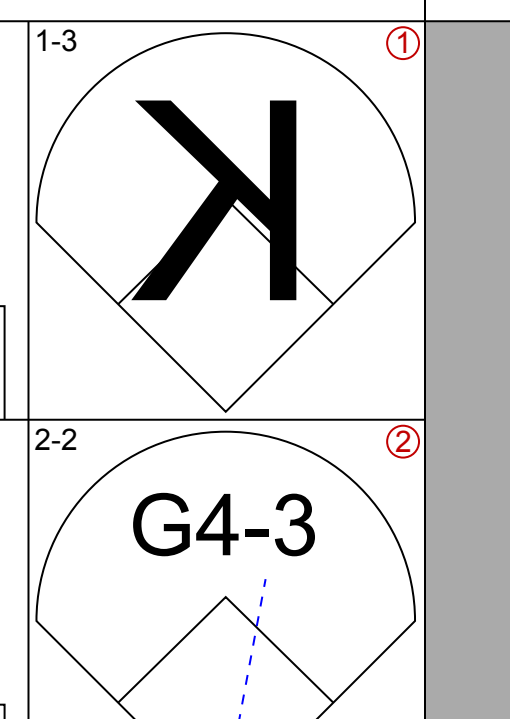
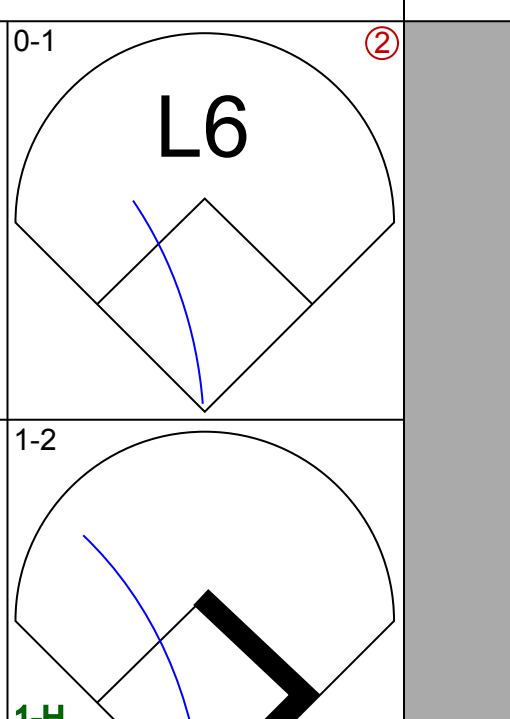
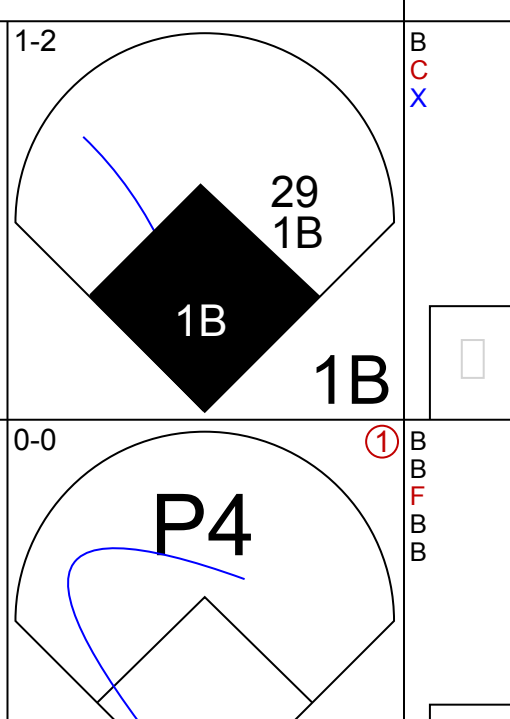
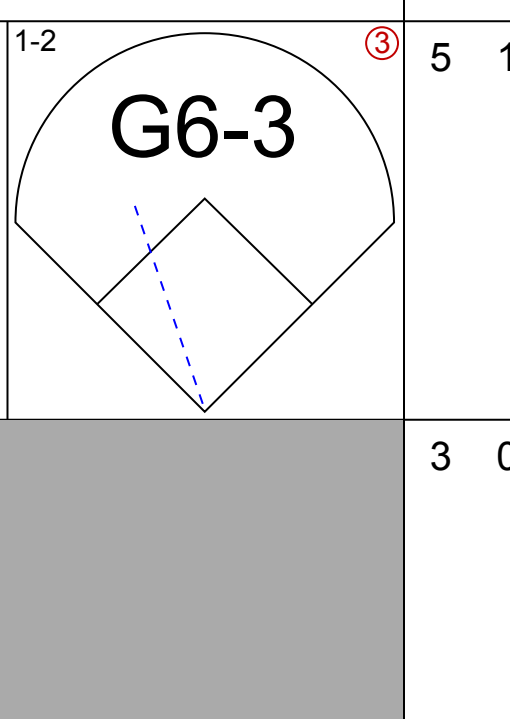
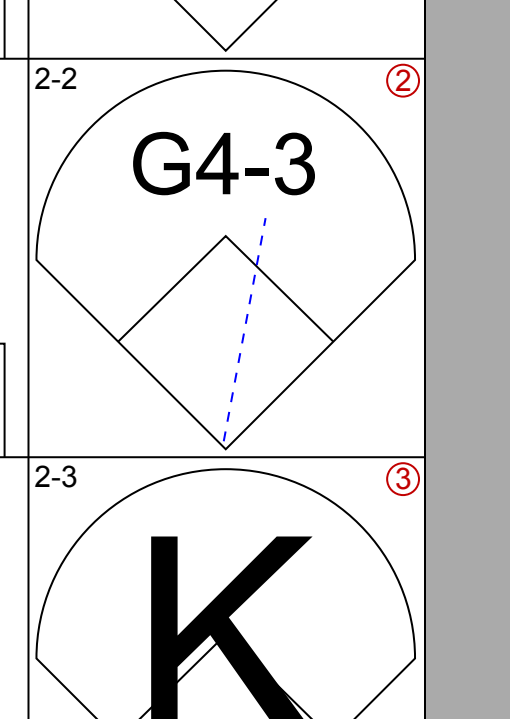
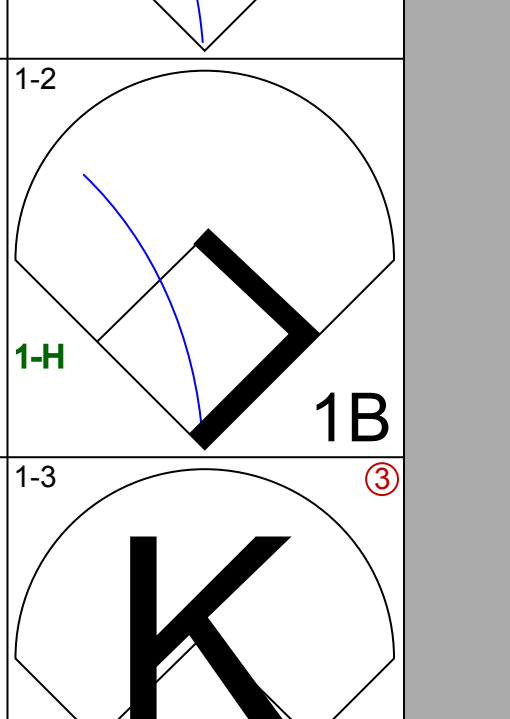
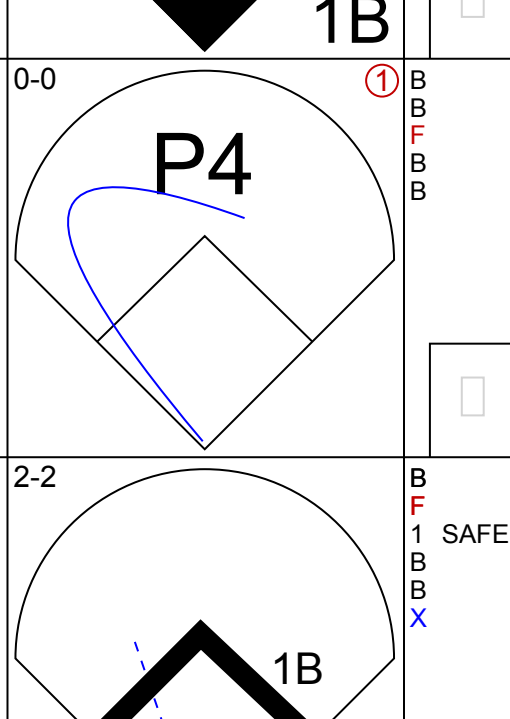
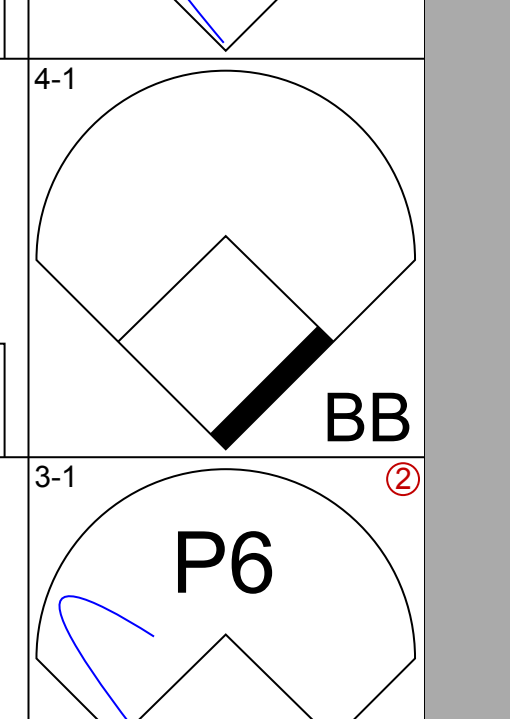
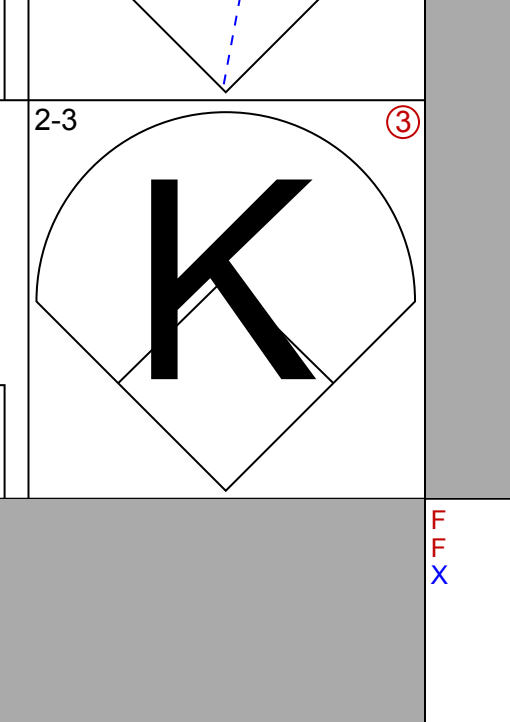
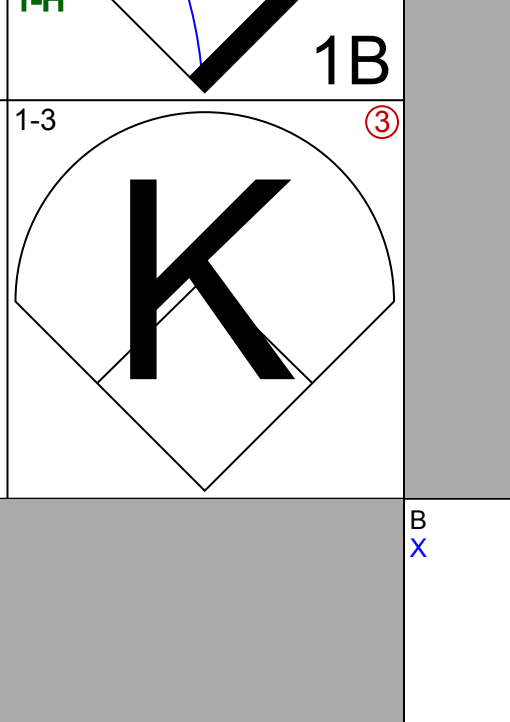
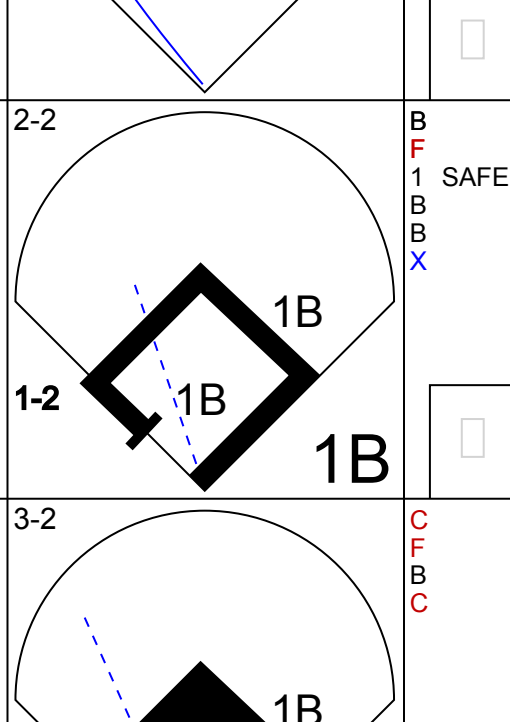
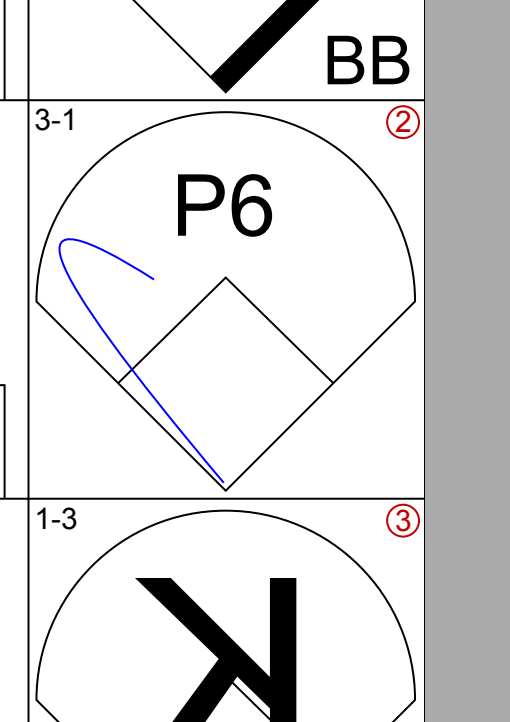
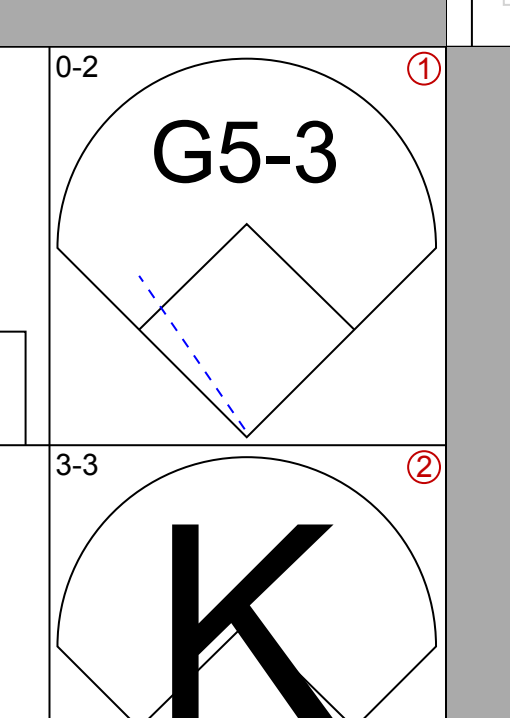
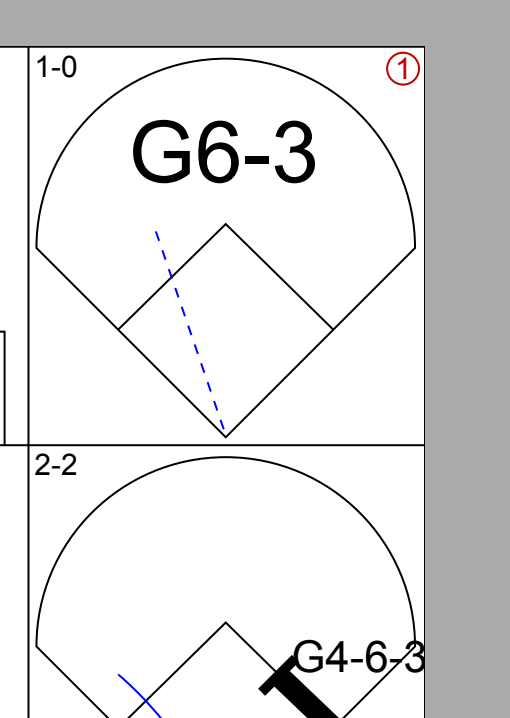
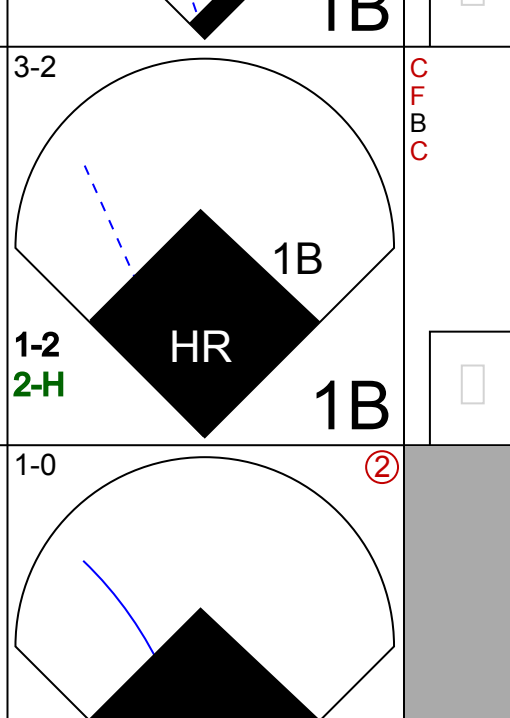
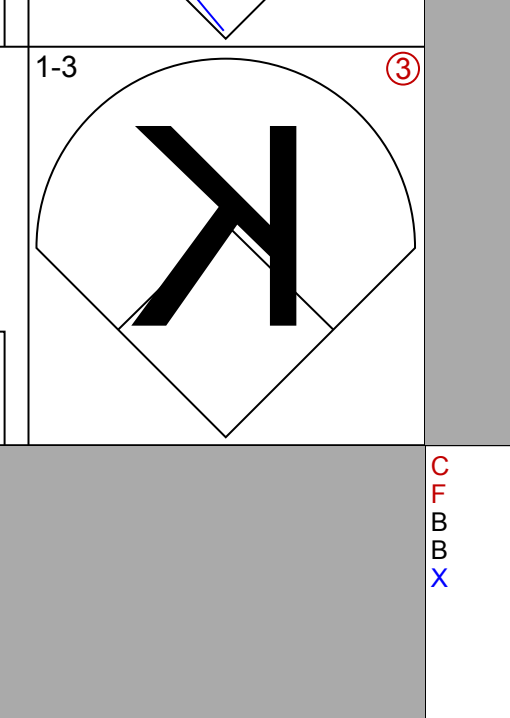
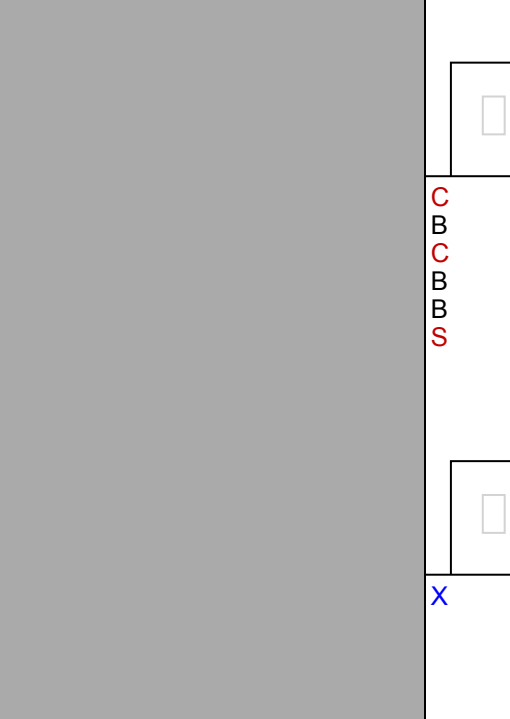
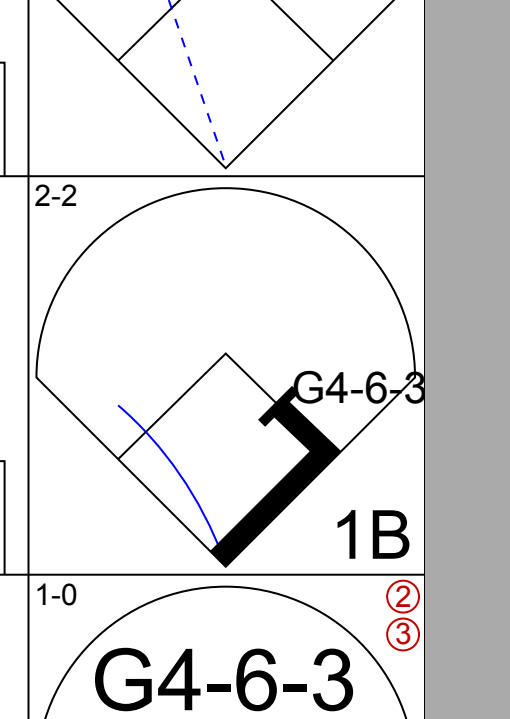
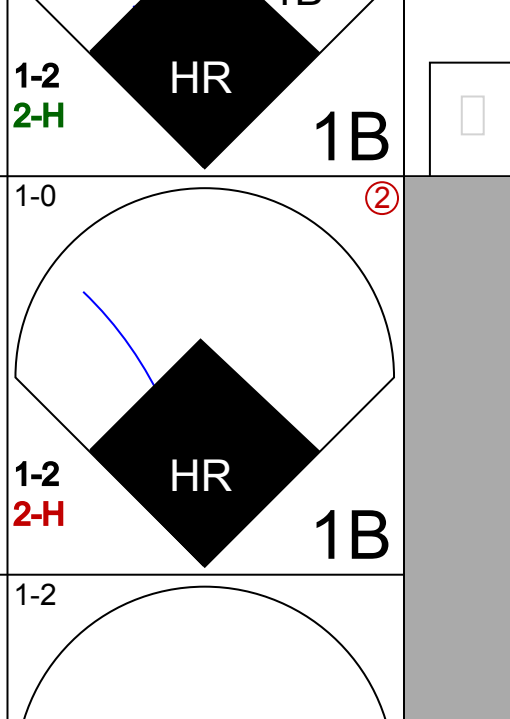
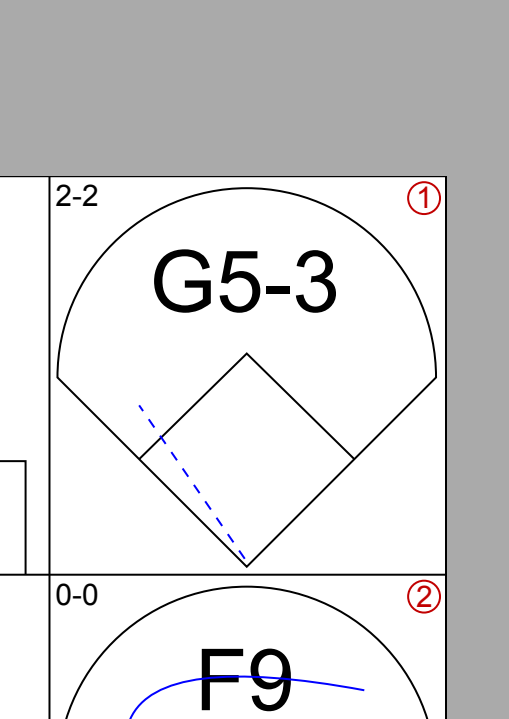
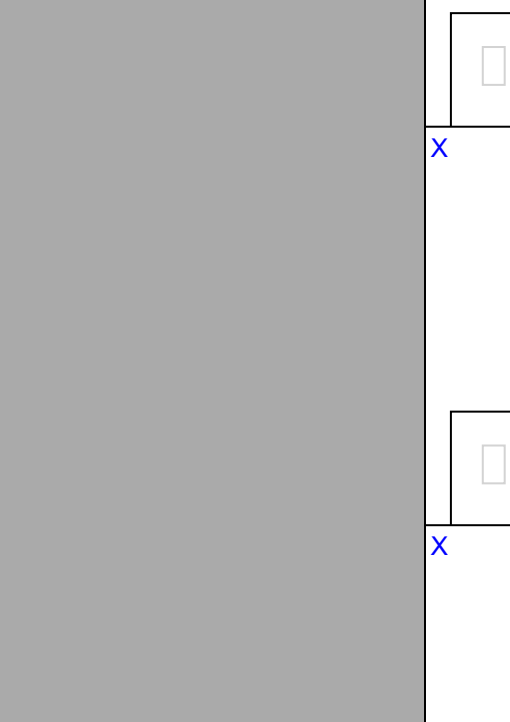
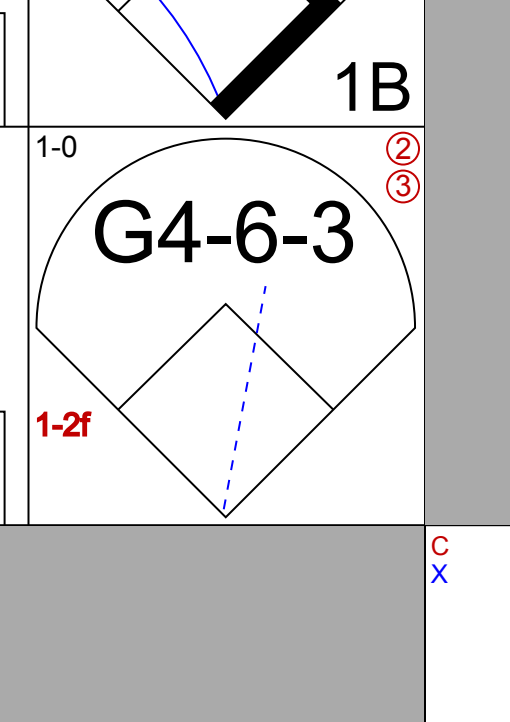
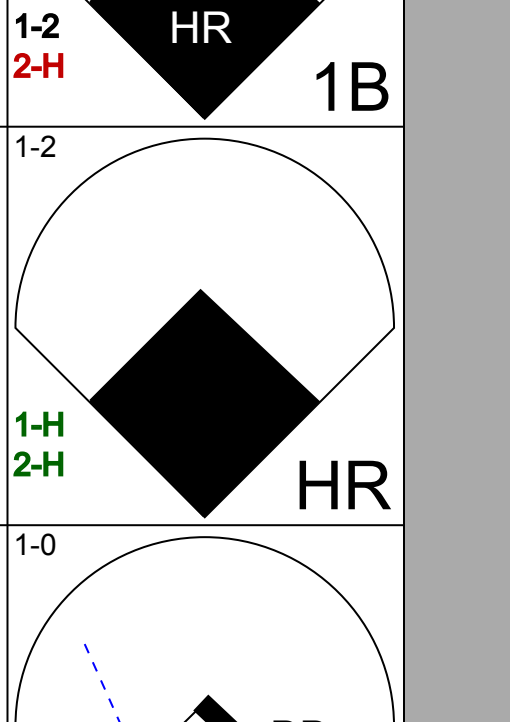
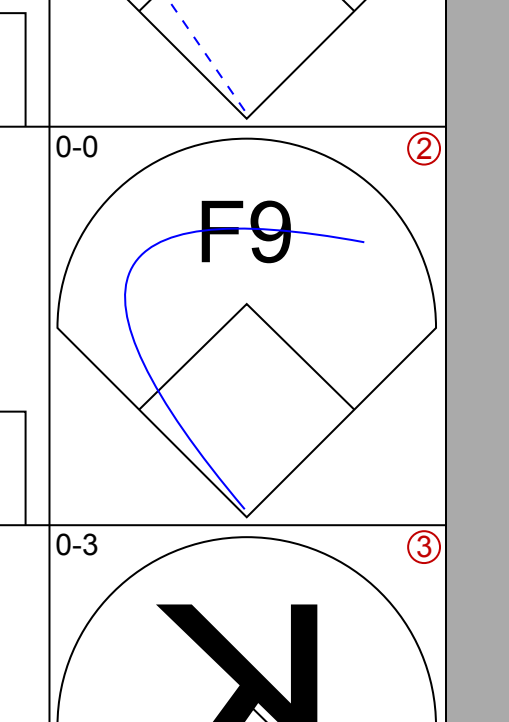
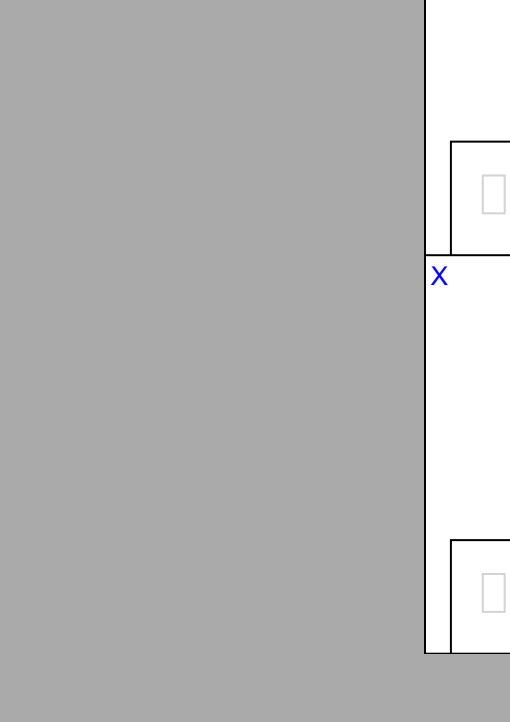
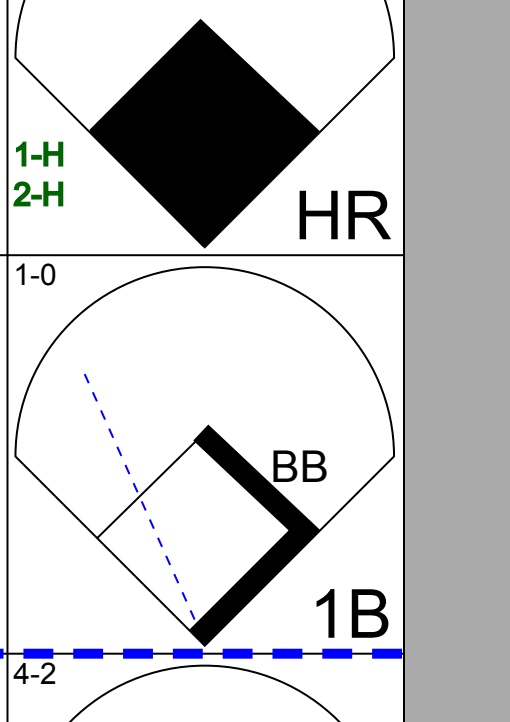
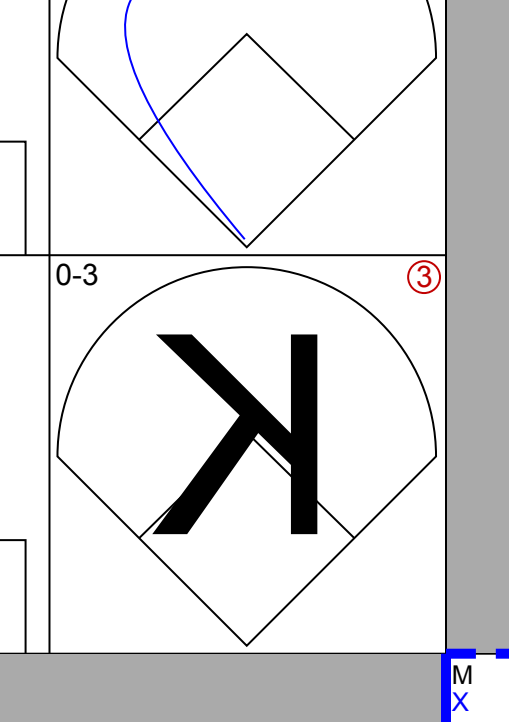
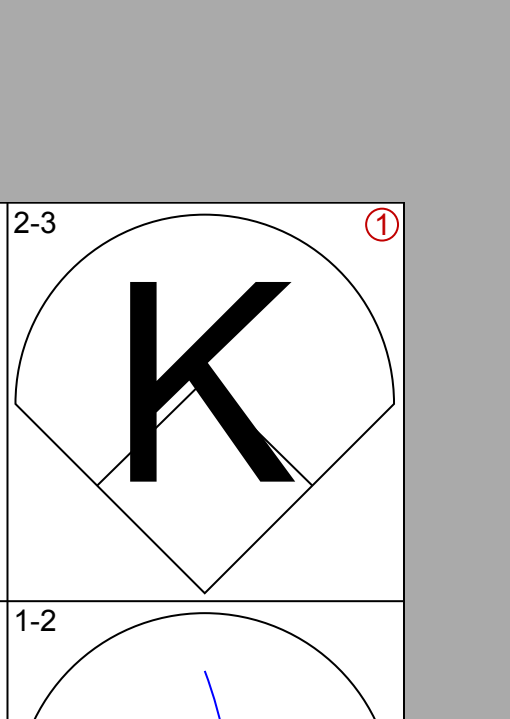
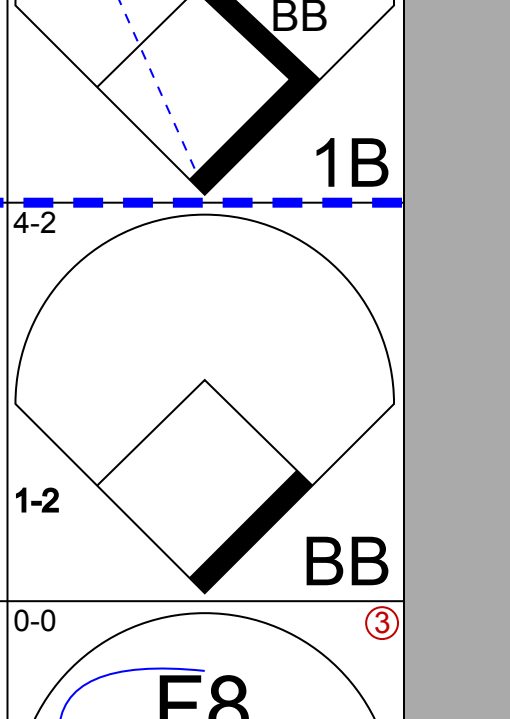
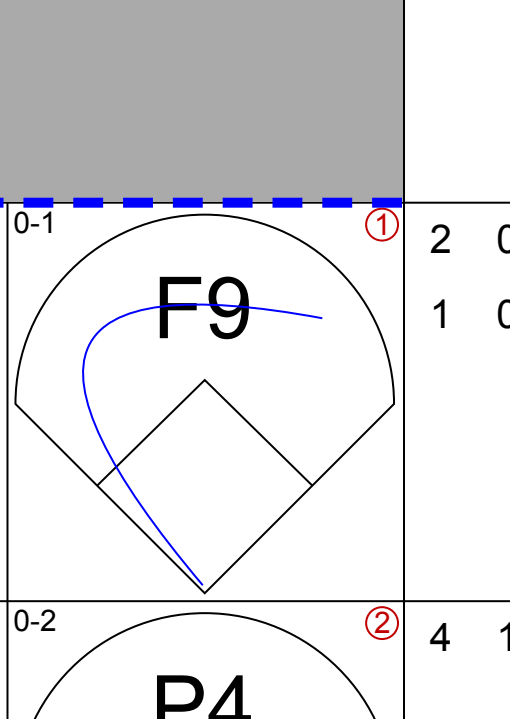
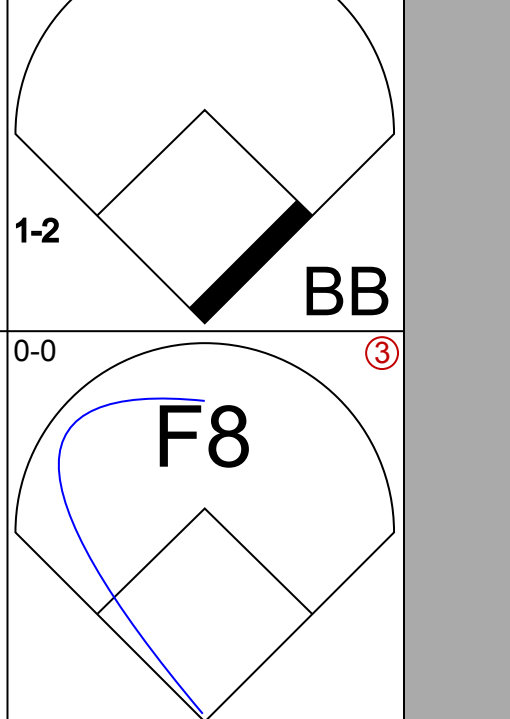
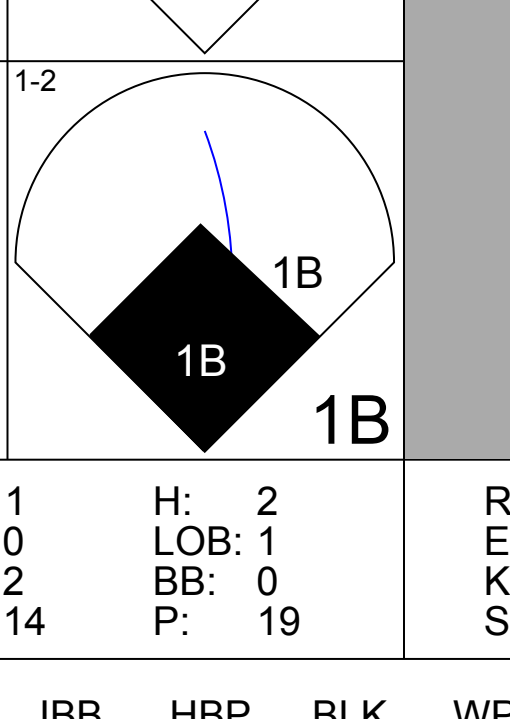
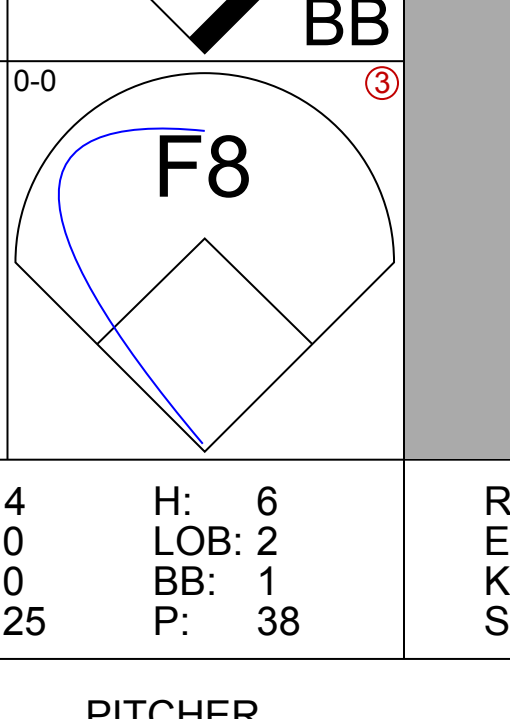
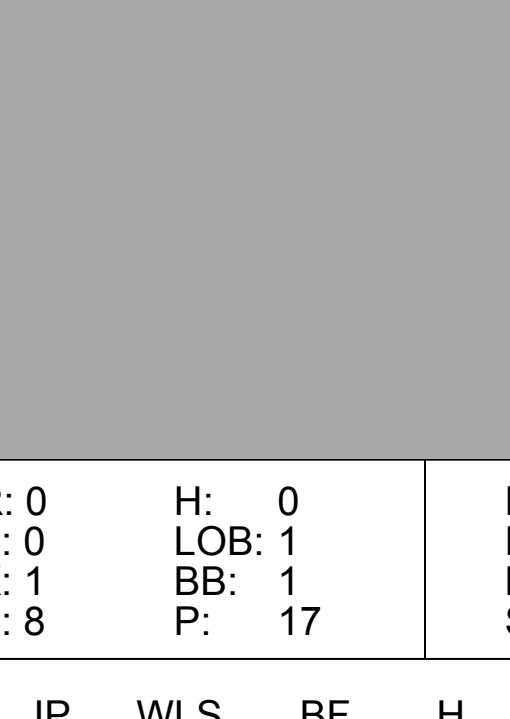
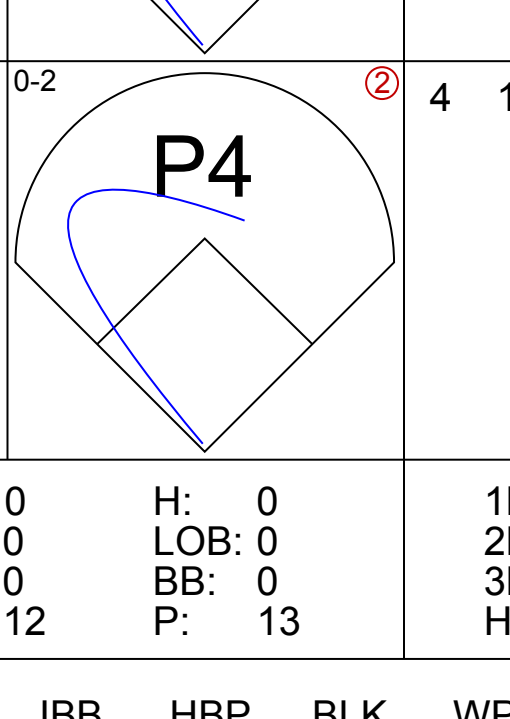
Batter	1	2	3	4	5	6	7	8	9	AB	R	H	RBI	BB	SO	LOB	BOTTOM										
Ray Durham, S OBP: 0.367, SLG: 0.468 (1, 4)	K		G4-3	FC4-6			G5-3	HR		5	1	1	2	0	1	2	Texas Rangers @ Chicago White Sox Comiskey Park, Chicago, IL Fri Aug 28 1998, 8:05 PM EDT Att: 14,280 - Cloudy - 75 F										
Mike Canuso, S OBP: 0.338, SLG: 0.403 (1, 6)	G4-3		1B 2B		B1		WP BB SF9	HR		4	3	2	1	1	0	0											
Frank Thomas, R OBP: 0.372, SLG: 0.470 (1, 10)	G5-3		2B 1B				SF9 WP BB	G6-3		3	0	2	0	2	0	0											
Albert Belle, R OBP: 0.381, SLG: 0.630 (1, 7)		G3	2B			G6-3	SF9	G6-3		4	0	1	2	0	0	2											
Robin Ventura, L OBP: 0.339, SLG: 0.416 (1, 5)	HR		K			G4-3		FC5-4 IBB		3	1	1	1	2	1	3											
Wil Cordero, R OBP: 0.297, SLG: 0.423 (1, 3)	F8			G6-3			K	G6-3	FC5-4	5	0	0	0	0	1	4											
Magglio Ordonez, R OBP: 0.329, SLG: 0.429 (1, 9)	F7			FC6-4 1B			FC6-4 1B	HR 2B		4	1	3	0	0	0	0											
Mike Cameron, R OBP: 0.284, SLG: 0.318 (1, 8)			G4-3 S G4-3	1B	FC6-4		FC6-4 FC5-4	HR 2B		4	2	2	2	0	0	2											
Robert Machado, R OBP: 0.266, SLG: 0.339 (1, 2)			G4-3	FC4-6 1B			FC5-4	F9		4	0	1	0	0	0	2											
Inning Stats	R: 0 E: 0 K: 1 S: 7	H: 0 LOB: 0 BB: 0 P: 12	R: 1 E: 0 K: 0 S: 8	H: 1 LOB: 0 BB: 0 P: 12	R: 2 E: 0 K: 1 S: 17	H: 4 LOB: 2 BB: 0 P: 22	R: 0 E: 0 K: 0 S: 8	H: 2 LOB: 2 BB: 0 P: 14	R: 0 E: 0 K: 1 S: 9	H: 1 LOB: 1 BB: 0 P: 15	R: 0 E: 0 K: 1 S: 14	H: 1 LOB: 1 BB: 0 P: 18	R: 1 E: 0 K: 0 S: 15	H: 0 LOB: 2 BB: 3 P: 33	R: 4 E: 0 K: 0 S: 18	H: 4 LOB: 2 BB: 2 P: 38		R: 0 E: 0 K: 1 S: 8	H: 0 LOB: 0 BB: 0 P: 12	1B: 6 2B: 3 3B: 0 HR: 4	SF: 1 SAC: 0 DP: 0 HBP: 0	WP: 1 PB: 0 SB: 1 CS: 0	PA: 42				
PITCHER	IP	WLS	BF	H	R	ER	SO	BB	IBB	HBP	BLK	WP	HR	S	P	ERA	WHIP										
John Burkett, R ERA: 5.91 (1, 1)	5.0		23	8	3	3	2	0	0	0	0	1	0	20	35	5.40	1.800										
Tim Lincecum, R ERA: 4.01 (6, 1)	1.2		8	1	1	1	1	2	0	0	0	0	0	2	6	∞	∞										
Greg Cadaret, L ERA: 4.14 (7, 1)	0.0		1	0	0	0	0	1	0	0	0	0	0	2	6	∞	∞										
Danny Patterson, R ERA: 4.18 (7, 1)	0.2		4	2	2	2	0	0	0	0	0	0	1	14	23	27.00	3.000										
Eric Gunderson, L ERA: 4.58 (8, 1)	0.0	L	3	2	2	2	0	1	0	0	0	0	2	6	14	∞	∞										

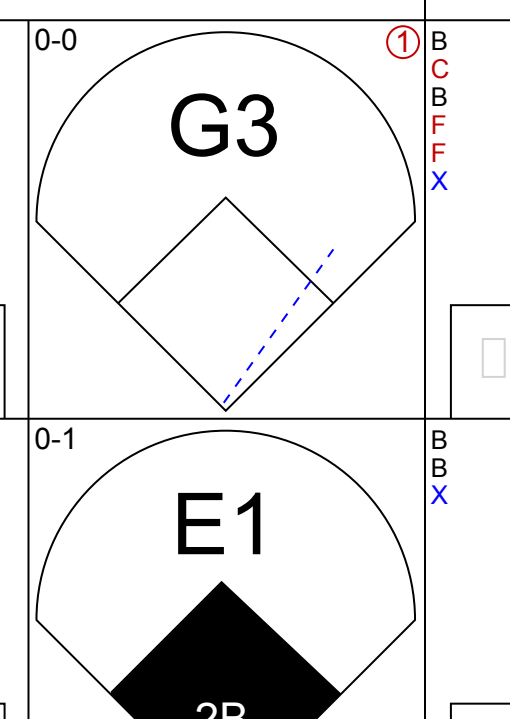
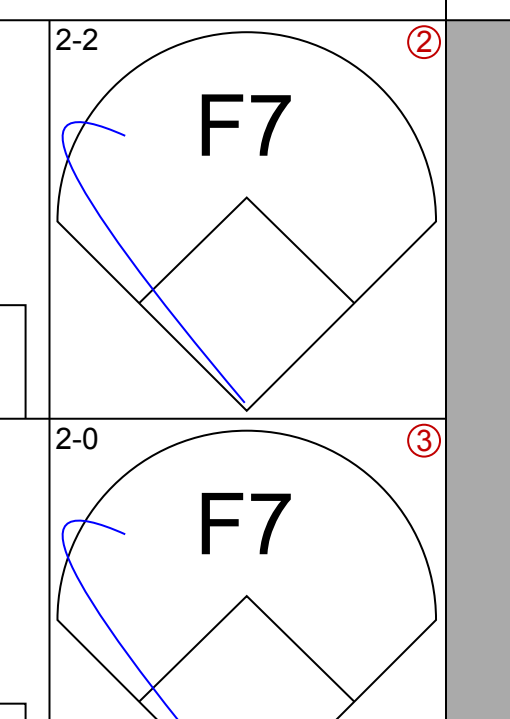
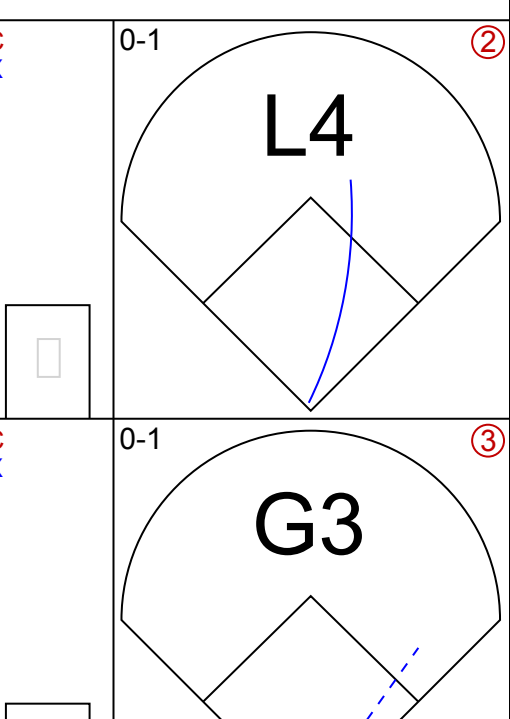

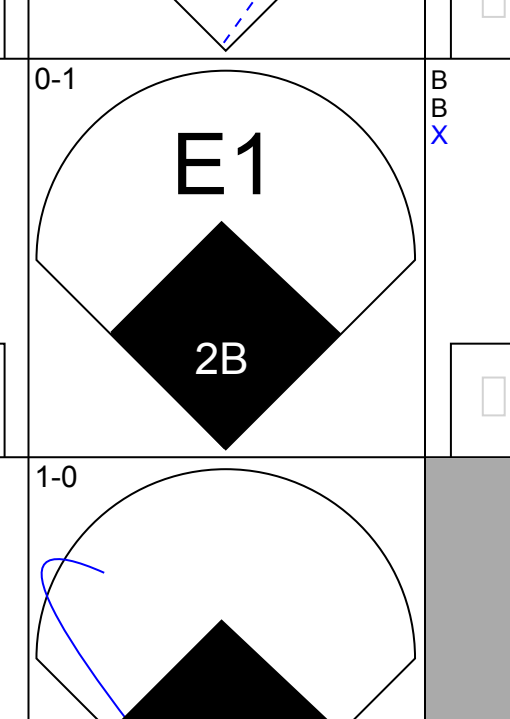
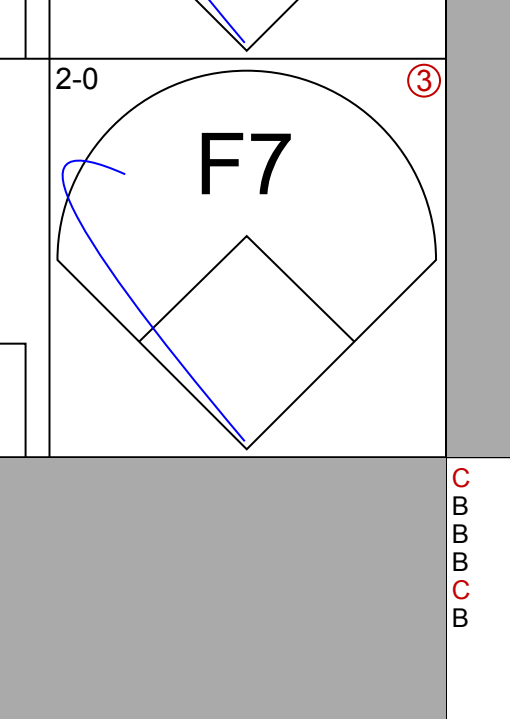
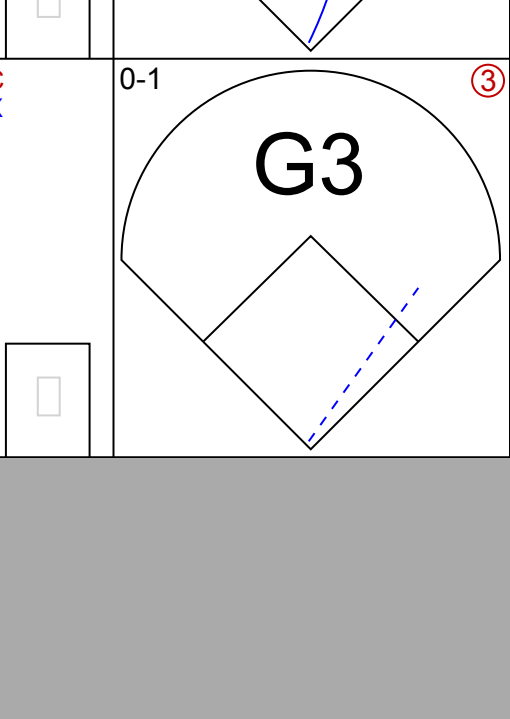
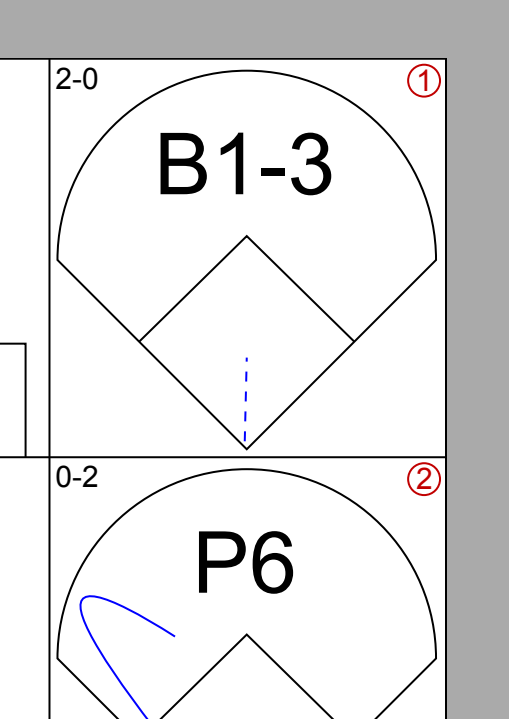
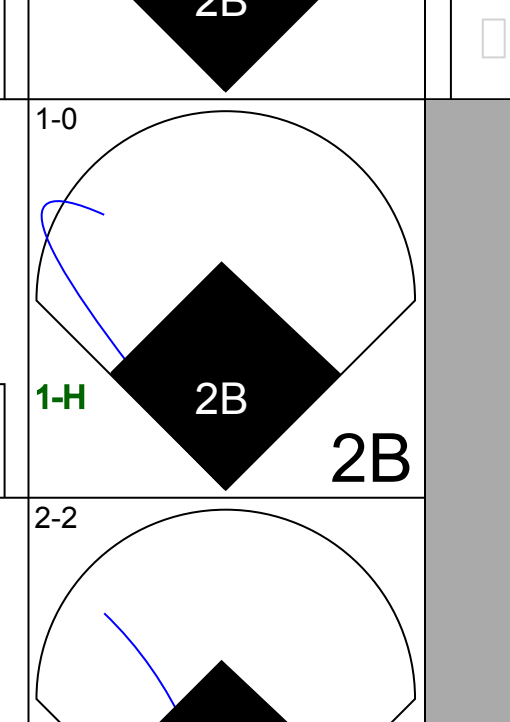
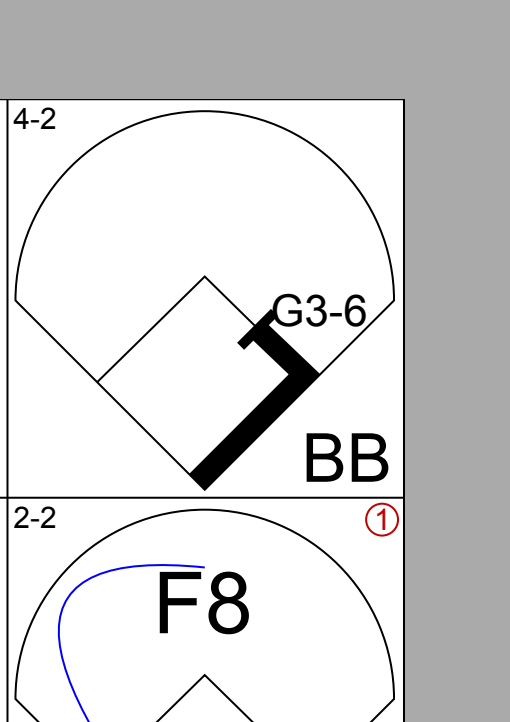
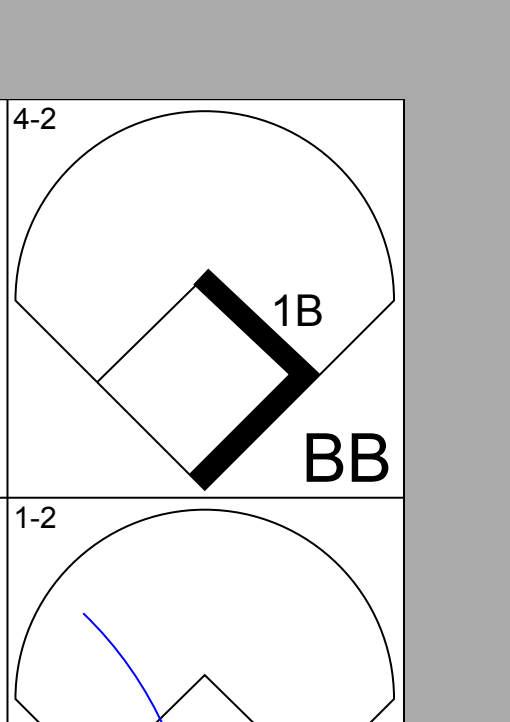
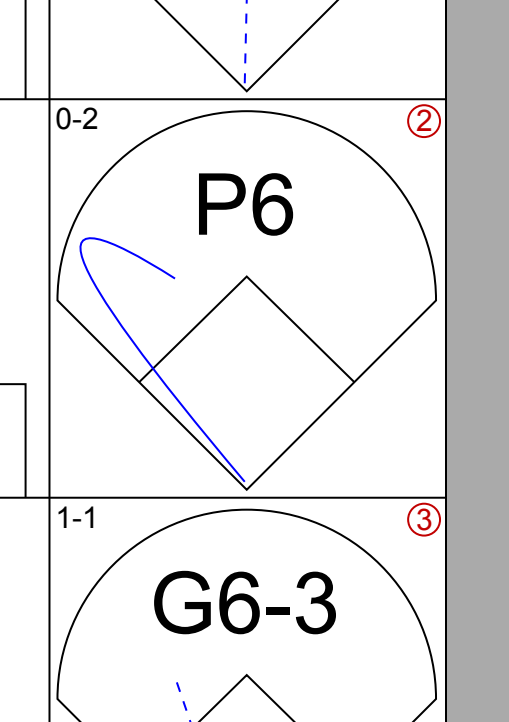
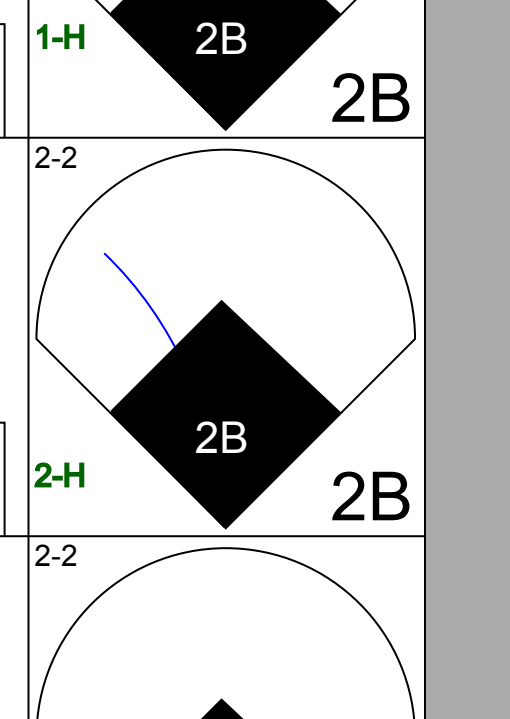
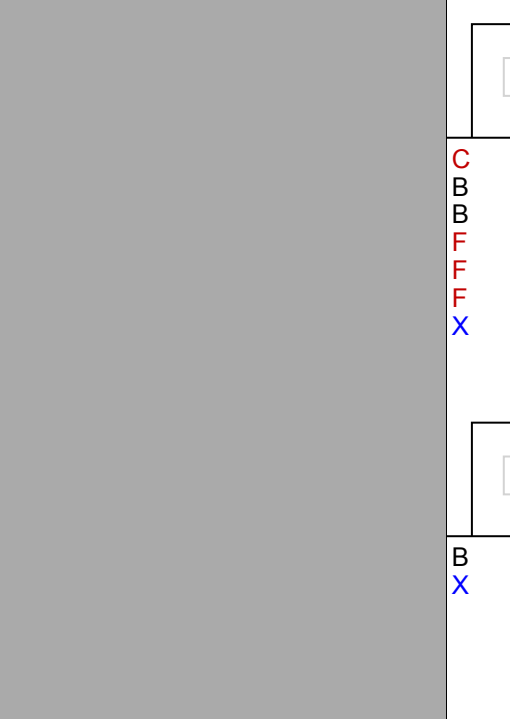
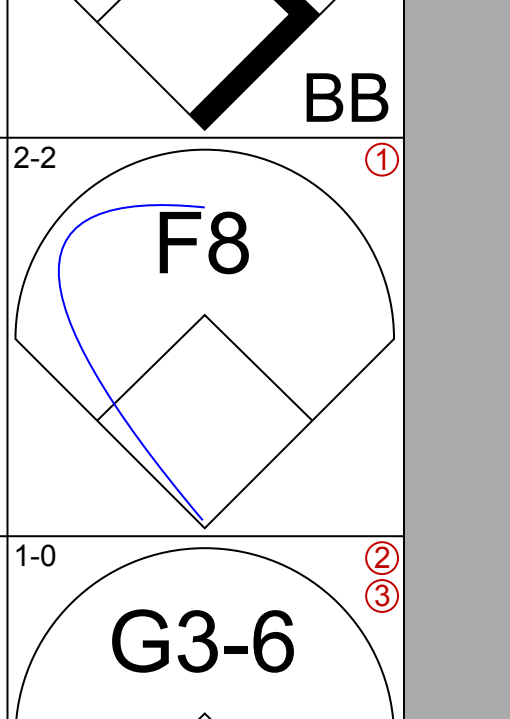
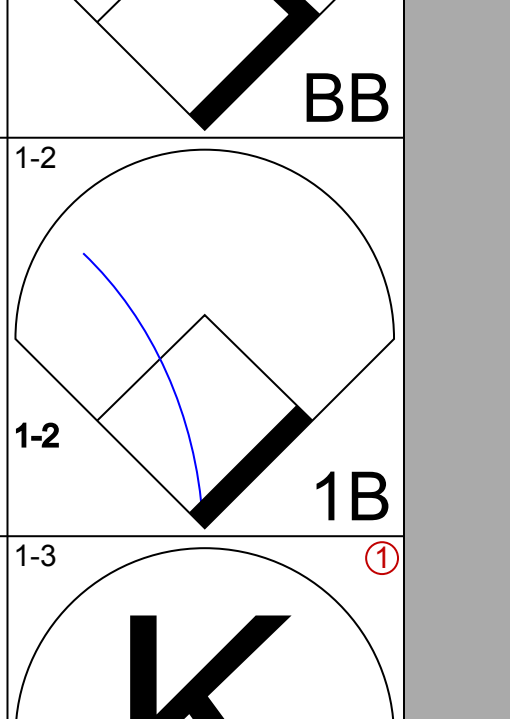
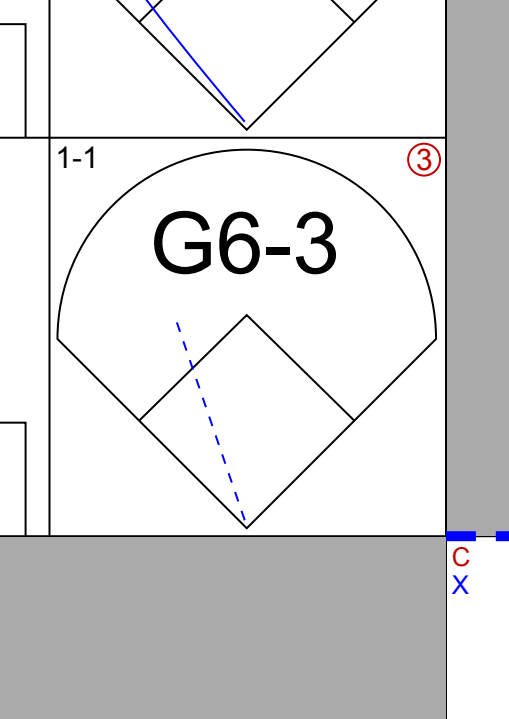
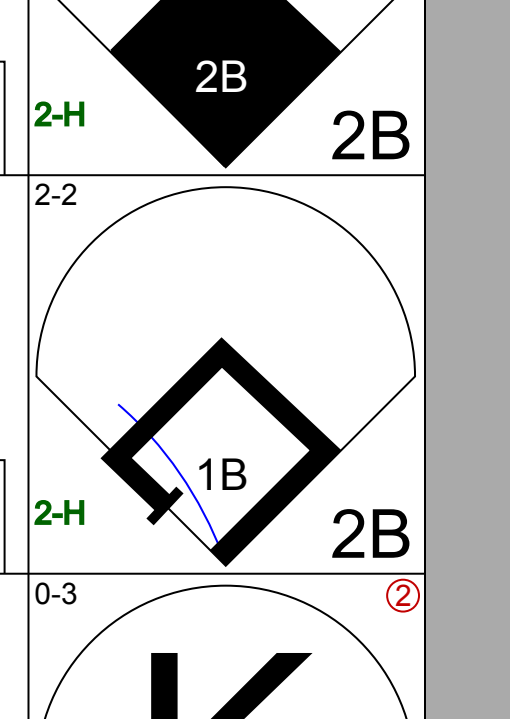
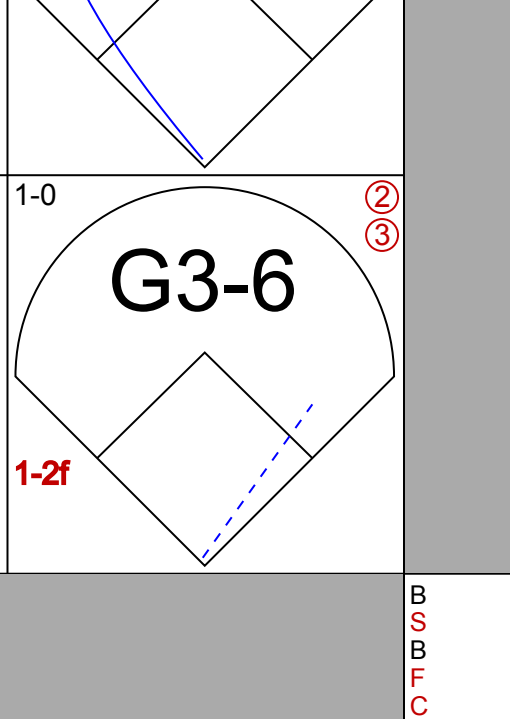
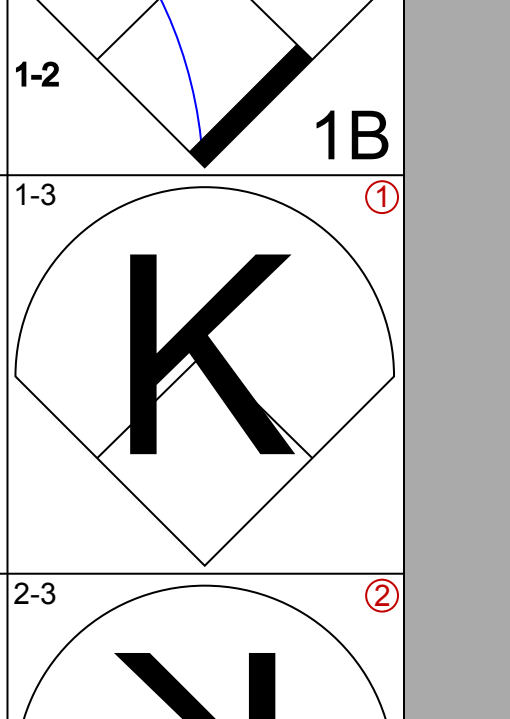
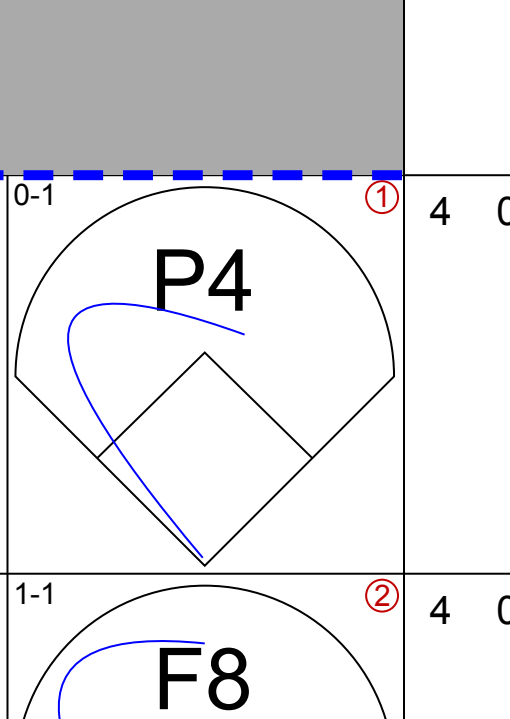
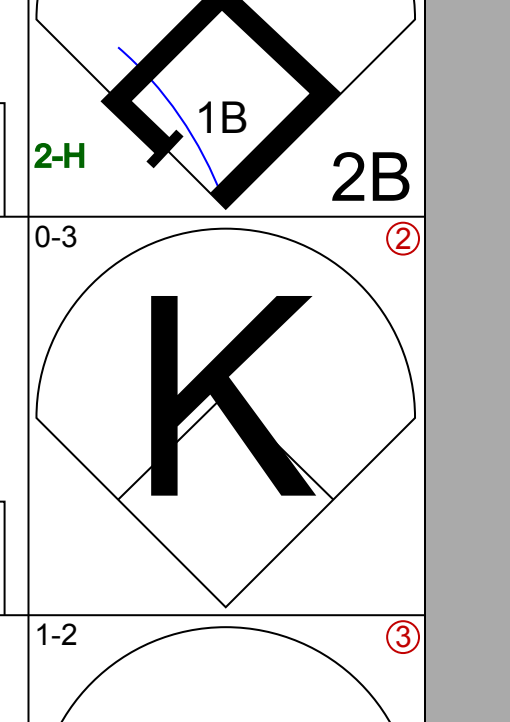
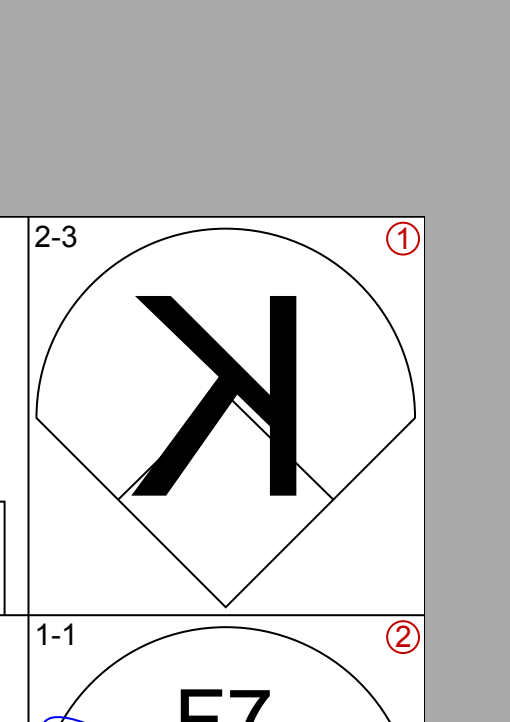
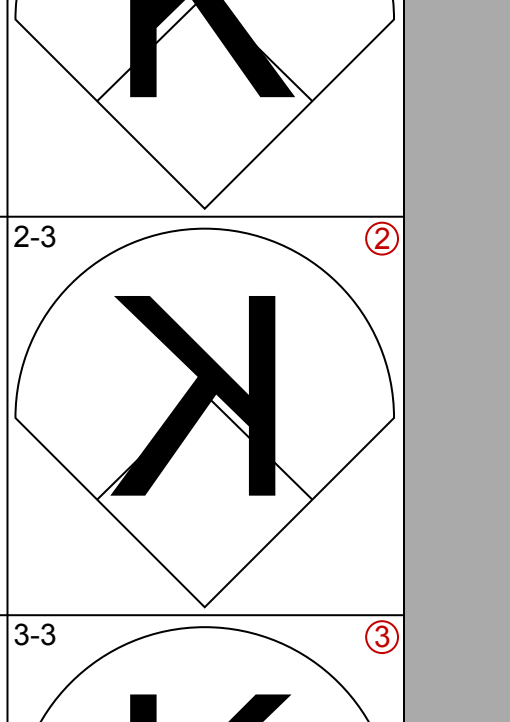
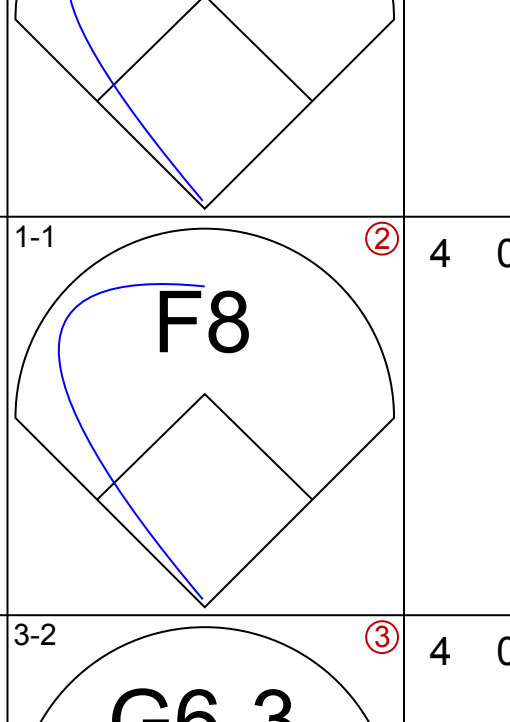
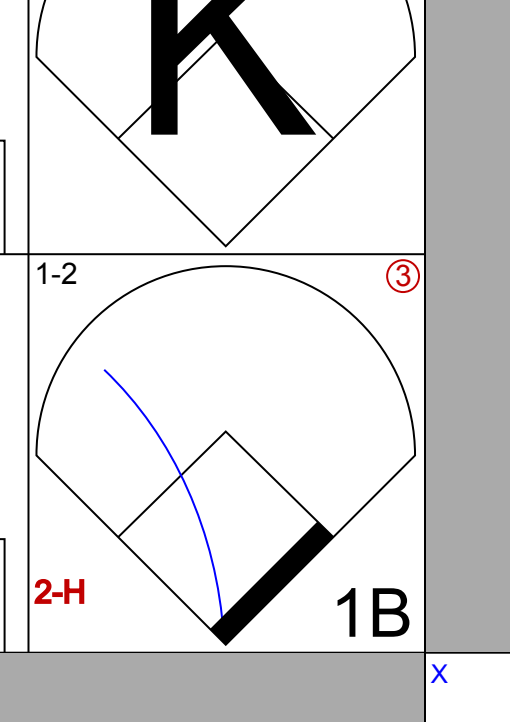
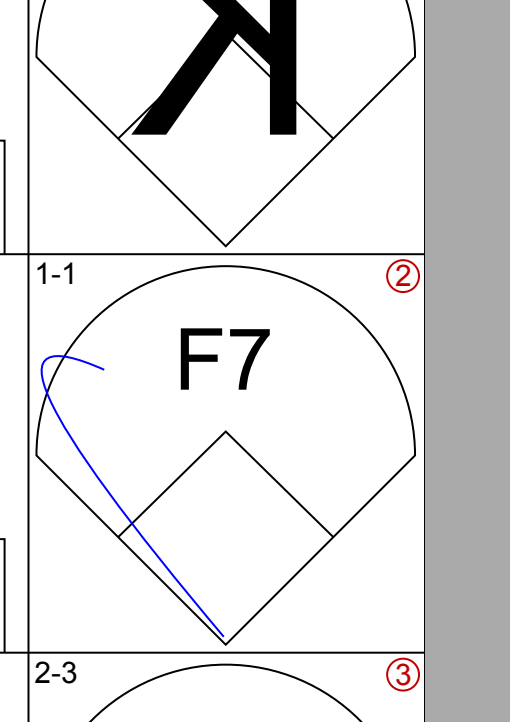
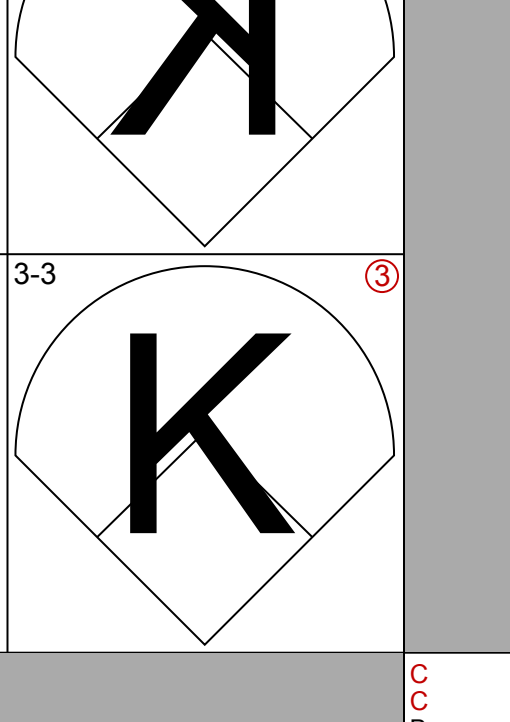
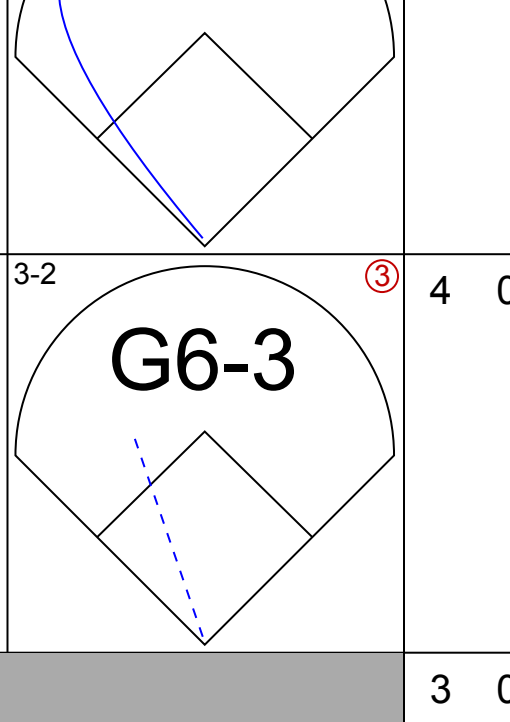
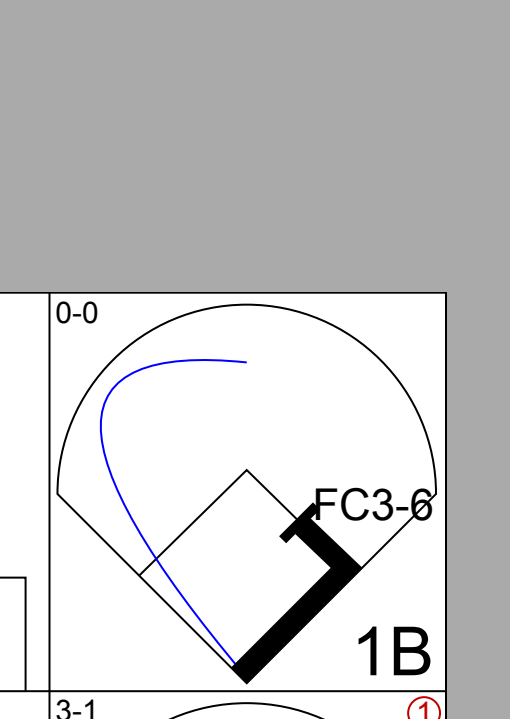
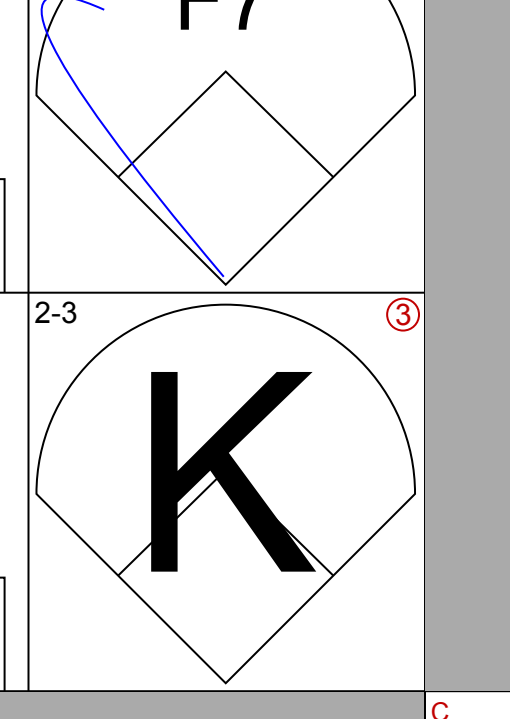
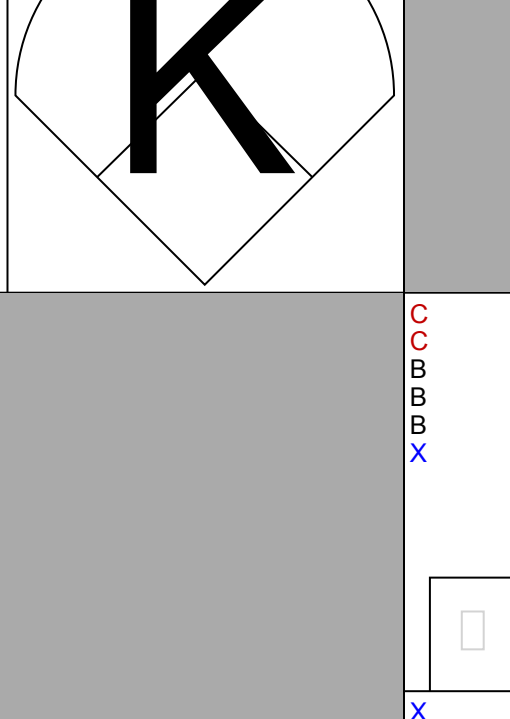
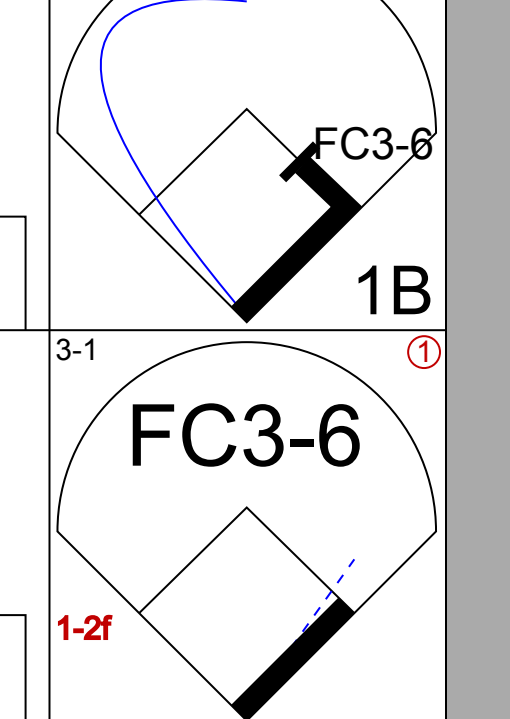
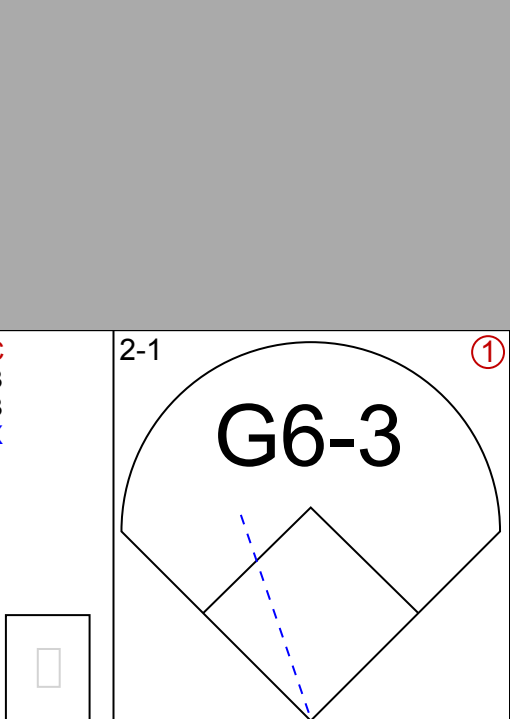
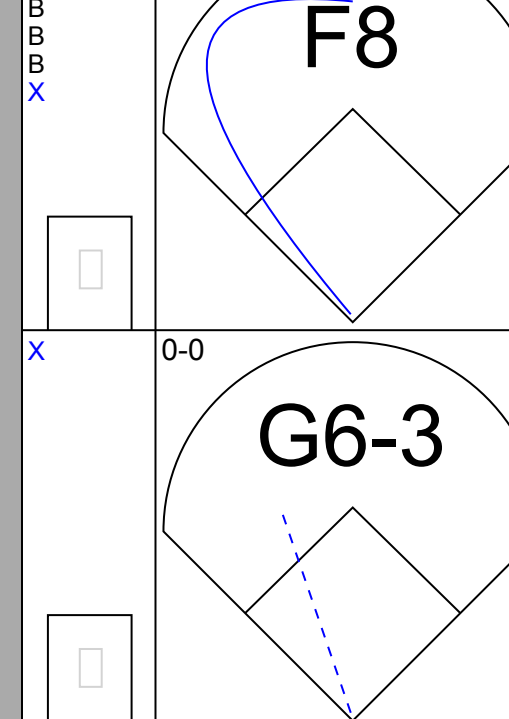
AB 34
R 7
H 9
RBI 7
BB 7
SO 5
LOB 15



AB 36
R 8
H 13
RBI 8
BB 5
SO 3
LOB 15




Batter	1	2	3	4	5	6	7	8	9	AB	R	H	RBI	BB	SO	LOB	TOP					
Mark McLemore, S (1,4) OBP: 0.382, SLG: 0.329										5	1	1	0	0	1	1	Texas Rangers @ Chicago White Sox Comiskey Park, Chicago, IL Sat Aug 29 1998, 4:33 AM EDT Att: 16,424 - Sunny - 80 F					
Roberto Kelly, R (1,8) OBP: 0.356, SLG: 0.566										3	0	1	1	1	0	1						
29 Rusty Greer, L (1,7) OBP: 0.393, SLG: 0.453										4	0	1	0	0	2	2						
Juan Gonzalez, R (1,10) OBP: 0.351, SLG: 0.606										4	1	1	1	0	1	1						
Will Clark, L (1,3) OBP: 0.383, SLG: 0.507										4	1	2	0	0	1	0						
Ivan Rodriguez, R (1,2) OBP: 0.381, SLG: 0.503										4	1	2	3	0	0	1						
Todd Zeile, R (1,5) OBP: 0.339, SLG: 0.421										4	0	1	0	0	1	1						
Mike Simms, R (1,9) OBP: 0.385, SLG: 0.621										2	0	0	0	1	1	0						
Tom Goodwin, L (8,8) OBP: 0.372, SLG: 0.323										1	0	0	0	0	0	0						
Royce Clayton, R (1,6) OBP: 0.311, SLG: 0.347										4	1	1	0	0	0	2						
Inning Stats	R: 0 E: 0 K: 2 S: 10	H: 0 LOB: 0 BB: 0 P: 15	R: 0 E: 0 K: 1 S: 8	H: 1 LOB: 1 BB: 0 P: 11	R: 1 E: 0 K: 2 S: 14	H: 2 LOB: 1 BB: 0 P: 19	R: 0 E: 0 K: 0 S: 6	H: 1 LOB: 0 BB: 0 P: 10	R: 0 E: 0 K: 0 S: 7	H: 0 LOB: 0 BB: 0 P: 10	R: 4 E: 0 K: 0 S: 25	H: 6 LOB: 2 BB: 1 P: 38	R: 0 E: 0 K: 1 S: 8	H: 0 LOB: 1 BB: 1 P: 17	R: 0 E: 0 K: 1 S: 7	H: 0 LOB: 0 BB: 0 P: 9	R: 0 E: 0 K: 0 S: 12	H: 0 LOB: 0 BB: 0 P: 13	1B: 9 2B: 0 3B: 0 HR: 1	SF: 0 SAC: 0 DP: 1 HBP: 0	WP: 0 PB: 0 SB: 0 CS: 0	PA: 37
PITCHER	IP	WLS	BF	H	R	ER	SO	BB	IBB	HBP	BLK	WP	HR	S	P	ERA	WHIP					
Mike Siroka, L (1,1) ERA: 5.22	5.2	L	25	10	5	5	5	0	0	0	0	0	1	65	94	7.94	1.765					
Carlos Castillo, R (6,1) ERA: 5.02	2.1		9	0	0	0	2	2	0	0	0	0	0	20	35	0.00	0.857					
Bryan Ward, L (9,1) ERA: 4.26	1.0		3	0	0	0	0	0	0	0	0	0	0	12	13	0.00	0.000					

Batter	1	2	3	4	5	6	7	8	9	AB	R	H	RBI	BB	SO	LOB	BOTTOM				
Ray Durham, S (1,4) OBP: 0.364, SLG: 0.464										4	0	0	0	0	1	1	Texas Rangers @ Chicago White Sox Comiskey Park, Chicago, IL Sat Aug 29 1998, 4:33 AM EDT Att: 16,424 - Sunny - 80 F				
Mike Caruso, S (1,6) OBP: 0.335, SLG: 0.400										4	1	0	0	0	0	1					
Frank Thomas, R (1,10) OBP: 0.375, SLG: 0.472										2	1	1	1	2	0	0					
Albert Belle, R (1,7) OBP: 0.382, SLG: 0.631										4	1	2	1	0	0	1					
Robin Ventura, L (1,5) OBP: 0.339, SLG: 0.417										4	0	1	1	0	1	3					
Greg Norton, S (1,3) OBP: 0.312, SLG: 0.425										4	0	0	0	0	3	3					
Magglio Ordonez, R (1,9) OBP: 0.329, SLG: 0.428										4	0	1	0	0	1	2					
Chad Kreuter, S (1,2) OBP: 0.353, SLG: 0.327										3	0	1	0	0	1	0					
Mike Cameron, R (1,8) OBP: 0.281, SLG: 0.315										3	0	0	0	0	0	1					
Inning Stats	R: 3 E: 1 K: 1 S: 16	H: 4 LOB: 2 BB: 0 P: 22	R: 0 E: 0 K: 0 S: 8	H: 1 LOB: 1 BB: 0 P: 15	R: 0 E: 0 K: 2 S: 8	H: 0 LOB: 0 BB: 0 P: 13	R: 0 E: 0 K: 0 S: 6	H: 0 LOB: 0 BB: 0 P: 8	R: 0 E: 0 K: 3 S: 18	H: 1 LOB: 2 BB: 1 P: 29	R: 0 E: 0 K: 1 S: 7	H: 0 LOB: 0 BB: 0 P: 10	R: 0 E: 0 K: 0 S: 6	H: 0 LOB: 0 BB: 0 P: 9	R: 0 E: 0 K: 0 S: 7	H: 0 LOB: 0 BB: 0 P: 11		1B: 3 2B: 3 3B: 0 HR: 0	SF: 0 SAC: 0 DP: 1 HBP: 0	WP: 0 PB: 0 SB: 0 CS: 0	PA: 34
PITCHER	IP	WLS	BF	H	R	ER	SO	BB	IBB	HBP	BLK	WP	HR	S	P	ERA	WHIP				
Aaron Sele, R (1,1) ERA: 4.53	8.0		31	6	3	2	7	2	0	0	0	0	0	7	121	2.25	1.000				
John Wetteland, R (9,1) ERA: 1.69	1.0	S	3	0	0	0	0	0	0	0	0	0	0	7	11	0.00	0.000				

Batter	1	2	3	4	5	6	7	8	9	AB	R	H	RBI	BB	SO	LOB	TOP				
Mark McLemore, S OBP: 0.378, SLG: 0.325	1-0 P6		1-0 G1-3	1-1 G6-3			2-2 G6-3		0-3 K	5	0	0	0	0	1	1					
Roberto Kelly, R OBP: 0.357, SLG: 0.560	4-1 29 1B BB		2-2 1B		0-0 F8		1-3 K		0-1 P4	4	0	1	0	1	1	1					
29 Rusty Greer, L OBP: 0.393, SLG: 0.452	1-2 G6-4-3 1B		0-1 F7		2-0 F8		2-2 1B		2-2 G3	5	0	2	0	0	0	2					
Juan Gonzalez, R OBP: 0.351, SLG: 0.604	3-1 G6-4-3 1-2		0-0 P4		1-2 1B		0-3 K			4	0	1	0	0	1	4					
Will Clark, L OBP: 0.386, SLG: 0.511		1-1 G4-3		1-0 G5-3 HR				1-2 G5-3 1B		3	1	2	0	0	0	0					
Ivan Rodriguez, R OBP: 0.380, SLG: 0.500		0-0 G6-3		4-0 G5-3 HR BB		1-2 P3		0-2 G5-3		3	1	0	0	1	0	3					
Todd Zeile, R OBP: 0.339, SLG: 0.419		4-1 BB BB		2-2 F9		1-1 F9		0-2 F8		3	0	0	0	1	0	3					
Mike Simms, R OBP: 0.384, SLG: 0.613		4-2 BB BB		3-2 G5-3		0-0 P3		0-3 K		2	0	0	0	1	0	2					
Tom Goodwin, L OBP: 0.371, SLG: 0.323		1-2 BB		1-2 2-3						1	0	0	0	0	1	1					
Royce Clayton, R OBP: 0.313, SLG: 0.355		1-2 G5		1-0 HR		1-0 F8			3-2 29 WP 1B	4	1	2	3	0	0	2					
Inning Stats	R: 0 E: 0 K: 0 S: 8	H: 1 LOB: 1 BB: 1 P: 17	R: 0 E: 0 K: 0 S: 11	H: 0 LOB: 2 BB: 2 P: 21	R: 0 E: 0 K: 0 S: 7	H: 1 LOB: 1 BB: 0 P: 10	R: 3 E: 0 K: 0 S: 10	H: 2 LOB: 2 BB: 0 P: 22	R: 0 E: 0 K: 2 S: 4	H: 0 LOB: 0 BB: 0 P: 6	R: 0 E: 0 K: 12 S: 12	H: 1 LOB: 1 BB: 0 P: 17	R: 0 E: 0 K: 13 S: 13	H: 1 LOB: 1 BB: 0 P: 14	R: 0 E: 0 K: 13 S: 13	H: 1 LOB: 1 BB: 0 P: 18	1B: 6 2B: 1 3B: 0 HR: 1	SF: 0 SAC: 0 DP: 1 HBP: 1	WP: 1 PB: 0 SB: 0 CS: 0	PA: 39	
PITCHER	IP	WLS	BF	H	R	ER	SO	BB	IBB	HBP	BLK	WP	HR	S	P	ERA	WHIP				
Tom Fordham, L ERA: 6.75	4.2		23	5	3	3	0	4	0	1	0	0	1	43	81	5.79	1.929				
Carlos Castillo, R ERA: 4.88	2.1	W	8	1	0	0	2	0	0	0	0	0	0	19	27	0.00	0.429				
Chad Bradford, R ERA: 1.56	1.0		4	1	0	0	1	0	0	0	0	0	0	13	14	0.00	1.000				
Bob Howry, R ERA: 3.07	1.0	S	4	1	0	0	1	0	0	0	0	1	0	13	18	0.00	1.000				

Texas Rangers @ Chicago White Sox
Comiskey Park, Chicago, IL
Sun Aug 30 1998, 4:33 AM EDT
Att. 16,701 - Sunny - 80 F


AB 34
R 3
H 8
RBI 3
BB 4
SO 4
LOB 19



Batter	1	2	3	4	5	6	7	8	9	AB	R	H	RBI	BB	SO	LOB	BOTTOM				
Ray Durham, S OBP: 0.365, SLG: 0.464	4-1 E S E BB		1-1 F8		2-0 1B		3-2 F8			3	1	1	0	1	0	0					
Mike Caruso, S OBP: 0.333, SLG: 0.396	3-2 E7 1B 1B 1-H		1-3 K		1-0 F7		1-1 G4-3			4	1	0	0	0	1	1					
Frank Thomas, R OBP: 0.374, SLG: 0.470	2-2 1B BB BB		3-1 F9		0-0 F8					4	1	1	0	0	1	1					
Albert Belle, R OBP: 0.384, SLG: 0.631	4-2 BB 1B BB		3-2 2B 25 SF8		0-0 F7		2-1 1B			3	1	2	0	1	0	0					
Greg Norton, S OBP: 0.311, SLG: 0.426	1-3 K		0-0 2B		1-0 P4		3-2 F7			4	0	1	0	0	1	4					
Wil Cordero, R OBP: 0.300, SLG: 0.422	1-2 BB		2-3 K		4-1 25 2B BB		2-1 F8			3	1	1	1	1	1	3					
Robin Ventura, L OBP: 0.339, SLG: 0.417	1-2 2-3 3-H 1B									0	0	0	0	0	0	0					
25 Jeff Abbott, R OBP: 0.285, SLG: 0.446	2-3 K		0-0 SF8		1-0 2B					3	0	1	2	0	1	3					
Mike Cameron, R OBP: 0.284, SLG: 0.316	4-0 BB		3-H K		0-0 F9					3	0	1	1	1	1	2					
Magglio Ordonez, R OBP: 0.329, SLG: 0.428	1-2 2-3 3-H BB									0	0	0	0	0	0	0					
Robert Machado, R OBP: 0.250, SLG: 0.317	2-2 P2									4	0	0	0	0	2	4					
Inning Stats	R: 3 E: 1 K: 2 S: 21	H: 2 LOB: 3 BB: 3 P: 44	R: 0 E: 0 K: 1 S: 8	H: 0 LOB: 0 BB: 0 P: 13	R: 1 E: 0 K: 2 S: 12	H: 2 LOB: 1 BB: 0 P: 17	R: 0 E: 0 K: 1 S: 6	H: 1 LOB: 1 BB: 0 P: 9	R: 1 E: 0 K: 0 S: 5	H: 1 LOB: 1 BB: 1 P: 11	R: 0 E: 0 K: 1 S: 9	H: 0 LOB: 0 BB: 0 P: 15	R: 0 E: 0 K: 1 S: 10	H: 1 LOB: 1 BB: 0 P: 18	R: 0 E: 0 K: 0 S: 7	H: 1 LOB: 0 BB: 0 P: 11	1B: 6 2B: 2 3B: 0 HR: 0	SF: 1 SAC: 0 DP: 0 HBP: 0	WP: 0 PB: 0 SB: 1 CS: 1	PA: 36	
PITCHER	IP	WLS	BF	H	R	ER	SO	BB	IBB	HBP	BLK	WP	HR	S	P	ERA	WHIP				
Todd Stottlemyre, R ERA: 3.89	6.0	L	29	6	5	3	7	4	0	0	0	0	0	61	109	4.50	1.667				
Tim Lincecum, R ERA: 3.89	2.0		7	2	0	0	1	0	0	0	0	0	0	17	29	0.00	1.000				

Texas Rangers @ Chicago White Sox
Comiskey Park, Chicago, IL
Sun Aug 30 1998, 4:33 AM EDT
Att. 16,701 - Sunny - 80 F

AB 31
R 5
H 8
RBI 4
BB 4
SO 8
LOB 18



Batter	1	2	3	4	5	6	7	8	9	AB	R	H	RBI	BB	SO	LOB	TOP					
Tom Goodwin, L (1, 8) OBP: 0.371, SLG: 0.323										6	2	2	0	0	1	1						
Luis Alica, S (1, 4) OBP: 0.376, SLG: 0.439										4	1	1	1	1	0	1						
29 Rusty Greer, L (1, 7) OBP: 0.396, SLG: 0.453 Mike Simms, R (9, PH) OBP: 0.382, SLG: 0.609										3	3	2	0	2	0	2						
Juan Gonzalez, R (1, 10) OBP: 0.355, SLG: 0.619										5	3	4	7	0	0	2						
Willi Clark, L (1, 3) OBP: 0.386, SLG: 0.510										4	1	1	1	1	1	3						
Ivan Rodriguez, R (1, 2) OBP: 0.397, SLG: 0.496 Domingo Ceden, S (9, PH) OBP: 0.312, SLG: 0.388										4	0	0	0	0	1	5						
Todd Zeile, R (1, 5) OBP: 0.341, SLG: 0.421										4	1	2	2	0	0	0						
Roberto Kelly, R (1, 9) OBP: 0.356, SLG: 0.570										5	1	2	2	0	1	1						
Royce Clayton, R (1, 6) OBP: 0.310, SLG: 0.351 Bill Haselman, R (9, 2) OBP: 0.315, SLG: 0.563										5	1	0	0	0	2	3						
Inning Stats	R: 4 E: 1 K: 1 S: 20	H: 4 LOB: 2 P: 36	R: 2 E: 0 K: 1 S: 18	H: 3 LOB: 1 BB: 0 P: 25	R: 0 E: 0 K: 1 S: 9	H: 0 LOB: 0 BB: 0 P: 11	R: 2 E: 0 K: 0 S: 7	H: 1 LOB: 0 BB: 1 P: 12	R: 0 E: 0 K: 0 S: 8	H: 1 LOB: 1 BB: 0 P: 14	R: 2 E: 0 K: 0 S: 10	H: 3 LOB: 1 BB: 0 P: 14	R: 0 E: 0 K: 1 S: 9	H: 0 LOB: 0 BB: 0 P: 15	R: 0 E: 0 K: 2 S: 13	H: 0 LOB: 2 BB: 1 P: 24	R: 3 E: 1 K: 0 S: 13	H: 2 LOB: 1 BB: 0 P: 21	1B: 6 2B: 5 3B: 1 HR: 2	SF: 0 SAC: 0 DP: 1 HBP: 2	WP: 0 PB: 2 SB: 0 CS: 0	PA: 48
PITCHER	IP WLS BF H R ER SO BB IBB HBP BLK WP HR S P ERA WHIP																					
Bryce Florie, R (1, 1) ERA: 5.25	6.0 L 33 12 10 8 3 3 0 0 0 0 0 1 72 112 12.00 2.500																					
Doug Bochtler, R (7, 1) ERA: 5.25	1.0 3 0 0 0 1 0 0 0 0 0 0 0 9 15 0.00 0.000																					
Matt Anderson, R (8, 1) ERA: 2.3	1.0 5 0 0 0 2 1 0 0 1 0 0 0 13 24 0.00 1.000																					
Todd Jones, R (9, 1) ERA: 4.8	1.0 7 2 3 2 0 0 0 0 1 0 0 0 1 13 21 18.00 2.000																					

Texas Rangers @ Detroit Tigers
Tiger Stadium, Detroit, MI
Mon Aug 31 1998, 7:05 PM EDT
Att: 11,964 - Cloudy - 79 F

AB 42
R 13
H 14
RBI 13
BB 4
SO 6
LOB 19



Batter	1	2	3	4	5	6	7	8	9	AB	R	H	RBI	BB	SO	LOB	BOTTOM					
Frank Catalanotto, L (1, 10) OBP: 0.326, SLG: 0.478										4	0	1	0	0	0	1						
Damion Easley, R (1, 4) OBP: 0.338, SLG: 0.470 Gabe Alvarez, R (7, 5) OBP: 0.292, SLG: 0.366										3	0	0	0	0	0	2						
Bobby Higginson, L (1, 9) OBP: 0.363, SLG: 0.491 Joe Siddall, L (6, PH) OBP: 0.308, SLG: 0.400										3	0	0	0	0	1	2						
Tony Clark, S (1, 3) OBP: 0.356, SLG: 0.520										4	1	2	1	0	0	1						
Luis Gonzalez, L (1, 7) OBP: 0.343, SLG: 0.467										3	1	1	1	1	0	1						
Juan Encarnacion, R (1, 8) OBP: 0.371, SLG: 0.561										4	0	1	0	0	0	1						
Joe Randa, R (1, 5) OBP: 0.313, SLG: 0.328										3	0	1	0	1	0	2						
Paul Bako, L (1, 2) OBP: 0.320, SLG: 0.350										4	0	0	0	0	2	3						
Deivi Cruz, R (1, 6) OBP: 0.281, SLG: 0.336										3	0	0	0	1	0	0						
Inning Stats	R: 0 E: 0 K: 0 S: 8	H: 1 LOB: 1 BB: 0 P: 12	R: 0 E: 0 K: 1 S: 6	H: 0 LOB: 1 BB: 1 P: 14	R: 0 E: 0 K: 0 S: 7	H: 0 LOB: 1 BB: 1 P: 13	R: 0 E: 0 K: 0 S: 11	H: 2 LOB: 2 BB: 0 P: 17	R: 0 E: 0 K: 0 S: 5	H: 0 LOB: 0 BB: 0 P: 7	R: 0 E: 0 K: 1 S: 9	H: 1 LOB: 2 BB: 1 P: 17	R: 0 E: 0 K: 0 S: 5	H: 0 LOB: 0 BB: 0 P: 7	R: 2 E: 0 K: 0 S: 10	H: 2 LOB: 0 BB: 0 P: 16	R: 0 E: 0 K: 1 S: 8	H: 0 LOB: 0 BB: 0 P: 13	1B: 4 2B: 0 3B: 0 HR: 2	SF: 0 SAC: 0 DP: 0 HBP: 0	WP: 1 PB: 0 SB: 0 CS: 0	PA: 36
PITCHER	IP WLS BF H R ER SO BB IBB HBP BLK WP HR S P ERA WHIP																					
Esteban Loaiza, R (1, 1) ERA: 4.46	8.0 W 33 6 2 2 2 3 0 0 0 0 0 1 2 61 103 2.25 1.125																					
Greg Cadaret, L (9, 1) ERA: 4.03	1.0 3 0 0 0 1 0 0 0 0 0 0 0 8 13 0.00 0.000																					

Texas Rangers @ Detroit Tigers
Tiger Stadium, Detroit, MI
Mon Aug 31 1998, 7:05 PM EDT
Att: 11,964 - Cloudy - 79 F

AB 33
R 2
H 6
RBI 2
BB 3
SO 3
LOB 13



Batter	1	2	3	4	5	6	7	8	9	AB	R	H	RBI	BB	SO	LOB	TOP					
Otis Nixon, S <small>OBP: 0.354, SLG: 0.322</small> 										5	0	2	0	0	0	3	Minnesota Twins @ Texas Rangers The Ballpark at Arlington, Arlington, TX Fri Sep 04 1998, 8:05 PM EDT Att. 25,580 - Cloudy - 102 F					
Matt Lawton, L <small>OBP: 0.390, SLG: 0.489</small> 										4	0	0	0	1	1	4						
Paul Molitor, R <small>OBP: 0.328, SLG: 0.359</small> 										4	0	2	3	0	0	2						
David Ortiz, L <small>OBP: 0.368, SLG: 0.441</small> 										3	0	0	0	1	3	4						
Marty Cordova, R <small>OBP: 0.342, SLG: 0.395</small> 										4	0	0	0	0	1	3						
Todd Walker, L <small>OBP: 0.372, SLG: 0.480</small> 										4	0	0	0	0	0	0						
Terry Steinbach, R <small>OBP: 0.314, SLG: 0.403</small> 										4	0	1	0	0	0	0						
Brent Gates, S <small>OBP: 0.331, SLG: 0.316</small> 										4	1	2	0	0	0	1						
Pat Meares, R <small>OBP: 0.303, SLG: 0.377</small> 										4	2	2	0	0	0	2						
Inning Stats	R: 0 E: 1 K: 0 S: 7	H: 1 LOB: 2 BB: 1 P: 14	R: 0 E: 0 K: 0 S: 8	H: 1 LOB: 1 BB: 0 P: 11	R: 0 E: 0 K: 1 S: 8	H: 0 LOB: 0 BB: 0 P: 10	R: 0 E: 0 K: 2 S: 10	H: 0 LOB: 0 BB: 0 P: 14	R: 1 E: 0 K: 1 S: 14	H: 3 LOB: 3 BB: 1 P: 25	R: 0 E: 0 K: 0 S: 4	H: 0 LOB: 0 BB: 0 P: 5	R: 2 E: 1 K: 1 S: 16	H: 2 LOB: 1 BB: 0 P: 28	R: 0 E: 0 K: 0 S: 10	H: 1 LOB: 1 BB: 0 P: 17	R: 0 E: 0 K: 0 S: 4	H: 1 LOB: 0 BB: 0 P: 5	1B: 7 2B: 3 3B: 0 HR: 0	SF: 0 SAC: 0 DP: 2 HBP: 0	WP: 0 PB: 0 CS: 0	PA: 38
PITCHER	IP WLS BF H R ER SO BB IBB HBP BLK WP HR S P ERA WHIP																					
Aaron Sele, R <small>ERA: 4.41</small>	(1, 1) 7.0 W 31 7 3 1 5 1 1 0 0 0 0 0 67 107 1.29 1.143																					
Tim Crabtree, R <small>ERA: 4.04</small>	(8, 1) 1.0 4 1 0 0 0 0 0 0 0 0 0 0 10 17 0.00 1.000																					
Greg Cadaret, L <small>ERA: 3.92</small>	(9, 1) 1.0 3 1 0 0 0 0 0 0 0 0 0 0 4 5 0.00 1.000																					

Batter	1	2	3	4	5	6	7	8	9	AB	R	H	RBI	BB	SO	LOB	BOTTOM			
Tom Goodwin, L <small>OBP: 0.377, SLG: 0.325</small> 										4	2	1	0	1	1	0	Minnesota Twins @ Texas Rangers The Ballpark at Arlington, Arlington, TX Fri Sep 04 1998, 8:05 PM EDT Att. 25,580 - Cloudy - 102 F			
Mark McLemore, S <small>OBP: 0.380, SLG: 0.326</small> 										4	2	2	0	1	2	0				
29 Rusty Greer, L <small>OBP: 0.396, SLG: 0.448</small> 										2	3	1	1	2	0	0				
Juan Gonzalez, R <small>OBP: 0.356, SLG: 0.615</small> 										4	1	2	2	0	0	3				
Willi Clark, L <small>OBP: 0.388, SLG: 0.518</small> 										5	1	3	4	0	1	3				
Ivan Rodriguez, R <small>OBP: 0.386, SLG: 0.504</small> 										4	0	1	0	1	0	3				
Lee Stevens, L <small>OBP: 0.315, SLG: 0.486</small> 										4	0	1	1	0	1	4				
Todd Zeile, R <small>OBP: 0.342, SLG: 0.426</small> 										4	0	1	0	0	0	2				
Royce Clayton, R <small>OBP: 0.310, SLG: 0.350</small> 										4	0	0	0	0	0	1				
Inning Stats	R: 0 E: 0 K: 1 S: 10	H: 2 LOB: 1 BB: 0 P: 9	R: 0 E: 0 K: 0 S: 6	H: 2 LOB: 1 BB: 0 P: 9	R: 5 E: 1 K: 0 S: 19	H: 2 LOB: 1 BB: 3 P: 33	R: 1 E: 0 K: 1 S: 18	H: 3 LOB: 2 BB: 0 P: 24	R: 0 E: 0 K: 1 S: 9	H: 1 LOB: 1 BB: 0 P: 14	R: 2 E: 0 K: 0 S: 10	H: 2 LOB: 2 BB: 2 P: 22	R: 0 E: 0 K: 1 S: 7	H: 0 LOB: 0 BB: 0 P: 12	R: 1 E: 1 K: 1 S: 15	H: 1 LOB: 1 BB: 0 P: 21	1B: 8 2B: 3 3B: 1 HR: 0	SF: 1 SAC: 0 DP: 1 HBP: 1	WP: 1 PB: 0 CS: 0	PA: 42
PITCHER	IP WLS BF H R ER SO BB IBB HBP BLK WP HR S P ERA WHIP																			
Frankie Rodriguez, R <small>ERA: 6.02</small>	(1, 1) 3.1 L 20 7 6 6 1 3 0 1 0 0 0 0 42 68 16.20 3.000																			
Travis Baptist, L <small>ERA: 7.52</small>	(4, 1) 2.2 14 4 2 2 2 1 1 0 0 0 0 30 50 6.75 1.875																			
Todd Ritchie, R <small>ERA: 7.94</small>	(7, 1) 2.0 8 1 1 0 2 0 0 0 0 0 0 22 33 0.00 0.500																			

AB	36
R	3
H	9
RBI	3
BB	2
SO	5
LOB	19



AB	35
R	9
H	12
RBI	8
BB	5
SO	5
LOB	16



Batter	1	2	3	4	5	6	7	8	9	AB	R	H	RBI	BB	SO	LOB	TOP			
Otis Nixon, S OBP: 0.359, SLG: 0.333 (1, 8)	2-1 L4-3 1B		0-0 3B		2-3 K			2-2 2B 1B	1-0 1B G4-3 1B	5	2	4	0	0	1	0				
Brent Gates, S OBP: 0.332, SLG: 0.321 (1, 5)	1-1 L4-3 1-2		2-3 K		2-1 G4-3			2-1 1B 2B	0-0 G4-3 1B 1-2 1B	5	0	2	1	0	1	2				
Paul Molitor, R OBP: 0.331, SLG: 0.367 (1, 10)	0-0 L3			1-0 HR		1-2 G1-3		4-1 1B BB	1-1 G4-3 1B 1-2 2-3 1B	4	2	2	1	1	0	0				
Matt Lawton, L OBP: 0.390, SLG: 0.488 (1, 9)		3-1 G4-3		0-0 1B G6-3 1B		1-1 F8		0-0 BB 1B 2B 1B	3-1 G4-3 1-2 2-3 3-H 1B	5	2	2	1	0	0	2				
Ron Coomer, R OBP: 0.297, SLG: 0.407 (1, 3)		1-2 G5-3		0-0 L9		1-3 K		0-1 BB 2B 1B	0-0 F8	5	1	1	1	0	1	3				
Todd Walker, L OBP: 0.375, SLG: 0.484 Alex Ochoa, R OBP: 0.277, SLG: 0.328 (1, 4) (8, 7)	1-1 2B		0-2 G6-3 1B		0-0 G3			4-1 2B BB		3	0	2	0	1	0	0				
Terry Steinbach, R OBP: 0.313, SLG: 0.404 (1, 2)	0-1 F8		1-1 G6-3		1-0 F7			1-3 2-H 3-H 2-1 2B		4	0	1	3	0	0	2				
Denny Hocking, S OBP: 0.246, SLG: 0.230 (1, 7) (8, 4)			3-2 G3-1		3-1 L6			0-1 F9	0-1 F7	4	0	0	0	0	0	3				
Pat Meares, R OBP: 0.301, SLG: 0.374 (1, 6)			1-2 F6		0-0 P5			0-0 G5-3	1-1 G5-3	4	0	0	0	0	0	0				
Inning Stats	R: 0 E: 0 K: 0 S: 5	H: 1 LOB: 0 BB: 0 P: 8	R: 0 E: 0 K: 0 S: 9	H: 1 LOB: 1 BB: 0 P: 14	R: 0 E: 0 K: 1 S: 12	H: 1 LOB: 1 BB: 0 P: 18	R: 2 E: 0 K: 0 S: 11	H: 3 LOB: 1 BB: 0 P: 16	R: 0 E: 0 K: 1 S: 6	H: 0 LOB: 0 BB: 0 P: 10	R: 0 E: 0 K: 0 S: 4	H: 0 LOB: 0 BB: 0 P: 5	R: 4 E: 0 K: 0 S: 14	H: 5 LOB: 2 BB: 2 P: 29	R: 1 E: 0 K: 0 S: 9	H: 3 LOB: 2 BB: 0 P: 15	1B: 9 2B: 4 3B: 1 HR: 1	SF: 0 SAC: 0 DP: 1 HBP: 0	WP: 0 PB: 0 SB: 0 CS: 0	PA: 41
PITCHER	IP	WLS	BF	H	R	ER	SO	BB	IBB	HBP	BLK	WP	HR	S	P	ERA	WHIP			
Todd Stottliemeyer, R ERA: 3.98 Xavier Hernandez, R ERA: 3.02 John Wetteland, R ERA: 1.9 Danny Patterson, R ERA: 4.86 Tony Fossas, L ERA: 5.1	(1, 1) (8, 1) (8, 1) (9, 1) (9, 1)	7.1 0.1 0.1 0.1 0.1	29 L 2 4 1	8 2 1 3 0	4 0 2 1 0	4 0 2 1 0	3 0 0 0 0	0 2 0 0 0	0 0 0 0 0	0 0 0 0 0	0 0 0 0 0	0 0 0 0 0	1 0 0 0 0	61 5 3 6 9	92 13 6 9 5	4.91 0.00 54.00 27.00 0.00	1.091 3.000 3.000 9.000 0.000			
PITCHER	IP	WLS	BF	H	R	ER	SO	BB	IBB	HBP	BLK	WP	HR	S	P	ERA	WHIP			
Al Levine, R ERA: 4.15	(9, 1)	0.1	1	0	0	0	0	0	0	0	0	0	0	1	1	0.00	0.000			

Minnesota Twins @ Texas Rangers
The Ballpark at Arlington, Arlington, TX
Sat Sep 05 1998, 8:05 PM EDT
Att: 38,581 - Cloudy - 96 F

AB	39
R	7
H	14
RBI	7
BB	2
SO	3
LOB	12



Batter	1	2	3	4	5	6	7	8	9	AB	R	H	RBI	BB	SO	LOB	BOTTOM			
Tom Goodwin, L OBP: 0.379, SLG: 0.328 (1, 8)	0-1 1B 1B		0-0 G4-3		2-0 1B			3-2 L8		5	1	3	1	0	0	0				
Mark McLemore, S OBP: 0.378, SLG: 0.325 (1, 4)	0-0 1B 1B		3-2 G4-3		3-1 L7			3-2 F9		5	1	1	0	0	0	3				
29 Rusty Greer, L OBP: 0.393, SLG: 0.444 (1, 7)	0-2 L4		1-1 G5-3		1-0 L9			0-3 K		5	0	0	0	0	1	4				
Juan Gonzalez, R OBP: 0.356, SLG: 0.619 (1, 10)	1-3 K		1-0 HR		0-1 1B			2-0 G3		5	1	2	1	0	2	2				
Willi Clark, L OBP: 0.387, SLG: 0.516 (1, 3)	2-1 HBP 1B		3-2 F7		0-0 F7			0-0 G4-3		4	0	1	1	0	0	1				
Ivan Rodriguez, R OBP: 0.381, SLG: 0.508 (1, 2)	1-1 HBP 1B		0-0 S		0-1 G4-3			0-1 2B		4	0	3	1	0	0	1				
Roberto Kelly, R OBP: 0.356, SLG: 0.559 (1, 9)	1-2 3-H HBP		3-2 G5-3		1-1 P4			1-2 F9		3	0	0	0	0	0	2				
Todd Zeile, R OBP: 0.343, SLG: 0.427 (1, 5)	1-3 K		2-2 S1-4-3 1B		0-0 1B 1B			2-2 P7		4	1	2	0	0	1	3				
Royce Clayton, R OBP: 0.309, SLG: 0.349 (1, 6)		1-2 G5-3		1-0 G1-4-3		0-0 F9 1B		2-1 L4		4	0	1	0	0	0	1				
Inning Stats	R: 2 E: 0 K: 2 S: 20	H: 4 LOB: 3 BB: 0 P: 28	R: 0 E: 0 K: 0 S: 7	H: 0 LOB: 0 BB: 0 P: 11	R: 1 E: 0 K: 0 S: 9	H: 2 LOB: 1 BB: 0 P: 16	R: 0 E: 0 K: 0 S: 7	H: 2 LOB: 1 BB: 0 P: 15	R: 0 E: 0 K: 1 S: 12	H: 3 LOB: 2 BB: 0 P: 18	R: 0 E: 0 K: 0 S: 7	H: 1 LOB: 1 BB: 0 P: 10	R: 0 E: 0 K: 0 S: 8	H: 0 LOB: 0 BB: 0 P: 15	R: 0 E: 0 K: 1 S: 9	H: 0 LOB: 0 BB: 0 P: 12	1B: 11 2B: 1 3B: 0 HR: 1	SF: 0 SAC: 0 DP: 1 HBP: 1	WP: 0 PB: 0 SB: 1 CS: 0	PA: 40
PITCHER	IP	WLS	BF	H	R	ER	SO	BB	IBB	HBP	BLK	WP	HR	S	P	ERA	WHIP			
Bob Tewksbury, R ERA: 4.07 Dan Serafini, L ERA: 5.56 Mike Trombley, R ERA: 3.84 Eddie Guardado, L ERA: 4.58 Rick Aquilera, R ERA: 3.5	(1, 1) (6, 1) (7, 1) (8, 1) (9, 1)	5.1 0.2 1.2 0.1 1.0	28 2 6 1 3	12 0 1 0 0	4 0 0 0 0	4 0 0 0 0	2 1 0 0 1	0 0 0 0 0	0 0 0 0 0	0 0 0 0 0	0 0 0 0 0	0 0 0 0 0	0 0 0 0 0	1 6 12 3 9	8 9 19 6 12	6.75 0.00 0.600 0.000 0.000	2.250 0.000 0.600 0.000 0.000			

Minnesota Twins @ Texas Rangers
The Ballpark at Arlington, Arlington, TX
Sat Sep 05 1998, 8:05 PM EDT
Att: 38,581 - Cloudy - 96 F

AB	39
R	4
H	13
RBI	4
BB	0
SO	4
LOB	17



Batter	1	2	3	4	5	6	7	8	9	AB	R	H	RBI	BB	SO	LOB	TOP			
Otis Nixon, S <small>OBP: 0.359, SLG: 0.338</small> 										4	0	0	0	0	1	1				
Brent Gates, S <small>OBP: 0.329, SLG: 0.316</small> 										3	0	0	0	1	0	1				
Paul Molitor, R <small>OBP: 0.331, SLG: 0.365</small> 										4	0	1	0	0	2	1				
Matt Lawton, L <small>OBP: 0.386, SLG: 0.480</small> 										3	0	0	0	1	1	0				
Ron Coomer, R <small>OBP: 0.297, SLG: 0.408</small> 										4	0	1	0	0	2	2				
Todd Walker, L <small>OBP: 0.376, SLG: 0.487</small> 										3	0	0	0	1	1	0				
Marty Cordova, R <small>OBP: 0.340, SLG: 0.392</small> 										3	0	0	0	0	0	2				
Javier Valentin, S <small>OBP: 0.256, SLG: 0.304</small> 										3	0	1	0	0	0	0				
Pat Meares, R <small>OBP: 0.298, SLG: 0.370</small> 										3	0	0	0	0	1	1				
Inning Stats	R: 0 E: 0 K: 1 S: 9	H: 1 LOB: 2 BB: 1 P: 14	R: 0 E: 0 K: 1 S: 8	H: 0 LOB: 0 BB: 0 P: 12	R: 0 E: 0 K: 0 S: 5	H: 0 LOB: 0 BB: 0 P: 9	R: 0 E: 0 K: 1 S: 9	H: 1 LOB: 2 BB: 1 P: 17	R: 0 E: 0 K: 1 S: 14	H: 0 LOB: 1 BB: 0 P: 21	R: 0 E: 0 K: 0 S: 4	H: 0 LOB: 0 BB: 0 P: 7	R: 0 E: 0 K: 2 S: 10	H: 0 LOB: 1 BB: 1 P: 18	R: 0 E: 0 K: 1 S: 10	H: 0 LOB: 0 BB: 0 P: 13	1B: 2 2B: 1 3B: 0 HR: 0	SF: 0 SAC: 0 DP: 0 HBP: 0	WP: 0 PB: 0 CS: 0	PA: 33
PITCHER	IP WLS BF H R ER SO BB IBB HBP BLK WP HR S P ERA WHIP																			
Rick Helling, R <small>ERA: 4.39</small>	9.0 W 33 3 0 0 8 2 1 0 0 0 0 74 119 0.00 0.556																			

Minnesota Twins @ Texas Rangers
The Ballpark at Arlington, Arlington, TX
Mon Sep 07 1998, 4:33 AM EDT
Att: 24,519 - Cloudy - 92 F

AB 30
R 0
H 3
RBI 0
BB 3
SO 8
LOB 8



Batter	1	2	3	4	5	6	7	8	9	AB	R	H	RBI	BB	SO	LOB	BOTTOM			
Tom Goodwin, L <small>OBP: 0.378, SLG: 0.326</small> 										4	1	1	1	0	1	2				
Mark McLemore, S <small>OBP: 0.380, SLG: 0.334</small> 										4	1	1	2	0	0	0				
29 Rusty Greer, L <small>OBP: 0.394, SLG: 0.443</small> 										3	0	0	0	1	2	0				
Juan Gonzalez, R <small>OBP: 0.360, SLG: 0.627</small> 										4	1	2	1	0	1	1				
Willi Clark, L <small>OBP: 0.388, SLG: 0.515</small> 										4	0	1	0	0	1	2				
Lee Stevens, L <small>OBP: 0.313, SLG: 0.485</small> 										4	1	1	0	0	1	1				
Bill Haselman, R <small>OBP: 0.323, SLG: 0.560</small> 										4	1	2	0	0	0	2				
Luis Alicaia, S <small>OBP: 0.372, SLG: 0.430</small> 										4	1	2	1	0	0	1				
Royce Clayton, R <small>OBP: 0.305, SLG: 0.344</small> 										3	0	0	0	0	0	3				
Inning Stats	R: 0 E: 0 K: 1 S: 8	H: 0 LOB: 0 BB: 0 P: 11	R: 0 E: 1 K: 1 S: 11	H: 1 LOB: 1 BB: 0 P: 18	R: 0 E: 0 K: 0 S: 5	H: 0 LOB: 0 BB: 0 P: 8	R: 0 E: 0 K: 0 S: 12	H: 1 LOB: 1 BB: 0 P: 19	R: 0 E: 0 K: 1 S: 13	H: 2 LOB: 2 BB: 0 P: 20	R: 0 E: 0 K: 1 S: 5	H: 0 LOB: 1 BB: 1 P: 10	R: 6 E: 2 K: 2 S: 22	H: 5 LOB: 0 BB: 0 P: 31	R: 0 E: 0 K: 0 S: 6	H: 1 LOB: 1 BB: 0 P: 11	1B: 7 2B: 1 3B: 0 HR: 2	SF: 0 SAC: 1 DP: 0 HBP: 0	WP: 1 PB: 0 CS: 0	PA: 36
PITCHER	IP WLS BF H R ER SO BB IBB HBP BLK WP HR S P ERA WHIP																			
LaTroy Hawkins, R <small>ERA: 5.12</small>	6.1 L 29 8 5 4 4 1 1 69 108 5.68 1.421																			
Eddie Guardado, L <small>ERA: 4.69</small>	0.2 3 1 1 1 2 0 0 0 0 0 1 7 9 13.50 1.500																			
Todd Ritchie, R <small>ERA: 7.5</small>	1.0 4 1 0 0 0 0 0 0 0 0 0 6 11 0.00 1.000																			

Minnesota Twins @ Texas Rangers
The Ballpark at Arlington, Arlington, TX
Mon Sep 07 1998, 4:33 AM EDT
Att: 24,519 - Cloudy - 92 F

AB 34
R 6
H 10
RBI 5
BB 1
SO 6
LOB 12



Batter	1	2	3	4	5	6	7	8	9	AB	R	H	RBI	BB	SO	LOB	TOP										
Johnny Damon, L OBP: 0.339, SLG: 0.422	3-2 G1-3	1-2 L4-3		2-2 G6-3		1-2 G3		2-3 K		5	0	0	0	0	1	3											
Jeremy Giambi, L OBP: 0.400, SLG: 0.667	0-0 1B 2B		1-0 CS 1B		0-1 F7	2-2 HR		2-0 P8		5	1	3	1	0	0	0											
Jose Offerman, S OBP: 0.401, SLG: 0.434	4-1 1B BB		3-3 K		3-2 BB 1B	0-0 F8		3-2 G6-4-3 1B 2B		4	2	2	0	1	1	1											
Dean Palmer, R OBP: 0.329, SLG: 0.518	1-0 F8		0-1 2B 1B		0-0 BB 2B 1B	3-3 K		0-1 G6-4-3 1B		5	1	3	0	0	1	2											
Larry Sutton, L OBP: 0.307, SLG: 0.348	3-1 1B		0-1 2B		1-3 K		3-2 G3-1		1-0 G6-4-3	5	0	2	0	0	1	4											
Jeff Conine, R OBP: 0.317, SLG: 0.434	0-1 F9		2-3 K		4-0 BB 2B		1-1 1B		3-1 2B	4	1	2	1	1	1	5											
Hal Morris, L OBP: 0.345, SLG: 0.386		4-2 29 1B BB		1-1 G6-3		4-1 29 2B BB		0-0 L6		2	1	0	1	3	0	1											
29 Mike Sweeney, R OBP: 0.323, SLG: 0.398		2-1 L4-3 1B		1-0 2B		0-1 2B		1-1 G6-3		5	0	3	3	0	0	3											
Mendy López, R OBP: 0.271, SLG: 0.290		0-3 K		1-2 G6-3		1-0 G5-3		1-2 F9		4	0	0	0	0	1	4											
Inning Stats	R: 0 E: 0 K: 0 S: 11	H: 2 LOB: 3 BB: 1 P: 22	R: 0 E: 0 K: 2 S: 10	H: 1 LOB: 1 BB: 1 P: 17	R: 0 E: 0 K: 2 S: 11	H: 3 LOB: 2 BB: 0 P: 17	R: 0 E: 0 K: 0 S: 11	H: 1 LOB: 1 BB: 0 P: 16	R: 4 E: 0 K: 1 S: 15	H: 3 LOB: 1 BB: 2 P: 28	R: 1 E: 0 K: 0 S: 15	H: 1 LOB: 1 BB: 0 P: 21	R: 0 E: 0 K: 0 S: 8	H: 0 LOB: 0 BB: 0 P: 13	R: 0 E: 0 K: 1 S: 8	H: 0 LOB: 0 BB: 0 P: 13	R: 1 E: 0 K: 0 S: 9	H: 3 LOB: 2 BB: 1 P: 21	1B: 9 2B: 7 3B: 0 HR: 1	SF: 0 SAC: 0 DP: 3 HBP: 0	WP: 0 PB: 0 SB: 0 CS: 1	PA: 44					
PITCHER	IP	WLS	BF	H	R	ER	SO	BB	IBB	HBP	BLK	WP	HR	S	P	ERA	WHIP										
John Burkett, R ERA: 6.08	(1, 1)	4.2	24	9	3	3	4	3	0	0	0	0	0	54	91	5.79	2.571										
Greg Cadaret, L ERA: 4.15	(5, 1)	0.0	1	0	0	0	0	1	0	0	0	0	0	1	5	∞	∞										
Tim Crabtree, R ERA: 4.05	(5, 1)	1.1	6	2	2	2	1	0	0	0	0	0	1	18	25	13.50	1.500										
Eric Gunderson, L ERA: 4.7	(7, 1)	2.0	8	2	1	1	1	0	0	0	0	0	0	19	32	4.50	1.000										
Danny Patterson, R ERA: 4.77	(9, 1)	1.0	W	5	2	0	0	0	1	0	0	0	0	6	15	0.00	2.000										

Kansas City Royals @ Texas Rangers
The Ballpark at Arlington, Arlington, TX
Tue Sep 08 1998, 8:05 PM EDT
Att: 22,336 - Cloudy - 97 F

livebaseballscorecards.com

AB 39
R 6
H 15
RBI 6
BB 5
SO 6
LOB 23



Batter	1	2	3	4	5	6	7	8	9	AB	R	H	RBI	BB	SO	LOB	BOTTOM										
Mark McLemore, S OBP: 0.382, SLG: 0.336	3-2 G5-3	2-2 P4		0-1 FC6-4 1B		0-1 1B 2H 1B		4-2 29 2B BB		4	1	2	1	1	0	0											
Roberto Kelly, R OBP: 0.351, SLG: 0.555	1-0 F8		1-1 29 2B		0-2 FC6-4		1-2 1B		2-1 29 2B 1B	4	1	2	0	0	0	2											
Luis Alicea, S OBP: 0.375, SLG: 0.432			3B		1-2 1B		1-3 1B		1-2 1B	4	1	1	0	0	0	0											
29 Rusty Greer, L OBP: 0.395, SLG: 0.448	2-1 1B		1-2 G4-3 2B		3-2 G4-3		0-3 K		1-2 1B 2B	5	1	3	2	0	1	2											
Juan Gonzalez, R OBP: 0.362, SLG: 0.626	3-2 1B		0-2 P7		1-2 FC5-4 1B		1-1 F8		4-0 1B IBB	4	0	2	0	1	0	1											
Will Clark, L OBP: 0.384, SLG: 0.510	2-3 K		3-1 G4-3		1-3 K		2-1 G4-3		1-3 K	5	0	0	0	0	3	7											
Ivan Rodriguez, R OBP: 0.383, SLG: 0.514		0-1 G3-1-3		1-0 G4-3		2-1 FC5-4		1-0 F8		5	0	1	2	0	0	2											
Todd Zeile, R OBP: 0.344, SLG: 0.428		2-2 HR 3B		0-0 F8		2-3 K		0-1 G5-3		4	1	1	0	0	1	0											
Mike Simms, R OBP: 0.377, SLG: 0.602	1-0 P9		1-2 G6-3		1-2 G6-3		1-0 1B 2B		1-0 G3	3	1	1	0	0	0	1											
Lee Stevens, L OBP: 0.313, SLG: 0.483										1	0	0	0	0	0	0											
Royce Clayton, R OBP: 0.307, SLG: 0.350	1-1 HR		4-0 1B BB		3-3 K		1-2 G4-3			3	1	1	2	1	1	1											
Inning Stats	R: 0 E: 0 K: 1 S: 12	H: 2 LOB: 2 BB: 0 P: 23	R: 2 E: 0 K: 0 S: 12	H: 2 LOB: 0 BB: 0 P: 18	R: 1 E: 0 K: 0 S: 11	H: 2 LOB: 1 BB: 0 P: 17	R: 0 E: 0 K: 0 S: 9	H: 1 LOB: 2 BB: 1 P: 14	R: 0 E: 0 K: 1 S: 12	H: 1 LOB: 1 BB: 0 P: 19	R: 1 E: 0 K: 3 S: 16	H: 3 LOB: 2 BB: 0 P: 23	R: 0 E: 0 K: 0 S: 5	H: 0 LOB: 0 BB: 0 P: 9	R: 0 E: 0 K: 0 S: 6	H: 0 LOB: 0 BB: 0 P: 8	R: 3 E: 0 K: 1 S: 12	H: 3 LOB: 2 BB: 2 P: 24	1B: 8 2B: 3 3B: 2 HR: 1	SF: 0 SAC: 0 DP: 0 HBP: 0	WP: 0 PB: 0 SB: 0 CS: 0	PA: 42					
PITCHER	IP	WLS	BF	H	R	ER	SO	BB	IBB	HBP	BLK	WP	HR	S	P	ERA	WHIP										
50 José Rosado, L ERA: 4.31	(1, 1)	5.2	28	10	4	4	4	1	0	0	0	0	0	66	107	6.35	1.941										
Scott Service, R ERA: 3.05	(6, 1)	2.1	8	1	0	0	1	0	0	0	0	0	0	17	24	0.00	0.429										
Jeff Montgomery, R ERA: 5.58	(9, 1)	0.1	L	6	3	3	3	1	1	0	0	0	0	12	24	81.00	12.000										

Kansas City Royals @ Texas Rangers
The Ballpark at Arlington, Arlington, TX
Tue Sep 08 1998, 8:05 PM EDT
Att: 22,336 - Cloudy - 97 F

livebaseballscorecards.com

AB 39
R 7
H 14
RBI 7
BB 3
SO 6
LOB 16



Batter	1	2	3	4	5	6	7	8	9	AB	R	H	RBI	BB	SO	LOB	TOP											
Johnny Damon, L OBP: 0.336, SLG: 0.419 (1, 8)										4	0	0	0	0	1	0												
Jeremy Giambi, L OBP: 0.375, SLG: 0.591 (1, 10)										4	0	1	0	0	0	0												
Jose Offerman, S OBP: 0.402, SLG: 0.434 (1, 4)										4	0	2	0	0	1	2												
Dean Palmer, R OBP: 0.327, SLG: 0.514 Scott Leius, R OBP: 0.200, SLG: 0.172 (8, 5)										4	0	0	0	0	0	3												
Jeff King, R OBP: 0.321, SLG: 0.448 (1, 3)										4	0	0	0	0	2	1												
Hal Morris, L OBP: 0.348, SLG: 0.387 (1, 7)										3	0	2	0	1	0	0												
Jeff Conine, R OBP: 0.313, SLG: 0.428 (1, 9)										4	0	0	0	0	2	2												
29 Mike Sweeney, R OBP: 0.323, SLG: 0.402 (1, 2)										3	0	1	0	0	1	1												
Mendy López, R OBP: 0.268, SLG: 0.287 Chris Hatcher, R (7, PH) Shane Halter, R OBP: 0.265, SLG: 0.315 (7, 6)										2	0	0	0	0	1	0												
Inning Stats	R: 0 E: 0 K: 2 S: 13	H: 1 LOB: 1 BB: 0 P: 19	R: 0 E: 0 K: 0 S: 8	H: 1 LOB: 1 BB: 12 P: 20	R: 0 E: 1 K: 1 S: 13	H: 0 LOB: 1 BB: 0 P: 20	R: 0 E: 0 K: 1 S: 12	H: 0 LOB: 0 BB: 0 P: 18	R: 0 E: 1 K: 1 S: 15	H: 1 LOB: 1 BB: 0 P: 24	R: 0 E: 0 K: 1 S: 7	H: 2 LOB: 1 BB: 0 P: 9	R: 0 E: 0 K: 0 S: 11	H: 1 LOB: 1 BB: 0 P: 16	R: 0 E: 0 K: 1 S: 8	H: 0 LOB: 0 BB: 0 P: 8	1B: 5 2B: 1 3B: 0 HR: 0	SF: 0 SAC: 0 DP: 0 HBP: 0	WP: 1 PB: 0 SB: 0 CS: 0	PA: 34								
PITCHER	IP	WLS	BF	H	R	ER	SO	BB	IBB	HBP	BLK	WP	HR	S	P	ERA	WHIP											
Aaron Sele, R ERA: 4.26 Tony Fossas, L ERA: 7.79 Xavier Hernandez, R ERA: 3.33 Al Levine, R ERA: 3.99	(1, 1)	7.0	W	27	5	0	0	7	1	0	0	0	1	0	81	122	0.00	0.857										
	(8, 1)	0.2		3	1	0	0	0	0	0	0	0	0	0	9	12	0.00	1.500										
	(8, 1)	0.1		1	0	0	0	0	0	0	0	0	0	0	2	4	0.00	0.000										
	(9, 1)	1.0		3	0	0	0	1	0	0	0	0	0	0	8	8	0.00	0.000										

Kansas City Royals @ Texas Rangers
The Ballpark at Arlington, Arlington, TX
Wed Sep 09 1998, 8:05 PM EDT
Att: 28,441 - Unknown - 93 F

AB	33
R	0
H	6
RBI	0
BB	1
SO	8
LOB	10





Batter	1	2	3	4	5	6	7	8	9	AB	R	H	RBI	BB	SO	LOB	BOTTOM											
Tom Goodwin, L OBP: 0.378, SLG: 0.331 (1, 8)										5	0	2	2	0	1	1												
Mark McLemore, S OBP: 0.384, SLG: 0.340 (1, 4)										4	0	2	0	1	1	0												
29 Rusty Greer, L OBP: 0.394, SLG: 0.449 Bill Haselman, R OBP: 0.323, SLG: 0.560 (9, 2)										4	1	1	1	0	0	3												
Juan Gonzalez, R OBP: 0.366, SLG: 0.628 Mike Simms, R OBP: 0.377, SLG: 0.602 (9, 9)										4	1	3	0	1	1	2												
Will Clark, L OBP: 0.383, SLG: 0.510 (1, 3)										4	1	1	2	0	2	3												
Ivan Rodriguez, R OBP: 0.383, SLG: 0.512 Warren Newson, L OBP: 0.278, SLG: 0.294 (9, 7)										4	1	1	0	0	0	2												
Lee Stevens, L OBP: 0.315, SLG: 0.493 (1, 10)										4	2	2	3	0	0	1												
Todd Zeile, R OBP: 0.343, SLG: 0.428 (1, 5)										4	0	1	0	0	1	1												
Royce Clayton, R OBP: 0.308, SLG: 0.351 (1, 6)										4	2	2	0	0	1	1												
Inning Stats	R: 2 E: 0 K: 1 S: 15	H: 2 LOB: 1 BB: 1 P: 28	R: 2 E: 0 K: 1 S: 15	H: 4 LOB: 1 BB: 0 P: 21	R: 3 E: 1 K: 1 S: 16	H: 4 LOB: 1 BB: 0 P: 18	R: 0 E: 0 K: 1 S: 10	H: 1 LOB: 1 BB: 0 P: 15	R: 0 E: 0 K: 0 S: 6	H: 0 LOB: 0 BB: 0 P: 12	R: 0 E: 0 K: 1 S: 10	H: 1 LOB: 1 BB: 0 P: 17	R: 0 E: 0 K: 1 S: 14	H: 1 LOB: 1 BB: 0 P: 20	R: 1 E: 0 K: 1 S: 15	H: 2 LOB: 2 BB: 1 P: 26	1B: 7 2B: 7 3B: 0 HR: 1	SF: 1 SAC: 0 DP: 1 HBP: 0	WP: 0 PB: 0 SB: 0 CS: 0	PA: 40								
PITCHER	IP	WLS	BF	H	R	ER	SO	BB	IBB	HBP	BLK	WP	HR	S	P	ERA	WHIP											
Pat Rapp, R ERA: 5.27 Jeff Suppan, R ERA: 6.42 Allen McDill, L ERA: 47 Brian Bevil, R ERA: 5.06 Jim Pitsley, R ERA: 6.99	(1, 1)	2.1	L	16	9	7	2	1	0	0	0	0	0	0	23	35	0.00	0.750										
	(6, 1)	1.0		4	1	0	0	1	0	0	0	0	0	0	10	17	0.00	1.000										
	(7, 1)	1.0		4	1	0	0	1	0	0	0	0	0	0	14	20	0.00	1.000										
	(8, 1)	1.0		6	2	1	1	1	1	0	0	0	0	0	15	26	9.00	3.000										

Kansas City Royals @ Texas Rangers
The Ballpark at Arlington, Arlington, TX
Wed Sep 09 1998, 8:05 PM EDT
Att: 28,441 - Unknown - 93 F

AB	37
R	8
H	15
RBI	8
BB	2
SO	7
LOB	14



Batter	1	2	3	4	5	6	7	8	9	AB	R	H	RBI	BB	SO	LOB	TOP				
Mark McLemore, S (1, 4) OBP: 0.383, SLG: 0.337	G6-3		G6-3			E6				3	0	0	0	1	0	0	<p>Texas Rangers @ Tampa Bay Devil Rays Tropicana Field, St. Petersburg, FL Fri Sep 11 1998, 7:05 PM EDT Att: 28,522 - Dome - 72 F</p> <p>livebaseballscorecards.com</p> <p>AB 31 R 2 H 4 RBI 1 BB 4 SO 8 LOB 14</p> 				
Roberto Kelly, R (1, 8) OBP: 0.345, SLG: 0.546	K		K			P2	G5-3			4	0	0	0	0	2	3					
29 Rusty Greer, L (1, 7) OBP: 0.393, SLG: 0.447					F8	FC6-4		P4		4	0	1	0	0	0	1					
Juan Gonzalez, R (1, 9) OBP: 0.363, SLG: 0.624	K			K		G4-3		P6		4	0	0	0	0	2	2					
Will Clark, L (1, 3) OBP: 0.382, SLG: 0.508		K			F7			K		4	1	1	0	0	2	0					
Ivan Rodriguez, R (1, 2) OBP: 0.384, SLG: 0.511						P4		G4-3		3	1	1	0	1	0	0					
Todd Zeile, R (1, 5) Tom Goodwin, L (9, PR) OBP: 0.378, SLG: 0.331	G6-3					F8		G1-3		4	0	1	0	0	0	3					
Mike Simms, R (1, 10) Luis Alices, S (9, PH) OBP: 0.375, SLG: 0.430	F9								K	1	0	0	0	2	0	1					
Royce Clayton, R (1, 6) Lee Stevens, L (9, PH) OBP: 0.314, SLG: 0.492				F8		G4-3		SF8		1	0	0	0	0	1	2					
Inning Stats	R: 0 E: 0 K: 2 S: 12	H: 1 LOB: 1 BB: 0 P: 17	R: 0 E: 0 K: 1 S: 7	H: 0 LOB: 1 BB: 1 P: 17	R: 0 E: 0 K: 1 S: 9	H: 0 LOB: 0 BB: 0 P: 15	R: 0 E: 0 K: 1 S: 8	H: 0 LOB: 0 BB: 0 P: 13	R: 0 E: 0 K: 0 S: 6	H: 0 LOB: 1 BB: 1 P: 12	R: 2 E: 0 K: 0 S: 13	H: 2 LOB: 2 BB: 2 P: 23	R: 0 E: 0 K: 1 S: 6	H: 0 LOB: 0 BB: 0 P: 7	R: 0 E: 0 K: 2 S: 12	H: 1 LOB: 2 BB: 0 P: 17		1B: 4 2B: 0 3B: 0 HR: 0	SF: 1 SAC: 0 DP: 0 HBP: 0	WP: 0 PB: 1 CS: 2	PA: 36
PITCHER	IP	WLS	BF	H	R	ER	SO	BB	IBB	HBP	BLK	WP	HR	S	P	ERA	WHIP				
Tony Saunders, L (1, 1) ERA: 4.18	7.0	W	29	3	2	1	5	4	0	0	0	0	0	62	108	1.29	1.000				
Jim Neadir, R (8, 1) ERA: 3.29	1.0		3	0	0	0	1	0	0	0	0	0	0	6	7	0.00	0.000				
Roberto Hernandez, R (9, 1) ERA: 4.32	1.0	S	4	1	0	0	2	0	0	0	0	0	0	12	17	0.00	1.000				

Batter	1	2	3	4	5	6	7	8	9	AB	R	H	RBI	BB	SO	LOB	BOTTOM				
Randy Winn, S (1, 8) OBP: 0.352, SLG: 0.395	G6-3		K			G6-3		SH1-4		3	0	0	0	0	1	1	<p>Texas Rangers @ Tampa Bay Devil Rays Tropicana Field, St. Petersburg, FL Fri Sep 11 1998, 7:05 PM EDT Att: 28,522 - Dome - 72 F</p> <p>livebaseballscorecards.com</p> <p>AB 27 R 3 H 5 RBI 3 BB 3 SO 6 LOB 13</p> 				
Wade Boggs, L (1, 5) OBP: 0.348, SLG: 0.395	G6-3		G3			HR	BB			2	1	0	0	2	0	1					
Bobby Smith, R (1, 6) OBP: 0.358, SLG: 0.454	K				G5-3		HR	F9		4	1	1	2	0	1	2					
Fred McGriff, L (1, 3) OBP: 0.358, SLG: 0.432						K		P5		4	0	1	0	0	2	2					
Paul Sorrento, L (1, 10) Mike Kelly, R (7, PR) OBP: 0.288, SLG: 0.403						P4				3	0	1	0	0	1	1					
Quinton McCracken, S (1, 7) OBP: 0.333, SLG: 0.413										0	1	0	0	0	0	0					
Rich Butler, L (1, 9) OBP: 0.282, SLG: 0.360										3	0	1	1	0	0	1					
Mike DiFelice, R (1, 2) OBP: 0.273, SLG: 0.344										2	0	0	0	1	0	2					
Miguel Cairo, R (1, 4) OBP: 0.313, SLG: 0.376										3	0	1	0	0	0	1					
Inning Stats	R: 0 E: 0 K: 1 S: 6	H: 0 LOB: 0 BB: 0 P: 7	R: 0 E: 0 K: 1 S: 9	H: 1 LOB: 1 BB: 0 P: 17	R: 0 E: 0 K: 1 S: 10	H: 0 LOB: 1 BB: 1 P: 16	R: 0 E: 0 K: 1 S: 7	H: 0 LOB: 0 BB: 0 P: 9	R: 0 E: 0 K: 1 S: 5	H: 0 LOB: 0 BB: 0 P: 8	R: 2 E: 0 K: 1 S: 11	H: 1 LOB: 1 BB: 1 P: 20	R: 1 E: 0 K: 0 S: 11	H: 2 LOB: 1 BB: 0 P: 17	R: 0 E: 0 K: 0 S: 5	H: 1 LOB: 2 BB: 1 P: 9		1B: 3 2B: 0 3B: 1 HR: 1	SF: 0 SAC: 1 DP: 0 HBP: 0	WP: 0 PB: 0 CS: 1	PA: 31
PITCHER	IP	WLS	BF	H	R	ER	SO	BB	IBB	HBP	BLK	WP	HR	S	P	ERA	WHIP				
Todd Stottlemire, R (1, 1) ERA: 3.98	7.2	L	30	5	3	3	6	2	1	0	0	0	0	63	102	3.52	0.913				
Tony Fossas, L (8, 1) ERA: 7.64	0.1		1	0	0	0	0	0	0	0	0	0	0	1	1	0.00	0.000				

Batter	1	2	3	4	5	6	7	8	9	AB	R	H	RBI	BB	SO	LOB	TOP								
Tom Goodwin, L (1, 8) OBP: 0.380, SLG: 0.334										5	1	3	1	0	1	2									
Mark McLemore, S (1, 4) OBP: 0.381, SLG: 0.338										5	0	1	2	0	1	5									
29 Rusty Greer, L (1, 7) OBP: 0.390, SLG: 0.443										5	0	0	0	0	0	2									
Juan Gonzalez, R (1, 9) OBP: 0.363, SLG: 0.622										5	2	2	0	0	0	2									
Will Clark, L (1, 3) OBP: 0.384, SLG: 0.509										1	0	1	0	0	0	0									
Mike Simms, R (4, 3) OBP: 0.381, SLG: 0.612										3	1	1	2	0	2	1									
John Wetteland, R (9, 1)										0	0	0	0	0	0	0									
Ivan Rodriguez, R (1, 2) OBP: 0.386, SLG: 0.517										4	2	2	1	1	0	3									
Lee Stevens, L (1, 10) OBP: 0.318, SLG: 0.490										3	1	1	0	2	1	1									
Todd Zeile, R (1, 5) OBP: 0.343, SLG: 0.427										4	0	1	2	1	0	2									
Royce Clayton, R (1, 6) OBP: 0.311, SLG: 0.355										4	1	3	0	1	0	2									
Inning Stats	R: 0 E: 0 K: 0 S: 10	H: 1 LOB: 1 BB: 0 P: 14	R: 1 E: 0 K: 0 S: 9	H: 2 LOB: 3 BB: 3 P: 25	R: 0 E: 0 K: 0 S: 7	H: 1 LOB: 1 BB: 0 P: 14	R: 0 E: 0 K: 0 S: 9	H: 2 LOB: 1 BB: 0 P: 15	R: 3 E: 0 K: 1 S: 16	H: 3 LOB: 0 BB: 0 P: 27	R: 2 E: 0 K: 0 S: 14	H: 3 LOB: 1 BB: 0 P: 26	R: 0 E: 1 K: 2 S: 14	H: 1 LOB: 1 BB: 0 P: 21	R: 0 E: 0 K: 1 S: 8	H: 1 LOB: 0 BB: 0 P: 12	R: 2 E: 1 K: 1 S: 18	H: 1 LOB: 2 BB: 2 P: 31	1B: 10 2B: 3 3B: 0 HR: 2	SF: 0 SAC: 0 DP: 3 HBP: 1	WP: 0 PB: 0 SB: 1 CS: 1	PA: 46			
PITCHER	IP	WLS	BF	H	R	ER	SO	BB	IBB	HBP	BLK	WP	HR	S	P	ERA	WHIP								
Julio Santana, R (1, 1) ERA: 4.03	5.1	L	28	11	6	6	1	3	0	1	0	0	2	58	109	10.12	2.625								
Esteban Yan, R (6, 1) ERA: 3.95	1.2		8	3	0	0	2	0	0	0	0	0	0	24	37	0.00	1.800								
Scott Aldred, L (8, 1) ERA: 3.68	1.1		3	0	0	0	1	0	0	0	0	0	0	8	13	0.00	0.000								
Albie Lopez, R (9, 1) ERA: 2.13	0.1		5	1	2	0	1	2	0	0	0	0	0	13	24	0.00	9.000								
Rick White, R (9, 1) ERA: 4.21	0.1		1	0	0	0	0	0	0	0	0	0	0	2	2	0.00	0.000								

Texas Rangers @ Tampa Bay Devil Rays
Tropicana Field, St. Petersburg, FL
Sat Sep 12 1998, 7:05 PM EDT
Att: 31,278 - Dome - 72 F

AB 39
R 8
H 15
RBI 8
BB 5
SO 5
LOB 20



Batter	1	2	3	4	5	6	7	8	9	AB	R	H	RBI	BB	SO	LOB	BOTTOM								
Quinton McCracken, S (1, 8) OBP: 0.337, SLG: 0.420										4	2	3	0	1	0	0									
Wade Boggs, L (1, 5) OBP: 0.346, SLG: 0.393										5	0	1	0	0	0	4									
Bobby Smith, R (1, 6) OBP: 0.356, SLG: 0.450										5	0	1	1	0	3	4									
Fred McGriff, L (1, 3) OBP: 0.358, SLG: 0.434										4	0	2	1	0	0	3									
Bubba Trammell, R (1, 7) OBP: 0.335, SLG: 0.556										3	0	1	0	1	0	1									
Paul Sorrento, L (1, 10) OBP: 0.312, SLG: 0.404										4	0	0	0	0	2	6									
Rich Butler, L (1, 9) OBP: 0.281, SLG: 0.354										3	0	0	0	1	0	0									
John Flaherty, R (1, 2) OBP: 0.269, SLG: 0.289										4	0	1	0	0	0	2									
Miguel Cairo, R (1, 4) OBP: 0.312, SLG: 0.373										3	0	0	0	1	0	1									
Inning Stats	R: 0 E: 0 K: 1 S: 8	H: 0 LOB: 0 BB: 0 P: 10	R: 0 E: 0 K: 1 S: 11	H: 1 LOB: 2 BB: 1 P: 23	R: 1 E: 0 K: 1 S: 14	H: 2 LOB: 3 BB: 2 P: 27	R: 0 E: 0 K: 0 S: 8	H: 0 LOB: 0 BB: 0 P: 13	R: 1 E: 0 K: 1 S: 16	H: 3 LOB: 2 BB: 0 P: 25	R: 0 E: 0 K: 0 S: 8	H: 1 LOB: 0 BB: 0 P: 12	R: 0 E: 0 K: 0 S: 5	H: 1 LOB: 1 BB: 0 P: 5	R: 0 E: 0 K: 0 S: 9	H: 0 LOB: 0 BB: 0 P: 13	R: 0 E: 0 K: 1 S: 12	H: 1 LOB: 2 BB: 1 P: 17	1B: 6 2B: 3 3B: 0 HR: 0	SF: 0 SAC: 0 DP: 1 HBP: 0	WP: 0 PB: 0 SB: 0 CS: 0	PA: 39			
PITCHER	IP	WLS	BF	H	R	ER	SO	BB	IBB	HBP	BLK	WP	HR	S	P	ERA	WHIP								
Rick Helling, R (1, 1) ERA: 4.3	8.0	W	34	8	2	2	4	3	0	0	0	0	0	79	128	2.25	1.375								
John Wetteland, R (9, 1) ERA: 1.77	1.0		5	1	0	0	1	1	0	0	0	0	0	12	17	0.00	2.000								

Texas Rangers @ Tampa Bay Devil Rays
Tropicana Field, St. Petersburg, FL
Sat Sep 12 1998, 7:05 PM EDT
Att: 31,278 - Dome - 72 F

AB 35
R 2
H 9
RBI 2
BB 4
SO 5
LOB 21



Batter	1	2	3	4	5	6	7	8	9	AB	R	H	RBI	BB	SO	LOB	TOP					
Tom Goodwin, L (1, 8) OBP: 0.378, SLG: 0.333	G5-3		G4-3				G3		G4-3	5	0	1	0	0	0	2						
Mark McLemore, S (1, 4) OBP: 0.380, SLG: 0.337	G5-3		G4-3					F7		4	0	1	0	0	0	0						
29 Rusty Greer, L (1, 7) OBP: 0.391, SLG: 0.449	P5		HR						HR	4	2	2	1	0	0	2						
Juan Gonzalez, R (1, 9) OBP: 0.364, SLG: 0.626		2B	HR				G5-3		G5-3	4	2	2	2	0	0	0						
Ivan Rodriguez, R (1, 2) OBP: 0.365, SLG: 0.517		2B	F9				G6-3		L7	4	0	1	0	0	0	0						
Lee Stevens, L (1, 3) OBP: 0.320, SLG: 0.489		F7							G1	3	0	1	0	1	1	2						
Todd Zeile, R (1, 5) OBP: 0.341, SLG: 0.425		SF7							L8	3	0	0	1	0	0	2						
Mike Simms, R (1, 10) OBP: 0.375, SLG: 0.601										3	0	0	0	0	0	1						
Luis Alices, S (9, PH) OBP: 0.375, SLG: 0.430										0	0	0	0	1	0	0						
Royce Clayton, R (1, 6) OBP: 0.310, SLG: 0.360									G1	4	1	1	1	0	0	2						
Inning Stats	R: 0 E: 0 K: 0 S: 6	H: 0 LOB: 0 BB: 0 P: 11	R: 1 E: 0 K: 0 S: 14	H: 2 LOB: 1 BB: 0 P: 21	R: 3 E: 0 K: 0 S: 17	H: 3 LOB: 0 BB: 0 P: 26	R: 0 E: 0 K: 1 S: 7	H: 0 LOB: 0 BB: 0 P: 13	R: 0 E: 0 K: 0 S: 8	H: 2 LOB: 1 BB: 1 P: 13	R: 0 E: 0 K: 0 S: 11	H: 0 LOB: 1 BB: 1 P: 20	R: 0 E: 0 K: 0 S: 6	H: 0 LOB: 0 BB: 0 P: 10	R: 1 E: 0 K: 0 S: 11	H: 1 LOB: 0 BB: 0 P: 17	R: 0 E: 0 K: 0 S: 11	H: 1 LOB: 2 BB: 1 P: 18	1B: 5 2B: 1 3B: 0 HR: 3	SF: 1 SAC: 0 DP: 1 HBP: 0	WP: 0 PB: 0 SB: 0 CS: 0	PA: 37
PITCHER	IP	WLS	BF	H	R	ER	SO	BB	IBB	HBP	BLK	WP	HR	S	P	ERA	WHIP					
Bryan Rekar, R (1, 1) ERA: 5.32	4.1		20	7	4	4	1	0	0	0	0	0	2	51	83	8.31	1.615					
Rick White, R (5, 1) ERA: 4.1	1.2	W	5	0	0	0	0	1	0	0	0	0	0	12	21	0.00	0.600					
Jim Mecir, R (7, 1) ERA: 3.32	2.0		7	1	1	1	0	0	0	0	0	0	1	17	27	4.50	0.500					
Roberto Hernandez, R (9, 1) ERA: 4.26	1.0		5	1	0	0	0	1	0	0	0	0	0	11	18	0.00	2.000					

Texas Rangers @ Tampa Bay Devil Rays
Tropicana Field, St. Petersburg, FL
Sun Sep 13 1998, 3:33 AM EDT
Att: 34,007 - Dome - 72 F

AB 34
R 5
H 9
RBI 5
BB 2
SO 1
LOB 11



Batter	1	2	3	4	5	6	7	8	9	AB	R	H	RBI	BB	SO	LOB	BOTTOM				
Quinton McCracken, S (1, 8) OBP: 0.337, SLG: 0.419	G4-3				G6-3				SF8	3	1	1	1	1	0	0					
Wade Boggs, L (1, 10) OBP: 0.348, SLG: 0.401		FC4-6			G4-3			F7		4	1	2	4	1	0	1					
Bobby Smith, R (1, 5) OBP: 0.356, SLG: 0.458	FC4-6								K	5	1	2	1	0	1	3					
Fred McGriff, L (1, 3) OBP: 0.361, SLG: 0.436		FC6-4			G3				K	5	1	3	0	0	1	1					
Bubba Trammell, R (1, 7) OBP: 0.344, SLG: 0.566									G5-3	4	1	3	1	0	0	2					
Randy Winn, S (6, PR) OBP: 0.351, SLG: 0.394										1	0	0	0	0	0	0					
Rich Butler, L (1, 9) OBP: 0.279, SLG: 0.350										2	0	0	0	0	1	1					
Mike Kelly, R (5, PH) OBP: 0.288, SLG: 0.402										3	1	1	0	0	2	2					
Aaron Ledesma, R (1, 6) OBP: 0.351, SLG: 0.396										4	1	1	0	0	1	4					
Miguel Cairo, R (1, 4) OBP: 0.314, SLG: 0.374										4	2	2	1	0	1	0					
Mike DiFelice, R (1, 2) OBP: 0.276, SLG: 0.346										4	1	2	2	0	2	0					
Inning Stats	R: 0 E: 0 K: 0 S: 8	H: 1 LOB: 2 BB: 1 P: 15	R: 6 E: 0 K: 1 S: 24	H: 6 LOB: 1 BB: 1 P: 33	R: 0 E: 0 K: 1 S: 9	H: 0 LOB: 0 BB: 0 P: 10	R: 0 E: 0 K: 0 S: 6	H: 1 LOB: 1 BB: 0 P: 9	R: 3 E: 0 K: 2 S: 16	H: 5 LOB: 2 BB: 0 P: 22	R: 0 E: 0 K: 1 S: 10	H: 2 LOB: 2 BB: 0 P: 15	R: 0 E: 0 K: 2 S: 11	H: 1 LOB: 1 BB: 0 P: 15	R: 1 E: 0 K: 2 S: 11	H: 1 LOB: 0 BB: 0 P: 15	1B: 14 2B: 1 3B: 0 HR: 2	SF: 1 SAC: 0 DP: 1 HBP: 0	WP: 1 PB: 0 SB: 0 CS: 0	PA: 42	
PITCHER	IP	WLS	BF	H	R	ER	SO	BB	IBB	HBP	BLK	WP	HR	S	P	ERA	WHIP				
Esteban Loaiza, R (1, 1) ERA: 4.73	1.2		14	7	6	6	0	2	0	0	0	0	0	3	5	0.00	0.000				
Tony Fossas, L (2, 1) ERA: 7.5	0.1		1	0	0	0	1	0	0	0	0	0	0	3	5	0.00	0.000				
Al Levine, R (3, 1) ERA: 4.33	2.1		12	5	3	3	2	0	0	0	0	0	0	26	33	11.57	2.143				
Greg Cadaret, L (5, 1) ERA: 4.12	0.1		2	1	0	0	0	0	0	0	0	0	0	2	3	0.00	3.000				
Tim Crabtree, R (5, 1) ERA: 3.94	2.0		8	3	0	0	4	0	0	0	0	0	0	21	31	0.00	1.500				
PITCHER	IP	WLS	BF	H	R	ER	SO	BB	IBB	HBP	BLK	WP	HR	S	P	ERA	WHIP				
Eric Gunderson, L (7, 1) ERA: 4.75	1.1		5	1	1	1	2	0	0	0	0	0	1	1	19	6.75	0.750				

Texas Rangers @ Tampa Bay Devil Rays
Tropicana Field, St. Petersburg, FL
Sun Sep 13 1998, 3:33 AM EDT
Att: 34,007 - Dome - 72 F

AB 39
R 10
H 17
RBI 10
BB 2
SO 9
LOB 14



Batter	1	2	3	4	5	6	7	8	9	AB	R	H	RBI	BB	SO	LOB	TOP								
Tom Goodwin, L (1, 8) OBP: 0.377, SLG: 0.332	G4-3		P6				G3			4	0	1	0	0	0	0	Texas Rangers @ Baltimore Orioles Oriole Park at Camden Yards, Baltimore, MD Mon Sep 14 1998, 7:05 PM EDT Att: 41,032 - Unknown - 89 F								
Mark McLemore, S (1, 4) OBP: 0.379, SLG: 0.335	HBP		L3			F7		P6	3	0	0	0	0	0	2										
29 Rusty Greer, L (1, 7) OBP: 0.390, SLG: 0.449	F8		2B			F8		G4-3	4	0	1	0	0	0	3										
Juan Gonzalez, R (1, 9) OBP: 0.365, SLG: 0.627	HBP		K			G6-3		G5-3	4	0	2	0	0	1	1										
Ivan Rodriguez, R (1, 2) OBP: 0.362, SLG: 0.513	K		K			G6-3		K	4	0	0	0	0	3	3										
Lee Stevens, L (1, 3) OBP: 0.317, SLG: 0.482			K			F8		K	4	0	0	0	0	2	1										
Todd Zeile, R (1, 5) OBP: 0.338, SLG: 0.422			G6-3			F7		K	4	0	0	0	0	1	1										
Luis Alicaia, S (1, 10) OBP: 0.375, SLG: 0.427			BB			P6		G3	2	0	0	0	1	0	0										
Royce Clayton, R (1, 6) OBP: 0.311, SLG: 0.360			K			F7		G4-3	3	0	1	0	0	1	1										
Inning Stats	R: 0 E: 0 K: 1 S: 15	H: 1 LOB: 2 BB: 0 P: 24	R: 0 E: 0 K: 2 S: 10	H: 0 LOB: 1 BB: 1 P: 17	R: 0 E: 0 K: 1 S: 8	H: 1 LOB: 1 BB: 0 P: 10	R: 0 E: 0 K: 1 S: 8	H: 0 LOB: 0 BB: 0 P: 13	R: 0 E: 0 K: 0 S: 14	H: 2 LOB: 2 BB: 0 P: 23	R: 0 E: 0 K: 0 S: 7	H: 1 LOB: 1 BB: 0 P: 12	R: 0 E: 0 K: 0 S: 6	H: 0 LOB: 0 BB: 0 P: 10	R: 0 E: 0 K: 0 S: 6	H: 0 LOB: 0 BB: 0 P: 10	R: 0 E: 0 K: 3 S: 10	H: 0 LOB: 0 BB: 0 P: 16	1B: 3 2B: 2 3B: 0 HR: 0	SF: 0 SAC: 0 DP: 0 HBP: 1	WP: 0 PB: 0 SB: 0 CS: 0	PA: 34			
PITCHER	IP	WLS	BF	H	R	ER	SO	BB	IBB	HBP	BLK	WP	HR	S	P	ERA	WHIP								
Juan Guzman, R (1, 1) ERA: 4.16	7.0		28	5	0	0	5	1	0	1	0	0	0	68	109	0.00	0.857								
Alan Mills, R (8, 1) ERA: 3.44	1.0	W	3	0	0	0	0	0	0	0	0	0	0	6	10	0.00	0.000								
Armando Benitez, R (9, 1) ERA: 3.68	1.0	S	3	0	0	0	3	0	0	0	0	0	0	10	16	0.00	0.000								

Batter	1	2	3	4	5	6	7	8	9	AB	R	H	RBI	BB	SO	LOB	BOTTOM								
Roberto Alomar, S (1, 4) OBP: 0.353, SLG: 0.422	G1-3		G3-1				G5-3			4	0	1	0	0	0	1	Texas Rangers @ Baltimore Orioles Oriole Park at Camden Yards, Baltimore, MD Mon Sep 14 1998, 7:05 PM EDT Att: 41,032 - Unknown - 89 F								
Brady Anderson, L (1, 8) OBP: 0.363, SLG: 0.423	BB		2B			FC6-4		BB	2	0	1	0	2	0	1										
Harold Baines, L (1, 10) OBP: 0.373, SLG: 0.464	G4-6-3		G3			G4-3		BB	3	0	0	0	1	0	3										
Rafael Palmeiro, L (1, 3) OBP: 0.382, SLG: 0.582			1B			1B		P6	2	0	1	0	2	0	3										
Cal Ripken Jr., R (1, 5) OBP: 0.337, SLG: 0.393			BB			2B			4	0	2	0	0	0	3										
Gene Kingsale, S (8, PR)			F7			G3			0	0	0	0	0	0	0										
Jeff Reboulet, R (9, 5) OBP: 0.360, SLG: 0.336			G3			L1-3		1B	0	0	0	0	0	0	0										
B.J. Surhoff, L (1, 7) OBP: 0.330, SLG: 0.438			K			G3-1		FC3-6	4	1	0	0	0	1	4										
Lenny Webster, R (1, 2) OBP: 0.306, SLG: 0.427			BB			G5-3		1B	4	0	2	0	0	0	2										
Rich Becker, L (1, 9) OBP: 0.351, SLG: 0.340			1B			L1-3		1B	2	0	1	0	1	0	0										
Eric Davis, R (8, PH) OBP: 0.397, SLG: 0.592			BB			G5-3		SF9	0	0	0	1	0	0	0										
Lyle Mouton, R (9, 9) OBP: 0.296, SLG: 0.462			BB			G5-3		1B	0	0	0	0	0	0	0										
Mike Bordick, R (1, 6) OBP: 0.324, SLG: 0.403			K			P6		FC5-4	3	0	0	0	0	1	4										
Inning Stats	R: 0 E: 0 K: 0 S: 5	H: 0 LOB: 0 BB: 1 P: 12	R: 0 E: 0 K: 2 S: 14	H: 1 LOB: 3 BB: 2 P: 31	R: 0 E: 0 K: 0 S: 7	H: 1 LOB: 2 BB: 1 P: 16	R: 0 E: 0 K: 0 S: 7	H: 0 LOB: 0 BB: 0 P: 10	R: 0 E: 0 K: 0 S: 10	H: 1 LOB: 1 BB: 0 P: 17	R: 0 E: 0 K: 0 S: 9	H: 2 LOB: 1 BB: 0 P: 14	R: 0 E: 0 K: 0 S: 12	H: 1 LOB: 3 BB: 2 P: 27	R: 1 E: 0 K: 0 S: 9	H: 2 LOB: 1 BB: 0 P: 14	1B: 6 2B: 3 3B: 0 HR: 0	SF: 1 SAC: 1 DP: 2 HBP: 0	WP: 1 PB: 0 SB: 0 CS: 0	PA: 36					
PITCHER	IP	WLS	BF	H	R	ER	SO	BB	IBB	HBP	BLK	WP	HR	S	P	ERA	WHIP								
Aaron Sele, R (1, 1) ERA: 4.15	6.2		30	6	0	0	2	5	1	0	0	0	0	62	123	0.00	1.650								
Greg Cadaret, L (7, 1) ERA: 4.08	0.1		1	0	0	0	0	0	0	0	0	0	0	2	4	0.00	0.000								
Xavier Hernandez, R (8, 1) ERA: 3.44	1.0	L	5	2	1	1	0	0	0	0	0	0	0	9	14	9.00	2.000								

AB	32
R	0
H	5
RBI	0
BB	1
SO	8
LOB	12



AB	28
R	1
H	8
RBI	1
BB	6
SO	2
LOB	21



Batter	1	2	3	4	5	6	7	8	9	AB	R	H	RBI	BB	SO	LOB	TOP								
Tom Goodwin, L (1, 8) OBP: 0.380, SLG: 0.333										2	1	1	0	2	0	0									
Mark McLemore, S (1, 4) OBP: 0.380, SLG: 0.335										3	1	1	0	1	1	1									
Luis Alicaia, S (9, 4) OBP: 0.375, SLG: 0.427										0	0	0	0	0	0	0									
29 Rusty Greer, L (1, 7) OBP: 0.389, SLG: 0.448										4	1	1	1	0	0	3									
Juan Gonzalez, R (1, 9) OBP: 0.365, SLG: 0.626										4	1	1	1	0	1	1									
Will Clark, L (1, 10) OBP: 0.387, SLG: 0.511 18 Milt Cuyler, S (9, PR)										4	0	3	1	0	1	0									
Ivan Rodriguez, R (1, 2) OBP: 0.382, SLG: 0.517										4	1	1	2	0	1	2									
Lee Stevens, L (1, 3) OBP: 0.316, SLG: 0.478										3	0	0	0	1	1	1									
Todd Zeile, R (1, 5) OBP: 0.336, SLG: 0.419										4	0	0	0	0	1	2									
Royce Clayton, R (1, 6) OBP: 0.308, SLG: 0.357										4	0	0	0	0	1	1									
Inning Stats	R: 0 E: 0 K: 0 S: 11	H: 1 LOB: 1 BB: 1 P: 21	R: 0 E: 0 K: 3 S: 13	H: 0 LOB: 1 BB: 1 P: 19	R: 0 E: 0 K: 1 S: 10	H: 0 LOB: 1 BB: 1 P: 18	R: 0 E: 0 K: 1 S: 8	H: 1 LOB: 0 BB: 0 P: 11	R: 0 E: 0 K: 0 S: 7	H: 0 LOB: 0 BB: 0 P: 11	R: 4 E: 0 K: 1 S: 17	H: 4 LOB: 1 BB: 1 P: 26	R: 0 E: 0 K: 0 S: 8	H: 0 LOB: 0 BB: 0 P: 10	R: 0 E: 0 K: 1 S: 6	H: 0 LOB: 0 BB: 0 P: 8	R: 2 E: 0 K: 0 S: 12	H: 2 LOB: 1 BB: 0 P: 18	1B: 6 2B: 1 3B: 0 HR: 1	SF: 0 SAC: 0 DP: 3 HBP: 0	WP: 0 PB: 0 SB: 0 CS: 0	PA: 36			
PITCHER	IP	WLS	BF	H	R	ER	SO	BB	IBB	HBP	BLK	WP	HR	S	P	ERA	WHIP								
52 Chris Fussell, R (1, 1) ERA: 5.4	5.0		21	4	3	3	5	4	0	0	0	0	0	54	90	5.40	1.600								
Pete Smith, R (6, 1) ERA: 5.61	0.0		1	1	0	0	0	0	0	0	0	0	0	3	4	∞	∞								
Arthur Rhodes, L (6, 1) ERA: 3.28	3.0		10	2	2	2	2	0	0	0	0	0	0	26	34	6.00	0.667								
Armando Benitez, R (9, 1) ERA: 3.82	0.0	L	1	1	1	1	0	0	0	0	0	0	1	5	6	∞	∞								
Jesse Orosco, L (9, 1) ERA: 2.65	1.0		3	0	0	0	0	0	0	0	0	0	0	4	8	0.00	0.000								

Texas Rangers @ Baltimore Orioles
 Oriole Park at Camden Yards, Baltimore, MD
 Tue Sep 15 1998, 7:05 PM EDT
 Att: 41,363 - Unknown - 92 F

AB 32
 R 6
 H 8
 RBI 5
 BB 4
 SO 7
 LOB 11



Batter	1	2	3	4	5	6	7	8	9	AB	R	H	RBI	BB	SO	LOB	BOTTOM								
Roberto Alomar, S (1, 4) OBP: 0.352, SLG: 0.422										5	1	1	0	0	0	2									
Brady Anderson, L (1, 8) OBP: 0.362, SLG: 0.420										3	0	0	0	1	0	1									
Harold Baines, L (1, 10) OBP: 0.373, SLG: 0.461										4	0	1	1	1	1	2									
Rafael Palmeiro, L (1, 3) OBP: 0.382, SLG: 0.579										4	2	1	0	0	1	2									
Cal Ripken Jr., R (1, 5) OBP: 0.339, SLG: 0.400 Gene Kingsale, S (8, PR)										3	2	2	2	1	0	0									
Rich Becker, L (9, 9) OBP: 0.351, SLG: 0.340										0	0	0	0	0	0	0									
B.J. Surhoff, L (1, 7) OBP: 0.331, SLG: 0.437										3	0	1	0	1	1	1									
Lenny Webster, R (1, 2) OBP: 0.309, SLG: 0.428										4	0	2	1	0	1	1									
Willie Greene, L (1, 9) OBP: 0.371, SLG: 0.431 Jeff Reboulet, R (9, 5) OBP: 0.360, SLG: 0.336										3	0	0	0	1	0	4									
Mike Bordick, R (1, 6) OBP: 0.324, SLG: 0.405 Eric Davis, R (9, PH) OBP: 0.388, SLG: 0.593 Jerry Hairston, R (9, PR)										3	0	1	0	0	0	2									
Inning Stats	R: 0 E: 0 K: 1 S: 10	H: 0 LOB: 0 BB: 0 P: 16	R: 2 E: 0 K: 0 S: 12	H: 3 LOB: 1 BB: 1 P: 23	R: 3 E: 0 K: 0 S: 9	H: 3 LOB: 0 BB: 0 P: 14	R: 0 E: 0 K: 1 S: 8	H: 0 LOB: 0 BB: 0 P: 14	R: 0 E: 0 K: 0 S: 9	H: 0 LOB: 1 BB: 1 P: 14	R: 0 E: 0 K: 0 S: 5	H: 1 LOB: 1 BB: 1 P: 12	R: 0 E: 0 K: 0 S: 6	H: 1 LOB: 1 BB: 1 P: 13	R: 0 E: 0 K: 1 S: 12	H: 1 LOB: 2 BB: 1 P: 20	R: 0 E: 0 K: 0 S: 9	H: 1 LOB: 1 BB: 0 P: 15	1B: 7 2B: 2 3B: 0 HR: 1	SF: 0 SAC: 1 DP: 2 HBP: 0	WP: 1 PB: 0 SB: 0 CS: 1	PA: 39			
PITCHER	IP	WLS	BF	H	R	ER	SO	BB	IBB	HBP	BLK	WP	HR	S	P	ERA	WHIP								
Esteban Loaiza, R (1, 1) ERA: 4.92	2.2		14	6	5	5	1	1	0	0	0	0	0	18	29	0.00	0.429								
Eric Gunderson, L (3, 1) ERA: 4.57	2.1		8	0	0	0	2	1	0	0	0	0	0	9	19	0.00	1.800								
Danny Patterson, R (6, 1) ERA: 4.63	1.2		6	2	0	0	0	1	0	0	0	0	0	10	20	0.00	2.000								
Tony Fossas, L (7, 1) ERA: 7.11	1.0	W	5	0	0	0	1	2	0	0	0	0	0	4	6	0.00	3.000								
Tim Crabtree, R (8, 1) ERA: 3.93	0.1		2	1	0	0	0	0	0	0	0	0	0	4	6	0.00	3.000								

Texas Rangers @ Baltimore Orioles
 Oriole Park at Camden Yards, Baltimore, MD
 Tue Sep 15 1998, 7:05 PM EDT
 Att: 41,363 - Unknown - 92 F

AB 33
 R 5
 H 10
 RBI 4
 BB 5
 SO 4
 LOB 15



Batter	1	2	3	4	5	6	7	8	9	AB	R	H	RBI	BB	SO	LOB	TOP								
Gregg Jefferies, S (1, 7) OBP: 0.335, SLG: 0.413	2-1 2B		3-2 2B		0-1 HR		3-3 K		1-0 F7	5	1	3	1	0	1	3									
Randy Velarde, R (1, 4) OBP: 0.374, SLG: 0.371	0-0 P9		2-0 G6-3		2-3 K			1-2 P4		3	0	0	0	0	1	2									
Orlando Palmeiro, L (8, PH) OBP: 0.434, SLG: 0.451										1	0	0	0	0	0	0									
Norberto Martin, R (8, 4) OBP: 0.240, SLG: 0.249										0	0	0	0	0	0	0									
Jim Edmonds, L (1, 8) OBP: 0.369, SLG: 0.500	2-3 K			4-1 16 FC5-4 BB		0-0 L7		2-2 P5		3	0	0	0	1	1										
Tim Salmon, R (1, 10) OBP: 0.407, SLG: 0.542	1-0 F8			2-2 P3		2-1 F9		1-0 G6-3		4	0	0	0	0	2										
16 Garret Anderson, L (1, 9) OBP: 0.334, SLG: 0.465		2-3 K		0-2 1B FC5-4		1-1 P6			2-1 G1-6-3	4	0	0	0	0	1										
Mark Johnson, L (1, 3) OBP: 0.143, SLG: 0.143		3-2 L3		3-2 1B			1-3 K		2-3 K HR	4	1	1	0	0	2	0									
Matt Walbeck, S (1, 2) OBP: 0.311, SLG: 0.356		1-1 F8		0-3 K			1-3 K		1-1 K HR	4	1	1	2	0	2	2									
Craig Shipley, R (1, 5) OBP: 0.315, SLG: 0.377			1-0 P4		0-0 G1-3		1-0 2B		0-3 K	2	0	0	0	0	0	0									
Chris Pritchett, L (7, PH) OBP: 0.365, SLG: 0.459										1	0	1	0	0	0	0									
Troy Glaus, R (7, 5) OBP: 0.287, SLG: 0.304										0	0	0	0	0	0	0									
Darin Erstad, L (9, PH) OBP: 0.359, SLG: 0.497										1	0	0	0	0	1	0									
Gary Disarcina, R (1, 6) OBP: 0.322, SLG: 0.390			1-1 G5-3		0-1 P6		2-2 2B		0-0 1B	4	0	2	0	0	0	0									
Inning Stats	R: 0 E: 0 K: 1 S: 9	H: 1 LOB: 1 BB: 0 P: 14	R: 0 E: 0 K: 1 S: 10	H: 0 LOB: 1 BB: 0 P: 16	R: 0 E: 0 K: 0 S: 7	H: 1 LOB: 1 BB: 0 P: 14	R: 0 E: 0 K: 1 S: 14	H: 1 LOB: 2 BB: 1 P: 23	R: 1 E: 0 K: 0 S: 8	H: 1 LOB: 0 BB: 0 P: 10	R: 0 E: 0 K: 0 S: 5	H: 0 LOB: 0 BB: 0 P: 8	R: 0 E: 0 K: 3 S: 15	H: 2 LOB: 2 BB: 0 P: 23	R: 0 E: 0 K: 0 S: 8	H: 0 LOB: 0 BB: 0 P: 12	R: 2 E: 0 K: 2 S: 16	H: 2 LOB: 1 BB: 0 P: 22	1B: 3 2B: 3 3B: 0 HR: 2	SF: 0 SAC: 0 DP: 0 HBP: 0	WP: 1 PB: 0 SB: 0 CS: 0	PA: 37			
PITCHER	IP	WLS	BF	H	R	ER	SO	BB	IBB	HBP	BLK	WP	HR	S	P	ERA	WHIP								
Todd Stottlemire, R (1, 1) ERA: 3.88	8.0	W	31	6	1	1	7	1	0	0	0	0	1	76	120	1.12	0.875								
John Wetteland, R (9, 1) ERA: 2.02	1.0		6	2	2	2	2	0	0	0	0	1	1	16	22	18.00	2.000								

Anaheim Angels @ Texas Rangers
The Ballpark at Arlington, Arlington, TX
Wed Sep 16 1998, 8:05 PM EDT
Att: 37,481 - Cloudy - 77 F

AB 36
R 3
H 8
RBI 3
BB 1
SO 9
LOB 11



Batter	1	2	3	4	5	6	7	8	9	AB	R	H	RBI	BB	SO	LOB	BOTTOM								
Mark McLemore, S (1, 4) OBP: 0.382, SLG: 0.333	1-1 L8			4-2 29 G4-3 BB		1-1 P3		4-2 BB		2	0	0	0	3	0	0									
Roberto Kelly, R (1, 8) OBP: 0.340, SLG: 0.537	2-1 P3		0-0 FC5-4 BB		2-3 K		2-3 K		2-3 K	4	0	0	1	0	2	4									
Luis Alicea, S (8, PH) OBP: 0.374, SLG: 0.425										1	0	0	0	0	1	2									
Tom Goodwin, L (9, 8) OBP: 0.390, SLG: 0.333										0	0	0	0	0	0	0									
29 Rusty Greer, L (1, 7) OBP: 0.389, SLG: 0.447	4-1 BB		1-3 K		1-1 G4-3		2-2 G4-6-3 1B			3	0	1	0	1	1	4									
Juan Gonzalez, R (1, 9) OBP: 0.364, SLG: 0.624	2-3 K			2-2 P7		0-0 G4-3		1-2 G4-6-3 1B		4	0	1	0	0	1	1									
Willi Clark, L (1, 10) OBP: 0.388, SLG: 0.515		1-1 HR		4-1 G1-3		4-1 FC5-4 BB		3-2 G4-6-3		3	1	1	1	1	0	2									
Ivan Rodriguez, R (1, 2) OBP: 0.383, SLG: 0.516		0-0 2B		4-1 FC6-4 BB		0-2 FC5-4 2B		0-3 K		3	2	1	0	1	1	2									
Todd Zeile, R (1, 5) OBP: 0.337, SLG: 0.421		1-3 K		2-0 FC6-4		3-1 1B		1-2 1B		4	0	2	1	0	1	2									
Mike Simms, R (1, 3) OBP: 0.379, SLG: 0.614		1-0 2B		1-0 1B		0-3 2B		2-3 K		3	1	2	0	0	1	1									
Lee Stevens, L (8, PH) OBP: 0.315, SLG: 0.476		1-3 2B		1-3 2B						1	0	0	0	0	1	1									
Royce Clayton, R (1, 6) OBP: 0.310, SLG: 0.360		2-1 S FC5-4 2B		2-2 BB		2-2 G6-3		3-3 K		4	1	2	2	0	1	1									
Inning Stats	R: 0 E: 0 K: 1 S: 10	H: 0 LOB: 1 BB: 1 P: 19	R: 4 E: 0 K: 2 S: 14	H: 4 LOB: 1 BB: 1 P: 24	R: 0 E: 0 K: 0 S: 8	H: 0 LOB: 1 BB: 1 P: 17	R: 0 E: 0 K: 1 S: 12	H: 2 LOB: 2 BB: 1 P: 22	R: 1 E: 0 K: 0 S: 10	H: 1 LOB: 1 BB: 1 P: 17	R: 0 E: 0 K: 1 S: 9	H: 0 LOB: 0 BB: 0 P: 14	R: 0 E: 0 K: 1 S: 14	H: 2 LOB: 1 BB: 0 P: 19	R: 0 E: 0 K: 3 S: 15	H: 1 LOB: 2 BB: 1 P: 27	1B: 5 2B: 4 3B: 0 HR: 1	SF: 0 SAC: 0 DP: 2 HBP: 0	WP: 0 PB: 0 SB: 2 CS: 0	PA: 38					
PITCHER	IP	WLS	BF	H	R	ER	SO	BB	IBB	HBP	BLK	WP	HR	S	P	ERA	WHIP								
Chuck Finley, L (1, 1) ERA: 3.44	6.2	L	32	9	5	5	6	5	0	0	0	0	0	72	127	6.75	2.100								
Rich DeLucia, R (7, 1) ERA: 3.91	1.1		6	1	0	0	4	1	0	0	0	0	0	20	32	0.00	1.500								

Anaheim Angels @ Texas Rangers
The Ballpark at Arlington, Arlington, TX
Wed Sep 16 1998, 8:05 PM EDT
Att: 37,481 - Cloudy - 77 F

AB 32
R 5
H 10
RBI 5
BB 6
SO 10
LOB 20



Batter	1	2	3	4	5	6	7	8	9	AB	R	H	RBI	BB	SO	LOB	TOP				
Rickey Henderson, R (1,7) OBP: 0.373, SLG: 0.346 Jorge Velazquez, R (8,6) OBP: 0.250, SLG: 0.250	P7			G5-3		SH1-3 2B		L6		4	0	1	0	0	0	0					
Jason McDonald, S (1,9) OBP: 0.361, SLG: 0.318	G4-3			1B 1B		SH1-3		1B		3	1	2	0	0	0	0					
Jason Giambi, L (1,3) OBP: 0.383, SLG: 0.488	P8			1B		L3		1B		4	0	2	0	0	0	1					
Matt Stairs, L (1,10) OBP: 0.376, SLG: 0.518		G5-3		1B		G6-3		1B		4	0	1	1	0	1	3					
Scott Spiezio, S (1,4) OBP: 0.330, SLG: 0.386	P6			P2				P6		4	0	0	0	0	0	4					
Ryan Christenson, R (1,8) OBP: 0.325, SLG: 0.368				F8				F9		4	0	0	0	0	2	4					
3 Eric Chavez, L (1,5) OBP: 0.150, SLG: 0.200				G3-1		G3		G6-3		3	0	0	0	0	0	0					
Rafael Bourimigal, R (1,6) OBP: 0.296, SLG: 0.293 Bip Roberts, S (8,PH) OBP: 0.345, SLG: 0.335				G4-3		G5-3		F8		2	0	0	0	0	0	0					
A.J. Hinch, R (1,2) OBP: 0.294, SLG: 0.345 Ben Grieve, L (8,PH) OBP: 0.394, SLG: 0.446 Mike Macfarlane, R (8,2) OBP: 0.289, SLG: 0.396				G6-3		P4		G3		2	0	0	0	0	0	0					
Inning Stats	R: 0 E: 0 K: 0 S: 5	H: 0 LOB: 0 BB: 0 P: 7	R: 0 E: 0 K: 1 S: 7	H: 0 LOB: 0 BB: 0 P: 9	R: 0 E: 0 K: 2 S: 6	H: 0 LOB: 0 BB: 0 P: 8	R: 1 E: 0 K: 0 S: 16	H: 3 LOB: 2 BB: 0 P: 26	R: 0 E: 0 K: 0 S: 9	H: 0 LOB: 0 BB: 0 P: 12	R: 0 E: 0 K: 0 S: 8	H: 1 LOB: 1 BB: 0 P: 13	R: 0 E: 0 K: 0 S: 5	H: 0 LOB: 0 BB: 0 P: 8	R: 0 E: 0 K: 2 S: 14	H: 0 LOB: 2 BB: 0 P: 22	1B: 5 2B: 1 3B: 0 HR: 0	SF: 0 SAC: 1 DP: 0 HBP: 0	WP: 0 PB: 0 SB: 0 CS: 0	PA: 33	
PITCHER	IP WLS BF H R ER SO BB IBB HBP BLK WP HR S P ERA WHIP	IP WLS BF H R ER SO BB IBB HBP BLK WP HR S P ERA WHIP	IP WLS BF H R ER SO BB IBB HBP BLK WP HR S P ERA WHIP	IP WLS BF H R ER SO BB IBB HBP BLK WP HR S P ERA WHIP	IP WLS BF H R ER SO BB IBB HBP BLK WP HR S P ERA WHIP	IP WLS BF H R ER SO BB IBB HBP BLK WP HR S P ERA WHIP	IP WLS BF H R ER SO BB IBB HBP BLK WP HR S P ERA WHIP	IP WLS BF H R ER SO BB IBB HBP BLK WP HR S P ERA WHIP	IP WLS BF H R ER SO BB IBB HBP BLK WP HR S P ERA WHIP	IP WLS BF H R ER SO BB IBB HBP BLK WP HR S P ERA WHIP	IP WLS BF H R ER SO BB IBB HBP BLK WP HR S P ERA WHIP	IP WLS BF H R ER SO BB IBB HBP BLK WP HR S P ERA WHIP	IP WLS BF H R ER SO BB IBB HBP BLK WP HR S P ERA WHIP	IP WLS BF H R ER SO BB IBB HBP BLK WP HR S P ERA WHIP	IP WLS BF H R ER SO BB IBB HBP BLK WP HR S P ERA WHIP	IP WLS BF H R ER SO BB IBB HBP BLK WP HR S P ERA WHIP	IP WLS BF H R ER SO BB IBB HBP BLK WP HR S P ERA WHIP	IP WLS BF H R ER SO BB IBB HBP BLK WP HR S P ERA WHIP	IP WLS BF H R ER SO BB IBB HBP BLK WP HR S P ERA WHIP	IP WLS BF H R ER SO BB IBB HBP BLK WP HR S P ERA WHIP	IP WLS BF H R ER SO BB IBB HBP BLK WP HR S P ERA WHIP

Oakland Athletics @ Texas Rangers
The Ballpark at Arlington, Arlington, TX
Fri Sep 18 1998, 8:05 PM EDT
Att: 40,874 - Cloudy - 87 F

AB 32
R 1
H 6
RBI 1
BB 0
SO 3
LOB 12



Batter	1	2	3	4	5	6	7	8	9	AB	R	H	RBI	BB	SO	LOB	BOTTOM				
Tom Goodwin, L (1,8) OBP: 0.380, SLG: 0.334	G4-3		F7		FC6-4 G3-1 S		B2			4	0	0	0	0	0	2					
Mark McLemore, S (1,4) OBP: 0.381, SLG: 0.332	G3			2B 1B	G3-1		G6-3			4	0	1	0	0	0	1					
29 Rusty Greer, L (1,7) OBP: 0.390, SLG: 0.450	K			2B 1B	BB		K			3	0	1	0	1	2	0					
Juan Gonzalez, R (1,9) OBP: 0.362, SLG: 0.625		G5-3		K	F9		K			4	0	0	0	0	2	4					
Will Clark, L (1,10) OBP: 0.386, SLG: 0.512 1B Milt Cuyler, S (8,PR)		K		G1-3		G3		BB		3	0	0	0	1	1	2					
Ivan Rodriguez, R (1,2) OBP: 0.381, SLG: 0.512		P2		L8		G6-3		P5		4	0	0	0	0	0	3					
Lee Stevens, L (1,3) OBP: 0.316, SLG: 0.483			K		HR 1B		HR			4	2	2	1	0	1	1					
Todd Zeile, R (1,5) OBP: 0.342, SLG: 0.434				BB	HR		BB			1	1	1	2	2	0	0					
Royce Clayton, R (1,6) OBP: 0.313, SLG: 0.360			K		FC6-4 1B		K			3	0	1	0	0	2	2					
Inning Stats	R: 0 E: 0 K: 1 S: 7	H: 0 LOB: 0 BB: 0 P: 10	R: 0 E: 0 K: 1 S: 6	H: 0 LOB: 0 BB: 0 P: 9	R: 0 E: 0 K: 2 S: 9	H: 0 LOB: 1 BB: 1 P: 17	R: 0 E: 0 K: 1 S: 12	H: 2 LOB: 0 BB: 0 P: 19	R: 2 E: 0 K: 0 S: 13	H: 3 LOB: 2 BB: 1 P: 25	R: 1 E: 0 K: 1 S: 10	H: 1 LOB: 1 BB: 1 P: 19	R: 0 E: 0 K: 1 S: 7	H: 0 LOB: 0 BB: 0 P: 10	R: 0 E: 0 K: 1 S: 10	H: 0 LOB: 1 BB: 1 P: 19	1B: 3 2B: 1 3B: 0 HR: 2	SF: 0 SAC: 0 DP: 0 HBP: 0	WP: 0 PB: 0 SB: 1 CS: 0	PA: 34	
PITCHER	IP WLS BF H R ER SO BB IBB HBP BLK WP HR S P ERA WHIP	IP WLS BF H R ER SO BB IBB HBP BLK WP HR S P ERA WHIP	IP WLS BF H R ER SO BB IBB HBP BLK WP HR S P ERA WHIP	IP WLS BF H R ER SO BB IBB HBP BLK WP HR S P ERA WHIP	IP WLS BF H R ER SO BB IBB HBP BLK WP HR S P ERA WHIP	IP WLS BF H R ER SO BB IBB HBP BLK WP HR S P ERA WHIP	IP WLS BF H R ER SO BB IBB HBP BLK WP HR S P ERA WHIP	IP WLS BF H R ER SO BB IBB HBP BLK WP HR S P ERA WHIP	IP WLS BF H R ER SO BB IBB HBP BLK WP HR S P ERA WHIP	IP WLS BF H R ER SO BB IBB HBP BLK WP HR S P ERA WHIP	IP WLS BF H R ER SO BB IBB HBP BLK WP HR S P ERA WHIP	IP WLS BF H R ER SO BB IBB HBP BLK WP HR S P ERA WHIP	IP WLS BF H R ER SO BB IBB HBP BLK WP HR S P ERA WHIP	IP WLS BF H R ER SO BB IBB HBP BLK WP HR S P ERA WHIP	IP WLS BF H R ER SO BB IBB HBP BLK WP HR S P ERA WHIP	IP WLS BF H R ER SO BB IBB HBP BLK WP HR S P ERA WHIP	IP WLS BF H R ER SO BB IBB HBP BLK WP HR S P ERA WHIP	IP WLS BF H R ER SO BB IBB HBP BLK WP HR S P ERA WHIP	IP WLS BF H R ER SO BB IBB HBP BLK WP HR S P ERA WHIP	IP WLS BF H R ER SO BB IBB HBP BLK WP HR S P ERA WHIP	IP WLS BF H R ER SO BB IBB HBP BLK WP HR S P ERA WHIP

Oakland Athletics @ Texas Rangers
The Ballpark at Arlington, Arlington, TX
Fri Sep 18 1998, 8:05 PM EDT
Att: 40,874 - Cloudy - 87 F

AB 30
R 3
H 6
RBI 3
BB 4
SO 8
LOB 15



Batter	1	2	3	4	5	6	7	8	9	AB	R	H	RBI	BB	SO	LOB	TOP										
Bip Roberts, S OBP: 0.343, SLG: 0.332 (1, 4)										5	0	1	0	0	2	2											
Jason McDonald, S OBP: 0.360, SLG: 0.314 (1, 7)										5	1	1	1	0	0	1											
Jason Giambi, L OBP: 0.386, SLG: 0.493 Ed Sprague, R OBP: 0.281, SLG: 0.404 (1, 3)										2	2	1	1	2	1	2											
Matt Stairs, L OBP: 0.375, SLG: 0.517 (1, 10)									4	0	1	1	0	1	2												
Ben Grievie, L OBP: 0.387, SLG: 0.453 Rafael Bourquigal, R OBP: 0.299, SLG: 0.293 (1, 9)									3	1	1	1	1	0	0	0											
Ryan Christenson, R OBP: 0.326, SLG: 0.375 (1, 8)									3	0	0	1	0	2	0												
Miguel Tejada, R OBP: 0.301, SLG: 0.382 (1, 6)									4	0	0	0	0	1	0												
Eric Chavez, L OBP: 0.276, SLG: 0.296 (1, 5)									2	2	2	0	2	0	0												
A.J. Hinch, R OBP: 0.294, SLG: 0.344 (1, 2)									4	0	1	0	0	2	3												
Inning Stats	R: 1 E: 0 K: 1 S: 10	H: 1 LOB: 0 BB: 0 P: 18	R: 0 E: 0 K: 1 S: 9	H: 0 LOB: 0 BB: 0 P: 13	R: 1 E: 1 K: 2 S: 14	H: 1 LOB: 2 BB: 2 P: 24	R: 1 E: 0 K: 2 S: 12	H: 1 LOB: 1 BB: 1 P: 19	R: 2 E: 2 K: 1 S: 17	H: 3 LOB: 2 BB: 0 P: 20	R: 0 E: 0 K: 0 S: 9	H: 0 LOB: 0 BB: 0 P: 14	R: 0 E: 0 K: 1 S: 12	H: 1 LOB: 0 BB: 0 P: 19	R: 0 E: 0 K: 0 S: 5	H: 0 LOB: 0 BB: 0 P: 9	1B: 6 2B: 0 3B: 0 HR: 2	SF: 1 SAC: 0 DP: 0 HBP: 0	WP: 0 PB: 0 SB: 1 CS: 2	PA: 40							
PITCHER	IP	WLS	BF	H	R	ER	SO	BB	IBB	HBP	BLK	WP	HR	S	P	ERA	WHIP										
Esteban Loaiza, R ERA: 4.93 (1, 1)	5.1	L	27	6	6	3	7	4	1	0	0	0	2	68	112	5.06	1.875										
Eric Gunderson, L ERA: 4.49 (6, 1)	1.1		5	1	0	0	1	0	0	0	0	0	0	14	22	0.00	0.750										
Tim Crabbtree, R ERA: 3.67 (7, 1)	1.1		4	1	0	0	1	0	0	0	0	0	0	15	23	0.00	0.750										
Greg Cadaret, L ERA: 4.07 (9, 1)	1.0		3	0	0	0	0	0	0	0	0	0	0	5	9	0.00	0.000										

Oakland Athletics @ Texas Rangers
The Ballpark at Arlington, Arlington, TX
Sun Sep 20 1998, 4:33 AM EDT
Att: 37,606 - Cloudy - 89 F

livebaseballscorecards.com

AB 33
R 6
H 8
RBI 5
BB 5
SO 9
LOB 10

Batter	1	2	3	4	5	6	7	8	9	AB	R	H	RBI	BB	SO	LOB	BOTTOM										
Mark McLemore, S OBP: 0.379, SLG: 0.328 (1, 4)										5	0	1	0	0	1	2											
Roberto Kelly, R OBP: 0.344, SLG: 0.538 Tom Goodwin, L (7, PH) OBP: 0.375, SLG: 0.329 (8, 8)										3	0	2	0	0	0	0											
29 Rusty Greer, L OBP: 0.386, SLG: 0.443 (1, 7)										4	0	0	0	0	1	3											
Juan Gonzalez, R OBP: 0.361, SLG: 0.625 (1, 9)									4	0	0	0	0	1	3												
Willi Clark, L OBP: 0.387, SLG: 0.513 (1, 10)									4	1	2	0	0	0	0												
Ivan Rodriguez, R OBP: 0.384, SLG: 0.520 (1, 2)									3	1	2	2	0	0	0												
Mike Simms, R OBP: 0.362, SLG: 0.634 Lee Stevens, L OBP: 0.339, SLG: 0.485 (5, PH) (7, 3)									2	1	1	0	0	0	0	0											
Bill Haselman, R OBP: 0.120, SLG: 0.550 Scott Sheldahl, R OBP: 0.111, SLG: 0.111 (9, 3)									3	0	0	0	1	2	4												
Todd Zeile, R OBP: 0.339, SLG: 0.428 (1, 5)										3	0	1	1	0	1	2											
Royce Clayton, R OBP: 0.311, SLG: 0.359 Luis Alicea, S (9, PH) OBP: 0.372, SLG: 0.423 (1, 6)									1	0	0	0	0	0	0												
Inning Stats	R: 0 E: 0 K: 1 S: 7	H: 1 LOB: 1 BB: 0 P: 12	R: 2 E: 0 K: 2 S: 13	H: 2 LOB: 0 BB: 0 P: 21	R: 0 E: 0 K: 1 S: 9	H: 2 LOB: 1 BB: 0 P: 12	R: 1 E: 0 K: 0 S: 16	H: 2 LOB: 2 BB: 1 P: 28	R: 0 E: 0 K: 1 S: 8	H: 0 LOB: 0 BB: 0 P: 13	R: 0 E: 0 K: 0 S: 10	H: 2 LOB: 2 BB: 0 P: 15	R: 0 E: 0 K: 0 S: 7	H: 0 LOB: 0 BB: 0 P: 11	R: 0 E: 0 K: 1 S: 8	H: 1 LOB: 2 BB: 0 P: 14	R: 0 E: 0 K: 0 S: 9	H: 0 LOB: 0 BB: 0 P: 16	1B: 6 2B: 3 3B: 0 HR: 1	SF: 0 SAC: 0 DP: 1 HBP: 1	WP: 0 PB: 0 SB: 0 CS: 0	PA: 38					
PITCHER	IP	WLS	BF	H	R	ER	SO	BB	IBB	HBP	BLK	WP	HR	S	P	ERA	WHIP										
Kenny Rogers, L ERA: 3.21 (1, 1)	5.0	W	23	8	3	3	5	1	0	0	0	0	1	56	91	5.40	1.800										
T.J. Matthews, R ERA: 4.73 (6, 1)	2.2		10	1	0	0	0	0	0	1	0	0	0	18	29	0.00	0.375										
Mike Mohler, L ERA: 5.28 (8, 1)	0.0		1	1	0	0	0	0	0	0	0	0	0	1	1	∞	∞										
Billy Taylor, R ERA: 3.69 (8, 1)	1.1	S	4	0	0	0	1	0	0	0	0	0	0	12	21	0.00	0.000										

Oakland Athletics @ Texas Rangers
The Ballpark at Arlington, Arlington, TX
Sun Sep 20 1998, 4:33 AM EDT
Att: 37,606 - Cloudy - 89 F

livebaseballscorecards.com

AB 36
R 3
H 10
RBI 3
BB 1
SO 6
LOB 16

Batter	1	2	3	4	5	6	7	8	9	AB	R	H	RBI	BB	SO	LOB	TOP							
Tom Goodwin, L OBP: 0.375, SLG: 0.329	F8	K		SF9			S		F8	4	0	1	2	1	1	2								
Mark McLemore, S OBP: 0.376, SLG: 0.324	E4 1B	G1-3				G4-3	K		G4-3	5	1	0	0	1	1	5								
29 Rusty Greer, L OBP: 0.389, SLG: 0.448	1B			G6-3			1B			5	2	4	1	0	0	0								
Juan Gonzalez, R OBP: 0.361, SLG: 0.625	1B			F8			K			5	0	2	2	0	1	3								
Will Clark, L OBP: 0.387, SLG: 0.511	L3									4	1	1	0	1	2	3								
Ivan Rodriguez, R OBP: 0.383, SLG: 0.517	L9			G1-3						5	1	1	1	0	1	4								
Lee Stevens, L OBP: 0.318, SLG: 0.480				F9			P6		G6-3	5	1	1	0	0	0	3								
Todd Zeile, R OBP: 0.341, SLG: 0.430	E2 WP			2B SF9			P4		K	4	2	2	1	1	1	0								
Royce Clayton, R OBP: 0.313, SLG: 0.362	G4-3			SF9 1B			F9			4	1	2	1	1	0	1								
Inning Stats	R: 1 E: 1 K: 0 S: 14	H: 2 LOB: 2 BB: 0 P: 26	R: 2 E: 1 K: 1 S: 15	H: 2 LOB: 0 BB: 0 P: 22	R: 0 E: 0 K: 0 S: 9	H: 0 LOB: 1 BB: 1 P: 14	R: 2 E: 0 K: 0 S: 13	H: 3 LOB: 2 BB: 1 P: 25	R: 0 E: 0 K: 2 S: 12	H: 0 LOB: 0 BB: 0 P: 18	R: 0 E: 0 K: 0 S: 5	H: 0 LOB: 1 BB: 1 P: 14	R: 3 E: 0 K: 2 S: 24	H: 4 LOB: 3 BB: 2 P: 40	R: 1 E: 0 K: 1 S: 13	H: 2 LOB: 1 BB: 0 P: 18	R: 0 E: 0 K: 1 S: 11	H: 1 LOB: 1 BB: 0 P: 19	1B: 10 2B: 4 3B: 0 HR: 0	SF: 1 SAC: 0 DP: 0 HBP: 0	WP: 1 PB: 0 SB: 1 CS: 0	PA: 47		
PITCHER	IP	WLS	BF	H	R	ER	SO	BB	IBB	HBP	BLK	WP	HR	S	P	ERA	WHIP							
Steve Sparks, R ERA: 4.51	3.2	L	21	7	5	3	1	2	0	0	0	1	0	50	85	7.36	2.455							
Jeff Juden, R ERA: 5.86	3.0		15	3	3	3	3	3	0	0	0	0	0	34	62	9.00	2.000							
Allen Watson, L ERA: 6.15	1.1		7	3	1	1	2	0	0	0	0	0	0	21	30	6.75	2.250							
Mike Fetters, R ERA: 4.3	1.0		4	1	0	0	1	0	0	0	0	0	0	11	19	0.00	1.000							

Texas Rangers @ Anaheim Angels
Edison International Field, Anaheim, CA
Mon Sep 21 1998, 10:05 PM EDT
Att: 33,487 - Cloudy - 70 F

AB	41
R	9
H	14
RBI	8
BB	5
SO	7
LOB	21





Batter	1	2	3	4	5	6	7	8	9	AB	R	H	RBI	BB	SO	LOB	BOTTOM							
Gregg Jefferies, S OBP: 0.334, SLG: 0.412	G6-3									4	0	2	0	0	0	0								
Reggie Williams, S OBP: 0.487, SLG: 0.484				G4-3						0	1	0	0	1	0	0								
Randy Velarde, R OBP: 0.377, SLG: 0.400	S			G4-3						5	0	2	1	0	2	2								
Jim Edmonds, L OBP: 0.370, SLG: 0.508	2B			F8						4	0	1	0	1	0	2								
Tim Salmon, R OBP: 0.410, SLG: 0.537	BB									2	0	1	0	2	1	3								
Darin Erstad, L OBP: 0.358, SLG: 0.494										3	0	0	0	0	1	5								
Chris Pritchett, L OBP: 0.338, SLG: 0.400	K									0	0	0	0	0	0	0								
Craig Shipley, R OBP: 0.311, SLG: 0.371										1	0	0	0	0	0	0								
16 Garret Anderson, L OBP: 0.331, SLG: 0.457	G6-3									4	0	1	0	0	0	4								
Chad Kreuter, S OBP: 0.345, SLG: 0.320										2	0	0	0	1	1	2								
Todd Greene, R OBP: 0.327, SLG: 0.377										1	0	0	0	0	0	0								
Bengie Molina, R OBP: 0.282, SLG: 0.297										0	0	0	0	0	0	0								
Norberto Martin, R OBP: 0.237, SLG: 0.246										2	0	0	0	0	2	2								
Mark Johnson, L OBP: 0.100, SLG: 0.100										1	0	0	0	0	0	2								
Troy Glaus, R OBP: 0.282, SLG: 0.297										1	0	0	0	0	1	0								
Gary Disarcina, R OBP: 0.321, SLG: 0.383										3	0	0	0	0	0	0								
13 Justin Baughman, R OBP: 0.267, SLG: 0.313										1	0	0	0	0	1	0								
Inning Stats	R: 0 E: 0 K: 1 S: 13	H: 1 LOB: 3 BB: 2 P: 25	R: 0 E: 0 K: 2 S: 8	H: 0 LOB: 0 BB: 0 P: 9	R: 0 E: 0 K: 0 S: 9	H: 0 LOB: 0 BB: 0 P: 10	R: 0 E: 0 K: 1 S: 13	H: 2 LOB: 2 BB: 0 P: 18	R: 0 E: 0 K: 1 S: 8	H: 1 LOB: 1 BB: 0 P: 15	R: 0 E: 0 K: 0 S: 14	H: 0 LOB: 2 BB: 2 P: 24	R: 0 E: 0 K: 2 S: 19	H: 2 LOB: 3 BB: 0 P: 28	R: 0 E: 0 K: 0 S: 8	H: 0 LOB: 0 BB: 0 P: 11	R: 1 E: 0 K: 2 S: 11	H: 1 LOB: 1 BB: 1 P: 20	1B: 4 2B: 3 3B: 0 HR: 0	SF: 0 SAC: 0 DP: 0 HBP: 0	WP: 0 PB: 0 SB: 1 CS: 0	PA: 39		
PITCHER	IP	WLS	BF	H	R	ER	SO	BB	IBB	HBP	BLK	WP	HR	S	P	ERA	WHIP							
Todd Stittley, R ERA: 3.74	7.0	W	31	6	0	0	7	4	0	0	0	0	0	84	129	0.00	1.429							
Tony Fossas, L ERA: 6.43	1.0		3	0	0	0	0	0	0	0	0	0	0	8	11	0.00	0.000							
Xavier Hernandez, R ERA: 3.63	1.0		5	1	1	1	2	1	0	0	0	0	0	11	20	9.00	2.000							

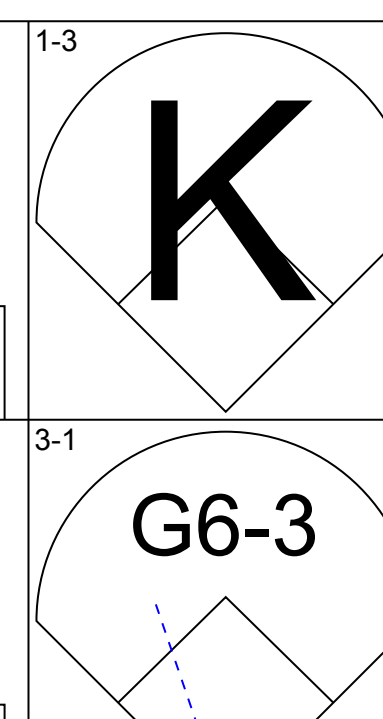
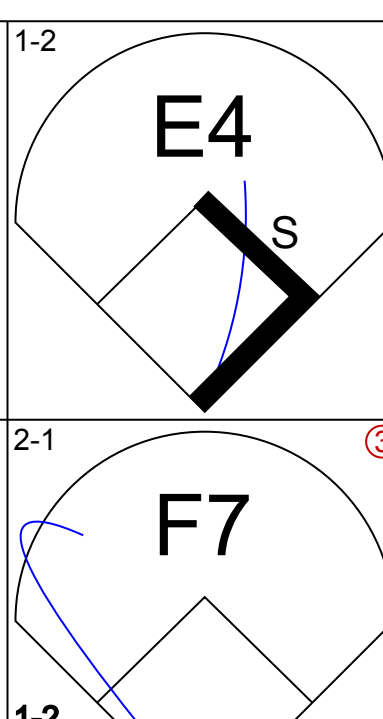
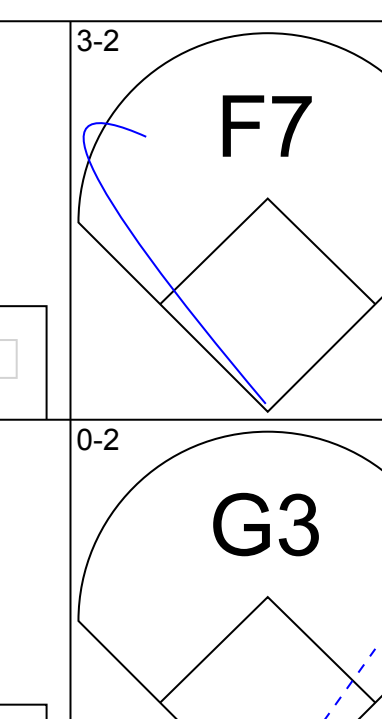
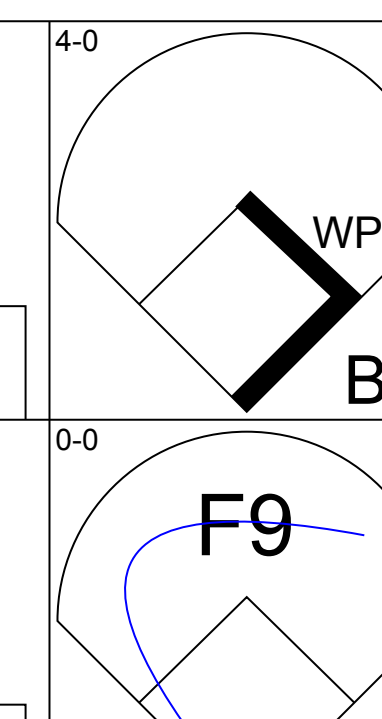
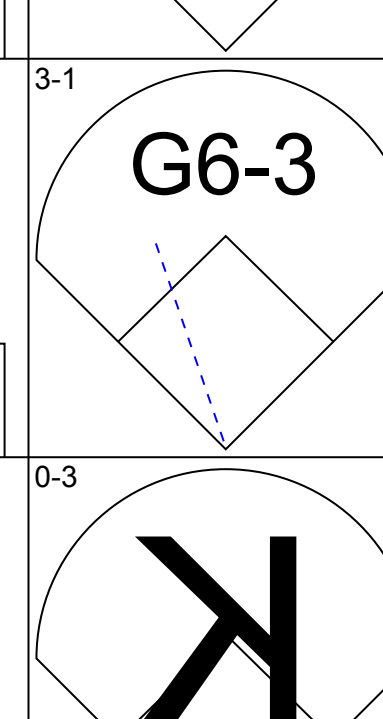
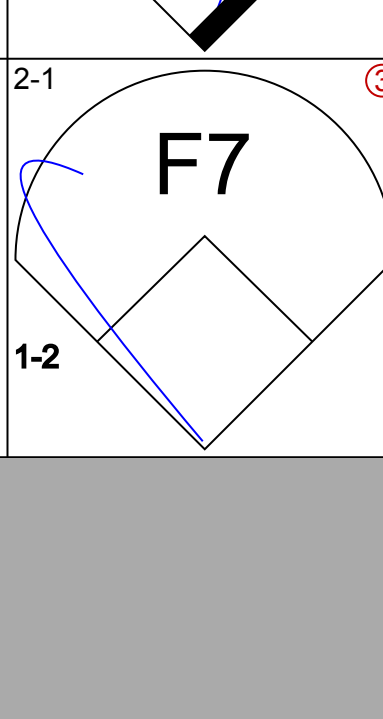
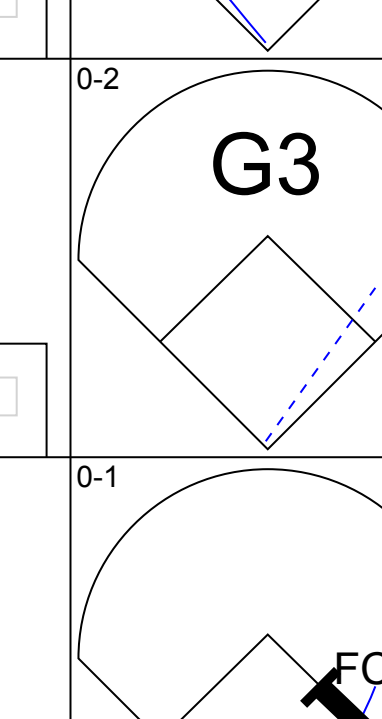
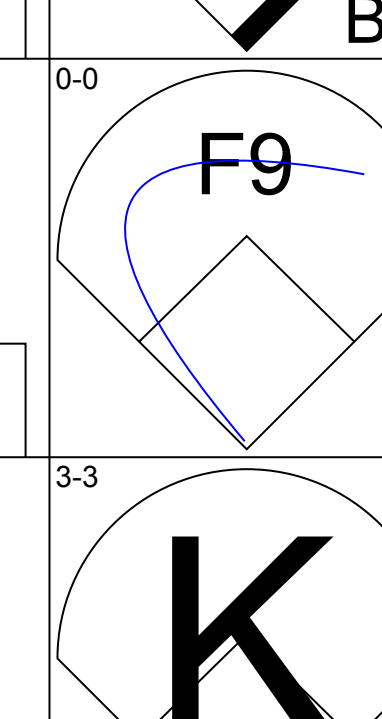

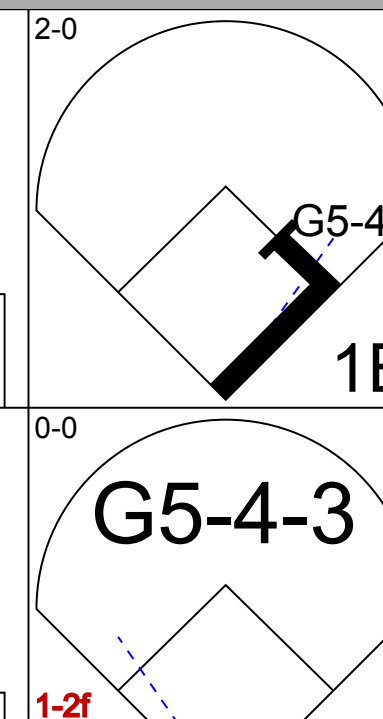
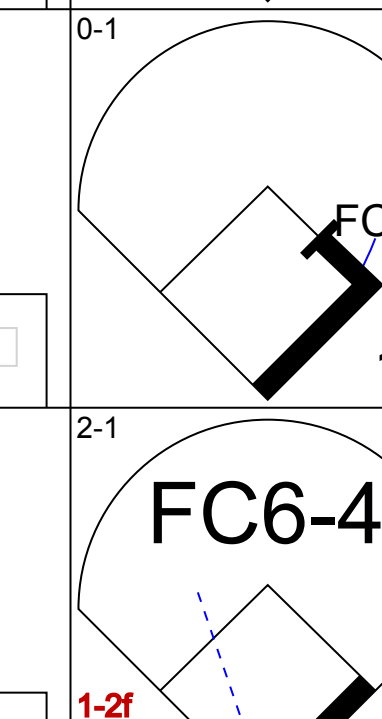
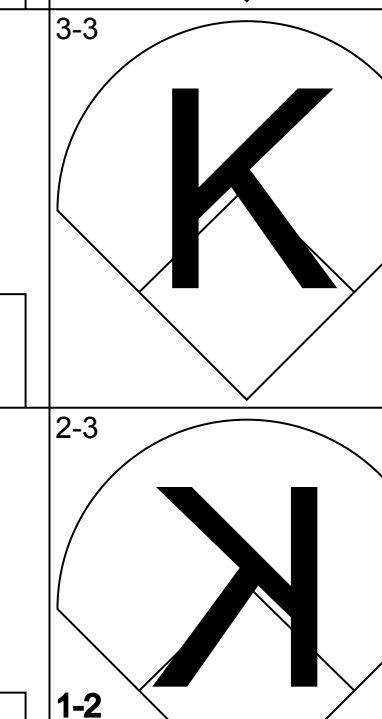
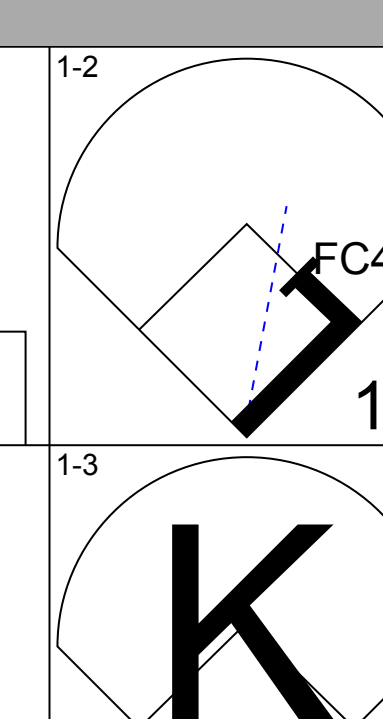
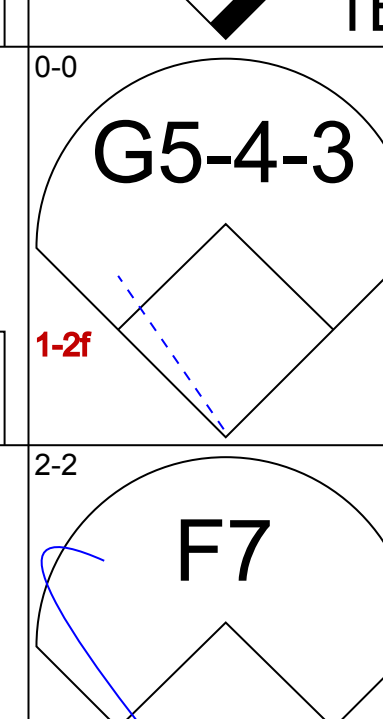

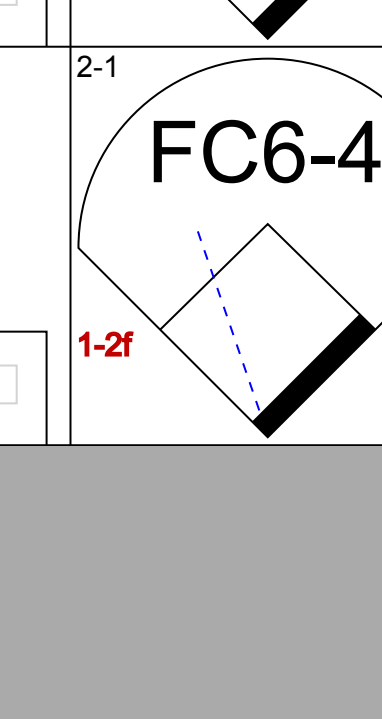
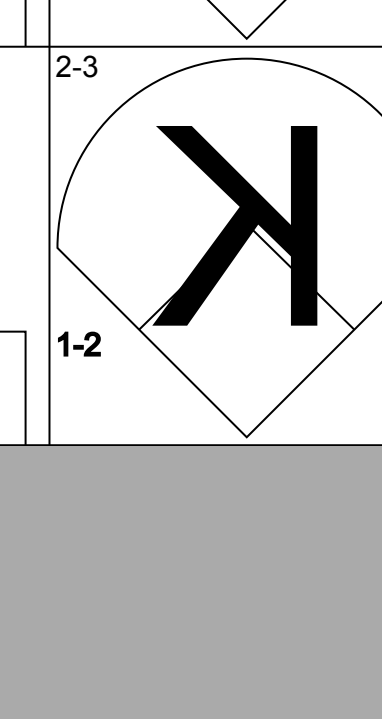
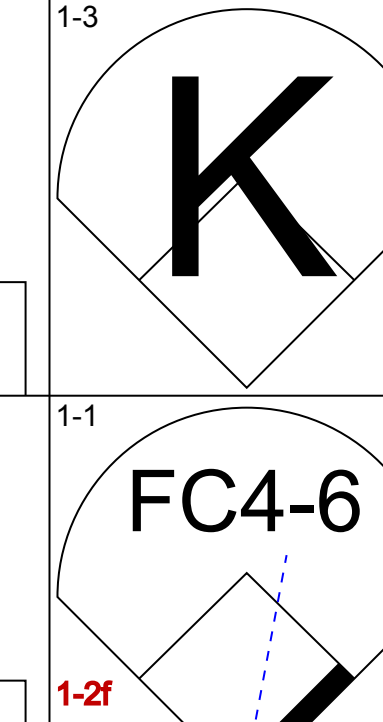
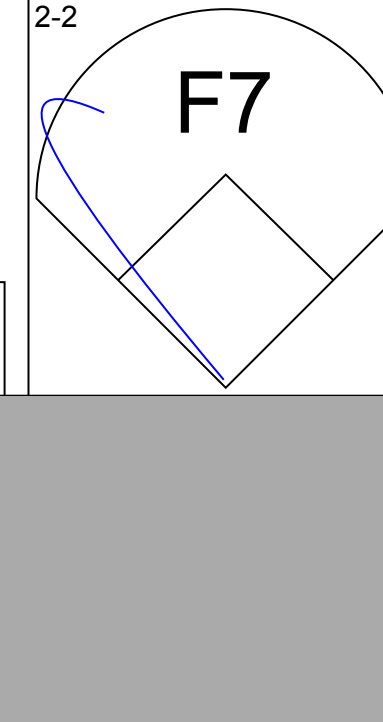
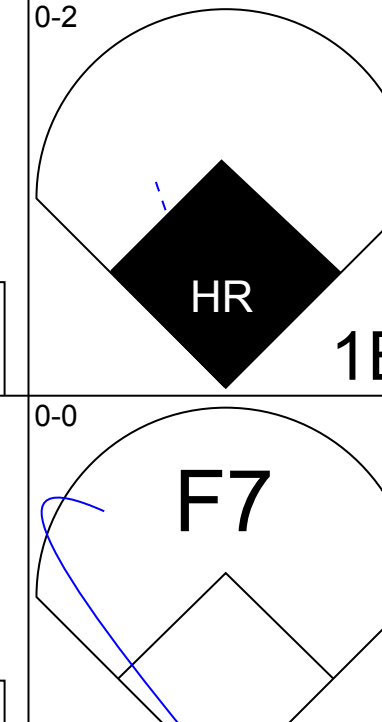
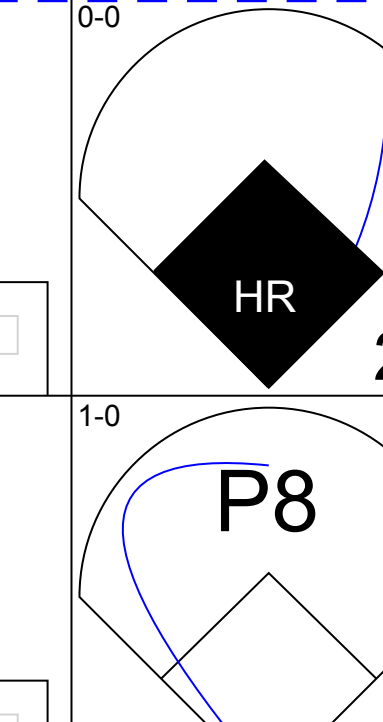
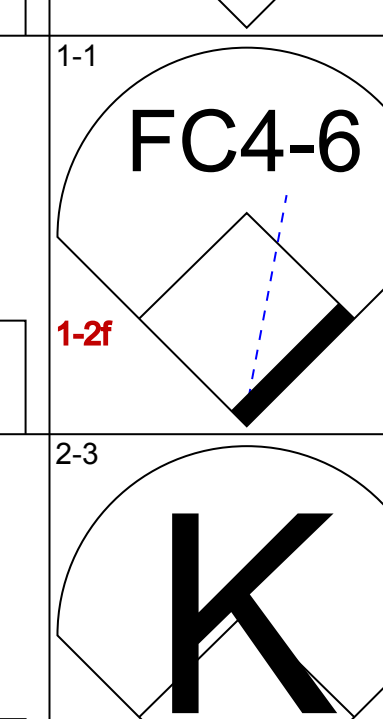
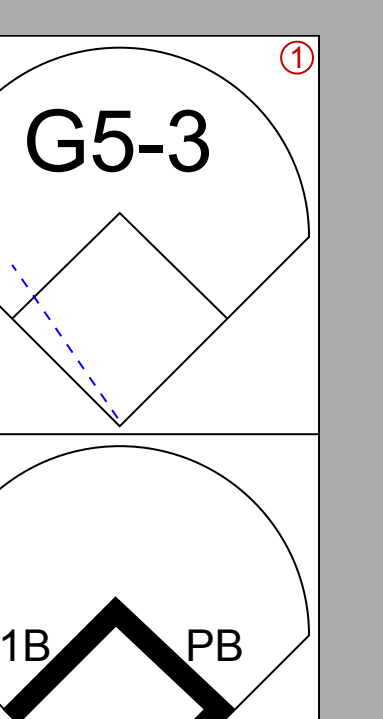
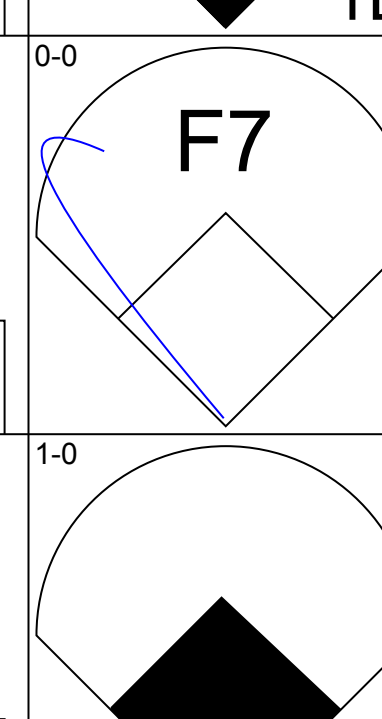
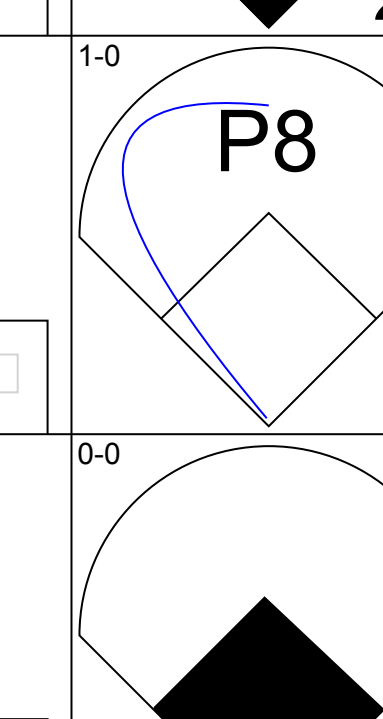

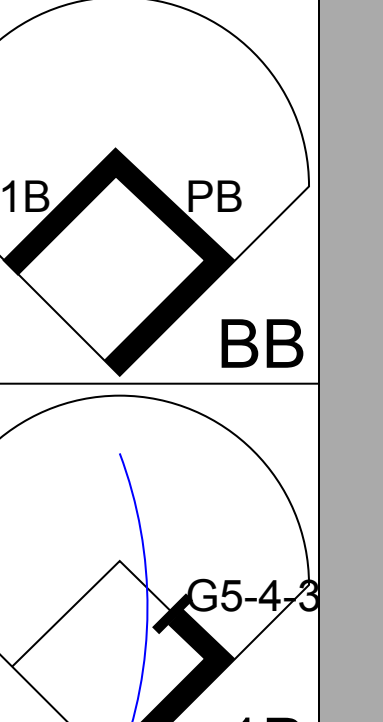
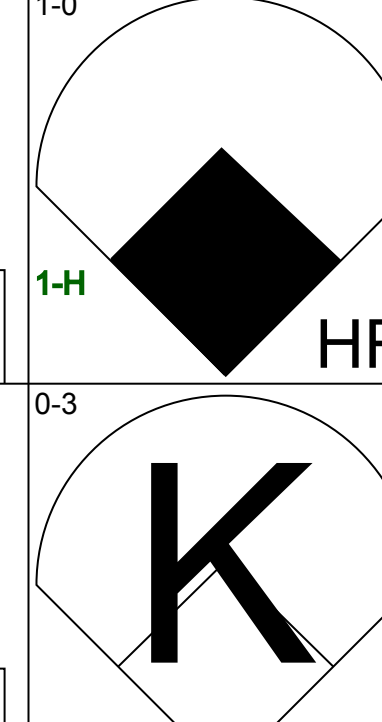
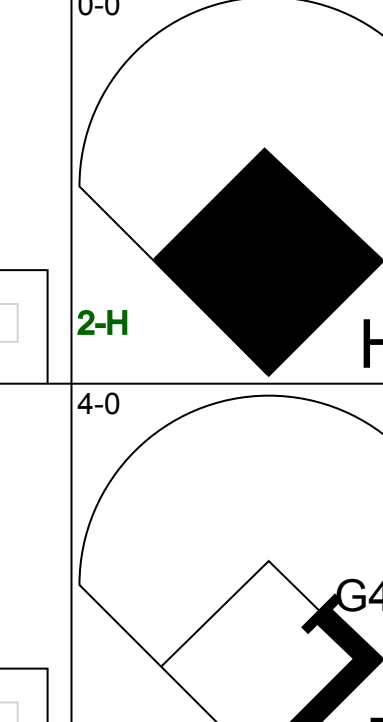
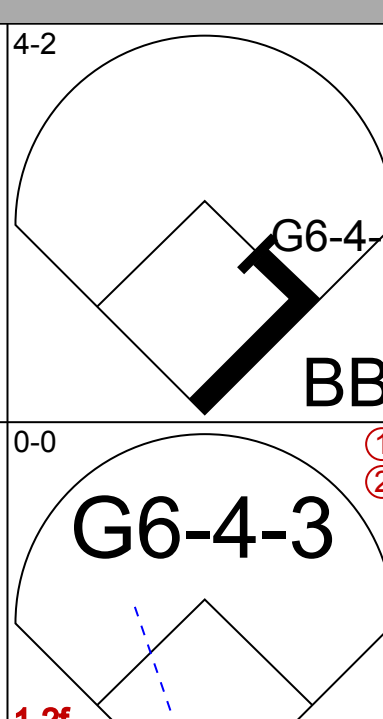
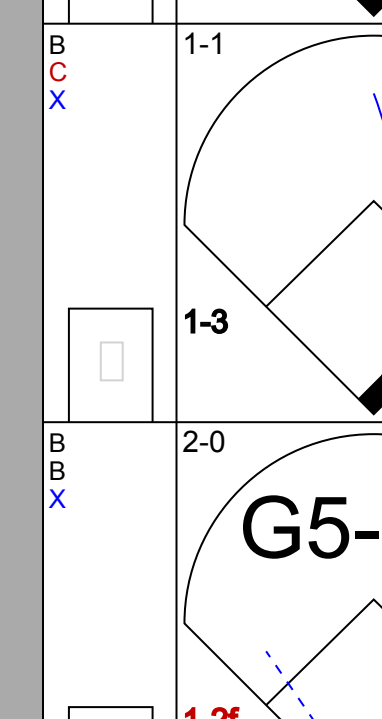
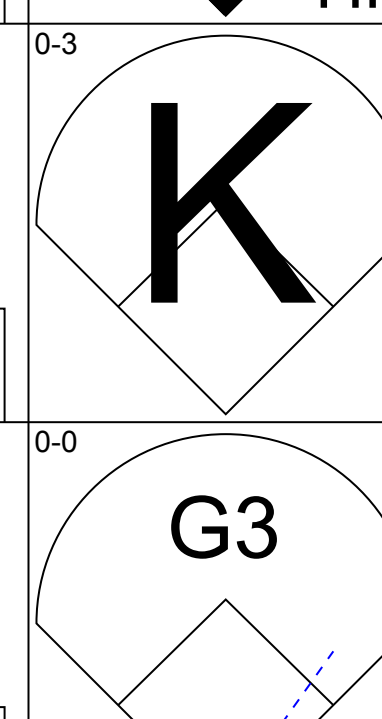
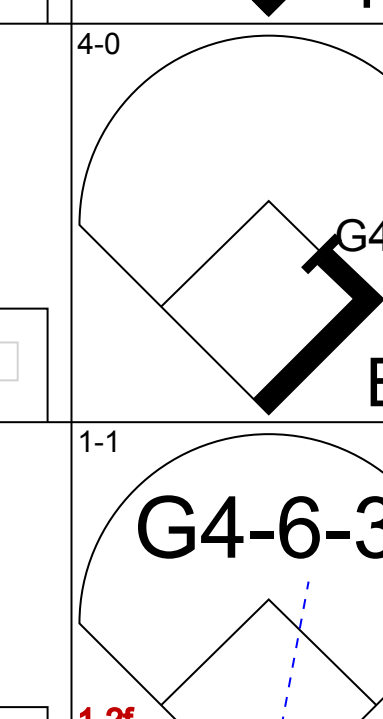
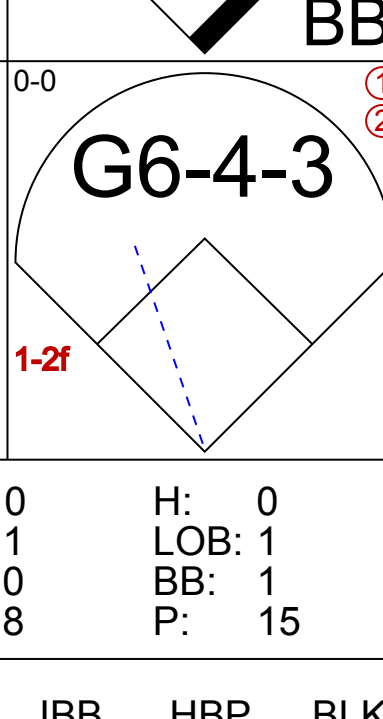
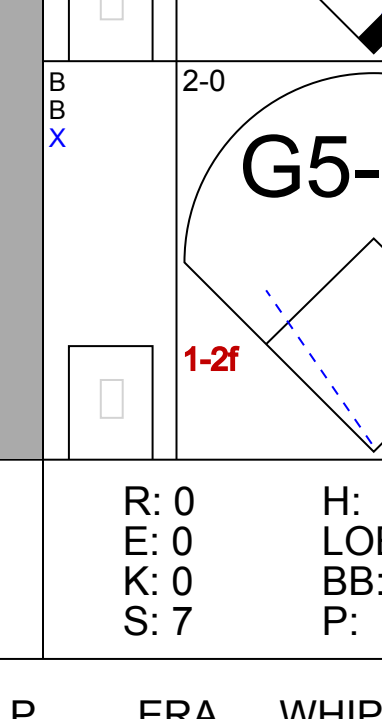
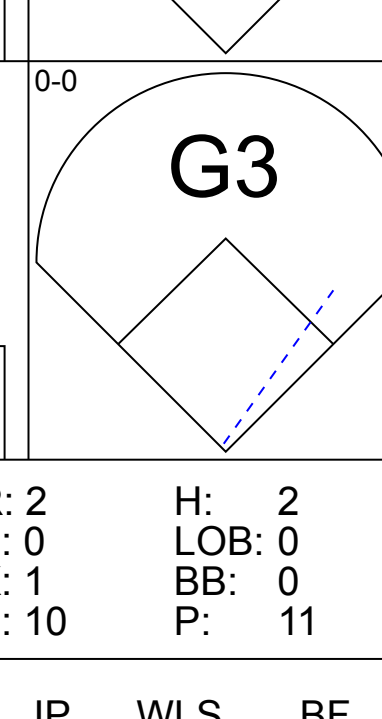
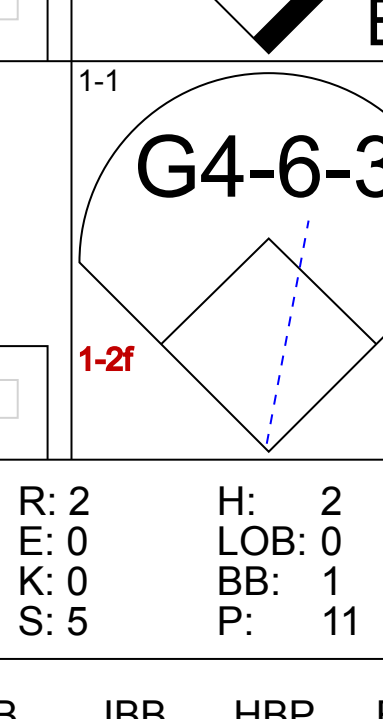
Texas Rangers @ Anaheim Angels
Edison International Field, Anaheim, CA
Mon Sep 21 1998, 10:05 PM EDT
Att: 33,487 - Cloudy - 70 F

AB	34
R	1
H	7
RBI	1
BB	5
SO	9
LOB	22



Batter	1	2	3	4	5	6	7	8	9	AB R H RBI BB SO LOB	TOP												
Tom Goodwin, L (1, 8) OBP: 0.374, SLG: 0.329	4-0 G3 29 SF9 BB		3-3 K		3-1 P6		2-1 E4 SF8		1-2 F9 29 SF8 2B	4 2 1 0 1 1 2	<p>Texas Rangers @ Anaheim Angels Edison International Field, Anaheim, CA</p> <p>Wed Sep 23 1998, 10:05 PM EDT Att: 42,776 - Unknown - 69 F</p> <p>livebaseballscorecards.com</p> <p>AB 32 R 7 H 7 RBI 7 BB 6 SO 3 LOB 16</p> 												
Mark McLemore, S (1, 4) OBP: 0.373, SLG: 0.322	3-1 G3		0-3 K		1-0 G3		3-1 SF8		2-1 F9	4 0 0 1 0 1 2													
29 Rusty Greer, L (1, 7) OBP: 0.384, SLG: 0.450	2-2 SF9		1-1 G1-3		2-1 F7		2-1 F9		3-2 SF8	3 0 0 2 0 0 2													
Juan Gonzalez, R (1, 9) OBP: 0.365, SLG: 0.629	2-2 F4			0-1 P3		3-2 F7		4-1 E S 1B BB	3 1 0 0 2 0 0														
Will Clark, L (1, 3) OBP: 0.384, SLG: 0.507		3-2 F9		2-1 F9 1B 2B		2-1 G4-3		0-0 F9	5 1 1 0 0 0 2														
Ivan Rodriguez, R (1, 2) OBP: 0.381, SLG: 0.512		2-2 G4-3		0-0 F9		2-2 G4-3		3-2 H S 1B	4 1 1 1 0 0 1														
Lee Stevens, L (1, 10) 18 Milt Cuyler, S (7, PR) Luis Alcega, S (8, PH) OBP: 0.375, SLG: 0.433		1-1 BB 1B		4-2 BB		2-1 FC1-5 2B		1-3 K	2 0 2 0 1 0 0 0 0 0 0 0 0 0 1 0 0 0 0 1 1														
Todd Zeile, R (1, 5) OBP: 0.344, SLG: 0.435		4-0 BB 1B		3-1 BB		4-2 E FC1-5 SF8 BB		3-2 HR	2 2 2 3 2 0 0														
Royce Clayton, R (1, 6) OBP: 0.315, SLG: 0.361		0-1 G1-3		0-0 F9		1-0 FC1-5 SF8 E		0-0 G4-3	4 0 0 0 0 0 6														
Inning Stats	R: 1 E: 0 K: 0 S: 8	H: 0 LOB: 0 BB: 1 P: 19	R: 0 E: 0 K: 0 S: 12	H: 1 LOB: 2 BB: 1 P: 22	R: 0 E: 0 K: 2 S: 9	H: 0 LOB: 0 BB: 0 P: 12	R: 1 E: 0 K: 0 S: 10	H: 2 LOB: 2 BB: 1 P: 19	R: 0 E: 0 K: 0 S: 5	H: 0 LOB: 0 BB: 0 P: 11		R: 0 E: 0 K: 0 S: 8	H: 0 LOB: 0 BB: 0 P: 15	R: 1 E: 1 K: 0 S: 11	H: 1 LOB: 2 BB: 1 P: 25	R: 3 E: 0 K: 1 S: 17	H: 2 LOB: 0 BB: 1 P: 28	R: 1 E: 0 K: 0 S: 15	H: 1 LOB: 1 BB: 1 P: 28	1B: 3 2B: 3 3B: 0 HR: 1	SF: 3 SAC: 0 DP: 0 HBP: 0	WP: 0 PB: 0 SB: 3 CS: 0	PA: 41
PITCHER	IP WLS BF H R ER SO BB IBB HBP BLK WP HR S P ERA WHIP											PITCHER	IP WLS BF H R ER SO BB IBB HBP BLK WP HR S P ERA WHIP										
Ken Hill, R (1, 1) ERA: 4.98	6.1 L 28 4 3 2 2 4 0 0 0 0 0 0 59 114 2.84 1.263											Allen Watson, L (9, 1) ERA: 6.12	0.1 1 0 0 0 0 0 0 0 0 0 0 2 5 0.00 0.000										
Pep Harris, R (7, 1) ERA: 4.55	0.1 1 0 0 0 0 0 0 0 0 0 0 0 2 4 0.00 0.000												0.1 1 0 0 0 0 0 0 0 0 0 0 2 4 0.00 0.000										
Mike Holtz, L (7, 1) ERA: 5.02	0.1 1 0 0 0 0 0 0 0 0 0 0 0 2 4 0.00 0.000												0.1 1 0 0 0 0 0 0 0 0 0 0 2 4 0.00 0.000										
Troy Percival, R (8, 1) ERA: 3.68	1.0 6 2 3 3 1 1 0 0 0 0 0 1 17 28 27.00 3.000												1.0 6 2 3 3 1 1 0 0 0 0 0 1 17 28 27.00 3.000										
Rich DeLucia, R (9, 1) ERA: 4.27	0.2 4 1 1 1 0 1 0 0 0 0 0 0 12 22 13.50 3.000												0.2 4 1 1 1 0 1 0 0 0 0 0 0 12 22 13.50 3.000										

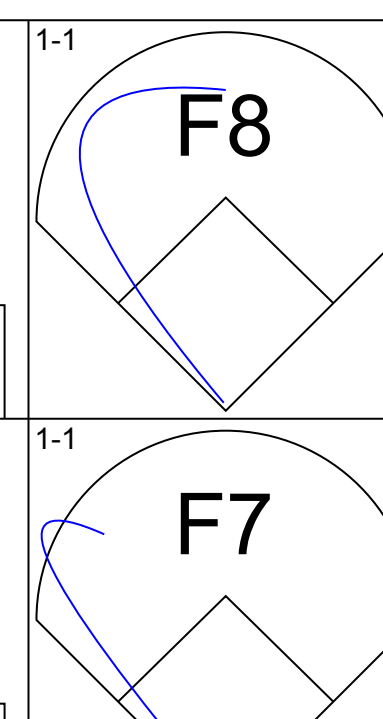
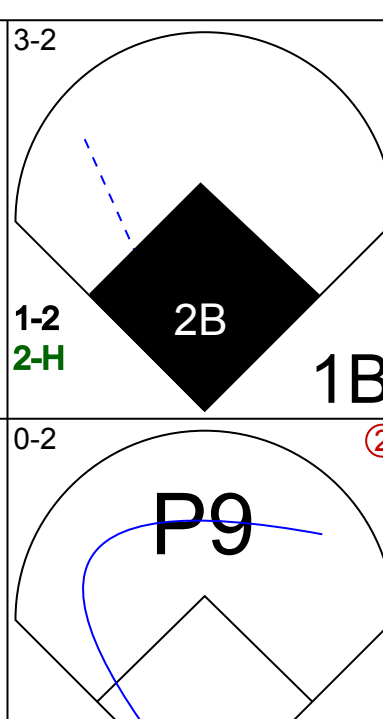
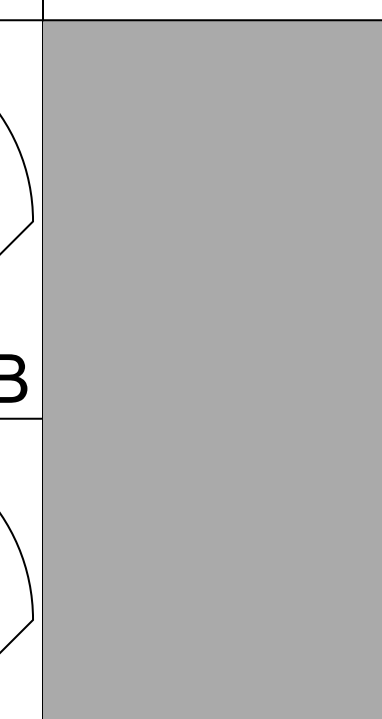
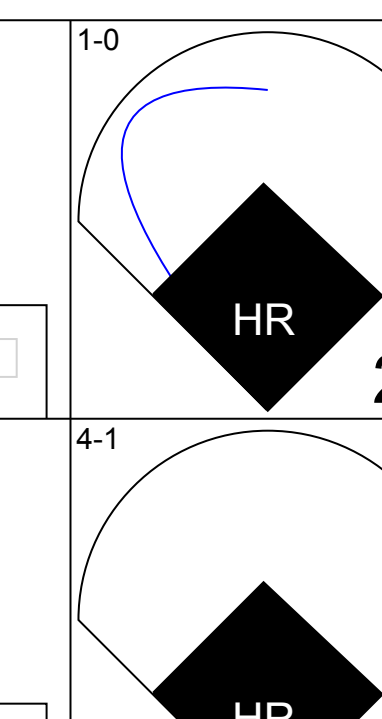
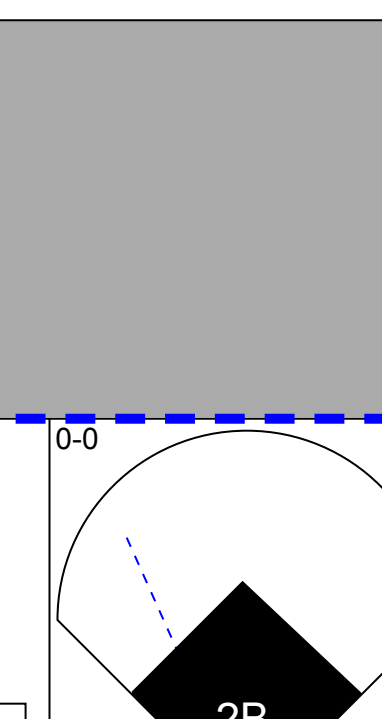
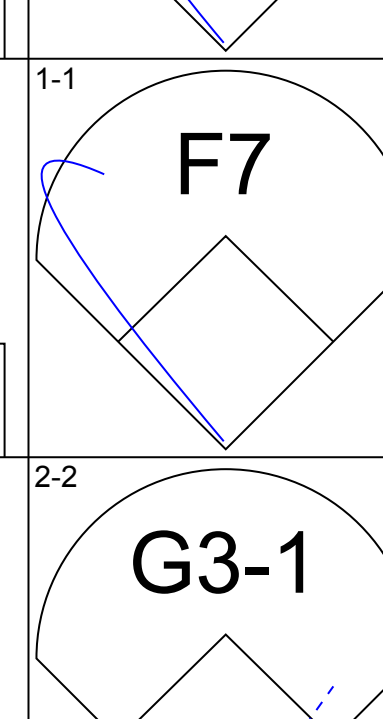
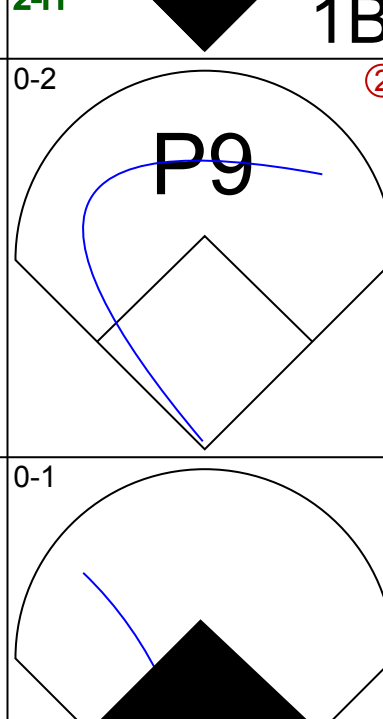
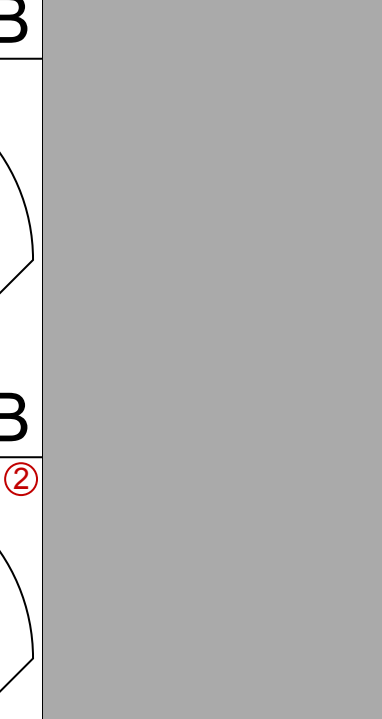
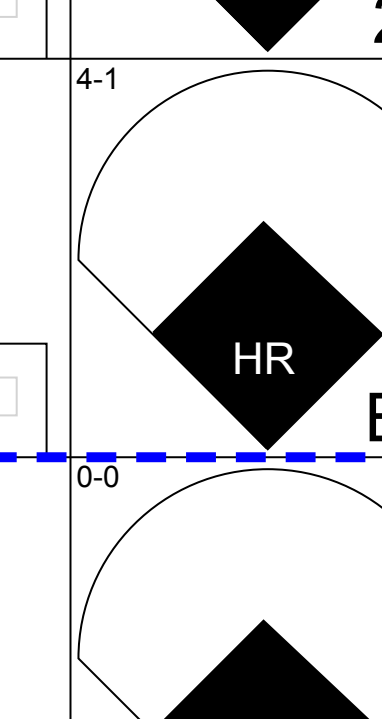
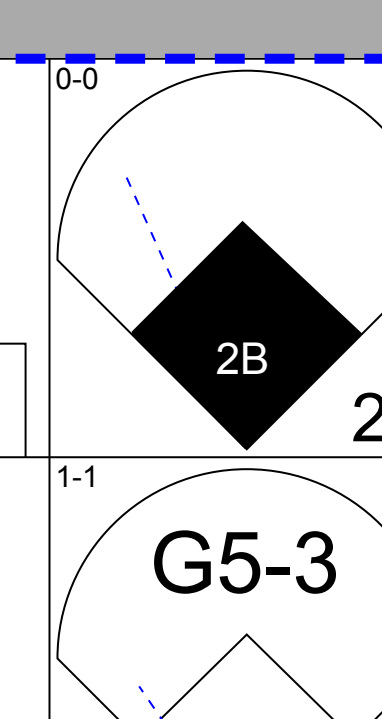
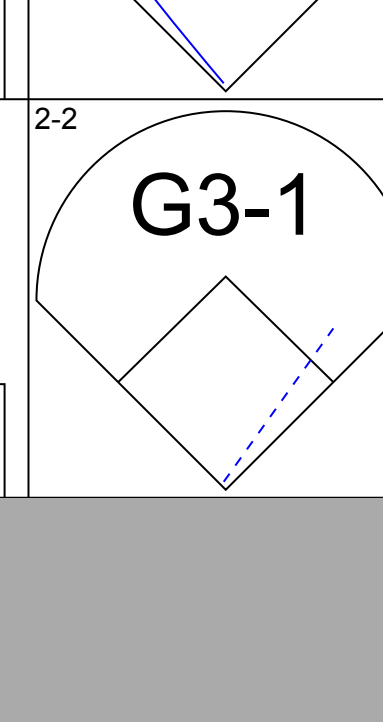
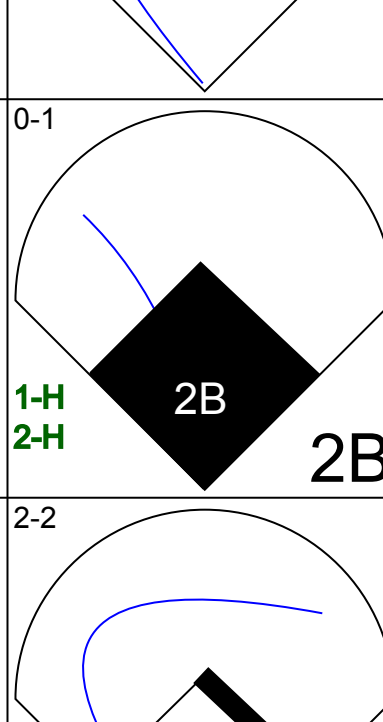
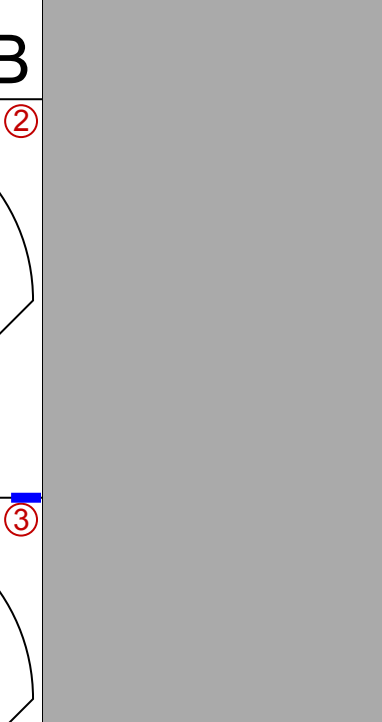
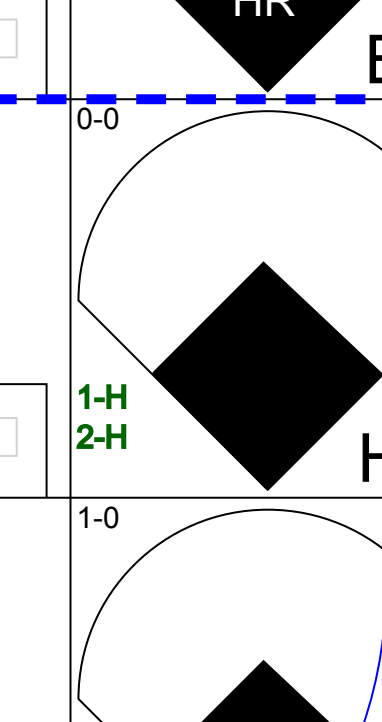
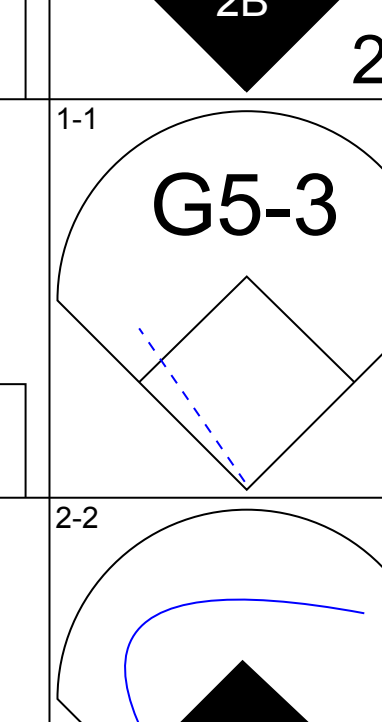
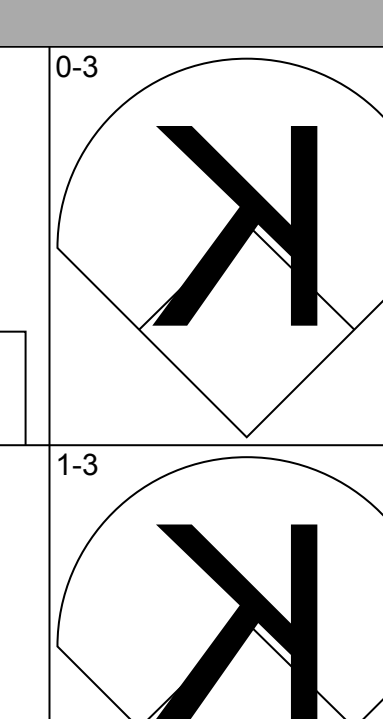
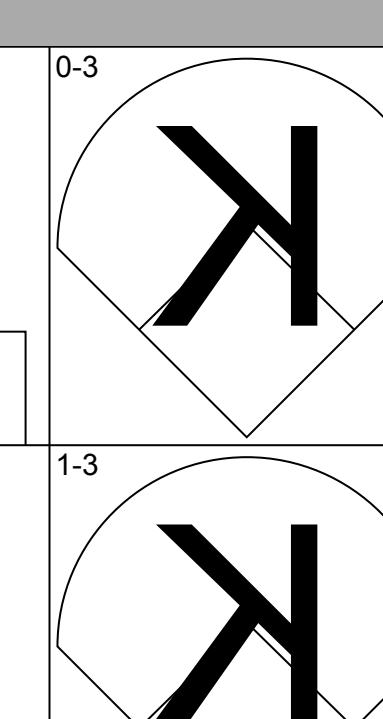
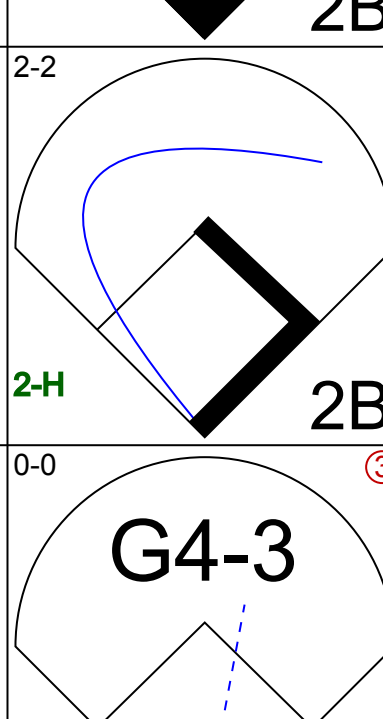
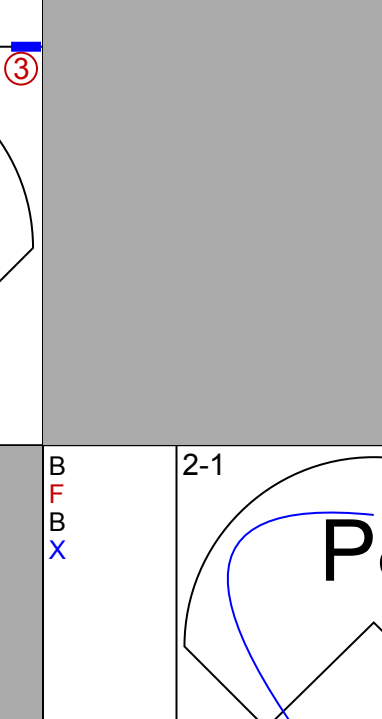
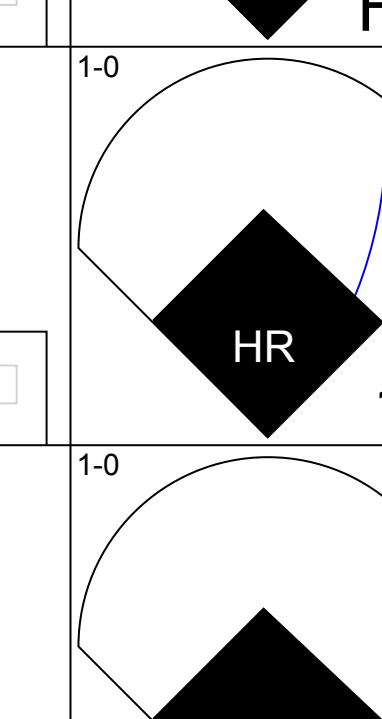
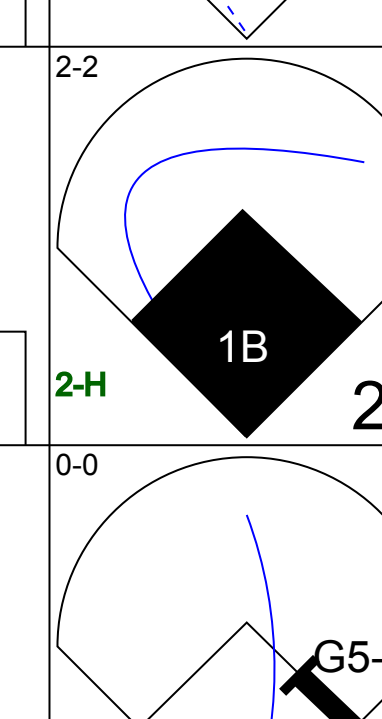
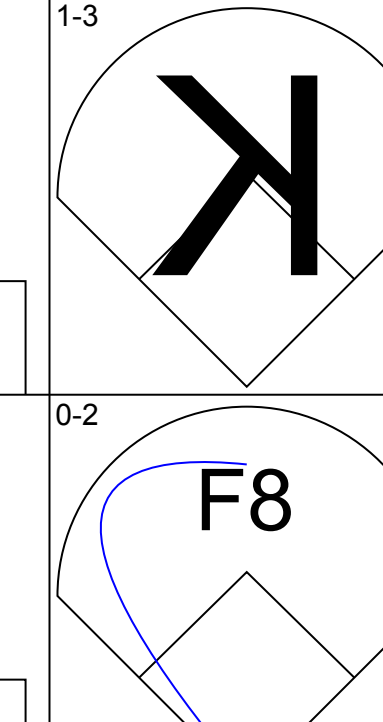
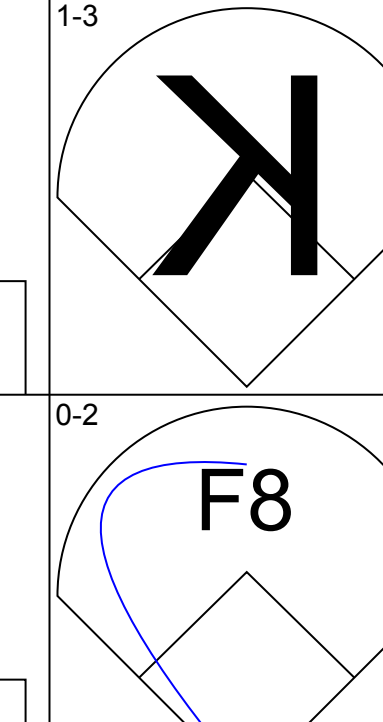
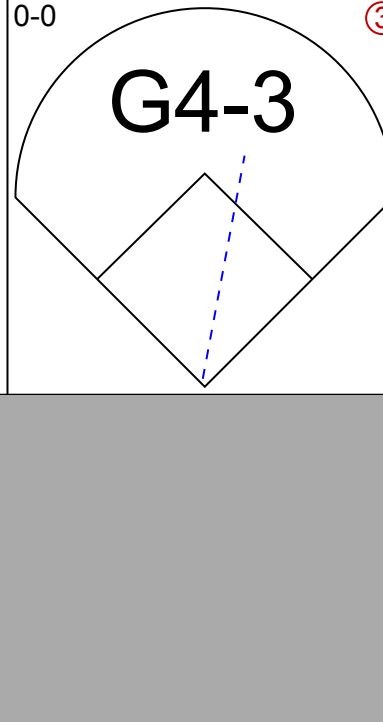
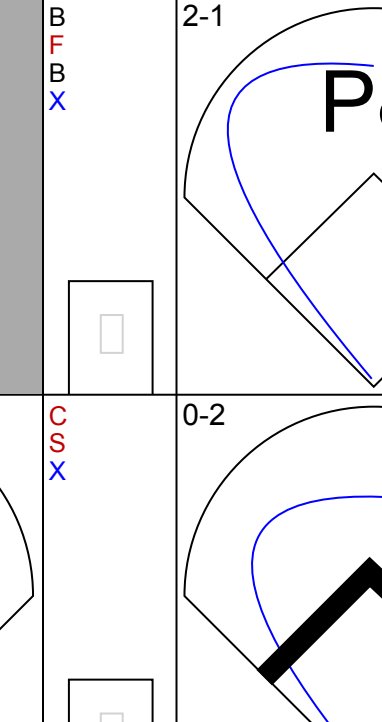
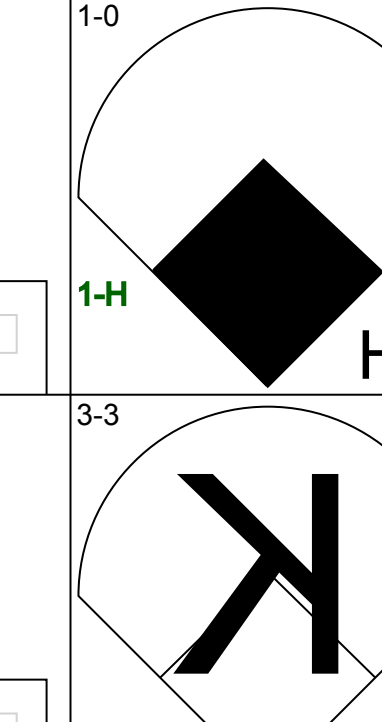
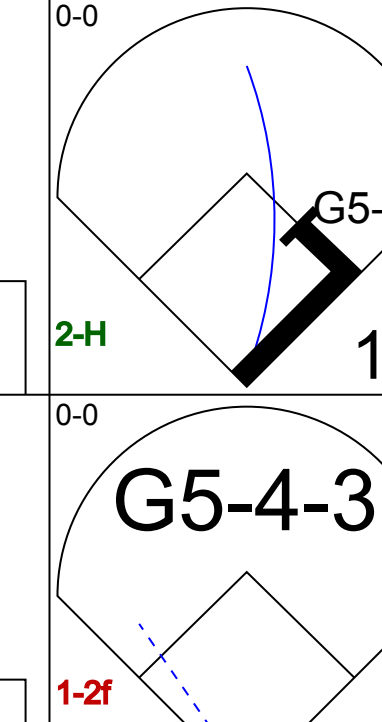
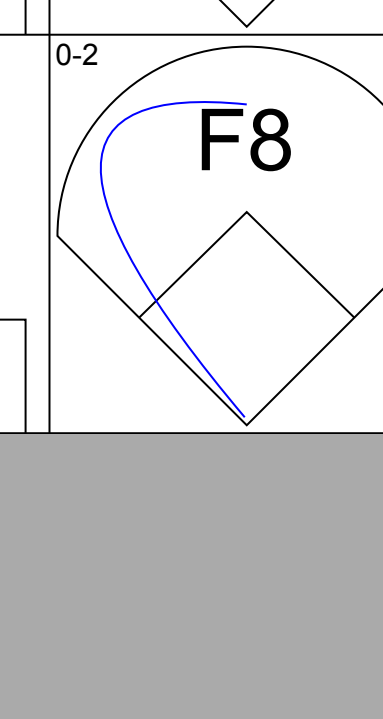
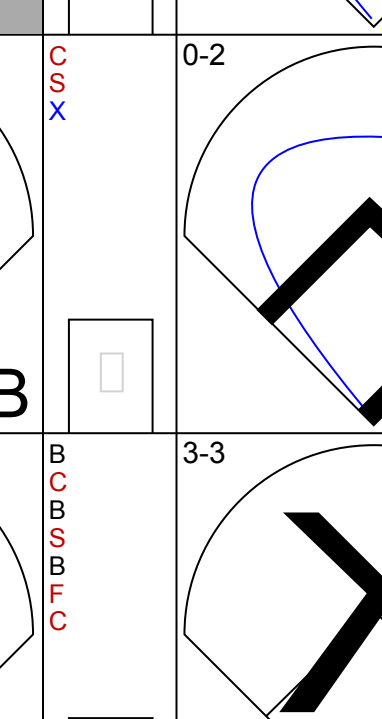
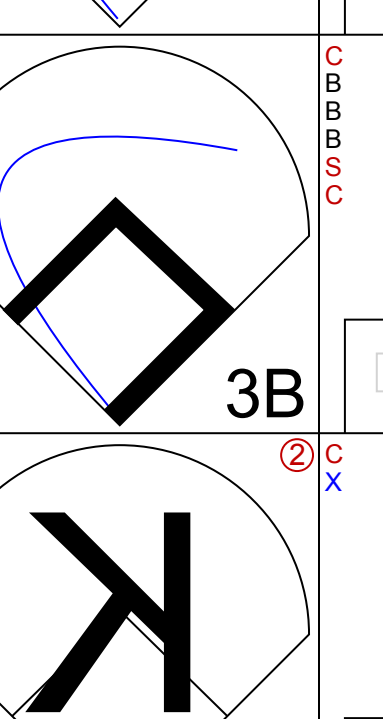


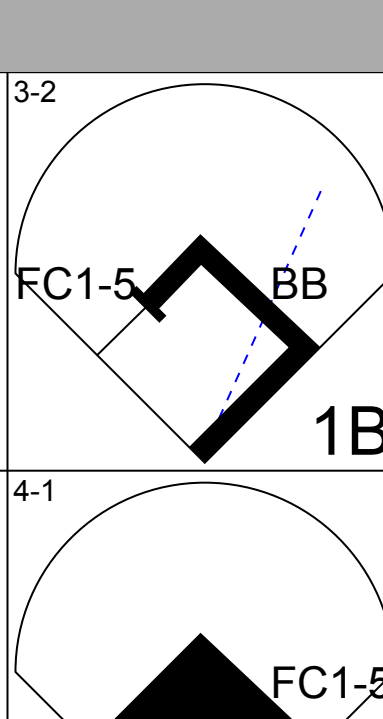
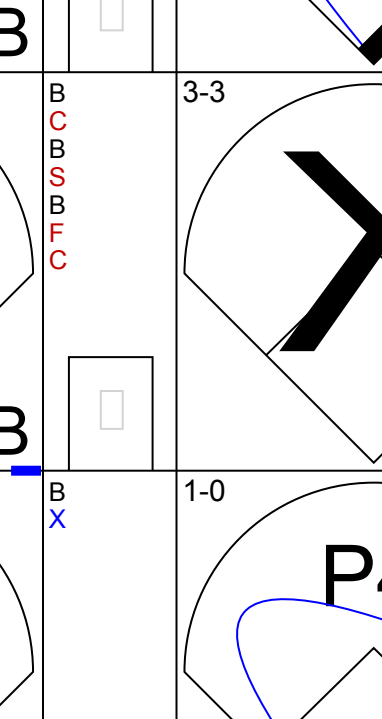
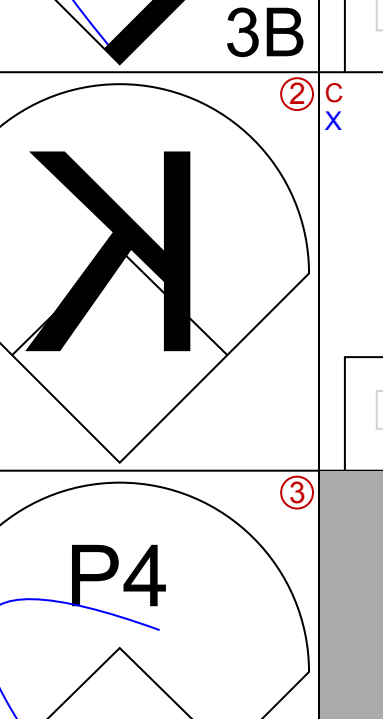
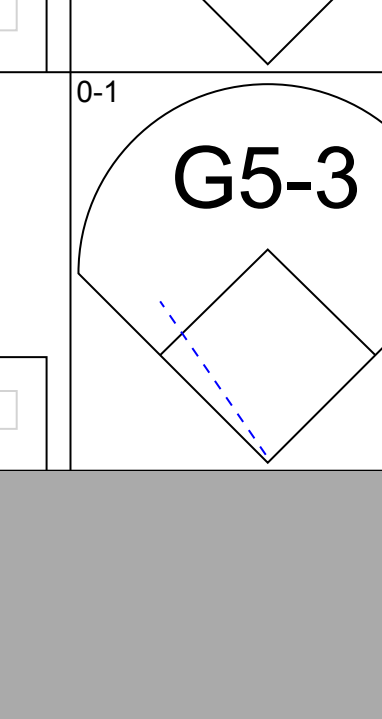
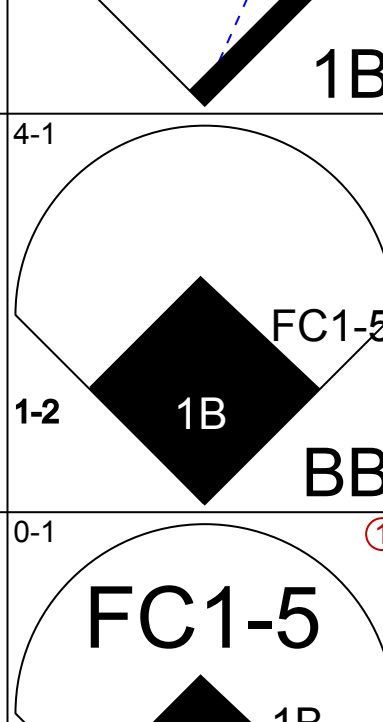
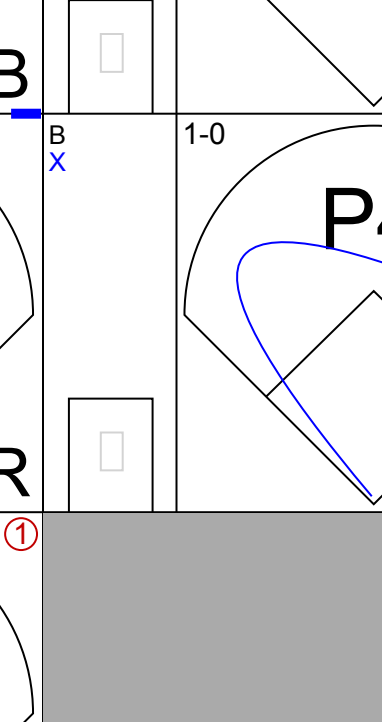
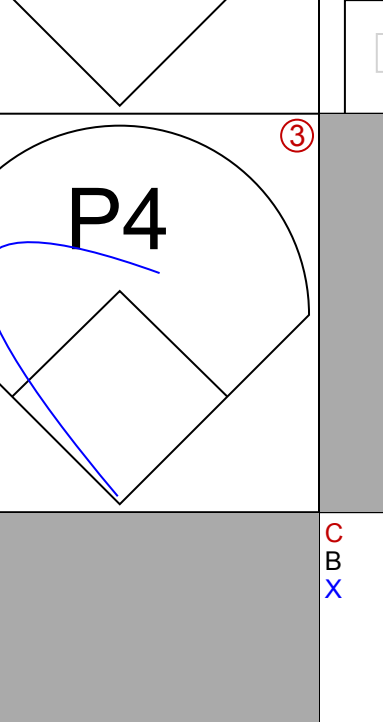
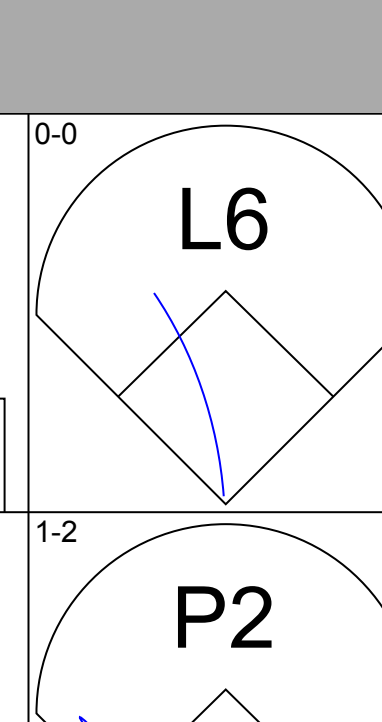
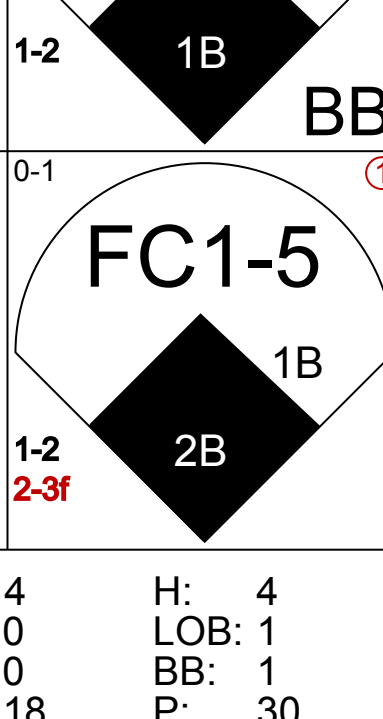
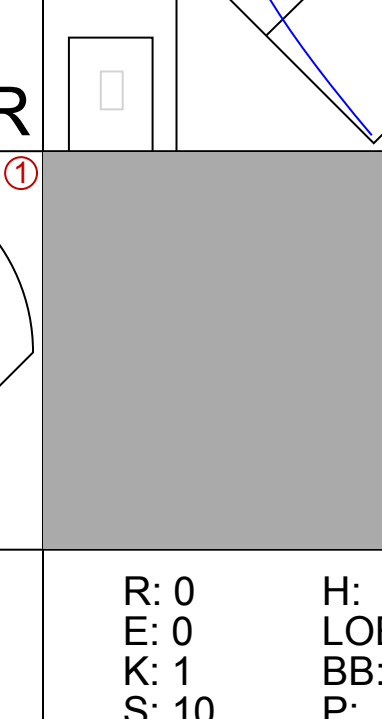
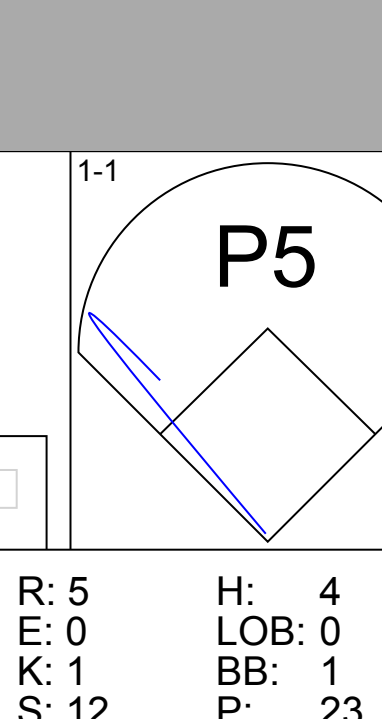
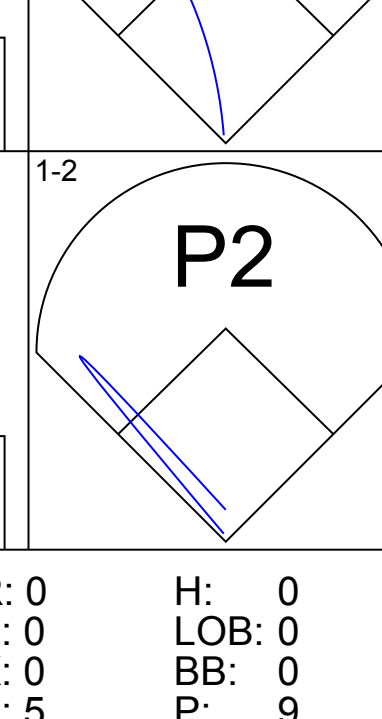
Batter	1	2	3	4	5	6	7	8	9	AB R H RBI BB SO LOB	BOTTOM												
16 Garret Anderson, L (1, 9) OBP: 0.329, SLG: 0.456	1-2 F8		1-0 FC4-6 FC6-4			3-1 G4-3			0-2 G6-3	4 0 0 0 0 0 1	<p>Texas Rangers @ Anaheim Angels Edison International Field, Anaheim, CA</p> <p>Wed Sep 23 1998, 10:05 PM EDT Att: 42,776 - Unknown - 69 F</p> <p>livebaseballscorecards.com</p> <p>AB 31 R 1 H 4 RBI 1 BB 1 SO 9 LOB 6</p> 												
Randy Velarde, R (1, 4) OBP: 0.388, SLG: 0.393	3-2 F7		1-0 FC6-4			2-1 F9			3-3 K	4 0 0 0 0 1 1													
Jim Edmonds, L (1, 8) OBP: 0.367, SLG: 0.503	2-3 K			1-3 K			3-1 G3		1-2 1B 1B	4 0 1 0 0 2 0													
Tim Salmon, R (1, 10) OBP: 0.408, SLG: 0.532		2-3 K		1-0 F7			1-0 F8		2-2 1B 1B	4 0 1 0 0 1 0													
Darin Erstad, L (1, 3) OBP: 0.356, SLG: 0.490 Chris Pritchett, L (7, PR) OBP: 0.329, SLG: 0.389		1-0 P6		1-2 G3			4-2 BB		1-3 K	2 0 0 0 1 0 0 1 0 0 0 0 1 2													
Todd Greene, R (1, 7) OBP: 0.311, SLG: 0.356 Reggie Williams, S (8, 7) OBP: 0.487, SLG: 0.484		1-2 G6-3			0-3 K		1-0 K			3 0 0 0 0 2 1 0 0 0 0 0 0 0													
Chad Kreuter, S (1, 2) OBP: 0.346, SLG: 0.325 Orlando Palmeiro, L (8, PH) OBP: 0.395, SLG: 0.389 Matt Walbeck, S (9, 2) OBP: 0.309, SLG: 0.353			2-1 1B 2B		2-3 K			1-0 B5-3		2 1 1 0 0 1 0 1 0 0 0 0 0 0 0 0 0 0 0 0 0													
Craig Shipley, R (1, 5) OBP: 0.312, SLG: 0.371 Gregg Jefferies, S (8, PH) OBP: 0.333, SLG: 0.411 Norberto Martin, R (9, 5) OBP: 0.237, SLG: 0.246			0-0 16 FC4-6 1B		2-2 G6-3			2-2 F9		2 0 1 1 0 0 0 1 0 0 0 0 0 0 0 0 0 0 0 0 0													
Gary Disarcina, R (1, 6) OBP: 0.318, SLG: 0.379			1-1 L6			1-1 P4		2-3 K		3 0 0 0 0 1 1													
Inning Stats	R: 0 E: 0 K: 1 S: 11	H: 0 LOB: 0 BB: 0 P: 17	R: 0 E: 0 K: 1 S: 7	H: 0 LOB: 0 BB: 0 P: 11	R: 1 E: 0 K: 0 S: 7	H: 2 LOB: 1 BB: 0 P: 12	R: 0 E: 0 K: 1 S: 8	H: 0 LOB: 0 BB: 0 P: 11	R: 0 E: 0 K: 2 S: 9	H: 0 LOB: 0 BB: 0 P: 13		R: 0 E: 0 K: 0 S: 6	H: 0 LOB: 0 BB: 0 P: 12	R: 0 E: 0 K: 1 S: 10	H: 0 LOB: 1 BB: 1 P: 18	R: 0 E: 0 K: 1 S: 10	H: 0 LOB: 0 BB: 0 P: 15	R: 0 E: 0 K: 2 S: 18	H: 2 LOB: 2 BB: 0 P: 25	1B: 3 2B: 1 3B: 0 HR: 0	SF: 0 SAC: 0 DP: 0 HBP: 0	WP: 0 PB: 0 SB: 0 CS: 0	PA: 32
PITCHER	IP WLS BF H R ER SO BB IBB HBP BLK WP HR S P ERA WHIP											PITCHER	IP WLS BF H R ER SO BB IBB HBP BLK WP HR S P ERA WHIP										
John Burkett, R (1, 1) ERA: 5.68	8.0 W 27 2 1 1 7 1 0 0 0 0 0 0 68 109 1.12 0.375												1.0 5 2 0 0 2 0 0 0 0 0 0 0 18 25 0.00 2.000										
John Wetteland, R (9, 1) ERA: 1.92	1.0 5 2 0 0 2 0 0 0 0 0 0 0 18 25 0.00 2.000												1.0 5 2 0 0 2 0 0 0 0 0 0 0 18 25 0.00 2.000										

Batter	1	2	3	4	5	6	7	8	9	AB	R	H	RBI	BB	SO	LOB	TOP			
Tom Goodwin, L OBP: 0.375, SLG: 0.333 18 Milt Cuyler, S (7, 8)										3	0	0	0	0	1	0				
Mark McLemore, S OBP: 0.389, SLG: 0.317 Luis Alicaia, S OBP: 0.376, SLG: 0.433										3	0	0	0	0	0	1				
29 Rusty Greer, L OBP: 0.384, SLG: 0.448 Warren Newson, L OBP: 0.263, SLG: 0.278 (8, PH) (8, 7)										3	0	2	0	0	1	0				
Juan Gonzalez, R OBP: 0.366, SLG: 0.629 Mike Simms, R OBP: 0.398, SLG: 0.626										3	0	1	0	0	0	2				
Will Clark, L OBP: 0.384, SLG: 0.507 Roberto Kelly, R OBP: 0.342, SLG: 0.534 Chris Tremie, R OBP: 1.000, SLG: 2.000										2	0	0	0	0	1	1				
Ivan Rodriguez, R OBP: 0.338, SLG: 0.513 Bill Haselman, R OBP: 0.317, SLG: 0.542										2	0	0	0	0	1	2				
Lee Stevens, L OBP: 0.326, SLG: 0.507										3	2	2	4	1	1	1				
Todd Zeile, R OBP: 0.351, SLG: 0.439 Scott Sheldon, R OBP: 0.182, SLG: 0.100										1	0	1	0	1	0	0				
Royce Clayton, R OBP: 0.318, SLG: 0.364 Domingo Cedenio, S OBP: 0.315, SLG: 0.391										2	0	0	0	0	0	3				
Inning Stats	R: 0 E: 0 K: 2 S: 8	H: 0 LOB: 0 BB: 0 P: 12	R: 0 E: 0 K: 2 S: 14	H: 1 LOB: 1 BB: 0 P: 19	R: 0 E: 1 K: 0 S: 8	H: 0 LOB: 1 BB: 1 P: 15	R: 0 E: 0 K: 0 S: 5	H: 1 LOB: 0 BB: 0 P: 9	R: 0 E: 0 K: 0 S: 10	H: 1 LOB: 1 BB: 0 P: 15	R: 2 E: 0 K: 1 S: 10	H: 2 LOB: 0 BB: 0 P: 11	R: 0 E: 0 K: 2 S: 8	H: 0 LOB: 1 BB: 1 P: 17	R: 2 E: 0 K: 0 S: 5	H: 2 LOB: 0 BB: 1 P: 11	1B: 5 2B: 1 3B: 0 HR: 2	SF: 0 SAC: 0 DP: 4 HBP: 0	WP: 1 PB: 1 SB: 1 CS: 0	PA: 36
PITCHER	IP	WLS	BF	H	R	ER	SO	BB	IBB	HBP	BLK	WP	HR	S	P	ERA	WHIP			
Paul Abbott, R ERA: 4.01	8.0	W	31	6	2	2	7	3	0	0	0	1	1	70	113	2.25	1.125			
Jose Paniagua, R ERA: 2.14	1.0		5	2	2	2	0	1	0	0	0	0	1	5	11	18.00	3.000			

Texas Rangers @ Seattle Mariners
The Kingdome, Seattle, WA
Fri Sep 25 1998, 10:05 PM EDT
Att: 39,325 - Dome - 72 F


AB 32
R 4
H 8
RBI 4
BB 4
SO 7
LOB 15



Batter	1	2	3	4	5	6	7	8	9	AB	R	H	RBI	BB	SO	LOB	BOTTOM				
David Bell, R OBP: 0.313, SLG: 0.420										5	3	3	1	0	0	0					
Alex Rodriguez, R OBP: 0.359, SLG: 0.561 Giomar Guevara, S OBP: 0.400, SLG: 0.273										3	1	1	1	1	0	2					
Ken Griffey Jr., L OBP: 0.367, SLG: 0.614 Charles Gipson, R OBP: 0.300, SLG: 0.244										4	2	2	5	0	0	1					
Edgar Martinez, R OBP: 0.422, SLG: 0.553 Rico Rossy, R OBP: 0.282, SLG: 0.321										5	1	3	2	0	2	1					
David Segui, S OBP: 0.358, SLG: 0.487 Ryan Radmanovich, L OBP: 0.269, SLG: 0.355										0	0	0	0	0	0	0					
Russ Davis, R OBP: 0.304, SLG: 0.444										5	1	2	0	0	1	2					
Raul Ibanez, L OBP: 0.302, SLG: 0.429										4	1	2	0	0	1	1					
Joe Oliver, R OBP: 0.272, SLG: 0.347										3	2	1	3	1	0	1					
Shane Monahan, L OBP: 0.269, SLG: 0.348										4	1	0	0	0	0	2					
Inning Stats	R: 0 E: 0 K: 0 S: 7	H: 0 LOB: 0 BB: 0 P: 11	R: 0 E: 0 K: 2 S: 9	H: 0 LOB: 0 BB: 0 P: 10	R: 4 E: 0 K: 1 S: 18	H: 4 LOB: 1 BB: 1 P: 30	R: 4 E: 0 K: 1 S: 19	H: 5 LOB: 1 BB: 0 P: 28	R: 0 E: 0 K: 1 S: 10	H: 1 LOB: 1 BB: 0 P: 16	R: 5 E: 0 K: 1 S: 12	H: 4 LOB: 0 BB: 1 P: 23	R: 0 E: 0 K: 0 S: 5	H: 0 LOB: 0 BB: 0 P: 9	R: 2 E: 0 K: 0 S: 10	H: 3 LOB: 1 BB: 0 P: 13	1B: 7 2B: 6 3B: 1 HR: 3	SF: 0 SAC: 0 DP: 1 HBP: 0	WP: 1 PB: 0 SB: 0 CS: 0	PA: 42	
PITCHER	IP	WLS	BF	H	R	ER	SO	BB	IBB	HBP	BLK	WP	HR	S	P	ERA	WHIP				
Esteban Loaiza, R ERA: 5.16	3.0	L	16	6	6	6	2	1	0	0	0	1	1	13	17	27.00	4.500				
Greg Cadaret, L ERA: 4.43	0.2		5	3	2	2	0	0	0	0	0	0	0	17	32	10.80	1.800				
Al Levine, R ERA: 4.45	1.2		8	2	2	2	2	1	0	0	0	0	0	2	13	22	16.20	1.800			
Eric Gunderson, L ERA: 4.77	0.1		1	1	1	1	0	0	0	0	0	0	0	10	13	18.00	3.000				

Texas Rangers @ Seattle Mariners
The Kingdome, Seattle, WA
Fri Sep 25 1998, 10:05 PM EDT
Att: 39,325 - Dome - 72 F

AB 40
R 15
H 17
RBI 15
BB 2
SO 5
LOB 12



Batter	1	2	3	4	5	6	7	8	9	AB	R	H	RBI	BB	SO	LOB	TOP											
Domingo Cedeno, S OBP: 0.313, SLG: 0.394	2-1 2B		2-1 G6-3		1-3 K		2-3 K			4	0	1	0	0	2	3												
Luis Alicaia, S OBP: 0.371, SLG: 0.426	2-0 F9			1-0 P3		0-3 K		1-1 F9		4	0	0	0	0	1	0												
Roberto Kelly, R Warren Newson, L OBP: 0.250, SLG: 0.263	0-1 P6			0-1 HR		1-1 1B		2-2 G4-3		3	1	2	1	0	0	0												
Juan Gonzalez, R Tom Goodwin, L OBP: 0.366, SLG: 0.629 OBP: 0.375, SLG: 0.332		3-3 K		0-0 WP SF9 2B		2-2 P4		2-3 K		3	1	1	0	0	1	1												
Mike Simms, R OBP: 0.386, SLG: 0.619		4-2 FC6-4 BB		0-0 SF9		3-3 K			1-3 K	2	0	0	1	1	2	1												
Todd Zeile, R Scott Sheldon, R OBP: 0.350, SLG: 0.437 OBP: 0.167, SLG: 0.091		0-3 K		2-1 P2			2-2 G6-3		0-3 K	3	0	0	0	0	1	1												
Bill Haselman, R OBP: 0.324, SLG: 0.550		0-0 FC6-4 1-2			0-1 G5-3		0-0 1B 2B		2-0 2B	4	0	2	0	0	0	1												
Lee Stevens, L OBP: 0.323, SLG: 0.501			1-2 G4-3		2-3 K		1-3 K		0-2 L7	4	0	0	0	0	2	2												
1B Mit Cuyler, S OBP: 0.750, SLG: 1.333			2-1 G6-3		1-1 2B		1-2 2B			3	0	2	0	0	0	0												
Inning Stats	R: 0 E: 0 K: 0 S: 5	H: 1 LOB: 0 BB: 0 P: 9	R: 0 E: 0 K: 2 S: 10	H: 0 LOB: 1 BB: 1 P: 17	R: 0 E: 0 K: 0 S: 8	H: 0 LOB: 0 BB: 0 P: 13	R: 2 E: 0 K: 0 S: 7	H: 2 LOB: 0 BB: 0 P: 10	R: 0 E: 0 K: 2 S: 11	H: 1 LOB: 1 BB: 0 P: 17	R: 0 E: 0 K: 2 S: 14	H: 2 LOB: 2 BB: 0 P: 20	R: 0 E: 0 K: 1 S: 8	H: 0 LOB: 0 BB: 0 P: 13	R: 0 E: 0 K: 2 S: 10	H: 1 LOB: 1 BB: 0 P: 13	1B: 2 2B: 5 3B: 0 HR: 1	SF: 1 SAC: 0 DP: 0 HBP: 0	WP: 1 PB: 0 CS: 0	PA: 35								
PITCHER	IP	WLS	BF	H	R	ER	SO	BB	IBB	HBP	BLK	WP	HR	S	P	ERA	WHIP											
Jeff Fassero, L ERA: 3.97	(1, 1)	7.0	W	28	7	2	2	8	1	0	0	0	1	1	65	100	2.57	1.143										
Jose Paniagua, R ERA: 2.05	(8, 1)	1.0		3	0	0	0	1	0	0	0	0	0	0	8	13	0.00	0.000										
Mike Timlin, R ERA: 2.95	(9, 1)	1.0	S	4	1	0	0	2	0	0	0	0	0	0	10	13	0.00	1.000										

Texas Rangers @ Seattle Mariners
The Kingdome, Seattle, WA
Sat Sep 26 1998, 10:05 PM EDT
Att: 33,147 - Dome - 72 F


AB 33
R 2
H 8
RBI 2
BB 1
SO 11
LOB 9



Batter	1	2	3	4	5	6	7	8	9	AB	R	H	RBI	BB	SO	LOB	BOTTOM											
David Bell, R OBP: 0.314, SLG: 0.422	0-0 L4	2-2 1B 2B		4-0 BB		3-2 G4-3				3	0	1	2	1	0	0												
Alex Rodriguez, R OBP: 0.358, SLG: 0.559	1-2 G1-3	1-2 1B		2-3 K			0-0 G5-3			4	0	1	0	0	1	2												
Ken Griffey Jr., L OBP: 0.365, SLG: 0.610	3-3 K		0-0 G6-3		0-0 L7		2-1 F8			4	0	0	0	0	1	0												
Edgar Martinez, R OBP: 0.426, SLG: 0.565		2-1 1B 2B	1-1 HR		2-1 1B		2-0 2B			4	2	4	1	0	0	0												
Russ Davis, R OBP: 0.306, SLG: 0.444		3-0 F8 BB 1B	1-0 L1		2-2 1B		0-0 F8			4	1	2	1	0	0	1												
Dan Wilson, R OBP: 0.308, SLG: 0.394		4-2 WP 1B 2B BB	2-2 F7		1-3 K		1-1 L4			3	1	0	0	1	1	2												
Raul Ibanez, L OBP: 0.290, SLG: 0.411		1-2 F8		0-0 F7	2-1 P7		1-3 K			4	0	0	0	0	1	4												
Charles Gipson, R OBP: 0.296, SLG: 0.245		2-2 P8		3-2 G4-3 WP 1B		0-2 G3-1		3-2 P3		4	0	1	0	0	0	2												
Shane Monahan, L OBP: 0.270, SLG: 0.348		1-0 WP 2B 1B		1-2 G4-3	1-2 SAFE G4-3		2-1 F7			3	1	1	1	0	0	1												
Inning Stats	R: 0 E: 0 K: 1 S: 8	H: 0 LOB: 0 BB: 0 P: 12	R: 4 E: 0 K: 0 S: 23	H: 5 LOB: 2 BB: 1 P: 39	R: 1 E: 0 K: 0 S: 8	H: 1 LOB: 0 BB: 0 P: 12	R: 0 E: 0 K: 1 S: 14	H: 1 LOB: 2 BB: 1 P: 24	R: 0 E: 0 K: 0 S: 11	H: 2 LOB: 2 BB: 0 P: 18	R: 0 E: 0 K: 0 S: 10	H: 0 LOB: 0 BB: 0 P: 15	R: 0 E: 0 K: 0 S: 5	H: 1 LOB: 1 BB: 0 P: 9	R: 0 E: 0 K: 1 S: 9	H: 0 LOB: 0 BB: 0 P: 14	1B: 6 2B: 3 3B: 0 HR: 1	SF: 0 SAC: 0 DP: 0 HBP: 0	WP: 2 PB: 0 CS: 0	PA: 35								
PITCHER	IP	WLS	BF	H	R	ER	SO	BB	IBB	HBP	BLK	WP	HR	S	P	ERA	WHIP											
Eric Gunderson, L ERA: 5.19	(1, 1)	1.2	L	9	3	4	4	1	1	0	0	0	0	23	40	21.60	2.400											
Al Levine, R ERA: 4.5	(2, 1)	1.1		6	3	1	1	0	0	0	0	0	1	16	23	6.75	2.250											
Greg Cadaret, L ERA: 4.23	(4, 1)	2.0		10	3	0	0	2	1	0	0	0	1	0	25	42	0.00	2.000										
Danny Patterson, R ERA: 4.45	(6, 1)	2.0		7	1	0	0	0	0	0	0	0	0	0	15	24	0.00	0.500										
Xavier Hernandez, R ERA: 3.57	(8, 1)	1.0		3	0	0	0	1	0	0	0	0	0	9	14	0.00	0.000											

Texas Rangers @ Seattle Mariners
The Kingdome, Seattle, WA
Sat Sep 26 1998, 10:05 PM EDT
Att: 33,147 - Dome - 72 F

AB 33
R 5
H 10
RBI 5
BB 2
SO 4
LOB 12



Batter	1	2	3	4	5	6	7	8	9	AB	R	H	RBI	BB	SO	LOB	TOP					
Mark McLemore, S (1,4) OBP: 0.250, SLG: 0.286	G4-3			G4-3		K		L4									4 0 0 0 0 1 1					
Roberto Kelly, R (1,8) Tom Goodwin, L (8,8) OBP: 0.143, SLG: 0.286	G5-3			K					G5-3 29 G4-3 1B								3 0 1 0 0 1 0 1 0 1 0 0 0 0					
29 Rusty Greer, L (1,7) OBP: 0.125, SLG: 0.125	G5-3			F8					G4-3								4 0 0 0 0 1 2					
Juan Gonzalez, R (1,9) OBP: 0.125, SLG: 0.250		P5							G5-3								4 1 1 0 0 1 1					
Will Clark, L (1,3) OBP: 0.125, SLG: 0.125		F8							K								4 0 0 0 0 1 2					
Ivan Rodriguez, R (1,2) OBP: 0.143, SLG: 0.143		K															3 0 1 1 0 1 0					
Todd Zeile, R (1,5) OBP: 0.167, SLG: 0.167				K													3 0 0 0 0 1 1					
Mike Simms, R (1,10) Luis Alcega, S (8,PH) OBP: 0.200, SLG: 0.200				K					P5								2 0 0 0 0 1 1 1 0 0 0 0 0 0					
Royce Clayton, R (1,6) OBP: 0.167, SLG: 0.167		P4															3 0 1 0 0 1 0					
Inning Stats	R: 0 E: 0 K: 0 S: 5	H: 0 LOB: 0 BB: 0 P: 8	R: 0 E: 0 K: 1 S: 5	H: 0 LOB: 0 BB: 0 P: 10	R: 0 E: 0 K: 2 S: 8	H: 0 LOB: 0 BB: 0 P: 11	R: 0 E: 0 K: 1 S: 8	H: 0 LOB: 0 BB: 0 P: 15	R: 1 E: 0 K: 0 S: 14	H: 2 LOB: 1 BB: 0 P: 19	R: 0 E: 0 K: 3 S: 12	H: 1 LOB: 1 BB: 0 P: 19	R: 0 E: 0 K: 1 S: 9	H: 0 LOB: 0 BB: 0 P: 13	R: 0 E: 0 K: 0 S: 9	H: 1 LOB: 1 BB: 0 P: 14	R: 0 E: 0 K: 1 S: 9	H: 1 LOB: 1 BB: 0 P: 10	1B: 3 2B: 2 3B: 0 HR: 0	SF: 0 SAC: 0 DP: 0 HBP: 0	WP: 0 PB: 0 SB: 0 CS: 0	PA: 32
PITCHER	IP	WLS	BF	H	R	ER	SO	BB	IBB	HBP	BLK	WP	HR	S	P	ERA	WHIP					
Andy Pettitte, L (1,1) ERA: 1.29	7.0	W	24	3	1	1	8	0	0	0	0	0	0	61	95	1.29	0.429					
Jeff Nelson, R (8,1) ERA:	0.2		3	1	0	0	0	0	0	0	0	0	0	7	12	0.00	1.500					
42 Mariano Rivera, R (8,1) ERA:	1.1	S	5	1	0	0	1	0	0	0	0	0	0	11	12	0.00	0.750					

Texas Rangers @ New York Yankees
Yankee Stadium, Bronx, NY
Wed Sep 30 1998, 7:05 PM EDT
Att: 57,360 - Overcast - 68 F


AB 32
R 1
H 5
RBI 1
BB 0
SO 9
LOB 8

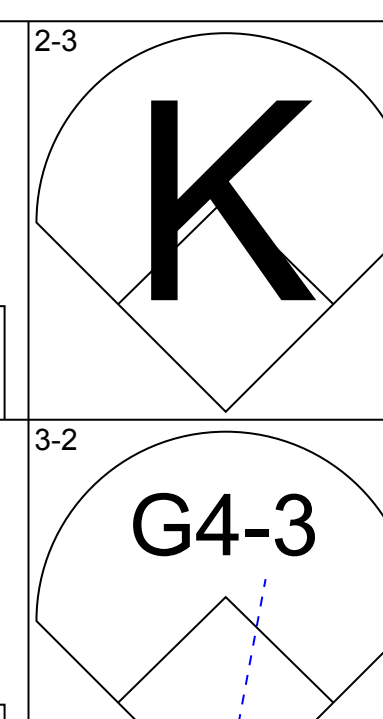
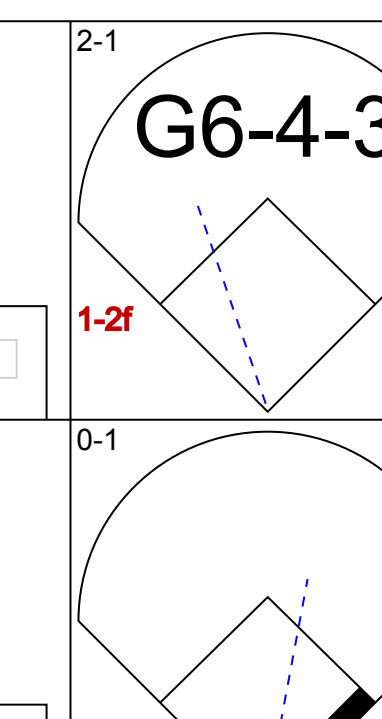
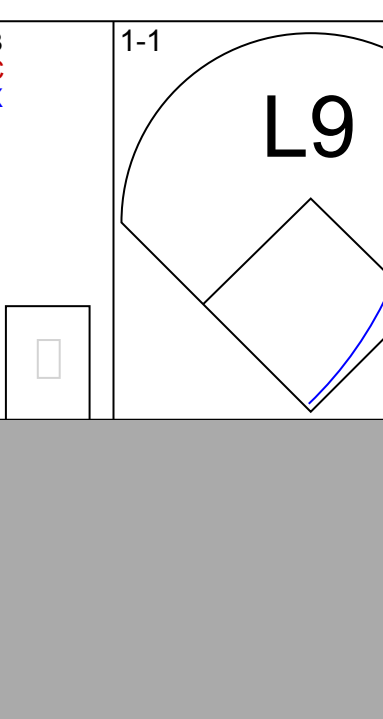
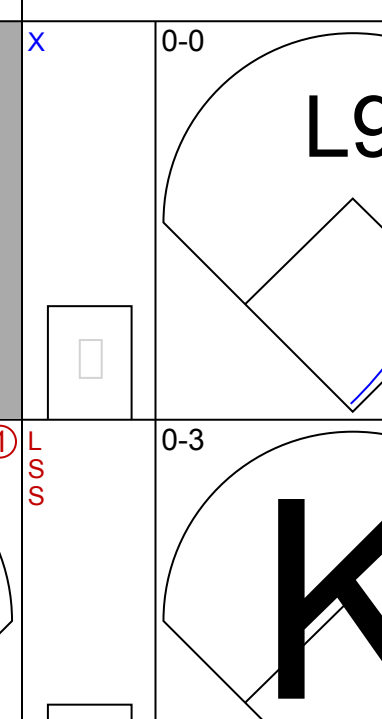
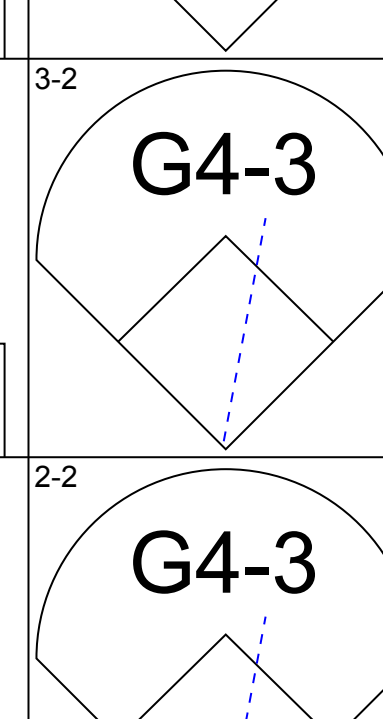
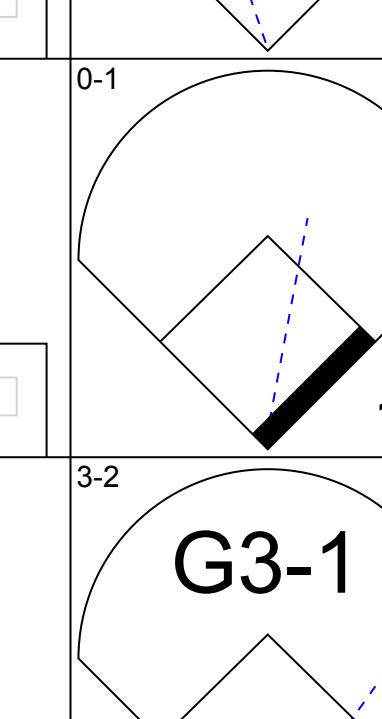

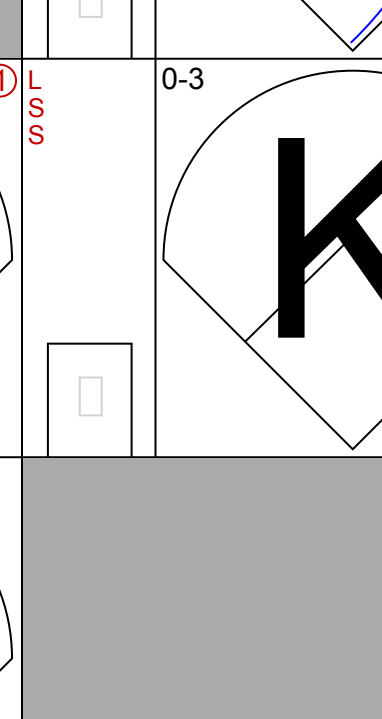
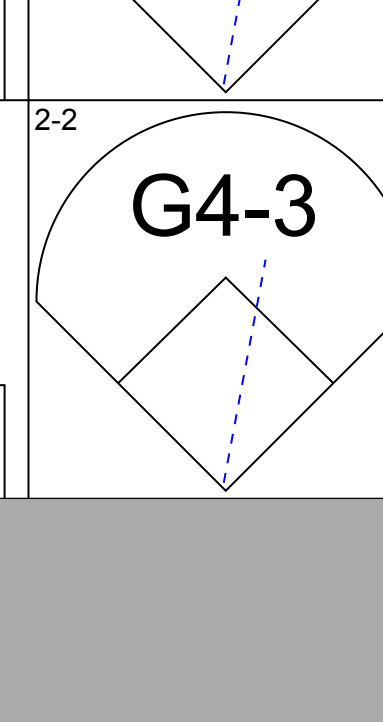
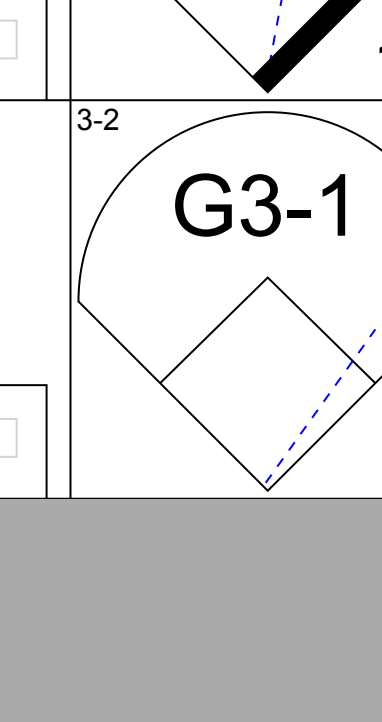


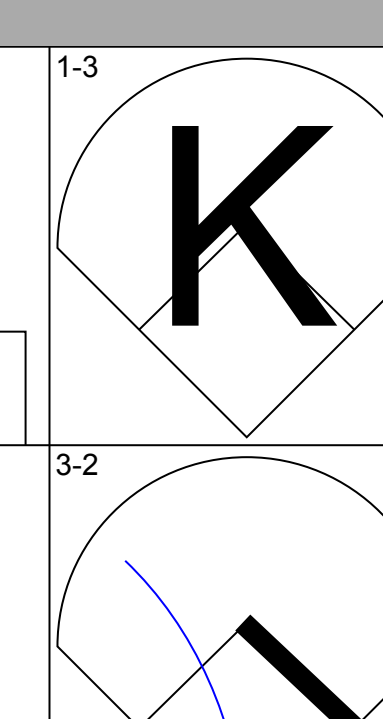
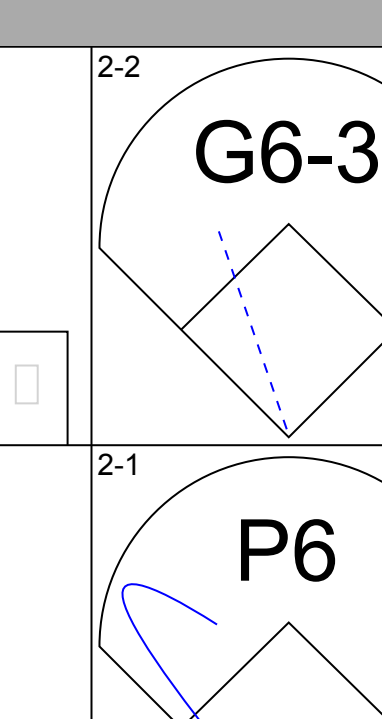
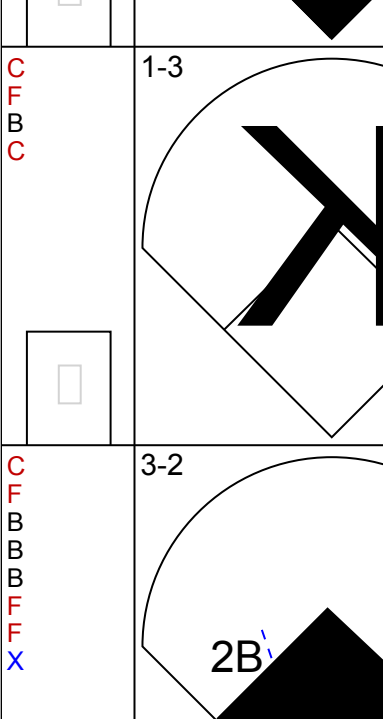
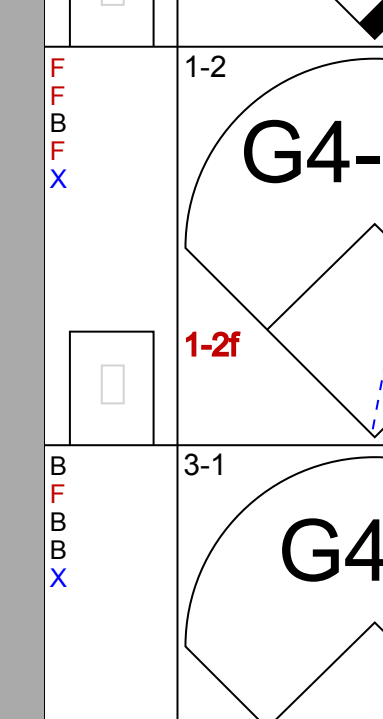
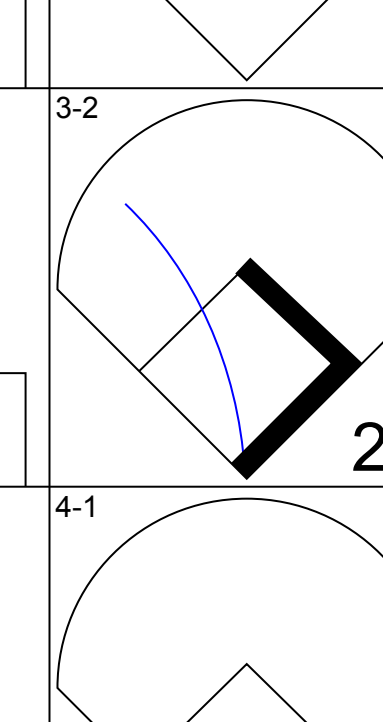
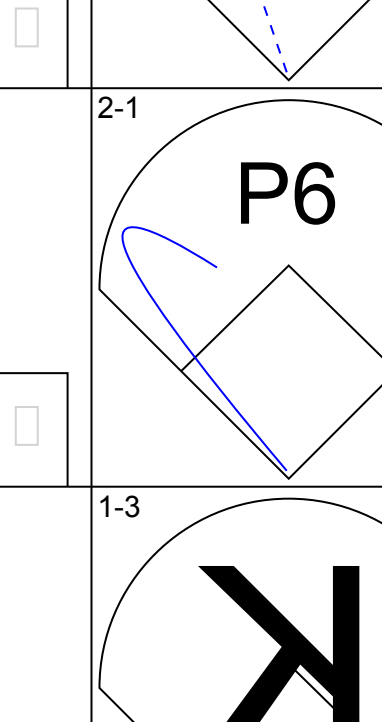
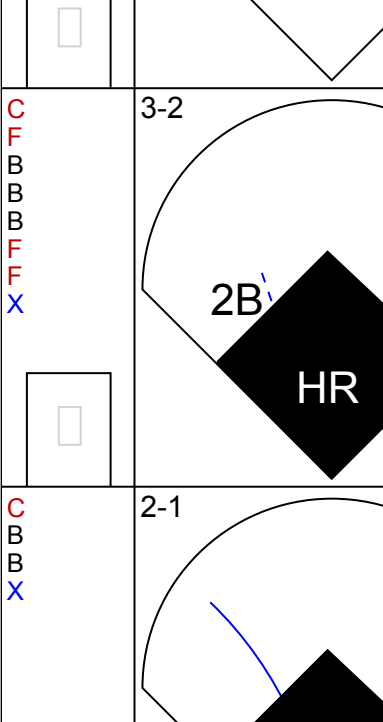
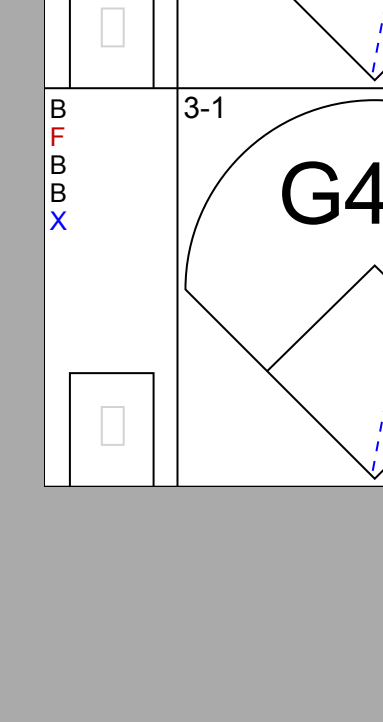
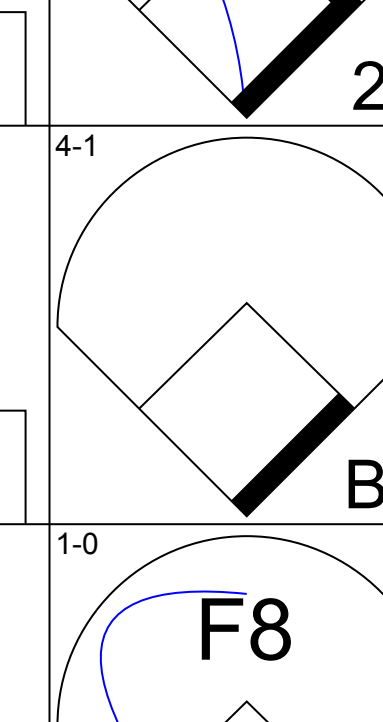
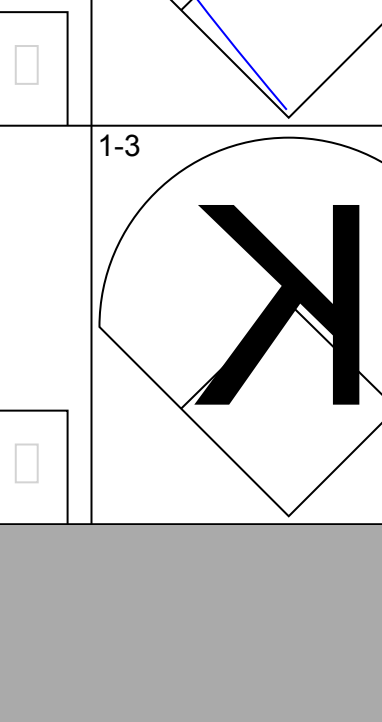
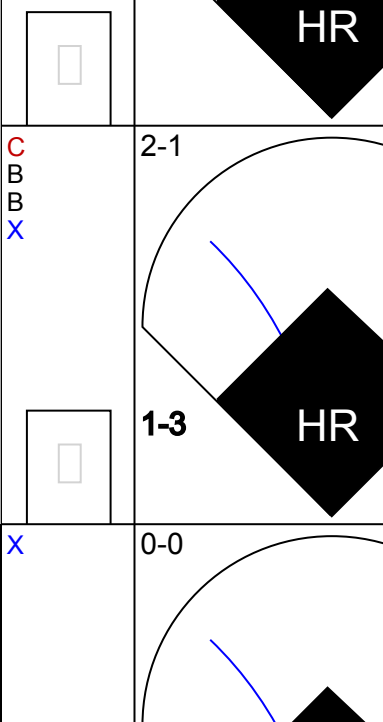

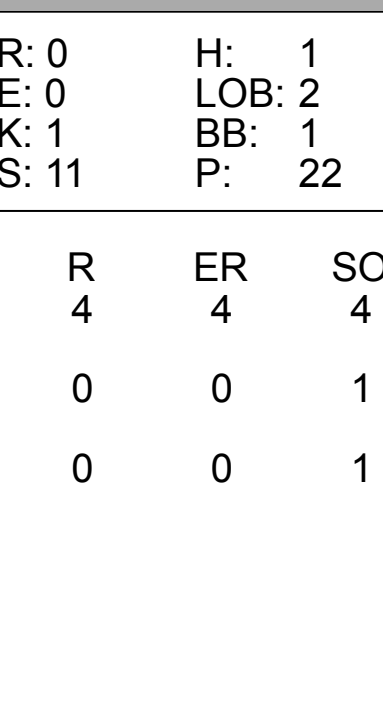
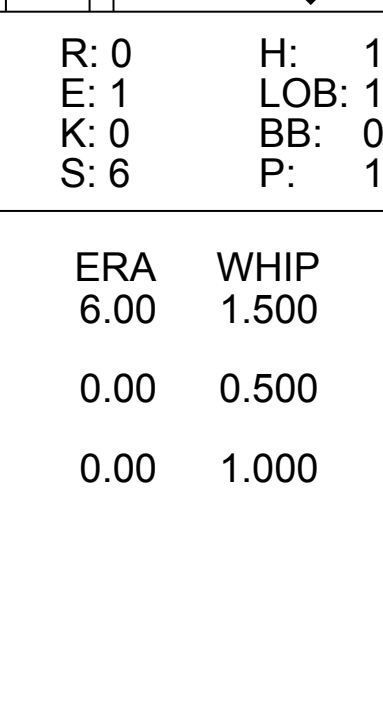
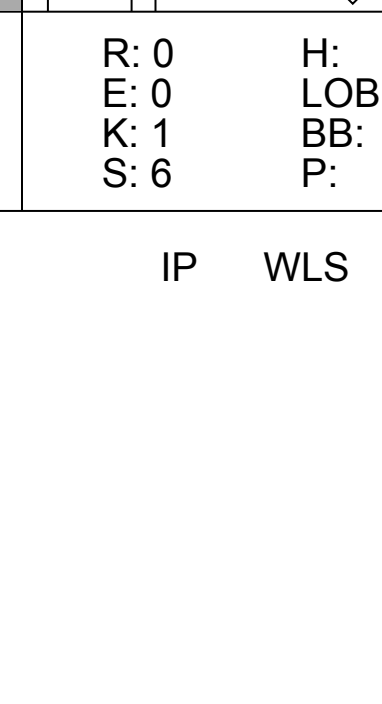




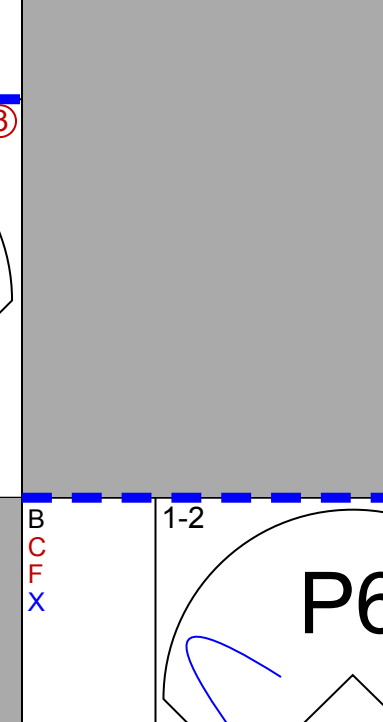
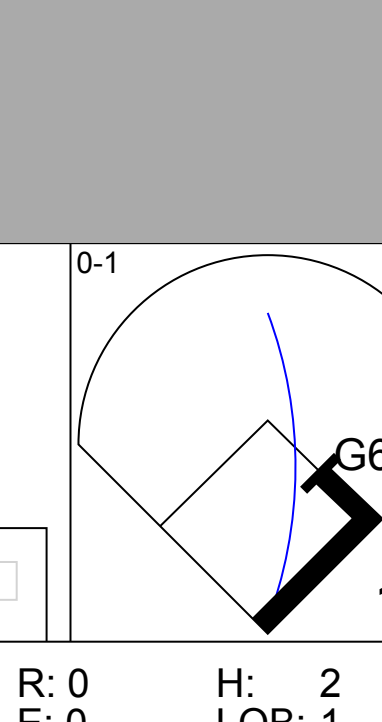
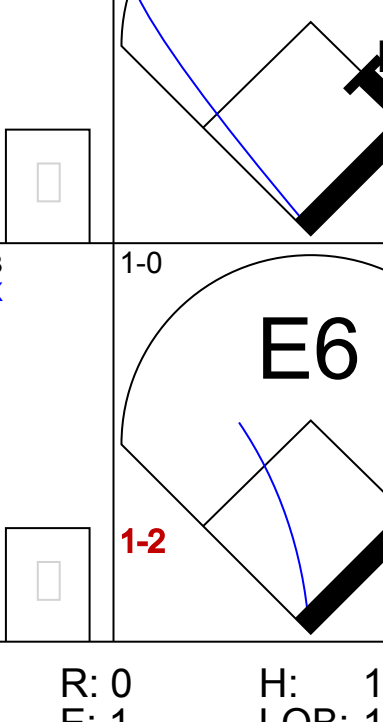
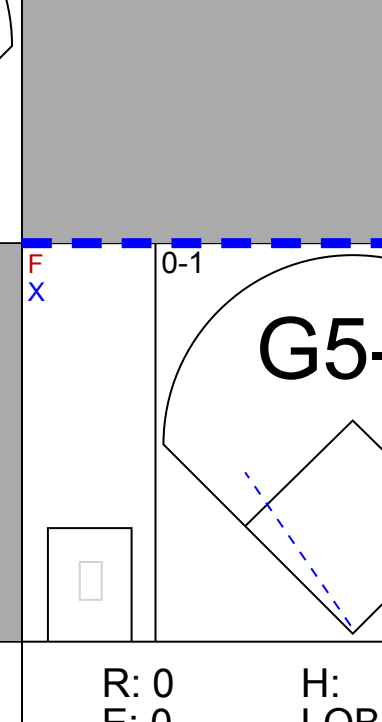
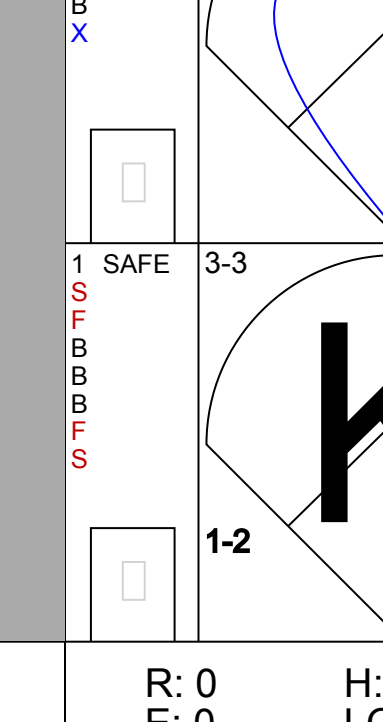


Batter	1	2	3	4	5	6	7	8	9	AB	R	H	RBI	BB	SO	LOB	BOTTOM					
Chuck Knoblauch, R (1,4) OBP: 0.250, SLG: 0.143	K	K		L9			G4-3										4 0 0 0 0 2 3					
2 Derek Jeter, R (1,6)				K			G2										3 0 0 0 1 1 1					
Paul O'Neill, L (1,9) OBP: 0.375, SLG: 0.571	P4			G3 2B			G4-3										4 0 1 0 0 1 1					
Bernie Williams, S (1,8)	K			G3			K										4 0 0 0 0 2 2					
Tino Martinez, L (1,3) OBP: 0.143, SLG: 0.286		K		F8			F7										4 0 0 0 0 1 1					
Chit Davis, S (1,10) Homer Bush, R (6,FR) Tim Raines, S (8,PH) OBP: 0.167, SLG: 0.167		F7		K					G4-3								3 0 1 0 0 1 0 0 0 0 0 0 0 0 1 0 0 0 0 0 0					
Shane Spencer, R (1,7) Chad Curtis, R (9,7) OBP: 0.667, SLG: 1.667				HR			HR										3 2 2 1 0 1 1 0 0 0 0 0 0 0					
Scott Brosius, R (1,5) OBP: 0.500, SLG: 1.000		1B					K										3 1 2 2 0 1 2					
Joe Girardi, R (1,2) OBP: 0.667, SLG: 0.667		1B					HR										3 0 2 0 0 0 2					
Inning Stats	R: 0 E: 0 K: 2 S: 12	H: 0 LOB: 1 BB: 1 P: 18	R: 1 E: 0 K: 2 S: 21	H: 3 LOB: 2 BB: 0 P: 33	R: 0 E: 0 K: 1 S: 17	H: 1 LOB: 1 BB: 0 P: 21	R: 2 E: 0 K: 1 S: 15	H: 3 LOB: 1 BB: 0 P: 19	R: 0 E: 0 K: 1 S: 6	H: 0 LOB: 0 BB: 0 P: 9	R: 0 E: 0 K: 2 S: 11	H: 1 LOB: 2 BB: 0 P: 19	R: 0 E: 0 K: 1 S: 9	H: 0 LOB: 0 BB: 0 P: 13	R: 0 E: 0 K: 0 S: 11	H: 0 LOB: 0 BB: 0 P: 14	R: 0 E: 0 K: 0 S: 11	H: 0 LOB: 0 BB: 0 P: 14	1B: 5 2B: 1 3B: 0 HR: 2	SF: 0 SAC: 0 DP: 0 HBP: 0	WP: 0 PB: 0 SB: 1 CS: 0	PA: 33
PITCHER	IP	WLS	BF	H	R	ER	SO	BB	IBB	HBP	BLK	WP	HR	S	P	ERA	WHIP					
Rick Helling, R (1,1) ERA: 4.5	6.0	L	27	8	3	3	9	1	0	0	0	0	0	2	119	4.50	1.500					
Tim Lincecum, R (7,1) ERA:	2.0		6	0	0	0	1	0	0	0	0	0	0	20	27	0.00	0.000					

Texas Rangers @ New York Yankees
Yankee Stadium, Bronx, NY
Wed Sep 30 1998, 7:05 PM EDT
Att: 57,360 - Overcast - 68 F

AB 32
R 3
H 8
RBI 3
BB 1
SO 10
LOB 13

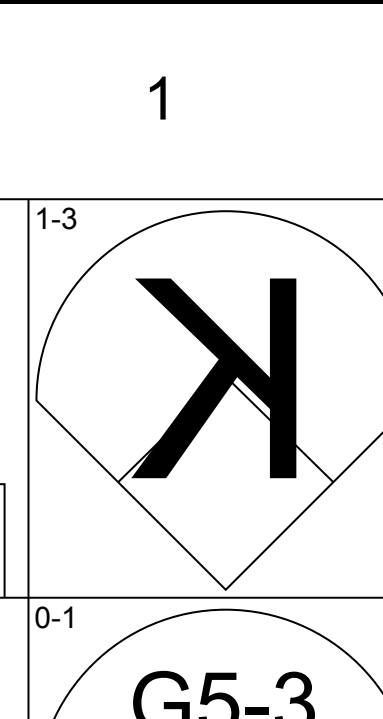
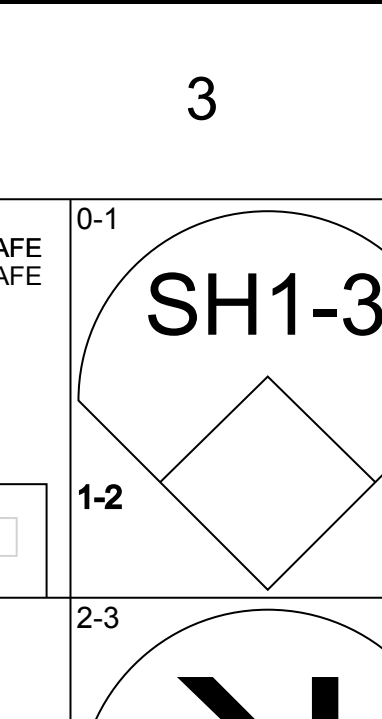


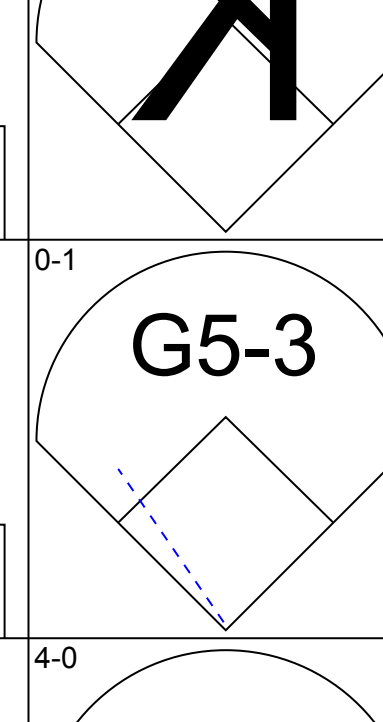
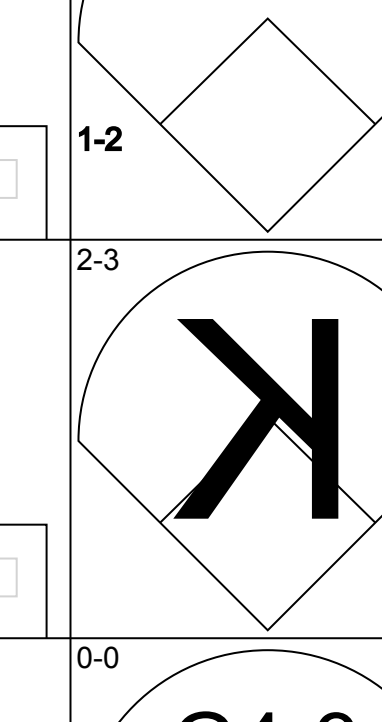


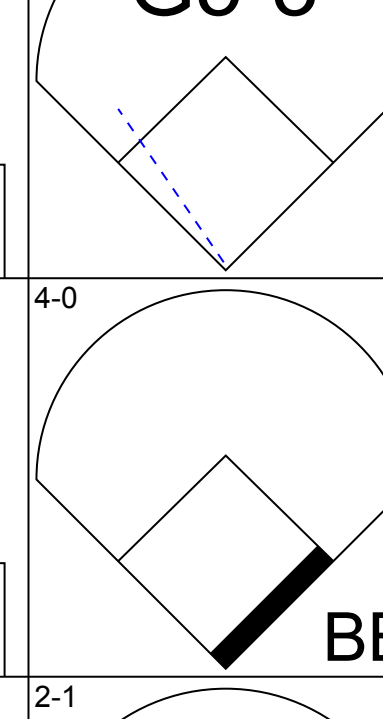
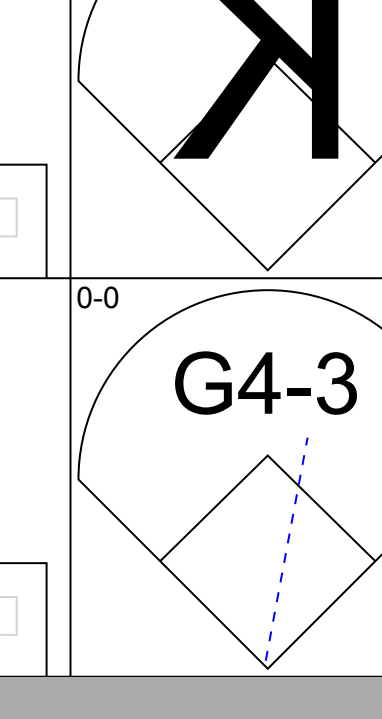


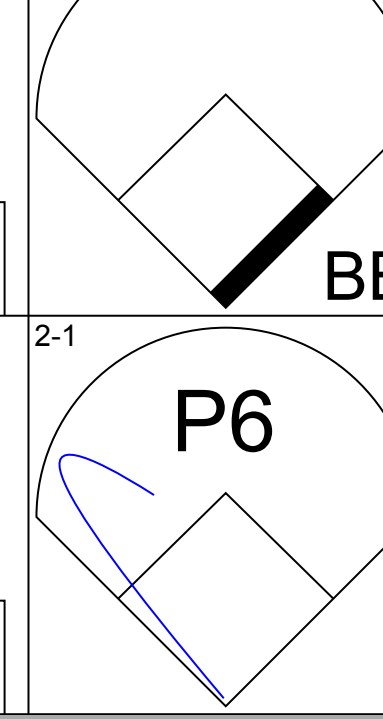
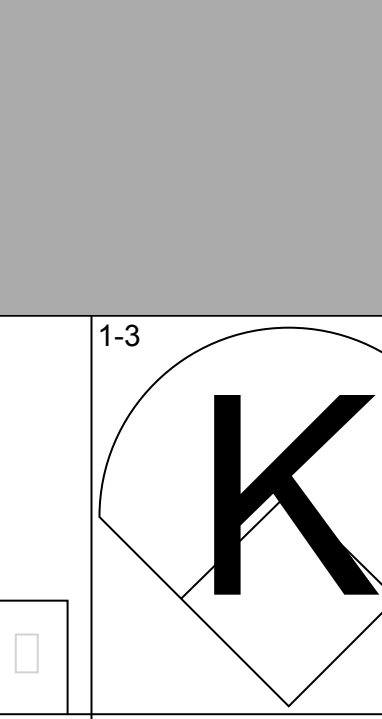
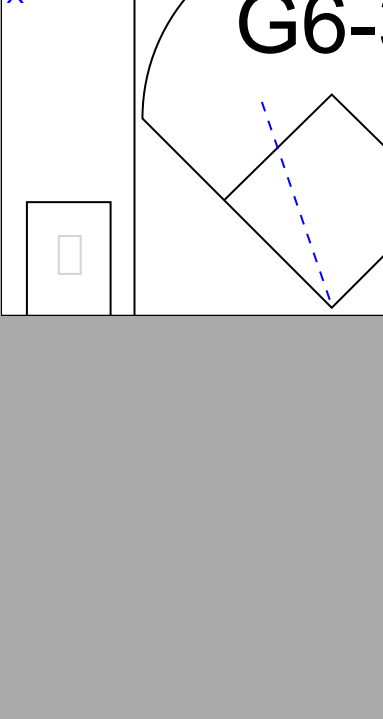
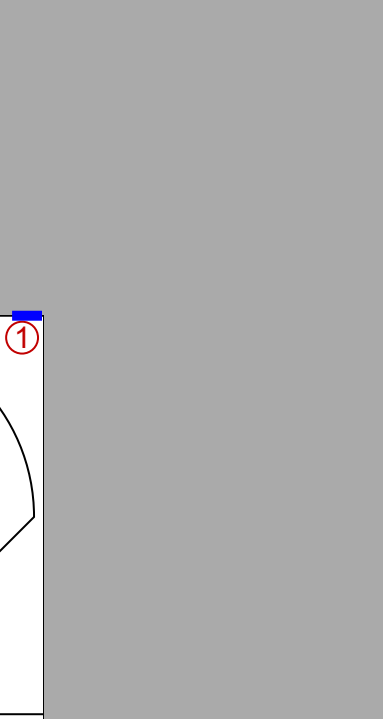
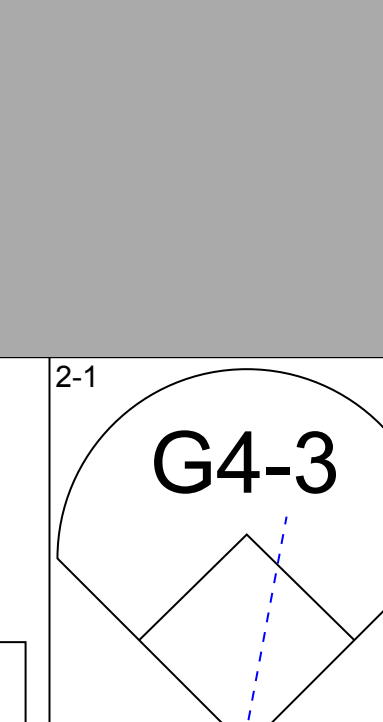
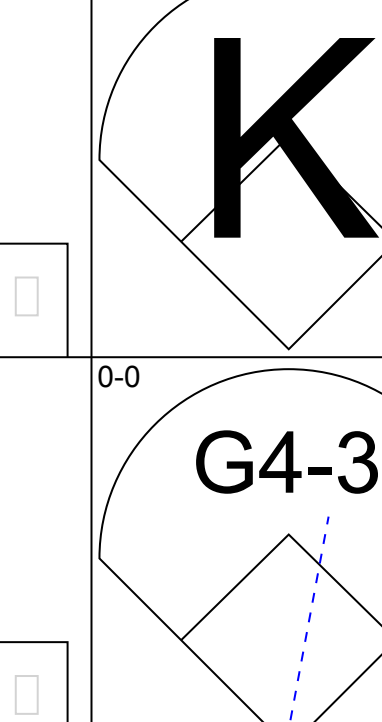


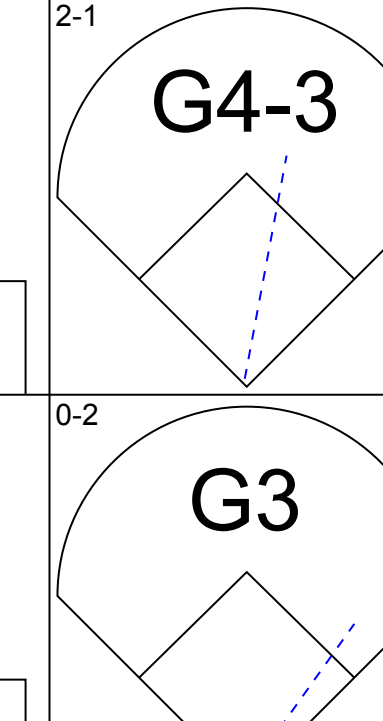
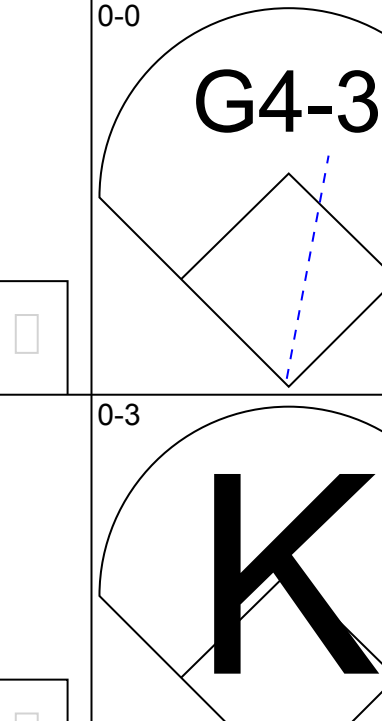

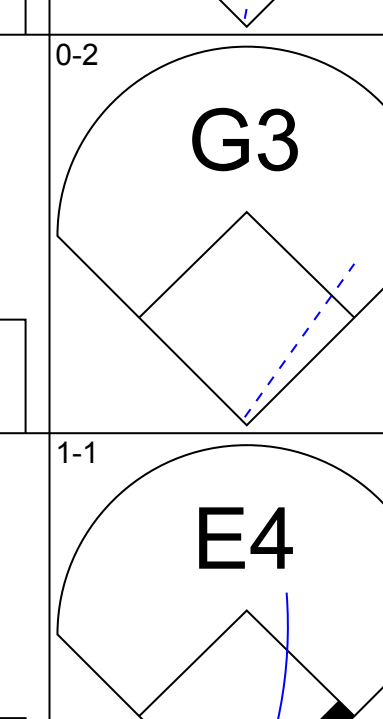
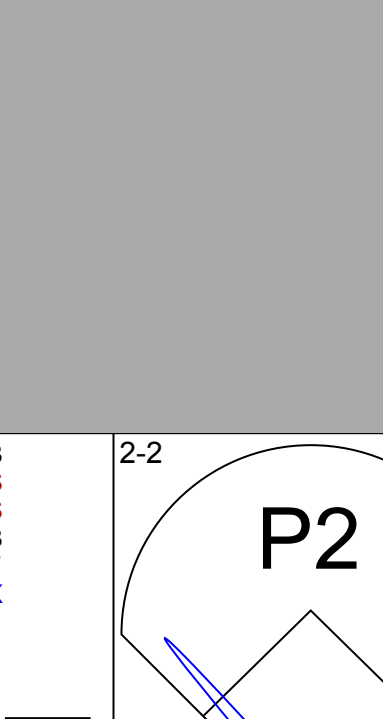
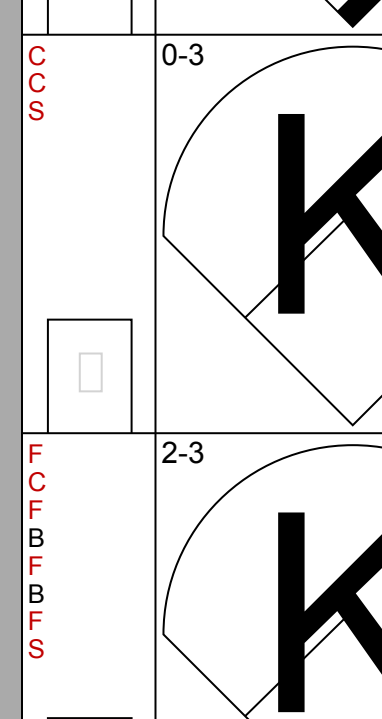
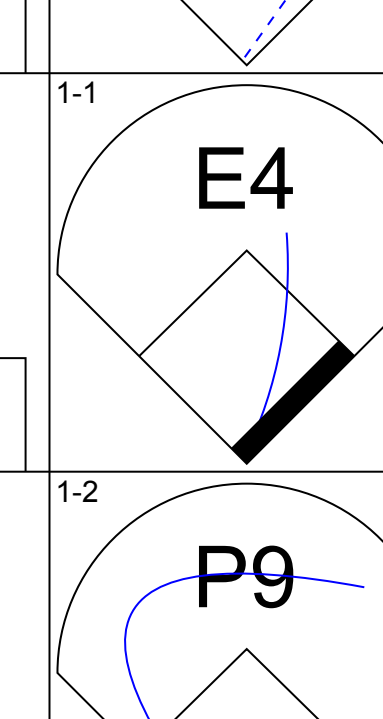
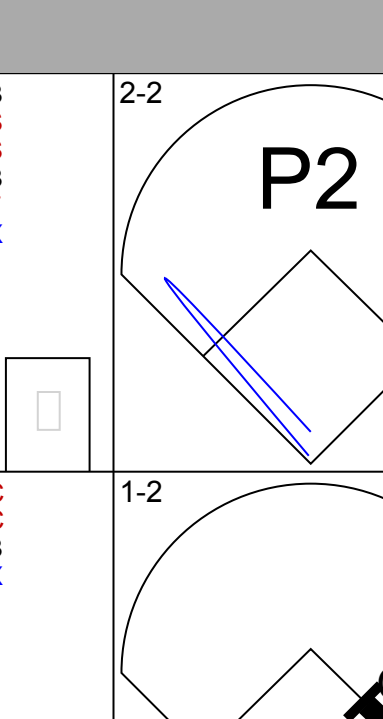
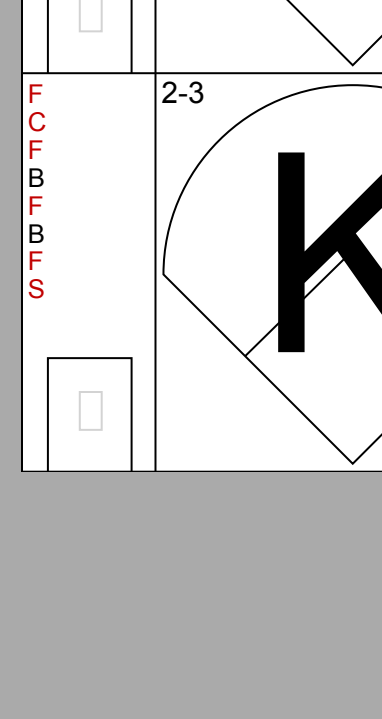
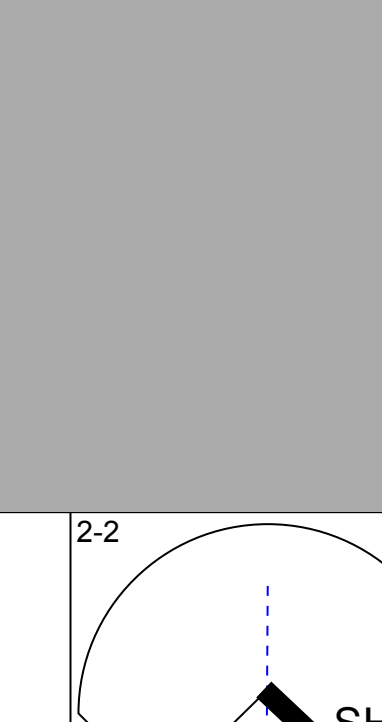
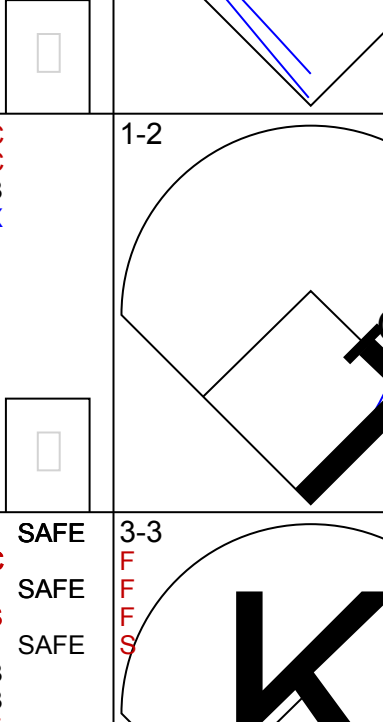

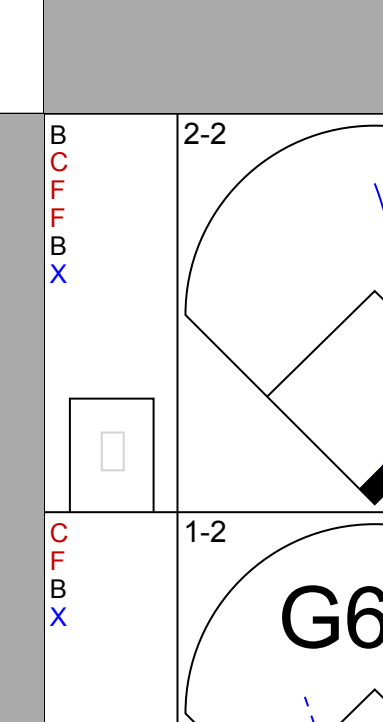


Batter	1	2	3	4	5	6	7	8	9	AB	R	H	RBI	BB	SO	LOB	TOP					
Chuck Knoblauch R OBP: 0.167, SLG: 0.091 (1, 4)										4	0	0	0	0	1	2						
2 Derek Jeter R OBP: 0.273, SLG: 0.111 (1, 6)										4	0	1	0	0	1	0						
Paul O'Neill L OBP: 0.417, SLG: 0.818 (1, 9)										4	1	2	1	0	0	1						
Bernie Williams S (1, 8)										4	0	0	0	0	2	1						
Tino Martinez L (1, 3)										4	1	2	0	0	0	0						
Tim Lincecum S (1, 10)										3	1	1	0	1	1	0						
Shane Spencer R OBP: 0.500, SLG: 1.500 (1, 7)										3	1	1	3	0	0	2						
Chad Curtis R OBP: 0.750, SLG: 1.000 (8, 7)										0	0	0	0	1	0	0						
Scott Brosius R OBP: 0.400, SLG: 0.700 (1, 5)										4	0	1	0	0	0	3						
Joe Girardi R OBP: 0.429, SLG: 0.429 (1, 2)										4	0	1	0	0	1	2						
Inning Stats	R: 0 E: 0 K: 1 S: 10	H: 0 LOB: 0 BB: 0 P: 17	R: 0 E: 0 K: 1 S: 11	H: 1 LOB: 2 BB: 1 P: 22	R: 0 E: 0 K: 0 S: 9	H: 2 LOB: 1 BB: 0 P: 14	R: 0 E: 0 K: 1 S: 8	H: 0 LOB: 0 BB: 0 P: 13	R: 0 E: 1 K: 0 S: 6	H: 1 LOB: 1 BB: 0 P: 11	R: 4 E: 0 K: 1 S: 16	H: 4 LOB: 0 BB: 0 P: 24	R: 0 E: 0 K: 1 S: 6	H: 0 LOB: 0 BB: 0 P: 6	R: 0 E: 0 K: 0 S: 8	H: 1 LOB: 0 BB: 0 P: 14	R: 0 E: 0 K: 1 S: 12	H: 0 LOB: 1 BB: 1 P: 23	1B: 5 2B: 2 3B: 0 HR: 2	SF: 0 SAC: 0 DP: 2 HBP: 0	WP: 0 PB: 0 SB: 1 CS: 0	PA: 36
PITCHER	IP WLS BF H R ER SO BB IBB HBP BLK WP HR S P ERA WHIP																					
Aaron Sele R ERA: 6.0 (1, 1)	6.0 L 26 8 4 4 4 4 1 0 0 0 0 0 2 60 101 6.00 1.500																					
Tim Crabtree R ERA (7, 1)	2.0 6 1 0 0 1 0 0 0 0 0 0 0 0 14 20 0.00 0.500																					
John Wetteland R ERA (9, 1)	1.0 4 0 0 0 1 1 0 0 0 0 0 0 0 12 23 0.00 1.000																					

New York Yankees @ Texas Rangers
The Ballpark at Arlington, Arlington, TX
Fri Oct 02 1998, 8:05 PM EDT
Att: 49,450 - Cloudy - 81 F

AB	34
R	4
H	9
RBI	4
BB	2
SO	6
LOB	11



Batter	1	2	3	4	5	6	7	8	9	AB	R	H	RBI	BB	SO	LOB	BOTTOM					
Tom Goodwin L OBP: 0.250, SLG: 0.250 (1, 8)										3	0	0	0	0	1	0						
Mark McLemore S OBP: 0.250, SLG: 0.200 (1, 4)										3	0	0	0	1	2	1						
29 Rusty Greer L OBP: 0.167, SLG: 0.091 (1, 7)										3	0	0	0	1	0	2						
Juan Gonzalez R OBP: 0.083, SLG: 0.167 (1, 9)										4	0	0	0	0	1	2						
Will Clark L OBP: 0.167, SLG: 0.091 (1, 3)										3	0	0	0	1	0	1						
Ivan Rodriguez R OBP: 0.100, SLG: 0.100 (1, 2)										3	0	0	0	0	2	1						
Lee Stevens L (1, 10)										3	0	0	0	0	1	1						
Todd Zeile R OBP: 0.333, SLG: 0.333 (1, 5)										3	0	2	0	0	0	1						
Royce Clayton R OBP: 0.222, SLG: 0.222 (1, 6)										3	0	1	0	0	1	2						
Inning Stats	R: 0 E: 0 K: 1 S: 7	H: 0 LOB: 1 BB: 1 P: 14	R: 0 E: 1 K: 0 S: 11	H: 0 LOB: 0 BB: 0 P: 15	R: 0 E: 0 K: 1 S: 11	H: 1 LOB: 1 BB: 0 P: 15	R: 0 E: 0 K: 2 S: 7	H: 0 LOB: 0 BB: 0 P: 8	R: 0 E: 0 K: 1 S: 14	H: 1 LOB: 1 BB: 0 P: 20	R: 0 E: 0 K: 1 S: 8	H: 0 LOB: 0 BB: 0 P: 13	R: 0 E: 0 K: 2 S: 13	H: 0 LOB: 1 BB: 1 P: 20	R: 0 E: 0 K: 0 S: 9	H: 1 LOB: 0 BB: 0 P: 14	R: 0 E: 0 K: 0 S: 9	H: 0 LOB: 1 BB: 1 P: 18	1B: 3 2B: 1 3B: 0 HR: 0	SF: 0 SAC: 1 DP: 2 HBP: 0	WP: 0 PB: 0 SB: 0 CS: 1	PA: 32
PITCHER	IP WLS BF H R ER SO BB IBB HBP BLK WP HR S P ERA WHIP																					
David Cone R ERA (1, 1)	5.2 W 20 2 0 0 6 1 0 0 0 0 0 0 2 56 82 0.00 0.529																					
Graeme Lloyd L ERA (6, 1)	0.1 1 0 0 0 0 0 0 0 0 0 0 0 0 2 3 0.00 0.000																					
Jeff Nelson R ERA (7, 1)	2.0 7 1 0 0 2 1 0 0 0 0 0 0 0 22 34 0.00 1.000																					
42 Mariano Rivera R ERA (9, 1)	1.0 4 0 0 0 0 1 0 0 0 0 0 0 0 9 18 0.00 1.000																					

New York Yankees @ Texas Rangers
The Ballpark at Arlington, Arlington, TX
Fri Oct 02 1998, 8:05 PM EDT
Att: 49,450 - Cloudy - 81 F

AB	28
R	0
H	3
RBI	0
BB	3
SO	8
LOB	11

